

Oakland Athletics - 1989



Batter	1	2	3	4	5	6	7	8	9	AB R H RBI BB SO LOB
Harold Reynolds, S (1, 4) <i>FC</i> <i>TTTTC</i> <i>XX</i>	0-2 F8		1-0 F7			0-3 K	2-2 FC4 <i>1-2f</i>			4 0 0 0 0 1 1
Ken Griffey Jr., L (1, 8) OBP: 0.500, SLG: 0.667 <i>F</i> <i>X</i>	0-1 F9 2B		1-0 F7			4-1 E 1B BB		1-2 F8		3 1 1 0 1 0 0
Alvin Davis, L (1, 3) <i>B</i> <i>C</i> <i>B</i> <i>B</i> <i>X</i>	3-1 F9 2-3		1-0 F9			2-0 E4 1B		0-3 K		4 0 0 0 0 1 2
Darnell Coles, R (1, 9) OBP: 0.250, SLG: 0.250 <i>B</i> <i>C</i> <i>B</i> <i>B</i> <i>X</i>	3-1 G4-3		1-3 K			1-2 K 1-2 2-H 1B		1-3 K		4 0 1 1 0 2 1

Jeffrey Leonard, R (1, 10) OBP: 0.250, SLG: 0.250 <i>S</i> <i>B</i> <i>B</i> <i>T</i> <i>T</i> <i>S</i> <i>X</i>		2-2 P5				3-2 G4-6-3 BB 1B	2-3 K		1-2 G5-3	4 1 1 0 0 1 2
Greg Briley, L (1, 7) <i>C</i> <i>S</i> <i>X</i>		0-2 F9				4-1 G4-6-3 BB	1-3 K		0-1 F7	3 0 0 0 1 1 2
Dave Valle, R (1, 2) OBP: 0.250, SLG: 0.250 <i>B</i> <i>B</i> <i>X</i>		2-0 F8				1-0 G4-6-3			0-2 F9	4 0 1 0 0 0 2
Edgar Martinez, R (1, 5) OBP: 0.333, SLG: 0.333 <i>B</i> <i>C</i> <i>C</i> <i>C</i> <i>T</i> <i>T</i> <i>T</i> <i>T</i> <i>T</i> <i>S</i> <i>X</i>			3-2 F9			1-0 FC6-4 1B 3-H	1-1 L8			3 0 1 1 0 0 1
Omar Vizquel, S (1, 6) <i>B</i> <i>C</i> <i>S</i> <i>X</i>			1-2 F8			1-2 FC6-4 1-2f	0-0 F9			3 0 0 0 0 0 2

<b>Inning Stats</b>	R: 0 E: 0 K: 0 S: 13	H: 1 LOB: 1 BB: 0 P: 19	R: 0 E: 0 K: 0 S: 8	H: 0 LOB: 0 BB: 0 P: 12	R: 0 E: 0 K: 0 S: 10	H: 0 LOB: 0 BB: 0 P: 15	R: 0 E: 0 K: 1 S: 5	H: 0 LOB: 0 BB: 0 P: 8	R: 1 E: 0 K: 0 S: 14	H: 2 LOB: 1 BB: 1 P: 24	R: 1 E: 1 K: 3 S: 16	H: 1 LOB: 2 BB: 1 P: 26	R: 0 E: 0 K: 0 S: 8	H: 1 LOB: 1 BB: 0 P: 12	R: 0 E: 0 K: 2 S: 14	H: 0 LOB: 0 BB: 0 P: 16	R: 0 E: 0 K: 0 S: 8	H: 0 LOB: 0 BB: 0 P: 9	1B: 4 2B: 1 3B: 0 HR: 0	SF: 0 SAC: 0 DP: 1 HBP: 0	WP: 0 PB: 0 SB: 0 CS: 0	PA: 34
---------------------	-------------------------------	----------------------------------	------------------------------	----------------------------------	-------------------------------	----------------------------------	------------------------------	---------------------------------	-------------------------------	----------------------------------	-------------------------------	----------------------------------	------------------------------	----------------------------------	-------------------------------	----------------------------------	------------------------------	---------------------------------	----------------------------------	------------------------------------	----------------------------------	--------

PITCHER	IP	WLS	BF	H	R	ER	SO	BB	IBB	HBP	BLK	WP	HR	S	P	ERA	WHIP
Dave Stewart, R (1, 1) ERA: 1.69	5.1	W	22	4	2	1	2	2	0	0	0	0	0	59	94	1.69	1.125
Gene Nelson, R (6, 1) ERA:	1.2		6	1	0	0	2	0	0	0	0	0	0	15	22	0.00	0.600
Rick Honeycutt, L (8, 1) ERA:	0.2		2	0	0	0	1	0	0	0	0	0	0	11	12	0.00	0.000
Dennis Eckersley, R (8, 1) ERA:	1.1	S	4	0	0	0	1	0	0	0	0	0	0	11	13	0.00	0.000


**TOP**

**Seattle Mariners @ Oakland Athletics**  
Oakland-Alameda County Coliseum, Oakland, CA

Mon Apr 03 1989, 7:05 PM PDT  
Att. 46,163 - Unknown - 62 F

livebaseballscorecards.com

<b>AB</b>	<b>32</b>
<b>R</b>	<b>2</b>
<b>H</b>	<b>5</b>
<b>RBI</b>	<b>2</b>
<b>BB</b>	<b>2</b>
<b>SO</b>	<b>6</b>
<b>LOB</b>	<b>13</b>



Batter	1	2	3	4	5	6	7	8	9
Tony Phillips, S OBP: 0.250, SLG: 0.500 (1, 7)	1-2 F8 SF8 2B	1-0 G3			1-0 2-3		1-2 G6-3		
Dave Henderson, R OBP: 0.500, SLG: 0.333 (1, 8)	1-2 BB HBP		1-0 F8		2-2 G6-4-3 1B			3-2 G5-3	
Carney Lansford, R OBP: 0.250, SLG: 0.250 (1, 5)	3-1 F8 2-3		2-1 E6 HR 1B		0-2 G6-4-3 1-2f			2-0 G5-3	
Mark McGwire, R OBP: 0.500, SLG: 1.667 (1, 3)	0-1 SF8		1-0 HR		1-0 FC6-4 1B			3-2 G6-3	
Terry Steinbach, R (1, 2)	4-1 SAFE 1-2 BB		2-0 F7		0-0 F8				
Dave Parker, L (1, 10)	2-0 F9		1-0 G4-3		0-0 FC6-4 1-2f				
Glenn Hubbard, R (1, 4)		2-1 G6-3		0-1 F8		2-1 P3			
Stan Javier, S OBP: 0.333, SLG: 0.333 (1, 9)		2-2 S 1B		3-3 K		2-3 K			
Walt Weiss, S (1, 6)		2-1 SAFE SAFE SAFE SAFE SAFE G5-3 1-2		0-0 G5-3		1-2 G5-3			

Inning Stats	R: 1	H: 1	E: 0	LOB: 2	K: 0	S: 11	R: 0	H: 1	E: 0	LOB: 1	K: 0	S: 9	R: 0	H: 2	E: 1	LOB: 0	K: 0	S: 6	R: 0	H: 0	E: 0	LOB: 0	K: 1	S: 6	R: 0	H: 1	E: 0	LOB: 0	K: 0	S: 8	R: 0	H: 1	E: 0	LOB: 1	K: 0	S: 5	R: 0	H: 0	E: 0	LOB: 0	K: 1	S: 11	R: 0	H: 0	E: 0	LOB: 0	K: 0	S: 7			

PITCHER	IP	WLS	BF	H	R	ER	SO	BB	IBB	HBP	BLK	WP	HR	S	P	ERA	WHIP
Mark Langston, L ERA: 3.38 (1, 1)	8.0	L	31	6	3	3	2	1	0	1	0	0	1	63	109	3.38	0.875

AB	R	H	RBI	BB	SO	LOB
4	1	1	0	0	0	1
3	0	1	0	0	0	0
4	1	1	0	0	0	3
3	1	2	3	0	0	0
2	0	0	0	1	0	1
3	0	0	0	0	0	3
3	0	0	0	0	0	1
3	0	1	0	0	2	0
3	0	0	0	0	0	1

WP	PA
0	31

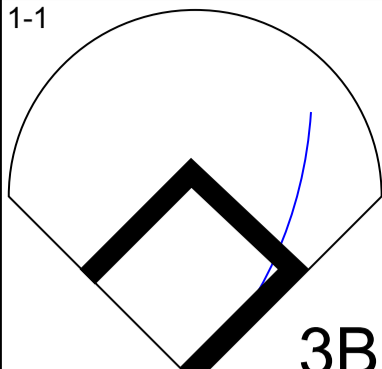
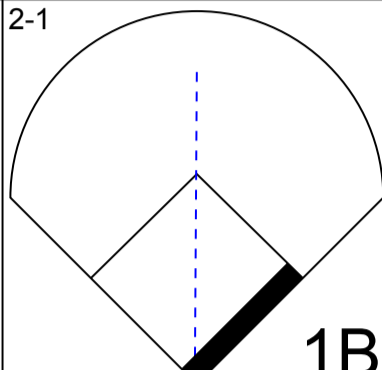
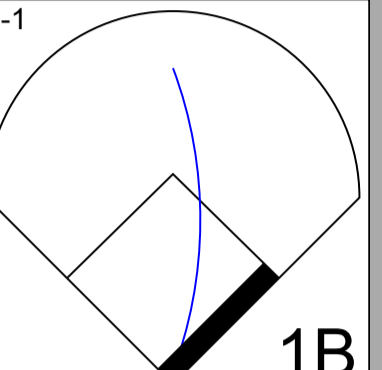
AB	28
R	3
H	6
RBI	3
BB	1
SO	2
LOB	10



**Seattle Mariners @ Oakland Athletics**  
**Oakland-Alameda County Coliseum, Oakland, CA**  
 Mon Apr 03 1989, 7:05 PM PDT  
 Att: 46,163 - Unknown - 62 F

livebaseballscorecards.com



Batter	1	2	3	4	5	6	7	8	9	AB R H RBI BB SO LOB	TOP		
Harold Reynolds, S (1, 4) OBP: 0.125, SLG: 0.375	2-1 6-3		0-1 6-3			2-1 6-3		1-1  3B		4 0 1 0 0 0 0	<b>Seattle Mariners @ Oakland Athletics</b> Oakland-Alameda County Coliseum, Oakland, CA Wed Apr 05 1989, 7:05 PM PDT Att. 16,045 - Unknown - 79 F <a href="http://livebaseballscorecards.com">livebaseballscorecards.com</a>		
Ken Griffey Jr., L (1, 8) OBP: 0.250, SLG: 0.286	0-0 F6			2-1 F6		0-1 6-3		2-3 K		4 0 0 0 0 1 1			
Alvin Davis, L (1, 3) OBP: 0.375, SLG: 0.286	2-1  1B			2-1  1B		4-0 BB		0-1 F7		3 0 2 0 1 0 0			
Darnell Coles, R (1, 9) OBP: 0.125, SLG: 0.125	1-1 F8			1-2 F7		2-0 6-3		2-1 F7		4 0 0 0 0 0 3			
Jeffrey Leonard, R (1, 10) OBP: 0.125, SLG: 0.125		1-2 6-3		0-0 F9			2-2 6-3		3-3 K	4 0 0 0 0 1 1			
Greg Briley, L (1, 7)		1-3 K			1-1 6-3		1-1 4-3			3 0 0 0 0 1 0			
Dave Valle, R (1, 2) OBP: 0.286, SLG: 0.714		1-1 F9			0-0 HR		2-0 F8			3 1 1 1 0 0 0			
Edgar Martinez, R (1, 5) OBP: 0.167, SLG: 0.167			0-3 K		1-1 6-3			0-1 F9		3 0 0 0 0 1 0			
Omar Vizquel, S (1, 6)			0-0 L7		3-2 4-3			1-0 3-1		3 0 0 0 0 0 0			
<b>Inning Stats</b>	R: 0 E: 0 K: 0 S: 7 H: 1 LOB: 1 BB: 0 P: 12	R: 0 E: 0 K: 1 S: 9 H: 0 LOB: 0 BB: 0 P: 12	R: 0 E: 0 K: 1 S: 6 H: 0 LOB: 0 BB: 0 P: 6	R: 0 E: 0 K: 0 S: 9 H: 1 LOB: 1 BB: 0 P: 14	R: 1 E: 0 K: 0 S: 9 H: 1 LOB: 0 BB: 0 P: 14	R: 0 E: 0 K: 0 S: 5 H: 0 LOB: 1 BB: 1 P: 13	R: 0 E: 0 K: 0 S: 6 H: 0 LOB: 0 BB: 0 P: 11	R: 0 E: 0 K: 1 S: 9 H: 1 LOB: 1 BB: 0 P: 13	R: 0 E: 0 K: 1 S: 8 H: 0 LOB: 0 BB: 0 P: 13	1B: 2 2B: 0 3B: 1 HR: 1 SF: 0 SAC: 0 DP: 0 HBP: 0		WP: 0 PB: 0 SB: 0 CS: 0 PA: 32	
<b>PITCHER</b>	IP WLS BF H R ER SO BB IBB HBP BLK WP HR S P ERA WHIP											<b>PITCHER</b>	IP WLS BF H R ER SO BB IBB HBP BLK WP HR S P ERA WHIP
Bob Welch, R (1, 1) ERA: 1.13	8.0 W 29 4 1 1 3 1 0 0 0 0 1 60 95 1.12 0.625												
Greg Cadaret, L (9, 1) ERA:	0.2 2 0 0 0 0 0 0 0 0 0 0 4 6 0.00 0.000												
Eric Plunk, R (9, 1) ERA:	0.1 1 0 0 0 0 1 0 0 0 0 0 4 7 0.00 0.000												

**Seattle Mariners @ Oakland Athletics**  
Oakland-Alameda County Coliseum, Oakland, CA  
Wed Apr 05 1989, 7:05 PM PDT  
Att. 16,045 - Unknown - 79 F

AB	31
R	1
H	4
RBI	1
BB	1
SO	4
LOB	5



Batter	1	2	3	4	5	6	7	8	9
Luis Polonia, L OBP: 0.600, SLG: 0.333 (1, 7)	4-0 S BB	4-2 1B BB		0-1 F7		2-1 S 2B 1B		1-0 L7	
Dave Henderson, R OBP: 0.500, SLG: 0.333 Stan Javier, S OBP: 0.500, SLG: 0.500 (1, 8) (8, 8)	2-3 K 1-2	0-1 1B			1-0 P3	4-2 2B BB		2-2 HR 1B	
Dave Parker, L OBP: 0.250, SLG: 0.750 (1, 10)	3-2 F8	0-0 5-3			0-0 L8	1-1 2B		1-1 HR	
Mark McGwire, R OBP: 0.500, SLG: 1.500 Glenn Hubbard, R (1, 3) (8, PH) (9, 4)	4-0 BB		2-2 F4		0-1 HR	1-3 K		2-1 F4	
Carney Lansford, R OBP: 0.250, SLG: 0.250 Tony Phillips, S OBP: 0.200, SLG: 0.400 (1, 5) (8, 5) (9, 3)	0-0 F8		0-1 G4-6-3 1B		3-2 6-3		2-0 F8	1-0 P5	
Ron Hassey, L (1, 2)		1-0 F8	0-0 G4-6-3			1-1 4-3	2-3 K		
Felix Jose, S OBP: 0.250, SLG: 0.250 (1, 9)		0-1 6-3		0-0 F7		1-1 2B 1B	0-2 F7		
Mike Gallego, R OBP: 0.750, SLG: 1.250 (1, 4) (9, 5)		1-2 HR 1B		1-2 F8		0-0 E 2B	1-1 HR 2B		
Walt Weiss, S OBP: 0.429, SLG: 1.286 (1, 6)		0-0 HR		0-2 1B		1-2 FC1-5-2 1B	2-2 HR		

AB	R	H	RBI	BB	SO	LOB
3	1	1	1	2	0	1
3	1	1	0	1	1	1
1	1	1	0	0	0	0
5	1	2	4	0	0	3
3	1	1	1	1	1	1
1	0	0	0	0	0	0
4	0	1	0	0	0	2
1	0	0	0	0	0	0
4	0	0	0	0	1	1
4	0	1	0	0	0	0
4	3	3	0	0	0	0
4	3	3	4	0	0	1

**BOTTOM**

**Seattle Mariners @ Oakland Athletics**  
Oakland-Alameda County Coliseum, Oakland, CA

livebaseballscorecards.com

AB	37
R	11
H	14
RBI	10
BB	4
SO	3
LOB	10



1B: 7	SF: 0
2B: 3	SAC: 0
3B: 0	DP: 1
HR: 4	HBP: 0

WP: 0	PA: 41
PB: 0	
SB: 2	
CS: 0	

Inning Stats															PITCHER																			
R	E	K	S	H	LOB	BB	P	R	H	E	K	S	R	H	E	K	S	IP	WLS	BF	H	R	ER	SO	BB	IBB	HBP	BLK	WP	HR	S	P	ERA	WHIP
0	0	7	20	0	2	2	2	0	1	0	0	8	1	1	0	0	11	5.2	L	27	8	5	4	1	3	0	0	0	0	2	53	82	6.35	1.941
2	0	13	19	2	3	1	19	0	0	0	0	0	0.0		1	1	0	6.1		1	1	0	0	0	0	0	0	0	0	2	4	4	∞	∞
0	0	8	10	0	0	0	10	0	0	0	0	0	1.1		6	1	2	6.1		6	1	2	1	2	1	0	0	0	0	0	14	24	6.75	1.500
0	0	7	20	0	0	0	19	0	0	0	0	0	1.0		7	4	4	8.1		7	4	4	0	0	0	0	0	0	0	2	16	26	36.00	4.000

Wed Apr 05 1989, 7:05 PM PDT  
Att: 16,045 - Unknown - 79 F



Batter	1	2	3	4	5	6	7	8	9	AB R H RBI BB SO LOB	TOP
<b>Harold Reynolds, S</b> (1, 4) OBP: 0.308, SLG: 0.417	4-1 BB G4-6-3		1-0 F8	3-2 1B FC3-6		1-0 F9			0-0 1B	4 0 2 0 1 0 2	
<b>Ken Griffey Jr., L</b> (1, 8) OBP: 0.154, SLG: 0.167	0-0 BB G4-6-3 1-2f		1-2 F9	0-0 1B FC3-6			3-3 K		3-2 F7	5 0 0 0 0 1 6	
<b>Alvin Davis, L</b> (1, 3) OBP: 0.385, SLG: 0.273	4-1 BB		3-1 1B 2B	0-0 F7			1-0 F8		1-2 4-3	4 1 1 0 1 0 4	
<b>Darnell Coles, R</b> (1, 10) OBP: 0.167, SLG: 0.250	1-2 F8		1-2 1B 2B 1-3 2-H		1-0 5-3		1-2 F8			4 0 1 1 0 0 1	
<b>Jeffrey Leonard, R</b> (1, 7) OBP: 0.250, SLG: 0.455		0-0 HR	4-1 1B BB		1-3 K		2-2 F8			3 1 1 1 1 1 0	
<b>Mickey Brantley, R</b> (1, 9) OBP: 0.250, SLG: 0.250		2-0 F7	0-0 1B 1-2 2-3 3-H		0-0 F8		2-2 4-3			4 0 1 1 0 0 0	
<b>Scott Bradley, L</b> (1, 2) OBP: 0.250, SLG: 0.250		1-2 4-3	1-1 4-3			0-0 1B 5-3		1-1 L8		4 0 1 0 0 0 3	
<b>Edgar Martinez, R</b> (1, 5) OBP: 0.100, SLG: 0.100		3-2 P3		0-1 6-3		3-2 F8		1-2 E6 1B		4 0 0 0 0 0 1	
<b>Omar Vizquel, S</b> (1, 6) OBP: 0.200, SLG: 0.111			3-2 1B 2B	4-1 1B BB		1-1 5-3		2-0 F9		3 1 1 0 1 0 2	
<b>Inning Stats</b>	R: 0 E: 0 K: 0 S: 8 H: 0 LOB: 1 BB: 2 P: 17	R: 1 E: 0 K: 0 S: 9 H: 1 LOB: 0 BB: 0 P: 15	R: 2 E: 0 K: 0 S: 19 H: 4 LOB: 3 BB: 1 P: 33	R: 0 E: 0 K: 0 S: 9 H: 1 LOB: 2 BB: 1 P: 16	R: 0 E: 0 K: 1 S: 5 H: 0 LOB: 0 BB: 0 P: 7	R: 0 E: 0 K: 0 S: 7 H: 1 LOB: 1 BB: 0 P: 12	R: 0 E: 0 K: 1 S: 8 H: 0 LOB: 0 BB: 0 P: 13	R: 0 E: 0 K: 0 S: 8 H: 0 LOB: 0 BB: 0 P: 13	R: 0 E: 1 K: 0 S: 12 H: 1 LOB: 2 BB: 0 P: 19	1B: 6 2B: 1 3B: 0 HR: 1 SF: 0 SAC: 0 DP: 1 HBP: 0	WP: 0 PB: 0 SB: 0 CS: 0 PA: 39
<b>PITCHER</b>	IP WLS BF H R ER SO BB IBB HBP BLK WP HR S P ERA WHIP										
<b>Storm Davis, R</b> (1, 1) ERA: 5.4	5.0 W 25 7 3 3 1 4 0 0 0 0 1 51 89 5.40 2.200										
<b>Todd Burns, R</b> (6, 1) ERA:	4.0 S 14 1 0 0 1 0 0 0 0 0 0 34 56 0.00 0.250										

Seattle Mariners @ Oakland Athletics  
Oakland-Alameda County Coliseum, Oakland, CA

Thu Apr 06 1989, 3:33 AM PDT  
Att. 19,087 - Sunny - 72 F

livebaseballscorecards.com

AB	35
R	3
H	8
RBI	3
BB	4
SO	2
LOB	19







Batter	1	2	3	4	5	6	7	8	9	AB R H RBI BB SO LOB	TOP											
Ozzie Guillen, L (1, 6) OBP: 0.200, SLG: 0.250	0-1 F8		0-2 F7			3-2 2B 1B		1-1 G5-3	1-2 G6-3	5 1 1 0 0 0 2												
Dave Gallagher, R (1, 8) OBP: 0.263, SLG: 0.250	2-1 F4			3-2 F9		1-1 1B		1-1 G6-3	3-1 G6-3	5 1 1 1 0 0 1												
Harold Baines, L (1, 9) Daryl Boston, L (8, PR)	0-0 F7			2-2 F7		0-0 1B		1-0 BB 1B	4-2 2B BB	4 0 2 3 0 0 0 0 1 0 0 1 0 0												
Ivan Calderon, R (1, 7) OBP: 0.316, SLG: 0.471		3-1 G5-4-3 1B		2-1 F8		1-3 K		0-2 BB HBP 1B	1-2 2B	5 1 3 0 0 1 1												
Greg Walker, L (1, 3) Jeff Schaefer, R (8, 4)		2-3 K			3-1 F8	0-0 F5		4-2 HBP BB BB	1-3 K	3 1 0 0 1 1 2 1 0 0 0 0 1 2												
Carlton Fisk, R (1, 2) OBP: 0.333, SLG: 0.647		2-0 G5-4-3			1-3 K		0-3 K	4-2 BB HBP BB		3 0 0 1 1 2 1												
Ron Kittle, R (1, 10) OBP: 0.500, SLG: 0.667			2-0 G3 BB 2B		0-0 L9		2-3 K	3-2 BB HBP		3 0 1 1 0 1 0												
Steve Lyons, L (1, 4) OBP: 0.313, SLG: 0.214			2-0 G3			1-0 G6-3	1-2 G3	4-2 BB HBP BB		3 0 0 1 1 0 1												
Eddie Williams, R (1, 5) OBP: 0.563, SLG: 0.455			4-0 BB			4-1 1B 2B BB		4-2 G6-3 BB G4-3		1 2 0 0 3 0 3												
<b>Inning Stats</b>	R: 0 E: 0 K: 0 S: 5	H: 0 LOB: 0 BB: 0 P: 7	R: 0 E: 0 K: 1 S: 6	H: 1 LOB: 0 BB: 0 P: 13	R: 0 E: 0 K: 0 S: 6	H: 1 LOB: 1 BB: 1 P: 14	R: 0 E: 0 K: 0 S: 8	H: 0 LOB: 0 BB: 0 P: 15	R: 0 E: 0 K: 1 S: 6	H: 0 LOB: 0 BB: 0 P: 10	R: 3 E: 0 K: 1 S: 12	H: 3 LOB: 1 BB: 1 P: 22	R: 0 E: 0 K: 2 S: 11	H: 0 LOB: 0 BB: 0 P: 14	R: 4 E: 0 K: 0 S: 20	H: 2 LOB: 3 BB: 4 P: 44	R: 0 E: 0 K: 1 S: 19	H: 1 LOB: 2 BB: 1 P: 29	1B: 5 2B: 3 3B: 0 HR: 0	SF: 0 SAC: 0 DP: 1 HBP: 1	WP: 0 PB: 0 SB: 0 CS: 0	PA: 41
<b>PITCHER</b>	IP WLS BF H R ER SO BB IBB HBP BLK WP HR S P ERA WHIP																					
Curt Young, L (1, 1) ERA: 5.06	5.1 L 21 5 3 3 2 2 0 0 0 0 0 0 39 76 5.06 1.312																					
Gene Nelson, R (6, 1) ERA:	1.2 5 0 0 0 3 0 0 0 0 0 0 0 15 19 0.00 0.000																					
Greg Cadaret, L (8, 1) ERA: 27.0	0.2 6 2 4 4 0 2 0 0 0 0 0 0 11 22 54.00 6.000																					
Eric Plunk, R (8, 1) ERA:	1.1 9 1 0 0 1 3 0 1 0 0 0 0 28 51 0.00 3.000																					

Chicago White Sox @ Oakland Athletics  
Oakland-Alameda County Coliseum, Oakland, CA

Fri Apr 07 1989, 7:05 PM PDT  
Att. 20,585 - Unknown - 86 F

livebaseballscorecards.com

AB	33
R	7
H	8
RBI	7
BB	7
SO	6
LOB	13



Batter	1	2	3	4	5	6	7	8	9	AB	R	H	RBI	BB	SO	LOB
Luis Polonia, L OBP: 0.385, SLG: 0.200 (1, 7)	G4-3		FC5-4 1B		G1-3		K			4	0	0	0	0	1	2
Dave Henderson, R OBP: 0.588, SLG: 0.364 (1, 8)	FC6-4 BB		K		BB		K			2	0	0	0	2	2	1
Dave Parker, L OBP: 0.412, SLG: 0.688 (1, 9)	FC6-4 1B				G6-4-3 BB			F8		3	0	1	0	1	0	1
Stan Javier, S OBP: 0.600, SLG: 0.500 (9, 9)										0	0	0	0	0	0	0
Mark McGwire, R OBP: 0.412, SLG: 1.000 (1, 3)	1B		K		G6-4-3			HR		4	1	2	1	0	1	5
Ron Hassey, L (1, 10)	G3				G4-3			K		4	0	0	0	0	2	2
Carney Lansford, R OBP: 0.294, SLG: 0.250 (1, 5)		G1-3			G1-3			G5-3		3	0	0	0	0	0	0
Terry Steinbach, R OBP: 0.500, SLG: 0.444 (1, 2)		G6-3			F4					2	0	0	0	2	0	1
Glenn Hubbard, R OBP: 0.154, SLG: 0.385 (1, 4)		F9			FC6-4			F6		4	0	0	0	0	0	3
Walt Weiss, S OBP: 0.375, SLG: 0.800 (1, 6)					FC5-4 1B			G3		4	0	2	0	0	0	1

Inning Stats	R: 0	H: 1	E: 0	K: 0	S: 12	LOB: 2	BB: 1	P: 22	R: 0	H: 0	E: 0	K: 0	S: 8	LOB: 0	BB: 0	P: 13	R: 0	H: 2	E: 0	K: 2	S: 12	LOB: 2	BB: 0	P: 17	R: 0	H: 0	E: 0	K: 1	S: 8	LOB: 1	BB: 0	P: 14	R: 0	H: 1	E: 0	K: 0	S: 6	LOB: 2	BB: 2	P: 19	R: 0	H: 0	E: 0	K: 0	S: 5	LOB: 1	BB: 1	P: 12	R: 0	H: 0	E: 0	K: 2	S: 8	LOB: 0	BB: 0	P: 14	R: 1	H: 1	E: 0	K: 1	S: 8	LOB: 0	BB: 0	P: 12	R: 0	H: 0	E: 0	K: 0	S: 8	LOB: 0	BB: 1	P: 17	1B: 3	SF: 0	2B: 1	SAC: 0	3B: 0	DP: 2	HR: 1	HBP: 1	WP: 0	PA: 36
PITCHER	IP	WLS	BF	H	R	ER	SO	BB	IBB	HBP	BLK	WP	HR	S	P	ERA	WHIP																																																																	
Bill Long, R ERA: (1, 1)	5.2	W	25	4	0	0	3	4	0	1	0	0	0	50	95	0.00	1.412																																																																	
Barry Jones, R ERA: 2.7 (6, 1)	3.1	S	11	1	1	1	3	1	0	0	0	0	1	25	45	2.70	0.600																																																																	

BOTTOM

Chicago White Sox @ Oakland Athletics  
Oakland-Alameda County Coliseum, Oakland, CA

Fri Apr 07 1989, 7:05 PM PDT  
Att: 20,585 - Unknown - 86 F

livebaseballscorecards.com

AB	30
R	1
H	5
RBI	1
BB	5
SO	6
LOB	16





Batter	1	2	3	4	5	6	7	8	9	AB R H RBI BB SO LOB	TOP											
<b>Ozzie Guillen, L</b> (1, 6) OBP: 0.269, SLG: 0.280	1-2 F7	0-0 E7 1B		0-1 2-H 1B		4-1 BB HR BB	2-2 F6		0-0 FC6-4 1-2f	5 1 2 2 1 0 3												
<b>Dave Gallagher, R</b> (1, 8) OBP: 0.375, SLG: 0.278	4-0 BB BB	4-2 BB		2-2 1B 1B		4-2 1-2 HR BB	3-2 L7			2 1 1 0 3 0 1												
<b>Harold Baines, L</b> (1, 9) OBP: 0.435, SLG: 0.474 <b>Daryl Boston, L</b> (9, 9)	4-2 BB	0-1 3-1		0-0 1B		4-0 1-2 HR BB		1-3 K		3 1 1 0 2 1 3 0 0 0 0 0 0 0												
<b>Ivan Calderon, R</b> (1, 7) OBP: 0.375, SLG: 0.619	1-3 K		4-2 1B BB	2-2 1B		2-0 1-H 2-H 3-H HR		0-0 6-3		4 2 2 4 1 1 2												
<b>Greg Walker, L</b> (1, 3) OBP: 0.391, SLG: 0.400	1-1 F3		2-2 L9		1-0 F7	2-2 HBP		0-3 K		4 0 0 0 0 1 3												
<b>Ron Kittle, R</b> (1, 10) OBP: 0.400, SLG: 0.462		4-2 1B BB	3-3 K	1-2 K	0-0 L7	0-1 F9		1-2 5-3		4 1 0 0 1 1 2												
<b>Steve Lyons, L</b> (1, 4) OBP: 0.333, SLG: 0.263		0-1 P5	1-2 CS 1B		1-2 1B	2-3 K		0-2 F6		5 0 2 1 0 1 2												
<b>Eddie Williams, R</b> (1, 5) OBP: 0.571, SLG: 0.500		0-0 E 1B 1B	1-1 CS	1-2 SH1-4 1B	0-2 6-3		2-3 K	1-2 1B 1B		5 1 3 0 0 1 1												
<b>Ron Karkovice, R</b> (1, 2) OBP: 0.500, SLG: 0.500		1-3 K		0-0 SH1-4 1B		2-3 K	0-0 1B	0-2 FC6-4 1B		4 0 2 0 0 2 2												
<b>Inning Stats</b>	R: 0 E: 0 K: 1 S: 10	H: 0 LOB: 2 BB: 2 P: 21	R: 1 E: 1 K: 1 S: 14	H: 2 LOB: 3 BB: 2 P: 23	R: 1 E: 0 K: 1 S: 16	H: 1 LOB: 0 BB: 1 P: 27	R: 1 E: 0 K: 0 S: 13	H: 5 LOB: 2 BB: 0 P: 18	R: 0 E: 0 K: 0 S: 8	H: 1 LOB: 1 BB: 0 P: 10	R: 4 E: 0 K: 2 S: 14	H: 1 LOB: 1 BB: 3 P: 34	R: 0 E: 0 K: 1 S: 12	H: 1 LOB: 1 BB: 0 P: 19	R: 0 E: 0 K: 2 S: 7	H: 0 LOB: 0 BB: 0 P: 8	R: 0 E: 0 K: 0 S: 13	H: 2 LOB: 2 BB: 0 P: 15	1B: 12 2B: 0 3B: 0 HR: 1	SF: 0 SAC: 1 DP: 0 HBP: 1	WP: 0 PB: 0 SB: 3 CS: 1	PA: 47
<b>PITCHER</b>	IP WLS BF H R ER SO BB IBB HBP BLK WP HR S P ERA WHIP																					
<b>Mike Moore, R</b> (1, 1) ERA: 8.44	5.1 L 29 9 5 5 4 7 0 0 0 0 0 0 67 115 8.44 3.000																					
<b>Rick Honeycutt, L</b> (6, 1) ERA: 5.4	2.2 12 2 2 2 4 1 0 1 0 0 1 27 45 6.75 1.125																					
<b>Dennis Eckersley, R</b> (9, 1) ERA:	1.0 5 2 0 0 0 0 0 0 0 0 0 0 13 15 0.00 2.000																					

Chicago White Sox @ Oakland Athletics  
Oakland-Alameda County Coliseum, Oakland, CA  
Sat Apr 08 1989, 3:33 AM PDT  
Att. 32,881 - Sunny - 77 F

livebaseballscorecards.com

AB	36
R	7
H	13
RBI	7
BB	8
SO	8
LOB	19



Batter	1	2	3	4	5	6	7	8	9	AB	R	H	RBI	BB	SO	LOB
Luis Polonia, L OBP: 0.313, SLG: 0.154 Stan Javier, S OBP: 0.429, SLG: 0.333 (1, 7) (7, PH) (8, 7)	1-3 K		1-0 F8			3-2 G3	1-2 G1-6-3		1-2 G3	3	0	0	0	0	1	0
Dave Henderson, R OBP: 0.545, SLG: 0.438 (1, 8)	2-0 1B CS 1B		2-2 6-3			1-2 L7		2-2 HR 2B	1-3 K	5	1	2	0	0	1	1
Dave Parker, L OBP: 0.500, SLG: 0.850 (1, 10)	0-1 1B		1-0 F7			4-2 BB 1B		1-2 HR 2-H	0-1 1B	4	2	3	2	1	0	0
Mark McGwire, R OBP: 0.364, SLG: 0.789 (1, 3)	0-3 K			1-3 K		4-1 1B 2B		2-2 F7	3-2 6-3	4	1	0	0	1	2	4
Ron Hassey, L OBP: 0.167, SLG: 0.167 (1, 2)	1-0 CS	2-3 K		0-0 F7		3-2 2B 1B		2-2 1B 1B		4	0	2	1	0	1	0
Felix Jose, S OBP: 0.154, SLG: 0.231 (1, 9)		0-0 4-3		1-0 F8		0-0 2B		1-3 K		4	0	1	1	0	1	1
Tony Phillips, S OBP: 0.333, SLG: 0.444 (1, 5)		0-0 1B 1B			3-2 6-3	0-0 6-3		1-2 1B		4	0	2	0	0	0	2
Mike Gallego, R OBP: 0.714, SLG: 1.000 Terry Steinbach, R OBP: 0.462, SLG: 0.400 Glenn Hubbard, R OBP: 0.154, SLG: 0.385 (1, 4) (8, PH) (9, 4)		2-0 1B			0-0 6-3		1-2 G1-6-3 1B	3-2 F7		3	0	2	0	0	0	0
Walt Weiss, S OBP: 0.350, SLG: 0.667 (1, 6)		0-3 K			1-3 K		3-2 F9		4-2 G3 BB	1	0	0	0	1	2	3

Inning Stats	R: 0	H: 2	E: 0	K: 2	S: 9	LOB: 1	BB: 0	P: 13	R: 0	H: 2	E: 0	K: 2	S: 9	LOB: 2	BB: 0	P: 13	R: 0	H: 0	E: 0	K: 0	S: 5	LOB: 0	BB: 0	P: 9	R: 0	H: 0	E: 0	K: 1	S: 5	LOB: 0	BB: 0	P: 7	R: 0	H: 0	E: 0	K: 1	S: 8	LOB: 0	BB: 0	P: 12	R: 2	H: 2	E: 0	K: 0	S: 15	LOB: 2	BB: 2	P: 30	R: 0	H: 1	E: 0	K: 0	S: 10	LOB: 0	BB: 0	P: 15	R: 2	H: 4	E: 0	K: 1	S: 25	LOB: 2	BB: 0	P: 37	R: 0	H: 1	E: 0	K: 1	S: 17	LOB: 2	BB: 1	P: 26	1B: 9	2B: 2	3B: 0	HR: 1	SF: 0	SAC: 0	DP: 1	HBP: 0	WP: 0	PB: 0	SB: 0	CS: 1	PA: 41
--------------	------	------	------	------	------	--------	-------	-------	------	------	------	------	------	--------	-------	-------	------	------	------	------	------	--------	-------	------	------	------	------	------	------	--------	-------	------	------	------	------	------	------	--------	-------	-------	------	------	------	------	-------	--------	-------	-------	------	------	------	------	-------	--------	-------	-------	------	------	------	------	-------	--------	-------	-------	------	------	------	------	-------	--------	-------	-------	-------	-------	-------	-------	-------	--------	-------	--------	-------	-------	-------	-------	--------

PITCHER	IP	WLS	BF	H	R	ER	SO	BB	IBB	HBP	BLK	WP	HR	S	P	ERA	WHIP
Melido Perez, R ERA: 3.18 (1, 1)	5.2	W	23	5	2	2	6	2	0	0	0	0	0	49	82	3.18	1.235
Steve Rosenberg, L ERA: 7.2 (6, 1)	1.1		7	4	2	2	0	0	0	0	0	0	1	18	26	13.50	3.000
Bobby Thigpen, R ERA: 2.7 (8, 1)	2.0	S	10	3	0	0	2	1	0	0	0	0	0	36	54	0.00	2.000

BOTTOM

Chicago White Sox @ Oakland Athletics  
Oakland-Alameda County Coliseum, Oakland, CA

Sat Apr 08 1989, 3:33 AM PDT  
Att: 32,881 - Sunny - 77 F

livebaseballscorecards.com

AB	37
R	4
H	12
RBI	4
BB	3
SO	8
LOB	15





Batter	1	2	3	4	5	6	7	8	9	AB R H RBI BB SO LOB	TOP							
<b>Ozzie Guillen, L</b> (1, 6) OBP: 0.258, SLG: 0.267	1-1 6-3		0-3 K		0-0 G4-3			0-0 G1-3	0-0 1B	5 0 1 0 0 1 3								
<b>Dave Gallagher, R</b> (1, 8) OBP: 0.345, SLG: 0.261	1-0 F8			3-2 F7		1-2 1B		1-1 F3	2-0 F8	5 0 1 0 0 0 3								
<b>Harold Baines, L</b> (1, 9) OBP: 0.481, SLG: 0.522	0-1 G4-3			1-2 1B		0-1 1B	0-1 1B	2-0 FC6-4		4 0 3 0 0 0 0								
<b>Ivan Calderon, R</b> (1, 7) OBP: 0.321, SLG: 0.520		0-3 K		3-3 K		1-3 K		1-2 FC6-4		4 0 0 0 0 3 5								
<b>Greg Walker, L</b> (1, 3) OBP: 0.407, SLG: 0.417		1-3 K		0-0 1B		1-2 G3-6-3			0-2 2B	4 1 2 0 0 1 2								
<b>Carlton Fisk, R</b> (1, 2) OBP: 0.318, SLG: 0.619		1-2 F7		3-2 G6-3			0-3 K		0-0 1B	4 1 1 1 0 1 2								
<b>Ron Kittle, R</b> (1, 10) OBP: 0.316, SLG: 0.353			2-3 K		3-3 K		2-3 K		3-2 G6-3	4 0 0 0 0 3 1								
<b>Steve Lyons, L</b> (1, 4) OBP: 0.360, SLG: 0.273			4-2 BB		2-1 G4-3		2-0 F8		0-2 1B	3 0 1 1 1 0 0								
<b>Eddie Williams, R</b> (1, 5) OBP: 0.560, SLG: 0.526			0-0 F5		2-1 HBP			0-0 2B	0-3 K	3 0 1 0 0 1 2								
<b>Inning Stats</b>	R: 0 E: 0 K: 0 S: 5	H: 0 LOB: 0 BB: 0 P: 7	R: 0 E: 0 K: 2 S: 9	H: 0 LOB: 1 BB: 1 P: 11	R: 0 E: 0 K: 2 S: 13	H: 2 LOB: 2 BB: 0 P: 23	R: 0 E: 0 K: 1 S: 7	H: 0 LOB: 1 BB: 0 P: 14	R: 0 E: 0 K: 2 S: 8	H: 0 LOB: 0 BB: 0 P: 12	R: 0 E: 0 K: 0 S: 8	H: 2 LOB: 2 BB: 0 P: 12	R: 2 E: 0 K: 1 S: 17	H: 4 LOB: 2 BB: 0 P: 22	1B: 8 2B: 2 3B: 0 HR: 0	SF: 0 SAC: 0 DP: 1 HBP: 1	WP: 0 PB: 0 SB: 0 CS: 0	PA: 38
<b>PITCHER</b>	IP WLS BF H R ER SO BB IBB HBP BLK WP HR S P ERA WHIP																	
<b>Dave Stewart, R</b> (1, 1) ERA: 1.98	8.1 W 34 8 2 2 9 1 0 1 0 0 0 81 122 2.16 1.080																	
<b>Dennis Eckersley, R</b> (9, 1) ERA:	0.2 S 4 2 0 0 1 0 0 0 0 0 0 8 10 0.00 3.000																	

Chicago White Sox @ Oakland Athletics  
Oakland-Alameda County Coliseum, Oakland, CA

Sun Apr 09 1989, 3:33 AM PDT  
Att. 45,110 - Sunny - 79 F

livebaseballscorecards.com

AB	36
R	2
H	10
RBI	2
BB	1
SO	10
LOB	18



Batter	1	2	3	4	5	6	7	8	9	AB	R	H	RBI	BB	SO	LOB
Tony Phillips, S OBP: 0.385, SLG: 0.462 (1, 7)	0-1 BB 2B 1B	1-1 1B		1-2 F8		2-2 F8 2-3				4	1	2	0	0	0	2
Dave Henderson, R OBP: 0.500, SLG: 0.400 (1, 8)	1-3 K	1-1 P4		0-0 1B		2-2 F7				4	0	1	0	0	1	4
Carney Lansford, R OBP: 0.286, SLG: 0.211 (1, 5)	4-2 2B BB		0-0 F3	0-0 F7			1-2 G5-3			3	1	0	0	1	0	1
Mark McGwire, R OBP: 0.385, SLG: 0.773 (1, 3)	2-2 1B SF8 2B		4-1 1B BB		2-2 L7		0-2 F9			3	2	1	2	1	0	0
Terry Steinbach, R OBP: 0.471, SLG: 0.429 (1, 2)	0-2 SF8 1B		0-0 1B 1B	1-2 1B	1-2 F9		0-2 G5-3			4	0	2	0	0	0	0
Dave Parker, L OBP: 0.423, SLG: 0.739 (1, 10)	0-0 SF8		1-1 F2	2-2 G4-3				3-2 F3		3	0	0	1	0	0	2
Felix Jose, S OBP: 0.176, SLG: 0.235 (1, 9)	1-0 F7		0-1 1B 1-3 2-H		1-3 K		0-3 K2-3			4	0	1	1	0	2	1
Glenn Hubbard, R OBP: 0.235, SLG: 0.333 (1, 4)		0-1 F8	1 SAFE 2-3 K		4-2 F8 E BB		4-2 FC5-4 BB			2	0	0	0	2	1	2
Mike Gallego, R OBP: 0.455, SLG: 0.636 (1, 6)		0-0 G6-3		2-2 F9		1-0 E5		1-2 FC5-4		4	0	0	0	0	0	2

Inning Stats	R: 3	H: 3	E: 0	K: 1	S: 17	LOB: 1	BB: 1	P: 25	R: 0	H: 1	E: 0	K: 0	S: 7	LOB: 1	BB: 0	P: 9	R: 1	H: 2	E: 0	K: 1	S: 12	LOB: 2	BB: 1	P: 19	R: 0	H: 1	E: 0	K: 0	S: 8	LOB: 1	BB: 1	P: 11	R: 0	H: 0	E: 0	K: 0	S: 11	LOB: 0	BB: 0	P: 16	R: 0	H: 0	E: 1	K: 1	S: 15	LOB: 2	BB: 1	P: 25	R: 0	H: 0	E: 0	K: 0	S: 9	LOB: 0	BB: 0	P: 10	R: 0	H: 0	E: 0	K: 1	S: 14	LOB: 1	BB: 1	P: 22
--------------	------	------	------	------	-------	--------	-------	-------	------	------	------	------	------	--------	-------	------	------	------	------	------	-------	--------	-------	-------	------	------	------	------	------	--------	-------	-------	------	------	------	------	-------	--------	-------	-------	------	------	------	------	-------	--------	-------	-------	------	------	------	------	------	--------	-------	-------	------	------	------	------	-------	--------	-------	-------


PITCHER	IP	WLS	BF	H	R	ER	SO	BB	IBB	HBP	BLK	WP	HR	S	P	ERA	WHIP
Jerry Reuss, L ERA: 3.46 (1, 1)	6.0	L	29	7	4	4	3	3	0	0	0	0	0	70	105	6.00	1.667
Barry Jones, R ERA: 2.08 (7, 1)	1.0		3	0	0	0	0	0	0	0	0	0	0	9	10	0.00	0.000
Donn Pall, R ERA: 2.25 (8, 1)	1.0		4	0	0	0	1	1	0	0	0	0	0	14	22	0.00	1.000

**BOTTOM**

**Chicago White Sox @ Oakland Athletics**  
Oakland-Alameda County Coliseum, Oakland, CA

Sun Apr 09 1989, 3:33 AM PDT  
Att: 45,110 - Sunny - 79 F

AB	31
R	4
H	7
RBI	4
BB	4
SO	4
LOB	14



WP: 0	PA: 36
PB: 0	
SB: 0	
CS: 0	

PITCHER	IP	WLS	BF	H	R	ER	SO	BB	IBB	HBP	BLK	WP	HR	S	P	ERA	WHIP
---------	----	-----	----	---	---	----	----	----	-----	-----	-----	----	----	---	---	-----	------





Batter	1	2	3	4	5	6	7	8	9	AB R H RBI BB SO LOB
<b>Brian Downing, R</b> OBP: 0.258, SLG: 0.379 (1, 10)	3-3 K			1-1 1B 2B		2-2 G4-3			0-1 G1-3	4 0 1 0 0 1 0
<b>Mark McLemore, S</b> OBP: 0.412, SLG: 0.375 (1, 4)	2-1 L7			1-2 G5-3		0-0 B5			3-3 K	4 0 0 0 0 1 1
<b>Devon White, S</b> OBP: 0.407, SLG: 0.522 (1, 8)	0-3 K			3-2 S 1B			2-2 L9		1-3 K	4 0 1 0 0 2 0
<b>Wally Joyner, L</b> OBP: 0.269, SLG: 0.250 (1, 3)			0-0 G4-3	1-3 K			2-1 P5			3 0 0 0 0 1 2
<b>Chili Davis, S</b> OBP: 0.273, SLG: 0.350 (1, 7)			3-3 K	1-3 K			1-2 L7			3 0 0 0 0 2 2
<b>Claudell Washington, L</b> OBP: 0.353, SLG: 0.500 (1, 9)			1-2 G3-1		3-2 G3			3-2 FC6-4 1B		3 0 1 0 0 0 0
<b>Lance Parrish, R</b> OBP: 0.476, SLG: 0.375 (1, 2)			3-2 G3-1		3-3 K			0-0 FC6-4		3 0 0 0 0 1 1
<b>Jack Howell, L</b> OBP: 0.143, SLG: 0.143 (1, 5)			1-2 G1-3		1-1 G3-1			3-1 F7		3 0 0 0 0 0 1
<b>Dick Schofield, R</b> OBP: 0.250, SLG: 0.292 (1, 6)			0-0 G6-3			2-2 F8		0-3 K		3 0 0 0 0 1 1

Inning Stats	R: 0	H: 0	E: 0	K: 2	S: 8	R: 0	H: 0	E: 0	K: 1	S: 7	R: 0	H: 0	E: 0	K: 0	S: 7	R: 0	H: 2	E: 0	K: 2	S: 15	R: 0	H: 0	E: 0	K: 1	S: 10	R: 0	H: 0	E: 0	K: 0	S: 8	R: 0	H: 0	E: 0	K: 0	S: 9	R: 0	H: 1	E: 0	K: 1	S: 10	R: 0	H: 0	E: 0	K: 2	S: 10	1B: 2	2B: 1	3B: 0	HR: 0	SF: 0	SAC: 0	DP: 0	HBP: 0	WP: 0	PA: 30
<b>PITCHER</b>	IP	WLS	BF	H	R	ER	SO	BB	IBB	HBP	BLK	WP	HR	S	P	ERA	WHIP																																						
<b>Bob Welch, R</b> ERA: 0.56 (1, 1)	8.0	W	27	3	0	0	7	0	0	0	0	0	0	74	116	0.00	0.375																																						
<b>Eric Plunk, R</b> ERA: (9, 1)	1.0		3	0	0	0	2	0	0	0	0	0	0	10	14	0.00	0.000																																						

**BOTTOM**

**Oakland Athletics @ California Angels**  
Anaheim Stadium, Anaheim, CA


Mon Apr 10 1989, 10:05 PM EDT  
Att. 23,820 - Unknown

livebaseballscorecards.com

<b>AB</b>	<b>30</b>
<b>R</b>	<b>0</b>
<b>H</b>	<b>3</b>
<b>RBI</b>	<b>0</b>
<b>BB</b>	<b>0</b>
<b>SO</b>	<b>9</b>
<b>LOB</b>	<b>8</b>





Batter	1	2	3	4	5	6	7	8	9	AB R H RBI BB SO LOB	TOP	
Luis Polonia, L (1, 7) OBP: 0.250, SLG: 0.118	0-0 B2-3		0-0 G4-3			0-2 G1-6-3		1-3 K		4 0 0 0 0 1 4		
Stan Javier, S (1, 8) OBP: 0.385, SLG: 0.333	1-1 F5			0-0 G4-3		1-0 F7			1-1 G4-3 1B	4 1 1 0 0 0 0		
Dave Parker, L (1, 10) OBP: 0.400, SLG: 0.704	1-2 G3-1			1-3 K			1-1 G3-1		0-0 G4-3 1B	4 0 1 0 0 1 0		
Carney Lansford, R (1, 3) OBP: 0.276, SLG: 0.222		0-0 F8		2-1 E6			0-0 G4-6-3 1B		1-0 G4-3	4 0 1 1 0 0 1		
Ron Hassey, L (1, 2) OBP: 0.158, SLG: 0.158 Terry Steinbach, R (9, PH) OBP: 0.364, SLG: 0.316		0-0 G4-3		1-1 F7			0-1 G4-6-3		2-3 3-H K	3 0 0 0 0 0 2 1 0 0 0 0 1 1		
Felix Jose, S (1, 9) OBP: 0.192, SLG: 0.200		1-3 K			1-0 G5-3			4-0 BB BB	0-0 L6	3 0 0 0 1 1 1		
Tony Phillips, S (1, 5) OBP: 0.286, SLG: 0.300			2-1 F7		2-1 F8			1-3 K		3 0 0 0 0 1 1	AB 31 R 1 H 4 RBI 1 BB 2 SO 5 LOB 12	
Glenn Hubbard, R (1, 4) OBP: 0.333, SLG: 0.500			1-2 G5-3		0-1 F8			4-1 1-2 BB BB		2 0 0 0 1 0 0		
Walt Weiss, S (1, 6) OBP: 0.370, SLG: 0.680			0-2 2B			3-2 E4 G1-6-3		3-1 F9		3 0 1 0 0 0 2		
<b>Inning Stats</b>	R: 0 E: 0 K: 0 S: 6 H: 0 LOB: 0 BB: 0 P: 8	R: 0 E: 0 K: 1 S: 5 H: 0 LOB: 0 BB: 0 P: 6	R: 0 E: 0 K: 0 S: 9 H: 1 LOB: 1 BB: 0 P: 12	R: 0 E: 1 K: 1 S: 8 H: 0 LOB: 1 BB: 0 P: 12	R: 0 E: 0 K: 0 S: 5 H: 0 LOB: 0 BB: 0 P: 8	R: 0 E: 1 K: 0 S: 7 H: 0 LOB: 0 BB: 0 P: 11	R: 0 E: 0 K: 0 S: 5 H: 1 LOB: 0 BB: 0 P: 6	R: 0 E: 0 K: 2 S: 9 H: 0 LOB: 2 BB: 2 P: 22	R: 1 E: 0 K: 1 S: 9 H: 2 LOB: 1 BB: 0 P: 13	1B: 2 2B: 2 3B: 0 HR: 0 SF: 0 SAC: 0 DP: 2 HBP: 0	WP: 0 PB: 0 SB: 0 CS: 0 PA: 33	
<b>PITCHER</b> Bert Blyleven, R (1, 1) ERA: 1.93	IP 9.0 WLS W BF 33 H 4 R 1 ER 1 SO 5 BB 2 IBB 0 HBP 0 BLK 0 WP 0 HR 0 S 63 P 98 ERA 1.00 WHIP 0.667											<b>PITCHER</b> IP WLS BF H R ER SO BB IBB HBP BLK WP HR S P ERA WHIP

Oakland Athletics @ California Angels  
Anaheim Stadium, Anaheim, CA  
Tue Apr 11 1989, 10:05 PM EDT  
Att. 23,322 - Unknown

livebaseballscorecards.com

Batter	1	2	3	4	5	6	7	8	9
Dick Schofield, R OBP: 0.240, SLG: 0.280 Glenn Hoffman, R OBP: 0.364, SLG: 0.400	0-0 F8		1-2 F3		1-0 1B 1B	0-0 G6-3		1-2 F7	
Mark McLemore, S OBP: 0.429, SLG: 0.368	0-1 F8		3-1 1-3		3-2 1B 1B		4-2 E 1B SF8 BB		
Devon White, S OBP: 0.452, SLG: 0.630	1-1 3B			2-2 F5	1-2 1B 2B 1B		1-2 SF8 E 1B		
Claudell Washington, L OBP: 0.333, SLG: 0.450	3-3 K			0-1 F9	1-2 2B 1B		1-3 K		
Lance Parrish, R OBP: 0.440, SLG: 0.400		0-0 F9		3-1 G6-3	0-0 2B		0-1 E5		
Wally Joyner, L OBP: 0.267, SLG: 0.296		2-2 G3			0-0 2B		1-0 SF8		
Chili Davis, S OBP: 0.231, SLG: 0.292		3-2 F7			2-0 F7	0-0 F9	1-3 K		
Bill Schroeder, R OBP: 0.286, SLG: 0.429			1-0 2B		0-1 G3	2-3 K	0-0 F5		
Jack Howell, L OBP: 0.200, SLG: 0.130			3-3 K		4-2 1B 1B BB	4-0 BB	0-3 K		

Inning Stats	R: 0	H: 1	E: 0	K: 1	S: 8	R: 0	H: 0	E: 0	K: 0	S: 7	R: 0	H: 1	E: 0	K: 1	S: 9	R: 0	H: 0	E: 0	K: 0	S: 7	R: 6	H: 6	E: 0	K: 0	S: 21	R: 0	H: 0	E: 0	K: 1	S: 5	R: 1	H: 1	E: 1	K: 2	S: 16	R: 0	H: 0	E: 0	K: 1	S: 8	R: 0	H: 0	E: 0	K: 1	S: 9
	0	1	0	1	8	0	0	0	0	12	0	0	0	0	0	17	0	0	0	0	12	6	6	0	0	21	0	0	0	1	11	1	1	2	24	0	0	0	0	9	0	0	0	0	0

PITCHER	IP	WLS	BF	H	R	ER	SO	BB	IBB	HBP	BLK	WP	HR	S	P	ERA	WHIP
Storm Davis, R ERA: 8.38	4.2	L	23	8	6	6	2	1	0	0	0	0	0	50	86	11.57	1.929
Greg Cadaret, L ERA: 9.82	2.1		11	1	1	0	3	2	0	0	0	0	0	23	39	0.00	1.286
Todd Burns, R ERA:	1.0		3	0	0	0	1	0	0	0	0	0	0	8	9	0.00	0.000

AB R H RBI BB SO LOB

1	0	0	0	0	0	0
4	1	1	1	0	0	2
3	2	1	1	1	0	1
4	1	3	1	0	0	0
4	1	1	1	0	2	3
4	0	1	2	0	0	2
3	1	1	1	0	0	1
4	0	0	0	0	1	3
4	0	1	0	0	1	1
2	1	0	0	2	2	1

AB	33
R	7
H	9
RBI	7
BB	3
SO	6
LOB	14



WP	PA	ERA	WHIP
0	37		

Oakland Athletics @ California Angels  
Anaheim Stadium, Anaheim, CA  
Tue Apr 11 1989, 10:05 PM EDT  
Att. 23,322 - Unknown

livebaseballscorecards.com





Batter	1	2	3	4	5	6	7	8	9	AB R H RBI BB SO LOB
<b>Brian Downing, R</b> OBP: 0.286, SLG: 0.485 (1, 10) B B C F T T X	3-2 F8 ①		3-3 K ②		2-2 3B 1B ①		3-0 HR			4 2 2 1 0 1 0
<b>Mark McLemore, S</b> OBP: 0.400, SLG: 0.435 (1, 4) B X	1-0 E6 E S		3-2 L9 ③		1-1 3B 1-H 2-H		2-1 G5-3 ②			4 0 1 2 0 0 0
<b>Devon White, S</b> OBP: 0.429, SLG: 0.567 (1, 8) C 1 SAFE B B X	2-1 P4 ② 1-2			3-2 F9 ① X	0-0 G4-3 ③		4-1 BB			3 0 0 0 1 0 2
<b>Lance Parrish, R</b> OBP: 0.414, SLG: 0.417 (1, 2) S B X	1-2 E5 ③ 2-3			1-0 G4-3 2B		1-0 G6-3 ① SAFE C B S	1-3 K ③			4 0 1 0 0 1 2
<b>Wally Joyner, L</b> OBP: 0.265, SLG: 0.290 (1, 3) B X	1-0 G3 ③			1-2 G4-3 ② 2-3		1-3 K ②		1-0 2B 1B		4 1 1 0 0 1 3
<b>Dante Bichette, R</b> OBP: 0.357, SLG: 0.857 (1, 9) C B T B S			1-3 K ①		2-2 F8 ③		0-1 HR	0-1 1-H 2B		4 1 2 2 0 1 1
<b>Chili Davis, S</b> OBP: 0.233, SLG: 0.286 (1, 7) X			0-0 P3 ②			0-0 F9 ① B X	1-1 1B	0-0 P7 ①		4 0 1 0 0 0 1
<b>Glenn Hoffman, R</b> OBP: 0.333, SLG: 0.357 (1, 6) C X			0-1 F6 ③			0-0 1B 3B 1B	2-0 P9 ③	2-2 P4 ②		4 1 1 0 0 0 2
<b>Jack Howell, L</b> OBP: 0.172, SLG: 0.111 (1, 5) X			0-0 G1-3 ①			2-2 SAFE SAFE F X SAFE SAFE SAFE		1-1 F8 ① C X	0-1 G6-3 ③	4 0 0 0 0 0 2

Inning Stats	R: 0	H: 0	E: 2	K: 0	S: 11	LOB: 2	BB: 0	P: 19	R: 0	H: 0	E: 0	K: 1	S: 7	LOB: 0	BB: 0	P: 8	R: 0	H: 0	E: 0	K: 1	S: 10	LOB: 0	BB: 0	P: 16	R: 0	H: 1	E: 0	K: 0	S: 16	LOB: 1	BB: 0	P: 23	R: 2	H: 3	E: 0	K: 0	S: 15	LOB: 1	BB: 0	P: 20	R: 1	H: 2	E: 0	K: 1	S: 9	LOB: 1	BB: 0	P: 14	R: 1	H: 1	E: 0	K: 1	S: 9	LOB: 1	BB: 1	P: 20	R: 1	H: 2	E: 0	K: 0	S: 9	LOB: 1	BB: 0	P: 12	1B: 4	2B: 2	3B: 1	HR: 2	SF: 0	SAC: 0	DP: 0	HBP: 0	WP: 0	PB: 0	SB: 1	CS: 0	PA: 36
--------------	------	------	------	------	-------	--------	-------	-------	------	------	------	------	------	--------	-------	------	------	------	------	------	-------	--------	-------	-------	------	------	------	------	-------	--------	-------	-------	------	------	------	------	-------	--------	-------	-------	------	------	------	------	------	--------	-------	-------	------	------	------	------	------	--------	-------	-------	------	------	------	------	------	--------	-------	-------	-------	-------	-------	-------	-------	--------	-------	--------	-------	-------	-------	-------	--------

PITCHER	IP	WLS	BF	H	R	ER	SO	BB	IBB	HBP	BLK	WP	HR	S	P	ERA	WHIP
<b>Curt Young, L</b> ERA: 5.25 (1, 1)	6.2	L	30	7	4	4	3	1	0	0	0	0	2	74	116	5.40	1.200
<b>Todd Burns, R</b> ERA: 1.42 (7, 1)	1.1		6	2	1	1	1	0	0	0	0	0	0	12	16	6.75	1.500

**BOTTOM**

**Oakland Athletics @ California Angels**  
Anaheim Stadium, Anaheim, CA

Wed Apr 12 1989, 10:05 PM EDT  
Att. 24,650 - Unknown

livebaseballscorecards.com

<b>AB</b>	<b>35</b>
<b>R</b>	<b>5</b>
<b>H</b>	<b>9</b>
<b>RBI</b>	<b>5</b>
<b>BB</b>	<b>1</b>
<b>SO</b>	<b>4</b>
<b>LOB</b>	<b>13</b>





Batter	1	2	3	4	5	6	7	8	9	AB R H RBI BB SO LOB	TOP											
Tony Phillips, S OBP: 0.308, SLG: 0.292 (1, 5) B X	1-0 G5-3		0-0 FC1-6 1B		4-2 CS BB	2-0 F8		1-3 K		4 0 1 0 1 1 2												
Stan Javier, S OBP: 0.333, SLG: 0.294 (1, 7) B X	2-1 G6-3		1-2 FC1-6 1B S 1-2f		0-0 B2		0-0 FC3-5 1B		0-2 G4-3	5 0 1 0 0 0 2												
Dave Henderson, R OBP: 0.525, SLG: 0.563 (1, 8) S B B F X	2-2 HR		4-2 1B 1-2 BB		3-3 K 1-2		0-0 FC3-5 1B		1-1 BB 1B	4 2 3 1 1 1 1												
Terry Steinbach, R OBP: 0.333, SLG: 0.333 (1, 2) C B X	1-1 G4-3		1-1 FC5-4 1B 1-2 2-3			1-1 E FC4-6 2B		2-1 FC3-5	1-0 L8	5 1 2 0 0 0 3												
Carney Lansford, R OBP: 0.263, SLG: 0.200 (1, 3) B F X		1-1 E5 1B	2-2 FC5-4 1-2f			0-1 E4 FC4-6		1-3 K	4-2 1B 1-2 BB	4 0 1 0 1 1 6												
Dave Parker, L OBP: 0.359, SLG: 0.583 (1, 10) S S S X		0-3 K		2-2 G1-6-3 1B		1-1 FC4-6 1B 1-2f 3-H 2B		1-3 K	0-0 1-3 2-H 1B	5 1 2 2 0 2 4												
Felix Jose, S OBP: 0.206, SLG: 0.161 (1, 9) X		0-0 G4-3		1-0 G1-6-3 1-2f		0-3 K			4-2 G6-3 SH1-3 BB	4 0 0 0 1 2 5												
Glenn Hubbard, R OBP: 0.400, SLG: 0.500 (1, 4) C B X		1-1 B2		1-2 1B		1-0 2B 1-3 1B		0-0 SH1-3		3 1 2 0 0 0 1												
Mike Gallego, R OBP: 0.400, SLG: 0.600 (1, 6) F B S B X			2-2 G5-3	2-3 K		2-0 1-H 3-H 2B		1-1 G6-3		4 0 1 2 0 1 2												
<b>Inning Stats</b>	R: 1 E: 0 K: 0 S: 8	H: 1 LOB: 0 BB: 0 P: 14	R: 0 E: 1 K: 1 S: 8	H: 1 LOB: 1 BB: 0 P: 10	R: 0 E: 0 K: 0 S: 16	H: 2 LOB: 3 BB: 1 P: 26	R: 0 E: 0 K: 1 S: 10	H: 2 LOB: 1 BB: 0 P: 16	R: 0 E: 0 K: 1 S: 6	H: 0 LOB: 1 BB: 1 P: 13	R: 3 E: 1 K: 1 S: 12	H: 3 LOB: 1 BB: 0 P: 19	R: 0 E: 0 K: 2 S: 11	H: 2 LOB: 2 BB: 0 P: 15	R: 0 E: 0 K: 1 S: 11	H: 0 LOB: 1 BB: 1 P: 17	R: 1 E: 0 K: 1 S: 15	H: 2 LOB: 2 BB: 1 P: 23	1B: 10 2B: 3 3B: 0 HR: 1	SF: 0 SAC: 1 DP: 2 HBP: 0	WP: 0 PB: 0 SB: 1 CS: 1	PA: 43
<b>PITCHER</b>	IP WLS BF H R ER SO BB IBB HBP BLK WP HR S P ERA WHIP																					
Jim Abbott, L ERA: 4.22 (1, 1)	6.0 L 28 9 4 2 4 2 0 0 0 0 0 1 60 98 3.00 1.833																					
Dan Petry, R ERA: 2.57 (7, 1)	2.2 13 3 1 1 3 2 0 0 0 0 0 0 33 49 3.38 1.875																					
Bob McClure, L ERA: 9.0 (9, 1)	0.1 2 1 0 0 0 1 0 0 0 0 0 0 4 6 0.00 3.000																					

Oakland Athletics @ California Angels  
Anaheim Stadium, Anaheim, CA  
Thu Apr 13 1989, 6:33 AM EDT  
Att. 24,137 - Unknown

livebaseballscorecards.com

AB	38
R	5
H	13
RBI	5
BB	4
SO	8
LOB	26



Batter	1	2	3	4	5	6	7	8	9	AB	R	H	RBI	BB	SO	LOB
<b>Brian Downing, R</b> OBP: 0.256, SLG: 0.432 (1, 10)	2-0 L7		3-2 P6		0-1 P3			1-2 F9		4	0	0	0	0	0	2
<b>Mark McLemore, S</b> OBP: 0.345, SLG: 0.370 (1, 4)	1-3 K		2-2 G4-3			3-2 G6-3		2-3 K		4	0	0	0	0	2	2
<b>Devon White, S</b> OBP: 0.410, SLG: 0.529 (1, 8)	1-1 P6			0-3 K2-3		1-0 P6		1-1 1B		4	0	1	0	0	1	0
<b>Wally Joyner, L</b> OBP: 0.263, SLG: 0.265 (1, 3)		1-2 L4		4-2 HBP BB		1-3 K		1-3 K		3	0	0	0	1	2	1
<b>Lance Parrish, R</b> OBP: 0.394, SLG: 0.393 (1, 2)		2-0 FC5-4 1B		0-0 F9		2-3 K		0-3 K		4	0	1	0	0	2	2
<b>Claudell Washington, L</b> OBP: 0.320, SLG: 0.391 (1, 9)		1-2 FC5-4 1-2f		2-2 1-2 HBP		2-1 L9		3-1 L7		3	0	0	0	0	0	2
<b>Dante Bichette, R</b> OBP: 0.294, SLG: 0.706 (1, 7)		1-0 G4-3		1-3 K		1-2 L5				3	0	0	0	0	1	3
<b>Jack Howell, L</b> OBP: 0.188, SLG: 0.133 (1, 5)			0-0 SH1-3 1B		0-1 F7		3-3 K			3	0	1	0	0	1	0
<b>Glenn Hoffman, R</b> OBP: 0.353, SLG: 0.375 (1, 6)			1-1 SH1-3 1-2		2-2 F7		1-1 1B			2	0	1	0	0	0	0

Inning Stats	R: 0	H: 0	E: 0	K: 1	S: 6	R: 0	H: 1	E: 0	K: 0	S: 8	R: 0	H: 1	E: 0	K: 0	S: 10	R: 0	H: 0	E: 0	K: 2	S: 14	R: 0	H: 0	E: 0	K: 0	S: 7	R: 0	H: 0	E: 0	K: 1	S: 7	R: 0	H: 0	E: 0	K: 1	S: 10	R: 0	H: 1	E: 0	K: 2	S: 15	R: 0	H: 1	E: 0	K: 2	S: 12	R: 0	H: 1	E: 0	K: 2	S: 17	1B: 4	2B: 0	3B: 0	HR: 0	SF: 0	SAC: 1	DP: 0	HBP: 1	WP: 0	PB: 0	SB: 0	CS: 0	PA: 33
<b>Mike Moore, R</b> ERA: 3.38 (1, 1)	IP	WLS	BF	H	R	ER	SO	BB	IBB	HBP	BLK	WP	HR	S	P	ERA	WHIP																																														
<b>Dennis Eckersley, R</b> ERA: (9, 1)	1.0		4	1	0	0	2	0	0	0	0	0	0	12	17	0.00	1.000																																														


**BOTTOM**

**Oakland Athletics @ California Angels**  
Anaheim Stadium, Anaheim, CA

Thu Apr 13 1989, 6:33 AM EDT  
Att. 24,137 - Unknown

livebaseballscorecards.com

<b>AB</b>	<b>30</b>
<b>R</b>	<b>0</b>
<b>H</b>	<b>4</b>
<b>RBI</b>	<b>0</b>
<b>BB</b>	<b>1</b>
<b>SO</b>	<b>9</b>
<b>LOB</b>	<b>12</b>







Batter	1	2	3	4	5	6	7	8	9	AB	R	H	RBI	BB	SO	LOB
Ozzie Guillen, L OBP: 0.340, SLG: 0.354 (1, 6)	G3-1		1B		1B		G4-3			4	2	2	0	0	0	1
Dave Gallagher, R OBP: 0.396, SLG: 0.390 (1, 8)	F8		1B BB		1B			G5-3		3	0	1	0	1	0	0
Harold Baines, L OBP: 0.444, SLG: 0.436 (1, 9)	G6-3		1B		1B			K		4	0	2	3	0	1	0
Ivan Calderon, R OBP: 0.370, SLG: 0.487 (1, 7)		G4-3		G1-3	FC5-4			1B		4	0	2	0	0	0	2
Greg Walker, L OBP: 0.343, SLG: 0.323 (1, 3)			G4-3				F7			1	0	0	0	0	0	1
Billy Jo Robidoux, L OBP: 0.200, SLG: 0.400 (3, 3)								G4-3		3	0	0	0	0	1	1
Ron Kittle, R OBP: 0.257, SLG: 0.226 (1, 10)			K		F4		F7			4	0	0	0	0	1	1
Steve Lyons, L OBP: 0.310, SLG: 0.342 (1, 4)							G3-1			4	0	0	0	0	0	1
Matt Merullo, L OBP: 0.400, SLG: 1.000 (1, 2)			F8		F8			G4-3		4	1	2	1	0	0	1
Eddie Williams, R OBP: 0.452, SLG: 0.556 (1, 5)			G5-3		FC5-4			K		4	1	0	0	0	1	2

Inning Stats	R: 0	H: 0	E: 0	K: 0	S: 7	R: 0	H: 1	E: 0	K: 1	S: 7	R: 1	H: 2	E: 0	K: 0	S: 14	R: 0	H: 0	E: 0	K: 1	S: 7	R: 2	H: 3	E: 1	K: 0	S: 10	R: 0	H: 0	E: 0	K: 0	S: 8	R: 0	H: 1	E: 0	K: 1	S: 9	R: 0	H: 1	E: 0	K: 1	S: 10	R: 1	H: 1	E: 0	K: 0	S: 8	1B: 7	2B: 1	3B: 0	HR: 1	SF: 0	SAC: 0	DP: 1	HBP: 0	WP: 0	PB: 0	SB: 1	CS: 0	PA: 36
PITCHER	IP	WLS	BF	H	R	ER	SO	BB	IBB	HBP	BLK	WP	HR	S	P	ERA	WHIP																																									
Dave Stewart, R ERA: 1.8 (1, 1)	6.1	W	27	7	3	1	3	1	0	0	0	0	0	60	96	1.42	1.263																																									
Rick Honeycutt, L ERA: 4.5 (7, 1)	2.2		9	2	1	1	1	0	0	0	0	0	1	20	33	3.38	0.750																																									

**BOTTOM**

**Oakland Athletics @ Chicago White Sox**  
 Comiskey Park, Chicago, IL

Fri Apr 14 1989, 4:33 AM EDT  
 Att: 37,950 - Cloudy - 50 F

livebaseballscorecards.com

AB	35
R	4
H	9
RBI	4
BB	1
SO	4
LOB	10





Batter	1	2	3	4	5	6	7	8	9	AB R H RBI BB SO LOB	TOP									
<b>Tony Phillips, S</b> (1, 4) OBP: 0.344, SLG: 0.286	4-2 FC6-4 BB		2-1 G6-4-3 1B			4-1 HR BB	1-0 G1-3		3-2 P6	3 1 1 0 2 0 1										
<b>Stan Javier, S</b> (1, 7) OBP: 0.333, SLG: 0.320 (7, 9)	0-1 FC6-4 S 1-2f		2-2 G6-4-3 1-2f			1-1 F8		4-2 G6-4-3 BB		3 0 0 0 1 0 3										
<b>Dave Henderson, R</b> (1, 8) OBP: 0.490, SLG: 0.641	3-2 F7			0-1 P3		1-0 HR		0-0 G6-4-3 1-2f		4 1 1 2 0 0 2										
<b>Terry Steinbach, R</b> (1, 3) OBP: 0.282, SLG: 0.278	1-2 G6-3			2-1 F8		1-0 G6-3		3-1 1B 1B		4 0 1 0 0 0 1										
<b>Carney Lansford, R</b> (1, 5) OBP: 0.362, SLG: 0.386		2-2 FC6-5 S 1B		1-0 2B		0-1 F8		2-2 1-2 1B		4 0 3 0 0 0 0										
<b>Dave Parker, L</b> (1, 10) OBP: 0.333, SLG: 0.511		1-2 P4 1-2		2-0 F8			2-1 3B 1B	0-1 L8		4 1 1 0 0 0 4										
<b>Billy Beane, R</b> (1, 9) OBP: 0.167, SLG: 0.167 <b>Luis Polonia, L</b> (7, PH) OBP: 0.233, SLG: 0.222 (7, 7)		1-0 FC6-5 2-3			0-0 F9		1-0 G4-3 3B		1-3 K	2 0 0 0 0 0 1 2 1 1 1 0 1 0	<b>AB 34</b>									
<b>Mike Gallego, R</b> (1, 6) OBP: 0.476, SLG: 0.650 <b>Felix Jose, S</b> (7, PH) OBP: 0.200, SLG: 0.156 <b>Walt Weiss, S</b> (7, 6) OBP: 0.355, SLG: 0.621		2-1 F9		3-2 G5-3			1-3 K		2-1 P6	2 0 0 0 0 0 1 1 0 0 0 0 1 1 1 0 0 0 0 0 0	<b>RBI 4</b>									
<b>Ron Hassey, L</b> (1, 2) OBP: 0.154, SLG: 0.192			1-0 F8		2-0 G3		0-0 G4-3		0-1 2B	4 0 1 1 0 0 0	<b>BB 3</b>									
<b>Inning Stats</b>	R: 0 E: 0 K: 0 S: 14	H: 0 LOB: 1 BB: 1 P: 22	R: 0 E: 0 K: 0 S: 9	H: 1 LOB: 1 BB: 0 P: 15	R: 0 E: 0 K: 0 S: 6	H: 1 LOB: 0 BB: 0 P: 11	R: 0 E: 0 K: 0 S: 6	H: 0 LOB: 0 BB: 0 P: 11	R: 2 E: 0 K: 0 S: 7	H: 1 LOB: 0 BB: 1 P: 14	R: 2 E: 0 K: 1 S: 8	H: 2 LOB: 0 BB: 0 P: 13	R: 0 E: 0 K: 0 S: 10	H: 2 LOB: 2 BB: 1 P: 19	R: 0 E: 0 K: 1 S: 14	H: 1 LOB: 1 BB: 0 P: 20	1B: 5 2B: 2 3B: 1 HR: 1	SF: 0 SAC: 0 DP: 2 HBP: 0	WP: 0 PB: 0 SB: 2 CS: 0	PA: 37
<b>PITCHER</b>	IP WLS BF H R ER SO BB IBB HBP BLK WP HR S P ERA WHIP																			
<b>Jerry Reuss, L</b> (1, 1) ERA: 3.79	6.0 W 24 5 3 3 0 2 0 0 0 0 0 1 50 88 4.50 1.167																			
<b>Barry Jones, R</b> (7, 1) ERA: 2.89	1.2 6 1 1 1 1 1 0 0 0 0 0 0 9 16 5.40 1.200																			
<b>Bobby Thigpen, R</b> (8, 1) ERA: 1.59	1.1 S 7 3 0 0 0 1 0 0 0 0 0 0 21 32 0.00 2.250																			

**Oakland Athletics @ Chicago White Sox**  
Comiskey Park, Chicago, IL  
Sat Apr 15 1989, 4:33 AM EDT  
Att. 15,748 - Unknown

livebaseballscorecards.com



Batter	1	2	3	4	5	6	7	8	9
<b>Ozzie Guillen, L</b> OBP: 0.364, SLG: 0.377 (1, 6)	2-2 S 1B	3-2 HR 1B	1-1 L6			0-0 G6-3		0-1 WP CS 1B	
<b>Dave Gallagher, R</b> OBP: 0.377, SLG: 0.435 (1, 8)	1-2 F9 1-2	1-2 HR 1B			1-1 G5-3	1-2 G6-3		3-2 FC5-2-6 1B	
<b>Harold Baines, L</b> OBP: 0.469, SLG: 0.463 <b>Jeff Schaefer, R</b> (7, PR) (8, 4)	1-1 F7	4-1 BB BB			4-0 BB		3-2 G3 SF7 2B	0-0 G3	
<b>Ivan Calderon, R</b> OBP: 0.360, SLG: 0.452 (1, 10)	2-2 L9	4-0 BB			0-0 P4		0-1 G3		
<b>Matt Merullo, L</b> OBP: 0.333, SLG: 0.625 (1, 2)		K			0-0 L9		4-0 SF7 BB BB		
<b>Billy Jo Robidoux, L</b> OBP: 0.286, SLG: 0.333 (1, 3)		4-1 E G4-3 1B BB	0-3 K		0-1 L9		4-2 1-2 BB		
<b>Daryl Boston, L</b> OBP: 0.429, SLG: 0.250 (1, 7)		2-2 G4-3	4-1 S 1B BB		2-1 G6-3		0-0 SF7		
<b>Steve Lyons, L</b> OBP: 0.283, SLG: 0.310 (1, 4) (8, 9)		0-0 E6 1B 1B	2-2 P5		0-0 G4-3		2-2 G1-3		
<b>Eddie Williams, R</b> OBP: 0.478, SLG: 0.575 (1, 5)		2-2 1B HR 1B	0-1 1B			1-2 P4		2-2 CS 1B 1B	

AB	R	H	RBI	BB	SO	LOB	BOTTOM	
5	1	3	1	0	0	1		
5	1	1	3	0	0	3		
2	0	1	0	2	0	1		
1	1	0	0	0	0	1		
3	0	0	0	1	0	3		
3	0	0	0	1	1	3		
2	1	0	0	2	1	0		
2	1	0	1	1	0	1		
4	1	0	0	0	0	5		
4	1	3	2	0	0	0		
1B: 6	SF: 1	WP: 1	PA: 39	2B: 1	SAC: 0	PB: 0		
3B: 0	DP: 0	SB: 2	CS: 2	HR: 1	HBP: 0	CS: 2		

PITCHER		IP	WLS	BF	H	R	ER	SO	BB	IBB	HBP	BLK	WP	HR	S	P	ERA	WHIP
<b>Bob Welch, R</b> ERA: 1.21 (1, 1)	6.1	L	33	6	7	2	2	2	7	0	0	0	0	1	70	122	2.84	2.053
<b>Greg Cadaret, L</b> ERA: 8.31 (7, 1)	0.2		4	2	0	0	0	0	0	0	0	0	0	9	13	0.00	3.000	
<b>Eric Plunk, R</b> ERA: (8, 1)	1.0		2	0	0	0	0	0	0	0	0	0	1	0	5	8	0.00	0.000

**Oakland Athletics @ Chicago White Sox**  
**Comiskey Park, Chicago, IL**  
 Sat Apr 15 1989, 4:33 AM EDT  
 Att. 15,748 - Unknown

livebaseballscorecards.com

<b>AB</b>	<b>31</b>
<b>R</b>	<b>7</b>
<b>H</b>	<b>8</b>
<b>RBI</b>	<b>7</b>
<b>BB</b>	<b>7</b>
<b>SO</b>	<b>2</b>
<b>LOB</b>	<b>18</b>





Batter	1	2	3	4	5	6	7	8	9	AB R H RBI BB SO LOB	TOP
Luis Polonia, L OBP: 0.229, SLG: 0.226 (1, 7)	1-2 G4-3 1B		0-1 SAFE 1B 1B		2-2 F8		1-1 SF8		0-0 FC4-2 1B	4 0 1 1 0 0 2	
Tony Phillips, S OBP: 0.351, SLG: 0.303 (1, 4) (9, 5)	0-0 G5-4-3 1B		2-3 K		1-0 1B		1-0 G4-3		3-2 F8 1B	5 0 2 0 0 1 4	
Dave Henderson, R OBP: 0.472, SLG: 0.605 (1, 8)	0-1 SAFE SAFE G5-4-3 1-2f		1-2 1B 1-2 2-H		1-3 SAFE SAFE K			0-1 F8		4 0 1 1 0 1 2	
Dave Parker, L OBP: 0.327, SLG: 0.510 (1, 10)		2-1 G6-3	1-0 F7		3-2 G1 2B		1-2 F7			4 0 1 0 0 0 2	
Carney Lansford, R OBP: 0.353, SLG: 0.396 (1, 5) (9, 3)		2-2 G4-3 2B		2-1 G6-3		0-1 G1		0-0 G5-3		4 0 1 0 0 0 1	
Ron Hassey, L OBP: 0.167, SLG: 0.172 (1, 2)		3-2 G4-3		0-1 G4-3		4-1 G5-4-3 BB			0-0 F8	3 0 0 0 1 0 1	
Terry Steinbach, R OBP: 0.302, SLG: 0.282 Lance Blankenship, R (9, PR) Mike Gallego, R OBP: 0.476, SLG: 0.650 (9, 4)		1-2 F3		4-2 BB		0-0 G5-4-3 1-2f			2-2 1B 1B 1B	3 0 1 0 1 0 3 0 1 0 0 0 0 0 0 0 0 0 0 0 0	
Stan Javier, S OBP: 0.355, SLG: 0.414 (1, 9)			1-1 G4-3	3-1 P5		1-0 SF8 3B		1-0 SAFE SAFE 1B FC4-2 1B		4 1 2 0 0 0 1	
Walt Weiss, S OBP: 0.371, SLG: 0.606 (1, 6)			2-2 1B 1B		3-2 G4-3		1-3 K		1-0 1B 3-H	4 1 2 1 0 1 1	
<b>Inning Stats</b>	R: 0 E: 0 K: 0 S: 6 H: 1 LOB: 0 BB: 0 P: 7	R: 0 E: 0 K: 0 S: 11 H: 1 LOB: 1 BB: 0 P: 19	R: 1 E: 0 K: 1 S: 14 H: 3 LOB: 2 BB: 0 P: 21	R: 0 E: 0 K: 0 S: 8 H: 0 LOB: 1 BB: 1 P: 17	R: 0 E: 0 K: 1 S: 11 H: 1 LOB: 1 BB: 0 P: 18	R: 0 E: 0 K: 0 S: 7 H: 1 LOB: 1 BB: 1 P: 14	R: 1 E: 0 K: 1 S: 7 H: 1 LOB: 0 BB: 0 P: 11	R: 0 E: 0 K: 0 S: 6 H: 0 LOB: 0 BB: 0 P: 7	R: 1 E: 0 K: 0 S: 13 H: 3 LOB: 2 BB: 0 P: 19	1B: 8 2B: 2 3B: 1 HR: 0 SF: 1 SAC: 0 DP: 2 HBP: 0	WP: 0 PB: 0 SB: 0 CS: 0 PA: 38
<b>PITCHER</b> Eric King, R ERA: 5.09 Donn Pall, R ERA: 2.0	IP 8.1 WLS L BF 35 H 10 R 3 ER 3 SO 3 BB 2 IBB 0 HBP 0 BLK 0 WP 0 HR 0 S 77 P 123 ERA 3.24 WHIP 1.440	IP 0.2 WLS 3 BF 1 H 0 R 0 ER 0 SO 0 BB 0 IBB 0 HBP 0 BLK 0 WP 0 HR 6 S 10 P 10 ERA 0.00 WHIP 1.500	<b>PITCHER</b> IP WLS BF H R ER SO BB IBB HBP BLK WP HR S P ERA WHIP								

Oakland Athletics @ Chicago White Sox  
Comiskey Park, Chicago, IL  
Sun Apr 16 1989, 4:33 AM EDT  
Att. 20,969 - Cloudy - 70 F

livebaseballscorecards.com

AB	35
R	3
H	11
RBI	3
BB	2
SO	3
LOB	17



Batter	1	2	3	4	5	6	7	8	9	AB	R	H	RBI	BB	SO	LOB
Ozzie Guillen, L OBP: 0.356, SLG: 0.368 (1, 6)	0-1 G4-3		2-2 F9		1-0 F8			2-2 BB 1B		4	0	1	0	0	0	3
Dave Gallagher, R OBP: 0.386, SLG: 0.429 (1, 8)	2-1 F9		2-0 G6-4-3 1-2f		0-0 1B			4-1 1-2 2B SF9 BB		3	1	1	0	1	0	2
Harold Baines, L OBP: 0.491, SLG: 0.523 (1, 10)	3-2 2B			4-2 1B BB		0-3 K		0-0 1-3 SF9 2B		3	1	2	0	1	1	0
Ivan Calderon, R OBP: 0.352, SLG: 0.444 (1, 9)	0-1 P4			1-2 1-3 1B		0-2 L6		0-1 2-3 3-H SF9		3	0	1	1	0	0	1
Matt Merullo, L OBP: 0.308, SLG: 0.500 (1, 2)		2-2 L7		0-0 K BB 1B 2-H 3-H		0-3 K		1-1 G4-3		4	0	1	1	0	1	1
Billy Jo Robidoux, L OBP: 0.278, SLG: 0.267 (1, 3)		2-1 G4-3		4-1 1-2 BB		1-0 F7		0-2 L6		3	0	0	0	1	0	0
Daryl Boston, L OBP: 0.333, SLG: 0.167 (1, 7)		0-0 L3		2-3 K		0-0 G6-3		1-3 K		2	0	0	0	0	1	2
Fred Manrique, R (7, PH)										1	0	0	0	0	0	0
Ron Kittle, R (9, PH)										1	0	0	0	0	1	0
Steve Lyons, L OBP: 0.320, SLG: 0.318 (1, 4)			4-1 1B BB		1-1 1B 1B		4-0 BB		2-2 G4-3		2	0	1	0	2	0
(8, 7)																
Eddie Williams, R OBP: 0.469, SLG: 0.558 (1, 5)			1-2 1-2 G6-4-3 1B		1-2 F8		0-3 K			3	0	1	0	0	1	2

Inning Stats	R: 0	H: 1	E: 0	K: 0	S: 10	R: 0	H: 0	E: 0	K: 0	S: 7	R: 0	H: 1	E: 0	K: 0	S: 8	R: 1	H: 2	E: 0	K: 1	S: 11	R: 0	H: 2	E: 0	K: 0	S: 10	R: 0	H: 0	E: 0	K: 2	S: 9	R: 0	H: 0	E: 0	K: 1	S: 5	R: 1	H: 2	E: 0	K: 0	S: 9	R: 0	H: 0	E: 0	K: 1	S: 13					
	LOB: 1	BB: 0	BB: 0	BB: 0	BB: 0	LOB: 0	BB: 0	LOB: 1	BB: 1	LOB: 2	BB: 2	LOB: 2	BB: 0	LOB: 1	BB: 1	LOB: 0	BB: 0	LOB: 0	BB: 0	LOB: 1	BB: 1	LOB: 1	BB: 0	LOB: 0	BB: 0	LOB: 0	BB: 1	LOB: 1	BB: 1	LOB: 0	BB: 0	LOB: 0	BB: 0	LOB: 0	BB: 0	LOB: 0	BB: 0	LOB: 0	BB: 0	LOB: 0	BB: 0	LOB: 0	BB: 0	LOB: 0	BB: 0	LOB: 0	BB: 0	LOB: 0	BB: 0	LOB: 0

PITCHER	IP	WLS	BF	H	R	ER	SO	BB	IBB	HBP	BLK	WP	HR	S	P	ERA	WHIP
Storm Davis, R ERA: 6.14 (1, 1)	5.0		20	6	1	1	1	3	0	0	0	0	0	46	78	1.80	1.800
Rick Honeycutt, L ERA: 4.32 (6, 1)	2.1		10	2	1	1	3	2	0	0	0	0	0	19	30	3.86	1.714
Dennis Eckersley, R ERA: (8, 1)	1.2	W	5	0	0	0	1	0	0	0	0	0	0	17	21	0.00	0.000

BOTTOM

Oakland Athletics @ Chicago White Sox  
Comiskey Park, Chicago, IL  
Sun Apr 16 1989, 4:33 AM EDT  
Att. 20,969 - Cloudy - 70 F

livebaseballscorecards.com

AB	29
R	2
H	8
RBI	2
BB	5
SO	5
LOB	11



WP	HR	S	P	ERA	WHIP
0	0	0	0	0	0



Batter	1	2	3	4	5	6	7	8	9	AB R H RBI BB SO LOB	TOP	
Luis Polonia, L OBP: 0.231, SLG: 0.257 (1, 7) B X	1-0 SH2-3 SF8 2B		3-1 G4-3			2-2 G4-3		1-3 K		4 1 1 0 0 1 2		
Tony Phillips, S OBP: 0.350, SLG: 0.389 (1, 4) C X	0-1 SH2-3 2-3		1-0 G4-3			0-0 HR		3-0 G3-4-1		3 1 1 1 0 0 2		
Dave Henderson, R OBP: 0.456, SLG: 0.578 (1, 8) C B X	1-1 SF8 3-H		4-2 G4-6-3 BB			1-3 K		2-3 K		2 0 0 1 1 2 0		
Dave Parker, L OBP: 0.304, SLG: 0.472 (1, 10) B B X	2-0 G4-3		1-2 G4-6-3 1-2f			2-2 F7		2-1 G3-1		4 0 0 0 0 0 1		
Carney Lansford, R OBP: 0.327, SLG: 0.365 (1, 5) B B C X		2-1 G6-3			0-0 P4		1-1 G5-3		0-0 L4	4 0 0 0 0 0 0		
Ron Hassey, L OBP: 0.152, SLG: 0.156 (1, 2) B B B X		2-0 F7			3-2 G4-3		0-3 K			3 0 0 0 0 1 0		
Terry Steinbach, R OBP: 0.326, SLG: 0.293 (1, 3) B B C X		2-3 K			1-0 1B			4-2 2B BB		2 0 1 0 1 1 0		
Stan Javier, S OBP: 0.353, SLG: 0.438 (1, 9) B X			1-0 F7			0-0 G4-3		3-2 1-3 2B		3 0 1 0 0 0 1		
Walt Weiss, S OBP: 0.342, SLG: 0.556 (1, 6) B X			1-0 P9			2-1 F9		2-3 K		3 0 0 0 0 1 2		
<b>Inning Stats</b>	R: 1 E: 0 K: 0 S: 6 H: 1 LOB: 0 BB: 0 P: 10	R: 0 E: 0 K: 1 S: 6 H: 0 LOB: 0 BB: 0 P: 12	R: 0 E: 0 K: 0 S: 4 H: 0 LOB: 0 BB: 0 P: 9	R: 0 E: 0 K: 0 S: 6 H: 0 LOB: 0 BB: 1 P: 12	R: 0 E: 0 K: 0 S: 7 H: 1 LOB: 1 BB: 0 P: 11	R: 1 E: 0 K: 1 S: 9 H: 1 LOB: 0 BB: 0 P: 14	R: 0 E: 0 K: 1 S: 8 H: 0 LOB: 0 BB: 0 P: 11	R: 0 E: 0 K: 2 S: 13 H: 1 LOB: 2 BB: 1 P: 26	R: 0 E: 0 K: 1 S: 7 H: 0 LOB: 0 BB: 0 P: 11	1B: 1 2B: 2 3B: 0 HR: 1 SF: 1 SAC: 1 DP: 1 HBP: 0	WP: 0 PB: 0 SB: 0 CS: 0 PA: 32	
<b>PITCHER</b> Erik Hanson, R (1, 1) ERA: 1.64 Jerry Reed, R (9, 1) ERA: 2.16	IP WLS BF H R ER SO BB IBB HBP BLK WP HR S P ERA WHIP	8.0 W 29 4 2 2 5 2 0 0 0 0 0 1 59 105 2.25 0.750	1.0 3 0 0 0 1 0 0 0 0 0 0 0 7 11 0.00 0.000	<b>PITCHER</b> IP WLS BF H R ER SO BB IBB HBP BLK WP HR S P ERA WHIP								

Oakland Athletics @ Seattle Mariners  
The Kingdome, Seattle, WA  
Mon Apr 17 1989, 10:05 PM EDT  
Att. 14,827 - Unknown

livebaseballscorecards.com

AB 28  
R 2  
H 4  
RBI 2  
BB 2  
SO 6  
LOB 8



Batter	1	2	3	4	5	6	7	8	9	AB	R	H	RBI	BB	SO	LOB
<b>Harold Reynolds, S</b> OBP: 0.386, SLG: 0.434 (1, 4)	2-2 P3 ①		3-2 FC6-4 HR 1-2f ①	2-3 K ③		1-1 G1-3 ③		0-2 L8 ③		5	1	0	0	0	1	4
<b>Henry Cotto, R</b> OBP: 0.375, SLG: 0.800 (1, 8)	1-0 L8 ②		0-0 HR 1-H		2-0 G4-6-3 1B		2-0 HR			4	2	3	3	0	0	0
<b>Alvin Davis, L</b> OBP: 0.490, SLG: 0.488 (1, 3)	2-1 BB 1B		1-2 2B 1B		1-2 G4-6-3 1-2f ① ②		4-0 1B E BB			3	2	2	0	1	0	1
<b>Jeffrey Leonard, R</b> OBP: 0.360, SLG: 0.500 (1, 7)	4-0 FC6-4 BB 1-2		1-1 P2 ②		2-3 K ③		1-0 FC4-6 1B 1-2			3	0	1	0	1	1	1
<b>Mickey Brantley, R</b> OBP: 0.256, SLG: 0.333 (1, 9)	1-2 FC6-4 1-2f ③		1-2 1B 2B 1-3		0-3 K ①		2-2 FC4-6 CS 1-2f 2-H			4	1	1	0	0	1	3
<b>Darnell Coles, R</b> OBP: 0.195, SLG: 0.220 (1, 10)		1-1 F7 ①	1-2 1B 2-H 3-H		0-0 WP 1B 1B		1-0 F8 ②			4	1	2	2	0	0	1
<b>Dave Valle, R</b> OBP: 0.324, SLG: 0.485 (1, 2)		2-1 F9 ②	1-2 G2-3 ③		2-2 BB 1B 1-H		3-0 CS ③ X 1-2	0-0 P2 ①		4	0	1	1	0	0	1
<b>Edgar Martinez, R</b> OBP: 0.300, SLG: 0.192 (1, 5)		1-1 F9 ③		1-1 P3 ①		2-0 F8 ②		3-2 F8 ②		4	0	0	0	0	0	1
<b>Rey Quinones, R</b> OBP: 0.176, SLG: 0.125 (1, 6)			2-2 E6 FC6-4	1-0 F7 ②		4-0 BB 1-2		2-1 1B		3	0	1	0	1	0	0

Inning Stats	R: 0	H: 1	E: 0	LOB: 2	K: 0	BB: 1	S: 9	P: 19	R: 0	H: 0	E: 0	LOB: 0	K: 0	BB: 0	S: 6	P: 10	R: 4	H: 4	E: 1	LOB: 1	K: 0	BB: 0	S: 21	P: 31	R: 0	H: 0	E: 0	LOB: 0	K: 1	BB: 0	S: 6	P: 10	R: 0	H: 1	E: 0	LOB: 0	K: 1	BB: 0	S: 7	P: 12	R: 1	H: 2	E: 0	LOB: 2	K: 1	BB: 1	S: 10	P: 19	R: 2	H: 2	E: 1	LOB: 0	K: 0	BB: 1	S: 7	P: 20	R: 0	H: 1	E: 0	LOB: 1	K: 0	BB: 0	S: 10	P: 15
1B: 8	SF: 0	2B: 1	SAC: 0	3B: 0	DP: 1	HR: 2	HBP: 0	WP: 1	PA: 38																																																							

PITCHER	IP	WLS	BF	H	R	ER	SO	BB	IBB	HBP	BLK	WP	HR	S	P	ERA	WHIP
<b>Curt Young, L</b> ERA: 5.5 (1, 1)	6.0	L	30	9	7	4	3	3	0	0	0	1	2	60	108	6.00	2.000
<b>Todd Burns, R</b> ERA: 1.08 (7, 1)	2.0		7	2	0	0	0	0	0	0	0	0	0	16	28	0.00	1.000


**BOTTOM**

**Oakland Athletics @ Seattle Mariners**  
The Kingdome, Seattle, WA

Mon Apr 17 1999, 10:05 PM EDT  
Att. 14,827 - Unknown

livebaseballscores.com

<b>AB</b>	<b>34</b>
<b>R</b>	<b>7</b>
<b>H</b>	<b>11</b>
<b>RBI</b>	<b>6</b>
<b>BB</b>	<b>3</b>
<b>SO</b>	<b>3</b>
<b>LOB</b>	<b>12</b>





Batter	1	2	3	4	5	6	7	8	9	AB R H RBI BB SO LOB	TOP																
Tony Phillips, S OBP: 0.356, SLG: 0.415 (1, 5)	2-2 G6-3			2-1 2B	1-2 1B		2-2 G4-3	1-2 G4-3		5 2 2 1 0 0 4																	
Billy Beane, R OBP: 0.273, SLG: 0.364 (1, 9)	1-1 L9			0-0 2B	1-1 BB		2-3 K		0-0 L8	5 0 2 2 0 1 1																	
Dave Henderson, R OBP: 0.435, SLG: 0.531 (1, 8)	1-1 P9			1-3 K	4-0 BB			2-3 K	3-2 F9	4 0 0 0 1 2 1																	
Terry Steinbach, R OBP: 0.320, SLG: 0.289 (1, 2)		2-0 L9		2-1 F9	2-0 G4-3			3-1 2B	2-2 G4-3	4 0 1 0 0 0 3																	
Luis Polonia, L OBP: 0.231, SLG: 0.257 (8, PR)										0 1 0 0 0 0 0																	
Ron Hassey, L OBP: 0.147, SLG: 0.152 (8, 2)								2B		1 0 0 0 0 0 0																	
Carney Lansford, R OBP: 0.356, SLG: 0.389 (1, 3)	1-0 G4-3			4-2 BB		1-1 G4-6-3 HBP		1-0 2B		2 1 1 0 1 0 0																	
Dave Parker, L OBP: 0.300, SLG: 0.446 (1, 10)	0-0 3-1			2-3 K		1-1 G4-6-3 1-2f		4-0 2B		3 0 0 0 1 1 3																	
Stan Javier, S OBP: 0.342, SLG: 0.444 (1, 7)			0-2 1-3		2-2 G6-3	2-3 K		0-0 FC4-2		4 0 1 2 0 1 0																	
Mike Gallego, R OBP: 0.520, SLG: 0.696 (1, 4)			4-2 CS		0-0 1B		1-0 G4-3	0-0 FC4-2		3 1 2 0 1 0 2																	
Walt Weiss, S OBP: 0.341, SLG: 0.526 (1, 6)			2-2 G5-3		3-2 L9		1-1 SH1-3	4-1 BB		2 0 0 0 1 0 2																	
<b>Inning Stats</b>	R: 0 E: 0 K: 0 S: 8	H: 0 LOB: 0 BB: 0 P: 12	R: 0 E: 0 K: 0 S: 3	H: 0 LOB: 0 BB: 0 P: 6	R: 0 E: 0 K: 0 S: 8	H: 0 LOB: 0 BB: 1 P: 14	R: 1 E: 0 K: 2 S: 13	H: 2 LOB: 2 BB: 1 P: 24	R: 2 E: 0 K: 0 S: 13	H: 3 LOB: 2 BB: 1 P: 26	R: 0 E: 0 K: 1 S: 9	H: 0 LOB: 0 BB: 0 P: 13	R: 0 E: 0 K: 1 S: 9	H: 1 LOB: 1 BB: 0 P: 15	R: 2 E: 0 K: 1 S: 16	H: 3 LOB: 3 BB: 2 P: 31	R: 0 E: 0 K: 0 S: 9	H: 0 LOB: 0 BB: 0 P: 14	1B: 4 2B: 5 3B: 0 HR: 0	SF: 0 SAC: 1 DP: 1 HBP: 1	WP: 0 PB: 0 SB: 0 CS: 1	PA: 40					
<b>PITCHER</b>	IP WLS BF H R ER SO BB IBB HBP BLK WP HR S P ERA WHIP																										
Steve Trout, L ERA: 14.09 (1, 1)	4.2		20	5	3	3	2	2	0	0	0	0	0	44	75	5.79	1.500										
Michael Jackson, R ERA: 7.56 (5, 1)	2.1		9	1	0	0	2	1	0	1	0	0	0	19	35	0.00	0.857										
Jerry Reed, R ERA: 3.86 (8, 1)	1.0	L	8	3	2	2	1	1	1	0	0	0	0	16	31	18.00	4.000										
Julio Solano, R ERA: 6.75 (9, 1)	1.0		3	0	0	0	0	0	0	0	0	0	0	9	14	0.00	0.000										

Oakland Athletics @ Seattle Mariners  
The Kingdome, Seattle, WA  
Tue Apr 18 1989, 10:05 PM EDT  
Att. 9,670 - Dome

livebaseballscorecards.com

AB	33
R	5
H	9
RBI	5
BB	5
SO	5
LOB	16







Batter	1	2	3	4	5	6	7	8	9	AB R H RBI BB SO LOB	TOP											
Tony Phillips, S OBP: 0.360, SLG: 0.435 (1, 5)	1-0 F8	2-3 K		1-0 SAFE 1-3 1B 2B		0-0 1B		2-1 G6-3		5 1 2 0 0 1 1												
Billy Beane, R OBP: 0.357, SLG: 0.500 Luis Polonia, L OBP: 0.220, SLG: 0.243 (6, PH) (6, 7)	1-2 2B	3-3 K		1-0 2-H 3-H 1B		0-0 G3		0-2 P5		3 1 2 2 0 1 1 2 0 0 0 0 0 1												
Dave Henderson, R OBP: 0.403, SLG: 0.481 (1, 8)	2-1 F8		2-3 K	3-3 K			1-1 G5-3	2-2 G6-3		5 0 0 0 0 2 2												
Carney Lansford, R OBP: 0.375, SLG: 0.421 (1, 3)	4-1 2B BB		0-0 2B 3B	1-0 G6-3			0-0 G1-3		4-0 G4-3 S BB	3 2 1 0 2 0 1												
Terry Steinbach, R OBP: 0.345, SLG: 0.347 (1, 2)	1-1 1B 2B 1-H 2-H		0-0 2B 3-H		1-3 K		4-1 BB 1B PB BB		3-1 L4 1-2	4 1 2 3 1 1 1												
Lance Blankenship, R OBP: 0.500, SLG: 0.500 Dave Parker, L OBP: 0.302, SLG: 0.431 (1, 10) (5, PH)	1-1 2B		3-3 K		1-2 G4-3		4-1 BB 1B BB		1-0 G4-3 2-3	2 0 1 0 0 1 1 2 1 0 0 1 0 1												
Stan Javier, S OBP: 0.326, SLG: 0.400 (1, 7) (6, 9)	0-0 L8		2-3 K		2-1 F8		4-2 1B 2-3 BB		0-1 P5	4 0 0 0 1 1 4												
Mike Gallego, R OBP: 0.483, SLG: 0.630 (1, 4)		2-3 K		2-3 K		2-3 K	0-1 1B 1-3 2-H 3-H			4 0 1 2 0 3 0												
Walt Weiss, S OBP: 0.333, SLG: 0.488 (1, 6)		3-2 E9		4-2 2B 1B BB		2-1 G3-1	1-3 K			3 1 0 0 1 1 2												
<b>Inning Stats</b>	R: 2 E: 0 K: 0 S: 12	H: 3 LOB: 2 BB: 1 P: 22	R: 0 E: 1 K: 3 S: 14	H: 0 LOB: 1 BB: 0 P: 24	R: 1 E: 0 K: 3 S: 12	H: 2 LOB: 1 BB: 1 P: 19	R: 2 E: 0 K: 2 S: 12	H: 2 LOB: 1 BB: 1 P: 24	R: 0 E: 0 K: 1 S: 10	H: 0 LOB: 0 BB: 0 P: 14	R: 0 E: 0 K: 1 S: 7	H: 1 LOB: 1 BB: 0 P: 11	R: 2 E: 0 K: 1 S: 12	H: 1 LOB: 2 BB: 3 P: 26	R: 0 E: 0 K: 0 S: 9	H: 0 LOB: 0 BB: 0 P: 13	R: 0 E: 0 K: 0 S: 6	H: 0 LOB: 1 BB: 1 P: 13	1B: 4 2B: 4 3B: 1 HR: 0	SF: 0 SAC: 0 DP: 0 HBP: 0	WP: 0 PB: 1 SB: 2 CS: 0	PA: 43
<b>PITCHER</b>	IP WLS BF H R ER SO BB IBB HBP BLK WP HR S P ERA WHIP																					
Mark Langston, L ERA: 3.99 (1, 1)	4.0 L 22 7 5 5 8 2 0 0 0 0 0 0 50 89 11.25 2.250																					
Julio Solano, R ERA: 5.4 (5, 1)	2.2 10 1 1 1 2 1 0 0 0 0 0 0 21 34 3.38 0.750																					
Dennis Powell, L ERA: 2.61 (7, 1)	2.1 11 1 1 1 1 3 0 0 0 0 0 0 23 43 3.86 1.714																					

Oakland Athletics @ Seattle Mariners  
The Kingdome, Seattle, WA  
Wed Apr 19 1989, 6:33 AM EDT  
Att. 11,328 - Dome

livebaseballscorecards.com

AB	37
R	7
H	9
RBI	7
BB	6
SO	11
LOB	15



Batter	1	2	3	4	5	6	7	8	9	AB	R	H	RBI	BB	SO	LOB
Harold Reynolds, S OBP: 0.348, SLG: 0.377 (1, 4)	2-1 F7		2-1 G3-1		1-2 F7		4-0 FC4-6 BB	1-2 L7		4	0	0	0	1	0	1
Ken Griffey Jr., L OBP: 0.271, SLG: 0.386 Henry Cotto, R OBP: 0.381, SLG: 0.684 (1, 8) (9, PH)	2-1 2B SF8 1B		1-2 G4-3 2B		2-0 L8		0-0 FC4-6 1B BB E 1-2f		1-2 F7	4	2	2	0	0	0	1
Alvin Davis, L OBP: 0.483, SLG: 0.500 (1, 3)	3-2 1B 1-3 2B		2-1 G4-3		1-0 F7		4-1 E 1-2 PB BB		2-2 G4-3	4	1	1	0	1	0	1
Jeffrey Leonard, R OBP: 0.357, SLG: 0.490 (1, 7)	1-2 SF8		2-3 K			1-1 BB 1B SF9 1B	0-2 E5 PB 1B		0-3 K	4	1	2	1	0	2	1
Darnell Coles, R OBP: 0.265, SLG: 0.333 (1, 10)	0-2 2-3 1B			3-1 2B G6-3 1B		2-0 BB 1B	1-0 G5-3			4	1	3	0	0	0	1
Greg Briley, L OBP: 0.360, SLG: 0.429 (1, 9)	2-2 G4-3			1-0 F8 1-3 2B		4-1 BB	2-3 K			3	0	1	0	1	1	3
Jim Presley, R OBP: 0.231, SLG: 0.208 (1, 5)		0-0 L9		2-0 G6-3		2-0 P3		1-0 L8		4	0	0	1	0	0	4
Scott Bradley, L OBP: 0.222, SLG: 0.200 (1, 2)		0-1 P5		2-2 F8		1-0 SF9		4-0 BB		2	0	0	1	1	0	1
Mario Diaz, R OBP: 0.200, SLG: 0.800 (1, 6)		1-0 F8		1-1 P3		3-2 P3		1-2 L6		4	0	0	0	0	0	4

Inning Stats	R: 1	H: 3	E: 0	LOB: 2	K: 0	P: 27	R: 0	H: 0	E: 0	LOB: 0	K: 0	P: 5	R: 0	H: 1	E: 0	LOB: 1	K: 1	P: 18	R: 1	H: 2	E: 0	LOB: 1	K: 0	P: 20	R: 0	H: 0	E: 0	LOB: 0	K: 0	P: 9	R: 1	H: 2	E: 1	LOB: 1	K: 1	P: 22	R: 0	H: 0	E: 0	LOB: 1	K: 0	P: 17	R: 0	H: 0	E: 0	LOB: 0	K: 1	P: 13	1B: 6	SF: 2	2B: 3	SAC: 0	3B: 0	DP: 0	HR: 0	HBP: 0
--------------	------	------	------	--------	------	-------	------	------	------	--------	------	------	------	------	------	--------	------	-------	------	------	------	--------	------	-------	------	------	------	--------	------	------	------	------	------	--------	------	-------	------	------	------	--------	------	-------	------	------	------	--------	------	-------	-------	-------	-------	--------	-------	-------	-------	--------

PITCHER	IP	WLS	BF	H	R	ER	SO	BB	IBB	HBP	BLK	WP	HR	S	P	ERA	WHIP
Dave Stewart, R ERA: 2.77 (1, 1)	6.0	W	28	8	4	4	1	2	0	0	0	0	0	58	106	6.00	1.667
Greg Cadaret, L ERA: 7.71 (7, 1)	0.1		2	0	0	0	0	1	0	0	0	0	0	2	6	0.00	3.000
Eric Plunk, R ERA: (7, 1)	1.2		7	1	1	0	1	1	0	0	0	0	0	19	29	0.00	1.200
Rick Honeycutt, L ERA: 3.72 (9, 1)	0.2		2	0	0	0	0	0	0	0	0	0	0	7	10	0.00	0.000
Dennis Eckersley, R ERA: (9, 1)	0.1	S	1	0	0	0	1	0	0	0	0	0	0	3	3	0.00	0.000

**BOTTOM**

**Oakland Athletics @ Seattle Mariners**  
The Kingdome, Seattle, WA

Wed Apr 19 1989, 6:33 AM EDT  
Att. 11,328 - Dome

AB	34
R	5
H	9
RBI	3
BB	4
SO	3
LOB	17



PITCHER	IP	WLS	BF	H	R	ER	SO	BB	IBB	HBP	BLK	WP	HR	S	P	ERA	WHIP
WP: 0	PA: 40	ERA: 0.00	WHIP: 0.000														



Batter	1	2	3	4	5	6	7	8	9	AB	R	H	RBI	BB	SO	LOB	TOP								
<b>Brian Downing, R</b> (1, 10) OBP: 0.353, SLG: 0.419	0-2 5-3		3-3 K		2-2 2B 1-2 2-3 1B	2-1 FC6-4 1B		4-1 BB		4	0	2	1	1	1	0									
<b>Mark McLemore, S</b> (1, 4) OBP: 0.316, SLG: 0.333	1-2 L9		3-2 L8		0-3 K	0-0 FC6-4 1-2f		1-3 K		5	0	0	0	0	2	6									
<b>Devon White, S</b> (1, 8) OBP: 0.388, SLG: 0.629	1-3 K			2-2 G4-3 1B	0-0 1-3 2-H 3-H 2B		0-2 G1-6-3 WP 1B	1-3 K		5	1	3	2	0	2	2									
<b>Claudell Washington, L</b> (1, 9) OBP: 0.298, SLG: 0.318		4-2 F9 1B BB		0-1 G4-3 1-3	2-3 K		0-0 F8		3-3 K	4	0	0	0	1	2	4									
<b>Lance Parrish, R</b> (1, 2) OBP: 0.345, SLG: 0.354		2-0 1-2 1B		2-3 K	1-3 K		1-0 G1-6-3 1-3		1-0 6-3	5	0	1	0	0	2	4									
<b>Wally Joyner, L</b> (1, 3) OBP: 0.290, SLG: 0.273		1-2 F9 2-3		4-0 BB		0-1 G3-1	3-3 K		0-0 4-3	4	0	0	0	1	1	2									
<b>Chili Davis, S</b> (1, 7) OBP: 0.278, SLG: 0.408		3-3 K		3-3 K		4-2 2B SF9 BB		0-0 HR		3	2	1	1	1	2	4									
<b>Jack Howell, L</b> (1, 5) OBP: 0.193, SLG: 0.192		0-0 L8			4-2 1B 2B BB	0-0 SF9 1B 2B		4-2 BB BB		2	2	1	0	2	0	2									
<b>Kent Anderson, R</b> (1, 6) OBP: 0.333, SLG: 0.353			2-3 K		1-1 2B 1B	0-0 SF9		1-2 P4		2	1	1	1	0	1	0									
<b>Dante Bichette, R</b> (8, PH) OBP: 0.400, SLG: 0.750										1	0	0	0	0	0	1									
<b>Glenn Hoffman, R</b> (8, 6) OBP: 0.350, SLG: 0.333										0	0	0	0	0	0	0									
<b>Inning Stats</b>	R: 0 E: 0 K: 1 S: 9	H: 0 LOB: 0 BB: 0 P: 11	R: 0 E: 0 K: 1 S: 13	H: 1 LOB: 2 BB: 1 P: 22	R: 0 E: 0 K: 2 S: 13	H: 0 LOB: 0 BB: 0 P: 21	R: 0 E: 0 K: 2 S: 11	H: 1 LOB: 2 BB: 1 P: 22	R: 2 E: 0 K: 3 S: 19	H: 3 LOB: 2 BB: 1 P: 29	R: 2 E: 0 K: 0 S: 9	H: 2 LOB: 1 BB: 1 P: 15	R: 1 E: 0 K: 1 S: 9	H: 1 LOB: 0 BB: 0 P: 13	R: 1 E: 0 K: 2 S: 17	H: 1 LOB: 2 BB: 2 P: 28	R: 0 E: 0 K: 1 S: 5	H: 0 LOB: 0 BB: 0 P: 9	1B: 6 2B: 2 3B: 0 HR: 1	SF: 1 SAC: 0 DP: 0 HBP: 0	WP: 1 PB: 0 SB: 2 CS: 0	PA: 42			
<b>PITCHER</b>	IP	WLS	BF	H	R	ER	SO	BB	IBB	HBP	BLK	WP	HR	S	P	ERA	WHIP								
<b>Bob Welch, R</b> (1, 1) ERA: 2.25	5.2	W	28	7	4	4	9	4	0	0	0	0	0	73	119	6.35	1.941								
<b>Eric Plunk, R</b> (6, 1) ERA: 2.35	1.1		7	2	2	2	1	1	0	0	0	1	1	16	24	13.50	2.250								
<b>Rick Honeycutt, L</b> (8, 1) ERA: 3.09	2.0	S	7	0	0	0	3	1	0	0	0	0	0	16	27	0.00	0.500								

**California Angels @ Oakland Athletics**  
**Oakland-Alameda County Coliseum, Oakland, CA**  
 Fri Apr 21 1989, 7:05 PM PDT  
 Att: 26,903 - Unknown

<b>AB</b>	<b>35</b>
<b>R</b>	<b>6</b>
<b>H</b>	<b>9</b>
<b>RBI</b>	<b>5</b>
<b>BB</b>	<b>6</b>
<b>SO</b>	<b>13</b>
<b>LOB</b>	<b>25</b>



WP: 1	PA: 42
PB: 0	
SB: 2	
CS: 0	

ERA	WHIP

livebaseballscorecards.com

Batter	1	2	3	4	5	6	7	8	9
<b>Tony Phillips, S</b> (1, 7) OBP: 0.382, SLG: 0.440	1-0 S 1B	4-2 2B 1B BB		1-1 L7		1-0 F8		1-0 1B BB 1B	
<b>Billy Beane, R</b> (1, 9) OBP: 0.353, SLG: 0.529	1-3 K	3-2 1B 2B		0-0 4-3		4-0 1B BB		2-1 BB BB SF7 1B	
<b>Stan Javier, S</b> (6, PH) OBP: 0.356, SLG: 0.415		1-3 2-H 3-H				1-1 1B		4-2 BB BB	
<b>Dave Henderson, R</b> (1, 8) OBP: 0.431, SLG: 0.544	3-3 K	4-1 1B BB			1-0 HR	1-1 1B		1-2 BB BB	
<b>Terry Steinbach, R</b> (1, 3) OBP: 0.367, SLG: 0.358	1-3 K	1-1 1B			1-1 G6-3 1B	2-0 L7		4-2 1B BB	
<b>Carney Lansford, R</b> (1, 5) OBP: 0.362, SLG: 0.410		1-2 2-H 3-H			0-1 G6-3		0-0 G4-3	0-1 SF7	
<b>Lance Blankenship, R</b> (1, 10) OBP: 0.500, SLG: 1.250		3-2 HR	2-1 5-3		3-1 L3		1-1 1B 2B	1-0 F8	
<b>Dave Parker, L</b> (5, PH) OBP: 0.303, SLG: 0.443		1-2						3-H	
<b>Mike Gallego, R</b> (1, 4) OBP: 0.471, SLG: 0.594		0-1 1-3	1-0 5-3			2-1 E S SF7 1B	2-0 1B	1-0 F7	
<b>Ron Hassey, L</b> (1, 2) OBP: 0.132, SLG: 0.139		3-2 E4 BB 1B 2B	3-1 F7			1-0 SF7	2-3 K		
<b>Walt Weiss, S</b> (1, 6) OBP: 0.347, SLG: 0.477		1-0 BB 2B 1B			1-0 F9	4-1 S 1B BB	2-3 K		

AB	R	H	RBI	BB	SO	LOB
4	2	2	0	1	0	1
3	1	1	2	0	1	1
1	1	1	0	1	0	0
3	1	2	2	2	1	1
4	0	2	3	1	1	3
4	0	1	1	0	0	3
2	1	1	1	0	0	0
3	0	1	0	0	0	2
5	1	2	0	0	0	2
3	1	0	1	0	1	2
3	2	1	0	1	1	2

AB	R	H	RBI	BB	SO	LOB
35	10	14	10	6	5	17

Inning Stats	R: 0	H: 1	E: 0	K: 3	S: 12	H: 1	LOB: 1	BB: 0	P: 18	R: 5	H: 5	E: 1	K: 0	S: 23	H: 0	LOB: 0	BB: 0	P: 11	R: 0	H: 0	E: 0	K: 0	S: 4	R: 1	H: 2	E: 0	K: 0	S: 7	R: 2	H: 2	E: 0	K: 0	S: 9	R: 0	H: 2	E: 0	K: 2	S: 10	R: 2	H: 2	E: 0	K: 0	S: 12	R: 2	H: 2	E: 0	K: 0	S: 25
<b>CHUCK FINLEY, L</b> (1, 1) ERA: 3.04	IP	WLS	BF	H	R	ER	SO	BB	IBB	HBP	BLK	WP	HR	S	P	ERA	WHIP																															
<b>WILLIE FRASER, R</b> (2, 1) ERA: 3.24	2.1		7	0	0	0	0	0	0	0	0	0	0	11	19	0.00	0.000																															
<b>DAN PETRY, R</b> (5, 1) ERA: 5.19	1.2		10	4	3	3	0	2	0	0	0	0	0	15	32	16.20	3.600																															
<b>GREG MINTON, R</b> (6, 1) ERA: 2.79	1.1		8	4	2	2	2	0	0	0	0	0	0	14	26	13.50	3.000																															
<b>BRYAN HARVEY, R</b> (8, 1) ERA:	1.0		5	0	0	0	0	2	0	0	0	0	0	9	19	0.00	2.000																															

**BOTTOM**

**California Angels @ Oakland Athletics**  
Oakland-Alameda County Coliseum, Oakland, CA

livebaseballscores.com

**AB 35**  
**R 10**  
**H 14**  
**RBI 10**  
**BB 6**  
**SO 5**  
**LOB 17**



WP	HR	S	P	ERA	WHIP
0	0	1	1	0	0

Fri Apr 21 1989, 7:05 PM PDT  
Att. 26,903 - Unknown



Batter	1	2	3	4	5	6	7	8	9	AB R H RBI BB SO LOB	TOP
<b>Mark McLemore, S</b> (1, 4) <small>OBP: 0.290, SLG: 0.305</small>	3-2 		0-2 		1-2 		2-1 		3-3 	5 0 0 0 0 1 1	
<b>Glenn Hoffman, R</b> (1, 5) <small>OBP: 0.391, SLG: 0.500</small> <b>Jack Howell, L</b> (7, PH) <small>OBP: 0.207, SLG: 0.192</small> (7, 5)	0-1 		4-0 		0-0 		4-1 			2 1 1 1 1 0 0 0 0 0 0 1 0 0	
<b>Devon White, S</b> (1, 8) <small>OBP: 0.380, SLG: 0.606</small>	3-3 		2-2 		3-2 		1-0 			4 1 1 0 0 1 3	
<b>Brian Downing, R</b> (1, 10) <small>OBP: 0.333, SLG: 0.394</small>		1-0 		1-2 		3-3 		1-3 		4 0 0 0 0 2 1	
<b>Dante Bichette, R</b> (1, 9) <small>OBP: 0.448, SLG: 0.731</small>		1-1 		4-1 		4-0 		1-1 		2 1 1 0 2 0 0	
<b>Chili Davis, S</b> (1, 7) <small>OBP: 0.293, SLG: 0.415</small>		2-0 		1-2 		3-3 		3-1 		4 0 2 1 0 1 1	
<b>Wally Joyner, L</b> (1, 3) <small>OBP: 0.288, SLG: 0.271</small>		0-0 		0-1 		0-0 		0-1 		4 0 1 0 0 0 3	
<b>Bill Schroeder, R</b> (1, 2) <small>OBP: 0.316, SLG: 0.500</small> <b>Claudell Washington, L</b> (9, PH) <small>OBP: 0.292, SLG: 0.311</small>			0-3 	0-2 		1-1 		2-3 		3 0 1 0 0 1 1 1 0 0 0 0 1 0	
<b>Kent Anderson, R</b> (1, 6) <small>OBP: 0.333, SLG: 0.316</small> <b>Brian Brady, L</b> (9, PH) <small>OBP: 0.500, SLG: 1.000</small>			4-1 	1-3 		0-3 		2-3 		2 0 0 0 1 2 2 1 0 0 0 0 1 0	
<b>Inning Stats</b>	R: 0 H: 0 E: 0 LOB: 0 K: 1 BB: 0 S: 9 P: 15	R: 0 H: 2 E: 0 LOB: 1 K: 0 BB: 0 S: 5 P: 9	R: 0 H: 0 E: 0 LOB: 2 K: 1 BB: 2 S: 10 P: 20	R: 1 H: 2 E: 0 LOB: 2 K: 1 BB: 1 S: 15 P: 22	R: 2 H: 2 E: 1 LOB: 1 K: 2 BB: 1 S: 13 P: 27	R: 0 H: 1 E: 0 LOB: 0 K: 1 BB: 0 S: 6 P: 7	R: 0 H: 0 E: 0 LOB: 1 K: 1 BB: 1 S: 7 P: 15	R: 0 H: 0 E: 0 LOB: 0 K: 0 BB: 0 S: 6 P: 10	R: 0 H: 0 E: 0 LOB: 0 K: 3 BB: 0 S: 9 P: 16	1B: 6 SF: 0 2B: 0 SAC: 0 3B: 0 DP: 2 HR: 1 HBP: 0	WP: 0 PA: 37 PB: 0 SB: 2 CS: 0
<b>PITCHER</b> <b>Curt Young, L</b> (1, 1) <small>ERA: 5.09</small> <b>Todd Burns, R</b> (6, 1) <small>ERA: 0.79</small> <b>Dennis Eckersley, R</b> (9, 1) <small>ERA:</small>	IP WLS BF H R ER SO BB IBB HBP BLK WP HR S P ERA WHIP 5.0 W 25 7 3 2 5 4 0 0 0 0 0 1 53 94 3.60 2.200 3.0 9 0 0 0 2 1 0 0 0 0 0 0 18 31 0.00 0.333 1.0 S 3 0 0 0 3 0 0 0 0 0 0 0 9 16 0.00 0.000	<b>PITCHER</b> IP WLS BF H R ER SO BB IBB HBP BLK WP HR S P ERA WHIP									

California Angels @ Oakland Athletics  
 Oakland-Alameda County Coliseum, Oakland, CA

Sat Apr 22 1989, 3:33 AM PDT  
 Att. 33,172 - Cloudy - 60 F

livebaseballscorecards.com

AB	32
R	3
H	7
RBI	2
BB	5
SO	10
LOB	12



Batter	1	2	3	4	5	6	7	8	9
Luis Polonia, L OBP: 0.244, SLG: 0.268 (1, 7)	1-0 S 1B		0-0 B1-3		0-0 1B 1B	2-0 CS	1-1 P6		
Dave Henderson, R OBP: 0.408, SLG: 0.508 (1, 8)	0-3 K		1-3 K		3-3 K 1-2 3-H		0-2 F8		
Dave Parker, L OBP: 0.286, SLG: 0.415 (1, 10)	3-2 F7 1-2		1-2 P4		1-2 P5		0-3 K		
Carney Lansford, R OBP: 0.356, SLG: 0.400 (1, 3)	0-0 G4-3			1-0 F8	0-0 2B 1B		1-0 F7		
Ron Hassey, L OBP: 0.190, SLG: 0.250 (1, 2)		1-1 G6-3		1-0 2B	1-0 2B		1-1 G1-6-3 1B		
Tony Phillips, S OBP: 0.373, SLG: 0.415 (1, 5)		1-2 1B HBP		2-3 K	2-1 L8		0-2 G1-6-3 1-2f		
Stan Javier, S OBP: 0.354, SLG: 0.409 (1, 9)		0-0 BB 1B		2-1 F8		1-0 G3			
Walt Weiss, S OBP: 0.365, SLG: 0.467 (1, 6)		4-2 G6-3 BB			4-1 1B 1B BB	2-1 F8			
Mike Gallego, R OBP: 0.486, SLG: 0.600 (1, 4)		1-2 G6-3 1-2f			0-0 1B S 1B	0-0 CS 1B			

Inning Stats	R: 0	H: 1	E: 0	LOB: 1	K: 1	BB: 0	S: 9	P: 13
	R: 0	H: 1	E: 0	LOB: 2	K: 0	BB: 1	S: 11	P: 18
	R: 0	H: 0	E: 0	LOB: 0	K: 1	BB: 0	S: 7	P: 9
	R: 0	H: 1	E: 0	LOB: 1	K: 1	BB: 0	S: 7	P: 13
	R: 4	H: 4	E: 0	LOB: 1	K: 1	BB: 1	S: 14	P: 24
	R: 0	H: 1	E: 0	LOB: 0	K: 1	BB: 0	S: 4	P: 9
	R: 0	H: 1	E: 0	LOB: 0	K: 0	BB: 0	S: 7	P: 9

PITCHER	IP	WLS	BF	H	R	ER	SO	BB	IBB	HBP	BLK	WP	HR	S	P	ERA	WHIP
Bert Blyleven, R ERA: 2.03 (1, 1)	8.0	L	33	9	4	4	5	2	0	1	0	0	0	68	105	4.50	1.375

AB R H RBI BB SO LOB

4	1	2	1	0	0	0
4	0	0	0	0	3	2
4	0	0	0	0	1	2
4	1	1	1	0	0	1
4	0	3	1	0	0	0
3	0	0	0	0	1	3
3	0	1	0	0	0	1
1	1	0	0	2	0	0
3	1	2	0	0	0	3

AB	R	H	RBI	BB	SO	LOB
30	4	9	3	2	5	12



**California Angels @ Oakland Athletics**  
**Oakland-Alameda County Coliseum, Oakland, CA**  
 Sat Apr 22 1989, 3:33 AM PDT  
 Att: 33,172 - Cloudy - 60 F

livebaseballscorecards.com

WP	PA
0	34



Batter	1	2	3	4	5	6	7	8	9	AB R H RBI BB SO LOB	TOP											
Claudell Washington, L OBP: 0.327, SLG: 0.347 (1, 9)	3-2 1B		1-1 CS 1B			0-1 BB 1B		2-2 5-3		4 0 3 0 0 0 0												
Jack Howell, L OBP: 0.210, SLG: 0.182 (1, 5)	1-0 F4		2-2 CS 1-2	3-2 4-3		4-2 BB 1-2 2-3		1-2 4-3	3 0 0 0 1 0 1													
Devon White, S OBP: 0.360, SLG: 0.571 (1, 8)	1-2 F5			0-0 F9		2-3 K		0-3 K	4 0 0 0 0 2 4													
Wally Joyner, L OBP: 0.286, SLG: 0.258 (1, 3)	1-0 F9			1-1 G4-3		2-2 F8		4-0 BB	3 0 0 0 1 0 4													
Chili Davis, S OBP: 0.274, SLG: 0.386 (1, 10)		2-3 K			1-1 L7		0-1 L8	0-1 G3	4 0 0 0 0 1 1													
Lance Parrish, R OBP: 0.328, SLG: 0.333 (1, 2)		1-3 K			2-1 F8		3-1 F8		3 0 0 0 0 1 0													
Dante Bichette, R OBP: 0.406, SLG: 0.655 (1, 7)		1-1 F8			3-3 K		2-2 G5-3		3 0 0 0 0 1 0													
Mark McLemore, S OBP: 0.277, SLG: 0.290 (1, 4)			2-3 K			2-2 G4-3		1-1 6-3	3 0 0 0 0 1 0													
Kent Anderson, R OBP: 0.348, SLG: 0.300 (1, 6)			2-1 F9			4-0 BB 1B BB		0-1 F5	1 0 0 0 1 0 0													
Johnny Ray, S (8, PH)									1 0 0 0 0 0 0													
Glenn Hoffman, R OBP: 0.391, SLG: 0.500 (8, 6)									0 0 0 0 0 0 0													
<b>Inning Stats</b>	R: 0 E: 0 K: 0 S: 9	H: 1 LOB: 1 BB: 0 P: 15	R: 0 E: 0 K: 2 S: 10	H: 0 LOB: 0 BB: 0 P: 14	R: 0 E: 0 K: 1 S: 9	H: 1 LOB: 0 BB: 0 P: 16	R: 0 E: 0 K: 0 S: 6	H: 0 LOB: 0 BB: 0 P: 10	R: 0 E: 0 K: 1 S: 8	H: 0 LOB: 0 BB: 0 P: 14	R: 0 E: 0 K: 1 S: 13	H: 1 LOB: 3 BB: 2 P: 27	R: 0 E: 0 K: 0 S: 7	H: 0 LOB: 0 BB: 0 P: 12	R: 0 E: 0 K: 0 S: 7	H: 0 LOB: 0 BB: 0 P: 10	R: 0 E: 0 K: 1 S: 9	H: 0 LOB: 1 BB: 1 P: 14	1B: 3 2B: 0 3B: 0 HR: 0	SF: 0 SAC: 0 DP: 0 HBP: 0	WP: 0 PB: 0 SB: 0 CS: 1	PA: 33
<b>PITCHER</b>	IP WLS BF H R ER SO BB IBB HBP BLK WP HR S P ERA WHIP																					
Mike Moore, R ERA: 2.33 (1, 1)	7.2 W 27 3 0 0 5 2 0 0 0 0 0 0 66 113 0.00 0.652																					
Rick Honeycutt, L ERA: 2.84 (8, 1)	1.0 4 0 0 0 1 1 0 0 0 0 0 0 10 17 0.00 1.000																					
Dennis Eckersley, R ERA: (9, 1)	0.1 S 1 0 0 0 0 0 0 0 0 0 0 0 2 2 0.00 0.000																					

California Angels @ Oakland Athletics  
Oakland-Alameda County Coliseum, Oakland, CA

Sun Apr 23 1989, 3:33 AM PDT  
Att. 25,681 - Cloudy - 60 F

livebaseballscorecards.com

AB	29
R	0
H	3
RBI	0
BB	3
SO	6
LOB	10



Batter	1	2	3	4	5	6	7	8	9	AB	R	H	RBI	BB	SO	LOB
Luis Polonia, L OBP: 0.224, SLG: 0.244 (1, 7)	3-2 G1-3		0-0 G1-3		0-0 B1-3		2-1 F8			4	0	0	0	0	0	3
Stan Javier, S OBP: 0.385, SLG: 0.426 (1, 9)	2-3 K		4-2 BB			0-0 G6-4-3 1B		0-2 WP 1B		3	1	2	0	1	1	0
Dave Henderson, R OBP: 0.400, SLG: 0.492 (1, 8)	0-1 G4-3		1-2 F9			1-2 G6-4-3 1-2f		3-2 G6-4-3 1B 1-H		4	0	1	1	0	0	2
Dave Parker, L OBP: 0.270, SLG: 0.391 (1, 10)		2-0 L7		0-0 4-3		1-0 F7		0-0 P2		4	0	0	0	0	0	1
Carney Lansford, R OBP: 0.364, SLG: 0.406 (1, 3)		2-2 1B 1B		0-0 E 1B			3-2 G4-3	1-1 G6-4-3 1-2f		4	1	2	0	0	0	1
Terry Steinbach, R OBP: 0.365, SLG: 0.357 (1, 2)		0-0 1B 1-3 1B		2-2 L9			1-2 G1-3			3	0	1	0	0	0	1
Tony Phillips, S OBP: 0.387, SLG: 0.446 (1, 5)		1-2 G6-4-3 1-2 3-H 1B		0-1 SAFE G3-1 1-3			2-0 E 2B			3	0	2	1	0	0	1
Walt Weiss, S OBP: 0.364, SLG: 0.447 (1, 6)		2-0 G6-4-3 1-2f			2-2 G3		4-2 E BB			2	0	0	0	1	0	2
Mike Gallego, R OBP: 0.450, SLG: 0.553 (1, 4)			1-0 F6		2-3 K		1-0 E5 1-2 2-3			3	0	0	0	0	1	2

Inning Stats	R: 0	H: 0	E: 0	K: 1	S: 13	LOB: 0	BB: 0	P: 18
	R: 1	H: 3	E: 0	K: 0	S: 9	LOB: 1	BB: 0	P: 16
	R: 0	H: 0	E: 0	K: 0	S: 8	LOB: 1	BB: 1	P: 14
	R: 0	H: 1	E: 1	K: 0	S: 7	LOB: 1	BB: 0	P: 9
	R: 0	H: 0	E: 0	K: 1	S: 9	LOB: 0	BB: 0	P: 13
	R: 0	H: 1	E: 0	K: 0	S: 6	LOB: 0	BB: 0	P: 8
	R: 0	H: 1	E: 1	K: 0	S: 15	LOB: 3	BB: 1	P: 28
	R: 1	H: 2	E: 0	K: 0	S: 10	LOB: 0	BB: 0	P: 14

PITCHER	IP	WLS	BF	H	R	ER	SO	BB	IBB	HBP	BLK	WP	HR	S	P	ERA	WHIP
Kirk McCaskill, R ERA: 0.99 (1, 1)	7.0	L	30	8	2	2	2	2	2	0	0	1	0	74	116	2.57	1.429
Greg Minton, R ERA: 2.53 (8, 1)	1.0		2	0	0	0	0	0	0	0	0	0	0	3	4	0.00	0.000

**BOTTOM**

**California Angels @ Oakland Athletics**  
Oakland-Alameda County Coliseum, Oakland, CA

Sun Apr 23 1989, 3:33 AM PDT  
Att: 25,681 - Cloudy - 60 F

livebaseballscorecards.com

AB	30
R	2
H	8
RBI	2
BB	2
SO	2
LOB	13



1B: 7	SF: 0	WP: 1	PA: 32
2B: 1	SAC: 0	PB: 0	
3B: 0	DP: 3	SB: 0	
HR: 0	HBP: 0	CS: 0	



Batter	1	2	3	4	5	6	7	8	9	AB	R	H	RBI	BB	SO	LOB	TOP										
Lloyd Moseby, L OBP: 0.354, SLG: 0.328 (1, 8)	1-0 G6-3	0-2 F7		2-0 G4-3		2-3 K		1-1 G5-3		5	0	0	0	0	1	2											
Kelly Gruber, R OBP: 0.432, SLG: 0.542 Tom Lawless, R OBP: 0.556, SLG: 0.333 (9, PR) (9, 5)	0-1 E S FC4-2 1B		3-2 G1-3	1-2 P3			2-2 BB 1B 1B		0-2 SH3-1	5	1	2	0	0	0	0											
Ernie Whitt, L OBP: 0.359, SLG: 0.429 (1, 2)	2-2 FC4-2 1-H		4-0 HR BB		2-2 G6-4-3 2B		4-1 1B BB		0-0 SH3-1	2	1	1	0	2	0	1											
George Bell, R OBP: 0.280, SLG: 0.377 (1, 7)	1-0 F7		2-3 K		4-0 G6-4-3 BB		1-0 P2		0-1 F4	4	0	0	0	1	1	6											
Fred McGriff, L OBP: 0.463, SLG: 0.652 (1, 3)		0-1 E4 WP G4-3 1B	2-0 1-H HR		2-0 G6-4-3 1-2F 2-3		0-1 1-2 2-H 1B		4-0 IBB	4	2	2	3	1	0	2											
Jesse Barfield, R OBP: 0.273, SLG: 0.437 (1, 9)		3-3 K	2-2 WP 1B		2-2 HBP		1-3 K		1-3 K	4	0	1	0	0	3	5											
Rance Mulliniks, L OBP: 0.302, SLG: 0.255 (1, 10)		0-0 G4-3	4-2 BB		1-2 G1-6-3		1-0 G4-3			3	0	0	0	1	0	5											
Nelson Liriano, S OBP: 0.263, SLG: 0.288 (1, 4)		4-1 1B BB	1-1 G1-3			0-0 B4-3		1-0 F8		3	0	0	0	1	0	2											
Manuel Lee, S OBP: 0.324, SLG: 0.306 (1, 6)		1-0 1B		1-2 L7		1-1 G3		0-0 F9		4	0	1	1	0	0	0											
Inning Stats	R: 0 E: 0 K: 0 S: 7	H: 1 LOB: 1 BB: 0 P: 11	R: 1 E: 1 K: 1 S: 11	H: 1 LOB: 2 BB: 1 P: 19	R: 2 E: 0 K: 1 S: 14	H: 2 LOB: 2 BB: 2 P: 32	R: 0 E: 0 K: 0 S: 9	H: 0 LOB: 0 BB: 0 P: 13	R: 0 E: 0 K: 1 S: 6	H: 0 LOB: 0 BB: 0 P: 9	R: 1 E: 0 K: 1 S: 12	H: 2 LOB: 2 BB: 1 P: 21	R: 0 E: 0 K: 0 S: 4	H: 0 LOB: 0 BB: 0 P: 6	R: 0 E: 1 K: 1 S: 9	H: 0 LOB: 2 BB: 1 P: 14	1B: 5 2B: 1 3B: 0 HR: 1	SF: 0 SAC: 1 DP: 1 HBP: 1	WP: 2 PB: 0 SB: 1 CS: 0	PA: 42							
PITCHER	IP	WLS	BF	H	R	ER	SO	BB	IBB	HBP	BLK	WP	HR	S	P	ERA	WHIP										
Dave Stewart, R ERA: 3.0 (1, 1)	7.0		34	7	4	3	4	5	0	1	0	2	1	68	125	3.86	1.714										
Greg Cadaret, L ERA: 6.35 (8, 1)	1.0		3	0	0	0	0	0	0	0	0	0	0	4	6	0.00	0.000										
Gene Nelson, R ERA: (9, 1)	1.0	W	5	0	0	0	1	0	1	0	0	0	0	9	14	0.00	0.000										

Toronto Blue Jays @ Oakland Athletics  
Oakland-Alameda County Coliseum, Oakland, CA

Mon Apr 24 1989, 7:05 PM PDT  
Att: 25,099 - Unknown

livebaseballscorecards.com

AB	34
R	4
H	7
RBI	4
BB	6
SO	5
LOB	23







Batter	1	2	3	4	5	6	7	8	9	AB R H RBI BB SO LOB	TOP									
Lloyd Moseby, L OBP: 0.349, SLG: 0.366 (1, 8) B C X	1-1 HR		3-3 K		0-1 P2			2-2 G4-3		4 1 1 1 0 1 0										
Rance Mulliniks, L OBP: 0.304, SLG: 0.260 Tom Lawless, R OBP: 0.600, SLG: 0.429 (8, PH) (8, 5) S F B B X	2-2 F7		0-0 1B		1-3 K			2-0 G1-3 1B		3 0 1 0 0 1 0 1 0 1 0 0 0 0										
Ernie Whitt, L OBP: 0.357, SLG: 0.405 Bob Brenly, R OBP: 0.280, SLG: 0.182 (1, 2) (8, PH) (8, 2) B B B B	4-0 1B BB		2-1 F7		3-1 G4-3			0-2 G1-3 1-2		2 0 0 0 1 0 1 1 0 0 0 0 0 1										
George Bell, R OBP: 0.279, SLG: 0.370 (1, 7) B X	1-0 G4-6-3 1B		1-2		1-2 L4-3			0-0 F8		4 0 1 0 0 1 1										
Fred McGriff, L OBP: 0.452, SLG: 0.629 (1, 3) C X	0-1 G4-6-3 1-2f		2-1 1B BB 1B		2-1 G4-3			1-3 K		4 0 1 0 0 1 2										
Pat Borders, R OBP: 0.311, SLG: 0.395 (1, 10) B C B B B C B B C B B C B B C		3-3 K		4-2 1B 1-2 BB			2-2 1B	0-3 K		3 0 1 0 1 2 0										
Nelson Liriano, S OBP: 0.279, SLG: 0.304 (1, 4) C B X		1-1 L8		0-0 G6-4-3 1-2 2-3 1B			1-2 F7	0-1 1B		4 0 2 0 0 0 1										
Rob Ducey, L OBP: 0.231, SLG: 0.167 (1, 9) S C C B B C B B C B B C		1-3 K		0-0 G6-4-3 1-2f			2-3 K	0-3 K		4 0 0 0 0 3 5										
Manuel Lee, S OBP: 0.310, SLG: 0.292 (1, 6) S B B B C B B C B B C			3-3 K		1-3 K2-3			1-3 K		3 0 0 0 0 3 1										
Inning Stats	R: 1 E: 0 K: 0 S: 8	H: 2 LOB: 1 BB: 1 P: 16	R: 0 E: 0 K: 2 S: 9	H: 0 LOB: 0 BB: 0 P: 14	R: 0 E: 0 K: 2 S: 10	H: 1 LOB: 1 BB: 0 P: 18	R: 0 E: 0 K: 0 S: 11	H: 2 LOB: 2 BB: 1 P: 18	R: 0 E: 0 K: 1 S: 8	H: 0 LOB: 0 BB: 0 P: 13	R: 0 E: 0 K: 2 S: 12	H: 1 LOB: 1 BB: 0 P: 18	R: 0 E: 0 K: 0 S: 8	H: 1 LOB: 1 BB: 0 P: 12	R: 0 E: 0 K: 3 S: 12	H: 1 LOB: 1 BB: 0 P: 13	1B: 7 2B: 0 3B: 0 HR: 1	SF: 0 SAC: 0 DP: 2 HBP: 0	WP: 0 PB: 0 SB: 0 CS: 0	PA: 35
PITCHER	IP WLS BF H R ER SO BB IBB HBP BLK WP HR S P ERA WHIP																			
Storm Davis, R ERA: 4.57 (1, 1)	7.0 W 27 6 1 1 9 2 0 0 0 0 1 67 108 1.29 1.143																			
Rick Honeycutt, L ERA: 2.77 (8, 1)	0.1 2 1 0 0 0 0 0 0 0 0 0 4 8 0.00 3.000																			
Dennis Eckersley, R ERA: (8, 1)	1.2 S 6 1 0 0 3 0 0 0 0 0 0 0 16 17 0.00 0.600																			

Toronto Blue Jays @ Oakland Athletics  
Oakland-Alameda County Coliseum, Oakland, CA

livebaseballscorecards.com

AB	33
R	1
H	8
RBI	1
BB	2
SO	12
LOB	12



Tue Apr 25 1989, 7:05 PM PDT  
Att. 12,437 - Unknown - 52 F

Batter	1	2	3	4	5	6	7	8	9
Tony Phillips, S OBP: 0.380, SLG: 0.438 (1, 5)	2-2 FC4-6 1B		4-1 CS BB			3-1 G6-3	0-0 L5-3		
Billy Beane, R OBP: 0.292, SLG: 0.417 Luis Polonia, L OBP: 0.255, SLG: 0.298 (8, PH) (9, 7)	2-2 FC4-6 1-2f		0-1 CS 1-2	0-1 G4-3		2-0 1B 1B		1-2 1B 1B	
Dave Henderson, R OBP: 0.409, SLG: 0.493 (1, 8)	1-3 K			3-2 F9		0-0 F9		1-1 FC6-4 1B	
Terry Steinbach, R OBP: 0.386, SLG: 0.419 Ron Hassey, L OBP: 0.186, SLG: 0.244 (8, PH) (9, 2)	2-2 F8 1-2			1-0 2B 1B		4-2 1B BB		0-1 FC6-4 FC6-4 1-2f	
Carney Lansford, R OBP: 0.365, SLG: 0.416 (1, 3)		1-2 G3		0-0 2B		2-2 1B		0-0 FC6-4 1-2f	
Dave Parker, L OBP: 0.244, SLG: 0.351 (1, 10)		2-1 G3		0-2 F6		0-2 G3		2-0 G4-3	
Lance Blankenship, R OBP: 0.300, SLG: 0.600 Walt Weiss, S OBP: 0.339, SLG: 0.412 (8, 6)		2-1 G6-3			0-1 G6-3		3-2 G5-3		
Mike Gallego, R OBP: 0.457, SLG: 0.568 (8, 4)			0-0 5-3		3-2 G6-3		1-1 2B		
Glenn Hubbard, R OBP: 0.371, SLG: 0.464 Stan Javier, S OBP: 0.407, SLG: 0.426 (7, PH) (8, 7) (9, 9)			3-1 F8		0-0 F7		4-1 L5-3 BB		

Inning Stats	R: 0	H: 1	E: 0	K: 1	S: 16	LOB: 1	BB: 0	P: 23	R: 0	H: 0	E: 0	K: 0	S: 7	LOB: 0	BB: 0	P: 12	R: 0	H: 0	E: 0	K: 0	S: 5	LOB: 0	BB: 1	P: 12	R: 1	H: 2	E: 0	K: 0	S: 10	LOB: 1	BB: 0	P: 14	R: 0	H: 0	E: 0	K: 0	S: 6	LOB: 0	BB: 0	P: 9	R: 1	H: 2	E: 0	K: 0	S: 14	LOB: 2	BB: 1	P: 25	R: 0	H: 1	E: 0	K: 0	S: 7	LOB: 1	BB: 1	P: 15	R: 1	H: 2	E: 0	K: 0	S: 10	LOB: 1	BB: 0	P: 14
--------------	------	------	------	------	-------	--------	-------	-------	------	------	------	------	------	--------	-------	-------	------	------	------	------	------	--------	-------	-------	------	------	------	------	-------	--------	-------	-------	------	------	------	------	------	--------	-------	------	------	------	------	------	-------	--------	-------	-------	------	------	------	------	------	--------	-------	-------	------	------	------	------	-------	--------	-------	-------

PITCHER	IP	WLS	BF	H	R	ER	SO	BB	IBB	HBP	BLK	WP	HR	S	P	ERA	WHIP
John Cerutti, L ERA: 2.05 (1, 1)	6.1	L	26	6	2	2	1	2	0	0	0	0	0	63	104	2.84	1.263
Duane Ward, R ERA: 5.14 (7, 1)	1.1		6	2	1	1	0	1	0	0	0	0	0	11	17	6.75	2.250
Tony Castillo, L ERA: 2.79 (8, 1)	0.1		1	0	0	0	0	0	0	0	0	0	0	1	3	0.00	0.000

AB R H RBI BB SO LOB

3	0	1	0	1	0	2
3	1	1	0	0	0	1
1	1	1	0	0	0	0
4	0	1	1	0	1	2
2	1	1	0	1	0	1
1	0	0	0	0	0	1
4	0	2	2	0	0	1
4	0	0	0	0	0	4
3	0	0	0	0	0	0
0	0	0	0	0	0	0
3	0	1	0	0	0	0
2	0	0	0	0	0	0
0	0	0	0	1	0	0

AB	30
R	3
H	8
RBI	3
BB	3
SO	1
LOB	12



WP	PA	3B	HR	S	P	ERA	WHIP
0	34	0	0	1	0	0	0

Toronto Blue Jays @ Oakland Athletics  
Oakland-Alameda County Coliseum, Oakland, CA  
Tue Apr 25 1989, 7:05 PM PDT  
Att: 12,437 - Unknown - 52 F

livebaseballscorecards.com



Batter	1	2	3	4	5	6	7	8	9	AB R H RBI BB SO LOB	TOP
<b>Brady Anderson, L</b> (1, 8) <small>OBP: 0.362, SLG: 0.427</small> <b>Mike Devereaux, R</b> (8, PH) <small>OBP: 0.405, SLG: 0.467</small> (8, 9)	2-2 			2-1 		3-3 		4-1 		3 0 0 0 0 1 0 0 0 0 1 1 0 0	<b>Baltimore Orioles @ Oakland Athletics</b> <b>Oakland-Alameda County Coliseum, Oakland, CA</b> Wed Apr 26 1989, 7:05 PM PDT Att. 17,060 - Unknown - 50 F
<b>Phil Bradley, R</b> (1, 7) <small>OBP: 0.300, SLG: 0.432</small>	2-2 			3-2 		0-2 		0-3 		4 0 1 0 0 1 3	
<b>Steve Finley, L</b> (1, 9) <small>OBP: 0.267, SLG: 0.467</small> (8, 8)	0-2 			0-1 		1-0 		1-0 		4 0 1 1 0 0 1	
<b>Cal Ripken Jr., R</b> (1, 6) <small>OBP: 0.348, SLG: 0.423</small>					0-1 		0-1 	1-0 		4 0 0 0 0 0 3	
<b>Larry Sheets, L</b> (1, 10) <small>OBP: 0.250, SLG: 0.275</small>					1-1 		3-3 	0-0 		4 0 1 0 0 1 3	
<b>Mickey Tettleton, S</b> (1, 2) <small>OBP: 0.262, SLG: 0.411</small>					1-2 		0-1 	0-0 		4 0 0 0 0 0 1	
<b>Jim Traber, L</b> (1, 3) <small>OBP: 0.286, SLG: 0.286</small> <b>Randy Milligan, R</b> (8, PR) <small>OBP: 0.333, SLG: 0.387</small> (8, 3)				3-2 		4-0 		4-1 	3-3 	1 0 0 0 2 0 0 1 1 0 0 0 1 0	
<b>Craig Worthington, R</b> (1, 5) <small>OBP: 0.286, SLG: 0.294</small> <b>Joe Orsulak, L</b> (8, PH) <small>OBP: 0.327, SLG: 0.457</small> <b>Rene Gonzales, R</b> (8, 5) <small>OBP: 0.250, SLG: 0.205</small>				1-1 		1-3 		4-1 	3-2 	2 0 0 0 0 1 2 0 1 0 0 1 0 0 1 0 0 0 0 0 0	
<b>Billy Ripken, R</b> (1, 4) <small>OBP: 0.304, SLG: 0.409</small>				1-1 		0-0 		0-0 		3 0 1 0 0 0 0	
<b>Inning Stats</b>	R: 0 H: 0 E: 0 LOB: 0 K: 0 BB: 0 S: 13 P: 17	R: 0 H: 0 E: 0 LOB: 0 K: 0 BB: 0 S: 6 P: 9	R: 0 H: 0 E: 0 LOB: 0 K: 0 BB: 0 S: 7 P: 12	R: 0 H: 0 E: 0 LOB: 0 K: 0 BB: 0 S: 8 P: 13	R: 0 H: 1 E: 0 LOB: 2 K: 1 BB: 1 S: 10 P: 17	R: 0 H: 1 E: 0 LOB: 1 K: 1 BB: 0 S: 8 P: 12	R: 0 H: 0 E: 0 LOB: 0 K: 1 BB: 0 S: 8 P: 11	R: 2 H: 2 E: 0 LOB: 3 K: 1 BB: 3 S: 11 P: 24	R: 0 H: 0 E: 0 LOB: 0 K: 1 BB: 0 S: 9 P: 15	1B: 2 SF: 0 2B: 1 SAC: 0 3B: 1 DP: 0 HR: 0 HBP: 0	WP: 0 PA: 35 PB: 0 SB: 0 CS: 0
<b>PITCHER</b> <b>Bob Welch, R</b> (1, 1) <small>ERA: 2.31</small> <b>Greg Cadaret, L</b> (8, 1) <small>ERA: 6.35</small> <b>Gene Nelson, R</b> (8, 1) <small>ERA:</small>	IP WLS BF H R ER SO BB IBB HBP BLK WP HR S P ERA WHIP 7.0 L 27 3 2 2 3 3 0 0 0 0 0 0 64 102 2.57 0.857 0.0 1 0 0 0 0 1 0 0 0 0 0 0 1 5 ∞ ∞ 2.0 7 1 0 0 0 2 0 0 0 0 0 0 15 23 0.00 0.500	<b>PITCHER</b> IP WLS BF H R ER SO BB IBB HBP BLK WP HR S P ERA WHIP									

<b>AB</b>	<b>31</b>
<b>R</b>	<b>2</b>
<b>H</b>	<b>4</b>
<b>RBI</b>	<b>2</b>
<b>BB</b>	<b>4</b>
<b>SO</b>	<b>5</b>
<b>LOB</b>	<b>13</b>



Batter	1	2	3	4	5	6	7	8	9
Luis Polonia, L OBP: 0.236, SLG: 0.275 (1, 7)	1-1 G6-3		0-2 FC6-4 G5-3 1-2f 3-H			1-0 F9		1-1 F7	
Dave Parker, L OBP: 0.244, SLG: 0.346 (1, 10)	2-2 G4-3		2-1 G5-3 1-3			0-0 1B			2-3 K
Dave Henderson, R OBP: 0.402, SLG: 0.474 (1, 8)	4-1 FC5-4 BB		0-0 F9			3-2 L4			1-3 K
Mark McGwire, R OBP: 0.344, SLG: 0.643 (1, 3)	0-1 FC5-4 1-2f			1-0 L8			0-0 G6-3		2-3 K
Ron Hassey, L OBP: 0.217, SLG: 0.295 (1, 2)		0-0 G4-3		1-0 G4-3 1B			0-1 2B		
Carney Lansford, R OBP: 0.352, SLG: 0.400 (1, 5)		0-0 F8		0-0 G4-3 1-2f			0-1 G6-3		
Stan Javier, S OBP: 0.386, SLG: 0.400 (1, 9)		1-1 G6-3			3-2 L9		1-0 L9		
Walt Weiss, S OBP: 0.355, SLG: 0.434 (1, 6)			3-2 1B FC6-4 2B		4-2 G4-6-3 BB		1-0 F8		
Mike Gallego, R OBP: 0.449, SLG: 0.553 (1, 4)			0-1 FC6-4 1B		1-2 G4-6-3 1-2f		3-3 K		

Inning Stats	R: 0	H: 0	E: 0	K: 0	S: 8	R: 0	H: 0	E: 0	K: 0	S: 4	R: 1	H: 2	E: 0	K: 0	S: 12	R: 0	H: 1	E: 0	K: 0	S: 3	R: 0	H: 0	E: 0	K: 0	S: 10	R: 0	H: 1	E: 0	K: 0	S: 5	R: 0	H: 1	E: 0	K: 0	S: 6	R: 0	H: 0	E: 0	K: 1	S: 6	R: 0	H: 0	E: 0	K: 3	S: 10	1B: 3	SF: 0	2B: 2	SAC: 0	3B: 0	DP: 2	HR: 0	HBP: 0	WP: 0	PA: 31
	LOB: 1	BB: 1	BB: 0	BB: 1	BB: 15	LOB: 0	BB: 0	LOB: 0	BB: 0	BB: 5	LOB: 1	BB: 1	LOB: 0	BB: 1	BB: 18	LOB: 0	BB: 0	LOB: 1	BB: 0	BB: 9	LOB: 1	BB: 0	LOB: 0	BB: 0	BB: 7	LOB: 0	BB: 0	LOB: 0	BB: 11	LOB: 0	BB: 0	LOB: 0	BB: 0	BB: 15	LOB: 0	BB: 0	LOB: 0	BB: 0	BB: 0	LOB: 0	BB: 0	LOB: 0	BB: 0	LOB: 0	CS: 0										

PITCHER	IP	WLS	BF	H	R	ER	SO	BB	IBB	HBP	BLK	WP	HR	S	P	ERA	WHIP
Jose Bautista, R ERA: 5.1 (1, 1)	7.0	W	25	5	1	1	0	2	0	0	0	0	0	48	75	1.29	1.000
Gregg Olson, R ERA: 2.7 (8, 1)	2.0	S	6	0	0	0	4	0	0	0	0	0	0	16	26	0.00	0.000


**BOTTOM**

**Baltimore Orioles @ Oakland Athletics**  
Oakland-Alameda County Coliseum, Oakland, CA

Wed Apr 26 1989, 7:05 PM PDT  
Att: 17,060 - Unknown - 50 F

livebaseballscorecards.com

AB	29
R	1
H	5
RBI	1
BB	2
SO	4
LOB	8











Batter	1	2	3	4	5	6	7	8	9	AB R H RBI BB SO LOB	TOP											
Pat Sheridan, L (1, 8) OBP: 0.372, SLG: 0.361 Gary Ward, R (8, PH) OBP: 0.294, SLG: 0.258 (8, 8)	1-2 G4-3			1-3 K		4-1 FC3-6 BB		2-1 G6-3		2 0 0 0 1 1 0 1 0 0 0 0 0 0												
Chris Brown, R (1, 5) OBP: 0.214, SLG: 0.244	2-3 K			1-2 G4-3		1-2 FC3-6 1B 1-2f 3-H		1-3 K		4 0 0 1 0 2 1												
Lou Whitaker, L (1, 4) OBP: 0.410, SLG: 0.500	2-3 K			0-0 G4-3		1-2 1B		4-2 BB		3 0 1 0 1 1 0												
Alan Trammell, R (1, 6) OBP: 0.345, SLG: 0.346			1-0 F8		1-1 G4-3		2-1 F9		0-0 F9	4 0 0 0 0 0 3												
Fred Lynn, L (1, 7) OBP: 0.268, SLG: 0.210			2-3 K		1-3 K		0-1 G4-3		0-1 L9	4 0 0 0 0 2 1												
Matt Nokes, L (1, 2) OBP: 0.373, SLG: 0.593			3-1 L8		3-2 2B		1-1 F8			3 0 1 0 0 0 0												
Chet Lemon, R (1, 9) OBP: 0.464, SLG: 0.327			2-2 F8		3-2 L8		1-1 G5-3			3 0 0 0 0 0 1												
Dave Bergman, L (1, 10) OBP: 0.317, SLG: 0.306 Keith Moreland, R (8, PH) OBP: 0.304, SLG: 0.295			2-2 G6-3		2-2 E4 FC3-6		0-0 F9			2 1 0 0 0 0 0 1 0 0 0 0 0 0												
Torey Lovullo, S (1, 3) OBP: 0.254, SLG: 0.190			3-3 K		2-0 G4-3		2-3 K			3 0 0 0 0 2 1												
<b>Inning Stats</b>	R: 0 E: 0 K: 2 S: 10	H: 0 LOB: 0 BB: 0 P: 15	R: 0 E: 0 K: 1 S: 6	H: 0 LOB: 0 BB: 0 P: 12	R: 0 E: 0 K: 1 S: 11	H: 0 LOB: 0 BB: 0 P: 18	R: 0 E: 0 K: 1 S: 8	H: 0 LOB: 0 BB: 0 P: 10	R: 0 E: 0 K: 1 S: 13	H: 1 LOB: 1 BB: 0 P: 21	R: 1 E: 1 K: 0 S: 13	H: 1 LOB: 2 BB: 1 P: 25	R: 0 E: 0 K: 0 S: 6	H: 0 LOB: 0 BB: 0 P: 8	R: 0 E: 0 K: 1 S: 6	H: 0 LOB: 0 BB: 0 P: 10	R: 0 E: 0 K: 1 S: 11	H: 0 LOB: 1 BB: 1 P: 16	1B: 1 2B: 1 3B: 0 HR: 0	SF: 0 SAC: 0 DP: 0 HBP: 0	WP: 0 PB: 0 SB: 0 CS: 0	PA: 32
<b>PITCHER</b>	IP WLS BF H R ER SO BB IBB HBP BLK WP HR S P ERA WHIP																					
Mike Moore, R (1, 1) ERA: 1.91	6.0 W 22 2 1 0 6 1 0 0 0 0 0 0 61 101 0.00 0.500																					
Rick Honeycutt, L (7, 1) ERA: 2.4	2.0 6 0 0 0 1 0 0 0 0 0 0 0 12 18 0.00 0.000																					
Dennis Eckersley, R (9, 1) ERA:	1.0 S 4 0 0 0 1 1 0 0 0 0 0 0 11 16 0.00 1.000																					

**Detroit Tigers @ Oakland Athletics**  
 Oakland-Alameda County Coliseum, Oakland, CA  
 Fri Apr 28 1989, 7:05 PM PDT  
 Att. 26,594 - Unknown

AB	30
R	1
H	2
RBI	1
BB	2
SO	8
LOB	7



WP: 0	PA: 32
PB: 0	
SB: 0	
CS: 0	

Batter	1	2	3	4	5	6	7	8	9	AB	R	H	RBI	BB	SO	LOB
Tony Phillips, S OBP: 0.392, SLG: 0.429 (1, 7)	0-1 CS 1B		0-0 P4		4-1 BLK BB			1-0 G6-3		3	0	1	0	1	0	0
Billy Beane, R OBP: 0.259, SLG: 0.370 (1, 9) Stan Javier, S OBP: 0.403, SLG: 0.396 (8, PH) (9, 9)	2-2 P4 1-2		0-0 G6-3		3-2 F7 1-2 2-3 3-H			1-0 G4-3		3	0	0	0	0	0	3
Dave Henderson, R OBP: 0.400, SLG: 0.524 (1, 8)	3-2 F8			3-3 K			1-2 P4			3	0	0	0	0	1	0
Mark McGwire, R OBP: 0.350, SLG: 0.750 (1, 3)		3-2 1B SF8-6-4 1B		1-3 K			1-0 F8			3	1	1	0	0	1	0
Terry Steinbach, R OBP: 0.385, SLG: 0.406 (1, 2)		0-0 SF8-6-4 1B 1-2 1B		1-0 F9			0-2 G3-1			3	0	1	0	0	0	0
Carney Lansford, R OBP: 0.368, SLG: 0.465 (1, 5)		1-2 L5			0-0 1B BLK 2B		1-1 L6			3	1	1	0	0	0	2
Dave Parker, L OBP: 0.234, SLG: 0.326 (1, 10)		2-1 1-2 2-3 1B			0-2 G1-3		1-3 K			3	0	1	0	0	1	1
Mike Gallego, R OBP: 0.442, SLG: 0.551 (1, 4)		2-2 SF8-6-4 2-3 3-H			0-0 BLK BB 1B 2-3		0-0 F9			2	0	1	1	0	0	0
Walt Weiss, S OBP: 0.348, SLG: 0.407 (1, 6)			1-0 F9		1-0 L9		2-1 G3			3	0	0	0	0	0	2

Inning Stats	R: 0	H: 1	E: 0	K: 0	S: 11	R: 1	H: 3	E: 0	K: 0	S: 14	R: 0	H: 0	E: 0	K: 2	S: 9	R: 1	H: 2	E: 0	K: 0	S: 10	R: 0	H: 0	E: 0	K: 1	S: 6	R: 0	H: 0	E: 0	K: 0	S: 4	R: 0	H: 0	E: 0	K: 0	S: 11
	LOB: 0	BB: 0	BB: 0	BB: 0	LOB: 1	LOB: 0	LOB: 0	LOB: 0	LOB: 0	LOB: 0	LOB: 0	LOB: 0	LOB: 0	LOB: 0	LOB: 0	LOB: 2	LOB: 0	LOB: 0	LOB: 0	LOB: 0	LOB: 0	LOB: 0	LOB: 0	LOB: 0	LOB: 0	LOB: 0	LOB: 0	LOB: 0	LOB: 0	LOB: 0	LOB: 0	LOB: 0	LOB: 0	LOB: 0	LOB: 0

PITCHER	IP	WLS	BF	H	R	ER	SO	BB	IBB	HBP	BLK	WP	HR	S	P	ERA	WHIP
Paul Gibson, L ERA: 3.86 (1, 1)	5.0	L	20	6	2	2	2	1	0	0	1	0	0	47	74	3.60	1.400
Frank Williams, R ERA: 4.32 (6, 1)	3.0		9	0	0	0	1	0	0	0	0	0	0	18	26	0.00	0.000

**BOTTOM**

**Detroit Tigers @ Oakland Athletics**  
Oakland-Alameda County Coliseum, Oakland, CA

AB	27
R	2
H	6
RBI	1
BB	1
SO	3
LOB	8



1B: 5	SF: 1	WP: 0	PA: 29
2B: 2	SAC: 0	PB: 0	
3B: 0	DP: 1	SB: 0	
HR: 0	HBP: 0	CS: 1	



Batter	1	2	3	4	5	6	7	8	9	AB R H RBI BB SO LOB	TOP
Pat Sheridan, L (1, 10) OBP: 0.362, SLG: 0.350	1-0 G5-3		1-2 L7			1-0 F7-6-4		1-0 SH3-4 1B		4 0 1 0 0 0 2	
Chet Lemon, R (1, 9) OBP: 0.444, SLG: 0.309	1-0 L9		3-3 K			1-0 P6		0-0 SH3-4		3 0 0 0 0 1 1	
Lou Whitaker, L (1, 4) OBP: 0.402, SLG: 0.479	4-1 BB				1-1 L8		0-0 L7	1-1 G4-3		3 0 0 0 1 0 1	
Alan Trammell, R (1, 6) OBP: 0.341, SLG: 0.341	3-2 G6-3				0-1 G5-3		3-1 G4-3 1B 1B	1-0 F7		4 1 1 0 0 0 2	
Fred Lynn, L (1, 7) OBP: 0.267, SLG: 0.212					0-0 G3		2-2 G4-3 1B 1B		0-1 G3	4 1 1 0 0 0 0	
Matt Nokes, L (1, 2) OBP: 0.352, SLG: 0.556					0-2 P6		1-0 G4-3		1-0 G4-3	4 0 0 0 0 0 2	
Dave Bergman, L (1, 3) Mike Brumley, S (9, PR)					0-0 F7		1-2 BB 1B		0-0 1B	4 0 2 2 0 0 0 0 0 0 0 0 0 0	
Torey Lovullo, S (1, 5) OBP: 0.267, SLG: 0.197					0-0 1B		4-1 BB		2-0 F8	3 0 1 0 1 0 1	
Kenny Williams, R (1, 8) OBP: 0.232, SLG: 0.308					2-0 P6		4-1 F7-6-4 BB		0-2 P3	2 0 0 0 1 0 3	
<b>Inning Stats</b>	R: 0 E: 0 K: 0 S: 7 H: 0 LOB: 1 BB: 1 P: 16	R: 0 E: 0 K: 0 S: 11 H: 0 LOB: 0 BB: 0 P: 14	R: 0 E: 0 K: 1 S: 9 H: 1 LOB: 1 BB: 0 P: 14	R: 0 E: 0 K: 0 S: 5 H: 0 LOB: 0 BB: 0 P: 6	R: 0 E: 0 K: 0 S: 6 H: 0 LOB: 0 BB: 0 P: 9	R: 0 E: 0 K: 0 S: 3 H: 0 LOB: 0 BB: 1 P: 9	R: 2 E: 0 K: 0 S: 14 H: 3 LOB: 2 BB: 1 P: 25	R: 0 E: 0 K: 0 S: 5 H: 1 LOB: 1 BB: 0 P: 8	R: 0 E: 0 K: 0 S: 5 H: 1 LOB: 1 BB: 0 P: 8	1B: 6 2B: 1 3B: 0 HR: 0 SF: 0 SAC: 1 DP: 1 HBP: 0	WP: 0 PB: 0 SB: 0 CS: 0 PA: 35
<b>PITCHER</b> Dave Stewart, R (1, 1) ERA: 2.79	IP: 9.0 WLS: W BF: 35 H: 6 R: 2 ER: 2 SO: 1 BB: 3 IBB: 0 HBP: 0 BLK: 0 WP: 0 HR: 0 S: 65 P: 109 ERA: 2.00 WHIP: 1.000										

**Detroit Tigers @ Oakland Athletics**  
 Oakland-Alameda County Coliseum, Oakland, CA  
 Sat Apr 29 1989, 3:33 AM PDT  
 Att: 36,313 - Cloudy

livebaseballscorecards.com

AB	31
R	2
H	6
RBI	2
BB	3
SO	1
LOB	12



Batter	1	2	3	4	5	6	7	8	9	AB R H RBI BB SO LOB
Luis Polonia, L (1, 7) OBP: 0.266, SLG: 0.333	0-1 G4-3		1-2 1B		0-0 FC2-6			1-2 E8		4 1 2 0 0 0 1
Dave Parker, L (1, 10) OBP: 0.224, SLG: 0.312	0-1 F8		0-1 P5		2-3 K			3-2 L4		4 0 0 0 0 1 2
Dave Henderson, R (1, 8) OBP: 0.404, SLG: 0.523	2-3 K			1-2 2B SF8			3-2 F8	0-0 G6-4-3 1B		4 1 2 0 0 1 0
Mark McGwire, R (1, 3) OBP: 0.341, SLG: 0.725		1-0 F8		1-0 SF8 2B		0-0 F7		0-0 G6-4-3		4 0 1 0 0 0 1
Ron Hassey, L (1, 2) OBP: 0.204, SLG: 0.283		1-1 F9		1-0 SF8		1-0 G4-3				2 0 0 1 0 0 0
Carney Lansford, R (1, 5) OBP: 0.367, SLG: 0.455		0-1 G6-3		4-0 CS BB			1-0 F7			2 0 0 0 1 0 0
Stan Javier, S (1, 9) OBP: 0.400, SLG: 0.411			1-1 1B G4-6-3 2B	2-0 P5			2-1 L8			3 1 1 0 0 0 2
Tony Phillips, S (1, 4) OBP: 0.415, SLG: 0.444			1-0 G4-6-3 1B	2-0 CS	2-1 FC2-6 1B		4-2 FC4-6 BB			2 0 2 0 1 0 0
Walt Weiss, S (1, 6) OBP: 0.333, SLG: 0.387			2-1 G4-6-3		2-2 L8		0-0 FC4-6			3 0 0 0 0 0 3

Inning Stats	R: 0 E: 0 K: 1 S: 7	H: 0 LOB: 0 BB: 0 P: 9	R: 0 E: 0 K: 0 S: 5	H: 0 LOB: 0 BB: 0 P: 7	R: 1 E: 0 K: 0 S: 11	H: 3 LOB: 1 BB: 0 P: 16	R: 1 E: 0 K: 0 S: 7	H: 2 LOB: 1 BB: 1 P: 18	R: 0 E: 0 K: 1 S: 10	H: 1 LOB: 1 BB: 0 P: 16	R: 0 E: 0 K: 0 S: 5	H: 0 LOB: 0 BB: 0 P: 9	R: 0 E: 0 K: 0 S: 7	H: 0 LOB: 1 BB: 1 P: 14	R: 1 E: 1 K: 0 S: 8	H: 2 LOB: 0 BB: 0 P: 12
--------------	------------------------------	---------------------------------	------------------------------	---------------------------------	-------------------------------	----------------------------------	------------------------------	----------------------------------	-------------------------------	----------------------------------	------------------------------	---------------------------------	------------------------------	----------------------------------	------------------------------	----------------------------------

PITCHER	IP	WLS	BF	H	R	ER	SO	BB	IBB	HBP	BLK	WP	HR	S	P	ERA	WHIP
Doyle Alexander, R (1, 1) ERA: 2.29	8.0	L	31	8	3	3	2	2	0	0	0	0	0	60	101	3.38	1.250

**BOTTOM**

**Detroit Tigers @ Oakland Athletics**  
Oakland-Alameda County Coliseum, Oakland, CA

Sat Apr 29 1989, 3:33 AM PDT  
Att: 36,313 - Cloudy

AB	28
R	3
H	8
RBI	1
BB	2
SO	2
LOB	9

livebaseballscorecards.com



WP: 0	PA: 32
PB: 0	SB: 0
CS: 1	



Batter	1	2	3	4	5	6	7	8	9	AB R H RBI BB SO LOB	TOP																				
<b>Pat Sheridan, L</b> (1, 8) <small>OBP: 0.346, SLG: 0.333</small> <b>Kenny Williams, R</b> (9, 8) <small>OBP: 0.232, SLG: 0.308</small>	1-0 BB 1B 1B	1-1 E3 HR	2-1 G4-3			2-3 K		0-3 K		5 1 1 0 0 2 4 0 0 0 0 0 0 0																					
<b>Chet Lemon, R</b> (1, 9) <small>OBP: 0.455, SLG: 0.333</small>	1-0 BB 1B	1-0 HR 1B			3-1 F7		3-2 F9		1-2 1B BB 1B	5 2 3 1 0 0 0																					
<b>Lou Whitaker, L</b> (1, 4) <small>OBP: 0.402, SLG: 0.507</small>	0-0 F8	1-1 HR 1-H 2-H			0-3 K		4-2 WP S BB		1-1 P5	4 1 1 3 1 1 3																					
<b>Alan Trammell, R</b> (1, 6) <small>OBP: 0.354, SLG: 0.341</small>	4-2 BB 1-2 2-3	4-2 BB BB			1-1 G6-3		0-3 K		0-1 BB S G6-3 1B	3 1 1 0 2 1 1																					
<b>Fred Lynn, L</b> (1, 7) <small>OBP: 0.275, SLG: 0.203</small>	1-1 P3	4-2 G4-6-3 1-2 BB			2-2 G4-1		3-3 K		4-2 G6-3 BB 1-2 BB	3 0 0 0 2 1 4																					
<b>Matt Nokes, L</b> (1, 2) <small>OBP: 0.355, SLG: 0.537</small>	1-2 F8	0-1 G4-6-3 1-2f			3-1 G6-4-3 1B				0-0 F8	4 0 1 1 1 0 5																					
<b>Dave Bergman, L</b> (1, 10) <small>OBP: 0.319, SLG: 0.310</small> <b>Gary Ward, R</b> (5, PH) <small>OBP: 0.297, SLG: 0.265</small>		1-2 G4-3			0-1 G6-4-3 1-2f				0-0 WP 1B	2 0 0 0 0 1 0 3 0 1 1 0 0 3																					
<b>Torey Lovullo, S</b> (1, 3) <small>OBP: 0.275, SLG: 0.200</small>		3-2 E 1B			3-2 F7				4-2 BB 1-2 BB	4 1 1 0 1 0 2																					
<b>Mike Brumley, S</b> (1, 5) <small>OBP: 0.500, SLG: 0.333</small>		1-1 E8 1B			4-1 BB				0-3 K	3 1 1 0 1 1 2																					
<b>Inning Stats</b>	R: 0 E: 0 K: 0 S: 13	H: 2 LOB: 3 BB: 1 P: 21	R: 5 E: 2 K: 0 S: 21	H: 4 LOB: 1 BB: 2 P: 36	R: 0 E: 0 K: 1 S: 11	H: 0 LOB: 1 BB: 1 P: 20	R: 0 E: 0 K: 1 S: 9	H: 0 LOB: 0 BB: 0 P: 13	R: 0 E: 0 K: 0 S: 7	H: 1 LOB: 0 BB: 0 P: 12	R: 0 E: 0 K: 1 S: 7	H: 0 LOB: 0 BB: 0 P: 11	R: 0 E: 0 K: 2 S: 12	H: 0 LOB: 1 BB: 1 P: 22	R: 0 E: 0 K: 2 S: 12	H: 1 LOB: 2 BB: 1 P: 17	R: 2 E: 0 K: 0 S: 14	H: 2 LOB: 2 BB: 2 P: 24	1B: 9 2B: 0 3B: 0 HR: 1	SF: 0 SAC: 0 DP: 2 HBP: 0	WP: 2 PB: 0 SB: 2 CS: 0	PA: 44									
<b>PITCHER</b>	IP WLS BF H R ER SO BB IBB HBP BLK WP HR S P ERA WHIP																														
<b>Storm Davis, R</b> (1, 1) <small>ERA: 5.87</small> <b>Greg Cadaret, L</b> (2, 1) <small>ERA: 3.86</small> <b>Curt Young, L</b> (6, 1) <small>ERA: 5.27</small> <b>Eric Plunk, R</b> (7, 1) <small>ERA: 1.69</small> <b>Todd Burns, R</b> (9, 1) <small>ERA: 2.12</small>	1.1 L	14	6	5	4	0	3	0	0	0	0	0	1	32	55	27.00	6.750														
	3.2	11	1	0	0	2	1	0	0	0	0	0	0	29	47	0.00	0.545														
	1.0	3	0	0	0	1	0	0	0	0	0	0	0	7	11	0.00	0.000														
	2.0	9	1	0	0	4	2	0	0	0	2	0	0	24	39	0.00	1.500														
	1.0	7	2	2	2	0	2	0	0	0	0	0	0	14	24	18.00	4.000														

**Detroit Tigers @ Oakland Athletics**  
 Oakland-Alameda County Coliseum, Oakland, CA  
 Sun Apr 30 1989, 3:33 AM PDT  
 Att: 36,009 - Unknown

AB	36
R	7
H	10
RBI	6
BB	8
SO	7
LOB	24



WP	2	PA	44
PB	0		
SB	2		
CS	0		







Batter	1	2	3	4	5	6	7	8	9	AB	R	H	RBI	BB	SO	LOB
Lloyd Moseby, L OBP: 0.315, SLG: 0.309 (1, 8)	2-3 K	3-2 G6-3		0-0 F7		3-1 F9		1-1 G3-1		5	0	0	0	0	1	6
Tony Fernandez, S OBP: 0.182, SLG: 0.333 (1, 6)	0-0 1B HR 2B	2-2 G2		1-0 G4-3			1-0 F8		3-2 F7	5	1	1	0	0	0	3
Fred McGriff, L OBP: 0.404, SLG: 0.602 (1, 3)	1-0 1B HR HBP	2-2 G3			2-0 G3-1		1-3 K		2-2 G1-3	4	1	0	0	0	1	1
George Bell, R OBP: 0.306, SLG: 0.376 (1, 7)	0-0 1B HR		0-1 L8		2-0 F2		3-2 CS 1B		2-2 HBP	4	1	2	0	0	0	0
Alexis Infante, R OBP: 0.250, SLG: 0.250 (9, PR)	1-2 2-3 1B									0	0	0	0	0	0	0
Ernie Whitt, L OBP: 0.361, SLG: 0.426 (1, 2)	2-3 K		1-1 G3-1		4-2 FC6-4 BB		1-1 CS	4-1 1B SH1-3 BB	0-3 K	2	0	0	0	1	1	3
Tom Lawless, R OBP: 0.304, SLG: 0.158 (8, PH) (9, 5)										1	1	0	0	1	1	1
Rance Mulliniks, L OBP: 0.299, SLG: 0.290 (1, 5)	2-0 HR		2-3 K		1-0 FC6-4			0-0 SH1-3		3	1	1	4	0	1	1
Bob Brenly, R OBP: 0.241, SLG: 0.154 (8, PH)								1-2 SH1-3		0	0	0	0	0	0	0
Duane Ward, R (9, 1)										0	0	0	0	0	0	0
Tom Henke, R (9, 1)										0	0	0	0	0	0	0
Pat Borders, R OBP: 0.290, SLG: 0.379 (1, 10) (9, 2)	4-0 BB				2-2 E5 1B		1-3 K	1-2 BB 1B		3	0	1	1	1	1	0
Nelson Liriano, S OBP: 0.308, SLG: 0.324 (1, 4)	1-3 K				2-0 1B		1-2 G4-3	4-2 BB		3	0	1	0	1	1	1
Rob Ducey, L OBP: 0.294, SLG: 0.290 (1, 9)		0-1 2B			2-3 K		0-0 1B	0-3 K		4	0	2	0	0	2	4

Inning Stats	R: 4	H: 3	E: 0	K: 3	S: 17	LOB: 1	BB: 1	P: 29	R: 0	H: 1	E: 0	K: 0	S: 13	LOB: 1	BB: 0	P: 20	R: 0	H: 0	E: 0	K: 1	S: 7	LOB: 0	BB: 0	P: 10	R: 0	H: 1	E: 1	K: 1	S: 9	LOB: 2	BB: 0	P: 16	R: 0	H: 1	E: 0	K: 0	S: 5	LOB: 1	BB: 1	P: 14	R: 0	H: 1	E: 0	K: 1	S: 10	LOB: 1	BB: 0	P: 14	R: 0	H: 1	E: 0	K: 1	S: 9	LOB: 0	BB: 0	P: 15	R: 1	H: 1	E: 0	K: 1	S: 13	LOB: 2	BB: 2	P: 23	R: 0	H: 0	E: 0	K: 1	S: 11	LOB: 1	BB: 0	P: 18	1B: 5	SF: 0	2B: 2	SAC: 1	3B: 0	DP: 0	HR: 1	HBP: 2	WP: 0	PA: 42
PITCHER	IP	WLS	BF	H	R	ER	SO	BB	IBB	HBP	BLK	WP	HR	S	P	ERA	WHIP																																																																	
Bob Welch, R (1, 1)	6.0		28	6	4	4	6	2	0	1	0	0	0	61	103	6.00	1.333																																																																	
Rick Honeycutt, L (7, 1)	2.2	W	11	2	1	1	2	2	0	0	0	0	0	28	49	3.38	1.500																																																																	
Gene Nelson, R (9, 1)	0.0		1	0	0	0	0	0	0	1	0	0	0	2	4	∞	∞																																																																	
Eric Plunk, R (9, 1)	0.1	S	1	0	0	0	1	0	0	0	0	0	0	3	3	0.00	0.000																																																																	


**BOTTOM**

**Oakland Athletics @ Toronto Blue Jays**  
Exhibition Stadium, Toronto, ON

Tue May 02 1989, 7:05 PM EDT  
Att: 23,439 - Unknown - 44 F

livebaseballscorecards.com

AB	34
R	5
H	8
RBI	5
BB	4
SO	9
LOB	20





Batter	1	2	3	4	5	6	7	8	9	AB R H RBI BB SO LOB	TOP											
Tony Phillips, S (1, 7) OBP: 0.415, SLG: 0.444	0-1 F8		4-1 BB			1-2 E3 1B		3-1 G5-3		3 0 0 0 1 0 0												
Carney Lansford, R (1, 5) OBP: 0.373, SLG: 0.439	1-1 1B		0-1 F7			3-2 1B G6-4-3		0-0 F8		4 0 2 0 0 0 1												
Dave Henderson, R (1, 8) OBP: 0.402, SLG: 0.500	1-2 F2			0-0 F9		1-1 F9		1-0 F8		4 0 0 0 0 0 3												
Mark McGwire, R (1, 3) OBP: 0.298, SLG: 0.642	1-1 G3			0-0 F9		1-0 G6-4-3 1-2f		1-3 K		4 0 0 0 0 1 3												
Terry Steinbach, R (1, 2) OBP: 0.376, SLG: 0.408		2-0 G3-6-1 1B		1-2 G6-3			1-3 K			3 0 1 0 0 1 0												
Dave Parker, L (1, 10) OBP: 0.236, SLG: 0.310		3-2 G3-6-1 1-2f			2-0 F3		3-3 K			3 0 0 0 0 1 1												
Billy Beane, R (1, 9) OBP: 0.235, SLG: 0.324		1-1 F7			0-1 F9		3-2 L9			3 0 0 0 0 0 0												
Mike Gallego, R (1, 4) OBP: 0.448, SLG: 0.564			1-2 L9		1-0 2B		0-3 K			3 0 1 0 0 1 0												
Walt Weiss, S (1, 6) OBP: 0.305, SLG: 0.347			1-1 G6-3		0-0 L5		2-1 G5-3			3 0 0 0 0 0 1												
<b>Inning Stats</b>	R: 0 E: 0 K: 0 S: 9	H: 1 LOB: 1 BB: 0 P: 12	R: 0 E: 0 K: 0 S: 6	H: 1 LOB: 0 BB: 0 P: 12	R: 0 E: 0 K: 0 S: 8	H: 0 LOB: 1 BB: 1 P: 14	R: 0 E: 0 K: 0 S: 5	H: 0 LOB: 0 BB: 0 P: 6	R: 0 E: 0 K: 0 S: 5	H: 1 LOB: 1 BB: 0 P: 8	R: 0 E: 1 K: 0 S: 9	H: 1 LOB: 1 BB: 0 P: 15	R: 0 E: 0 K: 2 S: 13	H: 0 LOB: 0 BB: 0 P: 20	R: 0 E: 0 K: 1 S: 7	H: 0 LOB: 0 BB: 0 P: 12	R: 0 E: 0 K: 1 S: 5	H: 0 LOB: 0 BB: 0 P: 7	1B: 3 2B: 1 3B: 0 HR: 0	SF: 0 SAC: 0 DP: 2 HBP: 0	WP: 0 PB: 0 SB: 0 CS: 0	PA: 31
<b>PITCHER</b> Mike Flanagan, L (1, 1) ERA: 2.11	IP: 9.0 WLS: W BF: 31 H: 4 R: 0 ER: 0 SO: 4 BB: 1 IBB: 0 HBP: 0 BLK: 0 WP: 0 HR: 0 S: 67 P: 106 ERA: 0.00 WHIP: 0.556											<b>PITCHER</b>	IP: 9.0 WLS: W BF: 31 H: 4 R: 0 ER: 0 SO: 4 BB: 1 IBB: 0 HBP: 0 BLK: 0 WP: 0 HR: 0 S: 67 P: 106 ERA: 0.00 WHIP: 0.556									

Oakland Athletics @ Toronto Blue Jays  
Exhibition Stadium, Toronto, ON  
Wed May 03 1989, 7:05 PM EDT  
Att: 22,370 - Unknown

livebaseballscorecards.com

AB	30
R	0
H	4
RBI	0
BB	1
SO	4
LOB	9



Batter	1	2	3	4	5	6	7	8	9
Lloyd Moseby, L OBP: 0.313, SLG: 0.306 (1, 8)	2-2 G5-3		2-1 G3-1		3-2 1B	1-2 G1-3			
Tony Fernandez, S OBP: 0.269, SLG: 0.375 (1, 6)	4-1 BB		2-2 F8		0-0 1B		1-0 G5-4-3		
Fred McGriff, L OBP: 0.407, SLG: 0.589 (1, 3)	4-1 BB		3-2 G3		2-3 K		4-1 G5-4-3		
George Bell, R OBP: 0.313, SLG: 0.375 (1, 7)	2-3 K			4-1 BB	0-1 1B		1-1 G5-4-3		
Junior Felix, S (9, 9)					1-3 2-H		1-2 2-3		
Ernie Whitt, L OBP: 0.354, SLG: 0.404 (1, 2)	2-2 P4			4-2 BB	0-0 B2		0-2 G5-3		
Rance Mulliniks, L OBP: 0.284, SLG: 0.274 (1, 5)		3-3 K		0-3 K	2-3 K		1-0 F7		
Pat Borders, R OBP: 0.274, SLG: 0.357 (1, 10)		2-1 G6-3		2-3 K		1-2 G6-3	3-2 F9		
Nelson Liriano, S OBP: 0.293, SLG: 0.307 (1, 4)		1-1 G4-3		2-0 G3-1		0-0 L7	1-0 L8		
Rob Ducey, L OBP: 0.351, SLG: 0.313 (1, 9)			4-1 BB		4-2 1B	1-1 1B			

AB	R	H	RBI	BB	SO	LOB
4	1	1	0	0	0	2
3	0	2	1	1	0	1
2	0	0	0	2	1	3
3	0	1	1	1	1	4
0	0	0	0	0	0	0
3	0	0	0	1	0	5
4	0	0	0	0	3	4
4	0	0	0	0	1	2
4	0	0	0	0	0	2
1	1	1	0	2	0	0

**BOTTOM**

**Oakland Athletics @ Toronto Blue Jays**  
Exhibition Stadium, Toronto, ON

Wed May 03 1989, 7:05 PM EDT  
Att. 22,370 - Unknown

livebaseballscores.com

AB	28
R	2
H	5
RBI	2
BB	7
SO	6
LOB	23



Inning Stats	R	H	E	K	S	H	LOB	BB	P	R	H	E	K	S	H	LOB	BB	P
	0	0	0	11	25	0	2	2	8	0	0	0	1	10	0	1	1	20
	0	0	0	2	22	0	2	2	10	0	0	0	2	10	3	2	1	28
	0	1	0	9	13	0	1	1	7	0	0	0	2	9	1	1	12	
	0	0	0	7	13	0	1	1	8	0	0	0	2	8	0	0	13	

PITCHER	IP	WLS	BF	H	R	ER	SO	BB	IBB	HBP	BLK	WP	HR	S	P	ERA	WHIP
Mike Moore, R ERA: 2.17 (1, 1)	4.1	L	22	3	2	2	5	6	0	0	0	0	0	52	103	4.15	2.077
Greg Cadaret, L ERA: 3.27 (5, 1)	1.2		8	2	0	0	1	1	0	0	0	0	0	15	25	0.00	1.800
Todd Burns, R ERA: 1.89 (7, 1)	2.0		5	0	0	0	0	0	0	0	0	0	0	13	19	0.00	0.000

WP	PA	ERA	WHIP
0	35		
0			
1			
0			



Batter	1	2	3	4	5	6	7	8	9	AB R H RBI BB SO LOB	TOP							
Tony Phillips, S (1, 7) OBP: 0.421, SLG: 0.451 Stan Javier, S (1, PR) OBP: 0.384, SLG: 0.391	0-0 1B SF8 1B	0-0 B5-3			0-3 K		0-0 F8		0-0 1B 1B	1 0 1 0 0 0 0 4 1 1 0 0 1 0								
Carney Lansford, R (1, 5) OBP: 0.374, SLG: 0.437	0-0 SF8 BB SF9 1B	0-0 F8			0-0 F9		0-0 F9		0-0 1-2 1B	5 1 2 0 0 0 0								
Dave Henderson, R (1, 8) OBP: 0.410, SLG: 0.525	4-0 SF9 WP 1B BB	0-0 4-3			4-0 BB		0-0 HR		0-3 K	3 2 1 1 2 1 2								
Mark McGwire, R (1, 3) OBP: 0.279, SLG: 0.607	0-0 SF8		0-0 F4		0-0 4-3		0-3 K			3 0 0 1 0 1 1								
Terry Steinbach, R (1, 2) OBP: 0.393, SLG: 0.410	4-0 SF9 1B IBB		0-0 F8			4-0 FC1-6 BB		0-0 G5-4-3 1B		2 1 1 0 2 0 0								
Billy Beane, R (1, 9) OBP: 0.211, SLG: 0.297	0-0 SF9		0-0 6-3			0-0 FC1-6 BB		0-0 F9		3 0 0 1 0 0 2								
Glenn Hubbard, R (1, 10) OBP: 0.349, SLG: 0.400	0-0 1B 1B			0-0 6-3		4-0 BB		0-0 G5-4-3		3 0 1 2 1 0 1								
Mike Gallego, R (1, 4) OBP: 0.435, SLG: 0.542	0-0 1B			0-0 6-3		0-0 F8		0-3 K		4 0 1 0 0 1 2								
Walt Weiss, S (1, 6) OBP: 0.291, SLG: 0.329	0-0 F9			0-0 L6		0-0 6-3		0-0 6-3		4 0 0 0 0 0 4								
<b>Inning Stats</b>	R: 4 E: 0 K: 0 S: 7	H: 4 LOB: 2 BB: 2 P: 15	R: 0 E: 0 K: 0 S: 3	H: 0 LOB: 0 BB: 0 P: 3	R: 0 E: 0 K: 0 S: 3	H: 0 LOB: 0 BB: 0 P: 3	R: 0 E: 0 K: 1 S: 5	H: 0 LOB: 1 BB: 1 P: 9	R: 1 E: 0 K: 1 S: 6	H: 1 LOB: 0 BB: 0 P: 6	R: 0 E: 0 K: 0 S: 3	H: 1 LOB: 0 BB: 0 P: 3	R: 0 E: 0 K: 2 S: 9	H: 2 LOB: 2 BB: 0 P: 9	1B: 7 2B: 0 3B: 0 HR: 1	SF: 2 SAC: 0 DP: 1 HBP: 0	WP: 1 PB: 0 SB: 0 CS: 0	PA: 39
<b>PITCHER</b>	IP WLS BF H R ER SO BB IBB HBP BLK WP HR S P ERA WHIP																	
Frank Tanana, L (1, 1) ERA: 4.15	8.0 L 34 6 5 5 2 4 1 0 0 1 1 33 53 5.62 1.250																	
Willie Hernandez, L (9, 1) ERA: 4.15	1.0 5 2 0 0 0 2 0 0 0 0 0 0 9 9 0.00 2.000																	

Oakland Athletics @ Detroit Tigers  
Tiger Stadium, Detroit, MI  
Fri May 05 1989, 7:05 PM EDT  
Att. 18,482 - Unknown - 66 F

livebaseballscorecards.com

AB	32
R	5
H	8
RBI	5
BB	5
SO	4
LOB	12



Batter	1	2	3	4	5	6	7	8	9	AB	R	H	RBI	BB	SO	LOB
Pat Sheridan, L (1, 7) OBP: 0.294, SLG: 0.288	0-0 F7	0-0 SF8			0-0 G3		0-0 F8		0-0 G3	4	0	0	1	0	0	0
Chet Lemon, R (1, 9) OBP: 0.452, SLG: 0.310	0-3 K	0-0 F4			0-0 F4		0-0 E8			4	0	0	0	0	1	1
Lou Whitaker, L (1, 4) OBP: 0.407, SLG: 0.477	4-0 1B BB				0-0 F5		0-0 1B BB			2	1	1	0	2	0	0
Alan Trammell, R (1, 6) OBP: 0.356, SLG: 0.337	0-0 1B 1-2				0-0 1B		0-0 F7		0-0 6-3	4	0	2	0	0	0	3
Fred Lynn, L (1, 10) OBP: 0.313, SLG: 0.306	0-0 1B 1-2 2-H				0-0 F9		0-0 HR		0-0 G6-4-3 1B	4	1	3	2	0	0	1
Matt Nokes, L (1, 2) OBP: 0.303, SLG: 0.450	0-0 F9				0-0 F5		0-0 4-3		0-0 G6-4-3 1-2f	3	0	0	0	0	0	3
Mike Heath, R (8, PH) OBP: 0.389, SLG: 0.353										1	0	0	0	0	0	1
Torey Lovullo, S (1, 3) OBP: 0.264, SLG: 0.200		0-0 1B SF8			0-0 F9		0-0 L4		0-0 5-3	4	1	1	0	0	0	0
Kenny Williams, R (1, 8) OBP: 0.227, SLG: 0.323		0-0 S			0-3 K		0-0 5-3		0-0 F7	4	0	1	0	0	1	0
Mike Brumley, S (1, 5) OBP: 0.333, SLG: 0.333		0-0 F7			0-0 F9		0-0 F4		0-3 K	3	0	0	0	0	0	2
Dave Bergman, L (9, PH) OBP: 0.322, SLG: 0.315		1-2								1	0	0	0	0	1	0

Inning Stats	R: 1	H: 2	E: 0	LOB: 2	K: 1	S: 7	P: 11	R: 1	H: 2	E: 0	LOB: 1	K: 0	BB: 0	S: 5	R: 0	H: 1	E: 0	LOB: 1	K: 0	BB: 0	S: 4	R: 0	H: 0	E: 0	LOB: 0	K: 1	BB: 0	S: 5	R: 0	H: 1	E: 0	LOB: 1	K: 0	BB: 0	S: 4	R: 1	H: 1	E: 0	LOB: 0	K: 0	BB: 0	S: 4	R: 0	H: 0	E: 1	LOB: 2	K: 0	BB: 1	S: 3	R: 0	H: 1	E: 0	LOB: 0	K: 0	BB: 0	S: 3	R: 0	H: 0	E: 0	LOB: 0	K: 1	BB: 0	S: 5	R: 0	H: 0	E: 0	LOB: 0	K: 1	BB: 0	S: 5
--------------	------	------	------	--------	------	------	-------	------	------	------	--------	------	-------	------	------	------	------	--------	------	-------	------	------	------	------	--------	------	-------	------	------	------	------	--------	------	-------	------	------	------	------	--------	------	-------	------	------	------	------	--------	------	-------	------	------	------	------	--------	------	-------	------	------	------	------	--------	------	-------	------	------	------	------	--------	------	-------	------

PITCHER	IP	WLS	BF	H	R	ER	SO	BB	IBB	HBP	BLK	WP	HR	S	P	ERA	WHIP
Dave Stewart, R (1, 1) ERA: 2.77	6.2	W	29	7	3	2	2	1	0	0	0	0	1	32	36	2.70	1.200
Rick Honeycutt, L (7, 1) ERA: 2.37	1.1		5	1	0	0	0	1	0	0	0	0	0	4	8	0.00	1.500
Dennis Eckersley, R (9, 1) ERA:	1.0	S	3	0	0	0	1	0	0	0	0	0	0	5	5	0.00	0.000

**BOTTOM**

**Oakland Athletics @ Detroit Tigers**  
Tiger Stadium, Detroit, MI  
Fri May 05 1989, 7:05 PM EDT  
Att: 18,482 - Unknown - 66 F

<b>AB</b>	<b>34</b>
<b>R</b>	<b>3</b>
<b>H</b>	<b>8</b>
<b>RBI</b>	<b>3</b>
<b>BB</b>	<b>2</b>
<b>SO</b>	<b>3</b>
<b>LOB</b>	<b>11</b>



<b>WP</b> : 0	<b>PA</b> : 37
<b>PB</b> : 0	
<b>SB</b> : 1	
<b>CS</b> : 0	

livebaseballscores.com



Batter	1	2	3	4	5	6	7	8	9	AB R H RBI BB SO LOB	TOP											
Luis Polonia, L (1, 7) OBP: 0.274, SLG: 0.362 Glenn Hubbard, R (9, PH) OBP: 0.341, SLG: 0.389	0-1 F7		1-0 G6-3		0-2 L4		3-2 3B		2-3 K	4 0 1 0 0 0 0 1 0 0 0 0 1 1												
Dave Henderson, R (1, 8) OBP: 0.409, SLG: 0.514	1-2 G4-3		1-1 L6		2-1 1B		1-3 K		4-2 BB	4 0 1 0 1 1 1												
Dave Parker, L (1, 10) OBP: 0.225, SLG: 0.295	3-3 K		0-0 G4-3		1-0 F8		3-1 F7		1-1 P4	5 0 0 0 0 1 4												
Mark McGwire, R (1, 3) OBP: 0.288, SLG: 0.639		0-1 HR		0-2 FC4 1B 1B		2-0 G6-3		0-0 F7	2-2 P3	5 1 2 1 0 0 2												
Ron Hassey, L (1, 2) OBP: 0.224, SLG: 0.264		0-0 F8		3-2 L9 SAFE		4-0 1B BB		1-3 K		3 0 0 0 1 1 1												
Carney Lansford, R (1, 5) OBP: 0.395, SLG: 0.453		2-0 PB 1B		2-0 FC4 1B		1-1 FC6-4 1B		4-2 S E BB		3 2 3 0 1 0 0												
Stan Javier, S (1, 9) OBP: 0.377, SLG: 0.382		2-1 S 1B		0-0 FC4 WP 1-2f 2-3		2-3 K		1-2 E5 1-H		4 0 1 1 0 1 4												
Walt Weiss, S (1, 6) OBP: 0.278, SLG: 0.313		3-1 F7		2-1 G4-3		2-1 FC6-4 1-2f		0-1 G4-3		4 0 0 0 0 0 6												
Mike Gallego, R (1, 4) OBP: 0.424, SLG: 0.516		0-0 G4-3			2-1 F8		1-2 L8		4-2 BB BB	3 0 0 0 1 0 1												
Inning Stats	R: 0 E: 0 K: 1 S: 11	H: 0 LOB: 0 BB: 0 P: 15	R: 2 E: 0 K: 0 S: 9	H: 3 LOB: 1 BB: 0 P: 16	R: 0 E: 0 K: 0 S: 4	H: 0 LOB: 0 BB: 0 P: 6	R: 0 E: 0 K: 0 S: 10	H: 2 LOB: 2 BB: 0 P: 17	R: 0 E: 0 K: 0 S: 11	H: 1 LOB: 1 BB: 0 P: 16	R: 0 E: 0 K: 1 S: 8	H: 1 LOB: 2 BB: 1 P: 19	R: 0 E: 0 K: 1 S: 15	H: 1 LOB: 1 BB: 0 P: 23	R: 1 E: 1 K: 1 S: 12	H: 0 LOB: 1 BB: 1 P: 18	R: 0 E: 0 K: 1 S: 14	H: 0 LOB: 2 BB: 2 P: 27	1B: 6 2B: 0 3B: 1 HR: 1	SF: 0 SAC: 0 DP: 0 HBP: 0	WP: 1 PB: 1 SB: 2 CS: 0	PA: 40
PITCHER	IP WLS BF H R ER SO BB IBB HBP BLK WP HR S P ERA WHIP																					
Jack Morris, R (1, 1) ERA: 3.95	6.1 W 28 8 2 1 2 1 0 0 0 1 1 63 103 1.42 1.421																					
Frank Williams, R (7, 1) ERA: 3.66	1.2 8 0 1 0 2 2 0 0 0 0 0 20 34 0.00 1.200																					
Willie Hernandez, L (9, 1) ERA: 3.72	1.0 S 4 0 0 0 1 1 0 0 0 0 0 11 20 0.00 1.000																					

Oakland Athletics @ Detroit Tigers  
Tiger Stadium, Detroit, MI  
Sat May 06 1989, 3:33 AM EDT  
Att. 32,404 - Overcast - 46 F

livebaseballscorecards.com

AB	36
R	3
H	8
RBI	2
BB	4
SO	5
LOB	20



Batter	1	2	3	4	5	6	7	8	9
Pat Sheridan, L (1, 7) OBP: 0.306, SLG: 0.339	3-1 HR	4-2 1B BB		2-1 L4		3-3 K			
Chet Lemon, R (1, 9) OBP: 0.464, SLG: 0.315	4-2 FC6-4 BB	1-0 1B E 1B		2-3 K		4-2 BB			
Lou Whitaker, L (1, 4) OBP: 0.411, SLG: 0.511	0-3 K	2-1 E9 1B		2-1 HR		0-0 G4-1			
Alan Trammell, R (1, 6) OBP: 0.343, SLG: 0.323	1-0 FC6-4 WP 1-2f	3-1 P6		2-0 G4-3		2-1 P6			
Fred Lynn, L (1, 10) OBP: 0.310, SLG: 0.295	4-0 BB		2-1 F7		0-0 G4-3	1-0 G3-1			
Matt Nokes, L (1, 2) OBP: 0.301, SLG: 0.440	0-3 K		3-2 WP BLK SF9 1B		2-2 G4-3	3-3 K			
Dave Bergman, L (1, 3) OBP: 0.333, SLG: 0.316		3-2 1B 1B	4-2 SF9 WP 1-2 BB		2-0 F8	0-0 G4-3			
Kenny Williams, R (1, 8) OBP: 0.228, SLG: 0.323		2-0 CS 1B	1-1 SF9		2-3 K	1-3 K			
Mike Brumley, S (1, 5) OBP: 0.318, SLG: 0.421		0-3 K	1-3 K		0-0 3B	1-2 F8			

Inning Stats	R: 1	H: 1	E: 0	K: 2	S: 11	LOB: 2	BB: 2	P: 23
	R: 3	H: 4	E: 1	K: 1	S: 16	LOB: 1	BB: 1	P: 31
	R: 1	H: 1	E: 0	K: 1	S: 13	LOB: 1	BB: 1	P: 24
	R: 1	H: 1	E: 0	K: 1	S: 8	LOB: 0	BB: 0	P: 16
	R: 0	H: 0	E: 0	K: 0	S: 5	LOB: 0	BB: 0	P: 9
	R: 0	H: 1	E: 0	K: 2	S: 10	LOB: 2	BB: 1	P: 19
	R: 0	H: 0	E: 0	K: 1	S: 6	LOB: 0	BB: 0	P: 12
	R: 0	H: 0	E: 0	K: 1	S: 8	LOB: 0	BB: 0	P: 10

PITCHER	IP	WLS	BF	H	R	ER	SO	BB	IBB	HBP	BLK	WP	HR	S	P	ERA	WHIP
Storm Davis, R (1, 1) ERA: 6.75	3.2	L	21	7	6	5	5	4	0	0	1	2	2	47	91	12.27	3.000
Gene Nelson, R (4, 1) ERA:	2.2		10	1	0	0	2	1	0	0	0	0	0	18	35	0.00	0.750
Greg Cadaret, L (7, 1) ERA: 3.0	1.0		3	0	0	0	1	0	0	0	0	0	0	5	9	0.00	0.000
Eric Plunk, R (8, 1) ERA: 1.54	0.2		2	0	0	0	1	0	0	0	0	0	0	7	9	0.00	0.000

AB R H RBI BB SO LOB

3	2	1	1	1	1	1
2	1	1	1	2	1	0
4	1	2	2	0	1	3
4	0	0	0	0	0	2
3	0	0	0	1	0	0
4	1	1	0	0	2	2
3	1	1	0	1	0	0
3	0	1	1	0	2	0
4	0	1	0	0	2	3

AB	30
R	6
H	8
RBI	5
BB	5
SO	9
LOB	11



**Oakland Athletics @ Detroit Tigers**  
Tiger Stadium, Detroit, MI  
Sat May 06 1989, 3:33 AM EDT  
Att. 32,404 - Overcast - 46 F

WP: 2 PA: 36  
PB: 0  
SB: 0  
CS: 1

livebaseballscorecards.com





Batter	1	2	3	4	5	6	7	8	9	AB	R	H	RBI	BB	SO	LOB
Pat Sheridan, L (1, 7) OBP: 0.329, SLG: 0.400 Torey Lovullo, S (8, PH) OBP: 0.261, SLG: 0.197 (9, 5)	4-2 FC6-4 S BB BB		0-0 HR		0-2 1B	0-0 G3-1		0-0 G4-3		3	2	2	1	1	0	3
Chet Lemon, R (1, 9) OBP: 0.441, SLG: 0.295	1-2 P6		1-0 F7		0-0 P4		0-2 G5-3		0-0 G1-3	5	0	0	0	0	0	2
Lou Whitaker, L (1, 4) OBP: 0.410, SLG: 0.531	4-0 FC6-4 1-2 BB BB		3-2 F9		3-3 K		0-0 G4-3		1-2 HR	4	1	1	1	1	1	1
Alan Trammell, R (1, 6) OBP: 0.345, SLG: 0.320	2-2 FC6-4 S 1-2 2-3		1-1 L9			1-3 K		0-1 BB 1B	4-2 BB	4	0	1	0	1	1	2
Fred Lynn, L (1, 10) OBP: 0.314, SLG: 0.266	4-0 1-2 3-H BB			3-1 G4-3		1-1 G4-3		4-1 BB	0-3 K	3	0	0	0	2	1	1
Matt Nokes, L (1, 2) OBP: 0.296, SLG: 0.427	1-2 F7			2-1 F8		2-2 1B 1B 1B		0-2 G1-3	0-1 P2	5	1	1	0	0	0	5
Dave Bergman, L (1, 3) OBP: 0.348, SLG: 0.322 Keith Moreland, R (8, PH) OBP: 0.292, SLG: 0.283 (9, 3)		2-3 K		4-2 BB		3-2 1B 1B 1B		2-1 G5-3		2	0	1	0	1	1	0
Kenny Williams, R (1, 8) OBP: 0.236, SLG: 0.330		1-0 L8		0-3 K		1-1 1B		1-2 1B		4	0	2	0	0	1	1
Mike Brumley, S (1, 5) OBP: 0.320, SLG: 0.409 Gary Ward, R (8, PH) OBP: 0.282, SLG: 0.250 (9, 7)		0-2 G5-3			1-2 G6-3		3-2 1B		0-1 F9	3	0	1	1	0	0	0
										1	0	0	0	0	0	1

Inning Stats	R: 1	H: 0	E: 0	K: 0	S: 12	LOB: 2	BB: 3	P: 28	R: 0	H: 0	E: 0	K: 1	S: 7	LOB: 0	BB: 0	P: 10	R: 1	H: 1	E: 0	K: 0	S: 9	LOB: 0	BB: 0	P: 14	R: 0	H: 0	E: 0	K: 1	S: 9	LOB: 1	BB: 1	P: 18	R: 0	H: 1	E: 0	K: 1	S: 11	LOB: 1	BB: 0	P: 15	R: 1	H: 4	E: 0	K: 1	S: 19	LOB: 3	BB: 0	P: 30	R: 0	H: 1	E: 0	K: 0	S: 10	LOB: 2	BB: 1	P: 14	R: 0	H: 1	E: 0	K: 0	S: 8	LOB: 1	BB: 0	P: 11	R: 1	H: 1	E: 0	K: 1	S: 14	LOB: 1	BB: 1	P: 19	1B: 7	2B: 0	3B: 0	HR: 2	SF: 0	SAC: 0	DP: 0	HBP: 0	WP: 0	PB: 0	SB: 2	CS: 0	PA: 42
PITCHER	IP	WLS	BF	H	R	ER	SO	BB	IBB	HBP	BLK	WP	HR	S	P	ERA	WHIP																																																																				
Bob Welch, R (1, 1) ERA: 3.06	6.0	W	28	6	3	3	4	4	0	0	0	0	1	67	115	4.50	1.667																																																																				
Rick Honeycutt, L (7, 1) ERA: 2.14	2.0		9	2	0	0	0	1	0	0	0	0	0	18	25	0.00	1.500																																																																				
Dennis Eckersley, R (9, 1) ERA: 0.68	1.0	S	5	1	1	1	1	1	0	0	0	0	1	14	19	9.00	2.000																																																																				

BOTTOM

Oakland Athletics @ Detroit Tigers  
Tiger Stadium, Detroit, MI  
Sun May 07 1989, 3:33 AM EDT  
Att. 20,391 - Cloudy - 45 F

livebaseballscorecards.com

AB	36
R	4
H	9
RBI	3
BB	6
SO	5
LOB	17





Batter	1	2	3	4	5	6	7	8	9	AB R H RBI BB SO LOB	TOP											
Luis Polonia, L OBP: 0.301, SLG: 0.364 (1, 7)	1-2 2B 1B	3-2 P7		0-0 E1 CS			1-2 G5-4-3 1B	4-1 BB		4 1 2 0 1 0 1												
Dave Henderson, R OBP: 0.401, SLG: 0.500 (1, 8)	3-2 G3-1 1B 1-H	1-2 F8		1-2 CS	1-0 G4-3		2-2 G5-4-3 1-2f	1-1 F8		5 1 1 1 0 0 4												
Dave Parker, L OBP: 0.250, SLG: 0.297 (1, 10)	0-0 G3-1 2-3			4-1 G5-4-3 BB		0-3 K		4-2 1B 2B BB	2-2 G6-4-3 1B	2 0 0 0 2 1 1 1 1 1 0 0 0 0												
Billy Beane, R OBP: 0.231, SLG: 0.316 (8, PR)																						
Mark McGwire, R OBP: 0.316, SLG: 0.671 (1, 3)	4-2 1B BB			2-0 G5-4-3 1-2f		2-2 F9		0-0 HBP 2B 1B	2-3 K	4 1 1 0 1 1 2												
Terry Steinbach, R OBP: 0.415, SLG: 0.427 (1, 2)	1-1 1-2 3-H 1B			1-0 1B 1B		2-0 G6-3 1B		3-2 2B 1B HBP	3-2 G6-4-3 1-2f	4 1 3 1 0 0 1												
Carney Lansford, R OBP: 0.391, SLG: 0.439 (1, 5)	2-0 P3			1-1 1-2 1B		0-0 G6-3 1-2		2-0 P4		4 0 1 0 0 0 6												
Stan Javier, S OBP: 0.372, SLG: 0.395 (1, 9)	2-3 K			1-2 G4-3		2-3 K		3-2 1B 2B		4 1 1 2 0 2 5												
Walt Weiss, S OBP: 0.303, SLG: 0.330 (1, 6)				1-1 SH1-4 1B		1-1 G6-4-3 1B		2-1 FC6-4 1B		4 0 3 2 0 0 1												
Mike Gallego, R OBP: 0.392, SLG: 0.464 (1, 4)				0-0 SH1-4		0-0 G6-4-3 1-2f		1-1 G6-3	0-0 FC6-4 BB	3 0 0 0 0 0 2												
<b>Inning Stats</b>	R: 2 E: 0 K: 1 S: 15	H: 3 LOB: 2 BB: 1 P: 28	R: 0 E: 0 K: 0 S: 12	H: 1 LOB: 1 BB: 0 P: 16	R: 0 E: 0 K: 0 S: 8	H: 2 LOB: 2 BB: 1 P: 17	R: 0 E: 1 K: 0 S: 7	H: 1 LOB: 0 BB: 0 P: 8	R: 0 E: 0 K: 1 S: 7	H: 0 LOB: 0 BB: 0 P: 10	R: 0 E: 0 K: 1 S: 10	H: 1 LOB: 1 BB: 0 P: 17	R: 0 E: 0 K: 0 S: 13	H: 1 LOB: 0 BB: 0 P: 15	R: 4 E: 0 K: 0 S: 16	H: 3 LOB: 2 BB: 2 P: 35	R: 0 E: 0 K: 1 S: 12	H: 1 LOB: 0 BB: 0 P: 19	1B: 11 2B: 2 3B: 0 HR: 0	SF: 0 SAC: 1 DP: 4 HBP: 1	WP: 0 PB: 0 SB: 0 CS: 1	PA: 42
<b>PITCHER</b>	IP WLS BF H R ER SO BB IBB HBP BLK WP HR S P ERA WHIP																					
Bob Milacki, R ERA: 4.0 (1, 1)	7.0 L 31 10 4 4 3 3 0 0 0 0 0 0 75 118 5.14 1.857																					
Mark Williamson, R ERA: 5.6 (8, 1)	2.0 10 3 2 2 1 1 0 1 0 0 0 0 25 47 9.00 2.000																					

Oakland Athletics @ Baltimore Orioles  
Memorial Stadium, Baltimore, MD  
Mon May 08 1989, 7:05 PM EDT  
Att. 19,159 - Unknown - 61 F

livebaseballscorecards.com

AB 35  
R 6  
H 13  
RBI 6  
BB 4  
SO 4  
LOB 23



Batter	1	2	3	4	5	6	7	8	9	AB R H RBI BB SO LOB
Brady Anderson, L (1, 8) OBP: 0.356, SLG: 0.427	3-2 G3		4-1 BB		0-1 F8			0-1 L7		3 0 0 0 1 0 2
Phil Bradley, R (1, 7) OBP: 0.359, SLG: 0.468	1-1 G6-3		1-3 K			1-0 F9		3-2 F9		4 0 0 0 0 1 2
Joe Orsulak, L (1, 9) OBP: 0.328, SLG: 0.419	1-2 G3-1			1-1 F9		0-1 1B		1-2 G4-3		4 0 1 0 0 0 0
Cal Ripken Jr., R (1, 6) OBP: 0.328, SLG: 0.398		1-1 G4-3		1-1 F7		0-0 L5		2-2 G1-3		4 0 0 0 0 0 1
Larry Sheets, L (1, 10) OBP: 0.259, SLG: 0.268		3-1 F7		2-3 K		1-3 K		0-1 G4-3		4 0 0 0 0 2 1
Mickey Tettleton, S (1, 2) OBP: 0.238, SLG: 0.389		0-0 P6			3-1 BB 1B		1-2 F8		1-3 K	4 0 1 0 0 1 0
Jim Traber, L (1, 3) OBP: 0.257, SLG: 0.288			3-2 L6-3		1-2 F7		0-3 K			3 0 0 0 0 1 1
Craig Worthington, R (1, 5) OBP: 0.297, SLG: 0.299			2-1 F8		1-3 K		0-0 HR			3 1 1 1 0 1 1
Billy Ripken, R (1, 4) OBP: 0.346, SLG: 0.326			3-2 BB 1B		4-1 BB		0-0 P9			2 0 1 0 1 0 0

Inning Stats	R: 0 E: 0 K: 0 S: 8	H: 0 LOB: 0 BB: 0 P: 13	R: 0 E: 0 K: 0 S: 5	H: 0 LOB: 0 BB: 0 P: 9	R: 0 E: 0 K: 1 S: 13	H: 1 LOB: 2 BB: 1 P: 26	R: 0 E: 0 K: 1 S: 8	H: 0 LOB: 0 BB: 0 P: 12	R: 0 E: 0 K: 1 S: 13	H: 1 LOB: 2 BB: 1 P: 22	R: 0 E: 0 K: 1 S: 7	H: 1 LOB: 1 BB: 0 P: 9	R: 1 E: 0 K: 1 S: 10	H: 1 LOB: 0 BB: 0 P: 11	R: 0 E: 0 K: 0 S: 8	H: 0 LOB: 0 BB: 0 P: 12	R: 0 E: 0 K: 1 S: 8	H: 0 LOB: 0 BB: 0 P: 11	1B: 3 2B: 0 3B: 0 HR: 1	SF: 0 SAC: 0 DP: 0 HBP: 0	WP: 0 PB: 0 SB: 0 CS: 0	PA: 33	
PITCHER	IP	WLS	BF	H	R	ER	SO	BB	IBB	HBP	BLK	WP	HR	S	P	ERA	WHIP						
Mike Moore, R (1, 1) ERA: 2.03	7.0	W	27	4	1	1	5	2	0	0	0	0	1	64	102	1.29	0.857						
Greg Cadaret, L (8, 1) ERA: 2.57	2.0		6	0	0	0	1	0	0	0	0	0	0	16	23	0.00	0.000						

BOTTOM

Oakland Athletics @ Baltimore Orioles  
Memorial Stadium, Baltimore, MD

Mon May 08 1989, 7:05 PM EDT  
Att: 19,159 - Unknown - 61 F

livebaseballscorecards.com

AB	31
R	1
H	4
RBI	1
BB	2
SO	6
LOB	8







Batter	1	2	3	4	5	6	7	8	9	AB	R	H	RBI	BB	SO	LOB
Brady Anderson, L OBP: 0.353, SLG: 0.421 (1, 8) B B C B X	3-1 G5-3 ①		2-0 CS 1-3 1B		1-1 G6-3 ①		0-1 F9 ②			4	0	1	0	0	0	0
Phil Bradley, R OBP: 0.356, SLG: 0.461 (1, 7) C B X	1-1 F9 ②		0-0 CS 1-2 ③	1-3 K ①	1-3 K ②		2-0 1B 1B			4	1	1	0	0	2	0
Cal Ripken Jr., R OBP: 0.341, SLG: 0.410 (1, 6) X	0-0 4-3 ③			0-0 1B 2B 1B	0-1 1B		0-1 1B BB 1B			4	2	3	0	0	0	0
Larry Sheets, L OBP: 0.268, SLG: 0.270 (1, 10) B X		1-0 G5-3 ①		2-1 2B 1-2 1B	1-1 F7 ③		4-2 1B 1-2 BB			3	1	1	0	1	0	1
Mickey Tettleton, S OBP: 0.248, SLG: 0.424 (1, 2) F X		0-1 P5 ②		1-3 K ②		0-0 HR	1-0 1-3 2-H 3-H 1B			4	1	2	3	0	1	2
Steve Finley, L OBP: 0.310, SLG: 0.385 (1, 9) B X		1-0 G4-3 ③		2-2 2B 1-3 2-H		1-1 G4-6-3 1B	1-1 F8 ③			4	1	2	1	0	0	2
Jim Traber, L OBP: 0.256, SLG: 0.275 (1, 3) B B X			2-0 G4-3 ①	4-1 2B BB		0-0 G4-6-3 ① ② 1-2f		2-1 G3-1 ①		3	0	0	0	1	0	1
Craig Worthington, R OBP: 0.304, SLG: 0.317 (1, 5) B B F X			2-1 1B 1B	2-2 2B 1-3 2-H 3-H		0-0 G5-3 ③		2-3 K ②		4	0	2	2	0	1	0
Billy Ripken, R OBP: 0.321, SLG: 0.300 (1, 4) X			0-0 F9 ②	0-2 F8 ③			0-0 F4 ①	3-1 G4-3 ③		4	0	0	0	0	0	3

Inning Stats	R: 0	H: 0	E: 0	K: 0	S: 5	R: 0	H: 0	E: 0	K: 0	S: 4	R: 0	H: 2	E: 0	K: 0	S: 5	R: 3	H: 4	E: 0	K: 2	S: 21	R: 0	H: 1	E: 0	K: 1	S: 9	R: 1	H: 2	E: 0	K: 0	S: 5	R: 2	H: 3	E: 0	K: 0	S: 12	R: 0	H: 0	E: 0	K: 1	S: 9	R: 0	H: 0	E: 0	K: 1	S: 16	1B: 9	SF: 0	2B: 2	SAC: 0	3B: 0	DP: 1	HR: 1	HBP: 0				
	0	0	0	0	5	0	0	0	0	4	0	2	0	0	5	3	4	0	2	21	0	1	0	0	9	1	2	0	0	5	2	3	0	0	12	0	0	0	1	9	0	0	0	1	16	0	0	0	1	16	9	0	2	0	0	1	0

**BOTTOM**

**Oakland Athletics @ Baltimore Orioles**  
**Memorial Stadium, Baltimore, MD**  
 Thu May 11 1989, 3:33 AM EDT  
 Att. 1,201 - Overcast - 55 F

AB	34
R	6
H	12
RBI	6
BB	2
SO	4
LOB	9

WP: 0 PA: 37  
 PB: 0  
 SB: 0  
 CS: 1



PITCHER	IP	WLS	BF	H	R	ER	SO	BB	IBB	HBP	BLK	WP	HR	S	P	ERA	WHIP
Dave Stewart, R ERA: 3.42 (1, 1)	6.2	L	32	12	6	6	3	2	0	0	0	0	1	59	94	8.10	2.100
Rick Honeycutt, L ERA: 2.11 (7, 1)	0.1		1	0	0	0	0	0	0	0	0	0	0	2	3	0.00	0.000
Gene Nelson, R ERA: (8, 1)	1.0		3	0	0	0	1	0	0	0	0	0	0	9	16	0.00	0.000



Batter	1	2	3	4	5	6	7	8	9	AB R H RBI BB SO LOB	TOP															
Paul Molitor, R (1, 10) OBP: 0.398, SLG: 0.495	1-0 F9 1B HR	0-1 P3			2-2 G6-3 2B	0-0 G5-4-3 1B			1-0 F9	5 1 3 0 0 0 1																
Gary Sheffield, R (1, 6) OBP: 0.310, SLG: 0.400	0-0 1-2 HR	3-2 F7			1-0 F8	0-0 G5-4-3 1-2f			1-1 F4	5 1 1 0 0 0 4																
Robin Yount, R (1, 8) OBP: 0.356, SLG: 0.426	1-0 F9 2-3	SAFE 0-0 1-2	PO	G5-3	2-1 E5 G6-3			2-2 G6-3	2-3 K	5 0 0 0 0 1 3																
Rob Deer, R (1, 9) OBP: 0.323, SLG: 0.439	0-2 1-H 3-H HR			4-2 1B CS BB	2-1 G6-3 1-2 2-3			1-1 G5-3		3 1 1 3 1 0 2																
B.J. Surhoff, L (1, 2) OBP: 0.278, SLG: 0.356	2-2 F5			0-0 1-3 1B	4-2 BB			1-1 CS 1B		3 0 2 0 1 0 0																
Glenn Braggs, R (1, 7) OBP: 0.277, SLG: 0.392	4-2 CI BB			2-3 K	0-2 F8			2-1 CS	0-0 F7	3 0 0 0 1 1 5																
Jim Gantner, L (1, 4) OBP: 0.272, SLG: 0.237	0-1 CI 1-2			2-2 CS 3-H	0-0 G4-3			0-1 SH1-4 2B 1B	0-1 G3-1	3 1 1 0 0 0 0																
Dave Engle, R (1, 3) OBP: 0.351, SLG: 0.559	2-0 5-3			0-1 G5-3	1-1 SH1-4			4-1 FC6 BB		2 0 0 0 1 0 2																
Terry Francona, L (8, PR) OBP: 0.178, SLG: 0.183										0 0 0 0 0 0 0																
Bill Spiers, L (1, 5) OBP: 0.302, SLG: 0.324		0-0 PO 1B		2-1 L7	1-0 1B 2B			1-0 FC6 1-2f		4 0 2 1 0 0 1																
<b>Inning Stats</b>	R: 3 E: 1 K: 0 S: 19	H: 3 LOB: 2 BB: 1 P: 29	R: 0 E: 0 K: 0 S: 8	H: 1 LOB: 0 BB: 0 P: 10	R: 0 E: 0 K: 1 S: 12	H: 1 LOB: 1 BB: 1 P: 21	R: 0 E: 0 K: 0 S: 5	H: 0 LOB: 0 BB: 0 P: 7	R: 0 E: 1 K: 0 S: 13	H: 1 LOB: 3 BB: 1 P: 24	R: 1 E: 0 K: 0 S: 6	H: 3 LOB: 1 BB: 0 P: 9	R: 0 E: 0 K: 0 S: 8	H: 1 LOB: 0 BB: 0 P: 14	R: 0 E: 0 K: 0 S: 5	H: 0 LOB: 1 BB: 1 P: 10	R: 0 E: 0 K: 1 S: 8	H: 0 LOB: 0 BB: 0 P: 12	1B: 7 2B: 2 3B: 0 HR: 1	SF: 0 SAC: 1 DP: 1 HBP: 0	WP: 0 PB: 0 SB: 0 CS: 2	PA: 42				
<b>PITCHER</b>	IP WLS BF H R ER SO BB IBB HBP BLK WP HR S P ERA WHIP																									
Storm Davis, R (1, 1) ERA: 6.54	5.0	24	6	3	3	1	3	0	0	0	0	1	57	91	5.40	1.800										
Todd Burns, R (6, 1) ERA: 1.96	4.0	W	15	4	1	1	1	0	0	0	0	0	27	45	2.25	1.250										

Milwaukee Brewers @ Oakland Athletics  
Oakland-Alameda County Coliseum, Oakland, CA

Fri May 12 1989, 7:05 PM PDT  
Att. 30,743 - Unknown - 59 F

AB	33
R	4
H	10
RBI	4
BB	4
SO	2
LOB	18



livebaseballscorecards.com

Batter	1	2	3	4	5	6	7	8	9	AB R H RBI BB SO LOB
Luis Polonia, L (1, 7) OBP: 0.284, SLG: 0.341 Billy Beane, R (9, PH) OBP: 0.256, SLG: 0.357	2-2 G5-3	1-3 K		1-0 G6-3		2-3 K			0-0 HR	4 0 0 0 0 2 3 1 1 1 0 0 0 0
Dave Henderson, R (1, 8) OBP: 0.404, SLG: 0.516	1-0 1B HBP		1-1 F5		2-0 1B		2-2 L7		1-0 HR	4 2 2 2 0 0 0
Dave Parker, L (1, 10) OBP: 0.256, SLG: 0.302	1-1 BB 1B		2-1 1B		0-1 F7		0-0 G3			4 1 2 0 0 0 1
Mark McGwire, R (1, 3) OBP: 0.310, SLG: 0.623	4-2 G6-3 1B BB		1-1 L9		3-2 F8		2-0 G5-3			3 0 0 0 1 0 2
Terry Steinbach, R (1, 2) OBP: 0.402, SLG: 0.404	3-1 G6-3 1B		0-1 L9		1-0 G4-3			2-3 K		4 0 1 2 0 1 2
Carney Lansford, R (1, 5) OBP: 0.416, SLG: 0.467	0-2 G6-3			1-1 1B E 1B		1-0 1B		2-0 FC5-4 1B		4 1 3 0 0 0 2
Stan Javier, S (1, 9) OBP: 0.372, SLG: 0.393	1-0 G3-1			0-0 E1 G3 1B		0-0 F7		0-1 FC5-4		4 0 1 0 0 0 4
Walt Weiss, S (1, 6) OBP: 0.299, SLG: 0.333		2-3 K		1-0 G3		0-0 E 1B		2-3 K		4 0 1 0 0 2 2
Mike Gallego, R (1, 4) OBP: 0.373, SLG: 0.421		1-2 G5-3		1-2 G5-3		4-0 BB		1-3 K		3 0 0 0 1 1 1

Inning Stats	R: 2 E: 0 K: 0 S: 13	H: 2 LOB: 2 BB: 1 P: 25	R: 0 E: 0 K: 2 S: 11	H: 0 LOB: 0 BB: 0 P: 15	R: 0 E: 0 K: 0 S: 8	H: 1 LOB: 1 BB: 0 P: 12	R: 1 E: 1 K: 0 S: 8	H: 2 LOB: 1 BB: 0 P: 12	R: 0 E: 0 K: 0 S: 7	H: 1 LOB: 1 BB: 0 P: 13	R: 0 E: 1 K: 1 S: 6	H: 2 LOB: 2 BB: 1 P: 13	R: 0 E: 0 K: 0 S: 6	H: 0 LOB: 0 BB: 0 P: 10	R: 0 E: 0 K: 2 S: 10	H: 1 LOB: 1 BB: 0 P: 16	R: 2 E: 0 K: 1 S: 5	H: 2 LOB: 0 BB: 0 P: 7	1B: 9 2B: 1 3B: 0 HR: 1	SF: 0 SAC: 0 DP: 0 HBP: 1
--------------	-------------------------------	----------------------------------	-------------------------------	----------------------------------	------------------------------	----------------------------------	------------------------------	----------------------------------	------------------------------	----------------------------------	------------------------------	----------------------------------	------------------------------	----------------------------------	-------------------------------	----------------------------------	------------------------------	---------------------------------	----------------------------------	------------------------------------

**BOTTOM**

**Milwaukee Brewers @ Oakland Athletics**  
Oakland-Alameda County Coliseum, Oakland, CA

livebaseballscorecards.com

AB	35
R	5
H	11
RBI	4
BB	2
SO	6
LOB	17



PITCHER	IP	WLS	BF	H	R	ER	SO	BB	IBB	HBP	BLK	WP	HR	S	P	ERA	WHIP
Mike Birkbeck, R (1, 1) ERA: 3.6	6.1		29	8	3	2	3	2	0	0	0	0	0	57	96	2.84	1.579
Bill Krueger, L (7, 1) ERA: 3.86	0.1		1	0	0	0	0	0	0	0	0	0	0	1	1	0.00	0.000
Chuck Crim, R (7, 1) ERA: 3.48	1.0		4	1	0	0	1	0	0	0	0	0	0	7	13	0.00	1.000
Dan Plesac, L (8, 1) ERA: 4.38	0.2	L	4	2	2	2	2	0	0	0	0	0	1	9	13	27.00	3.000

Fri May 12 1989, 7:05 PM PDT  
Att: 30,743 - Unknown - 59 F



Batter	1	2	3	4	5	6	7	8	9	AB R H RBI BB SO LOB	TOP											
<b>Paul Molitor, R</b> (1, 10) OBP: 0.393, SLG: 0.485	1-1 E 1B		1-2 F9			0-3 K		1-0 G4-3		4 0 1 0 0 1 1												
<b>Gary Sheffield, R</b> (1, 6) OBP: 0.308, SLG: 0.390	0-0 F6		3-2 F8			4-2 G6-4-3 BB			2-3 K	3 0 0 0 1 1 2												
<b>Robin Yount, R</b> (1, 8) OBP: 0.353, SLG: 0.429	1-3 K 1-2			0-1 F7		2-2 G6-4-3 1-2f			1-1 HR 2B	4 1 1 0 0 1 2												
<b>Rob Deer, R</b> (1, 9) OBP: 0.321, SLG: 0.458	2-3 K			2-1 G5-3			0-0 G4-3		0-1 HR 2-H	4 1 1 2 0 1 1												
<b>B.J. Surhoff, L</b> (1, 2) OBP: 0.287, SLG: 0.374			1-1 F7		1-1 WP 2B		2-2 F7		1-2 1B SF8 1B	4 1 2 0 0 0 0												
<b>Bill Spiers, L</b> (1, 5) OBP: 0.319, SLG: 0.341			1-2 F8		1-1 F8 2-3		3-1 1B		0-1 1B	4 0 2 0 0 0 1												
<b>Jim Gantner, L</b> (1, 4) OBP: 0.282, SLG: 0.229						0-0 G4-3		1-1 G6-3	1-1 SF8	3 0 0 1 0 0 1												
<b>Terry Francona, L</b> (1, 3) OBP: 0.182, SLG: 0.187			2-2 1B			0-1 G3		0-1 L6	3-H F5	4 0 1 0 0 0 1												
<b>Mike Felder, S</b> (1, 7) OBP: 0.219, SLG: 0.167			3-2 F7			3-1 G4-3		1-2 L5		3 0 0 0 0 0 1												
<b>Inning Stats</b>	R: 0 E: 1 K: 2 S: 9	H: 1 LOB: 1 BB: 0 P: 13	R: 0 E: 0 K: 0 S: 7	H: 0 LOB: 0 BB: 0 P: 9	R: 0 E: 0 K: 0 S: 17	H: 1 LOB: 1 BB: 0 P: 26	R: 0 E: 0 K: 0 S: 8	H: 1 LOB: 1 BB: 0 P: 12	R: 0 E: 0 K: 0 S: 5	H: 0 LOB: 0 BB: 0 P: 8	R: 0 E: 0 K: 1 S: 10	H: 0 LOB: 0 BB: 1 P: 16	R: 0 E: 0 K: 0 S: 8	H: 1 LOB: 1 BB: 0 P: 14	R: 0 E: 0 K: 0 S: 7	H: 0 LOB: 0 BB: 0 P: 9	R: 3 E: 0 K: 1 S: 22	H: 4 LOB: 1 BB: 0 P: 28	1B: 5 2B: 2 3B: 0 HR: 1	SF: 1 SAC: 0 DP: 1 HBP: 0	WP: 1 PB: 0 SB: 0 CS: 0	PA: 35
<b>PITCHER</b>	IP WLS BF H R ER SO BB IBB HBP BLK WP HR S P ERA WHIP																					
<b>Bob Welch, R</b> (1, 1) ERA: 2.93	8.1 W 31 6 2 2 4 1 0 0 0 1 1 80 119 2.16 0.840																					
<b>Dennis Eckersley, R</b> (9, 1) ERA: 1.29	0.2 S 4 2 1 1 0 0 0 0 0 0 0 0 13 16 13.50 3.000																					

Milwaukee Brewers @ Oakland Athletics  
Oakland-Alameda County Coliseum, Oakland, CA

Sat May 13 1989, 3:33 AM PDT  
Att. 33,053 - Sunny - 65 F

AB	33
R	3
H	8
RBI	3
BB	1
SO	4
LOB	10



Batter	1	2	3	4	5	6	7	8	9
Luis Polonia, L OBP: 0.283, SLG: 0.349 (1, 7)	0-0 1B 2B	0-1 F9			0-0 G6-3			0-2 L3	
Dave Henderson, R OBP: 0.407, SLG: 0.512 (1, 8)	4-0 1B BB		1-3 K		0-3 K			0-1 1B 2-H 1B	
Dave Parker, L OBP: 0.264, SLG: 0.328 (1, 10)	1-0 F7		2-1 HR			4-0 G6-4-3 BB		2-1 F7	
Mark McGwire, R OBP: 0.318, SLG: 0.617 (1, 3)	0-0 1-2 2-H 1B		3-2 F7			0-0 P3		1-0 1-3 1B	
Ron Hassey, L OBP: 0.224, SLG: 0.237 (1, 2)	2-1 F7		2-1 F9			2-0 G6-4-3 1-2f		1-0 F8	
Carney Lansford, R OBP: 0.407, SLG: 0.456 (1, 5)	2-3 K			1-0 G6-3			0-0 G2-3		
Stan Javier, S OBP: 0.361, SLG: 0.379 (1, 9)		2-1 G5-3		1-3 K			3-2 G1-3		
Walt Weiss, S OBP: 0.291, SLG: 0.323 (1, 6)		3-3 K		0-3 K			1-1 F8		
Glenn Hubbard, R OBP: 0.360, SLG: 0.500 (1, 4)		2-0 HR			0-1 B5-3			0-1 1B 2B	

Inning Stats	R: 1	H: 2	E: 0	LOB: 2	K: 1	S: 8	R: 1	H: 1	E: 0	LOB: 0	K: 1	S: 8	R: 1	H: 1	E: 0	LOB: 0	K: 1	S: 11	R: 0	H: 0	E: 0	LOB: 0	K: 2	S: 7	R: 0	H: 0	E: 0	LOB: 0	K: 1	S: 6	R: 0	H: 0	E: 0	LOB: 0	K: 0	S: 2	R: 0	H: 0	E: 0	LOB: 0	K: 0	S: 6	R: 1	H: 3	E: 0	LOB: 2	K: 0	S: 11		

PITCHER	IP	WLS	BF	H	R	ER	SO	BB	IBB	HBP	BLK	WP	HR	S	P	ERA	WHIP
Chris Bosio, R ERA: 2.43 (1, 1)	7.2	L	31	7	4	4	6	2	0	0	0	0	2	58	97	4.70	1.174
Paul Mirabella, L ERA: 8.68 (8, 1)	0.1		1	0	0	0	0	0	0	0	0	0	0	1	2	0.00	0.000

AB R H RBI BB SO LOB

4	1	1	0	0	0	1
3	0	1	1	1	2	0
3	1	1	1	1	0	3
4	0	2	1	0	0	1
4	0	0	0	0	0	5
3	0	0	0	0	1	2
3	0	0	0	0	1	0
3	0	0	0	0	2	0
3	2	2	1	0	0	0

AB	30
R	4
H	7
RBI	4
BB	2
SO	6
LOB	12



Milwaukee Brewers @ Oakland Athletics  
Oakland-Alameda County Coliseum, Oakland, CA  
Sat May 13 1989, 3:33 AM PDT  
Att. 33,053 - Sunny - 65 F

livebaseballscores.com

AB	30
R	4
H	7
RBI	4
BB	2
SO	6
LOB	12



WP	0	PA	32
PB	0		
SB	0		
CS	0		



Batter	1	2	3	4	5	6	7	8	9	AB R H RBI BB SO LOB	TOP	
<b>Paul Molitor, R</b> OBP: 0.388, SLG: 0.476 (1, 10) B F B B F X	3-2 CS 1B		0-3 K			0-2 L9		1-3 K		4 0 1 0 0 2 1		
<b>Gary Sheffield, R</b> OBP: 0.306, SLG: 0.385 (1, 6) B C C S	1-3 K			0-1 L8		0-1 FC4-6 BB 1-2f			3-1 BB E 1B	4 1 1 0 0 1 2		
<b>Robin Yount, R</b> OBP: 0.357, SLG: 0.426 (1, 8) X	0-0 L8			1-0 BB 1B		4-2 BB 1-2			0-1 F9	3 0 1 0 1 0 2		
<b>Rob Deer, R</b> OBP: 0.326, SLG: 0.450 (1, 9) C F B B	2-2 CS 1-2	0-0 P2		4-2 BB 1-2		0-3 K			4-0 BB E BB 1-2	2 0 0 0 2 1 2		
<b>B.J. Surhoff, L</b> OBP: 0.276, SLG: 0.358 (1, 2) C C X			0-2 L7		1-2 G4-3		0-3 K		0-0 F4	4 0 0 0 0 1 3		
<b>Glenn Braggs, R</b> OBP: 0.276, SLG: 0.411 (1, 7) B X			1-0 HR		1-2 G4-3		1-3 K		2-2 BB E4 1-2 2-H	4 1 1 1 0 1 1		
<b>Jim Gantner, L</b> OBP: 0.252, SLG: 0.220 (1, 4) C B B B S X			3-2 L6		1-2 G3-1		1-1 G6-3		1-0 G4-3	4 0 0 0 0 0 2		
<b>Terry Francona, L</b> OBP: 0.175, SLG: 0.179 (1, 3) F X			0-1 G4-3		1-2 G3-1			0-0 1-3		3 0 0 0 0 0 0		
<b>Bill Spiers, L</b> OBP: 0.320, SLG: 0.326 (1, 5) C B S F F S			1-3 K			1-0 FC4-6 HBP		0-0 G3		2 0 0 0 0 1 0		
<b>Inning Stats</b>	R: 0 E: 0 K: 1 S: 9 H: 1 LOB: 0 BB: 0 P: 15	R: 1 E: 0 K: 0 S: 8 H: 1 LOB: 0 BB: 0 P: 12	R: 0 E: 0 K: 2 S: 8 H: 0 LOB: 0 BB: 0 P: 9	R: 0 E: 0 K: 0 S: 9 H: 1 LOB: 1 BB: 1 P: 15	R: 0 E: 0 K: 0 S: 10 H: 0 LOB: 0 BB: 0 P: 13	R: 0 E: 0 K: 1 S: 13 H: 0 LOB: 2 BB: 1 P: 18	R: 0 E: 0 K: 2 S: 10 H: 0 LOB: 0 BB: 0 P: 12	R: 0 E: 0 K: 1 S: 6 H: 0 LOB: 0 BB: 0 P: 7	R: 1 E: 1 K: 0 S: 9 H: 1 LOB: 2 BB: 1 P: 19	1B: 3 2B: 0 3B: 0 HR: 1 SF: 0 SAC: 0 DP: 0 HBP: 1	WP: 0 PB: 0 SB: 0 CS: 1 PA: 35	
<b>PITCHER</b> <b>Mike Moore, R</b> ERA: 1.86 (1, 1)	IP 9.0 WLS L BF 34 H 4 R 2 ER 1 SO 7 BB 3 IBB 0 HBP 1 BLK 0 WP 0 HR 1 S 82 P 120 ERA 1.00 WHIP 0.778											<b>PITCHER</b> IP WLS BF H R ER SO BB IBB HBP BLK WP HR S P ERA WHIP

**Milwaukee Brewers @ Oakland Athletics**  
**Oakland-Alameda County Coliseum, Oakland, CA**  
 Sun May 14 1989, 3:33 AM PDT  
 Att. 26,989 - Sunny - 64 F

[livebaseballscorecards.com](http://livebaseballscorecards.com)

<b>AB</b>	<b>30</b>
<b>R</b>	<b>2</b>
<b>H</b>	<b>4</b>
<b>RBI</b>	<b>1</b>
<b>BB</b>	<b>3</b>
<b>SO</b>	<b>7</b>
<b>LOB</b>	<b>13</b>



Batter	1	2	3	4	5	6	7	8	9	AB	R	H	RBI	BB	SO	LOB
Luis Polonia, L (1, 7) OBP: 0.292, SLG: 0.356 Ron Hassey, L (9, PH) OBP: 0.221, SLG: 0.233	0-0 G4-3		0-0 G6-3		1-0 1B			2-2 1B G5-3 SF9	1-2 G5-3	4	1	2	0	0	0	1
Dave Henderson, R (1, 8) OBP: 0.396, SLG: 0.496	2-3 K		2-3 K		2-1 L5			0-0 G5-3		4	0	0	0	0	2	3
Dave Parker, L (1, 10) OBP: 0.263, SLG: 0.325 Billy Beane, R (8, PR) OBP: 0.256, SLG: 0.357	0-0 G4-3		0-0 G4-3				1-1 F3	1-0 1B		4	0	1	0	0	0	1
Mark McGwire, R (1, 3) OBP: 0.304, SLG: 0.595		0-0 P2		0-1 E8			3-1 F7	1-0 SF9		3	0	0	1	0	0	0
Terry Steinbach, R (1, 2) OBP: 0.396, SLG: 0.398		2-2 FC3-6 1B		1-3 K			2-1 F9	3-H 6-3		4	0	1	0	0	1	2
Carney Lansford, R (1, 5) OBP: 0.403, SLG: 0.450		0-0 FC3-6 1B		0-2 F8			0-0 G4-3		1-1 F4	4	0	1	0	0	0	1
Stan Javier, S (1, 9) OBP: 0.347, SLG: 0.363		2-2 FC3-6 FC6		2-3 K			0-0 E7		2-3 K	4	0	0	0	0	2	3
Walt Weiss, S (1, 6) OBP: 0.283, SLG: 0.314 Tony Phillips, S (9, PH) OBP: 0.427, SLG: 0.451 Mike Gallego, R (9, PR) OBP: 0.373, SLG: 0.421		1-0 FC6		0-0 G4-3			0-0 F7		4-2 BB BB	3	0	0	0	0	0	3
Glenn Hubbard, R (1, 4) OBP: 0.370, SLG: 0.477			4-2 G6-3 BB		2-1 G5-3		3-2 F8		4-2 BB	2	0	0	0	2	0	1


Inning Stats	R: 0	H: 0	R: 0	H: 2	R: 0	H: 0	R: 0	H: 1	R: 0	H: 0	R: 0	H: 0	R: 1	H: 2	R: 0	H: 0	1B: 5	SF: 1
	E: 0	LOB: 0	E: 0	LOB: 2	E: 0	LOB: 1	E: 0	LOB: 1	E: 0	LOB: 0	E: 1	LOB: 1	E: 0	LOB: 1	E: 0	LOB: 2	2B: 0	SAC: 0
	K: 1	BB: 0	K: 0	BB: 0	K: 1	BB: 1	K: 0	BB: 0	K: 0	BB: 0	K: 0	BB: 0	K: 0	BB: 0	K: 1	BB: 2	3B: 0	DP: 0
	S: 7	P: 9	S: 13	P: 18	S: 7	P: 13	S: 13	P: 16	S: 6	P: 12	S: 6	P: 11	S: 8	P: 13	S: 13	P: 25	HR: 0	HBP: 0

PITCHER	IP	WLS	BF	H	R	ER	SO	BB	IBB	HBP	BLK	WP	HR	S	P	ERA	WHIP
Bryan Clutterbuck, R (1, 1) ERA: 2.78	7.1		29	4	1	1	4	1	0	0	0	0	0	62	94	1.23	0.682
Bill Krueger, L (8, 1) ERA: 3.86	0.0	W	1	1	0	0	0	0	0	0	0	0	0	1	2	∞	∞
Chuck Crim, R (8, 1) ERA: 3.38	0.2	S	2	0	0	0	0	0	0	0	0	0	0	3	5	0.00	0.000
Dan Plesac, L (9, 1) ERA: 4.05	1.0		5	0	0	0	1	2	0	0	0	0	0	13	25	0.00	2.000

**Milwaukee Brewers @ Oakland Athletics**  
**Oakland-Alameda County Coliseum, Oakland, CA**

Sun May 14 1989, 3:33 AM PDT  
Att: 26,989 - Sunny - 64 F

AB	33
R	1
H	5
RBI	1
BB	3
SO	5
LOB	17



WP	HR	S	P	ERA	WHIP
0	0	0	37		
0	0	0			
0	0	0			





Batter	1	2	3	4	5	6	7	8	9	AB	R	H	RBI	BB	SO	LOB
Luis Polonia, L OBP: 0.307, SLG: 0.362 (1, 7)	0-1 1-3		0-0 HR 1B	4-2 1B 2B BB	3-2 BB		0-2 E3 FC1-6			4	2	2	2	1	0	0
Dave Henderson, R OBP: 0.405, SLG: 0.523 Billy Beane, R OBP: 0.250, SLG: 0.349 (7, PH) (8, 9)	1-0 F8		2-1 HR 1B	1-2 2B 1B	4-1 BB BB		3-2 F9			3	2	2	3	1	0	0
Dave Parker, L OBP: 0.275, SLG: 0.344 (1, 10)	2-0 1B		1-1 G6-4-3 1B	1-0 1-H 2-H 2B	0-2 F6		1-2 FC1-6 FC4			5	0	3	2	0	0	3
Mark McGwire, R OBP: 0.299, SLG: 0.568 Ron Hassey, L OBP: 0.221, SLG: 0.233 (1, 3) (8, 2)	0-0 L9		1-1 G6-4-3 1-2f	4-1 FC5-4 BB		1-0 G5-3	2-2 FC4			4	0	0	0	1	0	3
Terry Steinbach, R OBP: 0.396, SLG: 0.398 (1, 2) (8, 3)		0-0 G4-3				3-2 2B G6-3 1B		3-1 F8		5	2	2	0	0	0	2
Carney Lansford, R OBP: 0.405, SLG: 0.459 Tony Phillips, S OBP: 0.423, SLG: 0.446 (1, 5) (8, 5)		0-0 P5			1-2 1B 1B	2-1 G1-3	2-1 G6-3 1B 2B	1-2 F4		4	2	2	0	0	0	0
Stan Javier, S OBP: 0.349, SLG: 0.365 (1, 9) (8, 8)		1-1 F9			0-0 G4-6-3 1B 1B	0-0 3B 1B	2-2 G6-3	0-3 K		5	2	2	1	0	1	1
Walt Weiss, S OBP: 0.291, SLG: 0.321 (1, 6)			2-1 G4-3		0-0 G4-6-3 1B	1-0 F8	2-1 FC6-4 1B			4	0	2	3	0	0	1
Glenn Hubbard, R OBP: 0.382, SLG: 0.511 Mike Gallego, R OBP: 0.372, SLG: 0.443 (1, 4) (4, 4)			2-2 1B 2B		1-1 G4-6-3 1-2f 2-3	0-0 1B 3B	0-0 FC6-4			1	1	1	0	0	0	0

Inning Stats	R: 0	H: 1	E: 0	K: 0	S: 5	LOB: 1	BB: 0	P: 8	R: 0	H: 0	E: 0	K: 0	S: 4	LOB: 0	BB: 0	P: 5	R: 3	H: 4	E: 0	K: 0	S: 13	LOB: 0	BB: 0	P: 20	R: 5	H: 6	E: 0	K: 0	S: 21	LOB: 2	BB: 2	P: 34	R: 2	H: 3	E: 0	K: 0	S: 12	LOB: 1	BB: 0	P: 22	R: 2	H: 3	E: 1	K: 0	S: 16	LOB: 1	BB: 0	P: 22	R: 0	H: 0	E: 0	K: 1	S: 8	LOB: 0	BB: 0	P: 12	R: 0	H: 0	E: 0	K: 1	S: 8	LOB: 0	BB: 0	P: 12
--------------	------	------	------	------	------	--------	-------	------	------	------	------	------	------	--------	-------	------	------	------	------	------	-------	--------	-------	-------	------	------	------	------	-------	--------	-------	-------	------	------	------	------	-------	--------	-------	-------	------	------	------	------	-------	--------	-------	-------	------	------	------	------	------	--------	-------	-------	------	------	------	------	------	--------	-------	-------

PITCHER	IP	WLS	BF	H	R	ER	SO	BB	IBB	HBP	BLK	WP	HR	S	P	ERA	WHIP
Don August, R ERA: 4.88 (1, 1)	3.0	L	16	8	6	6	0	0	0	0	0	0	1	27	39	18.00	2.667
Mark Knudson, R ERA: 2.84 (4, 1)	2.0		14	6	4	4	0	3	0	0	0	0	0	28	50	18.00	4.500
Paul Mirabella, L ERA: 8.74 (6, 1)	2.0		10	3	2	2	0	0	0	0	0	0	0	29	45	9.00	1.500
Terry Francona, L ERA: (8, 1)	1.0		3	0	0	0	1	0	0	0	0	0	0	8	12	0.00	0.000


**BOTTOM**

**Milwaukee Brewers @ Oakland Athletics**  
Oakland-Alameda County Coliseum, Oakland, CA

Mon May 15 1989, 7:05 PM PDT  
Att: 25,974 - Unknown - 59 F

livebaseballscores.com

AB	40
R	12
H	17
RBI	12
BB	3
SO	1
LOB	14



WP	PA	ERA	WHIP
0	43		



Batter	1	2	3	4	5	6	7	8	9	AB R H RBI BB SO LOB	TOP																																			
Rickey Henderson, R OBP: 0.363, SLG: 0.376 (1, 7) C X	0-1 G1-3 ①		2-2 G1-3 ②		1-1 SAFE 1B 2-H 1B		0-0 SAFE SAFE SAFE SAFE L8 ③		1-2 SAFE SAFE SAFE SAFE BB ②	4 0 1 1 1 0 1																																				
Steve Sax, R OBP: 0.384, SLG: 0.382 (1, 4) B C F F S	2-3 K ②		4-2 BB		0-1 SAFE 1B 1-2			1-2 G6-3 ①	0-3 SAFE SAFE SAFE SAFE K ③	4 0 1 0 1 2 1																																				
Don Mattingly, L OBP: 0.318, SLG: 0.301 (1, 3) B X	1-0 WP 1B		1-2 G1-3 ③		0-0 L8 ③			1-1 L8 ②		4 0 1 0 0 0 3																																				
Jesse Barfield, R OBP: 0.289, SLG: 0.390 (1, 9) B S F B B	4-2 BB 1-2			0-1 P4 ①		2-3 K ①		1-1 HR 1B		3 1 1 0 1 1 0																																				
Steve Balboni, R OBP: 0.272, SLG: 0.468 (1, 10) C B X	1-1 F8 ③			2-2 G6-4-3 1B		1-2 F7 ②		3-0 1-H HR		4 1 2 2 0 0 2																																				
Tom Brookens, R OBP: 0.234, SLG: 0.339 (1, 5) B X		2-2 F9 ①		1-2 G6-4-3 1-2f ② ③		1-2 G4-3 ③		4-1 BB		3 0 0 0 1 0 1																																				
Bob Geren, R (1, 2) Ken Phelps, L OBP: 0.351, SLG: 0.368 (8, PH) Don Slaught, R OBP: 0.310, SLG: 0.402 (8, 2)		2-2 L8 ②			2-1 L8 ①		0-0 G6-3 ①	0-0 P5 ③		3 0 0 0 0 0 0 1 0 0 0 0 0 1 0 0 0 0 0 0 0	AB 34 R 3 H 9 RBI 3 BB 4 SO 5 LOB 9																																			
Alvaro Espinoza, R OBP: 0.285, SLG: 0.260 (1, 6) C B X		0-3 K ③			0-0 G6-3 ②		1-0 F9 ②		1-2 L9 ①	4 0 0 0 0 1 0																																				
Roberto Kelly, R OBP: 0.380, SLG: 0.450 (1, 8) C B S F S			2-3 K ①		2-2 1B 2B		0-1 1B		1-2 CS 1B	4 1 3 0 0 1 0																																				
Inning Stats	R: 0 E: 0 K: 1 S: 12	H: 1 LOB: 2 BB: 1 P: 20	R: 0 E: 0 K: 1 S: 12	H: 0 LOB: 0 BB: 0 P: 16	R: 0 E: 0 K: 1 S: 12	H: 0 LOB: 1 BB: 1 P: 21	R: 0 E: 0 K: 0 S: 8	H: 1 LOB: 0 BB: 0 P: 11	R: 1 E: 0 K: 0 S: 11	H: 3 LOB: 2 BB: 0 P: 16	R: 0 E: 0 K: 1 S: 11	H: 0 LOB: 0 BB: 0 P: 15	R: 0 E: 0 K: 0 S: 5	H: 1 LOB: 1 BB: 0 P: 6	R: 2 E: 0 K: 0 S: 11	H: 2 LOB: 1 BB: 1 P: 21	R: 0 E: 0 K: 1 S: 13	H: 1 LOB: 1 BB: 1 P: 19	1B: 7 2B: 1 3B: 0 HR: 1	SF: 0 SAC: 0 DP: 1 HBP: 0	WP: 1 PB: 0 SB: 0 CS: 1	PA: 38																								
PITCHER	IP	WLS	BF	H	R	ER	SO	BB	IBB	HBP	BLK	WP	HR	S	P	ERA	WHIP	PITCHER										IP	WLS	BF	H	R	ER	SO	BB	IBB	HBP	BLK	WP	HR	S	P	ERA	WHIP		
Curt Young, L ERA: 4.89 (1, 1)	7.2	L	33	8	3	3	4	3	0	0	0	1	1	81	125	3.52	1.435																													
Gene Nelson, R ERA: (8, 1)	0.2		3	1	0	0	0	0	0	0	0	0	0	8	10	0.00	1.500																													
Rick Honeycutt, L ERA: 2.05 (9, 1)	0.2		2	0	0	0	1	1	0	0	0	0	0	6	10	0.00	1.500																													

New York Yankees @ Oakland Athletics  
Oakland-Alameda County Coliseum, Oakland, CA

Tue May 16 1989, 7:05 PM PDT  
Att. 25,852 - Unknown - 61 F

livebaseballscorecards.com







Batter	1	2	3	4	5	6	7	8	9	AB R H RBI BB SO LOB	TOP											
Rickey Henderson, R OBP: 0.372, SLG: 0.389 (1, 7)	3-2 1B G4-6-3	2-2 SAFE CS 1-H 2B			2-2 G6-3		4-1 BB 1-2			3 1 2 1 1 0 0	<b>New York Yankees @ Oakland Athletics</b> <b>Oakland-Alameda County Coliseum, Oakland, CA</b> Wed May 17 1989, 7:05 PM PDT Att. 24,505 - Unknown - 55 F											
Steve Sax, R OBP: 0.381, SLG: 0.378 (1, 4)	1-1 1B G4-6-3	2-2 CS 2-3	1-1 G4-3		1-0 G4-3		0-1 P3			4 0 1 0 0 0 2												
Don Mattingly, L OBP: 0.316, SLG: 0.299 (1, 3)	0-0 1B G4-6-3		0-1 1B E4 G3-1		0-2 G6-3		0-1 E7			4 0 1 0 0 0 1												
Ken Phelps, L OBP: 0.375, SLG: 0.377 (1, 10)	4-2 BB FC6-4		4-0 BB G3-1		2-1 BB G6-4-3 1B		0-2 F3			1 0 1 0 2 0 0 1 0 0 0 0 0 1												
Steve Balboni, R OBP: 0.268, SLG: 0.462 (8, PH)																						
Jesse Barfield, R OBP: 0.281, SLG: 0.378 (1, 9)	2-1 1-2f FC6-4		2-2 1-2 2-3 G3-1		2-2 1-2f G6-4-3		0-3 K			4 0 0 0 0 1 5 0 0 0 0 0 0 0												
Bob Brower, R OBP: 0.326, SLG: 0.366 (8, 9)																						
Don Slaught, R OBP: 0.308, SLG: 0.405 (1, 2)		2-2 G4-3 1B 2B	1-1 F9		1-2 G5-3		0-0 F7			4 1 1 0 0 0 3												
Mike Pagliarulo, L OBP: 0.222, SLG: 0.227 (1, 5)		0-1 F7		1-0 F6		2-1 BB E6		0-1 F7		4 0 0 0 0 0 1												
Alvaro Espinoza, R OBP: 0.284, SLG: 0.250 (1, 6)		1-0 G4-3		2-3 K		0-1 P3		0-0 P3		4 0 0 0 0 1 2												
Roberto Kelly, R OBP: 0.376, SLG: 0.442 (1, 8)		2-2 E 2B 1B 3-H	3-1 F6		2-2 F9		1-3 K			4 1 1 1 0 1 1												
<b>Inning Stats</b>	R: 1 E: 0 K: 0 S: 11	H: 2 LOB: 1 BB: 1 P: 21	R: 2 E: 1 K: 0 S: 15	H: 3 LOB: 0 BB: 0 P: 24	R: 0 E: 1 K: 0 S: 9	H: 1 LOB: 2 BB: 1 P: 17	R: 0 E: 0 K: 1 S: 7	H: 0 LOB: 0 BB: 0 P: 13	R: 0 E: 0 K: 0 S: 8	H: 0 LOB: 0 BB: 0 P: 11	R: 0 E: 0 K: 0 S: 10	H: 1 LOB: 0 BB: 0 P: 15	R: 0 E: 1 K: 0 S: 10	H: 0 LOB: 2 BB: 1 P: 18	R: 0 E: 1 K: 1 S: 9	H: 0 LOB: 1 BB: 0 P: 9	R: 0 E: 0 K: 1 S: 6	H: 0 LOB: 0 BB: 0 P: 7	1B: 5 2B: 2 3B: 0 HR: 0	SF: 0 SAC: 0 DP: 2 HBP: 0	WP: 0 PB: 0 SB: 0 CS: 1	PA: 37
<b>PITCHER</b>	IP WLS BF H R ER SO BB IBB HBP BLK WP HR S P ERA WHIP																					
Storm Davis, R ERA: 6.14 (1, 1)	5.0 W 22 7 3 2 1 2 0 0 0 0 0 0 52 90 3.60 1.800																					
Gene Nelson, R ERA: (6, 1)	2.0 7 0 0 0 0 1 0 0 0 0 0 0 18 29 0.00 0.500																					
Rick Honeycutt, L ERA: 2.05 (8, 1)	0.0 1 0 0 0 0 0 0 0 0 0 0 0 2 2 ∞ ∞																					
Dennis Eckersley, R ERA: 1.13 (8, 1)	2.0 S 6 0 0 0 2 0 0 0 0 0 0 0 0 13 14 0.00 0.000																					

AB	33
R	3
H	7
RBI	2
BB	3
SO	3
LOB	16



Batter	1	2	3	4	5	6	7	8	9
Luis Polonia, L (1, 7) OBP: 0.321, SLG: 0.392	0-2 G4-3	1-1 3B		1-0 G1-3			3-3 K	0-0 1B	
Dave Henderson, R (1, 8) OBP: 0.389, SLG: 0.500	0-0 F8		1-0 G5-3		2-3 K		0-3 K	1-3 K	
Dave Parker, L (1, 10) OBP: 0.281, SLG: 0.353	2-0 1B		1-2 F7		0-0 G5-3			2-0 HR	
Mark McGwire, R (1, 3) OBP: 0.295, SLG: 0.573	1-0 F8		0-0 F4		0-1 F4			1-2 HR	
Terry Steinbach, R (1, 2) OBP: 0.403, SLG: 0.425		1-0 1B		0-1 G1-6-3		3-2 G5-4-3		3-2 SF9	
Carney Lansford, R (1, 5) OBP: 0.397, SLG: 0.454		1-0 F8		2-2 G1-6-3		0-0 L8		0-1 G5-3	
Billy Beane, R (1, 9) OBP: 0.277, SLG: 0.370		2-1 3B		2-2 HR		1-0 G5-4-3		0-1 SF9	
Stan Javier, S (8, PH) OBP: 0.346, SLG: 0.365		1-2 2-H		2-0 HR				3-H	
Walt Weiss, S (1, 6) OBP: 0.292, SLG: 0.315		2-1 F8		2-0 HR		0-1 L5		1-1 1B	
Tony Phillips, S (1, 4) OBP: 0.431, SLG: 0.483		2-3		1-H				1B	
Mike Gallego, R (1, 4) OBP: 0.376, SLG: 0.440		1-0 L6		4-1 BB		1-0 2B		4-2 1B	

AB	R	H	RBI	BB	SO	LOB
5	0	2	2	0	1	2
5	0	0	0	0	3	4
4	1	2	0	0	0	0
4	1	1	2	0	0	1
4	2	4	0	0	0	0
4	1	1	0	0	0	3
3	2	2	1	0	0	1
0	0	0	1	0	0	0
0	0	0	0	0	0	0
4	1	2	2	0	0	2
2	0	1	0	2	0	2

AB	R	H	RBI	BB	SO	LOB
35	8	15	8	2	4	15

Inning	1	2	3	4	5	6	7	8	9
R: 0	R: 3	R: 0	R: 2	R: 0	R: 0	R: 0	R: 0	R: 3	R: 0
E: 0	E: 0	E: 0	E: 0	E: 0	E: 0	E: 0	E: 0	E: 0	E: 0
K: 0	K: 0	K: 0	K: 0	K: 1	K: 1	K: 2	K: 2	K: 1	K: 2
S: 6	S: 9	S: 5	S: 11	S: 7	S: 5	S: 10	S: 14	S: 23	S: 35
H: 1	H: 4	H: 0	H: 3	H: 0	H: 1	H: 1	H: 1	H: 5	H: 0
LOB: 1	LOB: 1	LOB: 0	LOB: 1	LOB: 0	LOB: 0	LOB: 1	LOB: 1	LOB: 3	LOB: 0
BB: 0	BB: 0	BB: 0	BB: 1	BB: 0	BB: 0	BB: 0	BB: 0	BB: 1	BB: 0
P: 9	P: 17	P: 7	P: 22	P: 9	P: 9	P: 14	P: 14	P: 35	P: 0

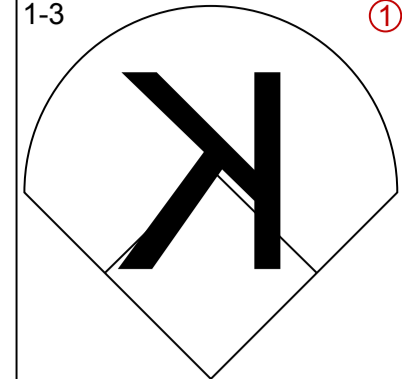
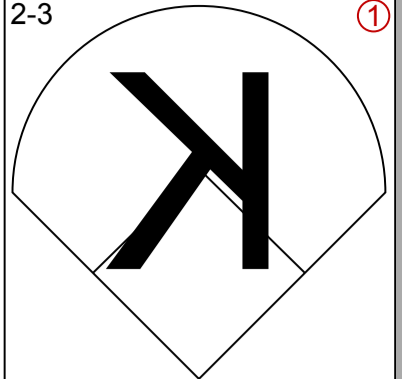
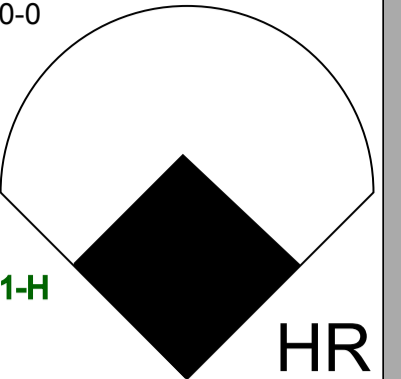
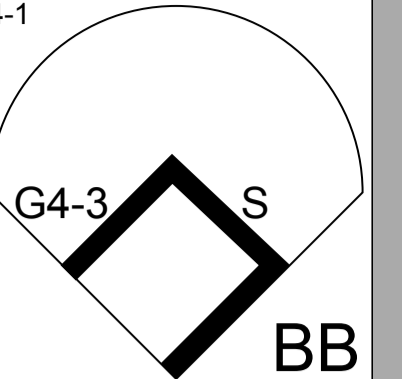
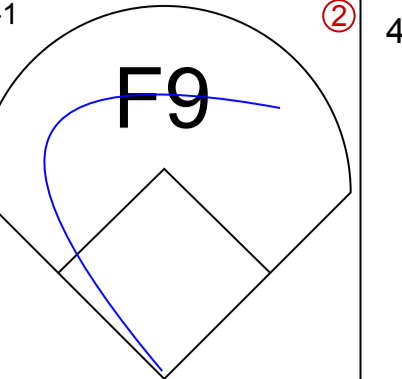

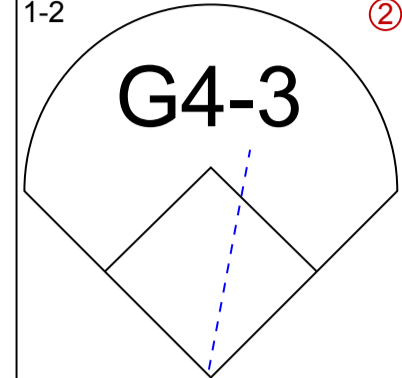
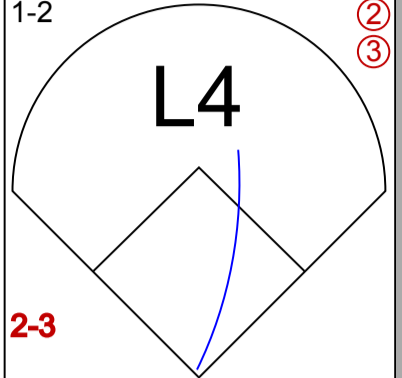
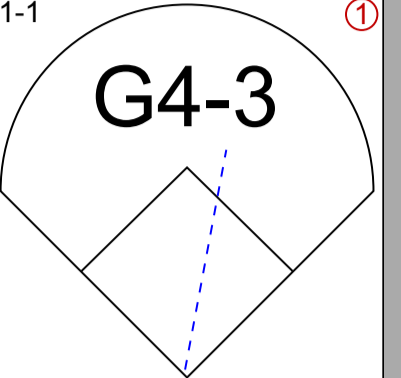
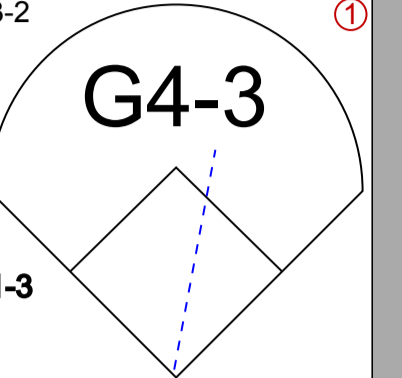
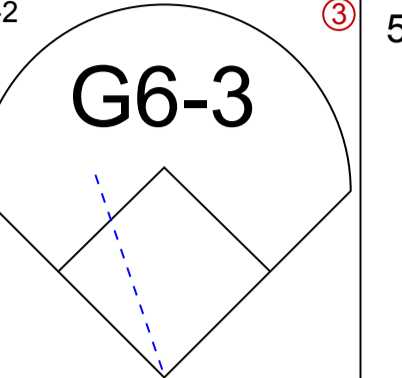
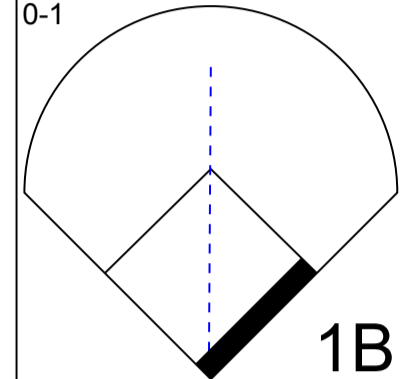
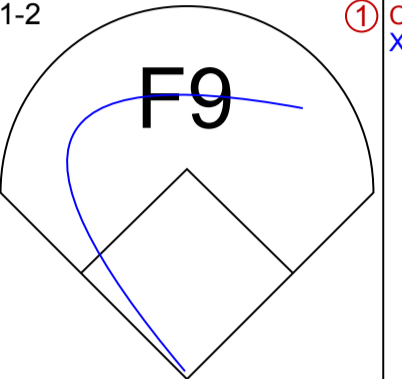
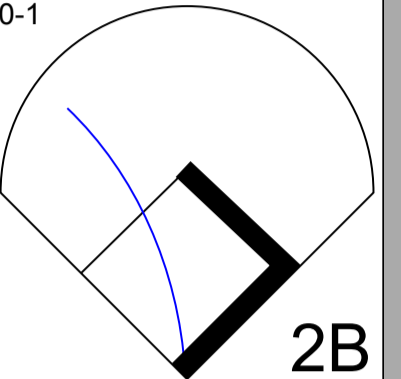
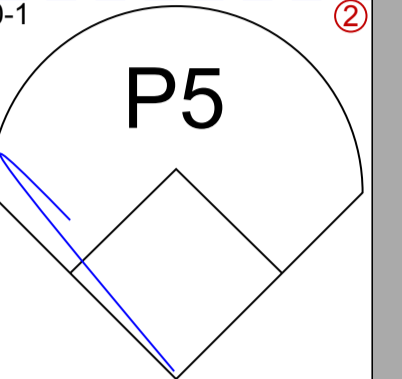
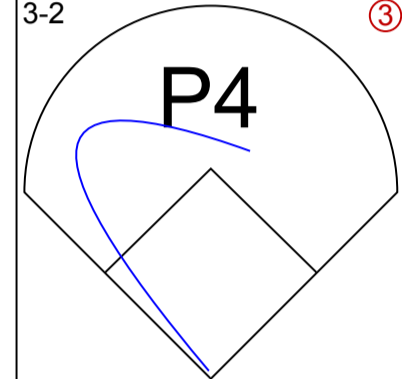
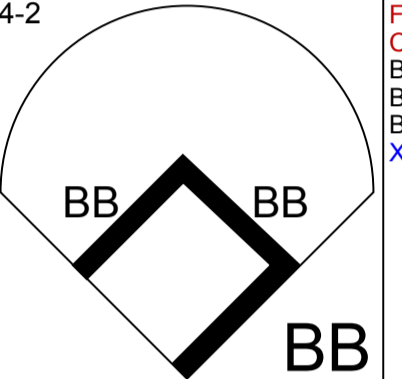
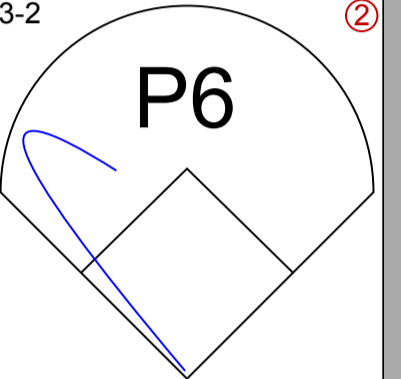
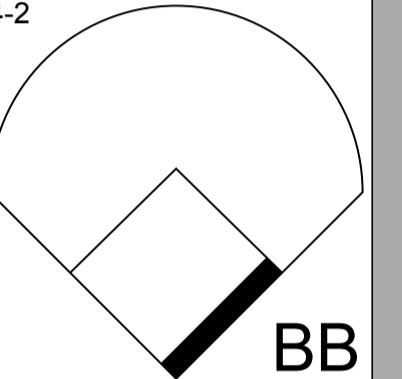
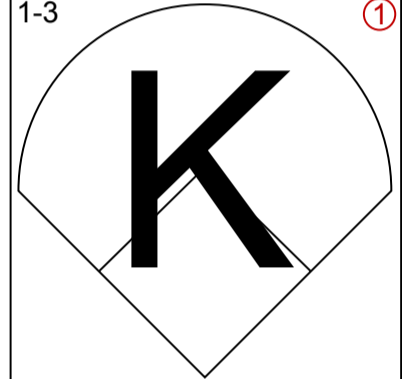
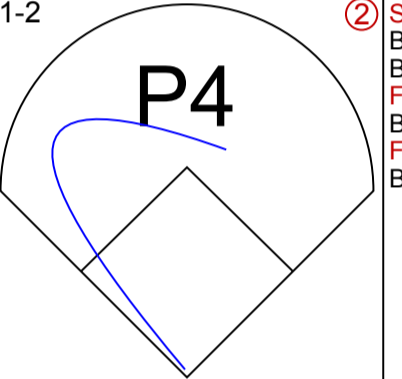
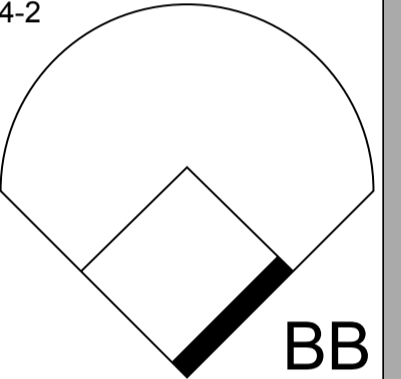
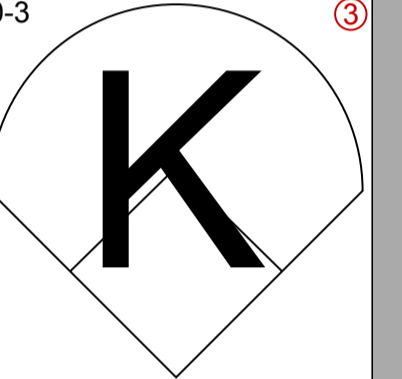
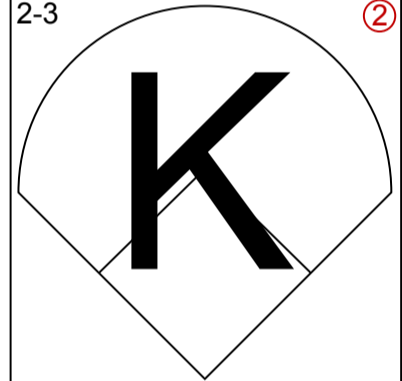
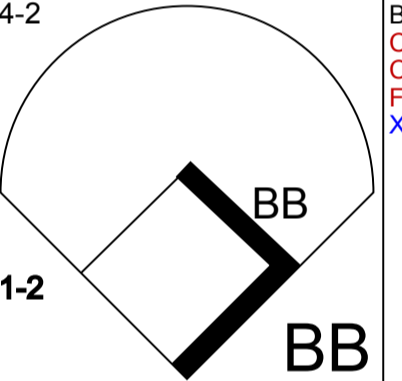
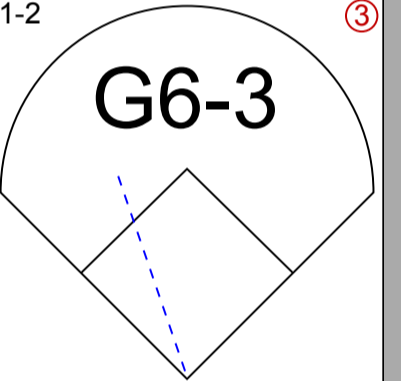
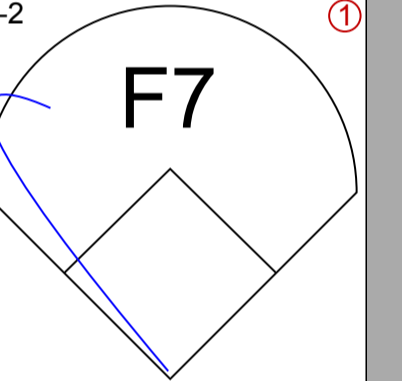
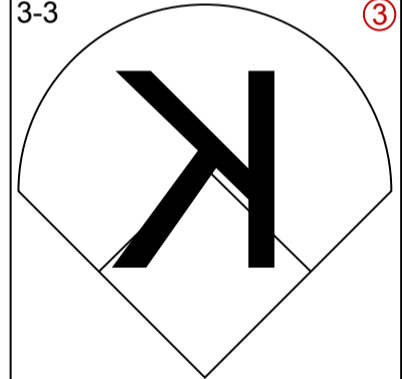
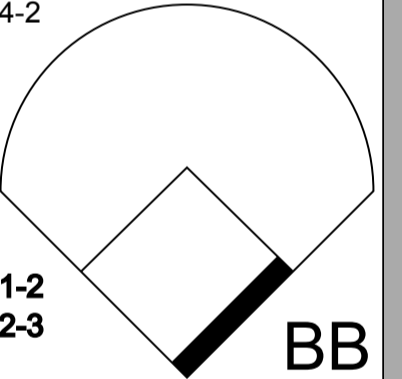
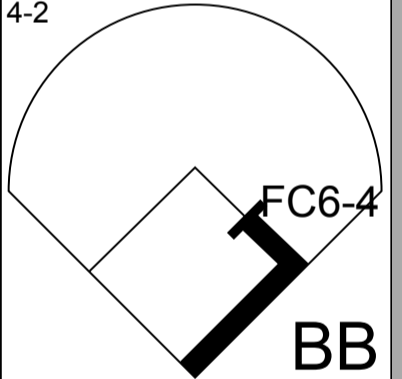
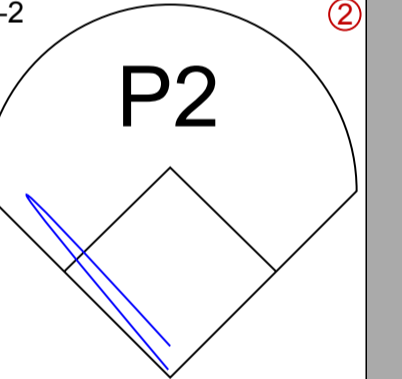
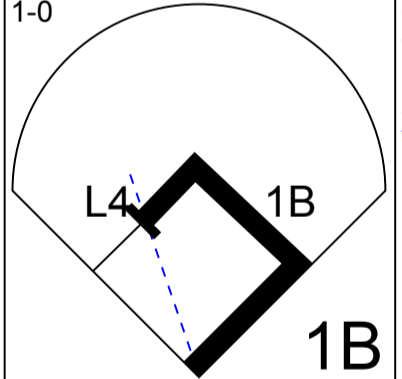
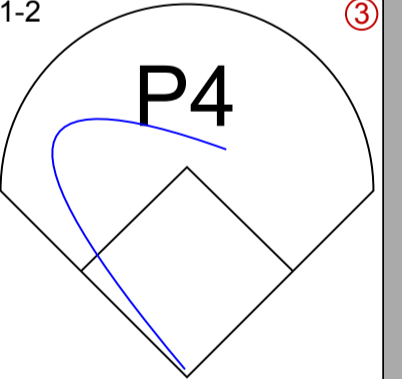
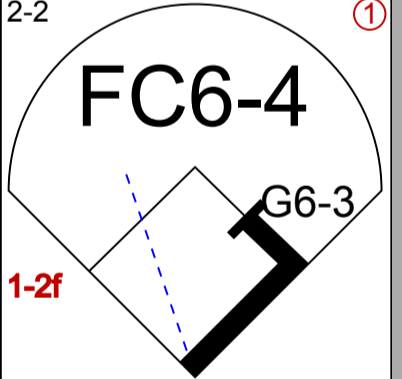
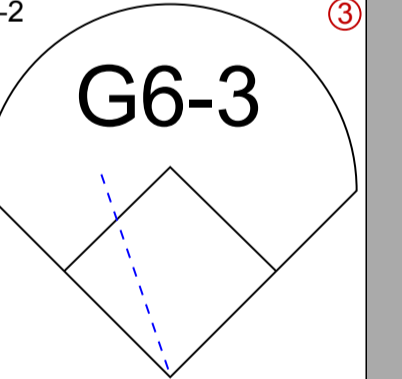
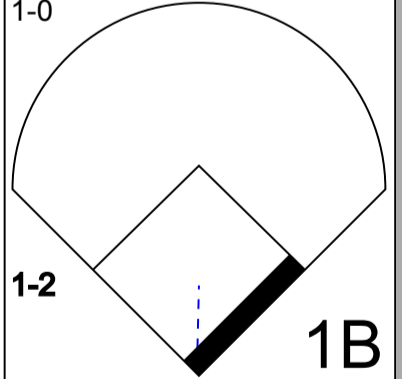
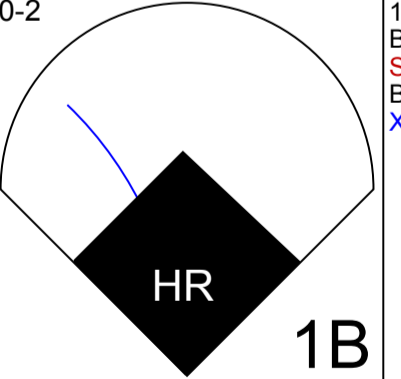
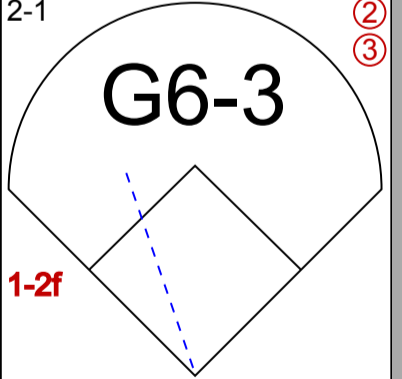
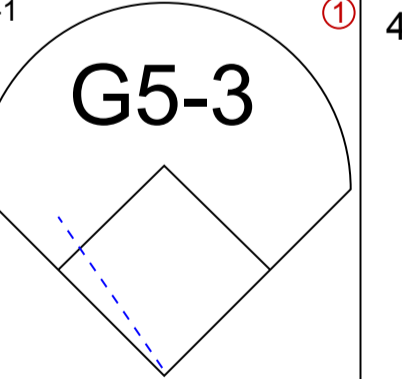
WP	HR	S	P	ERA	WHIP
0	1	43	73	7.50	1.667
0	1	33	49	13.50	3.500

**New York Yankees @ Oakland Athletics**  
**Oakland-Alameda County Coliseum, Oakland, CA**  
 Wed May 17 1989, 7:05 PM PDT  
 Att: 24,505 - Unknown - 55 F

livebaseballscores.com





Batter	1	2	3	4	5	6	7	8	9	AB R H RBI BB SO LOB	TOP														
Rickey Henderson, R OBP: 0.373, SLG: 0.405 (1, 7)	1-3 		2-3 		1 SAFE 0-0 		4-1 		2-1 	4 1 1 2 1 2 2	<p><b>New York Yankees @ Oakland Athletics</b> Oakland-Alameda County Coliseum, Oakland, CA</p> <p>Thu May 18 1989, 3:33 AM PDT Att. 40,758 - Sunny - 61 F</p> <p>livebaseballscorecards.com</p> <table border="1"> <tr><td>AB</td><td>31</td></tr> <tr><td>R</td><td>2</td></tr> <tr><td>H</td><td>6</td></tr> <tr><td>RBI</td><td>2</td></tr> <tr><td>BB</td><td>7</td></tr> <tr><td>SO</td><td>6</td></tr> <tr><td>LOB</td><td>18</td></tr> </table> 	AB	31	R	2	H	6	RBI	2	BB	7	SO	6	LOB	18
AB	31																								
R	2																								
H	6																								
RBI	2																								
BB	7																								
SO	6																								
LOB	18																								
Steve Sax, R OBP: 0.370, SLG: 0.366 (1, 4)	1-2 		1-2 		1-1 		3-2 		0-2 	5 0 0 0 0 0 3															
Don Mattingly, L OBP: 0.321, SLG: 0.312 (1, 9)	0-1 			1-2 	0-1 		0-1 			4 0 2 0 0 0 1															
Ken Phelps, L OBP: 0.381, SLG: 0.366 (1, 10)	3-2 			4-2 	3-2 		4-2 			2 0 0 0 2 0 2															
Steve Balboni, R OBP: 0.267, SLG: 0.444 (1, 3)			1-3 		1-2 		4-2 		0-3 	3 0 0 0 1 2 3															
Mike Pagliarulo, L OBP: 0.224, SLG: 0.218 (1, 5)			2-3 		4-2 		1-2 		3-2 	3 0 0 0 1 1 2															
Don Slaught, R OBP: 0.313, SLG: 0.398 (1, 2)			3-3 		4-2 		4-2 		2-2 	2 0 0 0 2 1 0															
Wayne Tolleson, S OBP: 0.256, SLG: 0.206 (1, 6)			1-0 		1-2 		2-2 		3-2 	4 0 1 0 0 0 4															
Roberto Kelly, R OBP: 0.380, SLG: 0.444 (1, 8)			1-0 		0-2 		1 SAFE 2-1 		1-1 	4 1 2 0 0 0 1															
<b>Inning Stats</b>	R: 0 H: 1 E: 0 LOB: 1 K: 1 BB: 0 S: 12 P: 17	R: 0 H: 0 E: 0 LOB: 0 K: 3 BB: 0 S: 11 P: 17	R: 0 H: 2 E: 0 LOB: 1 K: 1 BB: 0 S: 10 P: 15	R: 0 H: 0 E: 0 LOB: 3 K: 0 BB: 3 S: 18 P: 33	R: 2 H: 3 E: 0 LOB: 2 K: 0 BB: 1 S: 18 P: 27	R: 0 H: 0 E: 0 LOB: 0 K: 0 BB: 1 S: 7 P: 15	R: 0 H: 0 E: 0 LOB: 2 K: 1 BB: 2 S: 13 P: 24	R: 0 H: 0 E: 0 LOB: 0 K: 0 BB: 0 S: 10 P: 18	R: 0 H: 0 E: 0 LOB: 0 K: 0 BB: 0 S: 7 P: 10	1B: 4 SF: 0 2B: 2 SAC: 0 3B: 0 DP: 2 HR: 1 HBP: 0	WP: 0 PA: 38 PB: 0 SB: 1 CS: 0														
<b>PITCHER</b>	IP WLS BF H R ER SO BB IBB HBP BLK WP HR S P ERA WHIP																								
Bob Welch, R ERA: 2.98 (1, 1)	5.0 W 24 6 2 2 5 4 0 0 0 0 0 1 69 109 3.60 2.000																								
Eric Plunk, R ERA: 1.29 (6, 1)	1.1 5 0 0 0 0 2 0 0 0 0 0 0 13 28 0.00 1.500																								
Greg Cadaret, L ERA: 2.35 (7, 1)	0.1 2 0 0 0 0 1 0 0 0 0 0 0 4 8 0.00 3.000																								
Todd Burns, R ERA: 1.78 (7, 1)	2.1 S 7 0 0 0 1 0 0 0 0 0 0 0 20 31 0.00 0.000																								





Batter	1	2	3	4	5	6	7	8	9	10	AB R H RBI BB SO LOB	TOP												
Jody Reed, R OBP: 0.324, SLG: 0.322 (1, 6)	F9		SF8		E6			F7	1B	1B	5 0 2 2 0 0 0	<b>Boston Red Sox @ Oakland Athletics</b> Oakland-Alameda County Coliseum, Oakland, CA Fri May 19 1989, 7:05 PM PDT Att. 40,382 - Unknown - 65 F												
Marty Barrett, R OBP: 0.344, SLG: 0.353 (1, 4)	F6		G5-3		F8			F5	F9	F9	6 0 0 0 0 0 6													
Ellis Burks, R OBP: 0.386, SLG: 0.513 (1, 8)	L9				G6-3			BB 2B		FC5 1B HR	2 2 0 0 2 0 1													
Mike Greenwell, L OBP: 0.420, SLG: 0.513 (1, 7)		F6	L7			G6-3 1B		2B		FC5 HR 1B	4 1 2 0 1 0 2													
Danny Heep, L OBP: 0.300, SLG: 0.310 Nick Esasky, R OBP: 0.307, SLG: 0.473 (1, 3) (8, 3)		K			G4-3		G6-3			FC5 HR	4 0 1 1 0 1 1 1 1 0 0 0 0 2													
Dwight Evans, R OBP: 0.432, SLG: 0.489 (1, 9)							K		F3	HR	3 1 1 4 2 1 2													
Jim Rice, R OBP: 0.266, SLG: 0.363 Randy Kutcher, R OBP: 0.400, SLG: 0.143 (1, 10) (9, PR)		L4			F8					SH1-4 1B	4 0 1 0 0 0 2 1 1 0 0 0 1 0													
Rich Gedman, L OBP: 0.253, SLG: 0.319 (1, 2)					G4-3			F8		SH1-4 1B	4 1 2 0 0 0 1													
Ed Romero, R OBP: 0.275, SLG: 0.263 (1, 5)						G6-3				L9 P3	5 0 1 0 0 0 3													
<b>Inning Stats</b>	R: 0 E: 0 K: 0 S: 7	H: 0 LOB: 0 BB: 0 P: 13	R: 0 E: 0 K: 1 S: 8	H: 0 LOB: 1 BB: 1 P: 15	R: 1 E: 0 K: 0 S: 15	H: 2 LOB: 2 BB: 1 P: 30	R: 0 E: 0 K: 0 S: 16	H: 0 LOB: 1 BB: 1 P: 27	R: 0 E: 1 K: 0 S: 9	H: 0 LOB: 1 BB: 0 P: 14	R: 0 E: 0 K: 1 S: 8		H: 1 LOB: 0 BB: 0 P: 13	R: 0 E: 0 K: 0 S: 6	H: 0 LOB: 0 BB: 0 P: 7	R: 1 E: 0 K: 0 S: 10	H: 1 LOB: 2 BB: 2 P: 22	R: 1 E: 0 K: 0 S: 13	H: 2 LOB: 2 BB: 0 P: 17	R: 4 E: 0 K: 1 S: 21	H: 4 LOB: 2 BB: 0 P: 32	1B: 7 2B: 2 3B: 0 HR: 1	SF: 1 SAC: 1 DP: 1 HBP: 1	WP: 0 PB: 0 SB: 0 CS: 0
<b>PITCHER</b>	IP WLS BF H R ER SO BB IBB HBP BLK WP HR S P ERA WHIP																							
Mike Moore, R ERA: 1.92 (1, 1)	7.2	32	4	2	2	2	0	0	0	0	0	0	0	0	76	138	2.35	1.174						
Gene Nelson, R ERA: 1.29 (8, 1)	1.1	7	2	2	2	0	0	0	1	0	0	0	0	0	17	23	13.50	1.500						
Rick Honeycutt, L ERA: 2.86 (10, 1)	0.0	2	1	0	0	0	0	0	0	0	0	0	0	0	8	10	∞	∞						
Dennis Eckersley, R ERA: 1.69 (10, 1)	0.0	1	1	3	3	0	0	0	0	0	0	1	2	3	3	∞	∞							
Greg Cadaret, L ERA: 2.2 (10, 1)	1.0	5	2	0	0	1	0	0	0	0	0	0	0	10	16	0.00	2.000							

livebaseballscorecards.com

AB	39
R	7
H	10
RBI	7
BB	5
SO	3
LOB	20



BOTTOM

Boston Red Sox @ Oakland Athletics  
Oakland-Alameda County Coliseum, Oakland, CA

Fri May 19 1989, 7:05 PM PDT  
Att. 40,382 - Unknown - 65 F

livebaseballscorecards.com

AB	37
R	4
H	10
RBI	4
BB	5
SO	5
LOB	16



WP	2	PA	44
PB	0		
SB	0		
CS	0		

AB R H RBI BB SO LOB

4 0 1 0 1 0 0

5 0 1 2 0 2 2

4 1 1 0 1 0 0

3 0 1 0 2 0 3

4 1 3 0 1 0 1

4 0 2 0 0 1 2  
0 1 0 0 0 0 0  
1 0 0 1 0 0 0

5 0 0 0 0 2 3

2 0 0 0 0 0 0

1 1 1 0 0 0 0


1B: 8 SF: 1  
2B: 3 SAC: 0  
3B: 0 DP: 2  
HR: 0 HBP: 1

Batter	1	2	3	4	5	6	7	8	9	10
Stan Javier, S (1, 9) OBP: 0.345, SLG: 0.356	1-1 G4-3		0-0 F7		2-1 F7		4-2 FC5-4 BB		0-2 1B G6-2 1B	
Dave Henderson, R (1, 8) OBP: 0.384, SLG: 0.487	2-3 K		3-2 F8			0-3 K	2-2 FC5-4		0-0 1B IBB	
Dave Parker, L (1, 10) OBP: 0.290, SLG: 0.371	1-0 F6			1-1 WP BB SF7 1B		2-2 G5-3		0-0 F9	4-0 1-2 IBB	
Mark McGwire, R (1, 3) OBP: 0.325, SLG: 0.584		0-2 FC1-6 2B		4-2 L8-4 WP BB		4-2 1B BB		0-2 F9	1-2 G6-2	
Carney Lansford, R (1, 5) OBP: 0.422, SLG: 0.473		0-2 FC1-6 WP 1B		4-2 1-2 2-3 BB		2-1 1-2 1B		3-1 1B		0-1 G4-3 G6-3 2B
Ron Hassey, L (1, 2) OBP: 0.188, SLG: 0.197		1-0 L8		0-0 SF7		2-2 G3		0-0 F7		0-1 G4-3
Terry Steinbach, R (1, 7) Lance Blankenship, R (9, PR) Dick Scott, R (10, 6)		0-1 1-2 1B		3-2 L8-4			0-3 K		1-2 1B 1B	0-0 G6-3
Tony Phillips, S (1, 4) OBP: 0.411, SLG: 0.442		2-1 G1-3			3-3 K		1-2 G6-3		0-3 K	0-2 G6-3
Mike Gallego, R (1, 6) Luis Polonia, L (9, PH)			2-1 G4-3		1-0 G6-3		3-2 BB HBP		3-2 1B 1B	

Inning Stats	R: 0	H: 0	E: 0	K: 1	S: 6	R: 0	H: 2	E: 0	K: 0	S: 12	R: 0	H: 0	E: 0	K: 0	S: 6	R: 1	H: 1	E: 0	K: 0	S: 12	R: 0	H: 0	E: 0	K: 1	S: 8	R: 0	H: 1	E: 0	K: 1	S: 15	R: 0	H: 0	E: 0	K: 1	S: 15	R: 0	H: 1	E: 0	K: 0	S: 7	R: 2	H: 4	E: 0	K: 1	S: 17	R: 1	H: 1	E: 0	K: 0	S: 8	1B: 8	SF: 1	2B: 3	SAC: 0	3B: 0	DP: 2	HR: 0	HBP: 1	WP: 2	PA: 44
--------------	------	------	------	------	------	------	------	------	------	-------	------	------	------	------	------	------	------	------	------	-------	------	------	------	------	------	------	------	------	------	-------	------	------	------	------	-------	------	------	------	------	------	------	------	------	------	-------	------	------	------	------	------	-------	-------	-------	--------	-------	-------	-------	--------	-------	--------

PITCHER	IP	WLS	BF	H	R	ER	SO	BB	IBB	HBP	BLK	WP	HR	S	P	ERA	WHIP
Mike Boddicker, R (1, 1) ERA: 5.87	7.2		32	5	1	1	4	4	0	1	0	2	0	80	132	1.17	1.174
Lee Smith, R (8, 1) ERA: 7.84	0.2		7	4	2	1	0	0	1	0	0	0	0	15	23	27.00	6.000
Bob Stanley, R (9, 1) ERA: 4.55	1.2	W	5	1	1	1	0	0	0	0	0	0	0	11	12	5.40	0.600



Batter	1	2	3	4	5	6	7	8	9	AB R H RBI BB SO LOB	TOP														
Jody Reed, R (1, 6) OBP: 0.333, SLG: 0.336	4-0 1B BB	2-3 K			0-0 L8			0-1 1B SF9	0-0 2B	4 2 2 0 1 1 2	<p><b>Boston Red Sox @ Oakland Athletics</b> Oakland-Alameda County Coliseum, Oakland, CA</p> <p>Sat May 20 1989, 3:33 AM PDT Att. 43,427 - Sunny - 60 F</p> <p>livebaseballscorecards.com</p> <table border="1"> <tr><td>AB</td><td>31</td></tr> <tr><td>R</td><td>3</td></tr> <tr><td>H</td><td>7</td></tr> <tr><td>RBI</td><td>3</td></tr> <tr><td>BB</td><td>5</td></tr> <tr><td>SO</td><td>4</td></tr> <tr><td>LOB</td><td>13</td></tr> </table> 	AB	31	R	3	H	7	RBI	3	BB	5	SO	4	LOB	13
AB	31																								
R	3																								
H	7																								
RBI	3																								
BB	5																								
SO	4																								
LOB	13																								
Marty Barrett, R (1, 4) OBP: 0.340, SLG: 0.348	1-2 F8				1-1 G1-3			0-1 1B SF8	0-2 P4	5 1 1 0 0 0 2															
Ellis Burks, R (1, 8) OBP: 0.381, SLG: 0.506	3-2 1B 1-2 1B				1-0 P4		1-3 K	0-1 SF9	0-1 G5-3	4 0 1 1 0 1 1															
Mike Greenwell, L (1, 7) OBP: 0.421, SLG: 0.510	0-0 G1-6-3 1-3 2-H 1B				0-2 L8		0-0 P6	3-H SF8 1-2 1B BB		3 0 1 1 1 0 0															
Danny Heep, L (1, 3) OBP: 0.324, SLG: 0.333	1-1 G1-6-3 1-2f				0-1 G3		0-0 1B	0-0 BB 1-2 2-3 1B		4 0 2 0 0 0 2															
Dwight Evans, R (1, 9) OBP: 0.428, SLG: 0.481		2-2 P4			4-1 G5-3 BB		2-3 K	0-0 SF8		2 0 0 1 1 1 1															
Jim Rice, R (1, 10) OBP: 0.265, SLG: 0.356 Randy Kutcher, R (8, PR) OBP: 0.400, SLG: 0.143		0-1 L9			1-2 G5-3		2-2 L9	4-2 1-2 BB		3 0 0 0 1 0 1 0 0 0 0 0 0 0															
Rich Gedman, L (1, 2) OBP: 0.252, SLG: 0.309		4-2 HBP BB			1-1 G4-3		1-1 F8	0-0 G3-1		3 0 0 0 1 0 4															
Ed Romero, R (1, 5) OBP: 0.279, SLG: 0.250 Sam Horn, L (9, PH) OBP: 0.190, SLG: 0.056		1-0 HBP			2-1 F7		1-1 G6-3	1-3 K		2 0 0 0 0 0 0 1 0 0 0 0 1 0															
<b>Inning Stats</b>	R: 1 H: 2 E: 0 LOB: 1 K: 0 BB: 1 S: 11 P: 20	R: 0 H: 0 E: 0 LOB: 2 K: 1 BB: 1 S: 11 P: 20	R: 0 H: 0 E: 0 LOB: 0 K: 0 BB: 0 S: 5 P: 7	R: 0 H: 0 E: 0 LOB: 1 K: 0 BB: 1 S: 8 P: 14	R: 0 H: 0 E: 0 LOB: 0 K: 0 BB: 0 S: 5 P: 8	R: 0 H: 1 E: 0 LOB: 1 K: 2 BB: 0 S: 8 P: 11	R: 0 H: 0 E: 0 LOB: 0 K: 0 BB: 0 S: 7 P: 11	R: 2 H: 3 E: 0 LOB: 3 K: 0 BB: 2 S: 13 P: 21	R: 0 H: 1 E: 0 LOB: 1 K: 1 BB: 0 S: 9 P: 10	1B: 6 SF: 2 2B: 1 SAC: 0 3B: 0 DP: 1 HR: 0 HBP: 1	WP: 0 PA: 39 PB: 0 SB: 0 CS: 0														
<b>PITCHER</b>	IP WLS BF H R ER SO BB IBB HBP BLK WP HR S P ERA WHIP											<b>PITCHER</b>	IP WLS BF H R ER SO BB IBB HBP BLK WP HR S P ERA WHIP												
Dave Stewart, R (1, 1) ERA: 3.34	7.2 W 34 6 3 3 3 5 0 1 0 0 0 67 111 3.52 1.435																								
Dennis Eckersley, R (8, 1) ERA: 1.56	1.1 S 5 1 0 0 1 0 0 0 0 0 0 0 10 11 0.00 0.750																								

Batter	1	2	3	4	5	6	7	8	9	AB	R	H	RBI	BB	SO	LOB
Luis Polonia, L OBP: 0.333, SLG: 0.396 (1, 7)	1-2 E 1B	4-1 S 1B		2-2 G4-3		0-0 L8				3	2	1	0	1	0	0
Stan Javier, S OBP: 0.359, SLG: 0.385 (1, 8)	0-0 E4 1B	4-2 1B		2-1 1B			3-1 3B			3	1	2	0	1	0	1
Dave Parker, L OBP: 0.296, SLG: 0.374 (1, 10)	0-1 E 1B	1-2 G5-4-3 1B		0-0 F9			0-0 L9			4	1	2	2	0	0	1
Mark McGwire, R OBP: 0.314, SLG: 0.562 (1, 3)	2-2 F8	1-2 G5-4-3			1-2 G5-3		1-1 F9			4	0	0	0	0	0	4
Terry Steinbach, R OBP: 0.405, SLG: 0.449 (1, 2)	1-1 E5 1B		3-2 HR		1-1 G6-3		1-0 G5-3			4	1	1	2	0	0	1
Carney Lansford, R OBP: 0.424, SLG: 0.470 (1, 5)	1-0 1B		3-2 F9		4-1 BB		1-1 L9			3	0	1	1	1	0	0
Tony Phillips, S OBP: 0.397, SLG: 0.424 (1, 4)	1-0 G4-3		2-1 G5-3		2-2 F8		3-1 F8			4	0	0	0	0	0	2
Billy Beane, R OBP: 0.245, SLG: 0.327 (1, 9)		0-0 G1-3	0-1 G6-3			0-0 L5				3	0	0	0	0	0	0
Mike Gallego, R OBP: 0.369, SLG: 0.446 (1, 6)		2-2 HR		3-3 K		3-2 F9				3	1	1	1	0	1	0

Inning Stats	R: 3	H: 3	LOB: 1	K: 0	S: 15	R: 2	H: 2	LOB: 1	K: 0	S: 18	R: 1	H: 1	LOB: 0	K: 0	S: 11	R: 0	H: 1	LOB: 1	K: 1	S: 10	R: 0	H: 0	LOB: 1	K: 0	S: 10	R: 0	H: 0	LOB: 0	K: 0	S: 5	R: 0	H: 1	LOB: 0	K: 0	S: 5	R: 0	H: 0	LOB: 0	K: 0	S: 5	R: 0	H: 0	LOB: 0	K: 0	S: 5
1B: 5	SF: 0	2B: 0	SAC: 0	3B: 1	DP: 1	HR: 2	HBP: 0	WP: 0	PA: 34																																				

PITCHER	IP	WLS	BF	H	R	ER	SO	BB	IBB	HBP	BLK	WP	HR	S	P	ERA	WHIP
Wes Gardner, R (1, 1)	1.1	L	12	5	5	2	0	2	0	0	0	0	1	28	43	13.50	5.250
Joe Price, L (2, 1)	5.2		19	3	1	1	1	1	0	0	0	0	1	46	76	1.59	0.706
Mike Smithson, R (8, 1)	1.0		3	0	0	0	0	0	0	0	0	0	0	5	10	0.00	0.000

BOTTOM

**Boston Red Sox @ Oakland Athletics**  
**Oakland-Alameda County Coliseum, Oakland, CA**

livebaseballscorecards.com


AB	31
R	6
H	8
RBI	6
BB	3
SO	1
LOB	9



WP	HR	S	P	ERA	WHIP
0	0	0	0	0.00	0.000

Sat May 20 1989, 3:33 AM PDT  
 Att. 43,427 - Sunny - 60 F



Batter	1	2	3	4	5	6	7	8	9	AB R H RBI BB SO LOB	TOP																									
Jody Reed, R (1, 6) OBP: 0.342, SLG: 0.349	0-2 SH5-3 G6-3 2B	2-0 E 1B		4-1 1-2 BB		3-2 F7		2-1 F7		4 1 2 1 1 0 1																										
Marty Barrett, R (1, 4) Wade Boggs, L (9, PH) OBP: 0.339, SLG: 0.347 OBP: 0.379, SLG: 0.436	1-1 SH5-3	2-1 E3 FC4 1B		0-2 F6			1-2 F8 1B 1B		2-3 K	3 0 1 0 0 0 3 1 0 0 0 0 1 0																										
Ellis Burks, R (1, 8) OBP: 0.376, SLG: 0.497	0-2 G6-3	1-1 FC4 1B			0-0 B1-3		2-2 CS 1B		1-1 P2	5 0 1 1 0 0 3																										
Mike Greenwell, L (1, 7) OBP: 0.415, SLG: 0.497	2-1 P5		2-3 K		4-2 WP 1B BB		0-1 F8		2-2 G3-1	4 1 0 0 1 1 2																										
Jim Rice, R (1, 10) OBP: 0.277, SLG: 0.368		2-3 K	0-0 2B		2-2 FC5-4 1B		4-2 SAFE 1-2 BB			3 0 2 1 1 1 0																										
Dwight Evans, R (1, 9) OBP: 0.424, SLG: 0.496		2-1 HR	1-3 K		2-2 FC5-4 1B		1-1 F8			4 1 1 1 0 1 4																										
Nick Esasky, R (1, 3) Danny Heep, L (8, PH) OBP: 0.301, SLG: 0.463 OBP: 0.314, SLG: 0.324		3-2 F9	1-0 P3		3-1 F9			2-2 G4-3		3 0 0 0 0 0 2 1 0 0 0 0 0 0	AB 35 R 4 H 10 RBI 4 BB 4 SO 5 LOB 16																									
Rick Cerone, R (1, 2) Rich Gedman, L (8, PH) OBP: 0.421, SLG: 0.400 OBP: 0.260, SLG: 0.316		4-1 1B 1B BB		1-2 L9		0-3 K		2-2 G1-3 1B		2 1 0 0 1 1 0 1 0 1 0 0 0 0																										
Ed Romero, R (1, 5) OBP: 0.298, SLG: 0.273		2-1 E 1B 1B		2-1 CS 1B		2-1 L7		0-0 G1-3		4 0 2 0 0 0 1																										
<b>Inning Stats</b>	R: 1 E: 0 K: 0 S: 10	H: 1 LOB: 0 BB: 0 P: 13	R: 2 E: 1 K: 1 S: 16	H: 3 LOB: 3 BB: 1 P: 34	R: 0 E: 0 K: 2 S: 11	H: 1 LOB: 1 BB: 1 P: 15	R: 0 E: 0 K: 0 S: 10	H: 1 LOB: 1 BB: 1 P: 16	R: 1 E: 0 K: 0 S: 12	H: 1 LOB: 1 BB: 1 P: 23	R: 0 E: 0 K: 1 S: 10	H: 0 LOB: 0 BB: 0 P: 15	R: 0 E: 0 K: 0 S: 17	H: 2 LOB: 2 BB: 1 P: 25	R: 0 E: 0 K: 0 S: 10	H: 1 LOB: 1 BB: 0 P: 16	R: 0 E: 0 K: 1 S: 10	H: 0 LOB: 0 BB: 0 P: 15	1B: 7 2B: 2 3B: 0 HR: 1	SF: 0 SAC: 1 DP: 0 HBP: 0	WP: 1 PB: 0 SB: 0 CS: 2	PA: 40														
<b>PITCHER</b>	IP WLS BF H R ER SO BB IBB HBP BLK WP HR S P ERA WHIP																																			
Curt Young, L (1, 1) ERA: 5.3	2.1		14	5	3	3	2	1	0	0	0	0	1	33	56	11.57	2.571																			
Todd Burns, R (3, 1) ERA: 1.86	3.2	W	16	4	1	1	2	2	0	0	0	1	0	46	73	2.46	1.636																			
Greg Cadaret, L (7, 1) ERA: 2.12	0.2		2	0	0	0	0	1	0	0	0	0	0	5	9	0.00	1.500																			
Eric Plunk, R (7, 1) ERA: 1.17	1.1		5	1	0	0	0	0	0	0	0	0	0	12	19	0.00	0.750																			
Dennis Eckersley, R (9, 1) ERA: 1.47	1.0	S	3	0	0	0	1	0	0	0	0	0	0	10	15	0.00	0.000																			

**Boston Red Sox @ Oakland Athletics**  
**Oakland-Alameda County Coliseum, Oakland, CA**  
 Sun May 21 1989, 3:33 AM PDT  
 Att. 44,505 - Sunny - 62 F

[livebaseballscorecards.com](http://livebaseballscorecards.com)

Batter	1	2	3	4	5	6	7	8	9	AB	R	H	RBI	BB	SO	LOB
Luis Polonia, L OBP: 0.339, SLG: 0.400 (1, 7)	1-0 8-4-3 1B		F X 0-1 E6 CS	B C C X 1-1 BB 1B		X 0-0 G6-3				4	1	2	1	0	0	0
Stan Javier, S OBP: 0.364, SLG: 0.377 (1, 8)	0-0 8-4-3 1-2f		C C C H 1-2 BB HBP	B B B C B 4-1 1B BB			X 0-0 G4-3			2	0	0	0	1	0	1
Dave Parker, L OBP: 0.301, SLG: 0.373 (1, 10)	2-3 K		B B B S B 4-1 BB	X 0-0 FC6-4 1B			B X 1-0 L5			3	0	1	2	1	1	0
Terry Steinbach, R OBP: 0.393, SLG: 0.434 (1, 3)		B X 1-0 F4	B X 1-0 F9	F X 0-1 FC6-4 1-2f			X 0-0 F4			4	0	0	0	0	0	4
Mark McGwire, R OBP: 0.314, SLG: 0.562 (8, 3)										0	0	0	0	0	0	0
Carney Lansford, R OBP: 0.425, SLG: 0.464 (1, 5)		B B B B B 4-2 G3 1B BB		F X 0-1 5-3	X 0-0 P3		B B B B B B B 4-2 1B BB			2	1	0	0	2	0	0
Ron Hassey, L OBP: 0.190, SLG: 0.240 (1, 2)		B B B B B 2-2 G3 1-2		B B B B B X 2-1 HR	B B B B B X 1-2 F8		F L P L S 1-3 K			4	1	1	1	0	1	2
Tony Phillips, S OBP: 0.408, SLG: 0.437 (1, 4)		B B B B B F 2-2 2-H 1B		F B B B B X 3-2 HBP 1B	B C B B X 2-1 G3		X 0-0 1-2 1B			4	1	3	1	0	0	0
Lance Blankenship, R OBP: 0.214, SLG: 0.429 (1, 9)		C B B B B C 2-3 K		F B B B X 2-1 F9		B C B X 2-1 L7		C B B C 1-3 K		4	0	0	0	0	2	4
Mike Gallego, R OBP: 0.364, SLG: 0.432 (1, 6)			C C C B X 1-2 G6-3	C C C H 1-2 BB 1B HBP		C C C S 0-3 K		C C C B S 1-3 K		3	1	0	0	0	2	2

Inning Stats	R: 0	H: 1	E: 0	LOB: 0	K: 1	BB: 0	S: 5	P: 8	R: 1	H: 1	E: 0	LOB: 1	K: 1	BB: 1	S: 19	P: 29	R: 0	H: 0	E: 1	LOB: 2	K: 0	BB: 1	S: 9	P: 16	R: 4	H: 4	E: 0	LOB: 2	K: 0	BB: 1	S: 17	P: 30	R: 0	H: 0	E: 0	LOB: 0	K: 0	BB: 0	S: 7	P: 10	R: 0	H: 0	E: 0	LOB: 0	K: 1	BB: 0	S: 6	P: 8	R: 0	H: 0	E: 0	LOB: 0	K: 0	BB: 0	S: 3	P: 4	R: 0	H: 1	E: 0	LOB: 2	K: 3	BB: 1	S: 15	P: 21	R: 0	H: 1	E: 0	LOB: 2	K: 3	BB: 1	S: 15	P: 21
PITCHER Roger Clemens, R ERA: 3.13 (1, 1)	IP	WLS	BF	H	R	ER	SO	BB	IBB	HBP	BLK	WP	HR	S	P	ERA	WHIP	IP	WLS	BF	H	R	ER	SO	BB	IBB	HBP	BLK	WP	HR	S	P	ERA	WHIP	IP	WLS	BF	H	R	ER	SO	BB	IBB	HBP	BLK	WP	HR	S	P	ERA	WHIP																					


**BOTTOM**

**Boston Red Sox @ Oakland Athletics**  
Oakland-Alameda County Coliseum, Oakland, CA

Sun May 21 1989, 3:33 AM PDT  
Att. 44,505 - Sunny - 62 F

livebaseballscorecards.com

AB	30
R	5
H	7
RBI	5
BB	4
SO	6
LOB	13



WP: 0	PA: 36
PB: 0	
SB: 0	
CS: 1	
SF: 0	
SAC: 0	
DP: 1	
HBP: 2	



Batter	1	2	3	4	5	6	7	8	9	AB R H RBI BB SO LOB	TOP											
Luis Polonia, L (1, 7) OBP: 0.328, SLG: 0.386	0-2 G6-3		0-3 K		1-2 L9		0-0 FC4-6			4 0 0 0 0 1 3												
Dave Henderson, R (1, 8) OBP: 0.381, SLG: 0.494	2-2 L8		0-1 FC5-4		1-0 3B		2-3 K			4 0 1 1 0 1 2												
Dave Parker, L (1, 10) OBP: 0.295, SLG: 0.366 Lance Blankenship, R (8, PH) OBP: 0.200, SLG: 0.400	0-0 L8		1-2 F8		2-3 K			2-1 P3		3 0 0 0 0 1 2 1 0 0 0 0 0 0												
Mark McGwire, R (1, 3) OBP: 0.303, SLG: 0.541		0-1 F7		1-0 G3		0-0 L8		2-1 P4		4 0 0 0 0 0 0												
Ron Hassey, L (1, 2) OBP: 0.207, SLG: 0.256 Billy Beane, R (8, PH) OBP: 0.241, SLG: 0.321		0-1 1B		0-0 1B		2-2 G4-3		3-2 F9		3 0 2 0 0 0 0 1 0 0 0 0 0 0												
Carney Lansford, R (1, 5) OBP: 0.435, SLG: 0.481 Dick Scott, R (8, 6)		2-2 1B		1-0 2B		2-2 FC6-4 1B			0-0 G6-3	3 0 3 0 0 0 0 1 0 0 0 0 0 0												
Stan Javier, S (1, 9) OBP: 0.360, SLG: 0.373		0-0 1B		0-2 G4-3		0-1 FC6-4			1-0 G4-3	4 0 1 0 0 0 2												
Tony Phillips, S (1, 4) OBP: 0.403, SLG: 0.430		2-3 K		1-0 L9		0-2 FC4-6 1B			1-2 G3-1	4 0 1 0 0 1 2												
Mike Gallego, R (1, 6) OBP: 0.373, SLG: 0.439 Eric Plunk, R (8, 1)			2-0 FC5-4 1B		2-1 3B 1B		0-0 F9			3 1 2 0 0 0 1 0 0 0 0 0 0 0												
<b>Inning Stats</b>	R: 0 E: 0 K: 0 S: 9	H: 0 LOB: 0 BB: 0 P: 11	R: 0 E: 0 K: 1 S: 14	H: 3 LOB: 2 BB: 0 P: 18	R: 0 E: 1 K: 1 S: 9	H: 1 LOB: 1 BB: 0 P: 12	R: 0 E: 0 K: 0 S: 6	H: 2 LOB: 1 BB: 0 P: 8	R: 1 E: 0 K: 1 S: 10	H: 2 LOB: 1 BB: 0 P: 17	R: 0 E: 0 K: 0 S: 9	H: 1 LOB: 1 BB: 0 P: 13	R: 0 E: 0 K: 1 S: 8	H: 1 LOB: 1 BB: 0 P: 10	R: 0 E: 0 K: 0 S: 7	H: 0 LOB: 0 BB: 0 P: 14	R: 0 E: 0 K: 0 S: 5	H: 0 LOB: 0 BB: 0 P: 7	1B: 8 2B: 1 3B: 1 HR: 0	SF: 0 SAC: 0 DP: 0 HBP: 0	WP: 0 PB: 0 SB: 0 CS: 0	PA: 35
<b>PITCHER</b>	IP WLS BF H R ER SO BB IBB HBP BLK WP HR S P ERA WHIP																					
Chris Bosio, R (1, 1) ERA: 2.97	7.0 W 29 10 1 1 4 0 0 0 0 0 0 0 65 89 1.29 1.429																					
Bill Krueger, L (8, 1) ERA: 3.94	1.0 3 0 0 0 0 0 0 0 0 0 0 0 7 14 0.00 0.000																					
Jay Aldrich, R (9, 1) ERA:	1.0 3 0 0 0 0 0 0 0 0 0 0 0 5 7 0.00 0.000																					

Oakland Athletics @ Milwaukee Brewers  
Milwaukee County Stadium, Milwaukee, WI

Tue May 23 1989, 8:05 PM EDT  
Att. 13,882 - Unknown - 79 F

AB	35
R	1
H	10
RBI	1
BB	0
SO	4
LOB	12



Batter	1	2	3	4	5	6	7	8	9	AB	R	H	RBI	BB	SO	LOB
Paul Molitor, R OBP: 0.363, SLG: 0.443 Bill Spiers, L OBP: 0.352, SLG: 0.322 (1, 5) (7, PR) (8, 5)	F9	P4			S 1B	SF9				3	1	1	1	1	0	1
Robin Yount, R OBP: 0.352, SLG: 0.415 Mike Felder, S OBP: 0.200, SLG: 0.152 (1, 8) (7, PR) (8, 8)	G4-3		F8		1B 2B BB	FC6-4				4	1	1	2	1	0	1
Gary Sheffield, R OBP: 0.326, SLG: 0.381 (1, 6)	HBP BB BB		S 1B		K					4	0	1	0	1	1	4
Rob Deer, R OBP: 0.335, SLG: 0.484 (1, 9)	HBP BB		K		2B 1B					4	2	2	2	1	1	1
Jim Gantner, L OBP: 0.288, SLG: 0.271 Gus Polidor, R OBP: 0.167, SLG: 0.233 (1, 4) (8, 4)	HBP		G4-3		2B					3	1	2	2	0	0	1
Glenn Braggs, R OBP: 0.329, SLG: 0.465 (1, 7)	F9				K					1	0	0	0	0	0	0
B.J. Surhoff, L OBP: 0.264, SLG: 0.356 (1, 10)		F7			FC4-6 BB					4	1	2	1	1	1	4
Terry Francona, L OBP: 0.238, SLG: 0.309 (1, 3)		G6-3			K					5	1	1	1	0	1	2
Charlie O'Brien, R OBP: 0.326, SLG: 0.375 (1, 2)		1B			FC4-6 BB					4	2	2	0	0	1	1
					G6-3					3	0	1	0	1	0	2

Inning Stats	R: 0	H: 0	E: 0	K: 14	S: 14	L: 3	BB: 2	P: 26	R: 0	H: 1	E: 0	K: 10	S: 10	L: 1	LOB: 1	BB: 0	P: 17	R: 0	H: 1	E: 0	K: 1	S: 8	L: 1	LOB: 1	BB: 0	P: 14	R: 0	H: 0	E: 0	K: 8	S: 18	L: 0	LOB: 0	BB: 1	P: 14	R: 3	H: 3	E: 0	K: 2	S: 18	L: 3	LOB: 1	BB: 1	P: 30	R: 1	H: 1	E: 0	K: 0	S: 9	L: 1	LOB: 1	BB: 1	P: 18	R: 5	H: 6	E: 0	K: 0	S: 21	L: 2	LOB: 2	BB: 1	P: 36	R: 0	H: 1	E: 0	K: 1	S: 10	L: 1	LOB: 1	BB: 0	P: 15
1B: 9	SF: 1	2B: 1	SAC: 0	3B: 2	DP: 0	HR: 1	HBP: 1	WP: 0	PA: 43																																																														

PITCHER	IP	WLS	BF	H	R	ER	SO	BB	IBB	HBP	BLK	WP	HR	S	P	ERA	WHIP
Bob Welch, R ERA: 3.29 (1, 1)	5.1	L	27	6	4	4	4	5	0	0	0	0	0	62	112	6.75	2.062
Gene Nelson, R ERA: 3.0 (6, 1)	1.0		6	3	3	3	0	0	0	0	0	0	1	16	24	27.00	3.000
Greg Cadaret, L ERA: 3.12 (7, 1)	0.1		5	3	2	2	0	1	0	0	0	0	0	9	17	54.00	12.000
Eric Plunk, R ERA: 1.08 (7, 1)	1.1		5	1	0	0	1	0	0	0	0	0	0	11	17	0.00	0.750
Eric Plunk, R ERA: 1.08 (8, 1)	1.1		5	1	0	0	1	0	0	0	0	0	0	11	17	0.00	0.750

BOTTOM

Oakland Athletics @ Milwaukee Brewers  
Milwaukee County Stadium, Milwaukee, WI  
Tue May 23 1989, 8:05 PM EDT  
Att: 13,882 - Unknown - 79 F

livebaseballscores.com

AB	35
R	9
H	13
RBI	9
BB	6
SO	5
LOB	17











Batter	1	2	3	4	5	6	7	8	9	AB R H RBI BB SO LOB	TOP		
Luis Polonia, L OBP: 0.313, SLG: 0.366 (1, 7) X	0-0 F8		1-0 G4-3		2-1 F8			0-1 G6-3 1B		4 0 1 0 0 0 0			
Dave Henderson, R OBP: 0.384, SLG: 0.494 (1, 8) F B B B X	3-2 F8		1-2 G6-3 2B		0-0 F9			1-2 G6-3 1-2		4 0 1 0 0 0 1			
Dave Parker, L OBP: 0.297, SLG: 0.389 (1, 10) X	0-0 HR		2-2 F8			1-2 F3		2-3 K		4 1 1 1 0 1 2			
Mark McGwire, R OBP: 0.298, SLG: 0.517 (1, 3) B C B X	2-1 F9			0-0 G4-3		0-0 F9			2-2 G2-3 1B 1B	4 0 1 0 0 0 0			
Terry Steinbach, R OBP: 0.410, SLG: 0.446 (1, 2) X		0-0 G6-3		1-1 L8 1B 1B		0-0 P3			0-1 G2-3 1-2 1B	4 0 2 0 0 0 0			
Carney Lansford, R OBP: 0.435, SLG: 0.479 (1, 5) B T B T C X		2-2 B1-3 1B		1-2 1B		1-0 CS 1B			1-0 L9	4 0 3 0 0 0 2			
Stan Javier, S OBP: 0.361, SLG: 0.385 (1, 9) B T B X		2-1 B1-3		2-1 L8		0-3 K			0-0 G2-3 1-2 2-3	4 0 0 0 0 1 6			
Tony Phillips, S OBP: 0.386, SLG: 0.417 (1, 4) B B C C X		3-2 F7		3-3 K		1 SAFE 1-1 G6-3 1-2			1-3 K	4 0 0 0 0 2 6			
Mike Gallego, R OBP: 0.368, SLG: 0.423 (1, 6) X			0-0 G6-3		0-0 G6-3			3-3 K		3 0 0 0 0 1 0			
<b>Inning Stats</b>	R: 1 E: 0 K: 0 S: 7 H: 1 LOB: 0 BB: 0 P: 12	R: 0 E: 0 K: 0 S: 10 H: 1 LOB: 1 BB: 0 P: 17	R: 0 E: 0 K: 0 S: 8 H: 1 LOB: 1 BB: 0 P: 12	R: 0 E: 0 K: 1 S: 12 H: 2 LOB: 2 BB: 0 P: 19	R: 0 E: 0 K: 0 S: 4 H: 0 LOB: 0 BB: 0 P: 6	R: 0 E: 0 K: 0 S: 5 H: 0 LOB: 0 BB: 0 P: 6	R: 0 E: 0 K: 1 S: 6 H: 1 LOB: 0 BB: 0 P: 8	R: 0 E: 0 K: 2 S: 12 H: 1 LOB: 1 BB: 0 P: 18	R: 0 E: 0 K: 1 S: 10 H: 2 LOB: 2 BB: 0 P: 14	1B: 7 2B: 1 3B: 0 HR: 1 SF: 0 SAC: 0 DP: 0 HBP: 0	WP: 0 PB: 0 SB: 0 CS: 1 PA: 35		
<b>PITCHER</b>	IP WLS BF H R ER SO BB IBB HBP BLK WP HR S P ERA WHIP											<b>PITCHER</b>	IP WLS BF H R ER SO BB IBB HBP BLK WP HR S P ERA WHIP
Bryan Clutterbuck, R ERA: 2.6 (1, 1)	6.0 W 23 5 1 1 1 0 0 0 0 0 1 46 72 1.50 0.833												
Chuck Crim, R ERA: 3.62 (7, 1)	1.2 6 2 0 0 2 0 0 0 0 0 0 15 21 0.00 1.200												
Dan Plesac, L ERA: 2.95 (8, 1)	1.1 S 6 2 0 0 2 0 0 0 0 0 0 13 19 0.00 1.500												

Oakland Athletics @ Milwaukee Brewers  
Milwaukee County Stadium, Milwaukee, WI

Thu May 25 1989, 4:33 AM EDT  
Att. 18,898 - Cloudy - 69 F

AB	35
R	1
H	9
RBI	1
BB	0
SO	5
LOB	17



Batter	1	2	3	4	5	6	7	8	9	AB	R	H	RBI	BB	SO	LOB
<b>Paul Molitor, R</b> OBP: 0.363, SLG: 0.446 (1, 5)	1-1 G6-3 2B		2-2 BB 1B		1-3 K		0-0 F7			4	0	2	1	0	1	1
<b>Robin Yount, R</b> OBP: 0.353, SLG: 0.415 (1, 8)	0-2 G6-3 2-3		4-1 BB 1-2		0-1 2B		3-2 1B			3	0	2	1	1	0	1
<b>Gary Sheffield, R</b> OBP: 0.326, SLG: 0.375 (1, 6)	4-1 G5-4-3 BB		3-2 L7		1-1 F7		0-1 L7			3	0	0	0	1	0	4
<b>Rob Deer, R</b> OBP: 0.332, SLG: 0.497 (1, 9)	0-2 G5-4-3 1-2f		3-3 K		3-3 K			0-1 SH3-4 2B		4	1	1	0	0	2	5
<b>Jim Gantner, L</b> OBP: 0.288, SLG: 0.266 (1, 4)		1-2 F7		2-2 G6-3		1-3 K		0-0 SH3-4 2-3		3	0	0	0	0	1	0
<b>Glenn Braggs, R</b> OBP: 0.322, SLG: 0.457 (1, 7)		0-0 G6-3		2-2 F7		1-1 F7		0-0 2B		4	1	1	1	0	0	0
<b>B.J. Surhoff, L</b> OBP: 0.272, SLG: 0.355 (1, 2)		2-0 F7		4-2 FC4-6 BB		0-2 1B		2-0 P5		3	0	1	0	1	0	1
<b>Terry Francona, L</b> OBP: 0.231, SLG: 0.308 (1, 3)			0-1 L6		0-0 FC4-6 1-2f		0-2 G1-3		2-2 2B	4	0	1	1	0	0	2
<b>Bill Spiers, L</b> OBP: 0.351, SLG: 0.338 (1, 10)			1-1 WP 1B			0-1 2B		1-3 K		4	2	2	0	0	2	1

Inning Stats	R: 0	H: 1	E: 0	K: 0	S: 11	R: 0	H: 0	E: 0	K: 0	S: 7	R: 1	H: 2	E: 0	K: 1	S: 23	R: 0	H: 0	E: 0	K: 0	S: 11	R: 1	H: 2	E: 0	K: 2	S: 13	R: 0	H: 1	E: 0	K: 1	S: 12	R: 0	H: 1	E: 0	K: 1	S: 9	R: 2	H: 3	E: 0	K: 1	S: 15	R: 4	H: 10	E: 0	K: 3	S: 36	1B: 4	2B: 6	3B: 0	HR: 0	SF: 0	SAC: 1	DP: 1	HBP: 0	WP: 1	PA: 36
--------------	------	------	------	------	-------	------	------	------	------	------	------	------	------	------	-------	------	------	------	------	-------	------	------	------	------	-------	------	------	------	------	-------	------	------	------	------	------	------	------	------	------	-------	------	-------	------	------	-------	-------	-------	-------	-------	-------	--------	-------	--------	-------	--------

PITCHER	IP	WLS	BF	H	R	ER	SO	BB	IBB	HBP	BLK	WP	HR	S	P	ERA	WHIP
<b>Dave Stewart, R</b> ERA: 3.49 (1, 1)	7.1	L	33	9	4	4	5	3	0	0	0	1	0	90	130	4.91	1.636
<b>Greg Cadaret, L</b> ERA: 3.0 (8, 1)	0.2		3	1	0	0	1	0	0	0	0	0	0	11	16	0.00	1.500

**BOTTOM**

**Oakland Athletics @ Milwaukee Brewers**  
Milwaukee County Stadium, Milwaukee, WI

Thu May 25 1989, 4:33 AM EDT  
Att. 18,898 - Cloudy - 69 F

livebaseballscorecards.com

<b>AB</b>	<b>32</b>
<b>R</b>	<b>4</b>
<b>H</b>	<b>10</b>
<b>RBI</b>	<b>4</b>
<b>BB</b>	<b>3</b>
<b>SO</b>	<b>6</b>
<b>LOB</b>	<b>15</b>













Batter	1	2	3	4	5	6	7	8	9	AB	R	H	RBI	BB	SO	LOB
Rickey Henderson, R (1, 7) OBP: 0.378, SLG: 0.394	1-1 FC4-6 1B		2-2 G5-3		4-0 G1-3 BB			3-2 G5-3		3	0	1	0	1	0	0
Steve Sax, R (1, 4) OBP: 0.371, SLG: 0.365	2-2 FC4-6 BB 1-2f		2-2 S 2B		1-0 G1-3 1-2 2-3			3-1 G4-3		4	0	1	0	0	0	3
Don Mattingly, L (1, 3) OBP: 0.330, SLG: 0.368	0-1 P4		2-2 L8 2-3		0-1 G4-3			1-2 2B		4	0	1	0	0	0	4
Jesse Barfield, R (1, 9) OBP: 0.290, SLG: 0.386	4-1 1-2 BB		2-0 G4-3		2-3 K			1-3 K		3	0	0	0	1	2	2
Steve Balboni, R (1, 10) OBP: 0.276, SLG: 0.467 Ken Phelps, L (6, PH) OBP: 0.379, SLG: 0.337	0-2 P5			1-3 K		1-1 L7			0-0 FC6-4 1B	2	0	0	0	0	1	2
Don Slaught, R (1, 2) OBP: 0.316, SLG: 0.400		0-1 F7		1-1 F9		2-0 F9			1-3 K	4	0	0	0	0	1	1
Tom Brookens, R (1, 5) OBP: 0.234, SLG: 0.300 Mike Pagliarulo, L (7, PH) OBP: 0.262, SLG: 0.298 (8, 5)		0-1 F7		2-3 K				4-0 G6-4-3 BB	0-3 K	2	0	0	0	0	1	0
Alvaro Espinoza, R (1, 6) OBP: 0.290, SLG: 0.256		1-1 1B			1-1 F8			1-2 G6-4-3 1-2f	0-0 FC6-4 1-2f	4	0	1	0	0	0	2
Bob Brower, R (1, 8) OBP: 0.318, SLG: 0.410		1-2 G4-3			0-1 G1-3 S 1B			1-0 P6		3	0	1	0	0	0	1

**BOTTOM**

**Oakland Athletics @ New York Yankees**  
 Yankee Stadium, Bronx, NY  
 Sat May 27 1989, 3:33 AM EDT  
 Att. 28,111 - Overcast - 75 F

[livebaseballscorecards.com](http://livebaseballscorecards.com)

<b>AB</b>	<b>32</b>
<b>R</b>	<b>0</b>
<b>H</b>	<b>6</b>
<b>RBI</b>	<b>0</b>
<b>BB</b>	<b>3</b>
<b>SO</b>	<b>6</b>
<b>LOB</b>	<b>16</b>



Inning Stats	R: 0	H: 1	E: 0	LOB: 2	K: 0	BB: 1	S: 11	R: 0	H: 1	E: 0	LOB: 1	K: 0	BB: 0	S: 10	R: 0	H: 1	E: 0	LOB: 1	K: 0	BB: 0	S: 11	R: 0	H: 0	E: 0	LOB: 0	K: 2	BB: 0	S: 8	R: 0	H: 1	E: 0	LOB: 2	K: 0	BB: 1	S: 7	R: 0	H: 0	E: 0	LOB: 0	K: 1	BB: 0	S: 6	R: 0	H: 0	E: 0	LOB: 0	K: 0	BB: 1	S: 5	R: 0	H: 1	E: 0	LOB: 1	K: 1	BB: 0	S: 11	R: 0	H: 1	E: 0	LOB: 1	K: 2	BB: 0	S: 8	R: 0	H: 1	E: 0	LOB: 1	K: 2	BB: 0	S: 9	1B: 4	SF: 0	2B: 2	SAC: 0	3B: 0	DP: 1	HR: 0	HBP: 0	WP: 0	PA: 35	PB: 0	SB: 2	CS: 0
--------------	------	------	------	--------	------	-------	-------	------	------	------	--------	------	-------	-------	------	------	------	--------	------	-------	-------	------	------	------	--------	------	-------	------	------	------	------	--------	------	-------	------	------	------	------	--------	------	-------	------	------	------	------	--------	------	-------	------	------	------	------	--------	------	-------	-------	------	------	------	--------	------	-------	------	------	------	------	--------	------	-------	------	-------	-------	-------	--------	-------	-------	-------	--------	-------	--------	-------	-------	-------

PITCHER	IP	WLS	BF	H	R	ER	SO	BB	IBB	HBP	BLK	WP	HR	S	P	ERA	WHIP
Curt Young, L (1, 1) ERA: 4.68	5.0	W	21	4	0	0	2	2	0	0	0	0	0	47	74	0.00	1.200
Gene Nelson, R (6, 1) ERA: 2.5	3.0		10	1	0	0	2	1	0	0	0	0	0	22	41	0.00	0.667
Dennis Eckersley, R (9, 1) ERA: 1.45	0.1		2	1	0	0	1	0	0	0	0	0	0	4	5	0.00	3.000
Rick Honeycutt, L (9, 1) ERA: 2.63	0.2	S	2	0	0	0	1	0	0	0	0	0	0	4	4	0.00	0.000









Batter	1	2	3	4	5	6	7	8	9	10	AB R H RBI BB SO LOB	TOP						
Carney Lansford, R (1, 5) OBP: 0.417, SLG: 0.464	0-0 FC5-4 1B		0-0 F7		3-2 G5-3		0-0 P4			0-3 K	5 0 1 0 0 1 2							
Dave Henderson, R (1, 8) OBP: 0.366, SLG: 0.463	0-0 FC5-4 G4-3 1-2f		1-3 K			3-2 G6-3		3-2 G6-3			4 0 0 0 0 1 1							
Dave Parker, L (1, 10) OBP: 0.286, SLG: 0.391	3-2 G4-3 1-2			1-0 G4-3		2-3 K		1-0 G3			4 0 0 0 0 1 1							
Mark McGwire, R (1, 3) OBP: 0.293, SLG: 0.504	0-0 G4-3			0-0 G6-3		3-1 G6-3		1-1 F8			4 0 0 0 0 0 1							
Terry Steinbach, R (1, 7) OBP: 0.413, SLG: 0.469		2-0 HR		2-2 2B 1B			2-0 G1-3		3-2 G5-3		4 1 2 1 0 0 0							
Ron Hassey, L (1, 2) OBP: 0.255, SLG: 0.360		3-3 K		3-2 1-3 2B			0-2 2B FC5-4 1B		1-1 F7		4 1 2 0 0 1 0							
Lance Blankenship, R (1, 4) OBP: 0.190, SLG: 0.381 Tony Phillips, S (7, 4) OBP: 0.386, SLG: 0.408		2-0 F9		3-1 F8			3-2 FC5-4 1-3 2B		3-3 K		3 0 1 0 0 0 2 1 0 0 0 0 1 0							
Stan Javier, S (1, 9) OBP: 0.348, SLG: 0.363		1-1 G6-3			0-2 L8		4-0 FC5-4 IBB			1-0 G6-3	3 0 0 0 1 0 0							
Mike Gallego, R (1, 6) OBP: 0.351, SLG: 0.393 Luis Polonia, L (10, PH) OBP: 0.313, SLG: 0.375 Dick Scott, R (10, 6)			2-1 L7		0-2 F8		1-2 FC5-4			2-2 G4-3	3 0 0 1 0 0 2 1 0 0 0 0 0 0 0 0 0 0 0 0 0							
<b>Inning Stats</b>	R: 0 H: 1 E: 0 LOB: 1 K: 0 BB: 0 S: 6 P: 9	R: 1 H: 1 E: 0 LOB: 0 K: 1 BB: 0 S: 7 P: 15	R: 0 H: 0 E: 0 LOB: 0 K: 1 BB: 0 S: 6 P: 9	R: 0 H: 2 E: 0 LOB: 2 K: 0 BB: 0 S: 10 P: 19	R: 0 H: 0 E: 0 LOB: 0 K: 0 BB: 0 S: 9 P: 12	R: 0 H: 0 E: 0 LOB: 0 K: 1 BB: 0 S: 9 P: 17	R: 1 H: 2 E: 0 LOB: 2 K: 0 BB: 1 S: 12 P: 22	R: 0 H: 0 E: 0 LOB: 0 K: 0 BB: 0 S: 6 P: 11	R: 0 H: 0 E: 0 LOB: 0 K: 1 BB: 0 S: 10 P: 17	R: 0 H: 0 E: 0 LOB: 0 K: 1 BB: 0 S: 7 P: 10	1B: 3 SF: 0 2B: 2 SAC: 0 3B: 0 DP: 0 HR: 1 HBP: 0	WP: 0 PA: 37 PB: 0 SB: 0 CS: 0						
<b>PITCHER</b>	IP WLS BF H R ER SO BB IBB HBP BLK WP HR S P ERA WHIP																	
Mike Boddicker, R (1, 1) ERA: 5.25	9.0	34	6	2	2	4	0	1	0	0	0	0	0	0	75	131	2.00	0.667
Lee Smith, R (10, 1) ERA: 6.39	1.0	3	0	0	0	1	0	0	0	0	0	0	0	7	10	0.00	0.000	

Oakland Athletics @ Boston Red Sox  
 Fenway Park, Boston, MA  
 Mon May 29 1989, 7:05 PM EDT  
 Att. 33,344 - Unknown

livebaseballscorecards.com

AB 36  
 R 2  
 H 6  
 RBI 2  
 BB 1  
 SO 5  
 LOB 9



Batter	1	2	3	4	5	6	7	8	9	10	AB R H RBI BB SO LOB
Jody Reed, R OBP: 0.337, SLG: 0.345 (1, 6)	0-1 G1-3		0-0 G5-3		2-1 P4		1-1 F8			0-0 SH3-4	4 0 0 0 0 0 3
Marty Barrett, R OBP: 0.330, SLG: 0.345 (1, 4)	3-2 E5		2-1 G5-3		1-0 L8			0-1 F8		2-2 1B	5 0 1 1 0 0 2
Wade Boggs, L OBP: 0.382, SLG: 0.435 (1, 5)	1-1 F7		3-2 G6-3			2-2 F8		2-2 G3-1			4 0 0 0 0 0 1
Mike Greenwell, L OBP: 0.404, SLG: 0.475 (1, 7)	2-2 G4-3			1-0 F8		4-1 G6-4-3 BB		0-0 F7			3 0 0 0 1 0 1
Dwight Evans, R OBP: 0.412, SLG: 0.474 (1, 9)		1-2 G6-3		3-2 F8		0-2 G6-4-3		1-0 F7			4 0 0 0 0 0 1
Ellis Burks, R OBP: 0.365, SLG: 0.489 (1, 8)		3-2 1B 2B		0-0 P4			1-0 G6-3		0-1 G4-3 2B		4 1 2 0 0 0 0
Sam Horn, L OBP: 0.171, SLG: 0.125 (1, 10)		2-3 K			3-1 2B		2-1 L7		0-0 G4-3		4 0 1 0 0 1 2
Nick Esasky, R OBP: 0.301, SLG: 0.474 (1, 3)		0-0 2-H 1B			0-0 F8		2-2 HR		0-0 F8		4 1 2 2 0 0 2
Rich Gedman, L OBP: 0.287, SLG: 0.306 (1, 2)		2-3 K			4-1 BB					4-2 SH3-4 1B BB	1 0 0 0 3 1 1 0 1 0 0 0 0 0
Randy Kutcher, R OBP: 0.368, SLG: 0.313 (10, PR)											

Inning Stats	R: 0 E: 1 K: 0 S: 12	H: 0 LOB: 1 BB: 0 P: 18	R: 1 E: 0 K: 2 S: 18	H: 2 LOB: 1 BB: 0 P: 26	R: 0 E: 0 K: 0 S: 6	H: 0 LOB: 0 BB: 0 P: 11	R: 0 E: 0 K: 0 S: 6	H: 0 LOB: 0 BB: 0 P: 10	R: 0 E: 0 K: 0 S: 7	H: 1 LOB: 2 BB: 1 P: 17	R: 0 E: 0 K: 0 S: 8	H: 0 LOB: 0 BB: 1 P: 14	R: 1 E: 0 K: 0 S: 8	H: 1 LOB: 1 BB: 1 P: 18	R: 0 E: 0 K: 0 S: 6	H: 0 LOB: 0 BB: 0 P: 8	R: 0 E: 0 K: 0 S: 5	H: 1 LOB: 1 BB: 0 P: 6	R: 1 E: 0 K: 0 S: 8	H: 1 LOB: 1 BB: 1 P: 14	1B: 2 2B: 3 3B: 0 HR: 1	SF: 0 SAC: 1 DP: 1 HBP: 0	WP: 0 PB: 0 SB: 0 CS: 0	PA: 38
--------------	-------------------------------	----------------------------------	-------------------------------	----------------------------------	------------------------------	----------------------------------	------------------------------	----------------------------------	------------------------------	----------------------------------	------------------------------	----------------------------------	------------------------------	----------------------------------	------------------------------	---------------------------------	------------------------------	---------------------------------	------------------------------	----------------------------------	----------------------------------	------------------------------------	----------------------------------	--------


PITCHER	IP	WLS	BF	H	R	ER	SO	BB	IBB	HBP	BLK	WP	HR	S	P	ERA	WHIP
Bob Welch, R ERA: 3.24 (1, 1)	9.1	L	38	6	3	3	2	4	0	0	0	0	1	84	142	2.89	1.071

**BOTTOM**

**Oakland Athletics @ Boston Red Sox**  
**Fenway Park, Boston, MA**  
 Mon May 29 1989, 7:05 PM EDT  
 Att: 33,344 - Unknown

[livebaseballscorecards.com](http://livebaseballscorecards.com)

<b>AB</b>	<b>33</b>
<b>R</b>	<b>3</b>
<b>H</b>	<b>6</b>
<b>RBI</b>	<b>3</b>
<b>BB</b>	<b>4</b>
<b>SO</b>	<b>2</b>
<b>LOB</b>	<b>13</b>





Batter	1	2	3	4	5	6	7	8	9	AB R H RBI BB SO LOB	TOP											
Luis Polonia, L (1, 7) OBP: 0.309, SLG: 0.369	0-1 F8		2-2 SF8 1B	0-0 G4-3		1-1 G6-3		0-0 FC1-2 FC6-4		5 1 1 0 0 0 5												
Dave Henderson, R (1, 8) OBP: 0.362, SLG: 0.456	1-2 G5-3		1-2 F8		0-0 2B 1B	1-3 K		0-1 FC6-4 1-2f		5 1 1 0 0 1 4												
Dave Parker, L (1, 10) OBP: 0.294, SLG: 0.418	2-1 BB 1B HBP		1-1 SF8 1-H		0-0 F9 1B 2B		2-1 F7		1-0 HR	3 2 2 3 0 0 0												
Mark McGwire, R (1, 3) OBP: 0.303, SLG: 0.504	4-0 1B 1-2 BB		0-0 1B		1-3 K		2-0 L7		2-2 CS 1B	4 0 2 0 1 1 1												
Terry Steinbach, R (1, 2) OBP: 0.406, SLG: 0.460	0-1 1-2 2-H 1B		0-0 G3		0-1 F9 2-3		2-0 G6-3		1-2 G6-3 1-2	5 0 1 0 0 0 3												
Tony Phillips, S (1, 5) OBP: 0.387, SLG: 0.403 (8, 6)		1-1 G4-3		0-2 F9 1B IBB		4-0 1B IBB		1-2 G5-3	0-0 FC6-4 1B	4 0 1 0 1 0 0												
Lance Blankenship, R (1, 4) OBP: 0.308, SLG: 0.480		2-2 1B		0-0 1B 2B 1B		0-1 1-3 3-H 1B		4-1 1B FC1-2 BB	0-1 FC6-4 1-2f	4 0 3 1 1 0 1												
Stan Javier, S (1, 9) OBP: 0.352, SLG: 0.367		1 SAFE 1 SAFE 1 SAFE 1 SAFE 1 SAFE 1 SAFE 1 SAFE 1 SAFE	1-2 F7	1-1 1B 1B	0-0 G6-3			1 SAFE 1 SAFE 1 SAFE 1 SAFE 1 SAFE 1 SAFE 1 SAFE 1 SAFE	1-0 FC1-2 BB 1B	4 0 2 0 0 0 3												
Mike Gallego, R (1, 6) OBP: 0.351, SLG: 0.392		0-1 G1-3		2-2 1B		2-2 F9		4-2 FC1-2 BB		3 0 1 0 0 0 1												
Ron Hassey, L (8, PH) OBP: 0.255, SLG: 0.360										0 0 0 0 0 0 0												
Carney Lansford, R (8, PH) OBP: 0.420, SLG: 0.464 (8, 5)										0 0 0 0 1 0 0												
<b>Inning Stats</b>	R: 0 E: 0 K: 0 S: 8	H: 1 LOB: 2 BB: 1 P: 15	R: 0 E: 0 K: 0 S: 10	H: 1 LOB: 1 BB: 0 P: 14	R: 1 E: 0 K: 0 S: 13	H: 2 LOB: 1 BB: 0 P: 16	R: 0 E: 0 K: 0 S: 12	H: 3 LOB: 2 BB: 0 P: 15	R: 2 E: 0 K: 1 S: 10	H: 3 LOB: 2 BB: 1 P: 15	R: 0 E: 0 K: 1 S: 10	H: 0 LOB: 0 BB: 0 P: 14	R: 0 E: 0 K: 0 S: 4	H: 0 LOB: 0 BB: 0 P: 10	R: 0 E: 0 K: 0 S: 12	H: 1 LOB: 3 BB: 2 P: 22	R: 1 E: 0 K: 0 S: 11	H: 3 LOB: 1 BB: 0 P: 15	1B: 11 2B: 2 3B: 0 HR: 1	SF: 1 SAC: 0 DP: 0 HBP: 1	WP: 0 PB: 0 SB: 1 CS: 1	PA: 43
<b>PITCHER</b>	IP WLS BF H R ER SO BB IBB HBP BLK WP HR S P ERA WHIP											<b>PITCHER</b>	IP WLS BF H R ER SO BB IBB HBP BLK WP HR S P ERA WHIP									
Mike Smithson, R (1, 1) ERA: 4.91	4.2 L 25 10 3 3 1 1 1 1 0 0 0 52 74 5.79 2.357																					
Dennis Lamp, R (5, 1) ERA: 2.84	2.2 10 1 0 0 1 1 0 0 0 0 0 0 21 37 0.00 0.750																					
Rob Murphy, L (8, 1) ERA: 2.28	0.1 2 0 0 0 0 1 0 0 0 0 0 0 4 8 0.00 3.000																					
Bob Stanley, R (8, 1) ERA: 4.15	1.1 6 3 1 1 0 0 0 0 0 0 0 0 1 13 6.75 2.250																					

Oakland Athletics @ Boston Red Sox  
Fenway Park, Boston, MA  
Tue May 30 1989, 7:05 PM EDT  
Att: 31,407 - Unknown

livebaseballscorecards.com

AB	37
R	4
H	14
RBI	4
BB	4
SO	2
LOB	18



Batter	1	2	3	4	5	6	7	8	9	AB R H RBI BB SO LOB
Jody Reed, R OBP: 0.351, SLG: 0.366 (1, 6)	1-1 G5-3		2-0 2B		1-1 1B		3-1 1B		3-2 FC6-4 1B	5 1 4 0 0 0 0
Marty Barrett, R OBP: 0.327, SLG: 0.347 (1, 4)	1-2 G3		1-1 WP 2-H 2B		0-1 P4		0-1 F9		2-1 FC6-4 1-2f	5 0 1 1 0 0 4
Wade Boggs, L OBP: 0.379, SLG: 0.437 (1, 5)	3-2 G4-3		1-3 K			2-2 G4-3		2-2 G4-3 2B		4 0 1 0 0 1 1
Mike Greenwell, L OBP: 0.396, SLG: 0.464 (1, 7)		0-1 F8	2-0 G3-1			1-1 G4-3		1-0 L7		4 0 0 0 0 0 2
Dwight Evans, R OBP: 0.414, SLG: 0.494 (1, 9)		2-2 1B 1B		2-2 F9		2-1 HR		3-2 G4-3		4 1 2 1 0 0 1
Ellis Burks, R OBP: 0.372, SLG: 0.492 (1, 8)		0-2 1-2 1B		0-1 G4-6-3 1B		0-0 L9		4-0 BB		3 0 2 0 1 0 0
Sam Horn, L OBP: 0.184, SLG: 0.143 (1, 10)		2-3 K		0-1 G4-6-3			0-0 1B 1B	2-3 K		3 0 1 0 0 1 3
Jim Rice, R OBP: 0.278, SLG: 0.356 (8, PH)				1-2f						1 0 0 0 0 1 2
Nick Esasky, R OBP: 0.294, SLG: 0.463 (1, 3)		1-1 P4			0-0 F9		0-0 P5		1-3 K	4 0 0 0 0 1 3
Rick Cerone, R OBP: 0.409, SLG: 0.365 (1, 2)			2-1 F7		0-0 L6		2-0 F8		0-2 G6-3	4 0 0 0 0 0 1

Inning Stats	R: 0	H: 0	E: 0	K: 0	S: 8	R: 0	H: 2	E: 0	K: 1	S: 15	R: 1	H: 2	E: 0	K: 1	S: 9	R: 0	H: 1	E: 0	K: 0	S: 7	R: 0	H: 1	E: 0	K: 0	S: 6	R: 1	H: 1	E: 0	K: 0	S: 11	R: 0	H: 2	E: 0	K: 0	S: 7	R: 0	H: 1	E: 0	K: 1	S: 11	R: 0	H: 1	E: 0	K: 1	S: 12	R: 0	H: 1	E: 0	K: 1	S: 12	1B: 7	2B: 3	3B: 0	HR: 1	SF: 0	SAC: 0	DP: 1	HBP: 0	WP: 1	PB: 0	SB: 0	CS: 0	PA: 38
--------------	------	------	------	------	------	------	------	------	------	-------	------	------	------	------	------	------	------	------	------	------	------	------	------	------	------	------	------	------	------	-------	------	------	------	------	------	------	------	------	------	-------	------	------	------	------	-------	------	------	------	------	-------	-------	-------	-------	-------	-------	--------	-------	--------	-------	-------	-------	-------	--------

PITCHER	IP	WLS	BF	H	R	ER	SO	BB	IBB	HBP	BLK	WP	HR	S	P	ERA	WHIP
Dave Stewart, R ERA: 3.42 (1, 1)	7.0	W	30	10	2	2	2	0	0	0	0	1	1	66	99	2.57	1.429
Rick Honeycutt, L ERA: 2.3 (8, 1)	2.0	S	8	1	0	0	2	1	0	0	0	0	0	20	36	0.00	1.000

BOTTOM

Oakland Athletics @ Boston Red Sox  
Fenway Park, Boston, MA  
Tue May 30 1989, 7:05 PM EDT  
Att. 31,407 - Unknown

livebaseballscorecards.com

AB	37
R	2
H	11
RBI	2
BB	1
SO	4
LOB	17





Batter	1	2	3	4	5	6	7	8	9	10	AB R H RBI BB SO LOB	TOP										
Luis Polonia, L OBP: 0.299, SLG: 0.356 (1, 7)	2-2 F8	1-0 F8			2-2 F7		0-0 FC3-6 1B		1-2 E6		5 0 0 0 0 0 3	<b>Oakland Athletics @ Boston Red Sox</b> Fenway Park, Boston, MA Wed May 31 1989, 7:05 PM EDT Att. 33,510 - Unknown - 60 F										
Dave Henderson, R OBP: 0.358, SLG: 0.449 (1, 8)	1-3 K		1-2 F8		3-2 F9		2-2 1-3 1B		2-2 F8		5 0 1 0 0 1 1											
Dave Parker, L OBP: 0.297, SLG: 0.433 (1, 10)	2-2 BB 1B		1-3 K		0-1 G4-3		3-2 G4-3			1-1 HR	5 1 2 1 0 1 2											
Mark McGwire, R OBP: 0.306, SLG: 0.493 (1, 3)	4-2 1-2 BB		0-3 K			4-2 BB		0-2 G6-3		2-1 F8	3 0 0 0 2 1 0											
Ron Hassey, L OBP: 0.243, SLG: 0.340 (1, 2)	2-3 K			3-2 L9		2-1 P5		2-3 K		2-3 K	5 0 0 0 0 3 3											
Carney Lansford, R OBP: 0.419, SLG: 0.468 (1, 5)		0-0 S E 2B		1-1 FC3-6 1B		2-3 K		3-2 G6-3		2-3 K	5 1 2 0 0 2 1											
Tony Phillips, S OBP: 0.383, SLG: 0.394 Stan Javier, S OBP: 0.352, SLG: 0.367 (9, PR) (9, 9)		0-3 K		1-1 FC3-6 BB 1-2f		3-3 K			4-0 S E BB		3 0 0 0 1 2 3 0 1 0 0 0 0 0											
Lance Blankenship, R OBP: 0.300, SLG: 0.429 (1, 9) (9, 4)		0-3 K		4-1 1-2 BB			1-1 G1-4-3		1-3 K		3 0 0 0 1 2 2											
Glenn Hubbard, R OBP: 0.379, SLG: 0.500 Terry Steinbach, R OBP: 0.404, SLG: 0.457 Mike Gallego, R OBP: 0.351, SLG: 0.392 (1, 4) (9, PH) (9, 6)		3-1 E6 2-H		2-3 K			1-2 FC3-6 1B		3-3 K		3 0 1 0 0 1 2 1 0 0 0 0 1 1 0 0 0 0 0 0 0											
<b>Inning Stats</b>	R: 0 E: 0 K: 2 S: 16	H: 1 LOB: 2 BB: 1 P: 27	R: 1 E: 1 K: 2 S: 11	H: 1 LOB: 1 BB: 0 P: 15	R: 0 E: 0 K: 2 S: 9	H: 0 LOB: 0 BB: 0 P: 11	R: 0 E: 0 K: 1 S: 13	H: 1 LOB: 2 BB: 1 P: 24	R: 0 E: 0 K: 2 S: 8	H: 0 LOB: 1 BB: 1 P: 23	R: 0 E: 0 K: 2 S: 17		H: 2 LOB: 2 BB: 0 P: 24	R: 0 E: 0 K: 1 S: 11	H: 0 LOB: 0 BB: 0 P: 16	R: 1 E: 1 K: 2 S: 16	H: 0 LOB: 1 BB: 1 P: 26	R: 1 E: 0 K: 2 S: 10	H: 1 LOB: 0 BB: 0 P: 17	1B: 4 2B: 1 3B: 0 HR: 1	SF: 0 SAC: 0 DP: 0 HBP: 0	WP: 0 PB: 0 SB: 2 CS: 0
<b>PITCHER</b> Roger Clemens, R ERA: 2.85 Lee Smith, R ERA: 6.14 (1, 1) (9, 1)	IP 8.0	WLS 33	BF 33	H 5	R 1	ER 0	SO 10	BB 3	IBB 0	HBP 0	BLK 0	WP 0	HR 0	S 97	P 153	ERA 0.00	WHIP 1.000					

livebaseballscorecards.com

AB	38
R	3
H	6
RBI	1
BB	4
SO	14
LOB	18



Oakland Athletics @ Boston Red Sox  
 Fenway Park, Boston, MA  
 Wed May 31 1989, 7:05 PM EDT  
 Att. 33,510 - Unknown - 60 F

livebaseballscorecards.com

AB	40
R	4
H	12
RBI	4
BB	5
SO	7
LOB	20



WP:	0	PA:	45
PB:	0		
SB:	1		
CS:	2		

AB	R	H	RBI	BB	SO	LOB	1B: 9	SF: 0	WP: 0	PA: 45
5	0	2	0	0	1	2	2B: 4	SAC: 0	PB: 0	
5	0	1	1	0	0	2	3B: 0	DP: 1	SB: 1	
4	0	1	0	1	0	2	HR: 0	HBP: 0	CS: 2	
5	1	1	0	0	2	3				
5	1	2	0	0	1	1				
4	1	1	0	1	1	2				
4	1	1	1	1	1	2				
3	0	2	1	2	1	0				
4	0	0	0	0	0	6				
1	0	1	1	0	0	0				

Batter	1	2	3	4	5	6	7	8	9	10
Jody Reed, R OBP: 0.352, SLG: 0.373 (1, 6)	0-0 P6		0-1 F8		0-2 F8		1-2 CS 1B		2-3 K	
Marty Barrett, R OBP: 0.323, SLG: 0.343 (1, 4)	2-0 G4-3		2-1 G6-3		0-1 F8		2-1 F8		2-2 G6-3	
Wade Boggs, L OBP: 0.380, SLG: 0.433 (1, 5)	3-1 1B			1-2 E6	3-1 P5		4-2 BB		2-1 G5-3	
Mike Greenwell, L OBP: 0.392, SLG: 0.457 (1, 7)	0-2 G1-3			3-3 K		0-1 1B	1-2 G4-3			1-3 K
Dwight Evans, R OBP: 0.414, SLG: 0.491 (1, 9)		3-3 K		2-1 1B		2-1 F7		2-1 G6-3		3-2 2B G3-1 1B
Ellis Burks, R OBP: 0.373, SLG: 0.492 (1, 8)		1-1 F9		1-1 L8		2-3 K		4-1 BB BB		0-0 G3-1 1B 2B
Sam Horn, L OBP: 0.209, SLG: 0.179 (1, 10)		3-1 G4-3			1-0 1B 2B	4-0 1B IBB		0-3 K		3-2 G3-1
Nick Esasky, R OBP: 0.309, SLG: 0.466 (1, 3)			2-3 K		2-1 1B	1-0 1B		4-2 BB		2-3 3-H 4-0 1B IBB
Rich Gedman, L OBP: 0.278, SLG: 0.295 (1, 2)			0-0 P6		1-0 F6	2-0 G1		3-2 G3-1		1-1 1B
Rick Cerone, R OBP: 0.418, SLG: 0.377 (10, PH)										1-2 3-H 1B

Inning Stats	R: 0	H: 1	R: 0	H: 0	R: 0	H: 1	R: 1	H: 3	R: 1	H: 2	R: 0	H: 1	R: 0	H: 0	R: 0	H: 0	R: 2	H: 3	1B: 9	SF: 0
	E: 0	LOB: 1	E: 0	LOB: 0	E: 0	LOB: 1	E: 0	LOB: 2	E: 0	LOB: 2	E: 0	LOB: 1	E: 0	LOB: 0	E: 0	LOB: 0	E: 0	LOB: 2	2B: 4	SAC: 0
	K: 0	BB: 0	K: 1	BB: 0	K: 1	BB: 0	K: 1	BB: 0	K: 0	BB: 1	K: 0	BB: 1	K: 0	BB: 0	K: 1	BB: 2	K: 1	BB: 1	3B: 0	DP: 1
	S: 7	P: 12	S: 8	P: 15	S: 8	P: 12	S: 12	P: 19	S: 11	P: 18	S: 9	P: 20	S: 15	P: 23	S: 13	P: 26	S: 8	P: 14	HR: 0	HBP: 0

PITCHER	IP	WLS	BF	H	R	ER	SO	BB	IBB	HBP	BLK	WP	HR	S	P	ERA	WHIP
Todd Burns, R ERA: 1.74 (1, 1)	5.2		25	7	2	2	4	0	1	0	0	0	0	53	91	3.18	1.235
Gene Nelson, R ERA: 2.45 (6, 1)	0.1		3	2	0	0	0	0	0	0	0	0	0	6	10	0.00	6.000
Greg Cadaret, L ERA: 2.79 (7, 1)	1.0		3	0	0	0	0	1	0	0	0	0	0	11	18	0.00	1.000
Jim Corsi, R ERA: (8, 1)	2.0		8	0	0	0	2	2	0	0	0	0	0	21	40	0.00	1.000
Eric Plunk, R ERA: 2.21 (10, 1)	0.2	L	4	2	2	2	1	0	0	0	0	0	0	10	17	27.00	3.000

PITCHER	IP	WLS	BF	H	R	ER	SO	BB	IBB	HBP	BLK	WP	HR	S	P	ERA	WHIP
Curt Young, L ERA: 4.68 (10, 1)	0.0		2	1	0	0	0	0	1	0	0	0	0	2	7	∞	∞



Batter	1	2	3	4	5	6	7	8	9	AB R H RBI BB SO LOB	TOP		
Jerry Browne, S (1, 4) OBP: 0.325, SLG: 0.363	1-1 L8	4-1 BB			0-0 G6-3 HR 1B	0-1 1B		4-1 BB		3 1 2 1 2 0 0	<b>Cleveland Indians @ Oakland Athletics</b> <b>Oakland-Alameda County Coliseum, Oakland, CA</b> Fri Jun 02 1989, 7:05 PM PDT Att. 28,052 - Unknown - 57 F		
Oddibe McDowell, L (1, 7) OBP: 0.287, SLG: 0.268	3-3 K	1-2 F8			2-1 G6-3 1B	3-2 F7		3-3 K		5 0 0 0 0 2 7			
Joe Carter, R (1, 8) OBP: 0.317, SLG: 0.440	3-1 L9			0-1 F6	3-2 HR	0-1 F8		4-1 BB		4 1 1 2 1 0 2			
Cory Snyder, R (1, 9) OBP: 0.284, SLG: 0.380		1-0 HR		0-0 L9	1-1 PB 1B		0-3 K	0-0 F8		5 1 2 1 0 1 2			
Pete O'Brien, L (1, 3) OBP: 0.376, SLG: 0.466		4-1 WP BB BB		1-0 F8	2-0 F9		1-3 K	2-2 F6		4 1 0 0 1 1 1			
Brook Jacoby, R (1, 5) OBP: 0.387, SLG: 0.512		2-0 P3		4-1 1B BB	4-1 1B IBB		1-0 1B E 1B	1-2 G4-6-3 1B		3 1 2 0 2 0 1			
Dave Clark, L (1, 10) OBP: 0.314, SLG: 0.404		0-0 F8		0-1 G4-6-3 1B	1-3 K		0-2 E 1B	2-0 G4-6-3 1-2f		5 0 2 0 0 1 4			
Andy Allanson, R (1, 2) OBP: 0.265, SLG: 0.255		4-1 BB BB BB		0-3 K		2-1 G6-3	0-1 E8			3 0 0 0 1 1 3			
Felix Fermin, R (1, 6) OBP: 0.324, SLG: 0.280		4-2 BB BB		2-1 G4-6-3 1-2f		2-1 1B		0-0 G1-3		3 0 1 0 1 0 2			
<b>Inning Stats</b>	R: 0 E: 0 K: 1 S: 7 H: 0 LOB: 0 BB: 0 P: 14	R: 2 E: 0 K: 0 S: 11 H: 1 LOB: 3 BB: 4 P: 31	R: 0 E: 0 K: 0 S: 4 H: 0 LOB: 0 BB: 0 P: 5	R: 0 E: 0 K: 1 S: 8 H: 1 LOB: 1 BB: 1 P: 14	R: 2 E: 0 K: 1 S: 14 H: 3 LOB: 2 BB: 1 P: 27	R: 0 E: 0 K: 0 S: 15 H: 2 LOB: 2 BB: 0 P: 22	R: 1 E: 1 K: 2 S: 12 H: 2 LOB: 2 BB: 0 P: 14	R: 0 E: 0 K: 1 S: 8 H: 0 LOB: 2 BB: 2 P: 18	R: 0 E: 0 K: 0 S: 8 H: 1 LOB: 0 BB: 0 P: 13	1B: 8 2B: 0 3B: 0 HR: 2 SF: 0 SAC: 0 DP: 2 HBP: 0	WP: 2 PB: 1 SB: 1 CS: 0 PA: 43		
<b>PITCHER</b>	IP WLS BF H R ER SO BB IBB HBP BLK WP HR S P ERA WHIP											<b>PITCHER</b>	IP WLS BF H R ER SO BB IBB HBP BLK WP HR S P ERA WHIP
Mike Moore, R (1, 1) ERA: 2.29	4.1 L 22 5 4 4 2 5 0 0 0 1 2 39 79 8.31 2.308												
Greg Cadaret, L (5, 1) ERA: 2.61	1.1 7 2 0 0 1 0 1 0 0 0 0 18 32 0.00 1.500												
Gene Nelson, R (6, 1) ERA: 2.08	3.1 14 3 1 0 3 2 0 0 0 0 0 30 47 0.00 1.500												

livebaseballscorecards.com

**AB 35**  
**R 5**  
**H 10**  
**RBI 4**  
**BB 8**  
**SO 6**  
**LOB 22**



Batter	1	2	3	4	5	6	7	8	9	AB	R	H	RBI	BB	SO	LOB
Lance Blankenship, R (1, 9) OBP: 0.314, SLG: 0.424	2-1 S 1B E 1B	0-1 L5			1-0 1B		2-1 F9		1-3 K	5	1	2	0	0	1	2
Carney Lansford, R (1, 5) OBP: 0.418, SLG: 0.466 Glenn Hubbard, R (6, 4) OBP: 0.373, SLG: 0.490	0-0 S 1B S 1B		0-1 G3		0-0 G6-3			1-1 F8		3	1	1	0	0	0	1
Dave Henderson, R (1, 8) OBP: 0.356, SLG: 0.445	3-3 K 1-2 2-H		0-1 P3			1-0 F8		1-1 2B SF8 1B		4	1	1	0	0	1	1
Mark McGwire, R (1, 3) OBP: 0.317, SLG: 0.500	4-0 1B 2-3 BB		2-2 F9			4-2 2B BB		1-2 SF8 2B		2	0	1	0	2	0	0
Terry Steinbach, R (1, 2) OBP: 0.394, SLG: 0.448	1-3 K			3-3 K		3-1 F9		0-1 SF8		3	0	0	1	0	2	3
Billy Beane, R (1, 10) OBP: 0.276, SLG: 0.368 Dave Parker, L (8, PH) OBP: 0.296, SLG: 0.431	0-0 2-3-4 1-2 3-H 1B			0-0 G4-3-6 1B		0-1 2B		2-3 3-H K		3	0	3	1	0	0	0
Tony Phillips, S (1, 4) OBP: 0.380, SLG: 0.397 (6, 5)	2-2 2-3-4 1-2	0-0 G6-3		1-2 G4-3-6 1-2f		3-2 G4-3			2-2 2B	4	0	1	0	0	0	3
Stan Javier, S (1, 7) OBP: 0.342, SLG: 0.356		0-1 G6-3			2-2 G5-3		1-0 F4		2-0 F7	4	0	0	0	0	0	1
Mike Gallego, R (1, 6) OBP: 0.350, SLG: 0.390 Luis Polonia, L (9, PH) OBP: 0.297, SLG: 0.354		1-0 1B			0-0 F8		2-2 F9		1-1 F7	3	0	1	0	0	0	0

Inning Stats	R: 2	H: 3	E: 1	K: 2	S: 13	LOB: 2	BB: 1	P: 25	R: 0	H: 1	E: 0	K: 0	S: 6	LOB: 1	BB: 0	P: 7	R: 0	H: 0	E: 0	K: 0	S: 7	LOB: 0	BB: 0	P: 9	R: 0	H: 1	E: 0	K: 1	S: 11	LOB: 0	BB: 0	P: 15	R: 0	H: 1	E: 0	K: 0	S: 8	LOB: 1	BB: 0	P: 11	R: 0	H: 1	E: 0	K: 0	S: 10	LOB: 2	BB: 1	P: 21	R: 0	H: 0	E: 0	K: 0	S: 7	LOB: 0	BB: 0	P: 12	R: 1	H: 2	E: 0	K: 1	S: 13	LOB: 1	BB: 0	P: 18	R: 0	H: 1	E: 0	K: 1	S: 11	LOB: 1	BB: 0	P: 17	1B: 7	SF: 1	2B: 3	SAC: 0	3B: 0	DP: 1	HR: 0	HBP: 0	WP: 0	PA: 37
--------------	------	------	------	------	-------	--------	-------	-------	------	------	------	------	------	--------	-------	------	------	------	------	------	------	--------	-------	------	------	------	------	------	-------	--------	-------	-------	------	------	------	------	------	--------	-------	-------	------	------	------	------	-------	--------	-------	-------	------	------	------	------	------	--------	-------	-------	------	------	------	------	-------	--------	-------	-------	------	------	------	------	-------	--------	-------	-------	-------	-------	-------	--------	-------	-------	-------	--------	-------	--------

PITCHER	IP	WLS	BF	H	R	ER	SO	BB	IBB	HBP	BLK	WP	HR	S	P	ERA	WHIP
Greg Swindell, L (1, 1) ERA: 2.68	7.1	W	32	9	3	3	3	2	0	0	0	0	0	70	111	3.68	1.500
Doug Jones, R (8, 1) ERA: 1.96	1.2	S	6	1	0	0	2	0	0	0	0	0	0	16	24	0.00	0.600

**BOTTOM**

**Cleveland Indians @ Oakland Athletics**  
**Oakland-Alameda County Coliseum, Oakland, CA**  
 Fri Jun 02 1989, 7:05 PM PDT  
 Att: 28,052 - Unknown - 57 F

AB	34
R	3
H	10
RBI	2
BB	2
SO	5
LOB	13



WP	PA
0	37



Batter	1	2	3	4	5	6	7	8	9	AB R H RBI BB SO LOB	TOP									
Jerry Browne, S (1, 4) OBP: 0.318, SLG: 0.355	0-3 K		0-1 G6-3		0-3 K			0-0 G6-4-3 1-2f		4 0 0 0 0 2 3	<b>Cleveland Indians @ Oakland Athletics</b> <b>Oakland-Alameda County Coliseum, Oakland, CA</b> Sat Jun 03 1989, 3:33 AM PDT Att. 35,466 - Sunny - 63 F <a href="http://livebaseballscorecards.com">livebaseballscorecards.com</a>									
Oddibe McDowell, L (1, 7) OBP: 0.286, SLG: 0.268	3-2 F7		1-2 G4-3			2-3 K		1-0 1B	4 0 1 0 0 1 0											
Joe Carter, R (1, 8) OBP: 0.320, SLG: 0.441	0-0 1B			1-1 G4-3 1B		1-3 K		3-1 F4	4 0 2 0 0 1 1											
Cory Snyder, R (1, 9) OBP: 0.279, SLG: 0.372	1-2 G1-3			1-1 F7 1-2		0-1 F8		1-3 K	4 0 0 0 0 1 3											
Pete O'Brien, L (1, 3) OBP: 0.375, SLG: 0.464		3-2 G4-6-3 1B		1-2 G4-3 2-3		1-0 F6		1-3 K	3 0 1 0 0 0 1											
Luis Medina, R (8, 3) OBP: 0.267, SLG: 0.366									1 0 0 0 0 1 1											
Brook Jacoby, R (1, 5) OBP: 0.386, SLG: 0.509		0-2 G4-6-3 1B			3-2 P5		0-2 F4		3 0 1 0 0 0 0											
Dave Clark, L (1, 10) OBP: 0.306, SLG: 0.393		2-2 G4-6-3 1-2f 2-3			2-3 K		1-2 G4-3		3 0 0 0 0 1 2											
Andy Allanson, R (1, 2) OBP: 0.288, SLG: 0.259		0-1 F9			0-1 1B 1B		1-3 K		2 0 1 0 0 0 1											
Mark Salas, L (8, PH) OBP: 0.207, SLG: 0.414									1 0 0 0 0 1 0											
Felix Fermin, R (1, 6) OBP: 0.330, SLG: 0.287			0-2 G4-3		0-2 1B		2-2 G6-4-3 1B		3 0 2 0 0 0 0											
<b>Inning Stats</b>	R: 0 E: 0 K: 1 S: 11	H: 1 LOB: 1 BB: 0 P: 15	R: 0 E: 0 K: 0 S: 13	H: 2 LOB: 1 BB: 0 P: 18	R: 0 E: 0 K: 0 S: 8	H: 0 LOB: 0 BB: 0 P: 9	R: 0 E: 0 K: 0 S: 7	H: 1 LOB: 0 BB: 0 P: 10	R: 0 E: 0 K: 2 S: 9	H: 0 LOB: 0 BB: 0 P: 12	R: 0 E: 0 K: 0 S: 9	H: 0 LOB: 0 BB: 0 P: 11	R: 0 E: 0 K: 1 S: 7	H: 1 LOB: 0 BB: 0 P: 10	R: 0 E: 0 K: 2 S: 9	H: 1 LOB: 1 BB: 0 P: 15	1B: 8 2B: 0 3B: 0 HR: 0	SF: 0 SAC: 0 DP: 2 HBP: 0	WP: 0 PB: 0 SB: 1 CS: 0	PA: 32
<b>PITCHER</b>	IP WLS BF H R ER SO BB IBB HBP BLK WP HR S P ERA WHIP																			
Bob Welch, R (1, 1) ERA: 2.93	8.0 W 28 7 0 0 6 0 0 0 0 0 0 0 79 105 0.00 0.875																			
Eric Plunk, R (9, 1) ERA: 2.11	1.0 4 1 0 0 2 0 0 0 0 0 0 0 9 15 0.00 1.000																			

**Cleveland Indians @ Oakland Athletics**  
**Oakland-Alameda County Coliseum, Oakland, CA**  
 Sat Jun 03 1989, 3:33 AM PDT  
 Att. 35,466 - Sunny - 63 F

AB	32
R	0
H	8
RBI	0
BB	0
SO	8
LOB	12



Batter	1	2	3	4	5	6	7	8	9
<b>Stan Javier, S</b> <small>OBP: 0.338, SLG: 0.350</small> (1, 9) <small>C B X</small>	0-2 <b>F7</b> <small>①</small>		<small>C B B C L</small> 2-3 <b>K</b> <small>②</small> <small>S B X</small>	1-1 <b>G3-1</b> <small>③</small>		<small>X</small> 0-0 <b>G5-4-3</b> <small>②</small> 2-H <b>1B</b>		<small>C S B B S</small> 2-3 <b>K</b> <small>②</small>	
<b>Dave Henderson, R</b> <small>OBP: 0.353, SLG: 0.439</small> <b>Lance Blankenship, R</b> <small>OBP: 0.314, SLG: 0.424</small> (1, 8) <small>B F S B X</small>	3-2 <b>G6-3</b> <small>②</small>		<small>X</small> 0-0 <b>1B</b> <b>1B</b>		<small>B X</small> 1-0 <b>G5-3</b> <small>①</small> <small>C B X</small>	1-1 <b>G5-4-3</b> <small>②</small> <small>③</small> 1-2f		<small>S B X</small> 1-1 <b>P3</b> <small>③</small>	
<b>Dave Parker, L</b> <small>OBP: 0.300, SLG: 0.432</small> (1, 10) <small>S B F B X</small>	2-2 <b>1B</b>		<small>X</small> 0-0 <b>1B</b> <b>1B</b> 1-2		<small>B B B F B X</small> 3-2 <b>L9</b> <small>②</small>		<small>X</small> 0-0 <b>G4-3</b> <small>①</small>		
<b>Mark McGwire, R</b> <small>OBP: 0.327, SLG: 0.507</small> (1, 3) <small>C B X</small>	1-1 <b>F7</b> <small>③</small>		<small>B B C S X</small> 2-2 <b>1B</b> <b>1B</b> 1-3 2-H		<small>B B X</small> 2-1 <b>1B</b>		<small>C B B B B B X</small> 3-2 <b>E</b> <b>1B</b>		
<b>Terry Steinbach, R</b> <small>OBP: 0.397, SLG: 0.449</small> (1, 7)		<small>C T B B B B X</small> 3-2 <b>F8</b> <small>①</small> <small>X</small>	<small>X</small> 0-0 <b>1B</b> <b>1B</b> 1-2 3-H		<small>B C C X</small> 1-3 <b>K</b> <small>③</small>		<small>B B X</small> 2-0 <b>E</b> <b>1B</b> 1-2		
<b>Ron Hassey, L</b> <small>OBP: 0.252, SLG: 0.347</small> (1, 2)		<small>B B C X</small> 2-1 <b>FC6</b> <b>1B</b>	<small>F T C B B B X</small> 3-2 <b>1B</b> 1-3 2-H		<small>B B C C X</small> 2-3 <b>K</b> <small>①</small> <small>X</small>		<small>X</small> 0-0 <b>F8</b> <small>②</small>		
<b>Glenn Hubbard, R</b> <small>OBP: 0.365, SLG: 0.472</small> (1, 4)		<small>B C C X</small> 1-3 <b>K</b> <small>②</small> <small>F X</small>	<small>X</small> 0-2 <b>F8</b> <small>③</small>		<small>B C C X</small> 1-2 <b>S</b> <b>1B</b> <b>1B</b>		<small>C X</small> 0-1 <b>E4</b> 1-3 2-H		
<b>Tony Phillips, S</b> <small>OBP: 0.377, SLG: 0.393</small> (1, 5)		<small>B B X</small> 2-0 <b>FC6</b> 1-2f		<small>C C X</small> 0-2 <b>G3-1</b> <small>①</small>		<small>B X</small> 1-0 <b>S</b> <b>1B</b> <b>1B</b>		<small>B B X</small> 2-0 <b>L7</b> <small>③</small>	
<b>Mike Gallego, R</b> <small>OBP: 0.348, SLG: 0.386</small> (1, 6)			<small>X</small> 0-0 <b>G2-3</b> <small>①</small> <small>X</small>	0-0 <b>B5-3</b> <small>②</small>		<small>B S X</small> 1-1 <b>1B</b> <b>1B</b> 1-H 2-H		<small>S B X</small> 1-1 <b>G5-3</b> <small>①</small>	

Inning Stats	R: 0	H: 1	E: 0	LOB: 1	K: 0	S: 11	P: 17	R: 0	H: 1	E: 0	LOB: 1	K: 1	S: 10	P: 18	R: 3	H: 5	E: 0	LOB: 2	K: 1	S: 17	P: 24	R: 0	H: 0	E: 0	LOB: 0	K: 0	S: 6	R: 0	H: 1	E: 0	LOB: 1	K: 1	S: 9	P: 16	R: 3	H: 4	E: 0	LOB: 0	K: 1	S: 12	P: 18	R: 1	H: 2	E: 1	LOB: 2	K: 0	S: 10	P: 17	R: 0	H: 0	E: 0	LOB: 0	K: 1	S: 7	P: 11
<b>1B: 14</b> <b>2B: 0</b> <b>3B: 0</b> <b>HR: 0</b>	<b>SF: 0</b> <b>SAC: 0</b> <b>DP: 1</b> <b>HBP: 0</b>	<b>WP: 0</b> <b>PB: 0</b> <b>SB: 2</b> <b>CS: 0</b>																																																					

PITCHER	IP	WLS	BF	H	R	ER	SO	BB	IBB	HBP	BLK	WP	HR	S	P	ERA	WHIP
<b>Tom Candiotti, R</b> <small>ERA: 3.45</small> (1, 1)	5.1	L	27	11	6	6	4	0	0	0	0	0	0	62	96	10.12	2.062
<b>Tim Stoddard, R</b> <small>ERA: 1.54</small> (6, 1)	0.2		2	1	0	0	0	0	0	0	0	0	0	3	4	0.00	1.500
<b>Keith Atherton, R</b> <small>ERA: 3.86</small> (7, 1)	1.0		6	2	1	0	0	0	0	0	0	0	0	10	17	0.00	2.000
<b>Scott Bailes, L</b> <small>ERA: 3.67</small> (8, 1)	1.0		3	0	0	0	1	0	0	0	0	0	0	7	11	0.00	0.000


**BOTTOM**

**Cleveland Indians @ Oakland Athletics**  
 Oakland-Alameda County Coliseum, Oakland, CA

Sat Jun 03 1989, 3:33 AM PDT  
 Att: 35,466 - Sunny - 63 F

AB	R	H	RBI	BB	SO	LOB
5	0	1	1	0	2	0
5	1	1	0	0	0	1
0	0	0	0	0	0	0
4	1	2	0	0	0	0
4	2	3	1	0	0	1
4	0	2	1	0	1	1
4	0	2	1	0	1	2
4	1	1	0	0	1	4
4	1	1	0	0	0	3
4	1	1	2	0	0	0

AB	38
R	7
H	14
RBI	6
BB	0
SO	5
LOB	12



WP	HR	S	P	ERA	WHIP
0	0	0	0	0	0



Batter	1	2	3	4	5	6	7	8	9	AB R H RBI BB SO LOB	TOP	
Jerry Browne, S (1, 4) OBP: 0.322, SLG: 0.354	0-1 G6-3		4-2 BB			2-1 F7		1-2 1B		3 0 1 0 1 0 0	<b>Cleveland Indians @ Oakland Athletics</b> <b>Oakland-Alameda County Coliseum, Oakland, CA</b> Sun Jun 04 1989, 3:33 AM PDT Att. 34,610 - Overcast - 65 F	
Oddibe McDowell, L (1, 7) OBP: 0.286, SLG: 0.267	0-1 B1-3		0-0 L9			0-1 1B		3-1 F8		4 0 1 0 0 0 3		
Joe Carter, R (1, 8) OBP: 0.315, SLG: 0.433	1-1 G4-3		2-3 K			1-0 F8		2-2 F4		4 0 0 0 0 1 4		
Cory Snyder, R (1, 9) OBP: 0.273, SLG: 0.364					0-1 F8			0-1 F9		4 0 0 0 0 1 2		
Pete O'Brien, L (1, 3) OBP: 0.377, SLG: 0.467					1-0 F9		3-1 FC1-6-5 2B		1-1 G6-3	3 0 1 0 1 0 0		
Brook Jacoby, R (1, 5) OBP: 0.379, SLG: 0.497					2-0 F9		0-0 FC1-6-5 2-3		1-2 L8	4 0 0 0 0 0 2		
Dave Clark, L (1, 10) OBP: 0.298, SLG: 0.382 Dave Hengel, R (9, PH)					0-0 F7		2-1 L8		2-2 G5-3	3 0 0 0 0 0 2 1 0 0 0 0 0 0		
Andy Allanson, R (1, 2) OBP: 0.276, SLG: 0.262 Joel Skinner, R (7, 2) OBP: 0.212, SLG: 0.333			2-1 L9 SH1-4 1B		1-0 L8		1-0 HBP			2 0 1 0 0 0 0 0 0 0 0 0 0 0		
Felix Fermin, R (1, 6) OBP: 0.326, SLG: 0.283			0-0 SH1-4		2-2 G1-3		1-0 G4-3			2 0 0 0 0 0 2		
<b>Inning Stats</b>	R: 0 H: 0 E: 0 LOB: 0 K: 0 BB: 0 S: 6 P: 7	R: 0 H: 0 E: 0 LOB: 1 K: 1 BB: 1 S: 13 P: 23	R: 0 H: 1 E: 0 LOB: 2 K: 1 BB: 1 S: 9 P: 17	R: 0 H: 0 E: 0 LOB: 0 K: 0 BB: 0 S: 4 P: 7	R: 0 H: 0 E: 0 LOB: 0 K: 0 BB: 0 S: 6 P: 9	R: 0 H: 1 E: 0 LOB: 1 K: 0 BB: 0 S: 7 P: 10	R: 0 H: 1 E: 0 LOB: 2 K: 0 BB: 0 S: 6 P: 13	R: 0 H: 1 E: 0 LOB: 1 K: 0 BB: 0 S: 11 P: 17	R: 0 H: 0 E: 0 LOB: 0 K: 0 BB: 0 S: 8 P: 12	1B: 3 SF: 0 2B: 1 SAC: 1 3B: 0 DP: 0 HR: 0 HBP: 1		WP: 0 PA: 34 PB: 0 SB: 0 CS: 0
<b>PITCHER</b>	IP WLS BF H R ER SO BB IBB HBP BLK WP HR S P ERA WHIP											
Dave Stewart, R (1, 1) ERA: 3.15	7.0 W 27 3 0 0 2 2 0 1 0 0 0 0 51 86 0.00 0.714											
Todd Burns, R (8, 1) ERA: 1.7	1.0 4 1 0 0 0 0 0 0 0 0 0 0 11 17 0.00 1.000											
Rick Honeycutt, L (9, 1) ERA: 2.22	1.0 3 0 0 0 0 0 0 0 0 0 0 0 8 12 0.00 0.000											

livebaseballscorecards.com

AB	30
R	0
H	4
RBI	0
BB	2
SO	2
LOB	15



Batter	1	2	3	4	5	6	7	8	9	AB	R	H	RBI	BB	SO	LOB
Luis Polonia, L OBP: 0.302, SLG: 0.358 (1, 7)	G1-3		2B 1B	1B		K				4	1	2	2	0	1	1
Dave Henderson, R OBP: 0.346, SLG: 0.430 (1, 8)	G6-3		G6-3		L6			G5-3		4	0	0	1	0	0	1
Dave Parker, L OBP: 0.308, SLG: 0.441 (1, 10)	1B		2B		1B BB			F9		3	0	2	1	1	0	0
Mark McGwire, R OBP: 0.327, SLG: 0.503 (1, 3)	K		F8		1B			1B		3	0	1	0	0	1	2
Billy Beane, R OBP: 0.288, SLG: 0.379 (7, PH) (8, 3)										1	0	1	0	0	0	0
Terry Steinbach, R OBP: 0.388, SLG: 0.438 (1, 2)		L3	G6-3		K			F8		4	0	0	0	0	1	4
Tony Phillips, S OBP: 0.367, SLG: 0.382 (1, 5)		F8		K	K				G6-3	4	0	0	0	0	2	2
Stan Javier, S OBP: 0.335, SLG: 0.348 (1, 9)		F8		K						4	0	1	0	0	2	0
Lance Blankenship, R OBP: 0.333, SLG: 0.432 (1, 4)			SH 1B	1B	1B			K		4	2	2	0	0	2	1
Mike Gallego, R OBP: 0.350, SLG: 0.388 (1, 6)			SH 1B	G6-3	1B			F9		2	1	1	0	0	0	1

Inning Stats	R: 0	H: 1	E: 0	LOB: 1	K: 1	S: 15	P: 22	R: 0	H: 0	E: 0	LOB: 0	K: 0	S: 5	P: 9	R: 3	H: 3	E: 0	LOB: 1	K: 0	S: 15	P: 23	R: 1	H: 3	E: 0	LOB: 2	K: 2	S: 16	P: 24	R: 0	H: 1	E: 0	LOB: 2	K: 2	S: 12	P: 22	R: 0	H: 1	E: 0	LOB: 1	K: 2	S: 10	P: 12	R: 0	H: 0	E: 0	LOB: 0	K: 2	S: 10	P: 14	R: 0	H: 0	E: 0	LOB: 0	K: 2	S: 10	P: 14
--------------	------	------	------	--------	------	-------	-------	------	------	------	--------	------	------	------	------	------	------	--------	------	-------	-------	------	------	------	--------	------	-------	-------	------	------	------	--------	------	-------	-------	------	------	------	--------	------	-------	-------	------	------	------	--------	------	-------	-------	------	------	------	--------	------	-------	-------

PITCHER	IP	WLS	BF	H	R	ER	SO	BB	IBB	HBP	BLK	WP	HR	S	P	ERA	WHIP
John Farrell, R ERA: 4.62 (1, 1)	7.0	L	32	10	4	4	7	1	0	0	0	0	0	78	118	5.14	1.571
Jesse Orosco, L ERA: 1.06 (8, 1)	1.0		3	0	0	0	2	0	0	0	0	0	0	10	14	0.00	0.000


**BOTTOM**

**Cleveland Indians @ Oakland Athletics**  
Oakland-Alameda County Coliseum, Oakland, CA

Sun Jun 04 1989, 3:33 AM PDT  
Att. 34,610 - Overcast - 65 F


livebaseballscores.com

<b>AB</b>	<b>33</b>
<b>R</b>	<b>4</b>
<b>H</b>	<b>10</b>
<b>RBI</b>	<b>4</b>
<b>BB</b>	<b>1</b>
<b>SO</b>	<b>9</b>
<b>LOB</b>	<b>12</b>



WP: 0	PA: 35
PB: 0	
SB: 1	
CS: 0	



Batter	1	2	3	4	5	6	7	8	9	AB R H RBI BB SO LOB	TOP	
<b>Al Newman, S</b> (1, 4) OBP: 0.367, SLG: 0.283	0-0 G5-3			2-2 G6-3	1-0 S 1B		2-2 F7			4 0 1 2 0 0 0	<b>Minnesota Twins @ Oakland Athletics</b> Oakland-Alameda County Coliseum, Oakland, CA Mon Jun 05 1989, 7:05 PM PDT Att. 34,320 - Unknown - 65 F	
<b>John Moses, S</b> (1, 8) OBP: 0.364, SLG: 0.396	1-1 G3			0-0 FC3-6 1B	1-2 G5-3			1-1 G6-3		4 0 1 0 0 0 1		
<b>Carmen Castillo, R</b> (1, 9) OBP: 0.353, SLG: 0.557	1-3 K			2-2 FC3-6 1B				3-2 G6-3		4 0 1 0 0 1 0		
<b>Gary Gaetti, R</b> (1, 5) OBP: 0.284, SLG: 0.428			0-1 F7	0-1 FC3-6				0-0 FC5-4 1B		4 0 2 0 0 0 2		
<b>Brian Harper, R</b> (1, 10) OBP: 0.291, SLG: 0.424			2-1 CS 1B	2-3 K				2-2 FC5-4		4 0 1 0 0 1 4		
<b>Dan Gladden, R</b> (1, 7) OBP: 0.299, SLG: 0.353			1-3 K					1-2 L7		4 0 1 0 0 1 1		
<b>Gene Larkin, S</b> (1, 3) OBP: 0.321, SLG: 0.311				0-1 F9				0-1 G4-3		4 0 1 0 0 1 1		
<b>Greg Gagne, R</b> (1, 6) OBP: 0.281, SLG: 0.343				2-1 G6-3 FC4 1B				3-3 K		4 1 1 0 0 1 2		
<b>Orlando Mercado, R</b> (1, 2) OBP: 0.240, SLG: 0.136				0-0 K				0-1 G6-3		4 1 0 0 0 1 1		
				0-0 G6-3				3-1 F9		4 1 0 0 0 1 1	<b>AB 35</b> <b>R 2</b> <b>H 8</b> <b>RBI 2</b> <b>BB 0</b> <b>SO 5</b> <b>LOB 13</b>	
				0-0 G6-3				3-2 P2		3 0 0 0 0 0 2		
<b>Inning Stats</b>	R: 0 E: 0 K: 1 S: 6 H: 0 LOB: 0 BB: 0 P: 8	R: 0 E: 0 K: 1 S: 7 H: 1 LOB: 0 BB: 0 P: 10	R: 0 E: 0 K: 1 S: 5 H: 0 LOB: 0 BB: 0 P: 5	R: 0 E: 0 K: 1 S: 13 H: 2 LOB: 2 BB: 0 P: 19	R: 2 E: 0 K: 0 S: 12 H: 2 LOB: 1 BB: 0 P: 15	R: 0 E: 0 K: 1 S: 9 H: 2 LOB: 2 BB: 0 P: 15	R: 0 E: 0 K: 0 S: 8 H: 0 LOB: 0 BB: 0 P: 16	R: 0 E: 0 K: 0 S: 13 H: 1 LOB: 1 BB: 0 P: 19	R: 0 E: 0 K: 0 S: 4 H: 0 LOB: 0 BB: 0 P: 5	1B: 8 SF: 0 2B: 0 SAC: 0 3B: 0 DP: 0 HR: 0 HBP: 0	WP: 0 PA: 35 PB: 0 SB: 1 CS: 1	
<b>PITCHER</b> <b>Curt Young, L</b> (1, 1) ERA: 4.21	IP WLS BF H R ER SO BB IBB HBP BLK WP HR S P ERA WHIP	9.0 L 35 8 2 2 5 0 0 0 0 0 0 0 77 112 2.00 0.889										







Batter	1	2	3	4	5	6	7	8	9	AB	R	H	RBI	BB	SO	LOB
Luis Polonia, L OBP: 0.305, SLG: 0.358 (1, 7)	0-1 SH1-3 1B		0-1 F7		1-0 L8			1-2 G6-3		4	0	1	0	0	0	0
Billy Beane, R OBP: 0.274, SLG: 0.361 (1, 9)	0-0 SH1-3 1-2		0-1 G6-3		0-0 F8			0-0 G1-3		3	0	0	0	0	0	0
Dave Henderson, R OBP: 0.340, SLG: 0.420 (1, 8)	3-2 F5 2-3		3-2 G6-3					1-0 G4-3		3	0	0	0	0	0	1
Mark McGwire, R OBP: 0.326, SLG: 0.487 (1, 3)	4-2 FC6-4 BB			0-3 K				1-1 F9		2	0	0	0	1	1	0
Terry Steinbach, R OBP: 0.387, SLG: 0.436 (1, 2)	0-2 FC6-4 1-2f			1-1 FC5-4 1B				2-1 G4-3		3	0	1	0	0	0	2
Dave Parker, L OBP: 0.307, SLG: 0.436 (1, 10)		3-2 WP 2B		2-2 FC5-4 1B				3-2 G4-3		3	1	2	0	0	0	0
Glenn Hubbard, R OBP: 0.364, SLG: 0.482 (1, 4)		2-2 SH2-3 1-H FC1-2-3 2B		1-1 FC5-4 1-2f 2-3 1B				1-0 L5		3	0	1	1	0	0	2
Larry Arndt, R Tony Phillips, S OBP: 0.361, SLG: 0.374 (1, 5) (8, 5)		1-1 SH2-3 2-3		0-1 G4-3				0-1 F8		2	0	0	0	0	0	2
Mike Gallego, R OBP: 0.349, SLG: 0.381 (1, 6)		1-0 FC1-2-3 3-H						0-2 F9		0	0	0	0	0	0	1

Inning Stats	R: 0	H: 1	E: 0	K: 0	S: 12	R: 1	H: 2	E: 0	K: 0	S: 10	R: 0	H: 0	E: 0	K: 0	S: 9	R: 0	H: 2	E: 0	K: 1	S: 13	R: 0	H: 0	E: 0	K: 0	S: 3	R: 0	H: 0	E: 0	K: 0	S: 5	R: 0	H: 0	E: 0	K: 0	S: 8	R: 0	H: 0	E: 0	K: 0	S: 7	R: 0	H: 0	E: 0	K: 0	S: 7	1B: 4	2B: 2	3B: 0	HR: 0	SF: 0	SAC: 2	DP: 1	HBP: 0	WP: 1	PB: 0	SB: 1	CS: 0	PA: 29
--------------	------	------	------	------	-------	------	------	------	------	-------	------	------	------	------	------	------	------	------	------	-------	------	------	------	------	------	------	------	------	------	------	------	------	------	------	------	------	------	------	------	------	------	------	------	------	------	-------	-------	-------	-------	-------	--------	-------	--------	-------	-------	-------	-------	--------

PITCHER	IP	WLS	BF	H	R	ER	SO	BB	IBB	HBP	BLK	WP	HR	S	P	ERA	WHIP
Allan Anderson, L ERA: 3.69 (1, 1)	8.0	L	29	5	1	1	1	1	0	0	0	1	0	67	99	1.12	0.750

**BOTTOM**

**Minnesota Twins @ Oakland Athletics**  
Oakland-Alameda County Coliseum, Oakland, CA

AB	26
R	1
H	5
RBI	1
BB	1
SO	1
LOB	8




PITCHER	IP	WLS	BF	H	R	ER	SO	BB	IBB	HBP	BLK	WP	HR	S	P	ERA	WHIP
---------	----	-----	----	---	---	----	----	----	-----	-----	-----	----	----	---	---	-----	------

Tue Jun 06 1989, 7:05 PM PDT  
Att: 23,505 - Unknown - 61 F

livebaseballscorecards.com



Batter	1	2	3	4	5	6	7	8	9	AB R H RBI BB SO LOB	TOP											
Wally Backman, S (1, 4) OBP: 0.341, SLG: 0.336 Greg Gagne, R (9, PH) OBP: 0.280, SLG: 0.341	0-1 B4-3		0-1 E4 WP BB			1-2 G4-3		0-0 G4-3	0-3 K	4 0 0 0 0 0 0 1 0 0 0 0 1 2												
John Moses, S (1, 7) OBP: 0.348, SLG: 0.369	1-0 G3		4-1 WP 1-2 BB			2-2 G6-3		3-1 F6		3 0 0 0 1 0 0												
Kirby Puckett, R (1, 8) OBP: 0.374, SLG: 0.473	1-0 2B		2-0 F9 1-2 2-3			1-1 F9		0-2 FC6-4 1B		4 0 2 0 0 0 2												
Jim Dwyer, L (1, 10) OBP: 0.420, SLG: 0.361 Tim Laudner, R (8, PH) OBP: 0.279, SLG: 0.327	2-1 G3-1			2-2 G4-3 1B			0-0 F7	2-1 FC6-4 1-2f		3 0 1 0 0 0 1 1 0 0 0 0 0 1												
Gary Gaetti, R (1, 5) OBP: 0.289, SLG: 0.425		1-0 G4-6-3 1B		0-1 G4-3 1-2f			0-1 BB SF9 1B		1-0 F7	4 1 2 0 0 0 1												
Randy Bush, L (1, 9) OBP: 0.333, SLG: 0.500 Dan Gladden, R (9, PH) OBP: 0.298, SLG: 0.351		0-0 G4-6-3 1-2f		1-0 F8			1-1 BB 1-2 1B		0-0 FC5-4 1B	3 0 1 0 0 0 1 1 0 1 0 0 0 0												
Gene Larkin, S (1, 3) OBP: 0.319, SLG: 0.305		1-3 K			0-0 F9		4-2 BB 1-2 2-3		0-1 FC5-4 1B 1-2f	3 1 0 0 1 1 1	AB 34 R 2 H 9 RBI 2 BB 2 SO 3 LOB 11											
Al Newman, S (1, 6) OBP: 0.361, SLG: 0.278			2-1 F7			1-2 G5-3		0-0 SF9	2-2 1B 1-2	3 0 1 1 0 0 0												
Orlando Mercado, R (1, 2) OBP: 0.207, SLG: 0.115 Carmen Castillo, R (7, PH) OBP: 0.349, SLG: 0.550 Brian Harper, R (7, 2) OBP: 0.298, SLG: 0.430			3-2 F7		1-3 K		3-H 3-2 F7		0-0 1B 1-3 2-H	2 0 0 0 0 1 0 1 0 0 0 0 0 2 1 0 1 1 0 0 0												
<b>Inning Stats</b>	R: 0 E: 0 K: 0 S: 6	H: 1 LOB: 1 BB: 0 P: 10	R: 0 E: 0 K: 1 S: 6	H: 1 LOB: 0 BB: 0 P: 8	R: 0 E: 1 K: 0 S: 10	H: 0 LOB: 2 BB: 1 P: 21	R: 0 E: 0 K: 0 S: 6	H: 1 LOB: 0 BB: 0 P: 9	R: 0 E: 0 K: 1 S: 7	H: 0 LOB: 0 BB: 0 P: 9	R: 0 E: 0 K: 0 S: 8	H: 0 LOB: 0 BB: 0 P: 12	R: 1 E: 0 K: 0 S: 12	H: 2 LOB: 2 BB: 1 P: 20	R: 0 E: 0 K: 0 S: 8	H: 1 LOB: 1 BB: 0 P: 13	R: 1 E: 0 K: 1 S: 11	H: 3 LOB: 2 BB: 0 P: 14	1B: 8 2B: 1 3B: 0 HR: 0	SF: 1 SAC: 0 DP: 2 HBP: 0	WP: 1 PB: 0 SB: 0 CS: 0	PA: 37
<b>PITCHER</b>	IP WLS BF H R ER SO BB IBB HBP BLK WP HR S P ERA WHIP																					
Bob Welch, R (1, 1) ERA: 2.82	6.1 W 25 5 1 1 2 2 0 0 0 1 0 51 82 1.42 1.105																					
Gene Nelson, R (7, 1) ERA: 1.96	1.1 5 1 0 0 0 0 0 0 0 0 0 10 16 0.00 0.750																					
Rick Honeycutt, L (8, 1) ERA: 2.45	1.0 6 3 1 1 0 0 0 0 0 0 0 10 15 9.00 3.000																					
Todd Burns, R (9, 1) ERA: 1.69	0.1 S 1 0 0 0 1 0 0 0 0 0 0 3 3 0.00 0.000																					

Minnesota Twins @ Oakland Athletics  
Oakland-Alameda County Coliseum, Oakland, CA

Wed Jun 07 1989, 3:33 AM PDT  
Att. 27,396 - Overcast - 57 F

livebaseballscorecards.com

Batter	1	2	3	4	5	6	7	8	9	AB	R	H	RBI	BB	SO	LOB
Tony Phillips, S OBP: 0.370, SLG: 0.380 (1, 5)	2-3 K		4-2 1B BB		2-2 1B WP 1B		1-2 1B			3	1	2	1	1	1	0
Lance Blankenship, R OBP: 0.311, SLG: 0.395 Luis Polonia, L OBP: 0.310, SLG: 0.363 (7, PH) (8, 7)	1-3 K		1-2 1B		2-3 K		2-2 1B			3	0	1	0	0	2	2
Dave Henderson, R OBP: 0.343, SLG: 0.422 (1, 8)	0-0 WP 1B		1-2 F9		3-2 WP 1B		2-3 K			4	0	2	1	0	1	4
Mark McGwire, R OBP: 0.320, SLG: 0.478 Dave Parker, L OBP: 0.306, SLG: 0.433 (7, PH) (1, 10)	2-3 K			1-3 K	3-3 K		0-0 G4-3			3	0	0	0	0	3	2
Terry Steinbach, R OBP: 0.378, SLG: 0.426 (1, 2)		0-0 P3		0-0 G6-3		1-1 F9		1-1 G6-3		4	0	0	0	0	0	0
Glenn Hubbard, R OBP: 0.357, SLG: 0.467 (1, 4)		1-2 P3		1-3 K		0-1 FC4-3-6 1B		0-1 G4-3		4	0	1	0	0	1	0
Larry Arndt, R OBP: 0.167, SLG: 0.167 (1, 3)		1-3 K			1-2 SH1-4 1B	2-2 FC4-3-6 FC4-6		1-1 G5-3		4	1	1	0	0	1	1
Stan Javier, S OBP: 0.329, SLG: 0.340 (8, 9) (1, 7)		1-0 B2-3		0-0 SH1-4	0-2 FC4-6					2	0	0	0	0	0	1
Mike Gallego, R OBP: 0.342, SLG: 0.372 (1, 6)		0-1 G6-3		2-1 E5 1B			1-1 G4-3			3	1	0	0	0	0	1

Inning Stats	R: 0	H: 1	E: 0	K: 3	S: 11	LOB: 1	BB: 0	P: 16	R: 0	H: 0	E: 0	K: 1	S: 7	LOB: 0	BB: 0	P: 9	R: 0	H: 0	E: 0	K: 2	S: 7	LOB: 0	BB: 0	P: 9	R: 3	H: 3	E: 1	K: 2	S: 18	LOB: 1	BB: 0	P: 31	R: 0	H: 1	E: 0	K: 1	S: 11	LOB: 1	BB: 0	P: 14	R: 0	H: 2	E: 0	K: 1	S: 17	LOB: 2	BB: 0	P: 22	R: 0	H: 0	E: 0	K: 0	S: 6	LOB: 0	BB: 0	P: 8
--------------	------	------	------	------	-------	--------	-------	-------	------	------	------	------	------	--------	-------	------	------	------	------	------	------	--------	-------	------	------	------	------	------	-------	--------	-------	-------	------	------	------	------	-------	--------	-------	-------	------	------	------	------	-------	--------	-------	-------	------	------	------	------	------	--------	-------	------

PITCHER	IP	WLS	BF	H	R	ER	SO	BB	IBB	HBP	BLK	WP	HR	S	P	ERA	WHIP
Frank Viola, L ERA: 4.33 (1, 1)	6.0	L	26	6	3	1	8	1	0	0	0	2	0	65	97	1.50	1.167
Juan Berenguer, R ERA: 3.44 (7, 1)	1.0		5	2	0	0	1	0	0	0	0	0	0	17	22	0.00	2.000
Steve Shields, R ERA: 4.91 (8, 1)	1.0		3	0	0	0	0	0	0	0	0	0	0	6	8	0.00	0.000


**BOTTOM**

**Minnesota Twins @ Oakland Athletics**  
Oakland-Alameda County Coliseum, Oakland, CA

Wed Jun 07 1989, 3:33 AM PDT  
Att. 27,396 - Overcast - 57 F

livebaseballscorecards.com

<b>AB</b>	<b>32</b>
<b>R</b>	<b>3</b>
<b>H</b>	<b>8</b>
<b>RBI</b>	<b>2</b>
<b>BB</b>	<b>1</b>
<b>SO</b>	<b>9</b>
<b>LOB</b>	<b>13</b>



WP: 2	PA: 34
PB: 0	
SB: 0	
CS: 0	



Batter	1	2	3	4	5	6	7	8	9	AB R H RBI BB SO LOB	TOP
<b>Glenn Hubbard, R</b> (1, 4) OBP: 0.356, SLG: 0.460 <b>Tony Phillips, S</b> (6, PH) OBP: 0.371, SLG: 0.382 (6, 4)	2-1 G1-4-3 1B	2-1 G6-3		0-0 G3		0-1 1B PB 1B		0-1 E3 G4-6-3 BB		3 0 1 0 0 0 1 2 1 1 0 0 0 0	
<b>Dave Henderson, R</b> (1, 8) OBP: 0.352, SLG: 0.423	1-2 G1-4-3 1-2f		4-2 CS 1B BB	4-0 S BB		0-0 PB 1B		4-1 G4-6-3 BB		2 0 1 1 3 0 1	
<b>Dave Parker, L</b> (1, 10) OBP: 0.313, SLG: 0.440	2-2 BB HR 2B		1-0 CS 1B	2-2 G3-1		4-1 1-2 3-H IBB		0-0 G4-6-3 1-2f 2-3		4 1 2 0 1 0 4	
<b>Ron Hassey, L</b> (1, 2) OBP: 0.265, SLG: 0.373 <b>Lance Blankenship, R</b> (5, PH) OBP: 0.304, SLG: 0.366 (5, 9) <b>Luis Polonia, L</b> (6, PH) OBP: 0.306, SLG: 0.358 (6, 7)	4-1 BB HR BB		3-3 K 1-2 2-3		1-3 K	3-3 K		2-1 G4-3		1 1 0 0 1 1 2 1 0 0 0 0 1 0 2 0 0 0 0 1 3	
<b>Carney Lansford, R</b> (1, 5) OBP: 0.413, SLG: 0.456	4-2 HR BB		0-0 P3		1-0 G5-3		1-1 F9		3-1 G1-3	4 1 0 0 1 0 1	
<b>Mark McGwire, R</b> (1, 3) OBP: 0.328, SLG: 0.497	3-2 HR			4-1 2B BB	1-1 F8		0-1 1B		3-3 K	4 2 2 4 1 1 0	
<b>Terry Steinbach, R</b> (1, 7) OBP: 0.379, SLG: 0.431 (5, 2)	0-0 F9			1-1 2B 2B		2-2 G5-3	1-1 1B		1-3 K	5 1 2 0 0 1 0	
<b>Stan Javier, S</b> (1, 9) OBP: 0.327, SLG: 0.344 (5, 7) (6, 9)			1-0 F9	1-2 G3 2B		1-0 L6	0-1 F9			4 0 1 2 0 0 2	
<b>Mike Gallego, R</b> (1, 6) OBP: 0.340, SLG: 0.369		1-2 G5-3		2-3 K		0-0 1B 1B	0-1 P3			4 1 1 0 0 1 3	
<b>Inning Stats</b>	R: 4 H: 3 E: 0 LOB: 0 K: 0 BB: 2 S: 18 P: 34	R: 0 H: 0 E: 0 LOB: 0 K: 0 BB: 0 S: 7 P: 11	R: 0 H: 1 E: 0 LOB: 1 K: 1 BB: 1 S: 7 P: 15	R: 2 H: 2 E: 0 LOB: 2 K: 1 BB: 2 S: 14 P: 28	R: 0 H: 0 E: 0 LOB: 0 K: 1 BB: 0 S: 6 P: 9	R: 2 H: 3 E: 0 LOB: 2 K: 1 BB: 1 S: 13 P: 23	R: 0 H: 2 E: 0 LOB: 2 K: 0 BB: 0 S: 10 P: 12	R: 0 H: 0 E: 1 LOB: 1 K: 0 BB: 1 S: 6 P: 12	R: 0 H: 0 E: 0 LOB: 0 K: 2 BB: 0 S: 8 P: 15	1B: 7 SF: 0 2B: 4 SAC: 0 3B: 0 DP: 3 HR: 1 HBP: 0	WP: 0 PA: 43 PB: 1 SB: 1 CS: 2
<b>PITCHER</b> <b>Charlie Hough, R</b> (1, 1) ERA: 6.06 <b>Gary Mielke, R</b> (4, 1) ERA: 3.38 <b>Drew Hall, L</b> (4, 1) ERA: 5.28 <b>Cecilio Guante, R</b> (6, 1) ERA: 3.74 <b>Kenny Rogers, L</b> (8, 1) ERA: 1.53	IP WLS BF H R ER SO BB IBB HBP BLK WP HR S P ERA WHIP 3.0 0 16 5 6 6 1 4 0 0 0 0 1 35 68 18.00 3.000 0.2 0 4 1 0 0 1 1 0 0 0 0 0 7 14 0.00 3.000 2.0 0 7 1 1 1 1 0 0 0 0 0 0 16 24 4.50 0.500 1.1 W 11 4 1 0 1 1 1 1 0 0 0 0 20 33 0.00 3.750 1.0 0 2 0 0 0 0 0 0 0 0 0 0 3 5 0.00 0.000	<b>PITCHER</b> <b>Jeff Russell, R</b> (9, 1) ERA: 1.27	IP WLS BF H R ER SO BB IBB HBP BLK WP HR S P ERA WHIP 1.0 S 3 0 0 0 2 0 0 0 0 0 0 0 8 15 0.00 0.000								

**Oakland Athletics @ Texas Rangers**  
 Arlington Stadium, Arlington, TX  
 Fri Jun 09 1989, 8:05 PM EDT  
 Att: 35,799 - Unknown

livebaseballscorecards.com

<b>AB</b>	36
<b>R</b>	8
<b>H</b>	11
<b>RBI</b>	7
<b>BB</b>	7
<b>SO</b>	6
<b>LOB</b>	17



Batter	1	2	3	4	5	6	7	8	9	AB	R	H	RBI	BB	SO	LOB
<b>Cecil Espy, S</b> OBP: 0.317, SLG: 0.335 (1, 8)	3-2 F9	0-0 E 1B		1-1 B3	1-0 L7		2-3 K			5	0	1	1	0	1	2
<b>Scott Fletcher, R</b> OBP: 0.344, SLG: 0.288 (1, 6)	1-2 2B	3-3 K		2-1 1B BB 1B	0-2 F9		1-2 G5-3			5	1	2	0	0	1	2
<b>Rafael Palmeiro, L</b> OBP: 0.405, SLG: 0.469 (1, 3)	1-3 K		3-2 1B 2B 1B	0-3 K		2-1 1B 1B	1-2 G6-3			5	2	2	0	0	2	3
<b>Ruben Sierra, S</b> OBP: 0.368, SLG: 0.584 (1, 9)	0-0 G3-1		2-2 2B SF8 1B	2-2 BB IBB 1B		2-1 SH2-3 2B 1B		2-2 SF8 3B		5	3	4	1	0	0	1
<b>Julio Franco, R</b> OBP: 0.400, SLG: 0.535 (1, 4)		0-2 HR	0-1 1-3 2-H 2B	4-0 BB IBB		2-1 SH2-3 2B 1B		0-0 SF8		3	2	3	4	1	0	0
<b>Rick Leach, L</b> OBP: 0.385, SLG: 0.447 (1, 10) <b>Buddy Bell, R</b> OBP: 0.240, SLG: 0.217 (4, PH)		1-2 1B WP G4-3 1B	0-1 SF8	4-1 FC4 BB		0-1 SH2-3		2-2 L9		1	1	1	1	0	0	0
<b>Pete Incaviglia, R</b> OBP: 0.258, SLG: 0.380 (1, 7)		0-2 F9	1-1 F5	2-2 FC4		0-0 2B		2-3 K		1	0	0	1	1	0	0
<b>Steve Buechele, R</b> OBP: 0.324, SLG: 0.392 (1, 5)		0-1 G4-3 1B	3-1 F8		0-2 F9		0-3 K			5	0	1	2	0	1	5
<b>Chad Kreuter, S</b> OBP: 0.167, SLG: 0.179 (1, 2)		0-0 G4-3		4-2 1B BB	3-2 1B		1-3 K			4	1	1	0	0	1	2

Inning Stats	R: 0	H: 1	E: 0	K: 1	S: 10	R: 3	H: 4	E: 1	K: 1	S: 16	R: 2	H: 3	E: 0	K: 0	S: 17	R: 2	H: 2	E: 0	K: 1	S: 17	R: 0	H: 1	E: 0	K: 0	S: 10	R: 3	H: 4	E: 0	K: 2	S: 15	R: 0	H: 0	E: 0	K: 1	S: 9	R: 1	H: 1	E: 0	K: 1	S: 10	1B: 11	2B: 3	3B: 1	HR: 1	SF: 2	SAC: 1	DP: 0	HBP: 0	WP: 1	PB: 0	SB: 0	CS: 0	PA: 43
--------------	------	------	------	------	-------	------	------	------	------	-------	------	------	------	------	-------	------	------	------	------	-------	------	------	------	------	-------	------	------	------	------	-------	------	------	------	------	------	------	------	------	------	-------	--------	-------	-------	-------	-------	--------	-------	--------	-------	-------	-------	-------	--------

PITCHER	IP	WLS	BF	H	R	ER	SO	BB	IBB	HBP	BLK	WP	HR	S	P	ERA	WHIP
<b>Dave Stewart, R</b> ERA: 3.71 (1, 1)	3.1		20	9	7	7	2	1	0	0	0	1	1	49	74	18.90	3.000
<b>Greg Cadaret, L</b> ERA: 2.57 (4, 1)	0.1		3	1	0	0	1	0	1	0	0	0	0	6	12	0.00	3.000
<b>Gene Nelson, R</b> ERA: 2.59 (4, 1)	1.1	L	8	3	2	2	0	1	0	0	0	0	0	19	33	13.50	3.000
<b>Eric Plunk, R</b> ERA: 2.7 (6, 1)	2.0		9	3	2	2	3	0	0	0	0	0	0	23	32	9.00	1.500
<b>Jim Corsi, R</b> ERA: (8, 1)	1.0		3	0	0	0	1	0	0	0	0	0	0	7	11	0.00	0.000

**BOTTOM**

**Oakland Athletics @ Texas Rangers**  
Arlington Stadium, Arlington, TX

Fri Jun 09 1989, 8:05 PM EDT  
Att. 35,799 - Unknown

livebaseballscorecards.com

<b>AB</b>	<b>37</b>
<b>R</b>	<b>11</b>
<b>H</b>	<b>16</b>
<b>RBI</b>	<b>11</b>
<b>BB</b>	<b>3</b>
<b>SO</b>	<b>7</b>
<b>LOB</b>	<b>17</b>





Batter	1	2	3	4	5	6	7	8	9	AB R H RBI BB SO LOB
--------	---	---	---	---	---	---	---	---	---	----------------------

Luis Polonia, L OBP: 0.303, SLG: 0.349 (1, 7)	4-1 S BB 2B BB	2-2 G6-3		0-0 G3-1			1-2 G4-3	0-1 F8		4 1 0 0 1 0 2
Dave Henderson, R OBP: 0.353, SLG: 0.419 (1, 8)	4-2 S 2B BB	1-3 K			0-1 G6-3		3-1 F8		0-0 G6-3 1B	4 1 1 0 1 1 0
Dave Parker, L OBP: 0.310, SLG: 0.434 (1, 10)	3-3 K	1-2 G4-3			1-0 G4-3		0-2 1B		1-0 G6-3 1-2f	5 0 1 0 0 1 3
Mark McGwire, R OBP: 0.335, SLG: 0.494 (1, 3)	4-0 2B 1B BB				4-0 BB 1B		1-1 BB 1B		3-2 F7	3 1 1 0 2 0 1
Ron Hassey, L OBP: 0.280, SLG: 0.381 (1, 2)	0-0 1B SF8 2B			1-0 F8		4-0 1-2 BB		4-0 1B FC4-6 BB	2-2 G4-3	3 2 1 2 2 0 2
Carney Lansford, R OBP: 0.414, SLG: 0.457 Mike Gallego, R OBP: 0.340, SLG: 0.369 (1, 5) (9, 6)	1-2 1B			2-0 F9		2-2 F8		1-1 FC4-6 1B		4 0 2 1 0 0 3 0 0 0 0 0 0 0
Tony Phillips, S OBP: 0.369, SLG: 0.377 (1, 6) (9, 5)	2-2 SF8			0-1 G3		4-2 G5-4-3 BB		0-0 FC4-6 1B		2 0 0 2 1 0 2
Stan Javier, S OBP: 0.331, SLG: 0.348 (1, 9)	1-0 1B			0-0 F8		1-3 K		1-2 1B		4 0 2 0 0 1 1
Glenn Hubbard, R OBP: 0.338, SLG: 0.433 (1, 4)	2-2 G5-3			1-3 K		0-0 G5-4-3 1-2f		1-3 K		4 0 0 0 0 2 5

Inning Stats	R: 4 E: 0 K: 1 S: 21	H: 3 LOB: 2 BB: 3 P: 42	R: 0 E: 0 K: 1 S: 10	H: 0 LOB: 0 BB: 0 P: 14	R: 0 E: 0 K: 0 S: 4	H: 0 LOB: 1 BB: 1 P: 11	R: 0 E: 0 K: 1 S: 6	H: 0 LOB: 0 BB: 0 P: 7	R: 0 E: 0 K: 0 S: 9	H: 1 LOB: 2 BB: 1 P: 17	R: 0 E: 0 K: 1 S: 8	H: 0 LOB: 0 BB: 1 P: 13	R: 0 E: 0 K: 0 S: 11	H: 1 LOB: 1 BB: 0 P: 18	R: 1 E: 0 K: 1 S: 11	H: 2 LOB: 2 BB: 1 P: 18	R: 0 E: 1 K: 0 S: 7	H: 1 LOB: 1 BB: 0 P: 10	1B: 7 2B: 1 3B: 0 HR: 0	SF: 1 SAC: 0 DP: 2 HBP: 0	WP: 0 PB: 0 SB: 2 CS: 0	PA: 41
--------------	-------------------------------	----------------------------------	-------------------------------	----------------------------------	------------------------------	----------------------------------	------------------------------	---------------------------------	------------------------------	----------------------------------	------------------------------	----------------------------------	-------------------------------	----------------------------------	-------------------------------	----------------------------------	------------------------------	----------------------------------	----------------------------------	------------------------------------	----------------------------------	--------

PITCHER	IP	WLS	BF	H	R	ER	SO	BB	IBB	HBP	BLK	WP	HR	S	P	ERA	WHIP
Bobby Witt, R ERA: 5.78 (1, 1)	7.1	L	35	7	5	5	4	7	0	0	0	0	0	75	134	6.14	1.909
Gary Mielke, R ERA: 2.79 (8, 1)	1.2		6	1	0	0	1	0	0	0	0	0	0	12	16	0.00	0.600

TOP

Oakland Athletics @ Texas Rangers  
Arlington Stadium, Arlington, TX  
Sat Jun 10 1989, 8:05 PM EDT  
Att. 40,796 - Unknown - 83 F

AB	33
R	5
H	8
RBI	5
BB	7
SO	5
LOB	19



WP: 0	PA: 41
-------	--------

Batter	1	2	3	4	5	6	7	8	9	AB	R	H	RBI	BB	SO	LOB
<b>Cecil Espy, S</b> (1, 8) OBP: 0.312, SLG: 0.329	1-2 G4-3		0-3 K		3-3 K			3-3 K		4	0	0	0	0	3	3
<b>Scott Fletcher, R</b> (1, 6) OBP: 0.343, SLG: 0.288	1-0 L7		3-2 E4			0-1 1B		2-3 K		4	0	1	0	0	1	2
<b>Rafael Palmeiro, L</b> (1, 3) OBP: 0.398, SLG: 0.461	1-1 G3-1		1-0 F7			2-2 F9		0-1 F7		4	0	0	0	0	0	4
<b>Ruben Sierra, S</b> (1, 9) OBP: 0.366, SLG: 0.591		2-2 HR		1-3 K		0-0 L7		2-3 K		4	1	1	1	1	0	2
<b>Julio Franco, R</b> (1, 4) OBP: 0.394, SLG: 0.525		1-0 G6-3		1-3 K		2-3 K		0-3 K G4-3		4	0	0	0	0	3	1
<b>Rick Leach, L</b> (1, 10) OBP: 0.374, SLG: 0.432 <b>Buddy Bell, R</b> (9, PH) OBP: 0.237, SLG: 0.214		1-2 G6-3		0-0 G3-1			2-1 G4-3		1-2 G4-3	3	0	0	0	0	0	0
<b>Pete Incaviglia, R</b> (1, 7) OBP: 0.258, SLG: 0.375		4-1 CS BB		2-1 E6 FC5-4		1-3 K		2-2 P4		3	0	0	0	1	1	1
<b>Steve Buechele, R</b> (1, 5) OBP: 0.324, SLG: 0.392		0-2 CS	0-0 E 1B		1-2 FC5-4		1-1 P4			3	0	1	0	0	0	1
<b>Chad Kreuter, S</b> (1, 2) OBP: 0.163, SLG: 0.175 <b>Kevin Reimer, L</b> (5, PH) <b>Jim Sundberg, R</b> (6, 2) OBP: 0.356, SLG: 0.453			0-3 K		2-3 K			1-0 1B		1	0	0	0	0	1	1
										1	0	0	0	0	1	1
										1	0	1	0	0	0	0

Inning Stats	R: 0	H: 0	E: 0	K: 0	S: 6	R: 1	H: 1	E: 0	K: 0	S: 12	R: 0	H: 1	E: 1	K: 2	S: 11	R: 0	H: 0	E: 0	K: 2	S: 7	R: 0	H: 0	E: 1	K: 2	S: 12	R: 0	H: 1	E: 0	K: 1	S: 9	R: 0	H: 0	E: 0	K: 1	S: 7	R: 0	H: 1	E: 1	K: 2	S: 16	1B: 3	2B: 0	3B: 0	HR: 1	SF: 0	SAC: 0	DP: 0	HBP: 0	WP: 0	PA: 35
--------------	------	------	------	------	------	------	------	------	------	-------	------	------	------	------	-------	------	------	------	------	------	------	------	------	------	-------	------	------	------	------	------	------	------	------	------	------	------	------	------	------	-------	-------	-------	-------	-------	-------	--------	-------	--------	-------	--------

PITCHER	IP	WLS	BF	H	R	ER	SO	BB	IBB	HBP	BLK	WP	HR	S	P	ERA	WHIP
<b>Storm Davis, R</b> (1, 1) ERA: 5.62	5.0		19	2	1	1	6	1	0	0	0	0	1	48	73	1.80	0.600
<b>Todd Burns, R</b> (6, 1) ERA: 1.59	2.2		10	2	0	0	4	0	0	0	0	0	0	23	37	0.00	0.750
<b>Rick Honeycutt, L</b> (8, 1) ERA: 2.35	1.1		5	0	0	0	2	0	0	0	0	0	0	18	23	0.00	0.000

**BOTTOM**


**Oakland Athletics @ Texas Rangers**  
Arlington Stadium, Arlington, TX  
Sat Jun 10 1989, 8:05 PM EDT  
Att: 40,796 - Unknown - 83 F

livebaseballscorecards.com

<b>AB</b>	<b>33</b>
<b>R</b>	<b>1</b>
<b>H</b>	<b>4</b>
<b>RBI</b>	<b>1</b>
<b>BB</b>	<b>1</b>
<b>SO</b>	<b>12</b>
<b>LOB</b>	<b>16</b>





Batter	1	2	3	4	5	6	7	8	9	AB R H RBI BB SO LOB	TOP											
Luis Polonia, L (1, 7) OBP: 0.302, SLG: 0.347 Billy Beane, R (9, PH) OBP: 0.286, SLG: 0.371 (9, 9)	1-1 G1-3	1-1 G3-1			0-2 BLK 1B		0-0 F8		1-2 1B 3-H	4 0 1 0 0 0 1 1 0 1 1 0 0 0												
Dave Henderson, R (1, 8) OBP: 0.350, SLG: 0.414	1-0 1B SF9 1B		1-1 L8		3-1 G5-3		2-0 G6-3		0-1 F5	5 1 1 0 0 0 3												
Dave Parker, L (1, 10) OBP: 0.313, SLG: 0.449	0-1 1-3 1B		2-2 G4-3			2-1 HR		3-3 K		4 1 2 1 0 1 0												
Mark McGwire, R (1, 3) OBP: 0.333, SLG: 0.509	0-1 SF9 3-H		2-0 G6-3			0-1 HR		2-3 K		3 1 1 2 0 1 0												
Terry Steinbach, R (1, 2) OBP: 0.371, SLG: 0.421	0-3 K				0-0 G6-3		0-0 G1-3		1-3 K	4 0 0 0 0 2 1												
Tony Phillips, S (1, 5) Carney Lansford, R (5, 5) OBP: 0.376, SLG: 0.381 OBP: 0.411, SLG: 0.453		4-2 1B G5-3 BB		3-2 G6-4-3 1B		3-3 K		1-0 P5	1 1 1 0 1 0 0 2 0 0 0 0 1 0													
Stan Javier, S (1, 9) OBP: 0.335, SLG: 0.348 (9, 7)		0-0 G5-3 1B		1-1 G6-4-3 1-2f		4-1 FC6-4 BB		1-1 G3	3 0 1 0 1 0 1		AB 34 R 5 H 9 RBI 5 BB 3 SO 7 LOB 10											
Lance Blankenship, R (1, 4) OBP: 0.300, SLG: 0.396		1-3 K			3-3 K		2-2 FC6-4 1-2f		1-2 S 1B 2B	4 1 1 0 0 2 3												
Mike Gallego, R (1, 6) OBP: 0.338, SLG: 0.361		3-2 G5-3			1-0 G4-3		2-2 F8		4-1 1B BB	3 0 0 1 1 0 1												
Inning Stats	R: 1 E: 0 K: 1 S: 11	H: 2 LOB: 1 BB: 0 P: 13	R: 1 E: 0 K: 1 S: 14	H: 1 LOB: 1 BB: 1 P: 23	R: 0 E: 0 K: 0 S: 6	H: 0 LOB: 0 BB: 0 P: 11	R: 0 E: 0 K: 0 S: 6	H: 1 LOB: 0 BB: 0 P: 10	R: 0 E: 0 K: 1 S: 12	H: 1 LOB: 1 BB: 0 P: 19	R: 2 E: 0 K: 1 S: 16	H: 2 LOB: 1 BB: 1 P: 27	R: 0 E: 0 K: 0 S: 6	H: 0 LOB: 0 BB: 0 P: 10	R: 0 E: 0 K: 3 S: 11	H: 0 LOB: 0 BB: 0 P: 17	R: 1 E: 0 K: 0 S: 12	H: 2 LOB: 2 BB: 1 P: 20	1B: 6 2B: 1 3B: 0 HR: 2	SF: 1 SAC: 0 DP: 1 HBP: 0	WP: 0 PB: 0 SB: 1 CS: 0	PA: 38
PITCHER	IP WLS BF H R ER SO BB IBB HBP BLK WP HR S P ERA WHIP																					
Kevin Brown, R (1, 1) ERA: 2.95	7.0 L 29 7 4 4 4 2 0 0 0 0 0 2 71 113 5.14 1.286																					
Cecilio Guante, R (8, 1) ERA: 3.82	1.2 7 1 1 1 3 1 0 0 0 0 0 0 18 31 5.40 1.200																					
Kenny Rogers, L (9, 1) ERA: 1.52	0.1 2 1 0 0 0 0 0 0 0 0 0 0 5 6 0.00 3.000																					

Oakland Athletics @ Texas Rangers  
Arlington Stadium, Arlington, TX  
Sun Jun 11 1989, 8:05 PM EDT  
Att. 32,127 - Unknown - 89 F

livebaseballscorecards.com

Batter	1	2	3	4	5	6	7	8	9	AB	R	H	RBI	BB	SO	LOB
<b>Cecil Espy, S</b> OBP: 0.306, SLG: 0.323 (1, 8) B C F S	1-3 K2-3			2-2 F8		2-1 G6-3		2-1 F7		4	0	0	0	0	1	1
<b>Scott Fletcher, R</b> OBP: 0.341, SLG: 0.287 (1, 6) F B S B X	2-2 G4-6-3 1B			0-1 F8		1-3 K			1-3 K	4	0	1	0	0	2	1
<b>Rafael Palmeiro, L</b> OBP: 0.392, SLG: 0.453 (1, 3) B B X	2-0 G4-6-3 1-2f			3-1 G4-1		0-0 P5			2-1 G3-1	4	0	0	0	0	0	2
<b>Ruben Sierra, S</b> OBP: 0.364, SLG: 0.585 (1, 9) B B F B S		2-2 G4-3			3-2 E FC5 G4-6-3 1B		0-1 G4-3		2-1 F7	4	1	1	0	0	0	0
<b>Julio Franco, R</b> OBP: 0.393, SLG: 0.521 (1, 4) B B F C B B		3-2 G5-3			1-2 FC5 G4-6-3		4-1 BB			2	0	0	0	1	0	1
<b>Geno Petralli, L</b> OBP: 0.322, SLG: 0.330 (1, 10) <b>Buddy Bell, R</b> OBP: 0.234, SLG: 0.211 (7, PH) B B X		1-0 G1-3			0-0 G4-6-3 1-2f 3-H		0-1 L9			2	0	0	0	0	0	1
<b>Rick Leach, L</b> OBP: 0.376, SLG: 0.433 (1, 7) <b>Pete Incaviglia, R</b> OBP: 0.258, SLG: 0.373 (7, PH) (8, 7) C C X			0-2 G4-3		2-2 1B		2-2 L7			2	0	1	0	0	0	0
<b>Steve Buechele, R</b> OBP: 0.319, SLG: 0.385 (1, 5) B B F S			0-2 F8		2-3 K			2-2 F4		3	0	0	0	0	1	1
<b>Chad Kreuter, S</b> OBP: 0.174, SLG: 0.167 (1, 2) C X			0-1 G3-1			4-2 PB G6-3 BB		0-0 G6-3		2	0	0	0	1	0	0

Inning Stats	R: 0	H: 1	E: 0	K: 1	S: 7	R: 0	H: 0	E: 0	K: 0	S: 8	R: 0	H: 0	E: 0	K: 0	S: 8	R: 1	H: 2	E: 1	K: 1	S: 19	R: 0	H: 0	E: 0	K: 0	S: 8	R: 0	H: 0	E: 0	K: 0	S: 6	R: 0	H: 0	E: 0	K: 1	S: 8	R: 0	H: 0	E: 0	K: 1	S: 8	1B: 3	2B: 0	3B: 0	HR: 0	SF: 0	SAC: 0	DP: 2	HBP: 0	WP: 0	PB: 1	SB: 0	CS: 0	PA: 31
--------------	------	------	------	------	------	------	------	------	------	------	------	------	------	------	------	------	------	------	------	-------	------	------	------	------	------	------	------	------	------	------	------	------	------	------	------	------	------	------	------	------	-------	-------	-------	-------	-------	--------	-------	--------	-------	-------	-------	-------	--------

PITCHER	IP	WLS	BF	H	R	ER	SO	BB	IBB	HBP	BLK	WP	HR	S	P	ERA	WHIP
<b>Mike Moore, R</b> ERA: 1.91 (1, 1)	6.1	W	23	3	1	0	3	2	0	0	0	0	0	60	95	0.00	0.789
<b>Greg Cadaret, L</b> ERA: 2.53 (7, 1)	0.1		1	0	0	0	0	0	0	0	0	0	0	2	2	0.00	0.000
<b>Gene Nelson, R</b> ERA: 2.36 (7, 1)	2.1	S	7	0	0	0	1	0	0	0	0	0	0	17	28	0.00	0.000

**BOTTOM**

**Oakland Athletics @ Texas Rangers**  
Arlington Stadium, Arlington, TX  
Sun Jun 11 1989, 8:05 PM EDT  
Att: 32,127 - Unknown - 89 F

[livebaseballscorecards.com](http://livebaseballscorecards.com)

<b>AB</b>	<b>29</b>
<b>R</b>	<b>1</b>
<b>H</b>	<b>3</b>
<b>RBI</b>	<b>0</b>
<b>BB</b>	<b>2</b>
<b>SO</b>	<b>4</b>
<b>LOB</b>	<b>9</b>





Batter	1	2	3	4	5	6	7	8	9	10	11	AB R H RBI BB SO LOB	TOP					
Luis Polonia, L OBP: 0.295, SLG: 0.339 (1, 7)	1-3 K ①		X 0-0 B1-3 ③			X 0-0 SH G4-3 1-3		X 0-0 F7 ②			B B C C X 2-2 G1-3 ①	4 0 0 0 0 1 0	<b>Oakland Athletics @ Kansas City Royals</b> <b>Royals Stadium, Kansas City, MO</b> Mon Jun 12 1989, 8:05 PM EDT Att. 39,387 - Unknown					
Dave Henderson, R OBP: 0.344, SLG: 0.405 (1, 8)	0-3 K ②			S B B X 2-1 F9 ①		X 0-3 K ①		X 0-0 F8 ③		S B B X 1-3 K ②	5 0 0 0 0 3 2							
Dave Parker, L OBP: 0.311, SLG: 0.443 (1, 10)	1-0 FC5-4 1B X			X 0-0 G5-3 ②		X 0-0 G4-3 ②			B B C C T O 2-3 K ①	S B B X 1-1 G4-3 ③	5 0 1 1 0 1 1							
Mark McGwire, R OBP: 0.332, SLG: 0.500 (1, 3)	2-0 FC5-4 1-2f X			B B C C X 2-2 F9 ③		B B F F B B 2-3 3-H 4-1 BB			B B B B T T 3-3 K ②		3 0 0 0 1 1 1							
Ron Hassey, L OBP: 0.279, SLG: 0.376 (1, 2)		C B B X 2-1 G6-4-3 1B			B B X 1-0 G4-3 ①	X 0-1 F8 ③			F B B X 2-2 G4-3 ③		4 0 1 0 0 0 2							
Terry Steinbach, R OBP: 0.374, SLG: 0.423 Carney Lansford, R OBP: 0.411, SLG: 0.453 (10, 5)		B B X 1-1 G6-4-3 1-2f ① ②		X 0-0 FC5-4 1B		B B T T C C X 1-2 G4-3 ①			S B B X 1-1 FC3-6 1B		4 0 2 0 0 0 1 0 0 0 0 0 0 0							
Billy Beane, R OBP: 0.269, SLG: 0.348 (1, 9)		B B S S C C 3-3 K ③		B B X 1-0 FC5-4 1-2f ②		X 0-0 B2-3 ②			X 0-0 FC3-6 1-2f ①		4 0 0 0 0 1 2							
Tony Phillips, S OBP: 0.368, SLG: 0.371 (1, 4)			B B T T C C X 0-3 K ①		B B B B T T C C X 3-1 G1-3 ③		B B T T C C X 3-1 F8 ③		B B T T C C X 1-2 F9 ②		4 0 0 0 0 1 2							
Mike Gallego, R OBP: 0.335, SLG: 0.354 (1, 6)			B B T T C C X 1-2 G4-3 ②		B B S S B B 4-1 SH G4-3 BB		C C S S B B X 2-2 G6-3 ①		B B T T C C X 3-2 G1-3 ③		3 1 0 0 1 0 2							
<b>Inning Stats</b>	R: 0 H: 1 E: 0 LOB: 1 K: 2 BB: 0 S: 8 P: 12	R: 0 H: 1 E: 0 LOB: 0 K: 1 BB: 0 S: 7 P: 13	R: 0 H: 0 E: 0 LOB: 0 K: 1 BB: 0 S: 8 P: 9	R: 0 H: 0 E: 0 LOB: 0 K: 0 BB: 0 S: 6 P: 10	R: 0 H: 1 E: 0 LOB: 1 K: 0 BB: 0 S: 5 P: 10	R: 1 H: 0 E: 1 LOB: 2 K: 1 BB: 2 S: 9 P: 17	R: 0 H: 0 E: 0 LOB: 0 K: 0 BB: 0 S: 6 P: 10	R: 0 H: 0 E: 0 LOB: 0 K: 2 BB: 0 S: 5 P: 7	R: 0 H: 0 E: 0 LOB: 0 K: 2 BB: 0 S: 10 P: 17	R: 0 H: 1 E: 0 LOB: 2 K: 0 BB: 0 S: 12 P: 17	R: 0 H: 0 E: 0 LOB: 0 K: 1 BB: 0 S: 8 P: 12	1B: 4 SF: 0 2B: 0 SAC: 1 3B: 0 DP: 1 HR: 0 HBP: 0		WP: 0 PA: 39 PB: 0 SB: 1 CS: 0				
<b>PITCHER</b>	IP WLS BF H R ER SO BB IBB HBP BLK WP HR S P ERA WHIP																	
Mark Gubicza, R ERA: 2.43 (1, 1)	10.0	36	4	1	0	7	2	0	0	0	0	0	0	0	76	122	0.00	0.600
Tom Gordon, R ERA: 2.55 (11, 1)	1.0	W 3	0	0	0	1	0	0	0	0	0	0	0	0	8	12	0.00	0.000

livebaseballscorecards.com

AB	36
R	1
H	4
RBI	1
BB	2
SO	8
LOB	13



Batter	1	2	3	4	5	6	7	8	9	10	11	AB R H RBI BB SO LOB	BOTTOM											
<b>Kurt Stillwell, S</b> OBP: 0.350, SLG: 0.383 (1, 6)	1-0 P2		3-2 G4-3		2-2 L9			1-0 F9			4-1 FC1-6 BB	4 0 0 0 1 0 2	<b>Oakland Athletics @ Kansas City Royals</b> <b>Royals Stadium, Kansas City, MO</b> Mon Jun 12 1989, 8:05 PM EDT Att. 39,387 - Unknown											
<b>Kevin Seitzer, R</b> OBP: 0.381, SLG: 0.360 (1, 5)	1-2 G4-3		4-1 BB			3-2 G4-6-3 1B		2-2 F9			0-0 FC1-6 G5-3 1B	4 1 1 0 1 0 3												
<b>George Brett, L</b> OBP: 0.333, SLG: 0.326 (1, 10)	0-0 G4-3		2-3 K			0-1 L4			0-3 K		1-2 G5-3	5 0 0 0 0 2 3												
<b>Bo Jackson, R</b> OBP: 0.307, SLG: 0.533 (1, 7)		0-0 HR	1-2 F9			0-0 G4-6-3 1-2f			1-2 G5-3 1B		4-0 1B IBB	4 1 2 1 1 0 2												
<b>Jim Eisenreich, L</b> OBP: 0.350, SLG: 0.448 (1, 8)		0-2 F7		0-1 G3-1			0-0 L6		4-0 1B		3-1 1B	4 0 1 1 1 0 0												
<b>Danny Tartabull, R</b> OBP: 0.360, SLG: 0.414 (1, 9)		3-1 G1-3		1-3 K			1-1 F8		2-0 G5-3 2-3f			4 0 0 0 0 1 2												
<b>Bill Buckner, L</b> OBP: 0.250, SLG: 0.281 (1, 3)		0-2 1B		1-2 F7			2-2 F5			2-2 G4-3		4 0 1 0 0 0 0												
<b>Bob Boone, R</b> OBP: 0.356, SLG: 0.367 (1, 2)		2-2 1B		3-2 P4			2-0 SH1-4 1B			2-3 K		3 0 2 0 0 0 0 1 0 0 0 0 1 0												
<b>Rey Palacios, R</b> (8, PR) (9, 2)		1-3 1B		1-3 K			0-0 SH1-4			1-1 P2		2 0 0 0 0 1 2 1 0 0 0 0 0 0 0 0 0 0 0 0 0												
<b>Brad Wellman, R</b> OBP: 0.295, SLG: 0.284 (1, 4)		2-2 G6-3																						
<b>Matt Winters, L</b> OBP: 0.385, SLG: 0.417 (10, PH)																								
<b>Bill Pecota, R</b> OBP: 0.267, SLG: 0.385 (11, 4)																								
<b>Inning Stats</b>	R: 0 E: 0 K: 0 S: 5	H: 0 LOB: 0 BB: 0 P: 7	R: 1 E: 0 K: 0 S: 18	H: 3 LOB: 2 BB: 0 P: 25	R: 0 E: 0 K: 1 S: 11	H: 0 LOB: 1 BB: 1 P: 21	R: 0 E: 0 K: 1 S: 8	H: 0 LOB: 0 BB: 0 P: 10	R: 0 E: 0 K: 0 S: 6	H: 1 LOB: 0 BB: 0 P: 9	R: 0 E: 0 K: 0 S: 7	H: 0 LOB: 0 BB: 0 P: 10	R: 0 E: 0 K: 0 S: 6	H: 1 LOB: 2 BB: 0 P: 11	R: 0 E: 0 K: 1 S: 8	H: 1 LOB: 1 BB: 1 P: 14	R: 0 E: 0 K: 1 S: 9	H: 0 LOB: 0 BB: 0 P: 14	R: 1 E: 0 K: 0 S: 7	H: 1 LOB: 2 BB: 2 P: 19	1B: 6 2B: 0 3B: 0 HR: 1	SF: 0 SAC: 1 DP: 2 HBP: 0	WP: 0 PB: 0 SB: 1 CS: 0	PA: 41
<b>PITCHER</b>	IP WLS BF H R ER SO BB IBB HBP BLK WP HR S P ERA WHIP																							
<b>Bob Welch, R</b> ERA: 2.81 (1, 1)	3.2 15 3 1 1 2 1 0 0 0 0 1 39 59 2.46 1.091																							
<b>Jim Corsi, R</b> ERA: (4, 1)	3.1 10 1 0 0 1 0 0 0 0 0 0 29 42 0.00 0.300																							
<b>Todd Burns, R</b> ERA: 1.66 (8, 1)	3.1 L 13 2 1 1 2 1 1 0 0 0 0 25 45 2.70 0.900																							
<b>Greg Cadaret, L</b> ERA: 2.49 (11, 1)	0.1 3 1 0 0 0 0 0 1 0 0 0 5 13 0.00 3.000																							

livebaseballscores.com

AB	36
R	2
H	7
RBI	2
BB	4
SO	5
LOB	14





Batter	1	2	3	4	5	6	7	8	9	AB R H RBI BB SO LOB	TOP									
Luis Polonia, L (1, 7) OBP: 0.309, SLG: 0.352	1-2 F8		0-1 F8 1B		0-1 CS 1B		1-1 E3 2-H 1B		2-2 DI 1B	5 1 4 0 0 0 0										
Lance Blankenship, R (1, 9) Ron Hassey, L (9, PH) OBP: 0.278, SLG: 0.365 OBP: 0.278, SLG: 0.373	3-2 F7		1-1 F8 1B		3-2 F8 1-2		2-1 G6-3		1-0 L5 1-2	4 0 0 0 0 0 4 1 0 0 0 0 0 1										
Dave Parker, L (1, 10) OBP: 0.310, SLG: 0.440	1-0 L8		2-0 G6-4-3 1B		1-1 F8			0-2 P6		4 0 1 2 0 0 0										
Mark McGwire, R (1, 3) OBP: 0.340, SLG: 0.497		4-1 G4-3 FC3-2 1B BB	1-1 G6-4-3 1-2f			4-0 FC5-4 BB		4-2 BB BB		1 0 0 0 3 0 1										
Terry Steinbach, R (1, 2) OBP: 0.371, SLG: 0.419		3-2 FC3-2 G4-3 1-2 1B		0-3 K		1-0 FC5-4 G6-4-3 1-2f		2-3 K		4 0 1 0 0 2 2										
Carney Lansford, R (1, 5) OBP: 0.412, SLG: 0.451		1-2 G4-3 1-2 2-3		0-1 1B 1B		1-1 G6-4-3 1-2f		4-2 1-2 BB		3 0 1 0 1 0 3										
Stan Javier, S (1, 8) OBP: 0.339, SLG: 0.352		2-2 FC3-2 2-3 3-H		1-1 FC6-4 1-2 1B			1-1 G1-3 E 1B		1-3 K	4 1 2 0 0 1 4										
Glenn Hubbard, R (1, 4) OBP: 0.333, SLG: 0.414		0-3 K		1-0 F7			0-1 F8		4-1 G6-4-3 BB	3 0 0 0 1 1 5										
Mike Gallego, R (1, 6) Tony Phillips, S (9, PH) OBP: 0.335, SLG: 0.353 OBP: 0.386, SLG: 0.369			0-0 F8 1B 1B		1-1 FC6-4 1-2f		2-0 G1-3 1-2		1-1 G6-4-3 1-2f	3 1 1 0 0 0 3 1 0 0 0 0 0 1										
<b>Inning Stats</b>	R: 0 E: 0 K: 0 S: 7	H: 0 LOB: 0 BB: 0 P: 12	R: 0 E: 0 K: 1 S: 14	H: 1 LOB: 2 BB: 1 P: 24	R: 2 E: 0 K: 0 S: 8	H: 3 LOB: 0 BB: 0 P: 12	R: 0 E: 0 K: 1 S: 10	H: 2 LOB: 2 BB: 0 P: 13	R: 0 E: 0 K: 0 S: 7	H: 0 LOB: 0 BB: 1 P: 9	R: 1 E: 1 K: 0 S: 9	H: 2 LOB: 1 BB: 0 P: 15	R: 0 E: 0 K: 2 S: 14	H: 0 LOB: 2 BB: 2 P: 25	R: 0 E: 0 K: 0 S: 9	H: 1 LOB: 1 BB: 1 P: 17	1B: 10 2B: 0 3B: 0 HR: 0	SF: 0 SAC: 0 DP: 3 HBP: 0	WP: 0 PB: 0 SB: 0 CS: 1	PA: 38
<b>PITCHER</b>	IP WLS BF H R ER SO BB IBB HBP BLK WP HR S P ERA WHIP																			
Kevin Appier, R (1, 1) ERA: 5.23	5.0 W 22 7 2 2 2 2 2 0 0 0 0 0 46 76 3.60 1.800																			
Terry Leach, R (6, 1) ERA: 3.29	2.0 7 2 1 0 0 0 0 0 0 0 0 0 12 20 0.00 1.000																			
Jeff Montgomery, R (8, 1) ERA: 1.82	1.0 5 0 0 0 2 2 0 0 0 0 0 0 14 25 0.00 2.000																			
Steve Farr, R (9, 1) ERA: 2.1	1.0 S 4 1 0 0 0 0 1 0 0 0 0 0 9 17 0.00 2.000																			

Oakland Athletics @ Kansas City Royals  
 Royals Stadium, Kansas City, MO  
 Tue Jun 13 1989, 8:05 PM EDT  
 Att. 29,816 - Overcast - 74 F

livebaseballscorecards.com

AB	33
R	3
H	10
RBI	2
BB	5
SO	4
LOB	24



Batter	1	2	3	4	5	6	7	8	9	AB	R	H	RBI	BB	SO	LOB
<b>Kurt Stillwell, S</b> OBP: 0.348, SLG: 0.380 (1, 6)	1-3 K	1-1 FC6-4		1-0 E2		0-0 L1				4	0	1	0	0	1	1
<b>Kevin Seitzer, R</b> OBP: 0.379, SLG: 0.358 (1, 5)	3-2 G5-4-3	2-0 F8		2-1 F8		1-2 G3-1				4	0	1	0	0	0	2
<b>George Brett, L</b> OBP: 0.330, SLG: 0.316 (1, 10)	0-1 G5-4-3		1-2 F8	4-1 BB			2-2 F8			3	0	0	0	1	0	1
<b>Danny Tartabull, R</b> OBP: 0.360, SLG: 0.414 (1, 9)		4-2 1B 1B 2B	0-2 FC1-6	2-2 L1			2-3 K			0	0	0	0	0	0	0
<b>Matt Winters, L</b> OBP: 0.412, SLG: 0.467 (2, 9)										3	1	1	0	1	1	2
<b>Bill Pecota, R</b> OBP: 0.267, SLG: 0.385 (8, 9)										0	0	0	0	0	0	0
<b>Pat Tabler, R</b> OBP: 0.316, SLG: 0.280 (1, 7)		0-1 1B 2B	4-1 FC1-6		2-2 G1-3		2-1 G5-3			3	1	1	0	1	0	0
<b>Jim Eisenreich, L</b> OBP: 0.348, SLG: 0.443 (1, 8)		0-1 2B 1B	1-2 FC1-6		0-0 F7			1-0 L8		4	1	1	0	0	0	2
<b>Bob Boone, R</b> OBP: 0.360, SLG: 0.373 (1, 2)		1-0 1B 2B	1-1 G4-3		4-2 BB			0-0 G4-3		3	1	1	3	1	0	2
<b>Brad Wellman, R</b> OBP: 0.293, SLG: 0.282 (1, 4)		1-2 FC6-4		2-2 E4		0-0 L9		0-0 F9		4	1	1	1	0	0	1
<b>Rey Palacios, R</b> (1, 3)		3-1 FC6-4		3-2 G6-3		1-1 L5				3	0	0	0	0	0	2

Inning Stats	R: 0	H: 1	E: 0	LOB: 0	K: 1	S: 11	P: 15	R: 4	H: 4	E: 0	LOB: 1	K: 0	S: 15	P: 27	R: 0	H: 1	E: 0	LOB: 2	K: 0	S: 13	R: 1	H: 1	E: 2	LOB: 2	K: 0	S: 14	P: 28	R: 0	H: 0	E: 0	LOB: 1	K: 0	S: 7	R: 0	H: 0	E: 0	LOB: 0	K: 1	S: 8	R: 0	H: 0	E: 0	LOB: 0	K: 0	S: 3	R: 0	H: 0	E: 0	LOB: 0	K: 0	S: 3	P: 4
<b>PITCHER</b>	IP	WLS	BF	H	R	ER	SO	BB	IBB	HBP	BLK	WP	HR	S	P	ERA	WHIP	IP	WLS	BF	H	R	ER	SO	BB	IBB	HBP	BLK	WP	HR	S	P	ERA	WHIP																		
<b>Curt Young, L</b> ERA: 4.58 (1, 1)	3.2	L	21	7	5	4	1	3	0	0	1	0	0	50	85	9.82	2.727																																			
<b>Greg Cadaret, L</b> ERA: 2.08 (4, 1)	4.1		14	0	0	0	1	1	0	0	0	0	0	27	44	0.00	0.231																																			

**BOTTOM**

**Oakland Athletics @ Kansas City Royals**  
**Royals Stadium, Kansas City, MO**  
 Tue Jun 13 1989, 8:05 PM EDT  
 Att. 29,816 - Overcast - 74 F

[livebaseballscorecards.com](http://livebaseballscorecards.com)

<b>AB</b>	<b>31</b>
<b>R</b>	<b>5</b>
<b>H</b>	<b>7</b>
<b>RBI</b>	<b>4</b>
<b>BB</b>	<b>4</b>
<b>SO</b>	<b>2</b>
<b>LOB</b>	<b>13</b>



WP: 0	PA: 35
PB: 0	
SB: 2	
CS: 0	



Batter	1	2	3	4	5	6	7	8	9	AB R H RBI BB SO LOB	TOP									
Mike Gallego, R OBP: 0.326, SLG: 0.342 (1, 6)	F9		F9		G4			G4-3	G5-3	5 0 0 0 0 0 4										
Dave Henderson, R OBP: 0.342, SLG: 0.400 (1, 8)	G5-3			G5-3		P3		2B BB		3 0 0 0 1 0 0										
Dave Parker, L OBP: 0.313, SLG: 0.445 (1, 10)	P5			2B WP 1B		F8		1-3 2B		4 1 2 1 0 0 0										
Mark McGwire, R OBP: 0.343, SLG: 0.500 (1, 3)		L7		2-2 WP 2B		G5-3		4-0 IBB		3 0 1 0 1 0 0										
Terry Steinbach, R OBP: 0.369, SLG: 0.413 (1, 2)		F9		4-1 BB		G5-3		0-0 L8		3 0 0 0 1 0 3										
Carney Lansford, R OBP: 0.405, SLG: 0.442 (1, 5)		F8		2-2 P4		F7		F9		4 0 0 0 0 0 2										
Stan Javier, S OBP: 0.337, SLG: 0.349 (1, 9)			K	1-1 L8		0-2 PO 1B		F8		4 0 1 0 0 1 2										
Tony Phillips, S OBP: 0.374, SLG: 0.390 (1, 4)			3B	2-1 F8		1-0 PO 1B		E8 2B 1B		4 1 3 0 0 0 0										
Luis Polonia, L OBP: 0.307, SLG: 0.346 (1, 7)			G6-3	0-1 B4-3				L9		3 0 0 0 1 0 2										
<b>Inning Stats</b>	R: 0 H: 0 E: 0 K: 0 S: 10	H: 0 LOB: 0 BB: 0 P: 12	R: 0 H: 0 E: 0 K: 0 S: 6	H: 0 LOB: 0 BB: 0 P: 8	R: 0 H: 1 E: 0 K: 1 S: 11	H: 1 LOB: 1 BB: 0 P: 15	R: 1 H: 2 E: 0 K: 0 S: 11	H: 2 LOB: 2 BB: 1 P: 22	R: 0 H: 0 E: 0 K: 0 S: 5	H: 0 LOB: 0 BB: 0 P: 7	R: 0 H: 0 E: 0 K: 0 S: 9	H: 0 LOB: 0 BB: 0 P: 14	R: 0 H: 1 E: 0 K: 0 S: 5	H: 1 LOB: 0 BB: 0 P: 9	R: 1 H: 2 E: 1 K: 0 S: 7	H: 2 LOB: 3 BB: 2 P: 16	R: 0 H: 1 E: 0 K: 0 S: 17	H: 1 LOB: 2 BB: 1 P: 28	1B: 4 SF: 0 2B: 2 SAC: 0 3B: 1 DP: 0 HR: 0 HBP: 0	WP: 1 PA: 38 PB: 0 SB: 0 CS: 0
<b>PITCHER</b>	IP WLS BF H R ER SO BB IBB HBP BLK WP HR S P ERA WHIP																			
Charlie Leibrandt, L ERA: 3.52 (1, 1)	8.2 L 36 7 2 2 1 3 1 0 0 1 0 79 128 2.08 1.154																			
Tom Gordon, R ERA: 2.54 (9, 1)	0.1 1 0 0 0 0 0 0 0 0 0 0 2 3 0.00 0.000																			

Oakland Athletics @ Kansas City Royals  
Royals Stadium, Kansas City, MO  
Wed Jun 14 1989, 8:05 PM EDT  
Att. 31,087 - Overcast - 63 F

AB	33
R	2
H	7
RBI	1
BB	4
SO	1
LOB	13



Batter	1	2	3	4	5	6	7	8	9	AB	R	H	RBI	BB	SO	LOB
<b>Kurt Stillwell, S</b> OBP: 0.341, SLG: 0.372 (1, 6)	1-1 G3		0-3 K		2-2 F7		0-3 K			4	0	0	0	0	2	0
<b>Kevin Seitzer, R</b> OBP: 0.385, SLG: 0.362 (1, 5)	4-1 CS BB		2-2 P4		3-2 E8 1B			1-2 FC4-8 1B		3	0	2	0	1	0	0
<b>George Brett, L</b> OBP: 0.336, SLG: 0.327 (1, 10)	4-2 BB		3-2 WP 1B 2B		0-3 K			2-1 FC4-6 2B		3	1	1	0	1	1	2
<b>Bo Jackson, R</b> OBP: 0.310, SLG: 0.537 (1, 7)	0-0 F9		1-1 S 1B		1-3 K			1-2 1-H 2B		4	0	2	1	0	1	1
<b>Jim Eisenreich, L</b> OBP: 0.346, SLG: 0.439 (1, 8)		2-2 CS 1B	0-1 G3		2-0 F7			0-2 G6-3		4	0	1	0	0	0	2
<b>Pat Tabler, R</b> OBP: 0.320, SLG: 0.280 (1, 9)		4-0 CI BB		0-3 K		1-1 1B		2-3 K		3	0	1	0	1	2	0
<b>Bill Buckner, L</b> OBP: 0.245, SLG: 0.276 (1, 3)		0-1 CI		0-1 P6		0-0 L9		0-0 G1-3		2	0	0	0	0	0	1
<b>Frank White, R</b> OBP: 0.292, SLG: 0.299 (9, PH)		1-2 BB		1-2 G5-3						1	0	0	0	0	0	0
<b>Bob Boone, R</b> OBP: 0.357, SLG: 0.366 (1, 2)		2-2 L7		1-2 G4-3			2-1 G4-3		4-2 FC5-4 BB	3	0	0	0	1	0	2
<b>Bill Pecota, R</b> OBP: 0.267, SLG: 0.385 (9, PR)										0	0	0	0	0	0	0
<b>Brad Wellman, R</b> OBP: 0.282, SLG: 0.272 (1, 4)		1-3 K		0-2 G4-3			0-3 K		1-1 FC5-4	3	0	0	0	0	2	2
<b>Mike Macfarlane, R</b> OBP: 0.246, SLG: 0.254 (9, PH)									1-2f	1	0	0	0	0	0	1

Inning Stats	R: 0	H: 0	E: 0	K: 0	S: 7	R: 0	H: 1	E: 1	K: 1	S: 12	R: 0	H: 2	E: 0	K: 1	S: 13	R: 0	H: 0	E: 0	K: 1	S: 8	R: 0	H: 1	E: 1	K: 1	S: 12	R: 0	H: 1	E: 0	K: 1	S: 10	R: 0	H: 0	E: 0	K: 2	S: 9	R: 0	H: 2	E: 0	K: 0	S: 11	R: 0	H: 0	E: 0	K: 1	S: 8	1B: 5	2B: 2	3B: 0	HR: 0	SF: 0	SAC: 0	DP: 0	HBP: 0	WP: 1	PB: 0	SB: 1	CS: 2	PA: 36
<b>PITCHER</b>	IP	WLS	BF	H	R	ER	SO	BB	IBB	HBP	BLK	WP	HR	S	P	ERA	WHIP																																									
<b>Dave Stewart, R</b> ERA: 3.52 (1, 1)	7.2	W	31	7	1	1	7	3	0	0	0	1	0	79	118	1.17	1.304																																									
<b>Rick Honeycutt, L</b> ERA: 2.25 (8, 1)	1.1	S	5	0	0	0	1	1	0	0	0	0	0	11	18	0.00	0.750																																									

**BOTTOM**

**Oakland Athletics @ Kansas City Royals**  
Royals Stadium, Kansas City, MO

Wed Jun 14 1989, 8:05 PM EDT  
Att: 31,087 - Overcast - 63 F

livebaseballscorecards.com

<b>AB</b>	<b>31</b>
<b>R</b>	<b>1</b>
<b>H</b>	<b>7</b>
<b>RBI</b>	<b>1</b>
<b>BB</b>	<b>4</b>
<b>SO</b>	<b>8</b>
<b>LOB</b>	<b>11</b>





Oakland Athletics @ Baltimore Orioles  
 Memorial Stadium, Baltimore, MD  
 Fri Jun 16 1989, 7:05 PM EDT  
 Unknown

livebaseballscorecards.com

AB	37
R	7
H	12
RBI	7
BB	3
SO	1
LOB	10



WP:	0	PA:	41
PB:	0		
SB:	0		
CS:	0		

Batter	1	2	3	4	5	6	7	8	9	AB	R	H	RBI	BB	SO	LOB
Luis Polonia, L (1, 7) OBP: 0.299, SLG: 0.337	0-0 G3		0-0 L7		2-1 G4-3	1-1 L9		0-1 L9		5	0	0	0	0	0	1
Dave Henderson, R (1, 8) OBP: 0.340, SLG: 0.393	2-1 F8		0-0 G5-3		0-0 F8		4-1 G6-4-3 BB	2-2 G4-3		4	0	0	0	1	0	1
Dave Parker, L (1, 10) OBP: 0.315, SLG: 0.449	1-1 1B			0-1 G3-1	2-1 1B 2B		1-2 G6-4-3 1-2f	1-1 G4-3	1-1 G4-3	5	1	2	0	0	0	1
Mark McGwire, R (1, 3) OBP: 0.349, SLG: 0.517	1-0 F8			2-2 HR	4-0 1B 1B BB		1-1 HR 1B	2-3 K	2-3 G4-3	4	3	2	1	1	1	1
Ron Hassey, L (1, 2) OBP: 0.289, SLG: 0.409		0-0 G3-1		2-1 1B 2B 1B	0-1 1-2 2-H 1B		3-2 1-H HR	1-0 G4-3		5	2	3	3	0	0	0
Tony Phillips, S (1, 5) OBP: 0.381, SLG: 0.395		2-2 F8		0-0 2B 1-3 SF9 1B	1-1 1-2 2-H 1B		4-0 1B BB			3	1	2	1	1	0	0
Stan Javier, S (1, 9) OBP: 0.340, SLG: 0.359		3-1 G4-3		1-2 SF9 1-3 3-H 2B	2-2 F7		2-1 1-2 1B			4	0	2	1	0	0	2
Glenn Hubbard, R (1, 4) OBP: 0.329, SLG: 0.425			2-2 2B	0-0 SF9		1-1 L6	1-2 P9			3	0	1	1	0	0	2
Mike Gallego, R (1, 6) OBP: 0.318, SLG: 0.333			1-0 L1-3	2-1 G6-3		2-1 F9		3-2 F8		4	0	0	0	0	0	2

Batter	1	2	3	4	5	6	7	8	9	
<b>Inning Stats</b>	R: 0 E: 0 K: 0 S: 6 H: 1 LOB: 1 BB: 0 P: 10	R: 0 E: 0 K: 0 S: 7 H: 0 LOB: 0 BB: 0 P: 12	R: 0 E: 0 K: 0 S: 7 H: 1 LOB: 1 BB: 0 P: 10	R: 3 E: 0 K: 0 S: 14 H: 4 LOB: 1 BB: 0 P: 21	R: 2 E: 0 K: 0 S: 12 H: 3 LOB: 2 BB: 1 P: 23	R: 0 E: 0 K: 0 S: 6 H: 0 LOB: 0 BB: 0 P: 10	R: 2 E: 0 K: 0 S: 15 H: 3 LOB: 2 BB: 2 P: 31	R: 0 E: 0 K: 0 S: 9 H: 0 LOB: 0 BB: 0 P: 14	R: 0 E: 0 K: 1 S: 6 H: 0 LOB: 0 BB: 0 P: 10	1B: 7 2B: 3 3B: 0 HR: 2 SF: 1 SAC: 0 DP: 1 HBP: 0

PITCHER	IP	WLS	BF	H	R	ER	SO	BB	IBB	HBP	BLK	WP	HR	S	P	ERA	WHIP
Brian Holton, R (1, 1) ERA: 3.88	5.0	L	25	9	5	5	0	1	0	0	0	0	1	46	76	9.00	2.000
Mark Thurmond, L (6, 1) ERA: 2.97	1.2		8	2	2	2	0	2	0	0	0	0	1	16	33	10.80	2.400
Mark Williamson, R (7, 1) ERA: 3.17	2.1		8	1	0	0	1	0	0	0	0	0	0	20	32	0.00	0.429

Batter	1	2	3	4	5	6	7	8	9	AB	R	H	RBI	BB	SO	LOB
Brady Anderson, L (1, 8) OBP: 0.316, SLG: 0.353 Mike Devereaux, R (9, PH) OBP: 0.373, SLG: 0.468	1-1 L1-3		3-2 P6		1-1 F8		0-0 G4-6-3 1B		1-1 P4	4	0	1	0	0	0	1
Phil Bradley, R (1, 7) OBP: 0.359, SLG: 0.407	3-2 HR 1B		2-2 G4-3			4-1 E BB	1-2 G4-6-3 1-2f			3	1	1	0	1	0	2
Cal Ripken Jr., R (1, 6) OBP: 0.347, SLG: 0.414	2-0 HR 1-H			4-2 1B G4-6-3 BB		1 SAFE 3-2 SAFE E5 BB 1-3		0-0 BLK 1B 1B		3	3	2	2	1	0	1
Mickey Tettleton, S (1, 2) OBP: 0.355, SLG: 0.552	3-1 G6-3 1B			3-2 1-3 G4-6-3 1B		2-2 P4		2-0 G5-3 1-2		4	0	2	0	0	0	3
Joe Orsulak, L (1, 9) OBP: 0.353, SLG: 0.409	1-1 G6-3 1-2f			1-0 G4-6-3 1-2f 3-H		4-1 1-2 G4-6-3 BB		2-2 L1		3	0	0	0	1	0	3
Randy Milligan, R (1, 3) OBP: 0.395, SLG: 0.451 Jim Traber, L (6, 3) OBP: 0.296, SLG: 0.386			4-2 G6-3 BB		0-2 G1-3		2-2 G4-6-3 1-2f		1-0 2-H 1B	1	0	0	0	1	0	0
Larry Sheets, L (1, 10) OBP: 0.302, SLG: 0.351 Bob Melvin, R (8, PH) OBP: 0.322, SLG: 0.318			0-2 G6-3 1-2f		2-2 G6-3		1-2 1B FC6-4 2B		2-3 K	3	1	1	0	0	0	1
Craig Worthington, R (1, 5) OBP: 0.290, SLG: 0.299			1-2 L6		0-0 P4		0-0 FC6-4 1B		1-2 F9	4	0	1	0	0	0	0
Billy Ripken, R (1, 4) OBP: 0.295, SLG: 0.347			0-0 G4-3		1-0 3B		3-1 FC6-4 1B 1-2f 3-H		2-1 G5-3	4	0	1	1	0	0	1

Inning Stats	R: 2	H: 3	E: 0	K: 10	S: 10	LOB: 0	BB: 20	P: 0	R: 0	H: 0	E: 0	K: 8	S: 8	LOB: 0	BB: 13	P: 13	R: 0	H: 0	E: 0	K: 9	S: 9	LOB: 0	BB: 14	P: 14	R: 1	H: 1	E: 0	K: 9	S: 9	LOB: 0	BB: 17	P: 17	R: 0	H: 1	E: 0	K: 8	S: 8	LOB: 1	BB: 12	P: 12	R: 0	H: 0	E: 1	K: 12	S: 12	LOB: 2	BB: 27	P: 27	R: 1	H: 3	E: 0	K: 10	S: 10	LOB: 1	BB: 15	P: 15	R: 1	H: 2	E: 0	K: 11	S: 11	LOB: 1	BB: 18	P: 18	R: 0	H: 0	E: 0	K: 8	S: 8	LOB: 0	BB: 12	P: 12	1B: 7	2B: 1	3B: 1	SF: 0	SAC: 0	DP: 5	HBP: 0	WP: 0	PA: 37
--------------	------	------	------	-------	-------	--------	--------	------	------	------	------	------	------	--------	--------	-------	------	------	------	------	------	--------	--------	-------	------	------	------	------	------	--------	--------	-------	------	------	------	------	------	--------	--------	-------	------	------	------	-------	-------	--------	--------	-------	------	------	------	-------	-------	--------	--------	-------	------	------	------	-------	-------	--------	--------	-------	------	------	------	------	------	--------	--------	-------	-------	-------	-------	-------	--------	-------	--------	-------	--------

PITCHER	IP	WLS	BF	H	R	ER	SO	BB	IBB	HBP	BLK	WP	HR	S	P	ERA	WHIP
Storm Davis, R (1, 1) ERA: 5.59	5.0		19	5	3	3	0	2	0	0	0	0	1	44	76	5.40	1.400
Gene Nelson, R (6, 1) ERA: 2.36	0.0		2	0	0	0	1	0	0	0	0	0	0	4	11	∞	∞
Greg Cadaret, L (6, 1) ERA: 2.33	1.0		4	1	1	0	1	0	0	0	0	0	0	11	20	9.00	2.000
Todd Burns, R (7, 1) ERA: 1.81	1.0		5	3	1	0	0	0	0	0	0	0	0	8	12	9.00	3.000
Rick Honeycutt, L (8, 1) ERA: 2.12	2.0	S	7	1	0	0	1	0	0	0	1	0	0	18	29	0.00	0.500

BOTTOM

Oakland Athletics @ Baltimore Orioles  
Memorial Stadium, Baltimore, MD  
Fri Jun 16 1989, 7:05 PM EDT  
Unknown

livebaseballscorecards.com

AB	33
R	5
H	10
RBI	4
BB	4
SO	1
LOB	16





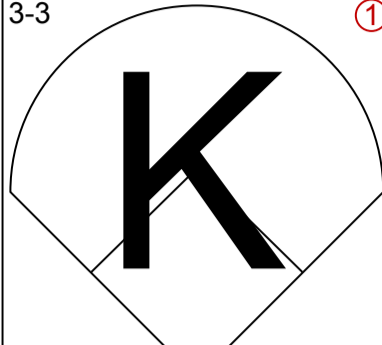
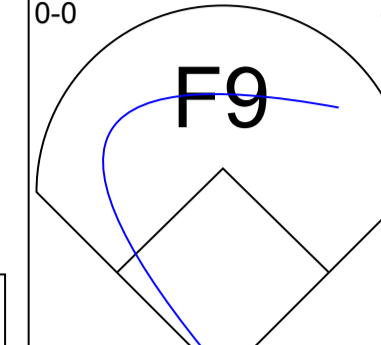
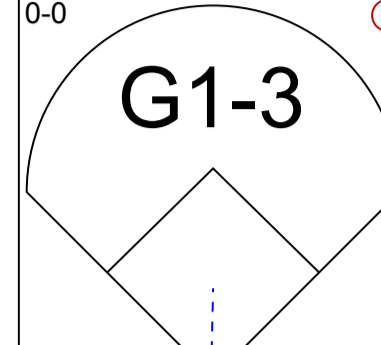
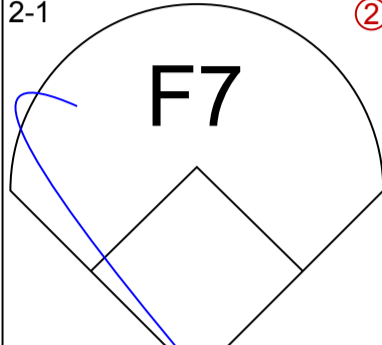
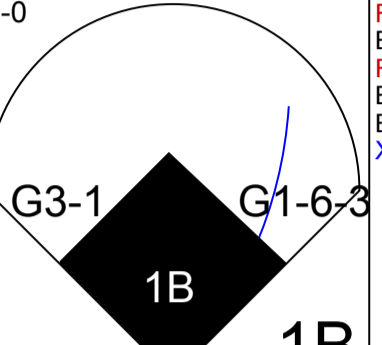
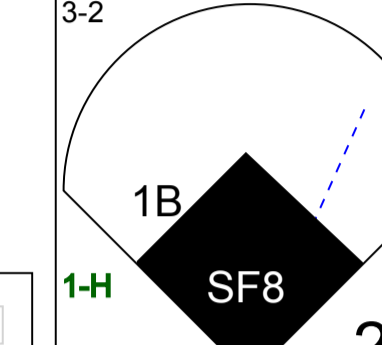
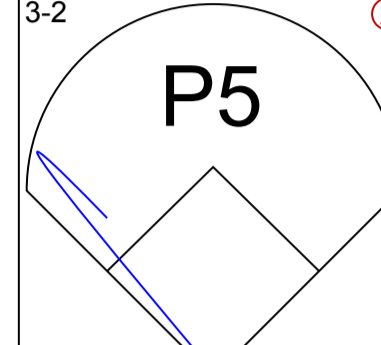
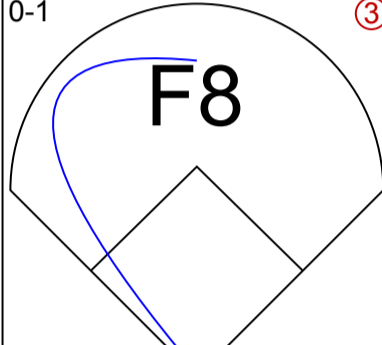
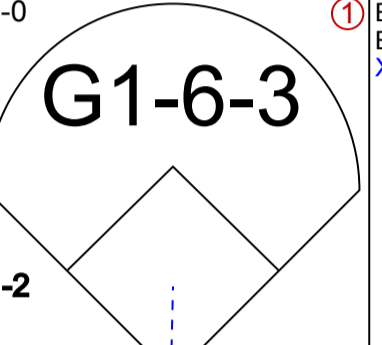
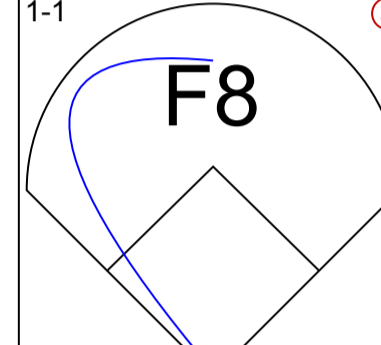
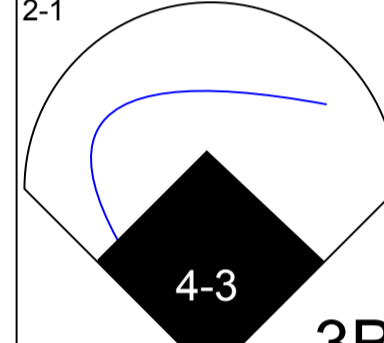
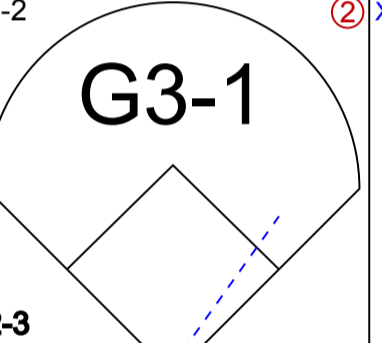
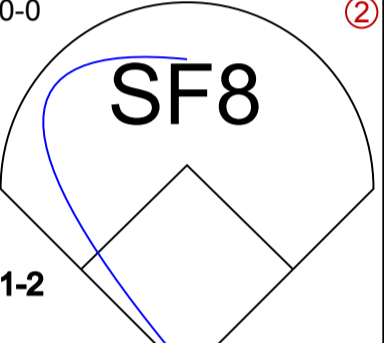
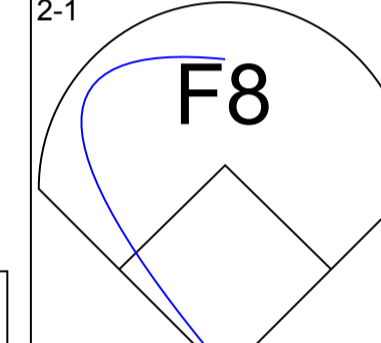
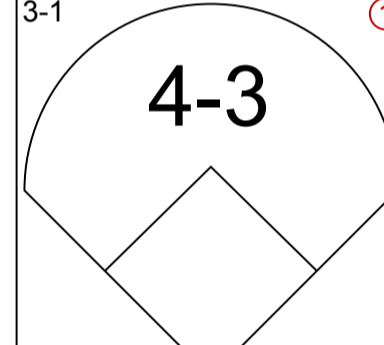
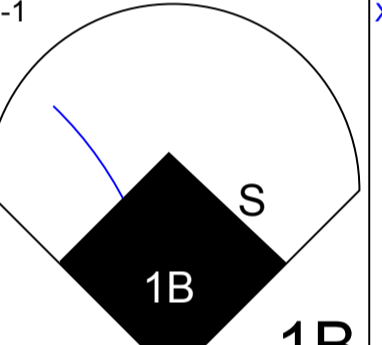
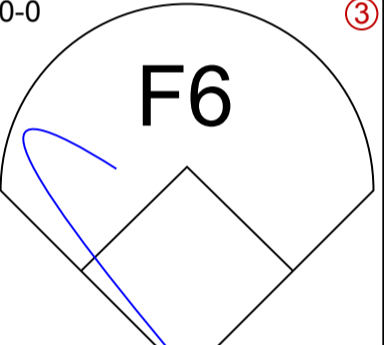
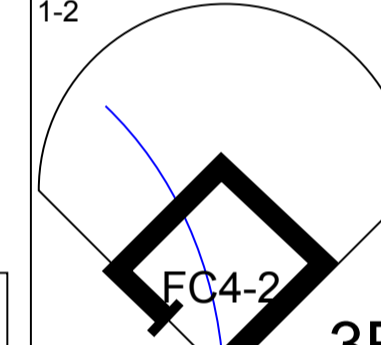
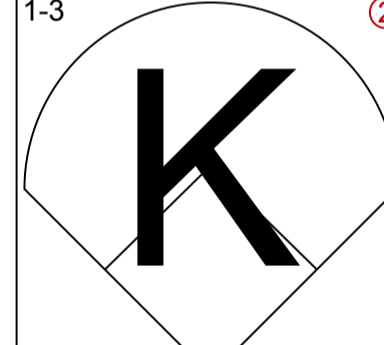
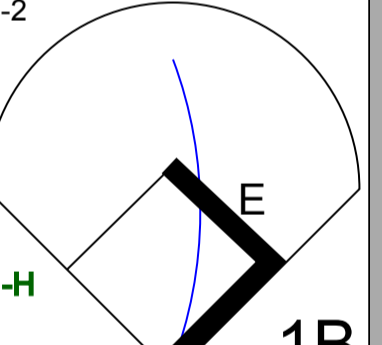
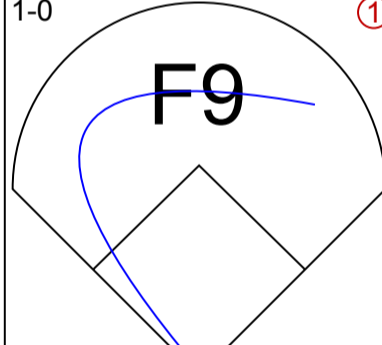
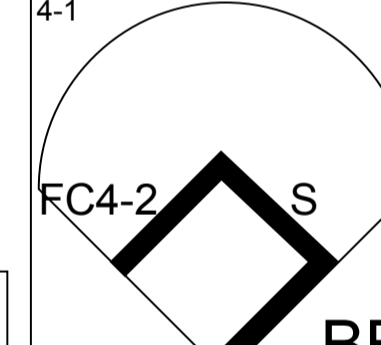
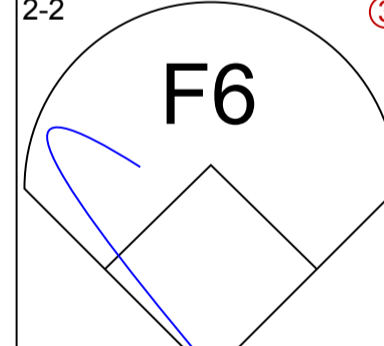
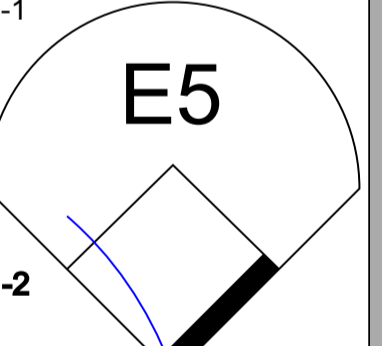
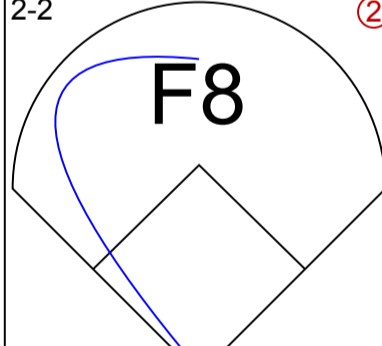
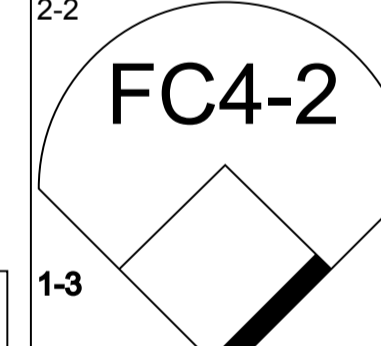
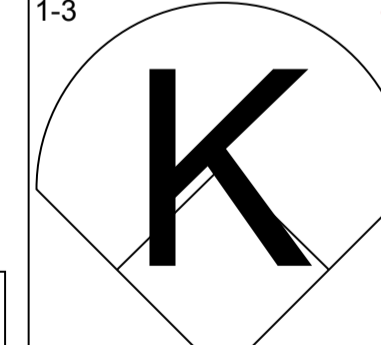
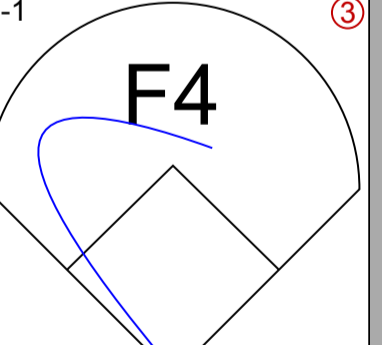
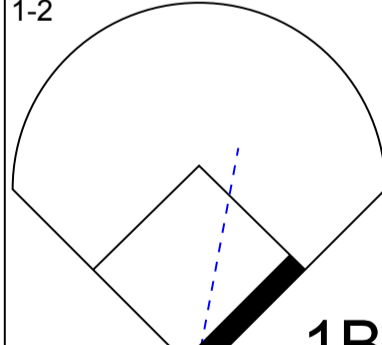
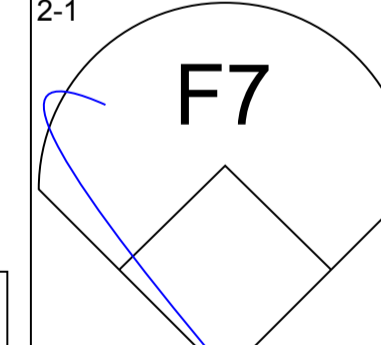
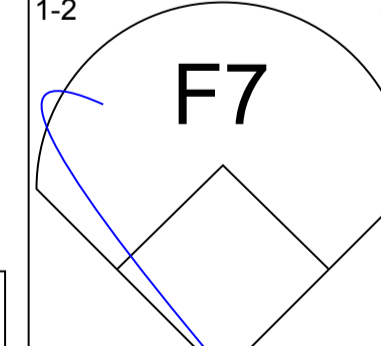
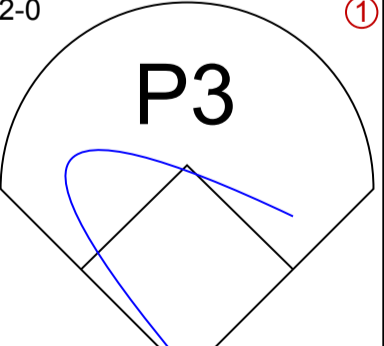
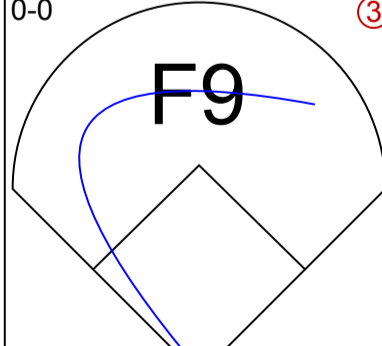
Batter	1	2	3	4	5	6	7	8	9	AB R H RBI BB SO LOB	TOP
Luis Polonia, L OBP: 0.300, SLG: 0.337 Mike Gallego, R OBP: 0.316, SLG: 0.331 (8, 6)	1-1 G6-4-3 1B		1-2 F8 1-2		3-2 G6-3			1-3 K		3 0 1 0 0 0 1 1 0 0 0 0 1 0	
Dave Henderson, R OBP: 0.339, SLG: 0.392 Jamie Quirk, L OBP: 0.185, SLG: 0.083 Glenn Hubbard, R OBP: 0.326, SLG: 0.419 (8, 4)	1-0 G6-4-3 1-2f		1-2 1B 2-H 1B			2-3 K		0-1 F9		3 0 1 1 0 1 1 0 0 0 0 0 0 0 1 0 0 0 0 0 0	
Dave Parker, L OBP: 0.318, SLG: 0.454 (1, 10)	0-0 2B		0-0 1B 1-3 1B			0-1 L7		1-3 K		4 0 2 0 0 1 0	
Mark McGwire, R OBP: 0.343, SLG: 0.505 (1, 3)	2-1 F8		0-1 P3			0-0 G1-3			2-2 F8	4 0 0 0 0 0 3	
Terry Steinbach, R OBP: 0.371, SLG: 0.415 (1, 2)		1-3 K		0-2 G6-4-3 1B			1-3 K		0-0 G6-4-3 1B	4 0 2 0 0 2 0	
Carney Lansford, R OBP: 0.398, SLG: 0.434 (1, 5)		2-3 K		2-0 G6-4-3 1-2f			3-3 K		1-1 G6-4-3 1-2f	4 0 0 0 0 2 2	
Tony Phillips, S OBP: 0.381, SLG: 0.391 (8, 7)		2-2 F8		2-3 K			4-2 WP BB			2 0 0 0 1 1 0	
Stan Javier, S OBP: 0.340, SLG: 0.355 (6, 8)			0-2 L7		2-1 L1-3		4-2 BB			2 0 0 0 1 0 0	
Lance Blankenship, R OBP: 0.281, SLG: 0.364 (8, 9)			1-1 BLK 1B		1-1 F8		1-1 F9			3 1 1 0 0 0 2	
<b>Inning Stats</b>	R: 0 E: 0 K: 0 S: 6 H: 2 LOB: 1 BB: 0 P: 10	R: 0 E: 0 K: 2 S: 10 H: 0 LOB: 0 BB: 0 P: 15	R: 1 E: 0 K: 0 S: 14 H: 3 LOB: 2 BB: 0 P: 17	R: 0 E: 0 K: 1 S: 8 H: 1 LOB: 0 BB: 0 P: 11	R: 0 E: 0 K: 0 S: 9 H: 0 LOB: 0 BB: 0 P: 15	R: 0 E: 0 K: 1 S: 6 H: 0 LOB: 0 BB: 0 P: 8	R: 0 E: 0 K: 2 S: 12 H: 0 LOB: 2 BB: 2 P: 25	R: 0 E: 0 K: 2 S: 9 H: 0 LOB: 0 BB: 0 P: 11	R: 0 E: 0 K: 0 S: 6 H: 1 LOB: 0 BB: 0 P: 9	1B: 6 2B: 1 3B: 0 HR: 0 SF: 0 SAC: 0 DP: 3 HBP: 0	WP: 2 PB: 0 SB: 0 CS: 0 PA: 33
<b>PITCHER</b> Jay Tibbs, R ERA: 1.57 Kevin Hickey, L ERA: 2.49	IP 7.0 WLS W BF 27 H 6 R 1 ER 1 SO 6 BB 2 IBB 0 HBP 0 BLK 1 WP 1 HR 0 S 65 P 101 ERA 1.29 WHIP 1.143	IP 2.0 WLS W BF 6 H 1 R 0 ER 0 SO 2 BB 0 IBB 0 HBP 0 BLK 0 WP 0 HR 0 S 15 P 20 ERA 0.00 WHIP 0.500	<b>PITCHER</b> IP WLS BF H R ER SO BB IBB HBP BLK WP HR S P ERA WHIP								

Oakland Athletics @ Baltimore Orioles  
Memorial Stadium, Baltimore, MD  
Fri Jun 16 1989, 7:05 PM EDT  
Att. 40,707 - Unknown - 77 F

livebaseballscorecards.com

AB 31  
R 1  
H 7  
RBI 1  
BB 2  
SO 8  
LOB 9



Batter	1	2	3	4	5	6	7	8	9	AB	R	H	RBI	BB	SO	LOB
Brady Anderson, L OBP: 0.315, SLG: 0.351 (1, 8)										4	1	1	0	0	1	0
Steve Finley, L OBP: 0.229, SLG: 0.322 (1, 9)										4	2	2	1	0	0	0
Cal Ripken Jr., R OBP: 0.345, SLG: 0.412 (1, 6)										4	0	1	0	0	0	1
Mickey Tettleton, S OBP: 0.353, SLG: 0.558 (1, 10)										3	1	1	1	0	0	1
Joe Orsulak, L OBP: 0.357, SLG: 0.424 Mike Devereaux, R OBP: 0.373, SLG: 0.468 (1, 7) (9, 7)										4	1	2	2	0	0	1
Jim Traber, L OBP: 0.302, SLG: 0.385 (1, 3)										3	0	1	1	1	1	0
Bob Melvin, R OBP: 0.309, SLG: 0.303 (1, 2)										4	0	0	0	0	0	3
Craig Worthington, R OBP: 0.290, SLG: 0.298 (1, 5)										4	0	1	0	0	1	4
Rene Gonzales, R OBP: 0.309, SLG: 0.301 (1, 4)										3	0	0	0	0	0	1

Inning Stats	R: 0	H: 0	E: 0	K: 1	S: 7	R: 1	H: 1	E: 0	K: 1	S: 11	R: 0	H: 0	E: 0	K: 1	S: 7	R: 2	H: 3	E: 1	K: 0	S: 14	R: 2	H: 3	E: 1	K: 0	S: 9	R: 0	H: 1	E: 0	K: 0	S: 9	R: 0	H: 0	E: 0	K: 0	S: 6	R: 0	H: 1	E: 0	K: 0	S: 13	R: 0	H: 1	E: 0	K: 0	S: 10	R: 0	H: 1	E: 0	K: 13	S: 24
	0	0	0	1	7	1	1	0	1	11	0	0	0	1	7	2	3	1	0	14	2	3	0	1	9	0	1	0	1	0	9	0	0	6	0	1	0	10	0	1	0	13	0	1	0	10	0	1	0	24


PITCHER	IP	WLS	BF	H	R	ER	SO	BB	IBB	HBP	BLK	WP	HR	S	P	ERA	WHIP
Mike Moore, R ERA: 2.23 Eric Plunk, R ERA: 2.59	(1, 1) (8, 1)	7.0 1.0	30 5	8 1	5 0	5 0	3 0	0 1	0 0	0 0	0 0	0 0	0 0	63 13	102 24	6.43 0.00	1.143 2.000

**BOTTOM**

**Oakland Athletics @ Baltimore Orioles**  
**Memorial Stadium, Baltimore, MD**  
 Fri Jun 16 1989, 7:05 PM EDT  
 Att: 40,707 - Unknown - 77 F

AB	33
R	5
H	9
RBI	5
BB	1
SO	3
LOB	11

livebaseballscorecards.com



WP	PA	1B	2B	3B	HR	SF	SAC	DP	HBP
0	35	6	1	2	0	1	0	0	0



Batter	1	2	3	4	5	6	7	8	9	AB R H RBI BB SO LOB	TOP	
Luis Polonia, L (1, 7) OBP: 0.309, SLG: 0.351	2-2 F8	2-2 FC6-4 1B			1-1 1B			1-1 2B		4 0 3 0 0 0 0		
Dave Henderson, R (1, 8) OBP: 0.335, SLG: 0.386	3-3 K	2-0 FC6-4 1-2f			1-2 F7			1-2 P4		4 0 0 0 0 1 4		
Dave Parker, L (1, 10) OBP: 0.317, SLG: 0.450	0-0 HR 1B				2-0 G6-3			1-2 P6		4 1 1 0 0 0 2		
Mark McGwire, R (1, 3) OBP: 0.341, SLG: 0.516	1-1 HR				1-0 P5			3-3 K		4 1 1 2 0 1 1		
Terry Steinbach, R (1, 2) OBP: 0.374, SLG: 0.413 Lance Blankenship, R (9, PR) OBP: 0.281, SLG: 0.364	3-1 FC6-4 1B				0-1 L6			3-2 F8		3 0 1 0 1 0 0 0 0 0 0 0 0 0		
Carney Lansford, R (1, 5) OBP: 0.395, SLG: 0.430 Mike Gallego, R (5, 6) OBP: 0.315, SLG: 0.329 Ron Hassey, L (9, PH) OBP: 0.287, SLG: 0.405	0-1 FC6-4 1-2f				0-0 P4			2-3 K		2 0 0 0 0 0 1 1 0 0 0 0 1 0 1 0 0 0 0 1 1		
Tony Phillips, S (1, 6) OBP: 0.373, SLG: 0.382 (5, 5)					3-1 E3 G5-4-3			3-2 L8		4 0 0 0 0 0 1		
Glenn Hubbard, R (1, 4) OBP: 0.322, SLG: 0.403					1-2 G5-4-3 1-2f			1-1 5-3		3 0 0 0 1 0 3		
Stan Javier, S (1, 9) OBP: 0.333, SLG: 0.347					3-2 G6-3			3-2 L4		4 0 0 0 0 0 3		
<b>Inning Stats</b>	R: 2 H: 3 E: 0 LOB: 1 K: 1 BB: 0 S: 13 P: 22	R: 0 H: 1 E: 0 LOB: 2 K: 0 BB: 1 S: 12 P: 21	R: 0 H: 0 E: 0 LOB: 0 K: 0 BB: 0 S: 7 P: 11	R: 0 H: 0 E: 1 LOB: 0 K: 0 BB: 0 S: 7 P: 11	R: 0 H: 1 E: 0 LOB: 1 K: 0 BB: 0 S: 11 P: 18	R: 0 H: 0 E: 0 LOB: 0 K: 1 BB: 0 S: 11 P: 17	R: 0 H: 0 E: 0 LOB: 0 K: 0 BB: 0 S: 8 P: 15	R: 0 H: 1 E: 0 LOB: 1 K: 1 BB: 0 S: 12 P: 18	R: 0 H: 0 E: 1 LOB: 2 K: 1 BB: 1 S: 13 P: 21	1B: 4 SF: 0 2B: 1 SAC: 0 3B: 0 DP: 1 HR: 1 HBP: 0	WP: 0 PA: 36 PB: 0 SB: 0 CS: 0	
<b>PITCHER</b>	IP WLS BF H R ER SO BB IBB HBP BLK WP HR S P ERA WHIP											
Jose Bautista, R (1, 1) ERA: 4.83	6.0 W 24 5 2 2 2 1 0 0 0 0 0 1 61 100 3.00 1.000											
Mark Williamson, R (7, 1) ERA: 3.08	1.1 5 1 0 0 0 0 0 0 0 0 0 0 14 23 0.00 0.750											
Gregg Olson, R (8, 1) ERA: 2.08	1.2 S 7 0 0 0 2 1 0 0 0 0 0 0 19 31 0.00 0.600											

Oakland Athletics @ Baltimore Orioles  
 Memorial Stadium, Baltimore, MD  
 Sat Jun 17 1989, 3:33 AM EDT  
 Att. 36,431 - Unknown - 79 F

livebaseballscorecards.com

AB 34  
 R 2  
 H 6  
 RBI 2  
 BB 2  
 SO 4  
 LOB 16



Batter	1	2	3	4	5	6	7	8	9
Mike Devereaux, R OBP: 0.382, SLG: 0.464 (1, 8)	4-0 BB G4-6-3		4-1 BB 2B	0-1 BB 2B		3-2 BB L8		2-2 BB F8	
Phil Bradley, R OBP: 0.361, SLG: 0.418 (1, 7)	2-2 BB G4-6-3		2-2 BB L7	0-1 BB 2B		2-3 BB K			
Cal Ripken Jr., R OBP: 0.344, SLG: 0.407 (1, 6)	2-2 BB G4-3		2-1 BB L7	4-1 BB BB		0-2 BB F7			
Mickey Tettleton, S OBP: 0.355, SLG: 0.560 (1, 10)		3-1 BB FC6-5	4-1 BB FC5-4	0-3 BB K		1-1 BB 6-3			
Randy Milligan, R OBP: 0.397, SLG: 0.444 (1, 3)		3-2 BB F9	0-1 BB FC5-4		4-1 BB 1B SH1		4-1 BB G5-3		
Bob Melvin, R OBP: 0.309, SLG: 0.304 (1, 2)		2-1 BB FC6-5		0-1 BB F7 WP	0-0 BB SH1		0-1 BB G5-3		
Joe Orsulak, L OBP: 0.354, SLG: 0.416 (1, 9)		4-1 BB BB		2-3 BB K	1-2 BB G6-3		0-1 BB P6		
Craig Worthington, R OBP: 0.289, SLG: 0.297 (1, 5)		0-0 BB F7		2-2 BB F7	3-2 BB FC6-4		0-0 BB F7		
Billy Ripken, R OBP: 0.294, SLG: 0.344 (1, 4)			2-3 BB K	2-1 BB 1B	0-2 BB FC6-4		2-1 BB P3		

Inning Stats	R: 0	H: 0	E: 0	K: 0	S: 6	R: 0	H: 1	E: 0	K: 0	S: 14	R: 1	H: 1	E: 0	K: 1	S: 13	R: 3	H: 4	E: 0	K: 2	S: 18	R: 0	H: 1	E: 0	K: 0	S: 13	R: 0	H: 0	E: 0	K: 1	S: 10	R: 0	H: 0	E: 0	K: 0	S: 7	R: 0	H: 0	E: 0	K: 0	S: 8
	LOB: 0	BB: 1				LOB: 2	BB: 1				LOB: 2	BB: 2				LOB: 2	BB: 1				LOB: 1	BB: 1				LOB: 1	BB: 1			LOB: 0	BB: 0			LOB: 1	BB: 1			LOB: 0	BB: 0	

PITCHER	IP	WLS	BF	H	R	ER	SO	BB	IBB	HBP	BLK	WP	HR	S	P	ERA	WHIP
Matt Young, L ERA: 7.36 (1, 1)	3.2	L	18	4	3	3	2	4	0	0	0	1	0	43	82	7.36	2.182
Jim Corsi, R ERA: 0.84 (4, 1)	3.1		16	3	1	1	2	3	0	0	0	0	0	38	60	2.70	1.800
Eric Plunk, R ERA: 2.49 (8, 1)	1.0		3	0	0	0	0	0	0	0	0	0	0	8	12	0.00	0.000

**BOTTOM**

**Oakland Athletics @ Baltimore Orioles**  
**Memorial Stadium, Baltimore, MD**  
 Sat Jun 17 1989, 3:33 AM EDT  
 Att: 36,431 - Unknown - 79 F

AB	R	H	RBI	BB	SO	LOB
3	2	1	0	2	0	0
4	0	2	3	0	1	1
3	0	0	0	1	0	1
3	0	1	0	1	1	2
2	0	0	0	2	0	3
3	1	1	0	0	0	2
3	0	0	0	1	1	3
4	0	1	0	0	0	3
4	1	1	1	0	1	2

AB	29
R	4
H	7
RBI	4
BB	7
SO	4
LOB	17

WP: 1 PA: 37  
 PB: 0  
 SB: 1  
 CS: 0





Batter	1	2	3	4	5	6	7	8	9	AB R H RBI BB SO LOB	TOP																												
Luis Polonia, L OBP: 0.308, SLG: 0.364 (1, 7)	1-1 F9			0-0 F7		0-2 HR		2-2 G6-3		4 1 1 2 0 0 0																													
Stan Javier, S OBP: 0.327, SLG: 0.339 (1, 8)	1-1 G1-3		1-1 G4-3		0-3 K			0-1 G4-3	4 0 0 0 0 1 0																														
Dave Parker, L OBP: 0.312, SLG: 0.443 (1, 10)	2-2 P5		0-0 F8		2-2 P5			1-1 G4-3	4 0 0 0 0 0 0																														
Mark McGwire, R OBP: 0.339, SLG: 0.508 (1, 3)		0-1 G5-3			2-3 K		4-2 G4-6-3 BB	0-1 F8	3 0 0 0 1 1 0																														
Ron Hassey, L OBP: 0.280, SLG: 0.395 (1, 2)		0-1 L8			2-1 F8		2-2 G4-6-3 1-2f		3 0 0 0 0 0 1																														
Terry Steinbach, R OBP: 0.378, SLG: 0.422 (1, 9)		2-0 G5-3			1-1 1B		2-1 2B		3 0 2 0 0 0 0																														
Tony Phillips, S OBP: 0.368, SLG: 0.375 (1, 5) (8, 6)			0-1 F9		0-2 G4-3		0-0 P7		3 0 0 0 0 0 2																														
Glenn Hubbard, R OBP: 0.312, SLG: 0.388 (1, 4)			2-2 F9		2-2 F8		3-3 K		3 0 0 0 0 1 0																														
Mike Gallego, R OBP: 0.317, SLG: 0.331 (1, 6) Jamie Quirk, L OBP: 0.179, SLG: 0.080 (8, PH) (8, 5)			3-2 F8		0-0 HR 1B		1-2 G5-3		2 1 1 0 0 0 0 1 0 0 0 0 0 0																														
<b>Inning Stats</b>	R: 0 E: 0 K: 0 S: 8	H: 0 LOB: 0 BB: 0 P: 12	R: 0 E: 0 K: 0 S: 5	H: 0 LOB: 0 BB: 0 P: 7	R: 0 E: 0 K: 0 S: 10	H: 0 LOB: 0 BB: 0 P: 15	R: 0 E: 0 K: 1 S: 4	H: 1 LOB: 1 BB: 0 P: 5	R: 0 E: 0 K: 1 S: 11	H: 1 LOB: 1 BB: 0 P: 16	R: 2 E: 0 K: 1 S: 16	H: 2 LOB: 0 BB: 0 P: 20	R: 0 E: 0 K: 0 S: 10	H: 1 LOB: 1 BB: 1 P: 18	R: 0 E: 0 K: 1 S: 9	H: 0 LOB: 0 BB: 0 P: 15	R: 0 E: 0 K: 0 S: 6	H: 0 LOB: 0 BB: 0 P: 7	1B: 2 2B: 1 3B: 0 HR: 1	SF: 0 SAC: 0 DP: 1 HBP: 0	WP: 0 PB: 0 SB: 0 CS: 0	PA: 31																	
<b>PITCHER</b> Dave Schmidt, R ERA: 4.67 (1, 1) Mickey Weston, R ERA: (7, 1)	IP 6.0	WLS W	BF 22	H 3	R 2	ER 2	SO 2	BB 1	IBB 0	HBP 0	BLK 0	WP 0	HR 1	S 58	P 83	ERA 3.00	WHIP 0.667						<b>PITCHER</b> IP 3.0	WLS S	BF 9	H 1	R 0	ER 0	SO 1	BB 0	IBB 0	HBP 0	BLK 0	WP 0	HR 0	S 21	P 32	ERA 0.00	WHIP 0.333

Oakland Athletics @ Baltimore Orioles  
Memorial Stadium, Baltimore, MD  
Sun Jun 18 1989, 3:33 AM EDT  
Att. 46,541 - Sunny - 77 F

livebaseballscorecards.com

AB	30
R	2
H	4
RBI	2
BB	1
SO	3
LOB	3



Batter	1	2	3	4	5	6	7	8	9	AB	R	H	RBI	BB	SO	LOB
Mike Devereaux, R OBP: 0.367, SLG: 0.444 (1, 8)	2-1 G6-3	1-0 F7		1-2 G4-1		1-1 L7		0-0 F9		5	0	0	0	0	0	4
Phil Bradley, R OBP: 0.363, SLG: 0.422 (1, 7)	4-2 BB HBP 2B BB		2-0 P9		1-2 BLK 2B		2-2 G6-3			3	1	1	0	1	0	0
Cal Ripken Jr., R OBP: 0.343, SLG: 0.402 (1, 6)	2-2 BB 1-2 2B HBP		0-1 F9		1-0 G6-3		3-1 F7			3	1	0	0	0	0	1
Mickey Tettleton, S OBP: 0.358, SLG: 0.555 (1, 10)	2-3 K		0-1 E6		4-1 G6-4-3 BB		4-2 BB 1B BB			2	1	0	0	2	1	2
Randy Milligan, R OBP: 0.408, SLG: 0.440 (1, 3)	4-2 BB 1-2 2-3 2B BB		4-0 BB		0-0 G6-4-3 1-2f		4-1 BB 1B BB			1	1	0	0	3	0	2
Bob Melvin, R OBP: 0.317, SLG: 0.323 (1, 2)	2-1 BB 1-H 2-H 3-H 2B		0-1 F8		1-1 G6-3		0-0 1-H 2-H 1B			4	0	2	4	0	0	2
Joe Orsulak, L OBP: 0.358, SLG: 0.424 (1, 9)	0-2 G1-3		0-2 G4-3		3-2 BB 1B 1B		0-0 G6-3 2B			4	0	2	0	0	0	1
Craig Worthington, R OBP: 0.288, SLG: 0.296 (1, 5)		3-1 G6-3		2-0 P6		0-2 BB 1B		1-3 K		4	0	1	0	0	1	1
Billy Ripken, R OBP: 0.287, SLG: 0.335 (1, 4)		2-2 G1-3		2-3 K		0-3 K		0-1 G6-3		4	0	0	0	0	2	3

Inning Stats	R: 3	H: 1	E: 0	LOB: 1	K: 1	S: 17	R: 0	H: 0	E: 0	LOB: 0	K: 0	S: 6	R: 0	H: 0	E: 1	LOB: 2	K: 0	S: 7	R: 0	H: 1	E: 0	LOB: 1	K: 0	S: 6	R: 0	H: 2	E: 0	LOB: 2	K: 1	S: 15	R: 1	H: 1	E: 0	LOB: 2	K: 0	S: 13	R: 0	H: 1	E: 0	LOB: 1	K: 1	S: 7	1B: 3	2B: 3	3B: 0	HR: 0	SF: 0	SAC: 0	DP: 1	HBP: 1	WP: 0	PA: 37
--------------	------	------	------	--------	------	-------	------	------	------	--------	------	------	------	------	------	--------	------	------	------	------	------	--------	------	------	------	------	------	--------	------	-------	------	------	------	--------	------	-------	------	------	------	--------	------	------	-------	-------	-------	-------	-------	--------	-------	--------	-------	--------

PITCHER	IP	WLS	BF	H	R	ER	SO	BB	IBB	HBP	BLK	WP	HR	S	P	ERA	WHIP
Curt Young, L ERA: 4.62 (1, 1)	5.1	L	26	4	3	3	2	4	0	1	1	0	0	56	99	5.06	1.500
Gene Nelson, R ERA: 2.45 (6, 1)	2.2		11	2	1	1	2	2	0	0	0	0	0	25	40	3.38	1.500

**BOTTOM**

**Oakland Athletics @ Baltimore Orioles**  
**Memorial Stadium, Baltimore, MD**  
 Sun Jun 18 1989, 3:33 AM EDT  
 Att. 46,541 - Sunny - 77 F

livebaseballscorecards.com

AB	30
R	4
H	6
RBI	4
BB	6
SO	4
LOB	16





Batter	1	2	3	4	5	6	7	8	9	AB R H RBI BB SO LOB	TOP											
<b>Gary Pettis, S</b> OBP: 0.397, SLG: 0.371 (1, 8)	4-2 S 2B BB	4-1 BB 1B BB		0-0 SF8 3B		3-3 K			0-1 G3	3 3 1 0 2 1 0												
<b>Scott Lusader, L</b> OBP: 0.200, SLG: 0.125 (1, 9)	1-2 F7	0-0 BB 1B		0-2 SF8		1-1 G3			1-0 P6	4 1 1 3 0 0 1												
<b>Lou Whitaker, L</b> OBP: 0.369, SLG: 0.506 (1, 4)	2-3 K	3-1 P5		2-2 P3		1-0 G3			2-3 K	5 0 0 0 0 2 3												
<b>Keith Moreland, R</b> OBP: 0.370, SLG: 0.453 (1, 10)	0-0 2B	4-1 1B BB		2-0 1B					4-2 G6-4-3 BB	2 0 2 1 2 0 0												
<b>Dave Bergman, L</b> OBP: 0.359, SLG: 0.328 (1, 3)	4-2 BB	2-2 1B		0-1 F8					0-1 G6-4-3 1-2f	3 0 1 2 1 0 2												
<b>Tracy Jones, R</b> OBP: 0.233, SLG: 0.255 (1, 7)	2-2 G5-3	2-1 P3							3-2 G6-3	4 0 1 0 0 0 4												
<b>Mike Heath, R</b> OBP: 0.349, SLG: 0.412 (1, 2)		0-0 CS 1B	0-0 F8						0-1 G6-3	4 0 1 0 0 0 1												
<b>Rick Schu, R</b> OBP: 0.287, SLG: 0.286 (1, 5)		3-2 2B 1B 1B	2-2 G6-4-3 1B						2-0 F7	4 1 2 0 0 0 1												
<b>Al Pedrique, R</b> OBP: 0.234, SLG: 0.258 (1, 6)		3-2 1B 2B	2-2 G6-4-3 1-2f						0-3 K	4 1 1 0 0 1 2												
<b>Inning Stats</b>	R: 1 E: 0 K: 1 S: 15	H: 1 LOB: 2 BB: 2 P: 28	R: 4 E: 0 K: 0 S: 18	H: 5 LOB: 2 BB: 2 P: 39	R: 0 E: 0 K: 0 S: 8	H: 1 LOB: 0 BB: 0 P: 12	R: 1 E: 0 K: 0 S: 11	H: 2 LOB: 1 BB: 0 P: 15	R: 0 E: 0 K: 0 S: 9	H: 1 LOB: 1 BB: 0 P: 13	R: 0 E: 0 K: 1 S: 6	H: 0 LOB: 0 BB: 0 P: 11	R: 0 E: 0 K: 0 S: 7	H: 0 LOB: 0 BB: 1 P: 14	R: 0 E: 0 K: 1 S: 7	H: 0 LOB: 0 BB: 0 P: 9	R: 0 E: 0 K: 1 S: 6	H: 0 LOB: 0 BB: 0 P: 9	1B: 7 2B: 2 3B: 1 HR: 0	SF: 1 SAC: 0 DP: 2 HBP: 0	WP: 0 PB: 0 SB: 1 CS: 1	PA: 39
<b>PITCHER</b>	IP WLS BF H R ER SO BB IBB HBP BLK WP HR S P ERA WHIP																					
<b>Dave Stewart, R</b> ERA: 3.91 (1, 1)	3.2 L 22 9 6 6 1 4 0 0 0 0 0 0 50 92 14.73 3.545																					
<b>Eric Plunk, R</b> ERA: 2.2 (4, 1)	3.1 11 1 0 0 1 1 0 0 0 0 0 0 24 40 0.00 0.600																					
<b>Todd Burns, R</b> ERA: 1.74 (8, 1)	2.0 6 0 0 0 0 2 0 0 0 0 0 0 13 18 0.00 0.000																					

**Detroit Tigers @ Oakland Athletics**  
 Oakland-Alameda County Coliseum, Oakland, CA  
 Mon Jun 19 1989, 7:05 PM PDT  
 Att. 38,607 - Unknown

AB	33
R	6
H	10
RBI	6
BB	5
SO	4
LOB	14



WP: 0	PA: 39
PB: 0	
SB: 1	
CS: 1	

ERA	WHIP


Batter	1	2	3	4	5	6	7	8	9	AB R H RBI BB SO LOB
<b>Tony Phillips, S</b> OBP: 0.378, SLG: 0.385 (1, 5) (8, 6)	4-2 FC5-4 1B SF8 BB		3-2 CS 1B 1-3 1B		2-1 L9 2B 1-H		4-2 1B BB		1-1 G4-3	3 2 2 1 2 0 0
<b>Carney Lansford, R</b> OBP: 0.401, SLG: 0.436 (1, 10)	2-2 FC5-4 1B		0-0 1-2 1B 3-H		1-0 L9 2B		2-0 1-3 1B			4 0 3 1 0 0 1
<b>Dave Henderson, R</b> OBP: 0.333, SLG: 0.388 (1, 8)	1-2 FC5-4 1B 1-2f 2-3		2-2 F8 1B		2-1 2B		1-2 P6 2B			4 0 1 1 0 0 6
<b>Mark McGwire, R</b> OBP: 0.333, SLG: 0.500 (1, 3)	3-1 SF8 2B		3-3 K 2B		3-2 G5 2B			2-3 K 2B		3 0 0 1 0 2 3
<b>Terry Steinbach, R</b> OBP: 0.371, SLG: 0.414 (1, 2) (9, 9)	1-3 K 2B			2-2 G6-3 2B		2-2 P6 2B		2-2 G1-6-3 2B		4 0 0 0 0 1 1
<b>Glenn Hubbard, R</b> OBP: 0.309, SLG: 0.373 (1, 4)		0-1 L9 2B		0-0 G5-3 2B		0-3 K 2B		4-2 BB 2B		3 0 0 0 1 1 0
<b>Lance Blankenship, R</b> OBP: 0.267, SLG: 0.345 (8, PH) <b>Ron Hassey, L</b> OBP: 0.278, SLG: 0.392 (9, 2)		1-3 K 2B		0-0 P4 2B		2-3 K 2B		0-3 K 2B		3 0 0 0 0 2 0 1 0 0 0 0 1 1
<b>Mike Gallego, R</b> OBP: 0.319, SLG: 0.333 <b>Jamie Quirk, L</b> OBP: 0.167, SLG: 0.074 (7, PH) (8, 5)		2-3 K 2B			0-0 FC3-6 1B		2-3 K 2B		3-2 F9 2B	2 0 1 0 0 1 0 2 0 0 0 0 1 0
<b>Luis Polonia, L</b> OBP: 0.307, SLG: 0.361 (1, 7)			2-2 1B 1B		1-1 FC3-6 2B		2-2 P5 2B		2-1 L9 2B	4 2 1 0 0 0 1

Inning Stats	R: 1	H: 1	E: 0	K: 1	S: 15	LOB: 1	BB: 1	P: 26	R: 0	H: 0	E: 0	K: 2	S: 8	LOB: 0	BB: 0	P: 11	R: 1	H: 3	E: 0	K: 1	S: 14	LOB: 2	BB: 0	P: 24	R: 0	H: 0	E: 0	K: 0	S: 5	LOB: 0	BB: 0	P: 7	R: 2	H: 3	E: 0	K: 0	S: 15	LOB: 1	BB: 0	P: 24	R: 0	H: 0	E: 0	K: 2	S: 10	LOB: 0	BB: 0	P: 14	R: 0	H: 1	E: 0	K: 1	S: 20	LOB: 2	BB: 1	P: 31	R: 0	H: 0	E: 0	K: 2	S: 12	LOB: 1	BB: 1	P: 20	R: 0	H: 0	E: 0	K: 0	S: 7	LOB: 0	BB: 0	P: 13	1B: 6	SF: 1	2B: 3	SAC: 0	3B: 0	DP: 1	HR: 0	HBP: 0	WP: 0	PA: 37
--------------	------	------	------	------	-------	--------	-------	-------	------	------	------	------	------	--------	-------	-------	------	------	------	------	-------	--------	-------	-------	------	------	------	------	------	--------	-------	------	------	------	------	------	-------	--------	-------	-------	------	------	------	------	-------	--------	-------	-------	------	------	------	------	-------	--------	-------	-------	------	------	------	------	-------	--------	-------	-------	------	------	------	------	------	--------	-------	-------	-------	-------	-------	--------	-------	-------	-------	--------	-------	--------

PITCHER	IP	WLS	BF	H	R	ER	SO	BB	IBB	HBP	BLK	WP	HR	S	P	ERA	WHIP
<b>Frank Tanana, L</b> ERA: 3.66 (1, 1)	5.0	W	22	7	4	4	4	1	0	0	0	0	0	57	92	7.20	1.600
<b>Frank Williams, R</b> ERA: 2.75 (6, 1)	1.2		7	1	0	0	3	1	0	0	0	0	0	25	39	0.00	1.200
<b>Mike Henneman, R</b> ERA: 3.58 (7, 1)	2.1	S	8	0	0	0	2	1	0	0	0	0	0	24	39	0.00	0.429

**DETROIT TIGERS @ OAKLAND ATHLETICS**  
**Oakland-Alameda County Coliseum, Oakland, CA**  
 Mon Jun 19 1989, 7:05 PM PDT  
 Att. 38,607 - Unknown

<b>AB</b>	<b>33</b>
<b>R</b>	<b>4</b>
<b>H</b>	<b>8</b>
<b>RBI</b>	<b>4</b>
<b>BB</b>	<b>3</b>
<b>SO</b>	<b>9</b>
<b>LOB</b>	<b>13</b>



PITCHER	IP	WLS	BF	H	R	ER	SO	BB	IBB	HBP	BLK	WP	HR	S	P	ERA	WHIP
---------	----	-----	----	---	---	----	----	----	-----	-----	-----	----	----	---	---	-----	------



Batter	1	2	3	4	5	6	7	8	9	AB R H RBI BB SO LOB	TOP																
<b>Gary Pettis, S</b> (1, 8) OBP: 0.391, SLG: 0.359	2-2 G4-3	1-0 G3-6		4-2 G3 1B BB		1-3 K			0-3 K	4 0 0 0 1 2 2																	
<b>Scott Lusader, L</b> (1, 9) OBP: 0.333, SLG: 0.300 <b>Gary Ward, R</b> (4, PH) OBP: 0.336, SLG: 0.398	3-2 1B		3-2 G4-3 BB 1B	0-1 G3 1B		2-1 G6-3			2-2 F7	2 1 2 0 0 0 0 3 0 1 0 0 0 0																	
<b>Lou Whitaker, L</b> (1, 4) OBP: 0.366, SLG: 0.498	3-3 SAFE K		4-2 SAFE G4-3 1B BB	0-0 G3			0-0 L7		3-2 E4	4 1 0 0 1 1 3																	
<b>Keith Moreland, R</b> (1, 10) OBP: 0.371, SLG: 0.449	2-1 G4-3		0-1 G4-3	4-0 1B IBB			0-1 1B		1-2 F8	4 0 1 0 1 0 4																	
<b>Dave Bergman, L</b> (1, 3) OBP: 0.357, SLG: 0.321		1-2 F7	4-0 1B IBB	2-2 G1-3			2-1 F8			3 0 0 0 1 0 4																	
<b>Tracy Jones, R</b> (1, 7) OBP: 0.242, SLG: 0.257		4-0 1B BB 1B	2-2 1B		1-3 K		2-1 F8			3 1 1 2 1 1 1																	
<b>Mike Heath, R</b> (1, 2) OBP: 0.345, SLG: 0.406		0-0 BB 1B	2-3 K		3-3 K			2-3 K		4 1 1 0 0 3 2																	
<b>Rick Schu, R</b> (1, 5) OBP: 0.286, SLG: 0.277		4-2 1B BB	2-1 F3		2-0 P3			2-3 K		3 0 0 0 1 1 2																	
<b>Al Pedrique, R</b> (1, 6) OBP: 0.235, SLG: 0.258		2-1 G3-6 1B		1-3 K		0-2 P3		2-3 K		4 0 1 2 0 2 0																	
<b>Inning Stats</b>	R: 0 E: 0 K: 1 S: 11	H: 1 LOB: 1 BB: 0 P: 21	R: 2 E: 0 K: 0 S: 9	H: 2 LOB: 1 BB: 2 P: 21	R: 2 E: 0 K: 1 S: 27	H: 2 LOB: 2 BB: 2 P: 44	R: 0 E: 0 K: 1 S: 11	H: 1 LOB: 3 BB: 2 P: 22	R: 0 E: 0 K: 2 S: 8	H: 0 LOB: 0 BB: 0 P: 14	R: 0 E: 0 K: 1 S: 11	H: 0 LOB: 0 BB: 0 P: 14	R: 0 E: 0 K: 0 S: 7	H: 1 LOB: 1 BB: 0 P: 11	R: 0 E: 0 K: 3 S: 11	H: 0 LOB: 0 BB: 0 P: 17	R: 0 E: 1 K: 1 S: 12	H: 0 LOB: 1 BB: 0 P: 18	1B: 7 2B: 0 3B: 0 HR: 0	SF: 0 SAC: 0 DP: 1 HBP: 0	WP: 0 PB: 0 SB: 0 CS: 0	PA: 40					
<b>PITCHER</b>	IP WLS BF H R ER SO BB IBB HBP BLK WP HR S P ERA WHIP																										
<b>Storm Davis, R</b> (1, 1) ERA: 5.94	3.1		19	5	4	4	3	4	1	0	0	0	0	52	96	10.80	2.700										
<b>Greg Cadaret, L</b> (4, 1) ERA: 2.28	0.2		4	1	0	0	0	0	1	0	0	0	0	6	12	0.00	1.500										
<b>Gene Nelson, R</b> (5, 1) ERA: 2.23	3.0	W	10	1	0	0	3	0	0	0	0	0	0	26	39	0.00	0.333										
<b>Todd Burns, R</b> (8, 1) ERA: 1.68	2.0	S	7	0	0	0	4	0	0	0	0	0	0	23	35	0.00	0.000										

**Detroit Tigers @ Oakland Athletics**  
Oakland-Alameda County Coliseum, Oakland, CA

Tue Jun 20 1989, 3:33 AM PDT  
Att: 30,184 - Sunny

[livebaseballscorecards.com](http://livebaseballscorecards.com)

<b>AB</b>	<b>34</b>
<b>R</b>	<b>4</b>
<b>H</b>	<b>7</b>
<b>RBI</b>	<b>4</b>
<b>BB</b>	<b>6</b>
<b>SO</b>	<b>10</b>
<b>LOB</b>	<b>18</b>







Batter	1	2	3	4	5	6	7	8	9	AB R H RBI BB SO LOB	TOP											
<b>Gary Pettis, S</b> (1, 8) OBP: 0.388, SLG: 0.356	1-3 K		2-2 F9		1-0 E 1B		0-3 K			4 1 1 0 0 2 0	<b>Detroit Tigers @ Oakland Athletics</b> Oakland-Alameda County Coliseum, Oakland, CA Wed Jun 21 1989, 7:05 PM PDT Att. 28,654 - Unknown - 85 F <a href="http://livebaseballscorecards.com">livebaseballscorecards.com</a>											
<b>Scott Lusader, L</b> (1, 9) OBP: 0.375, SLG: 0.357	1-2 E9 1B		1-1 F8		2-2 E7 1B			3-2 G3-1		4 0 2 1 0 0 0												
<b>Lou Whitaker, L</b> (1, 4) OBP: 0.364, SLG: 0.492	4-2 G6-4-3 BB		0-3 K		1-1 F7			0-1 F8		3 0 0 0 1 1 1												
<b>Keith Moreland, R</b> (1, 10) OBP: 0.369, SLG: 0.442	1-1 G6-4-3 1-2f			2-1 G6-3		2-2 F8		4-2 BB		3 0 0 0 1 0 2												
<b>Dave Bergman, L</b> (1, 3) OBP: 0.348, SLG: 0.313		2-3 K		1-1 F9		0-2 G6-3		1-2 F8		4 0 0 0 0 1 1												
<b>Tracy Jones, R</b> (1, 7) OBP: 0.250, SLG: 0.265		1-2 G1-3		0-1 P5		1-1 E 1B		0-1 G6-4-3 1B		4 0 2 0 0 0 0												
<b>Mike Heath, R</b> (1, 2) OBP: 0.342, SLG: 0.429		1-2 HR			3-3 K SAFE	3-3 K 1-3		3-2 G6-4-3 1-2f		4 1 1 1 0 2 2												
<b>Rick Schu, R</b> (1, 5) OBP: 0.284, SLG: 0.268		4-2 BB			2-0 E6 1B		0-1 G6-3	2-1 G5-3		3 1 0 0 1 0 0												
<b>Al Pedrique, R</b> (1, 6) OBP: 0.225, SLG: 0.246		1-3 K			2-3 K		0-1 G1-3			3 0 0 0 0 2 2												
<b>Inning Stats</b>	R: 0 E: 1 K: 1 S: 10	H: 1 LOB: 1 BB: 1 P: 17	R: 1 E: 0 K: 2 S: 14	H: 1 LOB: 1 BB: 1 P: 23	R: 0 E: 0 K: 1 S: 8	H: 0 LOB: 0 BB: 0 P: 11	R: 0 E: 0 K: 0 S: 6	H: 0 LOB: 0 BB: 0 P: 9	R: 2 E: 2 K: 2 S: 13	H: 2 LOB: 1 BB: 0 P: 24		R: 0 E: 1 K: 1 S: 13	H: 1 LOB: 1 BB: 0 P: 19	R: 0 E: 0 K: 1 S: 7	H: 0 LOB: 0 BB: 0 P: 7	R: 0 E: 0 K: 0 S: 10	H: 0 LOB: 1 BB: 1 P: 18	R: 0 E: 0 K: 0 S: 9	H: 1 LOB: 0 BB: 0 P: 14	1B: 5 2B: 0 3B: 0 HR: 1	SF: 0 SAC: 0 DP: 2 HBP: 0	WP: 0 PB: 0 SB: 0 CS: 0
<b>PITCHER</b>	IP WLS BF H R ER SO BB IBB HBP BLK WP HR S P ERA WHIP																					
<b>Mike Moore, R</b> (1, 1) ERA: 2.15	8.0 W 32 5 3 1 8 3 0 0 0 0 0 1 81 128 1.12 1.000																					
<b>Rick Honeycutt, L</b> (9, 1) ERA: 2.06	1.0 S 3 1 0 0 0 0 0 0 0 0 0 0 9 14 0.00 1.000																					



Batter	1	2	3	4	5	6	7	8	9
<b>Tony Phillips, S</b> OBP: 0.376, SLG: 0.378 (1, 4)	1-1 HR 1B	0-2 SF7		3-3 K		2-3 K		3-1 G6-3	
<b>Dave Henderson, R</b> OBP: 0.334, SLG: 0.389 (1, 8)	0-1 B1	0-0 3-H 1-H 2B		4-0 HR BB		1-2 FC5-4 1-2f			
<b>Dave Parker, L</b> OBP: 0.310, SLG: 0.462 (1, 10)	1-0 HR	2-1 G3-1		1-0 HR			2-2 G3-1		
<b>Mark McGwire, R</b> OBP: 0.339, SLG: 0.518 (1, 3)	1-0 G1-6-3		4-1 1B SH1-3 BB	1-1 P3			0-2 1B		
<b>Ron Hassey, L</b> OBP: 0.283, SLG: 0.387 (1, 2)	4-0 BB		0-0 SH1-3		1-1 L8		1-3 K		
<b>Carney Lansford, R</b> OBP: 0.396, SLG: 0.429 (1, 5)	2-2 F9		1-2 1B		1-0 F9		0-1 F9		
<b>Terry Steinbach, R</b> OBP: 0.366, SLG: 0.421 (1, 7)		2-1 F7	3-0 F9		0-1 G5-3			1-0 G6-3	
<b>Lance Blankenship, R</b> OBP: 0.267, SLG: 0.345 (9, 9)									
<b>Stan Javier, S</b> OBP: 0.330, SLG: 0.342 (1, 9) (9, 7)		1-0 1B SF7 1B	1-0 F4			2-0 F9		0-1 F8 1B	
<b>Mike Gallego, R</b> OBP: 0.323, SLG: 0.333 (1, 6)		1-1 2B 1B		0-2 G5-3		4-2 FC5-4 BB		1-1 F8 1-2	

Inning Stats	R: 2 E: 0 K: 0 S: 9	H: 2 LOB: 1 BB: 1 P: 18	R: 2 E: 0 K: 0 S: 11	H: 3 LOB: 1 BB: 0 P: 17	R: 0 E: 0 K: 0 S: 8	H: 1 LOB: 2 BB: 1 P: 17	R: 2 E: 0 K: 1 S: 10	H: 1 LOB: 0 BB: 1 P: 19	R: 0 E: 0 K: 0 S: 5	H: 0 LOB: 0 BB: 0 P: 7	R: 0 E: 0 K: 1 S: 11	H: 0 LOB: 1 BB: 1 P: 20	R: 0 E: 0 K: 1 S: 12	H: 1 LOB: 1 BB: 0 P: 15	R: 0 E: 0 K: 0 S: 7	H: 1 LOB: 1 BB: 0 P: 12
1B: 6 2B: 1 3B: 0 HR: 2	SF: 1 SAC: 1 DP: 0 HBP: 0	WP: 0 PB: 0 SB: 0 CS: 0														

PITCHER	IP	WLS	BF	H	R	ER	SO	BB	IBB	HBP	BLK	WP	HR	S	P	ERA	WHIP
<b>Mike Schwabe, R</b> ERA: 4.61 (1, 1)	1.2	L	11	5	4	4	0	1	0	0	0	0	1	18	31	21.60	3.600
<b>Paul Gibson, L</b> ERA: 4.85 (2, 1)	2.1		11	2	2	2	1	2	0	0	0	0	1	20	40	7.71	1.714
<b>Brad Havens, L</b> ERA: 3.54 (5, 1)	4.0		15	2	0	0	2	1	0	0	0	0	0	35	54	0.00	0.750

AB R H RBI BB SO LOB

4	1	1	1	0	2	2
3	1	1	1	1	0	2
4	2	2	4	0	0	1
3	0	1	0	1	0	0
2	0	0	0	1	1	1
4	0	1	0	0	0	2
4	0	0	0	0	0	2
0	0	0	0	0	0	0
4	1	2	0	0	0	2
3	1	1	0	1	0	1

<b>AB</b>	<b>31</b>
<b>R</b>	<b>6</b>
<b>H</b>	<b>9</b>
<b>RBI</b>	<b>6</b>
<b>BB</b>	<b>4</b>
<b>SO</b>	<b>3</b>
<b>LOB</b>	<b>13</b>



WP	HR	S	P	ERA	WHIP
0	0	0	0	0.00	0.750

**Detroit Tigers @ Oakland Athletics**  
Oakland-Alameda County Coliseum, Oakland, CA  
Wed Jun 21 1989, 7:05 PM PDT  
Att: 28,654 - Unknown - 85 F

livebaseballscores.com

WP: 0 PA: 37



Batter	1	2	3	4	5	6	7	8	9	10	11	12	13	AB R H RBI BB SO LOB	TOP															
Junior Felix, S OBP: 0.325, SLG: 0.430 (1, 8)	1-1 G4-3		2-1 G6-3		1-0 G6-3		1-3 K		1-0 SF9			0-3 K		5 0 0 1 0 2 1																
Tony Fernandez, S OBP: 0.303, SLG: 0.380 (1, 6)	2-2 G4-3		0-1 BB S 1B		1-1 1B		1-1 F8		3-H 0-0 G4-3			1-0 G4-3		6 0 2 0 0 0 1																
Kelly Gruber, R OBP: 0.374, SLG: 0.458 (1, 9)	0-1 HR		4-2 BB 1-2 BB		0-2 F9		4-1 BB			2-1 G6-3			1-3 K	4 1 1 1 2 1 1																
George Bell, R OBP: 0.303, SLG: 0.426 (1, 7)	0-0 G6-3		4-0 1-2 2-3 BB		0-0 F9		1-0 P3			2-3 K2-3			1-0 HR 1B	5 1 1 0 1 1 3																
Fred McGriff, L OBP: 0.389, SLG: 0.543 (1, 3)		4-1 G6-3 BB	1-0 F7		1-1 G4-3		0-1 L9			1-2 G6-3			1-1 HR	5 1 1 2 1 0 3																
Pat Borders, R OBP: 0.275, SLG: 0.336 Ernie Whitt, L OBP: 0.395, SLG: 0.476 (8, PH) (8, 2)		0-3 K		0-0 FC1-5 1B		1-2 P3		3-2 F7			1-1 L7		1-1 F6	3 0 1 0 0 1 1 3 0 0 0 0 0 0																
Manuel Lee, S OBP: 0.317, SLG: 0.333 (1, 5)		1-0 G6-3		0-1 FC1-5 1B		3-2 1B		3-1 L1			0-0 G4-3		1-3 K	6 0 2 0 0 1 1																
Bob Brenly, R OBP: 0.259, SLG: 0.288 Rance Mulliniks, L OBP: 0.312, SLG: 0.283 (6, PH)		3-1 G6-3		1-0 FC1-5 G6-3		0-1 F8			3-2 G4-3			1-1 G6-3		2 0 0 0 0 0 3 3 0 0 0 0 0 1																
Nelson Liriano, S OBP: 0.325, SLG: 0.398 (1, 4)			0-0 G4-3		1-1 G6-3		2-1 2B		0-1 E1 SF9			2-3 K		5 1 1 0 0 1 2																
Inning Stats	R: 1 E: 0 K: 0 S: 8	H: 1 LOB: 0 BB: 0 P: 11	R: 0 E: 0 K: 1 S: 7	H: 0 LOB: 1 BB: 1 P: 15	R: 0 E: 0 K: 0 S: 9	H: 1 LOB: 3 BB: 2 P: 20	R: 0 E: 0 K: 0 S: 6	H: 2 LOB: 1 BB: 0 P: 8	R: 0 E: 0 K: 0 S: 9	H: 1 LOB: 1 BB: 0 P: 15	R: 0 E: 0 K: 1 S: 10	H: 1 LOB: 2 BB: 1 P: 18	R: 0 E: 0 K: 0 S: 8	H: 0 LOB: 0 BB: 0 P: 14	R: 1 E: 1 K: 0 S: 8	H: 0 LOB: 0 BB: 0 P: 12	R: 0 E: 0 K: 1 S: 9	H: 0 LOB: 0 BB: 0 P: 14	R: 0 E: 0 K: 2 S: 5	H: 0 LOB: 0 BB: 0 P: 7	R: 0 E: 0 K: 2 S: 8	H: 0 LOB: 0 BB: 0 P: 11	R: 2 E: 0 K: 2 S: 11	H: 2 LOB: 0 BB: 0 P: 16	1B: 6 2B: 1 3B: 0 HR: 2	SF: 1 SAC: 0 DP: 1 HBP: 0	WP: 0 PB: 0 SB: 1 CS: 0	PA: 52		
PITCHER																														
Matt Young, L ERA: 3.86 (1, 1)	IP: 5.2	WLS: 25	BF: 6	H: 1	R: 0	ER: 1	SO: 1	BB: 1	IBB: 0	HBP: 0	BLK: 0	WP: 0	HR: 0	S: 10	P: 18	ERA: 1.59	WHIP: 1.588													
Gene Nelson, R ERA: 2.16 (6, 1)	1.0	5	1	0	0	1	1	0	0	0	0	0	0	10	18	0.00	2.000													
Todd Burns, R ERA: 1.63 (7, 1)	1.2	6	0	1	0	0	0	0	0	0	0	0	0	15	25	0.00	0.000													
Rick Honeycutt, L ERA: 1.86 (9, 1)	3.2	11	0	0	0	3	0	0	0	0	0	0	0	24	35	0.00	0.000													
Jim Corsi, R ERA: 1.64 (13, 1)	0.1	L	2	1	1	1	1	0	0	0	0	0	0	4	6	27.00	3.000													
PITCHER																														
Brian Snyder, L ERA: 13.5 (13, 1)	IP: 0.2	WLS: 3	BF: 1	H: 1	R: 1	ER: 1	SO: 1	BB: 0	IBB: 0	HBP: 0	BLK: 0	WP: 0	HR: 1	S: 7	P: 10	ERA: 13.50	WHIP: 1.500													

Toronto Blue Jays @ Oakland Athletics  
Oakland-Alameda County Coliseum, Oakland, CA

Thu Jun 22 1989, 7:05 PM PDT  
Att: 21,418 - Sunny - 87 F

livebaseballscorecards.com

AB	47
R	4
H	9
RBI	4
BB	4
SO	7
LOB	17





Batter	1	2	3	4	5	6	7	8	9	10	11	12	13	AB R H RBI BB SO LOB
Rickey Henderson, R OBP: 0.391, SLG: 0.349 (1, 7)	0-1 G1-3		3-1 FC3-6 2B		0-0 1-3 CS 1B		2-1 F6		2-3 K			2-1 FC6-4 1B		6 1 2 0 0 1 3
Dave Henderson, R OBP: 0.331, SLG: 0.389 (1, 8)	3-2 P3		0-1 1B 2B		1-2 SAFE SF8		1-3 K			2-2 L7		1-0 F8		5 0 1 2 0 1 3
Carney Lansford, R OBP: 0.402, SLG: 0.437 (1, 5)	1-1 1B 1B		1-1 G5-4-3 1B		0-0 3-H 2B		4-1 BB			2-2 F4		0-0 FC6-4		5 0 3 0 1 0 2
Mark McGwire, R OBP: 0.335, SLG: 0.507 (1, 3)	0-0 1-2 1B		3-2 G5-4-3 1-2		0-0 L8		0-3 K			1-3 K			3-1 F8	6 0 1 0 0 2 4
Terry Steinbach, R OBP: 0.362, SLG: 0.416 Lance Blankenship, R OBP: 0.287, SLG: 0.345 Ron Hassey, L OBP: 0.288, SLG: 0.392 (1, 2) (11, PR) (12, 2)	1-2 G3-1			2-0 L7		1-0 L7		1-0 L4			0-0 G4-6-3 1B		2-2 1B	5 0 1 0 0 0 3 0 0 0 0 0 0 0 1 0 1 0 0 0 0
Dave Parker, L OBP: 0.307, SLG: 0.456 (1, 10)		1-2 F9		0-0 BLK 1B		1-0 F8		0-0 G5-3			0-0 G4-6-3 1-2		2-2 F9	6 0 1 0 0 0 3
Tony Phillips, S OBP: 0.366, SLG: 0.366 (1, 4)		0-1 G5-3		0-1 P2		2-1 G5-3			1-3 K		2-3 K		0-3 K	6 0 0 0 0 3 3
Stan Javier, S OBP: 0.332, SLG: 0.337 (1, 9)		2-0 F4		1-1 G4-3			2-1 F8		4-0 BB			4-2 FC1-6 BB		3 0 0 0 2 0 1
Mike Gallego, R OBP: 0.330, SLG: 0.337 (1, 6)			1-1 FC3-6 1B		4-1 1B SF8 BB		1-2 1B		0-3 K			0-0 FC1-6 F8 1B		4 1 2 0 1 1 2

Inning Stats	R: 0	H: 2	E: 0	K: 0	S: 12	LOB: 2	BB: 0	P: 17	R: 0	H: 0	E: 0	K: 0	S: 7	LOB: 0	BB: 0	P: 10	R: 1	H: 3	E: 0	K: 0	S: 11	LOB: 1	BB: 0	P: 19	R: 0	H: 1	E: 0	K: 0	S: 6	LOB: 1	BB: 0	P: 9	R: 1	H: 2	E: 0	K: 0	S: 8	LOB: 1	BB: 1	P: 12	R: 0	H: 0	E: 0	K: 1	S: 4	LOB: 0	BB: 0	P: 8	R: 0	H: 1	E: 0	K: 1	S: 10	LOB: 1	BB: 0	P: 16	R: 0	H: 0	E: 0	K: 1	S: 6	LOB: 1	BB: 1	P: 11	R: 0	H: 0	E: 0	K: 3	S: 13	LOB: 1	BB: 1	P: 20	R: 0	H: 0	E: 0	K: 1	S: 9	LOB: 0	BB: 0	P: 14	R: 0	H: 1	E: 0	K: 1	S: 7	LOB: 1	BB: 0	P: 9	R: 0	H: 1	E: 0	K: 0	S: 8	LOB: 2	BB: 1	P: 14	R: 0	H: 1	E: 0	K: 1	S: 13	LOB: 1	BB: 0	P: 20	R: 0	H: 1	E: 0	K: 1	S: 13	LOB: 1	BB: 0	P: 20	1B: 10	2B: 2	3B: 0	HR: 0	SF: 1	SAC: 0	DP: 2	HBP: 0	WP: 0	PA: 52
--------------	------	------	------	------	-------	--------	-------	-------	------	------	------	------	------	--------	-------	-------	------	------	------	------	-------	--------	-------	-------	------	------	------	------	------	--------	-------	------	------	------	------	------	------	--------	-------	-------	------	------	------	------	------	--------	-------	------	------	------	------	------	-------	--------	-------	-------	------	------	------	------	------	--------	-------	-------	------	------	------	------	-------	--------	-------	-------	------	------	------	------	------	--------	-------	-------	------	------	------	------	------	--------	-------	------	------	------	------	------	------	--------	-------	-------	------	------	------	------	-------	--------	-------	-------	------	------	------	------	-------	--------	-------	-------	--------	-------	-------	-------	-------	--------	-------	--------	-------	--------

PITCHER	IP	WLS	BF	H	R	ER	SO	BB	IBB	HBP	BLK	WP	HR	S	P	ERA	WHIP
John Cerutti, L ERA: 2.62 (1, 1)	7.0		30	9	2	2	1	2	0	0	1	0	0	59	96	2.57	1.571
Duane Ward, R ERA: 3.14 (8, 1)	3.0		10	0	0	0	5	1	0	0	0	0	0	27	40	0.00	0.333
Xavier Hernandez, R ERA: 3.18 (11, 1)	2.1	W	10	3	0	0	1	1	0	0	0	0	0	20	33	0.00	1.714
David Wells, L ERA: 2.57 (13, 1)	0.2	S	2	0	0	0	1	0	0	0	0	0	0	8	10	0.00	0.000

**Toronto Blue Jays @ Oakland Athletics**  
 Oakland-Alameda County Coliseum, Oakland, CA

Thu Jun 22 1989, 7:05 PM PDT  
 Att: 21,418 - Sunny - 87 F

livebaseballscorecards.com

AB	47
R	2
H	12
RBI	2
BB	4
SO	8
LOB	24





Batter	1	2	3	4	5	6	7	8	9	AB R H RBI BB SO LOB	TOP											
Junior Felix, S OBP: 0.337, SLG: 0.440 (1, 8)										5 2 4 2 0 0 0												
Tony Fernandez, S OBP: 0.305, SLG: 0.385 (1, 6)										5 2 2 0 0 0 2												
Kelly Gruber, R OBP: 0.378, SLG: 0.461 (1, 9)										5 2 3 3 0 0 1												
George Bell, R OBP: 0.305, SLG: 0.424 (1, 7)										4 1 1 0 1 0 2												
Fred McGriff, L OBP: 0.386, SLG: 0.534 (1, 3)										4 0 0 0 1 0 3												
Pat Borders, R OBP: 0.281, SLG: 0.341 (1, 2)										4 1 2 1 0 0 0												
Ernie Whitt, L OBP: 0.398, SLG: 0.485 (9, PH) (9, 2)										1 0 1 1 0 0 0												
Manuel Lee, S OBP: 0.319, SLG: 0.336 (1, 5)										5 1 2 1 0 0 2												
Bob Brenly, R OBP: 0.282, SLG: 0.280 (1, 10)										2 0 0 0 1 2 4												
Rance Mulliniks, L OBP: 0.309, SLG: 0.280 (7, PH)										2 0 0 0 0 0 2												
Nelson Liriano, S OBP: 0.324, SLG: 0.400 (1, 4)										4 1 1 1 0 1 3												
<b>Inning Stats</b>	R: 7 E: 0 K: 1 S: 25	H: 6 LOB: 1 BB: 2 P: 48	R: 0 E: 0 K: 0 S: 4	H: 0 LOB: 0 BB: 0 P: 5	R: 0 E: 0 K: 1 S: 12	H: 2 LOB: 1 BB: 0 P: 17	R: 0 E: 0 K: 0 S: 11	H: 2 LOB: 2 BB: 0 P: 15	R: 0 E: 0 K: 0 S: 10	H: 0 LOB: 1 BB: 1 P: 21	R: 2 E: 0 K: 0 S: 10	H: 3 LOB: 0 BB: 0 P: 13	R: 0 E: 0 K: 0 S: 10	H: 0 LOB: 0 BB: 0 P: 17	R: 0 E: 0 K: 1 S: 8	H: 0 LOB: 0 BB: 0 P: 10	R: 1 E: 0 K: 0 S: 11	H: 3 LOB: 2 BB: 0 P: 19	1B: 13 2B: 3 3B: 0 HR: 0	SF: 0 SAC: 0 DP: 2 HBP: 0	WP: 0 PB: 0 SB: 2 CS: 0	PA: 44
<b>PITCHER</b>	IP WLS BF H R ER SO BB IBB HBP BLK WP HR S P ERA WHIP																					
Curt Young, L ERA: 5.61 (1, 1)	0.2 L 9 5 7 7 1 2 0 0 0 0 0 0 19 39 94.50 10.500																					
Bill Dawley, R ERA: (1, 1)	4.1 18 5 0 0 1 1 0 0 0 0 0 0 43 67 0.00 1.385																					
Jim Corsi, R ERA: 3.0 (6, 1)	4.0 17 6 3 3 1 0 0 0 0 0 0 0 39 59 6.75 1.500																					

Toronto Blue Jays @ Oakland Athletics  
Oakland-Alameda County Coliseum, Oakland, CA  
Fri Jun 23 1989, 7:05 PM PDT  
Att. 27,795 - Unknown - 67 F

AB	41
R	10
H	16
RBI	9
BB	3
SO	3
LOB	19



Batter	1	2	3	4	5	6	7	8	9	AB R H RBI BB SO LOB
Rickey Henderson, R OBP: 0.391, SLG: 0.347 (1, 7)				B1-3					E4 DI 1B	4 2 1 0 1 0 1
Dave Henderson, R OBP: 0.329, SLG: 0.385 (1, 8)		G6-3			L8	L7			K	5 1 1 0 0 1 4
Dave Parker, L OBP: 0.312, SLG: 0.456 (1, 10)		K					G4-3			4 1 2 1 1 1 0
Mark McGwire, R OBP: 0.332, SLG: 0.502 (1, 3)	SF7	K			G5-4-3		WP 1B		K	4 0 1 1 0 2 2
Ron Hassey, L OBP: 0.292, SLG: 0.388 (1, 2)				P5				F6	K	4 2 1 0 1 1 2
Carney Lansford, R OBP: 0.404, SLG: 0.436 (1, 5)						P3		G6-3		3 1 1 1 1 0 2
Stan Javier, S OBP: 0.330, SLG: 0.332 (1, 9)	G4-3			G4-6-3				G1-3		3 0 0 1 1 0 3
Glenn Hubbard, R OBP: 0.314, SLG: 0.367 (1, 4)				P3				F9		4 1 2 1 0 0 0
Mike Gallego, R OBP: 0.330, SLG: 0.349 Tony Phillips, S OBP: 0.364, SLG: 0.365 (1, 6) (8, PH) (9, 6)				G1-3		FC6-4 BB		K		3 0 1 3 0 0 2 1 0 0 0 0 1 0

Inning Stats	R: 6 E: 0 K: 0 S: 22	H: 4 LOB: 1 BB: 3 P: 45	R: 0 E: 0 K: 2 S: 7	H: 0 LOB: 0 BB: 0 P: 11	R: 0 E: 0 K: 0 S: 4	H: 1 LOB: 0 BB: 0 P: 6	R: 0 E: 0 K: 0 S: 7	H: 0 LOB: 0 BB: 0 P: 10	R: 0 E: 0 K: 0 S: 5	H: 1 LOB: 0 BB: 0 P: 6	R: 0 E: 0 K: 0 S: 16	H: 2 LOB: 3 BB: 2 P: 28	R: 0 E: 0 K: 0 S: 11	H: 1 LOB: 1 BB: 0 P: 17	R: 0 E: 0 K: 1 S: 12	H: 0 LOB: 0 BB: 0 P: 18	R: 1 E: 1 K: 3 S: 14	H: 1 LOB: 1 BB: 0 P: 18	1B: 9 2B: 0 3B: 1 HR: 0	SF: 1 SAC: 0 DP: 2 HBP: 0
--------------	-------------------------------	----------------------------------	------------------------------	----------------------------------	------------------------------	---------------------------------	------------------------------	----------------------------------	------------------------------	---------------------------------	-------------------------------	----------------------------------	-------------------------------	----------------------------------	-------------------------------	----------------------------------	-------------------------------	----------------------------------	----------------------------------	------------------------------------

PITCHER	IP	WLS	BF	H	R	ER	SO	BB	IBB	HBP	BLK	WP	HR	S	P	ERA	WHIP
Frank Wills, R ERA: 4.22 (1, 1)	0.2		9	4	6	6	0	3	0	0	0	0	0	21	43	81.00	10.500
DeWayne Buice, R ERA: 5.27 (1, 1)	4.2	W	17	4	1	0	2	1	0	0	0	0	0	34	52	0.00	1.071
Xavier Hernandez, R ERA: 2.89 (8, 1)	1.2		7	1	0	0	0	1	0	0	0	1	0	17	28	0.00	1.200
Tom Henke, R ERA: 3.58 (8, 1)	2.0	S	8	1	1	0	4	0	0	0	0	0	0	26	36	0.00	0.500

BOTTOM

Toronto Blue Jays @ Oakland Athletics  
Oakland-Alameda County Coliseum, Oakland, CA

Fri Jun 23 1989, 7:05 PM PDT  
Att: 27,795 - Unknown - 67 F

livebaseballscorecards.com

AB	35
R	8
H	10
RBI	8
BB	5
SO	6
LOB	16



WP: 1	PA: 41
PB: 0	
SB: 0	
CS: 0	



Batter	1	2	3	4	5	6	7	8	9	AB R H RBI BB SO LOB	TOP											
Junior Felix, S (1, 8) OBP: 0.340, SLG: 0.441	1-2 G4-3 1B		3-3 K			1-2 E 1B		0-0 F7		4 0 2 1 0 1 1	<p>Toronto Blue Jays @ Oakland Athletics</p> <p>Oakland-Alameda County Coliseum, Oakland, CA</p> <p>Sat Jun 24 1989, 3:33 AM PDT</p> <p>Att. 39,659 - Sunny - 72 F</p> <p>livebaseballscorecards.com</p>											
Tony Fernandez, S (1, 6) OBP: 0.300, SLG: 0.378	0-0 G4-3 1-2			1-1 B5-3		1-1 F9		1-2 F9	4 0 0 0 0 0 2													
Kelly Gruber, R (1, 9) OBP: 0.373, SLG: 0.454	0-3 K			1-1 P3		0-1 F7		0-0 F4	4 0 0 0 0 1 2													
George Bell, R (1, 7) OBP: 0.302, SLG: 0.419	0-2 F4			0-1 F7		1-3 K		1-0 F4	3 0 0 0 0 1 1													
Tom Lawless, R (7, 7) OBP: 0.278, SLG: 0.194									0 0 0 0 0 0 0													
Pat Borders, R (9, PH) OBP: 0.279, SLG: 0.338									1 0 0 0 0 0 0													
Fred McGriff, L (1, 3) OBP: 0.382, SLG: 0.528		3-2 G4-3			1-3 K		1-0 F7		3 0 0 0 0 1 0													
Ernie Whitt, L (1, 2) OBP: 0.397, SLG: 0.483		1-0 CS 1B			1-1 F6		2-2 L7		3 0 1 0 0 0 0													
Rance Mulliniks, L (1, 10) OBP: 0.304, SLG: 0.275		3-3 K 1-2			2-3 K			0-2 G3-1	3 0 0 0 0 2 1													
Manuel Lee, S (1, 5) OBP: 0.320, SLG: 0.336			0-0 G4-3			1-2 E1 B4-1 1B		1-1 1B	3 1 1 0 0 0 0													
Nelson Liriano, S (1, 4) OBP: 0.320, SLG: 0.395			0-2 G6-3			0-0 B4-1		1-0 L9	3 0 0 0 0 0 2													
<b>Inning Stats</b>	R: 0 E: 0 K: 1 S: 11	H: 1 LOB: 1 BB: 0 P: 12	R: 0 E: 0 K: 1 S: 8	H: 1 LOB: 1 BB: 0 P: 15	R: 0 E: 0 K: 1 S: 7	H: 0 LOB: 0 BB: 0 P: 10	R: 0 E: 0 K: 0 S: 6	H: 0 LOB: 0 BB: 0 P: 8	R: 0 E: 0 K: 2 S: 11	H: 0 LOB: 0 BB: 0 P: 15	R: 1 E: 2 K: 0 S: 12	H: 1 LOB: 1 BB: 0 P: 15	R: 0 E: 0 K: 1 S: 7	H: 0 LOB: 0 BB: 0 P: 11	R: 0 E: 0 K: 0 S: 7	H: 1 LOB: 1 BB: 0 P: 9	R: 0 E: 0 K: 0 S: 5	H: 0 LOB: 0 BB: 0 P: 7	1B: 4 2B: 1 3B: 0 HR: 0	SF: 0 SAC: 0 DP: 1 HBP: 0	WP: 0 PB: 0 SB: 0 CS: 1	PA: 31
<b>PITCHER</b> Dave Stewart, R (1, 1) ERA: 3.6	IP: 9.0 WLS: W BF: 31 H: 4 R: 1 ER: 0 SO: 6 BB: 0 IBB: 0 HBP: 0 BLK: 0 WP: 0 HR: 0 S: 74 P: 102 ERA: 0.00 WHIP: 0.444											<b>PITCHER</b>	IP: WLS: BF: H: R: ER: SO: BB: IBB: HBP: BLK: WP: HR: S: P: ERA: WHIP:									

Toronto Blue Jays @ Oakland Athletics

Oakland-Alameda County Coliseum, Oakland, CA

Sat Jun 24 1989, 3:33 AM PDT

Att. 39,659 - Sunny - 72 F

AB	31
R	1
H	4
RBI	1
BB	0
SO	6
LOB	9



Batter	1	2	3	4	5	6	7	8	9
Rickey Henderson, R (1, 7) OBP: 0.395, SLG: 0.359	1-1 G4-3		4-0 BB		3-1 HR		1-2 F8	4-1 BB	
Dave Henderson, R (1, 8) OBP: 0.323, SLG: 0.378	0-2 G6-3		0-0 F4		2-2 G6-3		1-3 K	1-2 FC5	
Dave Parker, L (1, 10) OBP: 0.311, SLG: 0.453	0-0 G1-6-3		1-0 E8 1B		1-0 F8		0-1 F6		
Mark McGwire, R (1, 3) OBP: 0.339, SLG: 0.500		1-2 HBP	2-3 K		4-1 1B BB		4-1 HBP 1B BB		
Carney Lansford, R (1, 5) OBP: 0.402, SLG: 0.430		2-0 G5-4-3		1-2 L3		2-1 P4	1-0 1B 1B HBP		
Glenn Hubbard, R (8, PR) OBP: 0.314, SLG: 0.367 (9, 4)		1-2f					1-2 FC5-2 HBP		
Terry Steinbach, R (1, 2) OBP: 0.364, SLG: 0.417		0-0 F8		0-0 E5		1-0 E7 1B 1B	2-0 FC5-2 1B BB 1B		
Tony Phillips, S (1, 4) OBP: 0.371, SLG: 0.372 (9, 5)			0-1 WP 1B G6-3 1B		0-0 G4-6-3		3-2 2B 1B	1-2 BB FC5-2 1B	
Stan Javier, S (1, 9) OBP: 0.329, SLG: 0.335			1-1 G6-3		0-0 G1-3		0-0 FC5-2 BB		
Mike Gallego, R (1, 6) OBP: 0.328, SLG: 0.346			2-2 E 1B		1-1 G4-3		2-0 G5-3	1-3 K	

AB	R	H	RBI	BB	SO	LOB
3	1	1	2	2	0	0
5	0	0	0	0	1	5
4	0	1	1	0	0	0
1	2	0	0	2	1	2
3	0	0	0	0	0	2
0	0	0	0	0	0	0
4	2	2	1	0	0	0
4	1	3	1	0	0	1
4	0	1	0	0	0	4
4	1	1	1	0	1	5

BOTTOM	
Toronto Blue Jays @ Oakland Athletics	38
Oakland-Alameda County Coliseum, Oakland, CA	7
	9
	6
	4
	3
	19
	38

PITCHER	
Dave Stieb, R (1, 1) ERA: 4.58	IP: 6.0, WLS: L, BF: 27, H: 7, R: 5, ER: 5, SO: 1, BB: 2, IBB: 0, HBP: 1, BLK: 0, WP: 1, HR: 1, S: 51, P: 85, ERA: 7.50, WHIP: 1.500
Steve Cummings, R (7, 1) ERA: 9.0	IP: 2.0, WLS: L, BF: 11, H: 2, R: 2, ER: 2, SO: 2, BB: 2, IBB: 0, HBP: 1, BLK: 0, WP: 0, HR: 0, S: 23, P: 39, ERA: 9.00, WHIP: 2.000



Sat Jun 24 1989, 3:33 AM PDT  
Att: 39,659 - Sunny - 72 F

livebaseballscorecards.com



Batter	1	2	3	4	5	6	7	8	9	AB R H RBI BB SO LOB	TOP
Junior Felix, S (1, 9) OBP: 0.343, SLG: 0.440	2-2 1B 1B		4-2 1B S G4-6-3 BB		1-3 K			2-3 K		3 2 1 0 1 2 0	
Tony Fernandez, S (1, 6) OBP: 0.304, SLG: 0.380	1-0 P5		1-2 G4-6-3 1-3 1B			0-1 G6-3			1-0 E4 WP 1B	4 1 2 0 0 0 1	
Kelly Gruber, R (1, 7) OBP: 0.371, SLG: 0.451	1-0 1B 1-2 1B		0-2 G4-6-3 1-2f 3-H 1-2			3-2 G4-3			1-0 F7	4 0 1 0 0 0 2	
Fred McGriff, L (1, 3) OBP: 0.380, SLG: 0.523	1-1 1B 1-3 2-H 1B		1-2 G5-3			0-3 K			0-0 F8	4 0 1 1 0 1 1	
Ernie Whitt, L (1, 2) OBP: 0.396, SLG: 0.480 Pat Borders, R (9, PH) OBP: 0.285, SLG: 0.344	2-2 1-2 1B		3-2 G4-3			3-2 G4-3			1-2 2-H 1B	3 0 1 0 0 0 0 1 0 1 1 0 0 0	
Lloyd Moseby, L (1, 8) OBP: 0.304, SLG: 0.329	3-1 F7		2-1 L7			2-2 F9			2-2 F7	4 0 0 0 0 0 3	
Rance Mulliniks, L (1, 10) OBP: 0.299, SLG: 0.270		2-2 G4-3		0-1 G1-3		1-3 K				3 0 0 0 0 1 0	
Manuel Lee, S (1, 5) OBP: 0.320, SLG: 0.336		0-3 K		1-3 K				3-2 G1-6-3 1B		3 0 1 0 0 2 0	
Nelson Liriano, S (1, 4) OBP: 0.316, SLG: 0.390		2-1 P6		2-2 L7				0-0 G1-6-3 1-2f		3 0 0 0 0 0 1	
<b>Inning Stats</b>	R: 1 H: 4 E: 0 LOB: 2 K: 0 BB: 0 S: 13 P: 23	R: 0 H: 0 E: 0 LOB: 0 K: 1 BB: 0 S: 9 P: 13	R: 1 H: 1 E: 0 LOB: 0 K: 0 BB: 1 S: 14 P: 20	R: 0 H: 0 E: 0 LOB: 0 K: 0 BB: 0 S: 8 P: 13	R: 0 H: 0 E: 0 LOB: 0 K: 2 BB: 0 S: 13 P: 17	R: 0 H: 0 E: 0 LOB: 0 K: 1 BB: 0 S: 9 P: 12	R: 0 H: 0 E: 0 LOB: 0 K: 1 BB: 0 S: 11 P: 17	R: 0 H: 1 E: 0 LOB: 0 K: 1 BB: 0 S: 9 P: 14	R: 1 H: 2 E: 1 LOB: 1 K: 0 BB: 0 S: 11 P: 16	1B: 8 SF: 0 2B: 0 SAC: 0 3B: 0 DP: 2 HR: 0 HBP: 0	WP: 1 PA: 33 PB: 0 SB: 1 CS: 0
<b>PITCHER</b> Storm Davis, R (1, 1) ERA: 5.53 Rick Honeycutt, L (8, 1) ERA: 1.99	IP WLS BF H R ER SO BB IBB HBP BLK WP HR S P ERA WHIP	7.0 W 26 6 2 2 5 1 0 0 0 0 0 0 82 123 2.57 1.000	2.0 S 7 2 1 1 1 0 0 0 0 0 1 0 15 22 4.50 1.000								

Toronto Blue Jays @ Oakland Athletics  
Oakland-Alameda County Coliseum, Oakland, CA

Sun Jun 25 1989, 3:33 AM PDT  
Att. 49,219 - Sunny - 67 F

livebaseballscorecards.com

AB 32  
R 3  
H 8  
RBI 2  
BB 1  
SO 6  
LOB 8



Batter	1	2	3	4	5	6	7	8	9
Rickey Henderson, R OBP: 0.404, SLG: 0.367 (1, 7)	4-2 BB		1-2 1B		0-1 1B		4-2 SF8 BB	3-2 1B	
Dave Henderson, R OBP: 0.322, SLG: 0.376 (1, 8)	3-2 F8		0-1 F8		0-0 1B		0-0 SH1-3 BB	1-2 G5-3	
Carney Lansford, R OBP: 0.399, SLG: 0.425 (1, 10)	3-2 L9		0-0 F9		2-1 F9		4-2 BB		
Mark McGwire, R OBP: 0.333, SLG: 0.493 (1, 3)	2-2 P5		1-3 K		2-3 K		2-2 SF8		
Terry Steinbach, R OBP: 0.367, SLG: 0.419 (1, 2)		1-1 SH5-3 1B		1-0 G4-6-3 1B	1-0 F7		1-3 K		
Tony Phillips, S OBP: 0.371, SLG: 0.369 (1, 5)		0-0 SH5-3		1-0 G4-6-3		4-0 BB		1-1 G4-3	
Lance Blankenship, R OBP: 0.250, SLG: 0.323 (1, 4)		1-0 F3		2-2 F8		1-0 F9		2-3 K	
Mike Gallego, R OBP: 0.337, SLG: 0.344 (1, 6)		4-2 FC6-4 BB			4-1 HR BB	0-3 K		2-0 WP BB 1B HBP	
Stan Javier, S OBP: 0.332, SLG: 0.350 (1, 9)		2-2 FC6-4			0-1 HR	1-2 G3		4-2 WP 1B BB	

Inning Stats	R: 0 E: 0 K: 0 S: 17	H: 0 LOB: 1 BB: 1 P: 29	R: 0 E: 0 K: 0 S: 12	H: 1 LOB: 2 BB: 1 P: 20	R: 0 E: 0 K: 1 S: 10	H: 1 LOB: 0 BB: 0 P: 10	R: 3 E: 1 K: 1 S: 12	H: 3 LOB: 1 BB: 1 P: 21	R: 0 E: 0 K: 1 S: 7	H: 0 LOB: 1 BB: 1 P: 13	R: 1 E: 0 K: 1 S: 11	H: 0 LOB: 1 BB: 2 P: 22	R: 2 E: 0 K: 1 S: 19	H: 1 LOB: 1 BB: 1 P: 32
1B: 6 2B: 0 3B: 0 HR: 1	SF: 1 SAC: 2 DP: 1 HBP: 1	WP: 1 PB: 0 SB: 3 CS: 0	PA: 38											

PITCHER	IP	WLS	BF	H	R	ER	SO	BB	IBB	HBP	BLK	WP	HR	S	P	ERA	WHIP
Jimmy Key, L ERA: 3.65 (1, 1)	5.0	L	23	6	3	3	2	3	0	0	0	0	1	57	92	5.40	1.800
Duane Ward, R ERA: 3.45 (6, 1)	2.2		14	1	3	3	3	4	0	1	0	1	0	33	62	10.12	1.875
David Wells, L ERA: 2.55 (8, 1)	0.1		1	0	0	0	0	0	0	0	0	0	0	4	5	0.00	0.000

AB R H RBI BB SO LOB

3	2	3	2	2	0	0
4	0	1	1	0	0	3
3	0	0	0	1	0	3
3	0	0	1	0	2	3
4	0	2	0	0	1	2
2	0	0	0	1	0	1
4	0	0	0	0	1	2
1	2	0	0	2	1	1
3	2	1	2	1	0	3

AB	27
R	6
H	7
RBI	6
BB	7
SO	5
LOB	18



WP	HR	S	P	ERA	WHIP
1	0	32	38		

Toronto Blue Jays @ Oakland Athletics  
Oakland-Alameda County Coliseum, Oakland, CA  
Sun Jun 25 1989, 3:33 AM PDT  
Att: 49,219 - Sunny - 67 F

livebaseballscorecards.com



Batter	1	2	3	4	5	6	7	8	9	10	AB R H RBI BB SO LOB	TOP															
Rickey Henderson, R OBP: 0.408, SLG: 0.373 (1, 7)	1-3 <b>K</b>		1-1 1B 1-H 2B		0-2 L9			1-1 G5-3 1B	4-0 IBB		4 0 2 1 1 1 0																
Dave Henderson, R OBP: 0.321, SLG: 0.373 (1, 8)	1-1 G6-3		0-1 2-3 1B			0-2 G6-3		1-2 G5-3 1-2	0-0 L7		5 0 1 0 0 0 4																
Dave Parker, L OBP: 0.310, SLG: 0.450 Lance Blankenship, R OBP: 0.246, SLG: 0.317 (8, PR) (9, 4)	2-1 P3		1-2 P6			1-0 G6-3		2-2 1B		1-3 <b>K</b>	4 0 1 0 0 0 2 1 0 0 0 0 1 0																
Terry Steinbach, R OBP: 0.359, SLG: 0.410 (1, 2)		1-1 F7		2-2 G5-3		1-1 P4		1-2 G6-3		2-1 F8	5 0 0 0 0 0 1																
Carney Lansford, R OBP: 0.407, SLG: 0.432 (1, 5)		4-2 G6-4-3 BB		4-0 S BB			3-2 S 1B 1B		0-0 1B 2B	0-1 P2	3 2 2 0 2 0 0																
Mark McGwire, R OBP: 0.336, SLG: 0.493 (1, 3)		1-0 G6-4-3 1-2r		0-0 F9			2-2 1-H 1B		1-0 2B 1B		4 0 2 2 0 0 2																
Glenn Hubbard, R OBP: 0.306, SLG: 0.355 Tony Phillips, S OBP: 0.373, SLG: 0.377 (9, PH) (9, 6)			3-2 F7		3-1 F9		0-0 F8		0-0 1-3 2B		3 0 0 0 0 0 2 1 0 1 0 0 0 0																
Stan Javier, S OBP: 0.326, SLG: 0.343 (1, 9)			3-2 G6-3		2-2 F8		1-1 F9		2-0 L3		4 0 0 0 0 0 3																
Mike Gallego, R OBP: 0.337, SLG: 0.341 Ron Hassey, L OBP: 0.290, SLG: 0.385 Gene Nelson, R Todd Burns, R (10, 1)			4-2 2B BB		1-2 F9		3-2 G5-3		0-2 P2		2 1 0 0 1 0 1 1 0 0 0 0 0 2 0 0 0 0 0 0 0 0 0 0 0 0 0 0																
<b>Inning Stats</b>	R: 0 E: 0 K: 1 S: 7	H: 0 LOB: 0 BB: 0 P: 11	R: 0 E: 0 K: 0 S: 5	H: 0 LOB: 0 BB: 1 P: 11	R: 1 E: 0 K: 0 S: 16	H: 2 LOB: 2 BB: 1 P: 28	R: 0 E: 0 K: 0 S: 7	H: 0 LOB: 1 BB: 1 P: 16	R: 0 E: 0 K: 0 S: 10	H: 0 LOB: 0 BB: 0 P: 13	R: 0 E: 0 K: 0 S: 6	H: 0 LOB: 0 BB: 0 P: 8	R: 1 E: 0 K: 0 S: 15	H: 2 LOB: 1 BB: 0 P: 24	R: 0 E: 0 K: 0 S: 13	H: 2 LOB: 1 BB: 0 P: 18	R: 1 E: 0 K: 0 S: 8	H: 3 LOB: 3 BB: 1 P: 15	R: 0 E: 0 K: 1 S: 7	H: 0 LOB: 0 BB: 0 P: 10	1B: 6 2B: 3 3B: 0 HR: 0	SF: 0 SAC: 0 DP: 1 HBP: 0	WP: 0 PB: 0 SB: 2 CS: 0	PA: 41			
<b>PITCHER</b> Shane Rawley, L ERA: 4.07 Jeff Reardon, R ERA: 4.33	IP 7.2	WLS 30	BF 6	H 2	R 2	ER 2	SO 1	BB 3	IBB 0	HBP 0	BLK 0	WP 0	HR 0	S 76	P 125	ERA 2.35	WHIP 1.174										
	IP 2.1	WLS 11	BF 3	H 1	R 1	ER 1	SO 1	BB 0	IBB 1	HBP 0	BLK 0	WP 0	HR 0	S 18	P 29	ERA 3.86	WHIP 1.286										

Oakland Athletics @ Minnesota Twins  
 Hubert H. Humphrey Metrodome, Minneapolis, MN  
 Mon Jun 26 1989, 8:05 PM EDT  
 Att. 31,914 - Dome

livebaseballscorecards.com

AB 37  
 R 3  
 H 9  
 RBI 3  
 BB 4  
 SO 2  
 LOB 17







Batter	1	2	3	4	5	6	7	8	9	AB	R	H	RBI	BB	SO	LOB	TOP					
Rickey Henderson, R OBP: 0.409, SLG: 0.375 Jamie Quirk, L OBP: 0.194, SLG: 0.107	2-1 G6-3		0-0 F9 BLK SF7 1B	3-2 S 1B		1-2 F7		0-0 1B 1B 1B		4	1	2	0	0	0	1						
Tony Phillips, S OBP: 0.378, SLG: 0.379	4-0 CS BB		3-2 F9 1B	3-2 G5-3		2-2 F9		0-2 1B 1B		4	0	2	1	1	0	2						
Dave Henderson, R OBP: 0.320, SLG: 0.375 Ron Hassey, L OBP: 0.295, SLG: 0.389	2-2 L9		0-0 F9 1B		3-2 F8 2B		0-3 K	3-2 1B		4	0	1	0	0	1	3						
Dave Parker, L OBP: 0.308, SLG: 0.447		3-2 G4-3	2-2 SF7		0-3 K		2-2 FC4-6 1B	1-0 L4		4	0	1	1	0	1	4						
Carney Lansford, R OBP: 0.408, SLG: 0.429 Lance Blankenship, R OBP: 0.242, SLG: 0.313		0-0 F9	3-2 G5-3		4-0 IBB		1-0 FC4-6 HBP	1-0 P4		2	0	0	0	1	0	1						
Mark McGwire, R OBP: 0.335, SLG: 0.486 Glenn Hubbard, R OBP: 0.303, SLG: 0.351		4-0 1B 1B BB		0-0 L7	2-1 F8		1-0 FC4-6 1-2f 2-3	2-1 P2		3	1	0	0	1	0	4						
Terry Steinbach, R OBP: 0.360, SLG: 0.409		0-1 1B 1B		1-2 FC6-4 1B	1-0 G6-3		0-1 F8	0-1 F8		5	0	2	0	0	0	4						
Stan Javier, S OBP: 0.336, SLG: 0.351		1-2 1B		1-2 FC6-4 HR		2-2 SH1-3 1B		4-1 1B 1B BB	2-1 1B	4	2	3	1	1	0	1						
Mike Gallego, R OBP: 0.335, SLG: 0.355		2-1 L9		2-0 HR		0-0 SH1-3		2-1 P3	3-2 P2	4	1	1	2	0	0	4						
<b>Inning Stats</b>	R: 0 E: 0 K: 0 S: 5	H: 0 LOB: 0 BB: 1 P: 13	R: 1 E: 0 K: 0 S: 13	H: 2 LOB: 2 BB: 1 P: 23	R: 1 E: 0 K: 0 S: 14	H: 2 LOB: 1 BB: 0 P: 22	R: 2 E: 0 K: 0 S: 15	H: 3 LOB: 1 BB: 0 P: 25	R: 0 E: 0 K: 1 S: 9	H: 1 LOB: 2 BB: 1 P: 19	R: 0 E: 0 K: 0 S: 10	H: 1 LOB: 1 BB: 0 P: 15	R: 0 E: 0 K: 1 S: 9	H: 1 LOB: 2 BB: 0 P: 13	R: 1 E: 0 K: 0 S: 13	H: 3 LOB: 3 BB: 1 P: 24	R: 0 E: 0 K: 0 S: 9	H: 1 LOB: 1 BB: 0 P: 16	1B: 12 2B: 1 3B: 0 HR: 1	SF: 1 SAC: 1 DP: 0 HBP: 1	WP: 0 PB: 0 SB: 1 CS: 1	PA: 45
<b>PITCHER</b>	IP WLS BF H R ER SO BB IBB HBP BLK WP HR S P ERA WHIP																	<b>PITCHER</b>	IP WLS BF H R ER SO BB IBB HBP BLK WP HR S P ERA WHIP			
Roy Smith, R ERA: 4.32	(1, 1) 3.2 WLS 19 7 4 4 0 2 0 0 1 0 1 44 77 9.82 2.455																					
Gary Wayne, L ERA: 3.25	(4, 1) 2.1 W 10 2 0 0 1 0 1 0 0 0 0 22 40 0.00 0.857																					
Juan Berenguer, R ERA: 3.64	(7, 1) 3.0 S 16 5 1 1 1 1 0 1 0 0 0 31 53 3.00 2.000																					

Oakland Athletics @ Minnesota Twins  
 Hubert H. Humphrey Metrodome, Minneapolis, MN  
 Tue Jun 27 1989, 8:05 PM EDT  
 Att. 37,891 - Dome

AB	38
R	5
H	14
RBI	5
BB	4
SO	2
LOB	27



Batter	1	2	3	4	5	6	7	8	9	AB	R	H	RBI	BB	SO	LOB
<b>Al Newman, S</b> OBP: 0.360, SLG: 0.302 (1, 4)	2-1 BB 1B		0-1 G6-3		0-0 L8	1-2 BB E 1B	2-1 G6-3			5	2	2	0	0	0	1
<b>Greg Gagne, R</b> OBP: 0.301, SLG: 0.401 (1, 6)	4-1 1B FC6-4 BB		2-1 1B 3B		4-1 FC5 WP BB	4-1 IBB E 2B BB	0-0 F8			2	3	1	1	3	0	0
<b>Kirby Puckett, R</b> OBP: 0.390, SLG: 0.489 (1, 8)	2-0 FC6-4 1B		0-0 FC6-4 1B		4-1 1-2 2-3 IBB	1-0 E5 IBB 2B	1-1 1B 1B			4	1	3	3	1	0	1
<b>Gary Gaetti, R</b> OBP: 0.300, SLG: 0.468 (1, 5)	0-0 F9		0-0 FC6-4		0-0 F9	4-0 2B BB IBB	0-1 1B			4	1	1	0	1	0	6
<b>Carmen Castillo, R</b> OBP: 0.333, SLG: 0.548 (1, 9)	2-0 FC6-4		0-0 L8		0-1 FC5	2-0 BB FC6-4 2B	0-1 F6			3	0	0	1	0	0	5
<b>Gene Larkin, S</b> OBP: 0.353, SLG: 0.336 (6, PH)										1	0	1	2	0	0	0
<b>Randy Bush, L</b> OBP: 0.360, SLG: 0.509 (6, PR)										1	1	0	0	0	0	2
<b>Kent Hrbek, L</b> OBP: 0.393, SLG: 0.567 (1, 3)	2-1 F8			2-0 G1-3				0-0 G4-3		2	0	0	0	2	0	1
<b>Greg Olson, R</b> (8, 2)										1	0	0	0	0	0	0
<b>Brian Harper, R</b> OBP: 0.327, SLG: 0.414 (1, 10)		2-1 G6-3		2-1 L7		FC6-4 1B		2-1 G4-3		2	0	0	0	0	0	0
<b>Jim Dwyer, L</b> OBP: 0.417, SLG: 0.397 (6, PH)										1	1	0	0	0	0	1
<b>Wally Backman, S</b> OBP: 0.320, SLG: 0.301 (6, PH)										1	0	0	1	1	0	0
<b>Tim Laudner, R</b> OBP: 0.285, SLG: 0.318 (1, 2)		3-1 F8		1-0 G6-3				1-3 K2-3		5	1	1	1	0	1	2
<b>John Moses, S</b> OBP: 0.362, SLG: 0.388 (1, 7)		1-0 F9			2-2 WP S 1B					4	1	2	1	0	0	3

Inning Stats	R: 2	H: 2	E: 0	LOB: 1	K: 0	BB: 1	S: 8	P: 20	R: 0	H: 0	E: 0	LOB: 0	K: 0	BB: 0	S: 5	P: 11	R: 1	H: 2	E: 0	LOB: 1	K: 0	BB: 0	S: 7	P: 9	R: 0	H: 0	E: 0	LOB: 0	K: 0	BB: 0	S: 4	P: 9	R: 0	H: 1	E: 0	LOB: 3	K: 0	BB: 2	S: 9	P: 19	R: 8	H: 4	E: 1	LOB: 3	K: 0	BB: 5	S: 26	P: 53	R: 0	H: 2	E: 0	LOB: 2	K: 0	BB: 0	S: 9	P: 12	R: 0	H: 0	E: 0	LOB: 0	K: 1	BB: 0	S: 7	P: 10
--------------	------	------	------	--------	------	-------	------	-------	------	------	------	--------	------	-------	------	-------	------	------	------	--------	------	-------	------	------	------	------	------	--------	------	-------	------	------	------	------	------	--------	------	-------	------	-------	------	------	------	--------	------	-------	-------	-------	------	------	------	--------	------	-------	------	-------	------	------	------	--------	------	-------	------	-------


PITCHER	IP	WLS	BF	H	R	ER	SO	BB	IBB	HBP	BLK	WP	HR	S	P	ERA	WHIP
<b>Matt Young, L</b> ERA: 5.02 (1, 1)	5.0		24	5	4	4	0	3	3	0	0	1	0	36	75	7.20	1.600
<b>Gene Nelson, R</b> ERA: 3.38 (6, 1)	0.1	L	7	3	3	3	0	1	1	0	0	0	0	11	21	81.00	12.000
<b>Brian Snyder, L</b> ERA: 27.0 (6, 1)	0.0		3	1	3	2	0	2	0	0	0	0	0	5	15	∞	∞
<b>Jim Corsi, R</b> ERA: 2.87 (6, 1)	0.2		2	0	1	1	0	0	0	0	0	0	0	7	10	13.50	0.000
<b>Bill Dawley, R</b> ERA: (7, 1)	2.0		8	2	0	0	1	0	0	0	0	0	0	16	22	0.00	1.000

**BOTTOM**

**Oakland Athletics @ Minnesota Twins**  
 Hubert H. Humphrey Metrodome, Minneapolis, MN  
 Tue Jun 27 1989, 8:05 PM EDT  
 Att. 37,891 - Dome

AB	36
R	11
H	11
RBI	10
BB	8
SO	1
LOB	22

livebaseballscores.com



WP	HR	S	P	ERA	WHIP
1	0	0	0	0	0



Batter	1	2	3	4	5	6	7	8	9	AB R H RBI BB SO LOB	TOP													
Rickey Henderson, R OBP: 0.404, SLG: 0.369 (1, 7) C B C X	1-2 F9 ①		2-2 F7 ①		2-0 G5-3 ②		1-0 G6-3 ②			4 0 0 0 0 0 1														
Tony Phillips, S OBP: 0.380, SLG: 0.383 (1, 9) X	0-0 1B 2B		2-1 G5-3 ②		4-2 E BB		3-3 K ③			3 0 1 0 1 1 1														
Dave Henderson, R OBP: 0.319, SLG: 0.371 (1, 10) C S S	0-3 K		4-1 BB		2-2 E5 1-3		0-1 L8 ①			3 0 0 0 1 1 2														
Terry Steinbach, R OBP: 0.358, SLG: 0.407 (1, 2) F B S S F F X	2-2 FC4-6 1B 2-3		3-2 G6-3 ③		0-0 L3 ③		1-0 F8 ②			4 0 1 0 0 0 3														
Carney Lansford, R OBP: 0.409, SLG: 0.430 (1, 5) S X	0-1 FC4-6 1-2f			0-1 CS 1B		2-2 CS 1B		1-0 F9 ③		4 0 2 0 0 0 2														
Mark McGwire, R OBP: 0.330, SLG: 0.478 (1, 3) F B X		1-1 F8 ①		1-2 F8 ①		1-1 P5 ① ② 1-2		2-1 G5-3 ①		4 0 0 0 0 0 2														
Glenn Hubbard, R OBP: 0.319, SLG: 0.361 (1, 4) C X		0-1 1B		4-1 SAFE 1-2 BB		1-1 F7 ③		0-2 1B		3 0 2 0 1 0 0														
Mike Gallego, R OBP: 0.333, SLG: 0.353 (1, 6) X		0-0 F9 ②		3-3 K ③			0-0 SH1-3 1B		0-1 F9 ②	4 0 1 0 0 1 3														
Stan Javier, S OBP: 0.332, SLG: 0.346 (1, 8) B X		1-0 F9 ③			1-1 P3 ①		0-1 SH1-3 ① 1-2		1-3 K ③	3 0 0 0 0 1 2														
<b>Inning Stats</b>	R: 0 E: 0 K: 1 S: 14	H: 2 LOB: 2 BB: 0 P: 17	R: 0 E: 0 K: 0 S: 6	H: 1 LOB: 1 BB: 0 P: 8	R: 0 E: 0 K: 0 S: 10	H: 0 LOB: 1 BB: 1 P: 21	R: 0 E: 0 K: 1 S: 10	H: 1 LOB: 1 BB: 1 P: 18	R: 0 E: 1 K: 0 S: 9	H: 0 LOB: 2 BB: 1 P: 18	R: 0 E: 0 K: 0 S: 7	H: 1 LOB: 0 BB: 0 P: 11	R: 0 E: 0 K: 1 S: 7	H: 1 LOB: 1 BB: 0 P: 11	R: 0 E: 0 K: 0 S: 4	H: 0 LOB: 0 BB: 0 P: 6	R: 0 E: 0 K: 1 S: 12	H: 1 LOB: 1 BB: 0 P: 15	1B: 6 2B: 1 3B: 0 HR: 0	SF: 0 SAC: 1 DP: 0 HBP: 0	WP: 0 PB: 0 SB: 0 CS: 2	PA: 36		
PITCHER Frank Viola, L ERA: 3.72 (1, 1)	IP 9.0 WLS W BF 36 H 7 R 0 ER 0 SO 4 BB 3 IBB 0 HBP 0 BLK 0 WP 0 HR 0 S 79 P 125 ERA 0.00 WHIP 1.111																							

Oakland Athletics @ Minnesota Twins  
 Hubert H. Humphrey Metrodome, Minneapolis, MN  
 Wed Jun 28 1989, 4:33 AM EDT  
 Att. 41,387 - Dome

livebaseballscorecards.com

AB 32  
 R 0  
 H 7  
 RBI 0  
 BB 3  
 SO 4  
 LOB 16







Batter	1	2	3	4	5	6	7	8	9	AB R H RBI BB SO LOB	TOP											
Rickey Henderson, R OBP: 0.404, SLG: 0.367 (1, 7)	2-2 CS 1B		2-2 F9		4-2 S 1B 1-2 2-3 BB		0-0 F9	0-1 L9		4 1 1 0 1 0 1												
Tony Phillips, S OBP: 0.377, SLG: 0.390 (1, 4)	2-2 L8		3-1 3B		3-2 SF8		2-1 G5-3		1-1 F7	4 0 1 1 0 0 1												
Dave Henderson, R OBP: 0.323, SLG: 0.375 (1, 8)	2-2 1-2 1B		3-1 L9		2-0 1-2 1B		1-1 2B 1B		1-0 P5	5 1 3 1 0 0 1												
Mark McGwire, R OBP: 0.331, SLG: 0.480 (1, 3)	2-3 K			0-0 L5	1-2 1-2 2-H FC6-4 1B		1-1 1-3 1B 2B		2-3 K	5 1 2 1 0 2 1												
Carney Lansford, R OBP: 0.411, SLG: 0.431 (1, 5)		1-1 BLK 1B		1-0 F9	1-1 FC6-4		2-2 2-H 3-H 1B			4 0 2 2 0 0 2												
Terry Steinbach, R OBP: 0.357, SLG: 0.404 (1, 10)		0-3 K		1-1 F8		1-2 G4-3 SH1-4 1B		1-3 K		4 0 1 0 0 2 2												
Lance Blankenship, R OBP: 0.232, SLG: 0.299 (1, 9)		1-0 L5			2-3 K	1-1 SH1-4		1-0 F8		3 0 0 0 0 1 1												
Ron Hassey, L OBP: 0.283, SLG: 0.385 (1, 2)		1-0 F9			1-0 BB SF8 1B	0-1 G4-3		0-0 G5-3		4 1 1 0 0 0 2												
Mike Gallego, R OBP: 0.336, SLG: 0.352 (1, 6)			1-1 G5-3		1-2 SF8 BB 1B	2-3 K		4-2 BB		3 1 1 0 1 1 1												
<b>Inning Stats</b>	R: 0 E: 0 K: 1 S: 14	H: 2 LOB: 1 BB: 0 P: 21	R: 0 E: 0 K: 1 S: 7	H: 1 LOB: 1 BB: 0 P: 10	R: 0 E: 0 K: 0 S: 10	H: 1 LOB: 1 BB: 0 P: 19	R: 0 E: 0 K: 0 S: 4	H: 0 LOB: 0 BB: 0 P: 6	R: 3 E: 0 K: 1 S: 23	H: 4 LOB: 2 BB: 1 P: 38	R: 0 E: 0 K: 1 S: 12	H: 1 LOB: 1 BB: 0 P: 16	R: 2 E: 0 K: 1 S: 13	H: 3 LOB: 1 BB: 0 P: 20	R: 0 E: 0 K: 0 S: 7	H: 0 LOB: 1 BB: 1 P: 12	R: 0 E: 0 K: 1 S: 8	H: 0 LOB: 0 BB: 0 P: 12	1B: 10 2B: 1 3B: 1 HR: 0	SF: 1 SAC: 1 DP: 0 HBP: 0	WP: 0 PB: 0 SB: 1 CS: 1	PA: 40
<b>PITCHER</b>	IP WLS BF H R ER SO BB IBB HBP BLK WP HR S P ERA WHIP																					
Greg Swindell, L ERA: 2.77 (1, 1)	6.2 L 31 11 5 5 4 1 0 0 0 1 0 0 77 121 6.75 1.800																					
Tim Stoddard, R ERA: 2.84 (7, 1)	2.1 9 1 0 0 2 1 0 0 0 0 0 0 21 33 0.00 0.857																					

Oakland Athletics @ Cleveland Indians  
Cleveland Municipal Stadium, Cleveland, OH

AB	36
R	5
H	12
RBI	5
BB	2
SO	6
LOB	12



Fri Jun 30 1989, 7:05 PM EDT  
Att. 27,435 - Unknown - 64 F

livebaseballscorecards.com

Batter	1	2	3	4	5	6	7	8	9	AB	R	H	RBI	BB	SO	LOB
Jerry Browne, S OBP: 0.350, SLG: 0.393 (1, 4)	3-2 2B		4-0 BB	0-0 P5			4-2 BB		0-0 1B	3	0	2	0	2	0	3
Dave Clark, L OBP: 0.302, SLG: 0.377 (1, 7)	1-0 L3		4-2 BB 1B	1-1 G4-6-3			0-1 FC4-6		1-3 K	4	0	0	0	1	1	7
Joe Carter, R OBP: 0.299, SLG: 0.441 (1, 8)	0-0 L7		0-0 L9				1-1 L9		4-1 BB	4	0	1	0	1	0	3
Pete O'Brien, L OBP: 0.385, SLG: 0.453 (1, 3)	1-3 K		2-2 BB 1B				2-1 F8		0-2 F7	5	0	1	0	0	1	6
Cory Snyder, R OBP: 0.263, SLG: 0.386 (1, 9)			4-2 BB				1-3 K		2-3 K	3	0	0	0	1	3	1
Mark Salas, L OBP: 0.295, SLG: 0.403 (1, 10)			1-1 G6-3	1-2 P6			0-1 G3		1-0 P4	4	0	0	0	0	0	4
Brook Jacoby, R OBP: 0.346, SLG: 0.418 (1, 5)			0-1 BB 1B				3-1 P6		3-2 G4-3	4	0	2	0	0	0	0
Joel Skinner, R OBP: 0.309, SLG: 0.338 (1, 2)			4-0 BB	1-0 1B			3-3 K		2-2 BB 1B	3	0	2	0	1	1	0
Felix Fermin, R OBP: 0.317, SLG: 0.267 (1, 6)			0-0 L9	0-0 G4-6-3			1-1 G5-3		3-2 F9	4	0	1	0	0	0	3

Inning Stats	R: 0	H: 1	E: 0	LOB: 1	K: 1	S: 10	R: 0	H: 1	E: 0	LOB: 2	K: 1	S: 9	R: 0	H: 1	E: 0	LOB: 3	K: 0	S: 12	R: 0	H: 3	E: 0	LOB: 2	K: 0	S: 7	R: 0	H: 1	E: 0	LOB: 1	K: 1	S: 8	R: 0	H: 0	E: 0	LOB: 0	K: 1	S: 7	R: 0	H: 0	E: 0	LOB: 1	K: 0	S: 8	R: 0	H: 0	E: 0	LOB: 0	K: 1	S: 7	R: 0	H: 2	E: 0	LOB: 3	K: 1	S: 19	1B: 7	SF: 0	2B: 2	SAC: 0	3B: 0	DP: 1	HR: 0	HBP: 0	WP: 1	PA: 40
--------------	------	------	------	--------	------	-------	------	------	------	--------	------	------	------	------	------	--------	------	-------	------	------	------	--------	------	------	------	------	------	--------	------	------	------	------	------	--------	------	------	------	------	------	--------	------	------	------	------	------	--------	------	------	------	------	------	--------	------	-------	-------	-------	-------	--------	-------	-------	-------	--------	-------	--------

PITCHER	IP	WLS	BF	H	R	ER	SO	BB	IBB	HBP	BLK	WP	HR	S	P	ERA	WHIP
Bob Welch, R ERA: 2.66 (1, 1)	5.0	W	24	7	0	0	3	4	0	0	0	0	0	46	76	0.00	2.200
Gene Nelson, R ERA: 3.05 (6, 1)	3.2		15	2	0	0	3	2	0	0	0	1	0	38	68	0.00	1.091
Rick Honeycutt, L ERA: 1.98 (9, 1)	0.1	S	1	0	0	0	0	0	0	0	0	0	0	3	3	0.00	0.000

BOTTOM

Oakland Athletics @ Cleveland Indians  
Cleveland Municipal Stadium, Cleveland, OH

Fri Jun 30 1989, 7:05 PM EDT  
Att: 27,435 - Unknown - 64 F

livebaseballscorecards.com

AB	34
R	0
H	9
RBI	0
BB	6
SO	6
LOB	27





Oakland Athletics @ Cleveland Indians  
 Cleveland Municipal Stadium, Cleveland, OH

Sat Jul 01 1989, 7:05 PM EDT  
 Att. 18,826 - Unknown

livebaseballscorecards.com

AB	35
R	6
H	9
RBI	4
BB	6
SO	4
LOB	13



AB R H RBI BB SO LOB

4	1	1	0	1	1	1	
5	0	1	1	0	2	2	
5	0	2	0	0	0	1	
4	1	1	1	1	0	1	
4	1	0	0	1	0	2	
2	1	1	0	2	0	0	
4	0	2	1	0	0	2	
3	1	0	0	1	0	3	
2	0	0	0	0	0	1	
2	1	1	1	0	1	0	
1B: 7	SF: 0	2B: 1	SAC: 0	3B: 1	DP: 1	HR: 0	HBP: 0
WP: 0	PA: 41	PB: 1	SB: 1	CS: 0			

Batter	1	2	3	4	5	6	7	8	9
Tony Phillips, S OBP: 0.377, SLG: 0.397 (1, 7) (6, 6)	1-3 K		2-1 G4-3		4-1 1B BB	1-0 L8		0-0 3B	
Dave Henderson, R OBP: 0.321, SLG: 0.372 (1, 8) (6, 6)	2-2 G1-3		3-2 F8		1-3 K	2-2 2-H 1B		2-3 K	
Dave Parker, L OBP: 0.310, SLG: 0.446 (1, 10) (6, 6)	2-2 F8		2-1 1B		2-2 1B 1B	1-2 F8			1-1 G3-1
Mark McGwire, R OBP: 0.332, SLG: 0.476 (1, 3) (6, 6)		4-2 BB PB 1B BB		0-0 P6		1-0 1-2 3-H 1B			2-2 P6
Carney Lansford, R OBP: 0.407, SLG: 0.424 (1, 5) (6, 6)		4-2 1B BB G6-3 BB		2-2 F8		2-0 L9			3-1 P4
Glenn Hubbard, R OBP: 0.333, SLG: 0.374 (1, 4) (6, 6)		4-2 G6-3 1B BB		1-1 P6		2-1 G4-3 1B 2B			4-2 BB
Terry Steinbach, R OBP: 0.359, SLG: 0.406 (1, 2) (6, 6)		2-2 G6-3 1B		0-0 FC6-4 1B		1-1 G4-3			1-2 G5-3
Stan Javier, S OBP: 0.331, SLG: 0.341 (1, 9) (6, 6)		1-0 G6-3		1-2 FC6-4		4-2 1B E BB			3-1 F8
Mike Gallego, R OBP: 0.333, SLG: 0.349 Rickey Henderson, R OBP: 0.404, SLG: 0.368 (6, PH) (6, 7)		0-0 F8				0-0 F8			0-3 K

Inning Stats	R: 0	H: 0	E: 0	K: 1	S: 9	P: 14	R: 2	H: 1	E: 0	K: 0	S: 17	P: 32	R: 0	H: 1	E: 0	K: 0	S: 8	P: 15	R: 1	H: 2	E: 0	K: 1	S: 10	P: 20	R: 3	H: 3	E: 0	K: 0	S: 14	P: 25	R: 0	H: 0	E: 0	K: 0	S: 9	P: 17	R: 0	H: 1	E: 0	K: 2	S: 10	P: 15	R: 0	H: 0	E: 0	K: 0	S: 7	P: 11
--------------	------	------	------	------	------	-------	------	------	------	------	-------	-------	------	------	------	------	------	-------	------	------	------	------	-------	-------	------	------	------	------	-------	-------	------	------	------	------	------	-------	------	------	------	------	-------	-------	------	------	------	------	------	-------

PITCHER	IP	WLS	BF	H	R	ER	SO	BB	IBB	HBP	BLK	WP	HR	S	P	ERA	WHIP
Tom Candiotti, R ERA: 3.8 (1, 1)	1.0		5	0	2	2	1	2	0	0	0	0	0	14	27	18.00	2.000
Rich Yett, R ERA: 5.14 (2, 1)	4.1	L	22	7	4	3	1	3	0	0	0	0	0	47	82	6.23	2.308
Scott Bailes, L ERA: 3.14 (6, 1)	0.2		3	1	0	0	0	0	0	0	0	0	0	7	11	0.00	1.500
Jesse Orosco, L ERA: 2.15 (7, 1)	2.0		8	1	0	0	2	1	0	0	0	0	0	19	32	0.00	1.000
Doug Jones, R ERA: 1.83 (9, 1)	1.0		3	0	0	0	0	0	0	0	0	0	0	7	11	0.00	0.000

PITCHER	IP	WLS	BF	H	R	ER	SO	BB	IBB	HBP	BLK	WP	HR	S	P	ERA	WHIP
---------	----	-----	----	---	---	----	----	----	-----	-----	-----	----	----	---	---	-----	------

Batter	1	2	3	4	5	6	7	8	9	AB R H RBI BB SO LOB
Jerry Browne, S OBP: 0.347, SLG: 0.387 (1, 4)	1-3 K		0-1 G2-3		2-2 G6-3		2-2 G1-3		4-1 G6-4-3 BB	4 0 0 0 1 1 1
Oddibe McDowell, L OBP: 0.296, SLG: 0.297 Cory Snyder, R OBP: 0.262, SLG: 0.383 (7, PH) (8, 9)	1-2 G3		0-1 HR 1B		0-1 1B		3-3 K		2-0 G6-4-3 1-2f	3 1 2 0 0 0 0 2 0 0 0 0 1 2
Joe Carter, R OBP: 0.299, SLG: 0.448 (1, 8)	1-2 P4		0-0 HR		1-0 L8		1-3 K			4 1 1 2 0 1 2
Pete O'Brien, L OBP: 0.384, SLG: 0.448 (1, 3)		2-2 G4-3	2-3 K		2-0 P5			4-2 FC5-4 FC6-4 BB		3 1 0 0 1 1 0
Dave Clark, L OBP: 0.302, SLG: 0.383 Luis Aguayo, R OBP: 0.250, SLG: 0.159 (8, PH) (9, 5)		2-1 1B 2B	2-3 K		0-3 K			4-2 FC5-4 BB		3 1 1 0 0 2 0 0 0 0 0 1 0 0
Brad Komminsk, R OBP: 0.500, SLG: 0.500 (8, 7)		2-1 P4		0-1 G4-3 1B		1-1 1B 1B		2-2 FC5-4 FC6-4		4 0 2 0 0 0 3
Brook Jacoby, R OBP: 0.348, SLG: 0.419 Danny Sheaffer, R OBP: 0.133, SLG: 0.071 (8, PR) (9, 5)		1-0 1B 2-H 1B		1-3 K		3-2 1B 1B		1-1 FC6-4		4 0 2 2 0 1 2 0 0 0 0 0 0 0
Andy Allanson, R OBP: 0.258, SLG: 0.259 Mark Salas, L OBP: 0.291, SLG: 0.397 (8, PH) (9, 2)		2-2 1B		0-0 G4-3 1-2f		2-2 G1-3		2-2 G4-3		3 0 1 0 0 0 3 1 0 0 0 0 0 1
Felix Fermin, R OBP: 0.316, SLG: 0.266 (1, 6)		0-2 F9			0-0 G4-3		2-2 WP G1-3 1B		0-1 G4-3	4 0 1 0 0 0 2

Inning Stats	R: 0	H: 0	E: 0	K: 10	S: 10	LOB: 0	BB: 13	P: 13
	R: 1	H: 3	E: 0	K: 0	S: 14	LOB: 2	BB: 0	P: 23
	R: 2	H: 2	E: 0	K: 2	S: 11	LOB: 0	BB: 0	P: 15
	R: 0	H: 1	E: 0	K: 1	S: 6	LOB: 0	BB: 0	P: 7
	R: 0	H: 1	E: 0	K: 0	S: 7	LOB: 1	BB: 0	P: 10
	R: 0	H: 2	E: 0	K: 1	S: 12	LOB: 2	BB: 0	P: 20
	R: 0	H: 1	E: 0	K: 2	S: 17	LOB: 1	BB: 0	P: 25
	R: 1	H: 0	E: 0	K: 0	S: 14	LOB: 1	BB: 2	P: 27
	R: 0	H: 0	E: 0	K: 0	S: 4	LOB: 0	BB: 1	P: 10

1B	2B	3B	HR	SF	SAC	DP	HBP
8	1	0	1	0	0	2	0

WP	PB	SB	CS	PA
1	1	0	0	38

PITCHER	IP	WLS	BF	H	R	ER	SO	BB	IBB	HBP	BLK	WP	HR	S	P	ERA	WHIP
Mike Moore, R ERA: 2.35 (1, 1)	5.2	W	25	9	3	3	5	0	0	0	0	0	1	57	83	4.76	1.588
Jim Corsi, R ERA: 2.76 (6, 1)	0.2		3	1	0	0	0	0	0	0	0	0	0	12	18	0.00	1.500
Rick Honeycutt, L ERA: 2.16 (7, 1)	0.2		4	0	1	1	2	2	0	0	0	1	0	13	25	13.50	3.000
Todd Burns, R ERA: 1.71 (8, 1)	2.0	S	6	0	0	0	0	1	0	0	0	0	0	13	24	0.00	0.500

**Oakland Athletics @ Cleveland Indians**  
**Cleveland Municipal Stadium, Cleveland, OH**  
 Sat Jul 01 1989, 7:05 PM EDT  
 Att. 18,826 - Unknown

livebaseballscorecards.com

AB	35
R	4
H	10
RBI	4
BB	3
SO	7
LOB	16







Batter	1	2	3	4	5	6	7	8	9	AB	R	H	RBI	BB	SO	LOB
Jerry Browne, S OBP: 0.345, SLG: 0.388 (1, 4)	3-2 G6-3		2-2 2B		2-1 F7		1-2 G4-3		2-2 E6	5	0	1	0	0	0	2
Luis Aguayo, R OBP: 0.246, SLG: 0.167 (1, 5)	2-0 F7		1-1 L7		0-1 G6-4-3		0-0 1B		0-0 SF9	4	0	1	1	0	0	2
Pete O'Brien, L OBP: 0.384, SLG: 0.448 (1, 3)	3-0 F7			0-0 1B 2B		4-2 2B BB		3-1 L8	1-0 F7	4	2	1	0	1	0	2
Joe Carter, R OBP: 0.295, SLG: 0.442 (1, 8)		0-0 F7		1-0 F8		1-2 F7		1-1 F9		4	0	0	0	0	0	2
Dave Clark, L OBP: 0.318, SLG: 0.394 (1, 7)		4-2 BB		4-2 1B BB		1-0 1B 2B		4-0 FC5-4 BB		1	0	1	1	3	0	0
Brad Komminsk, R OBP: 0.500, SLG: 0.500 (1, 9)		1-1 F9		0-1 1B		1-0 1B		3-2 FC5-4		4	0	2	1	0	0	2
Mark Salas, L OBP: 0.277, SLG: 0.377 (1, 10)		1-3 K		2-2 P4		0-3 K		1-0 P4		4	0	0	0	0	2	6
Joel Skinner, R OBP: 0.306, SLG: 0.333 (1, 2)			1-1 G6-3		1-3 K		1-3 K		2-2 FC1-6 1B	4	0	1	0	0	2	4
Felix Fermin, R OBP: 0.316, SLG: 0.267 (1, 6)			2-2 G6-3			2-2 G6-4-3 1B		1-0 F8		3	0	1	0	0	0	0
Danny Sheaffer, R OBP: 0.125, SLG: 0.067 (9, PH)									0-1 FC1-6 SF9	1	1	0	0	0	0	1

Inning Stats	R: 0	H: 0	E: 0	K: 0	S: 6	R: 0	H: 0	E: 0	K: 1	S: 11	R: 0	H: 1	E: 0	K: 0	S: 11	R: 1	H: 2	E: 0	K: 1	S: 12	R: 0	H: 1	E: 0	K: 0	S: 7	R: 1	H: 2	E: 0	K: 2	S: 13	R: 0	H: 1	E: 0	K: 0	S: 7	R: 0	H: 0	E: 0	K: 0	S: 6	R: 1	H: 1	E: 1	K: 0	S: 10	1B: 5	SF: 1	2B: 3	SAC: 0	3B: 0	DP: 1	HR: 0	HBP: 0	WP: 0	PA: 39
--------------	------	------	------	------	------	------	------	------	------	-------	------	------	------	------	-------	------	------	------	------	-------	------	------	------	------	------	------	------	------	------	-------	------	------	------	------	------	------	------	------	------	------	------	------	------	------	-------	-------	-------	-------	--------	-------	-------	-------	--------	-------	--------

PITCHER	IP	WLS	BF	H	R	ER	SO	BB	IBB	HBP	BLK	WP	HR	S	P	ERA	WHIP
Storm Davis, R ERA: 5.2 (1, 1)	7.0	W	30	7	2	2	4	3	0	0	0	0	0	67	112	2.57	1.429
Bill Dawley, R ERA: (8, 1)	2.0		9	1	1	0	0	1	0	0	0	0	0	16	30	0.00	1.000

**BOTTOM**

**Oakland Athletics @ Cleveland Indians**  
**Cleveland Municipal Stadium, Cleveland, OH**

livebaseballscores.com

<b>AB</b>	<b>34</b>
<b>R</b>	<b>3</b>
<b>H</b>	<b>8</b>
<b>RBI</b>	<b>3</b>
<b>BB</b>	<b>4</b>
<b>SO</b>	<b>4</b>
<b>LOB</b>	<b>21</b>



<b>WP: 0</b>	<b>PA: 39</b>
<b>PB: 0</b>	<b>SB: 0</b>
<b>CS: 0</b>	

Sun Jul 02 1989, 3:33 AM EDT  
Att. 22,549 - Sunny - 76 F



Batter	1	2	3	4	5	6	7	8	9	AB R H RBI BB SO LOB	TOP																
<b>Kurt Stillwell, S</b> (1, 6) OBP: 0.319, SLG: 0.342	1-1 F8		0-2 G6-3			1-0 G4-3		1-2 1B		4 0 1 0 0 0 0	<b>Kansas City Royals @ Oakland Athletics</b> <b>Oakland-Alameda County Coliseum, Oakland, CA</b> Mon Jul 03 1989, 7:05 PM PDT Att. 36,763 - Sunny - 66 F																
<b>Kevin Seitzer, R</b> (1, 5) OBP: 0.391, SLG: 0.351	0-1 1B		2-3 K			3-3 K		0-2 G5-3		4 0 1 0 0 2 2																	
<b>George Brett, L</b> (1, 3) OBP: 0.311, SLG: 0.333	1-3 K		1-2 G6-3			1-2 L9		0-0 WP 1B		4 0 1 0 0 1 1																	
<b>Bo Jackson, R</b> (1, 10) OBP: 0.300, SLG: 0.510	0-3 K				3-3 K		2-2 L9	3-3 K		4 0 0 0 0 3 2																	
<b>Jim Eisenreich, L</b> (1, 8) OBP: 0.352, SLG: 0.434		0-0 SH3-4 2B		0-1 F7		3-1 L8		3-2 L9		4 0 1 0 0 0 1																	
<b>Danny Tartabull, R</b> (1, 9) OBP: 0.360, SLG: 0.420		1-0 SH3-4 HBP		1-3 K		0-0 F9		1-3 K		3 0 0 0 0 2 1																	
<b>Pat Tabler, R</b> (1, 7) OBP: 0.332, SLG: 0.295		1-1 SH3-4			2-2 G1-3		2-2 G4-3			2 0 0 0 0 0 0																	
<b>Bob Boone, R</b> (1, 2) OBP: 0.357, SLG: 0.359		3-1 F7			1-0 G4-3		1-2 L7			3 0 0 0 0 0 2																	
<b>Frank White, R</b> (1, 4) OBP: 0.299, SLG: 0.299		2-2 G5-3			1-3 K		4-2 1B BB			2 0 0 0 0 1 2																	
<b>Matt Winters, L</b> (8, PH) OBP: 0.392, SLG: 0.381										0 0 0 0 1 0 0																	
<b>Willie Wilson, S</b> (8, PR) OBP: 0.267, SLG: 0.240										0 0 0 0 0 0 0																	
<b>Brad Wellman, R</b> (8, 4) OBP: 0.284, SLG: 0.278										0 0 0 0 0 0 0																	
<b>Inning Stats</b>	R: 0 E: 0 K: 2 S: 10	H: 1 LOB: 1 BB: 0 P: 12	R: 0 E: 0 K: 0 S: 8	H: 1 LOB: 2 BB: 0 P: 15	R: 0 E: 0 K: 1 S: 16	H: 0 LOB: 0 BB: 0 P: 19	R: 0 E: 0 K: 2 S: 8	H: 0 LOB: 0 BB: 0 P: 12	R: 0 E: 0 K: 1 S: 7	H: 0 LOB: 0 BB: 0 P: 11	R: 0 E: 0 K: 1 S: 11	H: 0 LOB: 0 BB: 0 P: 16	R: 0 E: 0 K: 0 S: 6	H: 0 LOB: 0 BB: 0 P: 11	R: 0 E: 0 K: 0 S: 19	H: 1 LOB: 2 BB: 1 P: 27	R: 0 E: 0 K: 2 S: 12	H: 1 LOB: 1 BB: 0 P: 19	1B: 3 2B: 1 3B: 0 HR: 0	SF: 0 SAC: 1 DP: 0 HBP: 1	WP: 1 PB: 0 SB: 0 CS: 0	PA: 33					
<b>PITCHER</b>	IP	WLS	BF	H	R	ER	SO	BB	IBB	HBP	BLK	WP	HR	S	P	ERA	WHIP										
<b>Dave Stewart, R</b> (1, 1) ERA: 3.3	8.0	W	30	4	0	0	7	1	0	1	0	0	0	86	124	0.00	0.625										
<b>Todd Burns, R</b> (9, 1) ERA: 1.7	0.1		1	0	0	0	1	0	0	0	0	0	0	3	6	0.00	0.000										
<b>Rick Honeycutt, L</b> (9, 1) ERA: 2.13	0.2	S	2	0	0	0	1	0	0	0	0	1	0	8	12	0.00	0.000										

<b>AB</b>	30
<b>R</b>	0
<b>H</b>	4
<b>RBI</b>	0
<b>BB</b>	1
<b>SO</b>	9
<b>LOB</b>	11



livebaseballscorecards.com

Batter	1	2	3	4	5	6	7	8	9
Rickey Henderson, R OBP: 0.405, SLG: 0.379 (1, 7)	2-2 G6-3 ①		1-1 F9 ①		1-2 G6-3 ②			2-3 K ①	
Dave Henderson, R OBP: 0.318, SLG: 0.368 (1, 8)	0-0 F8 ②		2-1 E9 2B 1B ②		2-3 K ③			2-2 L4 ②	
Dave Parker, L OBP: 0.315, SLG: 0.463 (1, 10)	4-2 1B 1B BB ②		0-0 2B ③-H		2-3 K ①			3-3 K ③	
Mark McGwire, R OBP: 0.332, SLG: 0.475 (1, 3)	0-1 1B 1-2 1B ②		1-3 K ②		1-2 F9 ②				
Terry Steinbach, R OBP: 0.363, SLG: 0.413 (1, 2)	1-1 1-2 2-3 1B ③		1-2 G5-3 ③		1-1 1B ③				
Carney Lansford, R OBP: 0.403, SLG: 0.419 (1, 5)	0-3 K ③			0-0 G4-3 ①		1-1 G4-3 ③			
Stan Javier, S OBP: 0.325, SLG: 0.335 (1, 9)		0-0 B4-3 ①		3-2 G4-3 ②		1-0 G4-3 ①			
Lance Blankenship, R OBP: 0.247, SLG: 0.307 (1, 4)		2-0 G3 ②		1-3 K ③		1-1 CS 1B ②			
Mike Gallego, R OBP: 0.336, SLG: 0.348 (1, 6)		1-3 K ③			1-1 G4-3 ①		2-3 SAFE K ② ③		

Inning Stats	R: 0 E: 0 K: 1 S: 16	H: 2 LOB: 3 BB: 1 P: 23	R: 0 E: 0 K: 1 S: 6	H: 0 LOB: 0 BB: 0 P: 9	R: 1 E: 1 K: 1 S: 11	H: 2 LOB: 1 BB: 0 P: 16	R: 0 E: 0 K: 1 S: 7	H: 0 LOB: 0 BB: 0 P: 11	R: 0 E: 0 K: 1 S: 8	H: 0 LOB: 0 BB: 0 P: 12	R: 0 E: 0 K: 1 S: 11	H: 1 LOB: 1 BB: 0 P: 16	R: 0 E: 0 K: 1 S: 7	H: 1 LOB: 0 BB: 0 P: 10	R: 0 E: 0 K: 2 S: 9	H: 0 LOB: 0 BB: 0 P: 16
--------------	-------------------------------	----------------------------------	------------------------------	---------------------------------	-------------------------------	----------------------------------	------------------------------	----------------------------------	------------------------------	----------------------------------	-------------------------------	----------------------------------	------------------------------	----------------------------------	------------------------------	----------------------------------

PITCHER	IP	WLS	BF	H	R	ER	SO	BB	IBB	HBP	BLK	WP	HR	S	P	ERA	WHIP
Mark Gubicza, R ERA: 2.47 (1, 1)	8.0	L	30	6	1	0	9	1	0	0	0	0	0	75	113	0.00	0.875


**BOTTOM**

**Kansas City Royals @ Oakland Athletics**  
Oakland-Alameda County Coliseum, Oakland, CA

Mon Jul 03 1989, 7:05 PM PDT  
Att: 36,763 - Sunny - 66 F

AB	R	H	RBI	BB	SO	LOB
4	0	0	0	0	1	0
4	1	1	0	0	1	0
3	0	1	1	1	2	0
3	0	1	0	0	1	1
3	0	2	0	0	0	1
3	0	0	0	0	1	4
3	0	0	0	0	0	0
3	0	1	0	0	1	0
3	0	0	0	0	2	1

AB	29
R	1
H	6
RBI	1
BB	1
SO	9
LOB	7



WP	PA
0	30



Batter	1	2	3	4	5	6	7	8	9	AB	R	H	RBI	BB	SO	LOB	TOP		
<b>Kurt Stillwell, S</b> OBP: 0.322, SLG: 0.345 (1, 6) C B X	1-1 FC1-6 1B	0-0 SH1-3		0-0 FC5-4 1B		1-2 G3		2-0 P6		4	0	2	0	0	0	1			
<b>Kevin Seitzer, R</b> OBP: 0.388, SLG: 0.348 (1, 5) <b>Rey Palacios, R</b> OBP: 0.222, SLG: 0.292 (5, 5) C X	1-1 FC1-6 1B 1-2f	3-3 K		2-1 FC5-4 HR 1-2f 2-3		3-1 G6-3		1-1 2B HBP		3	1	0	0	0	1	5			
<b>George Brett, L</b> OBP: 0.308, SLG: 0.337 (1, 3) B X	1-0 L7	0-3 K		0-0 SF8		1-0 G6-3		1-1 1B 2B 1-H 3-H		4	1	1	3	0	1	3			
<b>Bo Jackson, R</b> OBP: 0.304, SLG: 0.532 (1, 10) B X	1-0 1B 1-2		2-3 K	1-2 HR 1-H			0-2 HR	2-3 K		5	2	3	3	0	2	1			
<b>Jim Eisenreich, L</b> OBP: 0.350, SLG: 0.429 (1, 9) C X	0-2 G6-3		1-3 K	0-0 E6			1-1 G3	1-0 1B 2-H		5	0	1	1	0	1	2			
<b>Pat Tabler, R</b> OBP: 0.342, SLG: 0.297 (1, 7) B C B B B		4-2 BB 1B BB	4-2 BB	2-3 K 1-2			4-0 G4-6-3 BB	2-1 L9-3 1B		2	1	1	0	3	1	1			
<b>Bob Boone, R</b> OBP: 0.359, SLG: 0.356 (1, 2) <b>Mike Macfarlane, R</b> OBP: 0.232, SLG: 0.241 (9, PH) (9, 2) B B B B		4-0 1B 1B BB	4-2 FC6-4 BB		2-2 G1-3		2-0 G4-6-3 1-2f	1-1 L9-3 1-2		2	1	0	0	2	0	1			
<b>Frank White, R</b> OBP: 0.302, SLG: 0.302 (1, 4) <b>Brad Wellman, R</b> OBP: 0.291, SLG: 0.278 (8, 4) L B X		1-1 SH1-3 1B 1-3 2-H	2-2 FC6-4		2-2 F8			0-1 3B 1B	2-1 FC5-4 HBP	4	1	2	1	0	0	2			
<b>Willie Wilson, S</b> OBP: 0.276, SLG: 0.260 (1, 8) B B B B	1-2 SH1-3 1B 1-2 3-H			4-1 FC5-4 1B SF8 BB		1-1 G4-3		0-0 2B 3B 1-H	1-1 FC5-4	4	2	2	2	1	0	1			
<b>Inning Stats</b>	R: 0 E: 0 K: 0 S: 9 H: 2 LOB: 2 BB: 0 P: 13	R: 2 E: 0 K: 2 S: 14 H: 2 LOB: 2 BB: 2 P: 27	R: 0 E: 0 K: 2 S: 15 H: 0 LOB: 2 BB: 2 P: 28	R: 3 E: 1 K: 1 S: 13 H: 2 LOB: 1 BB: 1 P: 22	R: 0 E: 0 K: 0 S: 8 H: 0 LOB: 0 BB: 0 P: 13	R: 0 E: 0 K: 0 S: 6 H: 0 LOB: 0 BB: 0 P: 11	R: 1 E: 0 K: 0 S: 7 H: 1 LOB: 0 BB: 1 P: 14	R: 4 E: 0 K: 1 S: 13 H: 4 LOB: 1 BB: 0 P: 20	R: 0 E: 0 K: 0 S: 7 H: 1 LOB: 1 BB: 0 P: 13	1B: 8 2B: 2 3B: 1 HR: 2 SF: 1 SAC: 1 DP: 2 HBP: 2	WP: 0 PB: 0 SB: 1 CS: 0 PA: 45								
<b>PITCHER</b>	IP WLS BF H R ER SO BB IBB HBP BLK WP HR S P ERA WHIP																	<b>PITCHER</b>	IP WLS BF H R ER SO BB IBB HBP BLK WP HR S P ERA WHIP
<b>Matt Young, L</b> ERA: 6.23 (1, 1)	3.0 L 19 5 4 4 4 5 0 0 0 0 0 40 74 12.00 3.333																		
<b>Jim Corsi, R</b> ERA: 3.1 (4, 1)	4.0 15 2 2 2 1 1 0 0 0 0 0 2 32 54 4.50 0.750																		
<b>Bill Dawley, R</b> ERA: 4.0 (8, 1)	0.2 6 3 4 4 1 0 0 0 1 0 0 0 12 18 54.00 4.500																		
<b>Curt Young, L</b> ERA: 5.49 (8, 1)	1.1 5 2 0 0 0 0 0 0 1 0 0 0 8 15 0.00 1.500																		

**Kansas City Royals @ Oakland Athletics**  
**Oakland-Alameda County Coliseum, Oakland, CA**  
 Tue Jul 04 1989, 7:05 PM PDT  
 Att. 46,031 - Sunny - 68 F

AB	35
R	10
H	12
RBI	10
BB	6
SO	6
LOB	18



WP: 0	PA: 45
PB: 0	
SB: 1	
CS: 0	

ERA	WHIP

Batter	1	2	3	4	5	6	7	8	9	AB	R	H	RBI	BB	SO	LOB
Rickey Henderson, R OBP: 0.405, SLG: 0.379 Lance Blankenship, R OBP: 0.244, SLG: 0.303	2-0 F8		3-2 1B		0-3 K			2-2 G5-3		3	0	1	0	0	1	1
Tony Phillips, S OBP: 0.372, SLG: 0.390	3-3 K		2-3 K		0-0 1B			1-2 G3-1		4	0	1	0	0	2	1
Dave Parker, L OBP: 0.317, SLG: 0.462	4-2 BB			1-2 1B		0-3 K		1-1 G3		3	0	1	0	1	1	0
Mark McGwire, R OBP: 0.331, SLG: 0.469	3-3 K			2-1 G5-4-3		0-0 F8		4-2 1B BB		3	0	0	0	1	1	2
Terry Steinbach, R OBP: 0.363, SLG: 0.412 Stan Javier, S OBP: 0.324, SLG: 0.333		1-0 F9		1-3 K		1-2 1B		0-3 K		3	0	1	0	0	1	0
Carney Lansford, R OBP: 0.399, SLG: 0.414 Ron Hassey, L OBP: 0.308, SLG: 0.388		0-0 G6-3		0-2 G4-3		0-3 K		2-1 1B		3	0	0	0	0	1	1
Dave Henderson, R OBP: 0.317, SLG: 0.366		2-3 K		0-1 E 1B		1-3 K		2-3 K		4	1	1	0	0	3	3
Glenn Hubbard, R OBP: 0.322, SLG: 0.359			0-1 F9		2-3 K		3-3 K			3	0	0	0	0	2	2
Mike Gallego, R OBP: 0.333, SLG: 0.345 Jamie Quirk, L OBP: 0.206, SLG: 0.226			3-2 P4		1-1 E8		1-3 K			2	0	0	0	0	0	0

Inning Stats	R: 0	H: 0	E: 0	K: 2	S: 15	R: 0	H: 0	E: 0	K: 1	S: 5	R: 0	H: 1	E: 0	K: 1	S: 15	R: 1	H: 1	E: 1	K: 2	S: 17	R: 0	H: 1	E: 0	K: 1	S: 5	R: 0	H: 1	E: 0	K: 3	S: 14	R: 0	H: 0	E: 0	K: 1	S: 9	R: 0	H: 1	E: 0	K: 2	S: 13	1B: 6	2B: 0	3B: 0	HR: 0	SF: 0	SAC: 0	DP: 1	HBP: 0	WP: 0	PA: 34
PITCHER	IP	WLS	BF	H	R	ER	SO	BB	IBB	HBP	BLK	WP	HR	S	P	ERA	WHIP															IP	WLS	BF	H	R	ER	SO	BB	IBB	HBP	BLK	WP	HR	S	P	ERA	WHIP		
Bret Saberhagen, R ERA: 2.52	(1, 1)	7.0	W	26	5	1	0	11	1	0	0	0	0	79	114	0.00	0.857																																	
Jeff Montgomery, R ERA: 1.47	(8, 1)	2.0		8	1	0	3	1	0	0	0	0	0	22	35	0.00	1.000																																	

BOTTOM

Kansas City Royals @ Oakland Athletics  
Oakland-Alameda County Coliseum, Oakland, CA

Tue Jul 04 1989, 7:05 PM PDT  
Att: 46,031 - Sunny - 68 F

livebaseballscores.com

AB	32
R	1
H	6
RBI	0
BB	2
SO	14
LOB	11





Batter	1	2	3	4	5	6	7	8	9	10	11	AB R H RBI BB SO LOB	TOP																							
<b>Kurt Stillwell, S</b> (1, 6) OBP: 0.323, SLG: 0.354 <b>Rey Palacios, R</b> (3, 5) OBP: 0.219, SLG: 0.276 <b>Brad Wellman, R</b> (11, 6) OBP: 0.291, SLG: 0.278	2-2 	2-1 		0-2 		1-3 		3-2 		1-1 	2-2 	2 0 1 2 0 0 0 5 1 1 1 0 1 1 0 0 0 0 0 0 0																								
<b>Kevin Seitzer, R</b> (1, 5) OBP: 0.389, SLG: 0.351 (3, 6) (11, 5)	4-2 	0-0 		3-1 		1-3 		1-2 		3-1 	3-1 	6 1 2 0 1 1 3																								
<b>George Brett, L</b> (1, 3) OBP: 0.309, SLG: 0.354	0-0 		1-2 	0-0 		1-0 		2-1 		0-1 		6 1 2 2 0 0 2																								
<b>Bo Jackson, R</b> (1, 10) OBP: 0.308, SLG: 0.532	0-2 		0-1 	0-3 		1-2 				2-2 	0-1 	6 3 3 1 0 1 2																								
<b>Jim Eisenreich, L</b> (1, 9) OBP: 0.344, SLG: 0.422 <b>Danny Tartabull, R</b> (9, PH) OBP: 0.358, SLG: 0.418 <b>Matt Winters, L</b> (9, 9) OBP: 0.404, SLG: 0.381	1-1 		2-2 		1-3 	1-0 		1-2 		4-2 	1-2 	4 0 0 0 0 1 3 1 0 0 0 0 1 1 0 1 0 0 1 0 0																								
<b>Pat Tabler, R</b> (1, 7) OBP: 0.347, SLG: 0.313		2-2 	3-1 	1B 		2-1 	3B 		0-2 		0-0 	1B 	5 2 3 2 0 0 0																							
<b>Bob Boone, R</b> (1, 2) OBP: 0.367, SLG: 0.366		2-2 	1-1 	2B 		0-2 	1B 		1-0 		0-0 	1B 	5 1 3 2 1 0 1																							
<b>Frank White, R</b> (1, 4) OBP: 0.303, SLG: 0.303		2-1 	1-2 	1B 		2-3 	1B 		1-2 		2-2 	1B 	6 1 2 1 0 1 4																							
<b>Willie Wilson, S</b> (1, 8) OBP: 0.278, SLG: 0.260		4-1 		1B 		2-3 	1B 		0-2 		0-0 	1B 	4 1 1 1 1 1 2																							
<b>Inning Stats</b>	R: 1 E: 0 K: 0 S: 13	H: 1 LOB: 1 BB: 1 P: 20	R: 2 E: 0 K: 0 S: 12	H: 2 LOB: 1 BB: 1 P: 24	R: 2 E: 0 K: 0 S: 15	H: 3 LOB: 1 BB: 0 P: 23	R: 1 E: 0 K: 1 S: 11	H: 2 LOB: 1 BB: 0 P: 14	R: 1 E: 0 K: 2 S: 11	H: 2 LOB: 1 BB: 0 P: 16	R: 0 E: 0 K: 0 S: 12	H: 1 LOB: 1 BB: 0 P: 14	R: 0 E: 0 K: 0 S: 11	H: 0 LOB: 0 BB: 0 P: 17	R: 1 E: 0 K: 1 S: 11	H: 2 LOB: 1 BB: 0 P: 16	R: 0 E: 0 K: 0 S: 7	H: 1 LOB: 1 BB: 0 P: 11	R: 3 E: 0 K: 0 S: 15	H: 3 LOB: 2 BB: 2 P: 30	1B: 13 2B: 2 3B: 2 HR: 1	SF: 1 SAC: 1 DP: 0 HBP: 0	WP: 1 PB: 0 SB: 3 CS: 0	PA: 56												
<b>PITCHER</b>	IP WLS BF H R ER SO BB IBB HBP BLK WP HR S P ERA WHIP																																			
<b>Bob Welch, R</b> (1, 1) ERA: 3.11	3.1	20	8	6	6	0	2	0	0	0	0	0	0	47	77	16.20	3.000																			
<b>Gene Nelson, R</b> (4, 1) ERA: 3.14	4.2	19	4	2	2	6	0	0	0	0	1	1	54	74	3.86	0.857																				
<b>Todd Burns, R</b> (9, 1) ERA: 1.85	0.0	1	1	1	1	0	0	0	0	0	0	0	3	5	∞	∞																				
<b>Rick Honeycutt, L</b> (9, 1) ERA: 2.58	3.0	L	16	5	3	3	1	1	1	0	0	0	30	52	9.00	2.000																				

**Kansas City Royals @ Oakland Athletics**  
 Oakland-Alameda County Coliseum, Oakland, CA  
 Wed Jul 05 1989, 7:05 PM PDT  
 Att: 20,791 - Sunny - 72 F

AB	50
R	12
H	18
RBI	12
BB	4
SO	7
LOB	19



WP: 1	PA: 56
-------	--------



Batter	1	2	3	4	5	6	7	8	9	10	11	AB R H RBI BB SO LOB	BOTTOM			
Rickey Henderson, R OBP: 0.406, SLG: 0.382 (1, 7)	2-0 1B 2B	0-0 F8		4-2 BB		3-3 K		1-1 1B WP 1B		1-3 K		5 2 2 1 1 2 2	<b>Kansas City Royals @ Oakland Athletics</b> <b>Oakland-Alameda County Coliseum, Oakland, CA</b> Wed Jul 05 1989, 7:05 PM PDT Att: 20,791 - Sunny - 72 F			
Dave Henderson, R OBP: 0.317, SLG: 0.369 (1, 8)	1-1 G6-5-3 1B 2-H	1-1 PO	1-0 1B HR 2B	2-3 K		1-3 K		3-3 K		2-2 F9		6 1 2 1 0 3 4				
Dave Parker, L OBP: 0.318, SLG: 0.458 (1, 10)	1-1 G6-5-3 1-2f		1-1 HR 1B		0-1 G3		3-2 G4-3	4-0 1B IBB		2-2 P5		5 1 1 0 1 0 1				
Mark McGwire, R OBP: 0.338, SLG: 0.481 (1, 3)	4-1 BB BB		1-0 HR 1B		4-1 BB BB		2-2 G6-3	2-0 1B		0-0 L7		4 1 2 5 2 0 0				
Carney Lansford, R OBP: 0.397, SLG: 0.408 (1, 5)	4-1 BB BB		0-3 K 1		4-2 BB BB		0-0 G5-3		1-1 L7		0-0 F9	4 0 0 0 2 1 0				
Tony Phillips, S OBP: 0.368, SLG: 0.386 (1, 4) (9, 6)	3-2 L8		1-3 K		1-2 P5		2-1 1B 1B		1-3 K			5 1 1 0 0 2 4				
Ron Hassey, L OBP: 0.311, SLG: 0.389 (1, 2)		1-2 G4-3	3-2 F7		1-1 F7		2-1 1B BB WP 1B		2-2 FC4-6 1B			5 1 2 0 0 0 2				
Stan Javier, S OBP: 0.329, SLG: 0.341 (1, 9)		2-0 1B 2B		3-2 G4-3		0-1 1B		4-2 WP 1B BB	1-1 FC4-6		1-2f	4 2 2 0 1 0 1				
Mike Gallego, R OBP: 0.333, SLG: 0.345 Terry Steinbach, R OBP: 0.361, SLG: 0.410 Glenn Hubbard, R OBP: 0.320, SLG: 0.356 (1, 6) (8, PH) (9, 4)	1-1 PO 1B 2-H		1-2 P5		0-0 F8		2-3 K		2-3 K			3 0 1 1 0 0 1 1 0 0 0 0 1 3 1 0 0 0 0 1 0				
<b>Inning Stats</b>	R: 1 H: 2 E: 0 K: 0 S: 10 LOB: 2 BB: 2 P: 25	R: 1 H: 2 E: 0 K: 0 S: 9 LOB: 0 BB: 0 P: 14	R: 3 H: 3 E: 0 K: 2 S: 14 LOB: 0 BB: 0 P: 21	R: 0 H: 0 E: 0 K: 1 S: 16 LOB: 1 BB: 1 P: 25	R: 0 H: 0 E: 0 K: 0 S: 10 LOB: 2 BB: 2 P: 20	R: 0 H: 1 E: 0 K: 2 S: 9 LOB: 1 BB: 0 P: 13	R: 0 H: 0 E: 0 K: 0 S: 8 LOB: 0 BB: 0 P: 13	R: 4 H: 4 E: 0 K: 2 S: 16 LOB: 2 BB: 2 P: 36	R: 0 H: 1 E: 0 K: 1 S: 10 LOB: 1 BB: 0 P: 15	R: 0 H: 0 E: 0 K: 2 S: 9 LOB: 0 BB: 0 P: 14	R: 0 H: 0 E: 0 K: 0 S: 5 LOB: 0 BB: 0 P: 7	1B: 9 SF: 0 2B: 3 SAC: 0 3B: 0 DP: 1 HR: 1 HBP: 0		WP: 1 PA: 51 PB: 0 SB: 1 CS: 0		
<b>PITCHER</b>	IP WLS BF H R ER SO BB IBB HBP BLK WP HR S P ERA WHIP															
Charlie Leibrandt, L ERA: 3.92 Tom Gordon, R ERA: 3.13 Jeff Montgomery, R ERA: 1.59 Steve Crawford, R ERA:	(1, 1) 2.0 13 7 5 5 0 2 0 0 0 0 1 23 46 22.50 4.500	(3, 1) 5.0 21 3 2 2 5 3 0 0 0 0 0 57 93 3.60 1.200	(8, 1) 2.0 10 3 2 2 3 1 1 0 0 1 0 22 43 9.00 2.000	(10, 1) 2.0 W 6 0 0 0 2 0 0 0 0 0 0 0 21 0.00 0.000												

livebaseballscores.com

AB	43
R	9
H	13
RBI	8
BB	7
SO	10
LOB	18





Batter	1	2	3	4	5	6	7	8	9	AB R H RBI BB SO LOB	TOP	
<b>Jim Eisenreich, L</b> (1, 9) <small>OBP: 0.343, SLG: 0.419</small> (7, 8)	0-0 <b>F7</b>			2-2 <b>G4-3</b>		1-0 <b>F8</b> WP <b>1B</b>		1-1 <b>F9</b>		4 0 1 0 0 0 0		
<b>Kevin Seitzer, R</b> (1, 5) <small>OBP: 0.387, SLG: 0.347</small>	1-3 <b>K</b>			2-1 <b>P3</b>		4-2 <b>1B</b> BB		0-3 <b>K</b>		3 0 0 0 1 2 0		
<b>George Brett, L</b> (1, 3) <small>OBP: 0.308, SLG: 0.348</small>	1-1 <b>G5-3</b>			4-0 <b>BB</b>		1-2 <b>F8</b>		2-1 <b>G3-1</b>		3 0 0 0 1 0 2		
<b>Bo Jackson, R</b> (1, 10) <small>OBP: 0.307, SLG: 0.526</small>			2-1 <b>G6-3</b>			2-3 <b>K</b>			4-2 <b>WP</b> <b>G3</b> <b>SF8</b> <b>BB</b>	3 1 0 0 1 2 3		
<b>Pat Tabler, R</b> (1, 7) <small>OBP: 0.341, SLG: 0.307</small>			2-3 <b>K</b>		0-3 <b>K</b>		1-3 <b>K</b>		1-1 <b>G3</b>	4 0 0 0 0 3 1		
<b>Bob Boone, R</b> (1, 2) <small>OBP: 0.361, SLG: 0.361</small>			3-2 <b>L7</b>		2-2 <b>F7</b>		3-1 <b>G5-3</b>		2-2 <b>SF8</b>	3 0 0 1 0 0 0		
<b>Frank White, R</b> (1, 4) <small>OBP: 0.306, SLG: 0.307</small>			1-3 <b>K</b>		2-2 <b>1B</b>		1-1 <b>1B</b> <b>1B</b>		0-1 <b>F8</b>	4 0 2 0 0 1 0		
<b>Brad Wellman, R</b> (1, 6) <small>OBP: 0.292, SLG: 0.280</small>			1-3 <b>K</b>		0-3 <b>K</b>		0-1 <b>1B</b>			3 0 1 0 0 2 1		
<b>Willie Wilson, S</b> (1, 8) <small>OBP: 0.275, SLG: 0.256</small> <b>Bill Buckner, L</b> (7, PH) <small>OBP: 0.242, SLG: 0.275</small> <b>Matt Winters, L</b> (7, 9) <small>OBP: 0.404, SLG: 0.381</small>			2-3 <b>K</b>		3-3 <b>K</b>		1-3 <b>K</b>			2 0 0 0 0 2 0		
<b>Inning Stats</b>	R: 0 H: 0 E: 0 LOB: 0 K: 1 BB: 0 S: 6 P: 8	R: 0 H: 0 E: 0 LOB: 0 K: 1 BB: 0 S: 12 P: 19	R: 0 H: 0 E: 0 LOB: 0 K: 3 BB: 0 S: 9 P: 13	R: 0 H: 0 E: 0 LOB: 1 K: 1 BB: 1 S: 10 P: 20	R: 0 H: 1 E: 0 LOB: 1 K: 2 BB: 0 S: 12 P: 16	R: 0 H: 1 E: 0 LOB: 2 K: 2 BB: 1 S: 16 P: 28	R: 0 H: 2 E: 0 LOB: 2 K: 2 BB: 0 S: 12 P: 18	R: 0 H: 0 E: 0 LOB: 0 K: 1 BB: 0 S: 7 P: 10	R: 1 H: 0 E: 0 LOB: 0 K: 0 BB: 1 S: 9 P: 16	1B: 4 SF: 1 2B: 0 SAC: 0 3B: 0 DP: 0 HR: 0 HBP: 0	WP: 2 PA: 34 PB: 0 SB: 0 CS: 0	
<b>PITCHER</b> <b>Mike Moore, R</b> (1, 1) <small>ERA: 2.22</small> <b>Todd Burns, R</b> (8, 1) <small>ERA: 1.94</small>	IP WLS BF H R ER SO BB IBB HBP BLK WP HR S P ERA WHIP 7.0 W 27 4 0 0 12 2 0 0 0 1 0 77 122 0.00 0.857											<b>PITCHER</b> IP WLS BF H R ER SO BB IBB HBP BLK WP HR S P ERA WHIP 2.0 S 7 0 1 1 1 1 0 0 0 1 0 16 26 4.50 0.500

**Kansas City Royals @ Oakland Athletics**  
 Oakland-Alameda County Coliseum, Oakland, CA

Thu Jul 06 1989, 7:05 PM PDT  
 Att. 21,985 - Sunny - 84 F

[livebaseballscorecards.com](http://livebaseballscorecards.com)

<b>AB</b>	<b>30</b>
<b>R</b>	<b>1</b>
<b>H</b>	<b>4</b>
<b>RBI</b>	<b>1</b>
<b>BB</b>	<b>3</b>
<b>SO</b>	<b>13</b>
<b>LOB</b>	<b>9</b>



Batter	1	2	3	4	5	6	7	8	9	AB	R	H	RBI	BB	SO	LOB
Rickey Henderson, R OBP: 0.407, SLG: 0.384 (1, 7)	1-0 G1-3 BB G4-3 1B	2-0 1-2 1B			2-1 G6-3			2-1 E6 2B		4	2	2	0	0	0	0
Dave Henderson, R OBP: 0.316, SLG: 0.365 (1, 8)	4-0 G4-3 G1-3 1B BB	1-0 F8			3-3 K			1-1 P1		3	1	0	0	1	1	3
Dave Parker, L OBP: 0.314, SLG: 0.452 (1, 10)	0-0 G1-3 1-2 2-3		2-2 G5-3			0-0 P2		1-0 F7		4	0	0	0	0	0	3
Mark McGwire, R OBP: 0.337, SLG: 0.482 (1, 3)	0-1 G4-3		1-2 F9			0-1 G6-3		2-0 1-H 2B		4	0	1	2	0	0	1
Terry Steinbach, R OBP: 0.360, SLG: 0.408 (1, 2)	0-0 1B		3-3 K			2-2 F9		0-3 K		4	0	1	1	0	2	1
Tony Phillips, S OBP: 0.368, SLG: 0.383 (1, 5)	1-0 F8		0-3 K			4-1 FC5-4 BB				2	0	0	0	1	1	1
Stan Javier, S OBP: 0.329, SLG: 0.341 (1, 9)		2-0 CS 1B		0-0 G4-3		1-2 FC5-4				3	0	1	0	0	0	1
Glenn Hubbard, R OBP: 0.312, SLG: 0.346 (1, 4)		0-2 SAFE F7		0-1 G5-3		1-0 F7				3	0	0	0	0	0	2
Mike Gallego, R OBP: 0.333, SLG: 0.344 (1, 6)		1-2 SAFE 1B 1B		1-0 G4-3		3-2 F9				3	0	1	0	0	0	1

Inning Stats	R: 2	H: 2	E: 0	K: 0	S: 6	LOB: 1	BB: 1	P: 12	R: 0	H: 3	E: 0	K: 0	S: 9	LOB: 2	BB: 0	P: 15	R: 0	H: 0	E: 0	K: 1	S: 6	LOB: 0	BB: 0	P: 6	R: 0	H: 0	E: 0	K: 1	S: 7	LOB: 0	BB: 0	P: 13	R: 0	H: 0	E: 0	K: 0	S: 8	LOB: 0	BB: 0	P: 10	R: 0	H: 0	E: 0	K: 0	S: 9	LOB: 1	BB: 1	P: 17	R: 1	H: 1	E: 1	K: 1	S: 10	LOB: 1	BB: 0	P: 15
1B: 5	SF: 0	2B: 1	SAC: 0	3B: 0	DP: 0	HR: 0	HBP: 0	WP: 0	PA: 32																																															

PITCHER	IP	WLS	BF	H	R	ER	SO	BB	IBB	HBP	BLK	WP	HR	S	P	ERA	WHIP
Luis Aquino, R ERA: 3.36 (1, 1)	7.2	L	31	6	3	2	3	2	0	0	0	0	0	61	100	2.35	1.043
Steve Farr, R ERA: 3.31 (8, 1)	0.1		1	0	0	0	1	0	0	0	0	0	0	3	3	0.00	0.000

**BOTTOM**

**Kansas City Royals @ Oakland Athletics**  
Oakland-Alameda County Coliseum, Oakland, CA

Thu Jul 06 1989, 7:05 PM PDT  
Att. 21,985 - Sunny - 84 F

livebaseballscorecards.com

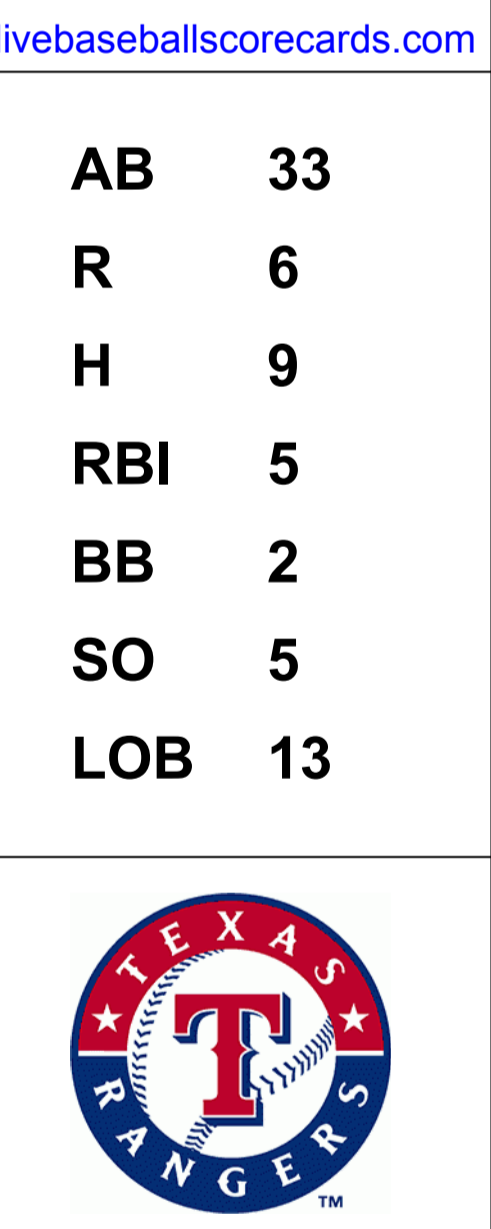
<b>AB</b>	<b>30</b>
<b>R</b>	<b>3</b>
<b>H</b>	<b>6</b>
<b>RBI</b>	<b>3</b>
<b>BB</b>	<b>2</b>
<b>SO</b>	<b>4</b>
<b>LOB</b>	<b>13</b>





Batter	1	2	3	4	5	6	7	8	9	AB R H RBI BB SO LOB	TOP											
<b>Cecil Espy, S</b> (1, 8) OBP: 0.303, SLG: 0.315	0-1 G4-3		3-2 CS 1B			4-2 BB BB		1-2 HR HBP	1-0 G4-1	3 1 1 0 1 0 1												
<b>Jeff Kunkel, R</b> (1, 6) OBP: 0.302, SLG: 0.467	1-1 L7		3-3 K			1-3 K		0-2 HR 1B		4 1 1 0 0 2 2												
<b>Rafael Palmeiro, L</b> (1, 3) OBP: 0.369, SLG: 0.414	1-2 F7				2-0 G6-3	4-0 BB		0-1 P5		3 0 0 0 1 0 2												
<b>Ruben Sierra, S</b> (1, 9) OBP: 0.376, SLG: 0.591		3-2 F9		3-2 G3-1		0-1 G4-3		0-0 HR		4 1 1 3 0 0 2												
<b>Julio Franco, R</b> (1, 4) OBP: 0.397, SLG: 0.498		1-2 1B S 1B		3-3 K			1-0 E1 SF9 1B	0-1 F8		4 2 2 0 0 1 0												
<b>Rick Leach, L</b> (1, 7) OBP: 0.346, SLG: 0.361		0-1 G4-3 S 1B			1-1 P2		2-2 G5-3	0-0 F9		2 0 1 0 0 0 0												
<b>Sammy Sosa, R</b> (7, PH) OBP: 0.288, SLG: 0.364		1-3 G4-3 S 1B								2 0 0 0 0 0 1												
<b>Jack Daugherty, S</b> (1, 10) OBP: 0.500, SLG: 0.667		2-1 G4-3		1-2 G4-6-3 1B			3-1 SF9		1-1 G2-3 1B	3 0 2 1 0 0 1	AB 33 R 6 H 9 RBI 5 BB 2 SO 5 LOB 13											
<b>Steve Buechele, R</b> (1, 5) OBP: 0.296, SLG: 0.361		1-3 3-H K		0-0 G4-6-3			0-1 3-H HR		0-0 F4	4 1 1 1 0 1 3												
<b>Jim Sundberg, R</b> (1, 2) OBP: 0.331, SLG: 0.356			0-1 L7				3-2 F9		0-0 G2-3	4 0 0 0 0 1 1												
<b>Inning Stats</b>	R: 0 E: 0 K: 0 S: 9	H: 0 LOB: 0 BB: 0 P: 11	R: 1 E: 0 K: 1 S: 13	H: 2 LOB: 1 BB: 0 P: 20	R: 0 E: 0 K: 1 S: 9	H: 1 LOB: 1 BB: 0 P: 14	R: 0 E: 0 K: 1 S: 8	H: 0 LOB: 0 BB: 0 P: 16	R: 0 E: 0 K: 1 S: 7	H: 1 LOB: 0 BB: 0 P: 9	R: 0 E: 0 K: 1 S: 14	H: 0 LOB: 2 BB: 2 P: 26	R: 2 E: 1 K: 1 S: 12	H: 2 LOB: 0 BB: 0 P: 20	R: 3 E: 0 K: 0 S: 13	H: 2 LOB: 0 BB: 0 P: 14	R: 0 E: 0 K: 0 S: 5	H: 1 LOB: 1 BB: 0 P: 7	1B: 7 2B: 1 3B: 0 HR: 2	SF: 1 SAC: 0 DP: 2 HBP: 1	WP: 0 PB: 0 SB: 2 CS: 1	PA: 37
<b>PITCHER</b>	IP WLS BF H R ER SO BB IBB HBP BLK WP HR S P ERA WHIP																					
<b>Storm Davis, R</b> (1, 1) ERA: 5.38	8.0 L 33 8 6 6 5 2 0 1 0 0 0 2 85 130 6.75 1.250																					
<b>Jim Corsi, R</b> (9, 1) ERA: 2.95	1.0 4 1 0 0 0 0 0 0 0 0 0 0 5 7 0.00 1.000																					

Texas Rangers @ Oakland Athletics  
Oakland-Alameda County Coliseum, Oakland, CA  
Fri Jul 07 1989, 7:05 PM PDT  
Att. 39,678 - Unknown - 73 F



livebaseballscorecards.com

Batter	1	2	3	4	5	6	7	8	9	AB	R	H	RBI	BB	SO	LOB
Rickey Henderson, R OBP: 0.411, SLG: 0.388 (1, 7)	3-2 L6 ①		4-0 BB			1-1 SH5-3 1B 2B		4-2 G5-3 G4-3 BB		2	2	1	0	2	0	0
Carney Lansford, R OBP: 0.393, SLG: 0.404 (1, 5)	1-2 G4-3 ②		0-1 P4 ③			2-0 SH5-3 ① 2-3		0-1 G5-3 ① 1-3		3	0	0	0	0	0	2
Dave Parker, L OBP: 0.316, SLG: 0.450 (1, 10)	4-0 FC6-4 BB					0-1 1B		0-0 G4-3 ② 3-H		3	0	1	2	1	1	0
Mark McGwire, R OBP: 0.332, SLG: 0.474 (1, 3)	0-1 FC6-4 ③ 1-2f					2-0 F7 ②		3-2 L7 ②		4	0	0	0	0	0	2
Ron Hassey, L OBP: 0.303, SLG: 0.378 (1, 2)		2-1 G4-3 ①				1-3 K ③		1-3 K ③		4	0	0	0	0	2	1
Dave Henderson, R OBP: 0.315, SLG: 0.362 (1, 8)		4-1 G3-6 BB				0-1 P4 ①		1-2 G6-3 ①		3	0	0	0	1	0	0
Tony Phillips, S OBP: 0.366, SLG: 0.380 (1, 4)		1-1 G3-6 ② ③ 1-2f				3-1 FC3-6 1B		1-2 G4-3 ②		4	0	1	0	0	1	1
Stan Javier, S OBP: 0.326, SLG: 0.336 (1, 9)			1-2 G4-3 ①			2-1 FC3-6 FC6-4 1-2f		0-1 F8 ③		3	0	0	0	0	0	1
Mike Gallego, R OBP: 0.333, SLG: 0.358 (1, 6)			1-0 P3 ②			1-0 FC6-4 ③ 1-2f		2-2 HR		3	1	1	1	0	0	1

Inning Stats	R: 0	H: 0	E: 0	K: 10	S: 10	R: 0	H: 0	E: 0	K: 5	S: 5	R: 0	H: 0	E: 0	K: 6	S: 6	R: 0	H: 0	E: 0	K: 7	S: 7	R: 1	H: 2	E: 0	K: 12	S: 12	R: 0	H: 0	E: 0	K: 9	S: 9	R: 2	H: 1	E: 0	K: 10	S: 10	R: 0	H: 0	E: 0	K: 9	S: 9	R: 0	H: 0	E: 0	K: 11	S: 11	R: 0	H: 1	E: 0	K: 10	S: 10	R: 0	H: 0	E: 0	K: 13	S: 13	R: 0	H: 0	E: 0	K: 13	S: 13	R: 0	H: 0	E: 0	K: 13	S: 13	1B: 2	2B: 1	3B: 0	HR: 1	SF: 0	SAC: 1	DP: 1	HBP: 0	WP: 0	PB: 0	SB: 1	CS: 0	PA: 34
--------------	------	------	------	-------	-------	------	------	------	------	------	------	------	------	------	------	------	------	------	------	------	------	------	------	-------	-------	------	------	------	------	------	------	------	------	-------	-------	------	------	------	------	------	------	------	------	-------	-------	------	------	------	-------	-------	------	------	------	-------	-------	------	------	------	-------	-------	------	------	------	-------	-------	-------	-------	-------	-------	-------	--------	-------	--------	-------	-------	-------	-------	--------

PITCHER	IP	WLS	BF	H	R	ER	SO	BB	IBB	HBP	BLK	WP	HR	S	P	ERA	WHIP
Bobby Witt, R ERA: 5.6 (1, 1)	7.0	W	28	4	3	3	3	4	0	0	0	0	1	63	109	3.86	1.143
Gary Mielke, R ERA: 2.89 (8, 1)	0.1		1	0	0	0	0	0	0	0	0	0	0	2	2	0.00	0.000
Kenny Rogers, L ERA: 2.7 (8, 1)	0.1		1	0	0	0	0	0	0	0	0	0	0	1	1	0.00	0.000
Jeff Russell, R ERA: 1.77 (8, 1)	1.1	S	4	0	0	0	1	0	0	0	0	0	0	11	17	0.00	0.000

**TEXAS RANGERS @ OAKLAND ATHLETICS**  
**Oakland-Alameda County Coliseum, Oakland, CA**

Fri Jul 07 1989, 7:05 PM PDT  
Att: 39,678 - Unknown - 73 F

AB 29  
R 3  
H 4  
RBI 3  
BB 4  
SO 4  
LOB 8





Batter	1	2	3	4	5	6	7	8	9	10	AB	R	H	RBI	BB	SO	LOB	TOP						
<b>Cecil Espy, S</b> OBP: 0.301, SLG: 0.313 (1, 8)	2-2 FC4-6 S 1B		3-1 G1-3		1-3 K		1-0 L7		2-3 K		5	0	1	0	0	2	3							
<b>Sammy Sosa, R</b> OBP: 0.268, SLG: 0.338 (1, 7)	0-3 K		0-2 P4			0-0 F8		0-1 G6-3		2-2 F7	5	0	0	0	0	1	1							
<b>Rafael Palmeiro, L</b> OBP: 0.373, SLG: 0.415 (1, 3)	4-0 FC4-6 1-2 BB		3-2 F7			1-0 P5		1-2 G4-6-3 1B		1-1 1B 1B	4	1	2	0	1	0	0							
<b>Ruben Sierra, S</b> OBP: 0.374, SLG: 0.585 (1, 9)	1-2 FC4-6 1-2f 2-3			0-0 G1		0-2 F6		2-0 G4-6-3 1-2f		3-2 1B 1B	5	0	1	0	0	0	3							
<b>Julio Franco, R</b> OBP: 0.397, SLG: 0.497 (1, 4)	0-1 G1-3			3-2 L8			1-0 1B G6-3 1B		0-1 G5-3	1-0 1-2 2-H 1B	5	1	2	1	0	0	2							
<b>Jack Daugherty, S</b> OBP: 0.444, SLG: 0.500 (1, 10)		2-1 P5		1-3 K			0-0 1-3 G6-3 1B		2-1 2B 1B	0-1 F7	5	1	2	0	0	1	2							
<b>Steve Buechele, R</b> OBP: 0.301, SLG: 0.380 (1, 5) (9, 6)		2-2 1B			2-1 HR		1-1 1-2f 3-H G6-3		0-0 1-3 1B 2B	2-2 F8	5	2	3	1	0	0	3							
<b>Jeff Kunkel, R</b> OBP: 0.302, SLG: 0.464 (1, 6) <b>Thad Bosley, L</b> OBP: 0.182, SLG: 0.182 (9, PH) <b>Jim Sundberg, R</b> OBP: 0.331, SLG: 0.356 (9, 2)		0-3 K			2-2 P3		0-1 1B 1B		1-1 2-H 3-H 1B		3	0	1	0	0	1	1							
<b>Chad Kreuter, S</b> OBP: 0.205, SLG: 0.189 (1, 2) <b>Rick Leach, L</b> OBP: 0.346, SLG: 0.361 (9, PH) <b>Mike Stanley, R</b> OBP: 0.268, SLG: 0.180 (9, 5)		2-3 K			2-1 L8		1-1 1-2 1B		0-3 K		0	0	0	0	0	0	0							
<b>Inning Stats</b>	R: 0 E: 0 K: 1 S: 13	H: 1 LOB: 2 BB: 1 P: 20	R: 0 E: 0 K: 2 S: 12	H: 1 LOB: 1 BB: 0 P: 18	R: 0 E: 0 K: 0 S: 8	H: 0 LOB: 0 BB: 0 P: 14	R: 0 E: 0 K: 1 S: 13	H: 0 LOB: 0 BB: 0 P: 17	R: 1 E: 0 K: 1 S: 11	H: 1 LOB: 0 BB: 0 P: 18	R: 0 E: 0 K: 0 S: 5	H: 0 LOB: 0 BB: 0 P: 6	R: 1 E: 0 K: 0 S: 9	H: 4 LOB: 2 BB: 0 P: 13	R: 0 E: 0 K: 0 S: 8	H: 1 LOB: 0 BB: 0 P: 11	R: 2 E: 0 K: 2 S: 14	H: 3 LOB: 1 BB: 0 P: 19	R: 1 E: 0 K: 0 S: 21	H: 3 LOB: 2 BB: 0 P: 30	1B: 12 2B: 1 3B: 0 HR: 1	SF: 0 SAC: 0 DP: 2 HBP: 0	WP: 0 PB: 0 SB: 1 CS: 0	PA: 43
<b>PITCHER</b>	IP WLS BF H R ER SO	IP WLS BF H R ER SO	IP WLS BF H R ER SO	IP WLS BF H R ER SO	IP WLS BF H R ER SO	IP WLS BF H R ER SO	IP WLS BF H R ER SO	IP WLS BF H R ER SO	IP WLS BF H R ER SO	IP WLS BF H R ER SO	IP WLS BF H R ER SO	IP WLS BF H R ER SO	IP WLS BF H R ER SO	IP WLS BF H R ER SO	IP WLS BF H R ER SO	IP WLS BF H R ER SO	IP WLS BF H R ER SO	IP WLS BF H R ER SO	IP WLS BF H R ER SO	IP WLS BF H R ER SO	ERA WHIP	ERA WHIP		
<b>Dave Stewart, R</b> ERA: 3.24 (1, 1)	8.0																							
<b>Todd Burns, R</b> ERA: 2.23 (9, 1)	0.1	4	3	2	2	0	0	0	0	0	0	0	0	0	0	0	0	0	0	0	0	0	0	0
<b>Matt Young, L</b> ERA: 6.38 (9, 1)	1.0	L	5	2	1	1	2	0	0	0	0	0	0	0	0	0	0	0	0	0	0	0	0	0
<b>Gene Nelson, R</b> ERA: 3.09 (10, 1)	0.2		3	1	0	0	0	0	0	0	0	0	0	0	0	0	0	0	0	0	0	0	0	0

**Texas Rangers @ Oakland Athletics**  
Oakland-Alameda County Coliseum, Oakland, CA  
Sat Jul 08 1989, 3:33 AM PDT  
Att. 38,220 - Sunny - 73 F


livebaseballscorecards.com

AB 42  
R 5  
H 14  
RBI 4  
BB 1  
SO 7  
LOB 17







Batter	1	2	3	4	5	6	7	8	9	AB R H RBI BB SO LOB	TOP											
<b>Cecil Espy, S</b> (1, 8) OBP: 0.297, SLG: 0.309	0-3 <b>K</b>		1-0 <b>G3</b>		2-2 <b>L7</b>		3-3 <b>K</b>			4 0 0 0 0 2 2												
<b>Jack Daugherty, S</b> (1, 10) OBP: 0.455, SLG: 0.500 <b>Sammy Sosa, R</b> (8, PH) OBP: 0.264, SLG: 0.333	1-1 <b>FC4-6</b> <b>HBP</b> <b>PB</b> <b>1B</b>		2-0 <b>F7</b>			1-0 <b>CI</b> <b>FC6-4</b> <b>1B</b>		2-3 <b>K</b>		2 1 1 0 0 0 0 1 0 0 0 0 1 0												
<b>Rafael Palmeiro, L</b> (1, 3) OBP: 0.371, SLG: 0.411	2-1 <b>FC4-6</b> <b>HBP</b>			1-1 <b>G4-3</b>		1-2 <b>F8</b>		0-0 <b>F7</b>		3 0 0 0 0 0 1												
<b>Ruben Sierra, S</b> (1, 9) OBP: 0.372, SLG: 0.581	2-2 <b>FC4-6</b> <b>PO</b> <b>PB</b> <b>1-2f</b> <b>2-3</b>			3-1 <b>F8</b>		2-2 <b>FC6-4</b> <b>1B</b>		2-3 <b>K</b>		4 0 1 0 0 1 2												
<b>Julio Franco, R</b> (1, 4) OBP: 0.396, SLG: 0.494	3-2 2 SAFE <b>PO</b> <b>1-3</b> <b>3-H</b>	0-0 <b>G4-3</b>		3-2 <b>S</b> <b>1B</b>		3-2 <b>FC6-4</b> <b>1-2f</b> <b>2-3</b>		2-0 <b>G6-3</b>		4 0 1 0 0 0 2												
<b>Rick Leach, L</b> (1, 7) OBP: 0.345, SLG: 0.367 <b>Mike Stanley, R</b> (9, PH) OBP: 0.263, SLG: 0.176			1-2 <b>2B</b>		1-2 <b>G4-3</b> <b>1-2</b>		2-3 <b>K</b>		0-0 <b>G5-3</b>	3 0 1 0 0 1 3 1 0 0 0 0 0 0												
<b>Steve Buechele, R</b> (1, 5) OBP: 0.297, SLG: 0.375		2-1 <b>G5-3</b>			2-3 <b>K</b>		0-0 <b>G6-3</b>		1-1 <b>E5</b>	4 0 0 0 0 1 1	<b>AB 33</b> <b>R 1</b> <b>H 6</b> <b>RBI 0</b> <b>BB 0</b> <b>SO 9</b> <b>LOB 15</b>											
<b>Jeff Kunkel, R</b> (1, 6) OBP: 0.308, SLG: 0.473		1-1 <b>G3-1</b>			0-0 <b>1B</b>		2-2 <b>2B</b>		0-3 <b>K</b>	4 0 2 0 0 1 2												
<b>Chad Kreuter, S</b> (1, 2) OBP: 0.200, SLG: 0.184 <b>Thad Bosley, L</b> (7, PH) OBP: 0.182, SLG: 0.182 <b>Jim Sundberg, R</b> (7, PH) OBP: 0.328, SLG: 0.352 (7, 2)			2-3 <b>K</b>		0-3 <b>K</b>		0-0 <b>G6-3</b>			2 0 0 0 0 2 1 0 0 0 0 0 0 0 1 0 0 0 0 0 1												
<b>Inning Stats</b>	R: 1 E: 0 K: 1 S: 15	H: 1 LOB: 0 BB: 0 P: 23	R: 0 E: 0 K: 0 S: 9	H: 1 LOB: 1 BB: 0 P: 13	R: 0 E: 0 K: 1 S: 5	H: 0 LOB: 0 BB: 0 P: 10	R: 0 E: 0 K: 0 S: 12	H: 1 LOB: 1 BB: 0 P: 20	R: 0 E: 0 K: 2 S: 10	H: 1 LOB: 1 BB: 0 P: 14	R: 0 E: 1 K: 1 S: 15	H: 1 LOB: 2 BB: 0 P: 24	R: 0 E: 0 K: 1 S: 11	H: 1 LOB: 1 BB: 0 P: 16	R: 0 E: 0 K: 2 S: 8	H: 0 LOB: 0 BB: 0 P: 12	R: 0 E: 1 K: 1 S: 7	H: 0 LOB: 1 BB: 0 P: 10	1B: 4 2B: 2 3B: 0 HR: 0	SF: 0 SAC: 0 DP: 0 HBP: 1	WP: 0 PB: 1 SB: 1 CS: 0	PA: 36
<b>PITCHER</b>	IP WLS BF H R ER SO BB IBB HBP BLK WP HR S P ERA WHIP																					
<b>Bob Welch, R</b> (1, 1) ERA: 2.93	6.1 W 26 6 1 0 5 0 0 1 0 0 0 0 71 111 0.00 0.947																					
<b>Rick Honeycutt, L</b> (7, 1) ERA: 2.44	2.2 S 9 0 0 0 4 0 0 0 0 0 0 0 21 31 0.00 0.000																					

Texas Rangers @ Oakland Athletics  
Oakland-Alameda County Coliseum, Oakland, CA

Sun Jul 09 1989, 3:33 AM PDT  
Att. 40,060 - Unknown - 66 F

livebaseballscorecards.com

Batter	1	2	3	4	5	6	7	8	9
Rickey Henderson, R OBP: 0.417, SLG: 0.406 Tony Phillips, S OBP: 0.367, SLG: 0.378	4-2 WP PB SF8 BB		4-0 S E E BB		3-3 K		1-0 1B 1-2 1B	3-2 1B	
Carney Lansford, R OBP: 0.395, SLG: 0.401 Jamie Quirk, L OBP: 0.200, SLG: 0.219	4-1 PB E 1-3 BB		1-1 E5 S 1-2 1B		0-1 F9		2-1 1B 1-3 2-H 1B	2-3 K	
Dave Parker, L OBP: 0.319, SLG: 0.447	2-3 K		2-3 K 1-3 2-H			2-3 K	2-1 1B 1-3 3-H		
Mark McGwire, R OBP: 0.332, SLG: 0.481	3-2 SF8 1-2 3-H		0-1 G4-6-3 3-H 1B			1-1 HR	4-0 WP IBB		
Ron Hassey, L OBP: 0.302, SLG: 0.371	2-1 G4-3		1-2 G4-6-3 1-2f			1-1 G3	4-2 1-2 BB		
Dave Henderson, R OBP: 0.311, SLG: 0.354		2-1 G4-3		0-0 F8		4-0 CS BB	3-2 P5		
Glenn Hubbard, R OBP: 0.308, SLG: 0.333		1-0 F8		1-2 P6		1-2 CS 1-2	0-2 G6-3	1-3 K	
Lance Blankenship, R OBP: 0.262, SLG: 0.300		2-1 E1 1B		0-3 K			4-2 S 1B BB	1-3 K	
Mike Gallego, R OBP: 0.333, SLG: 0.358		1-0 G6-3			1-3 K		0-2 1B 1-H 1B 1B	2-2 1B	

Inning Stats	R: 1	H: 0	E: 1	K: 1	S: 12	LOB: 1	BB: 2	P: 27
	R: 0	H: 1	E: 1	K: 0	S: 6	LOB: 1	BB: 0	P: 12
	R: 2	H: 1	E: 1	K: 1	S: 10	LOB: 0	BB: 1	P: 18
	R: 0	H: 0	E: 0	K: 1	S: 9	LOB: 0	BB: 0	P: 10
	R: 0	H: 0	E: 0	K: 2	S: 8	LOB: 0	BB: 0	P: 12
	R: 1	H: 1	E: 0	K: 1	S: 12	LOB: 0	BB: 1	P: 20
	R: 3	H: 4	E: 0	K: 0	S: 18	LOB: 3	BB: 3	P: 38
	R: 0	H: 2	E: 0	K: 3	S: 18	LOB: 2	BB: 0	P: 27

PITCHER	IP	WLS	BF	H	R	ER	SO	BB	IBB	HBP	BLK	WP	HR	S	P	ERA	WHIP
Charlie Hough, R ERA: 4.85	(1, 1)	6.1	28	5	7	5	6	5	0	0	0	1	1	66	113	7.11	1.579
Gary Mielke, R ERA: 2.89	(7, 1)	0.0	1	1	0	0	0	0	0	0	0	0	0	2	4	∞	∞
Kenny Rogers, L ERA: 2.68	(7, 1)	0.1	3	1	0	0	0	1	1	0	0	1	0	4	14	0.00	6.000
Cecilio Guante, R ERA: 3.5	(7, 1)	1.1	6	2	0	0	3	0	0	0	0	0	0	21	33	0.00	1.500

AB R H RBI BB SO LOB

2	3	1	0	2	1	0
1	0	1	0	0	0	0
3	1	1	1	1	0	1
1	0	0	0	0	1	2
4	0	1	1	0	3	3
2	1	2	3	1	0	0
3	0	0	0	1	0	2
3	0	0	0	1	0	3
4	0	0	0	0	1	0
3	1	1	0	1	2	0
4	1	2	1	0	1	1

AB	R	H	RBI	BB	SO	LOB
30	7	9	6	7	9	12

WP	PA
2	39

**Texas Rangers @ Oakland Athletics**  
Oakland-Alameda County Coliseum, Oakland, CA

Sun Jul 09 1989, 3:33 AM PDT  
Att: 40,060 - Unknown - 66 F

livebaseballscores.com

AB	R	H	RBI	BB	SO	LOB
30	7	9	6	7	9	12



WP	PA
2	39











Batter	1	2	3	4	5	6	7	8	9	AB	R	H	RBI	BB	SO	LOB
Junior Felix, S OBP: 0.344, SLG: 0.448 (1, 9)	1-0 CS 1B		4-2 BB	1-0 L8		4-2 BB				2	0	1	0	2	0	3
Tony Fernandez, S OBP: 0.290, SLG: 0.367 (1, 6)	2-1 SF8 3B		1-3 K		2-0 P6	3-1 P5				4	1	1	0	0	1	2
Kelly Gruber, R OBP: 0.359, SLG: 0.465 (1, 5)	2-0 SF8			1-0 2B	0-0 BB HBP 1B			0-0 HR		3	2	3	2	0	0	0
George Bell, R OBP: 0.323, SLG: 0.426 (1, 7)	1-0 L8			0-1 G3 1B 2B	1-0 BB HBP			0-0 F8		3	1	1	1	0	0	0
Fred McGriff, L OBP: 0.370, SLG: 0.524 (1, 3)		4-1 G4-3-6 BB		0-0 G3 2B	1-3 K			1-2 G4-3		3	0	0	0	1	1	3
Ernie Whitt, L OBP: 0.398, SLG: 0.464 (1, 2)		2-2 F8		3-1 1B 1B	4-2 BB			3-2 G6-3		3	0	1	1	1	0	1
Lloyd Moseby, L OBP: 0.299, SLG: 0.326 (1, 8)		2-2 G4-3-6		0-1 S 1B	3-3 K			0-0 E1 G6-4-3		4	0	1	0	0	1	4
Greg Myers, L Manuel Lee, S (8, PH) OBP: 0.310, SLG: 0.320 (1, 10)			2-3 K	0-1 F8		0-1 F7		0-0 G6-4-3		3	0	0	0	0	1	2
Nelson Liriano, S OBP: 0.316, SLG: 0.368 (1, 4)			0-0 G3	4-0 BB		0-3 K		0-2 F7		1	0	0	0	0	0	1


Inning Stats	R: 1	H: 2	E: 0	K: 0	S: 6	LOB: 0	BB: 0	P: 11	R: 0	H: 0	E: 0	K: 0	S: 7	LOB: 0	BB: 1	P: 15	R: 0	H: 0	E: 0	K: 2	S: 10	LOB: 1	BB: 1	P: 17	R: 2	H: 4	E: 0	K: 0	S: 11	LOB: 3	BB: 1	P: 20	R: 0	H: 1	E: 0	K: 2	S: 11	LOB: 3	BB: 1	P: 22	R: 0	H: 0	E: 0	K: 1	S: 11	LOB: 1	BB: 1	P: 16	R: 1	H: 1	E: 0	K: 0	S: 9	LOB: 0	BB: 0	P: 13	R: 0	H: 0	E: 1	K: 0	S: 6	LOB: 0	BB: 0	P: 6
--------------	------	------	------	------	------	--------	-------	-------	------	------	------	------	------	--------	-------	-------	------	------	------	------	-------	--------	-------	-------	------	------	------	------	-------	--------	-------	-------	------	------	------	------	-------	--------	-------	-------	------	------	------	------	-------	--------	-------	-------	------	------	------	------	------	--------	-------	-------	------	------	------	------	------	--------	-------	------

PITCHER	IP	WLS	BF	H	R	ER	SO	BB	IBB	HBP	BLK	WP	HR	S	P	ERA	WHIP
Bob Welch, R ERA: 3.06 (1, 1)	7.0	L	34	8	4	4	5	5	0	1	0	0	1	66	115	5.14	1.857
Rick Honeycutt, L ERA: 2.39 (8, 1)	1.0		2	0	0	0	0	0	0	0	0	0	0	5	5	0.00	0.000

**BOTTOM**

**Oakland Athletics @ Toronto Blue Jays**  
 SkyDome, Toronto, ON  
 Fri Jul 14 1989, 7:05 PM EDT  
 Att. 48,325 - Unknown

AB	29
R	4
H	8
RBI	4
BB	5
SO	5
LOB	16



1B	2B	3B	HR	SF	SAC	DP	HBP	WP	HR	S	P	ERA	WHIP
4	2	1	1	1	0	2	1	0	0	0	0	0	0



Batter	1	2	3	4	5	6	7	8	9	AB R H RBI BB SO LOB	TOP	
Rickey Henderson, R (1, 7) OBP: 0.414, SLG: 0.398 Jamie Quirk, L (9, PH) OBP: 0.189, SLG: 0.206	1-0 L7		2-0 F7	3-3 K			3-2 S 1B		2-3 K	4 0 1 0 0 1 2 1 0 0 0 0 1 0		
Carney Lansford, R (1, 5) OBP: 0.398, SLG: 0.399 Ron Hassey, L (9, PH) OBP: 0.303, SLG: 0.376	0-0 1B		4-2 1B BB			3-1 F9	3-1 L5		1-2 1B	3 0 1 0 1 0 1 1 0 1 0 0 0 0		
Dave Henderson, R (1, 8) OBP: 0.320, SLG: 0.369	0-0 L7		0-1 1-2 1B			2-0 G5-3	1-2 F9			4 0 1 0 0 0 2		
Mark McGwire, R (1, 3) OBP: 0.326, SLG: 0.478	0-0 F9		1-0 L6			0-0 FC6-4 1B	1-3 K			4 0 1 0 0 1 4		
Jose Canseco, R (1, 10) OBP: 0.308, SLG: 0.818		3-2 HR	0-1 F8			1-0 FC6-4 1-2f	3-3 K			4 1 1 1 0 1 3		
Terry Steinbach, R (1, 2) OBP: 0.360, SLG: 0.410		0-0 G4-3 1B		1-0 G6-3			1-1 G6-3	0-0 2B		4 0 2 0 0 0 0		
Tony Phillips, S (1, 4) OBP: 0.361, SLG: 0.369		1-0 G4-3 1-2f		2-1 L7			4-1 1B BB	0-0 P6		3 0 0 0 1 0 2		
Lance Blankenship, R (1, 9) OBP: 0.284, SLG: 0.313		2-1 1B		4-2 1B BB			0-1 G6-3 1-3 1B	1-0 F9		3 0 2 0 1 0 1		
Mike Gallego, R (1, 6) OBP: 0.332, SLG: 0.351		2-0 G5-3		1-1 1-2 1B			1-0 G6-3 1-2f	1-3 K		4 0 1 0 0 1 3		
<b>Inning Stats</b>	R: 0 E: 0 K: 0 S: 4 H: 1 LOB: 1 BB: 0 P: 5	R: 1 E: 0 K: 0 S: 8 H: 3 LOB: 1 BB: 0 P: 16	R: 0 E: 0 K: 0 S: 9 H: 1 LOB: 2 BB: 1 P: 16	R: 0 E: 0 K: 1 S: 10 H: 1 LOB: 2 BB: 1 P: 21	R: 0 E: 0 K: 0 S: 5 H: 1 LOB: 1 BB: 0 P: 11	R: 0 E: 0 K: 0 S: 6 H: 1 LOB: 1 BB: 1 P: 12	R: 0 E: 0 K: 1 S: 12 H: 1 LOB: 1 BB: 0 P: 20	R: 0 E: 0 K: 1 S: 7 H: 1 LOB: 1 BB: 0 P: 11	R: 0 E: 0 K: 2 S: 10 H: 1 LOB: 1 BB: 0 P: 14	1B: 9 2B: 1 3B: 0 HR: 1 SF: 0 SAC: 0 DP: 2 HBP: 0	WP: 0 PB: 0 SB: 1 CS: 0 PA: 38	
<b>PITCHER</b> Mike Flanagan, L (1, 1) ERA: 3.51 Tom Henke, R (7, 1) ERA: 3.0	IP 6.2 WLS W BF 30 H 9 R 1 ER 1 SO 1 BB 3 IBB 0 HBP 0 BLK 0 WP 0 HR 1 S 50 P 96 ERA 1.35 WHIP 1.800	IP 2.1 WLS 8 BF 2 H 0 R 0 ER 0 SO 4 BB 0 IBB 0 HBP 0 BLK 0 WP 0 HR 0 S 21 P 30 ERA 0.00 WHIP 0.857	<b>PITCHER</b> IP WLS BF H R ER SO BB IBB HBP BLK WP HR S P ERA WHIP									

Oakland Athletics @ Toronto Blue Jays  
SkyDome, Toronto, ON  
Sat Jul 15 1989, 7:05 PM EDT  
Att. 48,238 - Unknown

[livebaseballscorecards.com](http://livebaseballscorecards.com)

AB	35
R	1
H	11
RBI	1
BB	3
SO	5
LOB	18







Batter	1	2	3	4	5	6	7	8	9	AB R H RBI BB SO LOB	TOP		
Rickey Henderson, R OBP: 0.412, SLG: 0.394 (1, 10) C F B C	1-3  ①		1-2 G6-4-3  ② 1-2f			3-2 L7  ③	4-2 WP BB  1-2 2-3			3 0 0 0 1 1 2			
Carney Lansford, R OBP: 0.399, SLG: 0.399 (1, 5) C X	0-1  L6-4 1B ①			2-2 G6-3  ①			FC3-2 BB  BB ①			3 0 1 0 1 1 2			
Jose Canseco, R OBP: 0.294, SLG: 0.643 (1, 9) C X	0-1 L6-4  1-2 ② ③			2-3 K  ②			4-1 FC3-2 1B HR BB  1-2 ①	2-3 K  ①		3 1 0 0 1 2 1			
Mark McGwire, R OBP: 0.331, SLG: 0.493 (1, 3) B X		1-0  G6-4-3 1B ①		0-1 F8  ③			0-0 FC3-2 HR 1B  1-2 2-3	2-2  HR ②		4 2 3 1 0 0 0			
Dave Henderson, R OBP: 0.317, SLG: 0.365 (1, 8) B X		0-0 F6  ①			1-1 G5-3  ①		0-0 FC3-2 HR  1-2 2-3 3-Hf	1-2 P2  ②		4 1 0 0 0 0 4			
Terry Steinbach, R OBP: 0.358, SLG: 0.418 (1, 2) B B X		2-0 G6-4-3  1-2f ② ③			1-3 K  ②		0-0  HR ① 1-H 2-H 3-H	1-2 F5  ③		4 1 1 4 0 1 1			
Glenn Hubbard, R OBP: 0.309, SLG: 0.322 (1, 4) B B X			2-2 F8  ①		0-1 P3  ③		0-0  BB WP BB 1B ②		0-0 G6-3  ①	4 1 1 0 0 0 0			
Lance Blankenship, R OBP: 0.283, SLG: 0.310 (1, 7) B B X			1-2  1B 1B ②			3-2 G4-3  ①	1-0 F9  ②		1-1 G6-3  ②	4 0 1 0 0 0 1			
Mike Gallego, R OBP: 0.335, SLG: 0.351 (1, 6) B B X			2-0  G6-4-3 1B ③			2-2 F6  ②	4-2 WP BB BB  1-2		3-2 F9  ③	3 0 1 0 1 0 0			
<b>Inning Stats</b>	R: 0 E: 0 K: 1 S: 7 H: 1 LOB: 0 BB: 0 P: 8	R: 0 E: 0 K: 0 S: 3 H: 1 LOB: 0 BB: 0 P: 6	R: 0 E: 0 K: 0 S: 10 H: 2 LOB: 1 BB: 0 P: 16	R: 0 E: 0 K: 1 S: 8 H: 0 LOB: 0 BB: 0 P: 12	R: 0 E: 0 K: 1 S: 7 H: 0 LOB: 0 BB: 0 P: 9	R: 0 E: 0 K: 0 S: 9 H: 0 LOB: 0 BB: 0 P: 17	R: 5 E: 0 K: 1 S: 14 H: 3 LOB: 2 BB: 4 P: 33	R: 1 E: 0 K: 1 S: 16 H: 1 LOB: 0 BB: 0 P: 22	R: 0 E: 0 K: 0 S: 8 H: 0 LOB: 0 BB: 0 P: 12	1B: 6 2B: 1 3B: 0 HR: 2 SF: 0 SAC: 0 DP: 3 HBP: 0	WP: 1 PB: 0 SB: 0 CS: 0 PA: 36		
<b>PITCHER</b>	IP WLS BF H R ER SO BB IBB HBP BLK WP HR S P ERA WHIP											<b>PITCHER</b>	IP WLS BF H R ER SO BB IBB HBP BLK WP HR S P ERA WHIP
John Cerutti, L ERA: 2.7 (1, 1)	6.0 L 21 4 2 2 3 2 0 0 0 0 0 0 45 77 3.00 1.000												
Duane Ward, R ERA: 3.18 (7, 1)	1.0 8 3 3 3 1 2 0 0 0 1 1 13 24 27.00 5.000												
Xavier Hernandez, R ERA: 4.76 (8, 1)	2.0 7 1 1 1 1 0 0 0 0 0 1 24 34 4.50 0.500												

Oakland Athletics @ Toronto Blue Jays  
SkyDome, Toronto, ON  
Sun Jul 16 1989, 3:33 AM EDT  
Att: 48,405 - Unknown

livebaseballscorecards.com

AB	32
R	6
H	8
RBI	5
BB	4
SO	5
LOB	11



Batter	1	2	3	4	5	6	7	8	9	AB	R	H	RBI	BB	SO	LOB
Junior Felix, S OBP: 0.344, SLG: 0.448 (1, 9)	G4-3		G3-6			G4-3 E	P3			4	1	1	0	0	0	3
Tony Fernandez, S OBP: 0.292, SLG: 0.379 Tom Lawless, R OBP: 0.283, SLG: 0.200 Rance Mulliniks, L OBP: 0.307, SLG: 0.290 (1, 6) (7, PH) (7, PH) (8, 5)	2B		G3-1			E1 G4-3 1B	G4-3			3	0	1	0	0	0	1
Kelly Gruber, R OBP: 0.353, SLG: 0.466 (1, 5) (8, 6)	L4				L7	G4-3				4	0	0	1	0	1	2
George Bell, R OBP: 0.324, SLG: 0.426 (1, 7)	L9				BB	G4-3 1B	G4-3			3	0	1	0	1	0	1
Fred McGriff, L OBP: 0.375, SLG: 0.536 (1, 3)		G6-4-3 1B			F8	K				4	0	1	0	0	1	2
Ernie Whitt, L OBP: 0.396, SLG: 0.458 Manuel Lee, S OBP: 0.306, SLG: 0.316 (1, 10) (7, PH)		G6-4-3 1B			F7		K			2	0	1	0	0	0	1
Lloyd Moseby, L OBP: 0.305, SLG: 0.328 (1, 8)		G6-4-3				E E5 1B				3	1	1	0	1	0	2
Greg Myers, L OBP: 0.048, SLG: 0.048 Pat Borders, R OBP: 0.312, SLG: 0.383 (1, 2) (7, PH) (8, 2)		K			E5		2B 1B BB			2	0	0	0	0	1	2
Nelson Liriano, S OBP: 0.326, SLG: 0.374 (1, 4)					K		1B 2B			2	0	1	0	0	0	0
						K				2	0	1	1	1	1	1

Inning Stats	R: 0	H: 1	E: 0	K: 0	S: 9	R: 0	H: 2	E: 0	K: 1	S: 14	R: 0	H: 0	E: 0	K: 0	S: 3	R: 0	H: 0	E: 0	K: 0	S: 6	R: 0	H: 1	E: 1	K: 1	S: 7	R: 1	H: 2	E: 1	K: 1	S: 12	R: 1	H: 2	E: 0	K: 1	S: 11	R: 0	H: 0	E: 0	K: 1	S: 6	R: 0	H: 0	E: 0	K: 0	S: 7	R: 0	H: 0	E: 0	K: 0	S: 9	1B: 6	SF: 0	2B: 3	SAC: 0	3B: 0	DP: 3	HR: 0	HBP: 0	WP: 0	PA: 35
PITCHER	IP	WLS	BF	H	R	ER	SO	BB	IBB	HBP	BLK	WP	HR	S	P	ERA	WHIP																																											
Mike Moore, R ERA: 2.12 (1, 1)	6.0	W	23	6	1	0	3	2	0	0	0	0	0	51	85	0.00	1.333																																											
Rick Honeycutt, L ERA: 2.54 (7, 1)	0.2		5	2	1	1	1	1	0	0	0	0	0	10	20	13.50	4.500																																											
Todd Burns, R ERA: 2.19 (7, 1)	2.1	S	7	0	0	0	1	0	0	0	0	0	0	14	22	0.00	0.000																																											

BOTTOM

Oakland Athletics @ Toronto Blue Jays  
SkyDome, Toronto, ON  
Sun Jul 16 1989, 3:33 AM EDT  
Att. 48,405 - Unknown

livebaseballscores.com

AB	32
R	2
H	8
RBI	2
BB	3
SO	5
LOB	17





Batter	1	2	3	4	5	6	7	8	9	AB R H RBI BB SO LOB	TOP
Rickey Henderson, R OBP: 0.410, SLG: 0.392 (1, 7)	1-2 S BB FC5 1B		2-0 P3		3-2 P3			1-1 F8		4 1 1 0 0 0 0	
Carney Lansford, R OBP: 0.403, SLG: 0.403 (1, 5)	4-2 FC5 S 1-2 BB		4-1 CS BB			1-0 2B		0-0 B5-3		2 0 1 0 2 0 0	
Jose Canseco, R OBP: 0.238, SLG: 0.500 (1, 9)	1-3 K		3-3 K 1-2			3-2 P3		2-3 K		4 0 0 0 0 3 4	
Mark McGwire, R OBP: 0.333, SLG: 0.491 (1, 3)	4-1 FC5 1-2 2-3 IBB			1-2 FC6-4 1B		3-2 F9			2-3 K	3 0 1 0 1 1 1	
Dave Henderson, R OBP: 0.316, SLG: 0.362 (1, 8)	2-1 FC5 1-2 2-3f 3-H			3-2 F8		0-0 L7			4-2 BB	3 0 0 1 1 0 4	
Terry Steinbach, R OBP: 0.357, SLG: 0.416 (1, 2)	2-0 L8			0-1 FC6-4 1-2f			0-1 FC6-4 1B		1-3 K	4 0 1 0 0 1 4	
Dave Parker, L OBP: 0.316, SLG: 0.445 (1, 10)				3-1 F8			0-0 P2		2-2 F8	4 0 0 0 0 1 3	
Glenn Hubbard, R OBP: 0.303, SLG: 0.314 (1, 4)					0-3 K			0-0 P3		3 0 0 0 0 1 1	
Mike Gallego, R OBP: 0.331, SLG: 0.346 (1, 6)					0-1 L9			1-0 FC6-4 1-2f		3 0 0 0 0 0 1	
<b>Inning Stats</b>	R: 1 H: 1 E: 0 LOB: 2 K: 1 BB: 2 S: 12 P: 26	R: 0 H: 0 E: 0 LOB: 0 K: 1 BB: 0 S: 6 P: 8	R: 0 H: 0 E: 0 LOB: 1 K: 1 BB: 1 S: 5 P: 14	R: 0 H: 1 E: 0 LOB: 1 K: 0 BB: 0 S: 10 P: 17	R: 0 H: 0 E: 0 LOB: 0 K: 1 BB: 0 S: 9 P: 13	R: 0 H: 1 E: 0 LOB: 1 K: 0 BB: 0 S: 10 P: 17	R: 0 H: 1 E: 0 LOB: 1 K: 0 BB: 0 S: 5 P: 6	R: 0 H: 0 E: 0 LOB: 0 K: 1 BB: 0 S: 6 P: 9	R: 0 H: 0 E: 0 LOB: 1 K: 2 BB: 1 S: 14 P: 22	1B: 3 SF: 0 2B: 2 SAC: 0 3B: 0 DP: 1 HR: 0 HBP: 0	WP: 0 PA: 34 PB: 0 SB: 2 CS: 1
<b>PITCHER</b> Paul Gibson, L (1, 1) ERA: 4.42 Mike Henneman, R (8, 1) ERA: 4.56	IP WLS BF H R ER SO BB IBB HBP BLK WP HR S P ERA WHIP										
	7.0 0 27 4 1 1 4 2 1 0 0 0 0 57 101 1.29 0.857										
	2.0 W 7 0 0 0 3 1 0 0 0 0 0 0 20 31 0.00 0.500										

Oakland Athletics @ Detroit Tigers  
Tiger Stadium, Detroit, MI  
Mon Jul 17 1989, 7:05 PM EDT  
Att. 21,844 - Unknown - 82 F

livebaseballscorecards.com

AB 30  
R 1  
H 4  
RBI 1  
BB 4  
SO 7  
LOB 18



Batter	1	2	3	4	5	6	7	8	9	AB R H RBI BB SO LOB
<b>Gary Pettis, S</b> OBP: 0.365, SLG: 0.328 (1, 8) C B B B X	3-2 L9 ①		4-1 BB ①		0-0 G6-3 ③			2-2 L7 ②		3 0 0 0 1 0 1
<b>Keith Moreland, R</b> OBP: 0.375, SLG: 0.429 (1, 3) C B B S X	2-3 K ②		2-2 F8 ③			2-2 L8 ①		2-1 G6-3 ③		4 0 0 0 0 1 1
<b>Lou Whitaker, L</b> OBP: 0.358, SLG: 0.483 (1, 4) B B B C X	3-2 P2 ③			1-1 F9 ①		1-2 F7 ②		0-0 SH1-4 1B ①		4 1 1 0 0 0 0
<b>Alan Trammell, R</b> OBP: 0.338, SLG: 0.339 (1, 6)		3-1 L5 ①		1-1 L8 ②		0-0 L9 ③		0-0 SH1-4 ①		3 0 0 0 0 0 0
<b>Tracy Jones, R</b> OBP: 0.289, SLG: 0.330 (1, 7) B B B B F X		4-2 L4-6 1B BB		2-1 F9 ③			0-0 SH3-4 1B		4-0 1B IBB	2 0 1 0 2 0 0
<b>Chet Lemon, R</b> OBP: 0.347, SLG: 0.339 (1, 9) S B X		1-1 1-2 1B			1-1 E3 2B		0-0 SH3-4 ①		0-2 1-2 2-H 1B	3 1 2 1 0 0 0
<b>Gary Ward, R</b> OBP: 0.301, SLG: 0.362 (1, 10) <b>Fred Lynn, L</b> OBP: 0.308, SLG: 0.324 (7, PH)		3-1 L4-6 ② ③			1-0 F8 ①		1-2 F9 ②			2 0 0 0 0 0 3 1 0 0 0 0 0 1
<b>Rick Schu, R</b> OBP: 0.289, SLG: 0.311 (1, 5) B B C C X			2-3 K ①		2-0 1-H 2B		0-0 F9 ③			3 0 1 1 0 1 1
<b>Mike Heath, R</b> OBP: 0.333, SLG: 0.430 (1, 2) C B B X			2-1 F8 ②		3-1 P3 ②			0-3 K ①		3 0 0 0 0 1 1

Inning Stats	R: 0	H: 0	E: 0	K: 1	S: 9	H: 0	LOB: 0	BB: 0	P: 17	R: 0	H: 1	E: 0	K: 0	S: 8	H: 1	LOB: 1	BB: 1	P: 19	R: 0	H: 0	E: 0	K: 1	S: 9	H: 0	LOB: 1	BB: 1	P: 19	R: 0	H: 0	E: 0	K: 0	S: 6	R: 1	H: 1	E: 1	K: 0	S: 7	H: 0	LOB: 0	BB: 0	P: 10	R: 0	H: 0	E: 0	K: 0	S: 7	H: 0	LOB: 0	BB: 0	P: 10	R: 0	H: 1	E: 0	K: 0	S: 6	H: 1	LOB: 1	BB: 0	P: 7	R: 0	H: 0	E: 0	K: 1	S: 8	H: 0	LOB: 0	BB: 0	P: 12	R: 1	H: 2	E: 0	K: 0	S: 5	H: 2	LOB: 2	BB: 1	P: 9	1B: 4	SF: 0	2B: 2	SAC: 2	3B: 0	DP: 1	HR: 0	HBP: 0
--------------	------	------	------	------	------	------	--------	-------	-------	------	------	------	------	------	------	--------	-------	-------	------	------	------	------	------	------	--------	-------	-------	------	------	------	------	------	------	------	------	------	------	------	--------	-------	-------	------	------	------	------	------	------	--------	-------	-------	------	------	------	------	------	------	--------	-------	------	------	------	------	------	------	------	--------	-------	-------	------	------	------	------	------	------	--------	-------	------	-------	-------	-------	--------	-------	-------	-------	--------

PITCHER	IP	WLS	BF	H	R	ER	SO	BB	IBB	HBP	BLK	WP	HR	S	P	ERA	WHIP
<b>Curt Young, L</b> ERA: 5.0 (1, 1)	6.0		22	2	1	0	2	2	0	0	0	0	0	46	89	0.00	0.667
<b>Gene Nelson, R</b> ERA: 3.13 (7, 1)	2.0	L	8	2	1	1	1	0	0	0	0	0	0	15	20	4.50	1.000
<b>Rick Honeycutt, L</b> ERA: 2.52 (9, 1)	0.1		3	1	0	0	0	0	1	0	0	0	0	4	8	0.00	3.000

**BOTTOM**


**Oakland Athletics @ Detroit Tigers**

Tiger Stadium, Detroit, MI

Mon Jul 17 1989, 7:05 PM EDT


Att: 21,844 - Unknown - 82 F

AB	28
R	2
H	5
RBI	2
BB	3
SO	3
LOB	8



WP	PA	ERA	WHIP
0	33		



Batter	1	2	3	4	5	6	7	8	9	AB R H RBI BB SO LOB	TOP											
Rickey Henderson, R OBP: 0.410, SLG: 0.393 (1, 7)	1-3 K		2-0 1B HR 1B	2-1 P4		3-1 1B 1B		0-1 G6-3		5 2 2 2 0 1 1												
Carney Lansford, R OBP: 0.409, SLG: 0.409 (1, 5)	3-2 G6-3		1-1 HR 1B		2-2 L3 1B	0-2 1B		3-2 1B		5 1 4 2 0 0 0												
Dave Parker, L OBP: 0.317, SLG: 0.452 (1, 10)	2-1 G6-3		0-0 HR		0-1 L3 1-2	4-0 IBB		2-3 K		4 1 1 3 1 1 2												
Mark McGwire, R OBP: 0.334, SLG: 0.488 (1, 3)		2-0 F8	1-0 1B HBP		3-1 1B	0-0 F9			0-0 F9	4 0 1 0 0 0 2												
Dave Henderson, R OBP: 0.314, SLG: 0.359 (1, 8)		1-1 P3	3-2 1B		0-0 G5-3		2-3 K		2-2 F8	5 0 1 0 0 1 1												
Ron Hassey, L OBP: 0.302, SLG: 0.369 (1, 2)		3-1 G4-3	2-0 G3			4-1 G5-3 1B BB	3-1 G4-3		1-1 2B	3 1 0 0 1 0 2 1 0 1 0 0 0 0												
Terry Steinbach, R OBP: 0.359, SLG: 0.421 (9, PH) (9, 2)																						
Tony Phillips, S OBP: 0.362, SLG: 0.364 (1, 4)			4-2 CS BB	1-0 F7		2-3 K	4-2 BB		2-3 K	3 0 0 0 2 2 2	AB 38 R 7 H 12 RBI 7 BB 4 SO 5 LOB 14											
Lance Blankenship, R OBP: 0.281, SLG: 0.308 (1, 9)			3-2 G3-1	2-0 G1-3		1-1 G5-3 1B	3-1 G1-3			4 1 1 0 0 0 2												
Mike Gallego, R OBP: 0.330, SLG: 0.349 (1, 6)			0-2 E5 1B	2-2 2B		0-0 G5-3		0-1 G5-3		4 1 1 0 0 0 2												
<b>Inning Stats</b>	R: 0 E: 0 K: 1 S: 9	H: 0 LOB: 0 BB: 0 P: 15	R: 0 E: 0 K: 0 S: 5	H: 0 LOB: 0 BB: 0 P: 11	R: 4 E: 1 K: 0 S: 16	H: 4 LOB: 2 BB: 1 P: 32	R: 0 E: 0 K: 0 S: 8	H: 1 LOB: 1 BB: 0 P: 15	R: 0 E: 0 K: 0 S: 8	H: 2 LOB: 1 BB: 0 P: 13	R: 3 E: 0 K: 1 S: 14	H: 3 LOB: 2 BB: 2 P: 28	R: 0 E: 0 K: 1 S: 9	H: 0 LOB: 1 BB: 1 P: 21	R: 0 E: 0 K: 1 S: 10	H: 1 LOB: 1 BB: 0 P: 15	R: 0 E: 0 K: 1 S: 9	H: 1 LOB: 1 BB: 0 P: 14	1B: 9 2B: 3 3B: 0 HR: 1	SF: 0 SAC: 0 DP: 1 HBP: 1	WP: 0 PB: 0 SB: 1 CS: 1	PA: 43
<b>PITCHER</b>	IP WLS BF H R ER SO BB IBB HBP BLK WP HR S P ERA WHIP																					
Dave Beard, R ERA: 1.8 (1, 1)	5.0 L 24 7 5 1 1 2 0 1 0 0 0 1 47 91 1.80 1.800																					
Frank Williams, R ERA: 2.91 (6, 1)	1.0 7 3 2 2 1 0 1 0 0 0 0 0 13 23 18.00 3.000																					
Brad Havens, L ERA: 5.08 (7, 1)	3.0 12 2 0 0 3 1 0 0 0 0 0 0 28 50 0.00 1.000																					

Oakland Athletics @ Detroit Tigers  
Tiger Stadium, Detroit, MI  
Tue Jul 18 1989, 7:05 PM EDT  
Att. 21,792 - Unknown - 81 F

livebaseballscorecards.com





Batter	1	2	3	4	5	6	7	8	9	AB R H RBI BB SO LOB	TOP									
Steve Finley, L (1, 8) OBP: 0.296, SLG: 0.315	0-3 K		0-0 G6-3			2-1 BB FC4-6 1B	1-2 F8			4 1 1 0 0 1 2	<p><b>Baltimore Orioles @ Oakland Athletics</b> Oakland-Alameda County Coliseum, Oakland, CA</p> <p>Thu Jul 20 1989, 7:05 PM PDT Att. 30,697 - Unknown</p> <p>livebaseballscorecards.com</p>									
Mike Devereaux, R (1, 9) OBP: 0.341, SLG: 0.392	3-2 G5-3		3-2 F8			0-0 FC4-6 1B	2-1 G5-3			4 1 1 0 0 0 2										
Cal Ripken Jr., R (1, 6) OBP: 0.337, SLG: 0.411	0-1 L7				2-2 E 1B	1-3 K		2-2 G6-4-3 1B		4 0 2 0 0 1 2										
Mickey Tettleton, S (1, 2)		2-2 1B			3-1 G3	4-2 FC4-6 BB		2-3 K		3 0 1 0 1 1 2										
Joe Orsulak, L (1, 7) Phil Bradley, R (8, PH) OBP: 0.336, SLG: 0.420 OBP: 0.391, SLG: 0.459		0-0 P6			0-2 L6	1-2 FC4-6 1B		1-0 G6-4-3		3 0 0 1 0 0 4 1 0 0 0 0 0 1										
Randy Milligan, R (1, 3) OBP: 0.438, SLG: 0.503		0-0 F9			1-3 K	0-1 1B				4 0 1 1 0 2 2										
Larry Sheets, L (1, 10) OBP: 0.291, SLG: 0.362		0-3 K			1-3 K	0-2 L1				4 0 0 0 0 2 3										
Craig Worthington, R (1, 5) OBP: 0.333, SLG: 0.368			3-3 K		1-0 P3			4-2 F8 SH5-4 BB		3 0 0 0 1 2 0										
Billy Ripken, R (1, 4) OBP: 0.291, SLG: 0.335			0-0 2B		1-1 L3			0-1 SH5-4		2 0 1 0 0 0 0										
<b>Inning Stats</b>	R: 0 E: 0 K: 1 S: 8	H: 0 LOB: 0 BB: 0 P: 11	R: 0 E: 0 K: 1 S: 10	H: 1 LOB: 1 BB: 0 P: 12	R: 0 E: 0 K: 1 S: 12	H: 1 LOB: 1 BB: 0 P: 18	R: 0 E: 1 K: 1 S: 12	H: 0 LOB: 0 BB: 0 P: 9	R: 2 E: 0 K: 1 S: 18	H: 3 LOB: 2 BB: 1 P: 26	R: 0 E: 0 K: 0 S: 11	H: 0 LOB: 1 BB: 1 P: 18	R: 0 E: 0 K: 1 S: 8	H: 1 LOB: 0 BB: 0 P: 13	R: 0 E: 0 K: 2 S: 9	H: 0 LOB: 0 BB: 0 P: 11	1B: 6 2B: 1 3B: 0 HR: 0	SF: 0 SAC: 1 DP: 1 HBP: 0	WP: 0 PB: 0 SB: 0 CS: 0	PA: 35
<b>PITCHER</b>	IP WLS BF H R ER SO BB IBB HBP BLK WP HR S P ERA WHIP																			
Dave Stewart, R (1, 1) ERA: 3.48	7.0 W 30 7 2 2 6 2 0 0 0 0 0 0 80 117 2.57 1.286																			
Rick Honeycutt, L (8, 1) ERA: 2.47	1.0 2 0 0 0 1 0 0 0 0 0 0 0 5 8 0.00 0.000																			
Dennis Eckersley, R (9, 1) ERA: 1.25	1.0 S 3 0 0 0 2 0 0 0 0 0 0 0 9 11 0.00 0.000																			

AB	32
R	2
H	7
RBI	2
BB	2
SO	9
LOB	18







Batter	1	2	3	4	5	6	7	8	9	AB R H RBI BB SO LOB	TOP											
Phil Bradley, R (1, 10) OBP: 0.389, SLG: 0.460	1-3 K2-3		2-3 K		1-2 FC4-6			2-2 1B 2B		4 1 1 0 0 2 1	<p><b>Baltimore Orioles @ Oakland Athletics</b> Oakland-Alameda County Coliseum, Oakland, CA</p> <p>Fri Jul 21 1989, 7:05 PM PDT Att. 30,848 - Unknown - 66 F</p> <p>livebaseballscorecards.com</p>											
Steve Finley, L (1, 8) OBP: 0.301, SLG: 0.320	0-1 B1-3		3-2 CS 1B			1-3 K		3-2 1B 1B		4 1 2 1 0 1 0												
Cal Ripken Jr., R (1, 6) OBP: 0.336, SLG: 0.409	0-2 G3-1		0-1 CS	0-0 E3 G4-3		1-0 F7		0-1 1B 1B		4 0 1 0 0 0 0												
Mickey Tettleton, S (1, 2)		1-1 BB 1B		2-3 K		0-1 F7		3-1 1B 1B		4 0 2 1 0 1 1												
Joe Orsulak, L (1, 7) OBP: 0.331, SLG: 0.413		0-0 F7		0-2 G4-3			0-0 F6	2-2 L6		4 0 0 0 0 0 4												
Randy Milligan, R (1, 3) OBP: 0.430, SLG: 0.492		3-2 F9		1-3 K			0-3 K		2-3 K	4 0 0 0 0 3 2												
Mike Devereaux, R (1, 9) OBP: 0.340, SLG: 0.386		4-2 1B BB			0-0 P3		1-1 F8		0-1 G1-3	3 0 0 0 1 0 0												
Craig Worthington, R (1, 5) OBP: 0.332, SLG: 0.366		3-3 K			3-2 FC4-6 1B			3-2 F7	3-1 F9	4 0 1 0 0 1 2												
Billy Ripken, R (1, 4) OBP: 0.289, SLG: 0.332 Larry Sheets, L (8, PH) OBP: 0.289, SLG: 0.360 Rene Gonzales, R (8, 4) OBP: 0.296, SLG: 0.303			0-1 G5-3		0-0 L9			3-2 G4-3		2 0 0 0 0 0 1 1 0 0 0 0 0 0 0 0 0 0 0 0 0												
<b>Inning Stats</b>	R: 0 E: 0 K: 1 S: 10	H: 0 LOB: 0 BB: 0 P: 11	R: 0 E: 0 K: 1 S: 13	H: 1 LOB: 2 BB: 1 P: 24	R: 0 E: 0 K: 1 S: 10	H: 1 LOB: 0 BB: 0 P: 15	R: 0 E: 1 K: 2 S: 12	H: 0 LOB: 1 BB: 0 P: 15	R: 0 E: 0 K: 0 S: 10	H: 1 LOB: 1 BB: 0 P: 14	R: 0 E: 0 K: 1 S: 6	H: 0 LOB: 0 BB: 0 P: 8	R: 0 E: 0 K: 1 S: 6	H: 0 LOB: 0 BB: 0 P: 7	R: 2 E: 0 K: 0 S: 21	H: 4 LOB: 2 BB: 0 P: 37	R: 0 E: 0 K: 1 S: 7	H: 0 LOB: 0 BB: 0 P: 12	1B: 6 2B: 1 3B: 0 HR: 0	SF: 0 SAC: 0 DP: 0 HBP: 0	WP: 0 PB: 0 SB: 0 CS: 1	PA: 36
<b>PITCHER</b> Mike Moore, R (1, 1) ERA: 2.12	IP: 9.0 WLS: W BF: 35 H: 7 R: 2 ER: 2 SO: 8 BB: 1 IBB: 0 HBP: 0 BLK: 0 WP: 0 HR: 0 S: 95 P: 143 ERA: 2.00 WHIP: 0.889											<b>PITCHER</b>	IP: WLS: BF: H: R: ER: SO: BB: IBB: HBP: BLK: WP: HR: S: P: ERA: WHIP:									



Batter	1	2	3	4	5	6	7	8	9	AB R H RBI BB SO LOB
Rickey Henderson, R OBP: 0.413, SLG: 0.398 (1, 7)	3-1 D 2B		1-2 G6-3		1-0 G6-3		2-2 G6-3		3-1 1-2 2-3 3-H 1B	5 0 2 1 0 0 1
Carney Lansford, R OBP: 0.411, SLG: 0.412 (1, 5)	0-0 B1		0-1 1B			0-0 L8		1-0 F9		4 0 1 0 0 0 1
Dave Parker, L OBP: 0.319, SLG: 0.447 (1, 10)	2-1 F7		0-0 G3			1-1 1B 1B		1-2 F6		4 0 1 0 0 0 2
Mark McGwire, R OBP: 0.332, SLG: 0.479 (1, 3)	0-2 L9 2-3			3-1 FC5-4 1B		1-0 F9		1-1 G6-3		4 0 1 0 0 0 2
Dave Henderson, R OBP: 0.318, SLG: 0.364 (1, 8)		1-3 K		1-3 K		2-1 1-2 1B			4-1 SH5-4 BB WP BB	3 1 1 0 1 2 1
Jose Canseco, R OBP: 0.345, SLG: 0.640 (1, 9)		3-2 HR		1-1 L5		2-1 G1-3			4-0 WP SH5-4 1B BB	3 2 1 1 1 0 3
Terry Steinbach, R OBP: 0.354, SLG: 0.415 (1, 2)		3-1 G5-3		2-1 FC5-4 1-2f			3-1 G5-3		1-1 SH5-4	3 0 0 0 0 0 1
Tony Phillips, S OBP: 0.359, SLG: 0.356 (1, 4)		0-0 L7			2-0 F9		4-2 G1-6-3 BB		4-0 1B 1BB BB	2 0 0 0 2 0 0
Mike Gallego, R OBP: 0.321, SLG: 0.339 Ron Hassey, L OBP: 0.306, SLG: 0.369 Glenn Hubbard, R OBP: 0.303, SLG: 0.314 (1, 6) (9, PH) (9, PR)			0-0 F9		0-0 F4		0-1 G1-6-3		4-0 1-2 1B IBB	3 0 0 0 0 0 1 0 0 0 0 1 0 0 0 0 0 0 0 0 0

Inning Stats	R: 0 E: 0 K: 8	H: 1 LOB: 1 BB: 0 P: 13	R: 1 E: 0 K: 1 S: 11	H: 1 LOB: 0 BB: 0 P: 18	R: 0 E: 0 K: 7 S: 7	H: 1 LOB: 1 BB: 0 P: 8	R: 0 E: 0 K: 1 S: 11	H: 1 LOB: 1 BB: 0 P: 18	R: 0 E: 0 K: 3 S: 3	H: 0 LOB: 0 BB: 0 P: 6	R: 0 E: 0 K: 8 S: 8	H: 2 LOB: 2 BB: 0 P: 14	R: 0 E: 0 K: 0 S: 9	H: 0 LOB: 1 BB: 1 P: 18	R: 0 E: 0 K: 7 S: 7	H: 0 LOB: 0 BB: 0 P: 10	R: 2 E: 0 K: 0 S: 5	H: 1 LOB: 3 BB: 4 P: 25	1B: 5 2B: 1 3B: 0 HR: 1	SF: 0 SAC: 1 DP: 0 HBP: 0			
PITCHER	IP	WLS	BF	H	R	ER	SO	BB	IBB	HBP	BLK	WP	HR	S	P	ERA	WHIP	WP	HR	S	P	ERA	WHIP
Bob Milacki, R ERA: 4.03 (1, 1)	8.0		31	6	1	1	2	1	0	0	0	0	1	64	105	1.12	0.875						
Gregg Olson, R ERA: 2.19 (9, 1)	0.1	L	5	0	2	2	0	3	1	0	0	1	0	3	20	54.00	9.000						
Mark Williamson, R ERA: 3.06 (9, 1)	0.0		1	1	0	0	0	0	0	0	0	0	0	2	5	∞	∞						


**BOTTOM**

**Baltimore Orioles @ Oakland Athletics**  
Oakland-Alameda County Coliseum, Oakland, CA

Fri Jul 21 1989, 7:05 PM PDT  
Att: 30,848 - Unknown - 66 F

livebaseballscorecards.com

AB	31
R	3
H	7
RBI	2
BB	5
SO	2
LOB	12





Batter	1	2	3	4	5	6	7	8	9	AB R H RBI BB SO LOB	TOP		
Phil Bradley, R (1, 7) OBP: 0.385, SLG: 0.454	0-0 G5-3		3-3 K		0-3 K			0-2 G1-3		4 0 0 0 0 2 1	<p><b>Baltimore Orioles @ Oakland Athletics</b> Oakland-Alameda County Coliseum, Oakland, CA</p> <p>Sat Jul 22 1989, 3:33 AM PDT Att. 37,241 - Sunny - 70 F</p> <p>livebaseballscorecards.com</p>		
Steve Finley, L (1, 8) OBP: 0.294, SLG: 0.312	0-2 F7		1-0 F9		1-1 F8			2-2 G4-3		4 0 0 0 0 0 1			
Cal Ripken Jr., R (1, 6) OBP: 0.336, SLG: 0.408	2-0 BB 1B		1-2 G5-3		2-1 F8			3-2 G5-3		4 1 1 0 0 0 0			
Mickey Tettleton, S (1, 2) OBP: 0.384, SLG: 0.541	4-2 1B 1-2 BB		2-3 K		4-2 BB			1-3 K		2 0 0 0 2 2 0			
Randy Milligan, R (1, 3) OBP: 0.432, SLG: 0.492	1-2 1-2 2-H 1B		3-2 1B 1B		0-3 K			0-3 K		4 0 2 1 0 2 1			
Jim Traber, L (1, 10) OBP: 0.288, SLG: 0.354	1-2 P6		0-0 CS 1-3 1B		0-1 F8			0-0 P3		4 0 1 0 0 0 3			
Mike Devereaux, R (1, 9) OBP: 0.335, SLG: 0.380		1-3 K		2-2 G4-3 1-2		1-0 F7				3 0 0 0 0 1 2			
Craig Worthington, R (1, 5) OBP: 0.329, SLG: 0.363		1-2 G6-3		2-2 L6		2-1 L9				3 0 0 0 0 0 0			
Billy Ripken, R (1, 4) OBP: 0.290, SLG: 0.332		0-1 G5-3		0-1 1B		1-2 G5-3				3 0 1 0 0 0 0			
<b>Inning Stats</b>	R: 1 H: 2 E: 0 LOB: 2 K: 0 BB: 1 S: 13 P: 21	R: 0 H: 0 E: 0 LOB: 0 K: 1 BB: 0 S: 14 P: 16	R: 0 H: 0 E: 0 LOB: 0 K: 1 BB: 0 S: 9 P: 14	R: 0 H: 2 E: 0 LOB: 1 K: 1 BB: 0 S: 10 P: 17	R: 0 H: 1 E: 0 LOB: 1 K: 1 BB: 0 S: 11 P: 14	R: 0 H: 0 E: 0 LOB: 1 K: 1 BB: 1 S: 11 P: 17	R: 0 H: 0 E: 0 LOB: 0 K: 0 BB: 0 S: 6 P: 10	R: 0 H: 0 E: 0 LOB: 0 K: 0 BB: 0 S: 10 P: 15	R: 0 H: 0 E: 0 LOB: 0 K: 2 BB: 0 S: 10 P: 11	1B: 5 SF: 0 2B: 0 SAC: 0 3B: 0 DP: 0 HR: 0 HBP: 0	WP: 0 PA: 33 PB: 0 SB: 0 CS: 1		
<b>PITCHER</b>	IP WLS BF H R ER SO BB IBB HBP BLK WP HR S P ERA WHIP											<b>PITCHER</b>	IP WLS BF H R ER SO BB IBB HBP BLK WP HR S P ERA WHIP
Bob Welch, R (1, 1) ERA: 2.96	7.0 W 27 5 1 1 5 2 0 0 0 0 0 0 74 109 1.29 1.000												
Rick Honeycutt, L (8, 1) ERA: 2.42	1.0 3 0 0 0 0 0 0 0 0 0 0 0 10 15 0.00 0.000												
Dennis Eckersley, R (9, 1) ERA: 1.19	1.0 S 3 0 0 0 2 0 0 0 0 0 0 0 10 11 0.00 0.000												

AB	31
R	1
H	5
RBI	1
BB	2
SO	7
LOB	8







Batter	1	2	3	4	5	6	7	8	9	AB R H RBI BB SO LOB	TOP								
Phil Bradley, R (1, 7) OBP: 0.384, SLG: 0.452	0-2 CS 1B			0-0 P2		2-2 L9		1-2 FC6-4 1-2f		4 0 1 0 0 0 1									
Steve Finley, L (1, 8) OBP: 0.293, SLG: 0.310	3-2 F7			3-2 G5-3			1-1 HR 1B	1-0 G4-3		4 1 1 0 0 0 2									
Cal Ripken Jr., R (1, 6) OBP: 0.335, SLG: 0.414	3-2 F6			0-1 F8			3-2 HR 1-H		0-3 K	4 1 1 2 0 1 1									
Mickey Tettleton, S (1, 10) OBP: 0.383, SLG: 0.537	3-2 CS 1-2	1-0 F6			3-3 K		1-0 E S 1B		0-0 F7	4 0 1 0 0 1 0									
Joe Orsulak, L (1, 9) OBP: 0.326, SLG: 0.407			0-1 G3		0-2 F6		3-3 K 1-3		0-0 G6-3	4 0 0 0 0 1 1									
Randy Milligan, R (1, 3) OBP: 0.435, SLG: 0.497			3-2 F4				4-2 G6-3 BB			2 0 1 0 1 0 0									
Bob Melvin, R (1, 2) OBP: 0.300, SLG: 0.306				1-2 G1-3		3-3 K		0-1 G6-3 1-2f		3 0 0 0 0 1 3									
Craig Worthington, R (1, 5) OBP: 0.326, SLG: 0.359				2-1 F8			1-2 G3-1		0-2 L8	3 0 0 0 0 0 0									
Billy Ripken, R (1, 4) OBP: 0.287, SLG: 0.329				0-0 L1			1-0 L7		1-1 FC6-4 1B	2 0 0 0 0 0 0									
Larry Sheets, L (8, PH) OBP: 0.292, SLG: 0.363										1 0 1 0 0 0 0									
Rene Gonzales, R (8, PR) OBP: 0.296, SLG: 0.303										0 0 0 0 0 0 0									
<b>Inning Stats</b>	R: 0 E: 0 K: 0 S: 14	H: 1 LOB: 0 BB: 0 P: 23	R: 0 E: 0 K: 0 S: 6	H: 0 LOB: 0 BB: 0 P: 10	R: 0 E: 0 K: 0 S: 6	H: 0 LOB: 0 BB: 0 P: 9	R: 0 E: 0 K: 2 S: 10	H: 1 LOB: 1 BB: 0 P: 16	R: 2 E: 1 K: 1 S: 15	H: 3 LOB: 1 BB: 1 P: 27	R: 0 E: 0 K: 0 S: 11	H: 1 LOB: 1 BB: 0 P: 14	R: 0 E: 0 K: 1 S: 5	H: 0 LOB: 0 BB: 0 P: 5	1B: 4 2B: 1 3B: 0 HR: 1	SF: 0 SAC: 0 DP: 1 HBP: 0	WP: 0 PB: 0 SB: 1 CS: 1	PA: 33	
<b>PITCHER</b>	IP WLS BF H R ER SO BB IBB HBP BLK WP HR S P ERA WHIP																		
Storm Davis, R (1, 1) ERA: 5.24	6.0 W 22 5 2 2 2 0 0 0 0 0 1 56 90 3.00 0.833																		
Matt Young, L (7, 1) ERA: 5.64	0.1 1 0 0 0 1 0 0 0 0 0 0 3 6 0.00 0.000																		
Todd Burns, R (7, 1) ERA: 2.09	1.2 6 1 0 0 0 1 0 0 0 0 0 17 24 0.00 1.200																		
Dennis Eckersley, R (9, 1) ERA: 1.14	1.0 S 3 0 0 0 1 0 0 0 0 0 0 5 5 0.00 0.000																		

Baltimore Orioles @ Oakland Athletics  
Oakland-Alameda County Coliseum, Oakland, CA

Sun Jul 23 1989, 3:33 AM PDT  
Att. 43,570 - Sunny - 70 F

AB	31
R	2
H	6
RBI	2
BB	1
SO	4
LOB	8



Batter	1	2	3	4	5	6	7	8	9
Rickey Henderson, R OBP: 0.410, SLG: 0.397 (1, 7)	1-0 F7 ①		2-2 G6-3 ③			3-2 SF7 2B		2-1 F8 ①	
Lance Blankenship, R OBP: 0.280, SLG: 0.298 (1, 10)	2-1 F9 ②			4-0 HR BB		0-0 B1 ①		1-0 P3 ②	
Dave Henderson, R OBP: 0.322, SLG: 0.365 (1, 8)	2-1 FC5-4 1B			0-0 F8 ①		4-0 S BB		1-0 F8 ③	
Mark McGwire, R OBP: 0.331, SLG: 0.474 (1, 3)	2-1 FC5-4 ③			2-1 F9 ②		2-1 SF7 ②			
Jose Canseco, R OBP: 0.361, SLG: 0.774 (1, 9)		3-2 F9 ①		0-1 HR 1-H		4-0 FC5-4 IBB			
Terry Steinbach, R OBP: 0.354, SLG: 0.414 (1, 2)		1-0 CS 1B		2-0 F8 ③		0-0 FC5-4 ③			
Glenn Hubbard, R OBP: 0.297, SLG: 0.306 (1, 4)		1-1 F9 ②			2-2 L8 ①		2-2 G5-3 ①		
Tony Phillips, S OBP: 0.361, SLG: 0.359 (1, 5)		1 SAFE 0-0 CS ③	1-1 G5-3 ①		2-2 G6-3 ②		2-1 G1-3 ②		
Mike Gallego, R OBP: 0.320, SLG: 0.335 (1, 6)			1-0 G1-3 ②		0-1 F9 ③		0-0 L9 ③		

Inning Stats	R: 0 E: 0 K: 0 S: 7	H: 1 LOB: 1 BB: 0 P: 14	R: 0 E: 0 K: 0 S: 9	H: 1 LOB: 0 BB: 0 P: 14	R: 0 E: 0 K: 0 S: 6	H: 0 LOB: 0 BB: 0 P: 10	R: 2 E: 0 K: 0 S: 6	H: 1 LOB: 0 BB: 1 P: 14	R: 0 E: 0 K: 0 S: 8	H: 0 LOB: 0 BB: 0 P: 12	R: 1 E: 0 K: 0 S: 7	H: 1 LOB: 2 BB: 2 P: 20	R: 0 E: 0 K: 0 S: 6	H: 0 LOB: 0 BB: 0 P: 10	R: 0 E: 0 K: 0 S: 4	H: 0 LOB: 0 BB: 0 P: 8
1B: 2 2B: 1 3B: 0 HR: 1	SF: 1 SAC: 0 DP: 0 HBP: 0	WP: 0 PA: 31														

PITCHER	IP	WLS	BF	H	R	ER	SO	BB	IBB	HBP	BLK	WP	HR	S	P	ERA	WHIP
Jeff Ballard, L ERA: 3.51 (1, 1)	8.0	L	30	4	3	3	0	2	1	0	0	0	1	53	102	3.38	0.750

**BOTTOM**

**Baltimore Orioles @ Oakland Athletics**  
**Oakland-Alameda County Coliseum, Oakland, CA**  
 Sun Jul 23 1989, 3:33 AM PDT  
 Att. 43,570 - Sunny - 70 F


AB	26
R	3
H	4
RBI	3
BB	3
SO	0
LOB	7



PITCHER	IP	WLS	BF	H	R	ER	SO	BB	IBB	HBP	BLK	WP	HR	S	P	ERA	WHIP
Jeff Ballard, L ERA: 3.51 (1, 1)	8.0	L	30	4	3	3	0	2	1	0	0	0	1	53	102	3.38	0.750



Batter	1	2	3	4	5	6	7	8	9	AB R H RBI BB SO LOB
Dick Schofield, R (1, 6) OBP: 0.297, SLG: 0.330	1-1 G5-3			1-0 F7	0-3 K			1-0 G4-3		4 0 0 0 0 1 1
Johnny Ray, S (1, 4) OBP: 0.318, SLG: 0.359	1-0 F4			2-0 1B 1B		1-0 G6-3		3-1 G3		4 1 1 0 0 0 0
Devon White, S (1, 8) OBP: 0.308, SLG: 0.421	0-1 G6-3			1-2 1B 1B		3-3 K		2-1 G4-3		4 1 1 0 0 1 0
Wally Joyner, L (1, 3) OBP: 0.352, SLG: 0.407		2-1 G5-4-3 1B		0-1 1B G4-3-6 1B		0-2 L7		1-1 L8		4 1 2 1 0 0 0
Brian Downing, R (1, 10) OBP: 0.383, SLG: 0.436		3-2 G5-4-3 1-2f		2-2 G4-3-6 1B		2-1 F9		1-2 G4-6-3 1B		4 0 2 1 0 0 1
Lance Parrish, R (1, 2) OBP: 0.340, SLG: 0.445		1-3 K		0-0 G4-3-6 1-2f 3-H		0-3 K		1-1 G4-6-3 1-2f		4 0 0 0 0 2 2
Chili Davis, S (1, 7) OBP: 0.304, SLG: 0.383			1-1 G6-3		4-0 FC3-6 BB		1-0 HR			2 1 1 1 1 0 0
Tony Armas, R (1, 9) OBP: 0.300, SLG: 0.469			0-1 F4		0-2 P5		0-1 G4-3			3 0 0 0 0 0 1
Jack Howell, L (1, 5) OBP: 0.317, SLG: 0.407			3-3 K		0-0 FC3-6 1-2f			3-2 HR		3 1 1 1 0 1 1

TOP	
California Angels @ Oakland Athletics Oakland-Alameda County Coliseum, Oakland, CA	Mon Jul 24 1989, 7:05 PM PDT Att. 44,548 - Unknown - 61 F
AB 32 R 5 H 8 RBI 4 BB 1 SO 5 LOB 6	WP: 0 PA: 33 PB: 0 SB: 0 CS: 0
	

Inning Stats	R: 0	H: 0	R: 0	H: 1	R: 0	H: 0	R: 3	H: 4	R: 0	H: 0	R: 0	H: 0	R: 1	H: 1	R: 1	H: 1	R: 0	H: 1	
E: 0	LOB: 0	E: 0	LOB: 0	E: 0	LOB: 0	E: 0	LOB: 0	E: 0	LOB: 1	E: 0	LOB: 0	E: 0	LOB: 0	E: 0	LOB: 0	E: 0	LOB: 0	E: 0	LOB: 0
K: 0	BB: 0	K: 1	BB: 0	K: 0	BB: 0	K: 0	BB: 0	K: 1	BB: 1	K: 1	BB: 0	K: 1	BB: 0	K: 0	BB: 0	K: 0	BB: 0	K: 0	BB: 0
S: 5	P: 7	S: 12	P: 18	S: 7	P: 11	S: 11	P: 17	S: 7	P: 11	S: 8	P: 12	S: 9	P: 12	S: 9	P: 18	S: 7	P: 10	S: 7	P: 10

PITCHER	IP	WLS	BF	H	R	ER	SO	BB	IBB	HBP	BLK	WP	HR	S	P	ERA	WHIP
Curt Young, L (1, 1) ERA: 5.1	4.0		16	5	3	3	2	1	0	0	0	0	0	35	57	6.75	1.500
Gene Nelson, R (5, 1) ERA: 3.24	4.0	L	14	2	2	2	3	0	0	0	0	0	2	33	49	4.50	0.500
Rick Honeycutt, L (9, 1) ERA: 2.38	1.0		3	1	0	0	0	0	0	0	0	0	0	7	10	0.00	1.000

PITCHER	IP	WLS	BF	H	R	ER	SO	BB	IBB	HBP	BLK	WP	HR	S	P	ERA	WHIP

1B: 6	SF: 0	2B: 0	SAC: 0	3B: 0	DP: 3	HR: 2	HBP: 0
-------	-------	-------	--------	-------	-------	-------	--------

Batter	1	2	3	4	5	6	7	8	9	AB	R	H	RBI	BB	SO	LOB
Rickey Henderson, R OBP: 0.413, SLG: 0.401 (1, 7)	2-2 1B G4-6-3 1B		4-1 1-2 G6-4-3 BB		0-0 SF8			1-1 1B G4-3 1B		2	2	2	1	1	0	0
Carney Lansford, R OBP: 0.404, SLG: 0.406 (1, 5)	3-2 1-3 G4-6-3 1B		2-1 1-2f G6-4-3		2-2 2-2 SF8 3-H			2-1 1-2 G4-3		3	0	1	1	0	0	3
Dave Parker, L OBP: 0.317, SLG: 0.442 (1, 10)	2-0 1-2f 3-H G4-6-3			1-1 G6-4-3 1B		1-1 G5-3		0-0 F5		4	0	1	0	0	0	2
Mark McGwire, R OBP: 0.330, SLG: 0.471 (1, 3)	2-2 2-2 F8			1-1 1-2f G6-4-3		3-1 G5-3		2-1 2-H 1B		4	0	1	1	0	0	1
Dave Henderson, R OBP: 0.324, SLG: 0.365 (1, 8)		3-2 G5-4-3 1B		4-0 1B BB		0-1 G5-3		1-0 F8		3	0	1	0	1	0	1
Jose Canseco, R OBP: 0.350, SLG: 0.714 (1, 9)		0-1 1-2f G5-4-3		0-0 1-3 1B		0-1 G1-3			3-3 K	4	0	1	0	0	1	1
Terry Steinbach, R OBP: 0.353, SLG: 0.410 Lance Blankenship, R OBP: 0.280, SLG: 0.298 (9, PR)		1-1 F4		1-0 F8			0-2 G5-3		4-0 BB	3	0	0	0	1	0	2
Tony Phillips, S OBP: 0.359, SLG: 0.355 (1, 4)			2-2 G6-3		4-2 2B SF8 BB		3-2 F7		2-3 K	3	1	0	0	1	1	1
Mike Gallego, R OBP: 0.324, SLG: 0.343 Ron Hassey, L OBP: 0.303, SLG: 0.360 (9, PH)			2-2 BB 1B		0-1 SF8 SF8 2B		3-2 F6		0-3 K	3	1	2	0	0	0	0

Inning Stats	R: 1	H: 2	E: 0	K: 12	S: 12	R: 0	H: 1	E: 0	K: 8	S: 8	R: 0	H: 1	E: 0	K: 13	S: 13	R: 0	H: 2	E: 0	K: 6	S: 6	R: 2	H: 1	E: 0	K: 10	S: 10	R: 0	H: 0	E: 0	K: 6	S: 6	R: 0	H: 0	E: 0	K: 11	S: 11	R: 1	H: 2	E: 0	K: 8	S: 8	R: 0	H: 0	E: 0	K: 10	S: 10	R: 0	H: 0	E: 0	K: 19	S: 19	1B: 8	2B: 1	3B: 0	HR: 0	SF: 2	SAC: 0	DP: 4	HBP: 0	WP: 0	PB: 0	SB: 0	CS: 0	PA: 36
--------------	------	------	------	-------	-------	------	------	------	------	------	------	------	------	-------	-------	------	------	------	------	------	------	------	------	-------	-------	------	------	------	------	------	------	------	------	-------	-------	------	------	------	------	------	------	------	------	-------	-------	------	------	------	-------	-------	-------	-------	-------	-------	-------	--------	-------	--------	-------	-------	-------	-------	--------

PITCHER	IP	WLS	BF	H	R	ER	SO	BB	IBB	HBP	BLK	WP	HR	S	P	ERA	WHIP
Kirk McCaskill, R ERA: 3.23 (1, 1)	5.0		21	7	3	3	0	3	0	0	0	0	0	49	85	5.40	2.000
Willie Fraser, R ERA: 3.09 (6, 1)	2.2	W	10	2	1	1	0	0	0	0	0	0	0	24	38	3.38	0.750
Bryan Harvey, R ERA: 3.6 (8, 1)	1.1	S	5	0	0	0	3	1	0	0	0	0	0	11	21	0.00	0.750

BOTTOM

California Angels @ Oakland Athletics  
Oakland-Alameda County Coliseum, Oakland, CA

Mon Jul 24 1989, 7:05 PM PDT  
Att: 44,548 - Unknown - 61 F

livebaseballscorecards.com

AB	30
R	4
H	9
RBI	3
BB	4
SO	3
LOB	12





Batter	1	2	3	4	5	6	7	8	9	AB R H RBI BB SO LOB	TOP
<b>Claudell Washington, L</b> OBP: 0.337, SLG: 0.463 (1, 9) FS	0-3 K		2-2 G6-3 1B	1-2 G3		0-1 G4-3			1-2 WP 1B	5 0 2 0 0 1 4	
<b>Johnny Ray, S</b> OBP: 0.319, SLG: 0.358 (1, 4) SAFE	2-2 F6		0-0 G6-3 1B		2-3 K			4-2 L4-3 BB	0-0 P5	4 0 1 0 1 1 2	
<b>Devon White, S</b> OBP: 0.307, SLG: 0.418 (1, 8) SAFE	0-3 K		1-0 G6-3		3-2 1B			0-0 L4-3	1-1 P6	5 0 1 0 0 1 5	
<b>Wally Joyner, L</b> OBP: 0.349, SLG: 0.403 (1, 3) SAFE	0-0 P5		0-0 L4		3-0 P5			0-0 F7		4 0 0 0 0 0 3	
<b>Brian Downing, R</b> OBP: 0.382, SLG: 0.434 (1, 10) SAFE					1-1 F8			1-2 G5-3		4 0 1 0 0 1 1	
<b>Chili Davis, S</b> OBP: 0.309, SLG: 0.395 (1, 7) SAFE					0-1 HR			4-2 1B BB	1-1 L5-3 1B	3 2 2 1 1 0 1	
<b>Lance Parrish, R</b> OBP: 0.335, SLG: 0.439 (1, 2) SAFE					2-0 G5-3			0-0 L5-3		4 0 0 0 0 2 3	
<b>Jack Howell, L</b> OBP: 0.323, SLG: 0.423 (1, 5) SAFE					0-0 WP 1B			2-1 1B	2-3 K	4 1 3 2 0 1 0	
<b>Dick Schofield, R</b> OBP: 0.300, SLG: 0.343 (1, 6) SAFE					4-1 1B			0-3 K	1-0 HR	3 1 1 1 1 2 2	
<b>Inning Stats</b>	R: 0 H: 0 E: 0 LOB: 1 K: 2 BB: 0 S: 10 P: 12	R: 2 H: 2 E: 0 LOB: 0 K: 2 BB: 0 S: 15 P: 23	R: 0 H: 2 E: 0 LOB: 1 K: 0 BB: 0 S: 6 P: 9	R: 1 H: 2 E: 0 LOB: 2 K: 0 BB: 1 S: 10 P: 18	R: 0 H: 1 E: 0 LOB: 1 K: 2 BB: 0 S: 11 P: 21	R: 0 H: 1 E: 0 LOB: 2 K: 2 BB: 1 S: 14 P: 20	R: 0 H: 0 E: 0 LOB: 0 K: 0 BB: 1 S: 4 P: 8	R: 0 H: 1 E: 0 LOB: 0 K: 0 BB: 0 S: 6 P: 8	R: 1 H: 2 E: 0 LOB: 1 K: 1 BB: 0 S: 10 P: 15	1B: 8 SF: 0 2B: 2 SAC: 0 3B: 0 DP: 3 HR: 3 HBP: 0	WP: 2 PA: 39 PB: 1 SB: 0 CS: 0
<b>PITCHER Dave Stewart, R</b> ERA: 3.51 (1, 1)	IP WLS BF H R ER SO BB IBB HBP BLK WP HR S P ERA WHIP										

California Angels @ Oakland Athletics  
Oakland-Alameda County Coliseum, Oakland, CA

Tue Jul 25 1989, 7:05 PM PDT  
Att. 43,529 - Unknown - 63 F

AB	36
R	4
H	11
RBI	4
BB	3
SO	9
LOB	21



Batter	1	2	3	4	5	6	7	8	9	AB	R	H	RBI	BB	SO	LOB
Rickey Henderson, R (1, 7) OBP: 0.412, SLG: 0.399	2-2 G6-3 1B		2-3 SAFE K		2-0 L8			1-1 F8		4	0	1	0	0	1	3
Carney Lansford, R (1, 5) OBP: 0.403, SLG: 0.402	2-2 G6-3 1-2f		1-2 FC5-4 1-2f 2-3		2-2 F8			4-2 FC5 1B BB		3	0	0	0	1	0	4
Dave Henderson, R (1, 8) OBP: 0.323, SLG: 0.363	1-3 K		0-0 G4-3				1-3 K	0-1 BB FC5 1-2 1B		4	0	1	0	0	2	2
Mark McGwire, R (1, 3) OBP: 0.330, SLG: 0.467		4-0 BB		0-0 L8		2-2 G3-1		1-1 FC5 BB 1-2 2-3f		3	0	0	0	1	0	2
Jose Canseco, R (1, 9) OBP: 0.341, SLG: 0.658		1-2 F9		2-3 K		2-3 K		4-2 FC5-4 BB 1-2 2-3		3	0	0	0	1	2	1
Terry Steinbach, R (1, 2) OBP: 0.351, SLG: 0.407		2-3 K		2-1 1B			1-1 F7	1-1 FC5-4 1-2f		4	0	1	0	0	1	4
Dave Parker, L (1, 10) OBP: 0.316, SLG: 0.440	1-1 G4-3		1-1 F8				1-0 FC6-4 1B		1-3 K	4	0	1	0	0	1	2
Glenn Hubbard, R (1, 4) OBP: 0.304, SLG: 0.323			3-2 FC5-4 2B		2-2 1B		0-1 F9		1-1 G5-3	3	0	2	0	0	0	1
Stan Javier, S (9, PH) OBP: 0.321, SLG: 0.331										1	0	0	0	0	0	0
Mike Gallego, R (1, 6) OBP: 0.324, SLG: 0.340			4-2 FC5-4 BB		2-0 F9		2-1 FC6-4 1-2f		3-2 F7	2	0	0	0	1	0	2
Ron Hassey, L (9, PH) OBP: 0.301, SLG: 0.358										1	0	0	0	0	0	0

Inning Stats	R: 0	H: 1	E: 0	LOB: 0	K: 1	S: 11	P: 16	R: 0	H: 0	E: 0	LOB: 1	K: 1	S: 10	P: 18	R: 0	H: 1	E: 0	LOB: 2	K: 1	S: 13	P: 23	R: 0	H: 1	E: 0	LOB: 1	K: 0	S: 9	P: 17	R: 0	H: 0	E: 0	LOB: 0	K: 2	S: 10	P: 15	R: 0	H: 1	E: 0	LOB: 1	K: 0	S: 7	P: 11	R: 0	H: 1	E: 0	LOB: 3	K: 0	S: 13	P: 24	R: 0	H: 0	E: 0	LOB: 0	K: 1	S: 9	P: 14	1B: 5	SF: 0	2B: 1	SAC: 0	3B: 0	DP: 1	HR: 0	HBP: 0	WP: 0	PA: 36
--------------	------	------	------	--------	------	-------	-------	------	------	------	--------	------	-------	-------	------	------	------	--------	------	-------	-------	------	------	------	--------	------	------	-------	------	------	------	--------	------	-------	-------	------	------	------	--------	------	------	-------	------	------	------	--------	------	-------	-------	------	------	------	--------	------	------	-------	-------	-------	-------	--------	-------	-------	-------	--------	-------	--------

PITCHER	IP	WLS	BF	H	R	ER	SO	BB	IBB	HBP	BLK	WP	HR	S	P	ERA	WHIP
Chuck Finley, L (1, 1) ERA: 2.38	7.2	W	32	6	0	0	6	4	0	0	0	0	0	79	134	0.00	1.304
Greg Minton, R (8, 1) ERA: 1.83	1.1	S	4	0	0	0	1	0	0	0	0	0	0	11	17	0.00	0.000

**BOTTOM**

**California Angels @ Oakland Athletics**  
Oakland-Alameda County Coliseum, Oakland, CA

Tue Jul 25 1989, 7:05 PM PDT  
Att: 43,529 - Unknown - 63 F

livebaseballscorecards.com

AB	32
R	0
H	6
RBI	0
BB	4
SO	7
LOB	21





Batter	1	2	3	4	5	6	7	8	9	AB R H RBI BB SO LOB
Claudell Washington, L OBP: 0.335, SLG: 0.455 (1, 9)	2-3 K	2-2 SAFE F7		1-2 L8			1-3 K	4-1 S BB		4 0 0 0 1 2 2
Johnny Ray, S OBP: 0.323, SLG: 0.359 (1, 4)	2-2 1B 1B		3-2 BB 1B		2-2 G6-3		4-0 SAFE 1B BB	2-2 G4-3		4 2 2 0 1 0 2
Devon White, S OBP: 0.311, SLG: 0.420 (1, 8)	2-2 SAFE 1B 1B		0-0 F7		2-3 K		1-2 BB 1B		1-1 G1-6-3 1B	5 0 3 1 0 1 1
Wally Joyner, L OBP: 0.352, SLG: 0.402 (1, 3)	1-1 1B		4-1 SAFE 2B BB		2-3 K		4-1 BB 1B		0-1 G1-6-3 1-2f	3 1 1 1 2 1 1
Brian Downing, R OBP: 0.377, SLG: 0.428 (1, 10)	2-1 F9		3-2 L9		2-3 K		0-0 F8		3-2 F9	5 0 0 0 0 1 7
Chili Davis, S OBP: 0.311, SLG: 0.399 (1, 7)	1-0 G3		0-0 1-H 2-H 2B		0-3 K		1-0 SH3 1B			4 1 2 2 0 1 2
Bill Schroeder, R OBP: 0.273, SLG: 0.427 (1, 2)		1-3 K	2-3 K		1-1 L1-3		0-0 SH3			3 0 0 0 0 2 1
Jack Howell, L OBP: 0.319, SLG: 0.417 (1, 5)		1-2 G4-3		0-1 G4-3		2-3 K	3-2 F7			4 0 0 0 0 1 1
Dick Schofield, R OBP: 0.307, SLG: 0.347 (1, 6)		3-2 E S 1B		0-2 G6-3		4-2 BB 1B BB	2-1 WP 1B			3 1 2 1 1 0 0

Inning Stats	R: 1	H: 3	R: 0	H: 1	R: 2	H: 2	R: 0	H: 0	R: 0	H: 0	R: 1	H: 1	R: 1	H: 2	R: 0	H: 1	1B: 9	SF: 0	WP: 1	PA: 41
E: 0	LOB: 2	E: 0	LOB: 1	E: 0	LOB: 1	E: 0	LOB: 0	E: 0	LOB: 0	E: 0	LOB: 3	E: 0	LOB: 2	E: 0	LOB: 0	E: 0	LOB: 0	2B: 1	SAC: 1	PB: 0
K: 1	BB: 0	K: 1	BB: 0	K: 1	BB: 1	K: 0	BB: 0	K: 2	BB: 0	K: 2	BB: 3	K: 0	BB: 1	K: 0	BB: 0	K: 0	BB: 0	3B: 0	DP: 1	SB: 2
S: 16	P: 26	S: 14	P: 21	S: 15	P: 27	S: 9	P: 10	S: 9	P: 15	S: 10	P: 13	S: 16	P: 32	S: 14	P: 26	S: 7	P: 11	HR: 0	HBP: 0	CS: 0

PITCHER	IP	WLS	BF	H	R	ER	SO	BB	IBB	HBP	BLK	WP	HR	S	P	ERA	WHIP
Mike Moore, R (1, 1)	6.1		27	6	4	4	8	2	0	0	0	0	0	79	124	5.68	1.263
Rick Honeycutt, L (7, 1)	0.1		4	1	0	0	1	2	0	0	0	0	0	9	19	0.00	9.000
Todd Burns, R (7, 1)	1.0		5	2	1	1	0	0	0	0	0	0	0	8	14	9.00	2.000
Matt Young, L (8, 1)	0.1	W	2	0	0	0	0	1	0	0	0	1	0	7	13	0.00	3.000
Dennis Eckersley, R (9, 1)	1.0		3	1	0	0	0	0	0	0	0	0	0	7	11	0.00	1.000

**TOP**

**California Angels @ Oakland Athletics**  
Oakland-Alameda County Coliseum, Oakland, CA

Wed Jul 26 1989, 3:33 AM PDT  
Att. 44,588 - Sunny

[livebaseballscorecards.com](http://livebaseballscorecards.com)

<b>AB</b>	<b>35</b>
<b>R</b>	<b>5</b>
<b>H</b>	<b>10</b>
<b>RBI</b>	<b>5</b>
<b>BB</b>	<b>5</b>
<b>SO</b>	<b>9</b>
<b>LOB</b>	<b>17</b>



Batter	1	2	3	4	5	6	7	8	9
Rickey Henderson, R OBP: 0.412, SLG: 0.408 (1, 7)	1-0 HR		2-1 G1-3	1-0 G5-3			2-3 K	0-2 SAFE 1B 1B	
Carney Lansford, R OBP: 0.403, SLG: 0.402 (1, 5)	2-1 G6-3		2-1 G5-3		0-0 CS 1B		1-0 G5-3	0-1 1B 1B	
Dave Parker, L OBP: 0.317, SLG: 0.440 (1, 10)	2-3 K2-3			0-1 2B 1B	1-2 SAFE 1B		1-0 F7	1-3 K 1B 2-3	
Mark McGwire, R OBP: 0.331, SLG: 0.470 Stan Javier, S OBP: 0.321, SLG: 0.331 (1, 3) (8, PR) (9, 3)	1-1 F8			0-0 1B 2B	0-0 F8			3-2 1B 1B	
Dave Henderson, R OBP: 0.327, SLG: 0.370 (1, 8)		0-0 2B		1-0 1B FC4 1B	1-3 K			0-2 BB 1B FC5-4 1B	
Jose Canseco, R OBP: 0.313, SLG: 0.595 (1, 9)		2-2 SAFE G1-3		1-3 K		2-2 P3		0-3 K	
Ron Hassey, L OBP: 0.305, SLG: 0.361 (1, 2)		3-1 F7		1-0 E FC4 SF9 1B		3-3 K		1-2 FC5-4 BB 1B 1B	
Tony Phillips, S OBP: 0.361, SLG: 0.355 (1, 4)		1-3 K		3-2 FC4		0-0 1B		4-2 FC5-4 BB 1B 2-3	
Mike Gallego, R OBP: 0.319, SLG: 0.336 (1, 6)			0-0 G5-3	1-0 SF9		1-0 SAFE G1-3		1-2 FC5-4 1B 1-2 2-3 3-H	

Inning Stats	R: 1	H: 1	E: 0	K: 1	S: 8	LOB: 0	BB: 0	P: 14	R: 0	H: 1	E: 0	K: 1	S: 10	LOB: 1	BB: 0	P: 16	R: 0	H: 0	E: 0	K: 0	S: 5	LOB: 0	BB: 0	P: 9	R: 4	H: 4	E: 1	K: 1	S: 14	LOB: 1	BB: 0	P: 22	R: 0	H: 2	E: 0	K: 1	S: 8	LOB: 1	BB: 0	P: 10	R: 0	H: 1	E: 0	K: 1	S: 9	LOB: 1	BB: 0	P: 16	R: 0	H: 0	E: 0	K: 1	S: 5	LOB: 0	BB: 0	P: 9	R: 4	H: 5	E: 0	K: 2	S: 27	LOB: 2	BB: 1	P: 37
--------------	------	------	------	------	------	--------	-------	-------	------	------	------	------	-------	--------	-------	-------	------	------	------	------	------	--------	-------	------	------	------	------	------	-------	--------	-------	-------	------	------	------	------	------	--------	-------	-------	------	------	------	------	------	--------	-------	-------	------	------	------	------	------	--------	-------	------	------	------	------	------	-------	--------	-------	-------

PITCHER	IP	WLS	BF	H	R	ER	SO	BB	IBB	HBP	BLK	WP	HR	S	P	ERA	WHIP
Mike Witt, R ERA: 4.43 (1, 1)	7.0	L	32	11	7	6	6	0	0	0	0	0	1	66	106	7.71	1.571
Rich Monteleone, R ERA: 2.38 (8, 1)	0.2		6	3	2	2	1	1	0	0	0	0	0	17	23	27.00	6.000
Bob McClure, L ERA: 2.19 (8, 1)	0.1		1	0	0	0	1	0	0	0	0	0	0	3	4	0.00	0.000

**BOTTOM**

California Angels @ Oakland Athletics  
Oakland-Alameda County Coliseum, Oakland, CA

Wed Jul 26 1989, 3:33 AM PDT  
Att. 44,588 - Sunny

AB	R	H	RBI	BB	SO	LOB
5	1	2	2	0	1	1
5	0	2	1	0	0	0
5	1	2	0	0	2	2
4	1	2	0	0	0	1
0	1	0	0	0	0	0
4	2	3	2	0	1	1
4	0	0	0	0	2	4
4	2	2	1	0	1	1
3	0	1	1	1	1	2
3	1	0	2	0	0	3

AB	37
R	9
H	14
RBI	9
BB	1
SO	8
LOB	15

livebaseballscores.com



WP	PA
0	39



Batter	1	2	3	4	5	6	7	8	9	10	11	AB R H RBI BB SO LOB	TOP																		
Harold Reynolds, S OBP: 0.357, SLG: 0.364 (1, 4)	0-2 L3		1-1 G3-1		1-0 F9			1-1 WP 1B		1-1 P5		5 1 1 0 0 0 0																			
Greg Briley, L OBP: 0.366, SLG: 0.527 (1, 7)	4-2 G1-6-3 BB			1-3 K	3-3 K			1-1 P9		3-1 1B 3B		4 1 1 0 1 2 1																			
Alvin Davis, L OBP: 0.449, SLG: 0.481 (1, 3)	1-2 G1-6-3			4-0 1B BB	0-0 F9			2-1 1-H 1B		4-0 1B IBB		3 2 1 1 2 0 1																			
Jeffrey Leonard, R OBP: 0.318, SLG: 0.426 (1, 10)	1-3 K			0-2 1B 1B	1-2 G1-4-3 1B			0-3 K		0-1 P3		5 1 2 0 0 2 4																			
Darnell Coles, R OBP: 0.300, SLG: 0.389 (1, 9)		1-0 G5-3		3-2 E 1B G4-3 1B	2-1 P6			0-1 1-H HR		1-0 1-2 3-H 1B		5 2 3 4 0 0 1																			
Mike Kingery, L OBP: 0.222, SLG: 0.333 Scott Bradley, L OBP: 0.328, SLG: 0.402 Henry Cotto, R OBP: 0.281, SLG: 0.351 (1, 8)		1-2 G6-3		0-1 G4-3 E 1B	0-0 G1-4-3			2-3 K		1-1 G4-3		4 0 1 1 0 1 1 1 0 0 0 0 0 2 0 0 0 0 0 0 0																			
Jim Presley, R OBP: 0.293, SLG: 0.396 (1, 5)		0-2 F8		1-2 E6 G4-3	1-3 K			0-3 K		0-1 G1-3		5 0 0 0 0 2 2	AB 42 R 7 H 9 RBI 7 BB 3 SO 9 LOB 16																		
Dave Valle, R OBP: 0.322, SLG: 0.388 (1, 2)			1-2 G5-3	0-1 G4-3	2-3 K			0-1 P7		3-3 K		5 0 0 1 0 2 2																			
Omar Vizquel, S OBP: 0.295, SLG: 0.297 (1, 6)			1-2 G6-3	3-2 F7	1-2 L6			2-2 F8		1-2 F7		5 0 0 0 0 0 2																			
<b>Inning Stats</b>	R: 0 E: 0 K: 1 S: 12	H: 0 LOB: 1 BB: 1 P: 18	R: 0 E: 0 K: 0 S: 7	H: 0 LOB: 0 BB: 0 P: 9	R: 0 E: 0 K: 0 S: 8	H: 0 LOB: 0 BB: 0 P: 11	R: 3 E: 1 K: 1 S: 26	H: 3 LOB: 2 BB: 1 P: 38	R: 0 E: 0 K: 1 S: 9	H: 0 LOB: 0 BB: 0 P: 13	R: 0 E: 0 K: 0 S: 6	H: 1 LOB: 0 BB: 0 P: 9	R: 0 E: 0 K: 2 S: 10	H: 0 LOB: 0 BB: 0 P: 14	R: 3 E: 0 K: 2 S: 15	H: 3 LOB: 0 BB: 0 P: 21	R: 0 E: 0 K: 1 S: 9	H: 0 LOB: 0 BB: 0 P: 11	R: 1 E: 0 K: 0 S: 9	H: 2 LOB: 2 BB: 1 P: 19	R: 0 E: 0 K: 1 S: 8	H: 0 LOB: 0 BB: 0 P: 12	1B: 7 2B: 0 3B: 1 HR: 1	SF: 0 SAC: 0 DP: 1 HBP: 0	WP: 1 PB: 0 SB: 0 CS: 0	PA: 45					
<b>PITCHER</b>	IP WLS BF H R ER SO BB IBB HBP BLK WP HR S P ERA WHIP																														
Bob Welch, R ERA: 2.94 (1, 1)	7.0	27	4	3	2	5	2	0	0	0	0	0	0	78	112	2.57	0.857														
Rick Honeycutt, L ERA: 2.35 (8, 1)	0.1	3	2	2	1	0	0	0	0	0	0	1	0	6	10	27.00	6.000														
Dennis Eckersley, R ERA: 1.37 (8, 1)	1.2	6	1	1	0	3	0	0	0	0	0	0	1	18	22	0.00	0.600														
Todd Burns, R ERA: 2.25 (10, 1)	2.0	W 9	2	1	1	1	0	1	0	0	0	0	0	17	31	4.50	1.000														

Seattle Mariners @ Oakland Athletics  
Oakland-Alameda County Coliseum, Oakland, CA

Fri Jul 28 1989, 7:05 PM PDT  
Att. 36,446 - Unknown

livebaseballscorecards.com



Batter	1	2	3	4	5	6	7	8	9	10	11	AB R H RBI BB SO LOB	BOTTOM	
Rickey Henderson, R OBP: 0.413, SLG: 0.406 (1, 7)	3-2 S G4-3 1B		2-1 L3		4-1 FC5-2 1B BB		1 SAFE 2-1 G5-3		2-1 F9		4-0 1B IBB	4 1 1 2 2 0 1	<b>Seattle Mariners @ Oakland Athletics</b> <b>Oakland-Alameda County Coliseum, Oakland, CA</b> Fri Jul 28 1989, 7:05 PM PDT Att. 36,446 - Unknown	
Carney Lansford, R OBP: 0.402, SLG: 0.399 (1, 5)	0-0 G4-3		0-1 G1-3		1-2 2-3 3-H 0-2 FC5-2 1B		4-1 2B BB		1-0 L9		1-1 1B	5 1 1 1 1 0 4		
Dave Parker, L OBP: 0.321, SLG: 0.445 Lance Blankenship, R OBP: 0.280, SLG: 0.298 (1, 10) (10, PR)	1-2 P2			2-2 G1-3	1-1 G4-6-3 1B		2-1 2B			0-0 WP S 1B		5 0 3 3 0 0 1 0 1 0 0 0 0 0		
Mark McGwire, R OBP: 0.332, SLG: 0.468 (1, 3)	4-0 2B BB			1-3 K	0-1 G4-6-3 1-2f		1-3 K			1 SAFE 1-2 L SAFE 1-H 1B		4 0 1 1 1 2 3		
Dave Henderson, R OBP: 0.323, SLG: 0.365 (1, 8)	2-1 P4			1-0 G4-3		3-2 F8		0-1 P9		0-3 K		5 0 0 0 0 1 3		
Ron Hassey, L OBP: 0.309, SLG: 0.366 Jose Canseco, R OBP: 0.313, SLG: 0.595 Terry Steinbach, R OBP: 0.350, SLG: 0.406 (1, 2) (8, PR) (9, 2)		1-2 F9			0-1 1B 2B		2-1 G4-3		4-2 CS BB		0-1 P8	3 1 1 0 1 0 0 0 0 0 0 0 0 0 1 0 0 0 0 0 1		
Tony Phillips, S OBP: 0.362, SLG: 0.351 (1, 4)		1-0 F7			4-1 1B BB BB		0-0 P6		4-2 BB		2-2 G4-3	3 1 0 0 2 0 1		
Stan Javier, S OBP: 0.326, SLG: 0.340 (1, 9)		1-1 G6-3			0-0 BB FC5-2 HBP 1B		0-1 SH G5-3 2B		1-3 K		2-2 1B S 1B	5 2 3 1 0 1 1		
Mike Gallego, R OBP: 0.322, SLG: 0.336 (1, 6)			1-3 K		1-1 FC5-2 BB 1B HBP		2 SAFE 2-1 SH CS G5-3		2-1 G4-3		3-1 1B IBB 1B	3 1 1 0 0 1 0		
<b>Inning Stats</b>	R: 0 H: 1 E: 0 LOB: 2 K: 0 BB: 1 S: 10 P: 20	R: 0 H: 0 E: 0 LOB: 0 K: 0 BB: 0 S: 6 P: 9	R: 0 H: 0 E: 0 LOB: 0 K: 1 BB: 0 S: 7 P: 10	R: 0 H: 0 E: 0 LOB: 0 K: 1 BB: 0 S: 8 P: 12	R: 4 H: 3 E: 0 LOB: 1 K: 0 BB: 2 S: 13 P: 23	R: 0 H: 0 E: 0 LOB: 0 K: 0 BB: 0 S: 6 P: 11	R: 2 H: 2 E: 0 LOB: 1 K: 1 BB: 1 S: 12 P: 23	R: 0 H: 0 E: 0 LOB: 1 K: 1 BB: 2 S: 10 P: 19	R: 0 H: 0 E: 0 LOB: 0 K: 0 BB: 0 S: 5 P: 10	R: 1 H: 2 E: 0 LOB: 1 K: 1 BB: 0 S: 15 P: 18	R: 1 H: 3 E: 0 LOB: 3 K: 0 BB: 1 S: 7 P: 17	1B: 8 SF: 0 2B: 3 SAC: 1 3B: 0 DP: 1 HR: 0 HBP: 1		WP: 1 PA: 47 PB: 0 SB: 3 CS: 2
<b>PITCHER</b>	IP WLS BF H R ER SO BB IBB HBP BLK WP HR S P ERA WHIP													
Mike Dunne, R ERA: 6.48 (1, 1)	4.0 19 3 4 4 2 3 0 1 0 0 0 0 37 66 9.00 1.500													
Jerry Reed, R ERA: 3.13 (5, 1)	2.1 10 2 2 2 0 1 0 0 0 0 0 0 20 34 7.71 1.286													
Keith Comstock, L ERA: 0.93 (7, 1)	0.1 1 1 0 0 0 0 0 0 0 0 0 0 2 4 0.00 3.000													
Michael Jackson, R ERA: 3.8 (7, 1)	1.0 4 0 0 0 1 2 0 0 0 0 0 0 10 19 0.00 2.000													
Mike Schooler, R ERA: 1.95 (8, 1)	2.1 9 2 1 1 2 0 0 0 0 0 1 0 23 32 3.86 0.857													
<b>PITCHER</b>	IP WLS BF H R ER SO BB IBB HBP BLK WP HR S P ERA WHIP													
Gene Harris, R ERA: 5.91 (11, 1)	0.0 L 4 3 1 1 0 0 1 0 0 0 0 0 7 17 ∞ ∞													

livebaseballscorecards.com

AB	38
R	8
H	11
RBI	8
BB	7
SO	5
LOB	15





Batter	1	2	3	4	5	6	7	8	9	AB	R	H	RBI	BB	SO	LOB	TOP										
Harold Reynolds, S (1, 4) OBP: 0.361, SLG: 0.363										3	3	1	1	3	1	2											
Greg Briley, L (1, 7) OBP: 0.374, SLG: 0.524										3	2	1	1	3	0	2											
Alvin Davis, L (1, 3) OBP: 0.453, SLG: 0.486										5	0	3	5	1	0	3											
Jeffrey Leonard, R (1, 10) OBP: 0.315, SLG: 0.422										6	1	1	0	0	0	8											
Damell Coles, R (1, 9) OBP: 0.298, SLG: 0.385											6	1	1	2	0	1	0										
Mike Kingery, L (1, 8) OBP: 0.333, SLG: 0.357											5	2	2	0	1	1	0										
Jim Presley, R (1, 5) OBP: 0.297, SLG: 0.394											4	2	1	2	2	1											
Scott Bradley, L (1, 2) OBP: 0.330, SLG: 0.404											4	1	1	1	1	3											
Omar Vizquel, S (1, 6) OBP: 0.300, SLG: 0.297											3	2	1	0	2	1	3										
<b>Inning Stats</b>	R: 8 E: 0 K: 1 S: 25	H: 6 LOB: 2 BB: 4 P: 50	R: 0 E: 0 K: 3 S: 11	H: 0 LOB: 0 BB: 0 P: 16	R: 2 E: 0 K: 1 S: 16	H: 3 LOB: 1 BB: 0 P: 23	R: 4 E: 0 K: 0 S: 10	H: 2 LOB: 2 BB: 4 P: 33	R: 0 E: 0 K: 0 S: 9	H: 0 LOB: 2 BB: 2 P: 21	R: 0 E: 0 K: 0 S: 5	H: 0 LOB: 1 BB: 1 P: 11	R: 0 E: 0 K: 1 S: 7	H: 1 LOB: 1 BB: 0 P: 9	R: 0 E: 0 K: 0 S: 12	H: 0 LOB: 2 BB: 2 P: 24	R: 0 E: 0 K: 1 S: 7	H: 0 LOB: 0 BB: 0 P: 13	1B: 10 2B: 2 3B: 0 HR: 0	SF: 0 SAC: 0 DP: 0 HBP: 0	WP: 2 PB: 0 SB: 0 CS: 0	PA: 52					
<b>PITCHER</b>	IP	WLS	BF	H	R	ER	SO	BB	IBB	HBP	BLK	WP	HR	S	P	ERA	WHIP										
Storm Davis, R (1, 1) ERA: 5.93	0.1	L	8	5	7	7	0	2	0	0	0	1	0	14	28	189.00	21.000										
Gene Nelson, R (1, 1) ERA: 4.22	3.1		20	5	7	7	5	5	0	0	0	1	0	44	83	18.90	3.000										
Matt Young, L (4, 1) ERA: 5.04	2.1		12	1	0	0	0	4	0	0	0	0	0	18	43	0.00	2.143										
Jim Corsi, R (7, 1) ERA: 2.39	3.0		12	1	0	0	2	2	0	0	0	0	0	26	46	0.00	1.000										

Seattle Mariners @ Oakland Athletics  
Oakland-Alameda County Coliseum, Oakland, CA

Sat Jul 29 1989, 3:33 AM PDT  
Att. 40,734 - Sunny - 65 F

AB	39
R	14
H	12
RBI	12
BB	13
SO	7
LOB	22



Batter	1	2	3	4	5	6	7	8	9	AB	R	H	RBI	BB	SO	LOB
--------	---	---	---	---	---	---	---	---	---	----	---	---	-----	----	----	-----

<b>Rickey Henderson, R</b> (1, 7) OBP: 0.418, SLG: 0.406 <b>Mike Gallego, R</b> (9, 6) OBP: 0.322, SLG: 0.336 <b>Dave Parker, L</b> (9, PH) OBP: 0.320, SLG: 0.444										0	4	0	0	4	0	0
<b>Carney Lansford, R</b> (1, 5) OBP: 0.403, SLG: 0.406 <b>Ron Hassey, L</b> (9, 2) OBP: 0.308, SLG: 0.364										4	0	2	3	0	0	1
<b>Dave Henderson, R</b> (1, 10) OBP: 0.322, SLG: 0.363										5	0	1	0	0	3	4
<b>Mark McGwire, R</b> (1, 3) OBP: 0.333, SLG: 0.463										3	1	0	0	2	0	2
<b>Terry Steinbach, R</b> (1, 2) OBP: 0.349, SLG: 0.404 (9, 5)										4	0	1	0	0	1	4
<b>Tony Phillips, S</b> (1, 6) OBP: 0.360, SLG: 0.349 (9, 7)										4	0	1	0	0	0	3
<b>Lance Blankenship, R</b> (1, 9) OBP: 0.269, SLG: 0.286										4	0	0	0	0	1	1
<b>Glenn Hubbard, R</b> (1, 4) OBP: 0.296, SLG: 0.313										4	0	0	0	0	0	1
<b>Stan Javier, S</b> (1, 8) OBP: 0.325, SLG: 0.336										3	1	0	0	1	1	1

Inning Stats	R	H	E	K	S	H	LOB	BB	P	R	H	E	K	S	H	LOB	BB	P	1B	SF	2B	SAC	3B	DP	HR	HBP
	1	0	1	2	12	0	1	0	9	0	1	0	0	9	0	1	0	16	3	0	2	0	0	0	0	0
	0	0	0	0	9	0	1	0	9	0	0	0	0	9	0	1	0	16	0	0	0	0	0	0	0	0
	0	0	0	0	9	0	1	0	9	0	0	0	0	9	0	1	0	16	0	0	0	0	0	0	0	0

PITCHER	IP	WLS	BF	H	R	ER	SO	BB	IBB	HBP	BLK	WP	HR	S	P	ERA	WHIP
<b>Randy Johnson, L</b> (1, 1) ERA: 4.29	6.0	W	31	4	6	3	5	7	0	0	0	1	0	67	120	4.50	1.833
<b>Bill Swift, R</b> (7, 1) ERA: 5.25	3.0	S	9	1	0	0	1	0	0	0	0	0	0	19	31	0.00	0.333

**BOTTOM**

**Seattle Mariners @ Oakland Athletics**  
 Oakland-Alameda County Coliseum, Oakland, CA

livebaseballscorecards.com

<b>AB</b>	<b>33</b>
<b>R</b>	<b>6</b>
<b>H</b>	<b>5</b>
<b>RBI</b>	<b>3</b>
<b>BB</b>	<b>7</b>
<b>SO</b>	<b>6</b>
<b>LOB</b>	<b>17</b>



WP	PA
1	40
0	
8	
0	

Sat Jul 29 1989, 3:33 AM PDT  
 Att. 40,734 - Sunny - 65 F



Batter	1	2	3	4	5	6	7	8	9	AB R H RBI BB SO LOB	TOP
Harold Reynolds, S (1, 4) OBP: 0.360, SLG: 0.362	1-2 F8 ①			1-0 2B 1B		0-1 B1-3 ②		2-3 K ①		4 1 1 0 0 1 1	<b>Seattle Mariners @ Oakland Athletics</b> <b>Oakland-Alameda County Coliseum, Oakland, CA</b> Sun Jul 30 1989, 3:33 AM PDT Att. 43,898 - Sunny - 65 F
Greg Briley, L (1, 7) OBP: 0.380, SLG: 0.547	2-2 L7 ②			3-1 1-H 2B		0-0 HR		0-1 1-2 1B		4 1 3 2 0 0 0	
Alvin Davis, L (1, 3) OBP: 0.451, SLG: 0.493	1-3 K ③			0-0 F8 ①		1-2 HR		2-2 P5 ②		4 1 1 1 0 1 3	
Jeffrey Leonard, R (1, 10) OBP: 0.312, SLG: 0.418				2-0 G6-3 ②		1-3 K ③		1-3 K ③		4 0 0 0 0 2 3	
Darnell Coles, R (1, 9) Henry Cotto, R (5, 9) OBP: 0.296, SLG: 0.383 OBP: 0.279, SLG: 0.347				0-2 F6 ③				0-0 P3 ①		2 0 0 0 0 0 1 2 0 0 0 0 0 0	
Mike Kingery, L (1, 8) OBP: 0.316, SLG: 0.294				0-0 F7 ③				1-1 G6-3 ②		3 0 0 0 1 0 0	
Jim Presley, R (1, 5) Edgar Martinez, R (9, PH) OBP: 0.294, SLG: 0.390 OBP: 0.311, SLG: 0.306				2-3 K ①				2-3 K ③		3 0 0 0 0 2 1 1 0 0 0 0 1 0	
Scott Bradley, L (1, 2) OBP: 0.325, SLG: 0.398				1-2 F8 ②				2-2 F9 ③		3 0 0 0 0 0 1	
Omar Vizquel, S (1, 6) Dave Cochrane, S (8, PH) OBP: 0.298, SLG: 0.295 OBP: 0.325, SLG: 0.358				1-2 G4-3 ③				0-1 1B 1B		2 0 0 0 0 1 0 1 0 1 0 0 0 0	
<b>Inning Stats</b>	R: 0 H: 0 E: 0 LOB: 0 K: 1 BB: 0 S: 10 P: 14	R: 0 H: 0 E: 0 LOB: 0 K: 0 BB: 0 S: 7 P: 9	R: 0 H: 0 E: 0 LOB: 0 K: 1 BB: 0 S: 10 P: 14	R: 1 H: 2 E: 0 LOB: 1 K: 0 BB: 0 S: 8 P: 14	R: 0 H: 0 E: 0 LOB: 0 K: 0 BB: 0 S: 5 P: 7	R: 2 H: 2 E: 0 LOB: 0 K: 2 BB: 0 S: 14 P: 19	R: 0 H: 0 E: 0 LOB: 1 K: 1 BB: 1 S: 10 P: 17	R: 0 H: 2 E: 0 LOB: 2 K: 2 BB: 0 S: 14 P: 19	R: 0 H: 0 E: 0 LOB: 0 K: 1 BB: 0 S: 6 P: 9	1B: 3 SF: 0 2B: 1 SAC: 0 3B: 0 DP: 0 HR: 2 HBP: 0	WP: 0 PA: 34 PB: 0 SB: 0 CS: 0
<b>PITCHER</b>	IP WLS BF H R ER SO BB IBB HBP BLK WP HR S P ERA WHIP										
Dave Stewart, R (1, 1) ERA: 3.52	7.1 W 28 5 3 3 6 1 0 0 0 0 2 69 101 3.68 0.818										
Rick Honeycutt, L (8, 1) ERA: 2.33	0.1 2 1 0 0 0 0 0 0 0 0 0 6 8 0.00 3.000										
Dennis Eckersley, R (8, 1) ERA: 1.3	1.1 S 4 0 0 0 2 0 0 0 0 0 0 9 13 0.00 0.000										

livebaseballscorecards.com

<b>AB</b>	<b>33</b>
<b>R</b>	<b>3</b>
<b>H</b>	<b>6</b>
<b>RBI</b>	<b>3</b>
<b>BB</b>	<b>1</b>
<b>SO</b>	<b>8</b>
<b>LOB</b>	<b>10</b>



Batter	1	2	3	4	5	6	7	8	9	AB	R	H	RBI	BB	SO	LOB
Rickey Henderson, R (1, 7) OBP: 0.424, SLG: 0.413	4-2 BB G6-4-3		3-2 1B 3B	4-1 BB		4-0 1B BB				1	1	1	1	3	0	0
Carney Lansford, R (1, 5) OBP: 0.401, SLG: 0.404	1-1 BB G6-4-3		3-1 BB G1-3	1-0 BB F9		1-2 1B 1-3 2-H				4	0	1	1	0	0	3
Dave Parker, L (1, 10) OBP: 0.320, SLG: 0.441	1-3 BB K		3-1 BB WP 1B		1-3 BB K2-3	0-1 BB G4-3				4	0	1	1	0	2	2
Mark McGwire, R (1, 3) OBP: 0.335, SLG: 0.463		3-2 BB 1B SF9	1-2 BB WP 1B		3-3 BB K		2-2 BB L8			4	1	2	0	0	1	0
Felix Jose, S (1, 9) OBP: 0.205, SLG: 0.167		0-0 BB 1B	2-2 BB P6		3-3 BB K		1-3 BB K			4	0	1	0	0	2	2
Ron Hassey, L (1, 2) OBP: 0.312, SLG: 0.381		3-3 BB K	4-0 BB 1-2 2-3 IBB			1-1 BB HR	1-1 BB F7			3	1	1	1	1	1	2
Tony Phillips, S (1, 4) OBP: 0.356, SLG: 0.345		1-0 BB SF9	0-0 BB L9			0-0 BB F8		3-2 BB L6		3	0	0	1	0	0	3
Stan Javier, S (1, 8) OBP: 0.320, SLG: 0.331		2-3 BB K		3-2 BB F6		1-0 BB G6-3	1-0 BB F8			4	0	0	0	0	1	1
Mike Gallego, R (1, 6) OBP: 0.321, SLG: 0.332			4-0 BB 3B BB	3-2 BB G6-3		2-2 BB E5 1B		1-2 BB F8		3	2	0	0	1	0	0
<b>Inning Stats</b>	R: 0 E: 0 K: 1 S: 9	H: 0 LOB: 0 BB: 1 P: 14	R: 1 E: 0 K: 2 S: 15	H: 2 LOB: 1 BB: 0 P: 24	R: 2 E: 0 K: 0 S: 16	H: 3 LOB: 3 BB: 2 P: 36	R: 0 E: 0 K: 0 S: 10	H: 0 LOB: 1 BB: 1 P: 20	R: 0 E: 0 K: 3 S: 12	H: 0 LOB: 0 BB: 0 P: 19	R: 0 E: 0 K: 1 S: 11	H: 0 LOB: 0 BB: 0 P: 15	R: 0 E: 0 K: 0 S: 8	H: 0 LOB: 0 BB: 0 P: 13	1B: 5 2B: 0 3B: 1 HR: 1	SF: 1 SAC: 0 DP: 1 HBP: 0

**BOTTOM**

**Seattle Mariners @ Oakland Athletics**  
Oakland-Alameda County Coliseum, Oakland, CA

Sun Jul 30 1989, 3:33 AM PDT  
Att. 43,898 - Sunny - 65 F

[livebaseballscorecards.com](http://livebaseballscorecards.com)

<b>AB</b>	<b>30</b>
<b>R</b>	<b>5</b>
<b>H</b>	<b>7</b>
<b>RBI</b>	<b>5</b>
<b>BB</b>	<b>5</b>
<b>SO</b>	<b>7</b>
<b>LOB</b>	<b>13</b>



PITCHER	IP	WLS	BF	H	R	ER	SO	BB	IBB	HBP	BLK	WP	HR	S	P	ERA	WHIP
Brian Holman, R (1, 1) ERA: 3.92	5.2	L	27	6	5	4	6	3	1	0	0	1	1	69	124	6.35	1.588
Michael Jackson, R (6, 1) ERA: 3.66	2.1		9	1	0	0	1	1	0	0	0	0	0	24	38	0.00	0.857

WP: 1	PA: 36
PB: 0	
SB: 1	
CS: 0	



Batter	1	2	3	4	5	6	7	8	9	AB R H RBI BB SO LOB	TOP
<b>Dave Gallagher, R</b> (1, 8) OBP: 0.357, SLG: 0.342	2-3 <b>K</b>		2-1 <b>F8</b>		1-2 <b>FC4-6</b> 1B			0-0 <b>SF9</b> 1B		4 1 2 0 0 1 0	<b>Chicago White Sox @ Oakland Athletics</b> <b>Oakland-Alameda County Coliseum, Oakland, CA</b> Mon Jul 31 1989, 7:05 PM PDT Att. 34,554 - Unknown - 65 F
<b>Scott Fletcher, R</b> (1, 4) OBP: 0.319, SLG: 0.285	2-1 <b>G6-3</b>		2-2 <b>1B</b> 1B		1-2 <b>FC4-6</b> 1-2f			2-1 <b>SH3-4</b> 1-2		3 0 1 0 0 0 1	
<b>Greg Walker, L</b> (1, 10) OBP: 0.292, SLG: 0.368	0-1 <b>P5</b>		0-1 <b>1B</b> 1-3			2-2 <b>F8</b>		3-2 <b>SF9</b> 2-H		3 0 1 1 0 0 0	
<b>Ivan Calderon, R</b> (1, 3) OBP: 0.327, SLG: 0.448 (8, 9)		1-2 <b>G4-3</b> <b>SF8</b> 2B	3-3 <b>K</b>			0-0 <b>G1-3</b>		0-0 <b>BB</b> 1B		4 1 2 0 0 1 1	
<b>Dan Pasqua, L</b> (1, 9) OBP: 0.320, SLG: 0.418 (8, 7)		0-1 <b>G4-3</b>		1-2 <b>G6-3</b>		1-0 <b>1B</b>		4-1 <b>BB</b> 1-2		3 0 1 0 1 0 1	
<b>Carlton Fisk, R</b> (1, 2) OBP: 0.333, SLG: 0.464		1-2 <b>SF8</b>		2-1 <b>P5</b>		1-2 <b>F7</b>		1-3 <b>K</b>		3 0 0 1 0 1 3	
<b>Carlos Martinez, R</b> (1, 5) OBP: 0.319, SLG: 0.414		3-H 2-2 <b>1B</b> 1B		1-0 <b>F9</b>			1-2 <b>G5-3</b>		3-3 <b>K</b>	4 0 1 0 0 1 0	
<b>Lance Johnson, L</b> (1, 7) OBP: 0.333, SLG: 0.333 <b>Steve Lyons, L</b> (8, 3) OBP: 0.319, SLG: 0.332		1-2 <b>1B</b> 1-2		0-1 <b>G4-3</b>			0-3 <b>K</b>		2-2 <b>F7</b>	3 0 1 0 0 1 0 1 0 0 0 0 0 0	
<b>Ozzie Guillen, L</b> (1, 6) OBP: 0.275, SLG: 0.322		0-0 <b>F9</b>		0-0 <b>B1-3</b>			2-1 <b>L3</b>		1-2 <b>F8</b>	4 0 0 0 0 0 2	
<b>Inning Stats</b>	R: 0 E: 0 K: 1 S: 7 H: 0 LOB: 0 BB: 0 P: 11	R: 1 E: 0 K: 0 S: 18 H: 3 LOB: 2 BB: 0 P: 23	R: 0 E: 0 K: 1 S: 11 H: 2 LOB: 1 BB: 0 P: 18	R: 0 E: 0 K: 0 S: 7 H: 0 LOB: 0 BB: 0 P: 11	R: 0 E: 0 K: 0 S: 9 H: 1 LOB: 1 BB: 0 P: 11	R: 0 E: 0 K: 0 S: 9 H: 1 LOB: 1 BB: 0 P: 13	R: 0 E: 0 K: 1 S: 8 H: 0 LOB: 0 BB: 0 P: 11	R: 1 E: 0 K: 1 S: 13 H: 2 LOB: 2 BB: 1 P: 23	R: 0 E: 0 K: 1 S: 10 H: 0 LOB: 0 BB: 0 P: 16	1B: 8 2B: 1 3B: 0 HR: 0 SF: 2 SAC: 1 DP: 0 HBP: 0	
<b>PITCHER</b> <b>Mike Moore, R</b> (1, 1) ERA: 2.25	IP: 9.0 WLS: W BF: 36 H: 9 R: 2 ER: 2 SO: 5 BB: 1 IBB: 0 HBP: 0 BLK: 0 WP: 1 HR: 0 S: 92 P: 137 ERA: 2.00 WHIP: 1.111										

<b>AB</b>	<b>32</b>
<b>R</b>	<b>2</b>
<b>H</b>	<b>9</b>
<b>RBI</b>	<b>2</b>
<b>BB</b>	<b>1</b>
<b>SO</b>	<b>5</b>
<b>LOB</b>	<b>8</b>



livebaseballscorecards.com

Batter	1	2	3	4	5	6	7	8	9	AB	R	H	RBI	BB	SO	LOB
Rickey Henderson, R (1, 7) OBP: 0.423, SLG: 0.411 Jose Canseco, R (6, 9) OBP: 0.306, SLG: 0.581	4-2 PB BLK 1B BB	0-0 F8			2-2 G6-3		3-2 F9			2	1	0	0	1	0	2
Carney Lansford, R (1, 5) OBP: 0.402, SLG: 0.404	4-2 F8 1B 1-3 BB		1-0 G6-3		2-0 1B 1B		1-1 G5-3			3	0	1	0	1	0	0
Dave Parker, L (1, 10) OBP: 0.321, SLG: 0.442	1-1 G6-4-3 1-2 1B		0-0 G6-3		0-0 G5-4-3 1-3 1B		2-3 K			4	0	2	1	0	1	0
Mark McGwire, R (1, 3) OBP: 0.332, SLG: 0.458	0-2 F8 2-3		1-3 K		0-2 G5-4-3 1-2f		1-1 G6-3			4	0	0	0	0	1	4
Felix Jose, S (1, 9) OBP: 0.186, SLG: 0.150 (6, 7)	1-1 G6-4-3 1-2f			0-0 G4-3		3-2 L7		2-1 F7		4	0	0	0	0	0	2
Terry Steinbach, R (1, 2) OBP: 0.351, SLG: 0.407 Gene Nelson, R (9, PR)		1-0 G6-3		2-0 E6 FC4-6 1B		1-1 2B		4-0 HR BB		3	0	1	0	1	0	0
Tony Phillips, S (1, 4) OBP: 0.358, SLG: 0.358		2-2 G4-3		1-0 FC4-6 1-2 1B		2-1 F7		0-1 HR		4	1	2	2	0	0	1
Stan Javier, S (1, 8) OBP: 0.320, SLG: 0.331		0-2 1B 1B		1-1 FC4-6 1-2f 2-3		0-0 G6-3				3	0	1	0	0	0	3
Walt Weiss, S (1, 6) OBP: 0.293, SLG: 0.315		1-0 1B		1-0 L7			1-1 G4-3			3	0	1	0	0	0	2

Inning Stats	R: 1	H: 1	E: 0	K: 0	S: 12	H: 1	LOB: 1	BB: 2	P: 22	R: 0	H: 2	E: 0	K: 0	S: 9	H: 0	LOB: 0	BB: 0	P: 13	R: 0	H: 0	E: 0	K: 1	S: 5	H: 0	LOB: 0	BB: 0	P: 7	R: 0	H: 1	E: 1	K: 0	S: 6	H: 2	LOB: 1	BB: 0	P: 14	R: 0	H: 1	E: 0	K: 0	S: 8	H: 0	LOB: 0	BB: 0	P: 14	R: 0	H: 0	E: 0	K: 1	S: 7	H: 0	LOB: 0	BB: 0	P: 12	R: 2	H: 1	E: 0	K: 0	S: 2	H: 1	LOB: 1	BB: 1	P: 6	1B: 6	SF: 0	2B: 1	SAC: 0	3B: 0	DP: 2	HR: 1	HBP: 0	WP: 0	PA: 34
--------------	------	------	------	------	-------	------	--------	-------	-------	------	------	------	------	------	------	--------	-------	-------	------	------	------	------	------	------	--------	-------	------	------	------	------	------	------	------	--------	-------	-------	------	------	------	------	------	------	--------	-------	-------	------	------	------	------	------	------	--------	-------	-------	------	------	------	------	------	------	--------	-------	------	-------	-------	-------	--------	-------	-------	-------	--------	-------	--------

PITCHER	IP	WLS	BF	H	R	ER	SO	BB	IBB	HBP	BLK	WP	HR	S	P	ERA	WHIP
Eric King, R (1, 1) ERA: 3.83	8.0		32	7	1	1	2	2	0	0	1	0	0	66	107	1.12	1.125
Bobby Thigpen, R (9, 1) ERA: 4.02	0.0	L	2	1	2	2	0	1	0	0	0	0	1	2	6	∞	∞


**BOTTOM**

**Chicago White Sox @ Oakland Athletics**  
Oakland-Alameda County Coliseum, Oakland, CA

Mon Jul 31 1989, 7:05 PM PDT  
Att: 34,554 - Unknown - 65 F

livebaseballscores.com

AB	31
R	3
H	8
RBI	3
BB	3
SO	2
LOB	14





Batter	1	2	3	4	5	6	7	8	9	AB R H RBI BB SO LOB	TOP											
Dave Gallagher, R OBP: 0.355, SLG: 0.340 (1, 8)	2-2 G5-3		1-0 L9		3-2 G3			1-1 SH1-4		3 0 0 0 0 0 1												
Scott Fletcher, R OBP: 0.318, SLG: 0.284 (1, 4)	1-1 1B		2-1 L8			3-2 G5-3		2-3 K		4 0 1 0 0 1 1												
Ivan Calderon, R OBP: 0.326, SLG: 0.446 (1, 9)	0-0 1B		0-0 L9			2-2 P3		0-1 G5-3		4 0 1 0 0 0 1												
Carlton Fisk, R OBP: 0.327, SLG: 0.455 (1, 10)	2-2 F9			2-3 K		0-1 G6-3			3-2 F8	4 0 0 0 0 1 2												
Carlos Martinez, R OBP: 0.313, SLG: 0.406 Greg Walker, L OBP: 0.291, SLG: 0.366 (1, 5) (9, PH)	0-0 G6-3			0-0 G6-3			0-1 G5-3		0-3 K	3 0 0 0 0 0 2 1 0 0 0 0 1 0												
Dan Pasqua, L OBP: 0.319, SLG: 0.415 (1, 7)		1-2 L8		1-1 L7			1-1 SH1-3		0-3 K	4 0 1 0 0 1 0												
Russ Morman, R OBP: 0.333, SLG: 0.333 Steve Lyons, L OBP: 0.319, SLG: 0.332 (1, 3) (7, PH) (7, 3)		2-0 1B			0-0 L9		0-1 SH1-3			2 0 1 0 0 0 0 0 0 0 0 0 0 0												
Ron Karkovics, R OBP: 0.258, SLG: 0.331 (1, 2)		3-3 K			1-0 F9		3-3 K			3 0 0 0 0 2 2												
Ozzie Guillen, L OBP: 0.278, SLG: 0.325 (1, 6)		0-1 G6-3			1-2 1B			0-2 SH1-4		3 0 2 0 0 0 1												
<b>Inning Stats</b>	R: 0 E: 0 K: 0 S: 11	H: 2 LOB: 2 BB: 0 P: 16	R: 0 E: 0 K: 1 S: 10	H: 1 LOB: 1 BB: 0 P: 16	R: 0 E: 0 K: 0 S: 4	H: 0 LOB: 0 BB: 0 P: 7	R: 0 E: 0 K: 1 S: 6	H: 0 LOB: 0 BB: 0 P: 9	R: 0 E: 0 K: 0 S: 9	H: 1 LOB: 1 BB: 0 P: 14	R: 0 E: 0 K: 0 S: 8	H: 0 LOB: 0 BB: 0 P: 13	R: 0 E: 0 K: 1 S: 9	H: 1 LOB: 1 BB: 0 P: 13	R: 0 E: 0 K: 1 S: 11	H: 1 LOB: 1 BB: 0 P: 14	R: 0 E: 0 K: 2 S: 12	H: 0 LOB: 0 BB: 0 P: 15	1B: 6 2B: 0 3B: 0 HR: 0	SF: 0 SAC: 2 DP: 0 HBP: 0	WP: 0 PB: 0 SB: 2 CS: 0	PA: 33
<b>PITCHER</b>	IP WLS BF H R ER SO BB IBB HBP BLK WP HR S P ERA WHIP																					
Curt Young, L ERA: 4.71 (1, 1)	6.0 W 22 4 0 0 2 0 0 0 0 0 0 0 48 75 0.00 0.667																					
Todd Burns, R ERA: 2.24 (7, 1)	0.1 2 1 0 0 0 0 0 0 0 0 0 0 4 5 0.00 3.000																					
Rick Honeycutt, L ERA: 2.29 (7, 1)	1.0 4 1 0 0 1 0 0 0 0 0 0 0 10 14 0.00 1.000																					
Dennis Eckersley, R ERA: 1.23 (8, 1)	1.2 S 5 0 0 0 3 0 0 0 0 0 0 0 18 23 0.00 0.000																					

Chicago White Sox @ Oakland Athletics  
Oakland-Alameda County Coliseum, Oakland, CA

Tue Aug 01 1989, 7:05 PM PDT  
Att. 22,536 - Unknown - 67 F

livebaseballscorecards.com

AB 31  
R 0  
H 6  
RBI 0  
BB 0  
SO 6  
LOB 10



Batter	1	2	3	4	5	6	7	8	9
Rickey Henderson, R OBP: 0.422, SLG: 0.409 (1, 10)	2-2 G5-3		2-1 F4			2-2 G6-3		0-0 1B	
Carney Lansford, R OBP: 0.406, SLG: 0.408 (1, 5)	2-1 G6-3		2-1 G1-4-3 1B			2-1 CS 1B		0-0 1B	
Jose Canseco, R OBP: 0.283, SLG: 0.532 (1, 9)	3-2 G1		1-0 G1-4-3 1-2f			0-3 K		3-1 F4	
Mark McGwire, R OBP: 0.332, SLG: 0.455 (1, 3)		0-0 F7		1-1 G1-3		1-0 CS 1-2	4-2 FC2-6 BB		
Dave Henderson, R OBP: 0.324, SLG: 0.364 (1, 8)		1-1 1B 2B 1B		4-1 G5-4-3 BB		0-0 FC2-6 G4-3 1-2f			
Terry Steinbach, R OBP: 0.348, SLG: 0.403 (1, 2)		2-3 K		0-1 G5-4-3 1-2f		0-0 G4-3 1-2f			
Tony Phillips, S OBP: 0.357, SLG: 0.358 (1, 4)		1-1 2B 1-2 1B		2-0 L8		0-0 L9			
Felix Jose, S OBP: 0.217, SLG: 0.209 (1, 7)		1-2 1-3 2-H 2B		1-0 G4-6-3 1B		2-1 G5-3			
Mike Gallego, R OBP: 0.321, SLG: 0.332 (1, 6)		2-1 F8		1-2 G4-6-3 1-2f		0-0 1B 1B			

Inning Stats	R: 0	H: 0	E: 0	K: 0	S: 8	P: 15	R: 1	H: 3	E: 0	K: 1	S: 13	R: 0	H: 1	E: 0	K: 0	S: 5	R: 0	H: 0	E: 0	K: 0	S: 5	R: 0	H: 1	E: 0	K: 1	S: 5	R: 0	H: 0	E: 0	K: 0	S: 8	R: 0	H: 3	E: 0	K: 0	S: 8
	LOB: 0	BB: 0	LOB: 0	BB: 0	P: 15	LOB: 2	BB: 0	LOB: 0	BB: 0	P: 10	LOB: 0	BB: 1	LOB: 0	BB: 0	P: 9	LOB: 0	BB: 0	LOB: 0	BB: 1	P: 8	LOB: 2	BB: 0	P: 13	LOB: 0	BB: 0	P: 13	LOB: 0	BB: 0	P: 13	LOB: 0	BB: 0	P: 13	LOB: 2	BB: 0	P: 13	

PITCHER	IP	WLS	BF	H	R	ER	SO	BB	IBB	HBP	BLK	WP	HR	S	P	ERA	WHIP
Greg Hibbard, L ERA: 3.1 (1, 1)	7.2	L	28	8	2	2	2	2	0	0	0	0	0	53	92	2.35	1.304
Shawn Hillegas, R ERA: 5.12 (8, 1)	0.1		2	1	0	0	0	0	0	0	0	0	0	3	6	0.00	3.000


**BOTTOM**

Chicago White Sox @ Oakland Athletics  
Oakland-Alameda County Coliseum, Oakland, CA

Tue Aug 01 1989, 7:05 PM PDT  
Att: 22,536 - Unknown - 67 F

AB	R	H	RBI	BB	SO	LOB
4	0	1	0	0	0	0
4	0	3	1	0	0	0
4	0	0	0	0	1	4
2	0	0	0	1	0	0
2	1	1	0	1	0	1
3	0	0	0	0	1	3
3	0	1	0	0	0	0
3	0	2	1	0	0	0
3	1	1	0	0	0	3

AB	28
R	2
H	9
RBI	2
BB	2
SO	2
LOB	11



1B	8	SF	0	WP	0	PA	31
2B	1	SAC	0	PB	0		
3B	0	DP	4	SB	0		
HR	0	HBP	0	CS	1		

PITCHER	IP	WLS	BF	H	R	ER	SO	BB	IBB	HBP	BLK	WP	HR	S	P	ERA	WHIP
Greg Hibbard, L ERA: 3.1 (1, 1)	7.2	L	28	8	2	2	2	2	0	0	0	0	0	53	92	2.35	1.304
Shawn Hillegas, R ERA: 5.12 (8, 1)	0.1		2	1	0	0	0	0	0	0	0	0	0	3	6	0.00	3.000



Batter	1	2	3	4	5	6	7	8	9	AB R H RBI BB SO LOB	TOP									
<b>Dave Gallagher, R</b> (1, 8) OBP: 0.354, SLG: 0.339	1-1 F8		0-1 1B		1-3 K		2-1 G5-3			4 0 1 0 0 1 1										
<b>Scott Fletcher, R</b> (1, 4) OBP: 0.317, SLG: 0.282	1-1 G1-4-3		1-2 F9		4-2 BB		1-0 L8			3 0 0 0 1 0 2										
<b>Greg Walker, L</b> (1, 10) OBP: 0.285, SLG: 0.358	2-3 K		3-1 F8		2-3 K			0-0 F8		4 0 0 0 0 2 4										
<b>Ivan Calderon, R</b> (1, 3) OBP: 0.326, SLG: 0.444		0-1 G4-3		2-1 1B		0-2 E7 FC1-6		0-3 K		4 0 1 0 0 1 0										
<b>Dan Pasqua, L</b> (1, 9) OBP: 0.314, SLG: 0.408		0-2 F7		0-0 F8		0-2 FC1-6 1-2f		2-1 G3-1		4 0 0 0 0 0 2										
<b>Carlton Fisk, R</b> (1, 2) OBP: 0.330, SLG: 0.466		3-2 3B		2-3 K		1-2 1B		1-1 L5		4 0 2 0 0 1 1										
<b>Daryl Boston, L</b> (1, 7) OBP: 0.294, SLG: 0.336		1-0 F7		0-0 F7		1-0 F8		1-1 1B	3 0 0 0 0 0 4		<b>AB</b> 35									
<b>Russ Morman, R</b> (9, PH) OBP: 0.357, SLG: 0.360									1 0 1 0 0 0 0		<b>R</b> 0									
<b>Lance Johnson, L</b> (9, PR) OBP: 0.333, SLG: 0.333									0 0 0 0 0 0 0		<b>H</b> 7									
<b>Carlos Martinez, R</b> (1, 5) OBP: 0.318, SLG: 0.415			0-1 1B 2B		1-2 K 1B		0-3 K		2-3 K	4 0 2 0 0 2 3		<b>RBI</b> 0								
<b>Ozzie Guillen, L</b> (1, 6) OBP: 0.275, SLG: 0.322			0-1 P6		0-0 P1		1-0 L7		2-3 K	4 0 0 0 0 1 3		<b>BB</b> 1								
												<b>SO</b> 8								
												<b>LOB</b> 20								
<b>Inning Stats</b>	R: 0 E: 0 K: 1 S: 7	H: 0 LOB: 0 BB: 0 P: 11	R: 0 E: 0 K: 0 S: 11	H: 1 LOB: 1 BB: 0 P: 15	R: 0 E: 0 K: 0 S: 11	H: 2 LOB: 2 BB: 0 P: 15	R: 0 E: 0 K: 1 S: 7	H: 1 LOB: 1 BB: 0 P: 11	R: 0 E: 0 K: 1 S: 13	H: 1 LOB: 2 BB: 0 P: 15	R: 0 E: 0 K: 0 S: 4	H: 0 LOB: 0 BB: 0 P: 8	R: 0 E: 0 K: 1 S: 8	H: 0 LOB: 0 BB: 0 P: 10	R: 0 E: 0 K: 2 S: 12	H: 1 LOB: 1 BB: 0 P: 18	1B: 5 2B: 1 3B: 1 HR: 0	SF: 0 SAC: 0 DP: 0 HBP: 0	WP: 0 PB: 0 SB: 1 CS: 0	PA: 36
<b>PITCHER</b>	IP WLS BF H R ER SO BB IBB HBP BLK WP HR S P ERA WHIP																			
<b>Storm Davis, R</b> (1, 1) ERA: 5.61	5.0 W 21 5 0 0 4 1 0 0 0 0 0 0 50 74 0.00 1.200																			
<b>Gene Nelson, R</b> (6, 1) ERA: 4.02	2.2 10 1 0 0 2 0 0 0 0 0 0 0 23 29 0.00 0.375																			
<b>Rick Honeycutt, L</b> (8, 1) ERA: 2.24	1.1 S 5 1 0 0 2 0 0 0 0 0 0 0 14 22 0.00 0.750																			

Chicago White Sox @ Oakland Athletics  
Oakland-Alameda County Coliseum, Oakland, CA

Wed Aug 02 1989, 7:05 PM PDT  
Att. 25,146 - Unknown - 64 F

livebaseballscorecards.com







Batter	1	2	3	4	5	6	7	8	9	AB R H RBI BB SO LOB	TOP											
Dave Gallagher, R OBP: 0.351, SLG: 0.335 (1, 8)	2-3 K		1-0 CS	0-0 F9	1-0 G5-3		0-0 L7		1-1 G4-3	5 0 0 0 0 1 1												
Scott Fletcher, R OBP: 0.318, SLG: 0.279 (1, 4)	0-0 G6-3			4-2 2B E BB	4-2 1B BB		0-3 K		1-2 F8	3 1 0 0 2 1 0												
Ivan Calderon, R OBP: 0.330, SLG: 0.449 (1, 3) (7, 9)	0-3 K			1-1 1-3 E 2B	2-2 1-3 1B		1-1 E S 1B			4 2 3 1 0 1 0												
Greg Walker, L OBP: 0.284, SLG: 0.356 (1, 10)		0-0 G6-3		3-2 E5 2B	2-3 K		2-0 E2 1B			4 1 1 1 0 1 2												
Dan Pasqua, L OBP: 0.317, SLG: 0.411 (1, 9) (7, 7)		2-0 F5		2-2 2B		4-0 3B BB		2-3 K		3 1 1 1 1 1 1												
Carlos Martinez, R OBP: 0.310, SLG: 0.405 (1, 5)		0-0 F3		3-3 K		0-3 K		1-0 G3		4 0 0 0 0 2 2												
Daryl Boston, L OBP: 0.288, SLG: 0.328 Steve Lyons, L OBP: 0.318, SLG: 0.331 (1, 7) (7, 3)			3-2 G6-3	1-3 K		1-3 K		1-3 K2-3		3 0 0 0 0 2 2 1 0 0 0 0 1 0												
Ron Karkovice, R OBP: 0.258, SLG: 0.344 (1, 2)			1-0 L7		1-3 K	0-0 3B		1-3 K		4 0 1 1 0 2 0												
Ozzie Guillen, L OBP: 0.277, SLG: 0.326 (1, 6)			1-0 CS 1B		0-2 G5-3 1B 2B	1-0 F7		0-2 F9		4 1 2 0 0 0 1												
<b>Inning Stats</b>	R: 0 E: 0 K: 2 S: 7	H: 0 LOB: 0 BB: 0 P: 9	R: 0 E: 0 K: 0 S: 3	H: 0 LOB: 0 BB: 0 P: 5	R: 0 E: 0 K: 0 S: 6	H: 1 LOB: 0 BB: 0 P: 11	R: 3 E: 1 K: 2 S: 18	H: 2 LOB: 1 BB: 1 P: 32	R: 1 E: 0 K: 2 S: 16	H: 2 LOB: 2 BB: 1 P: 26	R: 1 E: 0 K: 2 S: 8	H: 1 LOB: 1 BB: 1 P: 14	R: 1 E: 1 K: 2 S: 11	H: 2 LOB: 1 BB: 0 P: 16	R: 0 E: 0 K: 2 S: 7	H: 0 LOB: 0 BB: 0 P: 10	R: 0 E: 0 K: 0 S: 8	H: 0 LOB: 0 BB: 0 P: 10	1B: 4 2B: 3 3B: 1 HR: 0	SF: 0 SAC: 0 DP: 0 HBP: 0	WP: 0 PB: 0 SB: 1 CS: 1	PA: 39
<b>PITCHER</b>	IP WLS BF H R ER SO BB IBB HBP BLK WP HR S P ERA WHIP																					
Bob Welch, R ERA: 3.06 (1, 1)	6.2 L 31 8 6 4 9 3 0 0 0 0 0 0 66 108 5.40 1.650																					
Matt Young, L ERA: 4.73 (7, 1)	1.2 5 0 0 0 3 0 0 0 0 0 0 0 13 18 0.00 0.000																					
Jim Corsi, R ERA: 2.33 (9, 1)	0.2 2 0 0 0 0 0 0 0 0 0 0 0 5 7 0.00 0.000																					

Chicago White Sox @ Oakland Athletics  
Oakland-Alameda County Coliseum, Oakland, CA

Thu Aug 03 1989, 3:33 AM PDT  
Att. 31,974 - Sunny - 70 F

livebaseballscorecards.com

AB	35
R	6
H	8
RBI	4
BB	3
SO	12
LOB	9



Batter	1	2	3	4	5	6	7	8	9	AB	R	H	RBI	BB	SO	LOB
Rickey Henderson, R OBP: 0.424, SLG: 0.409	1-0 F4	1-2 L9-3 1B			4-1 S 2B BB		1-2 F8		2-2 G5-3	4	1	1	0	1	0	0
Carney Lansford, R OBP: 0.402, SLG: 0.403	1-2 FC5-4 1B	3-1 L9-3			0-1 G1-3		0-0 1B		1-2 G3	5	0	2	0	0	0	3
Jose Canseco, R OBP: 0.311, SLG: 0.545	1-1 FC5-4 1B		2-3 K		0-0 G1 WP 2B		2-2 F7			4	1	2	1	0	1	1
Dave Parker, L OBP: 0.318, SLG: 0.436	1-2 FC5-4		3-2 F8		1-0 G1		0-1 1B			4	0	1	0	0	0	3
Mark McGwire, R OBP: 0.327, SLG: 0.448	0-2 L8		2-1 F3		2-2 F7		3-2 F4			4	0	0	0	0	0	4
Dave Henderson, R OBP: 0.326, SLG: 0.373		2-1 HR		1-0 F9		1-2 G6-3 1B		0-0 G6-4-3 1B	4	1	3	1	0	0	0	
Terry Steinbach, R OBP: 0.349, SLG: 0.402		0-1 SH1-3 2B 1B		4-2 BB BB		1-0 G6-3		1-1 F9	3	1	1	0	1	0	2	
Tony Phillips, S OBP: 0.357, SLG: 0.355		2-0 SH1-3		4-1 G4-6-3 BB		1-1 G4-3		0-0 G6-4-3	2	0	0	0	1	0	2	
Walt Weiss, S OBP: 0.295, SLG: 0.333		1-1 1B 2B		0-0 G4-6-3		2-3 K			3	0	1	1	0	1	3	
Ron Hassey, L OBP: 0.305, SLG: 0.372				1-2f 2B				1-2 G4-3	1	0	0	0	0	0	0	

Inning Stats	R: 0	H: 2	E: 0	LOB: 2	K: 0	S: 12	R: 2	H: 4	E: 0	LOB: 1	K: 0	S: 12	R: 0	H: 0	E: 0	LOB: 0	K: 1	S: 8	R: 0	H: 0	E: 0	LOB: 1	K: 0	S: 5	R: 2	H: 1	E: 0	LOB: 0	K: 0	S: 8	R: 0	H: 1	E: 0	LOB: 1	K: 1	S: 9	R: 0	H: 2	E: 0	LOB: 2	K: 0	S: 13	R: 0	H: 1	E: 0	LOB: 0	K: 0	S: 4	R: 0	H: 0	E: 0	LOB: 0	K: 0	S: 10	1B: 8	SF: 0	2B: 3	SAC: 1	3B: 0	DP: 3	HR: 1	HBP: 0	WP: 1	PA: 38
--------------	------	------	------	--------	------	-------	------	------	------	--------	------	-------	------	------	------	--------	------	------	------	------	------	--------	------	------	------	------	------	--------	------	------	------	------	------	--------	------	------	------	------	------	--------	------	-------	------	------	------	--------	------	------	------	------	------	--------	------	-------	-------	-------	-------	--------	-------	-------	-------	--------	-------	--------

PITCHER	IP	WLS	BF	H	R	ER	SO	BB	IBB	HBP	BLK	WP	HR	S	P	ERA	WHIP
Richard Dotson, R ERA: 5.42	4.1		21	7	4	4	1	3	0	0	0	0	1	41	74	8.31	2.308
Donn Pall, R ERA: 2.42	3.2	W	14	4	0	0	1	0	0	0	0	1	0	30	45	0.00	1.091
Bobby Thigpen, R ERA: 3.95	1.0	S	3	0	0	0	0	0	0	0	0	0	0	10	14	0.00	0.000

BOTTOM

Chicago White Sox @ Oakland Athletics  
Oakland-Alameda County Coliseum, Oakland, CA

livebaseballscorecards.com

AB	34
R	4
H	11
RBI	3
BB	3
SO	2
LOB	18



Thu Aug 03 1989, 3:33 AM PDT  
Att: 31,974 - Sunny - 70 F



Batter	1	2	3	4	5	6	7	8	9	AB R H RBI BB SO LOB	TOP	
Rickey Henderson, R OBP: 0.428, SLG: 0.411 Stan Javier, S OBP: 0.318, SLG: 0.328	3-2 G6-3 1B		4-1 E 2B BB	2-2 G4-3 HBP		2-1 FC4 1-2f			3-2 G6-4-3 1-2f	1 1 1 0 1 0 0 2 0 0 0 0 0 2		
Tony Phillips, S OBP: 0.352, SLG: 0.349	2-0 G6-3 1-2f		0-0 FC4 2B	2-0 G4-3			1-1 F7		0-1 P5	5 1 0 1 0 0 5		
Jose Canseco, R OBP: 0.308, SLG: 0.542	0-0 G6-3		2-0 2B	1-3 K			1-3 K			4 1 1 2 0 2 2		
Dave Parker, L OBP: 0.318, SLG: 0.437		1-3 K	0-2 2B		1-0 F7		1-0 G1-3			4 0 1 2 0 1 0		
Mark McGwire, R OBP: 0.329, SLG: 0.445		2-3 K	4-1 G4-6-3 BB		3-1 L6			4-2 BB		2 0 0 0 2 1 0		
Dave Henderson, R OBP: 0.325, SLG: 0.372		1-1 1B	0-1 G4-6-3 1-2f		1-2 L8			0-3 K		4 0 1 0 0 1 3		
Ron Hassey, L OBP: 0.300, SLG: 0.364	2-2 G4-3			1-1 G4-3		0-0 G4-3		1-2 F8		4 0 0 0 0 0 2		
Walt Weiss, S OBP: 0.293, SLG: 0.339			1-3 K	2-0 HBP G4-3 2B		1-1 F9		0-0 P6		4 1 1 0 0 1 1		
Mike Gallego, R OBP: 0.330, SLG: 0.341			0-0 FC4 2B	1-1 G4-3 HBP		3-1 FC4 1B			2-1 G6-4-3 1B	3 1 3 0 0 0 0		
<b>Inning Stats</b>	R: 0 H: 1 E: 0 LOB: 0 K: 0 BB: 0 S: 5 P: 10	R: 0 H: 1 E: 0 LOB: 1 K: 2 BB: 0 S: 11 P: 17	R: 4 H: 3 E: 1 LOB: 1 K: 1 BB: 2 S: 13 P: 24	R: 1 H: 1 E: 0 LOB: 2 K: 1 BB: 0 S: 12 P: 21	R: 0 H: 0 E: 0 LOB: 0 K: 0 BB: 0 S: 6 P: 11	R: 0 H: 1 E: 0 LOB: 1 K: 0 BB: 0 S: 7 P: 13	R: 0 H: 0 E: 0 LOB: 0 K: 1 BB: 0 S: 6 P: 9	R: 0 H: 0 E: 0 LOB: 1 K: 1 BB: 1 S: 11 P: 16	R: 0 H: 1 E: 0 LOB: 0 K: 0 BB: 0 S: 8 P: 13	1B: 4 SF: 0 2B: 4 SAC: 0 3B: 0 DP: 3 HR: 0 HBP: 2	WP: 0 PA: 38 PB: 0 SB: 0 CS: 0	
<b>PITCHER</b> Brian Holman, R ERA: 3.95 Bill Swift, R ERA: 5.06	IP WLS BF H R ER SO BB IBB HBP BLK WP HR S P ERA WHIP											
	(1, 1) 8.0 L 36 8 5 4 6 3 0 2 0 0 0 0 73 125 4.50 1.375											
	(9, 1) 1.0 2 0 0 0 0 0 0 0 0 0 0 0 6 9 0.00 0.000											

Oakland Athletics @ Seattle Mariners  
The Kingdome, Seattle, WA  
Fri Aug 04 1989, 6:33 AM EDT  
Att. 23,621 - Dome

livebaseballscorecards.com

AB	33
R	5
H	8
RBI	5
BB	3
SO	6
LOB	15







Batter	1	2	3	4	5	6	7	8	9	AB R H RBI BB SO LOB	TOP
<b>Stan Javier, S</b> (1, 7) OBP: 0.319, SLG: 0.329 (7, 4)	3-2  2B 1B	2-0 F7 1-2  F7		1-3  K		0-1  E S 1B		0-0 L7  L7		5 1 2 0 0 1 2	
<b>Carney Lansford, R</b> (1, 5) OBP: 0.405, SLG: 0.408 <b>Tony Phillips, S</b> (8, PH) OBP: 0.351, SLG: 0.348 (8, 5)	2-2  G4-3 SF8 2B		0-0  F8 S 2B 1B	1-0 F7  F7		4-1  BB		2-2 G3-4-1  G3-4-1		3 2 2 1 1 0 1 1 0 0 0 0 0 0	
<b>Jose Canseco, R</b> (1, 9) OBP: 0.300, SLG: 0.508	0-1 G4-3  G4-3 2B		4-2  2B BB		1-1 P3  P3	1-1 G4-3  G4-3		0-0 G6-3  G6-3		4 1 0 0 1 0 3	
<b>Dave Parker, L</b> (1, 10) OBP: 0.319, SLG: 0.446	2-1 SF8  SF8 2B		2-1 F8  F8 2B		3-2  BB 1B		2-2  HR		2-3  K	4 1 2 2 0 1 2	
<b>Mark McGwire, R</b> (1, 3) OBP: 0.332, SLG: 0.442	4-2  BB		1-0 P3  P3		4-1  BB		4-0  HBP BB		0-0 F8  F8	2 0 0 0 3 0 2	
<b>Dave Henderson, R</b> (1, 8) OBP: 0.324, SLG: 0.373 <b>Ron Hassey, L</b> (9, PH) OBP: 0.298, SLG: 0.362	1-3  K		1-1  1-H 3-H 2B		1-0 P2  P2		2-3  K		1-3  K	4 0 1 2 0 2 4 1 0 0 0 0 1 0	
<b>Terry Steinbach, R</b> (1, 2) OBP: 0.348, SLG: 0.398		2-3  K	1-1 P3  P3		0-0 G1-3  G1-3		2-2  1-2 HBP			3 0 0 0 0 1 3	
<b>Walt Weiss, S</b> (1, 6) OBP: 0.292, SLG: 0.336		0-0  S 1B		3-2 G4-3  G4-3		2-3  K		0-0 F9  F9		4 0 1 0 0 1 2	
<b>Mike Gallego, R</b> (1, 4) OBP: 0.330, SLG: 0.341 <b>Felix Jose, S</b> (7, PH) OBP: 0.213, SLG: 0.205 (7, 7)		1-0 P3  P3		2-2  1B		1-3  K		0-3  K		3 0 1 0 0 1 1 1 0 0 0 0 1 2	
<b>Inning Stats</b>	R: 2 H: 2 E: 0 LOB: 1 K: 1 BB: 1 S: 15 P: 27	R: 0 H: 1 E: 0 LOB: 1 K: 1 BB: 0 S: 6 P: 11	R: 2 H: 2 E: 0 LOB: 1 K: 0 BB: 1 S: 13 P: 21	R: 0 H: 1 E: 0 LOB: 1 K: 1 BB: 0 S: 10 P: 17	R: 0 H: 1 E: 0 LOB: 2 K: 0 BB: 1 S: 9 P: 18	R: 0 H: 1 E: 0 LOB: 2 K: 2 BB: 1 S: 11 P: 19	R: 1 H: 1 E: 0 LOB: 2 K: 2 BB: 1 S: 13 P: 23	R: 0 H: 0 E: 0 LOB: 0 K: 0 BB: 0 S: 6 P: 8	R: 0 H: 0 E: 0 LOB: 0 K: 2 BB: 0 S: 7 P: 10	1B: 6 SF: 1 2B: 2 SAC: 0 3B: 0 DP: 0 HR: 1 HBP: 1	WP: 0 PA: 42 PB: 0 SB: 3 CS: 0
<b>PITCHER</b> <b>Scott Bankhead, R</b> (1, 1) ERA: 3.38 <b>Michael Jackson, R</b> (6, 1) ERA: 3.79	IP WLS BF H R ER SO BB IBB HBP BLK WP HR S P ERA WHIP 5.0 W 25 7 4 4 3 3 0 0 0 0 0 0 53 94 7.20 2.000 4.0 S 17 2 1 1 6 2 0 1 0 0 0 1 37 60 2.25 1.000	<b>PITCHER</b> IP WLS BF H R ER SO BB IBB HBP BLK WP HR S P ERA WHIP									

**Oakland Athletics @ Seattle Mariners**  
 The Kingdom, Seattle, WA  
 Sat Aug 05 1989, 10:05 PM EDT  
 Att. 36,961 - Dome

livebaseballscorecards.com









Batter	1	2	3	4	5	6	7	8	9	AB	R	H	RBI	BB	SO	LOB
Harold Reynolds, S (1, 4) OBP: 0.354, SLG: 0.357	1-0 G4-3		2-0 F8		3-2 G4-3			2-3 K		4	0	0	0	0	1	0
Greg Briley, L (1, 7) OBP: 0.370, SLG: 0.515	4-2 BB		0-1 G4-3			0-1 G6-3		0-0 P6		3	0	0	0	1	0	0
Alvin Davis, L (1, 3) OBP: 0.455, SLG: 0.503	2-1 F7		4-1 FC6-4 BB			1-1 FC5-6 1B		3-2 F9		3	0	1	0	1	0	1
Jeffrey Leonard, R (1, 10) OBP: 0.314, SLG: 0.422	0-0 L6		0-1 FC6-4 1-2f			0-0 FC5-6 1-2f			2-2 P6	4	0	0	0	0	0	3
Darnell Coles, R (1, 9) OBP: 0.297, SLG: 0.389		3-2 1B 1B		0-1 F9		3-1 F9			1-2 1B 1B	4	0	2	0	0	0	1
Scott Bradley, L (1, 2) OBP: 0.336, SLG: 0.402		2-0 1B 1-2 1B		0-0 L7			3-1 L8		1-2 1B	4	0	2	0	0	0	0
Dave Cochrane, S (1, 5) OBP: 0.304, SLG: 0.390		1-1 P5		2-1 G4-3			3-2 P3		1-3 K	4	0	0	0	0	1	4
Mike Kingery, L (1, 8) OBP: 0.310, SLG: 0.436		1-1 1-3 2-H 1B			1-3 K		3-3 K		2-3 K	4	0	1	0	0	3	2
Omar Vizquel, S (1, 6) OBP: 0.285, SLG: 0.279		1-1 G6-3			3-3 K			0-0 HR		2	0	0	0	0	1	2
Henry Cotto, R (8, PH) OBP: 0.282, SLG: 0.379										1	1	1	1	0	0	0
Mario Diaz, R (9, 6) OBP: 0.244, SLG: 0.243										0	0	0	0	0	0	0

Inning Stats	R: 0	H: 0	E: 0	K: 7	S: 7	R: 0	H: 3	E: 0	K: 11	S: 11	R: 0	H: 0	E: 0	K: 6	S: 6	R: 0	H: 0	E: 0	K: 5	S: 5	R: 0	H: 1	E: 0	K: 7	S: 7	R: 0	H: 0	E: 0	K: 12	S: 12	R: 1	H: 1	E: 0	K: 8	S: 8	R: 0	H: 2	E: 0	K: 18	S: 18	1B: 6	SF: 0	2B: 0	SAC: 0	3B: 0	DP: 0	HR: 1	HBP: 0	WP: 0	PA: 35
--------------	------	------	------	------	------	------	------	------	-------	-------	------	------	------	------	------	------	------	------	------	------	------	------	------	------	------	------	------	------	-------	-------	------	------	------	------	------	------	------	------	-------	-------	-------	-------	-------	--------	-------	-------	-------	--------	-------	--------

PITCHER	IP	WLS	BF	H	R	ER	SO	BB	IBB	HBP	BLK	WP	HR	S	P	ERA	WHIP
Storm Davis, R (1, 1) ERA: 5.22	7.0	W	26	4	0	0	3	2	0	0	0	0	0	58	101	0.00	0.857
Rick Honeycutt, L (8, 1) ERA: 2.35	1.0		4	1	1	1	1	0	0	0	0	0	1	8	13	9.00	1.000
Dennis Eckersley, R (9, 1) ERA: 1.15	1.0	S	5	2	0	0	2	0	0	0	0	0	0	18	25	0.00	2.000

BOTTOM

Oakland Athletics @ Seattle Mariners  
The Kingdome, Seattle, WA  
Sun Aug 06 1989, 10:05 PM EDT  
Att. 19,303 - Dome

livebaseballscorecards.com

AB	33
R	1
H	7
RBI	1
BB	2
SO	6
LOB	13





Batter	1	2	3	4	5	6	7	8	9	AB R H RBI BB SO LOB	TOP											
Rickey Henderson, R OBP: 0.426, SLG: 0.412 (1, 7)	1-3 		2-2 L8 		3-1 2B 		2-1 L8 			4 0 1 0 0 1 0												
Carney Lansford, R OBP: 0.403, SLG: 0.409 (1, 5)	2-3 		1-1 2B 		1-2 G5-3 			3-3 K 		4 0 1 0 0 2 1												
Jose Canseco, R OBP: 0.321, SLG: 0.507 (1, 9) Felix Jose, S OBP: 0.206, SLG: 0.200 (6, PR) (6, 9)	4-2 		4-1 G6-4-3 BB 		2-2 1B SF8 2B 			1-0 L7 		1 0 1 0 2 0 0 1 1 0 0 0 0 0												
Dave Parker, L OBP: 0.317, SLG: 0.442 (1, 10)	0-0 F8 		2-1 G6-4-3 		0-0 			3-1 G4-3 		4 0 1 0 0 0 3												
Mark McGwire, R OBP: 0.336, SLG: 0.437 (1, 3)				0-0 F8 		1-0 P3 			0-1 L1-3 	3 0 0 0 1 0 2												
Dave Henderson, R OBP: 0.319, SLG: 0.366 (1, 8)				0-1 P3 		0-1 SF8 			0-0 F8 	3 0 0 1 0 1 1												
Ron Hassey, L OBP: 0.306, SLG: 0.365 (1, 2)				0-3 K 		3-2 L8 			1-2 G3-1 	3 0 0 0 1 1 2												
Tony Phillips, S OBP: 0.349, SLG: 0.350 (1, 4)					2-1 G2-3 				1-1 G6-3 	3 0 0 0 0 0 2												
Mike Gallego, R OBP: 0.327, SLG: 0.337 (1, 6)					1-0 L9 				1-1 G5-3 	3 0 0 0 0 0 2												
<b>Inning Stats</b>	R: 0 E: 0 K: 2 S: 10	H: 0 LOB: 1 BB: 1 P: 17	R: 0 E: 0 K: 1 S: 10	H: 0 LOB: 2 BB: 2 P: 21	R: 0 E: 0 K: 0 S: 8	H: 1 LOB: 1 BB: 1 P: 17	R: 0 E: 0 K: 1 S: 6	H: 0 LOB: 0 BB: 0 P: 6	R: 0 E: 0 K: 0 S: 8	H: 1 LOB: 1 BB: 0 P: 15	R: 1 E: 0 K: 0 S: 10	H: 2 LOB: 2 BB: 0 P: 16	R: 0 E: 0 K: 0 S: 6	H: 0 LOB: 0 BB: 0 P: 10	R: 0 E: 0 K: 1 S: 7	H: 0 LOB: 0 BB: 0 P: 14	R: 0 E: 0 K: 0 S: 6	H: 0 LOB: 0 BB: 0 P: 7	1B: 1 2B: 3 3B: 0 HR: 0	SF: 1 SAC: 0 DP: 1 HBP: 0	WP: 0 PB: 0 SB: 0 CS: 0	PA: 34
<b>PITCHER</b>	IP WLS BF H R ER SO BB IBB HBP BLK WP HR S P ERA WHIP																					
Clint Zavaras, R ERA: 4.8 (1, 1)	5.0 W 20 2 0 0 4 4 0 0 0 0 0 0 42 76 0.00 1.200																					
Bill Swift, R ERA: 4.99 (6, 1)	3.0 11 2 1 1 1 0 0 0 0 0 0 0 23 40 3.00 0.667																					
Mike Schooler, R ERA: 1.84 (9, 1)	1.0 3 0 0 0 0 0 0 0 0 0 0 0 6 7 0.00 0.000																					

Oakland Athletics @ Seattle Mariners  
The Kingdome, Seattle, WA  
Mon Aug 07 1989, 10:05 PM EDT  
Att. 31,334 - Dome

livebaseballscorecards.com

AB	29
R	1
H	4
RBI	1
BB	4
SO	5
LOB	13







Batter	1	2	3	4	5	6	7	8	9	10	AB R H RBI BB SO LOB	TOP						
Rickey Henderson, R OBP: 0.428, SLG: 0.413 (1, 7) X	0-0 F7 ①		4-0 S BB 2B BB		0-0 G4-6-3 1B			0-0 F7 ②		0-0 L6-3 1B	4 1 2 0 1 0 0	<b>Oakland Athletics @ Chicago White Sox</b> Comiskey Park, Chicago, IL Tue Aug 08 1989, 8:05 PM EDT Att. 17,832 - Unknown - 74 F						
Carney Lansford, R OBP: 0.403, SLG: 0.407 (1, 3) X (8, 5)	0-0 F7 ②		4-0 S BB 2B		0-0 G4-6-3 1-2f			0-0 S 1B		0-0 L6-3 1-2	4 1 1 0 1 0 3							
Dave Henderson, R OBP: 0.320, SLG: 0.369 (1, 8) B B B	4-0 BB		0-0 F8 1-H 2-H 2B		0-3 K			0-3 K 1-2			3 0 1 2 1 2 1							
Dave Parker, L OBP: 0.314, SLG: 0.437 (1, 10) S S S	0-3 K ③		0-0 F8 2-3		0-3 K			0-0 F8			4 0 0 0 0 2 2							
Terry Steinbach, R OBP: 0.347, SLG: 0.394 (1, 2) B B B	4-0 G3 BB		0-0 F8 ③		0-3 K			0-0 P5			3 0 0 0 1 1 1							
Tony Phillips, S OBP: 0.346, SLG: 0.345 (1, 5) S S S (8, 4)	0-3 K ①		0-0 F8		0-0 L7			0-3 K			4 0 0 0 0 2 1							
Stan Javier, S OBP: 0.316, SLG: 0.323 (1, 9) X	0-0 G3 1-2		0-3 K ②		0-0 F9			0-0 F9		4-0 SH1-3 E BB	3 1 0 0 1 1 1							
Walt Weiss, S OBP: 0.278, SLG: 0.318 (1, 6) X	0-0 F9 ③		0-0 L8		0-0 F9			0-0 F9		0-0 SH1-3 1-2	3 0 0 0 0 0 1							
Mike Gallego, R OBP: 0.325, SLG: 0.335 (1, 4) X	0-0 1-3		0-0 P6		0-0 K			0-3 K		0-0 E6 1B 2-H 1B	2 0 0 0 0 0 0 1 0 0 0 0 1 0 1 0 1 0 0 0 0							
Jose Canseco, R OBP: 0.316, SLG: 0.500 (8, PH) X																		
Mark McGwire, R OBP: 0.338, SLG: 0.439 (8, 3) X																		
<b>Inning Stats</b>	R: 0 H: 0 E: 0 LOB: 1 K: 1 BB: 1 S: 5 P: 9	R: 0 H: 0 E: 0 LOB: 1 K: 1 BB: 1 S: 5 P: 9	R: 2 H: 1 E: 0 LOB: 1 K: 0 BB: 2 S: 4 P: 12	R: 0 H: 0 E: 0 LOB: 0 K: 1 BB: 0 S: 5 P: 5	R: 0 H: 1 E: 0 LOB: 0 K: 0 BB: 0 S: 3 P: 3	R: 0 H: 0 E: 0 LOB: 0 K: 3 BB: 0 S: 9 P: 9	R: 0 H: 0 E: 0 LOB: 0 K: 0 BB: 0 S: 3 P: 3	R: 0 H: 1 E: 0 LOB: 1 K: 2 BB: 0 S: 8 P: 8	R: 0 H: 0 E: 0 LOB: 0 K: 1 BB: 0 S: 5 P: 5	R: 1 H: 2 E: 1 LOB: 1 K: 0 BB: 1 S: 4 P: 8	1B: 4 SF: 0 2B: 2 SAC: 1 3B: 0 DP: 2 HR: 0 HBP: 0	WP: 0 PA: 38 PB: 0 SB: 3 CS: 0						
<b>PITCHER</b>	IP WLS BF H R ER SO BB IBB HBP BLK WP HR S P ERA WHIP																	
Melido Perez, R ERA: 5.16 (1, 1)	9.0	L	5	2	1	1	0	1	0	0	0	0	0	0	4	8	9.00	3.000
Donn Pall, R ERA: 2.51 (10, 1)	1.0																	

AB	32
R	3
H	5
RBI	2
BB	5
SO	9
LOB	10







Batter	1	2	3	4	5	6	7	8	9	10	11	AB R H RBI BB SO LOB	TOP																				
Rickey Henderson, R OBP: 0.425, SLG: 0.407 (1, 7)	4-1 BB G1-6-3		3-3 K		0-2 G6-3		1-0 F8		3-1 G5-3		3-2 G4-3	5 0 0 0 1 1 3																					
Carney Lansford, R OBP: 0.403, SLG: 0.407 (1, 5)	1-2 G1-6-3 1-2f		1-0 1B		0-0 G6-3		1-1 1B		0-0 G1-3			5 0 2 0 0 0 2																					
Dave Henderson, R OBP: 0.321, SLG: 0.370 (1, 8)	4-2 BB		1-0 L8			0-0 G4-3 2B	2-2 G6-3			0-0 F8		4 0 1 0 1 0 3																					
Dave Parker, L OBP: 0.313, SLG: 0.434 (1, 10)	3-3 K		0-2 G4-3			0-2 G4-3 2-3		0-1 G3		1-0 1B		5 0 1 0 0 1 3																					
Terry Steinbach, R OBP: 0.345, SLG: 0.391 (1, 2)					2-2 G6-3		2-2 G6-3		1-0 F7		1-0 FC5-4-3-4 1-2	5 0 1 0 0 0 2																					
Mark McGwire, R OBP: 0.338, SLG: 0.445 (1, 3)					1-0 HR		4-0 BB		1-3 K		1-0 G1-3	4 1 1 1 1 1 2																					
Felix Jose, S OBP: 0.216, SLG: 0.208 (1, 9)					0-1 G6-3		1-0 P6		1-0 E 2B		0-1 G6-3 SH3-4 1B	3 0 1 0 0 0 2 1 0 1 0 0 0 0 1 1 1 0 0 0 0																					
Jose Canseco, R OBP: 0.325, SLG: 0.522 (9, PH)					1-2 1B																												
Stan Javier, S OBP: 0.319, SLG: 0.326 (9, 9)					1-2 1B																												
Tony Phillips, S OBP: 0.344, SLG: 0.344 (1, 4)					2-2 G4-3		2-1 G4-3		1-0 G5-3		1-0 F7	4 0 1 0 0 0 1																					
Walt Weiss, S OBP: 0.279, SLG: 0.319 (1, 6)					1-1 L5		2-1 G3		2-0 1B		3-2 E7 2-H 1B	3 0 1 0 0 0 2 1 0 1 1 0 0 0 1 0 0 0 0 0 1																					
Ron Hassey, L OBP: 0.309, SLG: 0.368 (9, PH)																																	
Mike Gallego, R OBP: 0.324, SLG: 0.333 (9, 6)																																	
<b>Inning Stats</b>	R: 0 E: 0 K: 1 S: 10	H: 0 LOB: 1 BB: 2 P: 22	R: 0 E: 0 K: 0 S: 13	H: 3 LOB: 2 BB: 0 P: 19	R: 0 E: 0 K: 1 S: 9	H: 1 LOB: 1 BB: 0 P: 14	R: 1 E: 0 K: 0 S: 9	H: 1 LOB: 0 BB: 0 P: 14	R: 0 E: 0 K: 0 S: 6	H: 0 LOB: 0 BB: 0 P: 8	R: 0 E: 0 K: 1 S: 8	H: 1 LOB: 2 BB: 1 P: 15	R: 0 E: 0 K: 1 S: 6	H: 0 LOB: 0 BB: 0 P: 8	R: 1 E: 1 K: 0 S: 10	H: 2 LOB: 1 BB: 0 P: 18	R: 0 E: 0 K: 0 S: 4	H: 1 LOB: 1 BB: 0 P: 7	R: 0 E: 0 K: 0 S: 9	H: 1 LOB: 1 BB: 0 P: 14	1B: 9 2B: 2 3B: 0 HR: 1	SF: 0 SAC: 1 DP: 2 HBP: 0	WP: 0 PB: 0 SB: 0 CS: 0	PA: 46									
<b>PITCHER</b>	IP WLS BF H R ER SO BB IBB HBP BLK WP HR S P ERA WHIP															IP WLS BF H R ER SO BB IBB HBP BLK WP HR S P ERA WHIP																	
Richard Dotson, R ERA: 5.12 (1, 1)	6.2	29	8	1	1	2	3	0	0	0	0	0	0	0	1	61	103	1.35	1.650														
Shawn Hillegas, R ERA: 5.04 (7, 1)	1.1	4	0	0	0	1	0	0	0	0	0	0	0	0	9	13	0.00	0.000															
Bobby Thigpen, R ERA: 4.01 (9, 1)	2.0	9	3	1	1	0	0	0	0	0	0	0	0	0	14	25	4.50	1.500															
Ken Patterson, L ERA: 4.3 (11, 1)	0.1	2	1	0	0	0	0	0	0	0	0	0	0	0	3	3	0.00	3.000															
Tom McCarthy, R ERA: 4.18 (11, 1)	0.2	W	2	0	0	0	0	0	0	0	0	0	0	0	6	11	0.00	0.000															

Oakland Athletics @ Chicago White Sox  
Comiskey Park, Chicago, IL  
Wed Aug 09 1989, 8:05 PM EDT  
Att: 15,389 - Unknown - 70 F

AB	42
R	2
H	12
RBI	2
BB	3
SO	3
LOB	21



Batter	1	2	3	4	5	6	7	8	9	10	11	AB	R	H	RBI	BB	SO	LOB	BOTTOM									
<b>Dave Gallagher, R</b> OBP: 0.348, SLG: 0.332 (1, 8)	G6-3	FC6-4			L7	BB 1B		F8			G5-3	6	0	1	0	0	0	2										
<b>Scott Fletcher, R</b> OBP: 0.328, SLG: 0.295 (1, 4)	F8		G5-3		G5-3 2B	BB 1B		F8			BB 1B	5	1	2	0	1	0	0										
<b>Ivan Calderon, R</b> OBP: 0.328, SLG: 0.439 (1, 9)	BB 1B		F8		G5-3 BB	L3				P6	BB 1B	5	0	2	0	1	0	3										
<b>Carlton Fisk, R</b> OBP: 0.344, SLG: 0.482 (1, 10)	BB 1B		G5-3		G5-3			SH2-4 2B		K	BB 1B	6	0	3	1	0	1	2										
<b>Carlos Martinez, R</b> OBP: 0.325, SLG: 0.414 (1, 5)	F8				F8			SH2-4 BB			BB	3	1	1	0	2	0	4										
<b>Russ Morman, R</b> OBP: 0.333, SLG: 0.333 (1, 3)			BB 1B		G1-3			G6-3		SH2-4	G6-3	3	0	1	0	0	0	1										
<b>Steve Lyons, L</b> OBP: 0.311, SLG: 0.329 (7, PH) (8, 3)			BB 1B					BB 1B				1	0	0	0	0	0	1										
<b>Daryl Boston, L</b> OBP: 0.288, SLG: 0.320 (1, 7)			K		G2-3			G6-3		K		5	0	0	0	0	2	4										
<b>Ron Karkovice, R</b> OBP: 0.279, SLG: 0.385 (1, 2)					G6-3			G6-3		K		5	1	3	1	0	1	2										
<b>Ozzie Guillen, L</b> OBP: 0.276, SLG: 0.324 (1, 6)			FC6-4 BB 1B		G4-3			G4-3		K		5	0	1	1	0	0	3										
<b>Inning Stats</b>	R: 0 E: 0 K: 0 S: 14	H: 2 LOB: 2 BB: 0 P: 20	R: 0 E: 0 K: 1 S: 8	H: 2 LOB: 2 BB: 0 P: 10	R: 0 E: 0 K: 0 S: 7	H: 0 LOB: 0 BB: 0 P: 14	R: 1 E: 0 K: 0 S: 14	H: 2 LOB: 1 BB: 0 P: 21	R: 0 E: 0 K: 0 S: 10	H: 1 LOB: 2 BB: 1 P: 20	R: 1 E: 0 K: 0 S: 13	H: 3 LOB: 3 BB: 1 P: 22	R: 0 E: 0 K: 1 S: 9	H: 1 LOB: 2 BB: 1 P: 16	R: 0 E: 0 K: 0 S: 6	H: 0 LOB: 0 BB: 0 P: 8	R: 0 E: 0 K: 1 S: 9	H: 0 LOB: 1 BB: 1 P: 15	R: 0 E: 0 K: 1 S: 10	H: 0 LOB: 0 BB: 0 P: 13	R: 1 E: 0 K: 0 S: 6	H: 3 LOB: 2 BB: 0 P: 10	1B: 10 2B: 3 3B: 1 HR: 0	SF: 0 SAC: 1 DP: 0 HBP: 0	WP: 0 PB: 0 SB: 0 CS: 0	PA: 49		
<b>PITCHER</b>	IP	WLS	BF	H	R	ER	SO	BB	IBB	HBP	BLK	WP	HR	S	P	ERA	WHIP											
<b>Curt Young, L</b> ERA: 4.61 (1, 1)	5.2		27	9	2	2	1	1	0	0	0	0	0	62	98	3.18	1.765											
<b>Todd Burns, R</b> ERA: 2.22 (6, 1)	0.2		6	2	0	0	0	2	0	0	0	0	0	9	19	0.00	6.000											
<b>Matt Young, L</b> ERA: 4.66 (7, 1)	1.2		5	0	0	0	1	0	0	0	0	0	0	10	14	0.00	0.000											
<b>Gene Nelson, R</b> ERA: 4.26 (9, 1)	0.2		3	0	0	0	1	1	0	0	0	0	0	6	11	0.00	1.500											
<b>Rick Honeycutt, L</b> ERA: 2.25 (9, 1)	1.1		4	0	0	0	1	0	0	0	0	0	0	13	17	0.00	0.000											
<b>PITCHER</b>	IP	WLS	BF	H	R	ER	SO	BB	IBB	HBP	BLK	WP	HR	S	P	ERA	WHIP											
<b>Jim Corsi, R</b> ERA: 2.37 (11, 1)	0.1		4	3	1	0	0	0	0	0	0	0	0	1	1	0	27.00	9.000										

Oakland Athletics @ Chicago White Sox

Comiskey Park, Chicago, IL

Wed Aug 09 1989, 8:05 PM EDT

Att. 15,389 - Unknown - 70 F

AB	44
R	3
H	14
RBI	3
BB	4
SO	4
LOB	22





Batter	1	2	3	4	5	6	7	8	9	AB R H RBI BB SO LOB	TOP									
Rickey Henderson, R OBP: 0.423, SLG: 0.405 (1, 7)	1-2 P3		0-0 G6-3	2-1 P3			3-1 P4		0-0 1B	5 0 1 2 0 0 4										
Carney Lansford, R OBP: 0.403, SLG: 0.405 (1, 5)	0-0 G4-3		4-1 BB		0-0 P4		0-0 G1-3		1-2 1B	4 0 1 0 1 0 1										
Dave Henderson, R OBP: 0.318, SLG: 0.365 (1, 8)	2-1 L9		1-1 G2-3		1-2 L1			1-1 G4-3	2-1 F8	5 0 0 0 0 0 4										
Mark McGwire, R OBP: 0.337, SLG: 0.442 (1, 3)		2-3 K		4-0 1B E FC3-2 BB	2-2 F7			2-1 G6-3		3 0 0 0 1 1 0										
Terry Steinbach, R OBP: 0.341, SLG: 0.387 (1, 10)		1-1 G5-3		0-1 E5 FC3-2 1B SF9		1-1 G4-3		1-2 G1-3		4 1 0 0 0 0 1										
Felix Jose, S OBP: 0.236, SLG: 0.216 (1, 9)		4-1 BB		0-1 SF9 FC3-2 1B 1B		0-1 F8		2-2 G4-3		3 1 1 0 1 0 0										
Ron Hassey, L OBP: 0.305, SLG: 0.362 (1, 2)		0-0 G3		2-2 FC3-2 1B		1-1 F7		1-0 G3		3 0 0 0 0 0 3										
Tony Phillips, S OBP: 0.345, SLG: 0.342 (1, 4)			4-0 G6-3 G1-6-3 BB	2-1 SF9			0-0 G6-3		4-2 2B 1B BB	2 1 0 1 2 0 1										
Mike Gallego, R OBP: 0.329, SLG: 0.340 (1, 6)			0-1 G1-6-3	3-2 1B			4-2 BB		1-0 1B 2B	3 1 2 1 1 0 1										
<b>Inning Stats</b>	R: 0 E: 0 K: 0 S: 6	H: 0 LOB: 0 BB: 0 P: 9	R: 0 E: 0 K: 1 S: 8	H: 0 LOB: 1 BB: 1 P: 15	R: 0 E: 0 K: 0 S: 6	H: 0 LOB: 2 BB: 2 P: 15	R: 2 E: 1 K: 0 S: 15	H: 2 LOB: 2 BB: 1 P: 28	R: 0 E: 0 K: 0 S: 10	H: 0 LOB: 0 BB: 0 P: 13	R: 0 E: 0 K: 0 S: 6	H: 0 LOB: 1 BB: 1 P: 13	R: 0 E: 0 K: 0 S: 7	H: 0 LOB: 0 BB: 0 P: 11	R: 2 E: 0 K: 0 S: 14	H: 3 LOB: 2 BB: 1 P: 24	1B: 4 2B: 1 3B: 0 HR: 0	SF: 1 SAC: 0 DP: 0 HBP: 0	WP: 0 PB: 0 SB: 0 CS: 0	PA: 39
<b>PITCHER</b>	IP WLS BF H R ER SO BB IBB HBP BLK WP HR S P ERA WHIP																			
Steve Rosenberg, L ERA: 4.43 (1, 1)	7.0 L 29 2 2 0 1 5 0 0 0 0 0 0 57 101 0.00 1.000																			
Tom McCarthy, R ERA: 4.1 (8, 1)	1.0 3 0 0 0 0 0 0 0 0 0 0 0 7 11 0.00 0.000																			
Donn Pall, R ERA: 2.74 (9, 1)	1.0 7 3 2 2 0 1 0 0 0 0 0 0 14 24 18.00 4.000																			

Oakland Athletics @ Chicago White Sox  
Comiskey Park, Chicago, IL  
Thu Aug 10 1989, 4:33 AM EDT  
Att. 16,173 - Sunny - 78 F

livebaseballscorecards.com

AB	32
R	4
H	5
RBI	4
BB	6
SO	1
LOB	15



Batter	1	2	3	4	5	6	7	8	9	AB	R	H	RBI	BB	SO	LOB
<b>Dave Gallagher, R</b> OBP: 0.347, SLG: 0.330 (1, 8) C B F B X	2-2 G4-6-3 1B		0-1 FC6-4 1-2f		0-2 G1-3		0-0 P5		1-2 P4	5	0	1	0	0	0	3
<b>Scott Fletcher, R</b> OBP: 0.324, SLG: 0.291 (1, 4) C F B F X	1-2 G4-6-3 1-2f		0-0 F8		2-1 G6-3		2-0 L8 1-2		1-2 P4	5	0	0	0	0	0	4
<b>Ivan Calderon, R</b> OBP: 0.329, SLG: 0.439 (1, 9) F X	0-1 1B			2-1 P4		3-2 BB 1B		1-3 K		4	0	2	0	0	1	0
<b>Carlton Fisk, R</b> OBP: 0.351, SLG: 0.487 (1, 10) X	0-0 L5			4-0 1B BB		4-0 1-2 BB		1-0 1B FC6-4 2B		2	1	1	0	2	0	1
<b>Steve Lyons, L</b> OBP: 0.313, SLG: 0.331 (1, 3) X		0-0 P4		0-2 1-2 1B		1-0 B3		0-0 FC6-4 1B		4	0	2	0	0	0	2
<b>Carlos Martinez, R</b> OBP: 0.318, SLG: 0.405 (1, 5) C B F X		1-1 F8		0-3 K		1-0 L9		1-0 FC6-4 1B		4	0	0	1	0	1	5
<b>Lance Johnson, L</b> OBP: 0.111, SLG: 0.111 (8, PH) <b>Daryl Boston, L</b> OBP: 0.292, SLG: 0.324 (9, 7) C B C C X		1-2 G6-3		1-1 G6-3		2-2 F9		0-0 1-2 1B		3	0	0	0	0	0	4
<b>Ron Karkovice, R</b> OBP: 0.286, SLG: 0.396 (1, 2) C X			0-1 FC5-4 1B		0-0 SH1-3 2B		0-0 P2		1-3 K	4	0	2	0	0	1	2
<b>Ozzie Guillen, L</b> OBP: 0.276, SLG: 0.324 (1, 6) L M X			0-2 FC5-4 FC6-4 1-2f		0-0 SH1-3 2-3		0-1 S 1B		0-1 G4-3	3	0	1	0	0	0	1

Inning Stats	R: 0	H: 2	E: 0	K: 10	S: 10	LOB: 1	BB: 0	P: 13	R: 0	H: 0	E: 0	K: 0	S: 6	LOB: 0	BB: 0	P: 8	R: 0	H: 1	E: 0	K: 8	S: 8	LOB: 1	BB: 0	P: 8	R: 0	H: 1	E: 0	K: 1	S: 10	LOB: 2	BB: 1	P: 17	R: 0	H: 1	E: 0	K: 0	S: 8	LOB: 1	BB: 0	P: 10	R: 0	H: 1	E: 0	K: 0	S: 8	LOB: 2	BB: 1	P: 19	R: 0	H: 1	E: 0	K: 0	S: 5	LOB: 1	BB: 0	P: 7	R: 1	H: 3	E: 0	K: 2	S: 10	LOB: 2	BB: 0	P: 14	R: 0	H: 0	E: 0	K: 0	S: 11	LOB: 0	BB: 0	P: 13	1B: 8	2B: 2	3B: 0	HR: 0	SF: 0	SAC: 1	DP: 1	HBP: 0	WP: 0	PB: 0	SB: 1	CS: 0	PA: 38
--------------	------	------	------	-------	-------	--------	-------	-------	------	------	------	------	------	--------	-------	------	------	------	------	------	------	--------	-------	------	------	------	------	------	-------	--------	-------	-------	------	------	------	------	------	--------	-------	-------	------	------	------	------	------	--------	-------	-------	------	------	------	------	------	--------	-------	------	------	------	------	------	-------	--------	-------	-------	------	------	------	------	-------	--------	-------	-------	-------	-------	-------	-------	-------	--------	-------	--------	-------	-------	-------	-------	--------

PITCHER	IP	WLS	BF	H	R	ER	SO	BB	IBB	HBP	BLK	WP	HR	S	P	ERA	WHIP
<b>Storm Davis, R</b> ERA: 4.92 (1, 1)	6.0	W	25	6	0	0	1	2	0	0	0	0	0	50	75	0.00	1.333
<b>Gene Nelson, R</b> ERA: 4.32 (7, 1)	1.1		6	2	1	1	1	0	0	0	0	0	0	9	13	6.75	1.500
<b>Dennis Eckersley, R</b> ERA: 1.07 (8, 1)	1.2	S	7	2	0	0	1	0	0	0	0	0	0	17	21	0.00	1.200

**BOTTOM**

**Oakland Athletics @ Chicago White Sox**  
Comiskey Park, Chicago, IL

Thu Aug 10 1989, 4:33 AM EDT  
Att. 16,173 - Sunny - 78 F

livebaseballscorecards.com

<b>AB</b>	<b>35</b>
<b>R</b>	<b>1</b>
<b>H</b>	<b>10</b>
<b>RBI</b>	<b>1</b>
<b>BB</b>	<b>2</b>
<b>SO</b>	<b>3</b>
<b>LOB</b>	<b>22</b>





Batter	1	2	3	4	5	6	7	8	9	AB R H RBI BB SO LOB	TOP														
Rickey Henderson, R OBP: 0.418, SLG: 0.399 (1, 7) B C B X	2-2 G6-3 ①		X 0-0 F9-2 ② ③ 3-H		2-2 G6-4-3 ① ② 1-2f 2-3		3-2 G6-3 ③		3-1 L7 ②	5 0 0 0 0 0 4															
Carney Lansford, R OBP: 0.403, SLG: 0.413 (1, 5) B X	2-0 G6-3 ②			3-1 G4-3 ① C X	0-1 G6-3 ③			2-2 HR	1-1 1B	5 1 2 1 0 0 1															
Dave Henderson, R OBP: 0.318, SLG: 0.363 (1, 8) X	0-0 F8 ③			4-2 1B BB		2-1 G5-3 ①		4-2 2B BB	3-3 K ③	3 1 0 0 2 1 2															
Dave Parker, L OBP: 0.315, SLG: 0.437 (1, 10)		0-3 K ①		1-2 1B		0-0 F7 ②		1-1 2B 1-H		4 0 2 1 0 1 0															
Mark McGwire, R OBP: 0.339, SLG: 0.441 (1, 3)		4-0 BB		2-3 K ②		1-0 HR 1B		1-3 K ①		3 1 1 0 1 2 3															
Tony Phillips, S OBP: 0.344, SLG: 0.350 (1, 4)		2-0 F7 ②		0-2 G5-3 ③		1-0 HR 1-H		1-0 F9 ②		4 1 1 2 0 0 4															
Stan Javier, S OBP: 0.318, SLG: 0.328 (1, 9)		2-3 K ③			2-1 1B 2B	2-3 K ③		0-0 F8 ③		4 1 1 0 0 2 2															
Terry Steinbach, R OBP: 0.346, SLG: 0.391 (1, 2)			2-1 SH2-4 F9-2 S 1B		1-2 G6-4-3 1B		0-2 G4-3 ①		1-1 FC4-6 1B	4 0 3 0 0 0 0															
Walt Weiss, S OBP: 0.280, SLG: 0.319 (1, 6)			0-1 SH2-4 ①		1-1 G6-4-3 1B		0-2 G4-3 ②		0-0 FC4-6 1B 1-2f	3 0 1 1 0 0 1															
Inning Stats	R: 0 E: 0 K: 0 S: 5	H: 0 LOB: 0 BB: 0 P: 9	R: 0 E: 0 K: 2 S: 8	H: 0 LOB: 1 BB: 1 P: 16	R: 0 E: 0 K: 0 S: 5	H: 1 LOB: 0 BB: 0 P: 7	R: 0 E: 0 K: 1 S: 15	H: 1 LOB: 2 BB: 1 P: 25	R: 1 E: 0 K: 0 S: 13	H: 3 LOB: 1 BB: 0 P: 19	R: 2 E: 0 K: 1 S: 8	H: 2 LOB: 0 BB: 0 P: 14	R: 0 E: 0 K: 0 S: 10	H: 0 LOB: 0 BB: 0 P: 13	R: 2 E: 0 K: 1 S: 13	H: 2 LOB: 1 BB: 1 P: 22	R: 0 E: 0 K: 1 S: 15	H: 2 LOB: 2 BB: 0 P: 23	1B: 7 2B: 3 3B: 0 HR: 2	SF: 0 SAC: 1 DP: 2 HBP: 0	WP: 0 PB: 0 SB: 1 CS: 0	PA: 39			
PITCHER	IP	WLS	BF	H	R	ER	SO	BB	IBB	HBP	BLK	WP	HR	S	P	ERA	WHIP								
Mike Witt, R ERA: 4.44 (1, 1)	7.0	L	30	8	5	5	4	3	0	0	0	0	2	70	115	6.43	1.571								
Willie Fraser, R ERA: 2.7 (8, 1)	2.0		9	3	0	0	2	0	0	0	0	0	0	22	33	0.00	1.500								

Oakland Athletics @ California Angels  
Anaheim Stadium, Anaheim, CA  
Fri Aug 11 1989, 10:05 PM EDT  
Att: 61,696 - Unknown

livebaseballscorecards.com

AB	35
R	5
H	11
RBI	5
BB	3
SO	6
LOB	17







Batter	1	2	3	4	5	6	7	8	9	AB	R	H	RBI	BB	SO	LOB	TOP					
Rickey Henderson, R OBP: 0.417, SLG: 0.397 (1, 7)	F8	K		S PB BB	G5-3			S G6-3 1B	P6	5	2	1	0	1	1	3						
Carney Lansford, R OBP: 0.406, SLG: 0.414 (1, 5)	S 1B		0-0	2B 1B	BB WP SF8 BB			F9	G6-3	4	2	2	1	1	0	1						
Dave Henderson, R OBP: 0.321, SLG: 0.366 Walt Weiss, S OBP: 0.280, SLG: 0.319 (1, 8) (8, 6)	K		2-2	1B 2B	BB BB			F8	HR 1B	4	2	2	1	1	1	1						
Mark McGwire, R OBP: 0.342, SLG: 0.448 (1, 3)	G5-3		3-3	K FC6-4 BB	BB BB			4-1	HR	3	1	1	3	2	1	3						
Terry Steinbach, R OBP: 0.346, SLG: 0.391 (1, 9)		K	2-0	1B E 1B	P3			G5-3	1B	5	0	2	2	0	1	4						
Dave Parker, L OBP: 0.313, SLG: 0.438 (1, 10)		BB FC1-2 2B	3-2	F8	SF8			F8	K	4	0	1	1	0	1	2						
Tony Phillips, S OBP: 0.345, SLG: 0.347 (1, 4)		FC1-2 BB BB	4-0	1 SAFE E5 1B	FC6-4			G6-3 BB	F9	3	0	0	0	2	0	4						
Ron Hassey, L OBP: 0.307, SLG: 0.360 (1, 2)		FC1-2 BB	4-1	0-0	FC6-4 1B			G6-3	F8	4	0	1	0	1	0	1						
Mike Gallego, R OBP: 0.326, SLG: 0.337 Stan Javier, S OBP: 0.319, SLG: 0.327 (1, 6) (8, PH) (8, 8)		FC1-2	2-1	0-1	FC6-4			G4-3	K	3	0	0	0	0	0	6						
Inning Stats	R: 0 E: 0 K: 1 S: 10	H: 1 LOB: 1 BB: 0 P: 16	R: 0 E: 0 K: 2 S: 13	H: 1 LOB: 3 BB: 2 P: 29	R: 2 E: 1 K: 1 S: 16	H: 4 LOB: 3 BB: 0 P: 23	R: 2 E: 0 K: 0 S: 13	H: 0 LOB: 2 BB: 4 P: 31	R: 0 E: 0 K: 0 S: 8	H: 0 LOB: 0 BB: 0 P: 12	R: 0 E: 0 K: 0 S: 7	H: 0 LOB: 1 BB: 1 P: 14	R: 0 E: 0 K: 0 S: 6	H: 0 LOB: 0 BB: 1 P: 11	R: 4 E: 0 K: 1 S: 14	H: 4 LOB: 1 BB: 1 P: 25	R: 0 E: 0 K: 1 S: 8	H: 0 LOB: 0 BB: 0 P: 13	1B: 7 2B: 2 3B: 0 HR: 1	SF: 1 SAC: 0 DP: 1 HBP: 0	WP: 1 PB: 1 SB: 3 CS: 0	PA: 46
PITCHER	IP	WLS	BF	H	R	ER	SO	BB	IBB	HBP	BLK	WP	HR	S	P	ERA	WHIP					
Jim Abbott, L ERA: 3.76 (1, 1)	3.0	L	20	6	4	4	4	4	0	0	0	0	0	42	78	12.00	3.333					
Dan Petry, R ERA: 4.69 (4, 1)	4.0		17	1	2	2	0	5	0	0	0	1	0	35	67	4.50	1.500					
Greg Minton, R ERA: 3.2 (8, 1)	0.1		4	3	2	2	0	0	0	0	0	0	1	6	12	54.00	9.000					
Bob McClure, L ERA: 1.82 (8, 1)	1.2		5	0	0	0	2	0	0	0	0	0	0	12	17	0.00	0.000					

Oakland Athletics @ California Angels  
Anaheim Stadium, Anaheim, CA  
Sat Aug 12 1989, 6:33 AM EDT  
Att: 53,036 - Sunny

livebaseballscorecards.com

AB	36
R	8
H	10
RBI	8
BB	9
SO	6
LOB	25



Batter	1	2	3	4	5	6	7	8	9	AB R H RBI BB SO LOB
Claudell Washington, L (1, 10) OBP: 0.325, SLG: 0.440	0-1 G4-3		3-2 2B 1-3 3-H 1B		4-2 2B BB		3-1 F7		1-2 L8	4 1 1 1 1 0 0
Johnny Ray, S (1, 4) OBP: 0.331, SLG: 0.365	2-2 F7		1-1 1-3 3-H 2B		2-1 1-H 2B		1-0 L8			4 0 2 2 0 0 0
Devon White, S (1, 8) OBP: 0.298, SLG: 0.401	3-2 F8		1-3 K		0-1 B1			1-1 P4		4 0 0 0 0 1 3
Wally Joyner, L (1, 3) OBP: 0.344, SLG: 0.408		0-0 P6	4-0 IBB		4-0 IBB			1-1 FC5 WP 1B		2 0 1 0 2 0 0
Tony Armas, R (1, 9) OBP: 0.300, SLG: 0.503		0-2 F8	1-3 K		0-2 F8			4-0 1-2 BB		3 0 0 0 1 1 5
Chili Davis, S (1, 7) OBP: 0.326, SLG: 0.441		1-3 K		4-1 G4-6-3 BB		0-0 P7		2-3 K		3 0 0 0 1 2 2
Lance Parrish, R (1, 2) OBP: 0.323, SLG: 0.438			1-1 1B 2B	1-2 L9		1-0 P3		1-1 FC5 2-3f		4 1 1 0 0 0 3
Jack Howell, L (1, 5) OBP: 0.319, SLG: 0.435			3-3 K	2-1 G4-6-3 1-2f		0-1 G3-1			0-1 G3	4 0 0 0 0 1 2
Kent Anderson, R (1, 6) OBP: 0.265, SLG: 0.223 Bobby Rose, R (9, PH)			2-2 1B 2B 1B		1-2 G1-3		0-0 P4		0-2 P6	3 1 1 0 0 0 0 1 0 0 0 0 0 0

Inning Stats	R: 0	H: 0	E: 0	K: 0	S: 8	R: 0	H: 0	E: 0	K: 1	S: 7	R: 2	H: 4	E: 0	K: 3	S: 20	R: 0	H: 0	E: 0	K: 0	S: 6	R: 1	H: 1	E: 0	K: 0	S: 12	R: 0	H: 0	E: 0	K: 0	S: 4	R: 0	H: 0	E: 0	K: 0	S: 4	R: 0	H: 1	E: 0	K: 1	S: 9	R: 0	H: 0	E: 0	K: 0	S: 8	R: 0	H: 0	E: 0	K: 0	S: 8	1B: 3	2B: 3	3B: 0	HR: 0	SF: 0	SAC: 0	DP: 1	HBP: 0	WP: 1	PB: 0	SB: 0	CS: 0	PA: 37
PITCHER	IP	WLS	BF	H	R	ER	SO	BB	IBB	HBP	BLK	WP	HR	S	P	ERA	WHIP																			IP	WLS	BF	H	R	ER	SO	BB	IBB	HBP	BLK	WP	HR	S	P	ERA	WHIP											
Bob Welch, R (1, 1) ERA: 3.24	5.0	W	23	5	3	3	4	2	2	0	0	0	0	53	93	5.40	1.400																																														
Todd Burns, R (6, 1) ERA: 2.1	4.0	S	14	1	0	0	1	1	0	0	0	1	0	25	40	0.00	0.500																																														

BOTTOM

Oakland Athletics @ California Angels  
Anaheim Stadium, Anaheim, CA  
Sat Aug 12 1989, 6:33 AM EDT  
Att. 53,036 - Sunny

livebaseballscorecards.com

AB	32
R	3
H	6
RBI	3
BB	5
SO	5
LOB	15





Batter	1	2	3	4	5	6	7	8	9	AB R H RBI BB SO LOB	TOP											
Rickey Henderson, R OBP: 0.416, SLG: 0.395 (1, 7) B X	1-0 F9		1-3 K			0-2 1B	0-1 G6-3			4 0 1 0 0 1 2												
Carney Lansford, R OBP: 0.406, SLG: 0.413 (1, 5) C B F C	1-3 K		0-1 L8			0-0 1B		4-0 G4-3 BB		3 0 1 0 1 1 1												
Dave Parker, L OBP: 0.313, SLG: 0.443 (1, 10) X	0-0 HR				2-3 K	0-2 L3		1-0 P5		4 1 1 1 0 1 3												
Ron Hassey, L OBP: 0.301, SLG: 0.353 (1, 2) F C B B X	2-2 L7				2-2 F9	3-3 K		0-1 G4-3		4 0 0 0 0 1 2												
Mark McGwire, R OBP: 0.344, SLG: 0.447 (1, 3) S X		0-1 L8			0-1 1B		4-2 E 1B G4-3 BB	3-3 K		3 1 1 0 1 1 1												
Tony Phillips, S OBP: 0.344, SLG: 0.346 (1, 9) X		0-0 G3			1-3 K		1-2 E4 G4-3 1B		3-2 F9	4 1 1 0 0 1 1												
Stan Javier, S OBP: 0.315, SLG: 0.322 (1, 8) S X		0-2 G3				2-2 G4-3	0-2 G4-3		1-2 E8	4 0 0 1 0 0 1												
Walt Weiss, S OBP: 0.288, SLG: 0.326 (1, 6) Jose Canseco, R OBP: 0.321, SLG: 0.514 (9, PH) C B C X			1-2 SH1-3 1B			1-0 G4-3	2-1 G3 1B		1-3 K	3 0 2 1 0 0 0 1 0 0 0 0 1 1												
Mike Gallego, R OBP: 0.324, SLG: 0.334 (1, 4) Dave Henderson, R OBP: 0.321, SLG: 0.366 (9, PH) X			0-0 SH1-3			1-3 K	1-0 G3		0-3 K	2 0 0 0 0 1 1 1 0 0 0 0 1 1												
<b>Inning Stats</b>	R: 1 E: 0 K: 1 S: 8	H: 1 LOB: 0 BB: 0 P: 12	R: 0 E: 0 K: 0 S: 9	H: 0 LOB: 0 BB: 0 P: 9	R: 0 E: 0 K: 1 S: 9	H: 1 LOB: 1 BB: 0 P: 11	R: 0 E: 0 K: 2 S: 11	H: 1 LOB: 1 BB: 0 P: 16	R: 0 E: 0 K: 1 S: 8	H: 0 LOB: 0 BB: 0 P: 12	R: 0 E: 0 K: 1 S: 10	H: 2 LOB: 1 BB: 0 P: 13	R: 2 E: 1 K: 0 S: 15	H: 2 LOB: 1 BB: 1 P: 23	R: 0 E: 0 K: 1 S: 6	H: 0 LOB: 1 BB: 1 P: 14	R: 0 E: 1 K: 2 S: 12	H: 0 LOB: 1 BB: 0 P: 17	1B: 6 2B: 1 3B: 0 HR: 1	SF: 0 SAC: 1 DP: 1 HBP: 0	WP: 0 PB: 0 SB: 0 CS: 0	PA: 36
<b>PITCHER</b>	IP WLS BF H R ER SO BB IBB HBP BLK WP HR S P ERA WHIP																					
Bert Blyleven, R ERA: 2.36 (1, 1)	7.0 W 28 7 3 2 6 1 0 0 0 0 0 1 70 96 2.57 1.143																					
Bryan Harvey, R ERA: 3.29 (8, 1)	2.0 S 8 0 0 0 3 1 0 0 0 0 0 0 18 31 0.00 0.500																					

Oakland Athletics @ California Angels  
Anaheim Stadium, Anaheim, CA  
Sun Aug 13 1989, 6:33 AM EDT  
Att: 60,326 - Unknown

livebaseballscorecards.com

AB	33
R	3
H	7
RBI	3
BB	2
SO	9
LOB	14



Batter	1	2	3	4	5	6	7	8	9	AB	R	H	RBI	BB	SO	LOB
<b>Claudell Washington, L</b> OBP: 0.327, SLG: 0.439 (1, 10) BBB	4-0 F8 1B BB	0-3 K			X 0-0 L9	0-1 1B				3	0	1	1	1	1	0
<b>Devon White, S</b> OBP: 0.296, SLG: 0.398 (1, 8) BCX	1-1 F8		X 0-0 P6		C 1-3 K	0-0 L4				4	0	0	0	0	1	2
<b>Johnny Ray, S</b> OBP: 0.335, SLG: 0.368 (1, 4) BX	1-0 F8 1-2 1B		B 1-0 FC3-6 1B		B 4-0 BB		B 2-2 L7			3	0	2	0	1	0	0
<b>Wally Joyner, L</b> OBP: 0.343, SLG: 0.406 (1, 3) X	0-0 F8 1-2 2-3		F 1-2 FC3-6 1B		B 1-0 F8		B 3-0 F7			4	0	1	0	0	0	3
<b>Chili Davis, S</b> OBP: 0.327, SLG: 0.440 (1, 7) BBB	4-2 BB		B 1-1 FC3-6		B 1-0 3B 1B		C 0-3 K			3	1	1	0	1	1	2
<b>Lance Parrish, R</b> OBP: 0.320, SLG: 0.432 (1, 2) CSBS	1-3 K		B 1-3 K		F 2-3 SAFE K		S 1-3 K			4	0	0	0	0	4	6
<b>Tony Armas, R</b> OBP: 0.299, SLG: 0.517 (1, 9) S		0-2 HR		S 0-1 F9		C 1-2 P4		B 2-0 F8		4	1	1	1	0	0	1
<b>Jack Howell, L</b> OBP: 0.318, SLG: 0.431 (1, 5) FBX		1-2 G4-3		C 1-3 K		B 4-1 3B BB		B 3-2 F8		3	1	0	0	1	1	0
<b>Kent Anderson, R</b> OBP: 0.267, SLG: 0.242 (1, 6) C BB		2-3 K		B 3-1 L8		B 1-0 1B 3B				3	1	1	2	0	1	0
<b>Inning Stats</b>	R: 0 E: 0 K: 1 S: 9	H: 1 LOB: 3 BB: 2 P: 20	R: 1 E: 0 K: 2 S: 12	H: 1 LOB: 0 BB: 0 P: 15	R: 0 E: 0 K: 1 S: 11	H: 2 LOB: 2 BB: 0 P: 15	R: 0 E: 0 K: 1 S: 7	H: 0 LOB: 0 BB: 0 P: 11	R: 0 E: 0 K: 1 S: 6	H: 0 LOB: 1 BB: 1 P: 12	R: 3 E: 0 K: 1 S: 13	H: 3 LOB: 1 BB: 1 P: 22	R: 0 E: 0 K: 1 S: 7	H: 0 LOB: 0 BB: 0 P: 12	R: 0 E: 0 K: 1 S: 7	H: 0 LOB: 0 BB: 0 P: 13

**BOTTOM**

**Oakland Athletics @ California Angels**  
Anaheim Stadium, Anaheim, CA  
Sun Aug 13 1989, 6:33 AM EDT  
Att. 60,326 - Unknown

[livebaseballscorecards.com](http://livebaseballscorecards.com)


<b>AB</b>	<b>31</b>
<b>R</b>	<b>4</b>
<b>H</b>	<b>7</b>
<b>RBI</b>	<b>4</b>
<b>BB</b>	<b>4</b>
<b>SO</b>	<b>9</b>
<b>LOB</b>	<b>14</b>



PITCHER	IP	WLS	BF	H	R	ER	SO	BB	IBB	HBP	BLK	WP	HR	S	P	ERA	WHIP
<b>Dave Stewart, R</b> ERA: 3.45 (1, 1)	8.0	L	35	7	4	4	9	4	0	0	0	0	1	72	120	4.50	1.375

WP: 0	PA: 35
PB: 0	SB: 0
CS: 0	



Batter	1	2	3	4	5	6	7	8	9	AB R H RBI BB SO LOB	TOP														
Jerry Browne, S (1, 4) OBP: 0.373, SLG: 0.402	1-1 G6-3		1-0 SH1-3		1-3 K		1-1 L5		0-0 BB 1B	4 0 1 0 0 1 2	<p><b>Cleveland Indians @ Oakland Athletics</b> Oakland-Alameda County Coliseum, Oakland, CA</p> <p>Tue Aug 15 1989, 7:05 PM PDT Att. 28,459 - Unknown - 68 F</p> <p>livebaseballscorecards.com</p> <table border="1"> <tr><td>AB</td><td>35</td></tr> <tr><td>R</td><td>2</td></tr> <tr><td>H</td><td>10</td></tr> <tr><td>RBI</td><td>2</td></tr> <tr><td>BB</td><td>4</td></tr> <tr><td>SO</td><td>7</td></tr> <tr><td>LOB</td><td>24</td></tr> </table> 	AB	35	R	2	H	10	RBI	2	BB	4	SO	7	LOB	24
AB	35																								
R	2																								
H	10																								
RBI	2																								
BB	4																								
SO	7																								
LOB	24																								
Brook Jacoby, R (1, 5) OBP: 0.360, SLG: 0.429	2-3 K		1-2 S 1B		0-0 FC5-4 1B		2-0 1-H 2B		4-2 G6-4-3 BB	4 0 2 2 1 1 1															
Dion James, L (1, 7) OBP: 0.372, SLG: 0.371	1-2 FC4-6 1B		3-3 K		1-2 FC6 1B		0-3 K		0-0 P5	3 0 2 0 0 1 1															
Brad Komminsk, R (7, PH) OBP: 0.331, SLG: 0.453										1 0 0 0 0 1 1															
Dave Clark, L (9, PH) OBP: 0.324, SLG: 0.402										1 0 0 0 0 0 3															
Joe Carter, R (1, 8) OBP: 0.298, SLG: 0.480	1-2 FC4-6 1-2f		1-1 L9		0-0 FC6 1-2f		2-1 F7		1-1 G6-4-3 1-2f	5 0 0 0 0 0 8															
Pete O'Brien, L (1, 3) OBP: 0.368, SLG: 0.389		0-0 F7		4-2 FC6-4 BB		2-1 G3-1		1-2 1B		3 0 1 0 1 0 0															
Cory Snyder, R (1, 9) OBP: 0.254, SLG: 0.367		1-0 L7		0-1 P6		1-2 L8		1-3 K		4 0 0 0 0 1 2															
Mike Young, S (1, 10) OBP: 0.321, SLG: 0.333		4-0 BB		0-0 FC6-4 1-2f		4-2 BB		0-1 F8		2 0 0 0 2 0 2															
Joel Skinner, R (1, 2) OBP: 0.278, SLG: 0.301		0-3 K		3-3 K		0-1 G4-3		0-1 P3		3 0 0 0 0 2 3															
Albert Belle, R (8, PH) OBP: 0.292, SLG: 0.456										1 0 0 0 0 0 1															
Andy Allanson, R (8, 2) OBP: 0.265, SLG: 0.267										0 0 0 0 0 0 0															
Felix Fermin, R (1, 6) OBP: 0.301, SLG: 0.261			1-2 SH1-3 1B		2-2 FC5-4 1B		0-2 2B 1B		1-1 BB 1B	4 2 4 0 0 0 0															
<b>Inning Stats</b>	R: 0 E: 0 K: 1 S: 16	H: 1 LOB: 1 BB: 0 P: 21	R: 0 E: 0 K: 1 S: 5	H: 0 LOB: 1 BB: 1 P: 10	R: 1 E: 0 K: 1 S: 13	H: 2 LOB: 1 BB: 0 P: 20	R: 0 E: 0 K: 1 S: 8	H: 0 LOB: 1 BB: 1 P: 15	R: 0 E: 0 K: 1 S: 12	H: 2 LOB: 2 BB: 0 P: 16	R: 1 E: 0 K: 1 S: 11	H: 2 LOB: 1 BB: 0 P: 16	R: 0 E: 0 K: 1 S: 10	H: 1 LOB: 1 BB: 0 P: 12	R: 0 E: 0 K: 0 S: 9	H: 2 LOB: 2 BB: 1 P: 15	1B: 8 2B: 2 3B: 0 HR: 0	SF: 0 SAC: 1 DP: 1 HBP: 0	WP: 0 PB: 0 SB: 2 CS: 0	PA: 40					
<b>PITCHER</b>	IP WLS BF H R ER SO BB IBB HBP BLK WP HR S P ERA WHIP																								
Storm Davis, R (1, 1) ERA: 4.74	6.0 W 26 5 1 1 5 3 0 0 0 0 0 0 63 98 1.50 1.333																								
Todd Burns, R (7, 1) ERA: 2.21	0.1 3 2 1 1 0 0 0 0 0 0 0 0 6 9 27.00 6.000																								
Rick Honeycutt, L (7, 1) ERA: 2.2	1.1 5 1 0 0 2 0 0 0 0 0 0 0 13 17 0.00 0.750																								
Dennis Eckersley, R (8, 1) ERA: 1.03	1.1 S 6 2 0 0 0 1 0 0 0 0 0 0 11 17 0.00 2.250																								

Batter	1	2	3	4	5	6	7	8	9	AB	R	H	RBI	BB	SO	LOB
Rickey Henderson, R OBP: 0.416, SLG: 0.403 (1, 7)	3-1 HR		4-2 G5-3 S BB	1-3 K		0-3 K 1-2				3	1	1	1	1	2	2
Carney Lansford, R OBP: 0.412, SLG: 0.416 (1, 5)	4-0 1B BB		4-1 G5-3 1-2 BB		0-0 HR 1B		2-1 S 1B			2	1	2	0	2	0	0
Jose Canseco, R OBP: 0.329, SLG: 0.554 Stan Javier, S OBP: 0.315, SLG: 0.322 (1, 9) (8, 9)	0-0 1B		0-1 G5-3 1-2 2-3		2-2 HR 1-H		0-3 K			4	1	2	2	0	1	3
Dave Parker, L OBP: 0.314, SLG: 0.443 (1, 10)	1-3 K		0-0 G6-3 1B		0-0 F7		4-1 G6-3 1-2 IBB			3	0	1	0	1	1	2
Mark McGwire, R OBP: 0.340, SLG: 0.442 (1, 3)	1-3 K		0-0 G6-3 1-2f		3-3 K		2-2 G6-3 1-2f			4	0	0	0	0	2	7
Dave Henderson, R OBP: 0.320, SLG: 0.367 (1, 8)	1-2 G4-3			2-2 2B 2B		0-0 L8		1-1 G6-3		4	1	1	0	0	0	2
Ron Hassey, L OBP: 0.306, SLG: 0.359 Terry Steinbach, R OBP: 0.345, SLG: 0.390 (1, 2) (8, PH) (9, 2)		1-0 G5-3		2-1 2B 2-H		2-2 SH1-3 E HBP		2-0 F9		2	1	1	1	0	0	0
Tony Phillips, S OBP: 0.341, SLG: 0.343 (1, 4)		1-0 P5		0-0 P4		1-0 SH1-3		0-0 P4		3	0	0	0	0	0	1
Walt Weiss, S OBP: 0.288, SLG: 0.326 (1, 6)		2-2 F7		3-2 L9		0-0 E8 CS 1B				3	0	1	0	0	0	1

Inning Stats	R: 1	H: 2	E: 0	K: 2	S: 13	H: 2	LOB: 2	BB: 1	P: 23	R: 0	H: 0	E: 0	K: 0	S: 5	R: 0	H: 1	E: 0	K: 0	S: 8	R: 1	H: 2	E: 0	K: 1	S: 12	R: 2	H: 2	E: 0	K: 1	S: 11	R: 1	H: 1	E: 1	K: 1	S: 8	R: 0	H: 1	E: 0	K: 1	S: 9	R: 0	H: 0	E: 0	K: 0	S: 4	1B: 5	SF: 0	2B: 2	3B: 0	HR: 2	SAC: 1	DP: 2	HBP: 1	WP: 0	PB: 0	SB: 2	CS: 1	PA: 35
--------------	------	------	------	------	-------	------	--------	-------	-------	------	------	------	------	------	------	------	------	------	------	------	------	------	------	-------	------	------	------	------	-------	------	------	------	------	------	------	------	------	------	------	------	------	------	------	------	-------	-------	-------	-------	-------	--------	-------	--------	-------	-------	-------	-------	--------

PITCHER	IP	WLS	BF	H	R	ER	SO	BB	IBB	HBP	BLK	WP	HR	S	P	ERA	WHIP
Rod Nichols, R ERA: 4.5 (1, 1)	5.1	L	27	8	5	4	4	3	0	1	0	0	2	54	92	6.75	2.062
Steve Olin, R ERA: 2.25 (6, 1)	1.2		5	1	0	0	2	0	1	0	0	0	0	12	20	0.00	0.600
Jesse Orosco, L ERA: 2.25 (8, 1)	1.0		3	0	0	0	0	0	0	0	0	0	0	4	7	0.00	0.000

BOTTOM

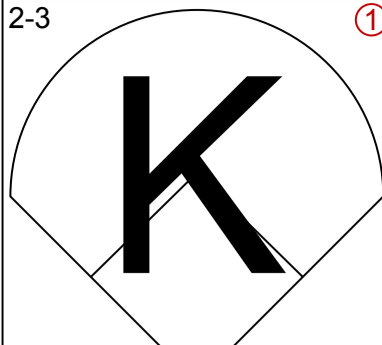
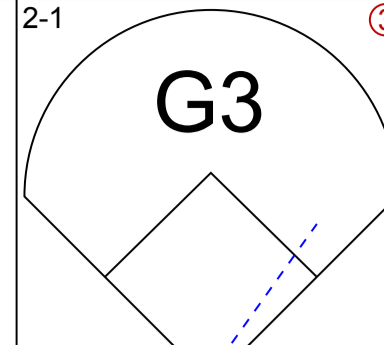
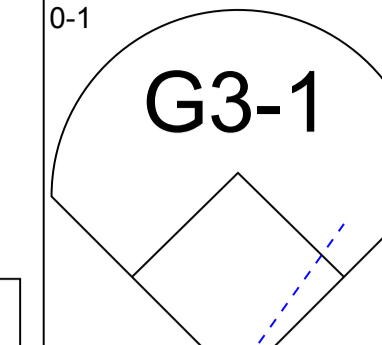
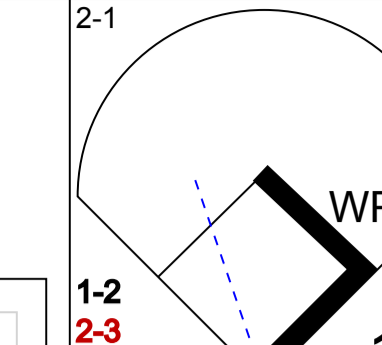
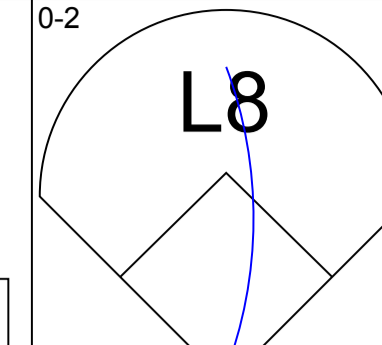
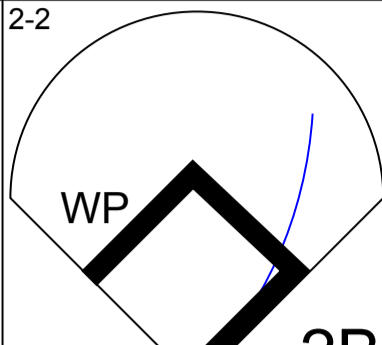
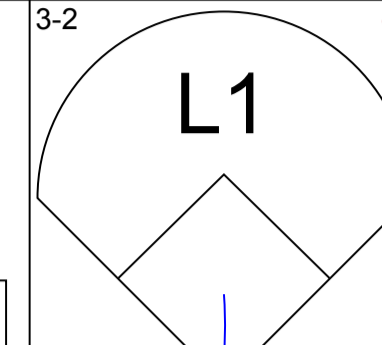
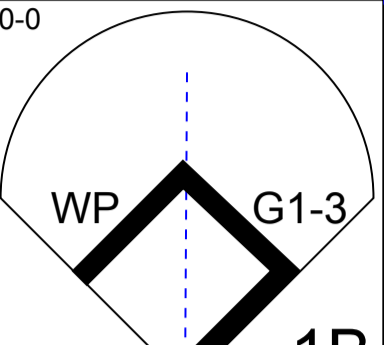
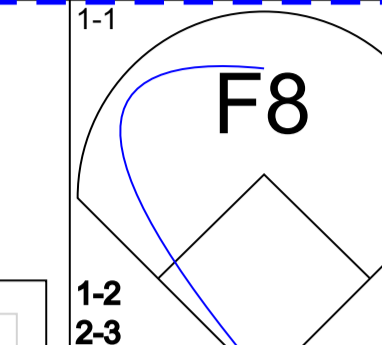
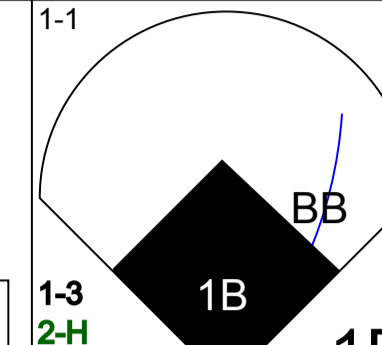
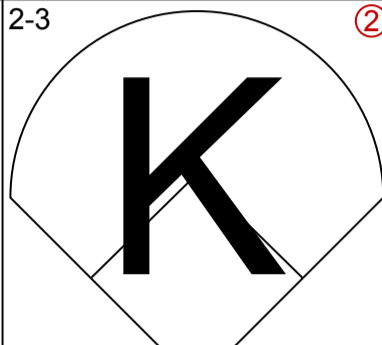
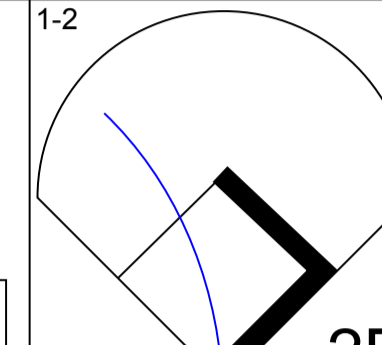
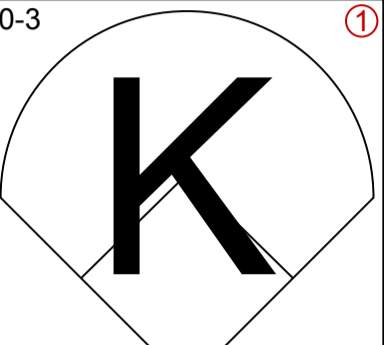
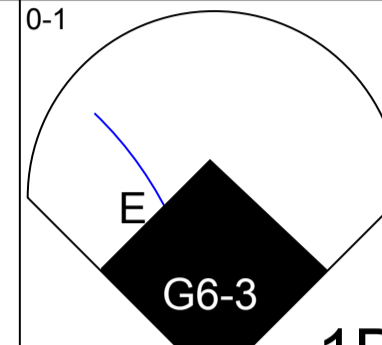
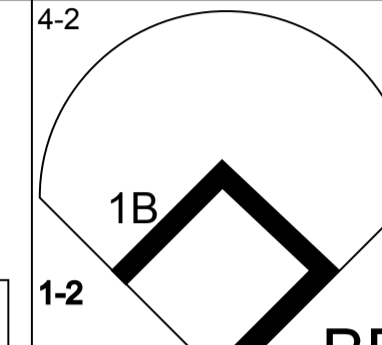
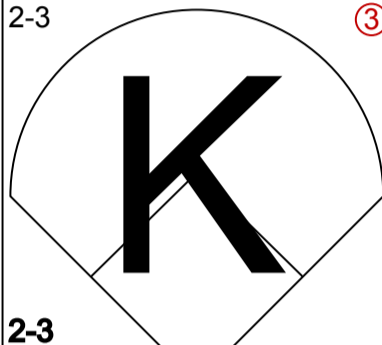
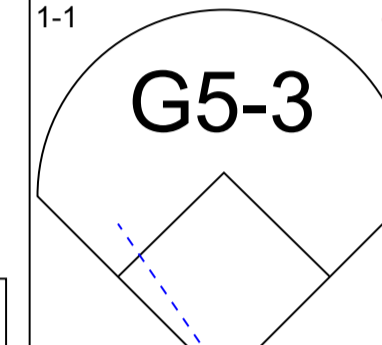
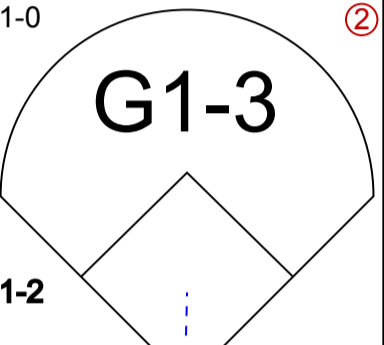
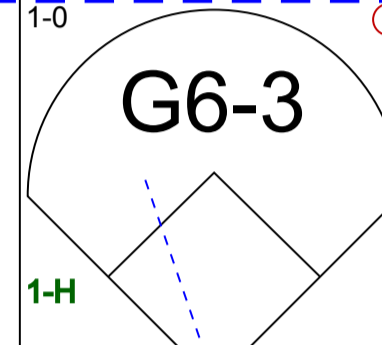
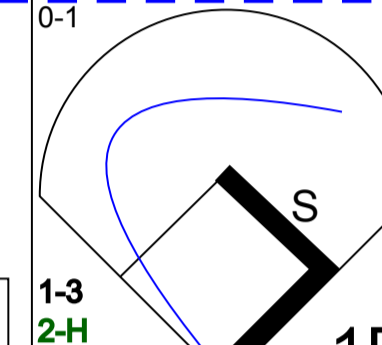
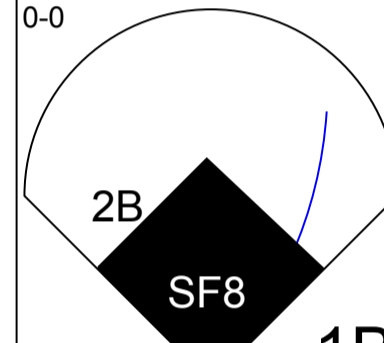
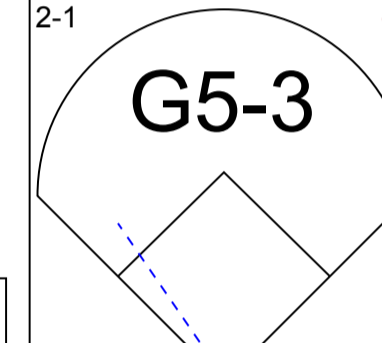
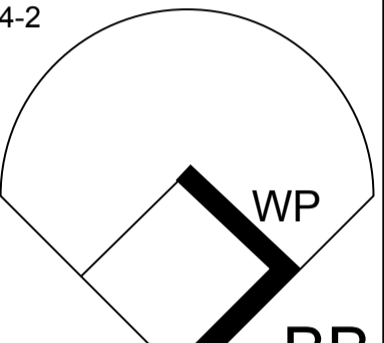
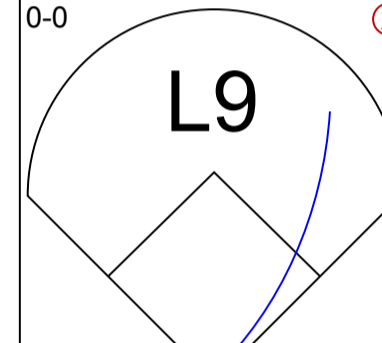
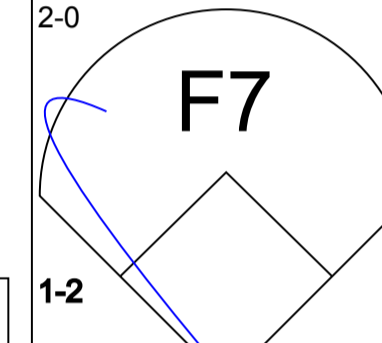
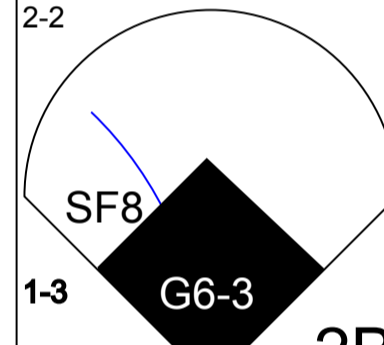
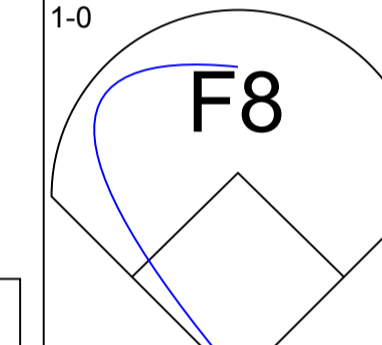
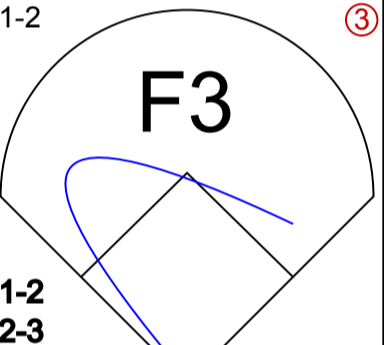
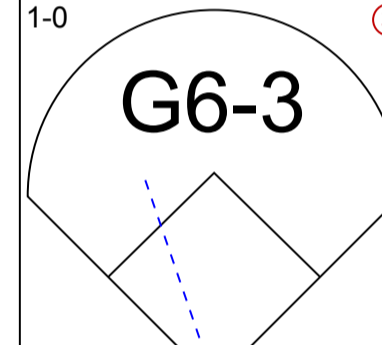
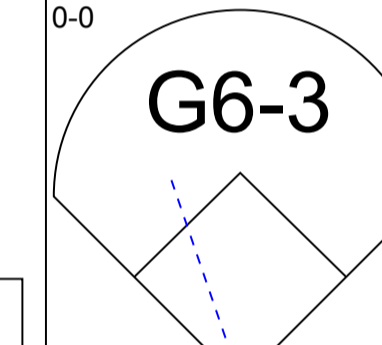
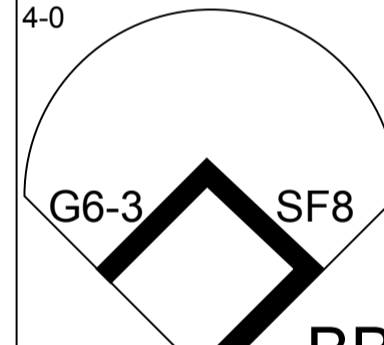
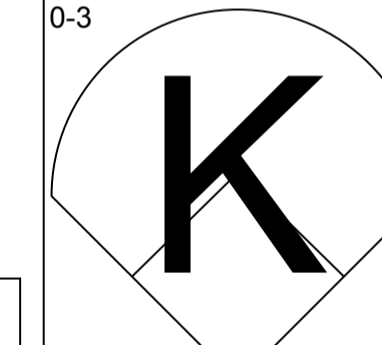
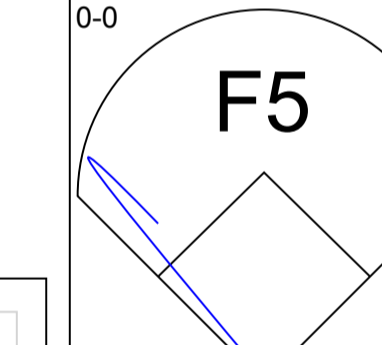
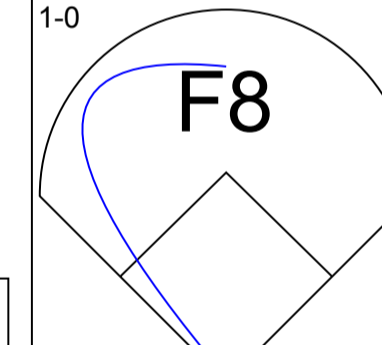
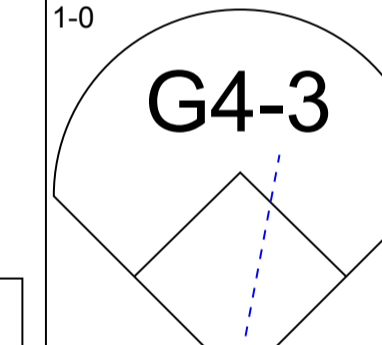
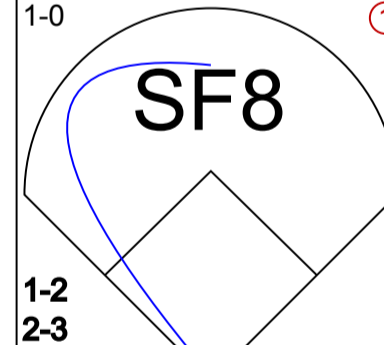
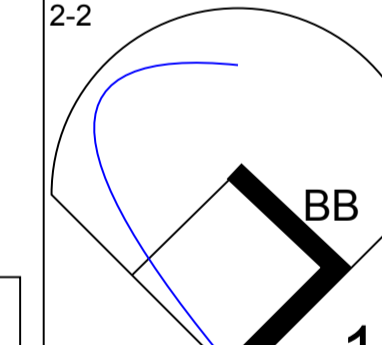
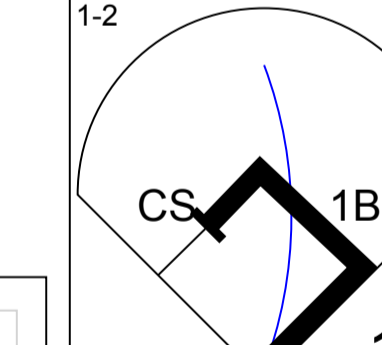
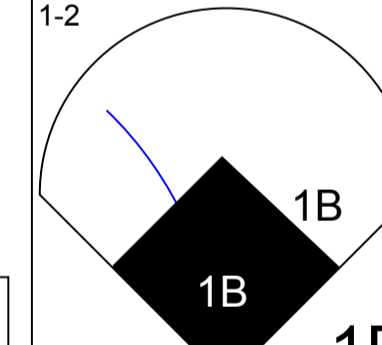
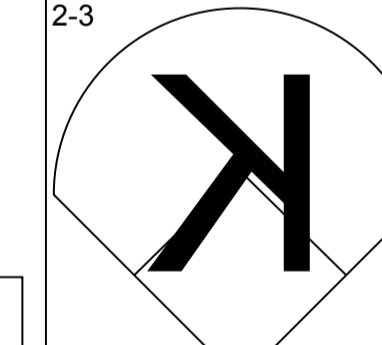
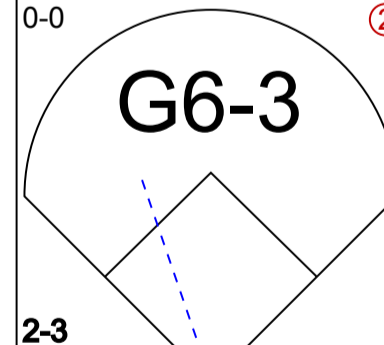
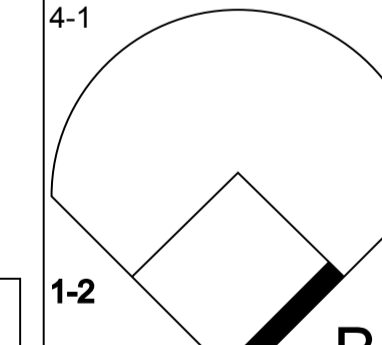
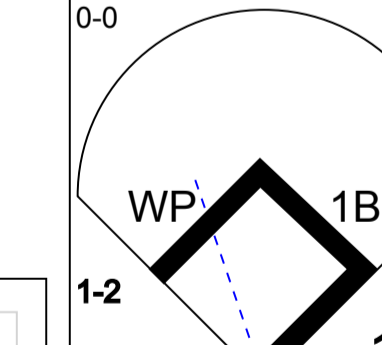
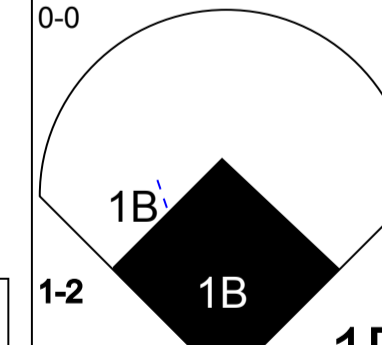
Cleveland Indians @ Oakland Athletics  
Oakland-Alameda County Coliseum, Oakland, CA  
Tue Aug 15 1989, 7:05 PM PDT  
Att: 28,459 - Unknown - 68 F

livebaseballscorecards.com

AB	29
R	5
H	9
RBI	4
BB	4
SO	6
LOB	18





Batter	1	2	3	4	5	6	7	8	9	AB	R	H	RBI	BB	SO	LOB	TOP					
Jerry Browne, S OBP: 0.372, SLG: 0.400 (1, 4)										5	0	1	0	0	1	5						
Brook Jacoby, R OBP: 0.363, SLG: 0.434 (1, 5)										5	1	3	1	0	0	2						
Dion James, L OBP: 0.376, SLG: 0.376 Brad Komminsk, R OBP: 0.331, SLG: 0.453 (1, 7) (8, PR) (8, 8)										4	1	2	0	1	2	2						
Joe Carter, R OBP: 0.298, SLG: 0.477 (1, 8) (8, 7)										5	0	1	3	0	1	3						
Pete O'Brien, L OBP: 0.368, SLG: 0.387 (1, 3)										4	1	1	0	1	0	3						
Cory Snyder, R OBP: 0.253, SLG: 0.368 (1, 9)										5	1	1	0	0	0	2						
Mike Young, S OBP: 0.303, SLG: 0.286 (1, 10)										4	0	0	0	1	1	0						
Andy Allanson, R OBP: 0.271, SLG: 0.275 (1, 2)										4	1	3	1	0	1	0						
Felix Fermin, R OBP: 0.306, SLG: 0.264 (1, 6)										3	1	2	1	1	0	1						
<b>Inning Stats</b>	R: 0 E: 0 K: 3 S: 16	H: 1 LOB: 1 BB: 0 P: 24	R: 2 E: 0 K: 0 S: 8	H: 2 LOB: 1 BB: 1 P: 17	R: 0 E: 0 K: 0 S: 11	H: 1 LOB: 1 BB: 0 P: 18	R: 0 E: 0 K: 1 S: 10	H: 1 LOB: 2 BB: 1 P: 17	R: 0 E: 0 K: 1 S: 11	H: 1 LOB: 2 BB: 1 P: 17	R: 0 E: 0 K: 0 S: 10	H: 3 LOB: 2 BB: 0 P: 14	R: 1 E: 1 K: 0 S: 5	H: 1 LOB: 0 BB: 0 P: 7	R: 3 E: 0 K: 0 S: 16	H: 4 LOB: 3 BB: 1 P: 25	R: 0 E: 0 K: 1 S: 5	H: 0 LOB: 0 BB: 0 P: 8	1B: 11 2B: 3 3B: 0 HR: 0	SF: 1 SAC: 0 DP: 0 HBP: 0	WP: 3 PB: 0 SB: 1 CS: 1	PA: 44
<b>PITCHER</b>	IP	WLS	BF	H	R	ER	SO	BB	IBB	HBP	BLK	WP	HR	S	P	ERA	WHIP					
Mike Moore, R ERA: 2.4 (1, 1)	5.2		28	9	2	2	5	3	0	0	0	2	0	64	104	3.18	2.118					
Gene Nelson, R ERA: 4.3 (6, 1)	0.1		2	1	1	0	0	0	0	0	0	1	0	4	5	0.00	3.000					
Rick Honeycutt, L ERA: 2.57 (7, 1)	1.2	L	9	3	3	3	0	1	0	0	0	0	0	16	25	16.20	2.400					
Jim Corsi, R ERA: 2.27 (8, 1)	1.1		5	1	0	0	1	0	0	0	0	0	0	8	13	0.00	0.750					

Cleveland Indians @ Oakland Athletics  
Oakland-Alameda County Coliseum, Oakland, CA

Wed Aug 16 1989, 7:05 PM PDT  
Att. 29,502 - Unknown - 62 F

livebaseballscorecards.com

AB	39
R	6
H	14
RBI	6
BB	4
SO	6
LOB	18



Batter	1	2	3	4	5	6	7	8	9	AB	R	H	RBI	BB	SO	LOB
Rickey Henderson, R OBP: 0.416, SLG: 0.400 (1, 7)	1-0 F3		4-1 BB S BB	3-2 G2-3		4-2 G6-3 BB		2-3 K		3	0	0	0	2	1	3
Carney Lansford, R OBP: 0.409, SLG: 0.414 (1, 5)	1-0 L8		0-0 F8		3-1 1B 1B	1-0 G6-3			1-3 K	5	1	1	0	0	1	3
Jose Canseco, R OBP: 0.333, SLG: 0.538 (1, 10)	0-2 F5		4-1 BB		1-0 F8 1B				1-3 K	4	0	1	0	1	1	0
Mark McGwire, R OBP: 0.343, SLG: 0.446 (1, 3)		2-1 L9 G6-3 2B	1-1 F7		2-2 F8 1B			4-2 BB	1-3 K	4	1	2	1	1	1	2
Terry Steinbach, R OBP: 0.344, SLG: 0.388 (1, 2)		2-2 L9		2-1 E7 G5-4-3 1B		0-0 K		0-0 L8		4	1	1	0	0	1	4
Dave Henderson, R OBP: 0.318, SLG: 0.363 (1, 8)		0-1 G6-3		1-2 E4 G5-4-3		2-2 F8		1-2 F8		4	0	0	1	0	0	4
Billy Beane, R OBP: 0.275, SLG: 0.353 Stan Javier, S OBP: 0.313, SLG: 0.320 (1, 9) (5, PH) (6, 9)		2-1 1B		0-0 G5-4-3		2-3 K		3-1 G5-3		2	0	1	0	0	0	1
Walt Weiss, S OBP: 0.288, SLG: 0.324 (1, 6)		0-3 K		2-1 1B 1B		0-2 G4-3		0-0 G4-3		4	0	1	0	0	1	1
Mike Gallego, R OBP: 0.329, SLG: 0.338 (1, 4)			2-2 G5-3		1-0 1B			2-2 BB 1B		3	0	2	0	1	0	0

Inning Stats	R: 0	H: 0	E: 0	K: 0	S: 6	P: 8	R: 1	H: 2	E: 0	K: 1	S: 14	P: 20	R: 0	H: 0	E: 0	K: 0	S: 8	R: 1	H: 3	E: 0	K: 2	S: 15	P: 25	R: 0	H: 1	E: 0	K: 0	S: 11	R: 0	H: 0	E: 0	K: 0	S: 7	R: 0	H: 0	E: 0	K: 1	S: 12	P: 21	R: 0	H: 0	E: 0	K: 3	S: 11	P: 14	R: 0	H: 0	E: 0	K: 3	S: 11	P: 14	1B: 8	2B: 1	3B: 0	HR: 0	SF: 0	SAC: 0	DP: 2	HBP: 0	WP: 0	PB: 0	SB: 1	CS: 0	PA: 40
--------------	------	------	------	------	------	------	------	------	------	------	-------	-------	------	------	------	------	------	------	------	------	------	-------	-------	------	------	------	------	-------	------	------	------	------	------	------	------	------	------	-------	-------	------	------	------	------	-------	-------	------	------	------	------	-------	-------	-------	-------	-------	-------	-------	--------	-------	--------	-------	-------	-------	-------	--------

PITCHER	IP	WLS	BF	H	R	ER	SO	BB	IBB	HBP	BLK	WP	HR	S	P	ERA	WHIP
Bud Black, L ERA: 4.18 (1, 1)	4.0		22	8	3	3	1	2	0	0	0	0	0	46	80	6.75	2.500
Steve Olin, R ERA: 1.8 (5, 1)	3.0	W	11	1	0	0	2	2	0	0	0	0	0	27	44	0.00	1.000
Doug Jones, R ERA: 2.55 (8, 1)	2.0	S	7	0	0	0	4	1	0	0	0	0	0	23	35	0.00	0.500

BOTTOM

Cleveland Indians @ Oakland Athletics  
Oakland-Alameda County Coliseum, Oakland, CA

Wed Aug 16 1989, 7:05 PM PDT  
Att: 29,502 - Unknown - 62 F

livebaseballscorecards.com

AB	35
R	3
H	9
RBI	2
BB	5
SO	7
LOB	20





Batter	1	2	3	4	5	6	7	8	9	AB R H RBI BB SO LOB	TOP											
<b>Jerry Browne, S</b> (1, 4) OBP: 0.371, SLG: 0.400	1-2 F6		3-2 F7		0-1 1B			1-0 SH1-4		3 0 1 0 0 0 1												
<b>Brook Jacoby, R</b> (1, 5) OBP: 0.360, SLG: 0.430	3-2 G6-3		2-0 F9		0-1 F8			1-1 G6-3		4 0 0 0 0 0 3												
<b>Dion James, L</b> (1, 7) OBP: 0.374, SLG: 0.375	3-1 1B			1-1 F7		1-2 G4-3		3-2 G3		4 0 1 0 0 0 1												
<b>Joe Carter, R</b> (1, 8) OBP: 0.295, SLG: 0.473	0-3 K			0-3 K		2-0 F7		0-2 F9		4 0 0 0 0 2 1												
<b>Pete O'Brien, L</b> (1, 3) OBP: 0.367, SLG: 0.386		0-1 G4-3		0-0 1B		0-1 G6-3		2-0 F6		4 0 1 0 0 0 0												
<b>Cory Snyder, R</b> (1, 9) OBP: 0.253, SLG: 0.365		1-3 K		4-2 1B			1-3 K	2-1 G5-3		3 0 0 0 1 2 0												
<b>Mike Young, S</b> (1, 10) OBP: 0.306, SLG: 0.290		1-3 K		1-2 BB			0-0 CS 1B			3 0 1 0 0 1 2												
<b>Andy Allanson, R</b> (1, 2) OBP: 0.272, SLG: 0.276			1-2 SH3 1B		0-0 L8		0-3 K			3 0 1 0 0 1 1												
<b>Felix Fermin, R</b> (1, 6) OBP: 0.307, SLG: 0.265			0-0 SH3		0-1 F9		2-1 CS	1-1 G6-3 SH1-4 1B		2 0 1 0 0 0 0												
<b>Inning Stats</b>	R: 0 E: 0 K: 1 S: 16	H: 1 LOB: 1 BB: 0 P: 23	R: 0 E: 0 K: 2 S: 8	H: 0 LOB: 0 BB: 0 P: 10	R: 0 E: 0 K: 0 S: 8	H: 1 LOB: 1 BB: 0 P: 14	R: 0 E: 0 K: 1 S: 12	H: 1 LOB: 2 BB: 1 P: 19	R: 0 E: 0 K: 0 S: 7	H: 1 LOB: 1 BB: 0 P: 7	R: 0 E: 0 K: 0 S: 6	H: 0 LOB: 0 BB: 0 P: 9	R: 0 E: 0 K: 2 S: 11	H: 1 LOB: 0 BB: 0 P: 14	R: 0 E: 0 K: 0 S: 9	H: 1 LOB: 1 BB: 0 P: 14	R: 0 E: 0 K: 0 S: 6	H: 0 LOB: 0 BB: 0 P: 10	1B: 6 2B: 0 3B: 0 HR: 0	SF: 0 SAC: 2 DP: 0 HBP: 0	WP: 0 PB: 0 SB: 1 CS: 1	PA: 34
<b>PITCHER</b>	IP WLS BF H R ER SO BB IBB HBP BLK WP HR S P ERA WHIP																					
<b>Bob Welch, R</b> (1, 1) ERA: 3.07	8.0 W 30 6 0 0 6 1 0 0 0 0 0 0 77 110 0.00 0.875																					
<b>Dennis Eckersley, R</b> (9, 1) ERA: 1.0	1.0 S 3 0 0 0 0 0 0 0 0 0 0 0 6 10 0.00 0.000																					

**Cleveland Indians @ Oakland Athletics**  
Oakland-Alameda County Coliseum, Oakland, CA

Thu Aug 17 1989, 3:33 AM PDT  
Att. 35,071 - Sunny - 61 F

AB	30
R	0
H	6
RBI	0
BB	1
SO	6
LOB	9



Batter	1	2	3	4	5	6	7	8	9	AB	R	H	RBI	BB	SO	LOB
<b>Stan Javier, S</b> OBP: 0.309, SLG: 0.316 (1, 7) B X	1-0 G4-3 ①		3-3 K ③		0-3 K ③			1-2 L7 ②		4	0	0	0	0	2	3
<b>Carney Lansford, R</b> OBP: 0.408, SLG: 0.412 (1, 5) F C B B X	2-2 F8 ②			1-0 G6-3 ①		1-1 G5-3 ①		2-2 1B ②		4	0	1	0	0	0	0
<b>Jose Canseco, R</b> OBP: 0.330, SLG: 0.524 (1, 9) S B F F B B X	3-2 F3 ③			1-1 FC6-4 1B ②		1-3 K ②		1-3 K ③		4	0	1	0	0	2	2
<b>Dave Parker, L</b> OBP: 0.312, SLG: 0.439 (1, 10) S F		0-3 K ①		2-1 FC6-4 WP 1-2f ②		1-3 K ③				3	0	0	0	0	2	1
<b>Mark McGwire, R</b> OBP: 0.341, SLG: 0.442 (1, 3) S B B B B B		3-3 K ②		2-1 F2 1-2 ③			2-3 K ①			3	0	0	0	0	2	1
<b>Dave Henderson, R</b> OBP: 0.318, SLG: 0.370 (1, 8) S F B C		0-3 K ③			1-2 HR ①		0-3 K ②			3	1	1	1	0	2	0
<b>Ron Hassey, L</b> OBP: 0.302, SLG: 0.354 (1, 2) B F B X			2-1 G3-1 ①		0-1 G6-3 ①		0-1 F5 ③			3	0	0	0	0	0	0
<b>Walt Weiss, S</b> OBP: 0.282, SLG: 0.318 (1, 6) F C F S			0-3 K ②		1-1 F7 ②			0-0 L7 ①		3	0	0	0	0	1	0
<b>Mike Gallego, R</b> OBP: 0.335, SLG: 0.340 (1, 4) B B C B B B			4-1 BB ①		4-2 BB ②			0-0 1B ①		1	0	1	0	2	0	0
<b>Inning Stats</b>	R: 0 E: 0 K: 0 S: 9	H: 0 LOB: 0 BB: 0 P: 15	R: 0 E: 0 K: 3 S: 10	H: 0 LOB: 0 BB: 0 P: 13	R: 0 E: 0 K: 2 S: 11	H: 0 LOB: 1 BB: 1 P: 20	R: 0 E: 0 K: 0 S: 7	H: 1 LOB: 1 BB: 0 P: 13	R: 1 E: 0 K: 1 S: 19	H: 1 LOB: 1 BB: 1 P: 25	R: 0 E: 0 K: 2 S: 8	H: 0 LOB: 0 BB: 0 P: 11	R: 0 E: 0 K: 2 S: 10	H: 0 LOB: 0 BB: 0 P: 12	R: 0 E: 0 K: 1 S: 11	H: 2 LOB: 2 BB: 0 P: 15

**BOTTOM**

**Cleveland Indians @ Oakland Athletics**  
Oakland-Alameda County Coliseum, Oakland, CA

Thu Aug 17 1989, 3:33 AM PDT  
Att: 35,071 - Sunny - 61 F

[livebaseballscorecards.com](http://livebaseballscorecards.com)


<b>AB</b>	<b>28</b>
<b>R</b>	<b>1</b>
<b>H</b>	<b>4</b>
<b>RBI</b>	<b>1</b>
<b>BB</b>	<b>2</b>
<b>SO</b>	<b>11</b>
<b>LOB</b>	<b>7</b>



1B: 3	SF: 0	WP: 1	PA: 30
2B: 0	SAC: 0	PB: 0	
3B: 0	DP: 0	SB: 0	
HR: 1	HBP: 0	CS: 0	

PITCHER	IP	WLS	BF	H	R	ER	SO	BB	IBB	HBP	BLK	WP	HR	S	P	ERA	WHIP
<b>John Farrell, R</b> ERA: 3.9 (1, 1)	8.0	L	30	4	1	1	11	2	0	0	0	1	1	85	124	1.12	0.750



Batter	1	2	3	4	5	6	7	8	9	AB R H RBI BB SO LOB	TOP
<b>Wally Backman, S</b> (1, 4) <small>OBP: 0.305, SLG: 0.296</small> <b>Greg Gagne, R</b> (8, 6) <small>OBP: 0.289, SLG: 0.396</small>	1-0 <b>E6</b> FC6-4 1B 2B	1-1 <b>G6-3</b>			1-0 <b>FC6-4</b> 1-2f		1-1 <b>CS</b> 1-2	1-0 <b>F7</b>		4 1 0 0 0 0 1 0 0 0 0 0 0 0	
<b>Dan Gladden, R</b> (1, 7) <small>OBP: 0.337, SLG: 0.397</small>	0-0 FC6-4 1-2 1B	3-2 <b>F9</b>			0-3 <b>K</b>			1-3 <b>K</b>		4 0 1 0 0 2 1	
<b>Kirby Puckett, R</b> (1, 8) <small>OBP: 0.380, SLG: 0.473</small>	1-0 <b>FC6-4</b> 1-2f 2-3 2B		0-0 <b>G6-3</b>		0-3 <b>K</b>			0-0 1B		4 1 1 0 0 1 3	
<b>Kent Hrbek, L</b> (1, 3) <small>OBP: 0.369, SLG: 0.534</small>	2-2 1-H 3-H <b>HR</b> 2B		0-0 <b>G4-3</b>		0-0 <b>G4-3</b>			0-0 <b>F6</b>		4 1 1 2 0 0 1	
<b>Gary Gaetti, R</b> (1, 5) <small>OBP: 0.287, SLG: 0.417</small>	0-1 2-H <b>HR</b>		1-1 <b>F8</b>		0-3 <b>K</b>			1-1 <b>G5-3</b>		4 1 1 2 0 1 0	
<b>Randy Bush, L</b> (1, 9) <small>OBP: 0.346, SLG: 0.447</small> <b>John Moses, S</b> (9, 9) <small>OBP: 0.324, SLG: 0.358</small>	0-0 1B 2B			0-1 <b>G4-3</b>		2-2 <b>G4-3</b>		2-3 <b>K</b>		4 0 1 0 0 1 0 0 0 0 0 0 0 0	
<b>Brian Harper, R</b> (1, 2) <small>OBP: 0.346, SLG: 0.432</small>	1-0 L3 2-3 1B			1-0 G4-6-3 1B		2-1 <b>L8</b>		1-0 1B		4 0 3 0 0 0 0	
<b>Jim Dwyer, L</b> (1, 10) <small>OBP: 0.388, SLG: 0.399</small>	1-1 <b>L3</b> 1-2			2-1 <b>G4-6-3</b> 1-2f		3-2 <b>F7</b>				3 0 0 0 0 0 3	
<b>Al Newman, S</b> (1, 6) <small>OBP: 0.348, SLG: 0.318</small> (8, 4)		3-2 <b>G4-3</b>			1-1 FC6-4 1B		1-0 <b>CS</b> 1B			3 0 2 0 0 0 0	
<b>Inning Stats</b>	R: 4 H: 5 E: 1 LOB: 1 K: 0 BB: 0 S: 12 P: 18	R: 0 H: 0 E: 0 LOB: 0 K: 0 BB: 0 S: 8 P: 15	R: 0 H: 0 E: 0 LOB: 0 K: 0 BB: 0 S: 4 P: 5	R: 0 H: 1 E: 0 LOB: 0 K: 0 BB: 0 S: 5 P: 8	R: 0 H: 1 E: 0 LOB: 1 K: 2 BB: 0 S: 9 P: 11	R: 0 H: 0 E: 0 LOB: 0 K: 1 BB: 0 S: 7 P: 9	R: 0 H: 1 E: 0 LOB: 0 K: 0 BB: 0 S: 8 P: 15	R: 0 H: 1 E: 0 LOB: 1 K: 1 BB: 0 S: 6 P: 8	R: 0 H: 1 E: 0 LOB: 1 K: 1 BB: 0 S: 6 P: 10	1B: 7 SF: 0 2B: 3 SAC: 0 3B: 0 DP: 2 HR: 1 HBP: 0	WP: 0 PA: 35 PB: 0 SB: 0 CS: 1
<b>PITCHER</b> <b>Dave Stewart, R</b> (1, 1) <small>ERA: 3.43</small>	IP 9.0 WLS L 34 H 10 R 4 ER 3 SO 5 BB 0 IBB 0 HBP 0 BLK 0 WP 0 HR 1 S 65 P 99 ERA 3.00 WHIP 1.111					<b>PITCHER</b>	IP WLS BF H R ER SO BB IBB HBP BLK WP HR S P ERA WHIP				

**Minnesota Twins @ Oakland Athletics**  
 Oakland-Alameda County Coliseum, Oakland, CA  
 Fri Aug 18 1989, 7:05 PM PDT  
 Att. 38,956 - Unknown - 66 F

<b>AB</b>	<b>34</b>
<b>R</b>	<b>4</b>
<b>H</b>	<b>10</b>
<b>RBI</b>	<b>4</b>
<b>BB</b>	<b>0</b>
<b>SO</b>	<b>5</b>
<b>LOB</b>	<b>9</b>



Batter	1	2	3	4	5	6	7	8	9	AB	R	H	RBI	BB	SO	LOB
Rickey Henderson, R (1, 7) OBP: 0.417, SLG: 0.399	0-3 K		1-1 G6-4-3			1-2 L8-3 1B		4-1 S 1B BB		3	1	1	0	1	1	1
Carney Lansford, R (1, 3) OBP: 0.407, SLG: 0.410	3-1 G4-3			1-1 E S G1-3 1B		1-0 L8-3 1-2		2-1 G6-3 1-2		4	1	1	0	0	0	2
Jose Canseco, R (1, 9) OBP: 0.337, SLG: 0.523	1-0 L7			3-3 K 1-3		2-1 1B		1-2 2-H 1B		4	0	2	1	0	1	1
Dave Parker, L (1, 10) OBP: 0.312, SLG: 0.436		4-2 G4-6-3 BB		2-2 G1-3 3-H		0-0 F6		3-2 L7		3	0	0	1	1	0	2
Dave Henderson, R (1, 8) OBP: 0.317, SLG: 0.371		0-0 G4-6-3 1-2f		2-3 K			3-1 L9		0-0 1B SF8 2B	4	1	1	0	0	1	1
Terry Steinbach, R (1, 2) OBP: 0.349, SLG: 0.392		1-1 1B		2-1 FC5 G3 1B		0-0 G4-3		2-1 FC3-6 1B	4	0	3	0	0	0	0	0
Stan Javier, S (9, PR) OBP: 0.309, SLG: 0.316		0-0 F7		2-1 G3 1-2		3-2 1B		1-2 SF8	0	0	0	0	0	0	0	0
Tony Phillips, S (1, 5) OBP: 0.340, SLG: 0.343		0-0 F7		2-1 G3 1-2		3-2 1B		1-2 SF8	3	0	1	1	0	0	2	
Walt Weiss, S (1, 6) OBP: 0.281, SLG: 0.316			1-1 G6-4-3 1B		1-3 K		1-3 K		3-H 0-0 FC3-6 1-2f	4	0	1	0	0	2	3
Mike Gallego, R (1, 4) OBP: 0.332, SLG: 0.337			0-1 F2		1-1 FC5			2-2 F8	3	0	0	0	0	0	2	
Ron Hassey, L (9, PH) OBP: 0.301, SLG: 0.352					2-3			3-2 F7	1	0	0	0	0	0	1	

Inning Stats	R: 0	H: 0	E: 0	K: 1	S: 6	LOB: 0	BB: 0	P: 10	R: 0	H: 1	E: 0	K: 0	S: 6	LOB: 1	BB: 1	P: 11	R: 0	H: 1	E: 0	K: 0	S: 6	LOB: 0	BB: 0	P: 8	R: 1	H: 1	E: 1	K: 2	S: 11	LOB: 0	BB: 0	P: 19	R: 0	H: 1	E: 0	K: 1	S: 9	LOB: 1	BB: 0	P: 15	R: 0	H: 2	E: 0	K: 0	S: 7	LOB: 1	BB: 0	P: 11	R: 0	H: 1	E: 0	K: 1	S: 10	LOB: 1	BB: 0	P: 17	R: 1	H: 1	E: 0	K: 0	S: 14	LOB: 1	BB: 1	P: 26	R: 1	H: 2	E: 0	K: 0	S: 11	LOB: 1	BB: 0	P: 17	1B: 9	SF: 1	2B: 2	SAC: 0	3B: 0	DP: 3	HR: 0	HBP: 0	WP: 0	PA: 36
--------------	------	------	------	------	------	--------	-------	-------	------	------	------	------	------	--------	-------	-------	------	------	------	------	------	--------	-------	------	------	------	------	------	-------	--------	-------	-------	------	------	------	------	------	--------	-------	-------	------	------	------	------	------	--------	-------	-------	------	------	------	------	-------	--------	-------	-------	------	------	------	------	-------	--------	-------	-------	------	------	------	------	-------	--------	-------	-------	-------	-------	-------	--------	-------	-------	-------	--------	-------	--------

PITCHER	IP	WLS	BF	H	R	ER	SO	BB	IBB	HBP	BLK	WP	HR	S	P	ERA	WHIP
Roy Smith, R (1, 1) ERA: 3.76	8.0	W	31	8	2	1	5	2	0	0	0	0	0	69	117	1.12	1.250
Jeff Reardon, R (9, 1) ERA: 3.95	1.0	S	5	2	1	1	0	0	0	0	0	0	0	11	17	9.00	2.000


**BOTTOM**

**Minnesota Twins @ Oakland Athletics**  
Oakland-Alameda County Coliseum, Oakland, CA

Fri Aug 18 1989, 7:05 PM PDT  
Att: 38,956 - Unknown - 66 F

livebaseballscorecards.com

AB	33
R	3
H	10
RBI	3
BB	2
SO	5
LOB	15





Batter	1	2	3	4	5	6	7	8	9	10	AB R H RBI BB SO LOB	TOP														
Wally Backman, S OBP: 0.304, SLG: 0.295 Greg Gagne, R OBP: 0.291, SLG: 0.398	(1, 4) C 1-2 G1-3		(2, 2) C 2-2 HR 1B		(0, 0) X G6-3			(3, 2) C G6-3		(2, 1) B 2-1 1B	4 1 1 0 0 0 0 1 0 1 0 0 0 0	<b>Minnesota Twins @ Oakland Athletics</b> Oakland-Alameda County Coliseum, Oakland, CA Sat Aug 19 1989, 3:33 AM PDT Att. 44,123 - Sunny - 62 F														
Dan Gladden, R OBP: 0.338, SLG: 0.410	(1, 7) B 2-0 F7		(3, 1) F 3-1 1-H HR		(0, 0) X G5-3			(1, 1) B 1-1 2B		(0, 0) X G4-3	5 1 2 2 0 0 1															
Kirby Puckett, R OBP: 0.377, SLG: 0.469	(1, 8) B 1-0 G4-3		(0, 1) C 0-1 G4-3		(0, 0) X G6-3			(0, 0) X G1-3			4 0 0 0 0 0 1															
Kent Hrbek, L OBP: 0.364, SLG: 0.526	(1, 3)		(0, 0) X G4-3		(2, 1) C 2-1 F8			(1, 1) F 1-1 F6		(0, 0) X G4-3	4 0 0 0 0 0 1															
Gary Gaetti, R OBP: 0.289, SLG: 0.420	(1, 5)		(2, 1) B 2-1 1B		(2, 2) F 2-2 2B			(2, 2) F 2-2 F8		(0, 0) X G5-3	4 1 2 0 0 0 0															
Randy Bush, L OBP: 0.345, SLG: 0.443	(1, 9)		(1, 0) B 1-0 F6		(4, 0) B 4-0 2B BB			(1, 3) C 1-3 K		(0, 0) X G3-1	3 1 0 0 1 1 1															
Brian Harper, R OBP: 0.344, SLG: 0.433	(1, 2)		(0, 1) C 0-1 F9		(1, 0) B 1-0 G4-3 1-H 2-H 2B			(2, 0) B 2-0 G6-3		(2, 2) B 2-2 F8	4 0 1 2 0 0 1															
Jim Dwyer, L OBP: 0.385, SLG: 0.396	(1, 10)		(2, 1) B 2-1 F5		(1, 2) B 1-2 G4-3 2-3			(0, 1) F 0-1 L7-3 1B		(1, 3) C 1-3 K	4 0 1 0 0 1 1															
Al Newman, S OBP: 0.344, SLG: 0.314	(1, 6) (8, 4)		(3, 2) B 3-2 G4-3		(1, 2) B 1-2 G3			(0, 0) X 0-0 L7-3 1-2		(0, 2) F 0-2 G4-3	4 0 0 0 0 0 2															
<b>Inning Stats</b>	R: 0 E: 0 K: 0 S: 7	H: 0 LOB: 0 BB: 0 P: 11	R: 0 E: 0 K: 0 S: 6	H: 1 LOB: 1 BB: 0 P: 9	R: 2 E: 0 K: 0 S: 12	H: 2 LOB: 0 BB: 0 P: 22	R: 2 E: 0 K: 0 S: 13	H: 2 LOB: 1 BB: 1 P: 24	R: 0 E: 0 K: 1 S: 11	H: 0 LOB: 0 BB: 0 P: 3	R: 0 E: 0 K: 1 S: 11		H: 0 LOB: 0 BB: 0 P: 15	R: 0 E: 0 K: 0 S: 4	H: 1 LOB: 0 BB: 0 P: 6	R: 0 E: 0 K: 0 S: 7	H: 1 LOB: 1 BB: 0 P: 11	R: 0 E: 0 K: 0 S: 5	H: 0 LOB: 0 BB: 0 P: 7	R: 0 E: 0 K: 1 S: 10	H: 1 LOB: 1 BB: 0 P: 13	1B: 4 2B: 4 3B: 0 HR: 1	SF: 0 SAC: 0 DP: 1 HBP: 0	WP: 0 PB: 0 SB: 0 CS: 0	PA: 38	
<b>PITCHER</b> Storm Davis, R ERA: 4.65	(1, 1)	IP 10.0 WLS W BF 38 H 8 R 4 ER 4 SO 2	H 8 R 4 ER 4 SO 2	BB 1 IBB 0 HBP 0 BLK 0	WP 0 HR 1 S 78 P 121	ERA 3.60 WHIP 0.900	<b>PITCHER</b>	IP 10.0 WLS W BF 38 H 8 R 4 ER 4 SO 2	H 8 R 4 ER 4 SO 2	BB 1 IBB 0 HBP 0 BLK 0	WP 0 HR 1 S 78 P 121	ERA 3.60 WHIP 0.900														

livebaseballscores.com

AB	37
R	4
H	8
RBI	4
BB	1
SO	2
LOB	8



Batter	1	2	3	4	5	6	7	8	9	10	AB	R	H	RBI	BB	SO	LOB
Rickey Henderson, R OBP: 0.419, SLG: 0.407 (1, 7)	G3		F7			HR	CS	1B		1B	4	2	2	1	1	0	0
Carney Lansford, R OBP: 0.404, SLG: 0.408 (1, 5)	F3			G6-3		G1-3		B1-3		1B	5	0	1	1	0	0	1
Jose Canseco, R OBP: 0.333, SLG: 0.511 (1, 9)	F9			F9		G1-3		G3-6-1		1B	4	0	1	1	0	0	0
Dave Parker, L OBP: 0.311, SLG: 0.442 (1, 10)		K		G1-5-3		HR		G3-6-1			4	1	1	1	0	1	1
Dave Henderson, R OBP: 0.317, SLG: 0.370 (1, 8)		G5-3			K			F9		F9	4	0	1	0	0	1	0
Ron Hassey, L OBP: 0.301, SLG: 0.352 Terry Steinbach, R OBP: 0.348, SLG: 0.391 (9, PH) (10, 2)			1B		F7		K			F8	3	0	1	0	0	1	1
Mark McGwire, R OBP: 0.340, SLG: 0.448 (1, 3)			K			HR		F9		G5-3	4	1	1	1	0	1	1
Tony Phillips, S OBP: 0.342, SLG: 0.344 (1, 4)			G3							G4-3	4	0	2	0	0	0	0
Mike Gallego, R OBP: 0.330, SLG: 0.334 Stan Javier, S OBP: 0.308, SLG: 0.314 Walt Weiss, S OBP: 0.280, SLG: 0.314 (8, 6)			F8		L7					E9	2	0	0	0	0	0	1

Inning Stats	R: 0	H: 0	E: 0	K: 0	S: 9	H: 0	R: 0	H: 1	E: 0	K: 2	S: 15	H: 1	R: 0	H: 0	E: 0	K: 0	S: 9	H: 0	R: 0	H: 0	E: 0	K: 0	S: 5	H: 0	R: 1	H: 2	E: 0	K: 1	S: 8	H: 3	R: 2	H: 0	E: 0	K: 1	S: 17	H: 1	R: 0	H: 0	E: 0	K: 0	S: 8	H: 2	R: 1	H: 0	E: 0	K: 0	S: 9	H: 2	R: 0	H: 0	E: 0	K: 0	S: 8	H: 1	R: 1	H: 0	E: 0	K: 0	S: 8	H: 1	R: 1	H: 1	E: 1	K: 0	S: 5	H: 1	R: 1	H: 1	E: 0	K: 0	S: 10	1B: 7	2B: 0	3B: 0	HR: 3	SF: 0	SAC: 0	DP: 1	HBP: 0	WP: 0	PA: 39
--------------	------	------	------	------	------	------	------	------	------	------	-------	------	------	------	------	------	------	------	------	------	------	------	------	------	------	------	------	------	------	------	------	------	------	------	-------	------	------	------	------	------	------	------	------	------	------	------	------	------	------	------	------	------	------	------	------	------	------	------	------	------	------	------	------	------	------	------	------	------	------	------	-------	-------	-------	-------	-------	-------	--------	-------	--------	-------	--------

PITCHER	IP	WLS	BF	H	R	ER	SO	BB	IBB	HBP	BLK	WP	HR	S	P	ERA	WHIP
Rick Aguilera, R ERA: 2.92 (1, 1)	6.0		24	6	3	3	4	0	0	0	0	0	3	63	94	4.50	1.000
Juan Berenguer, R ERA: 3.78 (7, 1)	1.1		6	3	1	1	0	0	0	0	0	0	0	14	26	6.75	2.250
Gary Wayne, L ERA: 3.48 (8, 1)	2.0	L	7	0	1	0	0	0	1	0	0	0	0	14	23	0.00	0.000
Jeff Reardon, R ERA: 3.95 (10, 1)	0.0		1	1	0	0	0	0	0	0	0	0	0	2	3	∞	∞

BOTTOM

Minnesota Twins @ Oakland Athletics  
Oakland-Alameda County Coliseum, Oakland, CA  
Sat Aug 19 1989, 3:33 AM PDT  
Att. 44,123 - Sunny - 62 F

livebaseballscorecards.com

AB	37
R	5
H	10
RBI	5
BB	1
SO	4
LOB	6



WP: 0	PA: 39
PB: 0	
SB: 2	
CS: 1	



Batter	1	2	3	4	5	6	7	8	9	AB R H RBI BB SO LOB	TOP											
Wally Backman, S (1, 4) OBP: 0.307, SLG: 0.303	0-3 K		1-0 1-2 1B			1-2 G1-3			1-0 2B	4 0 2 0 0 1 1	<b>Minnesota Twins @ Oakland Athletics</b> <b>Oakland-Alameda County Coliseum, Oakland, CA</b> Sun Aug 20 1989, 3:33 AM PDT Att. 43,875 - Sunny - 65 F											
Dan Gladden, R (1, 7) OBP: 0.334, SLG: 0.405	3-2 F9		0-2 FC5			0-1 F4			0-0 F7	4 0 0 0 0 0 4												
Kirby Puckett, R (1, 8) OBP: 0.374, SLG: 0.465	3-1 G1-3					1-0 G6-3			2-3 K	4 0 0 0 0 1 2												
Kent Hrbek, L (1, 3) OBP: 0.363, SLG: 0.522		3-2 G3-6-1 1B				1-0 G3			0-0 G4-3	4 0 1 0 0 0 1												
Gary Gaetti, R (1, 5) OBP: 0.289, SLG: 0.418		1-0 F9				1-2 F9			4-2 G4-6-3 BB	2 0 0 0 1 0 1												
Randy Bush, L (1, 10) OBP: 0.342, SLG: 0.438		1-0 G3-6-1				2-3 K			1-1 G4-6-3	3 0 0 0 0 1 2												
Brian Harper, R (1, 2) OBP: 0.341, SLG: 0.428			1-0 G4-3			3-1 G6-3			0-2 G5-3	3 0 0 0 0 0 0												
John Moses, S (1, 9) OBP: 0.320, SLG: 0.353			1-3 K2-3			3-2 L8			2-3 K	3 0 0 0 0 2 0												
Greg Gagne, R (1, 6) OBP: 0.294, SLG: 0.400			2-2 FC5 1B			3-2 G1-3 1B			1-2 F8	3 0 2 0 0 0 0												
<b>Inning Stats</b>	R: 0 E: 0 K: 1 S: 9	H: 0 LOB: 0 BB: 0 P: 15	R: 0 E: 0 K: 0 S: 5	H: 1 LOB: 0 BB: 0 P: 10	R: 0 E: 0 K: 1 S: 12	H: 2 LOB: 2 BB: 0 P: 17	R: 0 E: 0 K: 0 S: 6	H: 0 LOB: 0 BB: 0 P: 10	R: 0 E: 0 K: 1 S: 8	H: 0 LOB: 0 BB: 0 P: 16	R: 0 E: 0 K: 0 S: 13	H: 1 LOB: 1 BB: 0 P: 18	R: 0 E: 0 K: 0 S: 10	H: 0 LOB: 0 BB: 1 P: 15	R: 0 E: 0 K: 1 S: 14	H: 0 LOB: 0 BB: 0 P: 17	R: 0 E: 0 K: 1 S: 6	H: 1 LOB: 1 BB: 0 P: 9	1B: 4 2B: 1 3B: 0 HR: 0	SF: 0 SAC: 0 DP: 2 HBP: 0	WP: 0 PB: 0 SB: 0 CS: 0	PA: 31
<b>PITCHER</b>	IP WLS BF H R ER SO BB IBB HBP BLK WP HR S P ERA WHIP																					
Mike Moore, R (1, 1) ERA: 2.3	8.0 W 27 4 0 0 4 1 0 0 0 0 0 0 77 118 0.00 0.625																					
Todd Burns, R (9, 1) ERA: 2.18	1.0 4 1 0 0 1 0 0 0 0 0 0 0 6 9 0.00 1.000																					

AB	30
R	0
H	5
RBI	0
BB	1
SO	5
LOB	11







Batter	1	2	3	4	5	6	7	8	9	AB R H RBI BB SO LOB	TOP												
Rickey Henderson, R OBP: 0.420, SLG: 0.410 (1, 10)	4-1 S 1B G6-3 BB	1-2 1B		1-0 G6-3 1-3 2-H 2B			0-2 G3-1			3 1 2 1 1 0 0													
Carney Lansford, R OBP: 0.404, SLG: 0.407 (1, 5)	1-0 G6-3 1-2 1B S 1B	0-1 G6-3		2-1 G6-3 2-3 3-H			1-0 L3			4 1 1 1 0 0 2													
Jose Canseco, R OBP: 0.327, SLG: 0.515 (1, 9)	0-2 G6-3 1-3 2-H		4-1 BB	0-3 K			2-3 K			3 0 0 1 1 2 2													
Terry Steinbach, R OBP: 0.343, SLG: 0.385 (1, 2)	2-2 G6-3		0-0 P6		2-1 F7		1-1 F7			4 0 0 0 0 0 2													
Dave Henderson, R OBP: 0.317, SLG: 0.373 (1, 8)	2-2 HR 1B 3-H		1-2 F9		0-0 F7		1-2 G6-3			4 1 1 1 0 0 1													
Mark McGwire, R OBP: 0.342, SLG: 0.454 (1, 3)	2-2 HR 1-H		2-1 F8		1-1 F7		0-0 L5			4 1 1 2 0 0 1													
Billy Beane, R OBP: 0.250, SLG: 0.320 (1, 7)	2-1 G3-1			2-1 G6-3		0-0 G5-3				4 0 0 0 0 0 0													
Tony Phillips, S OBP: 0.338, SLG: 0.340 (1, 4)		2-2 P6		2-2 E3 1B 2B		3-2 P3		1-0 F7-6-3 1B		4 1 1 0 0 0 0													
Walt Weiss, S OBP: 0.276, SLG: 0.309 (1, 6)		3-2 L8		2-0 2B 1-2 G6-3 1B		1-2 F9		0-0 F7-6-3 1-2		4 1 1 0 0 0 1													
<b>Inning Stats</b>	R: 4 E: 0 K: 0 S: 21	H: 3 LOB: 0 BB: 1 P: 34	R: 0 E: 0 K: 0 S: 13	H: 1 LOB: 1 BB: 0 P: 19	R: 0 E: 0 K: 0 S: 9	H: 0 LOB: 1 BB: 1 P: 16	R: 2 E: 1 K: 1 S: 13	H: 2 LOB: 1 BB: 0 P: 22	R: 0 E: 0 K: 0 S: 5	H: 0 LOB: 0 BB: 0 P: 8	R: 0 E: 0 K: 0 S: 15	H: 0 LOB: 0 BB: 0 P: 19	R: 0 E: 0 K: 1 S: 8	H: 0 LOB: 0 BB: 0 P: 11	R: 0 E: 0 K: 0 S: 7	H: 0 LOB: 0 BB: 0 P: 9	R: 0 E: 0 K: 0 S: 4	H: 1 LOB: 0 BB: 0 P: 7	1B: 5 2B: 2 3B: 0 HR: 1	SF: 0 SAC: 0 DP: 1 HBP: 0	WP: 0 PB: 0 SB: 2 CS: 0	PA: 36	
<b>PITCHER</b> Frank Tanana, L ERA: 3.64 Paul Gibson, L ERA: 4.24	IP WLS BF H R ER SO BB IBB HBP BLK WP HR S P ERA WHIP	(1, 1) 4.0 L 21 6 6 4 1 2 0 0 0 0 1 56 91 9.00 2.000	(5, 1) 5.0 15 1 0 0 1 0 0 0 0 0 0 0 39 54 0.00 0.200	<b>PITCHER</b> IP WLS BF H R ER SO BB IBB HBP BLK WP HR S P ERA WHIP	(1, 1) 4.0 L 21 6 6 4 1 2 0 0 0 0 1 56 91 9.00 2.000	(5, 1) 5.0 15 1 0 0 1 0 0 0 0 0 0 0 39 54 0.00 0.200																	

Oakland Athletics @ Detroit Tigers  
Tiger Stadium, Detroit, MI  
Mon Aug 21 1989, 3:33 AM EDT  
Att. 6,197 - Sunny - 80 F

livebaseballscorecards.com

AB	34
R	6
H	7
RBI	6
BB	2
SO	2
LOB	9



Batter	1	2	3	4	5	6	7	8	9	AB	R	H	RBI	BB	SO	LOB	
Gary Pettis, S OBP: 0.376, SLG: 0.315 Doug Strange, S OBP: 0.232, SLG: 0.239 (1, 8) (5, PR) (6, 5)	0-0 L8 ①		1-3 K ②		4-1 F6-3 BB ①		1-3 K ②			2	0	0	0	1	1	0	
Alan Trammell, R OBP: 0.308, SLG: 0.324 (1, 6)	1-0 G6-3 ②		2-1 PB 2B		0-0 F6-3 1-2 ① ②		2-2 E6			4	0	1	0	0	0	1	
Chet Lemon, R OBP: 0.324, SLG: 0.333 (1, 10)	4-2 BB		4-2 BB		2-3 K ③		2-3 K ③			2	0	0	0	2	2	2	
Gary Ward, R OBP: 0.313, SLG: 0.429 (1, 7)	1-3 K ③		2-3 K ③		2-0 F8 ①		3-2 F7 ①			4	0	0	0	0	2	3	
Rick Schu, R OBP: 0.289, SLG: 0.342 (1, 5) (6, 4)		1-1 L9 ①		2-3 K ①		0-1 F7 ②		3-3 K ②		4	0	0	0	0	2	0	
Mike Heath, R OBP: 0.312, SLG: 0.435 (1, 2)		2-1 F8 ②		0-0 WP BB 1B		3-2 1B 2B		1-1 F9 ③		4	1	2	0	0	0	0	
Kenny Williams, R OBP: 0.258, SLG: 0.301 (1, 9)		4-2 BB		4-0 WP BB 1-2		3-1 1B		0-1 G6-3 ①		2	0	1	1	2	0	0	
Dave Bergman, L OBP: 0.334, SLG: 0.358 (1, 3)		0-0 G4-3 ③		2-3 K ② 1-2 2-3		2-2 G4-3 ③		3-2 F8 ②		4	0	0	0	0	1	4	
Mike Brumley, S OBP: 0.292, SLG: 0.291 (1, 4) (6, 8)			0-0 L4 ①		2-1 F9 ③		3-2 G4-3 ①		3-3 K ③		4	0	0	0	0	1	2

Inning Stats	R: 0	H: 0	E: 0	K: 1	S: 7	R: 0	H: 0	E: 0	K: 0	S: 10	R: 0	H: 1	E: 0	K: 2	S: 11	R: 0	H: 1	E: 0	K: 2	S: 11	R: 0	H: 0	E: 0	K: 1	S: 6	R: 1	H: 2	E: 0	K: 0	S: 17	R: 0	H: 0	E: 1	K: 2	S: 15	R: 0	H: 0	E: 0	K: 1	S: 9	R: 0	H: 0	E: 0	K: 1	S: 11	1B: 2	2B: 3	3B: 0	HR: 0	SF: 0	SAC: 0	DP: 1	HBP: 0	WP: 1	PB: 1	SB: 0	CS: 0	PA: 36
PITCHER	IP	WLS	BF	H	R	ER	SO	BB	IBB	HBP	BLK	WP	HR	S	P	ERA	WHIP																																									
Curt Young, L ERA: 4.4 (1, 1)	6.0		26	4	1	1	6	5	0	0	0	1	0	62	110	1.50	1.500																																									
Gene Nelson, R ERA: 4.15 (7, 1)	2.0		7	0	0	0	3	0	0	0	0	0	0	24	39	0.00	0.000																																									
Matt Young, L ERA: 4.5 (9, 1)	1.0		3	0	0	0	1	0	0	0	0	0	0	11	17	0.00	0.000																																									

**BOTTOM**

**Oakland Athletics @ Detroit Tigers**

Tiger Stadium, Detroit, MI

Mon Aug 21 1989, 3:33 AM EDT

Att. 6,197 - Sunny - 80 F

livebaseballscores.com

AB	31
R	1
H	4
RBI	1
BB	5
SO	10
LOB	12





Batter	1	2	3	4	5	6	7	8	9	AB R H RBI BB SO LOB	TOP
Rickey Henderson, R OBP: 0.419, SLG: 0.411 (1, 7) C B B B X	3-1 G6-3 2B		3-3 K		3-3 K		1-1 G5-3			4 0 1 0 0 2 1	
Carney Lansford, R OBP: 0.405, SLG: 0.408 (1, 5) B C S B X	2-2 G6-3		1-0 1B		0-0 E 1B		0-1 L9			4 1 2 0 0 0 1	
Jose Canseco, R OBP: 0.325, SLG: 0.505 (1, 9) B C F S	1-3 K		0-0 1B		3-2 E8 1-H		0-3 K			4 0 1 1 0 2 1	
Ron Hassey, L OBP: 0.296, SLG: 0.346 (1, 2) X	0-0 G4-3		1-3 1B		1-3 K		0-3 K			4 0 0 0 0 3 4	
Dave Henderson, R OBP: 0.315, SLG: 0.369 (1, 8) B S T B S			0-0 G5-3		3-3 K		0-2 L9			4 0 0 0 0 2 3	
Mark McGwire, R OBP: 0.341, SLG: 0.451 (1, 3) B B B B			4-0 BB		1-1 L8		1-3 K		0-0 F4	3 0 0 0 1 1 0	
Tony Phillips, S OBP: 0.335, SLG: 0.336 (1, 4) S T C S			0-3 K		1-0 G3		0-3 K		1-2 F9	4 0 0 0 0 2 1	
Terry Steinbach, R OBP: 0.342, SLG: 0.382 (1, 10) B B X			1-0 F8		4-2 BB		3-3 K		0-1 G5-3	3 0 0 0 1 1 1	
Walt Weiss, S OBP: 0.277, SLG: 0.315 (1, 6) X			0-0 1B 1B 2B		3-2 G6-3		3-1 P6			3 1 1 0 0 0 1	
<b>Inning Stats</b>	R: 0 H: 1 E: 0 LOB: 1 K: 1 BB: 0 S: 9 P: 15	R: 0 H: 0 E: 0 LOB: 1 K: 2 BB: 1 S: 9 P: 17	R: 1 H: 3 E: 0 LOB: 2 K: 2 BB: 0 S: 11 P: 16	R: 0 H: 0 E: 0 LOB: 1 K: 0 BB: 1 S: 10 P: 19	R: 1 H: 1 E: 1 LOB: 1 K: 3 BB: 0 S: 18 P: 28	R: 0 H: 0 E: 0 LOB: 0 K: 3 BB: 0 S: 10 P: 14	R: 0 H: 0 E: 0 LOB: 0 K: 0 BB: 0 S: 6 P: 10	R: 0 H: 0 E: 0 LOB: 0 K: 2 BB: 0 S: 9 P: 9	R: 0 H: 0 E: 0 LOB: 0 K: 0 BB: 0 S: 6 P: 7	1B: 3 SF: 0 2B: 2 SAC: 0 3B: 0 DP: 0 HR: 0 HBP: 0	WP: 0 PA: 35 PB: 0 SB: 0 CS: 0
<b>PITCHER</b> Nolan Ryan, R (1, 1) ERA: 3.08	IP WLS BF H R ER SO BB IBB HBP BLK WP HR S P ERA WHIP										
	9.0 L 35 5 2 1 13 2 0 0 0 0 0 0 88 135 1.00 0.778										

Oakland Athletics @ Texas Rangers  
Arlington Stadium, Arlington, TX  
Tue Aug 22 1989, 8:05 PM EDT  
Att. 42,869 - Unknown - 95 F

livebaseballscorecards.com

AB 33  
R 2  
H 5  
RBI 1  
BB 2  
SO 13  
LOB 13



Batter	1	2	3	4	5	6	7	8	9	AB R H RBI BB SO LOB
Cecil Espy, S OBP: 0.305, SLG: 0.316 (1, 8)	0-2 L5		3-3 K			0-2 G4-3			1-3 K	4 0 0 0 0 2 1
Fred Manrique, R OBP: 0.343, SLG: 0.417 Jack Daugherty, S OBP: 0.412, SLG: 0.489 (1, 6) (9, PH)	0-0 L9-3 1B			0-1 G6-3		1-1 G5-3			0-1 L8	3 0 1 0 0 0 0 1 0 0 0 0 0 0
Harold Baines, L OBP: 0.410, SLG: 0.487 (1, 10)	1-2 L9-3			1-3 K			4-2 FC4-6 BB		0-3 K	3 0 0 0 1 2 1
Ruben Sierra, S OBP: 0.346, SLG: 0.543 (1, 9)		3-2 F8		1-3 K		0-1 FC4-6			0-1 FC4-6	3 0 0 0 0 1 1
Julio Franco, R OBP: 0.376, SLG: 0.467 (1, 4)		0-1 1B		0-1 S 1B		1-3 K			1-3 K	3 0 2 0 0 1 1
Rafael Palmeiro, L OBP: 0.350, SLG: 0.389 (1, 3)		0-3 K		1-3 K		1-0 F8			1-0 F8	3 0 0 0 0 2 3
Pete Incaviglia, R OBP: 0.277, SLG: 0.437 Rick Leach, L OBP: 0.348, SLG: 0.354 (1, 7) (8, PH) (9, 7)		0-0 F6		1-3 K		2-2 F5			2-2 F5	2 0 0 0 0 1 2 1 0 0 0 0 0 0
Steve Buechele, R OBP: 0.306, SLG: 0.408 (1, 5)			0-2 G6-3		3-3 K		1-1 G1-6-3 1B		1-1 G1-6-3 1B	3 0 1 0 0 1 1
Chad Kreuter, S OBP: 0.281, SLG: 0.252 Geno Petralli, L OBP: 0.363, SLG: 0.427 (1, 2) (6, PH) (7, 2)			0-2 CS 1B		2-3 K		3-2 G1-6-3		3-2 G1-6-3	1 0 1 0 0 0 0 2 0 0 0 0 1 1

Inning Stats	R: 0 E: 0 K: 0 S: 8	H: 1 LOB: 0 BB: 0 P: 9	R: 0 E: 0 K: 1 S: 10	H: 1 LOB: 1 BB: 0 P: 13	R: 0 E: 0 K: 1 S: 10	H: 1 LOB: 1 BB: 0 P: 13	R: 0 E: 0 K: 2 S: 8	H: 0 LOB: 0 BB: 0 P: 10	R: 0 E: 0 K: 3 S: 11	H: 1 LOB: 1 BB: 0 P: 16	R: 0 E: 0 K: 1 S: 8	H: 0 LOB: 0 BB: 0 P: 11	R: 0 E: 0 K: 1 S: 10	H: 0 LOB: 1 BB: 1 P: 16	R: 0 E: 0 K: 0 S: 9	H: 1 LOB: 0 BB: 0 P: 15	R: 0 E: 0 K: 2 S: 9	H: 0 LOB: 0 BB: 0 P: 10	1B: 5 2B: 2 3B: 0 HR: 0	SF: 0 SAC: 0 DP: 3 HBP: 0	WP: 0 PB: 0 SB: 1 CS: 1	PA: 30
--------------	------------------------------	---------------------------------	-------------------------------	----------------------------------	-------------------------------	----------------------------------	------------------------------	----------------------------------	-------------------------------	----------------------------------	------------------------------	----------------------------------	-------------------------------	----------------------------------	------------------------------	----------------------------------	------------------------------	----------------------------------	----------------------------------	------------------------------------	----------------------------------	--------

PITCHER	IP	WLS	BF	H	R	ER	SO	BB	IBB	HBP	BLK	WP	HR	S	P	ERA	WHIP
Bob Welch, R ERA: 2.92 (1, 1)	8.0	W	27	5	0	0	9	1	0	0	0	0	0	74	103	0.00	0.750
Dennis Eckersley, R ERA: 0.97 (9, 1)	1.0	S	3	0	0	0	2	0	0	0	0	0	0	9	10	0.00	0.000

**BOTTOM**

**Oakland Athletics @ Texas Rangers**  
Arlington Stadium, Arlington, TX

Tue Aug 22 1989, 8:05 PM EDT  
Att: 42,869 - Unknown - 95 F

livebaseballscorecards.com

<b>AB</b>	<b>29</b>
<b>R</b>	<b>0</b>
<b>H</b>	<b>5</b>
<b>RBI</b>	<b>0</b>
<b>BB</b>	<b>1</b>
<b>SO</b>	<b>11</b>
<b>LOB</b>	<b>11</b>







Batter	1	2	3	4	5	6	7	8	9	AB	R	H	RBI	BB	SO	LOB
<b>Cecil Espy, S</b> OBP: 0.302, SLG: 0.313 (1, 8)	1-1 P6		0-0 B2		1-3 K		0-3 K			4	0	0	0	0	2	0
<b>Jack Daugherty, S</b> OBP: 0.400, SLG: 0.469 (1, 3)	3-2 G4-3		1-3 K			0-1 E 1B SF8 1B		2-2 P6		4	1	1	0	0	1	0
<b>Harold Baines, L</b> OBP: 0.411, SLG: 0.487 (1, 10)	0-0 HR 1B		0-1 G6-3			3-2 E8 1B		0-1 F8		4	1	2	0	0	0	0
<b>Ruben Sierra, S</b> OBP: 0.347, SLG: 0.549 (1, 9)	1-0 HR			1-3 K		2-0 SF8		4-0 BB		2	1	1	3	1	1	0
<b>Julio Franco, R</b> OBP: 0.375, SLG: 0.465 (1, 4)	0-1 L8			3-2 WP 1B		1-3 K		0-0 G4-3		4	0	1	0	0	1	2
<b>Geno Petrali, L</b> OBP: 0.356, SLG: 0.418 <b>Chad Kreuter, S</b> OBP: 0.281, SLG: 0.252 <b>Pete Incaviglia, R</b> OBP: 0.276, SLG: 0.436 (1, 2), (8, 2), (9, PH)		0-0 G3		3-0 F7		0-0 G3-1			2-3 K	3	0	0	0	0	0	2
<b>Rick Leach, L</b> OBP: 0.347, SLG: 0.357 (1, 7)		1-2 L7		1-3 K			0-0 1B G6-3 2B		1-2 G4-3	4	1	1	0	0	1	1
<b>Fred Manrique, R</b> OBP: 0.346, SLG: 0.418 (1, 6)		2-2 1B			0-2 L7		0-1 G6-3 1B		0-1 G5-3	4	0	2	0	0	0	0
<b>Steve Buechele, R</b> OBP: 0.304, SLG: 0.405 (1, 5)		0-0 F8			0-3 K		1-2 G6-3			3	0	0	0	0	1	2

Inning Stats	R: 2	H: 2	E: 0	K: 0	S: 9	LOB: 0	BB: 0	P: 14	R: 0	H: 1	E: 0	K: 0	S: 9	LOB: 1	BB: 0	P: 12	R: 0	H: 0	E: 0	K: 1	S: 7	LOB: 0	BB: 0	P: 8	R: 0	H: 1	E: 0	K: 2	S: 14	LOB: 1	BB: 0	P: 21	R: 0	H: 0	E: 0	K: 2	S: 9	LOB: 0	BB: 0	P: 10	R: 1	H: 2	E: 2	K: 1	S: 11	LOB: 1	BB: 0	P: 17	R: 1	H: 2	E: 0	K: 1	S: 9	LOB: 0	BB: 0	P: 10	R: 0	H: 0	E: 0	K: 0	S: 6	LOB: 1	BB: 1	P: 12	R: 0	H: 0	E: 0	K: 1	S: 8	LOB: 0	BB: 0	P: 11	1B: 6	SF: 1	2B: 1	SAC: 0	3B: 0	DP: 1	HR: 1	HBP: 0	WP: 1	PA: 35
--------------	------	------	------	------	------	--------	-------	-------	------	------	------	------	------	--------	-------	-------	------	------	------	------	------	--------	-------	------	------	------	------	------	-------	--------	-------	-------	------	------	------	------	------	--------	-------	-------	------	------	------	------	-------	--------	-------	-------	------	------	------	------	------	--------	-------	-------	------	------	------	------	------	--------	-------	-------	------	------	------	------	------	--------	-------	-------	-------	-------	-------	--------	-------	-------	-------	--------	-------	--------

PITCHER	IP	WLS	BF	H	R	ER	SO	BB	IBB	HBP	BLK	WP	HR	S	P	ERA	WHIP
<b>Dave Stewart, R</b> ERA: 3.45 (1, 1)	7.0	W	28	8	4	3	7	0	0	0	0	1	1	68	92	3.86	1.143
<b>Rick Honeycutt, L</b> ERA: 2.53 (8, 1)	1.0		4	0	0	0	0	1	0	0	0	0	0	6	12	0.00	1.000
<b>Dennis Eckersley, R</b> ERA: 0.95 (9, 1)	1.0	S	3	0	0	0	1	0	0	0	0	0	0	8	11	0.00	0.000

**BOTTOM**

**Oakland Athletics @ Texas Rangers**  
Arlington Stadium, Arlington, TX

Wed Aug 23 1989, 8:05 PM EDT  
Att: 23,453 - Unknown - 97 F

livebaseballscorecards.com

<b>AB</b>	<b>33</b>
<b>R</b>	<b>4</b>
<b>H</b>	<b>8</b>
<b>RBI</b>	<b>3</b>
<b>BB</b>	<b>1</b>
<b>SO</b>	<b>8</b>
<b>LOB</b>	<b>7</b>





Batter	1	2	3	4	5	6	7	8	9	AB R H RBI BB SO LOB	TOP											
Rickey Henderson, R OBP: 0.419, SLG: 0.409 (1, 7)	0-2 G4-3		2-0 G5-4-3		4-1 BB		1-2 FC6-4			3 0 0 0 1 0 3												
Carney Lansford, R OBP: 0.399, SLG: 0.402 (1, 5)	1-2 G4-3		1-0 G6-3		2-1 L9		0-1 FC5			4 0 0 0 0 0 4												
Jose Canseco, R OBP: 0.336, SLG: 0.495 (1, 10)	2-1 F9			1-2 HR HBP	2-3 K			2-3 K		3 1 0 0 0 2 2												
Mark McGwire, R OBP: 0.341, SLG: 0.454 (1, 3)		0-1 G4-3		1-1 HR		4-2 G6-4-3 BB		0-0 L4		3 1 1 2 1 0 0												
Dave Henderson, R OBP: 0.316, SLG: 0.370 (1, 8)		1-2 G3-1		4-1 G5-4-3 BB		1-0 F9		2-1 G6-3		3 0 0 0 1 0 1												
Terry Steinbach, R OBP: 0.335, SLG: 0.375 (1, 9)		0-2 E6 1B		0-3 K		0-0 G6-4-3			1-0 G5-3	4 0 0 0 0 1 2												
Tony Phillips, S OBP: 0.333, SLG: 0.334 (1, 4) (7, 6)		0-2 1B		1-1 G5-4-3			0-3 K		2-2 L7	4 0 1 0 0 1 1												
Ron Hassey, L OBP: 0.304, SLG: 0.350 (1, 2)		2-1 G1			2-1 SH1-4 1B		3-2 FC6-4 FC5 1B		0-0 G3	4 0 2 0 0 0 2												
Mike Gallego, R OBP: 0.333, SLG: 0.338 Lance Blankenship, R OBP: 0.267, SLG: 0.283 (1, 6) (7, PR) (7, 4)			1-1 G5-4-3 1B		0-0 SH1-4		0-1 FC6-4 1B			2 0 2 0 0 0 0 0 0 0 0 0 0 0												
<b>Inning Stats</b>	R: 0 E: 0 K: 0 S: 8	H: 0 LOB: 0 BB: 0 P: 11	R: 0 E: 1 K: 0 S: 13	H: 1 LOB: 2 BB: 0 P: 16	R: 0 E: 0 K: 0 S: 4	H: 1 LOB: 0 BB: 0 P: 8	R: 2 E: 0 K: 1 S: 10	H: 1 LOB: 0 BB: 1 P: 17	R: 0 E: 0 K: 1 S: 9	H: 1 LOB: 2 BB: 1 P: 19	R: 0 E: 0 K: 0 S: 4	H: 0 LOB: 0 BB: 1 P: 9	R: 0 E: 0 K: 1 S: 14	H: 2 LOB: 2 BB: 0 P: 18	R: 0 E: 0 K: 1 S: 6	H: 0 LOB: 0 BB: 0 P: 10	R: 0 E: 0 K: 0 S: 6	H: 0 LOB: 0 BB: 0 P: 9	1B: 5 2B: 0 3B: 0 HR: 1	SF: 0 SAC: 1 DP: 3 HBP: 1	WP: 0 PB: 0 SB: 0 CS: 0	PA: 35
<b>PITCHER</b>	IP WLS BF H R ER SO BB IBB HBP BLK WP HR S P ERA WHIP																					
Mike Jeffcoat, L ERA: 3.96 Gary Mielke, R ERA: 3.93	(1, 1) 6.1 W 27 6 2 2 3 3 0 1 0 0 1 57 92 2.84 1.421																					
	(7, 1) 2.2 S 8 0 0 0 1 0 0 0 0 0 0 0 17 25 0.00 0.000																					

Oakland Athletics @ Texas Rangers  
Arlington Stadium, Arlington, TX  
Thu Aug 24 1989, 8:05 PM EDT  
Att: 25,604 - Unknown

livebaseballscorecards.com

AB	30
R	2
H	6
RBI	2
BB	3
SO	4
LOB	15



Batter	1	2	3	4	5	6	7	8	9
Jack Daugherty, S OBP: 0.400, SLG: 0.500 (1, 3)	0-0 L9		1-1 L4		1-3 K	0-0 S 3B		0-0 1B	
Fred Manrique, R OBP: 0.347, SLG: 0.418 (1, 6)	1-2 F4		0-0 1B		2-2 WP G4-3 1B	2-3 K		1-3 K	
Ruben Sierra, S OBP: 0.345, SLG: 0.545 (1, 9)	0-3 K		1-1 G3		1-0 G4-3	1-3 K			
Julio Franco, R OBP: 0.380, SLG: 0.469 (1, 4)		1-2 G1 E G1-3 1B		1-2 S 1B	2-2 BB 1B		4-2 SH5-3 BB		
Harold Baines, L OBP: 0.410, SLG: 0.486 Rafael Palmeiro, L OBP: 0.352, SLG: 0.390 (1, 10)		0-1 G1-3		4-1 G6-3 BB	2-2 BB 1B		0-0 SH5-3		
Geno Petralli, L OBP: 0.354, SLG: 0.409 (1, 2)		0-1 G1		0-2 L8	4-0 BB		2-3 K		
Rick Leach, L OBP: 0.341, SLG: 0.350 (1, 7)		0-0 E8		1-1 G6-3	3-1 F7		1-2 F7		
Jeff Kunkel, R OBP: 0.320, SLG: 0.463 (1, 8)		3-2 F4		0-1 HR	0-1 3B 1B		0-3 K		
Steve Buechele, R OBP: 0.303, SLG: 0.403 (1, 5)		2-0 G5-3		0-2 1B G4-3 1B	1-2 F8		1-1 G6-3		

Inning Stats	R: 0 E: 0 K: 1 S: 8	H: 0 LOB: 0 BB: 0 P: 9	R: 1 E: 1 K: 0 S: 11	H: 1 LOB: 1 BB: 0 P: 15	R: 0 E: 0 K: 0 S: 6	H: 1 LOB: 1 BB: 0 P: 10	R: 0 E: 0 K: 0 S: 10	H: 1 LOB: 1 BB: 1 P: 15	R: 3 E: 0 K: 1 S: 22	H: 5 LOB: 3 BB: 1 P: 37	R: 2 E: 0 K: 2 S: 14	H: 2 LOB: 0 BB: 0 P: 20	R: 0 E: 0 K: 1 S: 10	H: 0 LOB: 1 BB: 1 P: 17	R: 0 E: 0 K: 2 S: 9	H: 1 LOB: 1 BB: 0 P: 11
1B: 9 2B: 0 3B: 1 HR: 1	SF: 0 SAC: 1 DP: 1 HBP: 0	WP: 1 PB: 0 SB: 2 CS: 0	PA: 38													

PITCHER	IP	WLS	BF	H	R	ER	SO	BB	IBB	HBP	BLK	WP	HR	S	P	ERA	WHIP
Storm Davis, R ERA: 4.69 (1, 1)	4.2	L	23	8	4	3	2	1	0	0	0	1	1	55	77	5.79	1.929
Matt Young, L ERA: 4.73 (5, 1)	2.1		11	2	2	2	3	2	0	0	0	0	0	26	46	7.71	1.714
Gene Nelson, R ERA: 4.09 (8, 1)	1.0		4	1	0	0	2	0	0	0	0	0	0	9	11	0.00	1.000

BOTTOM

Oakland Athletics @ Texas Rangers  
Arlington Stadium, Arlington, TX  
Thu Aug 24 1989, 8:05 PM EDT  
Att. 25,604 - Unknown

livebaseballscorecards.com

AB	34
R	6
H	11
RBI	4
BB	3
SO	7
LOB	17







Batter	1	2	3	4	5	6	7	8	9	AB	R	H	RBI	BB	SO	LOB
Kevin Seitzer, R OBP: 0.382, SLG: 0.322 (1, 5)	0-1 G1-3			2-2 F7		0-0 F9		0-1 F8 1B		4	0	1	0	0	0	1
Willie Wilson, S OBP: 0.313, SLG: 0.352 (1, 8)	3-3 K			0-2 G5-3		0-1 1B		3-2 F8 1B		4	0	2	1	0	1	0
George Brett, L OBP: 0.336, SLG: 0.408 (1, 3)	3-2 L8			0-0 1B		4-1 BB		1-0 F8		3	0	1	0	1	0	2
Bo Jackson, R OBP: 0.311, SLG: 0.510 (1, 10)		2-2 CS 1B		1-3 K		0-2 G5-3		0-3 K		4	0	1	0	0	2	5
Jim Eisenreich, L OBP: 0.355, SLG: 0.454 (1, 7)		1-3 K			2-0 F8		0-1 2B		4-0 IBB	3	1	1	0	1	1	1
Danny Tartabull, R OBP: 0.372, SLG: 0.455 (1, 9)		3-1 G5-3			0-1 P4		2-2 G6-3 SH1-3 2B		0-0 F8	3	0	1	1	0	0	0
Gary Thurman, R OBP: 0.318, SLG: 0.267 (7, PR) (8, 9)										1	1	0	0	0	0	3
Kurt Stillwell, S OBP: 0.341, SLG: 0.412 (1, 6)			0-1 G4-3		1-1 G1-3		1-0 G6-3			3	0	0	0	0	0	1
Bill Pecota, R OBP: 0.260, SLG: 0.415 (8, 6)										0	0	0	0	0	0	0
Frank White, R OBP: 0.309, SLG: 0.320 (1, 4)			1-2 G6-3			3-2 P6		1-1 SH1-3		2	0	0	1	0	0	0
Bob Boone, R OBP: 0.355, SLG: 0.325 (1, 2)			1-2 F8			2-2 E9 1B		3-1 F9		3	1	1	0	0	0	1

Inning Stats	R: 0	H: 0	R: 0	H: 1	R: 0	H: 0	R: 0	H: 0	R: 1	H: 2	R: 2	H: 2	R: 0	H: 2	1B: 6	SF: 0
	E: 0	LOB: 0	E: 0	LOB: 0	E: 0	LOB: 0	E: 0	LOB: 0	E: 1	LOB: 2	E: 0	LOB: 1	E: 0	LOB: 3	2B: 3	SAC: 1
	K: 1	BB: 0	K: 1	BB: 0	K: 0	BB: 0	K: 0	BB: 0	K: 0	BB: 1	K: 0	BB: 0	K: 1	BB: 1	3B: 0	DP: 1
	S: 9	P: 15	S: 8	P: 14	S: 8	P: 10	S: 5	P: 8	S: 14	P: 23	S: 10	P: 17	S: 12	P: 20	HR: 0	HBP: 0

PITCHER	IP	WLS	BF	H	R	ER	SO	BB	IBB	HBP	BLK	WP	HR	S	P	ERA	WHIP
Mike Moore, R ERA: 2.31 (1, 1)	7.1	L	30	8	3	2	3	1	0	0	0	0	0	71	111	2.46	1.227
Gene Nelson, R ERA: 4.04 (8, 1)	0.2		3	0	0	0	1	0	1	0	0	0	0	6	10	0.00	0.000


**BOTTOM**

**Oakland Athletics @ Kansas City Royals**  
**Royals Stadium, Kansas City, MO**

Fri Aug 25 1989, 8:05 PM EDT  
Att. 38,263 - Overcast - 77 F

livebaseballscorecards.com

<b>AB</b>	<b>30</b>
<b>R</b>	<b>3</b>
<b>H</b>	<b>8</b>
<b>RBI</b>	<b>3</b>
<b>BB</b>	<b>2</b>
<b>SO</b>	<b>4</b>
<b>LOB</b>	<b>14</b>



WP	PA	33
WP: 0	PA: 33	
PB: 0	CS: 1	
SB: 0		
CS: 1		



Batter	1	2	3	4	5	6	7	8	9	AB R H RBI BB SO LOB	TOP	
Rickey Henderson, R OBP: 0.420, SLG: 0.408 (1, 7)	3-2 P3 1B		0-2 G3			1-2 G4-3		3-1 G4-3		4 0 1 0 0 0 2		
Carney Lansford, R OBP: 0.397, SLG: 0.399 (1, 5)	3-2 P3 1-2		0-0 G4-3			1-0 G4-3		0-0 G5-3		4 0 0 0 0 0 2		
Jose Canseco, R OBP: 0.315, SLG: 0.461 (1, 9)	2-2 G4-3				0-3 K	1-1 G5-3		1-1 L8		4 0 0 0 0 1 0		
Dave Parker, L OBP: 0.306, SLG: 0.433 Billy Beane, R OBP: 0.250, SLG: 0.320 (1, 10) (9, PR)		1-1 G1-3		1-3 K		2-3 K		0-0 E5 FC5-4		4 0 0 0 0 2 0 0 0 0 0 0 0 0		
Mark McGwire, R OBP: 0.340, SLG: 0.447 (1, 3)		2-1 F8		4-0 BB		0-1 F8		2-1 FC5-4 1-2f		3 0 0 0 1 0 1		
Terry Steinbach, R OBP: 0.332, SLG: 0.370 (1, 2)		2-1 1B		1-0 L4		2-2 G4-3				3 0 1 0 0 0 1		
Lance Blankenship, R OBP: 0.268, SLG: 0.286 (1, 4)		3-2 G5-3			0-0 G6-3			2-2 G4-3		3 0 0 0 0 0 1		
Walt Weiss, S OBP: 0.273, SLG: 0.309 (1, 6)			2-1 G3 SH5-3 1B		3-2 G3			0-2 G4-3		3 0 1 0 0 0 0		
Stan Javier, S OBP: 0.308, SLG: 0.315 (1, 8)			0-0 SH5-3		2-1 F7			0-2 S 1B		2 0 1 0 0 0 0		
<b>Inning Stats</b>	R: 0 H: 1 E: 0 LOB: 0 K: 0 BB: 0 S: 15 P: 23	R: 0 H: 1 E: 0 LOB: 1 K: 0 BB: 0 S: 9 P: 17	R: 0 H: 1 E: 0 LOB: 1 K: 0 BB: 0 S: 7 P: 9	R: 0 H: 0 E: 0 LOB: 1 K: 2 BB: 1 S: 8 P: 14	R: 0 H: 0 E: 0 LOB: 0 K: 0 BB: 0 S: 8 P: 13	R: 0 H: 0 E: 0 LOB: 0 K: 0 BB: 0 S: 6 P: 9	R: 0 H: 0 E: 0 LOB: 0 K: 1 BB: 0 S: 9 P: 13	R: 0 H: 1 E: 0 LOB: 1 K: 0 BB: 0 S: 15 P: 20	R: 0 H: 0 E: 1 LOB: 1 K: 0 BB: 0 S: 6 P: 9	1B: 4 SF: 0 2B: 0 SAC: 1 3B: 0 DP: 0 HR: 0 HBP: 0	WP: 0 PA: 32 PB: 0 SB: 1 CS: 0	
<b>PITCHER</b> Bret Saberhagen, R ERA: 2.57 (1, 1)	IP WLS BF H R ER SO BB IBB HBP BLK WP HR S P ERA WHIP	9.0 W 32 4 0 0 3 1 0 0 0 0 0 0 83 127 0.00 0.556										

Oakland Athletics @ Kansas City Royals  
Royals Stadium, Kansas City, MO  
Sat Aug 26 1989, 8:05 PM EDT  
Att. 41,253 - Cloudy - 85 F

livebaseballscorecards.com

AB	30
R	0
H	4
RBI	0
BB	1
SO	3
LOB	7



Batter	1	2	3	4	5	6	7	8	9	AB	R	H	RBI	BB	SO	LOB
Kevin Seitzer, R OBP: 0.379, SLG: 0.319 (1, 5)	P4		G1-3		F9		F9			4	0	0	0	0	0	1
Willie Wilson, S OBP: 0.313, SLG: 0.361 (1, 8)	HR		K			L9	FC4			4	1	1	1	0	1	1
George Brett, L OBP: 0.340, SLG: 0.411 (1, 3)	2B		G4-1			1B E FC5-2 BB		SH3 BB WP BB		2	1	1	0	2	0	0
Bo Jackson, R OBP: 0.310, SLG: 0.506 (1, 10)	K			F8		E6 FC5-2 1B		WP SH3 FC6-2 BB		3	0	0	0	1	1	2
Jim Eisenreich, L OBP: 0.355, SLG: 0.453 (1, 7)	L8			F7		FC5-2 1B		SH3		3	0	1	0	0	0	1
Danny Tartabull, R OBP: 0.373, SLG: 0.457 (1, 9)		K				FC5-2		FC6-2		3	0	1	0	1	1	3
Gary Thurman, R OBP: 0.318, SLG: 0.267 (8, PR) (9, 9)				2B		1-2 2-3 3-H		BB		0	0	0	0	0	0	0
Kurt Stillwell, S OBP: 0.338, SLG: 0.407 (1, 6)				F7				FC6-2		4	0	0	0	0	2	6
Frank White, R OBP: 0.311, SLG: 0.322 (1, 4)										4	0	2	0	0	0	2
Bob Boone, R OBP: 0.354, SLG: 0.323 (1, 2)	P4					G6-4-3 1B		F8		2	0	0	0	1	0	2

Inning Stats	R: 1	H: 2	E: 0	K: 1	S: 19	L: 23	LOB: 1	BB: 0	P: 28	R: 0	H: 1	E: 0	K: 2	S: 10	L: 23	LOB: 1	BB: 1	P: 16	R: 0	H: 0	E: 0	K: 1	S: 7	L: 23	LOB: 0	BB: 0	P: 12	R: 0	H: 1	E: 0	K: 0	S: 8	L: 23	LOB: 1	BB: 0	P: 13	R: 0	H: 1	E: 0	K: 0	S: 7	L: 23	LOB: 0	BB: 0	P: 10	R: 0	H: 1	E: 1	K: 1	S: 15	L: 23	LOB: 3	BB: 1	P: 24	R: 0	H: 0	E: 0	K: 0	S: 7	L: 23	LOB: 1	BB: 1	P: 15	R: 1	H: 0	E: 0	K: 0	S: 13	L: 23	LOB: 2	BB: 3	P: 27
--------------	------	------	------	------	-------	-------	--------	-------	-------	------	------	------	------	-------	-------	--------	-------	-------	------	------	------	------	------	-------	--------	-------	-------	------	------	------	------	------	-------	--------	-------	-------	------	------	------	------	------	-------	--------	-------	-------	------	------	------	------	-------	-------	--------	-------	-------	------	------	------	------	------	-------	--------	-------	-------	------	------	------	------	-------	-------	--------	-------	-------

PITCHER	IP	WLS	BF	H	R	ER	SO	BB	IBB	HBP	BLK	WP	HR	S	P	ERA	WHIP
Curt Young, L ERA: 4.25 (1, 1)	5.1	L	23	6	1	1	4	1	0	0	0	0	1	61	96	1.69	1.312
Todd Burns, R ERA: 2.24 (6, 1)	2.0		10	0	1	1	1	4	0	0	0	1	0	18	40	4.50	2.000
Rick Honeycutt, L ERA: 2.51 (8, 1)	0.2		2	0	0	0	0	0	0	0	0	0	0	7	9	0.00	0.000

**BOTTOM**

**Oakland Athletics @ Kansas City Royals**  
**Royals Stadium, Kansas City, MO**

Sat Aug 26 1989, 8:05 PM EDT  
 Att: 41,253 - Cloudy - 85 F

AB	29
R	2
H	6
RBI	1
BB	5
SO	5
LOB	18

WP: 1 PA: 35  
 PB: 0  
 SB: 0  
 CS: 0



PITCHER	IP	WLS	BF	H	R	ER	SO	BB	IBB	HBP	BLK	WP	HR	S	P	ERA	WHIP
---------	----	-----	----	---	---	----	----	----	-----	-----	-----	----	----	---	---	-----	------



Batter	1	2	3	4	5	6	7	8	9	AB R H RBI BB SO LOB	TOP									
Rickey Henderson, R (1, 7) Billy Beane, R (9, 7) OBP: 0.418, SLG: 0.412 OBP: 0.250, SLG: 0.320	1-1 G4-3	2-2 F9			1-1 G6-3		1-1 HR		2-3 K	5 1 1 3 0 1 3 0 0 0 0 0 0 0										
Dave Parker, L (1, 10) OBP: 0.305, SLG: 0.433	2-1 1B	0-0 SF7			1-2 4-3		2-1 G1-5-3			3 0 1 1 0 0 0										
Jose Canseco, R (1, 9) Dave Henderson, R (3, PH) OBP: 0.313, SLG: 0.457 OBP: 0.316, SLG: 0.369	1-3 K	2-2 2-5	0-3 K		0-0 F7			4-2 F9 BLK BB		1 0 0 0 0 1 1 2 0 0 0 1 1 0										
Mark McGwire, R (1, 3) OBP: 0.339, SLG: 0.445	0-2 1B		1-0 F7		2-2 P4			0-0 F9		4 0 1 0 0 0 1										
Ron Hassey, L (1, 2) OBP: 0.298, SLG: 0.342	2-3 K		1-2 F7		2-0 L9			2-2 G3		4 0 0 0 0 1 3										
Tony Phillips, S (1, 5) OBP: 0.333, SLG: 0.333		1-0 BB 1B		0-2 F9		2-0 L9		3-2 6-3		4 1 1 0 0 0 1										
Lance Blankenship, R (1, 4) OBP: 0.267, SLG: 0.278		4-0 1B 1B BB		0-0 G1-3		2-3 K		2-3 K		3 1 0 0 1 2 0										
Stan Javier, S (1, 8) OBP: 0.314, SLG: 0.318		1-0 F9 1B SF7 1B		2-3 K2-3		4-0 BB HR BB		0-0 1B		3 2 2 1 1 1 0										
Mike Gallego, R (1, 6) OBP: 0.338, SLG: 0.341		2-2 2-5 SF7 1B		2-2 5-3		4-1 SAFE SAFE BB HR BB		0-0 1B		3 1 2 1 1 0 0										
<b>Inning Stats</b>	R: 0 E: 0 K: 2 S: 15	H: 2 LOB: 2 BB: 0 P: 21	R: 3 E: 0 K: 0 S: 12	H: 3 LOB: 1 BB: 1 P: 23	R: 0 E: 0 K: 1 S: 7	H: 0 LOB: 0 BB: 0 P: 9	R: 0 E: 0 K: 1 S: 8	H: 0 LOB: 0 BB: 0 P: 10	R: 0 E: 0 K: 0 S: 6	H: 0 LOB: 0 BB: 0 P: 10	R: 3 E: 0 K: 1 S: 9	H: 1 LOB: 0 BB: 2 P: 24	R: 0 E: 0 K: 0 S: 11	H: 0 LOB: 1 BB: 1 P: 20	R: 0 E: 0 K: 2 S: 8	H: 2 LOB: 1 BB: 0 P: 12	1B: 7 2B: 0 3B: 0 HR: 1	SF: 1 SAC: 0 DP: 0 HBP: 0	WP: 0 PB: 0 SB: 0 CS: 0	PA: 37
<b>PITCHER</b>	IP WLS BF H R ER SO BB IBB HBP BLK WP HR S P ERA WHIP																			
Tom Gordon, R (1, 1) ERA: 2.84	7.0 L 30 6 6 6 5 3 0 0 0 0 0 1 67 111 7.71 1.286																			
Rick Luecken, R (8, 1) ERA: 1.8	1.0 4 0 0 0 0 1 0 0 0 1 0 0 11 20 0.00 1.000																			
Charlie Leibrandt, L (9, 1) ERA: 5.07	1.0 4 2 0 0 0 2 0 0 0 0 0 0 8 12 0.00 2.000																			

Oakland Athletics @ Kansas City Royals  
Royals Stadium, Kansas City, MO  
Sun Aug 27 1989, 4:33 AM EDT  
Att. 38,263 - Sunny - 93 F

livebaseballscorecards.com

AB	32
R	6
H	8
RBI	6
BB	4
SO	7
LOB	9



Batter	1	2	3	4	5	6	7	8	9	AB R H RBI BB SO LOB
Kevin Seitzer, R OBP: 0.380, SLG: 0.320 (1, 5)	0-0 G3-6-3 1B		4-0 1-2 BB			2-2 6-3		1-1 F7		3 0 1 0 1 0 1
Willie Wilson, S OBP: 0.312, SLG: 0.359 (1, 8)	1-3 K		0-2 F8			0-0 G1-3		1-2 1B		4 0 1 0 0 1 3
George Brett, L OBP: 0.337, SLG: 0.406 (1, 3)	0-0 G3-6-3 1-2f				0-1 G5-3	2-1 F7		2-2 P7		4 0 0 0 0 0 2
Bo Jackson, R OBP: 0.310, SLG: 0.504 (1, 10)		0-0 G6-3 1B			1-0 6-3		1-3 K	0-1 P9		4 0 1 0 0 1 1
Jim Eisenreich, L OBP: 0.351, SLG: 0.448 (1, 7)		1-0 SAFE SAFE P2		3-1 L9		0-2 F8		2-3 K		4 0 0 0 0 1 2
Danny Tartabull, R OBP: 0.373, SLG: 0.456 (1, 9)		0-1 G6-3 1-2f			2-2 FC4-6 1B		0-0 L7			3 0 1 0 0 0 1
Kurt Stillwell, S OBP: 0.338, SLG: 0.406 (1, 6)			0-1 G3-6-3 1B		3-1 FC4-6 1-2f		1-0 L8			3 0 1 0 0 0 1
Frank White, R OBP: 0.309, SLG: 0.320 Pat Tabler, R OBP: 0.323, SLG: 0.311 Mike Macfarlane, R OBP: 0.264, SLG: 0.339	(1, 4) (8, PH) (9, 2)		0-0 G3-6-3 1-2f		1-3 K		0-0 2B			2 0 0 0 0 1 2 1 0 1 0 0 0 0 0 0 0 0 0 0 0
Bob Boone, R OBP: 0.355, SLG: 0.324 Bill Buckner, L OBP: 0.244, SLG: 0.268 Bill Pecota, R OBP: 0.260, SLG: 0.415	(1, 2) (8, PH) (9, 4)		0-2 BB 1B		2-2 L8		0-1 P2			2 0 1 0 0 0 1 1 0 0 0 0 0 1 0 0 0 0 0 0 0

Inning Stats	R: 0	H: 1	E: 0	LOB: 0	K: 1	BB: 0	S: 6	P: 7	R: 0	H: 1	E: 0	LOB: 0	K: 0	BB: 0	S: 4	P: 5	R: 0	H: 2	E: 0	LOB: 2	K: 0	BB: 1	S: 9	P: 13	R: 0	H: 0	E: 0	LOB: 0	K: 0	BB: 0	S: 5	P: 9	R: 0	H: 1	E: 0	LOB: 1	K: 1	BB: 0	S: 13	P: 21	R: 0	H: 0	E: 0	LOB: 0	K: 0	BB: 0	S: 8	P: 12	R: 0	H: 0	E: 0	LOB: 0	K: 1	BB: 0	S: 7	P: 8	R: 0	H: 1	E: 0	LOB: 1	K: 0	BB: 0	S: 6	P: 8	R: 0	H: 1	E: 0	LOB: 1	K: 1	BB: 0	S: 13	P: 18
--------------	------	------	------	--------	------	-------	------	------	------	------	------	--------	------	-------	------	------	------	------	------	--------	------	-------	------	-------	------	------	------	--------	------	-------	------	------	------	------	------	--------	------	-------	-------	-------	------	------	------	--------	------	-------	------	-------	------	------	------	--------	------	-------	------	------	------	------	------	--------	------	-------	------	------	------	------	------	--------	------	-------	-------	-------


PITCHER	IP	WLS	BF	H	R	ER	SO	BB	IBB	HBP	BLK	WP	HR	S	P	ERA	WHIP
Bob Welch, R ERA: 2.78 (1, 1)	8.0	W	28	6	0	0	3	1	0	0	0	0	0	58	83	0.00	0.875
Dennis Eckersley, R ERA: 0.92 (9, 1)	1.0		4	1	0	0	1	0	0	0	0	0	0	13	18	0.00	1.000

**BOTTOM**

**Oakland Athletics @ Kansas City Royals**  
**Royals Stadium, Kansas City, MO**

Sun Aug 27 1989, 4:33 AM EDT  
Att: 38,263 - Sunny - 93 F

AB	31
R	0
H	7
RBI	0
BB	1
SO	4
LOB	15



WP	PA	ERA	WHIP
0	32		



Batter	1	2	3	4	5	6	7	8	9	AB R H RBI BB SO LOB	TOP											
Rickey Henderson, R OBP: 0.418, SLG: 0.414 (1, 7)	1-2 G6-3	0-1 1B 1B		0-1 B5-3			3-1 G5-3		0-0 L9-6 2B	5 1 2 1 0 0 0												
Carney Lansford, R OBP: 0.401, SLG: 0.404 (1, 5)	1-1 S 1B	0-1 1B 1B		0-0 G5-4-3 1B			1-2 2B 1B		1-1 L9-6 2B	5 1 4 0 0 0 1												
Jose Canseco, R OBP: 0.316, SLG: 0.455 (1, 9)	3-3 K	2-2 1B		2-1 G5-4-3			3-2 F8		2-0 1B	5 0 2 1 0 1 3												
Dave Parker, L OBP: 0.306, SLG: 0.441 (1, 10)	1-1 P5						1-1 WP 1-H 2B		1-3 K	5 1 2 2 0 1 2												
Ron Hassey, L OBP: 0.301, SLG: 0.349 (1, 2)		1-0 G6-3 1B 2B		1-0 FC6-4 1B			2-0 K 2B			4 1 2 0 0 1 1												
Mark McGwire, R OBP: 0.338, SLG: 0.443 (1, 3)		0-0 G6-3		2-0 FC6-4 1B			1-2 G6-3			4 0 1 0 0 1 1												
Dave Henderson, R OBP: 0.314, SLG: 0.365 (1, 8)		3-3 K		1-0 FC6-4 S 1-2f 2-3			2-2 G1-3		3-3 K	4 0 0 0 0 2 3												
Tony Phillips, S OBP: 0.332, SLG: 0.332 (1, 4)		0-0 HR 1B		3-3 K			1-1 G4-3		2-2 F7	4 1 1 1 0 1 2												
Walt Weiss, S OBP: 0.277, SLG: 0.335 (1, 6)		1-0 HR		0-1 G3-1			1-0 G3-1		3-1 2B	4 2 2 2 0 0 2												
<b>Inning Stats</b>	R: 0 E: 0 K: 1 S: 12	H: 1 LOB: 1 BB: 0 P: 18	R: 4 E: 0 K: 1 S: 14	H: 6 LOB: 2 BB: 0 P: 21	R: 1 E: 0 K: 1 S: 10	H: 3 LOB: 2 BB: 0 P: 18	R: 0 E: 0 K: 0 S: 5	H: 1 LOB: 0 BB: 0 P: 7	R: 0 E: 0 K: 1 S: 8	H: 0 LOB: 0 BB: 0 P: 9	R: 0 E: 0 K: 0 S: 7	H: 0 LOB: 0 BB: 0 P: 11	R: 1 E: 0 K: 0 S: 11	H: 2 LOB: 1 BB: 0 P: 21	R: 0 E: 0 K: 2 S: 12	H: 0 LOB: 0 BB: 0 P: 20	R: 1 E: 0 K: 1 S: 9	H: 3 LOB: 1 BB: 0 P: 16	1B: 10 2B: 5 3B: 0 HR: 2	SF: 0 SAC: 0 DP: 2 HBP: 0	WP: 1 PB: 0 SB: 2 CS: 0	PA: 40
<b>PITCHER</b>	IP WLS BF H R ER SO BB IBB HBP BLK WP HR S P ERA WHIP																					
Andy Hawkins, R ERA: 4.8 (1, 1)	2.0 L 15 10 5 5 2 0 0 0 0 0 0 2 30 47 22.50 5.000																					
Clay Parker, R ERA: 3.92 (3, 1)	4.2 15 2 1 1 2 0 0 0 0 0 0 0 34 52 1.93 0.429																					
Lee Guetterman, L ERA: 2.7 (7, 1)	0.1 2 1 0 0 0 0 0 0 0 0 1 0 3 6 0.00 3.000																					
Lance McCullers, R ERA: 4.79 (8, 1)	1.0 3 0 0 0 2 0 0 0 0 0 0 0 12 20 0.00 0.000																					
Lance McCullers, R ERA: 4.79 (8, 1)	1.0 3 0 0 0 2 0 0 0 0 0 0 0 12 20 0.00 0.000																					
<b>PITCHER</b>	IP WLS BF H R ER SO BB IBB HBP BLK WP HR S P ERA WHIP																					
Dave Righetti, L ERA: 2.83 (9, 1)	1.0 5 3 1 1 1 0 0 0 0 0 0 0 9 16 9.00 3.000																					

Oakland Athletics @ New York Yankees  
 Yankee Stadium, Bronx, NY  
 Mon Aug 28 1989, 7:05 PM EDT  
 Att. 25,359 - Unknown - 74 F

livebaseballscorecards.com

AB	40
R	7
H	16
RBI	7
BB	0
SO	7
LOB	15







Oakland Athletics @ New York Yankees  
 Yankee Stadium, Bronx, NY  
 Tue Aug 29 1989, 7:05 PM EDT  
 Att: 27,751 - Unknown

AB	46
R	19
H	18
RBI	17
BB	5
SO	6
LOB	12



WP	2	PA	52
PB	1		
SB	1		
CS	0		

AB R H RBI BB SO LOB

4	2	1	0	1	1	2
1	0	0	0	0	0	0
5	3	3	3	0	0	1
1	1	1	0	0	0	0
6	4	4	5	0	0	1
3	2	0	0	3	2	0
4	1	1	1	0	1	2
2	0	1	2	0	0	0
6	1	2	2	0	0	2
6	2	2	2	0	1	2
5	1	2	2	0	1	1
2	2	1	0	0	0	1
1	0	0	0	1	0	0

Batter	1	2	3	4	5	6	7	8	9
Rickey Henderson, R Billy Beane, R OBP: 0.418, SLG: 0.413 OBP: 0.247, SLG: 0.316	2-2 F9		1-0 F8			1-3 K			0-0 F8
Carney Lansford, R Lance Blankenship, R OBP: 0.403, SLG: 0.410 OBP: 0.274, SLG: 0.284	0-1 PB 1B		3-2 HR 3B			2-2 F8			3-1 1B 1B
Jose Canseco, R OBP: 0.331, SLG: 0.512	2-1 P4		2-1 HR				2-2 G3		0-1 BB 1B
Mark McGwire, R OBP: 0.340, SLG: 0.440	4-1 FC6-4 BB		3-3 K				2-3 K		4-2 1B BB
Dave Henderson, R Stan Javier, S OBP: 0.313, SLG: 0.364 OBP: 0.315, SLG: 0.320	0-0 FC6-4		1-0 F8				2-1 G3		0-0 1B 1B
Dave Parker, L OBP: 0.307, SLG: 0.440		0-0 F9		1-1 P2		0-0 G4-3 1B		2-0 G6-3	0-1 FC5-4 1B
Terry Steinbach, R OBP: 0.332, SLG: 0.372		1-3 K		0-0 P5		1-0 G6-3 WP 1B		2-2 G6-3	0-0 FC5-4
Tony Phillips, S OBP: 0.333, SLG: 0.339		2-3 K		0-0 1B		2-1 G6-3		0-0 G3-1	
Mike Gallego, R Walt Weiss, S OBP: 0.341, SLG: 0.345 OBP: 0.280, SLG: 0.333			1-2 F8 3B 2B		2-2 L5	1-0 BB 1B HBP			0-0 L7

Inning Stats	R: 0 E: 0 K: 0 S: 10	H: 1 LOB: 2 BB: 1 P: 18	R: 0 E: 0 K: 2 S: 7	H: 0 LOB: 0 BB: 0 P: 10	R: 3 E: 0 K: 1 S: 16	H: 3 LOB: 0 BB: 0 P: 27	R: 0 E: 0 K: 0 S: 7	H: 1 LOB: 1 BB: 0 P: 10	R: 10 E: 1 K: 0 S: 30	H: 6 LOB: 0 BB: 2 P: 50	R: 3 E: 0 K: 2 S: 15	H: 3 LOB: 1 BB: 1 P: 26	R: 0 E: 0 K: 1 S: 8	H: 0 LOB: 0 BB: 0 P: 14	R: 0 E: 0 K: 0 S: 6	H: 0 LOB: 0 BB: 0 P: 10	R: 3 E: 0 K: 0 S: 13	H: 4 LOB: 2 BB: 1 P: 20	1B: 12 2B: 2 3B: 2 HR: 2	SF: 0 SAC: 0 DP: 0 HBP: 1
--------------	-------------------------------	----------------------------------	------------------------------	----------------------------------	-------------------------------	----------------------------------	------------------------------	----------------------------------	--------------------------------	----------------------------------	-------------------------------	----------------------------------	------------------------------	----------------------------------	------------------------------	----------------------------------	-------------------------------	----------------------------------	-----------------------------------	------------------------------------

PITCHER	IP	WLS	BF	H	R	ER	SO	BB	IBB	HBP	BLK	WP	HR	S	P	ERA	WHIP
Chuck Cary, L ERA: 3.58	(1, 1)	4.1	L	25	9	9	8	3	2	0	0	0	1	61	96	16.61	2.538
Greg Cadaret, L ERA: 3.94	(5, 1)	0.2		6	2	4	3	0	1	0	1	0	1	9	19	40.50	4.500
Rich Gossage, R ERA: 3.19	(6, 1)	3.0		13	3	3	3	1	0	0	0	1	0	29	50	9.00	1.333
Dave Righetti, L ERA: 3.23	(9, 1)	1.0		8	4	3	3	0	1	0	0	0	0	13	20	27.00	5.000

PITCHER	IP	WLS	BF	H	R	ER	SO	BB	IBB	HBP	BLK	WP	HR	S	P	ERA	WHIP
---------	----	-----	----	---	---	----	----	----	-----	-----	-----	----	----	---	---	-----	------

Batter	1	2	3	4	5	6	7	8	9	AB	R	H	RBI	BB	SO	LOB
Steve Sax, R OBP: 0.379, SLG: 0.400 (1, 4)	4-0 FC6-4 1B BB	2-2 CS 1B		3-2 G3 1-2		0-1 G4-6-3 1-2f			0-1 G6-4-3 1-2f	4	1	1	0	1	0	4
Alvaro Espinoza, R OBP: 0.314, SLG: 0.333 Randy Velarde, R OBP: 0.343, SLG: 0.419 (7, PH) (8, 6)	0-0 FC6-4 1B	1 SAFE SAFE SAFE P4			0-1 G4-3		4-1 G4-3 WP BB		4-2 BB	3	0	1	0	0	0	1
Don Mattingly, L OBP: 0.339, SLG: 0.459 (1, 3)	1-2 FC6-4 1B 1-2f 2-3	1-1 L4			1-1 HR		0-1 F8		0-0 G4-3	5	2	1	1	0	0	5
Mel Hall, L OBP: 0.308, SLG: 0.412 (1, 7)	3-2 E HBP 1B 1-3 3-H	0-2 CS 1-2	1-1 F7		1-0 HR		2-2 G4-3 1-3			4	2	2	2	0	0	1
Jesse Barfield, R OBP: 0.351, SLG: 0.432 (1, 9)	0-2 HBP E 1B 1-2 3-H		1-0 HBP		3-2 G3		2-0 P3			3	0	1	1	0	0	1
Ken Phelps, L OBP: 0.340, SLG: 0.378 (1, 10)	3-3 K		0-2 F9		3-3 K			1-3 K		4	0	0	0	0	3	3
Bob Geren, R OBP: 0.354, SLG: 0.510 (1, 2)	0-0 E6 HBP 1-2 2-3		0-0 F8		0-3 K			1-3 K		4	0	0	0	0	2	3
Roberto Kelly, R OBP: 0.390, SLG: 0.436 (1, 8)	3-2 HBP 1-2 2-3 3-H			0-0 G6-3		3-2 1B 1B		1-3 K		3	0	1	1	0	1	0
Hensley Meulens, R OBP: 0.233, SLG: 0.179 (1, 5)	0-2 F8			4-0 CS BB		3-2 G4-6-3 1B			0-0 G6-4-3 1B	3	0	2	0	1	0	3

Inning Stats	R: 3	H: 3	LOB: 3	K: 1	S: 22	R: 0	H: 1	LOB: 0	K: 0	S: 8	R: 0	H: 0	LOB: 1	K: 0	S: 6	R: 2	H: 2	LOB: 0	K: 1	S: 11	R: 0	H: 2	LOB: 1	K: 1	S: 11	R: 0	H: 0	LOB: 1	K: 3	S: 9	R: 0	H: 1	LOB: 1	K: 0	S: 6	1B: 7	2B: 0	3B: 0	HR: 2	SF: 0	SAC: 0	DP: 2	HBP: 2	WP: 1	PB: 0	SB: 0	CS: 2	PA: 40
--------------	------	------	--------	------	-------	------	------	--------	------	------	------	------	--------	------	------	------	------	--------	------	-------	------	------	--------	------	-------	------	------	--------	------	------	------	------	--------	------	------	-------	-------	-------	-------	-------	--------	-------	--------	-------	-------	-------	-------	--------

PITCHER	IP	WLS	BF	H	R	ER	SO	BB	IBB	HBP	BLK	WP	HR	S	P	ERA	WHIP
Storm Davis, R ERA: 4.71 (1, 1)	7.0	W	32	8	5	4	3	3	0	2	0	1	2	69	117	5.14	1.571
Gene Nelson, R ERA: 3.92 (8, 1)	2.0		7	1	0	0	3	1	0	0	0	0	0	15	22	0.00	1.000

**BOTTOM**

**Oakland Athletics @ New York Yankees**  
 Yankee Stadium, Bronx, NY

Tue Aug 29 1989, 7:05 PM EDT  
 Att. 27,751 - Unknown

livebaseballscorecards.com

AB	33
R	5
H	9
RBI	5
BB	4
SO	6
LOB	21





Batter	1	2	3	4	5	6	7	8	9	AB R H RBI BB SO LOB	TOP	
Rickey Henderson, R OBP: 0.418, SLG: 0.413 (1, 7)	3-2 FC5-4-5-6 S 1B		3-2 FC6 1B		3-2 E5 1B 2B		3-2 F8		1-0 F8	5 1 2 0 0 0 2		
Carney Lansford, R OBP: 0.402, SLG: 0.409 (1, 5)	1-0 F8		1-1 FC6 HR		0-0 2B FC6-2 1B		0-3 K			4 1 1 1 0 1 3		
Jose Canseco, R OBP: 0.336, SLG: 0.542 (1, 9)	3-1 FC5-4-5-6 BB 1-3		1-1 HR		0-1 FC6-2 2B		2-3 K			4 1 2 4 0 1 1		
Dave Parker, L OBP: 0.306, SLG: 0.437 (1, 10)	4-1 1-2 BB		1-3 K		1-1 FC6-2 G4-6-3		1-3 K			3 0 0 0 1 2 2		
Ron Hassey, L OBP: 0.297, SLG: 0.343 (1, 2)	1-0 F9		0-0 F7		1-0 G4-6-3		0-1 G6-3			4 0 0 0 0 0 4		
Dave Henderson, R OBP: 0.311, SLG: 0.361 (1, 8)		3-2 F9		0-0 L7		2-0 F7		1-3 K		4 0 0 0 0 1 0		
Terry Steinbach, R OBP: 0.328, SLG: 0.368 (1, 3)		1-0 L7		2-2 L9		2-0 F8		1-3 K		4 0 0 0 0 1 0		
Tony Phillips, S OBP: 0.332, SLG: 0.338 (1, 4)		3-2 G5-3		3-1 P2		1-1 1B		0-1 L9		4 0 1 0 0 0 0		
Walt Weiss, S OBP: 0.289, SLG: 0.335 (1, 6)			4-1 FC6 1B HR BB		1-2 E 1B		1-0 L7		4-2 BB	2 2 1 0 2 0 1		
<b>Inning Stats</b>	R: 0 H: 1 E: 0 LOB: 2 K: 0 BB: 1 S: 8 P: 20	R: 0 H: 0 E: 0 LOB: 0 K: 0 BB: 0 S: 7 P: 14	R: 3 H: 2 E: 0 LOB: 0 K: 1 BB: 1 S: 12 P: 22	R: 0 H: 0 E: 0 LOB: 0 K: 0 BB: 0 S: 6 P: 11	R: 2 H: 3 E: 1 LOB: 1 K: 0 BB: 0 S: 16 P: 22	R: 0 H: 1 E: 0 LOB: 1 K: 2 BB: 0 S: 5 P: 11	R: 0 H: 0 E: 0 LOB: 0 K: 2 BB: 0 S: 10 P: 15	R: 0 H: 0 E: 0 LOB: 0 K: 2 BB: 0 S: 8 P: 10	R: 0 H: 0 E: 0 LOB: 1 K: 1 BB: 1 S: 8 P: 14	1B: 5 SF: 0 2B: 1 SAC: 0 3B: 0 DP: 1 HR: 1 HBP: 0	WP: 0 PA: 37 PB: 0 SB: 1 CS: 0	
<b>PITCHER</b> Eric Plunk, R (1, 1) ERA: 3.19 Lance McCullers, R (7, 1) ERA: 4.6	IP WLS BF H R ER SO BB IBB HBP BLK WP HR S P ERA WHIP											
	6.0 W 27 7 5 4 1 2 0 0 0 0 1 54 100 6.00 1.500											
	3.0 S 10 0 0 0 5 1 0 0 0 0 0 26 39 0.00 0.333											

Oakland Athletics @ New York Yankees  
Yankee Stadium, Bronx, NY  
Wed Aug 30 1989, 7:05 PM EDT  
Att. 26,238 - Unknown - 82 F

livebaseballscorecards.com

AB	34
R	5
H	7
RBI	5
BB	3
SO	6
LOB	13



Batter	1	2	3	4	5	6	7	8	9
Steve Sax, R OBP: 0.378, SLG: 0.398 (1, 4)	1-1 1B 2B 1B	2-3 K			0-0 G6-3	3-2 G1-3		1-3 K	
Alvaro Espinoza, R OBP: 0.315, SLG: 0.334 (1, 6)	0-0 2B 1-2 SF8 1B		0-3 K		1-3 K		3-1 G3-1 1B	2-1 FC5-4	
Don Mattingly, L OBP: 0.338, SLG: 0.460 (1, 3)	1-1 SF8 1-3 2-H 1B 2B		1-1 G4-3			1-0 G6-3	1-2 G3-1		
Mel Hall, L OBP: 0.311, SLG: 0.412 (1, 7)	0-0 SF8 2-3 3-H		4-2 BB			3-2 1B HR 1B	1-3 K		
Jesse Barfield, R OBP: 0.350, SLG: 0.430 (1, 9)	1-3 K		3-3 K			0-1 1-2 HR 1B	2-3 K		
Steve Balboni, R OBP: 0.295, SLG: 0.475 (1, 10)	1-1 1B		2-3 K			0-0 1-H 2-H HR	2-1 1B HBP		
Wayne Tolleson, S OBP: 0.261, SLG: 0.257 (8, PR)									
Bob Geren, R OBP: 0.351, SLG: 0.503 (1, 2)	0-3 K		1-2 G6-4-3 1B			3-1 E6 1B WP	2-2 L7		
Roberto Kelly, R OBP: 0.389, SLG: 0.432 (1, 8)		2-2 F8			0-0 G6-4-3 1-2f		2-1 L8	4-0 1B BB	
Randy Velarde, R OBP: 0.359, SLG: 0.429 (1, 5)		0-1 F9				3-2 F9	3-1 1B	2-0 FC5-4 1B	

Inning Stats	R: 3	H: 4	E: 0	LOB: 1	K: 2	S: 14	P: 18	R: 0	H: 0	E: 0	LOB: 0	K: 1	S: 11	P: 15	R: 0	H: 1	E: 0	LOB: 0	K: 2	S: 11	P: 19	R: 0	H: 0	E: 0	LOB: 0	K: 1	S: 7	P: 10	R: 0	H: 0	E: 0	LOB: 0	K: 1	S: 7	P: 11	R: 0	H: 1	E: 0	LOB: 1	K: 2	S: 11	P: 18	R: 1	H: 1	E: 1	LOB: 2	K: 1	S: 10	P: 23
--------------	------	------	------	--------	------	-------	-------	------	------	------	--------	------	-------	-------	------	------	------	--------	------	-------	-------	------	------	------	--------	------	------	-------	------	------	------	--------	------	------	-------	------	------	------	--------	------	-------	-------	------	------	------	--------	------	-------	-------

PITCHER	IP	WLS	BF	H	R	ER	SO	BB	IBB	HBP	BLK	WP	HR	S	P	ERA	WHIP
Mike Moore, R ERA: 2.51 (1, 1)	6.0	L	28	9	7	6	7	1	0	0	0	1	1	68	106	9.00	1.667
Matt Young, L ERA: 4.59 (7, 1)	0.2		3	1	0	0	1	0	0	0	0	0	0	8	13	0.00	1.500
Todd Burns, R ERA: 2.3 (7, 1)	1.1		7	1	1	1	2	1	0	1	0	0	0	13	28	6.75	1.500

**BOTTOM**


**Oakland Athletics @ New York Yankees**  
 Yankee Stadium, Bronx, NY

Wed Aug 30 1989, 7:05 PM EDT  
 Att: 26,238 - Unknown - 82 F


AB	R	H	RBI	BB	SO	LOB
5	1	1	0	0	2	3
5	1	2	0	0	2	2
4	1	1	1	0	0	1
2	1	1	1	1	1	1
4	1	1	0	0	3	3
3	1	2	4	0	1	0
0	1	0	0	0	0	0
4	1	1	0	0	1	2
3	0	0	0	1	0	2
4	0	2	2	0	0	0

AB	34
R	8
H	11
RBI	8
BB	2
SO	10
LOB	14

WP: 1 PA: 38  
 PB: 0  
 SB: 0  
 CS: 0





Batter	1	2	3	4	5	6	7	8	9	10	AB R H RBI BB SO LOB	TOP													
Rickey Henderson, R OBP: 0.418, SLG: 0.417 (1, 7) X	0-0 F9		2-1 E7 2-H		2-0 FC5-4 1B 1-2	2-2 G6-3			2-1 3B		5 0 2 0 0 0 1	<p>Oakland Athletics @ Milwaukee Brewers Milwaukee County Stadium, Milwaukee, WI</p> <p>livebaseballscorecards.com</p> <p>AB 41 R 5 H 12 RBI 3 BB 2 SO 10 LOB 21</p> 													
Carney Lansford, R OBP: 0.400, SLG: 0.407 (1, 5) C B X	1-1 CS 1B		0-0 F7		0-1 FC5-4 BB 1-2f 2-3		0-1 F4		0-1 L6		5 0 1 0 0 0 4														
Jose Canseco, R OBP: 0.351, SLG: 0.567 (1, 9) C S C	0-3 K			3-2 S 1B 1B	4-2 BB 1-2		0-1 HR		4-0 IBB		3 2 2 1 2 1 1														
Dave Parker, L OBP: 0.303, SLG: 0.432 (1, 10) C B X	1-2 CS 1-2	2-3 K		0-1 F8	1-0 F5		1-0 G3-1		1-3 K		5 0 0 0 0 2 6														
Ron Hassey, L OBP: 0.299, SLG: 0.344 (1, 2)		2-1 G3		0-0 S 1B 1-2		0-0 HR 1B	3-1 F7		1-1 G1-3		5 1 2 0 0 0 2														
Mark McGwire, R OBP: 0.339, SLG: 0.444 (1, 3)		2-3 K		3-3 K 1-3 2-H		0-1 HR 1-H		3-2 F7		3-3 K	5 1 1 2 0 3 1														
Dave Henderson, R OBP: 0.310, SLG: 0.360 (1, 8)			1-3 K	1-3 K		2-0 G1-6-3 HBP 1B		1-2 E1 1B		0-3 K	5 0 1 0 0 3 1														
Walt Weiss, S OBP: 0.297, SLG: 0.339 (1, 6)		0-0 G5-3 E 1B			2-3 K	1-0 G1-6-3 HBP 1B		1-1 G6-4-3 1B		2-1 G4-3	4 1 2 0 0 1 0														
Mike Gallego, R OBP: 0.341, SLG: 0.345 (1, 4)			1-1 G5-3		0-0 FC5-4 1B	0-2 G1-6-3		1-0 G6-4-3			3 0 1 0 0 0 3														
Ken Phelps, L OBP: 0.340, SLG: 0.378 (8, PH)											0 0 0 0 0 0 0														
Tony Phillips, S OBP: 0.331, SLG: 0.337 (8, PH)											1 0 0 0 0 0 2														
<b>Inning Stats</b>	R: 0 E: 0 K: 1 S: 8	H: 1 LOB: 0 BB: 0 P: 10	R: 0 E: 0 K: 2 S: 8	H: 0 LOB: 0 BB: 0 P: 14	R: 1 E: 1 K: 1 S: 9	H: 2 LOB: 1 BB: 0 P: 13	R: 1 E: 1 K: 2 S: 13	H: 2 LOB: 3 BB: 0 P: 20	R: 0 E: 0 K: 1 S: 10	H: 2 LOB: 3 BB: 1 P: 19	R: 2 E: 0 K: 0 S: 10	H: 3 LOB: 1 BB: 0 P: 15	R: 1 E: 0 K: 0 S: 7	H: 1 LOB: 0 BB: 0 P: 11	R: 0 E: 1 K: 0 S: 11	H: 1 LOB: 1 BB: 0 P: 16	R: 0 E: 0 K: 1 S: 9	H: 1 LOB: 2 BB: 1 P: 17	R: 0 E: 0 K: 2 S: 8	H: 0 LOB: 0 BB: 0 P: 13	1B: 9 2B: 0 3B: 1 HR: 2	SF: 0 SAC: 0 DP: 2 HBP: 1	WP: 0 PB: 0 SB: 3 CS: 1	PA: 45	
<b>PITCHER</b>	IP WLS BF H R ER SO BB IBB HBP BLK WP HR S P ERA WHIP	IP WLS BF H R ER SO BB IBB HBP BLK WP HR S P ERA WHIP	IP WLS BF H R ER SO BB IBB HBP BLK WP HR S P ERA WHIP	IP WLS BF H R ER SO BB IBB HBP BLK WP HR S P ERA WHIP	IP WLS BF H R ER SO BB IBB HBP BLK WP HR S P ERA WHIP	IP WLS BF H R ER SO BB IBB HBP BLK WP HR S P ERA WHIP	IP WLS BF H R ER SO BB IBB HBP BLK WP HR S P ERA WHIP	IP WLS BF H R ER SO BB IBB HBP BLK WP HR S P ERA WHIP	IP WLS BF H R ER SO BB IBB HBP BLK WP HR S P ERA WHIP	IP WLS BF H R ER SO BB IBB HBP BLK WP HR S P ERA WHIP	IP WLS BF H R ER SO BB IBB HBP BLK WP HR S P ERA WHIP	IP WLS BF H R ER SO BB IBB HBP BLK WP HR S P ERA WHIP	IP WLS BF H R ER SO BB IBB HBP BLK WP HR S P ERA WHIP	IP WLS BF H R ER SO BB IBB HBP BLK WP HR S P ERA WHIP	IP WLS BF H R ER SO BB IBB HBP BLK WP HR S P ERA WHIP	IP WLS BF H R ER SO BB IBB HBP BLK WP HR S P ERA WHIP	IP WLS BF H R ER SO BB IBB HBP BLK WP HR S P ERA WHIP	IP WLS BF H R ER SO BB IBB HBP BLK WP HR S P ERA WHIP	IP WLS BF H R ER SO BB IBB HBP BLK WP HR S P ERA WHIP	IP WLS BF H R ER SO BB IBB HBP BLK WP HR S P ERA WHIP	IP WLS BF H R ER SO BB IBB HBP BLK WP HR S P ERA WHIP	IP WLS BF H R ER SO BB IBB HBP BLK WP HR S P ERA WHIP	IP WLS BF H R ER SO BB IBB HBP BLK WP HR S P ERA WHIP	IP WLS BF H R ER SO BB IBB HBP BLK WP HR S P ERA WHIP	IP WLS BF H R ER SO BB IBB HBP BLK WP HR S P ERA WHIP
Chris Bosio, R ERA: 2.73 (1, 1)	7.1																								
Tony Fossas, L ERA: 3.47 (8, 1)	1.2	6	1	0	0	1	0	1	0	0															
Chuck Crim, R ERA: 2.96 (10, 1)	1.0	W 3	0	0	0	2	0	0	0	0															

Fri Sep 01 1989, 8:05 PM EDT  
Att. 17,465 - Unknown

BOTTOM

Oakland Athletics @ Milwaukee Brewers  
Milwaukee County Stadium, Milwaukee, WI

Fri Sep 01 1989, 8:05 PM EDT  
Att: 17,465 - Unknown

livebaseballscorecards.com

AB	41
R	6
H	14
RBI	6
BB	3
SO	6
LOB	16



AB R H RBI BB SO LOB

5	1	3	0	0	1	0
5	1	1	1	0	0	2
5	1	3	1	0	0	1
5	1	2	0	0	0	2
2	0	0	0	1	0	0
1	0	0	0	0	1	0
1	0	1	0	0	0	0
5	2	2	2	0	1	4
3	0	1	1	2	2	0
5	0	1	1	0	1	4
3	0	0	0	0	0	3
1	0	0	0	0	0	0
0	0	0	0	0	0	0

Batter	1	2	3	4	5	6	7	8	9	10
Bill Spiers, L OBP: 0.292, SLG: 0.276 (1, 6)	0-1 G4-6-3 1B		0-0 FC4-6 1B		1-0 G1-3		1-3 K		1-2 S 2B 1B	
B.J. Surhoff, L OBP: 0.278, SLG: 0.327 (1, 2)	1-0 G4-6-3 1-2f		1-2 FC4-6 2B 1-2f		2-0 L3		0-1 G4-3		0-1 1-H 2B	
Paul Molitor, R OBP: 0.362, SLG: 0.402 (1, 5)	0-1 F7		0-1 2B 2-H			0-0 1B G3 1B	0-1 1B		0-0 P2	
Robin Yount, R OBP: 0.385, SLG: 0.512 (1, 8)		3-1 G6-3	0-0 G4-3			2-2 G3 BB 1B 1-3	2-0 F7		2-2 G4-3 1B 1B	
Greg Brock, L OBP: 0.359, SLG: 0.414 (1, 3)		1-2 P5		0-2 F8		4-2 G3 BB 1-2		0-3 K	1-0 1B G4-3 1B	
Mike Felder, S OBP: 0.292, SLG: 0.312 (8, PH)										
Terry Francona, L OBP: 0.256, SLG: 0.321 (9, 3)										
Glenn Braggs, R OBP: 0.302, SLG: 0.376 (1, 7)		0-0 S 2B 1B		0-0 HR		2-2 G3 1-2 2-3 3-H	0-3 K		0-0 G4-3 1-2 2-3	
Rob Deer, R OBP: 0.310, SLG: 0.443 (1, 9)		1-0 1-H 2B		2-3 K		4-0 BB	2-3 K		4-0 1B IBB	
Greg Vaughn, R OBP: 0.321, SLG: 0.429 (1, 10)		2-2 F6		0-0 F8		2-3 K			1-2 P2 1-1	1-1 1-2 2-3 3-H 1B
Ed Romero, R OBP: 0.247, SLG: 0.274 (1, 4)			0-0 F9		0-0 F8	3-2 F7			2-2 G5-3	
Joey Meyer, R OBP: 0.267, SLG: 0.353 (9, PH)										
Gus Polidor, R OBP: 0.224, SLG: 0.234 (10, 4)										

Inning Stats	R: 0	H: 1	E: 0	LOB: 0	K: 0	S: 5	P: 6	R: 1	H: 2	E: 0	LOB: 1	K: 0	BB: 0	S: 10	P: 17	R: 1	H: 2	E: 1	LOB: 1	K: 0	BB: 0	S: 10	P: 10	R: 1	H: 1	E: 0	LOB: 0	K: 1	BB: 0	S: 9	P: 11	R: 0	H: 0	E: 0	LOB: 0	K: 0	BB: 0	S: 3	P: 6	R: 1	H: 2	E: 0	LOB: 3	K: 1	BB: 2	S: 16	P: 33	R: 0	H: 1	E: 0	LOB: 1	K: 1	BB: 0	S: 8	P: 11	R: 0	H: 0	E: 0	LOB: 0	K: 3	BB: 0	S: 11	P: 13	R: 1	H: 2	E: 0	LOB: 1	K: 0	BB: 0	S: 12	P: 16	R: 1	H: 3	E: 0	LOB: 3	K: 0	BB: 1	S: 7	P: 15	1B: 10	SF: 0	2B: 3	SAC: 0	3B: 0	DP: 1	HR: 1	HBP: 0	WP: 0	PA: 44
--------------	------	------	------	--------	------	------	------	------	------	------	--------	------	-------	-------	-------	------	------	------	--------	------	-------	-------	-------	------	------	------	--------	------	-------	------	-------	------	------	------	--------	------	-------	------	------	------	------	------	--------	------	-------	-------	-------	------	------	------	--------	------	-------	------	-------	------	------	------	--------	------	-------	-------	-------	------	------	------	--------	------	-------	-------	-------	------	------	------	--------	------	-------	------	-------	--------	-------	-------	--------	-------	-------	-------	--------	-------	--------

PITCHER	IP	WLS	BF	H	R	ER	SO	BB	IBB	HBP	BLK	WP	HR	S	P	ERA	WHIP
Bob Welch, R ERA: 2.84 (1, 1)	6.0		27	8	4	3	2	2	0	0	0	0	1	53	83	4.50	1.667
Rick Honeycutt, L ERA: 2.47 (7, 1)	1.0		4	1	0	0	1	0	0	0	0	0	0	8	11	0.00	1.000
Dennis Eckersley, R ERA: 1.05 (8, 1)	2.0		8	2	1	1	3	0	0	0	0	0	0	23	29	4.50	1.000
Todd Burns, R ERA: 2.4 (10, 1)	0.1	L	5	3	1	1	0	0	1	0	0	0	0	7	15	27.00	9.000



Batter	1	2	3	4	5	6	7	8	9	AB R H RBI BB SO LOB	TOP									
Rickey Henderson, R OBP: 0.416, SLG: 0.413 (1, 7)	3-2 G6-3 1B	2-0 F8 1B		4-2 L3-1 BB		2-3 K		1-0 F9		4 0 0 0 1 1 0										
Carney Lansford, R OBP: 0.402, SLG: 0.409 (1, 5)	0-0 HR 1B	0-0 1B		2-2 L3-1 1-2		2-2 G6-3		0-0 BB 1B		5 2 3 0 0 0 1										
Jose Canseco, R OBP: 0.359, SLG: 0.587 (1, 9)	3-2 HR 1B	1-2 1B		0-0 F9		2-2 G6-3		4-0 SF9 BB		4 2 2 2 1 0 0										
Dave Parker, L OBP: 0.300, SLG: 0.427 (1, 10)	3-0 F8	1-3 K		0-0 L6		1-1 G3-1		1-3 K 1-3 2-H		5 0 0 0 0 2 3										
Terry Steinbach, R OBP: 0.332, SLG: 0.371 (1, 2)	2-0 HR 1B		0-1 BB 1B		1-2 G6-3		4-2 2B BB	1-1 SF9		3 2 2 1 1 0 0										
Mark McGwire, R OBP: 0.344, SLG: 0.456 (1, 3)	1-1 HR		0-0 F9		4-0 BB BB		0-0 1-H 2B	4-2 BB		3 1 2 3 2 0 1										
Dave Henderson, R OBP: 0.311, SLG: 0.357 (1, 8)	4-2 BB		1-2 F8		4-1 FC6-4 BB		2-3 K	1-0 L6		3 0 0 0 2 1 3										
Tony Phillips, S OBP: 0.330, SLG: 0.334 (1, 4)	1-0 F7		4-2 FC6-4 BB		0-0 FC6-4		1-3 K			3 0 0 0 1 1 3										
Mike Gallego, R OBP: 0.337, SLG: 0.341 (1, 6)		0-1 G1	0-0 FC6-4		0-3 K		1-0 F9			4 0 0 0 0 1 2										
<b>Inning Stats</b>	R: 4 E: 0 K: 0 S: 15	H: 4 LOB: 1 BB: 1 P: 32	R: 0 E: 0 K: 1 S: 11	H: 2 LOB: 2 BB: 0 P: 15	R: 0 E: 0 K: 0 S: 10	H: 1 LOB: 2 BB: 1 P: 15	R: 0 E: 0 K: 0 S: 9	H: 0 LOB: 0 BB: 1 P: 13	R: 0 E: 0 K: 2 S: 9	H: 0 LOB: 0 BB: 0 P: 13	R: 1 E: 0 K: 1 S: 11	H: 1 LOB: 1 BB: 1 P: 20	R: 0 E: 0 K: 1 S: 6	H: 0 LOB: 0 BB: 0 P: 9	R: 2 E: 0 K: 1 S: 10	H: 1 LOB: 1 BB: 2 P: 21	1B: 6 2B: 2 3B: 0 HR: 2	SF: 1 SAC: 0 DP: 1 HBP: 0	WP: 0 PB: 0 SB: 4 CS: 0	PA: 43
<b>PITCHER</b>	IP WLS BF H R ER SO BB IBB HBP BLK WP HR S P ERA WHIP																			
Tom Filer, R ERA: 3.68 (1, 1)	2.0 L 14 7 4 4 1 1 0 0 0 0 0 2 28 49 18.00 4.000																			
Don August, R ERA: 5.37 (3, 1)	2.2 11 0 0 0 0 4 0 0 0 0 0 0 23 41 0.00 1.500																			
Bill Krueger, L ERA: 3.09 (5, 1)	3.2 15 2 3 2 5 2 0 0 0 0 0 0 31 52 4.91 1.091																			
Chuck Crim, R ERA: 2.94 (9, 1)	0.2 3 0 0 0 0 1 0 0 0 0 0 0 6 12 0.00 1.500																			

Oakland Athletics @ Milwaukee Brewers  
Milwaukee County Stadium, Milwaukee, WI

Sat Sep 02 1989, 8:05 PM EDT  
Att: 36,980 - Unknown

AB	34
R	7
H	9
RBI	6
BB	8
SO	6
LOB	13



Batter	1	2	3	4	5	6	7	8	9	AB	R	H	RBI	BB	SO	LOB
Bill Spiers, L OBP: 0.287, SLG: 0.271 (1, 6) B C B X	2-1 F7 ①		1-3 K ②		0-0 G4-3 ①			1-1 G3-1 ①		4	0	0	0	0	1	0
B.J. Surhoff, L OBP: 0.278, SLG: 0.326 (1, 2) B B C B X	3-2 F8 ②		0-1 WP BB 2B 1B		0-1 G4-3 ②			3-2 P3 ②		4	1	1	0	0	0	0
Paul Molitor, R OBP: 0.363, SLG: 0.401 (1, 5) X	0-0 1B		4-2 2B BB		1-0 G6-3 ③			0-3 K ③		3	1	1	0	1	1	0
Robin Yount, R OBP: 0.384, SLG: 0.511 (1, 8) X	0-0 F9 ③		2-2 1-H 2-H 2B		2-1 P3 ①			1-1 G5-3 ①		4	0	1	2	0	0	1
Greg Brock, L OBP: 0.358, SLG: 0.412 (1, 3) X		0-0 1B	3-3 K ③		0-0 G4-3 ②			1-2 F8 ②		4	0	1	0	0	1	1
Glenn Braggs, R OBP: 0.302, SLG: 0.375 (1, 7) X T B		1-1 L8 ①		0-2 G6-3 1B		0-3 K ③		0-3 K ③		4	0	1	0	0	2	1
Rob Deer, R OBP: 0.308, SLG: 0.440 (1, 9) X T F		0-2 F6 ②		0-1 G6-3 1-2			1-3 K ①			3	0	0	0	0	1	2
Greg Vaughn, R OBP: 0.304, SLG: 0.404 (1, 10) S T C		0-3 K ③		2-1 P3 ②			0-0 G6-3 ②			3	0	0	0	0	1	2
Ed Romero, R OBP: 0.244, SLG: 0.271 (1, 4) C T S F			1-3 K ①		0-1 F9 ③			1-0 G1-3 ③		2	0	0	0	0	1	1
Terry Francona, L OBP: 0.254, SLG: 0.320 (7, PH)										1	0	0	0	0	0	0
Gus Polidor, R OBP: 0.224, SLG: 0.234 (8, 4)										0	0	0	0	0	0	0

BOTTOM

Oakland Athletics @ Milwaukee Brewers  
Milwaukee County Stadium, Milwaukee, WI

Sat Sep 02 1989, 8:05 PM EDT  
Att. 36,980 - Unknown

livebaseballscorecards.com

AB	32
R	2
H	5
RBI	2
BB	1
SO	8
LOB	8



Inning Stats	R	H	E	K	S	R	H	E	K	S	R	H	E	K	S	R	H	E	K	S	1B	SF	2B	3B	HR	WP	HR	S	P	ERA	WHIP
	0	1	0	0	7	0	1	0	1	9	2	2	0	3	18	0	0	0	0	1	4	0	1	0	1	0	0	0	2.00	0.667	

PITCHER Dave Stewart, R ERA: 3.41 (1, 1)	IP	WLS	BF	H	R	ER	SO	BB	IBB	HBP	BLK	WP	HR	S	P	ERA	WHIP
	9.0	W	33	5	2	2	8	1	0	0	0	1	0	75	105	2.00	0.667

PITCHER	IP	WLS	BF	H	R	ER	SO	BB	IBB	HBP	BLK	WP	HR	S	P	ERA	WHIP
---------	----	-----	----	---	---	----	----	----	-----	-----	-----	----	----	---	---	-----	------











Batter	1	2	3	4	5	6	7	8	9	AB	R	H	RBI	BB	SO	LOB
Rickey Henderson, R OBP: 0.414, SLG: 0.410 (1, 7)	3-2 G3-1 ①		4-1 E S 1B BB		2-2 L6 ③			2-2 F8 ②	0-3 K ③	4	1	0	0	1	1	1
Carney Lansford, R OBP: 0.402, SLG: 0.412 (1, 5)	0-1 G5-3 ②		3-2 1-H 1B			1-1 L7 ①		0-0 1B		4	0	2	1	0	0	0
Jose Canseco, R OBP: 0.358, SLG: 0.566 (1, 9)	2-1 G5-3 ③		2-2 F7 ③			1-2 E8 G6-3		2-3 K ③		4	0	0	0	0	1	2
Dave Parker, L OBP: 0.301, SLG: 0.425 (1, 10)		1-2 1B		1-3 K2-3 ①		0-2 G6-3 ②			1-0 E WP 2B 1B	4	1	2	0	0	1	1
Terry Steinbach, R OBP: 0.329, SLG: 0.373 (1, 2)		0-0 F7 ①		1-0 HR		0-0 F8 ③			0-2 E5 2B 1B	4	2	1	1	0	0	3
Mark McGwire, R OBP: 0.346, SLG: 0.455 (1, 3)		0-0 F9 ②		3-1 G5-3 ②			3-1 G6-3 ①		1-0 1B FC6-4 2B	4	1	1	1	0	0	1
Dave Henderson, R OBP: 0.311, SLG: 0.356 (1, 8)		1-2 P3 ③		1-3 K ③			3-3 K ②		3-3 FC6-4 1B	4	0	1	1	0	2	1
Walt Weiss, S OBP: 0.300, SLG: 0.340 (1, 6)			1-0 G6-3 ①		0-0 G4-3 ①		1-0 G4-3 ③		1-2 F5 ①	4	0	0	0	0	0	2
Mike Gallego, R OBP: 0.335, SLG: 0.339 (1, 4)			2-0 G6-3 ②		1-1 F9 ②			1-0 G3 ①	2-1 FC6-4 ②	2	0	0	0	0	0	0
Ken Phelps, L OBP: 0.338, SLG: 0.376 (8, PH)									1-2 FC6-4 ②	1	0	0	0	0	0	0
Lance Blankenship, R OBP: 0.273, SLG: 0.283 (9, 4)									1-2 FC6-4 ②	0	0	0	0	0	0	0
Tony Phillips, S OBP: 0.331, SLG: 0.335 (9, PH)									1-2 FC6-4 ②	1	0	0	1	0	0	1

Inning Stats	R: 0	H: 0	R: 0	H: 1	R: 1	H: 1	R: 1	H: 1	R: 0	H: 0	R: 0	H: 0	R: 0	H: 1	R: 3	H: 3	1B: 5	SF: 0
	E: 0	LOB: 0	E: 0	LOB: 1	E: 0	LOB: 1	E: 0	LOB: 0	E: 0	LOB: 0	E: 0	LOB: 0	E: 1	LOB: 1	E: 1	LOB: 1	2B: 1	SAC: 0
	K: 0	BB: 0	K: 0	BB: 0	K: 2	BB: 1	K: 0	BB: 0	K: 0	BB: 0	K: 1	BB: 0	K: 0	BB: 0	K: 1	BB: 0	3B: 0	DP: 0
	S: 7	P: 12	S: 9	P: 11	S: 10	P: 22	S: 9	P: 15	S: 8	P: 11	S: 11	P: 13	S: 7	P: 14	S: 8	P: 13	HR: 1	HBP: 0


**BOTTOM**

**Boston Red Sox @ Oakland Athletics**  
Oakland-Alameda County Coliseum, Oakland, CA

Mon Sep 04 1989, 7:05 PM PDT  
Att: 32,697 - Unknown - 64 F

livebaseballscorecards.com

AB	36
R	5
H	7
RBI	5
BB	1
SO	5
LOB	12



WP: 1	PA: 37
PB: 0	
SB: 1	
CS: 0	



Batter	1	2	3	4	5	6	7	8	9	AB R H RBI BB SO LOB
--------	---	---	---	---	---	---	---	---	---	----------------------

<b>Wade Boggs, L</b> (1, 5) <small>OBP: 0.432, SLG: 0.467</small>	2-2 		2-2 		2-2 		4-1 		0-2 	4 1 0 0 1 0 1
--	---------	--	---------	--	---------	--	---------	--	---------	---------------

<b>Marty Barrett, R</b> (1, 4) <small>OBP: 0.328, SLG: 0.338</small>	2-2 		1-2 		1-2 		0-1 			4 0 2 0 0 0 2
---	---------	--	---------	--	---------	--	---------	--	--	---------------

<b>Ellis Burks, R</b> (1, 8) <small>OBP: 0.361, SLG: 0.467</small>	1-1 		2-2 		0-0 			0-0 		4 0 2 0 0 0 1
---	---------	--	---------	--	---------	--	--	---------	--	---------------

<b>Mike Greenwell, L</b> (1, 7) <small>OBP: 0.373, SLG: 0.452</small>	3-2 		0-1 		0-0 			4-0 		3 0 0 1 1 0 4
--	---------	--	---------	--	---------	--	--	---------	--	---------------

<b>Nick Esasky, R</b> (1, 3) <small>OBP: 0.339, SLG: 0.494</small>	2-1 			4-2 		3-1 		1-0 		3 0 1 0 1 0 2
---	---------	--	--	---------	--	---------	--	---------	--	---------------

<b>Dwight Evans, R</b> (1, 10) <small>OBP: 0.390, SLG: 0.455</small>		2-3 		2-1 		2-3 		3-2 		4 0 1 0 0 2 2
---	--	---------	--	---------	--	---------	--	---------	--	---------------

<b>Luis Rivera, R</b> (1, 6) <small>OBP: 0.309, SLG: 0.368</small>		1-0 		0-0 		2-2 			2-3 	4 0 0 0 0 1 3
---	--	---------	--	---------	--	---------	--	--	---------	---------------

<b>Carlos Quintana, R</b> (1, 9) <small>OBP: 0.222, SLG: 0.156</small> <b>Danny Heep, L</b> (6, PH) <small>OBP: 0.367, SLG: 0.424</small> (6, 9)		3-1 		1-2 		1-0 			1-0 	2 0 0 0 0 0 2 2 0 1 0 0 0 1
---	--	---------	--	---------	--	---------	--	--	---------	--------------------------------

<b>Rick Cerone, R</b> (1, 2) <small>OBP: 0.334, SLG: 0.342</small>			3-3 	3-3 			0-0 		0-0 	4 0 0 0 0 2 3
---	--	--	---------	---------	--	--	---------	--	---------	---------------

Inning Stats	R: 1	H: 1	E: 1	K: 0	S: 13	P: 23	R: 0	H: 0	E: 0	K: 1	S: 6	P: 12	R: 0	H: 2	E: 0	K: 1	S: 22	P: 30	R: 0	H: 1	E: 0	K: 1	S: 15	P: 25	R: 0	H: 1	E: 0	K: 0	S: 8	P: 11	R: 0	H: 1	E: 0	K: 1	S: 9	P: 17	R: 0	H: 0	E: 0	K: 0	S: 4	P: 8	R: 0	H: 0	E: 0	K: 0	S: 6	P: 14	R: 0	H: 1	E: 0	K: 1	S: 10	P: 13	1B: 4	2B: 3	3B: 0	HR: 0	SF: 0	SAC: 0	DP: 1	HBP: 0	WP: 0	PA: 37
--------------	------	------	------	------	-------	-------	------	------	------	------	------	-------	------	------	------	------	-------	-------	------	------	------	------	-------	-------	------	------	------	------	------	-------	------	------	------	------	------	-------	------	------	------	------	------	------	------	------	------	------	------	-------	------	------	------	------	-------	-------	-------	-------	-------	-------	-------	--------	-------	--------	-------	--------

PITCHER	IP	WLS	BF	H	R	ER	SO	BB	IBB	HBP	BLK	WP	HR	S	P	ERA	WHIP
<b>Curt Young, L</b> (1, 1) <small>ERA: 4.04</small>	5.0	W	22	5	1	0	3	1	0	0	0	0	0	64	101	0.00	1.200
<b>Todd Burns, R</b> (6, 1) <small>ERA: 2.32</small>	3.0		11	1	0	0	1	2	0	0	0	0	0	19	39	0.00	1.000
<b>Dennis Eckersley, R</b> (9, 1) <small>ERA: 1.02</small>	1.0		4	1	0	0	1	0	0	0	0	0	0	10	13	0.00	1.000

**TOP**

**Boston Red Sox @ Oakland Athletics**  
 Oakland-Alameda County Coliseum, Oakland, CA

Tue Sep 05 1989, 7:05 PM PDT  
 Att. 28,541 - Unknown - 61 F

<b>AB</b>	34
<b>R</b>	1
<b>H</b>	7
<b>RBI</b>	1
<b>BB</b>	3
<b>SO</b>	5
<b>LOB</b>	21



**BOTTOM**

**Boston Red Sox @ Oakland Athletics**  
Oakland-Alameda County Coliseum, Oakland, CA

livebaseballscores.com

<b>AB</b>	<b>27</b>
<b>R</b>	<b>13</b>
<b>H</b>	<b>7</b>
<b>RBI</b>	<b>13</b>
<b>BB</b>	<b>9</b>
<b>SO</b>	<b>8</b>
<b>LOB</b>	<b>6</b>



WP: 1	PA: 41
PB: 0	
SB: 1	
CS: 1	

Tue Sep 05 1989, 7:05 PM PDT  
Att: 28,541 - Unknown - 61 F

AB	R	H	RBI	BB	SO	LOB
2	1	0	0	2	0	0
0	1	0	1	1	0	0
4	1	1	2	0	0	2
1	0	1	2	0	0	0
2	1	0	1	2	1	1
0	0	0	1	0	0	0
4	1	1	1	0	1	1
3	2	2	1	0	0	0
4	1	1	1	0	2	1
4	1	1	1	0	3	0
0	0	0	0	0	0	0
2	2	0	1	2	0	0
1	2	0	1	2	1	1
1B: 5	SF: 2	WP: 1	PA: 41			
2B: 2	SAC: 2	PB: 0				
3B: 0	DP: 2	SB: 1				
HR: 1	HBP: 0	CS: 1				

Batter	1	2	3	4	5	6	7	8	9
Rickey Henderson, R OBP: 0.415, SLG: 0.408 Stan Javier, S OBP: 0.318, SLG: 0.321	3-2 L4		4-2 G3 BB		3-2 L7		4-0 BB	4-2 WP 1B SF8 BB	
Carney Lansford, R OBP: 0.401, SLG: 0.412 Felix Jose, S OBP: 0.250, SLG: 0.231	1-0 G1-3		0-0 G3 SF7 2B		0-0 G4-3		0-1 F4	3-2 L3 1B	
Jose Canseco, R OBP: 0.361, SLG: 0.558 Lance Blankenship, R OBP: 0.270, SLG: 0.283	1-3 K		1-2 G3		4-2 CS BB			SH 1B BB SF8	
Dave Parker, L OBP: 0.300, SLG: 0.424		3-2 G6-3	1-0 SF7		2-1 CS	2-3 K		SH 1B L3	
Terry Steinbach, R OBP: 0.332, SLG: 0.383		3-2 HR	0-1 F9			2-0 G6-4-3 1B		SH 1B BB	
Mark McGwire, R OBP: 0.345, SLG: 0.453		3-3 K		2-3 K		3-2 G6-4-3		BB 1B BB 1B	
Dave Henderson, R OBP: 0.310, SLG: 0.355 Doug Jennings, L		0-3 K		2-3 K			1-3 K	1-2 BB BB 1B	
Tony Phillips, S OBP: 0.333, SLG: 0.333			2-2 SH 2B		4-2 BB		0-2 G3	4-0 BB 1B BB	
Walt Weiss, S OBP: 0.305, SLG: 0.338			1-1 SH 2B		1-3 K		4-2 S BB	4-2 BB 1B BB	

Inning	R	H	E	K	S	P	R	H	E	K	S	P	R	H	E	K	S	P
1	0	0	0	1	13	0	1	1	0	0	14	0	0	0	0	0	0	0
2	1	1	0	2	14	0	0	0	0	0	14	0	0	0	0	0	0	0
3	4	1	1	0	14	23	0	0	0	0	12	21	0	0	0	0	0	0
4	0	0	0	3	12	0	0	0	0	0	7	16	0	0	0	0	0	0
5	0	0	0	1	7	0	0	0	0	0	5	12	0	0	0	0	0	0
6	0	1	0	0	7	16	0	0	0	0	3	6	9.00	1.143	0	0	0	0
7	0	1	0	1	14	0	0	0	0	0	14	0	0	0	0	0	0	0
8	8	4	1	1	21	0	0	0	0	0	21	44	0	0	0	0	0	0
9	0	0	0	0	0	0	0	0	0	0	0	0	0	0	0	0	0	0

PITCHER	IP	WLS	BF	H	R	ER	SO	BB	IBB	HBP	BLK	WP	HR	S	P	ERA	WHIP
Roger Clemens, R ERA: 3.23	7.0	L	29	3	5	1	8	5	0	0	0	0	1	75	132	1.29	1.143
Bob Stanley, R ERA: 4.88	0.0		4	2	4	4	0	1	0	0	0	0	0	6	10	∞	∞
Greg Harris, R ERA: 3.36	0.0		3	1	0	0	0	2	0	0	0	0	0	7	16	∞	∞
Joe Price, L ERA: 4.41	0.0		2	1	3	2	0	1	0	0	0	0	0	5	12	∞	∞
Mike Rochford, L ERA: 6.75	1.0		2	0	1	1	0	0	0	0	0	1	0	3	6	9.00	0.000



Batter	1	2	3	4	5	6	7	8	9	AB R H RBI BB SO LOB	TOP											
Wade Boggs, L (1, 5) OBP: 0.434, SLG: 0.469	0-3 K		0-0 E6 L9 1B	4-2 BB			2-0 G6-4-3 1B		3-2 1B 2B	4 2 2 0 1 1 0	<b>Boston Red Sox @ Oakland Athletics</b> <b>Oakland-Alameda County Coliseum, Oakland, CA</b>  Wed Sep 06 1989, 3:33 AM PDT Att. 25,037 - Unknown - 61 F											
Marty Barrett, R (1, 4) OBP: 0.323, SLG: 0.332	0-0 G3		0-1 L9 2-3	1-1 L9			0-1 F8		0-0 F4	5 0 0 0 0 0 5												
Ellis Burks, R (1, 8) OBP: 0.365, SLG: 0.471	1-1		2-1 2B 1B				0-0 G6-4-3 1-2f		0-0 P2	3 1 3 1 0 0 0 1 0 0 0 0 0 1 1 0 0 0 0 0 1												
Kevin Romine, R (5, 8) OBP: 0.300, SLG: 0.319																						
Sam Horn, L (9, PH) OBP: 0.212, SLG: 0.152																						
Mike Greenwell, L (1, 7) OBP: 0.373, SLG: 0.453	0-2 G6-3		1-0 2B						0-0 F9 2-H 1B	3 0 1 1 0 0 2 2 0 1 1 0 0 0												
Carlos Quintana, R (7, 7) OBP: 0.237, SLG: 0.176																						
Nick Esasky, R (1, 3) OBP: 0.338, SLG: 0.490		1-0 FC5 G3 HBP	1-3 K				0-1 G1-3		0-2 F9	3 0 1 1 0 0 2 2 0 1 1 0 0 0												
Danny Heep, L (1, 9) OBP: 0.364, SLG: 0.419							2-1 G5-3		1-1 E6 HR	4 1 0 0 0 1 3												
Jody Reed, R (8, PH) OBP: 0.374, SLG: 0.394			1-2 G3-1				1-1 F7		1-1 HR	3 0 0 0 0 0 3 1 1 1 2 0 0 0												
Dwight Evans, R (1, 10) OBP: 0.388, SLG: 0.452							0-0 L6		0-2 G4-3	3 0 0 0 1 0 0												
Luis Rivera, R (1, 6) OBP: 0.309, SLG: 0.366			1-2 FC5 2-3f				2-3 K		0-0 G5-3 1B	4 0 1 0 0 1 2												
Rich Gedman, L (1, 2) OBP: 0.279, SLG: 0.284			3-3 K				0-1 BB 1B		3-1 G4-3	3 0 1 0 0 1 2 1 0 0 0 0 0 1												
Rick Cerone, R (8, PH) OBP: 0.333, SLG: 0.341																						
<b>Inning Stats</b>	R: 0 E: 0 K: 1 S: 9	H: 1 LOB: 1 BB: 0 P: 10	R: 0 E: 0 K: 1 S: 10	H: 0 LOB: 2 BB: 1 P: 21	R: 2 E: 1 K: 1 S: 13	H: 2 LOB: 1 BB: 0 P: 18	R: 0 E: 0 K: 1 S: 10	H: 1 LOB: 2 BB: 1 P: 17	R: 0 E: 1 K: 0 S: 10	H: 1 LOB: 1 BB: 0 P: 15	R: 0 E: 0 K: 0 S: 3	H: 0 LOB: 0 BB: 0 P: 5	R: 0 E: 0 K: 0 S: 4	H: 1 LOB: 0 BB: 0 P: 6	R: 2 E: 1 K: 0 S: 13	H: 2 LOB: 1 BB: 0 P: 18	R: 1 E: 0 K: 0 S: 10	H: 2 LOB: 1 BB: 0 P: 14	1B: 7 2B: 2 3B: 0 HR: 1	SF: 0 SAC: 0 DP: 1 HBP: 1	WP: 0 PB: 0 SB: 0 CS: 0	PA: 41
<b>PITCHER</b>	IP WLS BF H R ER SO BB IBB HBP BLK WP HR S P ERA WHIP																					
Bob Welch, R (1, 1) ERA: 2.81	5.0 W 24 5 2 1 4 2 0 1 0 0 0 0 52 81 1.80 1.400																					
Rick Honeycutt, L (6, 1) ERA: 2.49	3.0 12 3 2 1 0 0 0 0 0 0 0 1 20 29 3.00 1.000																					
Dennis Eckersley, R (9, 1) ERA: 1.2	1.0 S 5 2 1 1 0 0 0 0 0 0 0 0 10 14 9.00 2.000																					

livebaseballscorecards.com

<b>AB</b>	<b>38</b>
<b>R</b>	<b>5</b>
<b>H</b>	<b>10</b>
<b>RBI</b>	<b>5</b>
<b>BB</b>	<b>2</b>
<b>SO</b>	<b>4</b>
<b>LOB</b>	<b>20</b>



Batter	1	2	3	4	5	6	7	8	9
Rickey Henderson, R OBP: 0.416, SLG: 0.406 (1, 7)	G6-3 1-2		HBP HR HBP 1-2 2-3	S BB 4-2		G6-4-3 IBB 4-0		F9 2-1	
Carney Lansford, R OBP: 0.402, SLG: 0.411 Tony Phillips, S OBP: 0.330, SLG: 0.331 (4, PH) (5, 5)	G1-3 0-1		HR HBP 1-2 2-3 3-H	G6-3 1-1 1-2		G6-4-3 1-2f		F9 0-1	
Dave Parker, L OBP: 0.301, SLG: 0.430 (1, 10)	G3 0-1		HR 1-H 2-H 3-H 0-3		F8 2-2		BB 1B 1-1	K 1-3	
Mark McGwire, R OBP: 0.347, SLG: 0.451 (1, 3)			K 0-3		F7 0-0		BB 1B 1-2		
Ron Hassey, L OBP: 0.298, SLG: 0.343 (1, 2)			BB 0-1		F8 0-2		BB 1B 1-2 2-H		
Dave Henderson, R OBP: 0.314, SLG: 0.360 (1, 8)			2B 1-1		F8 0-2		BB 1B 1-2 2-3		
Stan Javier, S OBP: 0.317, SLG: 0.320 (1, 9)			F7 1-0		F7 1-0		BB 1B 1-0		
Walt Weiss, S OBP: 0.304, SLG: 0.337 (1, 6)			HBP 1B HBP 1B 2-2		G3 1-2		E4 SH1-4 1-2 3-H		
Lance Blankenship, R OBP: 0.272, SLG: 0.284 (1, 4)			HBP HBP HR 1B 0-0		K 2-3		SH1-4 1-2 2-3		

Inning Stats	R: 0	H: 0	E: 0	K: 0	S: 7	LOB: 0	BB: 0	P: 8	R: 0	H: 0	E: 0	K: 0	S: 11	LOB: 1	BB: 1	P: 16	R: 5	H: 4	E: 0	K: 1	S: 19	LOB: 1	BB: 0	P: 29	R: 0	H: 0	E: 0	K: 1	S: 11	LOB: 0	BB: 0	P: 10	R: 1	H: 2	E: 1	K: 0	S: 9	LOB: 2	BB: 1	P: 18	R: 1	H: 3	E: 0	K: 1	S: 17	LOB: 3	BB: 1	P: 28	R: 0	H: 0	E: 0	K: 1	S: 8	LOB: 0	BB: 0	P: 11
--------------	------	------	------	------	------	--------	-------	------	------	------	------	------	-------	--------	-------	-------	------	------	------	------	-------	--------	-------	-------	------	------	------	------	-------	--------	-------	-------	------	------	------	------	------	--------	-------	-------	------	------	------	------	-------	--------	-------	-------	------	------	------	------	------	--------	-------	-------

PITCHER	IP	WLS	BF	H	R	ER	SO	BB	IBB	HBP	BLK	WP	HR	S	P	ERA	WHIP
Mike Smithson, R ERA: 4.97 (1, 1)	2.0	L	12	3	5	5	0	1	0	0	0	0	1	25	37	22.50	2.000
Dennis Lamp, R ERA: 2.63 (3, 1)	3.1		16	3	1	1	2	1	1	0	0	0	0	38	59	2.70	1.200
Rob Murphy, L ERA: 2.94 (6, 1)	1.2		8	3	1	1	1	1	0	0	0	0	0	19	32	5.40	2.400
Lee Smith, R ERA: 3.68 (8, 1)	1.0		3	0	0	0	1	0	0	0	0	0	0	8	11	0.00	0.000

**BOTTOM**

**Boston Red Sox @ Oakland Athletics**  
Oakland-Alameda County Coliseum, Oakland, CA

Wed Sep 06 1989, 3:33 AM PDT  
Att: 25,037 - Unknown - 61 F

AB	R	H	RBI	BB	SO	LOB
2	1	0	0	2	0	0
1	1	0	1	0	0	0
3	0	0	0	0	0	4
5	2	2	4	0	1	0
2	0	0	0	2	1	0
4	0	1	1	0	0	1
4	1	3	0	0	0	1
4	0	1	0	0	0	5
4	1	1	1	0	1	4
3	1	1	0	0	1	3


AB	32
R	7
H	9
RBI	7
BB	4
SO	4
LOB	18

WP: 0 PA: 39  
PB: 0  
SB: 1  
CS: 0



PITCHER	IP	WLS	BF	H	R	ER	SO	BB	IBB	HBP	BLK	WP	HR	S	P	ERA	WHIP
---------	----	-----	----	---	---	----	----	----	-----	-----	-----	----	----	---	---	-----	------



Batter	1	2	3	4	5	6	7	8	9	AB R H RBI BB SO LOB	TOP
Steve Sax, R (1, 4) OBP: 0.379, SLG: 0.401	1-2 G4-3 SH2-3 HBP	0-1 G6-3		2-2 2B 1B		2-1 G4-3		1-0 L6		4 1 1 1 0 0 5	
Alvaro Espinoza, R (1, 6) OBP: 0.310, SLG: 0.333	0-0 SH2-3		2-1 F8	1-0 2B			0-2 G5-3		0-1 G5-3	4 0 1 1 0 0 0	
Don Mattingly, L (1, 3) OBP: 0.347, SLG: 0.473	2-2 G4-3		0-2 HR 1B	0-2 L9			3-2 F8		0-2 G4-3	5 1 1 0 0 0 2	
Mel Hall, L (1, 9) OBP: 0.310, SLG: 0.438	0-1 P6		1-0 HR		3-1 G4-3		2-0 F9		0-0 F9	5 1 1 2 0 0 1	
Steve Balboni, R (1, 10) Wayne Tolleson, S (8, PR) OBP: 0.298, SLG: 0.475 OBP: 0.258, SLG: 0.254			2-1 F8	0-1 G5-3		3-2 3B		0-0 1B FC5-2 2B		4 0 2 0 0 0 0 0 0 0 0 0 0 0	
Jesse Barfield, R (1, 8) OBP: 0.346, SLG: 0.417			2-1 2B	1-3 K		1-2 G3		4-2 FC5-2 1B BB		3 1 1 0 1 1 1	
Luis Polonia, L (1, 7) OBP: 0.333, SLG: 0.384			1-2 E5 2B		1-1 WP 1B 2B		1-0 G4-3		1-1 FC5-2 1B	4 1 2 0 0 0 2	AB 37 R 5 H 10 RBI 5 BB 1 SO 1 LOB 21
Don Slaught, R (1, 2) OBP: 0.320, SLG: 0.382			1-1 F9		0-2 G1-6-3		0-0 F8		0-0 FC5-2	4 0 0 0 0 0 6	
Randy Velarde, R (1, 5) OBP: 0.404, SLG: 0.538			1-0 2B		2-2 G5-3		1-0 G5-3		0-1 F8	4 0 1 1 0 0 4	
Inning Stats	R: 0 H: 0 E: 0 LOB: 1 K: 0 BB: 0 S: 8 P: 11	R: 1 H: 2 E: 1 LOB: 2 K: 0 BB: 0 S: 12 P: 19	R: 2 H: 2 E: 0 LOB: 0 K: 1 BB: 0 S: 12 P: 16	R: 2 H: 3 E: 0 LOB: 1 K: 0 BB: 0 S: 18 P: 24	R: 0 H: 1 E: 0 LOB: 1 K: 0 BB: 0 S: 9 P: 17	R: 0 H: 0 E: 0 LOB: 0 K: 0 BB: 0 S: 4 P: 7	R: 0 H: 0 E: 0 LOB: 0 K: 0 BB: 0 S: 7 P: 12	R: 0 H: 2 E: 0 LOB: 3 K: 0 BB: 1 S: 9 P: 15	R: 0 H: 0 E: 0 LOB: 0 K: 0 BB: 0 S: 6 P: 6	1B: 3 SF: 0 2B: 5 SAC: 1 3B: 1 DP: 0 HR: 1 HBP: 1	WP: 1 PA: 40 PB: 0 SB: 0 CS: 0
PITCHER Dave Stewart, R (1, 1) ERA: 3.43	IP WLS BF H R ER SO BB IBB HBP BLK WP HR S P ERA WHIP	9.0 L 40 10 5 4 1 1 0 1 0 1 1 85 127 4.00 1.222									
PITCHER	IP WLS BF H R ER SO BB IBB HBP BLK WP HR S P ERA WHIP										

New York Yankees @ Oakland Athletics  
Oakland-Alameda County Coliseum, Oakland, CA

Fri Sep 08 1989, 7:05 PM PDT  
Att. 43,626 - Unknown - 61 F

livebaseballscorecards.com





Batter	1	2	3	4	5	6	7	8	9	AB R H RBI BB SO LOB	TOP											
Steve Sax, R (1, 4) OBP: 0.376, SLG: 0.399	1-3 K		0-1 G6-3		2-2 G4-3			1-2 F9		4 0 0 0 0 1 2	<b>New York Yankees @ Oakland Athletics</b> <b>Oakland-Alameda County Coliseum, Oakland, CA</b> Sat Sep 09 1989, 3:33 AM PDT Att. 43,760 - Sunny - 62 F <a href="http://livebaseballscorecards.com">livebaseballscorecards.com</a>											
Alvaro Espinoza, R (1, 6) OBP: 0.309, SLG: 0.334	1-1 WP FC1-5 2B		2-1 F9			0-1 P4		1-3 K		4 0 1 0 0 1 0												
Don Mattingly, L (1, 3) OBP: 0.348, SLG: 0.471	4-0 FC1-5 WP BB			2-2 G4-3		0-1 G4-3			4-1 BB	2 0 0 0 2 0 0												
Mel Hall, L (1, 7) OBP: 0.309, SLG: 0.439	1-0 FC1-5			0-0 G1-3		2-1 2B		1-3 K		4 0 1 0 0 1 3												
Steve Balboni, R (1, 10) OBP: 0.294, SLG: 0.468	1-0 G6-3			1-2 G5-3		1-0 G4-3		3-1 F7		4 0 0 0 0 0 4												
Jesse Barfield, R (1, 9) OBP: 0.344, SLG: 0.414		2-2 G5-3			1-0 G6-3		0-0 G6-3		0-1 P4	4 0 0 0 0 0 1												
Roberto Kelly, R (1, 8) OBP: 0.381, SLG: 0.428		0-0 F8			1-0 1B		1-1 P4			3 0 1 0 0 0 0												
Bob Geren, R (1, 2) OBP: 0.349, SLG: 0.489		0-1 F8			1-0 F9		2-0 P5			3 0 0 0 0 0 1												
Randy Velarde, R (1, 5) OBP: 0.400, SLG: 0.527			1-2 P4		1-2 WP 1B			0-1 F8		3 0 1 0 0 0 0												
<b>Inning Stats</b>	R: 0 E: 0 K: 1 S: 7	H: 1 LOB: 2 BB: 1 P: 15	R: 0 E: 0 K: 0 S: 6	H: 0 LOB: 0 BB: 0 P: 8	R: 0 E: 0 K: 0 S: 9	H: 0 LOB: 0 BB: 0 P: 12	R: 0 E: 0 K: 0 S: 8	H: 0 LOB: 0 BB: 0 P: 11	R: 0 E: 0 K: 0 S: 9	H: 2 LOB: 2 BB: 0 P: 15	R: 0 E: 0 K: 0 S: 7	H: 1 LOB: 1 BB: 0 P: 10	R: 0 E: 0 K: 0 S: 4	H: 0 LOB: 0 BB: 0 P: 7	R: 0 E: 0 K: 1 S: 8	H: 0 LOB: 0 BB: 0 P: 10	R: 0 E: 0 K: 1 S: 9	H: 0 LOB: 1 BB: 1 P: 17	1B: 2 2B: 2 3B: 0 HR: 0	SF: 0 SAC: 0 DP: 0 HBP: 0	WP: 2 PB: 0 SB: 0 CS: 0	PA: 33
<b>PITCHER</b> Mike Moore, R (1, 1) ERA: 2.53	IP: 9.0 WLS: W BF: 33 H: 4 R: 0 ER: 0 SO: 3 BB: 2 IBB: 0 HBP: 0 BLK: 0 WP: 2 HR: 0 S: 67 P: 105 ERA: 0.00 WHIP: 0.667											<b>PITCHER</b>	IP: 9.0 WLS: W BF: 33 H: 4 R: 0 ER: 0 SO: 3 BB: 2 IBB: 0 HBP: 0 BLK: 0 WP: 2 HR: 0 S: 67 P: 105 ERA: 0.00 WHIP: 0.667									

**New York Yankees @ Oakland Athletics**  
**Oakland-Alameda County Coliseum, Oakland, CA**  
 Sat Sep 09 1989, 3:33 AM PDT  
 Att. 43,760 - Sunny - 62 F

<b>AB</b>	<b>31</b>
<b>R</b>	<b>0</b>
<b>H</b>	<b>4</b>
<b>RBI</b>	<b>0</b>
<b>BB</b>	<b>2</b>
<b>SO</b>	<b>3</b>
<b>LOB</b>	<b>11</b>







Batter	1	2	3	4	5	6	7	8	9	AB R H RBI BB SO LOB	TOP											
Steve Sax, R (1, 4) OBP: 0.374, SLG: 0.396	2-2 P2		1-1 G6-3		2-2 G5-4-3			0-0 G6-3		4 0 0 0 0 0 2												
Alvaro Espinoza, R (1, 6) OBP: 0.307, SLG: 0.331	0-0 P6		2-3 K2-3			1-2 F9		0-3 K		4 0 0 0 0 2 0												
Don Mattingly, L (1, 10) OBP: 0.347, SLG: 0.469	1-2 G1-4-3			1-1 P6		1-1 L6			0-2 G5-3 1B	4 0 1 0 0 0 0												
Mel Hall, L (1, 7) OBP: 0.312, SLG: 0.439 Don Slaught, R (9, PH) OBP: 0.319, SLG: 0.381		3-2 FC6-4 1B		4-2 G4-6-3 BB		0-2 G5-3		2-2 F7	2 0 1 0 1 0 0 1 0 0 0 0 0 1													
Steve Balboni, R (1, 3) OBP: 0.290, SLG: 0.461		2-0 FC6-4 1B		0-0 G4-6-3			1-1 L5	0-2 G5-3	4 0 0 0 0 0 3													
Jesse Barfield, R (1, 9) OBP: 0.345, SLG: 0.421		0-2 1B			3-1 HR		1-3 K	2-2 G5-3	4 1 2 1 0 1 1													
Roberto Kelly, R (1, 8) OBP: 0.383, SLG: 0.436		1-2 F8			2-2 HR		4-0 BB		2 1 1 1 1 0 2													
Bob Geren, R (1, 2) OBP: 0.349, SLG: 0.486		1-3 K			1-0 G5-4-3 1B		1-3 K		3 0 1 0 0 2 3													
Randy Velarde, R (1, 5) OBP: 0.397, SLG: 0.517			0-0 G6-3 1B		2-1 F8			2-0 F7	3 0 1 0 0 0 1													
<b>Inning Stats</b>	R: 0 E: 0 K: 0 S: 7	H: 0 LOB: 0 BB: 0 P: 10	R: 0 E: 0 K: 1 S: 14	H: 2 LOB: 2 BB: 0 P: 21	R: 0 E: 0 K: 1 S: 6	H: 1 LOB: 0 BB: 0 P: 9	R: 0 E: 0 K: 0 S: 6	H: 0 LOB: 0 BB: 1 P: 11	R: 2 E: 0 K: 0 S: 11	H: 3 LOB: 0 BB: 0 P: 21	R: 0 E: 0 K: 0 S: 8	H: 0 LOB: 0 BB: 0 P: 10	R: 0 E: 0 K: 2 S: 8	H: 0 LOB: 1 BB: 1 P: 15	R: 0 E: 0 K: 1 S: 5	H: 0 LOB: 0 BB: 0 P: 7	R: 0 E: 0 K: 0 S: 13	H: 1 LOB: 1 BB: 0 P: 17	1B: 5 2B: 0 3B: 0 HR: 2	SF: 0 SAC: 0 DP: 3 HBP: 0	WP: 0 PB: 0 SB: 1 CS: 0	PA: 33
<b>PITCHER</b>	IP WLS BF H R ER SO BB IBB HBP BLK WP HR S P ERA WHIP																					
Storm Davis, R (1, 1) ERA: 4.45	6.0 W 22 6 2 2 2 1 0 0 0 0 2 52 82 3.00 1.167																					
Gene Nelson, R (7, 1) ERA: 3.63	2.0 7 0 0 0 3 1 0 0 0 0 0 0 13 22 0.00 0.500																					
Rick Honeycutt, L (9, 1) ERA: 2.48	0.1 2 1 0 0 0 0 0 0 0 0 0 0 7 9 0.00 3.000																					
Dennis Eckersley, R (9, 1) ERA: 1.18	0.2 2 0 0 0 0 0 0 0 0 0 0 0 6 8 0.00 0.000																					

New York Yankees @ Oakland Athletics  
Oakland-Alameda County Coliseum, Oakland, CA

AB	31
R	2
H	7
RBI	2
BB	2
SO	5
LOB	13



Sun Sep 10 1989, 3:33 AM PDT  
Att. 44,071 - Overcast - 58 F

livebaseballscorecards.com

Batter	1	2	3	4	5	6	7	8	9
Rickey Henderson, R OBP: 0.413, SLG: 0.406 (1, 7)	4-2 BLK 1B BB		2-1 F8			4-2 BB	2-3 K		
Carney Lansford, R OBP: 0.402, SLG: 0.414 (1, 5) (8, 3)	3-1 CS 1B		2-1 G4-3			0-0 SF9		0-0 G6-3	
Jose Canseco, R OBP: 0.348, SLG: 0.544 (1, 9)	3-3 K		2-2 F3			3-2 P2		4-2 S 1B BB	
Dave Parker, L OBP: 0.303, SLG: 0.437 Scott Hemond, R (8, PR)	3-1 HR			1-0 G1-3		4-2 G5-4-3 BB		3-2 E E 1B	
Dave Henderson, R OBP: 0.314, SLG: 0.365 (1, 8)	2-3 K			0-0 F9		1-1 G5-4-3		2-2 E7 1B 1B	
Ron Hassey, L OBP: 0.297, SLG: 0.345 (1, 2)		0-0 F8 SF8 2B		3-3 K		2-1 G6-3		2-2 G6-3	
Terry Steinbach, R OBP: 0.328, SLG: 0.376 Mike Gallego, R OBP: 0.335, SLG: 0.339 (1, 3) (8, 4)		1-2 F8			1-0 SH1-4 1B SF9 1B		1-2 F8	1-1	
Tony Phillips, S OBP: 0.336, SLG: 0.336 (1, 4) (8, 5)		1-0 SF8			2-1 SF9 SH1-4 1B		1-2 G4-3 1B	1-1 F9	
Walt Weiss, S OBP: 0.302, SLG: 0.333 (1, 6)		1-0 G3			1-1 SH1-4		2-2 G4-3		

Inning Stats	R: 2	H: 2	E: 0	LOB: 0	K: 2	P: 29	R: 1	H: 1	E: 0	LOB: 0	K: 0	P: 9	R: 0	H: 0	E: 0	LOB: 0	K: 0	P: 13	R: 0	H: 0	E: 0	LOB: 0	K: 1	P: 9	R: 1	H: 2	E: 0	LOB: 2	K: 0	P: 23	R: 0	H: 0	E: 0	LOB: 0	K: 0	P: 13	R: 0	H: 1	E: 0	LOB: 1	K: 1	P: 22	R: 2	H: 3	E: 2	LOB: 2	K: 0	P: 34
	S: 15	BB: 1	S: 6	BB: 0	S: 7	BB: 0	S: 5	BB: 0	S: 12	BB: 1	S: 16	BB: 0	S: 21	BB: 1	S: 29	BB: 0	S: 9	BB: 0	S: 13	BB: 0	S: 9	BB: 0	S: 13	BB: 1	S: 23	BB: 1	S: 23	BB: 1	S: 23	BB: 1	S: 23	BB: 1	S: 23	BB: 1	S: 23	BB: 1	S: 23	BB: 1	S: 22	BB: 0	S: 34	BB: 1	S: 34					

PITCHER	IP	WLS	BF	H	R	ER	SO	BB	IBB	HBP	BLK	WP	HR	S	P	ERA	WHIP
Eric Plunk, R ERA: 3.3 (1, 1)	7.0	L	28	6	4	4	4	3	0	0	1	0	1	67	118	5.14	1.286
Lance McCullers, R ERA: 4.54 (8, 1)	0.1		4	2	2	1	0	1	0	0	0	0	0	14	23	27.00	9.000
Lee Guetterman, L ERA: 2.56 (8, 1)	0.2		3	1	0	0	0	0	0	0	0	0	0	7	11	0.00	1.500

AB R H RBI BB SO LOB

2 1 0 0 2 1 1

3 0 1 2 0 0 0

3 1 0 0 1 1 3

3 1 2 2 1 0 0  
0 1 0 0 0 0 0

4 0 1 1 0 1 1

4 1 1 0 0 1 2

3 1 1 0 0 0 1  
1 0 1 0 0 0 0

3 0 2 1 0 0 2

2 0 0 0 0 0 1

WP	HR	S	P	ERA	WHIP
0	0	0	35	0	0

**New York Yankees @ Oakland Athletics**  
Oakland-Alameda County Coliseum, Oakland, CA

livebaseballscores.com

**AB 28**  
**R 6**  
**H 9**  
**RBI 6**  
**BB 4**  
**SO 4**  
**LOB 11**



WP: 0 PA: 35  
PB: 0  
SB: 1  
CS: 1

Sun Sep 10 1989, 3:33 AM PDT  
Att. 44,071 - Overcast - 58 F



Batter	1	2	3	4	5	6	7	8	9	AB	R	H	RBI	BB	SO	LOB	TOP
<b>Mike Felder, S</b> (1, 4) OBP: 0.289, SLG: 0.315 <b>Gus Polidor, R</b> (9, 4) OBP: 0.231, SLG: 0.236	1-0 		0-2 	0-2 	0-0 			0-0 		5	0	1	0	0	0	3	
<b>Bill Spiers, L</b> (1, 6) OBP: 0.297, SLG: 0.294	0-3 			FC5-4 	G1-3 			3-2 	1-2 	5	1	1	0	0	1	2	
<b>Paul Molitor, R</b> (1, 5) OBP: 0.372, SLG: 0.416	2-1 			FC5-4 	1B S 			0-1 	1-1 	4	1	3	0	1	0	0	
<b>Robin Yount, R</b> (1, 8) OBP: 0.382, SLG: 0.513	3-3 			1-2 	3-2 			2-1 	0-0 	5	2	1	0	0	1	3	
<b>Greg Brock, L</b> (1, 3) OBP: 0.352, SLG: 0.407			1-1 	1-0 	1-0 			0-3 		4	1	2	2	0	1	0	
<b>Glenn Braggs, R</b> (1, 9) OBP: 0.299, SLG: 0.373			3-3 	4-2 	2-1 			2-2 		2	1	0	0	1	1	0	
<b>B.J. Surhoff, L</b> (1, 10) OBP: 0.278, SLG: 0.334			0-1 	0-0 	4-0 			0-2 		2	0	0	1	1	0	0	
<b>Greg Vaughn, R</b> (1, 7) OBP: 0.367, SLG: 0.465			0-1 	3-2 	0-0 			0-0 		4	1	3	4	0	0	0	
<b>Charlie O'Brien, R</b> (1, 2) OBP: 0.333, SLG: 0.351			0-2 	4-0 	1-0 			2-2 		3	0	0	0	1	0	4	
<b>Inning Stats</b>	R: 0 H: 1 E: 0 LOB: 1 K: 2 BB: 0 S: 9 P: 15	R: 0 H: 0 E: 0 LOB: 0 K: 1 BB: 0 S: 8 P: 12	R: 0 H: 1 E: 1 LOB: 0 K: 0 BB: 0 S: 8 P: 8	R: 5 H: 5 E: 0 LOB: 2 K: 0 BB: 2 S: 19 P: 32	R: 2 H: 3 E: 0 LOB: 3 K: 0 BB: 2 S: 18 P: 30	R: 0 H: 0 E: 0 LOB: 0 K: 0 BB: 0 S: 7 P: 12	R: 0 H: 0 E: 0 LOB: 0 K: 1 BB: 0 S: 10 P: 12	R: 0 H: 0 E: 0 LOB: 0 K: 0 BB: 0 S: 6 P: 8	R: 0 H: 1 E: 0 LOB: 0 K: 0 BB: 0 S: 6 P: 8	1B: 9 SF: 1 2B: 2 SAC: 1 3B: 0 DP: 1 HR: 1 HBP: 0	WP: 1 PA: 40 PB: 0 SB: 2 CS: 0						
<b>PITCHER</b> <b>Bob Welch, R</b> (1, 1) ERA: 3.0 <b>Matt Young, L</b> (4, 1) ERA: 5.77 <b>Todd Burns, R</b> (5, 1) ERA: 2.22 <b>Rick Honeycutt, L</b> (9, 1) ERA: 2.44	IP WLS BF H R ER SO BB IBB HBP BLK WP HR S P ERA WHIP 3.2 0 19 7 5 5 3 2 0 0 0 1 1 43 66 12.27 2.455 0.1 L 4 2 2 2 0 1 0 0 0 0 0 0 11 19 54.00 9.000 4.0 14 1 0 0 1 0 1 0 0 0 0 0 31 44 0.00 0.250 1.0 3 1 0 0 0 0 0 0 0 0 0 0 6 8 0.00 1.000	<b>PITCHER</b> IP WLS BF H R ER SO BB IBB HBP BLK WP HR S P ERA WHIP															

Milwaukee Brewers @ Oakland Athletics  
 Oakland-Alameda County Coliseum, Oakland, CA

AB	34
R	7
H	11
RBI	7
BB	4
SO	4
LOB	12



Tue Sep 12 1989, 7:05 PM PDT  
 Att. 23,862 - Unknown - 62 F

Batter	1	2	3	4	5	6	7	8	9	AB R H RBI BB SO LOB
Rickey Henderson, R (1, 7) OBP: 0.411, SLG: 0.404	2-0 G5-3	2-1 SF9		0-2 F8			2-2 G6-3		4-1 BB	3 0 0 1 1 0 1
Carney Lansford, R (1, 5) OBP: 0.398, SLG: 0.410	0-1 G5-3	1-2 E6		2-2 CS	2-0 G6-3		1-2 P6		1-1 L6	5 0 0 1 0 0 3
Jose Canseco, R (1, 9) OBP: 0.349, SLG: 0.559	4-0 BB	2-0 SF7			2-1 G5-3			0-1 HR	1-3 K	3 1 1 2 1 1 2
Dave Parker, L (1, 10) OBP: 0.302, SLG: 0.433	2-0 G4-3	1-0 G3			4-2 BB			1-1 G4-3	0-0 F8	4 0 0 0 1 0 4
Ron Hassey, L (1, 2) OBP: 0.297, SLG: 0.345		1-1 1B	0-0 G4-3		0-1 L4			4-1 BB		3 1 1 0 0 0 1
Terry Steinbach, R (8, PH) OBP: 0.329, SLG: 0.376 (9, 2)		1B								0 0 0 0 1 0 0
Mark McGwire, R (1, 3) OBP: 0.342, SLG: 0.443		0-0 1B	1-1 G6-3			1-1 P6		1-2 E4		4 1 1 0 0 0 1
Tony Phillips, S (8, PR) OBP: 0.336, SLG: 0.336 (9, 4)		1-2 1B						1-2		0 0 0 0 0 0 0
Dave Henderson, R (1, 8) OBP: 0.314, SLG: 0.364		3-1 1B	0-1 F8			1-0 F9		0-0 F8		4 1 1 1 0 0 2
Walt Weiss, S (1, 6) OBP: 0.302, SLG: 0.333		2-2 SF9		1-1 G3		3-1 G4-3		1-3 K		3 1 1 0 0 0 0
Billy Beane, R (8, PH) OBP: 0.244, SLG: 0.312 (9, 3)		1-2 E								1 0 0 0 0 1 2
Mike Gallego, R (1, 4) OBP: 0.340, SLG: 0.342 (9, 6)		0-2 E		0-0 CS			1-1 F9		4-2 BB	3 1 2 1 1 0 0

Inning Stats	R: 0	H: 0	E: 0	K: 4	S: 4	R: 5	H: 5	E: 1	K: 0	S: 19	R: 0	H: 0	E: 0	K: 0	S: 5	R: 0	H: 0	E: 0	K: 0	S: 7	R: 0	H: 0	E: 0	K: 0	S: 5	R: 0	H: 0	E: 0	K: 0	S: 9	R: 1	H: 1	E: 1	K: 1	S: 12	R: 0	H: 0	E: 0	K: 1	S: 9	1B: 6	SF: 2	2B: 0	SAC: 0	3B: 0	DP: 0	HR: 1	HBP: 0	WP: 0	PA: 41
--------------	------	------	------	------	------	------	------	------	------	-------	------	------	------	------	------	------	------	------	------	------	------	------	------	------	------	------	------	------	------	------	------	------	------	------	-------	------	------	------	------	------	-------	-------	-------	--------	-------	-------	-------	--------	-------	--------

PITCHER	IP	WLS	BF	H	R	ER	SO	BB	IBB	HBP	BLK	WP	HR	S	P	ERA	WHIP
Chris Bosio, R (1, 1) ERA: 2.93	2.0		13	5	5	4	0	1	0	0	0	0	0	23	43	18.00	3.000
Don August, R (3, 1) ERA: 5.24	5.0	W	17	2	1	1	0	1	0	0	0	0	1	37	57	1.80	0.600
Tony Fossas, L (8, 1) ERA: 3.54	0.1		1	0	0	0	0	0	0	0	0	0	0	2	3	0.00	0.000
Chuck Crim, R (8, 1) ERA: 2.81	0.1		3	0	0	0	0	1	0	0	0	0	0	5	10	0.00	3.000
Dan Plesac, L (8, 1) ERA: 2.12	1.1	S	6	0	0	0	2	2	0	0	0	0	0	12	23	0.00	1.500

BOTTOM

Milwaukee Brewers @ Oakland Athletics  
Oakland-Alameda County Coliseum, Oakland, CA

livebaseballscores.com

AB	33
R	6
H	7
RBI	6
BB	5
SO	2
LOB	16



Tue Sep 12 1989, 7:05 PM PDT  
Att: 23,862 - Unknown - 62 F



Batter	1	2	3	4	5	6	7	8	9	AB R H RBI BB SO LOB
<b>Mike Felder, S</b> (1, 4) OBP: 0.288, SLG: 0.313	3-2 F7		0-0 G4-3		2-2 1B		3-2 F8		0-0 L6	5 0 1 0 0 0 0
<b>Bill Spiers, L</b> (1, 6) OBP: 0.296, SLG: 0.293	2-2 FC6-4 1B		0-0 B3		1-0 G4-3		1-2 G6-3			4 0 1 0 0 0 1
<b>Paul Molitor, R</b> (1, 5) OBP: 0.373, SLG: 0.418	1-2 P4		0-0 2B		0-2 2B G5-3 1B		1-2 L3			4 1 2 0 0 0 1
<b>Robin Yount, R</b> (1, 8) OBP: 0.381, SLG: 0.513	1-0 FC6-4 1-2f		1-1 F9		0-0 G5-3 1B 2B		1-2 F9			4 1 1 0 0 0 2
<b>Greg Brock, L</b> (1, 10) OBP: 0.351, SLG: 0.409		3-2 G4-3 HR 2B		1-1 P6		0-2 G5-3		1-1 G4-3		4 1 1 1 0 0 1
<b>Rob Deer, R</b> (1, 9) OBP: 0.301, SLG: 0.423		3-3 K		1-0 L7		2-3 3-H K		0-3 K		4 0 0 0 0 3 2
<b>B.J. Surhoff, L</b> (1, 2) OBP: 0.280, SLG: 0.336		0-1 G4-3 2-3		0-1 P4		3-1 1B		0-1 HR 1B		4 1 2 1 0 0 1
<b>Greg Vaughn, R</b> (1, 7) OBP: 0.373, SLG: 0.547		2-2 HR		3-2 F9		2-1 F7		1-0 HR		4 2 2 4 0 0 1
<b>George Canale, L</b> (1, 3) OBP: 0.267, SLG: 0.533		2-1 G4-3		0-0 F8		3-3 K		1-1 G1-3		4 0 0 0 0 1 0

TOP																							
<b>Milwaukee Brewers @ Oakland Athletics</b> Oakland-Alameda County Coliseum, Oakland, CA	Wed Sep 13 1989, 3:33 AM PDT Att. 21,246 - Sunny - 70 F																						
<table border="0"> <tr><td>AB</td><td>37</td></tr> <tr><td>R</td><td>6</td></tr> <tr><td>H</td><td>10</td></tr> <tr><td>RBI</td><td>6</td></tr> <tr><td>BB</td><td>0</td></tr> <tr><td>SO</td><td>4</td></tr> <tr><td>LOB</td><td>9</td></tr> </table>	AB	37	R	6	H	10	RBI	6	BB	0	SO	4	LOB	9	<table border="0"> <tr><td>WP: 0</td><td>PA: 37</td></tr> <tr><td>PB: 0</td><td></td></tr> <tr><td>SB: 0</td><td></td></tr> <tr><td>CS: 0</td><td></td></tr> </table>	WP: 0	PA: 37	PB: 0		SB: 0		CS: 0	
AB	37																						
R	6																						
H	10																						
RBI	6																						
BB	0																						
SO	4																						
LOB	9																						
WP: 0	PA: 37																						
PB: 0																							
SB: 0																							
CS: 0																							
																							

Inning Stats	R: 0	H: 1	E: 0	K: 0	S: 13	P: 20	R: 2	H: 2	E: 0	K: 1	S: 13	P: 23	R: 0	H: 1	E: 0	K: 0	S: 5	P: 6	R: 0	H: 0	E: 0	K: 0	S: 5	P: 7	R: 0	H: 1	E: 0	K: 0	S: 9	P: 15	R: 2	H: 3	E: 0	K: 1	S: 18	P: 25	R: 0	H: 0	E: 0	K: 1	S: 10	P: 17	R: 0	H: 0	E: 0	K: 0	S: 14	P: 17	R: 2	H: 2	E: 0	K: 1	S: 9	P: 11	1B: 5	2B: 3	3B: 0	HR: 2	SF: 0	SAC: 0	DP: 0	HBP: 0	WP: 0	PA: 37
--------------	------	------	------	------	-------	-------	------	------	------	------	-------	-------	------	------	------	------	------	------	------	------	------	------	------	------	------	------	------	------	------	-------	------	------	------	------	-------	-------	------	------	------	------	-------	-------	------	------	------	------	-------	-------	------	------	------	------	------	-------	-------	-------	-------	-------	-------	--------	-------	--------	-------	--------

PITCHER	IP	WLS	BF	H	R	ER	SO	BB	IBB	HBP	BLK	WP	HR	S	P	ERA	WHIP
<b>Dave Stewart, R</b> (1, 1) ERA: 3.48	7.0		29	8	4	4	3	0	0	0	0	0	1	73	113	5.14	1.143
<b>Dennis Eckersley, R</b> (8, 1) ERA: 1.51	2.0	W	8	2	2	2	1	0	0	0	0	0	1	23	28	9.00	1.000

PITCHER	IP	WLS	BF	H	R	ER	SO	BB	IBB	HBP	BLK	WP	HR	S	P	ERA	WHIP
---------	----	-----	----	---	---	----	----	----	-----	-----	-----	----	----	---	---	-----	------





Batter	1	2	3	4	5	6	7	8	9	AB R H RBI BB SO LOB	TOP	
Rickey Henderson, R OBP: 0.408, SLG: 0.402 Doug Jennings, L (1, 7) (9, PH)	3-2 P3		2-3 K		1-0 G6-4-3 1-2f		1-1 L9		3-3 K	4 0 0 0 0 1 2 1 0 0 0 0 1 2		
Carney Lansford, R OBP: 0.398, SLG: 0.408 (1, 5)	2-2 G4-3		1-1 G6-3			H 1-0 FC1-4 HBP	0-0 P4			3 0 0 0 0 0 1		
Jose Canseco, R OBP: 0.349, SLG: 0.574 (1, 9)	1-2 HR		3-3 K			S 1 SAFE X 0-1 FC1-4 1B 1-2f G5-3		S B X 1-1 F8		4 2 1 1 0 1 1		
Dave Parker, L OBP: 0.307, SLG: 0.434 (1, 10)	0-0 G4-3			0-1 1B		1 SAFE B C X 2-1 G5-3 1B		B F X 1-1 G4-3		4 0 2 0 0 0 0		
Terry Steinbach, R OBP: 0.328, SLG: 0.372 (1, 2)		B B F B X 3-1 F8		B S B B S 2-3 K		B C F X 1-2 G5-3		B X 0-0 F9		4 0 0 1 0 1 2		
Dave Henderson, R OBP: 0.315, SLG: 0.369 Dann Howitt, L (1, 8) (9, PH)		B T B F T X 2-2 1B 1B		S B B B L S 3-3 K		B B C B 4-1 BB		B C B B S 3-3 K		2 0 1 0 1 1 1 1 0 0 0 0 1 0		
Mark McGwire, R OBP: 0.339, SLG: 0.437 (1, 3)		B 1 SAFE T SAFE X 1-0 F9		C B B C S 1-3 K		F S B B T S 3-3 K		B X 1-0 F9		4 0 0 0 0 2 4		
Tony Phillips, S OBP: 0.346, SLG: 0.346 Ken Phelps, L OBP: 0.341, SLG: 0.376 (1, 4) (9, PH)		1 SAFE 1 SAFE C C B F X 0-2 1B		C B C B X 2-2 G6-4-3 1B		C B B X 2-1 1B		B C B B F B 4-2 BB BB		3 0 3 0 0 0 0 0 0 0 0 1 0 0		
Walt Weiss, S OBP: 0.296, SLG: 0.322 (1, 6)		F C B F X 1-2 L4		F 1 SAFE 1 SAFE C 1 SAFE S 1-3 K		X 0-0 P5		S B B B T B 4-2 BB		3 0 0 0 1 1 4		
<b>Inning Stats</b>	R: 1 E: 0 K: 0 S: 11 H: 1 LOB: 0 BB: 0 P: 17	R: 0 E: 0 K: 0 S: 14 H: 2 LOB: 2 BB: 0 P: 21	R: 0 E: 0 K: 2 S: 12 H: 0 LOB: 0 BB: 0 P: 18	R: 0 E: 0 K: 3 S: 13 H: 1 LOB: 1 BB: 0 P: 19	R: 0 E: 0 K: 1 S: 7 H: 1 LOB: 0 BB: 0 P: 11	R: 1 E: 0 K: 1 S: 12 H: 1 LOB: 2 BB: 1 P: 23	R: 0 E: 0 K: 0 S: 6 H: 1 LOB: 1 BB: 0 P: 9	R: 0 E: 0 K: 0 S: 5 H: 0 LOB: 0 BB: 0 P: 7	R: 0 E: 0 K: 2 S: 13 H: 0 LOB: 2 BB: 2 P: 28	1B: 6 2B: 0 3B: 0 HR: 1 SF: 0 SAC: 0 DP: 1 HBP: 1	WP: 0 PB: 0 SB: 0 CS: 0 PA: 37	
<b>PITCHER</b> Roger Clemens, R ERA: 3.13 Lee Smith, R ERA: 3.59 (1, 1) (9, 1)	IP 8.0 WLS W BF 32 H 7 R 2 ER 2 SO 7 BB 1 IBB 0 HBP 1 BLK 0 WP 0 HR 1 S 80 P 125 ERA 2.25 WHIP 1.000	IP 1.0 WLS 5 BF 0 H 0 R 0 ER 0 SO 2 BB 2 IBB 0 HBP 0 BLK 0 WP 0 HR 0 S 13 P 28 ERA 0.00 WHIP 2.000	<b>PITCHER</b> IP WLS BF H R ER SO BB IBB HBP BLK WP HR S P ERA WHIP									

Oakland Athletics @ Boston Red Sox  
Fenway Park, Boston, MA  
Fri Sep 15 1989, 7:05 PM EDT  
Att. 33,533 - Unknown - 60 F

livebaseballscorecards.com

AB 33  
R 2  
H 7  
RBI 2  
BB 3  
SO 9  
LOB 17



Batter	1	2	3	4	5	6	7	8	9
<b>Wade Boggs, L</b> (1, 5) OBP: 0.431, SLG: 0.457 <b>Luis Rivera, R</b> (6, PR) OBP: 0.303, SLG: 0.359 (7, 6)	4-2 CS BB		2-2 G6-3	2-0 E6		H 1-0 SF8 HBP		B X 1-0 F8	
<b>Marty Barrett, R</b> (1, 4) OBP: 0.313, SLG: 0.319	2-1 F8		0-0 F7	1-2 F7		0-1 SF8		0-2 1B	
<b>Dwight Evans, R</b> (1, 10) OBP: 0.390, SLG: 0.457	3-3 SAFE 1-2			2-1 BB 1B	3-1 2B	1-1 SF8		3-2 L8	
<b>Mike Greenwell, L</b> (1, 7) OBP: 0.370, SLG: 0.444		4-2 WP BB BB		4-2 1B E BB	1-0 G4-3	4-2 BB			
<b>Nick Esasky, R</b> (1, 3) OBP: 0.339, SLG: 0.484		1-2 SAFE F7		3-2 E FC5-2 1B	4-0 IBB	0-0 F9			
<b>Danny Heep, L</b> (1, 9) OBP: 0.362, SLG: 0.418 <b>Jeff Stone, L</b> (8, 9) OBP: 0.233, SLG: 0.282		4-0 SAFE SAFE WP BB		1-2 E8 FC5-2 3B 1B	2-0 P6		2-3 K		
<b>Jody Reed, R</b> (1, 6) OBP: 0.369, SLG: 0.387 (7, 5)		2-2 G5-3		3-3 K	2-0 F9		1-1 L7		
<b>Randy Kutcher, R</b> (1, 8) OBP: 0.278, SLG: 0.369 <b>Kevin Romine, R</b> (5, 8) OBP: 0.320, SLG: 0.338		1-1 G6-3		1-1 FC5-2 3B		4-1 WP E SF8 BB	3-3 K		
<b>Rick Cerone, R</b> (1, 2) OBP: 0.328, SLG: 0.343			3-2 F7	0-0 E 3B		4-1 SF8 HBP SF8 BB		2-2 P9	

Inning Stats	R: 0	H: 0	E: 0	K: 1	S: 8	R: 0	H: 0	E: 0	K: 0	S: 10	R: 0	H: 0	E: 0	K: 0	S: 8	R: 5	H: 4	E: 2	K: 1	S: 22	R: 0	H: 1	E: 0	K: 0	S: 5	R: 2	H: 0	E: 1	K: 0	S: 9	R: 0	H: 0	E: 0	K: 2	S: 9	R: 0	H: 1	E: 0	K: 0	S: 11
	LOB: 1	BB: 1	LOB: 2	BB: 2	P: 22	LOB: 0	BB: 0	LOB: 1	BB: 1	P: 13	LOB: 2	BB: 1	LOB: 2	BB: 1	P: 17	LOB: 2	BB: 3	LOB: 2	BB: 3	P: 23	LOB: 0	BB: 0	LOB: 0	BB: 0	P: 15	LOB: 1	BB: 0	LOB: 1	BB: 0	P: 17	LOB: 0	BB: 0	LOB: 1	BB: 0	P: 17	LOB: 0	BB: 0	LOB: 1	BB: 0	P: 17

PITCHER	IP	WLS	BF	H	R	ER	SO	BB	IBB	HBP	BLK	WP	HR	S	P	ERA	WHIP
<b>Mike Moore, R</b> (1, 1) ERA: 2.66	3.2	L	18	4	5	4	2	4	0	0	0	1	0	44	84	9.82	2.182
<b>Curt Young, L</b> (4, 1) ERA: 3.98	1.1		10	1	2	0	0	2	1	1	0	1	0	11	35	0.00	2.250
<b>Gene Nelson, R</b> (6, 1) ERA: 3.58	1.0		4	0	0	0	0	1	0	0	0	0	0	7	12	0.00	1.000
<b>Jim Corsi, R</b> (7, 1) ERA: 2.04	2.0		7	1	0	0	2	0	0	0	0	0	0	20	32	0.00	0.500

**BOTTOM**

AB	R	H	RBI	BB	SO	LOB
2	0	0	0	1	0	0
1	0	0	0	0	0	0
4	0	1	1	0	0	2
4	1	2	1	0	1	2
1	1	0	0	3	0	1
3	0	1	1	1	0	3
3	1	1	1	1	1	2
0	0	0	0	0	0	0
4	0	0	0	0	1	6
2	1	0	0	0	0	4
1	1	0	0	1	1	0
3	2	1	2	1	0	0

**Oakland Athletics @ Boston Red Sox**  
 Fenway Park, Boston, MA  
 Fri Sep 15 1989, 7:05 PM EDT  
 Att: 33,533 - Unknown - 60 F

AB	28
R	7
H	6
RBI	6
BB	8
SO	4
LOB	20

WP: 2 PA: 39  
 PB: 0  
 SB: 0  
 CS: 1



PITCHER	IP	WLS	BF	H	R	ER	SO	BB	IBB	HBP	BLK	WP	HR	S	P	ERA	WHIP
<b>Mike Moore, R</b> (1, 1) ERA: 2.66	3.2	L	18	4	5	4	2	4	0	0	0	1	0	44	84	9.82	2.182
<b>Curt Young, L</b> (4, 1) ERA: 3.98	1.1		10	1	2	0	0	2	1	1	0	1	0	11	35	0.00	2.250
<b>Gene Nelson, R</b> (6, 1) ERA: 3.58	1.0		4	0	0	0	0	1	0	0	0	0	0	7	12	0.00	1.000
<b>Jim Corsi, R</b> (7, 1) ERA: 2.04	2.0		7	1	0	0	2	0	0	0	0	0	0	20	32	0.00	0.500



Batter	1	2	3	4	5	6	7	8	9	AB R H RBI BB SO LOB	TOP										
Rickey Henderson, R OBP: 0.409, SLG: 0.402 (1, 7)	1-2 G4-3 1B	2-2 G6-3			4-0 CS BB BB			1-0 G4-3		3 1 1 0 1 0 2											
Carney Lansford, R OBP: 0.399, SLG: 0.408 (1, 5)	3-2 G4-3 1B		0-0 G5-3		4-2 CS BB			0-0 F8		3 0 1 0 1 0 0											
Jose Canseco, R OBP: 0.347, SLG: 0.566 (1, 9)	0-3 K		0-2 G4-3 1B		3-1 P5			0-2 F9		4 0 1 0 0 1 4											
Dave Parker, L OBP: 0.304, SLG: 0.431 (1, 10)	0-2 G4-3		1-1 G4-3					0-2 G6-3		4 0 0 1 0 0 2											
Dave Henderson, R OBP: 0.316, SLG: 0.377 (1, 8)	0-1 G5-3			1-2 S 2B				1-2 HR		4 1 2 1 0 0 1											
Ron Hassey, L OBP: 0.297, SLG: 0.341 (1, 2)				0-2 G1-3				0-1 G6-3		3 0 0 0 1 0 1											
Mark McGwire, R OBP: 0.336, SLG: 0.433 (1, 3)				0-2 F9				0-2 L7		4 0 0 0 0 0 2											
Tony Phillips, S OBP: 0.346, SLG: 0.346 (1, 4)				3-0 G4-3				2-1 G4-3		3 0 1 0 0 0 1											
Mike Gallego, R OBP: 0.336, SLG: 0.337 (1, 6)				0-0 G5-3				2-3 K		3 0 0 0 0 1 2											
<b>Inning Stats</b>	R: 1 E: 0 K: 1 S: 18	H: 2 LOB: 1 BB: 0 P: 22	R: 0 E: 0 K: 0 S: 11	H: 1 LOB: 2 BB: 1 P: 17	R: 0 E: 0 K: 0 S: 6	H: 1 LOB: 0 BB: 0 P: 7	R: 0 E: 0 K: 0 S: 11	H: 1 LOB: 1 BB: 0 P: 15	R: 0 E: 0 K: 0 S: 6	H: 0 LOB: 1 BB: 2 P: 17	R: 0 E: 0 K: 1 S: 9	H: 0 LOB: 0 BB: 0 P: 13	R: 0 E: 0 K: 1 S: 5	H: 0 LOB: 0 BB: 0 P: 6	R: 1 E: 0 K: 0 S: 10	H: 1 LOB: 0 BB: 0 P: 11	1B: 4 2B: 1 3B: 0 HR: 1	SF: 0 SAC: 0 DP: 1 HBP: 0	WP: 0 PB: 0 SB: 4 CS: 2	PA: 34	
<b>PITCHER</b> John Dopson, R ERA: 3.87 Dennis Lamp, R ERA: 2.52	IP WLS BF H R ER SO BB IBB HBP BLK WP HR S P ERA WHIP	6.0 W 24 5 1 1 1 1 3 0 0 0 0 0 59 91 1.50 1.333	3.0 S 10 1 1 1 1 0 0 0 0 0 0 1 24 30 3.00 0.333																		

Oakland Athletics @ Boston Red Sox  
Fenway Park, Boston, MA  
Sat Sep 16 1989, 3:33 AM EDT  
Att. 33,778 - Overcast - 68 F

livebaseballscorecards.com

AB	31
R	2
H	6
RBI	2
BB	3
SO	2
LOB	15



Batter	1	2	3	4	5	6	7	8	9	AB	R	H	RBI	BB	SO	LOB
Wade Boggs, L OBP: 0.431, SLG: 0.454 (1, 5)	4-2 B BB		0-1 G3		4-1 E 1B SF8 BB	1-2 G4-3		2-2 F7		3	1	0	0	2	0	2
Jody Reed, R OBP: 0.370, SLG: 0.388 (1, 4)	1-1 F8		2-1 F7		1-0 WP E 1-2 2-3 1B		2-1 E 1B FC4-2 1B			4	0	2	0	0	0	1
Dwight Evans, R OBP: 0.388, SLG: 0.454 (1, 10)	0-0 L8			2-2 G6-3	1-0 E6 WP		1-1 F8			4	0	0	1	0	0	4
Mike Greenwell, L OBP: 0.371, SLG: 0.444 (1, 7)	0-1 G5-3			4-1 2B E BB	0-0 SF8		1-0 FC4-2 E 1-2 1B			2	1	1	1	1	0	1
Nick Esasky, R OBP: 0.338, SLG: 0.484 (1, 3)		0-1 F9		0-0 E9 SF9 1-H 2B	2-3 K		0-0 E5 FC4-2			4	1	1	0	0	1	4
Danny Heep, L OBP: 0.362, SLG: 0.418 (1, 9)		2-2 G6-3		1-1 SF9		0-0 BB 1B	2-2 FC4-2 FC6-4			2	0	1	1	0	0	0
Jeff Stone, L OBP: 0.227, SLG: 0.275 (6, PR) (7, 9)				3-H 0-0 F7		4-1 1B 1-2 SF8 BB	0-1 FC6-4			1	0	0	0	0	0	3
Luis Rivera, R OBP: 0.305, SLG: 0.356 (1, 6)		4-2 BB		0-0 F7		4-1 1B 1-2 SF8 BB	0-1 FC6-4			2	1	0	0	2	0	3
Kevin Romine, R OBP: 0.323, SLG: 0.341 (1, 8)		2-1 G1-3			3-2 1B SH3-4 E 1B	2-0 1B		1-0 F8		4	1	2	0	0	0	1
Rick Cerone, R OBP: 0.325, SLG: 0.341 (1, 2)			1-1 G6-3		0-0 SH3-4	2-1 SF8		2-2 F8		2	0	0	1	0	0	0

Inning Stats	R: 0	H: 0	E: 0	K: 0	S: 11	LOB: 1	BB: 1	P: 16	R: 0	H: 0	E: 0	K: 0	S: 9	LOB: 1	BB: 1	P: 17	R: 0	H: 0	E: 0	K: 0	S: 6	LOB: 0	BB: 0	P: 9	R: 2	H: 1	E: 1	K: 0	S: 8	LOB: 0	BB: 1	P: 15	R: 2	H: 2	E: 1	K: 1	S: 11	LOB: 2	BB: 1	P: 22	R: 1	H: 2	E: 0	K: 0	S: 8	LOB: 2	BB: 1	P: 17	R: 0	H: 2	E: 1	K: 0	S: 11	LOB: 3	BB: 0	P: 17	R: 0	H: 0	E: 0	K: 0	S: 7	LOB: 0	BB: 0	P: 12
1B: 6	SF: 3	2B: 1	SAC: 1	3B: 0	DP: 0	HR: 0	HBP: 0	WP: 1	PA: 37	PB: 0	SB: 0	CS: 0																																																				

PITCHER	IP	WLS	BF	H	R	ER	SO	BB	IBB	HBP	BLK	WP	HR	S	P	ERA	WHIP
Storm Davis, R ERA: 4.47 (1, 1)	5.1	L	26	5	5	3	1	5	0	0	0	1	0	48	88	5.06	1.875
Matt Young, L ERA: 5.66 (6, 1)	0.2		2	0	0	0	0	0	0	0	0	0	0	5	8	0.00	0.000
Todd Burns, R ERA: 2.17 (7, 1)	2.0		9	2	0	0	0	0	0	0	0	0	0	18	29	0.00	1.000

BOTTOM

Oakland Athletics @ Boston Red Sox  
 Fenway Park, Boston, MA  
 Sat Sep 16 1989, 3:33 AM EDT  
 Att. 33,778 - Overcast - 68 F

AB	28
R	5
H	7
RBI	4
BB	5
SO	1
LOB	19





Batter	1	2	3	4	5	6	7	8	9	AB R H RBI BB SO LOB	TOP						
Rickey Henderson, R OBP: 0.409, SLG: 0.401 (1, 7)	0-0 L6			3-2 G5-3	1-0 FC6-4 1B		4-2 BB		1-3 K	4 0 1 0 1 1 0							
Carney Lansford, R OBP: 0.400, SLG: 0.409 (1, 5)	3-3 K			1-0 2B PB 1B	1-2 FC6-4 1-2		4-0 BB		2-1 HR 1B	4 2 2 0 1 1 2							
Jose Canseco, R OBP: 0.343, SLG: 0.562 (1, 9)	2-3 K			1-2 E 2B		0-3 K	2-3 K		2-3 K	5 1 1 0 0 4 3							
Dave Parker, L OBP: 0.305, SLG: 0.438 (1, 10)		1-3 K		3-3 K		1-1 2B		2-2 F8	1-0 HR	5 1 2 2 0 2 0							
Dave Henderson, R OBP: 0.315, SLG: 0.376 (1, 8)		1-0 CS 1B		0-0 G5-3		0-3 K		2-3 K	3-3 K	5 0 1 0 0 3 1							
Mark McGwire, R OBP: 0.340, SLG: 0.448 (1, 3)		2-1 F8			2-1 HR	4-1 BB		0-0 HR		3 2 2 2 1 0 1							
Ron Hassey, L OBP: 0.294, SLG: 0.337 (1, 2)		2-0 CS	3-3 K		3-2 G4-3	3-2 F3		4-2 1B BB		3 0 0 0 0 1 2							
Terry Steinbach, R OBP: 0.330, SLG: 0.372 (8, PH)										0 0 0 0 1 0 0							
Tony Phillips, S OBP: 0.345, SLG: 0.345 (1, 4)			1-3 K		1-2 G1-6-3		3-2 G4-3	2-2 1B		4 0 1 0 0 1 0							
Walt Weiss, S OBP: 0.297, SLG: 0.319 (1, 6)				0-0 G3		4-1 1B BB		3-2 G4-3		2 0 0 0 1 1 0							
Lance Blankenship, R OBP: 0.272, SLG: 0.284 (8, PH)										0 0 0 0 0 0 0							
Ken Phelps, L OBP: 0.339, SLG: 0.374 (8, PH)										1 0 0 0 0 0 2							
Mike Gallego, R OBP: 0.338, SLG: 0.337 (8, 6)										0 0 0 0 0 0 0							
<b>Inning Stats</b>	R: 0 E: 0 K: 2 S: 8 H: 0 LOB: 0 BB: 0 P: 13	R: 0 E: 0 K: 1 S: 6 H: 1 LOB: 0 BB: 0 P: 12	R: 0 E: 0 K: 2 S: 7 H: 0 LOB: 0 BB: 0 P: 11	R: 2 E: 0 K: 1 S: 12 H: 2 LOB: 0 BB: 0 P: 20	R: 1 E: 0 K: 0 S: 14 H: 2 LOB: 2 BB: 1 P: 26	R: 0 E: 0 K: 2 S: 13 H: 1 LOB: 2 BB: 1 P: 21	R: 0 E: 0 K: 2 S: 11 H: 0 LOB: 2 BB: 2 P: 25	R: 1 E: 0 K: 1 S: 16 H: 2 LOB: 2 BB: 1 P: 29	R: 2 E: 0 K: 3 S: 13 H: 2 LOB: 0 BB: 0 P: 22	1B: 5 2B: 2 3B: 0 HR: 3 SF: 0 SAC: 0 DP: 0 HBP: 0	WP: 0 PB: 1 SB: 1 CS: 1 PA: 42						
<b>PITCHER</b>	IP WLS BF H R ER SO BB IBB HBP BLK WP HR S P ERA WHIP																
Eric Hetzel, R ERA: 6.0 (1, 1)	4.2		19	5	3	1	6	1	0	0	0	0	1	43	77	1.93	1.286
Greg Harris, R ERA: 3.16 (5, 1)	2.0	W	10	1	0	0	3	3	0	0	0	0	0	25	46	0.00	2.000
Rob Murphy, L ERA: 3.05 (7, 1)	1.0		6	2	1	1	2	1	0	0	0	0	1	16	28	9.00	3.000
Lee Smith, R ERA: 3.8 (8, 1)	1.1	S	6	2	2	2	3	0	0	0	0	0	1	16	28	13.50	1.500

Oakland Athletics @ Boston Red Sox

Fenway Park, Boston, MA

Sun Sep 17 1989, 3:33 AM EDT

Att. 33,148 - Overcast - 62 F

livebaseballscorecards.com

AB	36
R	6
H	10
RBI	4
BB	5
SO	14
LOB	11



Batter	1	2	3	4	5	6	7	8	9	AB	R	H	RBI	BB	SO	LOB
Wade Boggs, L (1, 5) OBP: 0.429, SLG: 0.451	G6-3		BB 1B 1B BB	L6		G4-3		F7		4	1	0	0	1	0	1
Marty Barrett, R (1, 4) OBP: 0.317, SLG: 0.322	G1-3		1B BB G6-4-3 1B		1B BB E BB	PB 1B		F7		4	2	2	0	1	0	0
Dwight Evans, R (1, 10) OBP: 0.388, SLG: 0.451	G6-3		G6-4-3 1B 1-2 2-3 BB		1-2 E BB	P3		F4		3	1	0	1	2	0	1
Mike Greenwell, L (1, 7) OBP: 0.373, SLG: 0.446		WP 1B	G6-4-3 1B 1-2 2-3 3-H		1-2 E 2B 1B	F6				4	1	3	1	0	0	1
Nick Esasky, R (1, 3) OBP: 0.339, SLG: 0.489		1-2 BB	G6-4-3		1-3 2-H 3-H	E3 2B		HR		3	1	1	2	1	0	3
Danny Heep, L (1, 9) OBP: 0.359, SLG: 0.414		0-3 K	F7		2-1 L9			F9		3	0	0	0	0	1	5
Carlos Quintana, R (7, PH) OBP: 0.283, SLG: 0.259										1	0	0	0	0	0	0
Jeff Stone, L (8, 9) OBP: 0.227, SLG: 0.275										0	0	0	0	0	0	0
Jody Reed, R (1, 6) OBP: 0.371, SLG: 0.390		1-0 L8			1-0 F8	2-2 2B		G6-3 BB		3	0	1	1	1	0	2
Kevin Romine, R (1, 8) OBP: 0.325, SLG: 0.340		2-3 K			0-0 1B	4-2 G6-4-3 BB		G6-3		3	0	1	0	1	1	3
Rick Cerone, R (1, 2) OBP: 0.324, SLG: 0.337			1-0 1B BB BB HBP		1-3 K	0-0 G6-4-3		G1-3		3	1	0	0	0	1	5

Inning Stats	R: 0	H: 0	E: 0	K: 0	S: 7	R: 0	H: 1	E: 0	K: 2	S: 10	R: 3	H: 2	E: 0	K: 0	S: 11	R: 0	H: 1	E: 0	K: 1	S: 7	R: 3	H: 2	E: 1	K: 0	S: 19	R: 0	H: 1	E: 0	K: 0	S: 8	R: 1	H: 1	E: 0	K: 0	S: 7	R: 0	H: 0	E: 0	K: 0	S: 10
	0	0	0	0	7	0	1	0	2	10	3	2	1	0	11	0	1	0	1	7	3	2	1	0	19	0	1	0	0	8	1	1	0	0	7	0	0	0	10	

PITCHER	IP	WLS	BF	H	R	ER	SO	BB	IBB	HBP	BLK	WP	HR	S	P	ERA	WHIP
Bob Welch, R (1, 1) ERA: 3.17	4.0	L	21	4	5	5	3	5	0	1	0	1	0	39	76	11.25	2.250
Matt Young, L (5, 1) ERA: 5.66	0.0		1	1	0	0	0	0	0	0	0	0	0	3	4	∞	∞
Gene Nelson, R (5, 1) ERA: 3.53	1.0		5	1	1	0	0	1	0	0	0	0	0	12	19	0.00	2.000
Rick Honeycutt, L (6, 1) ERA: 2.5	2.0		9	2	1	1	0	1	0	0	0	0	1	15	26	4.50	1.500
Dennis Eckersley, R (8, 1) ERA: 1.48	1.0		3	0	0	0	0	0	0	0	0	0	0	10	16	0.00	0.000

**BOTTOM**

**Oakland Athletics @ Boston Red Sox**  
 Fenway Park, Boston, MA  
 Sun Sep 17 1989, 3:33 AM EDT  
 Att. 33,148 - Overcast - 62 F

AB	31
R	7
H	8
RBI	5
BB	7
SO	3
LOB	21



1B:	6	SF:	0	WP:	1	PA:	39
2B:	1	SAC:	0	PB:	1	SB:	0
3B:	0	DP:	2	CS:	0		
HR:	1	HBP:	1				

PITCHER	IP	WLS	BF	H	R	ER	SO	BB	IBB	HBP	BLK	WP	HR	S	P	ERA	WHIP
Bob Welch, R (1, 1) ERA: 3.17	4.0	L	21	4	5	5	3	5	0	1	0	1	0	39	76	11.25	2.250



Batter	1	2	3	4	5	6	7	8	9	10	AB R H RBI BB SO LOB	TOP												
Rickey Henderson, R OBP: 0.410, SLG: 0.402 (1, 7) C C B B X	2-2 1B 1B		1-1 6-3 ①		2-2 F3 ③		2-1 1B 2-3		4-2 E S BB		4 1 2 0 1 0 1													
Carney Lansford, R OBP: 0.399, SLG: 0.407 (1, 5) (10, 3) B B X	2-0 S 1B 1-2 1B		2-2 L7 ②			1-0 6-3 ①	2-2 F8 ③		3-3 K ③		5 0 1 0 0 1 3													
Jose Canseco, R OBP: 0.344, SLG: 0.563 (1, 9) C X	0-1 S 1-2 2-H 1B		1-2 L9 ③			3-2 2B		0-2 5-3 ①		1-3 K ①	5 0 2 1 0 1 0													
Dave Parker, L OBP: 0.305, SLG: 0.436 Scott Hemond, R (8, PR) C B S Ken Phelps, L OBP: 0.342, SLG: 0.374 Lance Blankenship, R OBP: 0.272, SLG: 0.284 (10, PR) S	3-3 K 1-2 2-3 ①			1-2 L6 ①		0-1 L8 ②		4-2 E BB		4-0 1B BB	3 0 0 0 1 1 3 0 0 0 0 0 0 0 0 0 0 0 1 0 0 0 1 0 0 0 0 0													
Mark McGwire, R OBP: 0.338, SLG: 0.445 Walt Weiss, S (10, PR) S (10, 6)	2-3 K ②			1-3 K ②		0-0 L9 ③		0-1 F9 ②		1-0 1B 1-2 1B	5 0 1 0 0 2 4 0 1 0 0 0 0 0													
Dave Henderson, R OBP: 0.316, SLG: 0.376 (1, 8) F B F X	1-2 F8 ③			3-3 K ③			1-0 E S 2B 1B	1-1 E6 1-2		0-1 1B 1-3 2-H 1B	5 1 2 1 0 1 3													
Terry Steinbach, R OBP: 0.326, SLG: 0.368 (1, 2)		2-3 K ①			1-0 L8 ①		3-3 K 1-3 ①	1-1 5-3 ③		1-0 P3 ②	5 0 0 0 0 2 5													
Tony Phillips, S OBP: 0.347, SLG: 0.350 (1, 4) (10, 5) C B B X		2-1 4-3 ②			0-0 1B 1B		0-0 1B 2B		3-2 4-3 ①	0-0 FC6-4 1B	5 0 3 2 0 0 0													
Mike Gallego, R OBP: 0.334, SLG: 0.335 (1, 6) (10, 4) C X		0-1 F4 ③			2-1 1B 1-3 1B		2-1 L7 ②		2-3 K ②	2-1 FC6-4 1-2f ③	5 0 1 0 0 1 3													
<b>Inning Stats</b>	R: 1 E: 0 K: 2 S: 15	H: 3 LOB: 2 BB: 0 P: 25	R: 0 E: 0 K: 1 S: 7	H: 0 LOB: 0 BB: 0 P: 11	R: 0 E: 0 K: 0 S: 9	H: 0 LOB: 0 BB: 0 P: 13	R: 0 E: 0 K: 2 S: 9	H: 0 LOB: 0 BB: 0 P: 14	R: 0 E: 0 K: 0 S: 7	H: 2 LOB: 1 BB: 0 P: 12	R: 0 E: 0 K: 0 S: 7	H: 1 LOB: 1 BB: 0 P: 11	R: 1 E: 1 K: 1 S: 12	H: 3 LOB: 2 BB: 0 P: 22	R: 0 E: 1 K: 0 S: 14	H: 0 LOB: 2 BB: 1 P: 20	R: 0 E: 0 K: 2 S: 11	H: 0 LOB: 1 BB: 1 P: 23	R: 2 E: 0 K: 1 S: 11	H: 3 LOB: 2 BB: 1 P: 19	1B: 10 2B: 2 3B: 0 HR: 0	SF: 0 SAC: 0 DP: 0 HBP: 0	WP: 0 PB: 0 SB: 4 CS: 0	PA: 45
<b>PITCHER</b> Tom Candiotti, R ERA: 3.17 Steve Olin, R ERA: 3.0	IP 8.0	WLS 34	H 9	R 2	ER 2	SO 6	BB 1	IBB 0	HBP 0	BLK 0	WP 0	HR 0	S 80	P 128	ERA 2.25	WHIP 1.250								
	IP 2.0	L 11	H 3	R 2	ER 2	SO 3	BB 2	IBB 0	HBP 0	BLK 0	WP 0	HR 0	S 22	P 42	ERA 9.00	WHIP 2.500								

Oakland Athletics @ Cleveland Indians  
Cleveland Municipal Stadium, Cleveland, OH  
Mon Sep 18 1989, 7:05 PM EDT  
Att: 5,931 - Unknown

AB	42
R	4
H	12
RBI	4
BB	3
SO	9
LOB	22



livebaseballscorecards.com

BOTTOM

Oakland Athletics @ Cleveland Indians  
Cleveland Municipal Stadium, Cleveland, OH

Mon Sep 18 1989, 7:05 PM EDT  
Att. 5,931 - Unknown

livebaseballscorecards.com

AB 34  
R 2  
H 5  
RBI 2  
BB 5  
SO 9  
LOB 12



WP: 0 PA: 39  
PB: 0  
SB: 0  
CS: 0

AB R H RBI BB SO LOB

5 0 0 0 0 0 2

5 0 1 0 0 1 0

4 1 1 1 1 1 1

4 0 2 0 0 0 0

4 0 0 0 0 1 3

2 1 1 1 2 1 0

3 0 0 0 1 3 1

2 0 0 0 1 0 3

1 0 0 0 0 0 0

0 0 0 0 0 0 0

0-2

3-2

0-3

0-2

1-0

0-2

1-3

2-2

0-3

1B: 3 SF: 0  
2B: 1 SAC: 0  
3B: 0 DP: 1  
HR: 2 HBP: 0

1B: 3 SF: 0  
2B: 1 SAC: 0  
3B: 0 DP: 1  
HR: 2 HBP: 0

0-1

0-0

4-0

1-2

1-0

4-0

2-3

4-2

2-1

R: 0 H: 1  
E: 0 LOB: 2  
K: 0 BB: 1  
S: 7 P: 13

R: 0 H: 0  
E: 0 LOB: 0  
K: 1 BB: 0  
S: 9 P: 22

1-1

1-3

2-2

0-1

0-0

2-3

0-3

3-2

0-0

R: 1 H: 1  
E: 0 LOB: 1  
K: 1 BB: 0  
S: 10 P: 13

R: 0 H: 0  
E: 0 LOB: 0  
K: 2 BB: 0  
S: 10 P: 15

1-1

0-1

1-2

0-2

0-3

4-0

4-0

1-0

0-0

R: 0 H: 1  
E: 0 LOB: 1  
K: 0 BB: 0  
S: 8 P: 10

R: 0 H: 1  
E: 0 LOB: 2  
K: 1 BB: 2  
S: 8 P: 17

1-2

0-0

0-1

0-2

0-3

1-2

4-0

1-0

1-3

R: 0 H: 0  
E: 0 LOB: 0  
K: 1 BB: 0  
S: 8 P: 10

R: 0 H: 0  
E: 0 LOB: 0  
K: 1 BB: 0  
S: 6 P: 7

0-2

3-2

0-3

0-2

1-0

0-2

1-3

2-2

0-3

R: 1 H: 1  
E: 0 LOB: 0  
K: 2 BB: 0  
S: 15 P: 18

R: 0 H: 0  
E: 0 LOB: 0  
K: 1 BB: 0  
S: 10 P: 13

0-1

0-0

1-2

0-2

0-3

4-0

1-3

2-2

0-3

R: 0 H: 0  
E: 0 LOB: 0  
K: 1 BB: 0  
S: 10 P: 13

R: 0 H: 0  
E: 0 LOB: 0  
K: 1 BB: 0  
S: 10 P: 13

0-1

0-0

1-2

0-2

0-3

4-0

1-3

2-2

0-3

R: 0 H: 1  
E: 0 LOB: 2  
K: 0 BB: 1  
S: 7 P: 13

R: 0 H: 0  
E: 0 LOB: 0  
K: 1 BB: 0  
S: 9 P: 22

0-1

0-0

1-2

1-3

1-0

2-3

0-3

4-2

2-1

R: 0 H: 1  
E: 0 LOB: 1  
K: 0 BB: 0  
S: 8 P: 10

R: 0 H: 1  
E: 0 LOB: 2  
K: 1 BB: 2  
S: 8 P: 17

1-1

0-1

1-2

0-2

0-3

4-0

4-0

1-0

0-0

R: 0 H: 1  
E: 0 LOB: 1  
K: 0 BB: 0  
S: 8 P: 10

R: 0 H: 1  
E: 0 LOB: 2  
K: 1 BB: 2  
S: 8 P: 17

1-2

0-0

0-1

0-2

0-3

1-2

4-0

1-0

1-3

R: 0 H: 0  
E: 0 LOB: 0  
K: 1 BB: 0  
S: 8 P: 10

R: 0 H: 0  
E: 0 LOB: 0  
K: 1 BB: 0  
S: 6 P: 7

0-2

3-2

0-3

0-2

1-0

0-2

1-3

2-2

0-3

R: 1 H: 1  
E: 0 LOB: 0  
K: 2 BB: 0  
S: 15 P: 18

R: 0 H: 0  
E: 0 LOB: 0  
K: 1 BB: 0  
S: 10 P: 13

0-1

0-0

1-2

0-2

0-3

4-0

1-3

2-2

0-3

R: 0 H: 1  
E: 0 LOB: 2  
K: 0 BB: 1  
S: 7 P: 13

R: 0 H: 0  
E: 0 LOB: 0  
K: 1 BB: 0  
S: 9 P: 22

0-1

0-0

1-2

1-3

1-0

2-3

0-3

4-2

2-1

R: 0 H: 1  
E: 0 LOB: 1  
K: 0 BB: 0  
S: 8 P: 10

R: 0 H: 1  
E: 0 LOB: 2  
K: 1 BB: 2  
S: 8 P: 17

1-1

0-1

1-2

0-2

0-3

4-0

4-0

1-0

0-0

R: 0 H: 1  
E: 0 LOB: 1  
K: 0 BB: 0  
S: 8 P: 10

R: 0 H: 1  
E: 0 LOB: 2  
K: 1 BB: 2  
S: 8 P: 17

1-2

0-0

0-1

0-2

0-3

1-2

4-0

1-0

1-3

R: 0 H: 0  
E: 0 LOB: 0  
K: 1 BB: 0  
S: 8 P: 10

R: 0 H: 0  
E: 0 LOB: 0  
K: 1 BB: 0  
S: 6 P: 7

0-2

3-2

0-3

0-2

1-0

0-2

1-3

2-2

0-3

R: 1 H: 1  
E: 0 LOB: 0  
K: 2 BB: 0  
S: 15 P: 18

R: 0 H: 0  
E: 0 LOB: 0  
K: 1 BB: 0  
S: 10 P: 13

0-1

0-0

1-2

0-2

0-3

4-0

1-3

2-2

0-3

R: 0 H: 1  
E: 0 LOB: 2  
K: 0 BB: 1  
S: 7 P: 13

R: 0 H: 0  
E: 0 LOB: 0  
K: 1 BB: 0  
S: 9 P: 22

0-1

0-0

1-2

1-3

1-0

2-3

0-3

4-2

2-1

R: 0 H: 1  
E: 0 LOB: 1  
K: 0 BB: 0  
S: 8 P: 10

R: 0 H: 1  
E: 0 LOB: 2  
K: 1 BB: 2  
S: 8 P: 17

1-1

0-1

1-2

0-2

0-3

4-0

4-0

1-0

0-0

R: 0 H: 1  
E: 0 LOB: 1  
K: 0 BB: 0  
S: 8 P: 10

R: 0 H: 1  
E: 0 LOB: 2  
K: 1 BB: 2  
S: 8 P: 17

1-2

0-0

0-1

0-2

0-3

1-2

4-0

1-0

1-3

R: 0 H: 0  
E: 0 LOB: 0  
K: 1 BB: 0  
S: 8 P: 10

R: 0 H: 0  
E: 0 LOB: 0  
K: 1 BB: 0  
S: 6 P: 7

0-2

3-2

0-3

0-2

1-0

0-2

1-3

2-2

0-3

R: 1 H: 1  
E: 0 LOB: 0  
K: 2 BB: 0  
S: 15 P: 18

R: 0 H: 0  
E: 0 LOB: 0  
K: 1 BB: 0  
S: 10 P: 13

0-1

0-0

1-2

0-2

0-3

4-0

1-3

2-2

0-3

R: 0 H: 1  
E: 0 LOB: 2  
K: 0 BB: 1  
S: 7 P: 13

R: 0 H: 0  
E: 0 LOB: 0  
K: 1 BB: 0  
S: 9 P: 22

0-1

0-0

1-2

1-3

1-0

2-3

0-3

4-2

2-1

R: 0 H: 1  
E: 0 LOB: 1  
K: 0 BB: 0  
S: 8 P: 10

R: 0 H: 1  
E: 0 LOB: 2  
K: 1 BB: 2  
S: 8 P: 17

</



Oakland Athletics @ Cleveland Indians  
 Cleveland Municipal Stadium, Cleveland, OH

Tue Sep 19 1989, 7:05 PM EDT  
 Att. 6,085 - Unknown

AB	34
R	5
H	9
RBI	5
BB	6
SO	9
LOB	13



Batter	1	2	3	4	5	6	7	8	9	AB	R	H	RBI	BB	SO	LOB	TOP								
Rickey Henderson, R OBP: 0.409, SLG: 0.398 (1, 7)	2-3 K			0-0 F8	2-0 6-3	2-3 K		4-0 IBB		4	0	0	0	1	2	3									
Carney Lansford, R OBP: 0.399, SLG: 0.407 (1, 5)	0-3 K			1-1 2B 1B	0-0 BB 1B		2-0 L8	2-0 SF8		4	1	2	1	0	1	0									
Jose Canseco, R OBP: 0.350, SLG: 0.567 (1, 9)	2-3 K			2-0 2B 1-H	4-1 BB 1-2		3-2 1B SF8	1-1 L8		4	2	2	1	1	1	2									
Dave Parker, L OBP: 0.306, SLG: 0.438 (1, 10)		2-2 4-1		0-1 1B 2-H	1-1 G3		3-2 1-3 1B		2-0 3-1	5	1	2	1	0	0	2									
Mark McGwire, R OBP: 0.335, SLG: 0.442 (1, 3)		0-1 F8		2-3 K		2-1 5-3	0-0 SF8		0-2 L4	4	0	0	1	0	1	1									
Dave Henderson, R OBP: 0.315, SLG: 0.374 (1, 8)		1-1 6-3		2-2 BB 2-H 1B		0-0 F7	1-1 F8		2-2 6-3	5	0	1	1	0	0	1									
Terry Steinbach, R OBP: 0.330, SLG: 0.368 (1, 2)			2-2 L5	4-1 1-2 BB		4-2 BB BB BB		2-2 2B SF8 1B		2	1	1	0	2	0	0									
Tony Phillips, S OBP: 0.349, SLG: 0.353 (1, 4)			1-1 B1-3	0-3 K		4-1 BB BB		0-0 SF8 2B		3	0	1	0	1	1	2									
Mike Gallego, R OBP: 0.332, SLG: 0.333 (1, 6)			0-3 K		1-3 K	4-0 BB		2-3 K		2	0	0	0	0	2	0									
Ken Phelps, L OBP: 0.345, SLG: 0.374 (6, PH)										0	0	0	0	1	0	0									
Walt Weiss, S OBP: 0.295, SLG: 0.318 (6, PR)										1	0	0	0	0	1	2									
Inning Stats	R: 0 E: 0 K: 3 S: 12	H: 0 LOB: 0 BB: 0 P: 16	R: 0 E: 0 K: 0 S: 7	H: 0 LOB: 0 BB: 0 P: 10	R: 0 E: 0 K: 1 S: 10	H: 0 LOB: 0 BB: 0 P: 13	R: 3 E: 0 K: 2 S: 16	H: 4 LOB: 2 BB: 1 P: 27	R: 0 E: 0 K: 1 S: 8	H: 1 LOB: 2 BB: 1 P: 16	R: 0 E: 0 K: 1 S: 9	H: 0 LOB: 3 BB: 3 P: 25	R: 1 E: 0 K: 0 S: 12	H: 2 LOB: 1 BB: 0 P: 21	R: 1 E: 0 K: 1 S: 11	H: 2 LOB: 2 BB: 1 P: 22	R: 0 E: 0 K: 0 S: 7	H: 0 LOB: 0 BB: 0 P: 11	1B: 6 2B: 3 3B: 0 HR: 0	SF: 2 SAC: 0 DP: 0 HBP: 0	WP: 0 PB: 0 SB: 0 CS: 0	PA: 42			
PITCHER	IP	WLS	BF	H	R	ER	SO	BB	IBB	HBP	BLK	WP	HR	S	P	ERA	WHIP								
Rod Nichols, R ERA: 4.18 (1, 1)	3.2	L	16	4	3	3	5	1	0	0	0	0	0	42	63	7.36	1.364								
Steve Davis, L ERA: 8.06 (4, 1)	1.1		6	1	0	0	2	1	0	0	0	0	0	11	19	0.00	1.500								
Rich Yett, R ERA: 5.0 (6, 1)	0.2		5	0	0	0	0	3	0	0	0	0	0	6	20	0.00	4.500								
Rudy Seanez, R ERA: (6, 1)	0.1		1	0	0	0	1	0	0	0	0	0	0	3	5	0.00	0.000								
Neil Allen, R ERA: 15.0 (7, 1)	1.0		6	3	2	2	0	0	0	0	0	0	0	16	27	18.00	3.000								
PITCHER	IP	WLS	BF	H	R	ER	SO	BB	IBB	HBP	BLK	WP	HR	S	P	ERA	WHIP								
Scott Bailes, L ERA: 4.47 (8, 1)	2.0		8	1	0	0	1	0	1	0	0	0	0	14	27	0.00	0.500								

livebaseballscorecards.com

Batter	1	2	3	4	5	6	7	8	9	AB R H RBI BB SO LOB
Jerry Browne, S (1, 4) OBP: 0.371, SLG: 0.399	4-2 FC6-4-5 4-3 BB		1-2 G3			0-0 4-3		1-1 4-3		3 0 0 0 1 0 1
Dion James, L (1, 8) OBP: 0.369, SLG: 0.373	0-0 4-3		0-1 G3			1-0 E4		1-1 6-3		4 0 0 1 0 0 1
Joe Carter, R (1, 10) OBP: 0.294, SLG: 0.475	2-1 FC6-4-5				2-0 F6	2-3 K			0-3 K	4 0 0 0 0 2 2
Pete O'Brien, L (1, 3) OBP: 0.359, SLG: 0.376	2-2 G3				1-1 4-3	3-3 K			2-2 4-3	4 0 0 0 0 1 2
Brook Jacoby, R (1, 5) OBP: 0.344, SLG: 0.421					1-1 4-3				1-1 6-3	4 0 0 0 0 1 0
Albert Belle, R (1, 7) OBP: 0.265, SLG: 0.418					1-2 1-3				1-2 F4	3 0 1 0 0 0 0
Cory Snyder, R (1, 9) OBP: 0.257, SLG: 0.367					1-1 F9				2-1 1B	3 0 1 0 0 1 1
Joel Skinner, R (1, 2) OBP: 0.274, SLG: 0.295					0-0 G3				1-2 1-3	2 0 0 0 0 0 1
Dave Clark, L (7, PH) OBP: 0.309, SLG: 0.378										1 0 0 0 0 0 1
Tom Magrann, R (8, 2)										0 0 0 0 0 0 0
Felix Fermin, R (1, 6) OBP: 0.297, SLG: 0.257					2-1 4-3				2-3 K	2 1 0 0 0 0 0
Beau Allred, L (8, PH) OBP: 0.385, SLG: 0.455						0-0 E9				1 0 0 0 0 1 0
Paul Zuvella, R (9, 6) OBP: 0.294, SLG: 0.408										0 0 0 0 0 0 0

Inning Stats	R: 0 E: 0 K: 8	H: 0 LOB: 1 BB: 1 P: 16	R: 0 E: 0 K: 2 S: 9	H: 1 LOB: 1 BB: 0 P: 15	R: 0 E: 0 K: 0 S: 7	H: 0 LOB: 0 BB: 0 P: 10	R: 0 E: 0 K: 0 S: 5	H: 0 LOB: 0 BB: 0 P: 9	R: 0 E: 0 K: 0 S: 6	H: 0 LOB: 0 BB: 0 P: 8	R: 1 E: 2 K: 2 S: 11	H: 0 LOB: 1 BB: 0 P: 17	R: 0 E: 0 K: 0 S: 12	H: 1 LOB: 1 BB: 0 P: 19	R: 0 E: 0 K: 1 S: 7	H: 0 LOB: 0 BB: 0 P: 11	R: 0 E: 0 K: 1 S: 9	H: 0 LOB: 0 BB: 0 P: 12	1B: 2 2B: 0 3B: 0 HR: 0	SF: 0 SAC: 0 DP: 0 HBP: 0
--------------	----------------------	----------------------------------	------------------------------	----------------------------------	------------------------------	----------------------------------	------------------------------	---------------------------------	------------------------------	---------------------------------	-------------------------------	----------------------------------	-------------------------------	----------------------------------	------------------------------	----------------------------------	------------------------------	----------------------------------	----------------------------------	------------------------------------

PITCHER	IP	WLS	BF	H	R	ER	SO	BB	IBB	HBP	BLK	WP	HR	S	P	ERA	WHIP
Mike Moore, R (1, 1) ERA: 2.56	8.0	W	29	2	1	0	5	1	0	0	0	0	0	65	105	0.00	0.375
Gene Nelson, R (9, 1) ERA: 3.48	1.0		3	0	0	0	1	0	0	0	0	0	0	9	12	0.00	0.000

**BOTTOM**

**Oakland Athletics @ Cleveland Indians**  
Cleveland Municipal Stadium, Cleveland, OH

livebaseballscorecards.com

<b>AB</b>	<b>31</b>
<b>R</b>	<b>1</b>
<b>H</b>	<b>2</b>
<b>RBI</b>	<b>1</b>
<b>BB</b>	<b>1</b>
<b>SO</b>	<b>6</b>
<b>LOB</b>	<b>9</b>



WP	PA
0	32
PB: 0	SB: 0
CS: 0	

Tue Sep 19 1989, 7:05 PM EDT  
Att. 6,085 - Unknown



Batter	1	2	3	4	5	6	7	8	9	AB R H RBI BB SO LOB	TOP											
Rickey Henderson, R OBP: 0.412, SLG: 0.406 (1, 7)	2-1 HR		3-1 G6-3			4-2 SF9 BB	4-2 SF8 BB		1-2 CS 1B	3 3 2 1 2 0 0												
Carney Lansford, R OBP: 0.397, SLG: 0.404 (1, 5)	2-0 F9		1-1 G5-3			4-2 1B BB	0-0 F9		3-3 K 1-2	4 1 0 0 1 1 2												
Jose Canseco, R OBP: 0.342, SLG: 0.558 Stan Javier, S OBP: 0.317, SLG: 0.320 (1, 9) (9, 9)	1-0 G6-3			2-1 F8		1-0 SF9	3-1 SF8		1-3 K	3 0 0 2 0 1 0 0 0 0 0 0 0 0												
Mark McGwire, R OBP: 0.336, SLG: 0.441 (1, 3)	0-3 K			1-2 G5-3		0-0 1B 3B	4-2 FC5-4 BB			3 1 1 0 1 1 0												
Dave Henderson, R OBP: 0.316, SLG: 0.375 (1, 8)		1-1 WP 1B		1-3 K		1-2 3B 1B	2-1 FC5-4			4 2 2 1 0 1 1												
Dave Parker, L OBP: 0.307, SLG: 0.437 (1, 10)		2-0 1B			1-2 G4-3	4-2 3B BB		0-3 K		3 1 1 1 1 1 0												
Terry Steinbach, R OBP: 0.327, SLG: 0.365 (1, 2)		3-1 FC3-5-4			1-1 G1-3	0-3 K		0-0 F4		4 0 0 0 0 1 4												
Tony Phillips, S OBP: 0.352, SLG: 0.360 (1, 4)		0-1 G1-6-3			0-2 1B	3-2 3B		4-1 BB		3 0 2 3 1 0 1												
Mike Gallego, R OBP: 0.329, SLG: 0.329 (1, 6)			0-0 G6-3		1-3 K	2-2 G4-3		3-1 F3		4 0 0 0 0 1 3												
<b>Inning Stats</b>	R: 1 E: 0 K: 1 S: 7	H: 1 LOB: 0 BB: 0 P: 12	R: 1 E: 0 K: 0 S: 7	H: 2 LOB: 0 BB: 0 P: 13	R: 0 E: 0 K: 0 S: 5	H: 0 LOB: 0 BB: 0 P: 9	R: 0 E: 0 K: 1 S: 10	H: 0 LOB: 0 BB: 0 P: 14	R: 0 E: 0 K: 1 S: 12	H: 1 LOB: 1 BB: 0 P: 15	R: 5 E: 0 K: 1 S: 20	H: 3 LOB: 1 BB: 3 P: 39	R: 1 E: 0 K: 0 S: 10	H: 0 LOB: 1 BB: 2 P: 23	R: 0 E: 0 K: 1 S: 7	H: 0 LOB: 1 BB: 1 P: 14	R: 0 E: 0 K: 2 S: 11	H: 1 LOB: 0 BB: 0 P: 16	1B: 6 2B: 1 3B: 1 HR: 1	SF: 2 SAC: 0 DP: 2 HBP: 0	WP: 1 PB: 0 SB: 4 CS: 1	PA: 39
<b>PITCHER</b>	IP WLS BF H R ER SO BB IBB HBP BLK WP HR S P ERA WHIP												<b>PITCHER</b>	IP WLS BF H R ER SO BB IBB HBP BLK WP HR S P ERA WHIP								
Greg Swindell, L ERA: 3.55 (1, 1)	5.1 L 22 5 5 5 3 2 0 0 0 1 1 47 78 8.44 1.312												Doug Jones, R ERA: 2.3 (9, 1)	1.0 3 1 0 0 2 0 0 0 0 0 0 11 16 0.00 1.000								
Steve Olin, R ERA: 3.51 (6, 1)	0.1 3 1 0 0 1 1 0 0 0 0 0 8 13 0.00 6.000																					
Jeff Kaiser, L ERA: (6, 1)	0.1 2 1 2 2 0 0 0 0 0 0 0 6 11 54.00 3.000																					
Rudy Seanez, R ERA: 2.7 (7, 1)	1.0 5 0 1 1 0 2 0 0 0 0 0 10 23 9.00 2.000																					
Jesse Orosco, L ERA: 2.0 (8, 1)	1.0 4 0 0 0 0 1 1 0 0 0 0 7 14 0.00 1.000																					

Oakland Athletics @ Cleveland Indians  
Cleveland Municipal Stadium, Cleveland, OH

Wed Sep 20 1989, 7:05 PM EDT  
Att: 6,186 - Unknown - 64 F

livebaseballscorecards.com

AB	31
R	8
H	8
RBI	8
BB	6
SO	7
LOB	11



Batter	1	2	3	4	5	6	7	8	9	AB R H RBI BB SO LOB
Jerry Browne, S OBP: 0.373, SLG: 0.400 (1, 4)	2-2 SH3-4 1B		1-0 G4-6-3 1B		0-0 E4 1B SF8		4-2 1B 1B BB		1-1 F5	4 2 2 1 1 0 0
Felix Fermin, R OBP: 0.298, SLG: 0.258 (1, 6)	0-0 SH3-4		0-2 G4-6-3		0-0 CS 1B		1-3 K		0-3 K	2 0 1 0 0 0 1 1 0 0 0 0 1 3 1 0 0 0 0 1 0
Cory Snyder, R OBP: 0.256, SLG: 0.366 (7, PH)	1-2		1-2f		1-3					
Paul Zuvella, R OBP: 0.288, SLG: 0.400 (8, 6)										
Joe Carter, R OBP: 0.295, SLG: 0.478 (1, 7)	1-3 K			0-0 2B	1-1 SF8		0-0 1B 1B			3 1 2 3 0 1 1
Albert Belle, R OBP: 0.269, SLG: 0.420 (1, 9)	0-0 F9			2-3 K	3-2 CS	3-2	3-2 G5-4-3 1B 1B			4 0 2 1 0 1 2
Pete O'Brien, L OBP: 0.358, SLG: 0.377 (1, 3)		2-2 G3		0-1 2B		2-2 F9	3-2 G5-3			4 0 1 1 0 0 3
Brook Jacoby, R OBP: 0.342, SLG: 0.417 (1, 5)		0-1 G6-3		2-1 G5-3		0-1 G5-4-3		2-1 L5		4 0 0 0 0 0 2
Dave Clark, L OBP: 0.310, SLG: 0.376 (1, 10)		1-3 K		4-2 BB			1-1 FC6-4 1B	1-3 K		1 0 0 0 0 1 1 0 1 0 1 0 0 0 0 1 0 0 0 0 1 0
Denny Gonzalez, R OBP: 0.375, SLG: 0.400 (7, PH)										
Beau Allred, L OBP: 0.357, SLG: 0.417 (8, PH)										
Brad Komminsk, R OBP: 0.330, SLG: 0.453 (1, 8)			2-2 E S 1B 1B	3-1 L7			1-1 FC6-4 1B 1B	1-0 F9		4 2 1 0 0 0 3
Joel Skinner, R OBP: 0.274, SLG: 0.295 (1, 2)			2-0 F9		1-3 K		1-1 E6 1B BB		0-1 F7	0 0 0 0 0 0 0 2 0 0 0 0 1 1 1 1 0 0 0 0 1 1 0 0 0 0 0 0
Tom Magrann, R (2, 2)										
Mark Higgins, R OBP: 0.125, SLG: 0.125 (7, PH)										
Andy Allanson, R OBP: 0.289, SLG: 0.294 (8, 2)										

Inning Stats	R: 0	H: 1	E: 0	LOB: 1	K: 1	P: 11	R: 0	H: 0	E: 0	LOB: 0	K: 1	P: 11	R: 1	H: 2	E: 0	LOB: 2	K: 1	P: 23	R: 1	H: 1	E: 1	LOB: 0	K: 1	P: 14	R: 0	H: 1	E: 0	LOB: 0	K: 0	P: 15	R: 3	H: 3	E: 1	LOB: 2	K: 1	P: 37	R: 0	H: 0	E: 0	LOB: 0	K: 1	P: 10	R: 0	H: 0	E: 0	LOB: 0	K: 1	P: 8	1B: 8	SF: 1	2B: 2	SAC: 1	3B: 0	DP: 2	HR: 0	HBP: 0	WP: 0	PA: 39
--------------	------	------	------	--------	------	-------	------	------	------	--------	------	-------	------	------	------	--------	------	-------	------	------	------	--------	------	-------	------	------	------	--------	------	-------	------	------	------	--------	------	-------	------	------	------	--------	------	-------	------	------	------	--------	------	------	-------	-------	-------	--------	-------	-------	-------	--------	-------	--------

PITCHER	IP	WLS	BF	H	R	ER	SO	BB	IBB	HBP	BLK	WP	HR	S	P	ERA	WHIP
Storm Davis, R ERA: 4.44 (1, 1)	5.0		22	7	3	2	4	1	0	0	0	0	0	50	80	3.60	1.600
Rick Honeycutt, L ERA: 2.45 (6, 1)	1.1		6	1	3	0	0	1	0	0	0	0	0	13	22	0.00	1.500
Todd Burns, R ERA: 2.16 (7, 1)	0.1		3	2	0	0	1	0	0	0	0	0	0	10	14	0.00	6.000
Matt Young, L ERA: 5.6 (7, 1)	0.1		1	0	0	0	0	0	0	0	0	0	0	5	8	0.00	0.000
Gene Nelson, R ERA: 3.44 (8, 1)	1.0		3	0	0	0	1	0	0	0	0	0	0	6	10	0.00	0.000

**BOTTOM**

**Oakland Athletics @ Cleveland Indians**  
Cleveland Municipal Stadium, Cleveland, OH

Wed Sep 20 1989, 7:05 PM EDT  
Att. 6,186 - Unknown - 64 F

livebaseballscorecards.com

<b>AB</b>	<b>34</b>
<b>R</b>	<b>6</b>
<b>H</b>	<b>10</b>
<b>RBI</b>	<b>6</b>
<b>BB</b>	<b>2</b>
<b>SO</b>	<b>7</b>
<b>LOB</b>	<b>17</b>





Batter	1	2	3	4	5	6	7	8	9	AB R H RBI BB SO LOB	TOP																												
Rickey Henderson, R OBP: 0.411, SLG: 0.405 (1, 7) B C B X	2-1 F9		3-2 1B		1-1 G5-3			1-2 G6-3		4 0 1 1 0 0 0																													
Carney Lansford, R OBP: 0.399, SLG: 0.411 (1, 5) B X	1-0 CS 1B		2-1 L6			0-0 G4-3 2B		1-0 E8 2B		4 0 3 0 0 0 1																													
Jose Canseco, R OBP: 0.336, SLG: 0.546 (1, 9) B B S 1 C S C	2-3 K			2-2 G3		1-0 L3		0-1 F8		4 0 0 0 0 1 3																													
Dave Parker, L OBP: 0.307, SLG: 0.435 (1, 10) 1 SAFE P	1-0 CS 1-2	1-3 K		3-1 1B		0-0 G4-3 2-3		0-1 F8		4 0 1 0 0 1 1																													
Dave Henderson, R OBP: 0.314, SLG: 0.372 (1, 8) C C B C		2-3 K		1-0 F8		0-1 G6-3		3-1 P6		4 0 0 0 0 1 2																													
Ron Hassey, L OBP: 0.290, SLG: 0.332 (1, 2) B T T B		1-3 K2-3		1-2 G6-3			2-3 K	2-2 P5		4 0 0 0 0 2 1																													
Mark McGwire, R OBP: 0.338, SLG: 0.451 (1, 3) F B F B F X			3-2 G4-3 1B 2B		0-0 HR		0-0 F8			3 2 2 1 0 0 0																													
Tony Phillips, S OBP: 0.350, SLG: 0.357 (1, 4) X			0-0 G4-3		0-1 G4-3		1-2 F7			3 0 0 0 0 0 1																													
Mike Gallego, R OBP: 0.326, SLG: 0.326 (1, 6) B X			1-0 G4-3		1-0 G6-3			0-0 P6		3 0 0 0 0 0 1																													
<b>Inning Stats</b>	R: 0 E: 0 K: 1 S: 7	H: 1 LOB: 0 BB: 0 P: 12	R: 0 E: 0 K: 3 S: 11	H: 0 LOB: 0 BB: 0 P: 15	R: 1 E: 0 K: 0 S: 11	H: 2 LOB: 1 BB: 0 P: 20	R: 0 E: 0 K: 0 S: 9	H: 1 LOB: 1 BB: 0 P: 16	R: 1 E: 0 K: 0 S: 6	H: 1 LOB: 0 BB: 0 P: 8	R: 0 E: 0 K: 1 S: 5	H: 0 LOB: 0 BB: 0 P: 10	R: 0 E: 1 K: 0 S: 7	H: 1 LOB: 1 BB: 0 P: 9	R: 0 E: 0 K: 0 S: 8	H: 0 LOB: 0 BB: 0 P: 13	1B: 3 2B: 3 3B: 0 HR: 1	SF: 0 SAC: 0 DP: 0 HBP: 0	WP: 0 PB: 0 SB: 0 CS: 1	PA: 34																			
<b>PITCHER</b> Rick Aguilera, R ERA: 2.91 (1, 1)	IP 9.0	WLS L	BF 33	H 7	R 2	ER 2	SO 5	BB 0	IBB 0	HBP 0	BLK 0	WP 0	HR 1	S 71	P 109	ERA 2.00	WHIP 0.778					<b>PITCHER</b>	IP 9.0	WLS L	BF 33	H 7	R 2	ER 2	SO 5	BB 0	IBB 0	HBP 0	BLK 0	WP 0	HR 1	S 71	P 109	ERA 2.00	WHIP 0.778

Oakland Athletics @ Minnesota Twins  
 Hubert H. Humphrey Metrodome, Minneapolis, MN  
 Thu Sep 21 1989, 8:05 PM EDT  
 Att. 16,779 - Dome

AB	33
R	2
H	7
RBI	2
BB	0
SO	5
LOB	10



Batter	1	2	3	4	5	6	7	8	9	AB	R	H	RBI	BB	SO	LOB
Al Newman, S OBP: 0.341, SLG: 0.302 (1, 6)	L3		F7			G3		G1		4	0	0	0	0	0	0
Dan Gladden, R OBP: 0.330, SLG: 0.406 (1, 7)	G6-3			G6-3		G6-3 FC4-6 1B		G6-3		4	0	1	0	0	0	0
Kirby Puckett, R OBP: 0.383, SLG: 0.468 (1, 8)	F8			FC3-6 1B		FC4-6 1-2f		FC4-6 1B		4	0	2	0	0	0	1
Kent Hrbek, L OBP: 0.350, SLG: 0.520 (1, 3)		G4-3		FC3-6 1-2f		P5		P5		4	0	0	0	0	0	3
Brian Harper, R OBP: 0.342, SLG: 0.427 (1, 2)		G3		K			1B 2B		G6-3	4	1	1	0	0	1	1
Randy Bush, L OBP: 0.351, SLG: 0.448 (1, 9)		BB			P3			G5-3		3	0	0	0	1	0	1
Gene Larkin, S OBP: 0.351, SLG: 0.357 (1, 10)		P6			P5			P5		4	0	0	0	0	0	2
Wally Backman, S OBP: 0.305, SLG: 0.287 (1, 4)			B1-3							3	0	2	1	0	0	0
Chip Hale, L OBP: 0.156, SLG: 0.205 (1, 5)			G4-3			F7		G6-3		3	0	0	0	0	0	2

Inning Stats	R: 0	H: 0	E: 0	K: 0	S: 9	R: 0	H: 0	E: 0	K: 0	S: 12	R: 0	H: 0	E: 0	K: 0	S: 6	R: 0	H: 1	E: 0	K: 1	S: 9	R: 0	H: 1	E: 0	K: 0	S: 7	R: 0	H: 1	E: 0	K: 0	S: 7	R: 1	H: 2	E: 0	K: 0	S: 10	R: 0	H: 1	E: 0	K: 0	S: 7	R: 0	H: 0	E: 0	K: 0	S: 8	1B: 5	SF: 0	2B: 1	SAC: 0	3B: 0	DP: 0	HR: 0	HBP: 0	WP: 0	PA: 34
	0	0	0	0	11	0	0	0	0	19	0	0	0	0	8	0	1	0	1	0	15	0	1	0	0	9	1	2	0	1	11	0	1	0	9	0	1	0	9	0	0	0	10	5	0	1	0	0	0	0	0	34			

PITCHER	IP	WLS	BF	H	R	ER	SO	BB	IBB	HBP	BLK	WP	HR	S	P	ERA	WHIP
Bob Welch, R ERA: 3.1 (1, 1)	7.2	W	30	6	1	1	1	1	0	0	0	0	0	66	95	1.17	0.913
Rick Honeycutt, L ERA: 2.44 (8, 1)	0.1		1	0	0	0	0	0	0	0	0	0	0	1	2	0.00	0.000
Dennis Eckersley, R ERA: 1.54 (9, 1)	1.0	S	3	0	0	0	0	0	0	0	0	0	0	8	10	0.00	0.000

**BOTTOM**

**Oakland Athletics @ Minnesota Twins**  
**Hubert H. Humphrey Metrodome, Minneapolis, MN**  
 Thu Sep 21 1989, 8:05 PM EDT  
 Att. 16,779 - Dome

[livebaseballscorecards.com](http://livebaseballscorecards.com)

<b>AB</b>	<b>33</b>
<b>R</b>	<b>1</b>
<b>H</b>	<b>6</b>
<b>RBI</b>	<b>1</b>
<b>BB</b>	<b>1</b>
<b>SO</b>	<b>1</b>
<b>LOB</b>	<b>10</b>





Batter	1	2	3	4	5	6	7	8	9	AB R H RBI BB SO LOB	TOP	
Rickey Henderson, R OBP: 0.412, SLG: 0.405 (1, 7)	F9 1B		G5-3 1B	G6-3 1B		G6-3 1B			G5-3 BB	4 1 2 0 1 0 1		
Carney Lansford, R OBP: 0.398, SLG: 0.409 (1, 5)	E9 1B		G5-3 1B		1B 1B	P4 1B			F9 1B	5 2 1 0 0 0 5		
Jose Canseco, R OBP: 0.333, SLG: 0.538 (1, 9) Stan Javier, S OBP: 0.317, SLG: 0.320 (9, 9)	K		2B 1B		K 1B				G5-3 1B	5 1 1 2 0 3 4 0 0 0 0 0 0 0		
Dave Parker, L OBP: 0.309, SLG: 0.436 (1, 10)	1B 1B		K 1B		BB 1B			G3	IBB	4 0 2 2 1 1 1		
Dave Henderson, R OBP: 0.313, SLG: 0.373 (1, 8)	F8 1B		2B		P3 1B			K	P4	5 0 1 1 0 1 5		
Mark McGwire, R OBP: 0.338, SLG: 0.448 (1, 3)		G6-3	K		BB			P2		3 0 0 0 1 1 1		
Terry Steinbach, R OBP: 0.324, SLG: 0.362 (1, 2)		F9		F8	L8			P9		4 0 0 0 0 0 2		
Tony Phillips, S OBP: 0.351, SLG: 0.359 (1, 4)		G3		E S 1B		G6-3 1B		K		4 0 2 0 0 1 0		
Mike Gallego, R OBP: 0.326, SLG: 0.326 (1, 6) Ken Phelps, L OBP: 0.348, SLG: 0.383 (9, PH) Scott Hemond, R OBP: 0.317, SLG: 0.320 (9, PR) Walt Weiss, S OBP: 0.295, SLG: 0.318 (9, 6)			G5-3 1B	K		G6-3 1-2f			G5-3 2B	3 1 1 0 0 1 2 1 0 1 0 0 0 0 0 0 0 0 0 0 0 0 0 0 0 0 0 0		
<b>Inning Stats</b>	R: 1 H: 1 E: 1 LOB: 1 K: 1 BB: 0 S: 13 P: 25	R: 0 H: 0 E: 0 LOB: 0 K: 0 BB: 0 S: 7 P: 13	R: 3 H: 4 E: 0 LOB: 1 K: 2 BB: 0 S: 13 P: 18	R: 0 H: 1 E: 0 LOB: 1 K: 1 BB: 0 S: 9 P: 15	R: 1 H: 2 E: 0 LOB: 2 K: 1 BB: 1 S: 16 P: 27	R: 0 H: 2 E: 0 LOB: 1 K: 0 BB: 0 S: 13 P: 20	R: 0 H: 0 E: 0 LOB: 0 K: 2 BB: 0 S: 7 P: 12	R: 0 H: 0 E: 0 LOB: 0 K: 1 BB: 0 S: 8 P: 11	R: 0 H: 1 E: 0 LOB: 3 K: 0 BB: 2 S: 10 P: 26	1B: 9 SF: 0 2B: 2 SAC: 0 3B: 0 DP: 1 HR: 0 HBP: 0	WP: 0 PA: 41 PB: 0 SB: 3 CS: 0	
<b>PITCHER</b>	IP WLS BF H R ER SO BB IBB HBP BLK WP HR S P ERA WHIP											
Mike Dyer, R ERA: 5.37 (1, 1)	4.1 L 22 8 5 4 5 0 0 0 0 0 0 0 48 81 8.31 1.846											
Juan Berenguer, R ERA: 3.58 (5, 1)	3.2 15 3 0 0 3 2 0 0 0 0 0 0 41 69 0.00 1.364											
Mike Cook, R ERA: 4.58 (9, 1)	1.0 4 0 0 0 0 0 0 1 0 0 0 0 7 17 0.00 0.000											

Oakland Athletics @ Minnesota Twins  
 Hubert H. Humphrey Metrodome, Minneapolis, MN  
 Fri Sep 22 1989, 8:05 PM EDT  
 Att. 34,830 - Dome

livebaseballscorecards.com

AB 38  
 R 5  
 H 11  
 RBI 5  
 BB 3  
 SO 8  
 LOB 21



Batter	1	2	3	4	5	6	7	8	9	AB	R	H	RBI	BB	SO	LOB
Wally Backman, S OBP: 0.305, SLG: 0.284 (1, 4)	2-2 G4-3		1-1 B1-3				3-2 F7			3	0	0	0	1	0	1
Al Newman, S OBP: 0.340, SLG: 0.300 (1, 6)	4-1 CS BB			0-0 F9	0-2 G4-3		0-0 G3-1			3	0	0	1	1	0	2
Kirby Puckett, R OBP: 0.381, SLG: 0.465 (1, 8)	1-0 P4			1-1 G4-3	1-1 G5-3			0-3 K		4	0	0	0	0	1	3
Kent Hrbek, L OBP: 0.352, SLG: 0.523 (1, 3)	3-2 CS 1-2	0-1 G1-3 1B		1-0 2B 2B		3-2 L7		1-1 G3		4	1	2	0	0	0	0
Brian Harper, R OBP: 0.344, SLG: 0.433 (1, 2)		0-2 G1-3		0-0 2B		0-2 2B		0-1 G5-3		4	0	2	1	0	0	1
Randy Bush, L OBP: 0.350, SLG: 0.444 (1, 9)		0-0 P6		3-2 G4-3		4-2 BB		1-1 L4		3	0	0	0	1	0	2
Dan Gladden, R OBP: 0.328, SLG: 0.402 (1, 7)		1-0 G1-3		1-1 F8	1-1 L9			0-1 F9		4	0	0	0	0	0	3
Gene Larkin, S OBP: 0.351, SLG: 0.356 (1, 10)			1-2 P2		0-2 BB BB G4-3 1B		0-2 L9		2-1 G4-3		4	1	1	0	0	2
Chip Hale, L OBP: 0.188, SLG: 0.217 (1, 5)			1-1 B1-3 1B		4-0 G4-3 BB 1-2 BB			0-0 F8		2	0	1	0	1	0	0

Inning Stats	R: 0	H: 0	E: 0	K: 0	S: 7	R: 0	H: 1	E: 0	K: 0	S: 9	R: 0	H: 1	E: 0	K: 0	S: 7	R: 1	H: 2	E: 0	K: 0	S: 9	R: 1	H: 1	E: 0	K: 0	S: 12	R: 0	H: 1	E: 0	K: 0	S: 16	R: 0	H: 0	E: 0	K: 1	S: 5	R: 0	H: 0	E: 0	K: 1	S: 7	R: 0	H: 0	E: 0	K: 0	S: 6	R: 0	H: 0	E: 0	K: 0	S: 9	1B: 3	SF: 0	2B: 4	SAC: 0	3B: 0	DP: 1	HR: 0	HBP: 0	WP: 0	PA: 36
--------------	------	------	------	------	------	------	------	------	------	------	------	------	------	------	------	------	------	------	------	------	------	------	------	------	-------	------	------	------	------	-------	------	------	------	------	------	------	------	------	------	------	------	------	------	------	------	------	------	------	------	------	-------	-------	-------	--------	-------	-------	-------	--------	-------	--------

PITCHER	IP	WLS	BF	H	R	ER	SO	BB	IBB	HBP	BLK	WP	HR	S	P	ERA	WHIP
Dave Stewart, R ERA: 3.38 (1, 1)	7.0	W	29	6	2	2	0	4	0	0	0	0	0	65	105	2.57	1.429
Gene Nelson, R ERA: 3.35 (8, 1)	2.0	S	6	0	0	0	1	0	0	0	0	0	0	13	17	0.00	0.000

**BOTTOM**

**Oakland Athletics @ Minnesota Twins**  
 Hubert H. Humphrey Metrodome, Minneapolis, MN

Fri Sep 22 1989, 8:05 PM EDT  
 Att. 34,830 - Dome

livebaseballscorecards.com

AB	31
R	2
H	6
RBI	2
BB	4
SO	1
LOB	14











Batter	1	2	3	4	5	6	7	8	9	AB R H RBI BB SO LOB	TOP			
Rickey Henderson, R OBP: 0.411, SLG: 0.401 (1, 7)	2-2 L4	4-0 SAFE 1-2 BB			0-3 K	0-1 F9		3-2 G3		4 0 0 0 1 1 1				
Carney Lansford, R OBP: 0.398, SLG: 0.409 (1, 5)	1-0 G5-3	3-2 F8			1-1 1B 2B 1B		1-2 1B 1B		1-1 1B	5 3 3 0 0 0 3				
Jose Canseco, R OBP: 0.333, SLG: 0.543 Dennis Eckersley, R (1, 9) (9, 1)	0-1 F9		0-0 G5-3		0-0 1B 2B 1B		3-1 SAFE SAFE 1B 1B		1-3 K	5 1 2 1 0 1 1 0 0 0 0 0 0 0				
Dave Parker, L OBP: 0.309, SLG: 0.436 Lance Blankenship, R OBP: 0.272, SLG: 0.284 (1, 10) (9, PR) (9, 9)		2-3 K	1-3 K		0-0 1H 2H 2B		1-2 F7		4-0 1B HR IBB	4 0 1 2 1 2 1 0 1 0 0 0 0 0				
Dave Henderson, R OBP: 0.313, SLG: 0.371 (1, 8)		3-2 G6-3	1-3 K		4-2 BB		2-0 P4		1-0 HR 1B	4 1 1 1 1 1 1				
Mark McGwire, R OBP: 0.336, SLG: 0.456 (1, 3)		0-0 HR		0-0 P2	2-3 K		0-0 P9		1-2 HR	5 2 2 4 0 1 3				
Terry Steinbach, R OBP: 0.322, SLG: 0.357 (1, 2)		4-0 1B 1B BB		3-3 K	1-1 G3			3-2 F8	2-2 F8	4 1 0 0 1 1 3				
Tony Phillips, S OBP: 0.349, SLG: 0.356 (1, 4)		1-0 1B 1B		1-0 E4		2-1 P7		0-1 L4	2-2 F8	5 0 1 0 0 0 1				
Walt Weiss, S OBP: 0.302, SLG: 0.326 (1, 6)		2-1 BB 1B		0-1 P7		1-1 F7		3-2 2B		4 0 2 1 0 0 1				
<b>Inning Stats</b>	R: 0 E: 0 K: 0 S: 6 H: 0 LOB: 0 BB: 0 P: 9	R: 2 E: 0 K: 1 S: 14 H: 3 LOB: 3 BB: 2 P: 33	R: 0 E: 0 K: 2 S: 7 H: 0 LOB: 0 BB: 0 P: 9	R: 0 E: 1 K: 1 S: 7 H: 0 LOB: 1 BB: 0 P: 11	R: 2 E: 0 K: 2 S: 14 H: 3 LOB: 2 BB: 1 P: 22	R: 0 E: 0 K: 0 S: 6 H: 0 LOB: 0 BB: 0 P: 9	R: 1 E: 0 K: 0 S: 11 H: 2 LOB: 1 BB: 0 P: 17	R: 0 E: 0 K: 0 S: 12 H: 1 LOB: 1 BB: 0 P: 21	R: 4 E: 0 K: 1 S: 16 H: 3 LOB: 1 BB: 1 P: 28	1B: 8 2B: 2 3B: 0 HR: 2 SF: 0 SAC: 0 DP: 0 HBP: 0	WP: 0 PB: 0 SB: 3 CS: 0 PA: 44			
<b>PITCHER</b>	IP WLS BF H R ER SO BB IBB HBP BLK WP HR S P ERA WHIP												<b>PITCHER</b>	IP WLS BF H R ER SO BB IBB HBP BLK WP HR S P ERA WHIP
Kevin Tapani, R ERA: 4.55 (1, 1)	6.0 L 30 8 5 5 6 3 0 0 0 0 0 1 60 102 7.50 1.833													
Gary Wayne, L ERA: 3.3 (7, 1)	0.1 1 0 0 0 0 0 0 0 0 0 0 0 3 4 0.00 0.000													
Tim Drummond, R ERA: 4.97 (7, 1)	2.0 9 2 2 2 1 0 1 0 0 0 0 0 19 36 9.00 1.000													
Mike Cook, R ERA: 5.31 (9, 1)	0.2 4 2 2 2 0 0 0 0 0 0 0 0 1 11 27.00 3.000													

Oakland Athletics @ Minnesota Twins  
 Hubert H. Humphrey Metrodome, Minneapolis, MN  
 Sun Sep 24 1989, 4:33 AM EDT  
 Att. 22,565 - Dome

AB	40
R	9
H	12
RBI	9
BB	4
SO	7
LOB	15



Batter	1	2	3	4	5	6	7	8	9	AB	R	H	RBI	BB	SO	LOB
Wally Backman, S (1, 4) OBP: 0.309, SLG: 0.287	0-2 G5-3 1B		0-0 BB 1B 1B	4-0 BB			2-2 G4-3		2-2 G4-3	4	1	2	0	1	0	0
Dan Gladden, R (1, 7) OBP: 0.325, SLG: 0.398 Paul Sorrento, L (9, PH) OBP: 0.400, SLG: 0.250	2-3 K		1-0 F9	0-2 F9			0-0 G5-3		2-1 L8	4	0	0	0	0	1	5
Kirby Puckett, R (1, 8) OBP: 0.381, SLG: 0.464	1-2 G5-3		0-0 BB 1B				1-2 G3			4	1	2	1	0	0	1
Kent Hrbek, L (1, 3) OBP: 0.355, SLG: 0.518	0-1 F8		4-2 BB 1B				0-0 F8		2-2 G6-3	3	0	0	0	1	0	2
Gary Gaetti, R (1, 5) OBP: 0.287, SLG: 0.407		0-1 L3	2-1 BB 1B				0-1 F9		0-3 K	4	0	1	2	0	1	1
Randy Bush, L (1, 9) OBP: 0.350, SLG: 0.448		4-2 CS BB	0-3 K				0-0 F9		2-2 BB 1B	3	0	1	0	1	1	3
Brian Harper, R (1, 2) OBP: 0.345, SLG: 0.436 John Moses, S (8, PR) OBP: 0.333, SLG: 0.368 Lenny Webster, R (9, 2) OBP: 0.357, SLG: 0.385		3-3 K					0-0 G3 2B		1-2 BB 1B	4	0	2	0	0	1	1
Gene Larkin, S (1, 10) OBP: 0.349, SLG: 0.354			3-1 F9 BB 1B				2-2 G3		1-2 G4-3	4	1	1	0	0	0	3
Greg Gagne, R (1, 6) OBP: 0.300, SLG: 0.425 Al Newman, S (9, PH) OBP: 0.339, SLG: 0.300			1-2 P8				1-3 K		0-2 G4-3	3	0	0	0	0	1	2

Inning Stats	R: 0	H: 1	E: 0	K: 1	S: 11	LOB: 1	BB: 0	P: 14	R: 0	H: 0	E: 0	K: 1	S: 8	LOB: 0	BB: 1	P: 15	R: 3	H: 4	E: 0	K: 1	S: 15	LOB: 2	BB: 1	P: 26	R: 0	H: 1	E: 0	K: 1	S: 12	LOB: 2	BB: 1	P: 19	R: 0	H: 1	E: 0	K: 0	S: 7	LOB: 1	BB: 0	P: 9	R: 0	H: 0	E: 0	K: 0	S: 6	LOB: 0	BB: 0	P: 8	R: 0	H: 0	E: 0	K: 0	S: 7	LOB: 0	BB: 0	P: 10	R: 0	H: 2	E: 0	K: 1	S: 20	LOB: 2	BB: 0	P: 28	R: 0	H: 0	E: 0	K: 0	S: 8	LOB: 0	BB: 0	P: 12	1B: 8	SF: 0	2B: 1	SAC: 0	3B: 0	DP: 0	HR: 0	HBP: 0	WP: 0	PA: 38
--------------	------	------	------	------	-------	--------	-------	-------	------	------	------	------	------	--------	-------	-------	------	------	------	------	-------	--------	-------	-------	------	------	------	------	-------	--------	-------	-------	------	------	------	------	------	--------	-------	------	------	------	------	------	------	--------	-------	------	------	------	------	------	------	--------	-------	-------	------	------	------	------	-------	--------	-------	-------	------	------	------	------	------	--------	-------	-------	-------	-------	-------	--------	-------	-------	-------	--------	-------	--------

PITCHER	IP	WLS	BF	H	R	ER	SO	BB	IBB	HBP	BLK	WP	HR	S	P	ERA	WHIP
Storm Davis, R (1, 1) ERA: 4.44	6.0	W	27	7	3	3	4	3	0	0	0	0	0	59	91	4.50	1.667
Gene Nelson, R (7, 1) ERA: 3.27	1.2		7	2	0	0	1	0	0	0	0	0	0	23	31	0.00	1.200
Dennis Eckersley, R (8, 1) ERA: 1.5	1.1	S	4	0	0	0	0	0	0	0	0	0	0	12	19	0.00	0.000
Dennis Eckersley, R (9, 1) ERA: 1.5	1.1	S	4	0	0	0	0	0	0	0	0	0	0	12	19	0.00	0.000

**BOTTOM**

**Oakland Athletics @ Minnesota Twins**  
 Hubert H. Humphrey Metrodome, Minneapolis, MN

Sun Sep 24 1989, 4:33 AM EDT  
 Att. 22,565 - Dome

<b>AB</b>	<b>35</b>
<b>R</b>	<b>3</b>
<b>H</b>	<b>9</b>
<b>RBI</b>	<b>3</b>
<b>BB</b>	<b>3</b>
<b>SO</b>	<b>5</b>
<b>LOB</b>	<b>18</b>







Batter	1	2	3	4	5	6	7	8	9	AB	R	H	RBI	BB	SO	LOB
Rickey Henderson, R OBP: 0.411, SLG: 0.402 (1, 7)	G4-3 ①		FC2-5-1 1-3 2B	G4-3 ③			FC1-6 S BB		3-3 ②	4	0	1	0	1	1	2
Carney Lansford, R OBP: 0.397, SLG: 0.407 Walt Weiss, S OBP: 0.300, SLG: 0.324 (1, 5) (8, 6)	F8 ②		FC2-5-1 ②		L8 ①		FC1-6 1-2 HBP		1-1 ③	3	0	0	0	0	0	2
Jose Canseco, R OBP: 0.328, SLG: 0.533 (1, 9)	K ③		K ③		L7 ②		FC1-6 G4-6-3 1-2f 2-3			4	0	0	0	0	2	4
Dave Parker, L OBP: 0.311, SLG: 0.436 (1, 10)				HR 1B		F8 ③		G4-6-3 ② ③		4	1	2	0	0	0	2
Dave Henderson, R OBP: 0.313, SLG: 0.375 (1, 8)				HR 1B		F9 ①		L7 ①		4	1	1	2	0	0	1
Ron Hassey, L OBP: 0.290, SLG: 0.330 Terry Steinbach, R OBP: 0.321, SLG: 0.356 (1, 2) (8, PH) (9, 2)				1B BB		F7 ②		F8 ②		2	0	0	0	1	0	1
Mark McGwire, R OBP: 0.337, SLG: 0.455 (1, 3)				P5 BB		F8 ①		F8 BB		2	0	0	0	2	0	2
Tony Phillips, S OBP: 0.348, SLG: 0.355 (1, 4) (8, 5)			G3-1 ①	F8 ②		F8 ②		G6-3 ③		4	0	1	0	0	0	2
Mike Gallego, R OBP: 0.330, SLG: 0.333 (1, 6) (8, 4)			FC2-5-1 2B 1B	1B		F9 ③		G6-3 ①		3	0	2	0	0	0	2
Ken Phelps, L OBP: 0.345, SLG: 0.379 (9, PH)			FC2-5-1 1B	1B						1	0	0	0	0	0	0

Inning Stats	R: 0	H: 0	E: 0	K: 1	S: 7	H: 0	LOB: 0	BB: 0	P: 9	R: 0	H: 1	E: 0	K: 0	S: 12	H: 2	LOB: 2	BB: 0	P: 18	R: 0	H: 2	E: 0	K: 1	S: 9	H: 2	LOB: 2	BB: 0	P: 15	R: 0	H: 3	E: 0	K: 0	S: 18	H: 0	LOB: 0	BB: 0	P: 7	R: 0	H: 1	E: 0	K: 0	S: 11	H: 1	LOB: 2	BB: 1	P: 21	R: 0	H: 0	E: 0	K: 0	S: 6	H: 0	LOB: 1	BB: 1	P: 14	R: 0	H: 0	E: 0	K: 0	S: 9	H: 0	LOB: 1	BB: 1	P: 19	R: 0	H: 0	E: 0	K: 1	S: 8	H: 0	LOB: 0	BB: 0	P: 13	1B: 5	SF: 0	2B: 1	SAC: 0	3B: 0	DP: 1	HR: 1	HBP: 1	WP: 0	PA: 38
--------------	------	------	------	------	------	------	--------	-------	------	------	------	------	------	-------	------	--------	-------	-------	------	------	------	------	------	------	--------	-------	-------	------	------	------	------	-------	------	--------	-------	------	------	------	------	------	-------	------	--------	-------	-------	------	------	------	------	------	------	--------	-------	-------	------	------	------	------	------	------	--------	-------	-------	------	------	------	------	------	------	--------	-------	-------	-------	-------	-------	--------	-------	-------	-------	--------	-------	--------

PITCHER	IP	WLS	BF	H	R	ER	SO	BB	IBB	HBP	BLK	WP	HR	S	P	ERA	WHIP
Charlie Hough, R ERA: 4.35 (1, 1)	6.0		28	7	2	2	2	3	0	0	0	0	1	62	106	3.00	1.667
Gary Mielke, R ERA: 3.14 (7, 1)	0.1		2	0	0	0	0	0	0	1	0	0	0	5	8	0.00	0.000
Drew Hall, L ERA: 3.93 (7, 1)	1.1	W	3	0	0	0	0	0	0	0	0	0	0	8	14	0.00	0.000
Jeff Russell, R ERA: 1.99 (8, 1)	1.1	S	5	0	0	0	1	1	0	0	0	0	0	10	20	0.00	0.750

BOTTOM

Texas Rangers @ Oakland Athletics  
Oakland-Alameda County Coliseum, Oakland, CA  
Mon Sep 25 1989, 7:05 PM PDT  
Att: 32,701 - Unknown - 60 F

livebaseballscorecards.com

AB	33
R	2
H	7
RBI	2
BB	4
SO	3
LOB	18





Batter	1	2	3	4	5	6	7	8	9	AB R H RBI BB SO LOB	TOP																						
<b>Fred Manrique, R</b> OBP: 0.334, SLG: 0.408 (1, 4) (8, 6)	1-2 G5-3		1-1 L7			1-1 E5		0-0 G4-3		4 0 1 0 0 0 2																							
<b>Jeff Kunkel, R</b> OBP: 0.315, SLG: 0.441 (1, 6) <b>Harold Baines, L</b> OBP: 0.405, SLG: 0.480 (8, PH) <b>Dean Palmer, R</b> OBP: 0.059, SLG: 0.125 (8, 5)	0-0 G4-3			1-2 F9		1-2 G5-4-3		2-2 G4-3		3 0 1 1 0 0 0 1 0 0 1 0 0 1 0 0 0 0 0 0 0																							
<b>Ruben Sierra, S</b> OBP: 0.346, SLG: 0.541 (1, 9)	3-1 F9			2-2 G5-3		0-0 G5-4-3		3-1 G6-3		4 0 0 0 0 0 4																							
<b>Pete Incaviglia, R</b> OBP: 0.292, SLG: 0.451 (1, 7)		2-3 K		1-0 F9			1-0 F9		0-2 G4-3	4 1 1 0 0 1 0																							
<b>Juan Gonzalez, R</b> OBP: 0.241, SLG: 0.250 (1, 8) <b>Rick Leach, L</b> OBP: 0.361, SLG: 0.355 (9, PH)		1-2 G6-3			0-1 P2		0-3 K		0-2 G4-3	3 0 0 0 0 1 0 1 0 0 0 0 0 1																							
<b>Scott Coolbaugh, R</b> OBP: 0.262, SLG: 0.308 (1, 10) <b>Thad Bosley, L</b> OBP: 0.243, SLG: 0.273 (9, PH)		1-2 G6-3			3-2 G5-3		4-2 BB		1-2 SF8	2 0 0 0 1 0 0 0 0 0 1 0 0 0																							
<b>Steve Buechele, R</b> OBP: 0.293, SLG: 0.390 (1, 5) (8, 4)			4-2 BB		0-0 P4		0-1 F9		1-3 K	3 0 0 0 1 1 1																							
<b>Mike Stanley, R</b> OBP: 0.306, SLG: 0.282 (1, 3) (8, 2)			2-2 F9		3-2 E8			0-0 F9		3 1 1 0 0 0 1																							
<b>Chad Kreuter, S</b> OBP: 0.269, SLG: 0.245 (1, 2) <b>Cecil Espy, S</b> OBP: 0.310, SLG: 0.320 (8, PR) <b>Rafael Palmeiro, L</b> OBP: 0.357, SLG: 0.379 (8, 3)		2-2 L8			2-3 K			4-2 G4-3		2 0 0 0 1 1 2 0 1 0 0 0 0 0 0 0 0 0 0 0 0																							
<b>Inning Stats</b>	R: 0 E: 0 K: 0 S: 8	H: 0 LOB: 0 BB: 0 P: 12	R: 0 E: 0 K: 1 S: 9	H: 0 LOB: 0 BB: 0 P: 13	R: 0 E: 0 K: 0 S: 11	H: 0 LOB: 1 BB: 1 P: 20	R: 0 E: 0 K: 0 S: 7	H: 0 LOB: 0 BB: 0 P: 11	R: 0 E: 0 K: 1 S: 7	H: 0 LOB: 0 BB: 0 P: 10	R: 1 E: 2 K: 1 S: 14	H: 2 LOB: 1 BB: 0 P: 21	R: 0 E: 0 K: 1 S: 8	H: 0 LOB: 1 BB: 1 P: 13	R: 1 E: 0 K: 1 S: 10	H: 1 LOB: 2 BB: 1 P: 19	R: 1 E: 0 K: 1 S: 14	H: 1 LOB: 0 BB: 0 P: 16	1B: 3 2B: 1 3B: 0 HR: 0	SF: 1 SAC: 0 DP: 1 HBP: 0	WP: 0 PB: 0 SB: 2 CS: 0	PA: 34											
<b>PITCHER</b> <b>Curt Young, L</b> ERA: 3.8 (1, 1) <b>Dennis Eckersley, R</b> ERA: 1.62 (8, 1)	IP 7.1	WLS 28	BF 3	H 2	R 1	ER 1	SO 3	BB 3	IBB 0	HBP 0	BLK 0	WP 0	HR 0	S 69	P 109	ERA 1.23	WHIP 0.818																
											<b>PITCHER</b>	IP	WLS	BF	H	R	ER	SO	BB	IBB	HBP	BLK	WP	HR	S	P	ERA	WHIP					

Texas Rangers @ Oakland Athletics  
Oakland-Alameda County Coliseum, Oakland, CA

Tue Sep 26 1989, 7:05 PM PDT  
Att. 23,119 - Unknown - 62 F

livebaseballscorecards.com

AB 30  
R 3  
H 4  
RBI 3  
BB 3  
SO 4  
LOB 12



Batter	1	2	3	4	5	6	7	8	9
Rickey Henderson, R OBP: 0.410, SLG: 0.400 (1, 7)	2-2 F8 1B		2-2 F8			2-1 G4-3		1-0 G6-3	
Dave Henderson, R OBP: 0.314, SLG: 0.382 (1, 8)	1-2 F8			1-0 2B 1B		0-3 K		1-0 HR	
Jose Canseco, R OBP: 0.327, SLG: 0.532 (1, 9)	1-3 K			1-2 G4-3 1-H 2B		0-1 G6-3		0-3 K	
Mark McGwire, R OBP: 0.338, SLG: 0.453 (1, 3)	1-0 F9			4-0 G4-3 BB			1-0 G4-3	4-1 FC5-4 BB	
Terry Steinbach, R OBP: 0.319, SLG: 0.353 (1, 2)		3-2 G5-3		2-1 G4-3 1-2f 2-3			1-1 G5-3	1-1 FC5-4	
Dave Parker, L OBP: 0.311, SLG: 0.437 (1, 10)		2-1 G3		0-1 G4-3			0-0 E 2B		
Tony Phillips, S OBP: 0.348, SLG: 0.355 (1, 5)		0-0 L8			2-2 G5-3		1-1 E4 2-H 1B		
Mike Gallego, R OBP: 0.327, SLG: 0.330 (1, 4)			2-2 F8		0-0 F8		0-0 G5-3		
Walt Weiss, S OBP: 0.301, SLG: 0.324 (1, 6)			0-1 L7		2-2 F9			0-0 E5 HR 1B	

Inning Stats	R: 0	H: 1	E: 0	K: 1	S: 10	LOB: 1	BB: 0	P: 15
	R: 0	H: 0	E: 0	K: 0	S: 6	LOB: 0	BB: 0	P: 11
	R: 0	H: 0	E: 0	K: 0	S: 8	LOB: 0	BB: 0	P: 12
	R: 1	H: 2	E: 0	K: 0	S: 8	LOB: 1	BB: 1	P: 16
	R: 0	H: 0	E: 0	K: 0	S: 8	LOB: 0	BB: 0	P: 12
	R: 0	H: 0	E: 0	K: 1	S: 7	LOB: 0	BB: 0	P: 9
	R: 1	H: 2	E: 1	K: 0	S: 7	LOB: 1	BB: 0	P: 10
	R: 2	H: 2	E: 1	K: 1	S: 9	LOB: 1	BB: 1	P: 16

PITCHER	IP	WLS	BF	H	R	ER	SO	BB	IBB	HBP	BLK	WP	HR	S	P	ERA	WHIP
Mike Jeffcoat, L ERA: 3.71 (1, 1)	7.0	L	27	6	3	2	2	1	0	0	0	0	0	55	86	2.57	1.000
Gary Mielke, R ERA: 3.26 (8, 1)	1.0		5	1	1	1	1	1	0	0	0	0	1	8	15	9.00	2.000

**BOTTOM**

**Texas Rangers @ Oakland Athletics**  
Oakland-Alameda County Coliseum, Oakland, CA

Tue Sep 26 1989, 7:05 PM PDT  
Att. 23,119 - Unknown - 62 F

AB	R	H	RBI	BB	SO	LOB
4	0	1	0	0	0	1
4	2	2	2	0	1	1
4	0	1	1	0	2	1
2	0	0	0	2	0	1
4	0	0	0	0	0	3
3	1	1	0	0	0	1
3	0	1	0	0	0	0
3	0	0	0	0	0	1
3	1	1	0	0	0	0

<b>AB</b>	<b>30</b>
<b>R</b>	<b>4</b>
<b>H</b>	<b>7</b>
<b>RBI</b>	<b>3</b>
<b>BB</b>	<b>2</b>
<b>SO</b>	<b>3</b>
<b>LOB</b>	<b>9</b>



1B: 4	SF: 0	WP: 0	PA: 32
2B: 2	SAC: 0	PB: 0	
3B: 0	DP: 1	SB: 0	
HR: 1	HBP: 0	CS: 0	



Batter	1	2	3	4	5	6	7	8	9	AB R H RBI BB SO LOB	TOP											
<b>Cecil Espy, S</b> (1, 8) OBP: 0.310, SLG: 0.318	0-1 F9			1-3 K			4-1 G6-3 BB		1-3 K	3 0 0 0 1 2 1	<b>Texas Rangers @ Oakland Athletics</b> Oakland-Alameda County Coliseum, Oakland, CA Wed Sep 27 1989, 7:05 PM PDT Att. 32,280 - Unknown - 65 F											
<b>Fred Manrique, R</b> (1, 4) OBP: 0.331, SLG: 0.404 (8, 6)	0-1 G3-1			0-0 L4			2-3 K		0-1 P4	4 0 0 0 0 1 2												
<b>Rafael Palmeiro, L</b> (1, 3) OBP: 0.355, SLG: 0.377	1-2 G1-3			1-2 G4-3			1-2 G6-3 1-2f		0-1 G3	4 0 0 0 0 0 2												
<b>Ruben Sierra, S</b> (1, 9) OBP: 0.346, SLG: 0.540		2-1 E4 G1-4-3		0-0 G4-3				0-0 FC6-4 1B		3 0 1 0 0 0 0												
<b>Harold Baines, L</b> (1, 10) OBP: 0.402, SLG: 0.477		2-3 K		0-0 L7				0-0 FC6-4 FC5-4 1-2f		3 0 0 0 0 1 2												
<b>Pete Incaviglia, R</b> (1, 7) OBP: 0.290, SLG: 0.448		0-1 G1-4-3 1-2f		2-3 K				1-1 FC5-4 2B 1-2f		3 0 0 0 0 1 2												
<b>Mike Stanley, R</b> (1, 2) OBP: 0.315, SLG: 0.301			2-2 G4-6-3 1B		0-2 G6-3			2-0 2B 1-3		3 0 2 0 0 0 0												
<b>Jeff Kunkel, R</b> (1, 6) OBP: 0.313, SLG: 0.438 <b>Thad Bosley, L</b> (8, PH) OBP: 0.237, SLG: 0.265 <b>Scott Coolbaugh, R</b> (8, 5) OBP: 0.262, SLG: 0.308			1-0 L9		2-1 F8			3-3 K		2 0 0 0 0 0 1 1 0 0 0 0 1 2 0 0 0 0 0 0 0												
<b>Steve Buechele, R</b> (1, 5) OBP: 0.292, SLG: 0.388 (8, 4) <b>Rick Leach, L</b> (9, PH) OBP: 0.363, SLG: 0.357			1-0 G4-6-3 1-2f		2-2 G6-3			1-0 1B		2 0 0 0 0 0 1 1 0 1 0 0 0 0												
<b>Inning Stats</b>	R: 0 E: 0 K: 0 S: 7	H: 0 LOB: 0 BB: 0 P: 8	R: 0 E: 1 K: 1 S: 8	H: 0 LOB: 0 BB: 0 P: 12	R: 0 E: 0 K: 0 S: 10	H: 1 LOB: 0 BB: 0 P: 14	R: 0 E: 0 K: 1 S: 7	H: 0 LOB: 0 BB: 0 P: 9	R: 0 E: 0 K: 1 S: 6	H: 0 LOB: 0 BB: 0 P: 8		R: 0 E: 0 K: 0 S: 8	H: 0 LOB: 0 BB: 0 P: 12	R: 0 E: 0 K: 1 S: 10	H: 0 LOB: 0 BB: 1 P: 17	R: 0 E: 0 K: 1 S: 12	H: 2 LOB: 2 BB: 0 P: 18	R: 0 E: 0 K: 1 S: 8	H: 1 LOB: 1 BB: 0 P: 10	1B: 3 2B: 1 3B: 0 HR: 0	SF: 0 SAC: 0 DP: 3 HBP: 0	WP: 0 PB: 0 SB: 0 CS: 0
<b>PITCHER</b>	IP WLS BF H R ER SO BB IBB HBP BLK WP HR S P ERA WHIP																					
<b>Mike Moore, R</b> (1, 1) ERA: 2.61	7.0 W 21 1 0 0 4 1 0 0 0 0 0 0 56 80 0.00 0.286																					
<b>Rick Honeycutt, L</b> (8, 1) ERA: 2.37	0.2 4 2 0 0 0 0 0 0 0 0 0 0 5 8 0.00 3.000																					
<b>Gene Nelson, R</b> (8, 1) ERA: 3.22	1.1 5 1 0 0 2 0 0 0 0 0 0 0 15 20 0.00 0.750																					

AB	29
R	0
H	4
RBI	0
BB	1
SO	6
LOB	13



Batter	1	2	3	4	5	6	7	8	9
Rickey Henderson, R OBP: 0.411, SLG: 0.402 (1, 7)	3-2 F9 1B	3-1 K 1-H 2B			1-2 E6 WP SF8 1B	4-2 BB 1B			
Dave Henderson, R OBP: 0.314, SLG: 0.382 (1, 8)	1-0 HR 2B	3-3 K 2-3			2-3 K 2-3	3-3 K 2-3			
Jose Canseco, R OBP: 0.329, SLG: 0.543 Carney Lansford, R OBP: 0.397, SLG: 0.407 (1, 9) (9, 5)	2-1 HR 2-H	1-0 P3			4-0 PB 1B IBB		0-3 K		
Mark McGwire, R OBP: 0.337, SLG: 0.454 (1, 3)	2-2 E 1B 2B		2-1 F8		0-0 SF8		2-1 E4		
Terry Steinbach, R OBP: 0.318, SLG: 0.352 (1, 2)	2-2 E5 1B 2-3		2-1 G6-3		3-H 1-0 PB 1B		2-2 F9		
Dave Parker, L OBP: 0.310, SLG: 0.435 (1, 10)	2-2 F3		0-3 K		4-0 1-2 2-3 IBB		3-0 G4-3		
Tony Phillips, S OBP: 0.347, SLG: 0.354 (1, 5) (9, 9)	0-1 1-2 3-H 1B			1-2 G4-3	0-1 F8		3-2 G5-3		
Mike Gallego, R OBP: 0.324, SLG: 0.327 (1, 4)	3-2 P4			0-3 K		1-1 F7	2-2 F8		
Walt Weiss, S OBP: 0.300, SLG: 0.323 (1, 6)		2-2 2B 1B		2-1 P5		1-3 K	1-1 G4-3		

Inning Stats	R: 3	H: 4	E: 1	LOB: 2	K: 0	BB: 0	S: 21	P: 36
	R: 1	H: 2	E: 0	LOB: 0	K: 1	BB: 0	S: 9	P: 18
	R: 0	H: 0	E: 0	LOB: 0	K: 1	BB: 0	S: 7	P: 11
	R: 0	H: 0	E: 0	LOB: 0	K: 1	BB: 0	S: 8	P: 11
	R: 1	H: 1	E: 1	LOB: 3	K: 1	BB: 2	S: 13	P: 25
	R: 0	H: 0	E: 0	LOB: 1	K: 2	BB: 1	S: 10	P: 19
	R: 0	H: 0	E: 1	LOB: 1	K: 1	BB: 0	S: 12	P: 19
	R: 0	H: 0	E: 0	LOB: 0	K: 0	BB: 0	S: 8	P: 14

PITCHER	IP	WLS	BF	H	R	ER	SO	BB	IBB	HBP	BLK	WP	HR	S	P	ERA	WHIP
Jamie Moyer, L ERA: 4.86 (1, 1)	1.0	L	10	6	4	3	0	0	0	0	0	0	1	26	46	27.00	6.000
Darrel Akerfelds, R ERA: 1.74 (2, 1)	4.0		15	1	1	0	4	0	2	0	0	1	0	32	55	0.00	0.250
Craig McMurtry, R ERA: 7.43 (6, 1)	3.0		11	0	0	0	3	1	0	0	0	0	0	30	52	0.00	0.333

AB R H RBI BB SO LOB

3	1	1	1	1	1	0	0
4	1	1	0	0	3	3	
3	1	1	2	1	1	0	
0	0	0	0	0	0	0	
3	1	1	1	0	0	0	
4	0	1	0	0	0	2	
3	0	0	0	1	1	3	
4	0	1	1	0	0	3	
4	0	0	0	0	1	2	
4	1	1	0	0	1	0	

AB	32
R	5
H	7
RBI	5
BB	3
SO	7
LOB	13



WP	HR	S	P	ERA	WHIP
1	1	0	36		

**Texas Rangers @ Oakland Athletics**  
 Oakland-Alameda County Coliseum, Oakland, CA  
 Wed Sep 27 1989, 7:05 PM PDT  
 Att: 32,280 - Unknown - 65 F

livebaseballscores.com



Batter	1	2	3	4	5	6	7	8	9	AB R H RBI BB SO LOB	TOP
Fred Manrique, R (1, 4) OBP: 0.330, SLG: 0.402	0-2 G3 G4-3 1B	0-0 FC6 1-2f			2-3 K			1-1 G4-3		4 0 1 0 0 1 3	
Rick Leach, L (1, 3) OBP: 0.359, SLG: 0.353 Dean Palmer, R (8, PH) OBP: 0.056, SLG: 0.118 Rafael Palmeiro, L (8, 3) OBP: 0.355, SLG: 0.377	1-0 G4-3 1-2		1-2 F5		0-0 L9			1-3 K		3 0 0 0 0 0 1 1 0 0 0 0 1 0 0 0 0 0 0 0 0	
Harold Baines, L (1, 10) OBP: 0.401, SLG: 0.475	0-0 G3 2-3		0-1 FC4-6 1B		0-0 L8			2-3 K		4 0 1 0 0 1 1	
Ruben Sierra, S (1, 9) OBP: 0.346, SLG: 0.543	0-0 G4-3		1-2 FC4-6 PO						0-1 HR	4 1 1 1 0 0 2	
Thad Bosley, L (1, 7) OBP: 0.268, SLG: 0.324 Pete Incaviglia, R (8, 7) OBP: 0.292, SLG: 0.448		2-1 S BB 1B	0-1 PO 1-2	1-0			3-2 G5-3		4-1 3B BB	3 0 2 0 0 0 0 0 1 0 0 1 0 0	
Mike Stanley, R (1, 2) OBP: 0.328, SLG: 0.322		4-0 S 1-2 BB		4-1 BB BB BB BB BB			2-2 P6		1-1 1-H SF8 3B	2 1 1 1 2 0 0	
Scott Coolbaugh, R (1, 5) OBP: 0.261, SLG: 0.310		3-3 K 1-2 2-3		2-3 K			2-0 G5-4-3 1B		0-2 SF8	3 0 1 1 0 2 4	
Juan Gonzalez, R (1, 8) OBP: 0.230, SLG: 0.236 Cecil Espy, S (9, PH) OBP: 0.309, SLG: 0.318		0-3 K		1-3 K			0-0 F4		0-1 G4-3	3 0 0 0 0 2 5 1 0 0 0 0 0 0	
Jeff Kunkel, R (1, 6) OBP: 0.314, SLG: 0.435 Jack Daugherty, S (9, PH) OBP: 0.360, SLG: 0.418		4-2 FC6 BB		1-3 K			0-1 G5-4-3 1-2f		3-2 G3-1	2 0 0 0 1 1 3 1 0 0 0 0 0 0	
<b>Inning Stats</b>	R: 0 E: 0 K: 0 S: 6 H: 1 LOB: 1 BB: 0 P: 7	R: 0 E: 0 K: 2 S: 13 H: 1 LOB: 3 BB: 2 P: 26	R: 0 E: 0 K: 0 S: 10 H: 1 LOB: 0 BB: 0 P: 12	R: 0 E: 0 K: 3 S: 13 H: 1 LOB: 2 BB: 1 P: 22	R: 0 E: 0 K: 1 S: 7 H: 0 LOB: 0 BB: 0 P: 9	R: 0 E: 0 K: 0 S: 7 H: 0 LOB: 0 BB: 0 P: 12	R: 0 E: 0 K: 0 S: 4 H: 1 LOB: 0 BB: 0 P: 6	R: 0 E: 0 K: 2 S: 9 H: 0 LOB: 0 BB: 0 P: 13	R: 3 E: 0 K: 0 S: 14 H: 2 LOB: 0 BB: 1 P: 22	1B: 4 2B: 1 3B: 1 HR: 1 SF: 1 SAC: 0 DP: 1 HBP: 0	WP: 0 PB: 0 SB: 2 CS: 0 PA: 37
<b>PITCHER</b>	IP WLS BF H R ER SO BB IBB HBP BLK WP HR S P ERA WHIP										
Dave Stewart, R (1, 1) ERA: 3.32	5.0 W 21 4 0 0 6 3 0 0 0 0 0 0 49 76 0.00 1.400										
Todd Burns, R (6, 1) ERA: 2.26	2.0 6 1 0 0 0 0 0 0 0 0 0 0 11 18 0.00 0.500										
Matt Young, L (8, 1) ERA: 6.19	1.0 6 2 3 3 2 1 0 0 0 0 0 1 14 23 27.00 3.000										
Dennis Eckersley, R (9, 1) ERA: 1.59	1.0 S 3 0 0 0 0 0 0 0 0 0 0 0 9 12 0.00 0.000										

**Texas Rangers @ Oakland Athletics**  
 Oakland-Alameda County Coliseum, Oakland, CA  
 Thu Sep 28 1989, 3:33 AM PDT  
 Att. 21,127 - Unknown

AB	31
R	3
H	7
RBI	3
BB	4
SO	8
LOB	19



Batter	1	2	3	4	5	6	7	8	9	AB	R	H	RBI	BB	SO	LOB
Lance Blankenship, R OBP: 0.279, SLG: 0.300 (1, 4)	0-1 G5-3		0-2 1B 1B 1-H	0-0 L7		0-1 BB 1B				4	1	2	1	0	0	0
Stan Javier, S OBP: 0.320, SLG: 0.320 (1, 8)	2-2 G6-3		1-0 1B 1B 2-3	3-2 G4-3		4-1 BB 2-3				3	1	1	0	1	0	0
Carney Lansford, R OBP: 0.397, SLG: 0.407 Tony Phillips, S OBP: 0.346, SLG: 0.353 (1, 5) (6, PH) (7, 5)	1-0 G6-3		2-1 1B WP 1B 1-2 3-H		1-1 E4 G3-6	2-0 L9				3	1	1	1	0	0	0
Dave Parker, L OBP: 0.312, SLG: 0.442 Mike Gallego, R OBP: 0.323, SLG: 0.326 (1, 10) (7, PH)		2-2 HR	1-0 FC1-6 WP 1B 1-3 2-H		2-1 G3-6-1 1-2f		0-1 G5-3			3	1	2	2	0	0	1
Terry Steinbach, R OBP: 0.317, SLG: 0.351 (1, 2)		2-1 F7	1-1 F8 1-2 3-H		2-1 1B		0-0 F3			4	0	1	0	0	0	1
Ken Phelps, L OBP: 0.344, SLG: 0.373 (1, 3)		2-1 F7	4-1 FC1-6 BB		3-2 G4-3		0-0 G4-1			3	0	0	0	1	0	1
Felix Jose, S OBP: 0.250, SLG: 0.232 (1, 9)		1-2 1B	1-1 FC1-6 1-2f 2-3		1-0 G4-3		1-3 K			4	0	1	0	0	1	2
Doug Jennings, L Billy Beane, R OBP: 0.238, SLG: 0.304 (1, 7) (6, PH) (7, 7)		1-3 K	2-0 L7		3-3 K		1-2 F8			2	0	0	0	0	1	3
Walt Weiss, S OBP: 0.303, SLG: 0.323 (1, 6)			3-2 2B 1B	3-2 G3		4-2 BB 1B BB		0-0 F7		2	0	0	0	0	1	0

Inning Stats	R: 0	H: 0	E: 0	K: 0	S: 6	R: 1	H: 2	E: 0	K: 1	S: 14	R: 4	H: 5	E: 0	K: 0	S: 16	R: 0	H: 1	E: 1	K: 0	S: 11	R: 0	H: 1	E: 0	K: 1	S: 14	R: 0	H: 0	E: 0	K: 1	S: 7	R: 0	H: 1	E: 0	K: 0	S: 11	R: 0	H: 1	E: 0	K: 1	S: 7	R: 0	H: 0	E: 0	K: 1	S: 7	R: 0	H: 0	E: 0	K: 1	S: 9
	LOB: 0	BB: 0	P: 9	LOB: 1	BB: 0	P: 22	LOB: 2	BB: 1	P: 31	LOB: 0	BB: 0	P: 13	LOB: 1	BB: 0	P: 19	LOB: 3	BB: 2	P: 28	LOB: 0	BB: 0	P: 4	LOB: 0	BB: 0	P: 9	LOB: 0	BB: 0	P: 9	LOB: 0	BB: 0	P: 9	LOB: 0	BB: 0	P: 9	LOB: 0	BB: 0	P: 9	LOB: 0	BB: 0	P: 9	LOB: 0	BB: 0	P: 9	LOB: 0	BB: 0	P: 9	LOB: 0	BB: 0	P: 9		

PITCHER	IP	WLS	BF	H	R	ER	SO	BB	IBB	HBP	BLK	WP	HR	S	P	ERA	WHIP
Brad Arnsberg, R ERA: 4.13 (1, 1)	4.2	L	23	8	5	5	1	1	0	0	0	1	1	49	86	9.64	1.929
Drew Hall, L ERA: 3.7 (5, 1)	3.1		13	1	0	0	2	2	0	0	0	0	0	30	49	0.00	0.900

**BOTTOM**

**Texas Rangers @ Oakland Athletics**  
Oakland-Alameda County Coliseum, Oakland, CA

Thu Sep 28 1989, 3:33 AM PDT  
Att. 21,127 - Unknown

livebaseballscorecards.com

<b>AB</b>	<b>33</b>
<b>R</b>	<b>5</b>
<b>H</b>	<b>9</b>
<b>RBI</b>	<b>4</b>
<b>BB</b>	<b>3</b>
<b>SO</b>	<b>3</b>
<b>LOB</b>	<b>11</b>



1B	2B	3B	HR	SF	SAC	DP	HBP	WP	HR	S	P	ERA	WHIP
7	1	0	1	0	0	1	0	1	0	0	0	0.00	0.900



Batter	1	2	3	4	5	6	7	8	9	AB R H RBI BB SO LOB	TOP																
Kevin Seitzer, R (1, 5) OBP: 0.387, SLG: 0.337	2-2 G1-3		0-0 FC5 1B		2-1 F9			4-0 1B WP BB		3 2 0 0 1 0 2																	
Kurt Stillwell, S (1, 6) OBP: 0.326, SLG: 0.382	0-2 WP 2B		0-0 1B 1B		2-2 G3-1			1-1 G4-3		4 0 2 1 0 0 1																	
George Brett, L (1, 3) OBP: 0.361, SLG: 0.429	1-3 2-3		3-2 1B		1-2 G1-3			3-1 1B		4 0 2 2 0 1 1																	
Bo Jackson, R (1, 7) OBP: 0.311, SLG: 0.498	0-3 K		0-3 K		3-3 K			4-0 IBB		3 0 0 0 1 3 3																	
Jim Eisenreich, L (1, 9) OBP: 0.340, SLG: 0.439			0-0 F7		0-0 F7			1-1 F7		4 0 0 0 0 0 4																	
Danny Tartabull, R (1, 10) OBP: 0.369, SLG: 0.440		2-2 L4		0-3 K			4-2 G6-3 BB		1-3 K	3 0 0 0 1 2 0																	
Mike Macfarlane, R (1, 2) OBP: 0.272, SLG: 0.309		1-0 F8		2-2 G4-3 1B			1-0 P6		1-1 F8	4 0 1 0 0 0 1																	
Brad Wellman, R (1, 4) OBP: 0.263, SLG: 0.287			0-1 FC5 SH 1B		1-1 G4-3		0-1 G6-3		2-3 K	4 0 1 0 0 1 2																	
Gary Thurman, R (1, 8) OBP: 0.309, SLG: 0.253			3-1 SH FC5 1B		3-2 F9			0-3 K		2 1 0 0 0 1 0																	
<b>Inning Stats</b>	R: 0 E: 0 K: 2 S: 14	H: 1 LOB: 1 BB: 0 P: 17	R: 0 E: 0 K: 0 S: 5	H: 0 LOB: 0 BB: 0 P: 8	R: 2 E: 1 K: 1 S: 14	H: 3 LOB: 2 BB: 0 P: 19	R: 0 E: 0 K: 1 S: 9	H: 1 LOB: 0 BB: 0 P: 12	R: 0 E: 0 K: 0 S: 9	H: 0 LOB: 0 BB: 0 P: 16	R: 0 E: 0 K: 1 S: 7	H: 0 LOB: 0 BB: 0 P: 11	R: 0 E: 0 K: 0 S: 5	H: 0 LOB: 0 BB: 1 P: 10	R: 1 E: 0 K: 1 S: 9	H: 1 LOB: 2 BB: 2 P: 22	R: 0 E: 0 K: 2 S: 10	H: 0 LOB: 0 BB: 0 P: 14	1B: 5 2B: 1 3B: 0 HR: 0	SF: 0 SAC: 1 DP: 2 HBP: 0	WP: 2 PB: 0 SB: 0 CS: 0	PA: 35					
<b>PITCHER</b>	IP WLS BF H R ER SO BB IBB HBP BLK WP HR S P ERA WHIP																										
Storm Davis, R (1, 1) ERA: 4.36	7.1		28	5	3	2	6	2	0	0	0	1	0	66	100	2.46	0.955										
Rick Honeycutt, L (8, 1) ERA: 2.35	0.2		4	1	0	0	0	0	1	0	0	1	0	6	15	0.00	1.500										
Gene Nelson, R (9, 1) ERA: 3.18	1.0	W	3	0	0	0	2	0	0	0	0	0	0	10	14	0.00	0.000										

Kansas City Royals @ Oakland Athletics  
Oakland-Alameda County Coliseum, Oakland, CA

Fri Sep 29 1989, 7:05 PM PDT  
Att. 43,470 - Unknown - 66 F

livebaseballscorecards.com

AB	31
R	3
H	6
RBI	3
BB	3
SO	8
LOB	14



Batter	1	2	3	4	5	6	7	8	9	AB R H RBI BB SO LOB
Rickey Henderson, R OBP: 0.410, SLG: 0.401 (1, 7)	2-2 G4-3		3-1 SF9 E 1-2 1B		4-0 FC5-4 1-2 BB		2-1 F8 2-3		2-3 K	4 0 1 0 1 1 1
Carney Lansford, R OBP: 0.399, SLG: 0.407 (1, 5)	1-2 HBP		1-0 E8 1-2 2-3		2-1 FC5-4 1-2 2-3		0-0 1B 3-H 1B		1-0 G1-3 1B	4 1 2 1 0 0 4
Jose Canseco, R OBP: 0.327, SLG: 0.538 (1, 9)	1 SAFE F8		0-0 SF9 2-3 3-H		2-1 L5		3-2 1B 1-2		1-2 G1-3	4 0 1 1 0 0 3
Dave Parker, L OBP: 0.311, SLG: 0.439 (1, 10)	0-0 L5		3-2 P5		3-1 G4-3		2-1 F9		4-0 1B IBB	4 0 0 0 1 0 5
Dave Henderson, R OBP: 0.314, SLG: 0.383 (1, 8)		1-1 CS 1B	1-3 K		3-3 K		2-3 K		2-2 1B 2-H	5 0 2 1 0 3 2
Mark McGwire, R OBP: 0.337, SLG: 0.459 (1, 3)		2-3 SAFE K		2-2 P2		0-0 HR		3-1 P4		4 1 1 1 0 1 1
Terry Steinbach, R OBP: 0.321, SLG: 0.355 (1, 2)		2-2 1B		0-0 G4-3 1B		0-3 K		2-2 1B		4 0 3 0 0 1 0
Tony Phillips, S OBP: 0.348, SLG: 0.353 (1, 4)		1-3 K		2-1 G4-3		1-1 F8 SH3-4 1B		4-1 BB		3 1 1 0 1 1 2
Mike Gallego, R OBP: 0.327, SLG: 0.330 Ken Phelps, L OBP: 0.342, SLG: 0.371 Walt Weiss, S OBP: 0.303, SLG: 0.323 (1, 6) (8, PH) (9, 6)			1-1 E 1B SF9 1B		1-1 FC5-4 BB 1B		0-0 SH3-4 1-2		3-0 F9	2 1 2 0 0 0 0 1 0 0 0 0 0 2 0 0 0 0 0 0 0

Inning Stats	R: 0 E: 0 K: 8	H: 0 LOB: 1 BB: 0 P: 13	R: 0 E: 0 K: 2 S: 11	H: 2 LOB: 1 BB: 0 P: 17	R: 1 E: 1 K: 1 S: 13	H: 2 LOB: 2 BB: 0 P: 22	R: 0 E: 0 K: 0 S: 6	H: 1 LOB: 0 BB: 0 P: 10	R: 0 E: 0 K: 0 S: 6	H: 1 LOB: 1 BB: 1 P: 15	R: 1 E: 0 K: 2 S: 9	H: 1 LOB: 0 BB: 0 P: 15	R: 1 E: 0 K: 0 S: 13	H: 3 LOB: 2 BB: 0 P: 20	R: 0 E: 0 K: 1 S: 12	H: 1 LOB: 2 BB: 1 P: 26	R: 1 E: 0 K: 1 S: 10	H: 2 LOB: 2 BB: 1 P: 20	1B: 12 2B: 0 3B: 0 HR: 1	SF: 1 SAC: 1 DP: 2 HBP: 1
--------------	----------------------	----------------------------------	-------------------------------	----------------------------------	-------------------------------	----------------------------------	------------------------------	----------------------------------	------------------------------	----------------------------------	------------------------------	----------------------------------	-------------------------------	----------------------------------	-------------------------------	----------------------------------	-------------------------------	----------------------------------	-----------------------------------	------------------------------------

PITCHER	IP	WLS	BF	H	R	ER	SO	BB	IBB	HBP	BLK	WP	HR	S	P	ERA	WHIP
Steve Farr, R ERA: 4.12 (1, 1)	6.0		25	7	2	1	5	1	0	0	0	0	1	53	92	1.50	1.333
Luis Aquino, R ERA: 3.5 (7, 1)	2.0		11	4	1	1	1	1	0	0	0	0	0	25	46	4.50	2.500
Rick Luecken, R ERA: 3.42 (9, 1)	0.2	L	5	2	1	1	1	0	1	0	0	0	0	10	20	13.50	3.000

**BOTTOM**

**Kansas City Royals @ Oakland Athletics**  
Oakland-Alameda County Coliseum, Oakland, CA

livebaseballscorecards.com

<b>AB</b>	<b>35</b>
<b>R</b>	<b>4</b>
<b>H</b>	<b>13</b>
<b>RBI</b>	<b>4</b>
<b>BB</b>	<b>3</b>
<b>SO</b>	<b>7</b>
<b>LOB</b>	<b>20</b>



WP: 0	PA: 41
PB: 0	
SB: 0	
CS: 1	

Fri Sep 29 1989, 7:05 PM PDT  
Att: 43,470 - Unknown - 66 F



Batter	1	2	3	4	5	6	7	8	9	AB R H RBI BB SO LOB	TOP																
Kevin Seitzer, R (1, 5) OBP: 0.387, SLG: 0.337	0-1 G4-3			1-2 G3		1-2 CS 1B		0-3 K	4-1 BB	4 0 1 0 1 1 2																	
Kurt Stillwell, S (1, 6) OBP: 0.325, SLG: 0.380	1-0 G4-6-3 1B			1-1 L7		0-0 F7		3-2 4-3	0-0 F7	5 0 1 0 0 0 4																	
George Brett, L (1, 3) OBP: 0.362, SLG: 0.431	2-2 G4-6-3 1-2f			1-1 L8		2-1 CS 1-2		1-1 2B	3-2 G6-3	5 1 2 2 0 0 2																	
Bo Jackson, R (1, 7) OBP: 0.310, SLG: 0.495		0-0 F8			2-3 K		0-1 F7	4-0 2B IBB		3 1 0 0 1 1 1																	
Jim Eisenreich, L (1, 8) OBP: 0.341, SLG: 0.448		2-2 G4-3			0-0 HR		1-1 F8	1-0 1B 2B		4 2 2 3 0 0 1																	
Pat Tabler, R (1, 9) OBP: 0.325, SLG: 0.308		2-0 F9			2-1 P3		4-0 BB	2-1 1B		3 0 1 1 1 0 0																	
Mike Macfarlane, R (8, 2) OBP: 0.272, SLG: 0.309								2-1 1B		0 0 0 0 0 0 0																	
Bill Buckner, L (1, 10) OBP: 0.242, SLG: 0.263				1-2 F8		0-0 1B		0-1 F8	2-1 1B	4 0 2 0 0 0 2																	
Bob Boone, R (1, 2) OBP: 0.351, SLG: 0.323				2-1 P5		0-3 K		4-3 SH 1B		3 0 1 0 0 1 1																	
Gary Thurman, R (8, PR) OBP: 0.306, SLG: 0.250								1-3 K		1 1 0 0 0 1 2																	
Brad Wellman, R (1, 4) OBP: 0.258, SLG: 0.282				0-2 G5-3		1-2 L6		0-0 SH 1B	1-1 G4-3	3 1 0 0 0 0 0																	
<b>Inning Stats</b>	R: 0 E: 0 K: 0 S: 6	H: 1 LOB: 0 BB: 0 P: 9	R: 0 E: 0 K: 0 S: 5	H: 0 LOB: 0 BB: 0 P: 9	R: 0 E: 0 K: 0 S: 8	H: 0 LOB: 0 BB: 0 P: 11	R: 0 E: 0 K: 0 S: 7	H: 0 LOB: 0 BB: 0 P: 10	R: 1 E: 0 K: 2 S: 11	H: 2 LOB: 1 BB: 0 P: 15	R: 0 E: 0 K: 0 S: 9	H: 1 LOB: 0 BB: 0 P: 13	R: 0 E: 0 K: 0 S: 8	H: 1 LOB: 2 BB: 1 P: 14	R: 5 E: 1 K: 2 S: 20	H: 5 LOB: 2 BB: 1 P: 34	R: 0 E: 0 K: 0 S: 10	H: 0 LOB: 1 BB: 1 P: 18	1B: 7 2B: 2 3B: 0 HR: 1	SF: 0 SAC: 1 DP: 1 HBP: 0	WP: 1 PB: 0 SB: 0 CS: 1	PA: 40					
<b>PITCHER</b>	IP WLS BF H R ER SO BB IBB HBP BLK WP HR S P ERA WHIP																										
Bob Welch, R (1, 1) ERA: 3.0	5.0		17	3	1	1	2	0	0	0	0	0	1	37	54	1.80	0.600										
Curt Young, L (6, 1) ERA: 3.73	2.0		8	2	0	0	0	1	0	0	0	0	0	17	27	0.00	1.500										
Todd Burns, R (8, 1) ERA: 2.24	0.2	L	4	1	3	3	1	0	0	0	0	0	0	10	13	40.50	1.500										
Matt Young, L (8, 1) ERA: 6.87	0.1		6	4	2	0	1	0	1	0	0	1	0	10	21	0.00	12.000										
Jim Corsi, R (9, 1) ERA: 1.98	1.0		4	0	0	0	0	1	0	0	0	0	0	10	18	0.00	1.000										

Kansas City Royals @ Oakland Athletics  
Oakland-Alameda County Coliseum, Oakland, CA

Sat Sep 30 1989, 3:33 AM PDT  
Att. 42,891 - Sunny - 68 F

livebaseballscorecards.com

AB	35
R	6
H	10
RBI	6
BB	3
SO	4
LOB	15



Batter	1	2	3	4	5	6	7	8	9	AB	R	H	RBI	BB	SO	LOB
Tony Phillips, S (1, 4) Felix Jose, S (9, 7) OBP: 0.345, SLG: 0.350 OBP: 0.250, SLG: 0.232	0-3 K		2-3 K		1-2 L7			0-0 F7		4	0	0	0	0	2	0
Carney Lansford, R (1, 5) Mike Gallego, R (9, 5) OBP: 0.399, SLG: 0.407 OBP: 0.327, SLG: 0.330	0-1 G4-3		1-0 G6-3			4-1 WP BB		0-0 1B		3	0	1	0	1	0	0
Dave Parker, L (1, 10) OBP: 0.309, SLG: 0.435	1-3 K			0-3 K		1-2 P3		2-3 K		4	0	0	0	0	3	2
Mark McGwire, R (1, 3) Billy Beane, R (9, PR) OBP: 0.340, SLG: 0.463 OBP: 0.238, SLG: 0.304		0-0 FC4-6 2B		2-0 1B		1-2 F8		2-1 1B 1B		4	0	3	0	0	0	1
Dave Henderson, R (1, 8) Dann Howitt, L (9, 9) OBP: 0.315, SLG: 0.381		4-2 SAFE FC4-6 BB		1-3 K		1-0 F8		0-0 F8		2	0	0	0	1	1	2
Ron Hassey, L (1, 2) OBP: 0.290, SLG: 0.328		2-3 K		2-3 K			3-3 K		2-2 1B	4	0	1	0	0	3	3
Lance Blankenship, R (1, 9) OBP: 0.278, SLG: 0.315		2-0 SAFE FC4-6 1-2f 2-3		2-1 SF7 3B		1-1 L9		1-3 K		4	1	1	0	0	1	4
Stan Javier, S (1, 7) OBP: 0.316, SLG: 0.317		0-3 K		3-2 SF7		1-0 P6		1-0 G4-3		3	0	0	1	0	1	4
Walt Weiss, S (1, 6) OBP: 0.300, SLG: 0.319			3-3 K		0-3 K			2-3 K		3	0	0	0	0	3	0

Inning Stats	R: 0	H: 0	E: 0	K: 2	S: 8	LOB: 0	BB: 0	P: 9	R: 0	H: 1	E: 0	K: 2	S: 11	LOB: 2	BB: 1	P: 19	R: 0	H: 0	E: 0	K: 2	S: 8	LOB: 0	BB: 0	P: 14	R: 0	H: 1	E: 0	K: 3	S: 11	LOB: 1	BB: 0	P: 16	R: 1	H: 1	E: 0	K: 1	S: 12	LOB: 0	BB: 0	P: 18	R: 0	H: 0	E: 0	K: 0	S: 9	LOB: 1	BB: 1	P: 16	R: 0	H: 0	E: 0	K: 1	S: 6	LOB: 0	BB: 0	P: 11	R: 0	H: 1	E: 0	K: 2	S: 9	LOB: 1	BB: 0	P: 13	R: 0	H: 2	E: 0	K: 1	S: 10	LOB: 2	BB: 0	P: 16	1B: 4	SF: 1	2B: 1	SAC: 0	3B: 1	DP: 0	HR: 0	HBP: 0	WP: 1	PA: 35
PITCHER	IP	WLS	BF	H	R	ER	SO	BB	IBB	HBP	BLK	WP	HR	S	P	ERA	WHIP																																																																	
Bret Saberhagen, R (1, 1) ERA: 2.16	8.0	W	30	4	1	1	13	2	0	0	0	1	0	74	116	1.12	0.750																																																																	
Jeff Montgomery, R (9, 1) ERA: 1.37	1.0		5	2	0	0	1	0	0	0	0	0	0	10	16	0.00	2.000																																																																	

BOTTOM

Kansas City Royals @ Oakland Athletics  
Oakland-Alameda County Coliseum, Oakland, CA

Sat Sep 30 1989, 3:33 AM PDT  
Att: 42,891 - Sunny - 68 F

livebaseballscorecards.com

AB	32
R	1
H	6
RBI	1
BB	2
SO	14
LOB	17





Batter	1	2	3	4	5	6	7	8	9	10	11	AB R H RBI BB SO LOB	TOP														
<b>Gary Thurman, R</b> OBP: 0.311, SLG: 0.241 (1, 8)	4-2 S 1B G5-3 BB		4-1 G5-3 SH1-3 BB		2-3 K 1-2			2-3 K		1-3 K		3 1 0 0 2 3 1															
<b>Brad Wellman, R</b> OBP: 0.263, SLG: 0.287 (1, 4)	3-2 L5-6 G5-3 1B		1-0 SH1-3		3-3 K			1-1 2B 1B		0-0 G5-3		4 1 2 0 0 1 0															
<b>Bill Buckner, L</b> OBP: 0.240, SLG: 0.267 (1, 10)	1-2 G5-3		0-1 G5-3				0-0 F7		0-1 2B		1-1 F7	5 0 1 3 0 0 2															
<b>Matt Winters, L</b> OBP: 0.320, SLG: 0.346 (1, 9)	2-2 L5-6		2-1 G4-3				2-0 G3		0-3 K		3-2 G3	5 0 0 0 0 1 3															
<b>Mike Macfarlane, R</b> OBP: 0.263, SLG: 0.299 (1, 2)							0-1 F9		1-3 K		0-3 K	5 0 0 0 0 3 1															
<b>Jeff Schulz, L</b> OBP: 0.222, SLG: 0.222 (1, 7)									1-3 K		3-2 G4-3	4 0 0 0 0 1 0															
<b>Luis de los Santos, R</b> OBP: 0.293, SLG: 0.310 (1, 3)									2-2 G4-3		0-2 F9	4 0 2 0 0 0 0															
<b>Bill Pecota, R</b> OBP: 0.275, SLG: 0.410 (1, 6)									0-0 2B		0-3 K	4 0 1 0 0 1 2															
<b>Rey Palacios, R</b> OBP: 0.216, SLG: 0.277 (1, 5)									1-0 F7		2-3 K	4 1 2 0 0 1 1															
<b>Inning Stats</b>	R: 1 E: 0 K: 0 S: 17	H: 1 LOB: 0 BB: 1 P: 26	R: 0 E: 0 K: 0 S: 8	H: 1 LOB: 1 BB: 0 P: 10	R: 1 E: 0 K: 0 S: 9	H: 1 LOB: 1 BB: 1 P: 19	R: 0 E: 0 K: 1 S: 12	H: 1 LOB: 0 BB: 0 P: 15	R: 0 E: 0 K: 2 S: 8	H: 1 LOB: 0 BB: 0 P: 13	R: 0 E: 0 K: 0 S: 4	H: 0 LOB: 0 BB: 0 P: 6	R: 0 E: 0 K: 1 S: 8	H: 1 LOB: 1 BB: 0 P: 12	R: 1 E: 0 K: 3 S: 14	H: 2 LOB: 1 BB: 0 P: 18	R: 0 E: 0 K: 1 S: 10	H: 0 LOB: 0 BB: 0 P: 13	R: 0 E: 0 K: 2 S: 8	H: 0 LOB: 0 BB: 0 P: 11	R: 0 E: 0 K: 1 S: 9	H: 0 LOB: 0 BB: 0 P: 13	1B: 4 2B: 6 3B: 0 HR: 0	SF: 0 SAC: 1 DP: 2 HBP: 0	WP: 0 PB: 0 SB: 1 CS: 1	PA: 41	
<b>PITCHER</b>	IP	WLS	BF	H	R	ER	SO	BB	IBB	HBP	BLK	WP	HR	S	P	ERA	WHIP										
<b>Dave Otto, L</b> ERA: 2.7 (1, 1)	6.2		26	6	2	2	4	2	0	0	0	0	0	65	99	2.70	1.200										
<b>Gene Nelson, R</b> ERA: 3.25 (7, 1)	0.2		3	1	1	1	1	0	0	0	0	0	0	6	10	13.50	1.500										
<b>Matt Young, L</b> ERA: 6.75 (8, 1)	0.2		3	1	0	0	2	0	0	0	0	0	0	9	10	0.00	1.500										
<b>Dennis Eckersley, R</b> ERA: 1.56 (9, 1)	1.0		3	0	0	0	1	0	0	0	0	0	0	10	13	0.00	0.000										
<b>Jim Corsi, R</b> ERA: 1.88 (10, 1)	2.0	W	6	0	0	0	3	0	0	0	0	0	0	17	24	0.00	0.000										

**Kansas City Royals @ Oakland Athletics**  
**Oakland-Alameda County Coliseum, Oakland, CA**

livebaseballscorecards.com

<b>AB</b>	<b>38</b>
<b>R</b>	<b>3</b>
<b>H</b>	<b>8</b>
<b>RBI</b>	<b>3</b>
<b>BB</b>	<b>2</b>
<b>SO</b>	<b>11</b>
<b>LOB</b>	<b>10</b>



Sun Oct 01 1989, 3:33 AM PDT  
Att: 43,755 - Sunny - 72 F

Batter	1	2	3	4	5	6	7	8	9	10	11	AB	R	H	RBI	BB	SO	LOB	BOTTOM							
Rickey Henderson, R OBP: 0.411, SLG: 0.399 Doug Jennings, L (8, 7)	1-0 F7	4-2 1-2 BB		0-2 L3			4-2 1B S BB		2-2 L6			2	1	0	0	2	0	0								
Carney Lansford, R OBP: 0.398, SLG: 0.405 Dann Howitt, L (10, 3)	3-1 L4	1-2 P3			3-3 K		4-0 1B SAFE BB			2-3 K		3	0	0	0	1	1	2								
Jose Canseco, R OBP: 0.333, SLG: 0.542 Felix Jose, S OBP: 0.246, SLG: 0.228 (8, 9)	1-0 1B		1-1 F8 BB		3-3 K		1-0 1B		1-3 2-H 1B	0-2 G3-1		4	0	3	1	0	1	0								
Dave Parker, L OBP: 0.308, SLG: 0.432 (1, 10)	2-0 G6-3		4-0 SAFE 1-2 BB		0-0 G4-3		0-0 F9			1-3 K		4	0	0	0	1	1	3								
Dave Henderson, R OBP: 0.315, SLG: 0.380 Stan Javier, S OBP: 0.317, SLG: 0.316 (8, 8)		4-0 HR BB	1-1 F9			2-2 L8		1-1 G4-3			4-0 SH1-3 S 1B BB	2	1	0	0	1	0	2								
Mark McGwire, R OBP: 0.339, SLG: 0.467 Billy Beane, R OBP: 0.238, SLG: 0.304 (9, 3)		1-1 1-H HR	2-2 F8			3-3 K		1-3 K		1-0 SAFE SH1-3	1-3	4	1	1	2	0	2	2								
Terry Steinbach, R OBP: 0.319, SLG: 0.352 Chris Bando, S OBP: 0.500, SLG: 0.500 (8, PH)		3-2 F8	1-1 P4			2-1 F7		0-3 K			1-2 3-H 1B	3	0	0	0	0	0	2								
Tony Phillips, S OBP: 0.345, SLG: 0.348 Lance Blankenship, R OBP: 0.276, SLG: 0.312 (8, 4)	1-0 F7			4-0 G6-4-3 BB			3-1 G6-3		1-3 K			2	0	0	0	1	0	0								
Mike Gallego, R OBP: 0.327, SLG: 0.328 Walt Weiss, S OBP: 0.298, SLG: 0.318 (8, 6)		4-1 PB BB		2-1 G6-4-3			0-0 L7		0-0 F9			2	0	0	0	1	0	1								
<b>Inning Stats</b>	R: 0 E: 0 K: 0 S: 5	H: 1 LOB: 1 BB: 0 P: 12	R: 2 E: 0 K: 0 S: 13	H: 1 LOB: 2 BB: 3 P: 31	R: 0 E: 0 K: 0 S: 9	H: 1 LOB: 2 BB: 1 P: 18	R: 0 E: 0 K: 0 S: 5	H: 0 LOB: 0 BB: 1 P: 11	R: 0 E: 0 K: 2 S: 7	H: 0 LOB: 0 BB: 0 P: 13	R: 0 E: 0 K: 1 S: 9	H: 0 LOB: 0 BB: 0 P: 16	R: 1 E: 0 K: 0 S: 8	H: 1 LOB: 2 BB: 2 P: 20	R: 0 E: 0 K: 2 S: 8	H: 0 LOB: 0 BB: 0 P: 10	R: 0 E: 0 K: 1 S: 9	H: 0 LOB: 0 BB: 0 P: 12	R: 0 E: 0 K: 2 S: 9	H: 0 LOB: 0 BB: 0 P: 12	R: 1 E: 0 K: 0 S: 5	H: 1 LOB: 1 BB: 1 P: 11	1B: 4 2B: 0 3B: 0 HR: 1	SF: 0 SAC: 1 DP: 1 HBP: 0	WP: 0 PB: 1 SB: 2 CS: 0	PA: 43
<b>PITCHER</b>	IP	WLS	BF	H	R	ER	SO	BB	IBB	HBP	BLK	WP	HR	S	P	ERA	WHIP									
Jose De Jesus, R ERA: 4.5 (1, 1)	4.0		19	3	2	2	0	5	0	0	0	0	1	32	72	4.50	2.000									
Charlie Leibrandt, L ERA: 5.14 (5, 1)	3.0		12	1	1	1	3	2	0	0	0	0	0	24	49	3.00	1.000									
Terry Leach, R ERA: 4.17 (8, 1)	3.1	L	12	1	1	1	5	1	0	0	0	0	0	31	45	2.70	0.600									


Kansas City Royals @ Oakland Athletics  
Oakland-Alameda County Coliseum, Oakland, CA

Sun Oct 01 1989, 3:33 AM PDT  
Att: 43,755 - Sunny - 72 F

AB 34  
R 4  
H 5  
RBI 4  
BB 8  
SO 8  
LOB 12





Batter	1	2	3	4	5	6	7	8	9	AB R H RBI BB SO LOB	TOP														
Lloyd Moseby, L (1, 8) B X	1-0 L8	1-2 F8			0-0 G6-3		1-2 L4-3			4 0 0 0 0 0 3	<p><b>Toronto Blue Jays @ Oakland Athletics</b>  Oakland-Alameda County Coliseum, Oakland, CA</p> <p>Tue Oct 03 1989, 7:05 PM PDT  Att. 49,435 - Sunny - 65 F</p> <p>livebaseballscorecards.com</p> <table border="1"> <tr><td>AB</td><td>30</td></tr> <tr><td>R</td><td>3</td></tr> <tr><td>H</td><td>5</td></tr> <tr><td>RBI</td><td>3</td></tr> <tr><td>BB</td><td>3</td></tr> <tr><td>SO</td><td>6</td></tr> <tr><td>LOB</td><td>10</td></tr> </table> 	AB	30	R	3	H	5	RBI	3	BB	3	SO	6	LOB	10
AB	30																								
R	3																								
H	5																								
RBI	3																								
BB	3																								
SO	6																								
LOB	10																								
Mookie Wilson, S (1, 9) OBP: 0.500, SLG: 0.333 B C F S	1-3 K		1-2 1B		4-2 BB			0-3 K		3 0 1 0 1 2 0															
Fred McGriff, L (1, 3) S F S B S	1-3 K		0-0 L8		0-0 F8			1-1 L7		4 0 0 0 0 1 2															
George Bell, R (1, 7) OBP: 0.250, SLG: 0.250 B F B B X		3-1 1B SF8 1B	0-1 F8		1-3 K			1-0 G5-3		4 1 1 0 0 1 2															
Tony Fernandez, S (1, 6) OBP: 0.250, SLG: 0.250 B C B X		2-1 1B S 1-3 1B	2-0 L4		2-1 P2			0-0 G3		4 1 1 0 0 0 1															
Ernie Whitt, L (1, 2) OBP: 0.250, SLG: 1.333 S B B B S		3-2 SF8		1-0 HR		0-1 P7		1-2 L9		3 1 1 2 0 0 0															
Kelly Gruber, R (1, 5) B B B B B		4-0 1B BB		1-1 P6		1-1 P5		1-2 L9		3 0 0 0 1 0 0															
Lee Mazzilli, S (1, 10) C B B T F B		2-3 K		1-3 K			1-2 P8			3 0 0 0 0 2 2															
Nelson Liriano, S (1, 4) OBP: 0.667, SLG: 0.500 B B B F B		3-2 1B S 1-3 2-H 1B		2-0 G4-3			4-2 L4-3 BB			2 0 1 1 1 0 0															
<b>Inning Stats</b>	R: 0 E: 0 K: 2 S: 7 H: 0 LOB: 0 BB: 0 P: 10	R: 2 E: 0 K: 1 S: 18 H: 3 LOB: 2 BB: 1 P: 36	R: 0 E: 0 K: 0 S: 9 H: 1 LOB: 1 BB: 0 P: 10	R: 1 E: 0 K: 1 S: 7 H: 1 LOB: 0 BB: 0 P: 12	R: 0 E: 0 K: 1 S: 8 H: 0 LOB: 1 BB: 1 P: 13	R: 0 E: 0 K: 0 S: 6 H: 0 LOB: 0 BB: 0 P: 9	R: 0 E: 0 K: 0 S: 9 H: 0 LOB: 0 BB: 1 P: 15	R: 0 E: 0 K: 1 S: 7 H: 0 LOB: 0 BB: 0 P: 9	R: 0 E: 0 K: 0 S: 7 H: 0 LOB: 0 BB: 0 P: 9	1B: 4 2B: 1 3B: 0 HR: 1 SF: 1 SAC: 0 DP: 1 HBP: 0	WP: 0 PB: 0 SB: 3 CS: 0 PA: 34														
<b>PITCHER</b>	IP WLS BF H R ER SO BB IBB HBP BLK WP HR S P ERA WHIP																								
Dave Stewart, R (1, 1) ERA: 3.38	8.0 W 31 5 3 3 6 3 0 0 0 0 1 71 114 3.38 1.000																								
Dennis Eckersley, R (9, 1) ERA:	1.0 3 0 0 0 0 0 0 0 0 0 0 7 9 0.00 0.000																								

Batter	1	2	3	4	5	6	7	8	9	AB	R	H	RBI	BB	SO	LOB
Rickey Henderson, R (1, 7) BBB FCB	4-2 F8 S BB		1-1 G6-3		2-2 G3	3-2 FC6-4 HBP		4-2 WP S 1B BB		2	1	0	0	2	0	0
Carney Lansford, R (1, 5) OBP: 0.400, SLG: 0.400 1 SAFE C1 B1 CSAFE	1-3 K		0-0 F9		1-0 1B	0-0 FC6-4		2-1 1-H 1B		5	1	2	2	0	1	2
Jose Canseco, R (1, 9) 2 SAFE B1 X	1-0 F8		4-1 PB BB		3-3 K	0-3 K		1-3 K		4	0	0	0	1	3	4
Dave Parker, L (1, 10) OBP: 0.250, SLG: 0.250 C X	0-1 G1-3		1-2 G4-3		2-2 1B		2-1 F7			4	0	1	1	0	0	2
Dave Henderson, R (1, 8) OBP: 0.500, SLG: 1.250 C X		0-1 HR		1-0 G3 1B 1B		1-3 K		0-1 G5-3		4	1	2	1	0	1	1
Mark McGwire, R (1, 3) OBP: 0.250, SLG: 1.000 C S F B S		1-3 K		0-0 F9		0-0 HR		1-2 F7		4	1	1	1	0	1	1
Terry Steinbach, R (1, 2) OBP: 0.250, SLG: 0.250 F S C B S		1-3 K		0-0 G3 1B		1-3 K		1-3 K		4	0	1	0	0	3	0
Tony Phillips, S (1, 4) OBP: 0.750, SLG: 1.000 C B B X		2-2 2B		0-0 G3		2-0 HBP S FC6-4 1B		4-2 2B BB		3	1	2	0	1	0	2
Mike Gallego, R (1, 6) OBP: 0.500, SLG: 0.750 B C C C X		2-2 F8		0-2 P9		2-1 HBP E 1B		0-0 WP 2B		4	2	2	0	0	0	3

Inning Stats	R: 0	H: 0	E: 0	K: 1	S: 8	R: 1	H: 2	E: 0	K: 2	S: 14	R: 0	H: 0	E: 0	K: 0	S: 8	R: 0	H: 2	E: 0	K: 0	S: 7	R: 1	H: 2	E: 0	K: 2	S: 14	R: 3	H: 3	E: 1	K: 2	S: 16	R: 0	H: 0	E: 0	K: 0	S: 7	R: 2	H: 2	E: 0	K: 2	S: 13	1B: 7	2B: 2	3B: 0	HR: 2	SF: 0	SAC: 0	DP: 0	HBP: 1	WP: 1	PB: 1	SB: 4	CS: 0	PA: 39
--------------	------	------	------	------	------	------	------	------	------	-------	------	------	------	------	------	------	------	------	------	------	------	------	------	------	-------	------	------	------	------	-------	------	------	------	------	------	------	------	------	------	-------	-------	-------	-------	-------	-------	--------	-------	--------	-------	-------	-------	-------	--------

PITCHER	IP	WLS	BF	H	R	ER	SO	BB	IBB	HBP	BLK	WP	HR	S	P	ERA	WHIP
Dave Stieb, R (1, 1) ERA: 6.75	5.1	L	26	8	4	4	6	2	0	0	0	0	2	57	88	6.75	1.875
Jim Acker, R (6, 1) ERA:	1.2		7	1	1	0	1	0	0	1	0	0	0	17	24	0.00	0.600
Duane Ward, R (8, 1) ERA: 18.0	1.0		6	2	2	2	2	2	0	0	0	1	0	13	25	18.00	4.000


**BOTTOM**

**Toronto Blue Jays @ Oakland Athletics**  
Oakland-Alameda County Coliseum, Oakland, CA

Tue Oct 03 1989, 7:05 PM PDT  
Att: 49,435 - Sunny - 65 F

livebaseballscorecards.com

AB	34
R	7
H	11
RBI	5
BB	4
SO	9
LOB	15





Batter	1	2	3	4	5	6	7	8	9	AB R H RBI BB SO LOB	TOP			
Lloyd Moseby, L OBP: 0.250, SLG: 0.143 (1, 8)	2-2 G3		2-2 E 1B G4-3 1B		2-2 G4-3			4-2 1B BB G4-6-3 BB		3 2 1 0 1 0 1				
Mookie Wilson, S OBP: 0.500, SLG: 0.333 (1, 9)	0-0 G5-3		1-0 E3 G4-3 1B		1-1 G4-3			4-1 G4-6-3 1B 1-2 BB 2-3		3 0 1 0 1 0 1				
Fred McGriff, L OBP: 0.125, SLG: 0.125 (1, 3)	2-3 K		1-1 G4-3			1-1 F7		2-0 G4-6-3 1B 1-2 BB 2-3 3-H		4 0 1 2 0 1 1				
George Bell, R OBP: 0.250, SLG: 0.250 (1, 7)		2-2 F8 BB 1B	1-1 L3			1-0 F8		0-0 G4-6-3 1-2 BB 2-3 3-H		4 0 1 0 0 0 3				
Tony Fernandez, S OBP: 0.250, SLG: 0.143 (1, 6)		4-0 S BB 1-2		1-2 G3		2-2 G6-3		2-1 G4-3		3 0 0 0 1 0 1				
Ernie Whitt, L OBP: 0.125, SLG: 0.571 (1, 2)		2-3 K		1-1 G4-3			3-2 G3		2-2 F7	4 0 0 0 0 1 2				
Kelly Gruber, R (1, 5)		0-1 F8 2-3		0-0 G4-3			2-3 K		2-2 F8	4 0 0 0 0 1 2				
Lee Mazzilli, S (1, 10)		1-2 F9 1-2			1-2 G4-3		2-2 P7		1-2 P6	4 0 0 0 0 0 2				
Nelson Liriano, S OBP: 0.667, SLG: 0.500 (1, 4)			2-1 G1-3		4-2 G4-3 S BB			2-1 BB PB 1B		2 1 1 0 1 0 0				
<b>Inning Stats</b>	R: 0 E: 0 K: 1 S: 7 H: 0 LOB: 0 BB: 0 P: 11	R: 0 E: 0 K: 1 S: 16 H: 1 LOB: 2 BB: 1 P: 25	R: 1 E: 1 K: 0 S: 10 H: 2 LOB: 1 BB: 0 P: 17	R: 0 E: 0 K: 0 S: 6 H: 0 LOB: 0 BB: 0 P: 8	R: 0 E: 0 K: 0 S: 12 H: 0 LOB: 1 BB: 1 P: 20	R: 0 E: 0 K: 0 S: 6 H: 0 LOB: 0 BB: 0 P: 10	R: 0 E: 0 K: 1 S: 15 H: 0 LOB: 0 BB: 0 P: 22	R: 2 E: 0 K: 0 S: 10 H: 2 LOB: 1 BB: 2 P: 24	R: 0 E: 0 K: 0 S: 12 H: 0 LOB: 0 BB: 0 P: 17	1B: 5 2B: 0 3B: 0 HR: 0 SF: 0 SAC: 0 DP: 1 HBP: 0	WP: 0 PB: 1 SB: 2 CS: 0 PA: 35			
<b>PITCHER</b>	IP WLS BF H R ER SO BB IBB HBP BLK WP HR S P ERA WHIP												<b>PITCHER</b>	IP WLS BF H R ER SO BB IBB HBP BLK WP HR S P ERA WHIP
Mike Moore, R ERA: (1, 1)	7.0 W 26 3 1 0 3 2 0 0 0 0 0 72 113 0.00 0.714													
Rick Honeycutt, L ERA: (8, 1)	0.0 3 1 2 2 0 2 0 0 0 0 0 6 16 ∞ ∞													
Dennis Eckersley, R ERA: (8, 1)	2.0 S 6 1 0 0 0 0 0 0 0 0 0 0 16 25 0.00 0.500													

Toronto Blue Jays @ Oakland Athletics  
Oakland-Alameda County Coliseum, Oakland, CA

Wed Oct 04 1989, 3:33 AM PDT  
Att. 49,444 - Sunny - 66 F

livebaseballscorecards.com

AB	31
R	3
H	5
RBI	2
BB	4
SO	3
LOB	13



Batter	1	2	3	4	5	6	7	8	9
Rickey Henderson, R OBP: 0.778, SLG: 0.500	0-1 L6 1B			4-2 S 1B BB	1-0 1B		4-2 S BB		
Carney Lansford, R OBP: 0.444, SLG: 0.375	2-1 L6 1-2			2-2 G3 2B 1B 1-H	2-1 G6-3		4-1 S BB 1-3		
Dave Parker, L OBP: 0.250, SLG: 0.625	0-1 P5			3-2 G3 1-2		0-0 HR	1-2 P6 1-2 3-H		
Mark McGwire, R OBP: 0.500, SLG: 1.000		0-1 G4-6-3 1B		0-0 2B 2-H		1-0 2B SF8 1B	0-0 G6-3		
Dave Henderson, R OBP: 0.375, SLG: 0.875		1-2 F8		2-3 K		0-1 SF8 1B 2B	2-3 K		
Ron Hassey, L		0-0 G4-6-3 1-2		4-2 BB		1-0 SF8 2-3 3-H	0-0 G3		
Tony Phillips, S OBP: 0.500, SLG: 0.571			2-3 K	1-2 F8		1-1 S 1B 3-H	2-2 G5-3		
Stan Javier, S Jose Canseco, R (6, PH) (7, 9)			1-0 G4-3		1-3 K	2-3 K 1-2	4-0 CS BB		
Walt Weiss, S			2-0 F7		1-2 G4-3	3-2 G6-3	1-0 CS 1-2		

Inning Stats	R: 0 E: 0 K: 0 S: 7	H: 1 LOB: 0 BB: 0 P: 8	R: 0 E: 0 K: 0 S: 6	H: 1 LOB: 0 BB: 0 P: 7	R: 0 E: 0 K: 1 S: 6	H: 0 LOB: 0 BB: 0 P: 11	R: 2 E: 0 K: 1 S: 22	H: 2 LOB: 2 BB: 2 P: 37	R: 0 E: 0 K: 1 S: 10	H: 1 LOB: 1 BB: 0 P: 14	R: 3 E: 0 K: 1 S: 14	H: 4 LOB: 1 BB: 0 P: 21	R: 1 E: 0 K: 1 S: 10	H: 0 LOB: 1 BB: 2 P: 21	R: 0 E: 0 K: 0 S: 4	H: 0 LOB: 0 BB: 1 P: 11
1B: 6 2B: 3 3B: 0 HR: 1	SF: 1 SAC: 0 DP: 2 HBP: 0	WP: 0 PB: 0 SB: 6 CS: 1	PA: 36													

PITCHER	IP	WLS	BF	H	R	ER	SO	BB	IBB	HBP	BLK	WP	HR	S	P	ERA	WHIP
Todd Stottlemire, R ERA: 7.2	(1, 1)	5.0	L	22	7	4	4	3	2	0	0	0	0	53	80	7.20	1.800
Jim Acker, R ERA: 4.5	(6, 1)	0.1		3	2	1	1	0	0	0	0	0	0	6	7	27.00	6.000
David Wells, L ERA:	(6, 1)	1.0		5	0	1	0	1	2	0	0	0	0	12	26	0.00	2.000
Tom Henke, R ERA:	(7, 1)	0.2		2	0	0	0	1	0	0	0	0	0	4	6	0.00	0.000
John Cerutti, L ERA:	(8, 1)	1.0		3	0	0	0	0	1	0	0	0	0	4	11	0.00	1.000

AB R H RBI BB SO LOB

2 2 2 0 2 0 0

3 1 1 1 1 0 2

4 1 1 1 0 0 2

4 1 3 1 0 0 1

4 1 1 0 0 2 3

2 0 0 1 1 0 1

4 0 1 1 0 1 2

2 0 0 0 0 1 0  
1 0 0 0 1 1 1

3 0 0 0 0 0 1

AB	R	H	RBI	BB	SO	LOB
29	6	9	5	5	5	13

**Toronto Blue Jays @ Oakland Athletics**  
Oakland-Alameda County Coliseum, Oakland, CA

livebaseballscores.com

WP: 0  
PB: 0  
SB: 6  
CS: 1



Wed Oct 04 1989, 3:33 AM PDT  
Att: 49,444 - Sunny - 66 F



Batter	1	2	3	4	5	6	7	8	9	AB R H RBI BB SO LOB	TOP		
Rickey Henderson, R OBP: 0.643, SLG: 0.500 (1, 7)	4-2 F9 BB SF9 BB		3-2 S 1B 2B		1-1 G3		1-1 G5-3		1-1 G6-3	4 2 1 0 1 0 1			
Carney Lansford, R OBP: 0.538, SLG: 0.455 Lance Blankenship, R (7, 4)	4-2 SF9 F9 1-2 BB		1-0 1B 2-H 1B		1-1 1B 1B		2-0 G5-3			3 0 2 1 1 0 1 0 0 0 0 0 0 0			
Jose Canseco, R OBP: 0.364, SLG: 0.222 (1, 9)	0-0 F9 1-2 2-3		2-1 G5-4-3 1B		1-2 1B		1-3 K			4 0 2 0 0 1 3			
Mark McGwire, R OBP: 0.417, SLG: 0.800 (1, 3)	2-2 SF9 2-3 3-H		1-2 G5-4-3 1-2f		1-0 F8			4-0 G1-3 BB		2 0 0 1 1 0 4			
Dave Henderson, R OBP: 0.333, SLG: 0.750 (1, 8)	1-0 F8			1-3 K		3-2 F8 2B		0-1 L9		4 0 1 0 0 1 2			
Terry Steinbach, R OBP: 0.125, SLG: 0.125 (1, 2)		0-1 G6-3		2-0 F7		1-1 F8 2-3		1-0 G1-3 1-2		4 0 0 0 0 0 2			
Dave Parker, L OBP: 0.250, SLG: 0.750 (1, 10)		3-1 F7		1-2 HR		2-2 P6		0-0 F7		4 1 1 1 0 0 2			
Tony Phillips, S OBP: 0.333, SLG: 0.364 (7, 5)		1-1 L9		0-1 L9		3-2 L4			3-2 L7	4 0 0 0 0 0 1			
Mike Gallego, R OBP: 0.333, SLG: 0.500 Ken Phelps, L OBP: 1.000, SLG: 2.000 Walt Weiss, S (7, 6)			0-3 K		0-0 P8		0-1 2B		2-3 K	2 0 0 0 0 1 0 1 0 1 0 0 0 0 1 0 0 0 0 1 0			
<b>Inning Stats</b>	R: 1 H: 0 E: 0 LOB: 1 K: 0 BB: 2 S: 12 P: 23	R: 0 H: 0 E: 0 LOB: 0 K: 0 BB: 0 S: 6 P: 10	R: 1 H: 3 E: 0 LOB: 1 K: 1 BB: 0 S: 13 P: 20	R: 1 H: 1 E: 0 LOB: 0 K: 1 BB: 0 S: 9 P: 13	R: 0 H: 2 E: 0 LOB: 2 K: 0 BB: 0 S: 9 P: 13	R: 0 H: 1 E: 0 LOB: 1 K: 0 BB: 0 S: 14 P: 23	R: 0 H: 1 E: 0 LOB: 1 K: 1 BB: 0 S: 8 P: 12	R: 0 H: 0 E: 0 LOB: 1 K: 0 BB: 1 S: 4 P: 9	R: 0 H: 0 E: 0 LOB: 0 K: 1 BB: 0 S: 9 P: 15	1B: 4 SF: 1 2B: 3 SAC: 0 3B: 0 DP: 1 HR: 1 HBP: 0	WP: 0 PA: 37 PB: 0 SB: 1 CS: 0		
<b>PITCHER</b>	IP WLS BF H R ER SO BB IBB HBP BLK WP HR S P ERA WHIP											<b>PITCHER</b>	IP WLS BF H R ER SO BB IBB HBP BLK WP HR S P ERA WHIP
Jimmy Key, L ERA: 4.5 (1, 1)	6.0 W 26 7 3 3 2 2 0 0 0 0 0 1 63 102 4.50 1.500												
Jim Acker, R ERA: 2.25 (7, 1)	2.0 8 1 0 0 1 1 0 0 0 0 0 0 12 21 0.00 1.000												
Tom Henke, R ERA: (9, 1)	1.0 3 0 0 0 0 1 0 0 0 0 0 0 9 15 0.00 0.000												

Oakland Athletics @ Toronto Blue Jays  
SkyDome, Toronto, ON  
Fri Oct 06 1989, 7:05 PM EDT  
Att. 50,268 - Dome

livebaseballscorecards.com

AB	33
R	3
H	8
RBI	3
BB	3
SO	4
LOB	16







Oakland Athletics @ Toronto Blue Jays  
 SkyDome, Toronto, ON  
 Sat Oct 07 1989, 3:33 AM EDT  
 Att. 50,076 - Dome

livebaseballscorecards.com

AB	34
R	6
H	11
RBI	6
BB	4
SO	7
LOB	10



WP:	0	PA:	39
PB:	0		
SB:	1		
CS:	0		

Batter	1	2	3	4	5	6	7	8	9	AB	R	H	RBI	BB	SO	LOB
Rickey Henderson, R OBP: 0.632, SLG: 1.000 (1, 7)	F8		HR		HR		G6-3		BB	4	2	2	4	1	0	0
Dave Henderson, R OBP: 0.353, SLG: 0.688 (1, 8)	P6		G6-3		L5		1B	2B	BB	4	1	1	0	1	0	0
Jose Canseco, R OBP: 0.375, SLG: 0.500 (1, 9)	F9		HR		K		1B	1B	P3	5	1	2	2	0	1	1
Mark McGwire, R OBP: 0.438, SLG: 0.714 (1, 3)		L1-6	1B		K		FC6-4	1B		4	0	2	0	0	2	0
Terry Steinbach, R OBP: 0.250, SLG: 0.182 (1, 10)		K			L1-3	1B	FC6-4			3	0	1	0	1	1	3
Tony Phillips, S OBP: 0.313, SLG: 0.286 (1, 5)		BB			L1-3			G6-3		3	0	0	0	1	1	2
Ron Hassey, L OBP: 0.250, SLG: 0.167 (1, 2)		L1-6			K		1B		K	4	0	1	0	0	2	2
Mike Gallego, R OBP: 0.300, SLG: 0.400 (1, 4)			P8		HR	1B	L1		G5-3	4	1	1	0	0	0	2
Walt Weiss, S OBP: 0.143, SLG: 0.286 (1, 6)			HR		SH1-4		F8		L7	3	1	1	0	0	0	0

Inning	R	H	E	K	S	P	SO	BB	IBB	HBP	BLK	WP	HR	S	P	ERA	WHIP
1	0	0	0	0	4	6											
2	0	1	0	1	9	15											
3	3	3	0	1	14	24											
4	0	1	0	0	7	12											
5	2	2	0	0	13	20											
6	0	1	0	1	10	16											
7	1	3	0	0	8	12											
8	0	0	0	1	10	17											
9	0	0	0	2	8	16											

PITCHER	IP	WLS	BF	H	R	ER	SO	BB	IBB	HBP	BLK	WP	HR	S	P	ERA	WHIP
Mike Flanagan, L ERA: 10.38 (1, 1)	4.1	L	19	7	5	5	3	1	0	0	0	0	3	41	65	10.38	1.846
Duane Ward, R ERA: 7.36 (5, 1)	2.2		13	4	1	1	3	1	0	0	0	0	0	24	40	3.38	1.875
John Cerutti, L ERA: (8, 1)	1.2		6	0	0	0	1	2	0	0	0	0	0	16	30	0.00	1.200
Jim Acker, R ERA: 2.08 (9, 1)	0.1		1	0	0	0	0	0	0	0	0	0	0	2	3	0.00	0.000

**BOTTOM**

**Oakland Athletics @ Toronto Blue Jays**  
 SkyDome, Toronto, ON  
 Sat Oct 07 1989, 3:33 AM EDT  
 Att. 50,076 - Dome

[livebaseballscorecards.com](http://livebaseballscorecards.com)

<b>AB</b>	<b>41</b>
<b>R</b>	<b>5</b>
<b>H</b>	<b>13</b>
<b>RBI</b>	<b>5</b>
<b>BB</b>	<b>3</b>
<b>SO</b>	<b>6</b>
<b>LOB</b>	<b>24</b>



WP: 1	PA: 44
PB: 0	
SB: 3	
CS: 0	

AB R H RBI BB SO LOB

3 0 2 0 2 1 2

5 1 1 1 0 0 4

5 0 1 1 0 2 3

5 0 0 0 0 0 4

5 2 2 0 0 0 1

2 0 0 0 1 1 0

1 0 1 1 0 0 0

1 0 0 0 0 1 0

5 1 4 0 0 0 1

4 1 1 0 0 1 5

1 0 0 0 0 0 1

4 0 1 2 0 0 3

1B: 11 SF: 0

2B: 2 SAC: 0

3B: 0 DP: 0

HR: 0 HBP: 0

WP: 1 PA: 44

PB: 0

SB: 3

CS: 0

1B: 11 SF: 0

2B: 2 SAC: 0

3B: 0 DP: 0

HR: 0 HBP: 0

WP: 1 PA: 44

PB: 0

SB: 3

CS: 0

1B: 11 SF: 0

2B: 2 SAC: 0

3B: 0 DP: 0

HR: 0 HBP: 0

WP: 1 PA: 44

PB: 0

SB: 3

CS: 0

1B: 11 SF: 0

2B: 2 SAC: 0

3B: 0 DP: 0

HR: 0 HBP: 0

WP: 1 PA: 44

PB: 0

SB: 3

CS: 0

1B: 11 SF: 0

2B: 2 SAC: 0

3B: 0 DP: 0

HR: 0 HBP: 0

WP: 1 PA: 44

PB: 0

SB: 3

CS: 0

1B: 11 SF: 0

2B: 2 SAC: 0

3B: 0 DP: 0

HR: 0 HBP: 0

WP: 1 PA: 44

PB: 0

SB: 3

CS: 0

1B: 11 SF: 0

2B: 2 SAC: 0

3B: 0 DP: 0

HR: 0 HBP: 0

WP: 1 PA: 44

PB: 0

SB: 3

CS: 0

1B: 11 SF: 0

2B: 2 SAC: 0

3B: 0 DP: 0

HR: 0 HBP: 0

WP: 1 PA: 44

PB: 0

SB: 3

CS: 0

1B: 11 SF: 0

2B: 2 SAC: 0

3B: 0 DP: 0

HR: 0 HBP: 0

WP: 1 PA: 44

PB: 0

SB: 3

CS: 0

1B: 11 SF: 0

2B: 2 SAC: 0

3B: 0 DP: 0

HR: 0 HBP: 0

WP: 1 PA: 44

PB: 0

SB: 3

CS: 0

1B: 11 SF: 0

2B: 2 SAC: 0

3B: 0 DP: 0

HR: 0 HBP: 0

WP: 1 PA: 44

PB: 0

SB: 3

CS: 0

1B: 11 SF: 0

2B: 2 SAC: 0

3B: 0 DP: 0

HR: 0 HBP: 0

WP: 1 PA: 44

PB: 0

SB: 3

CS: 0

1B: 11 SF: 0

2B: 2 SAC: 0

3B: 0 DP: 0

HR: 0 HBP: 0

WP: 1 PA: 44

PB: 0

SB: 3

CS: 0

1B: 11 SF: 0

2B: 2 SAC: 0

3B: 0 DP: 0

HR: 0 HBP: 0

WP: 1 PA: 44

PB: 0

SB: 3

CS: 0

1B: 11 SF: 0

2B: 2 SAC: 0

3B: 0 DP: 0

HR: 0 HBP: 0

WP: 1 PA: 44

PB: 0

SB: 3

CS: 0

1B: 11 SF: 0

2B: 2 SAC: 0

3B: 0 DP: 0

HR: 0 HBP: 0

WP: 1 PA: 44

PB: 0

SB: 3

CS: 0

1B: 11 SF: 0

2B: 2 SAC: 0

3B: 0 DP: 0

HR: 0 HBP: 0

WP: 1 PA: 44

PB: 0

SB: 3

CS: 0

1B: 11 SF: 0

2B: 2 SAC: 0

3B: 0 DP: 0

HR: 0 HBP: 0

WP: 1 PA: 44

PB: 0

SB: 3

CS: 0

1B: 11 SF: 0

2B: 2 SAC: 0

3B: 0 DP: 0

HR: 0 HBP: 0

WP: 1 PA: 44

PB: 0

SB: 3

CS: 0

1B: 11 SF: 0

2B: 2 SAC: 0

3B: 0 DP: 0

HR: 0 HBP: 0

WP: 1 PA: 44

PB: 0

SB: 3

CS: 0

1B: 11 SF: 0

2B: 2 SAC: 0

3B: 0 DP: 0

HR: 0 HBP: 0

WP: 1 PA: 44

PB: 0

SB: 3

CS: 0

1B: 11 SF: 0

2B: 2 SAC: 0

3B: 0 DP: 0

HR: 0 HBP: 0

WP: 1 PA: 44

PB: 0

SB: 3

CS: 0

1B: 11 SF: 0

2B: 2 SAC: 0

3B: 0 DP: 0

HR: 0 HBP: 0

WP: 1 PA: 44

PB: 0

SB: 3

CS: 0

1B: 11 SF: 0

2B: 2 SAC: 0

3B: 0 DP: 0

HR: 0 HBP: 0

WP: 1 PA: 44

PB: 0

SB: 3

CS: 0

1B: 11 SF: 0

2B: 2 SAC: 0

3B: 0 DP: 0

HR: 0 HBP: 0

WP: 1 PA: 44

PB: 0

SB: 3

CS: 0

1B: 11 SF: 0

2B: 2 SAC: 0

3B: 0 DP: 0

HR: 0 HBP: 0

WP: 1 PA: 44

PB: 0

SB: 3

CS: 0

1B: 11 SF: 0

2B: 2 SAC: 0

3B: 0 DP: 0

HR: 0 HBP: 0

WP: 1 PA: 44

PB: 0

SB: 3

CS: 0

1B: 11 SF: 0

2B: 2 SAC: 0

3B: 0 DP: 0

HR: 0 HBP: 0

WP: 1 PA: 44

PB: 0

SB: 3

CS: 0

1B: 11 SF: 0

2B: 2 SAC: 0

3B: 0 DP: 0

HR: 0 HBP: 0

WP: 1 PA: 44

PB: 0

SB: 3

CS: 0

1B: 11 SF: 0

2B: 2 SAC: 0

3B: 0 DP: 0

HR: 0 HBP: 0

WP: 1 PA: 44

PB: 0

SB: 3

CS: 0



Batter	1	2	3	4	5	6	7	8	9	AB R H RBI BB SO LOB	TOP											
Rickey Henderson, R OBP: 0.609, SLG: 1.000 (1, 7)	4-1 S 1B BB		2-2 2-H 3B			1-2 L6	3-1 G5-3			3 1 1 1 1 0 1												
Tony Phillips, S OBP: 0.250, SLG: 0.222 (1, 5)	2-2 P5		2-3 K			1-2 G6-3		1-3 K		4 0 0 0 0 2 2												
Jose Canseco, R OBP: 0.400, SLG: 0.471 (1, 9)	0-2 CS 2-H 1B		1-0 F8			4-0 BB		1-3 K		3 0 1 1 1 1 1												
Dave Parker, L OBP: 0.188, SLG: 0.563 (1, 10)	1-0 P5			2-2 G6-3		1-1 G5-3		1-1 F8		4 0 0 0 0 0 2												
Dave Henderson, R OBP: 0.333, SLG: 0.579 (1, 8)	2-2 CS 1-2	1-3 K		1-1 F9		4-1 1B BB		2-0 G1-3		3 1 0 0 1 1 0												
Mark McGwire, R OBP: 0.400, SLG: 0.611 (1, 3)		3-1 P2		0-0 F7		0-0 F8 1B SH1 1B		0-3 K2-3		4 1 1 0 0 1 0												
Terry Steinbach, R OBP: 0.250, SLG: 0.200 (1, 2)		1-3 K			3-2 L9	1-0 SH1 F8 1-2 1B		1-2 F7		4 0 1 1 0 1 0												
Walt Weiss, S OBP: 0.200, SLG: 0.222 (1, 6)			4-2 SH3-4 3B BB		0-1 L4	1-1 F8				2 1 0 0 1 0 2												
Mike Gallego, R OBP: 0.273, SLG: 0.364 (1, 4)			1-0 SH3-4		0-3 K	1-1 SH1				1 0 0 1 0 1 0												
<b>Inning Stats</b>	R: 1 E: 0 K: 0 S: 13	H: 1 LOB: 0 BB: 1 P: 21	R: 0 E: 0 K: 2 S: 8	H: 0 LOB: 0 BB: 0 P: 13	R: 1 E: 0 K: 1 S: 13	H: 1 LOB: 1 BB: 1 P: 23	R: 0 E: 0 K: 0 S: 7	H: 0 LOB: 0 BB: 0 P: 10	R: 0 E: 0 K: 1 S: 9	H: 0 LOB: 0 BB: 0 P: 12	R: 0 E: 0 K: 0 S: 8	H: 0 LOB: 1 BB: 1 P: 15	R: 2 E: 0 K: 0 S: 10	H: 2 LOB: 1 BB: 1 P: 19	R: 0 E: 0 K: 2 S: 8	H: 0 LOB: 0 BB: 0 P: 11	R: 0 E: 0 K: 1 S: 7	H: 0 LOB: 0 BB: 0 P: 10	1B: 3 2B: 0 3B: 1 HR: 0	SF: 0 SAC: 2 DP: 0 HBP: 0	WP: 0 PB: 0 SB: 1 CS: 1	PA: 35
<b>PITCHER</b>	IP WLS BF H R ER SO BB IBB HBP BLK WP HR S P ERA WHIP																					
Dave Stieb, R ERA: 6.35 (1, 1)	6.0 L 25 4 4 4 4 4 0 0 0 0 0 0 61 102 6.00 1.333																					
Jim Acker, R ERA: 1.42 (7, 1)	2.0 6 0 0 0 2 0 0 0 0 0 0 0 15 22 0.00 0.000																					
Tom Henke, R ERA: (9, 1)	1.0 3 0 0 0 1 0 0 0 0 0 0 0 7 10 0.00 0.000																					

Oakland Athletics @ Toronto Blue Jays  
SkyDome, Toronto, ON  
Sun Oct 08 1989, 3:33 AM EDT  
Att. 50,024 - Dome

livebaseballscorecards.com

AB	28
R	4
H	4
RBI	4
BB	4
SO	7
LOB	8



Batter	1	2	3	4	5	6	7	8	9	AB R H RBI BB SO LOB
Lloyd Moseby, L OBP: 0.476, SLG: 0.500 (1, 8)	1-2 G6-3		1 SAFE 2-3 K		2-2 1B			2-2 HR		4 1 2 1 0 1 1
Mookie Wilson, S OBP: 0.333, SLG: 0.263 (1, 7)	0-2 G6-3		0-0 F9		0-2 L8			1-2 F8		4 0 0 0 0 0 2
Fred McGriff, L OBP: 0.143, SLG: 0.143 (1, 3)	2-2 G6-3		2-2 F7			0-0 G4-3		3-2 G4-3		4 0 0 0 0 0 1
George Bell, R OBP: 0.190, SLG: 0.350 (1, 10)		0-1 FC4-6 1B		1-2 F8		1-2 L8		2-1 HR		4 1 2 1 0 0 0
Tony Fernandez, S OBP: 0.381, SLG: 0.500 (1, 6)		2-2 FC4-6 2B 1-2f		0-1 S 1B		2-3 K		0-1 G6-3 SF8 1B		4 1 2 0 0 1 1
Ernie Whitt, L OBP: 0.211, SLG: 0.313 (1, 2)		0-0 L7		1-2 L6			1-2 L9	1-2 G6-3 1-3		4 0 0 0 0 0 3
Kelly Gruber, R OBP: 0.381, SLG: 0.353 (1, 5)		0-0 2B		1-1 G1-6-3 1-2			1-3 K	0-2 SF8		3 0 1 1 0 1 1
Junior Felix, S OBP: 0.273, SLG: 0.364 (1, 9)		0-0 G4-3			0-1 33-63-4 1B		1-0 P7	3-H 3-3 K		4 0 1 0 0 1 2
Nelson Liriano, S OBP: 0.556, SLG: 0.429 (1, 4)			1-0 F9 S 1B		0-1 G3-6-3-4 1-2f			1-2 G5-3		3 0 1 0 0 0 1

Inning Stats	R: 0	H: 0	E: 0	K: 0	S: 9	P: 12	R: 0	H: 2	E: 0	K: 0	S: 8	P: 10	R: 0	H: 1	E: 0	K: 1	S: 9	P: 14	R: 0	H: 1	E: 0	K: 0	S: 11	P: 14	R: 0	H: 2	E: 0	K: 0	S: 10	P: 12	R: 0	H: 0	E: 0	K: 1	S: 12	P: 15	R: 0	H: 0	E: 0	K: 1	S: 7	P: 10	R: 1	H: 1	E: 0	K: 0	S: 12	P: 19	R: 2	H: 2	E: 0	K: 1	S: 14	P: 20	1B: 6	SF: 1	2B: 2	SAC: 0	3B: 0	DP: 1	HR: 2	HBP: 0	WP: 0	PA: 35
PITCHER	IP	WLS	BF	H	R	ER	SO	BB	IBB	HBP	BLK	WP	HR	S	P	ERA	WHIP																																															
Dave Stewart, R ERA: 2.81 (1, 1)	8.0	W	31	8	2	2	3	0	0	0	0	0	0	80	110	2.25	1.000																																															
Dennis Eckersley, R ERA: 1.59 (9, 1)	1.0	S	4	1	1	1	1	0	0	0	0	0	0	12	16	9.00	1.000																																															
PITCHER	IP	WLS	BF	H	R	ER	SO	BB	IBB	HBP	BLK	WP	HR	S	P	ERA	WHIP																																															

**BOTTOM**

**Oakland Athletics @ Toronto Blue Jays**

SkyDome, Toronto, ON

Sun Oct 08 1989, 3:33 AM EDT

Att. 50,024 - Dome

livebaseballscorecards.com

AB	34
R	3
H	9
RBI	3
BB	0
SO	4
LOB	12





Batter	1	2	3	4	5	6	7	8	9	AB R H RBI BB SO LOB	TOP
<b>Brett Butler, L</b> (1, 8) OBP: 0.269, SLG: 0.174	2-2 F8		1-0 P6			3-2 P5		2-2 F7		4 0 0 0 0 0 2	<b>San Francisco Giants @ Oakland Athletics</b> <b>Oakland-Alameda County Coliseum, Oakland, CA</b> Sat Oct 14 1989, 7:05 PM PDT Att. 49,385 - Unknown - 65 F
<b>Robby Thompson, R</b> (1, 4) OBP: 0.320, SLG: 0.500	2-2 E1		0-3 K			1-1 P4		2-2 FC5-4		4 0 0 0 0 1 2	
<b>Will Clark, L</b> (1, 3) OBP: 0.654, SLG: 1.125	0-0 L8				2-2 P5	1-0 2B			1-0 PB 1B 1B	4 0 2 0 0 0 1	
<b>Kevin Mitchell, R</b> (1, 7) OBP: 0.440, SLG: 0.667	1-2 G4-3				3-2 FC6-4 1B	2-3 K			0-0 PB 1B	4 0 2 0 0 1 2	
<b>Matt Williams, R</b> (1, 5) (8, 6) OBP: 0.280, SLG: 0.542			2-3 K		1-0 P5				1-3 K	4 0 0 0 0 2 3	
<b>Ernest Riles, L</b> (1, 10)			1-1 G4-3		2-2 FC6-4 1-2f		1-1 G3-1		2-3 K 1-2 2-3	4 0 0 0 0 1 3	
<b>Candy Maldonado, R</b> (1, 9)			2-3 K			2-0 P3		0-2 P2	3-1 G5-3	4 0 0 0 0 1 2	
<b>Terry Kennedy, L</b> (1, 2) OBP: 0.200, SLG: 0.211			0-1 G6-3			0-0 G4-1		3-1 G4-3		3 0 0 0 0 0 0	
<b>Jose Uribe, S</b> (1, 6) OBP: 0.300, SLG: 0.316 <b>Ken Oberkfell, L</b> (8, PH) (8, 5)			2-2 1B			1-1 G6-3		4-2 FC5-4 BB		2 0 1 0 0 0 0 0 0 0 0 1 0 0	
<b>Inning Stats</b>	R: 0 H: 0 E: 1 LOB: 1 K: 0 BB: 0 S: 11 P: 16	R: 0 H: 0 E: 0 LOB: 0 K: 2 BB: 0 S: 12 P: 17	R: 0 H: 1 E: 0 LOB: 1 K: 1 BB: 0 S: 9 P: 12	R: 0 H: 1 E: 0 LOB: 1 K: 0 BB: 0 S: 11 P: 19	R: 0 H: 0 E: 0 LOB: 0 K: 0 BB: 0 S: 4 P: 7	R: 0 H: 1 E: 0 LOB: 1 K: 1 BB: 0 S: 9 P: 16	R: 0 H: 0 E: 0 LOB: 0 K: 0 BB: 0 S: 7 P: 10	R: 0 H: 0 E: 0 LOB: 1 K: 0 BB: 1 S: 10 P: 21	R: 0 H: 2 E: 0 LOB: 2 K: 2 BB: 0 S: 13 P: 20	1B: 4 SF: 0 2B: 1 SAC: 0 3B: 0 DP: 0 HR: 0 HBP: 0	WP: 0 PA: 34 PB: 1 SB: 0 CS: 0
<b>PITCHER Dave Stewart, R</b> (1, 1) ERA: 1.8	IP WLS BF H R ER SO BB IBB HBP BLK WP HR S P ERA WHIP										

<b>AB</b>	<b>33</b>
<b>R</b>	<b>0</b>
<b>H</b>	<b>5</b>
<b>RBI</b>	<b>0</b>
<b>BB</b>	<b>1</b>
<b>SO</b>	<b>6</b>
<b>LOB</b>	<b>15</b>



Batter	1	2	3	4	5	6	7	8	9
Rickey Henderson, R OBP: 0.571, SLG: 0.850 (1, 7)	1-2 G4-3	3-2 1B		3-3 K		1-0 1B		3-3 K	
Carney Lansford, R OBP: 0.444, SLG: 0.375 Mike Gallego, R OBP: 0.273, SLG: 0.364 (1, 5) (9, 4)	0-0 1B	2-0 F7		0-0 F7		1-2 F9		0-0 G4-3	
Jose Canseco, R OBP: 0.375, SLG: 0.400 (1, 9)	1-3 K	3-3 K		3-2 P3		4-0 FC4-6 1-2 2-3 BB			
Dave Parker, L OBP: 0.200, SLG: 0.650 (1, 10)	0-0 G1-3		2-0 HR		2-3 K	1-2 FC4-6			
Dave Henderson, R OBP: 0.320, SLG: 0.500 (1, 8)		4-1 1B BB	0-1 G6-3		1-0 G6-3		0-0 G5-3		
Mark McGwire, R OBP: 0.458, SLG: 0.636 (1, 3)		0-1 F8	3-2 1B		3-2 1B		1-1 1B		
Terry Steinbach, R OBP: 0.250, SLG: 0.211 (1, 2)		0-0 1B E 1B	2-3 K		2-2 F7		0-2 P3		
Tony Phillips, S OBP: 0.292, SLG: 0.273 (1, 4) (9, 5)		0-0 1B E 1B	0-3 K			2-0 BB 1B 1B		3-2 F8	
Walt Weiss, S OBP: 0.214, SLG: 0.462 (1, 6)		1-2 FC3 1B		1-1 HR		1-3 K		0-1 G4-3	

Inning Stats	R: 0 E: 0 K: 1 S: 8	H: 1 LOB: 1 BB: 0 P: 10	R: 3 E: 1 K: 1 S: 18	H: 3 LOB: 2 BB: 1 P: 30	R: 1 E: 0 K: 2 S: 12	H: 2 LOB: 1 BB: 0 P: 19	R: 1 E: 0 K: 1 S: 10	H: 1 LOB: 0 BB: 0 P: 17	R: 0 E: 0 K: 1 S: 11	H: 1 LOB: 1 BB: 0 P: 19	R: 0 E: 0 K: 1 S: 11	H: 2 LOB: 3 BB: 1 P: 21	R: 0 E: 0 K: 0 S: 10	H: 1 LOB: 1 BB: 0 P: 14	R: 0 E: 0 K: 1 S: 6	H: 0 LOB: 0 BB: 0 P: 9
--------------	------------------------------	----------------------------------	-------------------------------	----------------------------------	-------------------------------	----------------------------------	-------------------------------	----------------------------------	-------------------------------	----------------------------------	-------------------------------	----------------------------------	-------------------------------	----------------------------------	------------------------------	---------------------------------

PITCHER	IP	WLS	BF	H	R	ER	SO	BB	IBB	HBP	BLK	WP	HR	S	P	ERA	WHIP
Scott Garrelts, R ERA: 6.32 (1, 1)	4.0	L	21	7	5	4	5	1	0	0	0	0	2	48	76	9.00	2.000
Atlee Hammaker, L ERA: (5, 1)	1.2		8	3	0	0	2	0	0	0	0	0	0	19	32	0.00	1.800
Jeff Brantley, R ERA: (6, 1)	1.1		6	1	0	0	0	1	0	0	0	0	0	13	22	0.00	1.500
Michael LaCoss, R ERA: 6.75 (8, 1)	1.0		3	0	0	0	1	0	0	0	0	0	0	6	9	0.00	0.000

**BOTTOM**

**San Francisco Giants @ Oakland Athletics**  
Oakland-Alameda County Coliseum, Oakland, CA

livebaseballscorecards.com

<b>AB</b>	<b>36</b>
<b>R</b>	<b>5</b>
<b>H</b>	<b>11</b>
<b>RBI</b>	<b>4</b>
<b>BB</b>	<b>2</b>
<b>SO</b>	<b>8</b>
<b>LOB</b>	<b>19</b>



1B: 9	SF: 0	WP: 0	PA: 38
2B: 0	SAC: 0	PB: 0	
3B: 0	DP: 0	SB: 0	
HR: 2	HBP: 0	CS: 0	

PITCHER	IP	WLS	BF	H	R	ER	SO	BB	IBB	HBP	BLK	WP	HR	S	P	ERA	WHIP
---------	----	-----	----	---	---	----	----	----	-----	-----	-----	----	----	---	---	-----	------

Sat Oct 14 1989, 7:05 PM PDT  
Att: 49,385 - Unknown - 65 F



Batter	1	2	3	4	5	6	7	8	9	AB R H RBI BB SO LOB	TOP		
<b>Brett Butler, L</b> OBP: 0.333, SLG: 0.200 (1, 8) B M B B C B	4-2 G3 BB		1-1 WP S 1-3 1B		4-2 S BB			1-3 K		2 0 1 0 2 1 1			
<b>Robby Thompson, R</b> OBP: 0.276, SLG: 0.440 (1, 4) 1 SAFE B X	1-0 G3		1-2 SF8		1-3 K			0-0 G6-4-3		3 0 0 1 0 1 3			
<b>Will Clark, L</b> OBP: 0.567, SLG: 0.964 (1, 3) B X	1-0 F7		2-3 K2-3			1-0 G3			2-0 G4-3	4 0 0 0 0 1 2			
<b>Kevin Mitchell, R</b> OBP: 0.414, SLG: 0.600 (1, 7) B B B B F F X	3-2 P6			1-1 WP G6-3 1B		3-1 F9			3-2 P5	4 0 1 0 0 0 1			
<b>Matt Williams, R</b> OBP: 0.241, SLG: 0.464 (1, 5) (8, 6)		2-3 K		1-3 K		1-1 P3			1-1 G4-3	4 0 0 0 0 2 1			
<b>Ernest Riles, L</b> (1, 10)		2-2 F9		0-1 G6-3			1-2 F8			3 0 0 0 0 0 1			
<b>Candy Maldonado, R</b> (1, 9)		1-3 K		3-2 G5-3			0-1 G5-3			3 0 0 0 0 1 1			
<b>Terry Kennedy, L</b> OBP: 0.217, SLG: 0.227 (1, 2)			2-1 FC1-6 1B		2-3 K		0-3 K			3 0 1 0 0 2 0			
<b>Jose Uribe, S</b> OBP: 0.273, SLG: 0.286 (1, 6) <b>Ken Oberkfell, L</b> OBP: 0.333, SLG: 0.200 (8, PH) (8, 5)	1-0 FC1-6 1B SF8				0-0 P6			0-2 G6-4-3 1B		2 1 0 0 0 0 1 1 0 1 0 0 0 0			
<b>Inning Stats</b>	R: 0 E: 0 K: 0 S: 8 H: 0 LOB: 1 BB: 1 P: 17	R: 0 E: 0 K: 2 S: 13 H: 0 LOB: 0 BB: 0 P: 18	R: 1 E: 0 K: 1 S: 14 H: 2 LOB: 1 BB: 0 P: 21	R: 0 E: 0 K: 1 S: 12 H: 1 LOB: 1 BB: 0 P: 17	R: 0 E: 0 K: 2 S: 10 H: 0 LOB: 1 BB: 1 P: 17	R: 0 E: 0 K: 0 S: 5 H: 0 LOB: 0 BB: 0 P: 10	R: 0 E: 0 K: 1 S: 10 H: 0 LOB: 0 BB: 0 P: 11	R: 0 E: 0 K: 1 S: 8 H: 1 LOB: 0 BB: 0 P: 9	R: 0 E: 0 K: 0 S: 6 H: 0 LOB: 0 BB: 0 P: 12	1B: 4 2B: 0 3B: 0 HR: 0 SF: 1 SAC: 0 DP: 1 HBP: 0	WP: 2 PB: 0 SB: 2 CS: 0 PA: 32		
<b>PITCHER</b>	IP WLS BF H R ER SO BB IBB HBP BLK WP HR S P ERA WHIP											<b>PITCHER</b>	IP WLS BF H R ER SO BB IBB HBP BLK WP HR S P ERA WHIP
<b>Mike Moore, R</b> ERA: 0.64 (1, 1)	7.0 W 27 4 1 1 7 2 0 0 0 2 0 75 114 1.29 0.857												
<b>Rick Honeycutt, L</b> ERA: 18.0 (8, 1)	1.1 3 0 0 0 1 0 0 0 0 0 0 6 9 0.00 0.000												
<b>Dennis Eckersley, R</b> ERA: 1.42 (9, 1)	0.2 2 0 0 0 0 0 0 0 0 0 0 5 9 0.00 0.000												

San Francisco Giants @ Oakland Athletics  
Oakland-Alameda County Coliseum, Oakland, CA

Sun Oct 15 1989, 7:05 PM PDT  
Att. 49,388 - Unknown - 63 F

AB	29
R	1
H	4
RBI	1
BB	2
SO	8
LOB	11







Batter	1	2	3	4	5	6	7	8	9	AB R H RBI BB SO LOB	TOP		
Rickey Henderson, R OBP: 0.579, SLG: 0.857 Gene Nelson, R Todd Burns, R	0-2 G6-3		3-2 S 2B		4-2 S HR BB	1-0 G5-3		1-1 F8 2-3	1-2 L7	5 1 1 0 1 0 3 0 0 0 0 0 0 0 0 0 0 0 0 0 0			
Carney Lansford, R OBP: 0.519, SLG: 0.609 Rick Honeycutt, L Mike Gallego, R OBP: 0.250, SLG: 0.333	0-0 G6-3 1B 2B 1B		3-3 K		4-1 HR BB	0-0 HR		0-0 E7 1B G1-4-3 1B	1-2 F9	4 4 3 2 1 1 1 0 0 0 0 0 0 0 1 0 0 0 0 0 1			
Jose Canseco, R OBP: 0.424, SLG: 0.519 Stan Javier, S	2-1 G6-3 1-2 2B 1B		1-2 G5-3		2-2 HR 1-H 2-H	0-1 F7		0-0 G1-4-3 1B 1B		5 3 3 3 0 0 1 0 0 0 0 0 0 0			
Mark McGwire, R OBP: 0.394, SLG: 0.533	0-2 G6-3 1-2 2-3		0-0 G1-3		0-3 K		4-2 G5-4-3 BB	0-2 G1-4-3 1-2 3-H		4 0 0 1 1 1 4			
Dave Henderson, R OBP: 0.382, SLG: 0.724	1-0 2-H 3-H 2B			2-0 HR	0-1 HR		2-2 G5-4-3 1-2f	2-1 1B HBP		4 2 3 4 0 0 1			
Terry Steinbach, R OBP: 0.276, SLG: 0.333	2-2 G5-3			0-0 G6-3	4-2 BLK BB		0-0 E5	1-0 1-2 2-H 1B		4 0 1 1 1 0 1			
Tony Phillips, S OBP: 0.250, SLG: 0.333		2-3 K		0-0 HR	0-3 K	1-2 K	0-1 G4-3	2-1 F8		5 1 1 1 0 2 4			
Walt Weiss, S OBP: 0.182, SLG: 0.333		1-1 F8		0-0 G3	2-1 G3-1			0-1 F8 1B 1B	2-1 P4	5 1 1 0 0 0 1			
Dave Stewart, R Lance Blankenship, R OBP: 0.500, SLG: 0.500		0-3 K		3-2 L4		1-1 P4		1-2 E 1B 1B	2-1 E1	3 0 0 0 0 1 0 2 1 1 0 0 0 0			
<b>Inning Stats</b>	R: 2 H: 3 E: 0 LOB: 1 K: 0 BB: 0 S: 13 P: 18	R: 0 H: 0 E: 0 LOB: 0 K: 2 BB: 0 S: 9 P: 12	R: 0 H: 1 E: 0 LOB: 1 K: 1 BB: 0 S: 10 P: 17	R: 2 H: 2 E: 0 LOB: 0 K: 0 BB: 0 S: 8 P: 13	R: 4 H: 2 E: 0 LOB: 1 K: 2 BB: 3 S: 18 P: 34	R: 1 H: 1 E: 0 LOB: 0 K: 0 BB: 0 S: 6 P: 8	R: 0 H: 0 E: 1 LOB: 1 K: 0 BB: 1 S: 8 P: 14	R: 4 H: 5 E: 1 LOB: 2 K: 0 BB: 0 S: 16 P: 23	R: 0 H: 0 E: 1 LOB: 1 K: 0 BB: 0 S: 10 P: 16	1B: 7 SF: 0 2B: 2 SAC: 0 3B: 0 DP: 1 HR: 5 HBP: 1	WP: 0 PA: 47 PB: 0 SB: 2 CS: 0		
<b>PITCHER</b>	IP WLS BF H R ER SO BB IBB HBP BLK WP HR S P ERA WHIP											<b>PITCHER</b>	IP WLS BF H R ER SO BB IBB HBP BLK WP HR S P ERA WHIP
Scott Garrelts, R ERA: 7.11	(1, 1) 3.1 L 16 6 4 4 3 0 0 0 0 0 0 2 35 52 10.80 1.800												
Kelly Downs, R ERA: 5.4	(4, 1) 1.0 7 2 4 4 1 2 0 0 0 0 0 2 16 29 36.00 4.000												
Jeff Brantley, R ERA: 1.0	(5, 1) 2.2 11 1 1 1 1 2 0 0 1 0 0 1 21 35 3.38 1.125												
Atlee Hammaker, L ERA: 10.8	(8, 1) 0.2 8 5 4 4 0 0 0 0 1 0 0 0 14 19 54.00 7.500												
Craig Lefferts, L ERA: 2.7	(8, 1) 1.1 5 0 0 0 0 0 0 0 0 0 0 0 12 20 0.00 0.000												

Oakland Athletics @ San Francisco Giants  
Candlestick Park, San Francisco, CA  
Fri Oct 27 1989, 10:05 PM EDT  
Att. 62,038 - Unknown - 62 F

AB	42
R	13
H	14
RBI	12
BB	4
SO	5
LOB	17







Batter	1	2	3	4	5	6	7	8	9	AB R H RBI BB SO LOB	TOP		
Rickey Henderson, R OBP: 0.568, SLG: 0.941 (1, 7)	2-0 HR	1-2 1B		2-2 G4-3		2-0 1B 3B		0-2 G6-3	1-0 G5-3	6 2 3 2 0 0 0			
Carney Lansford, R OBP: 0.531, SLG: 0.593 (1, 5)	0-0 F8	4-0 1B BB			2-1 G5-3	2-2 1B 1B		1-2 BB BB 1B		4 1 2 1 1 0 0			
Jose Canseco, R OBP: 0.447, SLG: 0.516 (1, 9)	3-2 P3	0-0 FC6-4 1B			0-2 3B 1B	2-2 F7		4-0 BB BB 1B		4 1 2 0 1 0 1			
Mark McGwire, R OBP: 0.368, SLG: 0.486 (1, 3)	0-0 G6-3	0-0 FC6-4 1B			1-0 F8	0-0 1B		0-0 P2		5 0 1 0 0 0 6			
Dave Henderson, R OBP: 0.410, SLG: 0.719 (1, 8)		3-1 F9 2B 2B	1-1 F7		4-2 3B BB	1-3 K		4-2 BB BB		3 2 1 0 2 1 2			
Terry Steinbach, R OBP: 0.294, SLG: 0.387 (1, 2)		2-1 F9	0-0 G4-3		1-1 2B 3B	1-0 F8		4-2 BB		4 1 1 3 1 0 3			
Tony Phillips, S OBP: 0.243, SLG: 0.343 (1, 4)		0-0 G4-3	0-0 F9		0-1 2B		1-0 P6	2-1 P3		5 0 1 1 0 0 4			
Walt Weiss, S OBP: 0.222, SLG: 0.292 (1, 6)		4-0 2B IBB		0-0 F8		4-0 IBB	0-1 G3		1-1 G3	3 1 0 0 2 0 0			
Mike Moore, R OBP: 0.333, SLG: 0.667 (1, 1)		0-2 1B 2B		3-1 L1	1-3 K		1-0 P6		1-0 P5	3 1 1 2 0 1 2			
Ken Phelps, L OBP: 0.500, SLG: 1.000 (7, PH)										1 0 0 0 0 0 0			
Gene Nelson, R (7, 1)										0 0 0 0 0 0 0			
Rick Honeycutt, L (7, 1)										0 0 0 0 0 0 0			
Todd Burns, R (7, 1)										0 0 0 0 0 0 0			
Dave Parker, L (8, PH)										1 0 0 0 0 0 0			
Dennis Eckersley, R (9, 1)										0 0 0 0 0 0 0			
<b>Inning Stats</b>	R: 1 H: 1 E: 0 LOB: 0 K: 0 BB: 0 S: 8 P: 13	R: 3 H: 4 E: 0 LOB: 3 K: 0 BB: 2 S: 14 P: 28	R: 0 H: 0 E: 0 LOB: 0 K: 0 BB: 0 S: 4 P: 5	R: 0 H: 0 E: 0 LOB: 0 K: 0 BB: 0 S: 6 P: 11	R: 3 H: 3 E: 0 LOB: 2 K: 1 BB: 2 S: 15 P: 28	R: 1 H: 3 E: 0 LOB: 2 K: 1 BB: 0 S: 14 P: 22	R: 0 H: 0 E: 0 LOB: 0 K: 0 BB: 0 S: 4 P: 6	R: 1 H: 1 E: 0 LOB: 3 K: 0 BB: 3 S: 16 P: 31	R: 0 H: 0 E: 0 LOB: 0 K: 0 BB: 0 S: 4 P: 7	1B: 6 SF: 0 2B: 3 SAC: 0 3B: 2 DP: 0 HR: 1 HBP: 0	WP: 0 PA: 46 PB: 0 SB: 1 CS: 0		
<b>PITCHER</b>	IP WLS BF H R ER SO BB IBB HBP BLK WP HR S P ERA WHIP											<b>PITCHER</b>	IP WLS BF H R ER SO BB IBB HBP BLK WP HR S P ERA WHIP
Don Robinson, R (1, 1) ERA: 10.8	1.2 L 10 4 4 4 0 0 0 0 0 0 0 1 20 35 21.60 2.400											Steve Bedrosian, R (8, 1) ERA: 1.5	1.2 7 0 0 0 0 2 0 0 0 0 0 0 14 27 0.00 1.200
Michael LaCoss, R (2, 1) ERA: 7.36	3.1 17 4 3 3 1 2 1 0 0 0 0 0 27 50 8.10 1.800												
Jeff Brantley, R (6, 1) ERA: 1.93	0.1 4 3 1 1 0 0 0 0 0 0 0 0 9 15 27.00 9.000												
Kelly Downs, R (6, 1) ERA: 4.73	1.2 5 0 0 0 1 0 0 0 0 0 0 0 9 13 0.00 0.000												
Craig Lefferts, L (8, 1) ERA: 4.91	0.1 3 1 1 1 0 1 0 0 0 0 0 0 6 11 27.00 6.000												

Oakland Athletics @ San Francisco Giants  
Candlestick Park, San Francisco, CA

Sat Oct 28 1989, 10:05 PM EDT  
Att. 62,032 - Unknown - 63 F

AB	39
R	9
H	12
RBI	9
BB	7
SO	2
LOB	18



