

Oakland Athletics - 1989

Batter	1	2	3	4	5	6	7	8	9	AB	R	H	RBI	BB	SO	LOB	TOP								
Harold Reynolds, S (1,4)	F8		F7			K	FC4			4	0	0	0	0	1	1									
Ken Griffey Jr., L (1,8) OBP: 0.500, SLG: 0.667	F9 2B			F7		E 1B BB		F8		3	1	1	0	1	0	0									
Alvin Davis, L (1,3)	F9 2-3			F9		E4 1B		K		4	0	0	0	0	1	2									
Darnell Coles, R (1,9) OBP: 0.250, SLG: 0.250	G4-3			K				K		4	0	1	1	0	2	1									
Jeffrey Leonard, R (1,10) OBP: 0.250, SLG: 0.250		P5			G4-6-3 1B BB	K			G5-3	4	1	1	0	0	1	2									
Greg Brolley, L (1,7)	F9				G4-6-3 BB	K			F7	3	0	0	0	1	1	2									
Dave Valle, R (1,2) OBP: 0.250, SLG: 0.250	F8				G4-6-3			F9		4	0	1	0	0	0	2									
Edgar Martinez, R (1,5) OBP: 0.333, SLG: 0.333			F9			FC6-4 1B		L8		3	0	1	1	0	0	1									
Omar Vizquel, S (1,6)			F8		FC6-4			F9		3	0	0	0	0	0	2									
Inning Stats	R: 0 E: 0 K: 0 S: 13	H: 1 LOB: 1 BB: 0 P: 19	R: 0 E: 0 K: 0 S: 8	H: 0 LOB: 0 BB: 0 P: 12	R: 0 E: 0 K: 0 S: 10	H: 0 LOB: 0 BB: 0 P: 15	R: 0 E: 0 K: 1 S: 5	H: 0 LOB: 0 BB: 0 P: 8	R: 1 E: 0 K: 0 S: 14	H: 2 LOB: 1 BB: 1 P: 24	R: 1 E: 1 K: 3 S: 16	H: 1 LOB: 2 BB: 1 P: 26	R: 0 E: 0 K: 0 S: 8	H: 1 LOB: 1 BB: 0 P: 12	R: 0 E: 0 K: 2 S: 14	H: 0 LOB: 0 BB: 0 P: 16	R: 0 E: 0 K: 0 S: 8	H: 0 LOB: 0 BB: 0 P: 9	1B: 4 2B: 1 3B: 0 HR: 0	SF: 0 SAC: 0 DP: 1 HBP: 0	WP: 0 PB: 0 SB: 0 CS: 0	PA: 34			
PITCHER	IP	WLS	BF	H	R	ER	SO	BB	IBB	HBP	BLK	WP	HR	S	P	ERA	WHIP								
Dave Stewart, R (1,1) ERA: 1.69	5.1	W	22	4	2	1	2	2	0	0	0	0	0	59	94	1.69	1.125								
Gene Nelson, R (6,1) ERA:	1.2		6	1	0	0	2	0	0	0	0	0	0	15	22	0.00	0.600								
Rick Honeycutt, L (8,1) ERA:	0.2		2	0	0	0	1	0	0	0	0	0	0	11	12	0.00	0.000								
Dennis Eckersley, R (8,1) ERA:	1.1	S	4	0	0	0	1	0	0	0	0	0	0	11	13	0.00	0.000								

Seattle Mariners @ Oakland Athletics
Oakland-Alameda County Coliseum, Oakland, CA

AB 32
R 2
H 5
RBI 2
BB 2
SO 6
LOB 13



WP: 0 PA: 34
PB: 0
SB: 0
CS: 0

Seattle Mariners @ Oakland Athletics
Oakland-Alameda County Coliseum, Oakland, CA

AB 28
R 3
H 6
RBI 3
BB 1
SO 2
LOB 10



WP: 0 PA: 31
PB: 0
SB: 1
CS: 0

Batter	1	2	3	4	5	6	7	8	9	AB	R	H	RBI	BB	SO	LOB	BOTTOM								
Tony Phillips, S (1,7) OBP: 0.250, SLG: 0.500	F8 SF8 2B		G3		2-3				G6-3	4	1	1	0	0	0	1									
Dave Henderson, R (1,8) OBP: 0.500, SLG: 0.333			F8		G6-4-3 1B			G5-3		3	0	1	0	0	0	0									
Carney Lansford, R (1,5) OBP: 0.250, SLG: 0.250	F8 2-3		E6 HR 1B		G6-4-3			G5-3		4	1	1	0	0	0	3									
Mark McGwire, R (1,3) OBP: 0.500, SLG: 1.667	SF8 3-H					FC6-4 1B		G6-3		3	1	2	3	0	0	0									
Terry Steinbach, R (1,2)			F7			F8				2	0	0	0	1	0	1									
Dave Parker, L (1,10)	F9		G4-3			FC6-4				3	0	0	0	0	0	3									
Glenn Hubbard, R (1,4)		G6-3			F8		P3			3	0	0	0	0	0	1									
Stan Javier, S (1,9) OBP: 0.333, SLG: 0.333					K					3	0	1	0	0	2	0									
Walt Weiss, S (1,6)		G5-3			G5-3			G5-3		3	0	0	0	0	0	1									
Inning Stats	R: 1 E: 0 K: 0 S: 11	H: 1 LOB: 2 BB: 1 P: 22	R: 0 E: 0 K: 0 S: 9	H: 1 LOB: 1 BB: 0 P: 16	R: 2 E: 1 K: 0 S: 6	H: 2 LOB: 0 BB: 0 P: 13	R: 0 E: 0 K: 1 S: 6	H: 0 LOB: 0 BB: 0 P: 9	R: 0 E: 0 K: 0 S: 8	H: 1 LOB: 1 BB: 0 P: 11	R: 0 E: 0 K: 0 S: 5	H: 1 LOB: 1 BB: 0 P: 8	R: 0 E: 0 K: 1 S: 11	H: 0 LOB: 0 BB: 0 P: 15	R: 0 E: 0 K: 0 S: 7	H: 0 LOB: 0 BB: 0 P: 15	1B: 4 2B: 1 3B: 0 HR: 1	SF: 1 SAC: 0 DP: 1 HBP: 1	WP: 0 PB: 0 SB: 1 CS: 0	PA: 31					
PITCHER	IP	WLS	BF	H	R	ER	SO	BB	IBB	HBP	BLK	WP	HR	S	P	ERA	WHIP								
Mark Langston, L (1,1) ERA: 3.38	8.0	L	31	6	3	3	2	1	0	1	0	0	1	63	109	3.38	0.875								

WP: 0 PA: 31
PB: 0
SB: 1
CS: 0

Batter	1	2	3	4	5	6	7	8	9	AB	R	H	RBI	BB	SO	LOB	TOP				
Harold Reynolds, S OBP: 0.125, SLG: 0.375 (1, 4)	2-1 6-3		0-1 6-3			2-1 6-3		1-1 3B		4	0	1	0	0	0	0					
Ken Griffey Jr., L OBP: 0.250, SLG: 0.286 (1, 8)	0-0 F6			2-1 F6		0-1 6-3		2-3 K		4	0	0	0	0	0	1					
Alvin Davis, L OBP: 0.375, SLG: 0.286 (1, 3)	2-1 1B			2-1 1B		4-0 BB			0-1 F7	3	0	2	0	1	0	0					
Darnell Coles, R OBP: 0.125, SLG: 0.125 (1, 9)	1-1 F8			1-2 F7		2-0 6-3			2-1 F7	4	0	0	0	0	0	3					
Jeffrey Leonard, R OBP: 0.125, SLG: 0.125 (1, 10)		1-2 6-3		0-0 F9			2-2 6-3		3-3 K	4	0	0	0	0	1	1					
Greg Briley, L (1, 7)		1-3 K			1-1 6-3			1-1 4-3		3	0	0	0	0	1	0					
Dave Valle, R OBP: 0.286, SLG: 0.714 (1, 2)		1-1 F9			0-0 HR		2-0 F8			3	1	1	1	0	0	0					
Edgar Martinez, R OBP: 0.167, SLG: 0.167 (1, 5)			0-3 K		1-1 6-3			0-1 F9		3	0	0	0	0	1	0					
Omar Vizquel, S (1, 6)			0-0 L7		3-2 4-3			1-0 3-1		3	0	0	0	0	0	0					
Inning Stats	R: 0 E: 0 K: 0 S: 7	H: 1 LOB: 1 BB: 0 P: 12	R: 0 E: 0 K: 1 S: 9	H: 0 LOB: 0 BB: 0 P: 12	R: 0 E: 0 K: 1 S: 6	H: 0 LOB: 0 BB: 0 P: 6	R: 0 E: 0 K: 0 S: 9	H: 1 LOB: 1 BB: 0 P: 14	R: 1 E: 0 K: 0 S: 9	H: 1 LOB: 0 BB: 0 P: 14	R: 0 E: 0 K: 0 S: 5	H: 0 LOB: 0 BB: 0 P: 11	R: 0 E: 0 K: 1 S: 9	H: 1 LOB: 1 BB: 0 P: 13	R: 0 E: 0 K: 1 S: 8	H: 0 LOB: 0 BB: 0 P: 13	1B: 2 2B: 0 3B: 1 HR: 1	SF: 0 SAC: 0 DP: 0 HBP: 0	WP: 0 PB: 0 SB: 0 CS: 0	PA: 32	
PITCHER	IP	WLS	BF	H	R	ER	SO	BB	IBB	HBP	BLK	WP	HR	S	P	ERA	WHIP				
Bob Welch, R ERA: 1.13 (1, 1)	8.0	W	29	4	1	1	3	1	0	0	0	0	1	60	95	1.12	0.625				
Greg Cadaret, L ERA (9, 1)	0.2		2	0	0	0	0	0	0	0	0	0	0	4	6	0.00	0.000				
Eric Plunk, R ERA (9, 1)	0.1		1	0	0	0	1	0	0	0	0	0	0	4	7	0.00	0.000				

Seattle Mariners @ Oakland Athletics
Oakland-Alameda County Coliseum, Oakland, CA
Wed Apr 05 1989, 7:05 PM PDT
Att: 16,045 - Unknown - 79 F

AB	31
R	1
H	4
RBI	1
BB	1
SO	4
LOB	5



Batter	1	2	3	4	5	6	7	8	9	AB	R	H	RBI	BB	SO	LOB	BOTTOM				
Luis Polonia, L OBP: 0.600, SLG: 0.333 (1, 7)	4-0 S BB	4-2 1B BB		0-1 F7		2-1 S 2B 1B		1-0 L7		3	1	1	1	2	0	1					
Dave Henderson, R OBP: 0.500, SLG: 0.333 Stan Javier, S OBP: 0.500, SLG: 0.500 (1, 8) (8, 8)	2-3 K	0-1 BB			1-0 P3	4-2 2B BB		2-2 HR 1B		3	1	1	0	1	1	1					
Dave Parker, L OBP: 0.250, SLG: 0.750 (1, 10)	3-2 F8	0-0 5-3			0-0 L8	1-1 2B		1-1 HR		5	1	2	4	0	0	3					
Mark McGwire, R OBP: 0.500, SLG: 1.500 Glenn Hubbard, R (8, PH) (9, 4)	4-0 BB		2-2 F4		0-1 HR	1-3 K		2-1 F4		3	1	1	1	1	1	1					
Carney Lansford, R OBP: 0.250, SLG: 0.250 Tony Phillips, S OBP: 0.200, SLG: 0.400 (1, 5) (8, 5) (9, 3)	0-0 F8		0-1 G4-6-3 1B		3-2 6-3		2-0 F8	1-0 P5		4	0	1	0	0	0	2					
Ron Hassey, L (1, 2)		1-0 F8	0-0 G4-6-3 1-2			1-1 4-3		2-3 K		4	0	0	0	0	1	1					
Felix Jose, S OBP: 0.250, SLG: 0.250 (1, 9)		0-1 6-3		0-0 F7		1-1 2B 1B		0-2 F7		4	0	1	0	0	0	0					
Mike Gallego, R OBP: 0.750, SLG: 1.250 (1, 4) (9, 5)		1-2 HR 1B		1-2 F8		0-0 2B		1-1 HR 2B		4	3	3	0	0	0	0					
Walt Weiss, S OBP: 0.429, SLG: 1.286 (1, 6)		0-0 HR		0-2 1B		1-2 FC1-5-2 1B		2-2 HR		4	3	3	4	0	0	1					
Inning Stats	R: 0 E: 1 K: 1 S: 7	H: 0 LOB: 2 BB: 2 P: 20	R: 2 E: 0 K: 0 S: 13	H: 3 LOB: 1 BB: 1 P: 19	R: 0 E: 0 K: 0 S: 8	H: 1 LOB: 0 BB: 0 P: 10	R: 0 E: 0 K: 0 S: 9	H: 1 LOB: 1 BB: 0 P: 10	R: 1 E: 0 K: 0 S: 7	H: 1 LOB: 0 BB: 0 P: 11	R: 4 E: 1 K: 1 S: 18	H: 4 LOB: 1 BB: 1 P: 29	R: 0 E: 0 K: 1 S: 7	H: 0 LOB: 0 BB: 0 P: 11	R: 4 E: 0 K: 0 S: 16	H: 4 LOB: 0 BB: 0 P: 26	1B: 7 2B: 3 3B: 0 HR: 4	SF: 0 SAC: 0 DP: 1 HBP: 0	WP: 0 PB: 0 SB: 2 CS: 0	PA: 41	
PITCHER	IP	WLS	BF	H	R	ER	SO	BB	IBB	HBP	BLK	WP	HR	S	P	ERA	WHIP				
Scott Bankhead, R ERA: 4.76 (1, 1)	5.2	L	27	8	5	4	1	3	0	0	0	0	2	53	82	6.35	1.941				
Dennis Powell, L ERA (6, 1)	0.0		1	1	0	0	0	0	0	0	0	0	0	2	4	∞	∞				
Michael Jackson, R ERA: 6.75 (6, 1)	1.1		6	1	2	1	2	1	0	0	0	0	0	14	24	6.75	1.500				
Tom Niedenfuer, R ERA: 36.0 (8, 1)	1.0		7	4	4	4	0	0	0	0	0	0	2	16	26	36.00	4.000				

Seattle Mariners @ Oakland Athletics
Oakland-Alameda County Coliseum, Oakland, CA
Wed Apr 05 1989, 7:05 PM PDT
Att: 16,045 - Unknown - 79 F

AB	37
R	11
H	14
RBI	10
BB	4
SO	3
LOB	10




Batter	1	2	3	4	5	6	7	8	9	AB	R	H	RBI	BB	SO	LOB	TOP								
Harold Reynolds, S OBP: 0.308, SLG: 0.417	4-1 BB		1-0 F8	3-2 FC3-6 1B		1-0 F9			0-0 1B	4	0	2	0	1	0	2									
Ken Griffey Jr., L OBP: 0.154, SLG: 0.167	0-0 G4-6-3		1-2 F9	0-0 FC3-6			3-3 K		3-2 F7	5	0	0	0	0	1	6									
Alvin Davis, L OBP: 0.385, SLG: 0.273	4-1 BB		3-1 2B 1B	0-0 F7			1-0 F8		1-2 4-3	4	1	1	0	1	0	4									
Darnell Coles, R OBP: 0.167, SLG: 0.250	1-2 F8		1-2 1B 2B		1-0 5-3		1-2 F8			4	0	1	1	0	0	1									
Jeffrey Leonard, R OBP: 0.250, SLG: 0.455		0-0 HR	4-1 1B BB		1-3 K			2-2 F8		3	1	1	1	1	1	0									
Mickey Brantley, R OBP: 0.250, SLG: 0.250	2-0 F7		0-0 1B		0-0 F8			2-2 4-3		4	0	1	1	0	0	0									
Scott Bradley, L OBP: 0.250, SLG: 0.250	1-2 4-3		1-1 4-3			0-0 5-3 1B		1-1 L8		4	0	1	0	0	0	3									
Edgar Martinez, R OBP: 0.100, SLG: 0.100	3-2 P3			0-1 6-3		3-2 F8			1-2 E6 1B	4	0	0	0	0	0	1									
Omar Vizquel, S OBP: 0.200, SLG: 0.111			3-2 1B 2B	4-1 1B BB		1-1 5-3			2-0 F9	3	1	1	0	1	0	2									
Inning Stats	R: 0 E: 0 K: 0 S: 8	H: 0 LOB: 1 BB: 2 P: 17	R: 1 E: 0 K: 0 S: 9	H: 1 LOB: 0 BB: 1 P: 15	R: 2 E: 0 K: 0 S: 19	H: 4 LOB: 3 BB: 1 P: 33	R: 0 E: 0 K: 1 S: 5	H: 1 LOB: 2 BB: 1 P: 16	R: 0 E: 0 K: 1 S: 5	H: 0 LOB: 0 BB: 0 P: 7	R: 0 E: 0 K: 1 S: 7	H: 1 LOB: 1 BB: 0 P: 12	R: 0 E: 0 K: 1 S: 8	H: 0 LOB: 0 BB: 0 P: 13	R: 0 E: 0 K: 0 S: 8	H: 0 LOB: 0 BB: 0 P: 13	R: 0 E: 1 K: 0 S: 12	H: 1 LOB: 2 BB: 0 P: 19	1B: 6 2B: 1 3B: 0 HR: 1	SF: 0 SAC: 0 DP: 1 HBP: 0	WP: 0 PB: 0 SB: 0 CS: 0	PA: 39			
PITCHER	IP	WLS	BF	H	R	ER	SO	BB	IBB	HBP	BLK	WP	HR	S	P	ERA	WHIP								
Storm Davis, R ERA: 5.4	5.0	W	25	7	3	3	1	4	0	0	0	0	1	51	89	5.40	2.200								
Todd Burns, R ERA:	4.0	S	14	1	0	0	1	0	0	0	0	0	0	34	56	0.00	0.250								

Seattle Mariners @ Oakland Athletics
Oakland-Alameda County Coliseum, Oakland, CA

Thu Apr 06 1989, 3:33 AM PDT
Att: 19,087 - Sunny - 72 F

livebaseballscorecards.com

AB 35
R 3
H 8
RBI 3
BB 4
SO 2
LOB 19



Batter	1	2	3	4	5	6	7	8	9	AB	R	H	RBI	BB	SO	LOB	BOTTOM								
Luis Polonia, L OBP: 0.556, SLG: 0.333	4-1 F7 BB G3		2-0 1B		1-2 E4 BB				4-2 E 1B BB	3	1	1	0	1	0	1									
Stan Javier, S OBP: 0.600, SLG: 0.500		4-3								0	1	0	0	1	0	0									
Dave Henderson, R OBP: 0.515, SLG: 0.444	4-0 BB G3 1B BB		1-3 1B		4-2 FC5-4 BB				1-3 2H 1B	3	3	2	1	2	0	1									
Dave Parker, L OBP: 0.385, SLG: 0.769	3-2 F7		0-0 1B 2B	2-0 1B	0-2 FC5-4				0-1 2H 3H 1B	5	1	3	2	0	0	4									
Mark McGwire, R OBP: 0.385, SLG: 0.909	1-1 G3		2-0 2B 1B	1-0 F4		1-1 F6			0-0 F9	5	1	1	2	0	0	3									
Carney Lansford, R OBP: 0.308, SLG: 0.308	1-2 3H 1B		2-3 3H 1B	1-1 L3					2-1 5-3	5	0	2	2	0	0	1									
Terry Steinbach, R OBP: 0.500, SLG: 0.571	2-1 FC6-4		0-0 FC3-2 HR 2B	1-2 1B					1-0 FC1-6 1B	5	1	3	1	0	1	1									
Felix Jose, S OBP: 0.111, SLG: 0.111		0-1 F8	2-2 FC3-2 HR	1-3 K					1-2 FC1-6 1B	5	1	0	0	0	1	5									
Glenn Hubbard, R OBP: 0.222, SLG: 0.556	1-1 F8		0-1 HR		3-3 K				1-1 E6 WP	5	2	2	3	0	1	1									
Walt Weiss, S OBP: 0.333, SLG: 0.818	4-2 BB		1-3 K		0-0 G3				3-3 K	4	0	0	0	1	2	3									
Inning Stats	R: 2 E: 0 K: 0 S: 10	H: 1 LOB: 1 BB: 2 P: 26	R: 0 E: 0 K: 0 S: 7	H: 0 LOB: 1 BB: 1 P: 13	R: 6 E: 0 K: 1 S: 17	H: 7 LOB: 1 BB: 0 P: 29	R: 0 E: 0 K: 1 S: 10	H: 2 LOB: 2 BB: 0 P: 16	R: 0 E: 1 K: 1 S: 13	H: 0 LOB: 2 BB: 1 P: 21	R: 0 E: 0 K: 1 S: 6	H: 0 LOB: 0 BB: 0 P: 10	R: 3 E: 1 K: 0 S: 13	H: 3 LOB: 1 BB: 1 P: 21	R: 0 E: 1 K: 1 S: 13	H: 1 LOB: 2 BB: 0 P: 21	R: 0 E: 1 K: 1 S: 13	H: 1 LOB: 2 BB: 0 P: 21	1B: 11 2B: 2 3B: 0 HR: 1	SF: 0 SAC: 0 DP: 0 HBP: 0	WP: 1 PB: 0 SB: 0 CS: 0	PA: 45			
PITCHER	IP	WLS	BF	H	R	ER	SO	BB	IBB	HBP	BLK	WP	HR	S	P	ERA	WHIP								
Mike Campbell, R ERA: 31.5	2.0	L	15	6	7	7	0	3	0	0	0	0	0	23	49	31.50	4.500								
Jerry Reed, R ERA: 2.25	4.0		18	4	1	1	4	1	0	0	0	0	1	40	66	2.25	1.250								
Steve Trout, L ERA: 27.0	0.2		4	1	2	2	0	1	0	0	0	0	0	8	15	27.00	3.000								
Mike Scholer, R ERA:	1.1		8	3	1	0	1	0	0	0	0	1	0	18	27	0.00	2.250								

Seattle Mariners @ Oakland Athletics
Oakland-Alameda County Coliseum, Oakland, CA

Thu Apr 06 1989, 3:33 AM PDT
Att: 19,087 - Sunny - 72 F

livebaseballscorecards.com

AB 40
R 11
H 14
RBI 11
BB 5
SO 5
LOB 20




Batter	1	2	3	4	5	6	7	8	9	AB	R	H	RBI	BB	SO	LOB	TOP
Ozzie Guillen, L OBP: 0.289, SLG: 0.280 (1, 6)	1-2 F7	0-0 E7		0-1 1B		4-1 BB HR BB	2-2 F6		0-0 FC6-4	5	1	2	2	1	0	3	
Dave Gallagher, R OBP: 0.375, SLG: 0.278 (1, 8)	4-0 BB	4-2 1B		2-2 1B		4-2 BB HR BB	3-2 L7			2	1	1	0	3	0	1	
Harold Baines, L OBP: 0.435, SLG: 0.474 Daryl Boston, L (9, 9)	4-2 BB	0-1 3-1		0-0 1B		4-0 BB HR BB		1-3 K		3	1	1	0	2	1	3	
Ivan Calderon, R OBP: 0.375, SLG: 0.619 (1, 7)	1-3 K		4-2 BB	2-2 1B		2-0 HR		0-0 6-3		4	2	2	4	1	1	2	
Greg Walker, L OBP: 0.391, SLG: 0.400 (1, 3)	1-1 F3		2-2 L9		1-0 F7			0-3 K		4	0	0	0	0	1	3	
Ron Kittle, R OBP: 0.400, SLG: 0.462 (1, 10)		4-2 BB	3-3 K		0-0 L7	0-1 F9			1-2 5-3	4	1	0	0	1	1	2	
Steve Lyons, L OBP: 0.333, SLG: 0.263 (1, 4)		0-1 P5	1-2 CS		1-2 1B				0-2 F6	5	0	2	1	0	1	2	
Eddie Williams, R OBP: 0.571, SLG: 0.500 (1, 5)		0-0 1B	1-1 CS	1-2 SH1-4		0-2 6-3			1-2 1B	5	1	3	0	0	1	1	
Ron Karkovics, R OBP: 0.500, SLG: 0.500 (1, 2)		1-3 K		0-0 SH1-4					0-2 FC6-4	4	0	2	0	0	2	2	
Inning Stats	R: 0 H: 0 E: 0 K: 1 S: 10	H: 0 R: 2 ER: 2 LOB: 2 BB: 2 P: 21	R: 1 H: 1 ER: 0 LOB: 0 BB: 1 P: 14	R: 1 H: 1 ER: 0 LOB: 0 BB: 1 P: 27	R: 1 H: 5 ER: 0 LOB: 2 BB: 0 P: 13	R: 0 H: 1 ER: 0 LOB: 1 BB: 0 P: 8	R: 4 H: 1 ER: 0 LOB: 1 BB: 3 P: 14	R: 0 H: 1 ER: 0 LOB: 1 BB: 0 P: 19	R: 0 H: 0 ER: 0 LOB: 0 BB: 0 P: 8	R: 0 H: 2 ER: 0 LOB: 2 BB: 0 P: 15	1B: 12 2B: 0 3B: 0 HR: 1	SF: 0 SAC: 1 DP: 0 HBP: 1	WP: 0 PA: 47				
PITCHER	IP	WLS	BF	H	R	ER	SO	BB	IBB	HBP	BLK	WP	HR	S	P	ERA	WHIP
Mike Moore, R ERA: 8.44 (1, 1)	5.1	L	29	9	5	5	4	7	0	0	0	0	0	67	115	8.44	3.000
Rick Honeycutt, L ERA: 5.4 (6, 1)	2.2		12	2	2	2	4	1	0	1	0	0	1	27	45	6.75	1.125
Dennis Eckersley, R ERA: (9, 1)	1.0		5	2	0	0	0	0	0	0	0	0	0	13	15	0.00	2.000

Chicago White Sox @ Oakland Athletics
Oakland-Alameda County Coliseum, Oakland, CA
Sat Apr 08 1989, 3:33 AM PDT
Att: 32,881 - Sunny - 77 F

livebaseballscores.com

AB 36
R 7
H 13
RBI 7
BB 8
SO 8
LOB 19




Batter	1	2	3	4	5	6	7	8	9	AB	R	H	RBI	BB	SO	LOB	BOTTOM
Luis Polonia, L OBP: 0.313, SLG: 0.154 Stan Javier, S OBP: 0.429, SLG: 0.333 (7, FH) (8, 7)			1-0 F8			3-2 G3	1-2 G1-6-3		1-2 G3	3	0	0	0	0	1	0	
Dave Henderson, R OBP: 0.545, SLG: 0.438 (1, 8)	2-0 CS		2-2 6-3			1-2 L7		2-2 HR	1-3 K	5	1	2	0	0	1	1	
Dave Parker, L OBP: 0.500, SLG: 0.850 (1, 10)	0-1 1B		1-0 F7			4-2 BB		1-2 HR	0-1 1B	4	2	3	2	1	0	0	
Mark McGwire, R OBP: 0.364, SLG: 0.789 (1, 3)				1-3 K		4-1 BB		2-2 F7	3-2 6-3	4	1	0	0	1	2	4	
Ron Hassey, L OBP: 0.167, SLG: 0.167 (1, 2)	1-0 CS		2-3 K		0-0 F7	3-2 BB		2-2 1B		4	0	2	1	0	1	0	
Felix Jose, S OBP: 0.154, SLG: 0.231 (1, 9)			0-0 4-3		1-0 F8	0-0 2B		1-3 K		4	0	1	1	0	1	1	
Tony Phillips, S OBP: 0.333, SLG: 0.444 (1, 5)					3-2 6-3	0-0 6-3		1-2 1B		4	0	2	0	0	0	2	
Mike Gallego, R OBP: 0.714, SLG: 1.000 Terry Steinbach, R OBP: 0.462, SLG: 0.400 Glenn Hubbard, R OBP: 0.154, SLG: 0.385 (8, FH) (9, 4)					0-0 6-3			1-2 F7		3	0	2	0	0	0	0	
Walt Weiss, S OBP: 0.350, SLG: 0.667 (1, 6)					1-3 K			3-2 F9		3	0	0	0	1	2	3	
Inning Stats	R: 0 H: 2 E: 0 K: 2 S: 9	H: 2 R: 2 ER: 2 LOB: 2 BB: 0 P: 13	R: 0 H: 0 ER: 0 LOB: 0 BB: 0 P: 13	R: 0 H: 0 ER: 0 LOB: 0 BB: 0 P: 9	R: 0 H: 0 ER: 0 LOB: 0 BB: 0 P: 7	R: 0 H: 0 ER: 0 LOB: 0 BB: 0 P: 12	R: 2 H: 2 ER: 0 LOB: 2 BB: 2 P: 15	R: 0 H: 1 ER: 0 LOB: 0 BB: 0 P: 15	R: 2 H: 4 ER: 0 LOB: 2 BB: 0 P: 37	R: 0 H: 1 ER: 0 LOB: 2 BB: 1 P: 26	1B: 9 2B: 2 3B: 0 HR: 1	SF: 0 SAC: 0 DP: 1 HBP: 0	WP: 0 PA: 41				
PITCHER	IP	WLS	BF	H	R	ER	SO	BB	IBB	HBP	BLK	WP	HR	S	P	ERA	WHIP
Melido Perez, R ERA: 3.18 (1, 1)	5.2	W	23	5	2	2	6	2	0	0	0	0	0	49	82	3.18	1.235
Steve Rosenberg, L ERA: 7.2 (6, 1)	1.1		7	4	2	2	0	0	0	0	0	0	1	18	26	13.50	3.000
Bobby Thigpen, R ERA: 2.7 (8, 1)	2.0	S	10	3	0	0	2	1	0	0	0	0	0	36	54	0.00	2.000

Chicago White Sox @ Oakland Athletics
Oakland-Alameda County Coliseum, Oakland, CA
Sat Apr 08 1989, 3:33 AM PDT
Att: 32,881 - Sunny - 77 F

livebaseballscores.com

AB 37
R 4
H 12
RBI 4
BB 3
SO 8
LOB 15



Batter	1	2	3	4	5	6	7	8	9	AB	R	H	RBI	BB	SO	LOB	TOP										
Ozzie Guillen, L OBP: 0.258, SLG: 0.267 (1, 6)	1-1 6-3		0-3 K		0-0 G4-3			0-0 G1-3	0-0 1B	5	0	1	0	0	1	3	Chicago White Sox @ Oakland Athletics Oakland-Alameda County Coliseum, Oakland, CA Sun Apr 09 1989, 3:33 AM PDT Att: 45,110 - Sunny - 79 F livebaseballscorecards.com										
Dave Gallagher, R OBP: 0.345, SLG: 0.261 (1, 8)	1-0 F8			3-2 F7		1-2 1B		1-1 F3	2-0 F8	5	0	1	0	0	0	3											
Harold Baines, L OBP: 0.481, SLG: 0.522 (1, 9)	0-1 G4-3			1-2 1B		0-1 1B		2-0 FC6-4	2-3 1B	4	0	3	0	0	0	0											
Ivan Calderon, R OBP: 0.321, SLG: 0.520 (1, 7)		0-3 K		3-3 K		1-3 K		1-2 FC6-4	1-2 1B	4	0	0	0	0	3	5											
Greg Walker, L OBP: 0.407, SLG: 0.417 (1, 3)		1-3 K		0-0 1B		1-2 G3-6-3			0-2 2B	4	1	2	0	0	1	2											
Carlton Fisk, R OBP: 0.318, SLG: 0.619 (1, 2)	1-2 F7			3-2 G6-3					0-0 G6-3	4	1	1	1	0	1	2											
Ron Kittle, R OBP: 0.316, SLG: 0.353 (1, 10)			2-3 K		3-3 K				3-2 G6-3	4	0	0	0	0	3	1											
Steve Lyons, L OBP: 0.360, SLG: 0.273 (1, 4)			4-2 BB		2-1 G4-3			2-0 F8	0-2 1B	3	0	1	1	1	0	0											
Eddie Williams, R OBP: 0.560, SLG: 0.526 (1, 5)			0-0 F5		2-1 HBP			0-0 1B	0-3 K	3	0	1	0	0	1	2											
Inning Stats	R: 0 E: 0 K: 0 S: 5	H: 0 LOB: 0 BB: 0 P: 7	R: 0 E: 0 K: 2 S: 9	H: 0 LOB: 0 BB: 0 P: 11	R: 0 E: 0 K: 2 S: 11	H: 2 LOB: 1 BB: 1 P: 17	R: 0 E: 0 K: 1 S: 13	H: 0 LOB: 1 BB: 0 P: 23	R: 0 E: 0 K: 1 S: 7	H: 2 LOB: 1 BB: 0 P: 14	R: 0 E: 0 K: 2 S: 8	H: 0 LOB: 0 BB: 0 P: 12	R: 0 E: 0 K: 0 S: 8	H: 2 LOB: 2 BB: 0 P: 12	R: 2 E: 0 K: 1 S: 17	H: 4 LOB: 2 BB: 0 P: 22	1B: 8 2B: 2 3B: 0 HR: 0	SF: 0 SAC: 0 DP: 1 HBP: 1	WP: 0 PB: 0 SB: 0 CS: 0	PA: 38							
PITCHER	IP	WLS	BF	H	R	ER	SO	BB	IBB	HBP	BLK	WP	HR	S	P	ERA	WHIP										
Dave Stewart, R ERA: 1.98 (1, 1)	8.1	W	34	8	2	2	9	1	0	1	0	0	0	81	122	2.16	1.080										
Dennis Eckersley, R ERA: (8, 1)	0.2	S	4	2	0	0	1	0	0	0	0	0	0	8	10	0.00	3.000										

Batter	1	2	3	4	5	6	7	8	9	AB	R	H	RBI	BB	SO	LOB	BOTTOM										
Tony Phillips, S OBP: 0.385, SLG: 0.462 (1, 7)	0-1 BB	1-1 1B		1-2 F8		2-2 F8				4	1	2	0	0	0	2	Chicago White Sox @ Oakland Athletics Oakland-Alameda County Coliseum, Oakland, CA Sun Apr 09 1989, 3:33 AM PDT Att: 45,110 - Sunny - 79 F livebaseballscorecards.com										
Dave Henderson, R OBP: 0.500, SLG: 0.400 (1, 8)	1-3 K	1-1 P4		0-0 1B		2-2 F7				4	0	1	0	0	1	4											
Carney Lansford, R OBP: 0.286, SLG: 0.211 (1, 5)	4-2 BB		0-0 F3	0-0 F7		1-2 G5-3				3	1	0	0	1	0	1											
Mark McGwire, R OBP: 0.385, SLG: 0.773 (1, 3)	2-2 1B		4-1 BB		2-2 L7		0-2 F9			3	2	1	2	1	0	0											
Terry Steinbach, R OBP: 0.471, SLG: 0.429 (1, 2)	0-2 SF8		0-0 1B	1-2 1B		1-2 F9		0-2 G5-3		4	0	2	0	0	0	0											
Dave Parker, L OBP: 0.423, SLG: 0.739 (1, 10)	0-0 SF8		1-1 F2		2-2 G4-3			3-2 F3		3	0	0	1	0	0	2											
Felix Jose, S OBP: 0.176, SLG: 0.235 (1, 9)	1-2 F7		0-1 1B		1-3 K			0-3 K2-3		4	0	1	1	0	2	1											
Glenn Hubbard, R OBP: 0.235, SLG: 0.333 (1, 4)		0-1 F8		2-3 K		4-2 F8		4-2 FC5-4		2	0	0	0	2	1	2											
Mike Gallego, R OBP: 0.455, SLG: 0.636 (1, 6)		0-0 G6-3		2-2 F9		1-0 E5		1-2 FC5-4		4	0	0	0	0	0	2											
Inning Stats	R: 3 E: 0 K: 1 S: 17	H: 3 LOB: 1 BB: 1 P: 25	R: 0 E: 0 K: 0 S: 7	H: 1 LOB: 0 BB: 0 P: 9	R: 1 E: 0 K: 1 S: 12	H: 2 LOB: 1 BB: 1 P: 19	R: 0 E: 0 K: 0 S: 8	H: 1 LOB: 0 BB: 0 P: 11	R: 0 E: 1 K: 1 S: 15	H: 0 LOB: 2 BB: 1 P: 25	R: 0 E: 0 K: 0 S: 9	H: 0 LOB: 0 BB: 0 P: 10	R: 0 E: 0 K: 1 S: 14	H: 0 LOB: 1 BB: 1 P: 22	1B: 6 2B: 1 3B: 0 HR: 0	SF: 1 SAC: 0 DP: 0 HBP: 0	WP: 0 PB: 0 SB: 0 CS: 0	PA: 36									
PITCHER	IP	WLS	BF	H	R	ER	SO	BB	IBB	HBP	BLK	WP	HR	S	P	ERA	WHIP										
Jerry Reuss, L ERA: 3.46 (1, 1)	6.0	L	29	7	4	4	3	3	0	0	0	0	0	70	105	6.00	1.667										
Barry Jones, R ERA: 2.09 (7, 1)	1.0		3	0	0	0	0	0	0	0	0	0	0	9	10	0.00	0.000										
Donn Pall, R ERA: 2.25 (8, 1)	1.0		4	0	0	0	1	1	0	0	0	0	0	14	22	0.00	1.000										

Batter	1	2	3	4	5	6	7	8	9	AB	R	H	RBI	BB	SO	LOB	TOP										
Tony Phillips, S OBP: 0.333, SLG: 0.353 (1, 7)										4	0	0	0	0	1	1											
Felix Jose, S OBP: 0.182, SLG: 0.227 (1, 9)										5	0	1	0	0	1	3											
Dave Henderson, R OBP: 0.516, SLG: 0.458 (1, 8)										4	1	2	0	1	1	0											
Mark McGwire, R OBP: 0.393, SLG: 0.750 Stan Javier, S OBP: 0.444, SLG: 0.375 (1, 3) (4, 7)										2	0	1	1	0	1	0											
Terry Steinbach, R OBP: 0.381, SLG: 0.333 (1, 10)										4	0	0	0	0	0	3											
Carney Lansford, R OBP: 0.280, SLG: 0.217 (1, 5) (4, 3)										4	1	1	0	0	0	0											
Glenn Hubbard, R OBP: 0.333, SLG: 0.556 (1, 4)										3	1	2	1	1	0	0											
Ron Hassey, L OBP: 0.188, SLG: 0.188 (1, 2)										4	0	1	0	0	0	3											
Walt Weiss, S OBP: 0.375, SLG: 0.682 (1, 6)										4	1	2	1	0	0	1											
Inning Stats	R: 1 E: 0 K: 1 S: 14	H: 2 LOB: 1 BB: 0 P: 21	R: 0 E: 0 K: 1 S: 14	H: 3 LOB: 2 BB: 0 P: 22	R: 0 E: 0 K: 1 S: 6	H: 0 LOB: 0 BB: 0 P: 11	R: 1 E: 0 K: 0 S: 10	H: 1 LOB: 0 BB: 0 P: 15	R: 0 E: 1 K: 1 S: 16	H: 2 LOB: 1 BB: 1 P: 24	R: 0 E: 0 K: 0 S: 6	H: 0 LOB: 1 BB: 1 P: 13	R: 1 E: 0 K: 0 S: 12	H: 2 LOB: 2 BB: 1 P: 23	R: 0 E: 0 K: 0 S: 10	H: 1 LOB: 1 BB: 0 P: 14	R: 0 E: 0 K: 1 S: 9	H: 0 LOB: 0 BB: 0 P: 15	1B: 8 2B: 2 3B: 0 HR: 1	SF: 0 SAC: 0 DP: 1 HBP: 1	WP: 0 PB: 0 SB: 0 CS: 1	PA: 39					
PITCHER	IP	WLS	BF	H	R	ER	SO	BB	IBB	HBP	BLK	WP	HR	S	P	ERA	WHIP										
Chuck Finley, L ERA: 3.46 Willie Fraser, R ERA: 1.69	(1, 1) (7, 1)	6.2 2.1	L 8	31 1	10 0	4 0	4 0	4 1	2 0	0 0	0 0	0 0	1 0	75 22	123 35	5.40 0.00	1.800 0.429										

Oakland Athletics @ California Angels
Anaheim Stadium, Anaheim, CA
Mon Apr 10 1989, 10:05 PM EDT
Att: 23,820 - Unknown

AB 36
R 4
H 11
RBI 4
BB 2
SO 5
LOB 12





Batter	1	2	3	4	5	6	7	8	9	AB	R	H	RBI	BB	SO	LOB	BOTTOM										
Brian Downing, R OBP: 0.258, SLG: 0.379 (1, 10)										4	0	1	0	0	1	0											
Mark McLemore, S OBP: 0.412, SLG: 0.375 (1, 4)										4	0	0	0	0	1	1											
Devon White, S OBP: 0.407, SLG: 0.522 (1, 8)										4	0	1	0	0	2	0											
Wally Joyner, L OBP: 0.269, SLG: 0.250 (1, 3)										3	0	0	0	0	1	2											
Chili Davis, S OBP: 0.273, SLG: 0.350 (1, 7)										3	0	0	0	0	2	2											
Claudell Washington, L OBP: 0.353, SLG: 0.500 (1, 9)										3	0	1	0	0	0	0											
Lance Parrish, R OBP: 0.476, SLG: 0.375 (1, 2)										3	0	0	0	0	1	1											
Jack Howell, L OBP: 0.143, SLG: 0.143 (1, 5)										3	0	0	0	0	0	1											
Dick Schofield, R OBP: 0.250, SLG: 0.292 (1, 6)										3	0	0	0	0	1	1											
Inning Stats	R: 0 E: 0 K: 2 S: 8	H: 0 LOB: 0 BB: 0 P: 13	R: 0 E: 0 K: 1 S: 7	H: 0 LOB: 0 BB: 0 P: 11	R: 0 E: 0 K: 0 S: 7	H: 0 LOB: 0 BB: 0 P: 11	R: 0 E: 0 K: 2 S: 15	H: 2 LOB: 0 BB: 0 P: 22	R: 0 E: 0 K: 1 S: 10	H: 0 LOB: 0 BB: 0 P: 17	R: 0 E: 0 K: 0 S: 8	H: 0 LOB: 0 BB: 0 P: 12	R: 0 E: 0 K: 0 S: 9	H: 0 LOB: 0 BB: 0 P: 14	R: 0 E: 0 K: 1 S: 10	H: 1 LOB: 1 BB: 0 P: 16	R: 0 E: 0 K: 2 S: 10	H: 0 LOB: 0 BB: 0 P: 14	1B: 2 2B: 1 3B: 0 HR: 0	SF: 0 SAC: 0 DP: 0 HBP: 0	WP: 0 PB: 0 SB: 1 CS: 0	PA: 30					
PITCHER	IP	WLS	BF	H	R	ER	SO	BB	IBB	HBP	BLK	WP	HR	S	P	ERA	WHIP										
Bob Welch, R ERA: 0.56 Eric Plunk, R ERA:	(1, 1) (9, 1)	8.0 1.0	W 3	27 0	3 0	0 0	0 2	0 0	0 0	0 0	0 0	0 0	0 0	10 14	16 14	0.00 0.000	0.375 0.000										


Oakland Athletics @ California Angels
Anaheim Stadium, Anaheim, CA
Mon Apr 10 1989, 10:05 PM EDT
Att: 23,820 - Unknown


AB 30
R 0
H 3
RBI 0
BB 0
SO 9
LOB 8



Batter	1	2	3	4	5	6	7	8	9	AB	R	H	RBI	BB	SO	LOB	TOP					
Luis Polonia, L OBP: 0.250, SLG: 0.118 (1, 7)	B2-3		G4-3			G1-6-3		K		4	0	0	0	0	1	4	<p>Oakland Athletics @ California Angels Anaheim Stadium, Anaheim, CA Tue Apr 11 1989, 10:05 PM EDT Att: 23,322 - Unknown</p> <p>livebaseballscores.com</p> <p>AB 31 R 1 H 4 RBI 1 BB 2 SO 5 LOB 12</p> 					
Stan Javier, S OBP: 0.385, SLG: 0.333 (1, 8)	F5			G4-3		F7			2B G4-3 1B	4	1	1	0	0	0	0						
Dave Parker, L OBP: 0.400, SLG: 0.704 (1, 10)	G3-1			K			G3-1		G4-3 1-3 2B	4	0	1	0	0	1	0						
Carney Lansford, R OBP: 0.276, SLG: 0.222 (1, 3)		F8		E6					G4-3 1-0 1B	4	0	1	1	0	0	1						
Ron Hassey, L OBP: 0.158, SLG: 0.158 Terry Steinbach, R (9, PH) OBP: 0.364, SLG: 0.316 (1, 2)	G4-3			F7			G4-6-3		2-3 3-H 2-3	3	0	0	0	0	0	2						
Felix Jose, S OBP: 0.192, SLG: 0.200 (1, 9)	K				G5-3				BB BB	3	0	0	0	1	1	1						
Tony Phillips, S OBP: 0.286, SLG: 0.300 (1, 5)			F7		F8			K		3	0	0	0	0	1	1						
Glenn Hubbard, R OBP: 0.333, SLG: 0.500 (1, 4)			G5-3		F8				BB BB	2	0	0	0	1	0	0						
Walt Weiss, S OBP: 0.370, SLG: 0.680 (1, 6)						E4		F9		3	0	1	0	0	0	2						
Inning Stats	R: 0 E: 0 K: 0 S: 6	H: 0 LOB: 0 BB: 0 P: 8	R: 0 E: 0 K: 1 S: 5	H: 0 LOB: 0 BB: 0 P: 6	R: 0 E: 0 K: 1 S: 9	H: 1 LOB: 1 BB: 0 P: 12	R: 0 E: 1 K: 1 S: 8	H: 0 LOB: 1 BB: 0 P: 12	R: 0 E: 0 K: 0 S: 5	H: 0 LOB: 0 BB: 0 P: 8	R: 0 E: 1 K: 0 S: 7	H: 0 LOB: 0 BB: 0 P: 11	R: 0 E: 0 K: 0 S: 5	H: 1 LOB: 0 BB: 0 P: 6	R: 0 E: 0 K: 2 S: 9	H: 0 LOB: 2 BB: 2 P: 22	R: 1 E: 0 K: 1 S: 9	H: 2 LOB: 1 BB: 0 P: 13	1B: 2 2B: 2 3B: 0 HR: 0	SF: 0 SAC: 0 DP: 2 HBP: 0	WP: 0 PB: 0 SB: 0 CS: 0	PA: 33
PITCHER Bert Blyleven, R ERA: 1.93 (1, 1)	IP: 9.0 WLS: W BF: 33 H: 4 R: 1 ER: 1 SO: 5 BB: 2 IBB: 0 HBP: 0 BLK: 0 WP: 0 HR: 0 S: 63 P: 98 ERA: 1.00 WHIP: 0.667															PITCHER						

Batter	1	2	3	4	5	6	7	8	9	AB	R	H	RBI	BB	SO	LOB	BOTTOM					
Dick Schofield, R OBP: 0.240, SLG: 0.280 Glenn Hoffman, R OBP: 0.364, SLG: 0.400 (1, 6)	F8		F3		1B 1B	G6-3		F7		1	0	0	0	0	0	0	<p>Oakland Athletics @ California Angels Anaheim Stadium, Anaheim, CA Tue Apr 11 1989, 10:05 PM EDT Att: 23,322 - Unknown</p> <p>livebaseballscores.com</p> <p>AB 33 R 7 H 9 RBI 7 BB 3 SO 6 LOB 14</p> 					
Mark McLemore, S OBP: 0.429, SLG: 0.368 (1, 4)	F8		1-3		1B 1B				E 1B SF8 BB	3	2	1	1	1	0	1						
Devon White, S OBP: 0.452, SLG: 0.630 (1, 8)				F5	1B 2B			SF8 E 1B		4	1	3	1	0	0	0						
Claudell Washington, L OBP: 0.333, SLG: 0.450 (1, 9)	K			F9	2B			K		4	1	1	1	0	2	3						
Lance Parrish, R OBP: 0.440, SLG: 0.400 (1, 10)		F9		G6-3	2B			E5		4	0	1	2	0	0	2						
Wally Joyner, L OBP: 0.287, SLG: 0.296 (1, 3)		G3						SF8		3	1	1	1	0	0	1						
Chili Davis, S OBP: 0.231, SLG: 0.292 (1, 7)			F7		F7			K		4	0	0	0	0	1	3						
Bill Schroeder, R OBP: 0.286, SLG: 0.429 (1, 2)					G3			F5		4	0	1	0	0	1	1						
Jack Howell, L OBP: 0.200, SLG: 0.130 (1, 5)					K			K		2	1	0	0	2	2	1						
Inning Stats	R: 0 E: 0 K: 1 S: 8	H: 1 LOB: 1 BB: 0 P: 12	R: 0 E: 0 K: 0 S: 7	H: 0 LOB: 0 BB: 0 P: 12	R: 0 E: 0 K: 1 S: 9	H: 1 LOB: 1 BB: 0 P: 17	R: 0 E: 0 K: 0 S: 7	H: 0 LOB: 0 BB: 0 P: 12	R: 6 E: 0 K: 0 S: 21	H: 6 LOB: 1 BB: 1 P: 37	R: 0 E: 0 K: 1 S: 5	H: 0 LOB: 1 BB: 1 P: 11	R: 1 E: 1 K: 2 S: 16	H: 1 LOB: 2 BB: 1 P: 24	R: 0 E: 0 K: 1 S: 8	H: 0 LOB: 0 BB: 0 P: 9	R: 0 E: 0 K: 1 S: 8	H: 0 LOB: 0 BB: 0 P: 9	1B: 5 2B: 3 3B: 1 HR: 0	SF: 1 SAC: 0 DP: 0 HBP: 0	WP: 0 PB: 0 SB: 0 CS: 0	PA: 37
PITCHER Storm Davis, R ERA: 8.38 Greg Cadaret, L ERA: 9.82 Todd Burns, R ERA: (1, 1)	IP: 4.2 WLS: L BF: 23 H: 8 R: 6 ER: 6 SO: 2 BB: 1 IBB: 0 HBP: 0 BLK: 0 WP: 0 HR: 0 S: 23 P: 39 ERA: 0.00 WHIP: 1.286															PITCHER						

Batter	1	2	3	4	5	6	7	8	9	AB	R	H	RBI	BB	SO	LOB	TOP										
Luis Polonia, L OBP: 0.250, SLG: 0.143	G1-3		G6-3		FC6			CS 1B		4	0	1	0	0	0	4	<p>Oakland Athletics @ California Angels Anaheim Stadium, Anaheim, CA Wed Apr 12 1989, 10:05 PM EDT Att: 24,650 - Unknown</p> <p>livebaseballscores.com</p> <p>AB 28 R 0 H 3 RBI 0 BB 3 SO 1 LOB 9</p> 										
Dave Henderson, R OBP: 0.496, SLG: 0.429	F8			FC4-6 1B		K		CS	L8	4	0	1	0	0	1	0											
Dave Parker, L OBP: 0.353, SLG: 0.613	F9			FC4-6 FC5-4 1-2		F8			G3	4	0	0	0	0	1	0											
Carney Lansford, R OBP: 0.242, SLG: 0.194		G5-3		FC5-4 1-2		B2-3			P4	4	0	0	0	0	1	0											
Ron Hassey, L OBP: 0.136, SLG: 0.136	G4-3			F9			F7			3	0	0	0	0	1	0											
Terry Steinbach, R OBP: 0.320, SLG: 0.273	F9				L8		F9			3	0	0	0	0	0	0											
Felix Jose, S OBP: 0.207, SLG: 0.185				BB	G4-3		G3			2	0	0	0	1	0	0											
Glenn Hubbard, R OBP: 0.370, SLG: 0.476				BB G6-3 BB	1B BB			P6		1	0	0	0	2	0	0											
Walt Weiss, S OBP: 0.367, SLG: 0.643	F9			F9		FC6 1B		F8		3	0	1	0	0	2	0											
Inning Stats	R: 0 E: 0 K: 0 S: 8	H: 0 LOB: 0 BB: 0 P: 13	R: 0 E: 0 K: 0 S: 8	H: 0 LOB: 0 BB: 0 P: 13	R: 0 E: 0 K: 0 S: 12	H: 0 LOB: 1 BB: 2 P: 21	R: 0 E: 0 K: 0 S: 10	H: 1 LOB: 1 BB: 0 P: 16	R: 0 E: 0 K: 1 S: 7	H: 1 LOB: 2 BB: 1 P: 15	R: 0 E: 0 K: 0 S: 8	H: 0 LOB: 0 BB: 0 P: 13	R: 0 E: 0 K: 0 S: 10	H: 0 LOB: 0 BB: 0 P: 17	R: 0 E: 0 K: 0 S: 9	H: 1 LOB: 0 BB: 0 P: 13	R: 0 E: 0 K: 0 S: 8	H: 0 LOB: 0 BB: 0 P: 15	1B: 3 2B: 0 3B: 0 HR: 0	SF: 0 SAC: 0 DP: 1 HBP: 0	WP: 0 PB: 0 SB: 0 CS: 1	PA: 32					
PITCHER	IP	WLS	BF	H	R	ER	SO	BB	IBB	HBP	BLK	WP	HR	S	P	ERA	WHIP										
Kirk McCaskill, R ERA: 0.69	(1, 1)	6.0	W	22	2	0	0	1	3	0	0	0	0	53	91	0.00	0.833										
Greg Minton, R ERA: 1.5	(7, 1)	2.0		6	1	0	0	0	0	0	0	0	0	19	30	0.00	0.500										
Bryan Harvey, R ERA:	(9, 1)	1.0		3	0	0	0	0	0	0	0	0	0	8	15	0.00	0.000										

Batter	1	2	3	4	5	6	7	8	9	AB	R	H	RBI	BB	SO	LOB	BOTTOM										
Brian Downing, R OBP: 0.286, SLG: 0.485	F8		K		3B 1B		HR			4	2	2	1	0	1	0	<p>Oakland Athletics @ California Angels Anaheim Stadium, Anaheim, CA Wed Apr 12 1989, 10:05 PM EDT Att: 24,650 - Unknown</p> <p>livebaseballscores.com</p> <p>AB 35 R 5 H 9 RBI 5 BB 1 SO 4 LOB 13</p> 										
Mark McLemore, S OBP: 0.400, SLG: 0.435	E6		L9		3B		G5-3			4	0	1	2	0	0	0											
Devon White, S OBP: 0.429, SLG: 0.567	P4			F9	G4-3			BB		3	0	0	0	1	0	2											
Lance Parrish, R OBP: 0.414, SLG: 0.417	E5			G4-3 2B		G6-3	K			4	0	1	0	0	1	2											
Wally Joyner, L OBP: 0.265, SLG: 0.290	G3			G4-3		K		2B 1B		4	1	1	0	0	1	3											
Dante Bichette, R OBP: 0.357, SLG: 0.857			K		F8		HR	1B 2B		4	1	2	2	0	1	1											
Chili Davis, S OBP: 0.233, SLG: 0.286			P3		F9		1B		P7	4	0	1	0	0	0	1											
Glenn Hoffman, R OBP: 0.333, SLG: 0.357			F6			1B 3B 1B	P9		P4	4	1	1	0	0	2	0											
Jack Howell, L OBP: 0.172, SLG: 0.111			G1-3		P5		F8		G6-3	4	0	0	0	0	2	0											
Inning Stats	R: 0 E: 2 K: 0 S: 11	H: 0 LOB: 2 BB: 0 P: 19	R: 0 E: 0 K: 1 S: 7	H: 0 LOB: 0 BB: 0 P: 8	R: 0 E: 0 K: 1 S: 10	H: 0 LOB: 0 BB: 0 P: 16	R: 0 E: 0 K: 0 S: 16	H: 1 LOB: 1 BB: 0 P: 23	R: 2 E: 0 K: 0 S: 15	H: 3 LOB: 1 BB: 0 P: 20	R: 1 E: 0 K: 1 S: 9	H: 2 LOB: 1 BB: 0 P: 14	R: 1 E: 0 K: 1 S: 9	H: 1 LOB: 1 BB: 1 P: 20	R: 1 E: 0 K: 0 S: 9	H: 2 LOB: 1 BB: 0 P: 12	1B: 4 2B: 2 3B: 1 HR: 2	SF: 0 SAC: 0 DP: 0 HBP: 0	WP: 0 PB: 0 SB: 1 CS: 0	PA: 36							
PITCHER	IP	WLS	BF	H	R	ER	SO	BB	IBB	HBP	BLK	WP	HR	S	P	ERA	WHIP										
Curt Young, L ERA: 5.25	(1, 1)	6.2	L	30	7	4	4	3	1	0	0	0	0	74	116	5.40	1.200										
Todd Burns, R ERA: 1.42	(7, 1)	1.1		6	2	1	1	1	0	0	0	0	0	12	16	6.75	1.500										

Batter	1	2	3	4	5	6	7	8	9	AB	R	H	RBI	BB	SO	LOB	TOP								
Tony Phillips, S OBP: 0.308, SLG: 0.292 (1, 5)	G5-3 		FC1-6 1B 		4-2 CS BB 	F8 		1-3 		4	0	1	0	1	1	2									
Stan Javier, S OBP: 0.333, SLG: 0.294 (1, 7)	G6-3 		FC1-6 1B S 		0-0 B2 		0-0 FC3-5 1B 		0-2 G4-3 	5	0	1	0	0	0	2									
Dave Henderson, R OBP: 0.525, SLG: 0.563 (1, 8)	HR 		1-2 1B BB 		3-3 K 		0-0 FC3-5 1B 		1-1 BB 1B 	4	2	3	1	1	1	1									
Terry Steinbach, R OBP: 0.333, SLG: 0.333 (1, 2)	G4-3 		1-1 FC5-4 1B 			1-1 FC4-6 2B 	2-1 FC3-5 		1-0 L8 	5	1	2	0	0	0	3									
Carney Lansford, R OBP: 0.263, SLG: 0.200 (1, 3)		1-1 E5 1B 	2-2 FC5-4 			0-1 E4 FC4-6 	1-3 K 		4-2 1B BB 	4	0	1	0	1	1	6									
Dave Parker, L OBP: 0.359, SLG: 0.583 (1, 10)		0-3 K 		2-2 G1-6-3 1B 		1-1 FC4-6 1B 2B 	1-3 K 		0-0 1B BB 	5	1	2	2	0	2	4									
Felix Jose, S OBP: 0.206, SLG: 0.161 (1, 9)	G4-3 		1-0 G1-6-3 1B 			0-3 K 		4-2 G6-3 SH1-3 BB 	2-3 K 	4	0	0	0	1	2	5									
Glenn Hubbard, R OBP: 0.400, SLG: 0.500 (1, 4)		1-1 B2 		1-2 1B 		1-0 1B 2B 		0-0 SH1-3 		3	1	2	0	0	0	1									
Mike Gallego, R OBP: 0.400, SLG: 0.600 (1, 6)			2-2 G5-3 		2-3 K 		2-0 1B 2B 		1-1 G6-3 	4	0	1	2	0	1	2									
Inning Stats	R: 1 E: 0 K: 0 S: 8	H: 1 LOB: 0 BB: 0 P: 14	R: 0 E: 1 K: 1 S: 8	H: 1 LOB: 1 BB: 0 P: 10	R: 0 E: 0 K: 0 S: 16	H: 2 LOB: 3 BB: 1 P: 26	R: 0 E: 0 K: 1 S: 10	H: 2 LOB: 1 BB: 0 P: 16	R: 0 E: 0 K: 1 S: 6	H: 0 LOB: 1 BB: 1 P: 13	R: 0 E: 3 K: 1 S: 12	H: 3 LOB: 1 BB: 0 P: 19	R: 0 E: 0 K: 2 S: 11	H: 2 LOB: 2 BB: 0 P: 15	R: 0 E: 0 K: 1 S: 11	H: 0 LOB: 1 BB: 1 P: 17	R: 1 E: 0 K: 1 S: 15	H: 2 LOB: 2 BB: 1 P: 23	1B: 10 2B: 3 HR: 1	SF: 0 SAC: 1 DP: 2 HBP: 0	WP: 0 PB: 0 SB: 1 CS: 1	PA: 43			
PITCHER	IP	WLS	BF	H	R	ER	SO	BB	IBB	HBP	BLK	WP	HR	S	P	ERA	WHIP								
Jim Abbott, L ERA: 4.22 (1, 1)	6.0	L	28	9	4	2	4	2	0	0	0	0	1	60	98	3.00	1.833								
Dan Peltz, R ERA: 2.57 (7, 1)	2.2		13	3	1	1	3	2	0	0	0	0	0	33	49	3.38	1.875								
Bob McClure, L ERA: 9.0 (9, 1)	0.1		2	1	0	0	1	0	0	0	0	0	0	4	6	0.00	3.000								

Oakland Athletics @ California Angels
Anaheim Stadium, Anaheim, CA
Thu Apr 13 1989, 6:33 AM EDT
Att: 24,137 - Unknown

AB 38
R 5
H 13
RBI 5
BB 4
SO 8
LOB 26



Batter	1	2	3	4	5	6	7	8	9	AB	R	H	RBI	BB	SO	LOB	BOTTOM								
Brian Downing, R OBP: 0.256, SLG: 0.432 (1, 10)	L7 		P6 			0-1 P3 		1-2 F9 		4	0	0	0	0	0	2									
Mark McLemore, S OBP: 0.345, SLG: 0.370 (1, 4)	K 		G4-3 			3-2 G6-3 		2-3 K 		4	0	0	0	0	2	2									
Devon White, S OBP: 0.410, SLG: 0.529 (1, 8)	P6 			0-3 K2-3 		1-0 P6 			1-1 1B 	4	0	1	0	0	1	0									
Wally Joyner, L OBP: 0.263, SLG: 0.265 (1, 3)		1-2 L4 		4-2 HBP BB 		1-3 K 			1-3 K 	3	0	0	0	1	2	1									
Lance Parrish, R OBP: 0.394, SLG: 0.393 (1, 2)		2-0 FC5-4 1B 		0-0 F9 			2-3 K 		0-3 K 	4	0	1	0	0	2	2									
Claudell Washington, L OBP: 0.320, SLG: 0.391 (1, 9)		1-2 FC5-4 1B 		2-2 HBP 			2-1 L9 		3-1 L7 	3	0	0	0	0	0	2									
Dante Bichette, R OBP: 0.294, SLG: 0.706 (1, 7)		1-0 G4-3 		1-3 K 			1-2 L5 			3	0	0	0	0	1	3									
Jack Howell, L OBP: 0.188, SLG: 0.133 (1, 5)			0-0 SH1-3 1B 			0-1 F7 			3-3 K 	3	0	1	0	0	1	0									
Glenn Hoffman, R OBP: 0.353, SLG: 0.375 (1, 6)			1-1 SH1-3 			2-2 F7 			1-1 1B 	2	0	1	0	0	0	0									
Inning Stats	R: 0 E: 0 K: 1 S: 6	H: 0 LOB: 0 BB: 0 P: 10	R: 0 E: 0 K: 0 S: 8	H: 1 LOB: 1 BB: 0 P: 13	R: 0 E: 0 K: 0 S: 10	H: 1 LOB: 1 BB: 0 P: 16	R: 0 E: 0 K: 2 S: 14	H: 0 LOB: 2 BB: 1 P: 21	R: 0 E: 0 K: 0 S: 7	H: 0 LOB: 0 BB: 0 P: 9	R: 0 E: 0 K: 1 S: 7	H: 0 LOB: 0 BB: 0 P: 12	R: 0 E: 0 K: 1 S: 10	H: 0 LOB: 0 BB: 0 P: 15	R: 0 E: 0 K: 2 S: 15	H: 1 LOB: 1 BB: 0 P: 22	R: 0 E: 0 K: 2 S: 12	H: 1 LOB: 1 BB: 0 P: 17	1B: 4 2B: 0 HR: 0	SF: 0 SAC: 1 DP: 0 HBP: 1	WP: 0 PB: 0 SB: 0 CS: 0	PA: 33			
PITCHER	IP	WLS	BF	H	R	ER	SO	BB	IBB	HBP	BLK	WP	HR	S	P	ERA	WHIP								
Mike Moore, R ERA: 3.38 (1, 1)	8.0	W	29	3	0	0	7	1	0	1	0	0	0	12	17	0.00	0.500								
Dennis Eckersley, R ERA: (9, 1)	1.0		4	1	0	0	2	0	0	0	0	0	0	0	0	0.00	1.000								

Oakland Athletics @ California Angels
Anaheim Stadium, Anaheim, CA
Thu Apr 13 1989, 6:33 AM EDT
Att: 24,137 - Unknown

AB 30
R 0
H 4
RBI 0
BB 1
SO 9
LOB 12



Batter	1	2	3	4	5	6	7	8	9	AB	R	H	RBI	BB	SO	LOB	TOP										
Luis Polonia, L (1.7)	G6-3	FC4-6		G6-4-3		FC4-6		SH2-3		4	1	0	1	0	0	4	Oakland Athletics @ Chicago White Sox Comiskey Park, Chicago, IL Fri Apr 14 1989, 4:33 AM EDT Att: 37,950 - Cloudy - 50 F										
Stan Javier, S (1.9)	1B			F7		F8		K		5	0	2	0	0	1	2											
Dave Henderson, R (1.8)	1B			F7		WP		K		3	1	1	1	1	1	2											
Dave Parker, L (1.10)	1B			K2-3		G6-3		K		5	0	1	0	0	2	3											
Terry Steinbach, R (1.2)	P4			K		F7		K		5	0	0	0	0	2	3											
Carney Lansford, R (1.5)										5	3	4	0	0	0	0											
Billy Beane, R (1.3)	G5-3			K		K		G6-3		4	1	1	1	0	1	3											
Glenn Hubbard, R (1.4)	SF9			1B		FC5		F7		2	1	1	2	0	0	1											
Tony Phillips, S (6.4)				1B		FC4-6				1	0	0	0	0	0	1											
Mike Gallego, R (1.6)	FC4-6			G6-4-3		FC4-6		SH2-3		3	0	3	1	1	0	0											
Inning Stats	R: 0 E: 0 K: 0 S: 10	H: 2 LOB: 2 BB: 1 P: 16	R: 1 E: 1 K: 0 S: 23	H: 1 LOB: 1 BB: 1 P: 36	R: 0 E: 0 K: 1 S: 10	H: 1 LOB: 1 BB: 0 P: 14	R: 1 E: 0 K: 1 S: 13	H: 3 LOB: 1 BB: 0 P: 17	R: 1 E: 0 K: 0 S: 8	H: 1 LOB: 0 BB: 0 P: 18	R: 4 E: 2 K: 1 S: 17	H: 3 LOB: 1 BB: 0 P: 24	R: 0 E: 0 K: 1 S: 7	H: 1 LOB: 1 BB: 0 P: 14	R: 0 E: 0 K: 2 S: 10	H: 0 LOB: 0 BB: 0 P: 12	R: 0 E: 0 K: 0 S: 8	H: 0 LOB: 0 BB: 0 P: 12	1B: 8 2B: 4 3B: 1 HR: 0	SF: 2 SAC: 1 DP: 1 HBP: 0	WP: 1 PB: 0 SB: 2 CS: 1	PA: 42					
PITCHER	IP	WLS	BF	H	R	ER	SO	BB	IBB	HBP	BLK	WP	HR	S	P	ERA	WHIP										
Melido Perez, R (1.1)	5.0	L	25	10	5	4	3	2	0	0	0	1	0	67	104	7.20	2.400										
Barry Jones, R (6.1)	1.0	6	1	2	0	1	0	0	0	0	0	0	0	14	21	0.00	1.000										
Donn Pall, R (7.1)	2.0	8	2	0	0	3	0	0	0	0	0	0	0	17	26	0.00	1.000										
Ken Patterson, L (9.1)	1.0	3	0	0	0	0	0	0	0	0	0	0	0	8	12	0.00	0.000										

Batter	1	2	3	4	5	6	7	8	9	AB	R	H	RBI	BB	SO	LOB	BOTTOM										
Ozzie Guillen, L (1.6)	G3-1						G4-3			4	2	2	0	0	0	1	Oakland Athletics @ Chicago White Sox Comiskey Park, Chicago, IL Fri Apr 14 1989, 4:33 AM EDT Att: 37,950 - Cloudy - 50 F										
Dave Gallagher, R (1.8)	F8							G5-3		3	0	1	0	1	0	0											
Harold Baines, L (1.9)	G6-3							K		4	0	2	3	0	1	0											
Ivan Calderon, R (1.7)										4	0	2	0	0	0	2											
Greg Walker, L (1.3)	G4-3							G4-3		1	0	0	0	0	0	1											
Billy Jo Robitoux, L (3.3)								G4-3		3	0	0	0	0	1	1											
Ron Kittle, R (1.10)	K							G4-3		4	0	0	0	0	1	1											
Steve Lyons, L (1.4)	G1-3							F9		4	0	0	0	0	0	1											
Matt Merullo, L (1.2)										4	1	2	1	0	0	1											
Eddie Williams, R (1.5)	G5-3							G5-3		4	1	0	0	0	1	2											
Inning Stats	R: 0 E: 0 K: 0 S: 7	H: 0 LOB: 0 BB: 0 P: 11	R: 0 E: 0 K: 1 S: 7	H: 1 LOB: 1 BB: 0 P: 9	R: 1 E: 0 K: 0 S: 14	H: 2 LOB: 2 BB: 1 P: 23	R: 0 E: 0 K: 1 S: 7	H: 0 LOB: 0 BB: 0 P: 11	R: 2 E: 1 K: 0 S: 10	H: 3 LOB: 2 BB: 0 P: 15	R: 0 E: 0 K: 0 S: 8	H: 0 LOB: 0 BB: 0 P: 15	R: 0 E: 0 K: 1 S: 9	H: 1 LOB: 0 BB: 0 P: 14	R: 0 E: 0 K: 1 S: 10	H: 1 LOB: 1 BB: 0 P: 18	R: 1 E: 0 K: 0 S: 8	H: 1 LOB: 0 BB: 0 P: 13	1B: 7 2B: 1 3B: 0 HR: 1	SF: 0 SAC: 0 DP: 1 HBP: 0	WP: 0 PB: 0 SB: 1 CS: 0	PA: 36					
PITCHER	IP	WLS	BF	H	R	ER	SO	BB	IBB	HBP	BLK	WP	HR	S	P	ERA	WHIP										
Dave Stewart, R (1.1)	6.1	W	27	7	3	1	3	1	0	0	0	0	1	20	33	1.42	1.263										
Rick Honeycutt, L (7.1)	2.2	9	2	1	1	1	1	0	0	0	0	0	1	20	33	3.38	0.750										



Batter	1	2	3	4	5	6	7	8	9	AB	R	H	RBI	BB	SO	LOB	TOP				
Tony Phillips, S OBP: 0.344, SLG: 0.286 (1, 4)	4-2 FC6-4 BB		2-1 G6-4-3 1B			4-1 HR BB	1-0 G1-3		3-2 P6	3	1	1	0	2	0	1					
Stan Javier, S OBP: 0.333, SLG: 0.320 (1, 7) (7, 9)	1 SAFE 0-1 FC6-4 S 1-2		2-2 G6-4-3 1-2			1 SAFE 1-1 F8		4-2 G6-4-3 BB		3	0	0	0	1	0	3					
Dave Henderson, R OBP: 0.490, SLG: 0.641 (1, 8)	3-2 SAFE SAFE F7			0-1 P3		1-0 HR		0-0 G6-4-3 1-2		4	1	1	2	0	0	2					
Terry Steinbach, R OBP: 0.282, SLG: 0.278 (1, 3)	1-2 G6-3 1-2			2-1 F8		1-0 G6-3		3-1 1B 1B		4	0	1	0	0	0	1					
Carney Lansford, R OBP: 0.362, SLG: 0.386 (1, 5)		2-2 FC6-5 S 1B		1-0 2B		0-1 F8		2-2 1B 1B		4	0	3	0	0	0	0					
Dave Parker, L OBP: 0.333, SLG: 0.511 (1, 10)	1-2 P4 1-2			2-0 F8			2-1 3B 1B	0-1 L8		4	1	1	0	0	0	4					
Billy Beane, R OBP: 0.476, SLG: 0.167 (7, PH) Luis Polonia, L OBP: 0.233, SLG: 0.222 (7, 7)		1-0 FC6-5 2-3		0-0 F9		1-0 G4-3 3B		1-3 K		2	0	0	0	0	0	1	AB 34				
Mike Gallego, R OBP: 0.476, SLG: 0.650 Felix Jose, S OBP: 0.200, SLG: 0.156 Walt Weiss, S OBP: 0.355, SLG: 0.621 (7, PH) (7, 6)		2-1 F9		3-2 G5-3		1-3 K		2-1 P6		2	0	0	0	0	0	1	R 4				
Ron Hassey, L OBP: 0.154, SLG: 0.192 (1, 2)			1-0 F8		2-0 G3		0-0 G4-3		0-1 2B	1	0	0	0	0	0	0	H 9				
Inning Stats	R: 0 E: 0 K: 0 S: 14	H: 0 LOB: 1 BB: 1 P: 22	R: 0 E: 0 K: 0 S: 9	H: 1 LOB: 1 BB: 0 P: 15	R: 0 E: 0 K: 0 S: 6	H: 1 LOB: 0 BB: 0 P: 11	R: 0 E: 0 K: 0 S: 6	H: 0 LOB: 0 BB: 0 P: 11	R: 2 E: 0 K: 1 S: 7	H: 1 LOB: 0 BB: 1 P: 14	R: 2 E: 0 K: 1 S: 8	H: 2 LOB: 0 BB: 0 P: 13	R: 0 E: 0 K: 0 S: 10	H: 2 LOB: 2 BB: 1 P: 19	R: 0 E: 0 K: 1 S: 14	H: 1 LOB: 1 BB: 0 P: 20	1B: 5 2B: 2 3B: 1 HR: 1	SF: 0 SAC: 0 DP: 2 HBP: 0	WP: 0 PB: 0 CS: 0	PA: 37	
PITCHER	IP	WLS	BF	H	R	ER	SO	BB	IBB	HBP	BLK	WP	HR	S	P	ERA	WHIP				
Jerry Reuss, L ERA: 3.79 (1, 1)	6.0	W	24	5	3	3	0	2	0	0	0	0	1	50	88	4.50	1.167				
Barry Jones, R ERA: 2.89 (7, 1)	1.2		6	1	1	1	1	1	0	0	0	0	0	9	16	5.40	1.200				
Bobby Thigpen, R ERA: 1.59 (8, 1)	1.1	S	7	3	0	0	1	0	0	0	0	0	0	21	32	0.00	2.250				

Oakland Athletics @ Chicago White Sox
Comiskey Park, Chicago, IL
Sat Apr 15 1989, 4:33 AM EDT
Att: 15,748 - Unknown

AB 34
R 4
H 9
RBI 4
BB 3
SO 2
LOB 14



Batter	1	2	3	4	5	6	7	8	9	AB	R	H	RBI	BB	SO	LOB	BOTTOM				
Ozzie Guillen, L OBP: 0.364, SLG: 0.377 (1, 6)	2-2 S 1B	3-2 HR 1B	1-1 L6			0-0 G6-3		1 SAFE 0-1 WP CS 1B		5	1	3	1	0	0	1					
Dave Gallagher, R OBP: 0.377, SLG: 0.435 (1, 8)	1 SAFE 1-2 F9	1-2 3H HR		1-1 G5-3		1-2 G6-3		3-2 FC5-2-6 1H 2-3		5	1	1	3	0	0	3					
Harold Baines, L OBP: 0.469, SLG: 0.463 Jeff Schaefer, R (7, PR) (8, 4)	1-1 F7	4-1 BB BB		4-0 BB		3-2 G3 SF7 2B		0-0 G3		2	0	1	0	2	0	1					
Ivan Calderon, R OBP: 0.360, SLG: 0.452 (1, 10)	2-2 L9	4-0 BB		0-0 P4		0-1 G3		2-3 BB BB		3	0	0	0	1	0	3					
Matt Merullo, L OBP: 0.333, SLG: 0.625 (1, 2)		K		0-0 L9		4-0 SF7 BB BB				3	0	0	0	1	1	3					
Billy Jo Roidoux, L OBP: 0.286, SLG: 0.333 (1, 3)		4-1 E G4-3 BB	0-3 K		0-1 L9		4-2 BB BB		1-2 BB	2	1	0	0	2	1	0					
Daryl Boston, L OBP: 0.429, SLG: 0.250 (1, 7)	2-2 G4-3	2-2 G4-3 1-2	4-1 S 1B BB		2-1 G6-3		0-0 SF7		2-3 3H 2-2	2	1	0	1	1	0	1	AB 31				
Steve Lyons, L OBP: 0.283, SLG: 0.310 (8, 9)	0-0 E6 1B 2-3	1 SAFE 2-2 P5		1-2 G4-3		0-0 G4-3		1-2 G1-3		4	1	0	0	0	0	5	R 7				
Eddie Williams, R OBP: 0.478, SLG: 0.575 (1, 5)	2-2 1B HR 3H	0-1 2H 1B		1-2 P4		1-2 P4		2-2 CS 1B		4	1	3	2	0	0	0	H 8				
Inning Stats	R: 0 E: 0 K: 0 S: 11	H: 1 LOB: 0 BB: 0 P: 17	R: 5 E: 1 K: 1 S: 23	H: 3 LOB: 3 BB: 3 P: 43	R: 1 E: 0 K: 1 S: 12	H: 1 LOB: 1 BB: 1 P: 18	R: 0 E: 0 K: 0 S: 4	H: 0 LOB: 1 BB: 1 P: 9	R: 0 E: 0 K: 0 S: 5	H: 0 LOB: 0 BB: 0 P: 7	R: 0 E: 0 K: 0 S: 7	H: 0 LOB: 0 BB: 0 P: 9	R: 1 E: 0 K: 0 S: 12	H: 1 LOB: 3 BB: 2 P: 25	R: 0 E: 0 K: 0 S: 10	H: 2 LOB: 1 BB: 0 P: 15	1B: 6 2B: 1 3B: 0 HR: 1	SF: 1 SAC: 0 DP: 0 HBP: 0	WP: 1 PB: 0 CS: 2	PA: 39	
PITCHER	IP	WLS	BF	H	R	ER	SO	BB	IBB	HBP	BLK	WP	HR	S	P	ERA	WHIP				
Bob Welch, R ERA: 1.21 (1, 1)	6.1	L	33	6	7	2	2	7	0	0	0	0	0	70	122	2.84	2.053				
Greg Cadaret, L ERA: 8.31 (7, 1)	0.2		4	2	0	0	0	0	0	0	0	0	0	9	13	0.00	3.000				
Eric Plunk, R ERA: (8, 1)	1.0		2	0	0	0	0	0	0	0	0	1	0	5	8	0.00	0.000				

Oakland Athletics @ Chicago White Sox
Comiskey Park, Chicago, IL
Sat Apr 15 1989, 4:33 AM EDT
Att: 15,748 - Unknown

AB 31
R 7
H 8
RBI 7
BB 7
SO 2
LOB 18



Batter	1	2	3	4	5	6	7	8	9	AB	R	H	RBI	BB	SO	LOB	TOP									
Luis Polonia, L OBP: 0.231, SLG: 0.257	1-0 SH2-3 SF8 2B		3-1 G4-3			2-2 G4-3		1-3 K		4	1	1	0	0	1	2										
Tony Phillips, S OBP: 0.350, SLG: 0.389	0-1 SH2-3 2-3			1-0 G4-3		0-0 HR		3-0 G3-4-1		3	1	1	1	0	0	2										
Dave Henderson, R OBP: 0.456, SLG: 0.578	1-1 SF8			4-2 G4-6-3 BB		1-3 K			2-3 K	2	0	0	1	1	2	0										
Dave Parker, L OBP: 0.304, SLG: 0.472	1-1 G4-3			1-2 G4-6-3			2-2 F7		2-1 G3-1	4	0	0	0	0	0	1										
Carney Lansford, R OBP: 0.327, SLG: 0.365		2-1 G6-3			0-0 P4		1-1 G5-3		0-0 L4	4	0	0	0	0	0	0										
Ron Hassey, L OBP: 0.152, SLG: 0.156		2-0 F7			3-2 G4-3		0-3 K			3	0	0	0	0	1	0										
Terry Steinbach, R OBP: 0.326, SLG: 0.293		2-3 K			1-0 1B			4-2 2B BB		2	0	1	0	1	1	0										
Stan Javier, S OBP: 0.353, SLG: 0.438			1-0 F7		0-0 G4-3			3-2 2B BB		3	0	1	0	0	0	1										
Walt Weiss, S OBP: 0.342, SLG: 0.556		1-0 P9				2-1 F9		2-3 K		3	0	0	0	0	1	2										
Inning Stats	R: 1 E: 0 K: 0 S: 6	H: 1 LOB: 0 BB: 0 P: 10	R: 0 E: 0 K: 1 S: 6	H: 0 LOB: 0 BB: 0 P: 12	R: 0 E: 0 K: 0 S: 4	H: 0 LOB: 0 BB: 0 P: 9	R: 0 E: 0 K: 0 S: 6	H: 0 LOB: 0 BB: 1 P: 12	R: 0 E: 0 K: 0 S: 7	H: 1 LOB: 1 BB: 0 P: 11	R: 0 E: 0 K: 1 S: 9	H: 1 LOB: 0 BB: 0 P: 14	R: 0 E: 0 K: 1 S: 8	H: 0 LOB: 0 BB: 0 P: 11	R: 0 E: 0 K: 2 S: 13	H: 1 LOB: 2 BB: 1 P: 26	R: 0 E: 0 K: 1 S: 7	H: 0 LOB: 0 BB: 0 P: 11	1B: 1 2B: 2 3B: 0 HR: 1	SF: 1 SAC: 1 DP: 1 HBP: 0	WP: 0 PB: 0 SB: 0 CS: 0	PA: 32				
PITCHER	IP	WLS	BF	H	R	ER	SO	BB	IBB	HBP	BLK	WP	HR	S	P	ERA	WHIP									
Erik Hanson, R ERA: 1.64	(1, 1)	8.0	W	29	4	2	2	5	2	0	0	0	0	1	59	105	2.25	0.750								
Jerry Reed, R ERA: 2.16	(9, 1)	1.0		3	0	0	0	1	0	0	0	0	0	7	11	0.00	0.000									

Oakland Athletics @ Seattle Mariners
The Kingdome, Seattle, WA
Mon Apr 17 1989, 10:05 PM EDT
Att: 14,827 - Unknown

AB 28
R 2
H 4
RBI 2
BB 2
SO 6
LOB 8



Batter	1	2	3	4	5	6	7	8	9	AB	R	H	RBI	BB	SO	LOB	BOTTOM								
Harold Reynolds, S OBP: 0.386, SLG: 0.434	2-2 P3		3-2 FC6-4 HR	2-3 K		1-1 G1-3		0-2 L8		5	1	0	0	0	1	4									
Henry Cotto, R OBP: 0.375, SLG: 0.800	1-0 L8		0-0 HR		2-0 G4-6-3 1B		2-0 HR			4	2	3	3	0	0	0									
Alvin Davis, L OBP: 0.490, SLG: 0.488	2-1 BB 1B		1-2 2B 1B		1-2 G4-6-3		4-0 1B BB			3	2	2	0	1	0	1									
Jeffrey Leonard, R OBP: 0.360, SLG: 0.500	4-0 FC6-4 BB		1-1 P2		2-3 K		1-0 FC4-6 1B			3	0	1	0	1	1	1									
Mickey Brantley, R OBP: 0.256, SLG: 0.333	1-2 FC6-4		1-2 1B 2B			0-3 K	2-2 FC4-6 CS			4	1	1	0	0	1	3									
Damell Coles, R OBP: 0.195, SLG: 0.220		1-1 F7	1-2 1B		0-0 WP 1B		1-0 F8			4	1	2	2	0	0	1									
Dave Valle, R OBP: 0.324, SLG: 0.485		2-1 F9	2-1 G2-3		2-2 BB 1B		3-0 CS	0-0 P2		4	0	1	1	0	0	1									
Edgar Martinez, R OBP: 0.300, SLG: 0.192		1-1 F9		1-1 P3		2-0 F8		3-2 F8		4	0	0	0	0	0	1									
Rey Quinones, R OBP: 0.176, SLG: 0.125			2-2 E6 FC6-4	1-0 F7		4-0 BB		2-1 1B		3	0	1	0	1	0	0									
Inning Stats	R: 0 E: 0 K: 0 S: 9	H: 1 LOB: 2 BB: 1 P: 19	R: 0 E: 0 K: 0 S: 6	H: 0 LOB: 0 BB: 0 P: 10	R: 4 E: 1 K: 0 S: 21	H: 4 LOB: 1 BB: 0 P: 31	R: 0 E: 0 K: 1 S: 6	H: 0 LOB: 0 BB: 0 P: 10	R: 0 E: 0 K: 1 S: 7	H: 1 LOB: 0 BB: 0 P: 12	R: 1 E: 0 K: 0 S: 10	H: 2 LOB: 2 BB: 1 P: 19	R: 2 E: 1 K: 0 S: 7	H: 2 LOB: 0 BB: 1 P: 20	R: 0 E: 0 K: 0 S: 10	H: 1 LOB: 1 BB: 0 P: 15	1B: 8 2B: 1 3B: 0 HR: 2	SF: 0 SAC: 0 DP: 1 HBP: 0	WP: 1 PB: 0 SB: 0 CS: 1	PA: 38					
PITCHER	IP	WLS	BF	H	R	ER	SO	BB	IBB	HBP	BLK	WP	HR	S	P	ERA	WHIP								
Curt Young, L ERA: 5.5	(1, 1)	6.0	L	30	9	7	4	3	0	0	0	0	2	60	108	6.00	2.000								
Todd Burns, R ERA: 1.08	(7, 1)	2.0		7	2	0	0	0	0	0	0	0	0	16	28	0.00	1.000								

Oakland Athletics @ Seattle Mariners
The Kingdome, Seattle, WA
Mon Apr 17 1989, 10:05 PM EDT
Att: 14,827 - Unknown

AB 34
R 7
H 11
RBI 6
BB 3
SO 3
LOB 12



Batter	1	2	3	4	5	6	7	8	9	AB	R	H	RBI	BB	SO	LOB	TOP										
Tony Phillips, S OBP: 0.356, SLG: 0.415 (1, 5)	G6-3			2B	1B		G4-3	G4-3		5	2	2	1	0	0	4											
Billy Beane, R OBP: 0.273, SLG: 0.364 (1, 9)	L9			2B	1B		K		L8	5	0	2	2	0	1	1											
Dave Henderson, R OBP: 0.435, SLG: 0.531 (1, 8)	P9			K	BB			K	F9	4	0	0	0	1	2	1											
Terry Steinbach, R OBP: 0.320, SLG: 0.289 (8, PR)		L9		F9	G4-3			2B	G4-3	4	0	1	0	0	0	3											
Luis Polonia, L OBP: 0.231, SLG: 0.257 (8, 2)								1B		0	1	0	0	0	0	0											
Ron Hassey, L OBP: 0.147, SLG: 0.152 (8, 2)								2B		1	0	0	0	0	0	0											
Carney Lansford, R OBP: 0.356, SLG: 0.389 (1, 3)	G4-3			BB			G4-6-3	2B		2	1	1	0	1	0	0											
Dave Parker, L OBP: 0.300, SLG: 0.446 (1, 10)	3-1			K			G4-6-3	2B	FC4-2	3	0	0	0	1	1	3											
Stan Javier, S OBP: 0.342, SLG: 0.444 (1, 7)			1-3				G6-3	K	FC4-2	4	0	1	2	0	1	0											
Mike Gallego, R OBP: 0.520, SLG: 0.696 (1, 4)			CS	BB			1B	2B	FC4-2	3	1	2	0	1	0	2											
Walt Weiss, S OBP: 0.341, SLG: 0.526 (1, 6)	G5-3						L9		SH1-3	2	0	0	0	1	0	2											
Inning Stats	R: 0 E: 0 K: 0 S: 8	H: 0 LOB: 0 BB: 0 P: 12	R: 0 E: 0 K: 0 S: 3	H: 0 LOB: 0 BB: 0 P: 6	R: 0 E: 0 K: 0 S: 8	H: 0 LOB: 0 BB: 1 P: 14	R: 1 E: 0 K: 2 S: 13	H: 2 LOB: 2 BB: 1 P: 24	R: 2 E: 0 K: 0 S: 13	H: 3 LOB: 2 BB: 1 P: 26	R: 0 E: 0 K: 1 S: 9	H: 0 LOB: 0 BB: 0 P: 13	R: 0 E: 0 K: 1 S: 9	H: 1 LOB: 1 BB: 0 P: 15	R: 2 E: 0 K: 1 S: 16	H: 3 LOB: 3 BB: 2 P: 31	R: 0 E: 0 K: 0 S: 9	H: 0 LOB: 0 BB: 0 P: 14	1B: 4 2B: 5 3B: 0 HR: 0	SF: 0 SAC: 1 DP: 1 HBP: 1	WP: 0 PB: 0 SB: 0 CS: 1	PA: 40					
PITCHER	IP	WLS	BF	H	R	ER	SO	BB	IBB	HBP	BLK	WP	HR	S	P	ERA	WHIP										
Steve Trout, L ERA: 14.09 (1, 1)	4.2		20	5	3	3	2	2	0	0	0	0	0	44	75	5.79	1.500										
Michael Jackson, R ERA: 7.59 (8, 1)	2.1	9	1	0	0	2	1	0	1	0	0	0	0	19	35	0.00	0.857										
Jerry Reed, R ERA: 3.86 (9, 1)	1.0	L	8	3	2	2	1	1	1	0	0	0	0	16	31	18.00	4.000										
Julio Solano, R ERA: 6.75 (9, 1)	1.0		3	0	0	0	0	0	0	0	0	0	0	9	14	0.00	0.000										

Oakland Athletics @ Seattle Mariners
The Kingdome, Seattle, WA
Tue Apr 18 1989, 10:05 PM EDT
Att: 9,670 - Dome

AB 33
R 5
H 9
RBI 5
BB 5
SO 5
LOB 16



Batter	1	2	3	4	5	6	7	8	9	AB	R	H	RBI	BB	SO	LOB	BOTTOM											
Harold Reynolds, S OBP: 0.361, SLG: 0.404 (1, 4)	K		G4-3		G4-3		G3-4-3			4	0	0	0	0	1	0												
Henry Cotto, R OBP: 0.400, SLG: 0.722 (1, 7)	P5		BB			E6		G4-6-3		3	1	1	0	1	0	0												
Alvin Davis, L OBP: 0.491, SLG: 0.500 (1, 3)	2B		BB		F8		G4-6-3			3	0	1	0	1	0	2												
Mickey Brantley, R OBP: 0.286, SLG: 0.324 (8, 9)								G6-3		1	1	0	0	2	1	2												
Greg Briley, L OBP: 0.333, SLG: 0.389 (8, PH)										0	0	0	0	0	0	0												
Jeffrey Leonard, R OBP: 0.353, SLG: 0.489 (9, 9)	BB									1	0	0	0	0	0	0												
Darnell Coles, R OBP: 0.222, SLG: 0.295 (1, 10)	P2		L1-3						L9	3	1	1	3	1	0	2												
Ken Griffey Jr., L OBP: 0.250, SLG: 0.350 (1, 8)	G4-3		P5				K		F6	4	0	0	0	0	1	1												
Dave Valle, R OBP: 0.293, SLG: 0.432 (1, 2)	G4-3		L1-3				K		G4-3	4	0	0	0	0	1	1												
Edgar Martinez, R OBP: 0.273, SLG: 0.172 (1, 5)	K									3	0	0	0	0	3	0												
Rey Quinones, R OBP: 0.150, SLG: 0.105 (1, 6)	F9								G6-3	3	0	0	0	0	0	0												
Inning Stats	R: 0 E: 0 K: 1 S: 9	H: 1 LOB: 2 BB: 1 P: 21	R: 0 E: 0 K: 1 S: 8	H: 0 LOB: 0 BB: 0 P: 10	R: 0 E: 0 K: 1 S: 11	H: 0 LOB: 2 BB: 2 P: 20	R: 0 E: 0 K: 0 S: 10	H: 0 LOB: 0 BB: 1 P: 16	R: 0 E: 0 K: 1 S: 6	H: 0 LOB: 0 BB: 0 P: 7	R: 3 E: 1 K: 2 S: 12	H: 1 LOB: 0 BB: 1 P: 22	R: 0 E: 0 K: 1 S: 7	H: 0 LOB: 0 BB: 0 P: 9	R: 0 E: 0 K: 0 S: 9	H: 1 LOB: 0 BB: 0 P: 15	R: 0 E: 0 K: 0 S: 9	H: 0 LOB: 0 BB: 0 P: 12	1B: 1 2B: 2 3B: 0 HR: 1	SF: 0 SAC: 0 DP: 2 HBP: 0	WP: 0 PB: 0 SB: 0 CS: 0	PA: 34						
PITCHER	IP	WLS	BF	H	R	ER	SO	BB	IBB	HBP	BLK	WP	HR	S	P	ERA	WHIP											
Mike Moore, R ERA: 3.26 (7, 1)	6.0	W	25	2	3	2	6	5	0	0	0	0	0	1	56	96	3.00	1.167										
Eric Plunk, R ERA: (8, 1)	1.0		4	1	0	0	1	0	0	0	0	0	0	10	15	0.00	1.000											
Rick Honeycutt, L ERA: 4.0 (8, 1)	0.2	S	1	0	0	0	0	0	0	0	0	0	0	3	4	0.00	0.000											
Dennis Eckersley, R ERA: (8, 1)	1.1		4	0	0	0	0	0	0	0	0	0	0	12	17	0.00	0.000											

Oakland Athletics @ Seattle Mariners
The Kingdome, Seattle, WA
Tue Apr 18 1989, 10:05 PM EDT
Att: 9,670 - Dome

AB 29
R 3
H 3
RBI 3
BB 5
SO 7
LOB 8



Batter	1	2	3	4	5	6	7	8	9	AB	R	H	RBI	BB	SO	LOB	TOP				
Tony Phillips, S OBP: 0.360, SLG: 0.435 (1, 5)	F8	K		1-0 SAFE 1-0 1B		0-0 1B		G6-3		5	1	2	0	0	1	1					
Billy Beane, R OBP: 0.357, SLG: 0.500 (1, 9)	2B	K		1-0 1-3 2B		0-0 1B		P5		3	1	2	2	0	1	1					
Luis Polonia, L OBP: 0.220, SLG: 0.243 (6, FH) (6, 7)	2B			2-H 3-H 1B						2	0	0	0	0	0	1					
Dave Henderson, R OBP: 0.403, SLG: 0.481 (1, 8)	F8		K	K			G5-3	G6-3		5	0	0	0	0	2	2					
Carney Lansford, R OBP: 0.375, SLG: 0.421 (1, 3)	2B			G6-3			G1-3		G4-3 S BB	3	2	1	0	2	0	1					
Terry Steinbach, R OBP: 0.345, SLG: 0.347 (1, 2)	1B			2B		K	BB PB 1B BB	L4		4	1	2	3	1	1	1					
Lance Blankenship, R OBP: 0.500, SLG: 0.500 (1, 10)	2B			2B		G4-3	BB 1B BB	G4-3		2	0	1	0	0	1	1					
Dave Parker, L OBP: 0.302, SLG: 0.431 (5, FH)	1B			K		G4-3	1-2 1B BB			2	1	0	0	1	0	1					
Stan Javier, S OBP: 0.326, SLG: 0.400 (1, 7) (6, 9)	L8		K			F8	1-2 2-3 BB	P5		4	0	0	0	1	1	4					
Mike Gallego, R OBP: 0.483, SLG: 0.630 (1, 4)		K		K		K	1-3 2-H 3-H 1B			4	0	1	2	0	3	0					
Walt Weiss, S OBP: 0.333, SLG: 0.488 (1, 6)	E9			2B 1B BB		G3-1	1-2 1B			3	1	0	0	1	1	2					
Inning Stats	R: 2 E: 0 K: 0 S: 12	H: 3 LOB: 2 BB: 1 P: 22	R: 0 E: 1 K: 3 S: 14	H: 0 LOB: 1 BB: 0 P: 24	R: 1 E: 0 K: 3 S: 12	H: 2 LOB: 1 BB: 0 P: 19	R: 2 E: 0 K: 1 S: 10	H: 2 LOB: 1 BB: 0 P: 14	R: 0 E: 0 K: 1 S: 7	H: 1 LOB: 1 BB: 0 P: 11	R: 2 E: 0 K: 1 S: 12	H: 1 LOB: 2 BB: 3 P: 26	R: 0 E: 0 K: 0 S: 9	H: 0 LOB: 0 BB: 0 P: 13	R: 0 E: 0 K: 0 S: 6	H: 0 LOB: 1 BB: 1 P: 13	1B: 4 2B: 4 3B: 1 HR: 0	SF: 0 SAC: 0 DP: 0 HBP: 0	WP: 0 PB: 1 SB: 2 CS: 0	PA: 43	
PITCHER	IP	WLS	BF	H	R	ER	SO	BB	IBB	HBP	BLK	WP	HR	S	P	ERA	WHIP				
Mark Langston, L ERA: 3.99 (1, 1)	4.0	L	22	7	5	5	8	2	0	0	0	0	0	50	89	11.25	2.250				
Julio Solano, R ERA: 5.4 (5, 1)	2.2		10	1	1	1	2	1	0	0	0	0	0	21	34	3.38	0.750				
Dennis Powell, L ERA: 2.61 (7, 1)	2.1		11	1	1	1	1	3	0	0	0	0	0	23	43	3.86	1.714				

Oakland Athletics @ Seattle Mariners
The Kingdome, Seattle, WA
Wed Apr 19 1989, 6:33 AM EDT
Att: 11,328 - Dome

AB 37
R 7
H 9
RBI 7
BB 6
SO 11
LOB 15



Batter	1	2	3	4	5	6	7	8	9	AB	R	H	RBI	BB	SO	LOB	BOTTOM					
Harold Reynolds, S OBP: 0.348, SLG: 0.377 (1, 4)	F7		G3-1		F7		FC4-6 BB	L7		4	0	0	0	1	0	1						
Ken Griffey Jr., L OBP: 0.271, SLG: 0.386 (1, 8)	2B		G4-3		L8		FC4-6 1B E	F7		4	2	2	0	0	0	1						
Henry Cotto, R OBP: 0.381, SLG: 0.684 (9, FH)	SF8 1B		2B				1-2 E			1	0	0	0	0	0	0						
Alvin Davis, L OBP: 0.483, SLG: 0.500 (1, 3)	1B		G4-3		F7		E PB BB	G4-3		4	1	1	0	1	0	1						
Jeffrey Leonard, R OBP: 0.357, SLG: 0.490 (1, 7)	SF8		K			BB SF9 1B	E5 PB 1B	K		4	1	2	1	0	2	1						
Darnell Coles, R OBP: 0.265, SLG: 0.333 (1, 10)	2B		G6-3			BB 1B	G5-3			4	1	3	0	0	0	1						
Greg Britley, L OBP: 0.360, SLG: 0.429 (1, 9)	G4-3		F8			BB 1B	K			3	0	1	0	1	1	3						
Jim Prestley, R OBP: 0.231, SLG: 0.208 (1, 5)	L9		G6-3			P3		L8		4	0	0	1	0	0	4						
Scott Bradley, L OBP: 0.222, SLG: 0.200 (1, 2)	P5		F8			SF9		BB		2	0	0	1	1	0	1						
Mario Diaz, R OBP: 0.200, SLG: 0.800 (1, 6)	F8		P3			P3		L6		4	0	0	0	0	0	4						
Inning Stats	R: 1 E: 0 K: 0 S: 17	H: 3 LOB: 0 BB: 0 P: 27	R: 0 E: 0 K: 0 S: 4	H: 0 LOB: 0 BB: 0 P: 5	R: 0 E: 0 K: 1 S: 11	H: 1 LOB: 1 BB: 0 P: 18	R: 1 E: 0 K: 0 S: 11	H: 2 LOB: 1 BB: 0 P: 20	R: 0 E: 0 K: 0 S: 5	H: 0 LOB: 0 BB: 0 P: 9	R: 1 E: 0 K: 0 S: 10	H: 2 LOB: 2 BB: 1 P: 23	R: 2 E: 1 K: 1 S: 11	H: 1 LOB: 1 BB: 2 P: 22	R: 0 E: 0 K: 0 S: 10	H: 0 LOB: 1 BB: 1 P: 17	R: 0 E: 0 K: 1 S: 10	H: 0 LOB: 0 BB: 0 P: 13	1B: 6 2B: 3 3B: 0 HR: 0	SF: 2 SAC: 0 DP: 0 HBP: 0	WP: 0 PB: 1 SB: 0 CS: 0	PA: 40
PITCHER	IP	WLS	BF	H	R	ER	SO	BB	IBB	HBP	BLK	WP	HR	S	P	ERA	WHIP					
Dave Stewart, R ERA: 2.77 (1, 1)	6.0	W	28	8	4	4	1	2	0	0	0	0	0	29	106	6.00	1.667					
Greg Cadaret, L ERA: 7.71 (7, 1)	0.1		2	0	0	0	0	1	0	0	0	0	0	2	6	0.00	3.000					
Eric Plunk, R ERA: (7, 1)	1.2		7	1	1	0	1	1	0	0	0	0	0	19	29	0.00	1.200					
Rick Honeycutt, L ERA: 3.72 (9, 1)	0.2		2	0	0	0	0	0	0	0	0	0	0	7	10	0.00	0.000					
Dennis Eckersley, R ERA: (9, 1)	0.1	S	1	0	0	0	1	0	0	0	0	0	0	3	3	0.00	0.000					

Oakland Athletics @ Seattle Mariners
The Kingdome, Seattle, WA
Wed Apr 19 1989, 6:33 AM EDT
Att: 11,328 - Dome

AB 34
R 5
H 9
RBI 3
BB 4
SO 3
LOB 17



Batter	1	2	3	4	5	6	7	8	9	AB	R	H	RBI	BB	SO	LOB	TOP					
Brian Downing, R (1, 10) OBP: 0.353, SLG: 0.419	5-3		K			2B				4-1							4 0 2 1 1 1 0					
Mark McLemore, S (1, 4) OBP: 0.316, SLG: 0.333	L9		L8			K				1-3							5 0 0 0 0 2 6					
Devon White, S (1, 8) OBP: 0.388, SLG: 0.629	K																5 1 3 2 0 2 2					
Claudell Washington, L (1, 9) OBP: 0.298, SLG: 0.318																	4 0 0 0 1 2 4					
Lance Parrish, R (1, 2) OBP: 0.345, SLG: 0.354																	5 0 1 0 0 2 4					
Wally Joyner, L (1, 3) OBP: 0.290, SLG: 0.273																	4 0 0 0 1 1 2					
Chili Davis, S (1, 7) OBP: 0.278, SLG: 0.408																	3 2 1 1 1 2 4					
Jack Howell, L (1, 5) OBP: 0.193, SLG: 0.192																	2 2 1 0 2 0 2					
Kent Anderson, R (1, 6) OBP: 0.333, SLG: 0.353																	2 1 1 1 0 1 0					
Dante Bichette, R (8, PH) OBP: 0.400, SLG: 0.750																	1 0 0 0 0 0 1					
Glenn Hoffman, R (8, 6) OBP: 0.350, SLG: 0.333																	0 0 0 0 0 0 0					
Inning Stats	R: 0 E: 0 K: 1 S: 9	H: 0 LOB: 0 BB: 0 P: 11	R: 0 E: 0 K: 1 S: 13	H: 1 LOB: 2 BB: 1 P: 22	R: 0 E: 0 K: 2 S: 13	H: 0 LOB: 0 BB: 0 P: 21	R: 0 E: 0 K: 2 S: 11	H: 1 LOB: 2 BB: 1 P: 22	R: 2 E: 0 K: 3 S: 19	H: 3 LOB: 2 BB: 1 P: 29	R: 2 E: 0 K: 0 S: 9	H: 2 LOB: 1 BB: 1 P: 15	R: 1 E: 0 K: 1 S: 9	H: 1 LOB: 0 BB: 0 P: 13	R: 1 E: 0 K: 2 S: 17	H: 1 LOB: 2 BB: 2 P: 28	R: 0 E: 0 K: 1 S: 5	H: 0 LOB: 0 BB: 0 P: 9	1B: 6 2B: 2 3B: 0 HR: 1	SF: 1 SAC: 0 DP: 0 HBP: 0	WP: 1 PB: 0 SB: 2 CS: 0	PA: 42
PITCHER	IP	WLS	BF	H	R	ER	SO	BB	IBB	HBP	BLK	WP	HR	S	P	ERA	WHIP					
Bob Welch, R (1, 1) ERA: 2.25	5.2	W	28	7	4	4	9	4	0	0	0	0	0	73	119	6.35	1.941					
Eric Plunk, R (6, 1) ERA: 2.35	1.1		7	2	2	2	1	1	0	0	0	1	1	16	24	13.50	2.250					
Rick Honeycutt, L (8, 1) ERA: 3.09	2.0	S	7	0	0	0	3	1	0	0	0	0	0	16	27	0.00	0.500					

California Angels @ Oakland Athletics
Oakland-Alameda County Coliseum, Oakland, CA
Fri Apr 21 1989, 7:05 PM PDT
Att: 26,903 - Unknown

AB	35
R	6
H	9
RBI	5
BB	6
SO	13
LOB	25



Batter	1	2	3	4	5	6	7	8	9	AB	R	H	RBI	BB	SO	LOB	BOTTOM					
Tony Phillips, S (1, 7) OBP: 0.382, SLG: 0.440																	4 2 2 0 1 0 1					
Billy Beane, R (1, 9) OBP: 0.353, SLG: 0.529																	3 1 1 2 0 1 1					
Stan Javier, S (6, PH) OBP: 0.356, SLG: 0.415																	1 1 1 0 1 0 0					
Dave Henderson, R (1, 8) OBP: 0.431, SLG: 0.544																	3 1 2 2 2 1 1					
Terry Steinbach, R (1, 3) OBP: 0.367, SLG: 0.358																	4 0 2 3 1 1 3					
Carney Lansford, R (1, 5) OBP: 0.362, SLG: 0.410																	4 0 1 1 0 0 3					
Lance Blankenship, R (1, 10) OBP: 0.500, SLG: 1.250																	2 1 1 1 0 0 0					
Dave Parker, L (5, PH) OBP: 0.303, SLG: 0.443																	3 0 1 0 0 0 2					
Mike Gallego, R (1, 4) OBP: 0.471, SLG: 0.594																	5 1 2 0 0 0 2					
Ron Hassey, L (1, 2) OBP: 0.132, SLG: 0.139																	3 1 0 1 0 1 2					
Walt Weiss, S (1, 6) OBP: 0.347, SLG: 0.477																	3 2 1 0 1 1 2					
Inning Stats	R: 0 E: 0 K: 3 S: 12	H: 1 LOB: 1 BB: 0 P: 18	R: 5 E: 1 K: 0 S: 23	H: 5 LOB: 2 BB: 2 P: 43	R: 0 E: 0 K: 0 S: 5	H: 0 LOB: 0 BB: 0 P: 11	R: 0 E: 0 K: 0 S: 4	H: 0 LOB: 0 BB: 0 P: 6	R: 1 E: 0 K: 0 S: 7	H: 2 LOB: 0 BB: 0 P: 12	R: 2 E: 0 K: 0 S: 9	H: 2 LOB: 2 BB: 2 P: 23	R: 0 E: 0 K: 2 S: 10	H: 2 LOB: 0 BB: 0 P: 17	R: 2 E: 0 K: 0 S: 12	H: 2 LOB: 2 BB: 2 P: 25	R: 0 E: 0 K: 0 S: 12	H: 0 LOB: 0 BB: 0 P: 9	1B: 10 2B: 2 3B: 0 HR: 2	SF: 2 SAC: 0 DP: 1 HBP: 0	WP: 0 PB: 0 SB: 3 CS: 1	PA: 43
PITCHER	IP	WLS	BF	H	R	ER	SO	BB	IBB	HBP	BLK	WP	HR	S	P	ERA	WHIP					
Chuck Finley, L (1, 1) ERA: 3.04	1.2	L	13	6	5	1	3	2	0	0	0	0	0	11	19	0.00	0.000					
Willie Fraser, R (2, 1) ERA: 3.24	2.1		7	0	0	0	0	0	0	0	0	0	0	15	32	16.20	3.600					
Dan Petry, R (5, 1) ERA: 5.19	1.2		10	4	3	3	0	2	0	0	0	0	0	14	26	13.50	3.000					
Greg Minton, R (6, 1) ERA: 2.79	1.1		8	4	2	2	2	0	0	0	0	0	0	9	19	0.00	2.000					
Bryan Harvey, R (8, 1) ERA:	1.0		5	0	0	0	0	2	0	0	0	0	0	9	19	0.00	2.000					

California Angels @ Oakland Athletics
Oakland-Alameda County Coliseum, Oakland, CA
Fri Apr 21 1989, 7:05 PM PDT
Att: 26,903 - Unknown

AB	35
R	10
H	14
RBI	10
BB	6
SO	5
LOB	17



Batter	1	2	3	4	5	6	7	8	9	AB	R	H	RBI	BB	SO	LOB	TOP										
Mark McLemore, S (1,4) OBP: 0.290, SLG: 0.305	F8		F9		P9		F8		K	5	0	0	0	0	1	1	California Angels @ Oakland Athletics Oakland-Alameda County Coliseum, Oakland, CA Sat Apr 22 1989, 3:33 AM PDT Att: 33,172 - Cloudy - 60 F										
Glenn Hoffman, R (1,5) OBP: 0.391, SLG: 0.500 Jack Howell, L (7,PH) OBP: 0.207, SLG: 0.192	F9									2	1	1	1	1	0	0											
Devon White, S (1,8) OBP: 0.380, SLG: 0.606	K		F9				F7			4	1	1	0	0	1	3											
Brian Downing, R (1,10) OBP: 0.333, SLG: 0.394		F8		G6-3			K			4	0	0	0	0	2	1											
Dante Bichette, R (1,9) OBP: 0.448, SLG: 0.731	1B								P3	2	1	1	0	2	0	0											
Chili Davis, S (1,7) OBP: 0.293, SLG: 0.415									G6-3	4	0	2	1	0	1	1											
Wally Joyner, L (1,3) OBP: 0.288, SLG: 0.271										4	0	1	0	0	0	3											
Bill Schroeder, R (1,2) OBP: 0.316, SLG: 0.500 Claudell Washington, L (9,PH) OBP: 0.292, SLG: 0.311			K							3	0	1	0	0	1	1											
Kent Anderson, R (1,6) OBP: 0.333, SLG: 0.316 Brian Brady, L (9,PH) OBP: 0.500, SLG: 1.000										1	0	0	0	0	1	0											
Inning Stats	R: 0 E: 0 K: 1 S: 9	H: 0 LOB: 0 BB: 0 P: 15	R: 0 E: 0 K: 0 S: 5	H: 2 LOB: 1 BB: 0 P: 9	R: 0 E: 0 K: 1 S: 10	H: 0 LOB: 2 BB: 2 P: 20	R: 1 E: 0 K: 1 S: 15	H: 2 LOB: 2 BB: 1 P: 22	R: 2 E: 1 K: 2 S: 13	H: 2 LOB: 1 BB: 1 P: 27	R: 0 E: 0 K: 1 S: 6	H: 1 LOB: 0 BB: 0 P: 7	R: 0 E: 0 K: 0 S: 7	H: 0 LOB: 0 BB: 0 P: 15	R: 0 E: 0 K: 0 S: 6	H: 0 LOB: 0 BB: 0 P: 10		R: 0 E: 0 K: 3 S: 9	H: 0 LOB: 0 BB: 0 P: 16	1B: 6 2B: 0 3B: 0 HR: 1	SF: 0 SAC: 0 DP: 2 HBP: 0	WP: 0 PB: 0 SB: 2 CS: 0	PA: 37				
PITCHER	IP	WLS	BF	H	R	ER	SO	BB	IBB	HBP	BLK	WP	HR	S	P	ERA	WHIP										
Curt Young, L (1,1) ERA: 5.08	5.0	W	25	7	3	2	5	4	0	0	1	0	1	53	94	3.60	2.200										
Todd Burns, R (6,1) ERA: 0.79	3.0		9	0	0	0	2	1	0	0	0	0	0	18	31	0.00	0.333										
Dennis Eckersley, R (9,1) ERA:	1.0	S	3	0	0	0	3	0	0	0	0	0	0	9	16	0.00	0.000										

Batter	1	2	3	4	5	6	7	8	9	AB	R	H	RBI	BB	SO	LOB	BOTTOM										
Luis Polonia, L (1,7) OBP: 0.244, SLG: 0.268			B1-3							4	1	2	1	0	0	0	California Angels @ Oakland Athletics Oakland-Alameda County Coliseum, Oakland, CA Sat Apr 22 1989, 3:33 AM PDT Att: 33,172 - Cloudy - 60 F										
Dave Henderson, R (1,8) OBP: 0.408, SLG: 0.508										4	0	0	0	0	3	2											
Dave Parker, L (1,10) OBP: 0.286, SLG: 0.415										4	0	0	0	0	1	2											
Carney Lansford, R (1,3) OBP: 0.356, SLG: 0.400										4	1	1	1	0	0	1											
Ron Hassey, L (1,2) OBP: 0.190, SLG: 0.250										4	0	3	1	0	0	0											
Tony Phillips, S (1,5) OBP: 0.373, SLG: 0.415										3	0	0	0	0	1	3											
Stan Javier, S (1,9) OBP: 0.354, SLG: 0.409										3	0	1	0	0	0	1											
Walt Weiss, S (1,6) OBP: 0.365, SLG: 0.467										1	1	0	0	2	0	0											
Mike Gallego, R (1,4) OBP: 0.486, SLG: 0.600										3	1	2	0	0	0	3											
Inning Stats	R: 0 E: 0 K: 1 S: 9	H: 1 LOB: 1 BB: 0 P: 13	R: 0 E: 0 K: 0 S: 11	H: 1 LOB: 2 BB: 1 P: 18	R: 0 E: 0 K: 1 S: 7	H: 0 LOB: 0 BB: 0 P: 9	R: 0 E: 0 K: 1 S: 7	H: 1 LOB: 1 BB: 0 P: 13	R: 4 E: 0 K: 1 S: 14	H: 4 LOB: 1 BB: 1 P: 24	R: 0 E: 0 K: 0 S: 4	H: 1 LOB: 0 BB: 0 P: 9	R: 0 E: 0 K: 1 S: 9	H: 0 LOB: 0 BB: 0 P: 10	R: 0 E: 0 K: 0 S: 7	H: 1 LOB: 0 BB: 0 P: 9		1B: 7 2B: 2 3B: 0 HR: 0	SF: 0 SAC: 0 DP: 2 HBP: 1	WP: 0 PB: 0 SB: 3 CS: 1	PA: 34						
PITCHER	IP	WLS	BF	H	R	ER	SO	BB	IBB	HBP	BLK	WP	HR	S	P	ERA	WHIP										
Bert Blyleven, R (1,1) ERA: 2.03	8.0	L	33	9	4	4	5	2	0	1	0	0	0	68	105	4.50	1.375										

AB	32
R	3
H	7
RBI	2
BB	5
SO	10
LOB	12



AB	30
R	4
H	9
RBI	3
BB	2
SO	5
LOB	12



Batter	1	2	3	4	5	6	7	8	9	AB	R	H	RBI	BB	SO	LOB	TOP										
Claudell Washington, L OBP: 0.327, SLG: 0.347 (1, 9)										4	0	3	0	0	0	0											
Jack Howell, L OBP: 0.210, SLG: 0.182 (1, 5)										3	0	0	0	1	0	1											
Devon White, S OBP: 0.360, SLG: 0.571 (1, 8)										4	0	0	0	0	2	4											
Wally Joyner, L OBP: 0.286, SLG: 0.258 (1, 3)										3	0	0	0	1	0	4											
Chili Davis, S OBP: 0.274, SLG: 0.386 (1, 10)										4	0	0	0	0	1	1											
Lance Parrish, R OBP: 0.326, SLG: 0.333 (1, 2)										3	0	0	0	0	1	0											
Dante Bichette, R OBP: 0.406, SLG: 0.655 (1, 7)										3	0	0	0	0	1	0											
Mark McLemore, S OBP: 0.277, SLG: 0.290 (1, 4)										3	0	0	0	0	1	0											
Kent Anderson, R OBP: 0.348, SLG: 0.300 (1, 6)										1	0	0	0	1	0	0											
Johnny Ray, S (8, PH)										1	0	0	0	0	0	0											
Glenn Hoffman, R OBP: 0.391, SLG: 0.500 (8, 6)										0	0	0	0	0	0	0											
Inning Stats	R: 0 H: 1 E: 0 K: 0 S: 9	H: 1 LOB: 1 BB: 0 P: 15	R: 0 H: 0 E: 0 K: 2 S: 10	H: 0 LOB: 0 BB: 0 P: 14	R: 0 H: 1 E: 0 K: 1 S: 9	H: 0 LOB: 0 BB: 0 P: 16	R: 0 H: 0 E: 0 K: 0 S: 6	H: 0 LOB: 0 BB: 0 P: 10	R: 0 H: 1 E: 0 K: 1 S: 13	H: 0 LOB: 3 BB: 2 P: 27	R: 0 H: 0 E: 0 K: 0 S: 7	H: 0 LOB: 0 BB: 0 P: 12	R: 0 H: 0 E: 0 K: 0 S: 7	H: 0 LOB: 0 BB: 0 P: 10	R: 0 H: 0 E: 0 K: 1 S: 9	H: 0 LOB: 1 BB: 1 P: 14	1B: 3 2B: 0 3B: 0 HR: 0	SF: 0 SAC: 0 DP: 0 HBP: 0	WP: 0 PA: 33 PB: 0 SB: 0 CS: 1								
PITCHER	IP	WLS	BF	H	R	ER	SO	BB	IBB	HBP	BLK	WP	HR	S	P	ERA	WHIP										
Mike Moore, R ERA: 2.33 (1, 1)	7.2	W	27	3	0	0	5	2	0	0	0	0	0	66	113	0.00	0.652										
Rick Honeycutt, L ERA: 2.84 (8, 1)	1.0		4	0	0	0	1	1	0	0	0	0	0	10	17	0.00	1.000										
Dennis Eckersley, R ERA: (9, 1)	0.1	S	1	0	0	0	0	0	0	0	0	0	0	2	2	0.00	0.000										

California Angels @ Oakland Athletics
Oakland-Alameda County Coliseum, Oakland, CA
Sun Apr 23 1989, 3:33 AM PDT
Att: 25,681 - Cloudy - 60 F

AB	29
R	0
H	3
RBI	0
BB	3
SO	6
LOB	10



Batter	1	2	3	4	5	6	7	8	9	AB	R	H	RBI	BB	SO	LOB	BOTTOM										
Luis Polonia, L OBP: 0.224, SLG: 0.244 (1, 7)										4	0	0	0	0	0	3											
Stan Javier, S OBP: 0.385, SLG: 0.426 (1, 9)										3	1	2	0	1	1	0											
Dave Henderson, R OBP: 0.400, SLG: 0.492 (1, 8)										4	0	1	1	0	0	2											
Dave Parker, L OBP: 0.270, SLG: 0.391 (1, 10)										4	0	0	0	0	0	1											
Carney Lansford, R OBP: 0.364, SLG: 0.406 (1, 3)										4	1	2	0	0	0	1											
Terry Steinbach, R OBP: 0.385, SLG: 0.357 (1, 2)										3	0	1	0	0	0	1											
Tony Phillips, S OBP: 0.387, SLG: 0.446 (1, 5)										3	0	2	1	0	0	1											
Walt Weiss, S OBP: 0.364, SLG: 0.447 (1, 6)										2	0	0	0	1	0	2											
Mike Gallego, R OBP: 0.450, SLG: 0.553 (1, 4)										3	0	0	0	0	1	2											
Inning Stats	R: 0 H: 0 E: 0 K: 1 S: 13	H: 3 LOB: 1 BB: 0 P: 18	R: 1 H: 3 E: 0 K: 0 S: 9	H: 0 LOB: 1 BB: 0 P: 16	R: 0 H: 0 E: 0 K: 0 S: 8	H: 0 LOB: 1 BB: 1 P: 14	R: 0 H: 1 E: 1 K: 0 S: 7	H: 0 LOB: 0 BB: 0 P: 9	R: 0 H: 0 E: 0 K: 0 S: 9	H: 0 LOB: 0 BB: 0 P: 13	R: 0 H: 1 E: 0 K: 0 S: 6	H: 1 LOB: 0 BB: 0 P: 8	R: 0 H: 1 E: 1 K: 0 S: 15	H: 1 LOB: 3 BB: 1 P: 28	R: 1 H: 2 E: 0 K: 0 S: 10	H: 2 LOB: 0 BB: 0 P: 14	1B: 7 2B: 1 3B: 0 HR: 0	SF: 0 SAC: 0 DP: 3 HBP: 0	WP: 1 PA: 32 PB: 0 SB: 0 CS: 0								
PITCHER	IP	WLS	BF	H	R	ER	SO	BB	IBB	HBP	BLK	WP	HR	S	P	ERA	WHIP										
Kirk McCaskill, R ERA: 0.99 (8, 1)	7.0	L	30	8	2	2	2	2	0	0	0	0	0	74	116	2.57	1.429										
Greg Minton, R ERA: 2.53 (8, 1)	1.0		2	0	0	0	0	0	0	0	0	0	0	3	4	0.00	0.000										

California Angels @ Oakland Athletics
Oakland-Alameda County Coliseum, Oakland, CA
Sun Apr 23 1989, 3:33 AM PDT
Att: 25,681 - Cloudy - 60 F

AB	30
R	2
H	8
RBI	2
BB	2
SO	2
LOB	13



Batter	1	2	3	4	5	6	7	8	9	AB	R	H	RBI	BB	SO	LOB	TOP										
Lloyd Moseby, L OBP: 0.354, SLG: 0.328	G6-3	F7		G4-3		K		G5-3		5	0	0	0	0	1	2											
Kelly Gruber, R OBP: 0.432, SLG: 0.542	FC4-2		G1-3	P3					E5	5	1	2	0	0	0	0											
Tom Lawless, R OBP: 0.556, SLG: 0.333	FC4-2								SH3-1	0	0	0	0	0	0	0											
Ernie Whitt, L OBP: 0.359, SLG: 0.429	FC4-2			HR					SH3-1	2	1	1	0	2	0	1											
George Bell, R OBP: 0.280, SLG: 0.377	F7								F4	4	0	0	0	1	1	6											
Fred McGriff, L OBP: 0.463, SLG: 0.652		E4								4	2	2	3	1	0	2											
Jesse Barfield, R OBP: 0.273, SLG: 0.437	K								K	4	0	1	0	0	3	5											
Rance Mulliniks, L OBP: 0.302, SLG: 0.255	G4-3									3	0	0	0	1	0	5											
Nelson Liriano, S OBP: 0.263, SLG: 0.288										3	0	0	0	1	0	2											
Manuel Lee, S OBP: 0.324, SLG: 0.306										4	0	1	1	0	0	0											
Inning Stats	R: 0 H: 1 E: 0 LOB: 1 K: 0 BB: 0 S: 7	H: 1 R: 4 ER: 3 SO: 4 BB: 1 IBB: 0 HBP: 0 BLK: 0 WP: 2 HR: 1 S: 68 P: 125 ERA: 3.86 WHIP: 1.714	R: 1 H: 1 E: 1 LOB: 2 K: 1 BB: 1 S: 11	H: 1 R: 4 ER: 3 SO: 4 BB: 1 IBB: 0 HBP: 0 BLK: 0 WP: 2 HR: 1 S: 68 P: 125 ERA: 3.86 WHIP: 1.714	R: 2 H: 2 E: 0 LOB: 2 K: 1 BB: 2 S: 14	H: 2 R: 4 ER: 3 SO: 4 BB: 1 IBB: 0 HBP: 0 BLK: 0 WP: 2 HR: 1 S: 68 P: 125 ERA: 3.86 WHIP: 1.714	R: 0 H: 0 E: 0 LOB: 0 K: 0 BB: 0 S: 9	H: 0 R: 0 ER: 0 SO: 0 BB: 0 IBB: 0 HBP: 0 BLK: 0 WP: 0 HR: 0 S: 9 P: 20 ERA: 0.00 WHIP: 0.000	R: 0 H: 0 E: 0 LOB: 0 K: 1 BB: 0 S: 6	H: 0 R: 0 ER: 0 SO: 0 BB: 0 IBB: 0 HBP: 0 BLK: 0 WP: 0 HR: 0 S: 9 P: 20 ERA: 0.00 WHIP: 0.000	R: 1 H: 2 E: 0 LOB: 2 K: 1 BB: 1 S: 12	H: 2 R: 4 ER: 3 SO: 4 BB: 1 IBB: 0 HBP: 0 BLK: 0 WP: 2 HR: 1 S: 68 P: 125 ERA: 3.86 WHIP: 1.714	R: 0 H: 0 E: 0 LOB: 0 K: 0 BB: 0 S: 4	H: 0 R: 0 ER: 0 SO: 0 BB: 0 IBB: 0 HBP: 0 BLK: 0 WP: 0 HR: 0 S: 4 P: 6 ERA: 0.00 WHIP: 0.000	R: 0 H: 0 E: 1 LOB: 2 K: 1 BB: 1 S: 9	H: 0 R: 0 ER: 0 SO: 0 BB: 1 IBB: 0 HBP: 1 BLK: 0 WP: 0 HR: 1 S: 14 P: 14 ERA: 0.00 WHIP: 0.000	1B: 5 2B: 1 3B: 0 HR: 1	SF: 0 SAC: 1 DP: 1 HBP: 1	WP: 2 PB: 0 SB: 1 CS: 0	PA: 42							
PITCHER	IP	WLS	BF	H	R	ER	SO	BB	IBB	HBP	BLK	WP	HR	S	P	ERA	WHIP										
Dave Stewart, R ERA: 3.0	7.0		34	7	4	3	4	5	0	1	0	2	1	68	125	3.86	1.714										
Greg Cadaret, L ERA: 6.35	1.0		3	0	0	0	0	0	0	0	0	0	0	4	6	0.00	0.000										
Gene Nelson, R ERA:	1.0	W	5	0	0	0	1	0	1	0	0	0	0	9	14	0.00	0.000										

Toronto Blue Jays @ Oakland Athletics
Oakland-Alameda County Coliseum, Oakland, CA

AB 34
R 4
H 7
RBI 4
BB 6
SO 5
LOB 23



Mon Apr 24 1989, 7:05 PM PDT
Att: 25,099 - Unknown

Batter	1	2	3	4	5	6	7	8	9	AB	R	H	RBI	BB	SO	LOB	BOTTOM										
Tony Phillips, S OBP: 0.373, SLG: 0.443	K		K			K	P3			5	0	1	2	0	3	2											
Billy Beane, R OBP: 0.286, SLG: 0.429	K									4	0	0	0	0	2	0											
Dave Henderson, R OBP: 0.417, SLG: 0.507	F6									4	2	3	0	0	0	0											
Carney Lansford, R OBP: 0.358, SLG: 0.397		F4								4	0	1	0	0	0	2											
Terry Steinbach, R OBP: 0.373, SLG: 0.417		G1-3								4	1	2	3	0	1	2											
Dave Parker, L OBP: 0.256, SLG: 0.370										4	0	0	0	0	3	4											
Lance Blankenship, R OBP: 0.459, SLG: 0.657										3	0	1	0	0	1	0											
Luis Polonia, L OBP: 0.240, SLG: 0.283										1	1	1	0	0	0	0											
Mike Gallego, R OBP: 0.465, SLG: 0.561										3	0	2	0	0	0	1											
Stan Javier, S OBP: 0.396, SLG: 0.426										0	1	0	0	1	0	0											
Walt Weiss, S OBP: 0.339, SLG: 0.412										4	0	0	0	0	0	5											
Inning Stats	R: 0 H: 0 E: 0 LOB: 0 K: 2 BB: 0 S: 7	H: 0 R: 0 ER: 0 SO: 0 BB: 0 IBB: 0 HBP: 0 BLK: 0 WP: 0 HR: 0 S: 10 P: 10 ERA: 0.00 WHIP: 0.000	R: 0 H: 0 E: 0 LOB: 0 K: 1 BB: 0 S: 7	H: 0 R: 0 ER: 0 SO: 0 BB: 0 IBB: 0 HBP: 0 BLK: 0 WP: 0 HR: 0 S: 11 P: 11 ERA: 0.00 WHIP: 0.000	R: 0 H: 1 E: 1 LOB: 1 K: 2 BB: 0 S: 10	H: 1 R: 2 ER: 1 SO: 0 BB: 0 IBB: 0 HBP: 0 BLK: 0 WP: 0 HR: 1 S: 76 P: 111 ERA: 3.38 WHIP: 1.125	R: 0 H: 3 E: 0 LOB: 2 K: 3 BB: 0 S: 18	H: 3 R: 4 ER: 3 SO: 0 BB: 0 IBB: 0 HBP: 0 BLK: 0 WP: 0 HR: 0 S: 27 P: 27 ERA: 54.00 WHIP: 9.000	R: 0 H: 1 E: 0 LOB: 1 K: 0 BB: 0 S: 8	H: 1 R: 2 ER: 1 SO: 0 BB: 0 IBB: 0 HBP: 0 BLK: 0 WP: 0 HR: 0 S: 13 P: 13 ERA: 0.00 WHIP: 0.000	R: 2 H: 2 E: 0 LOB: 0 K: 0 BB: 0 S: 10	H: 2 R: 4 ER: 3 SO: 4 BB: 1 IBB: 0 HBP: 0 BLK: 0 WP: 0 HR: 1 S: 13 P: 13 ERA: 0.00 WHIP: 0.000	R: 0 H: 0 E: 0 LOB: 0 K: 0 BB: 0 S: 4	H: 0 R: 0 ER: 0 SO: 0 BB: 0 IBB: 0 HBP: 0 BLK: 0 WP: 0 HR: 0 S: 4 P: 6 ERA: 0.00 WHIP: 0.000	R: 2 H: 2 E: 0 LOB: 1 K: 0 BB: 1 S: 13	H: 2 R: 4 ER: 3 SO: 4 BB: 1 IBB: 0 HBP: 0 BLK: 0 WP: 0 HR: 1 S: 20 P: 20 ERA: 0.00 WHIP: 0.000	1B: 8 2B: 3 3B: 0 HR: 1	SF: 0 SAC: 0 DP: 1 HBP: 0	WP: 0 PB: 0 SB: 0 CS: 0	PA: 37							
PITCHER	IP	WLS	BF	H	R	ER	SO	BB	IBB	HBP	BLK	WP	HR	S	P	ERA	WHIP										
Jimmy Key, L ERA: 3.63	8.0		33	9	3	3	10	0	0	0	0	0	0	76	111	3.38	1.125										
Tom Henke, R ERA: 10.36	0.1	L	4	2	2	2	0	1	0	0	0	0	0	13	20	54.00	9.000										

Toronto Blue Jays @ Oakland Athletics
Oakland-Alameda County Coliseum, Oakland, CA

AB 36
R 5
H 11
RBI 5
BB 1
SO 10
LOB 16




Mon Apr 24 1989, 7:05 PM PDT
Att: 25,099 - Unknown

Batter	1	2	3	4	5	6	7	8	9	AB R H RBI BB SO LOB	TOP									
Lloyd Moseby, L OBP: 0.349, SLG: 0.366 (1, 8)	1-1 HR		3-3 K		0-1 P2			2-2 G4-3		4 1 1 1 0 1 0	Toronto Blue Jays @ Oakland Athletics Oakland-Alameda County Coliseum, Oakland, CA Tue Apr 25 1989, 7:05 PM PDT Att: 12,437 - Unknown - 52 F									
Rance Mulliniks, L OBP: 0.304, SLG: 0.260 Tom Lawless, R OBP: 0.600, SLG: 0.429 (8, 5)	2-2 F7		0-0 1B		1-3 K			2-0 G1-3 1B	3 0 1 0 0 1 0 1 0 1 0 0 0 0											
Ernie Whitt, L OBP: 0.357, SLG: 0.405 Bob Brenly, R OBP: 0.280, SLG: 0.182 (8, 2)	4-0 1B BB		2-1 F7			3-1 G4-3		0-2 G1-3	2 0 0 0 1 0 1 1 0 0 0 0 0 1											
George Bell, R OBP: 0.279, SLG: 0.370 (1, 7)	1-0 1B			1-2 L4-3		0-3 K		0-0 F8	4 0 1 0 0 1 1											
Fred McGriff, L OBP: 0.452, SLG: 0.629 (1, 3)	0-1 G4-6-3			2-1 1B BB 1B		2-1 G4-3		1-3 K	4 0 1 0 0 1 2											
Pat Borders, R OBP: 0.311, SLG: 0.395 (1, 10)		3-3 K		4-2 1B BB			2-2 1B	0-3 K	3 0 1 0 1 2 0											
Nelson Liriano, S OBP: 0.279, SLG: 0.304 (1, 4)		1-1 L8		0-0 1B		1-2 F7		0-1 1B	4 0 2 0 0 0 1											
Rob Ducey, L OBP: 0.231, SLG: 0.167 (1, 9)		1-3 K		0-0 G6-4-3		2-3 K		0-3 K	4 0 0 0 0 3 5											
Manuel Lee, S OBP: 0.310, SLG: 0.292 (1, 6)			3-3 K		1-3 K2-3		1-3 K		3 0 0 0 0 3 1											
Inning Stats	R: 1 E: 0 K: 0 S: 8	H: 2 LOB: 1 BB: 1 P: 16	R: 0 E: 0 K: 2 S: 9	H: 0 LOB: 0 BB: 0 P: 14	R: 0 E: 0 K: 2 S: 10	H: 1 LOB: 1 BB: 0 P: 18	R: 0 E: 0 K: 0 S: 11	H: 2 LOB: 2 BB: 1 P: 18	R: 0 E: 0 K: 1 S: 9	H: 0 LOB: 0 BB: 0 P: 11		R: 0 E: 0 K: 2 S: 12	H: 1 LOB: 1 BB: 0 P: 18	R: 0 E: 0 K: 3 S: 12	H: 1 LOB: 1 BB: 0 P: 13	R: 0 E: 0 K: 3 S: 12	H: 1 LOB: 1 BB: 0 P: 13	1B: 7 2B: 0 3B: 0 HR: 1	SF: 0 SAC: 0 DP: 2 HBP: 0	WP: 0 PB: 0 SB: 0 CS: 0
PITCHER	IP WLS BF H R ER SO BB IBB HBP BLK WP HR S P ERA WHIP											IP WLS BF H R ER SO BB IBB HBP BLK WP HR S P ERA WHIP								
Storm Davis, R ERA: 4.57 Rick Honeycutt, L ERA: 2.77 Dennis Eckersley, R ERA:	(1, 1) (8, 1) (8, 1)	7.0 0.1 1.2	W 2 S	27 2 6	6 1 0	1 0 0	1 0 3	9 0 0	2 0 0	0 0 0	0 0 0	0 0 0	0 0 0	0 0 0	1 4 16	67 8 17	108 0 17	0.00 0.00 0.00	1.29 3.000 0.600	1.143 3.000 0.600

Batter	1	2	3	4	5	6	7	8	9	AB R H RBI BB SO LOB	BOTTOM									
Tony Phillips, S OBP: 0.380, SLG: 0.438 (1, 5)	2-2 FC4-6 1B		4-1 CS BB			3-1 G6-3	0-0 L5-3			3 0 1 0 1 0 2	Toronto Blue Jays @ Oakland Athletics Oakland-Alameda County Coliseum, Oakland, CA Tue Apr 25 1989, 7:05 PM PDT Att: 12,437 - Unknown - 52 F									
Billy Beane, R OBP: 0.282, SLG: 0.417 Luis Polonia, L OBP: 0.255, SLG: 0.298 (9, 7)	2-2 FC4-6 1B		0-1 CS	0-1 G4-3		2-0 1B		1-2 1B	3 1 1 0 0 0 1 1 1 1 0 0 0 0											
Dave Henderson, R OBP: 0.409, SLG: 0.493 (1, 8)	1-3 K			3-2 F9		0-0 F9		1-1 FC6-4 1B	4 0 1 1 0 1 2											
Terry Steinbach, R OBP: 0.386, SLG: 0.419 Ron Hassey, L OBP: 0.196, SLG: 0.244 (9, 2)	2-2 F8			1-0 2B 1B		4-2 1B BB		0-1 FC6-4 FC6-4	2 1 1 0 1 0 1 1 0 0 0 0 0 1											
Carney Lansford, R OBP: 0.365, SLG: 0.416 (1, 3)		1-2 G3		0-0 2B		2-2 1B		0-0 FC6-4	4 0 2 2 0 0 1											
Dave Parker, L OBP: 0.244, SLG: 0.351 (1, 10)		2-1 G3		0-2 F6		0-2 G3		2-0 G4-3	4 0 0 0 0 0 4											
Lance Blankenship, R OBP: 0.300, SLG: 0.600 Walt Weiss, S OBP: 0.339, SLG: 0.412 (8, 6)		2-1 G6-3			0-1 G6-3		3-2 G5-3		3 0 0 0 0 0 0 0 0 0 0 0 0 0											
Mike Gallego, R OBP: 0.457, SLG: 0.568 (8, 4)			0-0 5-3		3-2 G6-3		1-1 2B		3 0 1 0 0 0 0											
Glenn Hubbard, R OBP: 0.371, SLG: 0.464 Stan Javier, S OBP: 0.407, SLG: 0.426 (8, 7) (9, 9)			3-1 F8		0-0 F7		4-1 L5-3 BB		2 0 0 0 0 0 0 0 0 0 0 1 0 0											
Inning Stats	R: 0 E: 0 K: 1 S: 16	H: 1 LOB: 1 BB: 0 P: 23	R: 0 E: 0 K: 0 S: 7	H: 0 LOB: 0 BB: 0 P: 12	R: 0 E: 0 K: 0 S: 5	H: 0 LOB: 1 BB: 1 P: 12	R: 1 E: 0 K: 0 S: 10	H: 2 LOB: 1 BB: 0 P: 14	R: 0 E: 0 K: 0 S: 6	H: 0 LOB: 0 BB: 0 P: 9		R: 1 E: 0 K: 0 S: 14	H: 2 LOB: 2 BB: 1 P: 25	R: 0 E: 0 K: 0 S: 7	H: 1 LOB: 1 BB: 1 P: 15	R: 1 E: 0 K: 0 S: 10	H: 2 LOB: 1 BB: 0 P: 14	1B: 6 2B: 3 3B: 0 HR: 0	SF: 0 SAC: 0 DP: 1 HBP: 0	WP: 0 PB: 0 SB: 3 CS: 1
PITCHER	IP WLS BF H R ER SO BB IBB HBP BLK WP HR S P ERA WHIP											IP WLS BF H R ER SO BB IBB HBP BLK WP HR S P ERA WHIP								
John Cerutti, L ERA: 2.05 Duane Ward, R ERA: 5.14 Tony Castillo, L ERA: 2.79	(1, 1) (7, 1) (8, 1)	6.1 1.1 0.1	L	26 6 1	6 2 0	2 1 0	1 0 0	2 1 0	0 1 0	0 0 0	0 0 0	0 0 0	0 0 0	0 0 1	63 11 3	104 17 3	2.84 6.75 0.000	1.263 2.250 0.000		


livebaseballscores.com

AB 33
R 1
H 8
RBI 1
BB 2
SO 12
LOB 12



livebaseballscores.com


AB 30
R 3
H 8
RBI 3
BB 3
SO 1
LOB 12




Batter	1	2	3	4	5	6	7	8	9	AB	R	H	RBI	BB	SO	LOB	TOP				
Brady Anderson, L (1, 8) OBP: 0.362, SLG: 0.427 Mike Devereaux, R (8, FH) OBP: 0.405, SLG: 0.467	F8			F8		K		1B BB		3	0	0	0	0	1	0	Baltimore Orioles @ Oakland Athletics Oakland-Alameda County Coliseum, Oakland, CA Wed Apr 26 1989, 7:05 PM PDT Att: 17,060 - Unknown - 50 F livebaseballscorecards.com				
Phil Bradley, R (1, 7) OBP: 0.300, SLG: 0.432	G1-3			G6-3		3B		K		4	0	1	0	0	1	3					
Steve Finley, L (1, 9) OBP: 0.267, SLG: 0.467	G4-3			F5		F7		1B		4	0	1	1	0	0	1					
Cal Ripken Jr., R (1, 6) OBP: 0.348, SLG: 0.423		G1-3			G5-3		G3-1	F4		4	0	0	0	0	0	3					
Larry Sheets, L (1, 10) OBP: 0.250, SLG: 0.275		G5-3			G3-1 2B		K	F9		4	0	1	0	0	1	3					
Mickey Tettleton, S (1, 2) OBP: 0.252, SLG: 0.411		G4-3			G3-1 2-3		4-3		F7	4	0	0	0	0	0	1					
Jim Traber, L (1, 3) Randy Milligan, R (8, PR) OBP: 0.333, SLG: 0.387			G4-3			BB		1B BB BB	K	1	0	0	0	2	0	0					
Craig Worthington, R (1, 5) Joe Orsulak, L (8, PH) Rene Gonzales, R (8, 5) OBP: 0.250, SLG: 0.205			G1-3			K		BB 1B BB	F7	2	0	0	0	0	1	2					
Billy Ripken, R (1, 4) OBP: 0.304, SLG: 0.409			L9			L7		1B BB 1B		3	0	1	0	0	0	0					
Inning Stats	R: 0 E: 0 K: 0 S: 13	H: 0 LOB: 0 BB: 0 P: 17	R: 0 E: 0 K: 0 S: 6	H: 0 LOB: 0 BB: 0 P: 9	R: 0 E: 0 K: 0 S: 7	H: 0 LOB: 0 BB: 0 P: 12	R: 0 E: 0 K: 0 S: 8	H: 0 LOB: 0 BB: 0 P: 13	R: 0 E: 0 K: 1 S: 10	H: 1 LOB: 2 BB: 1 P: 17	R: 0 E: 0 K: 1 S: 8	H: 0 LOB: 0 BB: 0 P: 11	R: 2 E: 0 K: 1 S: 11	H: 2 LOB: 3 BB: 3 P: 24	R: 0 E: 0 K: 1 S: 9	H: 0 LOB: 0 BB: 0 P: 15		1B: 2 2B: 1 3B: 1 HR: 0	SF: 0 SAC: 0 DP: 0 HBP: 0	WP: 0 PB: 0 SB: 0 CS: 0	PA: 35
PITCHER	IP	WLS	BF	H	R	ER	SO	BB	IBB	HBP	BLK	WP	HR	S	P	ERA	WHIP				
Bob Welch, R (1, 1) ERA: 2.31	7.0	L	27	3	2	2	3	3	0	0	0	0	0	64	102	2.57	0.857				
Greg Cadaret, L (8, 1) ERA: 6.35	0.0		1	0	0	0	0	1	0	0	0	0	0	1	5	∞	∞				
Gene Nelson, R (8, 1) ERA:	2.0		7	1	0	0	2	0	0	0	0	0	0	15	23	0.00	0.500				

Batter	1	2	3	4	5	6	7	8	9	AB	R	H	RBI	BB	SO	LOB	BOTTOM					
Luis Polonia, L (1, 7) OBP: 0.236, SLG: 0.275	G6-3		FC6-4 G5-3 1-2 3-H			F9		F7		4	0	0	1	0	0	1	Baltimore Orioles @ Oakland Athletics Oakland-Alameda County Coliseum, Oakland, CA Wed Apr 26 1989, 7:05 PM PDT Att: 17,060 - Unknown - 50 F livebaseballscorecards.com					
Dave Parker, L (1, 10) OBP: 0.244, SLG: 0.346	G4-3		G5-3 1-3			1B		K		4	0	1	0	0	1	1						
Dave Henderson, R (1, 8) OBP: 0.402, SLG: 0.474	FC5-4 BB		F9			L4		K		3	0	0	0	1	1	1						
Mark McGwire, R (1, 3) OBP: 0.344, SLG: 0.643	FC5-4 1-2			L8			G6-3		K	4	0	0	0	0	1	1						
Ron Hassey, L (1, 2) OBP: 0.217, SLG: 0.295		G4-3		G4-3 1B			2B			3	0	2	0	0	0	0						
Camey Lansford, R (1, 5) OBP: 0.352, SLG: 0.400		F8		G4-3 1-2			G6-3			3	0	0	0	0	0	2						
Stan Javier, S (1, 9) OBP: 0.386, SLG: 0.400		G6-3			L9			L9		3	0	0	0	0	0	1						
Walt Weiss, S (1, 6) OBP: 0.355, SLG: 0.434			1B FC6-4 2B		G4-6-3 BB			F8		2	1	1	0	1	0	0						
Mike Gallego, R (1, 4) OBP: 0.449, SLG: 0.553			FC6-4 2-3 1B		G4-6-3			K		3	0	1	0	0	1	1						
Inning Stats	R: 0 E: 0 K: 0 S: 8	H: 0 LOB: 1 BB: 1 P: 15	R: 0 E: 0 K: 0 S: 4	H: 0 LOB: 0 BB: 0 P: 5	R: 1 E: 0 K: 0 S: 12	H: 2 LOB: 1 BB: 0 P: 16	R: 0 E: 0 K: 0 S: 3	H: 1 LOB: 0 BB: 0 P: 5	R: 0 E: 0 K: 0 S: 10	H: 0 LOB: 0 BB: 1 P: 18	R: 0 E: 0 K: 0 S: 5	H: 1 LOB: 0 BB: 0 P: 9	R: 0 E: 0 K: 0 S: 6	H: 1 LOB: 1 BB: 0 P: 7	R: 0 E: 0 K: 1 S: 6	H: 0 LOB: 0 BB: 0 P: 11		R: 0 E: 0 K: 3 S: 10	H: 0 LOB: 0 BB: 0 P: 15	1B: 3 2B: 2 3B: 0 HR: 0	SF: 0 SAC: 0 DP: 2 HBP: 0	WP: 0 PB: 0 SB: 1 CS: 0
PITCHER	IP	WLS	BF	H	R	ER	SO	BB	IBB	HBP	BLK	WP	HR	S	P	ERA	WHIP					
Jose Bautista, R (1, 1) ERA: 5.1	7.0	W	25	5	1	1	0	2	0	0	0	0	0	48	75	1.29	1.000					
Gregg Olson, R (8, 1) ERA: 2.7	2.0	S	6	0	0	0	4	0	0	0	0	0	0	16	26	0.00	0.000					



Batter	1	2	3	4	5	6	7	8	9	AB	R	H	RBI	BB	SO	LOB	TOP																
Steve Finley, L (1, 8) OBP: 0.263, SLG: 0.389	G4-3 S BB		G6-3		G6-3			G3-1		3	0	0	0	1	0	0	<p>Baltimore Orioles @ Oakland Athletics Oakland-Alameda County Coliseum, Oakland, CA</p> <p>Thu Apr 27 1989, 3:33 AM PDT Att: 21,423 - Sunny - 60 F</p>																
Phil Bradley, R (1, 7) OBP: 0.309, SLG: 0.471 Rene Gonzales, R (8, 4) OBP: 0.250, SLG: 0.205	K				K			2B 1B		4	2	2	1	0	2	1																	
Mike Devereaux, R (1, 9) OBP: 0.375, SLG: 0.424 Joe Orsulak, L (8, PH) OBP: 0.340, SLG: 0.489	G4-3		P4				P2	1B 2B		3	0	0	0	0	0	1																	
Cal Ripken Jr., R (1, 6) OBP: 0.333, SLG: 0.402	G6-3		F8				P7	P3		4	0	0	0	0	0	2																	
Randy Milligan, R (1, 3) OBP: 0.350, SLG: 0.412							P3			3	1	1	0	1	1	0																	
Mickey Tettleton, S (1, 2) OBP: 0.252, SLG: 0.483							F9			4	1	3	2	0	0	0																	
Larry Sheets, L (1, 10) OBP: 0.250, SLG: 0.274	G4-3						L1-3 1B	P2		4	0	1	0	0	0	3																	
Craig Worthington, R (1, 5) OBP: 0.284, SLG: 0.282							L1-3	L4		3	0	0	0	1	0	4																	
Billy Ripken, R (1, 4) OBP: 0.280, SLG: 0.375 Brady Anderson, L (8, PH) OBP: 0.358, SLG: 0.422	G6-4-3 1-2				G4-3			K		2	0	0	0	0	0	1																	
										1	0	0	0	0	1	0																	
Inning Stats	R: 0 E: 0 K: 1 S: 8	H: 0 LOB: 1 BB: 1 P: 15	R: 2 E: 0 K: 0 S: 7	H: 2 LOB: 0 BB: 1 P: 16	R: 1 E: 0 K: 0 S: 12	H: 1 LOB: 0 BB: 0 P: 17	R: 0 E: 0 K: 0 S: 9	H: 1 LOB: 1 BB: 1 P: 18	R: 0 E: 0 K: 1 S: 8	H: 0 LOB: 0 BB: 0 P: 11	R: 0 E: 0 K: 0 S: 6	H: 1 LOB: 0 BB: 0 P: 10	R: 1 E: 0 K: 1 S: 13	H: 2 LOB: 1 BB: 0 P: 20	R: 0 E: 0 K: 1 S: 9	H: 1 LOB: 1 BB: 0 P: 15		1B: 4 2B: 3 3B: 0 HR: 2	SF: 0 SAC: 0 DP: 2 HBP: 0	WP: 0 PB: 0 SB: 1 CS: 1	PA: 35												
PITCHER	IP WLS BF H R ER SO BB IBB HBP BLK WP HR S P ERA WHIP																																
Curt Young, L (1, 1) ERA: 5.47	3.1	16	4	3	3	1	3	0	0	0	1	0	2	33	60	8.10	2.100																
Todd Burns, R (4, 1) ERA: 1.13	4.2	W	15	3	1	1	2	0	0	0	0	0	0	38	61	1.93	0.643																
Eric Plunk, R (9, 1) ERA: 2.08	1.0		4	1	0	0	1	0	0	0	0	0	0	9	15	0.00	1.000																

Batter	1	2	3	4	5	6	7	8	9	AB	R	H	RBI	BB	SO	LOB	BOTTOM																
Luis Polonia, L (1, 7) OBP: 0.250, SLG: 0.286	P7	L9		G6-4-3 1-2						5	1	2	1	0	0	6	<p>Baltimore Orioles @ Oakland Athletics Oakland-Alameda County Coliseum, Oakland, CA</p> <p>Thu Apr 27 1989, 3:33 AM PDT Att: 21,423 - Sunny - 60 F</p>																
Dave Parker, L (1, 10) OBP: 0.231, SLG: 0.326	L8						L8 P7			5	0	0	0	0	1	3																	
Dave Henderson, R (1, 8) OBP: 0.412, SLG: 0.543	1B						P7	G6-3		5	2	3	2	0	0	0																	
Mark McGwire, R (1, 3) OBP: 0.351, SLG: 0.788	K						L9	F8		5	2	2	3	0	1	1																	
Terry Steinbach, R (1, 2) OBP: 0.387, SLG: 0.409							G6-3	K		4	1	1	0	1	2	0																	
Camey Lansford, R (1, 5) OBP: 0.370, SLG: 0.458								2B 1B		3	2	2	2	0	0	0																	
Stan Javier, S (1, 9) OBP: 0.410, SLG: 0.404								G6-3		2	0	1	0	2	0	1																	
Tony Phillips, S (1, 4) OBP: 0.387, SLG: 0.433 Mike Gallego, R (8, 4) OBP: 0.449, SLG: 0.553								1B 1B		3	1	1	1	1	1	4																	
Walt Weiss, S (1, 6) OBP: 0.364, SLG: 0.429								1B		0	0	0	0	0	0	0																	
										3	0	1	0	1	0	3																	
Inning Stats	R: 0 E: 0 K: 1 S: 8	H: 1 LOB: 1 BB: 0 P: 13	R: 0 E: 0 K: 1 S: 13	H: 0 LOB: 2 BB: 2 P: 25	R: 1 E: 0 K: 2 S: 11	H: 1 LOB: 0 BB: 0 P: 12	R: 0 E: 0 K: 0 S: 9	H: 0 LOB: 2 BB: 3 P: 24	R: 1 E: 0 K: 0 S: 11	H: 1 LOB: 0 BB: 0 P: 18	R: 1 E: 0 K: 0 S: 6	H: 2 LOB: 0 BB: 0 P: 9	R: 6 E: 0 K: 0 S: 24	H: 8 LOB: 2 BB: 0 P: 38	R: 0 E: 0 K: 1 S: 7	H: 0 LOB: 0 BB: 0 P: 15		1B: 7 2B: 1 3B: 1 HR: 4	SF: 0 SAC: 0 DP: 2 HBP: 1	WP: 1 PB: 0 SB: 1 CS: 0	PA: 41												
PITCHER	IP WLS BF H R ER SO BB IBB HBP BLK WP HR S P ERA WHIP																																
Pete Harnisch, R (1, 1) ERA: 3.27	3.1	18	2	1	1	4	5	0	0	0	0	0	1	40	72	2.70	2.100																
Mark Thurmond, L (4, 1) ERA: 3.94	3.0	L	11	4	3	3	0	0	0	0	0	0	2	22	34	9.00	1.333																
Mark Williamson, R (7, 1) ERA: 6.75	0.1		8	7	5	5	0	0	0	0	0	0	1	17	28	135.00	21.000																
Brian Holton, R (7, 1) ERA: 5.79	1.1		4	0	0	0	1	0	0	0	0	0	0	10	20	0.00	0.000																

Batter	1	2	3	4	5	6	7	8	9	AB	R	H	RBI	BB	SO	LOB	TOP										
Pat Sheridan, L (1, 8) OBP: 0.372, SLG: 0.361 Gary Ward, R (8, FH) OBP: 0.294, SLG: 0.258	G4-3			K		FC3-6 BB		G6-3		2	0	0	0	1	1	0											
Chris Brown, R (1, 5) OBP: 0.214, SLG: 0.244	K			G4-3		FC3-6 1B			K	4	0	0	1	0	2	1											
Lou Whitaker, L (1, 4) OBP: 0.410, SLG: 0.500	K			G4-3		SAFE SAFE SAFE 1B				3	0	1	0	1	1	0											
Alan Trammell, R (1, 6) OBP: 0.345, SLG: 0.346					G4-3	F9			F9	4	0	0	0	0	0	3											
Fred Lynn, L (1, 7) OBP: 0.268, SLG: 0.210	K				K			G4-3	L9	4	0	0	0	0	2	1											
Matt Nokes, L (1, 2) OBP: 0.373, SLG: 0.593	L8				2B			F8		3	0	1	0	0	0	0											
Chet Lemon, R (1, 9) OBP: 0.404, SLG: 0.327				F8	L8			G5-3		3	0	0	0	0	0	1											
Dave Bergman, L (1, 10) OBP: 0.317, SLG: 0.306 Keith Moreland, R (8, FH) OBP: 0.304, SLG: 0.295				G6-3		E4 FC3-6		F9		2	1	0	0	0	0	0											
Torey Lovullo, S (1, 3) OBP: 0.254, SLG: 0.190				K		G4-3		K		3	0	0	0	0	2	1											
Inning Stats	R: 0 H: 0 E: 0 K: 2 S: 10	H: 0 R: 0 ER: 0 LOB: 0 BB: 0 P: 15	R: 0 H: 0 E: 0 K: 1 S: 6	H: 0 R: 0 ER: 0 LOB: 0 BB: 0 P: 12	R: 0 H: 0 E: 0 K: 1 S: 11	H: 0 R: 0 ER: 0 LOB: 0 BB: 0 P: 18	R: 0 H: 0 E: 0 K: 1 S: 8	H: 0 R: 0 ER: 0 LOB: 0 BB: 0 P: 10	R: 0 H: 1 E: 0 K: 1 S: 13	H: 1 R: 0 ER: 0 LOB: 2 BB: 1 P: 21	R: 0 H: 0 E: 0 K: 0 S: 6	H: 0 R: 0 ER: 0 LOB: 0 BB: 0 P: 8	R: 0 H: 0 E: 0 K: 1 S: 6	H: 0 R: 0 ER: 0 LOB: 1 BB: 1 P: 10	R: 0 H: 0 E: 0 K: 1 S: 11	H: 0 R: 0 ER: 0 LOB: 1 BB: 1 P: 16	1B: 1 2B: 1 3B: 0 HR: 0	SF: 0 SAC: 0 DP: 0 HBP: 0	WP: 0 PB: 0 SB: 0 CS: 0	PA: 32							
PITCHER	IP	WLS	BF	H	R	ER	SO	BB	IBB	HBP	BLK	WP	HR	S	P	ERA	WHIP										
Mike Moore, R (1, 1) ERA: 1.91	6.0	W	22	2	1	0	6	1	0	0	0	0	0	61	101	0.00	0.500										
Rick Honeycutt, L (7, 1) ERA: 2.4	2.0		6	0	0	0	1	0	0	0	0	0	0	12	18	0.00	0.000										
Dennis Eckersley, R (9, 1) ERA:	1.0	S	4	0	0	0	1	1	0	0	0	0	0	11	16	0.00	1.000										

Detroit Tigers @ Oakland Athletics
Oakland-Alameda County Coliseum, Oakland, CA

AB 30
R 1
H 2
RBI 1
BB 2
SO 8
LOB 7



WP: 0 PA: 32
PB: 0
SB: 0
CS: 0

Fri Apr 28 1989, 7:05 PM PDT
Att: 26,594 - Unknown

Batter	1	2	3	4	5	6	7	8	9	AB	R	H	RBI	BB	SO	LOB	BOTTOM										
Tony Phillips, S (1, 7) OBP: 0.392, SLG: 0.429	CS 1B		P4			BLK BB		G6-3		3	0	1	0	1	0	0											
Billy Beane, R (1, 9) OBP: 0.258, SLG: 0.370 Stan Javier, S (8, FH) OBP: 0.403, SLG: 0.396	P4		G6-3		F7			G4-3		3	0	0	0	0	0	3											
Dave Henderson, R (1, 8) OBP: 0.400, SLG: 0.524	F8			K		P4				3	0	0	0	0	1	0											
Mark McGwire, R (1, 3) OBP: 0.350, SLG: 0.750				K		F8				3	1	1	0	0	1	0											
Terry Steinbach, R (1, 2) OBP: 0.385, SLG: 0.406				F9		G3-1				3	0	1	0	0	0	0											
Carney Lansford, R (1, 5) OBP: 0.388, SLG: 0.465								L6		3	1	1	0	0	0	2											
Dave Parker, L (1, 10) OBP: 0.234, SLG: 0.326								BLK 2B		3	0	1	0	0	1	1											
Mike Gallego, R (1, 4) OBP: 0.442, SLG: 0.551								G1-3		3	0	1	0	0	1	1											
Walt Weiss, S (1, 6) OBP: 0.348, SLG: 0.407								1B BB		2	0	1	1	0	0	0											
								F9		3	0	0	0	0	0	2											
Inning Stats	R: 0 H: 1 E: 0 K: 0 S: 11	H: 3 R: 1 ER: 0 LOB: 1 BB: 0 P: 22	R: 0 H: 0 E: 0 K: 0 S: 3	H: 0 R: 0 ER: 0 LOB: 0 BB: 0 P: 4	R: 0 H: 0 E: 0 K: 2 S: 9	H: 0 R: 0 ER: 0 LOB: 0 BB: 0 P: 14	R: 0 H: 0 E: 0 K: 0 S: 8	H: 0 R: 0 ER: 0 LOB: 0 BB: 0 P: 10	R: 0 H: 0 E: 0 K: 1 S: 6	H: 0 R: 0 ER: 0 LOB: 0 BB: 0 P: 8	R: 0 H: 0 E: 0 K: 0 S: 4	H: 0 R: 0 ER: 0 LOB: 0 BB: 0 P: 8	R: 0 H: 0 E: 0 K: 0 S: 4	H: 0 R: 0 ER: 0 LOB: 0 BB: 0 P: 8	R: 0 H: 0 E: 0 K: 0 S: 11	H: 0 R: 0 ER: 0 LOB: 0 BB: 0 P: 16	1B: 5 2B: 2 3B: 0 HR: 0	SF: 1 SAC: 0 DP: 1 HBP: 0	WP: 0 PB: 0 SB: 0 CS: 1	PA: 29							
PITCHER	IP	WLS	BF	H	R	ER	SO	BB	IBB	HBP	BLK	WP	HR	S	P	ERA	WHIP										
Paul Gibson, L (1, 1) ERA: 3.86	5.0	L	20	6	2	2	2	1	0	0	0	0	0	47	74	3.60	1.400										
Frank Williams, R (6, 1) ERA: 4.32	3.0		9	0	0	0	1	0	0	0	0	0	0	18	26	0.00	0.000										

Detroit Tigers @ Oakland Athletics
Oakland-Alameda County Coliseum, Oakland, CA

AB 27
R 2
H 6
RBI 1
BB 1
SO 3
LOB 8



WP: 0 PA: 29
PB: 0
SB: 0
CS: 1

Fri Apr 28 1989, 7:05 PM PDT
Att: 26,594 - Unknown

Batter	1	2	3	4	5	6	7	8	9	AB	R	H	RBI	BB	SO	LOB	TOP					
Pat Sheridan, L (1, 10) OBP: 0.362, SLG: 0.350	G5-3		L7			F7-6-4		SH3-4 1B		4	0	1	0	0	0	2	Detroit Tigers @ Oakland Athletics Oakland-Alameda County Coliseum, Oakland, CA Sat Apr 29 1989, 3:33 AM PDT Att: 36,313 - Cloudy					
Chet Lemon, R (1, 9) OBP: 0.444, SLG: 0.309	L9		K			P6		SH3-4		3	0	0	0	0	1	1						
Lou Whitaker, L (1, 4) OBP: 0.402, SLG: 0.479	BB			L8			L7	G4-3		3	0	0	0	1	0	1						
Alan Trammell, R (1, 6) OBP: 0.341, SLG: 0.341	G6-3			G5-3			G4-3 1B	F7		4	1	1	0	0	0	2						
Fred Lynn, L (1, 7) OBP: 0.267, SLG: 0.212	F9			G3			L7	G4-3		4	1	1	0	0	0	0						
Matt Nokes, L (1, 2) OBP: 0.352, SLG: 0.556	P6				L7		G4-3	G4-3		4	0	0	0	0	0	2						
Dave Bergman, L (1, 3) Mike Brumley, S (9, PR)	F7				F7		G4-3 1B	BB		4	0	2	2	0	0	0						
Torey Lovullo, S (1, 5) OBP: 0.267, SLG: 0.197				G3-1			G3-1	F8		3	0	1	0	1	0	1						
Kenny Williams, R (1, 8) OBP: 0.232, SLG: 0.308	P6						F7-6-4 BB	P3		2	0	0	0	1	0	3						
Inning Stats	R: 0 E: 0 K: 0 S: 7	H: 0 LOB: 1 BB: 1 P: 16	R: 0 E: 0 K: 0 S: 11	H: 0 LOB: 0 BB: 0 P: 14	R: 0 E: 0 K: 1 S: 9	H: 1 LOB: 0 BB: 0 P: 14	R: 0 E: 0 K: 0 S: 5	H: 0 LOB: 0 BB: 0 P: 6	R: 0 E: 0 K: 0 S: 6	H: 0 LOB: 0 BB: 0 P: 9	R: 0 E: 0 K: 0 S: 3	H: 0 LOB: 0 BB: 1 P: 9	R: 2 E: 0 K: 0 S: 14	H: 3 LOB: 2 BB: 1 P: 25	R: 0 E: 0 K: 0 S: 5	H: 1 LOB: 1 BB: 0 P: 8	R: 0 E: 0 K: 0 S: 5	H: 1 LOB: 1 BB: 0 P: 8	1B: 6 2B: 1 3B: 0 HR: 0	SF: 0 SAC: 1 DP: 1 HBP: 0	WP: 0 PB: 0 SB: 0 CS: 0	PA: 35
PITCHER Dave Stewart, R (1, 1) ERA: 2.79	IP: 9.0 WLS: W BF: 35 H: 6 R: 2 ER: 2 SO: 1 BB: 3 IBB: 0 HBP: 0 BLK: 0 WP: 0 HR: 0 S: 65 P: 109 ERA: 2.00 WHIP: 1.000															PITCHER						

Batter	1	2	3	4	5	6	7	8	9	AB	R	H	RBI	BB	SO	LOB	BOTTOM			
Luis Polonia, L (1, 7) OBP: 0.266, SLG: 0.333	G4-3		1B		FC2-6			E8 3B		4	1	2	0	0	0	1	Detroit Tigers @ Oakland Athletics Oakland-Alameda County Coliseum, Oakland, CA Sat Apr 29 1989, 3:33 AM PDT Att: 36,313 - Cloudy			
Dave Parker, L (1, 10) OBP: 0.224, SLG: 0.312	F8		P5		K			L4		4	0	0	0	0	1	2				
Dave Henderson, R (1, 8) OBP: 0.404, SLG: 0.523	K			2B SF8	1B		F8	G6-4-3 1B		4	1	2	0	0	1	0				
Mark McGwire, R (1, 3) OBP: 0.341, SLG: 0.725	F8			SF8	2B		F7	G6-4-3		4	0	1	0	0	0	1				
Ron Hassey, L (1, 2) OBP: 0.204, SLG: 0.283	F9			SF8			G4-3			2	0	0	1	0	0	0				
Camey Lansford, R (1, 5) OBP: 0.367, SLG: 0.455	G6-3			CS BB			F7			2	0	0	0	1	0	0				
Stan Javier, S (1, 9) OBP: 0.400, SLG: 0.411			1B G4-6-3	2B	P5		L8			3	1	1	0	0	0	2				
Tony Phillips, S (1, 4) OBP: 0.415, SLG: 0.444			G4-6-3	1B	CS		FC2-6	FC4-6 BB		2	0	2	0	1	0	0				
Walt Weiss, S (1, 6) OBP: 0.333, SLG: 0.387	G4-6-3				L8		FC4-6			3	0	0	0	0	0	3				
Inning Stats	R: 0 E: 0 K: 1 S: 7	H: 0 LOB: 0 BB: 0 P: 9	R: 0 E: 0 K: 0 S: 5	H: 0 LOB: 0 BB: 0 P: 7	R: 1 E: 0 K: 0 S: 11	H: 3 LOB: 1 BB: 0 P: 16	R: 1 E: 0 K: 0 S: 7	H: 2 LOB: 1 BB: 1 P: 18	R: 0 E: 0 K: 0 S: 10	H: 1 LOB: 1 BB: 0 P: 16	R: 0 E: 0 K: 0 S: 5	H: 0 LOB: 0 BB: 1 P: 9	R: 0 E: 0 K: 0 S: 7	H: 0 LOB: 1 BB: 1 P: 14	R: 1 E: 1 K: 0 S: 8	H: 2 LOB: 0 BB: 0 P: 12	1B: 5 2B: 2 3B: 1 HR: 0	SF: 1 SAC: 0 DP: 2 HBP: 0	WP: 0 PB: 0 SB: 0 CS: 1	PA: 32
PITCHER Doyle Alexander, R (1, 1) ERA: 2.29	IP: 8.0 WLS: L BF: 31 H: 8 R: 3 ER: 3 SO: 2 BB: 2 IBB: 0 HBP: 0 BLK: 0 WP: 0 HR: 0 S: 60 P: 101 ERA: 3.38 WHIP: 1.250															PITCHER				

AB	31
R	2
H	6
RBI	2
BB	3
SO	1
LOB	12



AB	28
R	3
H	8
RBI	1
BB	2
SO	2
LOB	9



Batter	1	2	3	4	5	6	7	8	9	AB	R	H	RBI	BB	SO	LOB	TOP										
Pat Sheridan, L (1, 8) OBP: 0.346, SLG: 0.333 Kenny Williams, R (9, 8) OBP: 0.232, SLG: 0.308										5	1	1	0	0	2	4											
Chet Lemon, R (1, 9) OBP: 0.455, SLG: 0.333										5	2	3	1	0	0	0											
Lou Whitaker, L (1, 4) OBP: 0.402, SLG: 0.507										4	1	1	3	1	1	3											
Alan Trammell, R (1, 6) OBP: 0.354, SLG: 0.341										3	1	1	0	2	1	1											
Fred Lynn, L (1, 7) OBP: 0.275, SLG: 0.203										3	0	0	0	2	1	4											
Matt Nokes, L (1, 2) OBP: 0.355, SLG: 0.537										4	0	1	1	1	0	5											
Dave Bergman, L (1, 10) OBP: 0.319, SLG: 0.310 Gary Ward, R (5, PH) OBP: 0.297, SLG: 0.265										2	0	0	0	0	1	0											
Torey Lovullo, S (1, 3) OBP: 0.275, SLG: 0.200										4	1	1	0	1	0	2											
Mike Brumley, S (1, 5) OBP: 0.500, SLG: 0.333										3	1	1	0	1	1	2											
Inning Stats	R: 0 E: 0 K: 0 S: 13	H: 2 LOB: 3 BB: 1 P: 21	R: 5 E: 2 K: 0 S: 21	H: 4 LOB: 1 BB: 2 P: 36	R: 0 E: 0 K: 1 S: 11	H: 0 LOB: 1 BB: 1 P: 20	R: 0 E: 0 K: 1 S: 9	H: 0 LOB: 0 BB: 0 P: 13	R: 0 E: 0 K: 0 S: 7	H: 1 LOB: 0 BB: 0 P: 12	R: 0 E: 0 K: 2 S: 12	H: 0 LOB: 1 BB: 1 P: 22	R: 0 E: 0 K: 2 S: 12	H: 1 LOB: 2 BB: 1 P: 17	R: 2 E: 0 K: 0 S: 14	H: 2 LOB: 2 BB: 2 P: 24	1B: 9 2B: 0 3B: 0 HR: 1	SF: 0 SAC: 0 DP: 2 HBP: 0	WP: 2 PB: 0 SB: 2 CS: 0	PA: 44							
PITCHER	IP	WLS	BF	H	R	ER	SO	BB	IBB	HBP	BLK	WP	HR	S	P	ERA	WHIP										
Storm Davis, R (1, 1) ERA: 5.87	1.1	L	14	6	5	4	0	3	0	0	0	0	1	32	55	27.00	6.750										
Greg Cadaret, L (2, 1) ERA: 3.85	3.2		11	1	0	0	2	1	0	0	0	0	0	29	47	0.00	0.545										
Curt Young, L (6, 1) ERA: 5.27	1.0		3	0	0	0	1	0	0	0	0	0	0	7	11	0.00	0.000										
Eric Plunk, R (7, 1) ERA: 1.69	2.0		9	1	0	0	4	2	0	0	0	2	0	24	39	0.00	1.500										
Todd Burns, R (9, 1) ERA: 2.12	1.0		7	2	2	2	0	2	0	0	0	0	0	14	24	18.00	4.000										

Detroit Tigers @ Oakland Athletics
Oakland-Alameda County Coliseum, Oakland, CA
Sun Apr 30 1989, 3:33 AM PDT
Att: 36,009 - Unknown

AB 36
R 7
H 10
RBI 6
BB 8
SO 7
LOB 24



Batter	1	2	3	4	5	6	7	8	9	AB	R	H	RBI	BB	SO	LOB	BOTTOM										
Tony Phillips, S (1, 7) OBP: 0.419, SLG: 0.440										3	0	1	0	1	0	1											
Billy Beane, R (1, 9) OBP: 0.258, SLG: 0.355										4	0	1	0	0	1	3											
Dave Henderson, R (1, 8) OBP: 0.398, SLG: 0.505										3	0	0	0	1	0	2											
Mark McGwire, R (1, 3) OBP: 0.333, SLG: 0.682										4	0	1	0	0	0	1											
Terry Steinbach, R (1, 2) OBP: 0.378, SLG: 0.411										4	1	1	0	0	1	2											
Camey Lansford, R (1, 5) OBP: 0.363, SLG: 0.446										4	0	1	0	0	1	2											
Glenn Hubbard, R (1, 10) OBP: 0.333, SLG: 0.406										4	0	0	0	0	2	3											
Mike Gallego, R (1, 4) OBP: 0.455, SLG: 0.558										3	1	2	1	0	0	0											
Walt Weiss, S (1, 6) OBP: 0.333, SLG: 0.385										3	0	1	0	0	1	1											
Inning Stats	R: 0 E: 0 K: 0 S: 5	H: 1 LOB: 0 BB: 0 P: 11	R: 0 E: 0 K: 1 S: 9	H: 1 LOB: 0 BB: 0 P: 14	R: 0 E: 0 K: 0 S: 7	H: 1 LOB: 0 BB: 0 P: 9	R: 0 E: 0 K: 1 S: 9	H: 0 LOB: 0 BB: 0 P: 13	R: 2 E: 0 K: 1 S: 17	H: 3 LOB: 2 BB: 1 P: 30	R: 0 E: 0 K: 0 S: 8	H: 0 LOB: 0 BB: 1 P: 16	R: 0 E: 0 K: 1 S: 8	H: 0 LOB: 0 BB: 0 P: 13	R: 0 E: 0 K: 1 S: 11	H: 1 LOB: 1 BB: 0 P: 17	R: 0 E: 0 K: 1 S: 7	H: 1 LOB: 1 BB: 0 P: 14	1B: 7 2B: 1 3B: 0 HR: 0	SF: 0 SAC: 0 DP: 3 HBP: 0	WP: 1 PB: 0 SB: 3 CS: 0	PA: 34					
PITCHER	IP	WLS	BF	H	R	ER	SO	BB	IBB	HBP	BLK	WP	HR	S	P	ERA	WHIP										
Frank Tanana, L (1, 1) ERA: 3.82	7.2	W	29	7	2	1	5	2	0	0	0	0	0	71	120	1.17	1.174										
Willie Hernandez, L (8, 1) ERA: 4.7	1.1	S	5	1	0	0	1	0	0	0	0	0	0	10	17	0.00	0.750										

Detroit Tigers @ Oakland Athletics
Oakland-Alameda County Coliseum, Oakland, CA
Sun Apr 30 1989, 3:33 AM PDT
Att: 36,009 - Unknown

AB 32
R 2
H 8
RBI 1
BB 2
SO 6
LOB 15



Batter	1	2	3	4	5	6	7	8	9	AB	R	H	RBI	BB	SO	LOB	TOP								
Luis Polonia, L OBP: 0.275, SLG: 0.338	G1-3		K		FC5-4 2H 1B		K		1B HR	5	1	2	1	0	2	1	Oakland Athletics @ Toronto Blue Jays Exhibition Stadium, Toronto, ON Tue May 02 1989, 7:05 PM EDT Att: 23,439 - Unknown - 44 F								
Dave Henderson, R OBP: 0.416, SLG: 0.521	HBP		2B		FC5-4 1-2		1B IBB		1B HR	3	1	2	0	1	0	1									
Dave Parker, L OBP: 0.243, SLG: 0.320	G6-3		G5-3				1B G4-6-3		1B HR	4	1	2	1	1	0	2									
Mark McGwire, R OBP: 0.321, SLG: 0.694		G1-3		P4		P6	FC6-4 1-2		HR	5	1	1	4	0	0	3									
Ron Hassey, L OBP: 0.222, SLG: 0.280		PB 1B		E4 G6-4-3		G4-6-3 1-2			G6-3 BB	4	0	1	0	1	0	1									
Camey Lansford, R OBP: 0.368, SLG: 0.436		BB		G6-4-3 1-2			3B BB		G6-3 1-2	2	1	0	0	2	0	2									
Tony Phillips, S OBP: 0.422, SLG: 0.462		K			FC3-6 BB		1B 3B		K	3	1	1	1	1	2	2									
Stan Javier, S OBP: 0.391, SLG: 0.400	G3			FC3-6 G4-3 1B			S 1B		K	4	2	1	1	0	1	3									
Walt Weiss, S OBP: 0.316, SLG: 0.362			G6-3		G4-3 1-2		1B K		K	4	0	0	0	0	2	2									
Inning Stats	R: 0 E: 0 K: 0 S: 2	H: 0 LOB: 0 BB: 0 P: 5	R: 0 E: 0 K: 1 S: 11	H: 1 LOB: 2 BB: 1 P: 22	R: 0 E: 0 K: 1 S: 11	H: 1 LOB: 1 BB: 0 P: 15	R: 0 E: 1 K: 0 S: 3	H: 0 LOB: 0 BB: 0 P: 5	R: 1 E: 0 K: 0 S: 14	H: 1 LOB: 1 BB: 1 P: 24	R: 0 E: 0 K: 0 S: 6	H: 1 LOB: 0 BB: 0 P: 9	R: 3 E: 0 K: 2 S: 14	H: 3 LOB: 2 BB: 2 P: 30	R: 0 E: 0 K: 1 S: 6	H: 0 LOB: 0 BB: 1 P: 11	R: 4 E: 0 K: 2 S: 21	H: 3 LOB: 0 BB: 1 P: 29	1B: 7 2B: 1 3B: 1 HR: 1	SF: 0 SAC: 0 DP: 4 HBP: 1	WP: 0 PB: 1 SB: 1 CS: 0	PA: 41			
PITCHER	IP WLS BF H R ER SO BB IBB HBP BLK WP HR S P ERA WHIP	IP WLS BF H R ER SO BB IBB HBP BLK WP HR S P ERA WHIP	IP WLS BF H R ER SO BB IBB HBP BLK WP HR S P ERA WHIP	IP WLS BF H R ER SO BB IBB HBP BLK WP HR S P ERA WHIP	IP WLS BF H R ER SO BB IBB HBP BLK WP HR S P ERA WHIP	IP WLS BF H R ER SO BB IBB HBP BLK WP HR S P ERA WHIP	IP WLS BF H R ER SO BB IBB HBP BLK WP HR S P ERA WHIP	IP WLS BF H R ER SO BB IBB HBP BLK WP HR S P ERA WHIP	IP WLS BF H R ER SO BB IBB HBP BLK WP HR S P ERA WHIP	IP WLS BF H R ER SO BB IBB HBP BLK WP HR S P ERA WHIP	IP WLS BF H R ER SO BB IBB HBP BLK WP HR S P ERA WHIP	IP WLS BF H R ER SO BB IBB HBP BLK WP HR S P ERA WHIP	IP WLS BF H R ER SO BB IBB HBP BLK WP HR S P ERA WHIP	IP WLS BF H R ER SO BB IBB HBP BLK WP HR S P ERA WHIP	IP WLS BF H R ER SO BB IBB HBP BLK WP HR S P ERA WHIP	IP WLS BF H R ER SO BB IBB HBP BLK WP HR S P ERA WHIP	IP WLS BF H R ER SO BB IBB HBP BLK WP HR S P ERA WHIP	IP WLS BF H R ER SO BB IBB HBP BLK WP HR S P ERA WHIP	IP WLS BF H R ER SO BB IBB HBP BLK WP HR S P ERA WHIP	IP WLS BF H R ER SO BB IBB HBP BLK WP HR S P ERA WHIP	IP WLS BF H R ER SO BB IBB HBP BLK WP HR S P ERA WHIP	IP WLS BF H R ER SO BB IBB HBP BLK WP HR S P ERA WHIP	IP WLS BF H R ER SO BB IBB HBP BLK WP HR S P ERA WHIP	IP WLS BF H R ER SO BB IBB HBP BLK WP HR S P ERA WHIP	IP WLS BF H R ER SO BB IBB HBP BLK WP HR S P ERA WHIP

AB	34
R	8
H	10
RBI	8
BB	6
SO	7
LOB	17



Batter	1	2	3	4	5	6	7	8	9	AB	R	H	RBI	BB	SO	LOB	BOTTOM								
Lloyd Moseby, L OBP: 0.315, SLG: 0.309	K	G6-3		F7		F9		G3-1		5	0	0	0	0	1	6	Oakland Athletics @ Toronto Blue Jays Exhibition Stadium, Toronto, ON Tue May 02 1989, 7:05 PM EDT Att: 23,439 - Unknown - 44 F								
Tony Fernandez, S OBP: 0.182, SLG: 0.333	1B HR	G2		G4-3			F8		F7	5	1	1	0	0	0	3									
Fred McGriff, L OBP: 0.404, SLG: 0.602	1B HR	G3			G3-1		K		G1-3	4	1	0	0	0	1	1									
George Bell, R OBP: 0.306, SLG: 0.376	HR		L8		F2					4	1	2	0	0	0	0									
Alexis Infante, R OBP: 0.250, SLG: 0.250	1B HR						CS		HBP	0	0	0	0	0	0	0									
Ernie Whitt, L OBP: 0.361, SLG: 0.426	K		G3-1				1B			2	0	0	0	1	1	3									
Tom Lawless, R OBP: 0.304, SLG: 0.158	K			FC6-4 BB			CS		SH1-3 1B BB	1	1	0	0	1	1	1									
Rance Mulliniks, L OBP: 0.299, SLG: 0.290			K		FC6-4					3	1	1	4	0	1	1									
Bob Brenly, R OBP: 0.241, SLG: 0.154								SH1-3		0	0	0	0	0	0	0									
Duane Ward, R										0	0	0	0	0	0	0									
Tom Henke, R										0	0	0	0	0	0	0									
Pat Borders, R OBP: 0.290, SLG: 0.379				E5 1B						3	0	1	1	1	1	0									
Nelson Liriano, S OBP: 0.308, SLG: 0.324			K			G4-3				3	0	1	0	1	1	1									
Rob Ducey, L OBP: 0.294, SLG: 0.290				K						4	0	2	0	0	2	4									
Inning Stats	R: 4 E: 0 K: 3 S: 17	H: 3 LOB: 1 BB: 1 P: 29	R: 0 E: 0 K: 0 S: 13	H: 1 LOB: 0 BB: 0 P: 20	R: 0 E: 1 K: 1 S: 7	H: 0 LOB: 0 BB: 0 P: 10	R: 0 E: 1 K: 1 S: 9	H: 1 LOB: 2 BB: 0 P: 16	R: 0 E: 0 K: 0 S: 5	H: 0 LOB: 1 BB: 1 P: 14	R: 0 E: 0 K: 1 S: 10	H: 1 LOB: 0 BB: 0 P: 14	R: 0 E: 0 K: 1 S: 9	H: 1 LOB: 0 BB: 0 P: 15	R: 1 E: 0 K: 1 S: 13	H: 1 LOB: 2 BB: 2 P: 23	R: 0 E: 0 K: 1 S: 11	H: 0 LOB: 1 BB: 0 P: 18	1B: 5 2B: 2 3B: 0 HR: 1	SF: 0 SAC: 1 DP: 0 HBP: 2	WP: 0 PB: 0 SB: 0 CS: 1	PA: 42			
PITCHER	IP WLS BF H R ER SO BB IBB HBP BLK WP HR S P ERA WHIP	IP WLS BF H R ER SO BB IBB HBP BLK WP HR S P ERA WHIP	IP WLS BF H R ER SO BB IBB HBP BLK WP HR S P ERA WHIP	IP WLS BF H R ER SO BB IBB HBP BLK WP HR S P ERA WHIP	IP WLS BF H R ER SO BB IBB HBP BLK WP HR S P ERA WHIP	IP WLS BF H R ER SO BB IBB HBP BLK WP HR S P ERA WHIP	IP WLS BF H R ER SO BB IBB HBP BLK WP HR S P ERA WHIP	IP WLS BF H R ER SO BB IBB HBP BLK WP HR S P ERA WHIP	IP WLS BF H R ER SO BB IBB HBP BLK WP HR S P ERA WHIP	IP WLS BF H R ER SO BB IBB HBP BLK WP HR S P ERA WHIP	IP WLS BF H R ER SO BB IBB HBP BLK WP HR S P ERA WHIP	IP WLS BF H R ER SO BB IBB HBP BLK WP HR S P ERA WHIP	IP WLS BF H R ER SO BB IBB HBP BLK WP HR S P ERA WHIP	IP WLS BF H R ER SO BB IBB HBP BLK WP HR S P ERA WHIP	IP WLS BF H R ER SO BB IBB HBP BLK WP HR S P ERA WHIP	IP WLS BF H R ER SO BB IBB HBP BLK WP HR S P ERA WHIP	IP WLS BF H R ER SO BB IBB HBP BLK WP HR S P ERA WHIP	IP WLS BF H R ER SO BB IBB HBP BLK WP HR S P ERA WHIP	IP WLS BF H R ER SO BB IBB HBP BLK WP HR S P ERA WHIP	IP WLS BF H R ER SO BB IBB HBP BLK WP HR S P ERA WHIP	IP WLS BF H R ER SO BB IBB HBP BLK WP HR S P ERA WHIP	IP WLS BF H R ER SO BB IBB HBP BLK WP HR S P ERA WHIP	IP WLS BF H R ER SO BB IBB HBP BLK WP HR S P ERA WHIP	IP WLS BF H R ER SO BB IBB HBP BLK WP HR S P ERA WHIP	IP WLS BF H R ER SO BB IBB HBP BLK WP HR S P ERA WHIP



Batter	1	2	3	4	5	6	7	8	9	AB	R	H	RBI	BB	SO	LOB	TOP					
Tony Phillips, S OBP: 0.415, SLG: 0.444 (1, 7)	F8		BB			E3 1B		G5-3		3	0	0	0	1	0	0						
Carney Lansford, R OBP: 0.373, SLG: 0.439 (1, 5)	1B		F7			G6-4-3 1B		F8		4	0	2	0	0	0	1						
Dave Henderson, R OBP: 0.402, SLG: 0.500 (1, 8)	F2					F9		F8		4	0	0	0	0	0	3						
Mark McGwire, R OBP: 0.298, SLG: 0.642 (1, 3)	G3					F9		G6-4-3		4	0	0	0	0	1	3						
Terry Steinbach, R OBP: 0.376, SLG: 0.408 (1, 2)			G3-6-1 1B			G6-3				3	0	1	0	0	1	0						
Dave Parker, L OBP: 0.236, SLG: 0.310 (1, 10)	G3-6-1 1-2f					F3				3	0	0	0	0	1	1						
Billy Beane, R OBP: 0.235, SLG: 0.324 (1, 9)	F7					F9		L9		3	0	0	0	0	0	0						
Mike Gallego, R OBP: 0.448, SLG: 0.564 (1, 4)			L9					K		3	0	1	0	0	1	0						
Walt Weiss, S OBP: 0.305, SLG: 0.347 (1, 6)			G6-3			L5		G5-3		3	0	0	0	0	0	1						
Inning Stats	R: 0 E: 0 K: 0 S: 9	H: 1 LOB: 1 BB: 0 P: 12	R: 0 E: 0 K: 0 S: 6	H: 1 LOB: 0 BB: 0 P: 12	R: 0 E: 0 K: 0 S: 8	H: 0 LOB: 1 BB: 1 P: 14	R: 0 E: 0 K: 0 S: 5	H: 0 LOB: 0 BB: 0 P: 6	R: 0 E: 0 K: 0 S: 5	H: 1 LOB: 1 BB: 0 P: 8	R: 0 E: 1 K: 0 S: 9	H: 0 LOB: 1 BB: 0 P: 15	R: 0 E: 0 K: 2 S: 13	H: 0 LOB: 0 BB: 0 P: 20	R: 0 E: 0 K: 1 S: 7	H: 0 LOB: 0 BB: 0 P: 12	R: 0 E: 0 K: 1 S: 5	H: 0 LOB: 0 BB: 0 P: 7	1B: 3 2B: 1 3B: 0 HR: 0	SF: 0 SAC: 0 DP: 2 HBP: 0	WP: 0 PB: 0 SB: 0 CS: 0	PA: 31
PITCHER Mike Flanagan, L ERA: 2.11 (1, 1)	IP: 9.0 WLS: W BF: 31 H: 4 R: 0 ER: 0 SO: 4 BB: 1 IBB: 0 HBP: 0 BLK: 0 WP: 0 HR: 0 S: 67 P: 106 ERA: 0.00 WHIP: 0.556															PITCHER	IP: 9.0 WLS: W BF: 31 H: 4 R: 0 ER: 0 SO: 4 BB: 1 IBB: 0 HBP: 0 BLK: 0 WP: 0 HR: 0 S: 67 P: 106 ERA: 0.00 WHIP: 0.556					

Oakland Athletics @ Toronto Blue Jays
Exhibition Stadium, Toronto, ON
Wed May 03 1989, 7:05 PM EDT
Att: 22,370 - Unknown

AB 30
R 0
H 4
RBI 0
BB 1
SO 4
LOB 9



Batter	1	2	3	4	5	6	7	8	9	AB	R	H	RBI	BB	SO	LOB	BOTTOM			
Lloyd Moseby, L OBP: 0.313, SLG: 0.306 (1, 8)	G5-3		G3-1			G1-3				4	1	1	0	0	0	2				
Tony Fernandez, S OBP: 0.289, SLG: 0.375 (1, 6)	BB		F8			1B		G5-4-3 BB		3	0	2	1	1	0	1				
Fred McGriff, L OBP: 0.407, SLG: 0.589 (1, 3)	BB		G3			K		G5-4-3 BB		2	0	0	0	2	1	3				
George Bell, R OBP: 0.313, SLG: 0.375 Junior Felix, S (9, 9)	K					BB		G5-4-3		3	0	1	1	1	1	4				
Ernie Whitt, L OBP: 0.354, SLG: 0.404 (1, 2)	P4					B2		G5-3		3	0	0	0	1	0	5				
Rance Mulliniks, L OBP: 0.284, SLG: 0.274 (1, 5)			K			K		F7		4	0	0	0	0	3	4				
Pat Borders, R OBP: 0.274, SLG: 0.357 (1, 10)	G6-3					G6-3		F9		4	0	0	0	0	1	2				
Nelson Liriano, S OBP: 0.293, SLG: 0.307 (1, 4)	G4-3					L7		L8		4	0	0	0	0	0	2				
Rob Ducey, L OBP: 0.351, SLG: 0.313 (9, 7)			G3-1 BB			1B BB		1B		1	1	1	0	2	0	0				
Inning Stats	R: 0 E: 0 K: 1 S: 11	H: 0 LOB: 2 BB: 2 P: 25	R: 0 E: 0 K: 1 S: 8	H: 0 LOB: 0 BB: 0 P: 14	R: 0 E: 0 K: 0 S: 10	H: 0 LOB: 1 BB: 1 P: 20	R: 0 E: 0 K: 2 S: 10	H: 0 LOB: 2 BB: 2 P: 22	R: 2 E: 0 K: 2 S: 17	H: 3 LOB: 2 BB: 1 P: 28	R: 0 E: 0 K: 0 S: 9	H: 1 LOB: 1 BB: 0 P: 12	R: 0 E: 0 K: 0 S: 7	H: 1 LOB: 1 BB: 1 P: 13	R: 0 E: 0 K: 0 S: 8	H: 0 LOB: 0 BB: 0 P: 13	1B: 5 2B: 0 3B: 0 HR: 0	SF: 0 SAC: 0 DP: 1 HBP: 0	WP: 0 PB: 0 SB: 1 CS: 0	PA: 35
PITCHER Mike Moore, R ERA: 2.17 Greg Cadaret, L ERA: 3.27 Todd Burns, R ERA: 1.89 (5, 1) (7, 1)	IP: 4.1 WLS: L BF: 22 H: 3 R: 2 ER: 0 SO: 5 BB: 6 IBB: 2 HBP: 0 BLK: 0 WP: 0 HR: 0 S: 15 P: 25 ERA: 0.00 WHIP: 1.800															PITCHER	IP: 4.1 WLS: L BF: 22 H: 3 R: 2 ER: 0 SO: 5 BB: 6 IBB: 2 HBP: 0 BLK: 0 WP: 0 HR: 0 S: 15 P: 25 ERA: 0.00 WHIP: 1.800			

Oakland Athletics @ Toronto Blue Jays
Exhibition Stadium, Toronto, ON
Wed May 03 1989, 7:05 PM EDT
Att: 22,370 - Unknown

AB 28
R 2
H 5
RBI 2
BB 7
SO 6
LOB 23



Batter	1	2	3	4	5	6	7	8	9	AB	R	H	RBI	BB	SO	LOB	TOP										
Tony Phillips, S OBP: 0.421, SLG: 0.451 Stan Javier, S OBP: 0.384, SLG: 0.391	0-0 1B SF8	0-0 B5-3			0-3 K		0-0 F8		0-0 1B	1	0	1	0	0	0	0											
Carney Lansford, R OBP: 0.374, SLG: 0.437	0-0 SF8 BB SF9	0-0 F8			0-0 F9		0-0 F9		0-0 1B	5	1	2	0	0	0	0											
Dave Henderson, R OBP: 0.410, SLG: 0.525	4-0 SF9 1B WP BB	0-0 4-3			4-0 BB		0-0 HR		0-3 K	3	2	1	1	2	1	2											
Mark McGwire, R OBP: 0.279, SLG: 0.607	0-0 SF8			0-0 F4			0-3 K			3	0	0	1	0	1	1											
Terry Steinbach, R OBP: 0.393, SLG: 0.410	4-0 SF9 1B IBB			0-0 F8		4-0 FC1-6 BB			0-0 G5-4-3 1B	2	1	1	0	2	0	0											
Billy Beane, R OBP: 0.211, SLG: 0.297	0-0 SF9			0-0 6-3		0-0 FC1-6 BB			0-0 F9	3	0	0	1	0	0	2											
Glenn Hubbard, R OBP: 0.349, SLG: 0.400	0-0 1B			0-0 6-3		4-0 BB			0-0 G5-4-3	3	0	1	2	1	0	1											
Mike Gallego, R OBP: 0.435, SLG: 0.542	0-0 1B			0-0 6-3		0-0 F8			0-3 K	4	0	1	0	0	1	2											
Walt Weiss, S OBP: 0.291, SLG: 0.329	0-0 F9			0-0 L6		0-0 6-3			0-0 6-3	4	0	0	0	0	0	4											
Inning Stats	R: 4 E: 0 K: 0 S: 7	H: 4 LOB: 2 BB: 2 P: 15	R: 0 E: 0 K: 0 S: 3	H: 0 LOB: 0 BB: 0 P: 3	R: 0 E: 0 K: 0 S: 3	H: 0 LOB: 0 BB: 0 P: 3	R: 0 E: 0 K: 1 S: 5	H: 0 LOB: 1 BB: 1 P: 9	R: 0 E: 0 K: 0 S: 3	H: 0 LOB: 2 BB: 2 P: 11	R: 1 E: 0 K: 1 S: 6	H: 1 LOB: 0 BB: 0 P: 6	R: 0 E: 0 K: 0 S: 3	H: 1 LOB: 0 BB: 0 P: 3	R: 0 E: 0 K: 2 S: 9	H: 2 LOB: 2 BB: 0 P: 9	1B: 7 2B: 0 3B: 0 HR: 1	SF: 2 SAC: 0 DP: 1 HBP: 0	WP: 1 PB: 0 SB: 0 CS: 0	PA: 39							
PITCHER	IP	WLS	BF	H	R	ER	SO	BB	IBB	HBP	BLK	WP	HR	S	P	ERA	WHIP										
Frank Tanana, L ERA: 4.15	8.0	L	34	6	5	5	2	4	1	0	0	1	1	33	53	5.62	1.250										
Willie Hernandez, L ERA: 4.15	1.0		5	2	0	0	2	0	0	0	0	0	0	9	9	0.00	2.000										

Oakland Athletics @ Detroit Tigers
Tiger Stadium, Detroit, MI
Fri May 05 1989, 7:05 PM EDT
Att: 18,482 - Unknown - 66 F

AB	32
R	5
H	8
RBI	5
BB	5
SO	4
LOB	12



Batter	1	2	3	4	5	6	7	8	9	AB	R	H	RBI	BB	SO	LOB	BOTTOM										
Pat Sheridan, L OBP: 0.294, SLG: 0.288	0-0 F7	0-0 SF8			0-0 G3		0-0 F8		0-0 G3	4	0	0	1	0	0	0											
Chet Lemon, R OBP: 0.452, SLG: 0.310	0-3 K	0-0 F4			0-0 F4		4-0 E8			4	0	0	0	0	1	1											
Lou Whitaker, L OBP: 0.407, SLG: 0.477	4-0 1B BB			0-0 F5		0-0 1B		4-0 BB		2	1	1	0	2	0	0											
Alan Trammell, R OBP: 0.356, SLG: 0.337	0-0 1B			0-0 F7		0-0 F7		0-0 6-3		4	0	2	0	0	0	3											
Fred Lynn, L OBP: 0.313, SLG: 0.306	0-0 1B			0-0 F9		0-0 HR		0-0 G6-4-3 1B		4	1	3	2	0	0	1											
Matt Nokes, L OBP: 0.303, SLG: 0.450 Mike Heath, R OBP: 0.389, SLG: 0.353	0-0 F9			0-0 F5		0-0 4-3		0-0 G6-4-3		3	0	0	0	0	0	3											
Torey Lovullo, S OBP: 0.264, SLG: 0.200		0-0 1B SF8 2B		0-0 F9		0-0 L4		0-0 5-3		4	1	1	0	0	0	0											
Kenny Williams, R OBP: 0.227, SLG: 0.323		0-0 1B		0-3 K		0-0 5-3		0-0 F7		4	0	1	0	0	1	0											
Mike Brumley, S OBP: 0.333, SLG: 0.333 Dave Bergman, L OBP: 0.322, SLG: 0.315	0-0 F7			0-0 F9		0-0 F4		0-3 K		3	0	0	0	0	0	2											
Inning Stats	R: 1 E: 0 K: 1 S: 7	H: 2 LOB: 1 BB: 1 P: 11	R: 1 E: 0 K: 0 S: 5	H: 2 LOB: 1 BB: 0 P: 5	R: 0 E: 0 K: 0 S: 4	H: 1 LOB: 1 BB: 0 P: 4	R: 0 E: 0 K: 1 S: 5	H: 0 LOB: 0 BB: 0 P: 5	R: 0 E: 0 K: 0 S: 4	H: 1 LOB: 0 BB: 0 P: 4	R: 1 E: 0 K: 0 S: 4	H: 1 LOB: 0 BB: 0 P: 4	R: 0 E: 0 K: 0 S: 3	H: 1 LOB: 0 BB: 0 P: 3	R: 0 E: 0 K: 1 S: 5	H: 0 LOB: 0 BB: 0 P: 5	1B: 6 2B: 1 3B: 0 HR: 1	SF: 1 SAC: 0 DP: 1 HBP: 0	WP: 0 PB: 0 SB: 1 CS: 0	PA: 37							
PITCHER	IP	WLS	BF	H	R	ER	SO	BB	IBB	HBP	BLK	WP	HR	S	P	ERA	WHIP										
Dave Stewart, R ERA: 2.77	6.2	W	29	7	3	2	2	1	0	0	0	0	1	32	36	2.70	1.200										
Rick Honeycutt, L ERA: 2.37	1.1		5	1	0	0	0	1	0	0	0	0	0	4	8	0.00	1.500										
Dennis Eckersley, R ERA:	1.0	S	3	0	0	0	1	0	0	0	0	0	0	5	5	0.00	0.000										

Oakland Athletics @ Detroit Tigers
Tiger Stadium, Detroit, MI
Fri May 05 1989, 7:05 PM EDT
Att: 18,482 - Unknown - 66 F

AB	34
R	3
H	8
RBI	3
BB	2
SO	3
LOB	11



Batter	1	2	3	4	5	6	7	8	9	AB R H RBI BB SO LOB	TOP							
Luis Polonia, L (1, 7) OBP: 0.274, SLG: 0.362 Glenn Hubbard, R (9, FH) OBP: 0.341, SLG: 0.389	0-1 F7		1-0 G6-3		0-2 L4		3-2 3B		2-3 K	4 0 1 0 0 0 0 1 0 0 0 0 1 1	<p>Oakland Athletics @ Detroit Tigers</p> <p>Tiger Stadium, Detroit, MI</p> <p>Sat May 06 1989, 3:33 AM EDT</p> <p>Att: 32,404 - Overcast - 46 F</p> <p>livebaseballscores.com</p>							
Dave Henderson, R (1, 8) OBP: 0.409, SLG: 0.514	1-2 G4-3		1-1 L6		2-1 1B		1-3 K		4-2 1-2 BB	4 0 1 0 1 1 1								
Dave Parker, L (1, 10) OBP: 0.225, SLG: 0.295	3-3 K		0-0 G4-3		1-0 F8		3-1 F7		1-1 P4	5 0 0 0 0 1 4								
Mark McGwire, R (1, 3) OBP: 0.288, SLG: 0.639		0-1 HR		0-2 FC4 1B		2-0 G6-3		0-0 F7	2-2 P3	5 1 2 1 0 0 2								
Ron Hassey, L (1, 2) OBP: 0.224, SLG: 0.264		0-0 F8		3-2 L9		4-0 1B BB		1-3 K		3 0 0 0 1 1 1								
Carney Lansford, R (1, 5) OBP: 0.395, SLG: 0.453		2-0 PB 1B		2-0 FC4 1B		1-1 FC6-4 1B		4-2 S BB		3 2 3 0 1 0 0								
Stan Javier, S (1, 9) OBP: 0.377, SLG: 0.382		2-1 S 1B		0-0 FC4 WP		2-3 K		1-2 E5		4 0 1 1 0 1 4								
Walt Weiss, S (1, 6) OBP: 0.278, SLG: 0.313		3-1 F7		2-1 G4-3		2-1 FC6-4		0-1 G4-3		4 0 0 0 0 0 6								
Mike Gallego, R (1, 4) OBP: 0.424, SLG: 0.516		0-0 G4-3			2-1 F8		1-2 L8		4-2 BB BB	3 0 0 0 1 0 1								
Inning Stats	R: 0 E: 0 K: 1 S: 11	H: 0 LOB: 0 BB: 0 P: 15	R: 2 E: 0 K: 0 S: 9	H: 3 LOB: 1 BB: 0 P: 16	R: 0 E: 0 K: 0 S: 4	H: 2 LOB: 2 BB: 0 P: 17	R: 0 E: 0 K: 1 S: 11	H: 1 LOB: 1 BB: 1 P: 19	R: 0 E: 0 K: 1 S: 15	H: 1 LOB: 1 BB: 0 P: 23	R: 1 E: 1 K: 1 S: 12	H: 0 LOB: 1 BB: 1 P: 18	R: 0 E: 0 K: 1 S: 14	H: 0 LOB: 2 BB: 2 P: 27	1B: 6 2B: 0 3B: 1 HR: 1	SF: 0 SAC: 0 DP: 0 HBP: 0	WP: 1 PB: 1 SB: 2 CS: 0	PA: 40
PITCHER	IP WLS BF H R ER SO BB IBB HBP BLK WP HR S P ERA WHIP											IP WLS BF H R ER SO BB IBB HBP BLK WP HR S P ERA WHIP						
Jack Morris, R (1, 1) ERA: 3.95	6.1 W 28 8 2 1 2 1 0 0 0 1 1 63 103 1.42 1.421																	
Frank Williams, R (7, 1) ERA: 3.66	1.2 8 0 1 0 2 2 0 0 0 0 0 20 34 0.00 1.200																	
Willie Hernandez, L (9, 1) ERA: 3.72	1.0 S 4 0 0 0 1 1 0 0 0 0 0 0 11 20 0.00 1.000																	

Batter	1	2	3	4	5	6	7	8	9	AB R H RBI BB SO LOB	BOTTOM					
Pat Sheridan, L (1, 7) OBP: 0.306, SLG: 0.339	3-1 HR	4-2 1B BB		2-1 L4		3-3 K				3 2 1 1 1 1 1	<p>Oakland Athletics @ Detroit Tigers</p> <p>Tiger Stadium, Detroit, MI</p> <p>Sat May 06 1989, 3:33 AM EDT</p> <p>Att: 32,404 - Overcast - 46 F</p> <p>livebaseballscores.com</p>					
Chet Lemon, R (1, 9) OBP: 0.494, SLG: 0.315	4-2 FC6-4 BB	1-0 1B E 1B		2-3 K		4-2 BB				2 1 1 1 2 1 0						
Lou Whitaker, L (1, 4) OBP: 0.411, SLG: 0.511	0-3 K	2-1 E9 1H 2H 1B		2-1 HR		0-0 G4-1				4 1 2 2 0 1 3						
Aian Trammell, R (1, 6) OBP: 0.343, SLG: 0.323	1-0 FC6-4 WP	3-1 P6		2-0 G4-3		2-1 P6				4 0 0 0 0 0 2						
Fred Lynn, L (1, 10) OBP: 0.310, SLG: 0.295	4-0 BB		2-1 F7		0-0 G4-3		1-0 G3-1			3 0 0 0 1 0 0						
Matt Nokes, L (1, 2) OBP: 0.301, SLG: 0.440	0-3 K		3-2 WP BLK SF9 1B		2-2 G4-3		3-3 K			4 1 1 0 0 2 2						
Dave Bergman, L (1, 3) OBP: 0.333, SLG: 0.316		3-2 1B 1B	4-2 SF9 WP BB		2-0 F8		0-0 G4-3			3 1 1 0 1 0 0						
Kenny Williams, R (1, 8) OBP: 0.228, SLG: 0.323		2-0 CS 1B	1-1 SF9			2-3 K		1-3 K		3 0 1 1 0 2 0						
Mike Brumley, S (1, 5) OBP: 0.318, SLG: 0.421		0-3 K	1-3 K			0-0 3B		1-2 F8		4 0 1 0 0 2 3						
Inning Stats	R: 1 E: 0 K: 2 S: 11	H: 1 LOB: 2 BB: 2 P: 23	R: 3 E: 1 K: 1 S: 16	H: 4 LOB: 1 BB: 1 P: 31	R: 1 E: 0 K: 1 S: 13	H: 1 LOB: 0 BB: 0 P: 16	R: 1 E: 0 K: 2 S: 10	H: 1 LOB: 1 BB: 1 P: 19	R: 0 E: 0 K: 1 S: 6	H: 0 LOB: 0 BB: 0 P: 12	R: 0 E: 0 K: 1 S: 8	H: 0 LOB: 0 BB: 0 P: 10	1B: 5 2B: 0 3B: 1 HR: 2	SF: 1 SAC: 0 DP: 0 HBP: 0	WP: 2 PB: 0 SB: 0 CS: 1	PA: 36
PITCHER	IP WLS BF H R ER SO BB IBB HBP BLK WP HR S P ERA WHIP											IP WLS BF H R ER SO BB IBB HBP BLK WP HR S P ERA WHIP				
Storm Davis, R (1, 1) ERA: 6.75	3.2 L 21 7 6 5 5 4 0 0 0 0 2 2 47 91 12.27 3.000															
Gene Nelson, R (4, 1) ERA	2.2 10 1 0 0 2 1 0 0 0 0 0 18 35 0.00 0.750															
Greg Cadaret, L (7, 1) ERA: 3.0	1.0 3 0 0 0 1 0 0 0 0 0 0 5 9 0.00 0.000															
Eric Plunk, R (8, 1) ERA: 1.54	0.2 2 0 0 0 1 0 0 0 0 0 0 7 9 0.00 0.000															

Batter	1	2	3	4	5	6	7	8	9	AB	R	H	RBI	BB	SO	LOB	TOP			
Luis Polonia, L OBP: 0.301, SLG: 0.364 (1, 7)	1-2 2B	3-2 P7		0-0 E1			1-2 G5-4-3	4-1 BB		4	1	2	0	1	0	1	Oakland Athletics @ Baltimore Orioles Memorial Stadium, Baltimore, MD Mon May 08 1989, 7:05 PM EDT Att: 19,159 - Unknown - 61 F			
Dave Henderson, R OBP: 0.401, SLG: 0.500 (1, 8)	3-2 G3-1 1B	1-2 F8		1-2 CS	1-0 G4-3		2-2 G5-4-3	1-1 F8		5	1	1	1	0	0	4				
Dave Parker, L OBP: 0.250, SLG: 0.297 Billy Beane, R OBP: 0.231, SLG: 0.316 (6, PR)	0-0 G3-1			4-1 G5-4-3 BB	0-3 K			4-2 1B 2B BB	2-2 G6-4-3 1B	2	0	0	0	2	1	1				
Mark McGwire, R OBP: 0.316, SLG: 0.671 (1, 3)	4-2 1B BB			2-0 G5-4-3	2-2 F9			0-0 1B 2B HBP	2-3 K	4	1	1	0	1	1	2				
Terry Steinbach, R OBP: 0.415, SLG: 0.427 (1, 2)	1-1 1B			1-0 1B		2-0 G6-3 1B		3-2 2B 1B HBP	3-2 G6-4-3	4	1	3	1	0	0	1				
Carney Lansford, R OBP: 0.391, SLG: 0.439 (1, 5)	2-0 P3			1-1 1B		0-0 G6-3		2-0 P4		4	0	1	0	0	0	6				
Stan Javier, S OBP: 0.372, SLG: 0.395 (1, 9)	2-3 K			1-2 G4-3		2-3 K		3-2 1B 2B		4	1	1	2	0	2	5				
Walt Weiss, S OBP: 0.303, SLG: 0.330 (1, 6)		0-1 SH1-4 1B		1-1 G6-4-3 1B		3-2 P3		2-1 FC6-4 1B		4	0	3	2	0	0	1				
Mike Gallego, R OBP: 0.392, SLG: 0.464 (1, 4)	0-0 SH1-4			0-0 G6-4-3			1-1 G6-3	0-0 FC6-4 BB		3	0	0	0	0	0	2				
Inning Stats	R: 2 E: 0 K: 1 S: 15	H: 3 LOB: 2 BB: 1 P: 28	R: 0 E: 0 K: 0 S: 12	H: 1 LOB: 1 BB: 0 P: 16	R: 0 E: 0 K: 0 S: 8	H: 2 LOB: 2 BB: 1 P: 17	R: 0 E: 1 K: 0 S: 7	H: 1 LOB: 0 BB: 0 P: 8	R: 0 E: 0 K: 1 S: 10	H: 1 LOB: 1 BB: 0 P: 17	R: 0 E: 0 K: 0 S: 13	H: 1 LOB: 0 BB: 0 P: 15	R: 4 E: 0 K: 0 S: 16	H: 3 LOB: 2 BB: 2 P: 35	R: 0 E: 0 K: 1 S: 12	H: 1 LOB: 0 BB: 0 P: 19		1B: 11 2B: 2 3B: 0 HR: 0	SF: 0 SAC: 1 DP: 4 HBP: 1	WP: 0 PB: 0 SB: 0 CS: 1
PITCHER	IP WLS BF H R ER SO BB IBB HBP BLK WP HR S P ERA WHIP	IP WLS BF H R ER SO BB IBB HBP BLK WP HR S P ERA WHIP																		
Bob Milacki, R ERA: 4.0 (1, 1)	7.0 L 31 10 4 4 3 3 0 0 0 0 0 75 118 5.14 1.857																			
Mark Williamson, R ERA: 5.6 (8, 1)	2.0 10 3 2 2 1 1 0 1 0 0 0 25 47 9.00 2.000																			

AB	35
R	6
H	13
RBI	6
BB	4
SO	4
LOB	23



Batter	1	2	3	4	5	6	7	8	9	AB	R	H	RBI	BB	SO	LOB	BOTTOM			
Brady Anderson, L OBP: 0.356, SLG: 0.427 (1, 8)	3-2 G3			4-1 1B BB	0-1 F8			0-1 L7		3	0	0	0	1	0	2	Oakland Athletics @ Baltimore Orioles Memorial Stadium, Baltimore, MD Mon May 08 1989, 7:05 PM EDT Att: 19,159 - Unknown - 61 F			
Phil Bradley, R OBP: 0.355, SLG: 0.468 (1, 7)	1-1 G6-3			1-3 K		1-0 F9		3-2 F9		4	0	0	0	0	1	2				
Joe Orsulak, L OBP: 0.328, SLG: 0.419 (1, 9)	1-2 G3-1			1-1 F9		0-1 1B		1-2 G4-3		4	0	1	0	0	0	0				
Cal Ripken Jr., R OBP: 0.328, SLG: 0.398 (1, 6)		1-1 G4-3		1-1 F7		0-0 L5		2-2 G1-3		4	0	0	0	0	0	1				
Larry Sheets, L OBP: 0.259, SLG: 0.268 (1, 10)		3-1 F7		2-3 K		1-3 K		0-1 G4-3		4	0	0	0	0	2	1				
Mickey Tettleton, S OBP: 0.238, SLG: 0.389 (1, 2)		0-0 P6			3-1 BB 1B		1-2 F8		1-3 K	4	0	1	0	0	1	0				
Jim Traber, L OBP: 0.257, SLG: 0.288 (1, 3)				3-2 L6-3	1-2 F7		0-3 K			3	0	0	0	0	1	1				
Craig Worthington, R OBP: 0.297, SLG: 0.299 (1, 5)				2-1 F8		1-3 K		0-0 HR		3	1	1	1	0	1	1				
Billy Ripken, R OBP: 0.346, SLG: 0.326 (1, 4)				3-2 BB 1B	4-1 BB		0-0 P9			2	0	1	0	1	0	0				
Inning Stats	R: 0 E: 0 K: 0 S: 8	H: 0 LOB: 0 BB: 0 P: 13	R: 0 E: 0 K: 0 S: 5	H: 0 LOB: 0 BB: 0 P: 9	R: 0 E: 0 K: 1 S: 13	H: 1 LOB: 2 BB: 1 P: 26	R: 0 E: 0 K: 1 S: 8	H: 0 LOB: 0 BB: 0 P: 12	R: 0 E: 0 K: 1 S: 7	H: 1 LOB: 1 BB: 0 P: 9	R: 1 E: 0 K: 1 S: 10	H: 1 LOB: 0 BB: 0 P: 11	R: 0 E: 0 K: 0 S: 8	H: 0 LOB: 0 BB: 0 P: 12	R: 0 E: 0 K: 1 S: 8	H: 0 LOB: 0 BB: 0 P: 11		1B: 3 2B: 0 3B: 0 HR: 1	SF: 0 SAC: 0 DP: 0 HBP: 0	WP: 0 PB: 0 SB: 0 CS: 0
PITCHER	IP WLS BF H R ER SO BB IBB HBP BLK WP HR S P ERA WHIP	IP WLS BF H R ER SO BB IBB HBP BLK WP HR S P ERA WHIP																		
Mike Moore, R ERA: 2.03 (1, 1)	7.0 W 27 4 1 1 5 2 0 0 0 0 0 1 102 1.29 0.857																			
Greg Cadaret, L ERA: 2.57 (8, 1)	2.0 6 0 0 0 1 0 0 0 0 0 0 0 16 23 0.00 0.000																			



Batter	1	2	3	4	5	6	7	8	9	AB	R	H	RBI	BB	SO	LOB	TOP										
Paul Moltzer, R OBP: 0.398, SLG: 0.495 (1, 10)										5	1	3	0	0	0	1											
Gary Sheffield, R OBP: 0.310, SLG: 0.400 (1, 6)										5	1	1	0	0	0	4											
Robin Yount, R OBP: 0.356, SLG: 0.426 (1, 8)										5	0	0	0	0	1	3											
Rob Deer, R OBP: 0.323, SLG: 0.439 (1, 9)										3	1	1	3	1	0	2											
B.J. Surhoff, L OBP: 0.278, SLG: 0.356 (1, 2)										3	0	2	0	1	0	0											
Glenn Braggs, R OBP: 0.277, SLG: 0.392 (1, 7)										3	0	0	0	1	1	5											
Jim Gantner, L OBP: 0.272, SLG: 0.237 (1, 4)										3	1	1	0	0	0	0											
Dave Engle, R OBP: 0.351, SLG: 0.559 (8, PR)										2	0	0	0	1	0	2											
Terry Francona, L OBP: 0.176, SLG: 0.183 (8, 3)										0	0	0	0	0	0	0											
Bill Spiers, L OBP: 0.302, SLG: 0.324 (1, 5)										4	0	2	1	0	0	1											
Inning Stats	R: 3 E: 1 K: 0 S: 19	H: 3 LOB: 2 BB: 1 P: 29	R: 0 E: 0 K: 0 S: 8	H: 1 LOB: 0 BB: 0 P: 10	R: 0 E: 0 K: 1 S: 12	H: 1 LOB: 1 BB: 1 P: 21	R: 0 E: 0 K: 0 S: 5	H: 0 LOB: 0 BB: 0 P: 7	R: 0 E: 0 K: 0 S: 13	H: 1 LOB: 3 BB: 1 P: 24	R: 1 E: 0 K: 0 S: 6	H: 3 LOB: 1 BB: 0 P: 9	R: 0 E: 0 K: 0 S: 8	H: 1 LOB: 0 BB: 0 P: 14	R: 0 E: 0 K: 0 S: 5	H: 0 LOB: 1 BB: 1 P: 10	R: 0 E: 0 K: 1 S: 8	H: 0 LOB: 0 BB: 0 P: 12	1B: 7 2B: 2 3B: 0 HR: 1	SF: 0 SAC: 1 DP: 1 HBP: 0	WP: 0 PB: 0 SB: 0 CS: 2	PA: 42					
PITCHER	IP	WLS	BF	H	R	ER	SO	BB	IBB	HBP	BLK	WP	HR	S	P	ERA	WHIP										
Storm Davis, R ERA: 6.54 (1, 1)	5.0		24	6	3	3	1	3	0	0	0	0	1	57	91	5.40	1.800										
Todd Burns, R ERA: 1.96 (6, 1)	4.0	W	15	4	1	1	1	1	0	0	0	0	0	27	45	2.25	1.250										

Milwaukee Brewers @ Oakland Athletics
Oakland-Alameda County Coliseum, Oakland, CA
Fri May 12 1989, 7:05 PM PDT
Att: 30,743 - Unknown - 59 F

AB 33
R 4
H 10
RBI 4
BB 4
SO 2
LOB 18



Batter	1	2	3	4	5	6	7	8	9	AB	R	H	RBI	BB	SO	LOB	BOTTOM										
Luis Polonia, L OBP: 0.284, SLG: 0.341 (1, 7)										4	0	0	0	0	2	3											
Billy Beane, R OBP: 0.256, SLG: 0.357 (9, FH)										1	1	1	0	0	0	0											
Dave Henderson, R OBP: 0.404, SLG: 0.516 (1, 8)										4	2	2	2	0	0	0											
Dave Parker, L OBP: 0.256, SLG: 0.302 (1, 10)										4	1	2	0	0	0	1											
Mark McGwire, R OBP: 0.310, SLG: 0.623 (1, 3)										3	0	0	0	1	0	2											
Terry Steinbach, R OBP: 0.402, SLG: 0.404 (1, 2)										4	0	1	2	0	1	2											
Camey Lansford, R OBP: 0.416, SLG: 0.467 (1, 5)										4	1	3	0	0	0	2											
Stan Javier, S OBP: 0.372, SLG: 0.393 (1, 9)										4	0	1	0	0	0	4											
Walt Weiss, S OBP: 0.299, SLG: 0.333 (1, 6)										4	0	1	0	0	2	2											
Mike Gallego, R OBP: 0.373, SLG: 0.421 (1, 4)										3	0	0	0	1	1	1											
Inning Stats	R: 2 E: 0 K: 0 S: 13	H: 2 LOB: 2 BB: 1 P: 25	R: 0 E: 0 K: 2 S: 11	H: 0 LOB: 0 BB: 0 P: 15	R: 0 E: 0 K: 0 S: 8	H: 1 LOB: 1 BB: 0 P: 12	R: 1 E: 1 K: 0 S: 8	H: 2 LOB: 1 BB: 0 P: 12	R: 0 E: 0 K: 1 S: 6	H: 2 LOB: 2 BB: 1 P: 13	R: 0 E: 0 K: 0 S: 6	H: 0 LOB: 0 BB: 0 P: 10	R: 0 E: 0 K: 2 S: 10	H: 1 LOB: 1 BB: 0 P: 16	R: 2 E: 0 K: 1 S: 5	H: 2 LOB: 0 BB: 0 P: 7	1B: 9 2B: 1 3B: 0 HR: 1	SF: 0 SAC: 0 DP: 0 HBP: 1	WP: 0 PB: 0 SB: 0 CS: 0	PA: 38							
PITCHER	IP	WLS	BF	H	R	ER	SO	BB	IBB	HBP	BLK	WP	HR	S	P	ERA	WHIP										
Mike Birkbeck, R ERA: 3.6 (1, 1)	6.1		29	8	3	2	3	2	0	0	0	0	0	1	1	0.00	0.000										
Bill Krueger, L ERA: 3.96 (7, 1)	0.1		1	0	0	0	0	0	0	0	0	0	0	1	1	0.00	0.000										
Chuck Crim, R ERA: 3.48 (7, 1)	1.0	L	4	1	0	0	1	0	0	0	0	0	0	7	13	0.00	1.000										
Dan Plesac, L ERA: 4.38 (8, 1)	0.2	L	4	2	2	2	2	0	0	0	0	0	1	9	13	27.00	3.000										

Milwaukee Brewers @ Oakland Athletics
Oakland-Alameda County Coliseum, Oakland, CA
Fri May 12 1989, 7:05 PM PDT
Att: 30,743 - Unknown - 59 F

AB 35
R 5
H 11
RBI 4
BB 2
SO 6
LOB 17



Batter	1	2	3	4	5	6	7	8	9	AB	R	H	RBI	BB	SO	LOB	TOP					
Paul Moltzer, R OBP: 0.393, SLG: 0.485 (1, 10)										4	0	1	0	0	1	1	Milwaukee Brewers @ Oakland Athletics Oakland-Alameda County Coliseum, Oakland, CA Sat May 13 1989, 3:33 AM PDT Att: 33,053 - Sunny - 65 F					
Gary Sheffield, R OBP: 0.308, SLG: 0.390 (1, 6)										3	0	0	0	1	1	2						
Robin Yount, R OBP: 0.353, SLG: 0.429 (1, 8)										4	1	1	0	0	1	2						
Rob Deer, R OBP: 0.321, SLG: 0.458 (1, 9)										4	1	1	2	0	1	1						
B.J. Surhoff, L OBP: 0.287, SLG: 0.374 (1, 2)										4	1	2	0	0	0	0						
Bill Spillers, L OBP: 0.319, SLG: 0.341 (1, 5)										4	0	2	0	0	0	1						
Jim Gantner, L OBP: 0.262, SLG: 0.229 (1, 4)										3	0	0	1	0	0	1						
Terry Francona, L OBP: 0.182, SLG: 0.187 (1, 3)										4	0	1	0	0	0	1						
Mike Felder, S OBP: 0.219, SLG: 0.167 (1, 7)										3	0	0	0	0	0	1						
Inning Stats	R: 0 E: 1 K: 2 S: 9	H: 1 LOB: 1 BB: 0 P: 13	R: 0 E: 0 K: 0 S: 7	H: 0 LOB: 0 BB: 0 P: 9	R: 0 E: 0 K: 0 S: 17	H: 1 LOB: 1 BB: 0 P: 26	R: 0 E: 0 K: 0 S: 8	H: 1 LOB: 1 BB: 0 P: 12	R: 0 E: 0 K: 0 S: 5	H: 0 LOB: 0 BB: 0 P: 8	R: 0 E: 0 K: 1 S: 10	H: 0 LOB: 0 BB: 1 P: 16	R: 0 E: 0 K: 0 S: 8	H: 1 LOB: 1 BB: 0 P: 14	R: 0 E: 0 K: 0 S: 7	H: 0 LOB: 0 BB: 0 P: 9		R: 3 E: 0 K: 1 S: 22	H: 4 LOB: 1 BB: 0 P: 28	1B: 5 2B: 2 3B: 0 HR: 1	SF: 1 SAC: 0 DP: 1 HBP: 0	WP: 1 PB: 0 SB: 0 CS: 0
PITCHER	IP WLS BF H R ER SO BB IBB HBP BLK WP HR S P ERA WHIP																					
Bob Welch, R ERA: 2.93 (1, 1)	8.1 W 31 6 2 2 4 1 0 0 0 1 1 80 119 2.16 0.840																					
Dennis Eckersley, R ERA: 1.29 (9, 1)	0.2 S 4 2 1 1 0 0 0 0 0 0 0 0 13 16 13.50 3.000																					

Batter	1	2	3	4	5	6	7	8	9	AB	R	H	RBI	BB	SO	LOB	BOTTOM			
Luis Polonia, L OBP: 0.283, SLG: 0.349 (1, 7)										4	1	1	0	0	0	1	Milwaukee Brewers @ Oakland Athletics Oakland-Alameda County Coliseum, Oakland, CA Sat May 13 1989, 3:33 AM PDT Att: 33,053 - Sunny - 65 F			
Dave Henderson, R OBP: 0.407, SLG: 0.512 (1, 8)										3	0	1	1	1	2	0				
Dave Parker, L OBP: 0.264, SLG: 0.328 (1, 10)										3	1	1	1	1	0	3				
Mark McGwire, R OBP: 0.318, SLG: 0.617 (1, 3)										4	0	2	1	0	0	1				
Ron Hassey, L OBP: 0.224, SLG: 0.237 (1, 2)										4	0	0	0	0	0	5				
Camey Lansford, R OBP: 0.407, SLG: 0.456 (1, 5)										3	0	0	0	0	1	2				
Stan Javier, S OBP: 0.361, SLG: 0.379 (1, 9)										3	0	0	0	0	1	0				
Walt Weiss, S OBP: 0.291, SLG: 0.323 (1, 6)										3	0	0	0	0	2	0				
Glenn Hubbard, R OBP: 0.360, SLG: 0.500 (1, 4)										3	2	2	1	0	0	0				
Inning Stats	R: 1 E: 0 K: 1 S: 8	H: 2 LOB: 2 BB: 1 P: 17	R: 1 E: 0 K: 1 S: 8	H: 1 LOB: 0 BB: 0 P: 15	R: 1 E: 0 K: 1 S: 11	H: 1 LOB: 0 BB: 0 P: 19	R: 0 E: 0 K: 2 S: 7	H: 0 LOB: 0 BB: 0 P: 9	R: 0 E: 0 K: 1 S: 6	H: 0 LOB: 0 BB: 0 P: 6	R: 0 E: 0 K: 0 S: 2	H: 0 LOB: 0 BB: 1 P: 8	R: 0 E: 0 K: 0 S: 6	H: 0 LOB: 0 BB: 0 P: 10	R: 1 E: 0 K: 0 S: 11	H: 3 LOB: 2 BB: 0 P: 15		1B: 3 2B: 2 3B: 0 HR: 2	SF: 0 SAC: 0 DP: 1 HBP: 0	WP: 0 PB: 0 SB: 0 CS: 0
PITCHER	IP WLS BF H R ER SO BB IBB HBP BLK WP HR S P ERA WHIP																			
Chris Bosio, R ERA: 2.43 (1, 1)	7.2 L 31 7 4 4 6 2 0 0 0 0 0 0 80 97 4.70 1.174																			
Paul Mirabella, L ERA: 6.66 (8, 1)	0.1 1 0 0 0 0 0 0 0 0 0 0 0 1 2 0.00 0.000																			

AB	33
R	3
H	8
RBI	3
BB	1
SO	4
LOB	10



Batter	1	2	3	4	5	6	7	8	9	AB	R	H	RBI	BB	SO	LOB	TOP			
Paul Moltzer, R OBP: 0.388, SLG: 0.476 (1, 10)										4	0	1	0	0	2	1				
Gary Sheffield, R OBP: 0.306, SLG: 0.385 (1, 6)										4	1	1	0	0	1	2				
Robin Yount, R OBP: 0.357, SLG: 0.426 (1, 8)										3	0	1	0	1	0	2				
Rob Deer, R OBP: 0.326, SLG: 0.450 (1, 9)										2	0	0	0	2	1	2				
B.J. Surhoff, L OBP: 0.276, SLG: 0.358 (1, 2)										4	0	0	0	0	1	3				
Glenn Braggs, R OBP: 0.276, SLG: 0.411 (1, 7)										4	1	1	1	0	1	1				
Jim Gantner, L OBP: 0.252, SLG: 0.220 (1, 4)										4	0	0	0	0	0	2				
Terry Francona, L OBP: 0.175, SLG: 0.179 (1, 3)										3	0	0	0	0	0	0				
Bill Spiers, L OBP: 0.320, SLG: 0.326 (1, 5)										2	0	0	0	0	1	0				
Inning Stats	R: 0 H: 1 E: 0 K: 1 S: 9	H: 1 LOB: 0 BB: 0 P: 15	R: 1 H: 1 E: 0 K: 0 S: 8	H: 1 LOB: 0 BB: 0 P: 12	R: 0 H: 0 E: 0 K: 2 S: 8	H: 0 LOB: 0 BB: 1 P: 9	R: 0 H: 1 E: 0 K: 0 S: 9	H: 1 LOB: 1 BB: 1 P: 15	R: 0 H: 0 E: 0 K: 0 S: 10	H: 0 LOB: 2 BB: 1 P: 13	R: 0 H: 0 E: 0 K: 2 S: 10	H: 0 LOB: 0 BB: 0 P: 12	R: 0 H: 0 E: 0 K: 1 S: 6	H: 0 LOB: 0 BB: 0 P: 7	R: 1 H: 1 E: 1 K: 0 S: 9	H: 1 LOB: 2 BB: 1 P: 19	1B: 3 2B: 0 3B: 0 HR: 1	SF: 0 SAC: 0 DP: 0 HBP: 1	WP: 0 PB: 0 SB: 0 CS: 1	PA: 35
PITCHER Mike Moore, R ERA: 1.86 (1, 1)	IP: 9.0 WLS: L BF: 34 H: 4 R: 2 ER: 1 SO: 7 BB: 3 IBB: 0 HBP: 1 BLK: 0 WP: 0 HR: 1 S: 82 P: 120 ERA: 1.00 WHIP: 0.778															PITCHER				

Milwaukee Brewers @ Oakland Athletics
Oakland-Alameda County Coliseum, Oakland, CA
Sun May 14 1989, 3:33 AM PDT
Att: 26,989 - Sunny - 64 F

AB 30
R 2
H 4
RBI 1
BB 3
SO 7
LOB 13



Batter	1	2	3	4	5	6	7	8	9	AB	R	H	RBI	BB	SO	LOB	BOTTOM			
Luis Polonia, L OBP: 0.292, SLG: 0.356 (1, 7)										4	1	2	0	0	0	1				
Ron Hassey, L (9, FH) OBP: 0.221, SLG: 0.233										1	0	0	0	0	0	2				
Dave Henderson, R OBP: 0.396, SLG: 0.496 (1, 8)										4	0	0	0	0	2	3				
Dave Parker, L OBP: 0.263, SLG: 0.325 (1, 10)										4	0	1	0	0	0	1				
Billy Beane, R (6, PR) OBP: 0.256, SLG: 0.357										0	0	0	0	0	0	0				
Mark McGwire, R OBP: 0.304, SLG: 0.595 (1, 3)										3	0	0	1	0	0	0				
Terry Steinbach, R OBP: 0.396, SLG: 0.398 (1, 2)										4	0	1	0	0	1	2				
Camey Lansford, R OBP: 0.403, SLG: 0.450 (1, 5)										4	0	1	0	0	0	1				
Stan Javier, S OBP: 0.347, SLG: 0.363 (1, 9)										4	0	0	0	0	2	3				
Walt Weiss, S OBP: 0.283, SLG: 0.314 (9, PH)										3	0	0	0	0	0	3				
Tony Phillips, S OBP: 0.427, SLG: 0.451 (9, PR)										0	0	0	0	1	0	0				
Mike Gallego, R OBP: 0.373, SLG: 0.421 (9, PR)										0	0	0	0	0	0	0				
Glenn Hubbard, R OBP: 0.370, SLG: 0.477 (1, 4)										2	0	0	0	2	0	1				
Inning Stats	R: 0 H: 0 E: 0 K: 1 S: 7	H: 2 LOB: 2 BB: 0 P: 9	R: 0 H: 2 E: 0 K: 0 S: 13	H: 2 LOB: 0 BB: 0 P: 18	R: 0 H: 0 E: 0 K: 1 S: 7	H: 0 LOB: 1 BB: 1 P: 13	R: 0 H: 0 E: 0 K: 2 S: 13	H: 0 LOB: 1 BB: 0 P: 16	R: 0 H: 1 E: 0 K: 0 S: 6	H: 1 LOB: 1 BB: 0 P: 11	R: 0 H: 0 E: 0 K: 0 S: 6	H: 0 LOB: 0 BB: 0 P: 12	R: 0 H: 0 E: 1 K: 0 S: 6	H: 0 LOB: 1 BB: 0 P: 9	R: 1 H: 2 E: 0 K: 0 S: 8	H: 2 LOB: 1 BB: 0 P: 13	1B: 5 2B: 0 3B: 0 HR: 0	SF: 1 SAC: 0 DP: 0 HBP: 0	WP: 0 PB: 0 SB: 0 CS: 0	PA: 37
PITCHER Bryan Clutterbuck, R ERA: 2.78 (1, 1)	IP: 7.1 WLS: 29 BF: 1 H: 1 R: 1 ER: 1 SO: 4 BB: 1 IBB: 0 HBP: 0 BLK: 0 WP: 0 HR: 0 S: 62 P: 94 ERA: 1.23 WHIP: 0.682															PITCHER				
Bill Krueger, L ERA: 3.86 (8, 1)	0.0	1	1	0	0	0	0	0	0	0	0	1	2							
Chuck Crim, R ERA: 3.98 (8, 1)	0.2	W	2	0	0	0	0	0	0	0	0	3	5	0.00	0.000					
Dan Plesac, L ERA: 4.05 (9, 1)	1.0	S	5	0	0	0	1	2	0	0	0	13	25	0.00	2.000					

Milwaukee Brewers @ Oakland Athletics
Oakland-Alameda County Coliseum, Oakland, CA
Sun May 14 1989, 3:33 AM PDT
Att: 26,989 - Sunny - 64 F

AB 33
R 1
H 5
RBI 1
BB 3
SO 5
LOB 17



Batter	1	2	3	4	5	6	7	8	9	AB	R	H	RBI	BB	SO	LOB	TOP										
Paul Moltzer, R OBP: 0.376, SLG: 0.459 (1,5)	F8		G6-3			F9		G6-3		4	0	0	0	0	0	0	Milwaukee Brewers @ Oakland Athletics Oakland-Alameda County Coliseum, Oakland, CA Mon May 15 1989, 7:05 PM PDT Att: 25,974 - Unknown - 59 F										
Gary Sheffield, R OBP: 0.297, SLG: 0.373 (1,6)	L7			F4		F9		G6-3		4	0	0	0	0	0												
Robin Yount, R OBP: 0.361, SLG: 0.424 (1,8)						G6-3		K		3	0	1	0	1	1												
Rob Deer, R OBP: 0.324, SLG: 0.468 (1,9)	F9			K					K	4	1	1	1	0	2	2											
B.J. Surhoff, L OBP: 0.275, SLG: 0.354 (1,10)		G6-3		P5			HR		K	4	1	1	0	0	0	1											
Glenn Braggs, R OBP: 0.275, SLG: 0.406 (1,7)						K			G1-3	4	0	1	0	0	2	0											
Jim Gantner, L OBP: 0.254, SLG: 0.223 (1,4)										3	0	1	0	0	0	0											
Bill Spiers, L OBP: 0.321, SLG: 0.326 (1,3)										3	0	1	0	0	1	2											
Charlie O'Brien, R OBP: 0.281, SLG: 0.250 (1,2)										3	0	0	0	0	0	2											
Inning Stats	R: 0 E: 0 K: 0 S: 10	H: 1 LOB: 1 BB: 0 P: 14	R: 0 E: 0 K: 1 S: 12	H: 0 LOB: 0 BB: 0 P: 14	R: 0 E: 0 K: 1 S: 10	H: 0 LOB: 0 BB: 0 P: 15	R: 0 E: 0 K: 1 S: 10	H: 1 LOB: 1 BB: 0 P: 17	R: 0 E: 0 K: 1 S: 13	H: 0 LOB: 0 BB: 0 P: 16	R: 2 E: 0 K: 0 S: 11	H: 4 LOB: 1 BB: 0 P: 15	R: 0 E: 0 K: 1 S: 7	H: 0 LOB: 0 BB: 0 P: 11	R: 0 E: 0 K: 1 S: 12	H: 0 LOB: 0 BB: 0 P: 16	1B: 5 2B: 0 3B: 0 HR: 1	SF: 0 SAC: 0 DP: 1 HBP: 0	WP: 0 PB: 0 SB: 0 CS: 0	PA: 33							
PITCHER	IP	WLS	BF	H	R	ER	SO	BB	IBB	HBP	BLK	WP	HR	S	P	ERA	WHIP										
Dave Stewart, R ERA: 3.32 (1,1)	7.0	W	27	6	2	2	4	1	0	0	0	0	1	75	107	2.57	1.000										
Eric Plunk, R ERA: 1.42 (8,1)	1.0		3	0	0	0	1	0	0	0	0	0	0	7	11	0.00	0.000										
Greg Cadaret, L ERA: 2.4 (9,1)	1.0		3	0	0	0	1	0	0	0	0	0	0	12	16	0.00	0.000										

Batter	1	2	3	4	5	6	7	8	9	AB	R	H	RBI	BB	SO	LOB	BOTTOM										
Luis Polonia, L OBP: 0.307, SLG: 0.362 (1,7)	1-3		HR	1B	2B			E3		4	2	2	2	1	0	0	Milwaukee Brewers @ Oakland Athletics Oakland-Alameda County Coliseum, Oakland, CA Mon May 15 1989, 7:05 PM PDT Att: 25,974 - Unknown - 59 F										
Dave Henderson, R OBP: 0.405, SLG: 0.523 (1,8)	F8		HR	1B	BB			F9		3	2	2	3	1	0	0											
Billy Beane, R OBP: 0.250, SLG: 0.349 (7, PH)			HR	1B	BB					1	0	0	0	0	0	1											
Dave Parker, L OBP: 0.275, SLG: 0.344 (1,10)	1B		1B	2B				FC1-6		5	0	3	2	0	0	3											
Mark McGwire, R OBP: 0.299, SLG: 0.568 (1,3)	L9		G6-4-3	1B	2B			FC4		4	0	0	0	1	0	3											
Ron Hassey, L OBP: 0.221, SLG: 0.233 (8,2)			G6-4-3	BB						0	0	0	0	0	0	0											
Terry Steinbach, R OBP: 0.396, SLG: 0.398 (8,3)		G4-3						F8		5	2	2	0	0	0	2											
Carney Lansford, R OBP: 0.405, SLG: 0.459 (1,5)		P5		1B	G1-3			F4		4	2	2	0	0	0	0											
Tony Phillips, S OBP: 0.423, SLG: 0.446 (8,5)				1B	1B					1	0	0	0	0	0	0											
Stan Javier, S OBP: 0.349, SLG: 0.365 (1,9)				1B	1B					5	2	2	1	0	1	1											
Walt Weiss, S OBP: 0.291, SLG: 0.321 (1,6)			G4-3							4	0	2	3	0	0	1											
Glenn Hubbard, R OBP: 0.382, SLG: 0.511 (1,4)				1B	1B					1	1	1	0	0	0	0											
Mike Gallego, R OBP: 0.372, SLG: 0.443 (4,4)				1B	2B					3	1	1	1	0	0	3											
Inning Stats	R: 0 E: 0 K: 0 S: 5	H: 1 LOB: 1 BB: 0 P: 8	R: 0 E: 0 K: 0 S: 4	H: 0 LOB: 0 BB: 0 P: 5	R: 3 E: 0 K: 0 S: 13	H: 4 LOB: 0 BB: 0 P: 20	R: 5 E: 0 K: 0 S: 21	H: 6 LOB: 2 BB: 2 P: 34	R: 2 E: 0 K: 0 S: 13	H: 3 LOB: 1 BB: 0 P: 23	R: 0 E: 0 K: 0 S: 16	H: 0 LOB: 1 BB: 0 P: 22	R: 0 E: 0 K: 1 S: 8	H: 0 LOB: 0 BB: 0 P: 12	R: 0 E: 0 K: 1 S: 8	H: 0 LOB: 0 BB: 0 P: 12	1B: 12 2B: 3 3B: 1 HR: 1	SF: 0 SAC: 0 DP: 2 HBP: 0	WP: 0 PB: 0 SB: 0 CS: 0	PA: 43							
PITCHER	IP	WLS	BF	H	R	ER	SO	BB	IBB	HBP	BLK	WP	HR	S	P	ERA	WHIP										
Don August, R ERA: 4.88 (1,1)	3.0	L	16	8	6	6	0	0	0	0	0	0	0	28	50	18.00	4.500										
Mark Knudson, R ERA: 2.84 (4,1)	2.0		14	6	4	4	0	3	0	0	0	0	0	29	45	9.00	1.500										
Paul Mirabella, L ERA: 8.74 (6,1)	2.0		10	3	2	2	0	0	0	0	0	0	0	8	12	0.00	0.000										
Terry Francona, L ERA: (8,1)	1.0		3	0	0	0	1	0	0	0	0	0	0	8	12	0.00	0.000										




Batter	1	2	3	4	5	6	7	8	9	AB	R	H	RBI	BB	SO	LOB	TOP					
Rickey Henderson, R OBP: 0.363, SLG: 0.376 (1, 7)	G1-3		G1-3				L8			4	0	1	1	1	0	1						
Steve Sax, R OBP: 0.384, SLG: 0.382 (1, 4)	K							G6-3	K	4	0	1	0	1	2	1						
Don Mattingly, L OBP: 0.318, SLG: 0.301 (1, 3)	WP 1B		G1-3				L8			4	0	1	0	0	0	3						
Jesse Barfield, R OBP: 0.289, SLG: 0.390 (1, 9)				P4						3	1	1	0	1	1	0						
Steve Balboni, R OBP: 0.272, SLG: 0.468 (1, 10)										4	1	2	2	0	0	2						
Tom Brookens, R OBP: 0.234, SLG: 0.339 (1, 5)										3	0	0	0	1	0	1						
Bob Geren, R (1, 2)										3	0	0	0	0	0	0						
Ken Phelps, L OBP: 0.351, SLG: 0.368 (8, PH)	L8									1	0	0	0	0	0	1						
Don Slaught, R OBP: 0.310, SLG: 0.402 (8, 2)										0	0	0	0	0	0	0						
Alvaro Espinoza, R OBP: 0.295, SLG: 0.260 (1, 6)										4	0	0	0	0	1	0						
Roberto Kelly, R OBP: 0.380, SLG: 0.450 (1, 8)										4	1	3	0	0	1	0						
Inning Stats	R: 0 E: 0 K: 1 S: 12	H: 1 LOB: 2 BB: 1 P: 20	R: 0 E: 0 K: 1 S: 12	H: 0 LOB: 0 BB: 0 P: 16	R: 0 E: 0 K: 1 S: 12	H: 0 LOB: 1 BB: 1 P: 21	R: 0 E: 0 K: 0 S: 8	H: 1 LOB: 0 BB: 0 P: 11	R: 1 E: 0 K: 0 S: 11	H: 3 LOB: 2 BB: 0 P: 16	R: 0 E: 0 K: 1 S: 11	H: 0 LOB: 0 BB: 0 P: 15	R: 0 E: 0 K: 0 S: 5	H: 1 LOB: 1 BB: 0 P: 6	R: 2 E: 0 K: 0 S: 11	H: 2 LOB: 1 BB: 1 P: 21	R: 0 E: 0 K: 1 S: 13	H: 1 LOB: 1 BB: 1 P: 19	1B: 7 2B: 1 3B: 0 HR: 1	SF: 0 SAC: 0 DP: 1 HBP: 0	WP: 1 PB: 0 SB: 0 CS: 1	PA: 38
PITCHER	IP	WLS	BF	H	R	ER	SO	BB	IBB	HBP	BLK	WP	HR	S	P	ERA	WHIP					
Curt Young, L ERA: 4.89 (1, 1)	7.2	L	33	8	3	3	4	3	0	0	0	1	1	81	125	3.52	1.435					
Gene Nelson, R ERA (8, 1)	0.2		3	1	0	0	0	0	0	0	0	0	0	8	10	0.00	1.500					
Rick Honeycutt, L ERA: 2.05 (9, 1)	0.2		2	0	0	0	1	1	0	0	0	0	0	6	10	0.00	1.500					

New York Yankees @ Oakland Athletics
Oakland-Alameda County Coliseum, Oakland, CA
Tue May 16 1989, 7:05 PM PDT
Att: 25,852 - Unknown - 61 F

livebaseballscorecards.com

AB 34
R 3
H 9
RBI 3
BB 4
SO 5
LOB 9




Batter	1	2	3	4	5	6	7	8	9	AB	R	H	RBI	BB	SO	LOB	BOTTOM					
Luis Polonia, L OBP: 0.317, SLG: 0.371 (1, 7)										3	1	2	0	0	0	0						
Tony Phillips, S OBP: 0.429, SLG: 0.446 (8, PH)										0	0	0	0	1	0	0						
Stan Javier, S OBP: 0.349, SLG: 0.365 (9, 7)										0	0	0	0	0	0	0						
Dave Henderson, R OBP: 0.401, SLG: 0.519 (1, 8)										3	0	1	1	0	0	1						
Dave Parker, L OBP: 0.275, SLG: 0.341 (1, 10)										4	0	1	1	0	0	3						
Mark McGwire, R OBP: 0.297, SLG: 0.554 (1, 3)										4	0	1	0	0	1	2						
Terry Steinbach, R OBP: 0.383, SLG: 0.382 (1, 9)										4	0	0	0	0	0	2						
Carney Lansford, R OBP: 0.401, SLG: 0.460 (1, 5)										4	0	1	0	0	0	0						
Ron Hassey, L OBP: 0.211, SLG: 0.222 (1, 2)										3	0	0	0	0	1	1						
Walt Weiss, S OBP: 0.292, SLG: 0.315 (1, 6)										2	1	0	0	1	1	1						
Mike Gallego, R OBP: 0.360, SLG: 0.427 (1, 4)										3	0	0	0	0	1	2						
Inning Stats	R: 1 E: 0 K: 0 S: 8	H: 2 LOB: 1 BB: 0 P: 15	R: 0 E: 0 K: 1 S: 9	H: 1 LOB: 0 BB: 0 P: 15	R: 0 E: 0 K: 0 S: 4	H: 1 LOB: 0 BB: 0 P: 4	R: 0 E: 0 K: 1 S: 5	H: 0 LOB: 0 BB: 0 P: 9	R: 0 E: 0 K: 1 S: 6	H: 2 LOB: 1 BB: 0 P: 11	R: 0 E: 0 K: 0 S: 7	H: 0 LOB: 0 BB: 0 P: 10	R: 1 E: 0 K: 1 S: 10	H: 0 LOB: 1 BB: 2 P: 25	R: 0 E: 0 K: 0 S: 7	H: 0 LOB: 0 BB: 0 P: 12	1B: 5 2B: 1 3B: 0 HR: 0	SF: 1 SAC: 0 DP: 2 HBP: 0	WP: 0 PB: 0 SB: 2 CS: 0	PA: 33		
PITCHER	IP	WLS	BF	H	R	ER	SO	BB	IBB	HBP	BLK	WP	HR	S	P	ERA	WHIP					
Clay Parker, R ERA: 2.57 (1, 1)	7.0	W	26	6	2	2	3	1	0	0	0	0	0	44	75	2.57	1.000					
Dave Righetti, L ERA: 3.63 (8, 1)	2.0	S	7	0	0	0	1	1	0	0	0	0	0	15	31	0.00	0.500					

New York Yankees @ Oakland Athletics
Oakland-Alameda County Coliseum, Oakland, CA
Tue May 16 1989, 7:05 PM PDT
Att: 25,852 - Unknown - 61 F

livebaseballscorecards.com

AB 30
R 2
H 6
RBI 2
BB 2
SO 4
LOB 12



Batter	1	2	3	4	5	6	7	8	9	AB	R	H	RBI	BB	SO	LOB	TOP										
Rickey Henderson, R OBP: 0.373, SLG: 0.405 (1, 7)										4	1	1	2	1	2	2	New York Yankees @ Oakland Athletics Oakland-Alameda County Coliseum, Oakland, CA Thu May 18 1989, 3:33 AM PDT Att: 40,758 - Sunny - 61 F AB 31 R 2 H 6 RBI 2 BB 7 SO 6 LOB 18 										
Steve Sax, R OBP: 0.370, SLG: 0.366 (1, 4)										5	0	0	0	0	0	3											
Don Mattingly, L OBP: 0.321, SLG: 0.312 (1, 9)										4	0	2	0	0	0	1											
Ken Phelps, L OBP: 0.381, SLG: 0.366 (1, 10)										2	0	0	0	2	0	2											
Steve Balboni, R OBP: 0.267, SLG: 0.444 (1, 3)										3	0	0	0	1	2	3											
Mike Pagliarulo, L OBP: 0.224, SLG: 0.218 (1, 5)										3	0	0	0	1	1	2											
Don Slaught, R OBP: 0.313, SLG: 0.398 (1, 2)										2	0	0	0	2	1	0											
Wayne Tolleson, S OBP: 0.256, SLG: 0.206 (1, 6)										4	0	1	0	0	0	4											
Roberto Kelly, R OBP: 0.380, SLG: 0.444 (1, 8)										4	1	2	0	0	0	1											
Inning Stats	R: 0 E: 0 K: 1 S: 12	H: 1 LOB: 1 BB: 0 P: 17	R: 0 E: 0 K: 3 S: 11	H: 0 LOB: 0 BB: 0 P: 17	R: 0 E: 0 K: 1 S: 10	H: 2 LOB: 1 BB: 0 P: 15	R: 0 E: 0 K: 0 S: 18	H: 0 LOB: 3 BB: 3 P: 33	R: 2 E: 0 K: 0 S: 18	H: 3 LOB: 2 BB: 1 P: 27	R: 0 E: 0 K: 0 S: 7	H: 0 LOB: 0 BB: 1 P: 15	R: 0 E: 0 K: 1 S: 13	H: 0 LOB: 2 BB: 2 P: 24	R: 0 E: 0 K: 0 S: 10	H: 0 LOB: 0 BB: 0 P: 18	R: 0 E: 0 K: 0 S: 7	H: 0 LOB: 0 BB: 0 P: 10	1B: 4 2B: 2 3B: 0 HR: 1	SF: 0 SAC: 0 DP: 2 HBP: 0	WP: 0 PB: 0 SB: 1 CS: 0	PA: 38					
PITCHER	IP	WLS	BF	H	R	ER	SO	BB	IBB	HBP	BLK	WP	HR	S	P	ERA	WHIP										
Bob Welch, R ERA: 2.98 (1, 1)	5.0	W	24	6	2	2	5	4	0	0	0	0	1	69	109	3.60	2.000										
Eric Plunk, R ERA: 1.29 (6, 1)	1.1		5	0	0	0	0	2	0	0	0	0	0	13	28	0.00	1.500										
Greg Cadaret, L ERA: 2.35 (7, 1)	0.1		2	0	0	0	0	1	0	0	0	0	0	4	8	0.00	3.000										
Todd Burns, R ERA: 1.78 (7, 1)	2.1	S	7	0	0	0	1	0	0	0	0	0	0	20	31	0.00	0.000										

Batter	1	2	3	4	5	6	7	8	9	AB	R	H	RBI	BB	SO	LOB	BOTTOM										
Tony Phillips, S OBP: 0.430, SLG: 0.467 (1, 4)										3	1	0	0	1	1	1	New York Yankees @ Oakland Athletics Oakland-Alameda County Coliseum, Oakland, CA Thu May 18 1989, 3:33 AM PDT Att: 40,758 - Sunny - 61 F AB 31 R 6 H 8 RBI 5 BB 7 SO 4 LOB 19 										
Carney Lansford, R OBP: 0.410, SLG: 0.458 (1, 5)										3	1	2	0	2	0	1											
Dave Henderson, R OBP: 0.390, SLG: 0.497 (1, 8)										5	1	2	1	0	1	4											
Mark McGwire, R OBP: 0.312, SLG: 0.582 (1, 3)										2	2	1	0	2	0	1											
Terry Steinbach, R OBP: 0.407, SLG: 0.427 (1, 7)										4	0	2	2	0	1	2											
Dave Parker, L OBP: 0.287, SLG: 0.374 (1, 10)										3	1	1	2	1	0	3											
Lance Blankenship, R OBP: 0.300, SLG: 0.600 (7, PR)										0	0	0	0	0	0	0											
Billy Beane, R OBP: 0.260, SLG: 0.347 (1, 9)										3	0	0	0	0	1	3											
Stan Javier, S OBP: 0.343, SLG: 0.361 (7, PH) (8, 9)										1	0	0	0	0	0	2											
Ron Hassey, L OBP: 0.200, SLG: 0.209 (1, 2)										4	0	0	0	0	0	2											
Mike Gallego, R OBP: 0.371, SLG: 0.425 (1, 6)										3	0	0	0	1	0	0											
Inning Stats	R: 0 E: 0 K: 0 S: 15	H: 1 LOB: 1 BB: 1 P: 25	R: 0 E: 0 K: 0 S: 9	H: 1 LOB: 0 BB: 0 P: 16	R: 0 E: 0 K: 0 S: 10	H: 1 LOB: 1 BB: 0 P: 17	R: 2 E: 0 K: 0 S: 11	H: 2 LOB: 0 BB: 0 P: 15	R: 3 E: 0 K: 1 S: 15	H: 3 LOB: 2 BB: 1 P: 30	R: 0 E: 0 K: 2 S: 10	H: 0 LOB: 2 BB: 2 P: 22	R: 1 E: 0 K: 1 S: 11	H: 0 LOB: 2 BB: 2 P: 22	R: 0 E: 0 K: 0 S: 6	H: 0 LOB: 1 BB: 1 P: 13	R: 0 E: 0 K: 0 S: 6	H: 0 LOB: 1 BB: 1 P: 13	1B: 6 2B: 1 3B: 0 HR: 1	SF: 0 SAC: 0 DP: 0 HBP: 1	WP: 1 PB: 1 SB: 2 CS: 1	PA: 39					
PITCHER	IP	WLS	BF	H	R	ER	SO	BB	IBB	HBP	BLK	WP	HR	S	P	ERA	WHIP										
Tommy John, L ERA: 5.55 (5, 1)	4.1	L	22	7	5	5	0	2	1	1	0	0	0	14	31	0.00	1.500										
Chuck Cary, L ERA: 2.25 (6, 1)	1.0		5	0	1	0	2	1	1	0	0	0	0	13	24	0.00	1.000										
Lee Guetterman, L ERA: (7, 1)	1.1		5	0	0	0	0	1	0	0	0	0	0	8	16	0.00	0.750										

Batter	1	2	3	4	5	6	7	8	9	10	AB	R	H	RBI	BB	SO	LOB	TOP				
Jody Reed, R OBP: 0.324, SLG: 0.322 (1, 6)	F9		SF8		E6			F7	F9		5	0	2	2	0	0	0					
Marty Barrett, R OBP: 0.344, SLG: 0.353 (1, 4)	F6		G5-3		F8			F5	F9	F9	6	0	0	0	0	0	6					
Ellis Burks, R OBP: 0.386, SLG: 0.513 (1, 8)	L9				G6-3			BB 2B		FC5 1B HR	2	2	0	0	2	0	1					
Mike Greenwell, L OBP: 0.420, SLG: 0.513 (1, 7)		F6	L7			G6-3 1B		2B BB		FC5 1B HR	4	1	2	0	1	0	2					
Danny Heep, L OBP: 0.300, SLG: 0.310 Nick Esasky, R OBP: 0.307, SLG: 0.473 (1, 3) (8, 3)	K			G4-3		G6-3		1-2 2B		FC5 HR	4	0	1	1	0	1	1					
Dwight Evans, R OBP: 0.432, SLG: 0.489 (1, 9)	BB			BB		K		F3		HR	3	1	1	4	2	1	2					
Jim Rice, R OBP: 0.266, SLG: 0.363 Randy Kutcher, R OBP: 0.400, SLG: 0.143 (9, PR)	L4			F8			F8		SH1-4 1B	K	4	0	1	0	0	0	2					
Rich Gedman, L OBP: 0.253, SLG: 0.319 (1, 2)			1B SF8 2B	G4-3			F8		SH1-4 1B	1B	4	1	2	0	0	0	1					
Ed Romero, R OBP: 0.275, SLG: 0.263 (1, 5)			G5-3 1B			G6-3		G4-3		L9 P3	5	0	1	0	0	0	3					
Inning Stats	R: 0 E: 0 K: 0 S: 7	H: 0 LOB: 0 BB: 0 P: 13	R: 0 E: 0 K: 1 S: 8	H: 0 LOB: 1 BB: 1 P: 15	R: 1 E: 0 K: 0 S: 15	H: 2 LOB: 2 BB: 1 P: 30	R: 0 E: 0 K: 0 S: 16	H: 0 LOB: 1 BB: 1 P: 27	R: 0 E: 1 K: 0 S: 8	H: 0 LOB: 1 BB: 0 P: 14	R: 0 E: 0 K: 0 S: 8	H: 0 LOB: 0 BB: 0 P: 13	R: 0 E: 0 K: 0 S: 10	H: 0 LOB: 2 BB: 2 P: 22	R: 1 E: 0 K: 0 S: 13	H: 2 LOB: 2 BB: 0 P: 17	R: 4 E: 0 K: 1 S: 21	H: 4 LOB: 2 BB: 0 P: 32	1B: 7 2B: 2 3B: 0 HR: 1	SF: 1 SAC: 1 DP: 1 HBP: 1	WP: 0 PA: 47	
PITCHER	IP WLS BF H R ER SO ERA WHIP	IP WLS BF H R ER SO ERA WHIP	IP WLS BF H R ER SO ERA WHIP	IP WLS BF H R ER SO ERA WHIP	IP WLS BF H R ER SO ERA WHIP	IP WLS BF H R ER SO ERA WHIP	IP WLS BF H R ER SO ERA WHIP	IP WLS BF H R ER SO ERA WHIP	IP WLS BF H R ER SO ERA WHIP	IP WLS BF H R ER SO ERA WHIP	IP WLS BF H R ER SO ERA WHIP	IP WLS BF H R ER SO ERA WHIP	IP WLS BF H R ER SO ERA WHIP	IP WLS BF H R ER SO ERA WHIP	IP WLS BF H R ER SO ERA WHIP	IP WLS BF H R ER SO ERA WHIP	IP WLS BF H R ER SO ERA WHIP	IP WLS BF H R ER SO ERA WHIP	IP WLS BF H R ER SO ERA WHIP	IP WLS BF H R ER SO ERA WHIP	IP WLS BF H R ER SO ERA WHIP	
Mike Moore, R ERA: 1.92 Gene Nelson, R ERA: 1.29 Rick Honeycutt, L ERA: 2.86 Dennis Eckersley, R ERA: 1.69 Greg Cadaret, L ERA: 2.2 (1, 1) (8, 1) (10, 1) (10, 1) (10, 1)	7.2 L 7 2 2 0 0 138 2.35 1.174	1.1 L 7 2 2 0 0 17 23 13.50 1.500	0.0 0 2 1 0 0 0 8 10 ∞	0.0 1 1 3 3 0 0 1 2 3 ∞	1.0 5 2 0 0 1 0 0 10 16 0.00 2.000																	

Boston Red Sox @ Oakland Athletics
Oakland-Alameda County Coliseum, Oakland, CA
Fri May 19 1989, 7:05 PM PDT
Att: 40,382 - Unknown - 65 F

AB 39
R 7
H 10
RBI 7
BB 5
SO 3
LOB 20



Batter	1	2	3	4	5	6	7	8	9	10	AB	R	H	RBI	BB	SO	LOB	BOTTOM					
Stan Javier, S OBP: 0.345, SLG: 0.356 (1, 9)	G4-3		F7		F7			FC5-4 BB		1B G6-2 1B	4	0	1	0	1	0	0						
Dave Henderson, R OBP: 0.364, SLG: 0.487 (1, 8)	K		F8			K	FC5-4		1B 1B	5	0	1	2	0	2	2							
Dave Parker, L OBP: 0.290, SLG: 0.371 (1, 10)	F6			WP BB SF7 1B		G5-3		F9		1B 1B	4	1	1	0	1	0	0						
Mark McGwire, R OBP: 0.325, SLG: 0.584 (1, 3)		FC1-6 2B		L8-4 WP BB		1B BB		F9		G6-2	3	0	1	0	2	0	3						
Carney Lansford, R OBP: 0.422, SLG: 0.473 (1, 5)	FC1-6 WP 1B			1-2 2-3 BB		1B				G4-3 G6-3 2B	4	1	3	0	1	0	1						
Ron Hassey, L OBP: 0.188, SLG: 0.197 (1, 2)	L8			SF7		G3		F7		G4-3	4	0	0	1	0	0	5						
Terry Steinbach, R OBP: 0.409, SLG: 0.430 Lance Blankenship, R OBP: 0.390, SLG: 0.600 Dick Scott, R (1, 7) (9, PR) (10, 6)		1B		L8-4		K			1B 1B	G6-3	4	0	2	0	0	1	2						
Tony Phillips, S OBP: 0.411, SLG: 0.442 (1, 4)	G1-3					K		G6-3		K	5	0	0	0	0	2	3						
Mike Gallego, R OBP: 0.370, SLG: 0.416 Luis Polonia, L OBP: 0.327, SLG: 0.398 (1, 6) (9, PH) (10, 7)			G4-3		G6-3			BB HBP		1B 1B	2	0	0	0	0	0	0						
Inning Stats	R: 0 E: 0 K: 1 S: 6	H: 0 LOB: 0 BB: 0 P: 10	R: 0 E: 0 K: 0 S: 12	H: 2 LOB: 2 BB: 0 P: 14	R: 0 E: 0 K: 0 S: 6	H: 0 LOB: 0 BB: 0 P: 11	R: 1 E: 0 K: 0 S: 12	H: 1 LOB: 1 BB: 1 P: 24	R: 0 E: 0 K: 1 S: 8	H: 0 LOB: 0 BB: 0 P: 14	R: 0 E: 0 K: 1 S: 15	H: 0 LOB: 2 BB: 1 P: 25	R: 0 E: 0 K: 0 S: 7	H: 0 LOB: 2 BB: 1 P: 25	R: 0 E: 0 K: 0 S: 7	H: 1 LOB: 1 BB: 0 P: 10	R: 2 E: 0 K: 1 S: 17	H: 4 LOB: 2 BB: 1 P: 26	R: 1 E: 0 K: 0 S: 8	H: 1 LOB: 0 BB: 0 P: 8	1B: 8 2B: 3 3B: 0 HR: 0	SF: 1 SAC: 0 DP: 2 HBP: 1	WP: 2 PA: 44
PITCHER	IP WLS BF H R ER SO ERA WHIP	IP WLS BF H R ER SO ERA WHIP	IP WLS BF H R ER SO ERA WHIP	IP WLS BF H R ER SO ERA WHIP	IP WLS BF H R ER SO ERA WHIP	IP WLS BF H R ER SO ERA WHIP	IP WLS BF H R ER SO ERA WHIP	IP WLS BF H R ER SO ERA WHIP	IP WLS BF H R ER SO ERA WHIP	IP WLS BF H R ER SO ERA WHIP	IP WLS BF H R ER SO ERA WHIP	IP WLS BF H R ER SO ERA WHIP	IP WLS BF H R ER SO ERA WHIP	IP WLS BF H R ER SO ERA WHIP	IP WLS BF H R ER SO ERA WHIP	IP WLS BF H R ER SO ERA WHIP	IP WLS BF H R ER SO ERA WHIP	IP WLS BF H R ER SO ERA WHIP	IP WLS BF H R ER SO ERA WHIP	IP WLS BF H R ER SO ERA WHIP	IP WLS BF H R ER SO ERA WHIP		
Mike Boddicker, R ERA: 5.87 Lee Smith, R ERA: 7.84 Bob Stanley, R ERA: 4.55 (1, 1) (8, 1) (9, 1)	7.2 0.2 1.2 W	32 7 5	5 4 1	1 2 1	4 1 0	4 1 0	80 15 11	132 23 12	1.17 27.00 5.40	1.174 6.000 0.600													

Boston Red Sox @ Oakland Athletics
Oakland-Alameda County Coliseum, Oakland, CA
Fri May 19 1989, 7:05 PM PDT
Att: 40,382 - Unknown - 65 F

AB 37
R 4
H 10
RBI 4
BB 5
SO 5
LOB 16



Batter	1	2	3	4	5	6	7	8	9	AB	R	H	RBI	BB	SO	LOB	TOP		
Jody Reed, R OBP: 0.342, SLG: 0.349	0-2 SH5-3 G6-3 2B	2-0 E 1B		4-1 1-2 BB		3-2 F7		2-1 F7		4	1	2	1	1	0	1			
Marty Barrett, R OBP: 0.339, SLG: 0.347	1-1 SH5-3	2-1 E3 FC4		0-2 F6			1-2 F8 1B		2-3 K	3	0	1	0	0	0	3			
Wade Boggs, L OBP: 0.379, SLG: 0.436	2-3	1-2 2-3					1B			1	0	0	0	0	1	0			
Ellis Burks, R OBP: 0.376, SLG: 0.497	0-2 G6-3	1-1 FC4			0-0 B1-3		2-2 1B		1-1 P2	5	0	1	1	1	0	3			
Mike Greenwell, L OBP: 0.415, SLG: 0.497	2-1 P5		2-3 K		4-2 WP 1B BB		0-1 F8		2-2 G3-1	4	1	0	0	1	1	2			
Jim Rice, R OBP: 0.277, SLG: 0.368		2-3 K	0-0		2-2 FC5-4 1B		4-2 SAFE 1B			3	0	2	1	1	1	0			
Dwight Evans, R OBP: 0.424, SLG: 0.496		2-1 HR	1-3 K		2-2 FC5-4 1B		1-2 BB			4	1	1	1	0	1	4			
Nick Esasky, R OBP: 0.301, SLG: 0.463		3-2 F9	1-0 P3		3-1 F9			2-2 G4-3		3	0	0	0	0	0	2			
Danny Heep, L OBP: 0.314, SLG: 0.324										1	0	0	0	0	0	0			
Rick Cerone, R OBP: 0.421, SLG: 0.400		4-1 1B BB		1-2 L9		0-3 K		2-2 G1-3 1B		2	1	0	0	1	1	0			
Rich Gedman, L OBP: 0.260, SLG: 0.316										1	0	1	0	0	0	0			
Ed Romero, R OBP: 0.298, SLG: 0.273	2-1 E 1B			2-1 CS 1B		2-1 L7		0-0 G1-3		4	0	2	0	0	0	1			
Inning Stats	R: 1 E: 0 K: 0 S: 10	H: 1 LOB: 0 BB: 0 P: 13	R: 2 E: 1 K: 1 S: 16	H: 3 LOB: 3 BB: 1 P: 34	R: 0 E: 0 K: 2 S: 11	H: 1 LOB: 1 BB: 0 P: 15	R: 0 E: 0 K: 0 S: 10	H: 0 LOB: 0 BB: 0 P: 15	R: 0 E: 0 K: 1 S: 17	H: 2 LOB: 2 BB: 1 P: 25	R: 0 E: 0 K: 0 S: 10	H: 1 LOB: 1 BB: 0 P: 16	R: 0 E: 0 K: 1 S: 10	H: 0 LOB: 0 BB: 0 P: 15	1B: 7 2B: 2 3B: 0 HR: 1	SF: 0 SAC: 1 DP: 0 HBP: 0	WP: 1 PB: 0 SB: 0 CS: 2	PA: 40	
PITCHER	IP WLS BF H R ER SO BB IBB HBP BLK WP HR S P ERA WHIP	IP WLS BF H R ER SO BB IBB HBP BLK WP HR S P ERA WHIP	IP WLS BF H R ER SO BB IBB HBP BLK WP HR S P ERA WHIP	IP WLS BF H R ER SO BB IBB HBP BLK WP HR S P ERA WHIP	IP WLS BF H R ER SO BB IBB HBP BLK WP HR S P ERA WHIP	IP WLS BF H R ER SO BB IBB HBP BLK WP HR S P ERA WHIP	IP WLS BF H R ER SO BB IBB HBP BLK WP HR S P ERA WHIP	IP WLS BF H R ER SO BB IBB HBP BLK WP HR S P ERA WHIP	IP WLS BF H R ER SO BB IBB HBP BLK WP HR S P ERA WHIP	IP WLS BF H R ER SO BB IBB HBP BLK WP HR S P ERA WHIP	IP WLS BF H R ER SO BB IBB HBP BLK WP HR S P ERA WHIP	IP WLS BF H R ER SO BB IBB HBP BLK WP HR S P ERA WHIP	IP WLS BF H R ER SO BB IBB HBP BLK WP HR S P ERA WHIP	IP WLS BF H R ER SO BB IBB HBP BLK WP HR S P ERA WHIP	IP WLS BF H R ER SO BB IBB HBP BLK WP HR S P ERA WHIP	IP WLS BF H R ER SO BB IBB HBP BLK WP HR S P ERA WHIP	IP WLS BF H R ER SO BB IBB HBP BLK WP HR S P ERA WHIP	IP WLS BF H R ER SO BB IBB HBP BLK WP HR S P ERA WHIP	IP WLS BF H R ER SO BB IBB HBP BLK WP HR S P ERA WHIP

Boston Red Sox @ Oakland Athletics
Oakland-Alameda County Coliseum, Oakland, CA

AB 35
R 4
H 10
RBI 4
BB 4
SO 5
LOB 16



Sun May 21 1989, 3:33 AM PDT
Att: 44,505 - Sunny - 62 F

Batter	1	2	3	4	5	6	7	8	9	AB	R	H	RBI	BB	SO	LOB	BOTTOM		
Luis Polonia, L OBP: 0.339, SLG: 0.400	1-0 8-4-3 1B		0-1 E6 CS	1-1 BB 1B		0-0 G6-3				4	1	2	1	0	0	0			
Stan Javier, S OBP: 0.364, SLG: 0.377	0-0 8-4-3 1-2		1-2 BB HBP	4-1 1B BB			0-0 G4-3			2	0	0	0	1	0	1			
Dave Parker, L OBP: 0.301, SLG: 0.373	2-3 K		4-1 BB	0-0 FC6-4 1B			1-0 L5			3	0	1	2	1	1	0			
Terry Steinbach, R OBP: 0.393, SLG: 0.434		1-0 F4	1-0 F9	0-1 FC6-4 1B			0-0 F4			4	0	0	0	0	0	4			
Mark McGwire, R OBP: 0.314, SLG: 0.562				1-2 BB HBP						0	0	0	0	0	0	0			
Carney Lansford, R OBP: 0.425, SLG: 0.464		4-2 G3 1B BB		0-1 5-3	0-0 P3			4-2 1B BB		2	1	0	0	2	0	0			
Ron Hassey, L OBP: 0.190, SLG: 0.240		2-2 G3		2-1 HR	1-2 F8			1-3 K		4	1	1	1	0	1	2			
Tony Phillips, S OBP: 0.408, SLG: 0.437		2-2 2H 1B		3-2 HBP 1B 1B	2-1 G3			0-0 1B		4	1	3	1	0	0	0			
Lance Blankenship, R OBP: 0.214, SLG: 0.429		2-3 K		2-1 F9		2-1 L7		1-3 K		4	0	0	0	0	2	4			
Mike Gallego, R OBP: 0.364, SLG: 0.432			1-2 G6-3	1-2 BB 1B HBP		0-3 K		1-3 K		3	1	0	0	0	2	2			
Inning Stats	R: 0 E: 0 K: 1 S: 5	H: 1 LOB: 0 BB: 0 P: 8	R: 1 E: 0 K: 1 S: 19	H: 1 LOB: 1 BB: 1 P: 29	R: 0 E: 1 K: 0 S: 9	H: 0 LOB: 2 BB: 1 P: 16	R: 4 E: 0 K: 0 S: 17	H: 4 LOB: 2 BB: 1 P: 30	R: 0 E: 0 K: 1 S: 6	H: 0 LOB: 0 BB: 0 P: 8	R: 0 E: 0 K: 0 S: 3	H: 0 LOB: 0 BB: 0 P: 4	R: 0 E: 0 K: 3 S: 15	H: 1 LOB: 2 BB: 1 P: 21	1B: 6 2B: 1 3B: 0 HR: 1	SF: 0 SAC: 0 DP: 1 HBP: 2	WP: 0 PB: 0 SB: 0 CS: 1	PA: 36	
PITCHER	IP WLS BF H R ER SO BB IBB HBP BLK WP HR S P ERA WHIP	IP WLS BF H R ER SO BB IBB HBP BLK WP HR S P ERA WHIP	IP WLS BF H R ER SO BB IBB HBP BLK WP HR S P ERA WHIP	IP WLS BF H R ER SO BB IBB HBP BLK WP HR S P ERA WHIP	IP WLS BF H R ER SO BB IBB HBP BLK WP HR S P ERA WHIP	IP WLS BF H R ER SO BB IBB HBP BLK WP HR S P ERA WHIP	IP WLS BF H R ER SO BB IBB HBP BLK WP HR S P ERA WHIP	IP WLS BF H R ER SO BB IBB HBP BLK WP HR S P ERA WHIP	IP WLS BF H R ER SO BB IBB HBP BLK WP HR S P ERA WHIP	IP WLS BF H R ER SO BB IBB HBP BLK WP HR S P ERA WHIP	IP WLS BF H R ER SO BB IBB HBP BLK WP HR S P ERA WHIP	IP WLS BF H R ER SO BB IBB HBP BLK WP HR S P ERA WHIP	IP WLS BF H R ER SO BB IBB HBP BLK WP HR S P ERA WHIP	IP WLS BF H R ER SO BB IBB HBP BLK WP HR S P ERA WHIP	IP WLS BF H R ER SO BB IBB HBP BLK WP HR S P ERA WHIP	IP WLS BF H R ER SO BB IBB HBP BLK WP HR S P ERA WHIP	IP WLS BF H R ER SO BB IBB HBP BLK WP HR S P ERA WHIP	IP WLS BF H R ER SO BB IBB HBP BLK WP HR S P ERA WHIP	IP WLS BF H R ER SO BB IBB HBP BLK WP HR S P ERA WHIP

Boston Red Sox @ Oakland Athletics
Oakland-Alameda County Coliseum, Oakland, CA

AB 30
R 5
H 7
RBI 5
BB 4
SO 6
LOB 13



Sun May 21 1989, 3:33 AM PDT
Att: 44,505 - Sunny - 62 F

Batter	1	2	3	4	5	6	7	8	9	AB	R	H	RBI	BB	SO	LOB	TOP										
Luis Polonia, L OBP: 0.328, SLG: 0.386 (1, 7)	G6-3		K		L9		FC4-6			4	0	0	0	0	1	3	Oakland Athletics @ Milwaukee Brewers Milwaukee County Stadium, Milwaukee, WI Tue May 23 1989, 8:05 PM EDT Att: 13,882 - Unknown - 79 F										
Dave Henderson, R OBP: 0.381, SLG: 0.494 (1, 8)	L8		FC5-4				K			4	0	1	1	0	1	2											
Dave Parker, L OBP: 0.293, SLG: 0.366 Lance Blankenship, R OBP: 0.200, SLG: 0.400 (1, 10) (8, PH) (8, 4)	L8		F8						P3	3	0	0	0	0	1	2											
Mark McGwire, R OBP: 0.303, SLG: 0.541 (1, 3)		F7		G3		L8			P4	4	0	0	0	0	0	0											
Ron Hassey, L OBP: 0.207, SLG: 0.256 Billy Beane, R OBP: 0.241, SLG: 0.321 (1, 2) (8, PH) (8, 2)		1B			G4-3				F9	3	0	2	0	0	0	0											
Carney Lansford, R OBP: 0.435, SLG: 0.481 Dick Scott, R (1, 5) (8, 6)		1B								3	0	3	0	0	0	0											
Stan Javier, S OBP: 0.360, SLG: 0.373 (1, 9)				G4-3					G6-3	4	0	1	0	0	0	2											
Tony Phillips, S OBP: 0.403, SLG: 0.430 (1, 4) (8, 5)			K		L9				G3-1	4	0	1	0	0	1	2											
Mike Gallego, R OBP: 0.373, SLG: 0.439 Eric Plunk, R (1, 6) (8, 1)										3	1	2	0	0	0	1											
										0	0	0	0	0	0	0											
Inning Stats	R: 0 E: 0 K: 0 S: 9	H: 0 LOB: 0 BB: 0 P: 11	R: 0 E: 0 K: 1 S: 14	H: 3 LOB: 2 BB: 0 P: 18	R: 0 E: 1 K: 1 S: 9	H: 1 LOB: 1 BB: 0 P: 12	R: 0 E: 0 K: 0 S: 6	H: 2 LOB: 1 BB: 0 P: 8	R: 1 E: 0 K: 1 S: 10	H: 2 LOB: 1 BB: 0 P: 17	R: 0 E: 0 K: 0 S: 9	H: 1 LOB: 1 BB: 0 P: 13	R: 0 E: 0 K: 1 S: 8	H: 1 LOB: 0 BB: 0 P: 10	R: 0 E: 0 K: 0 S: 7	H: 0 LOB: 0 BB: 0 P: 14		R: 0 E: 0 K: 0 S: 5	H: 0 LOB: 0 BB: 0 P: 7	1B: 8 2B: 1 3B: 1 HR: 0	SF: 0 SAC: 0 DP: 0 HBP: 0	WP: 0 PB: 0 SB: 0 CS: 0	PA: 35				
PITCHER	IP	WLS	BF	H	R	ER	SO	BB	IBB	HBP	BLK	WP	HR	S	P	ERA		WHIP									
Chris Bosio, R ERA: 2.97 (1, 1)	7.0	W	29	10	1	1	4	0	0	0	0	0	0	65	89	1.29	1.429										
Bill Krueger, L ERA: 3.94 (8, 1)	1.0		3	0	0	0	0	0	0	0	0	0	0	7	14	0.00	0.000										
Jay Aldrich, R ERA: (9, 1)	1.0		3	0	0	0	0	0	0	0	0	0	0	5	7	0.00	0.000										

Batter	1	2	3	4	5	6	7	8	9	AB	R	H	RBI	BB	SO	LOB	BOTTOM										
Paul Moltzer, R OBP: 0.363, SLG: 0.443 Bill Spiers, L OBP: 0.352, SLG: 0.322 (1, 5) (7, PR) (8, 5)	F9	P4			S	SF9	1B			3	1	1	1	1	0	1	Oakland Athletics @ Milwaukee Brewers Milwaukee County Stadium, Milwaukee, WI Tue May 23 1989, 8:05 PM EDT Att: 13,882 - Unknown - 79 F										
Robin Yount, R OBP: 0.352, SLG: 0.415 Mike Felder, S OBP: 0.200, SLG: 0.152 (1, 8) (7, PR) (8, 8)	G4-3		F8		1B	FC6-4	BB			4	1	1	2	1	0	1											
Gary Sheffield, R OBP: 0.326, SLG: 0.381 (1, 6)	HBP		S		1B		1B			4	0	1	0	1	1	4											
Rob Deer, R OBP: 0.335, SLG: 0.484 (1, 9)	HBP		K		2B		HR		F5-3	4	2	2	2	1	1	1											
Jim Gantner, L OBP: 0.288, SLG: 0.271 Gus Polidor, R OBP: 0.167, SLG: 0.233 (1, 4) (8, 4)			G4-3		1B		S		F9	3	1	2	2	0	0	1											
Glenn Braggs, R OBP: 0.325, SLG: 0.465 (1, 7)	F9				2B		3B		1B	4	1	2	1	1	1	4											
B.J. Surhoff, L OBP: 0.264, SLG: 0.356 (1, 10)		F7		FC4-6		G3-1			K	5	1	1	1	0	1	2											
Terry Francona, L OBP: 0.238, SLG: 0.309 (1, 3)	G6-3									4	2	2	0	0	1	1											
Charlie O'Brien, R OBP: 0.326, SLG: 0.375 (1, 2)				G6-3					P3	3	0	1	0	1	0	2											
										1B: 9 2B: 1 3B: 2 HR: 1	SF: 1 SAC: 0 DP: 0 HBP: 1	WP: 0 PB: 0 SB: 3 CS: 1	PA: 43														
Inning Stats	R: 0 E: 0 K: 0 S: 14	H: 0 LOB: 3 BB: 2 P: 26	R: 0 E: 0 K: 0 S: 10	H: 1 LOB: 1 BB: 0 P: 17	R: 0 E: 0 K: 1 S: 8	H: 1 LOB: 1 BB: 0 P: 14	R: 0 E: 0 K: 1 S: 8	H: 0 LOB: 1 BB: 1 P: 14	R: 3 E: 0 K: 2 S: 18	H: 3 LOB: 1 BB: 1 P: 30	R: 1 E: 0 K: 0 S: 9	H: 1 LOB: 1 BB: 1 P: 18	R: 5 E: 0 K: 0 S: 21	H: 6 LOB: 2 BB: 1 P: 36	R: 0 E: 0 K: 1 S: 10	H: 1 LOB: 1 BB: 0 P: 15											
PITCHER	IP	WLS	BF	H	R	ER	SO	BB	IBB	HBP	BLK	WP	HR	S	P	ERA		WHIP									
Bob Welch, R ERA: 3.29 (1, 1)	5.1	L	27	6	4	4	4	5	0	0	0	0	0	62	112	6.75	2.062										
Gene Nelson, R ERA: 3.0 (6, 1)	1.0		6	3	3	3	0	0	0	0	0	0	1	16	24	27.00	3.000										
Greg Cadaret, L ERA: 3.12 (7, 1)	0.1		5	3	2	2	0	1	0	0	0	0	0	9	17	54.00	12.000										
Eric Plunk, R ERA: 1.08 (7, 1)	1.1		5	1	0	0	1	0	0	0	0	0	0	11	17	0.00	0.750										
Eric Plunk, R ERA: 1.08 (8, 1)	1.1		5	1	0	0	1	0	0	0	0	0	0	11	17	0.00	0.750										

Batter	1	2	3	4	5	6	7	8	9	AB	R	H	RBI	BB	SO	LOB	TOP					
Luis Polonia, L OBP: 0.315, SLG: 0.370	G4-3	L7		G6-3		L7		FC4-6		5	0	0	0	0	0	4	<p>Oakland Athletics @ Milwaukee Brewers Milwaukee County Stadium, Milwaukee, WI</p> <p>Wed May 24 1989, 8:05 PM EDT Att: 13,932 - Unknown - 80 F</p> <p>livebaseballscores.com</p>					
Dave Henderson, R OBP: 0.387, SLG: 0.494	1B		G6-3	1B		K		L7		4	2	2	0	1	1	2						
Dave Parker, L OBP: 0.298, SLG: 0.373	1B		G6-3	E3				L9		5	1	2	0	0	0	3						
Mark McGwire, R OBP: 0.299, SLG: 0.526	G4-6-3		G6-3	G6-4-3				G6-3		5	0	1	1	0	0	4						
Terry Steinbach, R OBP: 0.407, SLG: 0.444	G4-6-3		1B					FC6-4		4	1	3	1	1	0	2						
Carney Lansford, R OBP: 0.429, SLG: 0.472		E6	3B			L9		FC6-4		5	1	1	1	0	0	3						
Stan Javier, S OBP: 0.372, SLG: 0.398	1B	1B	2B			F8				3	1	2	2	1	0	1						
Tony Phillips, S OBP: 0.386, SLG: 0.432	F8		2B			F7		L8		4	0	1	1	0	0	4						
Mike Gallego, R OBP: 0.377, SLG: 0.436	L9		G4-3							3	0	1	0	1	0	3						
Inning Stats	R: 1 E: 0 K: 0 S: 10	H: 3 LOB: 1 BB: 0 P: 20	R: 0 E: 1 K: 0 S: 8	H: 1 LOB: 2 BB: 0 P: 13	R: 4 E: 0 K: 0 S: 17	H: 3 LOB: 1 BB: 2 P: 30	R: 0 E: 1 K: 0 S: 7	H: 1 LOB: 1 BB: 0 P: 11	R: 0 E: 0 K: 1 S: 8	H: 1 LOB: 0 BB: 0 P: 15	R: 0 E: 0 K: 1 S: 8	H: 1 LOB: 1 BB: 0 P: 13	R: 1 E: 0 K: 0 S: 11	H: 2 LOB: 2 BB: 1 P: 21	R: 0 E: 0 K: 0 S: 9	H: 0 LOB: 1 BB: 1 P: 16	R: 0 E: 0 K: 0 S: 4	H: 1 LOB: 0 BB: 0 P: 7	1B: 10 2B: 2 3B: 1 HR: 0	SF: 0 SAC: 0 DP: 3 HBP: 0	WP: 0 PB: 0 CS: 2 SB: 1	PA: 42
PITCHER	IP	WLS	BF	H	R	ER	SO	BB	IBB	HBP	BLK	WP	HR	S	P	ERA	WHIP					
Mike Birkbeck, R ERA: 4.89	2.2	L	16	6	5	5	0	2	0	0	0	0	0	31	58	16.88	3.000					
Mark Knudson, R ERA: 3.09	4.0		18	6	1	1	1	1	0	0	0	0	0	40	63	2.25	1.750					
Jay Aldrich, R ERA:	7.1		5	0	0	0	0	1	0	0	0	0	0	10	18	0.00	0.750					
Chuck Crim, R ERA: 3.86	9.1		3	1	0	0	0	0	0	0	0	0	0	4	7	0.00	1.000					

Batter	1	2	3	4	5	6	7	8	9	AB	R	H	RBI	BB	SO	LOB	BOTTOM					
Paul Moltitor, R OBP: 0.360, SLG: 0.438	F9		F8			G4-3		FC4-6		4	0	1	0	0	0	0	<p>Oakland Athletics @ Milwaukee Brewers Milwaukee County Stadium, Milwaukee, WI</p> <p>Wed May 24 1989, 8:05 PM EDT Att: 13,932 - Unknown - 80 F</p> <p>livebaseballscores.com</p>					
Robin Yount, R OBP: 0.344, SLG: 0.405	G6-3			F9		G4-3		FC4-6		4	0	0	0	0	0	1						
Gary Sheffield, R OBP: 0.328, SLG: 0.382	P3									2	1	1	0	0	0	0						
Bill Spiers, L OBP: 0.342, SLG: 0.311				HR		P5				2	0	0	0	0	1	0						
Rob Deer, R OBP: 0.333, SLG: 0.497		P7		HR						4	1	1	2	0	2	0						
Jim Gantner, L OBP: 0.293, SLG: 0.272				G6-3			WP			3	0	1	0	1	0	0						
Glenn Braggs, R OBP: 0.322, SLG: 0.456			K			G6-3				3	0	0	0	0	2	2						
B.J. Surhoff, L OBP: 0.265, SLG: 0.355		G3				G3-1				3	0	1	0	0	0	2						
Terry Francona, L OBP: 0.231, SLG: 0.300			G4-3			G6-3		F7		3	0	0	0	0	0	1						
Charlie O'Brien, R OBP: 0.306, SLG: 0.349		G6-3				G3-1		G6-3		3	0	0	0	0	0	0						
Inning Stats	R: 0 E: 0 K: 0 S: 10	H: 0 LOB: 0 BB: 0 P: 19	R: 0 E: 0 K: 1 S: 11	H: 0 LOB: 1 BB: 1 P: 19	R: 0 E: 0 K: 0 S: 6	H: 0 LOB: 0 BB: 0 P: 7	R: 2 E: 0 K: 0 S: 8	H: 2 LOB: 0 BB: 0 P: 17	R: 0 E: 0 K: 0 S: 6	H: 1 LOB: 0 BB: 0 P: 8	R: 0 E: 0 K: 0 S: 8	H: 0 LOB: 0 BB: 0 P: 10	R: 0 E: 0 K: 2 S: 10	H: 1 LOB: 1 BB: 0 P: 16	R: 0 E: 0 K: 0 S: 7	H: 1 LOB: 1 BB: 0 P: 10	R: 0 E: 0 K: 2 S: 10	H: 0 LOB: 0 BB: 0 P: 13	1B: 4 2B: 0 3B: 0 HR: 1	SF: 0 SAC: 0 DP: 1 HBP: 0	WP: 1 PB: 0 CS: 0	PA: 32
PITCHER	IP	WLS	BF	H	R	ER	SO	BB	IBB	HBP	BLK	WP	HR	S	P	ERA	WHIP					
Mike Moore, R ERA: 1.96	8.0	W	29	5	2	2	3	1	0	0	0	0	0	10	13	0.00	0.000					
Rick Honeycutt, L ERA: 2.74	9.1		3	0	0	0	2	0	0	0	0	0	0	10	13	0.00	0.000					


Batter	1	2	3	4	5	6	7	8	9	AB	R	H	RBI	BB	SO	LOB	TOP											
Luis Polonia, L OBP: 0.313, SLG: 0.366	F8		G4-3		F8			G6-3 1B		4	0	1	0	0	0	0	Oakland Athletics @ Milwaukee Brewers Milwaukee County Stadium, Milwaukee, WI Thu May 25 1989, 4:33 AM EDT Att: 18,898 - Cloudy - 69 F											
Dave Henderson, R OBP: 0.394, SLG: 0.494	F8		2B		F9			G6-3		4	0	1	0	0	0	1												
Dave Parker, L OBP: 0.297, SLG: 0.389	HR		F8		F3			K		4	1	1	1	0	1	2												
Mark McGwire, R OBP: 0.298, SLG: 0.517	F9			G4-3	F9			G2-3 1B		4	0	1	0	0	0	0												
Terry Steinbach, R OBP: 0.410, SLG: 0.446		G6-3		L8 1B	P3			G2-3 1B		4	0	2	0	0	0	0												
Carney Lansford, R OBP: 0.435, SLG: 0.479		B1-3 1B		1B			CS 1B	L9		4	0	3	0	0	0	2												
Stan Javier, S OBP: 0.361, SLG: 0.385		B1-3 1B		L8			K	G2-3		4	0	0	0	0	1	6												
Tony Phillips, S OBP: 0.386, SLG: 0.417		F7		K			G6-3	K		4	0	0	0	0	2	6												
Mike Gallego, R OBP: 0.368, SLG: 0.423			G6-3		G6-3			K		3	0	0	0	0	1	0												
Inning Stats	R: 1 E: 0 K: 0 S: 7	H: 1 LOB: 0 BB: 0 P: 12	R: 0 E: 0 K: 0 S: 10	H: 1 LOB: 1 BB: 0 P: 17	R: 0 E: 0 K: 0 S: 8	H: 1 LOB: 1 BB: 0 P: 12	R: 0 E: 0 K: 1 S: 12	H: 2 LOB: 2 BB: 0 P: 19	R: 0 E: 0 K: 0 S: 4	H: 0 LOB: 0 BB: 0 P: 6	R: 0 E: 0 K: 1 S: 6	H: 1 LOB: 0 BB: 0 P: 8	R: 0 E: 0 K: 1 S: 12	H: 1 LOB: 1 BB: 0 P: 18	R: 0 E: 0 K: 1 S: 10	H: 2 LOB: 2 BB: 0 P: 14	1B: 7 2B: 1 3B: 0 HR: 1	SF: 0 SAC: 0 DP: 0 HBP: 0	WP: 0 PB: 0 SB: 0 CS: 1	PA: 35								
PITCHER	IP	WLS	BF	H	R	ER	SO	BB	IBB	HBP	BLK	WP	HR	S	P	ERA	WHIP											
Bryan Clutterbuck, R ERA: 2.6	(1, 1)	6.0	W	23	5	1	1	1	0	0	0	0	0	1	46	72	1.50	0.833										
Chuck Grim, R ERA: 3.62	(7, 1)	1.2		6	2	0	0	2	0	0	0	0	0	0	15	21	0.00	1.200										
Dan Plesac, L ERA: 2.95	(8, 1)	1.1	S	6	2	0	0	2	0	0	0	0	0	0	13	19	0.00	1.500										


Batter	1	2	3	4	5	6	7	8	9	AB	R	H	RBI	BB	SO	LOB	BOTTOM											
Paul Molitor, R OBP: 0.363, SLG: 0.446	G6-3 2B		BB 1B		K		F7			4	0	2	1	0	1	1	Oakland Athletics @ Milwaukee Brewers Milwaukee County Stadium, Milwaukee, WI Thu May 25 1989, 4:33 AM EDT Att: 18,898 - Cloudy - 69 F											
Robin Yount, R OBP: 0.353, SLG: 0.415	G6-3		BB		2B		1B			3	0	2	1	1	0	1												
Gary Sheffield, R OBP: 0.326, SLG: 0.375	G5-4-3 BB		L7		F7		L7			3	0	0	0	1	0	4												
Rob Deer, R OBP: 0.332, SLG: 0.497	G5-4-3		K		K			SH3-4 2B		4	1	1	0	0	2	5												
Jim Gantner, L OBP: 0.288, SLG: 0.266		F7		G6-3		K		SH3-4		3	0	0	0	0	1	0												
Glenn Braggs, R OBP: 0.322, SLG: 0.457		G6-3		F7		F7		2B		4	1	1	1	0	0	0												
B.J. Surhoff, L OBP: 0.272, SLG: 0.355		F7		FC4-6 BB		1B		P5		3	0	1	0	1	0	1												
Terry Francona, L OBP: 0.231, SLG: 0.308			L6		FC4-6		G1-3	2B		4	0	1	1	0	0	2												
Bill Spiers, L OBP: 0.351, SLG: 0.338			WP 1B		2B		K	K		4	2	2	0	0	2	1												
Inning Stats	R: 0 E: 0 K: 0 S: 11	H: 1 LOB: 1 BB: 1 P: 16	R: 0 E: 0 K: 0 S: 7	H: 0 LOB: 0 BB: 0 P: 10	R: 1 E: 0 K: 1 S: 23	H: 2 LOB: 1 BB: 1 P: 36	R: 0 E: 0 K: 0 S: 11	H: 0 LOB: 1 BB: 1 P: 19	R: 1 E: 0 K: 2 S: 13	H: 2 LOB: 1 BB: 0 P: 18	R: 0 E: 0 K: 1 S: 12	H: 1 LOB: 1 BB: 0 P: 14	R: 0 E: 0 K: 1 S: 9	H: 1 LOB: 1 BB: 0 P: 13	R: 2 E: 0 K: 1 S: 15	H: 3 LOB: 1 BB: 0 P: 20	1B: 4 2B: 6 3B: 0 HR: 0	SF: 0 SAC: 1 DP: 1 HBP: 0	WP: 1 PB: 0 SB: 0 CS: 0	PA: 36								
PITCHER	IP	WLS	BF	H	R	ER	SO	BB	IBB	HBP	BLK	WP	HR	S	P	ERA	WHIP											
Dave Stewart, R ERA: 3.49	(1, 1)	7.1	L	33	9	4	4	5	3	0	0	0	0	0	90	130	4.91	1.636										
Greg Cadaret, L ERA: 3.0	(8, 1)	0.2		3	1	0	0	1	0	0	0	0	0	11	16	0.00	1.500											


AB	35
R	1
H	9
RBI	1
BB	0
SO	5
LOB	17



AB	32
R	4
H	10
RBI	4
BB	3
SO	6
LOB	15



Batter	1	2	3	4	5	6	7	8	9	AB	R	H	RBI	BB	SO	LOB	TOP										
Luis Polonia, L OBP: 0.309, SLG: 0.367	G5-3		FC6-2				FC4		F9	5	0	1	0	0	0	3	<p>Oakland Athletics @ New York Yankees Yankee Stadium, Bronx, NY Fri May 26 1989, 7:05 PM EDT Att: 28,726 - Unknown - 70 F</p> <p>livebaseballscorecards.com</p> <p>AB 38 R 4 H 13 RBI 3 BB 1 SO 3 LOB 20</p> 										
Dave Henderson, R OBP: 0.376, SLG: 0.485	F7		F8		L8		FC6		1B	5	0	1	0	0	0	4											
Dave Parker, L OBP: 0.294, SLG: 0.383	G4-3			1B	F7		K		K	5	1	1	0	0	2	4											
Mark McGwire, R OBP: 0.311, SLG: 0.521		G4-6-3		G4-6-3		L7				3	1	2	0	1	0	0											
Terry Steinbach, R OBP: 0.405, SLG: 0.440	G4-6-3			G4-6-3		G4-3	FC6-4			4	0	1	0	0	0	4											
Carney Lansford, R OBP: 0.432, SLG: 0.473	CS			G4-6-3		P4		P4		4	0	1	0	0	0	2											
Ron Hassey, L OBP: 0.231, SLG: 0.293	CS		G1-3				2B	F7		4	1	3	1	0	0	0											
Tony Phillips, S OBP: 0.390, SLG: 0.429			FC6-2		L7		1B	K		4	1	2	1	0	1	1											
Mike Gallego, R OBP: 0.364, SLG: 0.417			G1-3		G1-3		FC4		G5-3	4	0	1	1	0	0	2											
Inning Stats	R: 0 E: 0 K: 0 S: 6	H: 0 LOB: 0 BB: 0 P: 8	R: 0 E: 0 K: 0 S: 10	H: 2 LOB: 0 BB: 0 P: 17	R: 0 E: 0 K: 0 S: 9	H: 2 LOB: 2 BB: 0 P: 12	R: 2 E: 0 K: 0 S: 10	H: 4 LOB: 1 BB: 0 P: 12	R: 0 E: 0 K: 0 S: 9	H: 1 LOB: 1 BB: 0 P: 10	R: 0 E: 0 K: 0 S: 5	H: 0 LOB: 0 BB: 0 P: 8	R: 2 E: 1 K: 1 S: 11	H: 3 LOB: 3 BB: 1 P: 20	R: 0 E: 0 K: 1 S: 14	H: 0 LOB: 0 BB: 0 P: 19	R: 0 E: 0 K: 1 S: 9	H: 1 LOB: 1 BB: 0 P: 12	1B: 10 2B: 3 3B: 0 HR: 0	SF: 0 SAC: 0 DP: 2 HBP: 0	WP: 0 PB: 0 SB: 0 CS: 1	PA: 40					
PITCHER	IP	WLS	BF	H	R	ER	SO	BB	IBB	HBP	BLK	WP	HR	S	P	ERA	WHIP										
Andy Hawkins, R ERA: 6.28	(1, 1)	6.1	L	29	12	4	4	0	0	0	0	0	0	54	74	5.68	1.895										
Chuck Cary, L ERA: 2.57	(7, 1)	0.1		2	0	0	0	1	0	1	0	0	0	5	11	0.00	0.000										
Lance McCullers, R ERA: 3.32	(7, 1)	2.1		8	1	0	0	2	0	0	0	0	0	24	33	0.00	0.429										

Batter	1	2	3	4	5	6	7	8	9	AB	R	H	RBI	BB	SO	LOB	BOTTOM										
Rickey Henderson, R OBP: 0.376, SLG: 0.395	L9			G6-3			P4			3	0	1	0	0	0	0	<p>Oakland Athletics @ New York Yankees Yankee Stadium, Bronx, NY Fri May 26 1989, 7:05 PM EDT Att: 28,726 - Unknown - 70 F</p> <p>livebaseballscorecards.com</p> <p>AB 27 R 0 H 1 RBI 0 BB 0 SO 1 LOB 1</p> 										
Steve Sax, R OBP: 0.373, SLG: 0.362	F9			G6-3			G5-3			3	0	0	0	0	0	1											
Don Mattingly, L OBP: 0.332, SLG: 0.365	G4-3			P4			F8			3	0	0	0	0	0	0											
Ken Phelps, L OBP: 0.376, SLG: 0.333		F8			F8			G5-3		2	0	0	0	0	0	0											
Wayne Tolleson, S OBP: 0.205										1	0	0	0	0	0	0											
Jesse Barfield, R OBP: 0.291, SLG: 0.394		K			F9			P6		3	0	0	0	0	1	0											
Mike Pagliaro, L OBP: 0.257, SLG: 0.301		G4-1			F8			G4-3		3	0	0	0	0	0	0											
Don Slaught, R OBP: 0.324, SLG: 0.412				G1-3			G6-3			3	0	0	0	0	0	0											
Alvaro Espinoza, R OBP: 0.291, SLG: 0.256				G4-3			F9			3	0	0	0	0	0	0											
Bob Brower, R OBP: 0.317, SLG: 0.414				G4-3			G5-3			3	0	0	0	0	0	0											
Inning Stats	R: 0 E: 0 K: 0 S: 8	H: 0 LOB: 0 BB: 0 P: 13	R: 0 E: 0 K: 1 S: 10	H: 0 LOB: 0 BB: 0 P: 17	R: 0 E: 0 K: 0 S: 5	H: 0 LOB: 0 BB: 0 P: 6	R: 0 E: 0 K: 0 S: 10	H: 1 LOB: 0 BB: 0 P: 12	R: 0 E: 0 K: 0 S: 9	H: 0 LOB: 0 BB: 0 P: 14	R: 0 E: 0 K: 0 S: 6	H: 0 LOB: 0 BB: 0 P: 11	R: 0 E: 0 K: 0 S: 8	H: 0 LOB: 0 BB: 0 P: 11	R: 0 E: 0 K: 0 S: 9	H: 0 LOB: 0 BB: 0 P: 13	R: 0 E: 0 K: 0 S: 9	H: 0 LOB: 0 BB: 0 P: 14	1B: 1 2B: 0 3B: 0 HR: 0	SF: 0 SAC: 0 DP: 1 HBP: 0	WP: 0 PB: 0 SB: 0 CS: 0	PA: 27					
PITCHER	IP	WLS	BF	H	R	ER	SO	BB	IBB	HBP	BLK	WP	HR	S	P	ERA	WHIP										
Todd Burns, R ERA: 1.51	(1, 1)	6.2	W	20	1	0	0	1	0	0	0	0	0	54	82	0.00	0.150										
Rick Honeycutt, L ERA: 2.7	(7, 1)	0.1		1	0	0	0	0	0	0	0	0	0	2	2	0.00	0.000										
Eric Plunk, R ERA: 0.96	(8, 1)	2.0		6	0	0	0	0	0	0	0	0	0	18	27	0.00	0.000										

Batter	1	2	3	4	5	6	7	8	9	AB	R	H	RBI	BB	SO	LOB	TOP										
Tony Phillips, S OBP: 0.390, SLG: 0.418 (1, 4)	4-0 2B 1B BB	2-1 G6-3		4-1 FC5-4 BB		1-2 FC6-4			1-0 G6-3	3	1	0	0	2	0	3											
Carney Lansford, R OBP: 0.426, SLG: 0.471 (1, 5)	2-1 1B 2B	3-2 G4-3		2-0 FC5-4			2-2 G5-3		2-0 G6-3	5	1	1	0	0	0	4											
Dave Henderson, R OBP: 0.375, SLG: 0.477 (1, 8)	1-0 G1-4-3 2-H 3-H 1B		0-0 G6-3		0-0 F7		2-0 E5 G5-3		0-1 F9	5	0	1	2	0	0	0											
Mark McGwire, R OBP: 0.302, SLG: 0.504 (1, 3)	0-1 G1-4-3		3-3 K		1-0 G6-3		3-2 G5-3			4	0	0	0	0	1	2											
Terry Steinbach, R OBP: 0.414, SLG: 0.453 (1, 2)	2-2 G5-3		1-1		1-1		4-0			3	0	2	0	1	0	0											
Dave Parker, L OBP: 0.293, SLG: 0.398 (1, 10)		2-0 HR	2-2 G3		2-1 F8		2-2 L3			4	1	1	1	0	0	4											
Lance Blankenship, R OBP: 0.167, SLG: 0.333 Stan Javier, S OBP: 0.358, SLG: 0.381 (1, 9) (6, 9)		1-2 F7		3-1 G5-3		1-3 K		2-1 F9		3	0	0	0	0	1	0											
Mike Gallego, R OBP: 0.368, SLG: 0.414 (1, 6)		4-1 G6-3 1B BB		2-2 G6-3		0-1 FC6-4 1B		2-3 K		3	0	1	0	1	1	0											
Luis Polonia, L OBP: 0.314, SLG: 0.371 (1, 7)		0-0 G6-3 1B		0-0 BB 1B		0-3 K		0-0 B1-3		4	0	2	0	0	1	1											
Inning Stats	R: 2 E: 0 K: 0 S: 9	H: 2 LOB: 0 BB: 1 P: 18	R: 1 E: 0 K: 0 S: 11	H: 2 LOB: 2 BB: 1 P: 23	R: 0 E: 0 K: 1 S: 9	H: 1 LOB: 1 BB: 0 P: 15	R: 0 E: 0 K: 0 S: 8	H: 1 LOB: 2 BB: 1 P: 19	R: 0 E: 0 K: 0 S: 6	H: 1 LOB: 1 BB: 0 P: 10	R: 0 E: 0 K: 2 S: 12	H: 1 LOB: 1 BB: 0 P: 14	R: 0 E: 1 K: 0 S: 13	H: 0 LOB: 2 BB: 1 P: 26	R: 0 E: 0 K: 1 S: 7	H: 0 LOB: 0 BB: 0 P: 11	R: 0 E: 0 K: 0 S: 4	H: 0 LOB: 0 BB: 0 P: 7	1B: 5 2B: 2 3B: 0 HR: 1	SF: 0 SAC: 0 DP: 1 HBP: 0	WP: 0 PB: 0 SB: 0 CS: 0	PA: 39					
PITCHER	IP	WLS	BF	H	R	ER	SO	BB	IBB	HBP	BLK	WP	HR	S	P	ERA	WHIP										
Dave LaPoint, L ERA: 5.31 Chuck Cary, L ERA: 2.0	(1, 1) (8, 1)	7.0 2.0	L 6	33 0	8 0	3 0	3 1	3 0	3 0	0 0	0 0	0 0	1 0	68 11	125 18	3.86 0.00	1.571 0.000										

Batter	1	2	3	4	5	6	7	8	9	AB	R	H	RBI	BB	SO	LOB	BOTTOM											
Rickey Henderson, R OBP: 0.378, SLG: 0.394 (1, 7)	1-1 FC4-6 1B		2-2 G5-3		4-0 G1-3 BB			3-2 G5-3		3	0	1	0	1	0	0												
Steve Sax, R OBP: 0.371, SLG: 0.365 (1, 4)	2-2 FC4-6 BB		2-2 S 2B		1-0 G1-3		1-2 2-3	3-1 G4-3		4	0	1	0	0	0	3												
Don Mattingly, L OBP: 0.330, SLG: 0.368 (1, 3)	0-1 P4		2-2 L8		0-1 G4-3		1-2	1-2 2B		4	0	1	0	0	0	4												
Jesse Barfield, R OBP: 0.290, SLG: 0.386 (1, 9)	4-1 BB		2-0 G4-3		2-3 K		1-3 K			3	0	0	0	1	2	2												
Steve Balboni, R OBP: 0.276, SLG: 0.467 Ken Phelps, L OBP: 0.379, SLG: 0.337 (1, 10) (6, PH)	0-2 P5			1-3 K		1-1 L7		0-0 FC6-4 1B		2	0	0	0	0	1	2												
Don Slaught, R OBP: 0.316, SLG: 0.400 (1, 2)		0-1 F7		1-1 F9		2-0 F9		1-3 K		4	0	0	0	0	1	1												
Tom Brookens, R OBP: 0.234, SLG: 0.300 Mike Pagliarulo, L OBP: 0.262, SLG: 0.298 (7, PH) (8, 5)		0-1 F7		2-3 K			4-0 G6-4-3 BB		0-3 K	2	0	0	0	0	1	0												
Alvaro Espinoza, R OBP: 0.290, SLG: 0.256 (1, 6)		1-1		1-1 F8		1-2 G6-4-3		0-0 FC6-4		4	0	1	0	0	0	2												
Bob Brower, R OBP: 0.318, SLG: 0.410 (1, 8)		1-2 G4-3		0-1 G1-3 S 1B		1-0 P6				3	0	1	0	0	0	1												
Inning Stats	R: 0 E: 0 K: 0 S: 11	H: 1 LOB: 2 BB: 1 P: 18	R: 0 E: 0 K: 0 S: 10	H: 1 LOB: 1 BB: 0 P: 12	R: 0 E: 0 K: 0 S: 11	H: 1 LOB: 1 BB: 0 P: 19	R: 0 E: 0 K: 2 S: 8	H: 0 LOB: 0 BB: 0 P: 12	R: 0 E: 0 K: 0 S: 7	H: 1 LOB: 2 BB: 1 P: 13	R: 0 E: 0 K: 1 S: 6	H: 0 LOB: 0 BB: 0 P: 11	R: 0 E: 0 K: 0 S: 5	H: 0 LOB: 1 BB: 1 P: 11	R: 0 E: 0 K: 1 S: 11	H: 1 LOB: 0 BB: 0 P: 19	R: 0 E: 0 K: 2 S: 8	H: 1 LOB: 1 BB: 0 P: 9	1B: 4 2B: 2 3B: 0 HR: 0	SF: 0 SAC: 0 DP: 1 HBP: 0	WP: 0 PB: 0 SB: 0 CS: 0	PA: 35						
PITCHER	IP	WLS	BF	H	R	ER	SO	BB	IBB	HBP	BLK	WP	HR	S	P	ERA	WHIP											
Curt Young, L ERA: 4.88 Gene Nelson, R ERA: 2.5 Dennis Eckersley, R ERA: 1.45 Rick Honeycutt, L ERA: 2.63	(1, 1) (6, 1) (9, 1) (9, 1)	5.0 3.0 0.1 0.2	W 10 2	21 1	0 0	0 0	2 2	0 0	0 0	0 0	0 0	0 0	0 0	4 4	4 5	4 4	0.00 0.00 0.00 0.00	1.200 0.667 3.000 0.000										

Oakland Athletics @ New York Yankees
 Yankee Stadium, Bronx, NY
 Sat May 27 1989, 3:33 AM EDT
 Attr: 28,111 - Overcast - 75 F

AB	35
R	3
H	8
RBI	3
BB	4
SO	4
LOB	14



Oakland Athletics @ New York Yankees
 Yankee Stadium, Bronx, NY
 Sat May 27 1989, 3:33 AM EDT
 Attr: 28,111 - Overcast - 75 F

AB	32
R	0
H	6
RBI	0
BB	3
SO	6
LOB	16



Batter	1	2	3	4	5	6	7	8	9	10	AB	R	H	RBI	BB	SO	LOB	TOP			
Carney Lansford, R OBP: 0.417, SLG: 0.464 (1.5)											5	0	1	0	0	1	2				
Dave Henderson, R OBP: 0.366, SLG: 0.463 (1.8)											4	0	0	0	0	1	1				
Dave Parker, L OBP: 0.286, SLG: 0.391 (1, 10)											4	0	0	0	0	1	1				
Mark McGwire, R OBP: 0.293, SLG: 0.504 (1, 3)											4	0	0	0	0	0	1				
Terry Steinbach, R OBP: 0.413, SLG: 0.469 (1, 7)											4	1	2	1	0	0	0				
Ron Hassey, L OBP: 0.255, SLG: 0.360 (1, 2)											4	1	2	0	0	1	0				
Lance Blankenship, R OBP: 0.190, SLG: 0.381 (1, 4)											3	0	1	0	0	0	2				
Tony Phillips, S OBP: 0.395, SLG: 0.408 (7, 4)											1	0	0	0	0	1	0				
Stan Javier, S OBP: 0.348, SLG: 0.363 (1, 9)											3	0	0	0	1	0	0				
Mike Gallego, R OBP: 0.351, SLG: 0.393 (1, 6)																					
Luis Polonia, L OBP: 0.313, SLG: 0.375 (10, PH)											3	0	0	1	0	0	2				
Dick Scott, R (10, 6)											1	0	0	0	0	0	0				
											0	0	0	0	0	0	0				
Inning Stats	R: 0 E: 0 K: 0 S: 6	H: 1 LOB: 1 BB: 0 P: 9	R: 1 E: 0 K: 1 S: 7	H: 1 LOB: 0 BB: 0 P: 15	R: 0 E: 0 K: 1 S: 6	H: 0 LOB: 0 BB: 0 P: 9	R: 0 E: 0 K: 0 S: 10	H: 2 LOB: 2 BB: 0 P: 19	R: 0 E: 0 K: 0 S: 9	H: 0 LOB: 0 BB: 0 P: 12	R: 0 E: 0 K: 1 S: 9	H: 0 LOB: 0 BB: 0 P: 17	R: 0 E: 0 K: 0 S: 6	H: 0 LOB: 0 BB: 0 P: 11	R: 0 E: 0 K: 1 S: 10	H: 0 LOB: 0 BB: 0 P: 17	R: 0 E: 0 K: 1 S: 7	H: 0 LOB: 0 BB: 0 P: 10	1B: 3 2B: 2 3B: 0 HR: 1	SF: 0 SAC: 0 DP: 0 HBP: 0	WP: 0 PA: 37
PITCHER	IP 9.0	WLS L	BF 34	H 6	R 2	ER 2	SO 4	BB 0	IBB 0	HBP 0	BLK 0	WP 0	HR 1	S 75	P 131	ERA 2.00	WHIP 0.667				
Mike Boddicker, R ERA: 5.25 (1, 1)																					
Lee Smith, R ERA: 6.39 (10, 1)																					

Oakland Athletics @ Boston Red Sox
Fenway Park, Boston, MA
Mon May 29 1989, 7:05 PM EDT
Att: 33,344 - Unknown

livebaseballscorecards.com

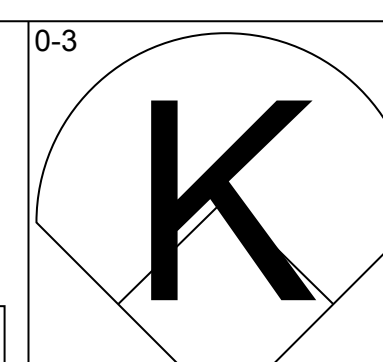
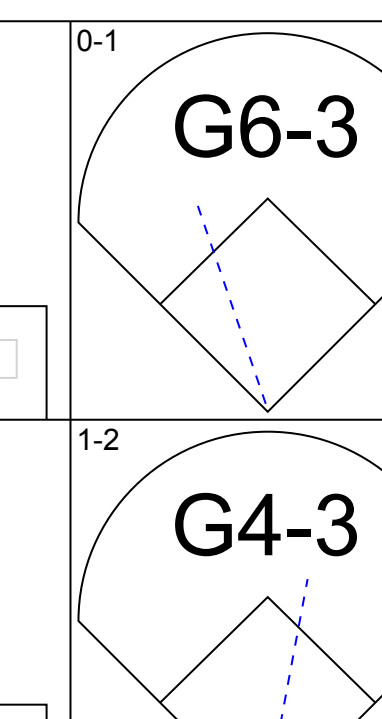
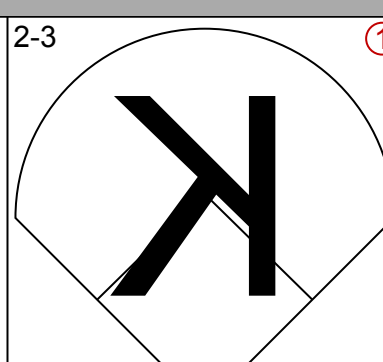
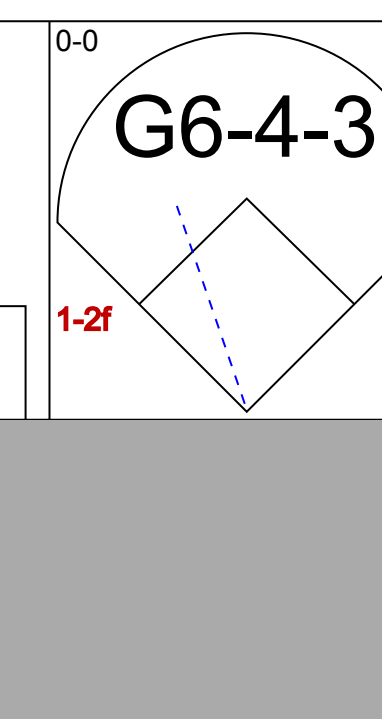
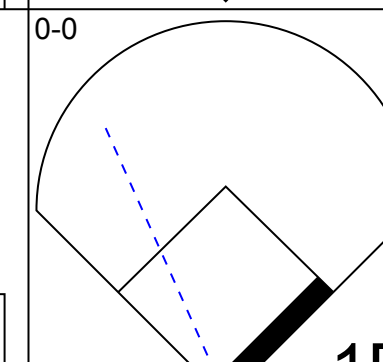

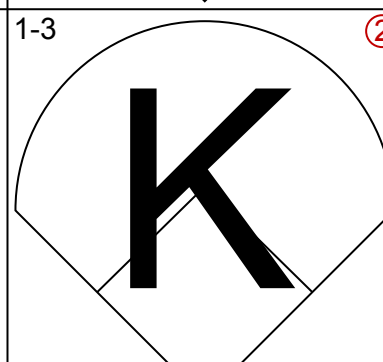
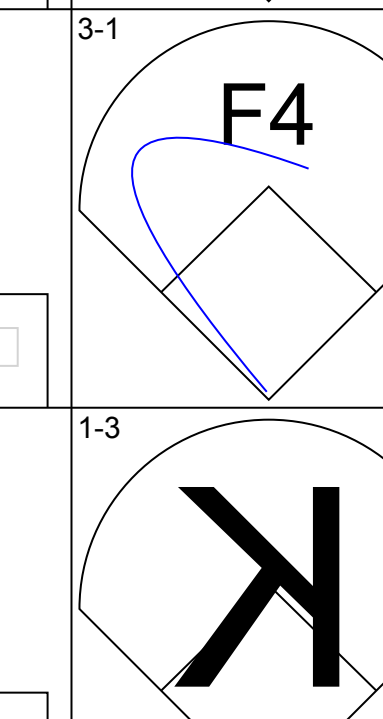
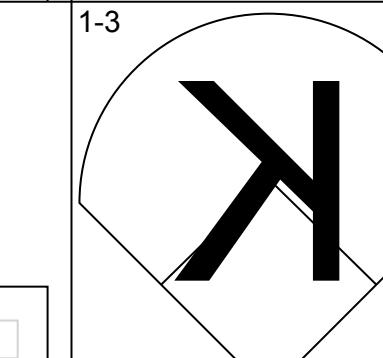
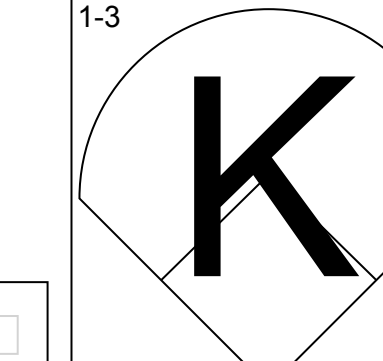
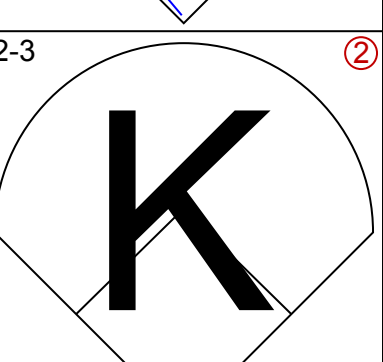

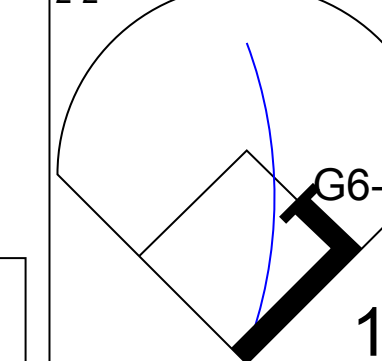
AB 36
R 2
H 6
RBI 2
BB 1
SO 5
LOB 9

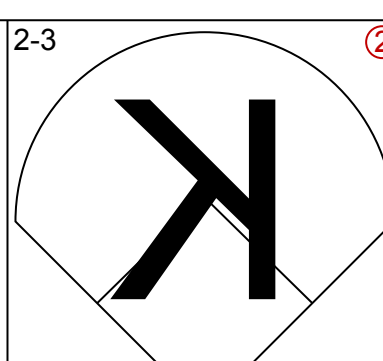
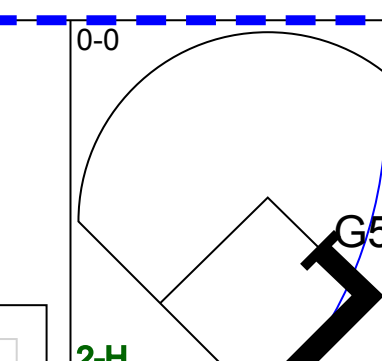
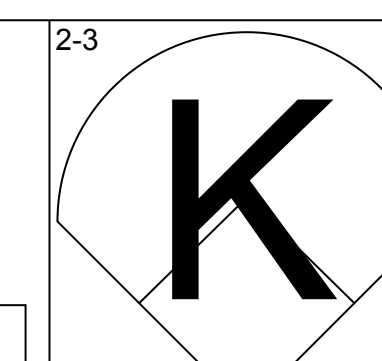
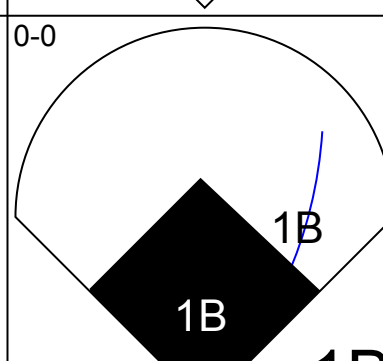
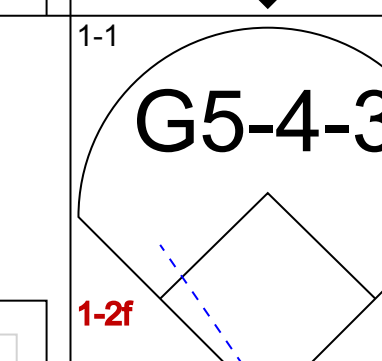
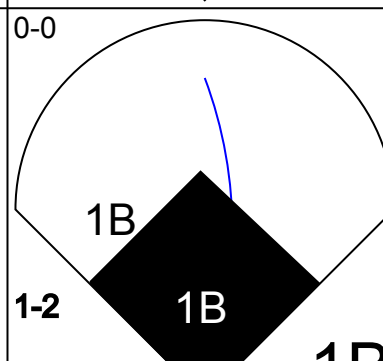

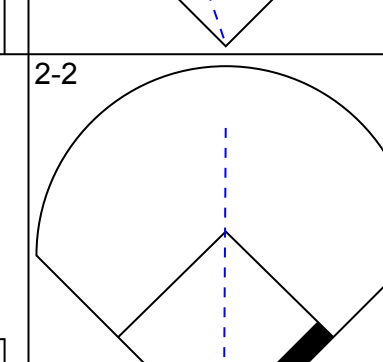
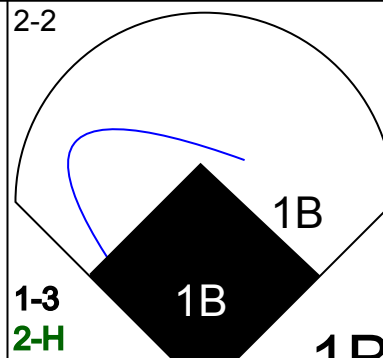
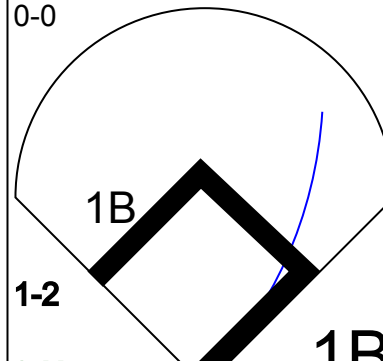


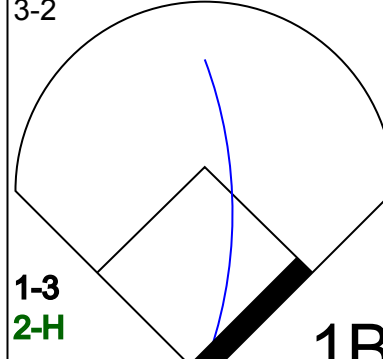
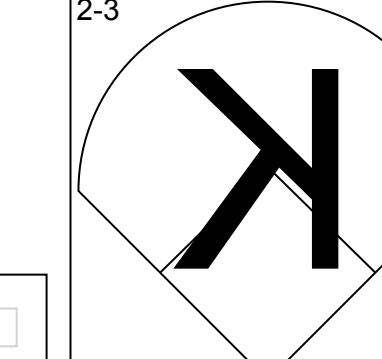

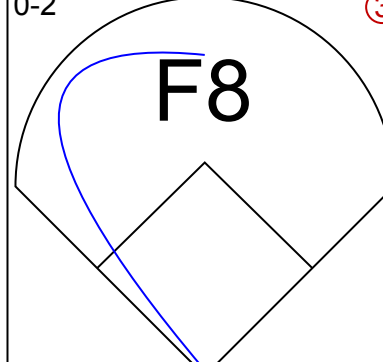
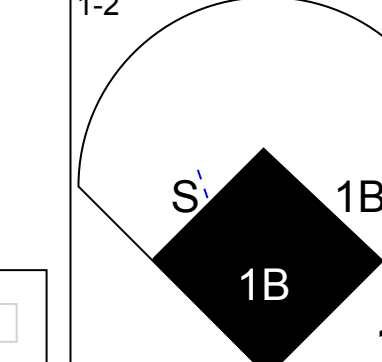

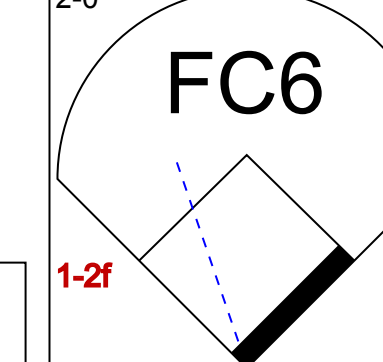

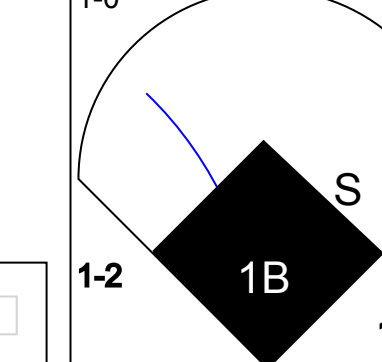
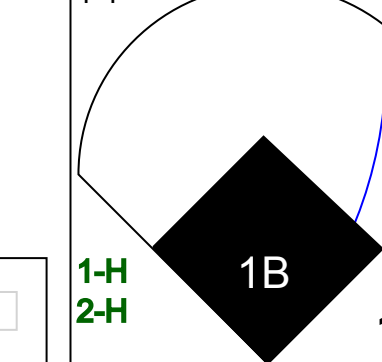
Batter	1	2	3	4	5	6	7	8	9	10	AB	R	H	RBI	BB	SO	LOB	BOTTOM		
Jody Reed, R OBP: 0.337, SLG: 0.345 (1, 6)											4	0	0	0	0	3				
Marty Barrett, R OBP: 0.330, SLG: 0.345 (1, 4)											5	0	1	1	0	2				
Wade Boggs, L OBP: 0.362, SLG: 0.435 (1, 5)											4	0	0	0	0	1				
Mike Greenwell, L OBP: 0.404, SLG: 0.475 (1, 7)											3	0	0	0	1	0	1			
Dwight Evans, R OBP: 0.412, SLG: 0.474 (1, 9)											4	0	0	0	0	1				
Ellis Burks, R OBP: 0.365, SLG: 0.489 (1, 8)											4	1	2	0	0	0				
Sam Horn, L OBP: 0.171, SLG: 0.125 (1, 10)											4	0	1	0	0	1	2			
Nick Esasky, R OBP: 0.301, SLG: 0.474 (1, 3)											4	1	2	2	0	2				
Rich Gedman, L OBP: 0.287, SLG: 0.306 (1, 2)											1	0	0	0	3	1	1			
Randy Kutcher, R OBP: 0.368, SLG: 0.313 (10, PR)											0	1	0	0	0	0	0			
Inning Stats	R: 0 E: 1 K: 0 S: 12	H: 0 LOB: 1 BB: 0 P: 18	R: 1 E: 0 K: 2 S: 18	H: 2 LOB: 1 BB: 0 P: 26	R: 0 E: 0 K: 0 S: 6	H: 0 LOB: 0 BB: 0 P: 11	R: 0 E: 0 K: 0 S: 6	H: 0 LOB: 0 BB: 0 P: 10	R: 0 E: 0 K: 0 S: 8	H: 0 LOB: 0 BB: 0 P: 8	R: 0 E: 0 K: 0 S: 5	H: 1 LOB: 1 BB: 0 P: 6	R: 1 E: 0 K: 0 S: 8	H: 1 LOB: 1 BB: 1 P: 14	R: 0 E: 0 K: 0 S: 8	H: 1 LOB: 1 BB: 1 P: 14	1B: 2 2B: 3 3B: 0 HR: 1	SF: 0 SAC: 1 DP: 1 HBP: 0	WP: 0 PA: 38	
PITCHER	IP 9.1	WLS L	BF 38	H 6	R 3	ER 3	SO 2	BB 4	IBB 0	HBP 0	BLK 0	WP 0	HR 1	S 84	P 142	ERA 2.89	WHIP 1.071			
Bob Welch, R ERA: 3.24 (1, 1)																				

Oakland Athletics @ Boston Red Sox
Fenway Park, Boston, MA
Mon May 29 1989, 7:05 PM EDT
Att: 33,344 - Unknown

livebaseballscorecards.com

AB 33
R 3
H 6
RBI 3
BB 4
SO 2
LOB 13

Batter	1	2	3	4	5	6	7	8	9	AB	R	H	RBI	BB	SO	LOB	TOP					
Jerry Browne, S OBP: 0.318, SLG: 0.355			G6-3					G6-4-3		4	0	0	0	0	2	3	Cleveland Indians @ Oakland Athletics Oakland-Alameda County Coliseum, Oakland, CA Sat Jun 03 1989, 3:33 AM PDT Att: 35,466 - Sunny - 63 F					
Oddibe McDowell, L OBP: 0.286, SLG: 0.268	F7		G4-3							4	0	1	0	0	1	0						
Joe Carter, R OBP: 0.320, SLG: 0.441				G4-3					F4	4	0	2	0	0	1	1						
Cory Snyder, R OBP: 0.279, SLG: 0.372	G1-3			F7			F8			4	0	0	0	0	1	3						
Pete O'Brien, L OBP: 0.375, SLG: 0.464		G4-6-3		G4-3				F6		3	0	1	0	0	0	1						
Luis Medina, R OBP: 0.267, SLG: 0.366										1	0	0	0	0	1	1						
Brook Jacoby, R OBP: 0.386, SLG: 0.509		G4-6-3			P5			F4		3	0	1	0	0	0	0						
Dave Clark, L OBP: 0.306, SLG: 0.393		G4-6-3						G4-3		3	0	0	0	0	1	2						
Andy Allanson, R OBP: 0.268, SLG: 0.259			F9							2	0	1	0	0	0	1						
Mark Salas, L OBP: 0.207, SLG: 0.414										1	0	0	0	0	1	0						
Felix Fermin, R OBP: 0.330, SLG: 0.287			G4-3							3	0	2	0	0	0	0						
Inning Stats	R: 0 H: 1 E: 0 K: 1 S: 11	H: 1 LOB: 1 BB: 0 P: 15	R: 0 H: 2 E: 0 K: 0 S: 13	H: 1 LOB: 1 BB: 0 P: 18	R: 0 H: 0 E: 0 K: 0 S: 8	H: 0 LOB: 0 BB: 0 P: 9	R: 0 H: 1 E: 0 K: 0 S: 7	H: 1 LOB: 0 BB: 0 P: 10	R: 0 H: 2 E: 0 K: 2 S: 15	H: 2 LOB: 2 BB: 0 P: 20	R: 0 H: 0 E: 0 K: 0 S: 9	H: 0 LOB: 0 BB: 0 P: 12	R: 0 H: 0 E: 0 K: 0 S: 9	H: 0 LOB: 0 BB: 0 P: 11	R: 0 H: 1 E: 0 K: 1 S: 7	H: 1 LOB: 0 BB: 0 P: 10	R: 0 H: 1 E: 0 K: 2 S: 9	H: 1 LOB: 1 BB: 0 P: 15	1B: 8 2B: 0 3B: 0 HR: 0	SF: 0 SAC: 0 DP: 2 HBP: 0	WP: 0 PB: 0 SB: 1 CS: 1	PA: 32
PITCHER	IP WLS BF H R ER SO BB IBB HBP BLK WP HR S P ERA WHIP																					
Bob Welch, R ERA: 2.93	(1, 1) 8.0 W 28 7 0 0 6 0 0 0 0 0 0 0 79 105 0.00 0.875																					
Eric Plunk, R ERA: 2.11	(9, 1) 1.0 4 1 0 0 2 0 0 0 0 0 0 0 9 15 0.00 1.000																					

Batter	1	2	3	4	5	6	7	8	9	AB	R	H	RBI	BB	SO	LOB	BOTTOM			
Stan Javier, S OBP: 0.338, SLG: 0.350	F7			G3-1						5	0	1	1	0	2	0	Cleveland Indians @ Oakland Athletics Oakland-Alameda County Coliseum, Oakland, CA Sat Jun 03 1989, 3:33 AM PDT Att: 35,466 - Sunny - 63 F			
Dave Henderson, R OBP: 0.353, SLG: 0.439	G6-3				G5-3			P3		5	1	1	0	0	0	1				
Lance Blankenship, R OBP: 0.314, SLG: 0.424										0	0	0	0	0	0	0				
Dave Parker, L OBP: 0.300, SLG: 0.432					L9			G4-3		4	1	2	0	0	0	0				
Mark McGwire, R OBP: 0.327, SLG: 0.507	F7									4	2	3	1	0	0	1				
Terry Steinbach, R OBP: 0.397, SLG: 0.449		F8								4	0	2	1	0	1	1				
Ron Hassey, L OBP: 0.252, SLG: 0.347										4	0	2	1	0	1	2				
Glenn Hubbard, R OBP: 0.365, SLG: 0.472					F8			E4		4	1	1	0	0	1	4				
Tony Phillips, S OBP: 0.377, SLG: 0.393		FC6			G3-1			L7		4	1	1	0	0	0	3				
Mike Gallego, R OBP: 0.348, SLG: 0.386			G2-3		B5-3			G5-3		4	1	1	2	0	0	0				
Inning Stats	R: 0 H: 1 E: 0 K: 0 S: 11	H: 1 LOB: 1 BB: 0 P: 17	R: 0 H: 1 E: 0 K: 1 S: 10	H: 1 LOB: 0 BB: 0 P: 18	R: 3 H: 5 E: 0 K: 1 S: 17	H: 5 LOB: 2 BB: 0 P: 24	R: 0 H: 0 E: 0 K: 0 S: 6	H: 0 LOB: 0 BB: 0 P: 7	R: 0 H: 1 E: 0 K: 1 S: 9	H: 1 LOB: 1 BB: 0 P: 16	R: 3 H: 4 E: 0 K: 1 S: 12	H: 4 LOB: 0 BB: 0 P: 18	R: 1 H: 2 E: 1 K: 0 S: 10	H: 2 LOB: 2 BB: 0 P: 17	R: 0 H: 0 E: 0 K: 1 S: 7	H: 0 LOB: 0 BB: 0 P: 11	1B: 14 2B: 0 3B: 0 HR: 0	SF: 0 SAC: 0 DP: 1 HBP: 0	WP: 0 PB: 0 SB: 2 CS: 0	PA: 38
PITCHER	IP WLS BF H R ER SO BB IBB HBP BLK WP HR S P ERA WHIP																			
Tom Candiotti, R ERA: 3.45	(1, 1) 5.1 L 27 11 6 6 4 0 0 0 0 0 0 0 3 4 0.00 1.500																			
Tim Stoddard, R ERA: 1.54	(6, 1) 0.2 2 1 0 0 0 0 0 0 0 0 0 0 3 4 0.00 2.000																			
Keith Atherton, R ERA: 3.86	(7, 1) 1.0 6 2 1 0 0 0 0 0 0 0 0 0 10 17 0.00 0.000																			
Scott Bailes, L ERA: 3.67	(8, 1) 1.0 3 0 0 0 0 1 0 0 0 0 0 0 7 11 0.00 0.000																			



Batter	1	2	3	4	5	6	7	8	9	AB	R	H	RBI	BB	SO	LOB	TOP										
Jerry Browne, S (1.4) OBP: 0.322, SLG: 0.354	G6-3		BB			F7		1B		3	0	1	0	1	0	0	Cleveland Indians @ Oakland Athletics Oakland-Alameda County Coliseum, Oakland, CA Sun Jun 04 1989, 3:33 AM PDT Att: 34,610 - Overcast - 65 F										
Oddibe McDowell, L (1.7) OBP: 0.286, SLG: 0.267	B1-3		L9			1B		F8		4	0	1	0	0	0	3											
Joe Carter, R (1.8) OBP: 0.315, SLG: 0.433	G4-3		2-3 K			F8		F4		4	0	0	0	0	1	4											
Cory Snyder, R (1.9) OBP: 0.273, SLG: 0.364		K			F8			F9		4	0	0	0	0	1	2											
Pete O'Brien, L (1.3) OBP: 0.377, SLG: 0.467		BB			F9		FC1-6-5 2B	G6-3		3	0	1	0	1	0	0											
Brook Jacoby, R (1.5) OBP: 0.379, SLG: 0.497	F8				F9		FC1-6-5 2-3 2B	L8		4	0	0	0	0	0	2											
Dave Clark, L (1.10) OBP: 0.298, SLG: 0.382 Dave Hengel, R (9, PH)	L8				F7		L8	G5-3		3	0	0	0	0	0	2											
Andy Allanson, R (1.2) OBP: 0.276, SLG: 0.262 Joel Skinner, R (7.2) OBP: 0.212, SLG: 0.333			L9 SH1-4 1B		L8		HBP			2	0	1	0	0	0	0											
Felix Fermin, R (1.6) OBP: 0.326, SLG: 0.283			SH1-4		G1-3		G4-3			0	0	0	0	0	0	0											
										2	0	0	0	0	0	2											
Inning Stats	R: 0 E: 0 K: 0 S: 6	H: 0 LOB: 0 BB: 0 P: 7	R: 0 E: 0 K: 1 S: 13	H: 0 LOB: 1 BB: 1 P: 23	R: 0 E: 0 K: 1 S: 9	H: 1 LOB: 2 BB: 1 P: 17	R: 0 E: 0 K: 0 S: 4	H: 0 LOB: 0 BB: 0 P: 7	R: 0 E: 0 K: 0 S: 6	H: 0 LOB: 0 BB: 0 P: 9	R: 0 E: 0 K: 0 S: 7	H: 1 LOB: 1 BB: 0 P: 10	R: 0 E: 0 K: 0 S: 6	H: 1 LOB: 2 BB: 0 P: 13	R: 0 E: 0 K: 0 S: 11	H: 1 LOB: 1 BB: 0 P: 17	R: 0 E: 0 K: 0 S: 8	H: 0 LOB: 0 BB: 0 P: 12	1B: 3 2B: 1 3B: 0 HR: 0	SF: 0 SAC: 1 DP: 0 HBP: 1	WP: 0 PB: 0 SB: 0 CS: 0	PA: 34					
PITCHER	IP	WLS	BF	H	R	ER	SO	BB	IBB	HBP	BLK	WP	HR	S	P	ERA	WHIP										
Dave Stewart, R (1.1) ERA: 3.15	7.0	W	27	3	0	0	2	2	0	1	0	0	0	51	86	0.00	0.714										
Todd Burns, R (8.1) ERA: 1.7	1.0		4	1	0	0	0	0	0	0	0	0	0	11	17	0.00	1.000										
Rick Honeycutt, L (9.1) ERA: 2.22	1.0		3	0	0	0	0	0	0	0	0	0	0	8	12	0.00	0.000										

AB	30
R	0
H	4
RBI	0
BB	2
SO	2
LOB	15




Batter	1	2	3	4	5	6	7	8	9	AB	R	H	RBI	BB	SO	LOB	BOTTOM										
Luis Polonia, L (1.7) OBP: 0.302, SLG: 0.358	G1-3		2B 1B	1-3 2H 1B		K				4	1	2	2	0	1	1	Cleveland Indians @ Oakland Athletics Oakland-Alameda County Coliseum, Oakland, CA Sun Jun 04 1989, 3:33 AM PDT Att: 34,610 - Overcast - 65 F										
Dave Henderson, R (1.8) OBP: 0.346, SLG: 0.430	G6-3		G6-3		L6		G5-3			4	0	0	1	0	0	1											
Dave Parker, L (1.10) OBP: 0.308, SLG: 0.441	1B		3H 3-2 2B		1B BB		F9			3	0	2	1	1	0	0											
Mark McGwire, R (1.3) OBP: 0.327, SLG: 0.503 Billy Beane, R (7, PH) OBP: 0.298, SLG: 0.379 (8.3)	K		F8		1B		1B			3	0	1	0	0	1	2											
Terry Steinbach, R (1.2) OBP: 0.388, SLG: 0.438		L3	G6-3		K		F8			4	0	0	0	0	1	4											
Tony Phillips, S (1.5) OBP: 0.387, SLG: 0.382		F8			K		K			4	0	0	0	0	2	2											
Stan Javier, S (1.9) OBP: 0.335, SLG: 0.348		F8			K		1B			4	0	1	0	0	2	0											
Lance Blankenship, R (1.4) OBP: 0.333, SLG: 0.432			SH 1B 1B		1B 1B		K			4	2	2	0	0	2	1											
Mike Gallego, R (1.6) OBP: 0.350, SLG: 0.388			SH 1B G6-3		1B 1B		F9			2	1	1	0	0	0	1											
										2	1	1	0	0	0	1											
Inning Stats	R: 0 E: 0 K: 1 S: 15	H: 1 LOB: 1 BB: 0 P: 22	R: 0 E: 0 K: 0 S: 5	H: 0 LOB: 0 BB: 0 P: 9	R: 3 E: 0 K: 0 S: 15	H: 3 LOB: 1 BB: 0 P: 23	R: 1 E: 0 K: 2 S: 16	H: 3 LOB: 2 BB: 0 P: 24	R: 0 E: 0 K: 2 S: 10	H: 1 LOB: 1 BB: 0 P: 12	R: 0 E: 0 K: 0 S: 5	H: 1 LOB: 1 BB: 0 P: 6	R: 0 E: 0 K: 2 S: 10	H: 0 LOB: 0 BB: 0 P: 14	1B: 9 2B: 1 3B: 0 HR: 0	SF: 0 SAC: 1 DP: 0 HBP: 0	WP: 0 PB: 0 SB: 1 CS: 0	PA: 35									
PITCHER	IP	WLS	BF	H	R	ER	SO	BB	IBB	HBP	BLK	WP	HR	S	P	ERA	WHIP										
John Farrell, R (1.1) ERA: 4.62	7.0	L	32	10	4	4	7	1	0	0	0	0	0	78	118	5.14	1.571										
Jesse Orosco, L (8.1) ERA: 1.06	1.0		3	0	0	0	2	0	0	0	0	0	0	10	14	0.00	0.000										




Batter	1	2	3	4	5	6	7	8	9	AB	R	H	RBI	BB	SO	LOB	TOP					
Al Newman, S OBP: 0.367, SLG: 0.283 (1, 4)	G5-3			G6-3			F7			4	0	1	2	0	0	0	Minnesota Twins @ Oakland Athletics Oakland-Alameda County Coliseum, Oakland, CA Mon Jun 05 1989, 7:05 PM PDT Att: 34,320 - Unknown - 65 F					
John Moses, S OBP: 0.364, SLG: 0.396 (1, 8)	G3			FC3-6 1B			G5-3		G6-3	4	0	1	0	0	0	1						
Carmen Castillo, R OBP: 0.353, SLG: 0.557 (1, 9)	K			FC3-6 1B			G6-3		G6-3	4	0	1	0	0	1	0						
Gary Gaetti, R OBP: 0.284, SLG: 0.428 (1, 5)				FC3-6 1B			FC3-6 1B		G6-3	4	0	2	0	0	0	2						
Brian Harper, R OBP: 0.291, SLG: 0.424 (1, 10)				K			L7		FC5-4	4	0	1	0	0	1	4						
Dan Gladden, R OBP: 0.299, SLG: 0.353 (1, 7)				K			L8		G4-3	4	0	1	0	0	1	1						
Gene Larkin, S OBP: 0.321, SLG: 0.311 (1, 3)				F9			G6-3 FC4 1B		G6-3	4	1	1	0	0	1	2						
Greg Gagne, R OBP: 0.281, SLG: 0.343 (1, 6)				K			FC4 G6-3 1B		F7	4	1	0	0	0	1	1						
Orlando Mercado, R OBP: 0.240, SLG: 0.136 (1, 2)				G6-3			G6-3		P2	3	0	0	0	0	0	2						
Inning Stats	R: 0 E: 0 K: 1 S: 6	H: 0 LOB: 0 BB: 0 P: 8	R: 0 E: 0 K: 1 S: 7	H: 1 LOB: 0 BB: 0 P: 10	R: 0 E: 0 K: 1 S: 5	H: 0 LOB: 0 BB: 0 P: 5	R: 0 E: 0 K: 1 S: 13	H: 2 LOB: 2 BB: 0 P: 19	R: 2 E: 0 K: 0 S: 12	H: 2 LOB: 1 BB: 0 P: 15	R: 0 E: 0 K: 0 S: 9	H: 2 LOB: 2 BB: 0 P: 15	R: 0 E: 0 K: 1 S: 8	H: 0 LOB: 0 BB: 0 P: 16	R: 0 E: 0 K: 0 S: 13	H: 1 LOB: 1 BB: 0 P: 19	R: 0 E: 0 K: 0 S: 4	H: 0 LOB: 0 BB: 0 P: 5	1B: 8 2B: 0 3B: 0 HR: 0	SF: 0 SAC: 0 DP: 0 HBP: 0	WP: 0 PB: 0 SB: 1 CS: 1	PA: 35
PITCHER Curt Young, L ERA: 4.21 (1, 1)	IP: 9.0 WLS: L BF: 35 H: 8 R: 2 ER: 2 SO: 5 BB: 0 IBB: 0 HBP: 0 BLK: 0 WP: 0 HR: 0 S: 77 P: 112 ERA: 2.00 WHIP: 0.889															PITCHER						

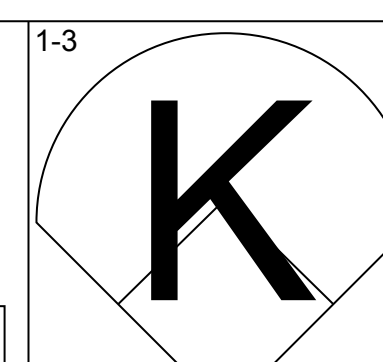
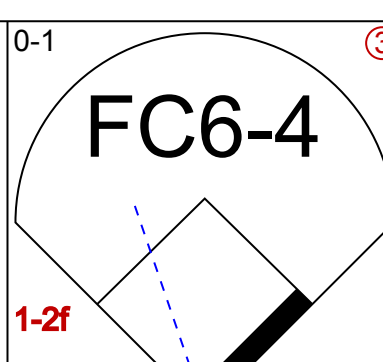
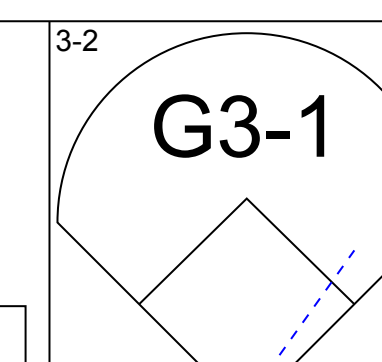
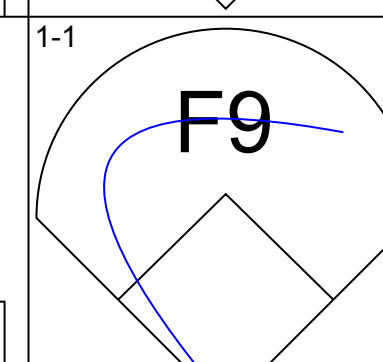
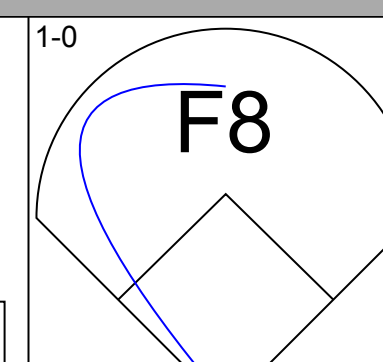
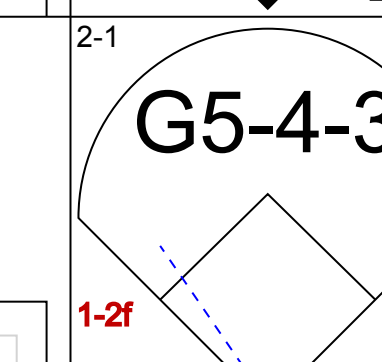
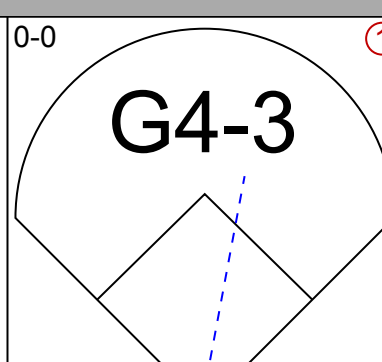
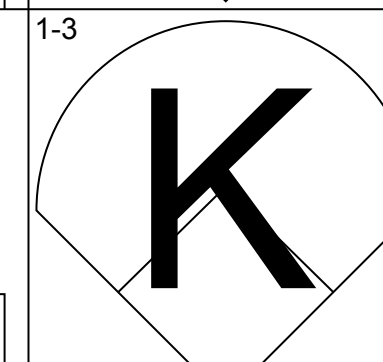
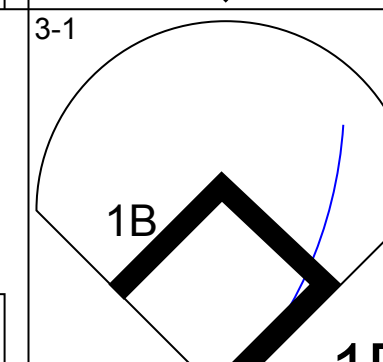
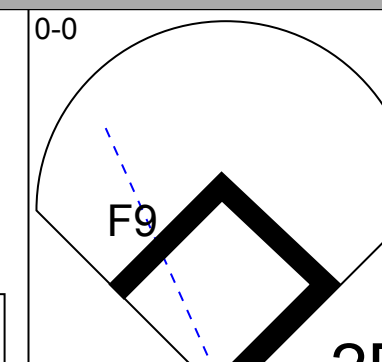
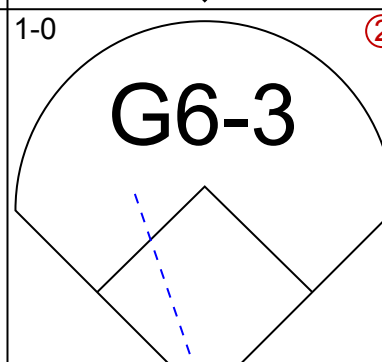
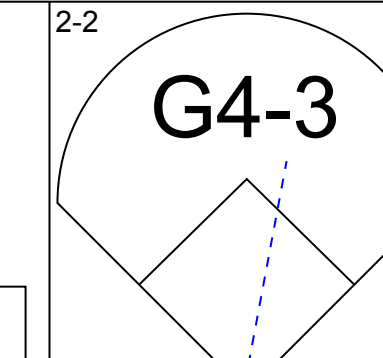
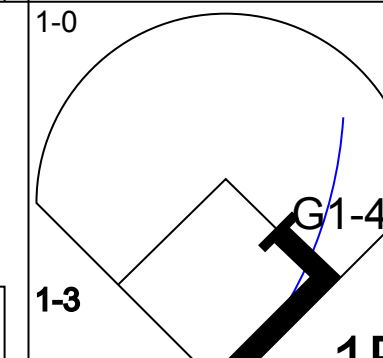
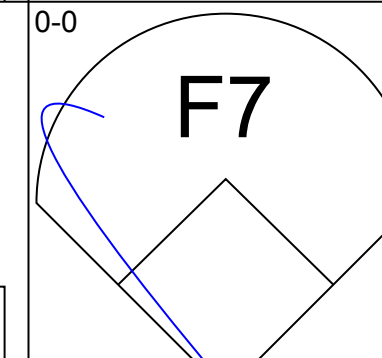
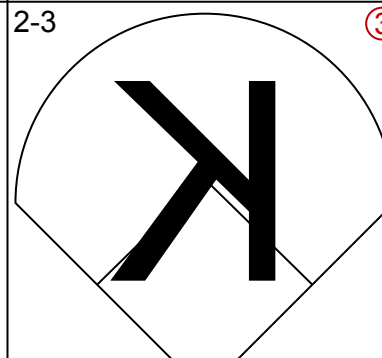
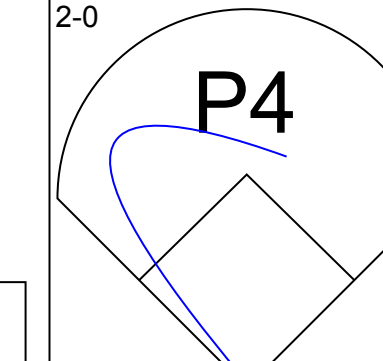
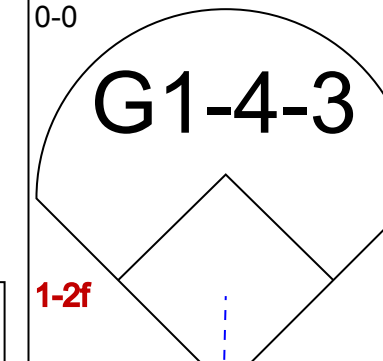
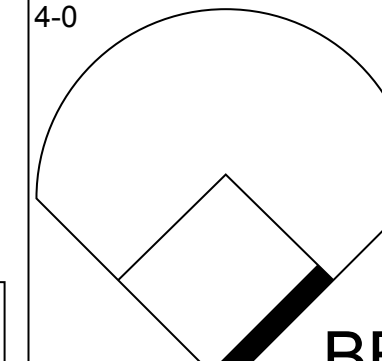
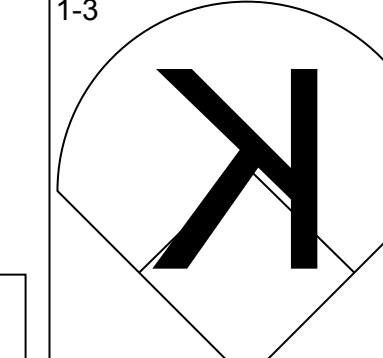
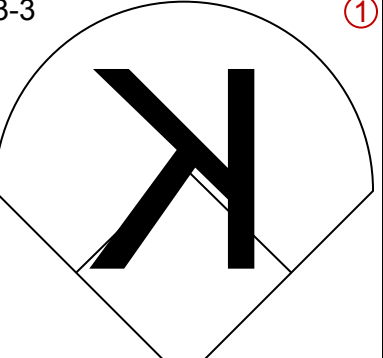
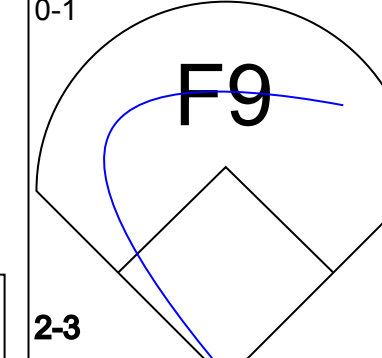
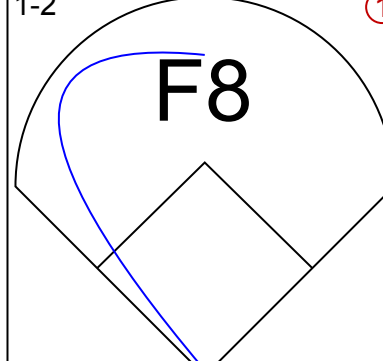
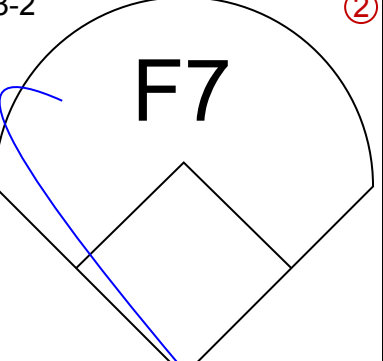
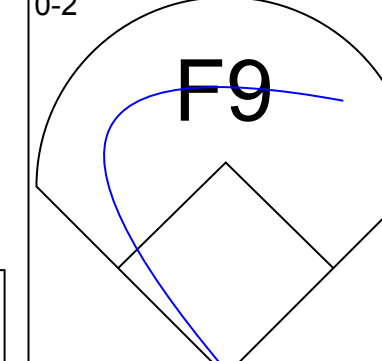
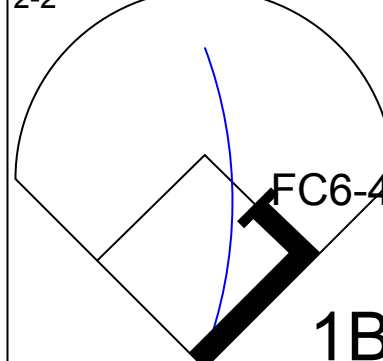
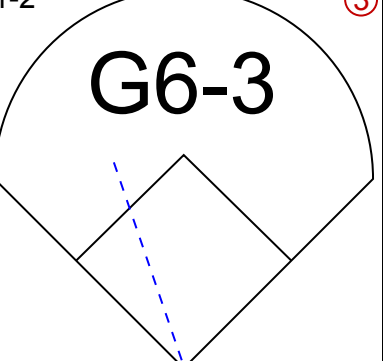
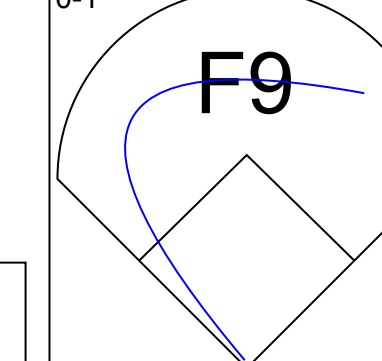
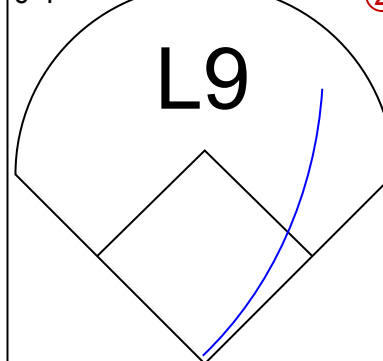
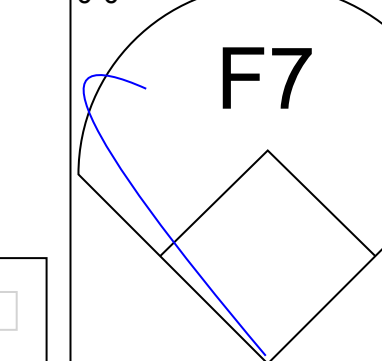
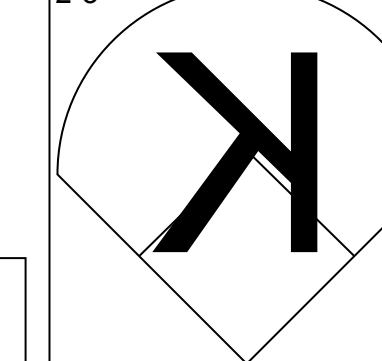
Batter	1	2	3	4	5	6	7	8	9	AB	R	H	RBI	BB	SO	LOB	BOTTOM			
Luis Polonia, L OBP: 0.307, SLG: 0.361 (1, 7)	G5-3 1B		P5				G4-3		G4-3	4	0	2	0	0	0	1	Minnesota Twins @ Oakland Athletics Oakland-Alameda County Coliseum, Oakland, CA Mon Jun 05 1989, 7:05 PM PDT Att: 34,320 - Unknown - 65 F			
Stan Javier, S OBP: 0.333, SLG: 0.345 (1, 9)	G5-3			K			FC4-6 1B		G4-3	4	0	1	0	0	1	3				
Dave Parker, L OBP: 0.302, SLG: 0.432 (1, 10)	K			L7			FC4-6 1B		K	4	0	0	0	0	2	2				
Mark McGwire, R OBP: 0.326, SLG: 0.493 Billy Beane, R OBP: 0.298, SLG: 0.379 (9, PR)	F8			F9			K		K	3	0	0	0	1	1	2				
Dave Henderson, R OBP: 0.345, SLG: 0.426 (1, 8)				K			F7		K	4	0	1	0	0	2	2				
Ron Hassey, L OBP: 0.281, SLG: 0.376 (1, 2)				G1-6-3 BB			L5-3		F8	3	1	1	1	1	0	2				
Tony Phillips, S OBP: 0.361, SLG: 0.374 (1, 5)	G1-6-3			G6-3			G4-3		G4-3	3	0	0	0	0	0	1				
Lance Blankenship, R OBP: 0.310, SLG: 0.400 (1, 4)				F7			G6-3		P3	3	0	0	0	0	0	0				
Mike Gallego, R OBP: 0.356, SLG: 0.389 (1, 6)				G5-3			G4-3 BB		G4-3 1B	2	0	1	0	1	0	0				
Inning Stats	R: 0 E: 0 K: 1 S: 8	H: 1 LOB: 1 BB: 0 P: 12	R: 0 E: 0 K: 1 S: 10	H: 0 LOB: 0 BB: 1 P: 16	R: 0 E: 0 K: 0 S: 6	H: 0 LOB: 0 BB: 0 P: 11	R: 0 E: 0 K: 1 S: 6	H: 0 LOB: 0 BB: 0 P: 8	R: 0 E: 0 K: 0 S: 4	H: 1 LOB: 1 BB: 1 P: 8	R: 0 E: 0 K: 1 S: 13	H: 1 LOB: 1 BB: 0 P: 18	R: 1 E: 0 K: 0 S: 15	H: 3 LOB: 2 BB: 0 P: 21	R: 0 E: 0 K: 2 S: 11	H: 0 LOB: 1 BB: 1 P: 18	1B: 5 2B: 1 3B: 0 HR: 1	SF: 0 SAC: 0 DP: 3 HBP: 0	WP: 0 PB: 0 SB: 0 CS: 0	PA: 33
PITCHER Francisco Oliveras, R ERA: 2.41 Jeff Reardon, R ERA: 4.56 (8, 1)	IP: 7.2 WLS: W BF: 28 H: 6 R: 1 ER: 1 SO: 4 BB: 2 IBB: 0 HBP: 0 BLK: 0 WP: 0 HR: 1 S: 67 P: 101 ERA: 1.17 WHIP: 1.043															PITCHER				

AB 35
R 2
H 8
RBI 2
BB 0
SO 5
LOB 13



AB 30
R 1
H 6
RBI 1
BB 3
SO 6
LOB 13

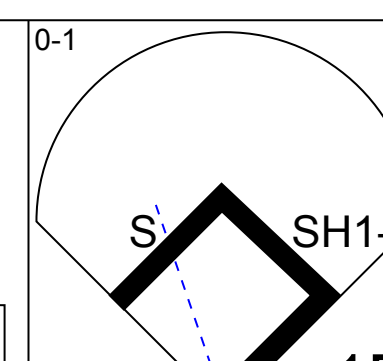
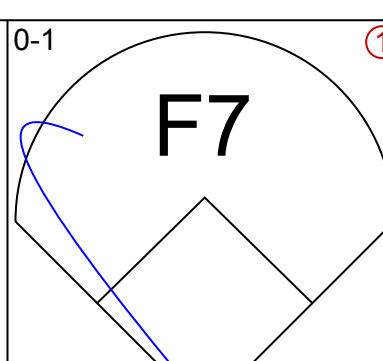
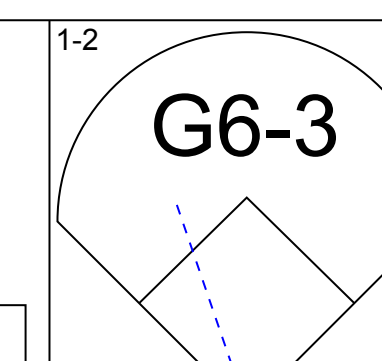
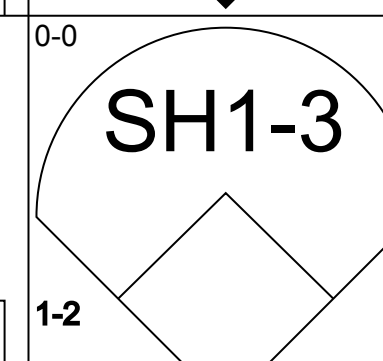
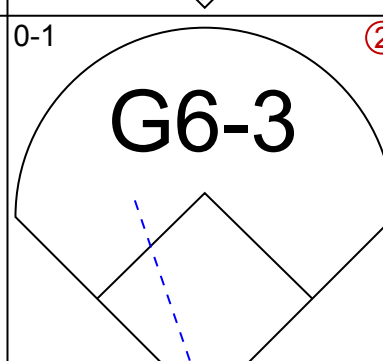
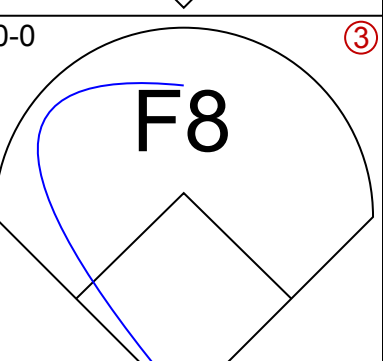
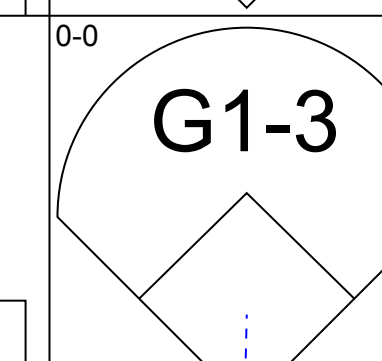
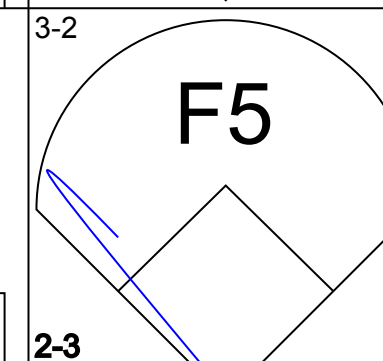
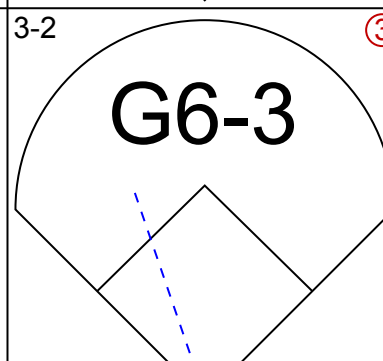
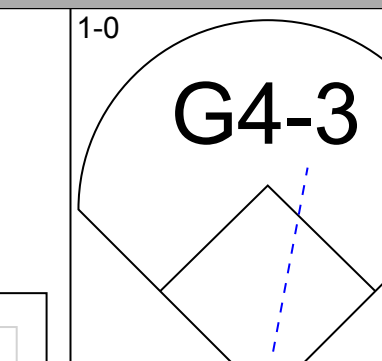
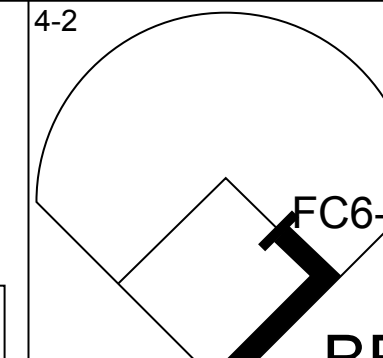
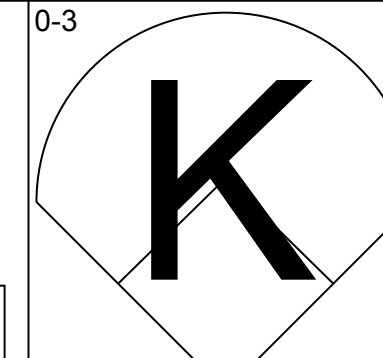
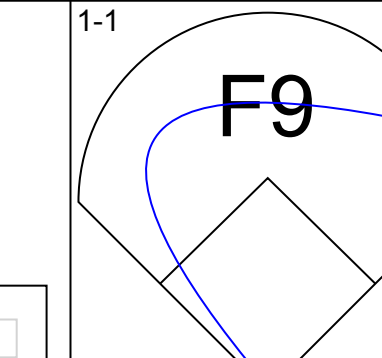
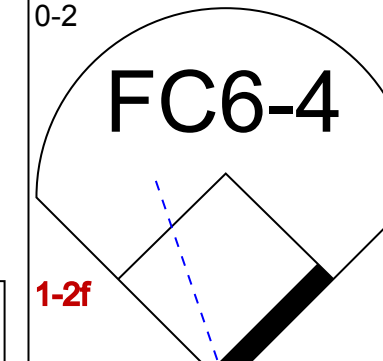
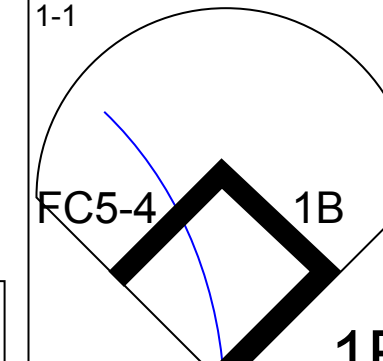
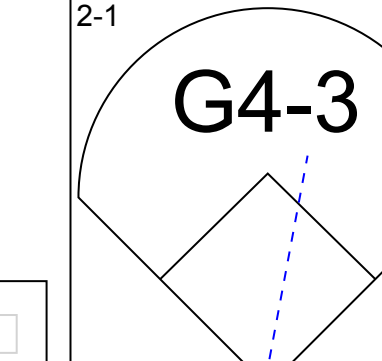
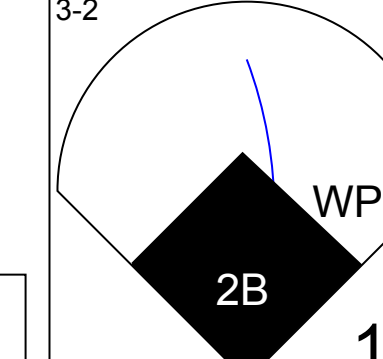
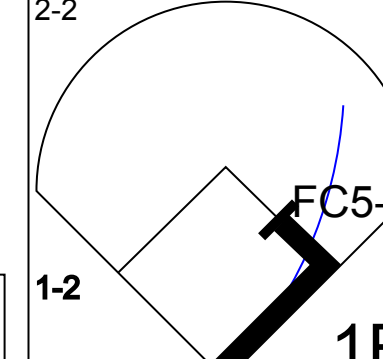
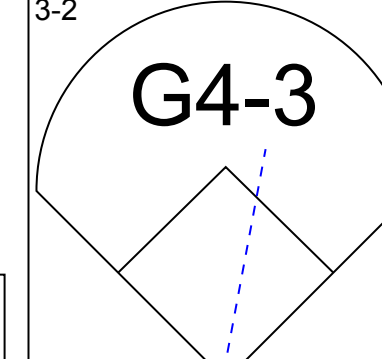
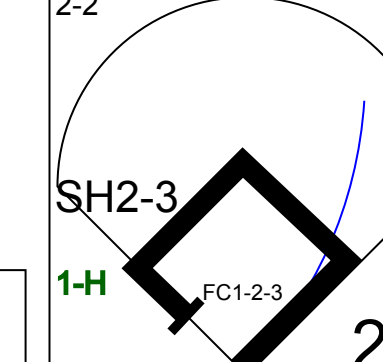
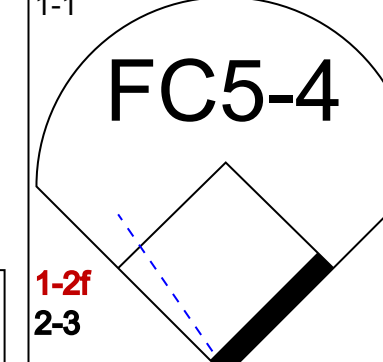
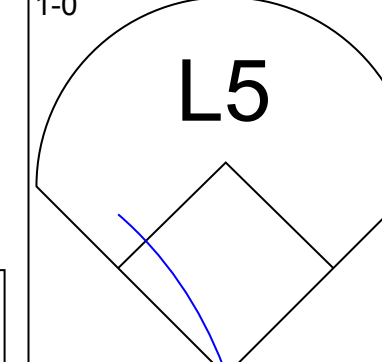
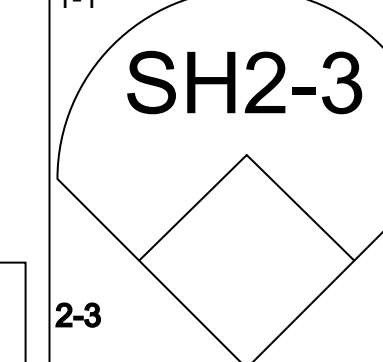
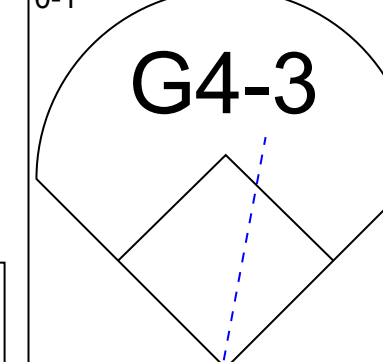
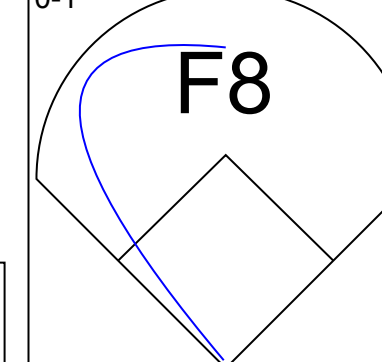
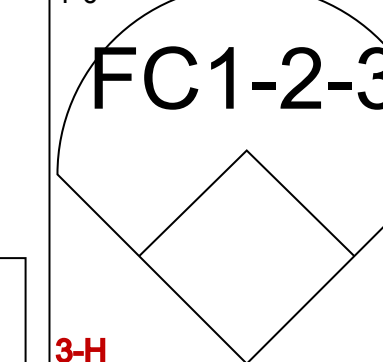
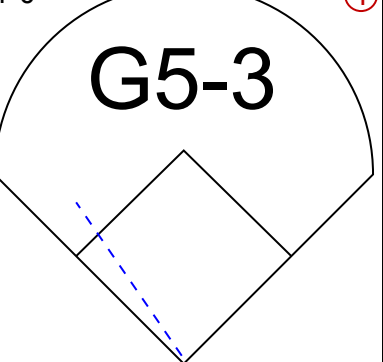
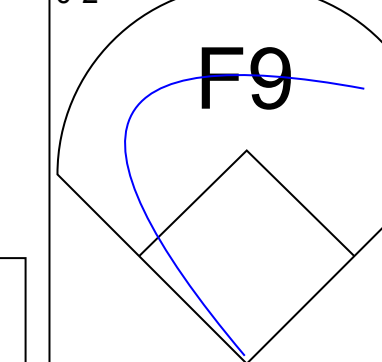


Batter	1	2	3	4	5	6	7	8	9	AB	R	H	RBI	BB	SO	LOB	TOP					
Al Newman, S (1, 4) OBP: 0.364, SLG: 0.277										3	0	0	0	1	1	1						
John Moses, S (1, 9) OBP: 0.351, SLG: 0.380										4	0	0	0	0	0	1						
Kirby Puckett, R (1, 8) OBP: 0.372, SLG: 0.468										4	0	2	0	0	1	0						
Jim Dwyer, L (1, 10) OBP: 0.423, SLG: 0.363										4	0	1	0	0	1	1						
Gary Gaetti, R (1, 5) OBP: 0.285, SLG: 0.424										2	0	0	0	1	0	2						
Randy Bush, L (1, 3) OBP: 0.333, SLG: 0.504										3	0	0	0	0	2	2						
Dan Gladden, R (1, 7) OBP: 0.295, SLG: 0.348										3	0	0	0	0	0	2						
Greg Gagne, R (1, 6) OBP: 0.282, SLG: 0.343										3	0	1	0	0	0	0						
Orlando Mercado, R (1, 2) OBP: 0.222, SLG: 0.125										2	0	0	0	0	0	1						
Wally Backman, S (8, PH) OBP: 0.351, SLG: 0.347										1	0	0	0	0	1	0						
Brian Harper, R (8, 2) OBP: 0.291, SLG: 0.424										0	0	0	0	0	0	0						
Inning Stats	R: 0 E: 0 K: 2 S: 8	H: 0 LOB: 0 BB: 0 P: 11	R: 0 E: 0 K: 1 S: 7	H: 0 LOB: 0 BB: 0 P: 12	R: 0 E: 0 K: 0 S: 15	H: 1 LOB: 1 BB: 0 P: 18	R: 0 E: 0 K: 0 S: 5	H: 2 LOB: 1 BB: 0 P: 10	R: 0 E: 0 K: 1 S: 14	H: 0 LOB: 0 BB: 1 P: 21	R: 0 E: 0 K: 0 S: 4	H: 0 LOB: 0 BB: 1 P: 10	R: 0 E: 0 K: 0 S: 7	H: 1 LOB: 2 BB: 1 P: 11	R: 0 E: 0 K: 1 S: 10	H: 0 LOB: 0 BB: 0 P: 15	R: 0 E: 0 K: 1 S: 5	H: 0 LOB: 0 BB: 0 P: 8	1B: 3 2B: 1 3B: 0 HR: 0	SF: 0 SAC: 0 DP: 2 HBP: 0	WP: 0 PB: 0 SB: 0 CS: 0	PA: 31
PITCHER Mike Moore, R (1, 1) ERA: 2.05	IP: 9.0 WLS: W BF: 31 H: 4 R: 0 ER: 0 SO: 6 BB: 2 IBB: 0 HBP: 0 BLK: 0 WP: 0 HR: 0 S: 75 P: 116 ERA: 0.00 WHIP: 0.667																					

Minnesota Twins @ Oakland Athletics
Oakland-Alameda County Coliseum, Oakland, CA
Tue Jun 06 1989, 7:05 PM PDT
Att: 23,505 - Unknown - 61 F

AB 29
R 0
H 4
RBI 0
BB 2
SO 6
LOB 10



Batter	1	2	3	4	5	6	7	8	9	AB	R	H	RBI	BB	SO	LOB	BOTTOM					
Luis Polonia, L (1, 7) OBP: 0.305, SLG: 0.358										4	0	1	0	0	0	0						
Billy Beane, R (1, 9) OBP: 0.274, SLG: 0.361										3	0	0	0	0	0	0						
Dave Henderson, R (1, 8) OBP: 0.340, SLG: 0.420										3	0	0	0	0	0	1						
Mark McGwire, R (1, 3) OBP: 0.326, SLG: 0.487										2	0	0	0	1	1	0						
Terry Steinbach, R (1, 2) OBP: 0.387, SLG: 0.436										3	0	1	0	0	0	2						
Dave Parker, L (1, 10) OBP: 0.307, SLG: 0.436										3	1	2	0	0	0	0						
Glenn Hubbard, R (1, 4) OBP: 0.364, SLG: 0.482										3	0	1	1	0	0	2						
Larry Arndt, R (1, 5) OBP: 0.361, SLG: 0.374										2	0	0	0	0	0	2						
Mike Gallego, R (1, 6) OBP: 0.349, SLG: 0.381										3	0	0	0	0	0	1						
Inning Stats	R: 0 E: 0 K: 0 S: 12	H: 1 LOB: 2 BB: 1 P: 19	R: 0 E: 0 K: 0 S: 10	H: 2 LOB: 0 BB: 0 P: 17	R: 0 E: 0 K: 0 S: 9	H: 0 LOB: 0 BB: 0 P: 12	R: 0 E: 0 K: 1 S: 13	H: 2 LOB: 2 BB: 0 P: 17	R: 0 E: 0 K: 0 S: 3	H: 0 LOB: 0 BB: 0 P: 5	R: 0 E: 0 K: 0 S: 5	H: 0 LOB: 0 BB: 0 P: 9	R: 0 E: 0 K: 0 S: 8	H: 0 LOB: 0 BB: 0 P: 12	R: 0 E: 0 K: 0 S: 7	H: 0 LOB: 0 BB: 0 P: 8	R: 0 E: 0 K: 0 S: 7	H: 0 LOB: 0 BB: 0 P: 8	1B: 4 2B: 2 3B: 0 HR: 0	SF: 0 SAC: 2 DP: 1 HBP: 0	WP: 1 PB: 0 SB: 1 CS: 0	PA: 29
PITCHER Allan Anderson, L (1, 1) ERA: 3.69	IP: 8.0 WLS: L BF: 29 H: 5 R: 1 ER: 1 SO: 1 BB: 1 IBB: 0 HBP: 0 BLK: 0 WP: 1 HR: 0 S: 67 P: 99 ERA: 1.12 WHIP: 0.750																					

Minnesota Twins @ Oakland Athletics
Oakland-Alameda County Coliseum, Oakland, CA
Tue Jun 06 1989, 7:05 PM PDT
Att: 23,505 - Unknown - 61 F

AB 26
R 1
H 5
RBI 1
BB 1
SO 1
LOB 8



Batter	1	2	3	4	5	6	7	8	9	AB	R	H	RBI	BB	SO	LOB	TOP										
Wally Backman, S (1,4) Greg Gagne, R (9,PH) OBP: 0.341, SLG: 0.336 OBP: 0.280, SLG: 0.341	0-1 B4-3		0-1 E4 WP BB			1-2 G4-3		0-0 G4-3	0-3 K	4	0	0	0	0	0	0											
John Moses, S (1,7) OBP: 0.348, SLG: 0.369	1-0 G3		4-1 WP 1-2 BB			2-2 G6-3		3-1 F6		3	0	0	0	1	0	0											
Kirby Puckett, R (1,8) OBP: 0.374, SLG: 0.473	1-0 2B		2-0 F9 1-2 2-3			1-1 F9		0-2 FC6-4 1B		4	0	2	0	0	0	2											
Jim Dwyer, L (1,10) Tim Laudner, R (8,PH) OBP: 0.420, SLG: 0.361 OBP: 0.279, SLG: 0.327	2-1 G3-1			2-2 G4-3 1B				0-0 F7	2-1 FC6-4 1-2	3	0	1	0	0	0	1											
Gary Gaetti, R (1,5)		1-0 G4-6-3 1B		0-1 G4-3 1-2				0-1 BB SF9 1B	1-0 F7	4	1	2	0	0	0	1											
Randy Bush, L (1,9) Dan Gladden, R (9,PH) OBP: 0.333, SLG: 0.500 OBP: 0.298, SLG: 0.351		0-0 G4-6-3 1-2		1-0 F8				1-1 BB 1-2 1B	0-0 FC5-4 1B	3	0	1	0	0	0	1											
Gene Larkin, S (1,3)		1-3 K				0-0 F9		4-2 1-2 2-3 BB	0-1 FC5-4 1B 1-2	3	1	0	0	1	1	1											
Al Newman, S (1,6)			2-1 F7			1-2 G5-3		0-0 SF9	2-2 1B 1-2 1B	3	0	1	1	0	0	0											
Orlando Mercado, R (1,2) Carmen Castillo, R (7,PH) Brian Harper, R (7,2) OBP: 0.207, SLG: 0.115 OBP: 0.349, SLG: 0.550 OBP: 0.298, SLG: 0.430			3-2 F7			1-3 K		3-H 3-2 F7	0-0 1-3 2-H 1B	2	0	0	0	0	1	0											
Inning Stats	R: 0 E: 0 K: 0 S: 6	H: 1 LOB: 1 BB: 0 P: 10	R: 0 E: 0 K: 1 S: 6	H: 1 LOB: 0 BB: 0 P: 8	R: 0 E: 1 K: 0 S: 10	H: 0 LOB: 2 BB: 1 P: 21	R: 0 E: 0 K: 0 S: 6	H: 1 LOB: 0 BB: 0 P: 9	R: 0 E: 0 K: 1 S: 7	H: 0 LOB: 0 BB: 0 P: 9	R: 0 E: 0 K: 0 S: 8	H: 0 LOB: 0 BB: 0 P: 12	R: 1 E: 0 K: 0 S: 12	H: 2 LOB: 2 BB: 1 P: 20	R: 0 E: 0 K: 0 S: 8	H: 1 LOB: 1 BB: 0 P: 13	R: 1 E: 0 K: 1 S: 11	H: 3 LOB: 2 BB: 0 P: 14	1B: 8 2B: 1 3B: 0 HR: 0	SF: 1 SAC: 0 DP: 2 HBP: 0	WP: 1 PB: 0 SB: 0 CS: 0	PA: 37					
PITCHER	IP	WLS	BF	H	R	ER	SO	BB	IBB	HBP	BLK	WP	HR	S	P	ERA	WHIP										
Bob Welch, R (1,1) ERA: 2.82	6.1	W	25	5	1	0	2	2	0	0	0	1	0	51	82	1.42	1.105										
Gene Nelson, R (7,1) ERA: 1.95	1.1		5	1	0	0	0	0	0	0	0	0	0	10	16	0.00	0.750										
Rick Honeycutt, L (8,1) ERA: 2.45	1.0		6	3	1	1	0	0	0	0	0	0	0	10	15	9.00	3.000										
Todd Burns, R (9,1) ERA: 1.69	0.1	S	1	0	0	0	1	0	0	0	0	0	0	3	3	0.00	0.000										

Minnesota Twins @ Oakland Athletics
Oakland-Alameda County Coliseum, Oakland, CA

AB 34
R 2
H 9
RBI 2
BB 2
SO 3
LOB 11



Wed Jun 07 1989, 3:33 AM PDT
Att: 27,396 - Overcast - 57 F

Batter	1	2	3	4	5	6	7	8	9	AB	R	H	RBI	BB	SO	LOB	BOTTOM										
Tony Phillips, S (1,5) OBP: 0.370, SLG: 0.380	2-3 K		4-2 1B BB		2-2 1B WP 1-2 2-H 1B		1-2 1B			3	1	2	1	1	1	0											
Lance Blankenship, R (1,9) Luis Polonia, L (7,PH) OBP: 0.311, SLG: 0.395 OBP: 0.310, SLG: 0.363	1-3 K		1-2 1-2 1B		2-3 K		2-2 1-2 1B			3	0	1	0	0	2	2											
Dave Henderson, R (1,8) OBP: 0.343, SLG: 0.422	0-0 WP 1B		1-2 F9		3-2 WP 1-3 2-H 1B		2-3 K			4	0	2	1	0	1	4											
Mark McGwire, R (1,10) Dave Parker, R (7,PH) OBP: 0.320, SLG: 0.478 OBP: 0.306, SLG: 0.433	2-3 K			1-3 K		3-3 K		0-0 G4-3		3	0	0	0	0	3	2											
Terry Steinbach, R (1,2) OBP: 0.378, SLG: 0.426		0-0 P3				0-0 G6-3		1-1 F9		4	0	0	0	0	0	0											
Glenn Hubbard, R (1,4) OBP: 0.357, SLG: 0.467		1-2 P3				1-3 K		0-1 C4-3-4 1B		4	0	1	0	0	1	0											
Larry Arndt, R (1,3) OBP: 0.167, SLG: 0.167		1-3 K				1-2 SH1-4 1B		2-2 FC4-3-6 FC4-6 1-2		4	1	1	0	0	1	1											
Stan Javier, S (1,7) OBP: 0.329, SLG: 0.340			1-0 B2-3			0-0 SH1-4		0-2 FC4-6		2	0	0	0	0	0	1											
Mike Gallego, R (1,6) OBP: 0.342, SLG: 0.372			0-1 G6-3			2-1 E5 1B		1-1 G4-3		3	1	0	0	0	0	1											
Inning Stats	R: 0 E: 0 K: 3 S: 11	H: 1 LOB: 1 BB: 0 P: 16	R: 0 E: 0 K: 1 S: 7	H: 0 LOB: 0 BB: 0 P: 9	R: 0 E: 0 K: 2 S: 7	H: 0 LOB: 0 BB: 0 P: 9	R: 3 E: 1 K: 2 S: 18	H: 3 LOB: 1 BB: 0 P: 31	R: 0 E: 0 K: 0 S: 11	H: 1 LOB: 1 BB: 0 P: 14	R: 0 E: 0 K: 1 S: 17	H: 2 LOB: 2 BB: 0 P: 22	R: 0 E: 0 K: 0 S: 6	H: 0 LOB: 0 BB: 0 P: 8	1B: 8 2B: 0 3B: 0 HR: 0	SF: 0 SAC: 1 DP: 0 HBP: 0	WP: 2 PB: 0 SB: 0 CS: 0	PA: 34									
PITCHER	IP	WLS	BF	H	R	ER	SO	BB	IBB	HBP	BLK	WP	HR	S	P	ERA	WHIP										
Frank Viola, L (1,1) ERA: 4.33	6.0	L	26	6	3	1	8	1	0	0	0	0	0	65	97	1.50	1.167										
Juan Berenguer, R (7,1) ERA: 3.44	1.0		5	2	0	0	1	0	0	0	0	0	0	17	22	0.00	2.000										
Steve Shields, R (8,1) ERA: 4.91	1.0		3	0	0	0	0	0	0	0	0	0	0	6	8	0.00	0.000										

Minnesota Twins @ Oakland Athletics
Oakland-Alameda County Coliseum, Oakland, CA

AB 32
R 3
H 8
RBI 2
BB 1
SO 9
LOB 13



Wed Jun 07 1989, 3:33 AM PDT
Att: 27,396 - Overcast - 57 F

Batter	1	2	3	4	5	6	7	8	9	AB	R	H	RBI	BB	SO	LOB	TOP											
Glenn Hubbard, R OBP: 0.356, SLG: 0.460 Tony Phillips, S OBP: 0.371, SLG: 0.382	2-1 G1-4-3 1B	2-1 G6-3		0-0 G3		0-1 1B PB 1B		0-1 E3 G4-6-3 BB		3	0	1	0	0	0	1												
Dave Henderson, R OBP: 0.352, SLG: 0.423	1-2 G1-4-3 1-2f		4-2 CS 1B BB	4-0 S BB		0-0 1-3 PB 1B		4-1 G4-6-3 BB		2	0	1	1	3	0	1												
Dave Parker, L OBP: 0.313, SLG: 0.440	2-2 BB HR 2B		1-0 CS 1B	2-2 G3-1		3-3 1-2 IBB		0-0 G4-6-3 1-2f 2-3		4	1	2	0	1	0	4												
Ron Hassey, L OBP: 0.265, SLG: 0.373 Lance Blankenship, R OBP: 0.304, SLG: 0.386	4-1 BB HR BB		3-3 K		1-3 K			2-1 G4-3		1	1	0	0	1	1	2												
Luis Polonia, L OBP: 0.306, SLG: 0.358			1-2 2-3							1	0	0	0	0	1	0												
Carney Lansford, R OBP: 0.413, SLG: 0.456	4-2 HR BB		0-0 P3		1-0 G5-3		1-1 F9		3-1 G1-3	4	1	0	0	1	0	1												
Mark McGwire, R OBP: 0.328, SLG: 0.497	3-2 1-H 2-H 3-H HR			4-1 2B BB	1-1 F8		0-1 1B		3-3 K	4	2	2	4	1	1	0												
Terry Steinbach, R OBP: 0.379, SLG: 0.431	0-0 F9			1-1 2B BB		2-2 G5-3	1-1 1B		1-3 K	5	1	2	0	0	1	0												
Stan Javier, S OBP: 0.327, SLG: 0.344			1-0 F9		1-2 G3 2-H 3-H 2B		1-0 L6	0-1 F9		4	0	1	2	0	0	2												
Mike Gallego, R OBP: 0.340, SLG: 0.369			1-2 G5-3				0-0 1B 1B	0-1 P3		4	1	1	0	0	1	3												
Inning Stats	R: 4 E: 0 K: 0 S: 18	H: 3 LOB: 0 BB: 2 P: 34	R: 0 E: 0 K: 0 S: 7	H: 0 LOB: 0 BB: 0 P: 11	R: 0 E: 0 K: 1 S: 7	H: 1 LOB: 1 BB: 1 P: 15	R: 2 E: 0 K: 1 S: 14	H: 2 LOB: 2 BB: 2 P: 28	R: 0 E: 0 K: 1 S: 6	H: 0 LOB: 0 BB: 0 P: 9	R: 2 E: 0 K: 1 S: 13	H: 3 LOB: 2 BB: 1 P: 23	R: 0 E: 0 K: 0 S: 10	H: 2 LOB: 2 BB: 0 P: 12	R: 0 E: 1 K: 0 S: 6	H: 0 LOB: 1 BB: 1 P: 12	R: 0 E: 0 K: 2 S: 8	H: 0 LOB: 0 BB: 0 P: 15	1B: 7 2B: 4 3B: 0 HR: 1	SF: 0 SAC: 0 DP: 3 HBP: 0	WP: 0 PB: 1 SB: 1 CS: 2	PA: 43						
PITCHER	IP WLS BF H R ER SO BB IBB HBP BLK WP HR S P ERA WHIP	IP WLS BF H R ER SO BB IBB HBP BLK WP HR S P ERA WHIP											IP WLS BF H R ER SO BB IBB HBP BLK WP HR S P ERA WHIP															
Charlie Hough, R ERA: 6.06	3.0	16	5	6	6	1	4	0	0	0	0	0	0	1	35	68	18.00	3.000										
Gary Mielke, R ERA: 3.35	0.2	4	1	0	0	1	1	0	0	0	0	0	0	0	7	14	0.00	3.000										
Drew Hall, L ERA: 5.28	2.0	7	1	1	1	1	0	0	0	0	0	0	0	16	24	4.50	0.500											
Cecilio Guante, R ERA: 3.74	1.1	W	11	4	1	0	1	1	1	0	0	0	0	20	33	0.00	3.750											
Kenny Rogers, L ERA: 1.53	1.0	2	0	0	0	0	0	0	0	0	0	0	0	3	5	0.00	0.000											

Oakland Athletics @ Texas Rangers
Arlington Stadium, Arlington, TX
Fri Jun 09 1989, 8:05 PM EDT
Att: 35,799 - Unknown

AB 36
R 8
H 11
RBI 7
BB 7
SO 6
LOB 17

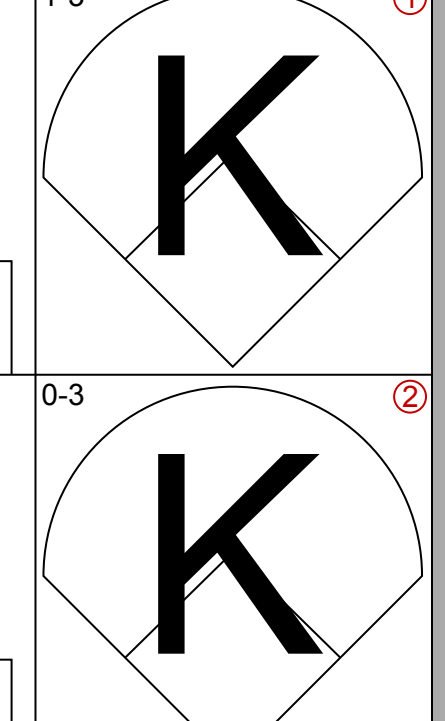
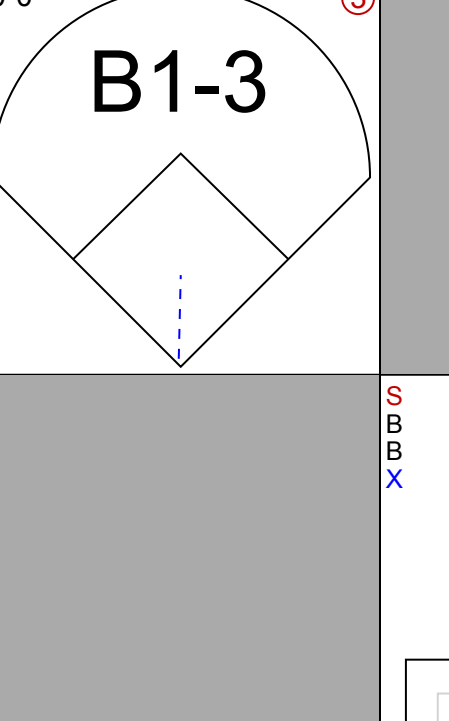
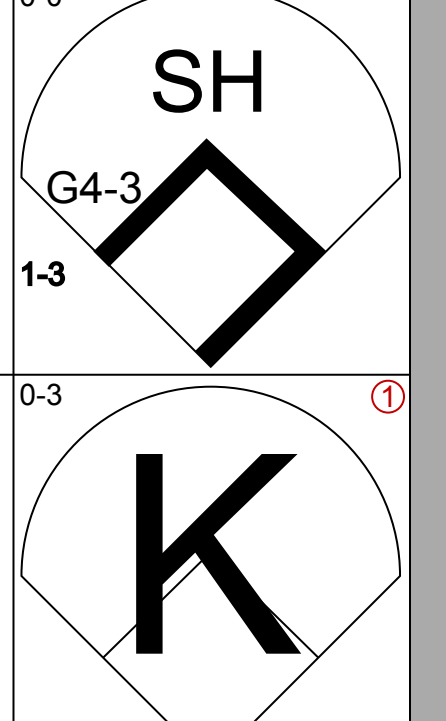
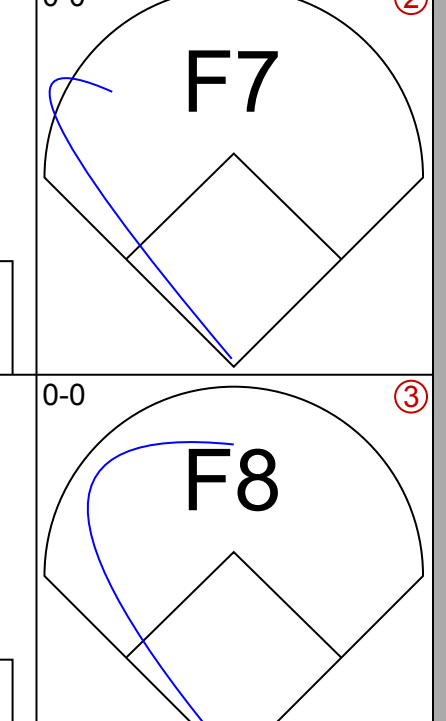
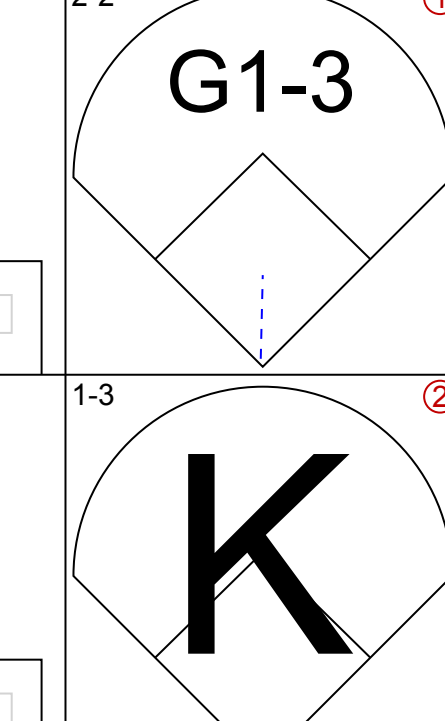
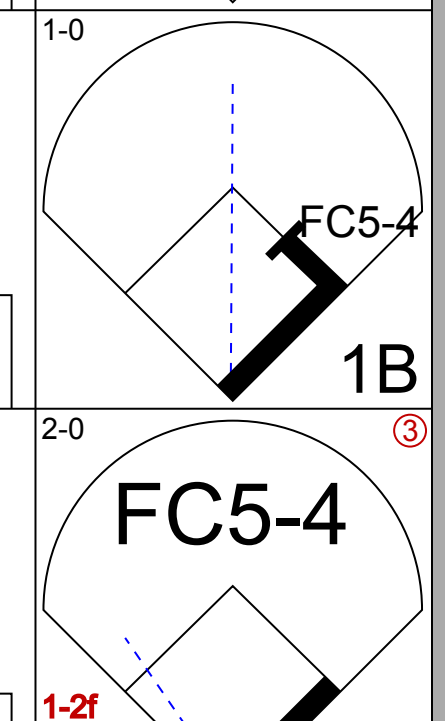
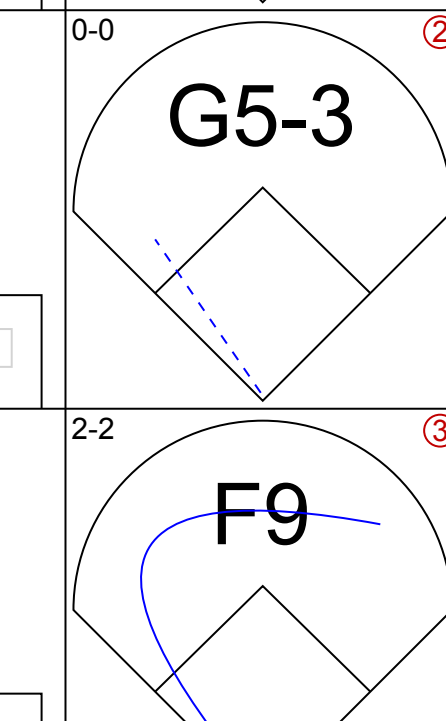
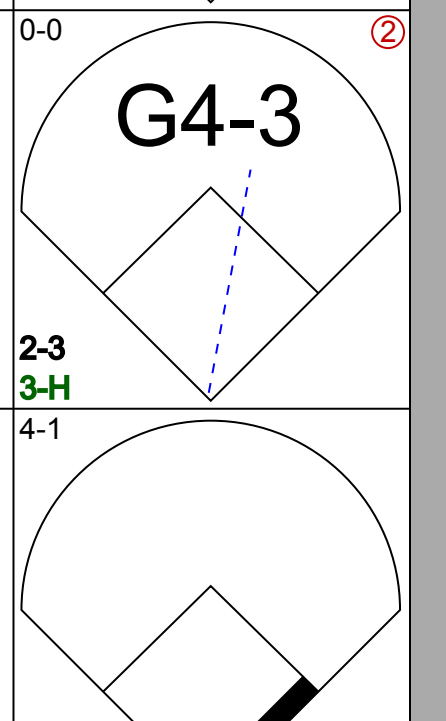

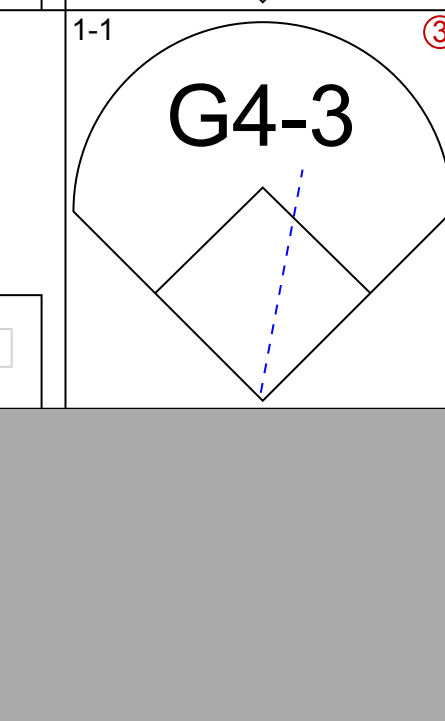


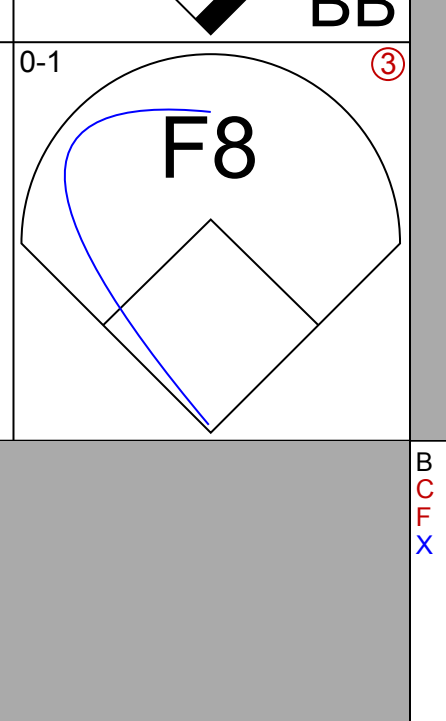
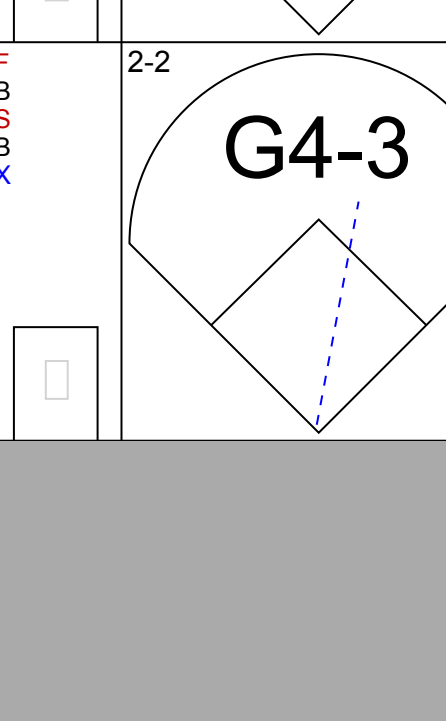





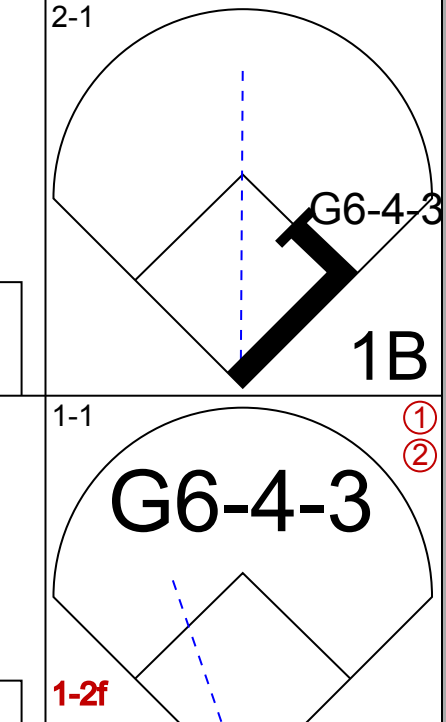
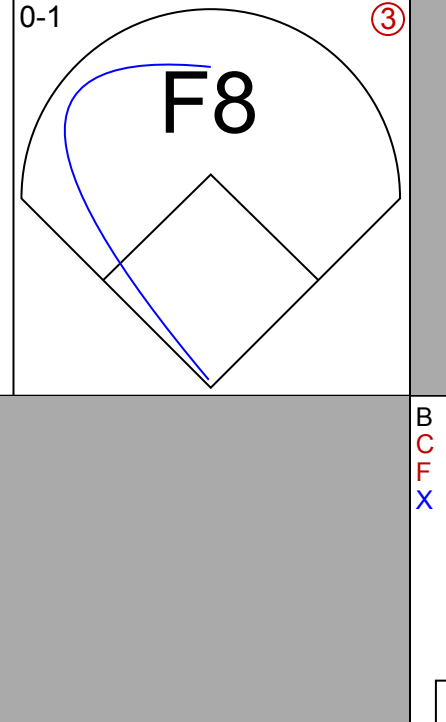
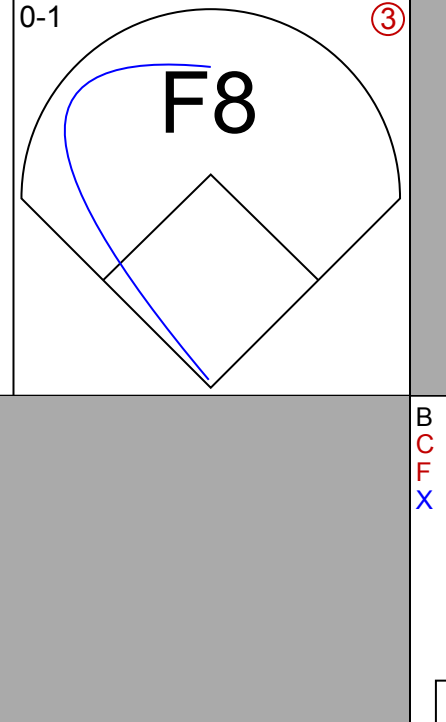
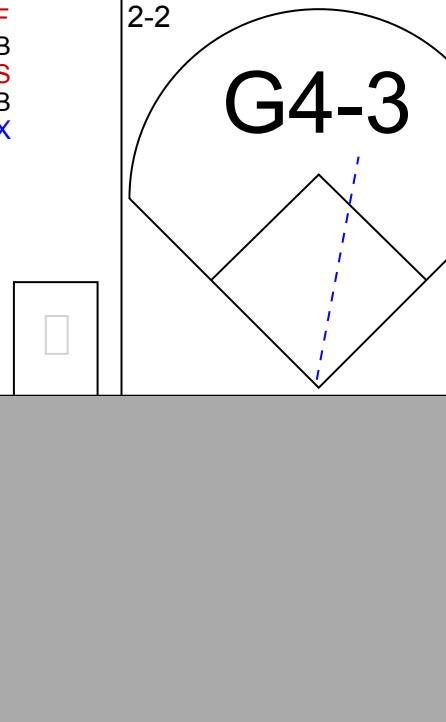

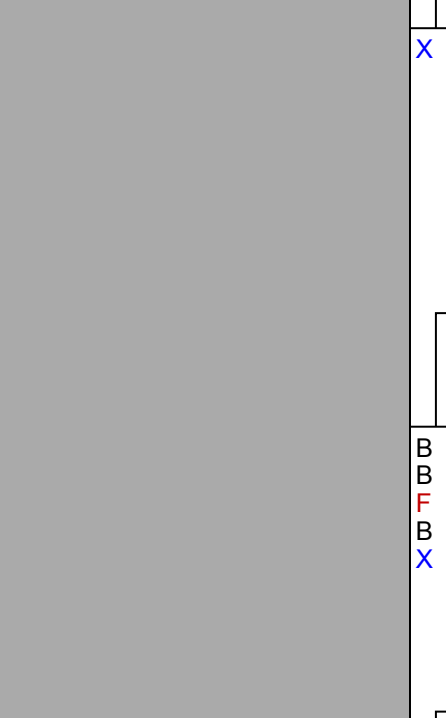
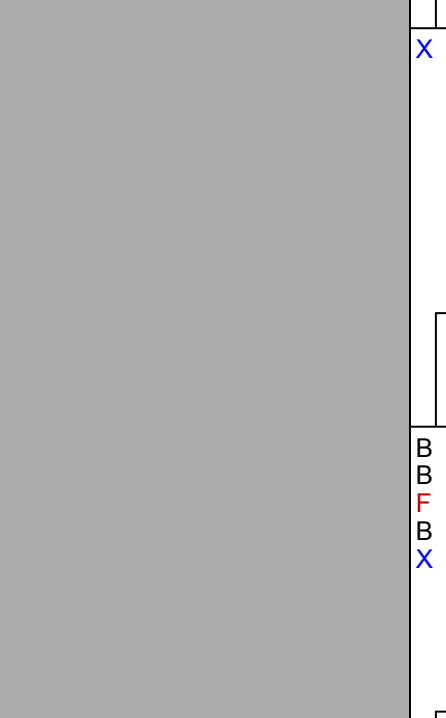


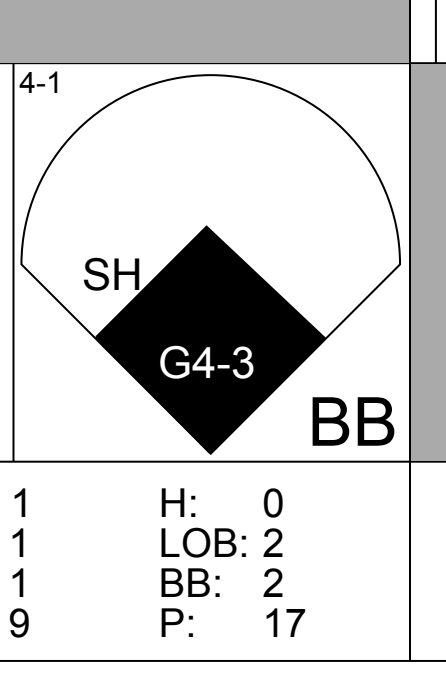
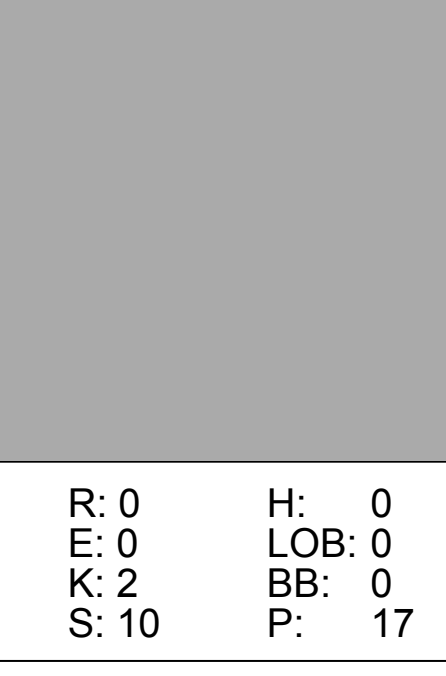
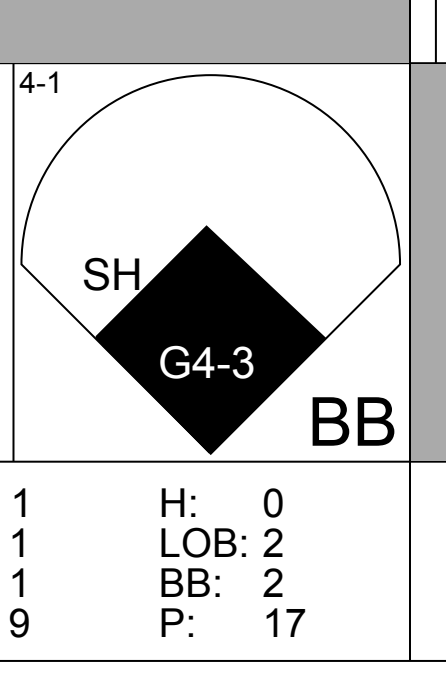
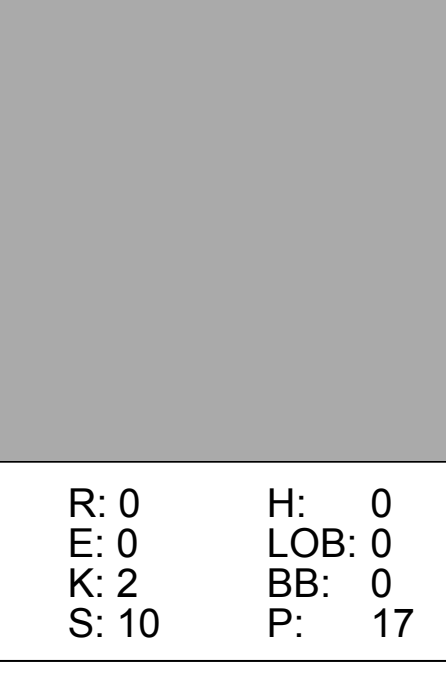
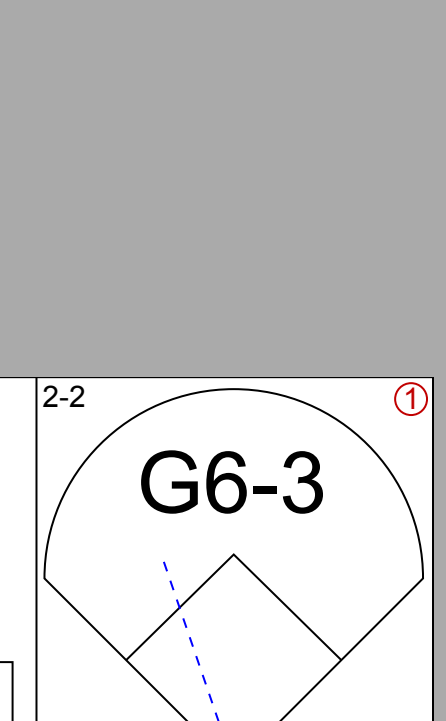

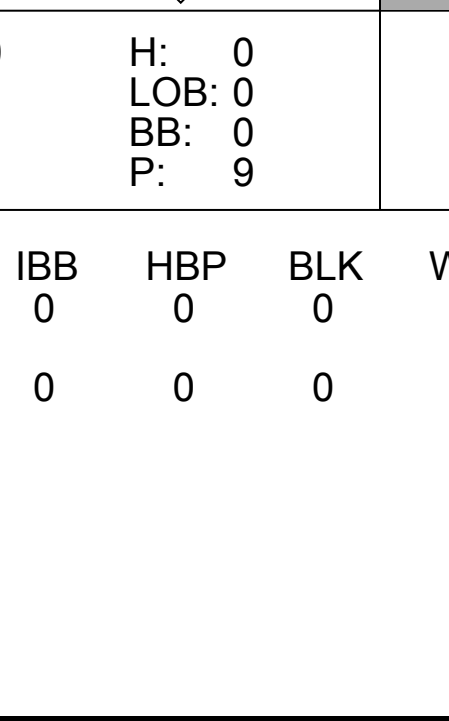
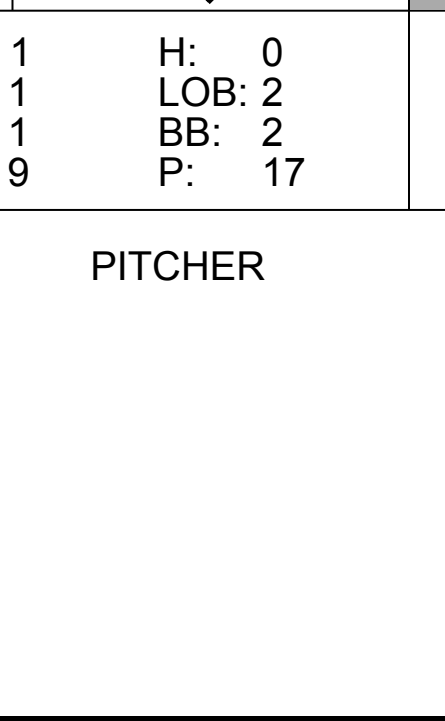
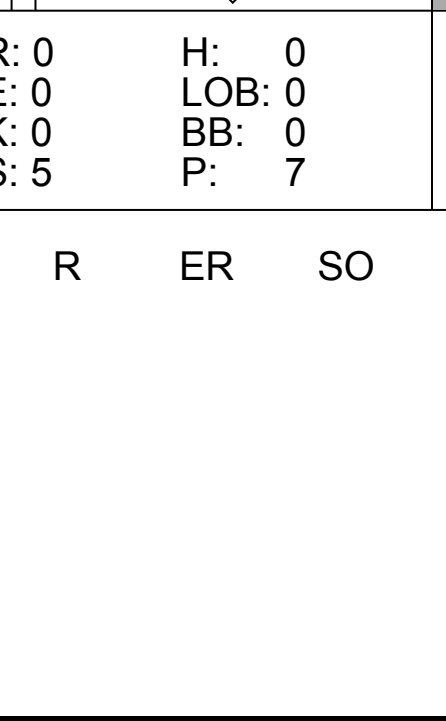
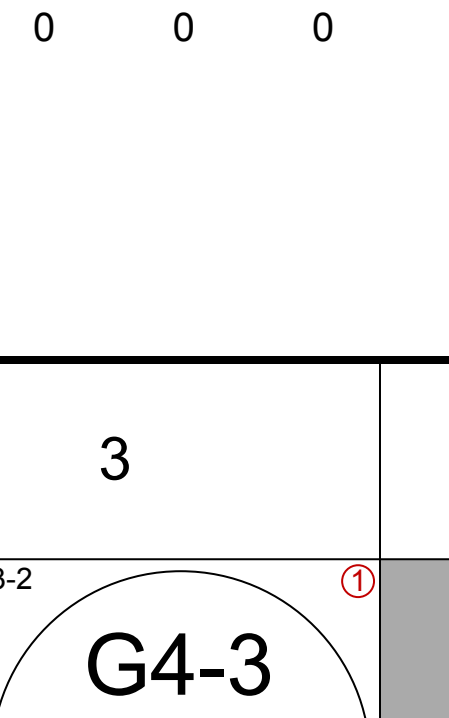
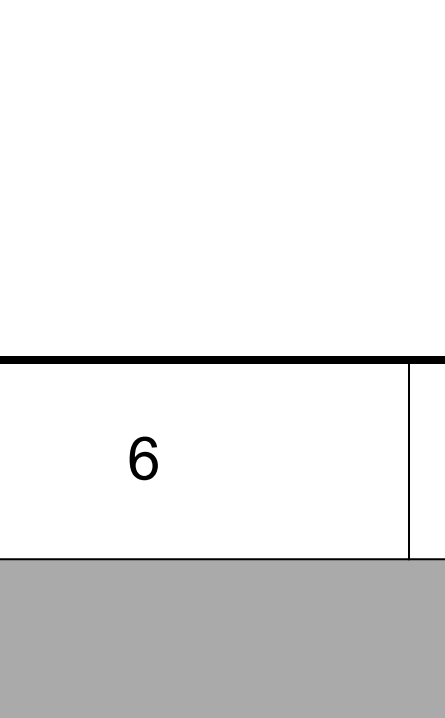
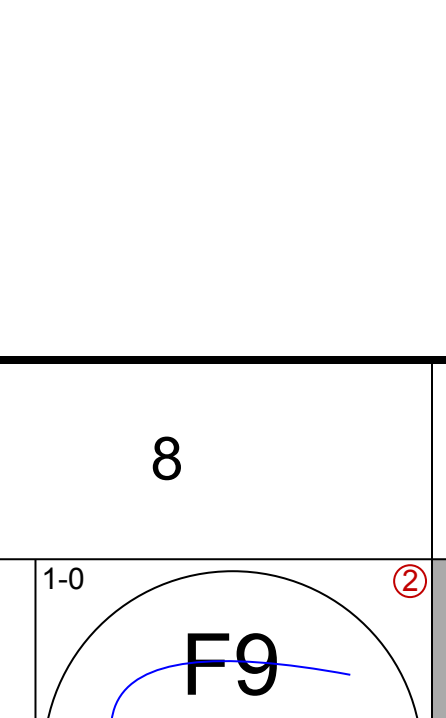
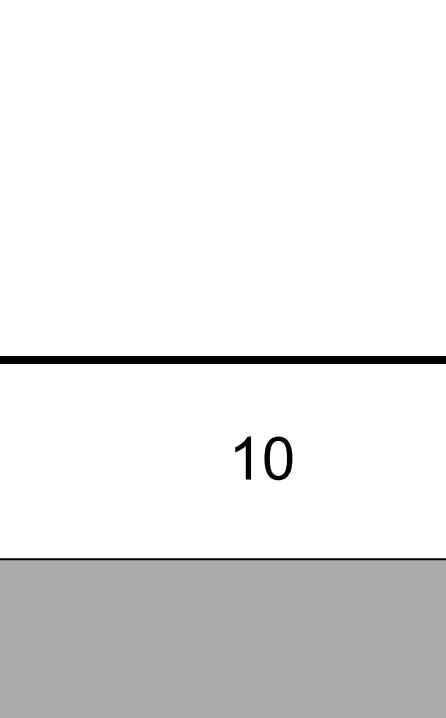


Batter	1	2	3	4	5	6	7	8	9	AB	R	H	RBI	BB	SO	LOB	BOTTOM											
Cecil Espy, S OBP: 0.317, SLG: 0.335	3-2 F9	0-0 E 1B		1-1 B3	1-0 L7		2-3 K			5	0	1	1	0	1	2												
Scott Fletcher, R OBP: 0.344, SLG: 0.288	1-2 K	3-3 K		2-1 1B BB 1B	0-2 F9		1-2 G5-3			5	1	2	0	0	1	2												
Rafael Palmeiro, L OBP: 0.405, SLG: 0.469	1-3 K		3-2 1B 2B 1B	0-3 K		2-1 1B 1B	1-2 G6-3			5	2	2	0	0	2	3												
Ruben Sierra, S OBP: 0.368, SLG: 0.584	0-0 G3-1		2-2 2B SF8 1B	2-2 BB IBB 1B		2-1 SH2-3 2B 1B	1-2 SF8 3B	2-2		5	3	4	1	0	0	1												
Julio Franco, R OBP: 0.400, SLG: 0.535		0-2 HR	0-1 2B	4-0 BB IBB		2-1 SH2-3 2B 1B	0-0 SF8			3	2	3	4	1	0	0												
Rick Leach, L OBP: 0.385, SLG: 0.447 Buddy Bell, R OBP: 0.240, SLG: 0.217		1-2 1B WP G4-3 1B	0-1 SF8	4-1 FC4 BB		0-1 SH2-3	0-1 L9			1	1	1	1	0	0	0												
Pete Incaviglia, R OBP: 0.259, SLG: 0.380		0-2 F9	0-2 F5	1-2 FC4		0-0 2B	2-3 K			5	0	1	2	0	1	5												
Steve Buechele, R OBP: 0.324, SLG: 0.392		0-1 G4-3 1B 1B	3-1 F8		0-2 F9		0-3 K			4	1	1	0	0	1	2												
Chad Kreuter, S OBP: 0.167, SLG: 0.179		0-0 G4-3		4-2 1B BB	3-2 F9		1-3 K			3	1	1	1	1	1	2												
Inning Stats	R: 0 E: 0 K: 1 S: 10	H: 1 LOB: 1 BB: 0 P: 15	R: 3 E: 1 K: 1 S: 16	H: 4 LOB: 1 BB: 0 P: 20	R: 2 E: 0 K: 0 S: 17	H: 3 LOB: 1 BB: 0 P: 26	R: 2 E: 0 K: 1 S: 17	H: 2 LOB: 3 BB: 3 P: 36	R: 0 E: 0 K: 0 S: 10	H: 1 LOB: 1 BB: 0 P: 14	R: 3 E: 0 K: 2 S: 15	H: 4 LOB: 1 BB: 0 P: 22	R: 0 E: 0 K: 1 S: 9	H: 0 LOB: 0 BB: 0 P: 13	R: 1 E: 0 K: 1 S: 10	H: 1 LOB: 0 BB: 0 P: 16	1B: 11 2B: 3 3B: 1 HR: 1	SF: 2 SAC: 1 DP: 0 HBP: 0	WP: 1 PB: 0 SB: 0 CS: 0	PA: 43								
PITCHER	IP WLS BF H R ER SO BB IBB HBP BLK WP HR S P ERA WHIP	IP WLS BF H R ER SO BB IBB HBP BLK WP HR S P ERA WHIP											IP WLS BF H R ER SO BB IBB HBP BLK WP HR S P ERA WHIP															
Dave Stewart, R ERA: 3.71	3.1	20	9	7	7	2	1	0	0	0	0	0	0	1	49	74	18.90	3.000										
Greg Cadaret, L ERA: 2.57	0.1	3	1	0	0	1	0	1	0	0	0	0	0	6	12	0.00	3.000											
Gene Nelson, R ERA: 2.59	1.1	L	8	3	2	2	0	1	0	0	0	0	0	19	33	13.50	3.000											
Eric Plunk, R ERA: 2.7	2.0	9	3	2	2	3	0	0	0	0	0	0	0	23	32	9.00	1.500											
Jim Corsi, R ERA:	1.0	3	0	0	0	1	0	0	0	0	0	0	0	7	11	0.00	0.000											

Oakland Athletics @ Texas Rangers
Arlington Stadium, Arlington, TX
Fri Jun 09 1989, 8:05 PM EDT
Att: 35,799 - Unknown

AB 37
R 11
H 16
RBI 11
BB 3
SO 7
LOB 17



Batter	1	2	3	4	5	6	7	8	9	10	11	AB	R	H	RBI	BB	SO	LOB								
Luis Polonia, L OBP: 0.295, SLG: 0.339 (1, 7)												4	0	0	0	0	1	0								
Dave Henderson, R OBP: 0.344, SLG: 0.405 (1, 8)												5	0	0	0	0	3	2								
Dave Parker, L OBP: 0.311, SLG: 0.443 (1, 10)												5	0	1	1	0	1	1								
Mark McGwire, R OBP: 0.332, SLG: 0.500 (1, 3)												3	0	0	0	1	1	1								
Ron Hassey, L OBP: 0.279, SLG: 0.376 (1, 2)												4	0	1	0	0	0	2								
Terry Steinbach, R OBP: 0.374, SLG: 0.423 Carney Lansford, R OBP: 0.411, SLG: 0.453 (10, 5)												4	0	2	0	0	0	1								
Billy Beane, R OBP: 0.269, SLG: 0.348 (1, 9)												4	0	0	0	0	1	2								
Tony Phillips, S OBP: 0.368, SLG: 0.371 (1, 4)												4	0	0	0	0	1	2								
Mike Gallego, R OBP: 0.335, SLG: 0.354 (1, 6)												3	1	0	0	1	0	2								
Inning Stats	R: 0 E: 0 K: 2 S: 8	H: 1 LOB: 1 BB: 0 P: 12	R: 0 E: 0 K: 1 S: 7	H: 1 LOB: 0 BB: 0 P: 13	R: 0 E: 0 K: 1 S: 8	H: 0 LOB: 0 BB: 0 P: 9	R: 0 E: 0 K: 0 S: 6	H: 0 LOB: 0 BB: 0 P: 10	R: 0 E: 0 K: 0 S: 5	H: 1 LOB: 1 BB: 0 P: 10	R: 1 E: 0 K: 1 S: 9	H: 0 LOB: 2 BB: 2 P: 17	R: 0 E: 0 K: 0 S: 6	H: 0 LOB: 0 BB: 0 P: 10	R: 0 E: 0 K: 0 S: 5	H: 0 LOB: 0 BB: 0 P: 7	R: 0 E: 0 K: 2 S: 10	H: 0 LOB: 0 BB: 0 P: 17	R: 0 E: 0 K: 0 S: 12	H: 1 LOB: 2 BB: 0 P: 17	R: 0 E: 0 K: 1 S: 8	H: 0 LOB: 0 BB: 0 P: 12	1B: 4 2B: 0 3B: 0 HR: 0	SF: 0 SAC: 1 DP: 1 HBP: 0	WP: 0 PB: 0 SB: 1 CS: 0	PA: 39
PITCHER	IP ERA WLS BF H R ER SO BB IBB HBP BLK WP HR S P ERA WHIP	1.1 2.43 1.0 3 0 0 0 1 0 0 0 0 0 0 8 12 0.00 0.000																								

TOP

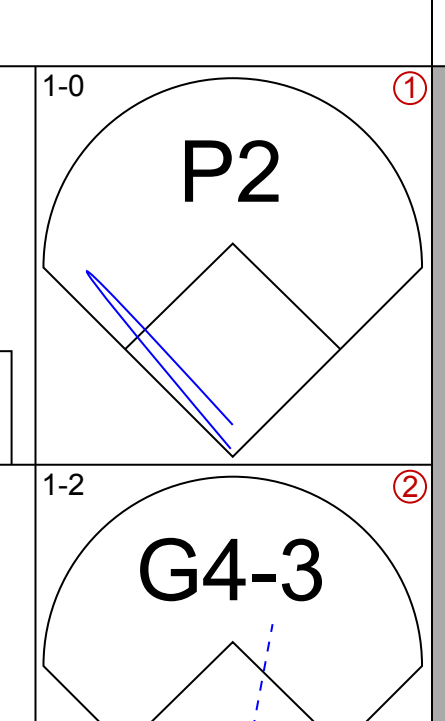
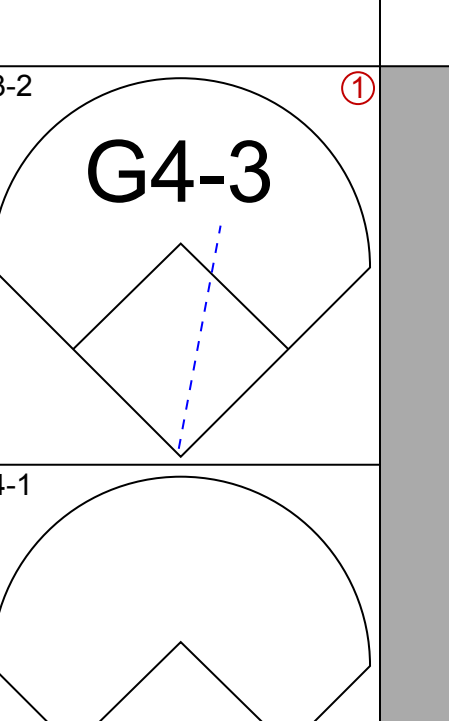
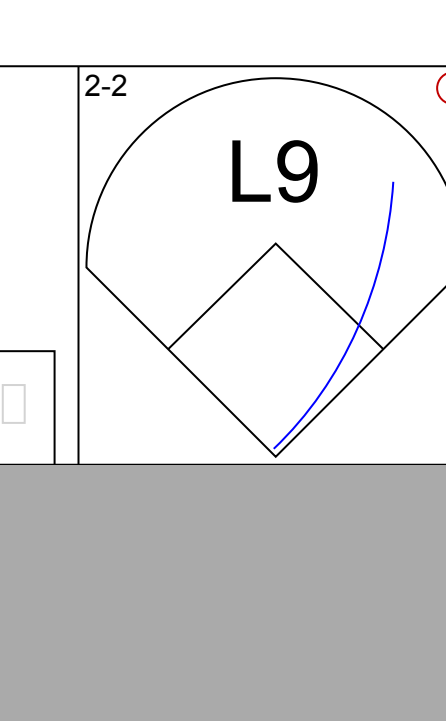
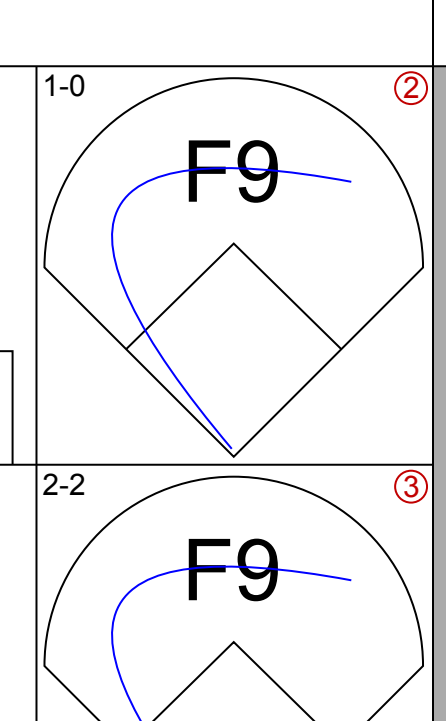
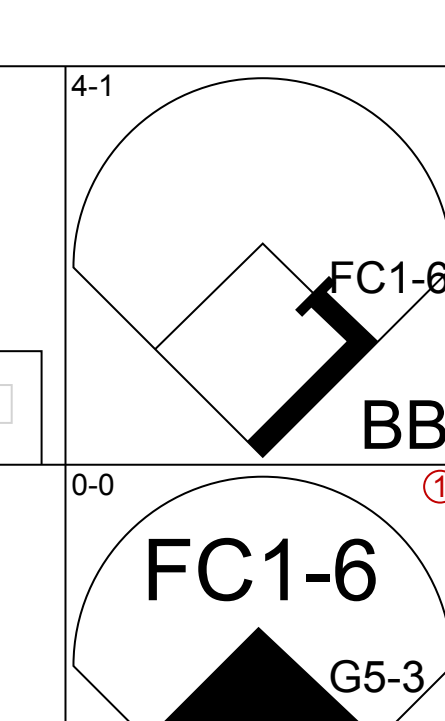
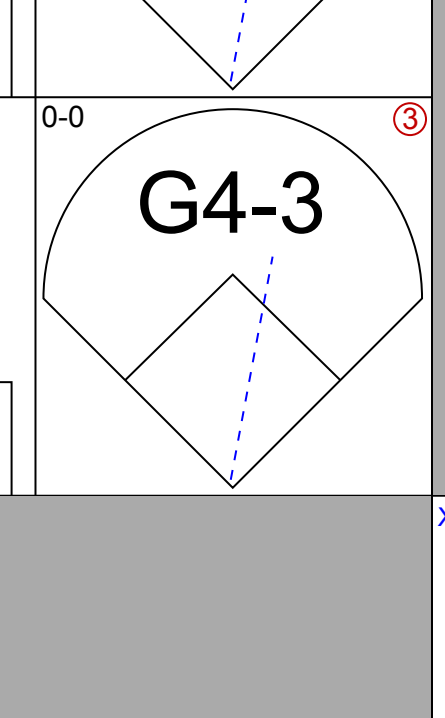
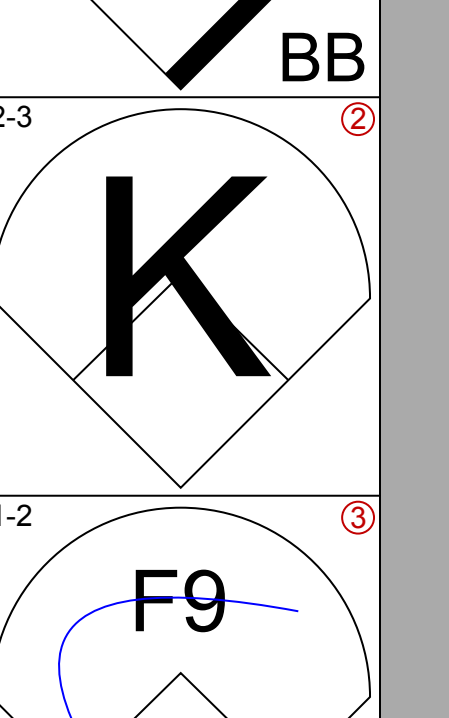
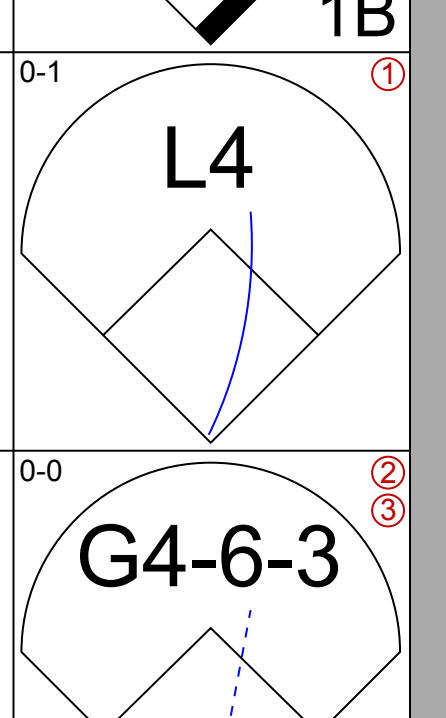
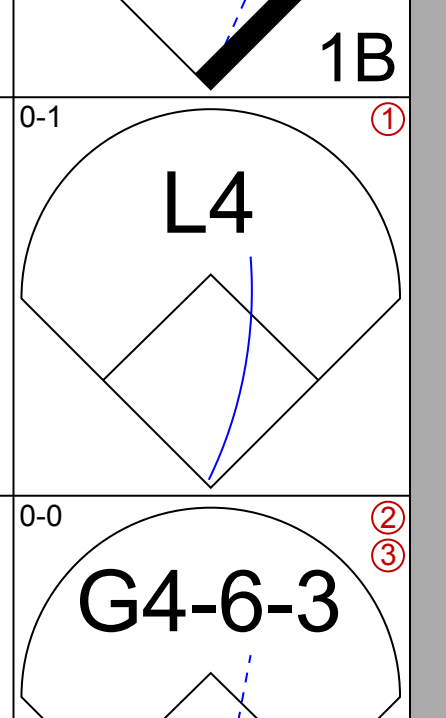

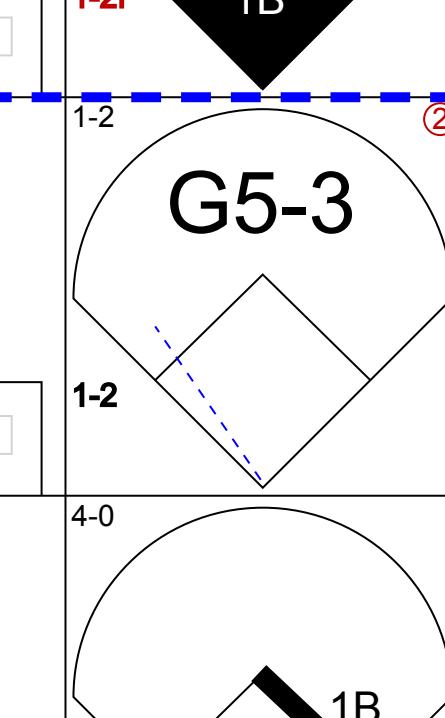

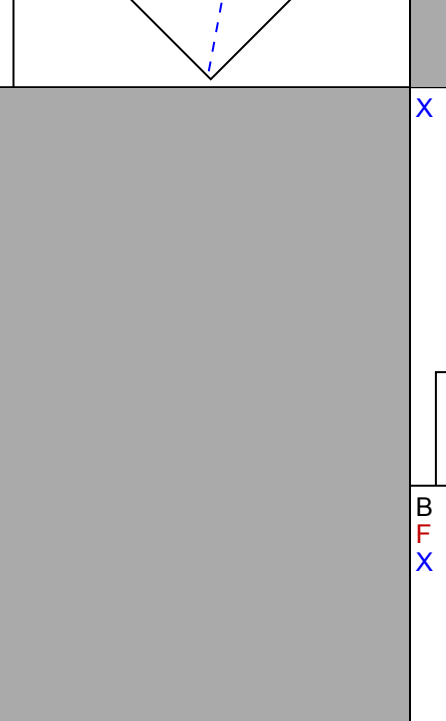
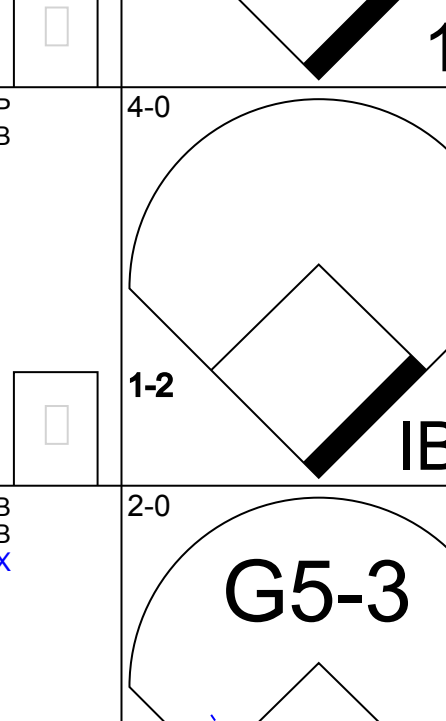

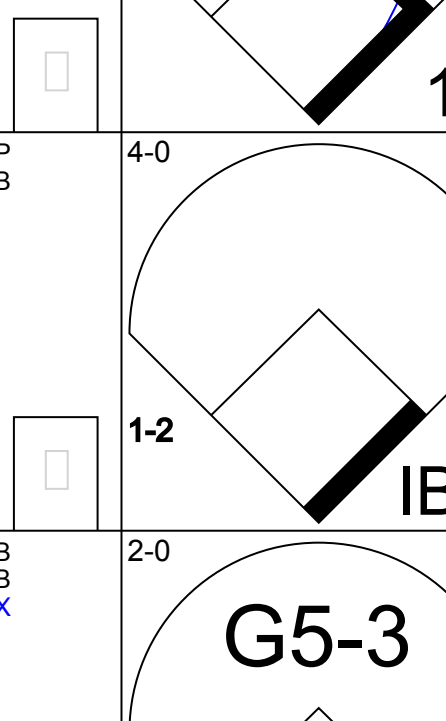
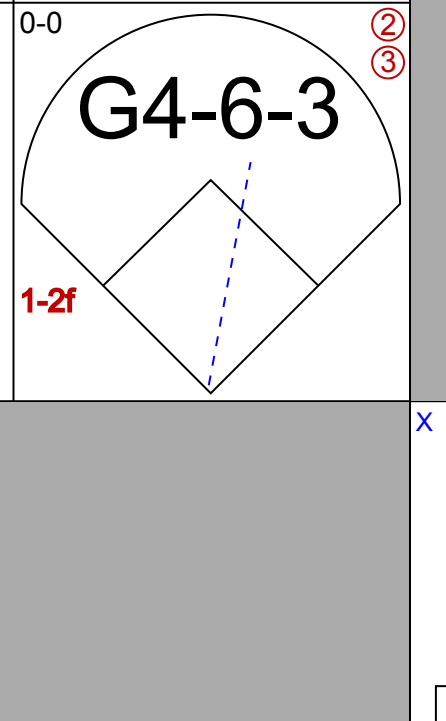
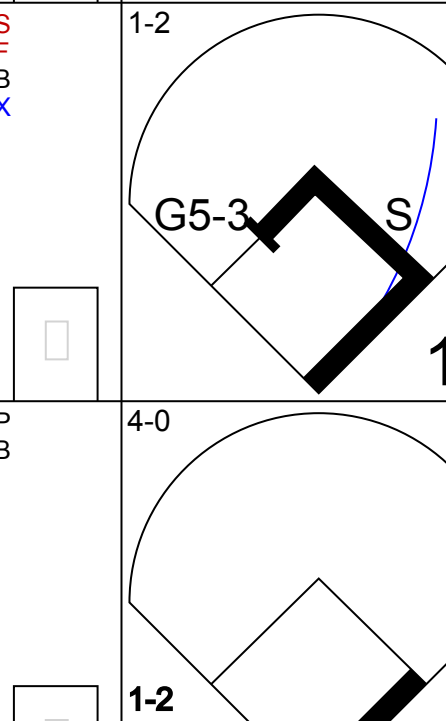

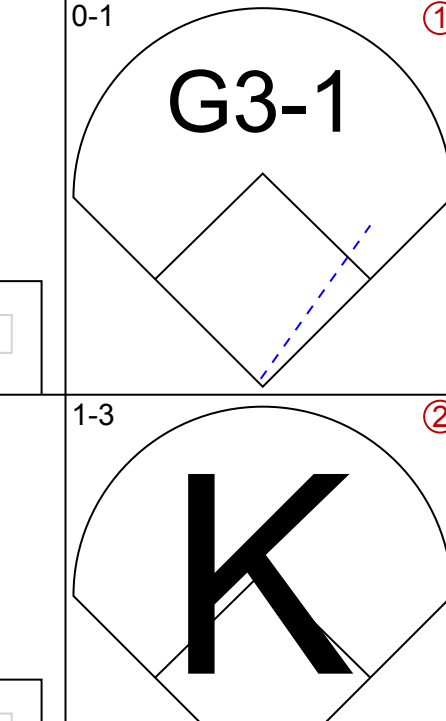
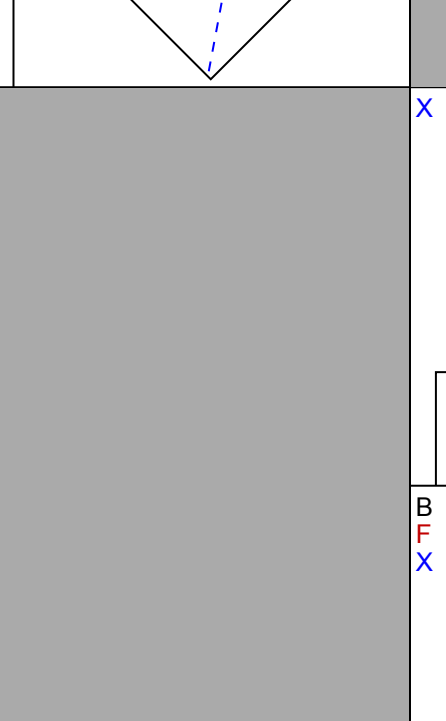
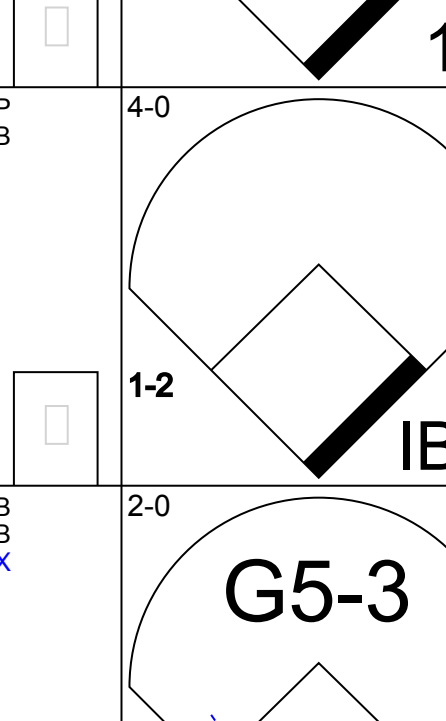
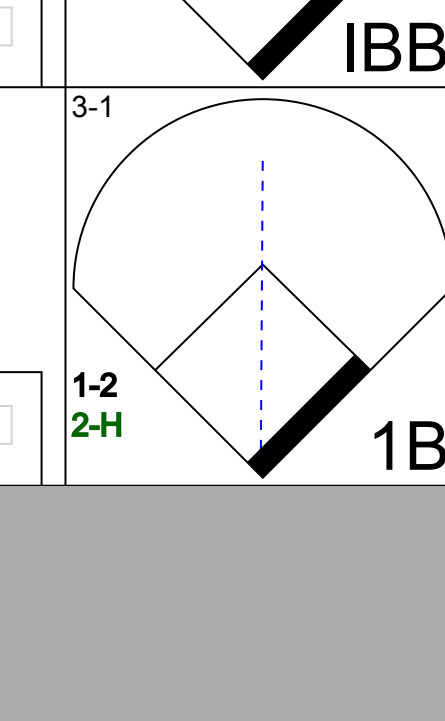

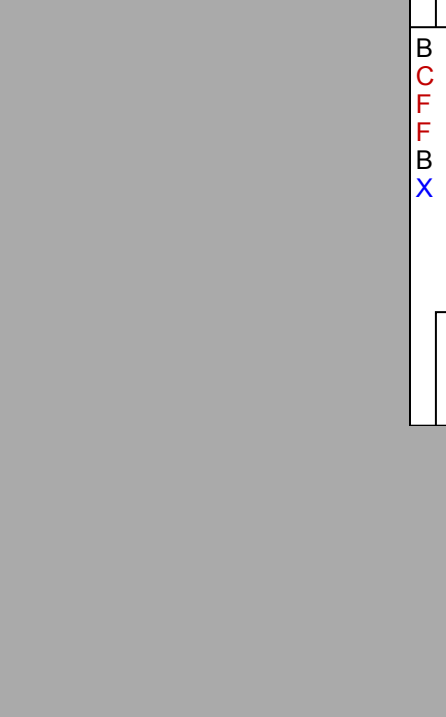

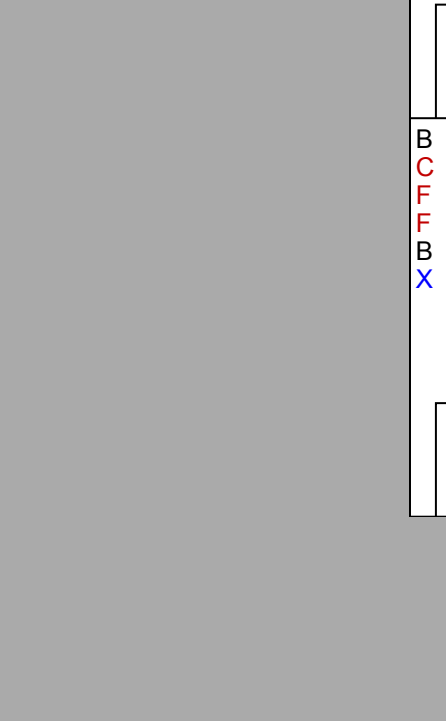
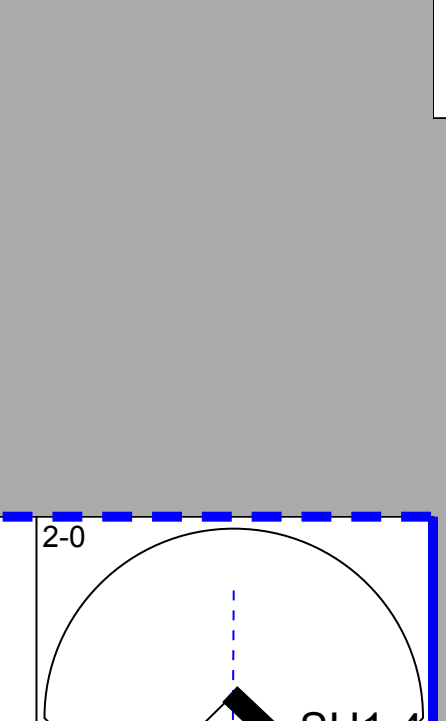
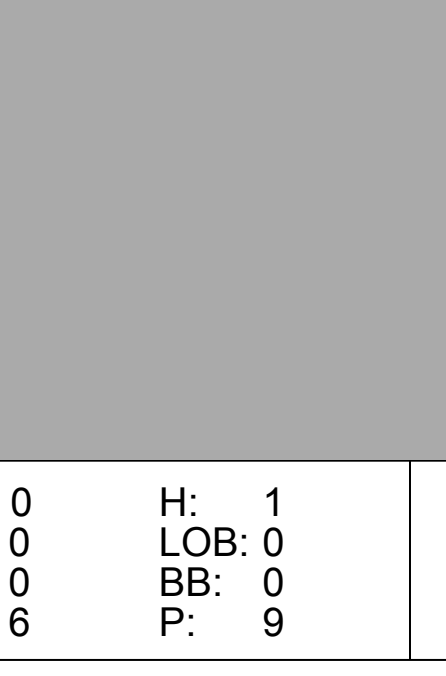
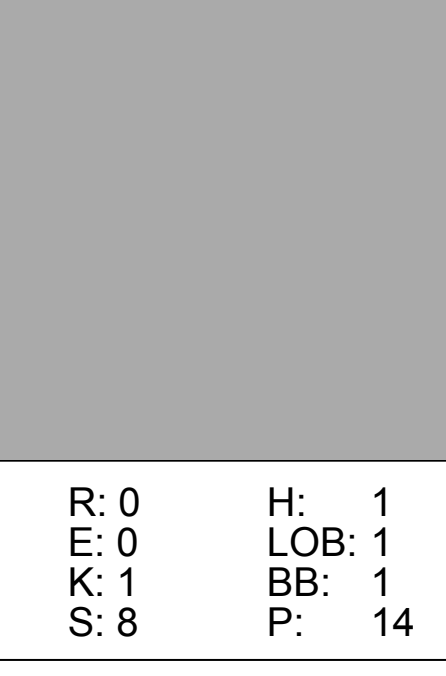

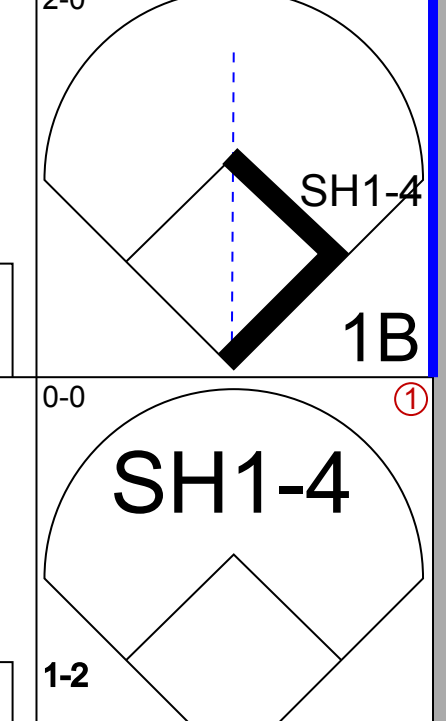

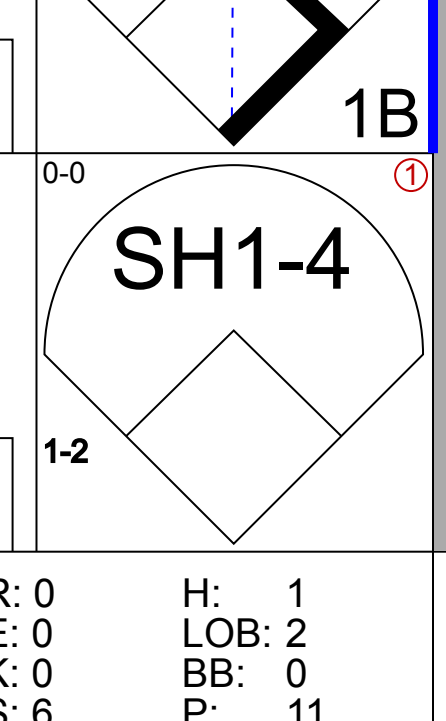

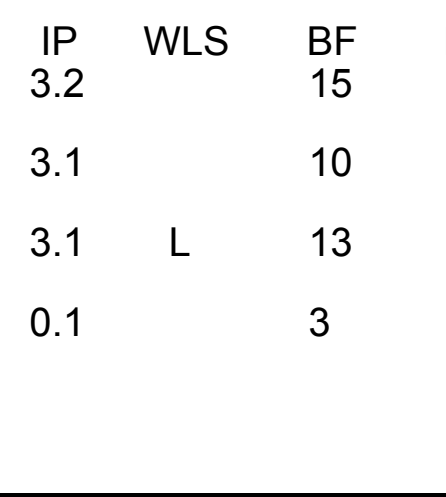
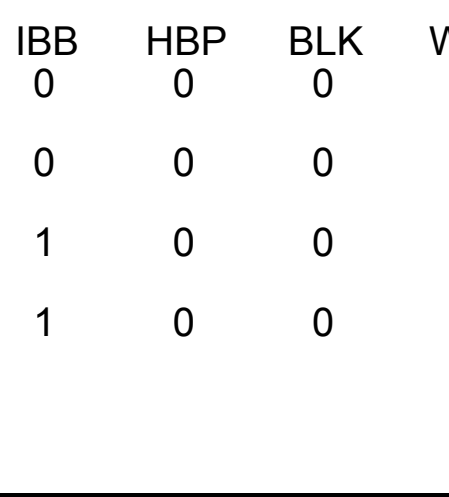
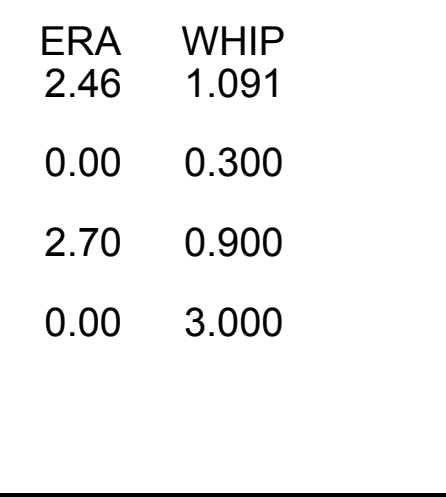


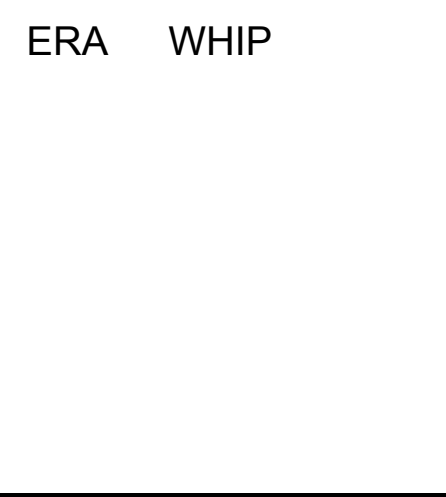
Oakland Athletics @ Kansas City Royals
Royals Stadium, Kansas City, MO

Mon Jun 12 1989, 8:05 PM EDT
Att: 39,387 - Unknown

livebaseballscorecards.com

AB 36
R 1
H 4
RBI 1
BB 2
SO 8
LOB 13



Batter	1	2	3	4	5	6	7	8	9	10	11	AB	R	H	RBI	BB	SO	LOB								
Kurt Stillwell, S OBP: 0.350, SLG: 0.383 (1, 6)												4	0	0	0	1	0	2								
Kevin Seltzer, R OBP: 0.361, SLG: 0.360 (1, 5)												4	1	1	0	1	0	3								
George Brett, L OBP: 0.333, SLG: 0.326 (1, 10)													5	0	0	0	0	2	3							
Bo Jackson, R OBP: 0.307, SLG: 0.533 (1, 7)												4	1	2	1	1	0	2								
Jim Eisenreich, L OBP: 0.350, SLG: 0.448 (1, 8)												4	0	1	1	1	0	0								
Danny Tartabull, R OBP: 0.360, SLG: 0.414 (1, 9)												4	0	0	0	0	1	2								
Bill Buckner, L OBP: 0.250, SLG: 0.281 (1, 3)												4	0	1	0	0	0	0								
Bob Boone, R OBP: 0.356, SLG: 0.367 Rey Palacios, R (8, 2) (9, 2)												3	0	2	0	0	0	0								
Brad Wellman, R OBP: 0.295, SLG: 0.284 Matt Winters, L OBP: 0.385, SLG: 0.417 Bill Pecota, R OBP: 0.297, SLG: 0.385 (11, 1)												2	0	0	0	0	1	2								
Inning Stats	R: 0 E: 0 K: 0 S: 5	H: 0 LOB: 0 BB: 0 P: 7	R: 1 E: 0 K: 0 S: 18	H: 3 LOB: 2 BB: 0 P: 25	R: 0 E: 0 K: 1 S: 11	H: 0 LOB: 1 BB: 1 P: 21	R: 0 E: 0 K: 1 S: 8	H: 0 LOB: 0 BB: 0 P: 10	R: 0 E: 0 K: 1 S: 13	H: 0 LOB: 0 BB: 0 P: 19	R: 0 E: 0 K: 0 S: 6	H: 1 LOB: 2 BB: 0 P: 9	R: 0 E: 0 K: 0 S: 7	H: 0 LOB: 0 BB: 0 P: 10	R: 0 E: 0 K: 0 S: 6	H: 1 LOB: 1 BB: 0 P: 11	R: 0 E: 0 K: 0 S: 8	H: 1 LOB: 1 BB: 1 P: 14	R: 0 E: 0 K: 1 S: 9	H: 0 LOB: 0 BB: 0 P: 14	R: 1 E: 0 K: 0 S: 7	H: 1 LOB: 2 BB: 2 P: 19	1B: 6 2B: 0 3B: 0 HR: 1	SF: 0 SAC: 1 DP: 2 HBP: 0	WP: 0 PB: 0 SB: 0 CS: 0	PA: 41
PITCHER	IP ERA WLS BF H R ER SO BB IBB HBP BLK WP HR S P ERA WHIP	3.2 2.81 3.1 15 3 1 0 2 1 0 0 0 0 1 39 59 2.46 1.091																								


BOTTOM

Oakland Athletics @ Kansas City Royals
Royals Stadium, Kansas City, MO

Mon Jun 12 1989, 8:05 PM EDT
Att: 39,387 - Unknown

livebaseballscorecards.com

AB 36
R 2
H 7
RBI 2
BB 4
SO 5
LOB 14



Batter	1	2	3	4	5	6	7	8	9	AB	R	H	RBI	BB	SO	LOB	TOP											
Luis Polonia, L OBP: 0.309, SLG: 0.352	F8		F8 1B		CS 1B		E3 1B		DI 1B	5	1	4	0	0	0	0	Oakland Athletics @ Kansas City Royals Royals Stadium, Kansas City, MO Tue Jun 13 1989, 8:05 PM EDT Att: 29,816 - Overcast - 74 F											
Lance Blankenship, R OBP: 0.279, SLG: 0.365 Ron Hassey, L OBP: 0.276, SLG: 0.373	F7		F8		F8		G6-3		L5	4	0	0	0	0	0	4												
Dave Parker, L OBP: 0.310, SLG: 0.440	L8		G6-4-3 1B		F8				P6	4	0	1	2	0	0	0												
Mark McGwire, R OBP: 0.340, SLG: 0.497		G4-3 FC3-2 BB	G6-4-3			FC5-4 BB			BB BB	1	0	0	0	3	0	1												
Terry Steinbach, R OBP: 0.371, SLG: 0.419		FC3-2 G4-3 1B			K	FC5-4 G6-4-3			K	4	0	1	0	0	2	2												
Carney Lansford, R OBP: 0.412, SLG: 0.451		G4-3			1B	G6-4-3				3	0	1	0	1	0	3												
Stan Javier, S OBP: 0.339, SLG: 0.352		FC3-2			1B					4	1	2	0	0	1	4												
Glenn Hubbard, R OBP: 0.333, SLG: 0.414		2-3 3-H K			F7				G6-4-3 BB	3	0	0	0	1	1	5												
Mike Gallego, R OBP: 0.335, SLG: 0.353 Tony Phillips, S OBP: 0.366, SLG: 0.369			F8 1B		FC6-4				G6-4-3	3	1	1	0	0	0	3												
			F8 1B		FC6-4				G6-4-3	1	0	0	0	0	0	1												
Inning Stats	R: 0 E: 0 K: 0 S: 7	H: 0 LOB: 0 BB: 0 P: 12	R: 0 E: 0 K: 1 S: 14	H: 1 LOB: 2 BB: 21 P: 24	R: 2 E: 0 K: 0 S: 8	H: 3 LOB: 0 BB: 0 P: 12	R: 0 E: 0 K: 1 S: 10	H: 2 LOB: 2 BB: 0 P: 13	R: 0 E: 0 K: 0 S: 7	H: 1 LOB: 0 BB: 0 P: 11	R: 0 E: 0 K: 0 S: 3	H: 0 LOB: 0 BB: 0 P: 9	R: 1 E: 1 K: 0 S: 9	H: 2 LOB: 1 BB: 0 P: 15	R: 0 E: 0 K: 2 S: 14	H: 0 LOB: 2 BB: 2 P: 25	R: 0 E: 0 K: 0 S: 9	H: 1 LOB: 1 BB: 1 P: 17	1B: 10 2B: 0 3B: 0 HR: 0	SF: 0 SAC: 0 DP: 3 HBP: 0	WP: 0 PB: 0 SB: 0 CS: 1	PA: 38						
PITCHER	IP	WLS	BF	H	R	ER	SO	BB	IBB	HBP	BLK	WP	HR	S	P	ERA	WHIP											
Kevin Appier, R ERA: 5.23	(1, 1)	5.0	W	22	7	2	2	2	2	0	0	0	0	0	46	76	3.60	1.800										
Terry Leach, R ERA: 3.29	(6, 1)	2.0		7	2	1	0	0	0	0	0	0	0	12	20	0.00	1.000											
Jeff Montgomery, R ERA: 1.82	(8, 1)	1.0	S	4	1	0	0	0	1	0	0	0	0	14	25	0.00	2.000											
Steve Farr, R ERA: 2.1	(9, 1)	1.0		4	1	0	0	0	1	0	0	0	0	9	17	0.00	2.000											

AB	33
R	3
H	10
RBI	2
BB	5
SO	4
LOB	24



Batter	1	2	3	4	5	6	7	8	9	AB	R	H	RBI	BB	SO	LOB	BOTTOM											
Kurt Stillwell, S OBP: 0.348, SLG: 0.380	K		FC6-4		E2 1B		L1			4	0	1	0	0	1	1	Oakland Athletics @ Kansas City Royals Royals Stadium, Kansas City, MO Tue Jun 13 1989, 8:05 PM EDT Att: 29,816 - Overcast - 74 F											
Kevin Seitzer, R OBP: 0.379, SLG: 0.358		F8			F8		G3-1			4	0	1	0	0	0	2												
George Brett, L OBP: 0.330, SLG: 0.316	G5-4-3		F8		BB				F8	3	0	0	0	1	0	1												
Danny Tartabull, R OBP: 0.360, SLG: 0.414 Matt Winters, L OBP: 0.412, SLG: 0.467 Bill Pecota, R OBP: 0.267, SLG: 0.385		1B 2B BB	FC1-6		L1				K	0	0	0	0	0	0	0												
Pat Tabler, R OBP: 0.316, SLG: 0.280		1B 2B 1B	FC1-6						G5-3	3	1	1	0	1	0	0												
Jim Eisenreich, L OBP: 0.348, SLG: 0.443		2B 1B	FC1-6		F7				L8	4	1	1	0	0	0	2												
Bob Boone, R OBP: 0.360, SLG: 0.373		1B 2B	G4-3						G4-3	3	1	1	3	1	0	2												
Brad Wellman, R OBP: 0.293, SLG: 0.282		FC6-4 1B			E4 BLK				L9	4	1	1	1	0	0	1												
Rey Palacios, R OBP: 0.293, SLG: 0.282		FC6-4			G6-3				L5	3	0	0	0	0	0	2												
Inning Stats	R: 0 E: 0 K: 1 S: 11	H: 1 LOB: 0 BB: 0 P: 15	R: 4 E: 0 K: 0 S: 15	H: 4 LOB: 1 BB: 1 P: 27	R: 0 E: 0 K: 0 S: 13	H: 1 LOB: 2 BB: 1 P: 20	R: 1 E: 2 K: 0 S: 14	H: 1 LOB: 2 BB: 1 P: 28	R: 0 E: 0 K: 0 S: 7	H: 0 LOB: 0 BB: 1 P: 13	R: 0 E: 0 K: 0 S: 6	H: 0 LOB: 0 BB: 0 P: 8	R: 0 E: 0 K: 1 S: 8	H: 0 LOB: 0 BB: 0 P: 14	R: 0 E: 0 K: 0 S: 3	H: 0 LOB: 0 BB: 0 P: 4	1B: 5 2B: 2 3B: 0 HR: 0	SF: 0 SAC: 0 DP: 1 HBP: 0	WP: 0 PB: 0 SB: 2 CS: 0	PA: 35								
PITCHER	IP	WLS	BF	H	R	ER	SO	BB	IBB	HBP	BLK	WP	HR	S	P	ERA	WHIP											
Curt Young, L ERA: 4.58	(1, 1)	3.2	L	21	7	5	4	1	3	0	0	0	0	1	1	0	85	9.82										
Greg Cadaret, L ERA: 2.09	(4, 1)	4.1		14	0	0	0	1	1	0	0	0	0	27	44	0.00	0.231											


AB	31
R	5
H	7
RBI	4
BB	4
SO	2
LOB	13



Batter	1	2	3	4	5	6	7	8	9	AB	R	H	RBI	BB	SO	LOB	TOP					
Luis Polonia, L OBP: 0.299, SLG: 0.337	G3		L7		G4-3	L9		L9		5	0	0	0	0	0	1	Oakland Athletics @ Baltimore Orioles Memorial Stadium, Baltimore, MD Fri Jun 16 1989, 7:05 PM EDT Unknown					
Dave Henderson, R OBP: 0.340, SLG: 0.393	F8		G5-3		F8		G6-4-3 BB	G4-3		4	0	0	0	1	0	1						
Dave Parker, L OBP: 0.315, SLG: 0.449	1B			G3-1	1B 2B		G6-4-3 1-2f	G4-3		5	1	2	0	0	0	1						
Mark McGwire, R OBP: 0.349, SLG: 0.517	F8			HR	1B 1B		HR 1B	K		4	3	2	1	1	1	1						
Ron Hassey, L OBP: 0.289, SLG: 0.409		G3-1		1B 2B	1B		HR	G4-3		5	2	3	3	0	0	0						
Tony Phillips, S OBP: 0.381, SLG: 0.395	F8			2B SF9	1B		1B BB			3	1	2	1	1	0	0						
Stan Javier, S OBP: 0.340, SLG: 0.359	G4-3			SF9 3-H	2B		1B			4	0	2	1	0	0	2						
Glenn Hubbard, R OBP: 0.329, SLG: 0.425			SF9				L6	P9		3	0	1	1	0	0	2						
Mike Gallego, R OBP: 0.318, SLG: 0.333	L1-3		G6-3				F9	F8		4	0	0	0	0	0	2						
Inning Stats	R: 0 E: 0 K: 0 S: 6	H: 1 LOB: 1 BB: 0 P: 10	R: 0 E: 0 K: 0 S: 7	H: 0 LOB: 0 BB: 0 P: 12	R: 0 E: 0 K: 0 S: 7	H: 1 LOB: 1 BB: 0 P: 10	R: 3 E: 0 K: 0 S: 14	H: 4 LOB: 1 BB: 0 P: 21	R: 2 E: 0 K: 0 S: 12	H: 3 LOB: 2 BB: 1 P: 23	R: 2 E: 0 K: 0 S: 15	H: 3 LOB: 2 BB: 2 P: 31	R: 0 E: 0 K: 1 S: 9	H: 0 LOB: 0 BB: 0 P: 14	R: 0 E: 0 K: 1 S: 6	H: 0 LOB: 0 BB: 0 P: 10	1B: 7 2B: 3 3B: 0 HR: 2	SF: 1 SAC: 0 DP: 1 HBP: 0	WP: 0 PB: 0 SB: 0 CS: 0	PA: 41		
PITCHER	IP WLS BF H R ER SO BB IBB HBP BLK WP HR S P ERA WHIP	IP WLS BF H R ER SO BB IBB HBP BLK WP HR S P ERA WHIP	IP WLS BF H R ER SO BB IBB HBP BLK WP HR S P ERA WHIP	IP WLS BF H R ER SO BB IBB HBP BLK WP HR S P ERA WHIP	IP WLS BF H R ER SO BB IBB HBP BLK WP HR S P ERA WHIP	IP WLS BF H R ER SO BB IBB HBP BLK WP HR S P ERA WHIP	IP WLS BF H R ER SO BB IBB HBP BLK WP HR S P ERA WHIP	IP WLS BF H R ER SO BB IBB HBP BLK WP HR S P ERA WHIP	IP WLS BF H R ER SO BB IBB HBP BLK WP HR S P ERA WHIP	IP WLS BF H R ER SO BB IBB HBP BLK WP HR S P ERA WHIP	IP WLS BF H R ER SO BB IBB HBP BLK WP HR S P ERA WHIP	IP WLS BF H R ER SO BB IBB HBP BLK WP HR S P ERA WHIP	IP WLS BF H R ER SO BB IBB HBP BLK WP HR S P ERA WHIP	IP WLS BF H R ER SO BB IBB HBP BLK WP HR S P ERA WHIP	IP WLS BF H R ER SO BB IBB HBP BLK WP HR S P ERA WHIP	IP WLS BF H R ER SO BB IBB HBP BLK WP HR S P ERA WHIP	IP WLS BF H R ER SO BB IBB HBP BLK WP HR S P ERA WHIP					
Brian Holton, R ERA: 3.88	(1, 1)	5.0	L	25	9	5	5	0	1	0	0	0	0	0	0	0	0	1	46	76	9.00	2.000
Mark Thurmond, L ERA: 2.97	(6, 1)	1.2		8	2	2	2	0	2	0	0	0	0	0	0	0	0	1	16	33	10.80	2.400
Mark Williamson, R ERA: 3.17	(7, 1)	2.1		8	1	0	0	1	0	0	0	0	0	0	0	0	0	0	20	32	0.00	0.429



Batter	1	2	3	4	5	6	7	8	9	AB	R	H	RBI	BB	SO	LOB	BOTTOM					
Brady Anderson, L OBP: 0.316, SLG: 0.353	L1-3		P6		F8				P4	4	0	1	0	0	0	1	Oakland Athletics @ Baltimore Orioles Memorial Stadium, Baltimore, MD Fri Jun 16 1989, 7:05 PM EDT Unknown					
Mike Devereaux, R OBP: 0.373, SLG: 0.468							G4-6-3 1B			1	0	0	0	0	0	0						
Phil Bradley, R OBP: 0.359, SLG: 0.407	HR 1B		G4-3			E BB	G4-6-3 1-2f			3	1	1	0	1	0	2						
Cal Ripken Jr., R OBP: 0.347, SLG: 0.414	HR			1B G4-6-3 BB		E5 BB		BLK 1B		3	3	2	2	1	0	1						
Mickey Tettleton, S OBP: 0.355, SLG: 0.552	G6-3 1B			G4-6-3 1B		P4		G5-3		4	0	2	0	0	0	3						
Joe Orsulak, L OBP: 0.353, SLG: 0.409	G6-3			G4-6-3		G4-6-3 BB		L1		3	0	0	0	1	0	3						
Randy Milligan, R OBP: 0.395, SLG: 0.451				G1-3		G4-6-3				1	0	0	0	1	0	0						
Jim Traber, L OBP: 0.296, SLG: 0.386						G4-6-3		1B		2	0	1	1	0	0	3						
Larry Sheets, L OBP: 0.351										3	1	1	0	0	0	1						
Bob Melvin, R OBP: 0.322, SLG: 0.318						G6-3		K		1	0	0	0	0	1	1						
Craig Worthington, R OBP: 0.290, SLG: 0.299										4	0	1	0	0	0	0						
Billy Ripken, R OBP: 0.295, SLG: 0.347										4	0	1	1	0	0	1						
Inning Stats	R: 2 E: 0 K: 0 S: 10	H: 3 LOB: 0 BB: 0 P: 20	R: 0 E: 0 K: 0 S: 8	H: 0 LOB: 1 BB: 1 P: 13	R: 0 E: 0 K: 0 S: 9	H: 0 LOB: 0 BB: 0 P: 14	R: 1 E: 0 K: 0 S: 9	H: 1 LOB: 1 BB: 1 P: 17	R: 0 E: 0 K: 0 S: 8	H: 1 LOB: 0 BB: 0 P: 12	R: 0 E: 1 K: 0 S: 12	H: 0 LOB: 2 BB: 2 P: 27	R: 1 E: 0 K: 0 S: 10	H: 3 LOB: 1 BB: 0 P: 15	R: 1 E: 0 K: 1 S: 11	H: 2 LOB: 1 BB: 0 P: 18	R: 0 E: 0 K: 0 S: 8	H: 0 LOB: 0 BB: 0 P: 12	1B: 7 2B: 1 3B: 1 HR: 1	SF: 0 SAC: 0 DP: 5 HBP: 0	WP: 0 PB: 0 SB: 0 CS: 0	PA: 37
PITCHER	IP WLS BF H R ER SO BB IBB HBP BLK WP HR S P ERA WHIP	IP WLS BF H R ER SO BB IBB HBP BLK WP HR S P ERA WHIP	IP WLS BF H R ER SO BB IBB HBP BLK WP HR S P ERA WHIP	IP WLS BF H R ER SO BB IBB HBP BLK WP HR S P ERA WHIP	IP WLS BF H R ER SO BB IBB HBP BLK WP HR S P ERA WHIP	IP WLS BF H R ER SO BB IBB HBP BLK WP HR S P ERA WHIP	IP WLS BF H R ER SO BB IBB HBP BLK WP HR S P ERA WHIP	IP WLS BF H R ER SO BB IBB HBP BLK WP HR S P ERA WHIP	IP WLS BF H R ER SO BB IBB HBP BLK WP HR S P ERA WHIP	IP WLS BF H R ER SO BB IBB HBP BLK WP HR S P ERA WHIP	IP WLS BF H R ER SO BB IBB HBP BLK WP HR S P ERA WHIP	IP WLS BF H R ER SO BB IBB HBP BLK WP HR S P ERA WHIP	IP WLS BF H R ER SO BB IBB HBP BLK WP HR S P ERA WHIP	IP WLS BF H R ER SO BB IBB HBP BLK WP HR S P ERA WHIP	IP WLS BF H R ER SO BB IBB HBP BLK WP HR S P ERA WHIP	IP WLS BF H R ER SO BB IBB HBP BLK WP HR S P ERA WHIP						
Storm Davis, R ERA: 5.59	(1, 1)	5.0	W	19	5	3	3	0	2	0	0	0	0	0	0	0						
Gene Nelson, R ERA: 2.36	(6, 1)	0.0		2	0	0	0	0	1	0	0	0	0	0	0	0						
Greg Cadaret, L ERA: 2.33	(6, 1)	1.0		4	1	1	1	0	1	0	0	0	0	0	0	0						
Todd Burns, R ERA: 1.81	(7, 1)	1.0		5	3	1	1	0	0	0	0	0	0	0	0	0						
Rick Honeycutt, L ERA: 2.12	(8, 1)	2.0	S	7	1	0	0	1	0	0	0	0	0	0	0	1						



Batter	1	2	3	4	5	6	7	8	9	AB	R	H	RBI	BB	SO	LOB	TOP										
Luis Polonia, L OBP: 0.300, SLG: 0.337 Mike Gallego, R OBP: 0.316, SLG: 0.331	1-1 G6-4-3 1B		1-2 F8		3-2 G6-3			1-3 K		3	0	1	0	0	0	1											
Dave Henderson, R OBP: 0.339, SLG: 0.392 Jamie Quirk, L OBP: 0.185, SLG: 0.083 Glenn Hubbard, R OBP: 0.326, SLG: 0.419	1-0 G6-4-3		1-2 1B 2-H			2-3 K		0-1 F9		3	0	1	1	0	1	1											
Dave Parker, L OBP: 0.318, SLG: 0.454	0-0 2B		0-0 1B			0-1 L7		1-3 K		4	0	2	0	0	1	0											
Mark McGwire, R OBP: 0.343, SLG: 0.505	2-1 F8		0-1 P3			0-0 G1-3			2-2 F8	4	0	0	0	0	0	3											
Terry Steinbach, R OBP: 0.371, SLG: 0.415		1-3 K		0-2 G6-4-3 1B				1-3 K		4	0	2	0	0	2	0											
Carney Lansford, R OBP: 0.398, SLG: 0.434		2-3 K		2-0 G6-4-3				3-3 K		4	0	0	0	0	2	2											
Tony Phillips, S OBP: 0.381, SLG: 0.391		2-2 F8		2-3 K				4-2 WP BB		2	0	0	0	1	1	0											
Stan Javier, S OBP: 0.340, SLG: 0.355			0-2 L7		2-1 L1-3			4-2 BB		2	0	0	0	1	0	0											
Lance Blankenship, R OBP: 0.281, SLG: 0.364			1-1 BLK 1B		1-1 F8			1-1 F9		3	1	1	0	0	0	2											
Inning Stats	R: 0 E: 0 K: 0 S: 6	H: 2 LOB: 1 BB: 0 P: 10	R: 0 E: 0 K: 2 S: 10	H: 0 LOB: 0 BB: 0 P: 15	R: 1 E: 0 K: 0 S: 14	H: 3 LOB: 2 BB: 0 P: 17	R: 0 E: 0 K: 1 S: 8	H: 1 LOB: 0 BB: 0 P: 11	R: 0 E: 0 K: 0 S: 9	H: 0 LOB: 0 BB: 0 P: 15	R: 0 E: 0 K: 2 S: 12	H: 0 LOB: 2 BB: 2 P: 25	R: 0 E: 0 K: 2 S: 9	H: 0 LOB: 0 BB: 0 P: 11	R: 0 E: 0 K: 0 S: 6	H: 1 LOB: 0 BB: 0 P: 9	1B: 6 2B: 1 3B: 0 HR: 0	SF: 0 SAC: 0 DP: 3 HBP: 0	WP: 2 PB: 0 SB: 0 CS: 0	PA: 33							
PITCHER	IP	WLS	BF	H	R	ER	SO	BB	IBB	HBP	BLK	WP	HR	S	P	ERA	WHIP										
Jay Tibbs, R ERA: 1.57	7.0	W	27	6	1	1	6	2	0	0	1	1	0	65	101	1.29	1.143										
Kevin Hickey, L ERA: 2.49	2.0		6	1	0	0	2	0	0	0	0	0	0	15	20	0.00	0.500										

Oakland Athletics @ Baltimore Orioles
Memorial Stadium, Baltimore, MD
Fri Jun 16 1989, 7:05 PM EDT
Att: 40,707 - Unknown - 77 F

AB	31
R	1
H	7
RBI	1
BB	2
SO	8
LOB	9



Batter	1	2	3	4	5	6	7	8	9	AB	R	H	RBI	BB	SO	LOB	BOTTOM										
Brady Anderson, L OBP: 0.315, SLG: 0.351	3-3 K		0-0 F9		2-1 S 2B 1B		0-0 G1-3			4	1	1	0	0	1	0											
Steve Finley, L OBP: 0.229, SLG: 0.322	2-1 F7			1-0 G3-1 1B G1-6-3 1B	3-2 1B SF8 2B		3-2 P5			4	2	2	1	0	0	0											
Cal Ripken Jr., R OBP: 0.345, SLG: 0.412	0-1 F8			1-0 G1-6-3 1B	2-0 E 1B		1-1 F8			4	0	1	0	0	0	1											
Mickey Tettleton, S OBP: 0.353, SLG: 0.558		2-1 4-3 3B		2-2 G3-1	0-0 SF8		2-1 F8			3	1	1	1	0	0	1											
Joe Orsulak, L OBP: 0.397, SLG: 0.424 Mike Devereaux, R OBP: 0.373, SLG: 0.468		3-1 4-3		0-1 S 1B	1-2 3-H F6		1-2 FC4-2 3B			4	1	2	2	0	0	1											
Jim Traber, L OBP: 0.302, SLG: 0.385		3-H 1-3 K		2-2 E 1B		1-0 F9		4-1 FC4-2 S BB		3	0	1	1	1	1	0											
Bob Melvin, R OBP: 0.309, SLG: 0.303		2-2 F6		0-1 E5		2-2 F8		2-2 FC4-2		4	0	0	0	0	0	3											
Craig Worthington, R OBP: 0.290, SLG: 0.298			1-3 K		1-1 F4		1-2 1B		3-H 2-1 F7	4	0	1	0	0	1	4											
Rene Gonzales, R OBP: 0.309, SLG: 0.301			1-2 F7		2-0 P3		0-0 F9			3	0	0	0	0	0	1											
Inning Stats	R: 0 E: 0 K: 1 S: 7	H: 0 LOB: 0 BB: 0 P: 12	R: 1 E: 0 K: 1 S: 11	H: 1 LOB: 0 BB: 0 P: 19	R: 0 E: 0 K: 1 S: 7	H: 0 LOB: 0 BB: 0 P: 9	R: 2 E: 1 K: 0 S: 14	H: 3 LOB: 2 BB: 0 P: 21	R: 2 E: 1 K: 0 S: 9	H: 3 LOB: 1 BB: 0 P: 18	R: 0 E: 0 K: 0 S: 9	H: 1 LOB: 0 BB: 0 P: 13	R: 0 E: 0 K: 0 S: 6	H: 0 LOB: 0 BB: 0 P: 10	R: 0 E: 0 K: 0 S: 13	H: 1 LOB: 2 BB: 1 P: 24	1B: 6 2B: 1 3B: 2 HR: 0	SF: 1 SAC: 0 DP: 0 HBP: 0	WP: 0 PB: 0 SB: 3 CS: 0	PA: 35							
PITCHER	IP	WLS	BF	H	R	ER	SO	BB	IBB	HBP	BLK	WP	HR	S	P	ERA	WHIP										
Mike Moore, R ERA: 2.23	7.0	L	30	8	5	5	3	0	0	0	0	0	0	63	102	6.43	1.143										
Eric Plunk, R ERA: 2.59	1.0		5	1	0	0	0	1	0	0	0	0	0	13	24	0.00	2.000										

Oakland Athletics @ Baltimore Orioles
Memorial Stadium, Baltimore, MD
Fri Jun 16 1989, 7:05 PM EDT
Att: 40,707 - Unknown - 77 F

AB	33
R	5
H	9
RBI	5
BB	1
SO	3
LOB	11



Batter	1	2	3	4	5	6	7	8	9	AB	R	H	RBI	BB	SO	LOB	TOP			
Luis Polonia, L OBP: 0.309, SLG: 0.351 (1, 7)	F8	FC6-4 1B						2B		4	0	3	0	0	0	0	Oakland Athletics @ Baltimore Orioles Memorial Stadium, Baltimore, MD Sat Jun 17 1989, 3:33 AM EDT Att: 36,431 - Unknown - 79 F livebaseballscorecards.com			
Dave Henderson, R OBP: 0.335, SLG: 0.386 (1, 8)	K	FC6-4					F7	P4		4	0	0	0	0	1	4				
Dave Parker, L OBP: 0.317, SLG: 0.450 (1, 10)	HR 1B				P6		G6-3	P6		4	1	1	0	0	0	2				
Mark McGwire, R OBP: 0.341, SLG: 0.516 (1, 3)	HR				P6			K		4	1	1	2	0	1	1				
Terry Steinbach, R OBP: 0.374, SLG: 0.413 Lance Blankenship, R OBP: 0.261, SLG: 0.364 (1, 2) (9, PR)	FC6-4 1B				L6		F8	E BB		3	0	1	0	1	0	0				
Carney Lansford, R OBP: 0.395, SLG: 0.430 Mike Gallego, R OBP: 0.315, SLG: 0.329 Ron Hassey, L OBP: 0.297, SLG: 0.405 (1, 5) (5, 6) (9, PH)	FC6-4				P4		K	K		2	0	0	0	0	0	1				
Tony Phillips, S OBP: 0.373, SLG: 0.382 (5, 5)		G6-3			E3 G5-4-3		L8	E4		4	0	0	0	0	0	1				
Glenn Hubbard, R OBP: 0.322, SLG: 0.403 (1, 4)		FC3-6 BB			G5-4-3		5-3	F7		3	0	0	0	1	0	3				
Stan Javier, S OBP: 0.333, SLG: 0.347 (1, 9)	FC3-6 1B				G6-3		L4	L1		4	0	0	0	0	0	3				
Inning Stats	R: 2 E: 0 K: 1 S: 13	H: 3 LOB: 1 BB: 0 P: 22	R: 0 E: 0 K: 0 S: 12	H: 1 LOB: 2 BB: 1 P: 21	R: 0 E: 0 K: 0 S: 7	H: 0 LOB: 0 BB: 0 P: 11	R: 0 E: 0 K: 0 S: 7	H: 0 LOB: 1 BB: 0 P: 11	R: 0 E: 0 K: 1 S: 11	H: 0 LOB: 0 BB: 0 P: 17	R: 0 E: 0 K: 1 S: 8	H: 0 LOB: 0 BB: 0 P: 15	R: 0 E: 0 K: 1 S: 12	H: 1 LOB: 1 BB: 0 P: 18	R: 0 E: 1 K: 1 S: 13	H: 0 LOB: 2 BB: 1 P: 21		1B: 4 2B: 1 3B: 0 HR: 1	SF: 0 SAC: 0 DP: 1 HBP: 0	WP: 0 PB: 0 SB: 0 CS: 0
PITCHER	IP WLS BF H R ER SO BB IBB HBP BLK WP HR S P ERA WHIP	IP WLS BF H R ER SO BB IBB HBP BLK WP HR S P ERA WHIP	IP WLS BF H R ER SO BB IBB HBP BLK WP HR S P ERA WHIP	IP WLS BF H R ER SO BB IBB HBP BLK WP HR S P ERA WHIP	IP WLS BF H R ER SO BB IBB HBP BLK WP HR S P ERA WHIP	IP WLS BF H R ER SO BB IBB HBP BLK WP HR S P ERA WHIP	IP WLS BF H R ER SO BB IBB HBP BLK WP HR S P ERA WHIP	IP WLS BF H R ER SO BB IBB HBP BLK WP HR S P ERA WHIP	IP WLS BF H R ER SO BB IBB HBP BLK WP HR S P ERA WHIP	IP WLS BF H R ER SO BB IBB HBP BLK WP HR S P ERA WHIP	IP WLS BF H R ER SO BB IBB HBP BLK WP HR S P ERA WHIP	IP WLS BF H R ER SO BB IBB HBP BLK WP HR S P ERA WHIP	IP WLS BF H R ER SO BB IBB HBP BLK WP HR S P ERA WHIP	IP WLS BF H R ER SO BB IBB HBP BLK WP HR S P ERA WHIP	IP WLS BF H R ER SO BB IBB HBP BLK WP HR S P ERA WHIP	IP WLS BF H R ER SO BB IBB HBP BLK WP HR S P ERA WHIP	IP WLS BF H R ER SO BB IBB HBP BLK WP HR S P ERA WHIP			
Jose Bautista, R ERA: 4.83 Mark Williamson, R ERA: 3.09 Gregg Olson, R ERA: 2.08 (1, 1) (7, 1) (8, 1)	6.0 1.1 1.2	W 5 S	24 1 7	5 0 0	2 0 0	2 0 0	2 0 0	2 0 0	2 0 0	1 0 0	0 0 0	0 0 0	0 0 0	0 0 0	0 0 0	0 0 0	3.00 0.00 0.00	1.000 0.750 0.600		

AB	34
R	2
H	6
RBI	2
BB	2
SO	4
LOB	16



Batter	1	2	3	4	5	6	7	8	9	AB	R	H	RBI	BB	SO	LOB	BOTTOM			
Mike Devereaux, R OBP: 0.382, SLG: 0.464 (1, 8)	G4-6-3 BB		S 2B BB	2B 1B		L8		F8		3	2	1	0	2	0	0	Oakland Athletics @ Baltimore Orioles Memorial Stadium, Baltimore, MD Sat Jun 17 1989, 3:33 AM EDT Att: 36,431 - Unknown - 79 F livebaseballscorecards.com			
Phil Bradley, R OBP: 0.361, SLG: 0.418 (1, 7)	G4-6-3		L7 2B	2B		K				4	0	2	3	0	1	1				
Cal Ripken Jr., R OBP: 0.344, SLG: 0.407 (1, 6)	G4-3		L7	BB		F7				3	0	0	0	1	0	1				
Mickey Tettleton, S OBP: 0.355, SLG: 0.560 (1, 10)		FC6-5 2B	FC5-4 BB	K		6-3				3	0	1	0	1	1	2				
Randy Milligan, R OBP: 0.397, SLG: 0.444 (1, 3)	F9		FC5-4		1B SH1 BB	G5-3 BB				2	0	0	0	2	0	3				
Bob Melvin, R OBP: 0.309, SLG: 0.304 (1, 2)		FC6-5 BB		F7 WP 1B	SH1	G5-3				3	1	1	0	0	0	2				
Joe Orsulak, L OBP: 0.354, SLG: 0.416 (1, 9)				K	G6-3			P6		3	0	0	0	1	1	3				
Craig Worthington, R OBP: 0.289, SLG: 0.297 (1, 5)	F7			F7				F7		4	0	1	0	0	0	3				
Billy Ripken, R OBP: 0.294, SLG: 0.344 (1, 4)			K	1B 2B 1B	FC6-4			P3		4	1	1	1	0	1	2				
Inning Stats	R: 0 E: 0 K: 0 S: 6	H: 0 LOB: 0 BB: 1 P: 14	R: 0 E: 0 K: 0 S: 14	H: 1 LOB: 2 BB: 1 P: 26	R: 1 E: 0 K: 1 S: 13	H: 1 LOB: 2 BB: 2 P: 26	R: 3 E: 0 K: 2 S: 18	H: 4 LOB: 2 BB: 1 P: 28	R: 0 E: 0 K: 0 S: 13	H: 1 LOB: 2 BB: 1 P: 21	R: 0 E: 0 K: 1 S: 10	H: 0 LOB: 0 BB: 0 P: 15	R: 0 E: 0 K: 0 S: 7	H: 0 LOB: 1 BB: 1 P: 12	R: 0 E: 0 K: 0 S: 8	H: 0 LOB: 0 BB: 0 P: 12		1B: 4 2B: 3 3B: 0 HR: 0	SF: 0 SAC: 1 DP: 1 HBP: 0	WP: 1 PB: 0 SB: 1 CS: 0
PITCHER	IP WLS BF H R ER SO BB IBB HBP BLK WP HR S P ERA WHIP	IP WLS BF H R ER SO BB IBB HBP BLK WP HR S P ERA WHIP	IP WLS BF H R ER SO BB IBB HBP BLK WP HR S P ERA WHIP	IP WLS BF H R ER SO BB IBB HBP BLK WP HR S P ERA WHIP	IP WLS BF H R ER SO BB IBB HBP BLK WP HR S P ERA WHIP	IP WLS BF H R ER SO BB IBB HBP BLK WP HR S P ERA WHIP	IP WLS BF H R ER SO BB IBB HBP BLK WP HR S P ERA WHIP	IP WLS BF H R ER SO BB IBB HBP BLK WP HR S P ERA WHIP	IP WLS BF H R ER SO BB IBB HBP BLK WP HR S P ERA WHIP	IP WLS BF H R ER SO BB IBB HBP BLK WP HR S P ERA WHIP	IP WLS BF H R ER SO BB IBB HBP BLK WP HR S P ERA WHIP	IP WLS BF H R ER SO BB IBB HBP BLK WP HR S P ERA WHIP	IP WLS BF H R ER SO BB IBB HBP BLK WP HR S P ERA WHIP	IP WLS BF H R ER SO BB IBB HBP BLK WP HR S P ERA WHIP	IP WLS BF H R ER SO BB IBB HBP BLK WP HR S P ERA WHIP	IP WLS BF H R ER SO BB IBB HBP BLK WP HR S P ERA WHIP				
Matt Young, L ERA: 7.36 Jim Corsi, R ERA: 0.84 Eric Plunk, R ERA: 2.49 (1, 1) (4, 1) (8, 1)	3.2 3.1 1.0	L 16 3	18 3 0	3 1 0	3 1 0	2 2 0	3 0 0	0 0 0	0 0 0	0 0 0	0 0 0	0 0 0	0 0 0	0 0 0	0 0 0	0 0 0	7.36 2.70 0.00	2.182 1.800 0.000		



Batter	1	2	3	4	5	6	7	8	9	AB	R	H	RBI	BB	SO	LOB	TOP					
Luis Polonia, L OBP: 0.308, SLG: 0.364 (1, 7)	F9			F7		HR		G6-3		4	1	1	2	0	0	0						
Stan Javier, S OBP: 0.327, SLG: 0.339 (1, 8)	G1-3			G4-3		K			G4-3	4	0	0	0	0	1	0						
Dave Parker, L OBP: 0.312, SLG: 0.443 (1, 10)	P5			F8		P5			G4-3	4	0	0	0	0	0	0						
Mark McGwire, R OBP: 0.339, SLG: 0.508 (1, 3)		G5-3			K				F8	3	0	0	0	1	1	0						
Ron Hassey, L OBP: 0.280, SLG: 0.395 (1, 2)		L8			F8				G4-6-3	3	0	0	0	0	0	1						
Terry Steinbach, R OBP: 0.378, SLG: 0.422 (1, 9)		G5-3			1B				2B	3	0	2	0	0	0	0						
Tony Phillips, S OBP: 0.368, SLG: 0.375 (8, 6)			F9		G4-3				P7	3	0	0	0	0	0	2						
Glenn Hubbard, R OBP: 0.312, SLG: 0.388 (1, 4)			F9			F8			K	3	0	0	0	0	1	0						
Mike Gallego, R OBP: 0.317, SLG: 0.331 Jamie Quirk, L OBP: 0.179, SLG: 0.080 (8, PH)			F8			HR			G5-3	2	1	1	0	0	0	0						
										1	0	0	0	0	0	0						
Inning Stats	R: 0 E: 0 K: 0 S: 8	H: 0 LOB: 0 BB: 0 P: 12	R: 0 E: 0 K: 0 S: 5	H: 0 LOB: 0 BB: 0 P: 7	R: 0 E: 0 K: 0 S: 10	H: 0 LOB: 0 BB: 0 P: 15	R: 0 E: 0 K: 0 S: 4	H: 0 LOB: 0 BB: 0 P: 5	R: 0 E: 0 K: 1 S: 11	H: 1 LOB: 1 BB: 0 P: 16	R: 2 E: 0 K: 1 S: 16	H: 2 LOB: 0 BB: 0 P: 20	R: 0 E: 0 K: 0 S: 10	H: 1 LOB: 1 BB: 1 P: 18	R: 0 E: 0 K: 1 S: 9	H: 0 LOB: 0 BB: 0 P: 15	R: 0 E: 0 K: 0 S: 6	H: 0 LOB: 0 BB: 0 P: 7	1B: 2 2B: 1 3B: 0 HR: 1	SF: 0 SAC: 0 DP: 1 HBP: 0	WP: 0 PB: 0 SB: 0 CS: 0	PA: 31
PITCHER	IP	WLS	BF	H	R	ER	SO	BB	IBB	HBP	BLK	WP	HR	S	P	ERA	WHIP					
Dave Schmidt, R ERA: 4.67 (1, 1)	6.0	W	22	3	2	2	2	1	0	0	0	0	1	58	83	3.00	0.667					
Mickey Weston, R ERA: (7, 1)	3.0	S	9	1	0	0	1	0	0	0	0	0	0	21	32	0.00	0.333					

Oakland Athletics @ Baltimore Orioles
Memorial Stadium, Baltimore, MD
Sun Jun 18 1989, 3:33 AM EDT
Att: 46,541 - Sunny - 77 F

AB 30
R 2
H 4
RBI 2
BB 1
SO 3
LOB 3



Batter	1	2	3	4	5	6	7	8	9	AB	R	H	RBI	BB	SO	LOB	BOTTOM					
Mike Devereaux, R OBP: 0.367, SLG: 0.444 (1, 8)	G6-3	F7		G4-1		L7		F9		5	0	0	0	0	0	4						
Phil Bradley, R OBP: 0.363, SLG: 0.422 (1, 7)	BB HBP 2B		P9		BLK 2B		G6-3			3	1	1	0	1	0	0						
Cal Ripken Jr., R OBP: 0.343, SLG: 0.402 (1, 6)	SAFE SAFE SAFE 2B HBP		F9		G6-3		F7			3	1	0	0	0	0	1						
Mickey Tettleton, S OBP: 0.358, SLG: 0.555 (1, 10)	K		E6 BB		G6-4-3 BB		BB BB			2	1	0	0	2	1	2						
Randy Milligan, R OBP: 0.408, SLG: 0.440 (1, 3)	2B BB				G6-4-3		1B BB			1	1	0	0	3	0	2						
Bob Melvin, R OBP: 0.317, SLG: 0.323 (1, 2)	1-2 2-3		F8				G6-3			4	0	2	4	0	0	2						
Joe Orsulak, L OBP: 0.358, SLG: 0.424 (1, 9)	G1-3			G4-3		1B 1B		G6-3 2B		4	0	2	0	0	0	1						
Craig Worthington, R OBP: 0.288, SLG: 0.296 (1, 5)		G6-3		P6		1B 1B		K		4	0	1	0	0	1	1						
Billy Ripken, R OBP: 0.287, SLG: 0.335 (1, 4)		G1-3		K		K		G6-3		4	0	0	0	0	2	3						
Inning Stats	R: 3 E: 0 K: 1 S: 17	H: 1 LOB: 1 BB: 2 P: 33	R: 0 E: 0 K: 0 S: 6	H: 0 LOB: 0 BB: 0 P: 12	R: 0 E: 1 K: 0 S: 7	H: 0 LOB: 2 BB: 1 P: 13	R: 0 E: 0 K: 1 S: 10	H: 0 LOB: 1 BB: 0 P: 15	R: 0 E: 0 K: 0 S: 6	H: 1 LOB: 1 BB: 1 P: 12	R: 0 E: 0 K: 1 S: 15	H: 2 LOB: 2 BB: 0 P: 20	R: 1 E: 0 K: 0 S: 13	H: 1 LOB: 2 BB: 2 P: 26	R: 0 E: 0 K: 1 S: 7	H: 1 LOB: 1 BB: 0 P: 8	1B: 3 2B: 3 3B: 0 HR: 0	SF: 0 SAC: 0 DP: 1 HBP: 1	WP: 0 PB: 1 SB: 0 CS: 0	PA: 37		
PITCHER	IP	WLS	BF	H	R	ER	SO	BB	IBB	HBP	BLK	WP	HR	S	P	ERA	WHIP					
Curt Young, L ERA: 4.62 (1, 1)	5.1	L	26	4	3	3	2	4	0	1	1	1	0	56	99	5.06	1.500					
Gene Nelson, R ERA: 2.45 (6, 1)	2.2		11	2	1	1	2	2	0	0	0	0	0	25	40	3.38	1.500					

Oakland Athletics @ Baltimore Orioles
Memorial Stadium, Baltimore, MD
Sun Jun 18 1989, 3:33 AM EDT
Att: 46,541 - Sunny - 77 F

AB 30
R 4
H 6
RBI 4
BB 6
SO 4
LOB 16



Batter	1	2	3	4	5	6	7	8	9	AB	R	H	RBI	BB	SO	LOB	TOP										
Gary Pettis, S OBP: 0.397, SLG: 0.371 (1, 8)	4-2 S 2B BB	4-1 BB 1B BB		0-0 SF8 3B		3-3 K			0-1 G3	3	3	1	0	2	1	0	Detroit Tigers @ Oakland Athletics Oakland-Alameda County Coliseum, Oakland, CA Mon Jun 19 1989, 7:05 PM PDT Att: 38,607 - Unknown livebaseballscorecards.com										
Scott Lusader, L OBP: 0.200, SLG: 0.125 (1, 9)	1-2 F7	0-0 BB 1B 1B		0-2 SF8		1-1 G3			1-0 P6	4	1	1	3	0	0	1											
Lou Whitaker, L OBP: 0.369, SLG: 0.506 (1, 4)	2-3 K	2-3 P5		3-H 2-2 3-1 P3		1-0 G3			2-3 K	5	0	0	0	0	2	3											
Keith Moreland, R OBP: 0.370, SLG: 0.453 (1, 10)	0-0 2H 2B	4-1 1B BB		2-0 1B					4-2 G6-4-3 BB	2	0	2	1	2	0	0											
Dave Bergman, L OBP: 0.359, SLG: 0.328 (1, 3)	4-2 BB	2-2 1B		0-1 F8					0-1 G6-4-3 1-2	3	0	1	2	1	0	2											
Tracy Jones, R OBP: 0.233, SLG: 0.255 (1, 7)	2-2 G5-3	2-1 P3			2-2 1B				3-2 G6-3	4	0	1	0	0	0	4											
Mike Heath, R OBP: 0.349, SLG: 0.412 (1, 2)			0-0 CS 1B		0-2 L8				0-1 G6-3	4	0	1	0	0	0	1											
Rick Schu, R OBP: 0.287, SLG: 0.286 (1, 5)		3-2 2B 1B 1B		2-2 G6-4-3 1B		1-0 L7			2-0 F7	4	1	2	0	0	0	1											
AJ Pedrique, R OBP: 0.234, SLG: 0.258 (1, 6)		3-2 1B 2B		2-2 G6-4-3 1-2		1-1 F9			0-3 K	4	1	1	0	0	1	2											
Inning Stats	R: 1 E: 0 K: 1 S: 15	H: 1 LOB: 2 BB: 2 P: 28	R: 4 E: 0 K: 0 S: 18	H: 5 LOB: 2 BB: 39 P: 39	R: 0 E: 0 K: 0 S: 8	H: 1 LOB: 0 BB: 0 P: 12	R: 1 E: 0 K: 0 S: 11	H: 2 LOB: 1 BB: 0 P: 15	R: 0 E: 0 K: 0 S: 9	H: 1 LOB: 1 BB: 0 P: 13	R: 0 E: 0 K: 1 S: 6	H: 0 LOB: 0 BB: 0 P: 11	R: 0 E: 0 K: 0 S: 7	H: 0 LOB: 0 BB: 1 P: 14	R: 0 E: 0 K: 1 S: 7	H: 0 LOB: 0 BB: 0 P: 9	R: 0 E: 0 K: 1 S: 6	H: 0 LOB: 0 BB: 0 P: 9	1B: 7 2B: 2 3B: 1 HR: 0	SF: 1 SAC: 0 DP: 2 HBP: 0	WP: 0 PB: 0 SB: 1 CS: 1	PA: 39					
PITCHER	IP	WLS	BF	H	R	ER	SO	BB	IBB	HBP	BLK	WP	HR	S	P	ERA	WHIP										
Dave Stewart, R ERA: 3.91 (1, 1)	3.2	L	22	9	6	6	1	4	0	0	0	0	0	50	92	14.73	3.545										
Eric Plunk, R ERA: 2.2 (4, 1)	3.1		11	1	0	0	1	1	0	0	0	0	0	24	40	0.00	0.600										
Todd Burns, R ERA: 1.74 (8, 1)	2.0		6	0	0	0	2	0	0	0	0	0	0	13	18	0.00	0.000										

Batter	1	2	3	4	5	6	7	8	9	AB	R	H	RBI	BB	SO	LOB	BOTTOM										
Tony Phillips, S OBP: 0.378, SLG: 0.385 (1, 5) (8, 6)	4-2 FC5-4 SF8 BB		3-2 CS 1B		2-1 L9 2B 2B		4-2 1B BB		1-1 G4-3	3	2	2	1	2	0	0	Detroit Tigers @ Oakland Athletics Oakland-Alameda County Coliseum, Oakland, CA Mon Jun 19 1989, 7:05 PM PDT Att: 38,607 - Unknown livebaseballscorecards.com										
Carney Lansford, R OBP: 0.401, SLG: 0.436 (1, 10)	2-2 FC5-4 1B		0-0 1B		1-0 L9		2-0 1B			4	0	3	1	0	0	1											
Dave Henderson, R OBP: 0.333, SLG: 0.388 (1, 8)	1-2 FC5-4 1-2 2-3		1-2 3-H 2-2 F8		2-1 2B		1-2 P6			4	0	1	1	0	0	6											
Mark McGwire, R OBP: 0.333, SLG: 0.500 (1, 3)	3-1 SF8		3-3 K		3-2 G5				2-3 K	3	0	0	1	0	2	3											
Terry Steinbach, R OBP: 0.371, SLG: 0.414 (1, 2) (9, 9)	1-3 K				2-2 G6-3				2-2 P6	4	0	0	0	0	1	1											
Glenn Hubbard, R OBP: 0.309, SLG: 0.373 (1, 4)					0-0 G5-3				0-3 K	3	0	0	0	1	1	0											
Lance Blankenship, R OBP: 0.267, SLG: 0.345 (8, PH) (9, 2)					0-0 P4				2-3 K	3	0	0	0	0	2	0											
Mike Gallego, R OBP: 0.319, SLG: 0.333 (7, PH) (8, 5)									2-3 K	2	0	1	0	0	1	0											
Jamie Quirk, L OBP: 0.167, SLG: 0.074 (8, 5)										2	0	0	0	0	1	0											
Luis Polonia, L OBP: 0.307, SLG: 0.361 (1, 7)					2-2 1B 1B				2-1 L9	4	2	1	0	0	0	1											
Inning Stats	R: 1 E: 0 K: 1 S: 15	H: 1 LOB: 1 BB: 1 P: 26	R: 0 E: 0 K: 2 S: 8	H: 0 LOB: 0 BB: 0 P: 11	R: 1 E: 0 K: 1 S: 14	H: 3 LOB: 2 BB: 0 P: 24	R: 0 E: 0 K: 0 S: 5	H: 0 LOB: 0 BB: 0 P: 7	R: 2 E: 0 K: 0 S: 15	H: 3 LOB: 1 BB: 0 P: 24	R: 0 E: 0 K: 2 S: 10	H: 0 LOB: 0 BB: 0 P: 14	R: 0 E: 0 K: 1 S: 20	H: 1 LOB: 2 BB: 1 P: 31	R: 0 E: 0 K: 2 S: 12	H: 0 LOB: 1 BB: 1 P: 20	R: 0 E: 0 K: 0 S: 7	H: 0 LOB: 0 BB: 0 P: 13	1B: 6 2B: 3 3B: 0 HR: 0	SF: 1 SAC: 0 DP: 1 HBP: 0	WP: 0 PB: 0 SB: 0 CS: 1	PA: 37					
PITCHER	IP	WLS	BF	H	R	ER	SO	BB	IBB	HBP	BLK	WP	HR	S	P	ERA	WHIP										
Frank Tanana, L ERA: 3.66 (1, 1)	5.0	W	22	7	4	4	4	1	0	0	0	0	0	25	39	0.00	1.200										
Frank Williams, R ERA: 2.75 (6, 1)	1.2		7	1	0	0	3	1	0	0	0	0	0	24	39	0.00	0.429										
Mike Henneman, R ERA: 3.58 (7, 1)	2.1	S	8	0	0	0	2	1	0	0	0	0	0	24	39	0.00	0.429										



Batter	1	2	3	4	5	6	7	8	9	AB	R	H	RBI	BB	SO	LOB	TOP					
Gary Pettis, S OBP: 0.391, SLG: 0.359	G4-3	G3-6		G3		K			K	4	0	0	0	1	2	2						
Scott Lusader, L OBP: 0.333, SLG: 0.300										2	1	2	0	0	0	0						
Gary Ward, R OBP: 0.336, SLG: 0.398	1B		G4-3	1B	G3	G6-3			F7	3	0	1	0	0	0	0						
Lou Whitaker, L OBP: 0.366, SLG: 0.498	K			G4-3	G3				E4	4	1	0	0	1	1	3						
Keith Moreland, R OBP: 0.371, SLG: 0.449	G4-3		G4-3						F8	4	0	1	0	1	0	4						
Dave Bergman, L OBP: 0.357, SLG: 0.321		F7		1B	G1-3				F8	3	0	0	0	1	0	4						
Tracy Jones, R OBP: 0.242, SLG: 0.257						K			F8	3	1	1	2	1	1	1						
Mike Heath, R OBP: 0.345, SLG: 0.406						K			K	4	1	1	0	0	3	2						
Rick Schu, R OBP: 0.286, SLG: 0.277						P3			K	3	0	0	0	1	1	2						
Al Pedrique, R OBP: 0.235, SLG: 0.258						P3			K	4	0	1	2	0	2	0						
Inning Stats	R: 0 E: 0 K: 1 S: 11	H: 1 LOB: 1 BB: 0 P: 21	R: 2 E: 0 K: 0 S: 9	H: 2 LOB: 1 BB: 2 P: 21	R: 2 E: 0 K: 1 S: 27	H: 2 LOB: 2 BB: 2 P: 44	R: 0 E: 0 K: 1 S: 11	H: 1 LOB: 3 BB: 2 P: 22	R: 0 E: 0 K: 2 S: 8	H: 0 LOB: 0 BB: 0 P: 14	R: 0 E: 0 K: 1 S: 11	H: 0 LOB: 0 BB: 0 P: 14	R: 0 E: 0 K: 3 S: 7	H: 1 LOB: 1 BB: 0 P: 11	R: 0 E: 0 K: 3 S: 11	H: 0 LOB: 0 BB: 0 P: 17	R: 0 E: 1 K: 1 S: 12	H: 0 LOB: 1 BB: 0 P: 18	1B: 7 2B: 0 3B: 0 HR: 0	SF: 0 SAC: 0 DP: 1 HBP: 0	WP: 0 PB: 0 SB: 0 CS: 0	PA: 40
PITCHER	IP	WLS	BF	H	R	ER	SO	BB	IBB	HBP	BLK	WP	HR	S	P	ERA	WHIP					
Storm Davis, R ERA: 5.94	3.1		19	5	4	4	3	4	1	0	0	0	0	52	96	10.80	2.700					
Greg Cadaret, L ERA: 2.29	0.2	4	1	0	0	0	0	0	1	0	0	0	0	6	12	0.00	1.500					
Gene Nelson, R ERA: 2.23	3.0	W	10	1	0	0	3	0	0	0	0	0	0	26	39	0.00	0.333					
Todd Burns, R ERA: 1.68	2.0	S	7	0	0	0	4	0	0	0	0	0	0	23	35	0.00	0.000					

Detroit Tigers @ Oakland Athletics
Oakland-Alameda County Coliseum, Oakland, CA

AB 34
R 4
H 7
RBI 4
BB 6
SO 10
LOB 18



WP: 0 PA: 40
PB: 0
SB: 0
CS: 0

Detroit Tigers @ Oakland Athletics
Oakland-Alameda County Coliseum, Oakland, CA

AB 31
R 6
H 10
RBI 6
BB 3
SO 4
LOB 17



WP: 2 PA: 35
PB: 0
SB: 0
CS: 0

Batter	1	2	3	4	5	6	7	8	9	AB	R	H	RBI	BB	SO	LOB	BOTTOM					
Luis Polonia, L OBP: 0.315, SLG: 0.369	F4-3		F7		FC5-4		FC4-6			4	1	3	0	0	0	1						
Dave Henderson, R OBP: 0.332, SLG: 0.386	F4-3		HR		FC5-4		FC4-6			4	1	1	0	0	0	3						
Dave Parker, L OBP: 0.307, SLG: 0.438	SF8		L7		G3-6-1		G4-6-3			3	0	0	1	0	0	4						
Mark McGwire, R OBP: 0.336, SLG: 0.520	K		HR			HR			K	4	2	2	3	0	2	0						
Carney Lansford, R OBP: 0.398, SLG: 0.432		F8	G6-3			F8			G4-3	4	0	1	0	0	0	1						
Ron Hassey, L OBP: 0.281, SLG: 0.393		L6							G4-3	2	0	1	0	0	0	0						
Terry Steinbach, R OBP: 0.372, SLG: 0.429					FC4					2	1	1	2	0	0	1						
Tony Phillips, S OBP: 0.380, SLG: 0.381					FC4		B1			2	0	0	0	2	0	1						
Glenn Hubbard, R OBP: 0.307, SLG: 0.360		F9								3	0	0	0	1	1	4						
Stan Javier, S OBP: 0.327, SLG: 0.339										3	1	1	0	0	1	2						
Inning Stats	R: 1 E: 0 K: 1 S: 14	H: 1 LOB: 0 BB: 0 P: 22	R: 0 E: 0 K: 0 S: 8	H: 0 LOB: 1 BB: 1 P: 15	R: 3 E: 0 K: 0 S: 17	H: 3 LOB: 0 BB: 0 P: 26	R: 0 E: 0 K: 0 S: 11	H: 1 LOB: 1 BB: 0 P: 17	R: 0 E: 0 K: 1 S: 9	H: 1 LOB: 0 BB: 0 P: 12	R: 2 E: 0 K: 1 S: 16	H: 2 LOB: 1 BB: 1 P: 27	R: 0 E: 0 K: 0 S: 6	H: 1 LOB: 0 BB: 0 P: 7	R: 0 E: 0 K: 2 S: 11	H: 1 LOB: 2 BB: 1 P: 21	R: 0 E: 1 K: 2 S: 12	H: 0 LOB: 1 BB: 0 P: 18	1B: 7 2B: 1 3B: 0 HR: 2	SF: 1 SAC: 0 DP: 2 HBP: 0	WP: 2 PB: 0 SB: 0 CS: 0	PA: 35
PITCHER	IP	WLS	BF	H	R	ER	SO	BB	IBB	HBP	BLK	WP	HR	S	P	ERA	WHIP					
Charles Hudson, R ERA: 6.35	4.0		18	5	4	4	1	1	0	0	0	1	1	31	46	6.00	1.667					
Brad Havens, L ERA: 4.41	3.0	L	12	4	2	2	1	1	0	0	0	0	0	11	21	0.00	1.000					
Frank Williams, R ERA: 2.7	1.0		5	1	0	0	2	0	1	0	0	0	0	11	21	0.00	1.000					

WP: 2 PA: 35
PB: 0
SB: 0
CS: 0

Batter	1	2	3	4	5	6	7	8	9	AB	R	H	RBI	BB	SO	LOB	TOP								
Gary Pettis, S OBP: 0.388, SLG: 0.356 (1, 8)	K		F9				K			4	1	1	0	0	2	0	Detroit Tigers @ Oakland Athletics Oakland-Alameda County Coliseum, Oakland, CA Wed Jun 21 1989, 7:05 PM PDT Att: 28,654 - Unknown - 85 F livebaseballscores.com								
Scott Lusader, L OBP: 0.375, SLG: 0.357 (1, 9)	E9		F8				E7	G3-1		4	0	2	1	0	0	0									
Lou Whitaker, L OBP: 0.364, SLG: 0.492 (1, 4)	G6-4-3						F7	F8		3	0	0	0	1	1	1									
Keith Moreland, R OBP: 0.369, SLG: 0.442 (1, 10)	G6-4-3						F8			3	0	0	0	1	0	2									
Dave Bergman, L OBP: 0.348, SLG: 0.313 (1, 3)		K					G6-3	F8		4	0	0	0	0	1	1									
Tracy Jones, R OBP: 0.250, SLG: 0.265 (1, 7)	G1-3						P5			4	0	2	0	0	0	0									
Mike Heath, R OBP: 0.342, SLG: 0.429 (1, 2)							K	K		4	1	1	1	0	2	2									
Rick Schu, R OBP: 0.284, SLG: 0.268 (1, 5)							E6	G6-3		3	1	0	0	1	0	0									
Al Pedrique, R OBP: 0.225, SLG: 0.246 (1, 6)							K	G1-3		3	0	0	0	0	2	2									
Inning Stats	R: 0 E: 1 K: 1 S: 10	H: 1 LOB: 1 BB: 1 P: 17	R: 1 E: 0 K: 2 S: 14	H: 1 LOB: 1 BB: 1 P: 23	R: 0 E: 0 K: 1 S: 8	H: 0 LOB: 0 BB: 0 P: 11	R: 0 E: 0 K: 0 S: 6	H: 0 LOB: 0 BB: 0 P: 9	R: 2 E: 2 K: 2 S: 13	H: 2 LOB: 1 BB: 0 P: 24	R: 0 E: 1 K: 1 S: 13	H: 1 LOB: 1 BB: 0 P: 19	R: 0 E: 0 K: 0 S: 7	H: 0 LOB: 0 BB: 0 P: 7	R: 0 E: 0 K: 0 S: 10	H: 0 LOB: 1 BB: 1 P: 18	R: 0 E: 0 K: 0 S: 9	H: 1 LOB: 0 BB: 0 P: 14	1B: 5 2B: 0 3B: 0 HR: 1	SF: 0 SAC: 0 DP: 2 HBP: 0	WP: 0 PB: 0 SB: 0 CS: 0	PA: 35			
PITCHER	IP	WLS	BF	H	R	ER	SO	BB	IBB	HBP	BLK	WP	HR	S	P	ERA	WHIP								
Mike Moore, R ERA: 2.15 (1, 1)	8.0	W	32	5	3	1	8	3	0	0	0	0	1	81	128	1.12	1.000								
Rick Honeycutt, L ERA: 2.06 (9, 1)	1.0	S	3	1	0	0	0	0	0	0	0	0	0	9	14	0.00	1.000								

Batter	1	2	3	4	5	6	7	8	9	AB	R	H	RBI	BB	SO	LOB	BOTTOM								
Tony Phillips, S OBP: 0.376, SLG: 0.378 (1, 4)	HR							G6-3		4	1	1	1	0	2	2	Detroit Tigers @ Oakland Athletics Oakland-Alameda County Coliseum, Oakland, CA Wed Jun 21 1989, 7:05 PM PDT Att: 28,654 - Unknown - 85 F livebaseballscores.com								
Dave Henderson, R OBP: 0.334, SLG: 0.389 (1, 8)	B1						HR	FC5-4		3	1	1	1	1	0	2									
Dave Parker, L OBP: 0.310, SLG: 0.462 (1, 10)	HR							G3-1		4	2	2	4	0	0	1									
Mark McGwire, R OBP: 0.339, SLG: 0.518 (1, 3)	G1-6-3						SH1-3	P3		3	0	1	0	1	0	0									
Ron Hassey, L OBP: 0.283, SLG: 0.387 (1, 2)							SH1-3			2	0	0	0	1	1	1									
Camey Lansford, R OBP: 0.396, SLG: 0.429 (1, 5)	F9							F9		4	0	1	0	0	0	2									
Terry Steinbach, R OBP: 0.369, SLG: 0.421 Lance Blankenship, R OBP: 0.267, SLG: 0.345 (9, 9)							F7	F9		4	0	0	0	0	0	2									
Stan Javier, S OBP: 0.330, SLG: 0.342 (9, 7)								F4		4	1	2	0	0	0	2									
Mike Gallego, R OBP: 0.323, SLG: 0.333 (1, 6)								G5-3		3	1	1	0	1	0	1									
Inning Stats	R: 2 E: 0 K: 0 S: 9	H: 2 LOB: 1 BB: 1 P: 18	R: 2 E: 0 K: 0 S: 11	H: 3 LOB: 1 BB: 0 P: 17	R: 0 E: 0 K: 0 S: 8	H: 1 LOB: 2 BB: 1 P: 17	R: 2 E: 0 K: 1 S: 10	H: 1 LOB: 0 BB: 1 P: 19	R: 0 E: 0 K: 0 S: 5	H: 0 LOB: 0 BB: 0 P: 7	R: 0 E: 0 K: 1 S: 11	H: 0 LOB: 1 BB: 1 P: 20	R: 0 E: 0 K: 1 S: 12	H: 1 LOB: 1 BB: 0 P: 15	R: 0 E: 0 K: 0 S: 7	H: 1 LOB: 1 BB: 0 P: 12	1B: 6 2B: 1 3B: 0 HR: 2	SF: 1 SAC: 1 DP: 0 HBP: 0	WP: 0 PB: 0 SB: 0 CS: 0	PA: 37					
PITCHER	IP	WLS	BF	H	R	ER	SO	BB	IBB	HBP	BLK	WP	HR	S	P	ERA	WHIP								
Mike Schwabe, R ERA: 4.61 (1, 1)	1.2	L	11	5	4	4	1	1	0	0	0	0	1	18	31	21.60	3.600								
Paul Gibson, L ERA: 4.85 (2, 1)	2.1		11	2	2	2	1	2	0	0	0	0	1	20	40	7.71	1.714								
Brad Havens, L ERA: 3.54 (5, 1)	4.0		15	2	0	0	2	1	0	0	0	0	0	35	54	0.00	0.750								



Batter	1	2	3	4	5	6	7	8	9	AB	R	H	RBI	BB	SO	LOB	TOP					
Junior Felix, S OBP: 0.337, SLG: 0.440 (1, 8)										5	2	4	2	0	0	0	Toronto Blue Jays @ Oakland Athletics Oakland-Alameda County Coliseum, Oakland, CA Fri Jun 23 1989, 7:05 PM PDT Att: 27,795 - Unknown - 67 F					
Tony Fernandez, S OBP: 0.305, SLG: 0.385 (1, 6)										5	2	2	0	0	0	2						
Kelly Gruber, R OBP: 0.378, SLG: 0.461 (1, 9)										5	2	3	3	0	0	1						
George Bell, R OBP: 0.305, SLG: 0.424 (1, 7)										4	1	1	0	1	0	2						
Fred McGriff, L OBP: 0.386, SLG: 0.534 (1, 3)										4	0	0	0	1	0	3						
Pat Borders, R OBP: 0.281, SLG: 0.341 Ernie Whitt, L OBP: 0.398, SLG: 0.485 (1, 2) (9, PH) (9, 2)										4	1	2	1	0	0	0						
Manuel Lee, S OBP: 0.319, SLG: 0.336 (1, 5)										5	1	2	1	0	0	2						
Bob Brenly, R OBP: 0.262, SLG: 0.280 Rance Mulliniks, L OBP: 0.309, SLG: 0.280 (1, 10) (7, PH)										2	0	0	0	1	2	4						
Nelson Liriano, S OBP: 0.324, SLG: 0.400 (1, 4)										2	0	0	0	1	2	4						
Inning Stats	R: 7 E: 0 K: 1 S: 25	H: 6 LOB: 1 BB: 2 P: 48	R: 0 E: 0 K: 0 S: 4	H: 0 LOB: 0 BB: 0 P: 5	R: 0 E: 0 K: 1 S: 12	H: 2 LOB: 1 BB: 0 P: 17	R: 0 E: 0 K: 0 S: 11	H: 2 LOB: 2 BB: 0 P: 15	R: 0 E: 0 K: 0 S: 10	H: 0 LOB: 1 BB: 1 P: 21	R: 2 E: 0 K: 0 S: 10	H: 3 LOB: 0 BB: 0 P: 13	R: 0 E: 0 K: 0 S: 10	H: 0 LOB: 0 BB: 0 P: 17	R: 0 E: 0 K: 1 S: 8	H: 0 LOB: 0 BB: 0 P: 10		R: 1 E: 0 K: 0 S: 11	H: 3 LOB: 2 BB: 0 P: 19	1B: 13 2B: 3 3B: 0 HR: 0	SF: 0 SAC: 0 DP: 2 HBP: 0	WP: 0 PB: 0 SB: 2 CS: 0
PITCHER	IP WLS BF H R ER SO BB IBB HBP BLK WP HR S P ERA WHIP																					
Curt Young, L ERA: 5.61 (1, 1)	0.2 L 9 5 7 7 1 2 0 0 0 0 0 19 39 94.50 10.500																					
Bill Dawley, R ERA: (1, 1)	4.1 18 5 0 0 1 1 0 0 0 0 0 43 67 0.00 1.385																					
Jim Corsi, R ERA: 3.0 (6, 1)	4.0 17 6 3 3 1 0 0 0 0 0 0 39 59 6.75 1.500																					

AB	41
R	10
H	16
RBI	9
BB	3
SO	3
LOB	19



Batter	1	2	3	4	5	6	7	8	9	AB	R	H	RBI	BB	SO	LOB	BOTTOM					
Rickey Henderson, R OBP: 0.391, SLG: 0.347 (1, 7)										4	2	1	0	1	0	1	Toronto Blue Jays @ Oakland Athletics Oakland-Alameda County Coliseum, Oakland, CA Fri Jun 23 1989, 7:05 PM PDT Att: 27,795 - Unknown - 67 F					
Dave Henderson, R OBP: 0.325, SLG: 0.385 (1, 8)										5	1	1	0	0	1	4						
Dave Parker, L OBP: 0.312, SLG: 0.456 (1, 10)										4	1	2	1	1	1	0						
Mark McGwire, R OBP: 0.332, SLG: 0.502 (1, 3)										4	0	1	1	0	2	2						
Ron Hassey, L OBP: 0.292, SLG: 0.388 (1, 2)										4	2	1	0	1	1	2						
Carney Lansford, R OBP: 0.404, SLG: 0.436 (1, 5)										3	1	1	1	1	0	2						
Stan Javier, S OBP: 0.330, SLG: 0.332 (1, 9)										3	0	0	1	1	0	3						
Glenn Hubbard, R OBP: 0.314, SLG: 0.367 (1, 4)										4	1	2	1	0	0	0						
Mike Gallego, R OBP: 0.330, SLG: 0.349 Tony Phillips, S OBP: 0.364, SLG: 0.365 (1, 6) (8, PH) (9, 6)										3	0	1	3	0	0	2						
Inning Stats	R: 6 E: 0 K: 0 S: 22	H: 4 LOB: 1 BB: 3 P: 45	R: 0 E: 0 K: 2 S: 7	H: 0 LOB: 0 BB: 0 P: 11	R: 0 E: 0 K: 0 S: 4	H: 1 LOB: 0 BB: 0 P: 6	R: 0 E: 0 K: 0 S: 7	H: 0 LOB: 0 BB: 0 P: 10	R: 0 E: 0 K: 0 S: 5	H: 1 LOB: 0 BB: 0 P: 6	R: 0 E: 0 K: 0 S: 16	H: 2 LOB: 3 BB: 2 P: 28	R: 0 E: 0 K: 0 S: 11	H: 1 LOB: 1 BB: 0 P: 17	R: 0 E: 0 K: 1 S: 12	H: 0 LOB: 0 BB: 0 P: 18		R: 1 E: 1 K: 3 S: 14	H: 1 LOB: 1 BB: 0 P: 18	1B: 9 2B: 0 3B: 1 HR: 0	SF: 1 SAC: 0 DP: 2 HBP: 0	WP: 1 PB: 0 SB: 0 CS: 0
PITCHER	IP WLS BF H R ER SO BB IBB HBP BLK WP HR S P ERA WHIP																					
Frank Wills, R ERA: 4.22 (1, 1)	0.2 W 17 4 1 0 2 1 0 0 0 0 0 34 52 0.00 1.071																					
DeWayne Bruce, R ERA: 5.27 (6, 1)	1.2 7 1 0 0 0 1 0 0 0 0 1 0 17 28 0.00 1.200																					
Xavier Hernandez, R ERA: 2.95 (8, 1)	2.0 S 8 1 1 0 4 0 0 0 0 0 0 26 36 0.00 0.500																					

AB	35
R	8
H	10
RBI	8
BB	5
SO	6
LOB	16



Batter	1	2	3	4	5	6	7	8	9	AB	R	H	RBI	BB	SO	LOB	TOP			
Junior Felix, S OBP: 0.343, SLG: 0.440										3	2	1	0	1	2	0	Toronto Blue Jays @ Oakland Athletics Oakland-Alameda County Coliseum, Oakland, CA Sun Jun 25 1989, 3:33 AM PDT Att: 49,219 - Sunny - 67 F			
Tony Fernandez, S OBP: 0.304, SLG: 0.380										4	1	2	0	0	0	1				
Kelly Gruber, R OBP: 0.371, SLG: 0.451										4	0	1	0	0	0	2				
Fred McGriff, L OBP: 0.380, SLG: 0.523										4	0	1	1	0	1	1				
Ernie Whitt, L OBP: 0.396, SLG: 0.480										3	0	1	0	0	0	0				
Pat Borders, R OBP: 0.285, SLG: 0.344										1	0	1	1	0	0	0				
Lloyd Moseby, L OBP: 0.304, SLG: 0.329										4	0	0	0	0	0	3				
Rance Mulliniks, L OBP: 0.299, SLG: 0.270										3	0	0	0	0	1	0				
Manuel Lee, S OBP: 0.320, SLG: 0.336										3	0	1	0	0	2	0				
Nelson Liriano, S OBP: 0.316, SLG: 0.390										3	0	0	0	0	0	1				
Inning Stats	R: 1 H: 4 E: 0 K: 0 S: 13	H: 0 LOB: 2 BB: 0 P: 23	R: 0 H: 0 E: 0 K: 1 S: 9	H: 0 LOB: 0 BB: 1 P: 13	R: 1 H: 1 E: 0 K: 0 S: 14	H: 0 LOB: 0 BB: 1 P: 20	R: 0 H: 0 E: 0 K: 0 S: 8	H: 0 LOB: 0 BB: 0 P: 13	R: 0 H: 0 E: 0 K: 1 S: 9	H: 0 LOB: 0 BB: 0 P: 17	R: 0 H: 0 E: 0 K: 1 S: 11	H: 0 LOB: 0 BB: 0 P: 17	R: 0 H: 1 E: 0 K: 1 S: 9	H: 1 LOB: 0 BB: 0 P: 14	R: 1 H: 2 E: 1 K: 0 S: 11	H: 2 LOB: 1 BB: 0 P: 16	1B: 8 2B: 0 3B: 0 HR: 0	SF: 0 SAC: 0 DP: 2 HBP: 0	WP: 1 PB: 0 SB: 1 CS: 0	PA: 33
PITCHER	IP WLS BF H R ER SO BB IBB HBP BLK WP HR S P ERA WHIP	7.0 W 26 6 2 2 5 1 0 0 0 0 0 82 123 2.57 1.000	2.0 S 7 2 1 1 1 0 0 0 0 1 0 15 22 4.50 1.000																	

AB	32
R	3
H	8
RBI	2
BB	1
SO	6
LOB	8



Batter	1	2	3	4	5	6	7	8	9	AB	R	H	RBI	BB	SO	LOB	BOTTOM			
Rickey Henderson, R OBP: 0.404, SLG: 0.387										3	2	3	2	2	0	0	Toronto Blue Jays @ Oakland Athletics Oakland-Alameda County Coliseum, Oakland, CA Sun Jun 25 1989, 3:33 AM PDT Att: 49,219 - Sunny - 67 F			
Dave Henderson, R OBP: 0.322, SLG: 0.376										4	0	1	1	0	0	3				
Carney Lansford, R OBP: 0.399, SLG: 0.425										3	0	0	0	1	0	3				
Mark McGwire, R OBP: 0.333, SLG: 0.493										3	0	0	1	0	2	3				
Terry Steinbach, R OBP: 0.367, SLG: 0.419										4	0	2	0	0	1	2				
Tony Phillips, S OBP: 0.371, SLG: 0.369										2	0	0	0	1	0	1				
Lance Blankenship, R OBP: 0.250, SLG: 0.323										4	0	0	0	0	1	2				
Mike Gallego, R OBP: 0.337, SLG: 0.344										1	2	0	0	2	1	1				
Stan Javier, S OBP: 0.332, SLG: 0.350										3	2	1	2	1	0	3				
Inning Stats	R: 0 H: 0 E: 0 K: 0 S: 17	H: 1 LOB: 2 BB: 1 P: 29	R: 0 H: 1 E: 0 K: 1 S: 12	H: 1 LOB: 1 BB: 0 P: 20	R: 0 H: 1 E: 0 K: 0 S: 10	H: 1 LOB: 0 BB: 0 P: 12	R: 0 H: 1 E: 0 K: 1 S: 6	H: 3 LOB: 1 BB: 1 P: 21	R: 0 H: 0 E: 0 K: 1 S: 7	H: 0 LOB: 1 BB: 1 P: 13	R: 1 H: 0 E: 0 K: 1 S: 11	H: 0 LOB: 2 BB: 2 P: 22	R: 2 H: 1 E: 0 K: 1 S: 19	H: 1 LOB: 1 BB: 1 P: 32	R: 1 H: 2 E: 1 K: 0 S: 11	H: 2 LOB: 1 BB: 1 P: 22	1B: 6 2B: 0 3B: 0 HR: 1	SF: 1 SAC: 2 DP: 1 HBP: 1	WP: 1 PB: 0 SB: 3 CS: 0	PA: 38
PITCHER	IP WLS BF H R ER SO BB IBB HBP BLK WP HR S P ERA WHIP	5.0 L 23 6 3 3 3 4 0 1 0 1 0 33 62 10.12 1.875	2.2 14 1 3 3 3 0 0 0 0 0 0 4 5 0.00 0.000																	

AB	27
R	6
H	7
RBI	6
BB	7
SO	5
LOB	18




Batter	1	2	3	4	5	6	7	8	9	10	AB	R	H	RBI	BB	SO	LOB			
Rickey Henderson, R OBP: 0.408, SLG: 0.373 (1, 7)	K		1B		L9			G5-3			4	0	2	1	1	1	0			
Dave Henderson, R OBP: 0.321, SLG: 0.373 (1, 8)	G6-3		1B		G6-3			G5-3			5	0	1	0	0	0	4			
Dave Parker, L OBP: 0.310, SLG: 0.459 Lance Blankenship, R OBP: 0.246, SLG: 0.317 (1, 10) (8, PR) (9, 4)	P3		P6		G6-3			1B			4	0	1	0	0	0	2			
Terry Steinbach, R OBP: 0.359, SLG: 0.410 (1, 2)		F7			P4			G6-3			5	0	0	0	0	0	1			
Carney Lansford, R OBP: 0.407, SLG: 0.432 (1, 5)		G6-4-3			G5-3						3	2	2	0	2	0	0			
Mark McGwire, R OBP: 0.336, SLG: 0.493 (1, 3)		G6-4-3			F9			1B			4	0	2	2	0	0	2			
Glenn Hubbard, R OBP: 0.306, SLG: 0.355 Tony Phillips, S OBP: 0.373, SLG: 0.377 (1, 4) (9, PH) (9, 6)			F7		F9			F8			3	0	0	0	0	0	2			
Stan Javier, S OBP: 0.328, SLG: 0.343 (1, 9)			G6-3		F8			F9			4	0	0	0	0	0	3			
Mike Gallego, R OBP: 0.337, SLG: 0.341 Ron Hassey, L OBP: 0.290, SLG: 0.385 Gene Nelson, R OBP: 0.310, SLG: 0.385 Todd Burns, R OBP: 0.310, SLG: 0.385 (1, 6) (9, PH) (9, 1) (10, 1)					F9			G5-3			2	1	0	0	1	0	1			
											1	0	0	0	0	0	2			
											0	0	0	0	0	0	0			
											0	0	0	0	0	0	0			
Inning Stats	R: 0 E: 0 K: 1 S: 7	H: 0 LOB: 0 BB: 0 P: 11	R: 0 E: 0 K: 0 S: 5	H: 0 LOB: 0 BB: 1 P: 11	R: 1 E: 0 K: 0 S: 16	H: 2 LOB: 2 BB: 1 P: 28	R: 0 E: 0 K: 0 S: 7	H: 0 LOB: 0 BB: 1 P: 16	R: 0 E: 0 K: 0 S: 10	H: 0 LOB: 0 BB: 0 P: 13	R: 0 E: 0 K: 0 S: 6	H: 2 LOB: 1 BB: 0 P: 24	R: 0 E: 0 K: 0 S: 13	H: 2 LOB: 1 BB: 0 P: 18	R: 1 E: 0 K: 1 S: 8	H: 3 LOB: 3 BB: 0 P: 15	R: 0 E: 0 K: 1 S: 7	H: 0 LOB: 0 BB: 0 P: 10	1B: 6 2B: 3 3B: 0 HR: 0	SF: 0 SAC: 0 DP: 1 HBP: 0
PITCHER	IP 7.2	WLS 30	H 6	R 2	ER 2	SO 1	BB 3	IBB 0	HBP 0	BLK 0	WP 0	HR 0	S 76	P 125	ERA 2.35	WHIP 1.174				
Shane Rawley, L ERA: 4.07 Jeff Reardon, R ERA: 4.33 (1, 1) (8, 1)	IP 2.1	WLS W	H 3	R 1	ER 1	SO 1	BB 0	IBB 1	HBP 0	BLK 0	WP 0	HR 0	S 18	P 29	ERA 3.86	WHIP 1.286				

TOP

Oakland Athletics @ Minnesota Twins
Hubert H. Humphrey Metrodome, Minneapolis, MN
Mon Jun 26 1989, 8:05 PM EDT
Att: 31,914 - Dome

AB	37
R	3
H	9
RBI	3
BB	4
SO	2
LOB	17




WP: 0 PA: 41
PB: 0
SB: 2
CS: 0

Batter	1	2	3	4	5	6	7	8	9	10	AB	R	H	RBI	BB	SO	LOB					
Wally Backman, S OBP: 0.318, SLG: 0.303 Al Newman, S OBP: 0.359, SLG: 0.299 (1, 4) (9, 4)	F7		G4-3			3B		SH1-4		G4-3	3	1	1	0	0	0	1					
Randy Bush, L OBP: 0.362, SLG: 0.512 (1, 9)	G4-3		1B		L7			K		K	5	1	1	1	0	2	2					
Kirby Puckett, R OBP: 0.363, SLG: 0.485 (1, 8)	K		1B		3B			F9		HR	5	1	3	3	0	1	1					
Jim Dwyer, L OBP: 0.420, SLG: 0.400 (1, 10)		F8			G3-1			F7			4	0	0	0	0	0	1					
Gary Gaetti, R OBP: 0.298, SLG: 0.471 (1, 5)		F7			L1-6			G6-3		G6-3	4	0	1	0	0	0	1					
Kent Hrbek, L OBP: 0.390, SLG: 0.578 (1, 3)					L1-6			G4-3		BB	3	0	1	0	1	0	1					
Tim Laudner, R OBP: 0.288, SLG: 0.323 (1, 2)		F9						G4-3		BB	4	0	1	0	0	0	1					
John Moses, S OBP: 0.358, SLG: 0.385 (1, 7)					G4-3			F7		BB	3	0	1	0	1	0	0					
Greg Gagne, R OBP: 0.291, SLG: 0.391 (1, 6)			FC5-4					SH1-4		K	4	1	1	0	0	2	4					
											4	1	1	0	0	2	4					
Inning Stats	R: 0 E: 0 K: 1 S: 6	H: 0 LOB: 0 BB: 0 P: 8	R: 0 E: 0 K: 0 S: 8	H: 1 LOB: 1 BB: 0 P: 12	R: 2 E: 0 K: 0 S: 10	H: 3 LOB: 1 BB: 0 P: 17	R: 0 E: 0 K: 0 S: 4	H: 1 LOB: 0 BB: 0 P: 6	R: 0 E: 0 K: 1 S: 6	H: 0 LOB: 0 BB: 0 P: 11	R: 1 E: 0 K: 0 S: 11	H: 2 LOB: 1 BB: 0 P: 17	R: 0 E: 0 K: 0 S: 7	H: 0 LOB: 0 BB: 0 P: 11	R: 0 E: 0 K: 1 S: 13	H: 1 LOB: 1 BB: 0 P: 18	R: 0 E: 0 K: 1 S: 8	H: 1 LOB: 3 BB: 2 P: 22	R: 1 E: 0 K: 1 S: 8	H: 1 LOB: 0 BB: 0 P: 12	1B: 6 2B: 3 3B: 1 HR: 1	SF: 0 SAC: 1 DP: 1 HBP: 0
PITCHER	IP 8.0	WLS 30	H 8	R 3	ER 3	SO 3	BB 8	IBB 0	HBP 0	BLK 0	WP 0	HR 0	S 65	P 100	ERA 3.38	WHIP 1.000						
Mike Moore, R ERA: 2.23 Gene Nelson, R ERA: 2.1 Todd Burns, R ERA: 1.77 (1, 1) (9, 1) (10, 1)	IP 1.0	WLS 6	H 1	R 0	ER 0	SO 1	BB 2	IBB 0	HBP 0	BLK 0	WP 0	HR 0	S 8	P 22	ERA 0.00	WHIP 3.000						
	IP 0.2	WLS L	H 3	R 1	ER 1	SO 1	BB 0	IBB 0	HBP 0	BLK 0	WP 0	HR 1	S 8	P 12	ERA 13.50	WHIP 1.500						

BOTTOM

Oakland Athletics @ Minnesota Twins
Hubert H. Humphrey Metrodome, Minneapolis, MN
Mon Jun 26 1989, 8:05 PM EDT
Att: 31,914 - Dome

AB	36
R	4
H	10
RBI	4
BB	2
SO	5
LOB	12



WP: 0 PA: 39
PB: 0
SB: 1
CS: 0

Batter	1	2	3	4	5	6	7	8	9	AB	R	H	RBI	BB	SO	LOB	TOP										
Rickey Henderson, R OBP: 0.409, SLG: 0.375 Jamie Quirk, L OBP: 0.194, SLG: 0.107	2-1 G6-3		0-0 F9 BLK SF7 1B	3-2 S 1B		1-2 F7		0-0 1B 1B		4	1	2	0	0	0	1											
Tony Phillips, S OBP: 0.376, SLG: 0.379	4-0 CS BB		3-2 F9 1B	3-2 G5-3		2-2 F9		0-2 1B 1B		4	0	2	1	1	0	2											
Dave Henderson, R OBP: 0.320, SLG: 0.375 Ron Hassey, L OBP: 0.295, SLG: 0.389	2-2 L9		0-0 F9 1B		3-2 F8 2B		0-3 K		3-2 1B	4	0	1	0	0	0	1											
Dave Parker, L OBP: 0.308, SLG: 0.447		3-2 G4-3	2-2 SF7		0-3 K		2-2 FC4-6 HBP 1B		1-0 L4	4	0	1	1	0	1	4											
Carney Lansford, R OBP: 0.408, SLG: 0.429 Lance Blankenship, R OBP: 0.242, SLG: 0.313		0-0 F9	3-H G5-3		4-0 IBB		1-0 FC4-6 HBP 1B		1-0 P4	2	0	0	0	1	0	1											
Mark McGwire, R OBP: 0.335, SLG: 0.486 Glenn Hubbard, R OBP: 0.303, SLG: 0.351	4-0 1B BB		0-0 L7		2-1 F8		1-0 FC4-6 1-2 2-3		2-1 P2	3	1	0	0	1	0	4											
Terry Steinbach, R OBP: 0.360, SLG: 0.409	0-1 1B 1B		1-2 FC6-4 1B		1-0 G6-3		0-1 F8		0-1 F8	5	0	2	0	0	0	4											
Stan Javier, S OBP: 0.336, SLG: 0.351	1-2 1B		1-2 FC6-4 HR		2-2 SH1-3 1B		4-1 1B BB		2-1 1B	4	2	3	1	1	0	1											
Mike Gallego, R OBP: 0.335, SLG: 0.355	2-1 L9		2-0 HR		0-0 SH1-3		2-1 P3		3-2 P2	4	1	1	2	0	0	4											
Inning Stats	R: 0 E: 0 K: 0 S: 5	H: 0 LOB: 0 BB: 1 P: 13	R: 1 E: 0 K: 0 S: 13	H: 2 LOB: 2 BB: 1 P: 23	R: 1 E: 0 K: 0 S: 14	H: 2 LOB: 1 BB: 0 P: 22	R: 2 E: 0 K: 0 S: 15	H: 3 LOB: 1 BB: 0 P: 25	R: 0 E: 0 K: 1 S: 9	H: 1 LOB: 2 BB: 1 P: 19	R: 0 E: 0 K: 1 S: 10	H: 1 LOB: 1 BB: 0 P: 15	R: 0 E: 0 K: 1 S: 9	H: 1 LOB: 2 BB: 0 P: 13	R: 1 E: 0 K: 0 S: 13	H: 3 LOB: 3 BB: 1 P: 24	R: 0 E: 0 K: 0 S: 9	H: 1 LOB: 1 BB: 0 P: 16	1B: 12 2B: 1 3B: 0 HR: 1	SF: 1 SAC: 1 DP: 0 HBP: 1	WP: 0 PB: 0 SB: 1 CS: 1	PA: 45					
PITCHER	IP	WLS	BF	H	R	ER	SO	BB	IBB	HBP	BLK	WP	HR	S	P	ERA	WHIP										
Roy Smith, R ERA: 4.32	3.2		19	7	4	4	0	2	0	0	1	0	1	44	77	9.82	2.455										
Gary Wayne, L ERA: 3.25	2.1	W	10	2	0	0	1	0	1	0	0	0	0	22	40	0.00	0.857										
Juan Berenguer, R ERA: 3.64	3.0	S	16	5	1	1	1	1	0	1	0	0	0	31	53	3.00	2.000										

Oakland Athletics @ Minnesota Twins
Hubert H. Humphrey Metrodome, Minneapolis, MN
Tue Jun 27 1989, 8:05 PM EDT
Att: 37,891 - Dome

AB 38
R 5
H 14
RBI 5
BB 4
SO 2
LOB 27



Batter	1	2	3	4	5	6	7	8	9	AB	R	H	RBI	BB	SO	LOB	BOTTOM										
Al Newman, S OBP: 0.360, SLG: 0.302	2-1 BB 1B		0-1 G6-3		0-0 L8		2-1 G6-3			5	2	2	0	0	0	1											
Greg Gagne, R OBP: 0.301, SLG: 0.401	4-1 1B FC6-4 BB		2-1 1B 3B		4-1 FC5 WP BB		4-1 1B E 2B BB		0-0 F8	2	3	1	1	3	0	0											
Kirby Puckett, R OBP: 0.390, SLG: 0.489	2-0 FC6-4 1B		0-0 FC6-4 1B		4-1 1B IBB		1-1 E5 1B 2B IBB		1-1 1B	4	1	3	3	1	0	1											
Gary Gaetti, R OBP: 0.300, SLG: 0.468	0-0 F9		0-0 FC6-4 1-2		0-0 F9		4-0 2B BB IBB		1-2 1B	4	1	1	0	1	0	6											
Carmen Castillo, R OBP: 0.333, SLG: 0.548 Gene Larkin, S OBP: 0.353, SLG: 0.336 Randy Bush, L OBP: 0.360, SLG: 0.509	2-0 FC6-4		0-0 L8		0-1 FC5		2-0 BB FC6-4 2B		0-1 F6	3	0	0	1	0	0	5											
Kent Hrbek, L OBP: 0.393, SLG: 0.567 Greg Olson, R	2-1 F8				2-0 G1-3		0-0 FC6-4 BB		0-0 G4-3	2	0	0	0	2	0	1											
Brian Harper, R OBP: 0.327, SLG: 0.414 Jim Dwyer, L OBP: 0.417, SLG: 0.397 Wally Backman, S OBP: 0.320, SLG: 0.301		2-1 G6-3		2-1 L7		FC6-4 1B		2-1 G4-3		2	0	0	0	0	0	0											
AB 36 R 11 H 11 RBI 10 BB 8 SO 1 LOB 22																											
Tim Laudner, R OBP: 0.285, SLG: 0.318	3-1 F8				1-0 G6-3		1-2 1B FC6-4		1-3 K2-3	5	1	1	1	0	1	2											
John Moses, S OBP: 0.362, SLG: 0.388	1-0 F9				2-2 WP S 1B		0-2 1B G4-3			4	1	2	1	0	0	3											
Inning Stats	R: 2 E: 0 K: 0 S: 8	H: 2 LOB: 1 BB: 1 P: 20	R: 0 E: 0 K: 0 S: 5	H: 0 LOB: 0 BB: 0 P: 11	R: 1 E: 0 K: 0 S: 7	H: 2 LOB: 1 BB: 0 P: 9	R: 0 E: 0 K: 0 S: 4	H: 0 LOB: 0 BB: 0 P: 9	R: 0 E: 0 K: 0 S: 9	H: 1 LOB: 3 BB: 2 P: 19	R: 3 E: 1 K: 0 S: 26	H: 4 LOB: 3 BB: 5 P: 53	R: 0 E: 0 K: 0 S: 9	H: 2 LOB: 2 BB: 0 P: 12	R: 0 E: 0 K: 1 S: 7	H: 0 LOB: 0 BB: 0 P: 10	1B: 9 2B: 1 3B: 1 HR: 0	SF: 0 SAC: 0 DP: 0 HBP: 0	WP: 1 PB: 0 SB: 1 CS: 0	PA: 44							
PITCHER	IP	WLS	BF	H	R	ER	SO	BB	IBB	HBP	BLK	WP	HR	S	P	ERA	WHIP										
Matt Young, L ERA: 5.02	5.0		24	5	4	4	0	3	1	0	0	0	0	11	21	81.00	12.000										
Gene Nelson, R ERA: 3.39	0.1	L	7	3	3	3	0	1	1	0	0	0	0	5	15	∞	∞										
Brian Snyder, L ERA: 27.0	0.0		3	1	3	2	0	2	0	0	0	0	0	7	10	13.50	0.000										
Jim Corsi, R ERA: 2.87	0.2		2	0	1	1	0	0	0	0	0	0	0	7	10	13.50	0.000										
Bill Dawley, R ERA:	2.0		8	2	0	0	1	0	0	0	0	0	0	16	22	0.00	1.000										

Oakland Athletics @ Minnesota Twins
Hubert H. Humphrey Metrodome, Minneapolis, MN
Tue Jun 27 1989, 8:05 PM EDT
Att: 37,891 - Dome

AB 36
R 11
H 11
RBI 10
BB 8
SO 1
LOB 22



Batter	1	2	3	4	5	6	7	8	9	AB	R	H	RBI	BB	SO	LOB	TOP			
Rickey Henderson, R OBP: 0.404, SLG: 0.389	1-2 F9		2-2 F7		2-0 G5-3		1-0 G6-3			4	0	0	0	0	0	1	<p>Oakland Athletics @ Minnesota Twins</p> <p>Hubert H. Humphrey Metrodome, Minneapolis, MN</p> <p>Wed Jun 28 1989, 4:33 AM EDT</p> <p>Att: 41,387 - Dome</p>			
Tony Phillips, S OBP: 0.380, SLG: 0.383	0-0 1B		2-1 G5-3		4-2 E		3-3 K			3	0	1	0	1	1					
Dave Henderson, R OBP: 0.319, SLG: 0.371	0-3 K		4-1 BB		2-2 E5		0-1 L8			3	0	0	0	1	2					
Terry Steinbach, R OBP: 0.358, SLG: 0.407	2-2 FC4-6		3-2 G6-3		0-0 L3		1-0 F8			4	0	1	0	0	3					
Carney Lansford, R OBP: 0.409, SLG: 0.430	0-1 FC4-6				2-2 CS		1-0 F9			4	0	2	0	0	2					
Mark McGwire, R OBP: 0.330, SLG: 0.478		1-1 F8		1-2 F8		1-1 P5		2-1 G5-3		4	0	0	0	0	2					
Glenn Hubbard, R OBP: 0.319, SLG: 0.361		0-1 1B		4-1 BB		1-1 F7		0-2 1B		3	0	2	0	1	0					
Mike Gallego, R OBP: 0.333, SLG: 0.353		0-0 F9		3-3 K			0-0 SH1-3		0-1 F9	4	0	1	0	0	1	3				
Stan Javier, S OBP: 0.332, SLG: 0.346		1-0 F9			1-1 P3		0-1 SH1-3		1-3 K	3	0	0	0	0	1	2				
Inning Stats	R: 0 E: 0 K: 1 S: 14	H: 2 LOB: 2 BB: 0 P: 17	R: 0 E: 0 K: 0 S: 6	H: 1 LOB: 1 BB: 0 P: 8	R: 0 E: 0 K: 0 S: 10	H: 0 LOB: 1 BB: 1 P: 21	R: 0 E: 0 K: 1 S: 10	H: 1 LOB: 1 BB: 1 P: 18	R: 0 E: 1 K: 0 S: 9	H: 0 LOB: 2 BB: 1 P: 18	R: 0 E: 0 K: 0 S: 7	H: 1 LOB: 1 BB: 0 P: 11	R: 0 E: 0 K: 0 S: 4	H: 0 LOB: 0 BB: 0 P: 6	R: 0 E: 0 K: 1 S: 12	H: 1 LOB: 1 BB: 0 P: 15	1B: 6 2B: 1 3B: 0 HR: 0	SF: 0 SAC: 1 DP: 0 HBP: 0	WP: 0 PB: 0 SB: 0 CS: 2	PA: 36
PITCHER Frank Viola, L ERA: 3.72	IP: 9.0 WLS: W BF: 36 H: 7 R: 0 ER: 0 SO: 4 BB: 3 IBB: 0 HBP: 0 BLK: 0 WP: 0 HR: 0 S: 79 P: 125 ERA: 0.00 WHIP: 1.111															PITCHER				

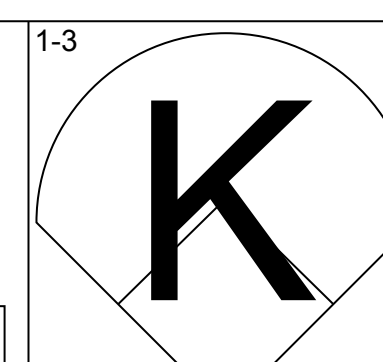
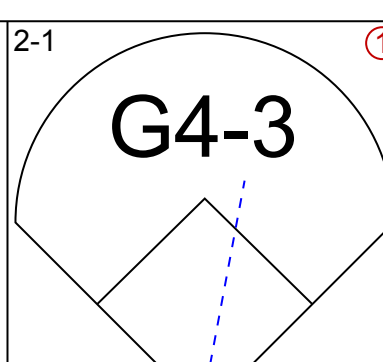
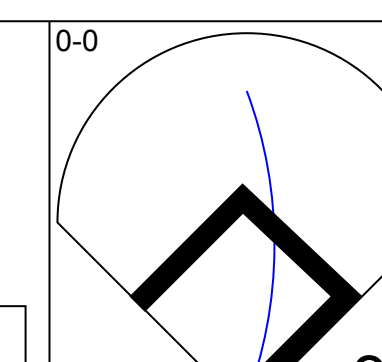
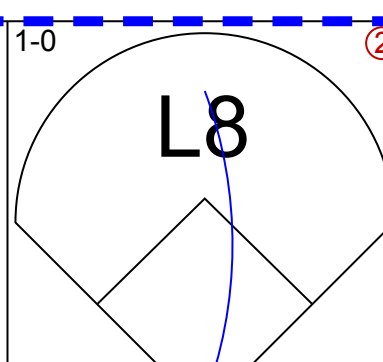
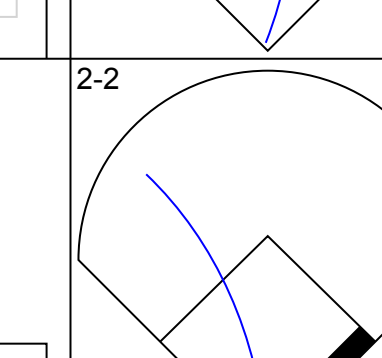
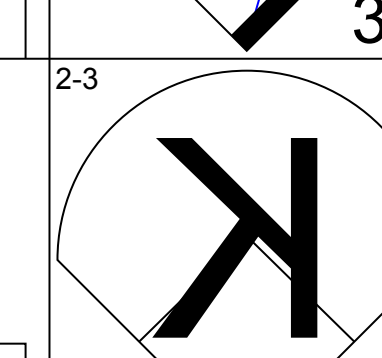
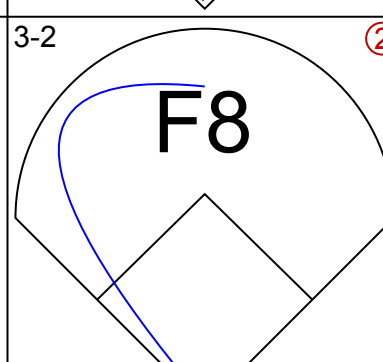
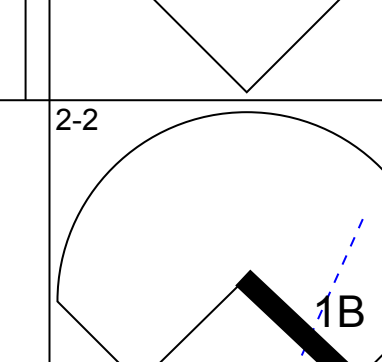
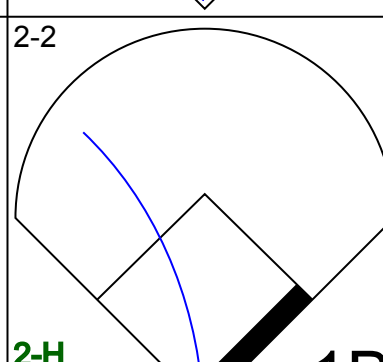
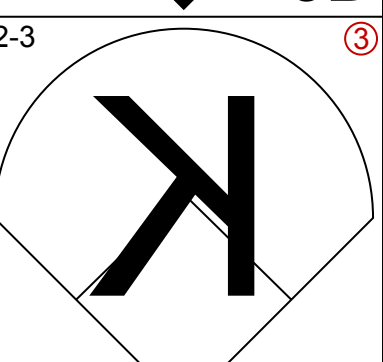
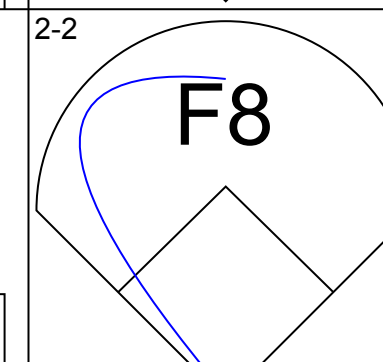
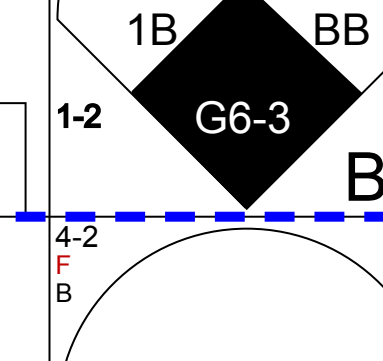
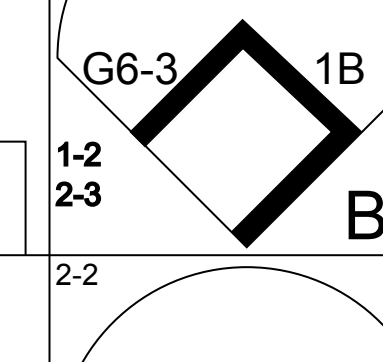
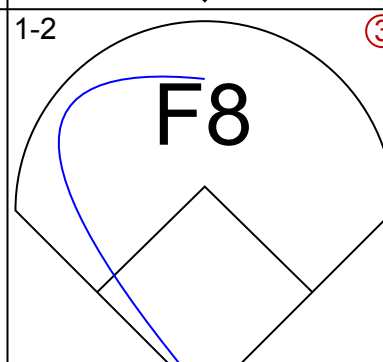
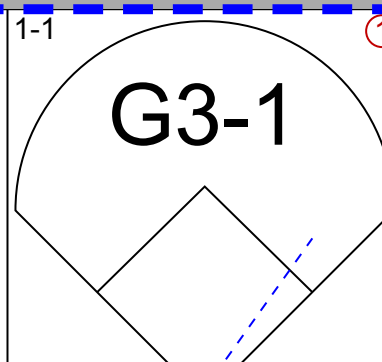
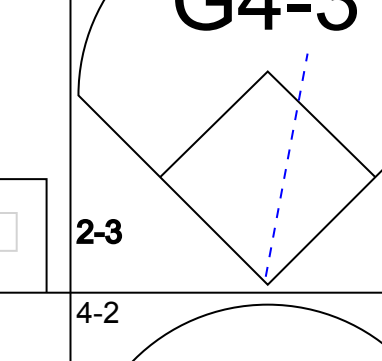
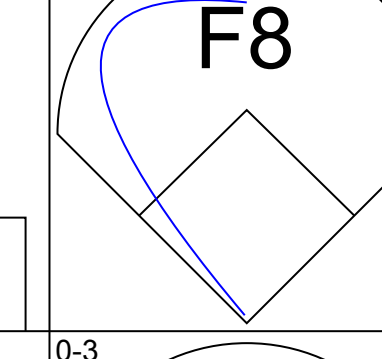
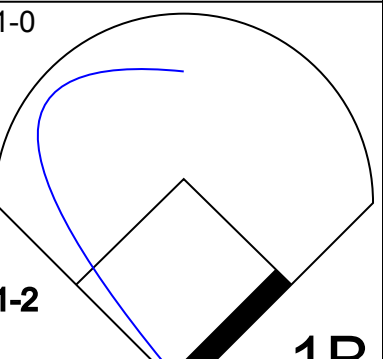
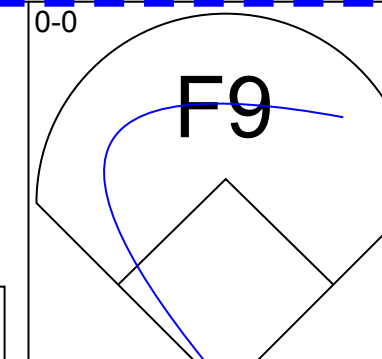
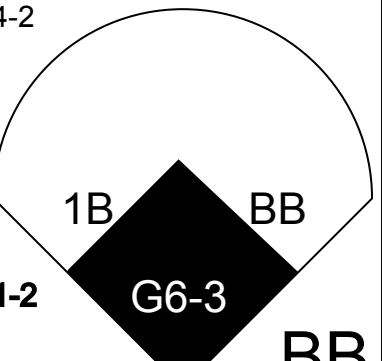
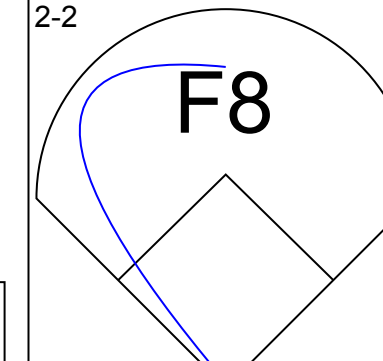
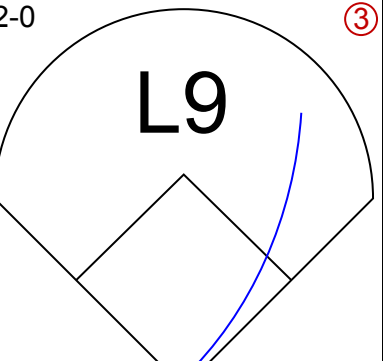
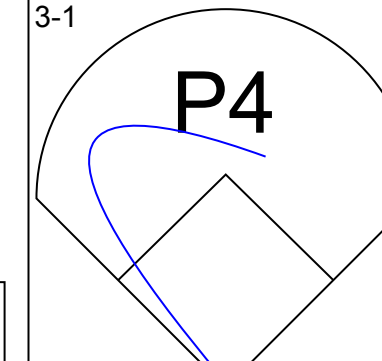
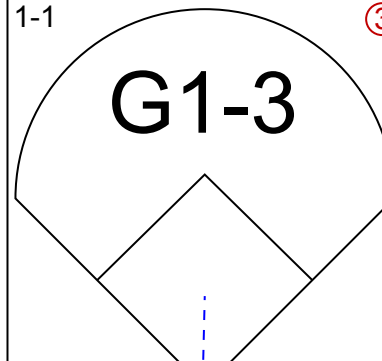
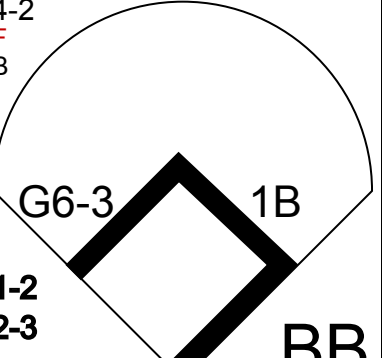
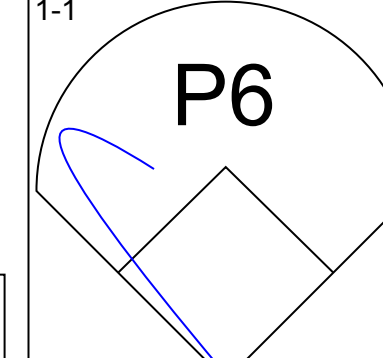
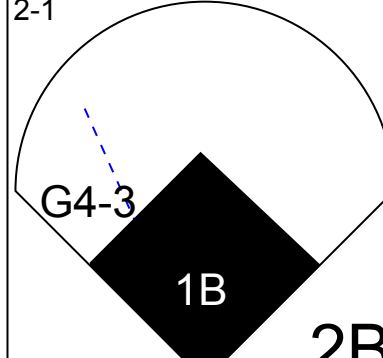
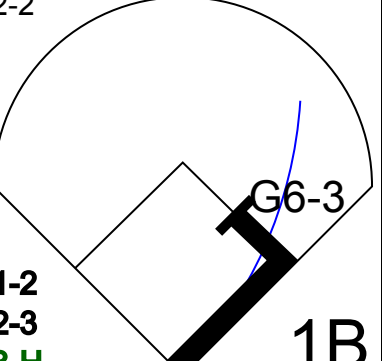
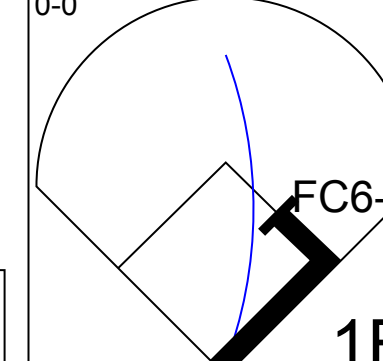

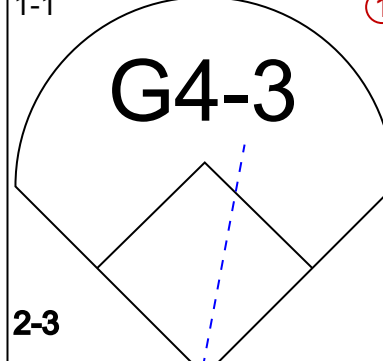
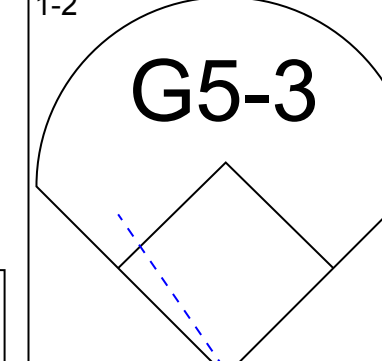
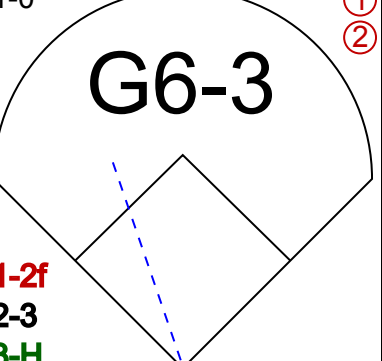
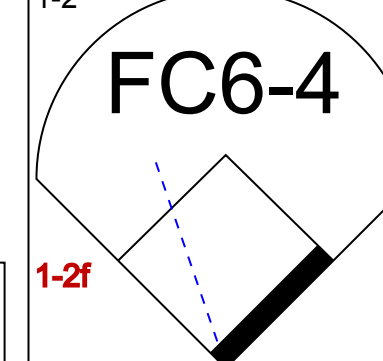
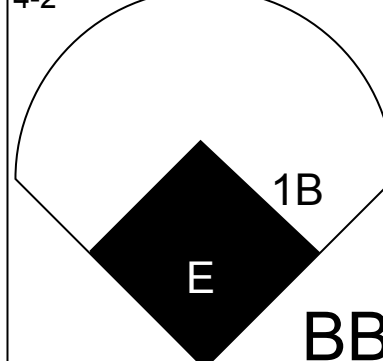
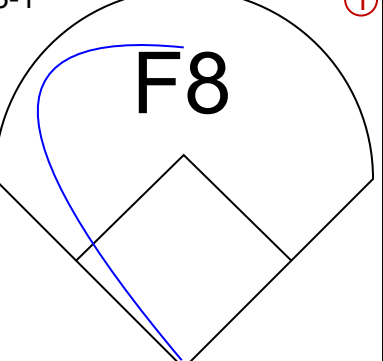
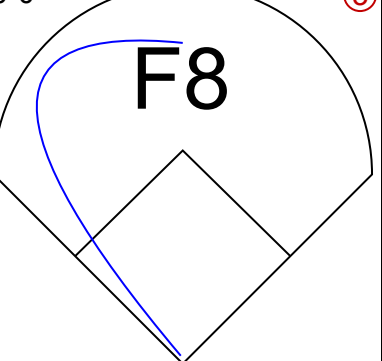
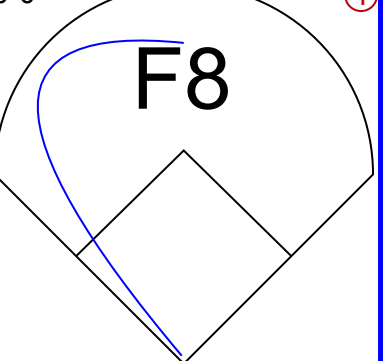
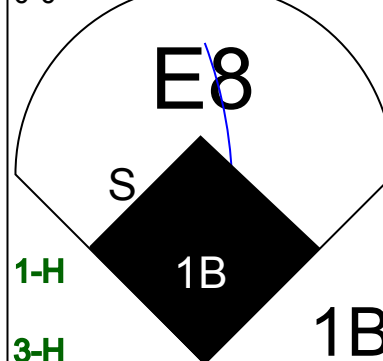
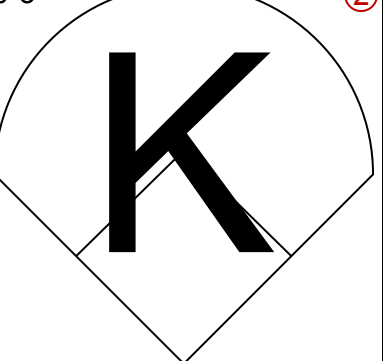
AB	32
R	0
H	7
RBI	0
BB	3
SO	4
LOB	16

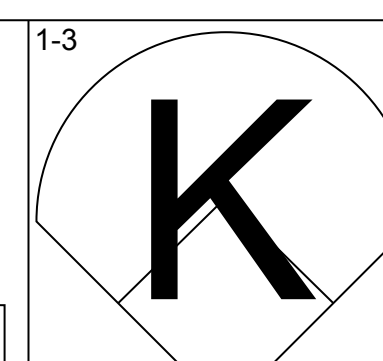
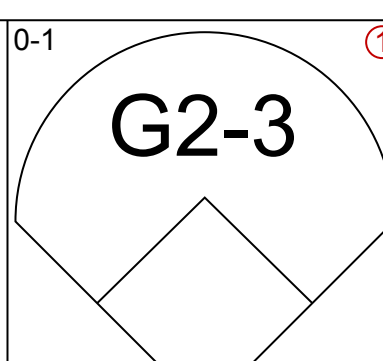
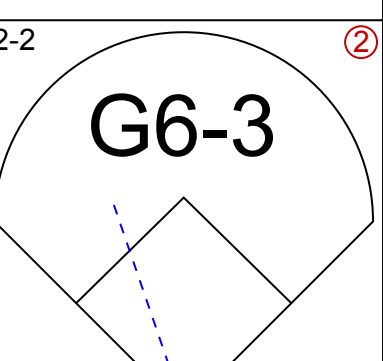
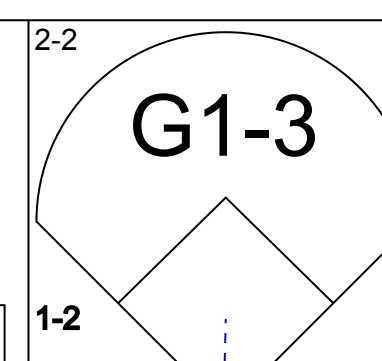
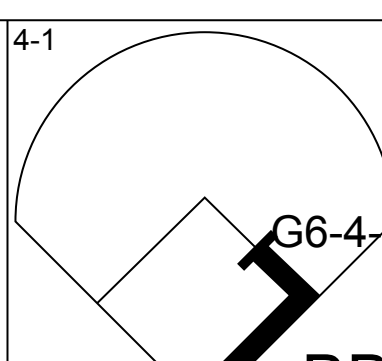
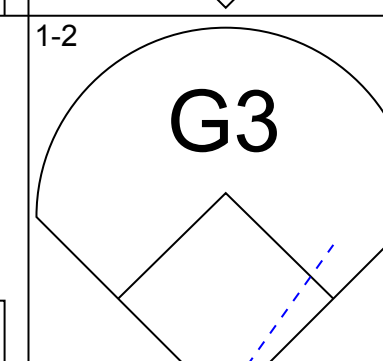
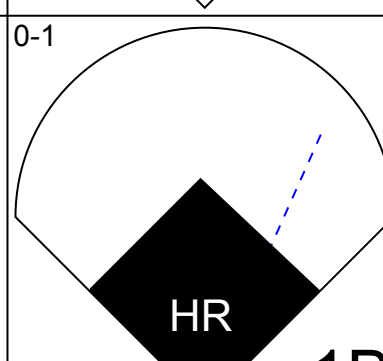
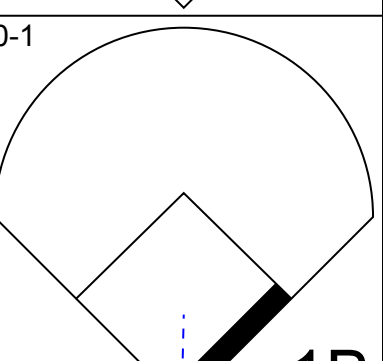
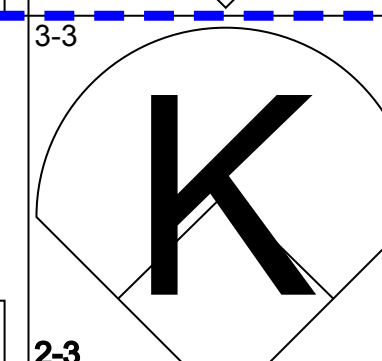
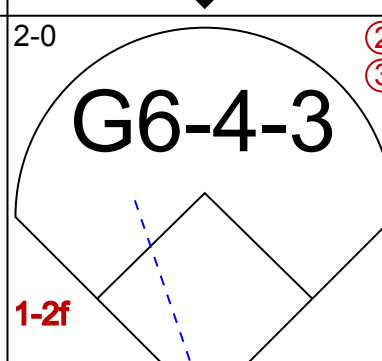
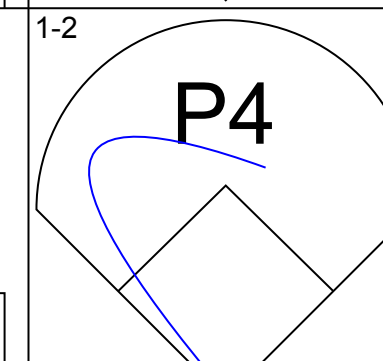
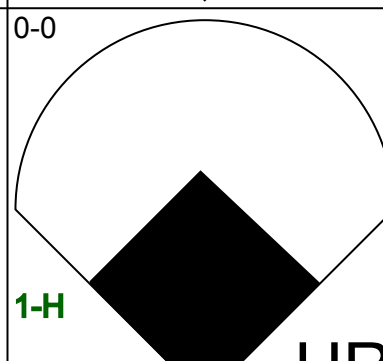
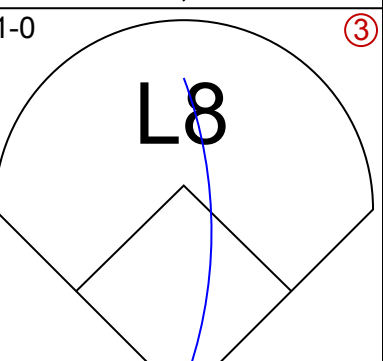
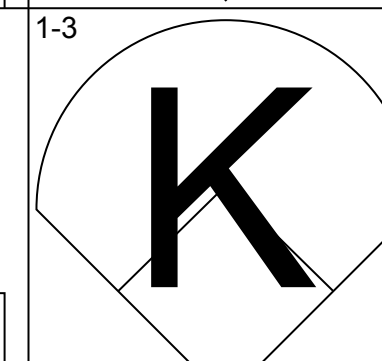
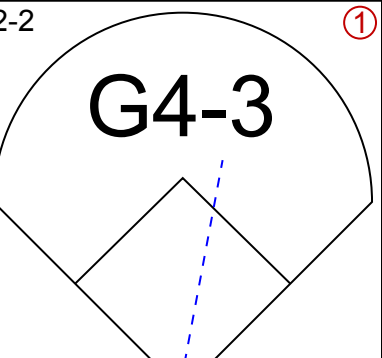
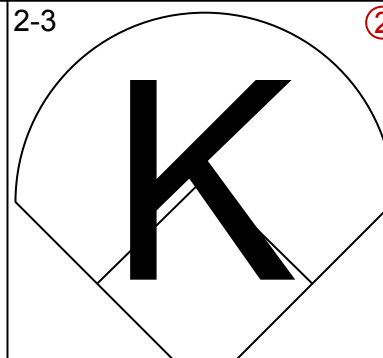
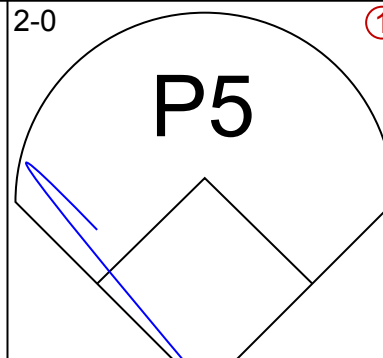
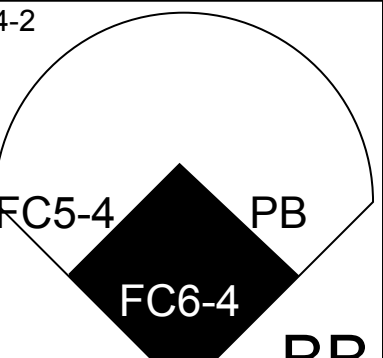
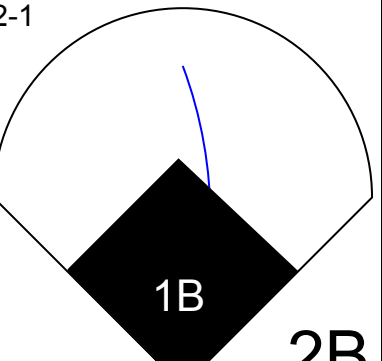
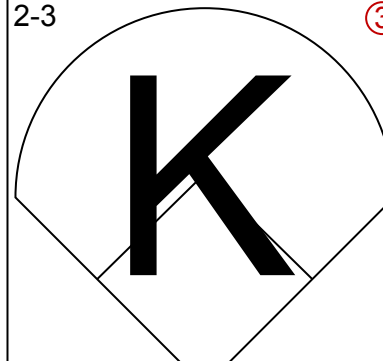

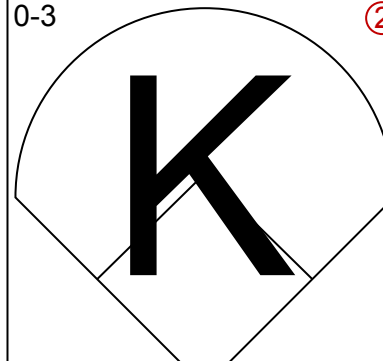
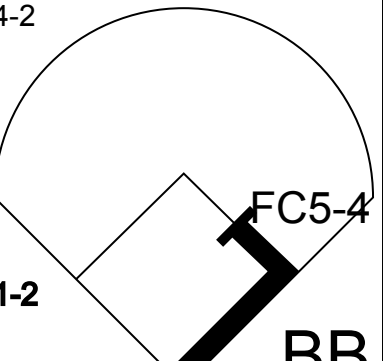
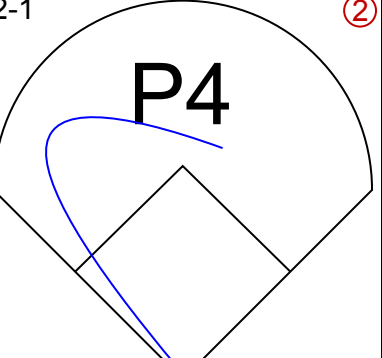
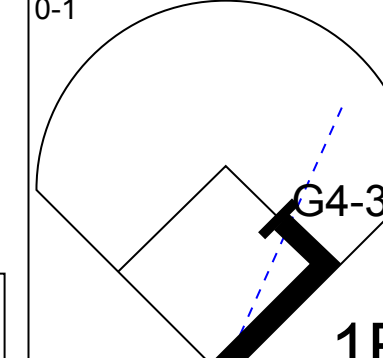

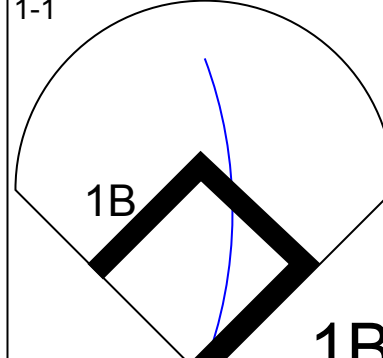
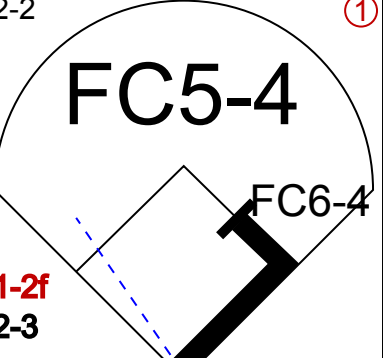
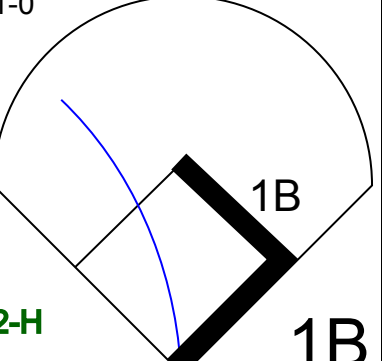

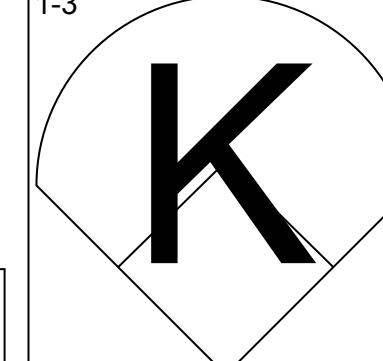

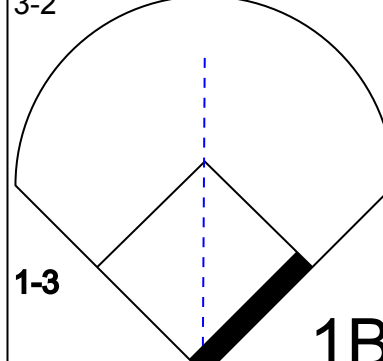
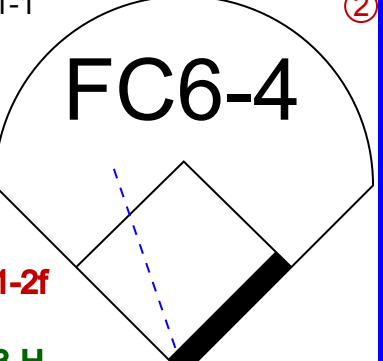
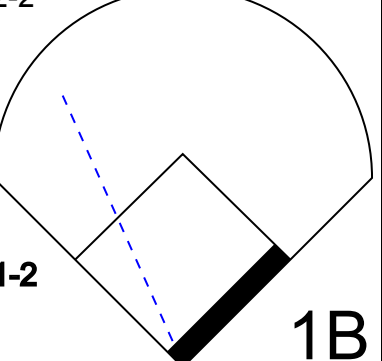

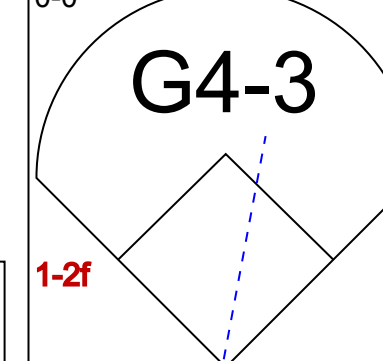
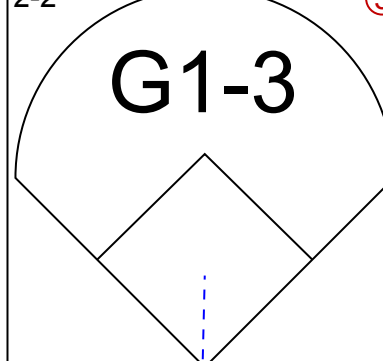
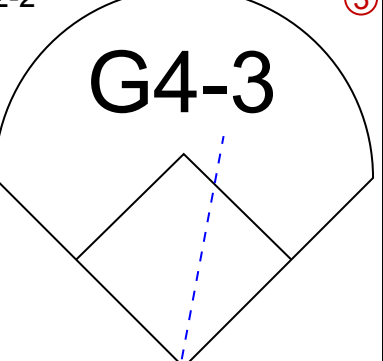
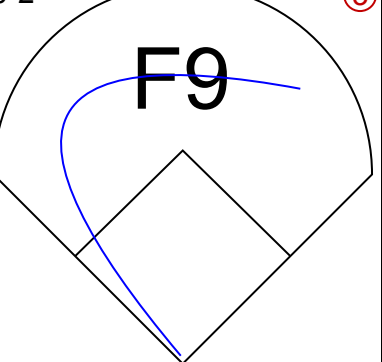
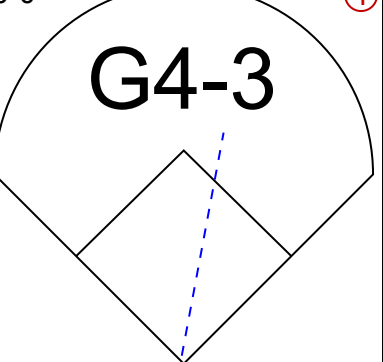
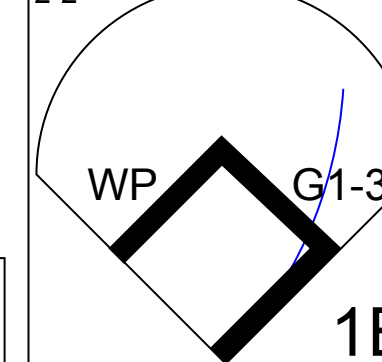
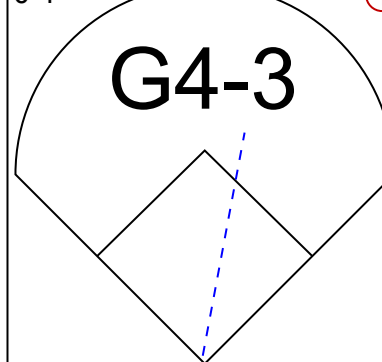


Batter	1	2	3	4	5	6	7	8	9	AB	R	H	RBI	BB	SO	LOB	BOTTOM			
Al Newman, S OBP: 0.353, SLG: 0.295	0-0 E1		0-0 G1-3		1-0 G3		1-1 G4-3			4	0	0	0	0	0	4	<p>Oakland Athletics @ Minnesota Twins</p> <p>Hubert H. Humphrey Metrodome, Minneapolis, MN</p> <p>Wed Jun 28 1989, 4:33 AM EDT</p> <p>Att: 41,387 - Dome</p>			
Wally Backman, S OBP: 0.318, SLG: 0.306	2-2 G6-4-3		1-2 2H			2-2 L6		0-0 G3		4	0	1	1	0	0	1				
Kirby Puckett, R OBP: 0.388, SLG: 0.485	1-0 PB		0-0 G6-3			0-0 G6-3		0-1 G6-3		4	0	1	0	0	0	1				
Kent Hrbek, L OBP: 0.381, SLG: 0.546	2-0 G4-3			0-1 G3-1		1-0 P6		1-0 G4-3		4	0	0	0	0	0	1				
Gary Gaetti, R OBP: 0.297, SLG: 0.463		2-3 K		2-0 F9			1-1 G5-3			3	0	0	0	0	1	0				
Randy Bush, L OBP: 0.359, SLG: 0.518		0-0 P6		1-0 P5			3-1 2B			3	1	1	0	0	0	0				
Jim Dwyer, L OBP: 0.422, SLG: 0.410		1-2 G6-3			0-0 SH5-3		1-0 WP			3	0	2	1	0	0	0				
Tim Laudner, R OBP: 0.288, SLG: 0.316			1-3 K		1-1 SH5-3		4-2 3H			1	0	0	0	1	1	0				
Greg Gagne, R OBP: 0.302, SLG: 0.400			2-2 G1-3		2-2 F8		0-3 K			3	1	1	0	0	1	3				
Inning Stats	R: 0 E: 1 K: 0 S: 7	H: 1 LOB: 1 BB: 0 P: 11	R: 0 E: 0 K: 1 S: 7	H: 0 LOB: 0 BB: 0 P: 10	R: 1 E: 0 K: 1 S: 11	H: 2 LOB: 1 BB: 0 P: 15	R: 0 E: 0 K: 0 S: 4	H: 0 LOB: 0 BB: 0 P: 7	R: 0 E: 0 K: 0 S: 6	H: 1 LOB: 1 BB: 0 P: 9	R: 0 E: 0 K: 0 S: 5	H: 0 LOB: 0 BB: 0 P: 8	R: 1 E: 0 K: 1 S: 12	H: 2 LOB: 2 BB: 1 P: 22	R: 0 E: 0 K: 0 S: 4	H: 0 LOB: 0 BB: 0 P: 5	1B: 3 2B: 2 3B: 1 HR: 0	SF: 0 SAC: 1 DP: 1 HBP: 0	WP: 1 PB: 1 SB: 0 CS: 0	PA: 31
PITCHER Dave Stewart, R ERA: 3.51	IP: 8.0 WLS: L BF: 31 H: 6 R: 2 ER: 2 SO: 3 BB: 1 IBB: 0 HBP: 0 BLK: 0 WP: 1 HR: 0 S: 56 P: 87 ERA: 2.25 WHIP: 0.875															PITCHER				

AB	29
R	2
H	6
RBI	2
BB	1
SO	3
LOB	10



Batter	1	2	3	4	5	6	7	8	9	AB	R	H	RBI	BB	SO	LOB	TOP								
Tony Phillips, S OBP: 0.377, SLG: 0.397 (6, 6)										4	1	1	0	1	1	1	Oakland Athletics @ Cleveland Indians Cleveland Municipal Stadium, Cleveland, OH Sat Jul 01 1989, 7:05 PM EDT Att: 18,826 - Unknown								
Dave Henderson, R OBP: 0.321, SLG: 0.372 (1, 8)										5	0	1	1	0	2	2									
Dave Parker, L OBP: 0.310, SLG: 0.446 (1, 10)										5	0	2	0	0	0	1									
Mark McGwire, R OBP: 0.332, SLG: 0.476 (1, 3)										4	1	1	1	1	0	1									
Carney Lansford, R OBP: 0.407, SLG: 0.424 (1, 5)										4	1	0	0	1	0	2									
Glenn Hubbard, R OBP: 0.333, SLG: 0.374 (1, 4)										2	1	1	0	2	0	0									
Terry Steinbach, R OBP: 0.359, SLG: 0.406 (1, 2)										4	0	2	1	0	0	2									
Stan Javier, S OBP: 0.331, SLG: 0.341 (1, 9)										3	1	0	0	1	0	3									
Mike Gallego, R OBP: 0.333, SLG: 0.349 Rickey Henderson, R OBP: 0.404, SLG: 0.368 (6, 7)										2	0	0	0	0	0	1									
Inning Stats	R: 0 E: 0 K: 1 S: 9	H: 0 LOB: 0 BB: 0 P: 14	R: 2 E: 0 K: 0 S: 17	H: 1 LOB: 1 BB: 3 P: 32	R: 0 E: 0 K: 0 S: 8	H: 1 LOB: 1 BB: 0 P: 15	R: 0 E: 0 K: 0 S: 10	H: 1 LOB: 1 BB: 0 P: 14	R: 1 E: 0 K: 1 S: 10	H: 2 LOB: 2 BB: 1 P: 20	R: 3 E: 1 K: 0 S: 14	H: 3 LOB: 1 BB: 1 P: 25	R: 0 E: 0 K: 0 S: 9	H: 0 LOB: 1 BB: 1 P: 17	R: 0 E: 0 K: 2 S: 10	H: 1 LOB: 1 BB: 0 P: 15	R: 0 E: 0 K: 0 S: 7	H: 0 LOB: 0 BB: 0 P: 11	1B: 7 2B: 1 3B: 1 HR: 0	SF: 0 SAC: 0 DP: 1 HBP: 0	WP: 0 PB: 1 SB: 1 CS: 0	PA: 41			
PITCHER	IP	WLS	BF	H	R	ER	SO	BB	IBB	HBP	BLK	WP	HR	S	P	ERA	WHIP								
Tom Candiotti, R ERA: 3.8 (1, 1)	1.0		5	0	2	2	1	2	0	0	0	0	0	14	27	18.00	2.000								
Rich Yett, R ERA: 5.14 (2, 1)	4.1	L	22	7	4	3	1	3	0	0	0	0	0	47	82	6.23	2.308								
Scott Bailes, L ERA: 3.14 (6, 1)	0.2		3	1	0	0	0	0	0	0	0	0	0	7	11	0.00	1.500								
Jesse Orosco, L ERA: 2.15 (7, 1)	2.0		8	1	0	0	2	1	0	0	0	0	0	19	32	0.00	1.000								
Doug Jones, R ERA: 1.83 (9, 1)	1.0		3	0	0	0	0	0	0	0	0	0	0	7	11	0.00	0.000								

Batter	1	2	3	4	5	6	7	8	9	AB	R	H	RBI	BB	SO	LOB	BOTTOM								
Jerry Browne, S OBP: 0.347, SLG: 0.387 (1, 4)											4	0	0	0	1	1	Oakland Athletics @ Cleveland Indians Cleveland Municipal Stadium, Cleveland, OH Sat Jul 01 1989, 7:05 PM EDT Att: 18,826 - Unknown								
Oddibe McDowell, L OBP: 0.296, SLG: 0.297 Cory Snyder, R OBP: 0.262, SLG: 0.383 (7, PH) (8, 9)										3	1	2	0	0	0	0									
Joe Carter, R OBP: 0.299, SLG: 0.448 (1, 8)										4	1	1	2	0	1	2									
Pete O'Brien, L OBP: 0.384, SLG: 0.448 (1, 3)										3	1	0	0	1	1	0									
Dave Clark, L OBP: 0.302, SLG: 0.383 Luis Aguayo, R OBP: 0.250, SLG: 0.159 (8, PH) (1, 10)										3	1	1	0	0	2	0									
Brad Komminsk, R OBP: 0.500, SLG: 0.500 (8, 7) (1, 9)										4	0	2	0	0	0	3									
Brook Jacoby, R OBP: 0.348, SLG: 0.419 Danny Sheaffer, R OBP: 0.133, SLG: 0.071 (6, PR) (9, 5)										4	0	2	2	0	1	2									
Andy Allanson, R OBP: 0.258, SLG: 0.259 Mark Salas, L OBP: 0.291, SLG: 0.397 (8, PH) (9, 2)										0	0	0	0	0	0	0									
Felix Fermin, R OBP: 0.316, SLG: 0.266 (1, 6)										4	0	1	0	0	0	2									
Inning Stats	R: 0 E: 0 K: 1 S: 10	H: 0 LOB: 0 BB: 0 P: 13	R: 1 E: 0 K: 0 S: 14	H: 3 LOB: 2 BB: 0 P: 23	R: 2 E: 0 K: 2 S: 11	H: 2 LOB: 0 BB: 0 P: 15	R: 0 E: 0 K: 1 S: 6	H: 1 LOB: 0 BB: 0 P: 7	R: 0 E: 0 K: 0 S: 7	H: 1 LOB: 1 BB: 0 P: 10	R: 0 E: 0 K: 1 S: 12	H: 2 LOB: 2 BB: 0 P: 20	R: 0 E: 0 K: 2 S: 17	H: 1 LOB: 1 BB: 0 P: 25	R: 1 E: 0 K: 0 S: 14	H: 0 LOB: 1 BB: 2 P: 27	R: 0 E: 0 K: 0 S: 4	H: 0 LOB: 0 BB: 1 P: 10	1B: 8 2B: 1 3B: 0 HR: 1	SF: 0 SAC: 0 DP: 2 HBP: 0	WP: 1 PB: 1 SB: 0 CS: 0	PA: 38			
PITCHER	IP	WLS	BF	H	R	ER	SO	BB	IBB	HBP	BLK	WP	HR	S	P	ERA	WHIP								
Mike Moore, R ERA: 2.35 (1, 1)	5.2	W	25	9	3	3	5	0	0	0	0	0	0	12	18	0.00	1.588								
Jim Corsi, R ERA: 2.76 (6, 1)	0.2		3	1	0	0	0	0	0	0	0	0	0	13	25	13.50	3.000								
Rick Honeycutt, L ERA: 2.16 (7, 1)	0.2		4	0	1	1	2	2	0	0	0	1	0	13	24	0.00	0.500								
Todd Burns, R ERA: 1.71 (8, 1)	2.0	S	6	0	0	0	0	1	0	0	0	0	0	13	24	0.00	0.500								



Batter	1	2	3	4	5	6	7	8	9	AB	R	H	RBI	BB	SO	LOB	TOP										
Kurt Stillwell, S OBP: 0.319, SLG: 0.342 (1, 6)	1-1 F8		0-2 G6-3			1-0 G4-3		1-2 1B		4	0	1	0	0	0	0	Kansas City Royals @ Oakland Athletics Oakland-Alameda County Coliseum, Oakland, CA Mon Jul 03 1989, 7:05 PM PDT Att: 36,763 - Sunny - 66 F										
Kevin Seitzer, R OBP: 0.391, SLG: 0.351 (1, 5)	0-1 1B		2-3 K			3-3 K		0-2 G5-3		4	0	1	0	0	2	2											
George Brett, L OBP: 0.311, SLG: 0.333 (1, 3)	1-3 K		1-2 G6-3			1-2 L9			0-0 1B	4	0	1	0	0	1	1											
Bo Jackson, R OBP: 0.300, SLG: 0.510 (1, 10)	0-3 K			3-3 K			2-2 L9		3-3 K	4	0	0	0	0	3	2											
Jim Eisenreich, L OBP: 0.352, SLG: 0.434 (1, 8)		0-0 SH3-4 2B		0-1 F7			3-1 L8		3-2 L9	4	0	1	0	0	0	1											
Danny Tartabull, R OBP: 0.380, SLG: 0.420 (1, 9)		1-0 SH3-4 HBP		1-3 K			0-0 F9		1-3 K	3	0	0	0	0	2	1											
Pat Tabler, R OBP: 0.332, SLG: 0.295 (1, 7)		1-1 SH3-4			2-2 G1-3			2-2 G4-3		2	0	0	0	0	0	0											
Bob Boone, R OBP: 0.357, SLG: 0.359 (1, 2)		3-1 F7			1-0 G4-3			1-2 L7		3	0	0	0	0	0	2											
Frank White, R OBP: 0.299, SLG: 0.299 (1, 4)		2-2 G5-3			1-3 K			4-2 1B		2	0	0	0	0	1	2											
Matt Winters, L OBP: 0.392, SLG: 0.381 (8, PH)										0	0	0	0	1	0	0											
Willie Wilson, S OBP: 0.267, SLG: 0.240 (8, PR)										0	0	0	0	0	0	0											
Brad Wellman, R OBP: 0.284, SLG: 0.278 (8, 4)										0	0	0	0	0	0	0											
Inning Stats	R: 0 E: 0 K: 2 S: 10	H: 1 LOB: 1 BB: 0 P: 12	R: 0 E: 0 K: 0 S: 8	H: 1 LOB: 2 BB: 0 P: 15	R: 0 E: 0 K: 1 S: 16	H: 0 LOB: 0 BB: 0 P: 19	R: 0 E: 0 K: 2 S: 8	H: 0 LOB: 0 BB: 0 P: 12	R: 0 E: 0 K: 1 S: 7	H: 0 LOB: 0 BB: 0 P: 11	R: 0 E: 0 K: 0 S: 11	H: 0 LOB: 0 BB: 0 P: 16	R: 0 E: 0 K: 0 S: 6	H: 0 LOB: 0 BB: 0 P: 11	R: 0 E: 0 K: 0 S: 19	H: 1 LOB: 2 BB: 1 P: 27	R: 0 E: 0 K: 2 S: 12	H: 1 LOB: 1 BB: 0 P: 19	1B: 3 2B: 1 3B: 0 HR: 0	SF: 0 SAC: 1 DP: 0 HBP: 1	WP: 1 PB: 0 SB: 0 CS: 0	PA: 33					
PITCHER	IP	WLS	BF	H	R	ER	SO	BB	IBB	HBP	BLK	WP	HR	S	P	ERA	WHIP										
Dave Stewart, R ERA: 3.3 (1, 1)	8.0	W	30	4	0	0	7	1	0	1	0	0	0	86	124	0.00	0.625										
Todd Burns, R ERA: 1.7 (9, 1)	0.1		1	0	0	0	1	0	0	0	0	0	0	3	6	0.00	0.000										
Rick Honeycutt, L ERA: 2.13 (9, 1)	0.2	S	2	0	0	0	1	0	0	0	0	1	0	8	12	0.00	0.000										

AB	30
R	0
H	4
RBI	0
BB	1
SO	9
LOB	11



Batter	1	2	3	4	5	6	7	8	9	AB	R	H	RBI	BB	SO	LOB	BOTTOM										
Rickey Henderson, R OBP: 0.405, SLG: 0.379 (1, 7)	2-2 G6-3		1-1 F9		1-2 G6-3			2-3 K		4	0	0	0	0	1	0	Kansas City Royals @ Oakland Athletics Oakland-Alameda County Coliseum, Oakland, CA Mon Jul 03 1989, 7:05 PM PDT Att: 36,763 - Sunny - 66 F										
Dave Henderson, R OBP: 0.318, SLG: 0.368 (1, 8)	0-0 F8		2-1 E9 2B		2-3 K			2-2 L4		4	1	1	0	0	1	0											
Dave Parker, L OBP: 0.315, SLG: 0.463 (1, 10)	4-2 1B BB		0-0 2B		2-3 K			3-3 K		3	0	1	1	1	2	0											
Mark McGwire, R OBP: 0.332, SLG: 0.475 (1, 3)	0-1 1B		3-H 1-3 K		1-2 F9					3	0	1	0	0	1	1											
Terry Steinbach, R OBP: 0.363, SLG: 0.413 (1, 2)	1-1 1B		1-2 G5-3							3	0	2	0	0	0	1											
Camey Lansford, R OBP: 0.403, SLG: 0.419 (1, 5)	0-3 K			0-0 G4-3				1-1 G4-3		3	0	0	0	0	1	4											
Stan Javier, S OBP: 0.325, SLG: 0.335 (1, 9)		0-0 B4-3		3-2 G4-3				1-0 G4-3		3	0	0	0	0	0	0											
Lance Blankenship, R OBP: 0.247, SLG: 0.307 (1, 4)		2-0 G3		1-3 K				1-1 CS 1B		3	0	1	0	0	1	0											
Mike Gallego, R OBP: 0.336, SLG: 0.348 (1, 6)		1-3 K			1-1 G4-3			2-3 K		3	0	0	0	0	2	1											
Inning Stats	R: 0 E: 0 K: 1 S: 16	H: 2 LOB: 3 BB: 1 P: 23	R: 0 E: 0 K: 1 S: 6	H: 0 LOB: 0 BB: 0 P: 9	R: 1 E: 1 K: 1 S: 11	H: 2 LOB: 1 BB: 0 P: 16	R: 0 E: 0 K: 1 S: 7	H: 0 LOB: 0 BB: 0 P: 11	R: 0 E: 0 K: 1 S: 8	H: 0 LOB: 0 BB: 0 P: 12	R: 0 E: 0 K: 1 S: 11	H: 1 LOB: 1 BB: 0 P: 16	R: 0 E: 0 K: 1 S: 7	H: 1 LOB: 0 BB: 0 P: 10	R: 0 E: 0 K: 2 S: 9	H: 0 LOB: 0 BB: 0 P: 16		1B: 5 2B: 1 3B: 0 HR: 0	SF: 0 SAC: 0 DP: 0 HBP: 0	WP: 0 PB: 0 SB: 0 CS: 1	PA: 30						
PITCHER	IP	WLS	BF	H	R	ER	SO	BB	IBB	HBP	BLK	WP	HR	S	P	ERA	WHIP										
Mark Gubicza, R ERA: 2.47 (1, 1)	8.0	L	30	6	1	0	9	1	0	0	0	0	0	75	113	0.00	0.875										



Batter	1	2	3	4	5	6	7	8	9	AB	R	H	RBI	BB	SO	LOB	TOP		
Jim Eisenreich, L OBP: 0.343, SLG: 0.419 (1, 9)	F7			G4-3		F8 WP 1B		F9		4	0	1	0	0	0	0	Kansas City Royals @ Oakland Athletics Oakland-Alameda County Coliseum, Oakland, CA Thu Jul 06 1989, 7:05 PM PDT Att: 21,985 - Sunny - 84 F livebaseballscorecards.com		
Kevin Seitzer, R OBP: 0.387, SLG: 0.347 (1, 5)	K			P3				K		3	0	0	0	1	2	0			
George Brett, L OBP: 0.308, SLG: 0.348 (1, 3)	G5-3			BB		F8		G3-1		3	0	0	0	1	0	2			
Bo Jackson, R OBP: 0.307, SLG: 0.526 (1, 10)		G6-3		K		K			WP G3 SF8 BB	3	1	0	0	1	2	3			
Pat Tabler, R OBP: 0.341, SLG: 0.307 (1, 7)		K						G3		4	0	0	0	0	3	1			
Bob Boone, R OBP: 0.361, SLG: 0.361 (1, 2)		L7				F7		G5-3	SF8	3	0	0	1	0	0	0			
Frank White, R OBP: 0.306, SLG: 0.307 (1, 4)				K		1B		1B	F8	4	0	2	0	0	1	0			
Brad Wellman, R OBP: 0.292, SLG: 0.280 (1, 6)				K		K				3	0	1	0	0	2	1			
Willie Wilson, S OBP: 0.275, SLG: 0.256 (1, 8)										2	0	0	0	0	2	0			
Bill Buckner, L OBP: 0.242, SLG: 0.275 (7, PH)				K						1	0	0	0	0	1	2			
Matt Winters, L OBP: 0.404, SLG: 0.381 (7, 9)				K				K		0	0	0	0	0	0	0			
Inning Stats	R: 0 E: 0 K: 1 S: 6	H: 0 LOB: 0 BB: 0 P: 8	R: 0 E: 0 K: 1 S: 12	H: 0 LOB: 0 BB: 0 P: 19	R: 0 E: 0 K: 3 S: 9	H: 0 LOB: 0 BB: 0 P: 13	R: 0 E: 0 K: 1 S: 10	H: 1 LOB: 1 BB: 1 P: 20	R: 0 E: 0 K: 2 S: 16	H: 1 LOB: 2 BB: 1 P: 28	R: 0 E: 0 K: 2 S: 12	H: 2 LOB: 2 BB: 0 P: 18	R: 0 E: 0 K: 1 S: 7	H: 0 LOB: 0 BB: 1 P: 10	R: 1 E: 0 K: 0 S: 9	H: 0 LOB: 0 BB: 1 P: 16	1B: 4 2B: 0 3B: 0 HR: 0	SF: 1 SAC: 0 DP: 0 HBP: 0	WP: 2 PA: 34 SB: 0 CS: 0
PITCHER	IP	WLS	BF	H	R	ER	SO	BB	IBB	HBP	BLK	WP	HR	S	P	ERA	WHIP		
Mike Moore, R ERA: 2.22 (1, 1)	7.0	W	27	4	0	0	12	2	0	0	0	1	0	77	122	0.00	0.857		
Todd Burns, R ERA: 1.94 (8, 1)	2.0	S	7	0	1	1	1	1	0	0	0	1	0	16	26	4.50	0.500		

Batter	1	2	3	4	5	6	7	8	9	AB	R	H	RBI	BB	SO	LOB	BOTTOM		
Rickey Henderson, R OBP: 0.407, SLG: 0.384 (1, 7)	G1-3 BB G4-3 1B				G6-3			E6 S 2B		4	2	2	0	0	0	0	Kansas City Royals @ Oakland Athletics Oakland-Alameda County Coliseum, Oakland, CA Thu Jul 06 1989, 7:05 PM PDT Att: 21,985 - Sunny - 84 F livebaseballscorecards.com		
Dave Henderson, R OBP: 0.316, SLG: 0.365 (1, 8)	G4-3 G1-3 1B BB	F8			K			P1		3	1	0	0	1	1	3			
Dave Parker, L OBP: 0.314, SLG: 0.452 (1, 10)	G1-3			G5-3		P2		F7		4	0	0	0	0	0	3			
Mark McGwire, R OBP: 0.337, SLG: 0.482 (1, 3)	G4-3			F9		G6-3				4	0	1	2	0	0	1			
Terry Steinbach, R OBP: 0.360, SLG: 0.408 (1, 2)				K		F9		K		4	0	1	1	0	2	1			
Tony Phillips, S OBP: 0.388, SLG: 0.383 (1, 5)	F8				K			FC5-4 BB		2	0	0	0	1	1	1			
Stan Javier, S OBP: 0.329, SLG: 0.341 (1, 9)				G4-3		G4-3		FC5-4 1-2		3	0	1	0	0	0	1			
Glenn Hubbard, R OBP: 0.312, SLG: 0.346 (1, 4)		F7			G5-3			F7		3	0	0	0	0	0	2			
Mike Gallego, R OBP: 0.333, SLG: 0.344 (1, 6)					G4-3			F9		3	0	1	0	0	0	1			
Inning Stats	R: 2 E: 0 K: 0 S: 6	H: 2 LOB: 1 BB: 1 P: 12	R: 0 E: 0 K: 0 S: 9	H: 3 LOB: 2 BB: 0 P: 15	R: 0 E: 0 K: 1 S: 9	H: 0 LOB: 0 BB: 0 P: 15	R: 0 E: 0 K: 1 S: 6	H: 0 LOB: 0 BB: 0 P: 6	R: 0 E: 0 K: 1 S: 7	H: 0 LOB: 0 BB: 0 P: 13	R: 0 E: 0 K: 0 S: 8	H: 0 LOB: 1 BB: 1 P: 10	R: 0 E: 0 K: 0 S: 9	H: 0 LOB: 1 BB: 1 P: 17	R: 1 E: 1 K: 1 S: 10	H: 1 LOB: 1 BB: 0 P: 15		1B: 5 2B: 1 3B: 0 HR: 0	SF: 0 SAC: 0 DP: 0 HBP: 0
PITCHER	IP	WLS	BF	H	R	ER	SO	BB	IBB	HBP	BLK	WP	HR	S	P	ERA	WHIP		
Luis Aquino, R ERA: 3.36 (1, 1)	7.2	L	31	6	3	2	3	2	0	0	0	0	0	61	100	2.35	1.043		
Steve Farr, R ERA: 3.31 (8, 1)	0.1		1	0	0	0	1	0	0	0	0	0	0	3	3	0.00	0.000		

Batter	1	2	3	4	5	6	7	8	9	AB	R	H	RBI	BB	SO	LOB	TOP							
Cecil Espy, S OBP: 0.303, SLG: 0.315 (1, 8)	G4-3		CS 1B			BB BB		1B HR HBP	G4-1	3	1	0	1	0	1									
Jeff Kunkel, R OBP: 0.302, SLG: 0.467 (1, 6)	L7		K			K		HR		4	1	1	0	0	2	2								
Rafael Palmeiro, L OBP: 0.369, SLG: 0.414 (1, 3)	F7			G6-3		BB		P5		3	0	0	0	1	0	2								
Ruben Sierra, S OBP: 0.376, SLG: 0.591 (1, 9)		F9		G3-1		G4-3		HR		4	1	1	3	0	0	2								
Julio Franco, R OBP: 0.397, SLG: 0.498 (1, 4)		1B S 1B		K			E1 SF9 1B	F8		4	2	2	0	0	1	0								
Rick Leach, L OBP: 0.346, SLG: 0.361 (1, 7)					P2		G5-3	F9		2	0	1	0	0	0	0								
Sammy Sosa, R OBP: 0.288, SLG: 0.364 (7, PH)		G4-3 S 1B								2	0	0	0	0	0	1								
Jack Daugherty, S OBP: 0.500, SLG: 0.667 (1, 10)		G4-3			G4-6-3 1B		SF9		G2-3 1B	3	0	2	1	0	0	1								
Steve Buechele, R OBP: 0.296, SLG: 0.361 (1, 5)					G4-6-3		HR		F4	4	1	1	1	0	1	3								
Jim Sundberg, R OBP: 0.331, SLG: 0.356 (1, 2)			L7			F9	K		G2-3	4	0	0	0	0	1	1								
Inning Stats	R: 0 E: 0 K: 0 S: 9	H: 0 LOB: 0 BB: 0 P: 11	R: 1 E: 0 K: 1 S: 13	H: 2 LOB: 1 BB: 0 P: 20	R: 0 E: 0 K: 1 S: 9	H: 1 LOB: 1 BB: 0 P: 14	R: 0 E: 0 K: 1 S: 8	H: 0 LOB: 0 BB: 0 P: 16	R: 0 E: 0 K: 0 S: 7	H: 1 LOB: 0 BB: 0 P: 9	R: 0 E: 0 K: 1 S: 14	H: 0 LOB: 2 BB: 2 P: 26	R: 2 E: 1 K: 1 S: 12	H: 2 LOB: 0 BB: 0 P: 20	R: 3 E: 0 K: 0 S: 13	H: 2 LOB: 1 BB: 0 P: 14	R: 0 E: 0 K: 0 S: 5	H: 1 LOB: 1 BB: 0 P: 7	1B: 7 2B: 1 3B: 0 HR: 2	SF: 1 SAC: 0 DP: 2 HBP: 1	WP: 0 PB: 0 SB: 2 CS: 1	PA: 37		
PITCHER	IP	WLS	BF	H	R	ER	SO	BB	IBB	HBP	BLK	WP	HR	S	P	ERA	WHIP							
Storm Davis, R ERA: 5.38 (1, 1)	8.0	L	33	8	6	6	5	2	0	1	0	0	2	85	130	6.75	1.250							
Jim Corsi, R ERA: 2.95 (9, 1)	1.0		4	1	0	0	0	0	0	0	0	0	0	5	7	0.00	1.000							

Texas Rangers @ Oakland Athletics
Oakland-Alameda County Coliseum, Oakland, CA
Fri Jul 07 1989, 7:05 PM PDT
Att: 39,678 - Unknown - 73 F

AB	33
R	6
H	9
RBI	5
BB	2
SO	5
LOB	13

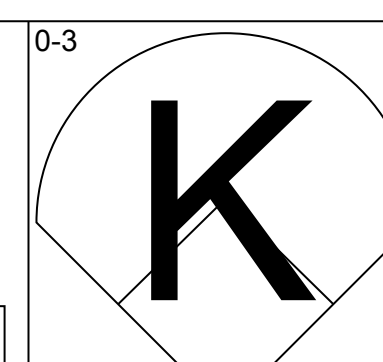
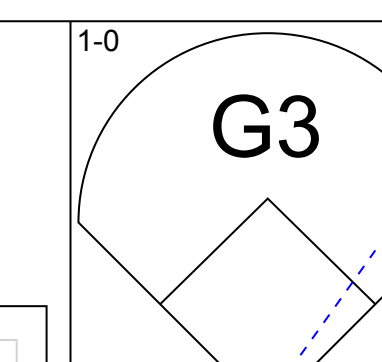
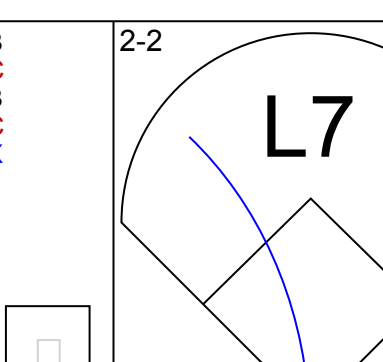
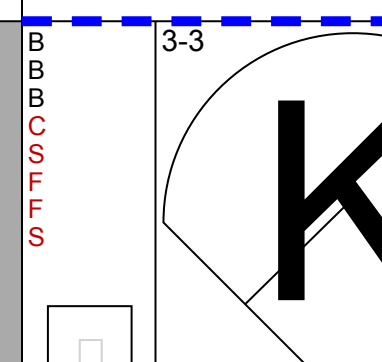
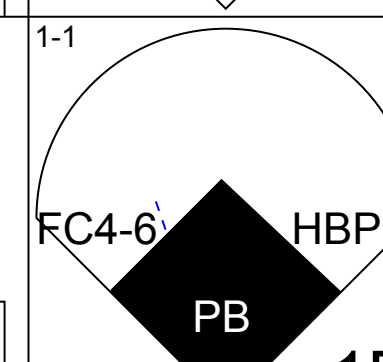
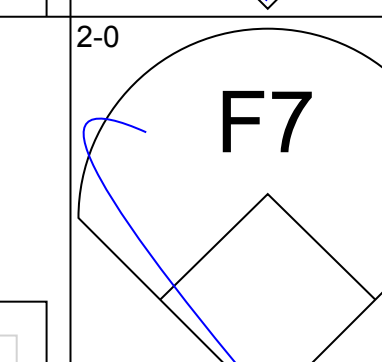
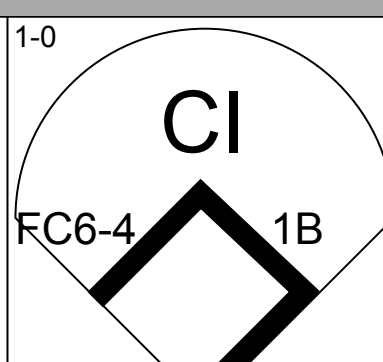
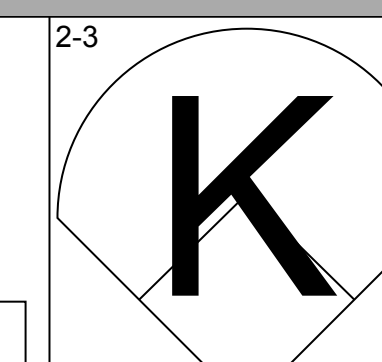
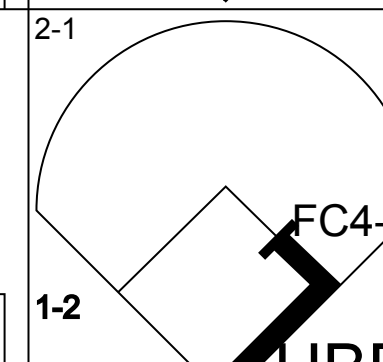
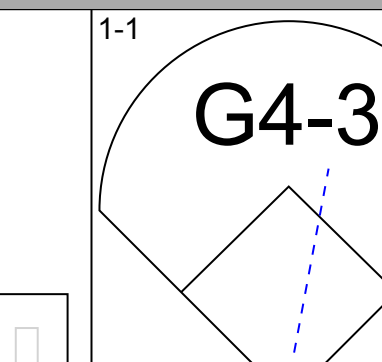
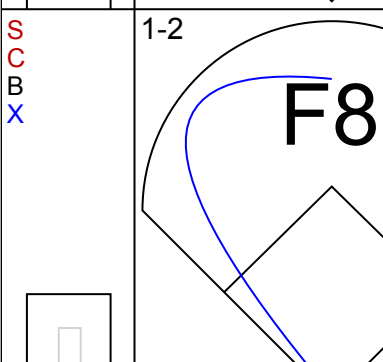
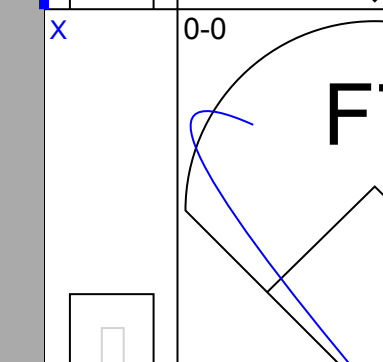
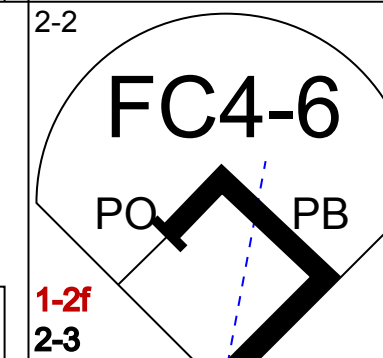
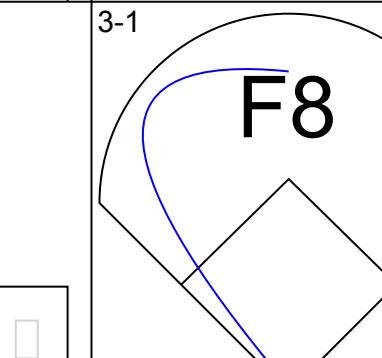
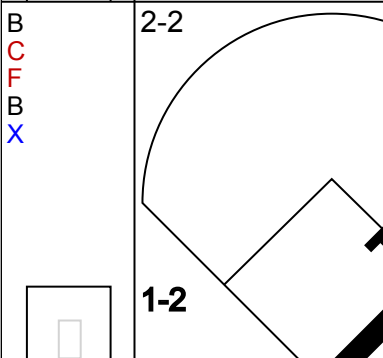
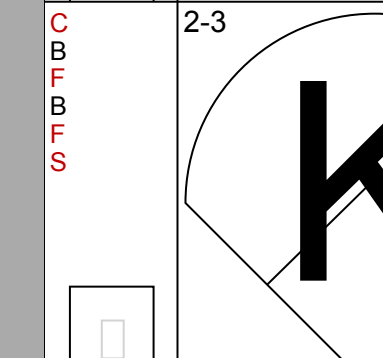
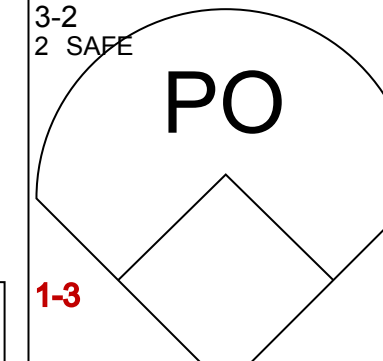
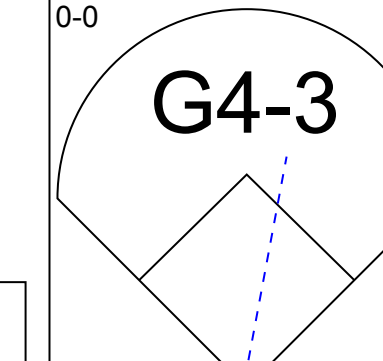
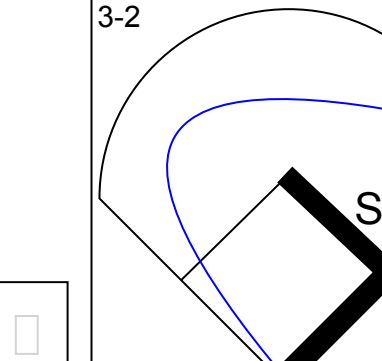
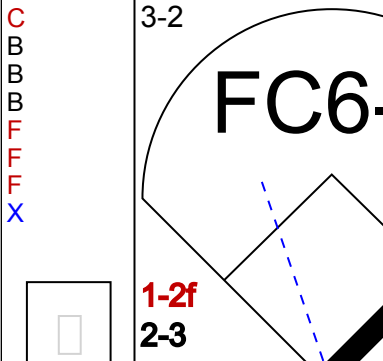
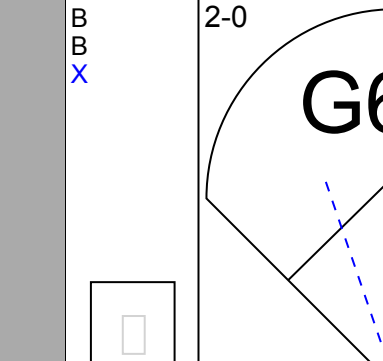
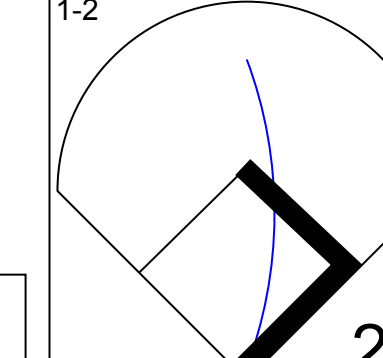
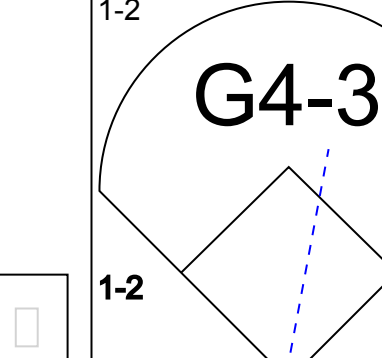
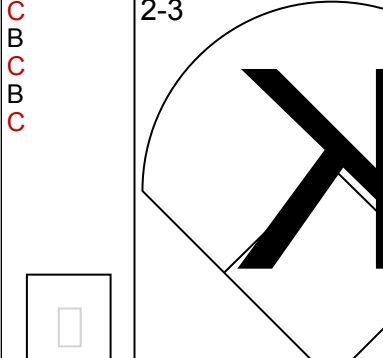
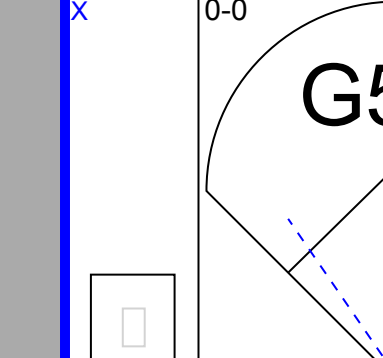
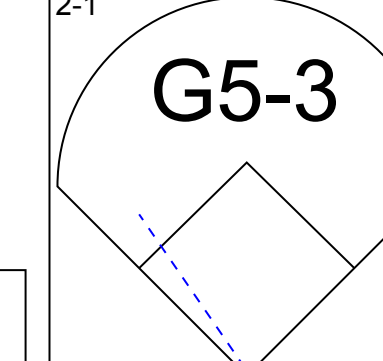
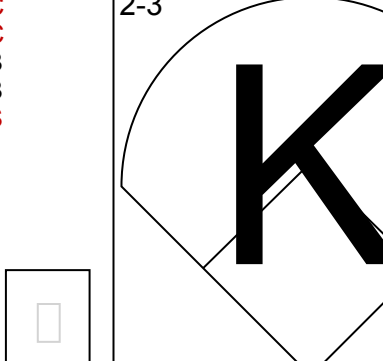
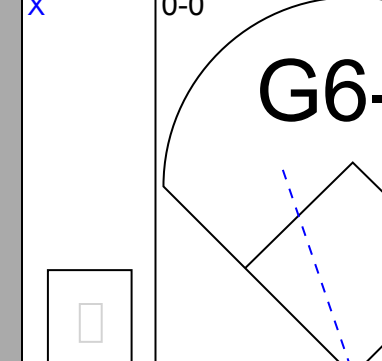
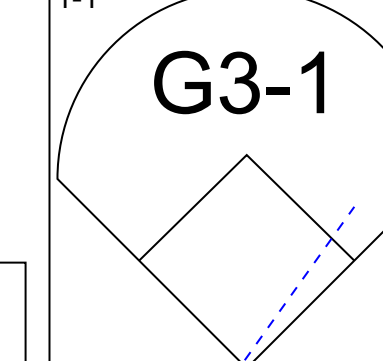
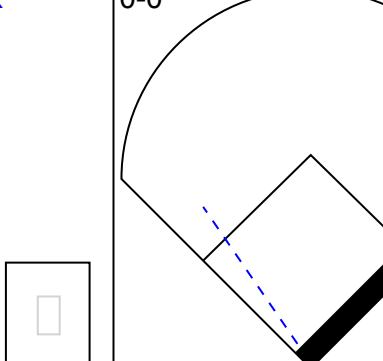
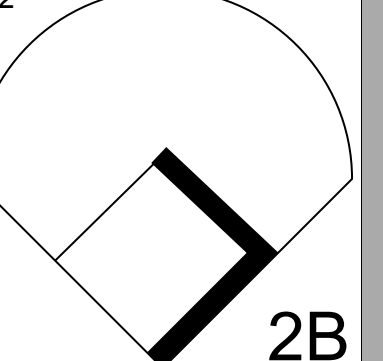
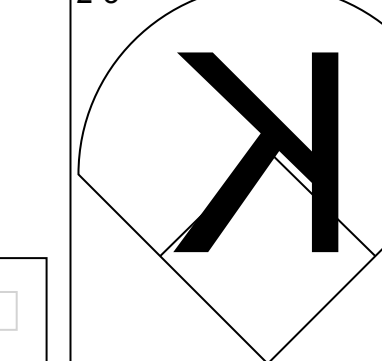
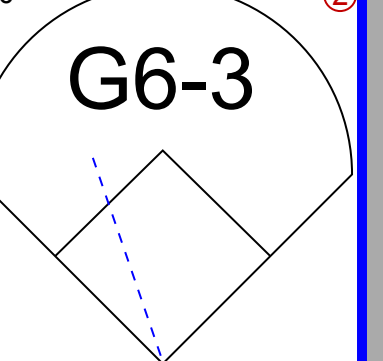
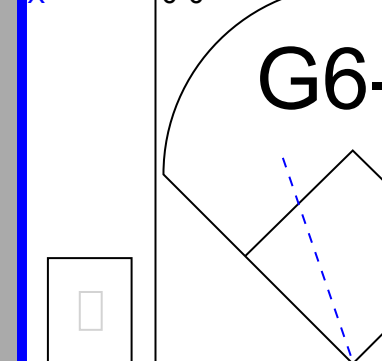
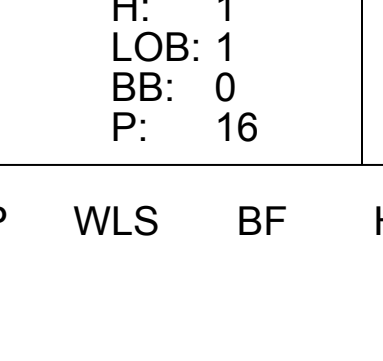


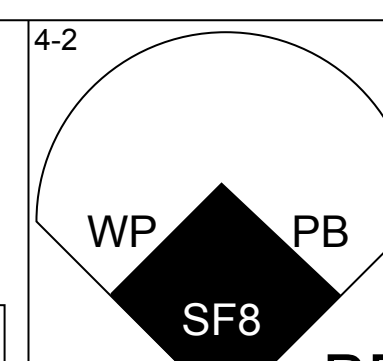
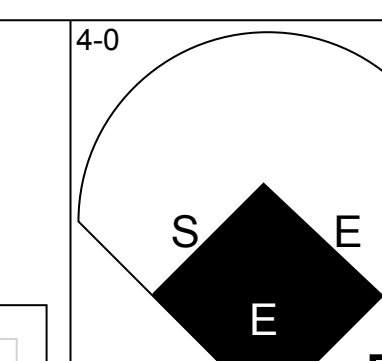
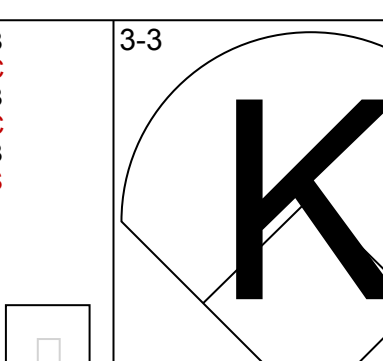
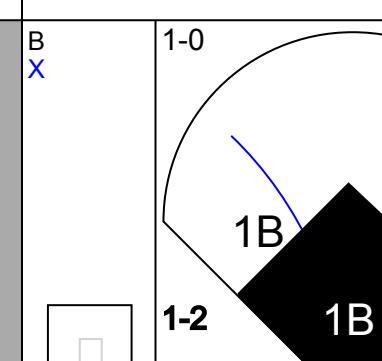
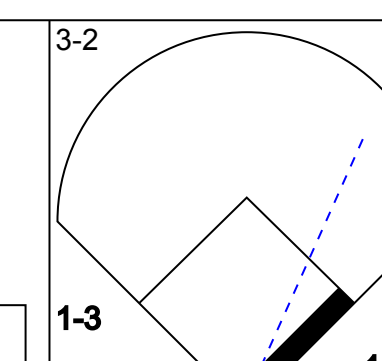
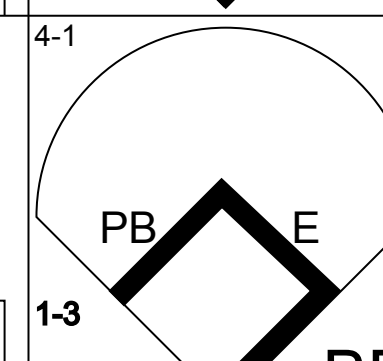
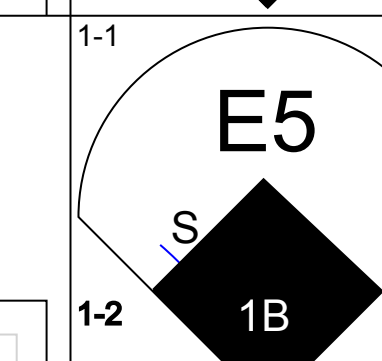
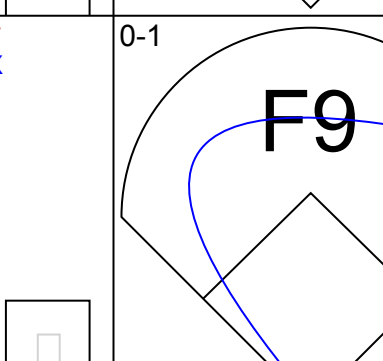
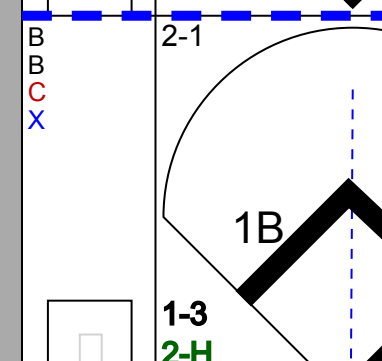
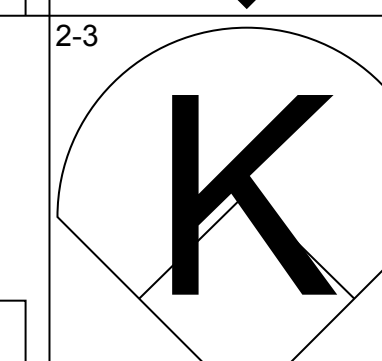
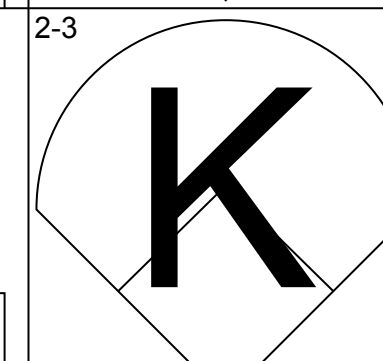
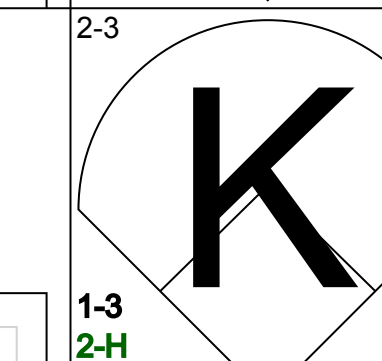

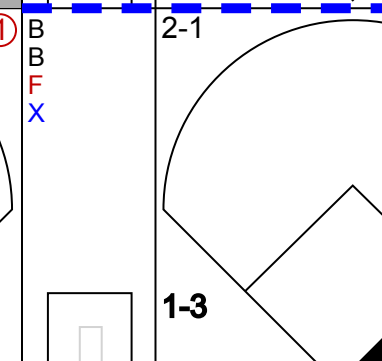
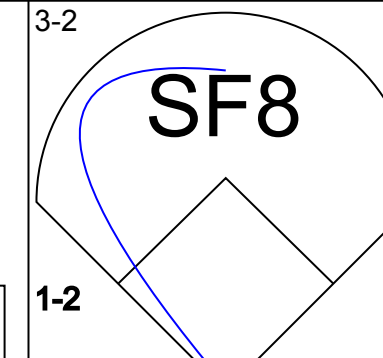
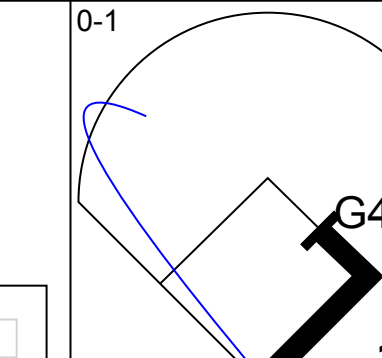

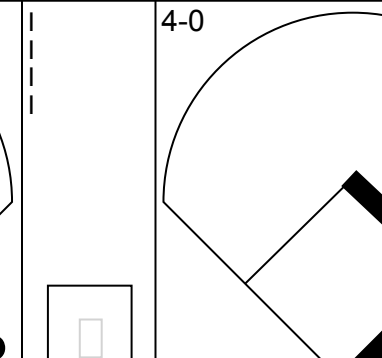
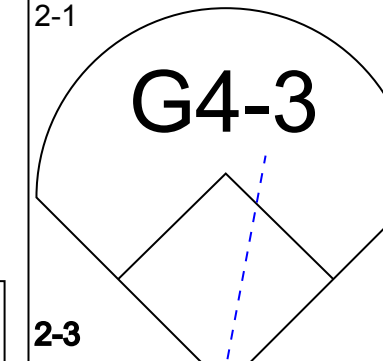
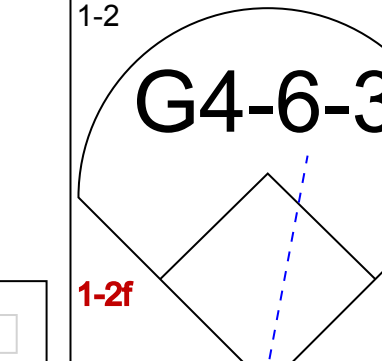

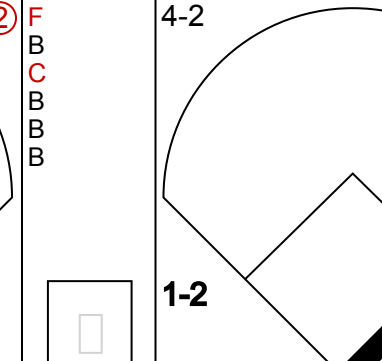
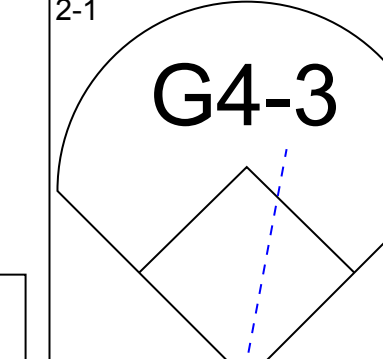
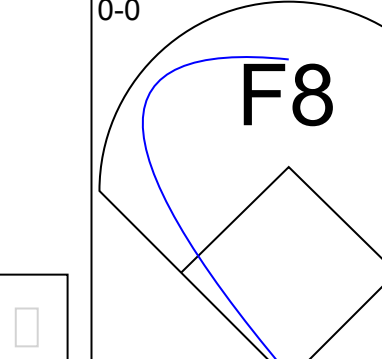
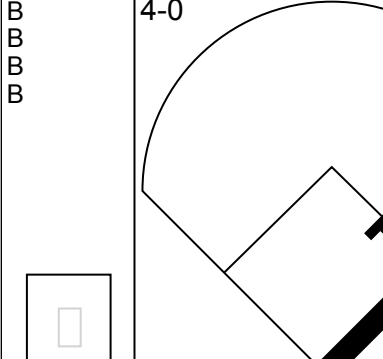
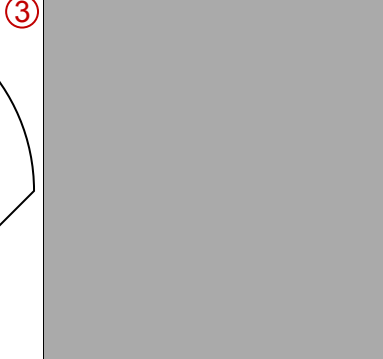
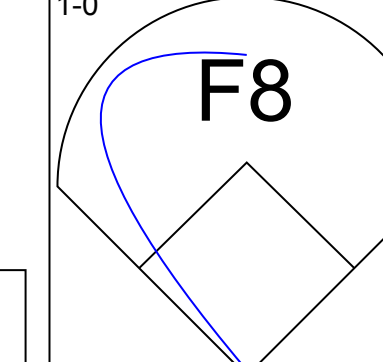
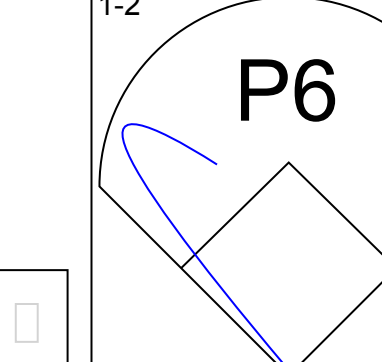
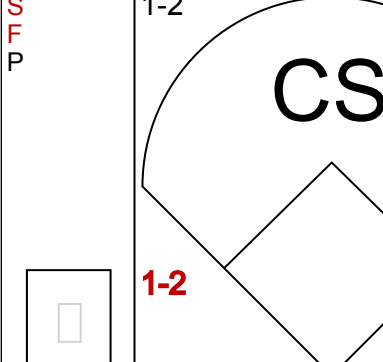
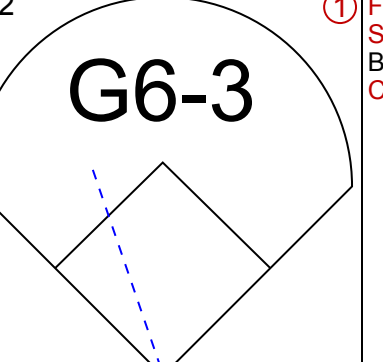
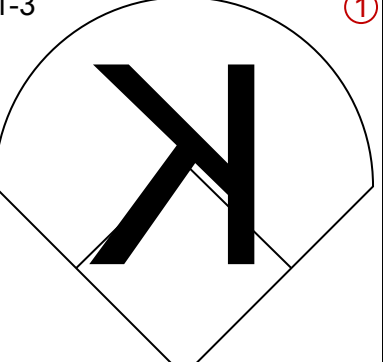
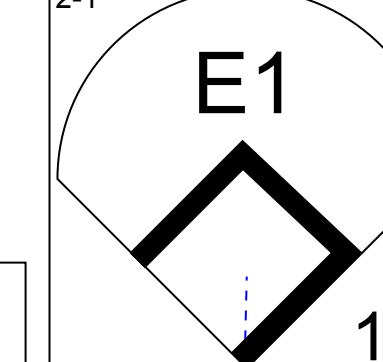
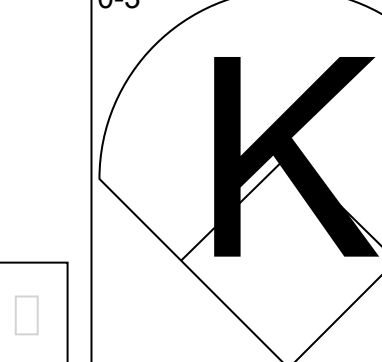
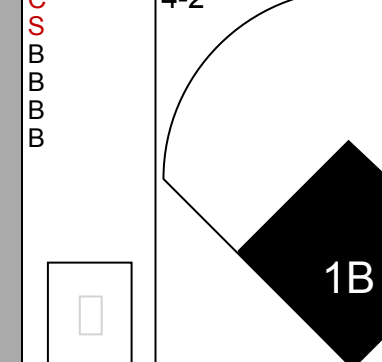
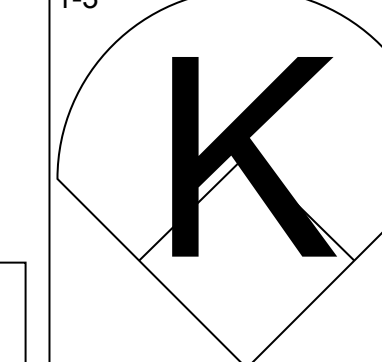
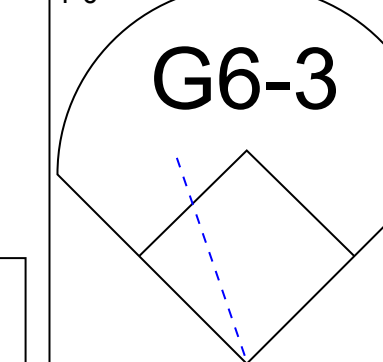
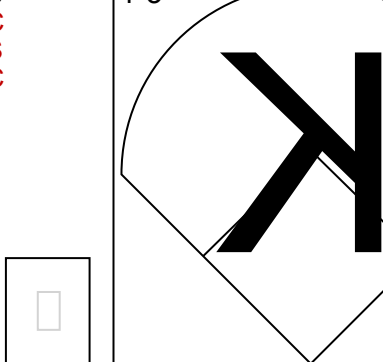
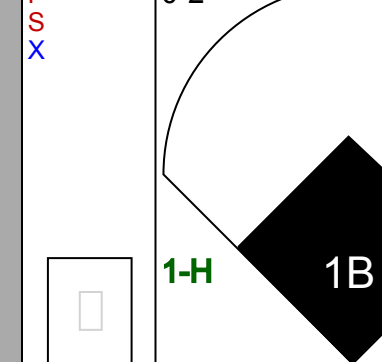
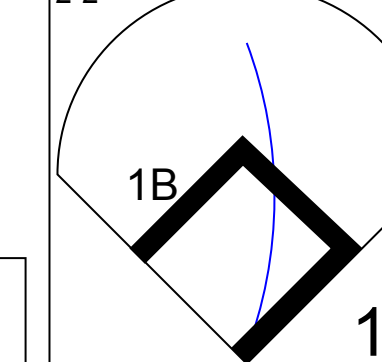
Batter	1	2	3	4	5	6	7	8	9	AB	R	H	RBI	BB	SO	LOB	BOTTOM							
Rickey Henderson, R OBP: 0.411, SLG: 0.388 (1, 7)	L6		BB			SH5-3 1B 2B		G5-3 S BB		2	2	1	0	2	0	0								
Carney Lansford, R OBP: 0.393, SLG: 0.404 (1, 5)	G4-3		P4			SH5-3		G5-3		3	0	0	0	0	0	2								
Dave Parker, L OBP: 0.316, SLG: 0.450 (1, 10)				K		1B		G4-3		3	0	1	2	1	1	0								
Mark McGwire, R OBP: 0.332, SLG: 0.474 (1, 3)	FC6-4			F7		L7		G1-3		4	0	0	0	0	0	2								
Ron Hassey, L OBP: 0.303, SLG: 0.378 (1, 2)		G4-3				K			G6-3	4	0	0	0	0	2	1								
Dave Henderson, R OBP: 0.315, SLG: 0.362 (1, 8)					P4		G6-3		G4-3	3	0	0	0	1	0	0								
Tony Phillips, S OBP: 0.366, SLG: 0.380 (1, 4)			G3-6			FC3-6 1B		G4-3		4	0	1	0	0	1	1								
Stan Javier, S OBP: 0.326, SLG: 0.336 (1, 9)				G4-3		FC3-6 FC6-4		F8		3	0	0	0	0	0	1								
Mike Gallego, R OBP: 0.333, SLG: 0.358 (1, 6)				P3		FC6-4		HR		3	1	1	1	0	0	1								
Inning Stats	R: 0 E: 0 K: 0 S: 10	H: 0 LOB: 1 BB: 1 P: 18	R: 0 E: 0 K: 0 S: 5	H: 0 LOB: 0 BB: 1 P: 12	R: 0 E: 0 K: 2 S: 9	H: 0 LOB: 0 BB: 0 P: 13	R: 0 E: 0 K: 1 S: 12	H: 2 LOB: 1 BB: 0 P: 19	R: 0 E: 0 K: 0 S: 9	H: 0 LOB: 0 BB: 0 P: 11	R: 2 E: 0 K: 0 S: 10	H: 1 LOB: 0 BB: 1 P: 18	R: 0 E: 0 K: 1 S: 9	H: 0 LOB: 0 BB: 0 P: 13	1B: 2 2B: 1 3B: 0 HR: 1	SF: 0 SAC: 1 DP: 1 HBP: 0	WP: 0 PB: 0 SB: 1 CS: 0	PA: 34						
PITCHER	IP	WLS	BF	H	R	ER	SO	BB	IBB	HBP	BLK	WP	HR	S	P	ERA	WHIP							
Bobby Witt, R ERA: 5.6 (1, 1)	7.0	W	28	4	3	3	3	4	0	0	0	0	0	2	109	3.86	1.143							
Gary Mielke, R ERA: 2.89 (8, 1)	0.1		1	0	0	0	0	0	0	0	0	0	0	2	2	0.00	0.000							
Kenny Rogers, L ERA: 2.7 (8, 1)	0.1		1	0	0	0	0	0	0	0	0	0	0	1	1	0.00	0.000							
Jeff Russell, R ERA: 1.77 (8, 1)	1.1	S	4	0	0	0	1	0	0	0	0	0	0	11	17	0.00	0.000							

Texas Rangers @ Oakland Athletics
Oakland-Alameda County Coliseum, Oakland, CA
Fri Jul 07 1989, 7:05 PM PDT
Att: 39,678 - Unknown - 73 F

AB	29
R	3
H	4
RBI	3
BB	4
SO	4
LOB	8



Batter	1	2	3	4	5	6	7	8	9	AB	R	H	RBI	BB	SO	LOB	TOP			
Cecil Espy, S OBP: 0.297, SLG: 0.309 (1, 8)										4	0	0	0	0	2	2	Texas Rangers @ Oakland Athletics Oakland-Alameda County Coliseum, Oakland, CA Sun Jul 09 1989, 3:33 AM PDT Att: 40,060 - Unknown - 66 F livebaseballscorecards.com			
Jack Daugherty, S OBP: 0.455, SLG: 0.500 (1, 10)										2	1	1	0	0	0	0				
Sammy Sosa, R OBP: 0.264, SLG: 0.333 (8, PH)										1	0	0	0	0	1	0				
Rafael Palmeiro, L OBP: 0.371, SLG: 0.411 (1, 3)										3	0	0	0	0	0	1				
Ruben Sierra, S OBP: 0.372, SLG: 0.581 (1, 9)										4	0	1	0	0	1	2				
Julio Franco, R OBP: 0.396, SLG: 0.494 (1, 4)										4	0	1	0	0	0	2				
Rick Leach, L OBP: 0.345, SLG: 0.367 (1, 7)										3	0	1	0	0	1	3				
Mike Stanley, R OBP: 0.263, SLG: 0.176 (9, PH)										1	0	0	0	0	0	0				
Steve Buechele, R OBP: 0.297, SLG: 0.375 (1, 5)										4	0	0	0	0	1	1				
Jeff Kunkel, R OBP: 0.308, SLG: 0.473 (1, 6)										4	0	2	0	0	1	2				
Chad Kreuter, S OBP: 0.200, SLG: 0.184 (1, 2)										2	0	0	0	0	2	1				
Thad Bosley, L OBP: 0.162, SLG: 0.182 (7, PH)										0	0	0	0	0	0	0				
Jim Sundberg, R OBP: 0.328, SLG: 0.352 (7, 2)										1	0	0	0	0	0	1				
Inning Stats	R: 1 E: 0 K: 1 S: 15	H: 1 LOB: 0 BB: 0 P: 23	R: 0 E: 0 K: 0 S: 9	H: 1 LOB: 1 BB: 0 P: 13	R: 0 E: 0 K: 1 S: 5	H: 0 LOB: 0 BB: 0 P: 10	R: 0 E: 0 K: 0 S: 12	H: 1 LOB: 1 BB: 0 P: 20	R: 0 E: 0 K: 2 S: 10	H: 1 LOB: 1 BB: 0 P: 14	R: 0 E: 1 K: 1 S: 15	H: 1 LOB: 2 BB: 0 P: 24	R: 0 E: 0 K: 2 S: 8	H: 0 LOB: 0 BB: 0 P: 12	R: 0 E: 1 K: 1 S: 7	H: 0 LOB: 1 BB: 0 P: 10	1B: 4 2B: 2 3B: 0 HR: 0	SF: 0 SAC: 0 DP: 0 HBP: 1	WP: 0 PB: 1 SB: 1 CS: 0	PA: 36
PITCHER	IP WLS BF H R ER SO BB IBB HBP BLK WP HR S P ERA WHIP																			
Bob Welch, R ERA: 2.93 (1, 1)	6.1 W 26 6 1 0 5 0 0 0 0 0 0 0 0 0 0 0 0.00 0.947																			
Rick Honeycutt, L ERA: 2.44 (7, 1)	2.2 S 9 0 0 0 4 0 0 0 0 0 0 0 0 0 0 0 0.00 0.000																			

Batter	1	2	3	4	5	6	7	8	9	AB	R	H	RBI	BB	SO	LOB	BOTTOM			
Rickey Henderson, R OBP: 0.417, SLG: 0.406 (1, 7)										2	3	1	0	2	1	0	Texas Rangers @ Oakland Athletics Oakland-Alameda County Coliseum, Oakland, CA Sun Jul 09 1989, 3:33 AM PDT Att: 40,060 - Unknown - 66 F livebaseballscorecards.com			
Tony Phillips, S OBP: 0.397, SLG: 0.378 (8, PH)										1	0	1	0	0	0	0				
Carney Lansford, R OBP: 0.395, SLG: 0.401 (1, 5)										3	1	1	1	1	0	1				
Jamie Quirk, L OBP: 0.200, SLG: 0.219 (8, PH)										1	0	0	0	0	1	2				
Dave Parker, L OBP: 0.319, SLG: 0.447 (1, 10)										4	0	1	1	0	3	3				
Mark McGwire, R OBP: 0.332, SLG: 0.481 (1, 3)										2	1	2	3	1	0	0				
Ron Hassey, L OBP: 0.302, SLG: 0.371 (1, 2)										3	0	0	0	1	0	2				
Dave Henderson, R OBP: 0.311, SLG: 0.354 (1, 8)										3	0	0	0	1	0	3				
Glenn Hubbard, R OBP: 0.308, SLG: 0.333 (1, 4)										4	0	0	0	0	1	0				
Lance Blankenship, R OBP: 0.262, SLG: 0.300 (1, 9)										3	1	1	0	1	2	0				
Mike Gallego, R OBP: 0.333, SLG: 0.358 (1, 6)										4	1	2	1	0	1	1				
Inning Stats	R: 1 E: 1 K: 1 S: 12	H: 0 LOB: 1 BB: 2 P: 27	R: 0 E: 1 K: 0 S: 6	H: 1 LOB: 1 BB: 0 P: 12	R: 2 E: 1 K: 1 S: 10	H: 1 LOB: 0 BB: 1 P: 18	R: 0 E: 0 K: 1 S: 9	H: 0 LOB: 0 BB: 0 P: 10	R: 0 E: 0 K: 2 S: 8	H: 0 LOB: 0 BB: 0 P: 12	R: 1 E: 0 K: 0 S: 12	H: 1 LOB: 0 BB: 1 P: 20	R: 3 E: 0 K: 0 S: 18	H: 4 LOB: 3 BB: 3 P: 38	R: 0 E: 0 K: 3 S: 18	H: 2 LOB: 2 BB: 0 P: 27	1B: 8 2B: 0 3B: 0 HR: 1	SF: 1 SAC: 0 DP: 1 HBP: 0	WP: 2 PB: 2 SB: 4 CS: 1	PA: 39
PITCHER	IP WLS BF H R ER SO BB IBB HBP BLK WP HR S P ERA WHIP																			
Charlie Hough, R ERA: 4.85 (1, 1)	6.1 L 28 5 0 0 0 0 0 0 0 0 0 0 0 0 0 0 7.11 1.579																			
Gary Mielke, R ERA: 2.69 (7, 1)	0.0 1 1 0 0 0 0 0 0 0 0 0 0 0 0 0 0 0.00 6.000																			
Kenny Rogers, L ERA: 2.68 (7, 1)	0.1 3 1 0 0 0 0 1 1 0 0 0 1 0 0 0 0 0.00 1.500																			
Cecilio Guante, R ERA: 3.5 (7, 1)	1.1 6 2 0 0 3 0 0 0 0 0 0 0 0 0 0 0 0.00 1.500																			

Batter	1	2	3	4	5	6	7	8	9	AB	R	H	RBI	BB	SO	LOB	TOP				
Rickey Henderson, R OBP: 0.414, SLG: 0.398 Jamie Quirk, L OBP: 0.169, SLG: 0.206	L7		F7	K			S		K	4	0	1	0	0	1	2	Oakland Athletics @ Toronto Blue Jays SkyDome, Toronto, ON Sat Jul 15 1989, 7:05 PM EDT Att: 48,238 - Unknown				
Carney Lansford, R OBP: 0.398, SLG: 0.399 Ron Hassey, L OBP: 0.303, SLG: 0.376	1B		1B	BB		F9	L5		1B	3	0	1	0	1	0	1					
Dave Henderson, R OBP: 0.320, SLG: 0.369	L7		1-2	1B		G5-3	F9			4	0	1	0	0	2						
Mark McGwire, R OBP: 0.326, SLG: 0.478	F9		L6			FC6-4	K			4	0	1	0	0	1	4					
Jose Canseco, R OBP: 0.308, SLG: 0.818	HR		F8			FC6-4	K			4	1	1	1	0	1	3					
Terry Steinbach, R OBP: 0.360, SLG: 0.410	G4-3			G6-3		G6-3				4	0	2	0	0	0	0					
Tony Phillips, S OBP: 0.361, SLG: 0.369	G4-3		L7			1B	P6			3	0	0	0	1	0	2					
Lance Blankenship, R OBP: 0.284, SLG: 0.313	1B		1B	BB		G6-3	F9			3	0	2	0	1	0	1					
Mike Gallego, R OBP: 0.332, SLG: 0.351	G5-3			1B		G6-3				4	0	1	0	0	1	3					
Inning Stats	R: 0 E: 0 K: 0 S: 4	H: 1 LOB: 1 BB: 0 P: 5	R: 1 E: 0 K: 0 S: 8	H: 3 LOB: 1 BB: 0 P: 16	R: 0 E: 0 K: 0 S: 9	H: 1 LOB: 2 BB: 1 P: 16	R: 0 E: 0 K: 1 S: 10	H: 1 LOB: 1 BB: 1 P: 21	R: 0 E: 0 K: 0 S: 5	H: 1 LOB: 1 BB: 0 P: 11	R: 0 E: 0 K: 1 S: 12	H: 1 LOB: 1 BB: 0 P: 20	R: 0 E: 0 K: 1 S: 7	H: 1 LOB: 1 BB: 0 P: 11	R: 0 E: 0 K: 2 S: 10	H: 1 LOB: 1 BB: 0 P: 14		1B: 9 2B: 1 3B: 0 HR: 1	SF: 0 SAC: 0 DP: 2 HBP: 0	WP: 0 PB: 0 SB: 1 CS: 0	PA: 38
PITCHER	IP	WLS	BF	H	R	ER	SO	BB	IBB	HBP	BLK	WP	HR	S	P	ERA	WHIP				
Mike Flanagan, L ERA: 3.51	(1, 1)	6.2	W	30	9	1	1	3	0	0	0	0	1	50	96	1.35	1.800				
Tom Henke, R ERA: 3.0	(7, 1)	2.1		8	2	0	0	0	0	0	0	0	0	21	30	0.00	0.857				

Batter	1	2	3	4	5	6	7	8	9	AB	R	H	RBI	BB	SO	LOB	BOTTOM				
Junior Felix, S OBP: 0.345, SLG: 0.451	K	G3-6		G4-6-3		G4-3		FC6-4		5	0	2	1	0	1	4	Oakland Athletics @ Toronto Blue Jays SkyDome, Toronto, ON Sat Jul 15 1989, 7:05 PM EDT Att: 48,238 - Unknown				
Tony Fernandez, S OBP: 0.292, SLG: 0.376	HR		HR	G4-6-3		G4-3		G4-3		4	2	1	1	1	0	5					
Kelly Gruber, R OBP: 0.357, SLG: 0.471	K		HR			L9		G5-3		4	1	1	2	0	1	0					
George Bell, R OBP: 0.322, SLG: 0.427	1B		F8			K		G4-3		4	1	1	0	0	1	0					
Fred McGriff, L OBP: 0.376, SLG: 0.539	1B		HR			1B		1B		4	1	4	2	0	0	0					
Ernie Whitt, L OBP: 0.395, SLG: 0.458	K		L3			F9		P5		3	0	0	0	1	1	3					
Lloyd Moseby, L OBP: 0.302, SLG: 0.328		1B	L3			F8		FC6-4		4	0	2	0	0	0	1					
Greg Myers, L OBP: 0.053, SLG: 0.053		G3-6		G3-1		G1-3		P5		4	0	1	0	0	0	1					
Nelson Liriano, S OBP: 0.322, SLG: 0.373	K			1B		2B		FC6-4		2	1	1	0	2	1	2					
Inning Stats	R: 2 E: 0 K: 3 S: 19	H: 3 LOB: 1 BB: 0 P: 26	R: 0 E: 0 K: 1 S: 10	H: 2 LOB: 1 BB: 0 P: 22	R: 3 E: 0 K: 0 S: 11	H: 2 LOB: 0 BB: 2 P: 22	R: 1 E: 0 K: 0 S: 7	H: 2 LOB: 0 BB: 0 P: 9	R: 0 E: 0 K: 0 S: 8	H: 1 LOB: 1 BB: 0 P: 14	R: 0 E: 0 K: 0 S: 9	H: 1 LOB: 2 BB: 1 P: 14	R: 0 E: 0 K: 0 S: 10	H: 1 LOB: 1 BB: 0 P: 17	R: 0 E: 0 K: 0 S: 9	H: 1 LOB: 2 BB: 1 P: 15		1B: 7 2B: 4 3B: 0 HR: 3	SF: 0 SAC: 0 DP: 3 HBP: 0	WP: 0 PB: 0 SB: 1 CS: 0	PA: 38
PITCHER	IP	WLS	BF	H	R	ER	SO	BB	IBB	HBP	BLK	WP	HR	S	P	ERA	WHIP				
Dave Stewart, R ERA: 3.52	(1, 1)	4.0	L	20	9	6	4	2	0	0	0	0	3	47	79	13.50	2.750				
Matt Young, L ERA: 5.62	(5, 1)	2.0		9	2	0	0	1	0	0	0	0	0	17	28	0.00	1.500				
Jim Corsi, R ERA: 2.7	(7, 1)	2.0		9	2	0	0	0	1	0	0	0	0	19	32	0.00	1.500				

Batter	1	2	3	4	5	6	7	8	9	AB	R	H	RBI	BB	SO	LOB	TOP								
Rickey Henderson, R OBP: 0.412, SLG: 0.394 (1, 10)										3	0	0	0	1	1	2									
Carney Lansford, R OBP: 0.399, SLG: 0.399 (1, 5)										3	0	1	0	1	1	2									
Jose Canseco, R OBP: 0.294, SLG: 0.643 (1, 9)										3	1	0	0	1	2	1									
Mark McGwire, R OBP: 0.331, SLG: 0.493 (1, 3)										4	2	3	1	0	0	0									
Dave Henderson, R OBP: 0.317, SLG: 0.365 (1, 8)										4	1	0	0	0	0	4									
Terry Steinbach, R OBP: 0.358, SLG: 0.418 (1, 2)										4	1	1	4	0	1	1									
Glenn Hubbard, R OBP: 0.309, SLG: 0.322 (1, 4)										4	1	1	0	0	0	0									
Lance Blankenship, R OBP: 0.283, SLG: 0.310 (1, 7)										4	0	1	0	0	0	1									
Mike Gallego, R OBP: 0.335, SLG: 0.351 (1, 6)										3	0	1	0	1	0	0									
Inning Stats	R: 0 E: 0 K: 1 S: 7	H: 1 LOB: 0 BB: 0 P: 8	R: 0 E: 0 K: 0 S: 3	H: 1 LOB: 0 BB: 0 P: 6	R: 0 E: 0 K: 0 S: 10	H: 2 LOB: 1 BB: 0 P: 16	R: 0 E: 0 K: 1 S: 8	H: 0 LOB: 0 BB: 0 P: 12	R: 0 E: 0 K: 1 S: 7	H: 0 LOB: 0 BB: 0 P: 9	R: 0 E: 0 K: 0 S: 9	H: 0 LOB: 0 BB: 0 P: 17	R: 5 E: 0 K: 1 S: 14	H: 3 LOB: 2 BB: 4 P: 33	R: 1 E: 0 K: 1 S: 16	H: 1 LOB: 0 BB: 0 P: 22	R: 0 E: 0 K: 0 S: 8	H: 0 LOB: 0 BB: 0 P: 12	1B: 6 2B: 1 3B: 0 HR: 2	SF: 0 SAC: 0 DP: 3 HBP: 0	WP: 1 PB: 0 SB: 0 CS: 0	PA: 36			
PITCHER	IP	WLS	BF	H	R	ER	SO	BB	IBB	HBP	BLK	WP	HR	S	P	ERA	WHIP								
John Cerutti, L ERA: 2.7 (1, 1)	6.0	L	21	4	2	2	3	2	0	0	0	0	0	45	77	3.00	1.000								
Duane Ward, R ERA: 3.18 (7, 1)	1.0		8	3	3	3	1	2	0	0	0	1	1	13	24	27.00	5.000								
Xavier Hernandez, R ERA: 4.76 (8, 1)	2.0		7	1	1	1	1	0	0	0	0	0	1	24	34	4.50	0.500								

Oakland Athletics @ Toronto Blue Jays
SkyDome, Toronto, ON
Sun Jul 16 1989, 3:33 AM EDT
Att: 48,405 - Unknown

AB 32
R 6
H 8
RBI 5
BB 4
SO 5
LOB 11



Batter	1	2	3	4	5	6	7	8	9	AB	R	H	RBI	BB	SO	LOB	BOTTOM								
Junior Felix, S OBP: 0.344, SLG: 0.448 (1, 9)										4	1	1	0	0	0	3									
Tony Fernandez, S OBP: 0.292, SLG: 0.379 (1, 6)										3	0	1	0	0	0	1									
Tom Lawless, R (7, PH) OBP: 0.283, SLG: 0.200										0	0	0	0	0	0	0									
Rance Mulliniks, L (7, PH) OBP: 0.307, SLG: 0.290 (8, 5)										4	0	0	1	0	1	2									
Kelly Gruber, R OBP: 0.353, SLG: 0.466 (1, 5)										4	0	0	1	0	1	2									
George Bell, R OBP: 0.324, SLG: 0.426 (1, 7)										3	0	1	0	1	0	1									
Fred McGriff, L OBP: 0.375, SLG: 0.536 (1, 3)										4	0	1	0	0	1	2									
Ernie Whitt, L OBP: 0.396, SLG: 0.458 (1, 10)										2	0	1	0	0	0	1									
Manuel Lee, S (7, PH) OBP: 0.306, SLG: 0.316 (8, 2)										2	0	0	0	0	1	0									
Lloyd Moseby, L OBP: 0.305, SLG: 0.328 (1, 8)										3	1	1	0	1	0	2									
Greg Myers, L OBP: 0.048, SLG: 0.048 (1, 2)										2	0	0	0	0	1	2									
Pat Borders, R (7, PH) OBP: 0.312, SLG: 0.383 (8, 2)										2	0	1	0	0	0	0									
Nelson Liriano, S OBP: 0.326, SLG: 0.374 (1, 4)										2	0	1	1	1	1	1									
Inning Stats	R: 0 E: 0 K: 0 S: 9	H: 1 LOB: 1 BB: 0 P: 15	R: 0 E: 0 K: 1 S: 14	H: 2 LOB: 1 BB: 0 P: 21	R: 0 E: 0 K: 0 S: 3	H: 0 LOB: 1 BB: 1 P: 7	R: 0 E: 0 K: 0 S: 6	H: 0 LOB: 1 BB: 1 P: 13	R: 0 E: 1 K: 1 S: 7	H: 1 LOB: 1 BB: 0 P: 12	R: 1 E: 1 K: 1 S: 12	H: 2 LOB: 1 BB: 0 P: 17	R: 1 E: 0 K: 1 S: 11	H: 2 LOB: 2 BB: 1 P: 23	R: 0 E: 0 K: 1 S: 6	H: 0 LOB: 0 BB: 0 P: 10	R: 0 E: 0 K: 0 S: 7	H: 0 LOB: 0 BB: 0 P: 9	1B: 6 2B: 3 3B: 0 HR: 0	SF: 0 SAC: 0 DP: 3 HBP: 0	WP: 0 PB: 0 SB: 0 CS: 1	PA: 35			
PITCHER	IP	WLS	BF	H	R	ER	SO	BB	IBB	HBP	BLK	WP	HR	S	P	ERA	WHIP								
Mike Moore, R ERA: 2.12 (1, 1)	6.0	W	23	6	1	0	3	2	0	0	0	0	0	51	85	0.00	1.333								
Rick Honeycutt, L ERA: 2.54 (7, 1)	0.2		5	2	1	1	1	1	0	0	0	0	0	10	20	13.50	4.500								
Todd Burns, R ERA: 2.19 (7, 1)	2.1	S	7	0	0	0	1	0	0	0	0	0	0	14	22	0.00	0.000								

Oakland Athletics @ Toronto Blue Jays
SkyDome, Toronto, ON
Sun Jul 16 1989, 3:33 AM EDT
Att: 48,405 - Unknown

AB 32
R 2
H 8
RBI 2
BB 3
SO 5
LOB 17



Batter	1	2	3	4	5	6	7	8	9	AB	R	H	RBI	BB	SO	LOB	TOP					
Rickey Henderson, R OBP: 0.410, SLG: 0.392	1-2 S BB FC5 1B		2-0 P3		3-2 P3			1-1 F8		4	1	1	0	0	0	0						
Carney Lansford, R OBP: 0.403, SLG: 0.403	4-2 FC5 S BB 1-2		4-1 CS BB		1-0 2B			0-0 B5-3		2	0	1	0	2	0	0						
Jose Canseco, R OBP: 0.238, SLG: 0.500	1-3 K		3-3 K 1-2		3-2 P3			2-3 K		4	0	0	0	0	3	4						
Mark McGwire, R OBP: 0.333, SLG: 0.491	4-1 FC5 IBB 1-2 2-3		1-2 FC6-4 1B		3-2 F9			2-3 K		3	0	1	0	1	1	1						
Dave Henderson, R OBP: 0.316, SLG: 0.362	2-1 FC5 1-2 2-3 3-H 2-0		3-2 F8		0-0 L7			4-2 BB		3	0	0	1	1	0	4						
Terry Steinbach, R OBP: 0.357, SLG: 0.416	2-0 L8		0-1 FC6-4 1-2		0-1 FC6-4 1B			1-3 K		4	0	1	0	0	1	4						
Dave Parker, L OBP: 0.316, SLG: 0.445		0-3 K		3-1 F8			0-0 P2		2-2 F8		4	0	0	0	1	3						
Glenn Hubbard, R OBP: 0.303, SLG: 0.314		2-0 G6-3		0-3 K			0-0 P3			3	0	0	0	0	1	1						
Mike Gallego, R OBP: 0.331, SLG: 0.346		0-1 L9		1-0 L7			1-0 FC6-4			3	0	0	0	0	0	1						
Inning Stats	R: 1 E: 0 K: 1 S: 12	H: 1 LOB: 2 BB: 2 P: 26	R: 0 E: 0 K: 1 S: 6	H: 0 LOB: 0 BB: 0 P: 8	R: 0 E: 0 K: 1 S: 5	H: 0 LOB: 1 BB: 1 P: 14	R: 0 E: 0 K: 0 S: 10	H: 1 LOB: 1 BB: 0 P: 17	R: 0 E: 0 K: 1 S: 9	H: 0 LOB: 0 BB: 0 P: 13	R: 0 E: 0 K: 0 S: 10	H: 1 LOB: 1 BB: 0 P: 17	R: 0 E: 0 K: 0 S: 5	H: 1 LOB: 1 BB: 0 P: 6	R: 0 E: 0 K: 1 S: 6	H: 0 LOB: 0 BB: 1 P: 9	R: 0 E: 0 K: 2 S: 14	H: 0 LOB: 1 BB: 1 P: 22	1B: 3 2B: 2 3B: 0 HR: 0	SF: 0 SAC: 0 DP: 1 HBP: 0	WP: 0 PB: 0 SB: 2 CS: 1	PA: 34
PITCHER	IP WLS BF H R ER SO BB IBB HBP BLK WP HR S P ERA WHIP	7.0 L 27 4 1 1 4 2 1 0 0 0 0 0 57 101 1.29 0.857	2.0 W 7 0 0 0 3 1 0 0 0 0 0 0 20 31 0.00 0.500	PITCHER										IP WLS BF H R ER SO BB IBB HBP BLK WP HR S P ERA WHIP	3.0 L 7 0 0 0 3 0 0 0 0 0 0 0 13 20 0.00 0.500							

Oakland Athletics @ Detroit Tigers
Tiger Stadium, Detroit, MI
Mon Jul 17 1989, 7:05 PM EDT
Att: 21,844 - Unknown - 82 F

AB	30
R	1
H	4
RBI	1
BB	4
SO	7
LOB	18



Batter	1	2	3	4	5	6	7	8	9	AB	R	H	RBI	BB	SO	LOB	BOTTOM					
Gary Pettis, S OBP: 0.365, SLG: 0.328	3-2 L9		4-1 BB		0-0 G6-3			2-2 L7		3	0	0	0	1	0	1						
Keith Moreland, R OBP: 0.375, SLG: 0.429	2-3 K		2-2 F8		2-2 L8			2-1 G6-3		4	0	0	0	0	1	1						
Lou Whitaker, L OBP: 0.358, SLG: 0.483	3-2 P2		1-1 F9		1-2 F7			0-0 SH1-4 1B		4	1	1	0	0	0	0						
Aian Trammell, R OBP: 0.338, SLG: 0.339		3-1 L5		1-1 L8			0-0 L9		0-0 SH1-4		3	0	0	0	0	0						
Tracy Jones, R OBP: 0.289, SLG: 0.330		4-2 L4-6 1B BB		2-1 F9			0-0 SH3-4 1B		4-0 1B IBB		2	0	1	0	2	0						
Chet Lemon, R OBP: 0.347, SLG: 0.339		1-1 1-2 1B		1-1 E3 2B			0-0 SH3-4		0-2 1-2 2-H 1B		3	1	2	1	0	0						
Gary Ward, R OBP: 0.301, SLG: 0.362		3-1 L4-6		1-0 F8			1-2 F9			2	0	0	0	0	0	3						
Fred Lynn, L OBP: 0.308, SLG: 0.324		2-3		2-0 K			1-1 2B			1	0	0	0	0	0	1						
Rick Schu, R OBP: 0.289, SLG: 0.311			2-3 K		2-0 K		0-0 F9			3	0	1	1	0	1	1						
Mike Heath, R OBP: 0.333, SLG: 0.430			2-1 F8		3-1 P3			0-3 K		3	0	0	0	0	1	1						
Inning Stats	R: 0 E: 0 K: 1 S: 9	H: 0 LOB: 0 BB: 0 P: 17	R: 0 E: 0 K: 0 S: 8	H: 1 LOB: 1 BB: 1 P: 19	R: 0 E: 0 K: 1 S: 9	H: 0 LOB: 1 BB: 1 P: 19	R: 0 E: 0 K: 0 S: 6	H: 0 LOB: 0 BB: 0 P: 10	R: 1 E: 1 K: 0 S: 7	H: 1 LOB: 1 BB: 0 P: 14	R: 0 E: 0 K: 0 S: 7	H: 0 LOB: 0 BB: 0 P: 10	R: 0 E: 0 K: 0 S: 6	H: 1 LOB: 1 BB: 0 P: 7	R: 0 E: 0 K: 1 S: 8	H: 0 LOB: 0 BB: 0 P: 12	R: 1 E: 0 K: 0 S: 5	H: 2 LOB: 2 BB: 1 P: 9	1B: 4 2B: 2 3B: 0 HR: 0	SF: 0 SAC: 2 DP: 1 HBP: 0	WP: 0 PB: 0 SB: 0 CS: 0	PA: 33
PITCHER	IP WLS BF H R ER SO BB IBB HBP BLK WP HR S P ERA WHIP	6.0 L 22 2 1 0 2 2 1 0 0 0 0 0 46 89 0.00 0.667	2.0 L 8 2 1 1 1 0 0 0 0 0 0 0 15 20 4.50 1.000	0.1 L 3 1 0 0 0 0 1 0 0 0 0 0 4 8 0.00 3.000	PITCHER										IP WLS BF H R ER SO BB IBB HBP BLK WP HR S P ERA WHIP	2.0 L 8 2 1 1 1 0 0 0 0 0 0 4 8 0.00 3.000						

Oakland Athletics @ Detroit Tigers
Tiger Stadium, Detroit, MI
Mon Jul 17 1989, 7:05 PM EDT
Att: 21,844 - Unknown - 82 F

AB	28
R	2
H	5
RBI	2
BB	3
SO	3
LOB	8



Batter	1	2	3	4	5	6	7	8	9	AB	R	H	RBI	BB	SO	LOB	TOP
Phil Bradley R (1, 10) OBP: 0.389, SLG: 0.460	K2-3		K		FC4-6			1B 2B		4	1	1	0	0	2	1	Baltimore Orioles @ Oakland Athletics Oakland-Alameda County Coliseum, Oakland, CA Fri Jul 21 1989, 7:05 PM PDT Att: 30,848 - Unknown - 66 F livebaseballscorecards.com
Steve Finley L (1, 8) OBP: 0.301, SLG: 0.320	B1-3		CS 1B				K	1B 1B		4	1	2	1	0	1	0	
Cal Ripken Jr. R (1, 6) OBP: 0.336, SLG: 0.409	G3-1		CS	E3 G4-3			F7	1B		4	0	1	0	0	0	0	
Mickey Tettleton S (1, 2)		BB 1B		K			F7	1B		4	0	2	1	0	1	1	
Joe Orsulak L (1, 7) OBP: 0.331, SLG: 0.413		F7		G4-3				L6		4	0	0	0	0	0	4	
Randy Milligan R (1, 3) OBP: 0.430, SLG: 0.492		F9		K			K			4	0	0	0	0	3	2	
Mike Devereaux R (1, 9) OBP: 0.340, SLG: 0.386		BB			P3		F8	G1-3		3	0	0	0	1	0	0	
Craig Worthington R (1, 5) OBP: 0.332, SLG: 0.366		K			FC4-6 1B			F7	F9	4	0	1	0	0	1	2	
Billy Ripken R (1, 4) OBP: 0.289, SLG: 0.332				G5-3				G4-3		2	0	0	0	0	0	1	
Larry Sheets L (8, PH) OBP: 0.289, SLG: 0.360					L9					1	0	0	0	0	0	0	
Rene Gonzales R (8, 4) OBP: 0.296, SLG: 0.303										0	0	0	0	0	0	0	
Inning Stats	R: 0 H: 0 E: 0 LOB: 0 K: 1 BB: 0 S: 10 P: 11	R: 0 H: 1 E: 0 LOB: 2 K: 1 BB: 1 S: 13 P: 24	R: 0 H: 1 E: 0 LOB: 0 K: 1 BB: 0 S: 10 P: 15	R: 0 H: 0 E: 1 LOB: 1 K: 2 BB: 0 S: 12 P: 15	R: 0 H: 1 E: 0 LOB: 1 K: 0 BB: 0 S: 10 P: 14	R: 0 H: 0 E: 0 LOB: 0 K: 1 BB: 0 S: 6 P: 8	R: 0 H: 0 E: 0 LOB: 0 K: 1 BB: 0 S: 6 P: 7	R: 2 H: 4 E: 0 LOB: 2 K: 0 BB: 0 S: 21 P: 37	R: 0 H: 0 E: 0 LOB: 0 K: 1 BB: 0 S: 7 P: 12	1B: 6 SF: 0 2B: 1 SAC: 0 3B: 0 DP: 0 HR: 0 HBP: 0	WP: 0 PA: 36 PB: 0 SB: 0 CS: 1						
PITCHER Mike Moore R (1, 1) ERA: 2.12	IP: 9.0 WLS: W BF: 35 H: 7 R: 2 ER: 2 SO: 8 BB: 1 IBB: 0 HBP: 0 BLK: 0 WP: 0 HR: 0 S: 95 P: 143 ERA: 2.00 WHIP: 0.889											PITCHER	IP: WLS: BF: H: R: ER: SO: BB: IBB: HBP: BLK: WP: HR: S: P: ERA: WHIP:				

Batter	1	2	3	4	5	6	7	8	9	AB	R	H	RBI	BB	SO	LOB	BOTTOM
Rickey Henderson R (1, 7) OBP: 0.413, SLG: 0.398	DJ 2B		G6-3		G6-3		G6-3		1B	5	0	2	1	0	0	1	Baltimore Orioles @ Oakland Athletics Oakland-Alameda County Coliseum, Oakland, CA Fri Jul 21 1989, 7:05 PM PDT Att: 30,848 - Unknown - 66 F livebaseballscorecards.com
Cammy Lansford R (1, 5) OBP: 0.411, SLG: 0.412	B1		1B			L8		F9		4	0	1	0	0	0	1	
Dave Parker L (1, 10) OBP: 0.319, SLG: 0.447	F7		G3			1B 1B		F6		4	0	1	0	0	0	2	
Mark McGwire R (1, 3) OBP: 0.332, SLG: 0.479	L9			FC5-4 1B		F9		G6-3		4	0	1	0	0	0	2	
Dave Henderson R (1, 8) OBP: 0.318, SLG: 0.364		K		K		1B		SH5-4 WP BB		3	1	1	0	1	2	1	
Jose Canseco R (1, 9) OBP: 0.345, SLG: 0.640		HR		L5		G1-3		WP SH5-4 1B BB		3	2	1	1	1	0	3	
Terry Steinbach R (1, 2) OBP: 0.354, SLG: 0.415		G5-3		FC5-4			G5-3	SH5-4		3	0	0	0	0	0	1	
Tony Phillips S (1, 4) OBP: 0.359, SLG: 0.356		L7				F9		1B IBB		2	0	0	0	2	0	0	
Mike Gallego R (1, 6) OBP: 0.321, SLG: 0.339				F9		F4		1B		3	0	0	0	0	0	1	
Ron Hassey L (9, PH) OBP: 0.306, SLG: 0.369							G1-6-3			0	0	0	0	1	0	0	
Glenn Hubbard R (9, PR) OBP: 0.303, SLG: 0.314								1B		0	0	0	0	0	0	0	
Inning Stats	R: 0 H: 1 E: 0 LOB: 1 K: 0 BB: 0 S: 8 P: 13	R: 1 H: 1 E: 0 LOB: 0 K: 1 BB: 0 S: 11 P: 18	R: 0 H: 1 E: 0 LOB: 0 K: 0 BB: 0 S: 7 P: 8	R: 0 H: 1 E: 0 LOB: 1 K: 1 BB: 0 S: 11 P: 18	R: 0 H: 0 E: 0 LOB: 0 K: 0 BB: 0 S: 3 P: 6	R: 0 H: 2 E: 0 LOB: 2 K: 0 BB: 0 S: 8 P: 14	R: 0 H: 0 E: 0 LOB: 1 K: 0 BB: 1 S: 9 P: 18	R: 0 H: 0 E: 0 LOB: 0 K: 0 BB: 0 S: 7 P: 10	R: 2 H: 1 E: 0 LOB: 3 K: 0 BB: 4 S: 5 P: 25	1B: 5 SF: 0 2B: 1 SAC: 1 3B: 0 DP: 0 HR: 1 HBP: 0	WP: 1 PA: 37 PB: 0 SB: 0 CS: 0						
PITCHER Bob Milacki R (1, 1) ERA: 4.03	IP: 8.0 WLS: L BF: 5 H: 0 R: 2 ER: 2 SO: 3 BB: 1 IBB: 0 HBP: 0 BLK: 0 WP: 0 HR: 0 S: 64 P: 105 ERA: 1.12 WHIP: 0.875											PITCHER	IP: WLS: BF: H: R: ER: SO: BB: IBB: HBP: BLK: WP: HR: S: P: ERA: WHIP:				
Gregg Olson R (9, 1) ERA: 2.19	0.1 L 5 0 2 2 0 3 1 0 0 1 0 3 20 54.00 9.000																
Mark Williamson R (9, 1) ERA: 3.06	0.0 1 1 0 0 0 0 0 0 0 0 0 2 5 ∞ ∞																



Batter	1	2	3	4	5	6	7	8	9	AB	R	H	RBI	BB	SO	LOB	TOP										
Phil Bradley, R OBP: 0.385, SLG: 0.454 (1, 7)	G5-3		K					G1-3		4	0	0	0	0	2	1	Baltimore Orioles @ Oakland Athletics Oakland-Alameda County Coliseum, Oakland, CA Sat Jul 22 1989, 3:33 AM PDT Att: 37,241 - Sunny - 70 F livebaseballscorecards.com										
Steve Finley, L OBP: 0.294, SLG: 0.312 (1, 8)	F7		F9					G4-3		4	0	0	0	0	0	1											
Cal Ripken Jr., R OBP: 0.336, SLG: 0.408 (1, 6)	BB 1B		G5-3					G5-3		4	1	1	0	0	0	0											
Mickey Tettleton, S OBP: 0.384, SLG: 0.541 (1, 2)	BB 1B			K					K	2	0	0	0	2	2	0											
Randy Milligan, R OBP: 0.432, SLG: 0.492 (1, 3)	BB 1B			BB 1B					K	4	0	2	1	0	2	1											
Jim Traber, L OBP: 0.288, SLG: 0.354 (1, 10)	P6			CS 1B					P3	4	0	1	0	0	0	3											
Mike Devereaux, R OBP: 0.335, SLG: 0.380 (1, 9)			K							3	0	0	0	0	1	2											
Craig Worthington, R OBP: 0.329, SLG: 0.363 (1, 5)			G6-3							3	0	0	0	0	0	0											
Billy Ripken, R OBP: 0.290, SLG: 0.332 (1, 4)			G5-3							3	0	1	0	0	0	0											
Inning Stats	R: 1 E: 0 K: 0 S: 13	H: 2 LOB: 2 BB: 1 P: 21	R: 0 E: 0 K: 1 S: 14	H: 0 LOB: 0 BB: 0 P: 16	R: 0 E: 0 K: 1 S: 9	H: 0 LOB: 0 BB: 0 P: 14	R: 0 E: 0 K: 1 S: 10	H: 2 LOB: 1 BB: 0 P: 17	R: 0 E: 0 K: 1 S: 11	H: 1 LOB: 1 BB: 0 P: 14	R: 0 E: 0 K: 0 S: 11	H: 0 LOB: 1 BB: 1 P: 17	R: 0 E: 0 K: 0 S: 6	H: 0 LOB: 0 BB: 0 P: 10	R: 0 E: 0 K: 0 S: 10	H: 0 LOB: 0 BB: 0 P: 15	R: 0 E: 0 K: 2 S: 10	H: 0 LOB: 0 BB: 0 P: 11	1B: 5 2B: 0 3B: 0 HR: 0	SF: 0 SAC: 0 DP: 0 HBP: 0	WP: 0 PB: 0 SB: 0 CS: 1	PA: 33					
PITCHER	IP	WLS	BF	H	R	ER	SO	BB	IBB	HBP	BLK	WP	HR	S	P	ERA	WHIP										
Bob Welch, R ERA: 2.96 (1, 1)	7.0	W	27	5	1	1	5	2	0	0	0	0	0	74	109	1.29	1.000										
Rick Honeycutt, L ERA: 2.42 (8, 1)	1.0		3	0	0	0	0	0	0	0	0	0	0	10	15	0.00	0.000										
Dennis Eckersley, R ERA: 1.19 (9, 1)	1.0	S	3	0	0	0	2	0	0	0	0	0	0	10	11	0.00	0.000										

Batter	1	2	3	4	5	6	7	8	9	AB	R	H	RBI	BB	SO	LOB	BOTTOM										
Rickey Henderson, R OBP: 0.412, SLG: 0.396 (1, 7)	L9			SF9				CS		2	0	0	1	1	1	1	Baltimore Orioles @ Oakland Athletics Oakland-Alameda County Coliseum, Oakland, CA Sat Jul 22 1989, 3:33 AM PDT Att: 37,241 - Sunny - 70 F livebaseballscorecards.com										
Carney Lansford, R OBP: 0.406, SLG: 0.406 (1, 5)	L4			F8						4	0	0	0	0	0	4											
Dave Parker, L OBP: 0.318, SLG: 0.445 (1, 10)	BB 1B			F8						4	0	1	0	0	0	0											
Mark McGwire, R OBP: 0.334, SLG: 0.478 (1, 3)	K			BB 1B						3	0	1	0	1	1	1											
Dave Henderson, R OBP: 0.320, SLG: 0.365 (1, 8)				BB 1B						4	1	2	0	0	1	1											
Jose Canseco, R OBP: 0.333, SLG: 0.690 (1, 9)				BB 1B						4	1	1	1	0	1	4											
Ron Hassey, L OBP: 0.304, SLG: 0.362 (1, 2)				F9						3	1	0	0	1	2	1											
Tony Phillips, S OBP: 0.364, SLG: 0.363 (1, 4)				BB 1B						3	0	2	1	1	0	0											
Mike Gallego, R OBP: 0.324, SLG: 0.339 (1, 6)				BB 1B						3	0	1	0	1	1	3											
Inning Stats	R: 0 E: 0 K: 1 S: 12	H: 1 LOB: 1 BB: 0 P: 19	R: 1 E: 0 K: 0 S: 13	H: 2 LOB: 3 BB: 2 P: 27	R: 0 E: 0 K: 2 S: 11	H: 1 LOB: 1 BB: 0 P: 17	R: 1 E: 0 K: 1 S: 19	H: 1 LOB: 1 BB: 1 P: 29	R: 0 E: 0 K: 0 S: 8	H: 0 LOB: 0 BB: 0 P: 9	R: 1 E: 0 K: 2 S: 13	H: 2 LOB: 1 BB: 0 P: 19	R: 0 E: 0 K: 0 S: 16	H: 1 LOB: 2 BB: 1 P: 27	R: 0 E: 0 K: 1 S: 9	H: 0 LOB: 1 BB: 1 P: 18	1B: 6 2B: 1 3B: 0 HR: 1	SF: 1 SAC: 0 DP: 0 HBP: 0	WP: 0 PB: 0 SB: 2 CS: 1	PA: 37							
PITCHER	IP	WLS	BF	H	R	ER	SO	BB	IBB	HBP	BLK	WP	HR	S	P	ERA	WHIP										
Pete Harnisch, R ERA: 5.08 (1, 1)	6.2	L	32	8	3	3	6	4	0	0	0	0	0	84	137	4.05	1.800										
Mike Smith, R ERA: 7.16 (7, 1)	1.1		4	0	0	0	1	1	0	0	0	0	0	17	28	0.00	0.750										

Batter	1	2	3	4	5	6	7	8	9	AB	R	H	RBI	BB	SO	LOB	TOP		
Phil Bradley , R (1, 7) OBP: 0.384, SLG: 0.452	0-2 CS 1B			0-0 P2		2-2 L9		1-2 FC6-4		4	0	1	0	0	0	1			
Steve Finley , L (1, 8) OBP: 0.293, SLG: 0.310	3-2 F7			3-2 G5-3			1-1 HR 1B	1-0 G4-3		4	1	1	0	0	0	2			
Cal Ripken Jr. , R (1, 6) OBP: 0.335, SLG: 0.414	3-2 F6			0-1 F8			3-2 HR		0-3 K	4	1	1	2	0	1	1			
Mickey Tettleton , S (1, 10) OBP: 0.383, SLG: 0.537	3-2 CS 1-2	1-0 F6			3-3 K		1-0 S 1B		0-0 F7	4	0	1	0	0	1	0			
Joe Orsulak , L (1, 9) OBP: 0.326, SLG: 0.407		0-1 G3			0-2 F6		3-3 K 1-3		0-0 G6-3	4	0	0	0	0	1	1			
Randy Milligan , R (1, 3) OBP: 0.435, SLG: 0.497		3-2 F4			0-0 2B		4-2 G6-3 BB			2	0	1	0	1	0	0			
Bob Melvin , R (1, 2) OBP: 0.300, SLG: 0.306				1-2 G1-3		3-3 K	0-1 G6-3 1-2			3	0	0	0	0	1	3			
Craig Worthington , R (1, 5) OBP: 0.326, SLG: 0.359				2-1 F8			1-2 G3-1		0-2 L8	3	0	0	0	0	0	0			
Billy Ripken , R (1, 4) OBP: 0.287, SLG: 0.329				0-0 L1			1-0 L7		1-1 FC6-4 1B	2	0	0	0	0	0	0			
Larry Sheets , L (8, PH) OBP: 0.292, SLG: 0.363										1	0	1	0	0	0	0			
Rene Gonzales , R (8, PR) OBP: 0.296, SLG: 0.303										0	0	0	0	0	0	0			
Inning Stats	R: 0 E: 0 K: 0 S: 14	H: 1 LOB: 0 BB: 0 P: 23	R: 0 E: 0 K: 0 S: 6	H: 0 LOB: 0 BB: 0 P: 10	R: 0 E: 0 K: 0 S: 6	H: 0 LOB: 0 BB: 0 P: 9	R: 0 E: 0 K: 0 S: 6	H: 0 LOB: 1 BB: 0 P: 9	R: 0 E: 0 K: 2 S: 10	H: 1 LOB: 1 BB: 0 P: 16	R: 2 E: 1 K: 1 S: 15	H: 3 LOB: 1 BB: 1 P: 27	R: 0 E: 0 K: 0 S: 11	H: 1 LOB: 1 BB: 0 P: 14	R: 0 E: 0 K: 1 S: 5	H: 0 LOB: 0 BB: 0 P: 5	1B: 4 2B: 1 3B: 0 HR: 1	SF: 0 SAC: 0 DP: 1 HBP: 0	WP: 0 PA: 33 PB: 0 SB: 1 CS: 1
PITCHER	IP	WLS	BF	H	R	ER	SO	BB	IBB	HBP	BLK	WP	HR	S	P	ERA	WHIP		
Storm Davis , R (1, 1) ERA: 5.24	6.0	W	22	5	2	2	2	0	0	0	0	0	1	56	90	3.00	0.833		
Matt Young , L (7, 1) ERA: 5.64	0.1		1	0	0	0	1	0	0	0	0	0	0	3	6	0.00	0.000		
Todd Burns , R (7, 1) ERA: 2.09	1.2		6	1	0	0	0	1	0	0	0	0	0	17	24	0.00	1.200		
Dennis Eckersley , R (9, 1) ERA: 1.14	1.0	S	3	0	0	0	1	0	0	0	0	0	0	5	5	0.00	0.000		

Baltimore Orioles @ Oakland Athletics
Oakland-Alameda County Coliseum, Oakland, CA

AB 31
R 2
H 6
RBI 2
BB 1
SO 4
LOB 8



Sun Jul 23 1989, 3:33 AM PDT
Att: 43,570 - Sunny - 70 F

Batter	1	2	3	4	5	6	7	8	9	AB	R	H	RBI	BB	SO	LOB	BOTTOM		
Rickey Henderson , R (1, 7) OBP: 0.410, SLG: 0.397	1-0 F7		2-2 G6-3			3-2 S 2B		2-1 F8		4	1	1	0	0	0	0			
Lance Blankenship , R (1, 10) OBP: 0.260, SLG: 0.268	2-1 F9			4-0 HR BB		0-0 B1		1-0 P3		3	1	0	0	1	0	1			
Dave Henderson , R (1, 8) OBP: 0.322, SLG: 0.365	2-1 FC5-4 1B			0-0 F8		4-0 S BB		1-0 F8		3	0	1	0	1	0	1			
Mark McGwire , R (1, 3) OBP: 0.331, SLG: 0.474	2-1 FC5-4 1-2			2-1 F9		2-1 SF7				2	0	0	1	0	0	2			
Jose Canseco , R (1, 9) OBP: 0.361, SLG: 0.774		3-2 F9		0-1 HR		4-0 FC5-4 IBB				2	1	1	2	1	0	0			
Terry Steinbach , R (1, 2) OBP: 0.354, SLG: 0.414		1-0 CS 1B		2-0 F8		0-0 FC5-4 1-2				3	0	1	0	0	0	2			
Glenn Hubbard , R (1, 4) OBP: 0.297, SLG: 0.306		1-1 F9			2-2 L8		2-2 G5-3			3	0	0	0	0	0	1			
Tony Phillips , S (1, 5) OBP: 0.361, SLG: 0.359	1 SAFE CS 1-2	0-0 CS	1-1 G5-3		2-2 G6-3		2-1 G1-3			3	0	0	0	0	0	0			
Mike Gallego , R (1, 6) OBP: 0.320, SLG: 0.335			1-0 G1-3		0-1 F9		0-0 L9			3	0	0	0	0	0	0			
Inning Stats	R: 0 E: 0 K: 0 S: 7	H: 1 LOB: 1 BB: 0 P: 14	R: 0 E: 0 K: 0 S: 9	H: 1 LOB: 0 BB: 0 P: 14	R: 0 E: 0 K: 0 S: 6	H: 0 LOB: 0 BB: 0 P: 10	R: 2 E: 0 K: 0 S: 6	H: 1 LOB: 1 BB: 1 P: 14	R: 0 E: 0 K: 0 S: 8	H: 0 LOB: 2 BB: 2 P: 12	R: 1 E: 0 K: 0 S: 7	H: 1 LOB: 2 BB: 2 P: 20	R: 0 E: 0 K: 0 S: 6	H: 0 LOB: 0 BB: 0 P: 10	R: 0 E: 0 K: 0 S: 4	H: 0 LOB: 0 BB: 0 P: 8	1B: 2 2B: 1 3B: 0 HR: 1	SF: 1 SAC: 0 DP: 0 HBP: 0	WP: 0 PA: 31 PB: 0 SB: 2 CS: 1
PITCHER	IP	WLS	BF	H	R	ER	SO	BB	IBB	HBP	BLK	WP	HR	S	P	ERA	WHIP		
Jeff Ballard , L (1, 1) ERA: 3.51	8.0	L	30	4	3	3	0	2	1	0	0	0	1	53	102	3.38	0.750		

Baltimore Orioles @ Oakland Athletics
Oakland-Alameda County Coliseum, Oakland, CA

AB 26
R 3
H 4
RBI 3
BB 3
SO 0
LOB 7



Sun Jul 23 1989, 3:33 AM PDT
Att: 43,570 - Sunny - 70 F

Batter	1	2	3	4	5	6	7	8	9	AB	R	H	RBI	BB	SO	LOB	TOP								
Dick Schofield, R OBP: 0.297, SLG: 0.330	1-1 G5-3			1-0 F7	0-3 K			1-0 G4-3		4	0	0	0	0	1	1	California Angels @ Oakland Athletics Oakland-Alameda County Coliseum, Oakland, CA Mon Jul 24 1989, 7:05 PM PDT Att: 44,548 - Unknown - 61 F livebaseballscorecards.com								
Johnny Ray, S OBP: 0.316, SLG: 0.359	1-0 F4			2-0 1B 1B		1-0 G6-3		3-1 G3		4	1	1	0	0	0	0									
Devon White, S OBP: 0.308, SLG: 0.421	0-1 G6-3			1-2 1B 1B		3-3 K		2-1 G4-3		4	1	1	0	0	1	0									
Wally Joyner, L OBP: 0.352, SLG: 0.407		2-1 G5-4-3 1B		0-1 1B G4-3-6 1B		0-2 L7		1-1 L8		4	1	2	1	0	0	0									
Brian Downing, R OBP: 0.383, SLG: 0.436		3-2 G5-4-3 1-2f		2-2 G4-3-6 1B		2-1 F9		1-2 G4-6-3 1B		4	0	2	1	0	0	1									
Lance Parrish, R OBP: 0.340, SLG: 0.445		1-3 K		0-0 G4-3-6 1-2f 3-H		0-3 K		1-1 G4-6-3 1-2f		4	0	0	0	0	2	2									
Chili Davis, S OBP: 0.304, SLG: 0.383			1-1 G6-3		4-0 FC3-6 BB		1-0 HR			2	1	1	1	1	0	0									
Tony Armas, R OBP: 0.300, SLG: 0.469		0-1 F4		0-2 P5		0-1 G4-3				3	0	0	0	0	0	1									
Jack Howell, L OBP: 0.317, SLG: 0.407			3-3 K		0-0 FC3-6 1-2f			3-2 HR		3	1	1	1	0	1	1									
Inning Stats	R: 0 E: 0 K: 0 S: 5	H: 0 LOB: 0 BB: 0 P: 7	R: 0 E: 0 K: 1 S: 12	H: 1 LOB: 0 BB: 0 P: 18	R: 0 E: 0 K: 1 S: 7	H: 0 LOB: 0 BB: 0 P: 11	R: 3 E: 0 K: 0 S: 11	H: 4 LOB: 0 BB: 0 P: 17	R: 0 E: 0 K: 1 S: 7	H: 0 LOB: 1 BB: 1 P: 11	R: 0 E: 0 K: 1 S: 8	H: 0 LOB: 0 BB: 0 P: 12	R: 1 E: 0 K: 1 S: 9	H: 1 LOB: 0 BB: 0 P: 12	R: 1 E: 0 K: 0 S: 9	H: 1 LOB: 0 BB: 0 P: 18	R: 0 E: 0 K: 0 S: 7	H: 1 LOB: 0 BB: 0 P: 10	1B: 6 2B: 0 3B: 0 HR: 2	SF: 0 SAC: 0 DP: 3 HBP: 0	WP: 0 PB: 0 SB: 0 CS: 0	PA: 33			
PITCHER	IP	WLS	BF	H	R	ER	SO	BB	IBB	HBP	BLK	WP	HR	S	P	ERA	WHIP								
Curt Young, L ERA: 5.1	4.0		16	5	3	3	2	1	0	0	0	0	0	35	57	6.75	1.500								
Gene Nelson, R ERA: 3.24	4.0	L	14	2	2	2	3	0	0	0	0	0	2	33	49	4.50	0.500								
Rick Honeycutt, L ERA: 2.38	1.0		3	1	0	0	0	0	0	0	0	0	0	7	10	0.00	1.000								

Batter	1	2	3	4	5	6	7	8	9	AB	R	H	RBI	BB	SO	LOB	BOTTOM								
Rickey Henderson, R OBP: 0.413, SLG: 0.401	2-2 1B G4-6-3		4-1 G6-4-3 BB		0-0 SF8			1-1 G4-3 1B		2	2	2	1	1	0	0	California Angels @ Oakland Athletics Oakland-Alameda County Coliseum, Oakland, CA Mon Jul 24 1989, 7:05 PM PDT Att: 44,548 - Unknown - 61 F livebaseballscorecards.com								
Carney Lansford, R OBP: 0.404, SLG: 0.406	3-2 G4-6-3 1B		2-1 G6-4-3 1-2f		2-3 3-H 2-2 SF8		2-1 G4-3		1-2 G4-3	3	0	1	1	0	0	3									
Dave Parker, L OBP: 0.317, SLG: 0.442	2-0 G4-6-3 1-2f 3-H			1-1 G6-4-3 1B		1-1 G5-3		0-0 F5		4	0	1	0	0	0	2									
Mark McGwire, R OBP: 0.330, SLG: 0.471	2-2 F8			1-1 G6-4-3 1-2f		3-1 G5-3		2-1 G4-3 2-H 1B		4	0	1	1	0	0	1									
Dave Henderson, R OBP: 0.324, SLG: 0.365		3-2 G5-4-3 1B		4-0 1B BB		0-1 G5-3		1-0 F8		3	0	1	0	1	0	1									
Jose Canseco, R OBP: 0.350, SLG: 0.714		0-1 G5-4-3 1-2f		0-0 G6-4-3 1-3 1B		0-1 G1-3			3-3 K	4	0	1	0	0	1	1									
Terry Steinbach, R OBP: 0.353, SLG: 0.410		1-1 F4		1-0 F8			0-2 G5-3		4-0 BB	3	0	0	0	1	0	2									
Lance Blankenship, R OBP: 0.280, SLG: 0.298										0	0	0	0	0	0	0									
Tony Phillips, S OBP: 0.359, SLG: 0.355			2-2 G6-3		4-2 2B SF8 BB		3-2 F7		2-3 K	3	1	0	0	1	1	1									
Mike Gallego, R OBP: 0.324, SLG: 0.343			2-2 BB		0-1 SF8 1-3 SF8 2B		3-2 F6		0-3 K	3	1	2	0	0	0	0									
Ron Hassey, L OBP: 0.303, SLG: 0.360										1	0	0	0	0	1	1									
Inning Stats	R: 1 E: 0 K: 0 S: 12	H: 2 LOB: 0 BB: 0 P: 20	R: 0 E: 0 K: 0 S: 8	H: 1 LOB: 0 BB: 0 P: 12	R: 0 E: 0 K: 0 S: 13	H: 1 LOB: 1 BB: 1 P: 23	R: 0 E: 0 K: 0 S: 6	H: 2 LOB: 2 BB: 1 P: 13	R: 2 E: 0 K: 0 S: 10	H: 1 LOB: 0 BB: 1 P: 17	R: 0 E: 0 K: 0 S: 6	H: 0 LOB: 0 BB: 0 P: 9	R: 0 E: 0 K: 0 S: 11	H: 0 LOB: 0 BB: 0 P: 17	R: 1 E: 0 K: 0 S: 8	H: 2 LOB: 1 BB: 0 P: 14	R: 0 E: 0 K: 3 S: 10	H: 0 LOB: 1 BB: 1 P: 19	1B: 8 2B: 1 3B: 0 HR: 0	SF: 2 SAC: 0 DP: 4 HBP: 0	WP: 0 PB: 0 SB: 0 CS: 0	PA: 36			
PITCHER	IP	WLS	BF	H	R	ER	SO	BB	IBB	HBP	BLK	WP	HR	S	P	ERA	WHIP								
Kirk McCaskill, R ERA: 3.23	5.0		21	7	3	3	0	3	0	0	0	0	0	24	38	3.38	0.750								
Willie Fraser, R ERA: 3.09	2.2	W	10	2	1	1	0	0	0	0	0	0	0	11	21	0.00	0.750								
Bryan Harvey, R ERA: 3.6	1.1	S	5	0	0	0	3	1	0	0	0	0	0	11	21	0.00	0.750								

Batter	1	2	3	4	5	6	7	8	9	AB	R	H	RBI	BB	SO	LOB	TOP			
Claudell Washington, L (1.9) OBP: 0.337, SLG: 0.463	0-3 K		2-2 G6-3 1B	1-2 G3		0-1 G4-3			1-2 WP 1B	5	0	2	0	0	1	4				
Johnny Ray, S (1.4) OBP: 0.319, SLG: 0.358	2-2 F6		0-0 G6-3 1B		2-3 K		4-2 L4-3 BB		0-0 P5	4	0	1	0	1	1	2				
Devon White, S (1.8) OBP: 0.307, SLG: 0.418	0-3 K		1-0 G6-3		3-2 1B		0-0 L4-3		1-1 P6	5	0	1	0	0	1	5				
Wally Joyner, L (1.3) OBP: 0.349, SLG: 0.403	0-0 P5		0-0 L4		3-0 P5		0-0 F7			4	0	0	0	0	0	3				
Brian Downing, R (1.10) OBP: 0.382, SLG: 0.434		2-1 FC6-4 1B		1-1 F8		2-3 K		1-2 G5-3		4	0	1	0	0	1	1				
Chili Davis, S (1.7) OBP: 0.309, SLG: 0.395		2-2 FC6-4 1-2 HR		0-1 HR		4-2 1B BB		1-1 L5-3 1B		3	2	2	1	1	0	1				
Lance Parrish, R (1.2) OBP: 0.335, SLG: 0.439		1-3 K		2-0 G5-3		0-3 K		0-0 L5-3		4	0	0	0	0	2	3				
Jack Howell, L (1.5) OBP: 0.323, SLG: 0.423		2-1 1-H HR		0-0 WP 1B		2-1 1B			2-3 K	4	1	3	2	0	1	0				
Dick Schofield, R (1.6) OBP: 0.300, SLG: 0.343		1-3 K		4-1 1-2 BB		0-3 K			1-0 HR	3	1	1	1	1	2	2				
Inning Stats	R: 0 E: 0 K: 2 S: 10	H: 0 LOB: 1 BB: 0 P: 12	R: 2 E: 0 K: 2 S: 15	H: 2 LOB: 0 BB: 0 P: 23	R: 0 E: 0 K: 0 S: 6	H: 2 LOB: 1 BB: 1 P: 9	R: 1 E: 0 K: 0 S: 10	H: 2 LOB: 2 BB: 1 P: 18	R: 0 E: 0 K: 2 S: 14	H: 1 LOB: 2 BB: 1 P: 20	R: 0 E: 0 K: 0 S: 4	H: 0 LOB: 0 BB: 1 P: 8	R: 0 E: 0 K: 0 S: 6	H: 1 LOB: 0 BB: 0 P: 8	R: 1 E: 0 K: 1 S: 10	H: 2 LOB: 1 BB: 0 P: 15	1B: 8 2B: 2 3B: 0 HR: 3	SF: 0 SAC: 0 DP: 3 HBP: 0	WP: 2 PB: 1 CS: 0	PA: 39
PITCHER Dave Stewart, R (1.1) ERA: 3.51	IP: 9.0 WLS: L BF: 39	H: 11 R: 4 ER: 4 SO: 9	BB: 3 IBB: 0 HBP: 0 BLK: 0	WP: 2 HR: 3 S: 86 P: 134	ERA: 4.00 WHIP: 1.556	PITCHER IP: WLS: BF: H: R: ER: SO: BB: IBB: HBP: BLK: WP: HR: S: P: ERA: WHIP														

California Angels @ Oakland Athletics
Oakland-Alameda County Coliseum, Oakland, CA

Tue Jul 25 1989, 7:05 PM PDT
Att: 43,529 - Unknown - 63 F



AB 36
R 4
H 11
RBI 4
BB 3
SO 9
LOB 21

Batter	1	2	3	4	5	6	7	8	9	AB	R	H	RBI	BB	SO	LOB	BOTTOM			
Rickey Henderson, R (1.7) OBP: 0.412, SLG: 0.399	2-2 G6-3 1B		2-3 K		2-0 L8			1-1 F8		4	0	1	0	0	1	3				
Carney Lansford, R (1.5) OBP: 0.403, SLG: 0.402	2-2 G6-3 1-2 HR		1-2 FC5-4		2-2 F8			4-2 FC5 1B BB		3	0	0	0	1	0	4				
Dave Henderson, R (1.8) OBP: 0.323, SLG: 0.363	1-3 K		0-0 G4-3			1-3 K		0-1 BB FC5 1B		4	0	1	0	0	2	2				
Mark McGwire, R (1.3) OBP: 0.330, SLG: 0.467		4-0 BB		0-0 L8		2-2 G3-1		1-1 FC5 BB		3	0	0	0	1	0	2				
Jose Canseco, R (1.9) OBP: 0.341, SLG: 0.658		1-2 F9		2-3 K		2-3 K		4-2 FC5-4 BB		3	0	0	0	1	2	1				
Terry Steinbach, R (1.2) OBP: 0.351, SLG: 0.407		2-3 K		2-1 1B			1-1 F7	1-1 FC5-4 1-2 HR		4	0	1	0	0	1	4				
Dave Parker, L (1.10) OBP: 0.316, SLG: 0.440		1-1 G4-3		1-1 F8			1-0 FC6-4 1B		1-3 K	4	0	1	0	0	1	2				
Glenn Hubbard, R (1.4) OBP: 0.304, SLG: 0.323			3-2 FC5-4 2B		2-2 1B		0-1 F9		1-1 G5-3	3	0	2	0	0	0	1				
Stan Javier, S (9. PH) OBP: 0.321, SLG: 0.331										1	0	0	0	0	0	0				
Mike Gallego, R (1.6) OBP: 0.324, SLG: 0.340			4-2 FC5-4 BB		2-0 F9		2-1 FC6-4		3-2 F7	2	0	0	0	1	0	2				
Ron Hassey, L (9. PH) OBP: 0.301, SLG: 0.358										1	0	0	0	0	0	0				
Inning Stats	R: 0 E: 0 K: 1 S: 11	H: 1 LOB: 0 BB: 0 P: 16	R: 0 E: 0 K: 1 S: 10	H: 0 LOB: 1 BB: 1 P: 18	R: 0 E: 0 K: 1 S: 13	H: 1 LOB: 2 BB: 1 P: 23	R: 0 E: 0 K: 1 S: 8	H: 1 LOB: 1 BB: 0 P: 13	R: 0 E: 0 K: 2 S: 10	H: 0 LOB: 0 BB: 0 P: 15	R: 0 E: 0 K: 0 S: 7	H: 1 LOB: 1 BB: 0 P: 11	R: 0 E: 0 K: 0 S: 13	H: 1 LOB: 3 BB: 2 P: 24	R: 0 E: 0 K: 1 S: 9	H: 0 LOB: 0 BB: 0 P: 14	1B: 5 2B: 1 3B: 0 HR: 0	SF: 0 SAC: 0 DP: 1 HBP: 0	WP: 0 PB: 0 SB: 0 CS: 0	PA: 36
PITCHER Chuck Finley, L (1.1) ERA: 2.38	IP: 7.2 WLS: W BF: 32	H: 6 R: 0 ER: 0 SO: 6	BB: 4 IBB: 0 HBP: 0 BLK: 0	WP: 0 HR: 0 S: 79 P: 134	ERA: 0.00 WHIP: 1.304	PITCHER IP: WLS: BF: H: R: ER: SO: BB: IBB: HBP: BLK: WP: HR: S: P: ERA: WHIP														
Greg Minton, R (8.1) ERA: 1.63	1.1 S: 4	0 0 0 1	0 0 0 0	0 0 0 0	0 0 11 17	0.00 0.000														

California Angels @ Oakland Athletics
Oakland-Alameda County Coliseum, Oakland, CA

Tue Jul 25 1989, 7:05 PM PDT
Att: 43,529 - Unknown - 63 F



AB 32
R 0
H 6
RBI 0
BB 4
SO 7
LOB 21

Batter	1	2	3	4	5	6	7	8	9	AB	R	H	RBI	BB	SO	LOB	TOP										
Claudell Washington, L OBP: 0.335, SLG: 0.455	2-3 K	2-2 F7		1-2 L8			1-3 K	4-1 S BB		4	0	0	0	1	2	2	California Angels @ Oakland Athletics Oakland-Alameda County Coliseum, Oakland, CA Wed Jul 26 1989, 3:33 AM PDT Att: 44,588 - Sunny livebaseballscorecards.com										
Johnny Ray, S OBP: 0.323, SLG: 0.359	2-2 1B 1B		3-2 2B 1B		2-2 G6-3		4-0 1B BB	2-2 G4-3		4	2	2	0	1	0	2											
Devon White, S OBP: 0.311, SLG: 0.420	2-2 1B 1-2 1B		0-0 F7		2-3 K		1-2 BB 1B		1-1 G1-6-3 1B	5	0	3	1	0	1	1											
Wally Joyner, L OBP: 0.352, SLG: 0.402	1-1 1-3 2H 1B		4-1 2B BB		2-3 K		4-1 BB		0-1 G1-6-3 1B	3	1	1	1	2	1	1											
Brian Downing, R OBP: 0.377, SLG: 0.428	2-1 F9		3-2 L9			2-3 K	0-0 F8		3-2 F9	5	0	0	0	0	1	7											
Chili Davis, S OBP: 0.311, SLG: 0.399	1-0 G3		0-0 1-1 2H 2B			0-3 K		1-0 SH3 1B		4	1	2	2	0	1	2											
Bill Schroeder, R OBP: 0.273, SLG: 0.427		1-3 K	2-3 K			1-1 L1-3		0-0 SH3		3	0	0	0	0	2	1											
Jack Howell, L OBP: 0.319, SLG: 0.417		1-2 G4-3		0-1 G4-3			2-3 K	3-2 F7		4	0	0	0	0	1	1											
Dick Schofield, R OBP: 0.307, SLG: 0.347		3-2 E S 1B		0-2 G6-3			4-2 BB 1B BB	2-1 WP 2H 1B		3	1	2	1	1	0	0											
Inning Stats	R: 1 E: 0 K: 1 S: 16	H: 3 LOB: 2 BB: 0 P: 26	R: 0 E: 0 K: 1 S: 14	H: 1 LOB: 1 BB: 0 P: 21	R: 2 E: 0 K: 1 S: 15	H: 2 LOB: 1 BB: 1 P: 27	R: 0 E: 0 K: 0 S: 9	H: 0 LOB: 0 BB: 0 P: 10	R: 0 E: 0 K: 2 S: 10	H: 0 LOB: 0 BB: 0 P: 13	R: 1 E: 0 K: 2 S: 16	H: 1 LOB: 3 BB: 3 P: 32	R: 1 E: 0 K: 0 S: 14	H: 2 LOB: 2 BB: 1 P: 26	R: 0 E: 0 K: 0 S: 7	H: 1 LOB: 0 BB: 0 P: 11	1B: 9 2B: 1 3B: 0 HR: 0	SF: 0 SAC: 1 DP: 1 HBP: 0	WP: 1 PB: 0 SB: 2 CS: 0	PA: 41							
PITCHER	IP	WLS	BF	H	R	ER	SO	BB	IBB	HBP	BLK	WP	HR	S	P	ERA	WHIP										
Mike Moore, R ERA: 2.26	(1, 1)	6.1	27	6	4	4	8	2	0	0	0	0	0	79	124	5.68	1.263										
Rick Honeycutt, L ERA: 2.36	(7, 1)	0.1	4	1	0	0	1	2	0	0	0	0	0	9	19	0.00	9.000										
Todd Burns, R ERA: 2.19	(7, 1)	1.0	5	2	1	1	0	0	0	0	0	0	0	8	14	9.00	2.000										
Matt Young, L ERA: 5.56	(8, 1)	0.1	W	2	0	0	0	1	0	0	0	1	0	7	13	0.00	3.000										
Dennis Eckersley, R ERA: 1.99	(9, 1)	1.0	3	1	0	0	0	0	0	0	0	0	0	7	11	0.00	1.000										

Batter	1	2	3	4	5	6	7	8	9	AB	R	H	RBI	BB	SO	LOB	BOTTOM										
Rickey Henderson, R OBP: 0.412, SLG: 0.408	1-0 HR		2-1 G1-3	1-0 G5-3			2-3 K	0-2 S 1B		5	1	2	2	0	1	1	California Angels @ Oakland Athletics Oakland-Alameda County Coliseum, Oakland, CA Wed Jul 26 1989, 3:33 AM PDT Att: 44,588 - Sunny livebaseballscorecards.com										
Camey Lansford, R OBP: 0.403, SLG: 0.402	2-1 G6-3		2-1 G5-3		0-0 CS 1B		1-0 G5-3	0-1 S 1B		5	0	2	1	0	0	0											
Dave Parker, L OBP: 0.317, SLG: 0.440	2-3 K2-3			0-1 2B 1B	1-2 1B		1-0 F7	1-3 K		5	1	2	0	0	2	2											
Mark McGwire, R OBP: 0.331, SLG: 0.470	1-1 F8			0-0 1B	0-0 F8			3-2 1B 1B		4	1	2	0	0	0	1											
Stan Javier, S OBP: 0.321, SLG: 0.331				1-3 1B 2B				1B 1B		0	1	0	0	0	0	0											
Dave Henderson, R OBP: 0.327, SLG: 0.370		0-0 2B		1-0 1B FC4 1B	1-3 K			0-2 BB 1B FC5-4 1B		4	2	3	2	0	1	1											
Jose Canseco, R OBP: 0.313, SLG: 0.595		2 SAFE 2-2 G1-3		1-3 K		2-2 P3		0-3 K		4	0	0	0	0	2	4											
Ron Hassey, L OBP: 0.305, SLG: 0.361		3-1 F7		1-0 E FC4 SF9 1B		3-3 K		1-2 FC5-4 BB 1B 1B		4	2	2	1	0	1	1											
Tony Phillips, S OBP: 0.361, SLG: 0.355		1-3 K		3-2 FC4			0-0 1B	4-2 FC5-4 BB		3	0	1	1	1	1	2											
Mike Gallego, R OBP: 0.319, SLG: 0.336			0-0 G5-3	1-3 3H SF9		1 SAFE 2-1 G1-3		1-2 FC5-4 1B		3	1	0	2	0	0	3											
Inning Stats	R: 1 E: 0 K: 1 S: 8	H: 1 LOB: 0 BB: 0 P: 14	R: 0 E: 0 K: 1 S: 10	H: 1 LOB: 0 BB: 0 P: 16	R: 0 E: 0 K: 0 S: 5	H: 0 LOB: 0 BB: 0 P: 9	R: 4 E: 1 K: 1 S: 14	H: 4 LOB: 1 BB: 0 P: 22	R: 0 E: 0 K: 1 S: 8	H: 2 LOB: 1 BB: 0 P: 10	R: 0 E: 0 K: 1 S: 9	H: 1 LOB: 0 BB: 0 P: 16	R: 0 E: 0 K: 1 S: 5	H: 0 LOB: 0 BB: 0 P: 9	R: 4 E: 0 K: 2 S: 27	H: 5 LOB: 2 BB: 1 P: 37	1B: 11 2B: 2 3B: 0 HR: 1	SF: 1 SAC: 0 DP: 0 HBP: 0	WP: 0 PB: 0 SB: 2 CS: 1	PA: 39							
PITCHER	IP	WLS	BF	H	R	ER	SO	BB	IBB	HBP	BLK	WP	HR	S	P	ERA	WHIP										
Mike Witt, R ERA: 4.43	(1, 1)	7.0	L	32	11	7	6	6	0	0	0	0	0	66	106	7.71	1.571										
Rich Monteleone, R ERA: 2.39	(8, 1)	0.2	6	3	2	2	1	1	0	0	0	0	0	17	23	27.00	6.000										
Bob McClure, L ERA: 2.19	(8, 1)	0.1	1	0	0	0	1	0	0	0	0	0	0	3	4	0.00	0.000										

Batter	1	2	3	4	5	6	7	8	9	AB	R	H	RBI	BB	SO	LOB	TOP										
Harold Reynolds, S (1, 4) OBP: 0.361, SLG: 0.363										3	3	1	1	3	1	2											
Greg Britley, L (1, 7) OBP: 0.374, SLG: 0.524										3	2	1	1	3	0	2											
Alvin Davis, L (1, 3) OBP: 0.453, SLG: 0.486										5	0	3	5	1	0	3											
Jeffrey Leonard, R (1, 10) OBP: 0.315, SLG: 0.422										6	1	1	0	0	0	8											
Darnell Coles, R (1, 9) OBP: 0.298, SLG: 0.385										6	1	1	2	0	1	0											
Mike Kingery, L (1, 8) OBP: 0.333, SLG: 0.357										5	2	2	0	1	1	0											
Jim Presley, R (1, 5) OBP: 0.297, SLG: 0.394										4	2	1	2	2	2	1											
Scott Bradley, L (1, 2) OBP: 0.330, SLG: 0.404										4	1	1	1	1	1	3											
Omar Vizquel, S (1, 6) OBP: 0.300, SLG: 0.297										3	2	1	0	2	1	3											
Inning Stats	R: 8 E: 0 K: 1 S: 25	H: 6 LOB: 2 BB: 4 P: 50	R: 0 E: 0 K: 3 S: 11	H: 0 LOB: 0 BB: 0 P: 16	R: 2 E: 0 K: 1 S: 16	H: 3 LOB: 1 BB: 0 P: 23	R: 4 E: 0 K: 0 S: 10	H: 2 LOB: 2 BB: 2 P: 33	R: 0 E: 0 K: 0 S: 9	H: 0 LOB: 1 BB: 1 P: 21	R: 0 E: 0 K: 1 S: 7	H: 1 LOB: 1 BB: 0 P: 9	R: 0 E: 0 K: 0 S: 12	H: 0 LOB: 2 BB: 2 P: 24	R: 0 E: 0 K: 1 S: 7	H: 0 LOB: 0 BB: 0 P: 13	1B: 10 2B: 2 3B: 0 HR: 0	SF: 0 SAC: 0 DP: 0 HBP: 0	WP: 2 PB: 0 SB: 0 CS: 0	PA: 52							
PITCHER	IP	WLS	BF	H	R	ER	SO	BB	IBB	HBP	BLK	WP	HR	S	P	ERA	WHIP										
Storm Davis, R (1, 1) ERA: 5.93	0.1	L	8	5	7	7	0	2	0	0	0	1	0	14	28	189.00	21.000										
Gene Nelson, R (1, 1) ERA: 4.22	3.1		20	5	7	7	5	5	0	0	0	1	0	44	83	18.90	3.000										
Matt Young, L (4, 1) ERA: 5.04	2.1		12	1	0	0	5	4	0	0	0	0	0	18	43	0.00	2.143										
Jim Corsi, R (7, 1) ERA: 2.39	3.0		12	1	0	0	2	2	0	0	0	0	0	26	46	0.00	1.000										

Seattle Mariners @ Oakland Athletics
Oakland-Alameda County Coliseum, Oakland, CA

AB 39
R 14
H 12
RBI 12
BB 13
SO 7
LOB 22



Sat Jul 29 1989, 3:33 AM PDT
Att: 40,734 - Sunny - 65 F

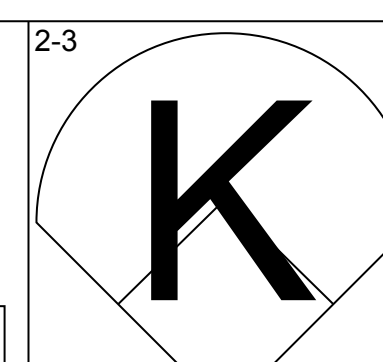
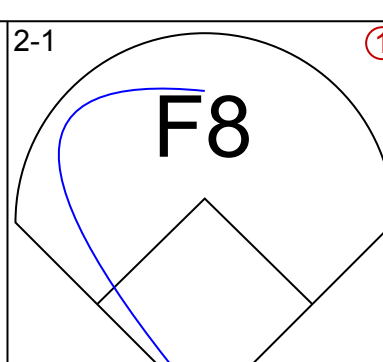
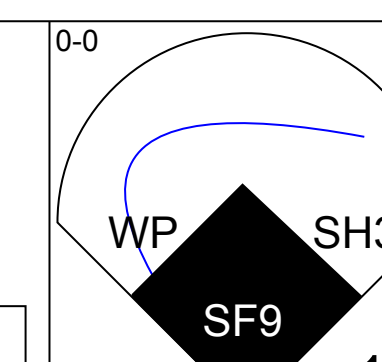
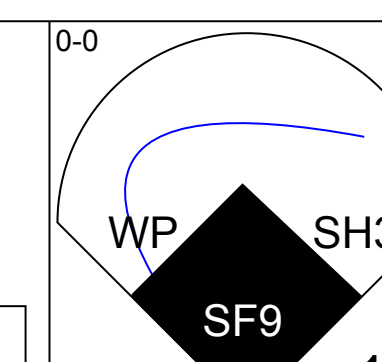
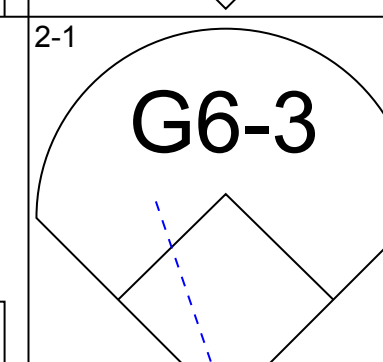
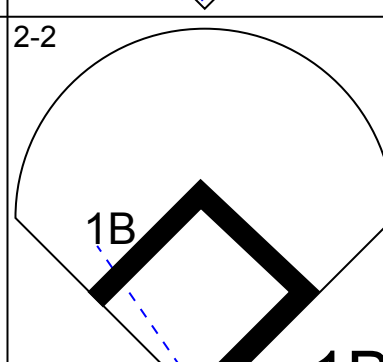
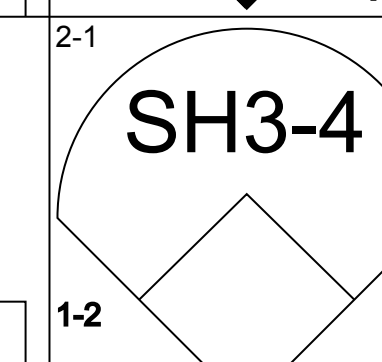
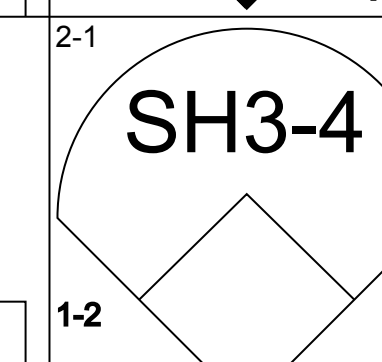
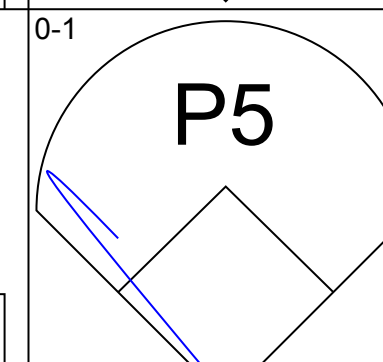
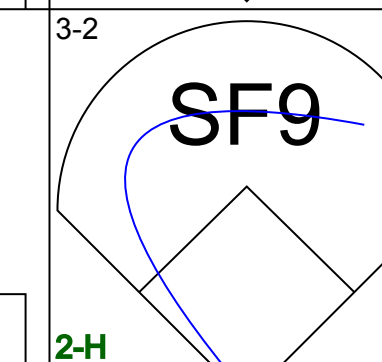
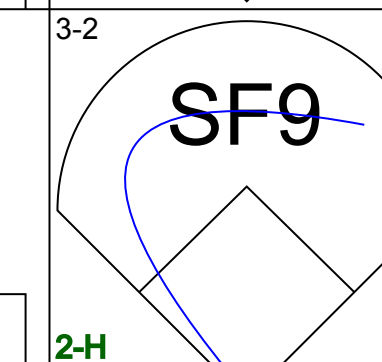
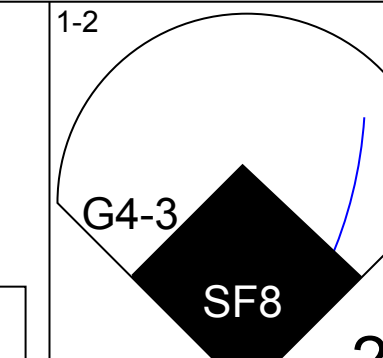
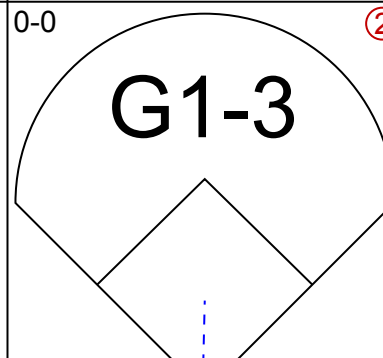
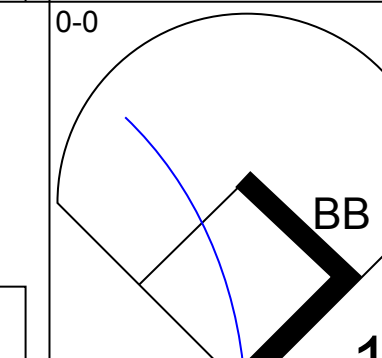

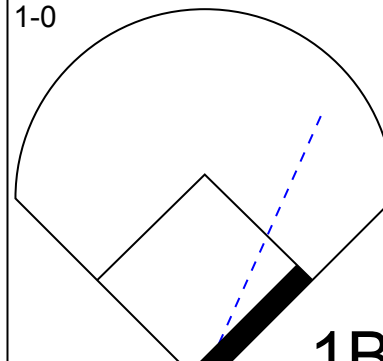
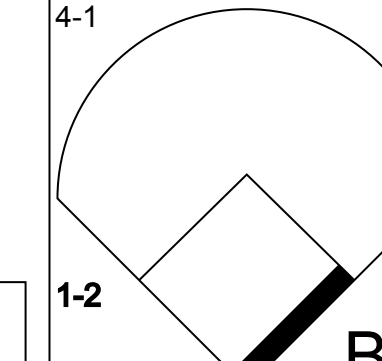

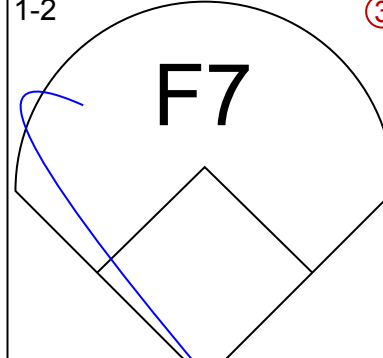
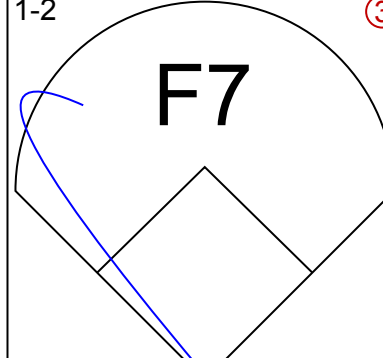
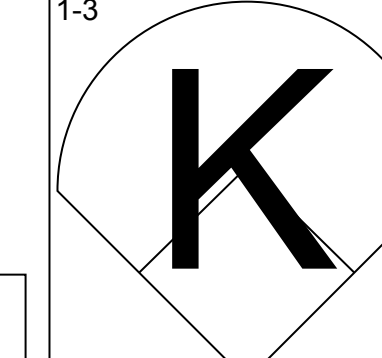
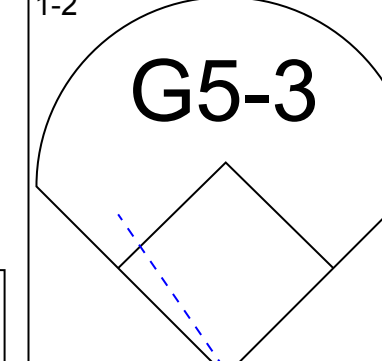
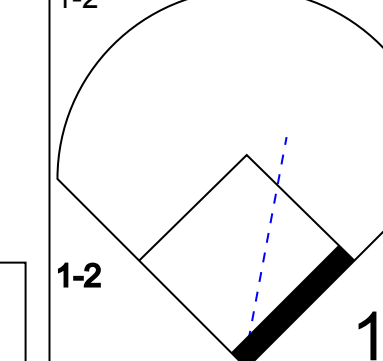
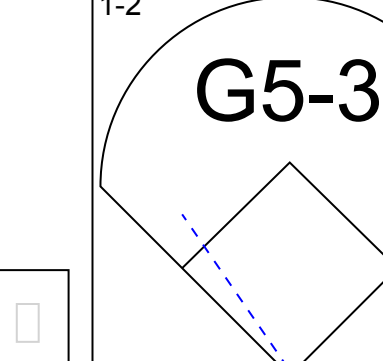
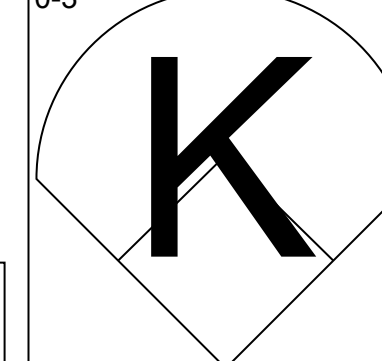

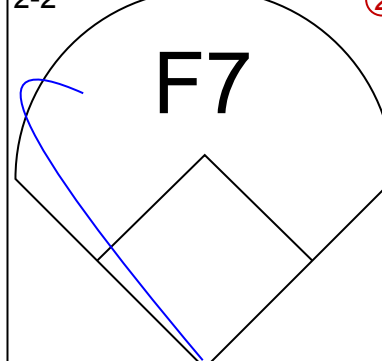
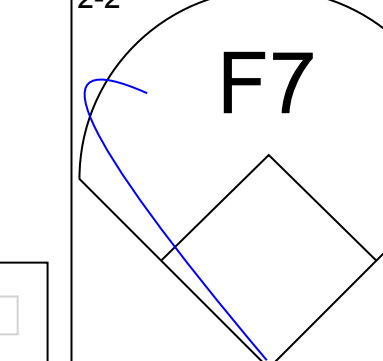

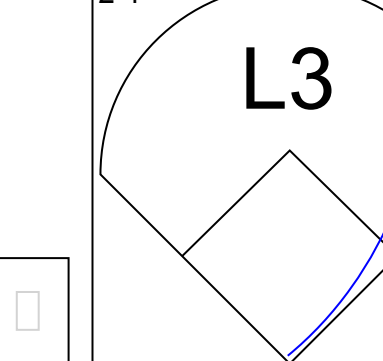
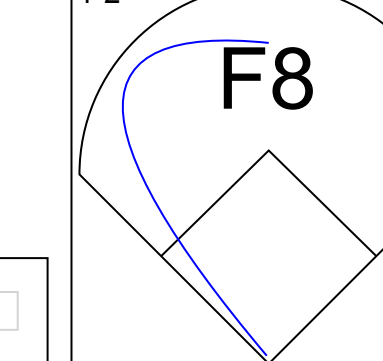
Batter	1	2	3	4	5	6	7	8	9	AB	R	H	RBI	BB	SO	LOB	BOTTOM										
Rickey Henderson, R (1, 7) OBP: 0.418, SLG: 0.406										0	4	0	0	4	0	0											
Mike Gallego, R (9, 6) OBP: 0.322, SLG: 0.336										0	0	0	0	0	0	0											
Dave Parker, L (9, PH) OBP: 0.320, SLG: 0.444										1	0	0	0	0	0	0											
Carney Lansford, R (1, 5) OBP: 0.403, SLG: 0.406										4	0	2	3	0	0	1											
Ron Hassey, L (9, 2) OBP: 0.308, SLG: 0.364										1	0	0	0	0	0	0											
Dave Henderson, R (1, 10) OBP: 0.322, SLG: 0.363										5	0	1	0	0	3	4											
Mark McGwire, R (1, 3) OBP: 0.333, SLG: 0.463										3	1	0	0	2	0	2											
Terry Steinbach, R (1, 2) OBP: 0.349, SLG: 0.404										4	0	1	0	0	1	4											
Tony Phillips, S (1, 6) OBP: 0.380, SLG: 0.349										4	0	1	0	0	0	3											
Lance Blankenship, R (1, 9) OBP: 0.269, SLG: 0.266										4	0	0	0	0	1	1											
Glenn Hubbard, R (1, 4) OBP: 0.296, SLG: 0.313										4	0	0	0	0	0	1											
Stan Javier, S (1, 8) OBP: 0.325, SLG: 0.336										3	1	0	0	1	1	1											
Inning Stats	R: 1 E: 1 K: 2 S: 12	H: 0 LOB: 1 BB: 1 P: 22	R: 0 E: 0 K: 0 S: 9	H: 1 LOB: 1 BB: 0 P: 16	R: 1 E: 0 K: 1 S: 14	H: 1 LOB: 2 BB: 2 P: 25	R: 0 E: 0 K: 1 S: 6	H: 0 LOB: 0 BB: 0 P: 8	R: 2 E: 0 K: 0 S: 9	H: 1 LOB: 1 BB: 1 P: 16	R: 2 E: 0 K: 1 S: 16	H: 1 LOB: 1 BB: 2 P: 28	R: 0 E: 0 K: 0 S: 9	H: 0 LOB: 0 BB: 1 P: 16	R: 0 E: 0 K: 1 S: 5	H: 0 LOB: 0 BB: 0 P: 9	R: 0 E: 0 K: 0 S: 6	H: 1 LOB: 1 BB: 0 P: 11	1B: 3 2B: 2 3B: 0 HR: 0	SF: 0 SAC: 0 DP: 1 HBP: 0	WP: 1 PB: 0 SB: 8 CS: 0	PA: 40					
PITCHER	IP	WLS	BF	H	R	ER	SO	BB	IBB	HBP	BLK	WP	HR	S	P	ERA	WHIP										
Randy Johnson, L (1, 1) ERA: 4.29	6.0	W	31	4	6	3	5	7	0	0	0	0	0	67	120	4.50	1.833										
Bill Swift, R (7, 1) ERA: 5.25	3.0	S	9	1	0	0	1	0	0	0	0	0	0	19	31	0.00	0.333										

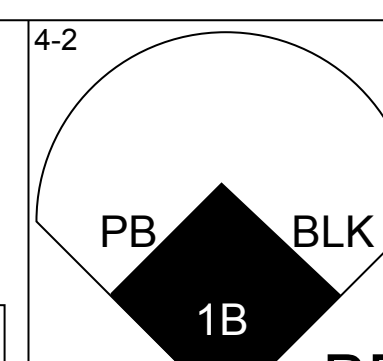
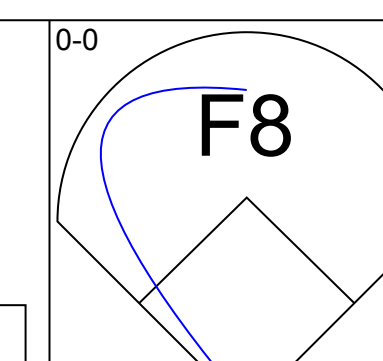
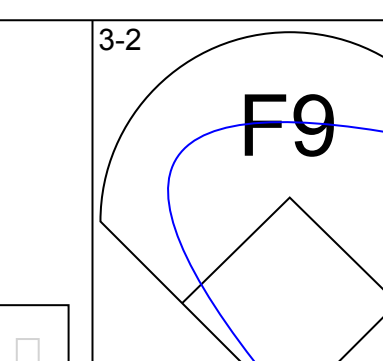
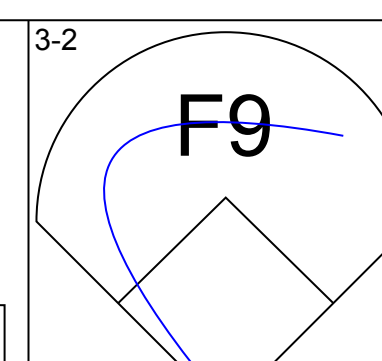
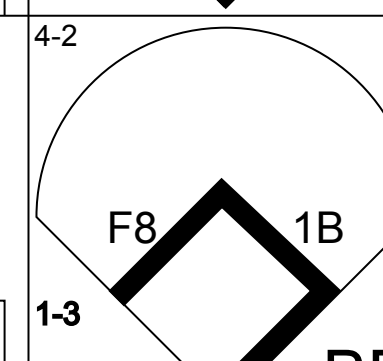
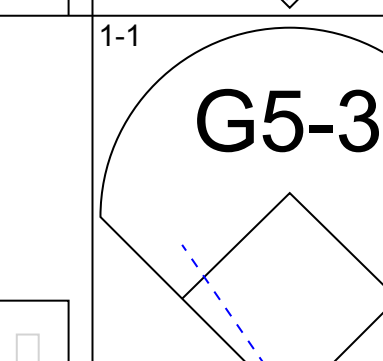
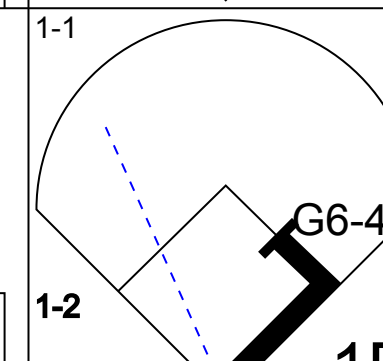
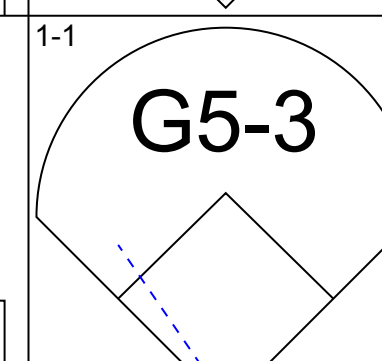
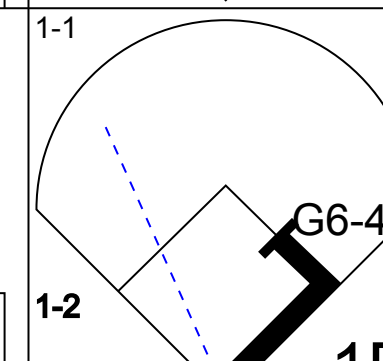
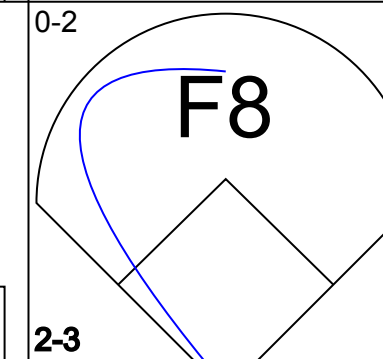
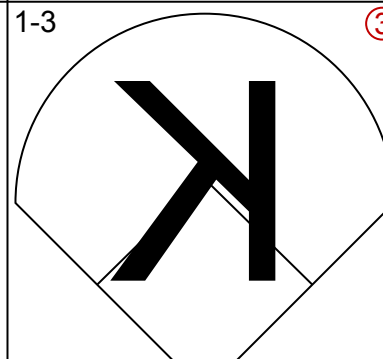
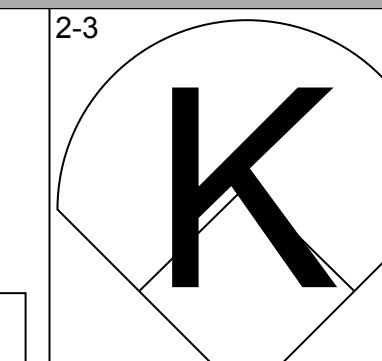
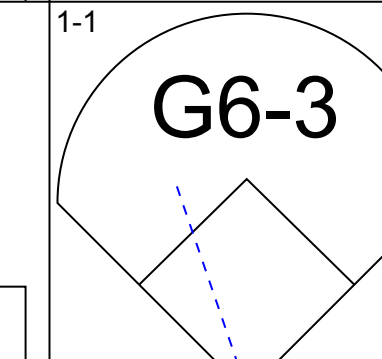
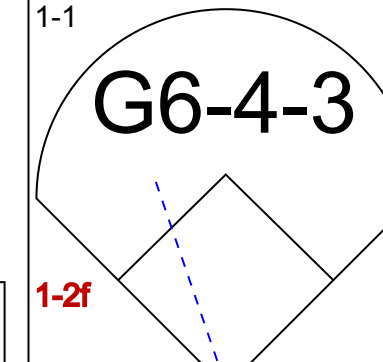

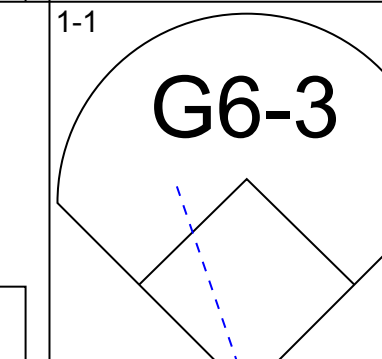
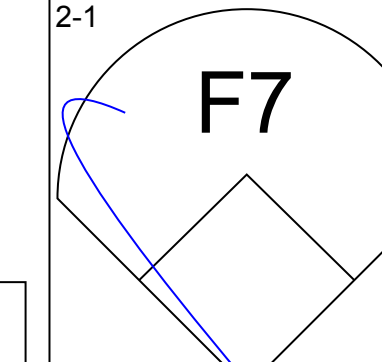

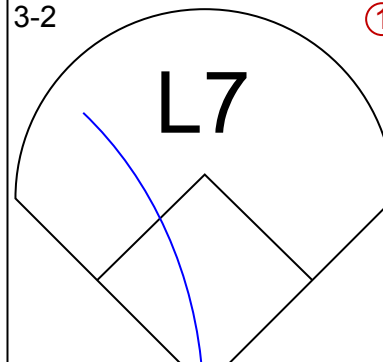
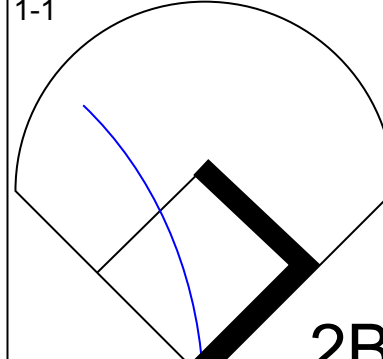

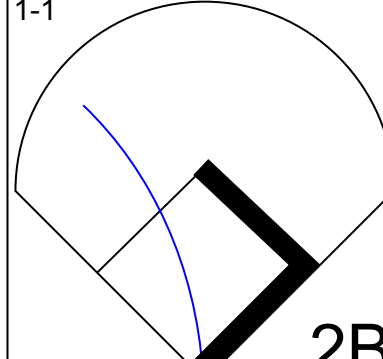
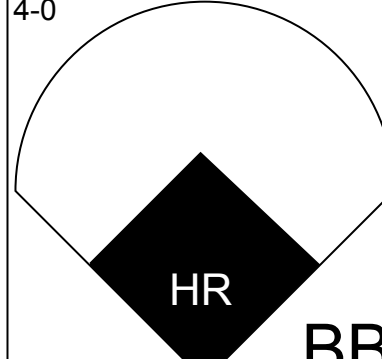
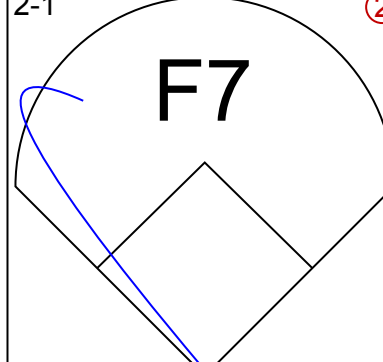
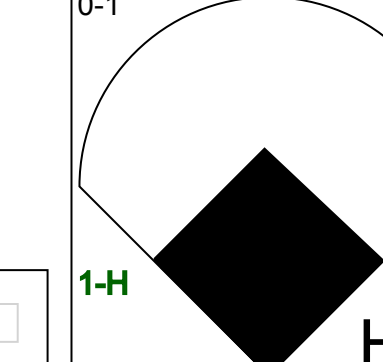
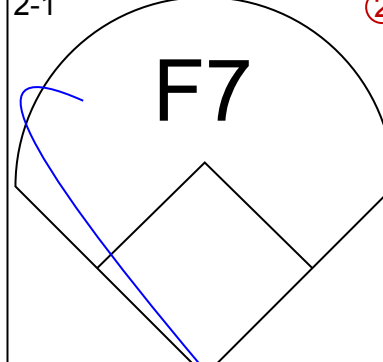


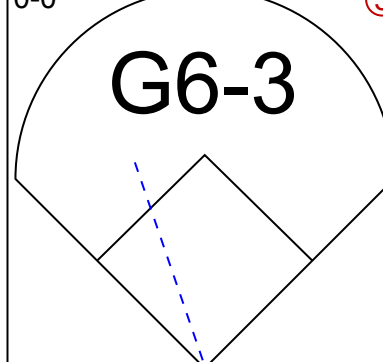


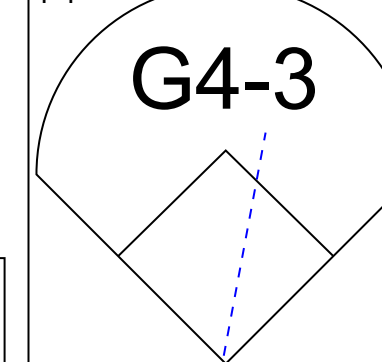

Seattle Mariners @ Oakland Athletics
Oakland-Alameda County Coliseum, Oakland, CA

AB 33
R 6
H 5
RBI 3
BB 7
SO 6
LOB 17



Sat Jul 29 1989, 3:33 AM PDT
Att: 40,734 - Sunny - 65 F

Batter	1	2	3	4	5	6	7	8	9	AB	R	H	RBI	BB	SO	LOB	TOP					
Dave Gallagher, R (1, 8) OBP: 0.357, SLG: 0.342										4	1	2	0	0	1	0	Chicago White Sox @ Oakland Athletics Oakland-Alameda County Coliseum, Oakland, CA Mon Jul 31 1989, 7:05 PM PDT Att: 34,554 - Unknown - 65 F					
Scott Fletcher, R (1, 4) OBP: 0.319, SLG: 0.285										3	0	1	0	0	0	1						
Greg Walker, L (1, 10) OBP: 0.292, SLG: 0.368										3	0	1	1	0	0	0						
Ivan Calderon, R (1, 3) OBP: 0.327, SLG: 0.448 (8, 9)										4	1	2	0	0	1	1						
Dan Pasqua, L (1, 9) OBP: 0.320, SLG: 0.418 (8, 7)										3	0	1	0	1	0	1						
Carlton Fisk, R (1, 2) OBP: 0.333, SLG: 0.464										3	0	0	1	0	1	3						
Carlos Martinez, R (1, 5) OBP: 0.319, SLG: 0.414										4	0	1	0	0	1	0		AB 32 R 2 H 9 RBI 2 BB 1 SO 5 LOB 8				
Lance Johnson, L (1, 7) OBP: 0.333, SLG: 0.333										3	0	1	0	0	1	0						
Steve Lyons, L (8, 3) OBP: 0.319, SLG: 0.332										1	0	0	0	0	0	0						
Ozzie Guillen, L (1, 6) OBP: 0.275, SLG: 0.322										4	0	0	0	0	0	2						
Inning Stats	R: 0 E: 0 K: 1 S: 7	H: 0 LOB: 0 BB: 0 P: 11	R: 1 E: 0 K: 0 S: 18	H: 3 LOB: 2 BB: 0 P: 23	R: 0 E: 0 K: 1 S: 11	H: 2 LOB: 1 BB: 0 P: 18	R: 0 E: 0 K: 0 S: 7	H: 0 LOB: 0 BB: 0 P: 11	R: 0 E: 0 K: 0 S: 9	H: 1 LOB: 1 BB: 0 P: 11	R: 0 E: 0 K: 0 S: 9	H: 1 LOB: 1 BB: 0 P: 13	R: 0 E: 0 K: 1 S: 8	H: 0 LOB: 0 BB: 0 P: 11	R: 1 E: 0 K: 1 S: 13	H: 2 LOB: 2 BB: 1 P: 23		R: 0 E: 0 K: 1 S: 10	H: 0 LOB: 0 BB: 0 P: 16	1B: 8 2B: 1 3B: 0 HR: 0	SF: 2 SAC: 1 DP: 0 HBP: 0	WP: 1 PB: 0 CS: 0
PITCHER Mike Moore, R (1, 1) ERA: 2.25	IP: 9.0 WLS: W BF: 36 H: 9 R: 2 ER: 2 SO: 5 BB: 1 IBB: 0 HBP: 0 BLK: 0 WP: 1 HR: 0 S: 92 P: 137 ERA: 2.00 WHIP: 1.111															PITCHER	IP: WLS: BF: H: R: ER: SO: BB: IBB: HBP: BLK: WP: HR: S: P: ERA: WHIP:					

Batter	1	2	3	4	5	6	7	8	9	AB	R	H	RBI	BB	SO	LOB	BOTTOM			
Rickey Henderson, R (1, 7) OBP: 0.423, SLG: 0.411										2	1	0	0	1	0	2	Chicago White Sox @ Oakland Athletics Oakland-Alameda County Coliseum, Oakland, CA Mon Jul 31 1989, 7:05 PM PDT Att: 34,554 - Unknown - 65 F			
Jose Canseco, R (6, 9) OBP: 0.399, SLG: 0.581										1	0	0	0	0	0	0				
Carney Lansford, R (1, 5) OBP: 0.402, SLG: 0.404										3	0	1	0	1	0	0				
Dave Parker, L (1, 10) OBP: 0.321, SLG: 0.442										4	0	2	1	0	1	0				
Mark McGwire, R (1, 3) OBP: 0.332, SLG: 0.458										4	0	0	0	0	1	4				
Felix Jose, S (1, 9) OBP: 0.186, SLG: 0.150 (6, 7)										4	0	0	0	0	0	2				
Terry Steinbach, R (1, 2) OBP: 0.351, SLG: 0.407										3	0	1	0	1	0	0		AB 31 R 3 H 8 RBI 3 BB 3 SO 2 LOB 14		
Gene Nelson, R (9, FR)										0	1	0	0	0	0	0				
Tony Phillips, S (1, 4) OBP: 0.358, SLG: 0.358										4	1	2	2	0	0	1				
Stan Javier, S (1, 8) OBP: 0.320, SLG: 0.331										3	0	1	0	0	0	3				
Walt Weiss, S (1, 6) OBP: 0.293, SLG: 0.315										3	0	1	0	0	0	2				
Inning Stats	R: 1 E: 0 K: 0 S: 12	H: 1 LOB: 1 BB: 2 P: 22	R: 0 E: 0 K: 0 S: 9	H: 2 LOB: 2 BB: 0 P: 13	R: 0 E: 0 K: 1 S: 5	H: 0 LOB: 0 BB: 0 P: 7	R: 0 E: 1 K: 0 S: 6	H: 1 LOB: 2 BB: 0 P: 11	R: 0 E: 0 K: 0 S: 10	H: 2 LOB: 1 BB: 0 P: 14	R: 0 E: 0 K: 0 S: 8	H: 1 LOB: 1 BB: 0 P: 14	R: 0 E: 0 K: 1 S: 7	H: 0 LOB: 0 BB: 0 P: 12	R: 2 E: 0 K: 0 S: 2	H: 1 LOB: 1 BB: 1 P: 6		1B: 6 2B: 1 3B: 0 HR: 1	SF: 0 SAC: 0 DP: 2 HBP: 0	WP: 0 PB: 1 CS: 0
PITCHER Eric King, R (1, 1) ERA: 3.83	IP: 8.0 WLS: L BF: 32 H: 7 R: 1 ER: 1 SO: 2 BB: 2 IBB: 0 HBP: 0 BLK: 0 WP: 0 HR: 0 S: 66 P: 107 ERA: 1.12 WHIP: 1.125															PITCHER	IP: WLS: BF: H: R: ER: SO: BB: IBB: HBP: BLK: WP: HR: S: P: ERA: WHIP:			
PITCHER Bobby Thigpen, R (9, 1) ERA: 4.02	IP: 0.0 WLS: L BF: 2 H: 1 R: 2 ER: 2 SO: 0 BB: 1 IBB: 0 HBP: 0 BLK: 0 WP: 0 HR: 1 S: 6 P: 6 ERA: ∞ WHIP: ∞															PITCHER	IP: WLS: BF: H: R: ER: SO: BB: IBB: HBP: BLK: WP: HR: S: P: ERA: WHIP:			

Batter	1	2	3	4	5	6	7	8	9	AB	R	H	RBI	BB	SO	LOB	TOP										
Dave Gallagher, R OBP: 0.355, SLG: 0.340 (1, 8)	G5-3		L9		G3			SH1-4		3	0	0	0	0	0	1	Chicago White Sox @ Oakland Athletics Oakland-Alameda County Coliseum, Oakland, CA Tue Aug 01 1989, 7:05 PM PDT Att: 22,536 - Unknown - 67 F										
Scott Fletcher, R OBP: 0.318, SLG: 0.284 (1, 4)	1B		L8			G5-3		K		4	0	1	0	0	1												
Ivan Calderon, R OBP: 0.326, SLG: 0.446 (1, 9)	1B		L9			P3		G5-3		4	0	1	0	0	0	1											
Carlton Fisk, R OBP: 0.327, SLG: 0.455 (1, 10)	F9				K			G6-3		4	0	0	0	0	1	2											
Carlos Martinez, R OBP: 0.333, SLG: 0.406 (1, 5)	G6-3																										
Greg Walker, L OBP: 0.291, SLG: 0.366 (9, PH)					G6-3			G5-3		3	0	0	0	0	0	2											
Dan Pasqua, L OBP: 0.318, SLG: 0.415 (1, 7)			L8		L7			SH1-3		1	0	0	0	0	1	0											
Russ Morman, R OBP: 0.313, SLG: 0.333 (7, PH)			1B		L9			SH1-3		2	0	1	0	0	0	0											
Steve Lyons, L OBP: 0.319, SLG: 0.332 (7, 3)			1B					1-2		0	0	0	0	0	0	0											
Ron Karkovice, R OBP: 0.258, SLG: 0.331 (1, 2)			K		F9			K		3	0	0	0	0	2	2											
Ozzie Guillen, L OBP: 0.278, SLG: 0.325 (1, 6)	G6-3				1-2					3	0	2	0	0	0	1											
Inning Stats	R: 0 H: 2 E: 0 K: 0 S: 11	H: 2 LOB: 2 BB: 0 P: 16	R: 0 H: 1 E: 0 K: 1 S: 10	LOB: 1 BB: 0 P: 16	R: 0 H: 0 E: 0 K: 0 S: 4	H: 0 LOB: 0 BB: 0 P: 7	R: 0 H: 0 E: 0 K: 1 S: 6	H: 0 LOB: 0 BB: 0 P: 9	R: 0 H: 1 E: 0 K: 0 S: 9	H: 1 LOB: 1 BB: 0 P: 14	R: 0 H: 0 E: 0 K: 0 S: 8	H: 0 LOB: 0 BB: 0 P: 13	R: 0 H: 1 E: 0 K: 1 S: 9	H: 1 LOB: 1 BB: 0 P: 13	R: 0 H: 1 E: 0 K: 2 S: 11	H: 0 LOB: 0 BB: 0 P: 15	1B: 6 2B: 0 3B: 0 HR: 0	SF: 0 SAC: 0 DP: 0 HBP: 0	WP: 0 PB: 0 SB: 2 CS: 0	PA: 33							
PITCHER	IP	WLS	BF	H	R	ER	SO	BB	IBB	HBP	BLK	WP	HR	S	P	ERA	WHIP										
Curt Young, L ERA: 4.71 (1, 1)	6.0	W	22	4	0	0	2	0	0	0	0	0	0	4	5	0.00	0.667										
Todd Burns, R ERA: 2.24 (7, 1)	0.1		2	1	0	0	0	0	0	0	0	0	0	4	5	0.00	3.000										
Rick Honeycutt, L ERA: 2.25 (7, 1)	1.0		4	1	0	0	1	0	0	0	0	0	0	10	14	0.00	1.000										
Dennis Eckersley, R ERA: 1.23 (8, 1)	1.2	S	5	0	0	0	3	0	0	0	0	0	0	18	23	0.00	0.000										

Batter	1	2	3	4	5	6	7	8	9	AB	R	H	RBI	BB	SO	LOB	BOTTOM										
Rickey Henderson, R OBP: 0.422, SLG: 0.409 (1, 10)	G5-3		F4			G6-3		1B		4	0	1	0	0	0	0	Chicago White Sox @ Oakland Athletics Oakland-Alameda County Coliseum, Oakland, CA Tue Aug 01 1989, 7:05 PM PDT Att: 22,536 - Unknown - 67 F										
Carney Lansford, R OBP: 0.406, SLG: 0.408 (1, 5)	G6-3		G1-4-3			CS		1B		4	0	3	1	0	0	0											
Jose Canseco, R OBP: 0.283, SLG: 0.532 (1, 9)	G1		G1-4-3			K		F4		4	0	0	0	0	1	4											
Mark McGwire, R OBP: 0.332, SLG: 0.455 (1, 3)			F7		G1-3	CS		FC2-6		2	0	0	0	1	0	0											
Dave Henderson, R OBP: 0.324, SLG: 0.364 (1, 8)			1B		G5-4-3	BB		FC2-6		2	1	1	0	1	0	1											
Terry Steinbach, R OBP: 0.348, SLG: 0.403 (1, 2)			K		G5-4-3			G4-3		3	0	0	0	0	1	3											
Tony Phillips, S OBP: 0.357, SLG: 0.358 (1, 4)			2B		L8			L9		3	0	1	0	0	0	0											
Felix Jose, S OBP: 0.217, SLG: 0.209 (1, 7)			1B		1-2			G5-3		3	0	2	1	0	0	0											
Mike Gallego, R OBP: 0.321, SLG: 0.332 (1, 6)			2B		G4-6-3			1B		3	1	1	0	0	0	3											
Inning Stats	R: 0 H: 0 E: 0 K: 0 S: 8	H: 0 LOB: 0 BB: 0 P: 15	R: 1 H: 3 E: 0 K: 1 S: 13	H: 3 LOB: 2 BB: 0 P: 20	R: 0 H: 1 E: 0 K: 0 S: 5	H: 0 LOB: 0 BB: 0 P: 10	R: 0 H: 0 E: 0 K: 0 S: 5	H: 0 LOB: 0 BB: 1 P: 10	R: 0 H: 1 E: 0 K: 0 S: 8	H: 1 LOB: 0 BB: 0 P: 13	R: 0 H: 0 E: 0 K: 0 S: 4	H: 0 LOB: 0 BB: 1 P: 8	R: 1 H: 3 E: 0 K: 0 S: 8	H: 3 LOB: 2 BB: 0 P: 13	1B: 8 2B: 1 3B: 0 HR: 0	SF: 0 SAC: 0 DP: 4 HBP: 0		WP: 0 PB: 0 SB: 0 CS: 1	PA: 31								
PITCHER	IP	WLS	BF	H	R	ER	SO	BB	IBB	HBP	BLK	WP	HR	S	P	ERA	WHIP										
Greg Hibbard, L ERA: 3.1 (1, 1)	7.2	L	28	8	2	2	2	2	0	0	0	0	0	53	92	2.35	1.304										
Shawn Hillegas, R ERA: 5.12 (8, 1)	0.1		2	1	0	0	0	0	0	0	0	0	0	3	6	0.00	3.000										



Batter	1	2	3	4	5	6	7	8	9	AB	R	H	RBI	BB	SO	LOB	TOP				
Dave Gallagher, R (1, 8) OBP: 0.354, SLG: 0.339	1-1 F8		0-1 1B		1-3 K		2-1 G5-3			4	0	1	0	0	1	1					
Scott Fletcher, R (1, 4) OBP: 0.317, SLG: 0.282	1-1 G1-4-3		1-2 F9		4-2 BB		1-0 L8			3	0	0	0	1	0	2					
Greg Walker, L (1, 10) OBP: 0.285, SLG: 0.358	2-3 K		3-1 F8		2-3 K			0-0 F8		4	0	0	0	0	2	4					
Ivan Calderon, R (1, 3) OBP: 0.326, SLG: 0.444		0-1 G4-3		2-1 1B		0-2 E7		0-3 K		4	0	1	0	0	1	0					
Dan Pasqua, L (1, 9) OBP: 0.314, SLG: 0.408		0-2 F7		0-0 F8		0-2 FC1-6		2-1 G3-1		4	0	0	0	0	0	2					
Carlton Fisk, R (1, 2) OBP: 0.330, SLG: 0.466		3-2 3B		2-3 K		1-2 1B			1-1 L5	4	0	2	0	0	1	1					
Daryl Boston, L (1, 7) OBP: 0.294, SLG: 0.338		1-0 F7		0-0 F7		1-0 F8			1-1 1B	3	0	0	0	0	0	4					
Russ Morman, R (9, PH) OBP: 0.357, SLG: 0.360										1	0	1	0	0	0	0					
Lance Johnson, L (9, PR) OBP: 0.333, SLG: 0.333										0	0	0	0	0	0	0					
Carlos Martinez, R (1, 5) OBP: 0.318, SLG: 0.415			0-1 1B		1-2 S		0-3 K		2-3 K	4	0	2	0	0	2	3					
Ozzie Guillen, L (1, 6) OBP: 0.275, SLG: 0.322			0-1 P6		0-0 P1		1-0 L7		2-3 K	4	0	0	0	0	1	3					
Inning Stats	R: 0 E: 0 K: 1 S: 7	H: 0 LOB: 0 BB: 0 P: 11	R: 0 E: 0 K: 0 S: 11	H: 1 LOB: 1 BB: 0 P: 15	R: 0 E: 0 K: 0 S: 11	H: 2 LOB: 2 BB: 0 P: 15	R: 0 E: 0 K: 1 S: 7	H: 1 LOB: 1 BB: 0 P: 11	R: 0 E: 0 K: 2 S: 14	H: 1 LOB: 2 BB: 1 P: 22	R: 0 E: 0 K: 0 S: 4	H: 0 LOB: 0 BB: 0 P: 8	R: 0 E: 0 K: 1 S: 8	H: 0 LOB: 0 BB: 0 P: 10	R: 0 E: 0 K: 2 S: 12	H: 1 LOB: 1 BB: 0 P: 18	1B: 5 2B: 1 3B: 1 HR: 0	SF: 0 SAC: 0 DP: 0 HBP: 0	WP: 0 PB: 0 CS: 1	PA: 36	
PITCHER	IP	WLS	BF	H	R	ER	SO	BB	IBB	HBP	BLK	WP	HR	S	P	ERA	WHIP				
Storm Davis, R (1, 1) ERA: 5.61	5.0	W	21	5	0	0	4	1	0	0	0	0	0	50	74	0.00	1.200				
Gene Nelson, R (6, 1) ERA: 4.02	2.2		10	1	0	0	2	0	0	0	0	0	0	23	29	0.00	0.375				
Rick Honeycutt, L (8, 1) ERA: 2.24	1.1	S	5	1	0	0	2	0	0	0	0	0	0	14	22	0.00	0.750				

Chicago White Sox @ Oakland Athletics
Oakland-Alameda County Coliseum, Oakland, CA

AB 35
R 0
H 7
RBI 0
BB 1
SO 8
LOB 20



Wed Aug 02 1989, 7:05 PM PDT
Att: 25,146 - Unknown - 64 F

Batter	1	2	3	4	5	6	7	8	9	AB	R	H	RBI	BB	SO	LOB	BOTTOM				
Rickey Henderson, R (1, 7) OBP: 0.424, SLG: 0.411	2-2 S G1-3 1B		0-0 L8		4-1 BLK			1-1 F9 S 1B		3	1	2	0	1	0	0					
Carney Lansford, R (1, 3) OBP: 0.402, SLG: 0.403	0-0 G1-3		3-1 L4		3-2 L8		2-1 F9			4	0	0	0	0	0	4					
Jose Canseco, R (1, 9) OBP: 0.298, SLG: 0.529	3-2 WP 2H 1B			1-3 K		3-2 CS 1B		3-2 F9		4	0	2	1	0	1	1					
Dave Parker, L (1, 10) OBP: 0.319, SLG: 0.438	2-1 F7			0-0 F7		1-2 L8		2-0 P3		3	0	0	0	0	0	2					
Mark McGwire, R (8, PH) OBP: 0.331, SLG: 0.453	1-2 F7					1-2 L8				1	0	0	0	0	0	1					
Dave Henderson, R (1, 8) OBP: 0.322, SLG: 0.361	2-3 K			3-3 K		0-1 G6-3				3	0	0	0	0	2	1					
Ron Hassey, L (1, 2) OBP: 0.307, SLG: 0.374		1-3 K			3-1 G4-3		0-0 F9			3	0	0	0	0	1	0					
Tony Phillips, S (1, 5) OBP: 0.357, SLG: 0.358		2-2 L8			1-1 BB BLK P5 1B		2-2 F7			3	1	1	0	0	0	0					
Walt Weiss, S (1, 6) OBP: 0.294, SLG: 0.325		0-3 K			0-2 P5		0-0 2B			3	0	1	0	0	1	1					
Mike Gallego, R (1, 4) OBP: 0.321, SLG: 0.330			0-0 L8		4-2 BLK BB BB		1-3 K			2	0	0	0	1	1	1					
Inning Stats	R: 1 E: 0 K: 1 S: 15	H: 2 LOB: 1 BB: 0 P: 24	R: 0 E: 0 K: 2 S: 10	H: 0 LOB: 0 BB: 0 P: 13	R: 0 E: 0 K: 0 S: 4	H: 0 LOB: 0 BB: 0 P: 7	R: 0 E: 0 K: 2 S: 7	H: 0 LOB: 0 BB: 0 P: 11	R: 1 E: 0 K: 0 S: 13	H: 1 LOB: 2 BB: 2 P: 28	R: 0 E: 0 K: 0 S: 8	H: 1 LOB: 0 BB: 0 P: 12	R: 0 E: 0 K: 1 S: 11	H: 1 LOB: 1 BB: 0 P: 14	R: 0 E: 0 K: 0 S: 9	H: 1 LOB: 1 BB: 0 P: 16	1B: 5 2B: 1 3B: 0 HR: 0	SF: 0 SAC: 0 DP: 0 HBP: 0	WP: 2 PB: 0 CS: 1	PA: 31	
PITCHER	IP	WLS	BF	H	R	ER	SO	BB	IBB	HBP	BLK	WP	HR	S	P	ERA	WHIP				
Melido Perez, R (1, 1) ERA: 5.4	7.0	L	28	6	2	2	6	2	0	0	1	0	0	70	112	2.57	1.143				
Bill Long, R (8, 1) ERA: 5.02	0.2		2	0	0	0	0	0	0	0	0	0	0	6	10	0.00	0.000				
Ken Patterson, L (8, 1) ERA: 4.38	0.1		1	0	0	0	0	0	0	0	0	0	0	1	3	0.00	0.000				

Chicago White Sox @ Oakland Athletics
Oakland-Alameda County Coliseum, Oakland, CA

AB 29
R 2
H 6
RBI 1
BB 2
SO 6
LOB 11



Wed Aug 02 1989, 7:05 PM PDT
Att: 25,146 - Unknown - 64 F

Batter	1	2	3	4	5	6	7	8	9	AB	R	H	RBI	BB	SO	LOB	TOP										
Dave Gallagher, R OBP: 0.351, SLG: 0.335 (1, 8)										5	0	0	0	0	1	1	Chicago White Sox @ Oakland Athletics Oakland-Alameda County Coliseum, Oakland, CA Thu Aug 03 1989, 3:33 AM PDT Att: 31,974 - Sunny - 70 F										
Scott Fletcher, R OBP: 0.318, SLG: 0.279 (1, 4)										3	1	0	0	2	1	0											
Ivan Calderon, R OBP: 0.330, SLG: 0.449 (1, 3) (7, 9)										4	2	3	1	0	1	0											
Greg Walker, L OBP: 0.284, SLG: 0.356 (1, 10)										4	1	1	1	0	1	2											
Dan Pasqua, L OBP: 0.317, SLG: 0.411 (1, 9) (7, 7)										3	1	1	1	1	1	1											
Carlos Martinez, R OBP: 0.310, SLG: 0.405 (1, 5)										4	0	0	0	0	2	2											
Daryl Boston, L OBP: 0.286, SLG: 0.328 (1, 7)										3	0	0	0	0	2	2											
Steve Lyons, L OBP: 0.318, SLG: 0.331 (7, 3)										1	0	0	0	0	1	0											
Ron Karkovice, R OBP: 0.258, SLG: 0.344 (1, 2)										4	0	1	1	0	2	0											
Ozzie Guillen, L OBP: 0.277, SLG: 0.326 (1, 6)										4	1	2	0	0	0	1											
Inning Stats	R: 0 E: 0 K: 2 S: 7	H: 0 LOB: 0 BB: 0 P: 9	R: 0 E: 0 K: 0 S: 3	H: 1 LOB: 0 BB: 0 P: 5	R: 0 E: 0 K: 0 S: 6	H: 1 LOB: 0 BB: 0 P: 11	R: 3 E: 1 K: 2 S: 18	H: 2 LOB: 1 BB: 1 P: 32	R: 1 E: 0 K: 2 S: 16	H: 2 LOB: 2 BB: 1 P: 26	R: 1 E: 0 K: 2 S: 8	H: 1 LOB: 1 BB: 1 P: 14	R: 1 E: 1 K: 2 S: 11	H: 2 LOB: 0 BB: 0 P: 16	R: 0 E: 0 K: 2 S: 7	H: 0 LOB: 0 BB: 0 P: 10	R: 0 E: 0 K: 0 S: 8	H: 0 LOB: 0 BB: 0 P: 10	1B: 4 2B: 3 3B: 1 HR: 0	SF: 0 SAC: 0 DP: 0 HBP: 0	WP: 0 PB: 0 SB: 1 CS: 1	PA: 39					
PITCHER	IP	WLS	BF	H	R	ER	SO	BB	IBB	HBP	BLK	WP	HR	S	P	ERA	WHIP										
Bob Welch, R ERA: 3.06 (1, 1)	6.2	L	31	8	6	4	9	3	0	0	0	0	0	66	108	5.40	1.650										
Matt Young, L ERA: 4.73 (7, 1)	1.2		5	0	0	0	3	0	0	0	0	0	0	13	18	0.00	0.000										
Jim Corsi, R ERA: 2.33 (9, 1)	0.2		2	0	0	0	0	0	0	0	0	0	0	5	7	0.00	0.000										

Batter	1	2	3	4	5	6	7	8	9	AB	R	H	RBI	BB	SO	LOB	BOTTOM										
Rickey Henderson, R OBP: 0.424, SLG: 0.409 (1, 7)										4	1	1	0	1	0	0	Chicago White Sox @ Oakland Athletics Oakland-Alameda County Coliseum, Oakland, CA Thu Aug 03 1989, 3:33 AM PDT Att: 31,974 - Sunny - 70 F										
Carney Lansford, R OBP: 0.402, SLG: 0.403 (1, 5)										5	0	2	0	0	0	3											
Jose Canseco, R OBP: 0.311, SLG: 0.545 (1, 9)										4	1	2	1	0	1	1											
Dave Parker, L OBP: 0.318, SLG: 0.436 (1, 10)										4	0	1	0	0	0	3											
Mark McGwire, R OBP: 0.327, SLG: 0.448 (1, 3)										4	0	0	0	0	0	4											
Dave Henderson, R OBP: 0.326, SLG: 0.373 (1, 8)										4	1	3	1	0	0	0											
Terry Steinbach, R OBP: 0.349, SLG: 0.402 (1, 2)										3	1	1	0	1	0	2											
Tony Phillips, S OBP: 0.357, SLG: 0.355 (1, 4)										2	0	0	0	1	0	2											
Walt Weiss, S OBP: 0.295, SLG: 0.333 (1, 6)										3	0	1	1	0	1	3											
Ron Hassey, L OBP: 0.305, SLG: 0.372 (9, PH)										1	0	0	0	0	0	0											
Inning Stats	R: 0 E: 0 K: 0 S: 12	H: 2 LOB: 2 BB: 0 P: 16	R: 2 E: 0 K: 0 S: 12	H: 4 LOB: 1 BB: 0 P: 21	R: 0 E: 0 K: 1 S: 8	H: 0 LOB: 0 BB: 0 P: 15	R: 0 E: 0 K: 0 S: 5	H: 0 LOB: 1 BB: 2 P: 14	R: 2 E: 0 K: 0 S: 8	H: 1 LOB: 0 BB: 1 P: 15	R: 0 E: 0 K: 1 S: 9	H: 1 LOB: 1 BB: 0 P: 14	R: 0 E: 0 K: 0 S: 13	H: 2 LOB: 2 BB: 0 P: 19	R: 0 E: 0 K: 0 S: 4	H: 1 LOB: 0 BB: 0 P: 5	R: 0 E: 0 K: 0 S: 10	H: 0 LOB: 0 BB: 0 P: 14	1B: 8 2B: 3 3B: 0 HR: 1	SF: 0 SAC: 1 DP: 3 HBP: 0	WP: 1 PB: 0 SB: 1 CS: 0	PA: 38					
PITCHER	IP	WLS	BF	H	R	ER	SO	BB	IBB	HBP	BLK	WP	HR	S	P	ERA	WHIP										
Richard Dotson, R ERA: 5.42 (1, 1)	4.1		21	7	4	4	1	3	0	0	0	0	0	41	74	8.31	2.308										
Donn Pait, R ERA: 2.42 (5, 1)	3.2	W	14	4	0	0	1	0	0	0	0	1	0	30	45	0.00	1.091										
Bobby Thigpen, R ERA: 3.95 (9, 1)	1.0	S	3	0	0	0	0	0	0	0	0	0	0	10	14	0.00	0.000										



Batter	1	2	3	4	5	6	7	8	9	AB	R	H	RBI	BB	SO	LOB	TOP							
Rickey Henderson, R OBP: 0.428, SLG: 0.411 Stan Javier, S OBP: 0.319, SLG: 0.328	3-2 G6-3 1B		4-1 E 2B BB	2-2 G4-3 HBP		2-1 FC4 1-2F			3-2 G6-4-3 1-2F	1 1 1 0 1 0 0 2 0 0 0 0 0 2														
Tony Phillips, S OBP: 0.352, SLG: 0.349	2-0 G6-3 1-2F		0-0 FC4 2B	2-0 G4-3			1-1 F7		0-1 P5	5 1 0 1 0 0 5														
Jose Canseco, R OBP: 0.308, SLG: 0.542	0-0 G6-3		2-0 2B	1-2 2-3 K			1-3 K			4 1 1 2 0 2 2														
Dave Parker, L OBP: 0.318, SLG: 0.437		1-3 K	0-2 2B		1-0 F7					4 0 1 2 0 1 0														
Mark McGwire, R OBP: 0.325, SLG: 0.445		2-3 K	4-1 2B	G4-6-3 BB	3-1 L6				4-2 BB	2 0 0 0 2 1 0														
Dave Henderson, R OBP: 0.325, SLG: 0.372	1-1 1B		0-1 G4-6-3 1-2F		1-2 L8				0-3 K	4 0 1 0 0 1 3														
Ron Hassey, L OBP: 0.300, SLG: 0.364	2-2 G4-3			1-1 G4-3		0-0 G4-3			1-2 F8	4 0 0 0 0 0 2														
Walt Weiss, S OBP: 0.293, SLG: 0.339			1-3 K	2-0 HBP G4-3 2B		1-1 F9			0-0 P6	4 1 1 0 0 1 1														
Mike Gallego, R OBP: 0.330, SLG: 0.341			0-0 FC4 2B	1-1 G4-3 HBP		3-1 FC4 1B			2-1 G6-4-3 1B	3 1 3 0 0 0 0														
Inning Stats	R: 0 E: 0 K: 0 S: 5	H: 1 LOB: 0 BB: 0 P: 10	R: 0 E: 0 K: 2 S: 11	H: 1 LOB: 1 BB: 0 P: 17	R: 4 E: 1 K: 1 S: 13	H: 3 LOB: 1 BB: 2 P: 24	R: 1 E: 0 K: 1 S: 12	H: 1 LOB: 2 BB: 0 P: 21	R: 0 E: 0 K: 0 S: 6	H: 0 LOB: 0 BB: 0 P: 11	R: 0 E: 0 K: 1 S: 7	H: 1 LOB: 1 BB: 0 P: 13	R: 0 E: 0 K: 1 S: 6	H: 0 LOB: 0 BB: 0 P: 9	R: 0 E: 0 K: 1 S: 11	H: 0 LOB: 1 BB: 0 P: 16	R: 0 E: 0 K: 0 S: 8	H: 1 LOB: 0 BB: 0 P: 13	1B: 4 2B: 4 3B: 0 HR: 0	SF: 0 SAC: 0 DP: 3 HBP: 2	WP: 0 PB: 0 SB: 0 CS: 0	PA: 38		
PITCHER	IP WLS BF H R ER SO BB IBB HBP BLK WP HR S P ERA WHIP	8.0 L 36 8 5 4 6 3 0 2 0 0 0 0 73 125 4.50 1.375	1.0 S 2 0 0 0 0 0 0 0 0 0 0 6 9 0.00 0.000																					

Oakland Athletics @ Seattle Mariners
The Kingdome, Seattle, WA
Fri Aug 04 1989, 6:33 AM EDT
Att: 23,621 - Dome

AB 33
R 5
H 8
RBI 5
BB 3
SO 6
LOB 15



Batter	1	2	3	4	5	6	7	8	9	AB	R	H	RBI	BB	SO	LOB	BOTTOM							
Harold Reynolds, S OBP: 0.355, SLG: 0.357	2-1 F8			4-0 G1-6-3 1B BB		2-1 F8		2-2 F8		3 1 0 0 1 0 0														
Greg Britley, L OBP: 0.371, SLG: 0.526	1-1 G3			1-0 G1-6-3 1B		3-1 G4-3		1-0 1B		4 0 2 0 0 0 0														
Alvin Davis, L OBP: 0.455, SLG: 0.508	2-3 K			2-1 G1-6-3 1-2F 2-3		2-2 F8		2-3 K		4 0 0 0 0 2 3														
Jeffrey Leonard, R OBP: 0.318, SLG: 0.430		1-3 K		0-0 FC5-4 1B			1-2 1B		0-1 HR	4 1 3 2 0 1 0														
Darnell Coles, R OBP: 0.294, SLG: 0.370		0-1 CS 1B		2-2 FC5-4 1-2F			0-0 F7		0-2 G5-3	4 0 1 0 0 0 2														
Scott Bradley, L OBP: 0.325, SLG: 0.391		0-3 K			0-1 F7				0-0 G4-3	4 0 0 0 0 1 2														
Dave Cochrane, S OBP: 0.321, SLG: 0.378		2-2 CS 1-2F		1-3 K		0-0 2B			1-3 K	4 0 1 0 0 2 1														
Mike Kingery, L OBP: 0.294, SLG: 0.355				0-0 L7		1-3 K		3-2 IHR		3 1 1 1 0 1 1														
Omar Vizquel, S OBP: 0.287, SLG: 0.283				0-0 L6		1-2 L6			0-0 F9	3 0 0 0 0 0 1														
Inning Stats	R: 0 E: 0 K: 1 S: 7	H: 0 LOB: 0 BB: 0 P: 12	R: 0 E: 0 K: 2 S: 11	H: 1 LOB: 0 BB: 0 P: 14	R: 0 E: 0 K: 1 S: 5	H: 0 LOB: 0 BB: 0 P: 6	R: 1 E: 0 K: 0 S: 7	H: 2 LOB: 1 BB: 1 P: 16	R: 0 E: 0 K: 1 S: 10	H: 1 LOB: 0 BB: 0 P: 12	R: 0 E: 0 K: 0 S: 8	H: 0 LOB: 0 BB: 0 P: 15	R: 0 E: 0 K: 0 S: 7	H: 1 LOB: 1 BB: 0 P: 8	R: 1 E: 0 K: 1 S: 12	H: 2 LOB: 1 BB: 0 P: 20	R: 1 E: 0 K: 1 S: 9	H: 1 LOB: 0 BB: 0 P: 10	1B: 5 2B: 1 3B: 0 HR: 2	SF: 0 SAC: 0 DP: 1 HBP: 0	WP: 0 PB: 0 SB: 0 CS: 1	PA: 35		
PITCHER	IP WLS BF H R ER SO BB IBB HBP BLK WP HR S P ERA WHIP	8.0 W 31 8 3 3 6 1 0 0 0 0 0 7 8 0.00 0.000	1.0 S 3 0 0 0 1 0 0 0 0 0 0 7 8 0.00 0.000																					

Oakland Athletics @ Seattle Mariners
The Kingdome, Seattle, WA
Fri Aug 04 1989, 6:33 AM EDT
Att: 23,621 - Dome

AB 33
R 3
H 8
RBI 3
BB 1
SO 7
LOB 10



Batter	1	2	3	4	5	6	7	8	9	AB	R	H	RBI	BB	SO	LOB	TOP				
Stan Javier, S OBP: 0.317, SLG: 0.327 (1, 7)	F7		G4-3		F7		SF7 1B		L6	5	1	1	0	0	0	0					
Carney Lansford, R OBP: 0.405, SLG: 0.408 (1, 5)	G4-3		G4-3		CS 1B		1B		G4-3	5	0	2	0	0	0	0					
Jose Canseco, R OBP: 0.293, SLG: 0.485 (1, 9)	BB		G6-3		K		SF7		G5-3	3	0	0	1	1	1	1					
Dave Parker, L OBP: 0.318, SLG: 0.444 (1, 10)	G6-3				G4-3		BB 1B		F8	4	0	1	0	0	0	2					
Mark McGwire, R OBP: 0.337, SLG: 0.441 (1, 3)			G6-3		1B 2B BB		1B BB		1B BB	1	1	0	0	3	0	0					
Dave Henderson, R OBP: 0.321, SLG: 0.369 (1, 8)			E5 G6-3 1B		F9		K		F9	4	0	0	0	0	1	4					
Ron Hassey, L OBP: 0.307, SLG: 0.370 (1, 2)			G6-3 1B		2B 1B		F7		1B	4	0	3	0	0	0	2					
Tony Phillips, S OBP: 0.352, SLG: 0.354 (1, 4)			G6-3		2B		F9		F9	4	0	2	1	0	0	4					
Walt Weiss, S OBP: 0.284, SLG: 0.326 (1, 6)			F8		G4-3		F8		K	4	0	0	0	0	1	6					
Inning Stats	R: 0 E: 0 K: 0 S: 6	H: 0 LOB: 1 BB: 1 P: 13	R: 0 E: 1 K: 0 S: 10	H: 1 LOB: 2 BB: 0 P: 17	R: 0 E: 0 K: 0 S: 8	H: 0 LOB: 0 BB: 1 P: 11	R: 1 E: 0 K: 0 S: 13	H: 2 LOB: 2 BB: 1 P: 21	R: 0 E: 0 K: 1 S: 9	H: 2 LOB: 1 BB: 0 P: 16	R: 1 E: 0 K: 0 S: 11	H: 2 LOB: 1 BB: 0 P: 17	R: 0 E: 0 K: 1 S: 8	H: 1 LOB: 2 BB: 1 P: 16	R: 0 E: 0 K: 0 S: 7	H: 0 LOB: 0 BB: 0 P: 9	1B: 8 2B: 1 3B: 0 HR: 0	SF: 1 SAC: 0 DP: 0 HBP: 0	WP: 0 PB: 0 SB: 0 CS: 1	PA: 39	
PITCHER	IP	WLS	BF	H	R	ER	SO	BB	IBB	HBP	BLK	WP	HR	S	P	ERA	WHIP				
Mike Dunne, R ERA: 5.45 (1, 1)	7.0	L	31	8	2	2	2	3	0	0	0	0	0	63	104	2.57	1.571				
Jerry Reed, R ERA: 3.03 (8, 1)	0.1		2	0	0	0	0	1	0	0	0	0	0	3	9	0.00	3.000				
Keith Comstock, L ERA: 3.38 (8, 1)	0.2		3	1	0	0	1	0	0	0	0	0	0	5	7	0.00	1.500				
Mike Schooler, R ERA: 1.88 (9, 1)	1.0		3	0	0	0	0	0	0	0	0	0	0	7	9	0.00	0.000				

Oakland Athletics @ Seattle Mariners
The Kingdome, Seattle, WA
Sun Aug 06 1989, 10:05 PM EDT
Att: 19,303 - Dome

AB 34
R 2
H 9
RBI 2
BB 4
SO 3
LOB 19



Batter	1	2	3	4	5	6	7	8	9	AB	R	H	RBI	BB	SO	LOB	BOTTOM					
Harold Reynolds, S OBP: 0.354, SLG: 0.357 (1, 4)	G4-3		F8		G4-3				K	4	0	0	0	0	1	0						
Greg Britley, L OBP: 0.370, SLG: 0.515 (1, 7)	BB		G4-3				G6-3		P6	3	0	0	0	1	0	0						
Alvin Davis, L OBP: 0.455, SLG: 0.503 (1, 3)	F7		FC6-4 BB		FC5-6 1B				F9	3	0	1	0	1	0	1						
Jeffrey Leonard, R OBP: 0.314, SLG: 0.422 (1, 10)	L6		FC6-4		FC5-6		FC5-6		P6	4	0	0	0	0	0	3						
Darnell Coles, R OBP: 0.297, SLG: 0.389 (1, 9)			1B 1B		F9		F9		1B 1B	4	0	2	0	0	0	1						
Scott Bradley, L OBP: 0.336, SLG: 0.402 (1, 2)			1B 1B		L7		L8		1B 1B	4	0	2	0	0	0	0						
Dave Cochrane, S OBP: 0.304, SLG: 0.390 (1, 5)			P5		G4-3		P3		K	4	0	0	0	0	1	4						
Mike Kingery, L OBP: 0.310, SLG: 0.436 (1, 8)			1B		K		K		K	4	0	1	0	0	3	2						
Omar Vizquel, S OBP: 0.285, SLG: 0.279 (1, 6)			G6-3		K					2	0	0	0	0	1	2						
Henry Colto, R OBP: 0.282, SLG: 0.379 (8, PH)										1	1	1	1	0	0	0						
Mario Diaz, R OBP: 0.244, SLG: 0.243 (9, 6)									HR	0	0	0	0	0	0	0						
Inning Stats	R: 0 E: 0 K: 0 S: 7	H: 3 LOB: 2 BB: 0 P: 14	R: 0 E: 0 K: 0 S: 11	H: 3 LOB: 2 BB: 0 P: 19	R: 0 E: 0 K: 0 S: 6	H: 0 LOB: 1 BB: 1 P: 12	R: 0 E: 0 K: 0 S: 5	H: 0 LOB: 0 BB: 0 P: 7	R: 0 E: 0 K: 2 S: 10	H: 0 LOB: 0 BB: 0 P: 17	R: 0 E: 0 K: 0 S: 7	H: 1 LOB: 1 BB: 0 P: 11	R: 0 E: 0 K: 1 S: 12	H: 0 LOB: 0 BB: 0 P: 21	R: 1 E: 0 K: 1 S: 8	H: 1 LOB: 0 BB: 0 P: 13	R: 0 E: 0 K: 2 S: 18	H: 2 LOB: 2 BB: 0 P: 25	1B: 6 2B: 0 3B: 0 HR: 1	SF: 0 SAC: 0 DP: 0 HBP: 0	WP: 0 PB: 0 SB: 0 CS: 0	PA: 35
PITCHER	IP	WLS	BF	H	R	ER	SO	BB	IBB	HBP	BLK	WP	HR	S	P	ERA	WHIP					
Storm Davis, R ERA: 5.22 (1, 1)	7.0	W	26	4	0	0	3	2	0	0	0	0	0	58	101	0.00	0.857					
Rick Honeycutt, L ERA: 2.35 (8, 1)	1.0		4	1	1	1	1	0	0	0	0	0	1	8	13	9.00	1.000					
Dennis Eckersley, R ERA: 1.15 (9, 1)	1.0	S	5	2	0	0	2	0	0	0	0	0	0	18	25	0.00	2.000					

Oakland Athletics @ Seattle Mariners
The Kingdome, Seattle, WA
Sun Aug 06 1989, 10:05 PM EDT
Att: 19,303 - Dome

AB 33
R 1
H 7
RBI 1
BB 2
SO 6
LOB 13



Batter	1	2	3	4	5	6	7	8	9	AB	R	H	RBI	BB	SO	LOB	TOP								
Rickey Henderson, R OBP: 0.428, SLG: 0.412	1-3 K		2-2 L8		3-1 2B		2-1 L8			4	0	1	0	0	1	0									
Carney Lansford, R OBP: 0.403, SLG: 0.409	2-3 K		1-1 2B		1-2 G5-3			3-3 K		4	0	1	0	0	2	1									
Jose Canseco, R OBP: 0.321, SLG: 0.507 Felix Jose, S OBP: 0.208, SLG: 0.200	4-2 BB		4-1 BB		2-2 1B SF8			1-0 L7		1	0	1	0	2	0	0									
Dave Parker, L OBP: 0.317, SLG: 0.442	0-0 F8		2-1 G6-4-3		0-0 2B			3-1 G4-3		4	0	1	0	0	0	3									
Mark McGwire, R OBP: 0.336, SLG: 0.437		4-1 F8 BB		0-0 F8		1-0 P3		0-1 L1-3		3	0	0	0	1	0	2									
Dave Henderson, R OBP: 0.319, SLG: 0.366		1-3 K		0-1 P3		0-1 SF8		0-0 F8		3	0	0	1	0	1	1									
Ron Hassey, L OBP: 0.306, SLG: 0.365		4-1 BB		0-3 K		3-H L8		1-2 G3-1		3	0	0	0	1	1	2									
Tony Phillips, S OBP: 0.349, SLG: 0.350		0-0 F8		2-1 G2-3		1-1 G6-3				3	0	0	0	0	0	2									
Mike Gallego, R OBP: 0.327, SLG: 0.337		2-2 G5-3		1-0 L9		1-1 G5-3				3	0	0	0	0	0	2									
Inning Stats	R: 0 E: 0 K: 2 S: 10	H: 0 LOB: 1 BB: 1 P: 17	R: 0 E: 0 K: 1 S: 10	H: 0 LOB: 2 BB: 2 P: 21	R: 0 E: 0 K: 0 S: 8	H: 1 LOB: 1 BB: 1 P: 17	R: 0 E: 0 K: 1 S: 6	H: 0 LOB: 0 BB: 0 P: 6	R: 0 E: 0 K: 0 S: 8	H: 1 LOB: 1 BB: 0 P: 15	R: 1 E: 0 K: 0 S: 10	H: 2 LOB: 2 BB: 0 P: 16	R: 0 E: 0 K: 0 S: 6	H: 0 LOB: 0 BB: 0 P: 10	R: 0 E: 0 K: 1 S: 7	H: 0 LOB: 0 BB: 0 P: 14	R: 0 E: 0 K: 0 S: 6	H: 0 LOB: 0 BB: 0 P: 7	1B: 1 2B: 3 3B: 0 HR: 0	SF: 1 SAC: 0 DP: 1 HBP: 0	WP: 0 PB: 0 SB: 0 CS: 0	PA: 34			
PITCHER	IP	WLS	BF	H	R	ER	SO	BB	IBB	HBP	BLK	WP	HR	S	P	ERA	WHIP								
Clint Zavaras, R ERA: 4.8	5.0	W	20	2	0	0	4	4	0	0	0	0	0	42	76	0.00	1.200								
Bill Swift, R ERA: 4.99	3.0		11	2	1	1	1	0	0	0	0	0	0	23	40	3.00	0.667								
Mike Schooler, R ERA: 1.84	1.0		3	0	0	0	0	0	0	0	0	0	0	6	7	0.00	0.000								

Oakland Athletics @ Seattle Mariners
The Kingdome, Seattle, WA
Mon Aug 07 1989, 10:05 PM EDT
Att: 31,334 - Dome

AB 29
R 1
H 4
RBI 1
BB 4
SO 5
LOB 13



Batter	1	2	3	4	5	6	7	8	9	AB	R	H	RBI	BB	SO	LOB	BOTTOM								
Harold Reynolds, S OBP: 0.357, SLG: 0.365	1-0 WP G6-3		1-1 G4-3		0-0 1B SF9		1-0 E9	2-2 G4-3		5	2	3	0	0	0	2									
Greg Britley, L OBP: 0.371, SLG: 0.512	2-2 G6-3		0-1 1B		3-1 SF9		2-0 L8	2-3 L9		5	0	2	1	0	0	2									
Alvin Davis, L OBP: 0.455, SLG: 0.502	0-1 2B E		2-2 L9		2-3 K		4-0 FC4 IBB			3	1	1	0	1	1	3									
Jeffrey Leonard, R OBP: 0.313, SLG: 0.424	1-2 E		0-3 K		0-1 SF9		0-1 L8			3	0	1	1	0	1	3									
Darnell Coles, R OBP: 0.297, SLG: 0.385	3-3 K		0-0 P3		2-3 S BB		1-1 FC4			3	0	0	0	1	1	5									
Mike Kingery, L OBP: 0.304, SLG: 0.419	2-2 F7		0-0 G5-3		2-3 K			2-2 HR		4	1	1	0	0	1	3									
Jim Prestley, R OBP: 0.292, SLG: 0.402		0-2 F8		0-0 L5		0-0 F7		0-1 HR		4	1	1	2	0	0	0									
Dave Valle, R OBP: 0.329, SLG: 0.390 Scott Bradley, L OBP: 0.344, SLG: 0.411		4-0 BB		1-1 2B		0-1 L8		1-0 PB SH3-4		0	0	0	0	0	0	0									
Mario Diaz, R OBP: 0.227, SLG: 0.225 Omar Vizquel, S OBP: 0.285, SLG: 0.279		2-0 F9		3-2 F9		0-0 F8		0-1 SH3-4		3	0	0	0	0	0	2									
Inning Stats	R: 2 E: 1 K: 1 S: 17	H: 3 LOB: 1 BB: 0 P: 26	R: 0 E: 0 K: 0 S: 7	H: 0 LOB: 1 BB: 1 P: 13	R: 0 E: 0 K: 1 S: 10	H: 1 LOB: 1 BB: 0 P: 12	R: 0 E: 0 K: 0 S: 8	H: 1 LOB: 0 BB: 0 P: 12	R: 1 E: 0 K: 2 S: 11	H: 2 LOB: 2 BB: 1 P: 22	R: 0 E: 0 K: 0 S: 4	H: 0 LOB: 0 BB: 0 P: 4	R: 0 E: 1 K: 0 S: 6	H: 1 LOB: 2 BB: 1 P: 14	R: 2 E: 0 K: 0 S: 13	H: 3 LOB: 1 BB: 0 P: 18	1B: 6 2B: 4 3B: 0 HR: 1	SF: 1 SAC: 1 DP: 0 HBP: 0	WP: 1 PB: 1 SB: 2 CS: 0	PA: 38					
PITCHER	IP	WLS	BF	H	R	ER	SO	BB	IBB	HBP	BLK	WP	HR	S	P	ERA	WHIP								
Bob Welch, R ERA: 3.16	7.0	L	35	11	5	4	4	2	1	0	0	1	1	70	113	5.14	1.857								
Jim Corst, R ERA: 2.1	1.0		3	0	0	0	0	0	0	0	0	0	0	6	8	0.00	0.000								

Oakland Athletics @ Seattle Mariners
The Kingdome, Seattle, WA
Mon Aug 07 1989, 10:05 PM EDT
Att: 31,334 - Dome

AB 33
R 5
H 11
RBI 4
BB 3
SO 4
LOB 20

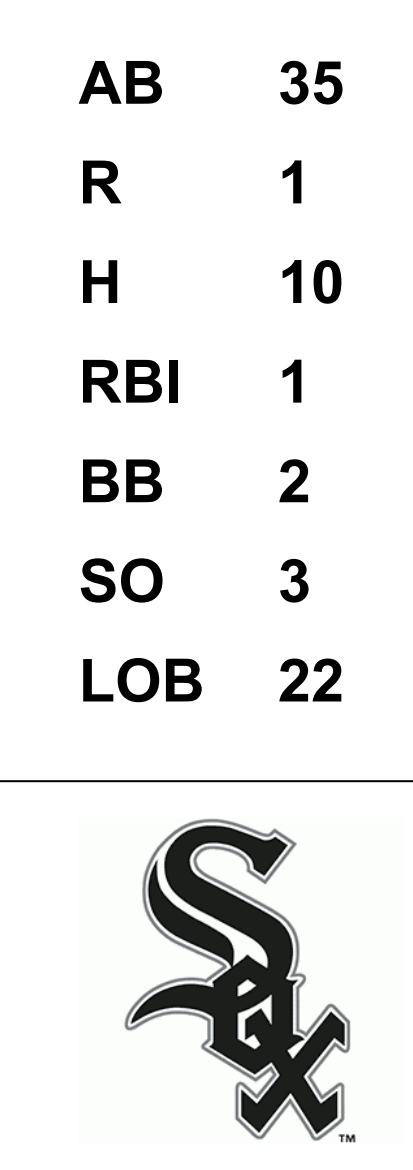


Batter	1	2	3	4	5	6	7	8	9	AB	R	H	RBI	BB	SO	LOB	TOP			
Rickey Henderson, R OBP: 0.423, SLG: 0.405	1-2 P3		0-0 G6-3	2-1 P3			3-1 P4		0-0 1B	5	0	1	2	0	0	4	<p>Oakland Athletics @ Chicago White Sox</p> <p>Comiskey Park, Chicago, IL</p> <p>Thu Aug 10 1989, 4:33 AM EDT</p> <p>Att: 16,173 - Sunny - 78 F</p>			
Carney Lansford, R OBP: 0.403, SLG: 0.405	0-0 G4-3		4-1 BB		0-0 P4		0-0 G1-3		2-H 3-H 1B	4	0	1	0	1	0	1				
Dave Henderson, R OBP: 0.318, SLG: 0.365	2-1 L9		1-1 G2-3		1-2 L1			1-1 G4-3	2-1 F8	5	0	0	0	0	0	4				
Mark McGwire, R OBP: 0.337, SLG: 0.442		2-3 K		4-0 1B E FC3-2 BB	2-2 F7			2-1 G6-3		3	0	0	0	1	1	0				
Terry Steinbach, R OBP: 0.341, SLG: 0.387	1-1 G5-3		0-1 E5 FC3-2 1B SF9			1-1 G4-3		1-2 G1-3		4	1	0	0	0	0	1				
Felix Jose, S OBP: 0.236, SLG: 0.216	4-1 BB		0-1 SF9 FC3-2 1B			0-1 F8		2-2 G4-3		3	1	1	0	1	0	0				
Ron Hassey, L OBP: 0.305, SLG: 0.362	0-0 G3		2-2 FC3-2 1B			1-1 F7		1-0 G3		3	0	0	0	0	0	3				
Tony Phillips, S OBP: 0.345, SLG: 0.342			4-0 G6-3 G1-6-3 BB		2-1 SF9		0-0 G6-3		4-2 2B 1B BB	2	1	0	1	2	0	1				
Mike Gallego, R OBP: 0.329, SLG: 0.340			0-1 G1-6-3		1-2 3-H 1B		4-2 BB		1-0 1B 2B	3	1	2	1	1	0	1				
Inning Stats	R: 0 E: 0 K: 0 S: 6	H: 0 LOB: 0 BB: 0 P: 9	R: 0 E: 0 K: 1 S: 8	H: 0 LOB: 1 BB: 1 P: 15	R: 0 E: 0 K: 0 S: 6	H: 0 LOB: 2 BB: 2 P: 15	R: 2 E: 1 K: 0 S: 15	H: 2 LOB: 2 BB: 1 P: 28	R: 0 E: 0 K: 0 S: 10	H: 0 LOB: 0 BB: 0 P: 13	R: 0 E: 0 K: 0 S: 6	H: 0 LOB: 1 BB: 1 P: 13	R: 0 E: 0 K: 0 S: 7	H: 0 LOB: 0 BB: 0 P: 11	R: 2 E: 0 K: 0 S: 14	H: 3 LOB: 2 BB: 1 P: 24		1B: 4 2B: 1 3B: 0 HR: 0	SF: 1 SAC: 0 DP: 0 HBP: 0	WP: 0 PB: 0 SB: 0 CS: 0
PITCHER	IP WLS BF H R ER SO BB IBB HBP BLK WP HR S P ERA WHIP																			
Steve Rosenberg, L ERA: 4.43	(1, 1) 7.0 L 29 2 2 0 1 5 0 0 0 0 0 0 57 101 0.00 1.000																			
Tom McCarthy, R ERA: 4.1	(8, 1) 1.0 3 0 0 0 0 0 0 0 0 0 0 0 7 11 0.00 0.000																			
Donn Pall, R ERA: 2.74	(9, 1) 1.0 7 3 2 2 0 1 0 0 0 0 0 0 14 24 18.00 4.000																			

AB	32
R	4
H	5
RBI	4
BB	6
SO	1
LOB	15



Batter	1	2	3	4	5	6	7	8	9	AB	R	H	RBI	BB	SO	LOB	BOTTOM			
Dave Gallagher, R OBP: 0.347, SLG: 0.330	2-2 G4-6-3 1B		0-1 FC6-4		0-2 G1-3		0-0 P5		1-2 P4	5	0	1	0	0	0	3	<p>Oakland Athletics @ Chicago White Sox</p> <p>Comiskey Park, Chicago, IL</p> <p>Thu Aug 10 1989, 4:33 AM EDT</p> <p>Att: 16,173 - Sunny - 78 F</p>			
Scott Fletcher, R OBP: 0.324, SLG: 0.291	1-2 G4-6-3		0-0 F8		2-1 G6-3		2-0 L8		1-2 P4	5	0	0	0	0	0	4				
Ivan Calderon, R OBP: 0.329, SLG: 0.439	0-1 1B				2-1 P4		3-2 BB 1B			4	0	2	0	0	1	0				
Carlton Fisk, R OBP: 0.351, SLG: 0.487	0-0 L5				4-0 1B BB		4-0 1B BB		1-0 BB FC6-4 2B	2	1	1	0	2	0	1				
Steve Lyons, L OBP: 0.313, SLG: 0.331			0-0 P4		0-2 1B		1-0 B3		0-0 FC6-4 1B	4	0	2	0	0	0	2				
Carlos Martinez, R OBP: 0.318, SLG: 0.405		1-1 F8		0-3 K		1-0 L9		1-0 FC6-4 1B		4	0	0	1	0	1	5				
Lance Johnson, L ERA: 4.92	(1, 7) 1-2 G6-3		1-2 G6-3		1-1 G6-3		2-2 F9		1-2 1B	3	0	0	0	0	0	4				
Daryl Boston, L OBP: 0.292, SLG: 0.324	(6, PH) (9, 7) G6-3								1-2 1B	1	0	1	0	0	0	0				
Ron Karkovice, R OBP: 0.286, SLG: 0.396			0-1 FC5-4 1B		0-0 SH1-3 2B		0-0 P2		1-3 K	4	0	2	0	0	1	2				
Ozzie Guillen, L OBP: 0.276, SLG: 0.324			0-2 FC5-4 FC6-4		0-0 SH1-3		0-1 S 1B		G4-3	3	0	1	0	0	0	1				
Inning Stats	R: 0 E: 0 K: 0 S: 10	H: 2 LOB: 1 BB: 0 P: 13	R: 0 E: 0 K: 0 S: 6	H: 0 LOB: 0 BB: 0 P: 8	R: 0 E: 0 K: 1 S: 8	H: 1 LOB: 1 BB: 0 P: 8	R: 0 E: 0 K: 1 S: 10	H: 1 LOB: 2 BB: 1 P: 17	R: 0 E: 0 K: 0 S: 8	H: 1 LOB: 1 BB: 0 P: 10	R: 0 E: 0 K: 0 S: 5	H: 1 LOB: 2 BB: 1 P: 19	R: 0 E: 0 K: 2 S: 10	H: 3 LOB: 0 BB: 0 P: 14	R: 0 E: 0 K: 0 S: 11	H: 0 LOB: 0 BB: 0 P: 13	1B: 8 2B: 2 3B: 0 HR: 0	SF: 0 SAC: 1 DP: 1 HBP: 0	WP: 0 PB: 0 SB: 1 CS: 0	PA: 38
PITCHER	IP WLS BF H R ER SO BB IBB HBP BLK WP HR S P ERA WHIP																			
Storm Davis, R ERA: 4.92	(1, 1) 6.0 W 25 6 0 0 1 2 0 0 0 0 0 0 9 75 0.00 1.333																			
Gene Nelson, R ERA: 4.32	(7, 1) 1.1 6 2 1 1 1 0 0 0 0 0 0 0 9 13 6.75 1.500																			
Dennis Eckersley, R ERA: 1.07	(8, 1) 1.2 S 7 2 0 0 1 0 0 0 0 0 0 0 17 21 0.00 1.200																			



Batter	1	2	3	4	5	6	7	8	9	AB	R	H	RBI	BB	SO	LOB	TOP					
Rickey Henderson, R OBP: 0.418, SLG: 0.399	(1, 7) G6-3		(2, 3) F9-2		(1, 2) G6-4-3		(3) G6-3		(2) L7	5	0	0	0	0	0	4						
Carney Lansford, R OBP: 0.403, SLG: 0.413	(1, 5) G6-3			(1, 2) G4-3	(3) G6-3			HR	(1, 2) 1B	5	1	2	1	0	0	1						
Dave Henderson, R OBP: 0.318, SLG: 0.363	(1, 8) F8			1B BB		(1) G5-3		2B BB	(3) K	3	1	0	0	2	1	2						
Dave Parker, L OBP: 0.315, SLG: 0.437		(1, 10) K		1-2 1B		(2) F7		1-1 2B		4	0	2	1	0	1	0						
Mark McGwire, R OBP: 0.339, SLG: 0.441	(1, 3) BB			(2) K		(1, 0) HR 1B		(1) K		3	1	1	0	1	2	3						
Tony Phillips, S OBP: 0.344, SLG: 0.350	(1, 4) F7			(3) G5-3		(1, 0) 1-1 HR		(2) F9		4	1	1	2	0	0	4						
Stan Javier, S OBP: 0.318, SLG: 0.328	(1, 9) K				(2, 1) 1B 2B		(3) K		(3) F8	4	1	1	0	0	2	2						
Terry Steinbach, R OBP: 0.346, SLG: 0.391			(1, 2) SH2-4 F9-2 1B		(1, 2) G6-4-3 1B		(1) G4-3		(1, 1) FC4-6 1B	4	0	3	0	0	0	0						
Walt Weiss, S OBP: 0.280, SLG: 0.319			(1) SH2-4		(1, 1) G6-4-3 1B		(2) G4-3		(1) FC4-6 1B	3	0	1	1	0	0	1						
Inning Stats	R: 0 E: 0 K: 0 S: 5	H: 0 LOB: 0 BB: 0 P: 9	R: 0 E: 0 K: 2 S: 8	H: 0 LOB: 1 BB: 1 P: 16	R: 0 E: 0 K: 0 S: 5	H: 1 LOB: 0 BB: 0 P: 7	R: 0 E: 0 K: 1 S: 15	H: 1 LOB: 2 BB: 1 P: 25	R: 1 E: 0 K: 0 S: 13	H: 3 LOB: 1 BB: 0 P: 19	R: 2 E: 0 K: 1 S: 8	H: 2 LOB: 0 BB: 0 P: 14	R: 0 E: 0 K: 0 S: 10	H: 0 LOB: 0 BB: 0 P: 13	R: 2 E: 0 K: 1 S: 13	H: 2 LOB: 1 BB: 1 P: 22	R: 0 E: 0 K: 1 S: 15	H: 2 LOB: 2 BB: 0 P: 23	1B: 7 2B: 3 3B: 0 HR: 2	SF: 0 SAC: 1 DP: 2 HBP: 0	WP: 0 PB: 0 SB: 1 CS: 0	PA: 39
PITCHER	IP	WLS	BF	H	R	ER	SO	BB	IBB	HBP	BLK	WP	HR	S	P	ERA	WHIP					
Mike Witt, R ERA: 4.44	(1, 1) 7.0	L	30	8	5	5	4	3	0	0	0	0	2	70	115	6.43	1.571					
Willie Fraser, R ERA: 2.7	(8, 1) 2.0		9	3	0	0	2	0	0	0	0	0	0	22	33	0.00	1.500					

Oakland Athletics @ California Angels
Anaheim Stadium, Anaheim, CA
Fri Aug 11 1989, 10:05 PM EDT
Att: 61,696 - Unknown

AB 35
R 5
H 11
RBI 5
BB 3
SO 6
LOB 17



Batter	1	2	3	4	5	6	7	8	9	AB	R	H	RBI	BB	SO	LOB	BOTTOM					
Claudell Washington, L OBP: 0.323, SLG: 0.442	(1, 10) G4-3		(1, 1) 1B		(3) G4-3			(2) K		4	0	1	0	0	1	0						
Johnny Ray, S OBP: 0.326, SLG: 0.359	(1, 4) G3-1		(1, 1) FC3-6 1B			(3, 2) L7		(1, 1) F8		4	0	1	0	0	0	0						
Devon White, S OBP: 0.300, SLG: 0.405	(1, 8) F7		(3) FC3-6			(1, 3) K			(1) F7	4	0	0	0	0	1	2						
Wally Joyner, L OBP: 0.341, SLG: 0.407		(1) F7		(2, 1) F9		(2, 2) 1B		(2) G4-3		4	0	1	0	0	0	0						
Tony Armas, R OBP: 0.301, SLG: 0.514		(1) 1B		(1, 2) 1B		(1, 1) F8		(2) 2B		4	0	3	0	0	0	1						
Chili Davis, S OBP: 0.326, SLG: 0.444		(1) G4-3		(2, 1) 1B		(3, 3) K		(3) K		4	0	2	0	0	2	1						
Jack Howell, L OBP: 0.323, SLG: 0.440		(3) G4-3		(2, 3) K		(2) K				3	0	0	0	0	2	3						
Lance Parrish, R OBP: 0.324, SLG: 0.437			(1) K		(1) G5-3		(3) F8			3	0	0	0	0	1	0						
Kent Anderson, R OBP: 0.264, SLG: 0.220			(2) K		(2) G6-3			(1) L6		3	0	0	0	0	1	0						
Inning Stats	R: 0 E: 0 K: 0 S: 6	H: 2 LOB: 1 BB: 0 P: 10	R: 0 E: 0 K: 0 S: 4	H: 2 LOB: 1 BB: 0 P: 7	R: 0 E: 0 K: 2 S: 11	H: 2 LOB: 2 BB: 0 P: 15	R: 0 E: 0 K: 1 S: 10	H: 2 LOB: 1 BB: 0 P: 17	R: 0 E: 0 K: 1 S: 12	H: 1 LOB: 0 BB: 0 P: 19	R: 0 E: 0 K: 2 S: 8	H: 0 LOB: 0 BB: 0 P: 13	R: 0 E: 0 K: 1 S: 12	H: 0 LOB: 0 BB: 0 P: 16	R: 0 E: 0 K: 1 S: 9	H: 1 LOB: 1 BB: 0 P: 17	1B: 7 2B: 1 3B: 0 HR: 0	SF: 0 SAC: 0 DP: 1 HBP: 0	WP: 0 PB: 0 SB: 0 CS: 0	PA: 33		
PITCHER	IP	WLS	BF	H	R	ER	SO	BB	IBB	HBP	BLK	WP	HR	S	P	ERA	WHIP					
Mike Moore, R ERA: 2.38	(1, 1) 9.0	W	33	8	0	0	8	0	0	0	0	0	0	78	122	0.00	0.889					

Oakland Athletics @ California Angels
Anaheim Stadium, Anaheim, CA
Fri Aug 11 1989, 10:05 PM EDT
Att: 61,696 - Unknown

AB 33
R 0
H 8
RBI 0
BB 0
SO 8
LOB 7



Batter	1	2	3	4	5	6	7	8	9	AB	R	H	RBI	BB	SO	LOB	TOP								
Rickey Henderson, R OBP: 0.416, SLG: 0.395	F9		K			1B	G6-3			4	0	1	0	0	1	2									
Carney Lansford, R OBP: 0.406, SLG: 0.413	K		L8			1B		G4-3	BB	3	0	1	0	1	1	1									
Dave Parker, L OBP: 0.313, SLG: 0.443	HR			K		L3		P5		4	1	1	1	1	0	3									
Ron Hassey, L OBP: 0.301, SLG: 0.353	L7		F9			K		G4-3		4	0	0	0	0	1	2									
Mark McGwire, R OBP: 0.344, SLG: 0.447	L8		L8			1B		K		3	1	1	0	1	1	1									
Tony Phillips, S OBP: 0.344, SLG: 0.346	G3		G3			K		E4	1B	4	1	1	0	0	1	1									
Stan Javier, S OBP: 0.315, SLG: 0.322	G3				G4-3			G4-3		4	0	0	1	0	0	1									
Walt Weiss, S OBP: 0.288, SLG: 0.326			SH1-3		G4-3			G3	1B	3	0	2	1	0	0	0									
Jose Canseco, R OBP: 0.321, SLG: 0.514			1B		G4-3			G3	1B	1	0	0	0	0	1	1									
Mike Gallego, R OBP: 0.324, SLG: 0.334			SH1-3		K			G3		2	0	0	0	0	1	1									
Dave Henderson, R OBP: 0.321, SLG: 0.366					K			G3		1	0	0	0	0	1	1									
Inning Stats	R: 1 E: 0 K: 1 S: 8	H: 1 LOB: 0 BB: 0 P: 12	R: 0 E: 0 K: 0 S: 9	H: 0 LOB: 0 BB: 0 P: 9	R: 0 E: 0 K: 1 S: 9	H: 1 LOB: 1 BB: 0 P: 11	R: 0 E: 0 K: 2 S: 11	H: 1 LOB: 1 BB: 0 P: 16	R: 0 E: 0 K: 1 S: 8	H: 0 LOB: 0 BB: 0 P: 12	R: 0 E: 0 K: 1 S: 10	H: 2 LOB: 1 BB: 0 P: 13	R: 2 E: 1 K: 0 S: 15	H: 2 LOB: 1 BB: 1 P: 23	R: 0 E: 0 K: 1 S: 6	H: 0 LOB: 1 BB: 1 P: 14	R: 0 E: 1 K: 2 S: 12	H: 0 LOB: 1 BB: 0 P: 17	1B: 6 2B: 1 3B: 0 HR: 1	SF: 0 SAC: 1 DP: 1 HBP: 0	WP: 0 PB: 0 SB: 0 CS: 0	PA: 36			
PITCHER	IP	WLS	BF	H	R	ER	SO	BB	IBB	HBP	BLK	WP	HR	S	P	ERA	WHIP								
Bert Blyleven, R ERA: 2.36	(1, 1)	7.0	W	28	7	3	2	6	1	0	0	0	0	70	96	2.57	1.143								
Bryan Harvey, R ERA: 3.29	(8, 1)	2.0	S	8	0	0	0	3	1	0	0	0	0	18	31	0.00	0.500								

Oakland Athletics @ California Angels
Anaheim Stadium, Anaheim, CA
Sun Aug 13 1989, 6:33 AM EDT
Att: 60,326 - Unknown

AB 33
R 3
H 7
RBI 3
BB 2
SO 9
LOB 14




Batter	1	2	3	4	5	6	7	8	9	AB	R	H	RBI	BB	SO	LOB	BOTTOM								
Claudell Washington, L OBP: 0.327, SLG: 0.439	F8	K			L9	1B				3	0	1	1	1	1	0									
Devon White, S OBP: 0.296, SLG: 0.398	F8		P6		K	L4				4	0	0	0	0	1	2									
Johnny Ray, S OBP: 0.335, SLG: 0.368	F8		FC3-6			1B		L7		3	0	2	0	1	0	0									
Wally Joyner, L OBP: 0.343, SLG: 0.406	F8		FC3-6		F8			F7		4	0	1	0	0	0	3									
Chili Davis, S OBP: 0.327, SLG: 0.440			FC3-6			BB		K		3	1	1	0	1	1	2									
Lance Parrish, R OBP: 0.320, SLG: 0.432	K		K			BB		K		4	0	0	0	0	4	6									
Tony Armas, R OBP: 0.299, SLG: 0.517		HR			F9	P4		F8		4	1	1	1	0	0	1									
Jack Howell, L OBP: 0.318, SLG: 0.431	G4-3				K	BB		F8		3	1	0	0	1	1	0									
Kent Anderson, R OBP: 0.267, SLG: 0.242	K				L8	BB				3	1	1	2	0	1	0									
Inning Stats	R: 0 E: 0 K: 1 S: 9	H: 1 LOB: 3 BB: 2 P: 20	R: 1 E: 0 K: 2 S: 12	H: 1 LOB: 0 BB: 0 P: 15	R: 0 E: 0 K: 1 S: 11	H: 2 LOB: 2 BB: 0 P: 15	R: 0 E: 0 K: 1 S: 7	H: 0 LOB: 0 BB: 0 P: 11	R: 0 E: 0 K: 1 S: 6	H: 0 LOB: 1 BB: 1 P: 12	R: 3 E: 0 K: 1 S: 13	H: 3 LOB: 1 BB: 1 P: 22	R: 0 E: 0 K: 1 S: 7	H: 0 LOB: 0 BB: 0 P: 12	R: 0 E: 0 K: 1 S: 7	H: 0 LOB: 0 BB: 0 P: 13	1B: 5 2B: 0 3B: 1 HR: 1	SF: 0 SAC: 0 DP: 0 HBP: 0	WP: 0 PB: 0 SB: 0 CS: 0	PA: 35					
PITCHER	IP	WLS	BF	H	R	ER	SO	BB	IBB	HBP	BLK	WP	HR	S	P	ERA	WHIP								
Dave Stewart, R ERA: 3.45	(1, 1)	8.0	L	35	7	4	4	9	4	0	0	0	1	72	120	4.50	1.375								

Oakland Athletics @ California Angels
Anaheim Stadium, Anaheim, CA
Sun Aug 13 1989, 6:33 AM EDT
Att: 60,326 - Unknown

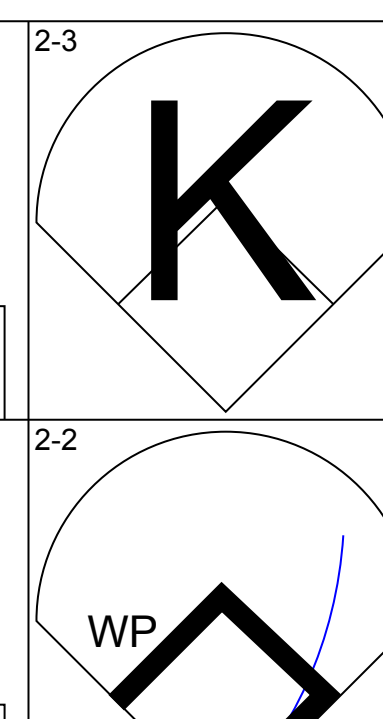
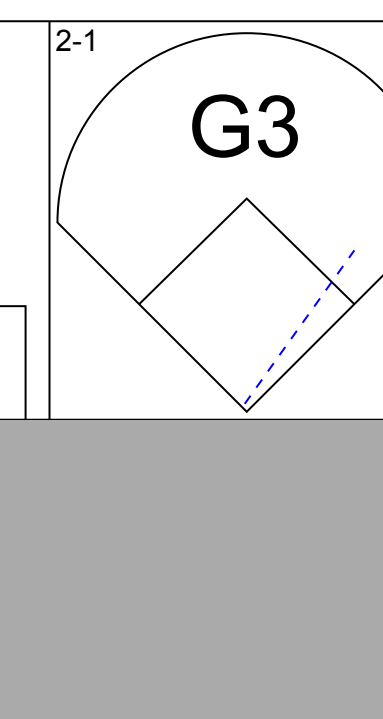
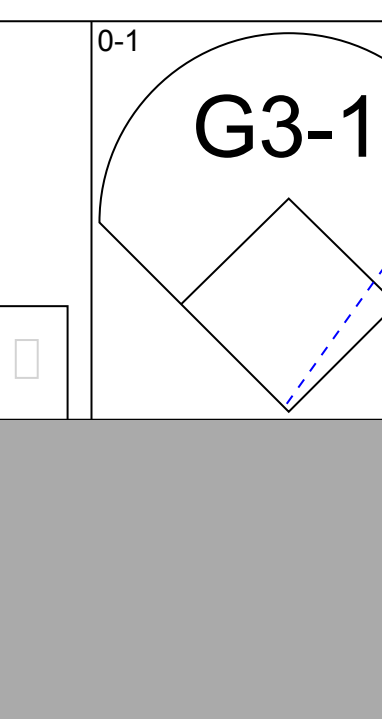
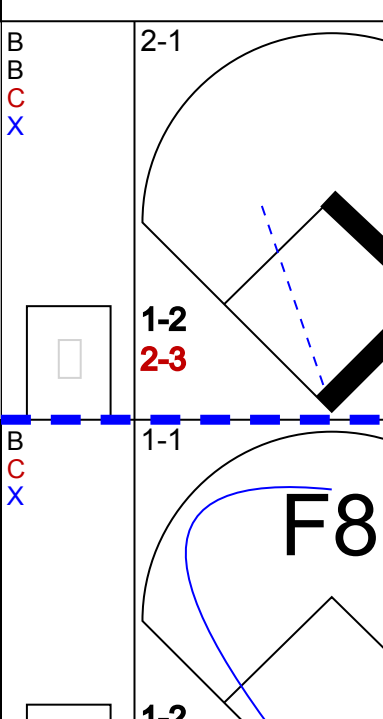
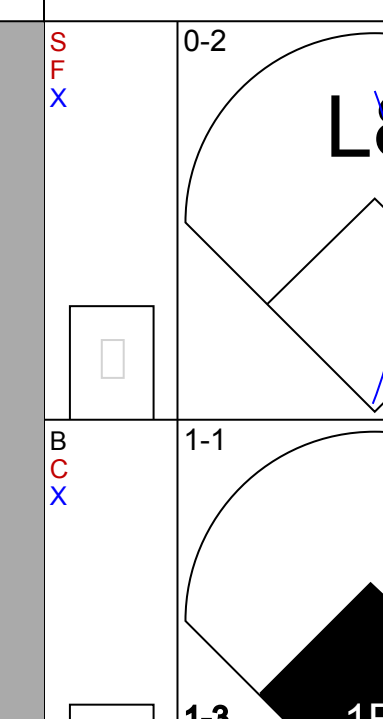
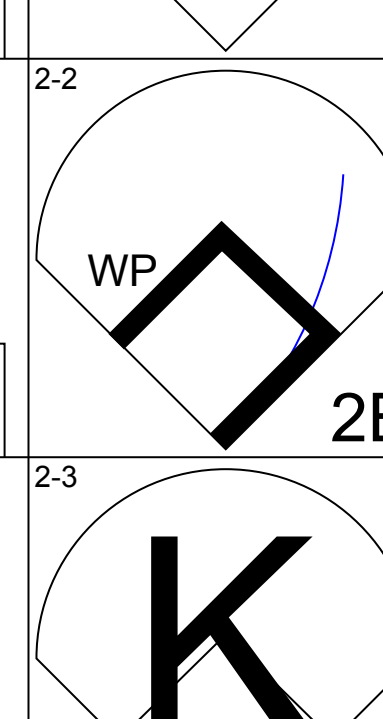
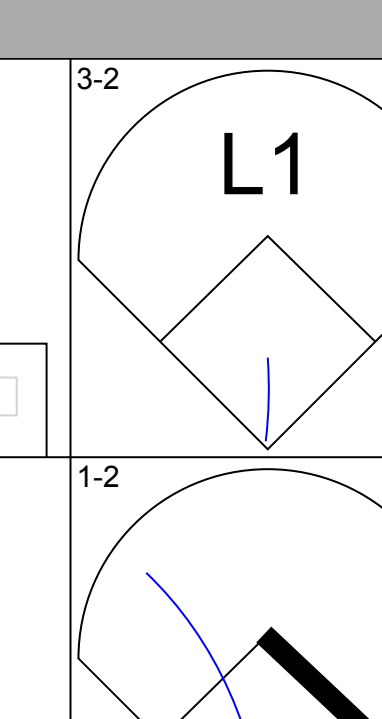
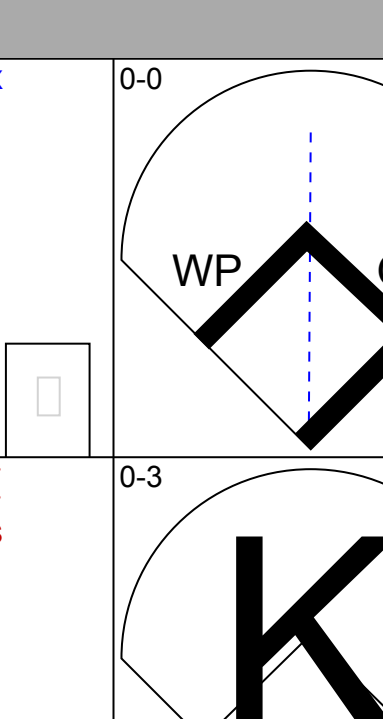
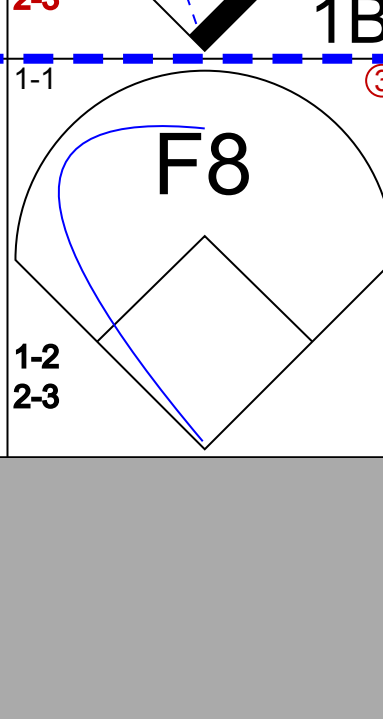
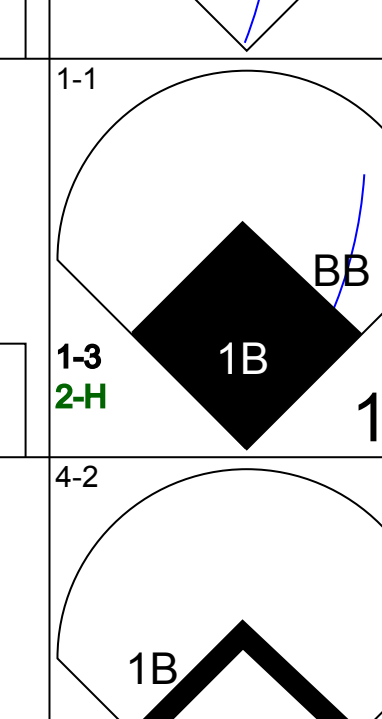
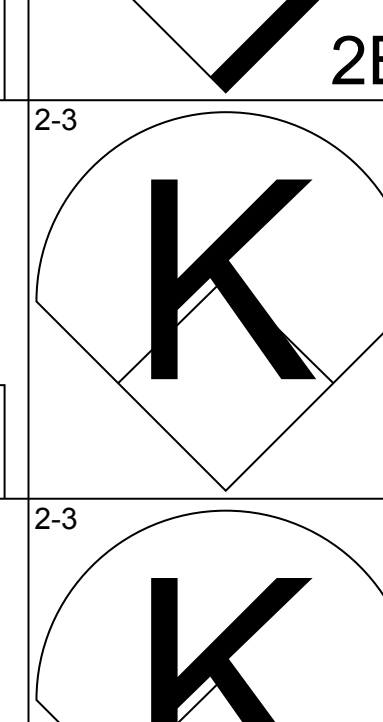
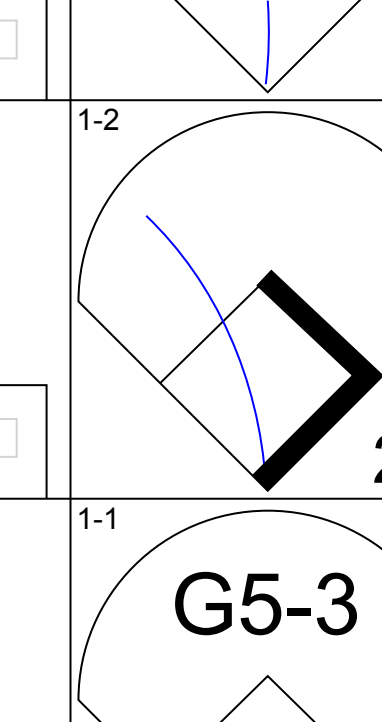
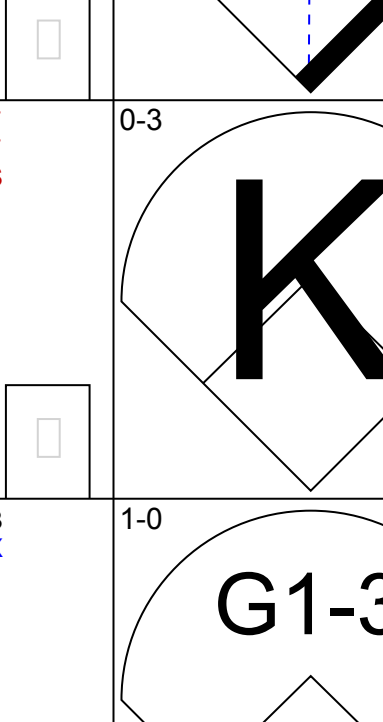
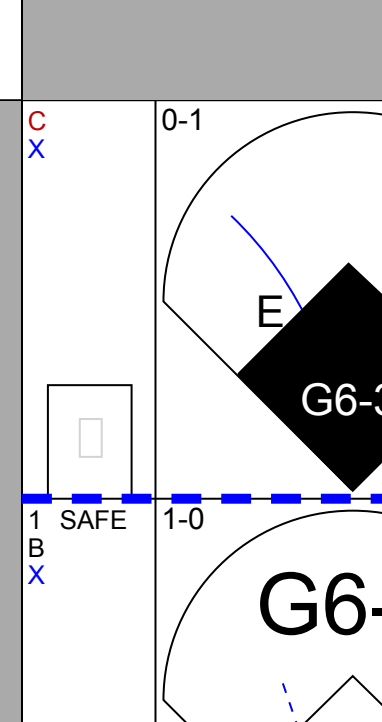
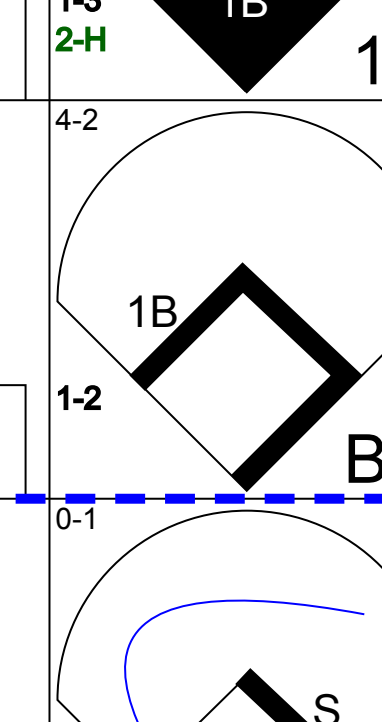
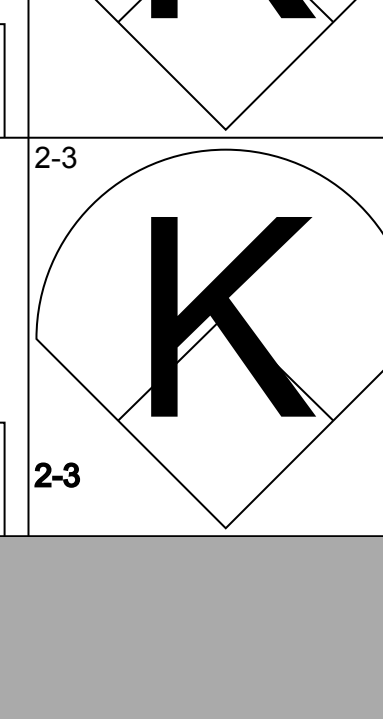
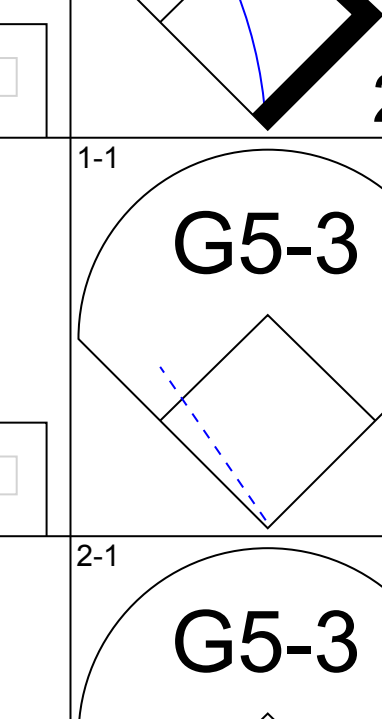
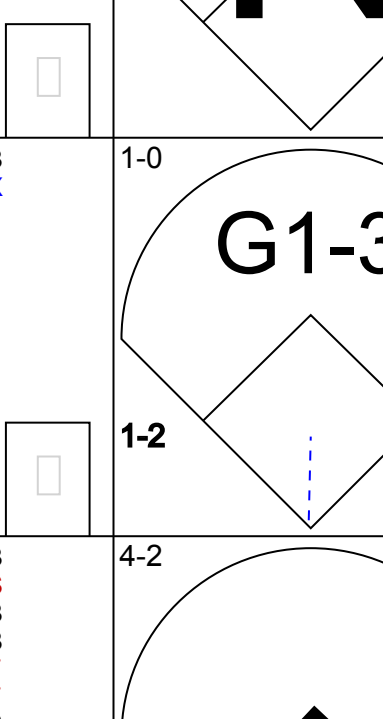
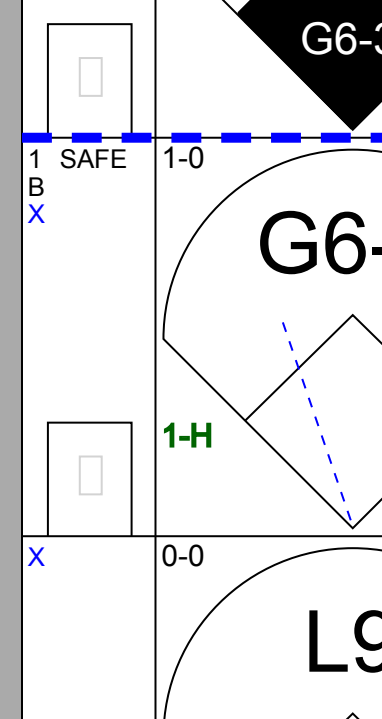
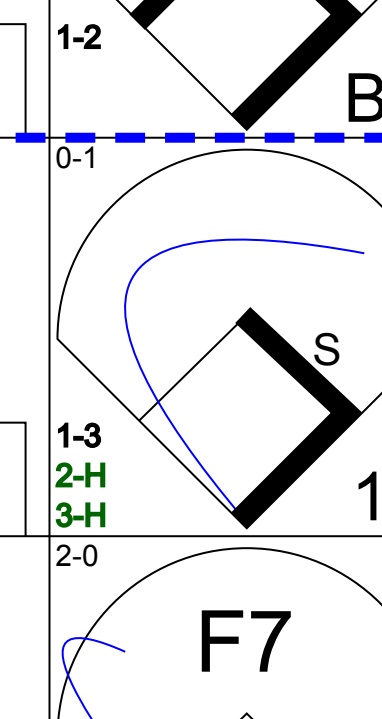
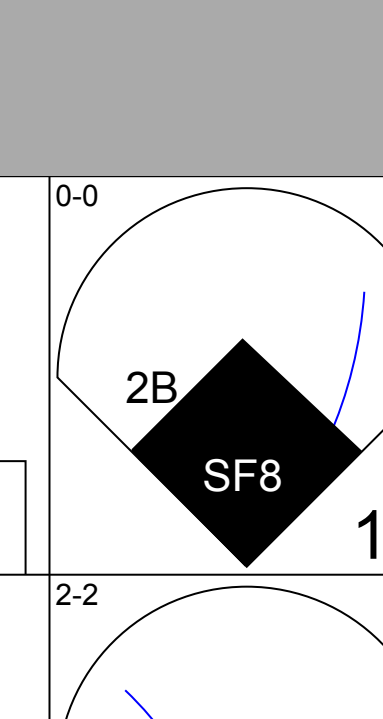
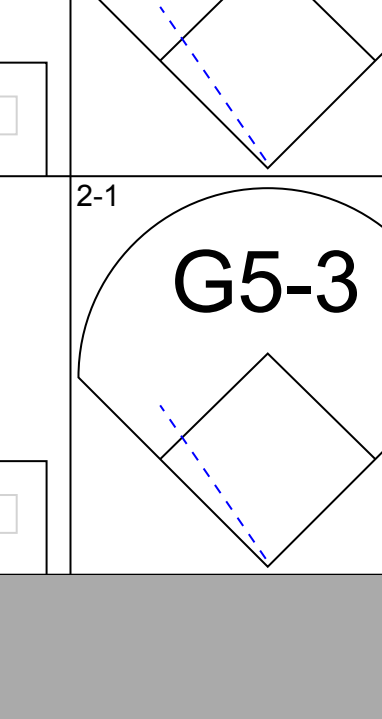
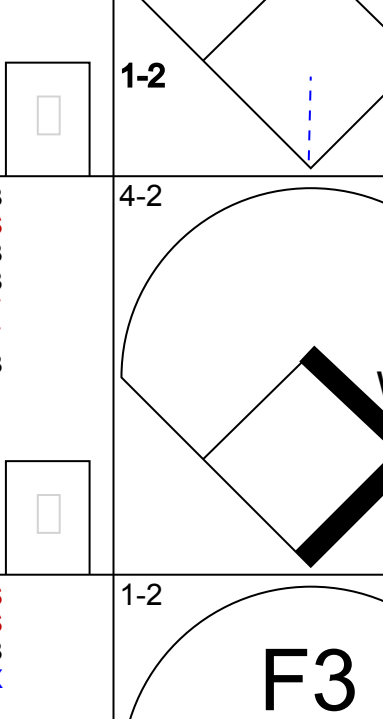
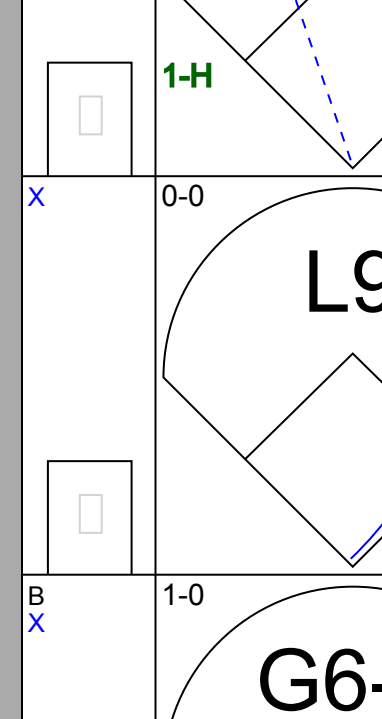
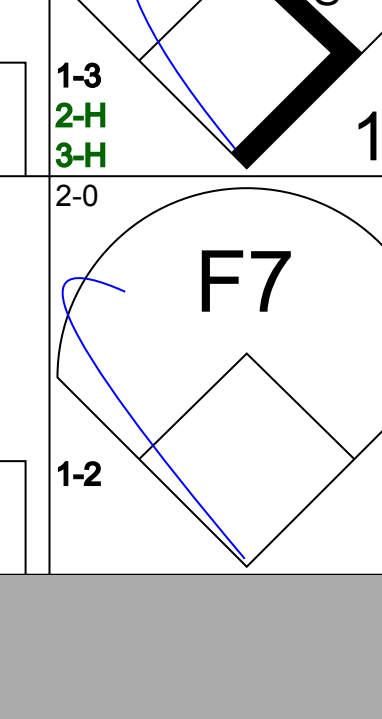
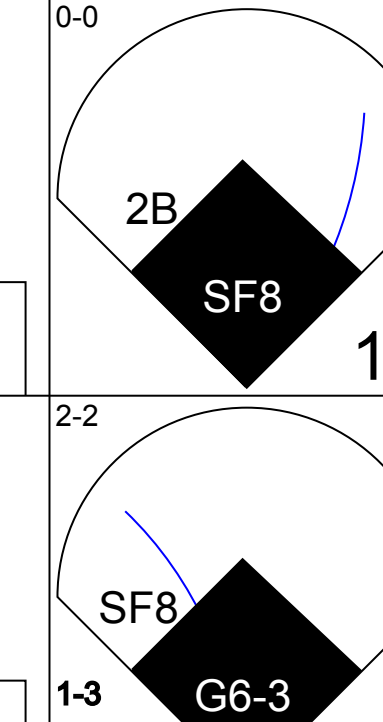
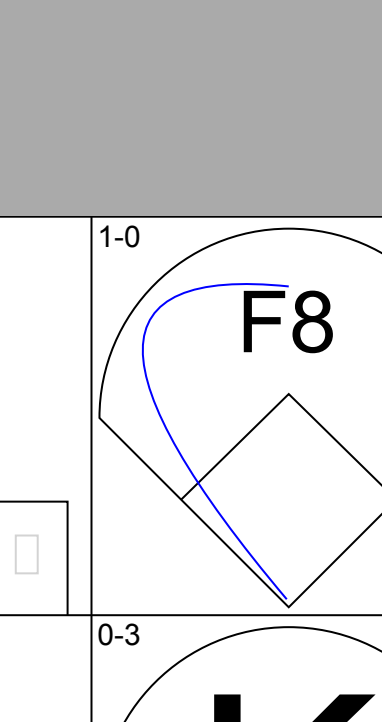
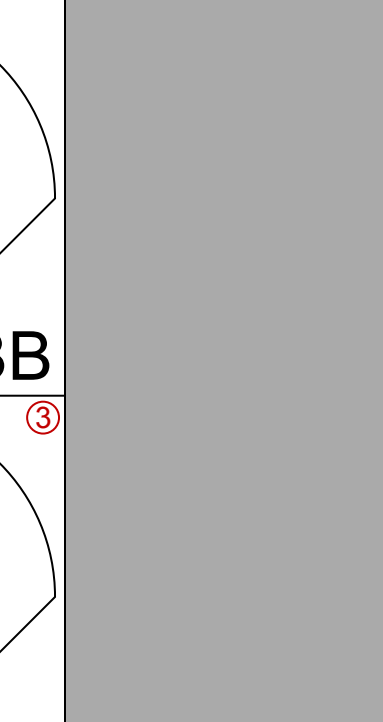
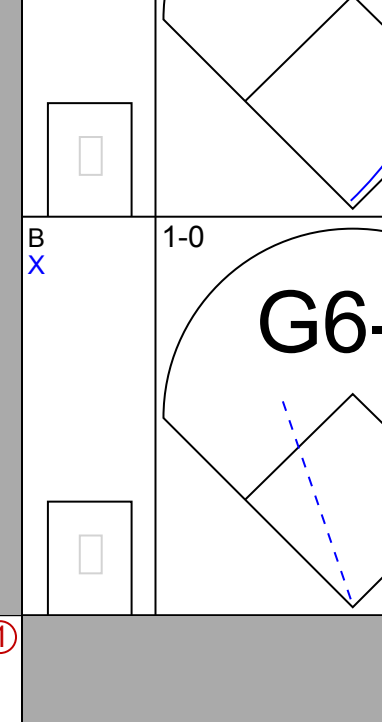
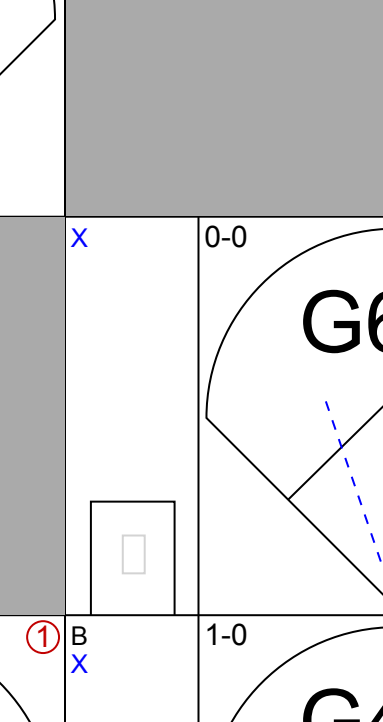
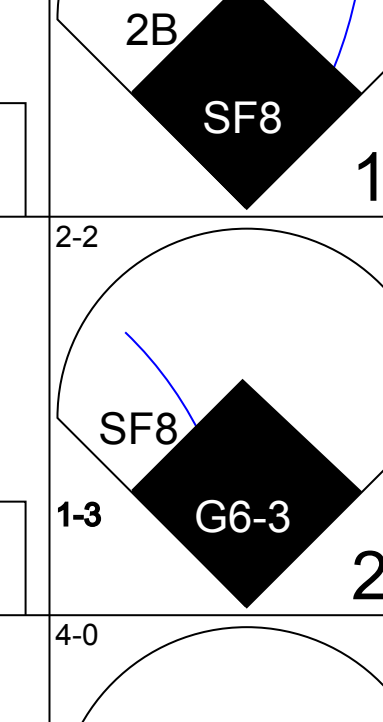
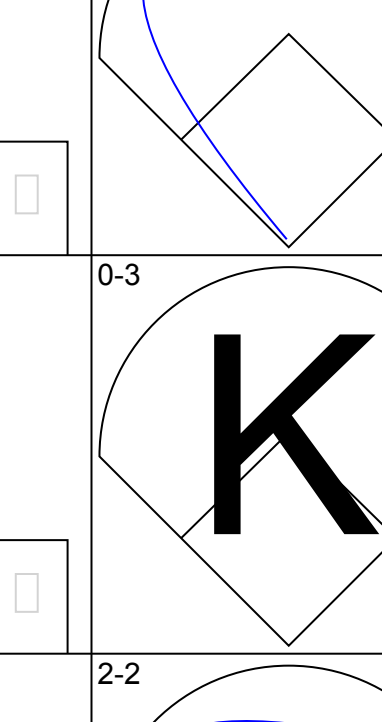
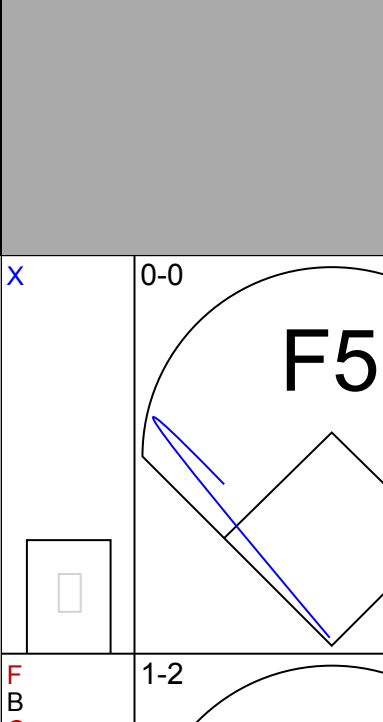
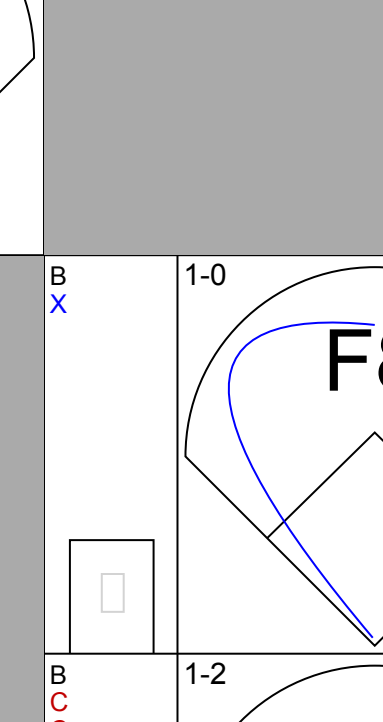
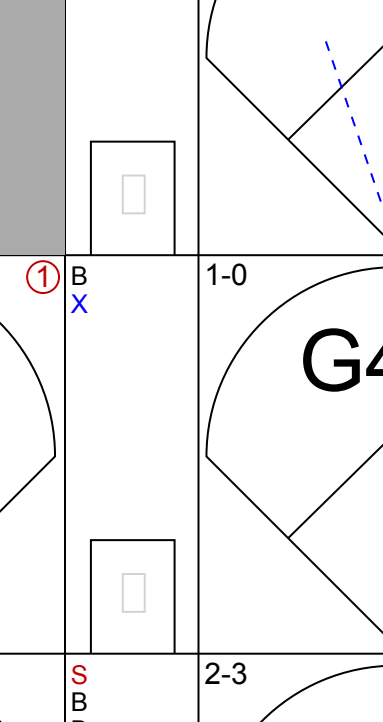
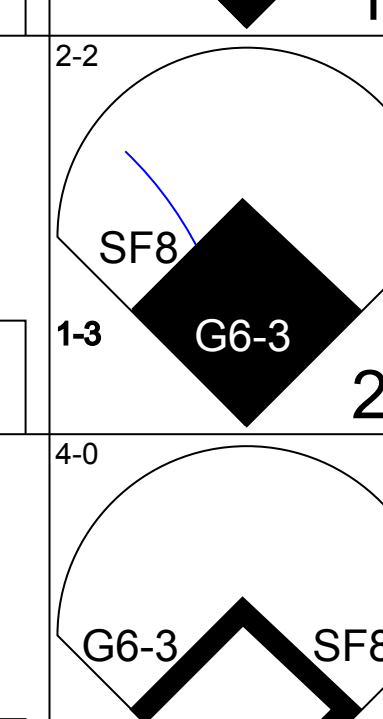
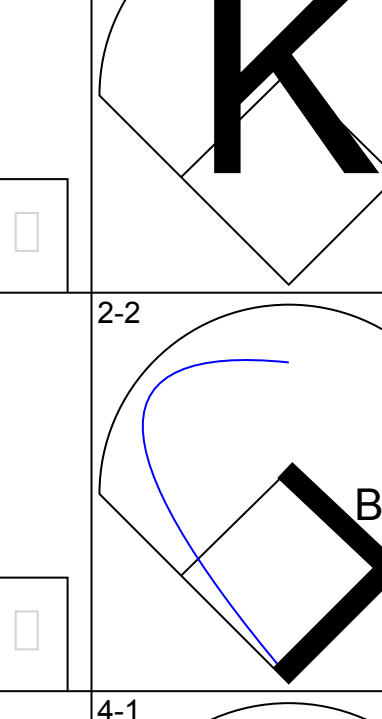
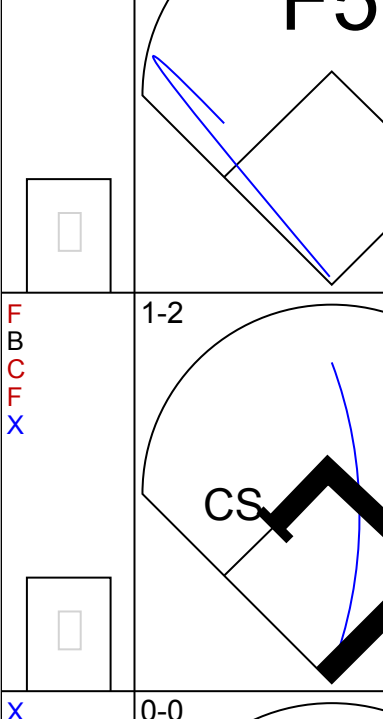
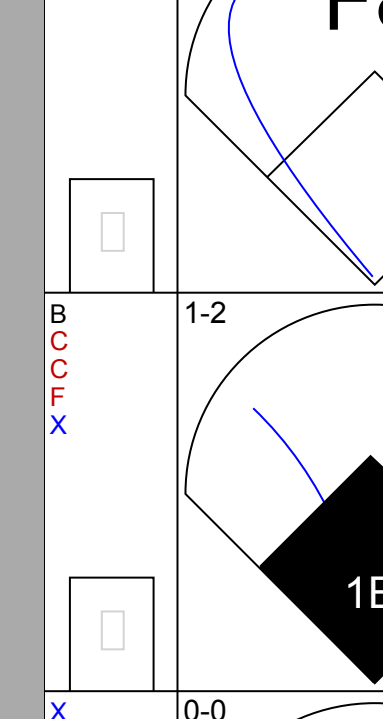
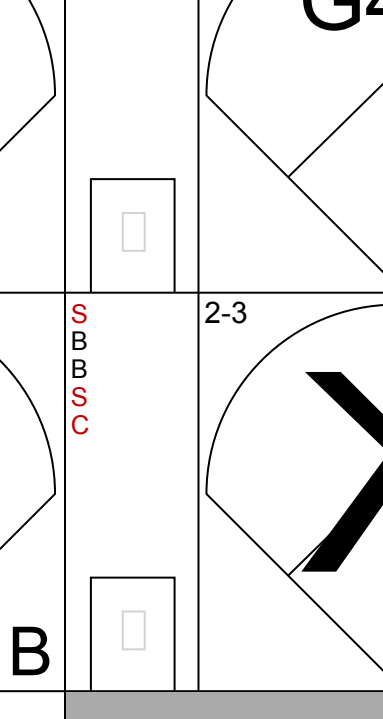
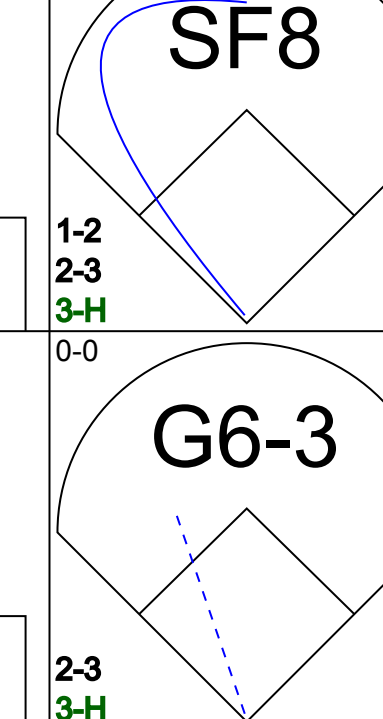
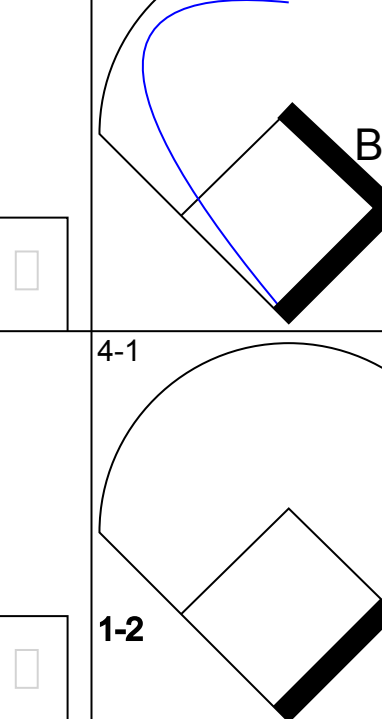
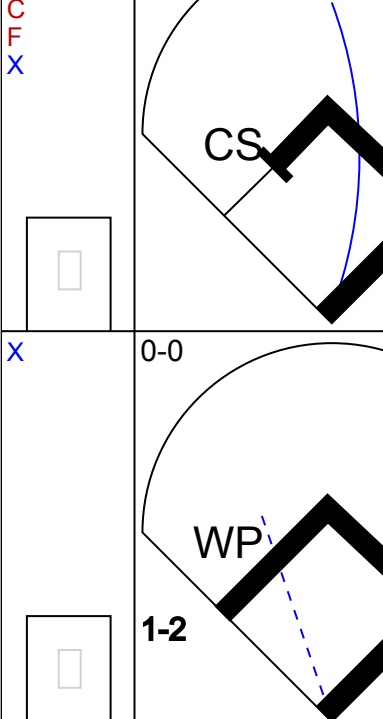
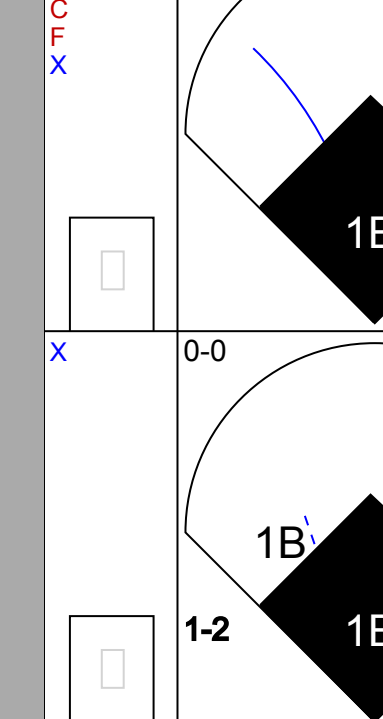

AB 31
R 4
H 7
RBI 4
BB 4
SO 9
LOB 14

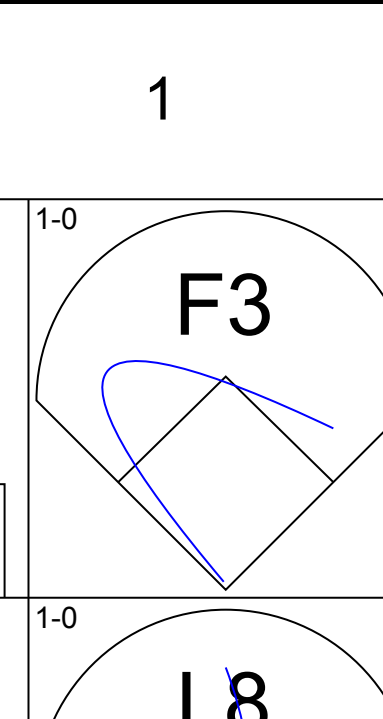
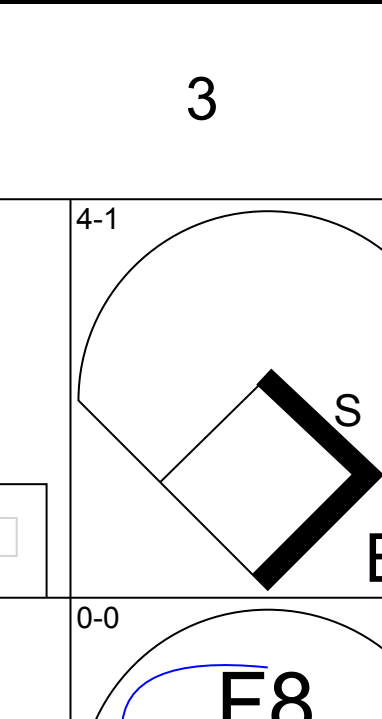
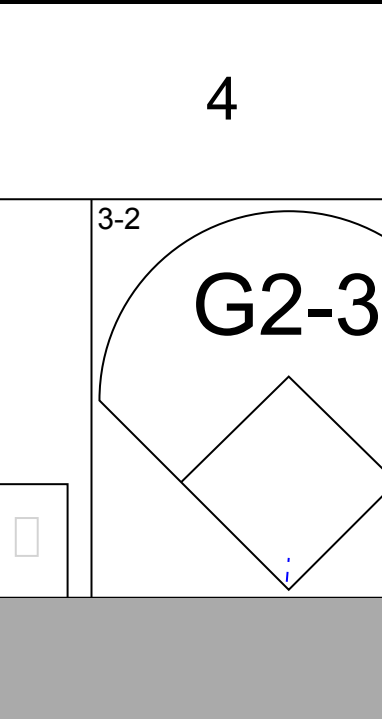
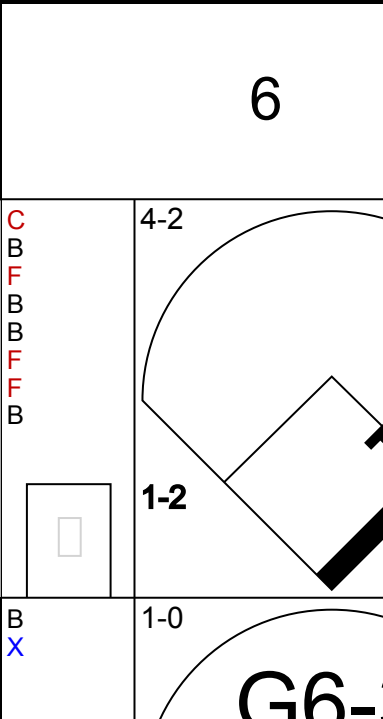
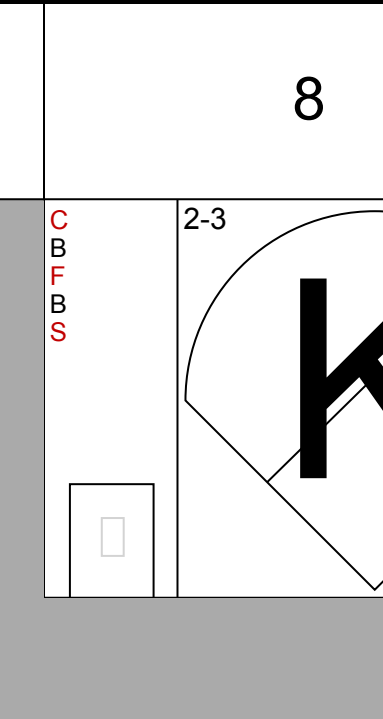
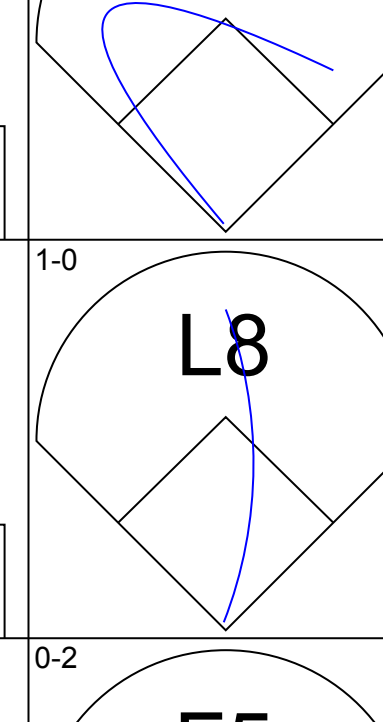
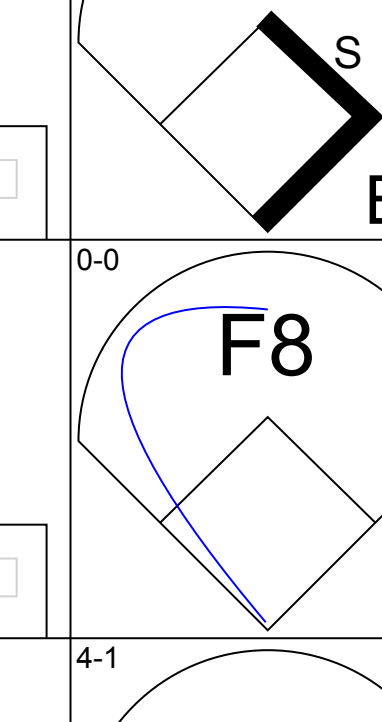
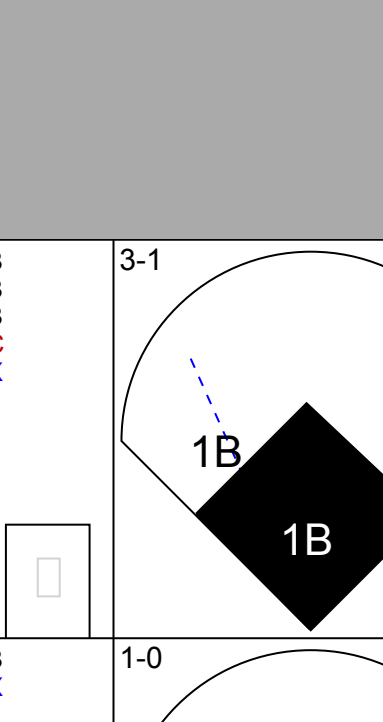
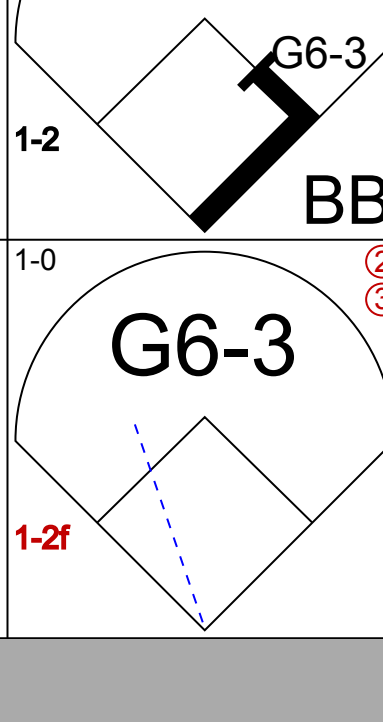
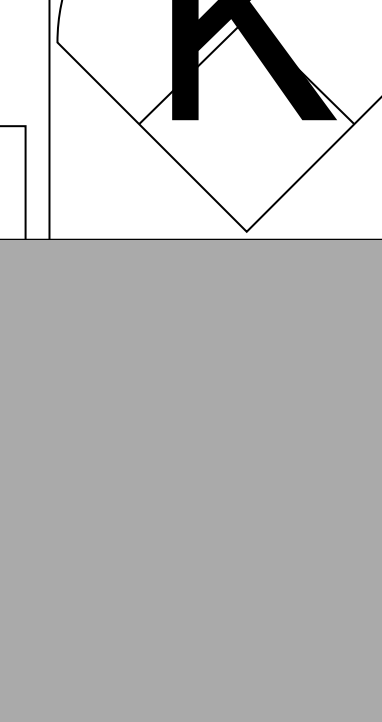
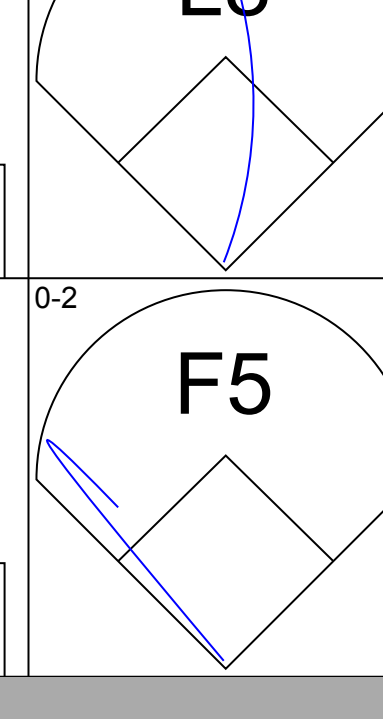
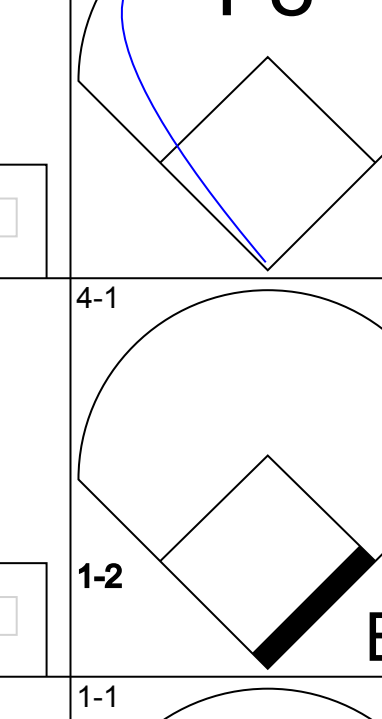
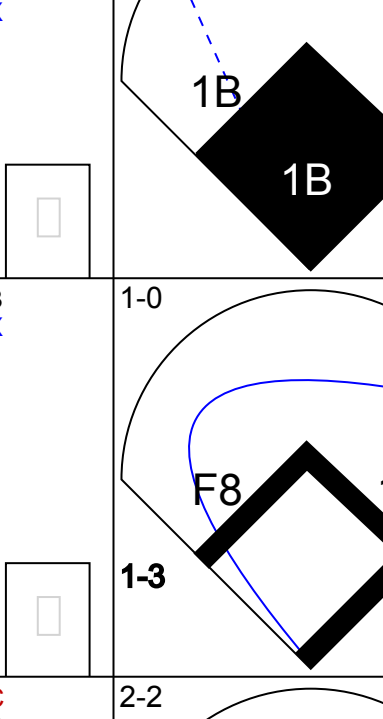
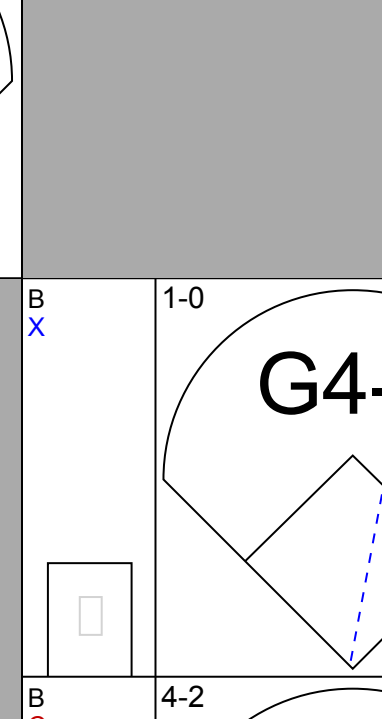

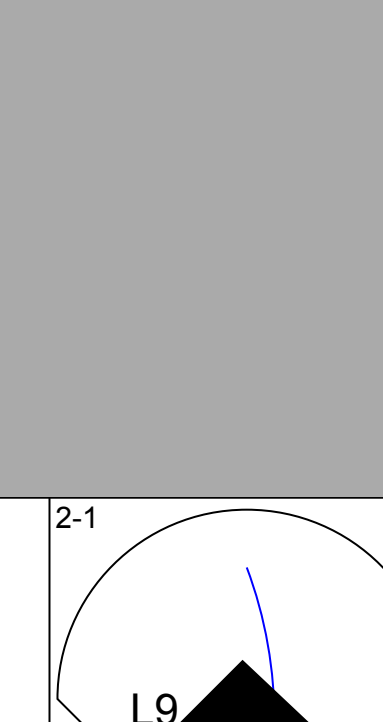
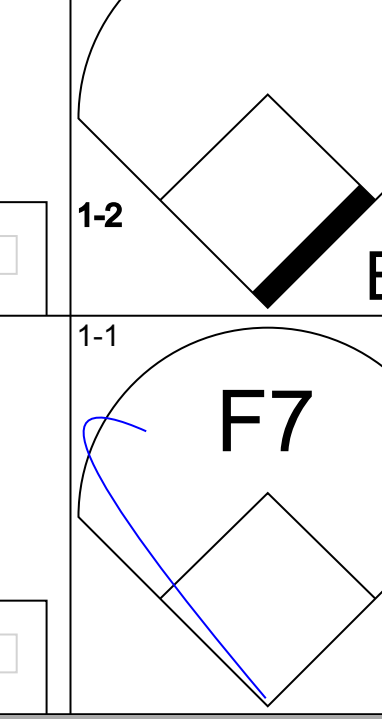
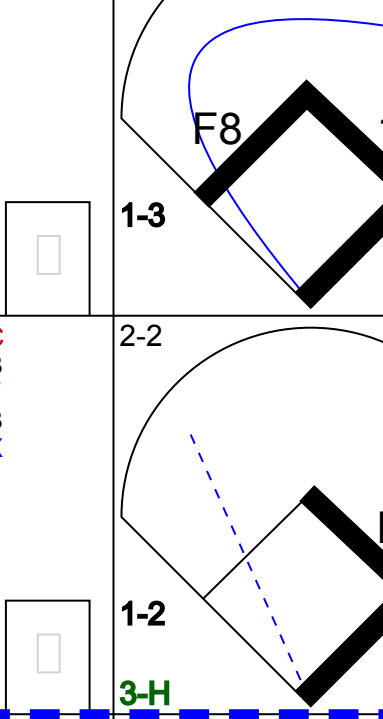
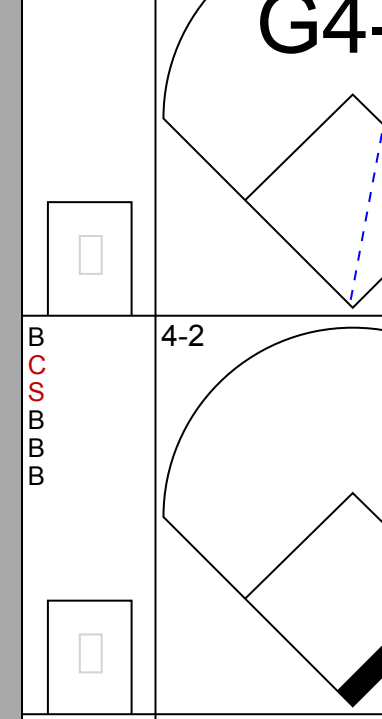


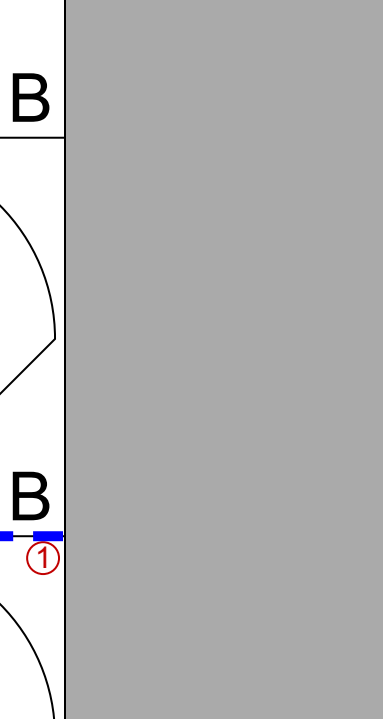
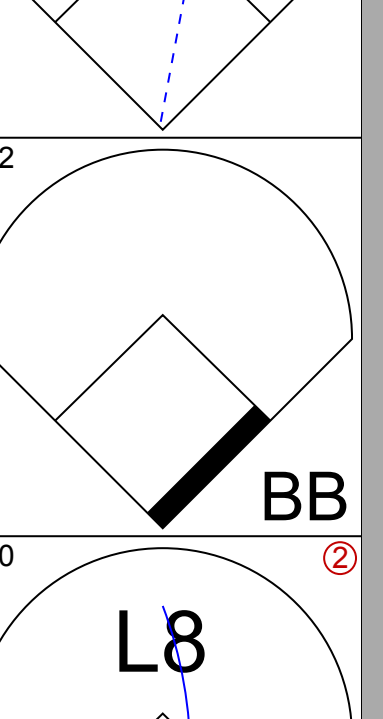
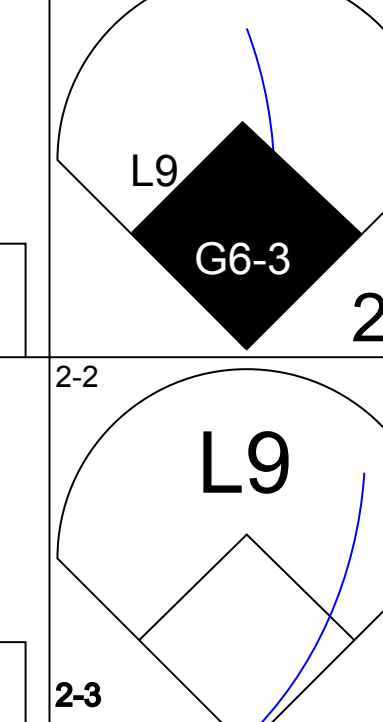
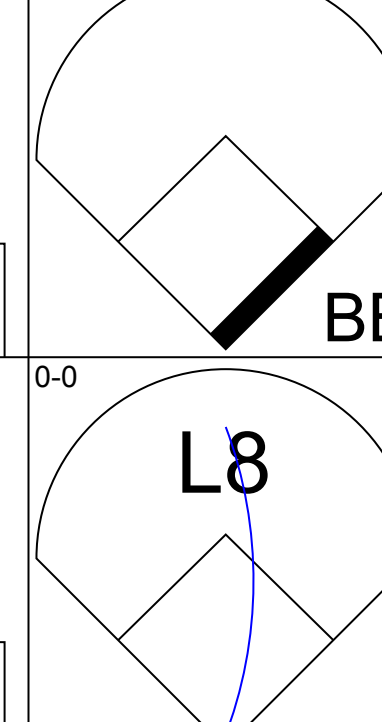
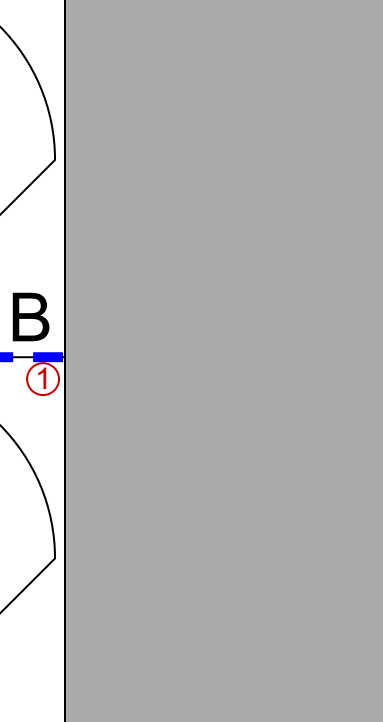
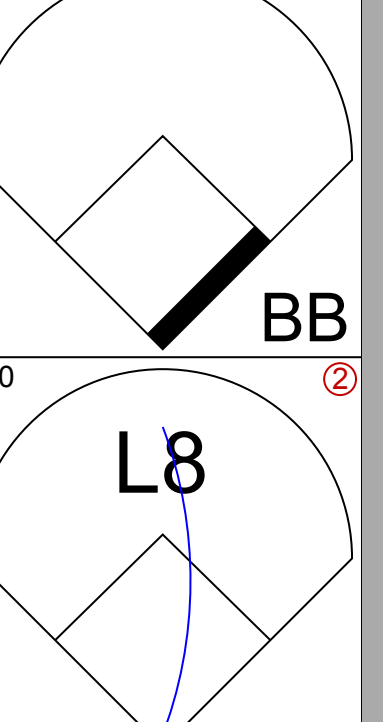
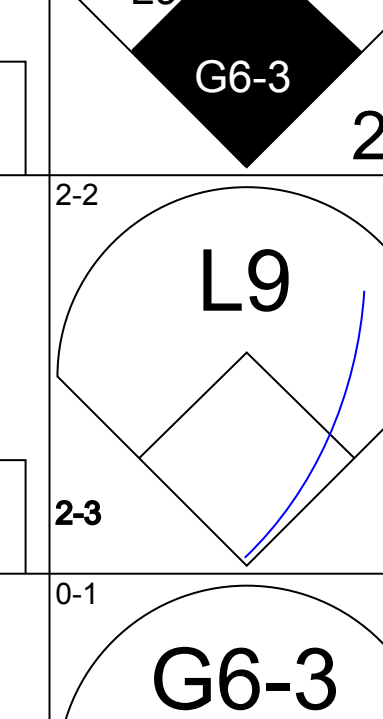
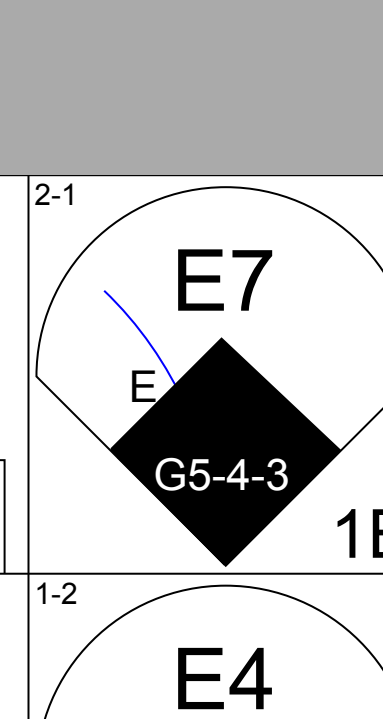
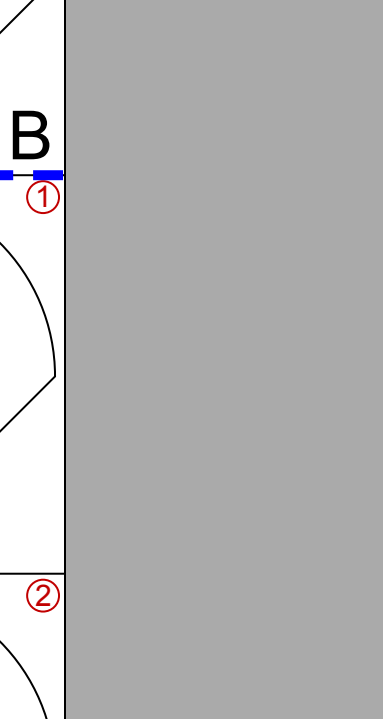

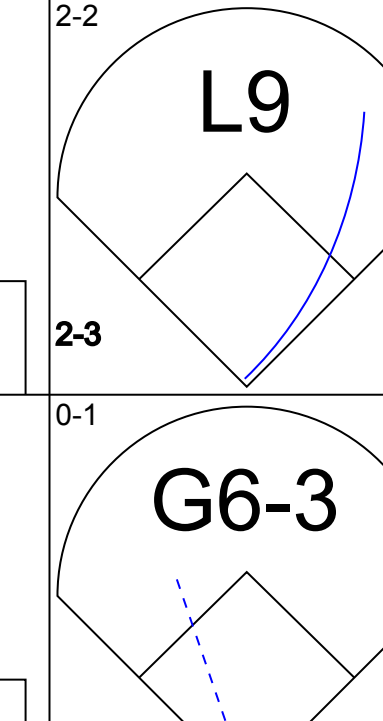
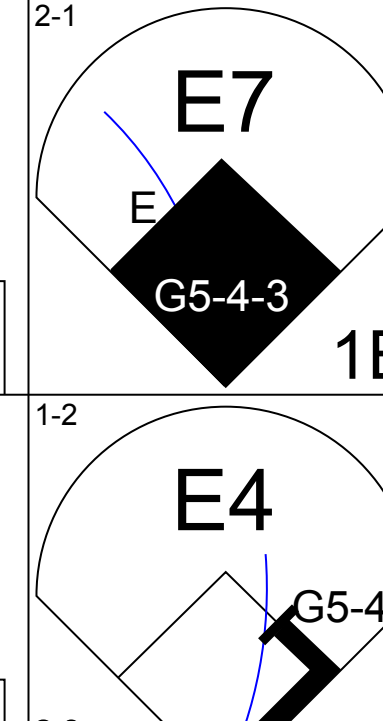



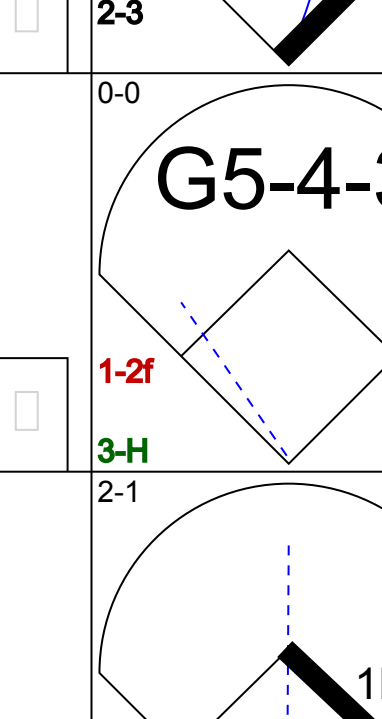
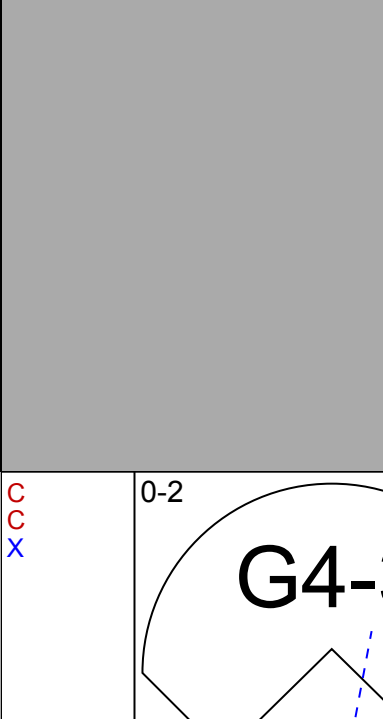
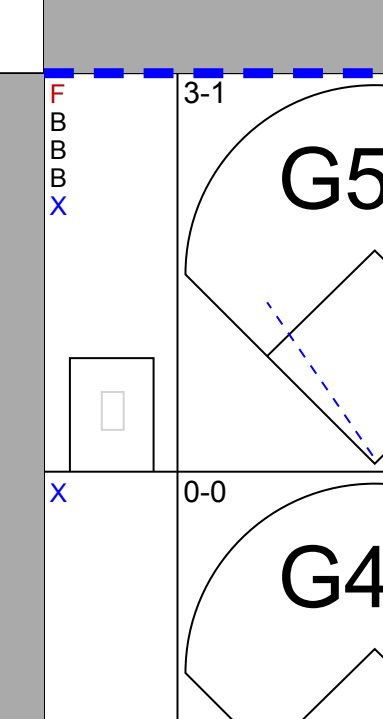

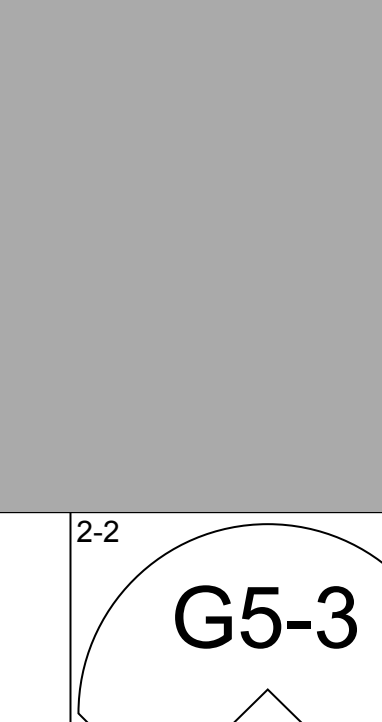
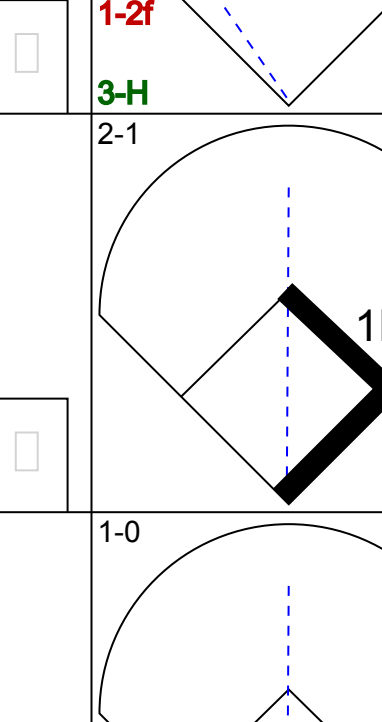
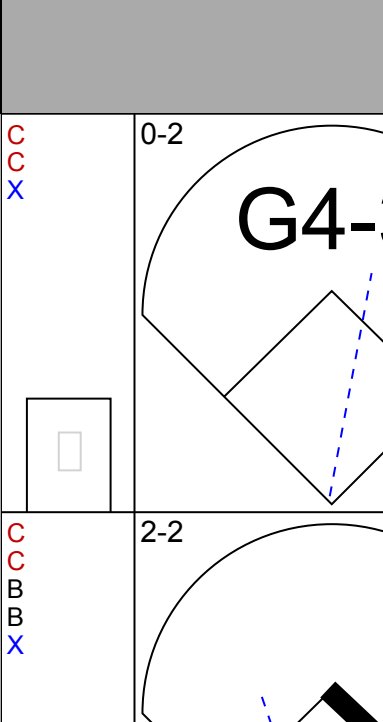
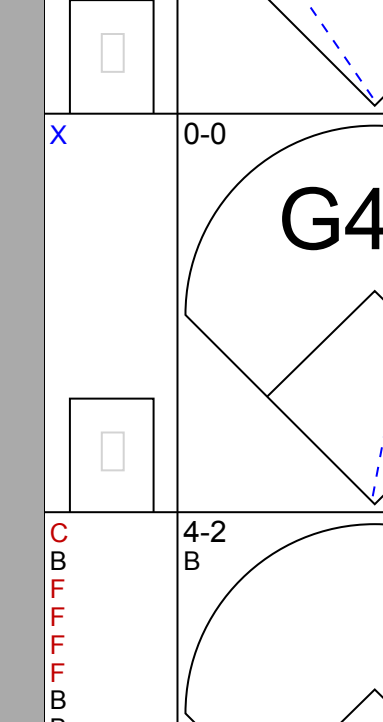


Batter	1	2	3	4	5	6	7	8	9	AB	R	H	RBI	BB	SO	LOB	TOP			
Jerry Browne, S (1,4) OBP: 0.373, SLG: 0.402	G6-3		SH1-3		K		L5		BB	4	0	1	0	0	1	2	Cleveland Indians @ Oakland Athletics Oakland-Alameda County Coliseum, Oakland, CA Tue Aug 15 1989, 7:05 PM PDT Att: 28,459 - Unknown - 68 F			
Brook Jacoby, R (1,5) OBP: 0.360, SLG: 0.429	K		1B		FC5-4		2B		BB	4	0	2	2	1	1					
Dion James, L (1,7) OBP: 0.372, SLG: 0.371	FC4-6		K		FC6		K		P5	3	0	2	0	0	1	1				
Brad Komminsk, R (7,PH) OBP: 0.331, SLG: 0.453	1B				1B					1	0	0	0	0	1	1				
Dave Clark, L (9,PH) OBP: 0.324, SLG: 0.402	1B				1B					1	0	0	0	0	0	3				
Joe Carter, R (1,8) OBP: 0.298, SLG: 0.480	FC4-6		L9		FC6		F7		G6-4-3	5	0	0	0	0	0	8				
Pete O'Brien, L (1,3) OBP: 0.368, SLG: 0.389										3	0	1	0	1	0	0				
Cory Snyder, R (1,9) OBP: 0.254, SLG: 0.367	L7				P6		L8		K	4	0	0	0	0	1	2				
Mike Young, S (1,10)	BB				FC6-4		BB		F8	2	0	0	0	2	0	2				
Joel Skinner, R (1,2) OBP: 0.278, SLG: 0.301									P3	3	0	0	0	0	2	3				
Albert Belle, R (8,PH) OBP: 0.292, SLG: 0.456										1	0	0	0	0	0	1				
Andy Allanson, R (8,2) OBP: 0.265, SLG: 0.267										0	0	0	0	0	0	0				
Felix Fermin, R (1,6) OBP: 0.301, SLG: 0.261			SH1-3						BB	4	2	4	0	0	0	0				
			1B						1B											
Inning Stats	R: 0 E: 0 K: 1 S: 16	H: 1 LOB: 1 BB: 0 P: 21	R: 0 E: 0 K: 1 S: 5	H: 0 LOB: 1 BB: 1 P: 10	R: 1 E: 0 K: 1 S: 13	H: 2 LOB: 1 BB: 0 P: 20	R: 0 E: 0 K: 1 S: 8	H: 0 LOB: 1 BB: 1 P: 15	R: 0 E: 0 K: 1 S: 12	H: 2 LOB: 2 BB: 0 P: 16	R: 1 E: 0 K: 1 S: 11	H: 2 LOB: 1 BB: 0 P: 16	R: 0 E: 0 K: 1 S: 10	H: 1 LOB: 1 BB: 0 P: 12	R: 0 E: 0 K: 0 S: 9	H: 2 LOB: 2 BB: 1 P: 15	1B: 8 2B: 2 3B: 0 HR: 0	SF: 0 SAC: 1 DP: 1 HBP: 0	WP: 0 PB: 0 SB: 2 CS: 0	PA: 40
PITCHER	IP WLS BF H R ER SO BB IBB HBP BLK WP HR S P ERA WHIP																			
Storm Davis, R (1,1) ERA: 4.74	6.0 W 26 5 1 1 5 3 0 0 0 0 0 0 63 98 1.50 1.333																			
Todd Burns, R (7,1) ERA: 2.21	0.1 3 2 1 1 0 0 0 0 0 0 0 0 6 9 27.00 6.000																			
Rick Honeycutt, L (7,1) ERA: 2.2	1.1 5 1 0 0 2 0 0 0 0 0 0 0 13 17 0.00 0.750																			
Dennis Eckersley, R (8,1) ERA: 1.03	1.1 S 6 2 0 0 0 1 0 0 0 0 0 0 11 17 0.00 2.250																			

Batter	1	2	3	4	5	6	7	8	9	AB	R	H	RBI	BB	SO	LOB	BOTTOM			
Rickey Henderson, R (1,7) OBP: 0.416, SLG: 0.403	HR		G5-3		K		K			3	1	1	1	1	2	2	Cleveland Indians @ Oakland Athletics Oakland-Alameda County Coliseum, Oakland, CA Tue Aug 15 1989, 7:05 PM PDT Att: 28,459 - Unknown - 68 F			
Camey Lansford, R (1,5) OBP: 0.412, SLG: 0.416	1B		BB		HR		1B			2	1	2	0	2	0	0				
Jose Canseco, R (1,9) OBP: 0.329, SLG: 0.554	SAFE		G5-3		HR		K			4	1	2	2	0	1	3				
Stan Javier, S (8,9) OBP: 0.315, SLG: 0.322	1B		1B		HR					0	0	0	0	0	0	0				
Dave Parker, L (1,10) OBP: 0.314, SLG: 0.443	K		1B		F7					3	0	1	0	1	1	2				
Mark McGwire, R (1,3) OBP: 0.340, SLG: 0.442	K		G6-3		K		G6-3			4	0	0	0	0	2	7				
Dave Henderson, R (1,8) OBP: 0.320, SLG: 0.367	G4-3				L8				G6-3	4	1	1	0	0	0	2				
Ron Hassey, L (1,2) OBP: 0.306, SLG: 0.359										2	1	1	1	0	0	0				
Terry Steinbach, R (8,PH) OBP: 0.345, SLG: 0.390	G5-3				2B		SH1-3		F9	1	0	0	0	0	0	0				
Tony Phillips, S (1,4) OBP: 0.341, SLG: 0.343	P5				P4		SH1-3		P4	3	0	0	0	0	0	1				
Walt Weiss, S (1,6) OBP: 0.288, SLG: 0.326	F7				L9		E8			3	0	1	0	0	0	1				
Inning Stats	R: 1 E: 0 K: 2 S: 13	H: 2 LOB: 2 BB: 1 P: 23	R: 0 E: 0 K: 0 S: 5	H: 0 LOB: 0 BB: 0 P: 9	R: 0 E: 0 K: 0 S: 8	H: 1 LOB: 2 BB: 2 P: 16	R: 1 E: 0 K: 1 S: 12	H: 2 LOB: 1 BB: 0 P: 20	R: 2 E: 0 K: 1 S: 11	H: 2 LOB: 0 BB: 0 P: 16	R: 1 E: 1 K: 1 S: 8	H: 1 LOB: 0 BB: 1 P: 11	R: 0 E: 0 K: 1 S: 9	H: 1 LOB: 1 BB: 1 P: 17	R: 0 E: 0 K: 0 S: 4	H: 0 LOB: 0 BB: 0 P: 7	1B: 5 2B: 2 3B: 0 HR: 2	SF: 0 SAC: 1 DP: 2 HBP: 1	WP: 0 PB: 0 SB: 2 CS: 1	PA: 35
PITCHER	IP WLS BF H R ER SO BB IBB HBP BLK WP HR S P ERA WHIP																			
Rod Nichols, R (1,1) ERA: 4.5	5.1 L 27 8 5 4 4 0 0 1 0 0 0 0 12 20 6.75 2.062																			
Steve Olin, R (8,1) ERA: 2.25	1.2 5 1 0 0 2 0 1 0 0 0 0 0 4 7 0.00 0.600																			
Jesse Orosco, L (8,1) ERA: 2.25	1.0 3 0 0 0 0 0 0 0 0 0 0 0 4 7 0.00 0.000																			



Batter	1	2	3	4	5	6	7	8	9	AB	R	H	RBI	BB	SO	LOB	TOP			
Jerry Browne, S OBP: 0.372, SLG: 0.400										5	0	1	0	0	1	5	Cleveland Indians @ Oakland Athletics Oakland-Alameda County Coliseum, Oakland, CA Wed Aug 16 1989, 7:05 PM PDT Att: 29,502 - Unknown - 62 F			
Brook Jacoby, R OBP: 0.363, SLG: 0.434										5	1	3	1	0	0	2				
Dion James, L OBP: 0.376, SLG: 0.376 Brad Komminsk, R OBP: 0.331, SLG: 0.453										4	1	2	0	1	2	2				
Joe Carter, R OBP: 0.298, SLG: 0.477										5	0	1	3	0	1	3				
Pete O'Brien, L OBP: 0.368, SLG: 0.387										4	1	1	0	1	0	3				
Cory Snyder, R OBP: 0.253, SLG: 0.368											5	1	1	0	0	2				
Mike Young, S OBP: 0.303, SLG: 0.286											4	0	0	0	1	1		0		
Andy Allanson, R OBP: 0.271, SLG: 0.275											4	1	3	1	0	1		0		
Felix Fermin, R OBP: 0.306, SLG: 0.264										3	1	2	1	1	0	1				
Inning Stats	R: 0 E: 0 K: 3 S: 16	H: 1 LOB: 1 BB: 0 P: 24	R: 2 E: 0 K: 0 S: 8	H: 2 LOB: 1 BB: 1 P: 17	R: 0 E: 0 K: 0 S: 11	H: 1 LOB: 2 BB: 1 P: 18	R: 0 E: 0 K: 1 S: 10	H: 3 LOB: 2 BB: 0 P: 17	R: 0 E: 0 K: 0 S: 10	H: 3 LOB: 2 BB: 0 P: 14	R: 1 E: 1 K: 0 S: 5	H: 1 LOB: 0 BB: 0 P: 7	R: 3 E: 0 K: 0 S: 16	H: 4 LOB: 3 BB: 1 P: 25	R: 0 E: 0 K: 1 S: 5	H: 0 LOB: 0 BB: 0 P: 8	1B: 11 2B: 3 3B: 0 HR: 0	SF: 1 SAC: 0 DP: 0 HBP: 0	WP: 3 PB: 0 SB: 1 CS: 1	PA: 44
PITCHER	IP WLS BF H R ER SO BB IBB HBP BLK WP HR S P ERA WHIP																			
Mike Moore, R ERA: 2.4	(1, 1) 5.2 28 9 2 2 5 3 0 0 0 0 2 0 64 104 3.18 2.118																			
Gene Nelson, R ERA: 4.3	(6, 1) 0.1 2 1 1 0 0 0 0 0 0 0 1 0 4 5 0.00 3.000																			
Rick Honeycutt, L ERA: 2.57	(7, 1) 1.2 L 9 3 3 3 0 1 0 0 0 0 0 0 0 16 25 16.20 2.400																			
Jim Corsi, R ERA: 2.27	(8, 1) 1.1 5 1 0 0 1 0 0 0 0 0 0 0 0 8 13 0.00 0.750																			

Batter	1	2	3	4	5	6	7	8	9	AB	R	H	RBI	BB	SO	LOB	BOTTOM					
Rickey Henderson, R OBP: 0.416, SLG: 0.400										3	0	0	0	2	1	3	Cleveland Indians @ Oakland Athletics Oakland-Alameda County Coliseum, Oakland, CA Wed Aug 16 1989, 7:05 PM PDT Att: 29,502 - Unknown - 62 F					
Carney Lansford, R OBP: 0.409, SLG: 0.414											5	1	1	0	0	1		3				
Jose Canseco, R OBP: 0.333, SLG: 0.538											4	0	1	0	1	1		0				
Mark McGwire, R OBP: 0.343, SLG: 0.446											4	1	2	1	1	1		2				
Terry Steinbach, R OBP: 0.344, SLG: 0.388										4	1	1	0	0	1	4						
Dave Henderson, R OBP: 0.318, SLG: 0.363										4	0	0	1	0	0	4						
Billy Beane, R OBP: 0.275, SLG: 0.353 Stan Javier, S OBP: 0.313, SLG: 0.320										2	0	1	0	0	0	1		AB 35 R 3 H 9 RBI 2 BB 5 SO 7 LOB 20				
Walt Weiss, S OBP: 0.288, SLG: 0.324											4	0	1	0	0	1						
Mike Gallego, R OBP: 0.329, SLG: 0.338											3	0	2	0	1	0	WP: 0 PB: 0 SB: 1 CS: 0					
Inning Stats	R: 0 E: 0 K: 0 S: 6	H: 0 LOB: 0 BB: 0 P: 8	R: 1 E: 0 K: 1 S: 14	H: 2 LOB: 1 BB: 0 P: 20	R: 0 E: 0 K: 0 S: 8	H: 0 LOB: 2 BB: 2 P: 19	R: 1 E: 2 K: 0 S: 12	H: 3 LOB: 2 BB: 0 P: 21	R: 1 E: 0 K: 2 S: 15	H: 3 LOB: 2 BB: 0 P: 25	R: 0 E: 0 K: 0 S: 11	H: 1 LOB: 1 BB: 1 P: 18	R: 0 E: 0 K: 0 S: 7	H: 0 LOB: 1 BB: 1 P: 13	R: 0 E: 0 K: 1 S: 12	H: 0 LOB: 1 BB: 1 P: 21	R: 0 E: 0 K: 3 S: 11	H: 0 LOB: 0 BB: 0 P: 14	1B: 8 2B: 1 3B: 0 HR: 0	SF: 0 SAC: 0 DP: 2 HBP: 0	WP: 0 PB: 0 SB: 1 CS: 0	PA: 40
PITCHER	IP WLS BF H R ER SO BB IBB HBP BLK WP HR S P ERA WHIP																					
Bud Black, L ERA: 4.18	(1, 1) 4.0 22 8 3 3 1 2 0 0 0 0 0 0 27 44 0.00 1.000																					
Steve Olin, R ERA: 1.8	(5, 1) 3.0 W 11 1 0 0 2 2 0 0 0 0 0 0 27 44 0.00 1.000																					
Doug Jones, R ERA: 2.55	(8, 1) 2.0 S 7 0 0 0 4 1 0 0 0 0 0 0 23 35 0.00 0.500																					

Batter	1	2	3	4	5	6	7	8	9	AB	R	H	RBI	BB	SO	LOB	TOP			
Jerry Browne, S (1,4) OBP: 0.371, SLG: 0.400	1-2 F6		3-2 F7		0-1 1B			1-0 SH1-4		3	0	1	0	0	0	1	Cleveland Indians @ Oakland Athletics Oakland-Alameda County Coliseum, Oakland, CA Thu Aug 17 1989, 3:33 AM PDT Att: 35,071 - Sunny - 61 F			
Brook Jacoby, R (1,5) OBP: 0.360, SLG: 0.430	3-2 G6-3		2-0 F9		0-1 F8			1-1 G6-3		4	0	0	0	0	0	3				
Dion James, L (1,7) OBP: 0.374, SLG: 0.375	3-1 1B			1-1 F7		1-2 G4-3		3-2 G3		4	0	1	0	0	0	1				
Joe Carter, R (1,8) OBP: 0.295, SLG: 0.473	0-3 K			0-3 K		2-0 F7		0-2 F9		4	0	0	0	0	2	1				
Pete O'Brien, L (1,3)		0-1 G4-3		0-0 1B		0-1 G6-3		2-0 F6		4	0	1	0	0	0	0				
Cory Snyder, R (1,9) OBP: 0.253, SLG: 0.365		1-3 K		4-2 1B				2-1 G5-3		3	0	0	0	1	2	0				
Mike Young, S (1,10) OBP: 0.306, SLG: 0.290		1-3 K		2-1 F5						3	0	1	0	0	1	2				
Andy Allanson, R (1,2) OBP: 0.272, SLG: 0.276			1-2 SH3 1B		0-0 L8			0-3 K		3	0	1	0	0	1	1				
Felix Fermin, R (1,6) OBP: 0.307, SLG: 0.265			0-0 SH3		0-1 F9		2-1 CS	1-1 G6-3 SH1-4 1B		2	0	1	0	0	0	0				
Inning Stats	R: 0 H: 1 E: 0 K: 1 S: 16	H: 1 LOB: 1 BB: 0 P: 23	R: 0 H: 0 E: 0 K: 2 S: 8	H: 0 LOB: 0 BB: 0 P: 10	R: 0 H: 1 E: 0 K: 0 S: 8	H: 1 LOB: 1 BB: 0 P: 14	R: 0 H: 1 E: 0 K: 1 S: 12	H: 1 LOB: 2 BB: 1 P: 19	R: 0 H: 1 E: 0 K: 0 S: 7	H: 0 LOB: 0 BB: 0 P: 9	R: 0 H: 1 E: 0 K: 2 S: 11	H: 1 LOB: 0 BB: 0 P: 14	R: 0 H: 1 E: 0 K: 0 S: 9	H: 1 LOB: 1 BB: 0 P: 10	R: 0 H: 0 E: 0 K: 0 S: 6	H: 0 LOB: 0 BB: 0 P: 10		1B: 6 2B: 0 3B: 0 HR: 0	SF: 0 SAC: 2 DP: 0 HBP: 0	WP: 0 PB: 0 SB: 1 CS: 1
PITCHER	IP WLS BF H R ER SO BB IBB HBP BLK WP HR S P ERA WHIP																			
Bob Welch, R (1,1) ERA: 3.07	8.0 W 30 6 0 0 6 1 0 0 0 0 0 0 77 110 0.00 0.875																			
Dennis Eckersley, R (9,1) ERA: 1.0	1.0 S 3 0 0 0 0 0 0 0 0 0 0 0 6 10 0.00 0.000																			

Batter	1	2	3	4	5	6	7	8	9	AB	R	H	RBI	BB	SO	LOB	BOTTOM			
Stan Javier, S (1,7) OBP: 0.309, SLG: 0.316	1-0 G4-3		3-3 K		0-3 K			1-2 L7		4	0	0	0	0	2	3	Cleveland Indians @ Oakland Athletics Oakland-Alameda County Coliseum, Oakland, CA Thu Aug 17 1989, 3:33 AM PDT Att: 35,071 - Sunny - 61 F			
Carney Lansford, R (1,5) OBP: 0.408, SLG: 0.412	2-2 F8			1-0 G6-3		1-1 G5-3		2-2 1B		4	0	1	0	0	0	0				
Jose Canseco, R (1,9) OBP: 0.330, SLG: 0.524	3-2 F3			1-1 FC6-4 1B		1-3 K		1-3 K		4	0	1	0	0	2	2				
Dave Parker, L (1,10) OBP: 0.312, SLG: 0.439		0-3 K		2-1 FC6-4 1B		1-3 K				3	0	0	0	0	2	1				
Mark McGwire, R (1,3) OBP: 0.341, SLG: 0.442		3-3 K		2-1 F2			2-3 K			3	0	0	0	0	2	1				
Dave Henderson, R (1,8) OBP: 0.318, SLG: 0.370		0-3 K			1-2 HR		0-3 K			3	1	1	1	0	2	0				
Ron Hassey, L (1,2) OBP: 0.302, SLG: 0.354			2-1 G3-1		0-1 G6-3		0-1 F5			3	0	0	0	0	0	0				
Walt Weiss, S (1,6) OBP: 0.282, SLG: 0.318			0-3 K		1-1 F7			0-0 L7		3	0	0	0	0	1	0				
Mike Gallego, R (1,4) OBP: 0.335, SLG: 0.340			4-1 1B		4-2 1B			0-0 1B		1	0	1	0	2	0	0				
Inning Stats	R: 0 H: 0 E: 0 K: 0 S: 9	H: 0 LOB: 0 BB: 0 P: 15	R: 0 H: 0 E: 0 K: 3 S: 10	H: 0 LOB: 0 BB: 0 P: 13	R: 0 H: 0 E: 0 K: 2 S: 11	H: 1 LOB: 1 BB: 1 P: 20	R: 0 H: 1 E: 0 K: 0 S: 7	H: 1 LOB: 0 BB: 0 P: 13	R: 1 H: 1 E: 0 K: 1 S: 19	H: 1 LOB: 1 BB: 1 P: 25	R: 0 H: 0 E: 0 K: 2 S: 8	H: 0 LOB: 0 BB: 0 P: 11	R: 0 H: 0 E: 0 K: 2 S: 10	H: 0 LOB: 0 BB: 0 P: 12	R: 0 H: 2 E: 0 K: 1 S: 11	H: 2 LOB: 2 BB: 0 P: 15		1B: 3 2B: 0 3B: 0 HR: 1	SF: 0 SAC: 0 DP: 0 HBP: 0	WP: 1 PB: 0 SB: 0 CS: 0
PITCHER	IP WLS BF H R ER SO BB IBB HBP BLK WP HR S P ERA WHIP																			
John Farrell, R (1,1) ERA: 3.9	8.0 L 30 4 1 1 11 2 0 0 0 0 1 1 85 124 1.12 0.750																			




Batter	1	2	3	4	5	6	7	8	9	AB	R	H	RBI	BB	SO	LOB	TOP			
Wally Backman, S (1,4) Greg Gagne, R (8,6) OBP: 0.305, SLG: 0.296 OBP: 0.289, SLG: 0.396	E6 FC6-4 1B 2B	G6-3			FC6-4 1-2		CS	F7		4	1	0	0	0	0	1	Minnesota Twins @ Oakland Athletics Oakland-Alameda County Coliseum, Oakland, CA Fri Aug 18, 1989, 7:05 PM PDT Att: 38,956 - Unknown - 66 F livebaseballscorecards.com			
Dan Gladden, R (1,7) OBP: 0.337, SLG: 0.397	FC6-4 1-2 1B	F9			K			K		4	0	1	0	0	2	1				
Kirby Puckett, R (1,8) OBP: 0.380, SLG: 0.473	FC6-4 1-2 2-3 2B		G6-3		K					4	1	1	0	0	1	3				
Kent Hrbek, L (1,3) OBP: 0.369, SLG: 0.534	HR 2B		G4-3			G4-3		F6		4	1	1	2	0	0	1				
Gary Gaetti, R (1,5) OBP: 0.287, SLG: 0.417	HR		F8			K			G5-3	4	1	1	2	0	1	0				
Randy Bush, L (1,9) John Moses, S (9,9) OBP: 0.346, SLG: 0.447 OBP: 0.324, SLG: 0.358	1B 2B		G4-3			G4-3			K	4	0	1	0	0	1	0				
Brian Harper, R (1,2) OBP: 0.346, SLG: 0.432	L3 1B		G4-6-3			L8				4	0	3	0	0	0	0				
Jim Dwyer, L (1,10) OBP: 0.388, SLG: 0.399	L3		G4-6-3			F7				3	0	0	0	0	0	3				
Al Newman, S (1,6) OBP: 0.348, SLG: 0.318		G4-3								3	0	2	0	0	0	0				
Inning Stats	R: 4 E: 1 K: 0 S: 12	H: 5 LOB: 1 BB: 0 P: 18	R: 0 E: 0 K: 0 S: 8	H: 0 LOB: 0 BB: 0 P: 15	R: 0 E: 0 K: 0 S: 4	H: 0 LOB: 0 BB: 0 P: 5	R: 0 E: 0 K: 0 S: 5	H: 1 LOB: 0 BB: 0 P: 8	R: 0 E: 0 K: 1 S: 7	H: 0 LOB: 0 BB: 0 P: 9	R: 0 E: 0 K: 0 S: 8	H: 1 LOB: 0 BB: 0 P: 15	R: 0 E: 0 K: 1 S: 6	H: 1 LOB: 1 BB: 0 P: 8	R: 0 E: 0 K: 1 S: 6	H: 1 LOB: 1 BB: 0 P: 10		1B: 7 2B: 3 3B: 0 HR: 1	SF: 0 SAC: 0 DP: 2 HBP: 0	WP: 0 PB: 0 SB: 0 CS: 1
PITCHER Dave Stewart, R (1,1) ERA: 3.43	IP: 9.0 WLS: L BF: 34 H: 10 R: 4 ER: 3 SO: 5 BB: 0 IBB: 0 HBP: 0 BLK: 0 WP: 0 HR: 1 S: 65 P: 99 ERA: 3.00 WHIP: 1.111															PITCHER				

Batter	1	2	3	4	5	6	7	8	9	AB	R	H	RBI	BB	SO	LOB	BOTTOM					
Rickey Henderson, R (1,7) OBP: 0.417, SLG: 0.399	K		G6-4-3 1-2			L8-3 1B		S 1B BB		3	1	1	0	1	1	1	Minnesota Twins @ Oakland Athletics Oakland-Alameda County Coliseum, Oakland, CA Fri Aug 18, 1989, 7:05 PM PDT Att: 38,956 - Unknown - 66 F livebaseballscorecards.com					
Carney Lansford, R (1,3) OBP: 0.407, SLG: 0.410	G4-3			E S G1-3 1B		L8-3 1-2		G6-3		4	1	1	0	0	2							
Jose Canseco, R (1,9) OBP: 0.337, SLG: 0.523	L7			K		L8-3 1-2 1B				4	0	2	1	0	1	1						
Dave Parker, L (1,10) OBP: 0.312, SLG: 0.436		G4-6-3 BB		G1-3		F6		L7		3	0	0	1	1	0	2						
Dave Henderson, R (1,8) OBP: 0.317, SLG: 0.371		G4-6-3 1-2		K			L9		1B SF8 2B	4	1	1	0	0	1	1						
Terry Steinbach, R (1,2) Stan Javier, S (9, FR) OBP: 0.349, SLG: 0.392 OBP: 0.309, SLG: 0.316				FC5 G3 1B			G4-3		FC3-6 1B	4	0	3	0	0	0	0						
Tony Phillips, S (1,5) OBP: 0.340, SLG: 0.343			F7		G3				SF8	3	0	1	1	0	0	2						
Walt Weiss, S (1,6) OBP: 0.281, SLG: 0.316			G6-4-3 1B		K				FC3-6 1-2	4	0	1	0	0	2	3						
Mike Gallego, R (1,4) Ron Hassey, L (9, PH) OBP: 0.332, SLG: 0.337 OBP: 0.301, SLG: 0.352			F2		FC5 2-3				F8	3	0	0	0	0	0	2						
									F7	1	0	0	0	0	0	1						
Inning Stats	R: 0 E: 0 K: 1 S: 6	H: 0 LOB: 0 BB: 0 P: 10	R: 0 E: 0 K: 0 S: 6	H: 1 LOB: 1 BB: 1 P: 11	R: 0 E: 0 K: 0 S: 6	H: 1 LOB: 0 BB: 0 P: 8	R: 1 E: 1 K: 2 S: 11	H: 1 LOB: 0 BB: 0 P: 19	R: 0 E: 0 K: 1 S: 9	H: 1 LOB: 1 BB: 0 P: 15	R: 0 E: 0 K: 0 S: 7	H: 2 LOB: 1 BB: 0 P: 11	R: 0 E: 0 K: 1 S: 10	H: 1 LOB: 1 BB: 0 P: 17	R: 1 E: 0 K: 0 S: 14	H: 1 LOB: 1 BB: 1 P: 26	R: 1 E: 0 K: 0 S: 11	H: 2 LOB: 1 BB: 0 P: 17	1B: 9 2B: 2 3B: 0 HR: 0	SF: 1 SAC: 0 DP: 3 HBP: 0	WP: 0 PB: 0 SB: 2 CS: 0	PA: 36
PITCHER Roy Smith, R (1,1) ERA: 3.76	IP: 8.0 WLS: W BF: 31 H: 8 R: 2 ER: 1 SO: 5 BB: 2 IBB: 0 HBP: 0 BLK: 0 WP: 0 HR: 0 S: 69 P: 117 ERA: 1.12 WHIP: 1.250															PITCHER						
Jeff Reardon, R (9,1) ERA: 3.95	IP: 1.0 WLS: S BF: 5 H: 2 R: 1 ER: 1 SO: 0 BB: 0 IBB: 0 HBP: 0 BLK: 0 WP: 0 HR: 0 S: 11 P: 17 ERA: 9.00 WHIP: 2.000															PITCHER						




Batter	1	2	3	4	5	6	7	8	9	10	AB	R	H	RBI	BB	SO	LOB	TOP							
Wally Backman, S OBP: 0.304, SLG: 0.295 Greg Gagne, R OBP: 0.291, SLG: 0.388	(1,4) G1-3		(2,2) HR 1B		(0,0) G6-3			(3,2) G6-3		(2,1) 1B	4	1	1	0	0	0	0	Minnesota Twins @ Oakland Athletics Oakland-Alameda County Coliseum, Oakland, CA Sat/Aug 19 1989, 3:33 AM PDT Att. 44,123 - Sunny - 62 F							
Dan Gladden, R OBP: 0.338, SLG: 0.410	(1,7) F7		(3,1) HR		(0,0) G5-3		(1,1) 2B		(0,0) G4-3	5	1	2	2	0	0	1									
Kirby Puckett, R OBP: 0.377, SLG: 0.469	(1,8) G4-3		(0,1) G4-3		(0,0) G6-3		(0,0) G1-3				4	0	0	0	0	0	1								
Kent Hrbek, L OBP: 0.364, SLG: 0.526		(0,0) G4-3		(2,1) F8		(1,1) F6		(0,0) G4-3			4	0	0	0	0	0	1								
Gary Gaetti, R OBP: 0.289, SLG: 0.420		(2,1) 1B		(2,2) 2B		(2,2) F8			(0,0) G5-3		4	1	2	0	0	0	0								
Randy Bush, L OBP: 0.345, SLG: 0.443		(1,0) F6		(4,0) 2B		(1,3) K			(0,0) G3-1		3	1	0	0	1	1	1								
Brian Harper, R OBP: 0.344, SLG: 0.433		(0,1) F9		(1,0) BB				(2,0) G6-3		(2,2) F8		4	0	1	2	0	0		1						
Jim Dwyer, L OBP: 0.385, SLG: 0.396			(2,1) F5		(1,2) G4-3		(0,1) L7-3 1B			(1,3) K		4	0	1	0	0	1		1						
Al Newman, S OBP: 0.344, SLG: 0.314	(1,6) (8,4)		(3,2) G4-3		(1,2) G3		(0,0) L7-3			(0,2) G4-3		4	0	0	0	0	0		2						
Inning Stats	R: 0 E: 0 K: 0 S: 7	H: 0 LOB: 0 BB: 0 P: 11	R: 0 E: 0 K: 0 S: 6	H: 1 LOB: 1 BB: 0 P: 9	R: 2 E: 0 K: 0 S: 12	H: 2 LOB: 0 BB: 1 P: 22	R: 2 E: 0 K: 0 S: 13	H: 2 LOB: 1 BB: 1 P: 24	R: 0 E: 0 K: 0 S: 3	H: 0 LOB: 0 BB: 0 P: 3	R: 0 E: 0 K: 0 S: 11	H: 0 LOB: 0 BB: 0 P: 15	R: 0 E: 0 K: 0 S: 7	H: 1 LOB: 0 BB: 0 P: 6	R: 0 E: 0 K: 0 S: 5	H: 0 LOB: 0 BB: 0 P: 7	R: 0 E: 0 K: 1 S: 10		H: 1 LOB: 1 BB: 0 P: 13	1B: 4 2B: 4 3B: 0 HR: 1	SF: 0 SAC: 0 DP: 1 HBP: 0	WP: 0 PB: 0 SB: 0 CS: 0	PA: 38		
PITCHER Storm Davis, R ERA: 4.65	(1,1)	IP: 10.0 W: 3 L: 3 S: 7	WLS: 10 BF: 38 H: 8 R: 4 ER: 4 SO: 2	H: 8 R: 4 ER: 4 SO: 2	BB: 1 IBB: 0 HBP: 0 BLK: 0	WP: 0 HR: 1 S: 78 P: 121	ERA: 3.60 WHIP: 0.900	PITCHER	IP: 10.0 W: 3 L: 3 S: 7	WLS: 10 BF: 38 H: 8 R: 4 ER: 4 SO: 2	H: 8 R: 4 ER: 4 SO: 2	BB: 1 IBB: 0 HBP: 0 BLK: 0	WP: 0 HR: 1 S: 78 P: 121	ERA: 3.60 WHIP: 0.900											

AB 37
 R 4
 H 8
 RBI 4
 BB 1
 SO 2
 LOB 8



Batter	1	2	3	4	5	6	7	8	9	10	AB	R	H	RBI	BB	SO	LOB	BOTTOM							
Rickey Henderson, R OBP: 0.419, SLG: 0.407	(1,7) G3		(1,1) F7			(1,0) HR		(0,1) CS		(4,0) 1B 1BB	4	2	2	1	1	0	0	Minnesota Twins @ Oakland Athletics Oakland-Alameda County Coliseum, Oakland, CA Sat/Aug 19 1989, 3:33 AM PDT Att. 44,123 - Sunny - 62 F							
Carney Lansford, R OBP: 0.404, SLG: 0.408	(1,5) F3				(0,0) G6-3		(1,0) G1-3		(1,0) B1-3		5	0	1	1	0	0	1								
Jose Canseco, R OBP: 0.333, SLG: 0.511	(1,9) F9				(1,2) F9		(3,2) G1-3		(3,2) G3-6-1 1B		4	0	1	1	0	0	0								
Dave Parker, L OBP: 0.311, SLG: 0.442					(0,0) G1-5-3		(1,0) HR		(1,2) G3-6-1		4	1	1	1	0	1	1								
Dave Henderson, R OBP: 0.317, SLG: 0.370		(1,2) G5-3			(2,3) K		(0,0) 1B		(3,2) F9		4	0	1	0	0	1	0								
Ron Hassey, L OBP: 0.301, SLG: 0.352 Terry Steinbach, R OBP: 0.348, SLG: 0.391	(1,2) (9,PH) (10,2)	(1,2) 1B			(3,1) F7		(3,3) K		(1,1) F8		3	0	1	0	0	1	1								
Mark McGwire, R OBP: 0.340, SLG: 0.448	(1,3) K				(0,0) HR			(2,2) F9		(0,1) G5-3		4	1	1	1	0	1								
Tony Phillips, S OBP: 0.342, SLG: 0.344			(1,0) G3		(2,0) 1B		(2,1) CS 1B			(0,1) G4-3		4	0	2	0	0	0								
Mike Gallego, R OBP: 0.330, SLG: 0.334 Stan Javier, S OBP: 0.308, SLG: 0.314 Walt Weiss, S OBP: 0.280, SLG: 0.314	(1,6) (7,PH) (8,6)		(1,2) F8		(0,0) L7		(3,2) F5			(0,0) E9 1B		2	0	0	0	0	0		1						
Inning Stats	R: 0 E: 0 K: 0 S: 9	H: 0 LOB: 0 BB: 0 P: 14	R: 0 E: 0 K: 2 S: 15	H: 1 LOB: 1 BB: 0 P: 20	R: 0 E: 0 K: 0 S: 9	H: 0 LOB: 0 BB: 0 P: 12	R: 0 E: 0 K: 0 S: 5	H: 0 LOB: 0 BB: 0 P: 6	R: 1 E: 0 K: 1 S: 8	H: 2 LOB: 1 BB: 0 P: 15	R: 2 E: 0 K: 1 S: 17	H: 3 LOB: 1 BB: 0 P: 27	R: 0 E: 0 K: 0 S: 8	H: 1 LOB: 0 BB: 0 P: 16	R: 1 E: 0 K: 0 S: 9	H: 2 LOB: 0 BB: 0 P: 14	R: 0 E: 0 K: 0 S: 8		H: 0 LOB: 0 BB: 0 P: 12	R: 1 E: 1 K: 0 S: 5	H: 1 LOB: 2 BB: 1 P: 10	1B: 7 2B: 0 3B: 0 HR: 3	SF: 0 SAC: 0 DP: 1 HBP: 0	WP: 0 PB: 0 SB: 2 CS: 1	PA: 39
PITCHER Rick Aguilera, R ERA: 2.92 Juan Berenguer, R ERA: 3.76 Gary Wayne, L ERA: 3.46 Jeff Reardon, R ERA: 3.95	(1,1) (7,1) (8,1) (10,1)	IP: 6.0 W: 1 L: 2 S: 9	WLS: 6 BF: 24 H: 6 R: 3 ER: 1 SO: 4	H: 3 R: 3 ER: 1 SO: 4	BB: 0 IBB: 0 HBP: 0 BLK: 0	WP: 0 HR: 3 S: 63 P: 94	ERA: 4.50 WHIP: 1.000	PITCHER	IP: 7.1 W: 1 L: 1 S: 10	WLS: 6 BF: 24 H: 6 R: 3 ER: 1 SO: 4	H: 3 R: 3 ER: 1 SO: 4	BB: 0 IBB: 0 HBP: 0 BLK: 0	WP: 0 HR: 3 S: 63 P: 94	ERA: 4.50 WHIP: 1.000											

AB 37
 R 5
 H 10
 RBI 5
 BB 1
 SO 4
 LOB 6



Batter	1	2	3	4	5	6	7	8	9	AB	R	H	RBI	BB	SO	LOB	TOP										
Wally Backman, S OBP: 0.307, SLG: 0.303	0-3 K		1-0 1B			1-2 G1-3			1-0 2B	4	0	2	0	0	1	1	Minnesota Twins @ Oakland Athletics Oakland-Alameda County Coliseum, Oakland, CA Sun Aug 20 1989, 3:33 AM PDT Att: 43,875 - Sunny - 65 F livebaseballscorecards.com										
Dan Gladden, R OBP: 0.334, SLG: 0.405	3-2 F9		0-2 FC5			0-1 F4			0-0 F7	4	0	0	0	0	0	4											
Kirby Puckett, R OBP: 0.374, SLG: 0.465	3-1 G1-3			2-1 G6-3		1-0 G6-3			2-3 K	4	0	0	0	0	1	2											
Kent Hrbek, L OBP: 0.363, SLG: 0.522		3-2 G3-6-1 1B		1-0 G3			0-0 G4-3		0-0 G3-1	4	0	1	0	0	0	1											
Gary Gaetti, R OBP: 0.289, SLG: 0.418	1-0 F9			1-2 F9			4-2 G4-6-3 BB			2	0	0	0	1	0	1											
Randy Bush, L OBP: 0.342, SLG: 0.438	1-0 G3-6-1				2-3 K		1-1 G4-6-3			3	0	0	0	0	1	2											
Brian Harper, R OBP: 0.341, SLG: 0.428			1-0 G4-3		3-1 G6-3			0-2 G5-3		3	0	0	0	0	0	0											
John Moses, S OBP: 0.320, SLG: 0.353			1-3 K2-3		3-2 L8			2-3 K		3	0	0	0	0	2	0											
Greg Gagne, R OBP: 0.294, SLG: 0.400			2-2 FC5 1B			3-2 G1-3 1B		1-2 F8		3	0	2	0	0	0	0											
Inning Stats	R: 0 E: 0 K: 1 S: 9	H: 0 LOB: 0 BB: 0 P: 15	R: 0 E: 0 K: 0 S: 5	H: 1 LOB: 0 BB: 0 P: 10	R: 0 E: 0 K: 1 S: 12	H: 2 LOB: 2 BB: 0 P: 17	R: 0 E: 0 K: 0 S: 6	H: 0 LOB: 0 BB: 0 P: 10	R: 0 E: 0 K: 1 S: 8	H: 0 LOB: 0 BB: 0 P: 16	R: 0 E: 0 K: 0 S: 13	H: 1 LOB: 1 BB: 0 P: 18	R: 0 E: 0 K: 0 S: 10	H: 0 LOB: 0 BB: 1 P: 15	R: 0 E: 0 K: 1 S: 14	H: 0 LOB: 0 BB: 0 P: 17	R: 0 E: 0 K: 1 S: 6	H: 1 LOB: 1 BB: 0 P: 9	1B: 4 2B: 1 3B: 0 HR: 0	SF: 0 SAC: 0 DP: 2 HBP: 0	WP: 0 PB: 0 SB: 0 CS: 0	PA: 31					
PITCHER	IP	WLS	BF	H	R	ER	SO	BB	IBB	HBP	BLK	WP	HR	S	P	ERA	WHIP										
Mike Moore, R ERA: 2.3	(1, 1)	8.0	W	27	4	0	0	4	1	0	0	0	0	77	118	0.00	0.625										
Todd Burns, R ERA: 2.18	(9, 1)	1.0		4	1	0	0	1	0	0	0	0	0	6	9	0.00	1.000										

Batter	1	2	3	4	5	6	7	8	9	AB	R	H	RBI	BB	SO	LOB	BOTTOM										
Rickey Henderson, R OBP: 0.417, SLG: 0.406	1-0 E S 1B	3-2 G4-3			3-1 L5-3			1-1 F9		4	1	1	0	0	0	0	Minnesota Twins @ Oakland Athletics Oakland-Alameda County Coliseum, Oakland, CA Sun Aug 20 1989, 3:33 AM PDT Att: 43,875 - Sunny - 65 F livebaseballscorecards.com										
Carney Lansford, R OBP: 0.405, SLG: 0.409	1-0 F9		1-1 G6-4-3 1B		1-0 G6-3			1-1 HR 1B		4	1	2	0	0	0	1											
Jose Canseco, R OBP: 0.330, SLG: 0.532	1-0 G4-3		2-2 F3		0-0 G5-3			3-1 HR 1B		4	1	1	2	0	0	2											
Terry Steinbach, R OBP: 0.347, SLG: 0.390	1-0 2B 1B		1-2 G6-4-3		3-2 G5-3			3-3 K		3	1	1	1	0	0	1											
Stan Javier, S OBP: 0.308, SLG: 0.314	3-H 2B 1B		1-2 1-2			0-0 F8		0-0 F8		1	0	0	0	0	1	0											
Dave Henderson, R OBP: 0.318, SLG: 0.374	3-1 1-H 1B 2B			3-1 1B				0-0 F8		4	1	2	1	0	0	0											
Mark McGwire, R OBP: 0.342, SLG: 0.448	1-0 WP 1B			2-2 F8			4-2 BB			2	0	1	1	1	0	1											
Billy Beane, R OBP: 0.294, SLG: 0.338	2-3 K			0-1 L8			1-1 F9			3	0	0	0	0	1	3											
Ron Hassey, L OBP: 0.301, SLG: 0.352	1-2 K				1-1 G5-3			0-3 K		0	0	0	0	0	0	0											
Tony Phillips, S OBP: 0.339, SLG: 0.341		2-1 B1-3			1-1 G5-3			0-3 K		3	0	0	0	0	1	2											
Mike Gallego, R OBP: 0.329, SLG: 0.333		1-2 G6-3				0-0 G6-3		2-3 K		1	0	0	0	0	0	0											
Walt Weiss, S OBP: 0.276, SLG: 0.310										2	0	0	0	0	1	1											
Inning Stats	R: 3 E: 0 K: 1 S: 10	H: 4 LOB: 1 BB: 0 P: 20	R: 0 E: 0 K: 0 S: 8	H: 0 LOB: 0 BB: 0 P: 14	R: 0 E: 0 K: 0 S: 9	H: 1 LOB: 0 BB: 0 P: 12	R: 0 E: 0 K: 0 S: 10	H: 1 LOB: 1 BB: 0 P: 16	R: 0 E: 0 K: 0 S: 4	H: 0 LOB: 0 BB: 0 P: 8	R: 0 E: 0 K: 0 S: 6	H: 0 LOB: 0 BB: 0 P: 9	R: 0 E: 0 K: 2 S: 10	H: 0 LOB: 1 BB: 1 P: 17	R: 2 E: 0 K: 1 S: 10	H: 2 LOB: 0 BB: 0 P: 18	R: 0 E: 0 K: 1 S: 6	H: 0 LOB: 0 BB: 0 P: 9	1B: 6 2B: 1 3B: 0 HR: 1	SF: 0 SAC: 0 DP: 1 HBP: 0	WP: 1 PB: 0 SB: 1 CS: 0	PA: 32					
PITCHER	IP	WLS	BF	H	R	ER	SO	BB	IBB	HBP	BLK	WP	HR	S	P	ERA	WHIP										
Allan Anderson, L ERA: 3.69	(1, 1)	6.0	L	23	6	3	3	1	0	0	0	0	0	47	79	0.00	1.000										
Mark Guthrie, L ERA: 3.71	(7, 1)	1.0		4	0	0	0	2	1	0	0	0	0	10	17	0.00	1.000										
David West, L ERA: 9.29	(8, 1)	1.0		5	2	2	2	1	0	0	0	0	1	10	18	18.00	2.000										

AB 30
R 0
H 5
RBI 0
BB 1
SO 5
LOB 11



AB 31
R 5
H 8
RBI 5
BB 1
SO 4
LOB 11



Batter	1	2	3	4	5	6	7	8	9	AB	R	H	RBI	BB	SO	LOB	TOP			
Rickey Henderson, R OBP: 0.420, SLG: 0.410 (1, 10)	4-1 S G6-3 1B BB	1-2 1B		1-0 G6-3 1-3 2-H 2B			0-2 G3-1			3	1	2	1	1	0	0				
Carney Lansford, R OBP: 0.404, SLG: 0.407 (1, 5)	1-0 G6-3 1-2 1B S	0-1 G6-3		2-1 G6-3			1-0 L3			4	1	1	1	0	0	2				
Jose Canseco, R OBP: 0.327, SLG: 0.515 (1, 9)	0-2 G6-3 1-3 2-H		4-1 BB				2-3 K			3	0	0	1	1	2	2				
Terry Steinbach, R OBP: 0.343, SLG: 0.385 (1, 2)	2-2 G6-3		0-0 P6				2-1 F7			4	0	0	0	0	0	2				
Dave Henderson, R OBP: 0.317, SLG: 0.373 (1, 8)	2-2 HR 1B		1-2 F9				0-0 F7			4	1	1	1	0	0	1				
Mark McWire, R OBP: 0.342, SLG: 0.454 (1, 3)	2-2 1-H HR		2-1 F8				1-1 F7			4	1	1	2	0	0	1				
Billy Beane, R OBP: 0.250, SLG: 0.320 (1, 7)	2-1 G3-1			2-1 G6-3			0-0 G5-3			4	0	0	0	0	0	0				
Tony Phillips, S OBP: 0.338, SLG: 0.340 (1, 4)		2-2 P6		2-2 E3 1B 2B			3-2 P3			4	1	1	0	0	0	0				
Walt Weiss, S OBP: 0.276, SLG: 0.309 (1, 6)		3-2 L8		2-0 2B G6-3 1B			1-2 F9			4	1	1	0	0	0	1				
Inning Stats	R: 4 H: 3 E: 0 K: 0 S: 21	L: 3 LOB: 0 BB: 1 P: 34	R: 0 H: 1 E: 0 K: 0 S: 13	LOB: 1 BB: 0 P: 19	R: 0 H: 0 E: 0 K: 0 S: 9	LOB: 1 BB: 1 P: 16	R: 2 H: 2 E: 1 K: 1 S: 13	LOB: 1 BB: 0 P: 22	R: 0 H: 0 E: 0 K: 0 S: 5	LOB: 0 BB: 0 P: 8	R: 0 H: 0 E: 0 K: 1 S: 8	LOB: 0 BB: 0 P: 11	R: 0 H: 0 E: 0 K: 0 S: 7	LOB: 0 BB: 0 P: 9	R: 0 H: 1 E: 0 K: 0 S: 4	LOB: 0 BB: 0 P: 7	1B: 5 2B: 2 3B: 0 HR: 1	SF: 0 SAC: 0 DP: 1 HBP: 0	WP: 0 PB: 0 SB: 2 CS: 0	PA: 36
PITCHER	IP WLS BF H R ER SO BB IBB HBP BLK WP HR S P ERA WHIP	IP WLS BF H R ER SO BB IBB HBP BLK WP HR S P ERA WHIP																		
Frank Tanana, L ERA: 3.64 (1, 1)	4.0 L 21 6 6 4 1 2 0 0 0 0 1 56 91 9.00 2.000	5.0 15 1 0 0 1 0 0 0 0 0 0 0 39 54 0.00 0.200																		
Paul Gibson, L ERA: 4.24 (5, 1)																				

Oakland Athletics @ Detroit Tigers
Tiger Stadium, Detroit, MI
Mon Aug 21 1989, 3:33 AM EDT
Att: 6,197 - Sunny - 80 F

AB	34
R	6
H	7
RBI	6
BB	2
SO	2
LOB	9



Batter	1	2	3	4	5	6	7	8	9	AB	R	H	RBI	BB	SO	LOB	BOTTOM					
Gary Pettis, S OBP: 0.376, SLG: 0.315 (1, 8)	0-0 L8		1-3 K		4-1 F6-3 BB		1-3 K			2	0	0	0	1	1	0						
Doug Strange, S OBP: 0.232, SLG: 0.239 (5, FR)										1	0	0	0	0	1	0						
Alan Trammell, R OBP: 0.308, SLG: 0.324 (1, 6)	1-0 G6-3		2-1 PB 2B		0-0 F6-3 1-2		2-2 E6			4	0	1	0	0	0	1						
Chet Lemon, R OBP: 0.324, SLG: 0.333 (1, 10)	4-2 BB		4-2 BB		2-3 K		2-3 K			2	0	0	0	2	2	2						
Gary Ward, R OBP: 0.313, SLG: 0.429 (1, 7)	1-3 K		2-3 K				2-0 F8			4	0	0	0	0	2	3						
Rick Schu, R OBP: 0.289, SLG: 0.342 (6, 4)		1-1 L9		2-3 K			0-1 F7			4	0	0	0	0	2	0						
Mike Heath, R OBP: 0.312, SLG: 0.435 (1, 2)		2-1 F8		0-0 WP BB 1B			3-2 1B 2B			4	1	2	0	0	0	0						
Kenny Williams, R OBP: 0.258, SLG: 0.301 (1, 9)		4-2 BB		4-0 WP BB 1B			3-1 1B			2	0	1	1	2	0	0						
Dave Bergman, L OBP: 0.334, SLG: 0.358 (1, 3)		0-0 G4-3		2-3 K			2-2 G4-3			4	0	0	0	0	1	4						
Mike Brumley, S OBP: 0.292, SLG: 0.291 (6, 8)			0-0 L4		2-1 F9		3-2 G4-3			4	0	0	0	0	1	2						
Inning Stats	R: 0 H: 0 E: 1 K: 1 S: 7	H: 0 LOB: 1 BB: 1 P: 13	R: 0 H: 0 E: 0 K: 0 S: 10	H: 0 LOB: 1 BB: 1 P: 17	R: 0 H: 1 E: 0 K: 2 S: 11	H: 1 LOB: 2 BB: 1 P: 20	R: 0 H: 1 E: 0 K: 2 S: 11	H: 1 LOB: 2 BB: 1 P: 21	R: 0 H: 0 E: 0 K: 1 S: 6	H: 0 LOB: 1 BB: 1 P: 12	R: 1 H: 2 E: 0 K: 0 S: 17	H: 2 LOB: 1 BB: 0 P: 27	R: 0 H: 0 E: 1 K: 2 S: 15	H: 0 LOB: 1 BB: 0 P: 23	R: 0 H: 0 E: 0 K: 1 S: 9	H: 0 LOB: 0 BB: 0 P: 16	R: 0 H: 0 E: 0 K: 1 S: 11	H: 0 LOB: 0 BB: 0 P: 17	1B: 2 2B: 3 3B: 0 HR: 0	SF: 0 SAC: 0 DP: 1 HBP: 0	WP: 1 PB: 1 SB: 0 CS: 0	PA: 36
PITCHER	IP WLS BF H R ER SO BB IBB HBP BLK WP HR S P ERA WHIP	IP WLS BF H R ER SO BB IBB HBP BLK WP HR S P ERA WHIP																				
Curt Young, L ERA: 4.4 (1, 1)	6.0 W 26 4 1 1 6 5 0 0 0 0 0 0 24 39 1.50 1.500	2.0 7 0 0 0 3 0 0 0 0 0 0 0 24 39 0.00 0.000																				
Gene Nelson, R ERA: 4.15 (7, 1)																						
Matt Young, L ERA: 4.5 (9, 1)																						

Oakland Athletics @ Detroit Tigers
Tiger Stadium, Detroit, MI
Mon Aug 21 1989, 3:33 AM EDT
Att: 6,197 - Sunny - 80 F

AB	31
R	1
H	4
RBI	1
BB	5
SO	10
LOB	12



Batter	1	2	3	4	5	6	7	8	9	AB	R	H	RBI	BB	SO	LOB	TOP					
Rickey Henderson, R OBP: 0.419, SLG: 0.411	3-1 G6-3 2B		3-3 K		3-3 K		1-1 G5-3			4	0	1	0	0	2	1						
Carney Lansford, R OBP: 0.405, SLG: 0.408	2-2 G6-3		1-0 1B		0-0 E 1B		0-1 L9			4	1	2	0	0	0	1						
Jose Canseco, R OBP: 0.325, SLG: 0.505	1-3 K		0-0 1B		3-2 E8 1-H		0-3 K			4	0	1	1	0	2	1						
Ron Hassey, L OBP: 0.296, SLG: 0.346	0-0 G4-3		1-2 3-H 1-3 1B		1-3 K		0-3 K			4	0	0	0	0	3	4						
Dave Henderson, R OBP: 0.315, SLG: 0.369		3-3 K	0-0 G5-3		3-3 K		0-2 L9			4	0	0	0	0	2	3						
Mark McGwire, R OBP: 0.341, SLG: 0.451		4-0 BB		1-1 L8		1-3 K		0-0 F4		3	0	0	0	1	1	0						
Tony Phillips, S OBP: 0.335, SLG: 0.336		0-3 K		1-0 G3		0-3 K		1-2 F9		4	0	0	0	0	2	1						
Terry Steinbach, R OBP: 0.342, SLG: 0.382		1-0 F8		4-2 BB		3-3 K		0-1 G5-3		3	0	0	0	1	1	1						
Walt Weiss, S OBP: 0.277, SLG: 0.315			0-0 1B 1B 2B		3-2 G6-3		3-1 P6			3	1	1	0	0	0	1						
Inning Stats	R: 0 E: 0 K: 1 S: 9	H: 1 LOB: 1 BB: 0 P: 15	R: 0 E: 0 K: 2 S: 9	H: 0 LOB: 1 BB: 1 P: 17	R: 1 E: 0 K: 2 S: 11	H: 3 LOB: 2 BB: 0 P: 16	R: 0 E: 0 K: 0 S: 10	H: 0 LOB: 1 BB: 1 P: 19	R: 1 E: 1 K: 3 S: 10	H: 1 LOB: 1 BB: 0 P: 28	R: 0 E: 0 K: 0 S: 10	H: 0 LOB: 0 BB: 0 P: 14	R: 0 E: 0 K: 0 S: 6	H: 0 LOB: 0 BB: 0 P: 10	R: 0 E: 0 K: 2 S: 9	H: 0 LOB: 0 BB: 0 P: 9	R: 0 E: 0 K: 0 S: 6	H: 0 LOB: 0 BB: 0 P: 7	1B: 3 2B: 2 3B: 0 HR: 0	SF: 0 SAC: 0 DP: 0 HBP: 0	WP: 0 PB: 0 SB: 0 CS: 0	PA: 35
PITCHER Nolan Ryan, R ERA: 3.08	IP: 9.0 WLS: L BF: 35	H: 5 R: 2 ER: 1 SO: 13	BB: 2 IBB: 0 HBP: 0 BLK: 0	WP: 0 HR: 0 S: 88 P: 135	ERA: 1.00 WHIP: 0.778	PITCHER										IP: 9.0 WLS: L BF: 35	H: 5 R: 2 ER: 1 SO: 13	BB: 2 IBB: 0 HBP: 0 BLK: 0	WP: 0 HR: 0 S: 88 P: 135	ERA: 1.00 WHIP: 0.778		

Oakland Athletics @ Texas Rangers
Arlington Stadium, Arlington, TX
Tue Aug 22 1989, 8:05 PM EDT
Att: 42,869 - Unknown - 95 F

AB 33
R 2
H 5
RBI 1
BB 2
SO 13
LOB 13



Batter	1	2	3	4	5	6	7	8	9	AB	R	H	RBI	BB	SO	LOB	BOTTOM					
Cecil Espy, S OBP: 0.305, SLG: 0.316	0-2 L5		3-3 K 1-2			0-2 G4-3			1-3 K	4	0	0	0	0	2	1						
Fred Manrique, R OBP: 0.343, SLG: 0.417	0-0 L9-3 1B			0-1 G6-3		1-1 G5-3			0-1 L8	3	0	1	0	0	0	0						
Jack Daugherty, S OBP: 0.412, SLG: 0.489										1	0	0	0	0	0	0						
Harold Baines, L OBP: 0.410, SLG: 0.487	1-2 L9-3			1-3 K		4-2 FC4-6 BB			0-3 K	3	0	0	0	1	2	1						
Ruben Sierra, S OBP: 0.346, SLG: 0.543		3-2 F8		1-3 K		0-1 FC4-6			0-1 FC4-6	3	0	0	0	0	1	1						
Julio Franco, R OBP: 0.376, SLG: 0.467		0-1 1B			0-1 S 1B		1-3 K			3	0	2	0	0	1	1						
Rafael Palmeiro, L OBP: 0.350, SLG: 0.389		0-3 K			1-3 K		1-0 F8			3	0	0	0	0	2	3						
Pete Incaviglia, R OBP: 0.277, SLG: 0.437		0-0 F6			1-3 K			2-2 F5		2	0	0	0	0	1	2						
Rick Leach, L OBP: 0.348, SLG: 0.354					1-2 K					1	0	0	0	0	0	0						
Steve Buechele, R OBP: 0.306, SLG: 0.408			0-2 G6-3		3-3 K			1-1 G1-6-3 1B		3	0	1	0	0	1	1						
Chad Kreuter, S OBP: 0.281, SLG: 0.252			0-2 CS 1B			2-3 K		3-2 G1-6-3		1	0	1	0	0	0	0						
Geno Petralli, L OBP: 0.363, SLG: 0.427								1-2 G1-6-3		2	0	0	0	0	1	1						
Inning Stats	R: 0 E: 0 K: 0 S: 8	H: 1 LOB: 0 BB: 0 P: 9	R: 0 E: 0 K: 1 S: 10	H: 1 LOB: 0 BB: 0 P: 13	R: 0 E: 0 K: 1 S: 10	H: 1 LOB: 1 BB: 0 P: 13	R: 0 E: 0 K: 2 S: 8	H: 0 LOB: 0 BB: 0 P: 10	R: 0 E: 0 K: 3 S: 11	H: 1 LOB: 1 BB: 0 P: 16	R: 0 E: 0 K: 1 S: 8	H: 0 LOB: 0 BB: 0 P: 11	R: 0 E: 0 K: 1 S: 10	H: 0 LOB: 1 BB: 1 P: 16	R: 0 E: 0 K: 0 S: 9	H: 1 LOB: 0 BB: 0 P: 15	R: 0 E: 0 K: 2 S: 9	H: 0 LOB: 0 BB: 0 P: 10	1B: 5 2B: 2 3B: 0 HR: 0	SF: 0 SAC: 0 DP: 3 HBP: 0	WP: 0 PB: 0 SB: 1 CS: 1	PA: 30
PITCHER Bob Welch, R ERA: 2.92	IP: 8.0 WLS: W BF: 27	H: 5 R: 0 ER: 0 SO: 9	BB: 1 IBB: 0 HBP: 0 BLK: 0	WP: 0 HR: 0 S: 74 P: 103	ERA: 0.00 WHIP: 0.750	PITCHER										IP: 1.0 WLS: S BF: 3	H: 0 R: 0 ER: 0 SO: 2	BB: 0 IBB: 0 HBP: 0 BLK: 0	WP: 0 HR: 0 S: 9 P: 10	ERA: 0.00 WHIP: 0.000		

Oakland Athletics @ Texas Rangers
Arlington Stadium, Arlington, TX
Tue Aug 22 1989, 8:05 PM EDT
Att: 42,869 - Unknown - 95 F

AB 29
R 0
H 5
RBI 0
BB 1
SO 11
LOB 11



Batter	1	2	3	4	5	6	7	8	9	AB	R	H	RBI	BB	SO	LOB	TOP				
Rickey Henderson, R OBP: 0.422, SLG: 0.409	L4		BB			1B		G6-3		2	0	1	0	2	0	0					
Carney Lansford, R OBP: 0.400, SLG: 0.403	1B		G5-3			1B		G6-3		4	0	2	0	0	0	2					
Jose Canseco, R OBP: 0.325, SLG: 0.477	F7			G5-3		K		K		4	0	0	0	0	2	4					
Dave Parker, L OBP: 0.309, SLG: 0.437	G4-3			K		K		P2		4	0	0	0	0	2	4					
Mark McGwire, R OBP: 0.341, SLG: 0.451		P4			HBP	F8			K	3	0	0	0	0	1	2					
Terry Steinbach, R OBP: 0.332, SLG: 0.371	G4-3			K			G5-3		K	4	0	0	0	0	2	1					
Lance Blankenship, R OBP: 0.275, SLG: 0.294	G5-3					G5-3	G4-3	2B		3	1	1	0	1	0	0					
Stan Javier, S OBP: 0.307, SLG: 0.314			E6		K		G4-3			4	0	1	1	0	1	1					
Walt Weiss, S OBP: 0.272, SLG: 0.308	G4-3		G4-3		G3		G4-3			3	0	0	0	0	0	2					
Ron Hassey, L OBP: 0.303, SLG: 0.348								G4-3		1	0	0	0	0	0	1					
Inning Stats	R: 0 E: 0 K: 0 S: 9	H: 1 LOB: 1 BB: 0 P: 12	R: 0 E: 0 K: 0 S: 9	H: 0 LOB: 0 BB: 0 P: 14	R: 0 E: 1 K: 0 S: 7	H: 0 LOB: 1 BB: 1 P: 12	R: 0 E: 0 K: 2 S: 13	H: 0 LOB: 0 BB: 0 P: 21	R: 0 E: 0 K: 1 S: 16	H: 2 LOB: 2 BB: 0 P: 20	R: 0 E: 0 K: 0 S: 6	H: 1 LOB: 1 BB: 0 P: 10	R: 0 E: 0 K: 1 S: 9	H: 0 LOB: 1 BB: 1 P: 16	R: 1 E: 0 K: 2 S: 18	H: 1 LOB: 1 BB: 1 P: 27	1B: 4 2B: 1 3B: 0 HR: 0	SF: 0 SAC: 0 DP: 1 HBP: 1	WP: 0 PB: 0 SB: 1 CS: 0	PA: 36	
PITCHER	IP	WLS	BF	H	R	ER	SO	BB	IBB	HBP	BLK	WP	HR	S	P	ERA	WHIP				
Mark Gubicza, R ERA: 2.92	(1, 1)	7.0	W	27	4	0	5	1	0	1	0	0	0	71	106	0.00	0.714				
Terry Leach, R ERA: 3.51	(8, 1)	1.0		4	0	0	1	1	0	0	0	0	0	9	16	0.00	1.000				
Jeff Montgomery, R ERA: 1.35	(9, 1)	1.0	S	5	1	1	2	1	0	0	0	0	0	18	27	9.00	2.000				

Oakland Athletics @ Kansas City Royals
Royals Stadium, Kansas City, MO
Fri Aug 25 1989, 8:05 PM EDT
Att: 38,263 - Overcast - 77 F

AB	32
R	1
H	5
RBI	1
BB	3
SO	8
LOB	17



Batter	1	2	3	4	5	6	7	8	9	AB	R	H	RBI	BB	SO	LOB	BOTTOM				
Kevin Seitzer, R OBP: 0.382, SLG: 0.322	G1-3			F7		F9		F8		4	0	1	0	0	0	1					
Willie Wilson, S OBP: 0.313, SLG: 0.352	K			G5-3		1B		F8		4	0	2	1	0	1	0					
George Brett, L OBP: 0.336, SLG: 0.408	L8			1B		BB		F8		3	0	1	0	1	0	2					
Bo Jackson, R OBP: 0.311, SLG: 0.510		CS		K		G5-3		K		4	0	1	0	0	2	5					
Jim Eisenreich, L OBP: 0.355, SLG: 0.454	K			F8		2B		IBB		3	1	1	0	1	1	1					
Danny Tartabull, R OBP: 0.372, SLG: 0.455	G5-3			P4		G6-3		F8		3	0	1	1	0	0	0					
Gary Thurman, R OBP: 0.318, SLG: 0.267						SH1-3				1	1	0	0	0	0	3					
Kurt Stillwell, S OBP: 0.341, SLG: 0.412	G4-3			G1-3		G6-3				3	0	0	0	0	0	1					
Bill Pecota, R OBP: 0.260, SLG: 0.415										0	0	0	0	0	0	0					
Frank White, R OBP: 0.309, SLG: 0.320	G6-3			P6		SH1-3				2	0	0	1	0	0	0					
Bob Boone, R OBP: 0.355, SLG: 0.325	F8			E9		F9				3	1	1	0	0	0	1					
Inning Stats	R: 0 E: 0 K: 1 S: 9	H: 0 LOB: 0 BB: 0 P: 15	R: 0 E: 0 K: 1 S: 8	H: 1 LOB: 0 BB: 0 P: 14	R: 0 E: 0 K: 1 S: 8	H: 0 LOB: 0 BB: 0 P: 10	R: 0 E: 0 K: 1 S: 11	H: 1 LOB: 1 BB: 0 P: 14	R: 0 E: 0 K: 0 S: 5	H: 0 LOB: 0 BB: 0 P: 8	R: 1 E: 1 K: 0 S: 14	H: 2 LOB: 2 BB: 1 P: 23	R: 2 E: 0 K: 0 S: 10	H: 2 LOB: 1 BB: 0 P: 17	R: 0 E: 0 K: 1 S: 12	H: 2 LOB: 3 BB: 1 P: 20	1B: 6 2B: 3 3B: 0 HR: 0	SF: 0 SAC: 1 DP: 1 HBP: 0	WP: 0 PB: 0 SB: 0 CS: 1	PA: 33	
PITCHER	IP	WLS	BF	H	R	ER	SO	BB	IBB	HBP	BLK	WP	HR	S	P	ERA	WHIP				
Mike Moore, R ERA: 2.31	(1, 1)	7.1	L	30	8	3	2	3	1	0	0	0	0	71	111	2.46	1.227				
Gene Nelson, R ERA: 4.04	(8, 1)	0.2		3	0	0	1	0	1	0	0	0	0	6	10	0.00	0.000				

Oakland Athletics @ Kansas City Royals
Royals Stadium, Kansas City, MO
Fri Aug 25 1989, 8:05 PM EDT
Att: 38,263 - Overcast - 77 F

AB	30
R	3
H	8
RBI	3
BB	2
SO	4
LOB	14



Batter	1	2	3	4	5	6	7	8	9	AB	R	H	RBI	BB	SO	LOB	TOP			
Rickey Henderson, R OBP: 0.420, SLG: 0.408 (1, 7)										4	0	1	0	0	0	2				
Carney Lansford, R OBP: 0.397, SLG: 0.399 (1, 5)										4	0	0	0	0	0	2				
Jose Canseco, R OBP: 0.315, SLG: 0.461 (1, 9)										4	0	0	0	0	1	0				
Dave Parker, L OBP: 0.306, SLG: 0.433 Billy Beane, R OBP: 0.250, SLG: 0.320 (1, 10)										4	0	0	0	0	2	0				
Mark McGwire, R OBP: 0.340, SLG: 0.447 (1, 3)										3	0	0	0	1	0	1				
Terry Steinbach, R OBP: 0.332, SLG: 0.370 (1, 2)										3	0	1	0	0	0	1				
Lance Blankenship, R OBP: 0.269, SLG: 0.266 (1, 4)										3	0	0	0	0	0	1				
Walt Weiss, S OBP: 0.273, SLG: 0.309 (1, 6)										3	0	1	0	0	0	0				
Stan Javier, S OBP: 0.308, SLG: 0.315 (1, 8)										2	0	1	0	0	0	0				
Inning Stats	R: 0 E: 0 K: 0 S: 15	H: 1 LOB: 0 BB: 0 P: 23	R: 0 E: 0 K: 0 S: 9	H: 1 LOB: 1 BB: 0 P: 17	R: 0 E: 0 K: 0 S: 7	H: 1 LOB: 1 BB: 0 P: 9	R: 0 E: 0 K: 2 S: 8	H: 0 LOB: 1 BB: 1 P: 14	R: 0 E: 0 K: 0 S: 8	H: 0 LOB: 0 BB: 0 P: 13	R: 0 E: 0 K: 1 S: 9	H: 0 LOB: 0 BB: 0 P: 13	R: 0 E: 0 K: 0 S: 15	H: 1 LOB: 1 BB: 0 P: 20	R: 0 E: 1 K: 0 S: 6	H: 0 LOB: 1 BB: 0 P: 9	1B: 4 2B: 0 3B: 0 HR: 0	SF: 0 SAC: 1 DP: 0 HBP: 0	WP: 0 PB: 0 SB: 1 CS: 0	PA: 32
PITCHER Bret Saberhagen, R ERA: 2.57 (1, 1)	IP: 9.0 WLS: W BF: 32 H: 4 R: 0 ER: 0 SO: 3 BB: 1 IBB: 0 HBP: 0 BLK: 0 WP: 0 HR: 0 S: 83 P: 127 ERA: 0.00 WHIP: 0.556															PITCHER				

Oakland Athletics @ Kansas City Royals
Royals Stadium, Kansas City, MO
Sat Aug 26 1989, 8:05 PM EDT
Att: 41,253 - Cloudy - 85 F

AB	30
R	0
H	4
RBI	0
BB	1
SO	3
LOB	7



Batter	1	2	3	4	5	6	7	8	9	AB	R	H	RBI	BB	SO	LOB	BOTTOM			
Kevin Seitzer, R OBP: 0.379, SLG: 0.319 (1, 5)										4	0	0	0	0	0	1				
Willie Wilson, S OBP: 0.313, SLG: 0.361 (1, 8)										4	1	1	1	0	1	1				
George Brett, L OBP: 0.340, SLG: 0.411 (1, 3)										2	1	1	0	2	0	0				
Bo Jackson, R OBP: 0.310, SLG: 0.506 (1, 10)										3	0	0	0	1	1	2				
Jim Eisenreich, L OBP: 0.355, SLG: 0.453 (1, 7)										3	0	1	0	0	0	1				
Danny Tartabull, R OBP: 0.373, SLG: 0.457 Gary Thurman, R OBP: 0.318, SLG: 0.267 (1, 9)										3	0	1	0	1	1	3				
Kurt Stillwell, S OBP: 0.338, SLG: 0.407 (1, 6)										4	0	0	0	0	2	6				
Frank White, R OBP: 0.311, SLG: 0.322 (1, 4)										4	0	2	0	0	0	2				
Bob Boone, R OBP: 0.354, SLG: 0.323 (1, 2)										2	0	0	0	1	0	2				
Inning Stats	R: 1 E: 0 K: 1 S: 19	H: 2 LOB: 1 BB: 0 P: 28	R: 0 E: 0 K: 2 S: 10	H: 1 LOB: 1 BB: 0 P: 16	R: 0 E: 0 K: 1 S: 7	H: 0 LOB: 0 BB: 0 P: 12	R: 0 E: 0 K: 0 S: 8	H: 1 LOB: 1 BB: 0 P: 13	R: 0 E: 0 K: 0 S: 8	H: 1 LOB: 3 BB: 0 P: 10	R: 0 E: 1 K: 1 S: 15	H: 1 LOB: 1 BB: 1 P: 15	R: 0 E: 0 K: 0 S: 13	H: 0 LOB: 2 BB: 3 P: 27	R: 1 E: 0 K: 0 S: 13	H: 0 LOB: 2 BB: 3 P: 27	1B: 3 2B: 2 3B: 0 HR: 1	SF: 0 SAC: 1 DP: 1 HBP: 0	WP: 1 PB: 0 SB: 0 CS: 0	PA: 35
PITCHER Curt Young, L ERA: 4.25 Todd Burns, R ERA: 2.24 Rick Honeycutt, L ERA: 2.51 (1, 1)	IP: 5.1 WLS: L BF: 23 H: 6 R: 1 ER: 1 SO: 4 BB: 1 IBB: 0 HBP: 0 BLK: 0 WP: 0 HR: 0 S: 61 P: 96 ERA: 1.69 WHIP: 1.312															PITCHER				
PITCHER Bret Saberhagen, R ERA: 2.57 (6, 1)	IP: 2.0 WLS: L BF: 10 H: 0 R: 1 ER: 1 SO: 1 BB: 4 IBB: 0 HBP: 0 BLK: 0 WP: 1 HR: 0 S: 18 P: 40 ERA: 4.50 WHIP: 2.000															PITCHER				
PITCHER Bret Saberhagen, R ERA: 2.57 (8, 1)	IP: 0.2 WLS: L BF: 2 H: 0 R: 0 ER: 0 SO: 0 BB: 0 IBB: 0 HBP: 0 BLK: 0 WP: 0 HR: 0 S: 7 P: 9 ERA: 0.00 WHIP: 0.000															PITCHER				

Oakland Athletics @ Kansas City Royals
Royals Stadium, Kansas City, MO
Sat Aug 26 1989, 8:05 PM EDT
Att: 41,253 - Cloudy - 85 F

AB	29
R	2
H	6
RBI	1
BB	5
SO	5
LOB	18



Batter	1	2	3	4	5	6	7	8	9	AB	R	H	RBI	BB	SO	LOB	TOP										
Rickey Henderson, R OBP: 0.418, SLG: 0.412 Billy Beane, R OBP: 0.250, SLG: 0.320	1-1 G4-3	2-2 F9			1-1 G6-3		1-1 HR		2-3 K	5	1	1	3	0	1	3											
Dave Parker, L OBP: 0.395, SLG: 0.433	2-1 1B	0-0 SF7			1-2 4-3		2-1 G1-5-3			3	0	1	1	0	0	0											
Jose Canseco, R OBP: 0.313, SLG: 0.457 Dave Henderson, R OBP: 0.316, SLG: 0.369	1-3 K	2-5 2-3	0-3 K		0-0 F7			4-2 F9 BLK BB		1	0	0	0	0	1	1											
Mark McGwire, R OBP: 0.339, SLG: 0.445	0-2 1B			1-0 F7		2-2 P4		0-0 F9		4	0	1	0	0	0	1											
Ron Hassey, L OBP: 0.298, SLG: 0.342	2-3 K			1-2 F7		2-0 L9		2-2 G3		4	0	0	0	0	1	3											
Tony Phillips, S OBP: 0.333, SLG: 0.333		1-0 BB 1B		0-2 F9			2-0 L9	3-2 6-3		4	1	1	0	0	0	1											
Lance Blankenship, R OBP: 0.267, SLG: 0.216		4-0 1B 1B BB		0-0 G1-3			2-3 K		2-3 K	3	1	0	0	1	2	0											
Stan Javier, S OBP: 0.314, SLG: 0.318		1-0 F9 1B SF7 1B		2-3 K2-3			4-0 BB HR BB		0-0 1B	3	2	2	1	1	1	0											
Mike Gallego, R OBP: 0.338, SLG: 0.341		2-2 2-5 SF7 1B			2-2 5-3		4-1 1-2 HR BB		0-0 1B	3	1	2	1	1	0	0											
Inning Stats	R: 0 H: 2 E: 0 K: 2 S: 15	H: 2 LOB: 2 BB: 0 P: 21	R: 3 H: 3 E: 0 K: 0 S: 12	H: 3 LOB: 1 BB: 1 P: 23	R: 0 H: 0 E: 0 K: 1 S: 7	H: 0 LOB: 0 BB: 0 P: 9	R: 0 H: 0 E: 0 K: 1 S: 8	H: 0 LOB: 0 BB: 0 P: 10	R: 0 H: 0 E: 0 K: 0 S: 10	H: 0 LOB: 0 BB: 0 P: 14	R: 3 H: 1 E: 0 K: 1 S: 9	H: 1 LOB: 2 BB: 2 P: 24	R: 0 H: 0 E: 0 K: 0 S: 11	H: 0 LOB: 1 BB: 1 P: 20	R: 0 H: 2 E: 0 K: 2 S: 8	H: 2 LOB: 1 BB: 0 P: 12	1B: 7 2B: 0 3B: 0 HR: 1	SF: 1 SAC: 0 DP: 0 HBP: 0	WP: 0 PB: 0 SB: 0 CS: 0	PA: 37							
PITCHER	IP	WLS	BF	H	R	ER	SO	BB	IBB	HBP	BLK	WP	HR	S	P	ERA	WHIP										
Tom Gordon, R ERA: 2.84	(1, 1)	7.0	L	30	6	6	5	3	0	0	0	0	1	67	111	7.71	1.286										
Rick Luecken, R ERA: 1.8	(8, 1)	1.0		4	0	0	0	1	0	0	1	0	0	11	20	0.00	1.000										
Charlie Leibrandt, L ERA: 5.07	(9, 1)	1.0		4	2	0	2	0	0	0	0	0	0	8	12	0.00	2.000										

Oakland Athletics @ Kansas City Royals
Royals Stadium, Kansas City, MO
Sun Aug 27 1989, 4:33 AM EDT
Att: 38,263 - Sunny - 93 F

AB 32
R 6
H 8
RBI 6
BB 4
SO 7
LOB 9



Batter	1	2	3	4	5	6	7	8	9	AB	R	H	RBI	BB	SO	LOB	BOTTOM										
Kevin Seitzer, R OBP: 0.380, SLG: 0.320	0-0 G3-6-3 1B		4-0 1-2 BB			2-2 6-3		1-1 F7		3	0	1	0	1	0	1											
Willie Wilson, S OBP: 0.312, SLG: 0.359	1-3 K		0-2 F8			0-0 G1-3			1-2 1B	4	0	1	0	0	1	3											
George Brett, L OBP: 0.337, SLG: 0.406	0-0 G3-6-3 1-2			0-1 G5-3		2-1 F7			2-2 P7	4	0	0	0	0	0	2											
Bo Jackson, R OBP: 0.310, SLG: 0.504		0-0 G6-3 1B		1-0 6-3			1-3 K		0-1 P9	4	0	1	0	0	1	1											
Jim Eisenreich, L OBP: 0.351, SLG: 0.448		1-0 P2		3-1 L9			0-2 F8		2-3 K	4	0	0	0	0	1	2											
Danny Tartabull, R OBP: 0.373, SLG: 0.456		0-1 G6-3			2-2 FC4-6 1B		0-0 L7			3	0	1	0	0	0	1											
Kurt Stillwell, S OBP: 0.338, SLG: 0.406			0-1 G3-6-3 1B		3-1 FC4-6 1-2			1-0 L8		3	0	1	0	0	0	1											
Frank White, R OBP: 0.309, SLG: 0.320					1-3 K			0-0 2B		2	0	0	0	0	1	2											
Pat Tabler, R OBP: 0.323, SLG: 0.311										1	0	1	0	0	0	0											
Mike Macfarlane, R OBP: 0.264, SLG: 0.339										0	0	0	0	0	0	0											
Bob Boone, R OBP: 0.355, SLG: 0.324					0-2 L8			0-1 P2		2	0	1	0	0	0	1											
Bill Buckner, L OBP: 0.244, SLG: 0.268										1	0	0	0	0	0	1											
Bill Pecota, R OBP: 0.260, SLG: 0.415										0	0	0	0	0	0	0											
Inning Stats	R: 0 H: 1 E: 0 K: 1 S: 6	H: 1 LOB: 0 BB: 0 P: 7	R: 0 H: 1 E: 0 K: 0 S: 4	H: 1 LOB: 0 BB: 0 P: 5	R: 0 H: 2 E: 0 K: 0 S: 9	H: 2 LOB: 2 BB: 1 P: 13	R: 0 H: 0 E: 0 K: 0 S: 5	H: 0 LOB: 0 BB: 0 P: 9	R: 0 H: 0 E: 0 K: 1 S: 13	H: 1 LOB: 1 BB: 0 P: 21	R: 0 H: 0 E: 0 K: 0 S: 8	H: 0 LOB: 0 BB: 0 P: 12	R: 0 H: 0 E: 0 K: 1 S: 7	H: 0 LOB: 0 BB: 0 P: 8	R: 0 H: 1 E: 0 K: 0 S: 6	H: 1 LOB: 1 BB: 0 P: 8	R: 0 H: 1 E: 0 K: 1 S: 13	H: 1 LOB: 1 BB: 0 P: 18	1B: 6 2B: 1 3B: 0 HR: 0	SF: 0 SAC: 0 DP: 3 HBP: 0	WP: 0 PB: 0 SB: 0 CS: 0	PA: 32					
PITCHER	IP	WLS	BF	H	R	ER	SO	BB	IBB	HBP	BLK	WP	HR	S	P	ERA	WHIP										
Bob Welch, R ERA: 2.78	(1, 1)	8.0	W	28	6	0	3	1	0	0	0	0	0	13	18	0.00	0.875										
Dennis Eckerley, R ERA: 0.92	(9, 1)	1.0		4	1	0	1	0	0	0	0	0	0	13	18	0.00	1.000										

Oakland Athletics @ Kansas City Royals
Royals Stadium, Kansas City, MO
Sun Aug 27 1989, 4:33 AM EDT
Att: 38,263 - Sunny - 93 F

AB 31
R 0
H 7
RBI 0
BB 1
SO 4
LOB 15



Batter	1	2	3	4	5	6	7	8	9	AB	R	H	RBI	BB	SO	LOB	TOP								
Rickey Henderson, R OBP: 0.418, SLG: 0.413 Billy Beane, R OBP: 0.247, SLG: 0.316	2-2 F9		1-0 F8			1-3 K			0-0 F8	4	2	1	0	1	1	2									
Carney Lansford, R OBP: 0.403, SLG: 0.410 Lance Blankenship, R OBP: 0.274, SLG: 0.284	0-1 PB 1B		3-2 HR 3B			2-2 F8			3-1 1B 1B	5	3	3	3	0	0	1									
Jose Canseco, R OBP: 0.331, SLG: 0.512	2-1 P4		2-1 HR				2-2 G3		0-1 1B 1B	6	4	4	5	0	0	1									
Mark McGwire, R OBP: 0.340, SLG: 0.440	4-1 FC6-4 1-2 BB		3-3 K				2-3 K		4-2 1B 1B BB	3	2	0	0	3	2	0									
Dave Henderson, R OBP: 0.313, SLG: 0.364 Stan Javier, S OBP: 0.315, SLG: 0.320	0-0 FC6-4 1-2		1-0 F8				2-1 G3		0-0 1B 1B	4	1	1	1	0	1	2									
Dave Parker, L OBP: 0.307, SLG: 0.440		0-0 F9		1-1 P2		0-0 G4-3 2B 3B 1B			2-0 G6-3 1-2 2-H 3-H 1B	6	1	2	2	0	0	2									
Terry Steinbach, R OBP: 0.332, SLG: 0.372		1-3 K		0-0 P5		0-1 G6-3 1B 2-H 3-H 1B			0-0 FC5-4 1-2	6	2	2	2	0	1	2									
Tony Phillips, S OBP: 0.333, SLG: 0.339		2-3 K		0-0 1B		2-1 G6-3 1-3 WP 3B 2B			0-0 G3-1	5	1	2	2	0	1	1									
Mike Gallego, R OBP: 0.341, SLG: 0.345 Walt Weiss, S OBP: 0.280, SLG: 0.333			1-2 F8 3B 2B	2-2 L5		1-0 BB HBP			0-0 L7	2	2	1	0	0	0	1									
Inning Stats	R: 0 E: 0 K: 0 S: 10	H: 1 LOB: 2 BB: 1 P: 18	R: 0 E: 0 K: 2 S: 7	H: 0 LOB: 0 BB: 0 P: 10	R: 3 E: 0 K: 1 S: 16	H: 3 LOB: 0 BB: 0 P: 27	R: 0 E: 0 K: 0 S: 7	H: 1 LOB: 1 BB: 0 P: 10	R: 10 E: 1 K: 0 S: 30	H: 6 LOB: 0 BB: 2 P: 50	R: 3 E: 0 K: 2 S: 15	H: 3 LOB: 1 BB: 1 P: 26	R: 0 E: 0 K: 1 S: 8	H: 0 LOB: 0 BB: 0 P: 14	R: 0 E: 0 K: 0 S: 6	H: 0 LOB: 0 BB: 0 P: 10	R: 3 E: 0 K: 0 S: 13	H: 4 LOB: 2 BB: 1 P: 20	1B: 12 2B: 2 3B: 2 HR: 2	SF: 0 SAC: 0 DP: 0 HBP: 1	WP: 2 PB: 1 SB: 1 CS: 0	PA: 52			
PITCHER	IP WLS BF H R ER SO BB IBB HBP BLK WP HR S P ERA WHIP	4.1 L 25 9 9 8 3 2 0 0 0 0 1 61 96 16.61 2.538	0.2 6 2 4 3 0 1 0 1 0 1 1 9 19 40.50 4.500	3.0 13 3 3 3 1 0 0 0 1 0 29 50 9.00 1.333	1.0 8 4 3 3 0 1 0 0 0 0 13 20 27.00 5.000																				

Oakland Athletics @ New York Yankees
Yankee Stadium, Bronx, NY
Tue Aug 29 1989, 7:05 PM EDT
Att: 27,751 - Unknown

AB 46
R 19
H 18
RBI 17
BB 5
SO 6
LOB 12



Batter	1	2	3	4	5	6	7	8	9	AB	R	H	RBI	BB	SO	LOB	BOTTOM								
Steve Sax, R OBP: 0.379, SLG: 0.400	4-0 FC6-4 1B BB	2-2 CS 1B		3-2 G3 1-2		0-1 G4-6-3 1-2			0-1 G6-4-3 1-2	4	1	1	0	1	0	4									
Alvaro Espinoza, R OBP: 0.314, SLG: 0.333 Randy Velarde, R OBP: 0.343, SLG: 0.419	0-0 FC6-4 1-2 1B	0-0 P4			0-1 G4-3		4-1 G4-3 WP BB		4-2 BB	3	0	1	0	0	0	1									
Don Mattingly, L OBP: 0.339, SLG: 0.459	1-2 FC6-4 1B 1-2 2-3 1B	1-1 L4			1-1 HR		0-1 F8		0-0 G4-3	5	2	1	1	0	0	5									
Mel Hall, L OBP: 0.308, SLG: 0.412	3-2 E 1B 1-3 3-H 1B	0-2 CS	1-1 F7		1-0 HR		2-2 G4-3		1-3 G4-3	4	2	2	2	0	0	1									
Jesse Barfield, R OBP: 0.351, SLG: 0.432	0-2 HBP E 1-2 3-H 1B		1-0 HBP		3-2 G3		2-0 P3			3	0	1	1	0	0	1									
Ken Phelps, L OBP: 0.340, SLG: 0.378	3-3 K		0-2 F9		3-3 K			1-3 K		4	0	0	0	0	3	3									
Bob Geren, R OBP: 0.354, SLG: 0.510	0-0 E6 1-2 2-3 1B		0-0 F8			0-3 K		1-3 K		4	0	0	0	0	2	3									
Roberto Kelly, R OBP: 0.390, SLG: 0.436	3-2 HBP				0-0 G6-3		3-2 1B 1B		1-3 K	3	0	1	1	0	1	0									
Hensley Meulens, R OBP: 0.233, SLG: 0.179	0-2 F8			4-0 CS BB		3-2 1B		0-0 G6-4-3 1-2 1B		3	0	2	0	1	0	3									
Inning Stats	R: 3 E: 1 K: 1 S: 22	H: 3 LOB: 3 BB: 1 P: 36	R: 0 E: 0 K: 0 S: 8	H: 1 LOB: 0 BB: 0 P: 11	R: 0 E: 0 K: 0 S: 6	H: 0 LOB: 1 BB: 0 P: 8	R: 0 E: 0 K: 0 S: 4	H: 0 LOB: 0 BB: 1 P: 11	R: 2 E: 0 K: 1 S: 11	H: 2 LOB: 0 BB: 0 P: 19	R: 0 E: 0 K: 1 S: 11	H: 2 LOB: 1 BB: 0 P: 17	R: 0 E: 0 K: 3 S: 9	H: 0 LOB: 0 BB: 1 P: 15	R: 0 E: 0 K: 3 S: 9	H: 0 LOB: 0 BB: 0 P: 12	R: 0 E: 0 K: 0 S: 6	H: 1 LOB: 1 BB: 1 P: 10	1B: 7 2B: 0 3B: 0 HR: 2	SF: 0 SAC: 0 DP: 2 HBP: 2	WP: 1 PB: 0 SB: 0 CS: 2	PA: 40			
PITCHER	IP WLS BF H R ER SO BB IBB HBP BLK WP HR S P ERA WHIP	7.0 W 32 8 5 4 3 3 0 0 0 0 2 69 117 5.14 1.571	2.0 7 1 0 0 3 1 0 0 0 0 0 15 22 0.00 1.000																						

Oakland Athletics @ New York Yankees
Yankee Stadium, Bronx, NY
Tue Aug 29 1989, 7:05 PM EDT
Att: 27,751 - Unknown

AB 33
R 5
H 9
RBI 5
BB 4
SO 6
LOB 21



Batter	1	2	3	4	5	6	7	8	9	AB	R	H	RBI	BB	SO	LOB	TOP			
Rickey Henderson, R OBP: 0.418, SLG: 0.413	3-2 FC5-4-5 S 1B		3-2 FC6 1-2 1B		3-2 E5 1B 2B		3-2 F8 1		1-0 F8 3	5	1	2	0	0	0	2	<p>Oakland Athletics @ New York Yankees</p> <p>Yankee Stadium, Bronx, NY</p> <p>Wed Aug 30 1989, 7:05 PM EDT</p> <p>Att: 26,238 - Unknown - 82 F</p>			
Carney Lansford, R OBP: 0.402, SLG: 0.409	1-0 F8 1		1-1 FC6 HR 1-2 2-3		0-0 2B FC6-2 1B		0-3 K 2			4	1	1	1	0	1	3				
Jose Canseco, R OBP: 0.336, SLG: 0.542	3-1 FC5-4-5-6 BB 1-3		1-1 HR 1-H 3-H		0-1 FC6-2 2B		2-3 K 3			4	1	2	4	0	1	1				
Dave Parker, L OBP: 0.306, SLG: 0.437	4-1 BB 1-2		K 1-3		FC6-2 G4-6-3 2-3 3-H		1-3 K 1			3	0	0	0	1	2	2				
Ron Hassey, L OBP: 0.297, SLG: 0.343	1-0 F9 3		0-0 F7 3		G4-6-3 1-2		0-1 G6-3 2			4	0	0	0	0	0	4				
Dave Henderson, R OBP: 0.311, SLG: 0.361		3-2 F9 1		0-0 L7 1		2-0 F7 1		1-3 K 3		4	0	0	0	0	1	0				
Terry Steinbach, R OBP: 0.328, SLG: 0.368		1-0 L7 2		2-2 L9 2		2-0 F8 2		1-3 K 1		4	0	0	0	0	1	0				
Tony Phillips, S OBP: 0.332, SLG: 0.338		3-2 G5-3 3		3-1 P2 3		1-1 1B 3		0-1 L9 2		4	0	1	0	0	0	0				
Walt Weiss, S OBP: 0.289, SLG: 0.335			4-1 FC6 1B HR BB		1-2 E 1B 1B		1-0 L7 3		4-2 BB	2	2	1	0	2	0	1				
Inning Stats	R: 0 E: 0 K: 0 S: 8	H: 1 LOB: 2 BB: 1 P: 20	R: 0 E: 0 K: 0 S: 7	H: 0 LOB: 0 BB: 0 P: 14	R: 3 E: 0 K: 1 S: 12	H: 2 LOB: 0 BB: 1 P: 22	R: 0 E: 0 K: 0 S: 6	H: 0 LOB: 0 BB: 0 P: 11	R: 2 E: 1 K: 0 S: 16	H: 3 LOB: 1 BB: 0 P: 22	R: 0 E: 0 K: 0 S: 5	H: 1 LOB: 1 BB: 0 P: 11	R: 0 E: 0 K: 2 S: 10	H: 0 LOB: 0 BB: 0 P: 15	R: 0 E: 0 K: 2 S: 8	H: 0 LOB: 1 BB: 1 P: 14	1B: 5 2B: 1 3B: 0 HR: 1	SF: 0 SAC: 0 DP: 1 HBP: 0	WP: 0 PA: 37 CS: 1	
PITCHER	IP WLS BF H R ER SO BB IBB HBP BLK WP HR S P ERA WHIP	6.0 W 27 7 5 4 1 2 0 0 0 0 1 54 100 6.00 1.500	3.0 S 10 0 0 0 5 1 0 0 0 0 0 26 39 0.00 0.333																	

Batter	1	2	3	4	5	6	7	8	9	AB	R	H	RBI	BB	SO	LOB	BOTTOM			
Steve Sax, R OBP: 0.378, SLG: 0.398	1-1 1B 2B 1B	2-3 K 3			0-0 G6-3 2	3-2 G1-3 3		1-3 K 2		5	1	1	0	0	2	3	<p>Oakland Athletics @ New York Yankees</p> <p>Yankee Stadium, Bronx, NY</p> <p>Wed Aug 30 1989, 7:05 PM EDT</p> <p>Att: 26,238 - Unknown - 82 F</p>			
Alvaro Espinoza, R OBP: 0.315, SLG: 0.334	0-0 2B SF8 1B		0-3 K 1		1-3 K 3		3-1 G3-1 1B 1	2-1 FC5-4 1-2		5	1	2	0	0	2	2				
Don Mattingly, L OBP: 0.338, SLG: 0.460	1-1 SF8 1B 2B		1-1 G4-3 2		1-0 G6-3 1	1-2 G3-1 1				4	1	1	1	0	0	1				
Mel Hall, L OBP: 0.311, SLG: 0.412	0-0 SF8 1		4-2 BB 3		3-2 1B HR 1B	1-2 K 2				2	1	1	1	1	1	1				
Jesse Barfield, R OBP: 0.350, SLG: 0.430	2-3 3-H K 2		3-3 K 3		0-1 HR 1B 1	2-3 K 3				4	1	1	0	0	3	3				
Steve Balboni, R OBP: 0.295, SLG: 0.475	1-1 1B 1		2-3 K 1		0-0 HR 1B 1		2-1 E 1B HBP 1			3	1	2	4	0	1	0				
Wayne Tolleson, S (8, FR) OBP: 0.261, SLG: 0.257	3-H 1B 1		1-2 G6-4-3 1B 1		3-1 E6 1B WP 1		2-2 L7 1			4	1	1	0	0	1	2				
Bob Geren, R OBP: 0.351, SLG: 0.503	0-3 K 3		0-0 G6-4-3 2 3		2-1 L8 2		4-0 1B BB 1			3	0	0	0	1	0	2				
Roberto Kelly, R OBP: 0.389, SLG: 0.432		2-2 F8 1		1-2 G6-4-3 2 3		1-2 BB 1		1-2 BB 1		4	0	2	2	0	0	0				
Randy Velarde, R OBP: 0.359, SLG: 0.429		0-1 F9 2		3-2 F9 1		3-1 1B 2-H		2-0 FC5-4 1B 1		4	0	2	2	0	0	0				
Inning Stats	R: 3 E: 0 K: 2 S: 14	H: 4 LOB: 1 BB: 0 P: 18	R: 0 E: 0 K: 1 S: 11	H: 0 LOB: 0 BB: 0 P: 15	R: 0 E: 0 K: 2 S: 11	H: 0 LOB: 1 BB: 1 P: 19	R: 0 E: 0 K: 1 S: 7	H: 1 LOB: 0 BB: 0 P: 10	R: 0 E: 0 K: 1 S: 7	H: 0 LOB: 0 BB: 0 P: 11	R: 4 E: 1 K: 0 S: 18	H: 4 LOB: 1 BB: 0 P: 33	R: 0 E: 0 K: 2 S: 11	H: 1 LOB: 1 BB: 0 P: 18	R: 1 E: 1 K: 1 S: 10	H: 1 LOB: 2 BB: 1 P: 23	1B: 9 2B: 1 3B: 0 HR: 1	SF: 1 SAC: 0 DP: 1 HBP: 1	WP: 1 PA: 38 CS: 0	
PITCHER	IP WLS BF H R ER SO BB IBB HBP BLK WP HR S P ERA WHIP	6.0 L 28 9 7 6 7 1 0 0 0 0 0 8 13 0.00 1.667	0.2 1 0 0 1 0 0 0 0 0 0 0 0 8 13 0.00 1.500	1.1 7 1 1 1 2 1 0 1 0 0 0 0 13 28 6.75 1.500																



Batter	1	2	3	4	5	6	7	8	9	AB	R	H	RBI	BB	SO	LOB	TOP			
Rickey Henderson, R OBP: 0.416, SLG: 0.413	G6-3	F8		L3-1 BB		K		F9		4	0	0	0	1	1	0				
Carney Lansford, R OBP: 0.402, SLG: 0.409	S HR	1B		L3-1		G6-3			BB S	5	2	3	0	0	0	1				
Jose Canseco, R OBP: 0.359, SLG: 0.587	1-H HR	1B		F9			G6-3		E S SF9 BB	4	2	2	2	1	0	0				
Dave Parker, L OBP: 0.300, SLG: 0.427	F8	K			L6		G3-1		1-3 2-H	5	0	0	0	0	2	3				
Terry Steinbach, R OBP: 0.332, SLG: 0.371	HR	1B		BB		G6-3		SF9	1-1	3	2	2	1	1	0	0				
Mark McSwire, R OBP: 0.344, SLG: 0.456	1-H HR			F9		BB	BB	BB	3-H 4-2	3	1	2	3	2	0	1				
Dave Henderson, R OBP: 0.311, SLG: 0.357		BB		F8		FC6-4 BB	2B	L6	1-0	3	0	0	0	2	1	3				
Tony Phillips, S OBP: 0.330, SLG: 0.334	F7			FC6-4 BB		FC6-4		K	1-3	3	0	0	0	1	1	3				
Mike Gallego, R OBP: 0.337, SLG: 0.341		G1		FC6-4		K		F9	1-0	4	0	0	0	0	1	2				
Inning Stats	R: 4 E: 0 K: 0 S: 15	H: 4 LOB: 1 BB: 1 P: 32	R: 0 E: 0 K: 1 S: 11	H: 2 LOB: 2 BB: 0 P: 15	R: 0 E: 0 K: 0 S: 10	H: 1 LOB: 2 BB: 1 P: 15	R: 0 E: 0 K: 0 S: 9	H: 0 LOB: 0 BB: 1 P: 13	R: 0 E: 0 K: 2 S: 7	H: 0 LOB: 0 BB: 2 P: 16	R: 0 E: 0 K: 1 S: 9	H: 0 LOB: 1 BB: 0 P: 20	R: 0 E: 0 K: 1 S: 6	H: 0 LOB: 0 BB: 0 P: 9	R: 2 E: 0 K: 1 S: 10	H: 1 LOB: 1 BB: 2 P: 21	1B: 6 2B: 2 3B: 0 HR: 2	SF: 1 SAC: 0 DP: 1 HBP: 0	WP: 0 PB: 0 SB: 4 CS: 0	PA: 43
PITCHER	IP WLS BF H R ER SO	IP WLS BF H R ER SO	IP WLS BF H R ER SO	IP WLS BF H R ER SO	IP WLS BF H R ER SO	IP WLS BF H R ER SO	IP WLS BF H R ER SO	IP WLS BF H R ER SO	IP WLS BF H R ER SO	IP WLS BF H R ER SO	IP WLS BF H R ER SO	IP WLS BF H R ER SO	IP WLS BF H R ER SO	IP WLS BF H R ER SO	IP WLS BF H R ER SO	IP WLS BF H R ER SO	ERA WHIP	ERA WHIP		
Tom Filer, R ERA: 3.88	2.0	2.2	3.2	0.2													18.00	4.000		
Don August, R ERA: 5.37																	0.00	1.500		
Bill Krueger, L ERA: 3.09																	4.91	1.091		
Chuck Crim, R ERA: 2.94																	0.00	1.500		

Oakland Athletics @ Milwaukee Brewers
Milwaukee County Stadium, Milwaukee, WI
Sat Sep 02 1989, 8:05 PM EDT
Att: 36,980 - Unknown


AB	34
R	7
H	9
RBI	6
BB	8
SO	6
LOB	13



Batter	1	2	3	4	5	6	7	8	9	AB	R	H	RBI	BB	SO	LOB	BOTTOM					
Bill Spiers, L OBP: 0.287, SLG: 0.271	F7		K		G4-3			G3-1		4	0	0	0	0	1	0						
B.J. Surhoff, L OBP: 0.276, SLG: 0.326	F8		WP BB 2B	1B	G4-3			P3		4	1	1	0	0	0	0						
Paul Molitor, R OBP: 0.363, SLG: 0.401	1B		2B BB		G6-3			K		3	1	1	0	1	1	0						
Robin Yount, R OBP: 0.384, SLG: 0.511	F9		1-H 2-H	2B		P3		G5-3		4	0	1	2	0	0	1						
Greg Brock, L OBP: 0.358, SLG: 0.412		1B	K		G4-3			F8		4	0	1	0	0	1	1						
Glenn Braggs, R OBP: 0.302, SLG: 0.375	L8		G6-3 1B		K			K		4	0	1	0	0	2	1						
Rob Deer, R OBP: 0.308, SLG: 0.440	F6		G6-3		G6-3		K			3	0	0	0	0	1	2						
Greg Vaughn, R OBP: 0.304, SLG: 0.404	K		P3		P3		G6-3			3	0	0	0	0	1	2						
Ed Romero, R OBP: 0.244, SLG: 0.271			K		F9		G1-3			2	0	0	0	0	1	1						
Terry Francona, L OBP: 0.254, SLG: 0.320										1	0	0	0	0	0	0						
Gus Polidor, R OBP: 0.224, SLG: 0.234										0	0	0	0	0	0	0						
Inning Stats	R: 0 E: 0 K: 0 S: 7	H: 1 LOB: 1 BB: 0 P: 12	R: 0 E: 0 K: 1 S: 9	H: 1 LOB: 0 BB: 0 P: 10	R: 2 E: 0 K: 3 S: 18	H: 2 LOB: 1 BB: 1 P: 29	R: 0 E: 0 K: 0 S: 10	H: 1 LOB: 0 BB: 0 P: 12	R: 0 E: 0 K: 1 S: 4	H: 0 LOB: 0 BB: 0 P: 5	R: 0 E: 0 K: 1 S: 6	H: 0 LOB: 0 BB: 0 P: 8	R: 0 E: 0 K: 1 S: 5	H: 0 LOB: 0 BB: 0 P: 7	R: 0 E: 0 K: 1 S: 8	H: 0 LOB: 0 BB: 0 P: 12	R: 0 E: 0 K: 1 S: 8	H: 0 LOB: 0 BB: 0 P: 10	1B: 4 2B: 1 3B: 0 HR: 0	SF: 0 SAC: 0 DP: 0 HBP: 0	WP: 1 PB: 0 SB: 0 CS: 0	PA: 33
PITCHER	IP WLS BF H R ER SO	IP WLS BF H R ER SO	IP WLS BF H R ER SO	IP WLS BF H R ER SO	IP WLS BF H R ER SO	IP WLS BF H R ER SO	IP WLS BF H R ER SO	IP WLS BF H R ER SO	IP WLS BF H R ER SO	IP WLS BF H R ER SO	IP WLS BF H R ER SO	IP WLS BF H R ER SO	IP WLS BF H R ER SO	IP WLS BF H R ER SO	IP WLS BF H R ER SO	IP WLS BF H R ER SO	ERA WHIP	ERA WHIP				
Dave Stewart, R ERA: 3.41	9.0																2.00	0.667				

Oakland Athletics @ Milwaukee Brewers
Milwaukee County Stadium, Milwaukee, WI
Sat Sep 02 1989, 8:05 PM EDT
Att: 36,980 - Unknown

AB	32
R	2
H	5
RBI	2
BB	1
SO	8
LOB	8



Batter	1	2	3	4	5	6	7	8	9	AB	R	H	RBI	BB	SO	LOB	TOP		
Wade Boggs, L OBP: 0.334, SLG: 0.471 (1, 5)	G6-3						G4-3	G1-3		3	2	2	1	2	0	0	Boston Red Sox @ Oakland Athletics Oakland-Alameda County Coliseum, Oakland, CA Mon Sep 04 1989, 7:05 PM PDT Att: 32,697 - Unknown - 64 F livebaseballscorecards.com		
Marty Barrett, R OBP: 0.326, SLG: 0.332 (1, 4)	2B	BB		FC4			G4-3	G1-3		4	1	0	0	1	0	7			
Ellis Burks, R OBP: 0.359, SLG: 0.464 (1, 8)	1B	WP		F4			K			5	1	2	2	0	1	1			
Mike Greenwell, L OBP: 0.374, SLG: 0.455 (1, 7)	1B	WP		CS			2B	G3		4	1	3	1	1	0	1			
Nick Esasky, R OBP: 0.338, SLG: 0.493 (1, 3)	1B			G4-3			WP			4	0	2	1	1	0	1			
Danny Heep, L OBP: 0.387, SLG: 0.424 Kevin Romine, R OBP: 0.302, SLG: 0.320 (7, PH) (7, 9)	G4-3			K			K			3	0	0	0	0	1	4			
Dwight Evans, R OBP: 0.391, SLG: 0.457 (1, 10)				BB						3	2	2	1	2	1	0			
Jody Reed, R OBP: 0.373, SLG: 0.386 (1, 6)	P3			P2			FC6-4	SH1-4		3	0	0	0	0	0	2			
Rick Cerone, R OBP: 0.339, SLG: 0.348 (1, 2)	G6-3						L4-3	1B		3	1	1	0	1	0	1			
Inning Stats	R: 2 E: 0 K: 0 S: 15	H: 3 LOB: 1 BB: 1 P: 26	R: 1 E: 0 K: 0 S: 8	H: 1 LOB: 1 BB: 1 P: 18	R: 0 E: 0 K: 0 S: 6	H: 1 LOB: 0 BB: 0 P: 15	R: 0 E: 0 K: 1 S: 14	H: 1 LOB: 3 BB: 2 P: 27	R: 0 E: 0 K: 0 S: 7	H: 0 LOB: 1 BB: 1 P: 14	R: 2 E: 0 K: 2 S: 16	H: 2 LOB: 1 BB: 1 P: 29	R: 3 E: 1 K: 0 S: 14	H: 3 LOB: 1 BB: 0 P: 23	R: 0 E: 0 K: 2 S: 8	H: 0 LOB: 0 BB: 0 P: 12		1B: 8 2B: 5 3B: 0 HR: 1	SF: 0 SAC: 1 DP: 3 HBP: 0
PITCHER	IP	WLS	BF	H	R	ER	SO	BB	IBB	HBP	BLK	WP	HR	S	P	ERA	WHIP		
Mike Moore, R ERA: 2.64 (1, 1)	6.2	L	32	9	5	5	2	6	1	0	0	1	1	71	138	6.75	2.250		
Matt Young, L ERA: 5.29 (7, 1)	0.2		5	2	3	3	1	1	0	0	0	1	0	12	20	40.50	4.500		
Jim Corsi, R ERA: 2.16 (8, 1)	1.2		6	1	0	0	2	0	0	0	0	0	0	13	20	0.00	0.600		

Batter	1	2	3	4	5	6	7	8	9	AB	R	H	RBI	BB	SO	LOB	BOTTOM				
Rickey Henderson, R OBP: 0.414, SLG: 0.410 (1, 7)	G3-1							F8	K	4	1	0	0	1	1	1	Boston Red Sox @ Oakland Athletics Oakland-Alameda County Coliseum, Oakland, CA Mon Sep 04 1989, 7:05 PM PDT Att: 32,697 - Unknown - 64 F livebaseballscorecards.com				
Carney Lansford, R OBP: 0.402, SLG: 0.412 (1, 5)	G5-3						L7			4	0	2	1	0	0	0					
Jose Canseco, R OBP: 0.358, SLG: 0.566 (1, 9)	G5-3						E8	K		4	0	0	0	0	1	2					
Dave Parker, L OBP: 0.301, SLG: 0.425 (1, 10)							G6-3			4	1	2	0	0	1	1					
Terry Steinbach, R OBP: 0.329, SLG: 0.373 (1, 2)	F7						F8	E5		4	2	1	1	0	0	3					
Mark McGwire, R OBP: 0.346, SLG: 0.455 (1, 3)	F9						G6-3	1B		4	1	1	1	0	0	1					
Dave Henderson, R OBP: 0.311, SLG: 0.356 (1, 8)	P3						K	FC6-4		4	0	1	1	0	2	1					
Walt Weiss, S OBP: 0.300, SLG: 0.340 (1, 6)							G4-3	F5		4	0	0	0	0	0	2					
Mike Gallego, R OBP: 0.338, SLG: 0.339 Ken Phelps, L OBP: 0.338, SLG: 0.376 Lance Blankenship, R OBP: 0.273, SLG: 0.283 Tony Phillips, S OBP: 0.331, SLG: 0.335 (1, 4) (8, PH) (9, 4) (9, PH)	G6-3						F9	G3	FC6-4	2	0	0	0	0	0	0					
Inning Stats	R: 0 E: 0 K: 0 S: 7	H: 0 LOB: 0 BB: 0 P: 12	R: 0 E: 0 K: 0 S: 9	H: 1 LOB: 1 BB: 0 P: 11	R: 1 E: 0 K: 0 S: 10	H: 1 LOB: 1 BB: 1 P: 22	R: 1 E: 0 K: 2 S: 9	H: 1 LOB: 0 BB: 0 P: 15	R: 0 E: 0 K: 0 S: 8	H: 0 LOB: 0 BB: 0 P: 11	R: 0 E: 1 K: 0 S: 11	H: 0 LOB: 1 BB: 0 P: 13	R: 0 E: 0 K: 1 S: 7	H: 0 LOB: 0 BB: 0 P: 14	R: 0 E: 0 K: 1 S: 8	H: 1 LOB: 1 BB: 0 P: 13		R: 3 E: 1 K: 1 S: 14	H: 3 LOB: 1 BB: 0 P: 19	1B: 5 2B: 1 3B: 0 HR: 1	SF: 0 SAC: 0 DP: 0 HBP: 0
PITCHER	IP	WLS	BF	H	R	ER	SO	BB	IBB	HBP	BLK	WP	HR	S	P	ERA	WHIP				
John Dopson, R ERA: 4.07 (1, 1)	8.0	W	33	6	5	2	4	1	1	0	0	1	1	74	118	2.25	0.875				
Greg Harris, R ERA: 3.07 (9, 1)	0.0		1	1	0	0	0	0	0	0	0	0	0	1	1	∞	∞				
Lee Smith, R ERA: 3.75 (9, 1)	1.0	S	3	0	0	0	1	0	0	0	0	0	0	8	11	0.00	0.000				



Batter	1	2	3	4	5	6	7	8	9	AB	R	H	RBI	BB	SO	LOB	TOP			
Wade Boggs, L (1, 5) OBP: 0.332, SLG: 0.467	E6 2B G6-3		G4-3		G5-3		G6-4-3 BB		F7	4	1	0	0	1	0	1	Boston Red Sox @ Oakland Athletics Oakland-Alameda County Coliseum, Oakland, CA Tue Sep 05 1989, 7:05 PM PDT Att: 28,541 - Unknown - 61 F livebaseballscorecards.com			
Marty Barrett, R (1, 4) OBP: 0.328, SLG: 0.338	F9		1B 2B		FC6-4 1B		G6-4-3 1-2			4	0	2	0	0	0	2				
Ellis Burks, R (1, 8) OBP: 0.361, SLG: 0.467	G6-3 1-3 2B		1B		FC6-4 1-2		G6-3			4	0	2	0	0	0	1				
Mike Greenwell, L (1, 7) OBP: 0.373, SLG: 0.452	G6-3 2-3 3-H		G4-3		F8			BB		3	0	0	1	1	0	4				
Nick Esasky, R (1, 3) OBP: 0.339, SLG: 0.494	F9			FC6-4 1B BB		G4-3 2B		F5		3	0	1	0	1	0	2				
Dwight Evans, R (1, 10) OBP: 0.390, SLG: 0.455		K		FC6-4 1-2 1B		K		G5-3		4	0	1	0	0	2	2				
Luis Rivera, R (1, 6) OBP: 0.309, SLG: 0.368	F9		F6		G4-3			K		4	0	0	0	0	1	3				
Carlos Quintana, R (1, 9) OBP: 0.222, SLG: 0.156 Danny Heep, L (6, FH) OBP: 0.307, SLG: 0.424	F9		FC6-4 1-2 2-3		F5			1B		2	0	0	0	0	0	2				
Rick Cerone, R (1, 2) OBP: 0.334, SLG: 0.342			K		F7			P3		4	0	0	0	0	2	3				
Inning Stats	R: 1 E: 1 K: 0 S: 13	H: 1 LOB: 1 BB: 0 P: 23	R: 0 E: 0 K: 1 S: 6	H: 0 LOB: 0 BB: 0 P: 12	R: 0 E: 0 K: 1 S: 22	H: 2 LOB: 2 BB: 1 P: 30	R: 0 E: 0 K: 1 S: 15	H: 1 LOB: 2 BB: 1 P: 25	R: 0 E: 0 K: 1 S: 9	H: 1 LOB: 1 BB: 0 P: 17	R: 0 E: 0 K: 0 S: 4	H: 0 LOB: 0 BB: 1 P: 8	R: 0 E: 0 K: 0 S: 6	H: 0 LOB: 1 BB: 0 P: 14	R: 0 E: 0 K: 1 S: 10	H: 1 LOB: 1 BB: 0 P: 13		1B: 4 2B: 3 3B: 0 HR: 0	SF: 0 SAC: 0 DP: 1 HBP: 0	WP: 0 PB: 0 SB: 0 CS: 0
PITCHER	IP WLS BF H R ER SO BB IBB HBP BLK WP HR S P ERA WHIP	IP WLS BF H R ER SO BB IBB HBP BLK WP HR S P ERA WHIP	IP WLS BF H R ER SO BB IBB HBP BLK WP HR S P ERA WHIP	IP WLS BF H R ER SO BB IBB HBP BLK WP HR S P ERA WHIP	IP WLS BF H R ER SO BB IBB HBP BLK WP HR S P ERA WHIP	IP WLS BF H R ER SO BB IBB HBP BLK WP HR S P ERA WHIP	IP WLS BF H R ER SO BB IBB HBP BLK WP HR S P ERA WHIP	IP WLS BF H R ER SO BB IBB HBP BLK WP HR S P ERA WHIP	IP WLS BF H R ER SO BB IBB HBP BLK WP HR S P ERA WHIP	IP WLS BF H R ER SO BB IBB HBP BLK WP HR S P ERA WHIP	IP WLS BF H R ER SO BB IBB HBP BLK WP HR S P ERA WHIP	IP WLS BF H R ER SO BB IBB HBP BLK WP HR S P ERA WHIP	IP WLS BF H R ER SO BB IBB HBP BLK WP HR S P ERA WHIP	IP WLS BF H R ER SO BB IBB HBP BLK WP HR S P ERA WHIP	IP WLS BF H R ER SO BB IBB HBP BLK WP HR S P ERA WHIP	IP WLS BF H R ER SO BB IBB HBP BLK WP HR S P ERA WHIP				

Batter	1	2	3	4	5	6	7	8	9	AB	R	H	RBI	BB	SO	LOB	BOTTOM			
Rickey Henderson, R (1, 7) OBP: 0.415, SLG: 0.408 Stan Javier, S (8, FH) OBP: 0.319, SLG: 0.321	L4		2B G3 BB		L7		BB	WP 1B SF8 BB		2	1	0	0	2	0	0	Boston Red Sox @ Oakland Athletics Oakland-Alameda County Coliseum, Oakland, CA Tue Sep 05 1989, 7:05 PM PDT Att: 28,541 - Unknown - 61 F livebaseballscorecards.com			
Carney Lansford, R (1, 5) OBP: 0.401, SLG: 0.412 Felix Jose, S (8, FH) OBP: 0.250, SLG: 0.231	G1-3		G3 SF7 2B		G4-3		F4	L3 1B		4	1	1	2	0	0	2				
Jose Canseco, R (1, 9) OBP: 0.391, SLG: 0.558 Lance Blankenship, R (8, FH) OBP: 0.270, SLG: 0.283	K		G3		CS BB			SH 1B BB SF8		2	1	0	1	2	1	1				
Dave Parker, L (1, 10) OBP: 0.300, SLG: 0.424	G6-3		SF7		CS		K	L3 1B		4	1	1	1	0	1	1				
Terry Steinbach, R (1, 2) OBP: 0.332, SLG: 0.383	HR		F9		G6-4-3 1B		SH 1B BB			3	2	2	1	0	0	0				
Mark McGwire, R (1, 3) OBP: 0.345, SLG: 0.453	K		G3		G6-4-3 1-2		G6-4-3 1B	BB 1B BB		4	1	1	1	0	2	1				
Dave Henderson, R (1, 8) OBP: 0.310, SLG: 0.555 Doug Jennings, L (9, 7)	K		K		K		K	BB BB 1B		4	1	1	1	0	3	0				
Tony Phillips, S (1, 4) OBP: 0.333, SLG: 0.333			E6 SH 2B		BB		G3	BB BB 1B BB		2	2	0	1	2	0	0				
Walt Weiss, S (1, 6) OBP: 0.305, SLG: 0.338			SH 2B		K		S BB	BB 1B BB		1	2	0	1	2	1	1				
Inning Stats	R: 0 E: 0 K: 1 S: 8	H: 0 LOB: 0 BB: 0 P: 13	R: 1 E: 0 K: 2 S: 14	H: 1 LOB: 0 BB: 0 P: 23	R: 4 E: 1 K: 0 S: 14	H: 1 LOB: 0 BB: 1 P: 23	R: 0 E: 0 K: 3 S: 12	H: 0 LOB: 1 BB: 1 P: 21	R: 0 E: 0 K: 1 S: 7	H: 1 LOB: 0 BB: 0 P: 14	R: 0 E: 0 K: 1 S: 13	H: 0 LOB: 2 BB: 2 P: 22	R: 0 E: 1 K: 0 S: 21	H: 4 LOB: 0 BB: 4 P: 44	R: 0 E: 0 K: 0 S: 6	H: 0 LOB: 0 BB: 0 P: 11		1B: 5 2B: 2 3B: 0 HR: 1	SF: 2 SAC: 2 DP: 2 HBP: 0	WP: 1 PB: 0 SB: 1 CS: 1
PITCHER	IP WLS BF H R ER SO BB IBB HBP BLK WP HR S P ERA WHIP	IP WLS BF H R ER SO BB IBB HBP BLK WP HR S P ERA WHIP	IP WLS BF H R ER SO BB IBB HBP BLK WP HR S P ERA WHIP	IP WLS BF H R ER SO BB IBB HBP BLK WP HR S P ERA WHIP	IP WLS BF H R ER SO BB IBB HBP BLK WP HR S P ERA WHIP	IP WLS BF H R ER SO BB IBB HBP BLK WP HR S P ERA WHIP	IP WLS BF H R ER SO BB IBB HBP BLK WP HR S P ERA WHIP	IP WLS BF H R ER SO BB IBB HBP BLK WP HR S P ERA WHIP	IP WLS BF H R ER SO BB IBB HBP BLK WP HR S P ERA WHIP	IP WLS BF H R ER SO BB IBB HBP BLK WP HR S P ERA WHIP	IP WLS BF H R ER SO BB IBB HBP BLK WP HR S P ERA WHIP	IP WLS BF H R ER SO BB IBB HBP BLK WP HR S P ERA WHIP	IP WLS BF H R ER SO BB IBB HBP BLK WP HR S P ERA WHIP	IP WLS BF H R ER SO BB IBB HBP BLK WP HR S P ERA WHIP	IP WLS BF H R ER SO BB IBB HBP BLK WP HR S P ERA WHIP	IP WLS BF H R ER SO BB IBB HBP BLK WP HR S P ERA WHIP				



Batter	1	2	3	4	5	6	7	8	9	AB	R	H	RBI	BB	SO	LOB	TOP																			
Wade Boggs, L (1, 5) OBP: 0.334, SLG: 0.469	K		E6 1B				G6-4-3 1B		1B 2B	4	2	2	0	1	1	0	Boston Red Sox @ Oakland Athletics Oakland-Alameda County Coliseum, Oakland, CA Wed Sep 06 1989, 3:33 AM PDT Att: 25,037 - Unknown - 61 F livebaseballscorecards.com																			
Marty Barrett, R (1, 4) OBP: 0.323, SLG: 0.332	G3		L9	L9			F8		F4	5	0	0	0	0	0	5																				
Ellis Burks, R (1, 8) Kevin Romine, R (5, 8) Sam Horn, L (9, FH) OBP: 0.365, SLG: 0.471 OBP: 0.300, SLG: 0.319 OBP: 0.212, SLG: 0.152	1B		2B 1B		E5 1B		G6-4-3		P2	3	1	3	1	0	0	0																				
Mike Greenwell, L (1, 7) Carlos Quintana, R (7, 7) OBP: 0.373, SLG: 0.453 OBP: 0.237, SLG: 0.176	G6-3		2B		G1-3			F9	1B	3	0	1	1	0	0	2																				
Nick Esasky, R (1, 3) OBP: 0.338, SLG: 0.490		FC5 G3 HBP	K		G5-3			E6 HR	F9	4	1	0	0	0	1	3																				
Danny Heep, L (1, 9) Jody Reed, R (8, FH) OBP: 0.384, SLG: 0.419 OBP: 0.374, SLG: 0.394	G3	G3-1			F7			HR		3	0	0	0	0	0	3																				
Dwight Evans, R (1, 10) OBP: 0.388, SLG: 0.452		FC5 BB		L6		G5-3		G4-3		3	0	0	0	1	0	0																				
Luis Rivera, R (1, 6) OBP: 0.309, SLG: 0.366		FC5		K		G5-3			1B	4	0	1	0	0	1	2																				
Rich Gedman, L (1, 2) Rick Cerone, R (8, FH) OBP: 0.279, SLG: 0.284 OBP: 0.333, SLG: 0.341	K					G6-3		G4-3		3	0	1	0	0	1	2																				
Inning Stats	R: 0 E: 0 K: 1 S: 9	H: 1 LOB: 1 BB: 0 P: 10	R: 0 E: 0 K: 1 S: 10	H: 0 LOB: 2 BB: 1 P: 21	R: 2 E: 1 K: 1 S: 13	H: 2 LOB: 1 BB: 0 P: 18	R: 0 E: 0 K: 1 S: 10	H: 1 LOB: 1 BB: 0 P: 17	R: 0 E: 1 K: 0 S: 10	H: 0 LOB: 0 BB: 0 P: 15	R: 0 E: 0 K: 0 S: 4	H: 1 LOB: 0 BB: 0 P: 6	R: 2 E: 1 K: 0 S: 13	H: 2 LOB: 1 BB: 0 P: 18	R: 1 E: 0 K: 0 S: 10	H: 2 LOB: 1 BB: 0 P: 14		1B: 7 2B: 2 3B: 0 HR: 1	SF: 0 SAC: 0 DP: 1 HBP: 1	WP: 0 PA: 41 PB: 0 SB: 0 CS: 0																
PITCHER	IP	WLS	BF	H	R	ER	SO	BB	IBB	HBP	BLK	WP	HR	S	P	ERA	WHIP	PITCHER		IP	WLS	BF	H	R	ER	SO	BB	IBB	HBP	BLK	WP	HR	S	P	ERA	WHIP
Bob Welch, R (1, 1) ERA: 2.81	5.0	W	24	5	2	1	4	2	0	1	0	0	0	52	81	1.80	1.400																			
Rick Honeycutt, L (6, 1) ERA: 2.49	3.0		12	3	2	1	0	0	0	0	0	0	1	20	29	3.00	1.000																			
Dennis Eckersley, R (9, 1) ERA: 1.2	1.0	S	5	2	1	1	0	0	0	0	0	0	0	10	14	9.00	2.000																			

Batter	1	2	3	4	5	6	7	8	9	AB	R	H	RBI	BB	SO	LOB	BOTTOM																			
Rickey Henderson, R (1, 7) OBP: 0.416, SLG: 0.406	G6-3		HBP HR HBP	S BB		G6-4-3 IBB		F9		2	1	0	0	2	0	0	Boston Red Sox @ Oakland Athletics Oakland-Alameda County Coliseum, Oakland, CA Wed Sep 06 1989, 3:33 AM PDT Att: 25,037 - Unknown - 61 F livebaseballscorecards.com																			
Carney Lansford, R (1, 5) Tony Phillips, S (4, FH) OBP: 0.402, SLG: 0.411 OBP: 0.330, SLG: 0.331	G1-3		HR HBP	G6-3		G6-4-3		F9		1	1	0	1	0	0	0																				
Dave Parker, L (1, 10) OBP: 0.301, SLG: 0.430	G3		HR		F8		1B BB	K		5	2	2	4	0	1	0																				
Mark McGwire, R (1, 3) OBP: 0.347, SLG: 0.451		BB	K		F7		1B BB			2	0	0	0	2	1	0																				
Ron Hassey, L (1, 2) OBP: 0.298, SLG: 0.343	F9	F7	F7		F8		1B			4	0	1	1	0	0	1																				
Dave Henderson, R (1, 8) OBP: 0.314, SLG: 0.360	L6		2B			1B E 1B	1B	1B		4	1	3	0	0	0	1																				
Stan Javier, S (1, 9) OBP: 0.317, SLG: 0.320	G3		F7			SH1-4 E 1B	F7			4	0	1	0	0	0	5																				
Walt Weiss, S (1, 6) OBP: 0.304, SLG: 0.337			HBP 1B HBP 1B	G3		E4 SH1-4	K			4	1	1	1	0	1	4																				
Lance Blankenship, R (1, 4) OBP: 0.272, SLG: 0.284			HBP HR HBP 1B	K		SH1-4	F9			3	1	1	0	0	1	3																				
Inning Stats	R: 0 E: 0 K: 0 S: 7	H: 0 LOB: 0 BB: 0 P: 8	R: 0 E: 0 K: 0 S: 11	H: 0 LOB: 1 BB: 1 P: 16	R: 5 E: 0 K: 1 S: 19	H: 4 LOB: 1 BB: 0 P: 29	R: 0 E: 0 K: 1 S: 11	H: 0 LOB: 1 BB: 1 P: 19	R: 0 E: 0 K: 0 S: 8	H: 0 LOB: 0 BB: 0 P: 10	R: 1 E: 1 K: 0 S: 9	H: 2 LOB: 2 BB: 1 P: 18	R: 1 E: 0 K: 1 S: 17	H: 3 LOB: 3 BB: 1 P: 28	R: 0 E: 0 K: 1 S: 8	H: 0 LOB: 0 BB: 0 P: 11		1B: 7 2B: 1 3B: 0 HR: 1	SF: 0 SAC: 1 DP: 1 HBP: 2	WP: 0 PA: 39 PB: 0 SB: 1 CS: 0																
PITCHER	IP	WLS	BF	H	R	ER	SO	BB	IBB	HBP	BLK	WP	HR	S	P	ERA	WHIP	PITCHER		IP	WLS	BF	H	R	ER	SO	BB	IBB	HBP	BLK	WP	HR	S	P	ERA	WHIP
Mike Smithson, R (1, 1) ERA: 4.97	2.0	L	12	3	5	5	0	1	0	2	0	0	0	0	38	59	2.70	1.200																		
Dennis Lamp, R (3, 1) ERA: 2.63	3.1		16	3	1	1	2	1	1	0	0	0	0	19	32	5.40	2.400																			
Rob Murphy, L (6, 1) ERA: 2.94	1.2		8	3	1	1	1	1	0	0	0	0	0	8	11	0.00	0.000																			
Lee Smith, R (8, 1) ERA: 3.68	1.0		3	0	0	0	1	0	0	0	0	0	0	8	11	0.00	0.000																			



Batter	1	2	3	4	5	6	7	8	9	AB	R	H	RBI	BB	SO	LOB	TOP					
Steve Sax, R OBP: 0.379, SLG: 0.401	G4-3 SH2-3 HBP	G6-3		2B 1B	G4-3			L6		4	1	1	1	0	0	5						
Alvaro Espinoza, R OBP: 0.310, SLG: 0.333	SH2-3		F8	1B			G5-3	G5-3		4	0	1	1	0	0	0						
Don Mattingly, L OBP: 0.347, SLG: 0.473	G4-3		HR	1B			F8	G4-3		5	1	1	0	0	0	2						
Mel Hall, L OBP: 0.310, SLG: 0.438	P6		HR		G4-3		F9	F9		5	1	1	2	0	0	1						
Steve Balboni, R OBP: 0.298, SLG: 0.475		F8	G5-3					1B FC5-2 2B		4	0	2	0	0	0	0						
Wayne Tolleson, S OBP: 0.258, SLG: 0.254										0	0	0	0	0	0	0						
Jesse Barfield, R OBP: 0.346, SLG: 0.417	2B		K		G3			FC5-2 1B BB		3	1	1	0	1	1	1						
Luis Polonia, L OBP: 0.333, SLG: 0.384	E5 2B				G4-3			FC5-2 1B		4	1	2	0	0	0	2						
Don Slaught, R OBP: 0.320, SLG: 0.382	F9				G1-6-3		F8	FC5-2		4	0	0	0	0	0	6						
Randy Velarde, R OBP: 0.404, SLG: 0.538	1-3 2-H 2B				G5-3		G5-3	F8		4	0	1	1	0	0	4						
Inning Stats	R: 0 E: 0 K: 0 S: 8	H: 0 LOB: 1 BB: 0 P: 11	R: 1 E: 1 K: 0 S: 12	H: 2 LOB: 2 BB: 0 P: 19	R: 2 E: 0 K: 1 S: 12	H: 2 LOB: 0 BB: 0 P: 16	R: 2 E: 0 K: 0 S: 18	H: 3 LOB: 1 BB: 0 P: 24	R: 0 E: 0 K: 0 S: 9	H: 1 LOB: 1 BB: 0 P: 17	R: 0 E: 0 K: 0 S: 4	H: 0 LOB: 0 BB: 0 P: 7	R: 0 E: 0 K: 0 S: 7	H: 0 LOB: 0 BB: 0 P: 12	R: 0 E: 0 K: 0 S: 9	H: 2 LOB: 3 BB: 1 P: 15	R: 0 E: 0 K: 0 S: 6	H: 0 LOB: 0 BB: 0 P: 6	1B: 3 2B: 5 3B: 1 HR: 1	SF: 0 SAC: 1 DP: 0 HBP: 1	WP: 1 PB: 0 SB: 0 CS: 0	PA: 40
PITCHER Dave Stewart, R ERA: 3.43	IP: 9.0 WLS: L BF: 40 H: 10 R: 5 ER: 4 SO: 1	BB: 1 IBB: 0 HBP: 1 BLK: 0	WP: 1 HR: 1 S: 85 P: 127	ERA: 4.00 WHIP: 1.222																		

New York Yankees @ Oakland Athletics
Oakland-Alameda County Coliseum, Oakland, CA

AB 37
R 5
H 10
RBI 5
BB 1
SO 1
LOB 21



livebaseballscorecards.com

Fri Sep 08 1989, 7:05 PM PDT
Att: 43,626 - Unknown - 61 F

Batter	1	2	3	4	5	6	7	8	9	AB	R	H	RBI	BB	SO	LOB	BOTTOM					
Rickey Henderson, R OBP: 0.413, SLG: 0.403	G4-3		F9		FC5-2 FC5-4			P4		4	0	0	0	0	0	4						
Carney Lansford, R OBP: 0.400, SLG: 0.410	G1-3			F8	FC5-4			BLK 1B		4	0	1	0	0	0	2						
Jose Canseco, R OBP: 0.353, SLG: 0.543	K			K				F9		4	0	0	0	0	3	1						
Dave Parker, L OBP: 0.300, SLG: 0.429		G4-3		1B			G3		G5-3	4	0	1	0	0	0	0						
Terry Steinbach, R OBP: 0.329, SLG: 0.379		F8		F8			G1-6-3		G5-3	4	0	0	0	0	0	1						
Mark McGwire, R OBP: 0.346, SLG: 0.449		K			BB 1B		G3		K	4	1	1	0	0	2	0						
Dave Henderson, R OBP: 0.314, SLG: 0.359			F7		1B 1B FC5-2 BB		F9			2	0	0	0	1	0	0						
Tony Phillips, S OBP: 0.333, SLG: 0.332				BB	FC5-2 1B		G4-3			2	0	1	1	1	0	0						
Walt Weiss, S OBP: 0.305, SLG: 0.337			K		FC5-2 1B		G4-3			3	0	1	0	0	1	1						
Inning Stats	R: 0 E: 0 K: 1 S: 9	H: 0 LOB: 0 BB: 0 P: 12	R: 0 E: 0 K: 1 S: 10	H: 0 LOB: 0 BB: 0 P: 15	R: 0 E: 0 K: 1 S: 8	H: 0 LOB: 1 BB: 1 P: 16	R: 0 E: 0 K: 1 S: 12	H: 1 LOB: 1 BB: 0 P: 18	R: 1 E: 0 K: 0 S: 11	H: 3 LOB: 2 BB: 1 P: 20	R: 0 E: 0 K: 1 S: 10	H: 0 LOB: 0 BB: 0 P: 13	R: 0 E: 0 K: 0 S: 8	H: 0 LOB: 0 BB: 0 P: 12	R: 0 E: 0 K: 0 S: 9	H: 1 LOB: 1 BB: 0 P: 13	R: 0 E: 0 K: 1 S: 9	H: 0 LOB: 0 BB: 0 P: 12	1B: 5 2B: 0 3B: 0 HR: 0	SF: 0 SAC: 0 DP: 1 HBP: 0	WP: 0 PB: 0 SB: 0 CS: 0	PA: 33
PITCHER Andy Hawkins, R ERA: 4.69 Dale Mohorovic, R ERA: 4.18	IP: 4.0 WLS: W BF: 15 H: 1 R: 0 ER: 0 SO: 2	BB: 2 IBB: 0 HBP: 0 BLK: 0	WP: 0 HR: 0 S: 39 P: 53	ERA: 0.00 WHIP: 0.200																		

New York Yankees @ Oakland Athletics
Oakland-Alameda County Coliseum, Oakland, CA

AB 31
R 1
H 5
RBI 1
BB 2
SO 6
LOB 9



livebaseballscorecards.com

Fri Sep 08 1989, 7:05 PM PDT
Att: 43,626 - Unknown - 61 F

Batter	1	2	3	4	5	6	7	8	9	AB	R	H	RBI	BB	SO	LOB	TOP					
Steve Sax, R OBP: 0.376, SLG: 0.399										4	0	0	0	0	1	2						
Alvaro Espinoza, R OBP: 0.309, SLG: 0.334										4	0	1	0	0	1	0						
Don Mattingly, L OBP: 0.348, SLG: 0.471										2	0	0	0	2	0	0						
Mel Hall, L OBP: 0.309, SLG: 0.439										4	0	1	0	0	1	3						
Steve Balboni, R OBP: 0.294, SLG: 0.468										4	0	0	0	0	0	4						
Jesse Barfield, R OBP: 0.344, SLG: 0.414										4	0	0	0	0	0	1						
Roberto Kelly, R OBP: 0.381, SLG: 0.428										3	0	1	0	0	0	0						
Bob Geren, R OBP: 0.349, SLG: 0.489										3	0	0	0	0	0	1						
Randy Velarde, R OBP: 0.400, SLG: 0.527										3	0	1	0	0	0	0						
Inning Stats	R: 0 E: 0 K: 1 S: 7	H: 1 LOB: 2 BB: 1 P: 15	R: 0 E: 0 K: 0 S: 6	H: 0 LOB: 0 BB: 0 P: 8	R: 0 E: 0 K: 0 S: 9	H: 0 LOB: 0 BB: 0 P: 12	R: 0 E: 0 K: 0 S: 8	H: 0 LOB: 0 BB: 0 P: 11	R: 0 E: 0 K: 0 S: 9	H: 2 LOB: 2 BB: 0 P: 15	R: 0 E: 0 K: 0 S: 7	H: 1 LOB: 1 BB: 0 P: 10	R: 0 E: 0 K: 0 S: 4	H: 0 LOB: 0 BB: 0 P: 7	R: 0 E: 0 K: 1 S: 8	H: 0 LOB: 1 BB: 1 P: 10	R: 0 E: 0 K: 1 S: 9	H: 0 LOB: 1 BB: 1 P: 17	1B: 2 2B: 2 3B: 0 HR: 0	SF: 0 SAC: 0 DP: 0 HBP: 0	WP: 2 PB: 2 SB: 0 CS: 0	PA: 33
PITCHER Mike Moore, R ERA: 2.53	IP: 9.0 WLS: W BF: 33	H: 4 R: 0 ER: 0 SO: 3	BB: 2 IBB: 0 HBP: 0 BLK: 0	WP: 2 HR: 0 S: 67 P: 105	ERA: 0.00 WHIP: 0.667																	

New York Yankees @ Oakland Athletics
Oakland-Alameda County Coliseum, Oakland, CA
Sat Sep 09 1989, 3:33 AM PDT
Att: 43,760 - Sunny - 62 F

AB 31
R 0
H 4
RBI 0
BB 2
SO 3
LOB 11



Batter	1	2	3	4	5	6	7	8	9	AB	R	H	RBI	BB	SO	LOB	BOTTOM			
Rickey Henderson, R OBP: 0.412, SLG: 0.408										4	1	1	1	0	0	1				
Carney Lansford, R OBP: 0.403, SLG: 0.415										4	1	3	1	0	0	0				
Jose Canseco, R OBP: 0.350, SLG: 0.555										4	2	1	2	0	0	2				
Dave Parker, L OBP: 0.300, SLG: 0.429										4	0	1	1	0	1	1				
Scott Hemond, R (8, PR)										0	1	0	0	0	0	0				
Terry Steinbach, R OBP: 0.328, SLG: 0.377										3	0	0	0	1	1	0				
Mark McGwire, R OBP: 0.343, SLG: 0.445										4	0	0	0	0	1	2				
Dave Henderson, R OBP: 0.315, SLG: 0.366										4	1	2	2	0	1	0				
Tony Phillips, S OBP: 0.334, SLG: 0.333										4	1	2	0	0	0	2				
Mike Gallego, R OBP: 0.333, SLG: 0.337										2	0	0	0	0	0	1				
Inning Stats	R: 0 E: 0 K: 0 S: 8	H: 1 LOB: 1 BB: 0 P: 12	R: 0 E: 0 K: 0 S: 7	H: 0 LOB: 0 BB: 0 P: 10	R: 0 E: 0 K: 0 S: 7	H: 0 LOB: 0 BB: 0 P: 11	R: 0 E: 0 K: 0 S: 5	H: 0 LOB: 0 BB: 0 P: 7	R: 0 E: 0 K: 2 S: 9	H: 0 LOB: 0 BB: 0 P: 13	R: 3 E: 0 K: 1 S: 11	H: 3 LOB: 0 BB: 0 P: 17	R: 1 E: 0 K: 0 S: 10	H: 2 LOB: 1 BB: 0 P: 12	R: 3 E: 0 K: 1 S: 18	H: 4 LOB: 2 BB: 1 P: 34	1B: 5 2B: 2 3B: 0 HR: 3	SF: 0 SAC: 1 DP: 0 HBP: 0	WP: 0 PB: 0 SB: 0 CS: 0	PA: 35
PITCHER Clay Parker, R ERA: 3.82	IP: 7.0 WLS: L BF: 27	H: 6 R: 4 ER: 4 SO: 3	BB: 0 IBB: 0 HBP: 0 BLK: 0	WP: 0 HR: 2 S: 57 P: 82	ERA: 5.14 WHIP: 0.857															
Jimmy Jones, R ERA: 6.51	IP: 0.1 WLS: L BF: 5	H: 3 R: 3 ER: 3 SO: 0	BB: 1 IBB: 0 HBP: 0 BLK: 0	WP: 0 HR: 1 S: 11 P: 22	ERA: 81.00 WHIP: 12.000															
Kevin Mmahat, L ERA:	IP: 0.2 WLS: L BF: 3	H: 1 R: 0 ER: 0 SO: 1	BB: 0 IBB: 0 HBP: 0 BLK: 0	WP: 0 HR: 0 S: 7 P: 12	ERA: 0.00 WHIP: 1.500															

New York Yankees @ Oakland Athletics
Oakland-Alameda County Coliseum, Oakland, CA
Sat Sep 09 1989, 3:33 AM PDT
Att: 43,760 - Sunny - 62 F


AB 33
R 7
H 10
RBI 7
BB 1
SO 4
LOB 9



Batter	1	2	3	4	5	6	7	8	9	AB	R	H	RBI	BB	SO	LOB	TOP										
Steve Sax, R OBP: 0.374, SLG: 0.396 (1, 4)	P2		G6-3		G5-4-3			G6-3		4	0	0	0	0	0	2	New York Yankees @ Oakland Athletics Oakland-Alameda County Coliseum, Oakland, CA Sun Sep 10 1989, 3:33 AM PDT Att: 44,071 - Overcast - 58 F										
Alvaro Espinoza, R OBP: 0.307, SLG: 0.331 (1, 6)	P6		K2-3				F9	K		4	0	0	0	0	2	0											
Don Mattingly, L OBP: 0.347, SLG: 0.469 (1, 10)	G1-4-3				P6		L6		G5-3	4	0	1	0	0	0	0											
Mel Hall, L OBP: 0.312, SLG: 0.439 Don Stought, R OBP: 0.319, SLG: 0.381 (9, PH)		FC6-4 1B		G4-6-3 BB		G5-3		F7		2	0	1	0	1	0	0											
Steve Balboni, R OBP: 0.290, SLG: 0.461 (1, 3)		FC6-4 1B		G4-6-3			L5	G5-3		4	0	0	0	0	0	3											
Jesse Barfield, R OBP: 0.345, SLG: 0.421 (1, 9)							K	G5-3		4	1	2	1	0	1	1											
Roberto Kelly, R OBP: 0.383, SLG: 0.436 (1, 8)		F8								2	1	1	1	1	0	2											
Bob Geren, R OBP: 0.349, SLG: 0.486 (1, 2)		K						K		3	0	1	0	0	2	3											
Randy Velarde, R OBP: 0.397, SLG: 0.517 (1, 5)			G6-3 1B		F8			F7		3	0	1	0	0	0	1											
Inning Stats	R: 0 E: 0 K: 0 S: 7	H: 0 LOB: 0 BB: 10	R: 0 E: 0 K: 1 S: 14	H: 2 LOB: 2 BB: 0	R: 0 E: 0 K: 1 S: 6	H: 1 LOB: 0 BB: 0 P: 9	R: 0 E: 0 K: 0 S: 6	H: 0 LOB: 0 BB: 1 P: 11	R: 2 E: 0 K: 0 S: 11	H: 3 LOB: 0 BB: 0 P: 21	R: 0 E: 0 K: 0 S: 8	H: 0 LOB: 1 BB: 0 P: 15	R: 0 E: 0 K: 2 S: 5	H: 0 LOB: 0 BB: 0 P: 7	R: 0 E: 0 K: 0 S: 13	H: 1 LOB: 1 BB: 0 P: 17	1B: 5 2B: 0 3B: 0 HR: 2	SF: 0 SAC: 0 DP: 3 HBP: 0	WP: 0 PB: 0 SB: 1 CS: 0	PA: 33							
PITCHER	IP	WLS	BF	H	R	ER	SO	BB	IBB	HBP	BLK	WP	HR	S	P	ERA	WHIP										
Storm Davis, R ERA: 4.45 (1, 1)	6.0	W	22	6	2	2	2	1	0	0	0	0	2	52	82	3.00	1.167										
Gene Nelson, R ERA: 3.63 (7, 1)	2.0		7	0	0	0	3	1	0	0	0	0	0	13	22	0.00	0.500										
Rick Honeycutt, L ERA: 2.45 (9, 1)	0.1		2	1	0	0	0	0	0	0	0	0	0	7	9	0.00	3.000										
Dennis Eckersley, R ERA: 1.18 (9, 1)	0.2		2	0	0	0	0	0	0	0	0	0	0	6	8	0.00	0.000										

Batter	1	2	3	4	5	6	7	8	9	AB	R	H	RBI	BB	SO	LOB	BOTTOM										
Rickey Henderson, R OBP: 0.413, SLG: 0.406 (1, 7)	BLK 1B BB		F8				K			2	1	0	0	2	1	1	New York Yankees @ Oakland Athletics Oakland-Alameda County Coliseum, Oakland, CA Sun Sep 10 1989, 3:33 AM PDT Att: 44,071 - Overcast - 58 F										
Carney Lansford, R OBP: 0.402, SLG: 0.414 (8, 3)	CS 1B		G4-3		SF9			G6-3		3	0	1	2	0	0	0											
Jose Canseco, R OBP: 0.348, SLG: 0.544 (1, 9)	K		F3		P2			S 1B BB		3	1	0	0	1	1	3											
Dave Parker, L OBP: 0.303, SLG: 0.437 Scott Hemond, R (8, PR)	HR				G1-3		G5-4-3 BB	E 1B		3	1	2	2	1	0	0											
Dave Henderson, R OBP: 0.314, SLG: 0.365 (1, 8)	K				F9		G5-4-3	E7 1B 1B		4	0	1	1	0	1	1											
Ron Hassey, L OBP: 0.297, SLG: 0.345 (1, 2)		F8 SF8 2B		K		G6-3		G6-3		4	1	1	0	0	1	2											
Terry Steinbach, R OBP: 0.328, SLG: 0.376 Mike Gallego, R OBP: 0.335, SLG: 0.339 (8, 4)	F8				SH1-4 SF9 1B		F8	1B		3	1	1	0	0	0	1											
Tony Phillips, S OBP: 0.336, SLG: 0.336 (8, 5)	SF8				SF9 SH1-4 1B			F9		3	0	2	1	0	0	2											
Walt Weiss, S OBP: 0.302, SLG: 0.333 (1, 6)	G3				SH1-4		G4-3			2	0	0	0	0	0	1											
Inning Stats	R: 2 E: 0 K: 2 S: 15	H: 2 LOB: 1 BB: 1 P: 29	R: 1 E: 0 K: 0 S: 6	H: 1 LOB: 0 BB: 0 P: 9	R: 0 E: 0 K: 0 S: 7	H: 0 LOB: 0 BB: 0 P: 13	R: 0 E: 0 K: 1 S: 5	H: 0 LOB: 0 BB: 0 P: 9	R: 1 E: 0 K: 0 S: 12	H: 2 LOB: 2 BB: 1 P: 23	R: 0 E: 0 K: 0 S: 6	H: 0 LOB: 1 BB: 1 P: 13	R: 0 E: 0 K: 1 S: 16	H: 1 LOB: 1 BB: 0 P: 22	R: 2 E: 2 K: 0 S: 21	H: 3 LOB: 2 BB: 1 P: 34	1B: 7 2B: 1 3B: 0 HR: 1	SF: 2 SAC: 1 DP: 1 HBP: 0	WP: 0 PB: 0 SB: 1 CS: 1	PA: 35							
PITCHER	IP	WLS	BF	H	R	ER	SO	BB	IBB	HBP	BLK	WP	HR	S	P	ERA	WHIP										
Eric Plunk, R ERA: 3.3 (1, 1)	7.0	L	28	6	4	4	4	3	0	0	1	1	67	118	5.14	1.286											
Lance McCullers, R ERA: 4.54 (8, 1)	0.1		4	2	2	1	0	1	0	0	0	0	0	14	23	27.00	9.000										
Lee Guetterman, L ERA: 2.56 (8, 1)	0.2		3	1	0	0	0	0	0	0	0	0	0	7	11	0.00	1.500										

AB	31
R	2
H	7
RBI	2
BB	2
SO	5
LOB	13



Batter	1	2	3	4	5	6	7	8	9	AB	R	H	RBI	BB	SO	LOB	TOP							
Mike Felder, S OBP: 0.289, SLG: 0.315 Gus Polidor, R OBP: 0.231, SLG: 0.236	P6		G4-3		G5-3			P3		5	0	1	0	0	0	3								
Bill Spiers, L OBP: 0.297, SLG: 0.294	K						F8		F9	5	1	1	0	0	1	2								
Paul Molitor, R OBP: 0.372, SLG: 0.416	WP						G4-3			4	1	3	0	1	0	0								
Robin Yount, R OBP: 0.382, SLG: 0.513	K						F8		F9	5	2	1	0	0	1	3								
Greg Brock, L OBP: 0.352, SLG: 0.407	L1									4	1	2	2	0	1	0								
Glenn Braggs, R OBP: 0.299, SLG: 0.373	K									2	1	0	0	1	1	0								
B.J. Surhoff, L OBP: 0.276, SLG: 0.334	G4-3									2	0	0	1	1	0	0								
Greg Vaughn, R OBP: 0.367, SLG: 0.465			E7						L5	4	1	3	4	0	0	0								
Charlie O'Brien, R OBP: 0.333, SLG: 0.351	L9-6		L9-6						G6-3	3	0	0	0	1	0	4								
Inning Stats	R: 0 E: 0 K: 2 S: 9	H: 1 LOB: 1 BB: 0 P: 15	R: 0 E: 0 K: 1 S: 8	H: 0 LOB: 0 BB: 0 P: 12	R: 0 E: 1 K: 0 S: 8	H: 1 LOB: 0 BB: 0 P: 8	R: 5 E: 0 K: 0 S: 19	H: 5 LOB: 2 BB: 2 P: 32	R: 2 E: 0 K: 0 S: 18	H: 3 LOB: 3 BB: 2 P: 30	R: 0 E: 0 K: 0 S: 7	H: 0 LOB: 0 BB: 0 P: 12	R: 0 E: 0 K: 1 S: 10	H: 0 LOB: 0 BB: 0 P: 12	R: 0 E: 0 K: 0 S: 6	H: 0 LOB: 0 BB: 0 P: 8	R: 0 E: 0 K: 0 S: 6	H: 1 LOB: 0 BB: 0 P: 8	1B: 9 2B: 2 3B: 0 HR: 1	SF: 1 SAC: 1 DP: 1 HBP: 0	WP: 1 PB: 0 SB: 2 CS: 0	PA: 40		
PITCHER	IP	WLS	BF	H	R	ER	SO	BB	IBB	HBP	BLK	WP	HR	S	P	ERA	WHIP							
Bob Welch, R ERA: 3.0	3.2		19	7	5	5	3	2	0	0	0	1	1	43	66	12.27	2.455							
Matt Young, L ERA: 5.77	0.1	L	4	2	2	2	0	1	0	0	0	0	0	11	19	54.00	9.000							
Todd Burns, R ERA: 2.22	4.0		14	1	0	0	1	0	1	0	0	0	0	31	44	0.00	0.250							
Rick Honeycutt, L ERA: 2.44	1.0		3	1	0	0	0	0	0	0	0	0	0	6	8	0.00	1.000							

Milwaukee Brewers @ Oakland Athletics
Oakland-Alameda County Coliseum, Oakland, CA

AB 34
R 7
H 11
RBI 7
BB 4
SO 4
LOB 12



WP: 1 PA: 40
PB: 0
SB: 2
CS: 0

Tue Sep 12 1989, 7:05 PM PDT
Att: 23,862 - Unknown - 62 F

Batter	1	2	3	4	5	6	7	8	9	AB	R	H	RBI	BB	SO	LOB	BOTTOM							
Rickey Henderson, R OBP: 0.411, SLG: 0.404	G5-3	SF9		F8			G6-3			3	0	0	1	1	0	1								
Camey Lansford, R OBP: 0.398, SLG: 0.410	G5-3	E6		CS		G6-3	P6		L6	5	0	0	1	0	0	3								
Jose Canseco, R OBP: 0.349, SLG: 0.559	BB	SF7				G5-3		HR	K	3	1	1	2	1	1	2								
Dave Parker, L OBP: 0.302, SLG: 0.433	G4-3	G3						G4-3	F8	4	0	0	0	1	0	4								
Ron Hassey, L OBP: 0.297, SLG: 0.345 Terry Steinbach, R OBP: 0.329, SLG: 0.376		1B		G4-3			L4		E	3	1	1	0	0	0	1								
Mark McWire, R OBP: 0.342, SLG: 0.443 Tony Phillips, S OBP: 0.336, SLG: 0.336		1B		G6-3			P6		E4	4	1	1	0	0	0	1								
Dave Henderson, R OBP: 0.314, SLG: 0.364		1B		F8			F9		F8	4	1	1	1	0	0	2								
Walt Weiss, S OBP: 0.302, SLG: 0.333 Billy Beane, R OBP: 0.244, SLG: 0.312		SF9		G3			G4-3		K	3	1	1	0	0	0	0								
Mike Gallego, R OBP: 0.340, SLG: 0.342		E					F9			3	1	2	1	1	0	0								
Inning Stats	R: 0 E: 0 K: 0 S: 4	H: 0 LOB: 1 BB: 1 P: 12	R: 5 E: 1 K: 0 S: 19	H: 5 LOB: 1 BB: 0 P: 31	R: 0 E: 0 K: 0 S: 5	H: 0 LOB: 0 BB: 0 P: 6	R: 0 E: 0 K: 0 S: 9	H: 1 LOB: 0 BB: 0 P: 11	R: 0 E: 0 K: 0 S: 5	H: 0 LOB: 0 BB: 1 P: 15	R: 0 E: 0 K: 0 S: 9	H: 0 LOB: 0 BB: 0 P: 10	R: 0 E: 0 K: 1 S: 12	H: 0 LOB: 0 BB: 0 P: 13	R: 1 E: 1 K: 1 S: 12	H: 1 LOB: 2 BB: 1 P: 19	R: 0 E: 0 K: 1 S: 9	H: 0 LOB: 2 BB: 2 P: 19	1B: 6 2B: 0 3B: 0 HR: 1	SF: 2 SAC: 0 DP: 0 HBP: 0	WP: 0 PB: 0 SB: 0 CS: 1	PA: 41		
PITCHER	IP	WLS	BF	H	R	ER	SO	BB	IBB	HBP	BLK	WP	HR	S	P	ERA	WHIP							
Chris Bosio, R ERA: 2.93	2.0		13	5	5	4	0	1	0	0	0	0	1	37	57	1.80	0.600							
Don August, R ERA: 5.24	5.0	W	17	2	1	1	0	1	0	0	0	0	0	2	3	0.00	0.000							
Tony Fossas, L ERA: 3.54	0.1		1	0	0	0	0	0	0	0	0	0	0	2	3	0.00	0.000							
Chuck Crim, R ERA: 2.81	0.1	S	3	0	0	0	0	1	0	0	0	0	0	5	10	0.00	3.000							
Dan Plesac, L ERA: 2.12	1.1		6	0	0	0	2	2	0	0	0	0	0	12	23	0.00	1.500							

Milwaukee Brewers @ Oakland Athletics
Oakland-Alameda County Coliseum, Oakland, CA

AB 33
R 6
H 7
RBI 6
BB 5
SO 2
LOB 16



WP: 0 PA: 41
PB: 0
SB: 0
CS: 1

Tue Sep 12 1989, 7:05 PM PDT
Att: 23,862 - Unknown - 62 F

Batter	1	2	3	4	5	6	7	8	9	AB	R	H	RBI	BB	SO	LOB	TOP																			
Mike Felder, S OBP: 0.288, SLG: 0.313 (1, 4)	F7		G4-3				F8		L6	5	0	1	0	0	0	0																				
Bill Spiers, L OBP: 0.296, SLG: 0.293 (1, 6)	FC6-4 1B		B3			G4-3	G6-3			4	0	1	0	0	0	1																				
Paul Moltor, R OBP: 0.373, SLG: 0.418 (1, 5)	P4							L3		4	1	2	0	0	0	1																				
Robin Yount, R OBP: 0.381, SLG: 0.513 (1, 8)	FC6-4 1-2		F9					F9		4	1	1	0	0	0	2																				
Greg Brock, L OBP: 0.351, SLG: 0.409 (1, 10)										4	1	1	1	0	0	1																				
Rob Deer, R OBP: 0.301, SLG: 0.423 (1, 9)										4	0	0	0	0	3	2																				
B.J. Surhoff, L OBP: 0.280, SLG: 0.336 (1, 2)										4	1	2	1	0	0	1																				
Greg Vaughn, R OBP: 0.373, SLG: 0.547 (1, 7)										4	2	2	4	0	0	1																				
George Canale, L OBP: 0.267, SLG: 0.533 (1, 3)										4	0	0	0	0	1	0																				
Inning Stats	R: 0 H: 1 E: 0 K: 0 S: 13	H: 1 LOB: 1 BB: 0 P: 20	R: 2 H: 2 E: 0 K: 1 S: 13	H: 2 LOB: 0 BB: 0 P: 23	R: 0 H: 1 E: 0 K: 0 S: 5	LOB: 1 BB: 0 P: 6	R: 0 H: 0 E: 0 K: 0 S: 5	H: 0 LOB: 0 BB: 0 P: 7	R: 0 H: 1 E: 0 K: 1 S: 9	H: 3 LOB: 1 BB: 0 P: 25	R: 0 H: 0 E: 0 K: 1 S: 10	H: 0 LOB: 0 BB: 0 P: 17	R: 0 H: 0 E: 0 K: 0 S: 14	H: 0 LOB: 0 BB: 0 P: 17	R: 2 H: 2 E: 0 K: 1 S: 9	H: 2 LOB: 0 BB: 0 P: 11	1B: 5 2B: 3 3B: 0 HR: 2	SF: 0 SAC: 0 DP: 0 HBP: 0	WP: 0 PA: 37 PB: 0 CS: 0																	
PITCHER	IP	WLS	BF	H	R	ER	SO	BB	IBB	HBP	BLK	WP	HR	S	P	ERA	WHIP	PITCHER		IP	WLS	BF	H	R	ER	SO	BB	IBB	HBP	BLK	WP	HR	S	P	ERA	WHIP
Dave Stewart, R ERA: 3.48 (1, 1)	7.0		29	8	4	4	3	0	0	0	0	0	1	73	113	5.14	1.143																			
Dennis Eckersley, R ERA: 1.51 (8, 1)	2.0	W	8	2	2	2	1	0	0	0	0	0	1	23	28	9.00	1.000																			

Milwaukee Brewers @ Oakland Athletics
Oakland-Alameda County Coliseum, Oakland, CA
Wed Sep 13 1989, 3:33 AM PDT
Att: 21,246 - Sunny - 70 F

AB	37
R	6
H	10
RBI	6
BB	0
SO	4
LOB	9



Batter	1	2	3	4	5	6	7	8	9	AB	R	H	RBI	BB	SO	LOB	BOTTOM																				
Rickey Henderson, R OBP: 0.411, SLG: 0.406 (1, 7)	F9	G4-6-3 1-2				FC4-6 1B	K			5	1	2	0	0	1	5																					
Carney Lansford, R OBP: 0.399, SLG: 0.411 (1, 5)	F8									4	1	2	1	0	0	1																					
Mike Gallego, R OBP: 0.339, SLG: 0.341 (8, 4)										1	0	0	0	0	0	0																					
Jose Canseco, R OBP: 0.351, SLG: 0.564 (1, 9)										4	2	1	0	0	1	2																					
Dave Parker, L OBP: 0.305, SLG: 0.434 (1, 10)										4	1	2	2	1	0	1																					
Dave Henderson, R OBP: 0.313, SLG: 0.368 (1, 8)										5	1	1	1	0	0	5																					
Terry Steinbach, R OBP: 0.331, SLG: 0.376 (1, 2)										3	1	1	0	1	0	0																					
Mark McGwire, R OBP: 0.342, SLG: 0.441 (1, 3)										4	0	1	0	0	1	2																					
Tony Phillips, S OBP: 0.341, SLG: 0.341 (1, 4) (8, 5)										3	0	3	1	1	0	0																					
Walt Weiss, S OBP: 0.297, SLG: 0.327 (1, 6)										4	0	0	0	0	0	6																					
Inning Stats	R: 1 H: 2 E: 0 K: 0 S: 18	H: 1 LOB: 2 BB: 1 P: 26	R: 0 H: 1 E: 1 K: 0 S: 10	H: 1 LOB: 1 BB: 1 P: 21	R: 4 H: 3 E: 0 K: 1 S: 16	LOB: 1 BB: 1 P: 28	R: 1 H: 2 E: 0 K: 0 S: 13	H: 2 LOB: 1 BB: 0 P: 17	R: 0 H: 1 E: 0 K: 0 S: 10	H: 1 LOB: 1 BB: 1 P: 16	R: 0 H: 1 E: 0 K: 0 S: 11	H: 1 LOB: 2 BB: 1 P: 22	R: 0 H: 2 E: 0 K: 1 S: 13	H: 2 LOB: 2 BB: 0 P: 21	R: 0 H: 0 E: 0 K: 1 S: 7	H: 0 LOB: 0 BB: 0 P: 10	R: 1 H: 1 E: 0 K: 0 S: 1	H: 1 LOB: 0 BB: 0 P: 2	1B: 10 2B: 1 3B: 1 HR: 1	SF: 0 SAC: 0 DP: 1 HBP: 1	WP: 2 PA: 41 PB: 0 SB: 1 CS: 0																
PITCHER	IP	WLS	BF	H	R	ER	SO	BB	IBB	HBP	BLK	WP	HR	S	P	ERA	WHIP	PITCHER		IP	WLS	BF	H	R	ER	SO	BB	IBB	HBP	BLK	WP	HR	S	P	ERA	WHIP	
Tom Filer, R ERA: 3.52 (1, 1)	2.0		5	2	2	2	1	1	0	0	0	2	0	11	18	27.00	4.500																				
Bill Krueger, L ERA: 3.53 (3, 1)	0.2																																				
Jeff Peterek, R ERA: 4.39 (3, 1)	2.1		10	3	1	1	0	0	0	0	0	0	0	24	35	3.86	1.286																				
Chuck Crim, R ERA: 2.81 (6, 1)	3.0	L	14	4	1	1	2	0	1	0	0	0	1	32	55	3.00	1.333																				

Milwaukee Brewers @ Oakland Athletics
Oakland-Alameda County Coliseum, Oakland, CA
Wed Sep 13 1989, 3:33 AM PDT
Att: 21,246 - Sunny - 70 F

AB	37
R	7
H	13
RBI	5
BB	3
SO	3
LOB	22



Batter	1	2	3	4	5	6	7	8	9	AB	R	H	RBI	BB	SO	LOB	TOP					
Rickey Henderson, R OBP: 0.408, SLG: 0.402 Doug Jennings, L (9, PH)	P3		K		G6-4-3		L9		K	4	0	0	0	0	1	2						
Carney Lansford, R OBP: 0.398, SLG: 0.408	G4-3		G6-3				P4			3	0	0	0	0	0	1						
Jose Canseco, R OBP: 0.349, SLG: 0.574	HR		K				FC1-4 1B G5-3		F8	4	2	1	1	0	1	1						
Dave Parker, L OBP: 0.307, SLG: 0.434	G4-3								G4-3	4	0	2	0	0	0	0						
Terry Steinbach, R OBP: 0.328, SLG: 0.372		F8			1B				F9	4	0	0	1	0	1	2						
Dave Henderson, R OBP: 0.315, SLG: 0.369 Dann Howitt, L (9, PH)									K	2	0	1	0	1	1	1						
Mark McGwire, R OBP: 0.339, SLG: 0.437									K	1	0	0	0	0	1	0						
Tony Phillips, S OBP: 0.346, SLG: 0.346 Ken Phelps, L OBP: 0.341, SLG: 0.376 (9, PH)										3	0	3	0	0	0	0						
Walt Weiss, S OBP: 0.296, SLG: 0.322										0	0	0	0	1	0	0						
Inning Stats	R: 1 E: 0 K: 0 S: 11	H: 1 LOB: 0 BB: 0 P: 17	R: 0 E: 0 K: 0 S: 14	H: 2 LOB: 2 BB: 0 P: 21	R: 0 E: 0 K: 2 S: 12	H: 0 LOB: 0 BB: 0 P: 18	R: 0 E: 0 K: 3 S: 13	H: 1 LOB: 1 BB: 0 P: 19	R: 0 E: 0 K: 1 S: 7	H: 1 LOB: 0 BB: 0 P: 11	R: 1 E: 0 K: 1 S: 12	H: 1 LOB: 2 BB: 1 P: 23	R: 0 E: 0 K: 0 S: 6	H: 1 LOB: 1 BB: 0 P: 9	R: 0 E: 0 K: 0 S: 5	H: 0 LOB: 0 BB: 0 P: 7	R: 0 E: 0 K: 2 S: 13	H: 0 LOB: 2 BB: 2 P: 28	1B: 6 2B: 0 3B: 0 HR: 1	SF: 0 SAC: 0 DP: 1 HBP: 1	WP: 0 PB: 0 SB: 0 CS: 0	PA: 37
PITCHER	IP	WLS	BF	H	R	ER	SO	BB	IBB	HBP	BLK	WP	HR	S	P	ERA	WHIP					
Roger Clemens, R ERA: 3.13	8.0	W	32	7	2	2	7	1	0	1	0	0	1	80	125	2.25	1.000					
Lee Smith, R ERA: 3.59	1.0		5	0	0	0	2	2	0	0	0	0	0	13	28	0.00	2.000					

Oakland Athletics @ Boston Red Sox
Fenway Park, Boston, MA
Fri Sep 15 1989, 7:05 PM EDT
Att: 33,533 - Unknown - 60 F

AB 33
R 2
H 7
RBI 2
BB 3
SO 9
LOB 17



Batter	1	2	3	4	5	6	7	8	9	AB	R	H	RBI	BB	SO	LOB	BOTTOM				
Wade Boggs, L OBP: 0.431, SLG: 0.457 Luis Rivera, R OBP: 0.303, SLG: 0.359 (6, PR)	CS BB		G6-3	E6		SF8 HBP		F8		2	0	0	0	1	0	0					
Marty Barrett, R OBP: 0.313, SLG: 0.319	F8		F7	F7		SF8				4	0	1	1	0	0	2					
Dwight Evans, R OBP: 0.390, SLG: 0.457				1B BB						4	1	2	1	0	1	2					
Mike Greenwell, L OBP: 0.370, SLG: 0.444				1B BB		G4-3				1	1	0	0	3	0	1					
Nick Esasky, R OBP: 0.339, SLG: 0.484				BB						3	0	1	1	1	0	3					
Danny Heep, L OBP: 0.382, SLG: 0.418 Jeff Stone, L OBP: 0.233, SLG: 0.282				1B BB						3	1	1	1	1	1	2					
Jody Reed, R OBP: 0.369, SLG: 0.387 (7, 5)										4	0	0	0	0	1	6					
Randy Kutcher, R OBP: 0.278, SLG: 0.369 Kevin Romine, R OBP: 0.320, SLG: 0.338										2	1	0	0	0	0	4					
Rick Cerone, R OBP: 0.328, SLG: 0.343										1	1	0	0	1	1	0					
Inning Stats	R: 0 E: 0 K: 1 S: 8	H: 0 LOB: 1 BB: 1 P: 17	R: 0 E: 0 K: 0 S: 10	H: 0 LOB: 2 BB: 2 P: 22	R: 0 E: 0 K: 0 S: 8	H: 0 LOB: 0 BB: 0 P: 13	R: 5 E: 2 K: 1 S: 22	H: 4 LOB: 1 BB: 1 P: 39	R: 0 E: 0 K: 0 S: 5	H: 1 LOB: 2 BB: 1 P: 17	R: 2 E: 1 K: 0 S: 9	H: 0 LOB: 3 BB: 3 P: 23	R: 0 E: 0 K: 2 S: 9	H: 0 LOB: 0 BB: 0 P: 15	R: 0 E: 0 K: 0 S: 11	H: 1 LOB: 1 BB: 0 P: 17	1B: 4 2B: 2 3B: 1 HR: 0	SF: 2 SAC: 0 DP: 1 HBP: 1	WP: 2 PB: 0 SB: 0 CS: 1	PA: 39	
PITCHER	IP	WLS	BF	H	R	ER	SO	BB	IBB	HBP	BLK	WP	HR	S	P	ERA	WHIP				
Mike Moore, R ERA: 2.66	3.2	L	18	4	5	4	2	4	0	0	0	1	0	11	35	0.00	2.250				
Curt Young, L ERA: 3.98	1.1		10	1	2	0	0	2	1	1	0	0	0	7	12	0.00	1.000				
Gene Nelson, R ERA: 3.58	1.0		4	0	0	0	0	1	0	0	0	0	0	7	12	0.00	1.000				
Jim Corsi, R ERA: 2.04	2.0		7	1	0	0	2	0	0	0	0	0	0	20	32	0.00	0.500				

Oakland Athletics @ Boston Red Sox
Fenway Park, Boston, MA
Fri Sep 15 1989, 7:05 PM EDT
Att: 33,533 - Unknown - 60 F

AB 28
R 7
H 6
RBI 6
BB 8
SO 4
LOB 20



Batter	1	2	3	4	5	6	7	8	9	AB	R	H	RBI	BB	SO	LOB	TOP	
Rickey Henderson, R OBP: 0.409, SLG: 0.402 (1, 7)	1-2 S S G4-3 1B	2-2 G6-3			4-0 CS BB BB			1-0 G4-3		3	1	1	0	1	0	2		
Carney Lansford, R OBP: 0.399, SLG: 0.408 (1, 5)	1 SAFE 3-2 G4-3 1B		0-0 G5-3		4-2 CS BB			0-0 F8		3	0	1	0	1	0	0		
Jose Canseco, R OBP: 0.347, SLG: 0.566 (1, 9)	0-3 K 1-2 2-3		0-2 G4-3 1B		3-1 P5 1-2 2-3			0-2 F9		4	0	1	0	0	1	4		
Dave Parker, L OBP: 0.304, SLG: 0.431 (1, 10)	0-2 G4-3 2-3 3-H		1-1 G4-3		0-0 G4-3			0-2 G6-3		4	0	0	1	0	0	2		
Dave Henderson, R OBP: 0.316, SLG: 0.377 (1, 8)	0-1 G5-3			1-2 S 2B				3-2 G6-3		4	1	2	1	0	0	1		
Ron Hassey, L OBP: 0.297, SLG: 0.341 (1, 2)		4-1 FC6-4 BB		0-2 G1-3				3-2 F8		3	0	0	0	1	0	1		
Mark McGwire, R OBP: 0.336, SLG: 0.433 (1, 3)		0-1 FC6-4 G5-3 1B 1-2		0-2 F9				0-2 G1-3		4	0	0	0	0	0	2		
Tony Phillips, S OBP: 0.346, SLG: 0.346 (1, 4)		0-2 G5-3 1B		2-3 G4-3				2-1 G4-3		3	0	1	0	0	0	1		
Mike Gallego, R OBP: 0.336, SLG: 0.337 (1, 6)		0-0 G5-3 1-2 2-3			0-1 F9			2-3 K		3	0	0	0	0	1	2		
Inning Stats	R: 1 E: 0 K: 1 S: 18	H: 2 LOB: 1 BB: 0 P: 22	R: 0 E: 0 K: 0 S: 11	H: 1 LOB: 2 BB: 1 P: 17	R: 0 E: 0 K: 0 S: 6	H: 1 LOB: 1 BB: 0 P: 15	R: 0 E: 0 K: 0 S: 11	H: 0 LOB: 0 BB: 2 P: 17	R: 0 E: 0 K: 1 S: 9	H: 0 LOB: 0 BB: 0 P: 13	R: 0 E: 0 K: 0 S: 5	H: 0 LOB: 0 BB: 0 P: 6	R: 1 E: 0 K: 0 S: 10	H: 1 LOB: 0 BB: 0 P: 11	1B: 4 2B: 1 3B: 0 HR: 1	SF: 0 SAC: 0 DP: 1 HBP: 0	WP: 0 PB: 0 SB: 4 CS: 2	PA: 34
PITCHER	IP WLS BF H R ER SO BB IBB HBP BLK WP HR S P ERA WHIP																	
John Dopson, R ERA: 3.87 (1, 1)	6.0 W 24 5 1 1 1 3 0 0 0 0 0 1 59 91 1.50 1.333																	
Dennis Lamp, R ERA: 2.52 (7, 1)	3.0 S 10 1 1 1 1 0 0 0 0 0 0 1 24 30 3.00 0.333																	

Oakland Athletics @ Boston Red Sox
Fenway Park, Boston, MA
Sat Sep 16 1989, 3:33 AM EDT
Att: 33,778 - Overcast - 68 F

AB 31
R 2
H 6
RBI 2
BB 3
SO 2
LOB 15



Batter	1	2	3	4	5	6	7	8	9	AB	R	H	RBI	BB	SO	LOB	BOTTOM	
Wade Boggs, L OBP: 0.331, SLG: 0.454 (1, 5)	4-2 BB		0-1 G3		4-1 E 1B SF8 BB	1-2 G4-3		2-2 F7		3	1	0	0	2	0	2		
Jody Read, R OBP: 0.370, SLG: 0.388 (1, 4)	1-1 F8		2-1 F7		1-0 WP E 1B		2-1 E 1B FC4-2 1B		4	0	2	0	0	0	1			
Dwight Evans, R OBP: 0.388, SLG: 0.454 (1, 10)	0-0 L8			2-2 G6-3	1-0 E6 WP		1-1 F8		4	0	0	1	0	0	4			
Mike Greenwell, L OBP: 0.371, SLG: 0.444 (1, 7)	0-1 G5-3			4-1 2B E BB	0-0 SF8		1-0 FC4-2 E 1B		2	1	1	1	1	0	1			
Nick Esasky, R OBP: 0.336, SLG: 0.484 (1, 3)		0-1 F9		0-0 E9 SF9 2B	3-H K		0-0 E5 FC4-2		4	1	1	0	0	1	4			
Danny Heep, L OBP: 0.382, SLG: 0.418 (6, FR) (7, 9)	2-2 G6-3			1-1 SF9		0-0 BB 1B	2-2 FC4-2 FC6-4		2	0	1	1	0	0	0			
Luis Rivera, R OBP: 0.305, SLG: 0.356 (1, 6)	4-2 BB			3-H F7		4-1 1B SF8 BB	0-1 FC6-4		2	1	0	0	2	0	3			
Kevin Romine, R OBP: 0.323, SLG: 0.341 (1, 8)	2-1 G1-3				3-2 1B SH3-4 E 1B	2-0 1B	1-0 F8		4	1	2	0	0	0	1			
Rick Cerone, R OBP: 0.325, SLG: 0.341 (1, 2)			1-1 G6-3		0-0 SH3-4 1B	2-1 SF8	2-2 F8		2	0	0	1	0	0	0			
Inning Stats	R: 0 E: 0 K: 0 S: 11	H: 0 LOB: 1 BB: 1 P: 16	R: 0 E: 0 K: 0 S: 9	H: 0 LOB: 1 BB: 1 P: 17	R: 0 E: 0 K: 0 S: 6	H: 0 LOB: 0 BB: 0 P: 9	R: 2 E: 1 K: 0 S: 8	H: 1 LOB: 0 BB: 1 P: 15	R: 2 E: 1 K: 1 S: 11	H: 2 LOB: 2 BB: 1 P: 22	R: 0 E: 0 K: 0 S: 8	H: 2 LOB: 3 BB: 1 P: 17	R: 0 E: 0 K: 0 S: 7	H: 0 LOB: 0 BB: 0 P: 12	1B: 6 2B: 1 3B: 0 HR: 0	SF: 3 SAC: 1 DP: 0 HBP: 0	WP: 1 PB: 0 SB: 0 CS: 0	PA: 37
PITCHER	IP WLS BF H R ER SO BB IBB HBP BLK WP HR S P ERA WHIP																	
Storm Davis, R ERA: 4.47 (1, 1)	5.1 L 26 5 5 3 1 5 0 0 0 0 0 0 5 8 5.06 1.875																	
Matt Young, L ERA: 5.66 (6, 1)	0.2 2 0 0 0 0 0 0 0 0 0 0 0 5 8 0.00 0.000																	
Todd Burns, R ERA: 2.17 (7, 1)	2.0 9 2 0 0 0 0 0 0 0 0 0 0 18 29 0.00 1.000																	

Oakland Athletics @ Boston Red Sox
Fenway Park, Boston, MA
Sat Sep 16 1989, 3:33 AM EDT
Att: 33,778 - Overcast - 68 F

AB 28
R 5
H 7
RBI 4
BB 5
SO 1
LOB 19



Batter	1	2	3	4	5	6	7	8	9	AB	R	H	RBI	BB	SO	LOB	TOP								
Rickey Henderson, R OBP: 0.409, SLG: 0.401	L6			G5-3	FC6-4		S		K	4	0	1	0	1	1	0									
Carney Lansford, R OBP: 0.400, SLG: 0.409	K			2B	FC6-4				HR	4	2	2	0	1	1	2									
Jose Canseco, R OBP: 0.343, SLG: 0.562	K			E					K	5	1	1	0	0	4	3									
Dave Parker, L OBP: 0.305, SLG: 0.438		K		K					HR	5	1	2	2	0	2	0									
Dave Henderson, R OBP: 0.315, SLG: 0.376		CS		G5-3					K	5	0	1	0	0	3	1									
Mark McGwire, R OBP: 0.340, SLG: 0.448		F8								3	2	2	2	1	0	1									
Ron Hassey, L OBP: 0.294, SLG: 0.337										3	0	0	0	0	1	2									
Terry Steinbach, R OBP: 0.330, SLG: 0.372	CS		K		G4-3				F3	0	0	0	0	1	0	0									
Tony Phillips, S OBP: 0.345, SLG: 0.345			K							4	0	1	0	0	1	0									
Walt Weiss, S OBP: 0.297, SLG: 0.319										2	0	0	0	1	1	0									
Lance Blankenship, R OBP: 0.272, SLG: 0.294										0	0	0	0	0	0	0									
Ken Phelps, L OBP: 0.339, SLG: 0.374										1	0	0	0	0	0	2									
Mike Gallego, R OBP: 0.336, SLG: 0.337										0	0	0	0	0	0	0									
Inning Stats	R: 0 E: 0 K: 2 S: 8	H: 0 LOB: 0 BB: 0 P: 13	R: 0 E: 0 K: 1 S: 6	H: 1 LOB: 0 BB: 0 P: 12	R: 0 E: 0 K: 2 S: 7	H: 0 LOB: 0 BB: 0 P: 11	R: 2 E: 0 K: 1 S: 12	H: 2 LOB: 0 BB: 0 P: 20	R: 1 E: 0 K: 0 S: 14	H: 2 LOB: 2 BB: 1 P: 26	R: 0 E: 0 K: 2 S: 13	H: 1 LOB: 2 BB: 1 P: 21	R: 0 E: 0 K: 2 S: 11	H: 0 LOB: 2 BB: 2 P: 25	R: 1 E: 0 K: 1 S: 16	H: 2 LOB: 2 BB: 1 P: 29	R: 2 E: 0 K: 3 S: 13	H: 2 LOB: 0 BB: 0 P: 22	1B: 5 2B: 2 3B: 0 HR: 3	SF: 0 SAC: 0 DP: 0 HBP: 0	WP: 0 PB: 1 SB: 1 CS: 1	PA: 42			
PITCHER	IP	WLS	BF	H	R	ER	SO	BB	IBB	HBP	BLK	WP	HR	S	P	ERA	WHIP								
Eric Hetzel, R ERA: 6.0	4.2		19	5	3	1	6	1	0	0	0	0	1	43	77	1.93	1.286								
Greg Harris, R ERA: 3.16	2.0	W	10	1	0	0	3	3	0	0	0	0	0	25	46	0.00	2.000								
Rob Murphy, L ERA: 3.05	1.0		6	2	1	1	2	1	0	0	0	0	1	16	28	9.00	3.000								
Lee Smith, R ERA: 3.8	1.1	S	6	2	2	2	3	0	0	0	0	0	1	16	28	13.50	1.500								

Oakland Athletics @ Boston Red Sox
 Fenway Park, Boston, MA
 Sun Sep 17 1989, 3:33 AM EDT
 Att: 33,148 - Overcast - 62 F

livebaseballscorecards.com

AB 36
R 6
H 10
RBI 4
BB 5
SO 14
LOB 11




Batter	1	2	3	4	5	6	7	8	9	AB	R	H	RBI	BB	SO	LOB	BOTTOM								
Wade Boggs, L OBP: 0.326, SLG: 0.451	G6-3		BB	L6		G4-3		F7		4	1	0	0	1	0	1									
Marty Barrett, R OBP: 0.317, SLG: 0.322	G1-3		1B					F7		4	2	2	0	1	0	0									
Dwight Evans, R OBP: 0.388, SLG: 0.451	G6-3		G6-4-3					F4		3	1	0	1	2	0	1									
Mike Greenwell, L OBP: 0.373, SLG: 0.446								F6		4	1	3	1	0	0	1									
Nick Esasky, R OBP: 0.336, SLG: 0.489			G6-4-3							3	1	1	2	1	0	3									
Danny Heep, L OBP: 0.359, SLG: 0.414										3	0	0	0	0	1	5									
Carlos Quintana, R OBP: 0.283, SLG: 0.259	K		F7							1	0	0	0	0	0	0									
Jeff Stone, L OBP: 0.227, SLG: 0.275										0	0	0	0	0	0	0									
Jody Reed, R OBP: 0.371, SLG: 0.390	L8									3	0	1	1	1	0	2									
Kevin Romine, R OBP: 0.325, SLG: 0.340										3	0	1	0	1	1	3									
Rick Cerone, R OBP: 0.324, SLG: 0.337			1B							3	1	0	0	0	1	5									
Inning Stats	R: 0 E: 0 K: 0 S: 7	H: 0 LOB: 0 BB: 0 P: 9	R: 0 E: 0 K: 2 S: 10	H: 1 LOB: 2 BB: 1 P: 17	R: 3 E: 0 K: 0 S: 11	H: 2 LOB: 1 BB: 2 P: 26	R: 0 E: 0 K: 1 S: 7	H: 1 LOB: 0 BB: 0 P: 12	R: 3 E: 1 K: 0 S: 19	H: 2 LOB: 2 BB: 3 P: 35	R: 0 E: 0 K: 0 S: 8	H: 1 LOB: 1 BB: 0 P: 9	R: 1 E: 0 K: 0 S: 7	H: 1 LOB: 1 BB: 1 P: 17	R: 0 E: 0 K: 0 S: 10	H: 0 LOB: 0 BB: 0 P: 16	1B: 6 2B: 1 3B: 0 HR: 1	SF: 0 SAC: 0 DP: 2 HBP: 1	WP: 1 PB: 1 SB: 0 CS: 0	PA: 39					
PITCHER	IP	WLS	BF	H	R	ER	SO	BB	IBB	HBP	BLK	WP	HR	S	P	ERA	WHIP								
Bob Welch, R ERA: 3.17	4.0	L	21	4	5	5	3	5	0	1	0	0	0	39	76	11.25	2.250								
Matt Young, L ERA: 5.66	0.0		1	1	0	0	0	0	0	0	0	0	0	3	4	-	-								
Gene Nelson, R ERA: 3.53	1.0		5	1	1	0	0	1	0	0	0	0	0	12	19	0.00	2.000								
Rick Honeycutt, L ERA: 2.5	2.0		9	2	1	1	0	1	0	0	0	0	1	15	26	4.50	1.500								
Dennis Eckersley, R ERA: 1.46	1.0		3	0	0	0	0	0	0	0	0	0	0	10	16	0.00	0.000								

Oakland Athletics @ Boston Red Sox
 Fenway Park, Boston, MA
 Sun Sep 17 1989, 3:33 AM EDT
 Att: 33,148 - Overcast - 62 F

livebaseballscorecards.com

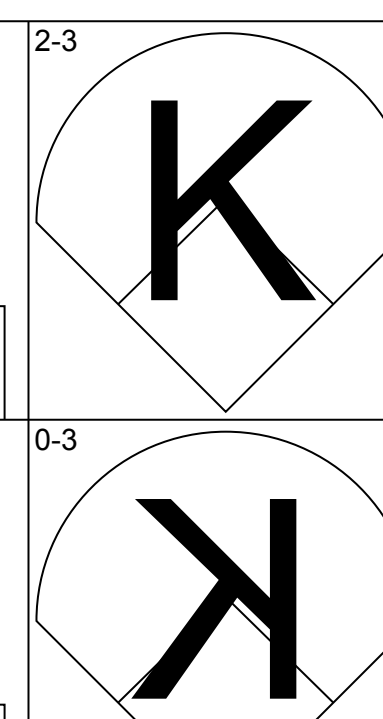
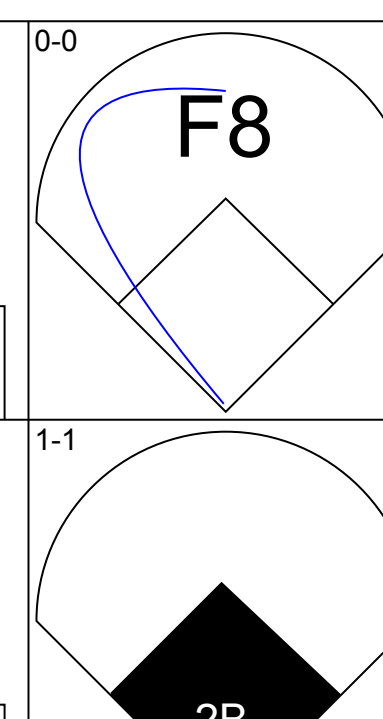
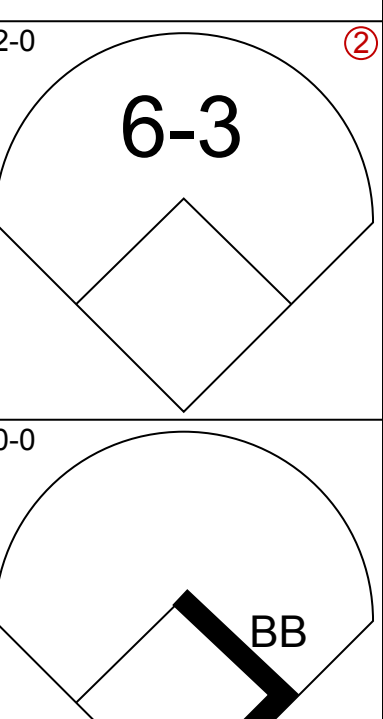
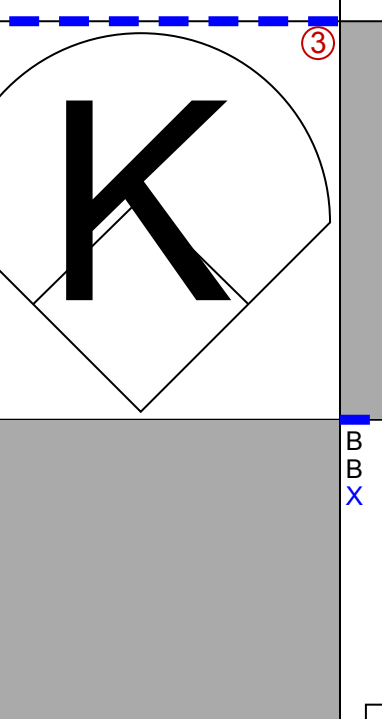
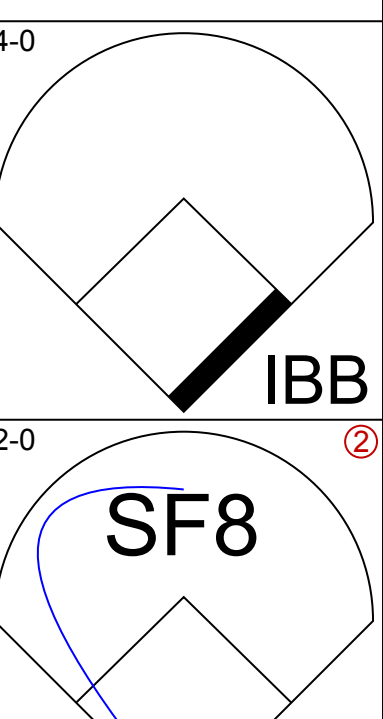
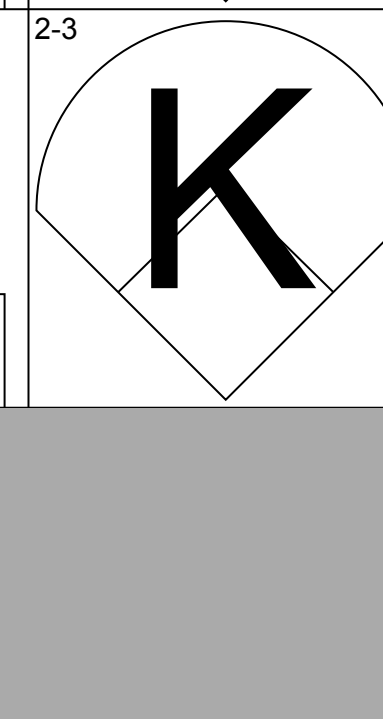
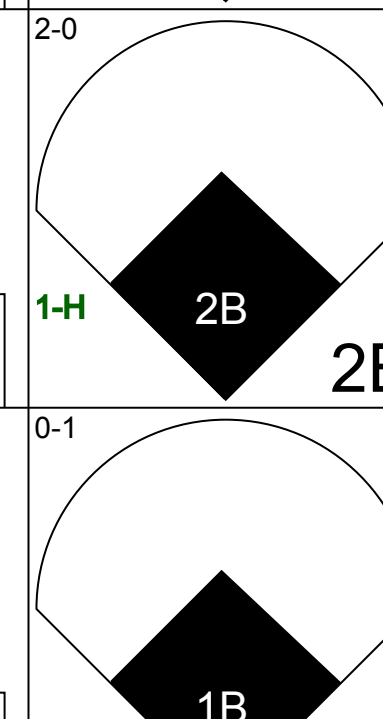
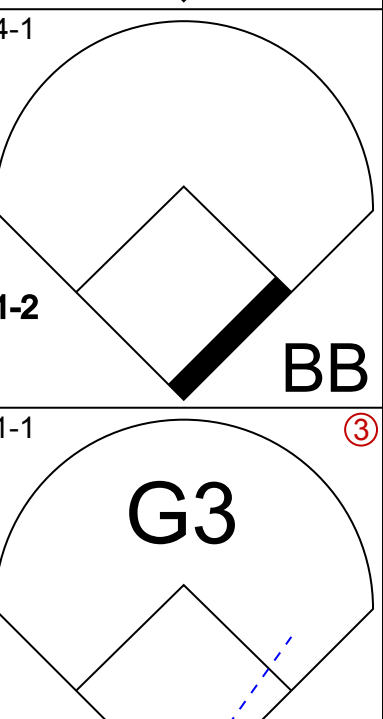
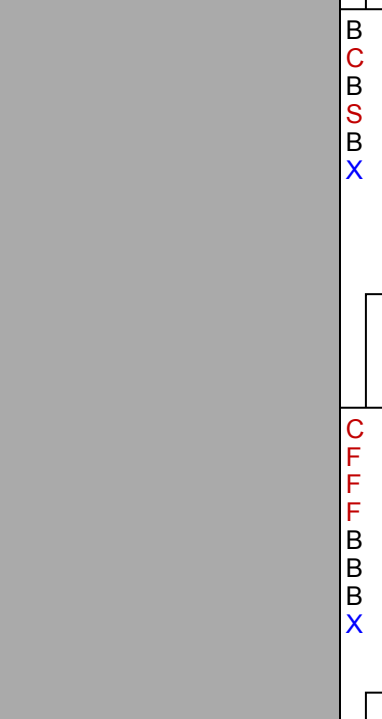
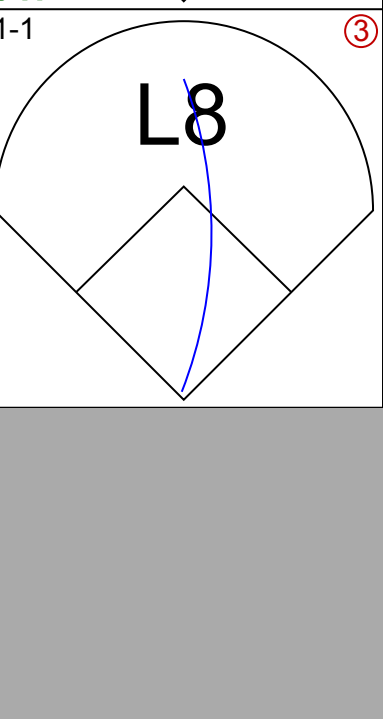

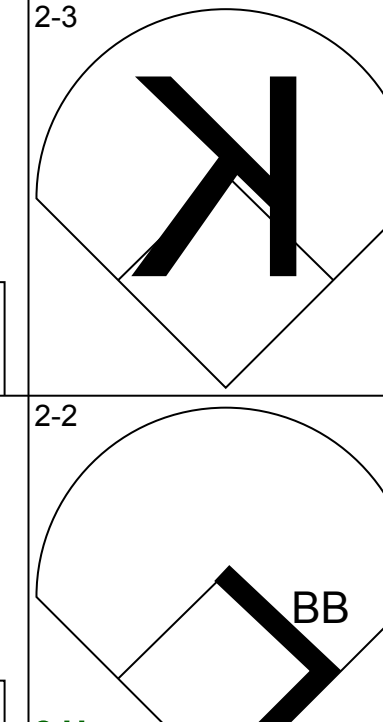

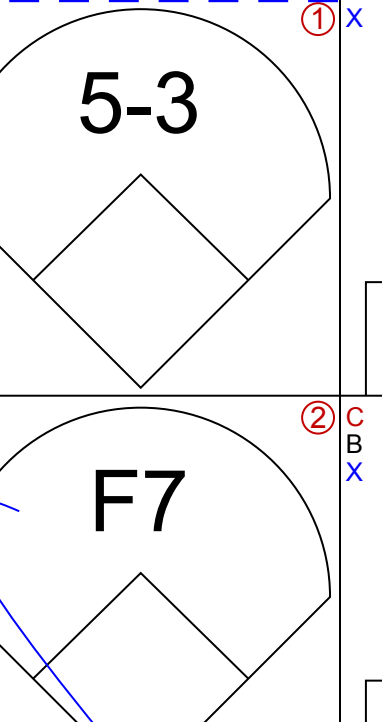

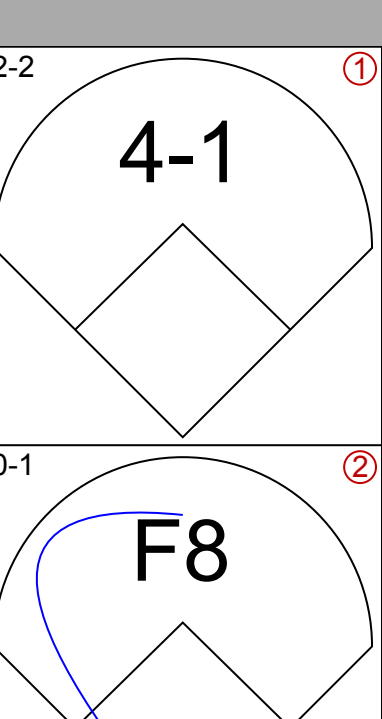
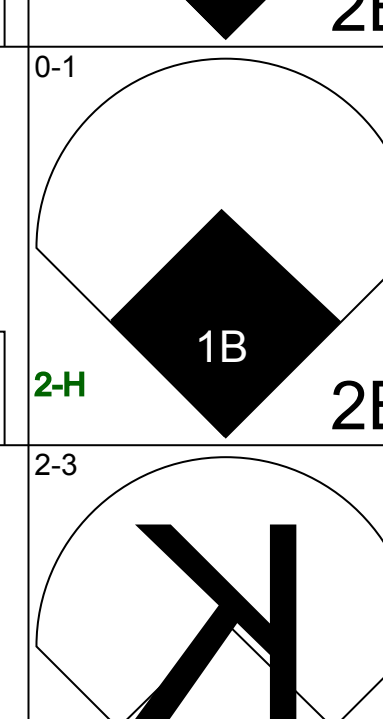
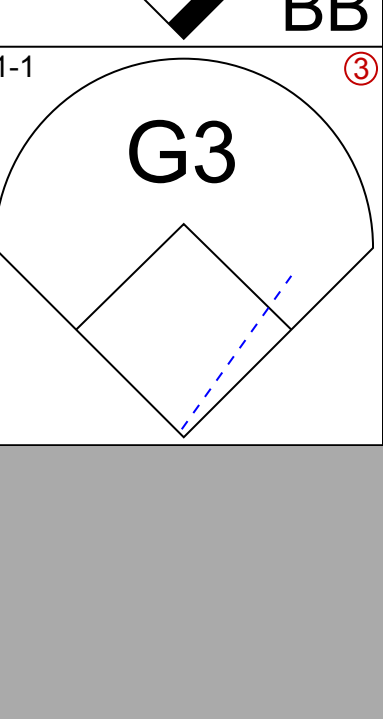
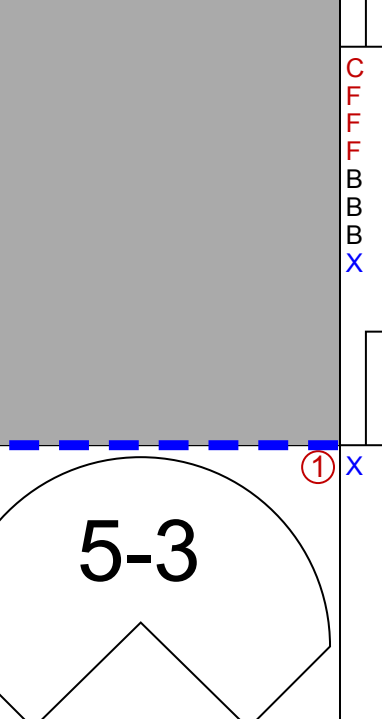


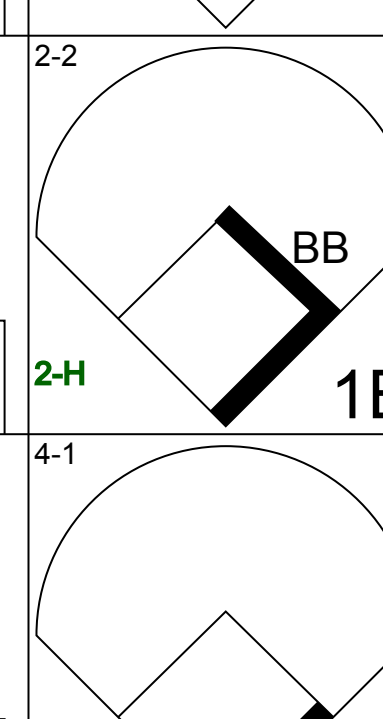
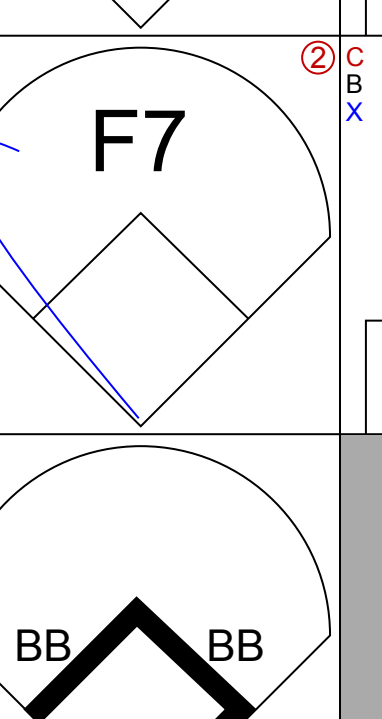
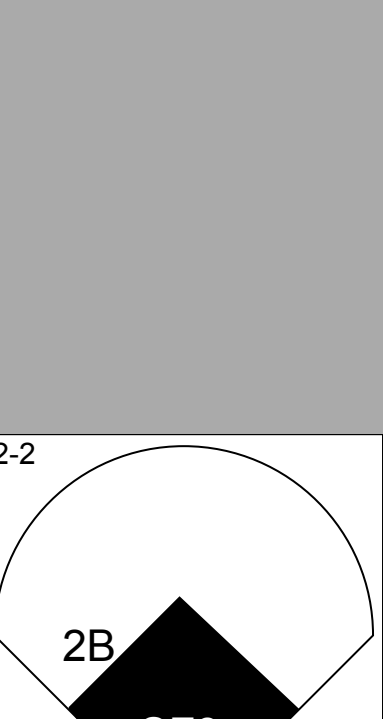
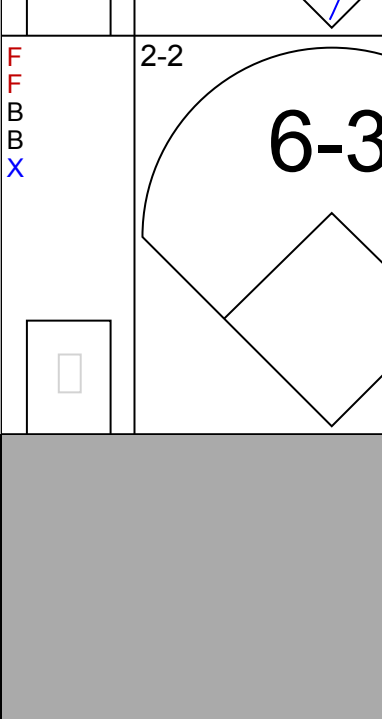



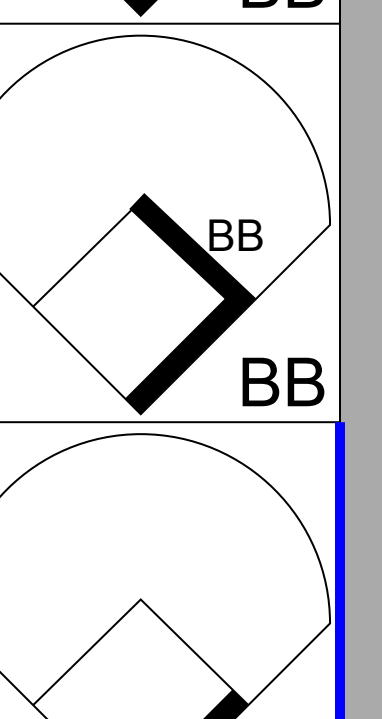
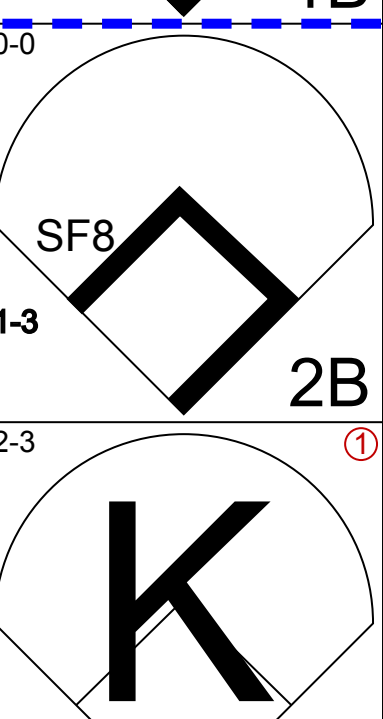

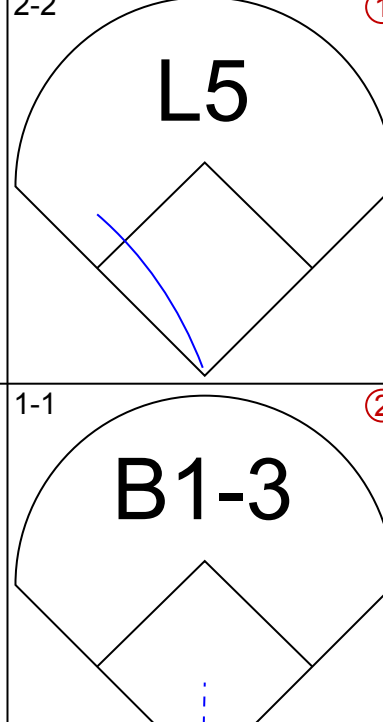
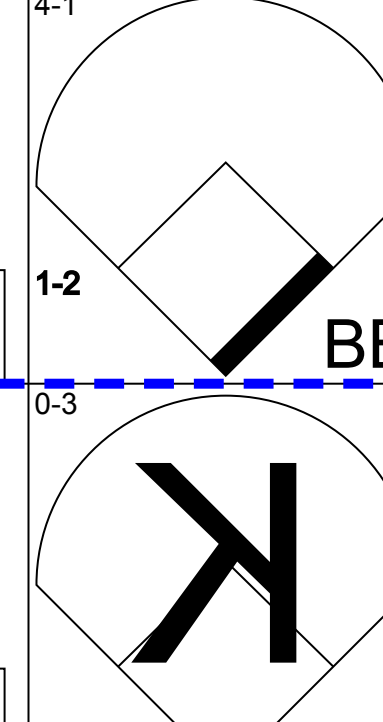
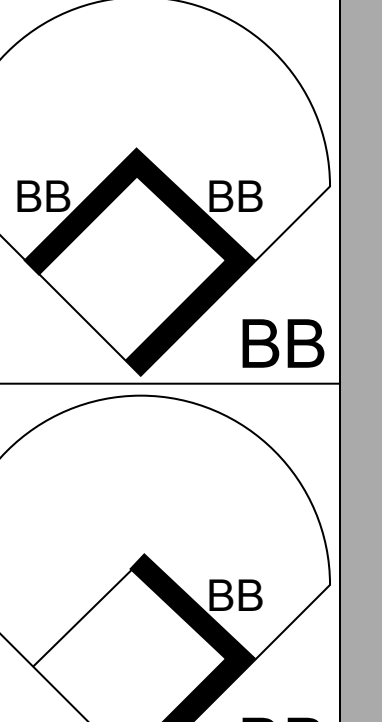
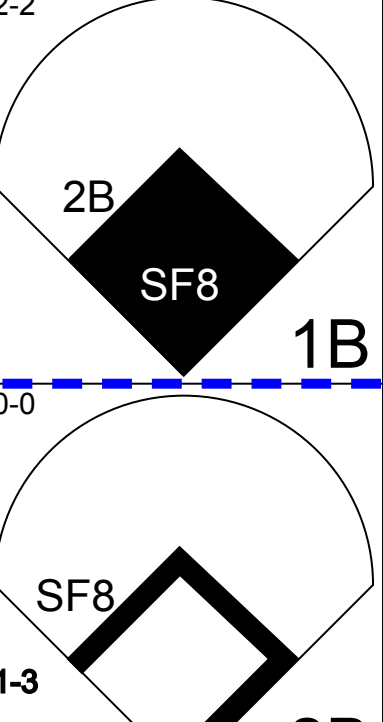

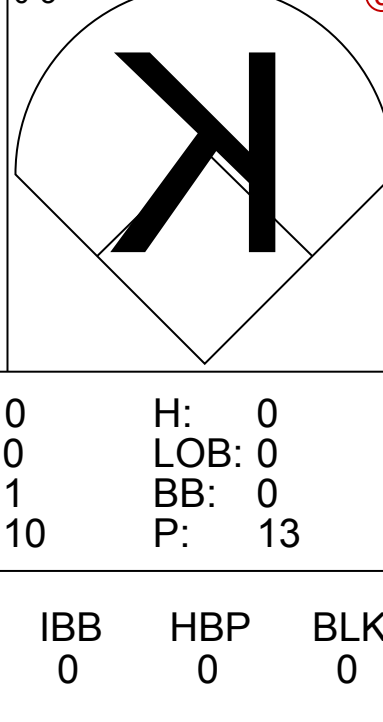

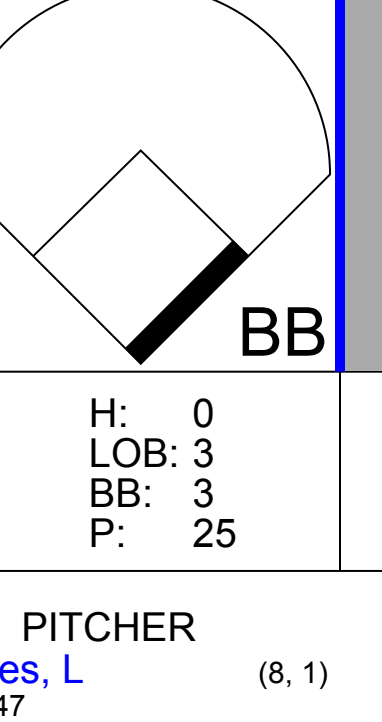
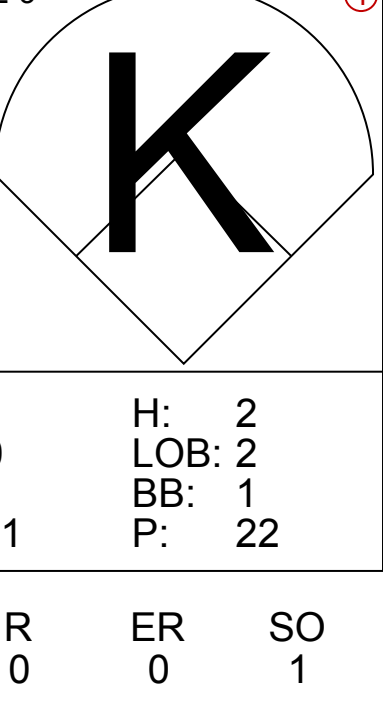
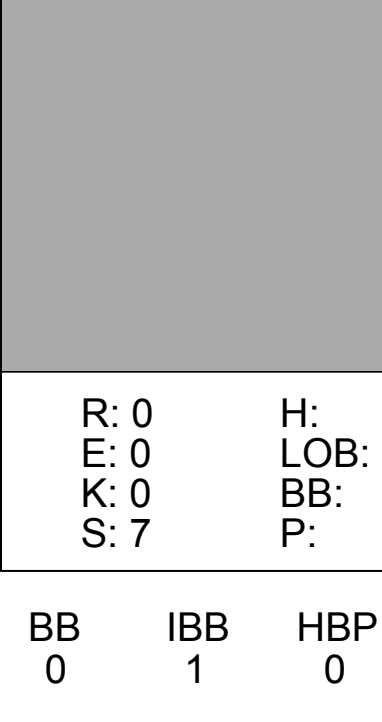
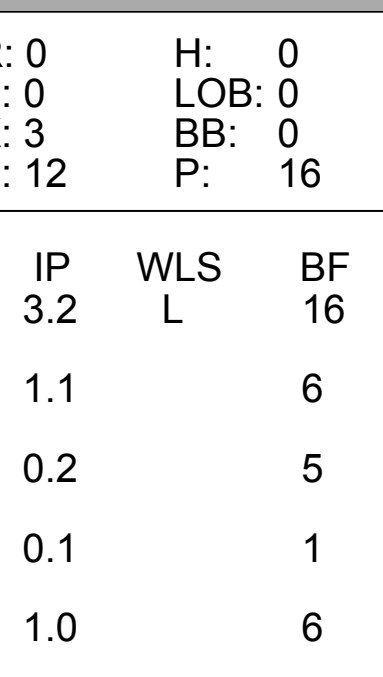
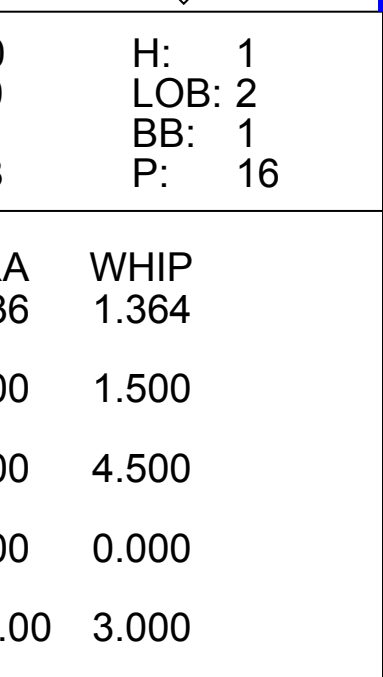
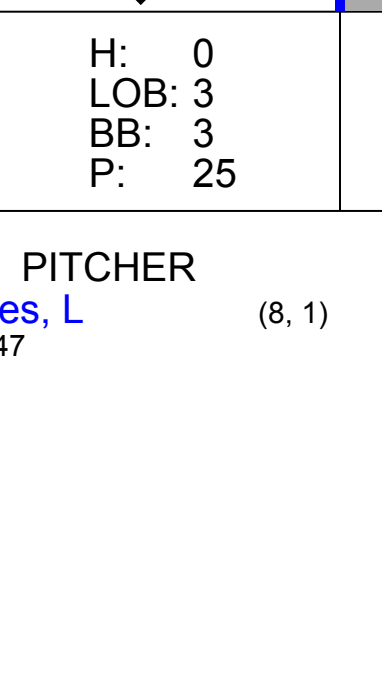
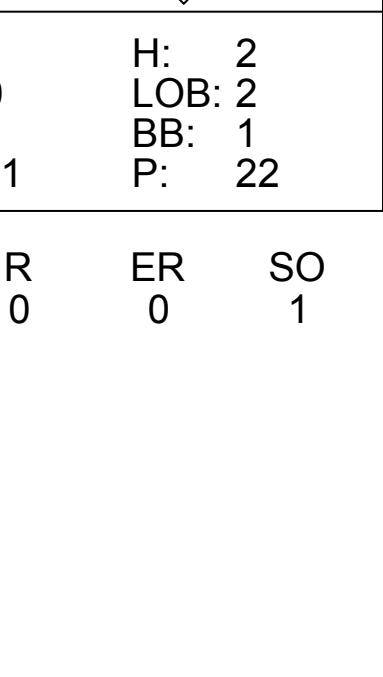
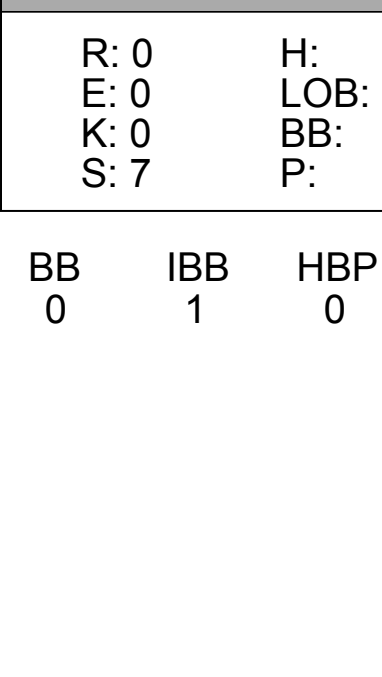
AB 31
R 7
H 8
RBI 5
BB 7
SO 3
LOB 21

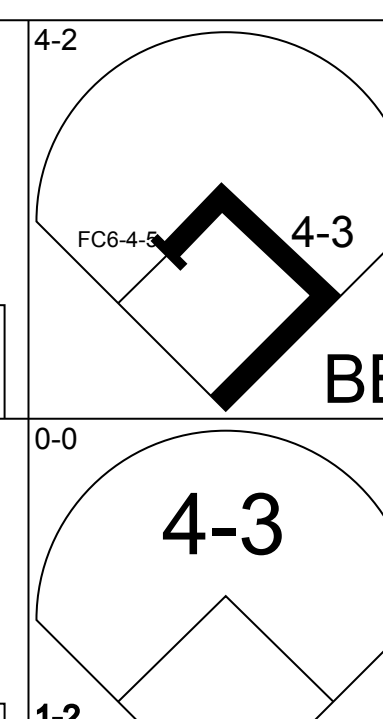
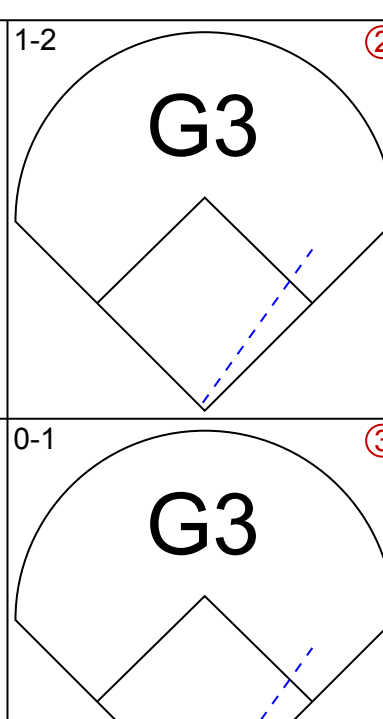
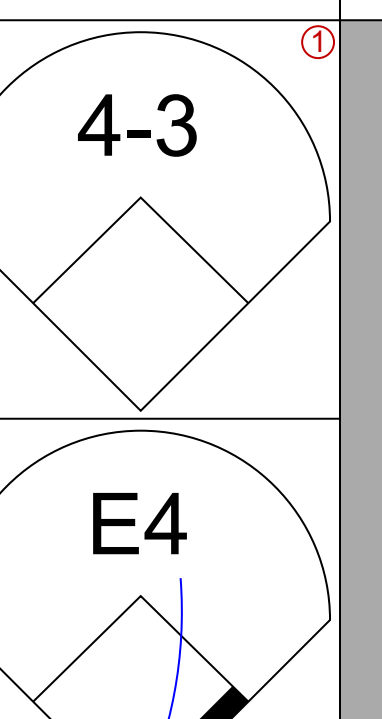
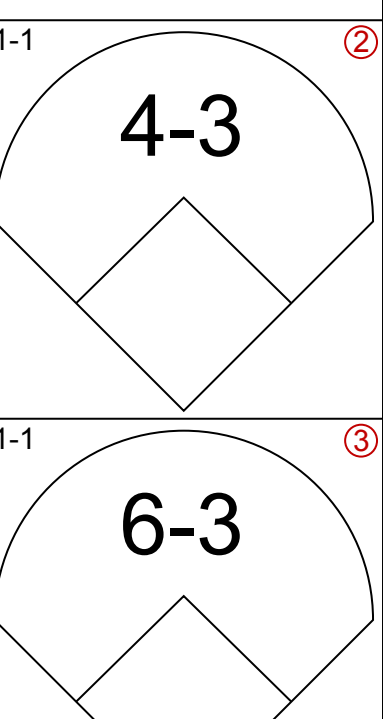
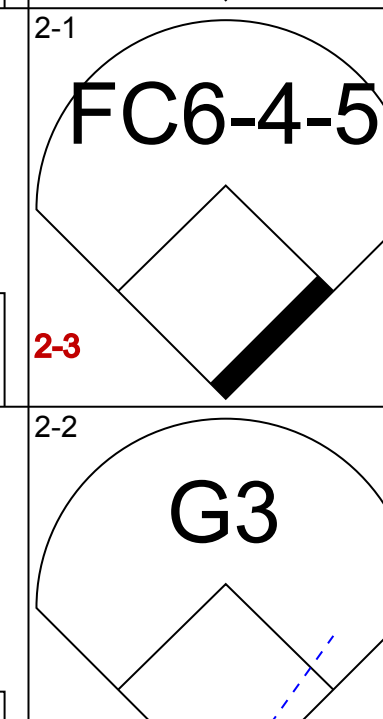

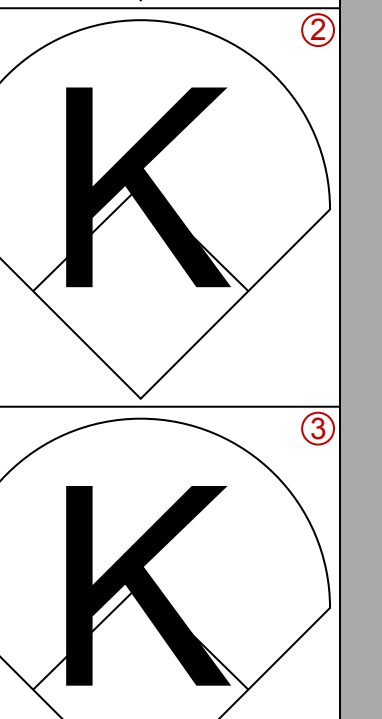


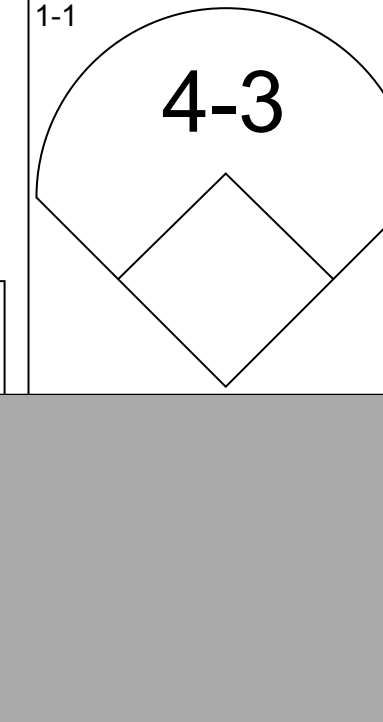
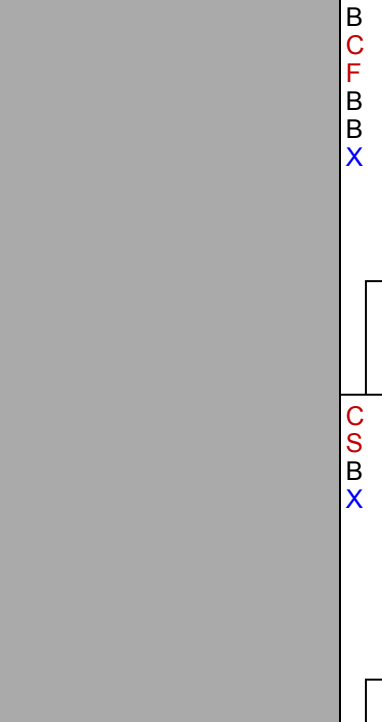
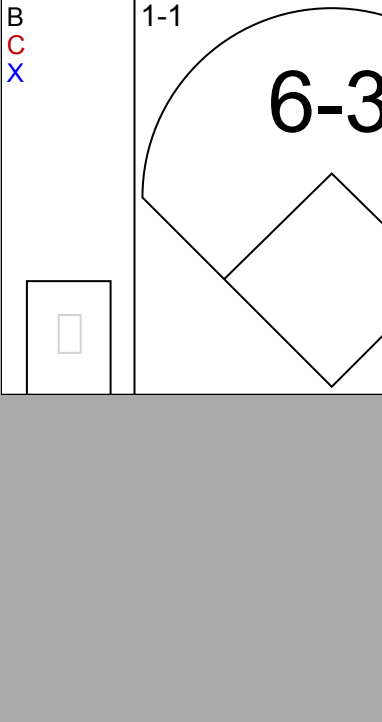


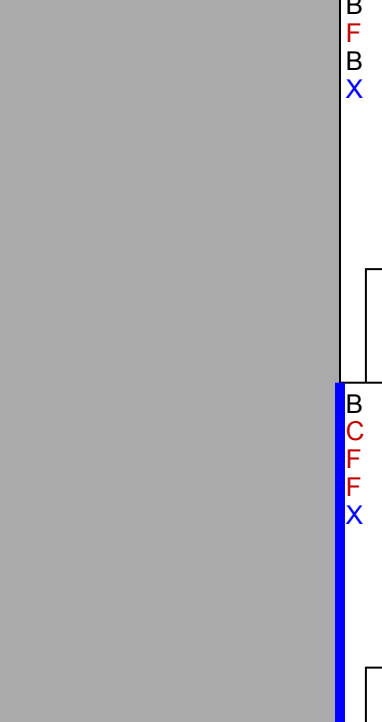

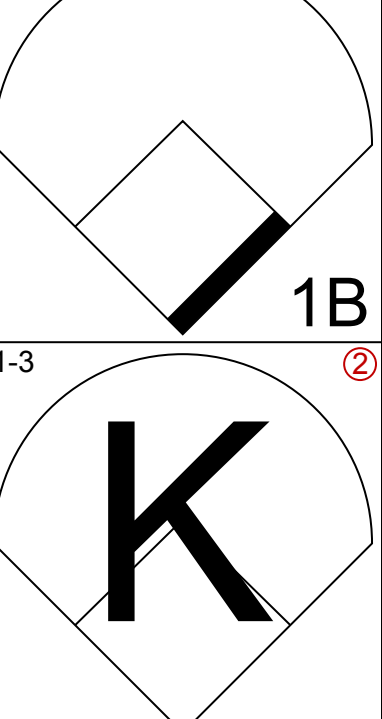

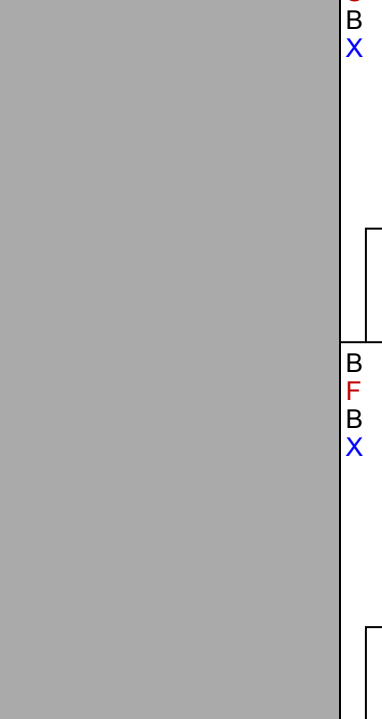

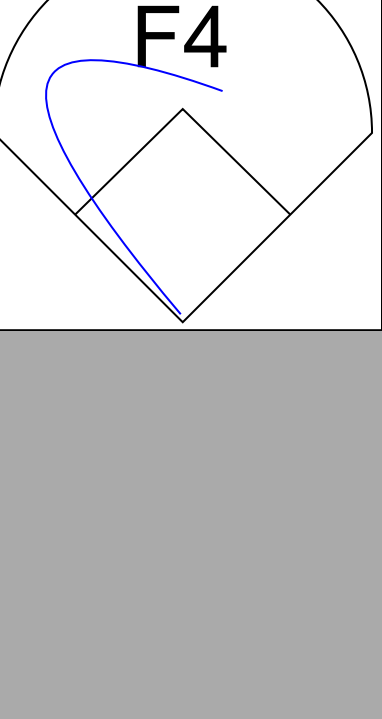
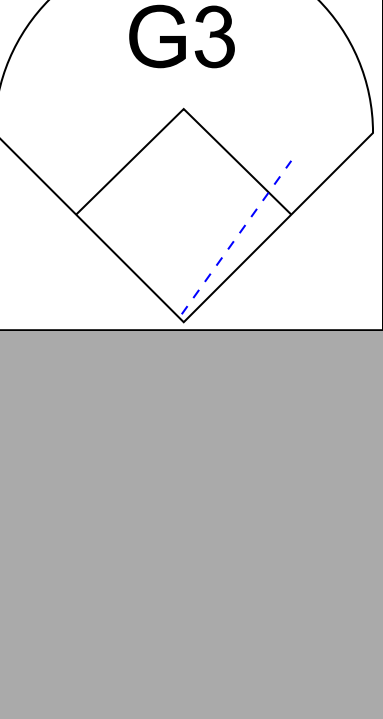
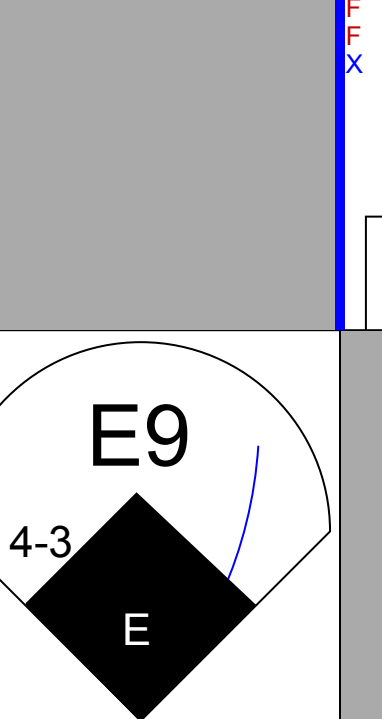
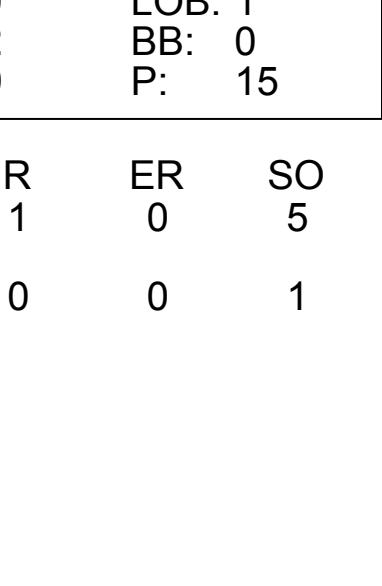
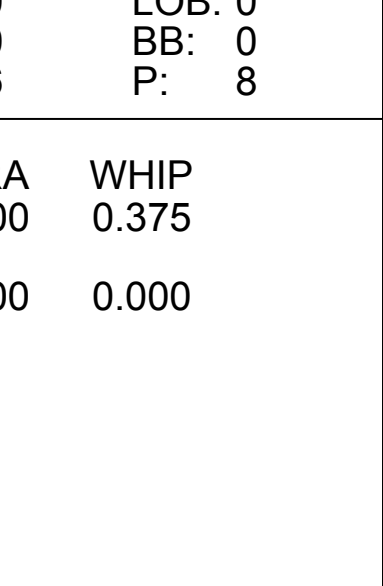
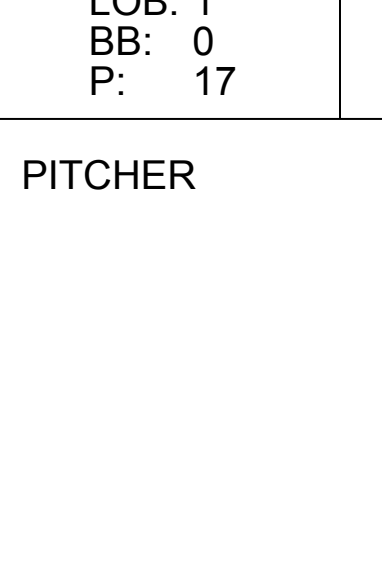


Batter	1	2	3	4	5	6	7	8	9	10	AB	R	H	RBI	BB	SO	LOB	TOP							
Rickey Henderson, R OBP: 0.410, SLG: 0.462 (1, 7)	2-2 1B 1B		1-1 6-3		2-2 F3		2-1 1B		4-2 E S BB		4	1	2	0	1	0	1	Oakland Athletics @ Cleveland Indians Cleveland Municipal Stadium, Cleveland, OH Mon Sep 18 1989, 7:05 PM EDT Att: 5,931 - Unknown							
Carney Lansford, R OBP: 0.399, SLG: 0.407 (10, 3)	2-0 S 1B 1B		2-2 L7		1-0 6-3		2-2 F8		3-3 K		5	0	1	0	0	1	3								
Jose Canseco, R OBP: 0.344, SLG: 0.563 (1, 9)	0-1 S 1B		1-2 L9		3-2 2B		0-2 5-3		1-3 K		5	0	2	1	0	1	0								
Dave Parker, L OBP: 0.305, SLG: 0.436 (8, PR)	3-3 K		1-2 L6		0-1 L8		4-2 E BB		4-0 1B BB		3	0	0	0	1	1	3								
Ken Phelps, L OBP: 0.342, SLG: 0.374 (10, PH)	1-2 2-3 K		1-3 K		0-0 L9		0-1 F9		1-0 1B BB		5	0	1	0	0	2	4								
Mark McGwire, R OBP: 0.297, SLG: 0.319 (10, 6)	1-2 F8		3-3 K		1-0 E S 2B 1B		1-1 E6		1-3 2-H 1B 1B		5	1	2	1	0	1	3								
Terry Steinbach, R OBP: 0.326, SLG: 0.368 (1, 2)		2-3 K			1-0 L8		3-3 K		1-1 5-3		5	0	0	0	0	2	5								
Tony Phillips, S OBP: 0.347, SLG: 0.350 (10, 5)		2-1 4-3			0-0 1B 1B		0-0 1B 2B		3-2 4-3		5	0	3	2	0	0	0								
Mike Gallego, R OBP: 0.334, SLG: 0.335 (10, 4)		0-1 F4			2-1 1B		3-H 2-1 L7		2-3 K		5	0	1	0	0	1	3								
Dave Henderson, R OBP: 0.316, SLG: 0.376 (1, 8)					1-3 1B																				
Inning Stats	R: 1 E: 0 K: 2 S: 15	H: 3 LOB: 2 BB: 0 P: 25	R: 0 E: 0 K: 1 S: 7	H: 0 LOB: 0 BB: 0 P: 11	R: 0 E: 0 K: 0 S: 9	H: 0 LOB: 0 BB: 0 P: 13	R: 0 E: 0 K: 2 S: 9	H: 0 LOB: 0 BB: 0 P: 14	R: 0 E: 0 K: 0 S: 7	H: 1 LOB: 1 BB: 0 P: 11	R: 1 E: 1 K: 1 S: 12	H: 3 LOB: 2 BB: 0 P: 22	R: 0 E: 1 K: 0 S: 14	H: 0 LOB: 2 BB: 1 P: 20	R: 0 E: 0 K: 2 S: 11	H: 0 LOB: 1 BB: 1 P: 23	R: 2 E: 0 K: 1 S: 11	H: 3 LOB: 2 BB: 1 P: 19	1B: 10 2B: 2 3B: 0 HR: 0	SF: 0 SAC: 0 DP: 0 HBP: 0	WP: 0 PB: 0 SB: 4 CS: 0	PA: 45			
PITCHER	IP 8.0	WLS 34	BF 9	H 2	R 2	ER 2	SO 6	BB 1	IBB 0	HBP 0	BLK 0	WP 0	HR 0	S 80	P 128	ERA 2.25	WHIP 1.250								
Tom Candiotti, R ERA: 3.17																									
Steve Olin, R ERA: 3.0																									

Batter	1	2	3	4	5	6	7	8	9	10	AB	R	H	RBI	BB	SO	LOB	BOTTOM							
Jerry Browne, S OBP: 0.372, SLG: 0.401 (1, 4)	0-1 L7	1-0 FC6			1-1 F8		1-2 F7		0-2 L8		5	0	0	0	0	0	2	Oakland Athletics @ Cleveland Indians Cleveland Municipal Stadium, Cleveland, OH Mon Sep 18 1989, 7:05 PM EDT Att: 5,931 - Unknown							
Dion James, L OBP: 0.372, SLG: 0.377 (1, 8)	0-0 F9		1-3 K		0-1 1B		0-0 F8		3-2 F7		5	0	1	0	0	1	0								
Joe Carter, R OBP: 0.295, SLG: 0.478 (1, 10)	4-0 1B BB		2-2 HR		1-2 L9		0-1 L6		0-3 K		4	1	1	1	1	1	1								
Pete O'Brien, L OBP: 0.361, SLG: 0.379 (1, 3)	1-2 FC5-4 1B		0-1 4-3		0-2 BB 1B-2 1B		0-2 1-3		4-0 2-0 0-0 0-0		4	0	2	0	0	0	0								
Albert Belle, R OBP: 0.263, SLG: 0.420 (1, 7)	1-0 FC5-4		0-0 6-3		0-3 K		1-0 L5		4-0 0-0 0-0 0-1 3		4	0	0	0	0	1	3								
Brook Jacoby, R OBP: 0.347, SLG: 0.424 (1, 5)		4-0 BB BB		2-3 K		4-0 BB BB		0-2 HR		2	1	1	1	2	1	0									
Cory Snyder, R OBP: 0.256, SLG: 0.367 (1, 9)		2-3 K		0-3 K		4-0 BB BB		1-3 K		3	0	0	0	1	3	1									
Andy Allanson, R OBP: 0.290, SLG: 0.295 (9, PH)		4-2 FC6 BB		3-2 F4		1-0 L8-2		2-2 4-3		2	0	0	0	1	0	3									
Dave Clark, L OBP: 0.310, SLG: 0.379 (10, 2)		1-2 BB		1-2 F4		3-H L8-2		0-3 K		1	0	0	0	0	0	0									
Felix Fermin, R OBP: 0.298, SLG: 0.258 (7, PH)		2-1 L8		0-0 P4		1-3 K		0-3 K		2	0	0	0	0	0	2									
Beau Alired, R OBP: 0.417, SLG: 0.500 (8, 6)											1	0	0	0	1	0									
Luis Aguayo, R OBP: 0.239, SLG: 0.268 (8, 6)											1	0	0	0	1	0									
Inning Stats	R: 0 E: 0 K: 0 S: 7	H: 1 LOB: 2 BB: 1 P: 13	R: 0 E: 0 K: 1 S: 9	H: 0 LOB: 2 BB: 2 P: 22	R: 1 E: 0 K: 1 S: 10	H: 1 LOB: 1 BB: 0 P: 13	R: 0 E: 0 K: 2 S: 10	H: 0 LOB: 0 BB: 0 P: 15	R: 0 E: 0 K: 0 S: 8	H: 1 LOB: 2 BB: 2 P: 17	R: 0 E: 0 K: 1 S: 8	H: 0 LOB: 0 BB: 0 P: 10	R: 0 E: 0 K: 0 S: 6	H: 0 LOB: 0 BB: 0 P: 7	R: 1 E: 0 K: 2 S: 15	H: 1 LOB: 0 BB: 0 P: 18	R: 0 E: 0 K: 1 S: 10	H: 0 LOB: 0 BB: 0 P: 13	1B: 3 2B: 1 3B: 0 HR: 2	SF: 0 SAC: 0 DP: 1 HBP: 0	WP: 0 PB: 0 SB: 0 CS: 0	PA: 39			
PITCHER	IP 8.0	WLS 32	BF 7	H 1	R 1	ER 1	SO 3	BB 5	IBB 0	HBP 0	BLK 0	WP 0	HR 1	S 66	P 107	ERA 1.12	WHIP 1.125								
Dave Stewart, R ERA: 3.41																									
Dennis Eckersley, R ERA: 1.6																									




Batter	1	2	3	4	5	6	7	8	9	AB	R	H	RBI	BB	SO	LOB	TOP		
Rickey Henderson, R OBP: 0.409, SLG: 0.398 (1, 7)										4	0	0	0	1	2	3	<p>Oakland Athletics @ Cleveland Indians Cleveland Municipal Stadium, Cleveland, OH</p> <p>Tue Sep 19 1989, 7:05 PM EDT Att: 6,085 - Unknown</p> <p>livebaseballscorecards.com</p>		
Carney Lansford, R OBP: 0.399, SLG: 0.407 (1, 5)										4	1	2	1	0	1	0			
Jose Canseco, R OBP: 0.350, SLG: 0.567 (1, 9)										4	2	2	1	1	1	2			
Dave Parker, L OBP: 0.306, SLG: 0.438 (1, 10)										5	1	2	1	0	0	2			
Mark McGwire, R OBP: 0.335, SLG: 0.442 (1, 3)										4	0	0	1	0	1	1			
Dave Henderson, R OBP: 0.315, SLG: 0.374 (1, 8)										5	0	1	1	0	0	1			
Terry Steinbach, R OBP: 0.330, SLG: 0.368 (1, 2)										2	1	1	0	2	0	0			
Tony Phillips, S OBP: 0.349, SLG: 0.353 (1, 4)										3	0	1	0	1	1	2			
Mike Gallego, R OBP: 0.332, SLG: 0.333 (6, PH)										2	0	0	0	0	2	0			
Ken Phelps, L OBP: 0.345, SLG: 0.374 (6, PR)										0	0	0	0	1	0	0			
Walt Weiss, S OBP: 0.295, SLG: 0.318 (6, 6)										1	0	0	0	0	1	2			
Inning Stats	R: 0 E: 0 K: 3 S: 12	H: 0 LOB: 0 BB: 0 P: 16	R: 0 E: 0 K: 0 S: 7	H: 0 LOB: 0 BB: 0 P: 10	R: 0 E: 0 K: 1 S: 10	H: 0 LOB: 0 BB: 0 P: 13	R: 3 E: 0 K: 2 S: 16	H: 4 LOB: 2 BB: 1 P: 27	R: 0 E: 0 K: 1 S: 8	H: 1 LOB: 2 BB: 1 P: 16	R: 1 E: 0 K: 0 S: 12	H: 2 LOB: 1 BB: 0 P: 21	R: 1 E: 0 K: 1 S: 11	H: 2 LOB: 2 BB: 1 P: 22	R: 0 E: 0 K: 0 S: 7	H: 0 LOB: 0 BB: 0 P: 11	1B: 6 2B: 3 3B: 0 HR: 0	SF: 2 SAC: 0 DP: 0 HBP: 0	WP: 0 PA: 42 PB: 0 SB: 0 CS: 0
PITCHER	IP WLS BF H R ER SO	IP WLS BF H R ER SO	IP WLS BF H R ER SO	IP WLS BF H R ER SO	IP WLS BF H R ER SO	IP WLS BF H R ER SO	IP WLS BF H R ER SO	IP WLS BF H R ER SO	IP WLS BF H R ER SO	IP WLS BF H R ER SO	IP WLS BF H R ER SO	IP WLS BF H R ER SO	IP WLS BF H R ER SO	IP WLS BF H R ER SO	IP WLS BF H R ER SO	IP WLS BF H R ER SO	ERA WHIP	ERA WHIP	
Rod Nichols, R ERA: 4.18 (1, 1)	3.2 L 16 4 3 3 5																7.36 1.364		
Steve Davis, L ERA: 8.09 (4, 1)	1.1 6 1 0 0 2 1																0.00 1.500		
Rich Yett, R ERA: 5.0 (6, 1)	0.2 5 0 0 0 0 3																0.00 4.500		
Rudy Seanez, R ERA: 15.0 (6, 1)	0.1 1 0 0 0 1 0																0.00 0.000		
Neil Allen, R ERA: 15.0 (7, 1)	1.0 6 3 2 2 0 0																18.00 3.000		

Batter	1	2	3	4	5	6	7	8	9	AB	R	H	RBI	BB	SO	LOB	BOTTOM				
Jerry Browne, S OBP: 0.371, SLG: 0.399 (1, 4)										3	0	0	0	1	0	1	<p>Oakland Athletics @ Cleveland Indians Cleveland Municipal Stadium, Cleveland, OH</p> <p>Tue Sep 19 1989, 7:05 PM EDT Att: 6,085 - Unknown</p> <p>livebaseballscorecards.com</p>				
Dion James, L OBP: 0.369, SLG: 0.373 (1, 8)										4	0	0	1	0	0	1					
Joe Carter, R OBP: 0.294, SLG: 0.475 (1, 10)										4	0	0	0	0	2	2					
Pete O'Brien, L OBP: 0.359, SLG: 0.376 (1, 3)										4	0	0	0	0	1	2					
Brook Jacoby, R OBP: 0.344, SLG: 0.421 (1, 5)										4	0	0	0	0	1	0					
Albert Belle, R OBP: 0.265, SLG: 0.418 (1, 7)										3	0	1	0	0	0	0					
Cory Snyder, R OBP: 0.257, SLG: 0.367 (1, 9)										3	0	1	0	0	1	1					
Joel Skinner, R OBP: 0.297, SLG: 0.295 (1, 2)										2	0	0	0	0	0	1					
Dave Clark, L OBP: 0.309, SLG: 0.378 (7, PH)										1	0	0	0	0	0	1					
Tom Magrann, R (8, 2)										0	0	0	0	0	0	0					
Felix Fermin, R OBP: 0.297, SLG: 0.257 (1, 6)										2	1	0	0	0	0	0					
Beau Allred, L OBP: 0.365, SLG: 0.455 (8, PH)										1	0	0	0	0	1	0					
Paul Zuvella, R OBP: 0.294, SLG: 0.408 (9, 6)										0	0	0	0	0	0	0					
Inning Stats	R: 0 E: 0 K: 0 S: 8	H: 0 LOB: 1 BB: 1 P: 16	R: 0 E: 0 K: 2 S: 9	H: 1 LOB: 0 BB: 0 P: 15	R: 0 E: 0 K: 0 S: 7	H: 0 LOB: 0 BB: 0 P: 10	R: 0 E: 0 K: 0 S: 5	H: 0 LOB: 0 BB: 0 P: 9	R: 0 E: 0 K: 0 S: 6	H: 0 LOB: 0 BB: 0 P: 8	R: 1 E: 2 K: 2 S: 11	H: 0 LOB: 1 BB: 0 P: 17	R: 0 E: 0 K: 0 S: 12	H: 1 LOB: 0 BB: 0 P: 19	R: 0 E: 0 K: 1 S: 7	H: 0 LOB: 0 BB: 0 P: 11	R: 0 E: 0 K: 1 S: 9	H: 0 LOB: 0 BB: 0 P: 12	1B: 2 2B: 0 3B: 0 HR: 0	SF: 0 SAC: 0 DP: 0 HBP: 0	WP: 0 PA: 32 PB: 0 SB: 0 CS: 0
PITCHER	IP WLS BF H R ER SO	IP WLS BF H R ER SO	IP WLS BF H R ER SO	IP WLS BF H R ER SO	IP WLS BF H R ER SO	IP WLS BF H R ER SO	IP WLS BF H R ER SO	IP WLS BF H R ER SO	IP WLS BF H R ER SO	IP WLS BF H R ER SO	IP WLS BF H R ER SO	IP WLS BF H R ER SO	IP WLS BF H R ER SO	IP WLS BF H R ER SO	IP WLS BF H R ER SO	IP WLS BF H R ER SO	ERA WHIP	ERA WHIP			
Mike Moore, R ERA: 2.56 (1, 1)	8.0 W 29																0.00 0.375				
Gene Nelson, R ERA: 3.49 (9, 1)	1.0 3 0 0 0 1 0																0.00 0.000				

Batter	1	2	3	4	5	6	7	8	9	AB	R	H	RBI	BB	SO	LOB	TOP																			
Rickey Henderson, R OBP: 0.412, SLG: 0.406	2-1 HR		3-1 G6-3			4-2 SF9 BB	4-2 SF8 BB		1-2 CS 1B	3	3	2	1	2	0	0	Oakland Athletics @ Cleveland Indians Cleveland Municipal Stadium, Cleveland, OH Wed Sep 20 1989, 7:05 PM EDT Att: 6,186 - Unknown - 64 F																			
Carney Lansford, R OBP: 0.397, SLG: 0.404	2-0 F9		1-1 G5-3			4-2 1B BB	0-0 F9		3-3 K	4	1	0	0	1	1	2																				
Jose Canseco, R OBP: 0.342, SLG: 0.558 Stan Javier, S OBP: 0.317, SLG: 0.320	1-0 G6-3			2-1 F8		1-0 SF9	3-1 SF8		1-3 K	3	0	0	2	0	1	0																				
Mark McGwire, R OBP: 0.336, SLG: 0.441	0-3 K			1-2 G5-3		0-0 1B BB	4-2 FC5-4 BB		1-3 K	3	1	1	0	1	1	0																				
Dave Henderson, R OBP: 0.316, SLG: 0.375		1-1 WP 1B		1-3 K		1-2 1B BB	2-1 FC5-4		1-2 K	4	2	2	1	0	1	1																				
Dave Parker, L OBP: 0.307, SLG: 0.437		2-0 1B			1-2 G4-3	4-2 3B BB		0-3 K	3	1	1	1	1	1	0																					
Terry Steinbach, R OBP: 0.327, SLG: 0.365		3-1 FC3-5-4 1B			1-1 G1-3	0-3 K		0-0 F4	4	0	0	0	0	1	4																					
Tony Phillips, S OBP: 0.352, SLG: 0.360		0-1 G1-6-3			0-2 1B	3-2 3B		4-1 BB	3	0	2	3	1	0	1																					
Mike Gallego, R OBP: 0.329, SLG: 0.329			0-0 G6-3		1-3 K	2-2 G4-3		3-1 F3	4	0	0	0	0	1	3																					
Inning Stats	R: 1 E: 0 K: 1 S: 7	H: 1 LOB: 0 BB: 0 P: 12	R: 1 E: 0 K: 0 S: 7	H: 2 LOB: 0 BB: 0 P: 13	R: 0 E: 0 K: 0 S: 5	H: 0 LOB: 0 BB: 0 P: 9	R: 0 E: 0 K: 1 S: 10	H: 0 LOB: 0 BB: 0 P: 14	R: 0 E: 0 K: 1 S: 12	H: 1 LOB: 1 BB: 0 P: 15	R: 5 E: 0 K: 1 S: 20	H: 3 LOB: 1 BB: 3 P: 39	R: 1 E: 0 K: 0 S: 10	H: 0 LOB: 1 BB: 2 P: 23	R: 0 E: 0 K: 1 S: 7	H: 0 LOB: 1 BB: 1 P: 14	R: 0 E: 0 K: 2 S: 11	H: 1 LOB: 0 BB: 0 P: 16	1B: 6 2B: 1 3B: 1 HR: 1	SF: 2 SAC: 0 DP: 2 HBP: 0	WP: 1 PB: 0 SB: 4 CS: 1	PA: 39														
PITCHER	IP	WLS	BF	H	R	ER	SO	BB	IBB	HBP	BLK	WP	HR	S	P	ERA	WHIP	PITCHER	IP	WLS	BF	H	R	ER	SO	BB	IBB	HBP	BLK	WP	HR	S	P	ERA	WHIP	
Greg Swindell, L ERA: 3.55	5.1	L	22	5	5	5	3	2	0	0	0	1	1	47	78	8.44	1.312	Doug Jones, R ERA: 2.3	9.1	1.0	3	1	0	0	2	0	0	0	0	0	0	11	16	0.00	1.000	
Steve Olin, R ERA: 3.51	0.1		3	1	0	0	1	1	0	0	0	0	0	8	13	0.00	6.000																			
Jeff Kaiser, L ERA:	0.1		2	1	2	2	0	0	0	0	0	0	0	6	11	54.00	3.000																			
Rudy Seanez, R ERA: 2.7	1.0		5	0	1	1	0	2	0	0	0	0	0	10	23	9.00	2.000																			
Jesse Orosco, L ERA: 2.0	1.0		4	0	0	0	1	1	0	0	0	0	0	7	14	0.00	1.000																			

Batter	1	2	3	4	5	6	7	8	9	AB	R	H	RBI	BB	SO	LOB	BOTTOM																			
Jerry Browne, S OBP: 0.373, SLG: 0.400	2-2 SH3-4 1B		1-0 G4-6-3 1B		0-0 E4 1B SF8		4-2 1B BB		1-1 F5	4	2	2	1	1	0	0	Oakland Athletics @ Cleveland Indians Cleveland Municipal Stadium, Cleveland, OH Wed Sep 20 1989, 7:05 PM EDT Att: 6,186 - Unknown - 64 F																			
Felix Fermin, R OBP: 0.298, SLG: 0.258 Cory Snyder, R OBP: 0.256, SLG: 0.366 Paul Zuvella, R OBP: 0.288, SLG: 0.400	0-0 SH3-4		0-2 G4-6-3		0-0 CS 1B		1-3 K		0-3 K	2	0	1	0	0	0	1																				
Joe Carter, R OBP: 0.295, SLG: 0.478	1-3 K			0-0 2B	1-1 SF8		0-0 1B		1-2 2-3 1B	3	1	2	3	0	1	1																				
Albert Belle, R OBP: 0.269, SLG: 0.420	0-0 F9			2-3 K	3-2 CS		3-2 G5-4-3 1B		3-2 1B	4	0	2	1	0	1	2																				
Pete O'Brien, L OBP: 0.358, SLG: 0.377		2-2 G3		0-1 2B		2-2 F9		3-2 G5-3	4	0	1	1	0	0	3																					
Brook Jacoby, R OBP: 0.342, SLG: 0.417		0-1 G6-3		2-1 G5-3		0-1 G5-4-3		2-1 L5	4	0	0	0	0	0	2																					
Dave Clark, L OBP: 0.310, SLG: 0.376 Denny Gonzalez, R OBP: 0.375, SLG: 0.400 Beau Alired, L OBP: 0.357, SLG: 0.417		1-3 K		4-2 BB		1-1 FC6-4 1B		1-3 K	1	0	0	0	1	1	0																					
Brad Komminsk, R OBP: 0.330, SLG: 0.453			2-2 E 1B	3-1 L7		1-1 FC6-4 1B		1-0 F9	4	2	1	0	0	0	3																					
Joel Skinner, R OBP: 0.274, SLG: 0.295 Tom Magrann, R ERA: 2.45			2-0 F9		1-3 K		1-1 E6 BB		0-1 F7	0	0	0	0	0	0	0																				
Mark Higgins, R OBP: 0.125, SLG: 0.125 Andy Allanson, R OBP: 0.289, SLG: 0.294										1	1	0	0	0	0	1																				
Inning Stats	R: 0 E: 0 K: 1 S: 8	H: 1 LOB: 1 BB: 0 P: 11	R: 0 E: 0 K: 1 S: 8	H: 0 LOB: 0 BB: 0 P: 11	R: 1 E: 0 K: 0 S: 8	H: 2 LOB: 0 BB: 0 P: 13	R: 1 E: 0 K: 1 S: 12	H: 2 LOB: 2 BB: 1 P: 23	R: 1 E: 1 K: 1 S: 9	H: 1 LOB: 0 BB: 0 P: 14	R: 0 E: 0 K: 0 S: 10	H: 1 LOB: 0 BB: 0 P: 15	R: 3 E: 1 K: 1 S: 23	H: 3 LOB: 2 BB: 1 P: 37	R: 0 E: 0 K: 1 S: 6	H: 0 LOB: 0 BB: 0 P: 10	R: 0 E: 0 K: 1 S: 7	H: 0 LOB: 0 BB: 0 P: 8	1B: 8 2B: 2 3B: 0 HR: 0	SF: 1 SAC: 1 DP: 2 HBP: 0	WP: 0 PB: 0 SB: 1 CS: 1	PA: 39														
PITCHER	IP	WLS	BF	H	R	ER	SO	BB	IBB	HBP	BLK	WP	HR	S	P	ERA	WHIP	PITCHER	IP	WLS	BF	H	R	ER	SO	BB	IBB	HBP	BLK	WP	HR	S	P	ERA	WHIP	
Storm Davis, R ERA: 4.44	5.0	W	22	7	3	2	4	1	0	0	0	0	0	13	22	0.00	1.500	Dennis Eckersley, R ERA: 1.57	9.1	1.0	3	1	0	0	1	0	0	0	0	0	7	8	0.00	0.000		
Rick Honeycutt, L ERA: 2.45	1.1		6	1	3	0	0	1	0	0	0	0	0	10	14	0.00	6.000																			
Todd Burns, R ERA: 2.16	0.1		3	2	0	0	1	0	0	0	0	0	0	5	8	0.00	0.000																			
Matt Young, L ERA: 5.6	0.1		1	0	0	0	0	0	0	0	0	0	0	6	10	0.00	0.000																			
Gene Nelson, R ERA: 3.44	1.0		3	0	0	0	1	0	0	0	0	0	0	6	10	0.00	0.000																			

AB 31
R 8
H 8
RBI 8
BB 6
SO 7
LOB 11



AB 34
R 6
H 10
RBI 6
BB 2
SO 7
LOB 17



Batter	1	2	3	4	5	6	7	8	9	AB	R	H	RBI	BB	SO	LOB	TOP			
Rickey Henderson, R OBP: 0.411, SLG: 0.405	(1, 7) F9		(3, 2) 1B		(1, 1) G5-3			(1, 2) G6-3		4	0	1	1	0	0	0				
Carney Lansford, R OBP: 0.399, SLG: 0.411	(1, 5) 1B		(2, 1) L6			(0, 0) G4-3		(1, 0) E8		4	0	3	0	0	0	1				
Jose Canseco, R OBP: 0.336, SLG: 0.546	(1, 9) K			(2, 2) G3		(1, 0) L3		(0, 1) F8		4	0	0	0	0	1	3				
Dave Parker, L OBP: 0.307, SLG: 0.435	(1, 10) CS	(1, 3) K		(3, 1) 1B		(0, 0) G4-3		(0, 1) F8		4	0	1	0	0	1	1				
Dave Henderson, R OBP: 0.314, SLG: 0.372		(2, 3) K		(1, 0) F8		(0, 1) G6-3		(3, 1) P6		4	0	0	0	0	1	2				
Ron Hassey, L OBP: 0.290, SLG: 0.332		(1, 3) K2-3		(1, 2) G6-3			(2, 3) K	(2, 2) P5		4	0	0	0	0	2	1				
Mark McGwire, R OBP: 0.338, SLG: 0.451			(3, 2) G4-3		(0, 0) HR		(0, 0) F8			3	2	2	1	0	0	0				
Tony Phillips, S OBP: 0.350, SLG: 0.357			(0, 0) G4-3		(0, 1) G4-3		(1, 2) F7			3	0	0	0	0	0	1				
Mike Gallego, R OBP: 0.326, SLG: 0.326			(1, 0) G4-3		(1, 0) G6-3			(0, 0) P6		3	0	0	0	0	0	1				
Inning Stats	R: 0 E: 0 K: 1 S: 7	H: 1 LOB: 0 BB: 0 P: 12	R: 0 E: 0 K: 3 S: 11	H: 0 LOB: 0 BB: 0 P: 15	R: 1 E: 0 K: 0 S: 11	H: 2 LOB: 1 BB: 0 P: 20	R: 0 E: 0 K: 0 S: 9	H: 1 LOB: 1 BB: 0 P: 16	R: 1 E: 0 K: 0 S: 6	H: 1 LOB: 0 BB: 0 P: 8	R: 0 E: 0 K: 1 S: 5	H: 0 LOB: 0 BB: 0 P: 10	R: 0 E: 1 K: 0 S: 7	H: 1 LOB: 1 BB: 0 P: 9	R: 0 E: 0 K: 0 S: 8	H: 0 LOB: 0 BB: 0 P: 13	1B: 3 2B: 3 3B: 0 HR: 1	SF: 0 SAC: 0 DP: 0 HBP: 0	WP: 0 PB: 0 SB: 0 CS: 1	PA: 34
PITCHER Rick Aguilera, R ERA: 2.91	(1, 1)	IP: 9.0 WLS: L BF: 33	H: 7 R: 2 ER: 2 SO: 5	BB: 0 IBB: 0 HBP: 0 BLK: 0	WP: 0 HR: 1 S: 71 P: 109	ERA: 2.00 WHIP: 0.778	PITCHER	IP: 9.0 WLS: L BF: 33	H: 7 R: 2 ER: 2 SO: 5	BB: 0 IBB: 0 HBP: 0 BLK: 0	WP: 0 HR: 1 S: 71 P: 109	ERA: 2.00 WHIP: 0.778	PITCHER	IP: 9.0 WLS: L BF: 33	H: 7 R: 2 ER: 2 SO: 5	BB: 0 IBB: 0 HBP: 0 BLK: 0	WP: 0 HR: 1 S: 71 P: 109	ERA: 2.00 WHIP: 0.778		

Oakland Athletics @ Minnesota Twins
Hubert H. Humphrey Metrodome, Minneapolis, MN
Thu Sep 21 1989, 8:05 PM EDT
Att: 16,779 - Dome

AB	33
R	2
H	7
RBI	2
BB	0
SO	5
LOB	10



Batter	1	2	3	4	5	6	7	8	9	AB	R	H	RBI	BB	SO	LOB	BOTTOM					
Al Newman, S OBP: 0.341, SLG: 0.302	(1, 6) L3		(2, 1) F7			(0, 0) G3		(1, 2) G1		4	0	0	0	0	0	0						
Dan Gladden, R OBP: 0.330, SLG: 0.406	(1, 7) G6-3			(1, 0) G6-3		(0, 2) FC4-6		(0, 1) G6-3		4	0	1	0	0	0	0						
Kirby Puckett, R OBP: 0.383, SLG: 0.468	(1, 8) F8			(1, 1) FC3-6		(1, 1) FC4-6		(0, 0) 1B		4	0	2	0	0	0	1						
Kent Hrbek, L OBP: 0.350, SLG: 0.520		(1, 2) G4-3		(2, 2) FC3-6		(1, 0) P5		(1, 0) P5		4	0	0	0	0	0	3						
Brian Harper, R OBP: 0.342, SLG: 0.427		(0, 1) G3		(2, 3) K			(0, 0) 1B	(0, 2) G6-3		4	1	1	0	0	1	1						
Randy Bush, L OBP: 0.351, SLG: 0.448		(4, 2) BB			(2, 0) P3		(1, 2) G5-3	(0, 0) G3		3	0	0	0	1	0	1						
Gene Larkin, S OBP: 0.351, SLG: 0.357	(1, 10) P6			(1, 0) P5		(0, 2) P5		(2, 2) P5		4	0	0	0	0	0	2						
Wally Backman, S OBP: 0.305, SLG: 0.287			(0, 1) B1-3		(3, 2) 1B		(0, 1) 1B			3	0	2	1	0	0	0						
Chip Hale, L OBP: 0.156, SLG: 0.205			(0, 1) G4-3		(2, 1) F7		(0, 0) G6-3			3	0	0	0	0	0	2						
Inning Stats	R: 0 E: 0 K: 0 S: 9	H: 0 LOB: 0 BB: 1 P: 11	R: 0 E: 0 K: 0 S: 12	H: 0 LOB: 1 BB: 1 P: 19	R: 0 E: 0 K: 0 S: 6	H: 0 LOB: 0 BB: 0 P: 8	R: 0 E: 0 K: 1 S: 9	H: 1 LOB: 1 BB: 0 P: 15	R: 0 E: 0 K: 0 S: 7	H: 1 LOB: 1 BB: 0 P: 15	R: 0 E: 0 K: 0 S: 7	H: 1 LOB: 1 BB: 0 P: 9	R: 1 E: 0 K: 0 S: 10	H: 2 LOB: 1 BB: 0 P: 11	R: 0 E: 0 K: 0 S: 7	H: 1 LOB: 1 BB: 0 P: 9	R: 0 E: 0 K: 0 S: 8	H: 0 LOB: 0 BB: 0 P: 10	1B: 5 2B: 1 3B: 0 HR: 0	SF: 0 SAC: 0 DP: 0 HBP: 0	WP: 0 PB: 0 SB: 0 CS: 0	PA: 34
PITCHER Bob Welch, R ERA: 3.1	(1, 1)	IP: 7.2 WLS: W BF: 30	H: 1 R: 1 ER: 1 SO: 1	BB: 1 IBB: 0 HBP: 1 BLK: 1	WP: 0 HR: 0 S: 66 P: 95	ERA: 1.17 WHIP: 0.913	PITCHER	IP: 7.2 WLS: W BF: 30	H: 1 R: 1 ER: 1 SO: 1	BB: 1 IBB: 0 HBP: 1 BLK: 1	WP: 0 HR: 0 S: 66 P: 95	ERA: 1.17 WHIP: 0.913	PITCHER	IP: 7.2 WLS: W BF: 30	H: 1 R: 1 ER: 1 SO: 1	BB: 1 IBB: 0 HBP: 1 BLK: 1	WP: 0 HR: 0 S: 66 P: 95	ERA: 1.17 WHIP: 0.913				
Rick Honeycutt, L ERA: 2.44	(8, 1)	0.1	0	0	0	0	0	0	0	0	0	1	2	0.00	0.000							
Dennis Eckersley, R ERA: 1.54	(9, 1)	1.0	S: 3	0	0	0	0	0	0	0	0	8	10	0.00	0.000							

Oakland Athletics @ Minnesota Twins
Hubert H. Humphrey Metrodome, Minneapolis, MN
Thu Sep 21 1989, 8:05 PM EDT
Att: 16,779 - Dome

AB	33
R	1
H	6
RBI	1
BB	1
SO	1
LOB	10



Batter	1	2	3	4	5	6	7	8	9	AB	R	H	RBI	BB	SO	LOB	TOP			
Rickey Henderson, R OBP: 0.412, SLG: 0.405	F9		G5-3 1B	G6-3		G5-3 1B			G5-3 BB	4	1	2	0	1	0	1	Oakland Athletics @ Minnesota Twins Hubert H. Humphrey Metrodome, Minneapolis, MN Fri Sep 22 1989, 8:05 PM EDT Att: 34,830 - Dome			
Carney Lansford, R OBP: 0.398, SLG: 0.409	E9		G5-3		S 1B	P4			F9	5	2	1	0	0	0	5				
Jose Canseco, R Stan Javier, S OBP: 0.333, SLG: 0.538 OBP: 0.317, SLG: 0.320	K		2B 1B		K				G5-3	5	1	1	2	0	3	4				
Dave Parker, L OBP: 0.309, SLG: 0.436	2H 1B		K		BB 1B				G3	4	0	2	2	1	1	1				
Dave Henderson, R OBP: 0.313, SLG: 0.373	F8		2B		P3				K	5	0	1	1	0	1	5				
Mark McGwire, R OBP: 0.338, SLG: 0.448		G6-3	K		BB				P2	3	0	0	0	1	1					
Terry Steinbach, R OBP: 0.324, SLG: 0.362	F9			F8		L8			P9	4	0	0	0	0	0	2				
Tony Phillips, S OBP: 0.351, SLG: 0.359	G3			S 1B		G6-3 1B			K	4	0	2	0	0	1	0				
Mike Gallego, R Ken Phelps, L Scott Hemond, R Walt Weiss, S OBP: 0.326, SLG: 0.326 OBP: 0.348, SLG: 0.383 OBP: 0.295, SLG: 0.318			G5-3 1B		K				G6-3 2B	3	1	1	0	0	1	2				
			1B							1	0	1	0	0	0	0				
										0	0	0	0	0	0	0				
										0	0	0	0	0	0	0				
Inning Stats	R: 1 E: 1 K: 1 S: 13	H: 1 LOB: 1 BB: 0 P: 25	R: 0 E: 0 K: 0 S: 7	H: 0 LOB: 0 BB: 0 P: 13	R: 3 E: 0 K: 2 S: 13	H: 4 LOB: 1 BB: 0 P: 18	R: 0 E: 0 K: 1 S: 9	H: 1 LOB: 1 BB: 0 P: 15	R: 1 E: 0 K: 1 S: 16	H: 2 LOB: 2 BB: 1 P: 27	R: 0 E: 0 K: 0 S: 7	H: 0 LOB: 0 BB: 0 P: 12	R: 0 E: 0 K: 1 S: 8	H: 0 LOB: 0 BB: 0 P: 11	R: 0 E: 0 K: 0 S: 10	H: 1 LOB: 3 BB: 2 P: 26	1B: 9 2B: 2 3B: 0 HR: 0	SF: 0 SAC: 0 DP: 1 HBP: 0	WP: 0 PB: 0 SB: 3 CS: 3	PA: 41
PITCHER	IP	WLS	BF	H	R	ER	SO	BB	IBB	HBP	BLK	WP	HR	S	P	ERA	WHIP			
Mike Dyer, R ERA: 5.37	4.1	L	22	8	5	4	5	0	0	0	0	0	0	48	81	8.31	1.846			
Juan Berenguer, R ERA: 3.58	3.2		15	3	0	0	3	2	0	0	0	0	0	41	69	0.00	1.364			
Mike Cook, R ERA: 4.58	1.0		4	0	0	0	0	0	1	0	0	0	0	7	17	0.00	0.000			

AB	38
R	5
H	11
RBI	5
BB	3
SO	8
LOB	21



Batter	1	2	3	4	5	6	7	8	9	AB	R	H	RBI	BB	SO	LOB	BOTTOM			
Wally Backman, S OBP: 0.305, SLG: 0.284	G4-3		B1-3		G4-3 BB		F7			3	0	0	0	1	0	1	Oakland Athletics @ Minnesota Twins Hubert H. Humphrey Metrodome, Minneapolis, MN Fri Sep 22 1989, 8:05 PM EDT Att: 34,830 - Dome			
Al Newman, S	CS BB			F9	G4-3		G3-1			3	0	0	1	1	0	2				
Kirby Puckett, R OBP: 0.381, SLG: 0.465	P4			G4-3	G5-3				K	4	0	0	0	0	1	3				
Kent Hrbek, L OBP: 0.352, SLG: 0.523	CS	G1-3 1B		G1-3 2B		L7			G3	4	1	2	0	0	0	0				
Brian Harper, R OBP: 0.344, SLG: 0.433		G1-3		G1-3 2B		G4-3 2B			G5-3	4	0	2	1	0	0	1				
Randy Bush, L OBP: 0.350, SLG: 0.444		P6		G4-3					BB	3	0	0	0	1	0	2				
Dan Gladden, R OBP: 0.328, SLG: 0.402		G1-3			F8		L9		F9	4	0	0	0	0	0	3				
Gene Larkin, S			P2		BB BB G4-3 1B		L9		G4-3	4	1	1	0	0	0	2				
Chip Hale, L OBP: 0.188, SLG: 0.217			B1-3 1B		G4-3 BB		F8			2	0	1	0	1	0	0				
Inning Stats	R: 0 E: 0 K: 0 S: 7	H: 0 LOB: 0 BB: 1 P: 17	R: 0 E: 0 K: 0 S: 9	H: 1 LOB: 1 BB: 0 P: 10	R: 0 E: 0 K: 0 S: 7	H: 1 LOB: 0 BB: 0 P: 10	R: 1 E: 0 K: 0 S: 9	H: 2 LOB: 1 BB: 0 P: 14	R: 1 E: 0 K: 0 S: 12	H: 1 LOB: 2 BB: 2 P: 22	R: 0 E: 0 K: 0 S: 16	H: 1 LOB: 2 BB: 1 P: 24	R: 0 E: 0 K: 1 S: 7	H: 0 LOB: 0 BB: 0 P: 8	R: 0 E: 0 K: 0 S: 6	H: 0 LOB: 0 BB: 0 P: 9	1B: 3 2B: 4 3B: 0 HR: 0	SF: 0 SAC: 0 DP: 1 HBP: 0	WP: 0 PB: 0 SB: 0 CS: 1	PA: 36
PITCHER	IP	WLS	BF	H	R	ER	SO	BB	IBB	HBP	BLK	WP	HR	S	P	ERA	WHIP			
Dave Stewart, R ERA: 3.38	7.0	W	29	6	2	2	0	4	0	0	0	0	0	65	105	2.57	1.429			
Gene Nelson, R ERA: 3.35	2.0	S	6	0	0	0	1	0	0	0	0	0	0	13	17	0.00	0.000			

AB	31
R	2
H	6
RBI	2
BB	4
SO	1
LOB	14



Batter	1	2	3	4	5	6	7	8	9	AB	R	H	RBI	BB	SO	LOB	TOP			
Rickey Henderson, R OBP: 0.413, SLG: 0.404	4-2 S 1B BB	0-0 F9			4-2 BB		1-1 G6-3			2	1	0	0	2	0	1				
Carney Lansford, R OBP: 0.397, SLG: 0.408	1-2 S 1B 1B		0-0 G6-3		1-0 F8		3-1 F7			4	1	1	1	0	0	2				
Jose Canseco, R OBP: 0.332, SLG: 0.547	1-1 SAFE F7		1-1 HR		1-1 F9			0-1 F7		4	1	1	1	0	0	3				
Dave Henderson, R OBP: 0.313, SLG: 0.372	1-2 SAFE SAFE 1B		1-0 F8		1-2 G6-3			3-2 L6		4	0	1	0	0	0	2				
Terry Steinbach, R OBP: 0.323, SLG: 0.360	2-1 1B		0-1 G6-3			1-2 L5		0-0 G6-3		4	0	1	0	0	0	0				
Mark McGwire, R OBP: 0.335, SLG: 0.444	2-3 K			2-2 L5		0-0 G4-3			3-2 P3	4	0	0	0	0	1	1				
Tony Phillips, S OBP: 0.350, SLG: 0.358		2-2 G6-3		0-1 G3		1-1 1B			2-3 K	4	0	1	0	0	1	0				
Mike Gallego, R OBP: 0.327, SLG: 0.330		3-1 G6-3		2-2 P9		0-1 G4-3			4-2 BB	2	0	1	0	0	0	0				
Ken Phelps, L OBP: 0.347, SLG: 0.381										1	0	0	0	0	0	1				
Walt Weiss, S OBP: 0.288, SLG: 0.318										0	0	0	0	1	0	0				
Stan Javier, S OBP: 0.317, SLG: 0.320		0-0 G6-3			2-1 BB				2-3 K	3	0	1	0	0	1	1				
Dave Parker, L OBP: 0.309, SLG: 0.435										1	0	0	0	0	1	1				
Inning Stats	R: 2 E: 0 K: 1 S: 16	H: 3 LOB: 1 BB: 1 P: 27	R: 0 E: 0 K: 0 S: 7	H: 1 LOB: 1 BB: 0 P: 12	R: 1 E: 0 K: 0 S: 6	H: 1 LOB: 0 BB: 0 P: 8	R: 0 E: 0 K: 0 S: 8	H: 0 LOB: 0 BB: 0 P: 12	R: 0 E: 0 K: 0 S: 10	H: 1 LOB: 2 BB: 1 P: 19	R: 0 E: 0 K: 1 S: 7	H: 0 LOB: 0 BB: 0 P: 13	R: 0 E: 0 K: 0 S: 6	H: 0 LOB: 0 BB: 0 P: 9	R: 0 E: 0 K: 2 S: 16	H: 0 LOB: 1 BB: 1 P: 27	1B: 5 2B: 1 3B: 0 HR: 1	SF: 0 SAC: 0 DP: 0 HBP: 0	WP: 0 PB: 0 SB: 2 CS: 0	PA: 36
PITCHER	IP WLS BF H R ER SO BB IBB HBP BLK WP HR S P ERA WHIP	IP WLS BF H R ER SO BB IBB HBP BLK WP HR S P ERA WHIP																		
Allan Anderson, L ERA: 3.82	(1, 1) 5.0 W 22 6 3 3 1 2 0 0 0 0 1 47 78 5.40 1.600																			
Roy Smith, R ERA: 3.89	(6, 1) 4.0 S 14 1 0 0 3 1 0 0 0 0 0 37 59 0.00 0.500																			
Roy Smith, R ERA: 3.89	(9, 1) 4.0 S 14 1 0 0 3 1 0 0 0 0 0 37 59 0.00 0.500																			

Oakland Athletics @ Minnesota Twins
Hubert H. Humphrey Metrodome, Minneapolis, MN

AB 33
R 3
H 7
RBI 2
BB 3
SO 4
LOB 12



Sat Sep 23 1989, 4:33 AM EDT
Att: 38,791 - Dome

Batter	1	2	3	4	5	6	7	8	9	AB	R	H	RBI	BB	SO	LOB	BOTTOM			
Randy Bush, L OBP: 0.349, SLG: 0.449	0-1 F7			2-0 HR		0-2 G3-1		0-0 F7		5	1	1	2	0	1	3				
Roy Smith, R		K								0	0	0	0	0	0	0				
Chip Hale, L OBP: 0.173, SLG: 0.200	0-3 K		0-0 B1-3		3-3 K		0-1 G5-3			4	0	0	0	0	2	0				
Al Newman, S OBP: 0.340, SLG: 0.300										0	0	0	0	0	0	0				
Kirby Puckett, R OBP: 0.380, SLG: 0.464	2-1 1B		1-2 G6-3		1-2 G6-3		0-1 F8			4	0	1	0	0	0	0				
Kent Hrbek, L OBP: 0.356, SLG: 0.523	2-0 F7		4-2 1B BB		4-2 G4-3 BB		0-2 1B			2	1	1	0	2	0	1				
Gary Gaetti, R OBP: 0.288, SLG: 0.408		2-3 K	2-2 1B		2-3 K		0-1 F8			4	0	1	0	0	2	2				
Gene Larkin, S OBP: 0.350, SLG: 0.355		0-0 G4-3 WP		1-2 1B		2-1 G4-3		2-2 G4-3		4	1	1	0	0	1	4				
John Moses, S OBP: 0.333, SLG: 0.368										0	0	0	0	0	0	0				
Paul Sorrento, L OBP: 0.421, SLG: 0.267		1-1 G4-3		1-1 2B 1B		4-2 2B BB		0-3 K		3	1	1	0	1	1	1				
Dan Gladden, R OBP: 0.328, SLG: 0.402										0	0	0	0	0	0	0				
Greg Gagne, R OBP: 0.302, SLG: 0.428		1-0 1B 1B		1-3 K		1-1 P6		0-0 P4		4	0	1	1	0	1	2				
Lenny Webster, R OBP: 0.357, SLG: 0.385		3-H 1B		0-0 K		1-0 HR		4-2 BB		3	1	2	1	1	0	0				
Inning Stats	R: 0 E: 0 K: 1 S: 8	H: 1 LOB: 1 BB: 0 P: 12	R: 1 E: 0 K: 2 S: 11	H: 3 LOB: 2 BB: 0 P: 17	R: 0 E: 0 K: 1 S: 17	H: 1 LOB: 2 BB: 1 P: 26	R: 3 E: 0 K: 2 S: 14	H: 3 LOB: 0 BB: 0 P: 23	R: 1 E: 0 K: 1 S: 12	H: 0 LOB: 1 BB: 2 P: 25	R: 0 E: 0 K: 0 S: 6	H: 0 LOB: 0 BB: 0 P: 7	R: 0 E: 0 K: 0 S: 10	H: 1 LOB: 1 BB: 0 P: 12	R: 0 E: 0 K: 1 S: 8	H: 0 LOB: 1 BB: 1 P: 12	1B: 7 2B: 1 3B: 0 HR: 1	SF: 0 SAC: 0 DP: 0 HBP: 0	WP: 3 PB: 0 SB: 0 CS: 0	PA: 37
PITCHER	IP WLS BF H R ER SO BB IBB HBP BLK WP HR S P ERA WHIP	IP WLS BF H R ER SO BB IBB HBP BLK WP HR S P ERA WHIP																		
Mike Moore, R ERA: 2.68	(1, 1) 6.1 L 31 9 5 5 7 3 0 0 0 0 2 1 1 115 7.11 1.895																			
Todd Burns, R ERA: 2.12	(7, 1) 1.2 6 0 0 0 1 1 0 0 0 0 0 0 13 19 0.00 0.600																			

Oakland Athletics @ Minnesota Twins
Hubert H. Humphrey Metrodome, Minneapolis, MN

AB 33
R 5
H 9
RBI 4
BB 4
SO 8
LOB 13



Sat Sep 23 1989, 4:33 AM EDT
Att: 38,791 - Dome

Batter	1	2	3	4	5	6	7	8	9	AB	R	H	RBI	BB	SO	LOB	TOP					
Rickey Henderson, R OBP: 0.411, SLG: 0.401	L4	SAFE			K	F9		G3		4	0	0	0	1	1	1						
Carney Lansford, R OBP: 0.398, SLG: 0.409	G5-3	F8			1B	2B	1B	S	1B	5	3	3	0	0	0	3						
Jose Canseco, R OBP: 0.333, SLG: 0.543 Dennis Eckersley, R (9, 1)	F9		G5-3		2B	1B	1B	S	K	5	1	2	1	0	1	1						
Dave Parker, L OBP: 0.309, SLG: 0.436 Lance Blankenship, R OBP: 0.272, SLG: 0.284		K	K		2B	2B	F7	HR	1B	4	0	1	2	1	2	1						
Dave Henderson, R OBP: 0.313, SLG: 0.371	G6-3		K		BB		P4	HR	1B	4	1	1	1	1	1	1						
Mark McGwire, R OBP: 0.336, SLG: 0.456	HR				P2	K	P9	HR		5	2	2	4	0	1	3						
Terry Steinbach, R OBP: 0.322, SLG: 0.357	1B	1B			K	G3		F8	F8	4	1	0	0	1	1	3						
Tony Phillips, S OBP: 0.349, SLG: 0.356	1B	1B			E4		P7	L4	F8	5	0	1	0	0	0	1						
Walt Weiss, S OBP: 0.302, SLG: 0.326	BB	1B			P7		F7			4	0	2	1	0	0	1						
Inning Stats	R: 0 E: 0 K: 0 S: 6	H: 0 LOB: 0 BB: 9	R: 2 E: 0 K: 1 S: 14	H: 3 LOB: 3 BB: 2 P: 33	R: 0 E: 0 K: 2 S: 7	H: 0 LOB: 0 BB: 0 P: 9	R: 0 E: 1 K: 1 S: 7	H: 0 LOB: 1 BB: 0 P: 11	R: 2 E: 0 K: 2 S: 14	H: 3 LOB: 2 BB: 1 P: 22	R: 0 E: 0 K: 0 S: 6	H: 0 LOB: 0 BB: 0 P: 9	R: 1 E: 0 K: 0 S: 11	H: 2 LOB: 1 BB: 0 P: 17	R: 0 E: 0 K: 0 S: 12	H: 1 LOB: 1 BB: 0 P: 21	R: 4 E: 0 K: 1 S: 16	H: 3 LOB: 1 BB: 1 P: 28	1B: 8 2B: 2 3B: 0 HR: 2	SF: 0 SAC: 0 DP: 0 HBP: 0	WP: 0 PB: 0 CS: 3	PA: 44
PITCHER	IP	WLS	BF	H	R	ER	SO	BB	IBB	HBP	BLK	WP	HR	S	P	ERA	WHIP					
Kevin Tapani, R ERA: 4.55	6.0	L	30	8	5	5	6	3	0	0	0	0	1	60	102	7.50	1.833					
Gary Wayne, L ERA: 3.3	0.1		1	0	0	0	0	0	0	0	0	0	0	3	4	0.00	0.000					
Tim Drummond, R ERA: 4.97	2.0		9	2	2	2	1	0	1	0	0	0	0	19	36	9.00	1.000					
Mike Cook, R ERA: 5.31	0.2		4	2	2	2	0	0	0	0	0	0	1	11	17	27.00	3.000					

Oakland Athletics @ Minnesota Twins
Hubert H. Humphrey Metrodome, Minneapolis, MN
Sun Sep 24 1989, 4:33 AM EDT
Att: 22,565 - Dome

AB 40
R 9
H 12
RBI 9
BB 4
SO 7
LOB 15



Batter	1	2	3	4	5	6	7	8	9	AB	R	H	RBI	BB	SO	LOB	BOTTOM					
Wally Backman, S OBP: 0.309, SLG: 0.287	G5-3		BB	1B	BB	G4-3		G4-3		4	1	2	0	1	0	0						
Dan Gladden, R OBP: 0.325, SLG: 0.398 Paul Sorrento, L OBP: 0.400, SLG: 0.250	K		F9		F9		G5-3		L8	4	0	0	0	0	1	5						
Kirby Puckett, R OBP: 0.381, SLG: 0.464	G5-3		BB	1B	1B		G3			4	1	2	1	0	0	1						
Kent Hrbek, L OBP: 0.355, SLG: 0.518	F8		BB	1B	BB		F8		G6-3	3	0	0	0	1	0	2						
Gary Gaetti, R OBP: 0.287, SLG: 0.407	L3		BB	1B	1B		F9		K	4	0	1	2	0	1	1						
Randy Bush, L OBP: 0.350, SLG: 0.448	CS		K		K		F9		1B	3	0	1	0	1	1	3						
Brian Harper, R ERA: 4.44 John Moses, S OBP: 0.333, SLG: 0.368 Lenny Webster, R OBP: 0.357, SLG: 0.385	K		G3		G3		L9		1B	4	0	2	0	0	1	1						
Gene Larkin, S OBP: 0.349, SLG: 0.354			F9	1B	1B		G4-3		G3	4	1	1	0	0	0	3						
Greg Gagne, R OBP: 0.300, SLG: 0.425 Al Newman, S OBP: 0.339, SLG: 0.300	P8		1B		K		G6-3		G4-3	3	0	0	0	0	1	2						
Inning Stats	R: 0 E: 0 K: 1 S: 11	H: 1 LOB: 1 BB: 0 P: 14	R: 0 E: 0 K: 1 S: 8	H: 0 LOB: 0 BB: 1 P: 15	R: 3 E: 0 K: 1 S: 15	H: 4 LOB: 2 BB: 1 P: 26	R: 0 E: 0 K: 1 S: 12	H: 1 LOB: 2 BB: 1 P: 19	R: 0 E: 0 K: 0 S: 6	H: 0 LOB: 0 BB: 0 P: 8	R: 0 E: 0 K: 0 S: 7	H: 0 LOB: 0 BB: 0 P: 10	R: 0 E: 0 K: 1 S: 20	H: 2 LOB: 2 BB: 0 P: 28	R: 0 E: 0 K: 0 S: 8	H: 0 LOB: 0 BB: 0 P: 12	1B: 8 2B: 1 3B: 0 HR: 0	SF: 0 SAC: 0 DP: 0 HBP: 0	WP: 0 PB: 0 CS: 1	PA: 38		
PITCHER	IP	WLS	BF	H	R	ER	SO	BB	IBB	HBP	BLK	WP	HR	S	P	ERA	WHIP					
Storm Davis, R ERA: 3.27	6.0	W	27	7	3	3	4	3	0	0	0	0	0	23	31	0.00	1.200					
Dennis Eckersley, R ERA: 1.5	1.1	S	4	0	0	0	0	0	0	0	0	0	0	12	19	0.00	0.000					
Dennis Eckersley, R ERA: 1.5	1.1	S	4	0	0	0	0	0	0	0	0	0	0	12	19	0.00	0.000					

Oakland Athletics @ Minnesota Twins
Hubert H. Humphrey Metrodome, Minneapolis, MN
Sun Sep 24 1989, 4:33 AM EDT
Att: 22,565 - Dome


AB 35
R 3
H 9
RBI 3
BB 3
SO 5
LOB 18




Batter	1	2	3	4	5	6	7	8	9	AB	R	H	RBI	BB	SO	LOB	TOP		
Cecil Espy, S (1, 8) OBP: 0.310, SLG: 0.320	G5-3		F9					P3		4	0	1	1	0	0	2	Texas Rangers @ Oakland Athletics Oakland-Alameda County Coliseum, Oakland, CA Mon Sep 25 1989, 7:05 PM PDT Att: 32,701 - Unknown - 60 F		
Fred Manrique, R (1, 4) OBP: 0.335, SLG: 0.410	K		K					HR		4	1	1	2	0	2	2			
Rafael Palmeiro, L (1, 3) OBP: 0.397, SLG: 0.379 Steve Buechele, R (8, PH) OBP: 0.294, SLG: 0.392 (8, 5)	G1			G3-1				WP BB		3	0	0	0	0	0	0			
Ruben Sierra, S (1, 9) OBP: 0.348, SLG: 0.544		K		F7				5-3		4	0	0	0	0	1	1			
Harold Baines, L (1, 10) OBP: 0.405, SLG: 0.480		G5-3 1B		G6-3				G6-3		4	0	2	0	0	1	1			
Pete Incaviglia, R (1, 7) OBP: 0.293, SLG: 0.451		G5-3		G5-3						4	0	0	0	0	1	2			
Jeff Kunkel, R (1, 6) OBP: 0.315, SLG: 0.442		G6-3		B5-3						4	0	0	0	0	2	1			
Mike Stanley, R (1, 2) OBP: 0.305, SLG: 0.280			G5-3	F9				G3-1		4	0	0	0	0	0	0			
Scott Coolbaugh, R (1, 5) OBP: 0.256, SLG: 0.324 Jack Daugherty, S (8, PH) OBP: 0.364, SLG: 0.423 (8, 3)								HR BB		2	1	2	0	0	0	0			
Inning Stats	R: 0 E: 0 K: 1 S: 7	H: 0 LOB: 0 BB: 0 P: 9	R: 0 E: 0 K: 1 S: 8	H: 1 LOB: 1 BB: 0 P: 14	R: 0 E: 0 K: 1 S: 11	H: 1 LOB: 1 BB: 0 P: 16	R: 0 E: 0 K: 0 S: 6	H: 1 LOB: 1 BB: 0 P: 11	R: 1 E: 0 K: 0 S: 10	H: 2 LOB: 1 BB: 0 P: 15	R: 0 E: 0 K: 2 S: 12	H: 0 LOB: 0 BB: 0 P: 14	R: 2 E: 0 K: 1 S: 18	H: 1 LOB: 1 BB: 2 P: 32	R: 0 E: 0 K: 1 S: 8	H: 0 LOB: 0 BB: 0 P: 9	1B: 3 2B: 2 3B: 0 HR: 1	SF: 0 SAC: 0 DP: 0 HBP: 0	WP: 1 PA: 35 PB: 0 SB: 1 CS: 0
PITCHER	IP	WLS	BF	H	R	ER	SO	BB	IBB	HBP	BLK	WP	HR	S	P	ERA	WHIP		
Bob Welch, R (1, 1) ERA: 3.03	7.0		26	5	1	1	5	0	0	0	0	0	0	62	94	1.29	0.714		
Todd Burns, R (8, 1) ERA: 2.31	0.1	L	3	1	2	2	0	1	0	0	0	0	1	8	14	54.00	6.000		
Rick Honeycutt, L (8, 1) ERA: 2.39	1.2		6	0	0	0	2	1	0	0	0	1	0	18	27	0.00	0.600		

Batter	1	2	3	4	5	6	7	8	9	AB	R	H	RBI	BB	SO	LOB	BOTTOM				
Rickey Henderson, R (1, 7) OBP: 0.411, SLG: 0.402	G4-3		FC2-5-1 2B	G4-3				FC1-6 BB		4	0	1	0	1	1	2	Texas Rangers @ Oakland Athletics Oakland-Alameda County Coliseum, Oakland, CA Mon Sep 25 1989, 7:05 PM PDT Att: 32,701 - Unknown - 60 F				
Carney Lansford, R (1, 5) OBP: 0.397, SLG: 0.407 Walt Weiss, S (8, 6) OBP: 0.300, SLG: 0.324	F8		FC2-5-1		L8			FC1-6 HBP		3	0	0	0	0	0	2					
Jose Canseco, R (1, 9) OBP: 0.328, SLG: 0.533	K		K		L7			FC1-6 G4-6-3		4	0	0	0	0	2	4					
Dave Parker, L (1, 10) OBP: 0.311, SLG: 0.436					F8			G4-6-3		4	1	2	0	0	0	2					
Dave Henderson, R (1, 8) OBP: 0.313, SLG: 0.375		F9		HR				L7		4	1	1	2	0	0	1					
Ron Hassey, L (1, 2) OBP: 0.290, SLG: 0.330 Terry Steinbach, R (8, PH) OBP: 0.321, SLG: 0.356 (9, 2)		F8		1B BB				F8		2	0	0	0	1	0	1					
Mark McGwire, R (1, 3) OBP: 0.337, SLG: 0.455		G3		P5						2	0	0	0	2	0	2					
Tony Phillips, S (1, 4) OBP: 0.348, SLG: 0.355 (8, 5)			G3-1	F8				G6-3		4	0	1	0	0	0	2					
Mike Gallego, R (1, 6) OBP: 0.330, SLG: 0.333 (8, 4) Ken Phelps, L (9, PH) OBP: 0.345, SLG: 0.379			2B FC2-5-1 1B	F9				G6-3		3	0	2	0	0	0	2					
Inning Stats	R: 0 E: 0 K: 1 S: 7	H: 0 LOB: 0 BB: 0 P: 9	R: 0 E: 0 K: 0 S: 12	H: 1 LOB: 1 BB: 0 P: 18	R: 0 E: 0 K: 1 S: 9	H: 2 LOB: 2 BB: 0 P: 15	R: 2 E: 0 K: 0 S: 18	H: 3 LOB: 2 BB: 1 P: 32	R: 0 E: 0 K: 0 S: 5	H: 0 LOB: 0 BB: 0 P: 7	R: 0 E: 0 K: 0 S: 11	H: 1 LOB: 2 BB: 1 P: 21	R: 0 E: 0 K: 0 S: 6	H: 0 LOB: 1 BB: 1 P: 14	R: 0 E: 0 K: 0 S: 9	H: 0 LOB: 1 BB: 1 P: 19	R: 0 E: 0 K: 1 S: 8	H: 0 LOB: 0 BB: 0 P: 13	1B: 5 2B: 1 3B: 0 HR: 1	SF: 0 SAC: 0 DP: 1 HBP: 1	WP: 0 PA: 38 PB: 0 SB: 1 CS: 0
PITCHER	IP	WLS	BF	H	R	ER	SO	BB	IBB	HBP	BLK	WP	HR	S	P	ERA	WHIP				
Charlie Hough, R (1, 1) ERA: 4.35	6.0		28	7	2	2	2	3	0	0	0	0	0	5	8	3.00	1.667				
Gary Mielke, R (7, 1) ERA: 3.14	0.1		2	0	0	0	0	0	0	1	0	0	0	5	8	0.00	0.000				
Drew Hall, L (7, 1) ERA: 3.93	1.1	W	3	0	0	0	0	0	0	0	0	0	0	8	14	0.00	0.000				
Jeff Russell, R (8, 1) ERA: 1.99	1.1	S	5	0	0	0	1	1	0	0	0	0	0	10	20	0.00	0.750				

AB 33
R 3
H 6
RBI 3
BB 2
SO 7
LOB 9



AB 33
R 2
H 7
RBI 2
BB 4
SO 3
LOB 18



Batter	1	2	3	4	5	6	7	8	9	AB	R	H	RBI	BB	SO	LOB	TOP				
Fred Manrique, R OBP: 0.334, SLG: 0.408 (1, 4)	G5-3		L7			E5		G4-3		4	0	1	0	0	0	2	Texas Rangers @ Oakland Athletics Oakland-Alameda County Coliseum, Oakland, CA Tue Sep 26 1989, 7:05 PM PDT Att: 23,119 - Unknown - 62 F				
Jeff Kunkel, R OBP: 0.315, SLG: 0.441 Harold Baines, L OBP: 0.405, SLG: 0.480 Dean Palmer, R OBP: 0.059, SLG: 0.125	G4-3			F9		G5-4-3		G4-3		3	0	1	1	0	0	0					
Ruben Sierra, S OBP: 0.346, SLG: 0.541 (1, 9)	F9			G5-3		G5-4-3		G6-3		4	0	0	0	0	0	4					
Pete Incaviglia, R OBP: 0.292, SLG: 0.451 (1, 7)		K		F9			F9		G4-3	4	1	1	0	0	1	0					
Juan Gonzalez, R OBP: 0.241, SLG: 0.250 Rick Leach, L OBP: 0.361, SLG: 0.355 (1, 8)	G6-3				P2		K		G4-3	3	0	0	0	0	1	0					
Scott Coolbaugh, R OBP: 0.282, SLG: 0.308 Thad Bosley, L OBP: 0.243, SLG: 0.273 (1, 10)	G6-3				G5-3				SF8	2	0	0	0	1	0	0					
Steve Buechele, R OBP: 0.293, SLG: 0.390 (1, 5)					P4		F9		K	3	0	0	0	1	1	1					
Mike Stanley, R OBP: 0.306, SLG: 0.282 (1, 3)					F9		E8		F9	3	1	1	0	0	0	1					
Chad Kreuter, S OBP: 0.269, SLG: 0.245 Cecil Espy, S OBP: 0.310, SLG: 0.320 Rafael Palmeiro, L OBP: 0.357, SLG: 0.379 (1, 2)					L8		K		S	2	0	0	0	1	1	2					
Inning Stats	R: 0 E: 0 K: 0 S: 8	H: 0 LOB: 0 BB: 0 P: 12	R: 0 E: 0 K: 1 S: 9	H: 0 LOB: 0 BB: 0 P: 13	R: 0 E: 0 K: 0 S: 11	H: 0 LOB: 1 BB: 1 P: 20	R: 0 E: 0 K: 0 S: 7	H: 0 LOB: 0 BB: 0 P: 11	R: 0 E: 0 K: 1 S: 14	H: 2 LOB: 1 BB: 0 P: 21	R: 0 E: 0 K: 1 S: 8	H: 0 LOB: 1 BB: 1 P: 13	R: 1 E: 0 K: 0 S: 10	H: 1 LOB: 2 BB: 1 P: 19	R: 1 E: 0 K: 1 S: 14	H: 1 LOB: 0 BB: 0 P: 16		1B: 3 2B: 1 3B: 0 HR: 0	SF: 1 SAC: 0 DP: 1 HBP: 0	WP: 0 PB: 0 SB: 2 CS: 0	PA: 34
PITCHER	IP	WLS	BF	H	R	ER	SO	BB	IBB	HBP	BLK	WP	HR	S	P	ERA	WHIP				
Curt Young, L ERA: 3.8	7.1		28	3	2	1	3	3	0	0	0	0	0	69	109	1.23	0.818				
Dennis Eckerstley, R ERA: 1.62	1.2	W	6	1	1	1	1	0	0	0	0	0	0	19	26	5.40	0.600				

AB	30
R	3
H	4
RBI	3
BB	3
SO	4
LOB	12



Batter	1	2	3	4	5	6	7	8	9	AB	R	H	RBI	BB	SO	LOB	BOTTOM				
Rickey Henderson, R OBP: 0.410, SLG: 0.400 (1, 7)	F8					G4-3		G6-3		4	0	1	0	0	0	1	Texas Rangers @ Oakland Athletics Oakland-Alameda County Coliseum, Oakland, CA Tue Sep 26 1989, 7:05 PM PDT Att: 23,119 - Unknown - 62 F				
Dave Henderson, R OBP: 0.314, SLG: 0.382 (1, 8)	F8					K				4	2	2	2	0	1	1					
Jose Canseco, R OBP: 0.327, SLG: 0.532 (1, 9)	K					G6-3		K		4	0	1	1	0	2	1					
Mark McGwire, R OBP: 0.338, SLG: 0.453 (1, 3)	F9									2	0	0	0	2	0	1					
Terry Steinbach, R OBP: 0.319, SLG: 0.353 (1, 2)		G5-3				G4-3		FC5-4		4	0	0	0	0	0	3					
Dave Parker, L OBP: 0.311, SLG: 0.437 (1, 10)		G3				G4-3		E		3	1	1	0	0	0	1					
Tony Phillips, S OBP: 0.348, SLG: 0.355 (1, 5)		L8				G5-3		E4		3	0	1	0	0	0	0					
Mike Gallego, R OBP: 0.327, SLG: 0.330 (1, 4)						F8		G5-3		3	0	0	0	0	0	1					
Walt Weiss, S OBP: 0.301, SLG: 0.324 (1, 6)						L7		F9		3	1	1	0	0	0	0					
Inning Stats	R: 0 E: 0 K: 1 S: 10	H: 1 LOB: 1 BB: 0 P: 15	R: 0 E: 0 K: 0 S: 6	H: 0 LOB: 0 BB: 0 P: 11	R: 0 E: 0 K: 0 S: 8	H: 0 LOB: 0 BB: 0 P: 12	R: 1 E: 0 K: 0 S: 8	H: 2 LOB: 1 BB: 1 P: 16	R: 0 E: 0 K: 0 S: 8	H: 0 LOB: 0 BB: 0 P: 12	R: 0 E: 0 K: 1 S: 7	H: 0 LOB: 0 BB: 0 P: 9	R: 1 E: 1 K: 0 S: 7	H: 2 LOB: 1 BB: 0 P: 10	R: 2 E: 1 K: 1 S: 9	H: 2 LOB: 1 BB: 1 P: 16		1B: 4 2B: 2 3B: 0 HR: 1	SF: 0 SAC: 0 DP: 1 HBP: 0	WP: 0 PB: 0 SB: 0 CS: 0	PA: 32
PITCHER	IP	WLS	BF	H	R	ER	SO	BB	IBB	HBP	BLK	WP	HR	S	P	ERA	WHIP				
Mike Jeffcoat, L ERA: 3.71	7.0	L	27	6	3	2	2	1	0	0	0	0	0	55	86	2.57	1.000				
Gary Mielke, R ERA: 3.25	1.0		5	1	1	1	1	1	0	0	0	0	1	8	15	9.00	2.000				



Batter	1	2	3	4	5	6	7	8	9	AB	R	H	RBI	BB	SO	LOB	TOP						
Cecil Espy, S OBP: 0.310, SLG: 0.318 (1, 8)	F9			K			G6-3 BB		K	3	0	0	0	1	2	1	Texas Rangers @ Oakland Athletics Oakland-Alameda County Coliseum, Oakland, CA Wed Sep 27 1989, 7:05 PM PDT Att: 32,280 - Unknown - 65 F livebaseballscorecards.com						
Fred Manrique, R OBP: 0.331, SLG: 0.404 (1, 4) (8, 6)	G3-1			L4			K		P4	4	0	0	0	0	1	2							
Rafael Palmeiro, L OBP: 0.355, SLG: 0.377 (1, 3)	G1-3			G4-3			G6-3 1-2f		G3	4	0	0	0	0	0	2							
Ruben Sierra, S OBP: 0.346, SLG: 0.540 (1, 9)		E4 G1-4-3			G4-3				FC6-4 1B	3	0	1	0	0	0	0							
Harold Baines, L OBP: 0.402, SLG: 0.477 (1, 10)		K			L7				FC6-4 FC5-4 1-2f	3	0	0	0	0	1	2							
Pete Incauglia, R OBP: 0.290, SLG: 0.448 (1, 7)		G1-4-3 1-2f			K				FC5-4 2B 1-2f	3	0	0	0	0	1	2							
Mike Stanley, R OBP: 0.315, SLG: 0.301 (1, 2)						G6-3			2B 1-3	3	0	2	0	0	0	0							
Jeff Kunkel, R OBP: 0.313, SLG: 0.438 (1, 6)				L9					K 3-3	2	0	0	0	0	0	1							
Thad Bosley, L OBP: 0.237, SLG: 0.265 (8, PH)						F8				1	0	0	0	0	1	2							
Scott Coolbaugh, R OBP: 0.262, SLG: 0.308 (8, 5)										0	0	0	0	0	0	0							
Steve Buechele, R OBP: 0.292, SLG: 0.388 (1, 5)					G4-6-3					2	0	0	0	0	0	1							
Rick Leach, L OBP: 0.363, SLG: 0.357 (9, PH)						G6-3			1B	1	0	1	0	0	0	0							
Inning Stats	R: 0 E: 0 K: 0 S: 7	H: 0 LOB: 0 BB: 0 P: 8	R: 0 E: 1 K: 1 S: 8	H: 0 LOB: 0 BB: 0 P: 12	R: 0 E: 0 K: 0 S: 10	H: 1 LOB: 0 BB: 0 P: 14	R: 0 E: 0 K: 1 S: 7	H: 0 LOB: 0 BB: 0 P: 9	R: 0 E: 0 K: 1 S: 6	H: 0 LOB: 0 BB: 0 P: 8	R: 0 E: 0 K: 1 S: 10	H: 0 LOB: 0 BB: 1 P: 17	R: 0 E: 0 K: 1 S: 12	H: 2 LOB: 2 BB: 0 P: 18	R: 0 E: 0 K: 1 S: 8	H: 1 LOB: 1 BB: 0 P: 10	1B: 3 2B: 1 3B: 0 HR: 0	SF: 0 SAC: 0 DP: 3 HBP: 0	WP: 0 PB: 0 SB: 0 CS: 0	PA: 30			
PITCHER	IP	WLS	BF	H	R	ER	SO	BB	IBB	HBP	BLK	WP	HR	S	P	ERA	WHIP						
Mike Moore, R ERA: 2.61 (1, 1)	7.0	W	21	1	0	0	4	1	0	0	0	0	0	56	80	0.00	0.286						
Rick Honeycutt, L ERA: 2.37 (8, 1)	0.2		4	2	0	0	0	0	0	0	0	0	0	5	8	0.00	3.000						
Gene Nelson, R ERA: 3.22 (8, 1)	1.1		5	1	0	0	2	0	0	0	0	0	0	15	20	0.00	0.750						

Batter	1	2	3	4	5	6	7	8	9	AB	R	H	RBI	BB	SO	LOB	BOTTOM						
Rickey Henderson, R OBP: 0.411, SLG: 0.402 (1, 7)	F9				E6 WP SF8					3	1	1	1	1	0	0	Texas Rangers @ Oakland Athletics Oakland-Alameda County Coliseum, Oakland, CA Wed Sep 27 1989, 7:05 PM PDT Att: 32,280 - Unknown - 65 F livebaseballscorecards.com						
Dave Henderson, R OBP: 0.314, SLG: 0.382 (1, 8)	HR				K				K	4	1	1	0	0	3	3							
Jose Canseco, R OBP: 0.329, SLG: 0.543 (1, 9)										3	1	1	2	1	1	0							
Carney Lansford, R OBP: 0.397, SLG: 0.407 (9, 5)										0	0	0	0	0	0	0							
Mark McGwire, R OBP: 0.337, SLG: 0.454 (1, 3)					F8					3	1	1	1	0	0	0							
Terry Steinbach, R OBP: 0.318, SLG: 0.352 (1, 2)					G6-3					4	0	1	0	0	0	2							
Dave Parker, L OBP: 0.310, SLG: 0.435 (1, 10)					K					3	0	0	0	1	1	3							
Tony Phillips, S OBP: 0.347, SLG: 0.354 (1, 5) (9, 9)					G4-3					4	0	1	1	0	0	3							
Mike Gallego, R OBP: 0.324, SLG: 0.327 (1, 4)										4	0	0	0	0	1	2							
Walt Weiss, S OBP: 0.300, SLG: 0.323 (1, 6)										4	1	1	0	0	1	0							
Inning Stats	R: 3 E: 1 K: 0 S: 21	H: 4 LOB: 2 BB: 0 P: 36	R: 1 E: 0 K: 1 S: 9	H: 2 LOB: 0 BB: 0 P: 18	R: 0 E: 0 K: 1 S: 7	H: 0 LOB: 0 BB: 0 P: 11	R: 0 E: 0 K: 1 S: 8	H: 0 LOB: 0 BB: 0 P: 11	R: 1 E: 1 K: 1 S: 13	H: 1 LOB: 3 BB: 2 P: 25	R: 0 E: 0 K: 2 S: 10	H: 0 LOB: 1 BB: 1 P: 19	R: 0 E: 1 K: 1 S: 12	H: 0 LOB: 1 BB: 0 P: 19	R: 0 E: 0 K: 0 S: 8	H: 0 LOB: 0 BB: 0 P: 14	1B: 3 2B: 3 3B: 0 HR: 1	SF: 1 SAC: 0 DP: 0 HBP: 0	WP: 1 PB: 1 SB: 0 CS: 0	PA: 36			
PITCHER	IP	WLS	BF	H	R	ER	SO	BB	IBB	HBP	BLK	WP	HR	S	P	ERA	WHIP						
Jamie Moyer, L ERA: 4.86 (1, 1)	1.0	L	10	6	4	3	0	0	0	0	0	0	0	26	46	27.00	6.000						
Darrel Akerfelds, R ERA: 1.74 (2, 1)	4.0		15	1	1	0	4	0	2	0	0	1	0	32	55	0.00	0.250						
Craig McMurtry, R ERA: 7.43 (6, 1)	3.0		11	0	0	0	3	1	0	0	0	0	0	30	52	0.00	0.333						

Batter	1	2	3	4	5	6	7	8	9	AB	R	H	RBI	BB	SO	LOB	TOP				
Kevin Seitzer, R (1.5) OBP: 0.387, SLG: 0.337	G1-3		FC5 1B		F9			WP 1B BB		3	2	0	0	1	0	2	Kansas City Royals @ Oakland Athletics Oakland-Alameda County Coliseum, Oakland, CA Fri Sep 29 1989, 7:05 PM PDT Att: 43,470 - Unknown - 66 F livebaseballscorecards.com				
Kurt Stillwell, S (1.6) OBP: 0.326, SLG: 0.382	WP 2B		1-2 2-3F 1B		G3-1			G4-3		4	0	2	1	0	0	1					
George Brett, L (1.3) OBP: 0.361, SLG: 0.429	2-3		1-2 2-H 1B			G1-3		1B		4	0	2	2	0	1	1					
Bo Jackson, R (1.7) OBP: 0.311, SLG: 0.498	K		1-2 2-H 1B			K		IBB		3	0	0	0	1	3	3					
Jim Eisenreich, L (1.9) OBP: 0.340, SLG: 0.439			1-2 2-H 1B			P2		F7		4	0	0	0	0	0	4					
Danny Tartabull, R (1.10) OBP: 0.389, SLG: 0.440	L4						G6-3 BB		K	3	0	0	0	1	2	0					
Mike Macfarlane, R (1.2) OBP: 0.272, SLG: 0.309	F8		G4-3 1B			P6		F8		4	0	1	0	0	0	1					
Brad Wellman, R (1.4) OBP: 0.263, SLG: 0.287			FC5 SH 1B		G4-3		G6-3		K	4	0	1	0	0	1	2					
Gary Thurman, R (1.8) OBP: 0.309, SLG: 0.253			SH FC5 1B			F9		K		2	1	0	0	0	1	0					
Inning Stats	R: 0 E: 0 K: 2 S: 14	H: 1 LOB: 1 BB: 0 P: 17	R: 0 E: 0 K: 0 S: 5	H: 0 LOB: 0 BB: 0 P: 8	R: 2 E: 1 K: 1 S: 14	H: 3 LOB: 2 BB: 0 P: 19	R: 0 E: 0 K: 1 S: 9	H: 1 LOB: 0 BB: 0 P: 12	R: 0 E: 0 K: 0 S: 9	H: 0 LOB: 0 BB: 0 P: 16	R: 0 E: 0 K: 1 S: 7	H: 0 LOB: 0 BB: 0 P: 11	R: 0 E: 0 K: 0 S: 5	H: 0 LOB: 1 BB: 1 P: 10	R: 1 E: 0 K: 1 S: 9	H: 1 LOB: 2 BB: 2 P: 22	R: 0 E: 0 K: 2 S: 10	H: 0 LOB: 0 BB: 0 P: 14	1B: 5 2B: 1 3B: 0 HR: 0	SF: 0 SAC: 1 DP: 2 HBP: 0	WP: 2 PA: 35 SB: 0 CS: 0
PITCHER	IP	WLS	BF	H	R	ER	SO	BB	IBB	HBP	BLK	WP	HR	S	P	ERA	WHIP				
Storm Davis, R (1.1) ERA: 4.36	7.1		28	5	3	2	6	2	0	0	0	1	0	66	100	2.46	0.955				
Rick Honeycutt, L (8.1) ERA: 2.35	0.2		4	1	0	0	0	0	1	0	0	1	0	6	15	0.00	1.500				
Gene Nelson, R (9.1) ERA: 3.18	1.0	W	3	0	0	0	2	0	0	0	0	0	0	10	14	0.00	0.000				


Batter	1	2	3	4	5	6	7	8	9	AB	R	H	RBI	BB	SO	LOB	BOTTOM				
Rickey Henderson, R (1.7) OBP: 0.410, SLG: 0.401	G4-3		SF9 E 1B		FC5-4 BB		F8		K	4	0	1	0	1	1	1	Kansas City Royals @ Oakland Athletics Oakland-Alameda County Coliseum, Oakland, CA Fri Sep 29 1989, 7:05 PM PDT Att: 43,470 - Unknown - 66 F livebaseballscorecards.com				
Carney Lansford, R (1.5) OBP: 0.399, SLG: 0.407	HBP		E8		FC5-4		1B		G1-3 1B	4	1	2	1	0	0	4					
Jose Canseco, R (1.9) OBP: 0.327, SLG: 0.538	F8		SF9		L5		1B		G1-3	4	0	1	1	0	0	3					
Dave Parker, L (1.10) OBP: 0.311, SLG: 0.439	L5		2-3 3-H 1B		P5		F9		1B	4	0	0	0	1	0	5					
Dave Henderson, R (1.8) OBP: 0.314, SLG: 0.383		CS 1B	K				F9		1B	5	0	2	1	0	3	2					
Mark McSwire, R (1.3) OBP: 0.337, SLG: 0.459	K				P2		HR		P4	4	1	1	1	0	1	1					
Terry Steinbach, R (1.2) OBP: 0.321, SLG: 0.355	1B		G4-3 1B				K		BB 1B	4	0	3	0	0	1	0					
Tony Phillips, S (1.4) OBP: 0.348, SLG: 0.353	K				G4-3				F8 SH3-4 1B	3	1	1	0	1	1	2					
Mike Gallego, R (1.6) OBP: 0.327, SLG: 0.330			E 1B		FC5-4 BB		SH3-4 1B		F9	2	1	2	0	0	0	0					
Ken Phelps, L (8. PH) OBP: 0.342, SLG: 0.371										1	0	0	0	0	0	2					
Walt Weiss, S (9.6) OBP: 0.303, SLG: 0.323										0	0	0	0	0	0	0					
Inning Stats	R: 0 E: 0 K: 0 S: 8	H: 0 LOB: 1 BB: 0 P: 13	R: 0 E: 0 K: 2 S: 11	H: 2 LOB: 1 BB: 0 P: 17	R: 1 E: 1 K: 1 S: 13	H: 2 LOB: 2 BB: 0 P: 22	R: 0 E: 0 K: 0 S: 6	H: 1 LOB: 0 BB: 0 P: 10	R: 0 E: 0 K: 0 S: 6	H: 1 LOB: 1 BB: 1 P: 15	R: 1 E: 0 K: 2 S: 9	H: 1 LOB: 2 BB: 0 P: 15	R: 1 E: 0 K: 0 S: 13	H: 3 LOB: 2 BB: 0 P: 20	R: 0 E: 0 K: 1 S: 12	H: 1 LOB: 2 BB: 1 P: 26	R: 1 E: 0 K: 1 S: 10	H: 2 LOB: 2 BB: 1 P: 20	1B: 12 2B: 0 3B: 0 HR: 1	SF: 1 SAC: 1 DP: 2 HBP: 1	WP: 0 PA: 41 PB: 0 SB: 0 CS: 1
PITCHER	IP	WLS	BF	H	R	ER	SO	BB	IBB	HBP	BLK	WP	HR	S	P	ERA	WHIP				
Steve Farr, R (1.1) ERA: 4.12	6.0		25	7	2	1	5	1	0	1	0	0	0	25	46	4.50	1.333				
Luis Aquino, R (7.1) ERA: 3.5	2.0		11	4	1	1	1	1	0	0	0	0	0	25	46	4.50	2.500				
Rick Luecken, R (9.1) ERA: 3.42	0.2	L	5	2	1	1	1	0	1	0	0	0	0	10	20	13.50	3.000				



Batter	1	2	3	4	5	6	7	8	9	AB	R	H	RBI	BB	SO	LOB	TOP										
Kevin Seitzer, R (1.5) OBP: 0.387, SLG: 0.337	G4-3			G3				K		4	0	1	0	1	1	2	Kansas City Royals @ Oakland Athletics Oakland-Alameda County Coliseum, Oakland, CA Sat Sep 30 1989, 3:33 AM PDT Att: 42,891 - Sunny - 68 F										
Kurt Stillwell, S (1.6) OBP: 0.325, SLG: 0.380	G4-6-3 1B			L7				4-3	F7	5	0	1	0	0	0	4											
George Brett, L (1.3) OBP: 0.362, SLG: 0.431	G4-6-3 1-2			L8				WP 2B	G6-3	5	1	2	2	0	0	2											
Bo Jackson, R (1.7) OBP: 0.310, SLG: 0.495		F8			K			F7	2B	3	1	0	0	1	1												
Jim Eisenreich, L (1.8) OBP: 0.341, SLG: 0.448	G4-3				HR			F8	1B 2B	4	2	3	0	0	1												
Pat Tabler, R (1.9) OBP: 0.325, SLG: 0.308 Mike Macfarlane, R (8.2) OBP: 0.272, SLG: 0.309	F9				P3				1B	3	0	1	1	1	0	0											
Bill Buckner, L (1.10) OBP: 0.242, SLG: 0.263				F8				F8	1B	4	0	2	0	0	0	2											
Bob Boone, R (1.2) OBP: 0.351, SLG: 0.323 Gary Thurman, R (8. PR) OBP: 0.305, SLG: 0.250				P5					1B	3	0	1	0	0	1	1											
Brad Wellman, R (1.4) OBP: 0.258, SLG: 0.282				G5-3					K	1	1	0	0	0	1	2											
									SH 4-3 1B	3	1	0	0	0	0	0											
Inning Stats	R: 0 E: 0 K: 0 S: 6	H: 1 LOB: 0 BB: 0 P: 9	R: 0 E: 0 K: 0 S: 5	H: 0 LOB: 0 BB: 0 P: 9	R: 0 E: 0 K: 0 S: 8	H: 0 LOB: 0 BB: 0 P: 11	R: 0 E: 0 K: 0 S: 7	H: 0 LOB: 0 BB: 0 P: 10	R: 1 E: 0 K: 2 S: 11	H: 2 LOB: 1 BB: 0 P: 15	R: 0 E: 0 K: 0 S: 9	H: 1 LOB: 2 BB: 1 P: 13	R: 0 E: 0 K: 0 S: 8	H: 1 LOB: 2 BB: 1 P: 14	R: 5 E: 1 K: 2 S: 20	H: 5 LOB: 2 BB: 1 P: 34	R: 0 E: 0 K: 0 S: 10	H: 0 LOB: 1 BB: 1 P: 18	1B: 7 2B: 2 3B: 0 HR: 1	SF: 0 SAC: 1 DP: 1 HBP: 0	WP: 1 PB: 0 SB: 0 CS: 1	PA: 40					
PITCHER	IP	WLS	BF	H	R	ER	SO	BB	IBB	HBP	BLK	WP	HR	S	P	ERA	WHIP										
Bob Welch, R (1.1) ERA: 3.0	5.0		17	3	1	1	2	0	0	0	0	0	1	37	54	1.80	0.600										
Curt Young, L (6.1) ERA: 3.73	2.0		8	2	0	0	0	1	0	0	0	0	0	17	27	0.00	1.500										
Todd Burns, R (8.1) ERA: 2.24	0.2	L	4	1	3	3	1	0	0	0	0	0	0	10	13	40.50	1.500										
Matt Young, L (8.1) ERA: 6.87	0.1		6	4	2	0	1	0	1	0	0	1	0	10	21	0.00	12.000										
Jim Corsi, R (9.1) ERA: 1.88	1.0		4	0	0	0	0	1	0	0	0	0	0	10	18	0.00	1.000										

Batter	1	2	3	4	5	6	7	8	9	AB	R	H	RBI	BB	SO	LOB	BOTTOM										
Tony Phillips, S (1.4) OBP: 0.345, SLG: 0.350	K									4	0	0	0	0	2	0	Kansas City Royals @ Oakland Athletics Oakland-Alameda County Coliseum, Oakland, CA Sat Sep 30 1989, 3:33 AM PDT Att: 42,891 - Sunny - 68 F										
Felix Jose, S (9.7) OBP: 0.250, SLG: 0.232					L7			F7		0	0	0	0	0	0	0											
Carney Lansford, R (1.5) OBP: 0.399, SLG: 0.407 Mike Gallego, R (9.5) OBP: 0.327, SLG: 0.330	G4-3				G6-3					3	0	1	0	1	0	0											
Dave Parker, L (1.10) OBP: 0.309, SLG: 0.435	K									4	0	0	0	0	3	2											
Mark McGwire, R (1.3) OBP: 0.340, SLG: 0.463 Billy Beane, R (9. PR) OBP: 0.236, SLG: 0.304		FC4-6 2B								4	0	3	0	0	0	1											
Dave Henderson, R (1.8) OBP: 0.315, SLG: 0.381 Dann Howitt, L (9.9)		FC4-6 BB								0	0	0	0	0	0	0											
Ron Hassey, L (1.2) OBP: 0.290, SLG: 0.328										4	0	1	0	0	3	3											
Lance Blankenship, R (1.9) OBP: 0.279, SLG: 0.315		FC4-6 1-2 2-3								4	1	1	0	0	1	4											
Stan Javier, S (1.7) OBP: 0.316, SLG: 0.317										3	0	0	1	0	1	4											
Walt Weiss, S (1.6) OBP: 0.300, SLG: 0.319										3	0	0	0	0	3	0											
Inning Stats	R: 0 E: 0 K: 2 S: 8	H: 0 LOB: 0 BB: 0 P: 9	R: 0 E: 0 K: 2 S: 11	H: 1 LOB: 2 BB: 1 P: 19	R: 0 E: 0 K: 3 S: 11	H: 0 LOB: 0 BB: 0 P: 14	R: 0 E: 0 K: 3 S: 11	H: 1 LOB: 1 BB: 0 P: 16	R: 1 E: 0 K: 1 S: 12	H: 1 LOB: 0 BB: 0 P: 18	R: 0 E: 0 K: 0 S: 9	H: 0 LOB: 1 BB: 1 P: 16	R: 0 E: 0 K: 1 S: 6	H: 0 LOB: 0 BB: 0 P: 11	R: 0 E: 0 K: 2 S: 9	H: 1 LOB: 1 BB: 0 P: 13	R: 0 E: 0 K: 1 S: 10	H: 2 LOB: 2 BB: 0 P: 16	1B: 4 2B: 1 3B: 1 HR: 0	SF: 1 SAC: 0 DP: 0 HBP: 0	WP: 1 PB: 0 SB: 0 CS: 0	PA: 35					
PITCHER	IP	WLS	BF	H	R	ER	SO	BB	IBB	HBP	BLK	WP	HR	S	P	ERA	WHIP										
Bret Saberhagen, R (1.1) ERA: 2.16	8.0	W	30	4	1	1	13	2	0	0	0	0	0	74	116	1.12	0.750										
Jeff Montgomery, R (9.1) ERA: 1.37	1.0		5	2	0	0	1	0	0	0	0	0	0	10	16	0.00	2.000										

AB 35
R 6
H 10
RBI 6
BB 3
SO 4
LOB 15



AB 32
R 1
H 6
RBI 1
BB 2
SO 14
LOB 17



Batter	1	2	3	4	5	6	7	8	9	10	11	AB	R	H	RBI	BB	SO	LOB	TOP								
Gary Thurman, R OBP: 0.311, SLG: 0.241 (1, 8)	4-2 S G5-3 1B BB		4-1 G5-3 SH1-3 BB		2-3 K 1-2			2-3 K		1-3 K		3	1	0	0	2	3	1									
Brad Welman, R OBP: 0.263, SLG: 0.287 (1, 4)	3-2 L5-6 G5-3 1B		1-0 SH1-3		3-3 K			1-1 K 2B		0-0 G5-3		4	1	2	0	0	1	0									
Bill Buckner, L OBP: 0.240, SLG: 0.267 (1, 10)	1-2 G5-3		0-1 G5-3			0-0 F7		0-1 K 2B		0-1 F7		5	0	1	3	0	0	2									
Matt Winters, L OBP: 0.320, SLG: 0.346 (1, 9)	2-2 L5-6		2-1 G4-3			2-0 G3		0-3 K		3-2 G3		5	0	0	0	0	1	3									
Mike Macfarlane, R OBP: 0.263, SLG: 0.299 (1, 2)		0-0 F9		0-3 K		0-1 F9		1-3 K		0-3 K		5	0	0	0	0	3	1									
Jeff Schulz, L OBP: 0.222, SLG: 0.222 (1, 7)		0-1 L5		1-2 G3			1-3 K		3-2 G4-3			4	0	0	0	0	1	0									
Luis de los Santos, R OBP: 0.293, SLG: 0.310 (1, 3)		2-1 K 2B		0-0 K FC6-4 1B			2-2 G4-3		0-2 F9			4	0	2	0	0	0	0									
Bill Pecota, R OBP: 0.275, SLG: 0.410 (1, 6)		0-2 G6-3		2-2 FC6-4 1B			0-0 K 2B		0-3 K			4	0	1	0	0	1	2									
Rey Palacios, R OBP: 0.216, SLG: 0.277 (1, 5)			3-2 SH1-3 G5-3 2B		0-0 K CS 1B			1-0 F7		2-3 K		4	1	2	0	0	1	1									
Inning Stats	R: 1 E: 0 K: 0 S: 17	H: 1 LOB: 0 BB: 1 P: 26	R: 0 E: 0 K: 0 S: 8	H: 1 LOB: 1 BB: 0 P: 10	R: 1 E: 0 K: 0 S: 9	H: 1 LOB: 1 BB: 1 P: 19	R: 0 E: 0 K: 1 S: 12	H: 1 LOB: 1 BB: 0 P: 15	R: 0 E: 0 K: 2 S: 8	H: 0 LOB: 0 BB: 0 P: 6	R: 0 E: 0 K: 1 S: 8	H: 1 LOB: 1 BB: 0 P: 12	R: 0 E: 0 K: 3 S: 14	H: 2 LOB: 1 BB: 0 P: 18	R: 0 E: 0 K: 1 S: 10	H: 0 LOB: 0 BB: 0 P: 13	R: 0 E: 0 K: 2 S: 8	H: 0 LOB: 0 BB: 0 P: 11	R: 0 E: 0 K: 1 S: 9	H: 0 LOB: 0 BB: 0 P: 13	1B: 4 2B: 6 3B: 0 HR: 0	SF: 0 SAC: 1 DP: 2 HBP: 0	WP: 0 PB: 0 SB: 1 CS: 1	PA: 41			
PITCHER	IP 6.2	WLS 0.2	BF 26	H 6	R 2	ER 2	SO 4	BB 2	IBB 0	HBP 0	BLK 0	WP 0	HR 0	S 65	P 29	ERA 2.70	WHIP 1.200										
Dave Otto, L ERA: 2.7																											
Gene Nelson, R ERA: 3.26																											
Matt Young, L ERA: 6.75																											
Dennis Eckerley, R ERA: 1.56																											
Jim Corsi, R ERA: 1.88																											

Kansas City Royals @ Oakland Athletics
Oakland-Alameda County Coliseum, Oakland, CA

Sun Oct 01 1989, 3:33 AM PDT
Att: 43,765 - Sunny - 72 F

AB 38
R 3
H 8
RBI 3
BB 2
SO 11
LOB 10



Batter	1	2	3	4	5	6	7	8	9	10	11	AB	R	H	RBI	BB	SO	LOB	BOTTOM								
Rickey Henderson, R OBP: 0.411, SLG: 0.399 (1, 7)	1-0 F7	4-2 BB		0-2 L3			4-2 S 1B BB		2-2 L6			2	1	0	0	2	0	0									
Doug Jennings, L (8, 7)		1-2 BB										3	0	0	0	1	1	2									
Carney Lansford, R OBP: 0.398, SLG: 0.405 (1, 5)	3-1 L4	1-2 P3			3-3 K		4-0 1B BB		2-3 K			3	0	0	0	1	1	2									
Dann Howitt, L (10, 3)							1-2 BB		0-2 G3-1			1	0	0	0	0	0	0									
Jose Canseco, R OBP: 0.333, SLG: 0.542 (1, 9)	1-0 1B		1-1 F8 BB 1B		3-3 K		1-0 1B BB		1-3 2H 1B			4	0	3	1	0	1	0									
Felix Jose, S OBP: 0.246, SLG: 0.228 (8, 9)									0-0 G4-3			4	0	0	0	1	1	3									
Dave Parker, L OBP: 0.308, SLG: 0.432 (1, 10)	2-0 G6-3		4-0 BB BB		0-0 G4-3		0-0 F9		1-3 K			4	0	0	0	1	1	3									
Dave Henderson, R OBP: 0.315, SLG: 0.350 (1, 8)		4-0 HR BB	1-1 F9			2-2 L8		1-1 G4-3		4-0 SH1-3 S 1B BB		2	1	0	0	1	0	2									
Stan Javier, S OBP: 0.317, SLG: 0.316 (8, 8)												1	1	0	0	1	0	0									
Mark McGwire, R OBP: 0.339, SLG: 0.467 (1, 3)		1-1 HR BB	2-2 F8			3-3 K		1-3 K		1-0 SH1-3		4	1	1	2	0	2	2									
Billy Beane, R OBP: 0.238, SLG: 0.304 (9, 3)			1-1 HR		2-3 K							0	0	0	0	0	0	0									
Terry Steinbach, R OBP: 0.319, SLG: 0.352 (1, 2)		3-2 F8	1-1 P4			2-1 F7		0-3 K		1-2 1B		3	0	0	0	0	0	2									
Chris Bando, S OBP: 0.500, SLG: 0.500 (8, PH)												2	0	1	1	0	1	0									
Tony Phillips, S OBP: 0.245, SLG: 0.348 (1, 4)	1-0 F7		4-0 G6-4-3 BB			3-1 G6-3		1-3 K				2	0	0	0	1	0	0									
Lance Blankenship, R OBP: 0.276, SLG: 0.312 (8, 4)												1	0	0	0	0	1	0									
Mike Gallego, R OBP: 0.327, SLG: 0.328 (1, 6)	4-1 PB BB		2-1 G6-4-3			0-0 L7		0-0 F9				2	0	0	0	1	0	1									
Walt Weiss, S OBP: 0.288, SLG: 0.318 (8, 6)												1	0	0	0	0	0	0									
Inning Stats	R: 0 E: 0 K: 0 S: 5	H: 1 LOB: 1 BB: 0 P: 12	R: 2 E: 0 K: 0 S: 13	H: 1 LOB: 2 BB: 3 P: 31	R: 0 E: 0 K: 0 S: 9	H: 1 LOB: 2 BB: 1 P: 18	R: 0 E: 0 K: 0 S: 5	H: 0 LOB: 0 BB: 1 P: 11	R: 0 E: 0 K: 2 S: 7	H: 0 LOB: 0 BB: 0 P: 13	R: 0 E: 0 K: 1 S: 9	H: 1 LOB: 2 BB: 1 P: 20	R: 0 E: 0 K: 2 S: 8	H: 0 LOB: 0 BB: 0 P: 10	R: 0 E: 0 K: 1 S: 9	H: 0 LOB: 0 BB: 0 P: 12	R: 0 E: 0 K: 2 S: 9	H: 0 LOB: 0 BB: 0 P: 12	R: 1 E: 0 K: 0 S: 5	H: 1 LOB: 1 BB: 1 P: 11	1B: 4 2B: 0 3B: 0 HR: 1	SF: 0 SAC: 1 DP: 1 HBP: 0	WP: 0 PB: 1 SB: 2 CS: 0	PA: 43			
PITCHER	IP 4.0	WLS 3.0	BF 12	H 3	R 1	ER 1	SO 3	BB 2	IBB 0	HBP 0	BLK 0	WP 0	HR 0	S 24	P 49	ERA 4.50	WHIP 3.000										
Jose De Jesus, R ERA: 4.5																											
Charlie Leibrandt, L ERA: 5.14																											
Terry Leach, R ERA: 4.17																											

Kansas City Royals @ Oakland Athletics
Oakland-Alameda County Coliseum, Oakland, CA

Sun Oct 01 1989, 3:33 AM PDT
Att: 43,765 - Sunny - 72 F

AB 34
R 4
H 5
RBI 4
BB 8
SO 8
LOB 12



Batter	1	2	3	4	5	6	7	8	9	AB	R	H	RBI	BB	SO	LOB	TOP			
Lloyd Moseby, L (1,8)	L8	F8			G6-3		L4-3			4	0	0	0	0	0	3	<p>Toronto Blue Jays @ Oakland Athletics Oakland-Alameda County Coliseum, Oakland, CA</p> <p>Tue Oct 03 1989, 7:05 PM PDT Att: 49,435 - Sunny - 65 F</p> <p>livebaseballscores.com</p>			
Mookie Wilson, S (1,9) OBP: 0.500, SLG: 0.333	K			1B				K		3	0	1	0	1	2	0				
Fred McGriff, L (1,3)	K			L8				L7		4	0	0	0	0	1	2				
George Bell, R (1,7) OBP: 0.250, SLG: 0.250				F8				G5-3		4	1	1	0	0	1	2				
Tony Fernandez, S (1,6) OBP: 0.250, SLG: 0.250				L4						4	1	1	0	0	0	1				
Ernie Whitt, L (1,2) OBP: 0.250, SLG: 1.333										3	1	1	2	0	0	0				
Kelly Gruber, R (1,5)										3	0	0	0	1	0	0				
Lee Mazzilli, S (1,10)										3	0	0	0	0	2	2				
Nelson Liriano, S (1,4) OBP: 0.667, SLG: 0.500										2	0	1	1	1	0	0				
Inning Stats	R: 0 E: 0 K: 2 S: 7	H: 0 LOB: 0 BB: 0 P: 10	R: 2 E: 0 K: 1 S: 18	H: 3 LOB: 2 BB: 1 P: 36	R: 0 E: 0 K: 0 S: 9	H: 1 LOB: 1 BB: 0 P: 10	R: 1 E: 0 K: 1 S: 7	H: 1 LOB: 0 BB: 0 P: 12	R: 0 E: 0 K: 0 S: 8	H: 0 LOB: 1 BB: 1 P: 13	R: 0 E: 0 K: 0 S: 6	H: 0 LOB: 0 BB: 0 P: 9	R: 0 E: 0 K: 1 S: 9	H: 0 LOB: 0 BB: 1 P: 15	R: 0 E: 0 K: 0 S: 7	H: 0 LOB: 0 BB: 0 P: 9	1B: 4 2B: 1 3B: 0 HR: 1	SF: 1 SAC: 0 DP: 1 HBP: 0	WP: 0 PB: 0 SB: 3 CS: 0	PA: 34
PITCHER	IP WLS BF H R ER SO BB IBB HBP BLK WP HR S P ERA WHIP																			
Dave Stewart, R (1,1) ERA: 3.38	8.0 W 31 5 3 3 6 3 0 0 0 0 1 71 114 3.38 1.000																			
Dennis Eckersley, R (9,1) ERA:	1.0 3 0 0 0 0 0 0 0 0 0 0 0 7 9 0.00 0.000																			

Batter	1	2	3	4	5	6	7	8	9	AB	R	H	RBI	BB	SO	LOB	BOTTOM			
Rickey Henderson, R (1,7)	F8 S BB		G6-3		G3	FC6-4 HBP		WP S 1B BB		2	1	0	0	2	0	0	<p>Toronto Blue Jays @ Oakland Athletics Oakland-Alameda County Coliseum, Oakland, CA</p> <p>Tue Oct 03 1989, 7:05 PM PDT Att: 49,435 - Sunny - 65 F</p> <p>livebaseballscores.com</p>			
Carney Lansford, R (1,5) OBP: 0.400, SLG: 0.400	K		F9		1B	FC6-4		1B		5	1	2	2	0	1	2				
Jose Canseco, R (1,9)	F8				K	K		K		4	0	0	0	1	3	4				
Dave Parker, L (1,10) OBP: 0.250, SLG: 0.250	G1-3		G4-3		1B			F7		4	0	1	1	0	0	2				
Dave Henderson, R (1,8) OBP: 0.500, SLG: 1.250					G3 1B			G5-3		4	1	2	1	0	1	1				
Mark McGwire, R (1,3) OBP: 0.250, SLG: 1.000	K				F9			F7		4	1	1	1	0	1	1				
Terry Steinbach, R (1,2) OBP: 0.250, SLG: 0.250					G3 1B			K		4	0	1	0	0	3	0				
Tony Phillips, S (1,4) OBP: 0.750, SLG: 1.000					G3					3	1	2	0	1	0	2				
Mike Gallego, R (1,6) OBP: 0.500, SLG: 0.750	F8				P9					4	2	2	0	0	0	3				
Inning Stats	R: 0 E: 0 K: 1 S: 8	H: 0 LOB: 1 BB: 1 P: 14	R: 1 E: 0 K: 2 S: 14	H: 2 LOB: 0 BB: 0 P: 20	R: 0 E: 0 K: 0 S: 8	H: 0 LOB: 1 BB: 1 P: 14	R: 0 E: 0 K: 0 S: 7	H: 2 LOB: 2 BB: 0 P: 8	R: 1 E: 0 K: 2 S: 14	H: 2 LOB: 1 BB: 0 P: 23	R: 3 E: 1 K: 2 S: 16	H: 3 LOB: 1 BB: 0 P: 23	R: 0 E: 0 K: 0 S: 7	H: 0 LOB: 0 BB: 0 P: 10	R: 2 E: 0 K: 2 S: 13	H: 2 LOB: 1 BB: 2 P: 25	1B: 7 2B: 2 3B: 0 HR: 2	SF: 0 SAC: 0 DP: 0 HBP: 1	WP: 1 PB: 1 SB: 4 CS: 0	PA: 39
PITCHER	IP WLS BF H R ER SO BB IBB HBP BLK WP HR S P ERA WHIP																			
Dave Stieb, R (1,1) ERA: 6.75	5.1 L 26 8 4 4 6 2 0 0 0 0 0 0 17 24 6.75 1.875																			
Jim Acker, R (6,1) ERA:	1.2 7 1 1 0 1 0 0 1 0 0 0 0 17 24 0.00 0.600																			
Duane Ward, R (8,1) ERA: 18.0	1.0 6 2 2 2 2 2 0 0 0 1 0 0 13 25 18.00 4.000																			



Batter	1	2	3	4	5	6	7	8	9	AB	R	H	RBI	BB	SO	LOB	TOP										
Lloyd Moseby, L (1.8) OBP: 0.250, SLG: 0.143	G3		G4-3		G4-3			G4-3		3	2	1	0	1	0	1	Toronto Blue Jays @ Oakland Athletics Oakland-Alameda County Coliseum, Oakland, CA Wed Oct 04 1989, 3:33 AM PDT Att: 49,444 - Sunny - 66 F										
Mookie Wilson, S (1.9) OBP: 0.500, SLG: 0.333	G5-3		E3		G4-3			G4-3		3	0	1	0	1	0	1											
Fred McGriff, L (1.3) OBP: 0.125, SLG: 0.125	K		G4-3		G4-3			F7		4	0	1	2	0	1	1											
George Bell, R (1.7) OBP: 0.250, SLG: 0.250		F8	L3					F8		4	0	1	0	0	0	3											
Tony Fernandez, S (1.6) OBP: 0.250, SLG: 0.143		S			G3			G4-3		3	0	0	0	1	0	1											
Ernie Whitt, L (1.2) OBP: 0.125, SLG: 0.571	K				G4-3					4	0	0	0	0	1	2											
Kelly Gruber, R (1.5)	F8				G4-3			K		4	0	0	0	0	1	2											
Lee Mazzilli, S (1.10)	F9							P7		4	0	0	0	0	0	2											
Nelson Liriano, S (1.4) OBP: 0.667, SLG: 0.500			G1-3					G4-3		2	1	1	0	1	0	0											
Inning Stats	R: 0 E: 0 K: 1 S: 7	H: 0 LOB: 0 BB: 0 P: 11	R: 0 E: 0 K: 1 S: 16	H: 1 LOB: 2 BB: 1 P: 25	R: 1 E: 1 K: 0 S: 10	H: 2 LOB: 1 BB: 0 P: 17	R: 0 E: 0 K: 0 S: 6	H: 0 LOB: 0 BB: 0 P: 8	R: 0 E: 0 K: 0 S: 12	H: 0 LOB: 0 BB: 0 P: 10	R: 0 E: 0 K: 1 S: 15	H: 0 LOB: 0 BB: 0 P: 22	R: 2 E: 0 K: 0 S: 10	H: 2 LOB: 1 BB: 2 P: 24	R: 0 E: 0 K: 0 S: 12	H: 0 LOB: 0 BB: 0 P: 17	1B: 5 2B: 0 3B: 0 HR: 0	SF: 0 SAC: 0 DP: 1 HBP: 0	WP: 0 PB: 1 SB: 2 CS: 0	PA: 35							
PITCHER	IP	WLS	BF	H	R	ER	SO	BB	IBB	HBP	BLK	WP	HR	S	P	ERA	WHIP										
Mike Moore, R (1.1) ERA: 7.2	7.0	W	26	3	1	0	3	2	0	0	0	0	0	72	113	0.00	0.714										
Rick Honeycutt, L (8.1) ERA: 4.5	0.0		3	1	2	2	0	2	0	0	0	0	0	6	16	∞	∞										
Dennis Eckersley, R (8.1) ERA: 4.5	2.0	S	6	1	0	0	0	0	0	0	0	0	0	16	25	0.00	0.500										

AB	31
R	3
H	5
RBI	2
BB	4
SO	3
LOB	13



Batter	1	2	3	4	5	6	7	8	9	AB	R	H	RBI	BB	SO	LOB	BOTTOM										
Rickey Henderson, R (1.7) OBP: 0.778, SLG: 0.500	L6			S				S		2	2	2	0	2	0	0	Toronto Blue Jays @ Oakland Athletics Oakland-Alameda County Coliseum, Oakland, CA Wed Oct 04 1989, 3:33 AM PDT Att: 49,444 - Sunny - 66 F										
Carney Lansford, R (1.5) OBP: 0.444, SLG: 0.375	L6			G3				S		3	1	1	1	1	0	2											
Dave Parker, L (1.10) OBP: 0.250, SLG: 0.625	P5			G3				P6		4	1	1	1	0	0	2											
Mark McGwire, R (1.3) OBP: 0.500, SLG: 1.000		G4-6-3						HR		4	1	3	1	0	0	1											
Dave Henderson, R (1.8) OBP: 0.375, SLG: 0.875	F8			K				SF8		4	1	1	0	0	2	3											
Ron Hassey, L (1.2)	G4-6-3							K		2	0	0	1	1	0	1											
Tony Phillips, S (1.4) OBP: 0.500, SLG: 0.571			K		F8			S		4	0	1	1	0	1	2											
Stan Javier, S (1.9)			G4-3							2	0	0	0	0	1	0											
Jose Canseco, R (6.7) OBP: 0.792, SLG: 1.000								K		1	0	0	0	1	1	1											
Walt Weiss, S (1.6)			F7		G4-3			G6-3		3	0	0	0	0	0	1											
Inning Stats	R: 0 E: 0 K: 0 S: 7	H: 1 LOB: 0 BB: 0 P: 8	R: 0 E: 0 K: 0 S: 6	H: 1 LOB: 0 BB: 0 P: 7	R: 0 E: 0 K: 1 S: 6	H: 0 LOB: 0 BB: 0 P: 11	R: 2 E: 0 K: 1 S: 22	H: 2 LOB: 2 BB: 2 P: 37	R: 0 E: 0 K: 1 S: 10	H: 1 LOB: 1 BB: 0 P: 14	R: 3 E: 0 K: 1 S: 14	H: 4 LOB: 1 BB: 0 P: 21	R: 1 E: 0 K: 1 S: 10	H: 0 LOB: 1 BB: 2 P: 21	R: 0 E: 0 K: 0 S: 4	H: 0 LOB: 0 BB: 1 P: 11	1B: 6 2B: 3 3B: 0 HR: 1	SF: 1 SAC: 0 DP: 2 HBP: 0	WP: 0 PB: 0 SB: 6 CS: 1	PA: 36							
PITCHER	IP	WLS	BF	H	R	ER	SO	BB	IBB	HBP	BLK	WP	HR	S	P	ERA	WHIP										
Todd Stottlemyre, R (1.1) ERA: 7.2	5.0	L	22	7	4	4	3	2	0	0	0	0	0	53	80	7.20	1.800										
Jim Acker, R (6.1) ERA: 4.5	0.1		3	2	1	1	0	0	0	0	0	0	0	6	7	27.00	6.000										
David Wells, L (6.1) ERA: 4.5	1.0		5	0	1	0	1	2	0	0	0	0	0	12	26	0.00	2.000										
Tom Henke, R (7.1) ERA: 4.5	0.2		2	0	0	0	1	0	0	0	0	0	0	4	6	0.00	0.000										
John Carutti, L (8.1) ERA: 4.5	1.0		3	0	0	0	0	1	0	0	0	0	0	4	11	0.00	1.000										

AB	29
R	6
H	9
RBI	5
BB	5
SO	5
LOB	13



Batter	1	2	3	4	5	6	7	8	9	AB	R	H	RBI	BB	SO	LOB	TOP								
Rickey Henderson, R OBP: 0.643, SLG: 0.500 (1, 7)										4	2	1	0	1	0	1									
Carney Lansford, R OBP: 0.338, SLG: 0.455 Lance Blankenship, R (7, 4)										3	0	2	1	1	0	1									
Jose Canseco, R OBP: 0.364, SLG: 0.222 (1, 9)										4	0	2	0	0	1	3									
Mark McGwire, R OBP: 0.417, SLG: 0.800 (1, 3)										2	0	0	1	1	0	4									
Dave Henderson, R OBP: 0.333, SLG: 0.750 (1, 8)										4	0	1	0	0	1	2									
Terry Steinbach, R OBP: 0.125, SLG: 0.125 (1, 2)										4	0	0	0	0	0	2									
Dave Parker, L OBP: 0.250, SLG: 0.750 (1, 10)										4	1	1	1	0	0	2									
Tony Phillips, S OBP: 0.333, SLG: 0.364 (7, 5)										4	0	0	0	0	0	1									
Mike Gallego, R OBP: 0.333, SLG: 0.500 Ken Phelps, L OBP: 1.000, SLG: 2.000 Wait Weiss, S (7, 6)										2	0	0	0	0	1	0									
Inning Stats	R: 1 E: 0 K: 0 S: 12	H: 0 LOB: 1 BB: 2 P: 23	R: 0 E: 0 K: 0 S: 6	H: 0 LOB: 0 BB: 0 P: 10	R: 1 E: 0 K: 1 S: 13	H: 3 LOB: 1 BB: 0 P: 20	R: 1 E: 0 K: 1 S: 9	H: 1 LOB: 0 BB: 0 P: 13	R: 0 E: 0 K: 0 S: 9	H: 2 LOB: 2 BB: 0 P: 13	R: 0 E: 0 K: 1 S: 14	H: 1 LOB: 1 BB: 0 P: 23	R: 0 E: 0 K: 0 S: 8	H: 0 LOB: 1 BB: 1 P: 12	R: 0 E: 0 K: 0 S: 4	H: 0 LOB: 1 BB: 1 P: 9	R: 0 E: 0 K: 1 S: 9	H: 0 LOB: 0 BB: 0 P: 15	1B: 4 2B: 3 3B: 0 HR: 1	SF: 1 SAC: 0 DP: 1 HBP: 0	WP: 0 PB: 0 SB: 1 CS: 0	PA: 37			
PITCHER	IP	WLS	BF	H	R	ER	SO	BB	IBB	HBP	BLK	WP	HR	S	P	ERA	WHIP								
Jimmy Key, L ERA: 4.5 (1, 1)	6.0	W	26	7	3	3	2	2	0	0	0	0	1	63	102	4.50	1.500								
Jim Acker, R ERA: 2.25 (7, 1)	2.0		8	1	0	0	1	1	0	0	0	0	0	12	21	0.00	1.000								
Tom Henke, R ERA: (9, 1)	1.0		3	0	0	0	1	0	0	0	0	0	0	9	15	0.00	0.000								

Oakland Athletics @ Toronto Blue Jays
SkyDome, Toronto, ON
Fri Oct 06 1989, 7:05 PM EDT
Att: 50,268 - Dome

AB 33
R 3
H 8
RBI 3
BB 3
SO 4
LOB 16



Batter	1	2	3	4	5	6	7	8	9	AB	R	H	RBI	BB	SO	LOB	BOTTOM								
Lloyd Moseby, L OBP: 0.333, SLG: 0.111 (1, 8)										2	1	0	1	2	0	0									
Mookie Wilson, S OBP: 0.500, SLG: 0.400 (1, 7)										4	1	2	1	0	0	0									
Fred McGriff, L OBP: 0.167, SLG: 0.167 (1, 3)										4	1	1	0	0	0	2									
George Bell, R OBP: 0.167, SLG: 0.182 (1, 10)										3	0	0	1	0	2	0									
Tony Fernandez, S OBP: 0.333, SLG: 0.455 (1, 6)										4	2	2	1	0	1	0									
Ernie Whitt, L OBP: 0.250, SLG: 0.500 (1, 2)										3	0	1	1	1	1	1									
Kelly Gruber, R (1, 5)										2	1	0	0	2	0	1									
Manuel Lee, S OBP: 0.250, SLG: 0.250 (1, 4)										4	1	1	0	0	0	2									
Junior Felix, S OBP: 0.333, SLG: 0.333 (1, 9)										3	0	1	1	0	1	0									
Inning Stats	R: 0 E: 0 K: 0 S: 9	H: 0 LOB: 0 BB: 0 P: 11	R: 0 E: 0 K: 2 S: 9	H: 0 LOB: 0 BB: 0 P: 11	R: 0 E: 0 K: 1 S: 7	H: 0 LOB: 0 BB: 0 P: 10	R: 4 E: 1 K: 0 S: 16	H: 4 LOB: 1 BB: 1 P: 25	R: 0 E: 0 K: 0 S: 5	H: 0 LOB: 0 BB: 0 P: 9	R: 0 E: 0 K: 0 S: 6	H: 0 LOB: 0 BB: 0 P: 7	R: 3 E: 0 K: 0 S: 12	H: 4 LOB: 2 BB: 2 P: 22	R: 0 E: 0 K: 2 S: 15	H: 0 LOB: 2 BB: 2 P: 29	1B: 6 2B: 2 3B: 0 HR: 0	SF: 1 SAC: 0 DP: 1 HBP: 0	WP: 0 PB: 0 SB: 0 CS: 0	PA: 35					
PITCHER	IP	WLS	BF	H	R	ER	SO	BB	IBB	HBP	BLK	WP	HR	S	P	ERA	WHIP								
Storm Davis, R ERA: 7.11 (1, 1)	6.1	L	25	5	6	5	3	1	0	0	0	0	0	6	11	7.11	0.947								
Rick Honeycutt, L ERA: (7, 1)	0.0		3	2	0	0	0	1	0	0	0	0	0	6	11	∞	∞								
Gene Nelson, R ERA: (7, 1)	1.1		4	1	1	1	2	0	0	0	0	0	0	13	19	6.75	0.750								
Matt Young, L ERA: (8, 1)	0.1		3	0	0	0	0	2	0	0	0	0	0	5	13	0.00	6.000								

Oakland Athletics @ Toronto Blue Jays
SkyDome, Toronto, ON
Fri Oct 06 1989, 7:05 PM EDT
Att: 50,268 - Dome

AB 29
R 7
H 8
RBI 6
BB 5
SO 5
LOB 6



Batter	1	2	3	4	5	6	7	8	9	AB	R	H	RBI	BB	SO	LOB	TOP					
Rickey Henderson, R OBP: 0.632, SLG: 1.000 (1,7)	F8		2-1 HR		0-1 HR		0-1 G6-3		4-2 BB	4	2	2	4	1	0	0						
Dave Henderson, R OBP: 0.353, SLG: 0.688 (1,8)	P6		3-2 G6-3		3-2 L5		1-0 1B		4-1 BB	4	1	1	0	1	0	0						
Jose Canseco, R OBP: 0.375, SLG: 0.500 (1,9)	F9		0-1 HR		3-3 K		1-1 1B		1-1 P3	5	1	2	2	0	1	1						
Mark McGwire, R OBP: 0.438, SLG: 0.714 (1,3)		0-0 L1-6 1B	2-3 K		0-3 K		0-0 FC6-4 1B			4	0	2	0	0	2	0						
Terry Steinbach, R OBP: 0.250, SLG: 0.182 (1,10)		1-3 K		3-1 L1-3 1B		4-2 1B BB		1-0 FC6-4		3	0	1	0	1	1	3						
Tony Phillips, S OBP: 0.313, SLG: 0.286 (1,5)		4-2 BB		1-1 L1-3		2-3 K		3-2 G6-3		3	0	0	0	1	1	2						
Ron Hassey, L OBP: 0.250, SLG: 0.167 (1,2)		1-0 L1-6		1-3 K		0-0 1B		2-3 K		4	0	1	0	0	2	2						
Mike Gallego, R OBP: 0.300, SLG: 0.400 (1,4)			1-0 P8		1-2 SH1-4 1B		0-0 L1		2-0 G5-3	4	1	1	0	0	0	2						
Walt Weiss, S OBP: 0.143, SLG: 0.286 (1,6)			2-1 S HR 2B		0-1 SH1-4		1-0 F8		0-1 L7	3	1	1	0	0	0	0						
Inning Stats	R: 0 E: 0 K: 0 S: 4	H: 0 LOB: 0 BB: 0 P: 6	R: 0 E: 0 K: 1 S: 9	H: 1 LOB: 1 BB: 1 P: 15	R: 3 E: 0 K: 1 S: 14	H: 3 LOB: 0 BB: 0 P: 24	R: 0 E: 0 K: 1 S: 7	H: 1 LOB: 0 BB: 0 P: 12	R: 2 E: 0 K: 1 S: 13	H: 2 LOB: 2 BB: 1 P: 20	R: 0 E: 0 K: 2 S: 10	H: 1 LOB: 2 BB: 0 P: 16	R: 1 E: 0 K: 0 S: 8	H: 3 LOB: 0 BB: 0 P: 12	R: 0 E: 0 K: 1 S: 10	H: 0 LOB: 0 BB: 2 P: 17	R: 0 E: 0 K: 0 S: 8	H: 0 LOB: 1 BB: 2 P: 16	1B: 6 2B: 4 3B: 0 HR: 3	SF: 0 SAC: 1 DP: 2 HBP: 0	WP: 0 PB: 0 SB: 1 CS: 0	PA: 39
PITCHER	IP	WLS	BF	H	R	ER	SO	BB	IBB	HBP	BLK	WP	HR	S	P	ERA	WHIP					
Mike Flanagan, L ERA: 10.38 (1,1)	4.1	L	19	7	5	5	3	1	0	0	0	0	3	41	65	10.38	1.846					
Duane Ward, R ERA: 7.39 (5,1)	2.2		13	4	1	1	3	1	0	0	0	0	0	24	40	3.38	1.875					
John Cerutti, L ERA: (8,1)	1.2		6	0	0	0	1	2	0	0	0	0	0	16	30	0.00	1.200					
Jim Acker, R ERA: 2.08 (9,1)	0.1		1	0	0	0	0	0	0	0	0	0	0	2	3	0.00	0.000					

Oakland Athletics @ Toronto Blue Jays
SkyDome, Toronto, ON
Sat Oct 07 1989, 3:33 AM EDT
Att: 50,076 - Dome

AB 34
R 6
H 11
RBI 6
BB 4
SO 7
LOB 10



Batter	1	2	3	4	5	6	7	8	9	AB	R	H	RBI	BB	SO	LOB	BOTTOM				
Lloyd Moseby, L OBP: 0.471, SLG: 0.250 (1,8)	G4-3 1B		3-2 F8 1B	2-3 K		4-2 FC6-4 BB		4-1 FC4-6 BB		3	0	2	0	2	1	2					
Mookie Wilson, S OBP: 0.412, SLG: 0.333 (1,7)	G4-3		1-1 1B		1-1 L7	0-0 FC6-4		0-0 FC4-6 1B		5	1	1	1	0	0	4					
Fred McGriff, L OBP: 0.176, SLG: 0.176 (1,3)		2-3 K	2-2 F8		1-1 F8		1-3 K	1-3 K		5	0	1	1	0	2	3					
George Bell, R OBP: 0.118, SLG: 0.125 (1,10)	P2		0-0 P3		0-1 E7		2-2 G5-3	1-2 F8		5	0	0	0	0	0	4					
Tony Fernandez, S OBP: 0.353, SLG: 0.500 (1,6)		1-0 L1		2-2 1B FC4 1B	3-1 F8		1-0 1B 2B		0-0 B1-3	5	2	2	0	0	0	1					
Ernie Whitt, L OBP: 0.267, SLG: 0.417 Pat Borders, R OBP: 1.000, SLG: 1.000 (7,PH) (8,2)		2-1 L9		1-0 FC4 1B BB	4-0 K		2-3 K	0-0 1B	2-3 K	2	0	0	0	1	1	0					
Rance Mulliniks, L (9,PH)				1-2 FC4 1B BB			2-H 1B			1	0	0	0	0	1	0					
Kelly Gruber, R OBP: 0.412, SLG: 0.286 (1,5)		0-0 1B		0-2 FC4 1B		1-0 2B 1B		1-1 G4-3	1-2 1B	5	1	4	0	0	0	1					
Manuel Lee, S OBP: 0.250, SLG: 0.250 Lee Mazzilli, S (9,PH)		3-2 G4-3		1-3 K		3-2 F7		2-1 WP FC4-6 1B	3-2 P5	4	1	1	0	0	1	5					
Junior Felix, S OBP: 0.286, SLG: 0.429 (1,9)			1-1 G4-3	2-2 FC4		0-0 1B		0-1 G5-3		4	0	1	2	0	0	3					
Inning Stats	R: 0 E: 0 K: 1 S: 10	H: 1 LOB: 1 BB: 0 P: 14	R: 0 E: 0 K: 0 S: 8	H: 1 LOB: 0 BB: 0 P: 14	R: 0 E: 0 K: 2 S: 16	H: 2 LOB: 2 BB: 1 P: 26	R: 0 E: 1 K: 0 S: 8	H: 0 LOB: 1 BB: 0 P: 13	R: 1 E: 0 K: 1 S: 15	H: 2 LOB: 2 BB: 1 P: 25	R: 1 E: 0 K: 1 S: 10	H: 2 LOB: 1 BB: 0 P: 15	R: 2 E: 0 K: 0 S: 12	H: 2 LOB: 1 BB: 1 P: 21	R: 0 E: 0 K: 1 S: 11	H: 1 LOB: 0 BB: 0 P: 17	1B: 11 2B: 2 3B: 0 HR: 0	SF: 0 SAC: 0 DP: 0 HBP: 0	WP: 1 PB: 0 SB: 3 CS: 0	PA: 44	
PITCHER	IP	WLS	BF	H	R	ER	SO	BB	IBB	HBP	BLK	WP	HR	S	P	ERA	WHIP				
Bob Welch, R ERA: 3.18 (1,1)	5.2	W	27	8	2	2	4	1	0	0	0	0	0	62	100	3.18	1.588				
Rick Honeycutt, L ERA: 32.4 (6,1)	1.2		10	3	3	3	1	2	0	0	0	1	0	21	36	16.20	3.000				
Dennis Eckersley, R ERA: (8,1)	1.2	S	7	2	0	0	1	0	0	0	0	0	0	18	27	0.00	1.200				

Oakland Athletics @ Toronto Blue Jays
SkyDome, Toronto, ON
Sat Oct 07 1989, 3:33 AM EDT
Att: 50,076 - Dome

AB 41
R 5
H 13
RBI 5
BB 3
SO 6
LOB 24



Batter	1	2	3	4	5	6	7	8	9	AB	R	H	RBI	BB	SO	LOB	TOP			
Brett Butler, L OBP: 0.289, SLG: 0.174 (1, 8)	F8		P6			P5		F7		4	0	0	0	0	0	2	San Francisco Giants @ Oakland Athletics Oakland-Alameda County Coliseum, Oakland, CA Sat Oct 14 1989, 7:05 PM PDT Att: 49,385 - Unknown - 65 F livebaseballscorecards.com			
Robby Thompson, R OBP: 0.320, SLG: 0.500 (1, 4)	E1		K			P4		FC5-4		4	0	0	0	0	1	2				
Will Clark, L OBP: 0.654, SLG: 1.125 (1, 3)	L8				P5				PB 1B 1B	4	0	2	0	0	0	1				
Kevin Mitchell, R OBP: 0.440, SLG: 0.667 (1, 7)	G4-3				FC6-4 1B	K			PB 1-2 1B	4	0	2	0	0	1	2				
Matt Williams, R OBP: 0.280, SLG: 0.542 (8, 6)		K			P5				K	4	0	0	0	0	2	3				
Ernest Riles, L (1, 10)	G4-3				FC6-4 1-2		G3-1		K	4	0	0	0	0	1	3				
Candy Maldonado, R (1, 9)		K				P3			G5-3	4	0	0	0	0	1	2				
Terry Kennedy, L OBP: 0.200, SLG: 0.211 (1, 2)			G6-3		G4-1			G4-3		3	0	0	0	0	0	0				
Jose Uribe, S OBP: 0.300, SLG: 0.316 (8, PH)					G6-3					2	0	1	0	0	0	0				
Ken Oberkfell, L (8, 5)								FC5-4 BB		0	0	0	0	0	1	0				
Inning Stats	R: 0 E: 1 K: 0 S: 11	H: 0 LOB: 1 BB: 0 P: 16	R: 0 E: 0 K: 2 S: 12	H: 0 LOB: 2 BB: 0 P: 17	R: 0 E: 0 K: 1 S: 9	H: 1 LOB: 1 BB: 0 P: 12	R: 0 E: 0 K: 0 S: 11	H: 1 LOB: 0 BB: 0 P: 19	R: 0 E: 0 K: 1 S: 9	H: 0 LOB: 0 BB: 0 P: 7	R: 0 E: 0 K: 0 S: 7	H: 0 LOB: 0 BB: 0 P: 10	R: 0 E: 0 K: 0 S: 10	H: 0 LOB: 1 BB: 1 P: 21	R: 0 E: 0 K: 2 S: 13	H: 2 LOB: 2 BB: 0 P: 20	1B: 4 2B: 1 3B: 0 HR: 0	SF: 0 SAC: 0 DP: 0 HBP: 0	WP: 0 PB: 1 SB: 0 CS: 0	PA: 34
PITCHER Dave Stewart, R ERA: 1.8 (1, 1)	IP: 9.0 WLS: W BF: 34 H: 5 R: 0 ER: 0 SO: 6 BB: 1 IBB: 0 HBP: 0 BLK: 0 WP: 0 HR: 0 S: 86 P: 138 ERA: 0.00 WHIP: 0.667																			

Batter	1	2	3	4	5	6	7	8	9	AB	R	H	RBI	BB	SO	LOB	BOTTOM			
Rickey Henderson, R OBP: 0.571, SLG: 0.850 (1, 7)	G4-3			K				K		5	0	2	1	0	2	0	San Francisco Giants @ Oakland Athletics Oakland-Alameda County Coliseum, Oakland, CA Sat Oct 14 1989, 7:05 PM PDT Att: 49,385 - Unknown - 65 F livebaseballscorecards.com			
Carney Lansford, R OBP: 0.444, SLG: 0.375 Mike Gallego, R OBP: 0.273, SLG: 0.364 (9, 4)		1-3 2-H 1B			F7		F9		G4-3	5	0	1	0	0	4	0				
Jose Canseco, R OBP: 0.375, SLG: 0.400 (1, 9)	K		K		P3		FC4-6 BB			3	0	0	0	1	2	3				
Dave Parker, L OBP: 0.200, SLG: 0.650 (1, 10)	G1-3					K	FC4-6			4	1	1	1	0	1	4				
Dave Henderson, R OBP: 0.320, SLG: 0.500 (1, 8)		1B BB	G6-3		G6-3			G5-3		3	1	0	0	1	0	0				
Mark McWire, R OBP: 0.458, SLG: 0.636 (1, 3)		F8				1B		1B		4	0	3	0	0	0	1				
Terry Steinbach, R OBP: 0.250, SLG: 0.211 (1, 2)		1B E 1B			K		F7		P3	4	1	1	0	0	1	3				
Tony Phillips, S OBP: 0.292, SLG: 0.273 (9, 5)		1B E 1B			K			F8		4	1	2	1	0	1	2				
Walt Weiss, S OBP: 0.214, SLG: 0.462 (1, 6)		FC3 1B						G4-3		4	1	1	1	0	1	2				
Inning Stats	R: 0 E: 0 K: 1 S: 8	H: 1 LOB: 1 BB: 0 P: 10	R: 3 E: 1 K: 1 S: 18	H: 3 LOB: 2 BB: 1 P: 30	R: 1 E: 0 K: 2 S: 12	H: 2 LOB: 1 BB: 0 P: 19	R: 1 E: 0 K: 1 S: 10	H: 1 LOB: 0 BB: 0 P: 17	R: 0 E: 0 K: 1 S: 11	H: 1 LOB: 3 BB: 1 P: 21	R: 0 E: 0 K: 0 S: 10	H: 1 LOB: 1 BB: 0 P: 14	R: 0 E: 0 K: 1 S: 6	H: 0 LOB: 0 BB: 0 P: 9	R: 0 E: 0 K: 1 S: 6	H: 0 LOB: 0 BB: 0 P: 9		1B: 9 2B: 0 3B: 0 HR: 2	SF: 0 SAC: 0 DP: 0 HBP: 0	WP: 0 PB: 0 SB: 0 CS: 0
PITCHER Scott Garrelts, R ERA: 6.32 Allee Hammaker, L ERA: Jeff Brantley, R ERA: Michael LaCoss, R ERA: 6.75	IP: 4.0 WLS: L BF: 21 H: 5 R: 3 ER: 4 SO: 4 BB: 0 IBB: 0 HBP: 0 BLK: 0 WP: 0 HR: 2 S: 19 P: 32 ERA: 9.00 WHIP: 2.000	IP: 1.2 WLS: BF: 8 H: 3 R: 0 ER: 0 SO: 2 BB: 0 IBB: 0 HBP: 0 BLK: 0 WP: 0 HR: 0 S: 19 P: 32 ERA: 0.00 WHIP: 1.800	IP: 1.1 WLS: BF: 6 H: 1 R: 0 ER: 0 SO: 0 BB: 1 IBB: 0 HBP: 0 BLK: 0 WP: 0 HR: 0 S: 13 P: 22 ERA: 0.00 WHIP: 1.500	IP: 1.0 WLS: BF: 3 H: 0 R: 0 ER: 0 SO: 1 BB: 0 IBB: 0 HBP: 0 BLK: 0 WP: 0 HR: 0 S: 6 P: 9 ERA: 0.00 WHIP: 0.000																



Batter	1	2	3	4	5	6	7	8	9	AB	R	H	RBI	BB	SO	LOB	TOP										
Brett Butler, L OBP: 0.333, SLG: 0.200 (1, 8)										2	0	1	0	2	1	1	San Francisco Giants @ Oakland Athletics Oakland-Alameda County Coliseum, Oakland, CA Sun Oct 15 1989, 7:05 PM PDT Att: 49,388 - Unknown - 63 F livebaseballscorecards.com										
Robby Thompson, R OBP: 0.276, SLG: 0.440 (1, 4)										3	0	0	1	0	1	3											
Will Clark, L OBP: 0.567, SLG: 0.964 (1, 3)										4	0	0	0	0	1	2											
Kevin Mitchell, R OBP: 0.414, SLG: 0.600 (1, 7)										4	0	1	0	0	0	1											
Matt Williams, R OBP: 0.241, SLG: 0.464 (8, 6)										4	0	0	0	0	2	1											
Ernest Riles, L (1, 10)										3	0	0	0	0	0	1											
Candy Maldonado, R (1, 9)										3	0	0	0	0	1	1											
Terry Kennedy, L OBP: 0.217, SLG: 0.227 (1, 2)										3	0	1	0	0	2	0											
Jose Uribe, S OBP: 0.273, SLG: 0.286 (8, PH)										2	1	0	0	0	0	1											
Ken Oberkfell, L OBP: 0.333, SLG: 0.200 (8, 5)										1	0	1	0	0	0	0											
Inning Stats	R: 0 E: 0 K: 0 S: 8	H: 0 LOB: 1 BB: 1 P: 17	R: 0 E: 0 K: 2 S: 13	H: 0 LOB: 0 BB: 0 P: 18	R: 1 E: 0 K: 1 S: 14	H: 2 LOB: 1 BB: 0 P: 21	R: 0 E: 0 K: 1 S: 12	H: 1 LOB: 1 BB: 0 P: 17	R: 0 E: 0 K: 2 S: 10	H: 0 LOB: 0 BB: 1 P: 17	R: 0 E: 0 K: 1 S: 10	H: 0 LOB: 0 BB: 0 P: 11	R: 0 E: 0 K: 1 S: 8	H: 1 LOB: 0 BB: 0 P: 9	R: 0 E: 0 K: 0 S: 6	H: 0 LOB: 0 BB: 0 P: 12	1B: 4 2B: 0 3B: 0 HR: 0	SF: 1 SAC: 0 DP: 1 HBP: 0	WP: 2 PB: 0 SB: 2 CS: 0	PA: 32							
PITCHER	IP	WLS	BF	H	R	ER	SO	BB	IBB	HBP	BLK	WP	HR	S	P	ERA	WHIP										
Mike Moore, R ERA: 0.64 (1, 1)	7.0	W	27	4	1	1	7	2	0	0	0	2	0	75	114	1.29	0.857										
Rick Honeycutt, L ERA: 18.0 (8, 1)	1.1		3	0	0	0	1	0	0	0	0	0	0	6	9	0.00	0.000										
Dennis Eckersley, R ERA: 1.42 (9, 1)	0.2		2	0	0	0	0	0	0	0	0	0	0	5	9	0.00	0.000										

Batter	1	2	3	4	5	6	7	8	9	AB	R	H	RBI	BB	SO	LOB	BOTTOM										
Rickey Henderson, R OBP: 0.625, SLG: 0.957 (1, 7)										3	1	3	0	1	0	0	San Francisco Giants @ Oakland Athletics Oakland-Alameda County Coliseum, Oakland, CA Sun Oct 15 1989, 7:05 PM PDT Att: 49,388 - Unknown - 63 F livebaseballscorecards.com										
Carney Lansford, R OBP: 0.455, SLG: 0.421 (1, 5)										3	0	1	1	1	0	2											
Jose Canseco, R OBP: 0.393, SLG: 0.364 (1, 9)										2	1	0	0	2	1	3											
Dave Parker, L OBP: 0.208, SLG: 0.625 (1, 10)										4	1	1	1	0	1	5											
Dave Henderson, R OBP: 0.310, SLG: 0.440 (1, 8)										3	1	0	0	1	2	1											
Mark McWire, R OBP: 0.426, SLG: 0.615 (1, 3)										4	0	1	0	0	2	2											
Terry Steinbach, R OBP: 0.250, SLG: 0.348 (1, 2)										4	1	1	3	0	0	1											
Tony Phillips, S OBP: 0.259, SLG: 0.240 (1, 4)										3	0	0	0	0	0	1											
Walt Weiss, S OBP: 0.176, SLG: 0.375 (1, 6)										3	0	0	0	0	1	0											
Inning Stats	R: 1 E: 0 K: 1 S: 8	H: 1 LOB: 1 BB: 1 P: 17	R: 0 E: 0 K: 0 S: 5	H: 0 LOB: 0 BB: 0 P: 9	R: 0 E: 0 K: 0 S: 7	H: 1 LOB: 0 BB: 0 P: 12	R: 4 E: 0 K: 1 S: 17	H: 2 LOB: 2 BB: 2 P: 29	R: 0 E: 0 K: 2 S: 12	H: 1 LOB: 1 BB: 1 P: 18	R: 0 E: 0 K: 0 S: 7	H: 1 LOB: 2 BB: 0 P: 11	R: 0 E: 0 K: 1 S: 10	H: 1 LOB: 2 BB: 1 P: 16	R: 0 E: 0 K: 2 S: 7	H: 0 LOB: 0 BB: 0 P: 7		1B: 2 2B: 4 3B: 1 HR: 1	SF: 0 SAC: 0 DP: 2 HBP: 0	WP: 0 PB: 0 SB: 1 CS: 1	PA: 34						
PITCHER	IP	WLS	BF	H	R	ER	SO	BB	IBB	HBP	BLK	WP	HR	S	P	ERA	WHIP										
Rick Reuschel, R ERA: 7.11 (1, 1)	4.0	L	20	5	5	5	2	4	0	0	0	0	0	43	76	11.25	2.250										
Kelly Downs, R ERA: 2.53 (5, 1)	2.0		6	1	0	0	2	0	0	0	0	0	0	13	20	0.00	0.500										
Craig Lefferts, L ERA: 4.5 (7, 1)	1.0		5	1	0	0	1	0	1	0	0	0	0	10	16	0.00	1.000										
Steve Bedrosian, R ERA: 2.08 (8, 1)	1.0		3	0	0	0	2	0	0	0	0	0	0	7	7	0.00	0.000										



Batter	1	2	3	4	5	6	7	8	9	AB	R	H	RBI	BB	SO	LOB	TOP		
Rickey Henderson, R OBP: 0.568, SLG: 0.941	2-0 HR	1-2 1B		2-2 G4-3		2-0 1B		0-2 G6-3	1-0 G5-3	6	2	3	2	0	0	0			
Carney Lansford, R OBP: 0.531, SLG: 0.593	0-0 F8	1-0 1B			2-1 G5-3	2-2 1B		1-2 BB		4	1	2	1	1	0	0			
Jose Canseco, R OBP: 0.447, SLG: 0.516	3-2 P3	0-0 FC6-4			0-2 3B	3-H F7		4-0 BB	2-2 BB	4	1	2	0	1	0	1			
Mark McGwire, R OBP: 0.368, SLG: 0.486	0-0 G6-3	0-0 FC6-4			1-0 F8	0-0 1B		0-0 P2		5	0	1	0	0	0	6			
Dave Henderson, R OBP: 0.410, SLG: 0.719		3-1 F9	1-1 F7		4-2 3B	1-3 K		4-2 BB	1-2 BB	3	2	1	0	2	1	2			
Terry Steinbach, R OBP: 0.294, SLG: 0.387		2-1 F9	0-0 G4-3		1-1 2B	1-0 F8		4-2 BB	1-2 BB	4	1	1	3	1	0	3			
Tony Phillips, S OBP: 0.243, SLG: 0.343		0-0 G4-3	0-0 F9		0-1 2B		1-0 P6	2-1 P3		5	0	1	1	0	0	4			
Walt Weiss, S OBP: 0.222, SLG: 0.292		4-0 2B		0-0 F8	4-0 IBB		0-1 G3	1-1 G3		3	1	0	0	2	0	0			
Mike Moore, R Ken Phelps, L Gene Nelson, R Rick Honeycutt, L Todd Burns, R Dave Parker, L Dennis Eckersley, R	0-2 1B	0-2 2B	3-1 L1	1-3 K	1-3 K	1-0 P6	1-0 P5			3	1	1	2	0	1	2			
Inning Stats	R: 1 E: 0 K: 0 S: 8	H: 1 LOB: 0 BB: 0 P: 13	R: 3 E: 0 K: 0 S: 14	H: 4 LOB: 3 BB: 2 P: 28	R: 0 E: 0 K: 0 S: 4	H: 0 LOB: 0 BB: 0 P: 5	R: 0 E: 0 K: 1 S: 6	H: 0 LOB: 0 BB: 0 P: 11	R: 3 E: 0 K: 1 S: 15	H: 3 LOB: 2 BB: 2 P: 28	R: 0 E: 0 K: 0 S: 4	H: 0 LOB: 3 BB: 3 P: 6	R: 1 E: 0 K: 0 S: 16	H: 1 LOB: 3 BB: 3 P: 31	R: 0 E: 0 K: 0 S: 4	H: 0 LOB: 0 BB: 0 P: 7	1B: 6 2B: 3 3B: 2 HR: 1	SF: 0 SAC: 0 DP: 0 HBP: 0	WP: 0 PA: 46 PB: 0 SB: 1 CS: 1
PITCHER	IP WLS BF H R ER SO BB IBB HBP BLK WP HR S P ERA WHIP	IP WLS BF H R ER SO BB IBB HBP BLK WP HR S P ERA WHIP	IP WLS BF H R ER SO BB IBB HBP BLK WP HR S P ERA WHIP	IP WLS BF H R ER SO BB IBB HBP BLK WP HR S P ERA WHIP	IP WLS BF H R ER SO BB IBB HBP BLK WP HR S P ERA WHIP	IP WLS BF H R ER SO BB IBB HBP BLK WP HR S P ERA WHIP	IP WLS BF H R ER SO BB IBB HBP BLK WP HR S P ERA WHIP	IP WLS BF H R ER SO BB IBB HBP BLK WP HR S P ERA WHIP	IP WLS BF H R ER SO BB IBB HBP BLK WP HR S P ERA WHIP	IP WLS BF H R ER SO BB IBB HBP BLK WP HR S P ERA WHIP	IP WLS BF H R ER SO BB IBB HBP BLK WP HR S P ERA WHIP	IP WLS BF H R ER SO BB IBB HBP BLK WP HR S P ERA WHIP	IP WLS BF H R ER SO BB IBB HBP BLK WP HR S P ERA WHIP	IP WLS BF H R ER SO BB IBB HBP BLK WP HR S P ERA WHIP	IP WLS BF H R ER SO BB IBB HBP BLK WP HR S P ERA WHIP	IP WLS BF H R ER SO BB IBB HBP BLK WP HR S P ERA WHIP	IP WLS BF H R ER SO BB IBB HBP BLK WP HR S P ERA WHIP	IP WLS BF H R ER SO BB IBB HBP BLK WP HR S P ERA WHIP	
Don Robinson, R ERA: 10.8	1.2 L	17 4	4 3	4 3	0 1	20 27	35 50	21.60 8.10	2.400 1.800										
Michael LaCoss, R ERA: 7.39	3.1 F	17 4	3 1	3 1	2 0	1 0	0 0	0 0	27 15	8.10 27.00	1.800 9.000								
Jeff Brantley, R ERA: 1.93	0.1 F	4 3	1 1	1 0	0 0	0 0	0 0	27 9	15 13	27.00 0.00	9.000 0.000								
Kelly Downs, R ERA: 4.73	1.2 F	5 0	0 0	0 1	0 0	0 0	0 0	9 13	13 6	0.00 27.00	0.000 6.000								
Craig Lefferts, L ERA: 4.91	0.1 F	3 1	1 1	1 0	1 0	0 0	0 0	6 11	11 27.00	6.000 6.000									
PITCHER	IP WLS BF H R ER SO BB IBB HBP BLK WP HR S P ERA WHIP	IP WLS BF H R ER SO BB IBB HBP BLK WP HR S P ERA WHIP	IP WLS BF H R ER SO BB IBB HBP BLK WP HR S P ERA WHIP	IP WLS BF H R ER SO BB IBB HBP BLK WP HR S P ERA WHIP	IP WLS BF H R ER SO BB IBB HBP BLK WP HR S P ERA WHIP	IP WLS BF H R ER SO BB IBB HBP BLK WP HR S P ERA WHIP	IP WLS BF H R ER SO BB IBB HBP BLK WP HR S P ERA WHIP	IP WLS BF H R ER SO BB IBB HBP BLK WP HR S P ERA WHIP	IP WLS BF H R ER SO BB IBB HBP BLK WP HR S P ERA WHIP	IP WLS BF H R ER SO BB IBB HBP BLK WP HR S P ERA WHIP	IP WLS BF H R ER SO BB IBB HBP BLK WP HR S P ERA WHIP	IP WLS BF H R ER SO BB IBB HBP BLK WP HR S P ERA WHIP	IP WLS BF H R ER SO BB IBB HBP BLK WP HR S P ERA WHIP	IP WLS BF H R ER SO BB IBB HBP BLK WP HR S P ERA WHIP	IP WLS BF H R ER SO BB IBB HBP BLK WP HR S P ERA WHIP	IP WLS BF H R ER SO BB IBB HBP BLK WP HR S P ERA WHIP	IP WLS BF H R ER SO BB IBB HBP BLK WP HR S P ERA WHIP		
Steve Bedrosian, R ERA: 1.5	8.1 C	12 7	0 0	0 0	2 0	0 0	0 0	0 0	14 27	0.00 1.200	1.200 0.00								

Oakland Athletics @ San Francisco Giants
Candlestick Park, San Francisco, CA
Sat Oct 28 1989, 10:05 PM EDT
Att: 62,032 - Unknown - 63 F

livebaseballscorecards.com

AB 39
R 9
H 12
RBI 9
BB 7
SO 2
LOB 18



Oakland Athletics @ San Francisco Giants
Candlestick Park, San Francisco, CA
Sat Oct 28 1989, 10:05 PM EDT
Att: 62,032 - Unknown - 63 F

livebaseballscorecards.com

AB 35
R 6
H 9
RBI 6
BB 2
SO 3
LOB 10

