

# Oakland Athletics - 1991





Batter	1	2	3	4	5	6	7	8	9	AB	R	H	RBI	BB	SO	LOB	TOP			
Dan Gladden, R (1.7)	F9		P3		F9		G4-3			4	0	0	0	0	0	0				
Chuck Knoblauch, R (1.4) OBP: 0.375, SLG: 0.286	G1-3		BB SH 1B		G5-3			G4-6-3 1B		4	1	2	0	0	0	0				
Kirby Puckett, R (1.9) OBP: 0.286, SLG: 0.286	1B		SH 1B		F9			G4-6-3 1-2		3	1	1	0	0	0	1				
Kent Hrbek, L (1.3)	K		CS 1B BB			K2-3		P6		3	0	0	0	1	2	1				
Chili Davis, S (1.10) OBP: 0.500, SLG: 0.857		HR 1B	1-2 2H 3H 1B			F8			F8	4	1	2	2	0	0	0				
Brian Harper, R (1.2) OBP: 0.286, SLG: 0.667		HR 1B	2-3 K			1-2 HBP			F9	3	1	1	2	0	1	2				
Mike Pagliarulo, L (1.5) Al Newman, S (0.5)				P6			G4-3		G4-3	4	0	0	0	0	0	1				
Shane Mack, R (1.8)		G6-3		K						3	0	0	0	0	1	0				
Greg Gagne, R (1.6) OBP: 0.500, SLG: 1.200		P3		K						3	0	0	0	0	1	0				
<b>Inning Stats</b>	R: 0 E: 0 K: 1 S: 10	H: 1 LOB: 1 BB: 0 P: 12	R: 2 E: 0 K: 0 S: 9	H: 2 LOB: 0 BB: 0 P: 11	R: 2 E: 1 K: 1 S: 13	H: 2 LOB: 2 BB: 1 P: 23	R: 0 E: 0 K: 2 S: 7	H: 0 LOB: 0 BB: 0 P: 11	R: 0 E: 0 K: 0 S: 5	H: 0 LOB: 0 BB: 0 P: 8	R: 0 E: 0 K: 0 S: 6	H: 0 LOB: 0 BB: 0 P: 9	R: 0 E: 0 K: 0 S: 5	H: 1 LOB: 0 BB: 0 P: 8	R: 0 E: 0 K: 0 S: 7	H: 0 LOB: 0 BB: 0 P: 10	1B: 5 2B: 1 3B: 0 HR: 1	SF: 0 SAC: 1 DP: 2 HBP: 1	WP: 0 PB: 0 SB: 1 CS: 0	PA: 34
<b>PITCHER</b> Bob Welch, R (1.1) ERA: 3.0	IP: 9.0 WLS: L BF: 34	H: 6 R: 4 ER: 3 SO: 5	BB: 1 IBB: 0 HBP: 1 BLK: 0	WP: 0 HR: 1 S: 72 P: 107	ERA: 3.00 WHIP: 0.778	<b>PITCHER</b>														

Minnesota Twins @ Oakland Athletics  
Oakland-Alameda County Coliseum, Oakland, CA  
Wed Apr 10 1991, 7:05 PM PDT  
Att. 22,968 - Sunny - 55 F

AB	31
R	4
H	6
RBI	4
BB	1
SO	5
LOB	5



Batter	1	2	3	4	5	6	7	8	9	AB	R	H	RBI	BB	SO	LOB	BOTTOM			
Rickey Henderson, R (1.7) OBP: 0.444, SLG: 0.286	P4			CS G1-3 BB		G5-4-3 1-2		G4-3		3	0	0	1	1	0	3				
Dave Henderson, R (1.8) OBP: 0.556, SLG: 1.000	G5-4-3 BB			G1-3		F8		K		3	0	0	0	1	1	3				
Jose Canseco, R (1.9) OBP: 0.333, SLG: 0.143	G5-4-3 1-2			S BB		F9		2B 1B		3	0	1	0	1	0	1				
Terry Steinbach, R (1.2) OBP: 0.444, SLG: 0.556		L4		K		G5-3		2B		4	0	1	0	0	1	1				
Harold Baines, L (1.10) OBP: 0.111, SLG: 0.111		G3-1		G4-3		F8		K		4	0	0	0	0	1	2				
Mark McSwire, R (1.3) OBP: 0.444, SLG: 0.429		F9		2B		G4-3		BB 1B G4-3 BB	P2	3	1	1	0	1	0	2				
Vance Law, R (1.5) Ernest Riles, L (0. PH) OBP: 0.400, SLG: 0.250			K		F8			P4	K	3	0	0	0	0	1	2				
Walt Weiss, S (1.6) OBP: 0.125, SLG: 0.143			G6-3		G6-3			G4-3 BB 1-2 1B		3	0	1	0	0	0	1				
Mike Gallego, R (1.4) OBP: 0.571, SLG: 0.400			F8			G5-4-3 BB		G4-3 BB		1	0	0	0	2	0	0				
<b>Inning Stats</b>	R: 0 E: 0 K: 0 S: 4	H: 0 LOB: 0 BB: 1 P: 12	R: 0 E: 0 K: 0 S: 6	H: 0 LOB: 0 BB: 0 P: 10	R: 0 E: 0 K: 1 S: 11	H: 0 LOB: 0 BB: 0 P: 16	R: 0 E: 0 K: 1 S: 8	H: 0 LOB: 1 BB: 2 P: 19	R: 0 E: 0 K: 0 S: 3	H: 1 LOB: 1 BB: 0 P: 10	R: 0 E: 0 K: 0 S: 4	H: 0 LOB: 0 BB: 1 P: 8	R: 1 E: 0 K: 1 S: 13	H: 1 LOB: 2 BB: 2 P: 23	R: 0 E: 0 K: 2 S: 12	H: 2 LOB: 2 BB: 0 P: 18	1B: 2 2B: 2 3B: 0 HR: 0	SF: 0 SAC: 0 DP: 2 HBP: 0	WP: 0 PB: 0 SB: 1 CS: 1	PA: 34
<b>PITCHER</b> Allan Anderson, L (1.1) ERA: 1.23 Rick Aquilera, R (0.1) ERA:	IP: 7.1 WLS: W BF: 27	H: 2 R: 1 ER: 1 SO: 2	BB: 6 IBB: 0 HBP: 0 BLK: 0	WP: 0 HR: 0 S: 52 P: 101	ERA: 1.23 WHIP: 1.091	<b>PITCHER</b>														

Minnesota Twins @ Oakland Athletics  
Oakland-Alameda County Coliseum, Oakland, CA  
Wed Apr 10 1991, 7:05 PM PDT  
Att. 22,968 - Sunny - 55 F

AB	28
R	1
H	4
RBI	1
BB	6
SO	5
LOB	17





Batter	1	2	3	4	5	6	7	8	9	AB	R	H	RBI	BB	SO	LOB	TOP																					
<b>Chuck Knoblauch, R</b> OBP: 0.250, SLG: 0.182 (1, 4)	G6-3		FC6-4		K			G6-3		4	0	0	0	0	1	3	<b>Minnesota Twins @ Oakland Athletics</b> Oakland-Alameda County Coliseum, Oakland, CA Thu Apr 11 1991, 3:33 AM PDT Att: 22,169 - Sunny - 61 F																					
<b>Randy Bush, L</b> OBP: 0.400, SLG: 0.250 (5, 9)	L4		CS		G5-4-3		G6-3	K		4	0	1	0	0	1	0																						
<b>Kirby Puckett, R</b> OBP: 0.182, SLG: 0.182 (1, 8)	G6-3				G5-4-3		G5-3	G5-3		4	0	0	0	0	0	1																						
<b>Kent Hrbek, L</b> OBP: 0.182, SLG: 0.100 (1, 3)		F7			BB		F8		G1-3	4	0	1	0	0	0	0																						
<b>Chili Davis, S</b> OBP: 0.500, SLG: 0.667 (1, 10)		K			BB			G1-3		2	0	0	0	2	1	0																						
<b>Mike Pagliarulo, L</b> OBP: 0.182, SLG: 0.182 (1, 5)					L3		G4-3	G4-3		4	0	1	0	0	0	3																						
<b>Gene Larkin, S</b> OBP: 0.500, SLG: 0.500 (5, PR) <b>Dan Gladden, R</b> (5, 7)		P5			E8		P4			2	0	1	0	0	0	1																						
<b>Junior Ortiz, R</b> (1, 2)			G5-3		L9					2	0	0	0	1	0	1																						
<b>Al Newman, S</b> OBP: 0.333, SLG: 0.333 (1, 6)					P5		G1-3			3	0	1	0	0	0	4																						
<b>Inning Stats</b>	R: 0 E: 0 K: 0 S: 4	H: 0 LOB: 0 BB: 0 P: 10	R: 0 E: 0 K: 1 S: 9	H: 1 LOB: 1 BB: 0 P: 14	R: 0 E: 0 K: 0 S: 7	H: 1 LOB: 0 BB: 0 P: 9	R: 0 E: 0 K: 0 S: 8	H: 2 LOB: 2 BB: 1 P: 14	R: 0 E: 0 K: 1 S: 9	H: 1 LOB: 2 BB: 0 P: 18	R: 0 E: 0 K: 0 S: 5	H: 0 LOB: 0 BB: 0 P: 8	R: 0 E: 0 K: 0 S: 9	H: 0 LOB: 0 BB: 2 P: 19	R: 0 E: 0 K: 1 S: 9	H: 0 LOB: 0 BB: 0 P: 12	R: 0 E: 0 K: 0 S: 8	H: 0 LOB: 0 BB: 0 P: 11	1B: 5 2B: 0 3B: 0 HR: 0	SF: 0 SAC: 0 DP: 1 HBP: 0	WP: 1 PB: 0 SB: 0 CS: 1	PA: 34																
<b>PITCHER</b>	IP	WLS	BF	H	R	ER	SO	BB	IBB	HBP	BLK	WP	HR	S	P	ERA	WHIP	<b>PITCHER</b>		IP	WLS	BF	H	R	ER	SO	BB	IBB	HBP	BLK	WP	HR	S	P	ERA	WHIP		
<b>Joe Slusarski, R</b> ERA: 1.29	(1, 1)	7.0	W	27	5	0	0	2	3	0	0	0	1	0	51	92	0.00	1.143	<b>Joe Slusarski, R</b>		(1, 1)	7.0	W	27	5	0	0	2	3	0	0	0	1	0	51	92	0.00	1.143
<b>Dennis Eckersley, R</b> ERA: 0.00	(8, 1)	2.0	S	6	0	0	0	1	0	0	0	0	0	0	17	23	0.00	0.000	<b>Dennis Eckersley, R</b>		(8, 1)	2.0	S	6	0	0	0	1	0	0	0	0	17	23	0.00	0.000		

AB	30
R	0
H	5
RBI	0
BB	3
SO	3
LOB	14



Batter	1	2	3	4	5	6	7	8	9	AB	R	H	RBI	BB	SO	LOB	BOTTOM																			
<b>Rickey Henderson, R</b> OBP: 0.385, SLG: 0.273 (1, 7)	G3				K		G6-3			4	0	1	0	0	1	2	<b>Minnesota Twins @ Oakland Athletics</b> Oakland-Alameda County Coliseum, Oakland, CA Thu Apr 11 1991, 3:33 AM PDT Att: 22,169 - Sunny - 61 F																			
<b>Dave Henderson, R</b> OBP: 0.556, SLG: 1.000 (8, 8)			CS							0	0	0	0	0	0	0																				
<b>Ernest Riles, L</b> OBP: 0.333, SLG: 0.250 (1, 5)	G1-3		G1-3				G4-3			4	0	1	0	0	0	2																				
<b>Jose Canseco, R</b> OBP: 0.385, SLG: 0.200 (1, 9)			G5-3		F9			BB		3	1	1	0	1	0	2																				
<b>Harold Baines, L</b> OBP: 0.154, SLG: 0.231 (1, 10) <b>Lance Blankenship, R</b> (8, PR)	G1-3				G1-3		G4-3	G4-3		4	0	1	1	0	0	1																				
<b>Mark McGwire, R</b> OBP: 0.462, SLG: 0.500 (1, 3)			G5-3		G6-3		G3-6	K		3	1	1	0	1	1	1																				
<b>Willie Wilson, S</b> (1, 8) (8, 7)		E4			G6-3		G3-6	G4-3		4	0	0	0	0	0	3																				
<b>Jamie Quirk, L</b> OBP: 0.500, SLG: 0.500 (1, 2)					K			P6		4	1	2	0	0	1	2																				
<b>Walt Weiss, S</b> OBP: 0.100, SLG: 0.111 (1, 6)					K		G5-3	SH1-4		2	0	0	0	0	1	2																				
<b>Mike Gallego, R</b> OBP: 0.600, SLG: 0.750 (1, 4)			G6-3					SH1-4		3	0	2	1	0	0	2																				
<b>Inning Stats</b>	R: 0 E: 0 K: 0 S: 7	H: 1 LOB: 1 BB: 0 P: 13	R: 0 E: 1 K: 1 S: 12	H: 1 LOB: 2 BB: 0 P: 16	R: 0 E: 0 K: 0 S: 9	H: 1 LOB: 0 BB: 0 P: 15	R: 1 E: 0 K: 1 S: 9	H: 1 LOB: 0 BB: 0 P: 16	R: 0 E: 0 K: 1 S: 10	H: 2 LOB: 2 BB: 0 P: 15	R: 0 E: 0 K: 0 S: 4	H: 0 LOB: 0 BB: 1 P: 11	R: 1 E: 0 K: 0 S: 11	H: 2 LOB: 1 BB: 0 P: 20	R: 1 E: 0 K: 1 S: 13	H: 1 LOB: 2 BB: 1 P: 23	1B: 6 2B: 2 3B: 1 HR: 0	SF: 0 SAC: 1 DP: 1 HBP: 0	WP: 0 PB: 1 SB: 0 CS: 1	PA: 34																
<b>PITCHER</b>	IP	WLS	BF	H	R	ER	SO	BB	IBB	HBP	BLK	WP	HR	S	P	ERA	WHIP	<b>PITCHER</b>		IP	WLS	BF	H	R	ER	SO	BB	IBB	HBP	BLK	WP	HR	S	P	ERA	WHIP
<b>Scott Erickson, R</b> ERA: 1.29	(1, 1)	7.0	L	29	8	2	1	3	1	0	0	0	0	0	62	106	1.29	1.286	<b>Scott Erickson, R</b>		(1, 1)	7.0	L	29	8	2	1	3	1	0	0	0	62	106	1.29	1.286
<b>Steve Bedrosian, R</b> ERA: 0.00	(8, 1)	1.0		5	1	1	1	1	1	0	0	0	0	0	13	23	9.00	2.000	<b>Steve Bedrosian, R</b>		(8, 1)	1.0		5	1	1	1	1	1	0	0	0	13	23	9.00	2.000

AB	31
R	3
H	9
RBI	2
BB	2
SO	4
LOB	17





Batter	1	2	3	4	5	6	7	8	9	AB	R	H	RBI	BB	SO	LOB	TOP								
<b>Harold Reynolds, S</b> OBP: 0.333, SLG: 0.267	G4-3 G3-1 2B		G4-3			FC1-4 1B BB		G3-1		3	1	1	0	2	0	0	<b>Seattle Mariners @ Oakland Athletics</b> Oakland-Alameda County Coliseum, Oakland, CA Fri Apr 12 1991, 7:05 PM PDT Att: 36,112 - Sunny - 52 F								
<b>Greg Britley, L</b> OBP: 0.300, SLG: 0.556	G4-3				F7			G3-1		2	0	0	0	1	0	2									
<b>Tracy Jones, R</b> (6, FH)			BB			P4				1	0	0	0	0	0	3									
<b>Scott Bradley, L</b> (9, FH)										1	0	0	0	0	0	0									
<b>Ken Griffey Jr., L</b> OBP: 0.353, SLG: 0.353	G3-1									5	0	2	1	0	0	0									
<b>Avin Davis, L</b> (1, 10)										3	0	0	0	2	2	2									
<b>Pete O'Brien, L</b> OBP: 0.250, SLG: 0.313										5	0	2	0	0	0	6									
<b>Edgar Martinez, R</b> OBP: 0.583, SLG: 0.455										2	0	0	0	2	0	2									
<b>Jay Buhner, R</b> OBP: 0.133, SLG: 0.200										4	0	1	0	0	0	4									
<b>Dave Valle, R</b> OBP: 0.214, SLG: 0.154										3	0	1	0	1	0	2									
<b>Omar Vizquel, S</b> OBP: 0.286, SLG: 0.500										4	0	0	0	0	0	4									
<b>Inning Stats</b>	R: 1 E: 0 K: 1 S: 9	H: 1 LOB: 0 BB: 0 P: 14	R: 0 E: 0 K: 0 S: 6	H: 2 LOB: 1 BB: 0 P: 12	R: 0 E: 0 K: 0 S: 12	H: 1 LOB: 3 BB: 2 P: 24	R: 0 E: 0 K: 0 S: 8	H: 1 LOB: 2 BB: 1 P: 12	R: 0 E: 0 K: 0 S: 11	H: 1 LOB: 2 BB: 1 P: 21	R: 0 E: 0 K: 0 S: 9	H: 0 LOB: 3 BB: 3 P: 25	R: 0 E: 1 K: 1 S: 12	H: 1 LOB: 2 BB: 0 P: 18	R: 0 E: 0 K: 0 S: 5	H: 0 LOB: 0 BB: 0 P: 9	R: 0 E: 0 K: 0 S: 8	H: 0 LOB: 1 BB: 1 P: 15	1B: 6 2B: 1 3B: 0 HR: 0	SF: 0 SAC: 0 DP: 2 HBP: 0	WP: 0 PB: 0 SB: 0 CS: 0	PA: 41			
<b>PITCHER</b>	IP	WLS	BF	H	R	ER	SO	BB	IBB	HBP	BLK	WP	HR	S	P	ERA	WHIP								
<b>Mike Moore, R</b> ERA: 1.69	5.1	W	26	6	1	1	1	6	0	0	0	0	0	49	94	1.69	2.250								
<b>Dana Allison, L</b> ERA:	0.1		2	0	0	0	0	1	0	0	0	0	0	3	9	0.00	3.000								
<b>Steve Chitren, R</b> ERA:	0.1		1	0	0	0	0	0	0	0	0	0	0	3	5	0.00	0.000								
<b>Joe Klink, L</b> ERA: 3.86	1.0		5	1	0	0	1	0	0	0	0	0	0	12	18	0.00	1.000								
<b>Todd Burns, R</b> ERA:	2.0		7	0	0	0	0	1	0	0	0	0	0	13	24	0.00	0.500								

Batter	1	2	3	4	5	6	7	8	9	AB	R	H	RBI	BB	SO	LOB	BOTTOM								
<b>Walt Weiss, S</b> OBP: 0.267, SLG: 0.357	F8									5	1	3	0	0	0	1	<b>Seattle Mariners @ Oakland Athletics</b> Oakland-Alameda County Coliseum, Oakland, CA Fri Apr 12 1991, 7:05 PM PDT Att: 36,112 - Sunny - 52 F								
<b>Dave Henderson, R</b> OBP: 0.500, SLG: 1.000										5	1	2	1	0	3	4									
<b>Lance Blankenship, R</b> OBP: 0.600, SLG: 0.500										4	1	2	1	1	0	2									
<b>Harold Baines, L</b> OBP: 0.222, SLG: 0.333										5	1	2	3	0	0	3									
<b>Terry Steinbach, R</b> OBP: 0.429, SLG: 0.500										5	0	2	0	0	2	3									
<b>Mark McCwire, R</b> OBP: 0.412, SLG: 0.429										4	0	1	0	0	1	2									
<b>Willie Wilson, S</b> OBP: 0.250, SLG: 0.286										3	0	1	0	1	0	1									
<b>Ernest Riles, L</b> OBP: 0.308, SLG: 0.182										3	0	0	0	1	0	1									
<b>Mike Gallego, R</b> OBP: 0.571, SLG: 0.600										2	2	0	0	2	0	3									
<b>Inning Stats</b>	R: 1 E: 0 K: 1 S: 10	H: 2 LOB: 1 BB: 0 P: 15	R: 0 E: 0 K: 0 S: 7	H: 0 LOB: 0 BB: 0 P: 10	R: 4 E: 1 K: 2 S: 17	H: 3 LOB: 1 BB: 2 P: 34	R: 1 E: 0 K: 0 S: 15	H: 2 LOB: 2 BB: 1 P: 24	R: 0 E: 0 K: 1 S: 11	H: 1 LOB: 1 BB: 0 P: 17	R: 0 E: 0 K: 0 S: 6	H: 2 LOB: 3 BB: 1 P: 16	R: 0 E: 0 K: 2 S: 10	H: 2 LOB: 2 BB: 0 P: 19	1B: 9 2B: 3 3B: 0 HR: 1	SF: 0 SAC: 0 DP: 1 HBP: 0		WP: 0 PB: 0 SB: 2 CS: 0	PA: 41						
<b>PITCHER</b>	IP	WLS	BF	H	R	ER	SO	BB	IBB	HBP	BLK	WP	HR	S	P	ERA	WHIP								
<b>Scott Bankhead, R</b> ERA: 12.27	3.2	L	20	6	6	5	3	3	0	0	0	0	0	46	77	12.27	2.455								
<b>Russ Swan, L</b> ERA:	2.2		11	3	0	0	1	1	0	0	0	0	0	22	39	0.00	1.500								
<b>Gene Harris, R</b> ERA:	0.2		5	2	0	0	0	0	1	0	0	0	0	5	15	0.00	3.000								
<b>Dave Burba, R</b> ERA:	1.0		5	2	0	0	2	0	0	0	0	0	0	10	19	0.00	2.000								

AB	33
R	1
H	7
RBI	1
BB	8
SO	2
LOB	25



AB	36
R	6
H	13
RBI	5
BB	5
SO	6
LOB	20





Batter	1	2	3	4	5	6	7	8	9	AB	R	H	RBI	BB	SO	LOB	TOP								
<b>Harold Reynolds, S</b> OBP: 0.273, SLG: 0.211 (1, 4)	F7		F7		F9		FC5-4			4	0	0	0	0	0	2	<b>Seattle Mariners @ Oakland Athletics</b> Oakland-Alameda County Coliseum, Oakland, CA Sat Apr 13 1991, 3:33 AM PDT Att: 38,126 - Sunny - 65 F								
<b>Greg Britley, L</b> OBP: 0.308, SLG: 0.500 (1, 7)			F7			L7				3	0	1	0	0	0	1									
<b>Henry Cotto, R</b> OBP: 0.333, SLG: 0.333 (8, 7)	CS							CS		1	0	1	0	0	0	0									
<b>Edgar Martinez, R</b> OBP: 0.500, SLG: 0.600 (1, 5)	F8					G4-3				4	1	1	2	0	1	2									
<b>Ken Griffey Jr., L</b> OBP: 0.333, SLG: 0.381 (1, 8)										4	0	1	0	0	2	0									
<b>Alvin Davis, L</b> OBP: 0.333, SLG: 0.176 (1, 10)										3	0	1	0	1	0	0									
<b>Pete O'Brien, L</b> OBP: 0.250, SLG: 0.263 (1, 3)										3	0	0	0	1	1	2									
<b>Jay Buhner, R</b> OBP: 0.158, SLG: 0.167 (1, 9)										3	0	0	0	1	3	2									
<b>Scott Bradley, L</b> (1, 2)										2	0	0	0	0	0	2									
<b>Omar Vizquel, S</b> OBP: 0.294, SLG: 0.438 (1, 6)										2	1	0	0	1	0	1									
<b>Inning Stats</b>	R: 0 E: 0 K: 0 S: 7	H: 1 LOB: 0 BB: 0 P: 12	R: 0 E: 0 K: 2 S: 12	H: 1 LOB: 2 BB: 1 P: 21	R: 2 E: 0 K: 1 S: 12	H: 1 LOB: 0 BB: 1 P: 25	R: 0 E: 0 K: 2 S: 8	H: 0 LOB: 0 BB: 0 P: 17	R: 0 E: 0 K: 0 S: 6	H: 0 LOB: 2 BB: 0 P: 9	R: 0 E: 0 K: 1 S: 14	H: 1 LOB: 2 BB: 1 P: 24	R: 0 E: 0 K: 0 S: 8	H: 0 LOB: 1 BB: 0 P: 17	R: 0 E: 0 K: 1 S: 7	H: 1 LOB: 0 BB: 0 P: 8	R: 0 E: 0 K: 1 S: 10	H: 0 LOB: 0 BB: 0 P: 14	1B: 3 2B: 1 3B: 0 HR: 1	SF: 0 SAC: 1 DP: 0 HBP: 0	WP: 0 PB: 0 SB: 0 CS: 2	PA: 34			
<b>PITCHER</b>	IP	WLS	BF	H	R	ER	SO	BB	IBB	HBP	BLK	WP	HR	S	P	ERA	WHIP								
<b>Kirk Dressendorfer, R</b> ERA: 3.18 (1, 1)	5.2	W	22	4	2	2	4	2	0	0	0	0	1	55	99	3.18	1.059								
<b>Curt Young, L</b> ERA: (8, 1)	1.1		6	0	0	0	1	2	0	0	0	0	0	12	26	0.00	1.500								
<b>Dennis Eckersley, R</b> ERA: (8, 1)	2.0	S	6	1	0	0	2	0	0	0	0	0	0	17	22	0.00	0.500								

Batter	1	2	3	4	5	6	7	8	9	AB	R	H	RBI	BB	SO	LOB	BOTTOM								
<b>Walt Weiss, S</b> OBP: 0.263, SLG: 0.333 (1, 6)	BB	FC3-6			F7		F7			4	1	1	0	0	0	1	<b>Seattle Mariners @ Oakland Athletics</b> Oakland-Alameda County Coliseum, Oakland, CA Sat Apr 13 1991, 3:33 AM PDT Att: 38,126 - Sunny - 65 F								
<b>Dave Henderson, R</b> OBP: 0.500, SLG: 0.857 (1, 8)	WP	L3			2B		P4			3	1	1	0	0	0	1									
<b>Jose Canseco, R</b> OBP: 0.471, SLG: 0.615 (1, 9)	WP									3	2	2	1	1	1	0									
<b>Harold Baines, L</b> OBP: 0.238, SLG: 0.316 (1, 10)	SF7									1	0	0	1	1	0	0									
<b>Terry Steinbach, R</b> OBP: 0.467, SLG: 0.533 (8, PH)										1	0	1	0	0	0	0									
<b>Mark McGwire, R</b> OBP: 0.333, SLG: 0.333 (1, 3)	F7									4	0	0	0	0	2	6									
<b>Willie Wilson, S</b> OBP: 0.250, SLG: 0.273 (1, 7)	BB				L7		B2-3			4	0	1	2	0	0	1									
<b>Jamie Quirk, L</b> OBP: 0.375, SLG: 0.286 (1, 2)										3	0	0	0	1	2	1									
<b>Vance Law, R</b> OBP: 0.143, SLG: 0.286 (1, 5)										3	0	0	0	0	2	2									
<b>Mike Gallego, R</b> OBP: 0.529, SLG: 0.538 (1, 4)										3	0	1	0	0	2	0									
<b>Inning Stats</b>	R: 3 E: 0 K: 1 S: 14	H: 2 LOB: 2 BB: 2 P: 30	R: 0 E: 0 K: 0 S: 8	H: 1 LOB: 0 BB: 0 P: 13	R: 0 E: 0 K: 1 S: 6	H: 0 LOB: 0 BB: 0 P: 7	R: 0 E: 0 K: 2 S: 9	H: 0 LOB: 0 BB: 0 P: 14	R: 0 E: 0 K: 2 S: 13	H: 2 LOB: 3 BB: 1 P: 25	R: 0 E: 0 K: 1 S: 7	H: 0 LOB: 0 BB: 0 P: 11	R: 0 E: 0 K: 1 S: 10	H: 0 LOB: 0 BB: 0 P: 15	R: 1 E: 0 K: 1 S: 7	H: 2 LOB: 1 BB: 0 P: 12	1B: 5 2B: 2 3B: 0 HR: 1	SF: 1 SAC: 0 DP: 1 HBP: 1	WP: 1 PB: 0 SB: 1 CS: 0	PA: 34					
<b>PITCHER</b>	IP	WLS	BF	H	R	ER	SO	BB	IBB	HBP	BLK	WP	HR	S	P	ERA	WHIP								
<b>Rich DeLucia, R</b> ERA: 5.14 (1, 1)	7.0	L	30	6	4	4	8	2	1	1	0	0	1	68	116	5.14	1.143								
<b>Rob Murphy, L</b> ERA: (8, 1)	0.0		1	1	0	0	0	0	0	0	0	0	0	1	2	∞	∞								
<b>Michael Jackson, R</b> ERA: (8, 1)	1.0		3	0	0	0	1	0	0	0	0	0	0	5	9	0.00	0.000								



Batter	1	2	3	4	5	6	7	8	9	AB	R	H	RBI	BB	SO	LOB	TOP			
<b>Harold Reynolds, S</b> OBP: 0.259, SLG: 0.250 (1, 4)	2-3 K	3-1 G1-3 2B		2-1 F7		1-0 F9		1-0 E6		5	0	1	2	0	1	1	<b>Seattle Mariners @ Oakland Athletics</b> Oakland-Alameda County Coliseum, Oakland, CA Sun Apr 14 1991, 7:05 PM PDT Att: 28,949 - Cloudy - 57 F			
<b>Greg Britley, L</b> OBP: 0.333, SLG: 0.467 (1, 7)	4-2 BB 1B	1-2 SF8		1-0 G1		2-0 1B		2-1 G4-6-3		3	1	1	1	1	0	1				
<b>Edgar Martinez, R</b> OBP: 0.560, SLG: 0.563 (1, 5)	4-0 1B 1B	4-1 G1-3 BB			2-1 E6 F8	4-2 BB		4-2 L3-6 SH3-4 BB		1	1	0	0	4	0	0				
<b>Ken Griffey Jr., L</b> OBP: 0.320, SLG: 0.360 (1, 8)	0-1 1B 1B	2-2 G1-3			0-2 F8	0-1 G4-3		1-1 SH3-4		4	0	1	1	0	0	6				
<b>Alvin Davis, L</b> OBP: 0.308, SLG: 0.182 (1, 10)	1-0 G4-6-3 1B	2-1 F7			1-3 K		1-0 F8		1-0 L3-6		5	0	1	1	0	1		4		
<b>Pete O'Brien, L</b> OBP: 0.208, SLG: 0.217 (1, 3)	3-1 G4-6-3		3-3 K		1-0 F8		3-1 F9				4	0	0	0	0	1		3		
<b>Jay Buhner, R</b> OBP: 0.261, SLG: 0.381 (1, 9)		3-2 1B 2B	3-3 K			1-0 HR	4-2 BB				3	2	2	1	1	1		0		
<b>Dave Valle, R</b> OBP: 0.276, SLG: 0.235 (1, 2)		1-0 BB 1B	3-3 K		2-1 FC1-6 1B	1-3 K					4	1	2	0	0	2		1		
<b>Omar Vizquel, S</b> OBP: 0.316, SLG: 0.412 <b>Jeff Schaefer, R</b> (5, 6)		4-2 2B SF8 BB		1-1 G4-3		1 SAFE FC1-6 1B		2-2 G4-3		1	1	0	0	1	0	0				
<b>Inning Stats</b>	R: 2 E: 0 K: 1 S: 14	H: 2 LOB: 1 BB: 2 P: 28	R: 3 E: 0 K: 0 S: 18	H: 3 LOB: 2 BB: 2 P: 38	R: 0 E: 0 K: 3 S: 15	H: 0 LOB: 0 BB: 0 P: 24	R: 0 E: 0 K: 0 S: 5	H: 0 LOB: 1 BB: 0 P: 9	R: 0 E: 1 K: 1 S: 10	H: 3 LOB: 3 BB: 1 P: 20	R: 0 E: 0 K: 1 S: 8	H: 0 LOB: 1 BB: 1 P: 17	R: 0 E: 1 K: 0 S: 7	H: 0 LOB: 0 BB: 0 P: 12	R: 0 E: 0 K: 0 S: 5	H: 0 LOB: 0 BB: 1 P: 11	1B: 6 2B: 2 HR: 1	SF: 1 SAC: 1 DP: 3 HBP: 0	WP: 0 PB: 0 SB: 2 CS: 0	PA: 41
<b>PITCHER</b>	IP WLS BF H R ER SO	IP WLS BF H R ER SO	IP WLS BF H R ER SO	IP WLS BF H R ER SO	IP WLS BF H R ER SO	IP WLS BF H R ER SO	IP WLS BF H R ER SO	IP WLS BF H R ER SO	IP WLS BF H R ER SO	IP WLS BF H R ER SO	IP WLS BF H R ER SO	IP WLS BF H R ER SO	IP WLS BF H R ER SO	IP WLS BF H R ER SO	IP WLS BF H R ER SO	IP WLS BF H R ER SO	WP HR S P	ERA WHIP	ERA WHIP	
<b>Dave Stewart, R</b> ERA: 4.97 (1, 1)	5.2 30 8 6 6 5																			
<b>Joe Klirk, L</b> ERA: 2.7 (6, 1)	1.0 3 0 0 0 0																			
<b>Steve Chitren, R</b> ERA: (7, 1)	1.1 6 0 0 0 1																			
<b>Dana Allison, L</b> ERA: (9, 1)	1.0 W 2 0 0 0 0																			

AB	32
R	6
H	8
RBI	6
BB	7
SO	6
LOB	17



Batter	1	2	3	4	5	6	7	8	9	AB	R	H	RBI	BB	SO	LOB	BOTTOM					
<b>Walt Weiss, S</b> OBP: 0.304, SLG: 0.333 <b>Lance Blankenship, R</b> OBP: 0.500, SLG: 0.400 (1, 6) (7, 4)	3-1 G3		4-2 FC5-4 BB	2-3 K		2-1 2B 1B		1-2 F8		3	1	1	0	1	1	0	<b>Seattle Mariners @ Oakland Athletics</b> Oakland-Alameda County Coliseum, Oakland, CA Sun Apr 14 1991, 7:05 PM PDT Att: 28,949 - Cloudy - 57 F					
<b>Dave Henderson, R</b> OBP: 0.585, SLG: 0.844 (1, 8)	2-0 2B		1-2 FC5-4 2B	4-2 BB		1-0 E4 2B		3-2 1B WP		4	3	3	1	1	0	2						
<b>Jose Canseco, R</b> OBP: 0.409, SLG: 0.471 (1, 9)	0-3 K		4-1 2B E BB	1-0 F9		0-3 K		2-2 F8		4	1	0	0	1	2	3						
<b>Harold Baines, L</b> OBP: 0.269, SLG: 0.348 (1, 10)	1-3 K		1-0 E FC6 2B		0-0 L7		1-1 G1-3		4-2 1B IBB		4	1	1	2	1	1						
<b>Terry Steinbach, R</b> OBP: 0.400, SLG: 0.450 (1, 2)		2-0 1B	1-1 E6 FC6 BB		2-2 F9		2-3 K		1-3 K		5	0	1	1	0	2		3				
<b>Mark McWire, R</b> OBP: 0.385, SLG: 0.333 (1, 3)		2-2 F8	4-2 FC6 BB		4-2 BB		0-0 G6-3		0-0 1B		3	0	1	1	2	0		1				
<b>Willie Wilson, S</b> OBP: 0.250, SLG: 0.214 (1, 7)	1-3 K		1-2 FC6		0-3 K		4-2 SH3-4 BB				3	0	0	1	1	2		4				
<b>Ernest Riles, L</b> OBP: 0.250, SLG: 0.143 (1, 5)	2-3 K		3-1 SAFE G3		0-0 F7		0-0 SH3-4				3	0	0	0	0	1		3				
<b>Mike Gallego, R</b> OBP: 0.524, SLG: 0.500 (7, 6)			0-0 FC5-4 BB 2B 1B	3-3 K		4-1 CS BB		3-2 G6-3		3	1	1	0	1	1	1						
<b>Inning Stats</b>	R: 0 E: 0 K: 2 S: 9	H: 1 LOB: 0 BB: 0 P: 15	R: 0 E: 0 K: 2 S: 11	H: 1 LOB: 1 BB: 0 P: 18	R: 4 E: 1 K: 0 S: 17	H: 2 LOB: 2 BB: 3 P: 35	R: 0 E: 0 K: 2 S: 12	H: 0 LOB: 1 BB: 1 P: 22	R: 0 E: 0 K: 1 S: 10	H: 0 LOB: 1 BB: 1 P: 16	R: 2 E: 1 K: 1 S: 8	H: 2 LOB: 0 BB: 1 P: 15	R: 0 E: 0 K: 1 S: 7	H: 0 LOB: 0 BB: 0 P: 10	R: 0 E: 0 K: 0 S: 10	H: 0 LOB: 1 BB: 1 P: 18	R: 1 E: 0 K: 1 S: 13	H: 2 LOB: 2 BB: 1 P: 23	1B: 5 2B: 3 HR: 0	SF: 0 SAC: 1 DP: 0 HBP: 0	WP: 1 PB: 0 SB: 0 CS: 1	PA: 42
<b>PITCHER</b>	IP WLS BF H R ER SO	IP WLS BF H R ER SO	IP WLS BF H R ER SO	IP WLS BF H R ER SO	IP WLS BF H R ER SO	IP WLS BF H R ER SO	IP WLS BF H R ER SO	IP WLS BF H R ER SO	IP WLS BF H R ER SO	IP WLS BF H R ER SO	IP WLS BF H R ER SO	IP WLS BF H R ER SO	IP WLS BF H R ER SO	IP WLS BF H R ER SO	IP WLS BF H R ER SO	IP WLS BF H R ER SO	WP HR S P	ERA WHIP	ERA WHIP			
<b>Erik Hanson, R</b> ERA: 4.4 (1, 1)	6.0 30 6 4 4 8																					
<b>Russ Swan, L</b> ERA: (7, 1)	1.1 5 0 0 0 1																					
<b>Michael Jackson, R</b> ERA: 3.0 (8, 1)	1.1 L 7 2 1 1 1																					

AB	33
R	7
H	8
RBI	6
BB	8
SO	10
LOB	19





Batter	1	2	3	4	5	6	7	8	9	AB	R	H	RBI	BB	SO	LOB	TOP								
Lance Blankenship, R OBP: 0.364, SLG: 0.222	4-2 BB G4-6-3 BB	1-3 K		0-1 F8			2-3 K		2-3 K	4	1	0	0	1	3	5									
Dave Henderson, R OBP: 0.536, SLG: 0.818	4-1 SAFE G4-6-3 BB 1-2 BB		3-2 G6-3		2-0 F9		1-1 HR 1B		3-3 K	4	1	1	0	1	1	1									
Jose Canseco, R OBP: 0.423, SLG: 0.600	4-2 G4-6-3 BB 1-2 2-3 BB		2-0 G6-3		1-3 K		0-0 HR			3	1	1	3	1	1	0									
Harold Baines, L OBP: 0.233, SLG: 0.296	0-0 G4-6-3		0-1 G5-3		0-0 G4-3		0-0 G4-3			4	0	0	0	0	0	2									
Terry Steinbach, R OBP: 0.417, SLG: 0.435	4-0 BB			1-1 2B G4-3 1B		1-1 F9		0-0 G6-3		3	1	1	0	1	0	0									
Mark McCwire, R OBP: 0.400, SLG: 0.375	0-0 F9		1-2 G4-3 1-3 2B		4-1 G6-4-3 BB		2-2 F7			3	0	1	0	1	0	2									
Willie Wilson, S OBP: 0.200, SLG: 0.167		0-2 G3		0-0 G4-3		2-1 G6-4-3 1-2 1B		1-0 P6		4	0	0	1	0	0	2									
Ernest Riles, L OBP: 0.300, SLG: 0.222		1-1 E8 1B		0-1 G3			2-2 G3		0-1 SH1-3 1B	4	0	2	0	0	0	1									
Mike Gallego, R OBP: 0.542, SLG: 0.500	2-3 K		4-0 BB		0-1 HR 1B		0-0 SH1-3		1-2 SH1-3	2	1	1	0	1	1	1									
<b>Inning Stats</b>	R: 1 H: 0 E: 0 K: 0 S: 7	H: 0 LOB: 2 BB: 4 P: 23	R: 0 H: 1 E: 1 K: 2 S: 13	LOB: 1 BB: 0 P: 17	R: 0 H: 0 E: 0 K: 0 S: 6	LOB: 0 BB: 0 P: 11	R: 1 H: 2 E: 0 K: 0 S: 10	LOB: 2 BB: 1 P: 16	R: 0 H: 0 E: 0 K: 0 S: 5	LOB: 0 BB: 1 P: 8	R: 0 H: 0 E: 0 K: 1 S: 5	LOB: 0 BB: 1 P: 12	R: 3 H: 3 E: 0 K: 1 S: 13	LOB: 0 BB: 0 P: 18	R: 0 H: 0 E: 0 K: 0 S: 5	LOB: 0 BB: 0 P: 8	R: 0 H: 1 E: 0 K: 2 S: 11	LOB: 1 BB: 0 P: 16	1B: 5 2B: 1 3B: 0 HR: 1	SF: 0 SAC: 1 DP: 2 HBP: 0	WP: 0 PB: 0 SB: 0 CS: 0	PA: 38			
<b>PITCHER</b>	IP WLS BF H R ER SO BB IBB HBP BLK WP HR S P ERA WHIP	7.0 L 31 6 5 5 4 6 0 0 0 0 1 59 105 6.43 1.714	2.0 7 1 0 0 2 0 0 0 0 0 0 0 16 24 0.00 0.500																						

Oakland Athletics @ California Angels  
Anaheim Stadium, Anaheim, CA  
Mon Apr 15 1991, 10:05 PM EDT  
Att: 44,339 - Sunny - 70 F

AB 31  
R 5  
H 7  
RBI 4  
BB 6  
SO 6  
LOB 14



Batter	1	2	3	4	5	6	7	8	9	AB	R	H	RBI	BB	SO	LOB	BOTTOM								
Luis Polonia, L OBP: 0.444, SLG: 0.348	1-1 G6-3		0-0 G4-3	3-2 L7			2-2 1B			4	0	1	0	0	0	3									
Luis Sojo, R OBP: 0.263, SLG: 0.421	1-3 K		1-1 E5 1B		1-2 P4		0-2 P4			4	0	1	1	0	1	1									
Wally Joyner, L OBP: 0.519, SLG: 0.478	3-2 1B		4-0 BB		2-1 G6-4-3 1B			0-0 G4-3		3	0	2	0	1	0	0									
Dave Winfield, R OBP: 0.333, SLG: 0.808	2-0 G1-3		1-1 L4		1-2 G6-4-3 1-2 1B		1-3 K			4	0	0	0	0	1	4									
Dave Parker, L OBP: 0.346, SLG: 0.500		2-1 F7		0-0 BB HBP WP 1B		0-0 G5-4-3 1B		3-2 F8		4	1	2	0	0	0	0									
Lance Parrish, R OBP: 0.500, SLG: 0.682		2-1 F8		1-0 WP BB HBP		0-1 G5-4-3 1-2 1B			2-0 P3	3	0	0	0	0	0	1									
Gary Gaetti, R OBP: 0.281, SLG: 0.452		1-3 K		1-0 F7		1-3 K			1-2 3B	4	0	1	0	0	2	2									
Junior Felix, S OBP: 0.207, SLG: 0.222			0-0 G4-3 E G6-3 1B		0-1 F7		0-0 F8		1-1 G1-3	4	1	1	0	0	0	3									
Dick Schofield, R OBP: 0.483, SLG: 0.286			0-1 G6-3		4-1 WP BB		3-2 G4-3		0-0 P6	3	0	0	0	1	0	2									
<b>Inning Stats</b>	R: 0 H: 1 E: 0 K: 1 S: 10	H: 0 LOB: 0 BB: 0 P: 17	R: 0 H: 0 E: 0 K: 1 S: 7	LOB: 0 BB: 0 P: 12	R: 1 H: 2 E: 1 K: 0 S: 8	LOB: 2 BB: 1 P: 14	R: 1 H: 1 E: 0 K: 0 S: 9	LOB: 1 BB: 1 P: 18	R: 0 H: 1 E: 0 K: 0 S: 9	LOB: 0 BB: 0 P: 13	R: 0 H: 1 E: 0 K: 1 S: 6	LOB: 0 BB: 0 P: 7	R: 0 H: 1 E: 0 K: 0 S: 13	LOB: 1 BB: 0 P: 18	R: 0 H: 0 E: 0 K: 1 S: 7	LOB: 0 BB: 0 P: 11	R: 0 H: 1 E: 0 K: 0 S: 7	LOB: 1 BB: 0 P: 11	1B: 7 2B: 0 3B: 1 HR: 0	SF: 0 SAC: 0 DP: 2 HBP: 1	WP: 1 PB: 0 SB: 0 CS: 0	PA: 36			
<b>PITCHER</b>	IP WLS BF H R ER SO BB IBB HBP BLK WP HR S P ERA WHIP	8.0 W 32 7 2 2 4 2 0 1 0 0 0 0 7 11 0.00 1.125	1.0 S 4 1 0 0 0 0 0 0 0 0 0 0 7 11 0.00 1.000																						

Oakland Athletics @ California Angels  
Anaheim Stadium, Anaheim, CA  
Mon Apr 15 1991, 10:05 PM EDT  
Att: 44,339 - Sunny - 70 F

AB 33  
R 2  
H 8  
RBI 1  
BB 2  
SO 4  
LOB 16









Batter	1	2	3	4	5	6	7	8	9	AB	R	H	RBI	BB	SO	LOB	TOP										
Mike Gallego, R (1, 6) OBP: 0.515, SLG: 0.440										3	0	0	0	1	1	0											
Dave Henderson, R (1, 8) OBP: 0.553, SLG: 1.000										4	1	1	1	0	0	1											
Jose Canseco, R (1, 9) OBP: 0.389, SLG: 0.571										4	1	1	1	0	0	0											
Terry Steinbach, R (1, 2) OBP: 0.313, SLG: 0.323										4	0	0	0	0	1	0											
Mark McGwire, R (1, 3) OBP: 0.350, SLG: 0.303										3	1	1	0	1	1	0											
Harold Baines, L (1, 10) OBP: 0.333, SLG: 0.406										3	0	2	0	0	0	1											
Willie Wilson, S (1, 7) OBP: 0.208, SLG: 0.182										4	0	1	1	0	0	2											
Vance Law, R (1, 5) OBP: 0.267, SLG: 0.400										3	0	1	0	0	0	1											
Scott Hemond, R (1, 4) OBP: 0.333, SLG: 0.333										3	0	1	0	0	1	2											
<b>Inning Stats</b>	R: 0 H: 0 E: 0 K: 1 S: 9	H: 0 LOB: 0 BB: 0 P: 12	R: 1 H: 2 E: 0 K: 0 S: 9	H: 2 LOB: 1 BB: 0 P: 13	R: 0 H: 1 E: 0 K: 0 S: 9	H: 1 LOB: 0 BB: 1 P: 15	R: 1 H: 1 E: 0 K: 1 S: 10	H: 1 LOB: 0 BB: 1 P: 20	R: 0 H: 0 E: 0 K: 1 S: 5	H: 0 LOB: 0 BB: 0 P: 9	R: 1 H: 1 E: 0 K: 0 S: 8	H: 1 LOB: 0 BB: 0 P: 12	R: 0 H: 2 E: 0 K: 0 S: 19	H: 2 LOB: 2 BB: 0 P: 28	R: 0 H: 0 E: 0 K: 0 S: 8	H: 0 LOB: 0 BB: 0 P: 13	R: 0 H: 1 E: 0 K: 1 S: 13	H: 1 LOB: 1 BB: 0 P: 22	1B: 5 2B: 1 3B: 0 HR: 2	SF: 0 SAC: 0 DP: 2 HBP: 1	WP: 0 PB: 0 SB: 0 CS: 1	PA: 34					
<b>PITCHER</b>	IP	WLS	BF	H	R	ER	SO	BB	IBB	HBP	BLK	WP	HR	S	P	ERA	WHIP										
Jim Abbott, L (1, 1) ERA: 6.0	7.0	L	27	7	3	3	3	2	0	1	0	0	2	69	109	3.86	1.286										
Floyd Bannister, L (8, 1) ERA:	2.0	S	7	1	0	0	1	0	0	0	0	0	0	21	35	0.00	0.500										

Oakland Athletics @ California Angels  
Anaheim Stadium, Anaheim, CA  
Wed Apr 17 1991, 10:05 PM EDT  
Att: 28,685 - Cloudy - 65 F


AB 31  
R 3  
H 8  
RBI 3  
BB 2  
SO 4  
LOB 7



Batter	1	2	3	4	5	6	7	8	9	AB	R	H	RBI	BB	SO	LOB	BOTTOM										
Luis Polonia, L (1, 7) OBP: 0.432, SLG: 0.344										4	0	1	0	0	1	3											
Luis Sejo, R (1, 4) OBP: 0.296, SLG: 0.385										4	0	0	0	0	0	2											
Gary Gaetti, R (1, 5) OBP: 0.262, SLG: 0.390										4	0	0	0	0	0	0											
Dave Parker, L (1, 10) OBP: 0.306, SLG: 0.394										4	0	0	0	0	1	0											
Lance Parrish, R (1, 2) OBP: 0.514, SLG: 0.655 (9, 3)										3	0	0	0	0	2	0											
Max Venable, L (1, 9) OBP: 0.286, SLG: 0.250										2	0	0	0	1	1	0											
Donnie Hill, S (1, 3) OBP: 0.529, SLG: 0.571 (6, 6)										2	1	1	0	1	0	0											
Junior Felix, S (1, 8) OBP: 0.237, SLG: 0.229										3	0	1	0	0	0	2											
Dick Schofield, R (1, 6) OBP: 0.486, SLG: 0.308										1	0	0	1	0	0	1											
Jack Howell, L (6, 3) OBP: 0.333, SLG: 0.400										1	0	0	0	0	0	0											
Dave Winfield, R (6, PH) OBP: 0.321, SLG: 0.778										1	0	0	0	0	0	2											
John Orton, R (9, 2) OBP: 0.250, SLG: 0.375										0	0	0	0	0	0	0											
<b>Inning Stats</b>	R: 0 H: 0 E: 0 K: 0 S: 6	H: 0 LOB: 0 BB: 0 P: 13	R: 0 H: 0 E: 0 K: 3 S: 9	H: 0 LOB: 0 BB: 0 P: 15	R: 1 H: 2 E: 0 K: 0 S: 7	H: 2 LOB: 1 BB: 0 P: 11	R: 0 H: 0 E: 0 K: 1 S: 12	H: 0 LOB: 0 BB: 0 P: 15	R: 0 H: 1 E: 0 K: 0 S: 7	H: 1 LOB: 0 BB: 0 P: 9	R: 0 H: 0 E: 0 K: 0 S: 7	H: 0 LOB: 0 BB: 0 P: 12	R: 0 H: 0 E: 0 K: 1 S: 10	H: 0 LOB: 2 BB: 2 P: 23	R: 0 H: 0 E: 0 K: 0 S: 5	H: 0 LOB: 0 BB: 0 P: 6	R: 0 H: 0 E: 0 K: 0 S: 5	H: 0 LOB: 0 BB: 0 P: 6	1B: 3 2B: 0 3B: 0 HR: 0	SF: 0 SAC: 0 DP: 1 HBP: 0	WP: 0 PB: 0 SB: 0 CS: 0	PA: 31					
<b>PITCHER</b>	IP	WLS	BF	H	R	ER	SO	BB	IBB	HBP	BLK	WP	HR	S	P	ERA	WHIP										
Mike Moore, R (1, 1) ERA: 1.46	7.0	W	25	3	1	1	4	2	0	0	0	0	0	55	95	1.29	0.714										
Joe Klimk, L (8, 1) ERA: 1.69	2.0	S	6	0	0	0	1	0	0	0	0	0	0	12	18	0.00	0.000										

Oakland Athletics @ California Angels  
Anaheim Stadium, Anaheim, CA  
Wed Apr 17 1991, 10:05 PM EDT  
Att: 28,685 - Cloudy - 65 F

AB 29  
R 1  
H 3  
RBI 1  
BB 2  
SO 5  
LOB 10





Batter	1	2	3	4	5	6	7	8	9	AB	R	H	RBI	BB	SO	LOB	TOP										
Willie Wilson, S OBP: 0.250, SLG: 0.200	1-1 S 1B		2-2 G5-3		4-2 1B BB		1-2 F9			3	0	1	0	1	0	0											
Dave Henderson, R OBP: 0.546, SLG: 0.944	1-0 P6		2-3 K		1-1 FC6-4 1B			0-0 G5-4-3 1B		4	0	2	0	0	1	1											
Jose Canseco, R OBP: 0.400, SLG: 0.581	4-2 BB		3-1 2B		2-1 FC6-4 1-2			2-1 G5-4-3 1-2		3	0	1	0	1	0	3											
Harold Baines, L OBP: 0.300, SLG: 0.361	0-0 F7		1-0 G4-3			2-1 G4-3		2-3 K		4	0	0	0	0	1	3											
Lance Blankenship, R OBP: 0.412, SLG: 0.231										0	0	0	0	0	0	0											
Mark McGwire, R OBP: 0.341, SLG: 0.324	3-3 K			0-0 F9		1-0 G4-3 2B		2-2 G5-3		4	0	1	0	0	1	2											
Ernest Riles, L OBP: 0.241, SLG: 0.296		1-1 HR		2-0 G4-3		0-0 G4-3		1-3 K		4	1	1	1	0	1	1											
Vance Law, R OBP: 0.211, SLG: 0.316		3-1 G4-3		3-2 F8		1-3 K		0-0 F8		4	0	0	0	0	1	1											
Jamie Quirk, L OBP: 0.250, SLG: 0.143		2-3 K			0-0 F7		1-1 F7			3	0	0	0	0	1	0											
Mike Gallego, R OBP: 0.472, SLG: 0.393		2-2 G5-3			1-0 F7		2-1 F9			3	0	0	0	0	0	0											
<b>Inning Stats</b>	R: 0 E: 0 K: 1 S: 11	H: 1 LOB: 2 BB: 1 P: 20	R: 1 E: 0 K: 1 S: 11	H: 1 LOB: 0 BB: 0 P: 19	R: 0 E: 0 K: 1 S: 11	H: 1 LOB: 1 BB: 0 P: 19	R: 0 E: 0 K: 0 S: 5	H: 0 LOB: 2 BB: 1 P: 10	R: 0 E: 0 K: 1 S: 7	H: 1 LOB: 1 BB: 0 P: 11	R: 0 E: 0 K: 0 S: 7	H: 0 LOB: 0 BB: 0 P: 11	R: 0 E: 0 K: 1 S: 6	H: 1 LOB: 0 BB: 0 P: 10	R: 0 E: 0 K: 1 S: 8	H: 0 LOB: 0 BB: 0 P: 11	1B: 3 2B: 2 3B: 0 HR: 1	SF: 0 SAC: 0 DP: 1 HBP: 0	WP: 0 PB: 0 SB: 1 CS: 0	PA: 34							
<b>PITCHER</b>	IP	WLS	BF	H	R	ER	SO	BB	IBB	HBP	BLK	WP	HR	S	P	ERA	WHIP										
Scott Lewis, R ERA: 5.56	7.0	W	28	5	1	1	4	2	0	0	0	0	1	60	106	1.29	1.000										
Bryan Harvey, R ERA:	2.0		6	1	0	0	2	0	0	0	0	0	0	14	21	0.00	0.500										

Oakland Athletics @ California Angels  
Anaheim Stadium, Anaheim, CA  
Thu Apr 18 1991, 10:05 PM EDT  
Att: 24,939 - Cloudy - 68 F

AB 32  
R 1  
H 6  
RBI 1  
BB 2  
SO 6  
LOB 11



Batter	1	2	3	4	5	6	7	8	9	AB	R	H	RBI	BB	SO	LOB	BOTTOM										
Luis Polonia, L OBP: 0.452, SLG: 0.361	4-2 S 1B BB	2-1 CS	2-2 F7	1-1 1-3 2-H 1B		1-0 1-3 1B		1-2 F7		4	1	2	1	1	0	0											
Luis Sojo, R OBP: 0.281, SLG: 0.355	1-2 SAFE F8		2-2 F8	1-0 F9		1-1 B1-3		0-2 1B 1B		5	0	1	0	0	0	5											
Wally Joyner, L OBP: 0.541, SLG: 0.483	3-2 FC5-4 2-H 1B		2-2 2B		4-2 G3-6 BB		4-2 BB 3B BB	1-0 F9		3	1	2	1	2	0	1											
Dave Parker, L OBP: 0.293, SLG: 0.368	1-1 F7		1-0 P4		1-0 G3-6		0-2 F8	3-2 1B		5	0	1	0	0	0	4											
Lance Parrish, R OBP: 0.476, SLG: 0.576	2-0 FC5-4 1-2			0-0 F9	4-0 BB		3-1 F8	0-2 F7		4	0	0	0	1	0	4											
Gary Gaetti, R OBP: 0.283, SLG: 0.455		2-0 P3		2-1 HR	1-0 P6		4-2 BB 3B BB			3	2	1	1	1	0	1											
Donnie Hill, S OBP: 0.524, SLG: 0.529		2-1 F7		0-0 1B 1B		3-2 P5	4-2 BB 3B BB			3	2	1	0	1	0	0											
Junior Felix, S OBP: 0.262, SLG: 0.289		4-2 S BB		1-0 E7 1B	2-3 K		1-1 1B 3B			3	1	1	3	1	1	1											
Dave Gallagher, R OBP: 0.556, SLG: 0.429		4-1 SAFE CS BB		1-0 P3		4-1 1B BB	1-0 1B			2	0	1	1	2	0	2											
<b>Inning Stats</b>	R: 1 E: 0 K: 0 S: 15	H: 1 LOB: 1 BB: 1 P: 25	R: 0 E: 0 K: 0 S: 8	H: 0 LOB: 2 BB: 2 P: 21	R: 0 E: 0 K: 0 S: 10	H: 1 LOB: 1 BB: 0 P: 17	R: 2 E: 1 K: 0 S: 9	H: 3 LOB: 2 BB: 0 P: 15	R: 0 E: 0 K: 1 S: 4	H: 0 LOB: 1 BB: 2 P: 14	R: 0 E: 0 K: 1 S: 11	H: 1 LOB: 2 BB: 1 P: 22	R: 4 E: 0 K: 0 S: 15	H: 2 LOB: 1 BB: 3 P: 32	R: 0 E: 0 K: 0 S: 13	H: 2 LOB: 2 BB: 0 P: 18	1B: 7 2B: 1 3B: 1 HR: 1	SF: 0 SAC: 0 DP: 1 HBP: 0	WP: 0 PB: 0 SB: 2 CS: 1	PA: 42							
<b>PITCHER</b>	IP	WLS	BF	H	R	ER	SO	BB	IBB	HBP	BLK	WP	HR	S	P	ERA	WHIP										
Kirk Dressendorfer, R ERA: 3.38	5.0	L	24	5	3	2	0	5	0	0	0	0	1	46	92	3.60	2.000										
John Briscoe, R ERA: 10.8	1.2		9	1	2	2	1	3	0	0	0	0	0	21	43	10.80	2.400										
Dana Allison, L ERA: 6.4	1.1		8	4	2	2	0	1	0	0	0	0	0	18	29	13.50	3.750										

Oakland Athletics @ California Angels  
Anaheim Stadium, Anaheim, CA  
Thu Apr 18 1991, 10:05 PM EDT  
Att: 24,939 - Cloudy - 68 F

AB 32  
R 7  
H 10  
RBI 7  
BB 9  
SO 1  
LOB 18









Batter	1	2	3	4	5	6	7	8	9	AB	R	H	RBI	BB	SO	LOB	TOP					
Willie Wilson, S OBP: 0.270, SLG: 0.242 (1, 7)	G4-3		G5-3			K				4	0	1	0	0	1	0	<b>Oakland Athletics @ Seattle Mariners</b> The Kingdome, Seattle, WA Sat Apr 20 1991, 10:05 PM EDT Att: 51,412 - Dome - 70 F					
Dave Henderson, R OBP: 0.510, SLG: 0.978 (1, 8)	HR			F8		F9			F9	4	1	1	1	0	0	1						
Jose Canseco, R OBP: 0.367, SLG: 0.474 (1, 9)	K			K					G6-3	4	0	0	0	0	3	1						
Harold Baines, L OBP: 0.347, SLG: 0.386 (1, 10)	G1-6-3					G3				3	0	1	0	1	0	0						
Terry Steinbach, R OBP: 0.300, SLG: 0.308 (1, 2)		F7		P1					F8	4	0	0	0	0	1	3						
Mark McGwire, R OBP: 0.314, SLG: 0.279 (1, 3)		F7				K				3	0	0	0	0	2	0						
Ernest Riles, L OBP: 0.333, SLG: 0.387 (1, 6)						P6				3	1	1	0	0	1	0						
Lance Blankenship, R OBP: 0.348, SLG: 0.389 (8, PH)										2	0	0	0	0	1	0						
Jamie Quirk, L OBP: 0.294, SLG: 0.200 (8, PR)										1	0	1	1	0	0	0						
Scott Hemond, R OBP: 0.333, SLG: 0.333 (8, 5)										0	0	0	0	0	0	0						
Mike Gallego, R OBP: 0.395, SLG: 0.314 (1, 4)										3	0	0	0	0	1	1						
<b>Inning Stats</b>	R: 1 E: 0 K: 1 S: 8	H: 1 LOB: 0 BB: 0 P: 10	R: 0 E: 0 K: 1 S: 6	H: 0 LOB: 0 BB: 0 P: 10	R: 0 E: 0 K: 0 S: 9	H: 0 LOB: 0 BB: 0 P: 13	R: 0 E: 0 K: 1 S: 9	H: 1 LOB: 1 BB: 0 P: 12	R: 0 E: 0 K: 2 S: 7	H: 0 LOB: 0 BB: 0 P: 12	R: 0 E: 0 K: 1 S: 6	H: 0 LOB: 0 BB: 0 P: 7	R: 0 E: 0 K: 2 S: 10	H: 0 LOB: 0 BB: 0 P: 12	R: 1 E: 0 K: 2 S: 9	H: 2 LOB: 1 BB: 1 P: 15	R: 0 E: 0 K: 0 S: 6	H: 1 LOB: 2 BB: 1 P: 11	1B: 3 2B: 1 3B: 1 HR: 1	SF: 0 SAC: 0 DP: 1 HBP: 0	WP: 0 PB: 0 SB: 1 CS: 1	PA: 32
<b>PITCHER</b> Erik Hanson, R ERA: 3.47 (1, 1)	IP: 9.0 WLS: W BF: 32	H: 5 R: 2 ER: 2 SO: 10	BB: 0 IBB: 1 HBP: 0 BLK: 0	WP: 0 HR: 1 S: 70 P: 102	ERA: 2.00 WHIP: 0.556	<b>PITCHER</b>										IP: 9.0 WLS: W BF: 32	H: 5 R: 2 ER: 2 SO: 10	BB: 0 IBB: 1 HBP: 0 BLK: 0	WP: 0 HR: 1 S: 70 P: 102	ERA: 2.00 WHIP: 0.556		

AB	31
R	2
H	5
RBI	2
BB	1
SO	10
LOB	6



Batter	1	2	3	4	5	6	7	8	9	AB	R	H	RBI	BB	SO	LOB	BOTTOM					
Harold Reynolds, S OBP: 0.347, SLG: 0.349 (1, 4)	G3-1		L8			G4-3				4	0	2	0	0	0	0	<b>Oakland Athletics @ Seattle Mariners</b> The Kingdome, Seattle, WA Sat Apr 20 1991, 10:05 PM EDT Att: 51,412 - Dome - 70 F					
Ken Griffey, L OBP: 0.333, SLG: 0.357 (1, 7)	F8		F9			G4-3				4	0	1	0	0	0	1						
Ken Griffey Jr., L OBP: 0.340, SLG: 0.286 (8, PR)										4	0	0	0	0	1	3						
Henry Cotto, R OBP: 0.500, SLG: 0.750 (9, 7)	G4-3					G6-3				0	0	0	0	0	0	0						
Edgar Martinez, R OBP: 0.604, SLG: 0.676 (1, 5)										3	1	2	0	1	0	0						
Alvin Davis, L OBP: 0.313, SLG: 0.366 (1, 10)										4	1	1	2	0	0	2						
Greg Britley, L OBP: 0.357, SLG: 0.391 (1, 9)										4	1	1	0	0	0	2						
Pete O'Brien, L OBP: 0.261, SLG: 0.326 (1, 3)										2	0	1	0	2	0	1						
Dave Valle, R OBP: 0.324, SLG: 0.265 (8, PH)										2	0	0	0	0	0	3						
Ormar Vizquel, S OBP: 0.296, SLG: 0.368 (9, 6)										2	0	0	0	0	1	2						
Jeff Schaefer, R OBP: 0.238, SLG: 0.286 (8, PH)										2	0	0	0	0	0	0						
Scott Bradley, L OBP: 0.286, SLG: 0.286 (9, 2)										2	0	1	1	0	0	0						
<b>Inning Stats</b>	R: 0 E: 0 K: 0 S: 9	H: 0 LOB: 0 BB: 0 P: 15	R: 0 E: 0 K: 0 S: 10	H: 0 LOB: 2 BB: 2 P: 21	R: 0 E: 0 K: 0 S: 8	H: 0 LOB: 0 BB: 0 P: 12	R: 0 E: 0 K: 0 S: 10	H: 0 LOB: 0 BB: 0 P: 17	R: 0 E: 0 K: 0 S: 3	H: 1 LOB: 0 BB: 0 P: 6	R: 0 E: 0 K: 0 S: 11	H: 1 LOB: 1 BB: 0 P: 15	R: 0 E: 0 K: 0 S: 8	H: 1 LOB: 1 BB: 0 P: 12	R: 0 E: 0 K: 1 S: 16	H: 2 LOB: 2 BB: 0 P: 22	R: 3 E: 0 K: 1 S: 15	H: 4 LOB: 2 BB: 1 P: 27	1B: 8 2B: 0 3B: 0 HR: 1	SF: 0 SAC: 0 DP: 1 HBP: 0	WP: 0 PB: 0 SB: 2 CS: 0	PA: 36
<b>PITCHER</b> Bob Welch, R ERA: 1.82 (1, 1)	IP: 7.2 WLS: 1 BF: 29	H: 0 R: 0 ER: 0 SO: 0	BB: 2 IBB: 0 HBP: 0 BLK: 0	WP: 0 HR: 0 S: 72 P: 115	ERA: 0.00 WHIP: 0.913	<b>PITCHER</b>										IP: 7.2 WLS: 1 BF: 29	H: 0 R: 0 ER: 0 SO: 0	BB: 2 IBB: 0 HBP: 0 BLK: 0	WP: 0 HR: 0 S: 72 P: 115	ERA: 0.00 WHIP: 0.913		
Joe Klink, L ERA: 1.59 (8, 1)	0.1	0	0	0	0	0	0	0	0	0	0	3	5	0.00	0.000							
Dennis Eckersley, R ERA: 4.5 (9, 1)	0.0	L	3	3	3	0	0	0	0	0	1	9	14	∞	∞							
Steve Chitren, R ERA: (9, 1)	0.1	3	1	0	0	1	0	0	0	0	0	6	13	0.00	3.000							

AB	33
R	3
H	9
RBI	3
BB	3
SO	2
LOB	14





Batter	1	2	3	4	5	6	7	8	9	AB	R	H	RBI	BB	SO	LOB	TOP		
Mike Gallego, R OBP: 0.447, SLG: 0.333 (1, 4)	0-1 S 1B		4-1 SAFE G4-6-3 BB			4-0 BB BB		4-1 2B BB		1	1	1	0	3	0	0	Oakland Athletics @ Seattle Mariners The Kingdome, Seattle, WA Sun Apr 21 1991, 6:33 AM EDT Att: 30,191 - Dome - 70 F		
Dave Henderson, R OBP: 0.509, SLG: 0.958 (1, 8)	3-3 K 1-2		2-2 G4-6-3 1-2			4-0 FC5 BB		0-0 2B 2B		3	1	1	0	1	1	3			
Jose Canseco, R OBP: 0.358, SLG: 0.476 (1, 10)	0-3 K 1-2			3-3 K 1-2		0-3 K 1-2		0-2 2B 2B		4	0	1	2	0	3	3			
Terry Steinbach, R OBP: 0.273, SLG: 0.279 (1, 2)	0-0 F7			0-0 F9		1-2 FC5 1-2		2-H 3-H 2-3 K		4	0	0	0	0	1	4			
Mark McGwire, R OBP: 0.309, SLG: 0.261 (1, 3)		1-0 P4		3-3 K			1-2 G6-3		4-2 FC6 BB	3	0	0	0	1	1	0			
Brad Kominsk, R (1, 9)		3-1 F8			1-1 F9		0-0 G5-3		1-2 FC6 G3-6-3 1-2	4	0	0	0	0	0	1			
Lance Blankenship, R OBP: 0.290, SLG: 0.316 (1, 7)		0-1 L7			1-0 G4-3		2-1 G6-3		2-1 G3-6-3 1-2	4	0	0	0	0	0	1			
Fred Manrique, R (1, 6)			1-1 G4-3		3-3 K			3-2 P6		3	0	0	0	0	1	0			
Scott Hemond, R OBP: 0.333, SLG: 0.200 (1, 5)			4-0 BB BB		0-0 P4			3-1 F8		2	0	0	0	1	0	0			
<b>Inning Stats</b>	R: 0 E: 0 K: 2 S: 10	H: 1 LOB: 1 BB: 0 P: 13	R: 0 E: 0 K: 0 S: 5	H: 0 LOB: 0 BB: 0 P: 9	R: 0 E: 0 K: 0 S: 6	H: 0 LOB: 0 BB: 2 P: 17	R: 0 E: 0 K: 1 S: 8	H: 0 LOB: 0 BB: 0 P: 14	R: 0 E: 0 K: 1 S: 10	H: 0 LOB: 0 BB: 0 P: 15	R: 0 E: 0 K: 0 S: 7	H: 0 LOB: 0 BB: 0 P: 10	R: 2 E: 0 K: 1 S: 13	H: 2 LOB: 1 BB: 1 P: 25	R: 0 E: 0 K: 0 S: 7	H: 0 LOB: 0 BB: 1 P: 14	1B: 1 2B: 2 3B: 0 HR: 0	SF: 0 SAC: 0 DP: 2 HBP: 0	WP: 0 PA: 34 PB: 0 SB: 1 CS: 0
<b>PITCHER</b>	IP WLS BF H R ER SO BB IBB HBP BLK WP HR S P ERA WHIP	8.0 W 31 3 2 2 7 5 0 0 0 0 0 67 120 2.25 1.000	1.0 L 3 0 0 0 0 1 0 0 0 0 0 7 14 0.00 1.000																

Batter	1	2	3	4	5	6	7	8	9	AB	R	H	RBI	BB	SO	LOB	BOTTOM		
Harold Reynolds, S OBP: 0.333, SLG: 0.333 (1, 4)	0-3 K		1-0 SAFE F7		2-1 L3			1B F7		5	1	1	0	0	1	3	Oakland Athletics @ Seattle Mariners The Kingdome, Seattle, WA Sun Apr 21 1991, 6:33 AM EDT Att: 30,191 - Dome - 70 F		
Greg Britley, L OBP: 0.375, SLG: 0.385 (1, 9) (8, 7)	2-1 G1-3		1 SAFE 4-1 CS BB			0-2 G6-3		1-2 SAFE 2B 1B		3	1	1	0	1	0	0			
Ken Griffey Jr., L OBP: 0.333, SLG: 0.356 (1, 8)	2-3 K		1 SAFE 0-2 CS		3-2 P5		3-1 HR	0-0 SF7		3	1	1	2	0	1	0			
Edgar Martinez, R OBP: 0.615, SLG: 0.703 (1, 5)		3-2 F9 1B 2B		4-1 G3 1B BB		1-3 K		0-1 2B 1B		3	2	2	0	1	1	0			
Alvin Davis, L OBP: 0.308, SLG: 0.356 (1, 10)		0-0 F9		2-0 FC6-5 G3 1B		1-1 G4-3		1-2 P5		4	0	1	0	0	0	3			
Pete O'Brien, L OBP: 0.280, SLG: 0.340 (1, 3)		1-3 K		1-1 G3			0-1 F7	0-1 BB 1B 2B		4	1	1	2	0	1	3			
Tracy Jones, R OBP: 0.200, SLG: 0.600 Jay Buhner, R OBP: 0.289, SLG: 0.424 (1, 7) (8, 9)		2-1 1B		1-1 FC6-5			4-2 G3 BB	4-0 BB 1B IBB		2	0	1	1	1	0	2			
Scott Bradley, L OBP: 0.200, SLG: 0.200 Dave Valle, R OBP: 0.342, SLG: 0.265 (1, 2) (8, PH) (9, 2)		3-H F8			0-1 F8			1-2 2-3 BB		0	0	0	0	1	0	0			
Omar Vizquel, S OBP: 0.320, SLG: 0.364 (1, 6)			4-1 CS BB		0-0 F7		1-0 L7	3-2 1-3 2-H 3-H 1B		3	0	1	2	1	0	1			
<b>Inning Stats</b>	R: 0 E: 0 K: 2 S: 9	H: 0 LOB: 0 BB: 0 P: 13	R: 1 E: 0 K: 1 S: 12	H: 2 LOB: 1 BB: 0 P: 18	R: 0 E: 0 K: 0 S: 6	H: 0 LOB: 0 BB: 2 P: 14	R: 0 E: 0 K: 0 S: 10	H: 1 LOB: 2 BB: 1 P: 21	R: 0 E: 0 K: 0 S: 5	H: 0 LOB: 0 BB: 0 P: 7	R: 1 E: 0 K: 1 S: 10	H: 1 LOB: 0 BB: 0 P: 15	R: 0 E: 0 K: 0 S: 6	H: 0 LOB: 1 BB: 1 P: 11	R: 5 E: 0 K: 0 S: 21	H: 5 LOB: 2 BB: 2 P: 38	1B: 6 2B: 2 3B: 0 HR: 1	SF: 1 SAC: 0 DP: 0 HBP: 0	WP: 0 PA: 38 PB: 0 SB: 0 CS: 2
<b>PITCHER</b>	IP WLS BF H R ER SO BB IBB HBP BLK WP HR S P ERA WHIP	7.0 L 27 4 2 2 4 4 0 0 0 0 0 15 23 67.50 6.000	0.2 L 7 4 5 5 0 0 1 0 0 0 0 6 15 0.00 6.000	0.1 L 3 1 0 0 0 1 0 0 0 0 0 6 15 0.00 6.000															

AB 28  
R 2  
H 3  
RBI 2  
BB 6  
SO 7  
LOB 12



AB 30  
R 7  
H 9  
RBI 7  
BB 6  
SO 4  
LOB 14





Batter	1	2	3	4	5	6	7	8	9	AB	R	H	RBI	BB	SO	LOB	TOP																	
Willie Wilson, S (1, 8) OBP: 0.293, SLG: 0.250	1-2 G4-3		1-0 BLK 1B		0-1 G4-3			1-1 S HBP		3	1	1	0	0	0	1	<b>Oakland Athletics @ Minnesota Twins</b> Hubert H. Humphrey Metrodome, Minneapolis, MN Mon Apr 22 1991, 8:05 PM EDT Att: 12,988 - Dome - 70 F <a href="http://livebaseballscorecards.com">livebaseballscorecards.com</a>																	
Dave Henderson, R (1, 7) OBP: 0.508, SLG: 0.922	2-2 F9		2-2 1B			4-2 BB		2-1 P3		3	0	1	1	1	0	1																		
Jose Canseco, R (1, 9) OBP: 0.351, SLG: 0.457	1-2 S 1B			3-3 K		1-3 K		1-2 F7		4	0	1	0	0	2	2																		
Harold Baines, L (1, 10) OBP: 0.340, SLG: 0.362	2-2 F8			2-2 F7		0-0 F8		4-1 1B		3	0	0	0	1	0	2																		
Terry Steinbach, R (1, 2) OBP: 0.271, SLG: 0.298		3-2 F8		2-2 2B		3-3 K		0-3 K		4	0	1	0	0	2	3																		
Mark McGwire, R (1, 3) OBP: 0.310, SLG: 0.286		0-0 F8		1-1 P4			1-2 1B 2B		3-3 K	3	0	1	0	0	0	1																		
Scott Hemond, R (7, PR) OBP: 0.333, SLG: 0.200										0	1	0	0	0	0	0																		
Doug Jennings, L (9, PH)										1	0	0	0	0	1	0																		
Ernest Riles, L (1, 5) OBP: 0.325, SLG: 0.371		3-2 P6			1-2 G4-3		1-2 G1-3 1B		1-2 G4-3	4	0	1	1	0	0	0																		
Lance Blankenship, R (1, 4) OBP: 0.345, SLG: 0.348			4-1 G6-4-3 BB		0-1 S 1B		2-2 G1-3		1-2 1B	1	0	1	0	1	0	0																		
Jamie Quirk, L (7, PH) OBP: 0.316, SLG: 0.235										2	0	1	0	0	0	2																		
Fred Manrique, R (9, PR)										0	0	0	0	0	0	0																		
Mike Gallego, R (1, 6) OBP: 0.412, SLG: 0.300			0-1 G6-4-3 1-2		0-2 G1-3		1-1 F8		1-1 P3	4	0	0	0	0	0	4																		
<b>Inning Stats</b>	R: 0 E: 0 K: 0 S: 14	H: 1 LOB: 1 BB: 0 P: 20	R: 0 E: 0 K: 0 S: 9	H: 0 LOB: 0 BB: 0 P: 15	R: 1 E: 0 K: 0 S: 7	H: 2 LOB: 1 BB: 1 P: 14	R: 0 E: 0 K: 1 S: 13	H: 1 LOB: 1 BB: 0 P: 21	R: 0 E: 0 K: 2 S: 12	H: 0 LOB: 1 BB: 1 P: 20	R: 1 E: 0 K: 0 S: 11	H: 2 LOB: 1 BB: 0 P: 16	R: 0 E: 0 K: 1 S: 10	H: 0 LOB: 2 BB: 1 P: 18	R: 0 E: 0 K: 1 S: 11	H: 1 LOB: 1 BB: 0 P: 17	1B: 6 2B: 2 3B: 0 HR: 0	SF: 0 SAC: 0 DP: 1 HBP: 1	WP: 0 PB: 0 SB: 3 CS: 0	PA: 36														
<b>PITCHER</b>	IP WLS BF H R ER SO BB IBB HBP BLK WP HR S P ERA WHIP																																	
Kevin Tapani, R (1, 1) ERA: 2.05	6.0	25	7	2	2	3	2	0	0	0	0	0	0	0	8	14	3.00	1.500																
Larry Casian, L (7, 1) ERA: 3.18	1.1	4	0	0	0	0	0	0	1	0	0	0	0	0	7	12	0.00	0.000																
Steve Bedrosian, R (8, 1) ERA: 2.57	0.2	W	3	0	0	0	1	0	1	0	0	0	0	0	7	12	0.00	0.000																
Rick Aguilera, R (9, 1) ERA: 1.5	1.0	S	4	1	0	0	1	0	0	0	0	0	0	11	17	0.00	1.000																	

Batter	1	2	3	4	5	6	7	8	9	AB	R	H	RBI	BB	SO	LOB	BOTTOM																
Dan Gladden, R (1, 7) OBP: 0.136, SLG: 0.122	2-2 CS 1B		2-2 P4		2-2 F7		2-1 F9		2-2 F7	5	0	1	0	0	0	5	<b>Oakland Athletics @ Minnesota Twins</b> Hubert H. Humphrey Metrodome, Minneapolis, MN Mon Apr 22 1991, 8:05 PM EDT Att: 12,988 - Dome - 70 F <a href="http://livebaseballscorecards.com">livebaseballscorecards.com</a>																
Randy Bush, L (1, 9) OBP: 0.304, SLG: 0.211	0-3 K		4-2 BB		4-1 1B BB		0-1 G3		2-2 1B 2-3	1	1	0	0	2	1	1																	
Shane Mack, R (7, PH) OBP: 0.167, SLG: 0.345										1	0	0	0	0	0	0																	
Kirby Puckett, R (1, 8) OBP: 0.365, SLG: 0.500	2-2 WP WP 1B		0-3 K		1-0 1B 2-H		1-3 K		1-3 K	4	0	2	1	0	2	1																	
Kent Hrbek, L (1, 3) OBP: 0.213, SLG: 0.209	4-1 1B			4-1 F8 1B BB		1-0 1B		1-3 1B		2	0	1	1	2	1	0																	
Chili Davis, S (1, 10) OBP: 0.373, SLG: 0.489	1-2 BB		0-2 G3-6 1B		1-3 3-H 1B		1-3 K		2-0 G5-3	4	0	1	0	0	1	4																	
Brian Harper, R (1, 2) OBP: 0.324, SLG: 0.484		2-3 K		0-1 F8		2-2 FC1-5 1B		1-1 E5 CS		4	0	1	0	0	1	2																	
Al Newman, S (8, PR) OBP: 0.214, SLG: 0.083				2-3 1B						0	0	0	0	0	0	0																	
Mike Pagliarulo, L (1, 5) OBP: 0.214, SLG: 0.250		0-0 G4-3		0-0 G3-6		1-0 FC1-5 1B		4-2 1B BB		3	0	1	0	0	0	2																	
Scott Leius, R (6, PH) OBP: 0.381, SLG: 0.267				1-2 1B		1-2 1B				0	1	0	0	1	0	0																	
Junior Ortiz, R (9, 2) OBP: 0.267, SLG: 0.083										0	0	0	0	0	0	0																	
Chuck Knoblauch, R (1, 4) OBP: 0.360, SLG: 0.326	1-1 F8				2-0 P1		0-0 FC1-5		0-0 WP 1B	4	0	1	0	0	0	2																	
Greg Gagne, R (1, 6) OBP: 0.343, SLG: 0.531			1-3 K		3-2 S 1B		2-3 K		0-2 WP 1B	4	1	2	1	0	2	2																	
<b>Inning Stats</b>	R: 0 E: 0 K: 1 S: 14	H: 2 LOB: 2 BB: 1 P: 25	R: 0 E: 0 K: 1 S: 6	H: 0 LOB: 0 BB: 0 P: 9	R: 0 E: 0 K: 2 S: 11	H: 0 LOB: 1 BB: 1 P: 18	R: 0 E: 0 K: 0 S: 7	H: 1 LOB: 1 BB: 1 P: 11	R: 2 E: 0 K: 1 S: 15	H: 3 LOB: 2 BB: 1 P: 29	R: 0 E: 0 K: 1 S: 10	H: 2 LOB: 2 BB: 0 P: 17	R: 0 E: 0 K: 2 S: 11	H: 0 LOB: 0 BB: 0 P: 13	R: 1 E: 1 K: 0 S: 13	H: 2 LOB: 3 BB: 1 P: 22	1B: 10 2B: 0 3B: 0 HR: 0	SF: 0 SAC: 0 DP: 1 HBP: 0	WP: 3 PB: 0 SB: 1 CS: 2	PA: 37													
<b>PITCHER</b>	IP WLS BF H R ER SO BB IBB HBP BLK WP HR S P ERA WHIP																																
Mike Moore, R (1, 1) ERA: 1.96	6.0	28	8	2	2	6	4	0	0	0	0	0	0	21	30	5.40	1.800																
Joe Klimk, L (7, 1) ERA: 2.45	1.2	L	8	2	1	1	2	1	0	0	0	0	0	3	5	0.00	0.000																
John Briscoe, R (8, 1) ERA: 9.0	0.1		1	0	0	0	0	0	0	0	0	0	0	3	5	0.00	0.000																

AB 32  
R 2  
H 8  
RBI 2  
BB 3  
SO 5  
LOB 16




AB 32  
R 3  
H 10  
RBI 3  
BB 5  
SO 8  
LOB 19





Batter	1	2	3	4	5	6	7	8	9	AB	R	H	RBI	BB	SO	LOB	TOP						
Willie Wilson, S OBP: 0.304, SLG: 0.317 (1, 8)	1-3 K	1-1 F8		1-0 2B 3B		1-1 CS 1B		2-0 G4-3		5	1	2	1	0	1	0	<p>Oakland Athletics @ Minnesota Twins</p> <p>Hubert H. Humphrey Metrodome, Minneapolis, MN</p> <p>Tue Apr 23 1991, 8:05 PM EDT</p> <p>Att: 12,574 - Dome - 70 F</p> <p>livebaseballscores.com</p>						
Dave Henderson, R OBP: 0.500, SLG: 0.811 (1, 7)	3-1 WP HR	0-0 P3		0-0 2B		0-0 L7		0-1 G4-3		5	1	2	1	0	0	1							
Jose Canseco, R OBP: 0.387, SLG: 0.469 (1, 10)	4-2 HR		1-0 WP S	FC6-4 1B		0-1 F8		3-1 G3 G5-3	1B	3	2	2	0	2	0	1							
Terry Steinbach, R OBP: 0.283, SLG: 0.353 (1, 2)	3-1 HR		1-0 SAFE 3-2 G6-3	0-3 K		1-1 CS	1-0 G4-6-3 1B	0-0 G5-3	1B	4	2	1	3	0	1	4							
Mark McGwire, R OBP: 0.349, SLG: 0.294 (1, 3)	4-1 F8 1B		4-2 E S	FC6-4 1B		0-0 G4-6-3 1B		4-2 G3	BB	2	0	1	0	3	0	2							
Brad Komminsk, R OBP: 0.200, SLG: 0.200 Harold Baines, L OBP: 0.316, SLG: 0.333 (1, 9) (3, PH)	0-1 FC6-4 1B		3-3 K		2-0 G4-3		0-0 G4-6-3	2-1 G3	1B	1	0	1	0	0	0	0							
Lance Blankenship, R OBP: 0.353, SLG: 0.357 (1, 5)	2-1 F8		0-0 G6-3		0-2 FC4-6 1B		2-2 1B	2-2 F7	1B	5	0	2	1	0	0	5							
Fred Manrique, R OBP: 0.143, SLG: 0.143 (1, 6)	1-0 FC6-4		2-2 SH1-3 1B		0-2 FC4-6		1-0 G4-3			4	1	1	0	0	0	4							
Mike Gallego, R OBP: 0.389, SLG: 0.279 (1, 4)		0-2 G4-3		0-0 SH1-3 1B		1-0 G4-3		0-0 G5-3		3	0	0	0	0	0	1							
<b>Inning Stats</b>	R: 3 E: 0 K: 1 S: 15	H: 3 LOB: 2 BB: 2 P: 33	R: 0 E: 0 K: 0 S: 6	H: 0 LOB: 0 BB: 0 P: 7	R: 1 E: 0 K: 1 S: 13	H: 1 LOB: 1 BB: 1 P: 24	R: 2 E: 0 K: 1 S: 10	H: 3 LOB: 2 BB: 1 P: 17	R: 0 E: 0 K: 0 S: 8	H: 1 LOB: 1 BB: 0 P: 11	R: 0 E: 0 K: 0 S: 6	H: 1 LOB: 0 BB: 0 P: 8	R: 1 E: 0 K: 0 S: 6	H: 2 LOB: 1 BB: 0 P: 10	R: 0 E: 0 K: 0 S: 4	H: 0 LOB: 0 BB: 0 P: 6		R: 0 E: 0 K: 0 S: 13	H: 1 LOB: 2 BB: 1 P: 24	1B: 8 2B: 2 3B: 1 HR: 1	SF: 0 SAC: 1 DP: 1 HBP: 1	WP: 2 PB: 0 SB: 3 CS: 1	PA: 44
<b>PITCHER</b>	IP WLS BF H R ER SO BB IBB HBP BLK WP HR S P ERA WHIP	IP WLS BF H R ER SO BB IBB HBP BLK WP HR S P ERA WHIP																					
Mark Guthrie, L ERA: 18.0 (1, 1)	2.1 L	14 4	4 4	4 4	1 1	3 3	0 0	0 0	0 0	2 2	1 1	27 54	15.43 3.000										
Carl Willis, R ERA: 5.79 (3, 1)	4.2 21	7 3	3 3	2 2	0 0	1 1	0 0	0 0	0 0	37 56	5.79 1.500												
Terry Leach, R ERA: 5.4 (8, 1)	2.0 8	1 0	0 0	0 0	1 1	0 0	0 0	0 0	0 0	17 30	0.00 1.000												

Batter	1	2	3	4	5	6	7	8	9	AB	R	H	RBI	BB	SO	LOB	BOTTOM					
Dan Gladden, R OBP: 0.143, SLG: 0.196 (1, 7)	2-1 F9		2-2 G6-3		0-0 F9		2-2 HR		3-2 F9	5	1	1	2	0	0	0	<p>Oakland Athletics @ Minnesota Twins</p> <p>Hubert H. Humphrey Metrodome, Minneapolis, MN</p> <p>Tue Apr 23 1991, 8:05 PM EDT</p> <p>Att: 12,574 - Dome - 70 F</p> <p>livebaseballscores.com</p>					
Chuck Knoblauch, R OBP: 0.345, SLG: 0.313 (1, 4)	3-2 P4		0-2 G5-3		3-2 1B		3-2 L5		0-0 F8	5	0	1	0	0	0	0						
Kirby Puckett, R OBP: 0.333, SLG: 0.455 (1, 8) (7, 9) (9, 8)	2-1 F7			0-1 G5-3	2-1 P3		0-2 F9		0-0 G5-3	5	0	0	0	0	0	1						
Kent Hrbek, L OBP: 0.235, SLG: 0.217 (1, 3)		3-2 G4-3		4-1 BB 1B		0-0 WP 1B		0-0 F8		3	2	1	0	1	0	0						
Chili Davis, S OBP: 0.400, SLG: 0.511 (1, 10)		4-1 1B BB		4-1 1B BB		3-3 K		0-1 F8 2B		2	0	1	0	2	1	1						
Brian Harper, R OBP: 0.388, SLG: 0.514 (1, 2)		0-1 1B		1-1 F7 1B		2-2 1B		0-0 F8		4	0	3	2	0	0	1						
Mike Pagliarulo, L ERA: 3.38 Scott Leius, R OBP: 0.391, SLG: 0.294 (1, 5) (6, PH) (7, 5)	2-1 1B		2-1 F7		0-1 F7		1-1 G5-4-3 1B		1-3 K	2	0	1	0	0	0	2						
Randy Bush, L OBP: 0.280, SLG: 0.190 Shane Mack, R OBP: 0.161, SLG: 0.333 (1, 9) (6, PH) (7, 8)	0-3 K		0-3 G3		2-0 G3		0-0 G5-4-3		3-1 F7	2	0	0	0	0	1	4						
Gene Larkin, S OBP: 0.375, SLG: 0.500 (8, PH) (9, 9)										1	0	0	0	0	0	1						
Greg Gagne, R OBP: 0.359, SLG: 0.611 (1, 6)			3-2 F7		1-1 L7		2-2 HR 1B		0-1 HR	4	2	2	1	0	0	0						
<b>Inning Stats</b>	R: 0 E: 0 K: 0 S: 7	H: 0 LOB: 0 BB: 0 P: 14	R: 0 E: 0 K: 1 S: 11	H: 2 LOB: 1 BB: 1 P: 20	R: 0 E: 0 K: 0 S: 11	H: 0 LOB: 0 BB: 0 P: 16	R: 1 E: 0 K: 0 S: 9	H: 1 LOB: 2 BB: 2 P: 20	R: 0 E: 0 K: 0 S: 9	H: 1 LOB: 1 BB: 0 P: 15	R: 1 E: 0 K: 1 S: 13	H: 3 LOB: 1 BB: 0 P: 19	R: 2 E: 0 K: 0 S: 17	H: 2 LOB: 0 BB: 0 P: 24	R: 0 E: 0 K: 1 S: 8	H: 1 LOB: 1 BB: 0 P: 12	R: 1 E: 0 K: 0 S: 7	H: 1 LOB: 0 BB: 0 P: 10	1B: 8 2B: 1 3B: 0 HR: 2	SF: 0 SAC: 0 DP: 1 HBP: 0	WP: 1 PB: 0 SB: 0 CS: 0	PA: 39
<b>PITCHER</b>	IP WLS BF H R ER SO BB IBB HBP BLK WP HR S P ERA WHIP	IP WLS BF H R ER SO BB IBB HBP BLK WP HR S P ERA WHIP																				
Kirk Dressendorfer, R ERA: 6.0 (1, 1)	5.1 W	24 4	2 3	2 2	2 2	0 0	0 0	0 0	0 0	13 18	27.00 4.500											
Steve Chitren, R ERA: 6.0 (7, 1)	2.0 7	1 0	0 0	1 1	0 0	0 0	0 0	0 0	0 0	15 22	0.00 0.500											
Dennis Eckersley, R ERA: 5.14 (9, 1)	1.0 S	4 1	1 1	1 1	0 0	0 0	0 0	0 0	0 0	7 10	9.00 1.000											









Batter	1	2	3	4	5	6	7	8	9	AB	R	H	RBI	BB	SO	LOB	TOP				
Luis Polonia, L OBP: 0.414, SLG: 0.393 (1, 7)	G4-3			F8	G4-3		G1-3			4	0	0	0	0	0	3	California Angels @ Oakland Athletics Oakland-Alameda County Coliseum, Oakland, CA Fri Apr 26 1991, 7:05 PM PDT Att: 40,262 - Sunny - 58 F				
Luis Sojo, R OBP: 0.255, SLG: 0.286 (1, 4)	P6			1B HBP		1B		E6		3	1	1	0	0	0						
Wally Joyner, L OBP: 0.462, SLG: 0.472 (1, 3)	G4-3			1B		F7		L9		4	0	1	0	0	2						
Dave Winfield, R OBP: 0.244, SLG: 0.558 (1, 9)		P5		P2		F7		F8		4	0	0	0	0	4						
Dave Parker, L OBP: 0.235, SLG: 0.292 (1, 10)	G4-3			1B		G1-3		G3		4	0	1	1	0	2						
Lance Parrish, R OBP: 0.385, SLG: 0.463 (1, 2)	L4			G5-3						4	0	0	0	0	2						
Gary Gaetti, R OBP: 0.338, SLG: 0.500 (1, 5)				FC4-6 1B		G5-3		E5 HBP		4	0	1	0	0	1						
Junior Felix, S OBP: 0.273, SLG: 0.259 (1, 8)				FC4-6 CS				F7		4	0	1	0	0	1						
Dick Schofield, R OBP: 0.420, SLG: 0.275 (1, 6)				F9		P4				2	0	0	0	0	2						
<b>Inning Stats</b>	R: 0 E: 0 K: 0 S: 4	H: 0 LOB: 0 BB: 0 P: 6	R: 0 E: 0 K: 0 S: 4	H: 0 LOB: 0 BB: 0 P: 6	R: 0 E: 0 K: 0 S: 5	H: 1 LOB: 0 BB: 0 P: 9	R: 1 E: 0 K: 0 S: 15	H: 2 LOB: 2 BB: 0 P: 21	R: 0 E: 0 K: 0 S: 12	H: 1 LOB: 1 BB: 0 P: 17	R: 0 E: 0 K: 0 S: 10	H: 0 LOB: 0 BB: 0 P: 17	R: 0 E: 1 K: 2 S: 9	H: 0 LOB: 1 BB: 0 P: 15	R: 0 E: 0 K: 2 S: 7	H: 0 LOB: 0 BB: 0 P: 8	1B: 5 2B: 0 3B: 0 HR: 0	SF: 0 SAC: 0 DP: 0 HBP: 2	WP: 0 PB: 0 SB: 0 CS: 1	PA: 35	
<b>PITCHER</b>	IP	WLS	BF	H	R	ER	SO	BB	IBB	HBP	BLK	WP	HR	S	P	ERA	WHIP				
Bob Welch, R ERA: 1.85 (1, 1)	8.0	W	32	5	1	1	0	0	0	2	0	0	0	67	101	1.12	0.625				
Dennis Eckersley, R ERA: 4.5 (9, 1)	1.0	S	3	0	0	0	2	0	0	0	0	0	0	7	8	0.00	0.000				

AB	33
R	1
H	5
RBI	1
BB	0
SO	2
LOB	17



Batter	1	2	3	4	5	6	7	8	9	AB	R	H	RBI	BB	SO	LOB	BOTTOM				
Fred Manrique, R OBP: 0.286, SLG: 0.167 (1, 6)	G6-3 E 3B BB	G6-3		L7						3	1	1	0	1	0	1	California Angels @ Oakland Athletics Oakland-Alameda County Coliseum, Oakland, CA Fri Apr 26 1991, 7:05 PM PDT Att: 40,262 - Sunny - 58 F				
Dave Henderson, R OBP: 0.438, SLG: 0.785 (1, 8)	E6 G6-3 3B	F9		K						4	1	0	0	0	2	3					
Jose Canseco, R OBP: 0.394, SLG: 0.446 (1, 9)	G6-3									3	0	1	0	1	1	3					
Harold Baines, L OBP: 0.308, SLG: 0.356 (1, 10)	K									4	0	0	0	0	3	5					
Mark McGwire, R OBP: 0.352, SLG: 0.281 (1, 3)										2	1	0	0	2	0	0					
Willie Wilson, S OBP: 0.291, SLG: 0.360 (1, 7)										4	1	1	3	0	0	2					
Jamie Quirk, L OBP: 0.375, SLG: 0.318 (1, 2)										4	0	3	1	0	0	0					
Ernest Riles, L OBP: 0.319, SLG: 0.325 (1, 5)										2	0	0	0	1	0	1					
Brad Komminsk, R OBP: 0.197, SLG: 0.167 (8, PH) Vance Law, R OBP: 0.211, SLG: 0.316 (9, 5)										1	0	0	0	0	0	1					
Mike Gallego, R OBP: 0.388, SLG: 0.267 (1, 4)										0	0	0	0	0	0	0					
<b>Inning Stats</b>	R: 4 E: 1 K: 1 S: 20	H: 2 LOB: 3 BB: 3 P: 40	R: 0 E: 0 K: 1 S: 7	H: 0 LOB: 1 BB: 1 P: 15	R: 0 E: 0 K: 0 S: 6	H: 0 LOB: 0 BB: 0 P: 8	R: 0 E: 0 K: 1 S: 12	H: 0 LOB: 1 BB: 1 P: 21	R: 0 E: 0 K: 0 S: 10	H: 1 LOB: 1 BB: 1 P: 17	R: 0 E: 0 K: 0 S: 10	H: 1 LOB: 0 BB: 0 P: 16	R: 0 E: 0 K: 3 S: 12	H: 1 LOB: 1 BB: 0 P: 16	R: 0 E: 0 K: 0 S: 9	H: 1 LOB: 1 BB: 0 P: 15	1B: 5 2B: 0 3B: 1 HR: 0	SF: 0 SAC: 0 DP: 2 HBP: 0	WP: 0 PB: 0 SB: 0 CS: 0	PA: 35	
<b>PITCHER</b>	IP	WLS	BF	H	R	ER	SO	BB	IBB	HBP	BLK	WP	HR	S	P	ERA	WHIP				
Kirk McCaskill, R ERA: 2.84 (1, 1)	4.1	L	23	3	4	0	3	6	0	0	0	0	0	50	94	0.00	2.077				
Floyd Bannister, L ERA: (5, 1)	2.2		8	2	0	0	3	0	0	0	0	0	0	27	39	0.00	0.750				
Scott Bailes, L ERA: 3.52 (8, 1)	1.0		4	1	0	0	0	0	0	0	0	0	0	9	15	0.00	1.000				

AB	29
R	4
H	6
RBI	4
BB	6
SO	6
LOB	18






Batter	1	2	3	4	5	6	7	8	9	AB	R	H	RBI	BB	SO	LOB	TOP											
Luis Polonia, L OBP: 0.392, SLG: 0.369	G4-3	G4-6-3			F7		F8			4	0	0	0	0	0	2	<b>California Angels @ Oakland Athletics</b> Oakland-Alameda County Coliseum, Oakland, CA Sat Apr 27 1991, 3:33 AM PDT Att: 36,947 - Sunny - 68 F											
Dick Schofield, R OBP: 0.426, SLG: 0.295	1B		G6-3			1B		G6-3		4	1	2	0	0	0	0												
Wally Joyner, L OBP: 0.464, SLG: 0.491	1B		F8		F7			2B		4	1	2	0	0	0	1												
Dave Winfield, R OBP: 0.245, SLG: 0.532	1B		K		P3			P5		4	0	1	1	0	1	2												
Dave Parker, L OBP: 0.236, SLG: 0.290	1B				G4-3			G6-3		4	0	1	1	0	1	2												
Gary Gaetti, R OBP: 0.319, SLG: 0.471	F8		K				F7		L8	4	0	0	0	0	1	2												
Junior Felix, S OBP: 0.257, SLG: 0.242	G6-3		F7				K		G4-3	4	0	0	0	0	1	2												
Jack Howell, L OBP: 0.368, SLG: 0.333							1B		F8	2	1	1	0	2	0	0												
John Orton, R OBP: 0.154, SLG: 0.231										2	0	0	0	0	1	2												
Lance Parrish, R OBP: 0.394, SLG: 0.473										1	0	1	1	0	0	0												
<b>Inning Stats</b>	R: 2 E: 0 K: 0 S: 14	H: 4 LOB: 2 BB: 0 P: 23	R: 0 E: 0 K: 0 S: 8	H: 0 LOB: 0 BB: 1 P: 13	R: 0 E: 0 K: 1 S: 7	H: 0 LOB: 0 BB: 0 P: 9	R: 0 E: 0 K: 1 S: 6	H: 0 LOB: 0 BB: 0 P: 9	R: 0 E: 0 K: 1 S: 5	H: 1 LOB: 1 BB: 0 P: 15	R: 1 E: 0 K: 1 S: 13	H: 2 LOB: 1 BB: 0 P: 21	R: 0 E: 0 K: 0 S: 11	H: 1 LOB: 1 BB: 0 P: 17	R: 0 E: 0 K: 0 S: 5	H: 0 LOB: 0 BB: 0 P: 9	1B: 6 2B: 3 3B: 0 HR: 0	SF: 0 SAC: 0 DP: 2 HBP: 0	WP: 0 PB: 0 SB: 0 CS: 1	PA: 35								
<b>PITCHER</b>	IP	WLS	BF	H	R	ER	SO	BB	IBB	HBP	BLK	WP	HR	S	P	ERA	WHIP											
Mike Moore, R ERA: 2.52	(1, 1)	6.2	W	27	7	3	3	5	2	0	0	0	0	0	59	98	4.05	1.350										
Joe Link, L ERA: 2.25	(7, 1)	0.2		3	1	0	0	0	0	0	0	0	0	0	9	13	0.00	1.500										
Steve Chitren, R ERA:	(8, 1)	0.1		1	0	0	0	0	0	0	0	0	0	1	2	0.00	0.000											
Curt Young, L ERA: 5.69	(8, 1)	0.1		1	0	0	0	0	0	0	0	0	0	3	6	0.00	0.000											
Dennis Eckersley, R ERA: 4.0	(9, 1)	1.0	S	3	0	0	0	0	0	0	0	0	0	5	9	0.00	0.000											

Batter	1	2	3	4	5	6	7	8	9	AB	R	H	RBI	BB	SO	LOB	BOTTOM										
Rickey Henderson, R OBP: 0.294, SLG: 0.200	F8				G6-3		P4			4	0	0	0	0	1	2	<b>California Angels @ Oakland Athletics</b> Oakland-Alameda County Coliseum, Oakland, CA Sat Apr 27 1991, 3:33 AM PDT Att: 36,947 - Sunny - 68 F										
Doug Jennings, L			K							0	0	0	0	0	0	0											
Lance Blankenship, R OBP: 0.341, SLG: 0.324	L5		K		F8			G6-3		4	0	0	0	0	1	1											
Jose Canseco, R OBP: 0.400, SLG: 0.431	1B		F7					F9		2	2	0	0	2	0	0											
Dave Henderson, R OBP: 0.468, SLG: 0.797	2B							G4-6-3		4	1	4	0	0	0	0											
Terry Steinbach, R OBP: 0.295, SLG: 0.368	1B		F8					FC6-4		3	1	1	3	0	0	1											
Mark McSwire, R OBP: 0.351, SLG: 0.283	1B							G4-6-3		3	0	1	1	0	1	1											
Brad Komminsk, R OBP: 0.111, SLG: 0.111	FC6-4				K			K		3	0	0	0	0	2	1											
Fred Manrique, R OBP: 0.235, SLG: 0.133			G6-3		G4-3			G5-3		3	0	0	0	0	0	0											
Mike Gallego, R OBP: 0.400, SLG: 0.277								G5-3		2	0	1	0	1	0	0											
<b>Inning Stats</b>	R: 3 E: 0 K: 0 S: 10	H: 3 LOB: 1 BB: 1 P: 20	R: 0 E: 0 K: 2 S: 12	H: 0 LOB: 1 BB: 1 P: 21	R: 0 E: 0 K: 0 S: 5	H: 1 LOB: 0 BB: 0 P: 8	R: 0 E: 0 K: 2 S: 11	H: 0 LOB: 0 BB: 0 P: 17	R: 0 E: 0 K: 0 S: 6	H: 0 LOB: 0 BB: 0 P: 12	R: 1 E: 0 K: 1 S: 4	H: 1 LOB: 1 BB: 0 P: 9	R: 0 E: 0 K: 1 S: 7	H: 1 LOB: 1 BB: 0 P: 12	R: 0 E: 0 K: 0 S: 11	H: 1 LOB: 1 BB: 0 P: 16	1B: 6 2B: 1 3B: 0 HR: 0	SF: 1 SAC: 0 DP: 1 HBP: 0	WP: 0 PB: 0 SB: 0 CS: 0	PA: 32							
<b>PITCHER</b>	IP	WLS	BF	H	R	ER	SO	BB	IBB	HBP	BLK	WP	HR	S	P	ERA	WHIP										
Mark Langston, L ERA: 4.38	(1, 1)	8.0	L	32	7	4	4	5	3	0	0	0	0	66	115	4.50	1.250										

AB 33  
R 3  
H 8  
RBI 3  
BB 2  
SO 5  
LOB 13



AB 28  
R 4  
H 7  
RBI 4  
BB 3  
SO 5  
LOB 6





Batter	1	2	3	4	5	6	7	8	9	AB	R	H	RBI	BB	SO	LOB	TOP											
Luis Polonia, L OBP: 0.397, SLG: 0.377 (1, 8)										4	1	2	0	0	0	0	<b>California Angels @ Oakland Athletics</b> Oakland-Alameda County Coliseum, Oakland, CA Sun Apr 28 1991, 3:33 AM PDT Att: 40,174 - Sunny - 64 F											
Donnie Hill, S OBP: 0.500, SLG: 0.563 Junior Felix, S OBP: 0.268, SLG: 0.254 (1, 4)										3	1	1	0	0	0	2												
Wally Joyner, L OBP: 0.438, SLG: 0.459 (1, 3)										4	0	0	1	0	0	2												
Dave Winfield, R OBP: 0.245, SLG: 0.510 (1, 9)										4	0	1	0	0	0	2												
Dave Parker, L OBP: 0.237, SLG: 0.301 (1, 10)										4	0	1	1	0	1	2												
Lance Parrish, R OBP: 0.371, SLG: 0.441 (1, 2)										4	0	0	0	0	4	2												
Gary Gaetti, R OBP: 0.303, SLG: 0.444 (1, 5)										4	0	0	0	0	0	0												
Jack Howell, L OBP: 0.391, SLG: 0.500 (1, 7)										3	1	1	1	1	0	0												
Dick Schofield, R OBP: 0.404, SLG: 0.277 Max Venable, L OBP: 0.263, SLG: 0.235 (1, 6)										3	0	0	0	0	0	1												
Inning Stats	R: 2 E: 0 K: 1 S: 13	H: 3 LOB: 1 BB: 0 P: 19	R: 0 E: 0 K: 0 S: 10	H: 1 LOB: 2 BB: 1 P: 17	R: 0 E: 1 K: 1 S: 11	H: 0 LOB: 0 BB: 0 P: 17	R: 1 E: 0 K: 0 S: 12	H: 1 LOB: 0 BB: 0 P: 18	R: 0 E: 0 K: 1 S: 7	H: 0 LOB: 1 BB: 0 P: 8	R: 0 E: 0 K: 2 S: 8	H: 1 LOB: 0 BB: 0 P: 13	R: 0 E: 0 K: 2 S: 8	H: 0 LOB: 0 BB: 0 P: 13	R: 0 E: 0 K: 1 S: 7	H: 0 LOB: 0 BB: 0 P: 10	1B: 5 2B: 1 3B: 0 HR: 1	SF: 0 SAC: 0 DP: 0 HBP: 0	WP: 1 PB: 0 SB: 1 CS: 0	PA: 36								
PITCHER	IP	WLS	BF	H	R	ER	SO	BB	IBB	HBP	BLK	WP	HR	S	P	ERA	WHIP											
Dave Stewart, R ERA: 6.75 Steve Chitren, R ERA:	(1, 1)	7.0	W	30	7	3	3	3	1	0	0	0	1	1	76	108	3.86	1.143										
(8, 1)	2.0	6	0	0	0	0	3	0	0	0	0	0	0	15	23	0.00	0.000											

Batter	1	2	3	4	5	6	7	8	9	AB	R	H	RBI	BB	SO	LOB	BOTTOM										
Rickey Henderson, R OBP: 0.381, SLG: 0.278 Willie Wilson, S OBP: 0.296, SLG: 0.353 (1, 7)										3	2	2	0	0	1	0	<b>California Angels @ Oakland Athletics</b> Oakland-Alameda County Coliseum, Oakland, CA Sun Apr 28 1991, 3:33 AM PDT Att: 40,174 - Sunny - 64 F										
Lance Blankenship, R OBP: 0.348, SLG: 0.316 (1, 5)										4	2	1	1	1	2												
Jose Canseco, R OBP: 0.425, SLG: 0.484 (1, 9)										4	2	3	3	1	1	0											
Dave Henderson, R OBP: 0.451, SLG: 0.764 (1, 8)										4	0	0	1	1	0	3											
Terry Steinbach, R OBP: 0.323, SLG: 0.383 (1, 2)										3	0	2	1	0	0	1											
Mark McSwire, R OBP: 0.356, SLG: 0.286 (1, 3)										3	0	1	1	1	0	3											
Harold Baines, L OBP: 0.290, SLG: 0.333 (1, 10)										4	0	0	0	0	3	5											
Fred Manrique, R OBP: 0.211, SLG: 0.118 Ernest Riles, L OBP: 0.327, SLG: 0.333 (1, 6)										2	0	0	0	0	0	1											
Mike Gallego, R OBP: 0.391, SLG: 0.275 (1, 4)										4	1	1	0	0	1	1											
Inning Stats	R: 0 E: 0 K: 0 S: 7	H: 1 LOB: 1 BB: 1 P: 14	R: 0 E: 0 K: 1 S: 7	H: 1 LOB: 0 BB: 0 P: 12	R: 4 E: 0 K: 1 S: 22	H: 5 LOB: 1 BB: 0 P: 34	R: 0 E: 0 K: 1 S: 5	H: 0 LOB: 0 BB: 0 P: 7	R: 1 E: 1 K: 1 S: 12	H: 1 LOB: 3 BB: 2 P: 26	R: 2 E: 1 K: 1 S: 16	H: 2 LOB: 2 BB: 1 P: 25	R: 0 E: 1 K: 1 S: 8	H: 1 LOB: 1 BB: 0 P: 17	R: 0 E: 0 K: 1 S: 6	H: 0 LOB: 0 BB: 0 P: 6	1B: 9 2B: 2 3B: 0 HR: 0	SF: 1 SAC: 0 DP: 0 HBP: 2	WP: 1 PB: 0 SB: 1 CS: 1	PA: 40							
PITCHER	IP	WLS	BF	H	R	ER	SO	BB	IBB	HBP	BLK	WP	HR	S	P	ERA	WHIP										
Jim Abbott, L ERA: 6.0 Jeff Robinson, R ERA: 3.27 Bob McClure, L ERA: Bryan Harvey, R ERA: 0.96	(1, 1)	4.2	L	25	8	5	4	2	1	0	0	0	0	18	29	13.50	2.250										
(5, 1)	1.1	8	2	2	2	1	1	0	0	0	0	0	0	8	17	0.00	1.000										
(7, 1)	1.0	3	0	0	0	0	1	0	0	0	0	0	0	6	6	0.00	0.000										
(8, 1)	1.0	3	0	0	0	0	1	0	0	0	0	0	0	6	6	0.00	0.000										

AB	35
R	3
H	7
RBI	3
BB	1
SO	6
LOB	11



AB	34
R	7
H	11
RBI	7
BB	4
SO	7
LOB	20





Batter	1	2	3	4	5	6	7	8	9	AB	R	H	RBI	BB	SO	LOB	TOP								
<b>Roberto Kelly, R</b> OBP: 0.378, SLG: 0.410 (1, 8)										4	1	1	0	0	1	0	<b>New York Yankees @ Oakland Athletics</b> Oakland-Alameda County Coliseum, Oakland, CA Tue Apr 30 1991, 7:05 PM PDT Att: 40,239 - Sunny - 56 F								
<b>Steve Sax, R</b> OBP: 0.325, SLG: 0.338 (1, 4)										4	1	2	2	0	0	0									
<b>Don Mattingly, L</b> OBP: 0.367, SLG: 0.324 (1, 3)										3	0	1	0	1	0	1									
<b>Kevin Maas, L</b> OBP: 0.467, SLG: 0.385 (1, 10)										4	0	1	0	0	1	1									
<b>Matt Nokes, L</b> OBP: 0.340, SLG: 0.553 (1, 2)										3	0	1	0	0	0	2									
<b>Jim Levitz, R</b> OBP: 0.353, SLG: 0.083 (9, PH)										1	0	0	0	0	1	0									
<b>Jesse Barfield, R</b> OBP: 0.391, SLG: 0.491 (1, 9)										4	1	1	1	0	2	3									
<b>Hensley Meulens, R</b> OBP: 0.255, SLG: 0.250 (1, 7)										3	0	1	0	1	0	0									
<b>Mike Blowers, R</b> OBP: 0.263, SLG: 0.265 (9, PH)										3	0	1	0	0	0	1									
<b>Mel Hall, L</b> OBP: 0.171, SLG: 0.353 (9, PH)										1	0	0	0	0	0	1									
<b>Alvaro Espinoza, R</b> OBP: 0.404, SLG: 0.531 (1, 6)										3	0	0	0	0	0	1									
<b>Inning Stats</b>	R: 2 E: 0 K: 1 S: 14	H: 3 LOB: 1 BB: 0 P: 22	R: 0 E: 0 K: 0 S: 5	H: 0 LOB: 0 BB: 0 P: 9	R: 0 E: 0 K: 1 S: 12	H: 0 LOB: 1 BB: 1 P: 19	R: 0 E: 0 K: 1 S: 9	H: 1 LOB: 1 BB: 0 P: 15	R: 0 E: 0 K: 1 S: 8	H: 0 LOB: 0 BB: 0 P: 12	R: 0 E: 0 K: 0 S: 8	H: 2 LOB: 1 BB: 0 P: 13	R: 0 E: 0 K: 0 S: 6	H: 1 LOB: 0 BB: 0 P: 9	R: 0 E: 0 K: 0 S: 7	H: 1 LOB: 0 BB: 0 P: 11	R: 1 E: 0 K: 1 S: 21	H: 1 LOB: 1 BB: 1 P: 34	1B: 6 2B: 1 3B: 0 HR: 2	SF: 0 SAC: 0 DP: 3 HBP: 0	WP: 0 PB: 0 SB: 1 CS: 0	PA: 35			
<b>PITCHER</b>	IP	WLS	BF	H	R	ER	SO	BB	IBB	HBP	BLK	WP	HR	S	P	ERA	WHIP								
<b>Bob Welch, R</b> ERA: 1.8 (1, 1)	7.1	W	29	8	2	2	4	1	0	0	0	0	1	67	106	2.46	1.227								
<b>Joe Klimk, L</b> ERA: 2.0 (8, 1)	1.0		2	0	0	0	0	0	0	0	0	0	0	6	9	0.00	0.000								
<b>John Briscoe, R</b> ERA: 7.36 (9, 1)	0.2		4	1	1	1	1	1	0	0	0	0	1	17	29	13.50	3.000								

AB	33
R	3
H	9
RBI	3
BB	2
SO	5
LOB	10



Batter	1	2	3	4	5	6	7	8	9	AB	R	H	RBI	BB	SO	LOB	BOTTOM								
<b>Rickey Henderson, R</b> OBP: 0.360, SLG: 0.273 (1, 7)										4	1	1	0	0	0	1	<b>New York Yankees @ Oakland Athletics</b> Oakland-Alameda County Coliseum, Oakland, CA Tue Apr 30 1991, 7:05 PM PDT Att: 40,239 - Sunny - 56 F								
<b>Willie Wilson, S</b> OBP: 0.296, SLG: 0.353 (8, 7)										3	0	1	0	1	2	2									
<b>Dave Henderson, R</b> OBP: 0.453, SLG: 0.747 (1, 8)										3	2	2	2	1	0	1									
<b>Jose Canseco, R</b> OBP: 0.440, SLG: 0.538 (1, 9)										4	0	0	1	0	0	3									
<b>Harold Baines, L</b> OBP: 0.274, SLG: 0.313 (1, 10)										4	0	0	1	0	0	3									
<b>Terry Steinbach, R</b> OBP: 0.333, SLG: 0.381 (1, 2)										3	2	1	0	1	0	2									
<b>Mark McCwire, R</b> OBP: 0.354, SLG: 0.299 (1, 3)										4	1	1	2	0	1	1									
<b>Ernest Riles, L</b> OBP: 0.333, SLG: 0.341 (1, 5)										2	0	1	0	0	0	0									
<b>Lance Blankenship, R</b> OBP: 0.333, SLG: 0.300 (6, PH)										2	0	0	0	0	1	1									
<b>Walt Weiss, S</b> OBP: 0.296, SLG: 0.360 (1, 6)										4	0	1	1	0	0	2									
<b>Mike Gallego, R</b> OBP: 0.382, SLG: 0.259 (1, 4)										3	1	0	0	1	0	1									
<b>Inning Stats</b>	R: 0 E: 0 K: 0 S: 6	H: 0 LOB: 2 BB: 2 P: 15	R: 0 E: 0 K: 0 S: 10	H: 1 LOB: 0 BB: 0 P: 14	R: 0 E: 0 K: 0 S: 8	H: 1 LOB: 1 BB: 0 P: 9	R: 0 E: 0 K: 0 S: 4	H: 0 LOB: 0 BB: 0 P: 4	R: 0 E: 0 K: 0 S: 6	H: 0 LOB: 0 BB: 0 P: 9	R: 4 E: 1 K: 1 S: 19	H: 3 LOB: 1 BB: 1 P: 28	R: 2 E: 0 K: 1 S: 18	H: 1 LOB: 0 BB: 1 P: 30	R: 1 E: 1 K: 2 S: 16	H: 2 LOB: 1 BB: 0 P: 24	R: 1 E: 1 K: 2 S: 21	H: 2 LOB: 1 BB: 0 P: 34	1B: 5 2B: 2 3B: 0 HR: 1	SF: 0 SAC: 0 DP: 1 HBP: 0	WP: 0 PB: 0 SB: 1 CS: 0	PA: 36			
<b>PITCHER</b>	IP	WLS	BF	H	R	ER	SO	BB	IBB	HBP	BLK	WP	HR	S	P	ERA	WHIP								
<b>Dave Eiland, R</b> ERA: 4.09 (1, 1)	5.2	L	24	5	4	3	1	3	0	0	0	0	0	48	73	4.76	1.412								
<b>Greg Cadaret, L</b> ERA: 5.4 (6, 1)	0.1		2	0	0	0	0	0	0	0	0	0	0	5	6	0.00	0.000								
<b>Rich Monteleone, R</b> ERA: 3.38 (7, 1)	1.0		5	1	2	2	1	1	0	0	0	0	1	18	30	18.00	2.000								
<b>John Habyan, R</b> ERA: 1.8 (8, 1)	1.0		5	2	1	1	2	0	0	0	0	0	0	16	24	9.00	2.000								

AB	32
R	7
H	8
RBI	6
BB	4
SO	4
LOB	14





Batter	1	2	3	4	5	6	7	8	9	AB	R	H	RBI	BB	SO	LOB	TOP			
<b>Roberto Kelly, R</b> OBP: 0.372, SLG: 0.400 (1, 8)										4	0	1	0	0	2	1	<b>New York Yankees @ Oakland Athletics</b> Oakland-Alameda County Coliseum, Oakland, CA Wed May 01 1991, 3:33 AM PDT Att: 36,139 - Cloudy - 53 F			
<b>Steve Sax, R</b> OBP: 0.337, SLG: 0.338 (1, 4)										3	1	1	1	1	1	1				
<b>Don Mattingly, L</b> OBP: 0.361, SLG: 0.319 (1, 10)										4	0	1	0	0	1	0				
<b>Kevin Maas, L</b> OBP: 0.468, SLG: 0.382 (1, 3)										3	1	1	0	1	1	0				
<b>Mel Hall, L</b> OBP: 0.162, SLG: 0.343 <b>Jesse Barfield, R</b> OBP: 0.409, SLG: 0.518 (6, PH) (6, 9)										1	0	0	1	0	0	0				
<b>Matt Nokes, L</b> OBP: 0.333, SLG: 0.588 (1, 2)										4	1	1	1	0	0	5				
<b>Hensley Meulens, R</b> OBP: 0.255, SLG: 0.250 (1, 7)										4	0	1	1	0	2	0				
<b>Randy Velarde, R</b> OBP: 0.133, SLG: 0.133 <b>Jim Leyritz, R</b> OBP: 0.333, SLG: 0.077 (9, PH) (9, 9)										3	0	0	0	0	1	2				
<b>Alvaro Espinoza, R</b> OBP: 0.393, SLG: 0.500 (1, 6)										3	1	0	0	1	1	0				
<b>Inning Stats</b>	R: 1 E: 0 K: 1 S: 9	H: 1 LOB: 2 BB: 2 P: 19	R: 0 E: 0 K: 1 S: 10	H: 0 LOB: 0 BB: 0 P: 16	R: 0 E: 0 K: 1 S: 8	H: 1 LOB: 0 BB: 0 P: 11	R: 1 E: 0 K: 0 S: 9	H: 1 LOB: 0 BB: 0 P: 10	R: 1 E: 0 K: 1 S: 10	H: 2 LOB: 2 BB: 1 P: 26	R: 0 E: 0 K: 1 S: 8	H: 0 LOB: 0 BB: 0 P: 13	R: 0 E: 0 K: 2 S: 10	H: 1 LOB: 1 BB: 0 P: 12	R: 0 E: 0 K: 1 S: 8	H: 0 LOB: 0 BB: 0 P: 9		1B: 5 2B: 1 3B: 0 HR: 1	SF: 1 SAC: 0 DP: 0 HBP: 0	WP: 1 PB: 0 SB: 1 CS: 1
<b>PITCHER</b>	IP WLS BF H R ER SO BB IBB HBP BLK WP HR S P ERA WHIP																			
<b>Mike Moore, R</b> ERA: 3.28 (1, 1)	5.1 W 22 5 4 4 4 3 0 0 0 0 1 1 49 83 6.75 1.500																			
<b>Curt Young, L</b> ERA: 5.4 (6, 1)	0.1 2 0 0 0 0 1 0 0 0 0 0 0 4 8 0.00 3.000																			
<b>Steve Chitren, R</b> ERA: (6, 1)	1.1 5 1 0 0 2 0 0 0 0 0 0 0 14 23 0.00 0.750																			
<b>Joe Klink, L</b> ERA: 1.86 (8, 1)	0.2 2 0 0 0 2 0 0 0 0 0 0 0 6 8 0.00 0.000																			
<b>Dennis Eckerstey, R</b> ERA: 3.48 (8, 1)	1.1 S 5 1 0 0 1 0 0 0 0 0 0 0 12 13 0.00 0.750																			

Batter	1	2	3	4	5	6	7	8	9	AB	R	H	RBI	BB	SO	LOB	BOTTOM			
<b>Rickey Henderson, R</b> OBP: 0.367, SLG: 0.308 (1, 7)										4	1	1	0	1	1	3	<b>New York Yankees @ Oakland Athletics</b> Oakland-Alameda County Coliseum, Oakland, CA Wed May 01 1991, 3:33 AM PDT Att: 36,139 - Cloudy - 53 F			
<b>Dave Henderson, R</b> OBP: 0.462, SLG: 0.772 (1, 8)										4	2	2	1	1	0	1				
<b>Jose Canseco, R</b> OBP: 0.438, SLG: 0.536 (1, 9)										4	2	1	0	1	1	3				
<b>Harold Baines, L</b> OBP: 0.286, SLG: 0.338 <b>Lance Blankenship, R</b> OBP: 0.327, SLG: 0.293 (8, PH) (8, 9)										4	1	2	1	0	1	2				
<b>Terry Steinbach, R</b> OBP: 0.311, SLG: 0.353 (1, 2)										5	0	0	0	0	0	6				
<b>Mark McCwire, R</b> OBP: 0.368, SLG: 0.294 (1, 3)										1	1	0	1	3	1	0				
<b>Ernest Riles, L</b> OBP: 0.375, SLG: 0.429 (1, 5)										5	0	4	4	0	0	1				
<b>Walt Weiss, S</b> OBP: 0.323, SLG: 0.333 (1, 6)										2	0	0	0	2	0	5				
<b>Mike Gallego, R</b> OBP: 0.375, SLG: 0.246 (1, 4)										3	0	0	0	1	1	2				
<b>Inning Stats</b>	R: 0 E: 0 K: 1 S: 9	H: 0 LOB: 1 BB: 2 P: 21	R: 0 E: 0 K: 2 S: 17	H: 1 LOB: 3 BB: 2 P: 32	R: 3 E: 0 K: 2 S: 18	H: 3 LOB: 2 BB: 2 P: 29	R: 2 E: 1 K: 0 S: 15	H: 3 LOB: 3 BB: 1 P: 29	R: 0 E: 0 K: 0 S: 7	H: 1 LOB: 0 BB: 0 P: 11	R: 1 E: 0 K: 0 S: 10	H: 1 LOB: 2 BB: 2 P: 19	R: 0 E: 0 K: 0 S: 4	H: 0 LOB: 0 BB: 0 P: 8	R: 1 E: 1 K: 0 S: 9	H: 1 LOB: 1 BB: 0 P: 16		1B: 5 2B: 3 3B: 1 HR: 1	SF: 1 SAC: 0 DP: 0 HBP: 0	WP: 0 PB: 0 SB: 4 CS: 2
<b>PITCHER</b>	IP WLS BF H R ER SO BB IBB HBP BLK WP HR S P ERA WHIP																			
<b>Tim Leary, R</b> ERA: 4.99 (1, 1)	3.2 L 24 6 5 3 5 7 0 0 0 0 0 0 13 24 6.75 2.250																			
<b>Rich Monteleone, R</b> ERA: 4.05 (4, 1)	1.1 6 2 1 1 0 1 0 0 0 0 0 0 8 13 0.00 1.000																			
<b>Greg Cadaret, L</b> ERA: 4.97 (6, 1)	1.0 5 1 0 0 0 0 1 0 0 0 0 0 8 13 0.00 1.000																			
<b>Steve Farr, R</b> ERA: 3.38 (7, 1)	1.0 4 1 1 0 0 0 0 0 0 0 0 0 7 14 0.00 1.000																			
<b>Lee Guetterman, L</b> ERA: 1.17 (8, 1)	1.0 4 0 0 0 0 0 0 0 0 0 0 0 6 10 0.00 0.000																			











Batter	1	2	3	4	5	6	7	8	9	AB	R	H	RBI	BB	SO	LOB	TOP								
<b>Mike Huff, R</b> OBP: 0.535, SLG: 0.433 (1, 8)	1-1 2B 1B	3-2 FC1-5 2B		1-3 K	4-2 1B 1B BB	2-0 G4-3		1-1 1B		5	2	3	0	1	1	1	<b>Cleveland Indians @ Oakland Athletics</b> Oakland-Alameda County Coliseum, Oakland, CA Sun May 05 1991, 3:33 AM PDT Att: 44,164 - Cloudy - 60 F								
<b>Mark Lewis, R</b> OBP: 0.459, SLG: 0.515 (1, 6)	1-0 1B	0-2 FC1-5-6 1B		1-1 L7	1-1 1B 1B		2-3 K	1-3 K		6	2	2	0	0	2	3									
<b>Beau Alired, L</b> OBP: 0.435, SLG: 0.487 (1, 7)	0-3 K	3-2 F7		2-3 K	0-0 1B		4-1 FC5-4 BB	1-3 K		5	0	1	1	1	3	5									
<b>Albert Belle, R</b> OBP: 0.395, SLG: 0.644 (1, 10)	1-0 1B 1B	2-0 1B			1-2 3-H BB		3-2 FC5-4 2B		2-2 F8	4	3	3	3	1	0	1									
<b>Luis Lopez, R</b> (9, PH)	2H 3-H 1B	2H 1B			0-0 F9		0-0 HR 2B		0-0 G5-3	1	0	0	0	0	0	0									
<b>Chris James, R</b> OBP: 0.351, SLG: 0.424 (1, 3)	2-2 1B	1-1 P3			0-0 K				0-0 G5-3	5	2	2	1	0	1	5									
<b>Jeff Manto, R</b> OBP: 0.360, SLG: 0.316 (7, 3)	1-2 1B								0-1 G5-3	1	0	0	0	0	0	0									
<b>Carlos Baerga, S</b> OBP: 0.358, SLG: 0.459 (1, 5)	1-0 1B		2-2 G3		0-1 SAFE E 1-3 3B 2B	3-2 G4-3		2-2 HR		6	2	3	2	0	0	0									
<b>Turner Ward, S</b> OBP: 0.302, SLG: 0.294 (1, 9)	3-3 K		1-1 P3		0-0 E3 3B	0-1 G4-3		0-0 F8		5	1	0	0	0	1	4									
<b>Jerry Browne, S</b> OBP: 0.256, SLG: 0.265 (1, 4)	0-1 1B		1-0 F8		2-3 3-H SF7 3B	4-2 2B BB				3	2	2	4	1	0	0									
<b>Jose Escobar, R</b> OBP: 0.308, SLG: 0.250 (7, 4)	1-2 2H 3-H 1B				1-H 3-H SF7 3B					1	0	1	0	0	0	0									
<b>Joel Skinner, R</b> OBP: 0.333, SLG: 0.714 (1, 2)	1-0 FC6-4 1-2			2-1 HR	1-0 SF7 3H	2-2 2B		0-1 F9		4	1	2	3	0	0	3									
<b>Inning Stats</b>	R: 4 E: 0 K: 2 S: 19	H: 6 LOB: 2 BB: 0 P: 29	R: 1 E: 0 K: 0 S: 12	H: 2 LOB: 1 BB: 0 P: 21	R: 0 E: 0 K: 0 S: 7	H: 0 LOB: 0 BB: 0 P: 11	R: 1 E: 0 K: 2 S: 11	H: 1 LOB: 0 BB: 0 P: 17	R: 5 E: 1 K: 1 S: 21	H: 5 LOB: 3 BB: 2 P: 35	R: 1 E: 0 K: 0 S: 12	H: 1 LOB: 1 BB: 1 P: 23	R: 3 E: 1 K: 1 S: 13	H: 2 LOB: 0 BB: 1 P: 24	R: 0 E: 0 K: 2 S: 13	H: 2 LOB: 2 BB: 0 P: 18	R: 0 E: 0 K: 0 S: 7	H: 0 LOB: 0 BB: 0 P: 9	1B: 11 2B: 5 3B: 1 HR: 2	SF: 1 SAC: 0 DP: 0 HBP: 0	WP: 0 PB: 0 SB: 0 CS: 0	PA: 51			
<b>PITCHER</b>	IP	WLS	BF	H	R	ER	SO	BB	IBB	HBP	BLK	WP	HR	S	P	ERA	WHIP								
<b>Bob Welch, R</b> ERA: 3.22 (1, 1)	4.2	L	30	13	11	8	4	2	0	0	0	0	1	66	107	15.43	3.214								
<b>Steve Children, R</b> ERA: 0.71 (5, 1)	1.1		7	2	1	1	1	1	0	0	0	0	0	16	29	6.75	2.250								
<b>Eric Show, R</b> ERA: 24.3 (7, 1)	1.0		6	2	3	3	1	1	0	0	0	0	1	13	24	27.00	3.000								
<b>Curt Young, L</b> ERA: 3.72 (8, 1)	1.0		5	2	0	0	2	0	0	0	0	0	0	13	18	0.00	2.000								
<b>Joe Klimk, L</b> ERA: 1.54 (9, 1)	1.0		3	0	0	0	0	0	0	0	0	0	0	7	9	0.00	0.000								

Batter	1	2	3	4	5	6	7	8	9	AB	R	H	RBI	BB	SO	LOB	BOTTOM								
<b>Rickey Henderson, R</b> OBP: 0.326, SLG: 0.342 (1, 7)	2-2 F9		2-2 G4-3		1-1 HR		1-0 F7		0-0 HR 1B	5	2	2	2	0	0	0	<b>Cleveland Indians @ Oakland Athletics</b> Oakland-Alameda County Coliseum, Oakland, CA Sun May 05 1991, 3:33 AM PDT Att: 44,164 - Cloudy - 60 F								
<b>Dave Henderson, R</b> OBP: 0.436, SLG: 0.742 (1, 8)	0-1 F8		1-1 G5-3		0-1 G5-3			0-2 G4-3	0-1 HR	5	1	1	2	0	0	0									
<b>Jose Canseco, R</b> OBP: 0.412, SLG: 0.481 (1, 9)	1-3 K			0-0 2B 1B	2-1 L7			1-3 K	1-3 K	5	0	1	0	0	3	0									
<b>Mark McGwire, R</b> OBP: 0.380, SLG: 0.333 (1, 3)		3-2 P4		0-1 F7		2-2 L6		2-2 1B 1B		4	1	1	0	0	0	1									
<b>Terry Steinbach, R</b> OBP: 0.325, SLG: 0.390 (1, 2)		1-2 G5-3		0-0 2B		0-0 FC4-6 1B		2-2 1B 1B		4	0	3	0	0	0	0									
<b>Willie Wilson, S</b> OBP: 0.313, SLG: 0.379 (1, 10)		0-1 1B		1-3 K		0-0 FC4-6		3-2 1B 1B		4	1	2	1	0	1	3									
<b>Lance Blankenship, R</b> OBP: 0.327, SLG: 0.263 (1, 5)		2-0 1B		1-2 G4-3		1-0 P4		1-3 K		4	0	1	1	0	1	5									
<b>Walt Weiss, S</b> OBP: 0.310, SLG: 0.316 (1, 6)		0-0 F9			0-1 F7		2-0 F9		0-1 G5-3	4	0	0	0	0	0	1									
<b>Mike Gallego, R</b> OBP: 0.367, SLG: 0.250 (1, 4)			0-0 F9		3-2 HR 1B		0-3 K		3-2 G4-3	4	1	1	0	0	1	0									
<b>Inning Stats</b>	R: 0 E: 0 K: 1 S: 9	H: 0 LOB: 0 BB: 0 P: 12	R: 1 E: 0 K: 0 S: 11	H: 2 LOB: 1 BB: 0 P: 17	R: 0 E: 0 K: 0 S: 7	H: 0 LOB: 0 BB: 0 P: 10	R: 0 E: 0 K: 1 S: 11	H: 2 LOB: 2 BB: 0 P: 13	R: 2 E: 0 K: 0 S: 13	H: 2 LOB: 0 BB: 0 P: 19	R: 0 E: 0 K: 0 S: 6	H: 1 LOB: 1 BB: 0 P: 9	R: 0 E: 0 K: 1 S: 5	H: 0 LOB: 0 BB: 0 P: 8	R: 1 E: 0 K: 2 S: 18	H: 3 LOB: 2 BB: 0 P: 27		R: 2 E: 0 K: 1 S: 12	H: 2 LOB: 0 BB: 0 P: 16	1B: 9 2B: 1 3B: 0 HR: 2	SF: 0 SAC: 0 DP: 0 HBP: 0	WP: 0 PB: 0 SB: 1 CS: 0	PA: 39		
<b>PITCHER</b>	IP	WLS	BF	H	R	ER	SO	BB	IBB	HBP	BLK	WP	HR	S	P	ERA	WHIP								
<b>Greg Swindell, L</b> ERA: 3.07 (1, 1)	7.0	W	28	7	3	3	3	0	0	0	0	0	1	62	88	3.86	1.000								
<b>Rod Nichols, R</b> ERA: 9.0 (8, 1)	1.0		6	3	1	1	2	0	0	0	0	0	0	18	27	9.00	3.000								
<b>Jesse Orosco, L</b> ERA: 3.0 (9, 1)	1.0		5	2	2	2	1	0	0	0	0	0	1	12	16	18.00	2.000								





Batter	1	2	3	4	5	6	7	8	9	AB	R	H	RBI	BB	SO	LOB	TOP			
Mike Devereaux, R (1, 8) OBP: 0.352, SLG: 0.520	F8		G3 S BB	FC4-6 BB		K		F9		3	0	0	0	2	1	1				
Joe Orsulak, L (1, 7) OBP: 0.294, SLG: 0.290	K		G3	FC4-6		L8		F9		5	0	0	0	0	1	4				
Cal Ripken Jr., R (1, 6) OBP: 0.398, SLG: 0.641	K									3	1	1	1	1	1	0				
Juan Bell, R (6, 6) OBP: 0.118, SLG: 0.118	K			BB		HR		L8		1	0	0	0	0	0	0				
Dwight Evans, R (1, 9) OBP: 0.395, SLG: 0.371		G6-3	G4-3		K			L4		3	0	0	0	0	1	2				
Brady Anderson, L (5, 9) OBP: 0.357, SLG: 0.250										2	0	0	0	0	1	0				
Sam Horn, L (1, 10) OBP: 0.339, SLG: 0.500										4	1	3	0	0	0	0				
Jeff McKnight, S (1, 3) OBP: 0.250, SLG: 0.250	K									4	0	1	0	0	1	2				
Craig Worthington, R (1, 5) OBP: 0.316, SLG: 0.333										3	0	1	0	1	0	2				
Ernie Whitt, L (1, 2) OBP: 0.304, SLG: 0.238	F7									4	0	0	0	0	0	6				
Tim Hulett, R (1, 4) OBP: 0.316, SLG: 0.778			F7							3	1	2	2	1	0	0				
<b>Inning Stats</b>	R: 0 E: 0 K: 2 S: 10	H: 0 LOB: 0 BB: 0 P: 18	R: 0 E: 0 K: 1 S: 12	H: 1 LOB: 2 BB: 1 P: 22	R: 0 E: 0 K: 0 S: 11	H: 0 LOB: 2 BB: 2 P: 24	R: 1 E: 0 K: 0 S: 13	H: 3 LOB: 3 BB: 1 P: 23	R: 1 E: 0 K: 1 S: 11	H: 1 LOB: 0 BB: 0 P: 18	R: 0 E: 0 K: 0 S: 8	H: 0 LOB: 0 BB: 0 P: 14	R: 0 E: 0 K: 0 S: 8	H: 0 LOB: 1 BB: 1 P: 15	R: 0 E: 0 K: 1 S: 7	H: 0 LOB: 0 BB: 0 P: 9	1B: 5 2B: 1 3B: 0 HR: 2	SF: 0 SAC: 0 DP: 0 HBP: 0	WP: 0 PB: 0 SB: 1 CS: 0	PA: 40
<b>PITCHER</b>	IP WLS BF H R ER SO BB IBB HBP BLK WP HR S P ERA WHIP																			
Mike Moore, R (1, 1) ERA: 3.38	7.0 W 33 8 3 3 5 4 0 0 0 0 2 75 136 3.86 1.714																			
Eric Show, R (8, 1) ERA: 18.99	1.0 4 0 0 0 0 1 0 0 0 0 0 8 15 0.00 1.000																			
John Briscoe, R (9, 1) ERA: 9.95	1.0 3 0 0 0 1 0 0 0 0 0 0 7 9 0.00 0.000																			

Baltimore Orioles @ Oakland Athletics  
Oakland-Alameda County Coliseum, Oakland, CA

Tue May 07 1991, 7:05 PM PDT  
Att: 22,908 - Cloudy - 59 F



AB 35  
R 3  
H 8  
RBI 3  
BB 5  
SO 6  
LOB 17

Batter	1	2	3	4	5	6	7	8	9	AB	R	H	RBI	BB	SO	LOB	BOTTOM			
Rickey Henderson, R (1, 7) OBP: 0.362, SLG: 0.350										2	2	1	0	2	0	1				
Doug Jennings, L (8, 7)	2B E BB							G3		1	0	0	0	0	0	0				
Dave Henderson, R (1, 8) OBP: 0.425, SLG: 0.731										4	1	1	0	0	1	2				
Brad Komminsk, R (8, 8) OBP: 0.083, SLG: 0.083	E BB	K						L7		1	0	0	0	0	0	0				
Jose Canseco, R (1, 9) OBP: 0.415, SLG: 0.492	E6 HR									4	3	2	1	0	0	0				
Lance Blankenship, R (8, 9) OBP: 0.339, SLG: 0.283	2H 3H									0	0	0	0	1	0	0				
Harold Baines, L (1, 10) OBP: 0.341, SLG: 0.530										4	4	4	7	1	0	0				
Mark McGwire, R (1, 3) OBP: 0.375, SLG: 0.321										3	0	0	0	1	2	0				
Jamie Quirk, L (8, 2) OBP: 0.414, SLG: 0.346	K									0	0	0	0	1	0	0				
Terry Steinbach, R (1, 2) OBP: 0.318, SLG: 0.390										5	1	1	0	0	1	5				
Ernest Riles, L (1, 5) OBP: 0.338, SLG: 0.393										4	0	1	1	0	0	1				
Walt Weiss, S (1, 6) OBP: 0.304, SLG: 0.310										4	0	1	0	0	1	2				
Mike Gallego, R (1, 4) OBP: 0.361, SLG: 0.250										4	0	1	1	0	0	1				
<b>Inning Stats</b>	R: 4 E: 1 K: 2 S: 17	H: 2 LOB: 0 BB: 1 P: 29	R: 0 E: 0 K: 2 S: 10	H: 0 LOB: 1 BB: 1 P: 15	R: 2 E: 0 K: 0 S: 10	H: 3 LOB: 1 BB: 1 P: 25	R: 3 E: 0 K: 0 S: 16	H: 3 LOB: 0 BB: 0 P: 21	R: 1 E: 0 K: 1 S: 8	H: 1 LOB: 0 BB: 0 P: 13	R: 0 E: 0 K: 0 S: 5	H: 1 LOB: 1 BB: 0 P: 8	R: 0 E: 0 K: 0 S: 9	H: 0 LOB: 3 BB: 3 P: 27	R: 0 E: 0 K: 0 S: 9	H: 0 LOB: 0 BB: 0 P: 8	1B: 5 2B: 4 3B: 0 HR: 3	SF: 0 SAC: 0 DP: 1 HBP: 0	WP: 0 PB: 0 SB: 1 CS: 0	PA: 42
<b>PITCHER</b>	IP WLS BF H R ER SO BB IBB HBP BLK WP HR S P ERA WHIP																			
Ben McDonald, R (1, 1) ERA: 8.8	2.0 L 14 4 6 4 4 0 0 0 0 0 0 1 32 45 12.00 2.000																			
Dave Johnson, R (3, 1) ERA: 9.67	3.0 14 6 4 4 0 0 0 0 0 0 1 32 45 12.00 2.000																			
Jeff Robinson, R (6, 1) ERA: 6.5	2.0 8 2 1 1 1 0 0 0 0 0 1 13 21 4.50 1.000																			
Bob Milacki, R (8, 1) ERA: 0.79	1.0 6 0 0 0 0 3 0 0 0 0 0 9 27 0.00 3.000																			

Baltimore Orioles @ Oakland Athletics  
Oakland-Alameda County Coliseum, Oakland, CA

Tue May 07 1991, 7:05 PM PDT  
Att: 22,908 - Cloudy - 59 F

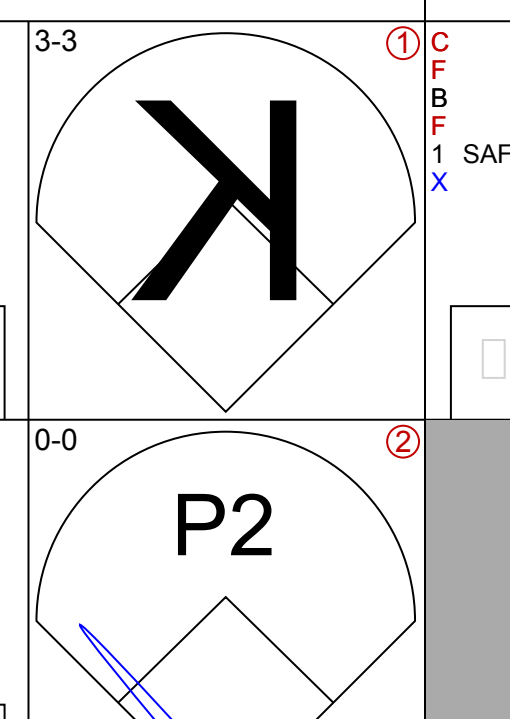
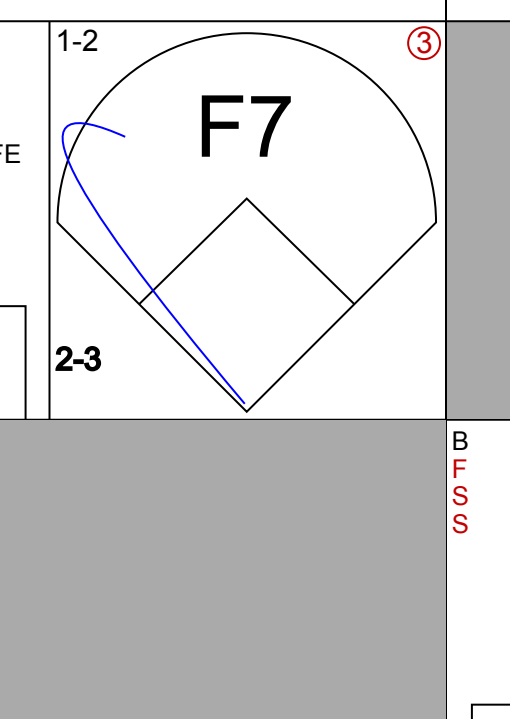
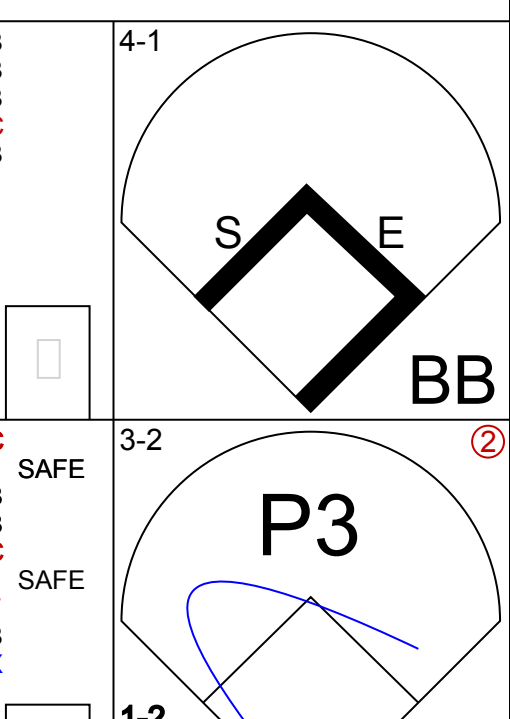
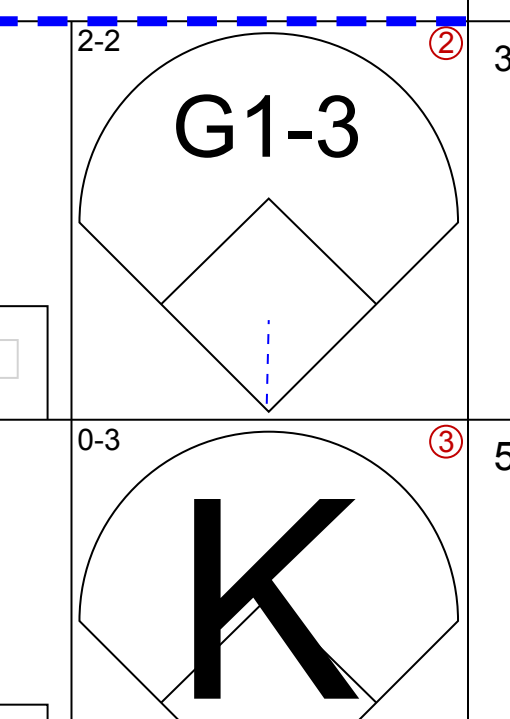
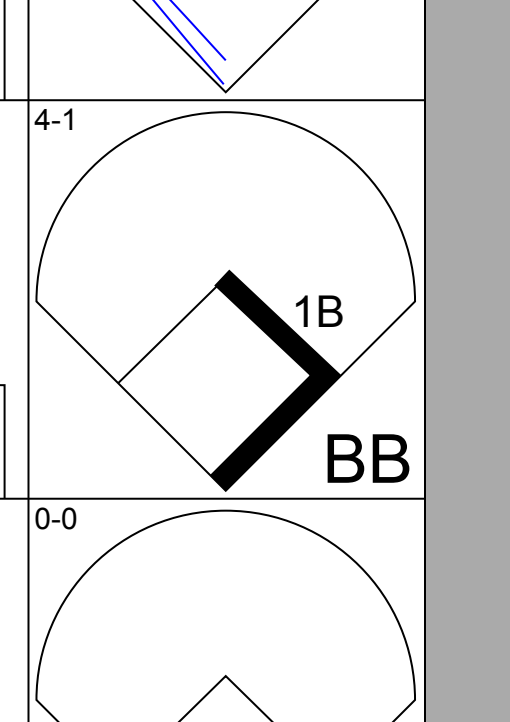
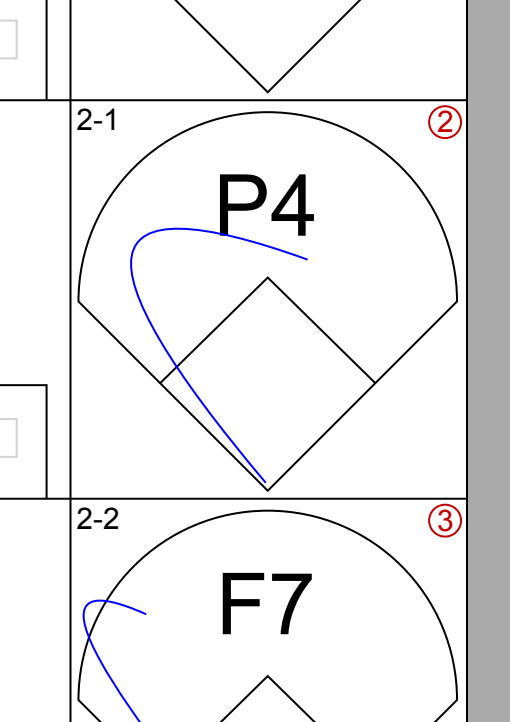
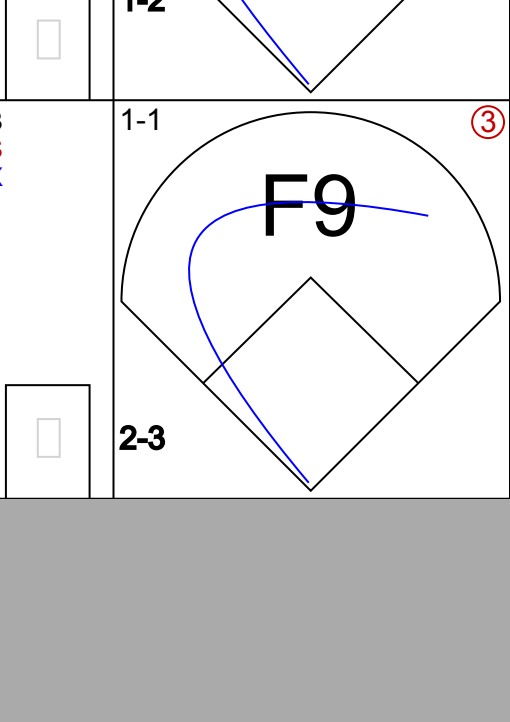
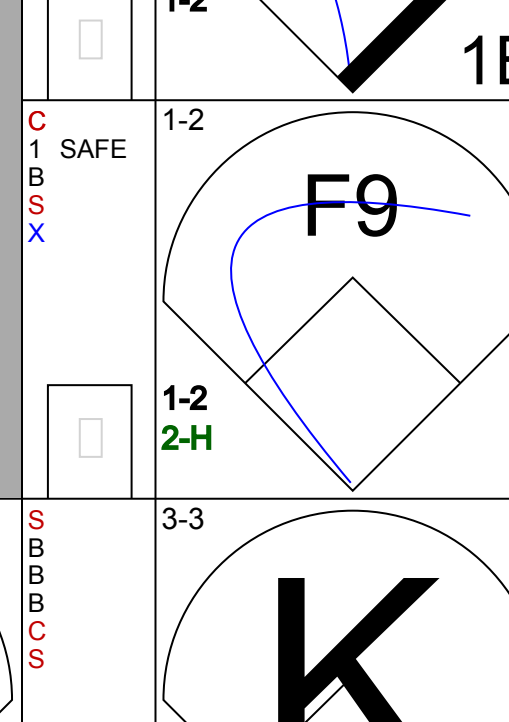

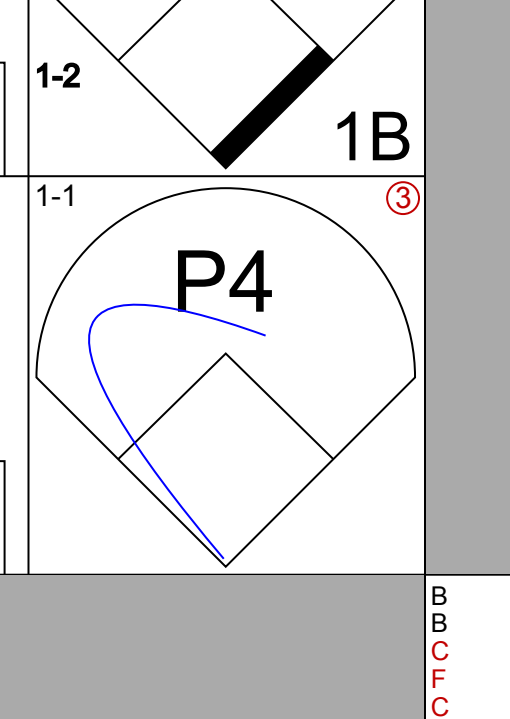
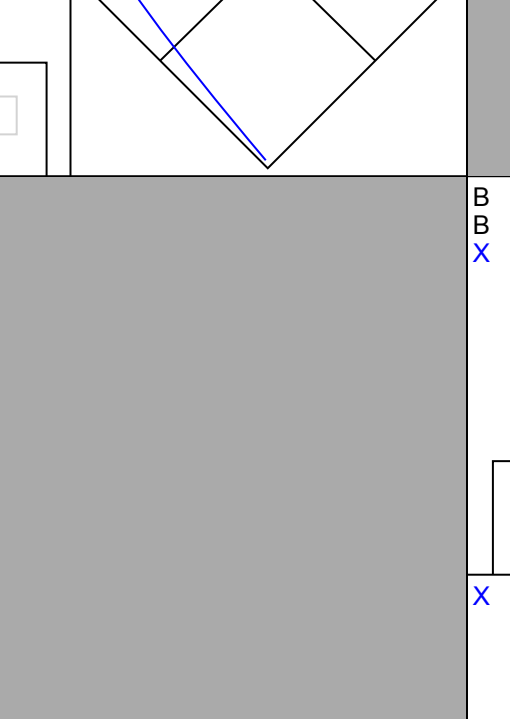

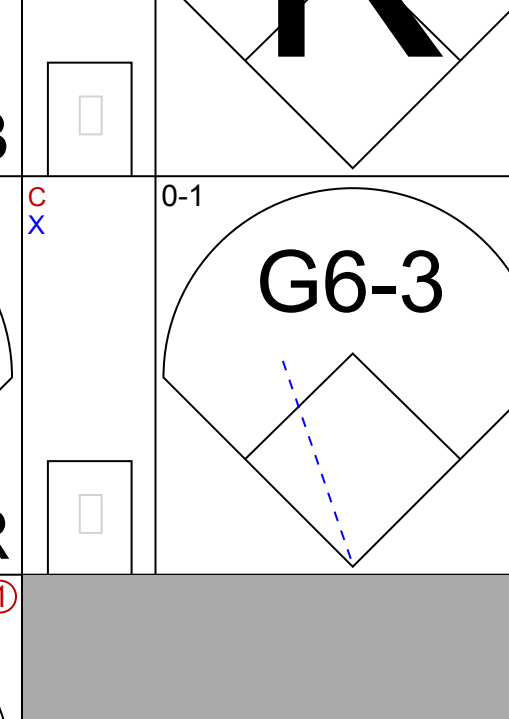
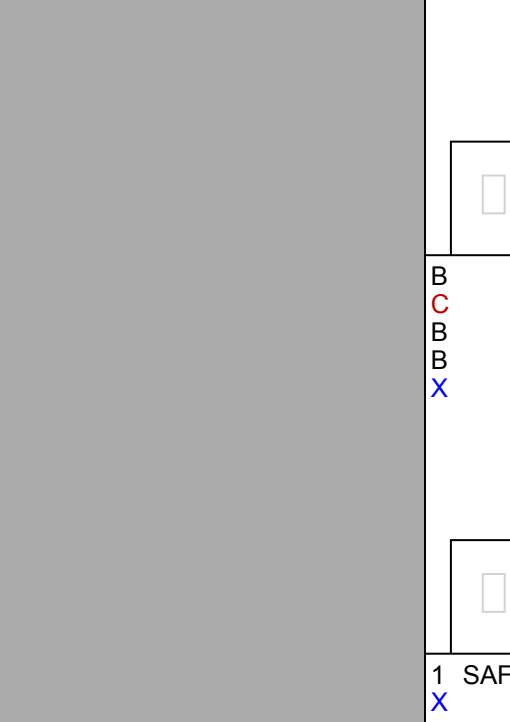

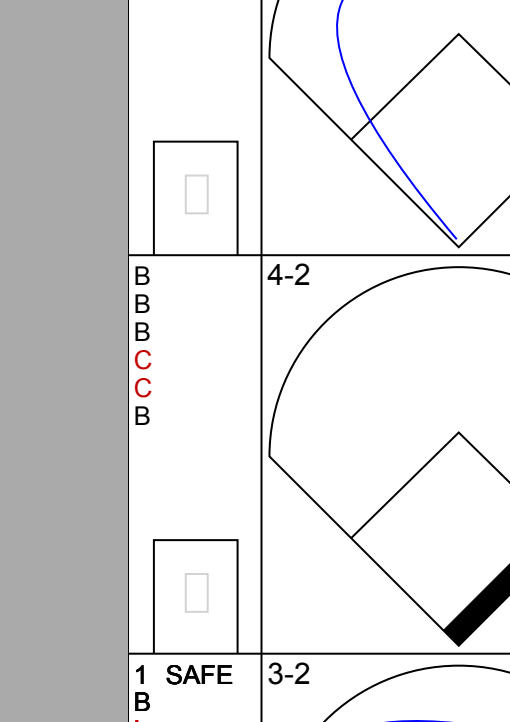
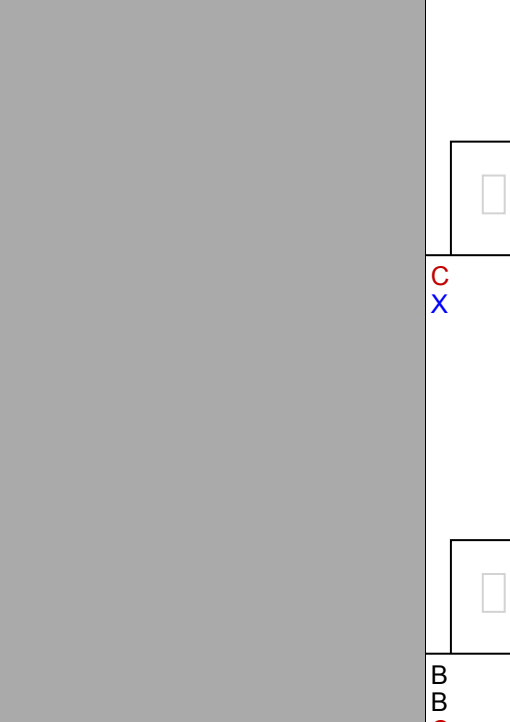
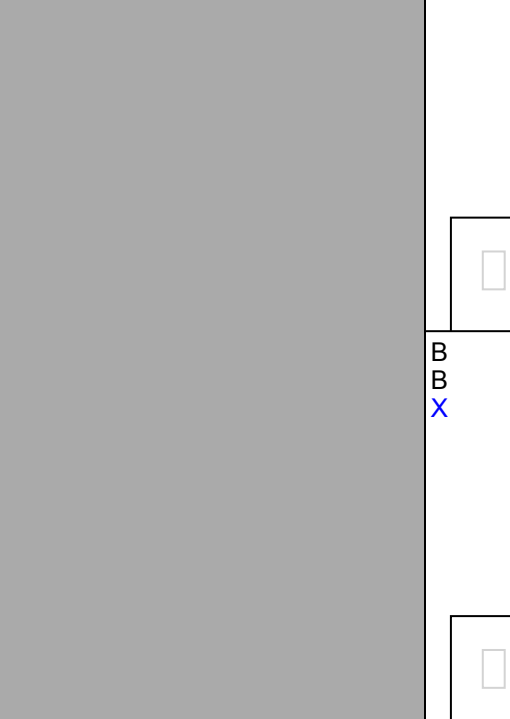
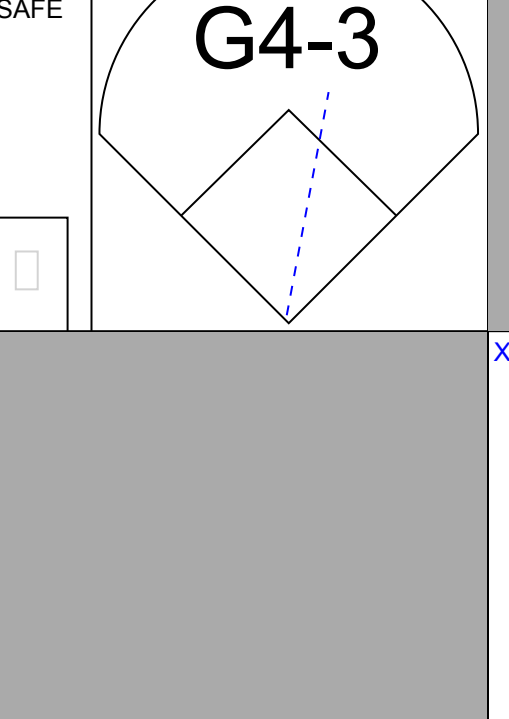
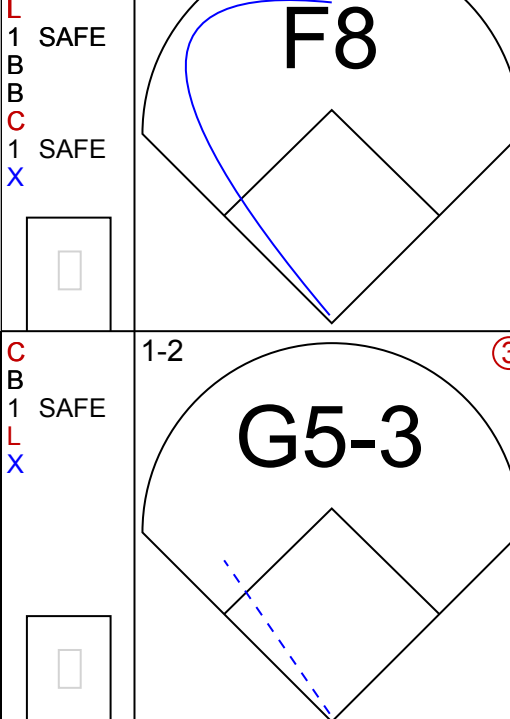
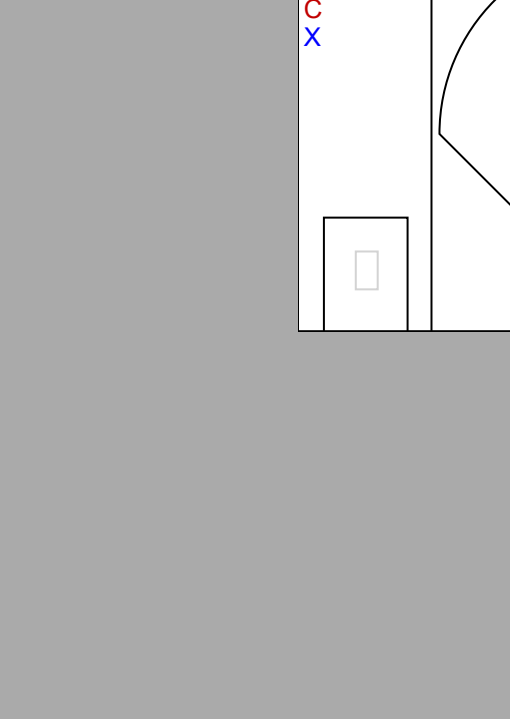
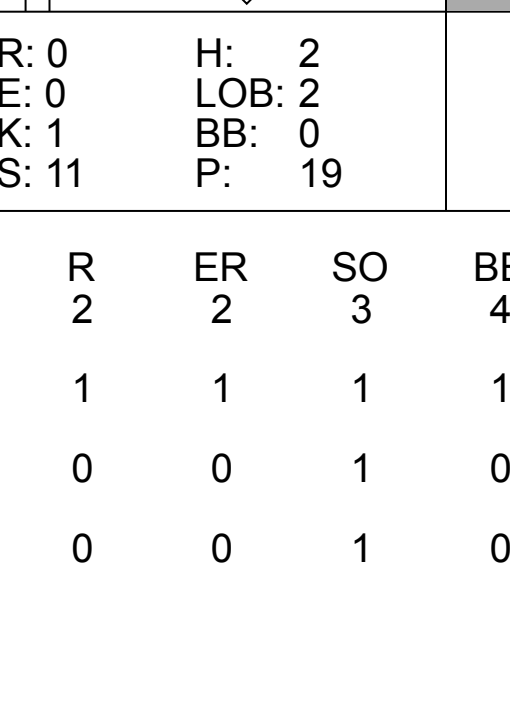
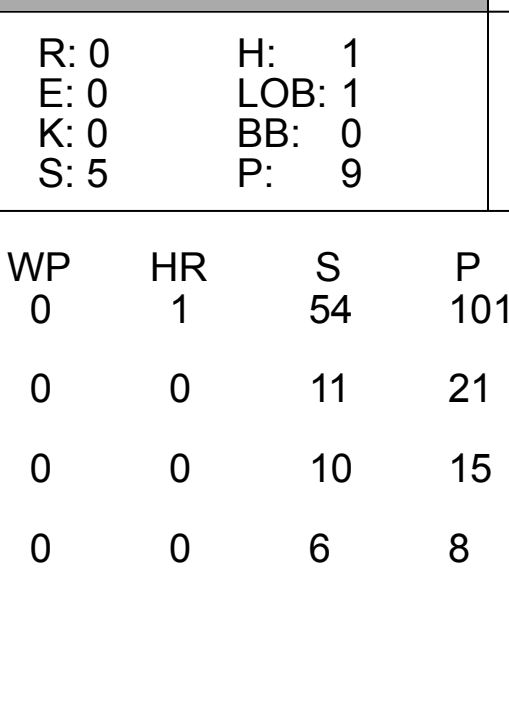
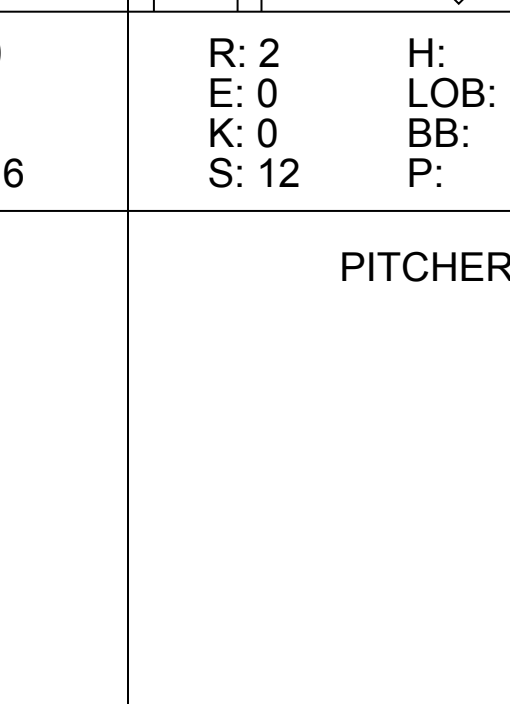
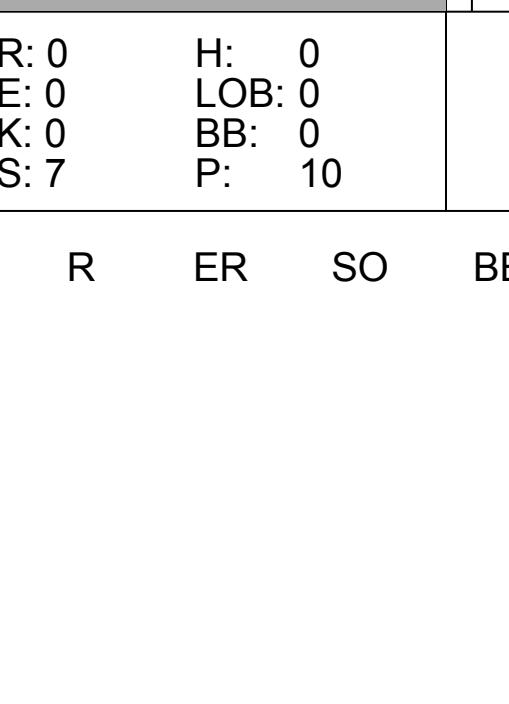
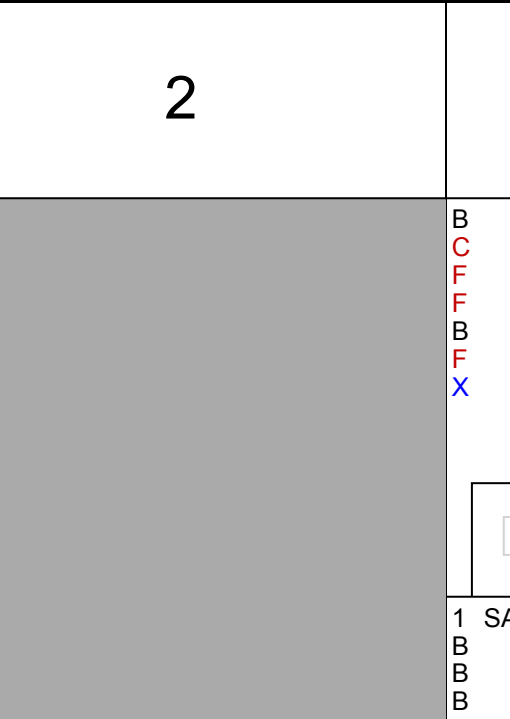
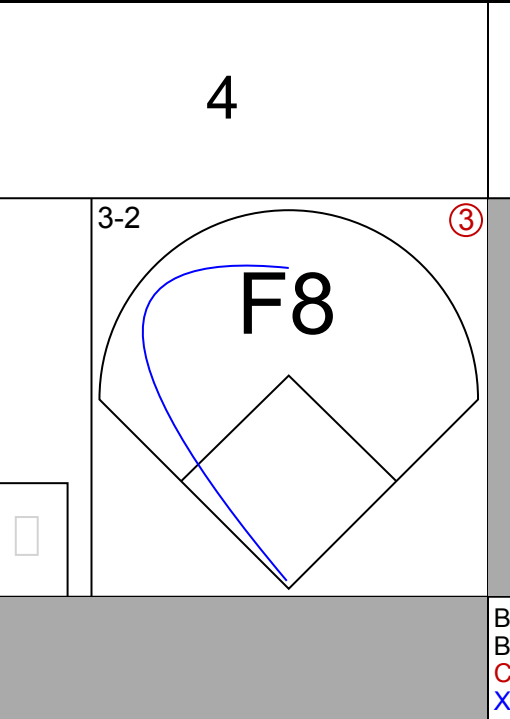




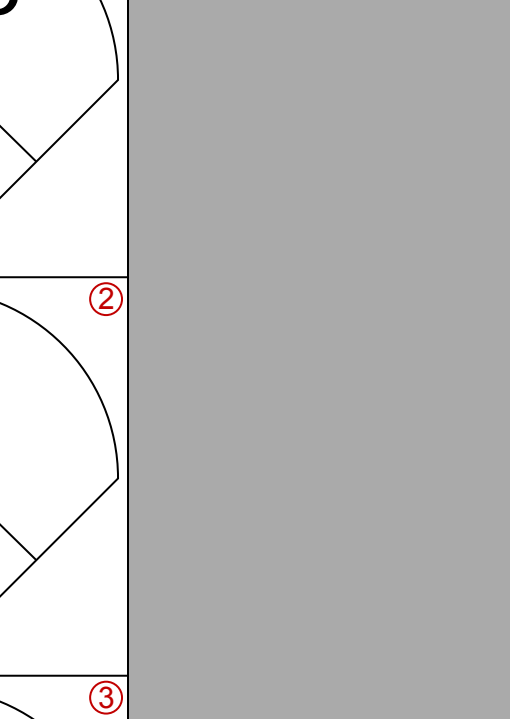

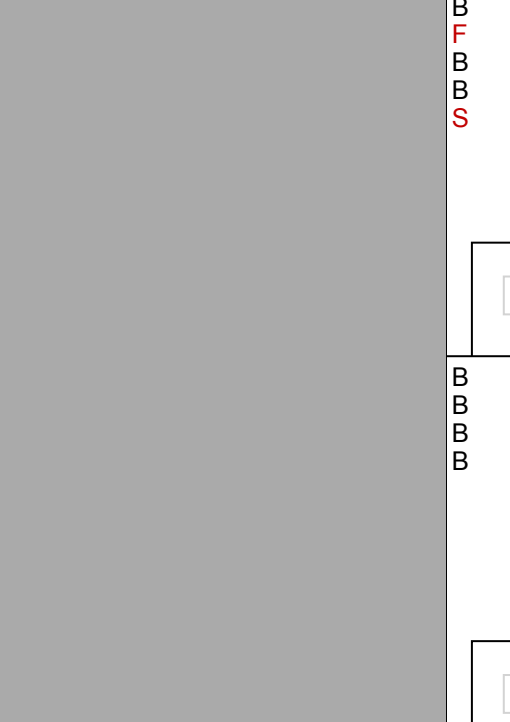

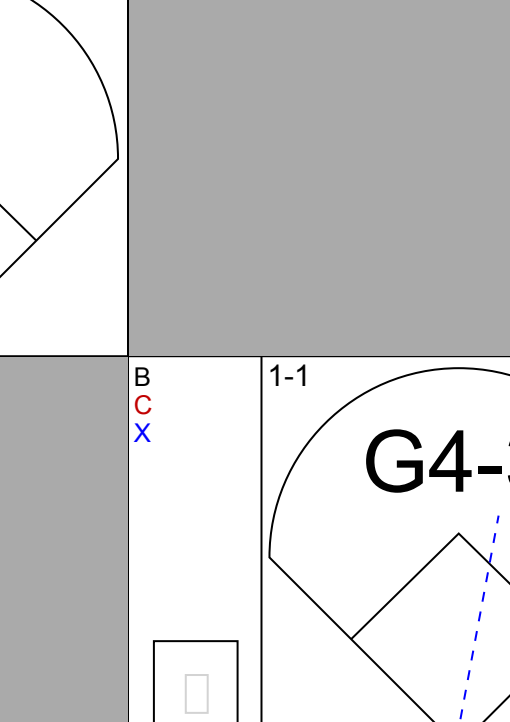



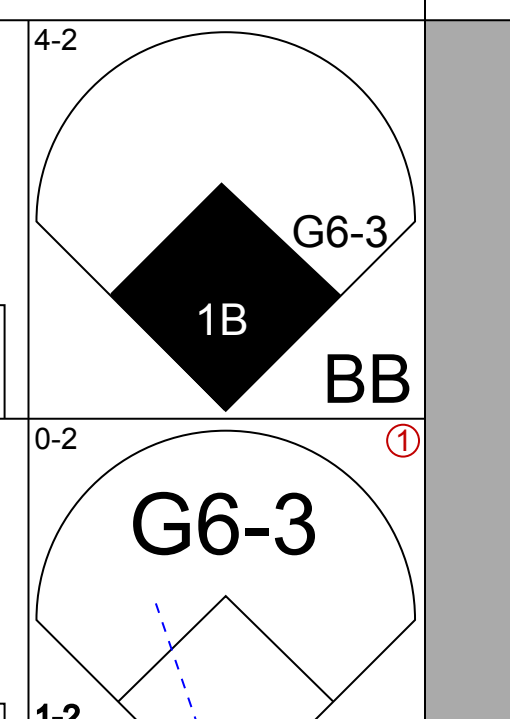
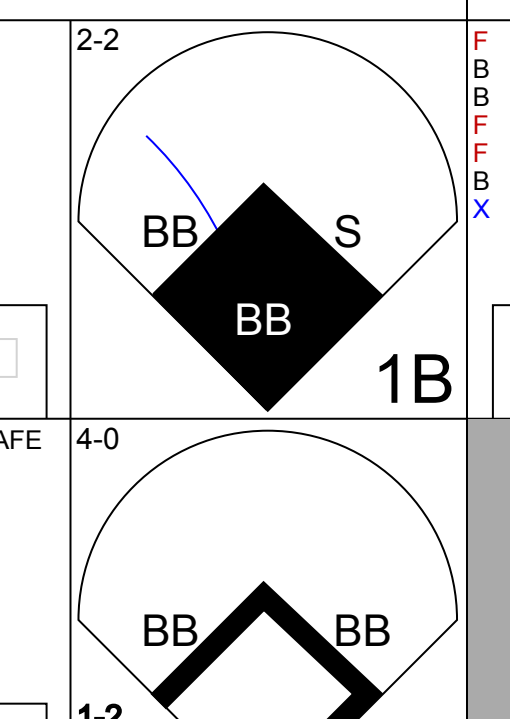
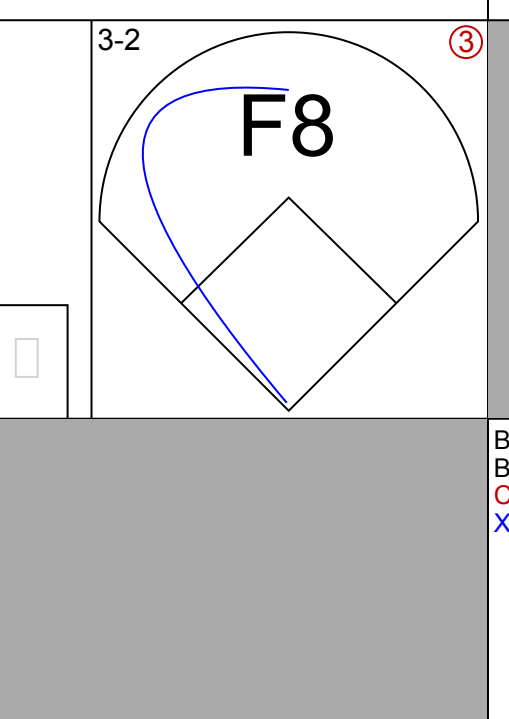
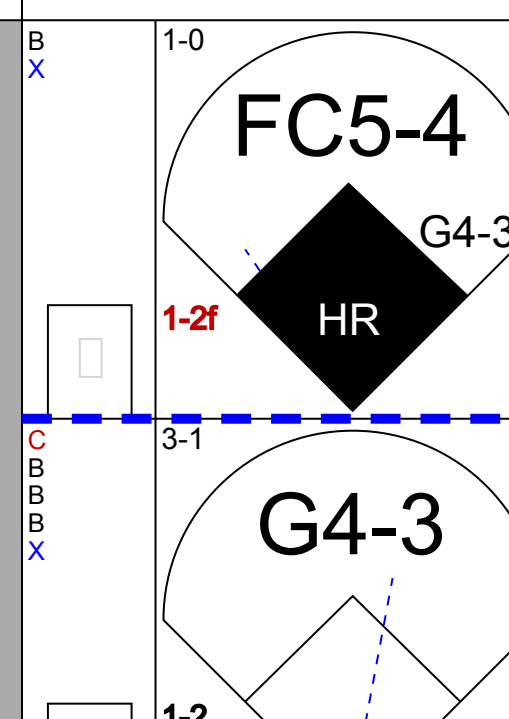
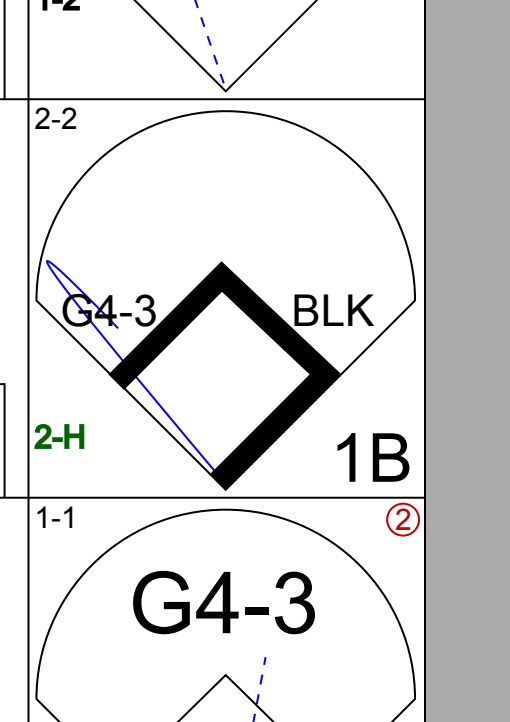
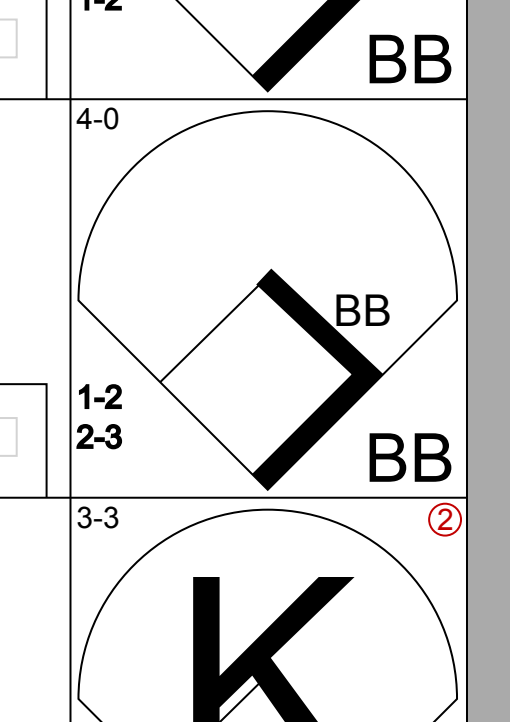
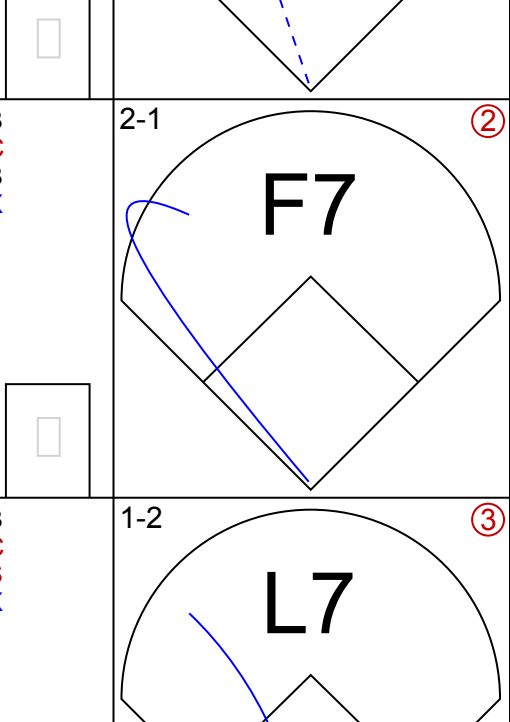
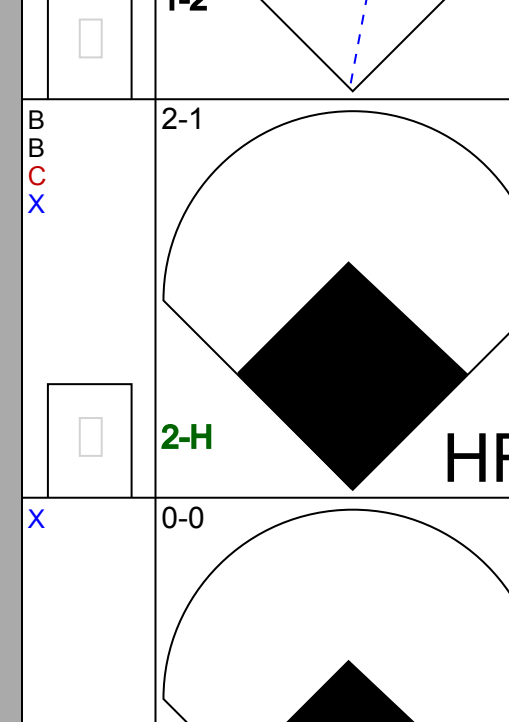
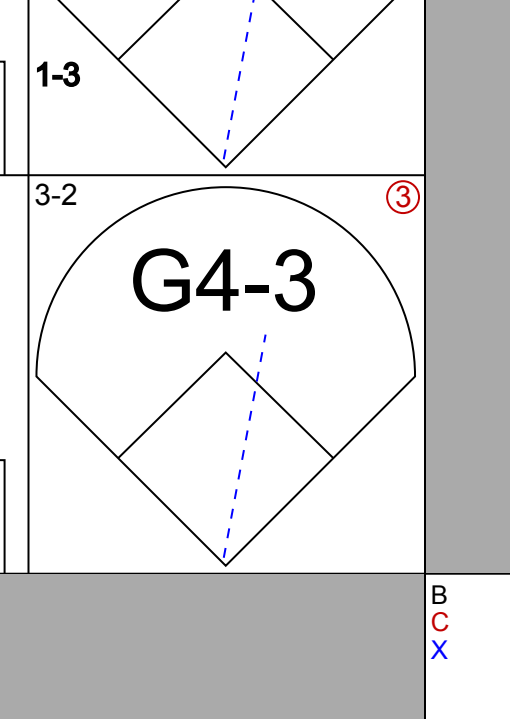
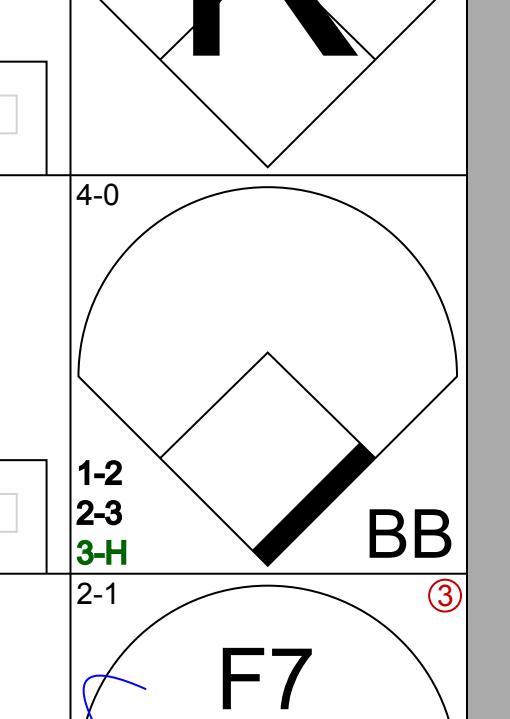
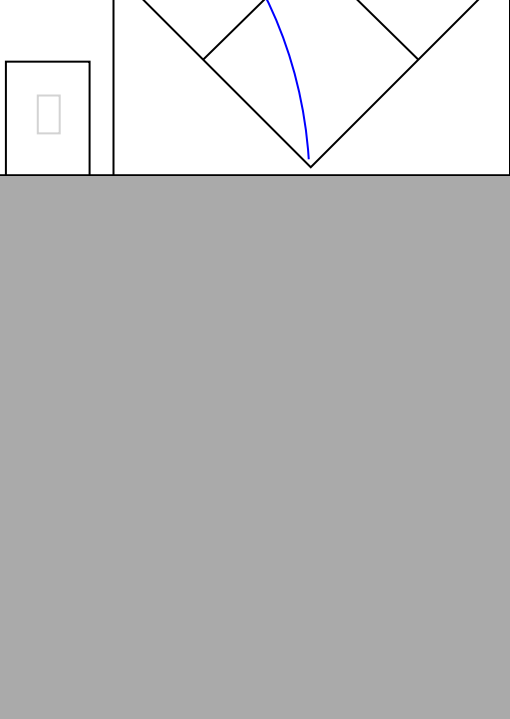
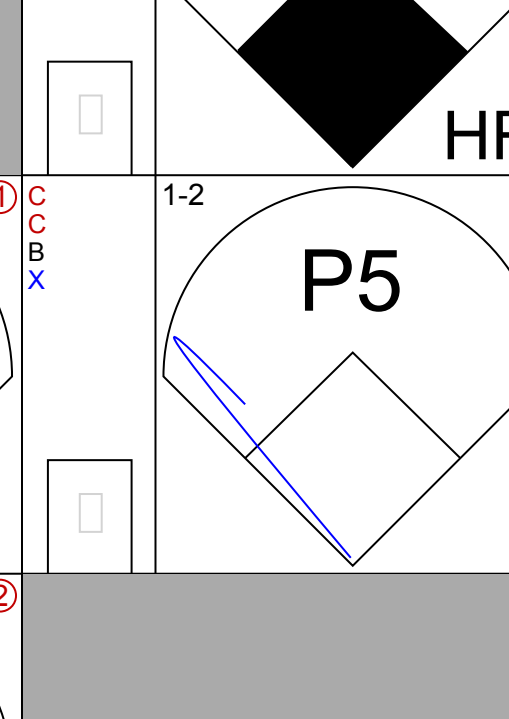
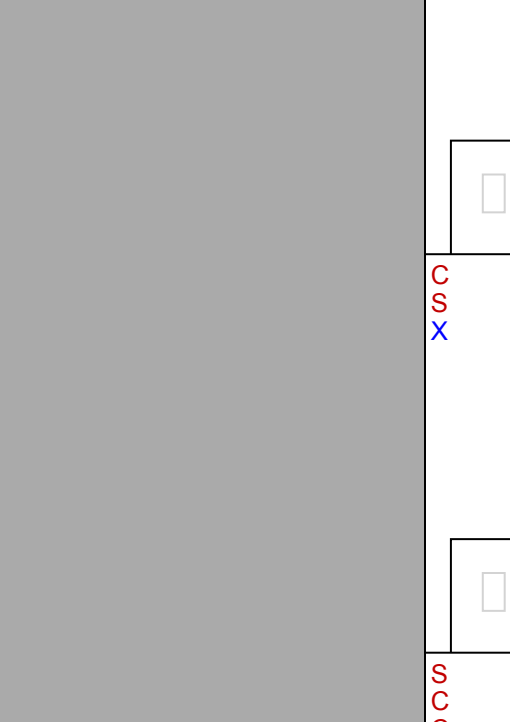
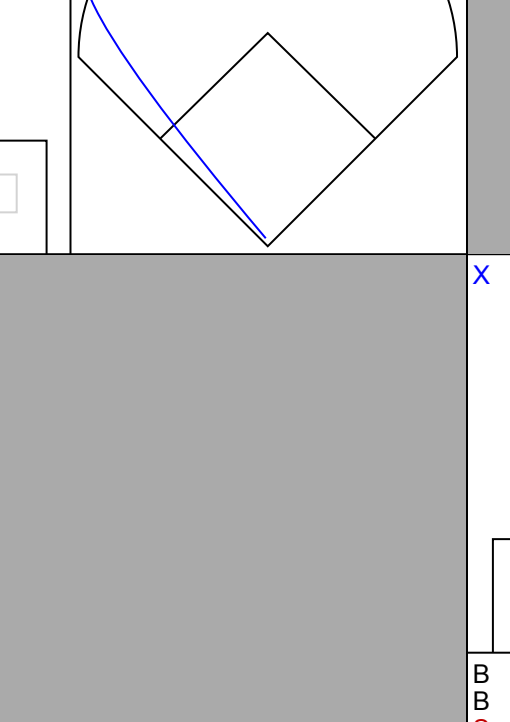



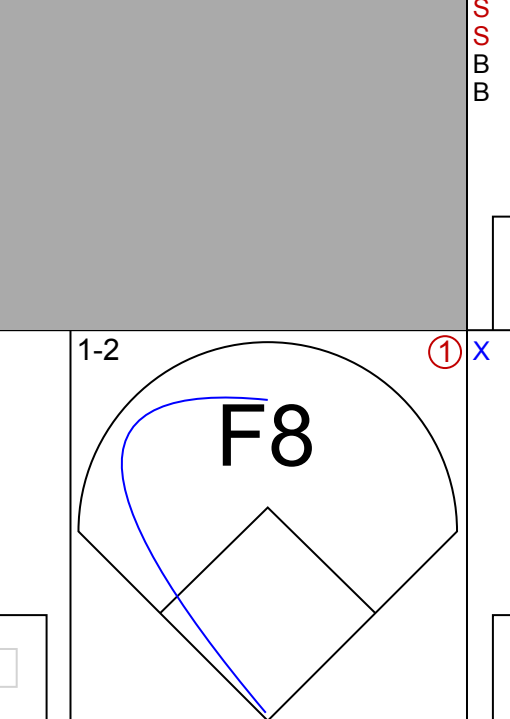
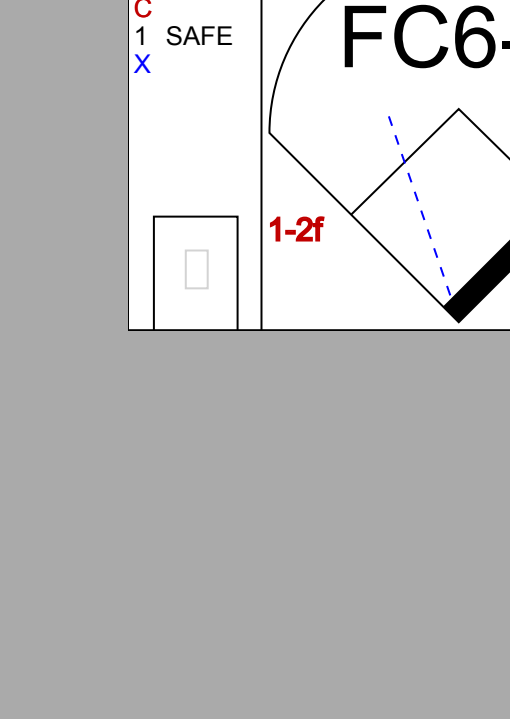
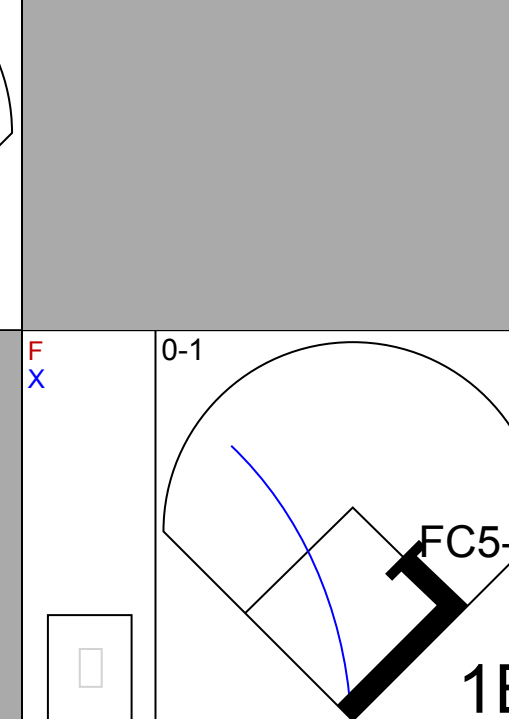
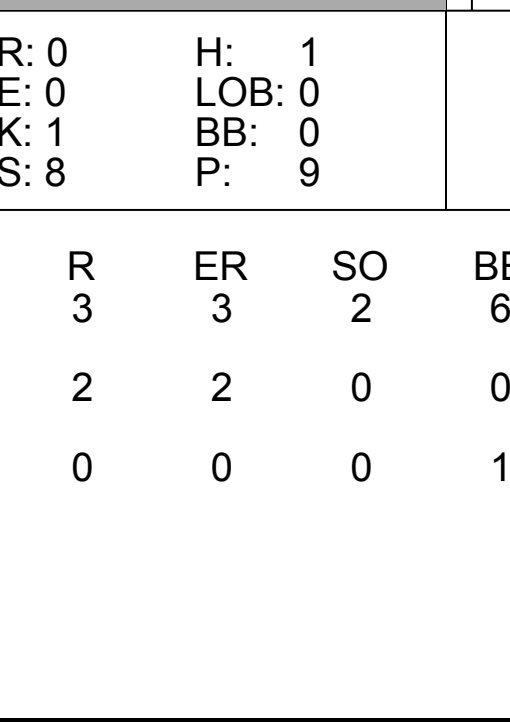
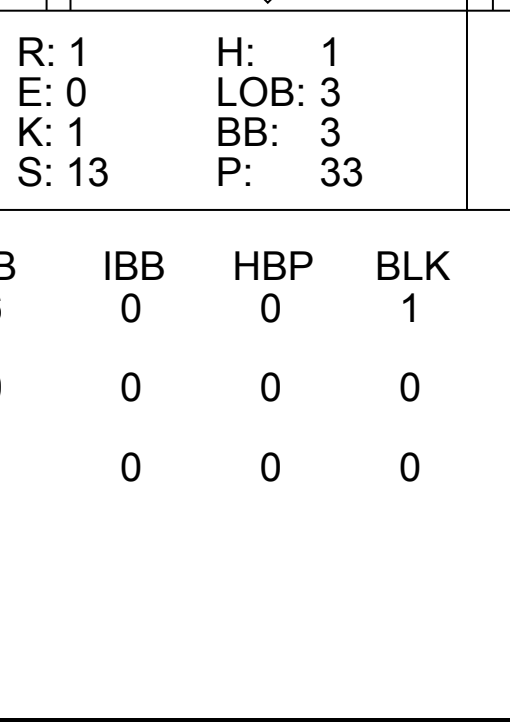
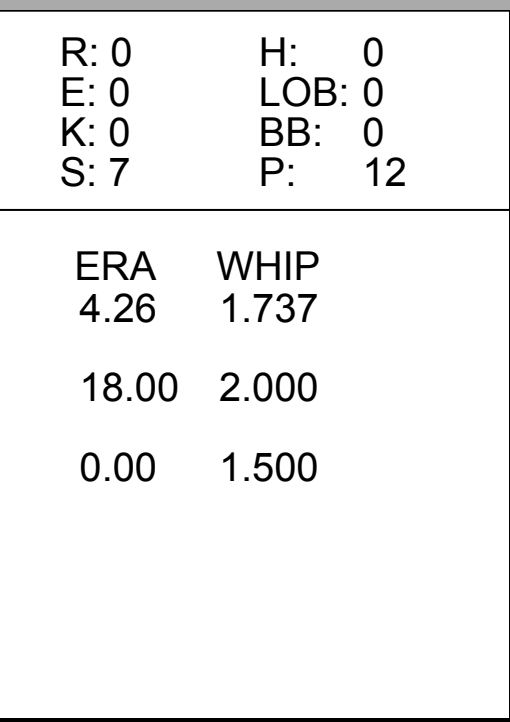
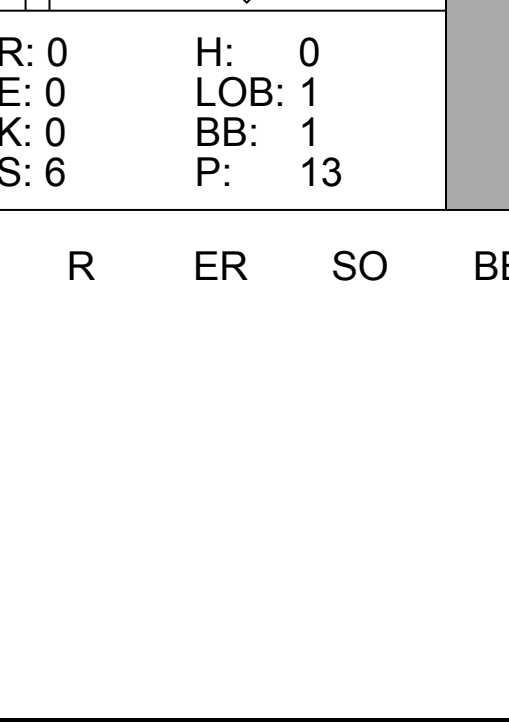
AB 36  
R 11  
H 12  
RBI 10  
BB 6  
SO 5  
LOB 12







Batter	1	2	3	4	5	6	7	8	9	AB	R	H	RBI	BB	SO	LOB	TOP																					
Rickey Henderson, R OBP: 0.375, SLG: 0.428 (1, 7)										3	1	0	0	2	1	2	<p>Oakland Athletics @ New York Yankees Yankee Stadium, Bronx, NY Fri May 10 1991, 7:05 PM EDT Att: 25,336 - Cloudy - 68 F</p> <p>livebaseballscores.com</p>																					
Dave Henderson, R OBP: 0.421, SLG: 0.696 (1, 10)										5	0	1	0	0	2	1																						
Jose Canseco, R OBP: 0.404, SLG: 0.457 (1, 9)										3	0	0	0	1	0	2																						
Mark McGwire, R OBP: 0.393, SLG: 0.402 (1, 3)										3	1	1	0	1	1	1																						
Terry Steinbach, R OBP: 0.313, SLG: 0.422 (1, 2)										4	1	1	2	0	0	3																						
Willie Wilson, S OBP: 0.306, SLG: 0.394 (1, 8)										4	0	1	0	0	1	0																						
Lance Blankenship, R OBP: 0.329, SLG: 0.264 (1, 5)										3	0	1	0	1	0	1																						
Walt Weiss, S OBP: 0.296, SLG: 0.300 (1, 6)										4	0	1	0	0	0	2																						
Mike Gallego, R OBP: 0.352, SLG: 0.240 (1, 4)										4	0	0	0	0	1	3																						
<b>Inning Stats</b>	R: 0 E: 0 K: 1 S: 8	H: 1 LOB: 2 BB: 1 P: 16	R: 0 E: 0 K: 1 S: 11	H: 2 LOB: 2 BB: 0 P: 19	R: 0 E: 0 K: 1 S: 10	H: 0 LOB: 0 BB: 0 P: 15	R: 0 E: 0 K: 0 S: 5	H: 1 LOB: 1 BB: 0 P: 9	R: 0 E: 1 K: 0 S: 8	H: 0 LOB: 1 BB: 2 P: 16	R: 2 E: 0 K: 0 S: 12	H: 1 LOB: 1 BB: 2 P: 26	R: 1 E: 0 K: 1 S: 11	H: 1 LOB: 1 BB: 1 P: 21	R: 0 E: 0 K: 0 S: 7	H: 0 LOB: 0 BB: 0 P: 10	R: 0 E: 0 K: 2 S: 9	H: 0 LOB: 0 BB: 0 P: 13	1B: 5 2B: 0 3B: 0 HR: 1	SF: 0 SAC: 0 DP: 0 HBP: 0	WP: 0 PB: 0 SB: 4 CS: 0	PA: 38																
<b>PITCHER</b>	IP WLS BF H R ER SO BB IBB HBP BLK WP HR S P ERA WHIP																																					
Chuck Cary, L ERA: 5.59 (1, 1)	6.0	W 27	5	2	2	3	4	0	0	0	0	0	0	0	1	54	101	3.00	1.500																			
John Habyan, R ERA: 2.35 (7, 1)	1.0	W 5	1	1	1	1	1	0	0	0	0	0	0	0	0	11	21	9.00	2.000																			
Greg Cadaret, L ERA: 3.63 (8, 1)	1.1	S 4	0	0	0	1	0	0	0	0	0	0	0	0	0	10	15	0.00	0.000																			
Steve Farr, R ERA: 3.14 (9, 1)	0.2	S 2	0	0	0	1	0	0	0	0	0	0	0	0	6	8	0.00	0.000																				

Batter	1	2	3	4	5	6	7	8	9	AB	R	H	RBI	BB	SO	LOB	BOTTOM																		
Roberto Kelly, R OBP: 0.348, SLG: 0.427 (1, 8)										3	3	1	0	1	0	2	<p>Oakland Athletics @ New York Yankees Yankee Stadium, Bronx, NY Fri May 10 1991, 7:05 PM EDT Att: 25,336 - Cloudy - 68 F</p> <p>livebaseballscores.com</p>																		
Steve Sax, R OBP: 0.306, SLG: 0.303 (1, 4)										3	0	0	0	1	0	2																			
Don Mattingly, L OBP: 0.350, SLG: 0.333 (1, 3)										3	1	2	3	1	0	0																			
Kevin Maas, L OBP: 0.478, SLG: 0.560 (1, 10)										4	1	1	1	0	1	4																			
Mel Hall, L OBP: 0.236, SLG: 0.442 (1, 7)										3	0	0	1	1	0	1																			
Matt Nokes, L OBP: 0.325, SLG: 0.493 (1, 2)										4	0	1	0	0	0	3																			
Bob Geren, R OBP: 0.368, SLG: 0.353 (9, 2)										0	0	0	0	0	0	0																			
Jesse Barfield, R OBP: 0.396, SLG: 0.463 (1, 9)										2	0	0	0	2	0	1																			
Jim Leyritz, R OBP: 0.271, SLG: 0.128 (1, 5)										3	0	0	0	1	1	2																			
Randy Velarde, R OBP: 0.115, SLG: 0.154 (9, 5)										0	0	0	0	0	0	0																			
Alvaro Espinoza, R OBP: 0.370, SLG: 0.464 (1, 6)										4	0	2	0	0	0	1																			
<b>Inning Stats</b>	R: 1 E: 0 K: 0 S: 15	H: 1 LOB: 1 BB: 1 P: 25	R: 0 E: 0 K: 1 S: 8	H: 1 LOB: 0 BB: 0 P: 9	R: 1 E: 0 K: 1 S: 13	H: 1 LOB: 3 BB: 3 P: 33	R: 0 E: 0 K: 0 S: 8	H: 1 LOB: 1 BB: 1 P: 15	R: 0 E: 0 K: 0 S: 7	H: 0 LOB: 0 BB: 1 P: 12	R: 0 E: 0 K: 0 S: 7	H: 0 LOB: 1 BB: 1 P: 13	R: 3 E: 0 K: 0 S: 11	H: 3 LOB: 0 BB: 0 P: 18	R: 0 E: 0 K: 0 S: 6	H: 0 LOB: 1 BB: 1 P: 13	R: 0 E: 0 K: 0 S: 6	H: 0 LOB: 1 BB: 1 P: 13	1B: 5 2B: 0 3B: 0 HR: 2	SF: 0 SAC: 0 DP: 1 HBP: 0	WP: 0 PB: 0 SB: 1 CS: 0	PA: 36													
<b>PITCHER</b>	IP WLS BF H R ER SO BB IBB HBP BLK WP HR S P ERA WHIP																																		
Bob Welch, R ERA: 3.35 (1, 1)	6.1	L 28	5	3	3	2	6	0	0	0	1	11	17	18.00	2.000																				
Joe Klink, L ERA: 2.57 (7, 1)	1.0	L 5	2	2	2	0	0	0	0	0	0	2	10	17	18.00	2.000																			
John Briscoe, R ERA: 9.0 (8, 1)	0.2	S 3	0	0	0	0	1	0	0	0	0	0	4	10	0.00	1.500																			





Batter	1	2	3	4	5	6	7	8	9	AB	R	H	RBI	BB	SO	LOB	TOP					
Rickey Henderson, R OBP: 0.393, SLG: 0.420 Willie Wilson, S OBP: 0.351, SLG: 0.388	L3		HR	SF8		G6-4-3	E6		G6-3	3	2	1	0	2	0	2						
Dave Henderson, R OBP: 0.437, SLG: 0.726 Fred Manrique, R OBP: 0.217, SLG: 0.143	F9		HR			G6-4-3				4	1	3	5	1	0	0						
Jose Canseco, R OBP: 0.395, SLG: 0.458 Doug Jennings, L	G4-3		1B	SF8		G6-4-3	K			4	1	1	1	0	1	4						
Harold Baines, L OBP: 0.344, SLG: 0.512		G6-3	1B	K				G4-3		3	1	0	0	2	1	1						
Mark McGwire, R OBP: 0.393, SLG: 0.389		FC4	F9	K		F8				3	0	0	0	2	1	5						
Ernest Riles, L OBP: 0.324, SLG: 0.373	F7		1B			K		F7		5	1	1	1	0	2	2						
Walt Weiss, S OBP: 0.305, SLG: 0.309	FC4		1B	P6				G4-3		5	0	2	1	0	0	2						
Jamie Quirk, L OBP: 0.382, SLG: 0.323			G4-3			F7		FC6		5	1	1	1	0	1	1						
Mike Gallego, R OBP: 0.368, SLG: 0.260 Lance Blankenship, R OBP: 0.338, SLG: 0.254										2	3	1	0	2	0	2						
<b>Inning Stats</b>	R: 0 H: 0 E: 0 K: 0 S: 9	H: 0 LOB: 0 BB: 0 P: 13	R: 0 H: 0 E: 0 K: 0 S: 6	H: 0 LOB: 1 BB: 1 P: 12	R: 6 H: 6 E: 0 K: 0 S: 20	H: 6 LOB: 2 BB: 2 P: 38	R: 1 H: 0 E: 0 K: 2 S: 12	H: 0 LOB: 1 BB: 2 P: 23	R: 0 H: 0 E: 0 K: 1 S: 8	H: 0 LOB: 0 BB: 0 P: 14	R: 1 H: 2 E: 0 K: 0 S: 14	H: 2 LOB: 2 BB: 2 P: 26	R: 2 H: 2 E: 1 K: 1 S: 23	H: 2 LOB: 2 BB: 1 P: 36	R: 0 H: 0 E: 0 K: 1 S: 8	H: 0 LOB: 1 BB: 1 P: 14	R: 0 H: 0 E: 0 K: 1 S: 8	H: 0 LOB: 0 BB: 1 P: 14	1B: 7 2B: 2 3B: 0 HR: 1	SF: 1 SAC: 0 DP: 2 HBP: 0	WP: 0 PB: 0 SB: 1 CS: 0	PA: 46
<b>PITCHER</b>	IP	WLS	BF	H	R	ER	SO	BB	IBB	HBP	BLK	WP	HR	S	P	ERA	WHIP					
Dave Eiland, R ERA: 5.04	2.2	L	16	5	6	6	0	3	0	0	0	0	1	32	58	20.25	3.000					
Eric Plunk, R ERA: 8.32	2.1		13	3	2	1	3	3	0	0	0	0	0	32	58	3.86	2.571					
Rich Monteleone, R ERA: 3.75	3.0		14	2	2	0	2	3	0	0	0	0	0	36	60	0.00	1.667					
Steve Howe, L ERA:	1.0		3	0	0	0	1	1	0	0	0	0	0	8	14	0.00	1.000					

Oakland Athletics @ New York Yankees  
Yankee Stadium, Bronx, NY  
Sat May 11 1991, 3:33 AM EDT  
Att: 30,967 - Cloudy - 74 F

AB 35  
R 10  
H 10  
RBI 9  
BB 10  
SO 6  
LOB 20



Batter	1	2	3	4	5	6	7	8	9	AB	R	H	RBI	BB	SO	LOB	BOTTOM					
Roberto Kelly, R OBP: 0.345, SLG: 0.414 Scott Lusader, L OBP: 0.250, SLG: 0.143	E		K		F8			G5-3		3	1	0	0	1	1	0						
Steve Sax, R OBP: 0.306, SLG: 0.295	E2		E4			G6-3		G4-3		3	0	0	0	1	0	1						
Don Mattingly, L OBP: 0.347, SLG: 0.330 Mike Blowers, R OBP: 0.263, SLG: 0.265			F7			F8		G4-3		4	0	1	1	0	0	2						
Kevin Maas, L OBP: 0.462, SLG: 0.534	K		P5			K		G3		4	0	0	0	0	2	4						
Mel Hall, L OBP: 0.224, SLG: 0.418 Hensley Meulens, R OBP: 0.229, SLG: 0.269	L7				F8		P6		G6-3	3	0	0	0	0	0	2						
Matt Nokes, L OBP: 0.325, SLG: 0.526 Bob Geren, R OBP: 0.350, SLG: 0.333	G4-3		K2-3		K2-3		HR		G5-3	3	1	1	1	0	1	2						
Jesse Barfield, R OBP: 0.380, SLG: 0.440			F7		P6		P5		F9	4	0	0	0	0	0	0						
Jim Leyritz, R OBP: 0.255, SLG: 0.119			F9				F8		E6	3	0	0	0	0	0	0						
Alvaro Espinoza, R OBP: 0.355, SLG: 0.444			F9				F8		F8	3	0	0	0	0	0	1						
<b>Inning Stats</b>	R: 1 H: 1 E: 1 K: 1 S: 14	H: 1 LOB: 2 BB: 1 P: 23	R: 0 H: 0 E: 0 K: 0 S: 6	H: 0 LOB: 0 BB: 0 P: 11	R: 0 H: 0 E: 1 K: 1 S: 8	H: 0 LOB: 1 BB: 0 P: 11	R: 0 H: 0 E: 0 K: 1 S: 7	H: 0 LOB: 0 BB: 0 P: 11	R: 0 H: 0 E: 0 K: 0 S: 6	H: 0 LOB: 0 BB: 0 P: 7	R: 0 H: 0 E: 0 K: 1 S: 5	H: 0 LOB: 0 BB: 0 P: 6	R: 1 H: 1 E: 1 K: 0 S: 12	H: 1 LOB: 1 BB: 0 P: 20	R: 0 H: 0 E: 0 K: 0 S: 9	H: 0 LOB: 1 BB: 1 P: 17	R: 0 H: 0 E: 0 K: 0 S: 6	H: 0 LOB: 0 BB: 0 P: 12	1B: 1 2B: 0 3B: 0 HR: 1	SF: 0 SAC: 0 DP: 0 HBP: 0	WP: 0 PB: 0 SB: 0 CS: 0	PA: 34
<b>PITCHER</b>	IP	WLS	BF	H	R	ER	SO	BB	IBB	HBP	BLK	WP	HR	S	P	ERA	WHIP					
Kirk Dressendorfer, R ERA: 4.85	7.0	W	27	2	2	2	4	1	0	0	0	0	1	58	89	2.57	0.429					
Bruce Walton, R ERA:	1.0		4	0	0	0	0	1	0	0	0	0	0	9	17	0.00	1.000					
Dana Allison, L ERA: 12.6	1.0		3	0	0	0	0	0	0	0	0	0	0	6	12	0.00	0.000					

Oakland Athletics @ New York Yankees  
Yankee Stadium, Bronx, NY  
Sat May 11 1991, 3:33 AM EDT  
Att: 30,967 - Cloudy - 74 F

AB 32  
R 2  
H 2  
RBI 2  
BB 2  
SO 4  
LOB 12





Batter	1	2	3	4	5	6	7	8	9	AB	R	H	RBI	BB	SO	LOB	TOP										
<b>Rickey Henderson, R</b> OBP: 0.389, SLG: 0.389 (1, 7)	G1-3	G5-3		F8		G5-3			P4	4	0	0	0	2	0	4	<b>Oakland Athletics @ New York Yankees</b> Yankee Stadium, Bronx, NY Sun May 12 1991, 3:33 AM EDT Att: 25,212 - Cloudy - 83 F										
<b>Dave Henderson, R</b> OBP: 0.419, SLG: 0.694 <b>Vance Law, R</b> OBP: 0.250, SLG: 0.316 (1, 8) (7, 5)	K		K		G6-3	G5-3	G4-3		FC6-4	5	0	0	0	0	2	3											
<b>Jose Canseco, R</b> OBP: 0.408, SLG: 0.465 (1, 9)	1B	2B			1B	BB	IBB		FC6-4	3	2	1	0	3	1	2											
<b>Harold Baines, L</b> OBP: 0.376, SLG: 0.528 (1, 10)	2H	1B		HR	1B	BB	1B			3	2	3	1	2	0	0											
<b>Mark McGwire, R</b> OBP: 0.393, SLG: 0.421 (1, 3)	K			HR	1B	BB	F7		P3	5	1	2	3	0	1	6											
<b>Ernest Riles, L</b> OBP: 0.378, SLG: 0.362 <b>Lance Blankenship, R</b> OBP: 0.353, SLG: 0.273 (1, 5) (5, PH) (7, 4)		G3	G3		1B	BB			BLK	2	0	0	0	0	0	0											
<b>Terry Steinbach, R</b> OBP: 0.317, SLG: 0.415 (1, 2)	E6			CS	1B	BB	1B		F7	4	0	1	1	1	1	3											
<b>Walt Weiss, S</b> OBP: 0.344, SLG: 0.383 (1, 6)	1H	2B		G4-3	CS	1B	G1-2-3		S	5	0	4	1	0	0	3											
<b>Mike Gallego, R</b> OBP: 0.367, SLG: 0.253 <b>Willie Wilson, S</b> OBP: 0.293, SLG: 0.377 (1, 4) (7, PH) (7, 8)				G4-3			F9		K	2	0	0	0	1	0	2											
<b>Inning Stats</b>	R: 1 E: 0 K: 2 S: 18	H: 2 LOB: 1 BB: 0 P: 26	R: 0 E: 1 K: 0 S: 14	H: 1 LOB: 2 BB: 1 P: 23	R: 2 E: 0 K: 2 S: 11	H: 2 LOB: 0 BB: 0 P: 17	R: 0 E: 0 K: 0 S: 8	H: 1 LOB: 1 BB: 1 P: 17	R: 2 E: 0 K: 0 S: 12	H: 3 LOB: 2 BB: 2 P: 23	R: 0 E: 0 K: 1 S: 7	H: 0 LOB: 3 BB: 3 P: 23	R: 1 E: 0 K: 1 S: 9	H: 2 LOB: 2 BB: 1 P: 18	R: 0 E: 0 K: 2 S: 12	H: 0 LOB: 2 BB: 2 P: 24		R: 0 E: 0 K: 0 S: 10	H: 1 LOB: 2 BB: 1 P: 19	1B: 8 2B: 3 3B: 0 HR: 1	SF: 0 SAC: 0 DP: 1 HBP: 0	WP: 0 PB: 0 SB: 1 CS: 2	PA: 48				
<b>PITCHER</b>	IP	WLS	BF	H	R	ER	SO	BB	IBB	HBP	BLK	WP	HR	S	P	ERA	WHIP										
<b>Tim Leary, R</b> ERA: 5.62 (1, 1)	4.1		23	8	5	5	4	3	0	0	0	0	1	56	94	10.38	2.538										
<b>Greg Cadaret, L</b> ERA: 3.39 (5, 1)	1.1		8	1	0	0	0	3	1	0	0	0	0	12	32	0.00	3.000										
<b>John Habyan, R</b> ERA: 2.81 (6, 1)	0.2		4	2	1	1	0	0	0	0	1	0	0	6	9	13.50	3.000										
<b>Steve Farr, R</b> ERA: 2.81 (7, 1)	1.2	W	8	0	0	0	3	3	0	0	0	0	0	17	36	0.00	1.800										
<b>Lee Guetterman, L</b> ERA: 1.39 (9, 1)	1.0		5	1	0	0	0	1	0	0	0	0	0	10	19	0.00	2.000										

Batter	1	2	3	4	5	6	7	8	9	AB	R	H	RBI	BB	SO	LOB	BOTTOM										
<b>Roberto Kelly, R</b> OBP: 0.355, SLG: 0.417 (1, 8)	1B	S	K		1B		F8			4	1	2	0	1	1	1	<b>Oakland Athletics @ New York Yankees</b> Yankee Stadium, Bronx, NY Sun May 12 1991, 3:33 AM EDT Att: 25,212 - Cloudy - 83 F										
<b>Steve Sax, R</b> OBP: 0.310, SLG: 0.308 (1, 4)	2B	G1-3		CS	G4-3			F8		5	1	2	0	0	0	2											
<b>Don Mattingly, L</b> OBP: 0.365, SLG: 0.358 (1, 10) (9, 3)	G3-1	1B		K		1B	G4-6-3	2B	HR	3	3	2	1	2	1	1											
<b>Kevin Maas, L</b> OBP: 0.467, SLG: 0.538 <b>Lee Guetterman, L</b> (1, 3) (9, 1)	G3-1	F7		1B	2B	G4-6-3	1B	BB	HR	3	2	1	1	2	0	3											
<b>Mel Hall, L</b> OBP: 0.254, SLG: 0.433 (1, 7)	1B	G4-3		1B	1B	G4-6-3	1B	BB	F9	5	1	3	2	0	0	4											
<b>Matt Nokes, L</b> OBP: 0.341, SLG: 0.566 <b>Bob Geren, R</b> OBP: 0.350, SLG: 0.333 (1, 2) (9, 2)	1B	G4-3		G4-3		G4-6-3		HR		5	1	3	3	0	0	2											
<b>Jesse Barfield, R</b> OBP: 0.362, SLG: 0.416 (1, 9)	K		G5-3	K		K		L4		5	0	0	0	0	3	5											
<b>Randy Velarde, R</b> OBP: 0.167, SLG: 0.172 (1, 5)	FC6-4	1B		WP	2B	HBP	G6-3		G5-3	3	1	1	1	0	0	0											
<b>Alvaro Espinoza, R</b> OBP: 0.350, SLG: 0.447 (1, 6)	FC6-4		WP	2B		G5-3		G5-3		4	0	1	1	0	0	2											
<b>Inning Stats</b>	R: 4 E: 0 K: 1 S: 14	H: 6 LOB: 2 BB: 0 P: 21	R: 0 E: 0 K: 0 S: 9	H: 0 LOB: 2 BB: 2 P: 25	R: 1 E: 0 K: 1 S: 12	H: 1 LOB: 0 BB: 0 P: 19	R: 1 E: 0 K: 2 S: 17	H: 4 LOB: 2 BB: 0 P: 23	R: 0 E: 0 K: 0 S: 13	H: 1 LOB: 1 BB: 0 P: 21	R: 1 E: 0 K: 1 S: 13	H: 2 LOB: 1 BB: 1 P: 23	R: 0 E: 0 K: 0 S: 8	H: 0 LOB: 0 BB: 0 P: 13	R: 3 E: 0 K: 0 S: 10	H: 1 LOB: 0 BB: 2 P: 22		R: 0 E: 0 K: 0 S: 10	H: 0 LOB: 2 BB: 0 P: 22	1B: 9 2B: 6 3B: 0 HR: 1	SF: 0 SAC: 0 DP: 2 HBP: 1	WP: 2 PB: 0 SB: 1 CS: 1	PA: 43				
<b>PITCHER</b>	IP	WLS	BF	H	R	ER	SO	BB	IBB	HBP	BLK	WP	HR	S	P	ERA	WHIP										
<b>Mike Moore, R</b> ERA: 4.24 (1, 1)	3.0	L	20	8	6	6	2	2	0	1	0	0	0	37	69	18.00	3.333										
<b>Joe Klink, L</b> ERA: 3.07 (4, 1)	0.2		4	3	0	0	1	0	0	0	0	0	0	12	15	0.00	4.500										
<b>Bruce Walton, R</b> ERA: (4, 1)	1.0		4	1	0	0	1	0	0	0	0	0	0	14	21	0.00	1.000										
<b>Dana Allison, L</b> ERA: 12.0 (5, 1)	1.0		5	2	1	1	0	1	0	0	0	0	0	12	21	9.00	3.000										
<b>Steve Onten, R</b> ERA: 3.38 (6, 1)	1.2		7	0	2	2	1	2	0	0	0	0	0	12	30	10.80	1.200										

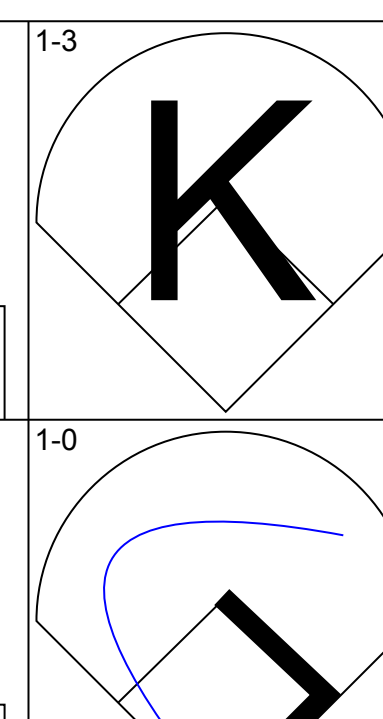
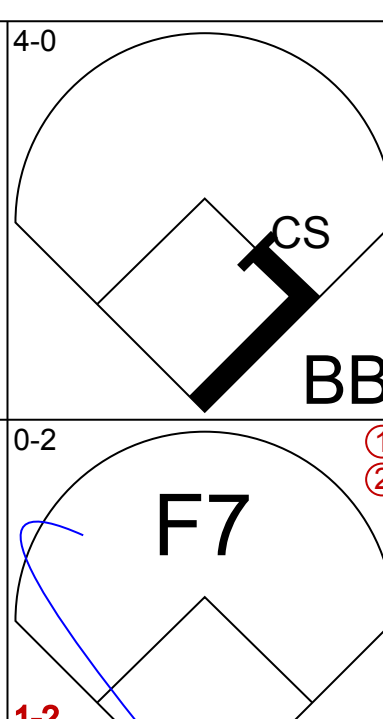
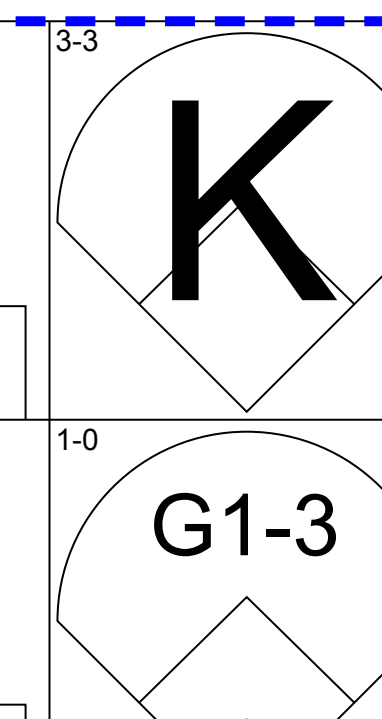
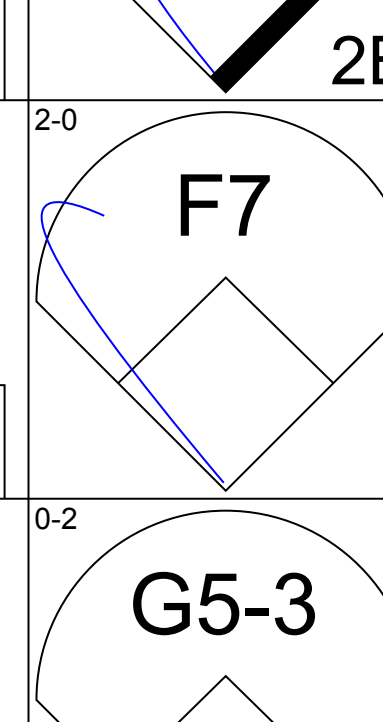
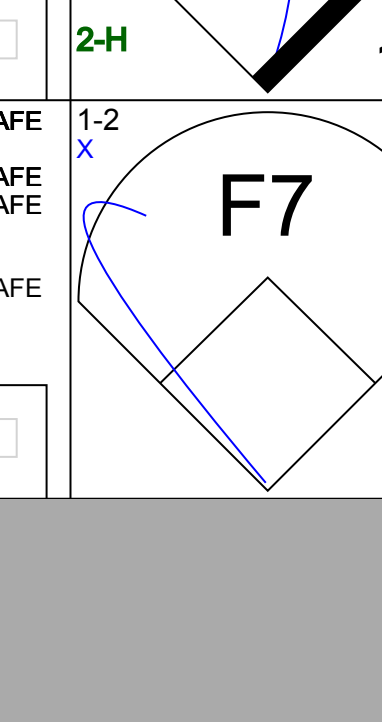
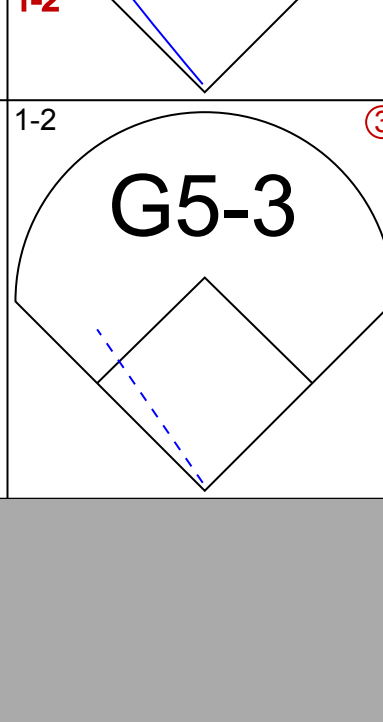
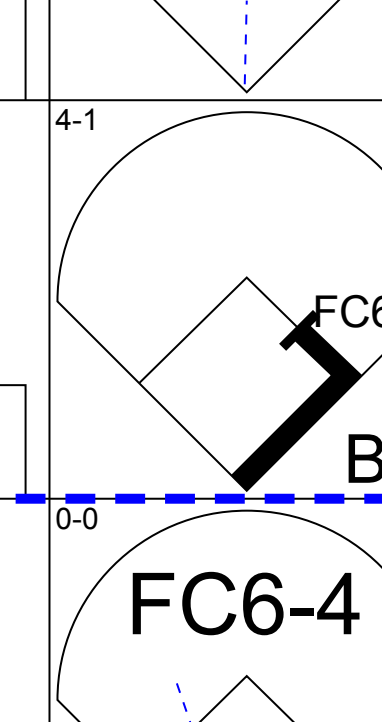





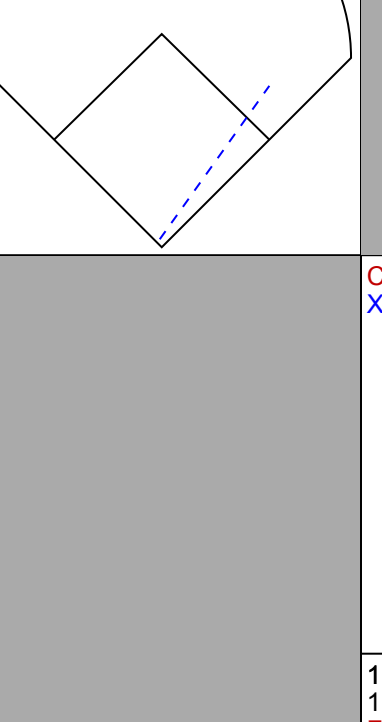
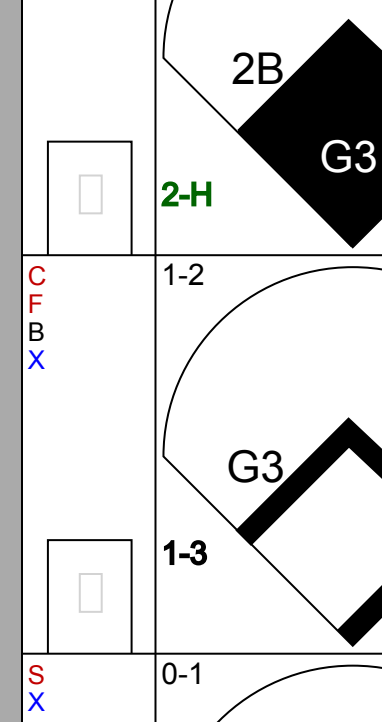



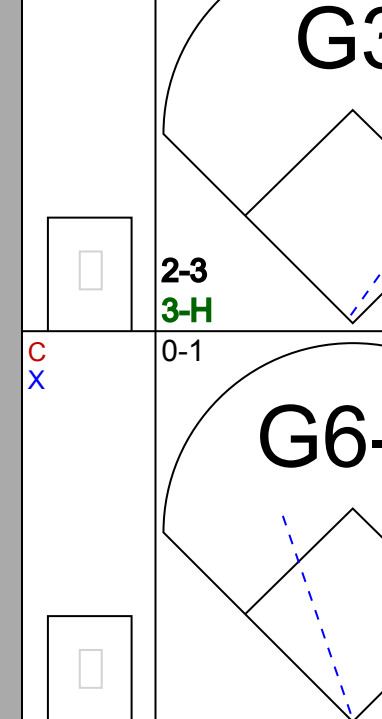
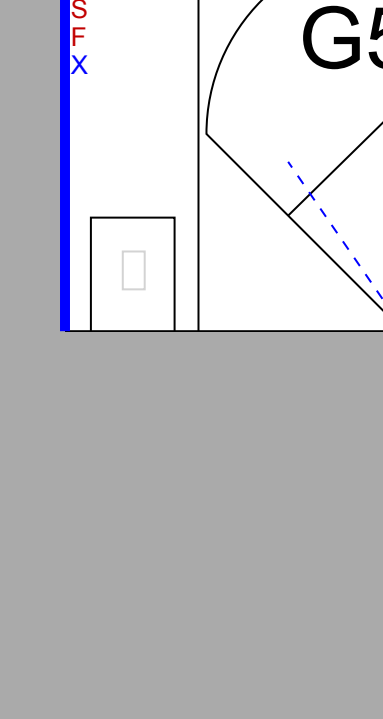
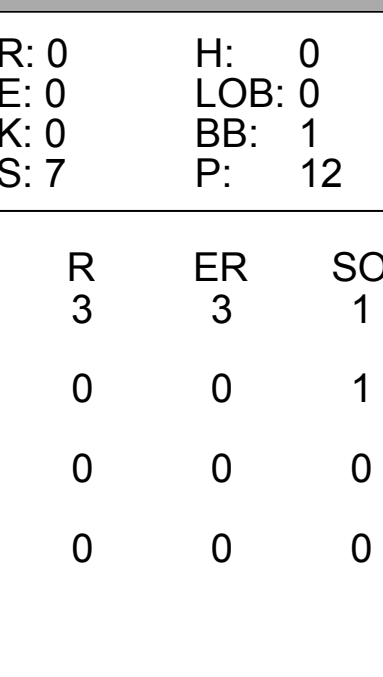
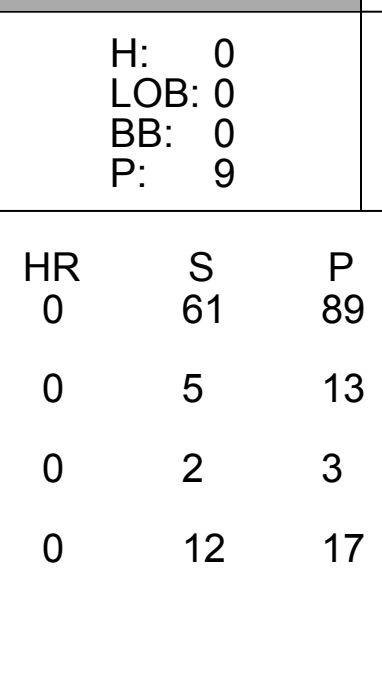
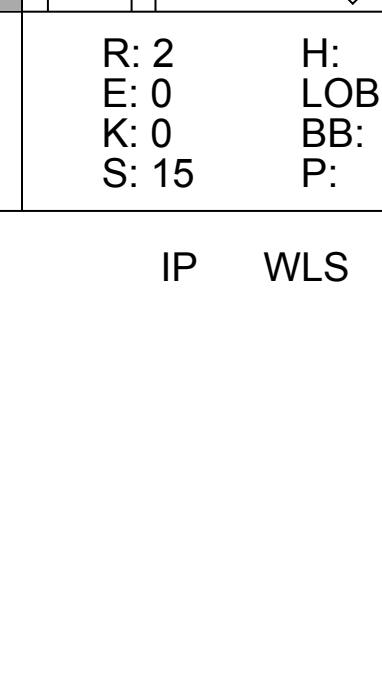
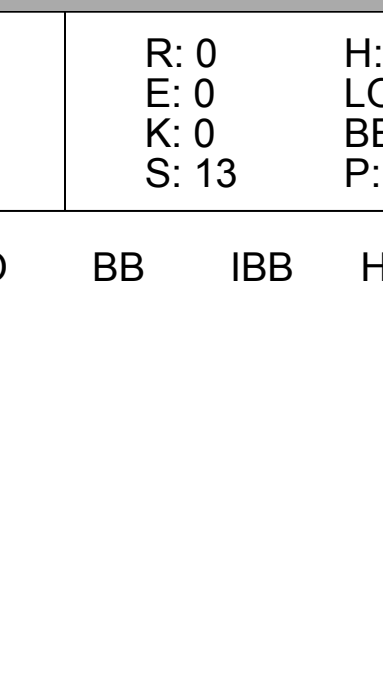
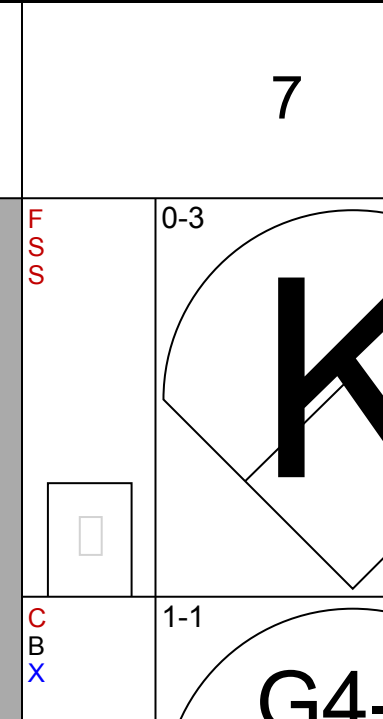

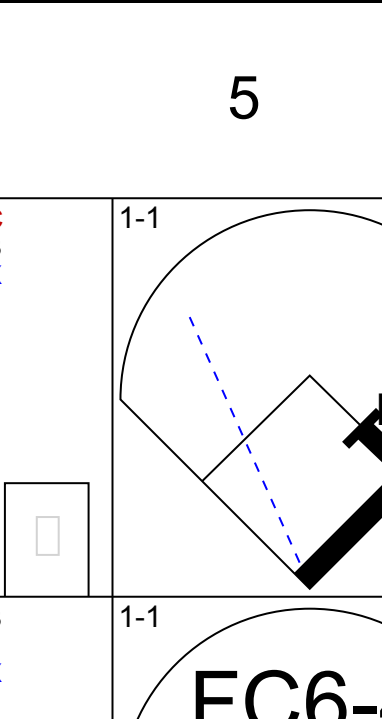
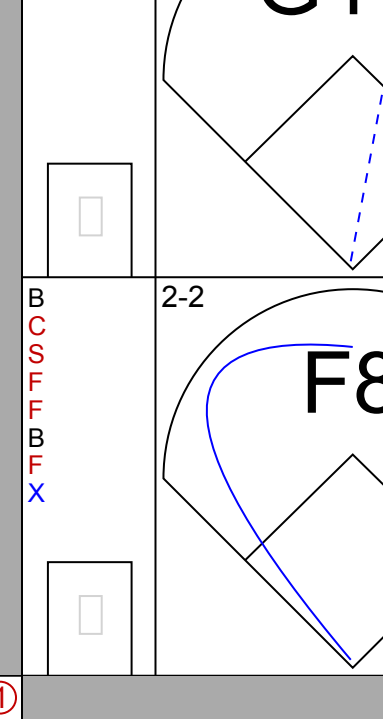

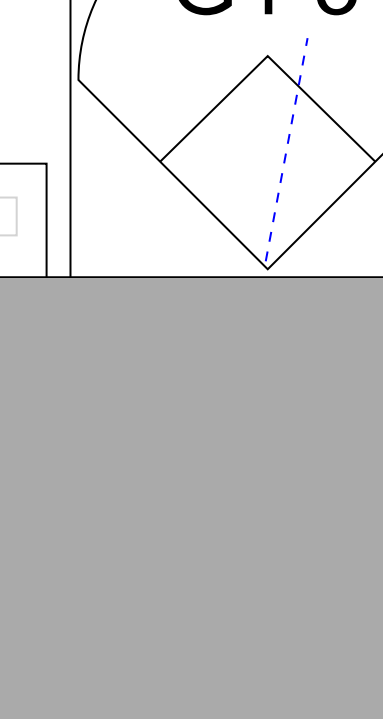
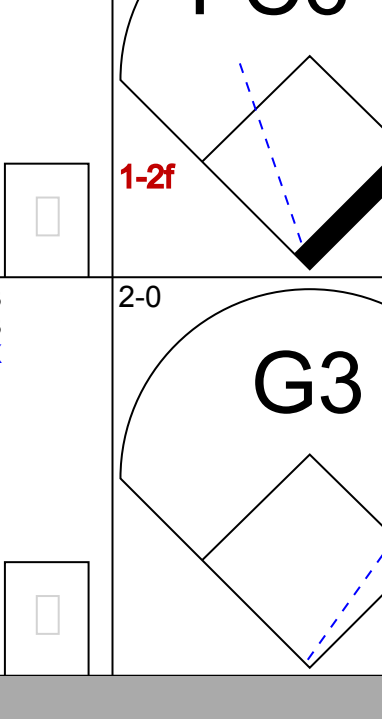

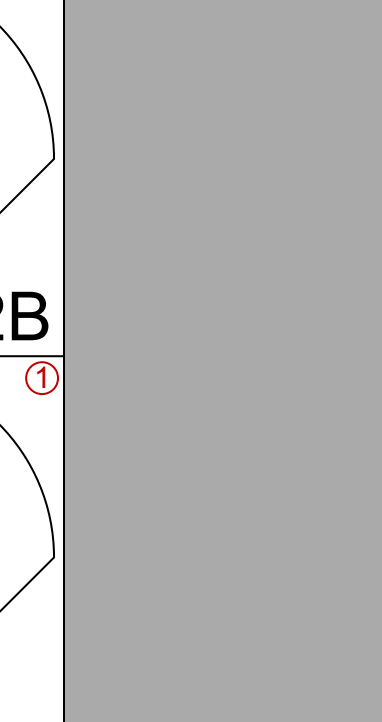

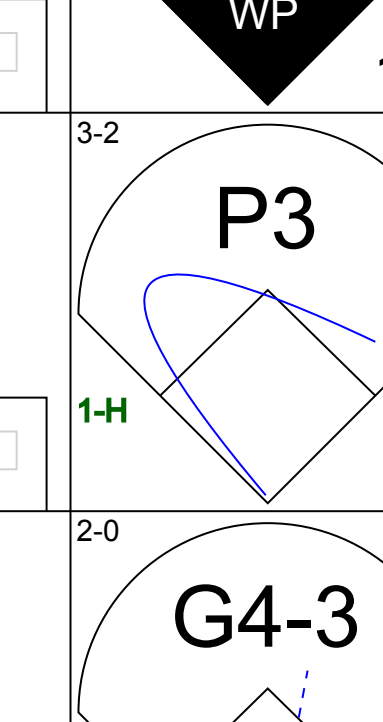
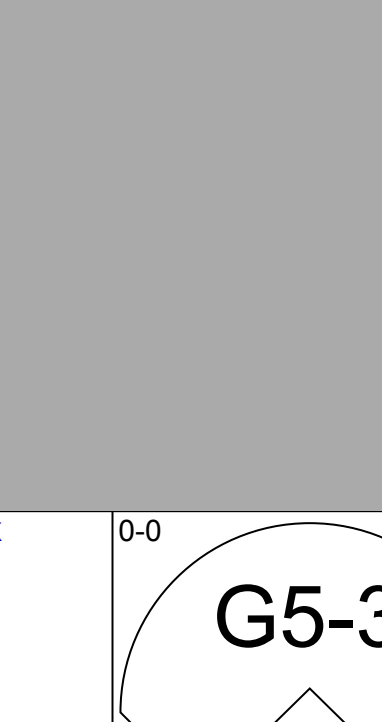

AB	37
R	6
H	12
RBI	6
BB	11
SO	7
LOB	27

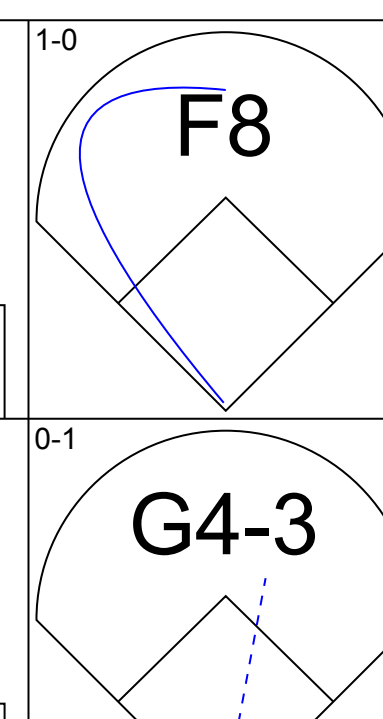
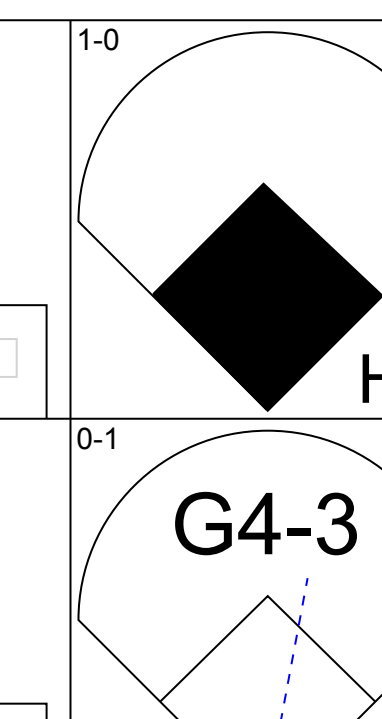


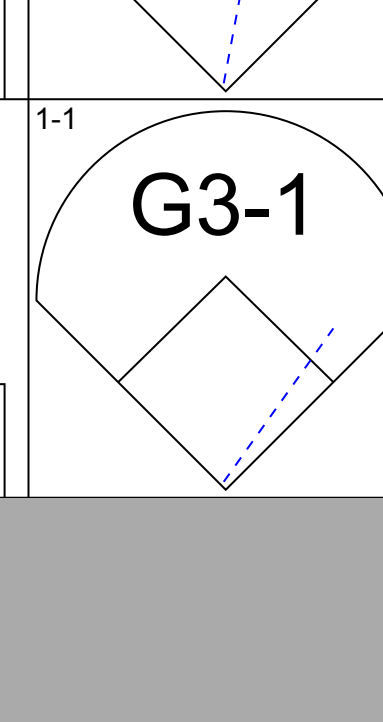

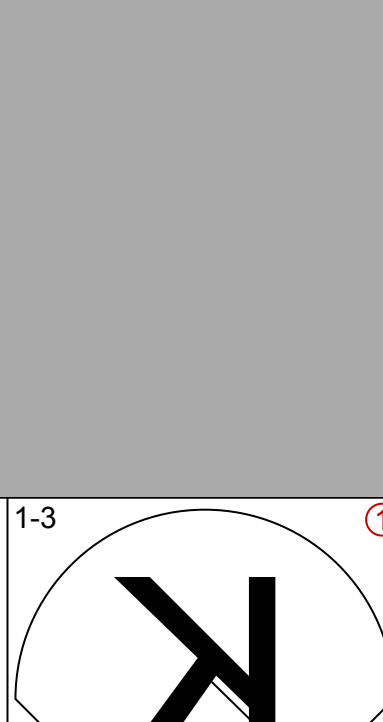
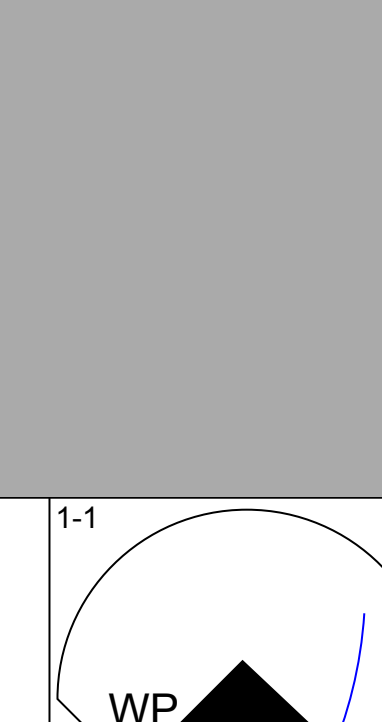

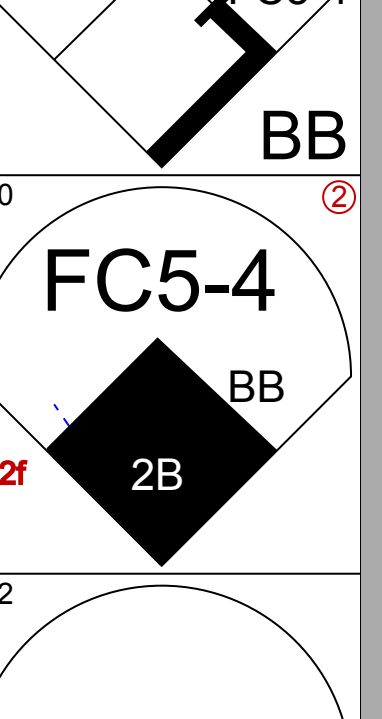
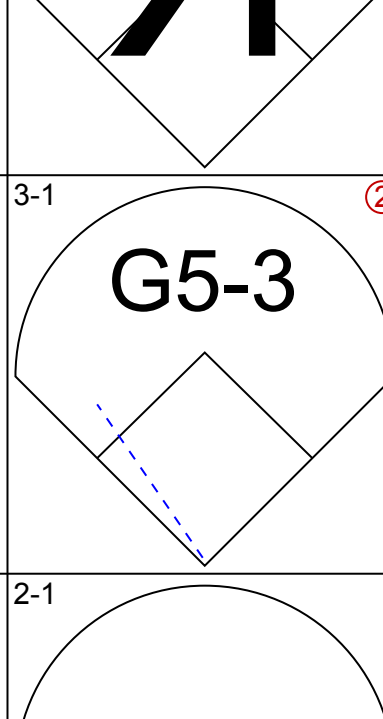
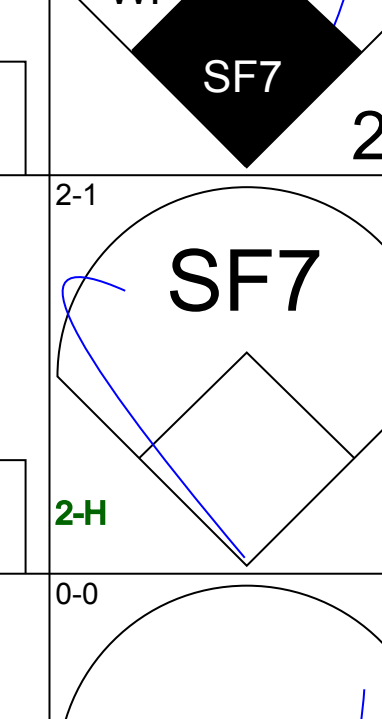
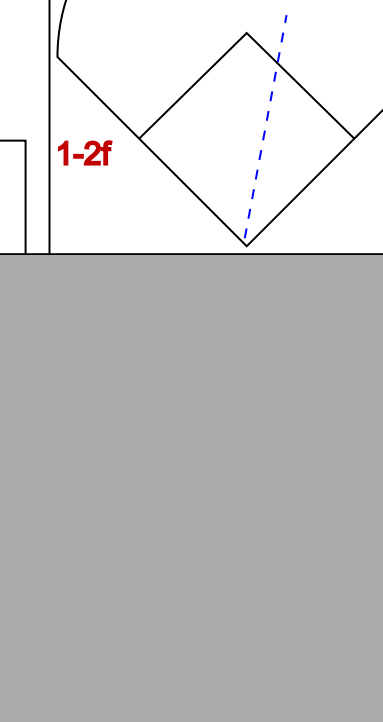
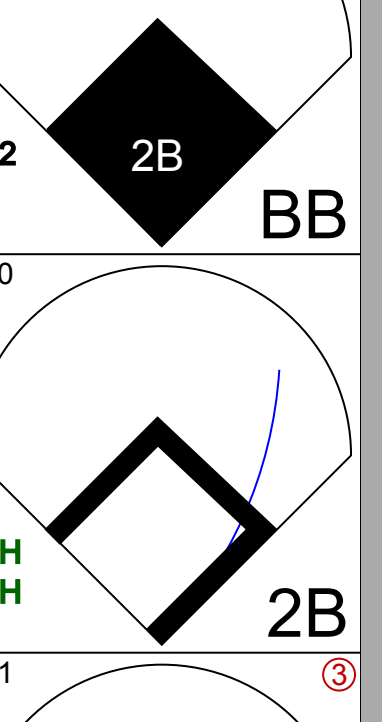
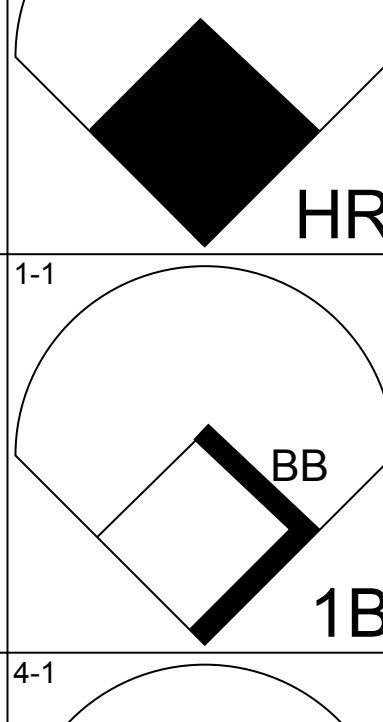
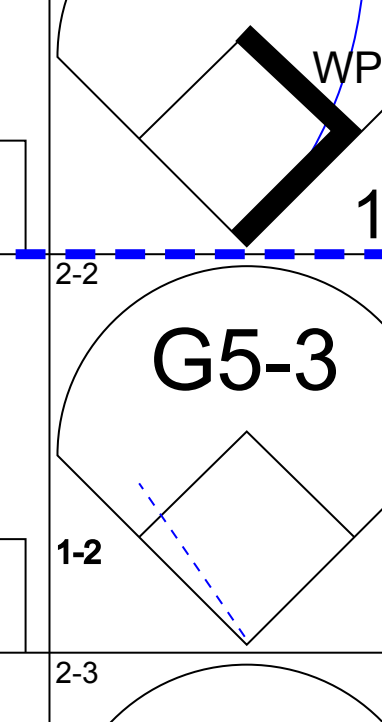

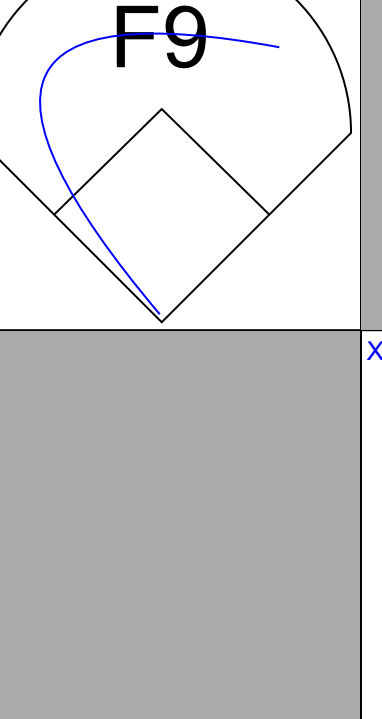
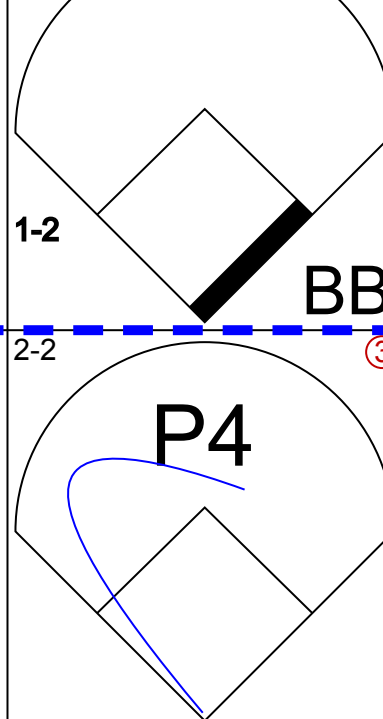
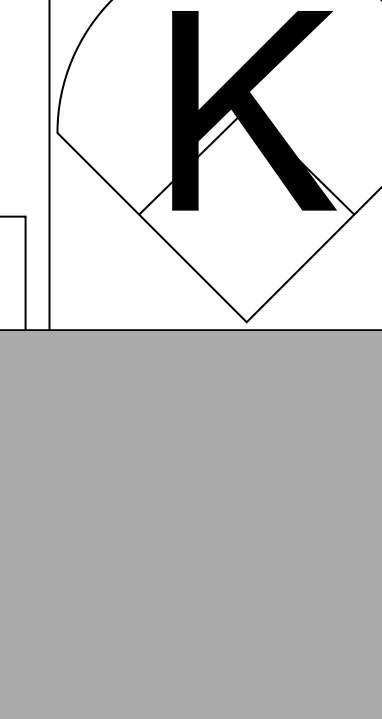
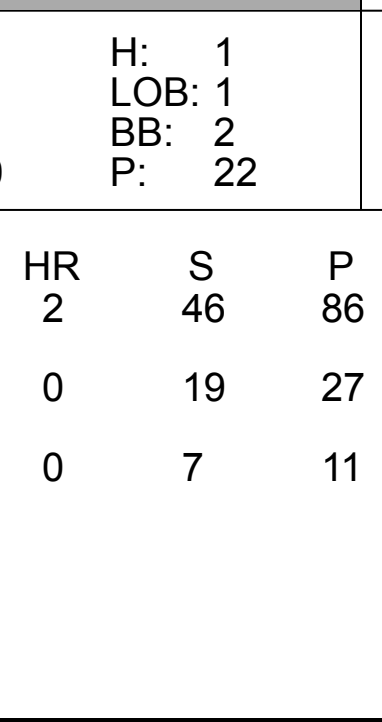
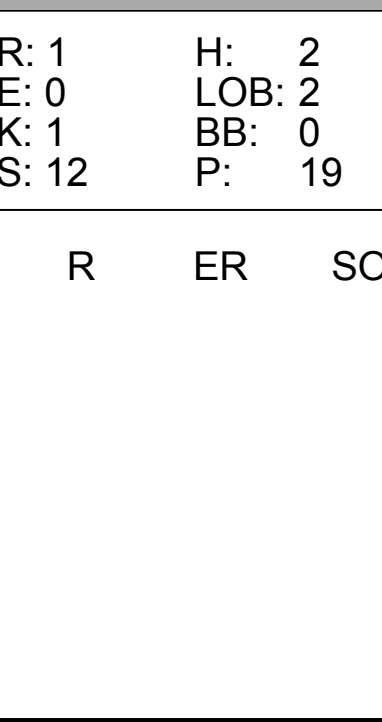


AB	37
R	10
H	15
RBI	9
BB	5
SO	5
LOB	20





Batter	1	2	3	4	5	6	7	8	9	AB	R	H	RBI	BB	SO	LOB	TOP					
Rickey Henderson, R OBP: 0.380, SLG: 0.388			G6-3							3	0	0	0	1	2	1	<p>Oakland Athletics @ New York Yankees</p> <p>Yankee Stadium, Bronx, NY</p> <p>Mon May 13 1991, 7:05 PM EDT</p> <p>Att: 17,691 - Sunny - 81 F</p>					
Watt Weiss, S OBP: 0.353, SLG: 0.406										4	0	2	1	0	0	1						
Jose Canseco, R OBP: 0.403, SLG: 0.451										3	0	0	0	1	0	2						
Harold Baines, L OBP: 0.362, SLG: 0.505										4	0	0	0	0	0	2						
Mark McGwire, R OBP: 0.405, SLG: 0.439										3	1	2	0	1	0	0						
Mike Gallego, R OBP: 0.367, SLG: 0.253										0	0	0	0	0	0	0						
Ernest Riles, L OBP: 0.316, SLG: 0.361										3	1	1	1	0	0	1						
Dave Henderson, R OBP: 0.416, SLG: 0.688										1	0	0	0	0	0	1						
Willie Wilson, S OBP: 0.304, SLG: 0.397										4	0	2	0	0	0	2						
Jamie Quirk, L OBP: 0.351, SLG: 0.294										3	0	0	1	0	0	2						
Terry Steinbach, R OBP: 0.314, SLG: 0.411										1	0	0	0	0	0	2						
Lance Blankenship, R OBP: 0.352, SLG: 0.276										3	1	1	0	0	0	1						
<b>Inning Stats</b>	R: 0 E: 0 K: 1 S: 9	H: 1 LOB: 1 BB: 0 P: 13	R: 0 E: 0 K: 0 S: 7	H: 0 LOB: 0 BB: 1 P: 12	R: 1 E: 0 K: 0 S: 11	H: 2 LOB: 1 BB: 0 P: 16	R: 0 E: 0 K: 0 S: 7	H: 0 LOB: 0 BB: 0 P: 9	R: 0 E: 0 K: 0 S: 6	H: 1 LOB: 0 BB: 0 P: 7	R: 0 E: 0 K: 0 S: 6	H: 0 LOB: 0 BB: 1 P: 11	R: 2 E: 0 K: 0 S: 15	H: 3 LOB: 1 BB: 0 P: 21	R: 0 E: 0 K: 1 S: 6	H: 0 LOB: 1 BB: 1 P: 14	R: 0 E: 0 K: 0 S: 13	H: 1 LOB: 2 BB: 0 P: 19	1B: 5 2B: 3 3B: 0 HR: 0	SF: 0 SAC: 0 DP: 2 HBP: 0	WP: 0 PB: 0 SB: 1 CS: 1	PA: 35
<b>PITCHER</b>	IP WLS BF H R ER SO BB IBB HBP BLK WP HR S P ERA WHIP																					
Scott Sanderson, R ERA: 4.46	(1, 1) 7.0 W 27 7 3 3 1 2 0 0 0 0 0 0 61 89 3.86 1.286																					
Steve Farr, R ERA: 2.7	(8, 1) 0.2 3 0 0 0 1 1 0 0 0 0 0 0 5 13 0.00 1.500																					
Greg Cadaret, L ERA: 3.32	(8, 1) 0.1 2 1 0 0 0 0 0 0 0 0 0 0 2 3 0.00 3.000																					
Lee Guetterman, L ERA: 1.29	(9, 1) 1.0 S 3 0 0 0 0 0 0 0 0 0 0 0 0 12 17 0.00 0.000																					

Batter	1	2	3	4	5	6	7	8	9	AB	R	H	RBI	BB	SO	LOB	BOTTOM			
Roberto Kelly, R OBP: 0.360, SLG: 0.449										4	1	2	1	0	1	0	<p>Oakland Athletics @ New York Yankees</p> <p>Yankee Stadium, Bronx, NY</p> <p>Mon May 13 1991, 7:05 PM EDT</p> <p>Att: 17,691 - Sunny - 81 F</p>			
Steve Sax, R OBP: 0.300, SLG: 0.298										4	0	0	0	0	0	1				
Don Mattingly, L OBP: 0.354, SLG: 0.345										4	0	0	0	0	0	1				
Kevin Maas, L OBP: 0.468, SLG: 0.543										3	1	1	0	1	1	0				
Jesse Barfield, R OBP: 0.358, SLG: 0.413										3	1	1	1	0	0	1				
Hensley Meulens, R OBP: 0.247, SLG: 0.319										2	2	1	1	1	0	1				
Mel Hall, L OBP: 0.266, SLG: 0.443										1	0	1	0	0	0	0				
Pat Sheridan, L OBP: 0.266, SLG: 0.443										0	0	0	0	0	0	0				
Randy Velarde, R OBP: 0.235, SLG: 0.273										4	1	3	2	0	0	1				
Bob Geren, R OBP: 0.333, SLG: 0.286										3	0	0	0	1	1	3				
Alvaro Espinoza, R OBP: 0.337, SLG: 0.430										3	0	0	0	0	0	2				
<b>Inning Stats</b>	R: 0 E: 0 K: 0 S: 5	H: 0 LOB: 0 BB: 0 P: 7	R: 0 E: 0 K: 0 S: 4	H: 1 LOB: 0 BB: 0 P: 7	R: 2 E: 0 K: 0 S: 11	H: 2 LOB: 0 BB: 0 P: 19	R: 2 E: 0 K: 0 S: 10	H: 1 LOB: 2 BB: 2 P: 22	R: 0 E: 0 K: 0 S: 6	H: 1 LOB: 1 BB: 0 P: 10	R: 1 E: 0 K: 0 S: 13	H: 2 LOB: 2 BB: 1 P: 26	R: 0 E: 0 K: 1 S: 11	H: 0 LOB: 0 BB: 0 P: 14	R: 1 E: 0 K: 0 S: 12	H: 2 LOB: 2 BB: 0 P: 19	1B: 5 2B: 2 3B: 0 HR: 2	SF: 1 SAC: 0 DP: 1 HBP: 0	WP: 3 PB: 0 SB: 0 CS: 0	PA: 35
<b>PITCHER</b>	IP WLS BF H R ER SO BB IBB HBP BLK WP HR S P ERA WHIP																			
Curt Young, L ERA: 4.26	(1, 1) 5.2 L 26 7 5 5 1 3 0 0 0 0 1 0 2 46 86 5.40 1.200																			
Eric Show, R ERA: 15.0	(6, 1) 1.2 7 2 1 1 1 0 0 0 0 0 1 0 19 27 5.40 1.200																			
John Briscoe, R ERA: 8.22	(8, 1) 0.2 2 0 0 0 0 1 0 0 0 0 1 0 7 11 0.00 0.000																			

AB	32
R	3
H	8
RBI	3
BB	3
SO	2
LOB	15



AB	31
R	6
H	9
RBI	5
BB	3
SO	3
LOB	10





Batter	1	2	3	4	5	6	7	8	9	AB	R	H	RBI	BB	SO	LOB	TOP										
Rickey Henderson, R OBP: 0.355, SLG: 0.339	G4-3		K	P3		G6-4-3			L7	5	0	0	0	0	1	4											
Ernest Riles, L OBP: 0.310, SLG: 0.351	L4		1B	1B		F7		B3	G1-3	5	1	1	0	0	0	0											
Jose Canseco, R OBP: 0.403, SLG: 0.449	1B		F8	1B		2B	1B	P4	F9	5	0	2	0	0	0	1											
Harold Baines, L OBP: 0.376, SLG: 0.526	1B		1B	1B		2B	2B	G4-3		4	0	3	1	0	0	0											
Dave Henderson, R OBP: 0.403, SLG: 0.664	L5		K	K		FC5-2-5		G3		4	0	0	0	0	1	5											
Mark McCwire, R OBP: 0.408, SLG: 0.436		G3	BB		K	K		BB	1B	3	0	1	0	1	2	2											
Jamie Quirk, L OBP: 0.341, SLG: 0.289	G3		1B	1B		G4-3		F9		4	0	1	0	0	0	2											
Walt Weiss, S OBP: 0.361, SLG: 0.418	P5		K	K		G6-4-3	2B		BB	3	0	1	0	1	1	2											
Mike Gallego, R OBP: 0.376, SLG: 0.259	K		K	K		G6-4-3	BB	L7		2	0	1	0	1	1	1											
Willie Wilson, S OBP: 0.300, SLG: 0.392										1	0	0	0	0	0	2											
Vance Law, R OBP: 0.250, SLG: 0.316										0	0	0	0	0	0	0											
<b>Inning Stats</b>	R: 0 E: 0 K: 0 S: 13	H: 2 LOB: 2 BB: 0 P: 19	R: 0 E: 0 K: 1 S: 8	H: 0 LOB: 1 BB: 1 P: 17	R: 1 E: 0 K: 2 S: 13	H: 2 LOB: 1 BB: 0 P: 18	R: 0 E: 0 K: 2 S: 16	H: 2 LOB: 2 BB: 0 P: 25	R: 0 E: 0 K: 1 S: 11	H: 1 LOB: 1 BB: 0 P: 16	R: 0 E: 0 K: 0 S: 6	H: 0 LOB: 0 BB: 0 P: 11	R: 0 E: 0 K: 0 S: 8	H: 1 LOB: 2 BB: 1 P: 15	R: 0 E: 0 K: 0 S: 8	H: 0 LOB: 0 BB: 0 P: 13	1B: 8 2B: 2 3B: 0 HR: 0	SF: 0 SAC: 0 DP: 1 HBP: 0	WP: 0 PB: 0 SB: 0 CS: 0	PA: 39							
<b>PITCHER</b>	IP	WLS	BF	H	R	ER	SO	BB	IBB	HBP	BLK	WP	HR	S	P	ERA	WHIP										
Jeff Robinson, R ERA: 4.15	7.2	W	35	10	1	1	6	3	0	0	0	0	0	83	133	1.17	1.696										
Mark Williamson, R ERA: 3.94	1.1		4	0	0	0	0	0	0	0	0	0	0	10	17	0.00	0.000										

Oakland Athletics @ Baltimore Orioles  
Memorial Stadium, Baltimore, MD

AB 36  
R 1  
H 10  
RBI 1  
BB 3  
SO 6  
LOB 19



WP: 0 PA: 39  
PB: 0  
SB: 0  
CS: 0

Oakland Athletics @ Baltimore Orioles  
Memorial Stadium, Baltimore, MD

AB 33  
R 6  
H 9  
RBI 6  
BB 6  
SO 10  
LOB 16



WP: 2 PA: 39  
PB: 0  
SB: 2  
CS: 0

Batter	1	2	3	4	5	6	7	8	9	AB	R	H	RBI	BB	SO	LOB	BOTTOM										
Mike Devereaux, R OBP: 0.372, SLG: 0.571	K	K			HR	G3	BB	K		4	1	1	1	1	3	1											
Brady Anderson, L OBP: 0.333, SLG: 0.267	L5		L4		F9	G3		WP	BB	4	0	0	0	1	0	1											
Cal Ripken Jr., R OBP: 0.444, SLG: 0.689	HR		S	BB	G1	1B	BB	F9		3	2	2	1	2	0	1											
Joe Orsulak, L OBP: 0.284, SLG: 0.333	HR		K		G1	K				3	1	1	1	0	1	2											
Dwight Evans, R OBP: 0.415, SLG: 0.392	HR		K		G1	K				1	0	0	0	0	1	2											
Randy Milligan, R OBP: 0.298, SLG: 0.225	G4-3		F9		1B	BB		FC5-4	BB	2	0	0	0	2	0	1											
Sam Horn, L OBP: 0.319, SLG: 0.444		K			K	K				3	0	1	1	0	2	0											
Tim Hulett, R OBP: 0.344, SLG: 0.621		K			K	1B				1	0	0	0	0	1	1											
Craig Worthington, R OBP: 0.320, SLG: 0.372	WP	1B			P4			P5		4	1	2	0	0	0	3											
Chris Hoiles, R OBP: 0.254, SLG: 0.269	2B	1B			F8			FC5-4		4	1	1	1	0	1	3											
Billy Ripken, R OBP: 0.211, SLG: 0.194	2B		K		K	G6-3		F9		4	0	1	1	0	1	1											
<b>Inning Stats</b>	R: 2 E: 0 K: 1 S: 10	H: 2 LOB: 0 BB: 0 P: 16	R: 1 E: 0 K: 3 S: 19	H: 2 LOB: 1 BB: 0 P: 28	R: 0 E: 0 K: 1 S: 9	H: 0 LOB: 1 BB: 1 P: 21	R: 0 E: 0 K: 2 S: 10	H: 1 LOB: 1 BB: 0 P: 18	R: 2 E: 0 K: 0 S: 12	H: 3 LOB: 2 BB: 1 P: 23	R: 1 E: 0 K: 1 S: 13	H: 1 LOB: 2 BB: 2 P: 23	R: 0 E: 0 K: 1 S: 11	H: 0 LOB: 1 BB: 1 P: 18	R: 0 E: 0 K: 1 S: 7	H: 0 LOB: 1 BB: 1 P: 14	1B: 4 2B: 1 3B: 0 HR: 4	SF: 0 SAC: 0 DP: 0 HBP: 0	WP: 2 PB: 0 SB: 2 CS: 0	PA: 39							
<b>PITCHER</b>	IP	WLS	BF	H	R	ER	SO	BB	IBB	HBP	BLK	WP	HR	S	P	ERA	WHIP										
Joe Slusarski, R ERA: 3.68	4.2	L	24	5	1	1	0	2	0	0	0	0	1	12	23	9.00	3.000										
Bruce Walton, R ERA: 3.0	1.0		6	1	1	1	0	2	0	0	0	0	0	14	21	0.00	0.750										
Dana Allison, L ERA: 9.82	1.1		5	0	0	0	2	1	0	0	0	0	0	7	14	0.00	1.000										
John Briscoe, R ERA: 7.27	1.0		4	0	0	0	1	1	0	0	0	1	0	7	14	0.00	1.000										

Tue May 14 1991, 7:05 PM EDT  
Att: 24,006 - Cloudy - 82 F



Batter	1	2	3	4	5	6	7	8	9	AB	R	H	RBI	BB	SO	LOB	TOP								
Rickey Henderson, R OBP: 0.346, SLG: 0.328 (1, 7)	G5-3		E5 BB E		P6		1B G6-4-3 1B	K		5	2	1	0	0	1	2									
Dave Henderson, R OBP: 0.418, SLG: 0.667 (1, 8)	WP 1B BB		F9		CS 1B		G6-4-3 1B	S 1B		4	1	3	0	1	0	1									
Jose Canseco, R OBP: 0.396, SLG: 0.432 (1, 9)	K		E BB		K		G6-4-3	K		4	0	0	0	1	3	4									
Mark McGwire, R OBP: 0.407, SLG: 0.429 (1, 3)	1B BB		K		K		K	G1-3		4	1	1	0	1	2	2									
Harold Baines, L OBP: 0.377, SLG: 0.515 (1, 10)	1-3 2-H 1B		F9		P4		G1-3	IBB		4	0	1	1	1	0	2									
Terry Steinbach, R OBP: 0.308, SLG: 0.410 (1, 2)	G1-3				G5-3		L6	1B 2B		5	1	1	0	0	1	5									
Lance Blankenship, R OBP: 0.365, SLG: 0.511 Walt Weiss, S OBP: 0.370, SLG: 0.426 (6, 6)		G2-3		L4 1B 1B		1B 2B	G6-3 1B			3	1	2	1	0	0	0									
Vance Law, R OBP: 0.333, SLG: 0.391 (1, 5)		G5-3		1B		1B	G6-3 1B			4	0	3	2	0	0	0									
Mike Gallego, R OBP: 0.362, SLG: 0.247 (6, 4)		G4-3		L4		L4	G6-3			4	0	0	0	0	0	5									
<b>Inning Stats</b>	R: 1 E: 0 K: 1 S: 17	H: 1 LOB: 2 BB: 2 P: 32	R: 0 E: 0 K: 0 S: 7	H: 0 LOB: 0 BB: 0 P: 7	R: 1 E: 2 K: 1 S: 10	H: 0 LOB: 1 BB: 1 P: 22	R: 0 E: 0 K: 0 S: 8	H: 2 LOB: 1 BB: 0 P: 10	R: 0 E: 0 K: 1 S: 8	H: 1 LOB: 1 BB: 0 P: 13	R: 2 E: 0 K: 0 S: 16	H: 3 LOB: 1 BB: 0 P: 22	R: 1 E: 0 K: 1 S: 6	H: 2 LOB: 0 BB: 0 P: 8	R: 1 E: 0 K: 1 S: 17	H: 3 LOB: 2 BB: 0 P: 29	R: 0 E: 0 K: 2 S: 13	H: 1 LOB: 2 BB: 1 P: 21	1B: 11 2B: 4 3B: 0 HR: 0	SF: 0 SAC: 0 DP: 3 HBP: 0	WP: 1 PB: 0 SB: 1 CS: 1	PA: 42			
<b>PITCHER</b>	IP	WLS	BF	H	R	ER	SO	BB	IBB	HBP	BLK	WP	HR	S	P	ERA	WHIP								
Jeff Ballard, L ERA: 4.47 (1, 1)	5.2	L	26	7	4	3	3	3	0	0	0	1	0	61	99	4.76	1.765								
Dave Johnson, R ERA: 9.51 (6, 1)	1.1		5	2	1	1	1	0	0	0	0	0	0	11	15	6.75	1.500								
Mike Flanagan, L ERA: 3.38 (8, 1)	0.1		4	3	1	1	0	0	0	0	0	0	0	8	14	27.00	9.000								
Mark Williamson, R ERA: 3.78 (8, 1)	0.2		2	0	0	0	1	0	0	0	0	0	0	9	15	0.00	0.000								
Gregg Olson, R ERA: 2.45 (9, 1)	1.0		5	1	0	0	2	0	1	0	0	0	0	13	21	0.00	1.000								

Oakland Athletics @ Baltimore Orioles  
Memorial Stadium, Baltimore, MD  
Wed May 15 1991, 7:05 PM EDT  
Att: 32,596 - Cloudy - 87 F

AB 38  
R 6  
H 13  
RBI 4  
BB 4  
SO 7  
LOB 21



Batter	1	2	3	4	5	6	7	8	9	AB	R	H	RBI	BB	SO	LOB	BOTTOM								
Mike Devereaux, R OBP: 0.356, SLG: 0.544 (1, 8)	K2-3		E8	G4-3			P3		K	5	0	0	0	0	2	4									
Dwight Evans, R OBP: 0.494, SLG: 0.372 (1, 9)	BB		G5-3		K		G5-3		P5	4	0	0	0	1	1	3									
Cal Ripken Jr., R OBP: 0.430, SLG: 0.664 (1, 6)	F7		L7		G6-3		P4			4	0	0	0	0	0	2									
Joe Orsulak, L OBP: 0.269, SLG: 0.315 (1, 7)	G4-3		G4-3		G4-3			L7		4	0	0	0	0	0	2									
Randy Milligan, R OBP: 0.308, SLG: 0.301 (1, 3)		K		HR		HR		G5-3		4	2	2	2	0	1	0									
Sam Horn, L OBP: 0.320, SLG: 0.431 Tim Hulett, R OBP: 0.333, SLG: 0.600 (8, PH)		G6-3 BB		G4-3		G1		K		2	0	0	0	1	0	0									
Craig Worthington, R OBP: 0.327, SLG: 0.411 (1, 5)		G6-3		1B 1B		HR		F8		4	1	2	1	0	0	1									
Chris Hoiles, R OBP: 0.258, SLG: 0.259 Jeff McKnight, S OBP: 0.286, SLG: 0.286 (9, PH)		BB		F8		K		1B 1B		2	0	0	0	1	1	1									
Billy Ripken, R OBP: 0.216, SLG: 0.200 Ernie Whitt, L OBP: 0.346, SLG: 0.261 (9, PH)		F9		1B		G1-3		1B		3	0	1	0	0	0	2									
<b>Inning Stats</b>	R: 0 E: 0 K: 1 S: 13	H: 0 LOB: 1 BB: 1 P: 24	R: 0 E: 0 K: 1 S: 11	H: 0 LOB: 2 BB: 2 P: 25	R: 0 E: 1 K: 0 S: 10	H: 0 LOB: 1 BB: 0 P: 11	R: 1 E: 0 K: 0 S: 13	H: 3 LOB: 2 BB: 0 P: 23	R: 0 E: 0 K: 1 S: 6	H: 0 LOB: 0 BB: 0 P: 12	R: 2 E: 0 K: 1 S: 13	H: 2 LOB: 0 BB: 0 P: 19	R: 0 E: 0 K: 0 S: 9	H: 0 LOB: 0 BB: 0 P: 14	R: 0 E: 0 K: 1 S: 11	H: 0 LOB: 0 BB: 0 P: 16	R: 0 E: 0 K: 1 S: 18	H: 2 LOB: 2 BB: 0 P: 29	1B: 4 2B: 0 3B: 0 HR: 3	SF: 0 SAC: 0 DP: 0 HBP: 0	WP: 0 PB: 0 SB: 0 CS: 0	PA: 38			
<b>PITCHER</b>	IP	WLS	BF	H	R	ER	SO	BB	IBB	HBP	BLK	WP	HR	S	P	ERA	WHIP								
Bob Welch, R ERA: 3.51 (1, 1)	5.1	W	25	5	3	3	3	3	0	0	0	0	0	14	21	0.00	0.000								
Steve Chitren, R ERA: 3.06 (8, 1)	1.2		5	0	0	0	1	0	0	0	0	0	0	8	12	0.00	0.000								
Joe Klink, L ERA: 2.93 (8, 1)	0.2		2	0	0	0	0	0	0	0	0	0	0	21	33	0.00	1.500								

Oakland Athletics @ Baltimore Orioles  
Memorial Stadium, Baltimore, MD  
Wed May 15 1991, 7:05 PM EDT  
Att: 32,596 - Cloudy - 87 F

AB 35  
R 3  
H 7  
RBI 3  
BB 3  
SO 6  
LOB 15










Batter	1	2	3	4	5	6	7	8	9	AB	R	H	RBI	BB	SO	LOB	TOP			
Rickey Henderson, R OBP: 0.363, SLG: 0.333 (1, 7)	2-1 S 1B SF7	2-2 L9			1-1 F8		2-1 S 1B		1-2 G6-3	5	2	2	0	0	0	2				
Dave Henderson, R OBP: 0.421, SLG: 0.679 (1, 8)	1-2 G6-3 S 1B		2-3 K		0-1 L7		2-2 G6-4-3 1B		1-2 G3 1B 2B	5	1	3	2	0	1	0				
Jose Canseco, R OBP: 0.389, SLG: 0.432 (1, 9)	3-0 SF7		2-2 G5-3		2-2 2B		0-1 G6-4-3 1B		0-2 G3	4	0	1	1	0	0	2				
Harold Baines, L OBP: 0.387, SLG: 0.536 (1, 10)	2-2 G6-3		0-1 G4-3		1-2 G6-3			2-0 F8	0-0 1B	5	0	1	1	0	0	2				
Mark McGwire, R OBP: 0.427, SLG: 0.445 Vance Law, R OBP: 0.321, SLG: 0.444 (1, 3) (6, 5)	4-1 BB			2-2 1B SF9 2B		1-2 P6		3-2 SF9 3B	3-3 K	2	1	1	0	1	0	0				
Ernest Riles, L OBP: 0.330, SLG: 0.398 (1, 5) (6, 3)	0-1 F9			2-2 G3-1 1B		2-1 3B		1-1 SF9		3	0	2	1	0	0	2				
Terry Steinbach, R OBP: 0.310, SLG: 0.402 (1, 2)		0-1 G4-3 1B		0-0 SF9		0-1 G6-3		1-1 1B		3	0	2	1	0	0	1				
Walt Weiss, S OBP: 0.341, SLG: 0.390 (1, 6)		2-2 F7		2-1 G3-1		3-2 G4-3		1-2 L5		4	0	0	0	0	0	4				
Mike Gallego, R OBP: 0.360, SLG: 0.247 (1, 4)		2-2 G4-3		2-1 F8			1-1 G6-3		3-1 G6-3 2B 1B	4	1	1	0	0	0	2				
<b>Inning Stats</b>	R: 1 E: 0 K: 0 S: 12	H: 2 LOB: 2 BB: 1 P: 24	R: 0 E: 0 K: 0 S: 14	H: 1 LOB: 1 BB: 0 P: 20	R: 0 E: 0 K: 1 S: 9	H: 0 LOB: 0 BB: 0 P: 13	R: 1 E: 0 K: 0 S: 11	H: 2 LOB: 1 BB: 0 P: 19	R: 0 E: 0 K: 0 S: 10	H: 1 LOB: 1 BB: 0 P: 16	R: 1 E: 0 K: 0 S: 9	H: 2 LOB: 0 BB: 0 P: 14	R: 1 E: 0 K: 0 S: 12	H: 2 LOB: 1 BB: 0 P: 20	R: 2 E: 0 K: 1 S: 17	H: 3 LOB: 1 BB: 0 P: 25	1B: 9 2B: 3 3B: 2 HR: 0	SF: 3 SAC: 0 DP: 1 HBP: 0	WP: 0 PB: 0 SB: 3 CS: 0	PA: 41
<b>PITCHER</b>	IP WLS BF H R ER SO BB IBB HBP BLK WP HR S P ERA WHIP	8.0 W 35 11 4 4 1 1 0 0 0 0 0 0 87 140 4.50 1.500	1.0 L 6 3 2 2 1 0 0 0 0 0 0 0 17 25 18.00 3.000																	

Oakland Athletics @ Cleveland Indians  
Cleveland Municipal Stadium, Cleveland, OH  
Fri May 17 1991, 7:05 PM EDT  
Att: 43,717 - Cloudy - 55 F

AB 37  
R 6  
H 14  
RBI 6  
BB 1  
SO 2  
LOB 16



Batter	1	2	3	4	5	6	7	8	9	AB	R	H	RBI	BB	SO	LOB	BOTTOM			
Mike Huff, R OBP: 0.443, SLG: 0.391 (1, 8)	4-1 S 1B BB		2-1 P3	1-1 BB S 1B	1-3 K			0-0 P3		4	2	1	0	1	1	1				
Mark Lewis, R OBP: 0.432, SLG: 0.479 (1, 4)	2-2 CS 1B		1-0 1B E 2B	1-1 P3	1-2 F8			1-1 G4-6-3		5	1	2	1	0	0	2				
Beau Alired, L OBP: 0.441, SLG: 0.481 (1, 9)	3-3 K		4-2 E 1B BB	4-1 BB 1B BB		2-0 L3				2	2	0	0	2	1	1				
Albert Belle, R OBP: 0.361, SLG: 0.568 (1, 7)	1-3 K		1-0 E 1B	4-2 1B BB		0-1 F7				3	2	1	0	1	1	0				
Carlos Baerga, S OBP: 0.372, SLG: 0.464 (1, 5)		0-2 G3-1	2-1 E5 1B	2-0 HR 1B		3-1 G4-3				4	2	1	2	0	0	2				
Chris James, R OBP: 0.351, SLG: 0.410 (1, 10)		0-1 FC6-4 1B	1-0 1B	0-1 HR 1B			2-1 E6 G5-4-3			4	1	3	3	0	0	0				
Brook Jacoby, R OBP: 0.283, SLG: 0.375 Luis Lopez, R (1, 3) (8, 3)		2-0 F8	0-1 1B	1-0 HR			0-1 G5-4-3			4	0	2	4	0	0	2				
Joel Skinner, R OBP: 0.300, SLG: 0.464 (1, 2)		1-2 FC6-4	0-0 L7	2-3 K			0-1 G6-3			4	0	0	0	0	1	3				
Felix Fermin, R OBP: 0.250, SLG: 0.196 Ever Magallanes, L (1, 6) (8, 6)			1-0 G4-3	0-1 K			0-0 G6-3		4-2 G4-6-3 BB	3	0	1	0	0	0	0				
<b>Inning Stats</b>	R: 1 E: 0 K: 2 S: 13	H: 1 LOB: 0 BB: 1 P: 23	R: 0 E: 0 K: 0 S: 9	H: 1 LOB: 1 BB: 0 P: 12	R: 4 E: 1 K: 0 S: 13	H: 4 LOB: 2 BB: 1 P: 25	R: 6 E: 0 K: 1 S: 17	H: 5 LOB: 0 BB: 2 P: 32	R: 0 E: 0 K: 1 S: 8	H: 0 LOB: 0 BB: 0 P: 10	R: 0 E: 0 K: 0 S: 5	H: 0 LOB: 0 BB: 0 P: 10	R: 0 E: 0 K: 0 S: 6	H: 0 LOB: 0 BB: 1 P: 10	R: 0 E: 0 K: 0 S: 5	H: 0 LOB: 0 BB: 1 P: 10	1B: 9 2B: 2 3B: 0 HR: 1	SF: 0 SAC: 0 DP: 3 HBP: 0	WP: 0 PB: 0 SB: 2 CS: 1	PA: 38
<b>PITCHER</b>	IP WLS BF H R ER SO BB IBB HBP BLK WP HR S P ERA WHIP	3.2 L 24 10 1 1 1 2 1 0 0 0 1 28 45 2.08 0.462																		

Oakland Athletics @ Cleveland Indians  
Cleveland Municipal Stadium, Cleveland, OH  
Fri May 17 1991, 7:05 PM EDT  
Att: 43,717 - Cloudy - 55 F

AB 33  
R 10  
H 11  
RBI 10  
BB 5  
SO 4  
LOB 11






Batter	1	2	3	4	5	6	7	8	9	AB	R	H	RBI	BB	SO	LOB	TOP					
Rickey Henderson, R OBP: 0.365, SLG: 0.321	4-2 S E BB	3-2 G6-3		4-1 BB			1-1 B2-3		1-3 K	3	1	0	0	2	1	1						
Ernest Riles, L OBP: 0.344, SLG: 0.395	2-2 FC5-4 HBP		0-0 F8	0-1 L7			1-1 E S 1B		4-0 BB	3	0	1	0	1	0	2						
Dave Henderson, R OBP: 0.413, SLG: 0.684	3-1 FC5-4 1B 1-2 2-H		2-2 HR		0-2 G6-3		3-3 K		0-3 K	5	2	1	1	0	2	4						
Harold Baines, L OBP: 0.398, SLG: 0.544	2-0 F9 BB 2H		1-0 1B		2-0 F8				2-2 G5-3 1B	4	0	3	1	0	0	0						
Lance Blankenship, R OBP: 0.365, SLG: 0.311										0	0	0	0	0	0	0						
Mark McGwire, R OBP: 0.422, SLG: 0.434	4-2 1-2 BB		0-0 F9		3-3 K				0-0 G5-3	3	0	0	0	1	1	2						
Willie Wilson, S OBP: 0.294, SLG: 0.380	3-1 F9 2-3		1-0 F7			2-1 P6			0-0 F8	4	0	0	0	0	0	5						
Jamie Quirk, L OBP: 0.333, SLG: 0.286	1-3 K			1-0 G4-3 1B		1-3 K			0-0 G5-3	4	0	1	0	0	2	4						
Walt Weiss, S OBP: 0.326, SLG: 0.370		1-3 K		2-1 G4-3		1-2 G3-1			0-1 G4-3	4	0	0	0	0	1	1						
Mike Gallego, R OBP: 0.356, SLG: 0.247		0-0 G6-3		1-3 K			1-1 G6-3		2-0 BB 1B	4	0	1	0	0	1	1						
<b>Inning Stats</b>	R: 2 E: 1 K: 1 S: 14	H: 1 LOB: 2 BB: 2 P: 33	R: 0 E: 0 K: 0 S: 8	H: 0 LOB: 0 BB: 0 P: 12	R: 1 E: 0 K: 0 S: 7	H: 2 LOB: 1 BB: 0 P: 11	R: 0 E: 0 K: 1 S: 9	H: 1 LOB: 1 BB: 1 P: 17	R: 0 E: 0 K: 1 S: 8	H: 0 LOB: 0 BB: 0 P: 13	R: 0 E: 0 K: 1 S: 10	H: 0 LOB: 0 BB: 0 P: 14	R: 0 E: 0 K: 1 S: 9	H: 1 LOB: 1 BB: 0 P: 15	R: 0 E: 0 K: 0 S: 7	H: 1 LOB: 2 BB: 1 P: 9	R: 0 E: 0 K: 2 S: 10	H: 1 LOB: 2 BB: 1 P: 17	1B: 6 2B: 0 3B: 0 HR: 1	SF: 0 SAC: 0 DP: 0 HBP: 1	WP: 0 PB: 0 SB: 2 CS: 0	PA: 39
<b>PITCHER</b>	IP WLS BF L	H R ER SO	BB IBB HBP BLK	WP HR S P	ERA WHIP	<b>PITCHER</b>	IP WLS BF L	H R ER SO	BB IBB HBP BLK	WP HR S P	ERA WHIP											
Charles Nagy, R ERA: 3.23	8.0	3	3	6	3	0	0	0	0	124	3.38	1.125										
Doug Jones, R ERA: 9.49	1.0	0	0	2	1	0	0	0	0	17	0.00	2.000										

Oakland Athletics @ Cleveland Indians  
Cleveland Municipal Stadium, Cleveland, OH  
Sat May 18 1991, 3:33 AM EDT  
Att: 20,963 - Cloudy - 52 F

AB 34  
R 3  
H 7  
RBI 2  
BB 4  
SO 8  
LOB 20



Batter	1	2	3	4	5	6	7	8	9	AB	R	H	RBI	BB	SO	LOB	BOTTOM					
Mike Huff, R OBP: 0.435, SLG: 0.375	4-0 S BB		0-1 G4-3			3-3 K		0-2 F9		3	0	0	0	1	1	0						
Mark Lewis, R OBP: 0.435, SLG: 0.481	2-2 F8			0-0 1B		1-1 1B		2-1 G5-3		4	0	2	0	0	0	1						
Beau Allred, L OBP: 0.417, SLG: 0.446	1-1 F8 1-2			2-0 F9		1-2 F9			1-2 P4	4	0	0	0	0	0	3						
Albert Belle, R OBP: 0.349, SLG: 0.548	2-1 F8			1-2 P3		1-1 G1-3			2-3 K	4	0	0	0	0	1	3						
Carlos Baerga, S OBP: 0.376, SLG: 0.460		3-2 G3		2-1 P4		4-1 BB		1-2 1B		3	0	1	0	1	0	1						
Chris James, R OBP: 0.348, SLG: 0.405		0-1 P5			1-0 1B		1-1 F7		2-2 P6	4	0	1	0	0	0	2						
Brook Jacoby, R OBP: 0.253, SLG: 0.360		2-2 F9			2-3 K		2-3 K			3	0	0	0	0	2	2						
Eddie Taubensee, L OBP: 0.237, SLG: 0.185			2-1 P6		0-0 F8		0-1 F7			3	0	0	0	0	0	2						
Felix Fermin, R OBP: 0.237, SLG: 0.185			0-1 G3		0-1 P6			1-2 G5-3		3	0	0	0	0	0	1						
<b>Inning Stats</b>	R: 0 E: 0 K: 0 S: 9	H: 0 LOB: 1 BB: 1 P: 18	R: 0 E: 0 K: 0 S: 9	H: 0 LOB: 0 BB: 0 P: 14	R: 0 E: 0 K: 0 S: 6	H: 0 LOB: 0 BB: 0 P: 8	R: 0 E: 0 K: 0 S: 7	H: 1 LOB: 1 BB: 0 P: 12	R: 0 E: 0 K: 1 S: 9	H: 1 LOB: 1 BB: 0 P: 12	R: 0 E: 0 K: 1 S: 11	H: 1 LOB: 1 BB: 0 P: 17	R: 0 E: 0 K: 1 S: 8	H: 0 LOB: 0 BB: 1 P: 15	R: 0 E: 0 K: 0 S: 8	H: 0 LOB: 0 BB: 0 P: 11	R: 0 E: 0 K: 1 S: 13	H: 1 LOB: 1 BB: 0 P: 19	1B: 4 2B: 0 3B: 0 HR: 0	SF: 0 SAC: 0 DP: 0 HBP: 0	WP: 0 PB: 0 SB: 1 CS: 0	PA: 33
<b>PITCHER</b>	IP WLS BF L	H R ER SO	BB IBB HBP BLK	WP HR S P	ERA WHIP	<b>PITCHER</b>	IP WLS BF L	H R ER SO	BB IBB HBP BLK	WP HR S P	ERA WHIP											
Andy Hawkins, R ERA: 7.0	5.1	20	3	0	2	1	0	0	0	46	7.4	0.00	0.750									
Dana Allison, L ERA: 9.39	0.1	1	0	0	0	0	0	0	0	3	4	0.00	0.000									
Steve Chitren, R ERA: 2.7	1.0	4	0	0	1	1	0	0	0	8	16	0.00	1.000									
Joe Klink, L ERA: 2.89	1.1	4	0	0	0	0	0	0	0	10	13	0.00	0.000									
Dennis Eckersley, R ERA: 3.86	1.0	4	1	0	1	0	0	0	0	13	19	0.00	1.000									

Oakland Athletics @ Cleveland Indians  
Cleveland Municipal Stadium, Cleveland, OH  
Sat May 18 1991, 3:33 AM EDT  
Att: 20,963 - Cloudy - 52 F

AB 31  
R 0  
H 4  
RBI 0  
BB 2  
SO 4  
LOB 15






Batter	1	2	3	4	5	6	7	8	9	AB	R	H	RBI	BB	SO	LOB	TOP										
Willie Wilson, S OBP: 0.281, SLG: 0.361 (1, 7)	G4-3		F9		SH5-3	F9	F9			4	0	0	0	0	0	5	<b>Oakland Athletics @ Cleveland Indians</b> Cleveland Municipal Stadium, Cleveland, OH Sun May 19 1991, 3:33 AM EDT Att: 29,465 - Sunny - 53 F  <b>AB 39</b> <b>R 9</b> <b>H 13</b> <b>RBI 9</b> <b>BB 2</b> <b>SO 4</b> <b>LOB 18</b>										
Dave Henderson, R OBP: 0.416, SLG: 0.695 (1, 8)	FC6-4 BB 1B		P6			2B	2B	K		5	0	3	4	0	1	0											
Jose Canseco, R OBP: 0.383, SLG: 0.418 (1, 9)	FC6-4 BB 1-2			G5-3	K	G5-3		G6-3		4	0	0	0	1	1	2											
Harold Baines, L OBP: 0.398, SLG: 0.546 (1, 10)	FC6-4 1-2			BB 1B	G6-3		1B HR	P6		5	2	2	0	0	0	3											
Ernest Riles, L OBP: 0.350, SLG: 0.393 Vance Law, R OBP: 0.310, SLG: 0.429 (9, PH) (9, 5)	F9			1B BB		P3	HR 1B		K	3	1	1	0	1	0	2											
Terry Steinbach, R OBP: 0.314, SLG: 0.429 (1, 2)		G6-3		P4		1B	HR		K	5	2	2	3	0	1	2											
Jamie Quirk, L OBP: 0.367, SLG: 0.326 Rickey Henderson, R OBP: 0.365, SLG: 0.321 Mark McGwire, R OBP: 0.419, SLG: 0.430 (1, 3) (7, PR) (7, 3)	G3			1B		1B	HR		P6	4	1	3	1	0	0	0											
Walt Weiss, S OBP: 0.322, SLG: 0.365 (1, 6)	F9			G3		1B	F9			4	1	1	1	0	0	3											
Lance Blankenship, R OBP: 0.372, SLG: 0.313 (1, 4)			G5-3		SH5-3 2B HBP	2B	F8			3	2	1	0	0	0	1											
<b>Inning Stats</b>	R: 0 E: 0 K: 0 S: 14	H: 1 LOB: 2 BB: 1 P: 26	R: 0 E: 0 K: 0 S: 8	H: 0 LOB: 0 BB: 0 P: 8	R: 0 E: 0 K: 0 S: 8	H: 0 LOB: 0 BB: 0 P: 12	R: 1 E: 0 K: 0 S: 18	H: 2 LOB: 2 BB: 1 P: 30	R: 1 E: 0 K: 1 S: 8	H: 1 LOB: 1 BB: 0 P: 11	R: 4 E: 0 K: 0 S: 20	H: 5 LOB: 1 BB: 0 P: 32	R: 3 E: 0 K: 0 S: 12	H: 4 LOB: 2 BB: 0 P: 23	R: 0 E: 0 K: 1 S: 11	H: 0 LOB: 0 BB: 0 P: 15		R: 0 E: 0 K: 2 S: 10	H: 0 LOB: 0 BB: 0 P: 15	1B: 9 2B: 3 3B: 0 HR: 1	SF: 0 SAC: 1 DP: 0 HBP: 1	WP: 0 PB: 0 SB: 1 CS: 0	PA: 43				
<b>PITCHER</b>	IP	WLS	BF	H	R	ER	SO	BB	IBB	HBP	BLK	WP	HR	S	P	ERA	WHIP										
Rod Nichols, R ERA: 4.91 (1, 1)	5.1	L	26	7	5	5	1	2	0	1	0	0	0	65	101	8.44	1.688										
Steve Olin, R ERA: 5.59 (6, 1)	0.0	1	1	0	0	0	0	0	0	0	0	0	0	5	8	∞	∞										
Efrain Valdez, L ERA: (6, 1)	0.1	1	0	0	0	0	0	0	0	0	0	0	0	1	1	0.00	0.000										
Willie Blair, R ERA: 81.0 (6, 1)	0.1	6	5	4	4	0	0	0	0	0	0	0	1	12	24	108.00	15.000										
Jesse Orosco, L ERA: 3.39 (7, 1)	3.0	9	0	0	0	0	3	0	0	0	0	0	0	26	38	0.00	0.000										
<b>Batter</b>	<b>1</b>	<b>2</b>	<b>3</b>	<b>4</b>	<b>5</b>	<b>6</b>	<b>7</b>	<b>8</b>	<b>9</b>	<b>AB</b>	<b>R</b>	<b>H</b>	<b>RBI</b>	<b>BB</b>	<b>SO</b>	<b>LOB</b>	<b>BOTTOM</b>										
Mike Huff, R OBP: 0.438, SLG: 0.387 (1, 8)	G6-3		2B BB		1B 2B		F9			3	2	1	0	1	0	1	<b>Oakland Athletics @ Cleveland Indians</b> Cleveland Municipal Stadium, Cleveland, OH Sun May 19 1991, 3:33 AM EDT Att: 29,465 - Sunny - 53 F  <b>AB 33</b> <b>R 4</b> <b>H 7</b> <b>RBI 4</b> <b>BB 3</b> <b>SO 4</b> <b>LOB 10</b>										
Mark Lewis, R OBP: 0.449, SLG: 0.519 (1, 4)	G3-1		E 2B		FC5-4 1B		2B			4	1	3	3	0	0	0											
Beau Alired, L OBP: 0.408, SLG: 0.433 (1, 9)	K		E9 1B		F8		F8			4	0	1	1	0	1	3											
Albert Belle, R OBP: 0.338, SLG: 0.529 (1, 7)		E5	G5-3		FC5-4		F9			4	0	0	0	0	0	2											
Carlos Baerga, S OBP: 0.372, SLG: 0.448 (1, 5)		G5-3 1B BB	F8		P4		G5-3			3	0	0	0	1	0	1											
Chris James, R OBP: 0.345, SLG: 0.400 (1, 10)		G5-3 1B		K		G6-3		G3		4	0	1	0	0	1	0											
Brook Jacoby, R OBP: 0.241, SLG: 0.342 (1, 3)		G5-3		G6-3		P4		G6-3		4	0	0	0	0	0	2											
Eddie Taubensee, L (1, 2)			BB 2B BB		K		G6-3		P5	3	1	0	0	1	1	0											
Felix Fermin, R OBP: 0.242, SLG: 0.193 Ever Magallanes, L (9, PH)			F9		F9		2B		K	3	0	1	0	0	0	1											
<b>Inning Stats</b>	R: 0 E: 0 K: 1 S: 10	H: 0 LOB: 0 BB: 0 P: 15	R: 0 E: 1 K: 0 S: 12	H: 1 LOB: 1 BB: 1 P: 20	R: 3 E: 1 K: 0 S: 21	H: 2 LOB: 1 BB: 2 P: 37	R: 0 E: 0 K: 2 S: 7	H: 0 LOB: 0 BB: 0 P: 9	R: 1 E: 0 K: 0 S: 12	H: 2 LOB: 1 BB: 0 P: 15	R: 0 E: 0 K: 0 S: 5	H: 0 LOB: 0 BB: 0 P: 7	R: 0 E: 0 K: 0 S: 12	H: 2 LOB: 2 BB: 0 P: 21	R: 0 E: 0 K: 0 S: 5	H: 0 LOB: 0 BB: 0 P: 8		R: 0 E: 0 K: 1 S: 9	H: 0 LOB: 0 BB: 0 P: 13	1B: 4 2B: 3 3B: 0 HR: 0	SF: 0 SAC: 0 DP: 1 HBP: 0	WP: 0 PB: 0 SB: 0 CS: 0	PA: 36				
<b>PITCHER</b>	IP	WLS	BF	H	R	ER	SO	BB	IBB	HBP	BLK	WP	HR	S	P	ERA	WHIP										
Joe Slusarski, R ERA: 4.44 (1, 1)	4.1	W	13	2	0	0	0	0	0	0	0	0	0	27	43	0.00	0.545										
Curt Young, L ERA: 3.57 (5, 1)	3.2													9	13	0.00	0.000										
Eric Show, R ERA: 12.86 (9, 1)	1.0	3	0	0	0	0	1	0	0	0	0	0	0	9	13	0.00	0.000										



Batter	1	2	3	4	5	6	7	8	9	AB	R	H	RBI	BB	SO	LOB	TOP					
Devon White, S (1.8) OBP: 0.351, SLG: 0.404	1-3 K		3-2 P5			0-0 F8		2-0 G3		4	0	0	0	0	1	2						
Mookie Wilson, S (1.10) OBP: 0.288, SLG: 0.343	0-0 G6-3			1-0 F7		2-1 2B		0-1 G1-3		4	0	1	1	0	0	0						
Roberto Alomar, S (1.4) OBP: 0.329, SLG: 0.441	3-2 G1-3			2-1 G1-3		0-2 G6-3		1-0 L7		4	0	0	0	0	0	1						
Joe Carter, R (1.7) OBP: 0.367, SLG: 0.500		1-1 L7		3-3 K		1-1 F8		0-2 G3		4	0	0	0	0	1	0						
John Olerud, L (1.3) OBP: 0.336, SLG: 0.411		0-2 1B			1-0 G6-3	2-1 P4				3	0	1	0	0	0	0						
Mark Whiten, S (1.9) OBP: 0.303, SLG: 0.378		0-3 K			0-0 G6-3	1-1 G6-3				3	0	0	0	0	1	1						
Greg Myers, L (1.2) OBP: 0.357, SLG: 0.437		0-1 G4-3			0-0 L7			2-0 G4-3 2B		3	0	1	0	0	0	1						
Ed Sprague, R (1.5) OBP: 0.571, SLG: 0.778			4-0 CS BB		0-0 FC1-6 1B	2-1 P4				2	0	1	0	1	0	1						
Rene Gonzales, R (1.6) OBP: 0.293, SLG: 0.250			1-1 F9		0-1 FC1-6 WP 2B	0-1 G4-3				3	1	0	0	0	0	3						
<b>Inning Stats</b>	R: 0 E: 0 K: 1 S: 7	H: 0 LOB: 0 BB: 0 P: 11	R: 0 E: 0 K: 1 S: 10	H: 1 LOB: 1 BB: 0 P: 11	R: 0 E: 0 K: 0 S: 6	H: 0 LOB: 0 BB: 1 P: 14	R: 0 E: 0 K: 1 S: 7	H: 0 LOB: 0 BB: 0 P: 13	R: 0 E: 0 K: 0 S: 3	H: 0 LOB: 0 BB: 0 P: 4	R: 1 E: 0 K: 0 S: 9	H: 2 LOB: 1 BB: 0 P: 11	R: 0 E: 0 K: 0 S: 6	H: 0 LOB: 0 BB: 0 P: 10	R: 0 E: 0 K: 0 S: 6	H: 1 LOB: 1 BB: 0 P: 12	R: 0 E: 0 K: 0 S: 6	H: 0 LOB: 0 BB: 0 P: 7	1B: 2 2B: 2 HR: 0	SF: 0 SAC: 0 HBP: 0	WP: 1 PB: 0 CS: 1	PA: 31
<b>PITCHER</b> Bob Welch, R (1.1) ERA: 3.17	IP: 9.0 WLS: L BF: 31 H: 4 R: 1 ER: 1 SO: 3 BB: 1 IBB: 0 HBP: 0 BLK: 0 WP: 1 HR: 0 S: 60 P: 93 ERA: 1.00 WHIP: 0.556											<b>PITCHER</b>	IP: 9.0 WLS: L BF: 31 H: 4 R: 1 ER: 1 SO: 3 BB: 1 IBB: 0 HBP: 0 BLK: 0 WP: 1 HR: 0 S: 60 P: 93 ERA: 1.00 WHIP: 0.556									

Toronto Blue Jays @ Oakland Athletics  
Oakland-Alameda County Coliseum, Oakland, CA  
Mon May 20 1991, 7:05 PM PDT  
Att: 24,631 - Sunny - 56 F


AB	30
R	1
H	4
RBI	1
BB	1
SO	3
LOB	9



Batter	1	2	3	4	5	6	7	8	9	AB	R	H	RBI	BB	SO	LOB	BOTTOM					
Rickey Henderson, R (1.7) OBP: 0.350, SLG: 0.305	2-2 P3		3-3 K			1-3 K		1 SAFE 2-1 L8		4	0	0	0	0	2	2						
Dave Henderson, R (1.8) OBP: 0.428, SLG: 0.692	4-2 CS BB			3-2 E 1B		4-0 BB		1-0 G5-3		2	0	1	0	2	0	1						
Lance Blankenship, R (1.10) OBP: 0.350, SLG: 0.299	3-2 F8			2-2 P4		1-3 K		3-1 F8		3	0	0	0	0	1	3						
Harold Baines, L (9. PH) OBP: 0.396, SLG: 0.542										1	0	0	0	0	0	0						
Terry Steinbach, R (1.2) OBP: 0.312, SLG: 0.417		4-0 WP BB		2-0 P4		0-1 P4		3-2 P4		3	0	0	0	1	0	1						
Mark McGwire, R (1.3) OBP: 0.408, SLG: 0.415		1-3 K		3-3 K		2-1 P6		2-0 F8		4	0	0	0	0	2	2						
Willie Wilson, S (1.9) OBP: 0.283, SLG: 0.372		3-3 K			3-2 G4-3	0-0 2B				3	0	1	0	0	1	1						
Vance Law, R (1.5) OBP: 0.281, SLG: 0.387		2-1 F8			3-2 L7	2-0 F9				3	0	0	0	0	0	2						
Walt Weiss, S (1.6) OBP: 0.312, SLG: 0.352			1-0 F8		1-0 P6			3-2 G4-3		3	0	0	0	0	0	0						
Mike Gallego, R (1.4) OBP: 0.358, SLG: 0.245			4-2 CS BB		1-0 P2			2-2 1B		1	0	0	0	1	0	0						
Ernest Riles, L (8. PH) OBP: 0.356, SLG: 0.400										1	0	1	0	0	0	0						
<b>Inning Stats</b>	R: 0 E: 0 K: 0 S: 9	H: 0 LOB: 1 BB: 1 P: 18	R: 0 E: 0 K: 2 S: 9	H: 0 LOB: 1 BB: 1 P: 19	R: 0 E: 0 K: 1 S: 7	H: 0 LOB: 1 BB: 1 P: 15	R: 0 E: 1 K: 1 S: 13	H: 1 LOB: 1 BB: 0 P: 23	R: 0 E: 0 K: 0 S: 9	H: 0 LOB: 0 BB: 0 P: 16	R: 0 E: 0 K: 2 S: 8	H: 0 LOB: 1 BB: 1 P: 15	R: 0 E: 0 K: 0 S: 6	H: 1 LOB: 1 BB: 0 P: 10	R: 0 E: 0 K: 0 S: 11	H: 1 LOB: 1 BB: 0 P: 19	R: 0 E: 0 K: 0 S: 6	H: 0 LOB: 0 BB: 0 P: 14	1B: 2 2B: 2 HR: 0	SF: 0 SAC: 0 HBP: 0	WP: 1 PB: 0 CS: 2	PA: 32
<b>PITCHER</b> David Wells, L (1.1) ERA: 2.56	IP: 7.0 WLS: W BF: 25 H: 2 R: 0 ER: 0 SO: 6 BB: 4 IBB: 0 HBP: 0 BLK: 0 WP: 1 HR: 0 S: 61 P: 116 ERA: 0.00 WHIP: 0.857											<b>PITCHER</b>	IP: 7.0 WLS: W BF: 25 H: 2 R: 0 ER: 0 SO: 6 BB: 4 IBB: 0 HBP: 0 BLK: 0 WP: 1 HR: 0 S: 61 P: 116 ERA: 0.00 WHIP: 0.857									
Duane Ward, R (8.1) ERA: 1.64	1.0 S: 3											<b>PITCHER</b>	IP: 1.0 WLS: S BF: 3 H: 0 R: 0 ER: 0 SO: 0 BB: 0 IBB: 0 HBP: 0 BLK: 0 WP: 0 HR: 0 S: 6 P: 14 ERA: 0.00 WHIP: 0.000									

Toronto Blue Jays @ Oakland Athletics  
Oakland-Alameda County Coliseum, Oakland, CA  
Mon May 20 1991, 7:05 PM PDT  
Att: 24,631 - Sunny - 56 F

AB	28
R	0
H	3
RBI	0
BB	4
SO	6
LOB	12





Batter	1	2	3	4	5	6	7	8	9	AB	R	H	RBI	BB	SO	LOB	TOP								
Devon White, S OBP: 0.346, SLG: 0.411	F7		G3	K		1B		FC6-5		5	2	1	2	0	1	1	<b>Toronto Blue Jays @ Oakland Athletics</b> Oakland-Alameda County Coliseum, Oakland, CA Tue May 21 1991, 7:05 PM PDT Att: 22,738 - Cloudy - 54 F								
Mookie Wilson, S OBP: 0.289, SLG: 0.361	K			1B	L7	1B		1B		5	2	3	2	0	1	0									
Roberto Alomar, S OBP: 0.331, SLG: 0.436	F8			1B	F7	G4-3		1B		4	1	1	1	1	0	1									
Joe Carter, R OBP: 0.368, SLG: 0.490		F7		1B	E5					3	1	0	0	2	1	3									
John Olerud, L OBP: 0.338, SLG: 0.405	K			1B				G4-3		4	1	1	1	1	1	2									
Mark Whiten, S OBP: 0.299, SLG: 0.365				1B	P5	FC6-4				4	0	0	0	1	0	5									
Greg Myers, L OBP: 0.359, SLG: 0.446	F5			2B				G3		5	1	2	3	0	0	1									
Ed Sprague, R OBP: 0.577, SLG: 0.783			K	WP	SF7			G6-3		5	2	3	1	0	1	0									
Rene Gonzales, R OBP: 0.273, SLG: 0.237			G4-3	SF7		FC1-5		SH1-3		2	1	0	1	0	0	2									
<b>Inning Stats</b>	R: 0 E: 0 K: 1 S: 9	H: 0 LOB: 0 BB: 0 P: 13	R: 0 E: 0 K: 1 S: 9	H: 0 LOB: 1 BB: 1 P: 15	R: 0 E: 0 K: 1 S: 8	H: 0 LOB: 0 BB: 0 P: 12	R: 6 E: 1 K: 1 S: 26	H: 4 LOB: 0 BB: 1 P: 43	R: 0 E: 0 K: 0 S: 9	H: 0 LOB: 2 BB: 2 P: 20	R: 3 E: 0 K: 1 S: 12	H: 4 LOB: 1 BB: 0 P: 16	R: 0 E: 0 K: 0 S: 8	H: 0 LOB: 0 BB: 0 P: 12	R: 2 E: 0 K: 0 S: 18	H: 3 LOB: 2 BB: 1 P: 29	R: 0 E: 0 K: 0 S: 3	H: 0 LOB: 0 BB: 0 P: 5	1B: 8 2B: 2 3B: 1 HR: 0	SF: 1 SAC: 1 DP: 0 HBP: 0	WP: 1 PB: 0 SB: 1 CS: 0	PA: 44			
<b>PITCHER</b>	IP	WLS	BF	H	R	ER	SO	BB	IBB	HBP	BLK	WP	HR	S	P	ERA	WHIP								
Kirk Dressendorfer, R ERA: 5.45	(1, 1)	4.2	L	23	4	6	4	4	0	0	0	1	0	59	101	7.71	1.714								
Dana Allison, L ERA: 10.13	(5, 1)	0.1		2	1	1	1	0	0	0	0	0	0	4	4	27.00	3.000								
Gene Nelson, R ERA: 9.0	(6, 1)	2.0		9	3	2	2	1	0	0	0	0	0	18	26	9.00	1.500								
Joe Klink, L ERA: 3.66	(8, 1)	1.0		7	3	2	2	0	1	0	0	0	0	18	29	18.00	3.000								
Eric Show, R ERA: 11.25	(9, 1)	1.0		3	0	0	0	0	0	0	0	0	0	3	5	0.00	0.000								

Batter	1	2	3	4	5	6	7	8	9	AB	R	H	RBI	BB	SO	LOB	BOTTOM								
Rickey Henderson, R OBP: 0.362, SLG: 0.314			P3						G4-3	4	1	2	1	1	0	0	<b>Toronto Blue Jays @ Oakland Athletics</b> Oakland-Alameda County Coliseum, Oakland, CA Tue May 21 1991, 7:05 PM PDT Att: 22,738 - Cloudy - 54 F								
Dave Henderson, R OBP: 0.427, SLG: 0.680	L4			P6				G4-3		4	1	1	1	1	0	1									
Jose Canseco, R OBP: 0.384, SLG: 0.437				HR				G1-2-3		4	1	1	1	1	1	3									
Harold Baines, L OBP: 0.391, SLG: 0.528	G4-3			G4-3						3	1	0	0	1	1	4									
Mark McGwire, R OBP: 0.397, SLG: 0.402				F9						4	0	0	1	0	0	2									
Ernest Riles, L OBP: 0.352, SLG: 0.387										3	1	0	0	1	1	2									
Terry Steinbach, R OBP: 0.310, SLG: 0.420										4	1	1	1	0	1	1									
Walt Weiss, S OBP: 0.299, SLG: 0.337										4	0	0	1	0	1	2									
Mike Gallego, R OBP: 0.355, SLG: 0.255										4	1	1	0	0	0	1									
<b>Inning Stats</b>	R: 0 E: 0 K: 0 S: 9	H: 0 LOB: 1 BB: 2 P: 20	R: 0 E: 0 K: 0 S: 4	H: 0 LOB: 0 BB: 0 P: 5	R: 0 E: 0 K: 0 S: 6	H: 0 LOB: 0 BB: 0 P: 10	R: 1 E: 0 K: 0 S: 8	H: 1 LOB: 0 BB: 0 P: 13	R: 2 E: 1 K: 1 S: 14	H: 1 LOB: 2 BB: 2 P: 26	R: 1 E: 0 K: 0 S: 8	H: 1 LOB: 1 BB: 1 P: 16	R: 3 E: 1 K: 2 S: 25	H: 3 LOB: 1 BB: 0 P: 30	R: 0 E: 0 K: 2 S: 9	H: 0 LOB: 0 BB: 0 P: 11	R: 0 E: 0 K: 0 S: 7	H: 0 LOB: 0 BB: 0 P: 11	1B: 3 2B: 2 3B: 0 HR: 1	SF: 0 SAC: 0 DP: 1 HBP: 0	WP: 1 PB: 0 SB: 3 CS: 0	PA: 39			
<b>PITCHER</b>	IP	WLS	BF	H	R	ER	SO	BB	IBB	HBP	BLK	WP	HR	S	P	ERA	WHIP								
Jim Acker, R ERA: 2.17	(1, 1)	5.0	W	21	2	3	1	1	4	0	0	0	0	41	74	1.80	1.200								
Willie Fraser, R ERA: 4.86	(6, 1)	1.0		8	4	4	2	0	1	0	0	0	0	20	30	18.00	5.000								
Mike Timlin, R ERA: 3.54	(7, 1)	3.0	S	10	0	0	0	4	0	0	0	1	0	29	38	0.00	0.000								





Batter	1	2	3	4	5	6	7	8	9	AB	R	H	RBI	BB	SO	LOB	TOP								
<b>Devon White, S</b> OBP: 0.350, SLG: 0.414 (1, 8)	G3-1			FC5-4 1B		K		BB 1B		4	0	2	0	0	1	0	<b>Toronto Blue Jays @ Oakland Athletics</b> Oakland-Alameda County Coliseum, Oakland, CA Wed May 22 1991, 3:33 AM PDT Att: 34,028 - Sunny - 63 F								
<b>Mookie Wilson, S</b> OBP: 0.275, SLG: 0.342 (1, 10)	G6-3			P6		F7		K		4	0	0	0	0	1	3									
<b>Roberto Alomar, S</b> OBP: 0.330, SLG: 0.428 (1, 4)	K			FC5-4 1B		E6		BB 1B		3	1	0	0	1	1	1									
<b>Joe Carter, R</b> OBP: 0.365, SLG: 0.484 (1, 7)		K		1B 1-H		G6-3		K		4	0	1	1	0	2	4									
<b>John Olerud, L</b> OBP: 0.336, SLG: 0.400 (1, 3)	K			1B			L7		K	4	0	1	0	0	2	0									
<b>Greg Myers, L</b> OBP: 0.355, SLG: 0.438 (1, 2) <b>Kenny Williams, R</b> OBP: 0.304, SLG: 0.263 (9, PR)	K			G5-3		F7		BB 1B		4	0	1	0	0	1	2									
<b>Glenallen Hill, R</b> OBP: 0.281, SLG: 0.421 (1, 9)			K		F7		G3		K	4	0	0	0	0	2	1									
<b>Ed Sprague, R</b> OBP: 0.552, SLG: 0.720 (1, 5)			F8		K2-3			FC3-6 BB		2	0	0	0	1	1	0									
<b>Rene Gonzales, R</b> OBP: 0.255, SLG: 0.220 (1, 6)			G1-3		G6-3			FC3-6 BB 1B		3	0	0	0	0	0	1									
<b>Inning Stats</b>	R: 0 E: 0 K: 1 S: 8	H: 0 LOB: 0 BB: 0 P: 14	R: 0 E: 0 K: 3 S: 10	H: 0 LOB: 0 BB: 0 P: 12	R: 0 E: 0 K: 1 S: 7	H: 0 LOB: 0 BB: 0 P: 13	R: 1 E: 0 K: 0 S: 11	H: 3 LOB: 2 BB: 0 P: 16	R: 0 E: 0 K: 1 S: 10	H: 0 LOB: 0 BB: 0 P: 14	R: 0 E: 1 K: 1 S: 10	H: 0 LOB: 1 BB: 0 P: 15	R: 0 E: 0 K: 0 S: 6	H: 0 LOB: 0 BB: 0 P: 11	R: 0 E: 0 K: 2 S: 13	H: 1 LOB: 3 BB: 2 P: 25		R: 0 E: 0 K: 2 S: 9	H: 1 LOB: 1 BB: 0 P: 13	1B: 5 2B: 0 3B: 0 HR: 0	SF: 0 SAC: 0 DP: 0 HBP: 0	WP: 0 PB: 0 SB: 1 CS: 0	PA: 34		
<b>PITCHER</b>	IP	WLS	BF	H	R	ER	SO	BB	IBB	HBP	BLK	WP	HR	S	P	ERA	WHIP								
<b>Mike Moore, R</b> ERA: 4.53 (1, 1)	7.2	W	30	4	1	1	8	2	0	0	0	0	0	72	115	1.17	0.783								
<b>Dennis Eckersley, R</b> ERA: 3.57 (8, 1)	1.1	S	4	1	0	0	3	0	0	0	0	0	0	12	18	0.00	0.750								

Batter	1	2	3	4	5	6	7	8	9	AB	R	H	RBI	BB	SO	LOB	BOTTOM								
<b>Rickey Henderson, R</b> OBP: 0.376, SLG: 0.326 (1, 7)	2B 1B	K			FC6-4 1B		BB			3	1	2	0	1	1	1	<b>Toronto Blue Jays @ Oakland Athletics</b> Oakland-Alameda County Coliseum, Oakland, CA Wed May 22 1991, 3:33 AM PDT Att: 34,028 - Sunny - 63 F								
<b>Dave Henderson, R</b> OBP: 0.417, SLG: 0.662 (1, 8)	K		G5-3		FC6-4 1B		K			4	0	0	0	0	2	5									
<b>Jose Canseco, R</b> OBP: 0.387, SLG: 0.442 (1, 9)	1B 1-H FC3-6 2B		K			G3 BB		F8		3	1	1	1	1	1	0									
<b>Harold Baines, L</b> OBP: 0.394, SLG: 0.524 (1, 10) <b>Willie Wilson, S</b> OBP: 0.293, SLG: 0.372 (8, PR)	FC3-6 1B		G4-3			K		S BB		3	0	1	0	1	1	1									
<b>Ernest Riles, L</b> OBP: 0.339, SLG: 0.371 (1, 5)	FC3-6 1-2 3-H			K		G3		F7		4	0	0	1	0	1	3									
<b>Mark McWire, R</b> OBP: 0.400, SLG: 0.395 (1, 3)	K			F7			FC4-6 BB	BB		2	0	0	0	2	1	1									
<b>Jamie Quirk, L</b> OBP: 0.358, SLG: 0.306 (1, 2)		G6-3 BB		L6			F7	K		3	0	0	0	1	1	3									
<b>Walt Weiss, S</b> OBP: 0.290, SLG: 0.326 (1, 6)		K			K		FC4-6 BB 1B			3	0	0	0	0	2	2									
<b>Mike Gallego, R</b> OBP: 0.354, SLG: 0.257 (1, 4)		G6-3		G4-3			BB 1B			3	0	1	0	0	0	1									
<b>Inning Stats</b>	R: 2 E: 0 K: 2 S: 14	H: 3 LOB: 1 BB: 0 P: 18	R: 0 E: 0 K: 2 S: 10	H: 0 LOB: 1 BB: 1 P: 19	R: 0 E: 0 K: 1 S: 8	H: 0 LOB: 0 BB: 0 P: 12	R: 0 E: 0 K: 1 S: 6	H: 0 LOB: 0 BB: 0 P: 10	R: 0 E: 0 K: 1 S: 9	H: 0 LOB: 1 BB: 1 P: 15	R: 0 E: 0 K: 1 S: 12	H: 1 LOB: 3 BB: 2 P: 26	R: 0 E: 0 K: 1 S: 14	H: 0 LOB: 2 BB: 2 P: 25	1B: 4 2B: 1 3B: 0 HR: 0	SF: 0 SAC: 0 DP: 0 HBP: 0		WP: 0 PB: 0 SB: 1 CS: 0	PA: 34						
<b>PITCHER</b>	IP	WLS	BF	H	R	ER	SO	BB	IBB	HBP	BLK	WP	HR	S	P	ERA	WHIP								
<b>Dave Stieb, R</b> ERA: 3.17 (1, 1)	6.2	L	28	5	2	2	8	4	0	0	0	0	0	64	110	2.70	1.350								
<b>Duane Ward, R</b> ERA: 1.54 (7, 1)	1.1		6	0	0	0	2	2	0	0	0	0	0	17	29	0.00	1.500								





Batter	1	2	3	4	5	6	7	8	9	AB	R	H	RBI	BB	SO	LOB	TOP						
<b>Tim Raines, S</b> <small>(1, 10) X</small> <small>OBP: 0.360, SLG: 0.321</small>										4	3	4	1	2	0	0	<b>Chicago White Sox @ Oakland Athletics</b> Oakland-Alameda County Coliseum, Oakland, CA Thu May 23 1991, 7:05 PM PDT Att: 30,145 - Sunny - 62 F						
<b>Lance Johnson, L</b> <small>(1, 8) B</small> <small>OBP: 0.276, SLG: 0.277</small>										5	2	3	2	1	0	2							
<b>Robin Ventura, L</b> <small>(1, 5) B</small> <small>OBP: 0.373, SLG: 0.359</small>										4	1	2	0	2	0	4							
<b>Frank Thomas, R</b> <small>(1, 3) B</small> <small>OBP: 0.444, SLG: 0.515</small>										5	1	2	5	0	1	5							
<b>Cory Snyder, R</b> <small>(7, 3) B</small> <small>OBP: 0.211, SLG: 0.190</small>										0	0	0	0	0	0	0							
<b>Dan Pasqua, L</b> <small>(1, 7) X</small> <small>OBP: 0.257, SLG: 0.313</small>										4	0	0	0	1	0	5							
<b>Carlton Fisk, R</b> <small>(1, 2) C</small> <small>OBP: 0.348, SLG: 0.371</small>										5	1	3	1	0	0	1							
<b>Matt Merullo, L</b> <small>(8, PR) X</small> <small>OBP: 0.237, SLG: 0.412</small>										0	0	0	0	0	0	0							
<b>Sammy Sosa, R</b> <small>(1, 9) B</small> <small>OBP: 0.281, SLG: 0.409</small>										5	1	1	0	0	2	3							
<b>Scott Fletcher, R</b> <small>(1, 4) C</small> <small>OBP: 0.315, SLG: 0.330</small>										5	1	1	0	0	0	1							
<b>Ozzie Guillen, L</b> <small>(1, 6) C</small> <small>OBP: 0.259, SLG: 0.265</small>										4	1	1	2	0	0	0							
<b>Craig Grebeck, R</b> <small>(7, 6) C</small> <small>OBP: 0.407, SLG: 0.560</small>										1	0	0	0	0	1	0							
<b>Inning Stats</b>	R: 2 H: 3 E: 0 K: 0 S: 14	H: 3 LOB: 1 BB: 0 P: 21	R: 0 H: 0 E: 0 K: 0 S: 7	H: 0 LOB: 0 BB: 0 P: 10	R: 0 H: 2 E: 0 K: 1 S: 14	H: 2 LOB: 2 BB: 0 P: 22	R: 0 H: 0 E: 0 K: 0 S: 3	H: 0 LOB: 0 BB: 0 P: 4	R: 3 H: 2 E: 0 K: 1 S: 10	H: 2 LOB: 2 BB: 3 P: 31	R: 2 H: 1 E: 0 K: 0 S: 12	H: 1 LOB: 2 BB: 3 P: 25	R: 4 H: 6 E: 0 K: 0 S: 13	H: 6 LOB: 1 BB: 0 P: 20	R: 0 H: 1 E: 0 K: 1 S: 7	H: 1 LOB: 1 BB: 0 P: 10	R: 0 H: 2 E: 0 K: 1 S: 8	H: 2 LOB: 1 BB: 0 P: 13	1B: 13 2B: 3 HR: 0	SF: 0 SAC: 0 DP: 2 HBP: 0	WP: 0 PB: 0 CS: 4	PA: 48	
<b>PITCHER</b>	IP: 4.2 WLS: L BF: 24 ERA: 7.54	H: 7 R: 5 ER: 5 SO: 1	BB: 3 IBB: 0 HBP: 0 BLK: 0	WP: 0 HR: 0 S: 45 P: 82	ERA: 9.64 WHIP: 2.143	<b>PITCHER</b>	IP: 5.1 WLS: L BF: 21 ERA: 10.8	H: 4 R: 4 ER: 4 SO: 1	BB: 0 IBB: 0 HBP: 0 BLK: 0	WP: 0 HR: 0 S: 4 P: 7	ERA: 13.50 WHIP: 3.000	<b>PITCHER</b>	IP: 7.1 WLS: L BF: 30 ERA: 15.75	H: 5 R: 4 ER: 4 SO: 2	BB: 0 IBB: 0 HBP: 0 BLK: 0	WP: 0 HR: 0 S: 24 P: 36	ERA: 0.00 WHIP: 1.667	<b>PITCHER</b>	IP: 7.1 WLS: L BF: 30 ERA: 15.75	H: 5 R: 4 ER: 4 SO: 2	BB: 0 IBB: 0 HBP: 0 BLK: 0	WP: 0 HR: 0 S: 24 P: 36	ERA: 0.00 WHIP: 1.667
<b>Rickey Henderson, R</b> <small>(1, 7) B</small> <small>OBP: 0.372, SLG: 0.315</small>										3	0	0	0	1	1	1	<b>Chicago White Sox @ Oakland Athletics</b> Oakland-Alameda County Coliseum, Oakland, CA Thu May 23 1991, 7:05 PM PDT Att: 30,145 - Sunny - 62 F						
<b>Lance Blankenship, R</b> <small>(8, 7) C</small> <small>OBP: 0.359, SLG: 0.299</small>										0	0	0	0	0	0								
<b>Dave Henderson, R</b> <small>(1, 8) B</small> <small>OBP: 0.413, SLG: 0.658</small>										4	1	1	0	0	1								
<b>Dana Allison, R</b> <small>(9, 1) B</small> <small>OBP: 0.315, SLG: 0.315</small>										0	0	0	0	0	0								
<b>Jose Canseco, R</b> <small>(1, 10) B</small> <small>OBP: 0.383, SLG: 0.436</small>										4	0	1	1	0	0								
<b>Terry Steinbach, R</b> <small>(1, 2) B</small> <small>OBP: 0.308, SLG: 0.423</small>										4	0	1	0	0	0								
<b>Mark McGwire, R</b> <small>(1, 3) C</small> <small>OBP: 0.396, SLG: 0.391</small>										4	0	1	0	0	1	2							
<b>Willie Wilson, S</b> <small>(1, 9) B</small> <small>OBP: 0.271, SLG: 0.356</small>										4	0	0	0	0	0	1							
<b>Vance Law, R</b> <small>(1, 5) B</small> <small>OBP: 0.250, SLG: 0.343</small>										4	0	0	0	0	0								
<b>Walt Weiss, S</b> <small>(1, 6) C</small> <small>OBP: 0.282, SLG: 0.316</small>										3	0	0	0	0	0	1							
<b>Mike Gallego, R</b> <small>(1, 4) B</small> <small>OBP: 0.354, SLG: 0.259</small>										3	0	1	0	0	0	0							
<b>Inning Stats</b>	R: 0 H: 0 E: 0 K: 0 S: 9	H: 0 LOB: 1 BB: 1 P: 18	R: 0 H: 0 E: 1 K: 0 S: 9	H: 0 LOB: 1 BB: 0 P: 13	R: 1 H: 3 E: 0 K: 0 S: 12	H: 3 LOB: 2 BB: 0 P: 20	R: 0 H: 0 E: 0 K: 0 S: 7	H: 0 LOB: 0 BB: 0 P: 10	R: 0 H: 1 E: 0 K: 0 S: 8	H: 1 LOB: 1 BB: 0 P: 14	R: 0 H: 1 E: 0 K: 1 S: 8	H: 1 LOB: 1 BB: 0 P: 13	R: 0 H: 0 E: 0 K: 0 S: 5	H: 0 LOB: 0 BB: 0 P: 8	R: 0 H: 0 E: 0 K: 1 S: 5	H: 0 LOB: 0 BB: 0 P: 6	1B: 3 2B: 2 HR: 0	SF: 0 SAC: 0 DP: 0 HBP: 0	WP: 0 PB: 0 CS: 0	PA: 34			
<b>PITCHER</b>	IP: 9.0 WLS: W BF: 34 ERA: 3.23	H: 5 R: 1 ER: 1 SO: 3	BB: 1 IBB: 0 HBP: 0 BLK: 0	WP: 0 HR: 0 S: 71 P: 115	ERA: 1.00 WHIP: 0.667	<b>PITCHER</b>	IP: 11.0 WLS: L BF: 45 ERA: 9.64	H: 15 R: 15 ER: 15 SO: 31	BB: 3 IBB: 0 HBP: 0 BLK: 0	WP: 0 HR: 0 S: 4 P: 7	ERA: 13.50 WHIP: 3.000	<b>PITCHER</b>	IP: 14.0 WLS: L BF: 54 ERA: 15.75	H: 24 R: 24 ER: 24 SO: 36	BB: 0 IBB: 0 HBP: 0 BLK: 0	WP: 0 HR: 0 S: 24 P: 36	ERA: 0.00 WHIP: 1.667						



Batter	1	2	3	4	5	6	7	8	9	AB R H RBI BB SO LOB	TOP
Tim Raines, S (1, 10) OBP: 0.361, SLG: 0.319	B1			K				G4-3		4 1 1 0 1 1 1	<b>Chicago White Sox @ Oakland Athletics</b> Oakland-Alameda County Coliseum, Oakland, CA Fri May 24 1991, 7:05 PM PDT Att: 34,478 - Cloudy - 62 F
Lance Johnson, L (1, 8) (9, 9) (9, 8)	F7			G4-3					F8	4 1 1 1 0 0 1	
Robin Ventura, L (1, 5) OBP: 0.361, SLG: 0.346	F7			G4-3					F8	5 0 0 0 0 1 4	
Frank Thomas, R (1, 3) OBP: 0.443, SLG: 0.504 Cory Snyder, R (9, 3) OBP: 0.211, SLG: 0.190				HBP					F9	3 0 0 1 2 1 0 0 0 0 0 0 0 0	
Dan Pasqua, L (1, 7) OBP: 0.269, SLG: 0.314	G4-3			HBP						3 0 1 2 1 0 0	
Carlton Fisk, R (1, 2) OBP: 0.353, SLG: 0.394	K									3 1 1 1 0 1 3	
Sammy Sosa, R (1, 9) (9, 8) (9, 9)				K						4 0 0 0 0 4 3	
Scott Fletcher, R (1, 4) OBP: 0.313, SLG: 0.328				F9						4 1 1 0 0 2 0	
Ozzie Guillen, L (1, 6) OBP: 0.266, SLG: 0.272	G4-3									4 1 2 0 0 0 0	
<b>Inning Stats</b>	R: 0 H: 0 E: 0 LOB: 0 K: 0 BB: 7 S: 4 P: 7	R: 0 H: 0 E: 0 LOB: 0 K: 2 BB: 8 S: 7 P: 8	R: 0 H: 0 E: 0 LOB: 0 K: 1 BB: 10 S: 6 P: 10	R: 1 H: 2 E: 0 LOB: 3 K: 2 BB: 1 S: 16 P: 29	R: 0 H: 1 E: 0 LOB: 0 K: 1 BB: 0 S: 10 P: 14	R: 0 H: 0 E: 0 LOB: 0 K: 0 BB: 7 S: 5 P: 7	R: 4 H: 3 E: 0 LOB: 3 K: 2 BB: 3 S: 21 P: 40	R: 0 H: 1 E: 0 LOB: 1 K: 0 BB: 0 S: 10 P: 15	R: 0 H: 0 E: 0 LOB: 0 K: 0 BB: 18 S: 11 P: 18	1B: 6 SF: 0 2B: 0 SAC: 0 3B: 0 DP: 0 HR: 1 HBP: 2	WP: 0 PA: 40 PB: 0 SB: 0 CS: 0
<b>PITCHER</b>	IP WLS BF H R ER SO BB IBB HBP BLK WP HR S P ERA WHIP										
Joe Slusarski, R ERA: 4.41	6.1 26 5 3 3 7 1 0 1 0 0 1 54 83 4.26 0.947										
Curt Young, L ERA: 4.3	0.1 4 1 0 0 1 1 0 1 0 0 0 9 15 0.00 6.000										
Steve Chitren, R ERA: 2.53	1.1 7 1 2 2 2 2 0 0 0 0 0 16 32 13.50 2.250										
Joe Klink, L ERA: 3.54	0.2 2 0 0 0 0 0 0 0 0 0 0 5 9 0.00 0.000										
Dennis Eckersley, R ERA: 3.5	0.1 W 1 0 0 0 0 0 0 0 0 0 0 6 9 0.00 0.000										

Batter	1	2	3	4	5	6	7	8	9	AB R H RBI BB SO LOB	BOTTOM
Rickey Henderson, R (1, 7) OBP: 0.398, SLG: 0.347	CS			HR					SH5-3	3 2 3 1 2 0 0	<b>Chicago White Sox @ Oakland Athletics</b> Oakland-Alameda County Coliseum, Oakland, CA Fri May 24 1991, 7:05 PM PDT Att: 34,478 - Cloudy - 62 F
Ernest Riles, L (1, 5) OBP: 0.348, SLG: 0.404 Lance Blankenship, R (7, PH) OBP: 0.354, SLG: 0.294	BB			HR					SH5-3	2 1 1 2 1 0 1 1 0 0 0 0 0 1	
Jose Canseco, R (1, 9) OBP: 0.372, SLG: 0.420	K			K					P3	5 0 0 0 0 3 4	
Harold Baines, L (1, 10) OBP: 0.395, SLG: 0.512	K			P5					BB	3 0 0 0 2 1 2	
Dave Henderson, R (1, 8) OBP: 0.412, SLG: 0.648				G4-3					G6-3	4 0 1 0 1 0 0	
Jamie Quirk, L (1, 2) OBP: 0.357, SLG: 0.308 Terry Steinbach, R (8, PH) OBP: 0.319, SLG: 0.427	G6-3								BB	3 0 1 0 0 1 2 1 1 1 1 1 0 0	
Mark McGwire, R (1, 3) OBP: 0.399, SLG: 0.412	K			F8					HR	3 1 1 2 1 1 1	
Walt Weiss, S (1, 6) OBP: 0.271, SLG: 0.304				G3-1					G3-1	4 0 0 0 0 0 3	
Mike Gallego, R (1, 4) OBP: 0.351, SLG: 0.268				L6					K	4 1 1 0 0 1 0	
<b>Inning Stats</b>	R: 0 H: 1 E: 0 LOB: 1 K: 2 BB: 1 S: 9 P: 15	R: 0 H: 0 E: 0 LOB: 0 K: 1 BB: 0 S: 8 P: 11	R: 2 H: 1 E: 0 LOB: 1 K: 1 BB: 1 S: 12 P: 23	R: 0 H: 1 E: 0 LOB: 1 K: 0 BB: 0 S: 7 P: 11	R: 0 H: 1 E: 0 LOB: 0 K: 0 BB: 0 S: 11 P: 17	R: 0 H: 1 E: 0 LOB: 3 K: 1 BB: 2 S: 11 P: 20	R: 1 H: 2 E: 0 LOB: 1 K: 1 BB: 0 S: 16 P: 23	R: 2 H: 2 E: 0 LOB: 0 K: 1 BB: 0 S: 14 P: 19	R: 1 H: 0 E: 0 LOB: 3 K: 0 BB: 4 S: 7 P: 27	1B: 5 SF: 0 2B: 3 SAC: 1 3B: 0 DP: 1 HR: 2 HBP: 0	WP: 0 PA: 42 PB: 0 SB: 1 CS: 2
<b>PITCHER</b>	IP WLS BF H R ER SO BB IBB HBP BLK WP HR S P ERA WHIP										
Jack McDowell, R ERA: 3.5	6.0 28 7 3 3 5 4 0 0 0 0 0 63 105 4.50 1.833										
Scott Radinsky, L ERA: 3.77	1.1 5 1 1 1 1 0 0 0 0 0 0 17 23 6.75 0.750										
Bobby Thigpen, R ERA: 3.91	1.1 L 9 1 2 2 1 2 2 0 0 0 0 1 15 38 13.50 2.250										

AB	34
R	5
H	7
RBI	5
BB	4
SO	10
LOB	12



AB	33
R	6
H	9
RBI	6
BB	8
SO	7
LOB	14









Batter	1	2	3	4	5	6	7	8	9	AB	R	H	RBI	BB	SO	LOB	TOP										
Tim Raines, S (1, 7) OBP: 0.374, SLG: 0.338										4	1	2	0	1	0	3											
Lance Johnson, L (1, 8) OBP: 0.271, SLG: 0.267										4	0	1	1	0	0	3											
Craig Grebeck, R (9, PH) OBP: 0.379, SLG: 0.519										1	0	0	0	0	2												
Robin Ventura, L (1, 5) OBP: 0.341, SLG: 0.324										4	0	0	0	0	1	1											
Frank Thomas, R (1, 10) OBP: 0.440, SLG: 0.489										3	0	1	0	1	1	0											
Dan Pasqua, L (1, 3) OBP: 0.279, SLG: 0.351										4	0	1	0	0	0	1											
Carlton Fisk, R (1, 2) OBP: 0.343, SLG: 0.382										4	0	0	0	0	1	3											
Sammy Sosa, R (1, 9) OBP: 0.269, SLG: 0.387										3	0	0	0	0	2	3											
Joey Cora, S (9, PH) OBP: 0.318, SLG: 0.286										1	0	0	0	0	1	0											
Scott Fletcher, R (1, 4) OBP: 0.312, SLG: 0.325										3	0	1	0	0	0	0											
Matt Merullo, L (9, PH) OBP: 0.262, SLG: 0.500										1	1	1	1	0	0												
Ozzie Guillen, L (1, 6) OBP: 0.285, SLG: 0.292										4	0	3	0	0	0	0											
<b>Inning Stats</b>	R: 1 E: 0 K: 2 S: 20	H: 3 LOB: 3 BB: 1 P: 30	R: 0 E: 0 K: 0 S: 7	H: 2 LOB: 1 BB: 0 P: 13	R: 0 E: 0 K: 0 S: 7	H: 0 LOB: 1 BB: 1 P: 13	R: 0 E: 0 K: 1 S: 10	H: 1 LOB: 1 BB: 0 P: 14	R: 0 E: 0 K: 0 S: 5	H: 0 LOB: 0 BB: 0 P: 9	R: 0 E: 0 K: 0 S: 7	H: 0 LOB: 0 BB: 0 P: 10	R: 0 E: 0 K: 0 S: 5	H: 1 LOB: 1 BB: 0 P: 6	R: 0 E: 0 K: 1 S: 8	H: 0 LOB: 0 BB: 0 P: 14	R: 1 E: 0 K: 2 S: 17	H: 3 LOB: 2 BB: 0 P: 28	1B: 9 2B: 1 3B: 0 HR: 1	SF: 0 SAC: 0 DP: 1 HBP: 0	WP: 0 PB: 0 SB: 1 CS: 1	PA: 38					
<b>PITCHER</b>	IP	WLS	BF	H	R	ER	SO	BB	IBB	HBP	BLK	WP	HR	S	P	ERA	WHIP										
Dave Stewart, R (1, 1) ERA: 4.84	8.0	W	32	7	1	1	4	2	0	0	0	0	0	69	109	1.12	1.125										
Steve Chilen, R (9, 1) ERA: 2.96	0.2		5	3	1	1	2	0	0	0	0	0	1	14	22	13.50	4.500										
Joe Klinsk, L (9, 1) ERA: 3.32	0.1	S	1	0	0	0	0	0	0	0	0	0	0	3	6	0.00	0.000										

Chicago White Sox @ Oakland Athletics  
Oakland-Alameda County Coliseum, Oakland, CA

AB 36  
R 2  
H 10  
RBI 2  
BB 2  
SO 6  
LOB 16



WP: 0 PA: 38  
PB: 0  
SB: 1  
CS: 1

Sun May 26 1991, 3:33 AM PDT  
Att: 44,089 - Sunny - 63 F

Batter	1	2	3	4	5	6	7	8	9	AB	R	H	RBI	BB	SO	LOB	BOTTOM										
Rickey Henderson, R (1, 7) OBP: 0.391, SLG: 0.333										2	0	0	1	1	1	0											
Ernest Riles, L (1, 5) OBP: 0.361, SLG: 0.398										2	0	1	0	1	1	1											
Vance Law, R (7, PH) OBP: 0.243, SLG: 0.333										1	0	0	0	0	2												
Jose Canseco, R (1, 9) OBP: 0.363, SLG: 0.422										4	0	0	0	0	3	2											
Harold Baines, L (1, 10) OBP: 0.400, SLG: 0.500										2	2	0	0	2	1	1											
Dave Henderson, R (1, 8) OBP: 0.412, SLG: 0.659										4	1	2	2	0	0	1											
Mark McWire, R (1, 3) OBP: 0.407, SLG: 0.400										3	1	0	0	1	1	1											
Terry Steinbach, R (1, 2) OBP: 0.329, SLG: 0.439										3	1	2	2	0	1	1											
Lance Blankenship, R (7, PR) OBP: 0.345, SLG: 0.286										0	1	0	0	0	0	0											
Jamie Quirk, L (8, 2) OBP: 0.368, SLG: 0.321										1	0	1	0	0	0	0											
Walt Weiss, S (1, 6) OBP: 0.276, SLG: 0.294										4	0	0	0	0	0	4											
Mike Gallego, R (1, 4) OBP: 0.348, SLG: 0.269										2	0	1	1	0	0	0											
<b>Inning Stats</b>	R: 0 E: 0 K: 2 S: 11	H: 0 LOB: 0 BB: 1 P: 19	R: 3 E: 0 K: 0 S: 11	H: 2 LOB: 0 BB: 2 P: 23	R: 0 E: 0 K: 2 S: 15	H: 0 LOB: 1 BB: 1 P: 25	R: 0 E: 0 K: 2 S: 13	H: 1 LOB: 1 BB: 0 P: 19	R: 0 E: 0 K: 2 S: 13	H: 1 LOB: 1 BB: 0 P: 20	R: 0 E: 0 K: 0 S: 7	H: 0 LOB: 0 BB: 0 P: 12	R: 1 E: 1 K: 0 S: 9	H: 1 LOB: 2 BB: 0 P: 12	R: 2 E: 0 K: 0 S: 14	H: 2 LOB: 1 BB: 1 P: 24	1B: 5 2B: 1 3B: 0 HR: 1	SF: 1 SAC: 1 DP: 0 HBP: 0	WP: 1 PB: 0 SB: 0 CS: 2	PA: 36							
<b>PITCHER</b>	IP	WLS	BF	H	R	ER	SO	BB	IBB	HBP	BLK	WP	HR	S	P	ERA	WHIP										
Alex Fernandez, R (1, 1) ERA: 6.3	6.2	L	28	5	4	3	8	4	0	0	0	0	0	77	127	4.05	1.350										
Ken Patterson, L (7, 1) ERA: 4.5	0.2		3	0	1	1	0	1	0	0	0	0	0	6	12	13.50	1.500										
Brian Drahman, R (8, 1) ERA: 5.79	0.2		4	2	1	1	0	0	0	0	0	0	1	10	15	13.50	3.000										

Chicago White Sox @ Oakland Athletics  
Oakland-Alameda County Coliseum, Oakland, CA

AB 28  
R 6  
H 7  
RBI 6  
BB 5  
SO 8  
LOB 13



WP: 1 PA: 36  
PB: 0  
SB: 0  
CS: 2

Sun May 26 1991, 3:33 AM PDT  
Att: 44,089 - Sunny - 63 F







Batter	1	2	3	4	5	6	7	8	9	AB	R	H	RBI	BB	SO	LOB	TOP					
<b>Rickey Henderson, R</b> OBP: 0.406, SLG: 0.355 (1, 7)										4	1	2	1	1	1	3						
<b>Lance Blankenship, R</b> OBP: 0.345, SLG: 0.289 (1, 4)											3	0	1	0	0	0	5					
<b>Walt Weiss, S</b> OBP: 0.287, SLG: 0.292 (7, PH)											2	0	1	0	0	0	0					
<b>Jose Canseco, R</b> OBP: 0.359, SLG: 0.429 (1, 10)											5	0	0	0	0	2	5					
<b>Dave Henderson, R</b> OBP: 0.401, SLG: 0.630 (1, 8)											5	0	0	0	0	1	2					
<b>Mark McGwire, R</b> OBP: 0.395, SLG: 0.380 (1, 3)										4	0	0	0	0	2	1						
<b>Terry Steinbach, R</b> OBP: 0.333, SLG: 0.441 (1, 2)										4	0	2	0	0	0	0						
<b>Willie Wilson, S</b> OBP: 0.264, SLG: 0.333 (1, 9)										3	1	1	0	1	0	1						
<b>Vance Law, R</b> OBP: 0.275, SLG: 0.342 (1, 5)										2	1	1	0	1	0	0						
<b>Ernest Riles, L</b> OBP: 0.344, SLG: 0.376 (8, PH)										1	0	0	0	0	1	2						
<b>Mike Gallego, R</b> OBP: 0.361, SLG: 0.312 (1, 6)										3	0	2	1	0	0	0						
<b>Harold Baines, L</b> OBP: 0.413, SLG: 0.507 (8, PH)										1	0	1	0	0	0	0						
<b>Bob Welch, R</b> (8, FR)										0	0	0	0	0	0	0						
<b>Eric Show, R</b> (8, 1)										0	0	0	0	0	0	0						
<b>Inning Stats</b>	R: 1 E: 1 K: 0 S: 10	H: 2 LOB: 1 BB: 0 P: 17	R: 1 E: 0 K: 0 S: 18	H: 2 LOB: 2 BB: 1 P: 31	R: 0 E: 0 K: 0 S: 4	H: 0 LOB: 0 BB: 0 P: 5	R: 1 E: 0 K: 1 S: 19	H: 3 LOB: 3 BB: 1 P: 31	R: 0 E: 0 K: 1 S: 8	H: 1 LOB: 1 BB: 0 P: 8	R: 0 E: 0 K: 0 S: 6	H: 0 LOB: 0 BB: 0 P: 11	R: 0 E: 0 K: 0 S: 5	H: 1 LOB: 0 BB: 0 P: 6	R: 0 E: 0 K: 2 S: 14	H: 2 LOB: 3 BB: 1 P: 25	R: 0 E: 0 K: 2 S: 8	H: 0 LOB: 0 BB: 0 P: 9	1B: 10 2B: 2 3B: 0 HR: 0	SF: 0 SAC: 0 DP: 1 HBP: 0	WP: 0 PB: 0 SB: 1 CS: 0	PA: 40
<b>PITCHER</b>	IP	WLS	BF	H	R	ER	SO	BB	IBB	HBP	BLK	WP	HR	S	P	ERA	WHIP					
<b>Jimmy Key, L</b> ERA: 2.43	6.0	W	28	8	3	3	3	2	0	0	0	0	0	65	103	4.50	1.667					
<b>Duane Ward, R</b> ERA: 1.39	1.2	7	2	0	0	2	1	0	0	0	0	0	0	17	27	0.00	1.800					
<b>Ken Dayley, L</b> ERA:	0.0	1	1	0	0	0	0	0	0	0	0	0	0	1	1	∞	∞					
<b>Tom Henke, R</b> ERA:	1.1	S	4	0	0	0	2	0	0	0	0	0	0	9	12	0.00	0.000					

Oakland Athletics @ Toronto Blue Jays  
SkyDome, Toronto, ON  
Wed May 29 1991, 7:05 PM EDT  
Att: 50,262 - Sunny - 82 F

AB 37  
R 3  
H 11  
RBI 2  
BB 3  
SO 7  
LOB 19



Batter	1	2	3	4	5	6	7	8	9	AB	R	H	RBI	BB	SO	LOB	BOTTOM				
<b>Devon White, S</b> OBP: 0.355, SLG: 0.399 (1, 8)										5	1	3	3	0	1	3					
<b>Mookie Wilson, S</b> OBP: 0.253, SLG: 0.330 (1, 7)										5	0	0	0	0	1	9					
<b>Roberto Alomar, S</b> OBP: 0.328, SLG: 0.428 (1, 4)										4	2	2	2	1	0	0					
<b>Joe Carter, R</b> OBP: 0.352, SLG: 0.472 (1, 9)										5	1	1	2	0	0	2					
<b>John Olerud, L</b> OBP: 0.314, SLG: 0.361 (1, 3)										3	0	0	1	0	0	0					
<b>Rance Mulliniks, L</b> OBP: 0.384, SLG: 0.389 (1, 10)										3	0	1	0	0	0	0					
<b>Kenny Williams, R</b> OBP: 0.333, SLG: 0.409 (6, FR)										1	0	0	0	0	0	0					
<b>Greg Myers, L</b> OBP: 0.345, SLG: 0.423 (1, 2)										2	0	1	0	0	0	0					
<b>Pat Borders, R</b> OBP: 0.258, SLG: 0.266 (7, 2)										2	2	1	0	0	0	1					
<b>Ed Sprague, R</b> OBP: 0.511, SLG: 0.600 (1, 5)										3	0	1	0	1	1	1					
<b>Manuel Lee, S</b> OBP: 0.351, SLG: 0.339 (1, 6)										4	2	4	0	0	0	0					
<b>Inning Stats</b>	R: 0 E: 0 K: 0 S: 7	H: 0 LOB: 0 BB: 0 P: 9	R: 0 E: 0 K: 0 S: 6	H: 0 LOB: 0 BB: 0 P: 9	R: 1 E: 0 K: 1 S: 12	H: 2 LOB: 1 BB: 0 P: 17	R: 0 E: 0 K: 0 S: 7	H: 0 LOB: 0 BB: 0 P: 12	R: 0 E: 0 K: 0 S: 11	H: 3 LOB: 3 BB: 0 P: 20	R: 3 E: 0 K: 0 S: 16	H: 5 LOB: 3 BB: 1 P: 29	R: 1 E: 0 K: 0 S: 13	H: 0 LOB: 0 BB: 1 P: 22	R: 3 E: 0 K: 1 S: 17	H: 4 LOB: 1 BB: 0 P: 24	1B: 8 2B: 5 3B: 0 HR: 1	SF: 1 SAC: 0 DP: 0 HBP: 0	WP: 0 PB: 0 SB: 1 CS: 0	PA: 40	
<b>PITCHER</b>	IP	WLS	BF	H	R	ER	SO	BB	IBB	HBP	BLK	WP	HR	S	P	ERA	WHIP				
<b>Joe Slusarski, R</b> ERA: 4.74	5.1	L	24	8	4	4	2	8	0	0	0	0	0	22	41	6.75	1.500				
<b>Curt Young, L</b> ERA: 4.44	1.1	8	2	1	1	0	2	0	0	0	0	0	0	22	41	6.75	3.000				
<b>Eric Show, R</b> ERA: 16.39	1.1	8	4	3	3	1	0	0	0	0	0	0	0	18	25	20.25	3.000				
<b>Eric Show, R</b> ERA: 16.39	1.1	8	4	3	3	1	0	0	0	0	0	0	0	18	25	20.25	3.000				

Oakland Athletics @ Toronto Blue Jays  
SkyDome, Toronto, ON  
Wed May 29 1991, 7:05 PM EDT  
Att: 50,262 - Sunny - 82 F

AB 37  
R 8  
H 14  
RBI 8  
BB 2  
SO 3  
LOB 16









Batter	1	2	3	4	5	6	7	8	9	AB	R	H	RBI	BB	SO	LOB	TOP										
Rickey Henderson, R OBP: 0.401, SLG: 0.388 (1, 7)	G5-3	G5-3			G5-3			K		4	0	0	0	0	1	0											
Ernest Riles, L OBP: 0.331, SLG: 0.362 Lance Blankenship, R OBP: 0.352, SLG: 0.288 (1, 5) (9, PH) (9, 5)	G1		K			F8		F8 BB	3	0	0	0	0	1	0	0											
Jose Canseco, R OBP: 0.358, SLG: 0.436 (1, 9)	G6-3		K			CS BB		F8 BB	2	0	0	0	2	1	0												
Harold Baines, L OBP: 0.405, SLG: 0.497 Willie Wilson, S OBP: 0.261, SLG: 0.330 (1, 10) (9, PH)		BB PB HR BB	K			L8		K	2	1	0	0	1	1	1												
Dave Henderson, R OBP: 0.393, SLG: 0.616 (1, 8)		F7			L1			F8	4	0	0	0	0	0	3												
Mark McCwire, R OBP: 0.395, SLG: 0.377 (1, 3)		BB HR BB			G5-3			G5-4-3 1B	3	1	1	0	1	1	2												
Terry Steinbach, R OBP: 0.331, SLG: 0.430 (1, 2)		F8			K			G5-4-3	3	0	0	0	0	1	3												
Walt Weiss, S OBP: 0.295, SLG: 0.291 (1, 6)		HR BB			G3			F9	2	1	0	0	1	0	0												
Mike Gallego, R OBP: 0.370, SLG: 0.351 (1, 4)		HR			F8			K	3	1	1	4	0	1	0												
<b>Inning Stats</b>	R: 0 E: 0 K: 0 S: 7	H: 0 LOB: 0 BB: 0 P: 13	R: 4 E: 0 K: 0 S: 12	H: 1 LOB: 0 BB: 3 P: 32	R: 0 E: 0 K: 3 S: 15	H: 0 LOB: 0 BB: 0 P: 20	R: 0 E: 0 K: 1 S: 9	H: 0 LOB: 0 BB: 0 P: 12	R: 0 E: 0 K: 0 S: 10	H: 0 LOB: 0 BB: 0 P: 18	R: 0 E: 0 K: 0 S: 12	H: 0 LOB: 0 BB: 1 P: 20	R: 0 E: 0 K: 0 S: 5	H: 1 LOB: 0 BB: 0 P: 8	R: 0 E: 0 K: 2 S: 7	H: 0 LOB: 2 BB: 2 P: 19	1B: 1 2B: 0 3B: 0 HR: 1	SF: 0 SAC: 0 DP: 1 HBP: 0	WP: 0 PB: 1 SB: 0 CS: 1	PA: 33							
<b>PITCHER</b>	IP	WLS	BF	H	R	ER	SO	BB	IBB	HBP	BLK	WP	HR	S	P	ERA	WHIP										
Ramon Garcia, R ERA: 5.14 (1, 1)	7.0		25	2	4	4	4	4	0	0	0	0	1	70	123	5.14	0.857										
Scott Radinsky, L ERA: 2.79 (8, 1)	1.0	5	0	0	0	2	2	0	0	0	0	0	0	10	19	0.00	2.000										
Bobby Thigpen, R ERA: 3.6 (9, 1)	1.0	W	3	0	0	0	2	0	0	0	0	0	0	7	8	0.00	0.000										

Oakland Athletics @ Chicago White Sox  
Comiskey Park, Chicago, IL  
Fri May 31 1991, 8:05 PM EDT  
Att: 41,870 - Cloudy - 70 F

AB	27
R	4
H	2
RBI	4
BB	6
SO	8
LOB	11



Batter	1	2	3	4	5	6	7	8	9	AB	R	H	RBI	BB	SO	LOB	BOTTOM										
Tim Raines, S OBP: 0.387, SLG: 0.386 (1, 7)	BB S 1B	WP 1-H 1B				G4-3		S 1B		5	0	4	2	0	0	0											
Lance Johnson, L OBP: 0.285, SLG: 0.261 (1, 8)	K	K			L8			G6-3		5	0	0	0	0	2	4											
Frank Thomas, R OBP: 0.461, SLG: 0.543 (1, 10)	BB				G3-6-3	HR		BB		2	2	2	1	3	0	0											
Dan Pasqua, L OBP: 0.319, SLG: 0.378 (1, 3)	BB				G3-6-3	1B SF8 1B		G3		3	1	1	0	1	0	2											
Carlton Fisk, R OBP: 0.350, SLG: 0.364 (1, 2)	K				BB			P2		2	0	0	0	3	1	3											
Robin Ventura, L OBP: 0.330, SLG: 0.313 (1, 5)	G6-3				L6			G5-4-3 1B		5	0	2	0	0	0	6											
Sammy Sosa, R OBP: 0.345, SLG: 0.389 Warren Newson, L (9, PH)		G6-3			P3			G5-4-3		4	0	0	0	0	1	4											
Joey Cora, S OBP: 0.345, SLG: 0.296 Matt Merullo, L OBP: 0.277, SLG: 0.500 Scott Fletcher, R OBP: 0.297, SLG: 0.308 (1, 4) (5, PH) (6, 4)		G3			G6-3	SF8		K		2	0	0	0	0	0	0											
Ozzie Guillen, L OBP: 0.299, SLG: 0.318 (1, 6)		S 1B			3B 2B			G6-3		4	2	2	0	0	0	2											
<b>Inning Stats</b>	R: 0 E: 0 K: 2 S: 16	H: 1 LOB: 3 BB: 2 P: 33	R: 1 E: 0 K: 1 S: 11	H: 2 LOB: 1 BB: 0 P: 18	R: 0 E: 0 K: 0 S: 5	H: 0 LOB: 1 BB: 2 P: 14	R: 1 E: 0 K: 0 S: 11	H: 2 LOB: 1 BB: 0 P: 19	R: 2 E: 0 K: 1 S: 16	H: 3 LOB: 2 BB: 1 P: 28	R: 0 E: 0 K: 0 S: 6	H: 0 LOB: 1 BB: 1 P: 12	R: 0 E: 0 K: 0 S: 5	H: 1 LOB: 0 BB: 0 P: 9	R: 0 E: 0 K: 1 S: 11	H: 1 LOB: 0 BB: 0 P: 16	R: 1 E: 0 K: 0 S: 10	H: 2 LOB: 3 BB: 2 P: 20	1B: 9 2B: 1 3B: 1 HR: 1	SF: 1 SAC: 1 DP: 2 HBP: 0	WP: 1 PB: 0 SB: 3 CS: 0	PA: 44					
<b>PITCHER</b>	IP	WLS	BF	H	R	ER	SO	BB	IBB	HBP	BLK	WP	HR	S	P	ERA	WHIP										
Dave Stewart, R ERA: 4.79 (1, 1)	8.0		38	10	4	4	5	6	0	0	0	0	1	81	149	4.50	2.000										
Steve Children, R ERA: 3.0 (9, 1)	0.2	L	6	2	1	1	0	1	1	0	0	0	0	10	20	13.50	4.500										

Oakland Athletics @ Chicago White Sox  
Comiskey Park, Chicago, IL  
Fri May 31 1991, 8:05 PM EDT  
Att: 41,870 - Cloudy - 70 F

AB	34
R	5
H	12
RBI	5
BB	8
SO	5
LOB	21





Batter	1	2	3	4	5	6	7	8	9	AB	R	H	RBI	BB	SO	LOB	TOP			
Rickey Henderson, R OBP: 0.397, SLG: 0.358	4-1 1B BB	1-1 P6			1-1 F9			2-2 P3		3	1	0	0	1	0	0				
Dave Henderson, R OBP: 0.390, SLG: 0.608	1-1 G3 SF8 1B		1-0 P6			2-3 K		0-3 K		4	1	1	0	0	2	0				
Jose Canseco, R OBP: 0.356, SLG: 0.431	1-2 G3 1B		2-3 K			2-0 F8			1-3 K	4	1	1	1	0	2	0				
Harold Baines, L OBP: 0.401, SLG: 0.486	0-0 G3		2-3 K			3-2 G5-3			4-2 G1-3 1B BB	3	0	0	0	1	1	2				
Lance Blankenship, R OBP: 0.352, SLG: 0.288	1-2 2-3									0	1	0	0	0	0	0				
Ernest Riles, L OBP: 0.326, SLG: 0.359	2-0 SF8			1-3 K					1-3 SAFE G1-3	1	0	0	1	0	1	0				
Vance Law, R OBP: 0.262, SLG: 0.325									1-2	2	0	0	0	0	1	1				
Terry Steinbach, R OBP: 0.335, SLG: 0.428	2-2 3-H			0-0 G4-3			2-1 F8		1-6 E 1B HBP	3	0	1	1	0	0	0				
Mark McGwire, R OBP: 0.395, SLG: 0.377										0	1	0	0	0	0	0				
Jamie Quirk, L OBP: 0.362, SLG: 0.359	0-3 K			0-1 P5			3-2 HR		2-1 E9 3B 1B	4	2	2	2	0	1	1				
Walt Weiss, S OBP: 0.293, SLG: 0.306			3-2 F7			2-3 K		2-1 F9		4	0	1	2	0	1	0				
Mike Gallego, R OBP: 0.361, SLG: 0.341			2-3 K			3-2 F8			0-0 G4-3 0-1 B5-3	4	0	0	0	0	1	2				
<b>Inning Stats</b>	R: 3 E: 0 K: 1 S: 16	H: 3 LOB: 1 BB: 1 P: 25	R: 0 E: 0 K: 1 S: 8	H: 0 LOB: 0 BB: 0 P: 14	R: 0 E: 0 K: 2 S: 8	H: 0 LOB: 0 BB: 0 P: 13	R: 0 E: 0 K: 1 S: 6	H: 0 LOB: 0 BB: 0 P: 7	R: 0 E: 0 K: 1 S: 9	H: 0 LOB: 0 BB: 0 P: 15	R: 1 E: 0 K: 1 S: 10	H: 1 LOB: 0 BB: 0 P: 18	R: 0 E: 0 K: 1 S: 8	H: 0 LOB: 0 BB: 0 P: 10	R: 3 E: 1 K: 1 S: 14	H: 2 LOB: 2 BB: 1 P: 27	1B: 4 2B: 0 3B: 1 HR: 1	SF: 1 SAC: 0 DP: 0 HBP: 1	WP: 0 PB: 0 SB: 0 CS: 0	PA: 36
<b>PITCHER</b>	IP WLS BF H R ER SO BB IBB HBP BLK WP HR S P ERA WHIP	IP WLS BF H R ER SO BB IBB HBP BLK WP HR S P ERA WHIP																		
Alex Fernandez, R ERA: 6.14	(1, 1) 8.2 L 32 4 6 6 10 2 0 0 0 0 1 80 131 6.23 0.692	(9, 1) 0.1 4 2 1 1 0 0 0 1 0 0 0 7 13 27.00 6.000																		

Oakland Athletics @ Chicago White Sox  
Comiskey Park, Chicago, IL  
Sat Jun 01 1991, 8:05 PM EDT  
Att: 42,343 - Sunny - 70 F

AB 32  
R 7  
H 6  
RBI 7  
BB 2  
SO 10  
LOB 6



Batter	1	2	3	4	5	6	7	8	9	AB	R	H	RBI	BB	SO	LOB	BOTTOM				
Tim Raines, S OBP: 0.388, SLG: 0.387	0-0 B1-3	1-0		1-1 G1-3		0-1 G5-3			0-3 K	2	0	1	0	0	0	0					
Warren Newson, L OBP: 0.212, SLG: 0.226										1	0	0	0	0	0	0					
Cory Snyder, R OBP: 0.212, SLG: 0.226										1	0	0	0	0	0	2					
Matt Merullo, L OBP: 0.271, SLG: 0.488										1	0	0	0	0	1	0					
Lance Johnson, L OBP: 0.283, SLG: 0.260	3-2 G6-3	3-3 K		1-1 F9			1-1 G6-3		0-0 DI 1B	5	0	1	0	0	1	1					
Frank Thomas, R OBP: 0.455, SLG: 0.529	4-2 BB 1B BB		2-3 K		3-1 L7		0-1 P3		1-3 K	4	1	0	0	1	2	1					
Dan Pasqua, L OBP: 0.313, SLG: 0.360	4-2 1B BB		2-1 F7		1-1 G3-1		2-1 L4		2-2 F8	4	0	0	0	1	0	1					
Carlton Fisk, R OBP: 0.360, SLG: 0.375	3-2 BB		1-0 K		2-2 G4-3			2-1 SH1-3 1B		4	1	3	1	0	0	0					
Joey Cora, S OBP: 0.345, SLG: 0.296										0	0	0	0	0	0	0					
Don Wakamatsu, R OBP: 0.375, SLG: 0.375	1-3 2-H 1B		0-1 BLK 1B 1B							0	0	0	0	0	0	0					
Robin Ventura, L OBP: 0.341, SLG: 0.321	4-0 BB		0-1 HR 1B			2-2 SH5-4 1B		0-0 SH1-3		2	1	2	1	1	0	0					
Sammy Sosa, R OBP: 0.273, SLG: 0.414	3-3 K		1-1 HR 1B			1-1 SH5-4 1B		4-0 IBB		3	1	2	2	1	1	3					
Scott Fletcher, R OBP: 0.291, SLG: 0.301			1-1 P4		1-0 P6		0-0 SH5-4		1-1 L7	3	0	0	0	0	0	2					
Ozzie Guillen, L OBP: 0.292, SLG: 0.311			2-1 L6		0-1 L4		1-1 FC4-2-5-1-2-5		1-3 K	4	0	0	0	0	1	4					
<b>Inning Stats</b>	R: 1 E: 0 K: 1 S: 22	H: 1 LOB: 3 BB: 3 P: 43	R: 0 E: 0 K: 1 S: 8	H: 1 LOB: 1 BB: 0 P: 15	R: 3 E: 0 K: 1 S: 11	H: 3 LOB: 0 BB: 0 P: 18	R: 0 E: 0 K: 0 S: 6	H: 0 LOB: 0 BB: 0 P: 8	R: 0 E: 0 K: 0 S: 7	H: 0 LOB: 0 BB: 0 P: 13	R: 0 E: 0 K: 0 S: 11	H: 2 LOB: 2 BB: 0 P: 15	R: 0 E: 0 K: 1 S: 8	H: 1 LOB: 1 BB: 1 P: 16	R: 0 E: 0 K: 2 S: 12	H: 1 LOB: 1 BB: 0 P: 15	1B: 8 2B: 0 3B: 0 HR: 1	SF: 0 SAC: 2 DP: 0 HBP: 0	WP: 0 PB: 0 SB: 0 CS: 0	PA: 40	
<b>PITCHER</b>	IP WLS BF H R ER SO BB IBB HBP BLK WP HR S P ERA WHIP	IP WLS BF H R ER SO BB IBB HBP BLK WP HR S P ERA WHIP																			
Andy Hawkins, R ERA: 9.08	(1, 1) 3.0 17 5 4 4 3 3 0 0 0 0 0 0 1 41 76 12.00 2.667	(4, 1) 2.2 10 2 0 0 0 0 0 0 0 0 0 0 22 34 0.00 0.750	(6, 1) 1.1 5 1 0 0 0 0 0 0 0 0 0 0 10 15 0.00 0.750	(8, 1) 1.0 W 4 0 0 0 1 0 1 0 0 0 6 12 0.00 0.000	(9, 1) 1.0 S 4 1 0 0 2 0 0 0 0 0 0 12 15 0.00 1.000																

Oakland Athletics @ Chicago White Sox  
Comiskey Park, Chicago, IL  
Sat Jun 01 1991, 8:05 PM EDT  
Att: 42,343 - Sunny - 70 F

AB 34  
R 4  
H 9  
RBI 4  
BB 4  
SO 6  
LOB 14









Batter	1	2	3	4	5	6	7	8	9	AB	R	H	RBI	BB	SO	LOB	TOP			
Willie Wilson, S OBP: 0.267, SLG: 0.333 (1, 7)	F9		CS 1B		SH3-4 1B		L9		K	5	0	2	0	0	1	2	<p>Oakland Athletics @ Chicago White Sox</p> <p>Comiskey Park, Chicago, IL</p> <p>Mon Jun 03 1991, 8:05 PM EDT</p> <p>Att: 36,341 - Sunny - 67 F</p> <p>livebaseballscores.com</p>			
Mike Gallego, R OBP: 0.352, SLG: 0.331 (9, 4)	1B HR		F8		SH3-4		G6-4-3		F8	4	1	1	0	0	0	3				
Jose Canseco, R OBP: 0.350, SLG: 0.434 (1, 9)	K		BB		P3			P2	G1-3	4	0	0	0	1	1	3				
Dave Henderson, R OBP: 0.394, SLG: 0.599 (1, 8)	1B HR		G1-3		G5-3			K		4	1	1	0	0	1	2				
Harold Baines, L OBP: 0.406, SLG: 0.513 (1, 10)	HR			G4-3 1B		CS 1B		1B 1B		4	2	4	3	0	0	0				
Mark McWire, R OBP: 0.389, SLG: 0.366 (1, 3)	F7		G4-3		K			1B		4	0	1	0	0	1	2				
Vance Law, R OBP: 0.286, SLG: 0.326 (1, 5)		F9		K		K				4	0	1	0	0	2	2				
Lance Blankenship, R OBP: 0.359, SLG: 0.338 Wait Weiss, S OBP: 0.292, SLG: 0.304 (9, 6)	G6-3									4	1	2	2	0	1	3				
Jamie Quirk, L OBP: 0.351, SLG: 0.338 (1, 2)	G1		G1-3							0	0	0	0	0	0	0				
										3	0	1	0	1	0	1				
<b>Inning Stats</b>	R: 3 E: 0 K: 1 S: 11	H: 3 LOB: 0 BB: 0 P: 19	R: 0 E: 0 K: 0 S: 8	H: 0 LOB: 0 BB: 0 P: 12	R: 0 E: 0 K: 0 S: 8	H: 1 LOB: 1 BB: 1 P: 13	R: 1 E: 0 K: 1 S: 13	H: 2 LOB: 1 BB: 0 P: 19	R: 0 E: 0 K: 2 S: 8	H: 1 LOB: 1 BB: 0 P: 13	R: 0 E: 0 K: 0 S: 5	H: 1 LOB: 0 BB: 0 P: 9	R: 0 E: 0 K: 2 S: 14	H: 3 LOB: 3 BB: 0 P: 18	R: 0 E: 0 K: 1 S: 13	H: 0 LOB: 1 BB: 1 P: 21	1B: 10 2B: 2 3B: 0 HR: 2	SF: 0 SAC: 1 DP: 2 HBP: 0	WP: 0 PB: 0 CS: 2	PA: 39
<b>PITCHER</b>	IP WLS BF H R ER SO BB IBB HBP BLK WP HR S P ERA WHIP	IP WLS BF H R ER SO BB IBB HBP BLK WP HR S P ERA WHIP																		
Greg Hibbard, L ERA: 3.49 Melido Perez, R ERA: 4.56	(1, 1) (8, 1)	7.2 L 32 11 5 5 5 1 0 0 0 0 2 69 106 5.87 1.565	1.1 7 2 0 0 2 1 0 0 0 0 0 19 29 0.00 2.250																	

Batter	1	2	3	4	5	6	7	8	9	AB	R	H	RBI	BB	SO	LOB	BOTTOM					
Joey Cora, S OBP: 0.303, SLG: 0.258 (1, 4)	G4-3		F8		F8			K		4	0	0	0	0	1	2	<p>Oakland Athletics @ Chicago White Sox</p> <p>Comiskey Park, Chicago, IL</p> <p>Mon Jun 03 1991, 8:05 PM EDT</p> <p>Att: 36,341 - Sunny - 67 F</p> <p>livebaseballscores.com</p>					
Lance Johnson, L OBP: 0.288, SLG: 0.265 (1, 8)	WP 1B		L5		G4-3			G6-3		4	0	1	0	0	0	2						
Frank Thomas, R OBP: 0.451, SLG: 0.519 (1, 10)	F9		G4-3			G6-3 BB		1B		3	0	1	0	1	0	1						
Dan Pasqua, L OBP: 0.311, SLG: 0.355 (8, PH) Craig Grebeck, R OBP: 0.333, SLG: 0.441 Tim Raines, S OBP: 0.384, SLG: 0.383 Scott Fletcher, R OBP: 0.290, SLG: 0.295 (9, 5)	G4-3			G4-3		G6-3		G3		3	0	0	0	0	0	2						
Carlton Fisk, R OBP: 0.364, SLG: 0.395 (1, 2)		BB 1B BB		G4-3		G6-3			HR	3	2	1	1	1	0	0						
Robin Ventura, L OBP: 0.347, SLG: 0.327 (9, 3)		1B SF7 BB		K			G1-4-3 1B		G6-3	3	1	1	0	1	1	0						
Warren Newson, L OBP: 0.333, SLG: 0.111 Cory Snyder, R OBP: 0.220, SLG: 0.234 (7, PH) Matt Merullo, L OBP: 0.280, SLG: 0.489 (9, PH)										1	0	1	1	1	0	0						
Sammy Sosa, R OBP: 0.274, SLG: 0.418 (1, 9)										1	0	1	0	0	0	0						
Ozzie Guillen, L OBP: 0.286, SLG: 0.305 (1, 6)										1	0	0	0	0	0	2						
<b>Inning Stats</b>	R: 0 E: 0 K: 0 S: 8	H: 1 LOB: 1 BB: 0 P: 14	R: 2 E: 0 K: 0 S: 8	H: 1 LOB: 0 BB: 2 P: 18	R: 0 E: 0 K: 0 S: 9	H: 0 LOB: 0 BB: 0 P: 14	R: 0 E: 0 K: 1 S: 8	H: 0 LOB: 0 BB: 0 P: 10	R: 0 E: 0 K: 1 S: 9	H: 1 LOB: 2 BB: 1 P: 19	R: 0 E: 0 K: 0 S: 5	H: 0 LOB: 0 BB: 1 P: 9	R: 0 E: 0 K: 0 S: 6	H: 2 LOB: 1 BB: 0 P: 7	R: 0 E: 0 K: 1 S: 8	H: 1 LOB: 1 BB: 0 P: 11		R: 1 E: 0 K: 1 S: 9	H: 1 LOB: 0 BB: 0 P: 12	1B: 6 2B: 1 3B: 0 HR: 1	SF: 1 SAC: 0 DP: 3 HBP: 0	WP: 1 PB: 0 CS: 0
<b>PITCHER</b>	IP WLS BF H R ER SO BB IBB HBP BLK WP HR S P ERA WHIP	IP WLS BF H R ER SO BB IBB HBP BLK WP HR S P ERA WHIP																				
Joe Sitasari, R ERA: 4.5 Joe Klink, L ERA: 2.7 Dennis Eckersley, R ERA: 3.0	(1, 1) (7, 1) (8, 1)	6.0 W 23 3 0 0 1 4 0 0 0 0 0 13 17 3.00 1.167	1.2 7 3 0 0 1 0 0 0 0 0 0 1 10 13 6.75 0.750																			



Batter	1	2	3	4	5	6	7	8	9	AB	R	H	RBI	BB	SO	LOB	TOP					
Paul Moltzer, R (1, 10) OBP: 0.493, SLG: 0.495	L3			P5	P6			G4-3		4	0	1	0	0	0	1						
B.J. Surhoff, L (1, 2) OBP: 0.284, SLG: 0.246	K					G4-3		G4-3		4	0	1	1	0	1	1						
Gary Sheffield, R (1, 5) OBP: 0.327, SLG: 0.453	F9			P3		G6-3		K		4	0	0	0	0	1	2						
Robin Yount, R (1, 8) OBP: 0.332, SLG: 0.472		F8		G1-3		G4-3		G6-3		4	0	0	0	0	2							
Greg Vaughn, R (1, 7) OBP: 0.335, SLG: 0.497		F8			G6-3		F8		E7	4	0	0	0	0	0	0						
Franklin Stubbs, L (1, 3) OBP: 0.290, SLG: 0.317							G3-1		F7	3	1	1	0	1	0	1						
Dante Bichette, R (1, 9) OBP: 0.257, SLG: 0.407										2	0	0	0	0	1	1						
Greg Brock, L (9, PH) OBP: 0.412, SLG: 0.415										0	0	0	0	1	0	0						
Bill Spiers, L (9, FR) OBP: 0.293, SLG: 0.365										0	0	0	0	0	0	0						
Jim Gantner, L (1, 4) OBP: 0.309, SLG: 0.341				G1			L6			3	1	0	0	1	1	3						
Dale Sveum, S (1, 6) OBP: 0.345, SLG: 0.421										3	1	1	2	1	1	2						
<b>Inning Stats</b>	R: 0 E: 0 K: 1 S: 7	H: 0 LOB: 0 BB: 7	R: 0 E: 0 K: 0 S: 10	H: 1 LOB: 0 BB: 0 P: 17	R: 0 E: 0 K: 0 S: 5	H: 0 LOB: 0 BB: 0 P: 10	R: 0 E: 0 K: 0 S: 6	H: 1 LOB: 1 BB: 0 P: 7	R: 2 E: 0 K: 1 S: 13	H: 1 LOB: 2 BB: 2 P: 24	R: 0 E: 0 K: 0 S: 6	H: 0 LOB: 0 BB: 7	R: 0 E: 0 K: 0 S: 10	H: 0 LOB: 1 BB: 0 P: 11	R: 1 E: 0 K: 1 S: 10	H: 1 LOB: 2 BB: 1 P: 21	R: 0 E: 1 K: 2 S: 16	H: 0 LOB: 2 BB: 1 P: 24	1B: 2 2B: 2 3B: 0 HR: 0	SF: 0 SAC: 0 DP: 0 HBP: 1	WP: 0 PB: 0 SB: 0 CS: 1	PA: 37
<b>PITCHER</b>	IP	WLS	BF	H	R	ER	SO	BB	IBB	HBP	BLK	WP	HR	S	P	ERA	WHIP					
Bob Welch, R (1, 1) ERA: 3.85	8.0	W	31	4	3	3	3	3	0	1	0	0	0	67	104	3.38	0.875					
Dennis Eckersley, R (9, 1) ERA: 2.88	1.0	S	5	0	0	0	2	1	0	0	0	0	0	16	24	0.00	1.000					

Milwaukee Brewers @ Oakland Athletics  
Oakland-Alameda County Coliseum, Oakland, CA  
Tue Jun 04 1991, 7:05 PM PDT  
Att: 22,214 - Sunny - 60 F

AB 31  
R 3  
H 4  
RBI 3  
BB 4  
SO 5  
LOB 13



Batter	1	2	3	4	5	6	7	8	9	AB	R	H	RBI	BB	SO	LOB	BOTTOM				
Rickey Henderson, R (1, 7) OBP: 0.400, SLG: 0.344	K			F8			G4-3			3	1	0	0	2	1	4					
Ernest Riles, L (1, 5) OBP: 0.331, SLG: 0.353										2	1	0	0	1	1	2					
Vance Law, R (8, PH) OBP: 0.280, SLG: 0.319										1	0	0	0	0	0	0					
Dave Henderson, R (1, 8) OBP: 0.390, SLG: 0.589	F9									5	1	1	1	0	0	4					
Harold Baines, L (1, 10) OBP: 0.411, SLG: 0.522										3	0	2	2	1	0	1					
Mark McGwire, R (1, 3) OBP: 0.381, SLG: 0.357										4	0	0	0	0	2	6					
Willie Wilson, S (1, 9) OBP: 0.275, SLG: 0.333										3	0	1	0	1	0	1					
Jamie Quirk, L (1, 2) OBP: 0.375, SLG: 0.365										3	0	3	1	0	0	0					
Walt Weiss, S (1, 6) OBP: 0.298, SLG: 0.299										2	0	0	0	2	1	4					
Lance Blankenship, R (1, 4) OBP: 0.388, SLG: 0.363										3	1	2	0	0	0	2					
Jose Canseco, R (7, PH) OBP: 0.349, SLG: 0.432										1	0	0	0	0	0	2					
Mike Gallego, R (8, 4) OBP: 0.352, SLG: 0.331										0	0	0	0	0	0	0					
<b>Inning Stats</b>	R: 0 E: 0 K: 1 S: 5	H: 0 LOB: 0 BB: 0 P: 7	R: 0 E: 0 K: 2 S: 12	H: 2 LOB: 2 BB: 0 P: 18	R: 2 E: 0 K: 0 S: 10	H: 2 LOB: 1 BB: 1 P: 18	R: 0 E: 0 K: 0 S: 14	H: 1 LOB: 2 BB: 1 P: 26	R: 2 E: 1 K: 1 S: 13	H: 2 LOB: 2 BB: 1 P: 24	R: 0 E: 0 K: 1 S: 14	H: 1 LOB: 2 BB: 2 P: 26	R: 0 E: 0 K: 0 S: 10	H: 0 LOB: 2 BB: 2 P: 19	R: 0 E: 0 K: 0 S: 10	H: 1 LOB: 0 BB: 0 P: 14	1B: 7 2B: 2 3B: 0 HR: 0	SF: 1 SAC: 2 DP: 0 HBP: 0	WP: 0 PB: 0 SB: 0 CS: 1	PA: 40	
<b>PITCHER</b>	IP	WLS	BF	H	R	ER	SO	BB	IBB	HBP	BLK	WP	HR	S	P	ERA	WHIP				
Jaime Navarro, R (1, 1) ERA: 3.56	6.0	L	32	8	4	2	5	4	1	0	0	0	0	68	119	3.00	2.000				
Mark Lee, L (7, 1) ERA: 2.19	0.1		3	0	0	0	0	2	0	0	0	0	0	6	14	0.00	6.000				
Chuck Crim, R (7, 1) ERA: 5.88	0.2		2	0	0	0	0	0	0	0	0	0	0	4	5	0.00	0.000				
Dan Plesac, L (8, 1) ERA: 2.87	1.0		3	1	0	0	0	0	0	0	0	0	0	10	14	0.00	1.000				

Milwaukee Brewers @ Oakland Athletics  
Oakland-Alameda County Coliseum, Oakland, CA  
Tue Jun 04 1991, 7:05 PM PDT  
Att: 22,214 - Sunny - 60 F

AB 30  
R 4  
H 9  
RBI 4  
BB 7  
SO 5  
LOB 26













Batter	1	2	3	4	5	6	7	8	9	AB	R	H	RBI	BB	SO	LOB	TOP					
Jody Reed, R OBP: 0.306, SLG: 0.310 (1, 4)	F4	G1			F9		G4-3	G5-3	SH1-4	5	0	3	2	0	0	0						
Carlos Quintana, R OBP: 0.348, SLG: 0.387 (1, 3)	E4	G1			BB	BB	G5-3	G5-3	SH1-4	3	1	0	0	0	0	3						
Wade Boggs, L OBP: 0.321, SLG: 0.444 (1, 5)	E1	G6-3			E1		G4-3	G4-3	G4-3	5	0	0	0	0	0	6						
Tom Brunansky, R OBP: 0.291, SLG: 0.440 (1, 9)	F8						F8	F8	P9	4	0	0	0	1	1	4						
Mike Greenwell, L OBP: 0.346, SLG: 0.427 (1, 7)	G3-1				SF7				FC4	3	0	1	1	0	0	2						
Ellis Burks, R OBP: 0.327, SLG: 0.363 (1, 8)		1B			F9			FC4	FC4	3	1	0	0	1	0	3						
Phil Plantier, L OBP: 0.300, SLG: 0.333 (1, 10)		K			G6-4-3			G3		3	0	1	0	1	1	1						
Tony Peña, R OBP: 0.309, SLG: 0.357 (1, 2)		BB			G6-4-3			F9	F9	4	1	1	0	0	1	3						
Luis Rivera, R OBP: 0.360, SLG: 0.469 (1, 6)		G1			G6-3			G1-3	G1-3	3	0	0	0	1	1	2						
<b>Inning Stats</b>	R: 0 H: 2 E: 2 K: 0 S: 9	H: 0 LOB: 2 BB: 0 P: 15	R: 2 H: 2 E: 0 K: 1 S: 15	H: 2 LOB: 2 BB: 2 P: 29	R: 0 H: 0 E: 0 K: 1 S: 8	H: 0 LOB: 0 BB: 0 P: 14	R: 0 H: 1 E: 0 K: 0 S: 5	H: 1 LOB: 0 BB: 0 P: 7	R: 1 H: 0 E: 1 K: 0 S: 11	H: 0 LOB: 2 BB: 1 P: 20	R: 0 H: 0 E: 0 K: 2 S: 13	H: 0 LOB: 0 BB: 0 P: 18	R: 0 H: 1 E: 0 K: 0 S: 9	H: 1 LOB: 1 BB: 0 P: 15	R: 0 H: 1 E: 0 K: 0 S: 6	H: 1 LOB: 2 BB: 0 P: 10	R: 0 H: 1 E: 0 K: 0 S: 7	H: 1 LOB: 1 BB: 0 P: 8	1B: 5 2B: 1 3B: 0 HR: 0	SF: 1 SAC: 1 DP: 1 HBP: 1	WP: 1 PB: 0 SB: 0 CS: 0	PA: 40
<b>PITCHER</b> Mike Moore, R ERA: 4.26 (1, 1)	IP: 9.0 WLS: L BF: 40	H: 6 R: 3 ER: 2 SO: 4	BB: 4 IBB: 0 HBP: 1 BLK: 0	WP: 1 HR: 0 S: 83 P: 136	ERA: 2.00 WHIP: 1.111	<b>PITCHER</b>	IP: 9.0 WLS: L BF: 40	H: 6 R: 3 ER: 2 SO: 4	BB: 4 IBB: 0 HBP: 1 BLK: 0	WP: 1 HR: 0 S: 83 P: 136	ERA: 2.00 WHIP: 1.111	<b>PITCHER</b>	IP: 9.0 WLS: L BF: 40	H: 6 R: 3 ER: 2 SO: 4	BB: 4 IBB: 0 HBP: 1 BLK: 0	WP: 1 HR: 0 S: 83 P: 136	ERA: 2.00 WHIP: 1.111					

**Boston Red Sox @ Oakland Athletics**  
Oakland-Alameda County Coliseum, Oakland, CA  
Fri Jun 07 1991, 7:05 PM PDT  
Att: 37,365 - Sunny - 64 F

AB 33  
R 3  
H 6  
RBI 3  
BB 4  
SO 4  
LOB 24



Batter	1	2	3	4	5	6	7	8	9	AB	R	H	RBI	BB	SO	LOB	BOTTOM			
Rickey Henderson, R OBP: 0.408, SLG: 0.346 (1, 7)	G5-3	FC5-4			G5-3		F8			4	0	0	0	0	0	2				
Lance Blankenship, R OBP: 0.363, SLG: 0.368 (1, 4)	G4-3				F6			K	K	4	0	0	0	0	2	0				
Dave Henderson, R OBP: 0.403, SLG: 0.610 (1, 8)	HR				P4		L7	K	K	4	1	1	1	0	1	0				
Harold Baines, L OBP: 0.414, SLG: 0.533 (1, 10)	BB				G4-3			L7	L7	3	0	1	0	1	0	0				
Mark McGwire, R OBP: 0.391, SLG: 0.366 (1, 3)	K				G3			FC5-4	K	2	0	0	0	2	2	1				
Willie Wilson, S OBP: 0.282, SLG: 0.314 (1, 9)		G1-3			G3			FC5-4	F5	4	0	0	0	0	0	3				
Vance Law, R OBP: 0.298, SLG: 0.321 (1, 5)		1B			1B			F5	F9	3	0	1	0	1	0	1				
Troy Afenir, R OBP: 0.125, SLG: 0.125 (1, 2)		P4			K			K		2	0	0	0	0	1	3				
Ernest Riles, L OBP: 0.329, SLG: 0.349 (7, PH)					K					1	0	0	0	0	1	0				
Terry Steinbach, R OBP: 0.335, SLG: 0.428 (8, 2)					K					0	0	0	0	0	0	0				
Mike Gallego, R OBP: 0.354, SLG: 0.331 (1, 6)		FC5-4			F7			K	K	3	0	1	0	0	1	2				
<b>Inning Stats</b>	R: 1 H: 1 E: 0 K: 1 S: 11	H: 1 LOB: 1 BB: 1 P: 18	R: 0 H: 1 E: 0 K: 0 S: 13	H: 1 LOB: 2 BB: 1 P: 24	R: 0 H: 0 E: 0 K: 1 S: 13	H: 1 LOB: 2 BB: 1 P: 24	R: 0 H: 0 E: 0 K: 1 S: 8	H: 0 LOB: 0 BB: 0 P: 11	R: 0 H: 1 E: 0 K: 0 S: 10	H: 1 LOB: 1 BB: 1 P: 18	R: 0 H: 0 E: 0 K: 2 S: 11	H: 0 LOB: 0 BB: 0 P: 16	R: 0 H: 0 E: 0 K: 2 S: 8	H: 0 LOB: 0 BB: 0 P: 12	R: 0 H: 0 E: 0 K: 1 S: 8	H: 0 LOB: 0 BB: 0 P: 12	1B: 3 2B: 1 3B: 0 HR: 1	SF: 0 SAC: 0 DP: 1 HBP: 0	WP: 0 PB: 0 SB: 0 CS: 0	PA: 34
<b>PITCHER</b> Greg Harris, R ERA: 4.08 (1, 1)	IP: 6.0 WLS: W BF: 25	H: 4 R: 1 ER: 1 SO: 3	BB: 4 IBB: 0 HBP: 0 BLK: 0	WP: 0 HR: 1 S: 63 P: 108	ERA: 1.50 WHIP: 1.333	<b>PITCHER</b>	IP: 6.0 WLS: W BF: 25	H: 4 R: 1 ER: 1 SO: 3	BB: 4 IBB: 0 HBP: 0 BLK: 0	WP: 0 HR: 1 S: 63 P: 108	ERA: 1.50 WHIP: 1.333	<b>PITCHER</b>	IP: 6.0 WLS: W BF: 25	H: 4 R: 1 ER: 1 SO: 3	BB: 4 IBB: 0 HBP: 0 BLK: 0	WP: 0 HR: 1 S: 63 P: 108	ERA: 1.50 WHIP: 1.333			
Jeff Gray, R ERA: 2.65 (7, 1)	IP: 2.0 WLS: S BF: 6	H: 0 R: 0 ER: 0 SO: 4	BB: 0 IBB: 0 HBP: 0 BLK: 0	WP: 0 HR: 0 S: 19 P: 28	ERA: 0.00 WHIP: 0.000	Jeff Reardon, R ERA: 3.43 (9, 1)	IP: 1.0 WLS: S BF: 3	H: 0 R: 0 ER: 0 SO: 1	BB: 0 IBB: 0 HBP: 0 BLK: 0	WP: 0 HR: 0 S: 8 P: 12	ERA: 0.00 WHIP: 0.000									

**Boston Red Sox @ Oakland Athletics**  
Oakland-Alameda County Coliseum, Oakland, CA  
Fri Jun 07 1991, 7:05 PM PDT  
Att: 37,365 - Sunny - 64 F

AB 30  
R 1  
H 4  
RBI 1  
BB 4  
SO 8  
LOB 12





Batter	1	2	3	4	5	6	7	8	9	AB	R	H	RBI	BB	SO	LOB	TOP			
<b>Jody Reed, R</b> OBP: 0.303, SLG: 0.312 (1, 4)	L5	F8			P3		F9		1B 2B	5	1	1	1	0	0	2				
<b>Steve Lyons, L</b> OBP: 0.325, SLG: 0.526 (1, 8)	F8-2	K2-3			F7			1B 1B	L3	5	1	2	0	0	1	3				
<b>Wade Boggs, L</b> OBP: 0.425, SLG: 0.448 (1, 5)	F8-2				G3			1B FC6-4	G6-4-3	5	1	3	1	0	0	1				
<b>Tom Brunansky, R</b> OBP: 0.289, SLG: 0.430 (1, 9)		1B HBP			F8			K	G6-4-3	4	1	0	0	0	1	4				
<b>Mike Greenwell, L</b> OBP: 0.349, SLG: 0.429 (1, 7)		1B BB			G1-3			FC6-4		4	1	2	1	0	0	1				
<b>Carlos Quintana, R</b> OBP: 0.352, SLG: 0.383 (1, 3)		1B BB			F8			FC6-4		2	1	0	1	2	0	2				
<b>Phil Plantier, L</b> OBP: 0.375, SLG: 0.286 (1, 10)		1B			K			FC6-4		4	0	1	1	0	2	2				
<b>Tony Peña, R</b> OBP: 0.314, SLG: 0.366 (1, 2)		1B			F8					4	1	2	2	0	0	0				
<b>John Marzano, R</b> OBP: 0.280, SLG: 0.360 (9, 2)		1B							1B 2B	0	0	0	0	0	0	0				
<b>Luis Rivera, R</b> OBP: 0.356, SLG: 0.461 (1, 6)		K			K			G5-3	2B 1B	4	1	1	1	0	2	2				
<b>Inning Stats</b>	R: 0 E: 0 K: 0 S: 7	H: 1 LOB: 0 BB: 0 P: 10	R: 3 E: 0 K: 2 S: 15	H: 3 LOB: 2 BB: 1 P: 25	R: 0 E: 1 K: 0 S: 11	H: 1 LOB: 1 BB: 0 P: 16	R: 0 E: 0 K: 2 S: 7	H: 0 LOB: 0 BB: 0 P: 11	R: 0 E: 0 K: 1 S: 9	H: 0 LOB: 0 BB: 1 P: 19	R: 0 E: 0 K: 0 S: 8	H: 0 LOB: 0 BB: 0 P: 12	R: 2 E: 0 K: 1 S: 16	H: 3 LOB: 1 BB: 0 P: 24	R: 3 E: 1 K: 0 S: 10	H: 4 LOB: 0 BB: 0 P: 18	1B: 9 2B: 3 3B: 1 HR: 0	SF: 0 SAC: 0 DP: 2 HBP: 1	WP: 0 PB: 0 SB: 0 CS: 0	PA: 40
<b>PITCHER</b>	IP	WLS	BF	H	R	ER	SO	BB	IBB	HBP	BLK	WP	HR	S	P	ERA	WHIP			
<b>Joe Slusarski, R</b> ERA: 4.73 (1, 1)	7.1	L	31	7	5	5	6	2	0	1	0	0	0	74	117	6.14	1.227			
<b>Johnny Guzman, L</b> ERA: (8, 1)	0.0		1	1	0	0	0	0	0	0	0	0	0	1	3	∞	∞			
<b>John Briscoe, R</b> ERA: 7.07 (8, 1)	1.0		7	4	3	3	0	0	0	0	0	0	0	12	20	27.00	4.000			
<b>Bruce Walton, R</b> ERA: 5.68 (9, 1)	0.2		1	0	0	0	0	0	0	0	0	0	0	4	6	0.00	0.000			

**Boston Red Sox @ Oakland Athletics**  
Oakland-Alameda County Coliseum, Oakland, CA

AB 37  
R 8  
H 12  
RBI 8  
BB 2  
SO 6  
LOB 17



WP: 0 PA: 40  
PB: 0  
SB: 0  
CS: 0

**Boston Red Sox @ Oakland Athletics**  
Oakland-Alameda County Coliseum, Oakland, CA

AB 29  
R 1  
H 2  
RBI 1  
BB 2  
SO 5  
LOB 7



Batter	1	2	3	4	5	6	7	8	9	AB	R	H	RBI	BB	SO	LOB	BOTTOM			
<b>Rickey Henderson, R</b> OBP: 0.399, SLG: 0.336 (1, 7)	L8		F9			G6-3		F7		4	0	0	0	0	0	0				
<b>Terry Steinbach, R</b> OBP: 0.336, SLG: 0.428 (9, 2)										0	0	0	0	0	0	0				
<b>Mike Gallego, R</b> OBP: 0.352, SLG: 0.325 (1, 6)	G5-4-3		F9			E6			G5-3	3	0	0	0	1	0	0				
<b>Jose Canseco, R</b> OBP: 0.350, SLG: 0.437 (1, 9)	G5-4-3				K				P4	4	0	0	0	0	2	2				
<b>Harold Baines, L</b> OBP: 0.411, SLG: 0.523 (1, 10)		F7				G3			G6-3	3	0	0	0	1	0	1				
<b>Dave Henderson, R</b> OBP: 0.402, SLG: 0.621 (1, 8)		HR			P4			F8		3	1	1	1	0	0	1				
<b>Ernest Riles, L</b> OBP: 0.329, SLG: 0.357 (1, 5)		2B			G4-3			P6		3	0	1	0	0	0	1				
<b>Mark McGwire, R</b> OBP: 0.385, SLG: 0.359 (1, 3)		G6-3				F9		F7		3	0	0	0	0	0	1				
<b>Troy Afenir, R</b> OBP: 0.100, SLG: 0.100 (1, 2)		F8				K			K	2	0	0	0	0	1	1				
<b>Willie Wilson, S</b> OBP: 0.260, SLG: 0.311 (8, PH) (9, 7)									K	1	0	0	0	0	1	0				
<b>Lance Blankenship, R</b> OBP: 0.352, SLG: 0.356 (1, 4)			G1-3			F7			K	3	0	0	0	0	1	0				
<b>Inning Stats</b>	R: 0 E: 0 K: 0 S: 5	H: 0 LOB: 0 BB: 1 P: 12	R: 1 E: 0 K: 0 S: 8	H: 2 LOB: 1 BB: 0 P: 12	R: 0 E: 0 K: 1 S: 9	H: 0 LOB: 0 BB: 0 P: 16	R: 0 E: 0 K: 1 S: 13	H: 0 LOB: 1 BB: 1 P: 18	R: 0 E: 0 K: 1 S: 7	H: 0 LOB: 0 BB: 0 P: 11	R: 0 E: 1 K: 1 S: 12	H: 0 LOB: 1 BB: 0 P: 15	R: 0 E: 0 K: 2 S: 7	H: 0 LOB: 0 BB: 0 P: 13	R: 0 E: 0 K: 0 S: 7	H: 0 LOB: 0 BB: 0 P: 10	1B: 0 2B: 1 3B: 0 HR: 1	SF: 0 SAC: 0 DP: 1 HBP: 0	WP: 0 PB: 0 SB: 0 CS: 0	PA: 31
<b>PITCHER</b>	IP	WLS	BF	H	R	ER	SO	BB	IBB	HBP	BLK	WP	HR	S	P	ERA	WHIP			
<b>Roger Clemens, R</b> ERA: 2.23 (1, 1)	8.0	W	28	2	1	1	5	2	0	0	0	0	0	70	110	1.12	0.500			
<b>Dennis Lamp, R</b> ERA: 5.99 (9, 1)	1.0		3	0	0	0	0	0	0	0	0	0	0	7	10	0.00	0.000			

AB 37  
R 8  
H 12  
RBI 8  
BB 2  
SO 6  
LOB 17

WP: 0 PA: 40  
PB: 0  
SB: 0  
CS: 0

AB 29  
R 1  
H 2  
RBI 1  
BB 2  
SO 5  
LOB 7



WP: 0 PA: 31  
PB: 0  
SB: 0  
CS: 0

Sat Jun 08 1991, 3:33 AM PDT  
Att: 44,347 - Sunny - 70 F



Batter	1	2	3	4	5	6	7	8	9	AB	R	H	RBI	BB	SO	LOB	TOP			
Steve Lyons, L (1, 4) OBP: 0.364, SLG: 0.537	G5-3		1B			L7-4 PB BB		FC5-4 1B		3	0	2	0	1	0	0	<b>Boston Red Sox @ Oakland Athletics</b> Oakland-Alameda County Coliseum, Oakland, CA Sun Jun 09 1991, 3:33 AM PDT Att: 44,595 - Cloudy - 66 F			
Carlos Quintana, R (1, 3) OBP: 0.345, SLG: 0.374	L3		G1-3			P3		FC5-4 1-2f		4	0	0	0	0	0	4				
Wade Boggs, L (1, 5) OBP: 0.478, SLG: 0.439	G6-3					L7-4 1-3			L9	4	0	0	0	0	0	1				
Tom Brunansky, R (1, 9) OBP: 0.284, SLG: 0.421									G5-3	4	0	0	0	0	1	0				
Mike Greenwell, L (1, 7) OBP: 0.351, SLG: 0.430	G3-1								G4-3 FC5-4 1B	4	0	2	0	0	0	0				
Ellis Burks, R (1, 8) OBP: 0.320, SLG: 0.355	P2								E5 FC5-4 1-2f	4	0	0	0	0	0	2				
Phil Plantier, L (1, 10) OBP: 0.273, SLG: 0.200									K	3	0	0	0	0	1	1				
Tony Peña, R (1, 2) OBP: 0.314, SLG: 0.366									G6-3	3	0	1	0	0	0	0				
John Marzano, R (8, 2) OBP: 0.280, SLG: 0.360									G4-3	0	0	0	0	0	0	0				
Luis Rivera, R (1, 6) OBP: 0.350, SLG: 0.452									L7	2	0	0	0	0	0	1				
Mike Brumley, S (6, 6) OBP: 0.050, SLG: 0.050									G4-3	1	0	0	0	0	0	0				
<b>Inning Stats</b>	R: 0 E: 0 K: 0 S: 9	H: 0 LOB: 0 BB: 0 P: 11	R: 0 E: 0 K: 1 S: 8	H: 0 LOB: 0 BB: 0 P: 11	R: 0 E: 0 K: 0 S: 9	H: 2 LOB: 2 BB: 0 P: 11	R: 0 E: 0 K: 0 S: 6	H: 1 LOB: 1 BB: 0 P: 8	R: 0 E: 0 K: 0 S: 7	H: 0 LOB: 0 BB: 0 P: 10	R: 0 E: 0 K: 1 S: 11	H: 0 LOB: 1 BB: 0 P: 13	R: 0 E: 0 K: 0 S: 15	H: 1 LOB: 1 BB: 0 P: 23	R: 0 E: 0 K: 0 S: 7	H: 1 LOB: 1 BB: 0 P: 12	1B: 5 2B: 1 3B: 0 HR: 0	SF: 0 SAC: 0 DP: 1 HBP: 0	WP: 0 PB: 1 SB: 0 CS: 0	PA: 33
<b>PITCHER</b> Bob Welch, R (1, 1) ERA: 3.3	IP: 9.0 WLS: W BF: 33 H: 5 R: 0 ER: 0 SO: 2 BB: 1 IBB: 0 HBP: 0 BLK: 0 WP: 0 HR: 0 S: 80 P: 117 ERA: 0.00 WHIP: 0.667															<b>PITCHER</b>				

Batter	1	2	3	4	5	6	7	8	9	AB	R	H	RBI	BB	SO	LOB	BOTTOM			
Rickey Henderson, R (1, 7) OBP: 0.401, SLG: 0.336	P4							G6-3		3	1	1	0	1	0	0	<b>Boston Red Sox @ Oakland Athletics</b> Oakland-Alameda County Coliseum, Oakland, CA Sun Jun 09 1991, 3:33 AM PDT Att: 44,595 - Cloudy - 66 F			
Mike Bordick, R (8, 4)										1	0	0	0	0	0	0				
Dave Henderson, R (1, 8) OBP: 0.403, SLG: 0.618										4	1	2	0	0	1	3				
Willie Wilson, S (7, 8) OBP: 0.258, SLG: 0.309										1	0	0	0	0	0	0				
Jose Canseco, R (1, 9) OBP: 0.355, SLG: 0.435										3	2	1	0	2	0	1				
Harold Baines, L (1, 10) OBP: 0.417, SLG: 0.549										3	2	2	3	1	1	0				
Troy Amler, R (8, PH) OBP: 0.091, SLG: 0.091										1	0	0	0	0	0	1				
Mark McGwire, R (1, 3) OBP: 0.383, SLG: 0.374										4	1	1	1	0	1	3				
Terry Steinbach, R (1, 2) OBP: 0.346, SLG: 0.432										3	1	2	0	1	1	0				
Vance Law, R (1, 5) OBP: 0.311, SLG: 0.368										4	0	2	2	0	2	1				
Mike Gallego, R (1, 6) OBP: 0.355, SLG: 0.325										3	0	1	0	1	0	2				
Lance Blankenship, R (1, 4) OBP: 0.349, SLG: 0.351										4	0	1	0	0	0	4				
<b>Inning Stats</b>	R: 3 E: 0 K: 0 S: 16	H: 5 LOB: 3 BB: 1 P: 31	R: 1 E: 0 K: 1 S: 14	H: 2 LOB: 0 BB: 0 P: 18	R: 1 E: 0 K: 1 S: 16	H: 3 LOB: 3 BB: 1 P: 30	R: 2 E: 0 K: 0 S: 18	H: 1 LOB: 1 BB: 3 P: 32	R: 0 E: 0 K: 1 S: 10	H: 0 LOB: 0 BB: 0 P: 14	R: 1 E: 0 K: 2 S: 10	H: 1 LOB: 0 BB: 0 P: 12	R: 0 E: 0 K: 1 S: 6	H: 1 LOB: 0 BB: 0 P: 10	R: 0 E: 0 K: 0 S: 11	H: 0 LOB: 1 BB: 1 P: 18	1B: 8 2B: 3 3B: 0 HR: 2	SF: 0 SAC: 0 DP: 3 HBP: 0	WP: 1 PB: 0 SB: 2 CS: 0	PA: 40
<b>PITCHER</b> Tom Bolton, L (1, 1) ERA: 4.63	IP: 1.0 WLS: L BF: 11 H: 7 R: 4 ER: 4 SO: 0 BB: 0 IBB: 0 HBP: 0 BLK: 0 WP: 1 HR: 0 S: 22 P: 40 ERA: 9.00 WHIP: 7.000															<b>PITCHER</b>				
Joe Hesketh, L (2, 1) ERA: 4.19	IP: 3.0 WLS: 15 BF: 4 H: 3 R: 3 ER: 3 SO: 2 BB: 4 IBB: 0 HBP: 0 BLK: 0 WP: 0 HR: 1 S: 42 P: 71 ERA: 4.50 WHIP: 0.500															<b>PITCHER</b>				
Dennis Lamp, R (5, 1) ERA: 5.48	IP: 2.0 WLS: 7 BF: 1 H: 1 R: 1 ER: 1 SO: 3 BB: 0 IBB: 0 HBP: 0 BLK: 0 WP: 0 HR: 1 S: 20 P: 26 ERA: 0.00 WHIP: 1.000															<b>PITCHER</b>				
Tony Fossas, L (7, 1) ERA: 3.06	IP: 2.0 WLS: 7 BF: 1 H: 0 R: 0 ER: 0 SO: 1 BB: 1 IBB: 0 HBP: 0 BLK: 0 WP: 0 HR: 0 S: 17 P: 28 ERA: 0.00 WHIP: 1.000															<b>PITCHER</b>				





Batter	1	2	3	4	5	6	7	8	9	AB	R	H	RBI	BB	SO	LOB	TOP								
Tony Phillips, S OBP: 0.402, SLG: 0.454 (1, 10)	F9		2-2 3B		0-2 SF7		0-3 K	3-3 K		4	0	1	2	0	2	4	<b>Detroit Tigers @ Oakland Athletics</b> Oakland-Alameda County Coliseum, Oakland, CA Mon Jun 10 1991, 7:05 PM PDT Att: 22,499 - Sunny - 62 F								
Lou Whitaker, L OBP: 0.376, SLG: 0.464 (1, 4)	K		2-1 G3		1-0 1B		4-0 1B	3-2 G4-3		4	1	1	0	1	1	4									
Alan Trammell, R OBP: 0.335, SLG: 0.375 (1, 6)	L9			2-2 F9		1-0 HR	4-2 1B		0-1 P2	4	2	1	1	1	0	0									
Cecil Fielder, R OBP: 0.359, SLG: 0.472 (1, 3)		0-1 G5-3		3-1 P3		2-3 K	4-1 1B		1-2 F9	4	0	0	1	1	1	0									
Mickey Tettleton, S OBP: 0.380, SLG: 0.434 (1, 2) (8, 7)	K		3-3 K		1-1 F9		4-2 BB		0-2 F7	4	0	1	2	1	1	0									
Pete Incaviglia, R OBP: 0.272, SLG: 0.347 (7, PH)					0-0 G5-3		0-3 K		1-0 F8	3	0	0	0	0	2	1									
Mark Salas, L OBP: 0.095, SLG: 0.050 (7, 8)	K									1	0	0	0	0	2	0									
Milt Cuyler, S OBP: 0.326, SLG: 0.310 (7, 8)										0	0	0	0	0	0	0									
John Shelby, S OBP: 0.284, SLG: 0.413 (7, 7)			0-1 F8		3-2 2B		0-1 P5		0-0 SH1-4	4	1	2	0	0	0	1									
Andy Allanson, R OBP: 0.215, SLG: 0.328 (8, 2)										0	0	0	0	0	0	0									
Rob Deer, R OBP: 0.342, SLG: 0.443 (1, 9)			1-1 3B		0-0 2B		4-1 BB		4-2 SH1-4	2	2	2	0	2	0	0									
Travis Fryman, R OBP: 0.290, SLG: 0.376 (1, 5)			1-0 G5-3		4-2 1B		2-3 K		3-1 SH1-4	2	0	0	0	1	1	2									
<b>Inning Stats</b>	R: 0 E: 0 K: 1 S: 6	H: 0 LOB: 0 BB: 0 P: 12	R: 0 E: 0 K: 2 S: 8	H: 0 LOB: 0 BB: 0 P: 11	R: 1 E: 0 K: 0 S: 11	H: 2 LOB: 1 BB: 0 P: 17	R: 0 E: 0 K: 0 S: 7	H: 0 LOB: 0 BB: 0 P: 13	R: 1 E: 0 K: 0 S: 11	H: 3 LOB: 2 BB: 1 P: 19	R: 1 E: 0 K: 2 S: 13	H: 1 LOB: 1 BB: 1 P: 20	R: 3 E: 0 K: 2 S: 15	H: 1 LOB: 2 BB: 4 P: 36	R: 0 E: 0 K: 1 S: 12	H: 1 LOB: 3 BB: 1 P: 25	R: 0 E: 0 K: 0 S: 9	H: 0 LOB: 0 BB: 0 P: 10	1B: 4 2B: 2 3B: 1 HR: 1	SF: 1 SAC: 1 DP: 0 HBP: 0	WP: 0 PB: 0 SB: 0 CS: 0	PA: 41			
<b>PITCHER</b>	IP	WLS	BF	H	R	ER	SO	BB	IBB	HBP	BLK	WP	HR	S	P	ERA	WHIP								
Dave Stewart, R ERA: 5.24 (1, 1)	7.0		33	7	6	6	7	6	0	0	0	0	1	71	128	7.71	1.857								
Steve Chitren, R ERA: 2.51 (8, 1)	0.2	W	4	1	0	0	1	1	0	0	0	0	0	9	19	0.00	3.000								
Johnny Guzman, L ERA: (8, 1)	0.1		1	0	0	0	0	0	0	0	0	0	0	3	6	0.00	0.000								
Dennis Eckersley, R ERA: 2.67 (9, 1)	1.0		3	0	0	0	0	0	0	0	0	0	0	9	10	0.00	0.000								

Batter	1	2	3	4	5	6	7	8	9	AB	R	H	RBI	BB	SO	LOB	BOTTOM								
Rickey Henderson, R OBP: 0.417, SLG: 0.345 (1, 7)	S		4-2 FC1-4		4-0 S		2-2 1B	0-2 1B		2	2	2	1	3	0	0	<b>Detroit Tigers @ Oakland Athletics</b> Oakland-Alameda County Coliseum, Oakland, CA Mon Jun 10 1991, 7:05 PM PDT Att: 22,499 - Sunny - 62 F								
Dave Henderson, R OBP: 0.395, SLG: 0.608 (1, 8)	G5-3		2-2 FC1-4		0-3 K		1-2 F9	1-1 2B		5	1	1	0	0	1	6									
Jose Canseco, R OBP: 0.352, SLG: 0.435 (1, 9)	L4		0-1 F9		1-0 P6		1-2 G6-3	0-2 1B		5	1	1	3	0	4										
Harold Baines, L OBP: 0.415, SLG: 0.545 (1, 10)	G1-3				3-2 HR		2-2 1B	1-2 F7		1	0	0	0	0	0	1									
Willie Wilson, S OBP: 0.272, SLG: 0.331 (4, PH)								2-3 HR		4	2	3	1	0	0	0									
Mark McGwire, R OBP: 0.383, SLG: 0.409 (1, 3)					3-1 HR		1-0 P3	2-0 HR		5	3	2	5	0	1	1									
Ernest Riles, L OBP: 0.340, SLG: 0.386 (1, 5)					2-2 HR			1-1 HR		3	2	2	2	1	0	0									
Vance Law, R OBP: 0.323, SLG: 0.379 (8, PH) (9, 5)	F7							3-1 HR		1	0	1	0	0	0	0									
Terry Steinbach, R OBP: 0.347, SLG: 0.438 (1, 2)	G4-3				1-2 F9		0-0 1B	0-0 G5-4-3		5	0	2	0	0	2	2									
Mike Gallego, R OBP: 0.356, SLG: 0.319 (1, 6)			4-0 FC1-4		1-0 P1		0-0 F9-6-4	4-2 G1-3		3	0	0	0	2	4	4									
Lance Blankenship, R OBP: 0.351, SLG: 0.347 (1, 4)			1-1 F8		0-2 F9		4-2 1B			4	1	1	0	1	0	3									
<b>Inning Stats</b>	R: 0 E: 0 K: 0 S: 10	H: 0 LOB: 1 BB: 1 P: 21	R: 0 E: 0 K: 1 S: 9	H: 0 LOB: 0 BB: 0 P: 11	R: 0 E: 0 K: 0 S: 10	H: 0 LOB: 2 BB: 2 P: 21	R: 2 E: 0 K: 0 S: 20	H: 3 LOB: 1 BB: 0 P: 30	R: 1 E: 0 K: 1 S: 9	H: 1 LOB: 1 BB: 1 P: 17	R: 1 E: 0 K: 0 S: 13	H: 2 LOB: 2 BB: 2 P: 24	R: 2 E: 1 K: 0 S: 16	H: 2 LOB: 1 BB: 0 P: 23	R: 6 E: 0 K: 0 S: 20	H: 7 LOB: 1 BB: 1 P: 32	R: 0 E: 0 K: 0 S: 0	H: 0 LOB: 0 BB: 0 P: 0	1B: 9 2B: 4 3B: 0 HR: 3	SF: 0 SAC: 0 DP: 2 HBP: 0	WP: 0 PB: 0 SB: 3 CS: 0	PA: 45			
<b>PITCHER</b>	IP	WLS	BF	H	R	ER	SO	BB	IBB	HBP	BLK	WP	HR	S	P	ERA	WHIP								
Kevin Ritz, R ERA: 12.27 (1, 1)	5.0		25	5	4	4	2	5	0	0	0	0	1	60	106	7.20	2.000								
Dan Petty, R ERA: 5.2 (6, 1)	1.2		8	2	2	0	0	1	0	0	0	0	1	21	33	0.00	1.800								
Mike Henneman, R ERA: 2.84 (7, 1)	0.1	L	6	5	4	4	0	0	0	0	0	0	0	17	22	108.00	15.000								
Jerry Don Gleaton, L ERA: 3.98 (8, 1)	1.0		6	3	2	2	0	1	0	0	0	0	1	9	18	18.00	4.000								





Batter	1	2	3	4	5	6	7	8	9	AB	R	H	RBI	BB	SO	LOB	TOP					
<b>Tony Phillips, S</b> OBP: 0.402, SLG: 0.452 (1, 7)	G3			BB 1B		F7	FC4-6 1B	K		5	1	2	0	0	1	1						
<b>Lou Whitaker, L</b> OBP: 0.385, SLG: 0.465 (1, 4)	CS BB			F8		1B	FC4-6 1B		P5	4	1	2	1	1	0	1						
<b>Alan Trammell, R</b> OBP: 0.336, SLG: 0.376 (1, 6)	G4-3			P3		1B	FC4-6		WP 1B	5	2	2	0	0	0	4						
<b>Cecil Fielder, R</b> OBP: 0.360, SLG: 0.468 (1, 3)		P3		1B BB		2B 1B	K		G5-3	4	0	1	1	1	1	2						
<b>Mickey Tettleton, S</b> OBP: 0.386, SLG: 0.442 (1, 2)	P6			1B BB		1B			F8	4	0	2	2	1	0	0						
<b>Rob Deer, R</b> OBP: 0.336, SLG: 0.433 (1, 9)	K			G4-3		K	K			4	0	0	0	0	3	7						
<b>Dave Bergman, L</b> OBP: 0.321, SLG: 0.333 (1, 10)			G5-3			F7	BB	G3		3	0	0	0	1	0	0						
<b>Travis Fryman, R</b> OBP: 0.284, SLG: 0.368 (1, 5)			F8			F9	F7	G5-3		4	0	0	0	0	0	3						
<b>Mitt Cuyler, S</b> OBP: 0.331, SLG: 0.323 (1, 8)			K			L3		1B 1B	2B	4	1	2	0	0	1	0						
<b>Inning Stats</b>	R: 0 E: 0 K: 0 S: 4	H: 0 LOB: 0 BB: 1 P: 10	R: 0 E: 0 K: 1 S: 8	H: 0 LOB: 0 BB: 0 P: 10	R: 0 E: 0 K: 1 S: 5	H: 0 LOB: 0 BB: 0 P: 7	R: 1 E: 0 K: 0 S: 16	H: 2 LOB: 2 BB: 1 P: 30	R: 0 E: 0 K: 0 S: 8	H: 0 LOB: 0 BB: 0 P: 11	R: 2 E: 0 K: 1 S: 18	H: 4 LOB: 3 BB: 1 P: 27	R: 1 E: 0 K: 0 S: 16	H: 3 LOB: 3 BB: 1 P: 28	R: 0 E: 0 K: 1 S: 9	H: 1 LOB: 0 BB: 0 P: 15	R: 1 E: 0 K: 0 S: 10	H: 1 LOB: 0 BB: 0 P: 18	1B: 9 2B: 2 3B: 0 HR: 0	SF: 0 SAC: 0 DP: 0 HBP: 0	WP: 2 PB: 0 SB: 2 CS: 1	PA: 41
<b>PITCHER</b>	IP	WLS	BF	H	R	ER	SO	BB	IBB	HBP	BLK	WP	HR	S	P	ERA	WHIP					
<b>Andy Hawkins, R</b> ERA: 7.05 (1, 1)	5.1	L	23	6	3	3	2	2	0	0	0	0	0	50	79	5.06	1.500					
<b>Gene Nelson, R</b> ERA: 9.0 (6, 1)	2.2		14	4	1	1	4	2	0	0	0	0	0	34	59	3.38	2.250					
<b>Bruce Walton, R</b> ERA: 6.14 (9, 1)	1.0		4	1	1	1	0	0	0	0	0	1	0	10	18	9.00	1.000					

**Detroit Tigers @ Oakland Athletics**  
Oakland-Alameda County Coliseum, Oakland, CA  
Tue Jun 11 1991, 7:05 PM PDT  
Att: 27,014 - Sunny - 65 F

AB	37
R	5
H	11
RBI	4
BB	4
SO	6
LOB	18




Batter	1	2	3	4	5	6	7	8	9	AB	R	H	RBI	BB	SO	LOB	BOTTOM				
<b>Rickey Henderson, R</b> OBP: 0.419, SLG: 0.345 (1, 7)	CS 1B			P4		P3				3	0	1	0	1	0	0					
<b>Dave Henderson, R</b> OBP: 0.397, SLG: 0.602 (1, 10)	G6-3			F9		1B 1B		K		4	0	1	0	0	1	3					
<b>Jose Canseco, R</b> OBP: 0.350, SLG: 0.446 (1, 9)	P4			HR		F7		F7		4	1	1	1	0	0	1					
<b>Mark McGwire, R</b> OBP: 0.381, SLG: 0.402 (1, 3)		G1-3		G2-3		P4		BB BB		3	0	0	0	1	0	1					
<b>Ernest Riles, L</b> OBP: 0.344, SLG: 0.385 (1, 4)		G4-3			F9			G5-4-3		3	0	1	0	1	0	0					
<b>Terry Steinbach, R</b> OBP: 0.339, SLG: 0.427 (1, 2)		F9			G4-3		F9	BB		4	0	0	0	0	0	4					
<b>Willie Wilson, S</b> OBP: 0.266, SLG: 0.323 (1, 8)			F7		F9			G6-3		3	0	0	0	0	0	0					
<b>Vance Law, R</b> OBP: 0.308, SLG: 0.361 (1, 5)			F9			G4-3		F8		3	0	0	0	0	0	0					
<b>Mike Gallego, R</b> OBP: 0.356, SLG: 0.315 (1, 6)			K			G6-3		BB BB		2	0	0	0	1	1	0					
<b>Inning Stats</b>	R: 0 E: 0 K: 0 S: 9	H: 1 LOB: 0 BB: 0 P: 12	R: 0 E: 0 K: 0 S: 6	H: 0 LOB: 0 BB: 0 P: 8	R: 0 E: 0 K: 1 S: 7	H: 0 LOB: 0 BB: 0 P: 15	R: 1 E: 0 K: 0 S: 11	H: 1 LOB: 0 BB: 0 P: 19	R: 0 E: 0 K: 0 S: 7	H: 0 LOB: 0 BB: 0 P: 10	R: 0 E: 0 K: 0 S: 9	H: 2 LOB: 2 BB: 0 P: 13	R: 0 E: 0 K: 1 S: 11	H: 0 LOB: 2 BB: 2 P: 23	R: 0 E: 0 K: 0 S: 8	H: 0 LOB: 1 BB: 2 P: 18	1B: 3 2B: 0 3B: 0 HR: 1	SF: 0 SAC: 0 DP: 1 HBP: 0	WP: 0 PB: 0 SB: 0 CS: 1	PA: 33	
<b>PITCHER</b>	IP	WLS	BF	H	R	ER	SO	BB	IBB	HBP	BLK	WP	HR	S	P	ERA	WHIP				
<b>Bill Gullickson, R</b> ERA: 4.04 (1, 1)	7.2	W	28	4	1	1	1	2	0	0	0	0	0	64	105	1.17	0.783				
<b>Mike Henneman, R</b> ERA: 2.75 (8, 1)	1.1	S	5	0	0	0	1	2	0	0	0	0	0	12	25	0.00	1.500				


**Detroit Tigers @ Oakland Athletics**  
Oakland-Alameda County Coliseum, Oakland, CA  
Tue Jun 11 1991, 7:05 PM PDT  
Att: 27,014 - Sunny - 65 F

AB	29
R	1
H	4
RBI	1
BB	4
SO	2
LOB	9





Batter	1	2	3	4	5	6	7	8	9	AB	R	H	RBI	BB	SO	LOB	TOP								
Tony Phillips, S OBP: 0.399, SLG: 0.446 (1, 7)	G3			K		1B BB	K			3	0	0	0	1	2	0	<b>Detroit Tigers @ Oakland Athletics</b> Oakland-Alameda County Coliseum, Oakland, CA Wed Jun 12 1991, 3:33 AM PDT Att: 30,404 - Sunny - 64 F  <b>AB 30</b> <b>R 1</b> <b>H 3</b> <b>RBI 1</b> <b>BB 5</b> <b>SO 12</b> <b>LOB 17</b> 								
Lou Whitaker, L OBP: 0.396, SLG: 0.465 (1, 4)	G3			L6		BB		G6-3 1B		4	0	2	0	0	0										
Alan Trammell, R OBP: 0.331, SLG: 0.368 (1, 6)	K			L9		F9		G6-3		4	0	0	0	0	1	3									
Cecil Fielder, R OBP: 0.358, SLG: 0.461 (1, 10)		K			F8			K		3	0	0	0	1	2	1									
Mickey Tettleton, S OBP: 0.383, SLG: 0.434 (1, 2)		P3			BB BB		K		K	3	0	0	0	1	2	4									
Dave Bergman, L OBP: 0.317, SLG: 0.314 (1, 3)		F8			BB 1-2		P6		G3	3	0	0	0	1	0	3									
Rob Deer, R OBP: 0.335, SLG: 0.426 (1, 9)			P3		BB 1-2 2-3			K		3	0	0	0	1	2	0									
Travis Fryman, R OBP: 0.279, SLG: 0.360 (1, 5)			P6		K			K		4	0	0	0	0	3	3									
Mitt Cuyler, S OBP: 0.331, SLG: 0.346 (1, 8)			G3		F9					3	1	1	1	0	0	3									
<b>Inning Stats</b>	R: 0 E: 0 K: 1 S: 10	H: 0 LOB: 0 BB: 0 P: 13	R: 0 E: 0 K: 1 S: 13	H: 0 LOB: 0 BB: 0 P: 20	R: 0 E: 0 K: 0 S: 9	H: 0 LOB: 0 BB: 0 P: 15	R: 0 E: 0 K: 1 S: 7	H: 0 LOB: 0 BB: 0 P: 11	R: 0 E: 0 K: 1 S: 19	H: 0 LOB: 3 BB: 3 P: 37	R: 0 E: 0 K: 1 S: 16	H: 1 LOB: 2 BB: 2 P: 31	R: 1 E: 0 K: 3 S: 12	H: 1 LOB: 0 BB: 0 P: 17	R: 0 E: 0 K: 2 S: 9	H: 0 LOB: 1 BB: 0 P: 12	1B: 2 2B: 0 3B: 0 HR: 1	SF: 0 SAC: 0 DP: 0 HBP: 0	WP: 0 PB: 0 SB: 0 CS: 0	PA: 35					
<b>PITCHER</b>	IP	WLS	BF	H	R	ER	SO	BB	IBB	HBP	BLK	WP	HR	S	P	ERA	WHIP								
Mike Moore, R ERA: 3.94 (1, 1)	6.0	W	24	1	0	0	5	5	0	0	0	0	0	74	127	0.00	1.000								
Steve Chitren, R ERA: 2.7 (7, 1)	1.1		6	2	1	1	3	0	0	0	0	0	1	15	21	6.75	1.500								
Dennis Eckersley, R ERA: 2.51 (8, 1)	1.2	S	5	0	0	0	4	0	0	0	0	0	0	16	24	0.00	0.000								

Batter	1	2	3	4	5	6	7	8	9	AB	R	H	RBI	BB	SO	LOB	BOTTOM									
Rickey Henderson, R OBP: 0.415, SLG: 0.338 (1, 10)	P4		F9				K			3	0	0	0	1	1	1	<b>Detroit Tigers @ Oakland Athletics</b> Oakland-Alameda County Coliseum, Oakland, CA Wed Jun 12 1991, 3:33 AM PDT Att: 30,404 - Sunny - 64 F  <b>AB 28</b> <b>R 3</b> <b>H 5</b> <b>RBI 3</b> <b>BB 6</b> <b>SO 8</b> <b>LOB 13</b> 									
Mike Gallego, R OBP: 0.348, SLG: 0.307 (1, 6)	F9			G5-3		K		K		4	0	0	0	0	2	2										
Jose Canseco, R OBP: 0.349, SLG: 0.457 (1, 9)	P2			F7		HR		G5-3		4	1	1	1	0	0	0										
Dave Henderson, R OBP: 0.402, SLG: 0.599 (1, 8)		F9			BB		1B G3 BB		E S 1B BB	1	1	0	0	3	0	0										
Mark McGwire, R OBP: 0.374, SLG: 0.393 (1, 3)		K		F8			G3		K	4	0	0	0	0	2	3										
Terry Steinbach, R OBP: 0.343, SLG: 0.447 (1, 2)		F7				HR	F9		1B	4	1	2	2	0	0	1										
Willie Wilson, S OBP: 0.273, SLG: 0.323 (1, 7)			K		SH1-3 1B		1B BB		F7	3	0	1	0	1	1	1										
Vance Law, R OBP: 0.309, SLG: 0.359 (1, 5)			P3		SH1-3		FC6-4 1B		K	3	0	1	0	0	1	1										
Lance Blankenship, R OBP: 0.350, SLG: 0.340 (1, 4)					K		FC6-4			2	0	0	0	1	1	4										
<b>Inning Stats</b>	R: 0 E: 0 K: 0 S: 8	H: 0 LOB: 0 BB: 0 P: 15	R: 0 E: 0 K: 1 S: 8	H: 0 LOB: 0 BB: 0 P: 14	R: 0 E: 0 K: 1 S: 10	H: 0 LOB: 1 BB: 1 P: 18	R: 0 E: 0 K: 0 S: 10	H: 0 LOB: 1 BB: 1 P: 18	R: 1 E: 0 K: 2 S: 14	H: 2 LOB: 2 BB: 1 P: 22	R: 1 E: 0 K: 0 S: 21	H: 2 LOB: 3 BB: 2 P: 35	R: 0 E: 0 K: 2 S: 8	H: 0 LOB: 0 BB: 0 P: 12	R: 1 E: 0 K: 2 S: 9	H: 1 LOB: 1 BB: 1 P: 17	1B: 3 2B: 0 3B: 0 HR: 2	SF: 0 SAC: 1 DP: 0 HBP: 0	WP: 0 PB: 0 SB: 1 CS: 0	PA: 35						
<b>PITCHER</b>	IP	WLS	BF	H	R	ER	SO	BB	IBB	HBP	BLK	WP	HR	S	P	ERA	WHIP									
Frank Tanana, L ERA: 4.27 (1, 1)	6.0	L	27	4	2	2	4	4	0	0	0	0	0	2	71	122	3.00	1.333								
Dan Petry, R ERA: 5.17 (7, 1)	2.0		8	1	1	1	4	1	0	0	0	0	0	17	29	4.50	1.000									



Batter	1	2	3	4	5	6	7	8	9	AB	R	H	RBI	BB	SO	LOB	TOP					
Rickey Henderson, R OBP: 0.422, SLG: 0.344	4-0 FC5-4 BB		1-2 P4			3-2 1B		0-1 1B		3	3	2	0	1	0	0						
Ernest Riles, L OBP: 0.342, SLG: 0.381	0-1 FC5-4 1B		0-3 K			1-2 L4		0-1 L8		4	0	1	0	0	0	1						
Jose Canseco, R OBP: 0.355, SLG: 0.460	1-0 FC5-4			4-0 G6-3 G5-3 BB		0-0 FC6-4 1B		2-2 1B		3	1	2	3	1	0	1						
Harold Baines, L OBP: 0.419, SLG: 0.545	4-2 G6-4-3			3-2 G6-3		0-0 FC6-4 1B		2-2 F9		2	0	1	0	1	0	1						
Dave Henderson, R OBP: 0.401, SLG: 0.596	1-2 BB			1-3 G5-3		1-2 1B		1-2 F9		1	0	0	0	0	0	1						
Terry Steinbach, R OBP: 0.335, SLG: 0.436	1-0 G6-4-3			0-0 G5-3		0-0 FC6-4		0-2 L9		4	0	0	1	0	0	5						
Jamie Quirk, L OBP: 0.360, SLG: 0.342		0-0 F8		3-1 G4-3		3-2 F7																
Vance Law, R OBP: 0.304, SLG: 0.354				1-0 G4-3		1-0 F7																
Willie Wilson, S OBP: 0.272, SLG: 0.316		0-3 K		2-1 G4-3				4-1 BB		3	0	0	0	1	2	0						
Mike Gallego, R OBP: 0.343, SLG: 0.302		3-3 K		2-2 F9				2-3 K		3	0	0	0	0	1	0						
Mark McGwire, R OBP: 0.373, SLG: 0.391										1	0	0	0	0	1	1						
Lance Blankenship, R OBP: 0.339, SLG: 0.327			0-1 L3		1-0 G5-3		3-1 G1-3		0-3 K	4	0	0	0	0	1	1						
<b>Inning Stats</b>	R: 1 E: 0 K: 0 S: 6	H: 1 LOB: 1 BB: 2 P: 16	R: 0 E: 0 K: 2 S: 8	H: 0 LOB: 0 BB: 1 P: 11	R: 0 E: 0 K: 1 S: 9	H: 0 LOB: 0 BB: 0 P: 10	R: 1 E: 0 K: 0 S: 7	H: 0 LOB: 0 BB: 1 P: 15	R: 0 E: 0 K: 0 S: 7	H: 0 LOB: 0 BB: 0 P: 12	R: 1 E: 0 K: 0 S: 13	H: 3 LOB: 2 BB: 0 P: 20	R: 0 E: 0 K: 1 S: 8	H: 0 LOB: 0 BB: 0 P: 12	R: 1 E: 0 K: 0 S: 14	H: 2 LOB: 1 BB: 0 P: 18	R: 0 E: 0 K: 2 S: 10	H: 0 LOB: 1 BB: 1 P: 17	1B: 6 2B: 0 3B: 0 HR: 0	SF: 0 SAC: 0 DP: 1 HBP: 0	WP: 0 PB: 0 SB: 6 CS: 0	PA: 36
<b>PITCHER</b>	IP WLS BF H R ER SO BB IBB HBP BLK WP HR S P ERA WHIP	IP WLS BF H R ER SO BB IBB HBP BLK WP HR S P ERA WHIP																				
Jaime Navarro, R ERA: 3.8	(1, 1) 7.1 W 30 6 4 4 4 3 0 0 0 0 0 0 65 105 4.91 1.227	(8, 1) 1.2 S 6 0 0 0 2 1 0 0 0 0 0 0 17 26 0.00 0.600																				

Oakland Athletics @ Milwaukee Brewers  
Milwaukee County Stadium, Milwaukee, WI  
Sat Jun 15 1991, 4:33 AM EDT  
Cloudy - 80 F

AB	32
R	4
H	6
RBI	4
BB	4
SO	6
LOB	14



Batter	1	2	3	4	5	6	7	8	9	AB	R	H	RBI	BB	SO	LOB	BOTTOM			
Paul Moltor, R OBP: 0.396, SLG: 0.508	1-1 P6	0-0 F9			1-0 P4	3-2 F8				4	0	0	0	0	0	2				
Jim Gantner, L OBP: 0.313, SLG: 0.337	3-1 L8		1-1 SH3-1 2B		4-2 1B HR BB	0-2 G3				3	1	1	0	1	0	1				
B.J. Surhoff, L OBP: 0.267, SLG: 0.241	3-2 G4-3		0-0 SH3-1		0-1 F7			2-1 L8		3	0	0	0	0	0	1				
Robin Yount, R OBP: 0.350, SLG: 0.465		2-2 HR HBP	3-2 P9		1-0 HR 1B			1-2 G5-3		3	2	1	0	0	0	1				
Greg Vaughn, R OBP: 0.338, SLG: 0.508		2-0 HR	4-1 BB		2-0 HR			4-2 BB		2	2	2	5	2	0	0				
Franklin Stubbs, L OBP: 0.273, SLG: 0.291		2-2 F8	0-3 K		0-0 1B			1-1 K		4	0	1	0	0	2	3				
Dante Bichette, R OBP: 0.251, SLG: 0.420		4-2 G4-3 1B BB		3-2 G5-3	0-1 F7			3-2 P5		3	1	0	0	1	0	1				
Dale Sveum, S OBP: 0.304, SLG: 0.356		1-1 SAFE G4-3		3-3 K		2-3 K		0-1 G6-3		4	0	0	0	0	2	1				
Bill Spiers, L OBP: 0.273, SLG: 0.328		2-2 1B		0-3 K		1-2 E3		0-0 G3-1		4	0	1	1	0	1	0				
<b>Inning Stats</b>	R: 0 E: 0 K: 0 S: 7	H: 0 LOB: 0 BB: 0 P: 14	R: 3 E: 0 K: 0 S: 20	H: 2 LOB: 1 BB: 1 P: 35	R: 0 E: 0 K: 1 S: 10	H: 1 LOB: 2 BB: 1 P: 18	R: 0 E: 0 K: 2 S: 9	H: 0 LOB: 0 BB: 0 P: 15	R: 3 E: 0 K: 0 S: 12	H: 3 LOB: 1 BB: 1 P: 20	R: 0 E: 1 K: 1 S: 14	H: 0 LOB: 1 BB: 0 P: 20	R: 0 E: 0 K: 1 S: 12	H: 0 LOB: 1 BB: 1 P: 19	R: 0 E: 0 K: 0 S: 6	H: 0 LOB: 0 BB: 0 P: 9	1B: 3 2B: 1 3B: 0 HR: 2	SF: 0 SAC: 1 DP: 0 HBP: 1	WP: 0 PB: 0 SB: 2 CS: 0	PA: 36
<b>PITCHER</b>	IP WLS BF H R ER SO BB IBB HBP BLK WP HR S P ERA WHIP	IP WLS BF H R ER SO BB IBB HBP BLK WP HR S P ERA WHIP																		
Dave Stewart, R ERA: 5.47	(1, 1) 7.0 L 33 6 6 6 5 4 0 1 0 0 0 0 2 84 7.71 1.429	(8, 1) 1.0 3 0 0 0 0 0 0 0 0 0 0 0 0 6 9 0.00 0.000																		

Oakland Athletics @ Milwaukee Brewers  
Milwaukee County Stadium, Milwaukee, WI  
Sat Jun 15 1991, 4:33 AM EDT  
Cloudy - 80 F

AB	30
R	6
H	6
RBI	6
BB	4
SO	5
LOB	10













Batter	1	2	3	4	5	6	7	8	9	AB	R	H	RBI	BB	SO	LOB	TOP			
Rickey Henderson, R OBP: 0.428, SLG: 0.371 Willie Wilson, S OBP: 0.266, SLG: 0.315	1-1 S 1B		1-1 G3-6-3 1B			0-0 FC6-4 1-2f 1B		1-1 B2-3		2	0	2	0	0	0	0				
Ernest Riles, L OBP: 0.335, SLG: 0.372	1-2 G1-3		2-1 G3-6-3 1-2f			1-0 G4-6-3 1-2f		0-0 L7		4	0	0	0	0	0	3				
Jose Canseco, R OBP: 0.353, SLG: 0.481	1-0 G6-3			2-3 K			4-2 G4-6-3 BB		2-2 E9	3	0	0	0	1	1					
Harold Baines, L OBP: 0.413, SLG: 0.538	2-2 G4-3			1-1 F8			0-0 G4-6-3 1-2f		0-1 F7	4	0	0	0	0	0	2				
Dave Henderson, R OBP: 0.405, SLG: 0.594		1-2 G4-3 1B		0-0 F8			1-1 BB 1B			3	0	2	0	0	0	0				
Mark McSwire, R OBP: 0.377, SLG: 0.428		2-1 G4-3			0-0 G5-3		4-2 BB			2	0	0	0	1	0	1				
Jamie Quirk, L OBP: 0.360, SLG: 0.333		2-2 G4-3			4-2 BB G5-4-3		0-1 G4-3			2	0	0	0	1	0	3				
Vance Law, R OBP: 0.303, SLG: 0.352		2-2 G4-3			2-2 G5-4-3 1-2f			1-2 G5-3		3	0	0	0	0	0	2				
Mike Gallego, R OBP: 0.337, SLG: 0.296 Mike Bordick, R (8, PH)			2-0 F9			1-2 FC6-4 1B		0-2 G5-3		2	0	1	0	0	0	0				
										1	0	0	0	0	0	0				
<b>Inning Stats</b>	R: 0 E: 0 K: 0 S: 10	H: 1 LOB: 1 BB: 0 P: 15	R: 0 E: 0 K: 0 S: 11	H: 1 LOB: 1 BB: 0 P: 18	R: 0 E: 0 K: 0 S: 6	H: 0 LOB: 0 BB: 0 P: 10	R: 0 E: 0 K: 1 S: 7	H: 0 LOB: 0 BB: 1 P: 10	R: 0 E: 0 K: 0 S: 5	H: 1 LOB: 0 BB: 0 P: 7	R: 0 E: 0 K: 0 S: 10	H: 1 LOB: 2 BB: 2 P: 19	R: 0 E: 0 K: 0 S: 12	H: 0 LOB: 0 BB: 0 P: 14	R: 0 E: 1 K: 0 S: 6	H: 0 LOB: 0 BB: 0 P: 8	1B: 5 2B: 0 3B: 0 HR: 0	SF: 0 SAC: 0 DP: 4 HBP: 0	WP: 0 PB: 0 SB: 1 CS: 1	PA: 31
<b>PITCHER</b> Don August, R ERA: 4.21	IP: 9.0 WLS: W BF: 31 H: 5 R: 0 ER: 0 SO: 1 BB: 3 IBB: 0 HBP: 0 BLK: 0 WP: 0 HR: 0 S: 74 P: 114 ERA: 0.00 WHIP: 0.889															<b>PITCHER</b>				

Oakland Athletics @ Milwaukee Brewers  
Milwaukee County Stadium, Milwaukee, WI  
Mon Jun 17 1991, 8:05 PM EDT  
Att: 20,431 - Sunny - 84 F

AB 28  
R 0  
H 5  
RBI 0  
BB 3  
SO 1  
LOB 13



Batter	1	2	3	4	5	6	7	8	9	AB	R	H	RBI	BB	SO	LOB	BOTTOM			
Paul Moltzer, R OBP: 0.392, SLG: 0.502	0-0 F8		3-3 K		1-1 1B 2B		0-2 F9			4	1	1	1	0	1	0				
Jim Gantner, L OBP: 0.313, SLG: 0.342	1-2 F7			1-0 G3	3-0 FC5 BB		2-1 G4-3			4	0	1	2	0	0	0				
B.J. Surhoff, L OBP: 0.270, SLG: 0.243	2-2 G6-3			1-1 G3	2-H 3-H 0-0 F8			2-2 CS BB		4	0	1	0	0	0	1				
Robin Yount, R OBP: 0.350, SLG: 0.462 Darryl Hamilton, L OBP: 0.299, SLG: 0.268		1-0 S 1B		2-1 G5-3	4-0 BB			4-1 BB		2	0	1	0	2	0	0				
Greg Vaughn, R OBP: 0.346, SLG: 0.527		1-0 F9			1-2 BB			0-0 P4		3	0	0	0	1	0	5				
Franklin Stubbs, L OBP: 0.277, SLG: 0.318		2-1 F8			2-2 FC4-6 BB 1B		0-2 G3-1		3-3 K	4	1	0	0	0	1	4				
Willie Randolph, R OBP: 0.429, SLG: 0.348		3-3 K			1-2 BB 1B		1-0 G4-3			3	1	1	0	0	1	1				
Dante Bichette, R OBP: 0.252, SLG: 0.410				4-2 CS BB	4-0 1B 2B		1-1 G6-3			1	1	0	0	2	0	0				
Bill Spiers, L OBP: 0.287, SLG: 0.336			2-3 K		0-0 2B 1B		2-2 F8			3	1	1	2	0	1	1				
<b>Inning Stats</b>	R: 0 E: 0 K: 0 S: 8	H: 0 LOB: 0 BB: 0 P: 11	R: 0 E: 0 K: 1 S: 8	H: 1 LOB: 1 BB: 0 P: 15	R: 0 E: 0 K: 2 S: 10	H: 0 LOB: 1 BB: 1 P: 18	R: 0 E: 0 K: 0 S: 5	H: 0 LOB: 0 BB: 0 P: 9	R: 5 E: 0 K: 0 S: 14	H: 4 LOB: 2 BB: 3 P: 33	R: 0 E: 0 K: 0 S: 6	H: 0 LOB: 0 BB: 0 P: 8	R: 0 E: 0 K: 1 S: 8	H: 1 LOB: 2 BB: 1 P: 17	R: 0 E: 0 K: 0 S: 10	H: 0 LOB: 0 BB: 0 P: 14	1B: 5 2B: 2 3B: 0 HR: 0	SF: 0 SAC: 0 DP: 1 HBP: 0	WP: 0 PB: 0 SB: 1 CS: 2	PA: 33
<b>PITCHER</b> Mike Moore, R ERA: 4.19 Curt Young, L ERA: 3.72	IP: 6.0 WLS: L BF: 26 H: 6 R: 0 ER: 5 SO: 3 BB: 4 IBB: 0 HBP: 0 BLK: 0 WP: 0 HR: 0 S: 51 P: 94 ERA: 7.50 WHIP: 1.500															<b>PITCHER</b>				

Oakland Athletics @ Milwaukee Brewers  
Milwaukee County Stadium, Milwaukee, WI  
Mon Jun 17 1991, 8:05 PM EDT  
Att: 20,431 - Sunny - 84 F

AB 28  
R 5  
H 6  
RBI 5  
BB 5  
SO 4  
LOB 12





Batter	1	2	3	4	5	6	7	8	9	AB	R	H	RBI	BB	SO	LOB	TOP				
Rickey Henderson, R OBP: 0.428, SLG: 0.370 (1, 7)	P4		BB			L7		G4-6-3 1B		3	0	1	0	1	0	0					
Dave Henderson, R OBP: 0.403, SLG: 0.588 (1, 8)	F7		F9					G4-6-3 1-2		4	0	1	0	0	0	3					
Jose Canseco, R OBP: 0.351, SLG: 0.475 (1, 9)	K			FC5-4 BB		F7		G4-3		3	0	0	0	1	1	1					
Mark McGwire, R OBP: 0.371, SLG: 0.419 (1, 3)		F8		K		P3		F8		4	0	0	0	0	1	2					
Terry Steinbach, R OBP: 0.335, SLG: 0.429 (1, 2)	F8			FC5-4 1-2			P3			4	0	1	0	0	0	1					
Harold Baines, L OBP: 0.410, SLG: 0.532 (9, PR) Mike Moore, R (9, PR)	G6-3			K			K			4	0	1	0	0	2	1					
Vance Law, R OBP: 0.331, SLG: 0.347 Jamie Quirk, L OBP: 0.356, SLG: 0.329 (9, PH)				SH1-3 BB		P6		G3-1		1	0	0	0	2	0	0					
Mike Gallego, R OBP: 0.333, SLG: 0.293 (8, 6)				SH1-3		K		G6-3		2	0	0	0	0	1	1					
Ernest Riles, L OBP: 0.331, SLG: 0.367 Lance Blankenship, R OBP: 0.323, SLG: 0.310 (8, PH) (8, 4)				F7		P2		G6-3		2	0	0	0	0	0	1					
<b>Inning Stats</b>	R: 0 E: 0 K: 1 S: 10	H: 0 LOB: 0 BB: 0 P: 15	R: 0 E: 0 K: 0 S: 8	H: 0 LOB: 0 BB: 0 P: 13	R: 0 E: 0 K: 0 S: 11	H: 0 LOB: 2 BB: 2 P: 24	R: 0 E: 0 K: 2 S: 10	H: 0 LOB: 1 BB: 1 P: 18	R: 0 E: 0 K: 1 S: 9	H: 1 LOB: 1 BB: 0 P: 14	R: 0 E: 0 K: 1 S: 10	H: 0 LOB: 1 BB: 1 P: 20	R: 0 E: 0 K: 0 S: 6	H: 1 LOB: 0 BB: 0 P: 9	R: 0 E: 0 K: 0 S: 16	H: 2 LOB: 2 BB: 2 P: 23	1B: 4 2B: 0 3B: 0 HR: 0	SF: 0 SAC: 1 DP: 1 HBP: 0	WP: 0 PB: 0 SB: 0 CS: 0	PA: 34	
<b>PITCHER</b>	IP WLS BF H R ER SO BB IBB HBP BLK WP HR S P ERA WHIP	8.2 W 33 4 0 0 5 4 0 0 0 0 0 86 149 0.00 0.923	0.1 S 1 0 0 0 0 0 0 0 0 0 0 4 5 0.00 0.000																		

Oakland Athletics @ Detroit Tigers  
Tiger Stadium, Detroit, MI  
Tue Jun 18 1991, 7:05 PM EDT  
Att: 23,664 - Cloudy - 83 F

AB 29  
R 0  
H 4  
RBI 0  
BB 4  
SO 5  
LOB 12



Batter	1	2	3	4	5	6	7	8	9	AB	R	H	RBI	BB	SO	LOB	BOTTOM				
Tony Phillips, S OBP: 0.383, SLG: 0.420 (1, 10)	G3		K			F8		G6-3 1-2		4	0	0	0	0	1	1					
Lou Whitaker, L OBP: 0.382, SLG: 0.441 (1, 4)	F7			F8			SH1-4 2B BB			2	1	0	0	1	0	0					
Alan Trammell, R OBP: 0.324, SLG: 0.356 (1, 6)	F7			F8			SH1-4			2	0	0	0	0	0	0					
Cecil Fielder, R OBP: 0.363, SLG: 0.487 (1, 3)		G1-3		P6			E 2B			3	1	1	1	0	0	0					
Mickey Tettleton, S OBP: 0.382, SLG: 0.411 (1, 2)					G3		E9 1B			2	0	1	1	1	0	0					
Rob Deer, R OBP: 0.321, SLG: 0.418 (1, 9)				K		P4	L4			3	0	0	0	0	1	2					
Skeeter Barnes, R OBP: 0.267, SLG: 0.692 (1, 7)							G6-3			3	0	1	0	0	0	2					
Travis Fryman, R OBP: 0.279, SLG: 0.361 (1, 5)				F8		CS 1B		G4-3		3	0	0	0	0	1	0					
Mitt Cuyler, S OBP: 0.327, SLG: 0.364 (1, 8)				G6-3		G1-3				2	0	0	0	0	0	0					
<b>Inning Stats</b>	R: 0 E: 0 K: 0 S: 7	H: 0 LOB: 0 BB: 0 P: 10	R: 0 E: 0 K: 1 S: 10	H: 0 LOB: 1 BB: 1 P: 19	R: 0 E: 0 K: 1 S: 9	H: 0 LOB: 0 BB: 0 P: 15	R: 0 E: 0 K: 0 S: 6	H: 0 LOB: 0 BB: 0 P: 10	R: 0 E: 0 K: 1 S: 8	H: 1 LOB: 0 BB: 0 P: 14	R: 2 E: 1 K: 0 S: 12	H: 2 LOB: 1 BB: 1 P: 20	R: 0 E: 0 K: 0 S: 9	H: 0 LOB: 0 BB: 0 P: 14	R: 0 E: 0 K: 0 S: 16	H: 0 LOB: 0 BB: 0 P: 14	1B: 2 2B: 1 3B: 0 HR: 0	SF: 0 SAC: 1 DP: 0 HBP: 1	WP: 0 PB: 0 SB: 0 CS: 2	PA: 29	
<b>PITCHER</b>	IP WLS BF H R ER SO BB IBB HBP BLK WP HR S P ERA WHIP	8.0 L 28 3 2 2 3 2 0 1 0 0 0 69 116 2.25 0.625																			

Oakland Athletics @ Detroit Tigers  
Tiger Stadium, Detroit, MI  
Tue Jun 18 1991, 7:05 PM EDT  
Att: 23,664 - Cloudy - 83 F

AB 24  
R 2  
H 3  
RBI 2  
BB 2  
SO 3  
LOB 5





Batter	1	2	3	4	5	6	7	8	9	AB	R	H	RBI	BB	SO	LOB	TOP			
Rickey Henderson, R OBP: 0.427, SLG: 0.373	3-1 G4-3 1B	3-2 P9			3-1 G6-3	4-0 BB			2-2 F9	4	1	1	0	1	0	0				
Ernest Riles, L OBP: 0.330, SLG: 0.370	2-0 G4-3		3-1 1B		3-3 K	2-2 F9			2-1 FC6-4 1B	4	0	1	0	0	1	3				
Vance Law, R OBP: 0.325, SLG: 0.356	2-3		2B							1	0	1	0	0	0	0				
Jose Canseco, R OBP: 0.352, SLG: 0.486	1-1 G1-3		2-2 1B		1-1 HR				3-1 F7	5	2	2	1	0	0	2				
Harold Baines, L OBP: 0.414, SLG: 0.531	2-1 1B		3-2 1B		4-1 1B				1-0 FC6-4	4	0	2	2	1	0	1				
Dave Henderson, R OBP: 0.404, SLG: 0.586	0-2 1B		2-1 1B		1-1 BB				1-2 G1-3	4	0	2	0	0	0	1				
Mark McGwire, R OBP: 0.373, SLG: 0.441	1-3		G6-4-3		1-2 1B					4	0	2	0	0	0	1				
Mark McGwire, R OBP: 0.373, SLG: 0.441	2-3 K		1-1 SH3		1-2 G4-3				0-0 HR	4	1	2	1	0	1	4				
Jamie Quirk, L OBP: 0.344, SLG: 0.318		0-0 F9		0-0 SH3		1-1 F7			2-3 K	3	0	0	0	0	1	0				
Lance Blankenship, R OBP: 0.321, SLG: 0.316		1-1 WP SF9		2-1 G6-3		2-1 F7			0-3 K	4	1	1	0	0	1	1				
Mike Gallego, R OBP: 0.332, SLG: 0.293		1-2 SF9		1-3 K		2-2 BB			0-0 F7	3	0	1	1	0	1	1				
<b>Inning Stats</b>	R: 1 E: 0 K: 1 S: 13	H: 3 LOB: 2 BB: 0 P: 23	R: 1 E: 0 K: 0 S: 9	H: 1 LOB: 0 BB: 0 P: 14	R: 1 E: 0 K: 0 S: 10	H: 3 LOB: 0 BB: 0 P: 20	R: 0 E: 0 K: 1 S: 8	H: 1 LOB: 1 BB: 0 P: 12	R: 1 E: 0 K: 1 S: 14	H: 2 LOB: 2 BB: 1 P: 27	R: 0 E: 0 K: 0 S: 10	H: 1 LOB: 0 BB: 0 P: 16	R: 1 E: 0 K: 2 S: 8	H: 1 LOB: 0 BB: 0 P: 10	R: 0 E: 0 K: 0 S: 8	H: 1 LOB: 1 BB: 0 P: 16	1B: 7 2B: 4 3B: 0 HR: 2	SF: 1 SAC: 1 DP: 1 HBP: 0	WP: 1 PB: 0 SB: 1 CS: 0	PA: 40
<b>PITCHER</b>	IP WLS BF H R ER SO	IP WLS BF H R ER SO	IP WLS BF H R ER SO	IP WLS BF H R ER SO	IP WLS BF H R ER SO	IP WLS BF H R ER SO	IP WLS BF H R ER SO	IP WLS BF H R ER SO	IP WLS BF H R ER SO	IP WLS BF H R ER SO	IP WLS BF H R ER SO	IP WLS BF H R ER SO	IP WLS BF H R ER SO	IP WLS BF H R ER SO	IP WLS BF H R ER SO	IP WLS BF H R ER SO	ERA WHIP	ERA WHIP	ERA WHIP	
Walt Terrell, R ERA: 4.37	(1, 1)	4.2	L	23	10	4	4	3	1	0	0	0	0	1	50	91	7.71	2.357		
Dan Peltz, R ERA: 5.01	(5, 1)	3.1		13	2	1	1	2	1	0	0	0	0	1	31	52	2.70	0.900		
Mike Munoz, L ERA:	(9, 1)	1.0		4	1	0	0	0	0	0	0	0	0	0	8	16	0.00	1.000		

Oakland Athletics @ Detroit Tigers  
Tiger Stadium, Detroit, MI  
Wed Jun 19 1991, 7:05 PM EDT  
Att: 22,658 - Sunny - 85 F

AB	36
R	5
H	13
RBI	5
BB	2
SO	5
LOB	13



Batter	1	2	3	4	5	6	7	8	9	AB	R	H	RBI	BB	SO	LOB	BOTTOM			
Tony Phillips, S OBP: 0.387, SLG: 0.416	0-1 G4-3	4-1 BB		4-1 BB		2-2 BB		2-3 K		2	0	0	0	2	1	0				
Lou Whitaker, L OBP: 0.392, SLG: 0.442	4-0 SH1-3 2B	0-0 F9		4-0 G6-4-3 BB		4-2 BB		2-1 PB E 1B		2	2	1	0	3	0	3				
Alan Trammell, R OBP: 0.319, SLG: 0.350	0-0 SH1-3		1-0 F8	0-0 G6-4-3		1-3 K		0-2 E6 PB 1B		4	1	0	0	0	1	5				
Cecil Fielder, R OBP: 0.367, SLG: 0.494	1-2 2H 2B		0-1 FC4-6 1B		0-1 P4		3-3 K	3-2 1H 2H 1B		5	0	3	3	0	1	0				
Mickey Tettleton, S OBP: 0.382, SLG: 0.418	0-1 G4-3		4-1 FC4-6 BB		3-1 SF7		0-0 G5-3	3-1 P4		4	1	1	0	1	0	2				
Lloyd Moseby, L OBP: 0.288, SLG: 0.309		1-1 BB 1B	2-1 FC4-6 BB		1-1 SF7		4-0 2B BB		0-1 G4-3	3	0	1	1	1	0	2				
John Shelby, S OBP: 0.291, SLG: 0.418		1-1 P5	4-1 BB		3-1 G6-3		0-1 2B		0-3 K	4	0	1	0	1	1	1				
Travis Fryman, R OBP: 0.275, SLG: 0.356		1-3 K	1-2 P4		1-3 K		2-2 P6		2-2 F8	3	0	0	0	0	2	4				
Dave Bergman, L OBP: 0.314, SLG: 0.288										1	0	0	0	0	0	2				
Skeeter Barnes, R OBP: 0.267, SLG: 0.692										0	0	0	0	0	0	0				
Mark Salas, L OBP: 0.077, SLG: 0.040										1	0	0	0	0	0	0				
Mitt Cuyler, S OBP: 0.326, SLG: 0.361	1 SAFE	0-0 BB		1-1 G5-3		2-1 F7		1-2 G5-3		4	0	1	0	0	0	0				
<b>Inning Stats</b>	R: 1 E: 0 K: 0 S: 8	H: 1 LOB: 1 BB: 1 P: 13	R: 0 E: 0 K: 1 S: 10	H: 2 LOB: 3 BB: 1 P: 17	R: 0 E: 0 K: 0 S: 11	H: 1 LOB: 3 BB: 2 P: 23	R: 0 E: 0 K: 0 S: 4	H: 0 LOB: 2 BB: 2 P: 13	R: 1 E: 0 K: 0 S: 8	H: 1 LOB: 1 BB: 0 P: 14	R: 0 E: 0 K: 2 S: 13	H: 0 LOB: 2 BB: 1 P: 23	R: 0 E: 1 K: 1 S: 21	H: 2 LOB: 1 BB: 0 P: 32	R: 0 E: 0 K: 1 S: 8	H: 0 LOB: 0 BB: 0 P: 10	1B: 5 2B: 2 3B: 1 HR: 0	SF: 1 SAC: 1 DP: 1 HBP: 1	WP: 0 PB: 1 SB: 0 CS: 0	PA: 44
<b>PITCHER</b>	IP WLS BF H R ER SO	IP WLS BF H R ER SO	IP WLS BF H R ER SO	IP WLS BF H R ER SO	IP WLS BF H R ER SO	IP WLS BF H R ER SO	IP WLS BF H R ER SO	IP WLS BF H R ER SO	IP WLS BF H R ER SO	IP WLS BF H R ER SO	IP WLS BF H R ER SO	IP WLS BF H R ER SO	IP WLS BF H R ER SO	IP WLS BF H R ER SO	IP WLS BF H R ER SO	IP WLS BF H R ER SO	ERA WHIP	ERA WHIP	ERA WHIP	
Andy Hawkins, R ERA: 6.41	(1, 1)	3.1		20	4	1	1	1	1	6	0	0	0	0	32	65	2.70	3.000		
Gene Nelson, R ERA: 8.56	(4, 1)	3.0	W	11	1	1	1	3	1	0	1	0	0	0	26	45	3.00	0.667		
Rick Honeycutt, L ERA: 4.5	(7, 1)	0.1		3	1	0	0	0	1	0	0	0	0	0	3	7	0.00	6.000		
Steve Chitren, R ERA: 2.38	(7, 1)	1.0		4	1	1	0	1	0	0	0	0	0	14	21	1.000				
Dennis Eckersley, R ERA: 2.4	(8, 1)	1.1	S	6	1	1	0	1	0	0	0	0	0	18	26	0.00	0.750			

Oakland Athletics @ Detroit Tigers  
Tiger Stadium, Detroit, MI  
Wed Jun 19 1991, 7:05 PM EDT  
Att: 22,658 - Sunny - 85 F

AB	33
R	4
H	8
RBI	4
BB	8
SO	6
LOB	19





Batter	1	2	3	4	5	6	7	8	9	AB	R	H	RBI	BB	SO	LOB	TOP								
Rickey Henderson, R OBP: 0.427, SLG: 0.382 Mike Bordick, R (7, 4)	4-2 1B BB	2-0 1-H 3-H 3B		1-3 K		1-3 K	0-2 L3			4	0	1	2	1	2	4									
Dave Henderson, R OBP: 0.401, SLG: 0.577 (1, 8)	3-2 F9	1-2 G4-3		0-0 FC6-4		4-2 G6-4-3 BB		1-0 P6		4	0	0	0	1	0	4									
Jose Canseco, R OBP: 0.353, SLG: 0.496 (1, 9)	2-3 K		4-2 F9 G5-3 BB		0-0 HR	2-0 G6-4-3		1-1 F8		4	1	1	1	1	1	2									
Harold Baines, L OBP: 0.422, SLG: 0.543 (1, 10)	0-1 1B		3-1 G5-3		0-1 HR		0-0 BB 1B G5-4-3 1B	2-2		5	2	4	0	0	0	1									
Terry Steinbach, R OBP: 0.332, SLG: 0.423 (1, 2)	1-3 K		0-1 F9		1-2 F9		1-0 G5-4-3 BB 1B	0-0 G5-3		5	1	1	0	0	1	5									
Mark McGwire, R OBP: 0.373, SLG: 0.451 (1, 3)		3-3 K	2-3 K		3-2 HR		4-2 G5-4-3 BB		1-2 L6	4	1	1	2	1	2	1									
Ernest Riles, L OBP: 0.333, SLG: 0.370 Vance Law, R OBP: 0.325, SLG: 0.347 Jamie Quirk, L OBP: 0.340, SLG: 0.314 (1, 5) (2, 5) (9, PH)		4-0 1B 3B BB		4-1 FC1-5 1B BB	1-3 K		0-1 G5-4-3	1-2 F7		0	1	0	0	1	0	0	AB 37								
Mike Gallego, R OBP: 0.338, SLG: 0.298 (1, 6)	0-1 F9		0-2 FC1-5 1B		0-0 1B		1-2 2-3 3-H 4-0 1B	1-3 K		4	0	2	0	1	1	1	R 7								
Lance Blankenship, R OBP: 0.321, SLG: 0.317 Willie Wilson, S OBP: 0.271, SLG: 0.319 (1, 4) (7, PH) (7, 7)	1-1 1B 3B		1-1 FC1-5		1-2 G4-3		0-2 SAFE 1-2 3-H 1B			3	1	1	0	0	0	3	H 12								
Inning Stats	R: 0 E: 0 K: 2 S: 14	H: 1 LOB: 2 BB: 1 P: 24	R: 2 E: 0 K: 1 S: 11	H: 2 LOB: 1 BB: 1 P: 22	R: 0 E: 0 K: 1 S: 10	H: 0 LOB: 1 BB: 1 P: 19	R: 0 E: 0 K: 1 S: 11	H: 1 LOB: 2 BB: 1 P: 17	R: 3 E: 0 K: 1 S: 17	H: 4 LOB: 0 BB: 1 P: 23	R: 0 E: 0 K: 1 S: 6	H: 0 LOB: 0 BB: 1 P: 13	R: 2 E: 0 K: 0 S: 12	H: 3 LOB: 2 BB: 2 P: 21	R: 0 E: 0 K: 0 S: 7	H: 1 LOB: 1 BB: 0 P: 11	R: 0 E: 0 K: 1 S: 13	H: 0 LOB: 0 BB: 0 P: 16	1B: 8 2B: 1 3B: 1 HR: 2	SF: 0 SAC: 0 DP: 2 HBP: 0	WP: 0 PB: 0 SB: 0 CS: 0	PA: 44			
PITCHER	IP	WLS	BF	H	R	ER	SO	BB	IBB	HBP	BLK	WP	HR	S	P	ERA	WHIP								
Mike Gardiner, R ERA: 4.35 Dennis Lamp, R ERA: 6.0 Jeff Gray, R ERA: 2.16 Jeff Reardon, R ERA: 3.24 (1, 1) (5, 1) (7, 1) (9, 1)	4.2		26	8	5	5	6	4	0	0	0	0	2	60	101	9.64	2.571								

Oakland Athletics @ Boston Red Sox  
Fenway Park, Boston, MA  
Thu Jun 20 1991, 7:05 PM EDT  
Att: 33,769 - Sunny - 89 F

AB	37
R	7
H	12
RBI	6
BB	7
SO	8
LOB	23



Batter	1	2	3	4	5	6	7	8	9	AB	R	H	RBI	BB	SO	LOB	BOTTOM								
Ellis Burks, R OBP: 0.317, SLG: 0.405 (1, 8)	2-2 G3 SF9 2B		3-1 F9		0-0 F9	1-2 F8		2-2 1-H 2B		5	1	2	0	0	0	2									
Jody Reed, R OBP: 0.304, SLG: 0.326 (1, 4)	0-1 G3		0-1 P3		1-1 G4-3 2B		1-1 G6-3			4	1	1	0	0	0	3									
Wade Boggs, L OBP: 0.473, SLG: 0.442 (1, 5)	1-1 SF9		4-0 FC5-4 BB		3-2 G4-3		0-1 F7			2	0	0	1	1	0	1									
Jack Clark, R OBP: 0.359, SLG: 0.374 (1, 10)	3-3 K		1-2 FC5-4		4-1 2B BB		3-2 L7			3	1	0	0	1	1	3									
Mike Greenwell, L OBP: 0.373, SLG: 0.441 (1, 7)		0-0 G4-3 1B		0-1 L7		0-0 1-H 3-H HR 2B		2-0 WP 2B 1B		4	2	3	2	0	0	0									
Tom Brunansky, R OBP: 0.285, SLG: 0.410 (1, 9)		1-1 F9		3-2 WP 2B 1B		3-1 HR		1-1 SH1-4 1-H 1B 2B		4	3	3	3	0	0	1									
Mike Marshall, R OBP: 0.283, SLG: 0.400 Steve Lyons, L OBP: 0.315, SLG: 0.451 (1, 3) (6, PH) (9, 3)		0-2 G4-3		1-3 K		0-3 K		0-1 SH1-4		3	0	0	0	0	2	2	AB 32								
Tony Peña, R OBP: 0.309, SLG: 0.357 (1, 2)			1-1 E4 F9 SH		3-2 WP 1-H 2B		1-1 1B		2-1 2B 1B	4	0	3	2	0	0	0	R 8								
Luis Rivera, R OBP: 0.353, SLG: 0.436 (1, 6)			0-1 SH BB		2-0 G5-3		2-2 G6-3		1 SAFE 3-H F8	3	0	0	0	0	0	2	H 12								
Inning Stats	R: 1 E: 0 K: 1 S: 11	H: 1 LOB: 0 BB: 0 P: 17	R: 0 E: 0 K: 0 S: 6	H: 1 LOB: 0 BB: 0 P: 7	R: 0 E: 2 K: 0 S: 11	H: 0 LOB: 3 BB: 1 P: 20	R: 1 E: 0 K: 1 S: 16	H: 2 LOB: 1 BB: 0 P: 25	R: 4 E: 0 K: 1 S: 13	H: 3 LOB: 0 BB: 1 P: 24	R: 0 E: 0 K: 0 S: 8	H: 1 LOB: 0 BB: 0 P: 12	R: 0 E: 0 K: 0 S: 7	H: 0 LOB: 0 BB: 0 P: 11	R: 2 E: 0 K: 0 S: 13	H: 4 LOB: 2 BB: 0 P: 22	R: 0 E: 0 K: 0 S: 7	H: 0 LOB: 0 BB: 0 P: 11	1B: 5 2B: 6 3B: 0 HR: 1	SF: 1 SAC: 2 DP: 1 HBP: 0	WP: 4 PB: 0 SB: 0 CS: 0	PA: 37			
PITCHER	IP	WLS	BF	H	R	ER	SO	BB	IBB	HBP	BLK	WP	HR	S	P	ERA	WHIP								
Dave Stewart, R ERA: 5.73 Curt Young, L ERA: 3.5 Steve Chitren, R ERA: 2.57 (1, 1) (7, 1) (8, 1)	6.0		28	8	6	6	3	2	0	0	0	0	0	8	14	9.00	1.667								

Oakland Athletics @ Boston Red Sox  
Fenway Park, Boston, MA  
Thu Jun 20 1991, 7:05 PM EDT  
Att: 33,769 - Sunny - 89 F

AB	32
R	8
H	12
RBI	8
BB	2
SO	3
LOB	14






Batter	1	2	3	4	5	6	7	8	9	AB	R	H	RBI	BB	SO	LOB	TOP											
Rickey Henderson, R OBP: 0.435, SLG: 0.394	0-1 G6-4-3 1B		1-0 2B 1B		1-1 FC6-4 1-2 1B		2-1 1B		0-0 P6	5	1	4	0	0	0	0												
Dave Henderson, R OBP: 0.395, SLG: 0.576	2-1 G6-4-3 1-2		2-1 1-H 2B		2-3 K		0-0 F8			4	0	1	1	0	1	4												
Jose Canseco, R OBP: 0.359, SLG: 0.515	0-0 2B		4-0 BB		2-0 FC6-4 1-2			3-2 HR		3	1	2	1	1	0	2												
Harold Baines, L OBP: 0.419, SLG: 0.542	1-0 G3		3-3 K			1-2 G6-3		1-2 1B 2B		4	0	1	0	0	1	3												
Lance Blankenship, R OBP: 0.321, SLG: 0.317										0	0	0	0	0	0	0												
Terry Steinbach, R OBP: 0.330, SLG: 0.419		1-0 G6-3		3-1 G5-3		0-2 G4-3		0-1 G6-4-3 1B		4	0	1	0	0	0	0												
Mark McCwire, R OBP: 0.375, SLG: 0.452		4-2 G5-4-3 BB		2-0 G5-4-3 1B		4-1 BB		0-3 K		2	0	1	0	2	1	3												
Vance Law, R OBP: 0.331, SLG: 0.333																												
Ernest Riles, L OBP: 0.331, SLG: 0.368	1-1 G5-4-3 1-2		0-1 G5-4-3 1-2		0-1 G5-4-3 1-2		1-1 F8		1-2 G6-4-3 1-2	3	0	0	0	0	0	3												
Mike Gallego, R OBP: 0.332, SLG: 0.292			2-2 G1-3		0-1 F8		3-2 F7		0-0 F9	4	0	0	0	0	0	0												
Mike Bordick, R OBP: 0.200, SLG: 0.200			3-2 G4-3		0-0 1B		1-2 G5-3		2-2 G4-3	3	0	1	0	0	0	0												
Willie Wilson, S OBP: 0.269, SLG: 0.317										1	0	0	0	0	0	0												
<b>Inning Stats</b>	R: 0 E: 0 K: 0 S: 6	H: 2 LOB: 1 BB: 0 P: 9	R: 0 E: 0 K: 0 S: 5	H: 0 LOB: 0 BB: 1 P: 11	R: 1 E: 0 K: 1 S: 15	H: 2 LOB: 2 BB: 1 P: 30	R: 0 E: 0 K: 0 S: 5	H: 1 LOB: 0 BB: 0 P: 10	R: 0 E: 0 K: 1 S: 9	H: 2 LOB: 1 BB: 1 P: 14	R: 0 E: 0 K: 0 S: 10	H: 0 LOB: 1 BB: 0 P: 16	R: 0 E: 0 K: 1 S: 14	H: 3 LOB: 2 BB: 0 P: 19	R: 0 E: 0 K: 0 S: 5	H: 0 LOB: 0 BB: 0 P: 7	1B: 7 2B: 3 3B: 0 HR: 1	SF: 0 SAC: 0 DP: 4 HBP: 0	WP: 0 PB: 0 SB: 0 CS: 0	PA: 37								
<b>PITCHER</b>	IP	WLS	BF	H	R	ER	SO	BB	IBB	HBP	BLK	WP	HR	S	P	ERA	WHIP											
Tom Bolton, L ERA: 3.87	(1, 1)	7.0	W	31	10	2	2	2	3	0	0	0	0	1	65	115	2.57	1.857										
Jeff Reardon, R ERA: 3.0	(8, 1)	2.0	S	6	1	0	0	1	0	0	0	0	0	0	13	16	0.00	0.500										

**Oakland Athletics @ Boston Red Sox**  
**Fenway Park, Boston, MA**  
 Fri Jun 21 1991, 7:05 PM EDT  
 Att: 33,951 - Sunny - 84 F

livebaseballscorecards.com

**AB 34**  
**R 2**  
**H 11**  
**RBI 2**  
**BB 3**  
**SO 3**  
**LOB 18**




Batter	1	2	3	4	5	6	7	8	9	AB	R	H	RBI	BB	SO	LOB	BOTTOM										
Ellis Burks, R OBP: 0.316, SLG: 0.407	1-0 G5-3	2-2 F8		3-1 FC5-4 1-2		2-0 2B				4	0	1	0	0	0	2											
Jody Reed, R OBP: 0.307, SLG: 0.323	4-2 1B 2B BB		4-1 G6-4-3 BB		1-1 L4	3-3 K				2	1	0	0	2	1	1											
Wade Boggs, L OBP: 0.314, SLG: 0.441	1-2 2B 1B		0-1 G6-4-3 1-2		4-2 1B BB		3-2 F8			3	1	1	0	1	0	1											
Jack Clark, R OBP: 0.362, SLG: 0.379	0-0 1B 2B		4-2 BB		2-2 P3		1-1 G6-3			3	0	1	1	1	0	1											
Mike Greenwell, L OBP: 0.375, SLG: 0.442	0-0 WP 1B		3-2 G4-3		2-0 1B		1-2 F9			4	0	2	1	0	0	1											
Tom Brunansky, R OBP: 0.288, SLG: 0.406	4-0 G5-4-3 1B IBB			4-2 FC6-4 BB	3-2 L7			0-3 K		2	0	0	0	2	1	2											
Carlos Quintana, R OBP: 0.372, SLG: 0.490	0-0 G5-4-3 1-2			3-1 FC6-4 1-2		0-0 G5-3		2-2 G5-3		4	0	0	0	0	0	4											
Tony Peña, R OBP: 0.313, SLG: 0.362		1-1 G1-3		4-2 FC5-4 BB		2-2 F9		3-1 2B		3	0	1	0	1	0	0											
Luis Rivera, R OBP: 0.350, SLG: 0.453		2-2 G5-3		2-2 F7		2-1 IHR		1-2 L9		4	1	1	1	0	0	3											
<b>Inning Stats</b>	R: 2 E: 0 K: 0 S: 9	H: 3 LOB: 2 BB: 2 P: 19	R: 0 E: 0 K: 0 S: 9	H: 0 LOB: 0 BB: 0 P: 14	R: 0 E: 1 K: 0 S: 16	H: 0 LOB: 2 BB: 2 P: 30	R: 0 E: 0 K: 0 S: 11	H: 1 LOB: 1 BB: 1 P: 23	R: 1 E: 0 K: 1 S: 10	H: 2 LOB: 1 BB: 0 P: 19	R: 0 E: 0 K: 0 S: 8	H: 0 LOB: 0 BB: 0 P: 13	R: 0 E: 0 K: 1 S: 11	H: 1 LOB: 1 BB: 0 P: 17	R: 0 E: 0 K: 0 S: 5	H: 0 LOB: 0 BB: 0 P: 7	1B: 3 2B: 3 3B: 0 HR: 1	SF: 0 SAC: 0 DP: 2 HBP: 0	WP: 1 PB: 0 SB: 0 CS: 0	PA: 36							
<b>PITCHER</b>	IP	WLS	BF	H	R	ER	SO	BB	IBB	HBP	BLK	WP	HR	S	P	ERA	WHIP										
Mike Moore, R ERA: 4.12	(1, 1)	8.0	L	36	7	3	3	2	6	1	0	0	1	84	156	3.38	1.625										

**Oakland Athletics @ Boston Red Sox**  
**Fenway Park, Boston, MA**  
 Fri Jun 21 1991, 7:05 PM EDT  
 Att: 33,951 - Sunny - 84 F

livebaseballscorecards.com

**AB 29**  
**R 3**  
**H 7**  
**RBI 3**  
**BB 7**  
**SO 2**  
**LOB 15**





Batter	1	2	3	4	5	6	7	8	9	AB	R	H	RBI	BB	SO	LOB	TOP					
Rickey Henderson, R OBP: 0.427, SLG: 0.385 Mike Bordick, R OBP: 0.167, SLG: 0.167	G5-3			K		G4-3	G2-3		G5-3	4	0	0	1	0	1	2						
Dave Henderson, R OBP: 0.400, SLG: 0.571 Rick Honeycutt, L	P5			1B SF7 BB		1B BB	K		G3-1	2	2	0	0	2	1	2						
Ernest Riles, L OBP: 0.330, SLG: 0.365										1	0	0	1	0	0	1						
Harold Baines, L OBP: 0.423, SLG: 0.541	G3								G3	4	1	2	0	1	0	1						
Mark McGwire, R OBP: 0.377, SLG: 0.450		F8								3	0	1	2	0	0	1						
Jamie Quirk, L OBP: 0.337, SLG: 0.311										4	0	1	0	0	1	3						
Willie Wilson, S OBP: 0.283, SLG: 0.309										4	0	0	0	0	2	2						
Vance Law, R OBP: 0.322, SLG: 0.333										3	1	1	0	1	0	1						
Mike Gallego, R OBP: 0.335, SLG: 0.296										4	1	2	0	0	1	1						
Lance Blankenship, R OBP: 0.326, SLG: 0.325										3	0	1	0	0	0	0						
<b>Inning Stats</b>	R: 0 E: 0 K: 0 S: 7	H: 0 LOB: 0 BB: 0 P: 12	R: 0 E: 0 K: 1 S: 9	H: 0 LOB: 0 BB: 0 P: 15	R: 0 E: 0 K: 1 S: 7	H: 0 LOB: 0 BB: 0 P: 13	R: 1 E: 0 K: 1 S: 9	H: 1 LOB: 1 BB: 1 P: 20	R: 0 E: 0 K: 1 S: 10	H: 1 LOB: 0 BB: 0 P: 15	R: 1 E: 0 K: 0 S: 9	H: 2 LOB: 2 BB: 1 P: 19	R: 1 E: 0 K: 2 S: 13	H: 1 LOB: 2 BB: 1 P: 26	R: 1 E: 0 K: 0 S: 11	H: 1 LOB: 1 BB: 1 P: 20	R: 1 E: 0 K: 0 S: 19	H: 2 LOB: 1 BB: 0 P: 27	1B: 7 2B: 1 3B: 0 HR: 0	SF: 1 SAC: 0 DP: 1 HBP: 1	WP: 0 PB: 1 SB: 0 CS: 0	PA: 39
<b>PITCHER</b>	IP	WLS	BF	H	R	ER	SO	BB	IBB	HBP	BLK	WP	HR	S	P	ERA	WHIP					
Greg Harris, R ERA: 4.42	6.1	W	26	5	3	3	5	3	0	0	0	0	0	55	103	4.26	1.263					
Dennis Lamp, R ERA: 5.51	1.2		8	1	1	0	1	1	0	1	0	0	0	20	37	0.00	1.200					
Jeff Gray, R ERA: 2.32	1.0		5	2	1	1	0	0	0	0	0	0	0	19	27	9.00	2.000					

Oakland Athletics @ Boston Red Sox  
Fenway Park, Boston, MA  
Sat Jun 22 1991, 3:33 AM EDT  
Att: 34,120 - Cloudy - 70 F

AB 33  
R 5  
H 8  
RBI 4  
BB 4  
SO 6  
LOB 16



Batter	1	2	3	4	5	6	7	8	9	AB	R	H	RBI	BB	SO	LOB	BOTTOM					
Ellis Burks, R OBP: 0.322, SLG: 0.413	CS BB	FC5-4	1B		G4-6-3					4	0	2	2	1	0	4						
Jody Read, R OBP: 0.309, SLG: 0.326	SAFE BB 1-2		L4			2B	K			4	1	1	0	1	2	3						
Wade Boggs, L OBP: 0.421, SLG: 0.448						2B	1B BB			3	2	2	1	2	1	1						
Jack Clark, R OBP: 0.367, SLG: 0.378						2B	G6-4-3			3	2	1	0	2	0	2						
Mike Greenwell, L OBP: 0.375, SLG: 0.441							G5-3			5	1	2	1	0	1	3						
Tom Brunansky, R OBP: 0.290, SLG: 0.405 Kevin Romine, R OBP: 0.209, SLG: 0.268										1	1	0	1	0	1	3						
Carlos Quintana, R OBP: 0.377, SLG: 0.406										3	0	0	0	0	2	2						
John Marzano, R OBP: 0.273, SLG: 0.355										4	1	2	3	1	1	0						
Luis Rivera, R OBP: 0.354, SLG: 0.450										3	1	2	1	0	0	1						
<b>Inning Stats</b>	R: 0 E: 0 K: 2 S: 14	H: 0 LOB: 3 BB: 4 P: 32	R: 1 E: 0 K: 1 S: 12	H: 2 LOB: 1 BB: 0 P: 16	R: 5 E: 0 K: 0 S: 15	H: 4 LOB: 1 BB: 1 P: 28	R: 0 E: 0 K: 0 S: 4	H: 0 LOB: 0 BB: 1 P: 11	R: 0 E: 1 K: 0 S: 8	H: 0 LOB: 2 BB: 2 P: 17	R: 3 E: 0 K: 1 S: 20	H: 6 LOB: 0 BB: 0 P: 30	R: 0 E: 0 K: 2 S: 8	H: 1 LOB: 1 BB: 0 P: 14	R: 0 E: 0 K: 2 S: 8	H: 0 LOB: 0 BB: 0 P: 15	1B: 9 2B: 4 3B: 0 HR: 0	SF: 1 SAC: 0 DP: 2 HBP: 1	WP: 1 PB: 0 SB: 0 CS: 1	PA: 43		
<b>PITCHER</b>	IP	WLS	BF	H	R	ER	SO	BB	IBB	HBP	BLK	WP	HR	S	P	ERA	WHIP					
Joe Slusarski, R ERA: 5.43	2.0	L	15	4	5	5	3	5	0	1	0	1	0	22	45	3.00	1.667					
Todd Burns, R ERA: 1.5	3.0		13	2	1	1	0	3	0	0	0	0	0	28	44	13.50	3.500					
Johnny Guzman, L ERA: 11.57	2.0		12	7	3	3	3	0	0	0	0	0	0	8	15	0.00	0.000					
Rick Honeycutt, L ERA: 3.0	1.0		3	0	0	0	2	0	0	0	0	0	0	8	15	0.00	0.000					

Oakland Athletics @ Boston Red Sox  
Fenway Park, Boston, MA  
Sat Jun 22 1991, 3:33 AM EDT  
Att: 34,120 - Cloudy - 70 F

AB 33  
R 9  
H 13  
RBI 9  
BB 8  
SO 8  
LOB 22






Batter	1	2	3	4	5	6	7	8	9	AB	R	H	RBI	BB	SO	LOB	TOP			
Willie Wilson, S OBP: 0.267, SLG: 0.318 (1, 7)	P2		G4-3				G3-1										5 0 2 0 0 0 0			
Dave Henderson, R OBP: 0.400, SLG: 0.583 (1, 8)	L6			F8 1B 2B	G4-3				G5-3								5 2 2 1 0 0 2			
Jose Canseco, R OBP: 0.357, SLG: 0.511 (1, 9)	F9			F8 2-3		G3 1B		P6									4 0 1 0 0 0 1			
Harold Baines, L OBP: 0.424, SLG: 0.538 (1, 10)		L3		1B IBB		G3		G4-3 1B									3 0 1 0 1 0 1			
Terry Steinbach, R OBP: 0.333, SLG: 0.437 (1, 2)		HR		1B		F9		G4-3									4 1 2 2 0 0 2			
Mark McWire, R OBP: 0.375, SLG: 0.444 (1, 3)		K		K		F7											3 0 0 0 1 2 3			
Vance Law, R OBP: 0.309, SLG: 0.318 (1, 5)		F7		G5-3			G3-1	F7									4 0 0 0 0 0 4			
Mike Gallego, R OBP: 0.333, SLG: 0.295 (1, 6)			F9		F9		F9		CS 1B								4 0 1 0 0 0 0			
Lance Blankenship, R OBP: 0.324, SLG: 0.346 (1, 4)		L5		K			HR		G6-3								4 1 1 1 0 1 1			
<b>Inning Stats</b>	R: 0 H: 0 E: 0 K: 0 S: 7	H: 0 LOB: 0 BB: 0 P: 13	R: 1 H: 1 E: 0 K: 1 S: 10	LOB: 0 BB: 0 P: 17	R: 0 H: 0 E: 0 K: 0 S: 11	LOB: 0 BB: 0 P: 14	R: 1 H: 2 E: 0 K: 1 S: 14	LOB: 2 BB: 1 P: 22	R: 0 H: 1 E: 0 K: 0 S: 9	LOB: 1 BB: 0 P: 13	R: 1 H: 1 E: 0 K: 0 S: 4	LOB: 0 BB: 0 P: 5	R: 1 H: 2 E: 0 K: 0 S: 13	LOB: 2 BB: 1 P: 26	R: 0 H: 2 E: 0 K: 0 S: 12	LOB: 1 BB: 0 P: 18	1B: 5 2B: 2 3B: 0 HR: 3	SF: 0 SAC: 0 DP: 0 HBP: 0	WP: 0 PB: 0 SB: 0 CS: 1	PA: 38
<b>PITCHER</b>	IP	WLS	BF	H	R	ER	SO	BB	IBB	HBP	BLK	WP	HR	S	P	ERA	WHIP			
Danny Darwin, R ERA: 4.53 (1, 1)	7.1	L	31	8	4	4	3	0	1	0	0	0	3	74	113	4.91	1.091			
Joe Hesketh, L ERA: 3.93 (8, 1)	1.2		7	2	0	0	0	1	0	0	0	0	0	17	30	0.00	1.800			

**Oakland Athletics @ Boston Red Sox**  
 Fenway Park, Boston, MA  
 Sun Jun 23 1991, 3:33 AM EDT  
 Att: 34,147 - Cloudy - 70 F


**AB 36**  
**R 4**  
**H 10**  
**RBI 4**  
**BB 2**  
**SO 3**  
**LOB 14**



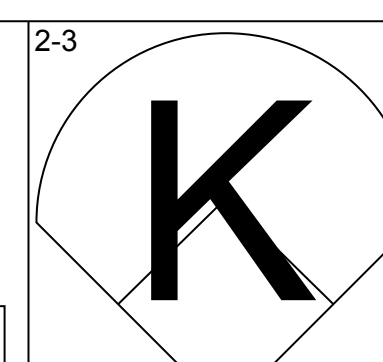
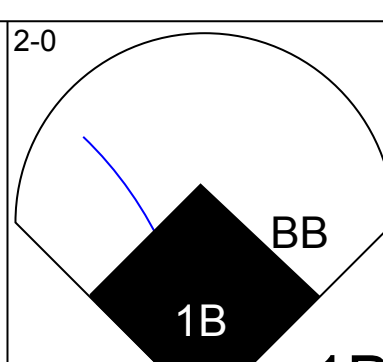
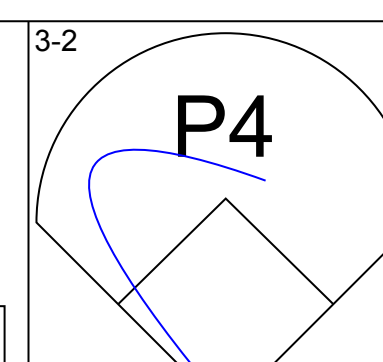
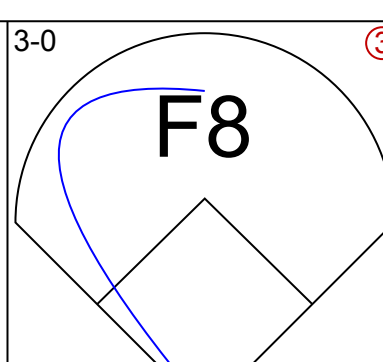
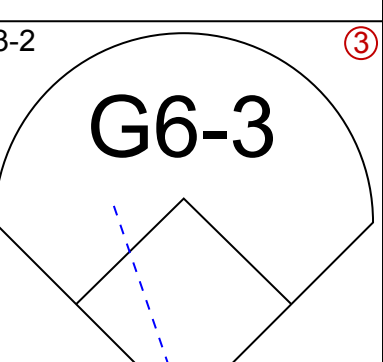
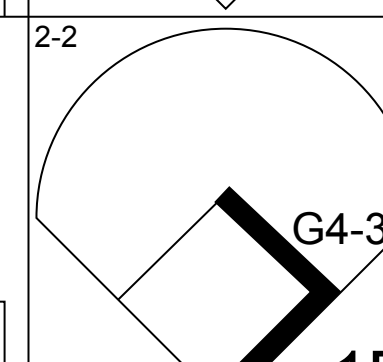
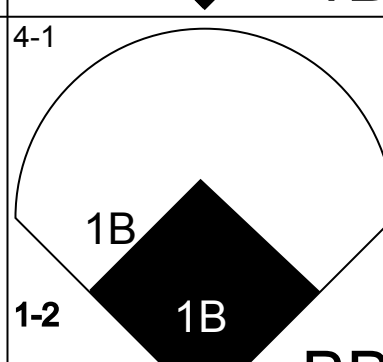
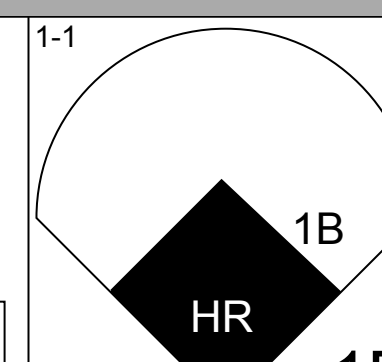
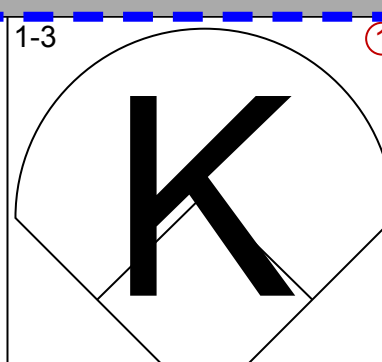
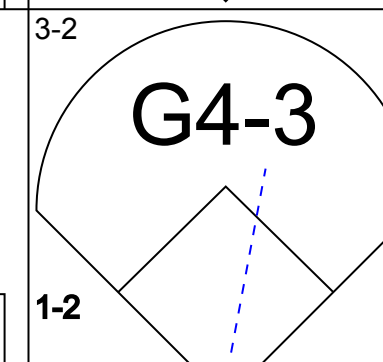
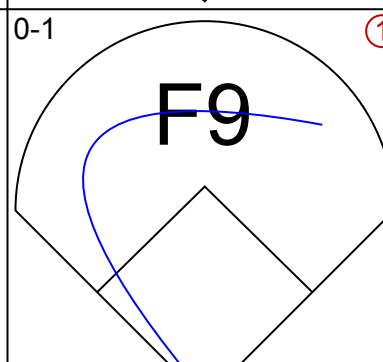
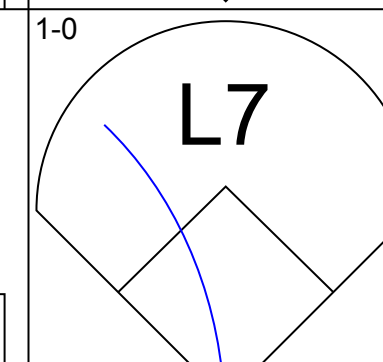
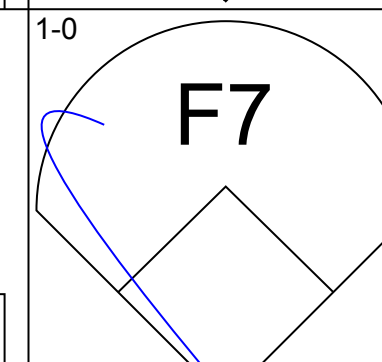
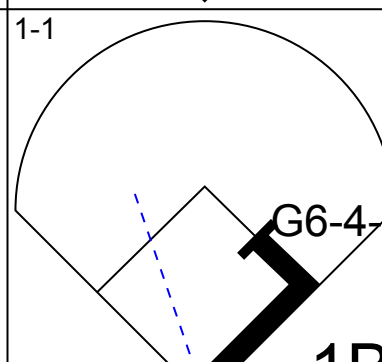
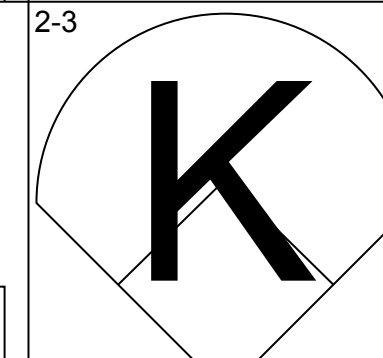
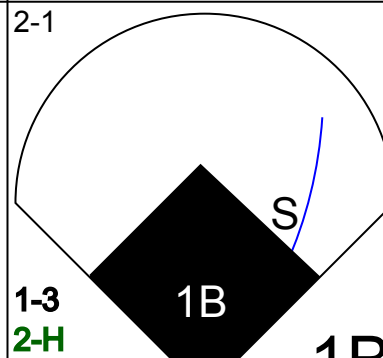
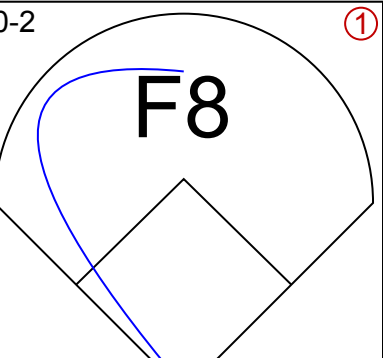
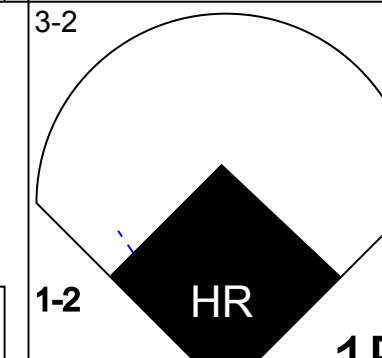
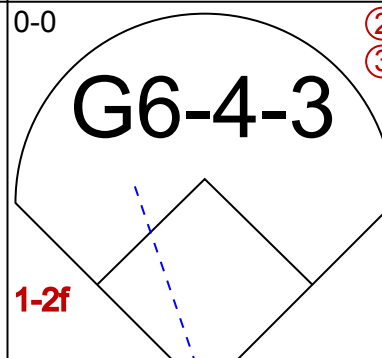
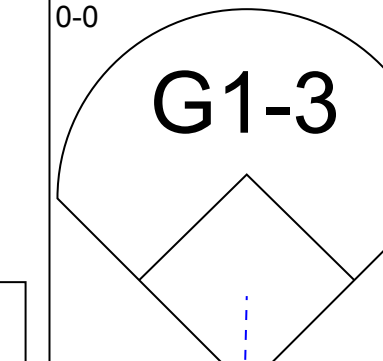
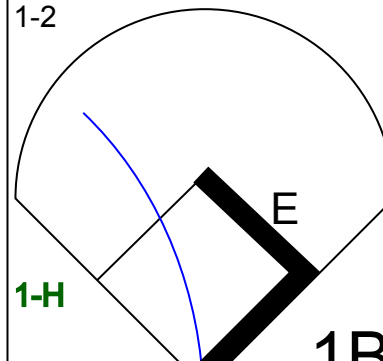
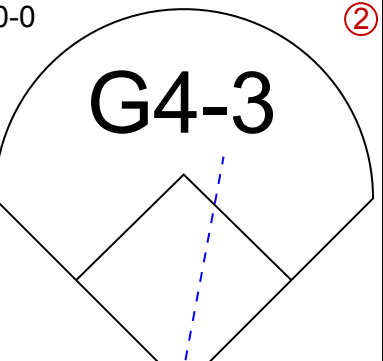
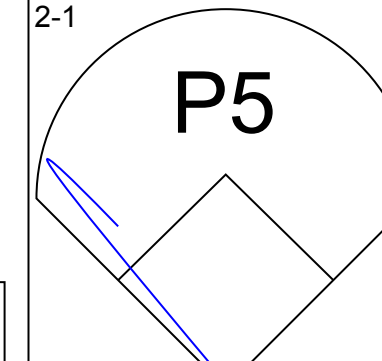
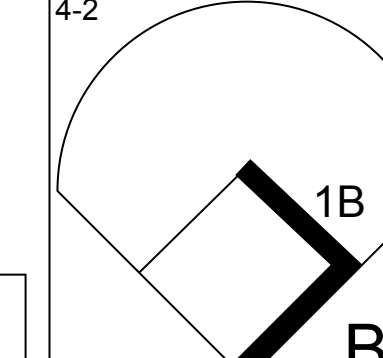
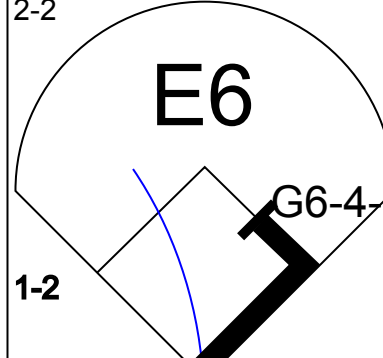
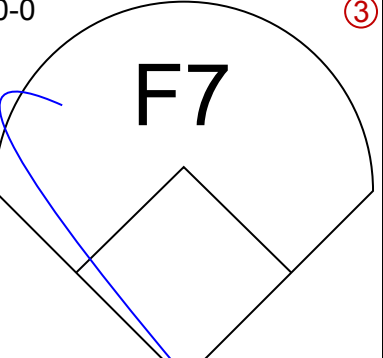
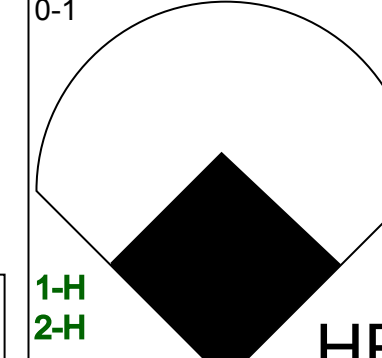
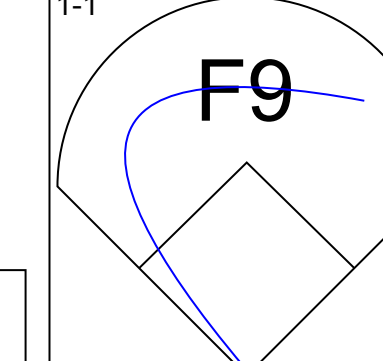
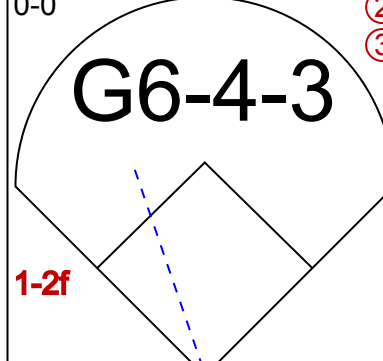
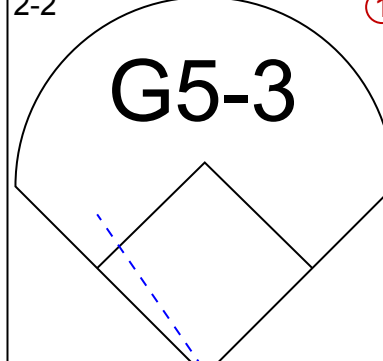

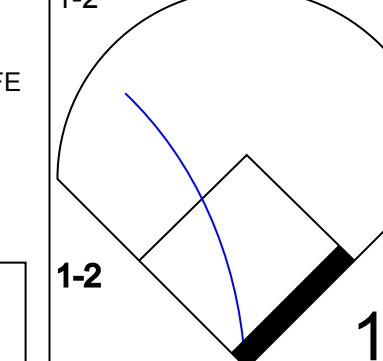
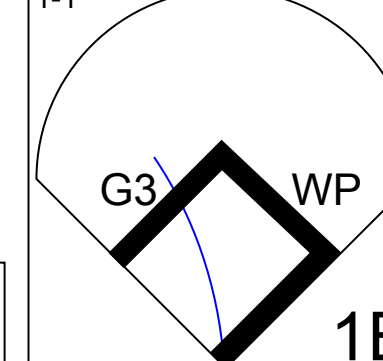
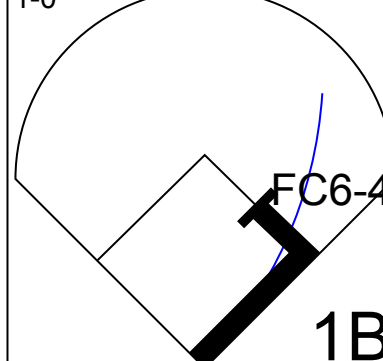
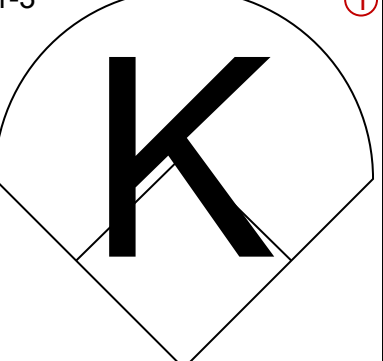
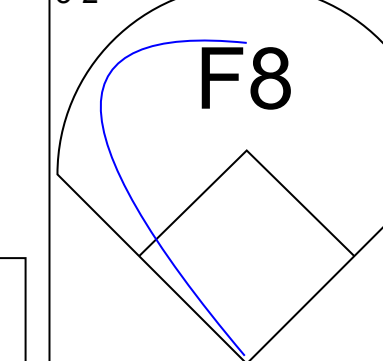
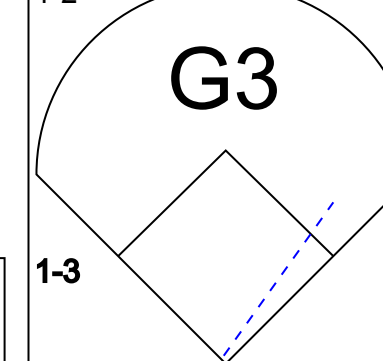
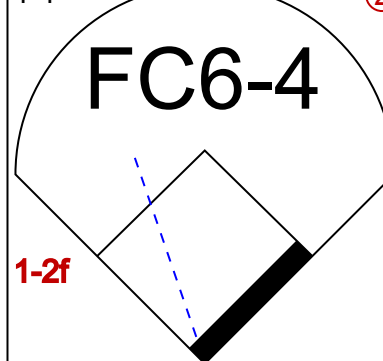
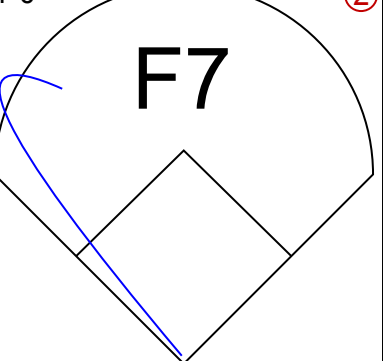
Batter	1	2	3	4	5	6	7	8	9	AB	R	H	RBI	BB	SO	LOB	BOTTOM					
Ellis Burks, R OBP: 0.320, SLG: 0.423 (1, 8)	G6-3		K			F8		HR									4 1 1 2 0 1 1					
Jody Read, R OBP: 0.308, SLG: 0.322 (1, 4)	F7			G4-6-3 BB		P6		P3									3 0 0 0 1 0 0					
Wade Boggs, L OBP: 0.419, SLG: 0.449 (1, 5)	K			G4-6-3 1-2			2B	L7									4 0 1 0 0 1 1					
Jack Clark, R OBP: 0.361, SLG: 0.371 (1, 10)		G5-3		P6			K		P4								4 0 0 0 0 1 1					
Mike Greenwell, L OBP: 0.377, SLG: 0.440 (1, 7)		F9			1B 1B			F8									3 0 1 0 1 0 0					
Tom Brunansky, R OBP: 0.289, SLG: 0.406 (1, 9)		F9			F9		L7										4 0 1 0 0 0 3					
Carlos Quintana, R OBP: 0.380, SLG: 0.407 (1, 3)					G6-4-3 1B												2 0 1 0 1 1 2					
Phil Plantier, L OBP: 0.278, SLG: 0.235 (8, PH)							K		K								1 0 0 0 0 1 1					
Tony Peña, R OBP: 0.313, SLG: 0.371 (1, 2)			F9			G6-4-3											3 1 1 0 0 0 3					
Luis Rivera, R OBP: 0.350, SLG: 0.444 Steve Lyons, L OBP: 0.309, SLG: 0.442 (8, PH)			F7				F9		HR 3B								2 0 0 0 0 0 1					
<b>Inning Stats</b>	R: 0 H: 0 E: 0 K: 1 S: 13	H: 0 LOB: 0 BB: 0 P: 19	R: 0 H: 0 E: 0 K: 0 S: 8	LOB: 0 BB: 0 P: 12	R: 0 H: 0 E: 0 K: 1 S: 10	LOB: 1 BB: 1 P: 20	R: 0 H: 0 E: 0 K: 0 S: 7	LOB: 0 BB: 1 P: 14	R: 0 H: 2 E: 0 K: 0 S: 8	LOB: 1 BB: 0 P: 12	R: 0 H: 0 E: 0 K: 0 S: 6	LOB: 0 BB: 0 P: 9	R: 0 H: 1 E: 0 K: 2 S: 11	LOB: 2 BB: 1 P: 22	R: 2 H: 2 E: 0 K: 0 S: 10	LOB: 0 BB: 0 P: 13	R: 0 H: 1 E: 0 K: 1 S: 10	LOB: 1 BB: 0 P: 15	1B: 2 2B: 2 3B: 1 HR: 1	SF: 0 SAC: 0 DP: 2 HBP: 0	WP: 0 PB: 0 SB: 0 CS: 0	PA: 34
<b>PITCHER</b>	IP	WLS	BF	H	R	ER	SO	BB	IBB	HBP	BLK	WP	HR	S	P	ERA	WHIP					
Bob Welch, R ERA: 3.17 (1, 1)	7.1	W	28	5	2	2	4	3	0	0	0	0	1	67	113	2.46	1.091					
Dennis Eckerley, R ERA: 2.27 (8, 1)	1.2	S	6	1	0	0	1	0	0	0	0	0	0	16	23	0.00	0.600					

**Oakland Athletics @ Boston Red Sox**  
 Fenway Park, Boston, MA  
 Sun Jun 23 1991, 3:33 AM EDT  
 Att: 34,147 - Cloudy - 70 F

**AB 31**  
**R 2**  
**H 6**  
**RBI 2**  
**BB 3**  
**SO 5**  
**LOB 14**





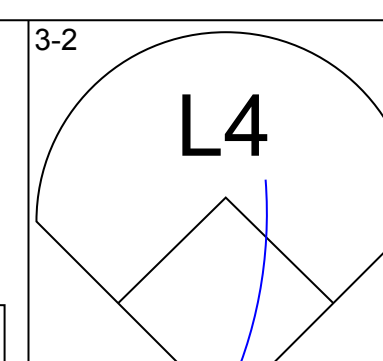
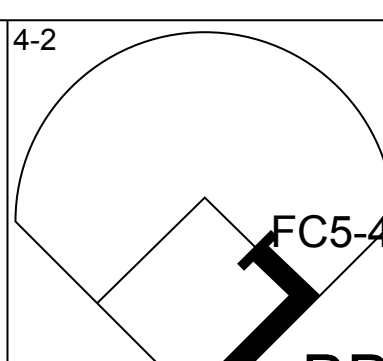
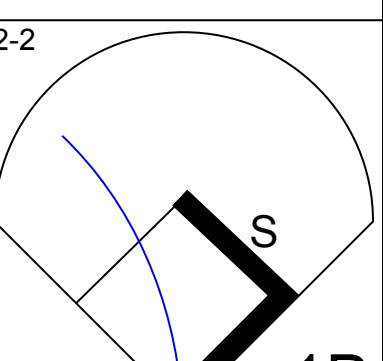
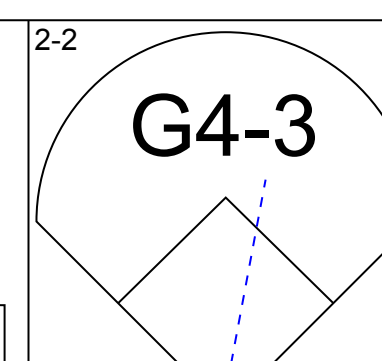
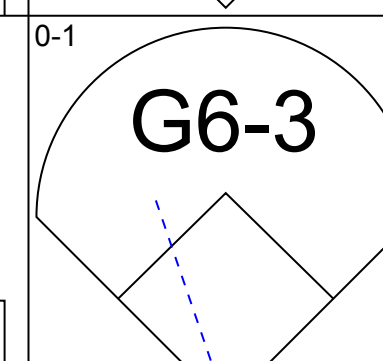
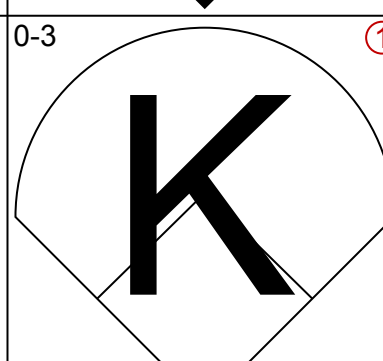
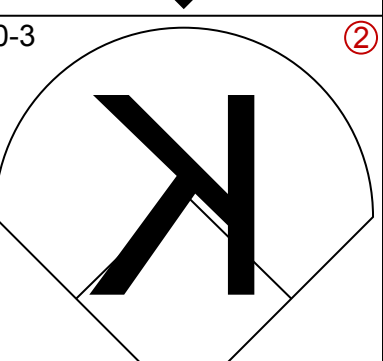
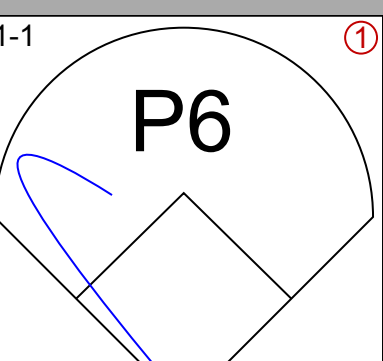
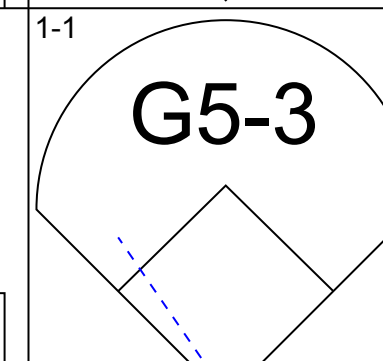
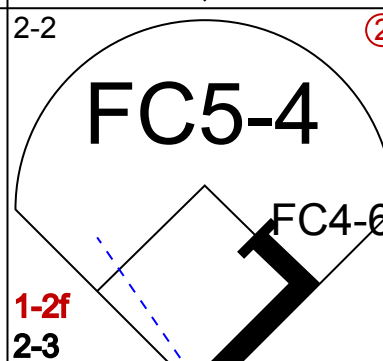
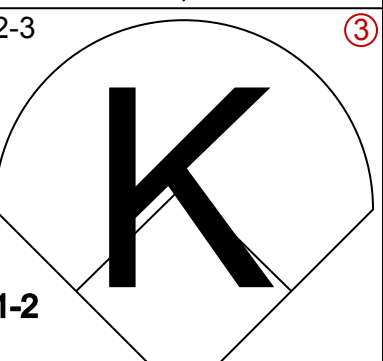
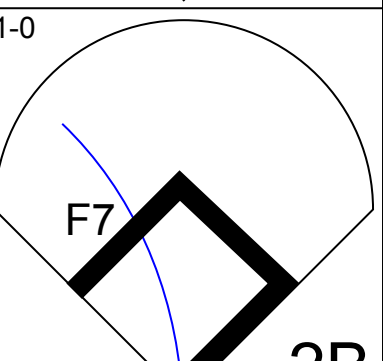
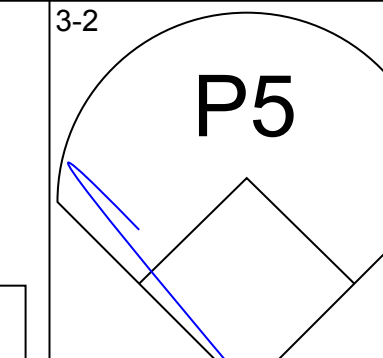
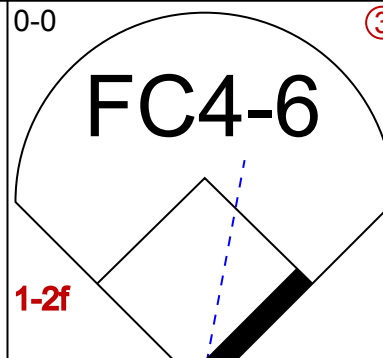
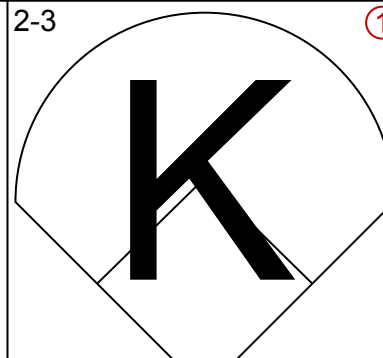
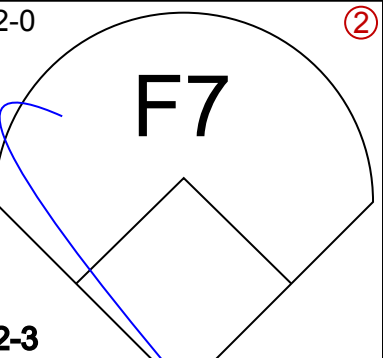
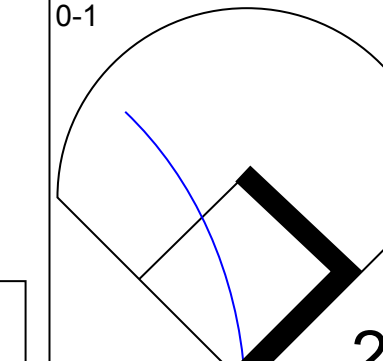
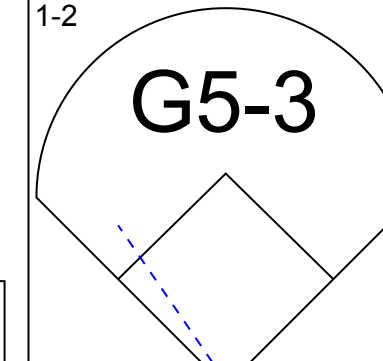
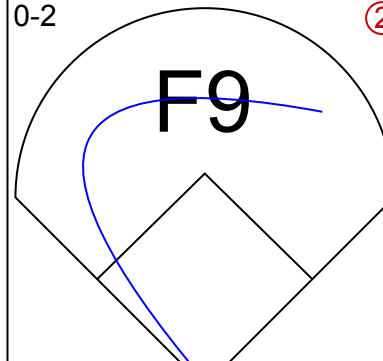
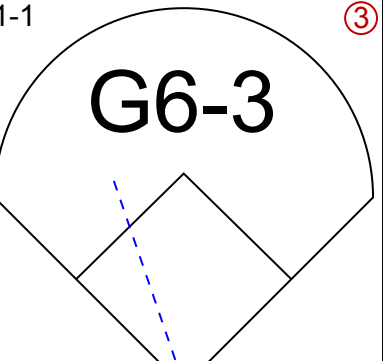
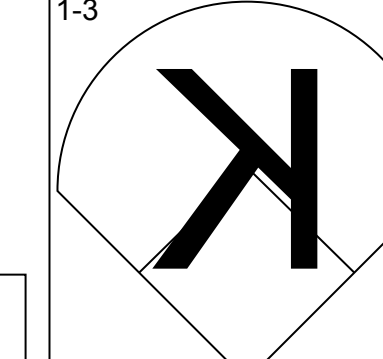
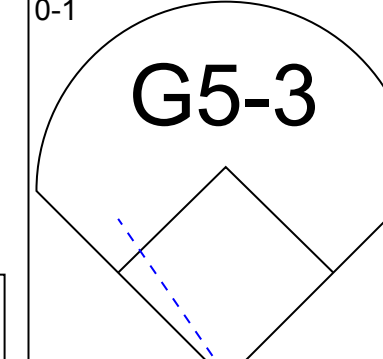
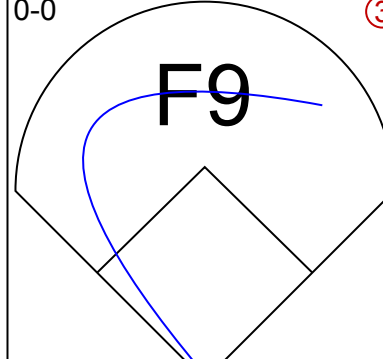
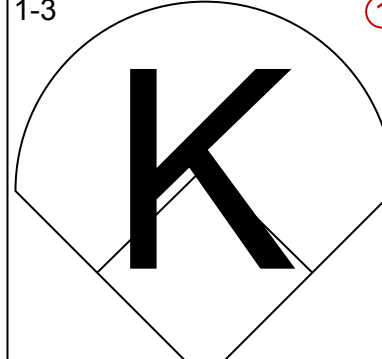
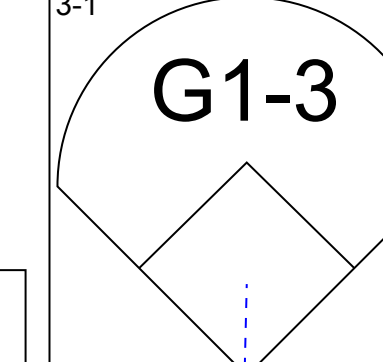
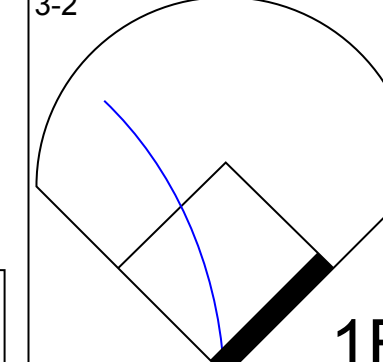
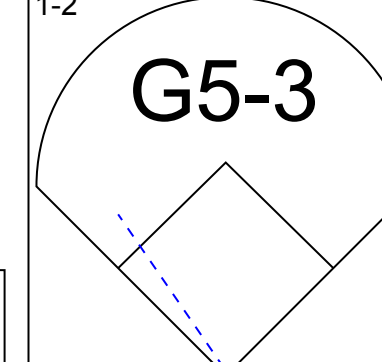
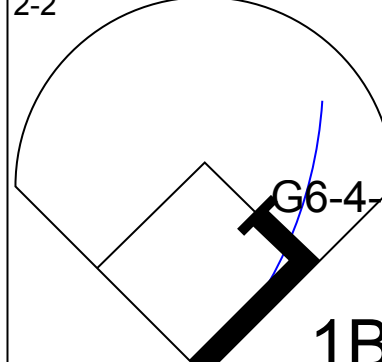
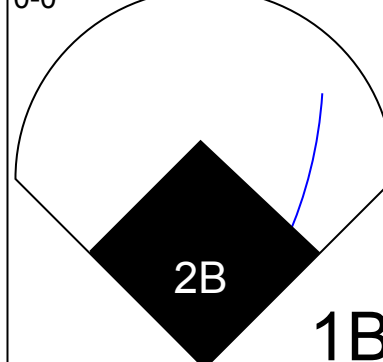
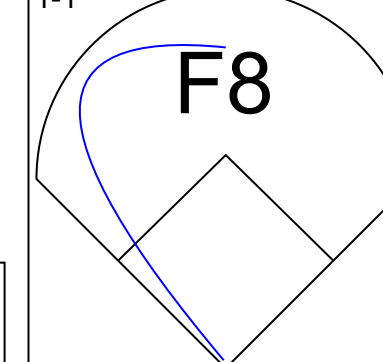
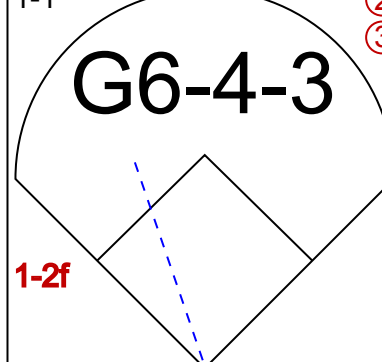
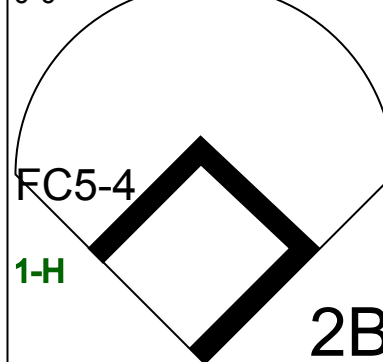
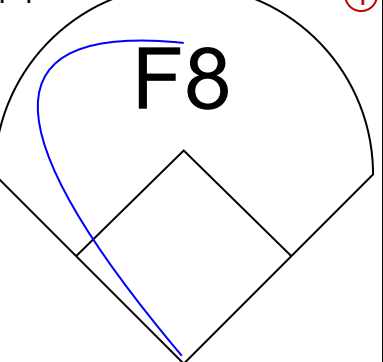
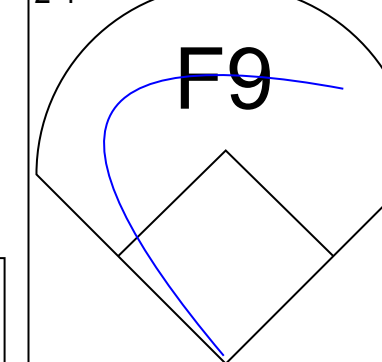
Batter	1	2	3	4	5	6	7	8	9	AB	R	H	RBI	BB	SO	LOB	TOP					
<b>Brian Downing, R</b> OBP: 0.392, SLG: 0.451 (1, 10)										5	1	1	0	0	1	2						
<b>Rafael Palmeiro, L</b> OBP: 0.371, SLG: 0.483 (1, 3)										3	2	2	0	2	1	0						
<b>Ruben Sierra, S</b> OBP: 0.383, SLG: 0.524 (1, 9)										5	0	1	0	0	0	6						
<b>Julio Franco, R</b> OBP: 0.384, SLG: 0.479 (1, 4)										5	2	2	1	0	1	2						
<b>Kevin Reimer, L</b> OBP: 0.335, SLG: 0.397 <b>Gary Pettis, S</b> OBP: 0.339, SLG: 0.262 (7, 8)										4	0	1	2	0	0	2						
<b>Juan Gonzalez, R</b> OBP: 0.397, SLG: 0.525 (7, 7)										3	1	1	3	1	0	1						
<b>Steve Buechele, R</b> OBP: 0.339, SLG: 0.458 (1, 5)										4	0	0	0	0	0	3						
<b>Ivan Rodriguez, R</b> OBP: 0.316, SLG: 0.316 (1, 2)										4	0	3	0	0	1	0						
<b>Jeff Huson, L</b> OBP: 0.294, SLG: 0.288 (1, 6)										4	0	0	0	0	0	4						
<b>Inning Stats</b>	R: 0 E: 0 K: 2 S: 12	H: 1 LOB: 1 BB: 0 P: 21	R: 0 E: 0 K: 0 S: 12	H: 1 LOB: 2 BB: 1 P: 21	R: 3 E: 1 K: 0 S: 14	H: 3 LOB: 1 BB: 1 P: 25	R: 0 E: 0 K: 0 S: 10	H: 1 LOB: 2 BB: 1 P: 20	R: 0 E: 0 K: 0 S: 6	H: 0 LOB: 0 BB: 0 P: 6	R: 0 E: 0 K: 0 S: 7	H: 1 LOB: 1 BB: 0 P: 14	R: 3 E: 0 K: 0 S: 12	H: 3 LOB: 0 BB: 0 P: 19	R: 0 E: 0 K: 1 S: 9	H: 0 LOB: 0 BB: 0 P: 14	R: 0 E: 0 K: 1 S: 7	H: 1 LOB: 0 BB: 0 P: 9	1B: 10 2B: 9 3B: 0 HR: 1	SF: 0 SAC: 0 DP: 2 HBP: 0	WP: 1 PB: 0 SB: 1 CS: 0	PA: 40
<b>PITCHER</b>	IP	WLS	BF	H	R	ER	SO	BB	IBB	HBP	BLK	WP	HR	S	P	ERA	WHIP					
<b>Dave Stewart, R</b> ERA: 5.89 (1, 1)	7.0	L	34	10	6	6	2	3	0	0	0	1	1	73	126	7.71	1.857					
<b>Gene Nelson, R</b> ERA: 7.99 (8, 1)	1.0		3	0	0	0	1	0	0	0	0	0	0	9	14	0.00	0.000					
<b>Rick Honeycutt, L</b> ERA: 2.25 (9, 1)	1.0		3	1	0	0	1	0	0	0	0	0	0	7	9	0.00	1.000					

Texas Rangers @ Oakland Athletics  
Oakland-Alameda County Coliseum, Oakland, CA

AB 37  
R 6  
H 11  
RBI 6  
BB 3  
SO 4  
LOB 20



Tue Jun 25 1991, 7:05 PM PDT  
Att: 37,195 - Overcast - 59 F

Batter	1	2	3	4	5	6	7	8	9	AB	R	H	RBI	BB	SO	LOB	BOTTOM					
<b>Rickey Henderson, R</b> OBP: 0.429, SLG: 0.385 (1, 7)										3	0	1	0	1	0	1						
<b>Dave Henderson, R</b> OBP: 0.394, SLG: 0.574 (1, 8)										4	0	0	0	0	2	3						
<b>Jose Canseco, R</b> OBP: 0.356, SLG: 0.511 (1, 9)										4	0	1	0	0	1	3						
<b>Harold Baines, L</b> OBP: 0.418, SLG: 0.528 (1, 10)										4	0	0	0	0	1	3						
<b>Terry Steinbach, R</b> OBP: 0.332, SLG: 0.438 (1, 2)										4	0	1	0	0	0	1						
<b>Mark McGwire, R</b> OBP: 0.370, SLG: 0.436 (1, 3)										4	0	0	0	0	2	1						
<b>Vance Law, R</b> OBP: 0.316, SLG: 0.326 (1, 5)										4	0	2	0	0	0	1						
<b>Mike Gallego, R</b> OBP: 0.336, SLG: 0.296 (1, 6)										3	1	1	0	1	0	2						
<b>Lance Blankenship, R</b> OBP: 0.324, SLG: 0.354 (1, 4)										3	0	1	1	0	0	1						
<b>Inning Stats</b>	R: 0 E: 0 K: 0 S: 10	H: 0 LOB: 0 BB: 0 P: 14	R: 0 E: 0 K: 1 S: 10	H: 1 LOB: 1 BB: 0 P: 17	R: 1 E: 0 K: 1 S: 11	H: 2 LOB: 2 BB: 1 P: 17	R: 0 E: 0 K: 0 S: 10	H: 1 LOB: 1 BB: 0 P: 15	R: 0 E: 0 K: 2 S: 12	H: 1 LOB: 1 BB: 0 P: 17	R: 0 E: 0 K: 1 S: 7	H: 0 LOB: 0 BB: 0 P: 9	R: 0 E: 0 K: 0 S: 9	H: 0 LOB: 1 BB: 1 P: 18	R: 0 E: 0 K: 0 S: 6	H: 1 LOB: 0 BB: 0 P: 11	R: 0 E: 0 K: 1 S: 9	H: 1 LOB: 0 BB: 0 P: 13	1B: 4 2B: 3 3B: 0 HR: 0	SF: 0 SAC: 0 DP: 1 HBP: 0	WP: 0 PB: 0 SB: 1 CS: 0	PA: 35
<b>PITCHER</b>	IP	WLS	BF	H	R	ER	SO	BB	IBB	HBP	BLK	WP	HR	S	P	ERA	WHIP					
<b>Jose Guzman, R</b> ERA: 3.55 (1, 1)	9.0	W	35	7	1	1	6	2	0	0	0	0	0	84	131	1.00	1.000					

Texas Rangers @ Oakland Athletics  
Oakland-Alameda County Coliseum, Oakland, CA

AB 33  
R 1  
H 7  
RBI 1  
BB 2  
SO 6  
LOB 16



Tue Jun 25 1991, 7:05 PM PDT  
Att: 37,195 - Overcast - 59 F



Batter	1	2	3	4	5	6	7	8	9	AB	R	H	RBI	BB	SO	LOB	TOP					
Dean Palmer, R OBP: 0.250, SLG: 0.250 Gary Pettis, S OBP: 0.337, SLG: 0.260	F9			G5-3		P4	G1-6-3		K	4	0	1	1	0	0	1						
Rafael Palmeiro, L OBP: 0.368, SLG: 0.478	K			1B		F7	G1-6-3		F8	5	0	1	0	0	1	2						
Ruben Sierra, S OBP: 0.384, SLG: 0.523	G3-1			F8			FC3-6	SH1-3	G1-3	4	1	1	0	1	0	1						
Julio Franco, R OBP: 0.382, SLG: 0.474		K		P4			FC3-6	SH1-3		3	2	0	0	1	1	2						
Kevin Reimer, L OBP: 0.341, SLG: 0.399 Mike Stanley, R OBP: 0.355, SLG: 0.363		G3					E7	SH1-3		2	1	1	0	1	0	0						
Juan Gonzalez, R OBP: 0.368, SLG: 0.519							G6-4-3			0	0	0	0	0	0	0						
Steve Buechele, R OBP: 0.342, SLG: 0.468										2	1	0	0	2	1	1						
Ivan Rodriguez, R OBP: 0.304, SLG: 0.318										4	1	2	4	0	2	0						
Jeff Huson, L OBP: 0.299, SLG: 0.296										3	1	1	2	0	0	0						
Inning Stats	R: 0 E: 0 K: 1 S: 11	H: 0 LOB: 0 BB: 0 P: 18	R: 0 E: 0 K: 2 S: 11	H: 0 LOB: 0 BB: 0 P: 19	R: 0 E: 0 K: 2 S: 10	H: 0 LOB: 0 BB: 0 P: 14	R: 0 E: 0 K: 0 S: 7	H: 1 LOB: 1 BB: 0 P: 15	R: 0 E: 0 K: 1 S: 5	H: 0 LOB: 0 BB: 1 P: 13	R: 0 E: 0 K: 0 S: 10	H: 0 LOB: 1 BB: 1 P: 18	R: 6 E: 1 K: 0 S: 18	H: 5 LOB: 1 BB: 2 P: 29	R: 2 E: 0 K: 0 S: 9	H: 2 LOB: 2 BB: 2 P: 21	R: 0 E: 0 K: 1 S: 6	H: 0 LOB: 0 BB: 0 P: 12	1B: 5 2B: 2 3B: 1 HR: 0	SF: 1 SAC: 1 DP: 2 HBP: 0	WP: 0 PB: 0 SB: 0 CS: 0	PA: 39
PITCHER	IP	WLS	BF	H	R	ER	SO	BB	IBB	HBP	BLK	WP	HR	S	P	ERA	WHIP					
Mike Moore, R ERA: 3.9	5.1		18	1	0	0	6	2	0	0	0	0	0	49	88	0.00	0.562					
Steve Chitren, R ERA: 2.55	0.1		1	0	0	0	0	0	0	0	0	0	0	4	7	0.00	0.000					
Curt Young, L ERA: 4.15	0.1		2	0	1	1	0	1	0	0	0	0	0	7	12	27.00	3.000					
Gene Nelson, R ERA: 10.8	0.1	L	7	5	5	5	0	0	1	0	0	0	0	10	17	135.00	15.000					
Johnny Guzman, L ERA: 15.0	0.2		3	1	2	2	0	1	0	0	0	0	0	5	9	27.00	3.000					
PITCHER	IP	WLS	BF	H	R	ER	SO	BB	IBB	HBP	BLK	WP	HR	S	P	ERA	WHIP					
Todd Burns, R ERA: 1.13	2.0		8	1	0	0	1	0	1	0	0	0	0	12	26	0.00	0.500					

Texas Rangers @ Oakland Athletics  
Oakland-Alameda County Coliseum, Oakland, CA  
Wed Jun 26 1991, 7:05 PM PDT  
Att: 25,686 - Cloudy - 55 F

AB 31  
R 8  
H 8  
RBI 8  
BB 6  
SO 7  
LOB 9



Batter	1	2	3	4	5	6	7	8	9	AB	R	H	RBI	BB	SO	LOB	BOTTOM					
Rickey Henderson, R OBP: 0.428, SLG: 0.382	BB		G3		G5-3		1B		F8	4	0	1	0	1	0	1						
Willie Wilson, S OBP: 0.276, SLG: 0.323	BB		E7		K		K		HBP	4	0	2	0	1	2	1						
Jose Canseco, R OBP: 0.360, SLG: 0.506	G5-4-3		FC5-2-5		FC6				BB	2	0	0	0	1	0	2						
Harold Baines, L OBP: 0.413, SLG: 0.521	BB	BB	CS		K		FC6		G1-3	5	0	1	0	0	2	5						
Mark McGwire, R OBP: 0.364, SLG: 0.428	K				G5-3		G6-3		F9	4	0	0	0	0	1	2						
Ernest Riles, L OBP: 0.339, SLG: 0.363		BB			BB		G3-1		BB	1	1	0	0	3	0	0						
Jamie Quirk, L OBP: 0.343, SLG: 0.304		BB			BB		K		G1-3	2	0	0	0	2	1	2						
Lance Blankenship, R OBP: 0.322, SLG: 0.351		BB			BB		G1-3		F7	4	0	1	1	0	0	3						
Mike Gallego, R OBP: 0.335, SLG: 0.295		BB			G4-3		G6-3		HBP	4	0	1	0	0	0	5						
Inning Stats	R: 0 E: 0 K: 0 S: 6	H: 0 LOB: 3 BB: 2 P: 17	R: 0 E: 0 K: 1 S: 15	H: 1 LOB: 2 BB: 2 P: 26	R: 0 E: 1 K: 0 S: 10	H: 1 LOB: 0 BB: 0 P: 14	R: 1 E: 0 K: 1 S: 15	H: 1 LOB: 2 BB: 2 P: 31	R: 0 E: 0 K: 1 S: 11	H: 0 LOB: 1 BB: 0 P: 17	R: 0 E: 0 K: 1 S: 6	H: 0 LOB: 0 BB: 0 P: 6	R: 0 E: 0 K: 1 S: 9	H: 1 LOB: 1 BB: 0 P: 16	R: 0 E: 0 K: 1 S: 11	H: 0 LOB: 2 BB: 2 P: 24	R: 0 E: 0 K: 0 S: 13	H: 2 LOB: 3 BB: 0 P: 23	1B: 6 2B: 0 3B: 0 HR: 0	SF: 0 SAC: 0 DP: 1 HBP: 2	WP: 0 PB: 1 SB: 0 CS: 1	PA: 41
PITCHER	IP	WLS	BF	H	R	ER	SO	BB	IBB	HBP	BLK	WP	HR	S	P	ERA	WHIP					
Kevin Brown, R ERA: 4.63	7.0		29	4	1	1	5	6	0	1	0	0	0	72	127	1.29	1.429					
Wayne Rosenthal, R ERA	1.0		5	0	0	0	1	2	0	0	0	0	0	11	24	0.00	2.000					
Mike Jeffcoat, L ERA: 3.19	1.0		6	2	0	0	0	0	0	1	0	0	0	13	23	0.00	2.000					

Texas Rangers @ Oakland Athletics  
Oakland-Alameda County Coliseum, Oakland, CA  
Wed Jun 26 1991, 7:05 PM PDT  
Att: 25,686 - Cloudy - 55 F

AB 30  
R 1  
H 6  
RBI 1  
BB 8  
SO 6  
LOB 21









Batter	1	2	3	4	5	6	7	8	9	AB	R	H	RBI	BB	SO	LOB	TOP									
<b>Brian McRae, S</b> OBP: 0.289, SLG: 0.366 (1, 8)	0-2 1B WP 1B	0-1 1B 1B	0-0 HR 1B			1-3 K		1-0 G6-3		6	3	3	1	0	1	2										
<b>Kirk Gibson, L</b> OBP: 0.331, SLG: 0.444 (1, 7)	1-2 F7	2-1 1B 1B	0-0 HR			1-1 F8		2-0 F8		6	2	2	3	0	0	1										
<b>George Brett, L</b> OBP: 0.358, SLG: 0.546 <b>Bill Pecota, R</b> OBP: 0.341, SLG: 0.413 (1, 10) (9, PH)	0-0 F7	0-1 1B 2B 1B	1-0 F8			3-2 HR 2B		4-1 BB BB		4	2	2	1	1	0	1										
<b>Danny Tartabull, R</b> OBP: 0.323, SLG: 0.368 <b>Gary Thurman, R</b> OBP: 0.272, SLG: 0.333 (1, 9) (7, PR) (7, 9)	1-1 WP 1B	0-0 2B SF8 1B	0-1 L6			3-2 HR		4-2 BB BB		4	2	3	3	1	0	0										
<b>Jim Eisenreich, L</b> OBP: 0.335, SLG: 0.394 (1, 3)	4-2 BB	0-1 2B				1-1 F8		1-2 F7		4	0	2	1	1	0	2										
<b>Kevin Seitzer, R</b> OBP: 0.337, SLG: 0.322 (1, 5)	2-2 F9	4-0 IBB				4-2 BB		1-1 G6-3		3	0	0	0	2	0	5										
<b>Mike Macfarlane, R</b> OBP: 0.319, SLG: 0.479 (1, 2)		P2				0-2 1B		1-0 F9 2B		4	0	2	1	0	0	0										
<b>Kurt Stillwell, S</b> OBP: 0.307, SLG: 0.351 (1, 6)		BB				2-1 G4-3		1-1 F8		4	1	0	0	1	1	5										
<b>Terry Shumpert, R</b> OBP: 0.261, SLG: 0.316 (1, 4)		1B CI 1B				1-1 G6-3		1-0 F9		4	1	0	0	0	1	4										
<b>Inning Stats</b>	R: 1 E: 0 K: 0 S: 16	H: 2 LOB: 2 BB: 1 P: 24	R: 6 E: 1 K: 1 S: 18	H: 5 LOB: 2 BB: 2 P: 31	R: 2 E: 0 K: 0 S: 7	H: 2 LOB: 0 BB: 0 P: 9	R: 0 E: 0 K: 0 S: 12	H: 1 LOB: 2 BB: 1 P: 20	R: 2 E: 0 K: 1 S: 19	H: 3 LOB: 1 BB: 0 P: 29	R: 0 E: 0 K: 0 S: 8	H: 1 LOB: 1 BB: 0 P: 13	R: 0 E: 0 K: 0 S: 9	H: 0 LOB: 2 BB: 2 P: 20	R: 0 E: 1 K: 1 S: 8	H: 0 LOB: 0 BB: 0 P: 11	R: 0 E: 0 K: 1 S: 7	H: 0 LOB: 0 BB: 0 P: 10	1B: 9 2B: 3 3B: 0 HR: 2	SF: 1 SAC: 0 DP: 0 HBP: 0	WP: 1 PB: 0 SB: 0 CS: 0	PA: 49				
<b>PITCHER</b>	IP	WLS	BF	H	R	ER	SO	BB	IBB	HBP	BLK	WP	HR	S	P	ERA	WHIP									
<b>Bob Welch, R</b> ERA: 3.72 <b>Todd Burns, R</b> ERA: 2.45 <b>Curt Young, L</b> ERA: 3.78 <b>Curt Young, L</b> ERA: 3.78	(1, 1) (4, 1) (7, 1) (8, 1)	3.0	L	22	9	9	8	1	2	1	0	0	0	1	41	64	24.00	3.667								

**Kansas City Royals @ Oakland Athletics**  
Oakland-Alameda County Coliseum, Oakland, CA

Fri Jun 28 1991, 7:05 PM PDT  
Att: 29,006 - Cloudy - 57 F

livebaseballscorecards.com

AB	41
R	11
H	14
RBI	10
BB	6
SO	4
LOB	20



Batter	1	2	3	4	5	6	7	8	9	AB	R	H	RBI	BB	SO	LOB	BOTTOM								
<b>Rickey Henderson, R</b> OBP: 0.430, SLG: 0.385 <b>Mike Bordick, R</b> OBP: 0.200, SLG: 0.300 (1, 7) (7, 6)	2-1 G5-3		3-2 G5-4-3 1B			3-2 P4		2-3 K		3	0	1	0	0	0	0									
<b>Dave Henderson, R</b> OBP: 0.387, SLG: 0.572 <b>Vance Law, R</b> OBP: 0.313, SLG: 0.322 (1, 8) (8, 7)	1-0 P3		2-3 K			0-1 F7		0-1 FC1-4-6		3	0	0	0	0	1	1									
<b>Jose Canseco, R</b> OBP: 0.364, SLG: 0.520 <b>Curt Young, R</b> <b>Jamie Quirk, L</b> OBP: 0.337, SLG: 0.298 (1, 9) (8, 1) (9, PH)	4-0 S BB		2-2 G5-4-3			1-0 P5				2	0	0	0	1	0	1									
<b>Harold Baines, L</b> OBP: 0.407, SLG: 0.509 (1, 10) (8, 9)	3-2 G3-1					1-2 P2		3-3 K		4	0	0	0	0	2	1									
<b>Terry Steinbach, R</b> OBP: 0.329, SLG: 0.436 (1, 2)			1-3 K			0-3 K		0-1 1B		4	0	1	0	0	2	0									
<b>Mark McGwire, R</b> OBP: 0.362, SLG: 0.421 (1, 3)			3-2 1B 1B			1-1 F8		1-0 P3		3	0	1	0	0	0	1									
<b>Ernest Riles, L</b> OBP: 0.347, SLG: 0.384 (1, 5)			1-0 1B			1-1 F9		1-2 F9		3	0	1	0	0	0	1									
<b>Mike Gallego, R</b> OBP: 0.332, SLG: 0.292 <b>Willie Wilson, S</b> OBP: 0.273, SLG: 0.319 (1, 6) (7, 7) (8, 8)			1-1 F9			2-3 K		1-1 F7		2	0	0	0	0	1	2									
<b>Lance Blankenship, R</b> OBP: 0.316, SLG: 0.343 (1, 4)			1-1 F9			1-0 F8		0-0 1B		3	0	1	0	0	0	2									
<b>Inning Stats</b>	R: 0 E: 0 K: 0 S: 6	H: 0 LOB: 1 BB: 1 P: 16	R: 0 E: 0 K: 1 S: 11	H: 2 LOB: 2 BB: 0 P: 18	R: 0 E: 0 K: 1 S: 12	H: 1 LOB: 0 BB: 0 P: 19	R: 0 E: 0 K: 1 S: 8	H: 0 LOB: 0 BB: 0 P: 10	R: 0 E: 0 K: 1 S: 6	H: 0 LOB: 0 BB: 0 P: 10	R: 0 E: 0 K: 0 S: 7	H: 0 LOB: 0 BB: 0 P: 11	R: 0 E: 0 K: 1 S: 9	H: 1 LOB: 1 BB: 0 P: 14	R: 0 E: 0 K: 1 S: 8	H: 1 LOB: 1 BB: 0 P: 11	R: 0 E: 0 K: 1 S: 5	H: 0 LOB: 0 BB: 0 P: 5	1B: 5 2B: 0 3B: 0 HR: 0	SF: 0 SAC: 0 DP: 1 HBP: 0	WP: 0 PB: 0 SB: 1 CS: 0	PA: 32			
<b>PITCHER</b>	IP	WLS	BF	H	R	ER	SO	BB	IBB	HBP	BLK	WP	HR	S	P	ERA	WHIP								
<b>Luis Aquino, R</b> ERA: 3.79	(1, 1)	9.0	W	32	5	0	7	1	0	0	0	0	0	72	114	0.00	0.667								

**Kansas City Royals @ Oakland Athletics**  
Oakland-Alameda County Coliseum, Oakland, CA

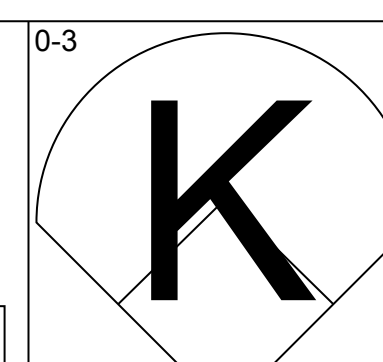
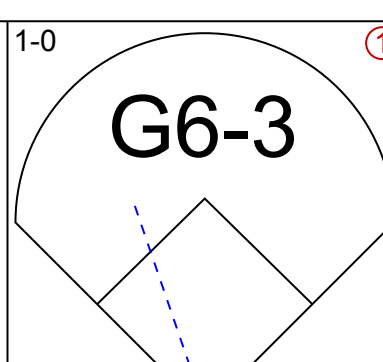
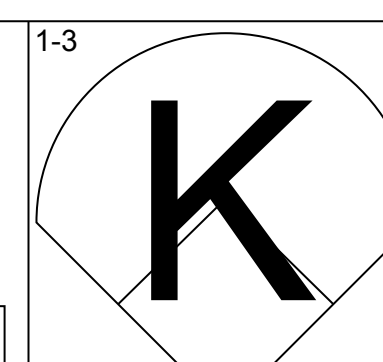
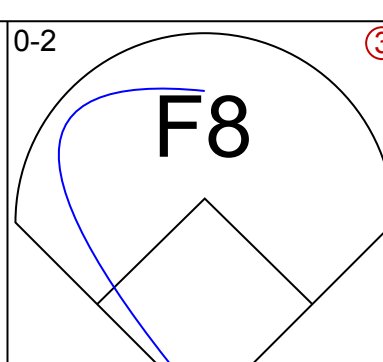
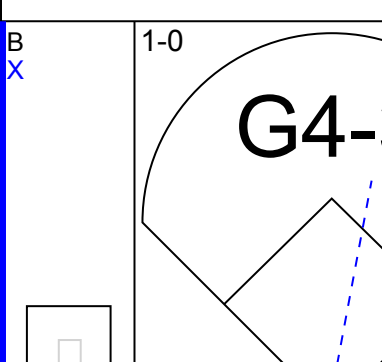
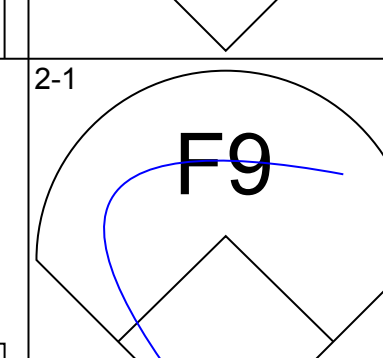
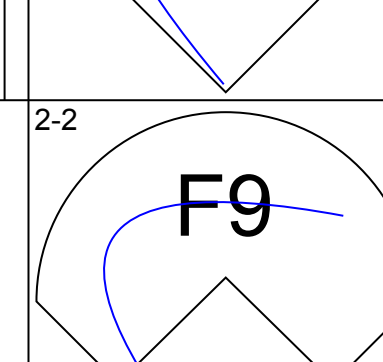
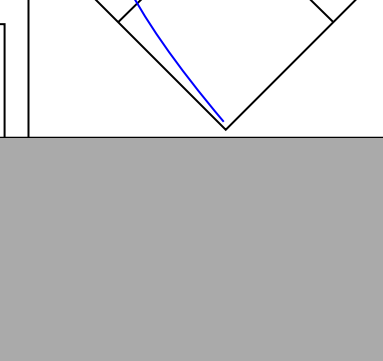
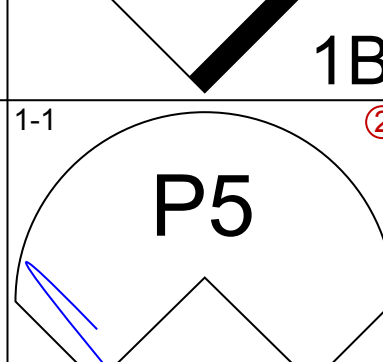
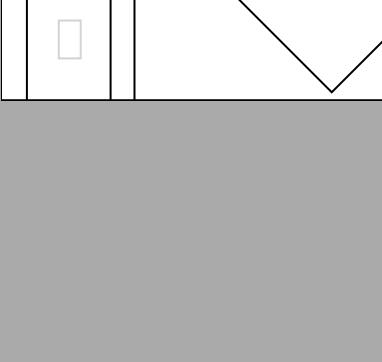

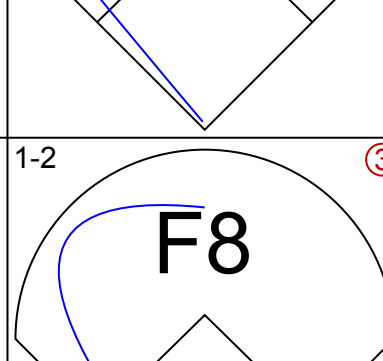
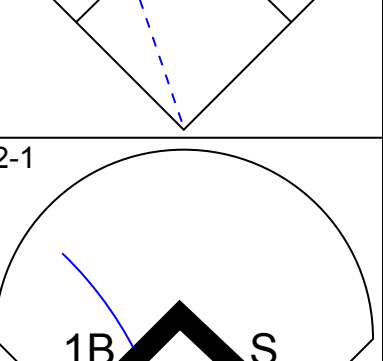
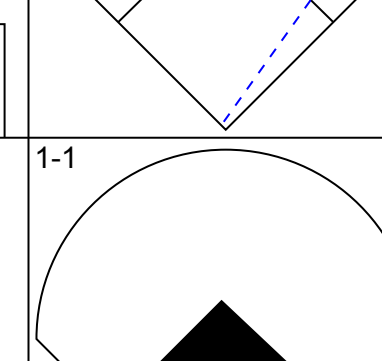
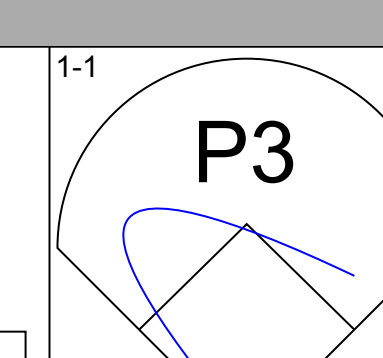
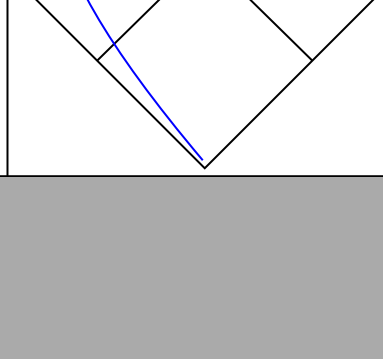
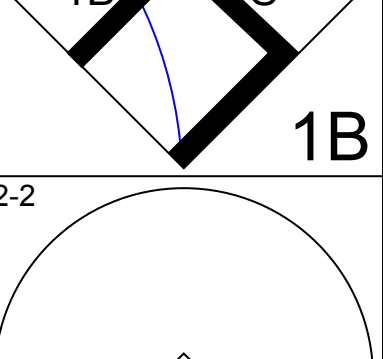
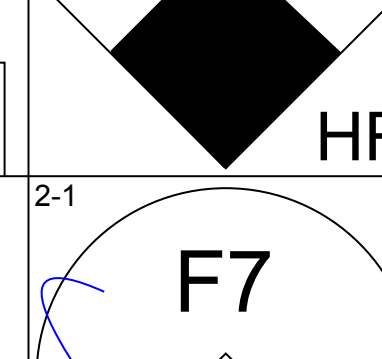
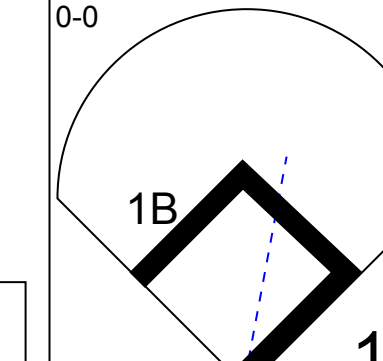
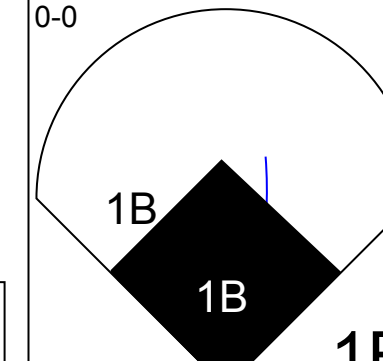
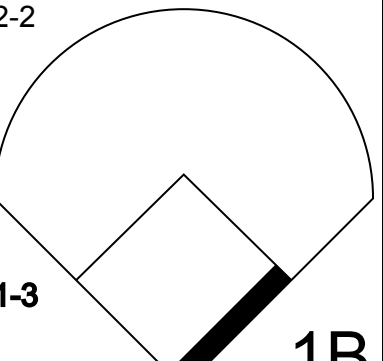
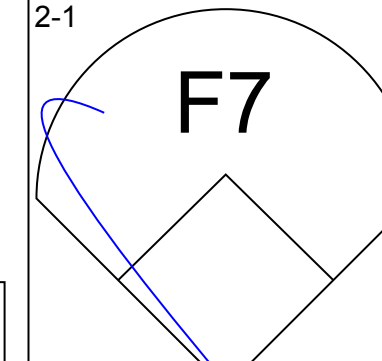
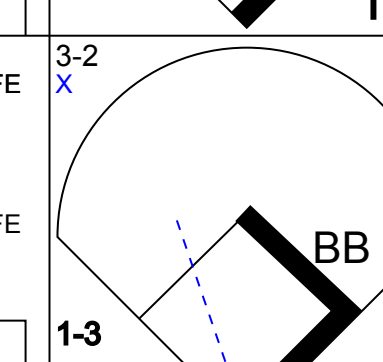
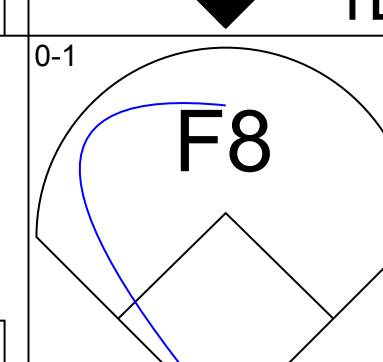
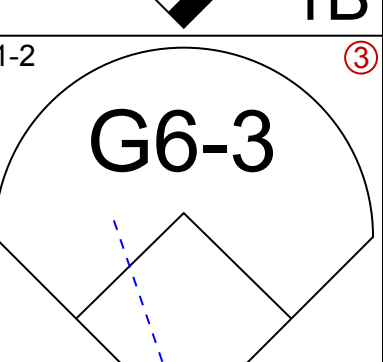
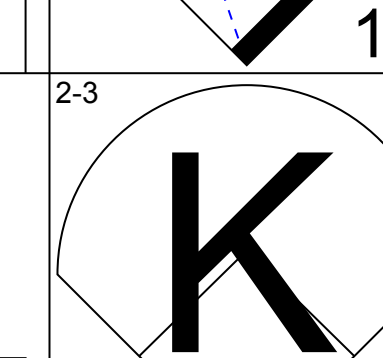
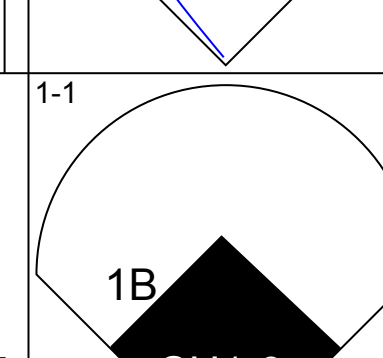
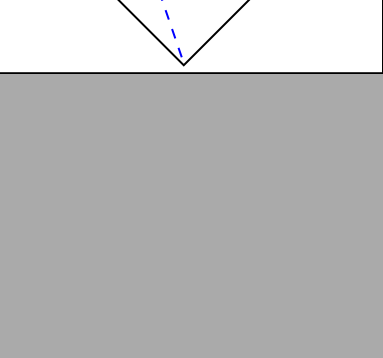
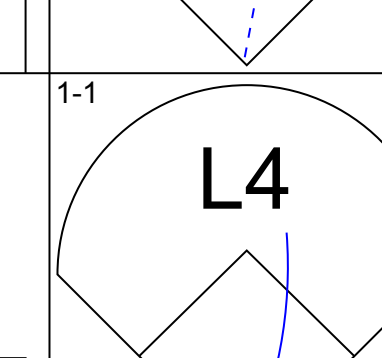
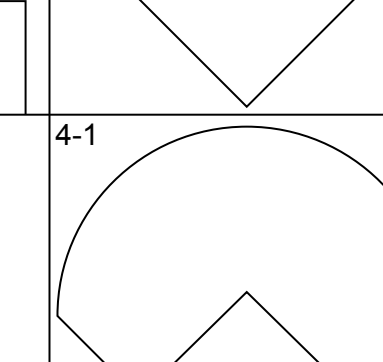
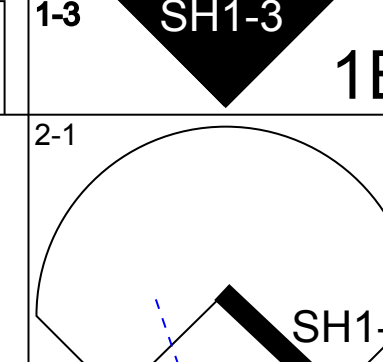
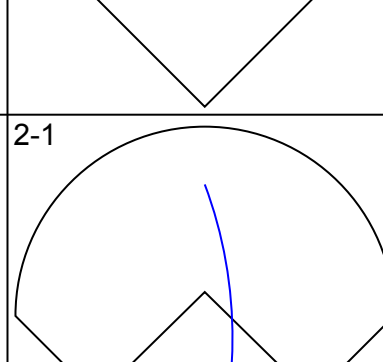
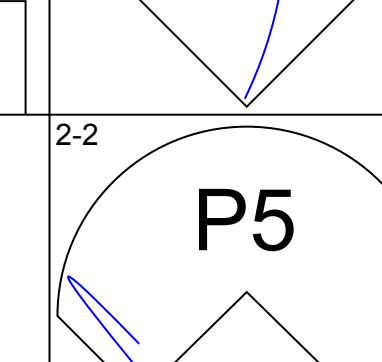
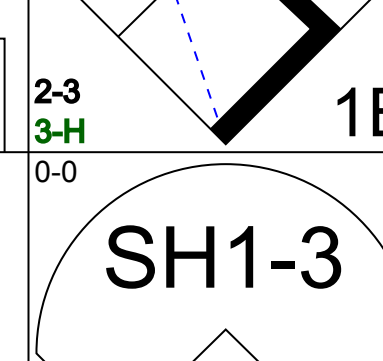
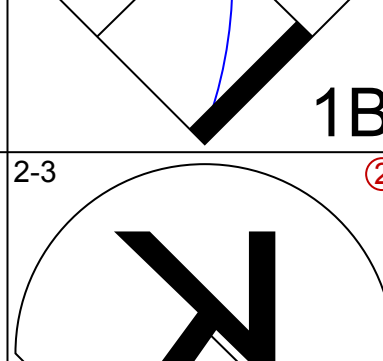
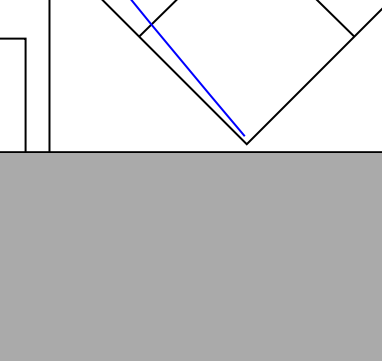
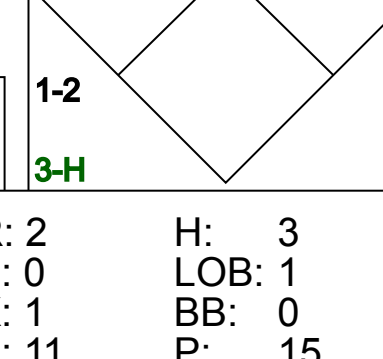
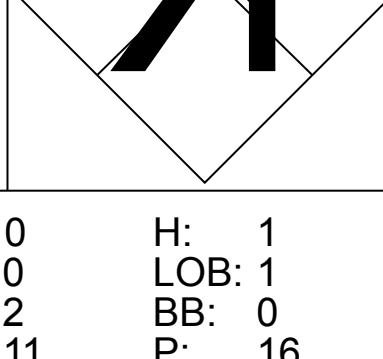
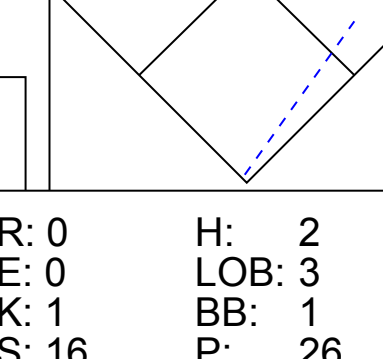
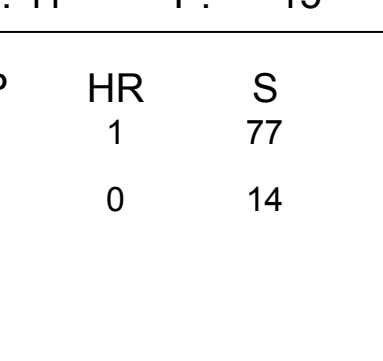
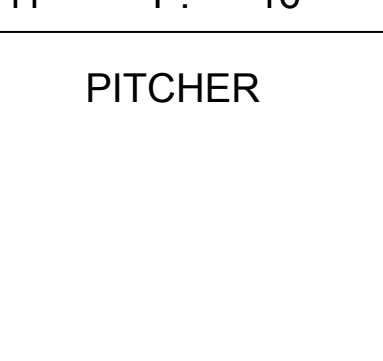
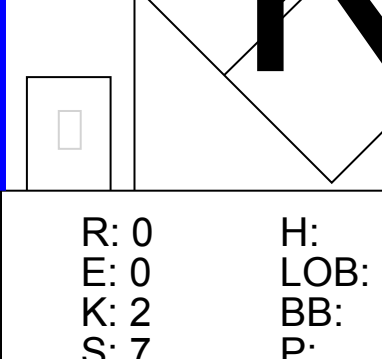
Fri Jun 28 1991, 7:05 PM PDT  
Att: 29,006 - Cloudy - 57 F

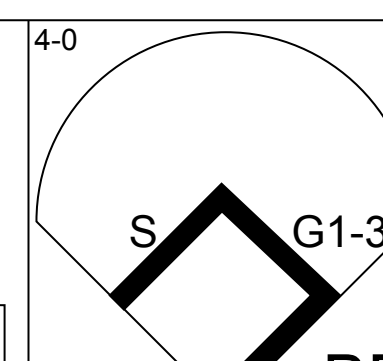
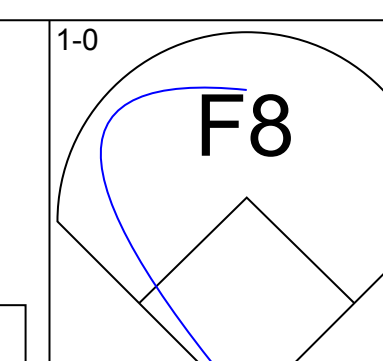
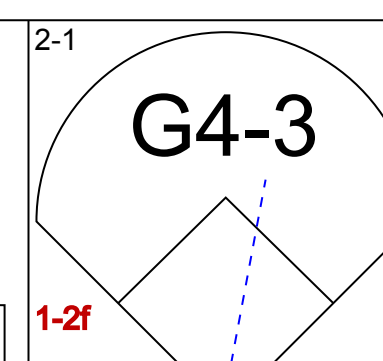
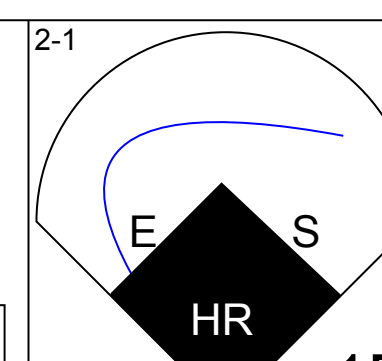
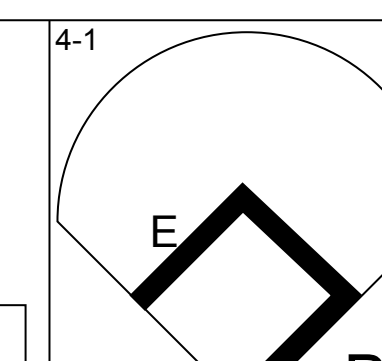
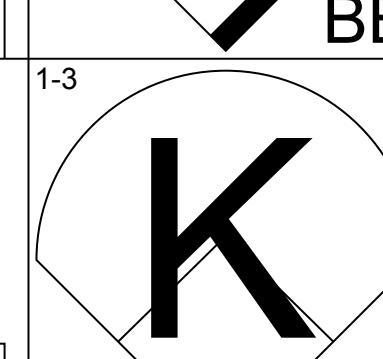
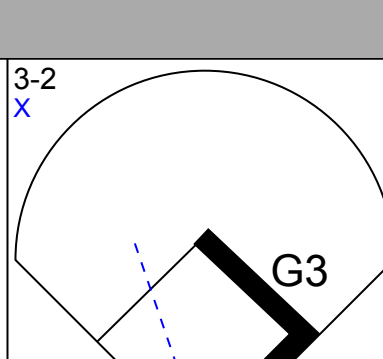
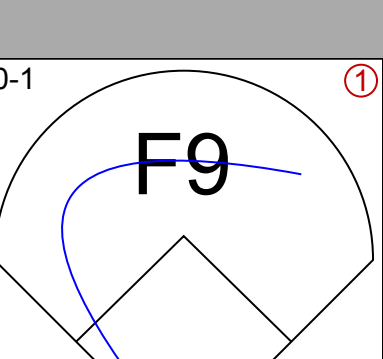
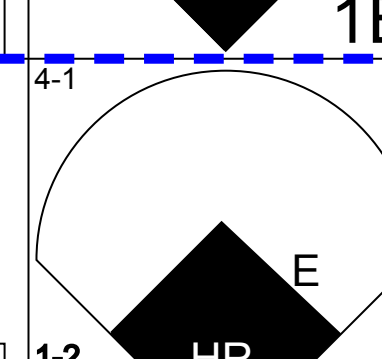
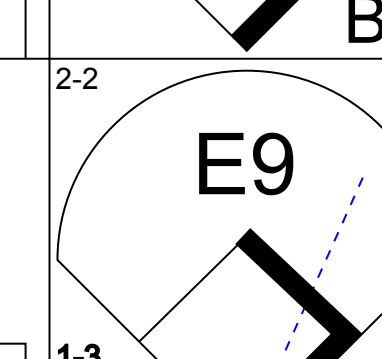

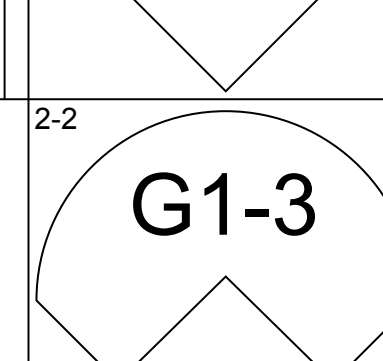
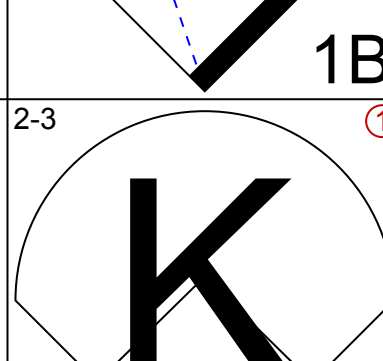
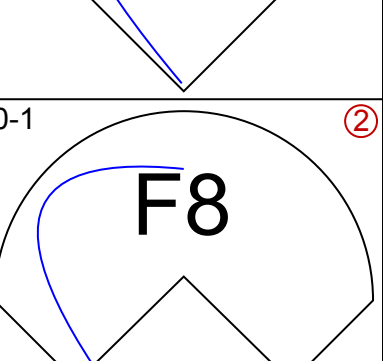
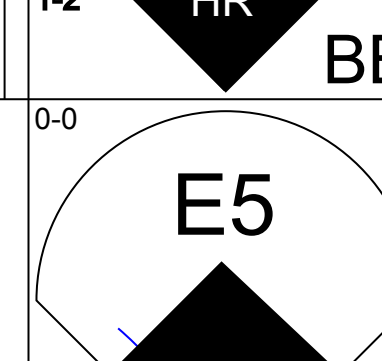
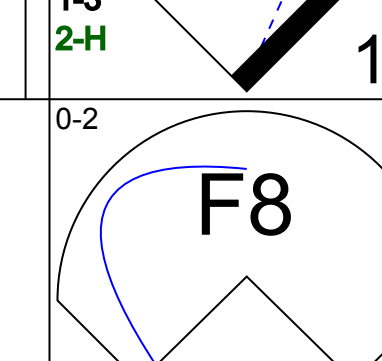
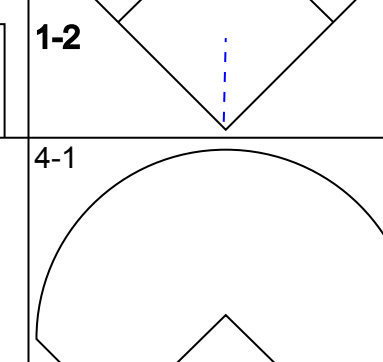
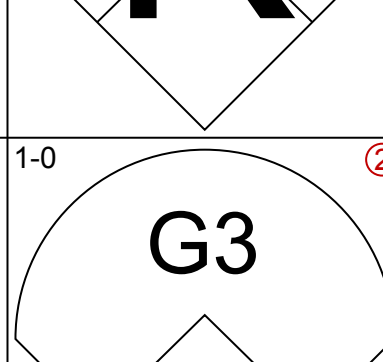
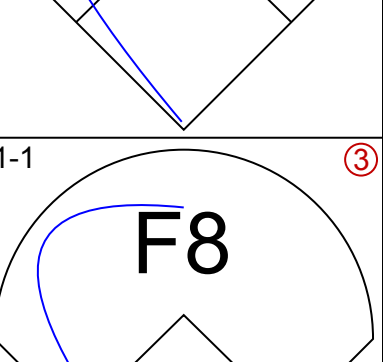
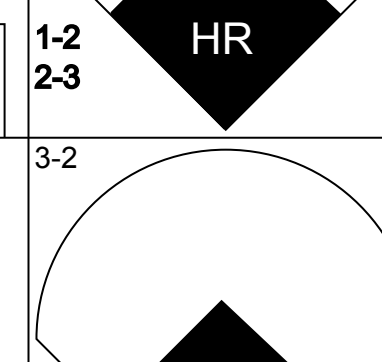
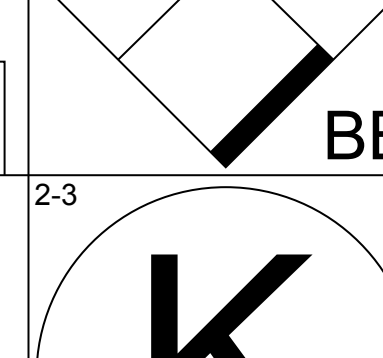
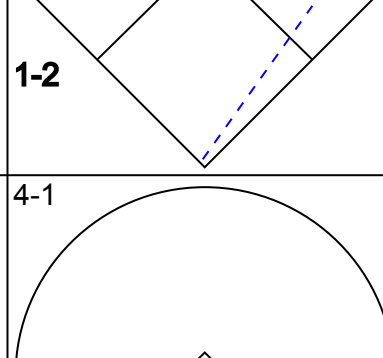
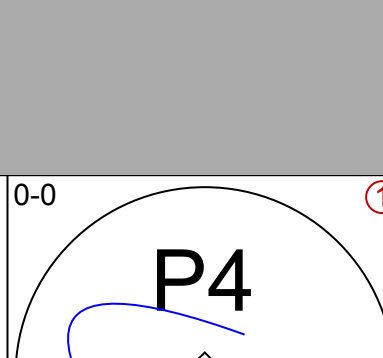
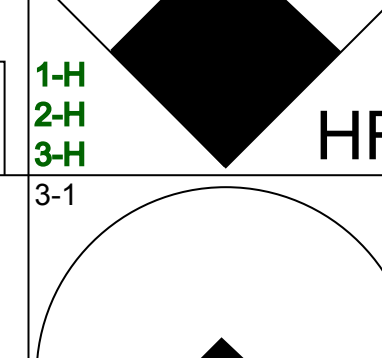
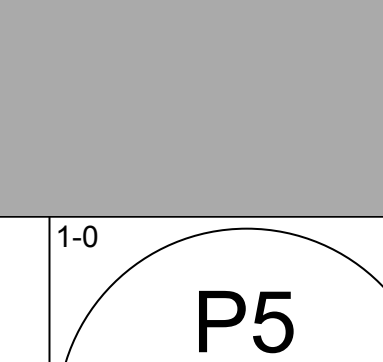

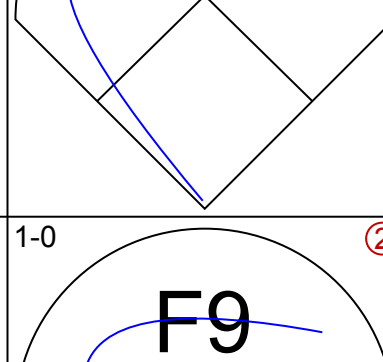
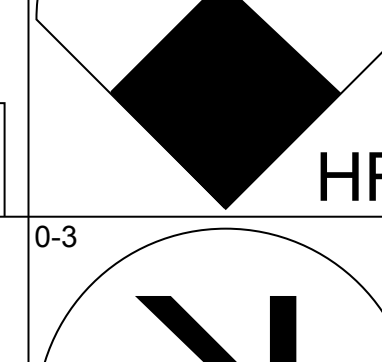
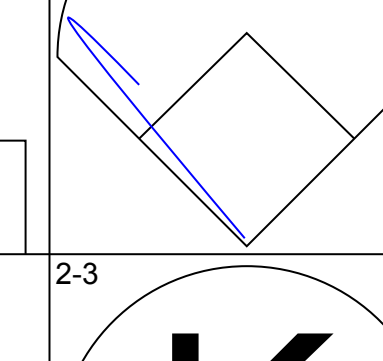
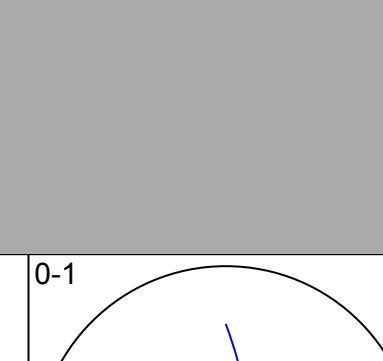
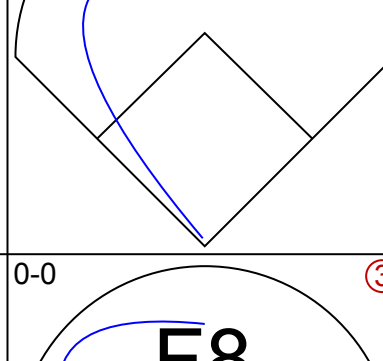
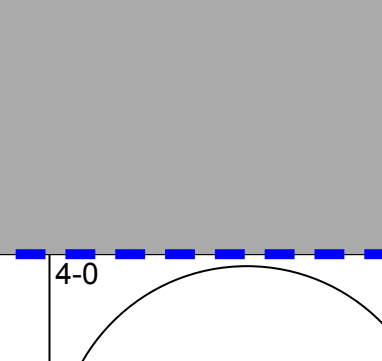
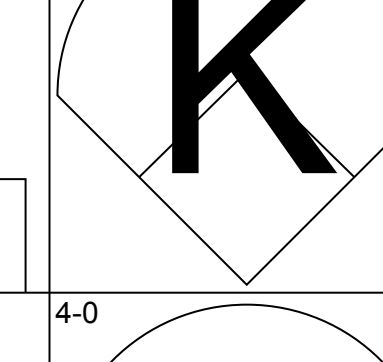
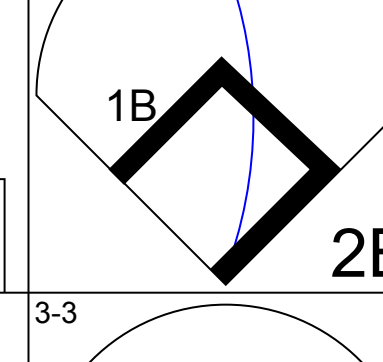
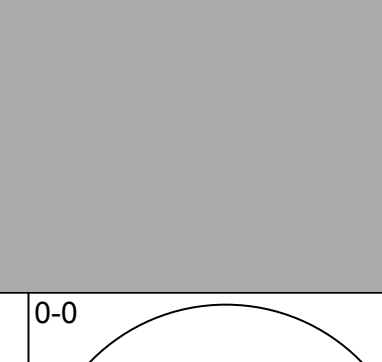
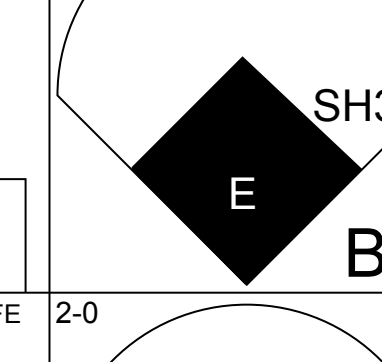
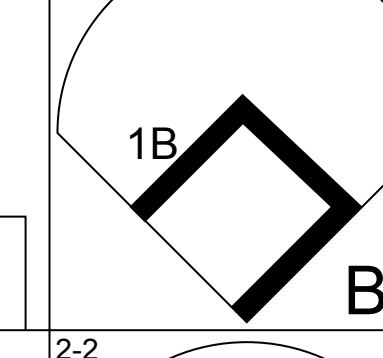
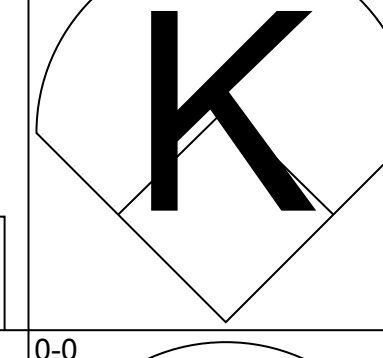
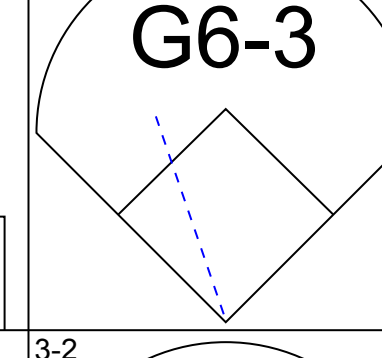
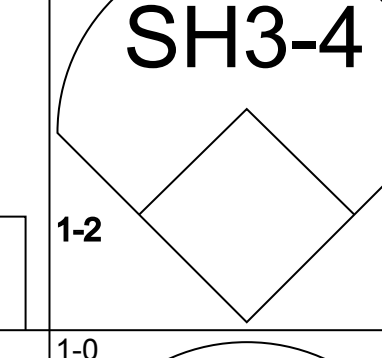
livebaseballscorecards.com

AB	31
R	0
H	5
RBI	0
BB	1
SO	7
LOB	11





Batter	1	2	3	4	5	6	7	8	9	AB	R	H	RBI	BB	SO	LOB	TOP			
<b>Gary Thurman, R</b> OBP: 0.259, SLG: 0.317 (1, 8)										4	0	0	0	0	2	2	<b>Kansas City Royals @ Oakland Athletics</b> Oakland-Alameda County Coliseum, Oakland, CA Sat Jun 29 1991, 3:33 AM PDT Att: 43,020 - Cloudy - 64 F			
<b>Warren Cromartie, L</b> OBP: 0.333, SLG: 0.387 (9, PH)										1	0	0	0	0	0	0				
<b>Kirk Gibson, L</b> OBP: 0.330, SLG: 0.441 (1, 7)										4	0	1	0	0	0	0				
<b>Brian McRae, S</b> OBP: 0.288, SLG: 0.364 (7, 8)										1	0	0	0	0	1	0				
<b>George Brett, L</b> OBP: 0.317, SLG: 0.360 (1, 10)										4	0	0	0	0	0	1				
<b>Danny Tartabull, R</b> OBP: 0.360, SLG: 0.557 (1, 9)										4	1	2	1	0	0	1				
<b>Jim Eisenreich, L</b> OBP: 0.342, SLG: 0.401 (7, 3)										4	1	3	0	0	0	0				
<b>Carmelo Martinez, R</b> OBP: 0.344, SLG: 0.344 (7, 3)										0	0	0	0	0	0	0				
<b>Kevin Seitzer, R</b> OBP: 0.335, SLG: 0.320 (1, 5)										4	0	1	0	0	0	3				
<b>Brent Mayne, L</b> OBP: 0.349, SLG: 0.298 (1, 2)									4	1	1	0	0	2	2					
<b>Kurt Stillwell, S</b> OBP: 0.313, SLG: 0.355 (1, 6)									3	0	2	1	1	0	0					
<b>David Howard, S</b> OBP: 0.179, SLG: 0.086 (1, 4)										2	0	0	1	0	1	4				
<b>Bill Pecota, R</b> OBP: 0.338, SLG: 0.410 (9, PH)										1	0	0	0	0	1	0				
<b>Inning Stats</b>	R: 0 E: 0 K: 1 S: 8	H: 0 LOB: 0 BB: 0 P: 12	R: 0 E: 0 K: 1 S: 16	H: 2 LOB: 3 BB: 1 P: 26	R: 0 E: 0 K: 0 S: 11	H: 1 LOB: 1 BB: 0 P: 15	R: 2 E: 0 K: 1 S: 11	H: 3 LOB: 1 BB: 0 P: 15	R: 0 E: 0 K: 0 S: 13	H: 2 LOB: 2 BB: 0 P: 19	R: 1 E: 0 K: 0 S: 7	H: 1 LOB: 0 BB: 0 P: 12	R: 0 E: 0 K: 0 S: 7	H: 0 LOB: 0 BB: 0 P: 12	R: 0 E: 0 K: 2 S: 7	H: 0 LOB: 0 BB: 0 P: 12	1B: 9 2B: 0 3B: 0 HR: 1	SF: 0 SAC: 1 DP: 0 HBP: 0	WP: 0 PB: 0 SB: 1 CS: 0	PA: 38
<b>PITCHER</b>	IP	WLS	BF	H	R	ER	SO	BB	IBB	HBP	BLK	WP	HR	S	P	ERA	WHIP			
<b>Dave Stewart, R</b> ERA: 5.74 (1, 1)	7.0	W	32	10	3	3	5	1	0	0	0	0	1	77	115	3.86	1.571			
<b>Dennis Eckersley, R</b> ERA: 2.14 (8, 1)	2.0	S	6	0	0	0	2	0	0	0	0	0	0	14	24	0.00	0.000			

Batter	1	2	3	4	5	6	7	8	9	AB	R	H	RBI	BB	SO	LOB	BOTTOM			
<b>Rickey Henderson, R</b> OBP: 0.434, SLG: 0.385 (1, 7)										3	1	1	0	2	0	4	<b>Kansas City Royals @ Oakland Athletics</b> Oakland-Alameda County Coliseum, Oakland, CA Sat Jun 29 1991, 3:33 AM PDT Att: 43,020 - Cloudy - 64 F			
<b>Ernest Riles, L</b> OBP: 0.324, SLG: 0.387 (1, 6)										4	1	2	1	1	1	1				
<b>Jose Canseco, R</b> OBP: 0.358, SLG: 0.510 (1, 9)										5	1	0	0	0	1	6				
<b>Harold Baines, L</b> OBP: 0.408, SLG: 0.519 (1, 10)										3	1	1	4	1	0	1				
<b>Dave Henderson, R</b> OBP: 0.389, SLG: 0.581 (1, 8)										3	1	1	1	1	1	2				
<b>Jamie Quirk, L</b> OBP: 0.324, SLG: 0.286 (1, 3)										4	0	0	0	0	2	2				
<b>Mark McGwire, R</b> OBP: 0.362, SLG: 0.421 (8, 3)										0	0	0	0	0	0	0				
<b>Terry Steinbach, R</b> OBP: 0.332, SLG: 0.439 (1, 2)										3	1	1	0	1	1	0				
<b>Vance Law, R</b> OBP: 0.314, SLG: 0.315 (1, 5)										2	0	0	0	1	1	1				
<b>Mike Gallego, R</b> OBP: 0.335, SLG: 0.296 (1, 4)										4	0	2	0	0	0	1				
<b>Inning Stats</b>	R: 0 E: 0 K: 2 S: 13	H: 0 LOB: 2 BB: 2 P: 26	R: 0 E: 0 K: 1 S: 11	H: 1 LOB: 2 BB: 1 P: 21	R: 0 E: 0 K: 2 S: 16	H: 1 LOB: 1 BB: 0 P: 27	R: 0 E: 0 K: 1 S: 9	H: 2 LOB: 1 BB: 0 P: 14	R: 0 E: 0 K: 0 S: 6	H: 0 LOB: 0 BB: 0 P: 7	R: 0 E: 0 K: 0 S: 3	H: 0 LOB: 0 BB: 0 P: 4	R: 5 E: 1 K: 1 S: 18	H: 3 LOB: 0 BB: 1 P: 33	R: 1 E: 1 K: 0 S: 12	H: 1 LOB: 2 BB: 2 P: 24	1B: 5 2B: 1 3B: 0 HR: 2	SF: 0 SAC: 1 DP: 1 HBP: 0	WP: 0 PB: 0 SB: 2 CS: 0	PA: 39
<b>PITCHER</b>	IP	WLS	BF	H	R	ER	SO	BB	IBB	HBP	BLK	WP	HR	S	P	ERA	WHIP			
<b>Kevin Appier, R</b> ERA: 3.8 (1, 1)	6.2	L	28	5	1	0	6	4	0	0	0	0	0	0	0	0.00	1.350			
<b>Storm Davis, R</b> ERA: 4.14 (7, 1)	0.1	L	5	2	4	0	1	1	0	0	0	0	2	10	20	0.00	9.000			
<b>Carlos Maldonado, R</b> ERA: 3.0 (8, 1)	1.0		6	1	1	1	0	2	0	0	0	0	0	12	24	9.00	3.000			






Batter	1	2	3	4	5	6	7	8	9	AB	R	H	RBI	BB	SO	LOB	TOP								
<b>Brian McRae, S</b> OBP: 0.287, SLG: 0.360 (1, 8)	4-0 CS BB		1-0 P1		1-0 G3			2-1 F7		3	0	0	0	1	0	1	<b>Kansas City Royals @ Oakland Athletics</b> Oakland-Alameda County Coliseum, Oakland, CA Sun Jun 30 1991, 3:33 AM PDT Att: 40,274 - Sunny - 78 F <a href="http://livebaseballscorecards.com">livebaseballscorecards.com</a>								
<b>Kirk Gibson, L</b> OBP: 0.325, SLG: 0.434 (1, 7)	2-3 K			1-1 G6-3		0-1 G6-3		2-3 K		4	0	0	0	0	2	2									
<b>George Brett, L</b> OBP: 0.320, SLG: 0.359 (1, 10)	4-2 1B BB			3-2 2B G6-3 1B		1-2 F7			3-2 P5	3	1	1	0	1	0	0									
<b>Danny Tartabull, R</b> OBP: 0.362, SLG: 0.560 (1, 9)	0-0 BB			0-2 BB		2-3 K			2-2 F9	4	0	2	0	0	1	0									
<b>Jim Eisenreich, L</b> OBP: 0.336, SLG: 0.393 (1, 3)		0-1 G3		3-2 G6-3			1-3 K		2-2 F9	4	0	0	1	0	1	1									
<b>Mike Macfarlane, R</b> OBP: 0.315, SLG: 0.472 (1, 2)		3-2 F7		3-H 3-2 F7			1-0 L4			3	0	0	0	0	0	1									
<b>Bill Pecota, R</b> OBP: 0.338, SLG: 0.432 (8, 4)		0-0 F8			2-0 HR		2-1 G6-3			3	1	1	1	0	0	0									
<b>Terry Shumpert, R</b> OBP: 0.258, SLG: 0.312 (8, PH)			0-2 G1-3		2-3 K			1-1 BB		2	0	0	0	0	1	0									
<b>Kevin Seitzer, R</b> OBP: 0.339, SLG: 0.325 (8, 5)										1	0	1	0	0	0	0									
<b>David Howard, S</b> OBP: 0.171, SLG: 0.081 (8, PH)			1-1 F7		3-1 G4-3			0-0 P3		2	0	0	0	0	0	0									
<b>Kurt Stillwell, S</b> OBP: 0.312, SLG: 0.354 (8, 6)										1	0	0	0	0	0	1									
<b>Inning Stats</b>	R: 0 E: 0 K: 1 S: 9	H: 1 LOB: 2 BB: 2 P: 19	R: 0 E: 0 K: 0 S: 6	H: 0 LOB: 0 BB: 0 P: 9	R: 0 E: 0 K: 0 S: 8	H: 0 LOB: 0 BB: 0 P: 10	R: 1 E: 0 K: 0 S: 15	H: 2 LOB: 1 BB: 0 P: 25	R: 1 E: 0 K: 1 S: 8	H: 1 LOB: 0 BB: 0 P: 16	R: 0 E: 0 K: 1 S: 9	H: 0 LOB: 0 BB: 0 P: 12	R: 0 E: 0 K: 1 S: 6	H: 0 LOB: 0 BB: 0 P: 10	R: 0 E: 0 K: 1 S: 8	H: 1 LOB: 1 BB: 0 P: 13	R: 0 E: 0 K: 0 S: 12	H: 0 LOB: 0 BB: 0 P: 19	1B: 3 2B: 1 3B: 0 HR: 1	SF: 0 SAC: 0 DP: 0 HBP: 0	WP: 0 PB: 0 SB: 0 CS: 1	PA: 32			
<b>PITCHER</b>	IP	WLS	BF	H	R	ER	SO	BB	IBB	HBP	BLK	WP	HR	S	P	ERA	WHIP								
<b>Mike Moore, R</b> ERA: 3.88	(1, 1)	5.0	W	19	4	2	2	2	0	0	0	0	1	46	79	3.60	1.200								
<b>Rick Honeycutt, L</b> ERA: 4.26	(6, 1)	1.1		4	0	0	2	0	0	0	0	0	0	12	16	0.00	0.000								
<b>Gene Nelson, R</b> ERA: 9.72	(7, 1)	1.2		6	1	0	0	0	0	0	0	0	0	11	19	0.00	0.600								
<b>Dennis Eckersley, R</b> ERA: 2.08	(9, 1)	1.0	S	3	0	0	0	0	0	0	0	0	0	12	19	0.00	0.000								

Batter	1	2	3	4	5	6	7	8	9	AB	R	H	RBI	BB	SO	LOB	BOTTOM								
<b>Rickey Henderson, R</b> OBP: 0.435, SLG: 0.384 (1, 7)	2-1 F9		4-1 FC1-5 HR BB	3-2 F8			0-1 SH3-4 1B			3	1	1	0	1	0	1	<b>Kansas City Royals @ Oakland Athletics</b> Oakland-Alameda County Coliseum, Oakland, CA Sun Jun 30 1991, 3:33 AM PDT Att: 40,274 - Sunny - 78 F <a href="http://livebaseballscorecards.com">livebaseballscorecards.com</a>								
<b>Ernest Riles, L</b> OBP: 0.348, SLG: 0.380 (1, 6)	1-2 P6		0-0 FC1-5 HR		1-1 G3		1-0 SH3-4			3	1	0	0	0	0	2									
<b>Jose Canseco, R</b> OBP: 0.359, SLG: 0.525 (1, 9)	0-3 K		0-2 BB		2-2 2B		2-3 K			4	1	2	3	0	2	2									
<b>Harold Baines, L</b> OBP: 0.410, SLG: 0.515 (1, 10)		0-0 G6-3	4-0 BB		2-3 K		4-0 K			2	0	0	0	2	1	1									
<b>Dave Henderson, R</b> OBP: 0.387, SLG: 0.574 (1, 8)		4-2 1B BB	3-2 F8		3-3 K		3-3 K			3	0	0	0	1	2	5									
<b>Mark McGwire, R</b> OBP: 0.361, SLG: 0.416 (1, 3)		0-0 F9	3-1 F9			0-0 G5-3		4-1 G5-3 SH1 BB		3	0	0	0	1	0	2									
<b>Jamie Quirk, L</b> OBP: 0.333, SLG: 0.307 (1, 2)		1-2 BB		0-1 G4-3 2B		0-1 P6		0-1 SH1		3	0	2	0	0	0	0									
<b>Vance Law, R</b> OBP: 0.302, SLG: 0.302 (1, 5)		0-0 P4		1-0 G4-3		2-2 G6-3		0-0 G5-3		4	0	0	0	0	0	4									
<b>Mike Gallego, R</b> OBP: 0.339, SLG: 0.294 (1, 4)			4-2 FC1-5 BB	0-0 F9			4-1 SH3-4 1B BB	2-0 2		1	0	0	0	2	0	1									
<b>Inning Stats</b>	R: 0 E: 0 K: 1 S: 9	H: 0 LOB: 0 BB: 0 P: 12	R: 0 E: 0 K: 0 S: 9	H: 1 LOB: 2 BB: 1 P: 14	R: 3 E: 0 K: 0 S: 13	H: 1 LOB: 1 BB: 3 P: 31	R: 0 E: 0 K: 0 S: 7	H: 1 LOB: 0 BB: 0 P: 11	R: 0 E: 0 K: 2 S: 14	H: 1 LOB: 1 BB: 0 P: 22	R: 0 E: 0 K: 0 S: 6	H: 0 LOB: 0 BB: 0 P: 8	R: 0 E: 0 K: 2 S: 13	H: 1 LOB: 3 BB: 2 P: 27	R: 0 E: 0 K: 0 S: 4	H: 0 LOB: 1 BB: 1 P: 10		R: 0 E: 0 K: 0 S: 12	H: 0 LOB: 0 BB: 0 P: 19	1B: 2 2B: 2 3B: 0 HR: 1	SF: 0 SAC: 2 DP: 0 HBP: 0	WP: 0 PB: 0 SB: 0 CS: 0	PA: 35		
<b>PITCHER</b>	IP	WLS	BF	H	R	ER	SO	BB	IBB	HBP	BLK	WP	HR	S	P	ERA	WHIP								
<b>Tom Gordon, R</b> ERA: 3.38	(1, 1)	7.0	L	32	5	3	3	5	1	0	0	0	1	71	125	3.86	1.429								
<b>Jeff Montgomery, R</b> ERA: 4.74	(8, 1)	1.0		4	0	0	0	1	0	0	0	0	0	4	10	0.00	1.000								

**AB** 30  
**R** 2  
**H** 5  
**RBI** 2  
**BB** 2  
**SO** 5  
**LOB** 6



**AB** 26  
**R** 3  
**H** 5  
**RBI** 3  
**BB** 7  
**SO** 5  
**LOB** 18









Batter	1	2	3	4	5	6	7	8	9	AB	R	H	RBI	BB	SO	LOB	TOP								
Rickey Henderson, R OBP: 0.433, SLG: 0.383 (1, 7)	F7		S BB		HR BB		G4-3 G3-1 2B		G6-3	3	2	1	1	2	0	1									
Ernest Riles, L OBP: 0.343, SLG: 0.365 (1, 6)	G3		G3		P5		G4-3			4	0	0	0	1	0	4									
Jose Canseco, R OBP: 0.356, SLG: 0.525 (1, 9)	K			F8	HR		G3-1		K	5	1	1	4	0	2	2									
Harold Baines, L OBP: 0.407, SLG: 0.533 (1, 10)		G4-3		HR			P5		K	5	1	1	1	0	2	2									
Terry Steinbach, R OBP: 0.325, SLG: 0.425 (1, 2)		G5-3		PB BB			G4-3		L7	3	0	0	0	1	0	0									
Jamie Quirk, L OBP: 0.342, SLG: 0.304 Mike Bordick, R OBP: 0.182, SLG: 0.273 (8, PH) (8, 5)				P5			FC4 BB		F7	1	0	0	0	1	0	1									
Willie Wilson, S OBP: 0.277, SLG: 0.321 (1, 8)				K			FC4		1B	4	0	1	0	0	1	3									
Vance Law, R OBP: 0.292, SLG: 0.301 (8, 3)				F8			F8		K	4	0	0	0	0	2	2									
Mike Gallego, R OBP: 0.344, SLG: 0.289 (1, 4)			K		HR BB				WP BB	1	2	0	0	3	1	0									
<b>Inning Stats</b>	R: 0 E: 0 K: 1 S: 7	H: 0 LOB: 0 BB: 0 P: 11	R: 0 E: 0 K: 0 S: 7	H: 0 LOB: 1 BB: 0 P: 11	R: 0 E: 0 K: 1 S: 10	H: 0 LOB: 1 BB: 1 P: 22	R: 1 E: 0 K: 1 S: 15	H: 1 LOB: 1 BB: 1 P: 25	R: 3 E: 0 K: 2 S: 19	H: 1 LOB: 0 BB: 2 P: 36	R: 0 E: 0 K: 0 S: 5	H: 0 LOB: 1 BB: 1 P: 12	R: 2 E: 0 K: 0 S: 10	H: 1 LOB: 0 BB: 1 P: 17	R: 0 E: 0 K: 1 S: 11	H: 1 LOB: 1 BB: 0 P: 17	R: 0 E: 0 K: 13 S: 13	H: 0 LOB: 2 BB: 2 P: 25	1B: 1 2B: 1 3B: 0 HR: 2	SF: 0 SAC: 0 DP: 0 HBP: 1	WP: 1 PB: 1 SB: 1 CS: 0	PA: 40			
<b>PITCHER</b>	IP	WLS	BF	H	R	ER	SO	BB	IBB	HBP	BLK	WP	HR	S	P	ERA	WHIP								
Nolan Ryan, R ERA: 2.97 (1, 1)	5.0		22	2	4	4	5	4	0	1	0	0	2	58	105	7.20	1.200								
Terry Mathews, R ERA: 7.45 (6, 1)	1.2		8	1	2	2	0	2	0	0	0	0	0	14	28	10.80	1.800								
Kenny Rogers, L ERA: 7.22 (7, 1)	1.1	W	5	1	0	0	1	0	0	0	0	0	0	12	18	0.00	0.750								
Jeff Russell, R ERA: 3.19 (9, 1)	1.0	S	5	0	0	0	2	2	0	0	0	1	0	13	25	0.00	2.000								

Oakland Athletics @ Texas Rangers  
Arlington Stadium, Arlington, TX  
Tue Jul 02 1991, 8:05 PM EDT  
Att: 41,172 - Cloudy - 96 F

AB	31
R	6
H	4
RBI	6
BB	8
SO	8
LOB	15



Batter	1	2	3	4	5	6	7	8	9	AB	R	H	RBI	BB	SO	LOB	BOTTOM								
Dean Palmer, R OBP: 0.355, SLG: 0.621 Gary Pettis, S OBP: 0.335, SLG: 0.248 (9, 8)	G4-3		HR	HR	1B	F9 1B	F8	P3		6	2	3	3	0	0	5									
Rafael Palmeiro, L OBP: 0.397, SLG: 0.517 (1, 3)	F7		HR	HR	HR	F7		G4-3		5	2	2	3	0	0	1									
Ruben Sierra, S OBP: 0.396, SLG: 0.538 (1, 9)	G3-1		1B	L8		1B		P4		5	0	2	0	0	0	0									
Julio Franco, R OBP: 0.385, SLG: 0.469 (1, 4)		G6-3	K		G4-3	F9		HBP 1B	1B	5	1	1	0	0	1	3									
Kevin Reimer, L OBP: 0.339, SLG: 0.401 Brian Downing, R OBP: 0.389, SLG: 0.432 (8, PH)		G5-3		1B	1B	K		HBP 1B	BB	4	0	2	0	0	1	2									
Juan Gonzalez, R OBP: 0.371, SLG: 0.500 (9, 7)			K		G6-3		G5-3	1B	HBP	4	1	1	0	0	1	3									
Steve Buechele, R OBP: 0.351, SLG: 0.479 (1, 5)		K		1B CS 1B	1B		G3 1B	1B	1B	4	1	3	2	1	1	1									
Ivan Rodriguez, R OBP: 0.413, SLG: 0.467 (1, 2)			F9	L3	1B	FC6-4	G3	BB	1B	5	0	4	1	0	0	0									
Jeff Huson, L OBP: 0.311, SLG: 0.301 (1, 6)			S HR	L3	1B	FC6-4	G3	BB	1B	4	1	1	0	1	0	7									
<b>Inning Stats</b>	R: 0 E: 0 K: 0 S: 8	H: 1 LOB: 1 BB: 0 P: 13	R: 0 E: 0 K: 1 S: 10	H: 1 LOB: 0 BB: 0 P: 18	R: 3 E: 0 K: 2 S: 20	H: 5 LOB: 2 BB: 0 P: 28	R: 3 E: 0 K: 0 S: 11	H: 4 LOB: 0 BB: 0 P: 15	R: 0 E: 0 K: 1 S: 9	H: 2 LOB: 3 BB: 1 P: 18	R: 0 E: 0 K: 1 S: 15	H: 2 LOB: 2 BB: 0 P: 20	R: 0 E: 0 K: 0 S: 12	H: 2 LOB: 2 BB: 0 P: 18	R: 3 E: 0 K: 0 S: 12	H: 3 LOB: 3 BB: 2 P: 26	1B: 14 2B: 3 3B: 0 HR: 3	SF: 0 SAC: 0 DP: 1 HBP: 1	WP: 0 PB: 0 SB: 2 CS: 1	PA: 46					
<b>PITCHER</b>	IP	WLS	BF	H	R	ER	SO	BB	IBB	HBP	BLK	WP	HR	S	P	ERA	WHIP								
Bob Welch, R ERA: 3.82 (1, 1)	4.0		21	10	6	3	3	0	3	49	74	6.75	2.500												
Joe Slusarski, R ERA: 5.16 (5, 1)	3.0		16	6	0	0	1	1	0	0	0	0	0	36	56	0.00	2.333								
Rick Honeycutt, L ERA: 5.14 (8, 1)	0.2	L	3	1	1	1	0	0	0	0	0	0	0	5	7	13.50	1.500								
Gene Nelson, R ERA: 10.59 (8, 1)	0.1		6	2	2	2	0	2	0	1	0	0	0	7	19	54.00	12.000								

Oakland Athletics @ Texas Rangers  
Arlington Stadium, Arlington, TX  
Tue Jul 02 1991, 8:05 PM EDT  
Att: 41,172 - Cloudy - 96 F


AB	42
R	9
H	19
RBI	9
BB	3
SO	4
LOB	22










Batter	1	2	3	4	5	6	7	8	9	10	AB	R	H	RBI	BB	SO	LOB	TOP									
Rickey Henderson, R OBP: 0.425, SLG: 0.389 (1, 7)	G1-3		K		F9		HR		G5-3		5	1	1	4	0	1	4	<p>Oakland Athletics @ Texas Rangers Arlington Stadium, Arlington, TX Thu Jul 04 1991, 8:05 PM EDT Att. - 41,652 - Cloudy - 91 F</p> <p>livebaseballscorecards.com</p> <p>AB 35 R 4 H 5 RBI 4 BB 5 SO 8 LOB 19</p> 									
Ernest Riles, L OBP: 0.335, SLG: 0.355 (1, 5) (7, 3)	E3		G4-3		F4		F8			K	5	0	0	0	0	1	3										
Jose Canseco, R OBP: 0.357, SLG: 0.533 (1, 10)	K			BB		G5-3	G4-3			P3	4	0	0	0	1	1	2										
Harold Baines, L OBP: 0.406, SLG: 0.529 (1, 9) (8, PH)	K			BB		F8		G5-3		G1-3	2	0	0	0	1	1	1										
Willie Wilson, S OBP: 0.272, SLG: 0.310 (8, 9)	K			FC6-4 BB		F8		G5-3		G1-3	2	0	0	0	0	0	0										
Dave Henderson, R OBP: 0.351, SLG: 0.559 (1, 8)		G5-3		K		L5		K			4	0	0	0	0	2	2										
Mark McGwire, R OBP: 0.369, SLG: 0.402 Lance Blankenship, R OBP: 0.314, SLG: 0.349 (1, 3) (7, PR) (7, 4)		G6-3		P4			FC1-5 1B	K			3	0	1	0	0	0	2										
Jamie Quirk, L OBP: 0.339, SLG: 0.302 (1, 2)		F9		FC6-4			BB FC1-5 HR 1B		K		4	1	1	0	0	1	2										
Mike Gallego, R OBP: 0.348, SLG: 0.310 (1, 4) (7, 6)		G6-3		G6-3		WP G5-3 1B	FC1-5 HR BB		G5-3 BB 1B		4	1	2	0	0	0	2										
Mike Bordick, R OBP: 0.235, SLG: 0.313 Terry Steinbach, R OBP: 0.339, SLG: 0.431 Vance Law, R OBP: 0.288, SLG: 0.290 (1, 6) (7, PH) (7, 5)				G5-3		G5-3	HR BB		G5-3 BB		1	0	0	0	1	0	1										
Inning Stats	R: 0 E: 1 K: 2 S: 9	H: 0 LOB: 1 BB: 0 P: 14	R: 0 E: 0 K: 0 S: 6	H: 0 LOB: 0 BB: 0 P: 9	R: 0 E: 0 K: 1 S: 9	H: 0 LOB: 1 BB: 1 P: 18	R: 0 E: 0 K: 1 S: 13	H: 0 LOB: 2 BB: 2 P: 23	R: 0 E: 0 K: 0 S: 5	H: 1 LOB: 1 BB: 0 P: 10	R: 0 E: 0 K: 0 S: 4	H: 0 LOB: 0 BB: 0 P: 7	R: 4 E: 0 K: 0 S: 11	H: 3 LOB: 1 BB: 1 P: 19	R: 0 E: 0 K: 2 S: 11	H: 0 LOB: 0 BB: 0 P: 18	R: 0 E: 0 K: 1 S: 9	H: 1 LOB: 1 BB: 1 P: 15	R: 0 E: 0 K: 1 S: 13	H: 0 LOB: 0 BB: 0 P: 15	1B: 4 2B: 0 3B: 0 HR: 1	SF: 0 SAC: 0 DP: 1 HBP: 0	WP: 1 PB: 0 SB: 0 CS: 0	PA: 40			
PITCHER	IP	WLS	BF	H	R	ER	SO	BB	IBB	HBP	BLK	WP	HR	S	P	ERA	WHIP										
Gerald Alexander, R ERA: 2.94 (1, 1)	7.0		30	4	4	4	4	4	0	0	0	1	1	57	100	5.14	1.143										
Kenny Rogers, L ERA: 7.07 (8, 1)	1.1		5	1	0	0	3	0	0	0	0	0	0	16	24	0.00	0.750										
Jeff Russell, R ERA: 3.07 (9, 1)	1.2	W	5	0	0	0	1	1	0	0	0	0	0	17	24	0.00	0.600										

Batter	1	2	3	4	5	6	7	8	9	10	AB	R	H	RBI	BB	SO	LOB	BOTTOM									
Dean Palmer, R OBP: 0.325, SLG: 0.500 Gary Pettis, S OBP: 0.335, SLG: 0.248 (1, 7) (10, 8)	HR HBP	BB			G5-3		F8		K		3	1	0	0	1	1	0	<p>Oakland Athletics @ Texas Rangers Arlington Stadium, Arlington, TX Thu Jul 04 1991, 8:05 PM EDT Att. - 41,652 - Cloudy - 91 F</p> <p>livebaseballscorecards.com</p> <p>AB 36 R 5 H 9 RBI 5 BB 4 SO 8 LOB 14</p> 									
Rafael Palmeiro, L OBP: 0.369, SLG: 0.526 (1, 3)	HR	K			WP FC1 1B		G4-3		P6		5	1	2	2	0	1	3										
Ruben Sierra, S OBP: 0.391, SLG: 0.529 (1, 9)	F7		G3		WP 1B			K		K	5	0	1	0	0	2	0										
Julio Franco, R OBP: 0.367, SLG: 0.463 (1, 4)	G3-6 BB		CS BB		FC1		G6-3		G4-3		3	0	0	0	2	0	2										
Kevin Reimer, L OBP: 0.333, SLG: 0.409 (1, 10)	G3-6-1		K		1-2 H		K		HR 1B		5	2	2	1	0	2	4										
Juan Gonzalez, R OBP: 0.365, SLG: 0.502 (1, 8) (10, 7)		K	CS	G3		G5-3		HR			4	1	1	2	0	1	0										
Steve Buechele, R OBP: 0.353, SLG: 0.475 (1, 5)		2B 1B			BB		K		1B		3	0	2	0	1	1	0										
Ivan Rodriguez, R OBP: 0.377, SLG: 0.442 (1, 2)		L7			L7		G5-3		G4-3		4	0	1	0	0	0	2										
Jeff Huson, L OBP: 0.301, SLG: 0.289 (1, 6)		G3		G4-3		G4-3			F7		4	0	0	0	0	0	3										
Inning Stats	R: 2 E: 0 K: 0 S: 16	H: 1 LOB: 0 BB: 1 P: 27	R: 0 E: 0 K: 2 S: 13	H: 2 LOB: 3 BB: 1 P: 24	R: 0 E: 0 K: 1 S: 7	H: 0 LOB: 0 BB: 1 P: 15	R: 0 E: 0 K: 0 S: 6	H: 0 LOB: 1 BB: 1 P: 13	R: 0 E: 0 K: 1 S: 9	H: 2 LOB: 2 BB: 0 P: 26	R: 0 E: 0 K: 1 S: 9	H: 0 LOB: 0 BB: 0 P: 13	R: 0 E: 0 K: 0 S: 7	H: 0 LOB: 0 BB: 0 P: 9	R: 2 E: 0 K: 1 S: 18	H: 3 LOB: 1 BB: 0 P: 22	R: 0 E: 0 K: 1 S: 10		H: 0 LOB: 0 BB: 0 P: 14	R: 1 E: 0 K: 1 S: 7	H: 1 LOB: 0 BB: 0 P: 9	1B: 5 2B: 1 3B: 0 HR: 3	SF: 0 SAC: 0 DP: 1 HBP: 1	WP: 1 PB: 0 SB: 1 CS: 1	PA: 42		
PITCHER	IP	WLS	BF	H	R	ER	SO	BB	IBB	HBP	BLK	WP	HR	S	P	ERA	WHIP										
Mike Moore, R ERA: 3.83 (1, 1)	6.0		26	5	2	2	5	4	0	1	0	0	0	4	6	3.00	1.500										
Todd Burns, R ERA: 2.31 (7, 1)	0.2		2	0	0	0	0	0	0	0	0	0	0	4	6	0.00	0.000										
Curt Young, L ERA: 4.19 (7, 1)	0.1		1	0	0	0	0	0	0	0	0	0	0	3	3	0.00	0.000										
Dennis Eckenstey, R ERA: 2.45 (8, 1)	2.0		9	3	2	2	2	0	0	0	0	0	1	28	36	9.00	1.500										
Gene Nelson, R ERA: 10.7 (10, 1)	0.2	L	3	1	1	1	1	0	0	0	0	0	1	7	9	13.50	1.500										



Batter	1	2	3	4	5	6	7	8	9	AB	R	H	RBI	BB	SO	LOB	TOP																			
<b>Rickey Henderson, R</b> OBP: 0.428, SLG: 0.385 (1, 7)	4-2 BB FC5-4 BB	0-0 G5-3		4-1 1-2 HR BB		4-0 G6-4-3 BB		2-2 F8		2	2	0	0	3	0	1																				
<b>Willie Wilson, S</b> OBP: 0.280, SLG: 0.310 (1, 8)	4-1 BB E BB		0-1 G3 SF8 BB	4-0 1-2 HR BB		1-2 G6-4-3		0-0 L7		3	3	1	0	2	0	1																				
<b>Jose Canseco, R</b> OBP: 0.394, SLG: 0.549 <b>Lance Blankenship, R</b> OBP: 0.314, SLG: 0.340 (9, PR) (9, 9)	4-0 FC5-4 BB		4-2 SF8 G3 BB	2-1 1-2 HR		1-2 G5-3		0-0 G5-4-3 2B		3	1	2	4	2	0	0																				
<b>Harold Baines, L</b> OBP: 0.406, SLG: 0.528 <b>Scott Hemond, R</b> OBP: 0.333, SLG: 0.200 (9, PR)	0-1 FC5-4		2-0 G3	0-0 G1-3		0-0 2B		4-2 G5-4-3 BB		4	1	1	1	1	0	3																				
<b>Mark McGwire, R</b> OBP: 0.354, SLG: 0.400 (1, 3)	2-3 K		0-0 SF8		1-1 F8		0-0 F9 1B		0-0 G5-4-3 BB	4	0	1	2	0	1	3																				
<b>Jamie Quirk, L</b> OBP: 0.333, SLG: 0.297 (1, 2)	0-0 P2		2-0 F8		1-1 G3-1		3-1 1-2 1B		0-2 G4-3	5	0	1	0	0	0	5																				
<b>Ernest Riles, L</b> OBP: 0.329, SLG: 0.348 (1, 5)		2-1 F8		1-2 G1-3		1-1 G6-3		1-1 F9		4	0	0	0	0	0	2																				
<b>Mike Gallego, R</b> OBP: 0.347, SLG: 0.322 (1, 4)		2-3 K		2-0 F7		2-2 HR		3-1 L4		4	1	1	1	0	1	2																				
<b>Mike Bordick, R</b> OBP: 0.286, SLG: 0.316 (1, 6)		3-2 1B		4-0 BB HR BB		2-2 G1-3		0-3 K		3	1	1	0	1	1	0																				
<b>Inning Stats</b>	R: 2 E: 1 K: 1 S: 11	H: 0 LOB: 1 BB: 3 P: 25	R: 0 E: 0 K: 1 S: 9	H: 1 LOB: 1 BB: 0 P: 16	R: 1 E: 0 K: 0 S: 7	H: 1 LOB: 1 BB: 1 P: 15	R: 4 E: 0 K: 0 S: 8	H: 1 LOB: 0 BB: 3 P: 25	R: 0 E: 0 K: 0 S: 6	H: 0 LOB: 0 BB: 0 P: 9	R: 1 E: 0 K: 0 S: 10	H: 1 LOB: 0 BB: 1 P: 19	R: 1 E: 0 K: 0 S: 12	H: 3 LOB: 2 BB: 0 P: 20	R: 0 E: 0 K: 1 S: 8	H: 0 LOB: 0 BB: 0 P: 10	R: 0 E: 0 K: 0 S: 8	H: 1 LOB: 3 BB: 1 P: 12	1B: 4 2B: 2 3B: 0 HR: 2	SF: 1 SAC: 0 DP: 2 HBP: 0	WP: 0 PB: 0 SB: 1 CS: 1	PA: 42														
<b>PITCHER</b>	IP	WLS	BF	H	R	ER	SO	BB	IBB	HBP	BLK	WP	HR	S	P	ERA	WHIP	<b>PITCHER</b>	IP	WLS	BF	H	R	ER	SO	BB	IBB	HBP	BLK	WP	HR	S	P	ERA	WHIP	
<b>Tom Gordon, R</b> ERA: 3.83 (1, 1)	3.2	L	21	3	7	6	2	7	0	0	0	0	1	34	80	14.73	2.727																			
<b>Mike Magnante, L</b> ERA: 4.11 (4, 1)	2.1		8	1	1	1	0	1	0	0	0	0	1	17	29	3.86	0.857																			
<b>Andy McGaffigan, R</b> ERA: 6.0 (7, 1)	3.0		13	4	1	1	1	1	0	0	0	0	0	28	42	3.00	1.667																			

Batter	1	2	3	4	5	6	7	8	9	AB	R	H	RBI	BB	SO	LOB	BOTTOM																				
<b>Gary Thurman, R</b> OBP: 0.303, SLG: 0.379 (1, 7)	1-1 F8		3-3 K			3-2 FC5-4 HBP		2-1 IHR		3	1	1	1	0	1	2																					
<b>Brian McRae, S</b> OBP: 0.291, SLG: 0.365 (1, 8)	3-3 K		0-0 G4-3			2-2 FC5-4 HR		1-0 G3		4	1	0	0	0	1	1																					
<b>George Brett, L</b> OBP: 0.324, SLG: 0.375 (1, 10)	1-2 F7		2-2 G3			0-0 HR		1-1 F7		4	1	1	2	0	0	0																					
<b>Danny Tartabull, R</b> OBP: 0.355, SLG: 0.563 (1, 9)		2-3 K		2-3 K		1-2 HR 1B		3-1 G5-3		4	0	1	0	0	2	0																					
<b>Jim Eisenreich, L</b> OBP: 0.339, SLG: 0.391 (1, 3)		1-1 P6		4-2 BB		1-0 P3		0-1 F7		3	0	0	0	1	0	1																					
<b>Kevin Seitzer, R</b> OBP: 0.354, SLG: 0.347 (1, 5)		0-0 1B		0-2 L4		1-0 P4		1-1 1B		4	0	2	0	0	0	1																					
<b>Brent Mayne, L</b> OBP: 0.338, SLG: 0.292 (1, 2)		1-2 G1-3		1-2 L9		3-1 G3 1B		2-1 F8		4	0	1	0	0	0	3																					
<b>Kurt Stillwell, S</b> OBP: 0.303, SLG: 0.347 (1, 6)			4-0 CS 1B BB		2-1 P5		2-1 G3		0-0 P6	3	0	0	0	1	0	3																					
<b>Terry Shumpert, R</b> OBP: 0.289, SLG: 0.337 <b>Warren Cromartie, L</b> OBP: 0.341, SLG: 0.362 <b>David Howard, S</b> OBP: 0.171, SLG: 0.081 (1, 4) (7, PH) (8, 4)			2-2 CS 1B BB		1-1 F7		3-1 G6-3			2	0	1	0	0	0	0																					
<b>Inning Stats</b>	R: 0 E: 0 K: 1 S: 9	H: 0 LOB: 0 BB: 0 P: 14	R: 0 E: 0 K: 1 S: 9	H: 1 LOB: 0 BB: 0 P: 13	R: 0 E: 0 K: 1 S: 6	H: 1 LOB: 0 BB: 1 P: 15	R: 0 E: 0 K: 1 S: 7	H: 0 LOB: 0 BB: 0 P: 11	R: 0 E: 0 K: 0 S: 13	H: 0 LOB: 1 BB: 1 P: 20	R: 2 E: 0 K: 0 S: 14	H: 2 LOB: 1 BB: 0 P: 22	R: 0 E: 0 K: 0 S: 7	H: 1 LOB: 1 BB: 0 P: 16	R: 1 E: 0 K: 0 S: 7	H: 1 LOB: 0 BB: 0 P: 14	R: 0 E: 0 K: 0 S: 7	H: 1 LOB: 1 BB: 0 P: 10	1B: 5 2B: 0 3B: 0 HR: 2	SF: 0 SAC: 0 DP: 0 HBP: 1	WP: 0 PB: 0 SB: 0 CS: 2	PA: 35															
<b>PITCHER</b>	IP	WLS	BF	H	R	ER	SO	BB	IBB	HBP	BLK	WP	HR	S	P	ERA	WHIP	<b>PITCHER</b>	IP	WLS	BF	H	R	ER	SO	BB	IBB	HBP	BLK	WP	HR	S	P	ERA	WHIP		
<b>Andy Hawkins, R</b> ERA: 5.57 (1, 1)	6.0	W	23	4	2	2	4	2	0	1	0	0	0	21	40	3.00	1.000																				
<b>Steve Children, R</b> ERA: 3.79 (7, 1)	3.0	S	12	3	1	1	0	0	0	0	0	0	0	21	40	3.00	1.000																				

Oakland Athletics @ Kansas City Royals  
Royals Stadium, Kansas City, MO  
Fri Jul 05 1991, 8:05 PM EDT  
Att: 40,762 - Sunny - 95 F

AB	32
R	9
H	8
RBI	8
BB	9
SO	3
LOB	17



Oakland Athletics @ Kansas City Royals  
Royals Stadium, Kansas City, MO  
Fri Jul 05 1991, 8:05 PM EDT  
Att: 40,762 - Sunny - 95 F

AB	32
R	3
H	7
RBI	3
BB	2
SO	4
LOB	12





Batter	1	2	3	4	5	6	7	8	9	AB	R	H	RBI	BB	SO	LOB	TOP				
<b>Rickey Henderson, R</b> OBP: 0.428, SLG: 0.383	F8		G4-3	K				F8		4	0	1	0	1	1	2	<b>Oakland Athletics @ Kansas City Royals</b> Royals Stadium, Kansas City, MO Sat Jul 06 1991, 8:05 PM EDT Att: 39,509 - Sunny - 96 F				
<b>Willie Wilson, S</b> OBP: 0.294, SLG: 0.305	F8		G4-3					G4-3		3	1	0	1	0	0	3					
<b>Jose Canseco, R</b> OBP: 0.370, SLG: 0.556	F8		CS							4	1	3	3	1	0	1					
<b>Harold Baines, L</b> OBP: 0.406, SLG: 0.536	F7									4	1	1	2	1	1	3					
<b>Mark McGwire, R</b> OBP: 0.355, SLG: 0.398										4	0	1	0	1	1	3					
<b>Terry Steinbach, R</b> OBP: 0.328, SLG: 0.430	G1-3									5	2	1	0	0	0	2					
<b>Ernest Riles, L</b> OBP: 0.332, SLG: 0.347	F7									3	1	1	0	1	0	1					
<b>Mike Gallego, R</b> OBP: 0.349, SLG: 0.325										4	2	2	1	0	0	2					
<b>Mike Bordick, R</b> OBP: 0.320, SLG: 0.348										4	1	2	2	0	1	1					
<b>Inning Stats</b>	R: 0 E: 0 K: 0 S: 8	H: 0 LOB: 1 BB: 0 P: 12	R: 0 E: 0 K: 1 S: 9	H: 0 LOB: 0 BB: 0 P: 12	R: 1 E: 0 K: 0 S: 14	H: 2 LOB: 0 BB: 0 P: 21	R: 7 E: 0 K: 1 S: 25	H: 5 LOB: 2 BB: 3 P: 47	R: 1 E: 0 K: 0 S: 14	H: 2 LOB: 0 BB: 1 P: 22	R: 0 E: 0 K: 0 S: 7	H: 1 LOB: 0 BB: 0 P: 11	R: 0 E: 0 K: 1 S: 9	H: 0 LOB: 0 BB: 0 P: 11	R: 0 E: 0 K: 1 S: 6	H: 2 LOB: 1 BB: 0 P: 10	1B: 9 2B: 2 3B: 0 HR: 1	SF: 0 SAC: 0 DP: 2 HBP: 2	WP: 1 PB: 0 SB: 0 CS: 2	PA: 43	
<b>PITCHER</b>	IP	WLS	BF	H	R	ER	SO	BB	IBB	HBP	BLK	WP	HR	S	P	ERA	WHIP				
<b>Mike Boddicker, R</b> ERA: 3.64	3.2	L	21	7	8	8	2	2	0	2	0	0	1	53	83	19.64	2.455				
<b>Carlos Maldonado, R</b> ERA: 2.45	2.1	11	2	1	1	0	2	1	0	0	0	1	0	24	42	3.86	1.714				
<b>Andy McGaffigan, R</b> ERA: 4.5	2.0	7	2	0	0	1	0	0	0	0	0	0	0	16	19	0.00	1.000				
<b>Mike Magnante, L</b> ERA: 3.94	0.2	1	0	0	0	0	1	0	0	0	0	0	0	3	5	0.00	0.000				
<b>Storm Davis, R</b> ERA: 4.97	0.1	2	1	0	0	0	0	0	0	0	0	0	0	2	4	0.00	3.000				

Batter	1	2	3	4	5	6	7	8	9	AB	R	H	RBI	BB	SO	LOB	BOTTOM					
<b>Gary Thurman, R</b> OBP: 0.301, SLG: 0.374	P3									4	0	1	0	0	1	2	<b>Oakland Athletics @ Kansas City Royals</b> Royals Stadium, Kansas City, MO Sat Jul 06 1991, 8:05 PM EDT Att: 39,509 - Sunny - 96 F					
<b>Brian McRae, S</b> OBP: 0.289, SLG: 0.362	CS									5	0	1	0	0	1	4						
<b>George Brett, L</b> OBP: 0.322, SLG: 0.376	F9									5	1	1	0	0	0	2						
<b>Danny Tartabull, R</b> OBP: 0.361, SLG: 0.599	CS									4	3	3	4	0	0	0						
<b>Jim Eisenreich, L</b> OBP: 0.333, SLG: 0.384	F8									4	0	0	0	0	0	0						
<b>Kevin Seitzer, R</b> OBP: 0.357, SLG: 0.351	HBP									4	1	2	0	0	1	0						
<b>Mike Macfarlane, R</b> OBP: 0.322, SLG: 0.485	HBP									3	2	1	1	0	0	1						
<b>Kurt Stillwell, S</b> OBP: 0.302, SLG: 0.346										4	0	1	1	0	1	1						
<b>David Howard, S</b> OBP: 0.182, SLG: 0.100										3	0	1	1	0	2	0						
<b>Brent Mayne, L</b> OBP: 0.333, SLG: 0.288										1	0	0	0	0	1	0						
<b>Inning Stats</b>	R: 0 E: 0 K: 0 S: 9	H: 1 LOB: 0 BB: 0 P: 17	R: 3 E: 0 K: 1 S: 14	H: 4 LOB: 2 BB: 0 P: 19	R: 0 E: 0 K: 0 S: 5	H: 0 LOB: 0 BB: 0 P: 8	R: 0 E: 0 K: 1 S: 7	H: 0 LOB: 0 BB: 0 P: 10	R: 0 E: 0 K: 2 S: 11	H: 0 LOB: 0 BB: 0 P: 16	R: 1 E: 0 K: 1 S: 8	H: 1 LOB: 0 BB: 0 P: 10	R: 1 E: 0 K: 1 S: 9	H: 2 LOB: 1 BB: 0 P: 13	R: 2 E: 0 K: 0 S: 12	H: 3 LOB: 1 BB: 0 P: 17	R: 0 E: 0 K: 1 S: 7	H: 1 LOB: 1 BB: 0 P: 10	1B: 7 2B: 1 3B: 0 HR: 4	SF: 0 SAC: 0 DP: 0 HBP: 1	WP: 0 PB: 0 SB: 0 CS: 1	PA: 40
<b>PITCHER</b>	IP	WLS	BF	H	R	ER	SO	BB	IBB	HBP	BLK	WP	HR	S	P	ERA	WHIP					
<b>Bob Welch, R</b> ERA: 3.98	6.2	W	28	8	5	5	6	0	0	1	0	0	3	62	91	6.75	1.200					
<b>Rick Honeycutt, L</b> ERA: 6.14	0.1	2	1	1	1	0	0	0	0	0	0	0	0	3	6	27.00	3.000					
<b>Gene Nelson, R</b> ERA: 11.0	0.1	2	1	1	1	0	0	0	0	0	0	0	1	4	5	27.00	3.000					
<b>Dennis Eckersley, R</b> ERA: 2.35	1.2	S	7	2	0	0	1	0	0	0	0	0	0	13	18	0.00	1.200					

AB	35
R	9
H	12
RBI	9
BB	5
SO	4
LOB	18




AB	38
R	7
H	12
RBI	7
BB	0
SO	7
LOB	10










Batter	1	2	3	4	5	6	7	8	9	AB	R	H	RBI	BB	SO	LOB	TOP								
Mike Devereaux, R (1,8) OBP: 0.325, SLG: 0.446	P3			FC6-5 2B		K		G6-3		4	0	1	0	0	1	0	<b>Baltimore Orioles @ Oakland Athletics</b> Oakland-Alameda County Coliseum, Oakland, CA Thu Jul 11 1991, 7:05 PM PDT Att: 34,015 - Sunny - 62 F								
Brady Anderson, L (1,7) OBP: 0.326, SLG: 0.276	G5-3			F8		G5-3		G5-4-3 BB		3	0	0	0	1	0	1									
Cal Ripken Jr., R (1,6) OBP: 0.401, SLG: 0.588	K2-3			FC6-5		E5		G5-4-3		4	0	0	0	0	1	2									
Juan Bell, R (8,6) OBP: 0.159, SLG: 0.164				2-3				1-2		0	0	0	0	0	0	0									
Joe Orsulak, L (1,9) OBP: 0.281, SLG: 0.312				F8		G4-3				3	0	1	0	0	0	2									
David Segui, S (9,PH) OBP: 0.314, SLG: 0.386								G4-6-3		1	0	1	0	0	0	0									
Randy Milligan, R (1,3) OBP: 0.376, SLG: 0.434						F8		G4-6-3		4	0	0	0	0	0	2									
Dwight Evans, R (1,10) OBP: 0.393, SLG: 0.383										2	0	0	0	2	2	0									
Leo Gomez, R (1,5) OBP: 0.361, SLG: 0.414										4	0	3	0	0	0	1									
Chris Hoiles, R (1,2) OBP: 0.299, SLG: 0.346										3	0	0	0	0	3	4									
Billy Ripken, R (1,4) OBP: 0.260, SLG: 0.256										2	0	0	0	0	1	3									
Chito Martinez, L (8,PH) OBP: 0.429, SLG: 0.714										1	1	1	1	0	0	0									
Tim Lincecum, R (8,4) OBP: 0.267, SLG: 0.345										0	0	0	0	0	0	0									
																									
<b>Inning Stats</b>	R: 0 E: 0 K: 1 S: 9	H: 0 LOB: 0 BB: 0 P: 13	R: 0 E: 0 K: 1 S: 6	H: 1 LOB: 0 BB: 0 P: 12	R: 0 E: 0 K: 1 S: 11	H: 1 LOB: 0 BB: 0 P: 17	R: 0 E: 0 K: 0 S: 8	H: 1 LOB: 1 BB: 0 P: 14	R: 0 E: 0 K: 2 S: 11	H: 0 LOB: 1 BB: 0 P: 20	R: 0 E: 1 K: 1 S: 13	H: 0 LOB: 1 BB: 0 P: 20	R: 0 E: 0 K: 2 S: 11	H: 1 LOB: 1 BB: 0 P: 18	R: 1 E: 0 K: 0 S: 11	H: 1 LOB: 0 BB: 1 P: 19	R: 0 E: 0 K: 0 S: 6	H: 1 LOB: 1 BB: 1 P: 10	1B: 5 2B: 1 3B: 0 HR: 1	SF: 0 SAC: 0 DP: 4 HBP: 0	WP: 0 PB: 0 SB: 0 CS: 0	PA: 34			
<b>PITCHER</b>	IP	WLS	BF	H	R	ER	SO	BB	IBB	HBP	BLK	WP	HR	S	P	ERA	WHIP								
Dave Stewart, R (1,1) ERA: 5.11	7.0	W	26	5	0	0	8	1	0	0	0	0	0	69	114	0.00	0.857								
Gene Nelson, R (8,1) ERA: 10.89	1.0		4	1	1	1	0	1	0	0	0	0	1	11	19	9.00	2.000								
Rick Honeycutt, L (9,1) ERA: 5.4	1.0		4	1	0	0	0	1	0	0	0	0	0	6	10	0.00	2.000								

Batter	1	2	3	4	5	6	7	8	9	AB	R	H	RBI	BB	SO	LOB	BOTTOM								
Rickey Henderson, R (1,7) OBP: 0.429, SLG: 0.382				L9				FC3-6		3	1	1	0	1	0	2	<b>Baltimore Orioles @ Oakland Athletics</b> Oakland-Alameda County Coliseum, Oakland, CA Thu Jul 11 1991, 7:05 PM PDT Att: 34,015 - Sunny - 62 F								
Wille Wilson, S (8,7) OBP: 0.299, SLG: 0.303								FC6-4		1	0	0	0	0	0	1									
Ernest Riles, L (1,5) OBP: 0.327, SLG: 0.342										5	1	1	0	0	0	2									
Jose Canseco, R (1,9) OBP: 0.375, SLG: 0.556										4	2	3	1	0	0	0									
Lance Blankenship, R (8,9) OBP: 0.311, SLG: 0.331										1	0	0	0	0	1	1									
Harold Baines, L (1,10) OBP: 0.407, SLG: 0.536										4	2	2	0	0	0	1									
Dave Henderson, R (1,8) OBP: 0.373, SLG: 0.543										4	0	0	0	0	1	4									
Jamie Quirk, L (9,2) OBP: 0.333, SLG: 0.297										0	0	0	0	0	0	0									
Mark McSwire, R (1,3) OBP: 0.360, SLG: 0.400										1	2	1	1	3	0	0									
Vance Law, R (9,7) OBP: 0.287, SLG: 0.282										0	0	0	0	0	0	0									
Terry Steinbach, R (1,2) OBP: 0.328, SLG: 0.432										3	0	1	2	0	0	2									
Mike Gallego, R (1,4) OBP: 0.350, SLG: 0.326										4	0	2	3	0	0	1									
Mike Bordick, R (1,6) OBP: 0.313, SLG: 0.333										4	0	1	0	0	0	4									
																									
<b>Inning Stats</b>	R: 5 E: 0 K: 0 S: 18	H: 5 LOB: 2 BB: 2 P: 34	R: 0 E: 0 K: 0 S: 12	H: 0 LOB: 0 BB: 0 P: 19	R: 1 E: 2 K: 0 S: 9	H: 0 LOB: 1 BB: 1 P: 19	R: 0 E: 0 K: 0 S: 7	H: 1 LOB: 1 BB: 0 P: 12	R: 0 E: 0 K: 0 S: 5	H: 0 LOB: 0 BB: 1 P: 12	R: 0 E: 0 K: 0 S: 7	H: 1 LOB: 1 BB: 0 P: 14	R: 2 E: 0 K: 1 S: 16	H: 4 LOB: 2 BB: 0 P: 27	R: 0 E: 0 K: 1 S: 9	H: 1 LOB: 1 BB: 0 P: 11	1B: 12 2B: 0 3B: 0 HR: 0	SF: 1 SAC: 0 DP: 2 HBP: 0	WP: 1 PB: 0 SB: 1 CS: 0	PA: 39					
<b>PITCHER</b>	IP	WLS	BF	H	R	ER	SO	BB	IBB	HBP	BLK	WP	HR	S	P	ERA	WHIP								
Jeff Robinson, R (1,1) ERA: 4.97	0.1	L	8	5	5	5	0	2	0	0	0	0	0	15	30	135.00	21.000								
Todd Frohwrith, R (1,1) ERA: 1.35	2.2		10	0	1	0	0	1	0	0	0	0	0	24	42	0.00	0.375								
Paul Kilgus, L (4,1) ERA: 5.26	3.0		11	2	0	0	0	1	0	0	0	0	0	19	38	0.00	1.000								
Mark Williamson, R (7,1) ERA: 4.45	1.0		6	4	2	2	1	0	0	0	0	0	0	16	27	18.00	4.000								
Gregg Olson, R (8,1) ERA: 3.44	1.0		4	1	0	0	1	0	0	0	0	0	0	9	11	0.00	1.000								



Batter	1	2	3	4	5	6	7	8	9	AB	R	H	RBI	BB	SO	LOB	TOP								
<b>Mike Devereaux, R</b> OBP: 0.332, SLG: 0.446 (1, 8)	4-0 1B SF7 1B BB	4-1 BB		1-2 2H 2H 1B			4-2 FC3-5 S BB		3-2 G5-3	2	1	1	2	3	0	0									
<b>Joe Orsulak, L</b> OBP: 0.283, SLG: 0.314 (1, 7) (8, 9)	1-1 1B SAFE	3-2 L4		1-0 G3			2-1 FC3-5 HR		1-1 FC6-4 1B	5	1	2	0	0	0	4									
<b>Cal Ripken Jr., R</b> OBP: 0.403, SLG: 0.601 (1, 6)	2-1 1B		3-2 F8-5 2B		0-1 F8		2-0 HR		0-0 FC6-4 1-2	5	1	3	2	0	0	1									
<b>Sam Horn, L</b> OBP: 0.348, SLG: 0.544 (1, 10)	2-2 SF7		2-2 F8-5		3-2 G1-6-3 1B		1-3 K			3	0	1	1	0	1	1									
<b>Randy Milligan, R</b> OBP: 0.371, SLG: 0.427 (1, 3)	3-H K		1-3 F9		1-2 G1-6-3 1-2		1-0 P3			4	0	0	0	0	1	3									
<b>Chito Martinez, L</b> OBP: 0.389, SLG: 0.611 <b>Brady Anderson, L</b> OBP: 0.326, SLG: 0.276 (8, PR) (8, 7)	1-3 K			1-3 K			2-3 K		0-1 G6-3 1B	4	0	1	0	0	3	2									
<b>Leo Gomez, R</b> OBP: 0.353, SLG: 0.403 (1, 5)		2-0 F8		1-0 F8			1-1 G6-3		2-3 K	4	0	0	0	0	1	1	AB 35								
<b>Chris Hoiles, R</b> OBP: 0.309, SLG: 0.381 (1, 2)		3-2 G3 2B		2-2 2B 1B			1-0 HR		2-2 G6-3 1-2	4	2	3	1	0	0	1	R 6								
<b>Billy Ripken, R</b> OBP: 0.260, SLG: 0.261 (1, 4)	0-1 G3			1-1 1B 2B			2-1 G5-3		2-1 F7	4	1	1	0	0	0	1	H 12								
<b>Inning Stats</b>	R: 1 E: 0 K: 2 S: 14	H: 2 LOB: 2 BB: 1 P: 25	R: 0 E: 0 K: 0 S: 14	H: 1 LOB: 2 BB: 1 P: 26	R: 0 E: 0 K: 0 S: 7	H: 1 LOB: 0 BB: 0 P: 12	R: 2 E: 0 K: 1 S: 13	H: 3 LOB: 1 BB: 0 P: 20	R: 0 E: 0 K: 0 S: 8	H: 1 LOB: 0 BB: 0 P: 12	R: 1 E: 0 K: 1 S: 8	H: 1 LOB: 0 BB: 0 P: 14	R: 2 E: 0 K: 1 S: 10	H: 1 LOB: 1 BB: 1 P: 20	R: 0 E: 0 K: 1 S: 9	H: 1 LOB: 0 BB: 0 P: 13	R: 0 E: 0 K: 0 S: 8	H: 1 LOB: 1 BB: 0 P: 14	1B: 7 2B: 4 3B: 0 HR: 2	SF: 1 SAC: 0 DP: 3 HBP: 0	WP: 0 PB: 0 SB: 1 CS: 0	PA: 39			
<b>PITCHER</b>	IP	WLS	BF	H	R	ER	SO	BB	IBB	HBP	BLK	WP	HR	S	P	ERA	WHIP								
<b>Bob Welch, R</b> ERA: 4.08 <b>Curt Young, L</b> ERA: 4.1 <b>Todd Burns, R</b> ERA: 3.46 <b>Joe Klink, L</b> ERA: 2.6 <b>Steve Chitren, R</b> ERA: 3.7	(1, 1)	3.2	19	7	3	3	3	2	0	0	0	0	0	17	28	7.36	2.455								
<b>PITCHER</b>	IP	WLS	BF	H	R	ER	SO	BB	IBB	HBP	BLK	WP	HR	S	P	ERA	WHIP								
<b>Gene Nelson, R</b> ERA: 10.35	(9, 1)	1.0	4	1	0	0	0	0	0	0	0	0	0	6	14	0.00	1.000								

Baltimore Orioles @ Oakland Athletics  
Oakland-Alameda County Coliseum, Oakland, CA

AB 35  
R 6  
H 12  
RBI 6  
BB 3  
SO 6  
LOB 14



WP: 0 PA: 39  
PB: 0  
SB: 1  
CS: 0

Batter	1	2	3	4	5	6	7	8	9	AB	R	H	RBI	BB	SO	LOB	BOTTOM								
<b>Rickey Henderson, R</b> OBP: 0.426, SLG: 0.384 (1, 7)	3-2 S G4-3 2B		0-0 G4-3		0-0 E3		2-3 K			4	1	1	0	0	1	0									
<b>Ernest Riles, L</b> OBP: 0.322, SLG: 0.335 (1, 5)	1-3 K		3-3 K		0-1 F7			2-3 K		4	0	0	0	0	3	2									
<b>Jose Canseco, R</b> OBP: 0.374, SLG: 0.550 (1, 9)	4-0 G4-3 S 1B BB		2-3 K			0-0 P2		3-2 F9		3	1	0	0	1	1	0									
<b>Harold Baines, L</b> OBP: 0.405, SLG: 0.532 (1, 10)	2-2 G4-3			1-1 F7		0-1 G1-3 1B		0-0 F8		4	0	1	1	0	0	1									
<b>Dave Henderson, R</b> OBP: 0.372, SLG: 0.539 (1, 8)	3-2 3-H 1B			2-2 L9		1-1 G1-3		3-2 P3		4	0	1	1	0	0	1									
<b>Mark McSwire, R</b> OBP: 0.359, SLG: 0.395 (1, 3)	1-0 F9			3-3 K		4-0 BB		3-3 K		3	0	0	0	1	2	1									
<b>Terry Steinbach, R</b> OBP: 0.323, SLG: 0.425 (1, 2)		2-0 P4			1-0 G6-3		1-0 F9		1-1 G5-3	4	0	0	0	0	2		AB 32								
<b>Mike Gallego, R</b> OBP: 0.350, SLG: 0.327 (1, 4)		2-0 F8			2-2 E 1B		1-3 K			3	1	1	0	0	1	0	R 3								
<b>Mike Bordick, R</b> OBP: 0.286, SLG: 0.303 (1, 6)		2-2 G6-3			1-3 K		0-0 G4-3			3	0	0	0	0	1	1	H 4								
<b>Inning Stats</b>	R: 2 E: 0 K: 1 S: 14	H: 2 LOB: 1 BB: 1 P: 28	R: 0 E: 0 K: 0 S: 6	H: 0 LOB: 0 BB: 0 P: 12	R: 0 E: 0 K: 2 S: 9	H: 0 LOB: 0 BB: 0 P: 14	R: 0 E: 0 K: 1 S: 10	H: 0 LOB: 0 BB: 0 P: 16	R: 1 E: 1 K: 1 S: 11	H: 1 LOB: 1 BB: 0 P: 15	R: 0 E: 0 K: 0 S: 6	H: 1 LOB: 2 BB: 1 P: 12	R: 0 E: 0 K: 2 S: 8	H: 0 LOB: 0 BB: 0 P: 11	R: 0 E: 0 K: 1 S: 9	H: 0 LOB: 0 BB: 0 P: 14	R: 0 E: 0 K: 1 S: 8	H: 0 LOB: 0 BB: 0 P: 15	1B: 3 2B: 1 3B: 0 HR: 0	SF: 0 SAC: 0 DP: 0 HBP: 0	WP: 0 PB: 0 SB: 2 CS: 0	PA: 34			
<b>PITCHER</b>	IP	WLS	BF	H	R	ER	SO	BB	IBB	HBP	BLK	WP	HR	S	P	ERA	WHIP								
<b>Ben McDonald, R</b> ERA: 5.43 <b>Gregg Olson, R</b> ERA: 3.35	(1, 1)	8.0	31	4	3	2	8	2	0	0	0	0	0	73	122	2.25	0.750								
<b>PITCHER</b>	IP	WLS	BF	H	R	ER	SO	BB	IBB	HBP	BLK	WP	HR	S	P	ERA	WHIP								
	(9, 1)	1.0	3	0	0	0	1	0	0	0	0	0	0	8	15	0.00	0.000								


Baltimore Orioles @ Oakland Athletics  
Oakland-Alameda County Coliseum, Oakland, CA


AB 32  
R 3  
H 4  
RBI 2  
BB 2  
SO 9  
LOB 8



WP: 0 PA: 34  
PB: 0  
SB: 2  
CS: 0



Batter	1	2	3	4	5	6	7	8	9	AB	R	H	RBI	BB	SO	LOB	TOP										
Mike Devereaux, R (1.8) OBP: 0.337, SLG: 0.460	1-1 P4		3-2 CS 1B			2-2 HR		1-0 1B		4	1	3	1	0	0	0	<p><b>Baltimore Orioles @ Oakland Athletics</b> Oakland-Alameda County Coliseum, Oakland, CA</p> <p>Sat Jul 13 1991, 3:33 AM PDT Att: 40,047 - Cloudy - 62 F</p> <p>livebaseballscores.com</p> <p>AB 32 R 2 H 6 RBI 2 BB 3 SO 3 LOB 11</p> 										
Joe Orsulak, L (1.7) OBP: 0.279, SLG: 0.309	0-0 F8		2-2 CS 1-2	1-0 L7		2-1 F9		2-3 K		4	0	0	0	0	1	1											
Cal Ripken Jr., R (1.6) OBP: 0.399, SLG: 0.593	1-1 G1-3			1-1 P3		3-1 F7		2-1 F7		4	0	0	0	0	0	1											
Sam Horn, L (1.10) OBP: 0.347, SLG: 0.538 David Segui, S (9, PH) OBP: 0.311, SLG: 0.383		1-1 L6		1-0 G3		4-1 FC6-4 BB		1-0 G1		2	0	0	0	1	0	0											
Randy Milligan, R (1.3) OBP: 0.373, SLG: 0.426		2-2 G3-4 1B			0-0 G6-3	0-0 FC6-4 1-2		4-1 BB BB		3	0	1	0	1	0	1											
Chito Martinez, L (1.9) OBP: 0.409, SLG: 0.619 Brady Anderson, L (9, PR) OBP: 0.326, SLG: 0.276		0-1 G3-4-1			2-1 E 1B		1-0 G4-3	4-2 BB 1-2 BB		3	1	1	0	1	0	1											
Leo Gomez, R (1.5) OBP: 0.345, SLG: 0.392		3-2 F9		1-1 P2		0-2 L6		2-3 K		4	0	0	0	0	1	4											
Chris Hoiles, R (1.2) OBP: 0.308, SLG: 0.378			0-1 G6-3		0-1 FC6-4 1B		0-1 F7	1-3 K		4	0	1	1	0	1	2											
Billy Ripken, R (1.4) OBP: 0.256, SLG: 0.257			0-0 F9		3-H 2-2 FC6-4 1-2			2-2 G6-3		3	0	0	0	0	0	1											
<b>Inning Stats</b>	R: 0 E: 0 K: 0 S: 5	H: 0 LOB: 0 BB: 0 P: 7	R: 0 E: 0 K: 0 S: 12	H: 1 LOB: 1 BB: 0 P: 18	R: 0 E: 0 K: 0 S: 10	H: 1 LOB: 0 BB: 0 P: 15	R: 0 E: 0 K: 0 S: 4	H: 0 LOB: 0 BB: 0 P: 7	R: 1 E: 1 K: 0 S: 11	H: 2 LOB: 1 BB: 0 P: 16	R: 1 E: 0 K: 0 S: 9	H: 1 LOB: 1 BB: 1 P: 20	R: 0 E: 0 K: 0 S: 6	H: 0 LOB: 0 BB: 0 P: 7	R: 0 E: 0 K: 0 S: 10	H: 1 LOB: 1 BB: 0 P: 17		R: 0 E: 0 K: 2 S: 12	H: 0 LOB: 0 BB: 2 P: 24	1B: 4 2B: 1 3B: 0 HR: 1	SF: 0 SAC: 0 DP: 0 HBP: 0	WP: 0 PB: 0 SB: 0 CS: 1	PA: 36				
<b>PITCHER</b>	IP	WLS	BF	H	R	ER	SO	BB	IBB	HBP	BLK	WP	HR	S	P	ERA	WHIP										
Eric Show, R (1.1) ERA: 10.47	7.0	L	26	5	2	2	0	1	0	0	0	0	1	57	90	2.57	0.857										
Steve Chitren, R (8.1) ERA: 3.67	0.1		2	1	0	0	0	0	0	0	0	0	0	5	8	0.00	3.000										
Joe Klink, L (8.1) ERA: 2.54	0.2		2	0	0	0	1	0	0	0	0	0	0	5	9	0.00	0.000										
Dennis Eckersley, R (9.1) ERA: 2.29	1.0		5	0	0	0	2	2	0	0	0	0	0	12	24	0.00	2.000										

Batter	1	2	3	4	5	6	7	8	9	AB	R	H	RBI	BB	SO	LOB	BOTTOM										
Willie Wilson, S (1.7) OBP: 0.280, SLG: 0.297	1-2 G4-3		2-1 F7			0-0 G1-3		3-2 G4-3		4	0	0	0	0	0	0	<p><b>Baltimore Orioles @ Oakland Athletics</b> Oakland-Alameda County Coliseum, Oakland, CA</p> <p>Sat Jul 13 1991, 3:33 AM PDT Att: 40,047 - Cloudy - 62 F</p> <p>livebaseballscores.com</p> <p>AB 27 R 0 H 0 RBI 0 BB 4 SO 5 LOB 4</p> 										
Lance Blankenship, R (9.4) OBP: 0.311, SLG: 0.531										0	0	0	0	0	0	0											
Dave Henderson, R (1.8) OBP: 0.370, SLG: 0.534	1-2 F8			0-0 G1-3		4-1 BB		1-1 G6-3		3	0	0	0	1	0	0											
Jose Canseco, R (1.9) OBP: 0.372, SLG: 0.544	4-0 FC4-6 BB			1-3 K		2-3 K		1-3 K		3	0	0	0	1	3	1											
Harold Baines, L (1.10) OBP: 0.403, SLG: 0.526	0-2 FC4-6 1-2			4-1 BB			0-1 G6-3	2-3 K		3	0	0	0	1	1	1											
Mark McGwire, R (1.3) OBP: 0.356, SLG: 0.391		3-1 G3		2-1 F8		1-0 F8				3	0	0	0	0	0	1											
Jamie Quirk, L (1.2) OBP: 0.328, SLG: 0.292		3-1 F7			1-0 G3-1		4-2 BB			2	0	0	0	0	0	0											
Vance Law, R (7, PH) OBP: 0.293, SLG: 0.282										0	0	0	0	1	0	0											
Ernest Riles, L (1.5) OBP: 0.319, SLG: 0.332		1-0 F7			0-0 P5		1-0 G6-3			2	0	0	0	0	0	0											
Terry Steinbach, R (7, PH) OBP: 0.321, SLG: 0.423										1	0	0	0	0	0	1											
Mike Gallego, R (1.4) OBP: 0.346, SLG: 0.323			3-2 P4		2-3 K			2-1 P3		3	0	0	0	0	1	0											
Mike Bordick, R (1.6) OBP: 0.270, SLG: 0.286 Rickey Henderson, R (8, PH) OBP: 0.425, SLG: 0.383			0-0 F9			1-2 G5-3		3-1 G5-3		2	0	0	0	0	0	0											
<b>Inning Stats</b>	R: 0 E: 0 K: 0 S: 9	H: 0 LOB: 1 BB: 1 P: 15	R: 0 E: 0 K: 0 S: 5	H: 0 LOB: 0 BB: 0 P: 12	R: 0 E: 0 K: 0 S: 6	H: 0 LOB: 0 BB: 0 P: 11	R: 0 E: 0 K: 1 S: 7	H: 0 LOB: 1 BB: 1 P: 14	R: 0 E: 0 K: 1 S: 10	H: 0 LOB: 0 BB: 0 P: 11	R: 0 E: 0 K: 0 S: 6	H: 0 LOB: 1 BB: 1 P: 12	R: 0 E: 0 K: 0 S: 9	H: 0 LOB: 0 BB: 0 P: 17	R: 0 E: 0 K: 2 S: 8	H: 0 LOB: 0 BB: 0 P: 12	1B: 0 2B: 0 3B: 0 HR: 0	SF: 0 SAC: 0 DP: 0 HBP: 0	WP: 0 PB: 0 SB: 0 CS: 0	PA: 31							
<b>PITCHER</b>	IP	WLS	BF	H	R	ER	SO	BB	IBB	HBP	BLK	WP	HR	S	P	ERA	WHIP										
Bob Milacki, R (1.1) ERA: 4.01	6.0	W	21	0	0	0	3	3	0	0	0	0	0	45	80	0.00	0.500										
Mike Flanagan, L (7.1) ERA: 2.3	1.0		4	0	0	0	0	1	0	0	0	0	0	6	12	0.00	1.000										
Mark Williamson, R (8.1) ERA: 4.37	1.0		3	0	0	0	0	0	0	0	0	0	0	9	17	0.00	0.000										
Gregg Olson, R (9.1) ERA: 3.26	1.0	S	3	0	0	0	2	0	0	0	0	0	0	8	12	0.00	0.000										




Batter	1	2	3	4	5	6	7	8	9	10	11	AB	R	H	RBI	BB	SO	LOB	TOP					
Mike Devereaux, R OBP: 0.334, SLG: 0.453 (1, 8)	F9		BB S BB		F7		F8		P4		F9	5	0	0	0	1	0	3						
Joe Orsulak, L OBP: 0.281, SLG: 0.308 (8, 9)	G1-3		BB		L8			BB 1B		L7		4	0	1	0	1	0	0						
Cal Ripken Jr., R OBP: 0.394, SLG: 0.585 (1, 6)	K		P6		P2			F8		L4		5	0	0	0	0	1	3						
Sam Horn, L OBP: 0.347, SLG: 0.532 Randy Milligan, R OBP: 0.373, SLG: 0.424 (8, PH)	F9		BB		G4-3			K				2	0	0	0	1	0	0						
Dwight Evans, R OBP: 0.293, SLG: 0.378 Brady Anderson, L OBP: 0.324, SLG: 0.274 (8, PR)	BB 1B HBP		F8		K			FC6-4 BB				2	1	0	0	1	1	3						
David Segui, S OBP: 0.323, SLG: 0.395 (1, 3)	BB 1B BB				G6-3			FC6-4				4	1	2	0	1	0	2						
Leo Gomez, R OBP: 0.346, SLG: 0.389 (1, 5)	BB 1B G1-6-3 1B		L6		L6			FC6-4 BB		K		4	0	1	1	1	1	2						
Bob Melvin, R OBP: 0.329, SLG: 0.358 Juan Bell, R OBP: 0.196, SLG: 0.161 (9, PR)	G1-6-3		F9		F9			FC6-4				4	0	1	0	0	0	4						
Billy Ripken, R OBP: 0.252, SLG: 0.253 Chito Martinez, L OBP: 0.391, SLG: 0.591 Chris Holmes, R OBP: 0.311, SLG: 0.382 (9, PH)	G1-6-3		G1-3		P3			L8				3	0	0	0	0	2							
<b>Inning Stats</b>	R: 0 E: 0 K: 1 S: 6	H: 0 LOB: 0 BB: 0 P: 7	R: 1 E: 0 K: 0 S: 9	H: 1 LOB: 1 BB: 1 P: 17	R: 0 E: 0 K: 0 S: 10	H: 0 LOB: 3 BB: 3 P: 23	R: 0 E: 0 K: 0 S: 12	H: 1 LOB: 1 BB: 0 P: 18	R: 0 E: 0 K: 0 S: 5	H: 0 LOB: 0 BB: 0 P: 7	R: 0 E: 0 K: 1 S: 9	H: 1 LOB: 2 BB: 1 P: 23	R: 0 E: 0 K: 2 S: 9	H: 1 LOB: 1 BB: 0 P: 10	R: 0 E: 0 K: 1 S: 9	H: 0 LOB: 1 BB: 1 P: 15	R: 1 E: 0 K: 0 S: 13	H: 2 LOB: 1 BB: 0 P: 21	1B: 5 2B: 1 3B: 0 HR: 0	SF: 0 SAC: 0 DP: 1 HBP: 1	WP: 0 PB: 0 SB: 1 CS: 0	PA: 46		
<b>PITCHER</b>	Mike Moore, R ERA: 3.71 Gene Nelson, R ERA: 3.96 Rick Honeycutt, L ERA: 4.82 Dennis Eckersley, R ERA: 2.18 Curt Young, L ERA: 4.26	IP: 6.0 WLS: 24 BF: 24 H: 2 R: 1 ER: 1 SO: 2	WLS: 4 BF: 0 H: 0 R: 0 ER: 0 SO: 0	WLS: 5 BF: 1 H: 0 R: 0 ER: 0 SO: 1	WLS: 2.0 BF: 8 H: 1 R: 0 ER: 0 SO: 3	WLS: 11.1 BF: 3 H: 1 R: 1 ER: 1 SO: 0	IP: 6.0 WLS: 24 BF: 24 H: 2 R: 1 ER: 1 SO: 2	IP: 0.1 WLS: 1 BF: 2 H: 1 R: 0 ER: 0 SO: 0	IP: 0.1 WLS: 1 BF: 2 H: 1 R: 0 ER: 0 SO: 0	IP: 0.1 WLS: 1 BF: 2 H: 1 R: 0 ER: 0 SO: 0	IP: 0.1 WLS: 1 BF: 2 H: 1 R: 0 ER: 0 SO: 0	IP: 0.1 WLS: 1 BF: 2 H: 1 R: 0 ER: 0 SO: 0	IP: 0.1 WLS: 1 BF: 2 H: 1 R: 0 ER: 0 SO: 0	IP: 0.1 WLS: 1 BF: 2 H: 1 R: 0 ER: 0 SO: 0	IP: 0.1 WLS: 1 BF: 2 H: 1 R: 0 ER: 0 SO: 0	IP: 0.1 WLS: 1 BF: 2 H: 1 R: 0 ER: 0 SO: 0	IP: 0.1 WLS: 1 BF: 2 H: 1 R: 0 ER: 0 SO: 0	IP: 0.1 WLS: 1 BF: 2 H: 1 R: 0 ER: 0 SO: 0	IP: 0.1 WLS: 1 BF: 2 H: 1 R: 0 ER: 0 SO: 0	IP: 0.1 WLS: 1 BF: 2 H: 1 R: 0 ER: 0 SO: 0	ERA: 0.00 WHIP: 3.000	ERA: 0.00 WHIP: 3.000		

Baltimore Orioles @ Oakland Athletics  
Oakland-Alameda County Coliseum, Oakland, CA  
Sun Jul 14 1991, 3:33 AM PDT  
Att: 31,425 - Cloudy - 60 F

livebaseballscores.com

AB 38  
R 2  
H 6  
RBI 2  
BB 7  
SO 6  
LOB 23




Batter	1	2	3	4	5	6	7	8	9	10	11	AB	R	H	RBI	BB	SO	LOB	BOTTOM													
Rickey Henderson, R OBP: 0.428, SLG: 0.391 (1, 7)	K			FC6-4 1B		2B			P4		WP 1B	5	1	3	0	0	1	0														
Dave Henderson, R OBP: 0.365, SLG: 0.525 (1, 8)	K		FC6-4 1B SF8		K				P6		K	5	1	0	0	0	3	4														
Jose Canseco, R OBP: 0.375, SLG: 0.545 (1, 9)	K			L9		L9			L1			5	0	3	2	0	1	1														
Harold Baines, L OBP: 0.401, SLG: 0.524 (1, 10)		G6-4-3 1B		SF8		G3			L1			3	0	1	1	0	0	1														
Terry Steinbach, R OBP: 0.320, SLG: 0.420 (1, 2)		G6-4-3		F7		F9			G6-4-3 1B			4	0	1	0	0	2															
Mark McGwire, R OBP: 0.351, SLG: 0.385 (1, 3)	F8			F8		P6			P6		G6-4-3 1B	4	0	0	0	0	1															
Vance Law, R OBP: 0.296, SLG: 0.286 Ernest Riles, L OBP: 0.316, SLG: 0.328 (8, PH)			F8		G6-4-3 1B				P6			2	0	1	0	0	0															
Mike Gallego, R OBP: 0.345, SLG: 0.321 (9, 6)			F9		G6-4-3				L4-3 1B			4	0	1	0	0	1															
Mike Bordick, R OBP: 0.296, SLG: 0.270 Willie Wilson, S OBP: 0.278, SLG: 0.295 Lance Blankenship, R OBP: 0.311, SLG: 0.331 James Quirk, L OBP: 0.333, SLG: 0.298 (11, PH)			G4-3		P9				L4-3 1B		WP 1B	2	0	0	0	0	0															
<b>Inning Stats</b>	R: 0 E: 0 K: 3 S: 11	H: 0 LOB: 0 BB: 0 P: 17	R: 0 E: 0 K: 0 S: 9	H: 1 LOB: 0 BB: 0 P: 16	R: 0 E: 0 K: 0 S: 6	H: 0 LOB: 0 BB: 0 P: 11	R: 1 E: 0 K: 0 S: 15	H: 2 LOB: 1 BB: 0 P: 21	R: 0 E: 0 K: 0 S: 10	H: 1 LOB: 0 BB: 0 P: 12	R: 0 E: 0 K: 1 S: 8	H: 1 LOB: 1 BB: 0 P: 12	R: 0 E: 0 K: 0 S: 5	R: 0 E: 0 K: 0 S: 5	R: 0 E: 0 K: 1 S: 7	H: 1 LOB: 1 BB: 0 P: 13	R: 0 E: 0 K: 1 S: 10	H: 1 LOB: 0 BB: 0 P: 16	R: 2 E: 0 K: 1 S: 13	H: 3 LOB: 1 BB: 0 P: 19	1B: 10 2B: 2 3B: 0 HR: 0	SF: 1 SAC: 0 DP: 4 HBP: 0	WP: 1 PB: 0 SB: 0 CS: 0	PA: 39								
<b>PITCHER</b>	Roy Smith, R ERA: 4.55 Mike Flanagan, L ERA: 2.25 Gregg Olson, R ERA: 3.66	IP: 8.2 WLS: 1.1 BF: 4 H: 1 R: 0 ER: 0 SO: 1	IP: 1.1 WLS: 5 BF: 3 H: 2 R: 2 ER: 2 SO: 1	IP: 1.1 WLS: 3 BF: 2 H: 2 R: 2 ER: 2 SO: 1	IP: 0.2 WLS: 3 BF: 2 H: 1 R: 0 ER: 0 SO: 0	IP: 0.2 WLS: 3 BF: 2 H: 1 R: 0 ER: 0 SO: 0	IP: 8.2 WLS: 1.1 BF: 4 H: 1 R: 0 ER: 0 SO: 1	IP: 1.1 WLS: 3 BF: 2 H: 2 R: 2 ER: 2 SO: 1	IP: 0.2 WLS: 3 BF: 2 H: 1 R: 0 ER: 0 SO: 0	IP: 0.2 WLS: 3 BF: 2 H: 1 R: 0 ER: 0 SO: 0	IP: 0.2 WLS: 3 BF: 2 H: 1 R: 0 ER: 0 SO: 0	IP: 0.2 WLS: 3 BF: 2 H: 1 R: 0 ER: 0 SO: 0	IP: 0.2 WLS: 3 BF: 2 H: 1 R: 0 ER: 0 SO: 0	IP: 0.2 WLS: 3 BF: 2 H: 1 R: 0 ER: 0 SO: 0	IP: 0.2 WLS: 3 BF: 2 H: 1 R: 0 ER: 0 SO: 0	IP: 0.2 WLS: 3 BF: 2 H: 1 R: 0 ER: 0 SO: 0	IP: 0.2 WLS: 3 BF: 2 H: 1 R: 0 ER: 0 SO: 0	IP: 0.2 WLS: 3 BF: 2 H: 1 R: 0 ER: 0 SO: 0	IP: 0.2 WLS: 3 BF: 2 H: 1 R: 0 ER: 0 SO: 0	IP: 0.2 WLS: 3 BF: 2 H: 1 R: 0 ER: 0 SO: 0	ERA: 4.55 WHIP: 1.04	ERA: 2.25 WHIP: 0.750	ERA: 3.66 WHIP: 27.000	ERA: 4.55 WHIP: 1.04	ERA: 2.25 WHIP: 0.750	ERA: 3.66 WHIP: 27.000	ERA: 4.55 WHIP: 1.04	ERA: 2.25 WHIP: 0.750	ERA: 3.66 WHIP: 27.000	ERA: 4.55 WHIP: 1.04	ERA: 2.25 WHIP: 0.750	ERA: 3.66 WHIP: 27.000

Baltimore Orioles @ Oakland Athletics  
Oakland-Alameda County Coliseum, Oakland, CA  
Sun Jul 14 1991, 3:33 AM PDT  
Att: 31,425 - Cloudy - 60 F

livebaseballscores.com

AB 38  
R 3  
H 11  
RBI 3  
BB 0  
SO 6  
LOB 11





Batter	1	2	3	4	5	6	7	8	9	AB	R	H	RBI	BB	SO	LOB	TOP			
Alex Cole, L OBP: 0.375, SLG: 0.335 (1, 8)	G4-3		K			F7		L1-3		4	0	0	0	0	1	1	Cleveland Indians @ Oakland Athletics Oakland-Alameda County Coliseum, Oakland, CA Mon Jul 15 1991, 7:05 PM PDT Att: 23,467 - Cloudy - 61 F			
Jerry Browne, S OBP: 0.259, SLG: 0.240 (1, 4)	G6-3			G3		G6-3		G2-3		4	0	0	0	0	0	0				
Carlos Baerga, S OBP: 0.362, SLG: 0.423 (1, 5)	E6			G4-3			1B SF8 BB		P5	3	1	0	0	1	0	0				
Carlos Martinez, R OBP: 0.235, SLG: 0.250 (1, 10)	K			P3			L8		G6-3	4	0	0	0	0	1	2				
Mike Aldrete, L OBP: 0.408, SLG: 0.415 (1, 3)		P5								3	0	2	0	1	0	0				
Mark Whiten, S OBP: 0.296, SLG: 0.392 (1, 9)		G1-6-3 1B			P4					4	0	2	0	0	0	2				
Glenallen Hill, R OBP: 0.309, SLG: 0.417 (1, 7)		G1-6-3			K					2	0	0	1	0	1	2				
Sandy Alomar Jr., R OBP: 0.268, SLG: 0.286 (1, 2)			F9		F7					3	0	0	0	0	0	3				
Felix Fermin, R OBP: 0.292, SLG: 0.289 (1, 6)		G4-3				L8				2	0	0	0	1	0	0				
<b>Inning Stats</b>	R: 0 E: 1 K: 1 S: 11	H: 0 LOB: 1 BB: 0 P: 15	R: 0 E: 0 K: 0 S: 7	H: 1 LOB: 0 BB: 0 P: 13	R: 0 E: 0 K: 1 S: 11	H: 0 LOB: 0 BB: 0 P: 15	R: 0 E: 0 K: 0 S: 5	H: 0 LOB: 1 BB: 1 P: 6	R: 0 E: 0 K: 0 S: 4	H: 0 LOB: 0 BB: 0 P: 8	R: 1 E: 0 K: 0 S: 10	H: 2 LOB: 2 BB: 1 P: 19	R: 0 E: 0 K: 0 S: 6	H: 0 LOB: 1 BB: 0 P: 12	R: 0 E: 0 K: 0 S: 8	H: 1 LOB: 1 BB: 0 P: 12	1B: 4 2B: 1 3B: 0 HR: 0	SF: 1 SAC: 0 DP: 2 HBP: 0	WP: 0 PB: 0 SB: 0 CS: 0	PA: 33
<b>PITCHER</b> Andy Hawkins, R ERA: 5.01 (1, 1)	IP: 9.0 WLS: W BF: 33 H: 4 R: 1 ER: 1 SO: 3 BB: 3 IBB: 0 HBP: 0 BLK: 0 WP: 0 HR: 0 S: 69 P: 118 ERA: 1.00 WHIP: 0.778															<b>PITCHER</b>				

Batter	1	2	3	4	5	6	7	8	9	AB	R	H	RBI	BB	SO	LOB	BOTTOM			
Rickey Henderson, R OBP: 0.429, SLG: 0.391 (8, PH) Lance Blankenship, R OBP: 0.315, SLG: 0.331 (9, 7)	G3		K	E 1B 1B		F8 1B HBP		FC6-4 BB		3	1	1	0	0	1	1	Cleveland Indians @ Oakland Athletics Oakland-Alameda County Coliseum, Oakland, CA Mon Jul 15 1991, 7:05 PM PDT Att: 23,467 - Cloudy - 61 F			
Willie Wilson, S OBP: 0.286, SLG: 0.303 (1, 9)	G6-3		S 1B	E9 1B 1B		E 1B		FC6-4		5	0	3	1	0	0	1				
Jose Canseco, R OBP: 0.374, SLG: 0.541 (1, 10)	G5-3		K	G5-4-3 1B		F8				4	0	1	1	0	1	4				
Dave Henderson, R OBP: 0.360, SLG: 0.518 (1, 8)		L4	K	G5-4-3		K				4	0	0	0	0	2	6				
Terry Steinbach, R OBP: 0.323, SLG: 0.426 (1, 2)		1B 2B		E9 2B 1B		F8		G1-3		4	1	2	0	0	0	0				
Mark McSwire, R OBP: 0.347, SLG: 0.379 (1, 3)		K		K		G1-3		F9		4	0	0	0	0	2	2				
Vance Law, R OBP: 0.302, SLG: 0.281 (1, 5)		1B BB		2B BB		L9		G6-3		2	1	0	0	2	0	0				
Mike Gallego, R OBP: 0.350, SLG: 0.344 (1, 4)		1B		1B 2B		HR		K2-3		4	2	3	3	0	1	0				
Mike Bordick, R OBP: 0.279, SLG: 0.293 (1, 6)			1B	1B 1B		G1-4-3		L8		4	1	2	1	0	0	0				
<b>Inning Stats</b>	R: 0 E: 0 K: 0 S: 6	H: 0 LOB: 0 BB: 0 P: 11	R: 0 E: 0 K: 1 S: 10	H: 2 LOB: 2 BB: 1 P: 21	R: 0 E: 0 K: 3 S: 19	H: 2 LOB: 2 BB: 0 P: 28	R: 5 E: 2 K: 1 S: 19	H: 6 LOB: 1 BB: 1 P: 34	R: 0 E: 0 K: 0 S: 5	H: 0 LOB: 0 BB: 0 P: 8	R: 1 E: 1 K: 0 S: 20	H: 2 LOB: 2 BB: 0 P: 29	R: 0 E: 0 K: 0 S: 5	H: 0 LOB: 1 BB: 1 P: 10	R: 0 E: 0 K: 1 S: 7	H: 0 LOB: 1 BB: 1 P: 12	1B: 9 2B: 2 3B: 0 HR: 1	SF: 0 SAC: 0 DP: 1 HBP: 1	WP: 0 PB: 0 SB: 1 CS: 0	PA: 38
<b>PITCHER</b> Denis Boucher, L ERA: 5.96 Jeff Shaw, R ERA: 5.06 Steve Olin, R ERA: 5.31 Jesse Orosco, L ERA: 3.26	IP: 3.1 WLS: L BF: 21 H: 10 R: 2 ER: 1 SO: 1 BB: 0 IBB: 0 HBP: 1 BLK: 0 WP: 0 HR: 1 S: 53 P: 92 ERA: 13.50 WHIP: 3.600															<b>PITCHER</b>				

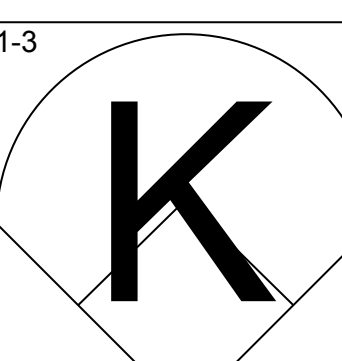
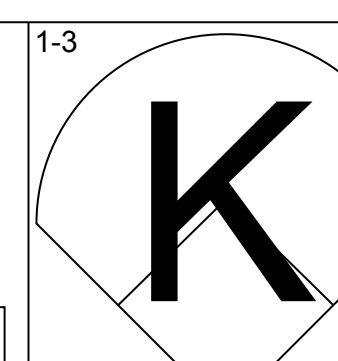
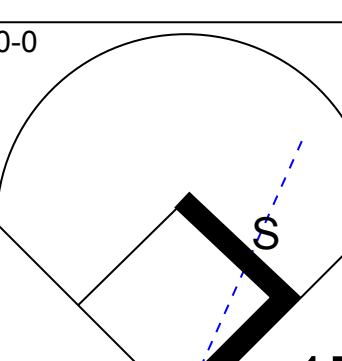
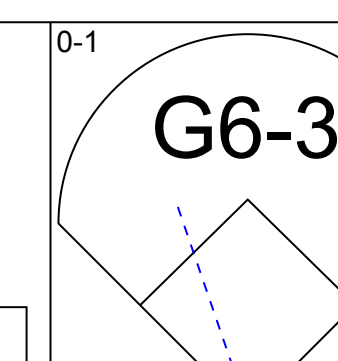
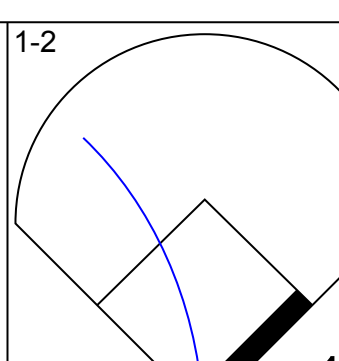
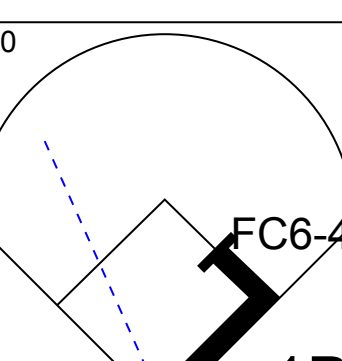
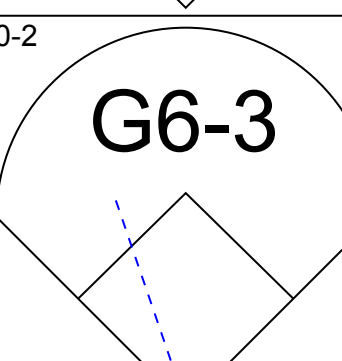
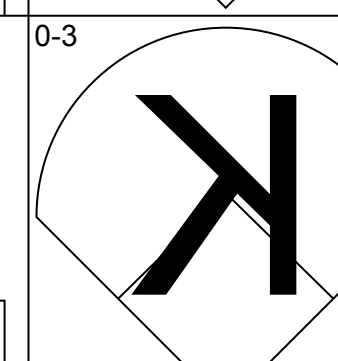
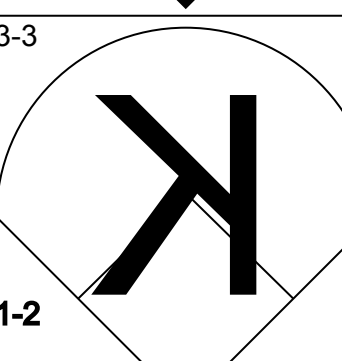
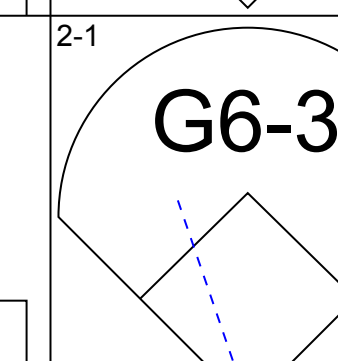
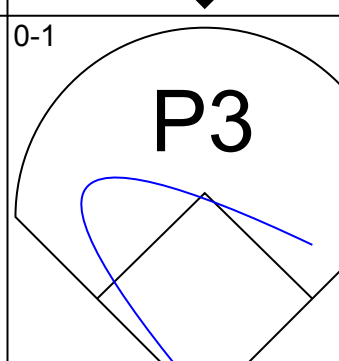
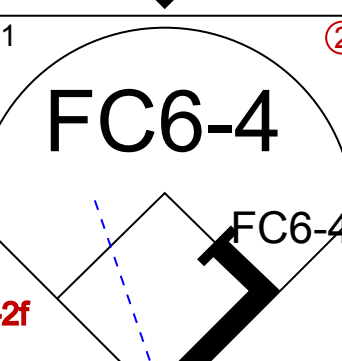
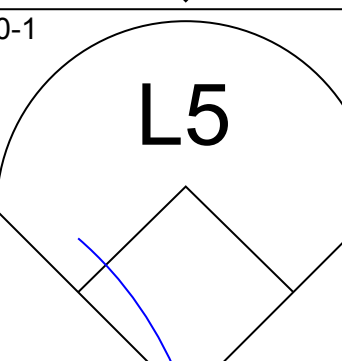
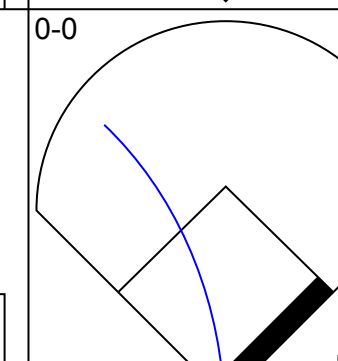
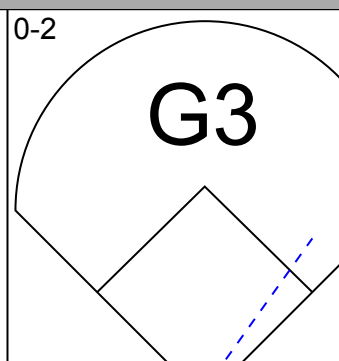
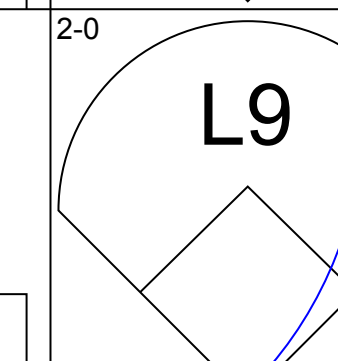
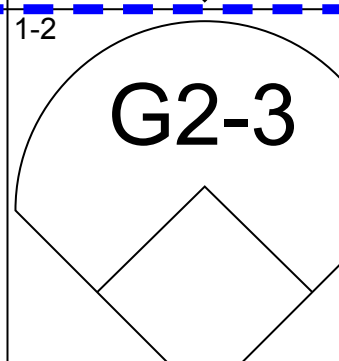
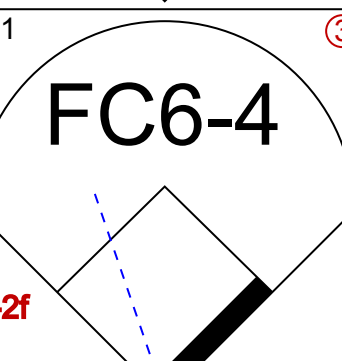
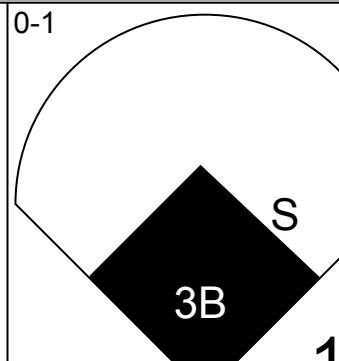
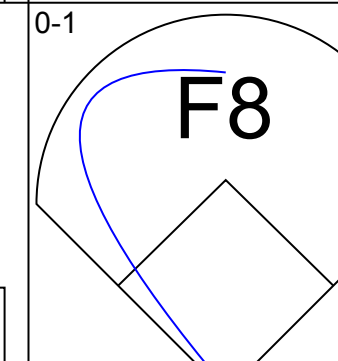
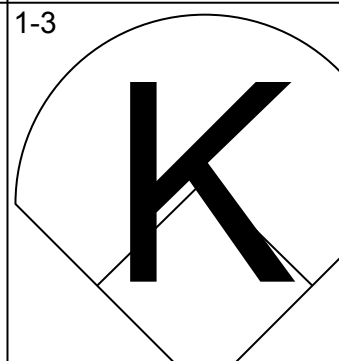
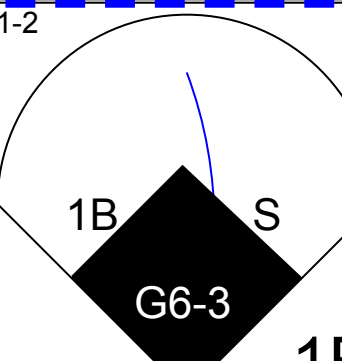
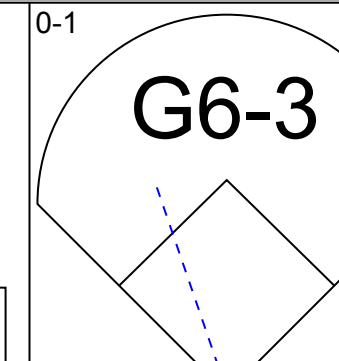
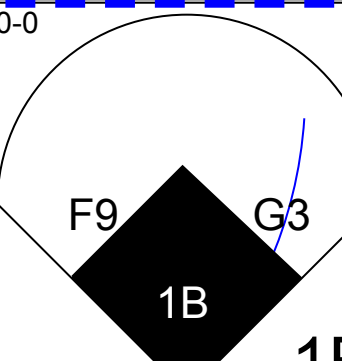
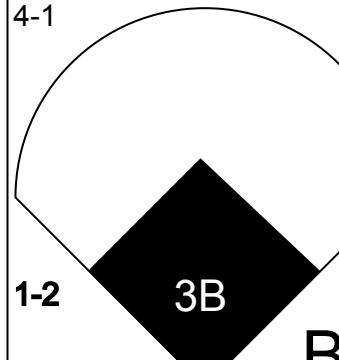
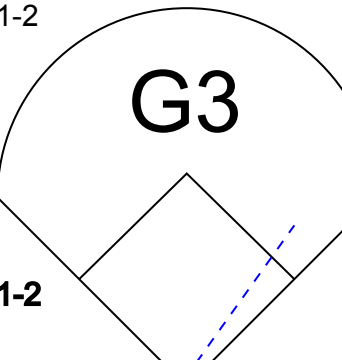
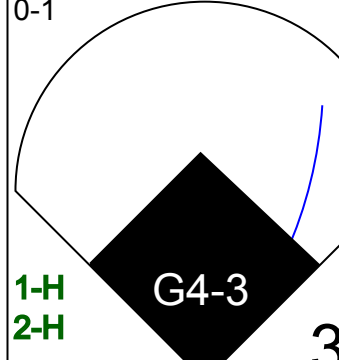
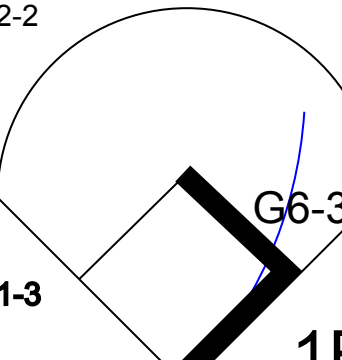
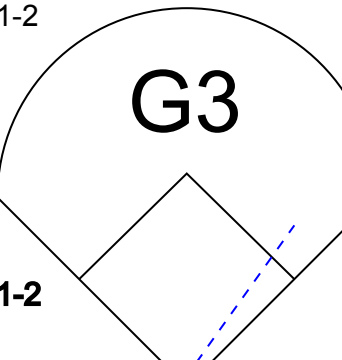
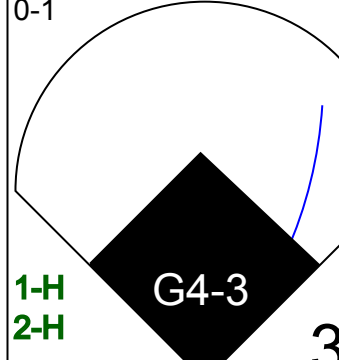
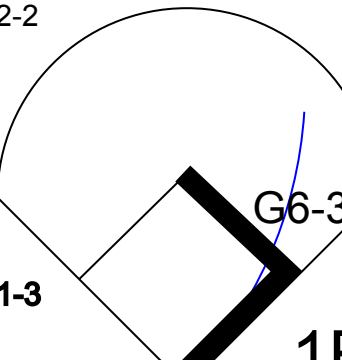
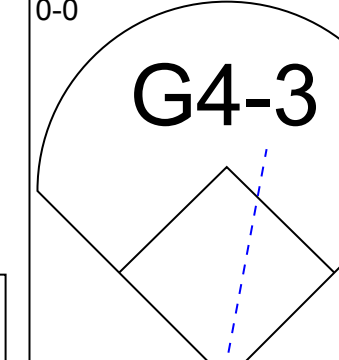
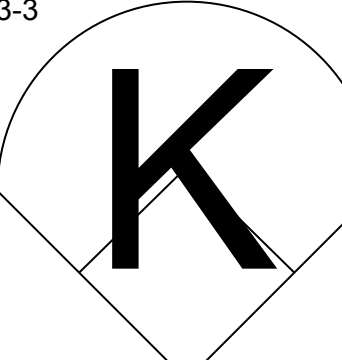
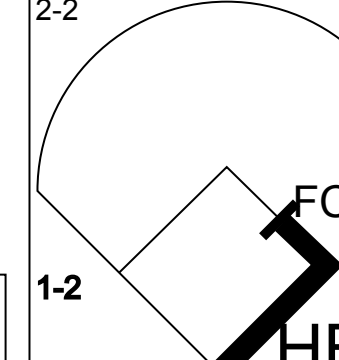
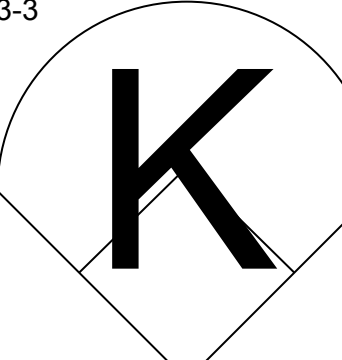
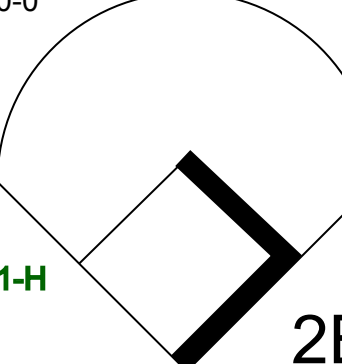
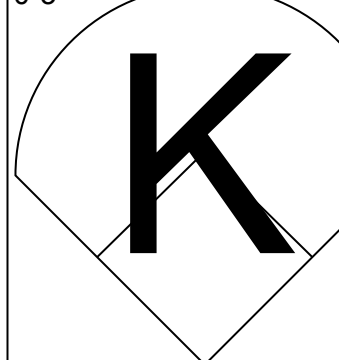
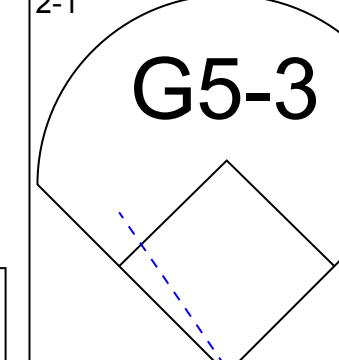
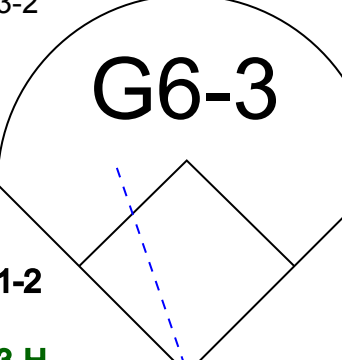
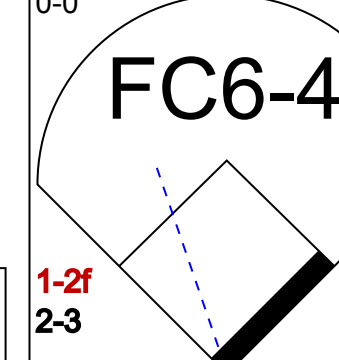
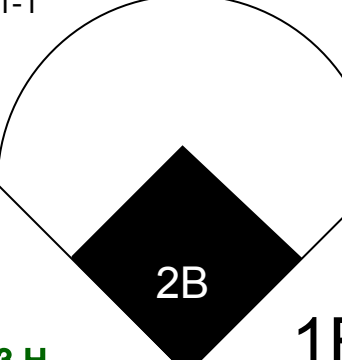
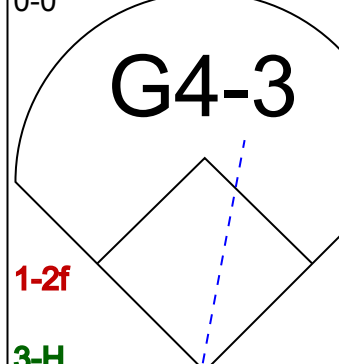


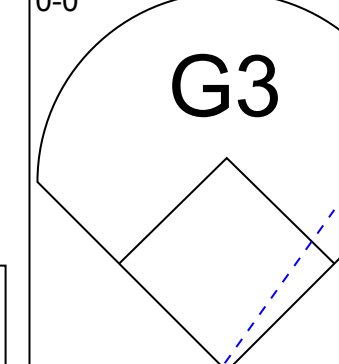
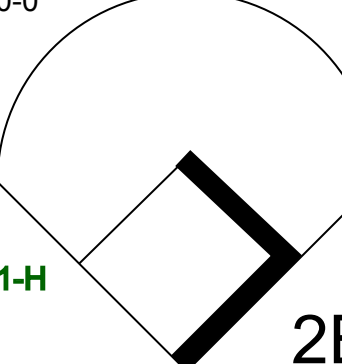


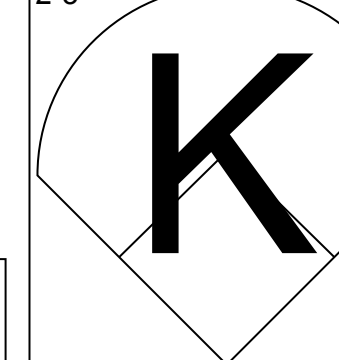
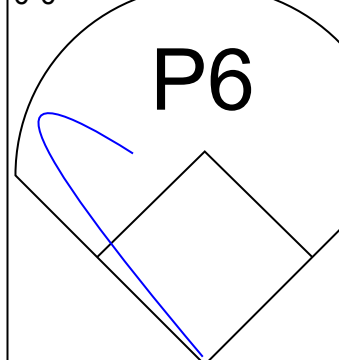
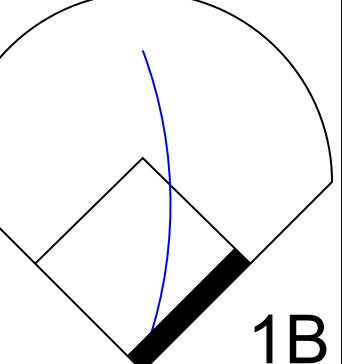
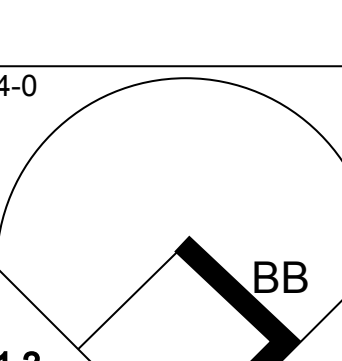
AB 29  
R 1  
H 4  
RBI 1  
BB 3  
SO 3  
LOB 10



AB 34  
R 6  
H 12  
RBI 6  
BB 3  
SO 7  
LOB 14





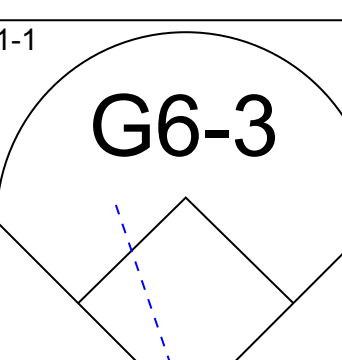
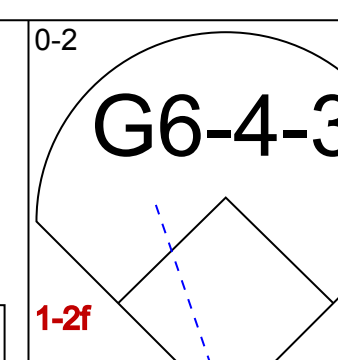
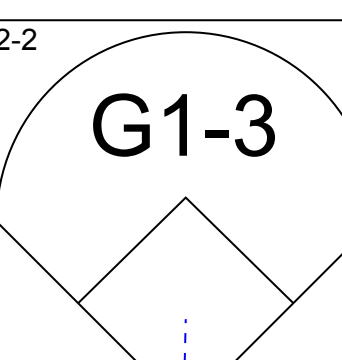
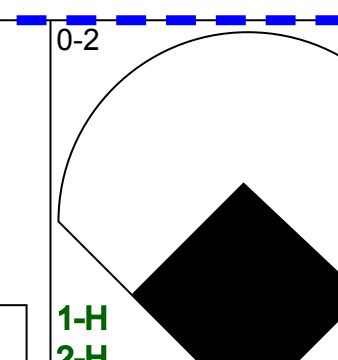
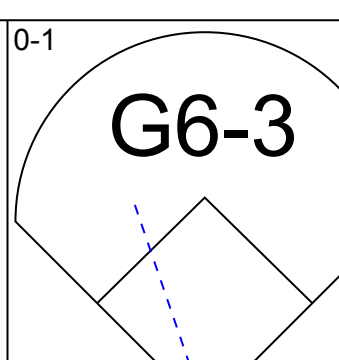

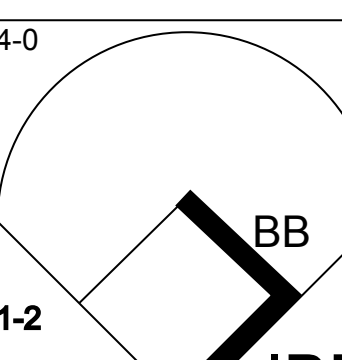
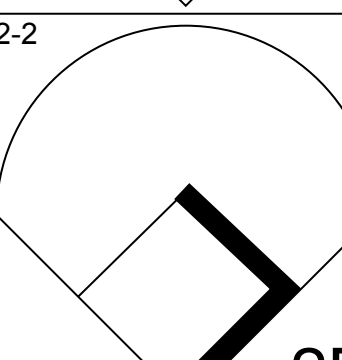
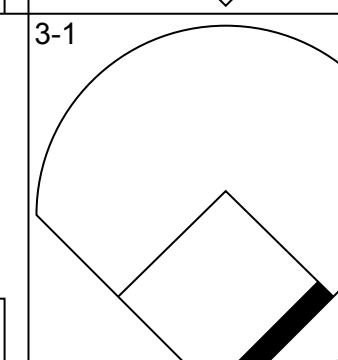
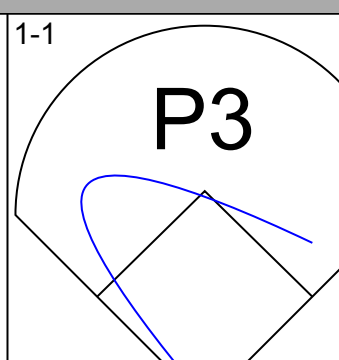
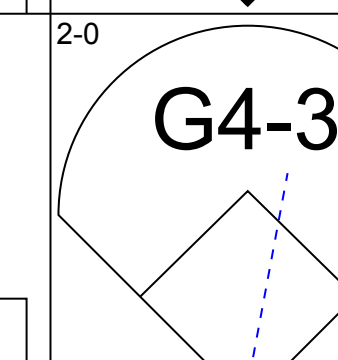
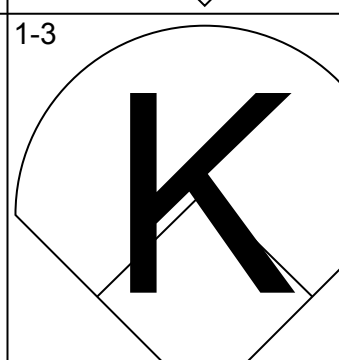
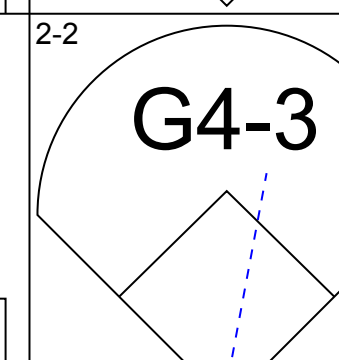
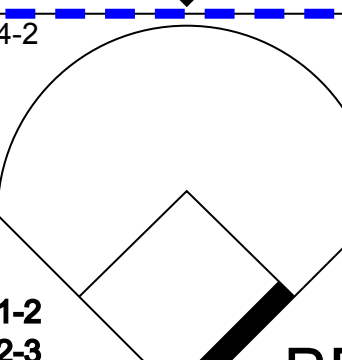
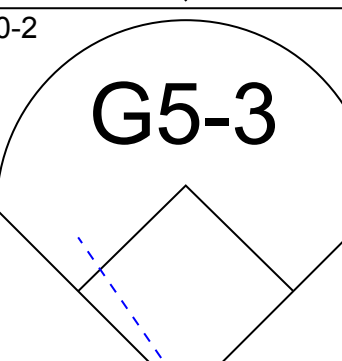
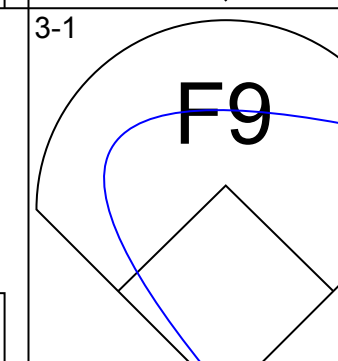
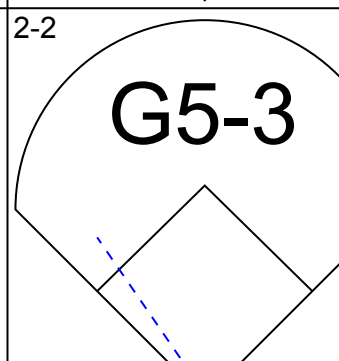
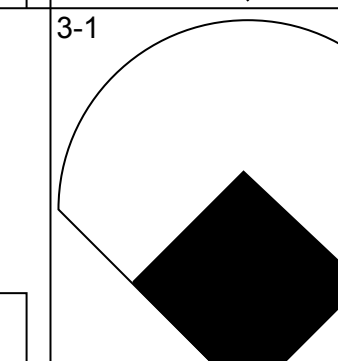
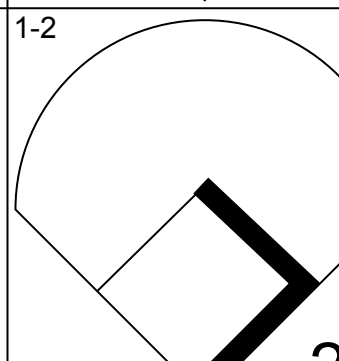
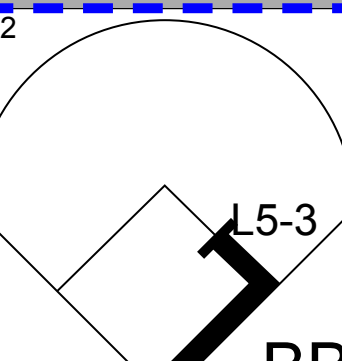

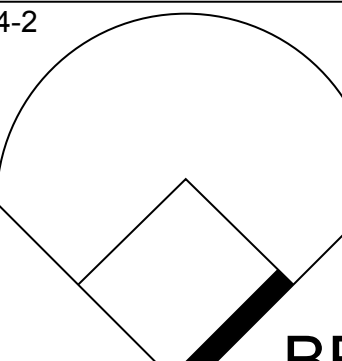
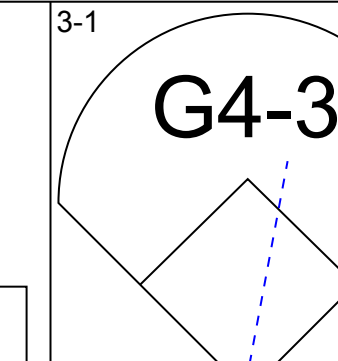
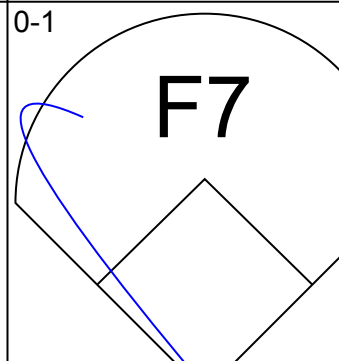
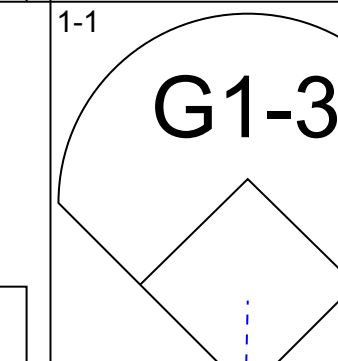
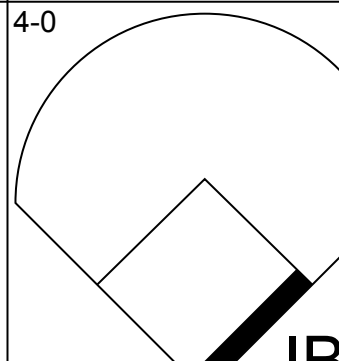
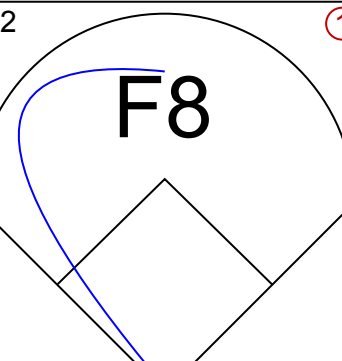

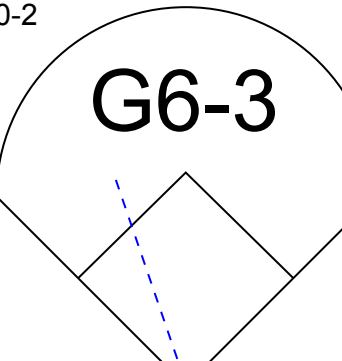
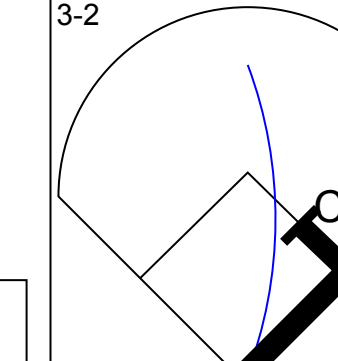
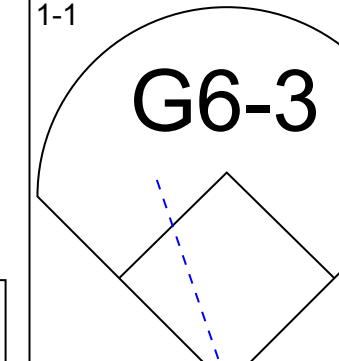
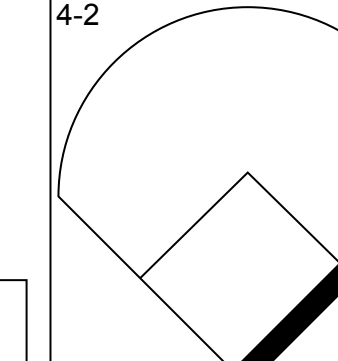
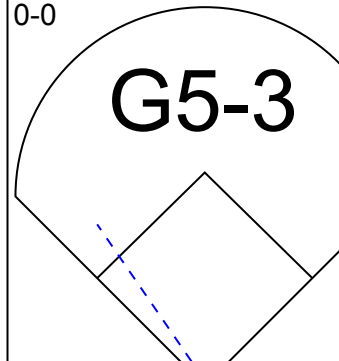
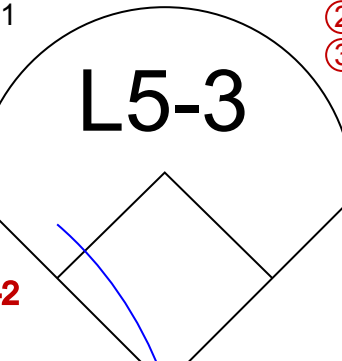

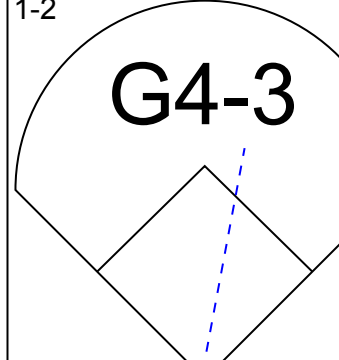
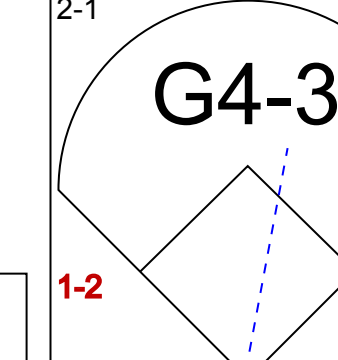

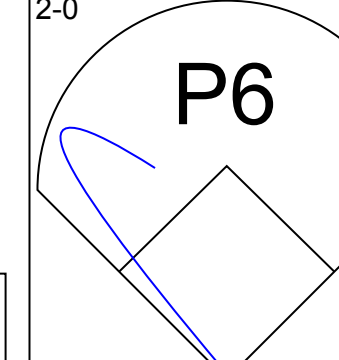
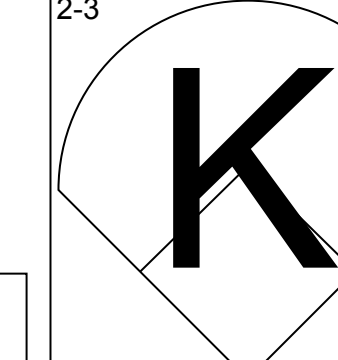
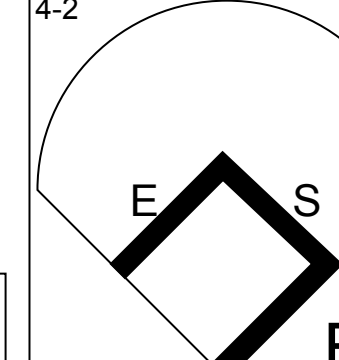
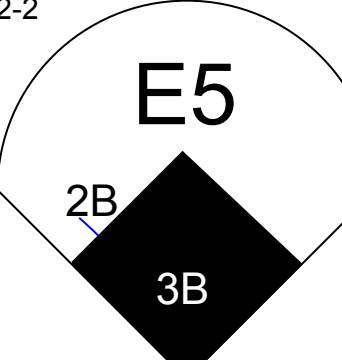
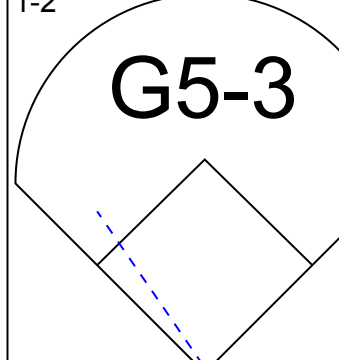
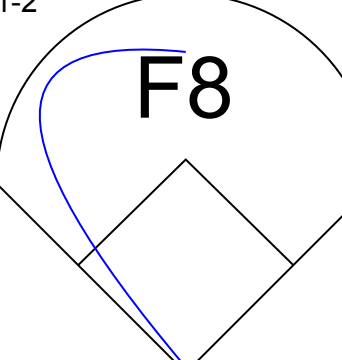
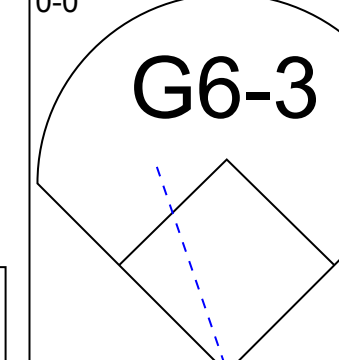
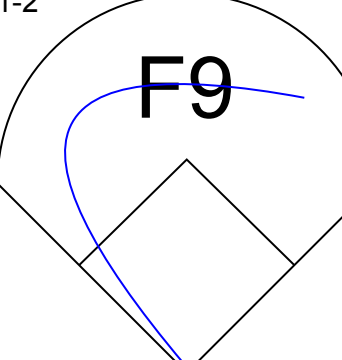
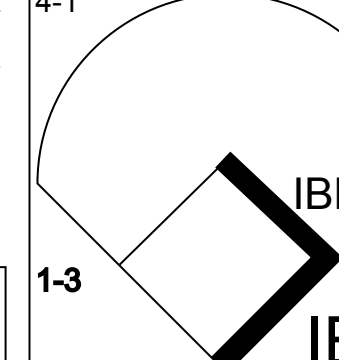
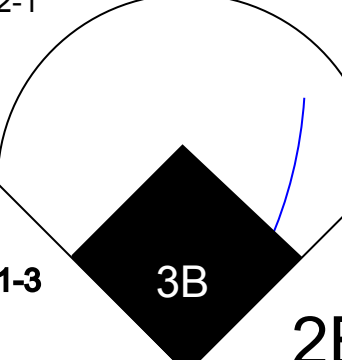
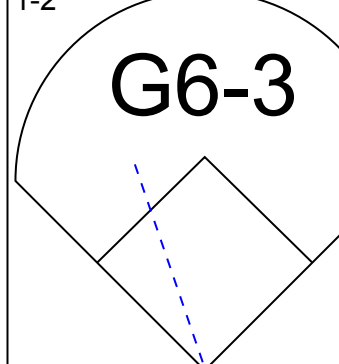
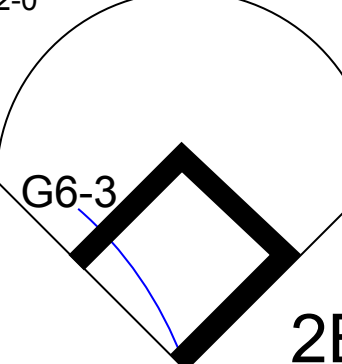

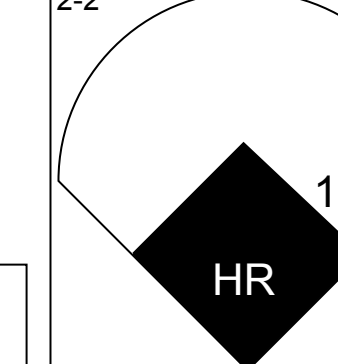
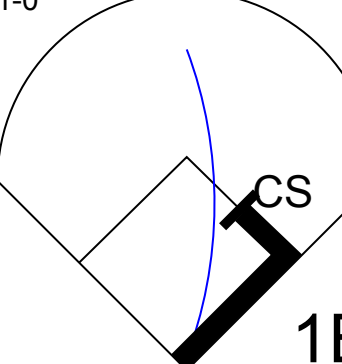
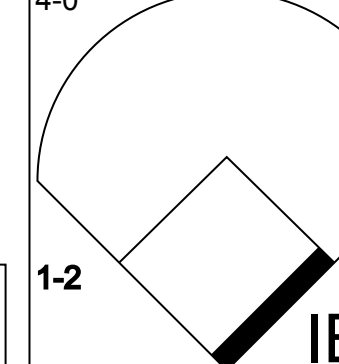
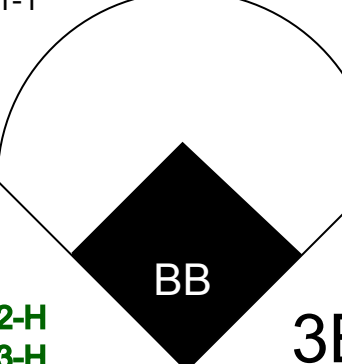
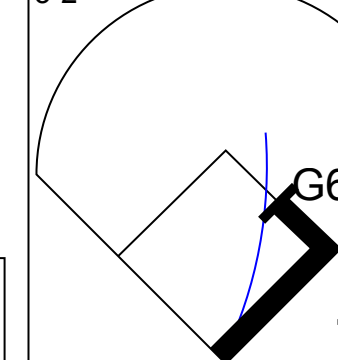
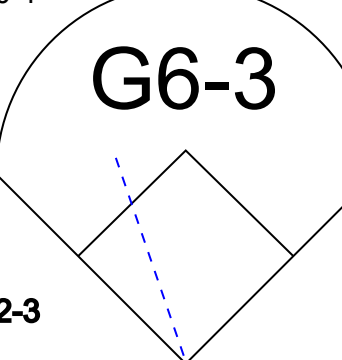

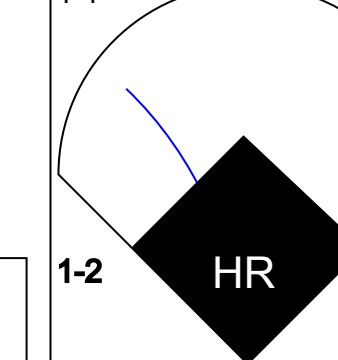
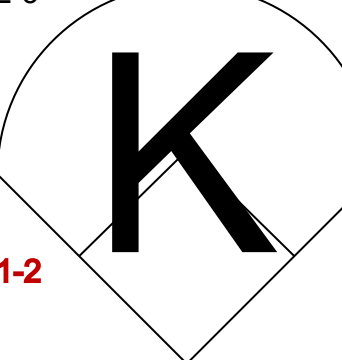
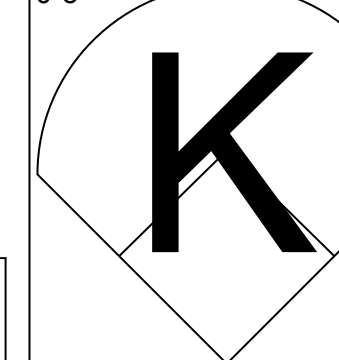
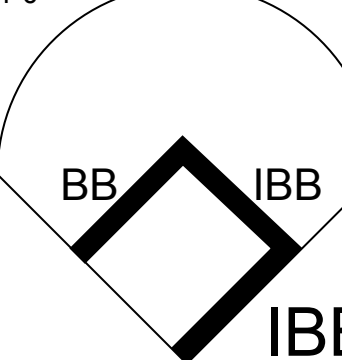
Batter	1	2	3	4	5	6	7	8	9	10	11	12	13	AB	R	H	RBI	BB	SO	LOB	TOP						
<b>Glenallen Hill, R</b> OBP: 0.317, SLG: 0.421 (1, 8)															6	0	3	0	0	2	0						
<b>Chris James, R</b> OBP: 0.288, SLG: 0.334 (1, 7)															6	0	0	0	0	2	3						
<b>Carlos Baerga, S</b> OBP: 0.358, SLG: 0.418 (1, 5)															6	0	1	0	0	0	2						
<b>Carlos Martinez, R</b> OBP: 0.286, SLG: 0.300 <b>Alex Cole, L</b> OBP: 0.376, SLG: 0.335 <b>Jerry Browne, S</b> OBP: 0.262, SLG: 0.243 (1, 10)															4	1	2	0	0	1	1						
<b>Mike Aldrete, L</b> OBP: 0.413, SLG: 0.412 <b>Brook Jacoby, R</b> OBP: 0.288, SLG: 0.335 (1, 3)															3	1	1	0	1	0	0						
<b>Mark Whiten, S</b> OBP: 0.297, SLG: 0.397 (1, 9)																5	1	1	2	0	1	3					
<b>Sandy Alomar Jr., R</b> OBP: 0.271, SLG: 0.283 (1, 2)																5	1	1	2	0	0	3					
<b>Felix Fermin, R</b> OBP: 0.293, SLG: 0.295 (1, 6)																6	0	2	1	0	1	5					
<b>Mark Lewis, R</b> OBP: 0.285, SLG: 0.306 (1, 4)																	6	0	0	0	0	3	2				
<b>Inning Stats</b>	R: 0 E: 0 K: 1 S: 8	H: 0 LOB: 0 BB: 0 P: 9	R: 3 E: 0 K: 1 S: 13	H: 2 LOB: 0 BB: 1 P: 18	R: 0 E: 0 K: 2 S: 11	H: 1 LOB: 1 BB: 0 P: 12	R: 0 E: 0 K: 0 S: 9	H: 0 LOB: 0 BB: 0 P: 11	R: 0 E: 0 K: 2 S: 15	H: 1 LOB: 1 BB: 0 P: 21	R: 0 E: 0 K: 1 S: 8	H: 0 LOB: 0 BB: 0 P: 9	R: 1 E: 0 K: 0 S: 16	H: 2 LOB: 2 BB: 0 P: 26	R: 0 E: 0 K: 0 S: 9	H: 1 LOB: 1 BB: 0 P: 11	R: 0 E: 0 K: 0 S: 6	H: 1 LOB: 1 BB: 0 P: 7	R: 2 E: 0 K: 0 S: 13	H: 3 LOB: 1 BB: 0 P: 18	1B: 10 2B: 1 3B: 1 HR: 0	SF: 0 SAC: 0 DP: 1 HBP: 3	W/P: 0 PB: 0 SB: 3 CS: 0	PA: 54			
<b>PITCHER</b>	IP	WLS	BF	H	R	ER	SO	BB	IBB	HBP	BLK	WP	HR	S	P	ERA	WHIP										
<b>Dave Stewart, R</b> ERA: 5.0 (9, 1)	8.0	3	5	5	3	3	8	1	0	0	0	0	0	0	78	3.38	0.750										
<b>Dennis Ekersley, R</b> ERA: 2.34 (10, 1)	1.0	0	2	1	1	2	0	0	0	0	0	0	0	0	16	9.00	2.000										
<b>Gene Nelson, R</b> ERA: 9.55 (10, 1)	0.2	3	1	0	0	0	0	0	0	0	0	0	0	6	7	0.00	1.500										
<b>Rick Horsaycutt, L</b> ERA: 3.86 (13, 1)	2.1	10	1	0	0	0	0	0	0	2	0	0	0	16	21	0.00	0.429										
<b>Joe Klink, L</b> ERA: 3.07 (13, 1)	1.0	W	6	3	2	2	0	0	0	0	0	0	0	13	18	18.00	3.000										

Cleveland Indians @ Oakland Athletics  
Oakland-Alameda County Coliseum, Oakland, CA

AB 49  
R 6  
H 12  
RBI 5  
BB 1  
SO 10  
LOB 19



W/P: 0 PA: 54  
PB: 0  
SB: 3  
CS: 0

Batter	1	2	3	4	5	6	7	8	9	10	11	12	13	AB	R	H	RBI	BB	SO	LOB	BOTTOM						
<b>Rickey Henderson, R</b> OBP: 0.426, SLG: 0.398 (1, 7)															6	1	1	3	1	1	5						
<b>Terry Steinbach, R</b> OBP: 0.326, SLG: 0.427 (1, 2)															6	0	2	1	1	1	3						
<b>Jose Canseco, R</b> OBP: 0.376, SLG: 0.552 (1, 9)															5	1	2	1	1	0	2						
<b>Harold Baines, L</b> OBP: 0.400, SLG: 0.516 (1, 10)															4	0	0	0	2	0	1						
<b>Dave Henderson, R</b> OBP: 0.360, SLG: 0.513 (1, 8)															5	0	1	0	1	0	5						
<b>Jamie Quirk, L</b> OBP: 0.323, SLG: 0.288 <b>Lance Blankenship, R</b> OBP: 0.317, SLG: 0.329 (1, 3)																4	0	0	0	0	1	2					
<b>Ernest Riles, L</b> OBP: 0.317, SLG: 0.330 (1, 5)																5	1	1	0	1	0	0					
<b>Mike Gallego, R</b> OBP: 0.360, SLG: 0.364 (9, 6)																5	2	4	2	1	0	0					
<b>Mike Bordick, R</b> OBP: 0.289, SLG: 0.302 <b>Willie Wilson, S</b> OBP: 0.296, SLG: 0.307 <b>Mark McGwire, R</b> OBP: 0.347, SLG: 0.376 (1, 6)																2	0	1	0	0	0	1					
<b>Inning Stats</b>	R: 0 E: 0 K: 0 S: 16	H: 1 LOB: 2 BB: 1 P: 23	R: 0 E: 0 K: 0 S: 9	H: 0 LOB: 0 BB: 0 P: 12	R: 0 E: 0 K: 0 S: 10	H: 2 LOB: 1 BB: 0 P: 19	R: 0 E: 0 K: 0 S: 8	H: 1 LOB: 0 BB: 0 P: 16	R: 0 E: 0 K: 0 S: 9	H: 0 LOB: 0 BB: 0 P: 14	R: 0 E: 0 K: 1 S: 7	H: 1 LOB: 1 BB: 0 P: 11	R: 0 E: 0 K: 2 S: 14	H: 0 LOB: 3 BB: 3 P: 30	R: 0 E: 0 K: 0 S: 7	H: 0 LOB: 0 BB: 1 P: 12	R: 3 E: 1 K: 0 S: 9	H: 2 LOB: 3 BB: 0 P: 26	1B: 6 2B: 6 3B: 1 HR: 2	SF: 0 SAC: 0 DP: 3 HBP: 0	W/P: 0 PA: 56 PB: 0 SB: 1 CS: 2						
<b>PITCHER</b>	IP	WLS	BF	H	R	ER	SO	BB	IBB	HBP	BLK	WP	HR	S	P	ERA	WHIP										
<b>Charles Nagy, R</b> ERA: 3.48 (8, 1)	7.0	6	2	2	2	1	1	0	0	0	0	0	2	14	26	18.00	3.000										
<b>Shawn Hillegas, R</b> ERA: 3.27 (9, 1)	1.0	14	2	0	0	4	1	3	0	0	0	0	0	30	56	0.00	1.000										
<b>Steve Olin, R</b> ERA: 4.63 (12, 1)	1.0	L	8	2	3	2	0	1	2	0	0	0	0	14	32	18.00	3.000										
<b>Doug Jones, R</b> ERA: 7.47 (13, 1)	0.0	1	0	0	0	0	0	1	0	0	0	0	0	2	6	∞	∞										

Cleveland Indians @ Oakland Athletics  
Oakland-Alameda County Coliseum, Oakland, CA

AB 46  
R 7  
H 13  
RBI 7  
BB 10  
SO 5  
LOB 23



W/P: 0 PA: 56  
PB: 0  
SB: 1  
CS: 2

Tue Jul 16 1991, 7:05 PM PDT  
Att. 24,782 - Sunny - 66 F



Batter	1	2	3	4	5	6	7	8	9	AB	R	H	RBI	BB	SO	LOB	TOP					
Alex Cole, L OBP: 0.373, SLG: 0.333 (1, 8)										4	0	1	0	0	0	0						
Jerry Browne, S OBP: 0.256, SLG: 0.238 (1, 4)										4	0	0	0	0	0	1						
Carlos Baerga, S OBP: 0.354, SLG: 0.412 (1, 5)										4	0	0	0	0	1	1						
Carlos Martinez, R OBP: 0.280, SLG: 0.292 (1, 10)										4	0	1	0	0	2	0						
Mike Aldrete, L OBP: 0.410, SLG: 0.400 (1, 3)										2	0	0	0	1	1	1						
Mark Whiten, S OBP: 0.298, SLG: 0.396 (1, 9)										3	1	1	0	0	0	1						
Glenallen Hill, R OBP: 0.317, SLG: 0.442 (1, 7)										3	1	1	2	0	1	1						
Joel Skinner, R OBP: 0.262, SLG: 0.338 (1, 2)										3	0	0	0	0	0	0						
Felix Fermin, R OBP: 0.289, SLG: 0.291 (1, 6)										3	0	0	0	0	2	0						
<b>Inning Stats</b>	R: 0 E: 0 K: 0 S: 7	H: 1 LOB: 0 BB: 0 P: 11	R: 0 E: 1 K: 0 S: 5	H: 0 LOB: 1 BB: 1 P: 11	R: 0 E: 0 K: 1 S: 7	H: 0 LOB: 0 BB: 0 P: 11	R: 0 E: 0 K: 1 S: 13	H: 1 LOB: 1 BB: 0 P: 17	R: 2 E: 0 K: 1 S: 12	H: 2 LOB: 0 BB: 0 P: 19	R: 0 E: 0 K: 2 S: 8	H: 0 LOB: 0 BB: 0 P: 11	R: 0 E: 0 K: 1 S: 6	H: 0 LOB: 0 BB: 0 P: 9	R: 0 E: 0 K: 0 S: 7	H: 0 LOB: 0 BB: 0 P: 12	R: 0 E: 0 K: 1 S: 8	H: 0 LOB: 0 BB: 0 P: 13	1B: 3 2B: 1 3B: 0 HR: 1	SF: 0 SAC: 0 DP: 1 HBP: 0	WP: 0 PB: 0 SB: 1 CS: 0	PA: 31
<b>PITCHER</b> Bob Welch, R ERA: 3.94 (1, 1)	IP: 9.0 WLS: L BF: 31 H: 4 R: 2 ER: 2 SO: 7 BB: 1 IBB: 0 HBP: 0 BLK: 1 WP: 0 HR: 1 S: 73 P: 114 ERA: 2.00 WHIP: 0.556															<b>PITCHER</b>	IP: 9.0 WLS: W BF: 31 H: 4 R: 1 ER: 1 SO: 6 BB: 0 IBB: 0 HBP: 0 BLK: 0 WP: 0 HR: 0 S: 76 P: 118 ERA: 1.00 WHIP: 0.444					

Cleveland Indians @ Oakland Athletics  
Oakland-Alameda County Coliseum, Oakland, CA  
Wed Jul 17 1991, 3:33 AM PDT  
Att: 40,158 - Sunny - 62 F

AB 30  
R 2  
H 4  
RBI 2  
BB 1  
SO 7  
LOB 5



Batter	1	2	3	4	5	6	7	8	9	AB	R	H	RBI	BB	SO	LOB	BOTTOM					
Rickey Henderson, R OBP: 0.420, SLG: 0.391 (1, 7)										4	0	0	0	0	1	0						
Ernest Riles, L OBP: 0.311, SLG: 0.324 (1, 5)										4	0	0	0	0	1	0						
Jose Canseco, R OBP: 0.372, SLG: 0.545 (1, 9)										4	0	0	0	0	1	0						
Harold Baines, L OBP: 0.401, SLG: 0.516 (1, 10)										4	1	2	0	0	0	0						
Dave Henderson, R OBP: 0.360, SLG: 0.511 (1, 8)										3	0	1	0	0	0	1						
Mark McSwire, R OBP: 0.344, SLG: 0.372 (1, 3)										3	0	0	0	0	0	3						
Jamie Quirk, L OBP: 0.323, SLG: 0.289 (1, 2)										3	0	1	1	0	0	1						
Mike Gallego, R OBP: 0.356, SLG: 0.360 (1, 4)										3	0	0	0	0	2	1						
Mike Bordick, R OBP: 0.277, SLG: 0.289 (1, 6)										2	0	0	0	0	1	0						
Willie Wilson, S OBP: 0.288, SLG: 0.305 (8, PH)										1	0	0	0	0	0	0						
Vance Law, R OBP: 0.302, SLG: 0.281 (9, 6)										0	0	0	0	0	0	0						
<b>Inning Stats</b>	R: 0 E: 0 K: 2 S: 10	H: 0 LOB: 0 BB: 0 P: 13	R: 1 E: 0 K: 1 S: 12	H: 3 LOB: 1 BB: 0 P: 18	R: 0 E: 0 K: 1 S: 10	H: 0 LOB: 0 BB: 0 P: 12	R: 0 E: 0 K: 0 S: 7	H: 1 LOB: 1 BB: 0 P: 11	R: 0 E: 0 K: 0 S: 7	H: 0 LOB: 0 BB: 0 P: 14	R: 0 E: 0 K: 1 S: 8	H: 0 LOB: 0 BB: 0 P: 11	R: 0 E: 1 K: 0 S: 7	H: 0 LOB: 1 BB: 0 P: 10	R: 0 E: 0 K: 1 S: 8	H: 0 LOB: 0 BB: 0 P: 14	R: 0 E: 0 K: 1 S: 7	H: 0 LOB: 0 BB: 0 P: 15	1B: 4 2B: 0 3B: 0 HR: 0	SF: 0 SAC: 0 DP: 1 HBP: 0	WP: 0 PB: 0 SB: 0 CS: 0	PA: 31
<b>PITCHER</b> Rod Nichols, R ERA: 3.59 (1, 1)	IP: 9.0 WLS: W BF: 31 H: 4 R: 1 ER: 1 SO: 6 BB: 0 IBB: 0 HBP: 0 BLK: 0 WP: 0 HR: 0 S: 76 P: 118 ERA: 1.00 WHIP: 0.444															<b>PITCHER</b>	IP: 9.0 WLS: W BF: 31 H: 4 R: 1 ER: 1 SO: 6 BB: 0 IBB: 0 HBP: 0 BLK: 0 WP: 0 HR: 0 S: 76 P: 118 ERA: 1.00 WHIP: 0.444					

Cleveland Indians @ Oakland Athletics  
Oakland-Alameda County Coliseum, Oakland, CA  
Wed Jul 17 1991, 3:33 AM PDT  
Att: 40,158 - Sunny - 62 F

AB 31  
R 1  
H 4  
RBI 1  
BB 0  
SO 6  
LOB 6





Batter	1	2	3	4	5	6	7	8	9	AB	R	H	RBI	BB	SO	LOB	TOP								
<b>Bernie Williams, S</b> (1, 8) OBP: 0.452, SLG: 0.680	4-2 G6-3 PB BB		0-1 G6-3 1B		2-0 2B		0-1 1B S 2H 1B		3-3 K	4	0	3	1	1	1	0									
<b>Steve Sax, R</b> (1, 4) OBP: 0.340, SLG: 0.387	1-1 P3		1-0 G6-3		0-0 F9		2-2 F8		0-1 G6-3	2	0	0	0	0	0	2									
<b>Pat Kelly, R</b> (4, 4) OBP: 0.265, SLG: 0.329			1-2		1-1 P5		1-2		0-1 G3-1	3	0	0	0	0	0	2									
<b>Don Mattingly, L</b> (1, 3) OBP: 0.357, SLG: 0.411	3-1 G6-3		0-0 F8		1-1		1-0 1B HBP			4	0	0	0	0	0	3									
<b>Mel Hall, L</b> (1, 7) OBP: 0.344, SLG: 0.533	0-0 G4-3				0-0 1B		1-1 G3-1			4	0	2	0	0	0	1									
<b>Matt Nokes, L</b> (1, 2) OBP: 0.317, SLG: 0.530		2-0 HR			0-0 P6		0-0 HR		2-2 P4	4	2	2	2	0	0	4									
<b>Jesse Barfield, R</b> (1, 9) OBP: 0.313, SLG: 0.450		2-1 F8			2-0 1B		3-2 G5-3		0-2 G6-3	4	0	1	0	0	0	0									
<b>Kevin Maas, L</b> (1, 10) OBP: 0.364, SLG: 0.424		2-3 K			2-0 F8		0-0 G4-3		0-1 G5-3	4	0	0	0	0	1	2									
<b>Randy Velarde, R</b> (1, 5) OBP: 0.293, SLG: 0.284		3-3 K			1-0 G5-3				2-0 SH5-4 1B	4	1	2	0	0	1	2									
<b>Carlos Rodriguez, S</b> (1, 6) OBP: 0.250, SLG: 0.250			2-2 L3		1-0 G3		0-0 SH5-4		1-2 G6-3	3	0	0	0	0	0	1									
<b>Inning Stats</b>	R: 0 E: 0 K: 0 S: 8	H: 0 LOB: 1 BB: 1 P: 16	R: 1 E: 0 K: 2 S: 11	H: 1 LOB: 0 BB: 0 P: 20	R: 0 E: 0 K: 0 S: 7	H: 1 LOB: 1 BB: 0 P: 10	R: 0 E: 0 K: 0 S: 5	H: 2 LOB: 2 BB: 0 P: 10	R: 0 E: 0 K: 0 S: 5	H: 1 LOB: 1 BB: 0 P: 9	R: 1 E: 0 K: 0 S: 8	H: 1 LOB: 0 BB: 0 P: 13	R: 1 E: 0 K: 0 S: 14	H: 3 LOB: 3 BB: 0 P: 20	R: 0 E: 0 K: 0 S: 9	H: 1 LOB: 1 BB: 0 P: 12	R: 0 E: 0 K: 1 S: 7	H: 0 LOB: 0 BB: 0 P: 10	1B: 6 2B: 2 3B: 0 HR: 2	SF: 0 SAC: 1 DP: 0 HBP: 1	WP: 0 PB: 1 SB: 1 CS: 0	PA: 39			
<b>PITCHER</b>	IP	WLS	BF	H	R	ER	SO	BB	IBB	HBP	BLK	WP	HR	S	P	ERA	WHIP								
<b>Eric Show, R</b> (1, 1) ERA: 8.74	6.1	L	27	7	3	3	2	1	0	0	0	0	2	46	80	4.26	1.263								
<b>Joe Klink, L</b> (7, 1) ERA: 3.0	0.2	5	2	0	0	0	0	0	0	1	0	0	0	12	18	0.00	3.000								
<b>Gene Nelson, R</b> (8, 1) ERA: 9.13	1.0	4	1	0	0	0	0	0	0	0	0	0	0	9	12	0.00	1.000								
<b>Rick Honeycutt, L</b> (9, 1) ERA: 3.55	1.0	3	0	0	0	0	1	0	0	0	0	0	0	7	10	0.00	0.000								

**New York Yankees @ Oakland Athletics**  
Oakland-Alameda County Coliseum, Oakland, CA

livebaseballscores.com



AB 36  
R 3  
H 10  
RBI 3  
BB 1  
SO 3  
LOB 17

Thu Jul 18, 1991, 7:05 PM PDT  
Att: 39,437 - Cloudy - 62 F

Batter	1	2	3	4	5	6	7	8	9	AB	R	H	RBI	BB	SO	LOB	BOTTOM								
<b>Rickey Henderson, R</b> (1, 7) OBP: 0.418, SLG: 0.386	2-1 G5-3		1-3 K		4-1 G6-4-3 BB			3-2 F7		3	0	0	0	1	1	0									
<b>Terry Steinbach, R</b> (1, 2) OBP: 0.325, SLG: 0.425	2-2 G5-3		0-1 BB 1B		1-0 G6-4-3			0-0 G6-3		4	0	1	0	0	0	1									
<b>Jose Canseco, R</b> (1, 9) OBP: 0.376, SLG: 0.554	0-0 HR		4-0 BB		4-2 G6-4-3 BB			0-1 G4-3		2	1	1	1	2	0	0									
<b>Harold Baines, L</b> (1, 10) OBP: 0.396, SLG: 0.509	2-2 F7		2-3 K		0-0 G6-4-3			0-3 K		4	0	0	0	0	2	3									
<b>Dave Henderson, R</b> (1, 8) OBP: 0.359, SLG: 0.508		1-0 L9			0-0 F9		0-2 1B		0-1 P3	4	0	1	0	0	0	2									
<b>Ernest Riles, L</b> (1, 5) OBP: 0.308, SLG: 0.319		1-1 F7			0-2 P4		2-1 G3-1		1-2 G5-3	3	0	0	0	0	0	1									
<b>Willie Wilson, S</b> (9, FH) OBP: 0.287, SLG: 0.304										1	0	0	0	0	0	0									
<b>Mark McGwire, R</b> (1, 3) OBP: 0.344, SLG: 0.383		2-1 HR			0-2 P3					3	1	1	1	0	0	0									
<b>Mike Gallego, R</b> (1, 4) OBP: 0.356, SLG: 0.357		4-2 BB			3-2 G5-3					2	0	0	0	1	0	0									
<b>Mike Bordick, R</b> (1, 6) OBP: 0.260, SLG: 0.271		0-0 G4-3			3-2 G1-3					3	0	0	0	0	0	1									
<b>Inning Stats</b>	R: 1 E: 0 K: 0 S: 10	H: 1 LOB: 0 BB: 0 P: 16	R: 1 E: 0 K: 0 S: 9	H: 1 LOB: 1 BB: 1 P: 17	R: 0 E: 0 K: 2 S: 10	H: 1 LOB: 2 BB: 1 P: 17	R: 0 E: 0 K: 0 S: 11	H: 0 LOB: 0 BB: 0 P: 14	R: 0 E: 0 K: 0 S: 5	H: 0 LOB: 0 BB: 1 P: 13	R: 0 E: 0 K: 0 S: 12	H: 1 LOB: 1 BB: 1 P: 17	R: 0 E: 0 K: 0 S: 4	H: 0 LOB: 0 BB: 0 P: 7	R: 0 E: 0 K: 0 S: 6	H: 0 LOB: 0 BB: 0 P: 9	R: 0 E: 0 K: 1 S: 8	H: 0 LOB: 0 BB: 0 P: 9	1B: 2 2B: 0 3B: 0 HR: 2	SF: 0 SAC: 0 DP: 2 HBP: 0	WP: 0 PB: 0 SB: 0 CS: 0	PA: 33			
<b>PITCHER</b>	IP	WLS	BF	H	R	ER	SO	BB	IBB	HBP	BLK	WP	HR	S	P	ERA	WHIP								
<b>Scott Kameniecki, R</b> (1, 1) ERA: 2.68	7.0	W	27	4	2	2	2	4	0	0	0	0	2	61	101	2.57	1.143								
<b>John Habyan, R</b> (8, 1) ERA: 2.47	1.0	3	0	0	0	0	0	0	0	0	0	0	0	6	9	0.00	0.000								
<b>Steve Howe, L</b> (9, 1) ERA: 1.21	1.0	S	3	0	0	0	1	0	0	0	0	0	0	8	9	0.00	0.000								

**New York Yankees @ Oakland Athletics**  
Oakland-Alameda County Coliseum, Oakland, CA

livebaseballscores.com



AB 29  
R 2  
H 4  
RBI 2  
BB 4  
SO 3  
LOB 8

Thu Jul 18, 1991, 7:05 PM PDT  
Att: 39,437 - Cloudy - 62 F



Batter	1	2	3	4	5	6	7	8	9	AB	R	H	RBI	BB	SO	LOB	TOP								
<b>Bernie Williams, S</b> (1, 8) OBP: 0.457, SLG: 0.630	4-1 G4-3 BB		0-3 K		4-2 1B BB		3-2 G4-3			2	1	0	0	2	1	2	<b>New York Yankees @ Oakland Athletics</b> Oakland-Alameda County Coliseum, Oakland, CA Fri Jul 19 1991, 7:05 PM PDT Att: 35,537 - Cloudy - 65 F								
<b>Carlos Rodriguez, S</b> (1, 6) OBP: 0.230, SLG: 0.226	0-0 G4-3		0-0 G4-6-3		1-2 F9		4-0 G5-4-3 BB			3	0	0	0	1	0	5									
<b>Alvaro Espinoza, R</b> (7, 6) OBP: 0.290, SLG: 0.353	1-2		1-2		3-1 1B		1-2 G5-4-3			0	0	0	0	0	0	0									
<b>Don Mattingly, L</b> (1, 3) OBP: 0.356, SLG: 0.409	3-3 K		0-3 K		1-3 1B		1-2 G5-4-3			4	0	1	1	0	2	1									
<b>Mel Hall, L</b> (1, 7) OBP: 0.347, SLG: 0.532		1-2 L3		1-0 G3 HBP 1B		1-2 1B		1-1 F7		4	0	2	1	0	0	0									
<b>Matt Nokes, L</b> (1, 2) OBP: 0.316, SLG: 0.523	1-1 G4-3		1-0 G3 HBP		0-1 P6		0-0 G4-3			3	0	0	0	0	0	2									
<b>Kevin Maas, L</b> (1, 10) OBP: 0.290, SLG: 0.419	3-3 K		1-2 G3		2-2 G4-3		2-3 K			4	0	0	0	0	2	2									
<b>Randy Velarde, R</b> (1, 5) OBP: 0.301, SLG: 0.278			4-1 1B BB		4-2 S BB		2-2 G6-3			2	1	0	0	2	0	2									
<b>Pat Sheridan, L</b> (1, 9) OBP: 0.209, SLG: 0.310	1-1 1B		0-1 B1-3		0-3 K		2-3 K			4	0	1	0	0	2	1									
<b>Pat Kelly, R</b> (1, 4) OBP: 0.271, SLG: 0.340	2-2 G4-6-3 1B		1-1 S 1B 2B		1-2 F9		1-1 F9			4	1	2	1	0	0	1									
<b>Inning Stats</b>	R: 0 E: 0 K: 1 S: 5	H: 0 LOB: 0 BB: 1 P: 12	R: 0 E: 0 K: 1 S: 8	H: 0 LOB: 0 BB: 0 P: 13	R: 1 E: 0 K: 1 S: 10	H: 2 LOB: 1 BB: 1 P: 17	R: 0 E: 0 K: 1 S: 11	H: 1 LOB: 2 BB: 0 P: 17	R: 2 E: 0 K: 0 S: 18	H: 3 LOB: 2 BB: 1 P: 28	R: 0 E: 0 K: 1 S: 12	H: 0 LOB: 1 BB: 1 P: 19	R: 0 E: 0 K: 0 S: 6	H: 0 LOB: 0 BB: 1 P: 14	R: 0 E: 0 K: 1 S: 6	H: 0 LOB: 0 BB: 0 P: 9	R: 0 E: 0 K: 1 S: 9	H: 0 LOB: 0 BB: 0 P: 14	1B: 5 2B: 1 3B: 0 HR: 0	SF: 0 SAC: 0 DP: 3 HBP: 1	WP: 0 PB: 0 SB: 2 CS: 0	PA: 36			
<b>PITCHER</b>	IP	WLS	BF	H	R	ER	SO	BB	IBB	HBP	BLK	WP	HR	S	P	ERA	WHIP								
<b>Mike Moore, R</b> (1, 1) ERA: 3.7	3.0	L	11	2	1	1	3	2	0	0	0	0	0	23	42	3.00	1.333								
<b>Curt Young, L</b> (4, 1) ERA: 4.43	2.2		15	4	2	2	2	2	0	1	0	0	0	38	60	6.75	2.250								
<b>Kevin Campbell, R</b> (6, 1) ERA:	3.1		10	0	0	0	2	1	0	0	0	0	0	24	41	0.00	0.300								

Batter	1	2	3	4	5	6	7	8	9	AB	R	H	RBI	BB	SO	LOB	BOTTOM								
<b>Rickey Henderson, R</b> (1, 7) OBP: 0.416, SLG: 0.382	1-0 F7		1-0 G5-3		4-1 S 1B BB		3-2 FC4 CS			3	0	0	0	1	0	1	<b>New York Yankees @ Oakland Athletics</b> Oakland-Alameda County Coliseum, Oakland, CA Fri Jul 19 1991, 7:05 PM PDT Att: 35,537 - Cloudy - 65 F								
<b>Carney Lansford, R</b> (1, 10)	0-1 F9		0-0 F7		1-3 K		1-3 K			4	0	0	0	0	2	2									
<b>Jose Canseco, R</b> (1, 9) OBP: 0.377, SLG: 0.553	3-3 K		3-3 K		0-0 S 1B		0-0 BB 1B			4	0	2	0	0	2	0									
<b>Dave Henderson, R</b> (1, 8) OBP: 0.355, SLG: 0.502		0-0 E5 G1-6-3 E		2-1 F9		1-1 P5		0-1 F7		4	0	0	0	0	0	3									
<b>Terry Steinbach, R</b> (1, 2) OBP: 0.320, SLG: 0.418		1-1 E5 G1-6-3		1-1 L5		2-1 F9		1-3 K		4	0	0	0	0	1	4									
<b>Mark McCwire, R</b> (1, 3) OBP: 0.343, SLG: 0.379		0-0 G1-6-3		3-2 P3		1-1 F8		4-2 FC5 BB		3	0	0	0	1	0	2									
<b>Vance Law, R</b> (1, 5) OBP: 0.303, SLG: 0.276		4-1 BB		3-2 P3		2-3 K		0-1 FC5		2	0	0	0	1	1	0									
<b>Harold Baines, L</b> (9, PH) OBP: 0.395, SLG: 0.507								1-2 K		1	0	0	0	0	0	2									
<b>Mike Gallego, R</b> (1, 4) OBP: 0.356, SLG: 0.357		1-2 G5-3		2-2 BLK 1B		0-0 G5-3				3	0	1	0	0	0	2									
<b>Mike Bordick, R</b> (1, 6) OBP: 0.250, SLG: 0.260			3-2 G6-3		0-1 P3		2-2 FC4 1B			2	0	0	0	0	0	1									
<b>Willie Wilson, S</b> (8, PH) OBP: 0.290, SLG: 0.307										1	0	1	0	0	0	0									
<b>Ernest Riles, L</b> (9, 5) OBP: 0.308, SLG: 0.319										0	0	0	0	0	0	0									
<b>Inning Stats</b>	R: 0 E: 0 K: 1 S: 6	H: 0 LOB: 0 BB: 0 P: 10	R: 0 E: 2 K: 0 S: 8	H: 0 LOB: 2 BB: 1 P: 14	R: 0 E: 0 K: 0 S: 5	H: 0 LOB: 0 BB: 0 P: 9	R: 0 E: 0 K: 1 S: 7	H: 0 LOB: 0 BB: 0 P: 13	R: 0 E: 0 K: 1 S: 9	H: 1 LOB: 1 BB: 0 P: 19	R: 0 E: 0 K: 1 S: 7	H: 1 LOB: 2 BB: 1 P: 17	R: 0 E: 0 K: 1 S: 7	H: 0 LOB: 0 BB: 0 P: 10	R: 0 E: 0 K: 1 S: 9	H: 1 LOB: 2 BB: 1 P: 15	R: 0 E: 0 K: 1 S: 11	H: 1 LOB: 2 BB: 1 P: 16	1B: 4 2B: 0 3B: 0 HR: 0	SF: 0 SAC: 0 DP: 1 HBP: 0	WP: 0 PB: 0 SB: 2 CS: 1	PA: 34			
<b>PITCHER</b>	IP	WLS	BF	H	R	ER	SO	BB	IBB	HBP	BLK	WP	HR	S	P	ERA	WHIP								
<b>Jeff Johnson, L</b> (1, 1) ERA: 2.72	8.0	W	29	3	0	0	5	2	0	0	1	0	0	11	107	0.00	0.625								
<b>Steve Farr, R</b> (9, 1) ERA: 1.46	1.0	S	5	1	0	0	1	1	0	0	0	0	0	11	16	0.00	2.000								






Batter	1	2	3	4	5	6	7	8	9	AB	R	H	RBI	BB	SO	LOB	TOP										
<b>Bernie Williams, S</b> OBP: 0.475, SLG: 0.710 (1, 8)	0-0 SH1 1B 2B		4-0 1B SF7 BB	3-2 1H 2H 3B		2-3 K			0-0 F8	4	2	2	2	1	1	1											
<b>Alvaro Espinoza, R</b> OBP: 0.290, SLG: 0.352 (1, 6)	0-0 SH1		0-1 SF7 1B	0-3 K			0-0 F7			3	1	1	0	0	1	1											
<b>Don Mattingly, L</b> OBP: 0.355, SLG: 0.409 (1, 3)	2-1 FC6-4 1B		3-2 SF7		0-1 F7		2-2 G3-1			3	0	1	2	0	0	0											
<b>Mel Hall, L</b> OBP: 0.345, SLG: 0.527 (1, 7)	0-0 FC6-4		0-0 1B		3-1 F9		2-1 G6-3			4	0	1	1	0	0	1											
<b>Matt Nokes, L</b> OBP: 0.315, SLG: 0.519 (1, 2)	3-1 F8		1-1 G3		3-2 1B			3-3 K		4	0	1	0	0	1	2											
<b>Kevin Maas, L</b> OBP: 0.356, SLG: 0.413 (1, 10)		2-1 G4-3		2-0 P2		2-2 F9		3-3 K		4	0	0	0	0	1	1											
<b>Randy Velarde, R</b> OBP: 0.299, SLG: 0.277 (1, 5)		0-3 K		2-1 CS 1B		2-2 G1-3		1-2 F9		4	0	1	0	0	1	0											
<b>Pat Sheridan, L</b> OBP: 0.213, SLG: 0.289 (1, 9)		3-2 G4-3		4-1 1B 3B BB		3-3 K		2-2 G6-3		3	1	0	0	1	1	0											
<b>Pat Kelly, R</b> OBP: 0.276, SLG: 0.340 (1, 4)			1-3 K	2-1 3B 1B		2-1 HBP		1-1 P3		3	1	1	0	0	1	0											
<b>Inning Stats</b>	R: 1 E: 0 K: 0 S: 7	H: 2 LOB: 1 BB: 0 P: 12	R: 0 E: 0 K: 1 S: 13	H: 0 LOB: 0 BB: 0 P: 18	R: 2 E: 0 K: 1 S: 15	H: 2 LOB: 1 BB: 1 P: 26	R: 2 E: 0 K: 1 S: 12	H: 3 LOB: 1 BB: 1 P: 25	R: 0 E: 0 K: 0 S: 12	H: 1 LOB: 0 BB: 0 P: 20	R: 0 E: 0 K: 2 S: 10	H: 0 LOB: 1 BB: 0 P: 19	R: 0 E: 0 K: 0 S: 7	H: 0 LOB: 0 BB: 0 P: 11	R: 0 E: 0 K: 2 S: 11	H: 0 LOB: 0 BB: 0 P: 18	R: 0 E: 0 K: 0 S: 7	H: 0 LOB: 0 BB: 0 P: 10	1B: 6 2B: 1 3B: 1 HR: 0	SF: 1 SAC: 1 DP: 0 HBP: 1	WP: 0 PB: 0 SB: 0 CS: 1	PA: 37					
<b>PITCHER</b>	IP	WLS	BF	H	R	ER	SO	BB	IBB	HBP	BLK	WP	HR	S	P	ERA	WHIP										
<b>Andy Hawkins, R</b> ERA: 5.22 (1, 1)	0.0	L	0	0	0	0	0	0	0	0	0	0	0	0	0	∞	∞										
<b>Joe Klimk, L</b> ERA: 2.75 (6, 1)	2.2		8	0	0	0	3	0	0	0	0	0	0	25	40	0.00	0.000										
<b>Steve Chitren, R</b> ERA: 3.61 (9, 1)	0.2		2	0	0	0	0	0	0	0	0	0	0	3	4	0.00	0.000										

**New York Yankees @ Oakland Athletics**  
Oakland-Alameda County Coliseum, Oakland, CA

AB 32  
R 5  
H 8  
RBI 5  
BB 2  
SO 7  
LOB 6



Sat Jul 20 1991, 3:33 AM PDT  
Att: 44,429 - Sunny - 64 F

Batter	1	2	3	4	5	6	7	8	9	AB	R	H	RBI	BB	SO	LOB	BOTTOM										
<b>Rickey Henderson, R</b> OBP: 0.414, SLG: 0.377 (1, 7)	1-2 1B HBP	2-2 FC5			1-1 E3			2-3 K		3	0	0	1	0	1	2											
<b>Willie Wilson, S</b> OBP: 0.290, SLG: 0.303 (1, 8)	2-3 K	3-3 K			0-1 F7		4-0 G6-4-3 BB			3	0	0	0	1	2	4											
<b>Jose Canseco, R</b> OBP: 0.376, SLG: 0.550 (1, 9)	1-1 P4		2-2 CS 1B		1-0 G5-4-3		1-2 G6-4-3			4	0	1	0	0	0	3											
<b>Harold Baines, L</b> OBP: 0.395, SLG: 0.505 (1, 10)	0-0 1B		1-1 F8		2-2 P5		1-2 F8			3	0	1	0	0	0	1											
<b>Dave Henderson, R</b> OBP: 0.354, SLG: 0.590 (9, PH)	1-2 1B									1	0	0	0	0	0	0											
<b>Carney Lansford, R</b> OBP: 0.125, SLG: 0.125 (1, 5)	1-0 G5-3		0-0 FC4-9-6 FC5-4		3-2 G3-6-3 1B		0-0 G6-3			4	0	1	0	0	0	3											
<b>Jamie Quirk, L</b> OBP: 0.324, SLG: 0.290 (1, 2)		1-2 1B SH5-3 FC5		2-2 FC5-4		3-1 G3-6-3		0-0 F9		3	1	1	0	0	0	2											
<b>Mark McGwire, R</b> OBP: 0.342, SLG: 0.377 (9, PH)										1	0	0	0	0	0	0											
<b>Mike Gallego, R</b> OBP: 0.357, SLG: 0.356 (1, 4)		0-0 SH5-3		4-2 G4-6-3 BB		1-3 K				1	0	0	0	1	1	0											
<b>Ernest Riles, L</b> OBP: 0.308, SLG: 0.320 (1, 3)		1-0 FC5 BB 1B		0-0 G4-6-3		1-3 K				3	0	1	0	0	1	1											
<b>Vance Law, R</b> OBP: 0.304, SLG: 0.271 (1, 6)		4-0 FC5 BB		1-1 G6-3		1-2 P4				2	0	0	0	1	0	0											
<b>Inning Stats</b>	R: 0 E: 0 K: 1 S: 9	H: 1 LOB: 2 BB: 0 P: 14	R: 1 E: 0 K: 1 S: 11	H: 2 LOB: 2 BB: 1 P: 22	R: 0 E: 0 K: 0 S: 9	H: 1 LOB: 0 BB: 0 P: 14	R: 0 E: 0 K: 0 S: 5	H: 0 LOB: 0 BB: 1 P: 10	R: 0 E: 0 K: 0 S: 10	H: 1 LOB: 0 BB: 0 P: 18	R: 0 E: 0 K: 2 S: 9	H: 0 LOB: 0 BB: 0 P: 12	R: 0 E: 0 K: 1 S: 6	H: 0 LOB: 0 BB: 1 P: 13	R: 0 E: 0 K: 0 S: 5	H: 0 LOB: 0 BB: 0 P: 6	R: 0 E: 0 K: 0 S: 5	H: 0 LOB: 0 BB: 0 P: 6	1B: 5 2B: 0 3B: 0 HR: 0	SF: 0 SAC: 1 DP: 4 HBP: 1	WP: 0 PB: 0 SB: 0 CS: 0	PA: 33					
<b>PITCHER</b>	IP	WLS	BF	H	R	ER	SO	BB	IBB	HBP	BLK	WP	HR	S	P	ERA	WHIP										
<b>Wade Taylor, R</b> ERA: 5.63 (1, 1)	8.0	W	30	5	1	1	5	3	0	1	0	0	0	64	110	1.12	1.000										
<b>Steve Howe, L</b> ERA: 1.17 (9, 1)	1.0		3	0	0	0	0	0	0	0	0	0	0	5	6	0.00	0.000										

**New York Yankees @ Oakland Athletics**  
Oakland-Alameda County Coliseum, Oakland, CA

AB 28  
R 1  
H 5  
RBI 1  
BB 3  
SO 5  
LOB 16



Sat Jul 20 1991, 3:33 AM PDT  
Att: 44,429 - Sunny - 64 F



Batter	1	2	3	4	5	6	7	8	9	AB	R	H	RBI	BB	SO	LOB	TOP								
<b>Bernie Williams, S</b> (1, 8) OBP: 0.467, SLG: 0.647	1-3 K		2-2 G3-1						1-1 HBP	3	0	0	0	1	2	1	<b>New York Yankees @ Oakland Athletics</b> Oakland-Alameda County Coliseum, Oakland, CA Sun Jul 21 1991, 3:33 AM PDT Att: 43,007 - Sunny - 68 F <a href="http://livebaseballscorecards.com">livebaseballscorecards.com</a>								
<b>Alvaro Espinoza, R</b> (1, 6) OBP: 0.292, SLG: 0.365	0-1 1B		1-3 K			2-0 HR	2-2 G6-3		1-3 K	5	1	2	1	0	2	4									
<b>Don Mattingly, L</b> (1, 3) OBP: 0.353, SLG: 0.404	2-2 L8		1-0 F9			0-1 G5-3		4-0 1B BB	2-2 G6-3	4	0	0	0	1	0	2									
<b>Mel Hall, L</b> (1, 9) OBP: 0.344, SLG: 0.523	2-2 G5-3			2-0 F7		1-2 F7		2-2 1B BB		4	0	1	0	0	0	1									
<b>Matt Nokes, L</b> (1, 2) OBP: 0.314, SLG: 0.514		1-0 BB 1B		1-2 G6-3		0-0 G4-3		2-1 F9		4	0	1	0	0	0	2									
<b>Kevin Maas, L</b> (1, 10) OBP: 0.352, SLG: 0.408		1-3 K		3-0 G4-3			2-2 F7	0-2 P6		4	0	0	0	0	1	3									
<b>Randy Velarde, R</b> (1, 5) OBP: 0.306, SLG: 0.278		4-2 BB SAFE			2-2 G4-3		3-2 BB BB 1B	2-3 K		3	0	1	0	1	1	2									
<b>Hensley Meulens, R</b> (1, 7) OBP: 0.249, SLG: 0.300		2-3 K			0-2 1B		1-3 K		0-3 K	4	0	1	0	0	3	3									
<b>Pat Kelly, R</b> (1, 4) OBP: 0.277, SLG: 0.335		3-3 K			1-3 K		4-1 BB BB		1-0 HR	2	0	0	0	1	2	3									
<b>Pat Sheridan, L</b> (9, PH) OBP: 0.229, SLG: 0.370										1	1	1	1	0	0	0									
<b>Inning Stats</b>	R: 0 E: 0 K: 1 S: 12	H: 1 LOB: 1 BB: 0 P: 17	R: 0 E: 0 K: 3 S: 16	H: 1 LOB: 2 BB: 1 P: 27	R: 0 E: 0 K: 1 S: 7	H: 0 LOB: 0 BB: 0 P: 11	R: 0 E: 0 K: 0 S: 6	H: 0 LOB: 0 BB: 0 P: 12	R: 0 E: 0 K: 2 S: 13	H: 1 LOB: 1 BB: 0 P: 18	R: 1 E: 0 K: 0 S: 7	H: 1 LOB: 0 BB: 0 P: 10	R: 0 E: 0 K: 1 S: 20	H: 1 LOB: 2 BB: 2 P: 36	R: 0 E: 0 K: 1 S: 12	H: 1 LOB: 2 BB: 1 P: 22	R: 1 E: 0 K: 2 S: 15	H: 1 LOB: 1 BB: 0 P: 20	1B: 5 2B: 0 3B: 0 HR: 2	SF: 0 SAC: 0 DP: 0 HBP: 1	WP: 0 PB: 0 SB: 1 CS: 0	PA: 39			
<b>PITCHER</b>	IP	WLS	BF	H	R	ER	SO	BB	IBB	HBP	BLK	WP	HR	S	P	ERA	WHIP								
<b>Dave Stewart, R</b> (1, 1) ERA: 4.8	7.0	W	29	5	1	1	8	3	0	0	0	0	1	81	131	1.29	1.143								
<b>Rick Honeycutt, L</b> (8, 1) ERA: 3.56	0.2		4	1	0	0	0	1	0	0	0	0	0	9	17	0.00	3.000								
<b>Gene Nelson, R</b> (8, 1) ERA: 5.0	0.1		1	0	0	0	1	0	0	0	0	0	0	3	5	0.00	0.000								
<b>Dennis Eckersley, R</b> (9, 1) ERA: 2.49	1.0	S	5	1	1	1	2	0	0	1	0	0	1	15	20	9.00	1.000								

Batter	1	2	3	4	5	6	7	8	9	AB	R	H	RBI	BB	SO	LOB	BOTTOM								
<b>Willie Wilson, S</b> (1, 7) OBP: 0.298, SLG: 0.313	1-2 CS HBP		0-0 F7							3	0	2	0	0	0	0	<b>New York Yankees @ Oakland Athletics</b> Oakland-Alameda County Coliseum, Oakland, CA Sun Jul 21 1991, 3:33 AM PDT Att: 43,007 - Sunny - 68 F <a href="http://livebaseballscorecards.com">livebaseballscorecards.com</a>								
<b>Dave Henderson, R</b> (1, 8) OBP: 0.350, SLG: 0.494	1-2 F9		0-3 K		1-1 1B		3-3 K			4	0	0	0	0	2	3									
<b>Jose Canseco, R</b> (1, 9) OBP: 0.372, SLG: 0.543	1-2 K		1-1 E6			0-1 E4 G4-3 SF9		0-1 F9		4	1	0	0	0	1	1									
<b>Harold Baines, L</b> (1, 10) OBP: 0.394, SLG: 0.503		0-0 2B G3 1B		1-0 F7		2-2 G4-3		0-0 G6-3		3	1	1	0	0	0	2									
<b>Rickey Henderson, R</b> (8, PH) OBP: 0.412, SLG: 0.376						2-3 G4-3				1	0	0	0	0	0	0									
<b>Terry Steinbach, R</b> (1, 2) OBP: 0.319, SLG: 0.421	1-2 G3 2B 2B			1-1 G5-3		1-0 SF9		2-3 K		3	1	1	1	0	1	0									
<b>Camey Lansford, R</b> (1, 5) OBP: 0.091, SLG: 0.091	2-0 G3			0-1 G5-3		1-1 G5-3				3	0	0	1	0	0	1									
<b>Mark McGwire, R</b> (1, 3) OBP: 0.342, SLG: 0.380	2-3 3H 2B			3-3 K						3	0	1	1	0	1	0									
<b>Mike Gallego, R</b> (1, 6) OBP: 0.357, SLG: 0.366	3H G5-3				1-2 G5-3					3	1	1	1	0	0	1									
<b>Scott Hemond, R</b> (1, 4) OBP: 0.222, SLG: 0.125	1-2 G6-3				1-3 K					3	0	0	0	0	2	1									
<b>Inning Stats</b>	R: 0 E: 1 K: 1 S: 9	H: 0 LOB: 1 BB: 0 P: 13	R: 2 E: 0 K: 0 S: 12	H: 3 LOB: 1 BB: 0 P: 18	R: 0 E: 1 K: 1 S: 7	H: 0 LOB: 1 BB: 0 P: 9	R: 0 E: 0 K: 1 S: 7	H: 0 LOB: 0 BB: 0 P: 11	R: 0 E: 0 K: 1 S: 10	H: 1 LOB: 1 BB: 0 P: 14	R: 1 E: 1 K: 0 S: 8	H: 0 LOB: 0 BB: 0 P: 12	R: 1 E: 0 K: 2 S: 14	H: 2 LOB: 1 BB: 0 P: 20	R: 0 E: 0 K: 1 S: 6	H: 0 LOB: 0 BB: 0 P: 8	R: 0 E: 0 K: 1 S: 6	H: 0 LOB: 0 BB: 0 P: 8	1B: 2 2B: 4 3B: 0 HR: 1	SF: 1 SAC: 0 DP: 1 HBP: 1	WP: 0 PB: 0 SB: 0 CS: 1	PA: 32			
<b>PITCHER</b>	IP	WLS	BF	H	R	ER	SO	BB	IBB	HBP	BLK	WP	HR	S	P	ERA	WHIP								
<b>Scott Sanderson, R</b> (1, 1) ERA: 3.84	6.1	L	26	5	4	3	4	0	0	1	0	0	1	57	83	4.26	0.789								
<b>John Habyan, R</b> (7, 1) ERA: 2.52	1.0		4	1	0	0	2	0	0	0	0	0	0	12	16	0.00	1.000								
<b>Steve Howe, L</b> (8, 1) ERA: 1.15	0.2		2	0	0	0	1	0	0	0	0	0	0	4	6	0.00	0.000								

















Batter	1	2	3	4	5	6	7	8	9	AB	R	H	RBI	BB	SO	LOB	TOP								
Rickey Henderson, R OBP: 0.416, SLG: 0.372										6	0	1	0	0	0	4									
Dave Henderson, R OBP: 0.352, SLG: 0.496										3	2	0	0	2	0	1									
Jose Canseco, R OBP: 0.372, SLG: 0.563										4	2	2	1	0	1	3									
Willie Wilson, S OBP: 0.298, SLG: 0.312										1	0	0	0	0	0	0									
Harold Baines, L OBP: 0.394, SLG: 0.505										3	3	3	1	2	0	0									
Scott Hemond, R OBP: 0.273, SLG: 0.200										0	1	0	0	0	0	0									
Terry Steinbach, R OBP: 0.336, SLG: 0.444										5	2	4	3	0	0	0									
Mark McGwire, R OBP: 0.341, SLG: 0.371										4	0	0	0	0	2	6									
Jamie Quirk, L OBP: 0.319, SLG: 0.287										1	1	0	1	0	0	1									
Ernest Riles, L OBP: 0.309, SLG: 0.330										4	1	1	4	1	0	2									
Vance Law, R OBP: 0.307, SLG: 0.276										0	0	0	0	0	0	0									
Mike Gallego, R OBP: 0.356, SLG: 0.365										5	0	2	2	0	0	0									
Mike Bordick, R OBP: 0.231, SLG: 0.238										5	0	1	0	0	1	3									
<b>Inning Stats</b>	R: 2 E: 0 K: 2 S: 10	H: 2 LOB: 1 BB: 2 P: 24	R: 0 E: 0 K: 0 S: 9	H: 1 LOB: 1 BB: 0 P: 12	R: 1 E: 0 K: 0 S: 16	H: 2 LOB: 2 BB: 1 P: 29	R: 0 E: 0 K: 0 S: 5	H: 0 LOB: 0 BB: 0 P: 9	R: 4 E: 0 K: 1 S: 18	H: 4 LOB: 0 BB: 0 P: 25	R: 0 E: 0 K: 0 S: 8	H: 0 LOB: 0 BB: 0 P: 11	R: 2 E: 0 K: 0 S: 11	H: 2 LOB: 2 BB: 0 P: 17	R: 0 E: 0 K: 0 S: 7	H: 1 LOB: 1 BB: 0 P: 10	R: 3 E: 1 K: 1 S: 17	H: 2 LOB: 2 BB: 2 P: 33	1B: 10 2B: 3 3B: 1 HR: 3	SF: 0 SAC: 0 DP: 1 HBP: 0	WP: 1 PB: 0 SB: 1 CS: 2	PA: 46			
<b>PITCHER</b>	IP WLS BF H R ER SO BB IBB HBP BLK WP HR S P ERA WHIP	IP WLS BF H R ER SO BB IBB HBP BLK WP HR S P ERA WHIP	IP WLS BF H R ER SO BB IBB HBP BLK WP HR S P ERA WHIP	IP WLS BF H R ER SO BB IBB HBP BLK WP HR S P ERA WHIP	IP WLS BF H R ER SO BB IBB HBP BLK WP HR S P ERA WHIP	IP WLS BF H R ER SO BB IBB HBP BLK WP HR S P ERA WHIP	IP WLS BF H R ER SO BB IBB HBP BLK WP HR S P ERA WHIP	IP WLS BF H R ER SO BB IBB HBP BLK WP HR S P ERA WHIP	IP WLS BF H R ER SO BB IBB HBP BLK WP HR S P ERA WHIP	IP WLS BF H R ER SO BB IBB HBP BLK WP HR S P ERA WHIP	IP WLS BF H R ER SO BB IBB HBP BLK WP HR S P ERA WHIP	IP WLS BF H R ER SO BB IBB HBP BLK WP HR S P ERA WHIP	IP WLS BF H R ER SO BB IBB HBP BLK WP HR S P ERA WHIP	IP WLS BF H R ER SO BB IBB HBP BLK WP HR S P ERA WHIP	IP WLS BF H R ER SO BB IBB HBP BLK WP HR S P ERA WHIP	IP WLS BF H R ER SO BB IBB HBP BLK WP HR S P ERA WHIP	IP WLS BF H R ER SO BB IBB HBP BLK WP HR S P ERA WHIP	IP WLS BF H R ER SO BB IBB HBP BLK WP HR S P ERA WHIP	IP WLS BF H R ER SO BB IBB HBP BLK WP HR S P ERA WHIP	IP WLS BF H R ER SO BB IBB HBP BLK WP HR S P ERA WHIP	IP WLS BF H R ER SO BB IBB HBP BLK WP HR S P ERA WHIP	IP WLS BF H R ER SO BB IBB HBP BLK WP HR S P ERA WHIP	IP WLS BF H R ER SO BB IBB HBP BLK WP HR S P ERA WHIP	IP WLS BF H R ER SO BB IBB HBP BLK WP HR S P ERA WHIP	IP WLS BF H R ER SO BB IBB HBP BLK WP HR S P ERA WHIP
Jeff Robinson, R ERA: 5.18	4.1	23	8	6	6	2	2	1	0	0	0	0	0	0	3	32	47	12.46	2.308						
Dave Johnson, R ERA: 9.2	3.0	13	4	3	3	1	0	0	0	0	0	0	0	0	3	12	19	9.00	1.333						
Mark Williamson, R ERA: 4.5	1.0	L	5	1	2	2	0	1	0	0	0	0	0	0	0	10	18	18.00	2.000						
Gregg Olson, R ERA: 3.15	0.2	5	1	1	0	1	0	1	0	0	0	0	0	0	10	18	0.00	1.500							

Oakland Athletics @ Baltimore Orioles  
Memorial Stadium, Baltimore, MD  
Fri Jul 26 1991, 7:05 PM EDT  
Att: 43,207 - Cloudy - 79 F

AB 41  
R 12  
H 14  
RBI 12  
BB 5  
SO 4  
LOB 20



Batter	1	2	3	4	5	6	7	8	9	AB	R	H	RBI	BB	SO	LOB	BOTTOM								
Mike Devereaux, R OBP: 0.334, SLG: 0.451										4	2	3	1	1	0	0									
Joe Orsulak, L OBP: 0.282, SLG: 0.310										3	0	0	1	0	0	2									
David Sequi, S OBP: 0.329, SLG: 0.387										2	1	1	0	0	0	3									
Cal Ripken Jr., R OBP: 0.387, SLG: 0.571										3	1	0	1	1	0	0									
Sam Horn, L OBP: 0.346, SLG: 0.512										2	1	0	0	1	1	0									
Dwight Evans, R OBP: 0.401, SLG: 0.396										2	1	1	4	0	0	1									
Randy Milligan, R OBP: 0.373, SLG: 0.422										4	0	0	0	1	0	1									
Chito Martinez, L OBP: 0.338, SLG: 0.565										4	1	1	0	1	0	1									
Leo Gomez, R OBP: 0.319, SLG: 0.391										3	1	1	1	0	0	0									
Bob Melvin, R OBP: 0.325, SLG: 0.353										3	0	1	1	0	0	1									
Juan Bell, R OBP: 0.168, SLG: 0.163										2	1	0	0	1	1	1									
Tim Hulett, R OBP: 0.259, SLG: 0.333										1	0	0	0	0	0	2									
<b>Inning Stats</b>	R: 0 E: 0 K: 0 S: 5	H: 0 LOB: 0 BB: 0 P: 7	R: 1 E: 0 K: 0 S: 9	H: 1 LOB: 1 BB: 1 P: 19	R: 2 E: 0 K: 1 S: 13	H: 1 LOB: 0 BB: 1 P: 20	R: 0 E: 0 K: 0 S: 11	H: 0 LOB: 0 BB: 0 P: 17	R: 0 E: 0 K: 0 S: 8	H: 1 LOB: 1 BB: 0 P: 14	R: 0 E: 0 K: 0 S: 9	H: 0 LOB: 0 BB: 0 P: 13	R: 6 E: 0 K: 1 S: 19	H: 4 LOB: 2 BB: 2 P: 32	R: 0 E: 0 K: 0 S: 14	H: 1 LOB: 3 BB: 1 P: 28	R: 0 E: 1 K: 0 S: 6	H: 0 LOB: 1 BB: 1 P: 11	1B: 4 2B: 3 3B: 0 HR: 1	SF: 3 SAC: 0 DP: 1 HBP: 0	WP: 0 PB: 1 SB: 0 CS: 0	PA: 42			
<b>PITCHER</b>	IP WLS BF H R ER SO BB IBB HBP BLK WP HR S P ERA WHIP	IP WLS BF H R ER SO BB IBB HBP BLK WP HR S P ERA WHIP	IP WLS BF H R ER SO BB IBB HBP BLK WP HR S P ERA WHIP	IP WLS BF H R ER SO BB IBB HBP BLK WP HR S P ERA WHIP	IP WLS BF H R ER SO BB IBB HBP BLK WP HR S P ERA WHIP	IP WLS BF H R ER SO BB IBB HBP BLK WP HR S P ERA WHIP	IP WLS BF H R ER SO BB IBB HBP BLK WP HR S P ERA WHIP	IP WLS BF H R ER SO BB IBB HBP BLK WP HR S P ERA WHIP	IP WLS BF H R ER SO BB IBB HBP BLK WP HR S P ERA WHIP	IP WLS BF H R ER SO BB IBB HBP BLK WP HR S P ERA WHIP	IP WLS BF H R ER SO BB IBB HBP BLK WP HR S P ERA WHIP	IP WLS BF H R ER SO BB IBB HBP BLK WP HR S P ERA WHIP	IP WLS BF H R ER SO BB IBB HBP BLK WP HR S P ERA WHIP	IP WLS BF H R ER SO BB IBB HBP BLK WP HR S P ERA WHIP	IP WLS BF H R ER SO BB IBB HBP BLK WP HR S P ERA WHIP	IP WLS BF H R ER SO BB IBB HBP BLK WP HR S P ERA WHIP	IP WLS BF H R ER SO BB IBB HBP BLK WP HR S P ERA WHIP	IP WLS BF H R ER SO BB IBB HBP BLK WP HR S P ERA WHIP	IP WLS BF H R ER SO BB IBB HBP BLK WP HR S P ERA WHIP	IP WLS BF H R ER SO BB IBB HBP BLK WP HR S P ERA WHIP	IP WLS BF H R ER SO BB IBB HBP BLK WP HR S P ERA WHIP	IP WLS BF H R ER SO BB IBB HBP BLK WP HR S P ERA WHIP	IP WLS BF H R ER SO BB IBB HBP BLK WP HR S P ERA WHIP	IP WLS BF H R ER SO BB IBB HBP BLK WP HR S P ERA WHIP	IP WLS BF H R ER SO BB IBB HBP BLK WP HR S P ERA WHIP
Dave Stewart, R ERA: 4.96	6.2	28	5	6	6	2	3	0	0	0	0	0	0	0	5	10	∞	∞							
Rick Honeycutt, L ERA: 4.2	0.0	2	1	0	0	0	1	0	0	0	0	0	0	0	5	10	∞	∞							
Gene Nelson, R ERA: 9.75	0.1	2	1	3	3	0	0	0	0	0	0	0	0	1	4	5	81.00	3.000							
Joe Klink, L ERA: 2.78	1.0	W	6	1	0	0	0	1	0	0	0	0	0	14	28	0.00	1.000								
Steve Chitren, R ERA: 3.45	1.0	S	4	0	0	0	1	0	0	0	0	0	0	6	11	0.00	1.000								

Oakland Athletics @ Baltimore Orioles  
Memorial Stadium, Baltimore, MD  
Fri Jul 26 1991, 7:05 PM EDT  
Att: 43,207 - Cloudy - 79 F

AB 33  
R 9  
H 8  
RBI 9  
BB 6  
SO 2  
LOB 12





Batter	1	2	3	4	5	6	7	8	9	AB	R	H	RBI	BB	SO	LOB	TOP								
Rickey Henderson, R OBP: 0.416, SLG: 0.374 Joe Slusarski, R (8, 1)	1-2 HBP 2B	0-2 FC1-4 1B 2B	1-0 G3-1			2-3 K		1-0 G6-3		4	2	1	0	0	1	0									
Dave Henderson, R OBP: 0.350, SLG: 0.494	3-2 SAFE 1B 2B	2-2 E6 FC1-4			2-1 F9	1-2 F7		1-3 K		5	1	1	1	0	1	1									
Jose Canseco, R OBP: 0.367, SLG: 0.555	2-1 P6	2-2 FC1-4 1B 1-2 2-3			1-0 G5-3				1-1 G5-3	5	1	0	0	0	1	3									
Harold Baines, L OBP: 0.398, SLG: 0.508 Scott Hemond, R OBP: 0.250, SLG: 0.182	3-0 2B 1B 2H	3-1 1B 1B 1-3 3-H			2-0 G4-3			0-0 2B G4-3 1B	1-1 G4-3	4	3	3	2	0	0	0									
Brook Jacoby, R OBP: 0.295, SLG: 0.347	2-1 1B 2B 1-3	0-0 1B 1-2 3-H			0-3 K			1-0 G4-3 1B 2B	0-0 P3	5	2	3	1	0	1	0									
Terry Steinbach, R OBP: 0.334, SLG: 0.441	1-3 K	1-0 1B 1-3 2-H			2-3 K			1-0 G4-3		4	0	1	2	0	2	3									
Mark McGwire, R OBP: 0.345, SLG: 0.376	0-0 2B 1B 2H 3-H	0-0 F9			1-0 1B			2-3 3-H 3-1 1B		4	0	3	3	0	0	1									
Mike Gallego, R OBP: 0.355, SLG: 0.366 Willie Wilson, S OBP: 0.296, SLG: 0.312	1-1 1B 1-3 2B		1-3 K		1-0 F9			1-0 F9		4	0	1	0	0	1	2									
Mike Bordick, R OBP: 0.217, SLG: 0.224	0-0 G3		2-1 G6-3			1-1 F9		0-2 F9		4	0	0	0	0	0	2									
<b>Inning Stats</b>	R: 4 E: 0 K: 1 S: 18	H: 5 LOB: 2 BB: 0 P: 31	R: 3 E: 1 K: 0 S: 17	H: 4 LOB: 1 BB: 0 P: 25	R: 0 E: 0 K: 1 S: 6	H: 0 LOB: 0 BB: 0 P: 10	R: 0 E: 0 K: 0 S: 4	H: 0 LOB: 0 BB: 0 P: 9	R: 0 E: 0 K: 2 S: 9	H: 1 LOB: 1 BB: 0 P: 13	R: 0 E: 0 K: 1 S: 9	H: 0 LOB: 0 BB: 0 P: 13	R: 2 E: 0 K: 1 S: 9	H: 3 LOB: 1 BB: 0 P: 18	R: 0 E: 0 K: 1 S: 7	H: 0 LOB: 0 BB: 0 P: 9	R: 0 E: 0 K: 0 S: 5	H: 0 LOB: 0 BB: 0 P: 7	1B: 8 2B: 5 3B: 0 HR: 0	SF: 0 SAC: 0 DP: 0 HBP: 1	WP: 0 PB: 0 SB: 0 CS: 0	PA: 41			
<b>PITCHER</b>	IP WLS BF H R ER SO BB IBB HBP BLK WP HR S P ERA WHIP	0.2 L 8 5 4 4 1 0 0 0 0 0 0 17 30 54.00 7.500	6.0 26 8 5 4 5 0 0 0 0 0 0 54 87 6.00 1.333	2.1 7 0 0 0 1 0 0 0 0 0 0 13 18 0.00 0.000																					

Oakland Athletics @ Baltimore Orioles  
Memorial Stadium, Baltimore, MD  
Sat Jul 27 1991, 7:05 PM EDT  
Att: 50,071 - Sunny - 75 F

AB	40
R	9
H	13
RBI	9
BB	0
SO	7
LOB	12



Batter	1	2	3	4	5	6	7	8	9	AB	R	H	RBI	BB	SO	LOB	BOTTOM								
Mike Devereaux, R OBP: 0.331, SLG: 0.446	1-1 F7		0-1 G1-3			1-2 G6-3		0-1 P4		4	0	0	1	0	0	2									
Joe Orsulak, L OBP: 0.276, SLG: 0.305	1-0 G4-3		1-2 3-H F8			1-0 G4-3			0-0 L7	4	0	0	0	0	0	1									
Cal Ripken Jr., R OBP: 0.384, SLG: 0.567 Brady Anderson, L OBP: 0.335, SLG: 0.292	1-1 G1				1-0 F8				1-0 F7	3	0	0	0	0	0	0									
Sam Horn, L OBP: 0.340, SLG: 0.502		2-1 P2			0-0 L7				2-0 G4-1	4	0	0	0	0	0	0									
Randy Milligan, R OBP: 0.373, SLG: 0.419 Tim Hulett, R OBP: 0.259, SLG: 0.333		1-3 K			4-2 BB					2	0	0	0	1	1	0									
Chito Martinez, L OBP: 0.324, SLG: 0.538		2-1 G3-1			0-0 F8					3	0	0	0	0	0	1									
Leo Gomez, R OBP: 0.314, SLG: 0.385			1-0 G5-3			2-2 F7		0-0 F8		3	0	0	0	0	0	0									
Chris Hoiles, R OBP: 0.316, SLG: 0.394			3-1 1B G1-3 1B			1-1 F7		4-2 BB		2	1	1	0	1	0	0									
Juan Bell, R OBP: 0.173, SLG: 0.168			2-1 G1-3 1B			0-1 B5-3		3-3 K		3	0	1	0	0	1	1									
<b>Inning Stats</b>	R: 0 E: 0 K: 0 S: 5	H: 0 LOB: 0 BB: 0 P: 8	R: 0 E: 0 K: 1 S: 7	H: 0 LOB: 0 BB: 0 P: 12	R: 1 E: 0 K: 0 S: 8	H: 2 LOB: 1 BB: 0 P: 15	R: 0 E: 0 K: 0 S: 5	H: 0 LOB: 1 BB: 1 P: 10	R: 0 E: 0 K: 0 S: 7	H: 0 LOB: 0 BB: 0 P: 10	R: 0 E: 0 K: 0 S: 8	H: 0 LOB: 0 BB: 0 P: 10	R: 0 E: 0 K: 0 S: 6	H: 0 LOB: 0 BB: 0 P: 8	R: 0 E: 0 K: 1 S: 9	H: 0 LOB: 1 BB: 1 P: 16	R: 0 E: 0 K: 0 S: 3	H: 0 LOB: 0 BB: 0 P: 6	1B: 2 2B: 0 3B: 0 HR: 0	SF: 0 SAC: 0 DP: 0 HBP: 0	WP: 0 PB: 0 SB: 0 CS: 0	PA: 31			
<b>PITCHER</b>	IP WLS BF H R ER SO BB IBB HBP BLK WP HR S P ERA WHIP	9.0 W 31 2 1 1 2 2 0 0 0 0 0 58 95 1.00 0.444																							

Oakland Athletics @ Baltimore Orioles  
Memorial Stadium, Baltimore, MD  
Sat Jul 27 1991, 7:05 PM EDT  
Att: 50,071 - Sunny - 75 F

AB	29
R	1
H	2
RBI	1
BB	2
SO	2
LOB	5





Batter	1	2	3	4	5	6	7	8	9	AB	R	H	RBI	BB	SO	LOB	TOP										
Rickey Henderson, R OBP: 0.420, SLG: 0.390	G5-3		L3 1B			HR 1B		HR		4	2	3	1	0	0	0	<b>Oakland Athletics @ Baltimore Orioles</b> Memorial Stadium, Baltimore, MD Sun Jul 28 1991, 3:33 AM EDT Att: 48,341 - Cloudy - 85 F										
Dave Henderson, R OBP: 0.352, SLG: 0.494	HBP 1B		L3			HR 1B		K		4	1	2	0	0	1												
Jose Canseco, R OBP: 0.369, SLG: 0.561	HBP			G5-3		HR		G5-3		3	1	1	3	0	0												
Harold Baines, L OBP: 0.399, SLG: 0.508	K			G6-3 1B		G6-4-3 1B		G3		4	0	2	0	0	1	2											
Brook Jacoby, R OBP: 0.291, SLG: 0.342	P3			G6-3		G6-4-3		F7		4	0	0	0	0	0	4											
Jamie Quirk, L OBP: 0.310, SLG: 0.278		K			L8			G6-3		4	0	0	0	0	1	0											
Mark McGwire, R OBP: 0.342, SLG: 0.372		F9				K		F9		3	0	0	0	0	1	0											
Mike Gallego, R OBP: 0.352, SLG: 0.363		L1			G5-3			G1-3		3	0	0	0	0	0	0											
Mike Bordick, R OBP: 0.214, SLG: 0.221										1	0	0	0	0	1	0											
Ernest Riles, L OBP: 0.306, SLG: 0.327								G6-3		2	0	0	0	0	0	0											
<b>Inning Stats</b>	R: 0 H: 1 E: 0 K: 1 S: 9	H: 1 LOB: 2 BB: 0 P: 14	R: 0 H: 0 E: 0 K: 1 S: 9	H: 0 LOB: 0 BB: 0 P: 11	R: 0 H: 1 E: 0 K: 1 S: 10	H: 1 LOB: 0 BB: 0 P: 15	R: 0 H: 1 E: 0 K: 0 S: 6	H: 1 LOB: 0 BB: 0 P: 9	R: 0 H: 0 E: 0 K: 1 S: 7	H: 0 LOB: 0 BB: 0 P: 11	R: 3 H: 4 E: 0 K: 0 S: 12	H: 0 LOB: 0 BB: 0 P: 20	R: 0 H: 0 E: 0 K: 0 S: 8	H: 0 LOB: 0 BB: 0 P: 13	R: 1 H: 1 E: 0 K: 1 S: 10	H: 1 LOB: 0 BB: 0 P: 18	R: 0 H: 0 E: 0 K: 0 S: 6	H: 0 LOB: 0 BB: 0 P: 9	1B: 6 2B: 1 3B: 0 HR: 2	SF: 0 SAC: 0 DP: 3 HBP: 1	WP: 0 PB: 0 SB: 0 CS: 0	PA: 33					
<b>PITCHER</b>	IP WLS BF H R ER SO BB IBB HBP BLK WP HR S P ERA WHIP	7.2 L 29 8 4 4 5 0 0 1 0 0 2 69 106 4.70 1.043	1.1 4 0 0 0 0 0 0 0 0 0 0 0 8 14 0.00 0.000											<b>PITCHER</b>	IP WLS BF H R ER SO BB IBB HBP BLK WP HR S P ERA WHIP	6.0 W 10 2 0 0 2 1 1 0 0 0 0 27 44 0.00 1.500	1.0 S 3 0 0 0 1 0 0 0 0 0 0 6 7 0.00 0.000										

Batter	1	2	3	4	5	6	7	8	9	AB	R	H	RBI	BB	SO	LOB	BOTTOM										
Mike Devereaux, R OBP: 0.329, SLG: 0.441	G6-3			G5-3		F7				4	0	0	0	1	0	0	<b>Oakland Athletics @ Baltimore Orioles</b> Memorial Stadium, Baltimore, MD Sun Jul 28 1991, 3:33 AM EDT Att: 48,341 - Cloudy - 85 F										
Joe Orsulak, L OBP: 0.287, SLG: 0.315				2B SF7 1B		1B BB		G4-3		4	1	3	0	1	0	1											
Cal Ripken Jr., R OBP: 0.387, SLG: 0.568	FC6-4 1B			BB 2B		1B IBB		F8		4	1	2	0	1	0	1											
Sam Horn, L OBP: 0.340, SLG: 0.500	1B 1B			BB 2B		1B IBB		F8		3	1	1	0	0	2	4											
Dwight Evans, R OBP: 0.327, SLG: 0.398	1B 1B			K		1B		F8		2	0	1	0	0	0	0											
Randy Milligan, R OBP: 0.373, SLG: 0.417	1B 1B			BB BB		L7		K		4	0	1	1	1	2	3											
Chito Martinez, L OBP: 0.333, SLG: 0.537				SF7		L5-3 BB		K		2	0	1	2	1	1	3											
Leo Gomez, R OBP: 0.313, SLG: 0.379	G6-3			BB		L5-3		F9		3	0	0	0	1	0	6											
Chris Hoiles, R OBP: 0.310, SLG: 0.386		G6-3		P6				F9		4	0	0	0	0	0	3											
Juan Bell, R OBP: 0.168, SLG: 0.163										3	0	0	0	0	1	0											
David Segui, S OBP: 0.327, SLG: 0.384								G6-3		1	0	0	0	0	0	0											
Tim Lulett, R OBP: 0.259, SLG: 0.333										0	0	0	0	0	0	0											
<b>Inning Stats</b>	R: 2 H: 4 E: 0 K: 0 S: 16	H: 4 LOB: 2 BB: 0 P: 24	R: 0 H: 0 E: 0 K: 1 S: 8	H: 0 LOB: 0 BB: 0 P: 14	R: 1 H: 2 E: 0 K: 1 S: 18	H: 2 LOB: 2 BB: 2 P: 33	R: 0 H: 1 E: 0 K: 1 S: 12	H: 1 LOB: 2 BB: 1 P: 22	R: 0 H: 0 E: 0 K: 0 S: 4	H: 0 LOB: 0 BB: 1 P: 10	R: 0 H: 0 E: 0 K: 0 S: 7	H: 0 LOB: 0 BB: 0 P: 12	R: 0 H: 2 E: 0 K: 2 S: 18	H: 2 LOB: 3 BB: 1 P: 29	R: 0 H: 0 E: 0 K: 0 S: 9	H: 0 LOB: 1 BB: 1 P: 15	R: 0 H: 0 E: 0 K: 1 S: 6	H: 0 LOB: 0 BB: 0 P: 7	1B: 7 2B: 3 3B: 0 HR: 0	SF: 1 SAC: 0 DP: 1 HBP: 0	WP: 0 PB: 0 SB: 0 CS: 0	PA: 41					
<b>PITCHER</b>	IP WLS BF H R ER SO BB IBB HBP BLK WP HR S P ERA WHIP	6.0 W 10 2 0 0 2 1 1 0 0 0 0 27 44 0.00 1.500	1.0 S 3 0 0 0 1 0 0 0 0 0 0 6 7 0.00 0.000											<b>PITCHER</b>	IP WLS BF H R ER SO BB IBB HBP BLK WP HR S P ERA WHIP	6.0 W 10 2 0 0 2 1 1 0 0 0 0 27 44 0.00 1.500	1.0 S 3 0 0 0 1 0 0 0 0 0 0 6 7 0.00 0.000										





Batter	1	2	3	4	5	6	7	8	9	AB	R	H	RBI	BB	SO	LOB	TOP										
Rickey Henderson, R OBP: 0.418, SLG: 0.389	3-1 G5-3	2-1 SAFE G1-4-3 1B	1-2 L6				2-3 K		3-2 1B	6	1	2	1	0	1	4											
Willie Wilson, S OBP: 0.303, SLG: 0.318	2-1 S 1B	1-2 G1-4-3 1B	2-2 BB 1B				0-2 G4-3		2-3 SAFE K	6	1	3	3	0	1	1											
Jose Canseco, R OBP: 0.369, SLG: 0.561	1-1 SAFE F7	2-1 SAFE G1-4-3	1-2 BB				3-1 F8		0-1 2B	4	1	1	0	1	0	3											
Dave Henderson, R OBP: 0.358, SLG: 0.501	2-2 SAFE S 1B	0-0 1B	1-0 G4-3				0-1 1B		1-2 2B	5	2	4	3	0	0	3											
Terry Steinbach, R OBP: 0.336, SLG: 0.444	1-2 SAFE 1B	3-3 K					0-0 FC5-4 1B		0-0 E1 2B	5	1	2	1	0	2	1											
Brook Jacoby, R OBP: 0.293, SLG: 0.343	1-2 2H 1B		1-0 FC3-2 1B				2-1 K		1-2 G5-3	5	0	2	1	0	1	3											
Mark McGwire, R OBP: 0.343, SLG: 0.374	3-2 G1-3		1-0 FC3-2 1B				0-0 FC5-4 1B		1-0 G4-3	4	1	1	0	0	0	4											
Mike Gallego, R OBP: 0.353, SLG: 0.365		0-0 SH 1B	4-2 FC3-2 1B				0-2 FC6-4		1-3 K	4	2	1	0	1	2	1											
Mike Bordick, R OBP: 0.216, SLG: 0.222	0-1 SH 1B		0-1 FC3-2 1B				0-3 K		1-2 G1	4	1	1	0	0	1	3											
<b>Inning Stats</b>	R: 3 E: 0 K: 0 S: 18	H: 4 LOB: 1 BB: 0 P: 31	R: 3 E: 1 K: 1 S: 14	H: 4 LOB: 1 BB: 2 P: 22	R: 2 E: 0 K: 0 S: 14	H: 3 LOB: 3 BB: 2 P: 28	R: 0 E: 0 K: 1 S: 9	H: 0 LOB: 1 BB: 0 P: 15	R: 0 E: 0 K: 2 S: 10	H: 2 LOB: 2 BB: 0 P: 12	R: 0 E: 0 K: 1 S: 8	H: 1 LOB: 0 BB: 0 P: 12	R: 2 E: 1 K: 1 S: 15	H: 2 LOB: 1 BB: 0 P: 20	R: 0 E: 0 K: 1 S: 12	H: 1 LOB: 1 BB: 0 P: 18	1B: 12 2B: 5 3B: 0 HR: 0	SF: 0 SAC: 1 DP: 2 HBP: 1	WP: 0 PB: 0 SB: 2 CS: 0	PA: 47							
<b>PITCHER</b>	IP	WLS	BF	H	R	ER	SO	BB	IBB	HBP	BLK	WP	HR	S	P	ERA	WHIP										
Jeff Johnson, L ERA: 3.48	(1, 1)	2.0	16	10	8	6	1	0	0	0	0	0	0	34	57	27.00	5.000										
John Habyan, R ERA: 2.13	(3, 1)	4.0	18	3	0	0	4	2	0	1	0	0	0	40	63	0.00	1.250										
Steve Howe, L ERA: 1.69	(7, 1)	2.0	L	9	3	2	1	2	0	0	0	0	0	23	32	4.50	1.500										
Steve Farr, R ERA: 1.36	(9, 1)	1.0	4	1	0	0	1	0	0	0	0	0	0	12	18	0.00	1.000										

Oakland Athletics @ New York Yankees  
Yankee Stadium, Bronx, NY

Mon Jul 29 1991, 7:05 PM EDT  
Att: 30,313 - Cloudy - 72 F



AB 43  
R 10  
H 17  
RBI 9  
BB 2  
SO 8  
LOB 23

Batter	1	2	3	4	5	6	7	8	9	AB	R	H	RBI	BB	SO	LOB	BOTTOM										
Bernie Williams, S OBP: 0.380, SLG: 0.446	2-1 F7	1-0 G6-3		1-2 G3	1-2 1B			0-1 G6-3		5	0	1	1	0	0	1											
Steve Sax, R OBP: 0.341, SLG: 0.384	1-1 1B		0-1 L9	1-1 CS 1B	2-2 G5-3			1-1 G6-3		5	0	2	1	0	0	2											
Don Mattingly, L OBP: 0.353, SLG: 0.406	1-0 1B		1-0 F9	1-3 K			1-2 G3-1		1-2 1B	5	0	2	0	0	1	1											
Mel Hall, L OBP: 0.348, SLG: 0.526	0-2 P4		0-0 2B	2-2 SAFE CS	2-2 BB 1B		0-0 F7		3-1 F8	5	2	2	0	0	0	3											
Matt Nokes, L OBP: 0.315, SLG: 0.521	4-1 BB		2-2 HR		1-0 BB 1B		4-2 BB		1-3 K	3	2	1	2	1	0	0											
Pat Sheridan, L OBP: 0.288, SLG: 0.444	1-1 G4-3		2-1 HR		1-2 1B		0-0 F8		1-3 K	2	1	1	2	0	0	3											
Mike Humphreys, R (5, FH)					1-2 1B		2-3 BB			2	1	0	0	1	1	1											
Kevin Maas, L OBP: 0.349, SLG: 0.396		0-2 1B	4-2 BB		2-3 K			2-3 K		4	1	1	0	1	2	3											
Alvaro Espinoza, R OBP: 0.303, SLG: 0.366		1-1 G5-4-3 1B	1-0 F7		1-1 1B		0-0 F8			4	0	2	2	0	0	1											
Pat Kelly, R OBP: 0.291, SLG: 0.370		1-1 G5-4-3		0-1 G3 1B			0-0 B1-3			4	1	1	0	0	1	3											
<b>Inning Stats</b>	R: 0 E: 0 K: 0 S: 11	H: 2 LOB: 3 BB: 1 P: 20	R: 1 E: 0 K: 0 S: 8	H: 2 LOB: 0 BB: 0 P: 11	R: 3 E: 0 K: 0 S: 13	H: 3 LOB: 1 BB: 1 P: 23	R: 1 E: 0 K: 1 S: 14	H: 2 LOB: 0 BB: 0 P: 19	R: 3 E: 0 K: 2 S: 25	H: 4 LOB: 2 BB: 1 P: 39	R: 0 E: 0 K: 0 S: 11	H: 0 LOB: 1 BB: 1 P: 16	R: 0 E: 0 K: 1 S: 5	H: 0 LOB: 0 BB: 0 P: 7	R: 0 E: 0 K: 0 S: 9	H: 1 LOB: 1 BB: 0 P: 14	R: 0 E: 0 K: 2 S: 8	H: 0 LOB: 0 BB: 0 P: 10	1B: 11 2B: 2 3B: 0 HR: 1	SF: 0 SAC: 0 DP: 1 HBP: 0	WP: 0 PB: 0 SB: 0 CS: 1	PA: 44					
<b>PITCHER</b>	IP	WLS	BF	H	R	ER	SO	BB	IBB	HBP	BLK	WP	HR	S	P	ERA	WHIP										
Eric Show, R ERA: 7.56	(1, 1)	3.0	18	5	5	5	0	2	0	0	0	0	0	1	34	15.00	3.333										
Curt Young, L ERA: 4.56	(4, 1)	1.1	7	3	3	3	2	1	0	0	0	0	0	26	40	20.25	3.000										
Kevin Campbell, R ERA: 2.57	(5, 1)	2.2	W	11	2	0	0	2	1	0	0	0	0	27	39	0.00	1.125										
Joe Klink, L ERA: 2.7	(8, 1)	1.0	4	1	0	0	0	0	0	0	0	0	0	9	14	0.00	1.000										
Dennis Eckerlesley, R ERA: 2.88	(9, 1)	1.0	S	3	0	0	0	2	0	0	0	0	0	8	10	0.00	0.000										

Oakland Athletics @ New York Yankees  
Yankee Stadium, Bronx, NY

Mon Jul 29 1991, 7:05 PM EDT  
Att: 30,313 - Cloudy - 72 F



AB 39  
R 8  
H 14  
RBI 7  
BB 4  
SO 6  
LOB 18



Batter	1	2	3	4	5	6	7	8	9	AB	R	H	RBI	BB	SO	LOB	TOP					
<b>Rickey Henderson, R</b> OBP: 0.413, SLG: 0.382 (1, 7)	G6-3		P4		K	G1-3		K		5	0	0	0	0	2	4						
<b>Dave Henderson, R</b> OBP: 0.358, SLG: 0.499 (1, 8)	HBP		K		K			HR	G5-3	4	1	1	0	0	2	2						
<b>Jose Canseco, R</b> OBP: 0.369, SLG: 0.565 (1, 10)	P4		2B		F8			HR	G5-3	4	2	1	2	1	0	2						
<b>Harold Baines, L</b> OBP: 0.403, SLG: 0.516 <b>Willie Wilson, S</b> OBP: 0.302, SLG: 0.316 (1, 9)	BB		2B			1B		G3	G4-3	3	1	2	2	1	0	0						
<b>Terry Steinbach, R</b> OBP: 0.334, SLG: 0.441 (1, 2)	F9		G4-3			1B		G3		4	1	1	1	0	0	3						
<b>Brook Jacoby, R</b> OBP: 0.296, SLG: 0.345 (1, 5)					P2					4	0	2	0	0	1	0						
<b>Ernest Riles, L</b> OBP: 0.303, SLG: 0.325 <b>Mark McGwire, R</b> OBP: 0.342, SLG: 0.373 (7, PH)	G6-3				G6-3			SF9	L6	2	0	0	1	0	0	0						
<b>Mike Gallego, R</b> OBP: 0.349, SLG: 0.360 (1, 4)	P4				K				G5-3	4	0	0	0	0	2	1						
<b>Mike Bordick, R</b> OBP: 0.244, SLG: 0.263 (1, 6)					2B				G5-3	4	1	3	0	0	0	0						
<b>Inning Stats</b>	R: 0 E: 0 K: 0 S: 8	H: 0 LOB: 2 BB: 1 P: 16	R: 0 E: 0 K: 1 S: 7	H: 0 LOB: 0 BB: 0 P: 9	R: 2 E: 0 K: 1 S: 14	H: 2 LOB: 1 BB: 1 P: 24	R: 0 E: 0 K: 1 S: 7	H: 0 LOB: 0 BB: 0 P: 10	R: 0 E: 0 K: 1 S: 11	H: 1 LOB: 1 BB: 0 P: 15	R: 2 E: 0 K: 1 S: 13	H: 4 LOB: 2 BB: 0 P: 21	R: 2 E: 0 K: 0 S: 14	H: 3 LOB: 1 BB: 0 P: 19	R: 0 E: 0 K: 1 S: 6	H: 0 LOB: 0 BB: 0 P: 7	R: 0 E: 0 K: 0 S: 4	H: 0 LOB: 0 BB: 0 P: 7	1B: 6 2B: 3 HR: 1	SF: 1 SAC: 0 DP: 0 HBP: 1	WP: 0 PB: 0 SB: 0 CS: 0	PA: 40
<b>PITCHER</b>	IP	WLS	BF	H	R	ER	SO	BB	IBB	HBP	BLK	WP	HR	S	P	ERA	WHIP					
<b>Wade Taylor, R</b> ERA: 6.48 (1, 1)	6.0	L	30	9	6	6	6	2	0	1	1	0	1	64	104	9.00	1.833					
<b>Lee Guetterman, L</b> ERA: 2.31 (7, 1)	3.0		10	1	0	0	1	0	0	0	0	0	0	20	24	0.00	0.333					

Oakland Athletics @ New York Yankees  
Yankee Stadium, Bronx, NY  
Tue Jul 30 1991, 7:05 PM EDT  
Att: 36,803 - Cloudy - 72 F

AB	36
R	6
H	10
RBI	6
BB	2
SO	7
LOB	13



Batter	1	2	3	4	5	6	7	8	9	AB	R	H	RBI	BB	SO	LOB	BOTTOM				
<b>Bernie Williams, S</b> OBP: 0.386, SLG: 0.433 (1, 8)	G4-3		S							2	0	0	0	2	1	0					
<b>Steve Sax, R</b> OBP: 0.340, SLG: 0.391 (1, 4)	HR		F8		F8			G5-3		4	1	1	1	0	0	3					
<b>Don Mattingly, L</b> OBP: 0.349, SLG: 0.402 (1, 3)	G3-1				F8				P4	4	0	0	0	0	0	0					
<b>Mel Hall, L</b> OBP: 0.347, SLG: 0.522 (7, 9)	G3-1				HR				P5	4	1	1	0	0	1	0					
<b>Matt Nokes, L</b> OBP: 0.314, SLG: 0.528 (1, 2)			G3		HR				F9	4	1	1	2	0	0	0					
<b>Pat Sheridan, L</b> OBP: 0.276, SLG: 0.436 <b>Mike Humphreys, R</b> (6, PH)	G3-1				G1-3				L6	1	1	0	0	1	0	0					
<b>Kevin Maas, L</b> OBP: 0.348, SLG: 0.392 (1, 10)	K				1B				P6	3	1	0	0	1	2	1					
<b>Alvaro Espinoza, R</b> OBP: 0.299, SLG: 0.361 (1, 6)			G3		G1-3				G3-1	4	0	0	0	0	3						
<b>Pat Kelly, R</b> OBP: 0.292, SLG: 0.369 (1, 5)	F9								P4	3	0	1	2	0	0	0					
<b>Inning Stats</b>	R: 1 E: 0 K: 0 S: 13	H: 1 LOB: 0 BB: 0 P: 20	R: 0 E: 0 K: 1 S: 5	H: 0 LOB: 0 BB: 0 P: 11	R: 0 E: 0 K: 0 S: 8	H: 0 LOB: 1 BB: 1 P: 19	R: 4 E: 0 K: 0 S: 14	H: 3 LOB: 2 BB: 3 P: 31	R: 0 E: 0 K: 1 S: 5	H: 0 LOB: 0 BB: 1 P: 12	R: 0 E: 0 K: 1 S: 7	H: 0 LOB: 0 BB: 0 P: 8	R: 0 E: 0 K: 0 S: 5	H: 0 LOB: 0 BB: 0 P: 9	R: 0 E: 0 K: 0 S: 12	H: 0 LOB: 0 BB: 0 P: 15	1B: 2 2B: 0 HR: 2	SF: 0 SAC: 0 DP: 1 HBP: 0	WP: 0 PB: 0 SB: 2 CS: 0	PA: 35	
<b>PITCHER</b>	IP	WLS	BF	H	R	ER	SO	BB	IBB	HBP	BLK	WP	HR	S	P	ERA	WHIP				
<b>Andy Hawkins, R</b> ERA: 5.54 (5, 1)	2.0	W	6	0	0	0	2	1	0	0	0	0	0	13	23	0.00	0.500				
<b>Steve Chitren, R</b> ERA: 3.95 (7, 1)	1.0		3	0	0	0	1	0	0	0	0	0	0	7	8	0.00	0.000				
<b>Joe Klink, L</b> ERA: 2.63 (8, 1)	1.0		3	0	0	0	0	0	0	0	0	0	0	5	9	0.00	0.000				
<b>Dennis Eckersley, R</b> ERA: 2.83 (9, 1)	1.0	S	3	0	0	0	0	0	0	0	0	0	0	12	15	0.00	0.000				

Oakland Athletics @ New York Yankees  
Yankee Stadium, Bronx, NY  
Tue Jul 30 1991, 7:05 PM EDT  
Att: 36,803 - Cloudy - 72 F

AB	30
R	5
H	4
RBI	5
BB	5
SO	4
LOB	7





Batter	1	2	3	4	5	6	7	8	9	10	11	12	13	14	AB	R	H	RBI	BB	SO	LOB	TOP								
<b>Rickey Henderson, R</b> OBP: 0.413, SLG: 0.391															6	2	2	1	1	1	1									
<b>Dave Henderson, R</b> OBP: 0.359, SLG: 0.499															6	1	2	2	1	1	2									
<b>Jose Canseco, R</b> OBP: 0.368, SLG: 0.566															7	2	2	3	0	2	1									
<b>Harold Baines, L</b> OBP: 0.404, SLG: 0.511															5	2	1	0	2	3	1									
<b>Terry Steinbach, R</b> OBP: 0.333, SLG: 0.442															4	0	1	1	0	0	1									
<b>James Quirk, L</b> OBP: 0.311, SLG: 0.279															3	0	1	1	0	0	0									
<b>Brook Jacoby, R</b> OBP: 0.296, SLG: 0.345															6	0	1	1	1	0	3									
<b>Mark McGwire, R</b> OBP: 0.344, SLG: 0.375															6	1	2	0	1	3	2									
<b>Mike Gallego, R</b> OBP: 0.350, SLG: 0.357															5	2	1	0	0	2	2									
<b>Mike Bordick, R</b> OBP: 0.247, SLG: 0.256															2	0	0	0	1	0	2									
<b>Willie Wilson, S</b> OBP: 0.300, SLG: 0.315															1	0	0	0	0	0	0									
<b>Scott Hemond, R</b> OBP: 0.250, SLG: 0.182															0	0	0	0	0	0	0									
<b>Ernest Riles, L</b> OBP: 0.302, SLG: 0.323															1	0	0	0	0	1	1									
<b>Inning Stats</b>	R: 1 E: 0 K: 1 S: 8	H: 1 LOB: 0 BB: 0 P: 14	R: 0 E: 0 K: 2 S: 11	H: 0 LOB: 1 BB: 1 P: 19	R: 0 E: 0 K: 0 S: 4	H: 1 LOB: 1 BB: 0 P: 7	R: 1 E: 0 K: 1 S: 10	H: 2 LOB: 1 BB: 0 P: 15	R: 3 E: 0 K: 0 S: 13	H: 3 LOB: 2 BB: 2 P: 28	R: 3 E: 0 K: 0 S: 12	H: 2 LOB: 1 BB: 1 P: 20	R: 0 E: 1 K: 2 S: 7	H: 1 LOB: 2 BB: 0 P: 15	R: 2 E: 1 K: 1 S: 9	H: 2 LOB: 1 BB: 1 P: 22	R: 0 E: 0 K: 2 S: 12	H: 0 LOB: 0 BB: 0 P: 17	R: 0 E: 0 K: 1 S: 7	H: 0 LOB: 0 BB: 0 P: 9	R: 0 E: 0 K: 1 S: 7	H: 0 LOB: 0 BB: 0 P: 11	R: 0 E: 0 K: 2 S: 12	H: 0 LOB: 0 BB: 1 P: 23	R: 0 E: 0 K: 2 S: 12	H: 0 LOB: 1 BB: 1 P: 23	1B: 6 2B: 6 3B: 0 HR: 1	SF: 0 SAC: 2 DP: 0 HBP: 2	WP: 0 PB: 0 SB: 0 CS: 0	PA: 63
<b>PITCHER</b>	IP	WLS	BF	H	R	ER	SO	BB	IBB	HBP	BLK	WP	HR	S	P	ERA	WHIP													
<b>Dana Kiecker, R</b> ERA: 8.07	5.0		26	8	7	7	2	2	2	1	0	0	0	0	24	47	6.75	1.500												
<b>Daryl Irvine, L</b> ERA: 6.0	2.2	13	3	2	2	2	1	0	1	0	0	0	0	2	4	7	6.75	1.500												
<b>Tony Fossas, L</b> ERA: 3.67	0.1	3	1	1	0	0	0	0	0	0	0	0	0	3	8	0.00	3.000													
<b>Jeff Reardon, R</b> ERA: 3.05	2.0	8	1	0	0	2	1	0	0	0	0	0	0	21	34	0.00	1.000													
<b>Greg Harris, R</b> ERA: 4.36	4.0	W	13	0	0	0	5	1	0	0	0	0	0	33	52	0.00	0.250													

Oakland Athletics @ Boston Red Sox  
Fenway Park, Boston, MA  
Wed Jul 31 1991, 7:05 PM EDT  
Att. 34,218 - Sunny - 80 F

AB 52  
R 10  
H 13  
RBI 9  
BB 7  
SO 13  
LOB 16



Batter	1	2	3	4	5	6	7	8	9	10	11	12	13	14	AB	R	H	RBI	BB	SO	LOB	BOTTOM								
<b>Wade Boggs, L</b> OBP: 0.432, SLG: 0.483															7	3	5	1	1	0	2									
<b>Jody Reed, R</b> OBP: 0.311, SLG: 0.340															7	2	2	3	1	1	4									
<b>Mo Vaughn, L</b> OBP: 0.317, SLG: 0.382															1	1	0	0	2	0	0									
<b>Tom Brumansky, R</b> OBP: 0.298, SLG: 0.373															4	0	0	0	1	0	3									
<b>Jack Clark, R</b> OBP: 0.366, SLG: 0.418															7	4	4	6	1	2	2									
<b>Mike Greenwell, L</b> OBP: 0.350, SLG: 0.418															6	0	1	0	1	0	2									
<b>Carlos Quintana, R</b> OBP: 0.363, SLG: 0.400															6	0	0	1	1	1	3									
<b>Ellis Burks, R</b> OBP: 0.319, SLG: 0.435															4	1	2	0	2	0	1									
<b>Luis Rivera, R</b> OBP: 0.359, SLG: 0.449															6	0	1	0	0	3	4									
<b>John Marzano, R</b> OBP: 0.299, SLG: 0.327															3	0	0	0	0	1	2									
<b>Steve Lyons, L</b> OBP: 0.323, SLG: 0.441															1	0	0	0	0	0	1									
<b>Tony Peña, R</b> OBP: 0.295, SLG: 0.358															2	0	0	0	1	0	1									
<b>Inning Stats</b>	R: 0 E: 0 K: 1 S: 6	H: 1 LOB: 1 BB: 1 P: 12	R: 0 E: 0 K: 0 S: 12	H: 1 LOB: 1 BB: 1 P: 23	R: 4 E: 0 K: 0 S: 14	H: 2 LOB: 0 BB: 2 P: 23	R: 0 E: 0 K: 0 S: 6	H: 0 LOB: 1 BB: 1 P: 11	R: 1 E: 0 K: 1 S: 17	H: 2 LOB: 2 BB: 1 P: 25	R: 1 E: 0 K: 0 S: 10	H: 2 LOB: 1 BB: 0 P: 17	R: 3 E: 0 K: 1 S: 10	H: 3 LOB: 0 BB: 0 P: 13	R: 1 E: 0 K: 1 S: 11	H: 2 LOB: 2 BB: 1 P: 20	R: 0 E: 0 K: 1 S: 9	H: 0 LOB: 0 BB: 0 P: 18	R: 0 E: 0 K: 1 S: 7	H: 0 LOB: 0 BB: 0 P: 9	R: 0 E: 0 K: 1 S: 7	H: 0 LOB: 2 BB: 2 P: 14	R: 0 E: 1 K: 0 S: 12	H: 0 LOB: 1 BB: 0 P: 18	R: 1 E: 0 K: 0 S: 10	H: 1 LOB: 0 BB: 0 P: 15	1B: 4 2B: 8 3B: 1 HR: 4	SF: 0 SAC: 1 DP: 2 HBP: 1	WP: 1 PB: 0 SB: 0 CS: 0	PA: 67
<b>PITCHER</b>	IP	WLS	BF	H	R	ER	SO	BB	IBB	HBP	BLK	WP	HR	S	P	ERA	WHIP													
<b>Dave Stewart, R</b> ERA: 5.15	5.1		29	8	6	6	3	6	0	0	0	0	0	25	41	10.12	2.625													
<b>Gene Nelson, R</b> ERA: 10.04	2.0	11	4	3	3	0	1	0	0	0	0	0	2	25	41	13.50	2.500													
<b>Rick Honeycutt, L</b> ERA: 3.86	1.2	8	2	1	1	2	1	0	0	0	0	0	1	15	26	5.40	1.800													
<b>Kevin Campbell, R</b> ERA: 1.64	4.0	16	0	0	0	3	3	0	1	0	0	0	34	59	0.00	0.750														
<b>Steve Chitren, R</b> ERA: 3.92	0.2	L	3	1	1	1	0	0	0	0	0	0	1	10	15	13.50	1.500													

Oakland Athletics @ Boston Red Sox  
Fenway Park, Boston, MA  
Wed Jul 31 1991, 7:05 PM EDT  
Att. 34,218 - Sunny - 80 F

AB 54  
R 11  
H 15  
RBI 11  
BB 11  
SO 8  
LOB 25





Batter	1	2	3	4	5	6	7	8	9	AB	R	H	RBI	BB	SO	LOB	TOP																					
Rickey Henderson, R OBP: 0.415, SLG: 0.394	L4						G6-3			3	1	1	0	2	0	0																						
Willie Wilson, S OBP: 0.295, SLG: 0.309	K		L6				G3-6-3			4	0	0	0	1	1	4																						
Dave Henderson, R OBP: 0.360, SLG: 0.497	K									5	0	2	2	0	2	3																						
Harold Baines, L OBP: 0.404, SLG: 0.508		G6-3					F7			4	0	1	0	1	0	0																						
Brook Jacoby, R OBP: 0.297, SLG: 0.350										5	1	2	0	0	0	5																						
Jamie Quirk, L OBP: 0.309, SLG: 0.279										4	0	1	0	0	1	4																						
Mark McGwire, R OBP: 0.345, SLG: 0.384										3	1	1	2	1	0	3																						
Mike Gallego, R OBP: 0.349, SLG: 0.356										4	0	1	0	0	1	2																						
Mike Bordick, R OBP: 0.259, SLG: 0.268										4	1	2	0	0	0	1																						
<b>Inning Stats</b>	R: 0 H: 0 E: 0 K: 2 S: 10	H: 0 LOB: 0 BB: 0 P: 15	R: 0 H: 1 E: 0 K: 0 S: 8	H: 1 LOB: 1 BB: 0 P: 10	R: 0 H: 1 E: 0 K: 2 S: 11	H: 1 LOB: 2 BB: 1 P: 19	R: 0 H: 1 E: 0 K: 0 S: 9	H: 1 LOB: 2 BB: 1 P: 16	R: 0 H: 1 E: 0 K: 0 S: 5	H: 1 LOB: 2 BB: 1 P: 12	R: 2 H: 2 E: 0 K: 0 S: 8	H: 2 LOB: 0 BB: 0 P: 13	R: 0 H: 0 E: 0 K: 1 S: 6	H: 0 LOB: 0 BB: 0 P: 9	R: 0 H: 2 E: 0 K: 1 S: 11	H: 2 LOB: 2 BB: 0 P: 16	R: 2 H: 3 E: 0 K: 0 S: 10	H: 3 LOB: 2 BB: 2 P: 23	1B: 8 2B: 2 3B: 0 HR: 1	SF: 0 SAC: 0 DP: 2 HBP: 0	WP: 0 PB: 0 SB: 0 CS: 0	PA: 41																
<b>PITCHER</b>	IP	WLS	BF	H	R	ER	SO	BB	IBB	HBP	BLK	WP	HR	S	P	ERA	WHIP	<b>PITCHER</b>				IP	WLS	BF	H	R	ER	SO	BB	IBB	HBP	BLK	WP	HR	S	P	ERA	WHIP
Mike Gardiner, R ERA: 4.45	(1, 1)	7.0	31	8	2	2	4	3	0	0	0	0	1	60	99	2.57	1.571																					
Dennis Lamp, R ERA: 4.66	(8, 1)	2.0	L	10	3	2	2	1	0	2	0	0	0	0	18	34	9.00	1.500																				

Oakland Athletics @ Boston Red Sox  
Fenway Park, Boston, MA  
Thu Aug 01 1991, 7:05 PM EDT  
Att: 34,099 - Sunny - 86 F

AB 36  
R 4  
H 11  
RBI 4  
BB 5  
SO 5  
LOB 22



Batter	1	2	3	4	5	6	7	8	9	AB	R	H	RBI	BB	SO	LOB	BOTTOM																					
Wade Boggs, L OBP: 0.334, SLG: 0.483	1B									2	1	1	0	1	0	0																						
Jody Reed, R OBP: 0.312, SLG: 0.340										1	0	0	0	1	1	0																						
Steve Lyons, L OBP: 0.333, SLG: 0.448										3	0	2	0	0	0	2																						
Tom Brunansky, R OBP: 0.289, SLG: 0.378										1	0	1	0	0	0	0																						
Mike Brumley, S OBP: 0.200, SLG: 0.173										1	0	0	0	0	0	0																						
Mo Vaughn, L OBP: 0.314, SLG: 0.374										2	0	0	1	1	0	2																						
Jack Clark, R OBP: 0.364, SLG: 0.414										3	0	0	0	1	0	2																						
Kevin Romine, R OBP: 0.207, SLG: 0.255										0	1	0	0	0	0	0																						
Mike Greenwell, L OBP: 0.350, SLG: 0.416										2	0	0	0	1	1	1																						
Carlos Quintana, R OBP: 0.362, SLG: 0.398										4	0	1	1	0	1	3																						
Ellis Burks, R OBP: 0.318, SLG: 0.436										4	0	1	0	0	0	3																						
Tony Peña, R OBP: 0.292, SLG: 0.353										4	0	0	0	0	0	2																						
Luis Rivera, R OBP: 0.354, SLG: 0.442										4	0	0	0	0	1	1																						
<b>Inning Stats</b>	R: 1 H: 2 E: 0 K: 1 S: 9	H: 2 LOB: 1 BB: 0 P: 16	R: 0 H: 0 E: 0 K: 0 S: 6	H: 0 LOB: 0 BB: 0 P: 8	R: 0 H: 1 E: 0 K: 0 S: 8	H: 1 LOB: 1 BB: 0 P: 12	R: 0 H: 0 E: 1 K: 0 S: 8	H: 0 LOB: 1 BB: 0 P: 12	R: 0 H: 1 E: 0 K: 0 S: 7	H: 1 LOB: 2 BB: 1 P: 14	R: 0 H: 0 E: 0 K: 1 S: 13	H: 0 LOB: 2 BB: 2 P: 26	R: 0 H: 1 E: 0 K: 0 S: 13	H: 1 LOB: 1 BB: 1 P: 21	R: 1 H: 1 E: 0 K: 0 S: 7	H: 1 LOB: 1 BB: 1 P: 13	R: 0 H: 0 E: 0 K: 2 S: 16	H: 0 LOB: 0 BB: 0 P: 22	1B: 4 2B: 2 3B: 0 HR: 0	SF: 1 SAC: 1 DP: 0 HBP: 0	WP: 0 PB: 0 SB: 1 CS: 0	PA: 38																
<b>PITCHER</b>	IP	WLS	BF	H	R	ER	SO	BB	IBB	HBP	BLK	WP	HR	S	P	ERA	WHIP	<b>PITCHER</b>				IP	WLS	BF	H	R	ER	SO	BB	IBB	HBP	BLK	WP	HR	S	P	ERA	WHIP
Eric Show, R ERA: 7.65	(1, 1)	5.1		23	4	1	1	1	2	1	0	0	0	45	77	1.69	1.125																					
Bruce Walton, R ERA: 5.19	(6, 1)	1.1		5	0	0	0	1	1	0	0	0	0	14	26	0.00	0.750																					
Joe Klink, L ERA: 2.77	(7, 1)	1.1	W	7	2	1	1	0	1	0	0	0	0	12	19	6.75	2.250																					
Dennis Eckersley, R ERA: 2.77	(9, 1)	1.0	S	3	0	0	0	2	0	0	0	0	0	16	22	0.00	0.000																					

Oakland Athletics @ Boston Red Sox  
Fenway Park, Boston, MA  
Thu Aug 01 1991, 7:05 PM EDT  
Att: 34,099 - Sunny - 86 F

AB 31  
R 2  
H 6  
RBI 2  
BB 5  
SO 4  
LOB 16





Batter	1	2	3	4	5	6	7	8	9	AB	R	H	RBI	BB	SO	LOB	TOP					
Dan Gladden, R OBP: 0.343, SLG: 0.398 (1, 7)	1-3 K		1-1 P3		2-0 G6-3			3-2 CS 1B		4	0	1	0	0	1	3	<b>Minnesota Twins @ Oakland Athletics</b> Oakland-Alameda County Coliseum, Oakland, CA Fri Aug 02 1991, 7:05 PM PDT Att: 44,160 - Cloudy - 59 F					
Chuck Knoblauch, R OBP: 0.346, SLG: 0.344 (1, 4)	0-0 F8		1-2 1B			1-0 G6-4-3 HBP		1-1 F8		3	0	1	1	0	0	1						
Kirby Puckett, R OBP: 0.363, SLG: 0.488 (1, 8)	1-1 F8		0-1 F7			1-1 G6-4-3 1-2		0-1 CS	1-1 G6-3	4	0	0	0	0	0	3						
Kent Hrbek, L OBP: 0.361, SLG: 0.432 (1, 3)		0-0 CS 1B		1-0 G6-3		2-2 F8			1-0 G1-3	4	0	1	0	0	0	0						
Chili Davis, S OBP: 0.372, SLG: 0.533 (1, 10)		2-3 K		2-1 G3-1			0-0 CS 2B		1-0 1B	4	0	2	0	0	1	1						
Shane Mack, R OBP: 0.355, SLG: 0.520 (1, 9)		3-3 K		0-0 F7			0-0 F8		1-2 F9	4	0	0	0	0	1	3						
Brian Harper, R OBP: 0.339, SLG: 0.442 (1, 2)			0-2 1B 2B		1-2 E6 CS		4-2 BB			2	1	1	0	1	0	0						
Mike Pagliarulo, L OBP: 0.337, SLG: 0.417 (1, 5)			2-1 L8		0-2 F4		3-3 K			3	0	0	0	0	1	4						
Greg Gagne, R OBP: 0.300, SLG: 0.384 (1, 6)			4-1 1B BB		1 SAFE 2-1 1B			1-3 K		2	0	1	0	1	1	0						
<b>Inning Stats</b>	R: 0 E: 0 K: 1 S: 9	H: 0 LOB: 0 BB: 0 P: 11	R: 0 E: 0 K: 2 S: 8	H: 1 LOB: 1 BB: 0 P: 13	R: 1 E: 0 K: 0 S: 14	H: 2 LOB: 2 BB: 1 P: 22	R: 0 E: 0 K: 0 S: 4	H: 0 LOB: 0 BB: 0 P: 7	R: 0 E: 1 K: 0 S: 14	H: 1 LOB: 1 BB: 0 P: 18	R: 0 E: 0 K: 0 S: 6	H: 0 LOB: 0 BB: 0 P: 10	R: 0 E: 0 K: 1 S: 7	H: 1 LOB: 2 BB: 1 P: 14	R: 0 E: 0 K: 1 S: 10	H: 1 LOB: 0 BB: 0 P: 15	R: 0 E: 0 K: 0 S: 7	H: 1 LOB: 1 BB: 0 P: 11	1B: 5 2B: 4 3B: 0 HR: 0	SF: 0 SAC: 0 DP: 3 HBP: 1	WP: 0 PB: 0 CS: 4	PA: 34
<b>PITCHER</b> Bob Welch, R ERA: 3.84 (1, 1)	IP: 9.0 WLS: W BF: 33 H: 7 R: 1 ER: 1 SO: 5 BB: 2 IBB: 0 HBP: 1 BLK: 0 WP: 0 HR: 0 S: 79 P: 121 ERA: 1.00 WHIP: 1.000															<b>PITCHER</b> IP: 9.0 WLS: W BF: 33 H: 7 R: 1 ER: 1 SO: 5 BB: 2 IBB: 0 HBP: 1 BLK: 0 WP: 0 HR: 0 S: 79 P: 121 ERA: 1.00 WHIP: 1.000						

Batter	1	2	3	4	5	6	7	8	9	AB	R	H	RBI	BB	SO	LOB	BOTTOM			
Rickey Henderson, R OBP: 0.416, SLG: 0.393 (1, 7)	1-2 G3-1		4-1 1B BB		2-2 S 1B		1-3 K			3	0	1	0	1	1	0	<b>Minnesota Twins @ Oakland Athletics</b> Oakland-Alameda County Coliseum, Oakland, CA Fri Aug 02 1991, 7:05 PM PDT Att: 44,160 - Cloudy - 59 F			
Dave Henderson, R OBP: 0.355, SLG: 0.495 (1, 8)	2-1 G4-3		3-2 FC4 1B		0-3 K			2-0 L8		4	0	1	1	0	1	1				
Jose Canseco, R OBP: 0.369, SLG: 0.563 (1, 9)	3-3 K		2-1 FC4		4-1 BB			1-1 WP S G6-3 HBP		2	1	0	0	1	1	2				
Harold Baines, L OBP: 0.402, SLG: 0.503 (1, 10)		0-0 L8		0-1 F8	0-0 F8			4-1 G6-3 WP 1B		3	0	0	0	1	0	2				
Terry Steinbach, R OBP: 0.335, SLG: 0.444 (1, 2)		0-3 K		3-2 G6-3 1B 2B		3-3 K		4-0 G6-3 1B		3	1	1	0	1	2	0				
Brook Jacoby, R OBP: 0.293, SLG: 0.345 (1, 5)		2-2 G5-3		3-1 G6-3		0-0 G4-3		1-1 G6-3		4	0	0	1	0	0	3				
Mark McGwire, R OBP: 0.344, SLG: 0.382 (1, 3)			1-3 K	2-2 1B		1-3 K		1-2 2-3 3-H 2-3 K		4	0	1	1	0	3	2				
Mike Gallego, R OBP: 0.349, SLG: 0.356 (1, 4)			0-0 G4-3 1B		3-H 1B P6			1-0 L7		3	1	1	0	0	0	1				
Mike Bordick, R OBP: 0.250, SLG: 0.259 (1, 6)			1-0 G4-3		0-3 K			1-1 F9		3	0	0	0	0	1	1				
<b>Inning Stats</b>	R: 0 E: 0 K: 1 S: 8	H: 0 LOB: 0 BB: 0 P: 14	R: 0 E: 0 K: 1 S: 7	H: 0 LOB: 0 BB: 0 P: 9	R: 1 E: 0 K: 1 S: 13	H: 2 LOB: 2 BB: 1 P: 24	R: 1 E: 0 K: 0 S: 15	H: 2 LOB: 1 BB: 0 P: 24	R: 0 E: 0 K: 2 S: 12	H: 1 LOB: 2 BB: 1 P: 18	R: 0 E: 0 K: 2 S: 7	H: 0 LOB: 0 BB: 0 P: 11	R: 0 E: 0 K: 1 S: 6	H: 0 LOB: 0 BB: 0 P: 9	R: 1 E: 0 K: 1 S: 9	H: 0 LOB: 2 BB: 2 P: 23	1B: 4 2B: 1 3B: 0 HR: 0	SF: 0 SAC: 0 DP: 0 HBP: 1	WP: 1 PB: 0 CS: 0	PA: 34
<b>PITCHER</b> Jack Morris, R ERA: 3.87 (1, 1)	IP: 8.0 WLS: L BF: 34 H: 5 R: 3 ER: 3 SO: 9 BB: 2 IBB: 2 HBP: 1 BLK: 0 WP: 1 HR: 0 S: 77 P: 132 ERA: 3.38 WHIP: 0.875															<b>PITCHER</b> IP: 8.0 WLS: L BF: 34 H: 5 R: 3 ER: 3 SO: 9 BB: 2 IBB: 2 HBP: 1 BLK: 0 WP: 1 HR: 0 S: 77 P: 132 ERA: 3.38 WHIP: 0.875				





Batter	1	2	3	4	5	6	7	8	9	AB	R	H	RBI	BB	SO	LOB	TOP								
Shane Mack, R OBP: 0.359, SLG: 0.533 (1, 7)										5	2	3	1	0	1	1	<b>Minnesota Twins @ Oakland Athletics</b> Oakland-Alameda County Coliseum, Oakland, CA Sat Aug 03 1991, 3:33 AM PDT Att: 43,119 - Cloudy - 60 F								
Chuck Knoblauch, R OBP: 0.344, SLG: 0.344 (1, 4)										5	1	1	1	0	0	1									
Kirby Puckett, R OBP: 0.366, SLG: 0.491 (1, 8)										5	1	3	2	0	0	0									
Kent Hrbek, L OBP: 0.362, SLG: 0.430 (1, 3)										4	1	1	0	1	1	2									
Chili Davis, S OBP: 0.373, SLG: 0.531 (1, 10)										5	1	2	1	0	0	2									
Brian Harper, R OBP: 0.341, SLG: 0.453 (1, 2)										4	1	2	3	0	0	0									
Mike Pagliarulo, L OBP: 0.336, SLG: 0.414 (1, 5)										4	0	1	0	0	0	2									
Gene Larkin, S OBP: 0.358, SLG: 0.348 (8, PR)										3	0	0	0	1	0	1									
Dan Gladden, R OBP: 0.343, SLG: 0.398 (8, 7)										0	0	0	0	0	0	0									
Greg Gagne, R OBP: 0.300, SLG: 0.380 (1, 6)										3	1	0	0	1	1	2									
<b>Inning Stats</b>	R: 0 E: 0 K: 1 S: 8	H: 0 LOB: 0 BB: 0 P: 14	R: 0 E: 0 K: 0 S: 5	H: 0 LOB: 0 BB: 0 P: 8	R: 0 E: 0 K: 0 S: 8	H: 1 LOB: 1 BB: 0 P: 10	R: 0 E: 0 K: 0 S: 10	H: 1 LOB: 1 BB: 0 P: 10	R: 0 E: 0 K: 0 S: 5	H: 0 LOB: 0 BB: 0 P: 8	R: 0 E: 0 K: 0 S: 6	H: 1 LOB: 0 BB: 0 P: 10	R: 0 E: 0 K: 0 S: 8	H: 3 LOB: 2 BB: 0 P: 12	R: 7 E: 0 K: 1 S: 26	H: 5 LOB: 1 BB: 3 P: 44	R: 1 E: 0 K: 1 S: 10	H: 2 LOB: 1 BB: 0 P: 18	1B: 9 2B: 2 3B: 0 HR: 2	SF: 0 SAC: 0 DP: 2 HBP: 0	WP: 0 PB: 0 SB: 0 CS: 0	PA: 41			
<b>PITCHER</b>	IP	WLS	BF	H	R	ER	SO	BB	IBB	HBP	BLK	WP	HR	S	P	ERA	WHIP								
Joe Sulasrski, R ERA: 4.66 (1, 1)	7.1		30	9	4	4	1	1	0	0	0	0	0	58	87	4.91	1.364								
Joe Klimk, L ERA: 3.23 (8, 1)	0.0	L	2	1	0	0	0	1	0	0	0	0	0	10	14	∞	∞								
Kevin Campbell, R ERA: 3.0 (8, 1)	1.0		7	3	4	4	1	1	0	0	0	0	2	13	24	36.00	4.000								
Rick Honeycutt, L ERA: 3.72 (9, 1)	0.2		2	0	0	0	1	0	0	0	0	0	0	5	9	0.00	0.000								

AB	38
R	8
H	13
RBI	8
BB	3
SO	3
LOB	11



Batter	1	2	3	4	5	6	7	8	9	AB	R	H	RBI	BB	SO	LOB	BOTTOM								
Rickey Henderson, R OBP: 0.411, SLG: 0.387 (1, 10)										5	0	0	0	0	2	2	<b>Minnesota Twins @ Oakland Athletics</b> Oakland-Alameda County Coliseum, Oakland, CA Sat Aug 03 1991, 3:33 AM PDT Att: 43,119 - Cloudy - 60 F								
Dave Henderson, R OBP: 0.382, SLG: 0.520 (1, 8)										5	3	3	3	0	1	2									
Jose Canseco, R OBP: 0.367, SLG: 0.566 (1, 9)										5	1	1	1	0	3	0									
Terry Steinbach, R OBP: 0.336, SLG: 0.442 (1, 2)										4	0	1	0	1	1	0									
Brook Jacoby, R OBP: 0.295, SLG: 0.343 (1, 5)										4	0	1	0	1	0	1									
Mark McWire, R OBP: 0.348, SLG: 0.398 (1, 3)										3	1	2	1	1	0	0									
Willie Wilson, S OBP: 0.298, SLG: 0.312 (1, 7)										4	0	1	0	0	0	5									
Ernest Riles, L OBP: 0.297, SLG: 0.318 (9, 6)										4	0	0	0	0	1	1									
Mike Bordick, R OBP: 0.253, SLG: 0.253 (1, 6)										2	0	0	0	1	0	0									
Harold Baines, L OBP: 0.404, SLG: 0.514 (8, PH)										1	1	1	1	0	0	0									
Mike Gallego, R OBP: 0.348, SLG: 0.356 (9, 4)										0	0	0	0	0	0	0									
<b>Inning Stats</b>	R: 1 E: 0 K: 1 S: 20	H: 2 LOB: 3 BB: 2 P: 33	R: 0 E: 0 K: 1 S: 7	H: 0 LOB: 0 BB: 0 P: 10	R: 1 E: 0 K: 0 S: 17	H: 2 LOB: 1 BB: 1 P: 28	R: 0 E: 0 K: 2 S: 8	H: 0 LOB: 0 BB: 0 P: 14	R: 1 E: 0 K: 2 S: 13	H: 1 LOB: 0 BB: 0 P: 19	R: 1 E: 0 K: 1 S: 9	H: 2 LOB: 2 BB: 1 P: 16	R: 1 E: 0 K: 0 S: 9	H: 1 LOB: 0 BB: 0 P: 16	R: 1 E: 0 K: 0 S: 9	H: 1 LOB: 0 BB: 0 P: 13	R: 0 E: 0 K: 1 S: 8	H: 1 LOB: 1 BB: 0 P: 11	1B: 2 2B: 2 3B: 0 HR: 6	SF: 0 SAC: 0 DP: 0 HBP: 0	WP: 0 PB: 0 SB: 0 CS: 0	PA: 41			
<b>PITCHER</b>	IP	WLS	BF	H	R	ER	SO	BB	IBB	HBP	BLK	WP	HR	S	P	ERA	WHIP								
David West, L ERA: 4.08 (1, 1)	5.1		27	7	4	4	6	4	0	0	0	0	0	70	113	6.75	2.062								
Steve Bedrosian, R ERA: 3.6 (6, 1)	1.2	W	6	1	1	1	1	0	0	0	0	0	1	13	23	5.40	0.600								
Terry Leach, R ERA: 2.82 (8, 1)	0.2		2	0	0	0	0	0	0	0	0	0	0	6	9	0.00	0.000								
Mark Guthrie, L ERA: 5.19 (8, 1)	0.0		1	1	1	1	0	0	0	0	0	0	1	1	1	∞	∞								
Rick Aquilera, R ERA: 2.64 (8, 1)	1.1	S	5	1	0	0	1	0	0	0	0	0	0	10	14	0.00	0.750								

AB	37
R	6
H	10
RBI	6
BB	4
SO	8
LOB	11





Batter	1	2	3	4	5	6	7	8	9	AB	R	H	RBI	BB	SO	LOB	TOP					
Dan Gladden, R OBP: 0.338, SLG: 0.391	1-1 P4	2-2 F7		3-2 G6-3		0-0 F7		1-1 G4-3		5	0	0	0	0	0	4	<b>Minnesota Twins @ Oakland Athletics</b> Oakland-Alameda County Coliseum, Oakland, CA Sun Aug 04 1991, 3:33 AM PDT Att: 44,088 - Cloudy - 61 F					
Chuck Knoblauch, R OBP: 0.342, SLG: 0.343	0-1 F7	3-1 G6-3			0-0 HBP	1-0 SF9		2-0 P8		4	0	1	1	0	0	1						
Kirby Puckett, R OBP: 0.366, SLG: 0.492	2-0 1B		0-1 G6-3		4-2 HBP	0-0 G6-3		1-2 F8		4	1	1	0	1	0	1						
Kent Hrbek, L OBP: 0.360, SLG: 0.426	3-2 2B		0-1 P6		2-1 P3		1-1 G3		1-2 F9		5	1	1	1	0	0		2				
Chili Davis, S OBP: 0.378, SLG: 0.543	3-2 1B		4-0 WP		0-1 F7		4-2		3-2		3	3	2	2	2	0		2				
Shane Mack, R OBP: 0.366, SLG: 0.542	4-2 1B		3-2		1-2		0-0 P5		0-0		3	0	2	1	1	0		1				
Mike Pagliarulo, L OBP: 0.335, SLG: 0.411	3-2 1B		2-3 K		0-0 G4-3		3-2 G1-4-3		0-3		4	0	1	1	0	1		5				
Scott Leius, R OBP: 0.393, SLG: 0.433	1-3 2H										1	0	0	0	0	1		1				
Greg Gagne, R OBP: 0.300, SLG: 0.380	1-3 2H										0	0	0	0	0	0		0				
Junior Ortiz, R OBP: 0.317, SLG: 0.275	0-1 FC6-4		1-2 L6		2-2 F7		4-1 G4-3				3	1	1	0	1	0		2				
Al Newman, S OBP: 0.280, SLG: 0.242		2-1 CS		0-0 F7		1-0 SF9		0-0 SH5-4		3	0	2	0	0	0	0	0					
<b>Inning Stats</b>	R: 3 E: 0 K: 0 S: 23	H: 4 LOB: 2 BB: 1 P: 39	R: 0 E: 0 K: 0 S: 7	H: 1 LOB: 0 BB: 0 P: 14	R: 1 E: 0 K: 1 S: 11	H: 1 LOB: 1 BB: 1 P: 20	R: 0 E: 0 K: 0 S: 7	H: 0 LOB: 0 BB: 0 P: 11	R: 0 E: 0 K: 0 S: 13	H: 1 LOB: 3 BB: 1 P: 20	R: 1 E: 0 K: 0 S: 7	H: 2 LOB: 1 BB: 0 P: 11	R: 0 E: 0 K: 0 S: 11	H: 0 LOB: 1 BB: 1 P: 18	R: 0 E: 0 K: 0 S: 5	H: 0 LOB: 1 BB: 0 P: 12	R: 1 E: 0 K: 1 S: 15	H: 2 LOB: 1 BB: 0 P: 20	1B: 6 2B: 4 3B: 0 HR: 1	SF: 1 SAC: 1 DP: 0 HBP: 1	WP: 1 PB: 0 SB: 2 CS: 1	PA: 43
<b>PITCHER</b>	IP WLS BF H R ER SO BB IBB HBP BLK WP HR S P ERA WHIP																					
Dave Stewart, R ERA: 5.28	(1, 1) 5.0 L 27 9 5 5 1 3 0 1 0 1 0 65 111 9.00 2.400																					
Gene Nelson, R ERA: 8.9	(6, 1) 3.1 12 0 0 0 0 2 0 0 0 0 0 23 39 0.00 0.600																					
Curt Young, L ERA: 4.93	(9, 1) 0.1 3 2 1 1 0 0 0 0 0 0 1 7 11 27.00 6.000																					
Andy Hawkins, R ERA: 5.52	(9, 1) 0.1 1 0 0 0 1 0 0 0 0 0 0 4 4 0.00 0.000																					

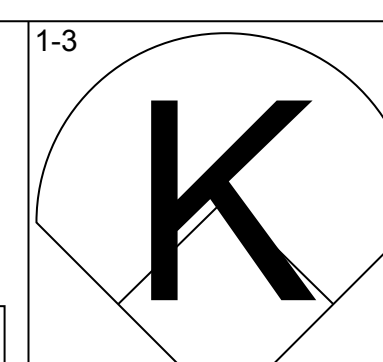
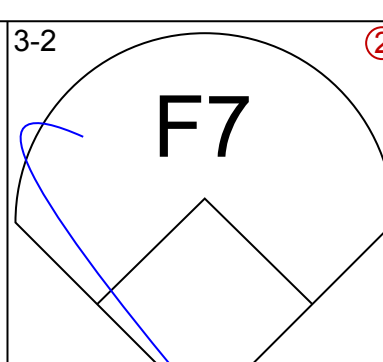
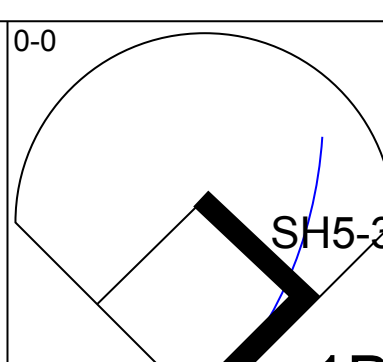
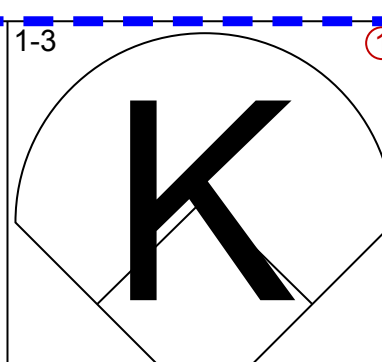
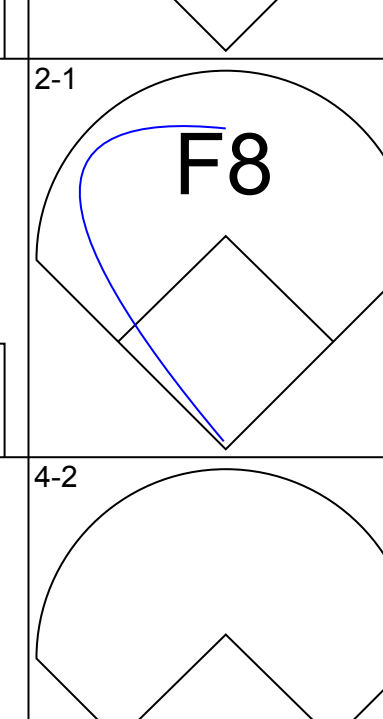

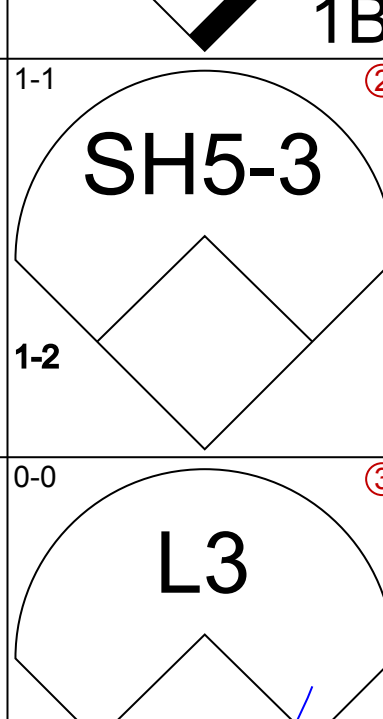
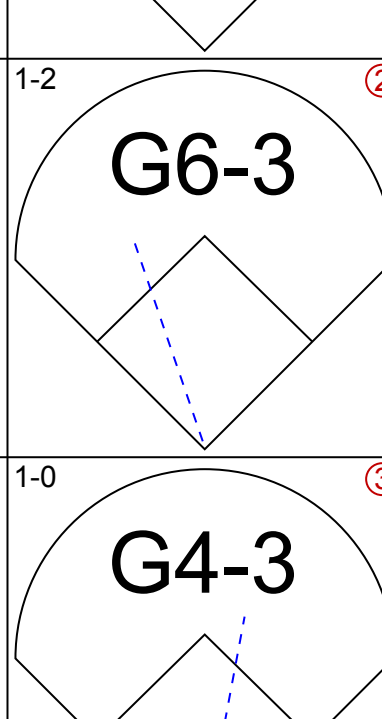
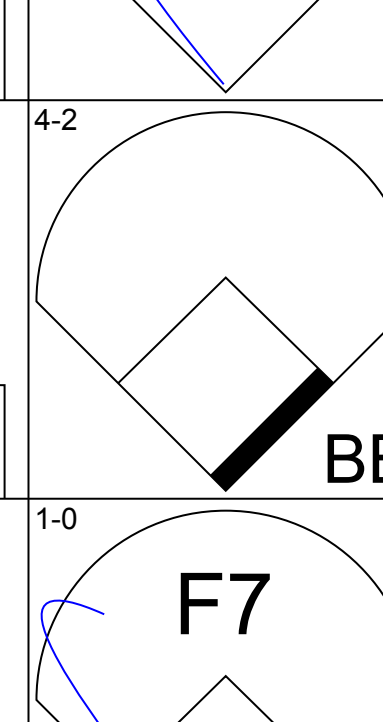
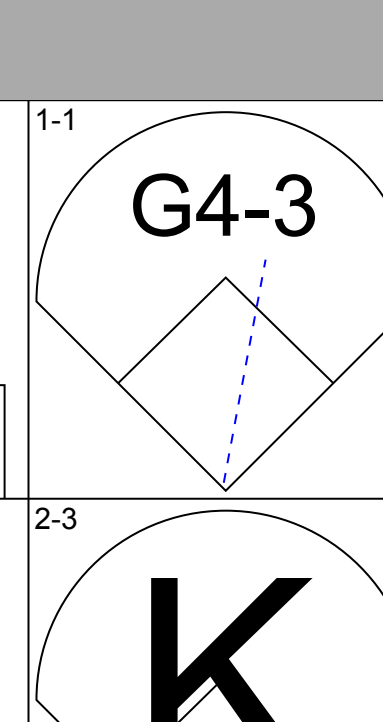
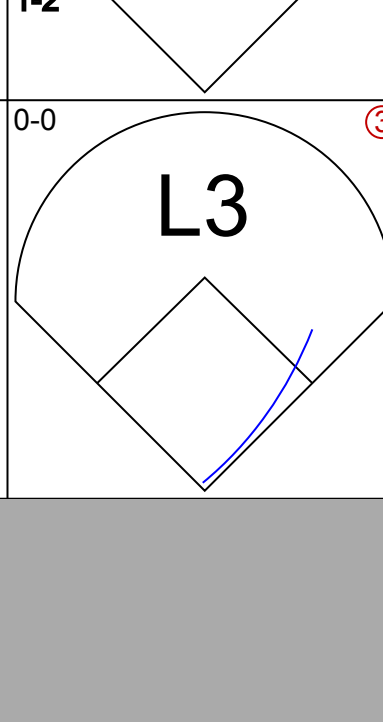
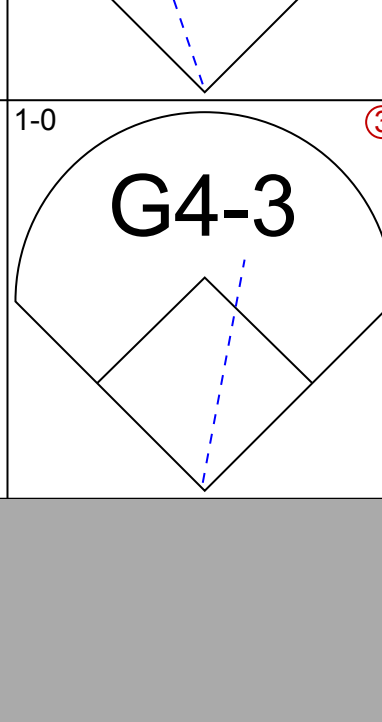
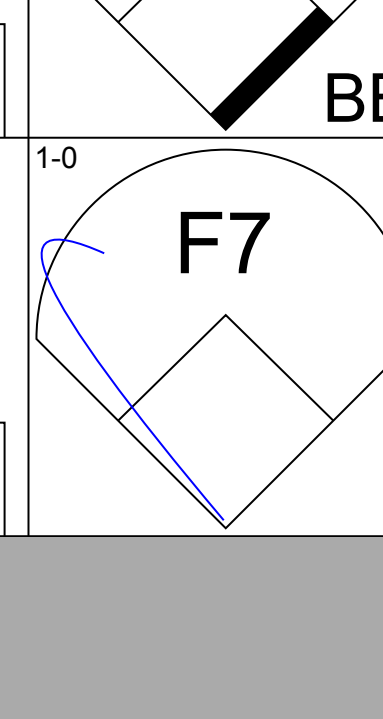
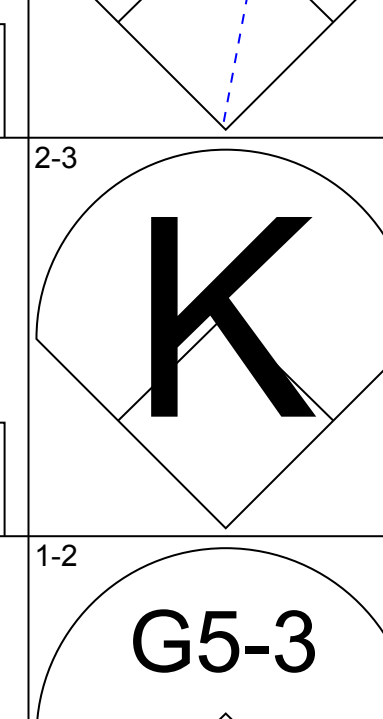
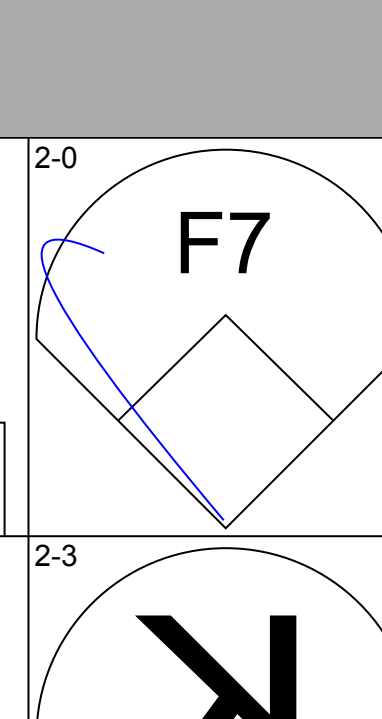
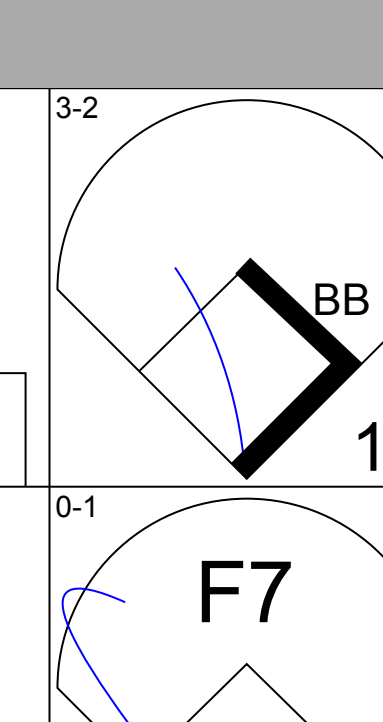
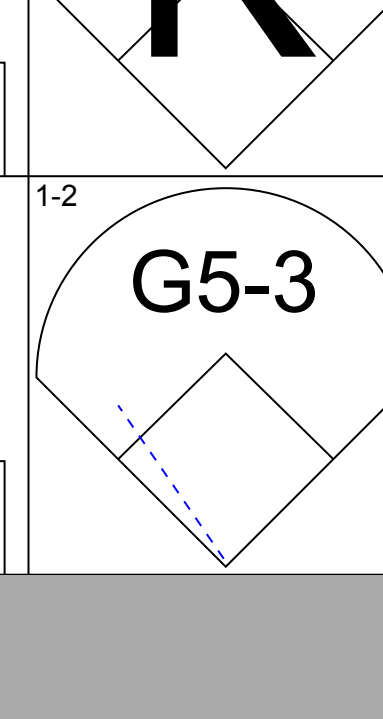
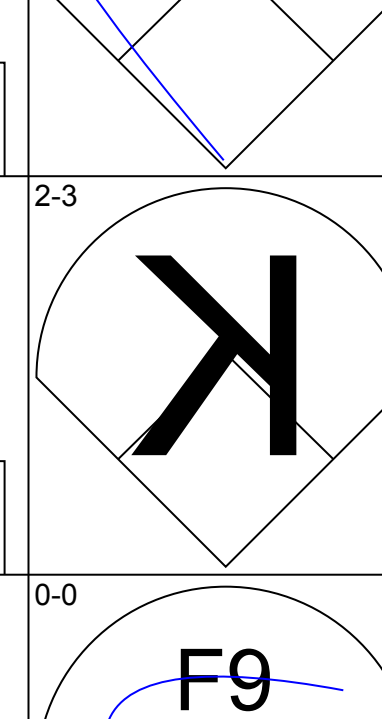

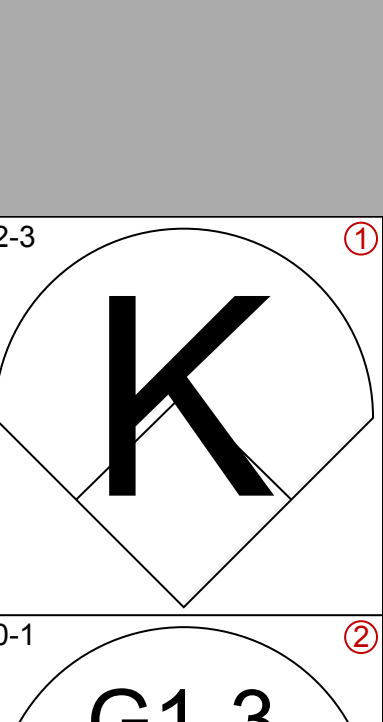
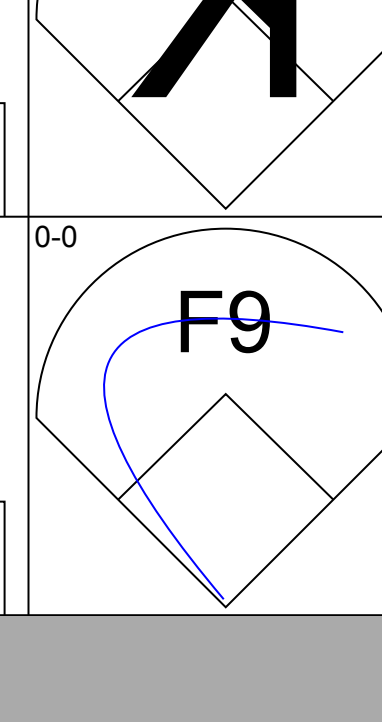
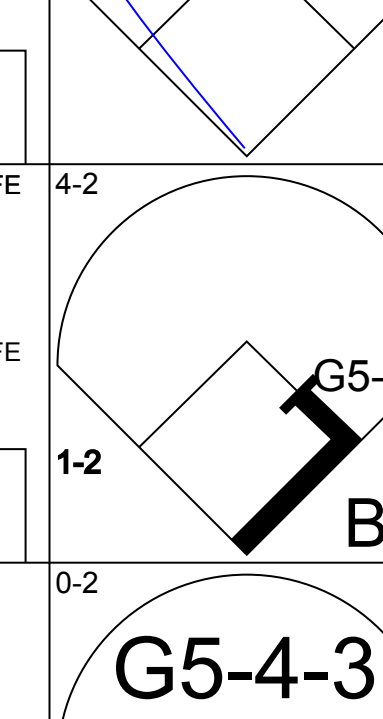
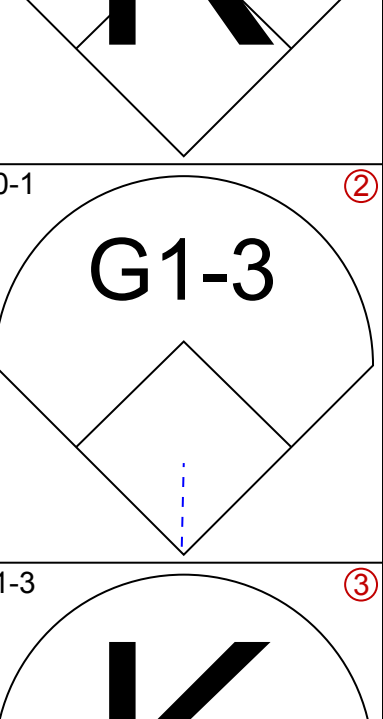
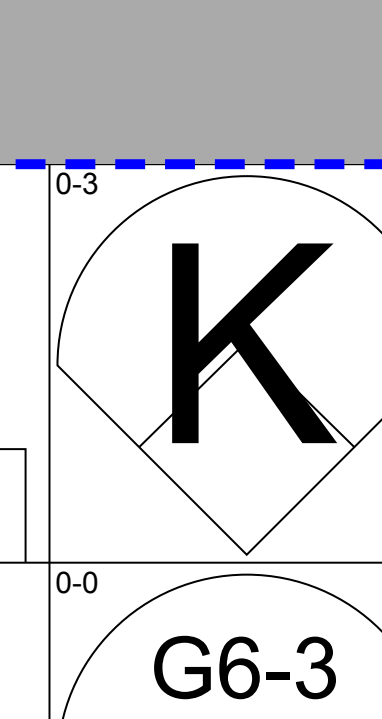
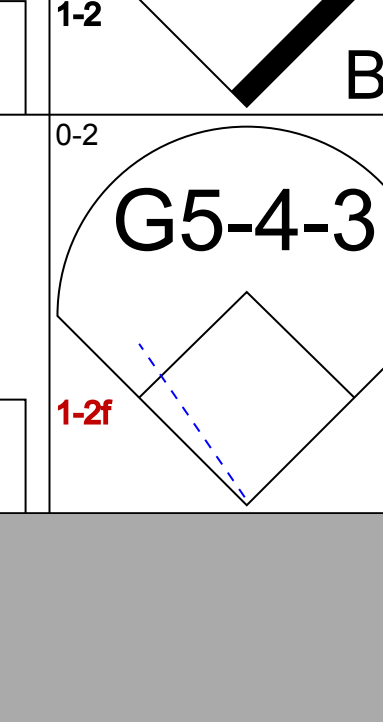
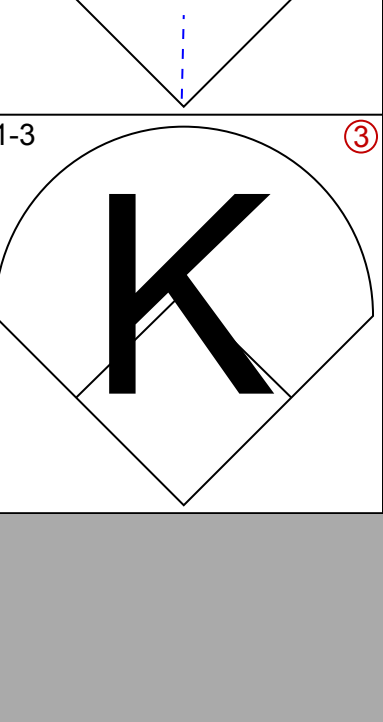
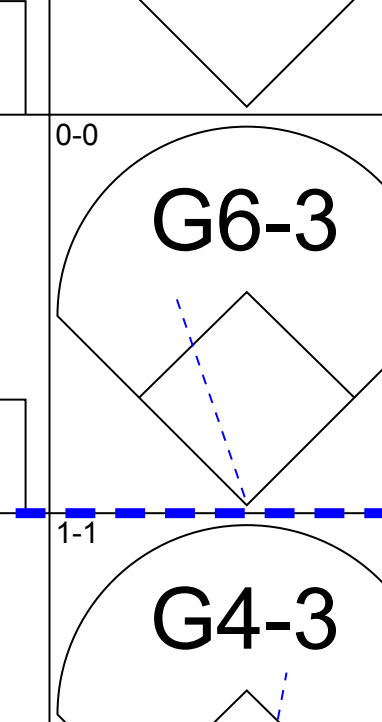
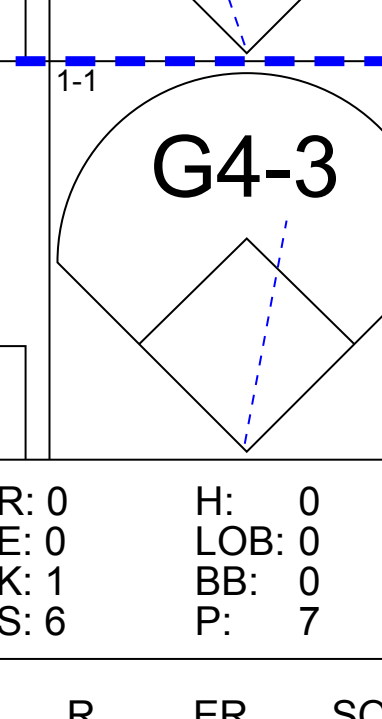
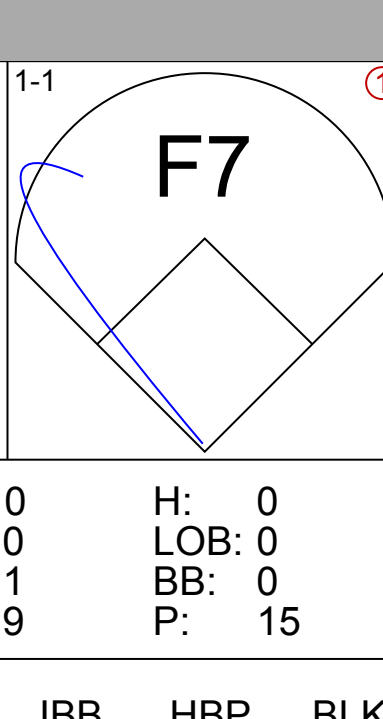
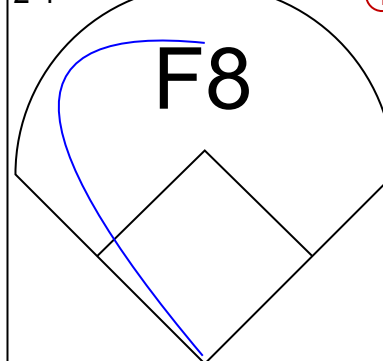
AB	35
R	6
H	11
RBI	6
BB	5
SO	2
LOB	19

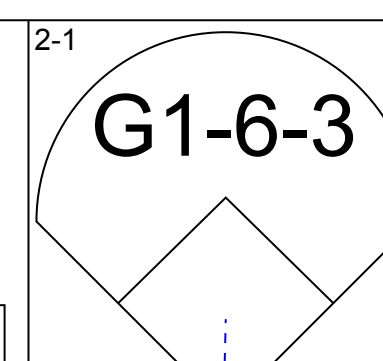
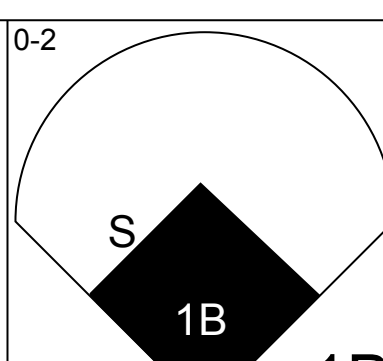
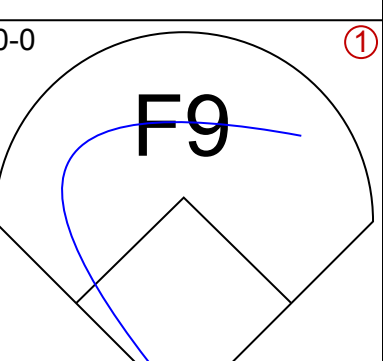
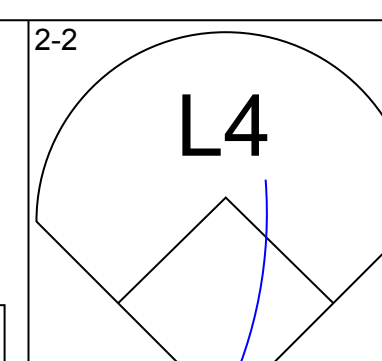
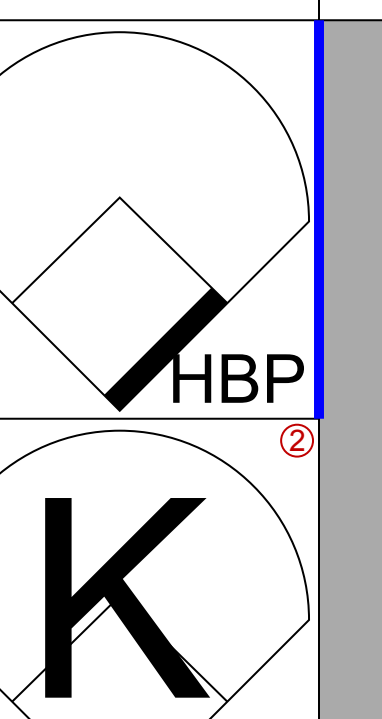
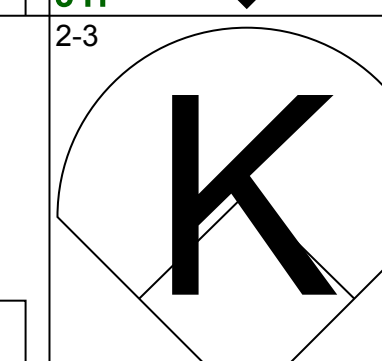
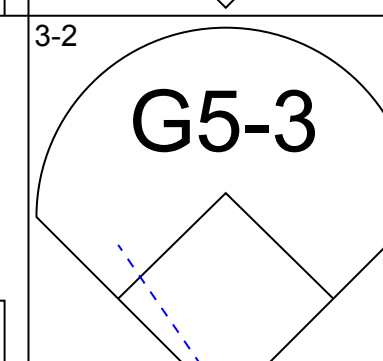
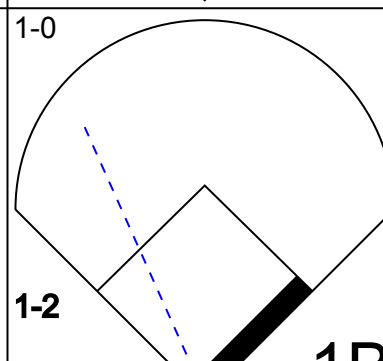
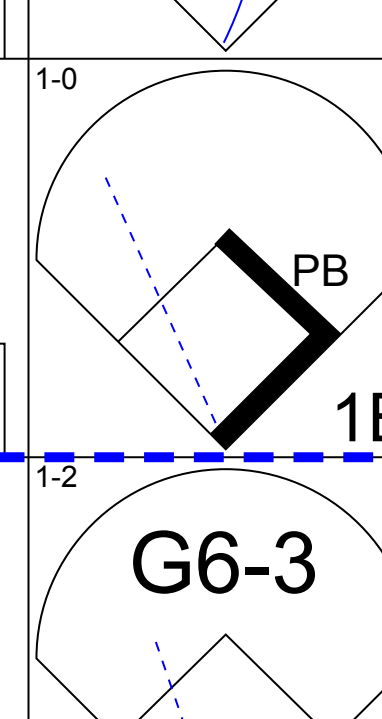
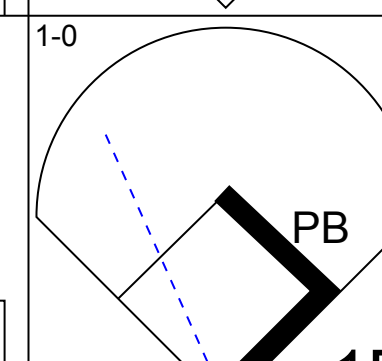
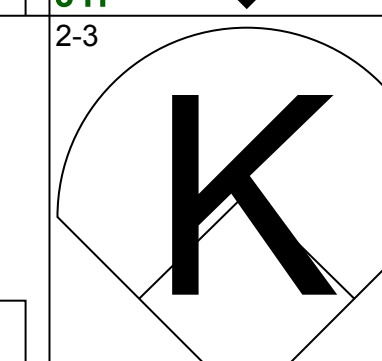
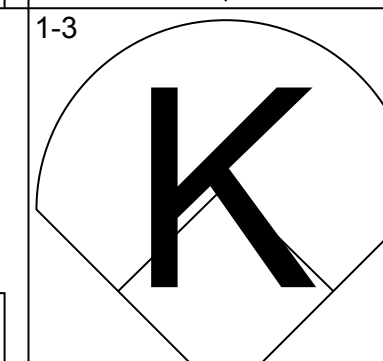
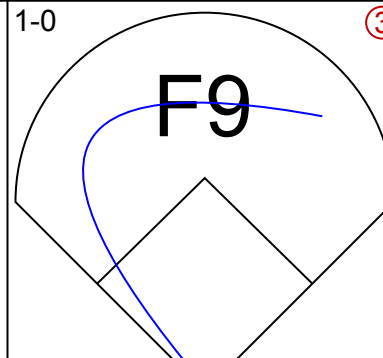
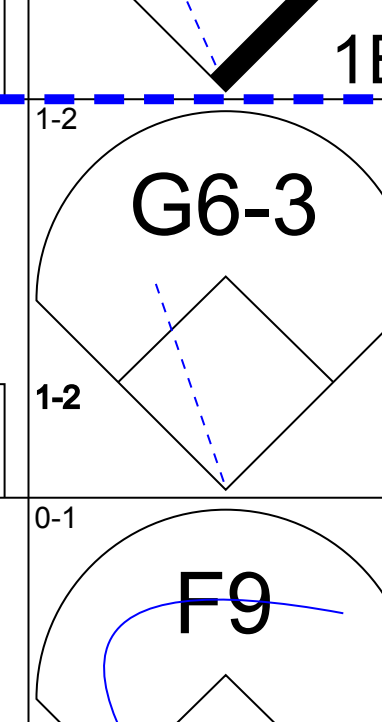
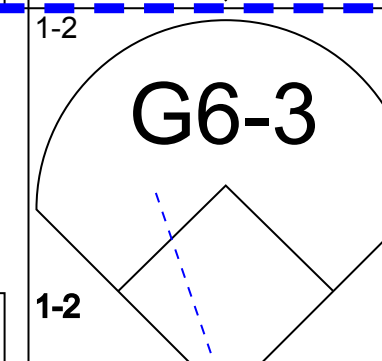
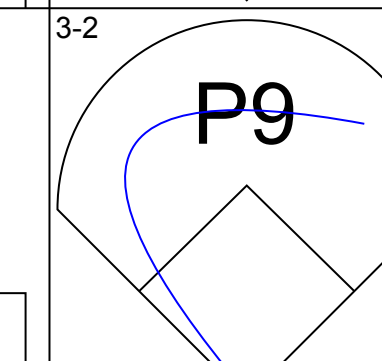
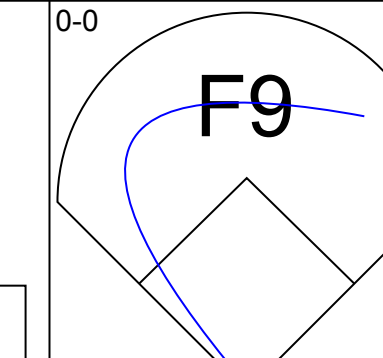
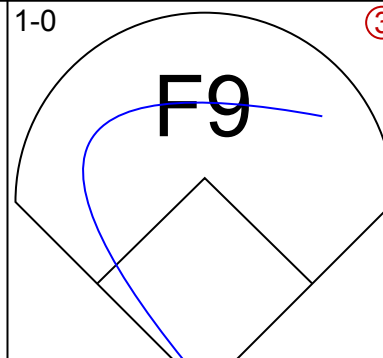
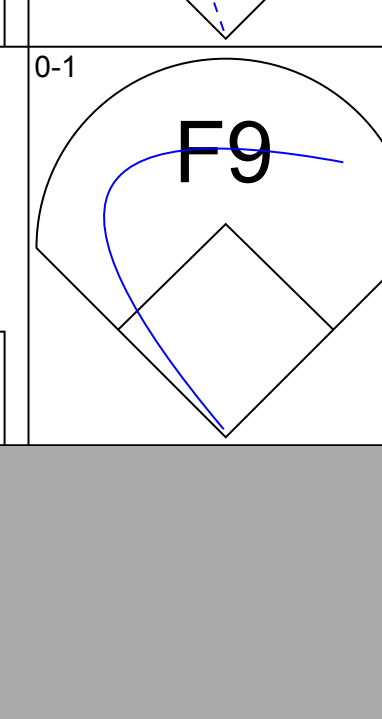
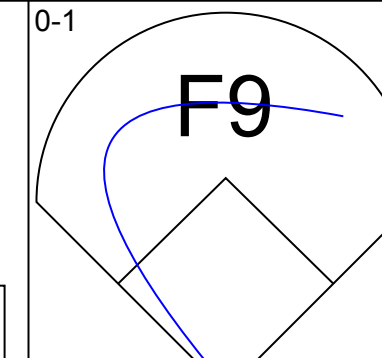
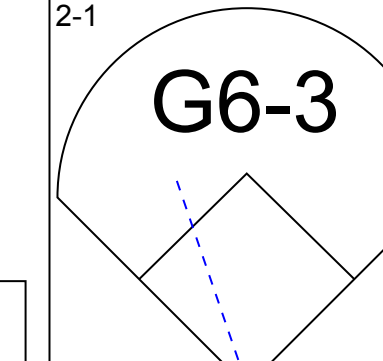
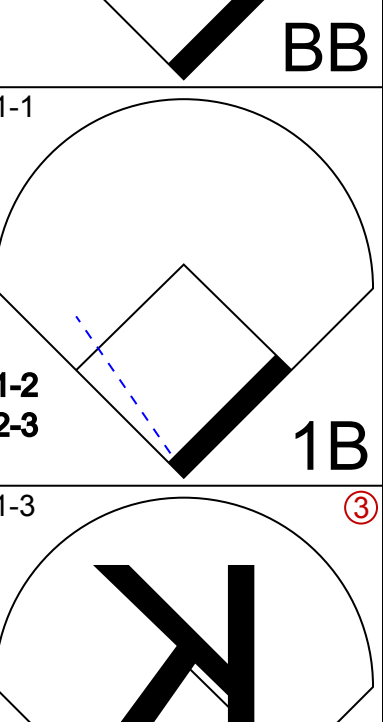
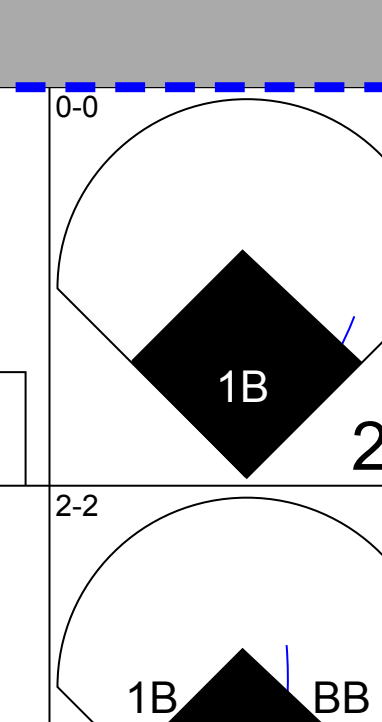
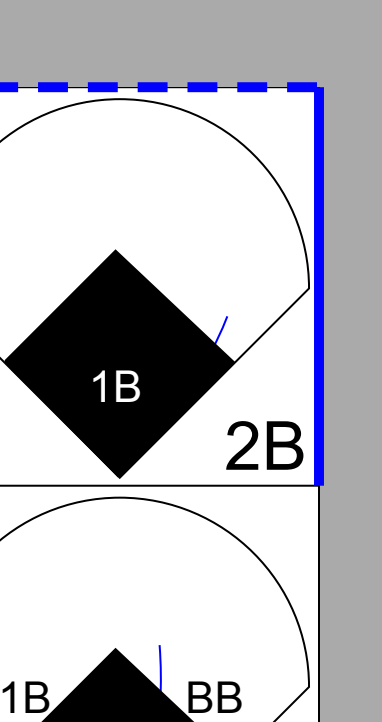

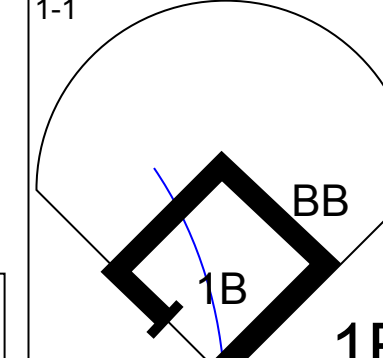
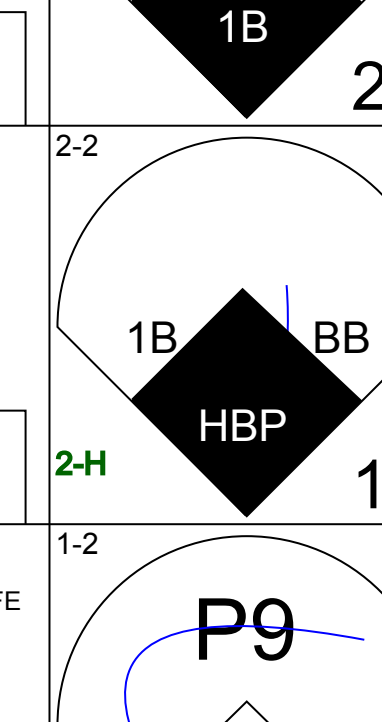
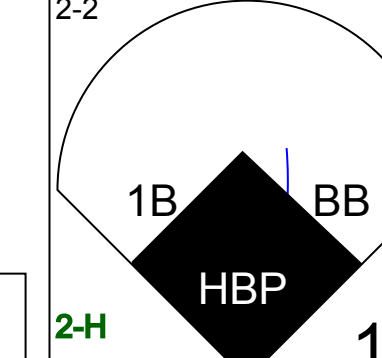
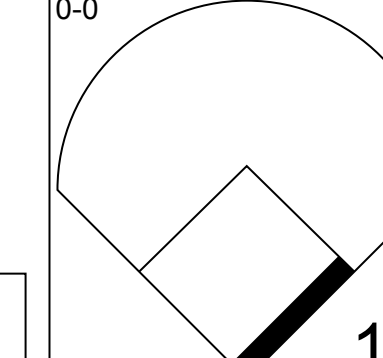
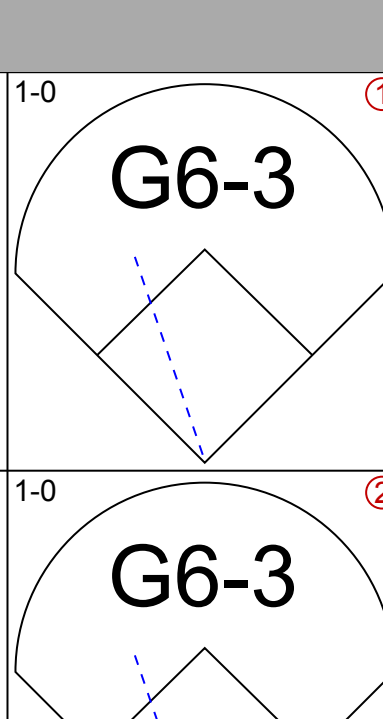

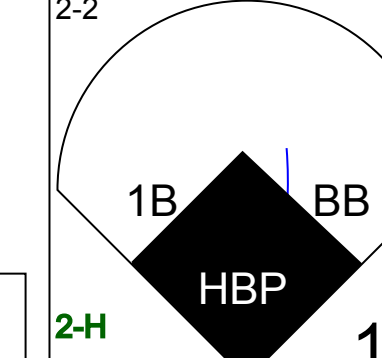

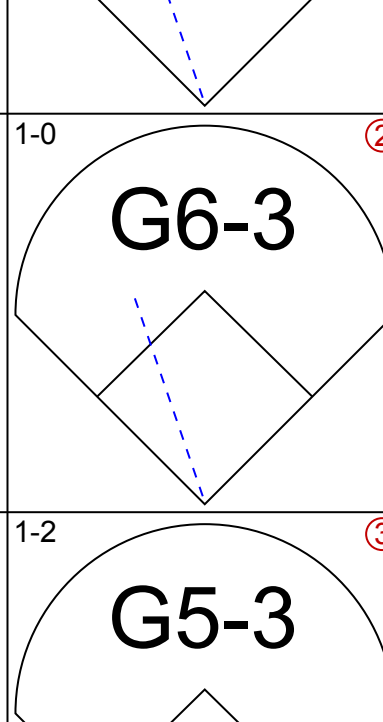
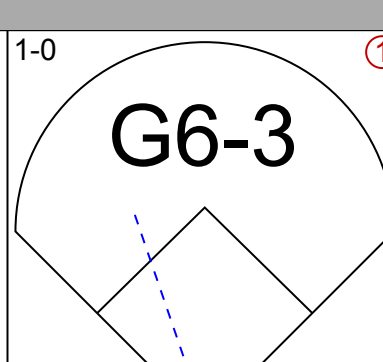
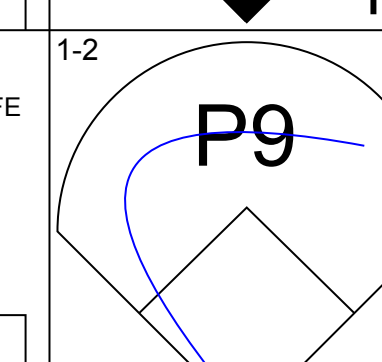
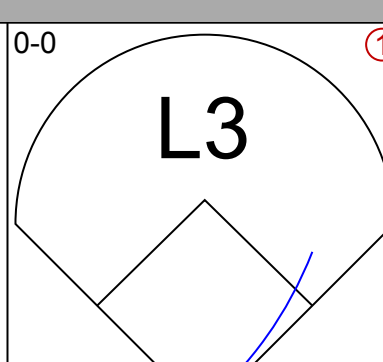
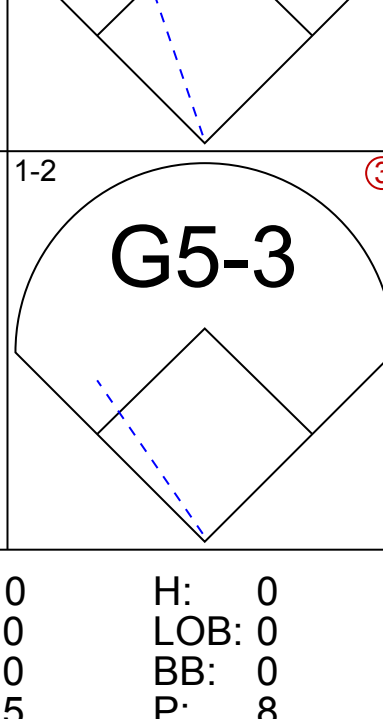
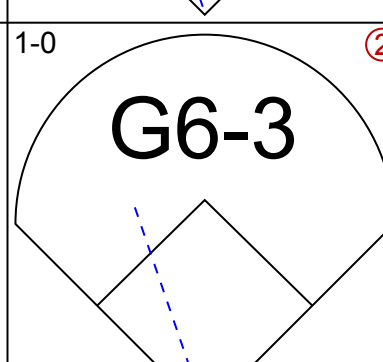
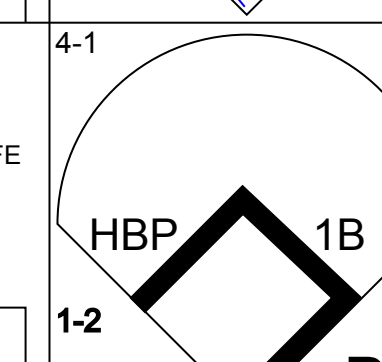


Batter	1	2	3	4	5	6	7	8	9	AB	R	H	RBI	BB	SO	LOB	BOTTOM			
Rickey Henderson, R OBP: 0.408, SLG: 0.383	2-2 G5-3		0-1 F4			1-2 G3		1-2 F7		3	0	0	0	0	0	1	<b>Minnesota Twins @ Oakland Athletics</b> Oakland-Alameda County Coliseum, Oakland, CA Sun Aug 04 1991, 3:33 AM PDT Att: 44,088 - Cloudy - 61 F			
Willie Wilson, S OBP: 0.296, SLG: 0.311										1	0	0	0	0	0	0				
Ernest Riles, L OBP: 0.293, SLG: 0.312	0-1 G3			1-2 G1-3		0-1 P6		0-2 G4-3		4	0	0	0	0	0	0				
Jose Canseco, R OBP: 0.364, SLG: 0.560	1-1 F9			1-2 G6-3		2-3 K			2-2 F8		4	0	0	0	0	1		0		
Harold Baines, L OBP: 0.402, SLG: 0.511		0-0 L7		2-1 G5-3			3-1 G3		2-2 G4-3		4	1	1	0	0	0		0		
Dave Henderson, R OBP: 0.360, SLG: 0.517		2-2 G5-3			2-3 K		0-1 B1-3		0-0		4	0	1	0	0	1		1		
Jamie Quirk, L OBP: 0.308, SLG: 0.278		1-1 L8			0-1 2B		1-2		1B		4	1	1	0	0	0		2		
Mark McGwire, R OBP: 0.348, SLG: 0.397			1-1 F8		0-0 P3		2-2				3	0	1	1	0	0		1		
Brook Jacoby, R OBP: 0.296, SLG: 0.347			0-1 G6-3		0-0	1-1		3-1			3	0	1	1	0	0		1		
Mike Bordick, R OBP: 0.255, SLG: 0.256			2-2		1-1 F8			3-2 L8			3	0	1	0	0	0		1		
<b>Inning Stats</b>	R: 0 E: 0 K: 0 S: 7	H: 0 LOB: 0 BB: 0 P: 10	R: 0 E: 0 K: 0 S: 6	H: 0 LOB: 0 BB: 0 P: 9	R: 0 E: 0 K: 0 S: 9	H: 1 LOB: 1 BB: 0 P: 12	R: 0 E: 0 K: 0 S: 9	H: 0 LOB: 0 BB: 0 P: 13	R: 0 E: 0 K: 1 S: 12	H: 0 LOB: 0 BB: 0 P: 15	R: 1 E: 0 K: 0 S: 10	H: 2 LOB: 1 BB: 0 P: 16	R: 0 E: 0 K: 0 S: 10	H: 0 LOB: 0 BB: 0 P: 14	R: 0 E: 0 K: 0 S: 10	H: 1 LOB: 1 BB: 0 P: 14	1B: 5 2B: 1 3B: 0 HR: 0	SF: 0 SAC: 0 DP: 0 HBP: 0	WP: 0 PB: 0 SB: 0 CS: 0	PA: 33
<b>PITCHER</b>	IP WLS BF H R ER SO BB IBB HBP BLK WP HR S P ERA WHIP																			
Scott Erickson, R ERA: 2.36	(1, 1) 6.2 W 25 2 2 2 2 0 0 0 0 0 60 84 2.70 0.750																			
Carl Willis, R ERA: 2.05	(7, 1) 2.1 S 8 1 0 0 0 0 0 0 0 0 22 31 0.00 0.429																			





Batter	1	2	3	4	5	6	7	8	9	AB	R	H	RBI	BB	SO	LOB	TOP					
<b>Edgar Martinez, R</b> (1, 5) OBP: 0.411, SLG: 0.444										4	0	1	0	0	2	0	<b>Seattle Mariners @ Oakland Athletics</b> Oakland-Alameda County Coliseum, Oakland, CA Mon Aug 05 1991, 7:05 PM PDT Att: 27,561 - Cloudy - 61 F					
<b>Harold Reynolds, S</b> (1, 4) OBP: 0.334, SLG: 0.336										3	0	0	0	0	1	0						
<b>Ken Griffey Jr., L</b> (1, 8) OBP: 0.383, SLG: 0.499										3	0	0	0	1	0	1						
<b>Pete O'Brien, L</b> (1, 3) OBP: 0.289, SLG: 0.390										3	0	0	0	0	1	1						
<b>Jay Buhner, R</b> (1, 9) OBP: 0.331, SLG: 0.540										3	0	1	0	0	1	0						
<b>Alvin Davis, L</b> (1, 10) OBP: 0.307, SLG: 0.358										3	0	0	0	0	1	1						
<b>Greg Briley, L</b> (1, 7) OBP: 0.265, SLG: 0.278										1	0	0	0	1	0	0						
<b>Alonzo Powell, R</b> (8, PH) OBP: 0.271, SLG: 0.392										1	0	0	0	0	1	0						
<b>Dave Valle, R</b> (1, 2) OBP: 0.251, SLG: 0.225										3	0	0	0	0	1	2						
<b>Omar Vizquel, S</b> (1, 6) OBP: 0.300, SLG: 0.287										2	0	0	0	0	0	0						
<b>Tracy Jones, R</b> (8, PH) OBP: 0.339, SLG: 0.423										0	0	0	0	0	0	0						
<b>Scott Bradley, L</b> (8, PH) OBP: 0.281, SLG: 0.245										1	0	0	0	0	0	0						
<b>Jeff Schaefer, R</b> (8, 6) OBP: 0.254, SLG: 0.324										0	0	0	0	0	0	0						
<b>Inning Stats</b>	R: 0 E: 0 K: 1 S: 8	H: 0 LOB: 1 BB: 1 P: 16	R: 0 E: 0 K: 0 S: 12	H: 1 LOB: 1 BB: 1 P: 19	R: 0 E: 0 K: 1 S: 9	H: 0 LOB: 0 BB: 0 P: 15	R: 0 E: 0 K: 1 S: 8	H: 0 LOB: 0 BB: 0 P: 12	R: 0 E: 0 K: 2 S: 8	H: 0 LOB: 0 BB: 0 P: 11	R: 0 E: 0 K: 0 S: 6	H: 1 LOB: 1 BB: 0 P: 9	R: 0 E: 0 K: 1 S: 5	H: 0 LOB: 0 BB: 0 P: 9	R: 0 E: 0 K: 1 S: 6	H: 0 LOB: 0 BB: 0 P: 7	R: 0 E: 0 K: 1 S: 7	H: 0 LOB: 0 BB: 0 P: 10	1B: 2 2B: 0 3B: 0 HR: 0	SF: 0 SAC: 1 DP: 1 HBP: 0	WP: 0 PB: 0 SB: 0 CS: 0	PA: 30
<b>PITCHER</b>	IP	WLS	BF	H	R	ER	SO	BB	IBB	HBP	BLK	WP	HR	S	P	ERA	WHIP					
<b>Ron Darling, R</b> (1, 1) ERA: 4.13	7.0	W	24	2	0	0	6	2	0	0	0	0	0	56	91	0.00	0.571					
<b>Rick Honeycutt, L</b> (8, 1) ERA: 3.6	0.2		2	0	0	0	1	0	0	0	0	0	0	4	4	0.00	0.000					
<b>Dennis Eckersley, R</b> (8, 1) ERA: 2.7	1.1	S	4	0	0	0	1	0	0	0	0	0	0	9	13	0.00	0.000					
<b>Dennis Eckersley, R</b> (9, 1) ERA: 2.7	1.1	S	4	0	0	0	1	0	0	0	0	0	0	9	13	0.00	0.000					

Batter	1	2	3	4	5	6	7	8	9	AB	R	H	RBI	BB	SO	LOB	BOTTOM					
<b>Rickey Henderson, R</b> (1, 7) OBP: 0.408, SLG: 0.382										4	1	1	1	0	0	0	<b>Seattle Mariners @ Oakland Athletics</b> Oakland-Alameda County Coliseum, Oakland, CA Mon Aug 05 1991, 7:05 PM PDT Att: 27,561 - Cloudy - 61 F					
<b>Dennis Eckersley, R</b> (9, 1) ERA: 2.7										5	0	2	1	0	2	3						
<b>Dave Henderson, R</b> (1, 8) OBP: 0.361, SLG: 0.515										5	0	2	0	0	1	4						
<b>Jose Canseco, R</b> (1, 9) OBP: 0.364, SLG: 0.558										5	0	2	0	0	1	4						
<b>Terry Steinbach, R</b> (1, 2) OBP: 0.335, SLG: 0.438										3	0	0	0	1	0	3						
<b>Harold Baines, L</b> (1, 10) OBP: 0.403, SLG: 0.513										4	0	2	0	0	1	0						
<b>Willie Wilson, S</b> (8, PR) OBP: 0.296, SLG: 0.311										0	1	0	0	0	0	0						
<b>Brook Jacoby, R</b> (1, 5) OBP: 0.302, SLG: 0.353										4	1	3	1	0	1	3						
<b>Mark McGwire, R</b> (1, 3) OBP: 0.345, SLG: 0.392										4	0	0	0	0	0	4						
<b>Mike Gallego, R</b> (1, 4) OBP: 0.351, SLG: 0.353										2	0	0	0	2	0	0						
<b>Mike Bordick, R</b> (1, 6) OBP: 0.265, SLG: 0.266										4	0	2	0	0	0	0						
<b>Inning Stats</b>	R: 0 E: 0 K: 1 S: 11	H: 0 LOB: 0 BB: 0 P: 17	R: 0 E: 0 K: 0 S: 5	H: 1 LOB: 1 BB: 0 P: 7	R: 1 E: 0 K: 0 S: 13	H: 3 LOB: 2 BB: 0 P: 19	R: 0 E: 0 K: 1 S: 12	H: 2 LOB: 2 BB: 1 P: 18	R: 0 E: 0 K: 2 S: 14	H: 2 LOB: 3 BB: 1 P: 24	R: 0 E: 0 K: 0 S: 5	H: 0 LOB: 0 BB: 0 P: 8	R: 0 E: 0 K: 0 S: 9	H: 1 LOB: 1 BB: 0 P: 13	R: 2 E: 0 K: 1 S: 25	H: 3 LOB: 3 BB: 1 P: 42	R: 2 E: 0 K: 1 S: 25	H: 3 LOB: 3 BB: 1 P: 42	1B: 11 2B: 1 3B: 0 HR: 0	SF: 0 SAC: 0 DP: 0 HBP: 1	WP: 0 PB: 1 SB: 3 CS: 0	PA: 39
<b>PITCHER</b>	IP	WLS	BF	H	R	ER	SO	BB	IBB	HBP	BLK	WP	HR	S	P	ERA	WHIP					
<b>Bill Krueger, L</b> (1, 1) ERA: 2.69	6.1	L	29	9	1	1	4	2	0	0	0	0	0	64	100	1.42	1.737					
<b>Bill Swift, R</b> (7, 1) ERA: 2.8	0.2		2	0	0	0	0	0	0	0	0	0	0	5	6	0.00	0.000					
<b>Keith Comstock, L</b> (8, 1) ERA: 54.0	0.1		4	2	2	2	0	1	0	0	0	0	0	8	15	54.00	9.000					
<b>Michael Jackson, R</b> (8, 1) ERA: 3.07	0.2		4	1	0	0	1	0	0	1	0	0	0	17	27	0.00	1.500					

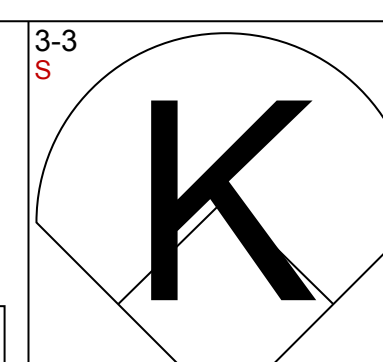
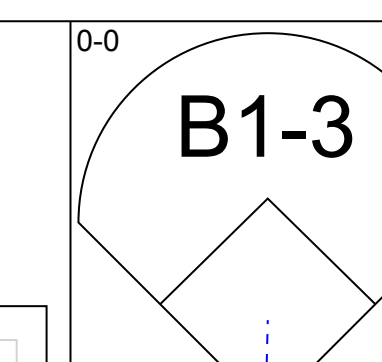
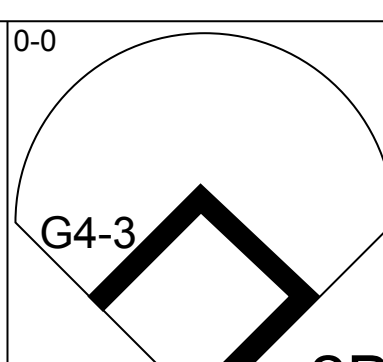
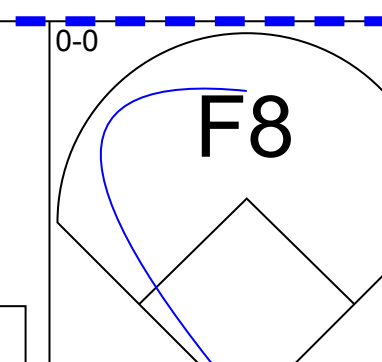
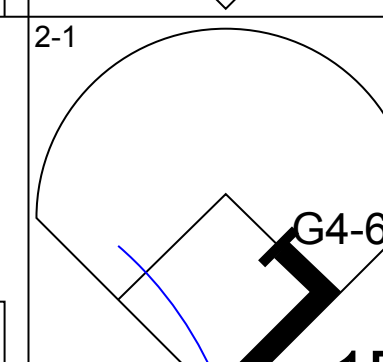
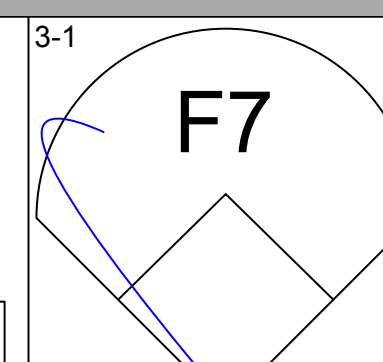
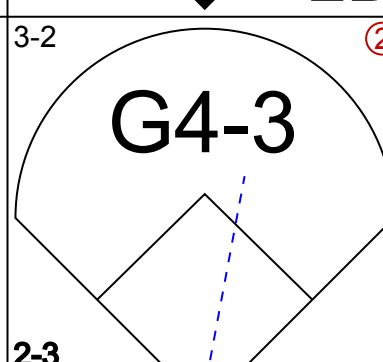
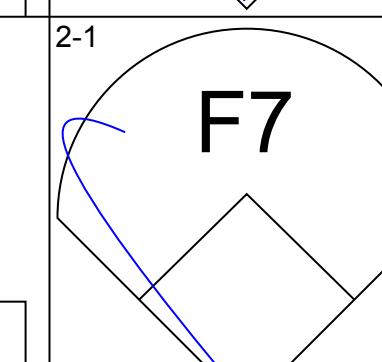
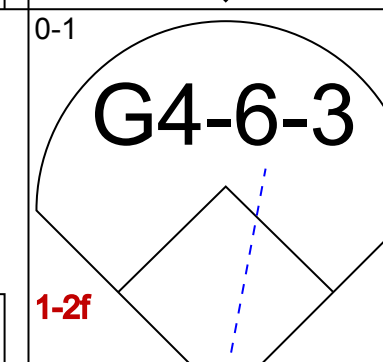
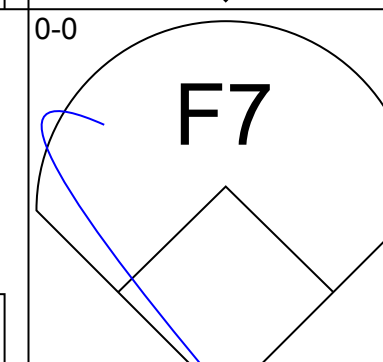
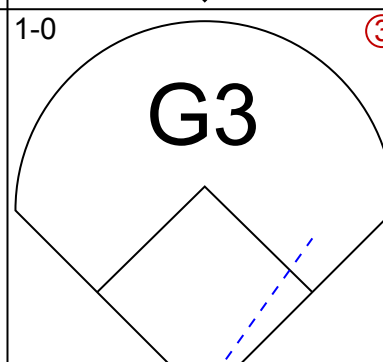
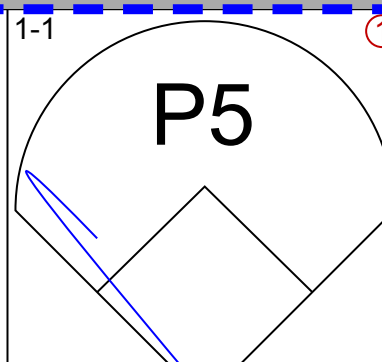
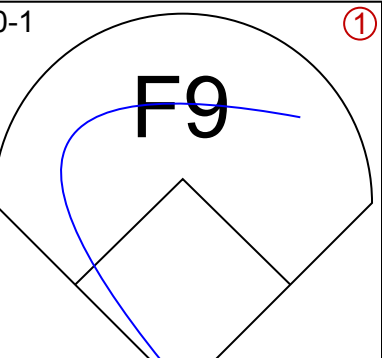
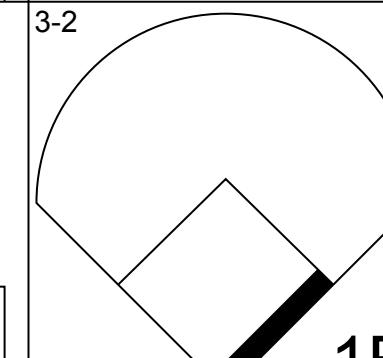
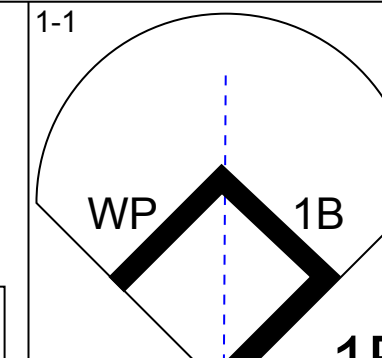
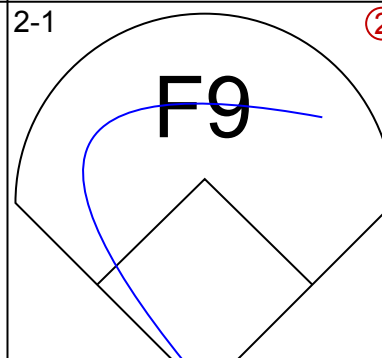
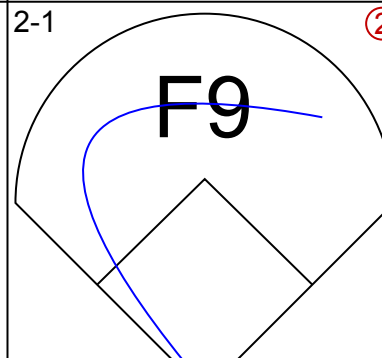
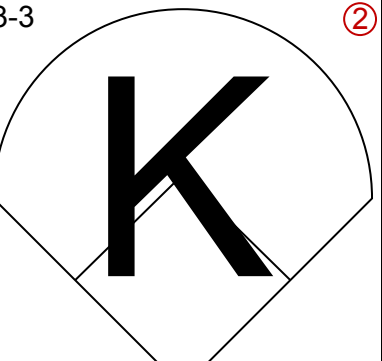
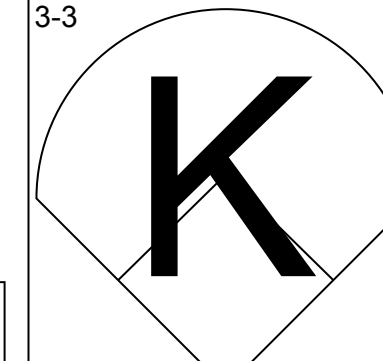
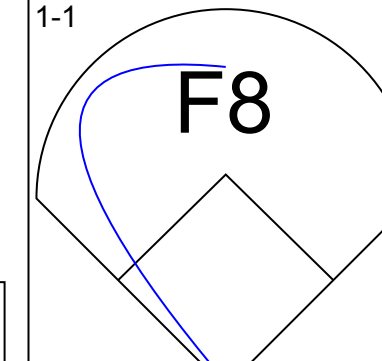
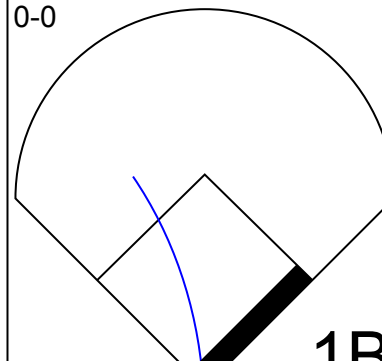
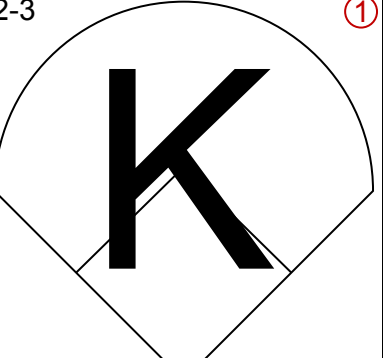
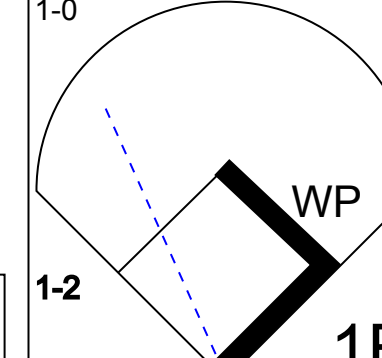
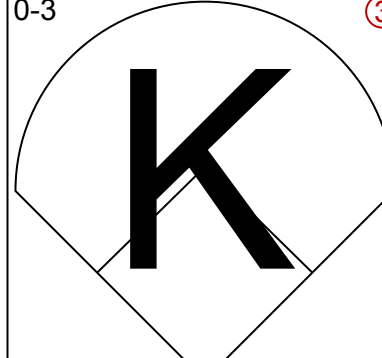
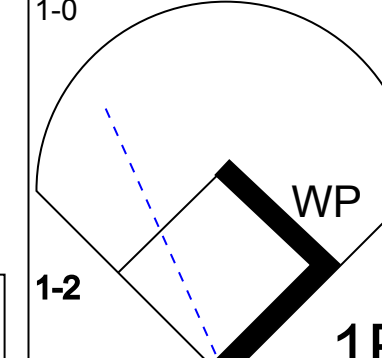
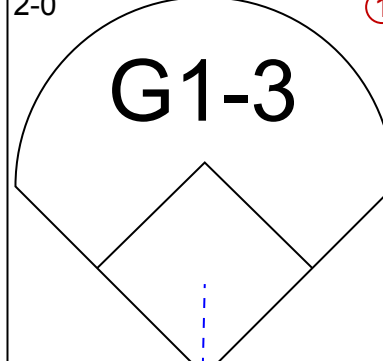
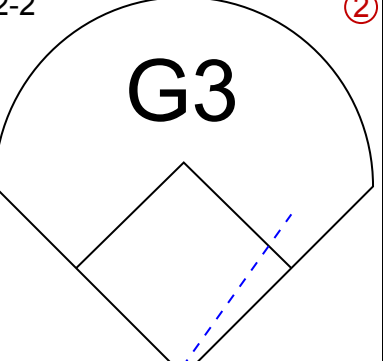
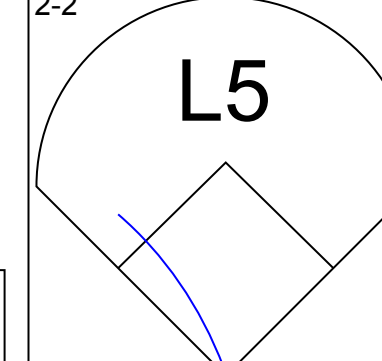
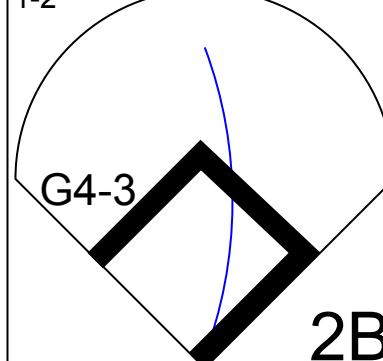
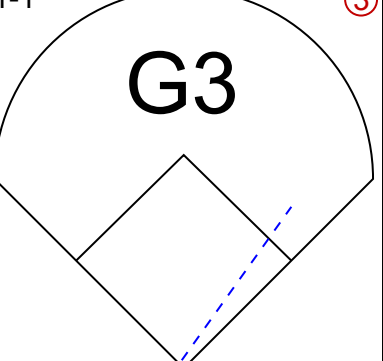
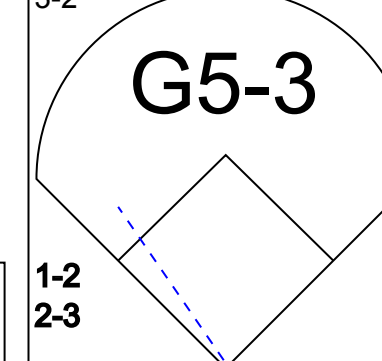
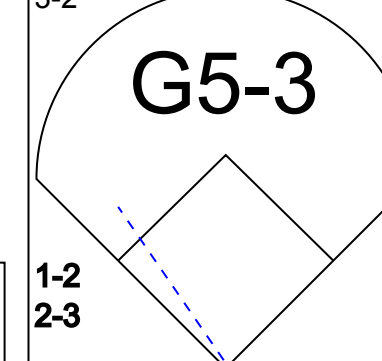
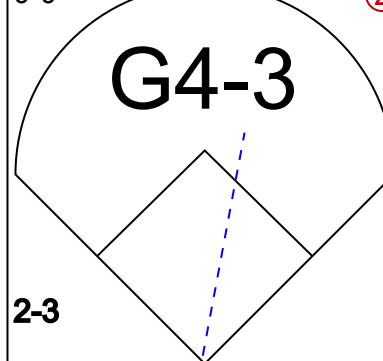
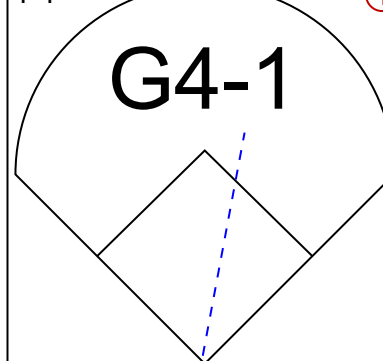
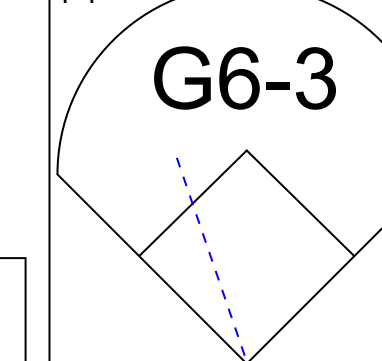
AB	27
R	0
H	2
RBI	0
BB	2
SO	8
LOB	5

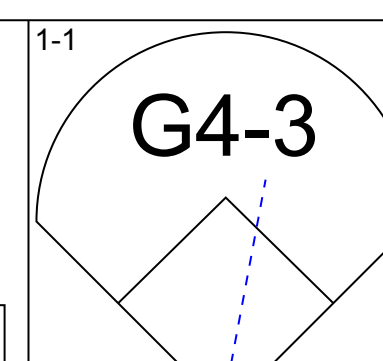
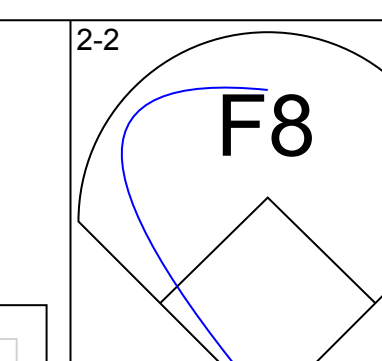
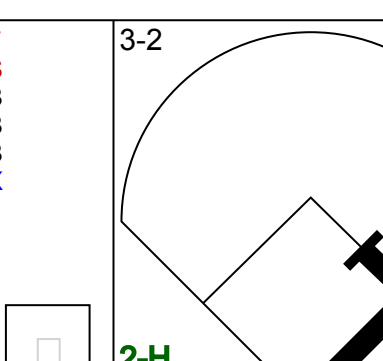
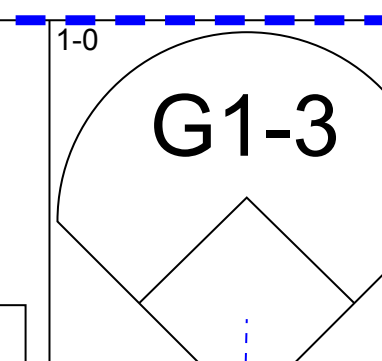
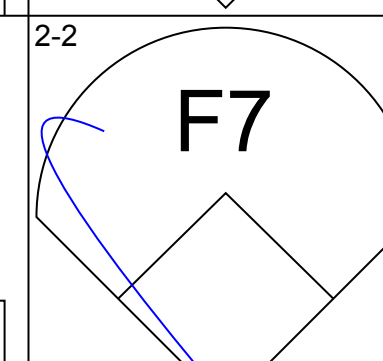
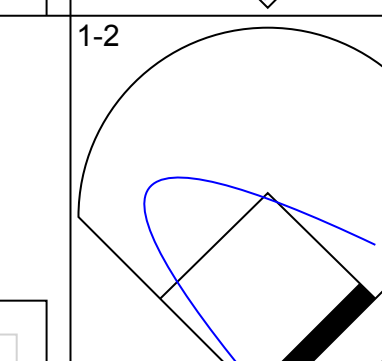
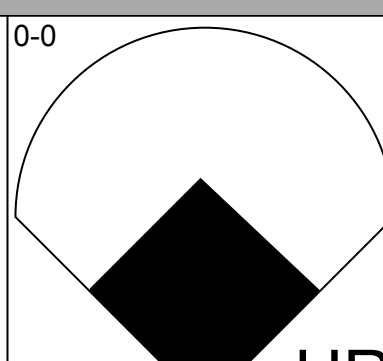
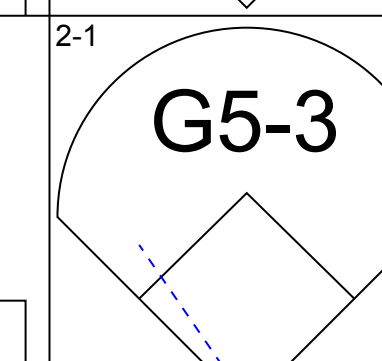
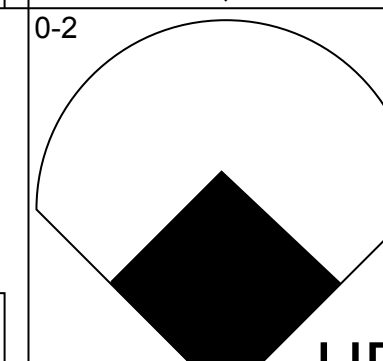
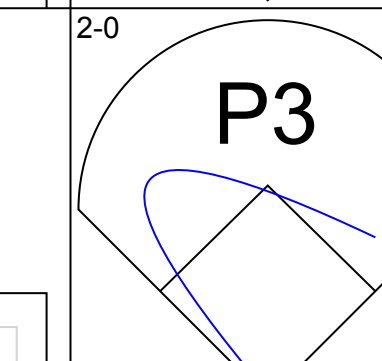
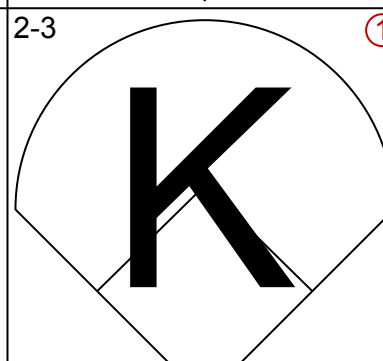
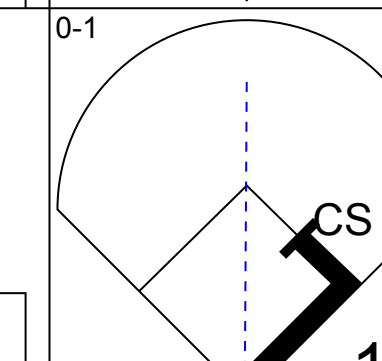
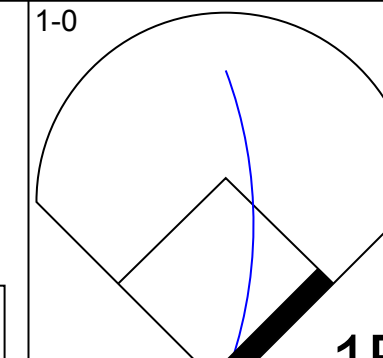
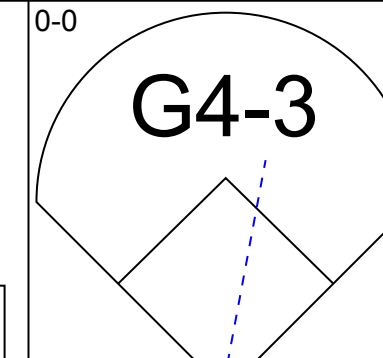
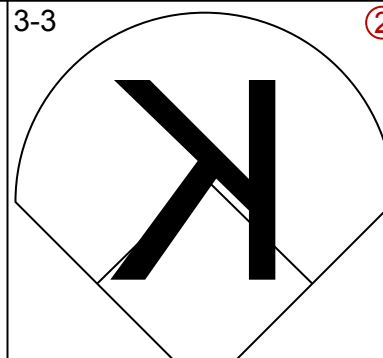
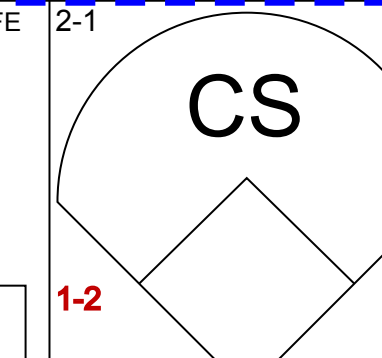
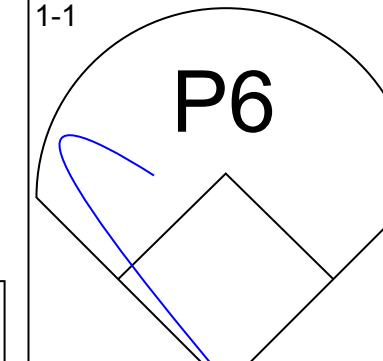
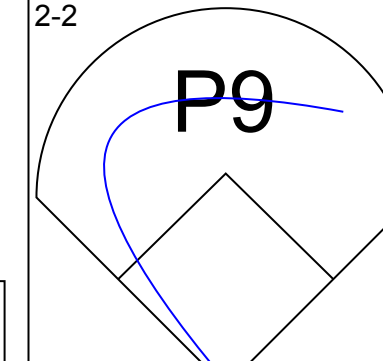
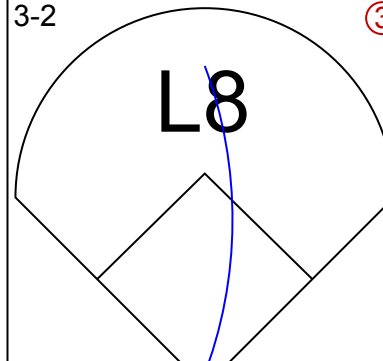
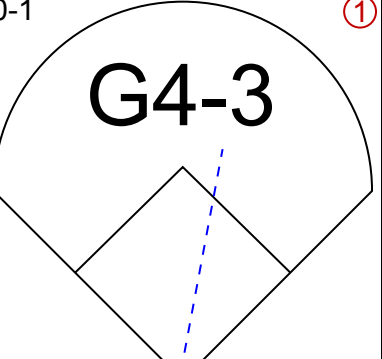
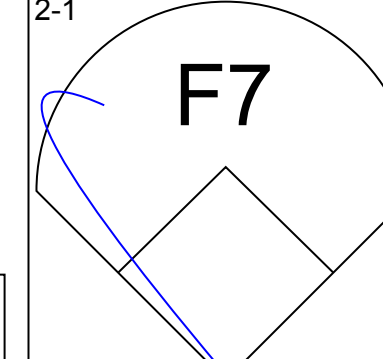
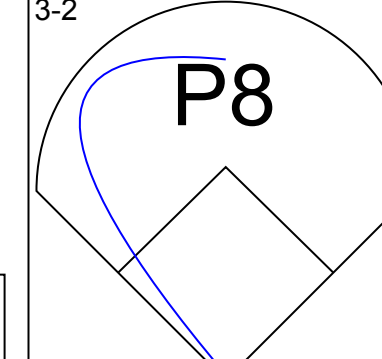
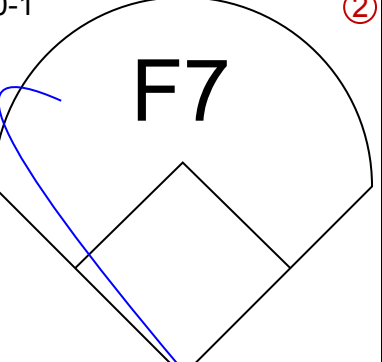
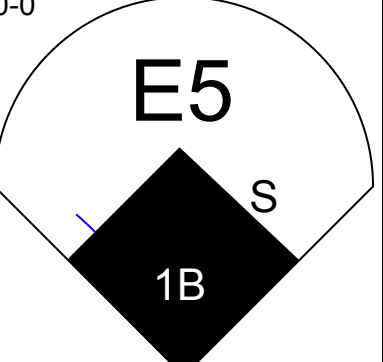
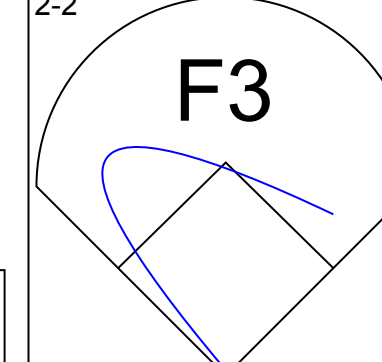
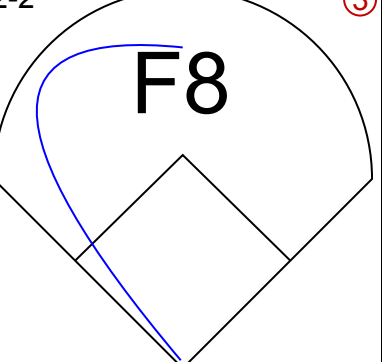
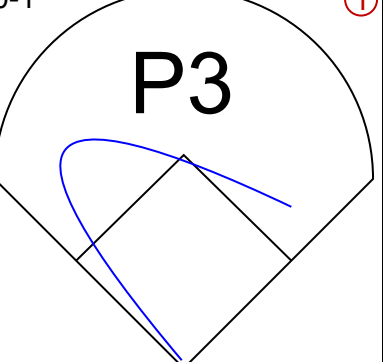
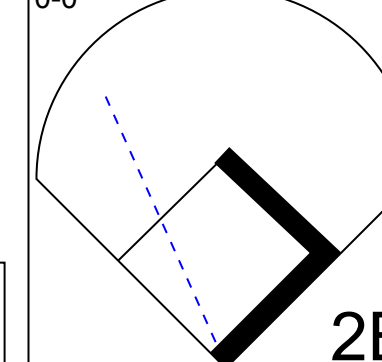
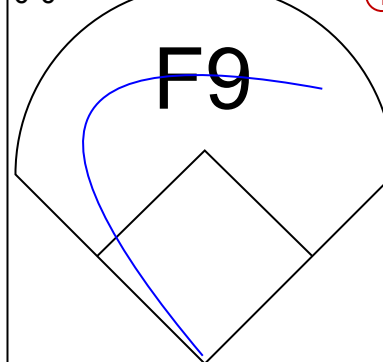
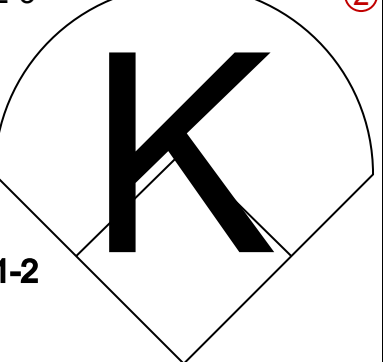
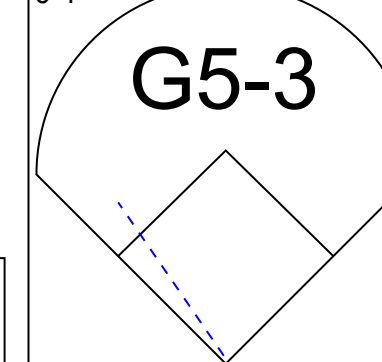


AB	35
R	3
H	12
RBI	3
BB	3
SO	5
LOB	17





Batter	1	2	3	4	5	6	7	8	9	AB	R	H	RBI	BB	SO	LOB	TOP										
Edgar Martinez, R OBP: 0.409, SLG: 0.445										4	0	1	0	0	1	1	<p><b>Seattle Mariners @ Oakland Athletics</b> Oakland-Alameda County Coliseum, Oakland, CA</p> <p>Tue Aug 06 1991, 7:05 PM PDT Att: 32,235 - Cloudy - 64 F</p> <p>livebaseballscorecards.com</p>										
Harold Reynolds, S OBP: 0.333, SLG: 0.335										4	0	1	0	0	0	1											
Ken Griffey Jr., L OBP: 0.379, SLG: 0.493										4	0	0	0	0	0	2											
Pete O'Brien, L OBP: 0.291, SLG: 0.391										4	0	2	0	0	0	0											
Jay Buhner, R OBP: 0.330, SLG: 0.536										4	0	1	0	0	2	2											
Alvin Davis, L OBP: 0.306, SLG: 0.355										2	0	0	0	0	1	0											
Tracy Jones, R OBP: 0.341, SLG: 0.425										2	0	1	0	0	1	1											
Greg Briley, L OBP: 0.283, SLG: 0.276										2	0	0	0	0	0	0											
Alonzo Powell, R OBP: 0.267, SLG: 0.388										1	0	0	0	0	0	2											
Scott Bradley, L OBP: 0.284, SLG: 0.255										2	0	1	0	0	0	0											
Dave Cochrane, S OBP: 0.292, SLG: 0.340										1	0	0	0	0	0	2											
Omar Vizquel, S OBP: 0.297, SLG: 0.284										3	0	0	0	0	0	1											
<b>Inning Stats</b>	R: 0 E: 0 K: 1 S: 11	H: 1 LOB: 0 BB: 0 P: 16	R: 0 E: 0 K: 1 S: 7	H: 0 LOB: 0 BB: 0 P: 11	R: 0 E: 0 K: 0 S: 6	H: 1 LOB: 1 BB: 0 P: 9	R: 0 E: 0 K: 1 S: 10	H: 1 LOB: 1 BB: 0 P: 19	R: 0 E: 0 K: 1 S: 8	H: 0 LOB: 0 BB: 0 P: 13	R: 0 E: 0 K: 0 S: 7	H: 1 LOB: 1 BB: 0 P: 12	R: 0 E: 0 K: 0 S: 13	H: 2 LOB: 2 BB: 0 P: 21	R: 0 E: 0 K: 0 S: 5	H: 0 LOB: 0 BB: 0 P: 8	R: 0 E: 0 K: 1 S: 8	H: 1 LOB: 1 BB: 0 P: 11	1B: 5 2B: 2 3B: 0 HR: 0	SF: 0 SAC: 0 DP: 1 HBP: 0	WP: 1 PB: 0 SB: 0 CS: 0	PA: 33					
<b>PITCHER</b>	IP	WLS	BF	H	R	ER	SO	BB	IBB	HBP	BLK	WP	HR	S	P	ERA	WHIP										
Mike Moore, R ERA: 3.51	(1, 1)	6.1	W	23	5	0	0	4	0	0	0	0	0	53	86	0.00	0.789										
Joe Klink, L ERA: 3.15	(7, 1)	1.0		4	1	0	0	0	0	0	0	1	0	11	18	0.00	1.000										
Eric Show, R ERA: 6.93	(8, 1)	0.2		2	0	0	0	0	0	0	0	0	0	3	5	0.00	0.000										
Rick Honeycutt, L ERA: 3.49	(9, 1)	0.2		3	1	0	0	0	0	0	0	0	0	5	8	0.00	1.500										
Dennis Eckersley, R ERA: 2.98	(9, 1)	0.1	S	1	0	0	0	1	0	0	0	0	0	3	3	0.00	0.000										

Batter	1	2	3	4	5	6	7	8	9	AB	R	H	RBI	BB	SO	LOB	BOTTOM										
Willie Wilson, S OBP: 0.296, SLG: 0.310										4	0	1	1	0	0	0	<p><b>Seattle Mariners @ Oakland Athletics</b> Oakland-Alameda County Coliseum, Oakland, CA</p> <p>Tue Aug 06 1991, 7:05 PM PDT Att: 32,235 - Cloudy - 64 F</p> <p>livebaseballscorecards.com</p>										
Dave Henderson, R OBP: 0.382, SLG: 0.523										4	1	2	1	0	0	0											
Jose Canseco, R OBP: 0.366, SLG: 0.565										4	1	2	1	0	1	1											
Harold Baines, L OBP: 0.403, SLG: 0.512										3	0	1	0	0	1	0											
Brook Jacoby, R OBP: 0.299, SLG: 0.349										3	0	0	0	0	0	1											
Jamie Quirk, L OBP: 0.302, SLG: 0.272										3	0	0	0	0	0	0											
Mark McGwire, R OBP: 0.342, SLG: 0.389										3	1	0	0	0	0	0											
Mike Gallego, R OBP: 0.351, SLG: 0.356										3	0	1	0	0	0	1											
Mike Bordick, R OBP: 0.257, SLG: 0.258										3	0	0	0	0	1	2											
<b>Inning Stats</b>	R: 1 E: 0 K: 0 S: 11	H: 2 LOB: 1 BB: 0 P: 16	R: 0 E: 0 K: 0 S: 7	H: 0 LOB: 0 BB: 0 P: 9	R: 0 E: 0 K: 0 S: 9	H: 1 LOB: 1 BB: 0 P: 14	R: 1 E: 1 K: 1 S: 9	H: 1 LOB: 1 BB: 0 P: 14	R: 1 E: 0 K: 2 S: 12	H: 1 LOB: 1 BB: 0 P: 20	R: 0 E: 0 K: 0 S: 10	H: 1 LOB: 1 BB: 0 P: 15	R: 0 E: 0 K: 0 S: 6	H: 1 LOB: 0 BB: 0 P: 11	1B: 4 2B: 1 3B: 0 HR: 2	SF: 0 SAC: 0 DP: 0 HBP: 0		WP: 0 PB: 0 SB: 1 CS: 1	PA: 31								
<b>PITCHER</b>	IP	WLS	BF	H	R	ER	SO	BB	IBB	HBP	BLK	WP	HR	S	P	ERA	WHIP										
Rich DeLucia, R ERA: 4.4	(1, 1)	7.0	L	27	6	3	2	3	0	0	0	0	2	65	99	2.57	0.857										
Bill Swift, R ERA: 2.25	(8, 1)	0.2		3	1	0	0	0	0	0	0	0	0	5	8	0.00	1.500										
Dave Fleming, L ERA:	(8, 1)	0.1		0	0	0	0	0	0	0	0	0	0	1	3	0.00	0.000										





Batter	1	2	3	4	5	6	7	8	9	AB	R	H	RBI	BB	SO	LOB	TOP										
<b>Harold Reynolds, S</b> (1, 4) OBP: 0.335, SLG: 0.335	G4-3 S BB		L8				G3			3	0	1	0	1	0	1	<b>Seattle Mariners @ Oakland Athletics</b> Oakland-Alameda County Coliseum, Oakland, CA Wed Aug 07 1991, 3:33 AM PDT Att: 40,251 - Cloudy - 70 F <a href="http://livebaseballscorecards.com">livebaseballscorecards.com</a>										
<b>Edgar Martinez, R</b> (1, 5) OBP: 0.405, SLG: 0.440	G4-3		G4-3				L9-2-5-1-5 3H	G5-3		4	0	0	0	0	0	3											
<b>Ken Griffey Jr., L</b> (1, 8) OBP: 0.380, SLG: 0.492	G5-3							F8		3	1	1	0	1	0	1											
<b>Pete O'Brien, L</b> (1, 3) OBP: 0.293, SLG: 0.392	L7							F9		4	0	2	0	0	0	2											
<b>Jay Buhner, R</b> (1, 9) OBP: 0.325, SLG: 0.529			K					F9		3	0	0	1	0	1	2											
<b>Alvin Davis, L</b> (1, 10) OBP: 0.303, SLG: 0.352			G6-3					F7		3	0	0	0	0	0	2											
<b>Tracy Jones, R</b> (9, PH) OBP: 0.339, SLG: 0.421										1	0	0	0	0	0	0											
<b>Greg Briley, L</b> (1, 7) OBP: 0.285, SLG: 0.276										3	0	1	0	0	0	1											
<b>Alonzo Powell, R</b> (9, PH) OBP: 0.264, SLG: 0.383										1	0	0	0	0	0	0											
<b>Scott Bradley, L</b> (1, 2) OBP: 0.285, SLG: 0.252										2	0	0	0	1	0	1											
<b>Dave Cochrane, S</b> (9, PH) OBP: 0.299, SLG: 0.336										1	0	0	0	0	0	0											
<b>Omar Vizquel, S</b> (1, 6) OBP: 0.299, SLG: 0.285			G6-3							2	0	1	0	0	0	0											
<b>Inning Stats</b>	R: 0 E: 0 K: 0 S: 11	H: 0 LOB: 1 BB: 1 P: 19	R: 0 E: 0 K: 1 S: 11	H: 1 LOB: 1 BB: 0 P: 16	R: 0 E: 0 K: 0 S: 7	H: 0 LOB: 0 BB: 0 P: 11	R: 1 E: 0 K: 0 S: 8	H: 1 LOB: 1 BB: 1 P: 15	R: 0 E: 0 K: 0 S: 10	H: 1 LOB: 1 BB: 0 P: 16	R: 0 E: 0 K: 0 S: 4	H: 1 LOB: 1 BB: 0 P: 8	R: 0 E: 0 K: 0 S: 8	H: 1 LOB: 1 BB: 0 P: 10	R: 0 E: 0 K: 0 S: 10	H: 1 LOB: 1 BB: 0 P: 13	R: 0 E: 0 K: 0 S: 7	H: 0 LOB: 0 BB: 0 P: 9	1B: 6 2B: 1 3B: 0 HR: 0	SF: 1 SAC: 1 DP: 1 HBP: 0	WP: 0 PB: 1 SB: 0 CS: 1	PA: 35					
<b>PITCHER</b>	IP	WLS	BF	H	R	ER	SO	BB	IBB	HBP	BLK	WP	HR	S	P	ERA	WHIP										
<b>Bob Welch, R</b> (1, 1) ERA: 3.73	7.0	W	28	5	1	1	1	3	0	0	0	0	0	59	95	1.29	1.143										
<b>Rick Honeycutt, L</b> (8, 1) ERA: 3.39	0.2		3	1	0	0	0	0	0	0	0	0	0	7	9	0.00	1.500										
<b>Gene Nelson, R</b> (8, 1) ERA: 8.8	0.1		1	0	0	0	0	0	0	0	0	0	0	3	4	0.00	0.000										
<b>Joe Klink, L</b> (9, 1) ERA: 3.07	1.0		3	0	0	0	0	0	0	0	0	0	0	7	9	0.00	0.000										

Batter	1	2	3	4	5	6	7	8	9	AB	R	H	RBI	BB	SO	LOB	BOTTOM										
<b>Willie Wilson, S</b> (1, 7) OBP: 0.295, SLG: 0.309	G4-3 2B 1B		G5-3				G5-3			4	1	1	0	0	0	3	<b>Seattle Mariners @ Oakland Athletics</b> Oakland-Alameda County Coliseum, Oakland, CA Wed Aug 07 1991, 3:33 AM PDT Att: 40,251 - Cloudy - 70 F <a href="http://livebaseballscorecards.com">livebaseballscorecards.com</a>										
<b>Scott Brosius, R</b> (1, 9) OBP: 0.500, SLG: 1.500	G4-3 2B						K			4	1	2	1	0	2	0											
<b>Dave Henderson, R</b> (1, 8) OBP: 0.361, SLG: 0.523	G4-3						P6			4	1	1	1	0	0	1											
<b>Harold Baines, L</b> (1, 10) OBP: 0.401, SLG: 0.518	G3						P6			4	1	1	1	0	0	2											
<b>Terry Steinbach, R</b> (1, 2) OBP: 0.331, SLG: 0.433	G5-3						G6-3			3	0	0	1	0	0	1											
<b>Brook Jacoby, R</b> (1, 5) OBP: 0.298, SLG: 0.348							G5-3			4	0	1	0	0	0	0											
<b>Mark McGwire, R</b> (1, 3) OBP: 0.344, SLG: 0.399							K			4	1	2	1	0	1	1											
<b>Mike Gallego, R</b> (1, 4) OBP: 0.351, SLG: 0.360							K			2	1	1	0	0	1	0											
<b>Mike Bordick, R</b> (1, 6) OBP: 0.260, SLG: 0.260							F9			3	0	1	1	0	0	2											
<b>Inning Stats</b>	R: 1 E: 0 K: 0 S: 11	H: 2 LOB: 1 BB: 0 P: 18	R: 0 E: 0 K: 0 S: 10	H: 2 LOB: 2 BB: 0 P: 14	R: 1 E: 0 K: 0 S: 8	H: 1 LOB: 0 BB: 0 P: 14	R: 0 E: 0 K: 2 S: 9	H: 0 LOB: 0 BB: 0 P: 13	R: 0 E: 0 K: 1 S: 9	H: 0 LOB: 0 BB: 0 P: 13	R: 1 E: 0 K: 0 S: 7	H: 1 LOB: 0 BB: 0 P: 10	R: 2 E: 0 K: 1 S: 11	H: 3 LOB: 0 BB: 0 P: 19	R: 1 E: 1 K: 0 S: 15	H: 1 LOB: 1 BB: 0 P: 18		1B: 4 2B: 3 3B: 0 HR: 3	SF: 1 SAC: 1 DP: 1 HBP: 0	WP: 1 PB: 0 SB: 0 CS: 0	PA: 34						
<b>PITCHER</b>	IP	WLS	BF	H	R	ER	SO	BB	IBB	HBP	BLK	WP	HR	S	P	ERA	WHIP										
<b>Brian Holman, R</b> (1, 1) ERA: 3.62	6.0	L	27	9	5	5	3	0	0	0	0	0	0	60	94	7.50	1.500										
<b>Michael Jackson, R</b> (7, 1) ERA: 3.02	1.0		2	0	0	0	1	0	0	0	0	0	0	5	7	0.00	0.000										
<b>Mike Schooler, R</b> (8, 1) ERA: 2.38	1.0		5	1	1	1	0	0	0	0	0	0	0	15	18	9.00	1.000										





Batter	1	2	3	4	5	6	7	8	9	AB	R	H	RBI	BB	SO	LOB	TOP								
Rickey Henderson, R OBP: 0.406, SLG: 0.379 Willie Wilson, S OBP: 0.256, SLG: 0.309	0-1 F8		0-1 FC3-6		1-1 P6		0-1 G1-3		0-0 1B	2	0	0	0	0	0	1									
Dave Henderson, R OBP: 0.356, SLG: 0.519	1-1 G6-3		1-2 F8		2-3 K		2-2 1B		2-0 F8	5	0	1	0	0	1	2									
Jose Canseco, R OBP: 0.367, SLG: 0.571	0-2 G4-3			3-1 HR	4-2 2B		0-2 G6-4-3			3	2	1	1	1	0	1									
Harold Baines, L OBP: 0.402, SLG: 0.519		1-2 F7		2-0 2B	4-2 2B			0-0 G3-1		3	2	1	0	1	0	0									
Terry Steinbach, R OBP: 0.333, SLG: 0.441		3-2 G5-3		0-0 2B	3-2 2B		0-1 G4-3			4	1	2	3	0	0	0									
Mark McGwire, R OBP: 0.345, SLG: 0.398		0-0 1B		1-1 F9	0-0 P3			4-2 BB		3	0	1	0	1	0	2									
Brook Jacoby, R OBP: 0.297, SLG: 0.344		3-1 F9		4-2 BB		0-0 L4		0-1 G5-3		3	0	0	0	1	0	2									
Mike Gallego, R OBP: 0.348, SLG: 0.357			1-2 G4-3	2-2 SF9	1-3 K			2-1 P2		3	0	0	1	0	1	0									
Mike Bordick, R OBP: 0.259, SLG: 0.260			1-1 FC3-6	3-2 F9	3-1 G6-3			1-3 K		4	0	1	0	0	1	1									
<b>Inning Stats</b>	R: 0 E: 0 K: 0 S: 7	H: 0 LOB: 0 BB: 0 P: 8	R: 0 E: 0 K: 0 S: 9	H: 1 LOB: 1 BB: 0 P: 16	R: 0 E: 0 K: 0 S: 10	H: 1 LOB: 1 BB: 0 P: 13	R: 3 E: 0 K: 0 S: 18	H: 3 LOB: 1 BB: 1 P: 33	R: 2 E: 0 K: 1 S: 18	H: 1 LOB: 1 BB: 2 P: 32	R: 0 E: 0 K: 0 S: 6	H: 0 LOB: 0 BB: 0 P: 10	R: 0 E: 0 K: 0 S: 10	H: 1 LOB: 1 BB: 0 P: 12	R: 0 E: 0 K: 0 S: 7	H: 0 LOB: 1 BB: 1 P: 11	R: 0 E: 0 K: 1 S: 7	H: 1 LOB: 1 BB: 0 P: 12	1B: 4 2B: 3 3B: 0 HR: 1	SF: 1 SAC: 0 DP: 1 HBP: 0	WP: 0 PB: 1 SB: 1 CS: 0	PA: 38			
<b>PITCHER</b>	IP	WLS	BF	H	R	ER	SO	BB	IBB	HBP	BLK	WP	HR	S	P	ERA	WHIP								
Kirk McCaskill, R ERA: 4.15	4.2	L	23	6	5	5	1	3	0	0	0	0	1	61	101	9.64	1.929								
Chris Beasley, R ERA: 1.04	3.1		11	1	0	0	1	1	0	0	0	0	0	24	34	0.00	0.600								
Mark Eichhorn, R ERA: 1.09	1.0	S	4	1	0	0	1	0	0	0	0	0	0	7	12	0.00	1.000								

Oakland Athletics @ California Angels  
Anaheim Stadium, Anaheim, CA  
Fri Aug 09 1991, 10:05 PM EDT  
Att: 41,169 - Sunny - 71 F

livebaseballscores.com

AB 33  
R 5  
H 8  
RBI 5  
BB 4  
SO 3  
LOB 9



Batter	1	2	3	4	5	6	7	8	9	AB	R	H	RBI	BB	SO	LOB	BOTTOM								
Luis Polonia, L OBP: 0.345, SLG: 0.374	3-2 IHR		0-2 CS			4-0 CS	1-1 G1-3			3	1	2	1	1	0	1									
Donnie Hill, S OBP: 0.354, SLG: 0.335	1-1 E4		2-1 F8			2-2 G4-3	2-2 L4			4	1	2	0	0	0	2									
Wally Joyner, L OBP: 0.366, SLG: 0.481	1-1 F8			1-1 G3		2-1 G4-3		3-2 P4		4	1	1	0	0	0	1									
Dave Winfield, R OBP: 0.318, SLG: 0.503	4-2 G4-6-3			1-3 K		0-0 G4-3		2-1 G5-3		3	0	0	0	1	1	2									
Dave Parker, L OBP: 0.281, SLG: 0.371	0-0 G4-6-3			0-0 1B		1-1 HR		2-2 G3-1		4	1	2	3	0	0	2									
Gary Gaetti, R OBP: 0.296, SLG: 0.399		2-1 G4-6-3		0-0 F7		4-2 HR		1-2 G5-3		3	0	1	0	1	0	1									
Lance Parrish, R OBP: 0.285, SLG: 0.371		2-3 K			0-3 K	1-1 FC6-4		1-1 F7		4	0	0	0	0	2	2									
Dave Gallagher, R OBP: 0.368, SLG: 0.368		0-2 G4-6-3			3-2 F9		4-2 FC3-6		0-3 K	3	0	0	0	1	1	1									
Dick Schofield, R OBP: 0.340, SLG: 0.282			2-2 P6			3-2 F9		2-1 FC3-6		3	0	0	0	0	0	1									
<b>Inning Stats</b>	R: 1 E: 1 K: 0 S: 11	H: 2 LOB: 1 BB: 1 P: 20	R: 0 E: 0 K: 1 S: 8	H: 1 LOB: 0 BB: 0 P: 12	R: 0 E: 0 K: 1 S: 9	H: 1 LOB: 0 BB: 0 P: 13	R: 0 E: 0 K: 1 S: 7	H: 1 LOB: 1 BB: 0 P: 9	R: 0 E: 0 K: 1 S: 12	H: 0 LOB: 0 BB: 0 P: 18	R: 3 E: 0 K: 0 S: 13	H: 3 LOB: 1 BB: 2 P: 27	R: 0 E: 0 K: 0 S: 9	H: 0 LOB: 1 BB: 1 P: 18	R: 0 E: 0 K: 0 S: 8	H: 0 LOB: 0 BB: 0 P: 15	R: 0 E: 0 K: 1 S: 9	H: 0 LOB: 0 BB: 0 P: 11	1B: 6 2B: 0 3B: 0 HR: 2	SF: 0 SAC: 0 DP: 2 HBP: 0	WP: 0 PB: 0 SB: 0 CS: 2	PA: 35			
<b>PITCHER</b>	IP	WLS	BF	H	R	ER	SO	BB	IBB	HBP	BLK	WP	HR	S	P	ERA	WHIP								
Dave Stewart, R ERA: 5.3	6.1	W	27	8	4	4	3	4	0	0	0	0	0	64	109	5.68	1.895								
Rick Honeycutt, L ERA: 3.15	1.2		5	0	0	0	0	0	0	0	0	0	0	13	23	0.00	0.000								
Dennis Eckersley, R ERA: 2.63	1.0	S	3	0	0	0	1	0	0	0	0	0	0	9	11	0.00	0.000								


Oakland Athletics @ California Angels  
Anaheim Stadium, Anaheim, CA  
Fri Aug 09 1991, 10:05 PM EDT  
Att: 41,169 - Sunny - 71 F


livebaseballscores.com

AB 31  
R 4  
H 8  
RBI 4  
BB 4  
SO 4  
LOB 13





Batter	1	2	3	4	5	6	7	8	9	AB	R	H	RBI	BB	SO	LOB	TOP					
Willie Wilson, S (1, 7) OBP: 0.291, SLG: 0.304	1-1 G4-3		1-1 F9					0-0 G6-3		4	0	0	0	0	0	2	<p>Oakland Athletics @ California Angels Anaheim Stadium, Anaheim, CA</p> <p>Sat Aug 10 1991, 10:05 PM EDT Att: 44,385 - Cloudy - 69 F</p> <p>livebaseballscorecards.com</p> <p>AB 29 R 3 H 5 RBI 3 BB 3 SO 4 LOB 8</p> 					
Dave Henderson, R (1, 8) OBP: 0.363, SLG: 0.526	4-1 PO BB			2-1 F7		2-1 HR		1-0 WP HBP		2	1	1	2	1	0	0						
Jose Canseco, R (1, 10) OBP: 0.364, SLG: 0.565	1-3 K			1-0 F8		3-H K		2-2 P4		4	0	0	0	0	2	2						
Terry Steinbach, R (1, 2) OBP: 0.332, SLG: 0.438	1-2 PO	0-0 P2		1-1 P3			0-0 1B		0-1 F8	4	0	1	0	0	0	0						
Brook Jacoby, R (1, 5)		0-0 F8			3-1 F8		1-2 F8		2-0 G2-3	4	0	0	0	0	0	1						
Mark McGwire, R (1, 3)		0-0 P3			3-2 F8		1-1 G5-4-3 1B		1-0 1B	4	0	2	0	0	0	0						
Scott Brosius, R (1, 9) OBP: 0.250, SLG: 0.750 Dennis Eckersley, R (9, 1)			1-0 F8		2-3 K		0-0 G5-4-3 1B		3-2 P5	4	0	0	0	0	1	3						
Mike Gallego, R (1, 4) OBP: 0.350, SLG: 0.367			0-0 F8			4-2 G3-1 SH5-3 HR BB		0-0 HR		2	2	1	1	1	0	0						
Mike Bordick, R (1, 6) OBP: 0.264, SLG: 0.257			4-1 BB			0-0 SH5-3		1-3 K		1	0	0	0	1	1	0						
<b>Inning Stats</b>	R: 0 E: 0 K: 1 S: 6	H: 0 LOB: 0 BB: 1 P: 12	R: 0 E: 0 K: 0 S: 3	H: 0 LOB: 0 BB: 0 P: 4	R: 0 E: 0 K: 0 S: 5	H: 0 LOB: 1 BB: 1 P: 11	R: 0 E: 0 K: 0 S: 5	H: 0 LOB: 0 BB: 0 P: 9	R: 0 E: 0 K: 1 S: 9	H: 0 LOB: 0 BB: 0 P: 17	R: 2 E: 0 K: 1 S: 14	H: 1 LOB: 0 BB: 1 P: 22	R: 0 E: 0 K: 0 S: 7	H: 2 LOB: 1 BB: 0 P: 9	R: 1 E: 0 K: 0 S: 9	H: 1 LOB: 1 BB: 0 P: 13		R: 0 E: 0 K: 0 S: 7	H: 1 LOB: 1 BB: 0 P: 13	1B: 3 2B: 0 3B: 0 HR: 2	SF: 0 SAC: 1 DP: 1 HBP: 1	WP: 1 PB: 0 SB: 0 CS: 0
<b>PITCHER</b> Mark Langston, L (1, 1) ERA: 3.43	IP: 9.0 WLS: L BF: 34 H: 5 R: 3 ER: 3 SO: 4 BB: 3 IBB: 0 HBP: 1 BLK: 0 WP: 1 HR: 2 S: 65 P: 110 ERA: 3.00 WHIP: 0.889																					

Batter	1	2	3	4	5	6	7	8	9	AB	R	H	RBI	BB	SO	LOB	BOTTOM					
Luis Polonia, L (1, 7) OBP: 0.345, SLG: 0.376	0-2 G5-3		0-0 P6 2B		0-0 F9			1-2 G1-3		4	0	1	0	0	0	1	<p>Oakland Athletics @ California Angels Anaheim Stadium, Anaheim, CA</p> <p>Sat Aug 10 1991, 10:05 PM EDT Att: 44,385 - Cloudy - 69 F</p> <p>livebaseballscorecards.com</p> <p>AB 31 R 1 H 5 RBI 0 BB 5 SO 8 LOB 19</p> 					
Wally Joyner, L (1, 3) OBP: 0.367, SLG: 0.483	3-3 K		4-0 BB		3-1 F7			3-2 WP 2B		3	1	1	0	1	1	1						
Dave Winfield, R (1, 9) OBP: 0.320, SLG: 0.500	1-3 K		2-0 P3			4-2 FC5-4 BB		4-2 WP BB		2	0	0	0	2	1	2						
Dave Parker, L (1, 10) OBP: 0.280, SLG: 0.368		4-0 BB 1B BB	3-2 P6		2-1 F9			3-1 P5		3	0	0	0	1	0	4						
Gary Gaetti, R (1, 5) OBP: 0.293, SLG: 0.395		0-0 F7		1-3 K		2-3 K		3-2 G5-3		4	0	0	0	0	2	3						
Lance Parrish, R (1, 2) OBP: 0.284, SLG: 0.369		0-1 BB 1B		2-3 K		1-0 FC5-4		0-2 P3		4	0	1	0	0	1	1						
Dave Gallagher, R (1, 8) OBP: 0.292, SLG: 0.362 Max Venable, L (9, PH) OBP: 0.299, SLG: 0.368		2-3 K		1-0 F8			0-0 F7		1-2 1B	3	0	0	0	0	1	2						
Luis Sojo, R (1, 4) OBP: 0.292, SLG: 0.311 Donnie Hill, S (9, PH) OBP: 0.352, SLG: 0.333		4-2 BB			0-2 L6		1-2 G1-3		1-1 F7	2	0	0	0	1	0	0						
Dick Schofield, R (1, 6) OBP: 0.338, SLG: 0.281		1-1 F8			1-1 1B		1-3 K		0-3 K	4	0	1	0	0	2	4						
<b>Inning Stats</b>	R: 0 E: 0 K: 2 S: 10	H: 0 LOB: 0 BB: 0 P: 14	R: 0 E: 0 K: 1 S: 11	H: 1 LOB: 3 BB: 2 P: 22	R: 0 E: 0 K: 0 S: 7	H: 1 LOB: 1 BB: 1 P: 16	R: 0 E: 0 K: 2 S: 7	H: 0 LOB: 0 BB: 0 P: 11	R: 0 E: 0 K: 0 S: 9	H: 1 LOB: 1 BB: 0 P: 13	R: 0 E: 0 K: 1 S: 9	H: 0 LOB: 1 BB: 1 P: 18	R: 0 E: 0 K: 1 S: 7	H: 0 LOB: 0 BB: 0 P: 9	R: 1 E: 0 K: 0 S: 17	H: 1 LOB: 1 BB: 1 P: 31		R: 0 E: 0 K: 1 S: 14	H: 1 LOB: 1 BB: 0 P: 16	1B: 3 2B: 2 3B: 0 HR: 0	SF: 0 SAC: 0 DP: 0 HBP: 0	WP: 2 PB: 0 SB: 0 CS: 0
<b>PITCHER</b> Ron Darling, R (1, 1) ERA: 3.92 Joe Klink, L (8, 1) ERA: 3.24 Steve Chitren, R (8, 1) ERA: 3.5 Dennis Eckersley, R (9, 1) ERA: 2.58	IP: 7.0 WLS: W BF: 27 H: 4 R: 0 ER: 0 SO: 7 BB: 4 IBB: 0 HBP: 0 BLK: 0 WP: 0 HR: 0 S: 60 P: 103 ERA: 0.00 WHIP: 1.000																					







Batter	1	2	3	4	5	6	7	8	9	AB	R	H	RBI	BB	SO	LOB	TOP										
Rickey Henderson, R OBP: 0.406, SLG: 0.379	G5-3			K				1B		3	0	1	0	1	1	0											
Dave Henderson, R OBP: 0.391, SLG: 0.523	L7			P4			CS			4	0	2	0	0	0	0											
Jose Canseco, R OBP: 0.360, SLG: 0.555	F8			P6				G4-3	FC5-4	4	0	0	0	0	0	3											
Harold Baines, L OBP: 0.394, SLG: 0.507		G6-3			F7					4	0	0	0	0	0	1											
Terry Steinbach, R OBP: 0.334, SLG: 0.448		F9				HR				4	1	2	1	0	0	1											
Brook Jacoby, R OBP: 0.290, SLG: 0.334		G4-3			P6					4	0	0	0	0	1	1											
Mark McGwire, R OBP: 0.345, SLG: 0.394				F9	P3					4	1	1	0	0	0	1											
Mike Gallego, R OBP: 0.350, SLG: 0.373				F7						3	1	1	2	0	0	0											
Mike Bordick, R OBP: 0.261, SLG: 0.264				G6-3						2	0	0	0	0	0	0											
Ernest Riles, L OBP: 0.293, SLG: 0.313										0	0	0	0	0	0	0											
Scott Brosius, R OBP: 0.222, SLG: 0.667										1	0	0	0	0	0	0											
<b>Inning Stats</b>	R: 0 E: 0 K: 0 S: 8	H: 0 LOB: 0 BB: 0 P: 13	R: 0 E: 0 K: 0 S: 5	H: 0 LOB: 0 BB: 0 P: 9	R: 0 E: 0 K: 0 S: 7	H: 0 LOB: 0 BB: 0 P: 11	R: 0 E: 0 K: 1 S: 7	H: 0 LOB: 0 BB: 0 P: 11	R: 1 E: 0 K: 0 S: 10	H: 1 LOB: 0 BB: 0 P: 10	R: 0 E: 0 K: 0 S: 10	H: 1 LOB: 1 BB: 0 P: 16	R: 0 E: 0 K: 0 S: 9	H: 1 LOB: 1 BB: 0 P: 15	R: 2 E: 0 K: 0 S: 15	H: 3 LOB: 2 BB: 1 P: 25	R: 0 E: 0 K: 1 S: 7	H: 1 LOB: 1 BB: 0 P: 8	1B: 4 2B: 1 3B: 0 HR: 2	SF: 0 SAC: 0 DP: 0 HBP: 0	WP: 0 PB: 0 SB: 0 CS: 1	PA: 35					
<b>PITCHER</b>	IP	WLS	BF	H	R	ER	SO	BB	IBB	HBP	BLK	WP	HR	S	P	ERA	WHIP										
Rich DeLucia, R ERA: 4.36	7.1	W	26	5	3	3	1	0	0	0	0	0	2	63	98	3.68	0.682										
Rob Murphy, L ERA: 2.91	0.1		1	0	0	0	0	0	0	0	0	0	0	1	2	0.00	0.000										
Bill Swift, R ERA: 2.23	0.1		1	0	0	0	0	1	0	0	0	0	0	5	10	0.00	6.000										
Dave Fleming, L ERA: 2.08	0.1		1	0	0	0	0	0	0	0	0	0	0	1	1	0.00	0.000										
Mike Schooler, R ERA: 2.08	0.2		3	1	0	0	1	0	0	0	0	0	0	6	7	0.00	1.500										

Oakland Athletics @ Seattle Mariners  
The Kingdome, Seattle, WA  
Mon Aug 12 1991, 10:05 PM EDT  
Att: 41,967 - Dome - 70 F

AB 33  
R 3  
H 7  
RBI 3  
BB 1  
SO 2  
LOB 7



Batter	1	2	3	4	5	6	7	8	9	AB	R	H	RBI	BB	SO	LOB	BOTTOM										
Edgar Martinez, R OBP: 0.406, SLG: 0.438	L9		F7			G6-3				3	1	0	0	1	0	1											
Harold Reynolds, S OBP: 0.335, SLG: 0.333				G3			E9			4	0	2	1	0	0	1											
Ken Griffey Jr., L OBP: 0.381, SLG: 0.497				P5						3	1	0	0	1	0	3											
Pete O'Brien, L OBP: 0.291, SLG: 0.382		F7			G1-3					3	0	0	0	1	0	2											
Alvin Davis, L OBP: 0.299, SLG: 0.345		G4-3				P3				3	0	1	0	0	0	0											
Alonzo Powell, R OBP: 0.261, SLG: 0.369							HR			0	1	0	1	0	0	0											
Jay Buhner, R OBP: 0.328, SLG: 0.550					P4					4	2	3	4	0	0	0											
Greg Brlley, L OBP: 0.280, SLG: 0.273					F7					3	0	0	0	0	0	1											
Omar Vizquel, S OBP: 0.302, SLG: 0.284					G4-3					2	1	0	0	1	0	1											
Dave Valle, R OBP: 0.246, SLG: 0.220					G5-3					2	0	0	0	0	0	1											
<b>Inning Stats</b>	R: 0 E: 0 K: 0 S: 8	H: 1 LOB: 0 BB: 0 P: 9	R: 1 E: 0 K: 0 S: 8	H: 1 LOB: 0 BB: 0 P: 11	R: 0 E: 0 K: 0 S: 6	H: 0 LOB: 0 BB: 0 P: 11	R: 0 E: 0 K: 0 S: 8	H: 0 LOB: 0 BB: 0 P: 14	R: 0 E: 0 K: 0 S: 6	H: 0 LOB: 0 BB: 0 P: 7	R: 1 E: 1 K: 0 S: 10	H: 1 LOB: 2 BB: 2 P: 23	R: 2 E: 0 K: 0 S: 12	H: 2 LOB: 1 BB: 0 P: 18	R: 2 E: 1 K: 0 S: 13	H: 1 LOB: 2 BB: 2 P: 24	1B: 4 2B: 0 3B: 0 HR: 2	SF: 1 SAC: 1 DP: 1 HBP: 0	WP: 0 PB: 0 SB: 0 CS: 0	PA: 33							
<b>PITCHER</b>	IP	WLS	BF	H	R	ER	SO	BB	IBB	HBP	BLK	WP	HR	S	P	ERA	WHIP										
Bob Welch, R ERA: 3.79	7.0	L	28	5	5	4	0	2	1	0	0	0	2	60	99	5.14	1.000										
Rick Honeycutt, L ERA: 3.04	0.2		4	0	0	0	0	1	0	0	0	0	0	8	15	0.00	1.500										
Gene Nelson, R ERA: 8.7	0.1		1	1	1	0	0	0	0	0	0	0	0	3	3	0.00	3.000										

Oakland Athletics @ Seattle Mariners  
The Kingdome, Seattle, WA  
Mon Aug 12 1991, 10:05 PM EDT  
Att: 41,967 - Dome - 70 F

AB 27  
R 6  
H 6  
RBI 6  
BB 4  
SO 0  
LOB 10





Batter	1	2	3	4	5	6	7	8	9	AB	R	H	RBI	BB	SO	LOB	TOP				
<b>Rickey Henderson, R</b> OBP: 0.406, SLG: 0.387 (1, 7)	2-1 HR	3-3 K		3-3 K		1-2 G4-3			4-1 BB	4	1	1	1	1	2	4					
<b>Dave Henderson, R</b> OBP: 0.356, SLG: 0.519 (1, 8)	1-0 BB 1B	1-3 K			1-3 K		3-1 P3		2-1 F7	5	0	1	0	0	2	4					
<b>Jose Canseco, R</b> OBP: 0.356, SLG: 0.548 (1, 9)	0-0 F9				2-3 K		3-2 F9		2-3 K	5	0	0	0	0	2	3					
<b>Harold Baines, L</b> OBP: 0.395, SLG: 0.506 (1, 10)	1-3 K			0-2 1B		4-0 BB		0-0 G4-3		3	0	1	0	1	1	1					
<b>Terry Steinbach, R</b> OBP: 0.333, SLG: 0.444 (1, 2)	4-1 BB 1-2 BB			0-1 F7		1-0 F8		1-0 L8		3	0	0	0	1	0	2					
<b>Brook Jacoby, R</b> OBP: 0.289, SLG: 0.333 (1, 5)	0-1 F8			0-2 F7		2-2 2B G6-3 1B		0-0 G3		4	1	1	0	0	0	3					
<b>Mark McGwire, R</b> OBP: 0.346, SLG: 0.398 (1, 3)					1-1 FC5-4 1B		1-0 2B		2-2 F9	4	0	2	0	0	0	0					
<b>Mike Gallego, R</b> OBP: 0.351, SLG: 0.375 (1, 4)					2-2 FC5-4 G6-3 1-2		1-0 G6-3		2-2 PB 1B	4	0	2	1	0	0	2					
<b>Mike Bordick, R</b> OBP: 0.265, SLG: 0.261 <b>Ernest Riles, L</b> OBP: 0.291, SLG: 0.310 (6, PH) (6, 6)					1-2 HBP		1-3 K		0-3 K	1	0	0	0	0	0	1					
<b>Inning Stats</b>	R: 1 E: 0 K: 1 S: 10	H: 2 LOB: 2 BB: 1 P: 18	R: 0 E: 0 K: 2 S: 18	H: 1 LOB: 2 BB: 0 P: 30	R: 0 E: 0 K: 0 S: 10	H: 1 LOB: 1 BB: 0 P: 11	R: 0 E: 0 K: 1 S: 9	H: 0 LOB: 1 BB: 0 P: 16	R: 0 E: 0 K: 1 S: 14	H: 2 LOB: 1 BB: 0 P: 20	R: 0 E: 0 K: 0 S: 7	H: 0 LOB: 0 BB: 0 P: 13	R: 0 E: 0 K: 0 S: 5	H: 0 LOB: 0 BB: 0 P: 8	R: 0 E: 0 K: 2 S: 12	H: 1 LOB: 2 BB: 1 P: 22	1B: 6 2B: 1 3B: 0 HR: 1	SF: 0 SAC: 0 DP: 0 HBP: 1	WP: 0 PB: 1 SB: 0 CS: 0	PA: 39	
<b>PITCHER</b>	IP	WLS	BF	H	R	ER	SO	BB	IBB	HBP	BLK	WP	HR	S	P	ERA	WHIP				
<b>Brian Holman, R</b> ERA: 3.6 (1, 1)	5.2	W	27	7	2	2	7	2	0	1	0	0	1	66	107	3.18	1.588				
<b>Michael Jackson, R</b> ERA: 2.95 (6, 1)	2.1		7	0	0	0	0	0	0	0	0	0	0	15	25	0.00	0.000				
<b>Mike Schooler, R</b> ERA: 1.93 (9, 1)	1.0	S	5	1	0	0	2	1	0	0	0	0	0	12	22	0.00	2.000				

Oakland Athletics @ Seattle Mariners  
The Kingdome, Seattle, WA  
Tue Aug 13 1991, 10:05 PM EDT  
Att: 22,976 - Dome - 70 F

livebaseballscores.com

AB 35  
R 2  
H 8  
RBI 2  
BB 3  
SO 9  
LOB 22



Batter	1	2	3	4	5	6	7	8	9	AB	R	H	RBI	BB	SO	LOB	BOTTOM				
<b>Edgar Martinez, R</b> OBP: 0.408, SLG: 0.441 (1, 5)	2-1 1B SF7 1B					0-0 F8 HR 2B		4-0 FC4-2 1B BB		2-0 F9	4	2	2	0	1	0	2				
<b>Harold Reynolds, S</b> OBP: 0.334, SLG: 0.331 (1, 4)	1-0 F9				2-1 F8		0-1 FC4-2 1B		2-0 P3	5	0	1	0	0	0	2					
<b>Ken Griffey Jr., L</b> OBP: 0.382, SLG: 0.505 (1, 8)	2-2 S 1-3 1B			2-0 P5		3-2 HR		3-2 FC4-2		4	1	2	2	0	0	3					
<b>Pete O'Brien, L</b> OBP: 0.291, SLG: 0.382 (1, 3)	0-1 SF7			1-0 BB 1B		3-H 2-0 F8		0-3 K		3	0	1	1	0	1	3					
<b>Alvin Davis, L</b> OBP: 0.301, SLG: 0.343 (1, 10)	1-2 F7			4-1 FC6-4 BB		4-1 HR BB		1-0 F9		2	1	0	0	2	0	1					
<b>Jay Buhner, R</b> OBP: 0.333, SLG: 0.568 (1, 9)					3-1 FC4-5-6-4 2B		1-0 HR		1-2 FC1-4 1B	4	1	3	2	0	0	2					
<b>Greg Biley, L</b> OBP: 0.256, SLG: 0.268 (1, 7)					1-3 K		2-1 G4-3		2-2 FC1-4	4	0	0	0	0	1	2					
<b>Omar Vizquel, S</b> OBP: 0.301, SLG: 0.281 (1, 6)					2-2 G4-3		1-0 L8		0-1 L9	3	0	0	0	1	0	1					
<b>Dave Valle, R</b> OBP: 0.246, SLG: 0.217 (1, 2)					1-2 L6		4-2 1B BB FC4-2 BB		2-3 K2-3	3	0	0	0	1	1	2					
<b>Inning Stats</b>	R: 1 E: 0 K: 0 S: 15	H: 2 LOB: 1 BB: 0 P: 21	R: 0 E: 0 K: 0 S: 11	H: 1 LOB: 2 BB: 1 P: 22	R: 0 E: 0 K: 1 S: 10	H: 0 LOB: 0 BB: 0 P: 14	R: 4 E: 0 K: 0 S: 11	H: 3 LOB: 0 BB: 1 P: 25	R: 0 E: 0 K: 1 S: 13	H: 1 LOB: 3 BB: 2 P: 25	R: 0 E: 0 K: 0 S: 11	H: 1 LOB: 1 BB: 0 P: 15	R: 0 E: 0 K: 1 S: 5	H: 0 LOB: 0 BB: 0 P: 11	R: 0 E: 0 K: 1 S: 5	H: 0 LOB: 0 BB: 0 P: 11	1B: 5 2B: 2 3B: 0 HR: 2	SF: 1 SAC: 0 DP: 0 HBP: 0	WP: 0 PB: 0 SB: 1 CS: 0	PA: 38	
<b>PITCHER</b>	IP	WLS	BF	H	R	ER	SO	BB	IBB	HBP	BLK	WP	HR	S	P	ERA	WHIP				
<b>Dave Stewart, R</b> ERA: 5.4 (1, 1)	5.1	L	28	7	5	5	1	5	0	0	0	0	2	56	108	8.44	2.250				
<b>Curt Young, L</b> ERA: 4.59 (6, 1)	2.2		10	2	0	0	2	0	0	0	0	0	0	25	38	0.00	0.750				

Oakland Athletics @ Seattle Mariners  
The Kingdome, Seattle, WA  
Tue Aug 13 1991, 10:05 PM EDT  
Att: 22,976 - Dome - 70 F

livebaseballscores.com

AB 32  
R 5  
H 9  
RBI 5  
BB 5  
SO 3  
LOB 18









Batter	1	2	3	4	5	6	7	8	9	AB	R	H	RBI	BB	SO	LOB	TOP					
Rickey Henderson, R OBP: 0.405, SLG: 0.392										3	1	1	2	1	0	1						
Scott Brosius, R OBP: 0.412, SLG: 0.800										5	1	3	1	0	0	3						
Dave Henderson, R OBP: 0.357, SLG: 0.516										5	0	2	0	0	1	1						
Harold Baines, L OBP: 0.390, SLG: 0.499											5	0	0	0	0	2	3					
Terry Steinbach, R OBP: 0.329, SLG: 0.439											5	1	1	0	0	2	2					
Brook Jacoby, R OBP: 0.288, SLG: 0.331											4	1	1	0	0	1	1					
Mark McGwire, R OBP: 0.345, SLG: 0.396											4	0	2	1	0	1	1					
Mike Gallego, R OBP: 0.353, SLG: 0.377										3	1	1	0	1	1	1						
Mike Bordick, R OBP: 0.270, SLG: 0.267										3	1	2	1	0	0	2						
Jose Canseco, R OBP: 0.354, SLG: 0.546										1	0	1	0	0	0	0						
<b>Inning Stats</b>	R: 1 E: 0 K: 1 S: 12	H: 3 LOB: 1 BB: 0 P: 19	R: 0 E: 0 K: 1 S: 12	H: 2 LOB: 3 BB: 1 P: 20	R: 0 E: 0 K: 1 S: 7	H: 0 LOB: 0 BB: 0 P: 12	R: 4 E: 1 K: 1 S: 13	H: 3 LOB: 0 BB: 1 P: 22	R: 1 E: 0 K: 0 S: 11	H: 3 LOB: 2 BB: 0 P: 17	R: 0 E: 0 K: 1 S: 9	H: 1 LOB: 1 BB: 0 P: 15	R: 0 E: 0 K: 0 S: 5	H: 0 LOB: 0 BB: 0 P: 7	R: 0 E: 0 K: 1 S: 11	H: 1 LOB: 1 BB: 0 P: 16	R: 0 E: 0 K: 2 S: 12	H: 1 LOB: 1 BB: 0 P: 17	1B: 8 2B: 5 3B: 0 HR: 2	SF: 1 SAC: 0 DP: 2 HBP: 0	WP: 1 PB: 0 SB: 2 CS: 1	PA: 41
<b>PITCHER</b>	IP WLS BF H R ER SO BB IBB HBP BLK WP HR S P ERA WHIP																					
Erik Hanson, R ERA: 3.78	(1, 1) 4.2 25 10 6 6 4 2 0 0 0 0 1 2 52 86 11.57 2.571																					
Calvin Jones, R ERA: 0.52	(5, 1) 2.1 W 8 2 0 0 1 0 0 0 0 0 0 0 17 26 0.00 0.857																					
Bill Swift, R ERA: 2.18	(8, 1) 1.1 6 2 0 0 1 0 0 0 0 0 0 0 16 24 0.00 1.500																					
Bill Swift, R ERA: 2.18	(9, 1) 1.1 6 2 0 0 1 0 0 0 0 0 0 0 16 24 0.00 1.500																					
Rob Murphy, L ERA: 2.59	(9, 1) 0.1 1 0 0 0 1 0 0 0 0 0 0 0 3 4 0.00 0.000																					
Mike Schooler, R ERA: 1.88	(9, 1) 0.1 S 1 0 0 0 1 0 0 0 0 0 0 0 4 5 0.00 0.000																					

Oakland Athletics @ Seattle Mariners  
The Kingdome, Seattle, WA  
Thu Aug 15 1991, 6:33 AM EDT  
Att: 32,006 - Dome - 70 F

livebaseballscores.com

AB 38  
R 6  
H 14  
RBI 5  
BB 2  
SO 8  
LOB 15

Batter	1	2	3	4	5	6	7	8	9	AB	R	H	RBI	BB	SO	LOB	BOTTOM			
Edgar Martinez, R OBP: 0.404, SLG: 0.435										4	1	1	1	1	0	1				
Harold Reynolds, S OBP: 0.334, SLG: 0.334										5	0	0	0	0	0	4				
Ken Griffey Jr., L OBP: 0.388, SLG: 0.529										5	2	3	1	0	0	2				
Pete O'Brien, L OBP: 0.290, SLG: 0.382										5	1	2	1	0	1	1				
Alvin Davis, L OBP: 0.303, SLG: 0.341										3	1	1	0	1	0	1				
Bill Swift, R ERA: 2.18										0	0	0	0	0	0	0				
Rob Murphy, L ERA: 2.18										0	0	0	0	0	0	0				
Mike Schooler, R ERA: 1.88										0	0	0	0	0	0	0				
Jay Buhner, R OBP: 0.331, SLG: 0.558										1	1	0	1	1	1	0				
Greg Briley, L OBP: 0.282, SLG: 0.268										1	0	0	0	1	0	0				
Tracy Jones, R OBP: 0.351, SLG: 0.420										1	1	1	1	1	0	0				
Alonzo Powell, R OBP: 0.261, SLG: 0.369										0	0	0	0	0	0	0				
Scott Bradley, L OBP: 0.286, SLG: 0.252										1	0	0	1	0	0	0				
Dave Cochrane, S OBP: 0.293, SLG: 0.379										2	1	1	1	0	0	2				
Dave Valle, R OBP: 0.252, SLG: 0.221										0	0	0	0	0	0	0				
Omar Vizquel, S OBP: 0.303, SLG: 0.284										4	0	2	1	0	0	2				
<b>Inning Stats</b>	R: 1 E: 0 K: 0 S: 9	H: 2 LOB: 1 BB: 0 P: 14	R: 0 E: 0 K: 1 S: 6	H: 0 LOB: 0 BB: 0 P: 11	R: 0 E: 0 K: 0 S: 8	H: 0 LOB: 1 BB: 1 P: 16	R: 1 E: 0 K: 1 S: 10	H: 2 LOB: 2 BB: 2 P: 24	R: 1 E: 0 K: 0 S: 13	H: 1 LOB: 0 BB: 0 P: 22	R: 3 E: 0 K: 0 S: 13	H: 2 LOB: 1 BB: 1 P: 27	R: 2 E: 0 K: 0 S: 11	H: 3 LOB: 2 BB: 1 P: 23	R: 0 E: 0 K: 0 S: 7	H: 1 LOB: 1 BB: 0 P: 11	1B: 6 2B: 4 3B: 0 HR: 1	SF: 2 SAC: 0 DP: 0 HBP: 1	WP: 0 PB: 0 SB: 0 CS: 0	PA: 40
<b>PITCHER</b>	IP WLS BF H R ER SO BB IBB HBP BLK WP HR S P ERA WHIP																			
Ron Darling, R ERA: 3.97	(1, 1) 5.0 22 5 3 3 2 3 0 0 0 0 1 46 87 5.40 1.600																			
Joe Klimk, L ERA: 4.04	(6, 1) 0.1 5 2 3 3 0 1 0 1 0 0 0 0 11 22 81.00 9.000																			
Steve Chitren, R ERA: 3.72	(6, 1) 1.0 L 7 3 2 2 0 0 1 0 0 0 0 0 9 21 18.00 3.000																			
Curt Young, L ERA: 4.44	(7, 1) 1.2 6 1 0 0 0 0 0 0 0 0 0 0 11 18 0.00 0.600																			

Oakland Athletics @ Seattle Mariners  
The Kingdome, Seattle, WA  
Thu Aug 15 1991, 6:33 AM EDT  
Att: 32,006 - Dome - 70 F

livebaseballscores.com

AB 32  
R 8  
H 11  
RBI 8  
BB 5  
SO 2  
LOB 13







Batter	1	2	3	4	5	6	7	8	9	AB	R	H	RBI	BB	SO	LOB	TOP	
Rickey Henderson, R OBP: 0.398, SLG: 0.383 (1, 7)	2-2 1B S 1B	3-2 CS	1-0 P4		2-1 G6-3			1-2 G3-1		4	1	1	0	0	0	0		
Dave Henderson, R OBP: 0.354, SLG: 0.508 Brad Komminsk, R OBP: 0.083, SLG: 0.083 (8, 8)	3-2 1B 1B		1-2 F7			3-2 G5-3		0-2 G6-3		4	1	1	0	0	0	0		
Jose Canseco, R OBP: 0.356, SLG: 0.566 (1, 9)	0-2 1B 1B		0-0 HR			0-0 F7			1-1 G6-3	4	2	2	2	0	0	0		
Harold Baines, L OBP: 0.392, SLG: 0.500 (1, 10)	0-0 1B		0-1 G5-3			1-0 FC4-6 1B			0-0 G6-3	4	0	2	1	0	0	0		
Terry Steinbach, R OBP: 0.327, SLG: 0.436 (1, 2)	1-0 G6-4-3			1-1 G3			2-1 FC4-6		2-1 1B	4	0	1	0	0	0	2		
Mark McGwire, R OBP: 0.343, SLG: 0.389 (1, 3)	1-3 K			1-3 K					2-2 F8	4	0	0	0	0	3	1		
Scott Brosius, R OBP: 0.381, SLG: 0.684 (1, 5)		1-2 G5-3		1-0 P5						3	0	0	0	0	1	0		
Mike Gallego, R OBP: 0.348, SLG: 0.370 (1, 4)		0-0 F8			0-0 F8					3	0	0	0	0	1	0		
Mike Bordick, R OBP: 0.276, SLG: 0.273 Ernest Riles, L OBP: 0.290, SLG: 0.309 (8, PH) (8, 6)		0-1 CS 1B			1-3 K				0-0 G6-3	2	0	1	0	0	1	0		
<b>Inning Stats</b>	R: 3 E: 0 K: 1 S: 17	H: 4 LOB: 0 BB: 0 P: 24	R: 0 E: 0 K: 0 S: 10	H: 1 LOB: 0 BB: 0 P: 14	R: 1 E: 0 K: 0 S: 7	H: 1 LOB: 0 BB: 0 P: 9	R: 0 E: 0 K: 1 S: 6	H: 0 LOB: 0 BB: 0 P: 9	R: 0 E: 0 K: 3 S: 8	H: 0 LOB: 0 BB: 0 P: 12	R: 0 E: 0 K: 0 S: 8	H: 0 LOB: 0 BB: 0 P: 9	R: 0 E: 0 K: 0 S: 8	H: 1 LOB: 1 BB: 0 P: 13	1B: 7 2B: 0 3B: 0 HR: 1	SF: 0 SAC: 0 DP: 1 HBP: 0	WP: 0 PB: 0 SB: 0 CS: 1	PA: 34
<b>PITCHER</b> Jack Morris, R ERA: 3.98 (1, 1)	IP: 9.0 WLS: W BF: 33 H: 8 R: 4 ER: 4 SO: 6 BB: 0 IBB: 0 HBP: 0 BLK: 0 WP: 0 HR: 1 S: 79 P: 113 ERA: 4.00 WHIP: 0.889																	

Oakland Athletics @ Minnesota Twins  
Hubert H. Humphrey Metrodome, Minneapolis, MN  
Sat Aug 17 1991, 8:05 PM EDT  
Att: 52,080 - Dome - 70 F

AB 33  
R 4  
H 8  
RBI 3  
BB 0  
SO 6  
LOB 3



Batter	1	2	3	4	5	6	7	8	9	AB	R	H	RBI	BB	SO	LOB	BOTTOM			
Dan Gladden, R OBP: 0.333, SLG: 0.388 (1, 7)	0-0 P6		4-2 E BB	3-1 P6		0-1 G6-3	0-0 SF7			3	1	0	1	1	0	0				
Chuck Knoblauch, R OBP: 0.339, SLG: 0.339 (1, 4)	1-1 G5-3		3-2 E9 1B 2B		3-1 L6-3 1B	2-2 1B 1B	3-H FC5-4 FC6-4			5	2	3	1	0	0	1				
Kirby Puckett, R OBP: 0.358, SLG: 0.472 (1, 8)	0-0 G5-3		2-1 1B 1B		1-1 L6-3 1-2	2-2 1B 1B	2-0 FC6-4			5	2	2	1	0	0	2				
Kent Hrbek, L OBP: 0.364, SLG: 0.433 Randy Bush, L OBP: 0.368, SLG: 0.449 (8, PR) (9, 3)		4-1 1B FC3-6 BB	2-1 1B 1B		4-1 BB 2B 1B	3-1 BB 1B	4-1 1B BB			2	3	2	1	3	0	0				
Chili Davis, S OBP: 0.377, SLG: 0.529 Gene Larkin, S OBP: 0.371, SLG: 0.381 (8, PH)		1-2 FC3-6 1B	1-0 F7		1-2 BB 1B	4-2 1B BB	0-2 G5-4-3 BB			3	1	2	0	1	0	2				
Brian Harper, R OBP: 0.330, SLG: 0.431 (1, 2)		0-0 FC3-6 1B	1-1 G6-3 1B		4-0 2B BB	0-1 1B	0-1 G5-4-3			4	1	2	4	1	0	2				
Shane Mack, R OBP: 0.357, SLG: 0.532 (1, 9)		1-2 1B	0-0 G6-3		1-0 2B	1-3 P3	1-2 F9			5	0	2	3	0	0	5				
Mike Pagliarulo, L OBP: 0.327, SLG: 0.401 (1, 5)		0-3 K		1-0 G4-3	0-1 P6		1-2 1B SF7 2B			4	1	1	0	0	1	3				
Al Newman, S OBP: 0.268, SLG: 0.234 (1, 6)		1-1 G3		0-0 G3-1		1-0 G4-3	1-2 FC5-4 1B			4	0	1	0	0	0	2				
<b>Inning Stats</b>	R: 0 E: 0 K: 0 S: 4	H: 0 LOB: 0 BB: 0 P: 5	R: 1 E: 0 K: 1 S: 13	H: 2 LOB: 1 BB: 1 P: 20	R: 3 E: 0 K: 0 S: 13	H: 4 LOB: 1 BB: 1 P: 26	R: 0 E: 0 K: 0 S: 4	H: 0 LOB: 0 BB: 0 P: 8	R: 3 E: 0 K: 0 S: 11	H: 3 LOB: 1 BB: 2 P: 25	R: 3 E: 0 K: 0 S: 23	H: 4 LOB: 1 BB: 1 P: 36	R: 1 E: 0 K: 0 S: 11	H: 2 LOB: 1 BB: 0 P: 15	R: 1 E: 0 K: 0 S: 9	H: 1 LOB: 1 BB: 1 P: 14	1B: 13 2B: 4 3B: 0 HR: 0	SF: 1 SAC: 0 DP: 3 HBP: 0	WP: 0 PB: 0 SB: 0 CS: 0	PA: 43
<b>PITCHER</b> Bob Welch, R ERA: 4.13 Eric Show, R ERA: 7.02 (6, 1)	IP: 2.1 WLS: L BF: 13 H: 5 R: 3 ER: 3 SO: 0 BB: 2 IBB: 0 HBP: 0 BLK: 0 WP: 0 HR: 0 S: 31 P: 49 ERA: 11.57 WHIP: 3.000																			

Oakland Athletics @ Minnesota Twins  
Hubert H. Humphrey Metrodome, Minneapolis, MN  
Sat Aug 17 1991, 8:05 PM EDT  
Att: 52,080 - Dome - 70 F

AB 36  
R 12  
H 16  
RBI 11  
BB 6  
SO 1  
LOB 17





Batter	1	2	3	4	5	6	7	8	9	AB	R	H	RBI	BB	SO	LOB	TOP										
<b>Rickey Henderson, R</b> OBP: 0.399, SLG: 0.383	1-0 S BB E 1B		4-0 2B BB		3-1 G5-3			0-0 F7		3	2	1	0	1	0	0											
<b>Dave Henderson, R</b> OBP: 0.357, SLG: 0.511	4-0 SAFE SAFE SAFE SAFE F FC6-4 BB		2-0 WP 1-H 2B			0-1 1B G4-3 1B		0-2 G5-3		3	2	2	1	1	0	0											
<b>Jose Canseco, R</b> OBP: 0.357, SLG: 0.564	4-2 FC6-4 BB		2-3 K			3-2 SAFE SAFE WP FC6-2 G4-3 1B		2-3 K		3	0	1	0	1	2	1											
<b>Harold Baines, L</b> OBP: 0.388, SLG: 0.495	0-1 FC6-4 L6-3 1-2 3-H		1-0 G5-3			1-2 G4-3			1-1 G3	4	0	0	2	0	0	3											
<b>Terry Steinbach, R</b> OBP: 0.323, SLG: 0.431	1-1 L6-3 1-2				1-1 G4-3			1-0 FC6-2		2-3 K	4	0	0	0	0	1	2										
<b>Brook Jacoby, R</b> OBP: 0.280, SLG: 0.322		0-0 G6-3			1-1 G5-3					3-2 K	4	0	0	0	0	1	1										
<b>Mark McGwire, R</b> OBP: 0.341, SLG: 0.385		0-0 E6 G6-4-3			0-0 F8					3-2 G6-3	3	0	0	0	0	0	0										
<b>Mike Gallego, R</b> OBP: 0.346, SLG: 0.366		3-2 G6-4-3 1-2				0-3 K				1-3 K	3	0	0	0	0	2	1										
<b>Mike Bordick, R</b> OBP: 0.269, SLG: 0.266			3-2 L3			1-2 G6-3				0-0 F9	3	0	0	0	0	0	0										
<b>Inning Stats</b>	R: 2 E: 0 K: 0 S: 7	H: 1 LOB: 0 BB: 2 P: 17	R: 0 E: 1 K: 0 S: 5	H: 0 LOB: 0 BB: 0 P: 8	R: 1 E: 0 K: 1 S: 10	H: 1 LOB: 1 BB: 1 P: 22	R: 0 E: 0 K: 0 S: 5	H: 0 LOB: 0 BB: 0 P: 7	R: 0 E: 0 K: 1 S: 9	H: 0 LOB: 0 BB: 0 P: 13	R: 1 E: 0 K: 1 S: 14	H: 2 LOB: 1 BB: 0 P: 19	R: 0 E: 0 K: 1 S: 8	H: 0 LOB: 0 BB: 0 P: 12	R: 0 E: 0 K: 1 S: 8	H: 0 LOB: 0 BB: 0 P: 10	R: 0 E: 0 K: 1 S: 10	H: 0 LOB: 0 BB: 0 P: 16	1B: 3 2B: 2 3B: 0 HR: 0	SF: 0 SAC: 0 DP: 2 HBP: 0	WP: 2 PB: 0 SB: 1 CS: 0	PA: 33					
<b>PITCHER</b>	IP	WLS	BF	H	R	ER	SO	BB	IBB	HBP	BLK	WP	HR	S	P	ERA	WHIP										
<b>Willie Banks, R</b> ERA: 6.28	3.0		13	2	3	2	1	3	0	0	0	1	0	22	47	6.00	1.667										
<b>Carl Willis, R</b> ERA: 1.53	5.0	W	17	2	1	1	4	0	0	0	0	1	0	44	61	1.80	0.400										
<b>Rick Aguilera, R</b> ERA: 2.47	1.0	S	3	0	0	0	1	0	0	0	0	0	0	10	16	0.00	0.000										

Oakland Athletics @ Minnesota Twins  
Hubert H. Humphrey Metrodome, Minneapolis, MN  
Sun Aug 18 1991, 8:05 PM EDT  
Att: 44,295 - Dome - 70 F

AB	30
R	4
H	4
RBI	3
BB	3
SO	6
LOB	8



Batter	1	2	3	4	5	6	7	8	9	AB	R	H	RBI	BB	SO	LOB	BOTTOM										
<b>Dan Gladden, R</b> OBP: 0.334, SLG: 0.385	1-3 K		4-1 2B BB		3-2 L5			3-2 L7		3	1	0	0	1	1	1											
<b>Chuck Knoblauch, R</b> OBP: 0.341, SLG: 0.342	0-1 G5-3		0-0 WP 1-H 2B			4-2 WP S BB		2-0 SF8		2	0	1	2	1	0	0											
<b>Kirby Puckett, R</b> OBP: 0.359, SLG: 0.472	1-1 1B		1-0 G5-3			3-2 F9		2-3 3-H 0-0		4	0	2	1	0	0	2											
<b>Kent Hrbek, L</b> OBP: 0.363, SLG: 0.431	2-2 1B		2-3 K			0-0 F7		1-2 3-H 0-0		4	0	1	0	0	1	4											
<b>Chili Davis, S</b> OBP: 0.380, SLG: 0.529	3-3 K				4-1 G6-4-3 BB			1-0 3B 1B		2	1	1	0	2	1	2											
<b>Brian Harper, R</b> OBP: 0.330, SLG: 0.435		2-0 F9			0-0 F9			1-0 3B 1B		4	0	1	1	0	0	3											
<b>Al Newman, S</b> OBP: 0.268, SLG: 0.234								1-1 1B 3B		0	1	0	0	0	0	0											
<b>Shane Mack, R</b> OBP: 0.359, SLG: 0.531		1-1 G4-3 1B			0-1 G6-4-3 1-2			1-1 1B G3-4-3 1B		4	1	2	1	0	1	1											
<b>Mike Pagliarulo, L</b> OBP: 0.333, SLG: 0.404		1-0 G4-3			3-2 G4-6-3 1B			3-2 HBP 1B SF8 BB		3	1	2	0	1	0	1											
<b>Greg Gagne, R</b> OBP: 0.308, SLG: 0.396					0-1 G4-6-3 1B			1-2 SF8 HBP 1B		3	1	1	0	0	1	1											
<b>Gene Larkin, S</b> OBP: 0.369, SLG: 0.379								1-2 1B 3B		1	0	0	1	0	0	0											
<b>Junior Ortiz, R</b> OBP: 0.284, SLG: 0.243								3-H G3-4-3		0	0	0	0	0	0	0											
<b>Inning Stats</b>	R: 0 E: 0 K: 2 S: 14	H: 2 LOB: 2 BB: 0 P: 21	R: 0 E: 0 K: 0 S: 4	H: 1 LOB: 0 BB: 0 P: 8	R: 1 E: 0 K: 2 S: 11	H: 1 LOB: 1 BB: 1 P: 18	R: 0 E: 0 K: 0 S: 4	H: 0 LOB: 0 BB: 1 P: 8	R: 0 E: 0 K: 0 S: 10	H: 1 LOB: 0 BB: 0 P: 16	R: 0 E: 0 K: 0 S: 10	H: 0 LOB: 2 BB: 2 P: 24	R: 2 E: 0 K: 1 S: 14	H: 2 LOB: 2 BB: 1 P: 23	R: 3 E: 0 K: 0 S: 17	H: 4 LOB: 1 BB: 0 P: 27	1B: 9 2B: 1 3B: 1 HR: 0	SF: 1 SAC: 0 DP: 3 HBP: 1	WP: 2 PB: 0 SB: 1 CS: 0	PA: 37							
<b>PITCHER</b>	IP	WLS	BF	H	R	ER	SO	BB	IBB	HBP	BLK	WP	HR	S	P	ERA	WHIP										
<b>Dave Stewart, R</b> ERA: 5.35	6.2	L	5	4	3	3	0	0	0	0	0	0	0	10	16	40.50	6.000										
<b>Rick Honeycutt, L</b> ERA: 4.01	0.2		2	0	0	0	0	0	0	0	0	0	0	8	12	0.00	0.000										
<b>Steve Chitren, R</b> ERA: 3.67																											

Oakland Athletics @ Minnesota Twins  
Hubert H. Humphrey Metrodome, Minneapolis, MN  
Sun Aug 18 1991, 8:05 PM EDT  
Att: 44,295 - Dome - 70 F

AB	30
R	6
H	11
RBI	6
BB	5
SO	5
LOB	15







Batter	1	2	3	4	5	6	7	8	9	AB R H RBI BB SO LOB	TOP											
Rickey Henderson, R OBP: 0.401, SLG: 0.391	F9		S CS 1B BB	HR		S F8-2 BB		CS	K	3 1 1 3 2 1 0	<p>Oakland Athletics @ Minnesota Twins</p> <p>Hubert H. Humphrey Metrodome, Minneapolis, MN</p> <p>Mon Aug 19 1991, 8:05 PM EDT</p> <p>Att: 45,544 - Dome - 70 F</p> <p>livebaseballscorecards.com</p>											
Dave Henderson, R OBP: 0.358, SLG: 0.509	F8		1B	K		F8-2			G1-6-3 1B BB	4 1 1 0 1 1 1												
Jose Canseco, R OBP: 0.357, SLG: 0.569	HR		K		1B			G6-3	G1-6-3	5 2 2 1 0 1 3												
Terry Steinbach, R OBP: 0.327, SLG: 0.431	1B		CS	1B BB	K			G3-1	1B	4 1 2 1 1 1 1												
Brook Jacoby, R OBP: 0.285, SLG: 0.326	F7			1B BB SH1-3	1B			1B	F9	5 1 3 0 0 0 2												
Brad Komminsk, R OBP: 0.125, SLG: 0.125			K	SH1-3 BB HR 1B	P3			K		4 1 1 1 0 2 3												
Mark McGwire, R OBP: 0.342, SLG: 0.385	F9			SH1-3 HR BB	E7			P4		3 1 1 1 1 0 0												
Mike Gallego, R OBP: 0.342, SLG: 0.362	K		K	K	K			G6-3		4 0 0 0 0 3 5												
Mike Bordick, R OBP: 0.271, SLG: 0.262			P3	SH1-3				G4-3	CS BB	2 0 0 1 1 0 0												
<b>Inning Stats</b>	R: 1 E: 0 K: 0 S: 10	H: 2 LOB: 1 BB: 0 P: 15	R: 0 E: 0 K: 2 S: 9	H: 0 LOB: 0 BB: 0 P: 13	R: 0 E: 0 K: 1 S: 11	H: 1 LOB: 1 BB: 1 P: 22	R: 5 E: 0 K: 2 S: 18	H: 3 LOB: 0 BB: 2 P: 34	R: 1 E: 0 K: 1 S: 12	H: 3 LOB: 2 BB: 0 P: 16	R: 0 E: 0 K: 0 S: 6	H: 0 LOB: 0 BB: 1 P: 14	R: 0 E: 0 K: 1 S: 9	H: 1 LOB: 1 BB: 0 P: 12	R: 0 E: 0 K: 0 S: 3	H: 0 LOB: 0 BB: 1 P: 10	R: 1 E: 0 K: 1 S: 8	H: 1 LOB: 1 BB: 1 P: 16	1B: 9 2B: 1 3B: 0 HR: 2	SF: 0 SAC: 1 DP: 1 HBP: 0	WP: 0 PB: 0 CS: 3 S: 2	PA: 43
<b>PITCHER</b>	IP WLS BF H R ER SO BB IBB HBP BLK WP HR S P ERA WHIP											<b>PITCHER</b>	IP WLS BF H R ER SO BB IBB HBP BLK WP HR S P ERA WHIP									
David West, L ERA: 4.85	(1, 1) 3.2 19 6 6 6 4 3 0 0 0 0 2 45 79 14.73 2.455																					
Terry Leach, R ERA: 2.79	(4, 1) 2.1 10 3 1 1 3 1 0 0 0 0 0 21 35 3.86 1.714																					
Steve Bedrosian, R ERA: 3.72	(7, 1) 3.0 L 12 2 1 1 2 2 0 0 0 0 0 20 38 3.00 1.333																					

Batter	1	2	3	4	5	6	7	8	9	AB R H RBI BB SO LOB	BOTTOM									
Chuck Knoblauch, R OBP: 0.341, SLG: 0.341	G6-3		G6-3			FC6-4 BB			G5-3	4 0 1 0 1 0 1	<p>Oakland Athletics @ Minnesota Twins</p> <p>Hubert H. Humphrey Metrodome, Minneapolis, MN</p> <p>Mon Aug 19 1991, 8:05 PM EDT</p> <p>Att: 45,544 - Dome - 70 F</p> <p>livebaseballscorecards.com</p>									
Gene Larkin, S OBP: 0.360, SLG: 0.368	K		P5		F9			G5-4-3	P6	5 0 0 0 0 1 4										
Kirby Puckett, R OBP: 0.360, SLG: 0.479	HR			F8	FC6-4			1B		4 2 2 1 0 0 1										
Kent Hrbek, L OBP: 0.364, SLG: 0.443	G6-3			2B	HR			P5		4 2 2 2 0 0 0										
Chili Davis, S OBP: 0.391, SLG: 0.530			G4-3	2B	F8				BB	3 0 1 1 1 0 0										
Brian Harper, R OBP: 0.331, SLG: 0.435	F8			HR	1B			L6-3	F7	4 1 2 0 0 0 1										
Shane Mack, R OBP: 0.360, SLG: 0.531	FC4-6 1B			HR	1B			L6-3	F9	4 1 2 0 0 0 2										
Mike Pagliarulo, L OBP: 0.336, SLG: 0.417	FC4-6			HR					K	4 1 2 3 0 1 1										
Al Newman, S OBP: 0.264, SLG: 0.230			G4-3		P6				G5-3 2B	3 0 0 0 0 1 1										
Randy Bush, L ERA: 3.73	(9, PH)									1 0 1 0 0 0 0										
Scott Leius, R OBP: 0.392, SLG: 0.416	(9, PR)									0 0 0 0 0 0 0										
<b>Inning Stats</b>	R: 1 E: 0 K: 1 S: 10	H: 1 LOB: 0 BB: 0 P: 14	R: 0 E: 0 K: 0 S: 10	H: 1 LOB: 0 BB: 0 P: 15	R: 0 E: 0 K: 0 S: 4	H: 0 LOB: 0 BB: 0 P: 4	R: 4 E: 0 K: 0 S: 13	H: 5 LOB: 0 BB: 0 P: 23	R: 2 E: 0 K: 1 S: 8	H: 1 LOB: 1 BB: 0 P: 12	R: 0 E: 0 K: 0 S: 4	H: 2 LOB: 1 BB: 0 P: 7	R: 0 E: 0 K: 0 S: 7	H: 0 LOB: 1 BB: 1 P: 13	R: 0 E: 0 K: 1 S: 10	H: 1 LOB: 2 BB: 0 P: 15	1B: 7 2B: 4 3B: 0 HR: 3	SF: 0 SAC: 0 DP: 2 HBP: 0	WP: 0 PB: 0 CS: 0	PA: 38
<b>PITCHER</b>	IP WLS BF H R ER SO BB IBB HBP BLK WP HR S P ERA WHIP											<b>PITCHER</b>	IP WLS BF H R ER SO BB IBB HBP BLK WP HR S P ERA WHIP							
Joe Slusarski, R ERA: 5.63	(1, 1) 4.0 19 7 6 6 1 1 0 0 0 0 0 1 7 15 5.40 1.200																			
Steve Chitren, R ERA: 3.73	(5, 1) 1.2 6 2 1 1 0 0 0 0 0 0 0 1 7 15 5.40 1.200																			
Joe Klink, L ERA: 3.73	(6, 1) 2.1 W 9 3 0 0 1 1 0 0 0 0 0 0 16 27 0.00 1.714																			
Dennis Eckersley, R ERA: 2.72	(9, 1) 1.0 S 4 1 0 0 1 0 0 0 0 0 0 0 10 15 0.00 1.000																			



Batter	1	2	3	4	5	6	7	8	9	AB	R	H	RBI	BB	SO	LOB	TOP	
Luis Polonia, L OBP: 0.352, SLG: 0.389	G3-1		1B			BLK 1B		S 1B 1B		4	1	3	1	0	0	0	<b>California Angels @ Oakland Athletics</b> Oakland-Alameda County Coliseum, Oakland, CA Tue Aug 20 1991, 7:05 PM PDT Att: 32,341 - Cloudy - 60 F	
Shawn Abner, R OBP: 0.236, SLG: 0.294	K			F9		P4		1B		4	0	1	1	0	1	1		
Wally Joyner, L OBP: 0.366, SLG: 0.494	G4-3			F7		G6-3		G4-3		4	0	0	0	0	2			
Gary Gaetti, R OBP: 0.291, SLG: 0.406		G4-3		G6-3			G5-3		G6-3		4	0	0	0	0	0		
Dave Parker, L OBP: 0.288, SLG: 0.370		G5-4-3 BB			G4-3				K		3	0	1	0	1	1		
Dave Winfield, R OBP: 0.307, SLG: 0.475		G5-4-3 1-2			F8				F8		4	0	0	0	1	2		
Lance Parrish, R OBP: 0.291, SLG: 0.391			G6-3 SH1-3 1B HBP		WP 2B				F9		2	1	1	0	0	1		<b>AB 30</b> <b>R 2</b> <b>H 6</b> <b>RBI 2</b> <b>BB 1</b> <b>SO 3</b> <b>LOB 8</b>
Luis Sojo, R OBP: 0.290, SLG: 0.343			SH1-3		F8				P6		2	0	0	0	0	1		
Dick Schofield, R OBP: 0.332, SLG: 0.270			G6-3						F9		3	0	0	0	0	1		
<b>Inning Stats</b>	R: 0 E: 0 K: 1 S: 6	H: 0 LOB: 0 BB: 0 P: 8	R: 0 E: 0 K: 0 S: 9	H: 0 LOB: 0 BB: 1 P: 16	R: 1 E: 0 K: 0 S: 12	H: 1 LOB: 1 BB: 0 P: 16	R: 0 E: 0 K: 0 S: 4	H: 0 LOB: 0 BB: 0 P: 10	R: 0 E: 0 K: 0 S: 11	H: 1 LOB: 1 BB: 0 P: 18	R: 0 E: 0 K: 1 S: 11	H: 1 LOB: 1 BB: 0 P: 16	R: 1 E: 0 K: 0 S: 12	H: 2 LOB: 1 BB: 0 P: 20	R: 0 E: 0 K: 1 S: 6	H: 0 LOB: 0 BB: 0 P: 6		1B: 4 SF: 0 2B: 2 SAC: 1 3B: 0 DP: 1 HR: 0 HBP: 1
<b>PITCHER</b>	IP WLS BF H R ER SO BB IBB HBP BLK WP HR S P ERA WHIP																	
Ron Darling, R ERA: 3.88	(1, 1) 7.2 W 29 6 2 2 2 1 0 1 1 1 0 69 111 2.35 0.913																	
Rick Honeycutt, L ERA: 3.96	(8, 1) 0.1 1 0 0 0 0 0 0 0 0 0 0 2 2 0.00 0.000																	
Dennis Eckersley, R ERA: 2.67	(9, 1) 1.0 S 3 0 0 0 1 0 0 0 0 0 0 0 6 6 0.00 0.000																	

Batter	1	2	3	4	5	6	7	8	9	AB	R	H	RBI	BB	SO	LOB	BOTTOM	
Rickey Henderson, R OBP: 0.402, SLG: 0.390	G6-3		FC 1B SF8		E 1B SF8 BB		CS 1B			3	2	1	0	1	0	1	<b>California Angels @ Oakland Athletics</b> Oakland-Alameda County Coliseum, Oakland, CA Tue Aug 20 1991, 7:05 PM PDT Att: 32,341 - Cloudy - 60 F	
Dave Henderson, R OBP: 0.361, SLG: 0.510	WP BB				SF8 E 1B		G5-3			3	0	2	1	1	0	1		
Jose Canseco, R OBP: 0.357, SLG: 0.565	K				K		P6			3	0	0	0	1	2	3		
Terry Steinbach, R OBP: 0.326, SLG: 0.429	G6-3		SF8						G6-3		2	0	0	1	1	0		
Brook Jacoby, R OBP: 0.284, SLG: 0.326		P4	F3		SF8					3	0	1	1	0	0	2		
Mark McWire, R OBP: 0.339, SLG: 0.381	P6			F8					F9		4	0	0	0	1	3		
Scott Brosius, R OBP: 0.360, SLG: 0.609	P4						F7		F8		4	0	1	0	0	1		
Mike Gallego, R OBP: 0.340, SLG: 0.359			G1-3		K		G1-3			3	0	0	0	0	1	1		
Mike Bordick, R OBP: 0.272, SLG: 0.258					F8				F9		2	1	0	0	1	0		
<b>Inning Stats</b>	R: 0 E: 0 K: 1 S: 10	H: 0 LOB: 1 BB: 1 P: 20	R: 0 E: 0 K: 0 S: 6	H: 0 LOB: 0 BB: 0 P: 9	R: 2 E: 1 K: 0 S: 14	H: 1 LOB: 2 BB: 2 P: 30	R: 0 E: 0 K: 1 S: 8	H: 1 LOB: 1 BB: 0 P: 14	R: 1 E: 1 K: 2 S: 11	H: 1 LOB: 2 BB: 2 P: 23	R: 0 E: 0 K: 0 S: 5	H: 0 LOB: 0 BB: 0 P: 7	R: 0 E: 0 K: 0 S: 6	H: 1 LOB: 0 BB: 0 P: 15	R: 0 E: 0 K: 0 S: 6	H: 1 LOB: 1 BB: 0 P: 8		1B: 5 SF: 2 2B: 0 SAC: 0 3B: 0 DP: 0 HR: 0 HBP: 0
<b>PITCHER</b>	IP WLS BF H R ER SO BB IBB HBP BLK WP HR S P ERA WHIP																	
Mark Langston, L ERA: 3.2	(1, 1) 8.0 L 34 5 3 1 4 3 2 0 0 1 0 66 126 1.12 1.000																	



Batter	1	2	3	4	5	6	7	8	9	AB	R	H	RBI	BB	SO	LOB	TOP										
Luis Polonia, L OBP: 0.354, SLG: 0.389 Bobby Rose, R OBP: 0.311, SLG: 0.456 Lance Parrish, R OBP: 0.291, SLG: 0.391	2-1 G1-3		4-1 CS BB			1-0 PB S 1B		2-2 G5-3		2	0	1	0	1	0	0											
Wally Joyner, L OBP: 0.395, SLG: 0.494	1-0 2B		0-0 L7			3-3 K 1B		0-1 F7		4	0	1	0	0	1	2											
Dave Winfield, R OBP: 0.309, SLG: 0.474	4-2 FC6-4 BB		2-2 CS 1-2	2-2 G3-1		2-3 K 1B		1-2 S 1B		3	0	1	0	1	1	1											
Gary Gaetti, R OBP: 0.291, SLG: 0.405	2-3 K		3-3 K			0-0 S 1B		1-2 P3		4	0	1	0	0	2	3											
Dave Parker, L OBP: 0.285, SLG: 0.367	0-1 FC6-4 1-2		0-0 G4-3			2-1 P6		3-2 G4-3 1-2		4	0	0	0	0	0	4											
Shawn Abner, R OBP: 0.234, SLG: 0.288		3-2 F8			1-0 G1-3		3-3 K 1-2			3	0	0	0	0	1	1											
Donnie Hill, S OBP: 0.353, SLG: 0.328		0-0 P4			2-2 F8		1-2 L7			3	0	0	0	0	0	1											
Ron Tingley, R OBP: 0.260, SLG: 0.264 Max Venable, L OBP: 0.286, SLG: 0.348	1-3 K		3-2 G5-3			2-2 G3-1				2	0	0	0	0	1	0											
Dick Schofield, R OBP: 0.330, SLG: 0.267			1-1 F7			1-1 G6-3		1-2 F7		3	0	0	0	0	0	0											
<b>Inning Stats</b>	R: 0 E: 0 K: 1 S: 10	H: 1 LOB: 2 BB: 1 P: 19	R: 0 E: 0 K: 1 S: 8	H: 0 LOB: 0 BB: 0 P: 12	R: 0 E: 0 K: 1 S: 7	H: 0 LOB: 0 BB: 1 P: 13	R: 0 E: 0 K: 1 S: 7	H: 0 LOB: 0 BB: 0 P: 12	R: 0 E: 0 K: 2 S: 9	H: 1 LOB: 1 BB: 0 P: 16	R: 0 E: 0 K: 1 S: 10	H: 1 LOB: 1 BB: 0 P: 16	R: 0 E: 0 K: 0 S: 10	H: 0 LOB: 0 BB: 0 P: 15	R: 0 E: 0 K: 0 S: 11	H: 1 LOB: 1 BB: 0 P: 16	1B: 3 2B: 1 3B: 0 HR: 0	SF: 0 SAC: 0 DP: 0 HBP: 0	WP: 0 PB: 1 SB: 3 CS: 1	PA: 33							
<b>PITCHER</b>	IP	WLS	BF	H	R	ER	SO	BB	IBB	HBP	BLK	WP	HR	S	P	ERA	WHIP										
Mike Moore, R ERA: 3.18 Rick Honeycutt, L ERA: 3.66 Dennis Eckersley, R ERA: 2.64	(1, 1) 7.2	W	27	3	0	0	6	2	0	0	0	0	0	66	112	0.00	0.652										
	(8, 1) 0.2		2	0	0	0	0	0	0	0	0	0	0	6	8	0.00	0.000										
	(9, 1) 0.2	S	3	1	0	0	0	0	0	0	0	0	0	9	14	0.00	1.500										

California Angels @ Oakland Athletics  
Oakland-Alameda County Coliseum, Oakland, CA  
Wed Aug 21 1991, 7:05 PM PDT  
Att: 29,126 - Sunny - 64 F

AB	30
R	0
H	4
RBI	0
BB	2
SO	6
LOB	12



Batter	1	2	3	4	5	6	7	8	9	AB	R	H	RBI	BB	SO	LOB	BOTTOM										
Scott Brosius, R OBP: 0.333, SLG: 0.571	3-1 G4-3 2B	1-2 FC5-4 1-2		3-2 F9		2-0 G6-3		0-1 G5-3		5	1	1	0	0	0	6											
Dave Henderson, R OBP: 0.358, SLG: 0.506	1-2 G4-3 2-3		2-2 F8		3-2 G5-3		2-2 P3			4	0	0	0	0	0	1											
Jose Canseco, R OBP: 0.358, SLG: 0.565	2-0 G4-3 1B		3-2 G5-3		2-3 K2-3		0-0 S 1B			4	0	2	0	0	1	0											
Harold Baines, L OBP: 0.387, SLG: 0.491	3-1 G4-3 1-2 3-H		2-3 K		4-2 BB		0-0 F7			3	0	0	1	1	1	2											
Brook Jacoby, R OBP: 0.287, SLG: 0.326	0-0 L3			4-0 FC4-6 BB		0-0 G5-3		1-2 WP 1B		3	0	1	0	1	0	2											
Jamie Quirk, L OBP: 0.322, SLG: 0.304		0-0 CS 1B		0-1 FC4-6 1B 1B		1-0 3B 2B		1-2 2-3 BB		3	1	2	0	1	0	1											
Mark McGwire, R OBP: 0.341, SLG: 0.382		1-2 1B 1-2 1B		0-0 1B 1-2 1B		1-0 G5-3 2H		3-2 F9		4	0	2	0	0	0	4											
Mike Gallego, R OBP: 0.339, SLG: 0.358		1-1 L9 2-3		1-0 1B 1-2 2-3 1B		1-3 K		1-0 P6		4	0	1	0	0	1	3											
Mike Bordick, R OBP: 0.279, SLG: 0.280		1-0 FC5-4 1B		1-3 K		1-0 3B		0-0 G6-3		4	0	2	1	0	1	3											
<b>Inning Stats</b>	R: 1 E: 0 K: 0 S: 11	H: 2 LOB: 1 BB: 0 P: 20	R: 0 E: 0 K: 0 S: 10	H: 3 LOB: 2 BB: 0 P: 14	R: 0 E: 0 K: 1 S: 13	H: 0 LOB: 0 BB: 0 P: 20	R: 0 E: 0 K: 1 S: 10	H: 2 LOB: 3 BB: 1 P: 19	R: 0 E: 0 K: 1 S: 9	H: 0 LOB: 1 BB: 1 P: 18	R: 1 E: 0 K: 1 S: 7	H: 2 LOB: 1 BB: 0 P: 13	R: 0 E: 0 K: 0 S: 11	H: 2 LOB: 3 BB: 1 P: 20	R: 0 E: 0 K: 0 S: 4	H: 0 LOB: 0 BB: 0 P: 5	1B: 8 2B: 2 3B: 1 HR: 0	SF: 0 SAC: 0 DP: 0 HBP: 0	WP: 1 PB: 0 SB: 1 CS: 1	PA: 37							
<b>PITCHER</b>	IP	WLS	BF	H	R	ER	SO	BB	IBB	HBP	BLK	WP	HR	S	P	ERA	WHIP										
Joe Grahe, R ERA: 6.18 Scott Bailes, L ERA: 3.95 Chris Beasley, R ERA: 2.03	(1, 1) 6.2	L	32	11	2	2	4	2	0	0	0	0	0	66	112	2.70	1.950										
	(7, 1) 0.0		1	0	0	0	0	1	0	0	0	1	0	2	6	∞	∞										
	(7, 1) 1.1		4	0	0	0	0	0	0	0	0	0	0	7	11	0.00	0.000										

California Angels @ Oakland Athletics  
Oakland-Alameda County Coliseum, Oakland, CA  
Wed Aug 21 1991, 7:05 PM PDT  
Att: 29,126 - Sunny - 64 F

AB	34
R	2
H	11
RBI	2
BB	3
SO	4
LOB	22





Batter	1	2	3	4	5	6	7	8	9	AB	R	H	RBI	BB	SO	LOB	TOP			
Luis Polonia, L OBP: 0.353, SLG: 0.387	4-1 G3-4-3 BB		0-1 G4-3			1-0 G3		1-0 F7		3	0	0	0	1	0	0	<b>California Angels @ Oakland Athletics</b> Oakland-Alameda County Coliseum, Oakland, CA Thu Aug 22 1991, 3:33 AM PDT Att: 36,549 - Cloudy - 62 F			
Donnie Hill, S OBP: 0.346, SLG: 0.321	0-1 G3-4-3		2-1 F7			2-1 L9		1-0 F7		4	0	0	0	0	0	1				
Wally Joyner, L OBP: 0.364, SLG: 0.499	1-3 K		2-2 F7			1-1 L8			2-2 HR	4	1	1	1	0	1	1				
Dave Parker, L OBP: 0.285, SLG: 0.366	2-3 K			1-3 K			0-1 FC6-4 BB 1B		2-3 K	4	0	1	0	0	3	1				
Lance Parrish, R OBP: 0.293, SLG: 0.391		0-2 FC5-4 1B		0-3 K			4-1 FC6-4 BB		3-3 K	3	0	1	0	1	2	0				
Bobby Rose, R OBP: 0.292, SLG: 0.426		1-2 P4		1-2 F8			1-2 FC6-4		1-1 F8	4	0	0	0	0	0	3				
Shawn Abner, R OBP: 0.235, SLG: 0.289		2-2 FC5-4 1B			0-1 G6-3		1-3 K			3	0	1	0	0	1	2				
Dave Gallagher, R OBP: 0.360, SLG: 0.361		2-2 FC5-4			1-1 P3		3-2 P4			3	0	0	0	0	0	4				
Luis Sojo, R OBP: 0.287, SLG: 0.339		3-2 P4			0-1 G6-3			0-1 P4		3	0	0	0	0	0	2				
<b>Inning Stats</b>	R: 0 H: 0 E: 0 K: 2 S: 9	H: 0 LOB: 1 BB: 1 P: 16	R: 0 H: 2 E: 0 K: 0 S: 18	H: 2 LOB: 2 BB: 0 P: 26	R: 0 H: 0 E: 0 K: 2 S: 7	H: 0 LOB: 0 BB: 0 P: 11	R: 0 H: 0 E: 0 K: 0 S: 12	H: 0 LOB: 0 BB: 0 P: 14	R: 0 H: 0 E: 0 K: 0 S: 6	H: 0 LOB: 0 BB: 0 P: 7	R: 0 H: 1 E: 0 K: 1 S: 16	H: 1 LOB: 2 BB: 1 P: 25	R: 0 H: 0 E: 0 K: 0 S: 4	H: 0 LOB: 0 BB: 0 P: 6	R: 1 H: 1 E: 0 K: 2 S: 11	H: 1 LOB: 0 BB: 0 P: 19	1B: 3 2B: 0 3B: 0 HR: 1	SF: 0 SAC: 0 DP: 0 HBP: 0	WP: 0 PB: 0 SB: 0 CS: 0	PA: 33
<b>PITCHER</b> Bob Welch, R ERA: 3.97	IP: 9.0 WLS: W BF: 33 H: 4 R: 1 ER: 1 SO: 7 BB: 2 IBB: 0 HBP: 0 BLK: 0 WP: 0 HR: 1 S: 88 P: 133 ERA: 1.00 WHIP: 0.667															<b>PITCHER</b>				

Batter	1	2	3	4	5	6	7	8	9	AB	R	H	RBI	BB	SO	LOB	BOTTOM			
Scott Brosius, R OBP: 0.324, SLG: 0.516	1-0 P4		0-1 G3		0-1 F7			1-2 S BB		3	0	0	0	1	0	0	<b>California Angels @ Oakland Athletics</b> Oakland-Alameda County Coliseum, Oakland, CA Thu Aug 22 1991, 3:33 AM PDT Att: 36,549 - Cloudy - 62 F			
Dave Henderson, R OBP: 0.355, SLG: 0.506	2-3 K		1-1 FC6-4 1B			1-2 G6-4-3 1B		0-0 G3		4	0	2	0	0	1	2				
Jose Canseco, R OBP: 0.357, SLG: 0.561	4-0 2B BB		2-2 FC6-4			1-2 G6-4-3		1-3 K		3	1	0	0	1	1	4				
Terry Steinbach, R OBP: 0.328, SLG: 0.436	1-0 1-H 2B			1-1 G6-3 2B		2-1 G6-3		2-3 K		4	0	2	1	0	1	2				
Brook Jacoby, R OBP: 0.284, SLG: 0.323	0-2 G6-3			2-1 G6-3			2-0 G5-3			3	0	0	0	0	0	2				
Mark McGwire, R OBP: 0.338, SLG: 0.379		3-3 K		2-2 G6-3			3-3 K			3	0	0	0	0	2	1				
Brad Komminsk, R OBP: 0.105, SLG: 0.105		1-0 F8		1-2 F8			0-1 F9			3	0	0	0	0	0	1				
Mike Gallego, R OBP: 0.339, SLG: 0.366		1-0 P6			2-2 F7			2-1 HR		3	1	1	1	0	0	0				
Mike Bordick, R OBP: 0.273, SLG: 0.274			2-1 F9		1-0 P3			0-0 E1 G3 BB		3	0	0	0	0	0	0				
<b>Inning Stats</b>	R: 1 H: 1 E: 0 K: 1 S: 8	H: 1 LOB: 1 BB: 1 P: 16	R: 0 H: 0 E: 0 K: 1 S: 5	H: 0 LOB: 0 BB: 0 P: 10	R: 0 H: 1 E: 0 K: 0 S: 9	H: 1 LOB: 1 BB: 0 P: 14	R: 0 H: 1 E: 0 K: 0 S: 12	H: 1 LOB: 1 BB: 0 P: 18	R: 0 H: 0 E: 0 K: 0 S: 6	H: 0 LOB: 0 BB: 0 P: 9	R: 0 H: 1 E: 0 K: 1 S: 8	H: 0 LOB: 0 BB: 0 P: 12	R: 0 H: 0 E: 0 K: 1 S: 6	H: 0 LOB: 0 BB: 0 P: 11	R: 1 H: 1 E: 1 K: 2 S: 16	H: 1 LOB: 2 BB: 1 P: 25	1B: 2 2B: 2 3B: 0 HR: 1	SF: 0 SAC: 0 DP: 1 HBP: 0	WP: 0 PB: 0 SB: 1 CS: 0	PA: 31
<b>PITCHER</b> Chuck Finley, L ERA: 3.9 Bryan Harvey, R ERA: 1.45	IP: 7.0 WLS: L BF: 28 H: 5 R: 2 ER: 2 SO: 3 BB: 2 IBB: 0 HBP: 0 BLK: 0 WP: 0 HR: 1 S: 61 P: 103 ERA: 2.57 WHIP: 1.000															<b>PITCHER</b>				





Batter	1	2	3	4	5	6	7	8	9	AB	R	H	RBI	BB	SO	LOB	TOP								
<b>Paul Moltitor, R</b> OBP: 0.397, SLG: 0.514 (1, 10)										3	3	1	2	2	0	1									
<b>Willie Randolph, R</b> OBP: 0.339, SLG: 0.381 (1, 4)										4	3	3	3	2	0	1									
<b>Darryl Hamilton, L</b> OBP: 0.348, SLG: 0.387 (1, 9)										5	1	2	2	0	0	3									
<b>Robin Yount, R</b> OBP: 0.339, SLG: 0.410 <b>Dante Bichette, R</b> OBP: 0.270, SLG: 0.382 (9, 9)										6	1	3	2	0	2	3									
<b>Greg Vaughn, R</b> OBP: 0.308, SLG: 0.439 (1, 7)										4	1	1	1	2	1	4									
<b>B.J. Surhoff, L</b> OBP: 0.303, SLG: 0.351 <b>Rick Dempsey, R</b> OBP: 0.336, SLG: 0.411 (9, 2)										4	1	2	1	0	0	4									
<b>Franklin Stubbs, L</b> OBP: 0.286, SLG: 0.377 (1, 3)										5	1	1	1	0	0	5									
<b>Jim Gantner, L</b> OBP: 0.311, SLG: 0.337 (1, 5)										5	0	1	0	0	0	2									
<b>Bill Spiers, L</b> OBP: 0.322, SLG: 0.365 (1, 6)										4	2	2	0	1	0	0									
<b>Inning Stats</b>	R: 2 E: 0 K: 0 S: 11	H: 2 LOB: 1 BB: 1 P: 22	R: 0 E: 0 K: 0 S: 6	H: 2 LOB: 1 BB: 0 P: 11	R: 0 E: 0 K: 1 S: 12	H: 1 LOB: 3 BB: 2 P: 25	R: 0 E: 0 K: 0 S: 7	H: 0 LOB: 0 BB: 0 P: 8	R: 3 E: 1 K: 1 S: 12	H: 3 LOB: 0 BB: 0 P: 20	R: 0 E: 0 K: 0 S: 6	H: 0 LOB: 2 BB: 1 P: 14	R: 0 E: 0 K: 0 S: 10	H: 2 LOB: 2 BB: 0 P: 16	R: 3 E: 0 K: 1 S: 11	H: 2 LOB: 0 BB: 1 P: 19	R: 5 E: 1 K: 0 S: 24	H: 4 LOB: 2 BB: 2 P: 41	1B: 11 2B: 2 3B: 2 HR: 1	SF: 2 SAC: 0 DP: 0 HBP: 0	WP: 0 PB: 0 SB: 3 CS: 0	PA: 50			
<b>PITCHER</b>	IP	WLS	BF	H	R	ER	SO	BB	IBB	HBP	BLK	WP	HR	S	P	ERA	WHIP								
<b>Dave Stewart, R</b> ERA: 5.37 (1, 1)	6.0	L	29	8	5	4	2	3	1	0	0	0	1	54	100	6.00	1.833								
<b>Curt Young, L</b> ERA: 4.57 (7, 1)	1.1		8	3	2	2	0	1	0	0	0	0	0	14	24	13.50	3.000								
<b>Steve Chitren, R</b> ERA: 4.21 (8, 1)	0.2		5	2	3	3	1	1	0	0	0	0	0	9	19	40.50	4.500								
<b>Joe Klink, L</b> ERA: 4.3 (9, 1)	0.2		7	3	3	3	0	1	0	0	0	0	0	17	27	40.50	6.000								
<b>Gene Nelson, R</b> ERA: 8.62 (9, 1)	0.1		1	0	0	0	0	0	0	0	0	0	0	5	6	0.00	0.000								

Milwaukee Brewers @ Oakland Athletics  
Oakland-Alameda County Coliseum, Oakland, CA  
Fri Aug 23 1991, 7:05 PM PDT  
Att: 30,115 - Sunny - 66 F

AB 40  
R 13  
H 16  
RBI 12  
BB 7  
SO 3  
LOB 23



Batter	1	2	3	4	5	6	7	8	9	AB	R	H	RBI	BB	SO	LOB	BOTTOM								
<b>Rickey Henderson, R</b> OBP: 0.405, SLG: 0.391 (1, 7)										2	2	1	0	2	0	0									
<b>Dave Henderson, R</b> OBP: 0.358, SLG: 0.503 (1, 8)										4	0	1	0	0	1	2									
<b>Jose Canseco, R</b> OBP: 0.358, SLG: 0.558 (1, 9)										2	1	0	0	2	1	3									
<b>Harold Baines, L</b> OBP: 0.385, SLG: 0.497 (1, 10)										3	1	1	3	0	0	3									
<b>Terry Steinbach, R</b> OBP: 0.327, SLG: 0.433 (1, 2)										4	0	1	1	0	0	3									
<b>Jamie Quirk, L</b> OBP: 0.314, SLG: 0.296 (1, 3)										4	0	0	0	0	0	1									
<b>Ernest Riles, L</b> OBP: 0.289, SLG: 0.312 (8, 6)										4	0	1	0	0	1	0									
<b>Mike Gallego, R</b> OBP: 0.339, SLG: 0.364 <b>Scott Brosius, R</b> OBP: 0.314, SLG: 0.500 (9, PH)										2	0	0	0	1	0	0									
<b>Mike Bordick, R</b> OBP: 0.269, SLG: 0.270 <b>Brook Jacoby, R</b> OBP: 0.283, SLG: 0.321 (8, 5)										2	0	0	0	0	0	2									
<b>Inning Stats</b>	R: 1 E: 0 K: 0 S: 5	H: 1 LOB: 1 BB: 1 P: 14	R: 0 E: 0 K: 0 S: 4	H: 0 LOB: 0 BB: 0 P: 6	R: 0 E: 0 K: 1 S: 8	H: 0 LOB: 0 BB: 1 P: 13	R: 1 E: 0 K: 0 S: 7	H: 1 LOB: 0 BB: 1 P: 16	R: 0 E: 0 K: 0 S: 10	H: 0 LOB: 0 BB: 0 P: 15	R: 0 E: 0 K: 0 S: 13	H: 1 LOB: 2 BB: 1 P: 25	R: 0 E: 0 K: 0 S: 14	H: 0 LOB: 1 BB: 1 P: 22	R: 2 E: 0 K: 1 S: 12	H: 1 LOB: 0 BB: 1 P: 21	R: 0 E: 0 K: 0 S: 7	H: 1 LOB: 1 BB: 0 P: 10	1B: 3 2B: 2 3B: 0 HR: 1	SF: 1 SAC: 0 DP: 1 HBP: 0	WP: 0 PB: 0 SB: 4 CS: 0	PA: 36			
<b>PITCHER</b>	IP	WLS	BF	H	R	ER	SO	BB	IBB	HBP	BLK	WP	HR	S	P	ERA	WHIP								
<b>Jaime Navarro, R</b> ERA: 4.02 (1, 1)	7.0	W	27	3	2	2	2	4	0	0	0	0	0	61	111	2.57	1.000								
<b>Ed Nunez, R</b> ERA: 5.85 (8, 1)	1.0		5	1	2	2	1	1	0	0	0	0	1	12	21	18.00	2.000								
<b>Chuck Crim, R</b> ERA: 5.63 (9, 1)	1.0		4	1	0	0	0	0	0	0	0	0	0	7	10	0.00	1.000								

Milwaukee Brewers @ Oakland Athletics  
Oakland-Alameda County Coliseum, Oakland, CA  
Fri Aug 23 1991, 7:05 PM PDT  
Att: 30,115 - Sunny - 66 F

AB 30  
R 4  
H 5  
RBI 4  
BB 5  
SO 3  
LOB 15





Batter	1	2	3	4	5	6	7	8	9	AB	R	H	RBI	BB	SO	LOB	TOP								
Paul Moltzer, R OBP: 0.397, SLG: 0.514 (1, 10)	G6-3	F9		G5-3		G5-3			G4-3	4	0	1	1	1	0	2									
Willie Randolph, R OBP: 0.433, SLG: 0.375 (1, 4)	G3		F9	G4-3		F9			L9	5	0	0	0	0	0	2									
Darryl Hamilton, L OBP: 0.342, SLG: 0.380 (1, 9) (7, 8)	G3		F7		G1-3			G4-3	G4-3	5	0	0	0	0	0	1									
Robin Yount, R OBP: 0.338, SLG: 0.408 Dante Bichette, R OBP: 0.270, SLG: 0.382 (1, 8) (7, 9)		HR	G5-3		G5-3			F7		4	1	1	0	0	0	0									
Greg Vaughn, R OBP: 0.312, SLG: 0.447 (1, 7)		HR		G3				K		2	2	1	2	2	1	0									
B.J. Surhoff, L OBP: 0.302, SLG: 0.349 (1, 2)		HR		G3		P6			L9	3	0	0	0	1	0	2									
Franklin Stubbs, L OBP: 0.288, SLG: 0.376 George Canale, L (1, 3) (9, 3)			K	HR				G6-3		3	2	1	0	1	1	1									
Jim Gantner, L OBP: 0.313, SLG: 0.339 (1, 5)		G6-3		HR		P6				4	1	2	1	0	0	2									
Bill Spiers, L OBP: 0.324, SLG: 0.374 (1, 6)				HR		F7			K	3	1	1	3	1	1	2									
<b>Inning Stats</b>	R: 0 E: 0 K: 0 S: 8	H: 0 LOB: 0 BB: 0 P: 14	R: 2 E: 0 K: 1 S: 13	H: 2 LOB: 2 BB: 2 P: 25	R: 0 E: 0 K: 0 S: 6	H: 0 LOB: 0 BB: 0 P: 11	R: 4 E: 0 K: 0 S: 10	H: 2 LOB: 0 BB: 2 P: 19	R: 0 E: 0 K: 0 S: 6	H: 0 LOB: 1 BB: 1 P: 13	R: 1 E: 0 K: 0 S: 13	H: 2 LOB: 1 BB: 0 P: 16	R: 0 E: 0 K: 1 S: 10	H: 0 LOB: 0 BB: 0 P: 16	R: 0 E: 0 K: 1 S: 8	H: 1 LOB: 1 BB: 0 P: 9	R: 0 E: 0 K: 0 S: 7	H: 0 LOB: 0 BB: 1 P: 14	1B: 4 2B: 1 3B: 0 HR: 2	SF: 0 SAC: 0 DP: 1 HBP: 0	WP: 0 PB: 0 SB: 1 CS: 0	PA: 39			
<b>PITCHER</b>	IP	WLS	BF	H	R	ER	SO	BB	IBB	HBP	BLK	WP	HR	S	P	ERA	WHIP								
Joe Slusarski, R ERA: 5.4 (1, 1)	5.2	L	28	6	7	7	1	5	0	0	0	0	2	53	94	11.12	1.941								
Eric Show, R ERA: 6.5 (6, 1)	3.1		11	1	0	0	2	1	0	0	0	0	0	28	43	0.00	0.600								

Milwaukee Brewers @ Oakland Athletics  
Oakland-Alameda County Coliseum, Oakland, CA  
Sat Aug 24 1991, 3:33 AM PDT  
Att: 41,317 - Sunny - 70 F

AB 33  
R 7  
H 7  
RBI 7  
BB 6  
SO 3  
LOB 12



Batter	1	2	3	4	5	6	7	8	9	AB	R	H	RBI	BB	SO	LOB	BOTTOM								
Rickey Henderson, R OBP: 0.405, SLG: 0.391 (1, 7)	F8		S			G5-3			F8	5	0	2	0	0	0	2									
Dave Henderson, R OBP: 0.357, SLG: 0.500 (1, 8)	E4		1B		G6-3				F9	3	0	0	0	1	0	1									
Jose Canseco, R OBP: 0.359, SLG: 0.557 (1, 9)	K		K			2B			1B	3	0	1	0	1	2	4									
Harold Baines, L OBP: 0.386, SLG: 0.500 (1, 10)	G6-3		G1-3			1B			1B	4	0	2	0	0	0	4									
Brook Jacoby, R OBP: 0.282, SLG: 0.320 (1, 5)		P4		G6-4-3		P1		G5-4-3		4	0	1	0	0	0	4									
Mark McWire, R OBP: 0.335, SLG: 0.375 (1, 3)		F9		G6-4-3		P7			F8	4	0	0	0	0	0	3									
Jamie Quirk, L OBP: 0.307, SLG: 0.289 (1, 2)		G3-1		G4-3		G6-3			G4-3	4	0	0	0	0	0	2									
Mike Gallego, R OBP: 0.338, SLG: 0.363 (1, 4)			P1		F8			F9		4	0	1	0	0	0	0									
Mike Bordick, R OBP: 0.275, SLG: 0.277 (1, 6)			1B		F7			G1-3		4	0	2	0	0	0	0									
<b>Inning Stats</b>	R: 0 E: 1 K: 1 S: 11	H: 0 LOB: 1 BB: 0 P: 19	R: 0 E: 0 K: 0 S: 5	H: 0 LOB: 0 BB: 0 P: 7	R: 0 E: 0 K: 1 S: 13	H: 2 LOB: 3 BB: 1 P: 22	R: 0 E: 0 K: 0 S: 10	H: 1 LOB: 0 BB: 0 P: 14	R: 0 E: 0 K: 0 S: 7	H: 1 LOB: 1 BB: 0 P: 13	R: 0 E: 0 K: 0 S: 5	H: 2 LOB: 2 BB: 0 P: 7	R: 0 E: 0 K: 0 S: 10	H: 0 LOB: 0 BB: 0 P: 15	R: 0 E: 0 K: 0 S: 9	H: 1 LOB: 1 BB: 1 P: 14	R: 0 E: 0 K: 0 S: 7	H: 2 LOB: 2 BB: 0 P: 8	1B: 8 2B: 1 3B: 0 HR: 0	SF: 0 SAC: 0 DP: 2 HBP: 0	WP: 0 PB: 0 SB: 1 CS: 0	PA: 37			
<b>PITCHER</b>	IP	WLS	BF	H	R	ER	SO	BB	IBB	HBP	BLK	WP	HR	S	P	ERA	WHIP								
Bill Wegman, R ERA: 3.22 (1, 1)	9.0	W	37	9	0	0	2	2	0	0	0	0	0	77	119	0.00	1.222								

Milwaukee Brewers @ Oakland Athletics  
Oakland-Alameda County Coliseum, Oakland, CA  
Sat Aug 24 1991, 3:33 AM PDT  
Att: 41,317 - Sunny - 70 F

AB 35  
R 0  
H 9  
RBI 0  
BB 2  
SO 2  
LOB 20





Batter	1	2	3	4	5	6	7	8	9	AB	R	H	RBI	BB	SO	LOB	TOP										
<b>Paul Moltzer, R</b> OBP: 0.399, SLG: 0.517 (1, 10)	0-2 SH5-3 L1-5 1B	SAFE 0-1 CS	1-0 SH3-4 1B	1-2 2B		0-1 G6-3		0-0 P7		5	1	3	0	0	0	1											
<b>Willie Randolph, R</b> OBP: 0.434, SLG: 0.376 (8, PH) <b>Dale Sveum, S</b> OBP: 0.305, SLG: 0.350 (8, 5)	SAFE 1-2 SH5-3 1B		0-0 1B SH3-4	2-0 P2		1-1 G6-3		1-1 F8		4	1	2	0	0	0	1											
<b>Darryl Hamilton, L</b> OBP: 0.339, SLG: 0.376 (1, 9)	0-0 SH5-3		0-0 SH3-4	1-3 K		0-3 K			1-2 F7	3	0	0	0	0	2	1											
<b>Robin Yount, R</b> OBP: 0.341, SLG: 0.409 (1, 8)	0-1 L1-5		1-0 1B		2-2 2B SF3 1B		1-2 G5-3		4-2 2B BB	4	3	2	1	1	0	2											
<b>Greg Vaughn, R</b> OBP: 0.317, SLG: 0.456 (1, 7)		2-2 E4 G4-3 3B 1B	1-1 1B		2-0 SF3 2B 2B		0-3 K		2-0 2B	5	2	4	3	0	1	0											
<b>B.J. Surhoff, L</b> OBP: 0.303, SLG: 0.349 (1, 2)		3-2 G4-3	1-2 BB 1B		1-1 G4-3		1-2 1B		0-3 K	5	0	2	0	0	1	4											
<b>Franklin Stubbs, L</b> OBP: 0.287, SLG: 0.373 (1, 3)		0-3 K	SAFE 4-1 BB 1B SAFE G4-3 BB		0-0 SF3		0-0 P2		3-2 P5	3	0	0	1	1	1	3											
<b>Jim Cantner, L</b> OBP: 0.317, SLG: 0.351 (8, 4)		1-0 1B	2-0 G4-3		2-3 3-H 3-2		1-2 1B			4	1	3	2	0	0	3											
<b>Bill Spiers, L</b> OBP: 0.323, SLG: 0.372 (1, 6)	3-H 2-2 CS 1B			1-1 G4-3		3-H 0-0 L8		1-1 F7		4	0	1	1	0	0	2											
<b>Inning Stats</b>	R: 0 E: 0 K: 0 S: 9	H: 2 LOB: 1 BB: 0 P: 10	R: 2 E: 1 K: 1 S: 16	H: 3 LOB: 0 BB: 0 P: 24	R: 3 E: 0 K: 0 S: 11	H: 5 LOB: 2 BB: 1 P: 21	R: 0 E: 0 K: 1 S: 9	H: 1 LOB: 1 BB: 0 P: 14	R: 2 E: 0 K: 0 S: 11	H: 3 LOB: 1 BB: 0 P: 19	R: 0 E: 0 K: 1 S: 7	H: 0 LOB: 1 BB: 0 P: 8	R: 0 E: 0 K: 1 S: 11	H: 1 LOB: 1 BB: 0 P: 13	R: 0 E: 0 K: 0 S: 8	H: 1 LOB: 1 BB: 0 P: 11	R: 1 E: 0 K: 1 S: 16	H: 1 LOB: 1 BB: 1 P: 26	1B: 12 2B: 5 3B: 1 HR: 0	SF: 1 SAC: 2 DP: 2 HBP: 0	WP: 0 PB: 0 SB: 0 CS: 1	PA: 44					
<b>PITCHER</b>	IP	WLS	BF	H	R	ER	SO	BB	IBB	HBP	BLK	WP	HR	S	P	ERA	WHIP										
<b>Ron Darling, R</b> ERA: 4.18 (1, 1)	4.2	L	26	14	7	7	2	1	0	0	0	0	0	55	87	13.50	3.214										
<b>Gene Nelson, R</b> ERA: 8.02 (5, 1)	2.1		8	1	0	0	2	0	0	0	0	0	0	19	22	0.00	0.429										
<b>Joe Klink, L</b> ERA: 4.21 (8, 1)	1.0		4	1	0	0	0	0	0	0	0	0	0	8	11	0.00	1.000										
<b>Steve Chitren, R</b> ERA: 4.3 (9, 1)	1.0		5	1	1	1	1	1	0	0	0	0	0	16	26	9.00	2.000										

Milwaukee Brewers @ Oakland Athletics  
Oakland-Alameda County Coliseum, Oakland, CA  
Sun Aug 25 1991, 3:33 AM PDT  
Att: 37,624 - Cloudy - 65 F

AB 38  
R 8  
H 17  
RBI 8  
BB 2  
SO 5  
LOB 18



Batter	1	2	3	4	5	6	7	8	9	AB	R	H	RBI	BB	SO	LOB	BOTTOM										
<b>Rickey Henderson, R</b> OBP: 0.406, SLG: 0.395 (1, 7)	0-1 1B		1-3 K			1-0 G5-4-3 1B		1-2 G4-3		4	1	2	1	0	1	0											
<b>Dave Henderson, R</b> OBP: 0.397, SLG: 0.498 (1, 8)	2-2 G4-6-3 2H 1B		0-0 F9			1-2 G5-4-3		3-H 1-2 L7		4	0	1	1	0	0	2											
<b>Jose Canseco, R</b> OBP: 0.358, SLG: 0.553 (1, 9)	4-2 G4-6-3 1B			1-3 K		1-1 L9			2-3 K	3	0	0	0	1	2	1											
<b>Harold Baines, L</b> OBP: 0.383, SLG: 0.495 (1, 10)	0-1 G4-6-3			1-2 G4-3			0-0 G4-3		0-1 G4-3	4	0	0	0	0	0	2											
<b>Terry Steinbach, R</b> OBP: 0.326, SLG: 0.431 (1, 2)	2-1 G6-3			1-1 G5-3			0-1 FC5-4 1B		2-2 F9	4	0	1	0	0	0	1											
<b>Mark McGwire, R</b> OBP: 0.333, SLG: 0.372 (1, 3)		2-1 P4			1-2 P3		1-1 L8			3	0	0	0	0	0	1											
<b>Brook Jacoby, R</b> OBP: 0.280, SLG: 0.317 (1, 5)		1-0 F8			0-0 P5		0-1 FC5-4			3	0	0	0	0	0	1											
<b>Mike Gallego, R</b> OBP: 0.338, SLG: 0.368 (9, 6)		0-2 P2			1-0 F9			0-0 G4-3 3B		3	1	1	0	0	0	0											
<b>Mike Bordick, R</b> OBP: 0.278, SLG: 0.280 (8, PH) <b>Ron Wilmeyer, L</b> OBP: 0.314, SLG: 0.500 (9, 4)			2-2 G6-3			0-0 G5-4-3 1B		0-3 K		2	0	1	0	0	0	0											
<b>Inning Stats</b>	R: 1 E: 0 K: 0 S: 11	H: 2 LOB: 1 BB: 1 P: 19	R: 0 E: 0 K: 0 S: 6	H: 0 LOB: 0 BB: 0 P: 9	R: 0 E: 0 K: 1 S: 7	H: 0 LOB: 0 BB: 0 P: 10	R: 0 E: 0 K: 1 S: 8	H: 0 LOB: 0 BB: 0 P: 11	R: 0 E: 0 K: 0 S: 6	H: 0 LOB: 0 BB: 0 P: 8	R: 0 E: 0 K: 0 S: 7	H: 2 LOB: 1 BB: 0 P: 10	R: 0 E: 0 K: 0 S: 7	H: 1 LOB: 1 BB: 0 P: 8	R: 0 E: 0 K: 1 S: 11	H: 1 LOB: 0 BB: 0 P: 13	R: 0 E: 0 K: 1 S: 8	H: 0 LOB: 0 BB: 0 P: 12	1B: 4 2B: 1 3B: 1 HR: 0	SF: 0 SAC: 0 DP: 2 HBP: 0	WP: 0 PB: 0 SB: 0 CS: 0	PA: 32					
<b>PITCHER</b>	IP	WLS	BF	H	R	ER	SO	BB	IBB	HBP	BLK	WP	HR	S	P	ERA	WHIP										
<b>Chris Bosio, R</b> ERA: 3.33 (1, 1)	8.0	W	29	6	2	2	3	1	0	0	0	0	0	63	88	2.25	0.875										
<b>Doug Henry, R</b> ERA: 1.25 (9, 1)	1.0		3	0	0	0	1	0	0	0	0	0	0	8	12	0.00	0.000										

Milwaukee Brewers @ Oakland Athletics  
Oakland-Alameda County Coliseum, Oakland, CA  
Sun Aug 25 1991, 3:33 AM PDT  
Att: 37,624 - Cloudy - 65 F

AB 31  
R 2  
H 6  
RBI 2  
BB 1  
SO 4  
LOB 9





Batter	1	2	3	4	5	6	7	8	9	AB	R	H	RBI	BB	SO	LOB	TOP											
Wade Boggs, L (1, 5) OBP: 0.328, SLG: 0.477	L8		1B			G6-3		G4-3		4	0	1	0	0	0	0	<b>Boston Red Sox @ Oakland Athletics</b> Oakland-Alameda County Coliseum, Oakland, CA Mon Aug 26 1991, 7:05 PM PDT Att: 28,869 - Cloudy - 60 F											
Jody Read, R (1, 4) OBP: 0.317, SLG: 0.351	WP 1B		K			F7		L5		4	0	1	0	0	1	1												
Phil Planter, L (1, 9) OBP: 0.492, SLG: 0.638 Tom Brunansky, R (9, 9) OBP: 0.300, SLG: 0.381	K			L8				HR		3	1	1	1	1	1	1												
Jack Clark, R (1, 10) OBP: 0.370, SLG: 0.441 Carlos Quintana, R (6, PH) OBP: 0.370, SLG: 0.407	K			HR		G6-3		K		2	1	1	0	1	1	1												
Mike Greenwell, L (1, 7) OBP: 0.358, SLG: 0.427		L9		G4-3				2B 1B		4	1	1	0	0	1	0												
Mo Vaughn, L (1, 3) OBP: 0.340, SLG: 0.354	G4-3			L7				F7		4	0	0	0	0	1	1												
Ellis Burks, R (1, 8) OBP: 0.318, SLG: 0.433		P4						F8		4	0	1	0	0	0	1												
John Marzano, R (1, 2) OBP: 0.241, SLG: 0.310			L4					1-H 2B		3	0	1	1	0	1	1												
Luis Rivera, R (1, 6) OBP: 0.329, SLG: 0.406			K					G5-3		3	0	0	0	0	2	2												
<b>Inning Stats</b>	R: 0 H: 1 E: 0 K: 2 S: 15	H: 1 R: 3 ER: 0 LOB: 0 BB: 0 P: 22	R: 0 H: 0 E: 0 K: 0 S: 4	H: 0 R: 3 ER: 0 LOB: 0 BB: 0 P: 6	R: 0 H: 1 E: 0 K: 2 S: 12	H: 1 R: 0 ER: 0 LOB: 1 BB: 0 P: 20	R: 1 H: 1 E: 0 K: 0 S: 9	H: 1 R: 0 ER: 0 LOB: 0 BB: 0 P: 15	R: 0 H: 1 E: 0 K: 2 S: 10	H: 1 R: 2 ER: 0 LOB: 1 BB: 1 P: 23	R: 1 H: 2 E: 0 K: 0 S: 11	H: 1 R: 0 ER: 0 LOB: 0 BB: 0 P: 19	R: 1 H: 1 E: 0 K: 2 S: 13	H: 1 R: 0 ER: 0 LOB: 0 BB: 0 P: 14	H: 0 R: 0 ER: 0 LOB: 0 BB: 0 P: 19	H: 0 R: 0 ER: 0 LOB: 0 BB: 0 P: 14		1B: 4 2B: 1 3B: 0 HR: 2	SF: 0 SAC: 0 DP: 0 HBP: 0	WP: 2 PB: 2 SB: 0 CS: 1	PA: 34							
<b>PITCHER</b>	IP	WLS	BF	H	R	ER	SO	BB	IBB	HBP	BLK	WP	HR	S	P	ERA	WHIP											
Mike Moore, R (1, 1) ERA: 3.19	8.0	L	31	7	3	3	7	1	0	0	0	0	1	2	86	136	3.38	1.000										
Rick Honeycutt, L (9, 1) ERA: 3.76	0.2		2	0	0	0	2	0	0	0	0	0	0	0	7	11	0.00	0.000										
Dennis Eckersley, R (9, 1) ERA: 2.62	0.1		1	0	0	0	0	0	0	0	0	0	0	0	2	3	0.00	0.000										

AB	33
R	3
H	7
RBI	3
BB	1
SO	9
LOB	9



Batter	1	2	3	4	5	6	7	8	9	AB	R	H	RBI	BB	SO	LOB	BOTTOM										
Rickey Henderson, R (1, 7) OBP: 0.402, SLG: 0.391	G6-3		P3			G5-3		G6-3		4	0	0	0	0	0	1	<b>Boston Red Sox @ Oakland Athletics</b> Oakland-Alameda County Coliseum, Oakland, CA Mon Aug 26 1991, 7:05 PM PDT Att: 28,869 - Cloudy - 60 F										
Dave Henderson, R (1, 8) OBP: 0.356, SLG: 0.498	G6-3			G4-3 2B		F9		P4		4	0	1	0	0	0	0											
Jose Canseco, R (1, 9) OBP: 0.356, SLG: 0.548	K			K				K		4	0	0	0	0	4	1											
Harold Baines, L (1, 10) OBP: 0.382, SLG: 0.491		K		G4-3				1B BB		3	0	0	0	1	2	1											
Terry Steinbach, R (1, 3) OBP: 0.326, SLG: 0.431	G6-3			G4-3				1B		3	0	1	0	0	0	1											
Brook Jacoby, R (1, 5) OBP: 0.278, SLG: 0.315	F9							P4		3	0	0	0	0	0	2											
Jamie Quirk, L (1, 2) OBP: 0.302, SLG: 0.284			G6-3					K		3	0	0	0	0	2	2											
Mike Gallego, R (1, 4) OBP: 0.338, SLG: 0.368			CS 1B			G6-3		K		3	0	1	0	0	1	0											
Mike Bordick, R (1, 6) OBP: 0.281, SLG: 0.278 Ernest Riles, L (8, PH) OBP: 0.288, SLG: 0.310			1-2 HBP					F8		1	0	0	0	0	1	0											
<b>Inning Stats</b>	R: 0 H: 0 E: 0 K: 1 S: 8	H: 0 R: 0 ER: 0 LOB: 0 BB: 0 P: 13	R: 0 H: 0 E: 0 K: 1 S: 8	H: 0 R: 0 ER: 0 LOB: 0 BB: 0 P: 13	R: 0 H: 1 E: 0 K: 0 S: 8	H: 1 R: 0 ER: 0 LOB: 1 BB: 0 P: 13	R: 0 H: 1 E: 0 K: 1 S: 16	H: 1 R: 0 ER: 0 LOB: 0 BB: 0 P: 27	R: 0 H: 0 E: 0 K: 1 S: 9	H: 0 R: 0 ER: 0 LOB: 0 BB: 0 P: 13	R: 0 H: 0 E: 0 K: 2 S: 11	H: 1 R: 0 ER: 0 LOB: 2 BB: 1 P: 19	R: 0 H: 0 E: 0 K: 1 S: 11	H: 0 R: 0 ER: 0 LOB: 0 BB: 0 P: 15	R: 0 H: 0 E: 0 K: 2 S: 8	H: 0 R: 0 ER: 0 LOB: 0 BB: 0 P: 12		H: 0 R: 0 ER: 0 LOB: 0 BB: 0 P: 12	1B: 2 2B: 1 3B: 0 HR: 0	SF: 0 SAC: 0 DP: 0 HBP: 1	WP: 0 PB: 0 SB: 0 CS: 1	PA: 31					
<b>PITCHER</b>	IP	WLS	BF	H	R	ER	SO	BB	IBB	HBP	BLK	WP	HR	S	P	ERA	WHIP										
Roger Clemens, R (1, 1) ERA: 2.59	9.0	W	31	3	0	0	10	1	0	1	0	0	0	84	133	0.00	0.444										





















Batter	1	2	3	4	5	6	7	8	9	AB	R	H	RBI	BB	SO	LOB	TOP				
<b>Tony Phillips, S</b> OBP: 0.386, SLG: 0.459 <b>Rob Deer, R</b> OBP: 0.310, SLG: 0.383	1-0 P5	3-3 K		4-0 BB		3-2 BB		0-0 F7		4	0	1	0	1	1	3					
<b>Lou Whitaker, L</b> OBP: 0.400, SLG: 0.514	0-0 G3 1B	2-1 G4-3		0-1 SF8		4-1 BB		2-1 F8		3	1	1	1	1	0	3					
<b>Lloyd Moseby, L</b> OBP: 0.317, SLG: 0.403	1-0 G3		2-2 1B	0-2 1B		3-2 F9			1-2 HR	5	1	2	0	0	0	4					
<b>Cecil Fielder, R</b> OBP: 0.341, SLG: 0.519	2-1 1B		0-2 P5		3-1 F7		4-2 BB		1-0 P5	4	0	1	1	1	0	2					
<b>Mickey Tettleton, S</b> OBP: 0.392, SLG: 0.499	3-H 1B		1-2 F8	1-3 1B	1-0 F8		1-1 F8		0-0 F7	5	0	2	0	0	0	3					
<b>Travis Fryman, R</b> OBP: 0.300, SLG: 0.442		1-2 F7	3-2 P3	0-1 F8		4-2 BB		1-2 HR		4	1	1	2	1	0	3					
<b>Pete Incaviglia, R</b> OBP: 0.293, SLG: 0.362		1-2 BB 1B	2-3 K	1-3 K		0-0 G6-4-3 1B			0-0 1B	5	1	2	0	0	2	5					
<b>Scott Livingstone, L</b> OBP: 0.368, SLG: 0.385		4-0 1B		3-1 F8		0-0 L8		4-2 BB	0-3 K	3	0	0	0	2	1	1					
<b>Mitt Cuyler, S</b> OBP: 0.323, SLG: 0.319		2-2 1B		0-0 E1 SF8 1B		0-1 G4-3		3-1 P1		4	1	2	1	0	0	1					
<b>Inning Stats</b>	R: 1 E: 0 K: 0 S: 8	H: 2 LOB: 1 BB: 0 P: 13	R: 1 E: 0 K: 1 S: 16	H: 2 LOB: 2 BB: 1 P: 29	R: 0 E: 0 K: 1 S: 14	H: 2 LOB: 2 BB: 1 P: 21	R: 1 E: 1 K: 0 S: 9	H: 1 LOB: 1 BB: 1 P: 16	R: 0 E: 0 K: 1 S: 11	H: 1 LOB: 2 BB: 1 P: 21	R: 0 E: 0 K: 0 S: 9	H: 0 LOB: 1 BB: 2 P: 18	R: 0 E: 0 K: 0 S: 8	H: 0 LOB: 1 BB: 1 P: 17	R: 2 E: 0 K: 1 S: 11	H: 3 LOB: 1 BB: 0 P: 15	1B: 9 2B: 2 3B: 0 HR: 1	SF: 1 SAC: 0 DP: 1 HBP: 0	WP: 0 PB: 0 CS: 0	PA: 44	
<b>PITCHER</b>	IP	WLS	BF	H	R	ER	SO	BB	IBB	HBP	BLK	WP	HR	S	P	ERA	WHIP				
<b>Bob Welch, R</b> ERA: 4.1	7.0	L	35	9	3	2	3	6	0	0	0	0	0	78	138	2.57	2.143				
<b>Curt Young, L</b> ERA: 4.69	1.0		4	1	1	1	0	0	0	0	0	0	0	8	14	9.00	1.000				
<b>Gene Nelson, R</b> ERA: 7.15	1.0		5	2	1	1	1	0	0	0	0	0	1	8	11	9.00	2.000				

**Detroit Tigers @ Oakland Athletics**  
Oakland-Alameda County Coliseum, Oakland, CA  
Sun Sep 01 1991, 3:33 AM PDT  
Att: 33,173 - Sunny - 70 F

livebaseballscores.com

AB 37  
R 5  
H 12  
RBI 5  
BB 6  
SO 4  
LOB 25



Batter	1	2	3	4	5	6	7	8	9	AB	R	H	RBI	BB	SO	LOB	BOTTOM				
<b>Lance Blankenship, R</b> OBP: 0.312, SLG: 0.322 <b>Terry Steinbach, R</b> OBP: 0.329, SLG: 0.424	1-0 F7		0-2 L9			2-3 K		1-0 SF8		3	0	0	0	0	1	0					
<b>Dave Henderson, R</b> OBP: 0.354, SLG: 0.487	1-0 P5		1-1 G6-3			0-0 P3		2-3 3-H 2-3 K		4	0	0	0	0	1	2					
<b>Jose Canseco, R</b> OBP: 0.357, SLG: 0.547	1-2 1B			0-3 K		1-1 F8		0-2 P6		4	0	1	0	0	1	0					
<b>Harold Baines, L</b> OBP: 0.383, SLG: 0.489 <b>Rickey Henderson, R</b> OBP: 0.401, SLG: 0.404	1-0 L8			3-2 F8		0-0 G4-3		1-2 F9		3	0	0	0	0	0	1					
<b>Mark McGwire, R</b> OBP: 0.338, SLG: 0.395		1-0 G4-3		3-3 K		2-2 G1-3		3-2 F7		4	0	0	0	0	1	0					
<b>Brook Jacoby, R</b> OBP: 0.288, SLG: 0.329		0-0 G6-3			1-2 G6-3			0-0 1B 2B		3	1	1	0	0	0	0					
<b>Jamie Quirk, L</b> OBP: 0.287, SLG: 0.287 <b>Willie Wilson, S</b> OBP: 0.293, SLG: 0.318		2-2 1B			1-2 G3-1			0-1 SH1-4 1B SF8 1B		3	0	2	0	0	0	0					
<b>Mike Gallego, R</b> OBP: 0.330, SLG: 0.360		1-2 F9			1-2 G6-3			0-0 SF8 SH1-4 1B		3	0	1	1	0	0	1					
<b>Mike Bordick, R</b> OBP: 0.287, SLG: 0.271 <b>Ernest Riles, L</b> OBP: 0.288, SLG: 0.307			1-3 K			3-1 L9		1-2 2-3 SH1-4		1	0	0	0	0	1	0					
<b>Inning Stats</b>	R: 0 E: 0 K: 0 S: 6	H: 1 LOB: 0 BB: 0 P: 10	R: 0 E: 0 K: 0 S: 11	H: 1 LOB: 0 BB: 0 P: 15	R: 0 E: 0 K: 1 S: 8	H: 0 LOB: 0 BB: 0 P: 10	R: 0 E: 0 K: 2 S: 11	H: 0 LOB: 0 BB: 0 P: 17	R: 0 E: 0 K: 0 S: 10	H: 0 LOB: 0 BB: 0 P: 13	R: 0 E: 0 K: 1 S: 8	H: 0 LOB: 0 BB: 0 P: 10	R: 0 E: 0 K: 1 S: 10	H: 3 LOB: 2 BB: 0 P: 14	R: 0 E: 0 K: 0 S: 10	H: 0 LOB: 0 BB: 0 P: 14	1B: 4 2B: 1 3B: 0 HR: 0	SF: 1 SAC: 1 DP: 0 HBP: 0	WP: 0 PB: 0 CS: 0	PA: 32	
<b>PITCHER</b>	IP	WLS	BF	H	R	ER	SO	BB	IBB	HBP	BLK	WP	HR	S	P	ERA	WHIP				
<b>Mark Leiter, R</b> ERA: 3.94	8.0	W	29	5	2	2	5	0	0	0	0	0	0	71	102	2.25	0.625				
<b>Jerry Don Gleaton, L</b> ERA: 3.99	1.0	S	3	0	0	0	0	0	0	0	0	0	0	10	14	0.00	0.000				

**Detroit Tigers @ Oakland Athletics**  
Oakland-Alameda County Coliseum, Oakland, CA  
Sun Sep 01 1991, 3:33 AM PDT  
Att: 33,173 - Sunny - 70 F

livebaseballscores.com

AB 30  
R 2  
H 5  
RBI 2  
BB 0  
SO 5  
LOB 4





Batter	1	2	3	4	5	6	7	8	9	AB	R	H	RBI	BB	SO	LOB	TOP				
<b>Rickey Henderson, R</b> OBP: 0.399, SLG: 0.401 (1, 7)	0-3 <b>K</b>		2-2 <b>1B</b>		2-2 <b>F9</b>		2-1 <b>P3</b>		3-2 <b>P4</b>	5	0	1	0	0	1	0	<b>Oakland Athletics @ Milwaukee Brewers</b> <b>Milwaukee County Stadium, Milwaukee, WI</b> Tue Sep 03 1991, 8:05 PM EDT Att: 9,047 - Cloudy - 75 F				
<b>Lance Blankenship, R</b> OBP: 0.372, SLG: 0.325 <b>Dann Howitt, L</b> OBP: 1.000, SLG: 4.000 (7, PH) (7, 9)	1-1 <b>F9</b>		2-2 <b>SF8</b>		3-1 <b>1B</b>		2-1 <b>HR</b>			2	0	1	1	0	0	0					
<b>Jose Canseco, R</b> OBP: 0.355, SLG: 0.543 (1, 10)	1-3 <b>K</b>		3-H <b>G4-3</b>		2-3 <b>K</b>		0-0 <b>F7</b>			4	0	0	0	0	2	2					
<b>Dave Henderson, R</b> OBP: 0.356, SLG: 0.490 (1, 8)		1-2 <b>2B</b>		4-0 <b>1B</b> <b>SF8</b> <b>BB</b>		3-1 <b>G2</b>		1-1 <b>1B</b>		3	1	2	0	1	0	1					
<b>Terry Steinbach, R</b> OBP: 0.327, SLG: 0.422 (1, 2)		0-2 <b>G6-3</b>		2-2 <b>1B</b>		3-3 <b>K</b>		0-0 <b>F7</b>		4	0	1	0	0	1	2					
<b>Mark McWire, R</b> OBP: 0.337, SLG: 0.392 (1, 3)		2-3 <b>K</b>		2-3 <b>K</b>		4-0 <b>FC5-4</b> <b>BB</b>		2-3 <b>K</b>		3	0	0	0	1	3	4					
<b>Brook Jacoby, R</b> OBP: 0.285, SLG: 0.326 (1, 5)		1-1 <b>P2</b>		0-2 <b>SF8</b>		0-0 <b>FC5-4</b> <b>1-2</b>		0-2 <b>FC1-4-6</b> <b>1-2</b>		3	0	0	1	0	0	3					
<b>Mike Gallego, R</b> OBP: 0.330, SLG: 0.359 (1, 4)			1-1 <b>P3</b>		0-0 <b>1B</b>		0-3 <b>K</b>		2-0 <b>L7</b>	4	0	1	0	0	1	1					
<b>Mike Bordick, R</b> OBP: 0.287, SLG: 0.270 (1, 6)			1-1 <b>1B</b> <b>SF8</b> <b>1B</b>		3-1 <b>B2-3</b>		3-2 <b>P3</b>		0-0 <b>F9</b>	4	1	1	0	0	0	2					
<b>Inning Stats</b>	R: 0 E: 0 K: 2 S: 9	H: 0 LOB: 0 BB: 0 P: 11	R: 0 E: 0 K: 1 S: 12	H: 1 LOB: 1 BB: 0 P: 16	R: 1 E: 0 K: 0 S: 14	H: 2 LOB: 1 BB: 0 P: 22	R: 1 E: 0 K: 1 S: 15	H: 2 LOB: 2 BB: 1 P: 26	R: 0 E: 0 K: 2 S: 8	H: 0 LOB: 1 BB: 1 P: 15	R: 1 E: 0 K: 0 S: 8	H: 1 LOB: 0 BB: 0 P: 15	R: 0 E: 0 K: 1 S: 9	H: 1 LOB: 1 BB: 0 P: 12	R: 0 E: 0 K: 0 S: 5	H: 0 LOB: 0 BB: 0 P: 10	1B: 6 2B: 1 3B: 0 HR: 1	SF: 2 SAC: 0 DP: 0 HBP: 0	WP: 0 PB: 0 SB: 0 CS: 0	PA: 37	
<b>PITCHER</b>	IP	WLS	BF	H	R	ER	SO	BB	IBB	HBP	BLK	WP	HR	S	P	ERA	WHIP				
<b>Dan Plesac, L</b> ERA: 3.5 (1, 1)	5.0		22	6	2	2	5	1	0	0	0	0	0	63	98	3.60	1.400				
<b>Julio Machado, R</b> ERA: 3.41 (6, 1)	3.0		12	2	1	1	3	1	0	0	0	0	1	25	42	3.00	1.000				
<b>Ed Nunez, R</b> ERA: 5.56 (9, 1)	1.0	W	3	0	0	0	0	0	0	0	0	0	0	5	10	0.00	0.000				

Batter	1	2	3	4	5	6	7	8	9	AB	R	H	RBI	BB	SO	LOB	BOTTOM					
<b>Paul Moltzer, R</b> OBP: 0.402, SLG: 0.514 (1, 10)	1-1 <b>G4-3</b>		1-3 <b>K</b>		2-2 <b>F9</b>		4-0 <b>BB</b>		0-0 <b>F8</b>	4	0	0	0	1	1	1	<b>Oakland Athletics @ Milwaukee Brewers</b> <b>Milwaukee County Stadium, Milwaukee, WI</b> Tue Sep 03 1991, 8:05 PM EDT Att: 9,047 - Cloudy - 75 F					
<b>Willie Randolph, R</b> OBP: 0.430, SLG: 0.382 (1, 4)	1-1 <b>P4</b>		2-1 <b>G6-3</b>		3-1 <b>F8</b>		0-1 <b>F8</b>		1 SAFE 1 SAFE 1 SAFE 1-2 <b>1B</b>	5	0	1	0	0	0	2						
<b>Darryl Hamilton, L</b> OBP: 0.342, SLG: 0.372 (1, 9)	4-2 <b>BB</b>		0-1 <b>G4-3</b>		1-1 <b>G4-3</b>		3-3 <b>K</b>		2-2 <b>FC6-4</b> <b>HR</b> <b>1-2</b> <b>2-3</b>	4	1	0	0	1	1	4						
<b>Robin Yount, R</b> OBP: 0.347, SLG: 0.416 (1, 8)	1 SAFE 1 SAFE 1-2 <b>BB</b>		0-1 <b>G6-3</b>		0-1 <b>G5-3</b>		1-3 <b>K</b>		0-1 <b>HR</b> <b>1-H</b> <b>3-H</b>	4	1	1	3	1	1	0						
<b>B.J. Surhoff, L</b> OBP: 0.312, SLG: 0.371 (1, 2)	0-0 <b>G4-3</b>		1-2 <b>G4-3</b>		1-0 <b>1B</b>		0-0 <b>HR</b>			4	1	2	1	0	0	2						
<b>Greg Vaughn, R</b> OBP: 0.315, SLG: 0.446 (1, 7)		0-0 <b>L5</b>		3-1 <b>E5</b> <b>BB</b>		3-3 <b>K</b>		4-0 <b>BB</b>		3	0	0	0	1	1	1						
<b>Jim Gantner, L</b> OBP: 0.312, SLG: 0.357 (1, 5)		0-1 <b>G4-3</b> <b>2B</b>		4-2 <b>1B</b> <b>BB</b>		0-0 <b>HR</b>		1-1 <b>F7</b>		3	1	2	1	1	0	1						
<b>Franklin Stubbs, L</b> OBP: 0.285, SLG: 0.370 <b>Dante Bichette, R</b> OBP: 0.271, SLG: 0.384 <b>Dale Sveum, S</b> OBP: 0.305, SLG: 0.344 <b>George Canale, L</b> (9, 3)		0-1 <b>G4-3</b>		1-2 <b>P5</b>		1-3 <b>K</b>		0-1 <b>F7</b>		3	0	0	0	0	1	3						
<b>Bill Spiers, L</b> OBP: 0.334, SLG: 0.380 (1, 6)		3-1 <b>P6</b>		0-2 <b>G3</b>		2-2 <b>BB</b> <b>1B</b>		4-2 <b>FC6-4</b> <b>1B</b> <b>HR</b> <b>BB</b>		3	1	1	0	1	0	1						
<b>Inning Stats</b>	R: 0 E: 0 K: 0 S: 8	H: 0 LOB: 2 BB: 2 P: 18	R: 0 E: 0 K: 0 S: 7	H: 1 LOB: 1 BB: 0 P: 10	R: 0 E: 0 K: 1 S: 7	H: 0 LOB: 0 BB: 1 P: 10	R: 0 E: 0 K: 0 S: 13	H: 0 LOB: 2 BB: 1 P: 22	R: 0 E: 0 K: 0 S: 9	H: 0 LOB: 0 BB: 0 P: 14	R: 0 E: 0 K: 1 S: 8	H: 1 LOB: 1 BB: 0 P: 13	R: 1 E: 0 K: 2 S: 15	H: 2 LOB: 2 BB: 1 P: 25	R: 0 E: 0 K: 1 S: 8	H: 1 LOB: 1 BB: 1 P: 14	R: 3 E: 0 K: 0 S: 13	H: 2 LOB: 0 BB: 1 P: 19	1B: 3 2B: 1 3B: 0 HR: 3	SF: 0 SAC: 0 DP: 0 HBP: 0	WP: 0 PB: 0 SB: 0 CS: 0	PA: 40
<b>PITCHER</b>	IP	WLS	BF	H	R	ER	SO	BB	IBB	HBP	BLK	WP	HR	S	P	ERA	WHIP					
<b>Dave Stewart, R</b> ERA: 5.17 (1, 1)	7.1		33	5	2	2	5	5	0	0	0	0	2	71	121	2.46	1.364					
<b>Rick Honeycutt, L</b> ERA: 3.86 (8, 1)	0.1		1	0	0	0	0	0	0	0	0	0	0	2	3	0.00	0.000					
<b>Dennis Eckersley, R</b> ERA: 2.9 (8, 1)	1.0	L	6	2	3	3	0	1	0	0	0	0	1	15	21	27.00	3.000					

AB	33
R	3
H	8
RBI	3
BB	2
SO	8
LOB	15






Batter	1	2	3	4	5	6	7	8	9	AB	R	H	RBI	BB	SO	LOB	TOP								
Rickey Henderson, R OBP: 0.400, SLG: 0.401	2-2 G6-4-3 1B		1-1 G6-3		1-1 L7			4-0 F8 BB		3	0	1	0	1	0	2									
Ron Wiltmeyer, L OBP: 0.381, SLG: 0.485	1-1 G6-4-3 1-2f		2-3 K			0-1 G3		2-0 F8 1-3		4	0	0	0	0	1	2									
Jose Canseco, R OBP: 0.354, SLG: 0.539	4-1 BB			1-3 K		2-3 K		0-3 K		3	0	0	0	1	3	1									
Harold Baines, L OBP: 0.381, SLG: 0.485 Scott Hemond, R OBP: 0.250, SLG: 0.182	0-0 F7			2-1 G5-3		0-0 G3			4-2 FC6-4 BB	3	0	0	0	1	0	1									
Dave Henderson, R OBP: 0.356, SLG: 0.488		0-0 1B		0-0 G6-3			1-3 K		0-3 K	4	0	1	0	0	2	1									
Terry Steinbach, R OBP: 0.329, SLG: 0.421		1-0 F9			3-2 1B		3-2 1B		0-0 FC6-4 1-2f	3	0	1	0	0	0	2									
Brook Jacoby, R OBP: 0.282, SLG: 0.323 Ernest Riles, L OBP: 0.287, SLG: 0.306		0-3 K			0-3 K		2-1 L6		3-2 G3-1	3	0	0	0	0	2	3									
Mike Gallego, R OBP: 0.330, SLG: 0.359		0-1 B1-3			1-1 1B		1-3 K			3	0	1	0	0	1	2									
Mike Bordick, R OBP: 0.285, SLG: 0.269 Dann Howitt, L OBP: 0.500, SLG: 2.000 Lance Blankenship, R OBP: 0.310, SLG: 0.322			1-1 P4		1-3 K			2-3 K		1	0	0	0	0	0	0									
										1	0	0	0	0	1	2									
										1	0	0	0	0	1	0									
<b>Inning Stats</b>	R: 0 E: 0 K: 0 S: 7	H: 1 LOB: 1 BB: 1 P: 14	R: 0 E: 0 K: 1 S: 7	H: 1 LOB: 1 BB: 0 P: 8	R: 0 E: 0 K: 1 S: 7	H: 0 LOB: 0 BB: 0 P: 11	R: 0 E: 0 K: 1 S: 6	H: 0 LOB: 0 BB: 0 P: 9	R: 0 E: 0 K: 2 S: 15	H: 2 LOB: 2 BB: 0 P: 21	R: 0 E: 0 K: 1 S: 6	H: 0 LOB: 0 BB: 0 P: 8	R: 0 E: 0 K: 2 S: 11	H: 0 LOB: 1 BB: 0 P: 18	R: 0 E: 0 K: 1 S: 7	H: 0 LOB: 1 BB: 1 P: 15	R: 0 E: 0 K: 1 S: 10	H: 0 LOB: 1 BB: 1 P: 17	1B: 4 2B: 0 3B: 0 HR: 0	SF: 0 SAC: 0 DP: 1 HBP: 1	WP: 0 PB: 0 SB: 1 CS: 0	PA: 34			
<b>PITCHER</b>	IP	WLS	BF	H	R	ER	SO	BB	IBB	HBP	BLK	WP	HR	S	P	ERA	WHIP								
Bill Wegman, R ERA: 3.01	(1, 1)	8.0	W	30	4	0	10	2	0	1	0	0	0	66	104	0.00	0.750								
Doug Henry, R ERA: 1.42	(9, 1)	1.0	S	4	0	0	1	1	0	0	0	0	0	10	17	0.00	1.000								

Oakland Athletics @ Milwaukee Brewers  
Milwaukee County Stadium, Milwaukee, WI  
Wed Sep 04 1991, 8:05 PM EDT  
Att. 12,599 - Sunny - 75 F


AB	30
R	0
H	4
RBI	0
BB	3
SO	11
LOB	17



Batter	1	2	3	4	5	6	7	8	9	AB	R	H	RBI	BB	SO	LOB	BOTTOM									
Paul Molitor, R OBP: 0.404, SLG: 0.514	1-2 1B SF9		1-1 L5		4-0 S IBB		1-1 1B	0-1 F8		4	1	2	0	1	0	3										
Willie Randolph, R OBP: 0.430, SLG: 0.383	3-2 1B SF9		0-0 G1-3		0-3 K		1-2 1B			4	0	2	0	0	1	2										
Darryl Hamilton, L OBP: 0.338, SLG: 0.367	0-0 F7		0-3 K		1-1 G4-3		2-0 F8			4	0	0	0	0	1	6										
Robin Yount, R OBP: 0.344, SLG: 0.413	2-0 SF9			2-1 G4-3		2-3 K	2-3 K2-3			3	0	0	1	0	2	2										
B.J. Surhoff, L OBP: 0.311, SLG: 0.369	1-2 3-H G3			2-1 G4-3		2-2 G4-3		1-2 G3 1B		4	0	1	0	0	0	1										
Greg Vaughn, R OBP: 0.321, SLG: 0.457		0-0 HR		3-2 FC6 1B		4-2 BB BB		2-0 G3 1B		3	1	3	1	1	0	0										
Jim Gantner, L OBP: 0.312, SLG: 0.354	1-0 F7		1-2 FC6		4-0 FC6		1-2 BB	2-2 G3		3	0	0	0	1	0	3										
Franklin Stubbs, L OBP: 0.285, SLG: 0.368		2-3 K			2-2 S 1B		3-2 G1-3	2-2 G4-3		4	0	1	0	0	1	4										
Bill Spiers, L OBP: 0.333, SLG: 0.377		2-3 K			2-1 P3		3-2 G6-3	4-2 BB		3	0	0	0	1	1	1										
<b>Inning Stats</b>	R: 1 E: 0 K: 0 S: 12	H: 2 LOB: 1 BB: 0 P: 19	R: 1 E: 0 K: 2 S: 8	H: 1 LOB: 0 BB: 0 P: 13	R: 0 E: 0 K: 1 S: 7	H: 0 LOB: 0 BB: 0 P: 8	R: 0 E: 0 K: 0 S: 9	H: 1 LOB: 1 BB: 0 P: 18	R: 0 E: 0 K: 1 S: 10	H: 1 LOB: 2 BB: 1 P: 19	R: 0 E: 0 K: 1 S: 12	H: 0 LOB: 2 BB: 2 P: 27	R: 0 E: 0 K: 1 S: 13	H: 2 LOB: 2 BB: 0 P: 22	R: 0 E: 0 K: 0 S: 16	H: 2 LOB: 3 BB: 1 P: 27	1B: 8 2B: 0 3B: 0 HR: 1	SF: 1 SAC: 0 DP: 0 HBP: 0	WP: 0 PB: 0 SB: 3 CS: 0	PA: 37						
<b>PITCHER</b>	IP	WLS	BF	H	R	ER	SO	BB	IBB	HBP	BLK	WP	HR	S	P	ERA	WHIP									
Ron Darling, R ERA: 4.11	(1, 1)	7.0	L	31	7	2	2	2	2	6	0	0	0	0	71	126	2.57	1.286								
Joe Klink, L ERA: 3.91	(8, 1)	0.2		5	2	0	0	0	1	0	0	0	0	14	25	0.00	4.500									
Steve Chitren, R ERA: 4.33	(8, 1)	0.1		1	0	0	0	0	0	0	0	0	0	2	2	0.00	0.000									

Oakland Athletics @ Milwaukee Brewers  
Milwaukee County Stadium, Milwaukee, WI  
Wed Sep 04 1991, 8:05 PM EDT  
Att. 12,599 - Sunny - 75 F

AB	32
R	2
H	9
RBI	2
BB	4
SO	6
LOB	22





Batter	1	2	3	4	5	6	7	8	9	AB	R	H	RBI	BB	SO	LOB	TOP			
Rickey Henderson, R OBP: 0.398, SLG: 0.398	L9		S BB BB 1B	P3			G5-3		P6	5	1	1	0	0	0	0				
Dave Henderson, R OBP: 0.356, SLG: 0.486	F8		L8				CS 1B		K	4	0	1	0	1	1	1				
Jose Canseco, R OBP: 0.353, SLG: 0.536	G5-3		BB S SF9 BB				K		K	3	1	0	0	1	2	2				
Brad Komminsk, R OBP: 0.100, SLG: 0.100			BB S SF9 BB				K		K	0	0	0	0	0	0	0				
Terry Steinbach, R OBP: 0.328, SLG: 0.418		L7	SF9 BB IBB				G6-3		K	3	0	0	0	1	1	1				
Harold Baines, L OBP: 0.387, SLG: 0.496									S 1B	3	1	3	2	1	0	0				
Willie Wilson, S (8, PR) OBP: 0.293, SLG: 0.318									S 1B	0	0	0	0	0	0	0				
Mark McGwire, R OBP: 0.337, SLG: 0.392									F9	3	1	1	1	0	1	2				
Brook Jacoby, R OBP: 0.282, SLG: 0.325									K2-3	4	0	1	0	0	1	4				
Mike Gallego, R OBP: 0.329, SLG: 0.360									K	4	0	1	1	0	1	3				
Mike Bordick, R OBP: 0.278, SLG: 0.262									K	4	0	0	0	0	1	3				
<b>Inning Stats</b>	R: 0 H: 0 E: 0 K: 0 S: 6	H: 0 LOB: 0 BB: 0 P: 11	R: 2 H: 3 E: 0 K: 0 S: 17	H: 3 LOB: 1 BB: 0 P: 27	R: 2 H: 1 E: 1 K: 0 S: 12	H: 2 LOB: 2 BB: 3 P: 27	R: 0 H: 0 E: 0 K: 0 S: 8	H: 0 LOB: 0 BB: 0 P: 14	R: 0 H: 1 E: 0 K: 1 S: 11	H: 2 LOB: 2 BB: 0 P: 19	R: 0 H: 0 E: 0 K: 2 S: 12	H: 0 LOB: 1 BB: 1 P: 20	R: 0 H: 1 E: 0 K: 2 S: 11	H: 2 LOB: 2 BB: 0 P: 14	R: 0 H: 0 E: 0 K: 2 S: 10	H: 0 LOB: 0 BB: 0 P: 14	1B: 5 2B: 3 3B: 0 HR: 1	SF: 1 SAC: 0 DP: 1 HBP: 0	WP: 0 PB: 0 SB: 3 CS: 1	PA: 38
<b>PITCHER</b>	IP WLS BF H R ER SO BB IBB HBP BLK WP HR S P ERA WHIP																			
Frank Tanana, L ERA: 3.74	(1, 1) 7.0 L 31 7 4 4 4 3 1 0 0 0 0 1 82 141 5.14 1.429																			
Dan Gakeler, R ERA: 6.1	(8, 1) 2.0 7 1 0 0 4 0 0 0 0 0 0 0 21 28 0.00 0.500																			

Oakland Athletics @ Detroit Tigers  
Tiger Stadium, Detroit, MI  
Thu Sep.05 1991, 7:05 PM EDT  
Att: 16,953 - Cloudy - 74 F

AB	33
R	4
H	8
RBI	4
BB	4
SO	8
LOB	16



Batter	1	2	3	4	5	6	7	8	9	AB	R	H	RBI	BB	SO	LOB	BOTTOM			
Tony Phillips, S OBP: 0.382, SLG: 0.458	K		1B SF7 BB	K			FC4		FC6-4 BB 1B	4	1	1	0	1	2	3				
Lou Whitaker, L OBP: 0.396, SLG: 0.511	G4-3		1B WP 1B	G4-3			FC4-6 BB		FC6-4 BB	3	0	1	0	2	0	2				
Lloyd Moseby, L OBP: 0.316, SLG: 0.395			SF7				G3		FC4-6 BB	2	0	0	1	1	0	1				
Skeeter Barnes, R OBP: 0.317, SLG: 0.487			3-H				G3		K	0	0	0	0	0	0	0				
Dave Bergman, L OBP: 0.353, SLG: 0.384			3-H				G3		K	1	0	0	0	0	1	2				
Cecil Fielder, R OBP: 0.345, SLG: 0.524	FC6-4		1B				P7		FC6-4	5	0	2	0	0	0	4				
Mickey Tettleton, S OBP: 0.386, SLG: 0.487		G4-3					P6			3	0	0	0	1	1	2				
Travis Fryman, R OBP: 0.300, SLG: 0.439		G6-3					P6		G4-3	4	0	0	0	0	1	3				
Rob Deer, R OBP: 0.314, SLG: 0.390							K		P6	4	0	2	0	0	1	0				
Pete Incaviglia, R OBP: 0.294, SLG: 0.359							G5-3		P4	3	0	0	0	1	0	1				
Mitt Cuyler, S OBP: 0.328, SLG: 0.331							FC4 BB		K	3	0	1	0	1	2	2				
<b>Inning Stats</b>	R: 0 H: 0 E: 0 K: 1 S: 9	H: 0 LOB: 1 BB: 1 P: 20	R: 0 H: 1 E: 0 K: 1 S: 11	H: 1 LOB: 2 BB: 1 P: 21	R: 1 H: 2 E: 0 K: 1 S: 17	H: 2 LOB: 2 BB: 2 P: 35	R: 0 H: 2 E: 0 K: 1 S: 13	H: 2 LOB: 0 BB: 0 P: 20	R: 0 H: 1 E: 0 K: 1 S: 10	H: 1 LOB: 1 BB: 0 P: 12	R: 0 H: 0 E: 0 K: 1 S: 9	H: 0 LOB: 1 BB: 1 P: 15	R: 0 H: 0 E: 0 K: 0 S: 5	H: 0 LOB: 0 BB: 1 P: 18	R: 0 H: 0 E: 0 K: 2 S: 12	H: 0 LOB: 2 BB: 1 P: 23	1B: 6 2B: 1 3B: 0 HR: 0	SF: 1 SAC: 0 DP: 0 HBP: 0	WP: 1 PB: 0 SB: 0 CS: 0	PA: 40
<b>PITCHER</b>	IP WLS BF H R ER SO BB IBB HBP BLK WP HR S P ERA WHIP																			
Mike Moore, R ERA: 3.35	(1, 1) 6.0 W 29 6 1 1 6 6 0 0 0 0 0 0 0 3 5 0.00 0.000																			
Joe Klink, L ERA: 3.88	(7, 1) 0.1 1 0 0 0 0 0 0 0 0 0 0 0 3 5 0.00 0.000																			
Gene Nelson, R ERA: 6.86	(7, 1) 1.2 5 0 0 0 0 0 0 0 0 0 0 0 11 15 0.00 0.000																			
Rick Honeycutt, L ERA: 3.61	(9, 1) 0.1 3 1 0 0 1 1 0 0 0 0 0 0 7 15 0.00 0.000																			
Dennis Eckersley, R ERA: 2.87	(9, 1) 0.2 S 2 0 0 0 1 0 0 0 0 0 0 0 5 8 0.00 0.000																			

Oakland Athletics @ Detroit Tigers  
Tiger Stadium, Detroit, MI  
Thu Sep.05 1991, 7:05 PM EDT  
Att: 16,953 - Cloudy - 74 F

AB	32
R	1
H	7
RBI	1
BB	7
SO	8
LOB	20






Batter	1	2	3	4	5	6	7	8	9	AB	R	H	RBI	BB	SO	LOB	TOP																			
Rickey Henderson, R OBP: 0.396, SLG: 0.395 Scott Hemond, R OBP: 0.231, SLG: 0.167	(1, 7) F7		(3, 1) G6-3			(2, 0) L5		(2, 1) K		3	0	0	0	0	0	0																				
Ernest Riles, L OBP: 0.283, SLG: 0.301	(1, 5) G4-3			(1, 0) F9		(3, 1) G3		(3, 1) G1-3		4	0	0	0	0	0	1																				
Jose Canseco, R OBP: 0.355, SLG: 0.536 Scott Brosius, R OBP: 0.267, SLG: 0.405	(1, 9) CS BB			(2, 1) G1-3			(1, 2) HR 1B	(3, 1) F9		2	0	1	0	1	0	0																				
Harold Baines, L OBP: 0.388, SLG: 0.502	(1, 10) CS 1-2	(3, 2) G3		(2, 0) L9			(1, 0) HR 1B	(4, 2) BB		3	1	1	2	1	0	0																				
Dave Henderson, R OBP: 0.356, SLG: 0.487 Brad Komminsk, R OBP: 0.095, SLG: 0.095		(1, 2) G6-3 2B			(2, 2) P6		(2, 1) G6-3	(0, 1) P5		3	0	1	0	0	0	1																				
Jamie Quirk, L OBP: 0.307, SLG: 0.290 Dann Howitt, L OBP: 0.250, SLG: 1.000		(0, 0) G6-3 2-3			(0, 1) G6-3 1B		(2, 2) F7	(1, 3) K		2	0	1	0	0	0	1																				
Mark McGwire, R OBP: 0.356, SLG: 0.389 Ron Wittmeyer, L	(1, 3) P6				(0, 0) F9 2		(1, 1) F9 3			3	0	0	0	0	0	3																				
Mike Gallego, R OBP: 0.328, SLG: 0.359 Lance Blankenship, R OBP: 0.314, SLG: 0.327			(0, 0) G5-3 1			(3, 2) F8 3		(1, 2) WP K 1B		2	0	0	0	0	0	1																				
Mike Bordick, R OBP: 0.274, SLG: 0.257			(1, 1) G4-3 2			(0, 0) G5-3 1		(3, 3) K 1-2		3	0	0	0	0	1	1																				
<b>Inning Stats</b>	R: 0 E: 0 K: 0 S: 8	H: 0 LOB: 0 BB: 1 P: 15	R: 0 E: 0 K: 0 S: 9	H: 1 LOB: 1 BB: 0 P: 14	R: 0 E: 0 K: 0 S: 5	H: 0 LOB: 0 BB: 0 P: 9	R: 0 E: 0 K: 0 S: 4	H: 0 LOB: 0 BB: 0 P: 7	R: 0 E: 0 K: 0 S: 10	H: 1 LOB: 0 BB: 0 P: 15	R: 0 E: 0 K: 0 S: 3	H: 0 LOB: 0 BB: 0 P: 4	R: 2 E: 0 K: 0 S: 11	H: 2 LOB: 1 BB: 0 P: 18	R: 0 E: 0 K: 2 S: 11	H: 1 LOB: 1 BB: 0 P: 18	R: 0 E: 0 K: 1 S: 9	H: 0 LOB: 1 BB: 1 P: 17	1B: 3 2B: 1 3B: 0 HR: 1	SF: 0 SAC: 0 DP: 0 HBP: 0	WP: 1 PB: 0 SB: 0 CS: 1	PA: 34														
<b>PITCHER</b>	IP	WLS	BF	H	R	ER	SO	BB	IBB	HBP	BLK	WP	HR	S	P	ERA	WHIP	<b>PITCHER</b>		IP	WLS	BF	H	R	ER	SO	BB	IBB	HBP	BLK	WP	HR	S	P	ERA	WHIP
Walt Terrell, R ERA: 4.16 Kevin Ritz, R ERA: 14.29	(1, 1) 8.0	W	29	5	2	2	2	1	0	0	0	1	1	61	100	2.25	0.750			(9, 1) 1.0		4	0	0	0	1	1	0	0	0	0	0	9	17	0.00	1.000

Oakland Athletics @ Detroit Tigers  
Tiger Stadium, Detroit, MI  
Fri Sep 06 1991, 7:05 PM EDT  
Att: 24,797 - Cloudy - 78 F

livebaseballscorecards.com

AB 31  
R 2  
H 5  
RBI 2  
BB 2  
SO 3  
LOB 12



Batter	1	2	3	4	5	6	7	8	9	AB	R	H	RBI	BB	SO	LOB	BOTTOM																			
Tony Phillips, S OBP: 0.383, SLG: 0.458	(1, 5) G4-1 1B			(1, 0) L8	(3, 1) HR 1B	(2, 2) F7				5	2	2	1	0	1	4																				
Lou Whitaker, L OBP: 0.395, SLG: 0.512 Johnny Paredes, R	(1, 4) G4-1 1-2		(1, 1) G3	(2, 0) BB 1B 2B	(4, 1) HR BB	(1, 0) P6				3	2	1	1	1	0	1																				
Lloyd Moseby, L OBP: 0.339, SLG: 0.419 Scott Livingstone, L OBP: 0.385, SLG: 0.391	(1, 7) 2H 1B		(2, 2) HR 1B	(4, 1) BB 1B BB	(2, 1) HR 1H 2H		(1, 3) K			3	3	3	4	1	0	0																				
Cecil Fielder, R OBP: 0.346, SLG: 0.529 Dave Bergman, L OBP: 0.351, SLG: 0.382	(1, 3) F8		(2, 0) HR 1H	(4, 1) WP 1B BB	(1, 0) P4		(2, 2) F8			3	1	1	2	1	0	1																				
Mickey Tettleton, S OBP: 0.385, SLG: 0.486 Mark Salas, L OBP: 0.121, SLG: 0.164	(1, 2) F8		(2, 0) G4-3	(1, 2) WP 1B	(0, 0) G4-3		(3, 1) G3-1			3	0	1	2	0	0	1																				
Travis Fryman, R OBP: 0.303, SLG: 0.449		(0, 0) F9 2B	(2, 2) BB 1B	(1, 2) F8 1-2 2-3	(3, 2) HR		(1, 3) K			5	1	3	1	0	1	2																				
Rob Deer, R OBP: 0.319, SLG: 0.393		(4, 2) BB	(4, 0) BB 1-2	(4, 2) FC6-4 BB	(0, 0) F8		(1, 0) 2B			2	0	1	0	3	0	0																				
Pete Incaviglia, R OBP: 0.291, SLG: 0.355 Shawn Hare, L	(1, 10) F9 2-3	(1, 2) F9	(0, 0) P2	(0, 0) FC6-4		(4, 1) G1-4-3 BB		(1, 1) P5		3	0	0	0	0	7	1																				
Mitt Cuyler, S OBP: 0.330, SLG: 0.335 Skeeter Barnes, R OBP: 0.315, SLG: 0.483	(1, 8) K		(3, 3) K	(1, 0) S 2B 1B	(3, 2) 1B 2B		(0, 0) G1-4-3 BB		(1, 0) P5	4	2	2	0	0	1	3																				
<b>Inning Stats</b>	R: 1 E: 0 K: 0 S: 7	H: 2 LOB: 1 BB: 0 P: 11	R: 0 E: 0 K: 2 S: 14	H: 1 LOB: 2 BB: 1 P: 25	R: 2 E: 0 K: 0 S: 14	H: 3 LOB: 2 BB: 1 P: 27	R: 3 E: 0 K: 0 S: 15	H: 3 LOB: 3 BB: 3 P: 35	R: 5 E: 0 K: 0 S: 14	H: 4 LOB: 0 BB: 1 P: 30	R: 0 E: 0 K: 0 S: 7	H: 0 LOB: 1 BB: 1 P: 14	R: 0 E: 0 K: 1 S: 9	H: 0 LOB: 0 BB: 0 P: 12	R: 0 E: 0 K: 1 S: 7	H: 1 LOB: 1 BB: 0 P: 11	1B: 7 2B: 4 3B: 0 HR: 3	SF: 0 SAC: 0 DP: 0 HBP: 0	WP: 1 PB: 0 SB: 1 CS: 0	PA: 45																
<b>PITCHER</b>	IP	WLS	BF	H	R	ER	SO	BB	IBB	HBP	BLK	WP	HR	S	P	ERA	WHIP	<b>PITCHER</b>		IP	WLS	BF	H	R	ER	SO	BB	IBB	HBP	BLK	WP	HR	S	P	ERA	WHIP
Bob Welch, R ERA: 4.26 Steve Chilsen, R ERA: 4.45 Curt Young, L ERA: 5.34 Kevin Campbell, R ERA: 3.0 Bruce Walton, R ERA: 4.66	(1, 1) 3.1	L	20	8	5	5	2	2	0	0	0	1	0	12	28	13.50	6.000			(4, 1) 0.2		6	1	1	1	0	3	0	0	0	1	0	12	28	13.50	6.000
	(5, 1) 0.0		4	3	4	4	0	1	0	0	0	0	1	8	20	∞	∞			(5, 1) 3.0		11	1	1	1	1	1	0	0	0	0	1	22	36	3.00	0.667
	(8, 1) 1.0		4	1	0	0	1	0	0	0	0	0	0	7	11	0.00	1.000			(8, 1) 1.0		4	1	0	0	1	0	0	0	0	0	7	11	0.00	1.000	

Oakland Athletics @ Detroit Tigers  
Tiger Stadium, Detroit, MI  
Fri Sep 06 1991, 7:05 PM EDT  
Att: 24,797 - Cloudy - 78 F

livebaseballscorecards.com

AB 38  
R 11  
H 14  
RBI 11  
BB 7  
SO 4  
LOB 22





Batter	1	2	3	4	5	6	7	8	9	AB	R	H	RBI	BB	SO	LOB	TOP								
Rickey Henderson, R OBP: 0.394, SLG: 0.391	1-3 K		1-1 P4		2-3 K		1-0 L7		4-0 1B IBB	4	0	0	0	1	2	3									
Dann Howitt, L OBP: 0.500, SLG: 1.000	2-2 P5			1-1 HR		1-2 FC6-5		0-0 1B	0-1 1B	4	1	3	0	0	0	0									
Brook Jacoby, R OBP: 0.282, SLG: 0.325										0	0	0	0	0	0	0									
Jamie Quirk, L OBP: 0.294, SLG: 0.294										1	0	1	1	0	0	0									
Brad Komminsk, R OBP: 0.095, SLG: 0.095										0	0	0	0	0	0	0									
Jose Canseco, R OBP: 0.353, SLG: 0.538	2-1 F8			0-1 HR		0-0 FC6-5		1-2 F8	3-1 P1	5	1	1	2	0	0	4									
Harold Baines, L OBP: 0.384, SLG: 0.498		1-0 P5		1-1 P4		0-0 FC4-6		1-0 F8		4	0	0	0	0	0	2									
Terry Steinbach, R OBP: 0.327, SLG: 0.416		2-2 G4-3		0-0 G6-3		1-0 F8		1-2 1B		4	0	1	0	0	0	1									
Ron Wiltmeyer, L OBP: 0.091, SLG: 0.091		3-2 G6-3						1-0 F7	1-0 P6	4	0	1	0	0	0	2									
Mark McGwire, R OBP: 0.335, SLG: 0.389										0	0	0	0	0	0	0									
Scott Brosius, R OBP: 0.271, SLG: 0.422			0-0 P3	1-3 K		1-2 E			1-0 F8	3	0	1	0	0	1	1									
Vance Law, R OBP: 0.305, SLG: 0.274										1	0	0	0	0	0	0									
Mike Gallego, R OBP: 0.329, SLG: 0.358			1-0 HBP		2-2 P2		3-2 F9		2-2 SH5-4 1B	3	1	1	0	0	0	1									
Mike Bordick, R OBP: 0.269, SLG: 0.253			1-2 F8		2-2 F8		2-2 E5		0-1 SH5-4	3	0	0	0	0	0	2									
<b>Inning Stats</b>	R: 0 E: 0 K: 1 S: 8	H: 0 LOB: 0 BB: 0 P: 13	R: 0 E: 0 K: 0 S: 8	H: 0 LOB: 0 BB: 0 P: 14	R: 0 E: 0 K: 0 S: 6	H: 0 LOB: 1 BB: 0 P: 9	R: 2 E: 0 K: 1 S: 13	H: 3 LOB: 1 BB: 0 P: 18	R: 0 E: 0 K: 0 S: 10	H: 0 LOB: 0 BB: 0 P: 16	R: 0 E: 0 K: 0 S: 7	H: 1 LOB: 1 BB: 0 P: 9	R: 0 E: 0 K: 0 S: 11	H: 1 LOB: 2 BB: 0 P: 19	R: 0 E: 0 K: 0 S: 8	H: 2 LOB: 2 BB: 0 P: 11	R: 1 E: 0 K: 0 S: 10	H: 2 LOB: 2 BB: 1 P: 20	1B: 6 2B: 2 3B: 0 HR: 1	SF: 0 SAC: 1 DP: 0 HBP: 1	WP: 0 PB: 0 SB: 0 CS: 0	PA: 39			
<b>PITCHER</b>	IP WLS BF H R ER SO BB IBB HBP BLK WP HR S P ERA WHIP	IP WLS BF H R ER SO BB IBB HBP BLK WP HR S P ERA WHIP	IP WLS BF H R ER SO BB IBB HBP BLK WP HR S P ERA WHIP	IP WLS BF H R ER SO BB IBB HBP BLK WP HR S P ERA WHIP	IP WLS BF H R ER SO BB IBB HBP BLK WP HR S P ERA WHIP	IP WLS BF H R ER SO BB IBB HBP BLK WP HR S P ERA WHIP	IP WLS BF H R ER SO BB IBB HBP BLK WP HR S P ERA WHIP	IP WLS BF H R ER SO BB IBB HBP BLK WP HR S P ERA WHIP	IP WLS BF H R ER SO BB IBB HBP BLK WP HR S P ERA WHIP	IP WLS BF H R ER SO BB IBB HBP BLK WP HR S P ERA WHIP	IP WLS BF H R ER SO BB IBB HBP BLK WP HR S P ERA WHIP	IP WLS BF H R ER SO BB IBB HBP BLK WP HR S P ERA WHIP	IP WLS BF H R ER SO BB IBB HBP BLK WP HR S P ERA WHIP	IP WLS BF H R ER SO BB IBB HBP BLK WP HR S P ERA WHIP	IP WLS BF H R ER SO BB IBB HBP BLK WP HR S P ERA WHIP	IP WLS BF H R ER SO BB IBB HBP BLK WP HR S P ERA WHIP	IP WLS BF H R ER SO BB IBB HBP BLK WP HR S P ERA WHIP	IP WLS BF H R ER SO BB IBB HBP BLK WP HR S P ERA WHIP	IP WLS BF H R ER SO BB IBB HBP BLK WP HR S P ERA WHIP	IP WLS BF H R ER SO BB IBB HBP BLK WP HR S P ERA WHIP	IP WLS BF H R ER SO BB IBB HBP BLK WP HR S P ERA WHIP	IP WLS BF H R ER SO BB IBB HBP BLK WP HR S P ERA WHIP	IP WLS BF H R ER SO BB IBB HBP BLK WP HR S P ERA WHIP	IP WLS BF H R ER SO BB IBB HBP BLK WP HR S P ERA WHIP	IP WLS BF H R ER SO BB IBB HBP BLK WP HR S P ERA WHIP

Oakland Athletics @ Detroit Tigers  
Tiger Stadium, Detroit, MI  
Sat Sep 07 1991, 7:05 PM EDT  
Att: 34,737 - Cloudy - 82 F

AB 36  
R 3  
H 9  
RBI 3  
BB 1  
SO 3  
LOB 16



Batter	1	2	3	4	5	6	7	8	9	AB	R	H	RBI	BB	SO	LOB	BOTTOM								
Tony Phillips, S OBP: 0.379, SLG: 0.453	0-0 G1-3		1-1 G4-3	0-0 G1-4-3		1-0 P5			1-3 K	5	0	0	0	0	1	5									
Lou Whitaker, L OBP: 0.395, SLG: 0.505	3-2 L8		2-1 L9		0-2 F8		2-3 K		1-0 L9	5	0	0	0	0	1	1									
Lloyd Moseby, L OBP: 0.332, SLG: 0.433	1-1 HR		4-2 BB		0-0 F8		1-3 K			3	1	1	1	1	1	0									
Cecil Fielder, R OBP: 0.346, SLG: 0.526	0-1 P4		3-3 K		4-2 2B BB		1-3 K			3	0	0	0	1	2	2									
Mickey Tettleton, S OBP: 0.388, SLG: 0.488		4-2 1B BB		1-1 L8	1-0 2B			4-2 BB		2	0	1	0	2	0	0									
Johnny Paredes, R OBP: 0.277, SLG: 0.344					1-3 2B					0	0	0	0	0	0	0									
Andy Allanson, R OBP: 0.277, SLG: 0.344										0	0	0	0	0	0	0									
Travis Fryman, R OBP: 0.305, SLG: 0.449	1-0 G4-6-3 1B			2-2 1B G2-3	1-0 G5-3			2-3 K		4	0	2	0	0	1	3									
Rob Deer, R OBP: 0.319, SLG: 0.392		3-3 K		1-0 G2-3		0-2 G6-3 1B		1-3 K		4	0	1	0	0	2	4									
Shawn Hare, L OBP: 0.305, SLG: 0.449		2-2 G4-6-3		4-2 1B BB		1-1 G6-3		3-2 F8		3	0	0	0	1	0	4									
Mitt Cuyler, S OBP: 0.334, SLG: 0.340			0-0 G4-3		1-2 1B					3	0	3	0	0	0	0									
Dave Bergman, L OBP: 0.349, SLG: 0.379										1	0	0	0	0	0	0									
<b>Inning Stats</b>	R: 1 E: 0 K: 0 S: 8	H: 1 LOB: 0 BB: 0 P: 12	R: 0 E: 0 K: 1 S: 12	H: 1 LOB: 1 BB: 1 P: 22	R: 0 E: 0 K: 1 S: 10	H: 1 LOB: 2 BB: 1 P: 20	R: 0 E: 0 K: 0 S: 10	H: 2 LOB: 3 BB: 1 P: 18	R: 0 E: 0 K: 0 S: 7	H: 1 LOB: 2 BB: 0 P: 9	R: 0 E: 0 K: 3 S: 11	H: 0 LOB: 0 BB: 0 P: 15	R: 0 E: 0 K: 2 S: 13	H: 0 LOB: 1 BB: 1 P: 23	R: 0 E: 0 K: 1 S: 8	H: 0 LOB: 0 BB: 0 P: 13	1B: 6 2B: 1 3B: 0 HR: 1	SF: 0 SAC: 0 DP: 2 HBP: 0	WP: 0 PB: 0 SB: 0 CS: 0	PA: 38					
<b>PITCHER</b>	IP WLS BF H R ER SO BB IBB HBP BLK WP HR S P ERA WHIP	IP WLS BF H R ER SO BB IBB HBP BLK WP HR S P ERA WHIP	IP WLS BF H R ER SO BB IBB HBP BLK WP HR S P ERA WHIP	IP WLS BF H R ER SO BB IBB HBP BLK WP HR S P ERA WHIP	IP WLS BF H R ER SO BB IBB HBP BLK WP HR S P ERA WHIP	IP WLS BF H R ER SO BB IBB HBP BLK WP HR S P ERA WHIP	IP WLS BF H R ER SO BB IBB HBP BLK WP HR S P ERA WHIP	IP WLS BF H R ER SO BB IBB HBP BLK WP HR S P ERA WHIP	IP WLS BF H R ER SO BB IBB HBP BLK WP HR S P ERA WHIP	IP WLS BF H R ER SO BB IBB HBP BLK WP HR S P ERA WHIP	IP WLS BF H R ER SO BB IBB HBP BLK WP HR S P ERA WHIP	IP WLS BF H R ER SO BB IBB HBP BLK WP HR S P ERA WHIP	IP WLS BF H R ER SO BB IBB HBP BLK WP HR S P ERA WHIP	IP WLS BF H R ER SO BB IBB HBP BLK WP HR S P ERA WHIP	IP WLS BF H R ER SO BB IBB HBP BLK WP HR S P ERA WHIP	IP WLS BF H R ER SO BB IBB HBP BLK WP HR S P ERA WHIP	IP WLS BF H R ER SO BB IBB HBP BLK WP HR S P ERA WHIP	IP WLS BF H R ER SO BB IBB HBP BLK WP HR S P ERA WHIP	IP WLS BF H R ER SO BB IBB HBP BLK WP HR S P ERA WHIP	IP WLS BF H R ER SO BB IBB HBP BLK WP HR S P ERA WHIP	IP WLS BF H R ER SO BB IBB HBP BLK WP HR S P ERA WHIP	IP WLS BF H R ER SO BB IBB HBP BLK WP HR S P ERA WHIP	IP WLS BF H R ER SO BB IBB HBP BLK WP HR S P ERA WHIP	IP WLS BF H R ER SO BB IBB HBP BLK WP HR S P ERA WHIP	IP WLS BF H R ER SO BB IBB HBP BLK WP HR S P ERA WHIP

Oakland Athletics @ Detroit Tigers  
Tiger Stadium, Detroit, MI  
Sat Sep 07 1991, 7:05 PM EDT  
Att: 34,737 - Cloudy - 82 F

AB 33  
R 1  
H 8  
RBI 1  
BB 5  
SO 8  
LOB 19





Batter	1	2	3	4	5	6	7	8	9	AB	R	H	RBI	BB	SO	LOB	TOP								
Rickey Henderson, R OBP: 0.392, SLG: 0.389 (1, 7)										5	0	1	1	0	1	2									
Dann Howitt, L OBP: 0.417, SLG: 0.750 Dave Henderson, R OBP: 0.335, SLG: 0.486 Willie Wilson, S OBP: 0.293, SLG: 0.318 (1, 8)										4	1	1	0	0	1	0									
Jose Canseco, R OBP: 0.354, SLG: 0.542 (1, 9)										4	2	2	0	0	1	0									
Harold Baines, L OBP: 0.385, SLG: 0.505 (1, 10)										4	1	2	2	0	0	2									
Terry Steinbach, R OBP: 0.329, SLG: 0.417 (1, 2)										4	0	2	1	0	1	0									
Mark McWire, R OBP: 0.332, SLG: 0.385 (1, 3)										4	1	0	1	0	1	3									
Scott Brosius, R OBP: 0.275, SLG: 0.438 Vance Law, R OBP: 0.310, SLG: 0.274 (1, 5)										3	1	1	1	0	0	0									
Lance Blankenship, R OBP: 0.326, SLG: 0.331 Mike Gallego, R OBP: 0.329, SLG: 0.358 (1, 4)										1	0	1	0	2	0	0									
Mike Bordick, R OBP: 0.269, SLG: 0.253 (1, 6)										4	0	1	1	0	1	3									
<b>Inning Stats</b>	R: 0 E: 0 K: 1 S: 6	H: 0 LOB: 0 BB: 0 P: 9	R: 1 E: 0 K: 0 S: 10	H: 1 LOB: 0 BB: 0 P: 15	R: 0 E: 0 K: 0 S: 6	H: 1 LOB: 0 BB: 0 P: 7	R: 4 E: 1 K: 0 S: 15	H: 5 LOB: 2 BB: 1 P: 26	R: 1 E: 0 K: 1 S: 8	H: 3 LOB: 1 BB: 1 P: 13	R: 0 E: 0 K: 0 S: 7	H: 0 LOB: 0 BB: 1 P: 14	R: 0 E: 0 K: 1 S: 7	H: 0 LOB: 0 BB: 0 P: 10	R: 0 E: 0 K: 2 S: 12	H: 0 LOB: 0 BB: 0 P: 15	R: 1 E: 0 K: 1 S: 12	H: 1 LOB: 1 BB: 1 P: 20	1B: 8 2B: 1 3B: 1 HR: 1	SF: 0 SAC: 1 DP: 1 HBP: 0	WP: 0 PB: 0 SB: 0 CS: 2	PA: 38			
<b>PITCHER</b>	IP	WLS	BF	H	R	ER	SO	BB	IBB	HBP	BLK	WP	HR	S	P	ERA	WHIP								
Bill Gullickson, R ERA: 4.24 (1, 1)	4.1	L	22	9	6	6	2	1	0	0	0	0	1	43	67	12.46	2.308								
Dave Haas, R ERA: 2.09 (5, 1)	4.1		15	2	1	1	4	2	0	0	0	0	0	33	59	2.08	0.923								
Jeff Kaiser, L ERA: 2.45 (9, 1)	0.1		1	0	0	0	0	0	0	0	0	0	0	3	3	0.00	0.000								

**Oakland Athletics @ Detroit Tigers**  
Tiger Stadium, Detroit, MI  
Sun Sep 08 1991, 3:33 AM EDT  
Att: 28,873 - Cloudy - 87 F

AB 34  
R 7  
H 11  
RBI 7  
BB 3  
SO 6  
LOB 11

Batter	1	2	3	4	5	6	7	8	9	AB	R	H	RBI	BB	SO	LOB	BOTTOM								
Mitt Cuyler, S OBP: 0.333, SLG: 0.338 (1, 8)										5	1	1	0	0	0	2									
Lou Whitaker, L OBP: 0.396, SLG: 0.506 (1, 4)										3	0	2	1	1	1	0									
Lloyd Moseby, L OBP: 0.335, SLG: 0.431 (1, 7)										3	1	1	1	0	1	3									
Cecil Fielder, R OBP: 0.345, SLG: 0.529 (1, 3)										4	1	1	2	0	0	2									
Mickey Tettleton, S OBP: 0.387, SLG: 0.486 Johnny Paredes, R OBP: 0.315, SLG: 0.483 (1, 2)										4	0	1	0	0	0	0									
Skeeter Barnes, R OBP: 0.315, SLG: 0.483 (9, 9)										0	0	0	0	0	0	0									
Travis Fryman, R OBP: 0.303, SLG: 0.446 (1, 6)										4	0	0	0	0	2	1									
Rob Deer, R OBP: 0.317, SLG: 0.389 Dave Bergman, L OBP: 0.348, SLG: 0.377 Andy Allanson, R OBP: 0.277, SLG: 0.344 (1, 9)										3	0	0	0	0	2	1									
Pete Incaviglia, R OBP: 0.290, SLG: 0.353 (1, 10)										4	1	1	0	0	0	0									
Scott Livingstone, L OBP: 0.364, SLG: 0.389 Shawn Hare, L (9, PH)										3	0	1	0	0	0	0									
<b>Inning Stats</b>	R: 2 E: 0 K: 1 S: 11	H: 1 LOB: 0 BB: 0 P: 18	R: 0 E: 0 K: 0 S: 8	H: 0 LOB: 0 BB: 0 P: 14	R: 0 E: 0 K: 1 S: 8	H: 1 LOB: 1 BB: 0 P: 10	R: 0 E: 1 K: 1 S: 11	H: 0 LOB: 1 BB: 0 P: 20	R: 2 E: 0 K: 0 S: 16	H: 4 LOB: 1 BB: 0 P: 28	R: 0 E: 0 K: 2 S: 9	H: 0 LOB: 0 BB: 0 P: 11	R: 0 E: 0 K: 0 S: 10	H: 1 LOB: 2 BB: 1 P: 19	R: 0 E: 0 K: 1 S: 12	H: 1 LOB: 1 BB: 0 P: 16	R: 0 E: 0 K: 1 S: 7	H: 0 LOB: 0 BB: 0 P: 11	1B: 7 2B: 0 3B: 0 HR: 1	SF: 0 SAC: 0 DP: 1 HBP: 1	WP: 0 PB: 0 SB: 0 CS: 0	PA: 37			
<b>PITCHER</b>	IP	WLS	BF	H	R	ER	SO	BB	IBB	HBP	BLK	WP	HR	S	P	ERA	WHIP								
Dave Stewart, R ERA: 5.17 (1, 1)	7.0	W	30	7	4	4	5	1	0	1	0	0	0	8	10	0.00	1.143								
Gene Nelson, R ERA: 6.59 (8, 1)	0.1		2	1	0	0	0	0	0	0	0	0	0	8	10	0.00	3.000								
Dennis Eckersley, R ERA: 2.76 (8, 1)	1.2	S	5	0	0	0	2	0	0	0	0	0	0	11	17	0.00	0.000								

**Oakland Athletics @ Detroit Tigers**  
Tiger Stadium, Detroit, MI  
Sun Sep 08 1991, 3:33 AM EDT  
Att: 28,873 - Cloudy - 87 F


AB 35  
R 4  
H 8  
RBI 4  
BB 1  
SO 7  
LOB 10



Batter	1	2	3	4	5	6	7	8	9	AB	R	H	RBI	BB	SO	LOB	TOP					
<b>Tim Raines, S</b> OBP: 0.368, SLG: 0.353 (1, 7)	P5	FC6				F7		G1-3		4	0	0	0	1	0	2						
<b>Robin Ventura, L</b> OBP: 0.376, SLG: 0.462 (1, 5)	G4-1		G5-3 2B	G4-3		K		G4-3		4	1	0	0	1	1	2						
<b>Carlton Fisk, R</b> OBP: 0.322, SLG: 0.429 (1, 2)	P7		K		F7	F8		G5-3		5	0	0	0	0	1	2						
<b>Dan Pasqua, L</b> OBP: 0.353, SLG: 0.435 (1, 3)		G3	G5-3 2B				P3		F8	4	2	1	1	1	0	0						
<b>Bo Jackson, R</b> OBP: 0.357, SLG: 0.348 <b>Mike Huff, R</b> OBP: 0.364, SLG: 0.360 (7, PR)		2B	G5-3		G6-3			1B 2B	P9	4	1	2	0	0	0	2						
<b>Lance Johnson, L</b> OBP: 0.296, SLG: 0.335 (1, 8)		2B WP						1B		4	1	4	2	1	0	0						
<b>Craig Grebeck, R</b> OBP: 0.371, SLG: 0.485 (1, 4)		1B 2B	P3				P3			4	1	1	1	1	0	4						
<b>Sammy Sosa, R</b> OBP: 0.248, SLG: 0.352 (1, 9)				G6-3	K					4	0	2	2	0	1	2						
<b>Ozzie Guillen, L</b> OBP: 0.278, SLG: 0.339 (1, 6)		FC4-6			F7			F6		4	0	1	0	0	0	3						
<b>Inning Stats</b>	R: 0 E: 0 K: 0 S: 5	H: 0 LOB: 0 BB: 0 P: 7	R: 3 E: 0 K: 0 S: 11	H: 3 LOB: 1 BB: 1 P: 22	R: 2 E: 0 K: 1 S: 15	H: 1 LOB: 1 BB: 2 P: 28	R: 0 E: 0 K: 0 S: 8	H: 0 LOB: 1 BB: 1 P: 14	R: 1 E: 0 K: 1 S: 11	H: 2 LOB: 2 BB: 1 P: 19	R: 0 E: 0 K: 1 S: 11	H: 1 LOB: 1 BB: 0 P: 15	R: 1 E: 0 K: 0 S: 12	H: 3 LOB: 2 BB: 0 P: 16	R: 0 E: 0 K: 0 S: 8	H: 0 LOB: 0 BB: 0 P: 12	R: 0 E: 0 K: 0 S: 10	H: 1 LOB: 1 BB: 0 P: 13	1B: 5 2B: 4 3B: 1 HR: 1	SF: 0 SAC: 0 DP: 0 HBP: 0	WP: 1 PB: 0 SB: 0 CS: 0	PA: 43
<b>PITCHER</b>	IP	WLS	BF	H	R	ER	SO	BB	IBB	HBP	BLK	WP	HR	S	P	ERA	WHIP					
<b>Ron Darling, R</b> ERA: 4.3 (1, 1)	3.0	L	16	4	5	5	1	3	0	0	0	1	0	31	57	15.00	2.3333					
<b>Kevin Campbell, R</b> ERA: 3.18 (4, 1)	2.0		10	2	1	1	1	2	0	0	0	0	1	19	33	4.50	2.000					
<b>Curt Young, L</b> ERA: 5.13 (6, 1)	4.0		17	5	1	1	1	0	0	0	0	0	0	41	56	2.25	1.250					

Chicago White Sox @ Oakland Athletics  
Oakland-Alameda County Coliseum, Oakland, CA  
Mon Sep 09 1991, 7:05 PM PDT  
Att: 23,055 - Cloudy - 60 F


AB	38
R	7
H	11
RBI	6
BB	5
SO	3
LOB	17



Batter	1	2	3	4	5	6	7	8	9	AB	R	H	RBI	BB	SO	LOB	BOTTOM					
<b>Lance Blankenship, R</b> OBP: 0.324, SLG: 0.325 (1, 7)			F8		P7			K		3	0	0	0	1	1	1						
<b>Dann Howitt, L</b> OBP: 0.313, SLG: 0.563 (1, 3)	F7		G6-3			G3-1			G4-1	4	0	0	0	0	0	2						
<b>Jose Canseco, R</b> OBP: 0.354, SLG: 0.540 <b>Ron Witmeyer, L</b> OBP: 0.083, SLG: 0.083 (8, 3)				K		K			K	2	0	0	0	1	2	0						
<b>Harold Baines, L</b> OBP: 0.382, SLG: 0.500 (1, 10)				G4-3		F8			F7	4	0	0	0	0	0	2						
<b>Dave Henderson, R</b> OBP: 0.355, SLG: 0.485 <b>Scott Hemond, R</b> OBP: 0.231, SLG: 0.167 (8, 2)					1B		G5-3			3	0	1	0	0	1	2						
<b>Terry Steinbach, R</b> OBP: 0.326, SLG: 0.414 <b>Brad Komminsk, R</b> OBP: 0.095, SLG: 0.095 (8, 9)		F9			K		G4-3			3	0	0	0	0	1	1						
<b>Scott Brosius, R</b> OBP: 0.259, SLG: 0.412 (1, 5)			G5-3				F9			3	0	0	0	0	1	0						
<b>Mike Gallego, R</b> OBP: 0.330, SLG: 0.366 <b>Jamie Quirk, L</b> OBP: 0.309, SLG: 0.292 <b>Vance Law, R</b> OBP: 0.310, SLG: 0.274 (8, PH)								K		2	1	1	1	0	1	0						
<b>Mike Bordick, R</b> OBP: 0.270, SLG: 0.254 (1, 6)								L3		3	0	1	0	0	0	0						
<b>Inning Stats</b>	R: 0 E: 0 K: 1 S: 10	H: 0 LOB: 2 BB: 2 P: 20	R: 0 E: 0 K: 1 S: 8	H: 0 LOB: 0 BB: 0 P: 13	R: 0 E: 0 K: 2 S: 11	H: 1 LOB: 1 BB: 0 P: 16	R: 1 E: 0 K: 1 S: 13	H: 1 LOB: 0 BB: 0 P: 21	R: 0 E: 0 K: 1 S: 6	H: 0 LOB: 0 BB: 0 P: 10	R: 0 E: 0 K: 0 S: 5	H: 0 LOB: 0 BB: 0 P: 8	R: 0 E: 0 K: 2 S: 7	H: 0 LOB: 0 BB: 0 P: 12	R: 0 E: 0 K: 1 S: 7	H: 0 LOB: 0 BB: 0 P: 11	1B: 2 2B: 0 3B: 0 HR: 1	SF: 0 SAC: 0 DP: 1 HBP: 0	WP: 0 PB: 0 SB: 0 CS: 0	PA: 31		
<b>PITCHER</b>	IP	WLS	BF	H	R	ER	SO	BB	IBB	HBP	BLK	WP	HR	S	P	ERA	WHIP					
<b>Alex Fernandez, R</b> ERA: 4.72 (1, 1)	9.0	W	31	3	1	1	9	2	0	0	0	0	1	74	122	1.00	0.556					

Chicago White Sox @ Oakland Athletics  
Oakland-Alameda County Coliseum, Oakland, CA  
Mon Sep 09 1991, 7:05 PM PDT  
Att: 23,055 - Cloudy - 60 F

AB	29
R	1
H	3
RBI	1
BB	2
SO	9
LOB	8













Batter	1	2	3	4	5	6	7	8	9	AB	R	H	RBI	BB	SO	LOB	TOP					
<b>Willie Wilson, S</b> OBP: 0.299, SLG: 0.324 (1, 8)										5	2	3	0	0	1	3	<b>Oakland Athletics @ Toronto Blue Jays</b> SkyDome, Toronto, ON Fri Sep 13 1991, 7:05 PM EDT Att: 50,315 - Cloudy - 68 F					
<b>Dann Howitt, L</b> OBP: 0.281, SLG: 0.435 <b>Dave Henderson, R</b> OBP: 0.353, SLG: 0.481 (1, 7)										4	1	1	0	0	3	4						
<b>Jose Canseco, R</b> OBP: 0.356, SLG: 0.548 (1, 9)										5	2	2	4	0	0	1						
<b>Harold Baines, L</b> OBP: 0.382, SLG: 0.492 (1, 10)										3	0	0	0	2	1	3						
<b>Terry Steinbach, R</b> OBP: 0.324, SLG: 0.409 (1, 2)										4	0	1	2	0	2	2						
<b>Ron Witmeyer, L</b> OBP: 0.063, SLG: 0.063 (1, 3)										4	0	0	0	0	0	3						
<b>Scott Brosius, R</b> OBP: 0.262, SLG: 0.397 (7, 4)										3	0	1	0	0	1	1						
<b>Rickey Henderson, R</b> OBP: 0.394, SLG: 0.390 <b>Lance Blankenship, R</b> OBP: 0.321, SLG: 0.323 (8, PH)										3	0	0	0	1	1	2						
<b>Mike Gallego, R</b> OBP: 0.335, SLG: 0.368 (7, 6)										2	0	0	0	0	2	1						
<b>Mike Bordick, R</b> OBP: 0.272, SLG: 0.262 <b>Ernest Riles, L</b> OBP: 0.284, SLG: 0.299 (7, PH)										1	1	0	0	1	0	2						
<b>Inning Stats</b>	R: 3 E: 0 K: 2 S: 19	H: 3 LOB: 1 BB: 1 P: 28	R: 0 E: 1 K: 2 S: 8	H: 0 LOB: 1 BB: 1 P: 12	R: 0 E: 0 K: 0 S: 8	H: 0 LOB: 1 BB: 1 P: 13	R: 0 E: 0 K: 2 S: 10	H: 0 LOB: 0 BB: 0 P: 16	R: 0 E: 0 K: 1 S: 11	H: 1 LOB: 1 BB: 0 P: 17	R: 0 E: 0 K: 1 S: 10	H: 1 LOB: 1 BB: 0 P: 12	R: 3 E: 0 K: 1 S: 16	H: 3 LOB: 1 BB: 1 P: 29	R: 0 E: 0 K: 1 S: 8	H: 1 LOB: 2 BB: 0 P: 14	R: 0 E: 0 K: 0 S: 5	H: 0 LOB: 0 BB: 0 P: 9	1B: 8 2B: 3 3B: 0 HR: 1	SF: 0 SAC: 0 DP: 0 HBP: 0	WP: 0 PB: 0 SB: 1 CS: 0	PA: 40
<b>PITCHER</b>	IP	WLS	BF	H	R	ER	SO	BB	IBB	HBP	BLK	WP	HR	S	P	ERA	WHIP					
<b>Juan Guzman, R</b> ERA: 3.29	6.1	W	30	7	6	6	10	4	0	0	0	0	1	78	119	8.53	1.737					
<b>Duane Ward, R</b> ERA: 2.77	1.2		7	2	0	0	1	0	0	0	0	0	0	12	22	0.00	1.200					
<b>Tom Henke, R</b> ERA: 2.35	1.0	S	3	0	0	0	0	0	0	0	0	0	0	5	9	0.00	0.000					

Batter	1	2	3	4	5	6	7	8	9	AB	R	H	RBI	BB	SO	LOB	BOTTOM						
<b>Devon White, S</b> OBP: 0.348, SLG: 0.461 (1, 8)										5	1	1	1	0	1	0	<b>Oakland Athletics @ Toronto Blue Jays</b> SkyDome, Toronto, ON Fri Sep 13 1991, 7:05 PM EDT Att: 50,315 - Cloudy - 68 F						
<b>Roberto Alomar, S</b> OBP: 0.351, SLG: 0.440 (1, 4)										4	3	3	0	1	1	0							
<b>Joe Carter, R</b> OBP: 0.338, SLG: 0.533 (1, 9)										4	1	1	1	0	2	3							
<b>Kelly Gruber, R</b> OBP: 0.316, SLG: 0.458 (1, 5)										5	0	2	3	0	1	2							
<b>John Olerud, L</b> OBP: 0.353, SLG: 0.455 (1, 3)										5	0	3	1	0	0	1							
<b>Candy Maldonado, R</b> OBP: 0.315, SLG: 0.420 (1, 7)										4	0	1	0	1	2	4							
<b>Mookie Wilson, S</b> OBP: 0.280, SLG: 0.356 (1, 10)										4	0	2	0	1	0	3							
<b>Greg Myers, L</b> OBP: 0.305, SLG: 0.417 <b>Pat Borders, R</b> OBP: 0.279, SLG: 0.339 (8, PH)										4	1	2	1	0	2	5							
<b>Eddie Zosky, R</b> OBP: 0.067, SLG: 0.067 (1, 6)										4	1	0	0	0	2	4							
<b>Inning Stats</b>	R: 0 E: 0 K: 1 S: 7	H: 0 LOB: 1 BB: 1 P: 13	R: 0 E: 0 K: 2 S: 15	H: 2 LOB: 0 BB: 0 P: 21	R: 2 E: 0 K: 3 S: 21	H: 3 LOB: 3 BB: 1 P: 38	R: 3 E: 1 K: 1 S: 18	H: 3 LOB: 2 BB: 1 P: 34	R: 2 E: 0 K: 0 S: 12	H: 3 LOB: 1 BB: 0 P: 17	R: 0 E: 0 K: 2 S: 15	H: 2 LOB: 0 BB: 0 P: 20	R: 0 E: 0 K: 2 S: 14	H: 0 LOB: 0 BB: 0 P: 18	R: 0 E: 0 K: 0 S: 10	H: 2 LOB: 2 BB: 0 P: 14		R: 0 E: 0 K: 0 S: 5	H: 0 LOB: 0 BB: 0 P: 9	1B: 10 2B: 3 3B: 1 HR: 1	SF: 0 SAC: 0 DP: 0 HBP: 1	WP: 0 PB: 0 SB: 3 CS: 0	PA: 44
<b>PITCHER</b>	IP	WLS	BF	H	R	ER	SO	BB	IBB	HBP	BLK	WP	HR	S	P	ERA	WHIP						
<b>Dave Stewart, R</b> ERA: 5.27	3.1	L	22	8	5	4	7	2	0	1	0	0	0	1	12	24	10.80	3.000					
<b>Curt Young, L</b> ERA: 5.31	1.1		7	2	2	2	0	0	1	0	0	0	0	12	24	13.50	1.500						
<b>Eric Show, R</b> ERA: 6.13	2.2		11	3	0	0	4	0	0	0	0	0	0	35	45	0.00	1.125						
<b>Rick Honeycutt, L</b> ERA: 3.77	0.1		3	2	0	0	0	0	0	0	0	0	0	6	10	0.00	6.000						
<b>Steve Chitren, R</b> ERA: 4.42	0.1		1	0	0	0	0	0	0	0	0	0	0	2	2	0.00	0.000						

AB	36
R	6
H	9
RBI	6
BB	4
SO	11
LOB	22





Batter	1	2	3	4	5	6	7	8	9	AB	R	H	RBI	BB	SO	LOB	TOP										
Lance Blankenship, R OBP: 0.316, SLG: 0.317 Dann Howitt, L OBP: 0.250, SLG: 0.417	(1, 7) C 2-3 K		(2) 3-1 L5		(3) 3-3 K			(2) 0-3 K		3	0	0	0	0	2	0											
Terry Steinbach, R OBP: 0.321, SLG: 0.405 Scott Hemond, R OBP: 0.231, SLG: 0.167	(1, 2) B 1-0 G3		(3) 1-3 K2-3			(1) 2-1 F8		(3) 3-3 K		4	0	0	0	0	2	0											
Jose Canseco, R OBP: 0.359, SLG: 0.552	(1, 9) B 3-2 2B			(1) 3-2 1B		(2) 2-2 1B		(1) 1-3 K		4	0	3	0	0	1	0											
Harold Baines, L OBP: 0.379, SLG: 0.487	(1, 10) B 1-0 F9			(2) 3-2 G3		(2) 2-2 L8		(2) 0-1 F7		4	0	0	0	0	0	2											
Mark McGwire, R OBP: 0.328, SLG: 0.380	(1, 3) C 0-2 G5-3			(1) 4-0 1B			(1) 0-1 F8		(3) 1-2 F8	3	0	0	0	1	0	0											
Brook Jacoby, R OBP: 0.285, SLG: 0.327	(1, 5) B 1-1 S			(1) 0-0 BB			(2) 2-1 L6			3	0	2	0	0	0	0											
Brad Komminsk, R OBP: 0.154, SLG: 0.083	(1, 8) B 2-3 K			(2) 1-3 1B			(4) 4-2 BB			2	0	0	0	1	2	3											
Mike Gallego, R OBP: 0.333, SLG: 0.365	(1, 4) C 2-2 L9					(1) 2-2 G5-3		(3) 1-0 P2		3	0	0	0	0	0	2											
Mike Bordick, R OBP: 0.289, SLG: 0.259 Rickey Henderson, R OBP: 0.353, SLG: 0.389 Scott Brosius, R OBP: 0.262, SLG: 0.397	(1, 6) C 2-2 G5-3			(2) 2-2 F7			(1) 2-3 K			2	0	0	0	0	0	0											
<b>Inning Stats</b>	R: 0 E: 0 K: 1 S: 8	H: 1 LOB: 1 BB: 0 P: 15	R: 0 E: 0 K: 1 S: 11	H: 1 LOB: 1 BB: 0 P: 16	R: 0 E: 0 K: 1 S: 10	H: 0 LOB: 0 BB: 0 P: 16	R: 0 E: 0 K: 1 S: 11	H: 2 LOB: 2 BB: 1 P: 23	R: 0 E: 0 K: 1 S: 11	H: 0 LOB: 0 BB: 0 P: 18	R: 0 E: 0 K: 0 S: 8	H: 1 LOB: 0 BB: 0 P: 14	R: 0 E: 0 K: 0 S: 7	H: 0 LOB: 1 BB: 1 P: 14	R: 0 E: 0 K: 3 S: 10	H: 0 LOB: 0 BB: 0 P: 15	R: 0 E: 0 K: 1 S: 9	H: 0 LOB: 0 BB: 0 P: 11	1B: 4 2B: 1 3B: 0 HR: 0	SF: 0 SAC: 0 DP: 0 HBP: 0	WP: 0 PB: 0 SB: 1 CS: 1	PA: 32					
<b>PITCHER</b>	IP	WLS	BF	H	R	ER	SO	BB	IBB	HBP	BLK	WP	HR	S	P	ERA	WHIP										
Tom Candiotti, R ERA: 2.26	(1, 1)	7.0	W	26	5	0	0	5	2	0	0	0	0	66	116	0.00	1.000										
Duane Ward, R ERA: 2.75	(8, 1)	1.0		3	0	0	0	3	0	0	0	0	0	10	15	0.00	0.000										
Mike Timlin, R ERA: 3.41	(9, 1)	1.0		3	0	0	0	1	0	0	0	0	0	9	11	0.00	0.000										

Oakland Athletics @ Toronto Blue Jays  
SkyDome, Toronto, ON  
Sat Sep 14 1991, 3:33 AM EDT  
Att: 50,319 - Cloudy - 73 F


AB 30  
R 0  
H 5  
RBI 0  
BB 2  
SO 9  
LOB 7



Batter	1	2	3	4	5	6	7	8	9	AB	R	H	RBI	BB	SO	LOB	BOTTOM										
Devon White, S OBP: 0.347, SLG: 0.459	(1, 8) F 1-2 F8		(3) 4-0 CS		(3) 0-3 K		(1) 0-0 G3-1			3	0	0	0	1	1	2											
Roberto Alomar, S OBP: 0.350, SLG: 0.440	(1, 4) F 1-2 F7		(3) 3-1 CS		(1) 1-1 F8		(2) 1-0 G4-3			4	1	1	0	0	0	0											
Joe Carter, R OBP: 0.337, SLG: 0.536	(1, 9) X 0-0 P7			(1) 2-2 F8		(2) 0-1 G6-3		(3) 3-2 HR		4	1	1	1	0	0	1											
Kelly Gruber, R OBP: 0.321, SLG: 0.459	(1, 5) B 1-2 FC1-5			(3) 3-2 2B		(3) 0-0 G4-3		(2) 0-2 1B		3	1	2	0	0	0	0											
John Olerud, L OBP: 0.352, SLG: 0.455	(1, 3) B 3-2 FC1-5			(1) 2-2 G5-3		(1) 3-1 F8		(3) 3-1 P6		4	1	1	2	0	0	2											
Candy Maldonado, R OBP: 0.322, SLG: 0.433	(1, 7) B 4-2 G6-4-3			(2) 1-3 1B		(2) 2-2 HR		(1) 1-2 G3-1		2	2	1	1	2	0	0											
Mookie Wilson, S OBP: 0.276, SLG: 0.349	(1, 10) B 3-2 G6-4-3			(2) 1-2 G5-3		(2) 1-3 K		(2) 2-3 K		4	0	0	0	0	2	4											
Greg Myers, L OBP: 0.305, SLG: 0.413	(1, 2) X 0-0 G4-3			(1) 4-0 1B		(1) 0-0 E6		(3) 2-3 K		3	0	0	0	1	1	0											
Eddie Zosky, R OBP: 0.167, SLG: 0.278	(1, 6) C 1-1 3B			(2) 1-1 1B		(3) 1-0 F9				3	0	2	2	0	0	1											
<b>Inning Stats</b>	R: 0 E: 0 K: 0 S: 7	H: 0 LOB: 0 BB: 0 P: 9	R: 0 E: 0 K: 0 S: 17	H: 1 LOB: 1 BB: 1 P: 28	R: 0 E: 0 K: 0 S: 6	H: 1 LOB: 0 BB: 1 P: 12	R: 4 E: 0 K: 1 S: 22	H: 3 LOB: 2 BB: 2 P: 40	R: 0 E: 0 K: 0 S: 5	H: 0 LOB: 0 BB: 0 P: 8	R: 1 E: 1 K: 1 S: 11	H: 1 LOB: 1 BB: 0 P: 18	R: 1 E: 0 K: 0 S: 10	H: 2 LOB: 1 BB: 0 P: 17	R: 0 E: 0 K: 2 S: 11	H: 0 LOB: 0 BB: 0 P: 16	1B: 3 2B: 2 3B: 1 HR: 2	SF: 0 SAC: 0 DP: 1 HBP: 1	WP: 0 PB: 0 SB: 1 CS: 1	PA: 36							
<b>PITCHER</b>	IP	WLS	BF	H	R	ER	SO	BB	IBB	HBP	BLK	WP	HR	S	P	ERA	WHIP										
Bob Welch, R ERA: 4.35	(1, 1)	6.0	L	27	6	5	5	2	3	1	0	0	1	68	115	7.50	1.500										
Gene Nelson, R ERA: 6.65	(7, 1)	1.0		5	2	1	1	0	0	0	0	0	1	10	17	9.00	2.000										
Bruce Walton, R ERA: 4.22	(8, 1)	1.0		3	0	0	0	2	0	0	0	0	0	11	16	0.00	0.000										

Oakland Athletics @ Toronto Blue Jays  
SkyDome, Toronto, ON  
Sat Sep 14 1991, 3:33 AM EDT  
Att: 50,319 - Cloudy - 73 F

AB 30  
R 6  
H 8  
RBI 6  
BB 4  
SO 4  
LOB 10









Batter	1	2	3	4	5	6	7	8	9	AB	R	H	RBI	BB	SO	LOB	TOP					
Willie Wilson, S OBP: 0.296, SLG: 0.320 (1, 7)	F7		G1			G6-3			G6-3	4	0	0	0	0	0	1						
Dave Henderson, R OBP: 0.351, SLG: 0.476 (1, 8)	1B			F8		K			G3	4	0	1	0	0	1	0						
Jose Canseco, R OBP: 0.360, SLG: 0.561 (1, 9)	G6-3			K					G1-3	4	0	1	0	0	1	0						
Harold Baines, L OBP: 0.376, SLG: 0.483 (1, 10)	G6-3			L9						3	0	0	0	0	0	2						
Brook Jacoby, R OBP: 0.281, SLG: 0.321 (1, 5)		F8			G5-3				F8	3	0	0	0	0	0	0						
Terry Steinbach, R OBP: 0.319, SLG: 0.402 (1, 2)		F9				K			G4-3	3	0	0	0	0	1	0						
Mark McGwire, R OBP: 0.331, SLG: 0.382 (1, 3)		G6-3							F9	2	0	0	0	1	0	0						
Mike Gallego, R OBP: 0.330, SLG: 0.361 (1, 4) (8, 6)			G6-3			F8				3	0	1	0	0	0	1						
Mike Bordick, R OBP: 0.276, SLG: 0.263 Rickey Henderson, R OBP: 0.353, SLG: 0.388 Scott Brosius, R OBP: 0.262, SLG: 0.397 (1, 6) (8, PH) (8, 4)			G4-3						K2-3	1	0	0	0	1	0	0						
										1	0	0	0	0	1	1						
										0	0	0	0	0	0	0						
<b>Inning Stats</b>	R: 0 E: 0 K: 0 S: 12	H: 2 LOB: 1 BB: 0 P: 24	R: 0 E: 0 K: 0 S: 8	H: 0 LOB: 0 BB: 0 P: 14	R: 0 E: 0 K: 0 S: 6	H: 0 LOB: 0 BB: 0 P: 8	R: 0 E: 0 K: 1 S: 9	H: 0 LOB: 0 BB: 0 P: 12	R: 0 E: 0 K: 1 S: 9	H: 0 LOB: 1 BB: 1 P: 16	R: 0 E: 0 K: 0 S: 6	H: 0 LOB: 0 BB: 0 P: 8	R: 0 E: 0 K: 1 S: 5	H: 0 LOB: 0 BB: 0 P: 8	R: 0 E: 0 K: 1 S: 8	H: 1 LOB: 1 BB: 0 P: 11	R: 0 E: 0 K: 0 S: 5	H: 0 LOB: 0 BB: 0 P: 6	1B: 3 2B: 0 3B: 0 HR: 0	SF: 0 SAC: 0 DP: 2 HBP: 0	WP: 0 PB: 0 SB: 0 CS: 0	PA: 30
<b>PITCHER</b>	IP	WLS	BF	H	R	ER	SO	BB	IBB	HBP	BLK	WP	HR	S	P	ERA	WHIP					
Greg Hibbard, L ERA: 4.15 (1, 1)	7.2	W	26	3	0	0	3	2	0	0	0	0	0	59	99	0.00	0.652					
Melido Perez, R ERA: 3.09 (8, 1)	0.1		1	0	0	0	1	0	0	0	0	0	0	4	6	0.00	0.000					
Bobby Thigpen, R ERA: 2.93 (9, 1)	1.0	S	3	0	0	0	0	0	0	0	0	0	0	5	6	0.00	0.000					

Oakland Athletics @ Chicago White Sox  
Comiskey Park, Chicago, IL  
Tue Sep 17 1991, 8:05 PM EDT  
Att: 35,677 - Sunny - 75 F

AB	28
R	0
H	3
RBI	0
BB	2
SO	4
LOB	5



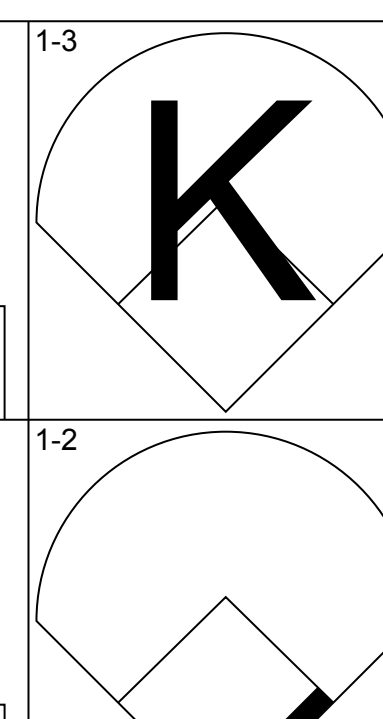
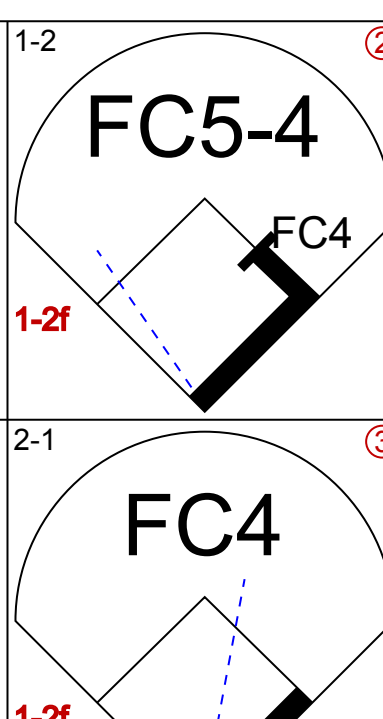
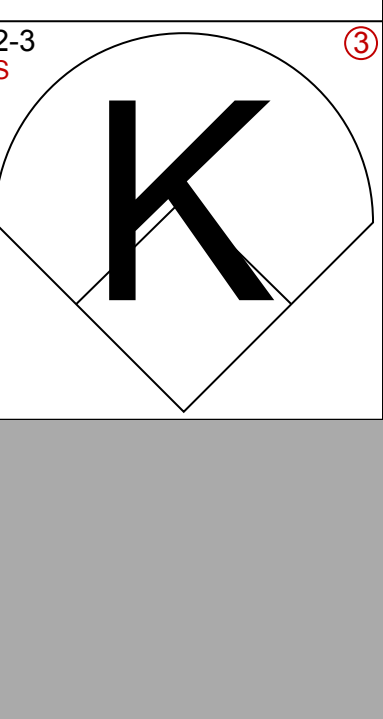
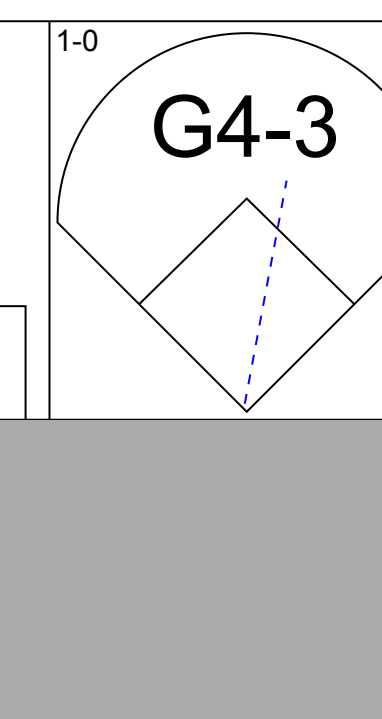
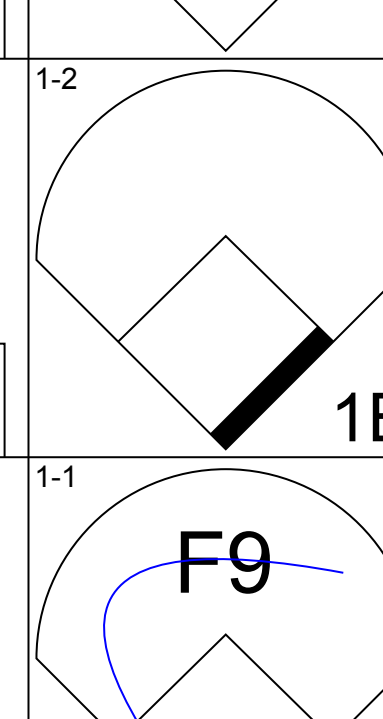
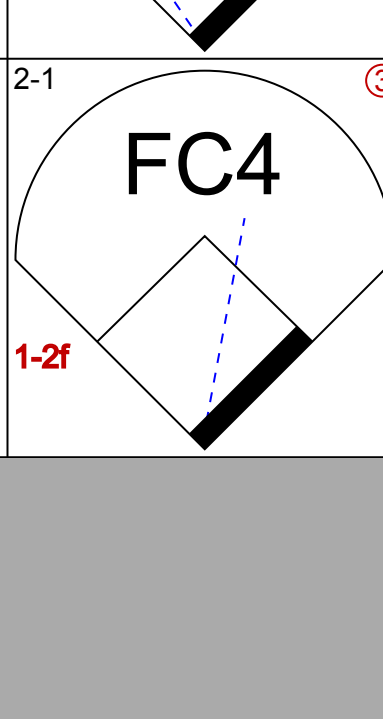
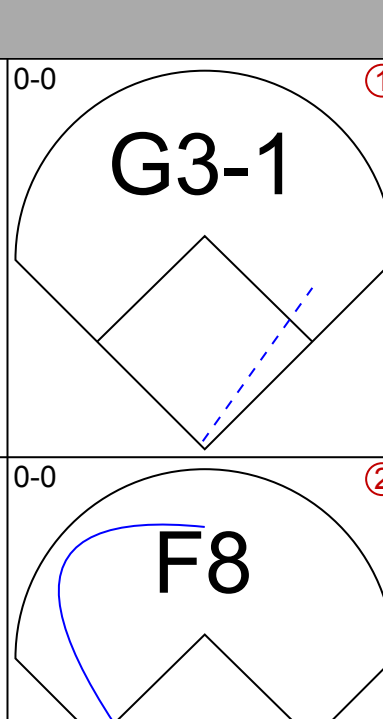
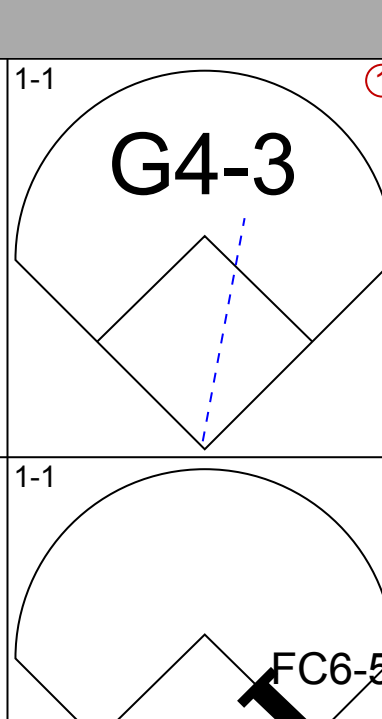
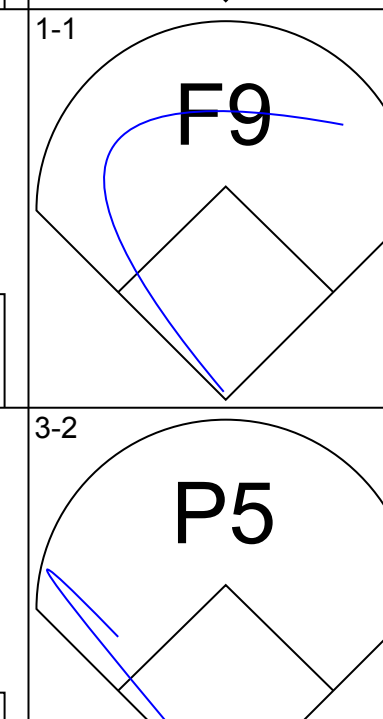
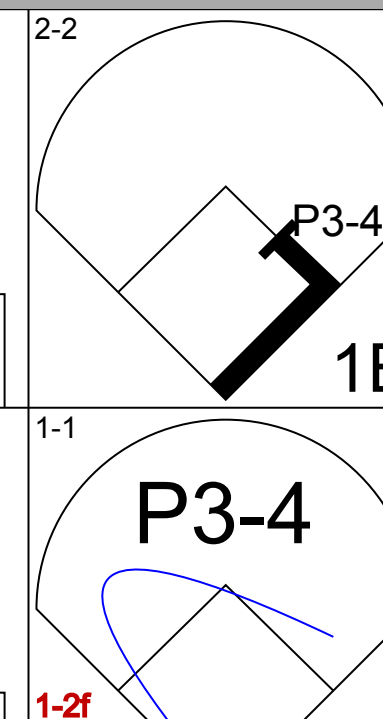
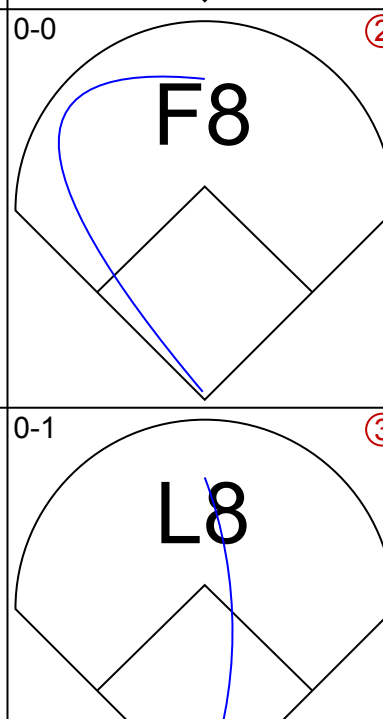
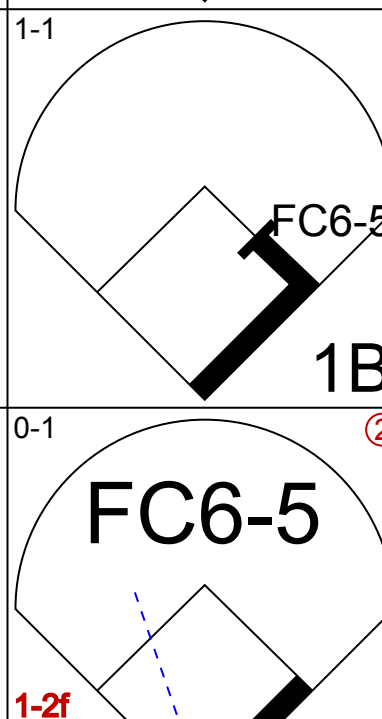
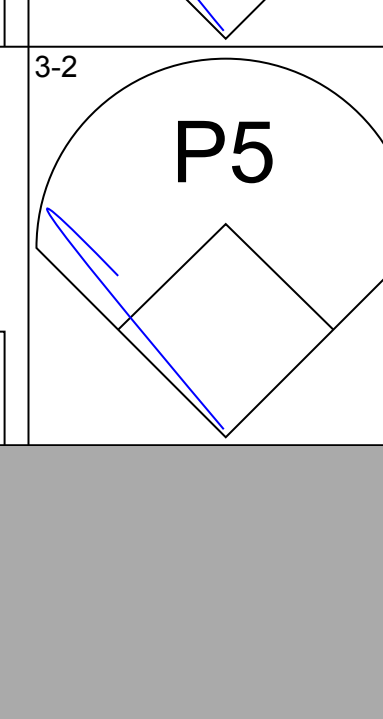
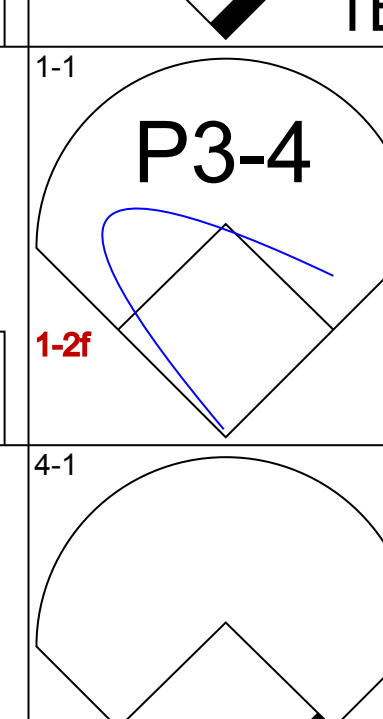
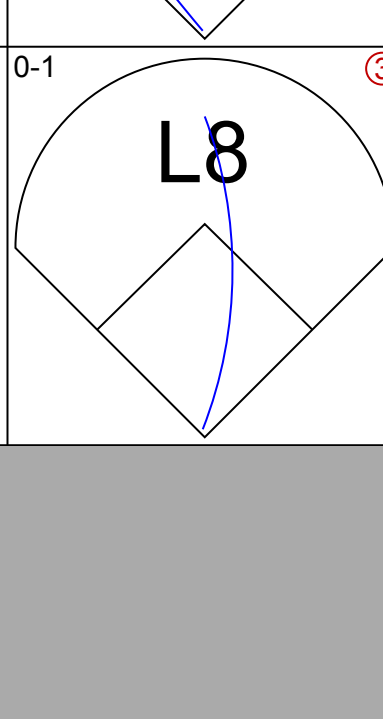
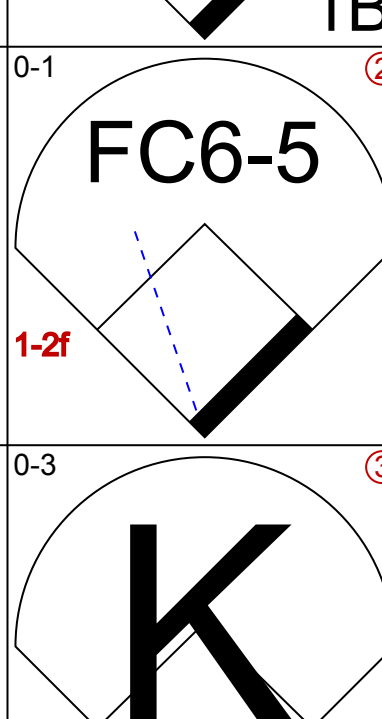
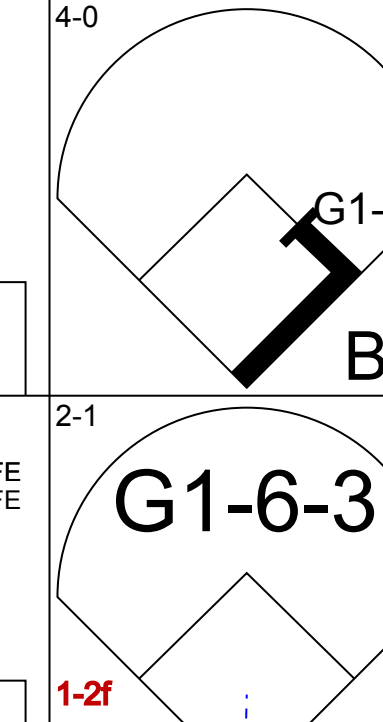
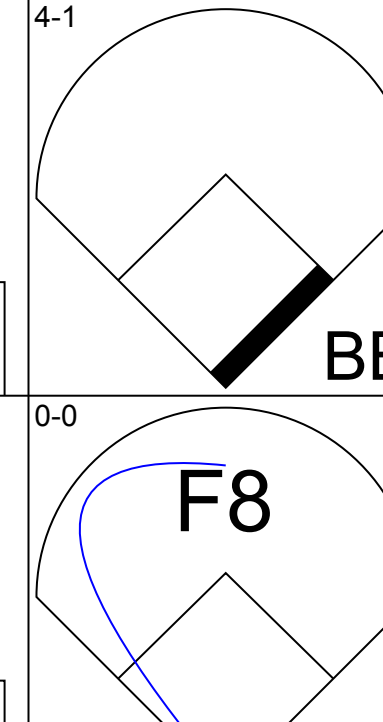

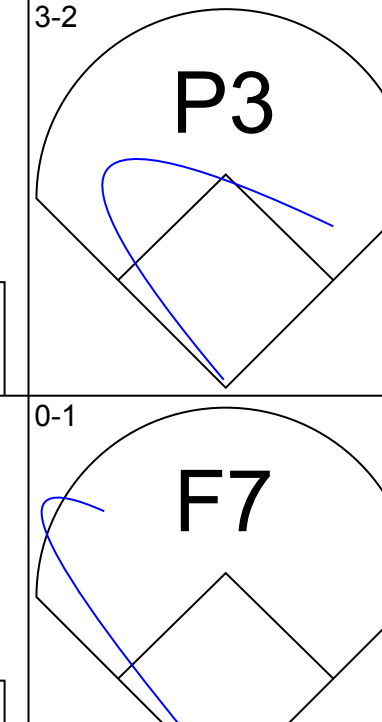
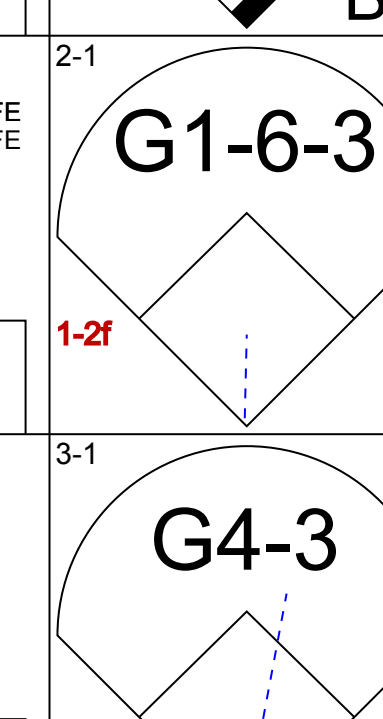
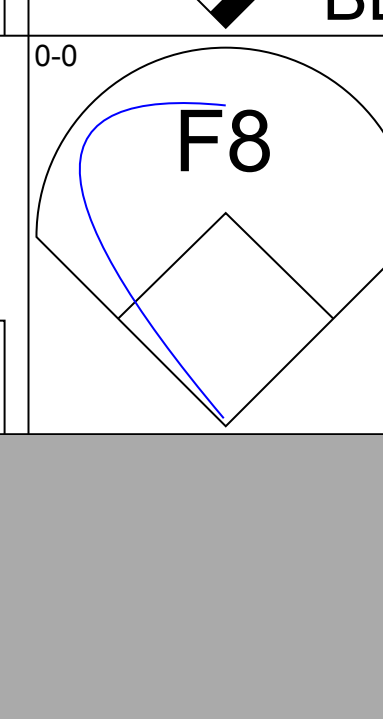
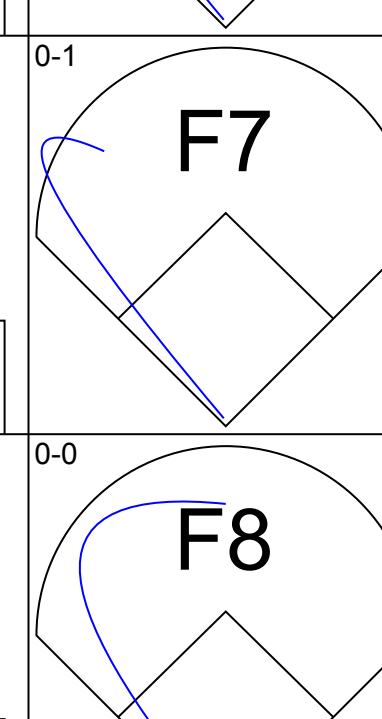
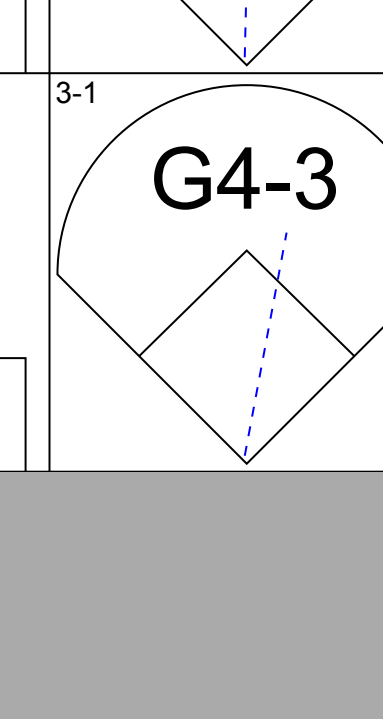
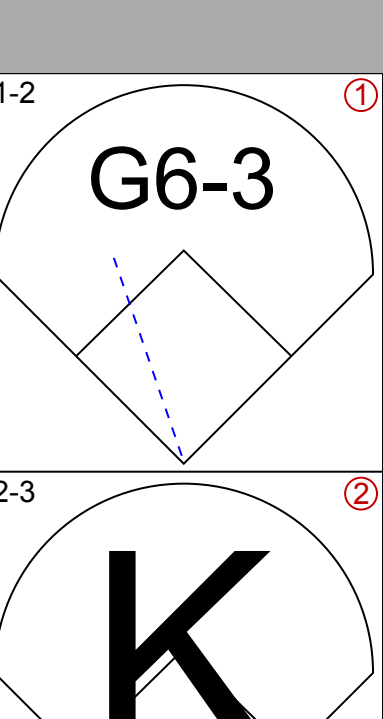
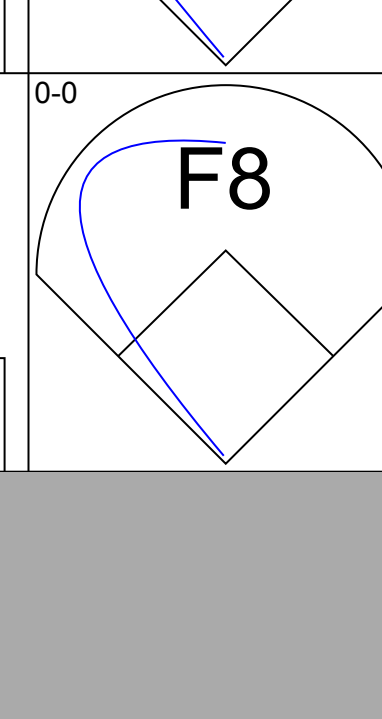
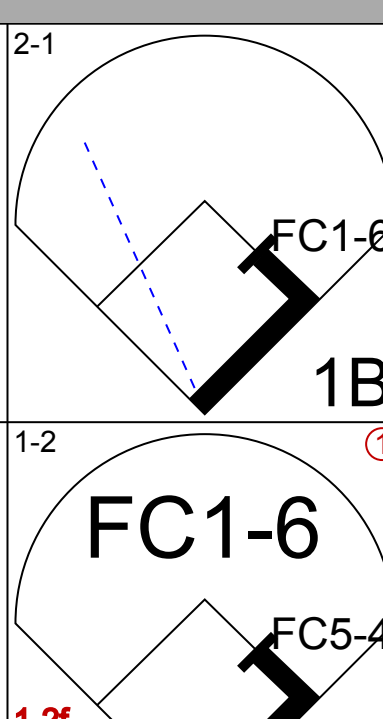
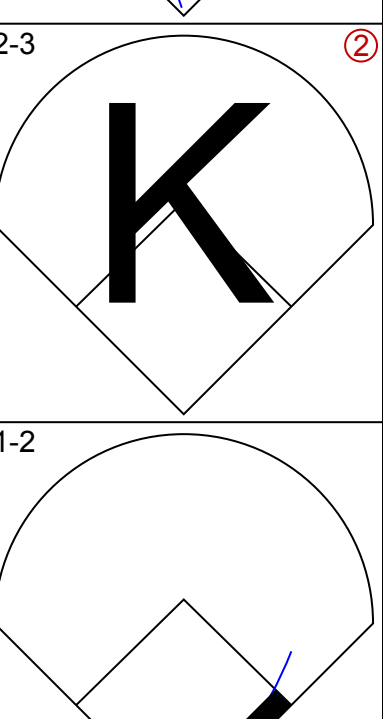
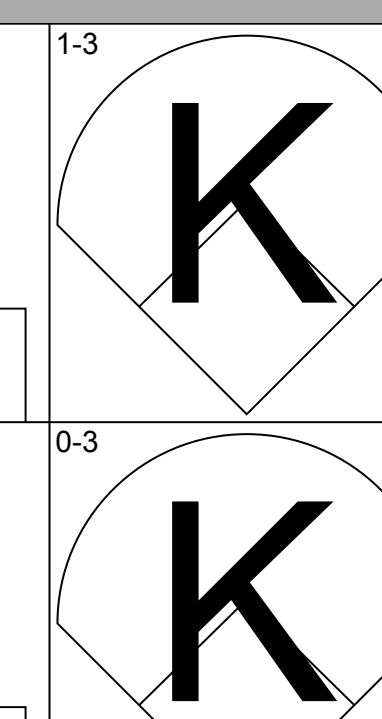
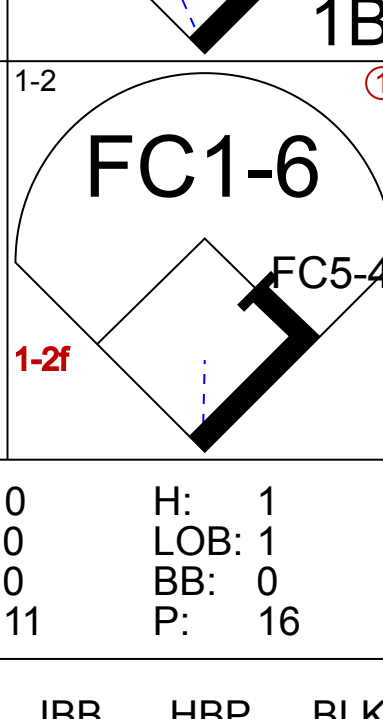
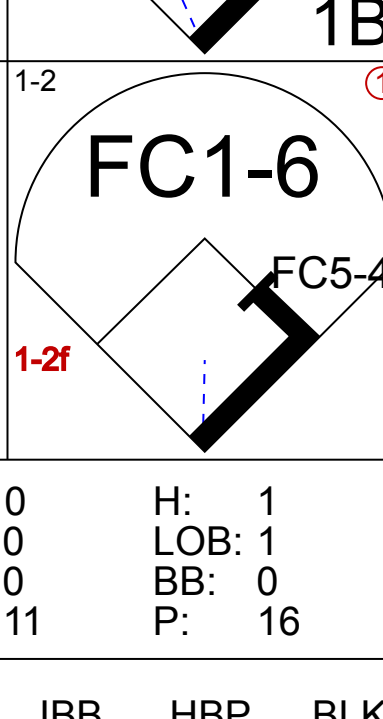
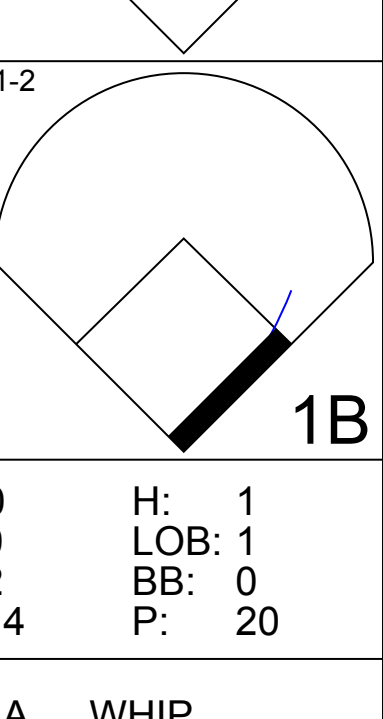
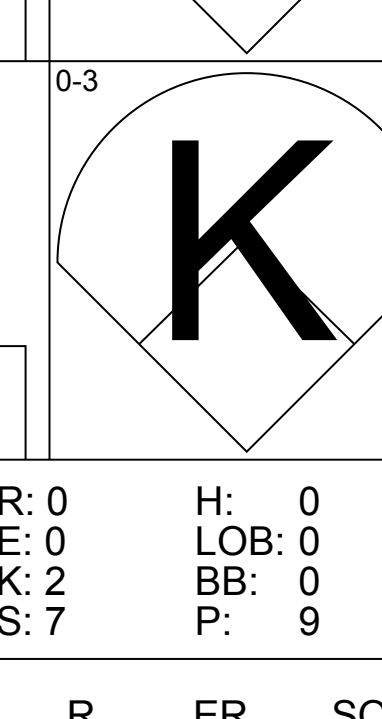
Batter	1	2	3	4	5	6	7	8	9	AB	R	H	RBI	BB	SO	LOB	BOTTOM					
Tim Raines, S OBP: 0.365, SLG: 0.354 (1, 7)	P6		P6			SH3-4			G6-3	3	0	0	0	0	0	1						
Robin Ventura, L OBP: 0.376, SLG: 0.461 (1, 5)	1B			K		K			G6-3	4	0	1	0	0	2	2						
Frank Thomas, R OBP: 0.456, SLG: 0.566 Sammy Sosa, R OBP: 0.245, SLG: 0.343 (1, 3) (9, 9)	L8								K	2	0	0	0	2	1	2						
										0	0	0	0	0	0	0						
Carlton Fisk, R OBP: 0.315, SLG: 0.427 (1, 2)	K2-3			L7		K				3	0	0	0	0	2	4						
Dan Pasqua, L OBP: 0.355, SLG: 0.440 (9, 3)		F7		F9					K	3	0	0	0	0	1	1						
Bo Jackson, R OBP: 0.341, SLG: 0.378 (1, 10)		K			K				HR	3	1	1	1	0	2	0						
Lance Johnson, L OBP: 0.300, SLG: 0.335 (1, 8)		L7			G3-1				F9	3	0	0	0	0	0	0						
Craig Grebeck, R OBP: 0.382, SLG: 0.489 (1, 4)			P3		G5-3				F9	3	0	0	0	0	0	0						
Ozzie Guillen, L OBP: 0.277, SLG: 0.334 (1, 6)			K			K			G6-3	2	0	0	0	1	2	0						
										1B: 1 2B: 0 3B: 0 HR: 1	SF: 0 SAC: 1 DP: 0 HBP: 0	WP: 1 PB: 0 SB: 0 CS: 0	PA: 30									
<b>Inning Stats</b>	R: 0 E: 0 K: 1 S: 8	H: 1 LOB: 1 BB: 0 P: 16	R: 0 E: 0 K: 1 S: 11	H: 0 LOB: 0 BB: 0 P: 17	R: 0 E: 0 K: 1 S: 6	H: 0 LOB: 0 BB: 0 P: 13	R: 0 E: 0 K: 1 S: 7	H: 0 LOB: 1 BB: 1 P: 14	R: 0 E: 0 K: 1 S: 8	H: 0 LOB: 0 BB: 0 P: 13	R: 0 E: 0 K: 3 S: 11	H: 0 LOB: 2 BB: 1 P: 20	R: 1 E: 0 K: 1 S: 10	H: 1 LOB: 0 BB: 0 P: 19	R: 0 E: 0 K: 1 S: 8	H: 0 LOB: 1 BB: 1 P: 17	1B: 1 2B: 0 3B: 0 HR: 1	SF: 0 SAC: 1 DP: 0 HBP: 0	WP: 1 PB: 0 SB: 0 CS: 0	PA: 30		
<b>PITCHER</b>	IP	WLS	BF	H	R	ER	SO	BB	IBB	HBP	BLK	WP	HR	S	P	ERA	WHIP					
Ron Darling, R ERA: 4.18 (1, 1)	7.0	L	27	2	1	1	9	2	1	0	0	0	0	62	117	1.29	0.571					
Rick Honeycutt, L ERA: 3.55 (8, 1)	0.2		2	0	0	0	0	0	0	0	0	0	0	4	6	0.00	0.000					
Gene Nelson, R ERA: 6.6 (8, 1)	0.1		1	0	0	0	1	0	0	0	0	0	0	3	6	0.00	0.000					

Oakland Athletics @ Chicago White Sox  
Comiskey Park, Chicago, IL  
Tue Sep 17 1991, 8:05 PM EDT  
Att: 35,677 - Sunny - 75 F

AB	26
R	1
H	2
RBI	1
BB	3
SO	10
LOB	10



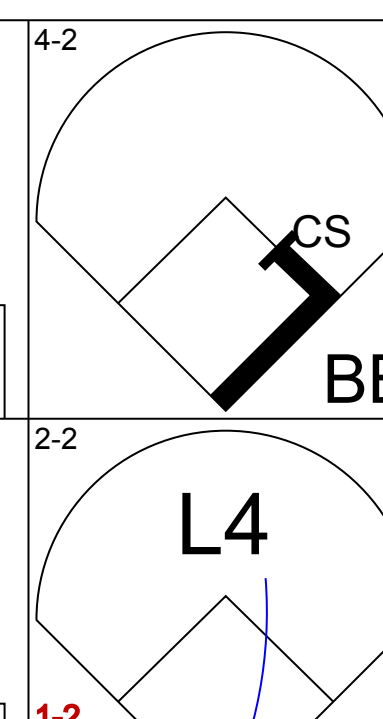
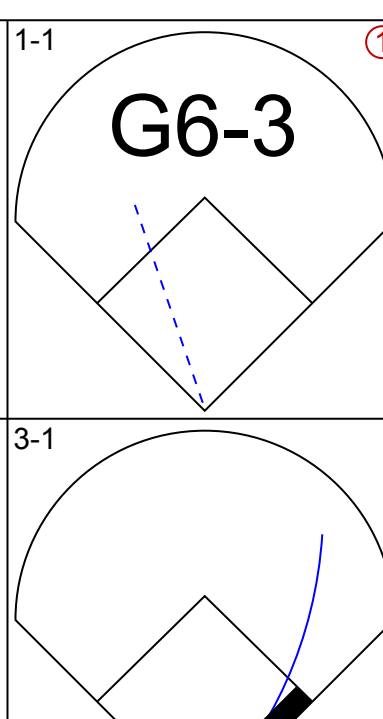
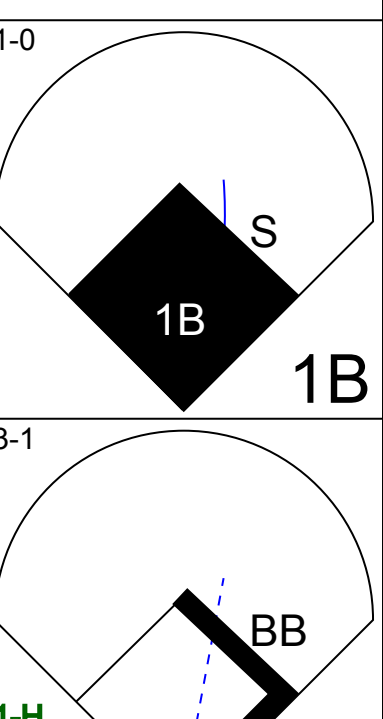
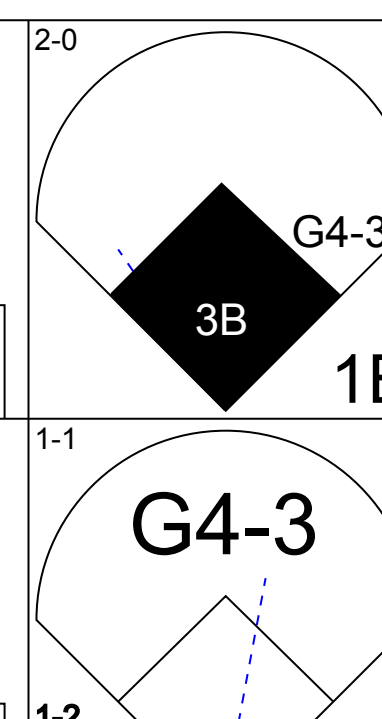
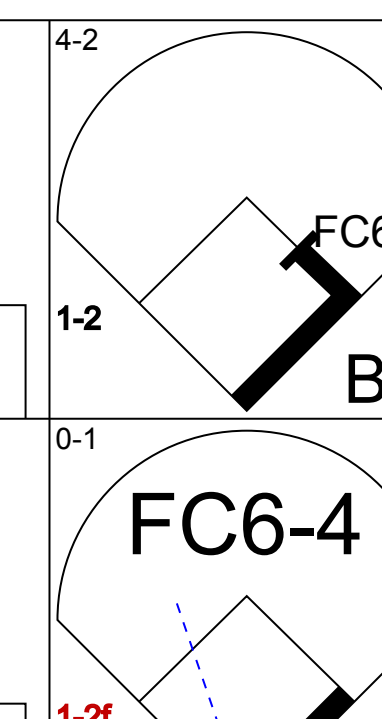
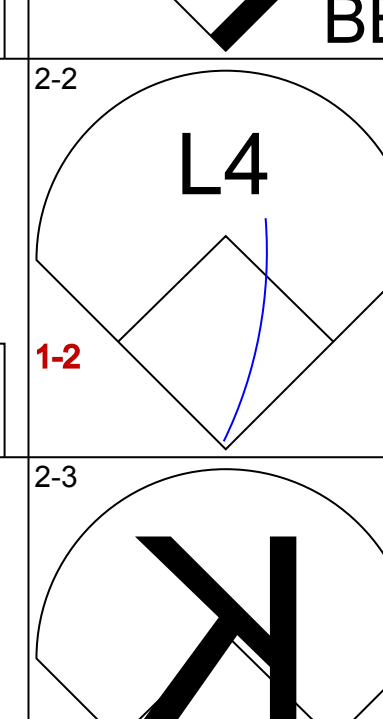
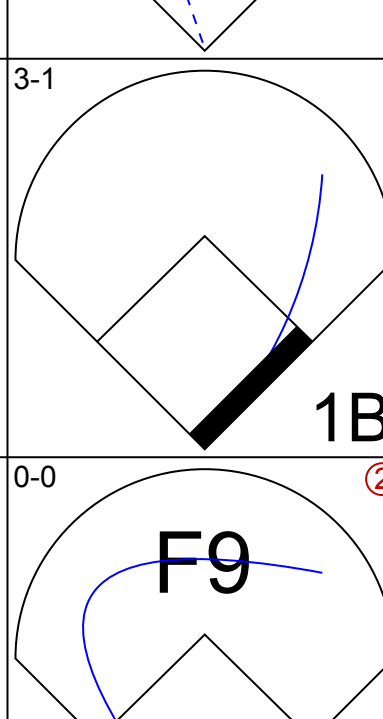
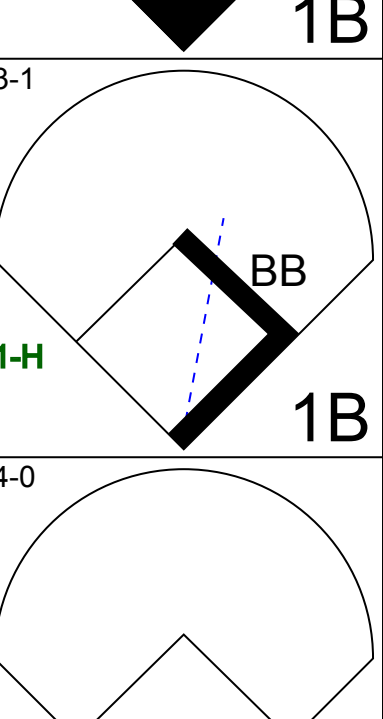
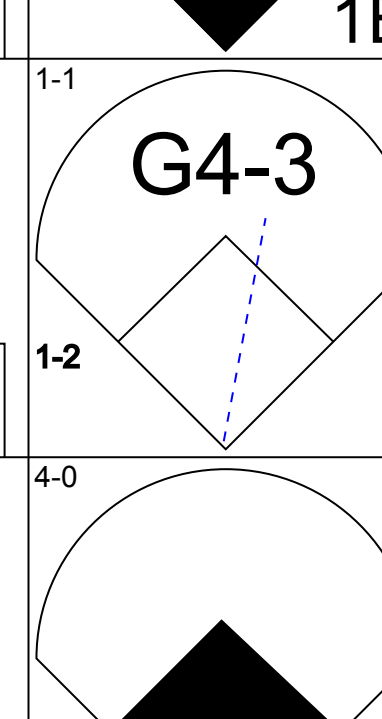
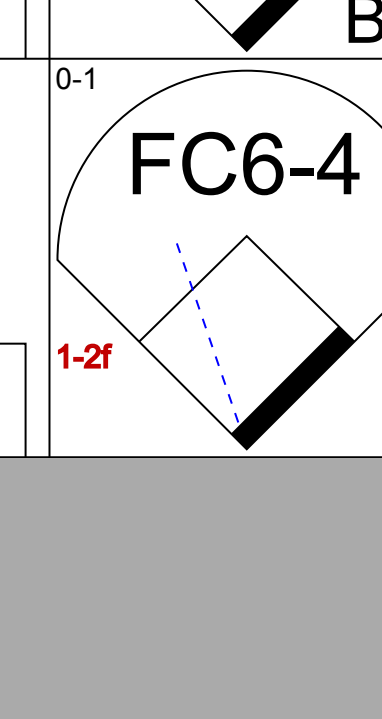
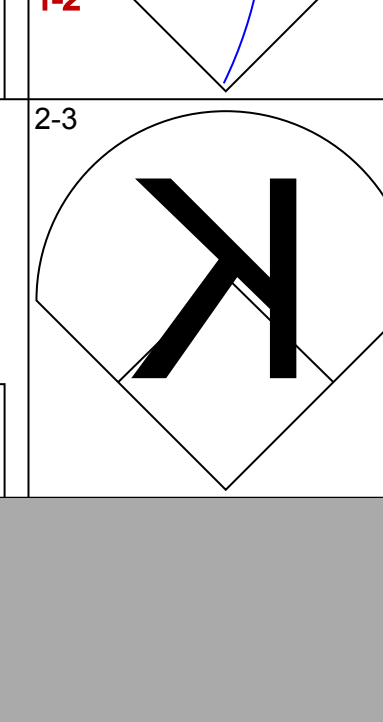
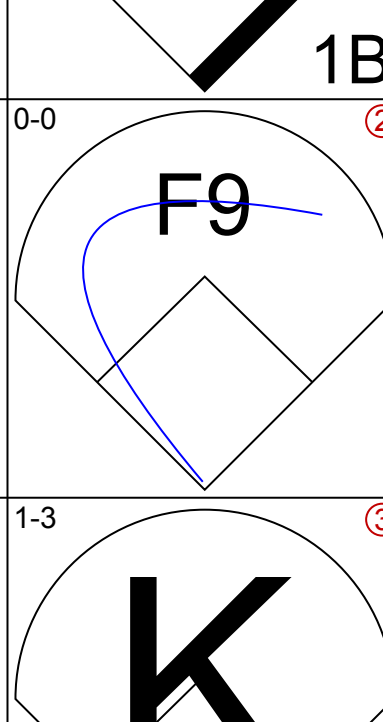
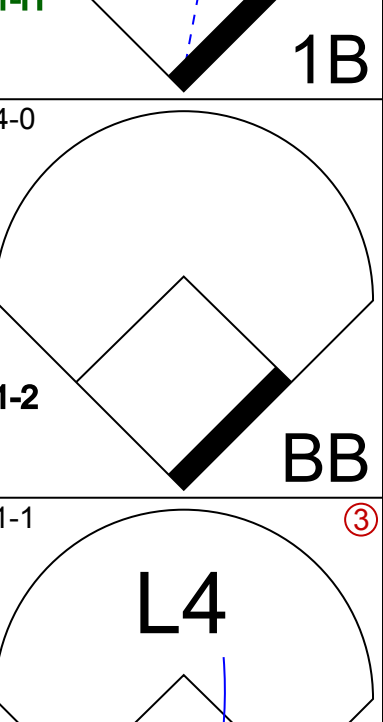
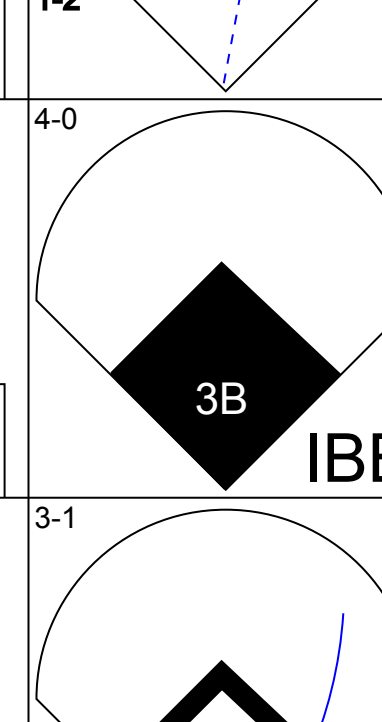

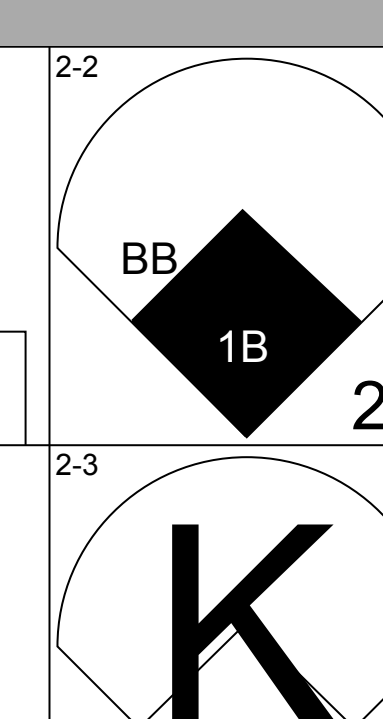

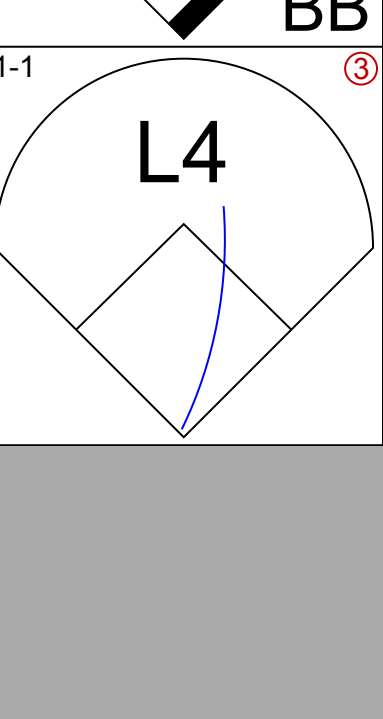
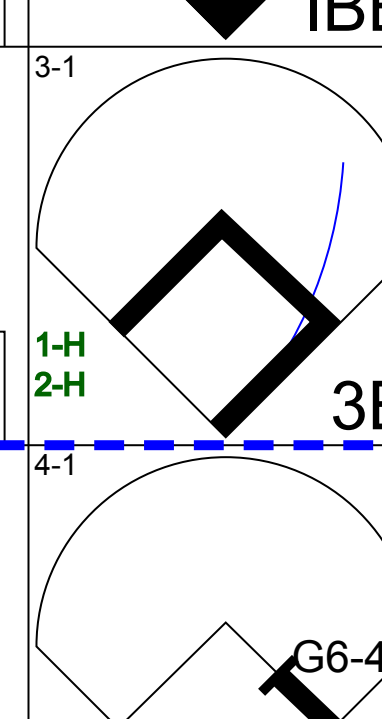
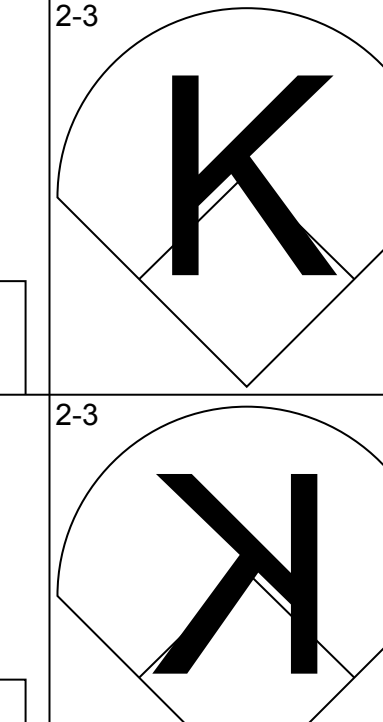
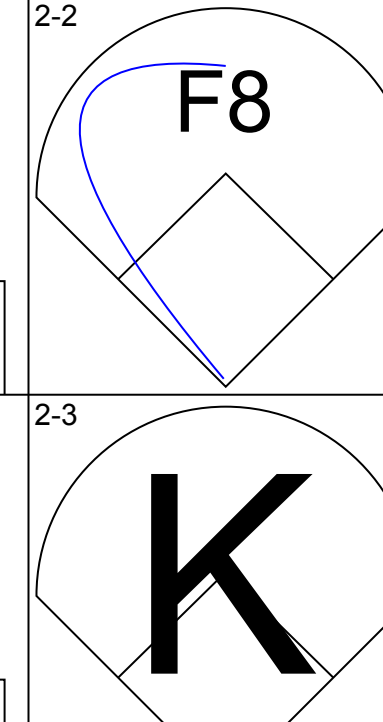
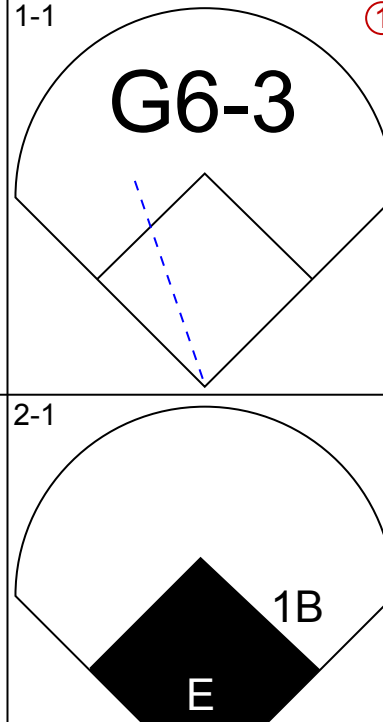
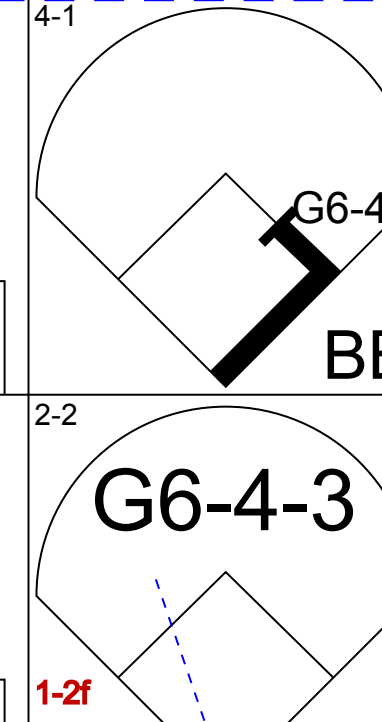

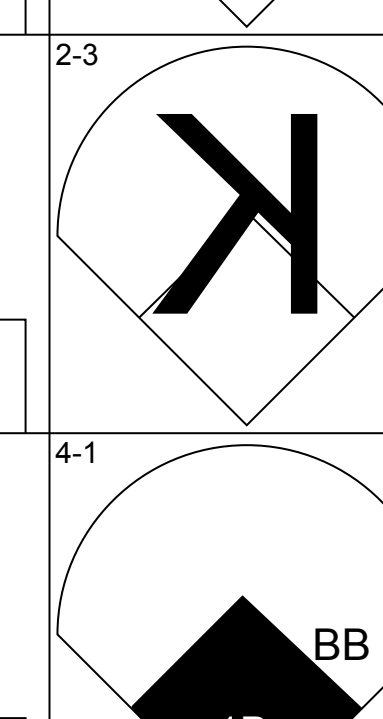
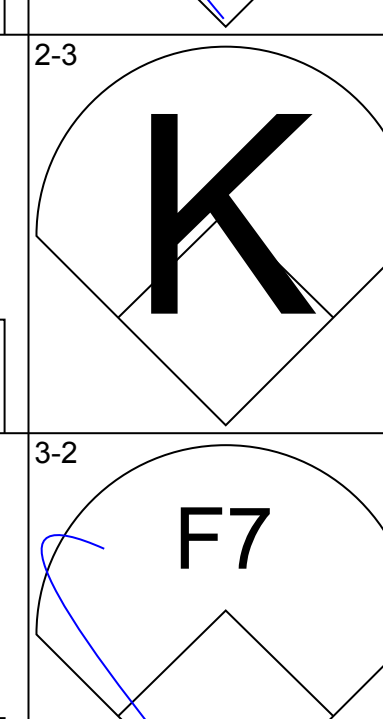
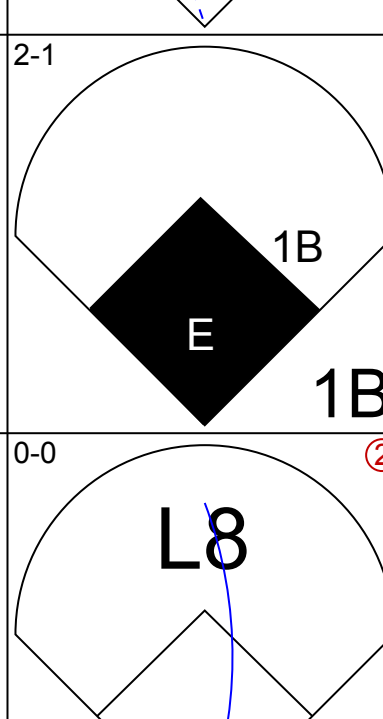
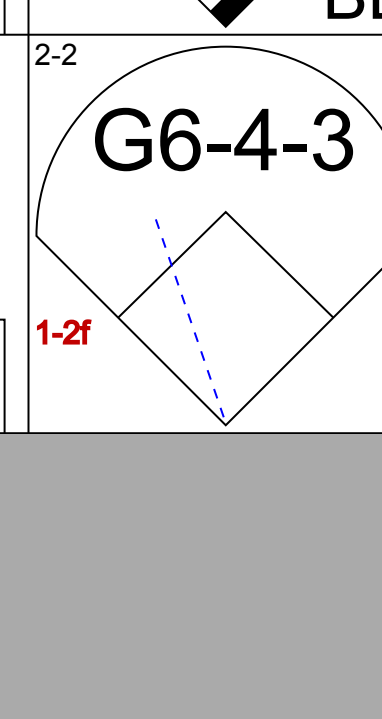
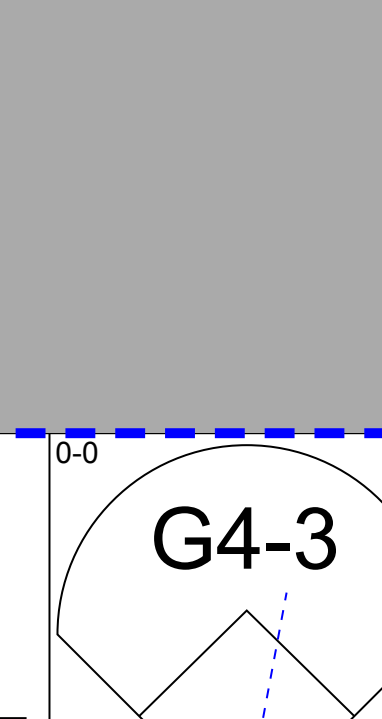
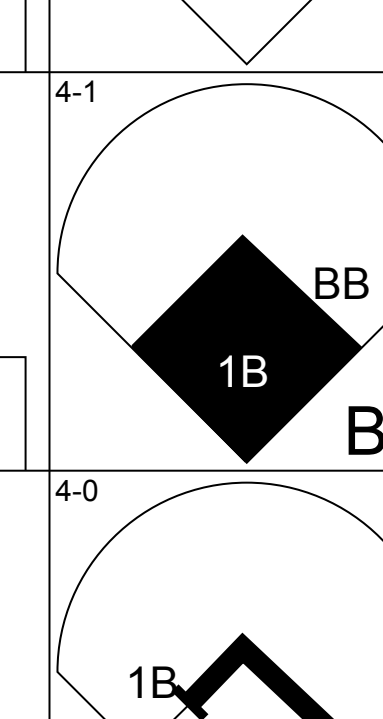
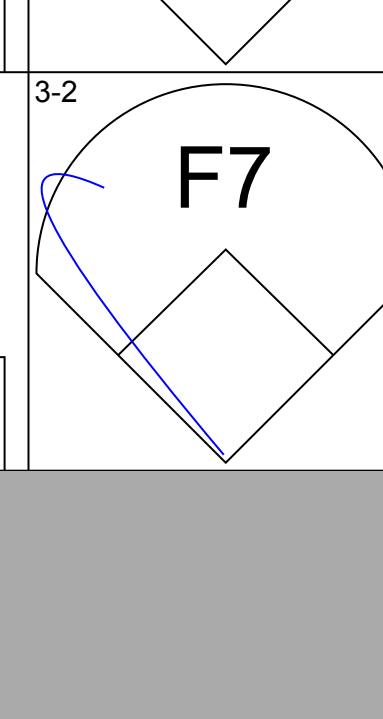
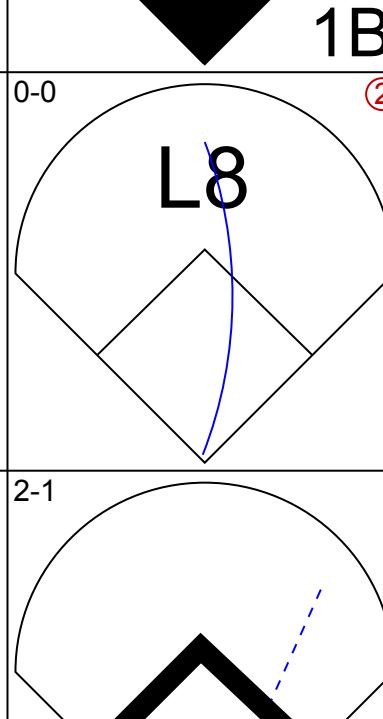
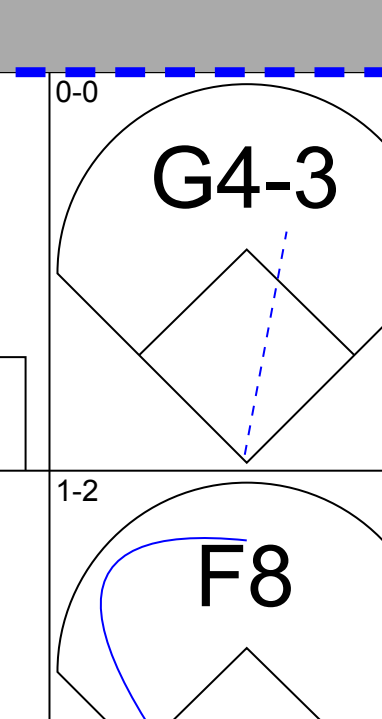
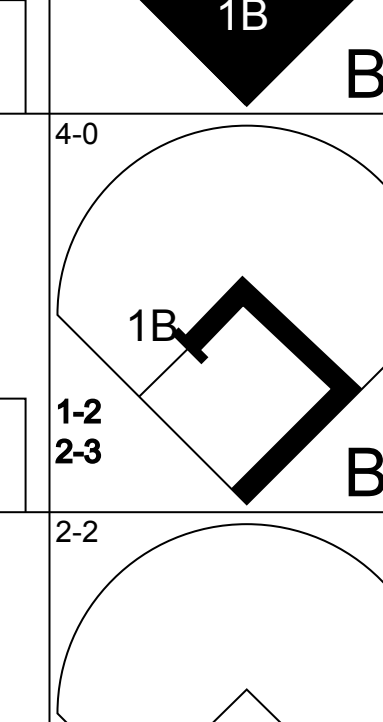

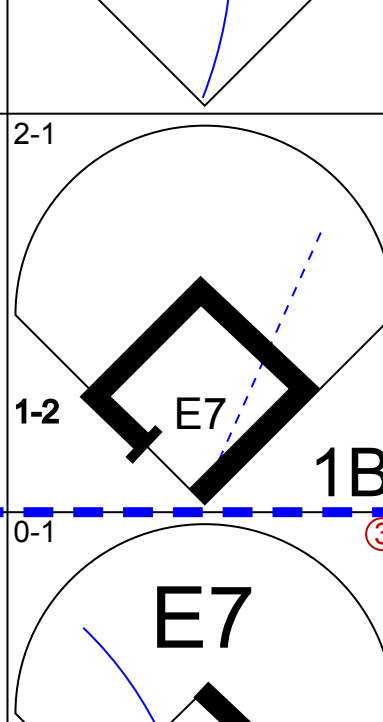

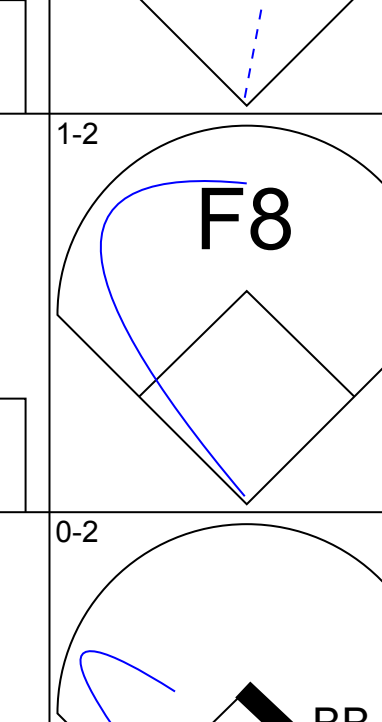
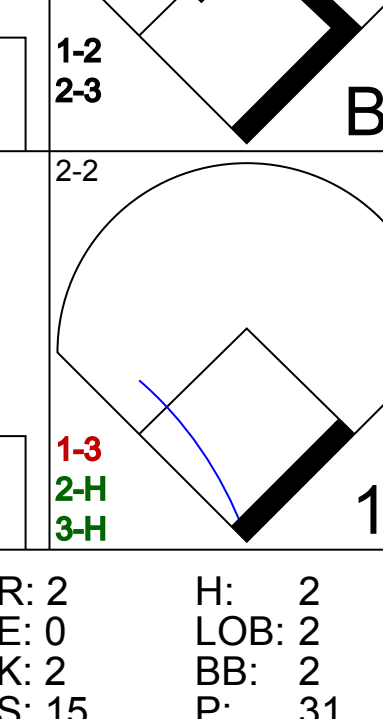

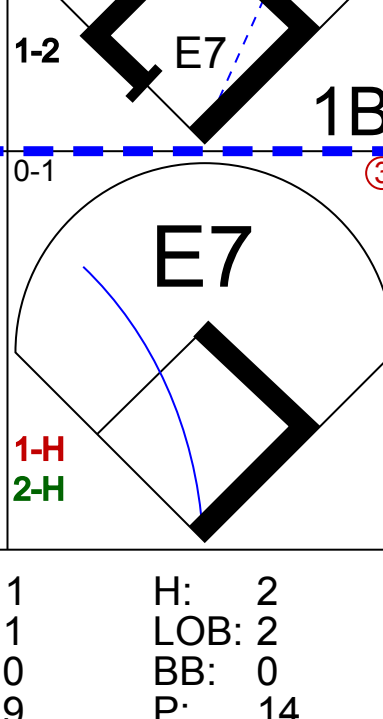
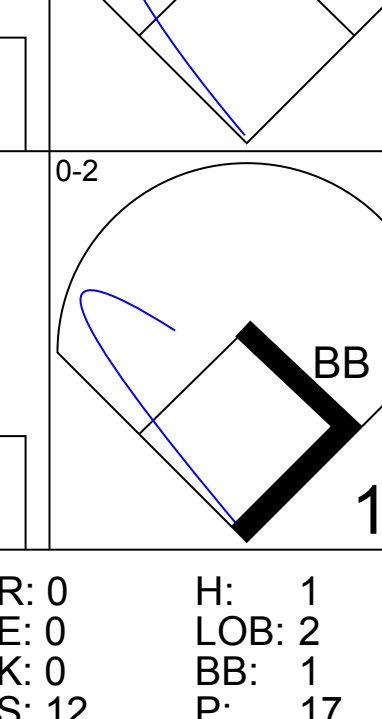


Batter	1	2	3	4	5	6	7	8	9	AB	R	H	RBI	BB	SO	LOB	TOP					
Willie Wilson, S OBP: 0.292, SLG: 0.316 (1, 7)										4	0	0	0	0	2	2						
Ernest Riles, L OBP: 0.283, SLG: 0.298 (1, 5)										4	0	1	0	0	0	1						
Jose Canseco, R OBP: 0.360, SLG: 0.559 Lance Blankenship, R OBP: 0.326, SLG: 0.321 (1, 9)										3	0	1	0	0	0	1						
Harold Baines, L OBP: 0.373, SLG: 0.479 (1, 10)										4	0	0	0	0	0	3						
Dave Henderson, R OBP: 0.352, SLG: 0.475 Scott Brosius, R OBP: 0.258, SLG: 0.390 (8, 4)										1	0	0	0	2	0	0						
Jamie Quirk, L OBP: 0.319, SLG: 0.302 (1, 2)										3	0	0	0	0	0	2						
Mark McGwire, R OBP: 0.329, SLG: 0.379 (1, 3)										3	0	0	0	0	0	0						
Mike Gallego, R OBP: 0.330, SLG: 0.361 (8, 6)										3	0	1	0	0	2	0						
Mike Bordick, R OBP: 0.278, SLG: 0.266 Dann Howitt, L OBP: 0.222, SLG: 0.370 (8, PH)										2	0	1	0	0	0	1						
<b>Inning Stats</b>	R: 0 E: 0 K: 1 S: 12	H: 1 LOB: 1 BB: 0 P: 18	R: 0 E: 0 K: 0 S: 4	H: 0 LOB: 0 BB: 1 P: 13	R: 0 E: 0 K: 0 S: 11	H: 1 LOB: 1 BB: 0 P: 16	R: 0 E: 0 K: 0 S: 7	H: 1 LOB: 1 BB: 1 P: 14	R: 0 E: 0 K: 2 S: 14	H: 0 LOB: 0 BB: 0 P: 20	R: 0 E: 0 K: 0 S: 4	H: 0 LOB: 0 BB: 0 P: 4	R: 0 E: 0 K: 0 S: 6	H: 0 LOB: 0 BB: 0 P: 9	R: 0 E: 0 K: 2 S: 7	H: 0 LOB: 0 BB: 0 P: 9	R: 0 E: 0 K: 1 S: 9	H: 1 LOB: 1 BB: 0 P: 11	1B: 5 2B: 1 3B: 0 HR: 0	SF: 0 SAC: 0 DP: 2 HBP: 0	WP: 0 PB: 0 SB: 0 CS: 0	PA: 32
<b>PITCHER</b> Jack McDowell, R ERA: 3.2 (1, 1)	IP: 9.0 WLS: W BF: 32	H: 5 R: 0 ER: 0 SO: 6	BB: 2 IBB: 0 HBP: 0 BLK: 0	WP: 0 HR: 0 S: 74 P: 114	ERA: 0.00 WHIP: 0.778	<b>PITCHER</b>										IP: 9.0 WLS: W BF: 32	H: 5 R: 0 ER: 0 SO: 6	BB: 2 IBB: 0 HBP: 0 BLK: 0	WP: 0 HR: 0 S: 74 P: 114	ERA: 0.00 WHIP: 0.778		

Oakland Athletics @ Chicago White Sox  
Comiskey Park, Chicago, IL  
Wed Sep 18 1991, 8:05 PM EDT  
Att: 32,998 - Sunny - 58 F

AB	30
R	0
H	5
RBI	0
BB	2
SO	6
LOB	11



Batter	1	2	3	4	5	6	7	8	9	AB	R	H	RBI	BB	SO	LOB	BOTTOM			
Tim Raines, S OBP: 0.368, SLG: 0.355 (1, 7)										3	2	2	0	2	0	0				
Robin Ventura, L OBP: 0.376, SLG: 0.460 (1, 5)										5	0	2	1	0	0	4				
Frank Thomas, R OBP: 0.564, SLG: 0.564 Sammy Sosa, R OBP: 0.245, SLG: 0.343 (7, PR)										2	0	0	0	2	1	1				
Dan Pasqua, L OBP: 0.356, SLG: 0.448 (8, 3)										4	1	2	2	0	1	3				
Carlton Fisk, R OBP: 0.314, SLG: 0.424 (1, 2)										3	0	0	0	1	1	1				
Bo Jackson, R OBP: 0.333, SLG: 0.366 (1, 10)										4	1	1	0	0	2	3				
Lance Johnson, L OBP: 0.300, SLG: 0.333 (1, 8)										3	1	0	0	1	0	1				
Craig Grebeck, R OBP: 0.385, SLG: 0.489 Scott Fletcher, R OBP: 0.266, SLG: 0.268 (3, 4)										0	0	0	0	1	0	0				
Ozzie Guillen, L OBP: 0.279, SLG: 0.335 (1, 6)										4	0	2	2	0	0	1				
<b>Inning Stats</b>	R: 0 E: 0 K: 1 S: 10	H: 0 LOB: 0 BB: 1 P: 18	R: 2 E: 0 K: 2 S: 15	H: 2 LOB: 2 BB: 2 P: 31	R: 0 E: 0 K: 1 S: 9	H: 1 LOB: 1 BB: 0 P: 14	R: 0 E: 0 K: 1 S: 13	H: 0 LOB: 0 BB: 0 P: 20	R: 1 E: 0 K: 0 S: 7	H: 2 LOB: 2 BB: 1 P: 17	R: 1 E: 1 K: 0 S: 9	H: 2 LOB: 0 BB: 0 P: 14	R: 2 E: 0 K: 0 S: 9	H: 2 LOB: 2 BB: 2 P: 25	R: 0 E: 0 K: 0 S: 12	H: 1 LOB: 2 BB: 1 P: 17	1B: 8 2B: 1 3B: 1 HR: 0	SF: 0 SAC: 0 DP: 1 HBP: 0	WP: 0 PB: 0 SB: 1 CS: 1	PA: 38
<b>PITCHER</b> Dave Stewart, R ERA: 5.25 Joe Klimk, L ERA: 3.88 Kevin Campbell, R ERA: 2.95 Curt Young, L ERA: 5.23 (1, 1)	IP: 5.2 WLS: L BF: 26	H: 7 R: 4 ER: 3 SO: 5	BB: 4 IBB: 0 HBP: 0 BLK: 0	WP: 0 HR: 0 S: 61 P: 112	ERA: 4.76 WHIP: 1.941	<b>PITCHER</b>										IP: 5.2 WLS: L BF: 26	H: 7 R: 4 ER: 3 SO: 5	BB: 4 IBB: 0 HBP: 0 BLK: 0	WP: 0 HR: 0 S: 61 P: 112	ERA: 4.76 WHIP: 1.941

Oakland Athletics @ Chicago White Sox  
Comiskey Park, Chicago, IL  
Wed Sep 18 1991, 8:05 PM EDT  
Att: 32,998 - Sunny - 58 F

AB	31
R	6
H	10
RBI	5
BB	7
SO	5
LOB	14









Batter	1	2	3	4	5	6	7	8	9	AB	R	H	RBI	BB	SO	LOB	TOP										
Devon White, S (1, 8) OBP: 0.347, SLG: 0.462	G4-3		FC3-6 1B		K		K			4	0	0	0	0	2	4	<b>Toronto Blue Jays @ Oakland Athletics</b> Oakland-Alameda County Coliseum, Oakland, CA Sat Sep 21 1991, 3:33 AM PDT Att: 36,601 - Sunny - 68 F										
Roberto Alomar, S (1, 4) OBP: 0.353, SLG: 0.437	G1-3		FC6-4 1B		F7			K		4	0	1	0	0	1	1											
Joe Carter, R (1, 9) OBP: 0.334, SLG: 0.525	P3		FC6-4 1B			G5-3		G5-3		4	0	0	0	0	2												
Kelly Gruber, R (1, 5) OBP: 0.312, SLG: 0.451		F9		F7				K		4	0	1	0	0	1	0											
John Olerud, L (1, 3) OBP: 0.358, SLG: 0.449		G5-3 BB		G3-1		F8			FC5-4 1B	3	0	1	0	1	0	1											
Candy Maldonado, R (1, 7) OBP: 0.330, SLG: 0.417	G5-3					F9		K		4	0	1	0	0	1	3											
Dave Parker, L (1, 10) Mookie Wilson, S (7, PR) OBP: 0.282, SLG: 0.356 OBP: 0.272, SLG: 0.345	F7			G1-3			G4-3 SH1-4 BB	FC5-4 1B		2	0	0	0	1	0	2											
Pat Borders, R (1, 2) Rance Mulliniks, L (9, PH) OBP: 0.279, SLG: 0.357 OBP: 0.365, SLG: 0.338			K		G5-3		SH1-4	F7		2	0	0	0	0	1	0											
Manuel Lee, S (1, 6) OBP: 0.275, SLG: 0.292					E6		G4-3			3	0	1	0	0	0	2											
<b>Inning Stats</b>	R: 0 E: 0 K: 0 S: 7	H: 0 LOB: 0 BB: 0 P: 13	R: 0 E: 0 K: 0 S: 15	H: 0 LOB: 1 BB: 1 P: 24	R: 0 E: 0 K: 1 S: 13	H: 2 LOB: 2 BB: 0 P: 19	R: 0 E: 0 K: 0 S: 7	H: 1 LOB: 1 BB: 0 P: 13	R: 0 E: 1 K: 1 S: 13	H: 0 LOB: 1 BB: 0 P: 18	R: 0 E: 0 K: 0 S: 6	H: 1 LOB: 1 BB: 0 P: 8	R: 0 E: 0 K: 1 S: 10	H: 0 LOB: 2 BB: 1 P: 19	R: 0 E: 0 K: 2 S: 7	H: 0 LOB: 0 BB: 0 P: 9		R: 0 E: 0 K: 1 S: 7	H: 1 LOB: 1 BB: 0 P: 8	1B: 5 2B: 0 3B: 0 HR: 0	SF: 0 SAC: 1 DP: 0 HBP: 0	WP: 0 PB: 0 SB: 0 CS: 0	PA: 35				
<b>PITCHER</b>	IP	WLS	BF	H	R	ER	SO	BB	IBB	HBP	BLK	WP	HR	S	P	ERA	WHIP										
Mike Moore, R (1, 1) ERA: 3.21	8.0	W	31	4	0	0	5	2	0	0	0	0	0	78	123	0.00	0.750										
Dennis Eckersley, R (9, 1) ERA: 2.83	1.0		4	1	0	0	1	0	0	0	0	0	0	7	8	0.00	1.000										

AB	32
R	0
H	5
RBI	0
BB	2
SO	6
LOB	17



Batter	1	2	3	4	5	6	7	8	9	AB	R	H	RBI	BB	SO	LOB	BOTTOM										
Rickey Henderson, R (1, 7) OBP: 0.389, SLG: 0.384	K		G6-3			K		2B IBB		3	1	0	0	1	2	0	<b>Toronto Blue Jays @ Oakland Athletics</b> Oakland-Alameda County Coliseum, Oakland, CA Sat Sep 21 1991, 3:33 AM PDT Att: 36,601 - Sunny - 68 F										
Willie Wilson, S (1, 8) OBP: 0.291, SLG: 0.317	G4-3			P3		G4-3		1B 2B		4	1	1	2	0	0	0											
Jose Canseco, R (1, 9) OBP: 0.364, SLG: 0.566				K			K	1B IBB		3	1	1	0	1	2	0											
Dave Henderson, R (1, 10) Harold Baines, L (8, PH) OBP: 0.349, SLG: 0.470 OBP: 0.374, SLG: 0.475	K			L9			1B	1B IBB		3	0	1	0	0	1	1											
Terry Steinbach, R (1, 2) OBP: 0.318, SLG: 0.400		G3			G1-5-3		P3	FC6-4 1B		4	0	1	1	0	0	1											
Brook Jacoby, R (1, 5) OBP: 0.278, SLG: 0.319		P3			P3		K	FC6-4 1B		4	0	0	0	0	1	3											
Mark McGwire, R (1, 3) OBP: 0.332, SLG: 0.378		F9						G5-3		2	0	0	0	1	0	0											
Mike Gallego, R (1, 4) OBP: 0.331, SLG: 0.360			F8			K		SH5-3 2B 1B		3	1	1	0	0	1	1											
Mike Bordick, R (1, 6) OBP: 0.271, SLG: 0.259			G5-3			F8		SH5-3		2	0	0	0	0	0	0											
<b>Inning Stats</b>	R: 0 E: 0 K: 2 S: 11	H: 1 LOB: 1 BB: 0 P: 15	R: 0 E: 0 K: 0 S: 6	H: 0 LOB: 0 BB: 0 P: 8	R: 0 E: 0 K: 0 S: 7	H: 0 LOB: 0 BB: 0 P: 12	R: 0 E: 0 K: 1 S: 5	H: 0 LOB: 0 BB: 0 P: 9	R: 0 E: 0 K: 1 S: 8	H: 0 LOB: 0 BB: 0 P: 10	R: 0 E: 0 K: 2 S: 12	H: 1 LOB: 1 BB: 0 P: 15	R: 4 E: 0 K: 0 S: 17	H: 4 LOB: 2 BB: 2 P: 29	R: 0 E: 0 K: 0 S: 11	H: 0 LOB: 0 BB: 0 P: 15		1B: 5 2B: 1 3B: 0 HR: 0	SF: 0 SAC: 1 DP: 0 HBP: 0	WP: 0 PB: 0 SB: 0 CS: 0	PA: 33						
<b>PITCHER</b>	IP	WLS	BF	H	R	ER	SO	BB	IBB	HBP	BLK	WP	HR	S	P	ERA	WHIP										
Jimmy Key, L (1, 1) ERA: 3.14	7.2	L	30	4	4	4	7	1	2	0	0	0	0	65	102	4.70	0.652										
Duane Ward, R (8, 1) ERA: 2.92	0.0		2	2	0	0	0	0	0	0	0	0	0	8	9	∞	∞										
Jim Acker, R (8, 1) ERA: 5.31	0.1		1	0	0	0	0	0	0	0	0	0	0	1	1	0.00	0.000										





Batter	1	2	3	4	5	6	7	8	9	AB	R	H	RBI	BB	SO	LOB	TOP										
Devon White, S (1, 8) OBP: 0.345, SLG: 0.458										4	0	0	0	0	2	3											
Roberto Alomar, S (1, 4) OBP: 0.352, SLG: 0.436										4	0	1	0	0	0	0											
Joe Carter, R (1, 9) OBP: 0.333, SLG: 0.523										3	0	0	0	1	1	1											
John Olerud, L (1, 3) OBP: 0.355, SLG: 0.445										4	0	0	0	0	2	2											
Candy Maldonado, R (1, 7) OBP: 0.332, SLG: 0.416										3	2	1	0	1	2	0											
Kelly Gruber, R (1, 5) OBP: 0.312, SLG: 0.451										4	0	1	0	0	1	2											
Dave Parker, L (1, 10) Pat Tabler, R (9, PH) OBP: 0.355, SLG: 0.355 OBP: 0.367, SLG: 0.338 OBP: 0.335, SLG: 0.291										3	0	1	0	0	1	1											
Pat Borders, R (1, 2) OBP: 0.282, SLG: 0.369										3	1	1	2	1	0	2											
Rene Gonzales, R (1, 6) Rance Mulliniks, L (7, PH) Eddie Zosky, R (7, 6) OBP: 0.298, SLG: 0.266 OBP: 0.367, SLG: 0.338 OBP: 0.130, SLG: 0.217										2	0	0	0	0	1	0											
<b>Inning Stats</b>	R: 0 E: 0 K: 3 S: 11	H: 1 LOB: 1 BB: 0 P: 16	R: 0 E: 0 K: 1 S: 8	H: 0 LOB: 0 BB: 0 P: 10	R: 0 E: 0 K: 1 S: 9	H: 0 LOB: 0 BB: 0 P: 14	R: 0 E: 0 K: 0 S: 6	H: 0 LOB: 0 BB: 1 P: 12	R: 2 E: 0 K: 1 S: 8	H: 2 LOB: 0 BB: 0 P: 17	R: 0 E: 0 K: 1 S: 8	H: 0 LOB: 0 BB: 0 P: 13	R: 1 E: 0 K: 1 S: 15	H: 1 LOB: 3 BB: 3 P: 32	R: 0 E: 0 K: 1 S: 10	H: 0 LOB: 0 BB: 1 P: 15	R: 0 E: 0 K: 1 S: 10	H: 1 LOB: 1 BB: 1 P: 21	1B: 3 2B: 1 3B: 0 HR: 1	SF: 0 SAC: 0 DP: 2 HBP: 0	WP: 0 PB: 0 SB: 1 CS: 1	PA: 35					
<b>PITCHER</b>	IP	WLS	BF	H	R	ER	SO	BB	IBB	HBP	BLK	WP	HR	S	P	ERA	WHIP										
Ron Darling, R (1, 1) ERA: 4.15	8.0	L	31	4	3	3	9	4	0	0	0	0	1	75	129	3.38	1.000										
Kevin Campbell, R (9, 1) ERA: 2.99	0.1		2	1	0	0	1	0	0	0	0	0	0	6	11	0.00	3.000										
Joe Klink, L (9, 1) ERA: 3.86	0.0		1	0	0	0	0	1	0	0	0	0	0	1	5	∞	∞										
Steve Chitren, R (9, 1) ERA: 4.37	0.2		1	0	0	0	0	0	0	0	0	0	0	3	5	0.00	0.000										

Toronto Blue Jays @ Oakland Athletics  
Oakland-Alameda County Coliseum, Oakland, CA  
Sun Sep 22 1991, 7:05 PM PDT  
Att: 28,276 - Sunny - 67 F

AB 30  
R 3  
H 5  
RBI 3  
BB 5  
SO 10  
LOB 11



Batter	1	2	3	4	5	6	7	8	9	AB	R	H	RBI	BB	SO	LOB	BOTTOM										
Rickey Henderson, R (1, 7) OBP: 0.390, SLG: 0.381										4	0	0	0	0	1	2											
Dave Henderson, R (1, 8) Scott Brosius, R (9, 4) OBP: 0.347, SLG: 0.466 OBP: 0.254, SLG: 0.383										4	0	0	0	0	2	2											
Jose Canseco, R (1, 9) OBP: 0.361, SLG: 0.562										4	0	0	0	0	1	1											
Harold Baines, L (1, 10) OBP: 0.373, SLG: 0.476										4	0	1	0	0	2	0											
Terry Steinbach, R (1, 2) Scott Hemond, R (9, PR) OBP: 0.319, SLG: 0.401 OBP: 0.231, SLG: 0.167										4	1	2	0	0	0	1											
Brook Jacoby, R (1, 5) Ernest Riles, L (7, PH) Lance Blankenship, R (9, PH) OBP: 0.276, SLG: 0.318 OBP: 0.285, SLG: 0.300 OBP: 0.325, SLG: 0.319										2	0	0	0	0	1	1											
Mark McGwire, R (1, 3) OBP: 0.332, SLG: 0.376										3	1	0	0	1	0	1											
Mike Gallego, R (1, 4) OBP: 0.333, SLG: 0.359										1	0	0	0	2	0	1											
Mike Bordick, R (1, 6) Willie Wilson, S (8, PH) OBP: 0.270, SLG: 0.258 OBP: 0.293, SLG: 0.317										1	0	0	0	0	1	1											
<b>Inning Stats</b>	R: 0 E: 0 K: 1 S: 10	H: 0 LOB: 0 BB: 0 P: 15	R: 0 E: 0 K: 1 S: 8	H: 0 LOB: 0 BB: 0 P: 12	R: 1 E: 0 K: 1 S: 14	H: 0 LOB: 1 BB: 2 P: 25	R: 0 E: 0 K: 1 S: 10	H: 1 LOB: 1 BB: 0 P: 15	R: 0 E: 0 K: 1 S: 7	H: 0 LOB: 0 BB: 1 P: 13	R: 0 E: 0 K: 1 S: 9	H: 0 LOB: 0 BB: 0 P: 13	R: 1 E: 1 K: 0 S: 8	H: 1 LOB: 1 BB: 0 P: 11	R: 0 E: 0 K: 1 S: 7	H: 0 LOB: 1 BB: 1 P: 14	R: 0 E: 0 K: 2 S: 9	H: 1 LOB: 0 BB: 0 P: 11	1B: 2 2B: 1 3B: 0 HR: 0	SF: 0 SAC: 1 DP: 0 HBP: 0	WP: 1 PB: 1 SB: 0 CS: 1	PA: 35					
<b>PITCHER</b>	IP	WLS	BF	H	R	ER	SO	BB	IBB	HBP	BLK	WP	HR	S	P	ERA	WHIP										
Juan Guzman, R (1, 1) ERA: 3.13	8.0	W	30	2	2	0	7	4	0	0	0	0	0	9	118	0.00	0.750										
David Wells, L (9, 1) ERA: 3.82	1.0	S	4	1	0	0	2	0	0	0	0	0	0	9	11	0.00	1.000										

Toronto Blue Jays @ Oakland Athletics  
Oakland-Alameda County Coliseum, Oakland, CA  
Sun Sep 22 1991, 7:05 PM PDT  
Att: 28,276 - Sunny - 67 F

AB 29  
R 2  
H 3  
RBI 0  
BB 4  
SO 9  
LOB 12





Batter	1	2	3	4	5	6	7	8	9	AB	R	H	RBI	BB	SO	LOB	TOP																
<b>Kirk Gibson, L</b> OBP: 0.343, SLG: 0.407 (1, 7)										3	1	1	1	0	2	1	<b>Kansas City Royals @ Oakland Athletics</b> <b>Oakland-Alameda County Coliseum, Oakland, CA</b> Mon Sep 23 1991, 7:05 PM PDT Att: 29,255 - Sunny - 67 F																
<b>Kurt Stillwell, S</b> OBP: 0.310, SLG: 0.355 (1, 6)										5	0	3	2	0	0	4																	
<b>George Brett, L</b> OBP: 0.325, SLG: 0.411 (1, 10)											5	1	3	1	0	0																	
<b>Danny Tartabull, R</b> OBP: 0.393, SLG: 0.598 (1, 9)											4	0	0	0	1	1																	
<b>Jim Eisenreich, L</b> OBP: 0.335, SLG: 0.390 (1, 8)											5	1	2	0	0	1																	
<b>Todd Benzinger, S</b> OBP: 0.306, SLG: 0.349 (1, 3)											5	1	2	2	0	0																	
<b>Bill Pecota, R</b> OBP: 0.345, SLG: 0.391 (8, 4)											4	0	0	0	0	0																	
<b>Brent Mayne, L</b> OBP: 0.305, SLG: 0.313 (8, PH)											2	1	2	0	1	0																	
<b>Kevin Seitzer, R</b> OBP: 0.350, SLG: 0.346 (8, PH)											1	0	1	0	0	0																	
<b>Sean Berry, R</b> OBP: 0.150, SLG: 0.154 (8, 5)										0	1	0	0	0	0																		
<b>David Howard, S</b> OBP: 0.268, SLG: 0.262 (8, PH)										3	0	1	0	0	0	1																	
<b>Mike Macfarlane, R</b> OBP: 0.327, SLG: 0.508 (8, PH)										1	0	1	0	0	0	0																	
<b>Bobby Moore, R</b> OBP: 0.282, SLG: 0.311 (8, 2)										0	0	0	0	0	0	0																	
<b>Inning Stats</b>	R: 1 E: 0 K: 1 S: 10	H: 3 LOB: 1 BB: 0 P: 16	R: 0 E: 0 K: 0 S: 9	H: 0 LOB: 0 BB: 1 P: 16	R: 0 E: 0 K: 1 S: 12	H: 2 LOB: 2 BB: 0 P: 19	R: 2 E: 0 K: 0 S: 12	H: 4 LOB: 2 BB: 0 P: 13	R: 1 E: 0 K: 2 S: 13	H: 2 LOB: 1 BB: 0 P: 19	R: 0 E: 0 K: 0 S: 7	H: 1 LOB: 1 BB: 0 P: 13	R: 1 E: 0 K: 0 S: 13	H: 2 LOB: 2 BB: 0 P: 21	R: 0 E: 0 K: 1 S: 13	H: 0 LOB: 0 BB: 0 P: 18	1B: 14 2B: 2 3B: 0 HR: 0	SF: 1 SAC: 1 DP: 2 HBP: 0	WP: 2 PB: 0 SB: 0 CS: 1	PA: 43													
<b>PITCHER</b>	IP WLS BF H R ER SO BB IBB HBP BLK WP HR S P ERA WHIP																																
<b>Dave Stewart, R</b> ERA: 5.3 (1, 1)	5.0	25	11	4	4	2	2	0	0	0	1	0	53	85	7.20	2.600																	
<b>Joe Klink, L</b> ERA: 3.95 (6, 1)	1.0	W	5	2	1	1	2	0	0	0	0	0	1	0	13	19	9.00	2.000															
<b>Eric Show, R</b> ERA: 5.72 (7, 1)	0.1		1	0	0	0	0	0	0	0	0	0	0	0	3	5	0.00	0.000															
<b>Rick Honeycutt, L</b> ERA: 3.6 (7, 1)	1.0		6	3	1	1	0	0	0	0	0	0	0	11	18	9.00	3.000																
<b>Dennis Eckersley, R</b> ERA: 2.78 (8, 1)	1.2	S	5	0	0	0	1	0	0	0	0	0	0	0	19	29	0.00	0.000															

Batter	1	2	3	4	5	6	7	8	9	AB	R	H	RBI	BB	SO	LOB	BOTTOM																
<b>Rickey Henderson, R</b> OBP: 0.394, SLG: 0.385 (1, 7)										3	2	2	0	2	0	2	<b>Kansas City Royals @ Oakland Athletics</b> <b>Oakland-Alameda County Coliseum, Oakland, CA</b> Mon Sep 23 1991, 7:05 PM PDT Att: 29,255 - Sunny - 67 F																
<b>Willie Wilson, S</b> OBP: 0.292, SLG: 0.315 (1, 8)										5	1	1	0	0	2	5																	
<b>Terry Steinbach, R</b> OBP: 0.318, SLG: 0.397 (1, 2)										4	0	0	1	1	1	3																	
<b>Harold Baines, L</b> OBP: 0.377, SLG: 0.479 (1, 10)										5	1	4	3	0	0	0																	
<b>Mark McGwire, R</b> OBP: 0.334, SLG: 0.377 (1, 3)										3	0	1	1	2	1	4																	
<b>Dann Howitt, L</b> OBP: 0.219, SLG: 0.323 (1, 9)										4	0	0	1	1	1	4																	
<b>Brook Jacoby, R</b> OBP: 0.276, SLG: 0.315 (1, 5)										3	1	0	0	1	0	2																	
<b>Mike Gallego, R</b> OBP: 0.334, SLG: 0.359 (7, 6)										3	1	1	0	1	0	1																	
<b>Mike Bordick, R</b> OBP: 0.268, SLG: 0.255 (8, PH)										2	0	0	0	0	0	1																	
<b>Ernest Riles, R</b> OBP: 0.287, SLG: 0.302 (8, PH)										1	0	1	1	0	0	0																	
<b>Scott Grosscup, R</b> OBP: 0.254, SLG: 0.383 (7, 4)										0	1	0	0	0	0	0																	
<b>Jamie Quirk, L</b> OBP: 0.301, SLG: 0.292 (8, 4)										1	0	0	0	0	0	2																	
<b>Lance Blankenship, R</b> OBP: 0.320, SLG: 0.319 (8, 4)										0	0	0	0	0	0	0																	
<b>Inning Stats</b>	R: 3 E: 0 K: 0 S: 10	H: 4 LOB: 1 BB: 0 P: 16	R: 0 E: 0 K: 0 S: 7	H: 0 LOB: 1 BB: 1 P: 15	R: 0 E: 0 K: 2 S: 11	H: 0 LOB: 1 BB: 1 P: 18	R: 0 E: 0 K: 0 S: 5	H: 1 LOB: 0 BB: 0 P: 8	R: 0 E: 0 K: 0 S: 9	H: 2 LOB: 2 BB: 0 P: 12	R: 4 E: 0 K: 2 S: 16	H: 2 LOB: 4 BB: 4 P: 35	R: 0 E: 1 K: 0 S: 11	H: 0 LOB: 2 BB: 1 P: 21	R: 0 E: 0 K: 1 S: 14	H: 1 LOB: 2 BB: 1 P: 22	1B: 8 2B: 2 3B: 0 HR: 0	SF: 0 SAC: 0 DP: 1 HBP: 0	WP: 0 PB: 0 SB: 1 CS: 0	PA: 42													
<b>PITCHER</b>	IP WLS BF H R ER SO BB IBB HBP BLK WP HR S P ERA WHIP																																
<b>Luis Aquino, R</b> ERA: 3.27 (1, 1)	5.1		26	7	5	5	2	4	0	0	0	0	0	0	0	0	8.44	2.062															
<b>Tom Gordon, R</b> ERA: 3.92 (6, 1)	0.1	L	4	1	0	0	1	2	0	0	0	0	0	0	7	17	0.00	9.000															
<b>Mike Magnante, L</b> ERA: 2.16 (6, 1)	0.0		1	1	2	2	0	0	0	0	0	0	0	0	2	2	∞	∞															
<b>Joel Johnston, R</b> ERA: (6, 1)	1.1		6	0	0	0	1	1	0	0	0	0	0	0	14	25	0.00	0.750															
<b>Steve Crawford, R</b> ERA: 6.53 (8, 1)	0.2		3	1	0	0	1	0	0	0	0	0	0	0	11	14	0.00	1.500															

livebaseballscorecards.com

AB 38  
R 6  
H 16  
RBI 6  
BB 2  
SO 5  
LOB 21

livebaseballscorecards.com

AB 34  
R 7  
H 10  
RBI 7  
BB 8  
SO 5  
LOB 24



Batter	1	2	3	4	5	6	7	8	9	AB	R	H	RBI	BB	SO	LOB	TOP										
<b>Brian McRae, S</b> OBP: 0.288, SLG: 0.365 (1, 8)										4	1	2	1	0	0	0	<b>Kansas City Royals @ Oakland Athletics</b> Oakland-Alameda County Coliseum, Oakland, CA Tue Sep 24 1991, 7:05 PM PDT Att: 21,647 - Sunny - 70 F <a href="http://livebaseballscorecards.com">livebaseballscorecards.com</a>										
<b>Kurt Stillwell, S</b> OBP: 0.315, SLG: 0.357 (1, 6)										3	2	2	0	1	0	1											
<b>George Brett, L</b> OBP: 0.324, SLG: 0.412 (1, 10)										4	0	1	1	0	1	3											
<b>Danny Tartabull, R</b> OBP: 0.396, SLG: 0.604 <b>Gary Thurman, R</b> OBP: 0.329, SLG: 0.383 (1, 9) (7, 9)										2	1	1	3	2	0	1											
<b>Jim Eisenreich, L</b> OBP: 0.332, SLG: 0.385 (1, 7)										4	0	0	0	0	0	3											
<b>Todd Benzinger, S</b> OBP: 0.303, SLG: 0.346 (1, 3)										4	0	0	0	0	2	3											
<b>Brent Mayne, L</b> OBP: 0.304, SLG: 0.312 (1, 2)										4	1	1	0	0	0	0											
<b>Sean Berry, R</b> OBP: 0.136, SLG: 0.140 (1, 5)										4	0	0	0	0	1	1											
<b>David Howard, S</b> OBP: 0.267, SLG: 0.262 (1, 4)										4	0	1	0	0	1	0											
<b>Inning Stats</b>	R: 3 E: 0 K: 0 S: 11	H: 3 LOB: 0 BB: 0 P: 20	R: 1 E: 0 K: 0 S: 12	H: 2 LOB: 1 BB: 0 P: 18	R: 0 E: 0 K: 2 S: 11	H: 0 LOB: 0 BB: 1 P: 20	R: 0 E: 0 K: 1 S: 5	H: 0 LOB: 0 BB: 0 P: 8	R: 1 E: 0 K: 1 S: 15	H: 3 LOB: 2 BB: 1 P: 24	R: 0 E: 0 K: 0 S: 9	H: 0 LOB: 1 BB: 1 P: 17	R: 0 E: 0 K: 0 S: 6	H: 0 LOB: 0 BB: 0 P: 10	R: 0 E: 0 K: 0 S: 5	H: 0 LOB: 0 BB: 0 P: 9	1B: 6 2B: 1 3B: 0 HR: 1	SF: 1 SAC: 0 DP: 0 HBP: 0	WP: 0 PB: 0 SB: 0 CS: 1	PA: 37							
<b>PITCHER</b>	IP	WLS	BF	H	R	ER	SO	BB	IBB	HBP	BLK	WP	HR	S	P	ERA	WHIP										
<b>Joe Slusarski, R</b> ERA: 5.35 (1, 1)	5.0	L	24	8	5	5	4	1	1	0	0	0	0	12	22	9.00	1.800										
<b>Curt Young, L</b> ERA: 5.09 (6, 1)	1.2		6	0	0	0	1	1	0	0	0	0	0	10	18	0.00	0.600										
<b>Steve Chitren, R</b> ERA: 4.24 (7, 1)	1.2		5	0	0	0	0	0	0	0	0	0	0	10	22	0.00	0.000										
<b>Rick Honeycutt, L</b> ERA: 3.53 (9, 1)	0.2		2	0	0	0	0	0	0	0	0	0	0	3	4	0.00	0.000										

Batter	1	2	3	4	5	6	7	8	9	AB	R	H	RBI	BB	SO	LOB	BOTTOM										
<b>Rickey Henderson, R</b> OBP: 0.392, SLG: 0.384 (1, 7)										4	0	1	0	0	0	4	<b>Kansas City Royals @ Oakland Athletics</b> Oakland-Alameda County Coliseum, Oakland, CA Tue Sep 24 1991, 7:05 PM PDT Att: 21,647 - Sunny - 70 F <a href="http://livebaseballscorecards.com">livebaseballscorecards.com</a>										
<b>Lance Blankenship, R</b> OBP: 0.325, SLG: 0.319 (7, 7)										0	0	0	0	0	0	0											
<b>Jose Canseco, R</b> OBP: 0.361, SLG: 0.561 (8, PH) (9, 9)										1	0	0	0	0	0	1											
<b>Mike Gallego, R</b> OBP: 0.333, SLG: 0.355 (1, 4) (9, 6)										4	1	0	0	1	2	3											
<b>Harold Baines, L</b> OBP: 0.377, SLG: 0.477 (1, 10)										4	0	1	0	1	1	1											
<b>Dave Henderson, R</b> OBP: 0.346, SLG: 0.464 (1, 8)										5	0	1	0	0	1	3											
<b>Dann Howitt, L</b> OBP: 0.222, SLG: 0.324 <b>Terry Steinbach, R</b> OBP: 0.317, SLG: 0.396 (1, 9) (9, 2)										3	1	1	1	0	0	2											
<b>Mark McSwire, R</b> OBP: 0.335, SLG: 0.377 (1, 3)										3	1	1	0	1	1	2											
<b>Ernest Riles, L</b> OBP: 0.290, SLG: 0.316 (1, 5)										4	1	2	3	0	2	2											
<b>Scott Hemond, R</b> OBP: 0.250, SLG: 0.200 <b>Willie Wilson, S</b> OBP: 0.291, SLG: 0.314 (1, 2) (8, PH) (9, 7)										3	0	1	0	0	1	0											
<b>Mike Bordick, R</b> OBP: 0.273, SLG: 0.261 <b>Jamie Quirk, L</b> OBP: 0.324, SLG: 0.301 <b>Scott Brosius, R</b> OBP: 0.254, SLG: 0.383 (1, 6) (8, PH) (9, 4)										3	0	2	0	0	0	0											
<b>Inning Stats</b>	R: 0 E: 0 K: 0 S: 13	H: 1 LOB: 1 BB: 0 P: 20	R: 0 E: 0 K: 0 S: 11	H: 3 LOB: 3 BB: 0 P: 15	R: 1 E: 0 K: 1 S: 17	H: 2 LOB: 2 BB: 1 P: 27	R: 0 E: 0 K: 0 S: 7	H: 0 LOB: 0 BB: 0 P: 11	R: 0 E: 0 K: 2 S: 16	H: 1 LOB: 1 BB: 0 P: 22	R: 0 E: 0 K: 2 S: 8	H: 0 LOB: 0 BB: 0 P: 11	R: 3 E: 0 K: 0 S: 19	H: 3 LOB: 2 BB: 1 P: 34	R: 0 E: 0 K: 1 S: 12	H: 0 LOB: 0 BB: 0 P: 18	1B: 10 2B: 0 3B: 0 HR: 1	SF: 1 SAC: 0 DP: 0 HBP: 0	WP: 1 PB: 0 SB: 1 CS: 0	PA: 41							
<b>PITCHER</b>	IP	WLS	BF	H	R	ER	SO	BB	IBB	HBP	BLK	WP	HR	S	P	ERA	WHIP										
<b>Kevin Appier, R</b> ERA: 3.32 (1, 1)	6.0	W	28	8	1	1	5	2	0	0	0	0	0	12	21	1.50	1.667										
<b>Tom Gordon, R</b> ERA: 3.92 (7, 1)	1.0		5	1	2	2	2	1	0	0	0	0	0	12	21	18.00	2.000										
<b>Jeff Montgomery, R</b> ERA: 3.0 (8, 1)	2.0	S	8	2	1	1	1	0	0	0	0	1	1	27	42	4.50	1.000										






Batter	1	2	3	4	5	6	7	8	9	AB	R	H	RBI	BB	SO	LOB	TOP								
Kirk Gibson, L (1, 7) OBP: 0.343, SLG: 0.405	F7		BB				P2		G3-1 BB	2	0	0	0	1	1	1	<b>Kansas City Royals @ Oakland Athletics</b> Oakland-Alameda County Coliseum, Oakland, CA Wed Sep 25 1991, 3:33 AM PDT Att: 22,646 - Cloudy - 65 F <a href="http://livebaseballscorecards.com">livebaseballscorecards.com</a>								
Mike Macfarlane, R (7, PH) OBP: 0.326, SLG: 0.506										1	0	0	0	0	0	1									
Terry Shumpert, R (7, 4) OBP: 0.290, SLG: 0.332										0	0	0	0	0	0	0									
Jim Eisenreich, L (9, PH) OBP: 0.333, SLG: 0.385										0	0	0	1	1	0	0									
Brian McRae, S (1, 8) OBP: 0.286, SLG: 0.361	P7						G4-3		G3-1	5	0	0	1	0	1	5									
George Brett, L (1, 10) OBP: 0.325, SLG: 0.410	P5								L6	4	1	1	0	1	1	3									
Danny Tartabull, R (1, 9) OBP: 0.397, SLG: 0.609							G1-3 BB			3	1	1	1	1	0	2									
Todd Benzinger, S (1, 3) OBP: 0.302, SLG: 0.345										4	0	1	0	0	1	3									
Kurt Stillwell, S (1, 6) OBP: 0.314, SLG: 0.356	F8									4	0	1	1	0	1	2									
Tim Spehr, R (1, 2) Dave Clark, L (6, PH)							L7			2	0	1	0	0	1	1									
Jorge Pedre, R (6, 2) Kevin Seitzer, R (9, PH)										1	0	0	0	0	0	1									
Bobby Moore, R (9, PH)										1	0	1	0	0	0	0									
David Howard, S (1, 4) Gary Thurman, R (7, PH)										2	0	0	0	0	2	1									
Sean Berry, R (1, 5) Bill Pecota, R (7, PH)										1	1	0	0	1	1	0									
										2	0	2	0	0	0	0									
<b>Inning Stats</b>	R: 0 E: 0 K: 0 S: 6	H: 0 LOB: 0 BB: 0 P: 11	R: 1 E: 0 K: 1 S: 13	H: 3 LOB: 1 BB: 0 P: 21	R: 0 E: 0 K: 1 S: 7	H: 0 LOB: 1 BB: 1 P: 14	R: 0 E: 0 K: 1 S: 11	H: 0 LOB: 1 BB: 1 P: 18	R: 0 E: 0 K: 3 S: 14	H: 0 LOB: 1 BB: 1 P: 24	R: 1 E: 0 K: 1 S: 8	H: 1 LOB: 1 BB: 1 P: 16	R: 0 E: 0 K: 1 S: 10	H: 1 LOB: 0 BB: 0 P: 15	R: 0 E: 0 K: 0 S: 7	H: 1 LOB: 0 BB: 0 P: 12	R: 2 E: 0 K: 1 S: 11	H: 2 LOB: 2 BB: 2 P: 22	1B: 6 2B: 1 3B: 0 HR: 1	SF: 0 SAC: 0 DP: 1 HBP: 0	WP: 0 PB: 0 SB: 0 CS: 1	PA: 39			
<b>PITCHER</b>	IP	WLS	BF	H	R	ER	SO	BB	IBB	HBP	BLK	WP	HR	S	P	ERA	WHIP								
Bob Welch, R (1, 1) ERA: 4.37	6.2	W	28	5	2	2	8	4	0	0	0	0	1	67	115	2.70	1.350								
Joe Jink, L (7, 1) ERA: 3.86	1.1		4	1	0	0	0	0	0	0	0	0	0	9	16	0.00	0.750								
Eric Show, R (9, 1) ERA: 6.94	0.1	S	2	2	2	2	1	2	0	0	0	0	0	7	16	54.00	12.000								
Dennis Eckersley, R (9, 1) ERA: 2.74	0.2	S	2	0	0	0	0	0	0	0	0	0	0	4	6	0.00	0.000								

Batter	1	2	3	4	5	6	7	8	9	AB	R	H	RBI	BB	SO	LOB	BOTTOM									
Rickey Henderson, R (1, 7) OBP: 0.394, SLG: 0.394	G4-6-3 1B	SF8					P3		1B 1B	4	2	3	2	0	0	0	<b>Kansas City Royals @ Oakland Athletics</b> Oakland-Alameda County Coliseum, Oakland, CA Wed Sep 25 1991, 3:33 AM PDT Att: 22,646 - Cloudy - 65 F <a href="http://livebaseballscorecards.com">livebaseballscorecards.com</a>									
Willie Wilson, S (1, 8) OBP: 0.296, SLG: 0.323	G4-6-3 1-2t	CS								5	1	3	0	0	1	1										
Jose Canseco, R (1, 9) OBP: 0.361, SLG: 0.559										5	1	2	1	0	2	2										
Harold Baines, L (1, 10) OBP: 0.379, SLG: 0.477										4	0	2	1	1	0	3										
Brook Jacoby, R (1, 5) OBP: 0.276, SLG: 0.313	P4									3	0	0	0	1	0	2										
Terry Steinbach, R (1, 2) OBP: 0.319, SLG: 0.397										4	2	2	1	0	0	0										
Mark McGwire, R (1, 3) OBP: 0.333, SLG: 0.374										4	0	0	0	0	1	5										
Mike Gallego, R (1, 4) OBP: 0.336, SLG: 0.363										2	2	1	2	2	1	0										
Mike Bordick, R (1, 6) OBP: 0.273, SLG: 0.261										4	0	1	1	0	1	1										
<b>Inning Stats</b>	R: 1 E: 0 K: 0 S: 13	H: 3 LOB: 1 BB: 0 P: 18	R: 2 E: 0 K: 0 S: 13	H: 2 LOB: 0 BB: 1 P: 21	R: 0 E: 0 K: 2 S: 9	H: 1 LOB: 0 BB: 0 P: 11	R: 0 E: 0 K: 2 S: 10	H: 0 LOB: 0 BB: 0 P: 15	R: 1 E: 0 K: 1 S: 14	H: 2 LOB: 1 BB: 0 P: 20	R: 2 E: 1 K: 0 S: 12	H: 1 LOB: 0 BB: 0 P: 16	R: 1 E: 0 K: 1 S: 12	H: 2 LOB: 3 BB: 2 P: 28	R: 1 E: 0 K: 0 S: 10	H: 3 LOB: 2 BB: 1 P: 21		1B: 11 2B: 1 3B: 0 HR: 2	SF: 1 SAC: 0 DP: 2 HBP: 0	WP: 1 PB: 0 SB: 1 CS: 1	PA: 41					
<b>PITCHER</b>	IP	WLS	BF	H	R	ER	SO	BB	IBB	HBP	BLK	WP	HR	S	P	ERA		WHIP								
Mike Boddicker, R (1, 1) ERA: 4.08	0.0	L	26	8	5	3	5	1	0	0	0	1	2	70	98	4.50		1.500								
Mark Davis, L (1, 1) ERA: 4.91	1.0		7	2	1	1	1	1	1	0	0	0	0	12	28	9.00		3.000								
Joel Johnston, R (7, 1) ERA: 0.6	1.0		6	3	1	1	0	1	0	0	0	0	0	10	21	9.00		4.000								
Storm Davis, R (8, 1) ERA: 4.96	1.0		6	3	1	1	0	1	0	0	0	0	0	10	21	9.00		4.000								



Batter	1	2	3	4	5	6	7	8	9	AB	R	H	RBI	BB	SO	LOB	TOP			
<b>Gary Pettis, S</b> OBP: 0.341, SLG: 0.283 (1, 8)	F9		CS 1B		G4-3		F9			4	0	1	0	0	0	2	<b>Texas Rangers @ Oakland Athletics</b> Oakland-Alameda County Coliseum, Oakland, CA Thu Sep 26 1991, 7:05 PM PDT Att: 25,167 - Cloudy - 63 F			
<b>Rafael Palmeiro, L</b> OBP: 0.391, SLG: 0.541 (1, 3)	G3-1		BB		G3-1			G6-3		3	0	0	0	1	0	1				
<b>Ruben Sierra, S</b> OBP: 0.356, SLG: 0.498 <b>Donald Harris, R</b> OBP: 0.500, SLG: 0.400 (8, 9)	BB		G4-6-3			P5		L8		3	0	0	0	1	0	1				
<b>Kevin Reimer, L</b> OBP: 0.340, SLG: 0.486 (1, 10)	BB					G4-3		P4		4	0	1	0	0	1	0				
<b>Geno Petralli, L</b> OBP: 0.338, SLG: 0.351 (1, 5)	G3								F7		3	0	1	0	1	0		2		
<b>Juan Gonzalez, R</b> OBP: 0.323, SLG: 0.482 (1, 7)		G3							G6-3		4	0	0	0	0	2				
<b>Ivan Rodriguez, R</b> OBP: 0.279, SLG: 0.360 <b>Monty Fariss, R</b> OBP: 0.440, SLG: 0.350 (7, PH) (7, 4)		G5-3							G6-3		2	0	0	0	0	1		<b>AB 30</b> <b>R 0</b> <b>H 4</b> <b>RBI 0</b> <b>BB 4</b> <b>SO 4</b> <b>LOB 10</b>		
<b>Mario Diaz, R</b> OBP: 0.325, SLG: 0.326 <b>Rob Maurer, L</b> OBP: 0.333, SLG: 0.222 <b>Jeff Huson, L</b> OBP: 0.308, SLG: 0.289 (7, PH) (7, 6)		G3								1	0	0	0	1	0	0				
<b>José Hernández, R</b> OBP: 0.218, SLG: 0.238 <b>Jack Daugherty, S</b> OBP: 0.266, SLG: 0.266 <b>Mark Parent, R</b> (7, 2)			F9							2	0	0	0	0	1	1				
<b>Inning Stats</b>	R: 0 E: 0 K: 0 S: 9	H: 1 LOB: 2 BB: 1 P: 17	R: 0 E: 0 K: 0 S: 5	H: 0 LOB: 0 BB: 0 P: 9	R: 0 E: 0 K: 0 S: 8	H: 1 LOB: 1 BB: 1 P: 18	R: 0 E: 0 K: 1 S: 8	H: 0 LOB: 1 BB: 1 P: 18	R: 0 E: 0 K: 1 S: 10	H: 1 LOB: 1 BB: 0 P: 20	R: 0 E: 0 K: 2 S: 11	H: 1 LOB: 0 BB: 0 P: 17	R: 0 E: 0 K: 0 S: 5	H: 0 LOB: 0 BB: 0 P: 8	R: 0 E: 0 K: 0 S: 7	H: 0 LOB: 0 BB: 0 P: 10			1B: 3 2B: 1 3B: 0 HR: 0	SF: 0 SAC: 0 DP: 0 HBP: 0
<b>PITCHER</b> <b>Mike Moore, R</b> ERA: 3.07 (1, 1)	IP: 9.0 WLS: W BF: 34 H: 4 R: 0 ER: 0 SO: 4 BB: 4 IBB: 0 HBP: 0 BLK: 0 WP: 0 HR: 0 S: 76 P: 133 ERA: 0.00 WHIP: 0.889											<b>PITCHER</b>	IP: WLS: BF: H: R: ER: SO: BB: IBB: HBP: BLK: WP: HR: S: P: ERA: WHIP:							

Batter	1	2	3	4	5	6	7	8	9	AB	R	H	RBI	BB	SO	LOB	BOTTOM			
<b>Rickey Henderson, R</b> OBP: 0.393, SLG: 0.400 <b>Scott Brosius, R</b> OBP: 0.296, SLG: 0.393 (8, PH) (9, 4)	F9			E5 PB 2B			K	2B 1B		4	2	1	2	0	1	0	<b>Texas Rangers @ Oakland Athletics</b> Oakland-Alameda County Coliseum, Oakland, CA Thu Sep 26 1991, 7:05 PM PDT Att: 25,167 - Cloudy - 63 F			
<b>Dave Henderson, R</b> OBP: 0.350, SLG: 0.474 <b>Brad Komminsk, R</b> OBP: 0.185, SLG: 0.160 (8, PH) (9, 8)				HR	HR			1B 2B		3	2	3	2	1	0	0				
<b>Jose Canseco, R</b> OBP: 0.360, SLG: 0.552 <b>Lance Blankenship, R</b> OBP: 0.323, SLG: 0.317 (9, 7)	G5-4-3			HR 2B	HR			2B		4	1	1	2	0	1	2				
<b>Harold Baines, L</b> OBP: 0.378, SLG: 0.475 (1, 10)		F7		F7				1B WP SF9 1B		4	1	1	0	0	0	1				
<b>Terry Steinbach, R</b> OBP: 0.321, SLG: 0.398 (1, 2)		K		F8				1B 2B 1B		4	1	2	0	0	1	0				
<b>Brook Jacoby, R</b> OBP: 0.274, SLG: 0.311 <b>Vance Law, R</b> OBP: 0.313, SLG: 0.287 (8, 5)		F7		P4				SF9 1B 2B		2	0	0	1	0	0	0				
<b>Mark McGwire, R</b> OBP: 0.333, SLG: 0.376 <b>Ron Wiltmeyer, L</b> OBP: 0.059, SLG: 0.059 (9, 3)			F8		HR 2B			K		3	1	1	0	0	0	1				
<b>Mike Gallego, R</b> OBP: 0.336, SLG: 0.362 <b>Dann Howitt, L</b> OBP: 0.216, SLG: 0.314 (9, 9)			K		G5-3			G1-3		3	0	1	0	0	1	1				
<b>Mike Bordick, R</b> OBP: 0.272, SLG: 0.261 (1, 6)			G6-3		G6-3			1B 2B 1B		4	1	1	1	0	0	3				
<b>Inning Stats</b>	R: 0 E: 0 K: 0 S: 6	H: 0 LOB: 0 BB: 1 P: 14	R: 0 E: 0 K: 1 S: 7	H: 0 LOB: 0 BB: 0 P: 8	R: 0 E: 0 K: 1 S: 9	H: 0 LOB: 0 BB: 0 P: 10	R: 3 E: 1 K: 0 S: 13	H: 2 LOB: 0 BB: 0 P: 19	R: 3 E: 0 K: 1 S: 15	H: 3 LOB: 0 BB: 0 P: 22	R: 1 E: 0 K: 0 S: 15	H: 3 LOB: 2 BB: 0 P: 26	R: 0 E: 0 K: 1 S: 10	H: 1 LOB: 1 BB: 0 P: 17	R: 3 E: 0 K: 1 S: 30	H: 5 LOB: 2 BB: 0 P: 44		1B: 7 2B: 4 3B: 0 HR: 3	SF: 1 SAC: 0 DP: 1 HBP: 0	WP: 1 PB: 1 SB: 0 CS: 0
<b>PITCHER</b> <b>Oil Can Boyd, R</b> ERA: 4.48 <b>Bary Manuel, R</b> ERA: 0.93 <b>Gerald Alexander, R</b> ERA: 4.75 (7, 1)	IP: 4.2 WLS: L BF: 20 H: 5 R: 6 ER: 5 SO: 2 BB: 1 IBB: 0 HBP: 0 BLK: 0 WP: 1 HR: 3 S: 46 P: 67 ERA: 9.64 WHIP: 1.286											<b>PITCHER</b>	IP: WLS: BF: H: R: ER: SO: BB: IBB: HBP: BLK: WP: HR: S: P: ERA: WHIP:							



Batter	1	2	3	4	5	6	7	8	9	AB	R	H	RBI	BB	SO	LOB	TOP			
Rafael Palmeiro, L (1, 3) OBP: 0.392, SLG: 0.543	1-0 1B		1-0 G1-3		1-1 G4-3		2-1 G3		1-1 2B	5	1	3	0	0	0	0	<b>Texas Rangers @ Oakland Athletics</b> Oakland-Alameda County Coliseum, Oakland, CA Fri Sep 27 1991, 7:05 PM PDT Att: 24,134 - Sunny - 61 F <a href="http://livebaseballscorecards.com">livebaseballscorecards.com</a>			
Julio Franco, R (1, 4) OBP: 0.407, SLG: 0.469	3-2 P3		2-2 G6-3		1-3 K		4-1 S		3-1 S	4	0	1	1	1	1	2				
Ruben Sierra, S (1, 9) OBP: 0.355, SLG: 0.502 Gary Pettis, S (5, 8) OBP: 0.345, SLG: 0.283	2-1 F9		2-1 HR		0-1 G4-3		4-2 BB		4-2 S	3	1	1	1	0	0	2				
Juan Gonzalez, R (1, 8) OBP: 0.325, SLG: 0.483	1-3 K		1-2 2B		4-2 BB		1-2 BB		2-3 BB	3	0	1	0	2	1	3				
Kevin Reimer, L (1, 10) OBP: 0.338, SLG: 0.483		0-0 E9 1B	3-3 K		0-2 F9			1-1 G6-3	2-1 G3	5	1	1	0	0	1	6				
Jack Daugherty, S (1, 7) OBP: 0.272, SLG: 0.267		2-1 1B FC3-2		2-0 L8		4-2 G6-4-3 BB		2-1 G4-3		3	0	1	1	1	0	0				
Ivan Rodriguez, R (1, 2) OBP: 0.282, SLG: 0.360	1-1 1B		4-0 BB		1-1 G6-4-3		0-3 K			3	0	1	0	1	1	1				
Mario Diaz, R (1, 5) OBP: 0.318, SLG: 0.319	2-2 FC3-2		1-1 BB		1-0 G4-3			0-1 G6-3		4	0	0	0	0	0	2				
José Hernández, R (1, 6) OBP: 0.209, SLG: 0.227	1-1 P3		2-3 K				1-1 G4-3		1-3 K	4	0	0	0	0	2	2				
<b>Inning Stats</b>	R: 0 E: 0 K: 1 S: 9	H: 1 LOB: 1 BB: 0 P: 16	R: 1 E: 1 K: 0 S: 11	H: 3 LOB: 1 BB: 0 P: 16	R: 1 E: 0 K: 1 S: 12	H: 2 LOB: 1 BB: 0 P: 21	R: 0 E: 0 K: 1 S: 6	H: 0 LOB: 2 BB: 1 P: 15	R: 0 E: 0 K: 0 S: 16	H: 0 LOB: 2 BB: 1 P: 22	R: 0 E: 0 K: 0 S: 10	H: 0 LOB: 2 BB: 2 P: 22	R: 0 E: 0 K: 1 S: 7	H: 0 LOB: 0 BB: 0 P: 10	R: 1 E: 0 K: 1 S: 15	H: 2 LOB: 2 BB: 2 P: 30		1B: 5 2B: 3 3B: 0 HR: 1	SF: 0 SAC: 0 DP: 1 HBP: 0	WP: 0 PB: 0 SB: 3 CS: 0
<b>PITCHER</b>	IP WLS BF H R ER SO	IP WLS BF H R ER SO	IP WLS BF H R ER SO	IP WLS BF H R ER SO	IP WLS BF H R ER SO	IP WLS BF H R ER SO	IP WLS BF H R ER SO	IP WLS BF H R ER SO	IP WLS BF H R ER SO	IP WLS BF H R ER SO	IP WLS BF H R ER SO	IP WLS BF H R ER SO	IP WLS BF H R ER SO	IP WLS BF H R ER SO	IP WLS BF H R ER SO	IP WLS BF H R ER SO	ERA WHIP	ERA WHIP		
Ron Darling, R (1, 1) ERA: 4.09	7.0	7.0	7.0	7.0	7.0	7.0	7.0	7.0	7.0	7.0	7.0	7.0	7.0	7.0	7.0	7.0	2.57	1.714		
Joe Klimk, L (8, 1) ERA: 3.9	1.2	1.2	1.2	1.2	1.2	1.2	1.2	1.2	1.2	1.2	1.2	1.2	1.2	1.2	1.2	1.2	5.40	1.800		
Kevin Campbell, R (9, 1) ERA: 2.84	0.1	0.1	0.1	0.1	0.1	0.1	0.1	0.1	0.1	0.1	0.1	0.1	0.1	0.1	0.1	0.1	0.00	3.000		

Batter	1	2	3	4	5	6	7	8	9	AB	R	H	RBI	BB	SO	LOB	BOTTOM					
Rickey Henderson, R (1, 7) OBP: 0.392, SLG: 0.400	1-0 S 2-1 2B		1-1 G6-3		2-0 FC5-4			1-0 G3		4	0	1	0	0	0	2	<b>Texas Rangers @ Oakland Athletics</b> Oakland-Alameda County Coliseum, Oakland, CA Fri Sep 27 1991, 7:05 PM PDT Att: 24,134 - Sunny - 61 F <a href="http://livebaseballscorecards.com">livebaseballscorecards.com</a>					
Dave Henderson, R (1, 8) OBP: 0.348, SLG: 0.471	0-3 K		0-1 G6-3		3-3 K			1-3 K		4	0	0	0	0	3	1						
Jose Canseco, R (1, 9) OBP: 0.359, SLG: 0.559 Dann Howitt, L (7, 9) OBP: 0.216, SLG: 0.314 Willie Wilson, S (9, PH) OBP: 0.295, SLG: 0.321	2-3 K		2-1 F9		0-0 F9			2-2 F9		3	0	0	0	0	1	1						
Harold Baines, L (1, 10) OBP: 0.381, SLG: 0.474 Scott Hemond, R (9, PR) OBP: 0.250, SLG: 0.200	4-0 BB		4-1 BB		1-1 G4-3			4-2 BB		1	0	0	0	3	0	0						
Terry Steinbach, R (1, 2) OBP: 0.318, SLG: 0.394	1-1 2-1		2-3 K		2-3 K		0-2 G4-3		0-0 L7	4	0	0	0	0	2	2						
Brook Jacoby, R (1, 3) OBP: 0.272, SLG: 0.309		2-1 L9		1-0 L9		1-0 F8				3	0	0	0	0	0	0						
Vance Law, R (1, 5) OBP: 0.307, SLG: 0.280		1-0 P3		1-0 L7		2-3 K				3	0	0	0	0	1	0						
Mike Gallego, R (1, 4) OBP: 0.336, SLG: 0.362			1-0 G5-3		0-0 HBP 1B			2-2 G6-3		3	0	1	0	0	0	0						
Mike Bordick, R (1, 6) OBP: 0.274, SLG: 0.259 Jame Quirk, L (8, PH) OBP: 0.322, SLG: 0.299 Scott Brosius, R (9, 4) OBP: 0.266, SLG: 0.393			3-2 F9		3-1 HBP			0-1 F7		1	0	0	0	0	0	0						
<b>Inning Stats</b>	R: 0 E: 0 K: 2 S: 8	H: 1 LOB: 2 BB: 1 P: 16	R: 0 E: 0 K: 1 S: 6	H: 0 LOB: 0 BB: 0 P: 11	R: 0 E: 0 K: 0 S: 6	H: 0 LOB: 0 BB: 0 P: 11	R: 0 E: 0 K: 1 S: 9	H: 0 LOB: 1 BB: 1 P: 17	R: 0 E: 0 K: 0 S: 5	H: 1 LOB: 2 BB: 0 P: 12	R: 0 E: 0 K: 1 S: 7	H: 0 LOB: 0 BB: 0 P: 11	R: 0 E: 0 K: 1 S: 7	H: 0 LOB: 0 BB: 0 P: 10	R: 0 E: 0 K: 0 S: 6	H: 0 LOB: 0 BB: 0 P: 9		R: 0 E: 0 K: 1 S: 9	H: 0 LOB: 1 BB: 1 P: 16	1B: 1 2B: 1 3B: 0 HR: 0	SF: 0 SAC: 0 DP: 0 HBP: 1	WP: 0 PB: 0 SB: 1 CS: 0
<b>PITCHER</b>	IP WLS BF H R ER SO	IP WLS BF H R ER SO	IP WLS BF H R ER SO	IP WLS BF H R ER SO	IP WLS BF H R ER SO	IP WLS BF H R ER SO	IP WLS BF H R ER SO	IP WLS BF H R ER SO	IP WLS BF H R ER SO	IP WLS BF H R ER SO	IP WLS BF H R ER SO	IP WLS BF H R ER SO	IP WLS BF H R ER SO	IP WLS BF H R ER SO	IP WLS BF H R ER SO	IP WLS BF H R ER SO	ERA WHIP	ERA WHIP				
Jose Guzman, R (1, 1) ERA: 3.02	9.0	9.0	9.0	9.0	9.0	9.0	9.0	9.0	9.0	9.0	9.0	9.0	9.0	9.0	9.0	9.0	0.00	0.556				

AB 34  
R 3  
H 9  
RBI 3  
BB 7  
SO 6  
LOB 18



AB 28  
R 0  
H 2  
RBI 0  
BB 3  
SO 7  
LOB 6


















Batter	1	2	3	4	5	6	7	8	9	AB	R	H	RBI	BB	SO	LOB	TOP			
Rickey Henderson, R OBP: 0.392, SLG: 0.407	1-1 F8		4-0 BB		1-1 2B	1-2 G5-3			1-2 L5	4	0	1	1	1	0	1				
Dave Henderson, R OBP: 0.347, SLG: 0.469	2-3 K		0-1 P6		2-2 F9		1-3 K		0-1 G1-3	5	0	0	0	0	2	3				
Jose Canseco, R OBP: 0.360, SLG: 0.562	2-2 F9			0-1 HR	1-2 G5-3		0-1 G4-3		1-2 G5-3	5	1	1	1	0	0	1				
Harold Baines, L OBP: 0.381, SLG: 0.471		1-1 G5-3		3-3 K	4-0 IBB		4-0 FC5-4 BB			2	0	0	0	2	1	0				
Brook Jacoby, R OBP: 0.271, SLG: 0.306	0-1 F7			2-3 K	1-1 G5-3		1-2 FC5-4			4	0	0	0	0	1	3				
Terry Steinbach, R OBP: 0.313, SLG: 0.391	2-3 K			0-2 E5 1B		0-0 P5		3-3 K		3	1	0	0	0	1	0				
Mike Gallego, R OBP: 0.344, SLG: 0.373										1	0	0	0	0	1	0				
Jamie Quirk, L OBP: 0.323, SLG: 0.297			4-2 BB	0-0 1B		3-1 L8		2-2 FC1-4 1B		3	0	2	1	1	0	0				
Lance Blankenship, R OBP: 0.333, SLG: 0.331			2-2 L6-3	3-3 K		0-0 HR		1-3 K		2	0	0	0	0	1	2				
Mark McQuire, R OBP: 0.335, SLG: 0.389			1-2 L6-3							2	1	1	1	0	1	1				
Mike Bordick, R OBP: 0.286, SLG: 0.266			3-2 BB 1B		1-2 2B 1B		1-0 1B		1-1 FC1-4	4	1	3	0	0	0	1				
<b>Inning Stats</b>	R: 0 E: 0 K: 1 S: 8	H: 0 LOB: 0 BB: 0 P: 13	R: 0 E: 0 K: 1 S: 9	H: 0 LOB: 0 BB: 0 P: 12	R: 0 E: 0 K: 0 S: 15	H: 1 LOB: 2 BB: 2 P: 28	R: 2 E: 1 K: 3 S: 18	H: 2 LOB: 1 BB: 0 P: 26	R: 1 E: 0 K: 0 S: 13	H: 2 LOB: 2 BB: 1 P: 23	R: 0 E: 0 K: 1 S: 9	H: 0 LOB: 1 BB: 1 P: 15	R: 0 E: 0 K: 2 S: 11	H: 1 LOB: 1 BB: 0 P: 18	R: 0 E: 0 K: 0 S: 8	H: 0 LOB: 0 BB: 0 P: 10	1B: 5 2B: 2 3B: 0 HR: 2	SF: 0 SAC: 0 DP: 1 HBP: 0	WP: 0 PB: 0 SB: 1 CS: 0	PA: 39
<b>PITCHER</b>	IP WLS BF H R ER SO	IP WLS BF H R ER SO	IP WLS BF H R ER SO	IP WLS BF H R ER SO	IP WLS BF H R ER SO	IP WLS BF H R ER SO	IP WLS BF H R ER SO	IP WLS BF H R ER SO	IP WLS BF H R ER SO	IP WLS BF H R ER SO	IP WLS BF H R ER SO	IP WLS BF H R ER SO	IP WLS BF H R ER SO	IP WLS BF H R ER SO	IP WLS BF H R ER SO	IP WLS BF H R ER SO	ERA WHIP	ERA WHIP		
Mark Gubicza, R ERA: 5.68	4.1 L 20 5 3 2 5																4.15 1.615			
Tom Gordon, R ERA: 3.75	3.2 16 3 1 1 3																2.46 1.091			
Steve Crawford, R ERA: 6.33	1.0 3 0 0 0 0																0.00 0.000			

Oakland Athletics @ Kansas City Royals  
Royals Stadium, Kansas City, MO  
Tue Oct 01 1991, 8:05 PM EDT  
Att: 17,638 - Cloudy - 76 F


AB	35
R	4
H	8
RBI	4
BB	4
SO	8
LOB	12



Batter	1	2	3	4	5	6	7	8	9	AB	R	H	RBI	BB	SO	LOB	BOTTOM					
Brian McRae, S OBP: 0.288, SLG: 0.364	2-1 P5		1-2 G2-3			2-3 K		2-2 BB 1B		4	0	1	0	0	1	0						
Kurt Stillwell, S OBP: 0.315, SLG: 0.358	3-2 G3			0-2 1B		2-1 2B 1B		4-0 BB BB		3	0	2	0	1	0	0						
George Brett, L OBP: 0.330, SLG: 0.406	1-1 E3			1-0 G6-3 1B		1-2 2B		4-0 1-2 2-3 BB		3	0	2	0	1	0	0						
Danny Tartabull, R OBP: 0.394, SLG: 0.592	3-3 K			1-3 K		0-1 F9		3-3 K		4	0	0	0	0	3	8						
Jim Eisenreich, L OBP: 0.333, SLG: 0.384		0-1 P3		2-1 G6-3		0-1 G6-3		1-3 K		4	0	0	0	0	1	7						
Todd Benzinger, S OBP: 0.308, SLG: 0.352	1-1 G3-1					1-3 K			0-0 1B	4	0	1	0	0	2	0						
Bill Pecota, R OBP: 0.352, SLG: 0.389	1-1 P6					1-0 G6-3		1-0 G6-3		4	0	0	0	0	1	1						
Brent Mayne, L OBP: 0.302, SLG: 0.319			1-1 G3		4-0 BB		2-3 K		1-2 F7	3	0	0	0	1	1	1						
Terry Shumpert, R OBP: 0.288, SLG: 0.330			1-3 K		1-1 G4-3			0-1 F9		1	0	0	0	0	1	0						
Dave Clark, L OBP: 0.222, SLG: 0.125									3-2 G1-3	1	0	0	0	0	0	1						
Sean Terry, L OBP: 0.226, SLG: 0.164										0	0	0	0	0	0	0						
Kirk Gibson, R OBP: 0.242, SLG: 0.403										1	0	0	0	0	0	0						
David Howard, S OBP: 0.242, SLG: 0.255										0	0	0	0	0	0	0						
Kevin Saitzer, R OBP: 0.201, SLG: 0.202										1	0	0	0	0	0	1						
<b>Inning Stats</b>	R: 0 E: 1 K: 1 S: 11	H: 0 LOB: 1 BB: 0 P: 20	R: 0 E: 0 K: 0 S: 6	H: 0 LOB: 0 BB: 0 P: 8	R: 0 E: 0 K: 1 S: 8	H: 0 LOB: 0 BB: 0 P: 11	R: 0 E: 0 K: 1 S: 9	H: 2 LOB: 1 BB: 0 P: 13	R: 0 E: 0 K: 1 S: 6	H: 0 LOB: 1 BB: 1 P: 13	R: 0 E: 0 K: 1 S: 12	H: 2 LOB: 2 BB: 0 P: 17	R: 0 E: 0 K: 2 S: 7	H: 0 LOB: 0 BB: 0 P: 11	R: 0 E: 0 K: 2 S: 11	H: 1 LOB: 3 BB: 2 P: 25	R: 0 E: 0 K: 1 S: 12	H: 1 LOB: 1 BB: 0 P: 19	1B: 5 2B: 1 3B: 0 HR: 0	SF: 0 SAC: 0 DP: 1 HBP: 0	WP: 0 PB: 0 SB: 1 CS: 0	PA: 36
<b>PITCHER</b>	IP WLS BF H R ER SO	IP WLS BF H R ER SO	IP WLS BF H R ER SO	IP WLS BF H R ER SO	IP WLS BF H R ER SO	IP WLS BF H R ER SO	IP WLS BF H R ER SO	IP WLS BF H R ER SO	IP WLS BF H R ER SO	IP WLS BF H R ER SO	IP WLS BF H R ER SO	IP WLS BF H R ER SO	IP WLS BF H R ER SO	IP WLS BF H R ER SO	IP WLS BF H R ER SO	IP WLS BF H R ER SO	ERA WHIP	ERA WHIP				
Mike Moore, R ERA: 2.95	7.1 W 29 5 0 0 7																0.00 0.955					
Joe Klink, L ERA: 3.9	0.0 1 0 0 0 0																"					
Dennis Eckersley, R ERA: 2.96	1.2 S 6 1 0 0 3																0.00 0.600					

Oakland Athletics @ Kansas City Royals  
Royals Stadium, Kansas City, MO  
Tue Oct 01 1991, 8:05 PM EDT  
Att: 17,638 - Cloudy - 76 F

AB	33
R	0
H	6
RBI	0
BB	3
SO	10
LOB	19






Batter	1	2	3	4	5	6	7	8	9	AB	R	H	RBI	BB	SO	LOB	TOP										
Rickey Henderson, R OBP: 0.394, SLG: 0.407 Lance Blankenship, R OBP: 0.333, SLG: 0.331	4-0 CS BB	2-0 1B 1-2 HBP		0-1 S 1B		2-3 K		1-0 F7		0	0	0	0	1	0	0											
Willie Wilson, S OBP: 0.290, SLG: 0.313 Ron Witmeyer, L OBP: 0.053, SLG: 0.053	2-3 K	1-3 K		2-1 G4-3		0-2 FC6-4			1-2 G6-3	4	0	0	0	0	2	5											
Jose Canseco, R OBP: 0.359, SLG: 0.560 Scott Hemond, R OBP: 0.263, SLG: 0.222	1-2 P6	2-2 FC6-4 1B			2-3 K				3-2 P5	4	0	1	1	0	1	0											
Harold Baines, L OBP: 0.382, SLG: 0.472 Brook Jacoby, R OBP: 0.271, SLG: 0.305					0-1 1B				1-1 G5-3	4	1	2	0	0	0	2											
Terry Steinbach, R OBP: 0.317, SLG: 0.393 Vance Law, R OBP: 0.305, SLG: 0.278		2-0 E 1B HBP	1-1 P4		1-2 FC5 1B					3	1	2	0	0	0	0											
Mark McGwire, R OBP: 0.333, SLG: 0.386 Brad Kommink, R OBP: 0.185, SLG: 0.160		1-0 F8	1-2 F9		1-1 P6					4	0	0	0	0	1	5											
Scott Brosius, R OBP: 0.268, SLG: 0.397		2-1 E3 1B S	1-1 F9		1-1 FC5					4	1	1	0	0	0	3											
Mike Gallego, R OBP: 0.344, SLG: 0.373 Dann Howitt, L OBP: 0.182, SLG: 0.262		0-2 S 1B		0-1 L6		2-1 G5-3				3	1	1	1	0	0	0											
Mike Bordick, R OBP: 0.289, SLG: 0.267		3-2 WP 1B		1-1 L5		4-2 FC6-4 BB				3	1	1	1	1	1	1											
<b>Inning Stats</b>	R: 0 E: 0 K: 1 S: 6	H: 0 LOB: 0 BB: 1 P: 13	R: 5 E: 1 K: 1 S: 18	H: 4 LOB: 2 BB: 0 P: 33	R: 0 E: 0 K: 0 S: 7	H: 0 LOB: 0 BB: 0 P: 10	R: 0 E: 0 K: 0 S: 10	H: 1 LOB: 1 BB: 0 P: 11	R: 0 E: 0 K: 1 S: 13	H: 2 LOB: 2 BB: 0 P: 18	R: 0 E: 0 K: 1 S: 10	H: 0 LOB: 1 BB: 1 P: 18	R: 0 E: 0 K: 1 S: 9	H: 1 LOB: 1 BB: 0 P: 14	R: 0 E: 0 K: 2 S: 8	H: 1 LOB: 0 BB: 0 P: 10	R: 0 E: 0 K: 0 S: 9	H: 0 LOB: 0 BB: 0 P: 14	1B: 8 2B: 1 3B: 0 HR: 0	SF: 0 SAC: 0 DP: 0 HBP: 2	WP: 1 PB: 0 SB: 3 CS: 1	PA: 40					
<b>PITCHER</b>	IP	WLS	BF	H	R	ER	SO	BB	IBB	HBP	BLK	WP	HR	S	P	ERA	WHIP										
Bret Saberhagen, R ERA: 3.07	2.0		13	4	5	3	2	1	0	2	0	1	0	24	46	13.50	2.500										
Steve Crawford, R ERA: 5.91	3.0	W	12	3	0	0	1	0	0	0	0	0	0	30	39	0.00	1.000										
Joel Johnston, R ERA: 0.44	2.0		8	1	0	0	2	1	0	0	0	0	0	19	32	0.00	1.000										
Mike Magnante, L ERA: 2.47	2.0		7	1	0	0	2	0	0	0	0	0	0	17	24	0.00	0.500										

Oakland Athletics @ Kansas City Royals  
Royals Stadium, Kansas City, MO  
Wed Oct 02 1991, 8:05 PM EDT  
Att: 18,552 - Cloudy - 80 F


AB	36
R	5
H	9
RBI	3
BB	2
SO	7
LOB	19



Batter	1	2	3	4	5	6	7	8	9	AB	R	H	RBI	BB	SO	LOB	BOTTOM										
Brian McRae, S OBP: 0.289, SLG: 0.369	2-1 G4-3	0-3 K		3-3 K		1-1 2B 1B	2-1 HR	0-0 F7		6	2	2	2	0	2	5											
Kurt Stillwell, S OBP: 0.323, SLG: 0.365	4-1 BB	2-2 1B 2H			1-0 1B 3B HBP	2-0 1B 2B	2-1 G3 1B	0-0 G4-3		4	2	3	3	1	0	2											
George Brett, L OBP: 0.330, SLG: 0.406	0-3 K	1-0 G4-3			3-1 1B 3B	3-1 1B HR	1-0 G3			5	2	2	1	0	1	4											
Danny Tartabull, R OBP: 0.395, SLG: 0.594 Gary Thurman, R OBP: 0.319, SLG: 0.360	0-1 L5		0-0 P4		0-0 SF7 3B	4-2 HR BB	3-2 G5-3			3	1	1	2	1	0	1											
Jim Eisenreich, L OBP: 0.335, SLG: 0.394 Bobby Moore, R OBP: 0.286, SLG: 0.167		2-2 2B 1B	2-1 F8		2-0 SF7	0-0 HR		0-3 K		3	2	2	4	0	0	0											
Todd Benzinger, S OBP: 0.307, SLG: 0.349		0-3 K	2-0 F8		0-1 L6	0-0 G3		2-0 2B HBP		4	1	0	0	0	1	2											
Bill Pecota, R OBP: 0.353, SLG: 0.394		1-2 1B 2B		2-1 F8	1-0 F8	0-1 F9		1-0 WP 2B		5	2	2	1	0	0	1											
Brent Mayne, L OBP: 0.315, SLG: 0.325		1-2 1B 1B		4-1 BB		0-2 1B 2B	4-2 HR	4-2 2B		2	3	2	0	3	0	0											
David Howard, S OBP: 0.284, SLG: 0.255 Dave Calk, L OBP: 0.300, SLG: 0.222 Terry Schumpert, R OBP: 0.288, SLG: 0.330 Kirk Gibson, R OBP: 0.341, SLG: 0.403 Sean Berry, R OBP: 0.206, SLG: 0.190	1-2 1B	1-2 1B		2-3 K		2-3 K		0-2 2B		0	0	0	0	0	0	0											
<b>Inning Stats</b>	R: 0 E: 0 K: 1 S: 8	H: 0 LOB: 1 BB: 1 P: 14	R: 3 E: 0 K: 2 S: 24	H: 5 LOB: 2 BB: 0 P: 32	R: 0 E: 0 K: 0 S: 4	H: 0 LOB: 0 BB: 0 P: 8	R: 0 E: 0 K: 2 S: 9	H: 0 LOB: 1 BB: 1 P: 20	R: 3 E: 0 K: 0 S: 7	H: 2 LOB: 0 BB: 0 P: 14	R: 6 E: 0 K: 1 S: 18	H: 5 LOB: 1 BB: 1 P: 30	R: 2 E: 0 K: 0 S: 12	H: 2 LOB: 1 BB: 1 P: 25	R: 2 E: 0 K: 1 S: 13	H: 2 LOB: 2 BB: 1 P: 20	R: 0 E: 0 K: 0 S: 9	H: 0 LOB: 0 BB: 0 P: 14	1B: 9 2B: 4 3B: 1 HR: 2	SF: 1 SAC: 0 DP: 0 HBP: 2	WP: 1 PB: 0 SB: 0 CS: 0	PA: 47					
<b>PITCHER</b>	IP	WLS	BF	H	R	ER	SO	BB	IBB	HBP	BLK	WP	HR	S	P	ERA	WHIP										
Ron Darling, R ERA: 4.26	5.0	L	25	7	6	6	5	2	0	1	0	0	0	12	20	10.80	1.800										
Joe Klimk, L ERA: 4.48	0.1		5	4	4	4	1	0	0	0	0	0	0	12	20	108.00	12.000										
Gene Nelson, R ERA: 6.85	0.2		4	1	2	2	0	1	0	0	0	0	1	6	10	27.00	3.000										
Steve Chitren, R ERA: 4.33	1.0		6	2	2	2	0	1	0	0	0	0	1	12	25	18.00	3.000										
Bruce Walton, R ERA: 6.23	0.1		3	1	2	2	1	0	0	1	0	0	0	5	8	54.00	3.000										

Oakland Athletics @ Kansas City Royals  
Royals Stadium, Kansas City, MO  
Wed Oct 02 1991, 8:05 PM EDT  
Att: 18,552 - Cloudy - 80 F

AB	39
R	16
H	16
RBI	15
BB	5
SO	7
LOB	19









Batter	1	2	3	4	5	6	7	8	9	AB	R	H	RBI	BB	SO	LOB	TOP			
Rickey Henderson, R OBP: 0.399, SLG: 0.425 Dann Howitt, L OBP: 0.162, SLG: 0.262	4-0 BB		0-0 2B		1-0 1B	4-2 2B	3-2 1B		1-0 HR	4	3	4	3	2	0	0				
Lance Blankenship, R OBP: 0.333, SLG: 0.331	1-3 K		2-3 K		2-0 1B	3-2 2B	0-0 L8		2-1 P4	6	2	2	2	0	2	3				
Jose Canseco, R OBP: 0.360, SLG: 0.556 Vance Law, R OBP: 0.303, SLG: 0.276	2-3 K		1-1 L5		1-2 1B	1-3 K	0-3 K		2-2 G5-3	5	1	1	0	0	3	5				
Harold Baines, L OBP: 0.384, SLG: 0.476	0-3 K			0-0 1B	4-2 1B	4-0 1B		1-2 G3		3	2	1	0	2	1	1				
Dave Henderson, R OBP: 0.347, SLG: 0.467 Brad Komminsk, R OBP: 0.185, SLG: 0.160		2-3 K		2-2 1B	1-1 SF9	1-2 1B		1-1 F8		4	1	2	3	0	1	0				
Brook Jacoby, R OBP: 0.274, SLG: 0.309		2-2 1B		1-0 L6	2-3 1B	1-2 BB		2-0 L7		4	0	2	2	1	0	2				
Mike Gallego, R OBP: 0.344, SLG: 0.372		2-0 G5-3		1-0 BB	4-2 1B	1-0 K			0-0 1B	3	1	1	1	1	1	2				
Mike Bordick, R OBP: 0.288, SLG: 0.267		3-1 1B		0-0 SF9	0-0 G5-3	1-0 L7		2-2 F9		4	0	1	1	0	0	4				
Scott Hemond, R OBP: 0.250, SLG: 0.217			1-0 F9	1-3 K		1-2 E5	2-2 F9		1-3 HR	5	2	1	0	0	1	2				
<b>Inning Stats</b>	R: 0 E: 0 K: 3 S: 9	H: 0 LOB: 1 BB: 1 P: 16	R: 0 E: 0 K: 1 S: 11	H: 2 LOB: 2 BB: 0 P: 20	R: 0 E: 0 K: 1 S: 7	H: 1 LOB: 1 BB: 0 P: 11	R: 1 E: 1 K: 1 S: 11	H: 2 LOB: 2 BB: 1 P: 19	R: 3 E: 0 K: 2 S: 21	H: 3 LOB: 1 BB: 2 P: 39	R: 0 E: 0 K: 1 S: 11	H: 1 LOB: 0 BB: 0 P: 16	R: 0 E: 0 K: 0 S: 6	H: 0 LOB: 0 BB: 0 P: 10	R: 3 E: 0 K: 0 S: 14	H: 3 LOB: 0 BB: 23	1B: 11 2B: 3 3B: 0 HR: 1	SF: 3 SAC: 0 DP: 0 HBP: 0	WP: 0 PA: 48 PB: 0 SB: 6 CS: 0	
<b>PITCHER</b>	IP	WLS	BF	H	R	ER	SO	BB	IBB	HBP	BLK	WP	HR	S	P	ERA	WHIP			
Hector Fajardo, R ERA: 6.75	4.0	L	22	8	4	4	6	3	0	0	0	0	0	45	81	9.00	2.750			
Barry Manuel, R ERA: 1.13	1.0		4	0	0	0	0	1	0	0	0	0	0	4	10	0.00	1.000			
Wayne Rosenthal, R ERA: 5.25	0.1		6	2	5	4	1	1	1	0	0	0	0	14	28	108.00	9.000			
Gerald Alexander, R ERA: 5.24	3.2		16	5	3	3	2	0	0	0	0	0	1	38	60	7.36	1.364			

Oakland Athletics @ Texas Rangers  
Arlington Stadium, Arlington, TX  
Sat Oct 05 1991, 8:05 PM EDT  
Att: 31,790 - Sunny - 71 F

AB 39  
R 12  
H 15  
RBI 12  
BB 6  
SO 9  
LOB 19



Batter	1	2	3	4	5	6	7	8	9	AB	R	H	RBI	BB	SO	LOB	BOTTOM			
Brian Downing, R OBP: 0.378, SLG: 0.456	1-2 L7	2-2 E6			3-1 G6-3		1-2 FC6-4		2-1 2B	5	2	1	0	0	0	2				
Julio Franco, R OBP: 0.408, SLG: 0.474	0-1 G5-3	4-1 BB			0-1 P3		2-2 FC5-4		0-0 F8	4	0	1	0	1	0	1				
Rafael Palmeiro, L OBP: 0.388, SLG: 0.532	1-0 F8	2-1 P8			0-0 P2		0-0 FC5-4		3-2 2B	5	0	1	1	0	0	5				
Ruben Sierra, S OBP: 0.359, SLG: 0.505		2-1 HBP	1-1 G3-6-3		1-0 F8	0-0 FC6-4		0-1 G1-3		5	1	4	1	0	0	1				
Kevin Reimer, L OBP: 0.332, SLG: 0.476		0-0 F9	0-0 G3-6-3		0-1 FC6-4	2-2 FC6-4		4-0 10		4	0	1	0	0	0	4				
Juan Gonzalez, R OBP: 0.320, SLG: 0.473		3-1 P5	1-2 F8		3-3 K		0-1 G6-4-3			4	0	1	0	0	1	3				
Dean Palmer, R OBP: 0.278, SLG: 0.406		4-0 BB		1-3 K		3-2 F8		1-0 F9		3	1	0	0	1	1	3				
Mike Stanley, R OBP: 0.377, SLG: 0.388		2-2 BB		2-1 G5-3		1-2 FC6-4		0-1 G6-4-3		3	1	0	0	0	0	3				
Jeff Huson, L OBP: 0.313, SLG: 0.291 Jack Daugherty, S OBP: 0.275, SLG: 0.270		4-0 E		0-3 K		4-2 FC6-4		1-2 G3		1	0	0	1	2	1	0				
<b>Inning Stats</b>	R: 0 E: 0 K: 0 S: 6	H: 0 LOB: 0 BB: 0 P: 8	R: 3 E: 1 K: 0 S: 16	H: 1 LOB: 3 BB: 3 P: 39	R: 0 E: 0 K: 2 S: 8	H: 0 LOB: 0 BB: 0 P: 11	R: 0 E: 0 K: 0 S: 5	H: 0 LOB: 0 BB: 0 P: 8	R: 0 E: 0 K: 1 S: 12	H: 2 LOB: 2 BB: 0 P: 20	R: 1 E: 0 K: 0 S: 14	H: 2 LOB: 1 BB: 1 P: 23	R: 0 E: 0 K: 0 S: 5	H: 1 LOB: 0 BB: 0 P: 6	R: 1 E: 0 K: 0 S: 11	H: 2 LOB: 1 BB: 0 P: 17	1B: 8 2B: 1 3B: 0 HR: 0	SF: 0 SAC: 0 DP: 2 HBP: 1	WP: 0 PA: 40 PB: 0 SB: 0 CS: 0	
<b>PITCHER</b>	IP	WLS	BF	H	R	ER	SO	BB	IBB	HBP	BLK	WP	HR	S	P	ERA	WHIP			
Bob Welch, R ERA: 4.58	1.2		11	1	3	1	0	3	0	1	0	0	0	20	43	5.40	2.400			
Curt Young, L ERA: 5.0	3.1	W	12	3	0	0	2	0	0	0	0	0	0	24	35	0.00	0.900			
Kevin Campbell, R ERA: 2.74	1.1		6	1	1	1	1	1	0	0	0	0	0	18	32	6.75	1.500			
Rick Honeycutt, L ERA: 3.38	0.2		3	1	0	0	0	0	0	0	0	0	0	5	7	0.00	1.500			
Gene Nelson, R ERA: 6.75	2.0		8	3	1	1	0	0	0	0	0	0	0	16	23	4.50	1.500			

Oakland Athletics @ Texas Rangers  
Arlington Stadium, Arlington, TX  
Sat Oct 05 1991, 8:05 PM EDT  
Att: 31,790 - Sunny - 71 F

AB 35  
R 5  
H 9  
RBI 3  
BB 4  
SO 3  
LOB 22





Batter	1	2	3	4	5	6	7	8	9	AB	R	H	RBI	BB	SO	LOB	TOP					
Rickey Henderson, R OBP: 0.400, SLG: 0.423 (1, 7)	4-1 S 1B BB	3-2 F8			2-0 G3		4-1 BB			2	1	0	0	2	0	1						
Lance Blankenship, R OBP: 0.336, SLG: 0.341 Mark McGwire, R OBP: 0.330, SLG: 0.383 (1, 5) (7, 3)	1-2 SAFE S 1B		1-1 F8			2-1 S E 2B	1-0 P4			4	1	2	1	0	0	3						
Jose Canseco, R OBP: 0.359, SLG: 0.556 (1, 9)	0-0 F7		3-2 P2			1-3 K		0-2 S 2B		4	0	1	0	0	1	1						
Harold Baines, L OBP: 0.383, SLG: 0.473 Willie Wilson, S OBP: 0.290, SLG: 0.313 (1, 10) (8, PR)	1-3 K		3-3 K			1-1 F8		4-0 G5-4-3 IBB		3	0	0	0	1	2	1						
Dave Henderson, R OBP: 0.346, SLG: 0.465 (1, 8)	4-2 BB			1-3 K		2-2 F8		1-3 K		3	0	0	0	1	2	2						
Terry Steinbach, R OBP: 0.312, SLG: 0.386 Scott Brosius, R OBP: 0.268, SLG: 0.397 (1, 2) (9, 4)	0-1 G5-3			0-3 K				1-3 K	0-0 G5-4-3	4	0	0	0	0	2	4						
Ernest Riles, L OBP: 0.290, SLG: 0.324 Vance Law, R OBP: 0.303, SLG: 0.276 Jamie Quirk, L OBP: 0.321, SLG: 0.296 (1, 3) (7, 5) (9, PH) (9, 2)		4-2 S BB		0-1 G3-1				3-1 L9	2-3 K	2	0	0	0	1	0	0						
Mike Gallego, R OBP: 0.343, SLG: 0.369 (1, 4) (9, 6)		2-3 K			2-3 K			4-2 1B BB	0-1 F8	3	0	0	0	1	2	1						
Mike Bordick, R OBP: 0.289, SLG: 0.268 Brook Jacoby, R OBP: 0.274, SLG: 0.308 (1, 6) (9, PH) (9, 5)			1-3 K		1-3 K			0-1 BB 1B	0-3 K	3	0	1	0	0	2	1						
<b>Inning Stats</b>	R: 1 E: 0 K: 1 S: 14	H: 1 LOB: 2 BB: 2 P: 24	R: 0 E: 0 K: 2 S: 15	H: 0 LOB: 1 BB: 1 P: 25	R: 0 E: 0 K: 1 S: 10	H: 0 LOB: 0 BB: 0 P: 17	R: 0 E: 0 K: 2 S: 8	H: 0 LOB: 0 BB: 0 P: 9	R: 0 E: 0 K: 1 S: 10	H: 1 LOB: 0 BB: 0 P: 16	R: 0 E: 0 K: 1 S: 11	H: 1 LOB: 3 BB: 2 P: 24	R: 0 E: 0 K: 1 S: 8	H: 1 LOB: 2 BB: 1 P: 13	R: 0 E: 0 K: 2 S: 9	H: 0 LOB: 0 BB: 0 P: 11	1B: 2 2B: 2 3B: 0 HR: 0	SF: 0 SAC: 0 DP: 1 HBP: 0	WP: 0 PB: 0 SB: 5 CS: 0	PA: 36		
<b>PITCHER</b>	IP WLS BF H R ER SO BB IBB HBP BLK WP HR S P ERA WHIP	7.0 29 3 2 2 10 5 0 0 0 0 0 0 76 128 2.57 1.143	2.0 7 1 0 0 3 0 1 0 0 0 0 0 17 24 0.00 0.500																			

Oakland Athletics @ Texas Rangers  
Arlington Stadium, Arlington, TX  
Sun Oct 06 1991, 4:33 AM EDT  
Att: 35,595 - Sunny - 74 F

AB	30
R	2
H	4
RBI	1
BB	6
SO	13
LOB	14



Batter	1	2	3	4	5	6	7	8	9	AB	R	H	RBI	BB	SO	LOB	BOTTOM					
Jack Daugherty, S OBP: 0.270, SLG: 0.264 Juan Gonzalez, R OBP: 0.321, SLG: 0.479 (1, 7) (7, PH) (8, 7)	0-1 G1-3		1-1 G6-3		1-0 SAFE G4-3		2-1 E5		1-0 HR	3	0	0	0	0	0	1						
Julio Franco, R OBP: 0.408, SLG: 0.474 (1, 4)	1-1 G4-3 S 1B		3-2 FC4-6 S 1B		1-2 FC4-5 2B		2-2 F8			4	1	2	0	0	0	2						
Rafael Palmeiro, L OBP: 0.389, SLG: 0.532 (1, 3)	3-2 G4-3		4-1 FC4-6 BB		1-1 2B		3-3 K			3	0	1	1	1	1	2						
Ruben Sierra, S OBP: 0.357, SLG: 0.502 (1, 9)	0-1 F7		2-1 FC4-6		1-0 G4-3			1-2 F8		4	0	0	0	0	0	4						
Kevin Reimer, L OBP: 0.332, SLG: 0.477 Monty Fariss, R OBP: 0.395, SLG: 0.387 (1, 10) (8, PH)		3-2 SH1-3 G4-3 2B	0-1 L9			1-0 F7		2-3 K		3	1	1	0	0	0	2						
Dean Palmer, R OBP: 0.281, SLG: 0.403 (1, 5)		4-1 G4-3 SH1-3 BB		0-3 K		4-2 BB		1-3 K		2	0	0	0	2	0	0						
Mike Stanley, R OBP: 0.372, SLG: 0.381 (1, 2)		0-0 SH1-3		3-3 K		1-0 SAFE F8		0-2 G6-3		3	0	0	0	0	1	1						
Jeff Huson, L OBP: 0.312, SLG: 0.287 (1, 6)		1-1 G4-3		3-2 F8		1-0 G4-3		4-2 HR		3	1	0	1	1	0	2						
Gary Pettis, S OBP: 0.341, SLG: 0.277 Brian Downing, R OBP: 0.377, SLG: 0.455 (1, 8) (9, PH)			3-3 K		4-1 G4-3 S FC4-5 BB		2-3 K		1-3 K	2	0	0	0	1	2	1						
<b>Inning Stats</b>	R: 0 E: 0 K: 0 S: 10	H: 1 LOB: 1 BB: 0 P: 14	R: 1 E: 0 K: 1 S: 16	H: 1 LOB: 1 BB: 1 P: 27	R: 0 E: 0 K: 0 S: 10	H: 1 LOB: 2 BB: 1 P: 20	R: 0 E: 0 K: 2 S: 9	H: 0 LOB: 0 BB: 0 P: 15	R: 1 E: 0 K: 0 S: 9	H: 1 LOB: 1 BB: 1 P: 16	R: 0 E: 0 K: 0 S: 6	H: 0 LOB: 1 BB: 1 P: 13	R: 0 E: 1 K: 2 S: 12	H: 0 LOB: 1 BB: 0 P: 21	R: 0 E: 0 K: 2 S: 11	H: 0 LOB: 0 BB: 0 P: 15	R: 2 E: 0 K: 1 S: 9	H: 1 LOB: 0 BB: 1 P: 15	1B: 2 2B: 2 3B: 0 HR: 1	SF: 0 SAC: 1 DP: 0 HBP: 0	WP: 0 PB: 0 SB: 3 CS: 0	PA: 37
<b>PITCHER</b>	IP WLS BF H R ER SO BB IBB HBP BLK WP HR S P ERA WHIP	6.0 26 4 2 2 3 0 0 0 0 0 0 0 20 32 0.00 0.000	1.2 6 0 0 0 3 0 0 0 0 0 0 0 8 13 13.50 1.500	0.2 3 0 1 1 1 1 0 0 0 0 0 0 4 6 27.00 3.000																		

Oakland Athletics @ Texas Rangers  
Arlington Stadium, Arlington, TX  
Sun Oct 06 1991, 4:33 AM EDT  
Att: 35,595 - Sunny - 74 F

AB	31
R	4
H	5
RBI	4
BB	5
SO	8
LOB	16

