

Oakland Athletics - 1993

Batter	1	2	3	4	5	6	7	8	9	AB R H RBI BB SO LOB	TOP		
Tony Phillips, S OBP: 0.400, SLG: 0.400 (1, 7) F X	0-1 SH1-3 1B		2-0 G3			1-2 G4-3		3-2 S E 1B	3-1 F8	5 0 2 0 0 0 1			
Lou Whitaker, L (1, 4) X	0-0 SH1-3 1-2		0-2 G6-3			2-1 L9		2-2 SF8		2 0 0 1 0 0 0			
Travis Fryman, R (1, 6) B B F X	2-1 F9			2-2 E4 1B S SF8-2-4		0-0 F8		2-2 E1 S 1-2		4 1 0 0 0 0 2			
Cecil Fielder, R OBP: 0.500, SLG: 0.500 (1, 3) B C B B X	3-1 G4-3			2-2 SF8-2-4 1-3 1B			1-1 WP FC5-2 1B	0-3 K 1-2 2-3		4 0 2 0 0 1 3			
Kirk Gibson, L OBP: 0.500, SLG: 0.500 (1, 10) C B B B X		2-1 G4-3		2-0 SF8-2-4 1-2 3-H		0-0 FC5-2 1B 1-2		4-0 IBB		2 1 1 1 1 0 0			
Rob Deer, R (1, 9) B B C B F X		2-2 P2		2-0 G6-3		3-2 FC5-2 1B 1-3 2-H		0-3 K		4 0 0 0 0 1 5			
Mickey Tettleton, S OBP: 0.500, SLG: 1.250 (1, 2) C B B X		1-2 HR			2-1 G1-3		1-2 1-3 3-H 1B		3-2 F7	4 1 2 2 0 0 0			
Scott Livingstone, L OBP: 0.250, SLG: 0.250 (1, 5) B F X		1-1 F7			2-0 CS 1B		2-1 FC3-2-5-4-8 3-H		2-3 K	4 0 1 0 0 1 2			
Milt Cuyler, S OBP: 0.500, SLG: 0.667 (1, 8) X			0-0 F8		3-3 K 1-2			3-2 1B SF8 2B	4-2 BB	3 1 1 0 1 1 1			
Inning Stats	R: 0 E: 0 K: 0 S: 7 H: 1 LOB: 1 BB: 0 P: 12	R: 1 E: 0 K: 0 S: 11 H: 1 LOB: 0 BB: 0 P: 17	R: 0 E: 0 K: 0 S: 6 H: 0 LOB: 0 BB: 0 P: 8	R: 1 E: 1 K: 0 S: 9 H: 1 LOB: 0 BB: 0 P: 17	R: 0 E: 0 K: 1 S: 6 H: 1 LOB: 1 BB: 0 P: 13	R: 0 E: 0 K: 0 S: 6 H: 0 LOB: 0 BB: 0 P: 9	R: 1 E: 0 K: 0 S: 11 H: 3 LOB: 1 BB: 0 P: 18	R: 1 E: 1 K: 2 S: 24 H: 2 LOB: 3 BB: 1 P: 38	R: 0 E: 0 K: 1 S: 17 H: 0 LOB: 1 BB: 1 P: 29	1B: 7 2B: 4 3B: 0 HR: 1 SF: 2 SAC: 1 DP: 3 HBP: 0	WP: 1 PB: 0 SB: 3 CS: 1 PA: 37		
PITCHER	IP WLS BF H R ER SO BB IBB HBP BLK WP HR S P ERA WHIP											PITCHER	IP WLS BF H R ER SO BB IBB HBP BLK WP HR S P ERA WHIP
Bob Welch, R ERA: 1.8 (1, 1)	5.0 W 18 4 2 1 1 0 0 0 0 0 0 1 39 67 1.80 0.800												
Joe Boever, R ERA: 6.75 (6, 1)	1.1 7 3 1 1 0 0 0 0 0 0 1 0 15 23 6.75 2.250												
Ed Nunez, R ERA: 13.5 (7, 1)	0.2 2 1 1 1 0 0 0 0 0 0 0 0 7 12 13.50 1.500												
Rick Honeycutt, L ERA: (8, 1)	0.1 3 1 0 0 0 0 0 0 0 0 0 0 12 19 0.00 3.000												
Dennis Eckersley, R ERA: (8, 1)	1.2 S 7 0 0 0 3 1 1 0 0 0 0 0 24 40 0.00 0.600												

Detroit Tigers @ Oakland Athletics
 Oakland-Alameda County Coliseum, Oakland, CA
 Mon Apr 05 1993, 7:05 PM PDT
 Att. 43,370 - Unknown - 54 F

AB	32
R	4
H	9
RBI	4
BB	2
SO	4
LOB	14



WP: 1	PA: 37
PB: 0	
SB: 3	
CS: 1	

PITCHER	IP	WLS	BF	H	R	ER	SO	BB	IBB	HBP	BLK	WP	HR	S	P	ERA	WHIP
Bob Welch, R	5.0	W	18	4	2	1	1	0	0	0	0	0	1	39	67	1.80	0.800
Joe Boever, R	1.1		7	3	1	1	0	0	0	0	0	1	0	15	23	6.75	2.250
Ed Nunez, R	0.2		2	1	1	1	0	0	0	0	0	0	0	7	12	13.50	1.500
Rick Honeycutt, L	0.1		3	1	0	0	0	0	0	0	0	0	0	12	19	0.00	3.000
Dennis Eckersley, R	1.2	S	7	0	0	0	3	1	1	0	0	0	0	24	40	0.00	0.600

Batter	1	2	3	4	5	6	7	8	9
Rickey Henderson, R OBP: 0.400, SLG: 0.500 (1, 7)	2-1 F8		2-2 L7		2-1 SF7 2B	3-2 G6-3		4-0 HR BB	
Dave Henderson, R Eric Fox, S OBP: 1.000, SLG: 4.000 (1, 8) (7, 8)	1-0 P2		2-2 G6-3		3-3 K	1-3 K		3-2 HR	
Ruben Sierra, S OBP: 0.200, SLG: 0.500 (1, 9)	1-0 L7		1-1 S 2B		1-0 SF7		0-0 P2	3-1 P4	
Mark McGwire, R OBP: 0.750, SLG: 1.000 (1, 3)			4-0 1B BB		2-1 HR 2B		0-0 G6-3		
Troy Neel, L OBP: 0.250, SLG: 1.000 (1, 10)			2-2 P5		1-0 HR		2-3 K		
Terry Steinbach, R OBP: 0.750, SLG: 0.750 (1, 2)			0-1 1B		1-2 CS 1B		0-0 1B	0-3 K	
Jerry Browne, S OBP: 0.500, SLG: 0.333 (1, 5)			1-2 F9		2-3 SAFE K		2-1 1B	4-2 PB S HR BB	
Mike Bordick, R (1, 6)			1-1 F8		2-2 SAFE F8		3-1 P4	2-3 SAFE SAFE SAFE SAFE K	
Lance Blankenship, R OBP: 0.750, SLG: 1.000 (1, 4)			4-2 S 2B BB		0-1 2B 2B		1-3 K	4-1 BB HR BB	

AB	R	H	RBI	BB	SO	LOB
4	2	1	1	1	0	1
4	0	0	0	0	2	2
1	1	1	4	0	0	0
4	0	1	2	0	0	0
2	1	1	0	2	0	0
4	1	1	2	0	1	3
4	0	3	0	0	1	0
3	1	1	0	1	1	3
4	0	0	0	0	1	6
2	3	1	0	2	1	0

BOTTOM

Detroit Tigers @ Oakland Athletics
Oakland-Alameda County Coliseum, Oakland, CA

livebaseballscorecards.com

AB	32
R	9
H	10
RBI	9
BB	6
SO	7
LOB	15



WP: 0	PA: 39
PB: 1	
SB: 4	
CS: 1	

Inning Stats	R: 0	H: 0	E: 0	K: 0	S: 4	H: 0	LOB: 0	BB: 0	P: 8	R: 0	H: 1	E: 0	K: 0	S: 10	H: 1	LOB: 2	BB: 1	P: 18	R: 1	H: 1	E: 0	K: 0	S: 16	H: 1	LOB: 0	BB: 0	P: 17	R: 4	H: 6	E: 0	K: 1	S: 16	H: 0	LOB: 0	BB: 0	P: 14	R: 0	H: 0	E: 0	K: 2	S: 9	H: 0	LOB: 0	BB: 0	P: 7	R: 4	H: 1	E: 0	K: 2	S: 17	H: 1	LOB: 0	BB: 3	P: 35
PITCHER	IP	WLS	BF	H	R	ER	SO	BB	IBB	HBP	BLK	WP	HR	S	P	ERA	WHIP																																					
Mike Moore, R ERA: 7.71 (1, 1)	4.2	L	22	6	4	4	2	2	1	0	0	0	0	53	91	7.71	1.714																																					
Mike Munoz, L ERA: (5, 1)	0.0		1	1	1	0	0	0	0	0	0	0	1	1	2	∞	∞																																					
Mark Leiter, R ERA: 9.0 (5, 1)	3.0		14	2	3	3	5	3	0	0	0	0	0	31	55	9.00	1.667																																					
Tom Bolton, L ERA: 27.0 (8, 1)	0.1		2	1	1	0	0	0	0	0	0	0	1	5	11	27.00	3.000																																					

Mon Apr 05 1993, 7:05 PM PDT
Att: 43,370 - Unknown - 54 F

Batter	1	2	3	4	5	6	7	8	9	AB R H RBI BB SO LOB	TOP													
Tony Phillips, S OBP: 0.600, SLG: 0.600 (1, 5)	1-1 FC3 1B		2-1 E4 CS		1-2 1B HR 1B	0-2 1B		3-2 BB BB 1B		5 1 4 0 0 0 0														
Lou Whitaker, L OBP: 0.375, SLG: 0.333 (1, 4)	1-0 FC3 S 2B		4-1 PB BB		0-0 1B HR 1B	0-0 1B		2-3 K		4 2 2 0 1 1 3														
Travis Fryman, R OBP: 0.333, SLG: 0.375 (1, 6)	0-2 1B 2B		2-3 K		1-1 1B HR 1B	2-0 G4-3		4-0 BB BB		4 2 2 1 1 1 3														
Cecil Fielder, R OBP: 0.444, SLG: 0.750 (1, 3)	0-0 G5-3		2-0 G5-3		1-1 HR		3-2 G5-3	4-0 BB BB		4 1 1 5 1 0 2														
Kirk Gibson, L OBP: 0.556, SLG: 0.500 (1, 10)	2-1 CS 1B			0-0 F9 BB 1B	1-1 L7		4-0 BB	3-2 F9		4 0 2 1 1 0 3														
Rob Deer, R (1, 9)	2-1 CS 1-2	3-3 K		0-0 L8	3-3 K		0-3 K		0-3 K	5 0 0 0 0 4 2														
Mickey Tettleton, S OBP: 0.333, SLG: 0.625 (1, 2)		2-1 G3		4-1 SAFE 1-2 BB	2-1 G4-3		2-3 K	3-2 F8		4 0 0 0 1 1 1														
Dan Gladden, R OBP: 0.400, SLG: 0.400 (1, 7)		1-1 S 1B		0-1 F9		2-2 G6-3		3-2 BB BB 1B 1B	1-2 G4-3	5 1 2 0 0 0 2														
Milt Cuyler, S OBP: 0.250, SLG: 0.286 (1, 8)		1-3 K		0-0 G4-3		1-0 G1-3		1-3 K		4 0 0 0 0 2 4														
Inning Stats	R: 2 E: 0 K: 0 S: 11	H: 3 LOB: 0 BB: 0 P: 16	R: 0 E: 0 K: 2 S: 11	H: 1 LOB: 1 BB: 0 P: 18	R: 0 E: 1 K: 1 S: 7	H: 0 LOB: 1 BB: 1 P: 17	R: 0 E: 0 K: 0 S: 6	H: 1 LOB: 2 BB: 1 P: 10	R: 4 E: 0 K: 1 S: 17	H: 4 LOB: 0 BB: 0 P: 26	R: 0 E: 0 K: 0 S: 10	H: 2 LOB: 2 BB: 0 P: 15	R: 0 E: 0 K: 2 S: 10	H: 0 LOB: 1 BB: 1 P: 19	R: 1 E: 0 K: 2 S: 16	H: 2 LOB: 3 BB: 2 P: 36	R: 0 E: 0 K: 1 S: 11	H: 0 LOB: 0 BB: 0 P: 15	1B: 11 2B: 1 3B: 0 HR: 1	SF: 0 SAC: 0 DP: 0 HBP: 0	WP: 0 PB: 1 SB: 2 CS: 2	PA: 45		
PITCHER	IP WLS BF H R ER SO BB IBB HBP BLK WP HR S P ERA WHIP																							
Ron Darling, R ERA: 5.4 (1, 1)	3.1		15 5 2 2 3	1 0 0 0	0 0 31 53 5.40 1.800																			
Kelly Downs, R ERA: 13.5 (4, 1)	2.2	W	15 6 4 4 1	1 0 0 0	0 1 31 49 13.50 2.625																			
Rich Gossage, R ERA: (7, 1)	1.0		4 0 0 0 2	1 0 0 0	0 0 10 19 0.00 1.000																			
Mike Mohler, L ERA: 13.5 (8, 1)	0.2		5 2 1 1 2	1 0 0 0	0 0 12 25 13.50 4.500																			
Joe Boever, R ERA: 3.38 (8, 1)	1.1		5 0 0 0 1	1 0 0 0	0 0 15 26 0.00 0.750																			

Detroit Tigers @ Oakland Athletics
 Oakland-Alameda County Coliseum, Oakland, CA
 Wed Apr 07 1993, 7:05 PM PDT
 Att. 18,467 - Unknown - 63 F

AB	39
R	7
H	13
RBI	7
BB	5
SO	9
LOB	20



WP: 0	PA: 45
-------	--------

Batter	1	2	3	4	5	6	7	8	9
Rickey Henderson, R (1, 7) OBP: 0.600, SLG: 0.667 Scott Hemond, R (8, 7)	3-2 G4-3		4-1 F9 BB 1B BB	2-1 FC2 1-3 2B		G1-3 BB		1-2 G5-3	
Dave Henderson, R (1, 10) OBP: 0.400, SLG: 0.143	0-0 WP 1B		4-2 F9 1-2 1B E BB	4-1 FC2 BB		G1-3 BB		1-3 K	
Ruben Sierra, S (1, 9) OBP: 0.200, SLG: 0.250	2-3 K		0-1 F9	3-2 FC2		E5 HR			
Mark McGwire, R (1, 3) OBP: 0.778, SLG: 0.800	1-0 HBP		0-1 WP 1-2 1B 3-H	3-3 K		HR 1B			
Terry Steinbach, R (1, 2) OBP: 0.444, SLG: 0.778	0-0 G6-3		3-2 E5 WP 1-2 2-H		0-2 G1-3	HR		F8	
Scott Brosius, R (1, 5) OBP: 0.400, SLG: 1.000		3-2 F8	2-3 K2-3		2-1 HR	2-1 G4-3 1B 1B		1-3 K	
Eric Fox, S (1, 8) OBP: 0.333, SLG: 0.833		1-1 E 1B 1B	3-2 G1-3		2-1 G6-3	3-2 G4-3		1-2 G1-3	
Mike Bordick, R (1, 6) OBP: 0.333, SLG: 0.143		0-1 E6 L6-3 1-3 1B		4-2 2B FC2 BB	2-2 G6-3	4-1 1B BB		2-2 G1-3	
Lance Blankenship, R (1, 4) OBP: 0.556, SLG: 0.500		3-2 L6-3		2-3 K		G1-3 BB 1B		2-3 K	


Inning Stats	R: 0 E: 0 K: 1 S: 8	H: 1 LOB: 2 BB: 0 P: 14	R: 0 E: 1 K: 0 S: 10	H: 2 LOB: 1 BB: 0 P: 17	R: 2 E: 1 K: 1 S: 24	H: 1 LOB: 2 BB: 2 P: 40	R: 0 E: 0 K: 2 S: 19	H: 1 LOB: 3 BB: 2 P: 37	R: 1 E: 0 K: 0 S: 14	H: 1 LOB: 0 BB: 0 P: 20	R: 9 E: 1 K: 0 S: 28	H: 4 LOB: 3 BB: 7 P: 70	R: 0 E: 0 K: 1 S: 13	H: 0 LOB: 0 BB: 0 P: 17	R: 0 E: 0 K: 2 S: 11	H: 0 LOB: 0 BB: 0 P: 15
--------------	------------------------------	----------------------------------	-------------------------------	----------------------------------	-------------------------------	----------------------------------	-------------------------------	----------------------------------	-------------------------------	----------------------------------	-------------------------------	----------------------------------	-------------------------------	----------------------------------	-------------------------------	----------------------------------

PITCHER	IP	WLS	BF	H	R	ER	SO	BB	IBB	HBP	BLK	WP	HR	S	P	ERA	WHIP
Bill Krueger, L (1, 1) ERA: 2.7	3.1		19	5	2	1	3	3	0	1	0	2	0	52	89	2.70	2.400
John Kiely, R (4, 1) ERA: 18.0	2.0	L	12	2	5	5	1	3	0	0	0	0	1	31	59	22.50	2.500
Greg Gohr, R (6, 1) ERA: 135.0	0.1		6	3	2	1	0	2	0	0	0	0	1	10	27	27.00	15.000
Mike Munoz, L (6, 1) ERA:	0.0		3	0	3	3	0	3	0	0	0	0	0	8	20	∞	∞
Bob MacDonald, L (6, 1) ERA:	1.1		4	0	0	0	1	0	0	0	0	0	0	15	20	0.00	0.000

BOTTOM

AB	R	H	RBI	BB	SO	LOB
2	3	1	0	3	0	0
1	0	0	0	0	0	0
3	1	1	1	3	1	2
4	1	0	1	1	1	8
3	1	2	4	1	1	3
5	1	1	3	0	0	6
5	2	2	1	0	2	2
5	0	1	0	0	0	3
3	1	1	0	2	0	0
4	2	1	1	1	2	3

AB 35
R 12
H 10
RBI 11
BB 11
SO 7
LOB 27



WP	HR	S	P	ERA	WHIP
2	0	11	15	0.00	0.000

PA: 47

Detroit Tigers @ Oakland Athletics
Oakland-Alameda County Coliseum, Oakland, CA
Wed Apr 07 1993, 7:05 PM PDT
Att: 18,467 - Unknown - 63 F

livebaseballscorecards.com

Batter	1	2	3	4	5	6	7	8	9	AB R H RBI BB SO LOB	TOP	
Tony Phillips, S OBP: 0.667, SLG: 0.643 (1, 8) X	0-0 1B G4-3 1B		2-1 S BB 1B		1-0 CS 1B		4-0 BB BB		1-1 L8	4 0 3 1 1 0 0		
Lou Whitaker, L OBP: 0.462, SLG: 0.250 (1, 4) C SAFE F B X	3-2 G4-3 1-2		4-0 S BB		3-3 K 1-2		4-0 BB BB		2-2 HBP	2 0 0 0 2 1 2		
Travis Fryman, R OBP: 0.286, SLG: 0.308 (1, 6) F SAFE F B X	1-1 G6-4-3 2-3 1B		0-0 P4		3-1 G5-3		3-3 K		1-3 K	5 0 1 0 0 2 6		
Cecil Fielder, R OBP: 0.385, SLG: 0.545 Gary Thurman, R (8, PR) F SAFE Mickey Tettleton, S (8, 3) F SAFE F B X	3-2 G6-4-3 1-2f		1-1 P3		1-3 K		4-2 BB BB FC5-2 BB		1-0 G5-3	3 0 0 0 1 1 4 0 0 0 0 0 0 0 1 0 0 0 0 0 1		
Kirk Gibson, L OBP: 0.538, SLG: 0.556 (1, 10) B SAFE C C C X		2-3 K		1-1 1B SF8 2B		3-2 F8		4-0 FC5-2 BB 1-2 SF9 BB		3 2 1 0 1 1 0		
Rob Deer, R OBP: 0.154, SLG: 0.083 (1, 9) B SAFE C C X		1-0 F7		1-1 2-3 1B		3-3 K		4-1 SF9 FC5-2 1-2 BB 2-3		3 0 1 0 1 1 0		
Chad Kreuter, S (1, 2) C SAFE F B X		0-2 F9		1-1 SF8			4-2 FC1-6 BB		3-2 FC5-2	2 0 0 1 1 0 3		
Dan Gladden, R OBP: 0.333, SLG: 0.625 (1, 7) B SAFE C C F X		2-2 1B 3B		3-2 P3		1-0 FC1-6 BB G1-3 1-2f		1-1 SF9		3 1 1 1 0 0 2		
Scott Livingstone, L OBP: 0.125, SLG: 0.125 (1, 5) B SAFE C C X		3-2 P6		3-1 F7		1-1 G1-3		2-1 F7		4 0 0 0 0 0 5		
Inning Stats	R: 0 H: 2 E: 0 LOB: 1 K: 0 BB: 0 S: 10 P: 17	R: 0 H: 0 E: 0 LOB: 0 K: 1 BB: 0 S: 7 P: 10	R: 1 H: 2 E: 0 LOB: 2 K: 0 BB: 1 S: 11 P: 23	R: 1 H: 2 E: 0 LOB: 1 K: 0 BB: 0 S: 12 P: 20	R: 0 H: 1 E: 0 LOB: 0 K: 1 BB: 0 S: 6 P: 13	R: 0 H: 0 E: 0 LOB: 0 K: 2 BB: 0 S: 9 P: 16	R: 0 H: 0 E: 0 LOB: 3 K: 1 BB: 3 S: 9 P: 26	R: 1 H: 0 E: 0 LOB: 2 K: 0 BB: 3 S: 11 P: 29	R: 0 H: 0 E: 0 LOB: 1 K: 1 BB: 0 S: 8 P: 13	1B: 5 SF: 2 2B: 2 SAC: 0 3B: 1 DP: 2 HR: 0 HBP: 1	WP: 0 PA: 40 PB: 0 SB: 2 CS: 1	
PITCHER Storm Davis, R ERA: 2.57 Ed Nunez, R ERA: 27.0 Rick Honeycutt, L ERA:	IP WLS BF H R ER SO BB IBB HBP BLK WP HR S P ERA WHIP											PITCHER IP WLS BF H R ER SO BB IBB HBP BLK WP HR S P ERA WHIP
	7.0 L 30 7 2 2 5 4 0 0 0 0 0 0 64 125 2.57 1.571											
	0.0 3 0 1 1 0 3 0 0 0 0 0 0 3 15 ∞ ∞											
	2.0 7 0 0 0 1 0 0 0 1 0 0 0 16 27 0.00 0.000											

Detroit Tigers @ Oakland Athletics
 Oakland-Alameda County Coliseum, Oakland, CA
 Thu Apr 08 1993, 3:33 AM PDT
 Att. 19,874 - Sunny - 63 F

AB	30
R	3
H	7
RBI	3
BB	7
SO	6
LOB	23



livebaseballscorecards.com

Batter	1	2	3	4	5	6	7	8	9	AB	R	H	RBI	BB	SO	LOB
Rickey Henderson, R OBP: 0.667, SLG: 0.667 (1, 7)	2-2 FC2-6 1B		2-0 F8		4-1 1B BB		2-1 1-3 G4-6-3 1B		4-0 G6-4-3 IBB	3	0	2	0	2	0	0
Jerry Browne, S OBP: 0.333, SLG: 0.250 (1, 4)	0-0 FC2-6 FC4 1-2f		3-1 F8		0-1 1-3 2-H 1B		0-0 G4-6-3 1-2f		1-2 G6-4-3 1-2f	5	0	1	1	0	0	6
Ruben Sierra, S OBP: 0.143, SLG: 0.167 (1, 9)	0-1 FC4 1-2f			0-1 G4-3	1-0 G5-3			1-1 P5		4	0	0	0	0	0	3
Mark McGwire, R OBP: 0.692, SLG: 1.000 (1, 3)	0-1 F8			2-2 P6		4-1 FC5-4 BB		1-0 HR		3	1	1	1	1	0	1
Troy Neel, L OBP: 0.250, SLG: 0.750 (1, 10)		2-1 G1-5-3		2-1 2B		0-0 F7		1-2 G4-3		4	0	1	0	0	0	1
Terry Steinbach, R OBP: 0.308, SLG: 0.538 (1, 2)		0-1 F9		1-2 L4		2-1 F7		0-0 L7		4	0	0	0	0	0	2
Scott Brosius, R OBP: 0.444, SLG: 0.750 (1, 5)		2-2 1B			2-1 P4	1-2 FC5-4 1-2f			4-1 SH1-4 E BB	3	0	1	0	1	0	1
Mike Bordick, R OBP: 0.231, SLG: 0.091 (1, 6)		1-1 G6-3			1-2 F8		0-3 K		0-0 E6 SH1-4	4	0	0	0	0	1	2
Eric Fox, S OBP: 0.444, SLG: 0.750 (1, 8)			0-1 G4-3		4-0 BB 1B BB		1-2 1B 1B		1-1 SH1-4 1-2 2-3	2	1	1	0	1	0	0

Inning Stats	R: 0	H: 1	E: 0	LOB: 1	K: 0	S: 8	P: 10	R: 0	H: 1	E: 0	LOB: 1	K: 0	S: 9	P: 14	R: 0	H: 0	E: 0	LOB: 0	K: 0	S: 5	R: 0	H: 1	E: 0	LOB: 1	K: 0	S: 10	R: 1	H: 1	E: 0	LOB: 2	K: 0	S: 9	R: 0	H: 0	E: 0	LOB: 1	K: 0	S: 7	R: 0	H: 2	E: 0	LOB: 1	K: 1	S: 9	R: 1	H: 1	E: 0	LOB: 0	K: 0	S: 7	R: 0	H: 0	E: 1	LOB: 2	K: 0	S: 7	1B: 5	SF: 0	2B: 1	SAC: 1	3B: 0	DP: 2	HR: 1	HBP: 0	WP: 0	PA: 38
--------------	------	------	------	--------	------	------	-------	------	------	------	--------	------	------	-------	------	------	------	--------	------	------	------	------	------	--------	------	-------	------	------	------	--------	------	------	------	------	------	--------	------	------	------	------	------	--------	------	------	------	------	------	--------	------	------	------	------	------	--------	------	------	-------	-------	-------	--------	-------	-------	-------	--------	-------	--------

PITCHER	IP	WLS	BF	H	R	ER	SO	BB	IBB	HBP	BLK	WP	HR	S	P	ERA	WHIP
John Doherty, R ERA: 2.45 (1, 1)	7.1	W	31	7	2	2	1	3	0	0	0	0	1	60	101	2.46	1.364
Bob MacDonald, L ERA: (8, 1)	0.1		1	0	0	0	0	0	0	0	0	0	0	3	4	0.00	0.000
Mike Henneman, R ERA: (8, 1)	1.1	S	6	0	0	0	0	1	1	0	0	0	0	8	18	0.00	0.750

BOTTOM

Detroit Tigers @ Oakland Athletics
Oakland-Alameda County Coliseum, Oakland, CA

livebaseballscorecards.com

AB	32
R	2
H	7
RBI	2
BB	5
SO	1
LOB	16



Thu Apr 08 1993, 3:33 AM PDT
Att. 19,874 - Sunny - 63 F

Batter	1	2	3	4	5	6	7	8	9	AB R H RBI BB SO LOB	TOP														
Darryl Hamilton, L (1, 9) OBP: 0.308, SLG: 0.182	1-1 F7	2-2 FC5-4			2-1 L7		4-1 BB		0-1 1B	4 1 1 0 1 0 2															
Bill Spiers, L (1, 4) OBP: 0.400, SLG: 0.400	1-0 1B	3-1 G4-3			0-0 G4-3		0-1 L7		2-0 1B	5 0 2 1 0 0 4															
Robin Yount, R (1, 8) OBP: 0.231, SLG: 0.167	2-3 K				0-1 F9			3-2 1B	2-0 1B	5 1 2 0 0 1 1															
Greg Vaughn, R (1, 7) OBP: 0.417, SLG: 0.500	2-3 K				0-0 G4-3			4-0 1B	0-2 G5-4-3	4 1 0 0 1 1 3															
Kevin Reimer, L (1, 10) OBP: 0.500, SLG: 0.333 Tom Brunansky, R (8, PH)		4-2 1B			2-2 G6-3		2-1 G1-3	0-2 F8		2 1 0 0 1 0 0 1 0 0 0 0 0 2															
B.J. Surhoff, L (1, 5) OBP: 0.273, SLG: 0.364		2-3 K			0-2 G4-3		1-2 G1-3	2-2 E7		4 1 2 1 0 1 1															
John Jaha, R (1, 3) OBP: 0.455, SLG: 0.333		1-0 2B			0-1 G4-3		0-0 CS	4-0 IBB		3 1 2 0 1 0 1															
Dickie Thon, R (1, 6) OBP: 0.364, SLG: 0.556		0-1 1B			2-2 SF8		2-2 P4	0-1 SF7-5-4-6		2 0 1 3 0 0 1															
Joe Kmak, R (1, 2) OBP: 0.364, SLG: 0.300		0-1 FC5-4			0-0 G6-3		3-2 WP		0-1 F8	4 0 2 1 0 0 0															
Inning Stats	R: 0 E: 0 K: 2 S: 9	H: 1 LOB: 1 BB: 0 P: 15	R: 2 E: 0 K: 1 S: 16	H: 3 LOB: 2 BB: 1 P: 28	R: 0 E: 0 K: 0 S: 5	H: 0 LOB: 0 BB: 0 P: 8	R: 1 E: 0 K: 0 S: 9	H: 1 LOB: 0 BB: 0 P: 11	R: 0 E: 0 K: 0 S: 5	H: 0 LOB: 0 BB: 0 P: 7	R: 0 E: 0 K: 0 S: 8	H: 0 LOB: 0 BB: 0 P: 13	R: 0 E: 0 K: 0 S: 11	H: 2 LOB: 2 BB: 1 P: 19	R: 2 E: 1 K: 0 S: 11	H: 2 LOB: 1 BB: 2 P: 24	R: 1 E: 0 K: 0 S: 9	H: 3 LOB: 1 BB: 0 P: 13	1B: 10 2B: 3 3B: 0 HR: 0	SF: 2 SAC: 0 DP: 2 HBP: 0	WP: 1 PB: 0 SB: 2 CS: 1	PA: 40			
PITCHER	IP WLS BF H R ER SO BB IBB HBP BLK WP HR S P ERA WHIP																								
Bobby Witt, R (1, 1) ERA: 3.86	7.0		29	7	3	3	3	2	0	0	0	1	0	63	101	3.86	1.286								
Kelly Downs, R (8, 1) ERA: 20.25	0.0	L	2	1	2	2	0	1	0	0	0	0	0	3	10	∞	∞								
Mike Mohler, L (8, 1) ERA: 9.0	0.1		3	1	0	0	0	0	1	0	0	0	0	6	12	0.00	3.000								
Dennis Eckersley, R (8, 1) ERA:	0.2		1	0	0	0	0	0	0	0	0	0	0	2	2	0.00	0.000								
Joe Boever, R (9, 1) ERA: 4.91	1.0		5	3	1	1	0	0	0	0	0	0	0	9	13	9.00	3.000								

Milwaukee Brewers @ Oakland Athletics
Oakland-Alameda County Coliseum, Oakland, CA

Fri Apr 09 1993, 7:05 PM PDT
Att. 30,926 - Unknown - 58 F

livebaseballscorecards.com

AB	34
R	6
H	12
RBI	6
BB	4
SO	3
LOB	15



Batter	1	2	3	4	5	6	7	8	9	AB	R	H	RBI	BB	SO	LOB
Rickey Henderson, R (1, 7) OBP: 0.550, SLG: 0.500	1-1 F9		2-2 F9			0-0 1B	2-2 FC5 G4-3 E	0-0 FC6-4		5	1	1	1	0	0	4
Jerry Browne, S (1, 8) OBP: 0.500, SLG: 0.462	0-1 FC5-4 1B			3-2 BB 1B		3-2 1B	2-2 G4-3		3-2 PB SF8 1B	5	1	4	0	0	0	2
Ruben Sierra, S (1, 9) OBP: 0.158, SLG: 0.176	2-2 P4			3-2 P6		1-0 L7	2-0 E3 1B		1-2 G3	5	0	1	2	0	0	5
Mark McGwire, R (1, 3) OBP: 0.611, SLG: 0.800	0-0 FC5-4			4-2 1-2 BB		2-3 K	4-0 BB		1-1 SF8	2	0	0	1	2	1	3
Troy Neel, L (1, 10) OBP: 0.231, SLG: 0.615		3-3 K		0-3 K		1-3 K	1-0 G2-3		0-0 2B	5	0	1	0	0	3	6
Eric Fox, S (9, PR) OBP: 0.444, SLG: 0.750										0	0	0	0	0	0	0
Terry Steinbach, R (1, 2) OBP: 0.333, SLG: 0.471		1-1 P3		0-0 G1-3			0-0 1B 1B	1-0 F9	4-0 IBB	4	1	1	0	1	0	2
Kevin Seitzer, R (1, 5) OBP: 0.333, SLG: 0.333			3-1 F8		1-1 G4-3		0-0 1B BB FC5 1B	0-0 F8	2-2 F8	3	0	1	0	0	0	0
Scott Brosius, R (7, PR) OBP: 0.364, SLG: 0.600										2	1	0	0	0	0	2
Mike Bordick, R (1, 6) OBP: 0.294, SLG: 0.077			1-1 F7		1-0 G6-3		4-2 FC5 1B BB	1-0 BB HBP		2	0	0	0	1	0	0
Lance Blankenship, R (1, 4) OBP: 0.538, SLG: 0.444			2-2 G1-3		2-2 G4-3		0-1 G4-3 FC5 E 1B	4-0 FC6-4 BB		3	1	1	1	1	0	0

Inning Stats	R: 0	H: 1	E: 0	LOB: 1	K: 0	BB: 0	S: 8	R: 0	H: 0	E: 0	LOB: 0	K: 1	BB: 0	S: 7	R: 0	H: 1	E: 0	LOB: 2	K: 1	BB: 1	S: 15	R: 0	H: 0	E: 0	LOB: 0	K: 0	BB: 0	S: 7	R: 0	H: 2	E: 0	LOB: 2	K: 2	BB: 0	S: 12	R: 4	H: 4	E: 1	LOB: 2	K: 0	BB: 2	S: 15	R: 0	H: 0	E: 0	LOB: 2	K: 0	BB: 1	S: 3	R: 1	H: 2	E: 0	LOB: 2	K: 0	BB: 1	S: 12	1B: 9	SF: 1	2B: 1	SAC: 0	3B: 0	DP: 0	HR: 0	HBP: 1	WP: 0	PA: 43
--------------	------	------	------	--------	------	-------	------	------	------	------	--------	------	-------	------	------	------	------	--------	------	-------	-------	------	------	------	--------	------	-------	------	------	------	------	--------	------	-------	-------	------	------	------	--------	------	-------	-------	------	------	------	--------	------	-------	------	------	------	------	--------	------	-------	-------	-------	-------	-------	--------	-------	-------	-------	--------	-------	--------

PITCHER	IP	WLS	BF	H	R	ER	SO	BB	IBB	HBP	BLK	WP	HR	S	P	ERA	WHIP
Jaime Navarro, R ERA: 5.0	(1, 1)	5.0	19	3	0	0	2	1	0	0	0	0	0	48	77	0.00	0.800
Jesse Orosco, L ERA: 0.0	(6, 1)	0.0	1	1	0	0	0	0	0	0	0	0	0	4	7	∞	∞
Jim Austin, R ERA: 21.6	(6, 1)	1.2	9	3	4	4	2	1	0	0	0	0	0	20	32	21.60	2.400
Josias Manzanillo, R ERA: 7.0	(7, 1)	1.0	W	6	1	0	0	1	0	1	0	0	0	4	13	0.00	2.000
Mike Fetters, R ERA: 8.1	(8, 1)	0.1	2	0	0	0	0	1	0	0	0	0	0	1	5	0.00	3.000

Milwaukee Brewers @ Oakland Athletics
Oakland-Alameda County Coliseum, Oakland, CA

Fri Apr 09 1993, 7:05 PM PDT
Att: 30,926 - Unknown - 58 F

livebaseballscorecards.com

AB	36
R	5
H	10
RBI	5
BB	5
SO	4
LOB	24



Batter	1	2	3	4	5	6	7	8	9	AB R H RBI BB SO LOB	TOP	
Darryl Hamilton, L (1, 9) OBP: 0.389, SLG: 0.313	2-2 F9 SH5-3 1B		1-1 F9	0-1 G1-6-3 1B			0-2 G1-6-3 1B		3-2 E6	5 0 3 1 0 0 0		
Bill Spiers, L (1, 4) OBP: 0.429, SLG: 0.429 William Suero, R (7, PH) Alex Diaz, S (9, PH)	0-0 SH5-3		1-2	1-0 G1-6-3			0-1 G1-6-3		1-1 G1-3	2 0 1 0 0 0 2 1 0 0 0 0 0 1 1 0 0 0 0 0 1		
Robin Yount, R (1, 8) OBP: 0.176, SLG: 0.125	3-2 F9		1-3 K		2-1 F9			2-3 K		4 0 0 0 0 2 2		
Greg Vaughn, R (1, 7) OBP: 0.375, SLG: 0.417	2-2 F9		0-0 F8		0-1 P6			1-0 HBP 1B		4 0 1 0 0 0 2		
Kevin Reimer, L (1, 10) OBP: 0.250, SLG: 0.143		2-2 L7		3-3 K	1-1 G1-3			1-2 L4		4 0 0 0 0 1 1		
John Jaha, R (1, 3) OBP: 0.533, SLG: 0.364		2-2 1B 1B		1-1 1B 3B HBP		2-2 F9		1-0 HBP		2 1 1 0 0 0 0		
B.J. Surhoff, L (1, 5) OBP: 0.267, SLG: 0.333		2-2 F8		1-0 3B 1B		1-2 G5-3		2-3 K		4 1 1 0 0 1 3		
Dickie Thon, R (1, 6) OBP: 0.400, SLG: 0.692		0-0 FC6-4 1B		0-0 1B 3B		3-3 K			3-2 P6	4 1 2 2 0 1 0		
Joe Kmak, R (1, 2) OBP: 0.357, SLG: 0.250 Tom Brunansky, R (9, PH)		2-1 FC6-4		4-0 1B BB			0-0 F8		0-0 F8	2 0 0 0 1 0 2 1 0 0 0 0 0 0		
Inning Stats	R: 0 H: 1 E: 0 LOB: 1 K: 0 BB: 0 S: 12 P: 19	R: 0 H: 2 E: 0 LOB: 2 K: 0 BB: 0 S: 13 P: 20	R: 0 H: 1 E: 0 LOB: 1 K: 1 BB: 0 S: 10 P: 13	R: 3 H: 3 E: 0 LOB: 1 K: 1 BB: 1 S: 9 P: 19	R: 0 H: 0 E: 0 LOB: 0 K: 0 BB: 0 S: 6 P: 9	R: 0 H: 0 E: 0 LOB: 0 K: 1 BB: 0 S: 9 P: 15	R: 0 H: 1 E: 0 LOB: 0 K: 0 BB: 0 S: 7 P: 7	R: 0 H: 1 E: 0 LOB: 2 K: 2 BB: 0 S: 11 P: 18	R: 0 H: 0 E: 1 LOB: 1 K: 0 BB: 0 S: 9 P: 16	1B: 8 SF: 0 2B: 0 SAC: 1 3B: 1 DP: 2 HR: 0 HBP: 2	WP: 0 PA: 38 PB: 0 SB: 1 CS: 0	
PITCHER	IP WLS BF H R ER SO BB IBB HBP BLK WP HR S P ERA WHIP											
Bob Welch, R (1, 1) ERA: 3.18	6.1 W 28 8 3 3 3 1 0 1 0 0 0 64 100 4.26 1.421											
Rick Honeycutt, L (7, 1) ERA:	0.2 1 0 0 0 0 0 0 0 0 0 0 2 2 0.00 0.000											
Ed Nunez, R (8, 1) ERA: 10.8	1.0 5 1 0 0 2 0 0 1 0 0 0 11 18 0.00 1.000											
Dennis Eckersley, R (9, 1) ERA:	1.0 S 4 0 0 0 0 0 0 0 0 0 0 9 16 0.00 0.000											

Milwaukee Brewers @ Oakland Athletics
Oakland-Alameda County Coliseum, Oakland, CA
Sat Apr 10 1993, 3:33 AM PDT
Att. 26,158 - Cloudy

livebaseballscorecards.com

AB	34
R	3
H	9
RBI	3
BB	1
SO	5
LOB	14



Batter	1	2	3	4	5	6	7	8	9	AB	R	H	RBI	BB	SO	LOB
Rickey Henderson, R OBP: 0.560, SLG: 0.526 (1, 7)	2-1 F8 1B 1B	0-0 E7 1B 1B 1-3 2-H		0-1 BLK 1B 1B 1-3		0-0 P4 1B		1-2 G3-1 1B		5	1	3	1	0	0	3
Jerry Browne, S OBP: 0.500, SLG: 0.471 (1, 9) (7, 5)	0-2 F7 1B	3-1 G1-6-3 1B 1-3 3-H		0-1 BLK 1B 1-2 3-H		0-1 G3 1B				4	0	2	2	0	0	2
Ruben Sierra, S OBP: 0.217, SLG: 0.286 (1, 10)	2-2 1B 1B 1-2	1-1 G1-6-3 1B 1-2f		0-1 L7 1B 1-2 2-3				0-0 SH1-4 2B		4	0	2	0	0	0	4
Mark McGwire, R OBP: 0.619, SLG: 0.727 Eric Fox, S OBP: 0.444, SLG: 0.750 (1, 3) (7, 9)	0-2 F8 1B 2-3		4-2 CS BB		4-0 P3 PB BB		0-1 SH1-4 1B 2-3			1	0	0	0	2	0	2
Terry Steinbach, R OBP: 0.318, SLG: 0.429 (1, 2)	1-0 1B 1-2 3-H		1-3 K		3-2 P3 1B 1-3		2-2 P2 1B			4	0	1	1	0	1	3
Dave Henderson, R OBP: 0.286, SLG: 0.091 (1, 8)	1-3 K		3-3 K 1-2		1-3 K		1-3 K			4	0	0	0	0	4	5
Kevin Seitzer, R OBP: 0.286, SLG: 0.167 (1, 5) (7, 3) Scott Brosius, R OBP: 0.364, SLG: 0.600 (8, PR) (9, 3)		0-1 F8 1B		2-0 L6 1B		0-2 F9 1B		4-1 SH3 BB		3	0	0	0	1	0	1
Mike Bordick, R OBP: 0.300, SLG: 0.125 (1, 6)		0-1 1B 1B		0-1 G6-3 1B		1-1 F9 1B		0-0 SH3 1-2		3	1	1	0	0	0	0
Lance Blankenship, R OBP: 0.588, SLG: 0.455 (1, 4)		0-2 E 1B 1B 1-2		4-2 1B 1B BB		4-2 BB		0-3 K		2	2	1	0	2	1	2

Inning Stats	R: 1	H: 3	E: 0	LOB: 2	K: 1	P: 23	R: 2	H: 4	E: 1	LOB: 1	K: 0	P: 18	R: 0	H: 0	E: 0	LOB: 1	K: 2	P: 20	R: 1	H: 2	E: 0	LOB: 2	K: 0	P: 18	R: 0	H: 0	E: 0	LOB: 1	K: 1	P: 17	R: 0	H: 0	E: 0	LOB: 1	K: 0	P: 12	R: 0	H: 0	E: 0	LOB: 1	K: 1	P: 12	R: 0	H: 0	E: 0	LOB: 2	K: 1	P: 13
--------------	------	------	------	--------	------	-------	------	------	------	--------	------	-------	------	------	------	--------	------	-------	------	------	------	--------	------	-------	------	------	------	--------	------	-------	------	------	------	--------	------	-------	------	------	------	--------	------	-------	------	------	------	--------	------	-------

PITCHER	IP	WLS	BF	H	R	ER	SO	BB	IBB	HBP	BLK	WP	HR	S	P	ERA	WHIP
Ricky Bones, R ERA: 9.0	(1, 1)	4.0	L	22	9	4	4	3	3	0	1	0	0	56	83	9.00	3.000
Carlos Maldonado, R ERA:	(5, 1)	3.0		11	1	0	0	2	1	0	0	0	0	25	37	0.00	0.667
Josias Manzanillo, R ERA:	(8, 1)	1.0		4	0	0	0	1	1	0	0	0	0	8	13	0.00	1.000

BOTTOM

Milwaukee Brewers @ Oakland Athletics
Oakland-Alameda County Coliseum, Oakland, CA

Sat Apr 10 1993, 3:33 AM PDT
Att. 26,158 - Cloudy

AB	30
R	4
H	10
RBI	4
BB	5
SO	6
LOB	22



1B:	9	SF:	0	WP:	0	PA:	37
2B:	2	SAC:	2	PB:	1	SB:	0
3B:	0	DP:	2	CS:	1		
HR:	0	HBP:	0				

livebaseballscores.com

Batter	1	2	3	4	5	6	7	8	9	AB R H RBI BB SO LOB	TOP	
Darryl Hamilton, L (1, 9) OBP: 0.409, SLG: 0.350	1-1 CS 1B		1-1 G3-1 1-2 2-3			1-3 K		2-2 1B S FC5-4 1B		4 1 2 0 0 1 2		
Bill Spiers, L (1, 4) OBP: 0.364, SLG: 0.300	2-3 K		2-2 F8			2-3 K		4-1 1B 1-2 E BB		3 1 0 0 1 2 3		
Robin Yount, R (1, 8) OBP: 0.238, SLG: 0.158	3-3 K 1-2			0-0 F8		4-2 1B BB		3-2 FC5-4 1B 1-2 2-3		3 0 1 0 1 1 1		
Greg Vaughn, R (1, 7) OBP: 0.400, SLG: 0.400		4-2 CS BB		1-0 P6		1-0 1B		1-1 FC5-4		3 0 1 1 1 0 1		
Kevin Reimer, L (1, 10) OBP: 0.182, SLG: 0.100 Tom Brunansky, R (8, PH)		1-0 P5		0-0 G4-3		3-1 G4-3		1-3 K 1-2f 2-H 3-H		3 0 0 0 0 0 3 1 0 0 0 0 1 1		
John Jaha, R (1, 3) OBP: 0.421, SLG: 0.267		3-3 K 1-2			1-3 K		0-0 F8		2-1 G6-3	4 0 0 0 0 2 1		
B.J. Surhoff, L (1, 5) OBP: 0.263, SLG: 0.316			0-1 G6-3		0-0 1B		1-1 G4-3		2-2 L7	4 0 1 0 0 0 0		
Dickie Thon, R (1, 6) OBP: 0.368, SLG: 0.588			0-2 G3-1 BB 1B		0-0 P5		2-0 F8		1-1 G5-3	4 0 1 0 0 0 1		
Joe Kmak, R (1, 2) OBP: 0.353, SLG: 0.214 Tim McIntosh, R (8, 2)			1 SAFE 4-1 G3-1 BB		2-1 P4			1-2 G4-3		2 0 0 0 1 0 1 0 0 0 0 0 0 0		
Inning Stats	R: 0 H: 1 E: 0 LOB: 1 K: 2 BB: 0 S: 8 P: 14	R: 0 H: 0 E: 0 LOB: 0 K: 1 BB: 1 S: 9 P: 17	R: 0 H: 1 E: 0 LOB: 2 K: 0 BB: 1 S: 13 P: 19	R: 0 H: 0 E: 0 LOB: 0 K: 0 BB: 0 S: 3 P: 4	R: 0 H: 1 E: 0 LOB: 1 K: 1 BB: 0 S: 7 P: 10	R: 0 H: 1 E: 0 LOB: 2 K: 2 BB: 1 S: 13 P: 24	R: 0 H: 0 E: 0 LOB: 0 K: 0 BB: 0 S: 4 P: 7	R: 2 H: 2 E: 1 LOB: 1 K: 1 BB: 1 S: 18 P: 30	R: 0 H: 0 E: 0 LOB: 0 K: 0 BB: 0 S: 8 P: 13	1B: 6 SF: 0 2B: 1 SAC: 0 3B: 0 DP: 1 HR: 0 HBP: 0	WP: 0 PA: 35 PB: 0 SB: 1 CS: 2	
PITCHER	IP WLS BF H R ER SO BB IBB HBP BLK WP HR S P ERA WHIP											
Shawn Hillegas, R (1, 1) ERA:	6.0 W 23 4 0 0 6 3 0 0 0 0 0 0 53 88 0.00 1.167											
Joe Boever, R (7, 1) ERA: 5.06	1.2 8 2 2 1 0 1 0 0 0 0 0 0 18 32 5.40 1.800											
Rick Honeycutt, L (8, 1) ERA:	1.1 4 0 0 0 1 0 0 0 0 0 0 0 12 18 0.00 0.000											

Milwaukee Brewers @ Oakland Athletics
Oakland-Alameda County Coliseum, Oakland, CA

Sun Apr 11 1993, 3:33 AM PDT
Att. 21,366 - Sunny - 61 F

livebaseballscorecards.com

AB	31
R	2
H	6
RBI	1
BB	4
SO	7
LOB	14



Batter	1	2	3	4	5	6	7	8	9
Rickey Henderson, R OBP: 0.533, SLG: 0.609 (1, 7)	4-2 1B G3-1 BB		2-2 G5-3		0-0 F9	2-0 G5-3		2-0 HR	
Jerry Browne, S OBP: 0.522, SLG: 0.476 (1, 9) (7, 5)	1-0 1-3 1B G3-1		1-3 K		1-0 1-2 1B 3-H		4-0 G5-3 1B BB	1-1 L7	
Ruben Sierra, S OBP: 0.222, SLG: 0.280 (1, 10)	2-0 1-2 3-H G3-1		1-0 P4		1-2 P2		1-1 1-2 2B 1B G5-3		
Troy Neel, L OBP: 0.188, SLG: 0.500 Scott Brosius, R OBP: 0.333, SLG: 0.545 (1, 3) (7, 3)	1-0 F8		1-3 K		1-1 F9		1-1 1-2 2-3f G5-3		
Terry Steinbach, R OBP: 0.385, SLG: 0.542 (1, 2)	4-2 FC6-4 BB		1-2 L5		0-0 1B SF9 2B		0-0 2-H 2B		
Kevin Seitzer, R OBP: 0.300, SLG: 0.222 Eric Fox, S OBP: 0.400, SLG: 0.667 (1, 5) (6, PR) (7, 9)	2-2 1-2f FC6-4		0-1 F9		1-0 1B FC6-4 1B		1-1 G4-3		
Dave Henderson, R OBP: 0.389, SLG: 0.462 (1, 8)		3-2 CS 1B			0-0 HR			4-1 G3 HR BB	
Mike Bordick, R OBP: 0.333, SLG: 0.250 (1, 6)		2-2 1-2 L9			1-0 S 1B 2B		1 SAFE 3-2 1-3 FC6-4 1B	3-1 F9	
Lance Blankenship, R OBP: 0.524, SLG: 0.400 (1, 4)		0-2 K			2-1 1B 1B		2-1 1-2f 3-H FC6-4	0-1 1-2 G3	

Inning Stats	R: 1	H: 1	E: 0	K: 0	S: 12	R: 0	H: 1	E: 0	K: 1	S: 10	R: 0	H: 0	E: 0	K: 1	S: 9	R: 0	H: 0	E: 0	K: 1	S: 8	R: 2	H: 4	E: 0	K: 0	S: 11	R: 2	H: 3	E: 0	K: 0	S: 10	R: 1	H: 2	E: 0	K: 0	S: 7	R: 2	H: 1	E: 0	K: 0	S: 8
	LOB: 2	BB: 2	BB: 2	BB: 0	BB: 26	LOB: 0	BB: 0	LOB: 0	BB: 0	BB: 15	LOB: 0	BB: 0	LOB: 0	BB: 0	BB: 13	LOB: 2	BB: 2	LOB: 2	BB: 0	LOB: 0	LOB: 17	LOB: 2	BB: 2	LOB: 1	LOB: 18	LOB: 1	LOB: 0	LOB: 1	LOB: 14	LOB: 0	LOB: 0	LOB: 18								

PITCHER	IP	WLS	BF	H	R	ER	SO	BB	IBB	HBP	BLK	WP	HR	S	P	ERA	WHIP
Bill Wegman, R ERA: 5.14 (1, 1)	6.0	L	28	9	5	5	3	2	0	0	0	0	1	60	99	7.50	1.833
Mike Fetters, R ERA: 9.0 (7, 1)	0.2		4	2	1	1	0	1	0	0	0	0	0	5	11	13.50	4.500
Graeme Lloyd, L ERA: 13.5 (7, 1)	1.1		6	1	2	2	0	1	0	0	0	0	1	10	21	13.50	1.500

BOTTOM

4 2 1 2 1 0 4

4 0 2 1 1 1 0

4 1 1 1 0 0 3

3 0 0 0 0 1 3
1 0 0 0 0 0 2

3 1 2 1 1 0 0

3 0 1 0 0 0 2
1 1 0 0 0 0 1

2 2 2 2 1 0 0

4 1 2 0 0 0 2

4 0 1 1 0 1 2

1B: 7 SF: 1
2B: 3 SAC: 0
3B: 0 DP: 1
HR: 2 HBP: 0

WP: 0 PA: 38
PB: 0
SB: 1
CS: 1

Milwaukee Brewers @ Oakland Athletics
Oakland-Alameda County Coliseum, Oakland, CA

Sun Apr 11 1993, 3:33 AM PDT
Att. 21,366 - Sunny - 61 F

livebaseballscores.com



Batter	1	2	3	4	5	6	7	8	9	AB R H RBI BB SO LOB	TOP											
Rickey Henderson, R OBP: 0.531, SLG: 0.583 Scott Brosius, R OBP: 0.286, SLG: 0.462	2-1 G6-3		4-0 G5-4-3 BB			1-0 L6	3-2 L7			1 0 0 1 1 0 0 2 0 0 0 0 0 2												
Jerry Browne, S OBP: 0.480, SLG: 0.435 Scott Hemond, R OBP: 0.333, SLG: 0.667	2-1 G4-3		2-2 G5-4-3			2-1 F8		1-0 F8 2B		2 0 0 0 0 0 2 2 0 1 0 0 0 0												
Ruben Sierra, S OBP: 0.194, SLG: 0.241	3-2 F8		1-0 G4-3			2-1 G3		1-1 F8 2-3		4 0 0 0 0 0 2												
Troy Neel, L OBP: 0.150, SLG: 0.400		3-2 F8		1-0 F8			1-2 F8	0-0 P6		4 0 0 0 0 0 1												
Terry Steinbach, R OBP: 0.367, SLG: 0.500		2-1 G6-3		2-2 G5-3			1-0 2B G3 1B	1-2 P6		4 1 1 0 0 0 1												
Kevin Seitzer, R OBP: 0.286, SLG: 0.308		1-2 G4-3		0-1 F8			0-1 G3 1B 2B	0-0 F8		4 1 1 0 0 0 0												
Dave Henderson, R OBP: 0.421, SLG: 0.462 Eric Fox, S OBP: 0.385, SLG: 0.583			4-2 1B BB BB		1-2 F8		1-1 G3	3-2 1B		0 1 0 0 1 0 0 3 0 1 1 0 0 1												
Mike Bordick, R OBP: 0.357, SLG: 0.292			1-1 BB 1B 1B		0-3 K		1-1 WP 1B	0-1 P4		4 1 2 1 0 1 1												
Lance Blankenship, R OBP: 0.520, SLG: 0.389			0-1 G5-4-3 BB 1B		3-2 G5-3		4-2 1-2 BB	2-3 K		3 0 1 0 1 1 1												
Inning Stats	R: 0 E: 0 K: 0 S: 7	H: 0 LOB: 0 BB: 0 P: 14	R: 0 E: 0 K: 0 S: 10	H: 0 LOB: 0 BB: 0 P: 16	R: 2 E: 0 K: 0 S: 11	H: 2 LOB: 1 BB: 2 P: 23	R: 0 E: 0 K: 0 S: 7	H: 0 LOB: 0 BB: 0 P: 10	R: 0 E: 0 K: 1 S: 11	H: 0 LOB: 0 BB: 0 P: 15	R: 0 E: 0 K: 0 S: 5	H: 0 LOB: 0 BB: 0 P: 10	R: 2 E: 0 K: 0 S: 15	H: 3 LOB: 2 BB: 1 P: 26	R: 0 E: 0 K: 0 S: 7	H: 1 LOB: 1 BB: 0 P: 10	R: 0 E: 0 K: 1 S: 9	H: 1 LOB: 1 BB: 0 P: 14	1B: 5 2B: 2 3B: 0 HR: 0	SF: 0 SAC: 0 DP: 1 HBP: 0	WP: 1 PB: 0 SB: 0 CS: 0	PA: 36
PITCHER	IP WLS BF H R ER SO BB IBB HBP BLK WP HR S P ERA WHIP																					
Mike Moore, R ERA: 8.53	(1, 1) 6.2 W 27 5 4 4 1 3 0 0 0 1 0 63 108 5.40 1.200																					
Bob MacDonald, L ERA:	(7, 1) 1.1 5 1 0 0 0 0 0 0 0 0 0 10 16 0.00 0.750																					
Mike Henneman, R ERA:	(9, 1) 1.0 4 1 0 0 0 1 0 0 0 0 0 9 14 0.00 1.000																					

Oakland Athletics @ Detroit Tigers
Tiger Stadium, Detroit, MI
Tue Apr 13 1993, 3:33 AM EDT
Att. 49,674 - Sunny - 53 F


livebaseballscorecards.com

AB	33
R	4
H	7
RBI	3
BB	3
SO	2
LOB	11



Batter	1	2	3	4	5	6	7	8	9	AB	R	H	RBI	BB	SO	LOB	BOTTOM			
Tony Phillips, S OBP: 0.639, SLG: 0.538 (1, 7) Mike Henneman, R (9, 1)	G6-3	BB 1B	FC3-6 BB	FC4-6 BB	L8		G4-3	BB 1B		3	1	0	1	4	0	2				
Lou Whitaker, L OBP: 0.440, SLG: 0.474 Chad Kreuter, S OBP: 0.364, SLG: 0.444 (1, 4) (5, 2)	1B	1B E BB	FC3-6	FC4-6 HR		1B 2B		BB 1B		3	3	1	2	1	0	4				
Travis Fryman, R OBP: 0.294, SLG: 0.438 (1, 6)	HR 1B	E 1B	L7	HR		K		BB E 1B BB		5	4	3	5	1	1	3				
Cecil Fielder, R OBP: 0.484, SLG: 0.654 Gary Thurman, R (4, PR) (5, 7)	HR 1B	E1 BB 1B		HR 1B		K		K		4	2	4	0	0	0	0				
Kirk Gibson, L OBP: 0.481, SLG: 0.579 Skeeter Barnes, R OBP: 0.200, SLG: 0.250 (6, PH) (9, 4)	K	BB				K		E4 BB 1B		3	0	1	1	1	2	3				
Rob Deer, R OBP: 0.219, SLG: 0.300 (1, 9)	HR	F8				K		K		6	2	2	3	0	3	9				
Mickey Tettleton, S OBP: 0.414, SLG: 0.545 (1, 2) (5, 3)	K		BB FC3-6 BB	HR		K		G3-1 BB		3	3	1	4	3	2	0				
Scott Livingstone, L OBP: 0.348, SLG: 0.429 (1, 5)		G6-3	F7	BB 1B FC4-6 BB		1B		F8		5	1	2	2	1	0	2				
Milt Cuyler, S OBP: 0.286, SLG: 0.176 (1, 8)		G4-3	FC3-6 BB	FC4-6 HR 1B		F8		G3-1		4	1	1	0	1	0	2				
Inning Stats	R: 4 E: 0 K: 2 S: 22	H: 4 LOB: 0 BB: 0 P: 32	R: 3 E: 1 K: 0 S: 19	H: 2 LOB: 2 BB: 3 P: 39	R: 1 E: 0 K: 0 S: 14	H: 0 LOB: 2 BB: 3 P: 29	R: 8 E: 0 K: 2 S: 32	H: 7 LOB: 2 BB: 2 P: 57	R: 0 E: 0 K: 1 S: 13	H: 1 LOB: 1 BB: 0 P: 19	R: 0 E: 0 K: 3 S: 18	H: 2 LOB: 2 BB: 0 P: 25	R: 0 E: 0 K: 0 S: 6	H: 0 LOB: 1 BB: 1 P: 13	R: 4 E: 1 K: 2 S: 24	H: 2 LOB: 3 BB: 3 P: 49	1B: 13 2B: 2 3B: 0 HR: 3	SF: 0 SAC: 0 DP: 0 HBP: 1	WP: 0 PB: 0 SB: 1 CS: 0	PA: 56
PITCHER	IP WLS BF H R ER SO BB IBB HBP BLK WP HR S P ERA WHIP	IP WLS BF H R ER SO BB IBB HBP BLK WP HR S P ERA WHIP	IP WLS BF H R ER SO BB IBB HBP BLK WP HR S P ERA WHIP	IP WLS BF H R ER SO BB IBB HBP BLK WP HR S P ERA WHIP	IP WLS BF H R ER SO BB IBB HBP BLK WP HR S P ERA WHIP	IP WLS BF H R ER SO BB IBB HBP BLK WP HR S P ERA WHIP	IP WLS BF H R ER SO BB IBB HBP BLK WP HR S P ERA WHIP	IP WLS BF H R ER SO BB IBB HBP BLK WP HR S P ERA WHIP	IP WLS BF H R ER SO BB IBB HBP BLK WP HR S P ERA WHIP	Storm Davis, R ERA: 8.68 Mike Mohler, L ERA: 34.71 Ed Nunez, R ERA: 4.5 Joe Boever, R ERA: 3.68	Storm Davis, R ERA: 8.68 Mike Mohler, L ERA: 34.71 Ed Nunez, R ERA: 4.5 Joe Boever, R ERA: 3.68	Storm Davis, R ERA: 8.68 Mike Mohler, L ERA: 34.71 Ed Nunez, R ERA: 4.5 Joe Boever, R ERA: 3.68	Storm Davis, R ERA: 8.68 Mike Mohler, L ERA: 34.71 Ed Nunez, R ERA: 4.5 Joe Boever, R ERA: 3.68	Storm Davis, R ERA: 8.68 Mike Mohler, L ERA: 34.71 Ed Nunez, R ERA: 4.5 Joe Boever, R ERA: 3.68	Storm Davis, R ERA: 8.68 Mike Mohler, L ERA: 34.71 Ed Nunez, R ERA: 4.5 Joe Boever, R ERA: 3.68	Storm Davis, R ERA: 8.68 Mike Mohler, L ERA: 34.71 Ed Nunez, R ERA: 4.5 Joe Boever, R ERA: 3.68	Storm Davis, R ERA: 8.68 Mike Mohler, L ERA: 34.71 Ed Nunez, R ERA: 4.5 Joe Boever, R ERA: 3.68	Storm Davis, R ERA: 8.68 Mike Mohler, L ERA: 34.71 Ed Nunez, R ERA: 4.5 Joe Boever, R ERA: 3.68	Storm Davis, R ERA: 8.68 Mike Mohler, L ERA: 34.71 Ed Nunez, R ERA: 4.5 Joe Boever, R ERA: 3.68	Storm Davis, R ERA: 8.68 Mike Mohler, L ERA: 34.71 Ed Nunez, R ERA: 4.5 Joe Boever, R ERA: 3.68

Oakland Athletics @ Detroit Tigers
Tiger Stadium, Detroit, MI
Tue Apr 13 1993, 3:33 AM EDT
Att. 49,674 - Sunny - 53 F

AB	43
R	20
H	18
RBI	18
BB	12
SO	10
LOB	33
	

1B	13	SF	0	WP	0	PA	56
2B	2	SAC	0	PB	0		
3B	0	DP	0	SB	1		
HR	3	HBP	1	CS	0		

Batter	1	2	3	4	5	6	7	8	9	AB R H RBI BB SO LOB
--------	---	---	---	---	---	---	---	---	---	----------------------

Rickey Henderson, R OBP: 0.459, SLG: 0.483 (1, 7) C X	0-1 F8		3-2 G6-3		2-0 FC5-4 G4-6-3 1-2f		2-1 G6-3		3-3 K	5 0 0 0 0 1 3
Jerry Browne, S OBP: 0.433, SLG: 0.370 (1, 4) B B B B	4-1 1B 1B BB		2-2 G4-3		1-2 G4-6-3 1-2f		2-0 F8		1-0 P5	4 1 0 0 1 0 3
Ruben Sierra, S OBP: 0.286, SLG: 0.455 (1, 9) S C B B B B X	3-2 1B 1-3 1B		2-0 2B			1-1 HR		0-1 F8 1B		4 1 4 1 0 0 0
Mark McGwire, R OBP: 0.600, SLG: 0.643 (1, 3) B F X	1-1 G4-6-3 1-2 1B 3-H		4-0 IBB			1-3 K		0-1 F8		3 0 1 1 1 1 1
Troy Neel, L OBP: 0.208, SLG: 0.391 (1, 10) B B X	2-0 G4-6-3 1-2f		3-1 F8			1-1 G6-3 1B		4-0 IBB		3 0 1 0 1 0 4
Terry Steinbach, R OBP: 0.324, SLG: 0.438 (1, 2)		1-1 G6-3		0-0 F8		1-0 G6-3		0-0 F9		4 0 0 0 0 0 3
Kevin Seitzer, R OBP: 0.278, SLG: 0.294 (1, 5)		2-1 1B		1-1 P3		1-2 L8		1-0 F9		4 0 1 0 0 0 3
Eric Fox, S OBP: 0.412, SLG: 0.563 (1, 8)		0-3 K		1-2 G6-3			0-0 G6-3 SH1-4 1B		1-0 E8 SH1-4 1B	4 0 2 0 0 1 1
Mike Bordick, R OBP: 0.367, SLG: 0.280 (1, 6)		3-2 G5-3		1-2 FC5-4 HBP			2-1 SH1-4		0-0 SH1-4	1 0 0 0 0 0 1

TOP

Oakland Athletics @ Detroit Tigers
Tiger Stadium, Detroit, MI
Thu Apr 15 1993, 3:33 AM EDT
Att. 14,015 - Cloudy - 60 F

livebaseballscorecards.com

AB	32
R	2
H	9
RBI	2
BB	3
SO	3
LOB	19



Inning Stats	R: 1	H: 2	R: 0	H: 1	R: 0	H: 1	R: 0	H: 0	R: 1	H: 2	R: 0	H: 1	R: 0	H: 1	R: 0	H: 1	R: 0	H: 1	1B: 7	SF: 0	WP: 0	PA: 38
E: 0	LOB: 1	E: 0	LOB: 1	E: 0	LOB: 2	E: 0	LOB: 0	E: 0	LOB: 1	E: 0	LOB: 2	E: 1	LOB: 1	E: 0	LOB: 2	E: 1	LOB: 1	2B: 1	SAC: 2	PB: 0		
K: 0	BB: 1	K: 1	BB: 0	K: 0	BB: 1	K: 0	BB: 0	K: 1	BB: 0	K: 0	BB: 0	K: 1	BB: 1	K: 0	BB: 1	K: 1	BB: 0	3B: 0	DP: 2	SB: 0		
S: 9	P: 19	S: 10	P: 16	S: 10	P: 24	S: 6	P: 8	S: 6	P: 10	S: 12	P: 17	S: 6	P: 12	S: 6	P: 11	S: 6	P: 11	HR: 1	HBP: 1	CS: 0		

PITCHER	IP	WLS	BF	H	R	ER	SO	BB	IBB	HBP	BLK	WP	HR	S	P	ERA	WHIP
John Doherty, R ERA: 2.51 (1, 1)	7.0		29	7	2	2	2	1	1	1	0	0	1	59	106	2.57	1.143
Tom Bolton, L ERA: 4.5 (8, 1)	0.1		2	1	0	0	0	0	0	0	0	0	0	4	4	0.00	3.000
Dave Haas, R ERA: (8, 1)	1.2	W	7	1	0	0	1	0	1	0	0	0	0	8	18	0.00	0.600

WP: 0	PA: 38
PB: 0	
SB: 0	
CS: 0	

BOTTOM

Oakland Athletics @ Detroit Tigers

Tiger Stadium, Detroit, MI

Thu Apr 15 1993, 3:33 AM EDT

Att: 14,015 - Cloudy - 60 F

livebaseballscorecards.com

AB	32
R	3
H	7
RBI	3
BB	4
SO	4
LOB	14



WP:	0	PA:	36
PB:	0		
SB:	1		
CS:	0		

AB R H RBI BB SO LOB

4 0 2 0 0 0 0

3 0 0 0 1 0 1

3 0 0 0 1 1 3

4 0 0 0 0 1 3

3 1 1 0 1 1 0

4 0 2 1 0 1 1
0 1 0 0 0 0 0

3 0 0 0 1 0 3

4 0 1 1 0 0 3
0 1 0 0 0 0 0


3 0 0 0 0 0 0
1 0 1 1 0 0 0

1B:	5	SF:	0
2B:	2	SAC:	0
3B:	0	DP:	0
HR:	0	HBP:	0

Batter	1	2	3	4	5	6	7	8	9
Tony Phillips, S OBP: 0.625, SLG: 0.533 (1, 7)	1-2 G4-1		2-1 BB 1B		2-2 BB 1B		0-2 G4-3		
Lou Whitaker, L OBP: 0.414, SLG: 0.409 (1, 4)	2-1 F7		4-2 BB 1-2 BB		2-0 P6		0-0 G4-3		
Travis Fryman, R OBP: 0.269, SLG: 0.400 (1, 6)	4-2 BB		1-2 F9		1 SAFE P4		1-3 K		
Cecil Fielder, R OBP: 0.429, SLG: 0.567 (1, 3)	1-1 F7		3-3 K		1-1 F8		2-2 L6		
Kirk Gibson, L OBP: 0.484, SLG: 0.545 (1, 10)		0-0 BB 1B		1-1 F7		4-0 2B BB		0-3 K	
Rob Deer, R OBP: 0.250, SLG: 0.353 (1, 9)		0-3 K		0-0 P2		1-1 F8 1-H 2B		0-2 G4-3 S 1B	
Gary Thurman, R (9, PR)									
Mickey Tettleton, S OBP: 0.394, SLG: 0.480 (1, 2)		3-1 F8		4-1 FC4 BB		2-2 F8		1-1 G4-3	
Scott Livingstone, L OBP: 0.333, SLG: 0.400 (1, 5)		1-2 F9		1-2 FC4		1-2 L3		1-0 2B 1B	
Skeeter Barnes, R OBP: 0.200, SLG: 0.250 (9, PR)				1-2f				3-H 1B	
Milt Cuyler, S OBP: 0.250, SLG: 0.150 (1, 8)			0-0 F8		1-0 G4-3		2-2 G5-3		1-2 2B
Chad Kreuter, S OBP: 0.417, SLG: 0.600 (9, PH)									

Inning Stats	R: 0	H: 0	E: 0	K: 0	S: 12	H: 0	LOB: 1	BB: 1	P: 20	R: 0	H: 1	E: 0	K: 1	S: 10	H: 1	LOB: 2	BB: 1	P: 14	R: 0	H: 1	E: 0	K: 1	S: 12	H: 0	LOB: 1	BB: 1	P: 13	R: 0	H: 1	E: 0	K: 0	S: 10	H: 1	LOB: 1	BB: 0	P: 15	R: 1	H: 1	E: 0	K: 0	S: 15	H: 1	LOB: 1	BB: 1	P: 24	R: 0	H: 0	E: 0	K: 0	S: 7	H: 0	LOB: 0	BB: 0	P: 9	R: 0	H: 0	E: 0	K: 2	S: 10	H: 0	LOB: 0	BB: 0	P: 13	R: 2	H: 3	E: 0	K: 0	S: 10	H: 3	LOB: 2	BB: 0	P: 12	1B: 5	SF: 0	2B: 2	SAC: 0	3B: 0	DP: 0	HR: 0	HBP: 0	WP: 0	PA: 36
--------------	------	------	------	------	-------	------	--------	-------	-------	------	------	------	------	-------	------	--------	-------	-------	------	------	------	------	-------	------	--------	-------	-------	------	------	------	------	-------	------	--------	-------	-------	------	------	------	------	-------	------	--------	-------	-------	------	------	------	------	------	------	--------	-------	------	------	------	------	------	-------	------	--------	-------	-------	------	------	------	------	-------	------	--------	-------	-------	-------	-------	-------	--------	-------	-------	-------	--------	-------	--------

PITCHER	IP	WLS	BF	H	R	ER	SO	BB	IBB	HBP	BLK	WP	HR	S	P	ERA	WHIP
Bobby Witt, R ERA: 2.84 (1, 1)	5.2		25	4	1	1	2	4	0	0	0	0	0	63	104	1.59	1.412
Rick Honeycutt, L ERA: (6, 1)	1.1		4	0	0	0	0	0	0	0	0	0	0	10	13	0.00	0.000
Rich Gossage, R ERA: (8, 1)	1.0	L	3	0	0	0	2	0	0	0	0	0	0	10	13	0.00	0.000
Dennis Eckersley, R ERA: 4.91 (9, 1)	0.1		4	3	2	2	0	0	0	0	0	0	0	10	12	54.00	9.000

Batter	1	2	3	4	5	6	7	8	9	AB R H RBI BB SO LOB	TOP	
Rickey Henderson, R OBP: 0.463, SLG: 0.515 (1, 7)	1-1 1B		2-2 FC6-4		0-0 2B			3-1 L7		4 0 2 0 0 0 1		
Jerry Browne, S OBP: 0.412, SLG: 0.333 (1, 4)	2-3 K		2-1 G4-3		3-2 G5-3			4-1 G3 BB		3 0 0 0 1 1 3		
Ruben Sierra, S OBP: 0.308, SLG: 0.514 (1, 9)	3-1 L9			1-1 2B		0-1 2B		1-0 G3		4 1 2 0 0 0 2		
Mark McGwire, R OBP: 0.517, SLG: 0.500 (1, 3)	1-1 G6-3			1-2 G5-3		1-2 L7		1-2 P6		4 0 0 0 0 0 4		
Troy Neel, L OBP: 0.214, SLG: 0.370 (1, 10)		2-1 G6-4-3 1B		2-3 K		2-3 K		1-2 G3-1		4 0 1 0 0 2 1		
Terry Steinbach, R OBP: 0.289, SLG: 0.389 (1, 2)		0-0 G6-4-3		2-3 K		3-1 G1-3		0-1 G6-3		4 0 0 0 0 1 2		
Kevin Seitzer, R OBP: 0.318, SLG: 0.619 (1, 5)		1-2 F9			0-0 HR		0-2 G4-3		0-1 HR	4 2 2 2 0 0 0	AB 33 R 3 H 7 RBI 2 BB 2 SO 5 LOB 13	
Eric Fox, S OBP: 0.333, SLG: 0.450 (1, 8)			1-1 B2-3		1-1 F8		1-3 K		1-2 G3	4 0 0 0 0 1 0		
Mike Bordick, R OBP: 0.364, SLG: 0.259 (1, 6)			4-2 FC6-4 BB		0-1 G5-3		1-1 F8			2 0 0 0 1 0 0		
Inning Stats	R: 0 H: 1 E: 0 LOB: 1 K: 1 BB: 0 S: 10 P: 16	R: 0 H: 1 E: 0 LOB: 0 K: 0 BB: 0 S: 6 P: 9	R: 0 H: 0 E: 0 LOB: 1 K: 0 BB: 1 S: 9 P: 18	R: 1 H: 1 E: 0 LOB: 0 K: 2 BB: 0 S: 11 P: 17	R: 1 H: 2 E: 0 LOB: 1 K: 0 BB: 0 S: 9 P: 13	R: 0 H: 1 E: 0 LOB: 1 K: 1 BB: 0 S: 10 P: 16	R: 0 H: 0 E: 0 LOB: 0 K: 1 BB: 0 S: 9 P: 11	R: 0 H: 0 E: 0 LOB: 1 K: 0 BB: 1 S: 7 P: 16	R: 1 H: 1 E: 0 LOB: 0 K: 0 BB: 0 S: 10 P: 12	1B: 2 SF: 0 2B: 3 SAC: 0 3B: 0 DP: 1 HR: 2 HBP: 0	WP: 0 PA: 35 PB: 0 SB: 4 CS: 0	
PITCHER Bill Wegman, R (1, 1) ERA: 3.68 Doug Henry, R (9, 1) ERA: 20.25	IP WLS BF H R ER SO BB IBB HBP BLK WP HR S P ERA WHIP	8.0 W 31 6 2 1 5 2 0 0 0 0 0 1 71 116 1.12 1.000	1.0 4 1 1 1 0 0 0 0 0 0 0 0 1 10 12 9.00 1.000									ERA WHIP

Oakland Athletics @ Milwaukee Brewers
Milwaukee County Stadium, Milwaukee, WI

Sat Apr 17 1993, 4:33 AM EDT
Att. 16,272 - Overcast - 44 F

livebaseballscorecards.com

Batter	1	2	3	4	5	6	7	8	9	AB	R	H	RBI	BB	SO	LOB	BOTTOM	
Pat Listach, S OBP: 0.333, SLG: 0.200 (1, 6)	2-1 BB 1B	1-0 B1-3		0-0 F7			4-1 G1-6-3 BB			3	1	1	0	1	0	0		
Bill Spiers, L OBP: 0.273, SLG: 0.158 Bill Doran, S (9, 4)	4-1 1B 2B BB	1-0 F7		0-1 G3-1			0-0 G1-6-3 1-2f			3	1	0	0	1	0	1		
Darryl Hamilton, L OBP: 0.514, SLG: 0.484 (1, 9)	0-1 F7	2-2 G3			0-2 1B		3-2 G4-3			4	0	1	0	0	0	2		
Greg Vaughn, R OBP: 0.355, SLG: 0.360 (1, 7)	0-0 F9		1-0 P6		0-0 F8			0-0 P4		4	0	0	0	0	0	3		
Kevin Reimer, L OBP: 0.211, SLG: 0.333 (1, 10)	1-2 HBP 2B 1B		0-0 HR		1-1 L8			1-2 G5-3		4	2	2	2	0	0	1		
Robin Yount, R OBP: 0.294, SLG: 0.207 (1, 8)	1-0 2B HBP		0-0 1B		2-1 F9			0-3 K		3	1	1	0	0	1	1		
B.J. Surhoff, L OBP: 0.286, SLG: 0.308 (1, 5)	0-0 2B		1-0 F8			2-2 G1-3				3	0	1	3	0	0	1		
John Jaha, R OBP: 0.364, SLG: 0.222 (1, 3)	3-2 L6		0-1 L8			2-0 P3				3	0	0	0	0	0	2		
Dave Nilsson, L OBP: 0.167, SLG: 0.667 (1, 2)		3-2 HR		0-1 G4-3			2-2 L7			3	1	1	1	0	0	0		
Inning Stats	R: 4 E: 0 K: 0 S: 17	H: 3 LOB: 1 BB: 1 P: 26	R: 1 E: 0 K: 0 S: 8	H: 1 LOB: 0 BB: 0 P: 15	R: 1 E: 0 K: 0 S: 6	H: 2 LOB: 1 BB: 0 P: 8	R: 0 E: 0 K: 0 S: 5	H: 0 LOB: 0 BB: 0 P: 5	R: 0 E: 0 K: 0 S: 8	H: 1 LOB: 1 BB: 0 P: 11	R: 0 E: 0 K: 0 S: 8	H: 0 LOB: 0 BB: 0 P: 14	R: 0 E: 0 K: 0 S: 5	H: 0 LOB: 0 BB: 1 P: 12	R: 0 E: 0 K: 1 S: 10	H: 0 LOB: 0 BB: 0 P: 11		
PITCHER	IP WLS L	WLS BF	H R	ER SO	BB IBB	HBP BLK	WP HR	S P	ERA WHIP								WP PB SB CS	PA 33
Bob Welch, R ERA: 5.19 (1, 1)	6.0	28	7	6	6	0	2	53	9.00								0	
Mike Mohler, L ERA: 24.3 (7, 1)	1.0	2	0	0	0	0	0	4	0.00								0	
Dennis Eckersley, R ERA: 3.86 (8, 1)	1.0	3	0	0	0	1	0	10	0.00								0	

Oakland Athletics @ Milwaukee Brewers
Milwaukee County Stadium, Milwaukee, WI

AB	30
R	6
H	7
RBI	6
BB	2
SO	1
LOB	11



Sat Apr 17 1993, 4:33 AM EDT
Att. 16,272 - Overcast - 44 F

WP: 0	PA: 33
PB: 0	
SB: 1	
CS: 0	

Batter	1	2	3	4	5	6	7	8	9	AB R H RBI BB SO LOB	TOP	
Rickey Henderson, R (1, 7) OBP: 0.432, SLG: 0.472 Dave Henderson, R (9, PH) OBP: 0.400, SLG: 0.429	1-0 G5-3		0-2 G4-3			1-0 P2			1-1 G1	3 0 0 0 0 0 1 1 0 0 0 0 0 0		
Jerry Browne, S (1, 8) OBP: 0.389, SLG: 0.313 Eric Fox, S (5, 8) OBP: 0.318, SLG: 0.429	2-2 P6			0-0 P2				2-2 F8		2 0 0 0 0 0 0 1 0 0 0 0 0 0		
Ruben Sierra, S (1, 9) OBP: 0.286, SLG: 0.475	0-1 P2			1-3 K				0-1 L3		3 0 0 0 0 1 0		
Kevin Seitzer, R (1, 5) OBP: 0.280, SLG: 0.542		3-2 F8		1-3 K				1-1 F9		3 0 0 0 0 1 0		
Troy Neel, L (1, 10) OBP: 0.226, SLG: 0.400		0-0 2B		1-3 K				1-0 G4-3		3 0 1 0 0 1 0		
Terry Steinbach, R (1, 3) OBP: 0.293, SLG: 0.385		2-3 K		1-2 G1-4-3 1B				1-1 F8		3 0 1 0 0 1 1		
Scott Brosius, R (1, 6) OBP: 0.235, SLG: 0.375		0-1 L8		2-1 G1-4-3				2-1 F8		3 0 0 0 0 0 2		
Scott Hemond, R (1, 2) OBP: 0.167, SLG: 0.333			3-3 K			3-2 P3			0-1 L3	3 0 0 0 0 1 0		
Lance Blankenship, R (1, 4) OBP: 0.500, SLG: 0.381			3-2 G4-3 1B			0-2 G5-3			1-0 F8	3 0 1 0 0 0 0		
Inning Stats	R: 0 H: 0 E: 0 LOB: 0 K: 0 BB: 0 S: 6 P: 9	R: 0 H: 1 E: 0 LOB: 1 K: 1 BB: 0 S: 9 P: 14	R: 0 H: 1 E: 0 LOB: 0 K: 1 BB: 0 S: 11 P: 17	R: 0 H: 0 E: 0 LOB: 0 K: 2 BB: 0 S: 10 P: 12	R: 0 H: 1 E: 0 LOB: 0 K: 1 BB: 0 S: 8 P: 12	R: 0 H: 0 E: 0 LOB: 0 K: 0 BB: 0 S: 7 P: 11	R: 0 H: 0 E: 0 LOB: 0 K: 0 BB: 0 S: 8 P: 11	R: 0 H: 0 E: 0 LOB: 0 K: 0 BB: 0 S: 5 P: 9	R: 0 H: 0 E: 0 LOB: 0 K: 0 BB: 0 S: 5 P: 7	1B: 2 SF: 0 2B: 2 SAC: 0 3B: 0 DP: 2 HR: 0 HBP: 0	WP: 0 PA: 28 PB: 0 SB: 0 CS: 0	
PITCHER 21 Cal Eldred, R (1, 1) ERA: 3.26 Doug Henry, R (9, 1) ERA: 16.2	IP WLS BF H R ER SO BB IBB HBP BLK WP HR S P ERA WHIP	8.0 W 25 3 0 0 5 0 0 0 0 0 0 0 64 95 0.00 0.375	1.0 3 0 0 0 0 0 0 0 0 0 0 0 5 7 0.00 0.000									ERA WHIP

Oakland Athletics @ Milwaukee Brewers
Milwaukee County Stadium, Milwaukee, WI

Sun Apr 18 1993, 4:33 AM EDT
Att. 13,927 - Cloudy - 57 F

livebaseballscorecards.com

AB 28
R 0
H 3
RBI 0
BB 0
SO 5
LOB 4



BOTTOM

Oakland Athletics @ Milwaukee Brewers
Milwaukee County Stadium, Milwaukee, WI
Sun Apr 18 1993, 4:33 AM EDT
Att. 13,927 - Cloudy - 57 F

livebaseballscorecards.com

AB 35
R 8
H 12
RBI 7
BB 4
SO 1
LOB 19



WP: 0 PA: 41
PB: 0
SB: 0
CS: 0

AB R H RBI BB SO LOB

4 2 2 1 0 0 2

3 2 1 1 1 0 1

1 1 1 0 0 0 0

4 1 3 3 1 0 0

4 0 1 1 1 1 3

5 0 0 0 0 0 5

3 0 2 1 0 0 0

0 0 0 0 0 0 0

3 1 0 0 1 0 3

4 1 2 0 0 0 1

4 0 0 0 0 0 4

0 0 0 0 0 0 0


1B: 10 SF: 1
2B: 1 SAC: 0
3B: 1 DP: 0
HR: 0 HBP: 1

Batter	1	2	3	4	5	6	7	8	9
Pat Listach, S OBP: 0.391, SLG: 0.316 (1, 6)	G5-3 2-1		G4-3 1-3 2-H 2B		1B HBP	G6-3 0-0		1B 1B 2-0	
Bill Spiers, L OBP: 0.308, SLG: 0.273 Bill Doran, S OBP: 1.000, SLG: 1.000 (1, 4) (8, 4)	G4-3 1-2		G4-3 2-3 3-H		1B BB 1-2		1B 3B 1-1	1B 1B 0-0	
Darryl Hamilton, L OBP: 0.550, SLG: 0.514 (1, 9) (8, 8)	L4 0-0		BB 4-0		E1 FC6-2 1B 1-H 2-H		F8 BB SF8 1B 3-H	1B 1B 2-2	
Greg Vaughn, R OBP: 0.361, SLG: 0.345 (1, 7)		K 2-3	F7 0-2		FC6-2 3-H		BB 1-2	1B 1-3 2-H	
Kevin Reimer, L OBP: 0.167, SLG: 0.261 (1, 10)		P4 3-0		F9 1-0	F7 2-2		F8 2-3	G4-3 1-0	
Robin Yount, R OBP: 0.316, SLG: 0.250 Alex Diaz, S (1, 8) (8, 9)		L5 0-2		FC6-4 1B 1-1		1B F8 FC3-2-5-1 1B 1-0	SF8 3-H		
B.J. Surhoff, L OBP: 0.281, SLG: 0.276 (1, 5)			1B 2B BB 4-2	P4 1-1		F8 1-2	G4-3 2-2		
John Jaha, R OBP: 0.385, SLG: 0.273 (1, 3)			2B G4-3 1B 1-1 1-2	FC6-4 1B 1-2f		1B FC3-2-5-1 1B 2-3	G6-3 0-1		
Dave Nilsson, L OBP: 0.100, SLG: 0.400 Joe Kmak, R OBP: 0.333, SLG: 0.222 (1, 2) (9, 2)			F7 1-1		F9 1-2	FC3-2-5-1 1B 1-3 3-H		G5-3 3-2	

Inning Stats	R: 0	H: 0	E: 0	LOB: 0	K: 0	S: 6	R: 0	H: 0	E: 0	LOB: 0	K: 1	S: 7	R: 2	H: 2	E: 0	LOB: 2	K: 0	S: 13	R: 0	H: 1	E: 0	LOB: 1	K: 0	S: 6	R: 2	H: 1	E: 1	LOB: 1	K: 0	S: 12	R: 0	H: 2	E: 0	LOB: 2	K: 0	S: 9	R: 2	H: 2	E: 0	LOB: 1	K: 0	S: 17	R: 2	H: 4	E: 0	LOB: 2	K: 0	S: 13
--------------	------	------	------	--------	------	------	------	------	------	--------	------	------	------	------	------	--------	------	-------	------	------	------	--------	------	------	------	------	------	--------	------	-------	------	------	------	--------	------	------	------	------	------	--------	------	-------	------	------	------	--------	------	-------

PITCHER	IP	WLS	BF	H	R	ER	SO	BB	IBB	HBP	BLK	WP	HR	S	P	ERA	WHIP
Shawn Hillegas, R ERA: 2.45 (1, 1)	5.0	L	23	4	4	3	1	3	0	1	0	0	0	44	75	5.40	1.400
Ed Nunez, R ERA: 3.6 (6, 1)	1.0		5	2	0	0	0	0	0	0	0	0	9	13	0.00	2.000	
Joe Boever, R ERA: 5.4 (7, 1)	1.0		6	2	2	2	0	1	0	0	0	0	17	28	18.00	3.000	
Kelly Downs, R ERA: 19.64 (8, 1)	1.0		7	4	2	2	0	0	0	0	0	0	13	21	18.00	4.000	

PITCHER	IP	WLS	BF	H	R	ER	SO	BB	IBB	HBP	BLK	WP	HR	S	P	ERA	WHIP
---------	----	-----	----	---	---	----	----	----	-----	-----	-----	----	----	---	---	-----	------

Batter	1	2	3	4	5	6	7	8	9	10	AB R H RBI BB SO LOB	TOP														
Bernie Williams, S (1, 8) OBP: 0.302, SLG: 0.407	0-0 1B G3 2B		3-0 F7 2			2-0 G6-3 1		4-0 BB	0-0 1-H 3-H 2B 2		4 1 2 2 1 0 0	New York Yankees @ Oakland Athletics Oakland-Alameda County Coliseum, Oakland, CA Tue Apr 20 1993, 7:05 PM PDT Att. 20,456 - Unknown - 57 F														
Wade Boggs, L (1, 5) OBP: 0.410, SLG: 0.404	1-2 G3 WP 2-3 1B		4-2 BB			3-2 1B 2B		1-2 F7 2	0-3 2	4 1 2 0 1 1 2																
Don Mattingly, L (1, 3) OBP: 0.361, SLG: 0.397	3-1 G3 1-3 3-H 1		3-2 F7 3			1-1 2-H 1B		1-0 F7 3	4-0 IBB	4 0 1 2 1 0 3																
Danny Tartabull, R (1, 9) OBP: 0.352, SLG: 0.455	2-3 K 2			2-3 K 1		1-0 G5-3 2			HR BB K	4 1 0 0 1 3 4																
Paul O'Neill, L (1, 7) OBP: 0.359, SLG: 0.528	3-2 G4-3 3			1-3 K 2		3-2 L7 3		3-1 1-H HR 2B 1B 1	2-3 K 1	3 0 0 0 0 1 2 2 1 1 2 0 1 0																
Randy Velarde, R (9, PH) OBP: 0.350, SLG: 0.778																										
Matt Nokes, L (1, 2) OBP: 0.200, SLG: 0.294		1-2 L5 1		0-0 G3-1 3			1-0 P6 1		3-2 2B 1B 2	3-2 L8 2	3 0 0 0 0 0 0 0 0 0 0 0 0 0 1 1 1 0 0 0 0 1 0 0 0 0 0 0															
Mike Stanley, R (9, PH) OBP: 0.353, SLG: 0.267																										
Dion James, L (9, PH) OBP: 0.333, SLG: 0.333																										
Mike Gallego, R (9, 4)																										
Kevin Maas, L (1, 10) OBP: 0.342, SLG: 0.394		1-0 F8 2			1-3 K 1		0-2 F9 2		1-2 SH1-4 1-H 2B 2B 1	0-1 G4-3 3	5 1 1 1 0 1 0	AB 37 R 7 H 8 RBI 7 BB 4 SO 7 LOB 11														
Spike Owen, S (1, 6) OBP: 0.462, SLG: 0.457		0-0 L6 3			2-1 G4-3 2		1-0 F7 3		0-1 SH1-4 2-3 1		3 0 0 0 0 0 0															
Pat Kelly, R (1, 4) OBP: 0.283, SLG: 0.455						1-2 G1-3 3		0-0 L7 1	2-2 2B HBP		3 0 0 0 0 0 0 0 1 0 0 0 0 0															
Jim Leyritz, R (9, PH) OBP: 0.647, SLG: 1.286																										
Inning Stats	R: 1 E: 0 K: 1 S: 12	H: 2 LOB: 1 BB: 0 P: 21	R: 0 E: 0 K: 0 S: 5	H: 0 LOB: 0 BB: 0 P: 7	R: 0 E: 0 K: 0 S: 12	H: 0 LOB: 1 BB: 1 P: 22	R: 0 E: 0 K: 2 S: 7	H: 0 LOB: 0 BB: 0 P: 10	R: 0 E: 0 K: 1 S: 9	H: 0 LOB: 0 BB: 0 P: 13	R: 1 E: 0 K: 0 S: 12	H: 2 LOB: 1 BB: 0 P: 22	R: 0 E: 0 K: 0 S: 5	H: 0 LOB: 0 BB: 0 P: 7	R: 0 E: 0 K: 0 S: 6	H: 0 LOB: 1 BB: 1 P: 12	R: 5 E: 0 K: 2 S: 27	H: 4 LOB: 2 BB: 2 P: 45	R: 0 E: 0 K: 1 S: 10	H: 0 LOB: 0 BB: 0 P: 15	1B: 3 2B: 4 3B: 0 HR: 1	SF: 0 SAC: 1 DP: 0 HBP: 1	WP: 1 PB: 0 SB: 0 CS: 0	PA: 43		
PITCHER	IP WLS BF H R ER SO BB IBB HBP BLK WP HR S P ERA WHIP																									
Storm Davis, R (1, 1) ERA: 6.46	6.0	23	4	2	2	4	1	0	0	0	1	0	57	95	3.00	0.833										
Ed Nunez, R (7, 1) ERA: 3.86	2.0	8	0	1	1	0	2	0	0	0	0	0	15	27	4.50	1.000										
Rick Honeycutt, L (9, 1) ERA: 1.59	0.0	1	1	1	1	0	0	0	0	0	0	1	2	5	∞	∞										
Dennis Eckersley, R (9, 1) ERA: 7.94	1.0	8	3	3	3	2	0	1	1	0	0	0	21	32	27.00	3.000										
Rich Gossage, R (10, 1) ERA:	1.0	W 3	0	0	0	1	0	0	0	0	0	0	10	15	0.00	0.000										

New York Yankees @ Oakland Athletics
 Oakland-Alameda County Coliseum, Oakland, CA

Tue Apr 20 1993, 7:05 PM PDT
 Att. 20,456 - Unknown - 57 F

livebaseballscorecards.com

AB	39
R	9
H	13
RBI	9
BB	6
SO	2
LOB	21



WP:	0	PA:	46
PB:	0		
SB:	4		
CS:	0		

Batter	1	2	3	4	5	6	7	8	9	10	AB	R	H	RBI	BB	SO	LOB	
Rickey Henderson, R OBP: 0.460, SLG: 0.538 (1, 7)	4-1 S S BB	4-2 G4-3 BB		2-1 G5-3		4-0 HR BB		0-2 G1-3		2-1 HR	3	2	1	2	3	0	0	
Dave Henderson, R OBP: 0.400, SLG: 0.579 Eric Fox, S OBP: 0.318, SLG: 0.429 (9, 8)	2-2 P4	1-2 G4-3		0-2 2B 1B		0-0 HR		0-3 K			5	1	2	3	0	1	3	
Ruben Sierra, S OBP: 0.319, SLG: 0.500 (1, 9)	3-1 P6	4-1 FC6-4 IBB		2-2 2B		0-2 L3-4-1			2-0 2B 1B		4	1	2	0	1	0	1	
Kevin Seitzer, R OBP: 0.267, SLG: 0.517 (1, 5)	2-2 G4-3	2-0 FC6-4		1-2 G6-3		2-2 G1-3			3-2 2B		5	0	1	1	0	0	6	
Troy Neel, L OBP: 0.250, SLG: 0.382 (1, 10)		0-2 1B HR 1B	1-0 G3-1		0-0 F8		1-1 G3-1		4-0 IBB		4	1	1	0	1	0	0	
Terry Steinbach, R OBP: 0.304, SLG: 0.386 (1, 2)		0-1 HR 1B	2-2 P8		1-1 G5-3		1-1 1B		0-1 F8		5	1	2	0	0	0	2	
Scott Brosius, R OBP: 0.227, SLG: 0.333 (1, 3)		1-1 P4 FC4 1B	1-1 FC4 1B		0-2 G5-3		2-0 P3		0-1 F9		5	0	1	0	0	0	5	
Mike Bordick, R OBP: 0.368, SLG: 0.375 (1, 6)		3-2 HR	1-1 FC4			0-1 SH3 HR 1B		1-0 F9		1-3 K		5	2	2	3	0	1	4
Lance Blankenship, R OBP: 0.500, SLG: 0.375 (1, 4)		4-2 G4-3 S BB		1-1 F8		0-0 SH3		1-2 G4-3		1-1 HR 1B		3	1	1	0	1	0	0

Inning Stats	R: 0	H: 0	E: 0	K: 0	S: 10	H: 0	LOB: 1	BB: 1	P: 20	R: 3	H: 3	E: 0	K: 0	S: 19	H: 3	LOB: 3	BB: 3	P: 38	R: 0	H: 1	E: 0	K: 0	S: 8	H: 1	LOB: 1	BB: 0	P: 13	R: 0	H: 2	E: 0	K: 0	S: 13	H: 2	LOB: 2	BB: 0	P: 19	R: 0	H: 0	E: 0	K: 0	S: 6	H: 0	LOB: 0	BB: 0	P: 7	R: 3	H: 2	E: 0	K: 0	S: 10	H: 2	LOB: 0	BB: 1	P: 16	R: 0	H: 1	E: 0	K: 0	S: 6	H: 1	LOB: 1	BB: 0	P: 11	R: 0	H: 0	E: 0	K: 1	S: 9	H: 0	LOB: 0	BB: 0	P: 10	R: 1	H: 2	E: 0	K: 1	S: 13	H: 2	LOB: 2	BB: 1	P: 23	R: 2	H: 2	E: 0	K: 0	S: 4	H: 2	LOB: 0	BB: 0	P: 7	1B: 8	SF: 0	2B: 2	SAC: 1	3B: 0	DP: 0	HR: 3	HBP: 0
--------------	------	------	------	------	-------	------	--------	-------	-------	------	------	------	------	-------	------	--------	-------	-------	------	------	------	------	------	------	--------	-------	-------	------	------	------	------	-------	------	--------	-------	-------	------	------	------	------	------	------	--------	-------	------	------	------	------	------	-------	------	--------	-------	-------	------	------	------	------	------	------	--------	-------	-------	------	------	------	------	------	------	--------	-------	-------	------	------	------	------	-------	------	--------	-------	-------	------	------	------	------	------	------	--------	-------	------	-------	-------	-------	--------	-------	-------	-------	--------

PITCHER	IP	WLS	BF	H	R	ER	SO	BB	IBB	HBP	BLK	WP	HR	S	P	ERA	WHIP
Bob Wickman, R ERA: 4.74 (1, 1)	5.1		28	7	5	5	0	4	1	0	0	0	1	59	104	8.44	2.062
Scott Kamieniecki, R ERA: 3.09 (6, 1)	2.2		10	2	1	1	1	0	0	0	0	0	1	22	30	3.38	0.750
Steve Farr, R ERA: 14.73 (9, 1)	1.0		6	2	1	1	1	0	1	0	0	0	0	13	23	9.00	2.000
John Habyan, R ERA: 3.38 (10, 1)	0.0	L	2	2	2	2	0	0	0	0	0	0	1	4	7	∞	∞

Batter	1	2	3	4	5	6	7	8	9	AB R H RBI BB SO LOB	TOP																
Bernie Williams, S (1, 8) OBP: 0.294, SLG: 0.391	2-3 		1-2 F8		2-2 G4-3			1-2 G1-3	2-2 	5 0 1 1 0 1 1																	
Wade Boggs, L (1, 5) OBP: 0.400, SLG: 0.382	4-1 		1-1 G5-3			2-1 G5-3		3-1 L7		3 1 0 0 1 0 0																	
Don Mattingly, L (1, 3) OBP: 0.369, SLG: 0.410	1-2 		3-1 L7			4-1 		2-1 G4-3		3 0 1 0 1 0 0																	
Danny Tartabull, R (1, 9) OBP: 0.362, SLG: 0.521	1-2 G3			2-0 		0-1 F8			0-0 	4 2 2 2 0 0 2																	
Paul O'Neill, L (1, 7) OBP: 0.357, SLG: 0.513	2-3 			0-0 L5		0-2 		1-2 	1-2 	3 0 1 0 0 1 1																	
Randy Velarde, R (9, PH) OBP: 0.381, SLG: 0.842	2-3 					1-2 		1-3 	1-3 	1 1 1 0 0 0 0																	
Matt Nokes, L (1, 2) OBP: 0.211, SLG: 0.297		3-1 		0-0 L8		1-3 			4-2 	3 0 1 0 0 1 2																	
Mike Stanley, R (9, PH) OBP: 0.369, SLG: 0.267										0 1 0 0 1 0 0																	
Kevin Maas, L (1, 10) OBP: 0.317, SLG: 0.361				0-0 F7		1-0 G3-1			0-3 	3 0 0 0 0 0 1																	
Jim Leyritz, R (9, PH) OBP: 0.611, SLG: 1.200										1 0 0 0 0 1 3																	
Spike Owen, S (1, 6) OBP: 0.436, SLG: 0.429		0-1 F7			2-1 G4-3		1-1 G6-3		2-1 	3 0 0 0 0 0 1																	
Dion James, L (9, PH) OBP: 0.429, SLG: 0.429									1-2 2-H 3-H 	1 0 1 2 0 0 0																	
Pat Kelly, R (1, 4) OBP: 0.260, SLG: 0.417		3-3 			0-0 E6		0-0 P3		3-2 	4 0 0 0 0 1 3																	
Inning Stats	R: 1 E: 0 K: 2 S: 17	H: 1 LOB: 1 BB: 1 P: 27	R: 0 E: 0 K: 1 S: 8	H: 1 LOB: 1 BB: 0 P: 14	R: 0 E: 0 K: 0 S: 7	H: 0 LOB: 0 BB: 0 P: 12	R: 1 E: 0 K: 0 S: 4	H: 1 LOB: 0 BB: 0 P: 7	R: 0 E: 1 K: 0 S: 6	H: 0 LOB: 0 BB: 0 P: 10	R: 0 E: 0 K: 1 S: 12	H: 1 LOB: 2 BB: 1 P: 19	R: 0 E: 0 K: 0 S: 4	H: 0 LOB: 0 BB: 0 P: 5	R: 0 E: 0 K: 0 S: 7	H: 0 LOB: 0 BB: 0 P: 13	R: 3 E: 0 K: 1 S: 22	H: 4 LOB: 2 BB: 1 P: 34	1B: 5 2B: 2 3B: 0 HR: 1	SF: 0 SAC: 0 DP: 0 HBP: 0	WP: 0 PB: 0 SB: 0 CS: 1	PA: 37					
PITCHER	IP	WLS	BF	H	R	ER	SO	BB	IBB	HBP	BLK	WP	HR	S	P	ERA	WHIP										
Bobby Witt, R (1, 1) ERA: 3.05	8.0		31	5	3	3	4	2	0	0	0	0	1	66	108	3.38	0.875										
Rick Honeycutt, L (9, 1) ERA: 4.76	0.0	L	2	1	0	0	0	1	0	0	0	0	0	6	11	∞	∞										
Dennis Eckersley, R (9, 1) ERA: 6.75	1.0		4	2	2	2	1	0	0	0	0	0	0	15	22	18.00	2.000										

New York Yankees @ Oakland Athletics
Oakland-Alameda County Coliseum, Oakland, CA

Wed Apr 21 1993, 7:05 PM PDT
Att. 19,018 - Unknown - 59 F

AB	34
R	5
H	8
RBI	5
BB	3
SO	5
LOB	14



Batter	1	2	3	4	5	6	7	8	9	AB R H RBI BB SO LOB
Rickey Henderson, R OBP: 0.463, SLG: 0.605 (1, 7)	3-1 P2 ①			3-1 HR		0-1 HR 1B	2-1 F7 ③			4 2 2 1 0 0 1
Dave Henderson, R OBP: 0.414, SLG: 0.545 (1, 8)	4-1 G4-3 BB			0-0 1B 1B		2-0 P4 ①		2-3 K ①		3 0 1 0 1 1 1
Ruben Sierra, S OBP: 0.314, SLG: 0.542 (1, 9)	0-1 G4-3 1-2f			1-0 F9 ①		1-1 SAFE HR 1-H		2-3 K ②		4 1 1 2 0 1 2
Kevin Seitzer, R OBP: 0.265, SLG: 0.485 (1, 5)			3-1 G6-3 ①		2-2 SAFE 1-2 1B	2-2 G4-3 ②		1-2 G4-3 ③		4 0 1 0 0 0 0
Terry Steinbach, R OBP: 0.320, SLG: 0.396 (1, 2)			0-0 F7 ② 1B		2-0 F7 ②	2-2 1B		2-2 L7 ①		4 0 2 0 0 0 2
Dale Sveum, S (1, 3)			1-1 F8 ③		1-0 L9 ③	1-1 L7 ③		1-3 K ②		4 0 0 0 0 1 3
Scott Brosius, R OBP: 0.240, SLG: 0.333 Eric Fox, S OBP: 0.304, SLG: 0.409 (1, 10) (9, PH)			2-3 K ①		1-0 L7 ①		1-1 SH1-3 1B		1-1 G4-3 ③	3 0 1 0 0 1 0 1 0 0 0 0 0 0
Mike Bordick, R OBP: 0.375, SLG: 0.382 (1, 6)			1-2 G5-3 ②		2-0 G6-4-3 1B		0-2 SAFE SH1-3 ① 1-2			2 0 1 0 0 0 0
Lance Blankenship, R OBP: 0.457, SLG: 0.333 (1, 4)			1-3 K ③		2-0 G6-4-3 1-2f ② ③		3-3 K ②			3 0 0 0 0 2 2

Inning Stats	R: 0 E: 0 K: 5	H: 0 LOB: 0 BB: 1 P: 12	R: 0 E: 0 K: 5	H: 1 LOB: 0 BB: 0 P: 9	R: 0 E: 0 K: 2 S: 9	H: 0 LOB: 0 BB: 0 P: 13	R: 1 E: 0 K: 0 S: 9	H: 3 LOB: 2 BB: 0 P: 18	R: 0 E: 0 K: 0 S: 3	H: 1 LOB: 0 BB: 0 P: 8	R: 2 E: 0 K: 0 S: 14	H: 3 LOB: 1 BB: 0 P: 22	R: 0 E: 0 K: 1 S: 10	H: 1 LOB: 1 BB: 0 P: 16	R: 0 E: 0 K: 2 S: 9	H: 0 LOB: 0 BB: 0 P: 14	R: 0 E: 0 K: 1 S: 8	H: 0 LOB: 0 BB: 0 P: 12	1B: 7 2B: 0 3B: 0 HR: 2	SF: 0 SAC: 1 DP: 2 HBP: 0	WP: 0 PB: 0 SB: 0 CS: 0	PA: 34
--------------	----------------------	----------------------------------	----------------------	---------------------------------	------------------------------	----------------------------------	------------------------------	----------------------------------	------------------------------	---------------------------------	-------------------------------	----------------------------------	-------------------------------	----------------------------------	------------------------------	----------------------------------	------------------------------	----------------------------------	----------------------------------	------------------------------------	----------------------------------	--------

PITCHER	IP	WLS	BF	H	R	ER	SO	BB	IBB	HBP	BLK	WP	HR	S	P	ERA	WHIP
Jimmy Key, L ERA: 1.21 (1, 1)	6.2		27	9	3	3	3	1	0	0	0	0	2	53	94	4.05	1.500
Rich Monteleone, R ERA: 6.75 (7, 1)	1.1	W	4	0	0	0	2	0	0	0	0	0	0	11	18	0.00	0.000
Steve Farr, R ERA: 11.57 (9, 1)	1.0	S	3	0	0	0	1	0	0	0	0	0	0	8	12	0.00	0.000


BOTTOM

New York Yankees @ Oakland Athletics
Oakland-Alameda County Coliseum, Oakland, CA

Wed Apr 21 1993, 7:05 PM PDT
Att: 19,018 - Unknown - 59 F

livebaseballscorecards.com

AB	32
R	3
H	9
RBI	3
BB	1
SO	6
LOB	11



Batter	1	2	3	4	5	6	7	8	9	AB R H RBI BB SO LOB	TOP											
Bernie Williams, S (1, 8) OBP: 0.315, SLG: 0.388	1-1 FC5-4 HBP		2-2 G1-3	0-2 G6-3 1B		1-3 K		4-1 BB		3 0 1 0 1 1 2												
Wade Boggs, L (1, 5) OBP: 0.386, SLG: 0.356	2-2 FC5-4 1-2f		4-0 BB BB BB	0-2 G6-3 1-2f		1-3 K		1-2 G1-3		4 1 0 0 1 1 6												
Don Mattingly, L (1, 3) OBP: 0.357, SLG: 0.385	0-2 L8		4-0 BB BB 1B BB	2-1 G3-1			3-1 F7		0-2 G1-3	4 1 0 0 1 0 1												
Danny Tartabull, R (1, 9) OBP: 0.349, SLG: 0.481	2-3 K		4-2 BB BB 1B BB		2-2 F9		1-3 K		3-3 K	4 1 0 1 1 3 1												
Paul O'Neill, L (1, 7) OBP: 0.362, SLG: 0.512		2-2 G1-3	4-2 1B BB E BB		1-0 G3 2B		1-2 P5		2-2 F7	4 1 1 1 1 0 0												
Matt Nokes, L (1, 2) OBP: 0.214, SLG: 0.293		2-0 G3	3-2 E BB 1B		0-0 G3			2-1 F9		4 0 1 2 0 0 1												
Kevin Maas, L (1, 10) OBP: 0.333, SLG: 0.359		2-0 F8	4-1 E BB 1-2		2-2 P7			3-2 1B		3 0 1 0 1 0 1												
Spike Owen, S (1, 6) OBP: 0.441, SLG: 0.423			4-3 E3			0-0 1B		4-0 BB 1B BB		3 0 1 0 1 0 2												
Pat Kelly, R (1, 4) OBP: 0.278, SLG: 0.442			0-1 G1-3 BB 2B			0-3 K		0-0 BB 1B		4 1 2 0 0 2 4												
Inning Stats	R: 0 E: 0 K: 1 S: 11	H: 0 LOB: 1 BB: 0 P: 16	R: 0 E: 0 K: 0 S: 5	H: 0 LOB: 0 BB: 0 P: 11	R: 5 E: 1 K: 1 S: 25	H: 2 LOB: 3 BB: 5 P: 58	R: 0 E: 0 K: 0 S: 8	H: 1 LOB: 0 BB: 0 P: 10	R: 0 E: 0 K: 0 S: 10	H: 1 LOB: 1 BB: 0 P: 15	R: 0 E: 0 K: 3 S: 11	H: 1 LOB: 1 BB: 0 P: 13	R: 0 E: 0 K: 1 S: 8	H: 0 LOB: 0 BB: 0 P: 13	R: 0 E: 0 K: 0 S: 12	H: 2 LOB: 3 BB: 2 P: 26	R: 0 E: 0 K: 1 S: 9	H: 0 LOB: 0 BB: 0 P: 14	1B: 5 2B: 2 3B: 0 HR: 0	SF: 0 SAC: 0 DP: 1 HBP: 1	WP: 0 PB: 0 SB: 1 CS: 0	PA: 41
PITCHER	IP WLS BF H R ER SO BB IBB HBP BLK WP HR S P ERA WHIP																					
Ron Darling, R (1, 1) ERA: 9.0	2.2 L 16 2 5 4 1 5 0 1 0 0 0 35 76 13.50 2.625																					
Joe Boever, R (3, 1) ERA: 3.97	3.0 12 3 0 0 3 0 0 0 0 0 0 32 43 0.00 1.000																					
Mike Mohler, L (6, 1) ERA: 15.19	2.0 7 1 0 0 2 1 0 0 0 0 0 18 33 0.00 1.000																					
Kelly Downs, R (8, 1) ERA: 14.4	1.1 6 1 0 0 1 1 0 0 0 0 0 14 24 0.00 1.500																					

New York Yankees @ Oakland Athletics
Oakland-Alameda County Coliseum, Oakland, CA

Thu Apr 22 1993, 3:33 AM PDT
Att. 21,765 - Sunny - 61 F

livebaseballscorecards.com

AB	33
R	5
H	7
RBI	4
BB	7
SO	7
LOB	18



Batter	1	2	3	4	5	6	7	8	9	AB	R	H	RBI	BB	SO	LOB
Rickey Henderson, R (1, 7) OBP: 0.458, SLG: 0.565	2-3 K		4-2 BB		4-1 BB		3-1 F8		0-1 G3-1	3	0	0	0	2	1	0
Eric Fox, S (1, 8) OBP: 0.259, SLG: 0.346	0-0 G3-1		1-1 L7		3-2 L7		1-1 F9			4	0	0	0	0	0	3
Ruben Sierra, S (1, 9) OBP: 0.309, SLG: 0.519	0-1 1B		1-3 K		0-1 L8		3-2 G1-3			4	0	1	0	0	1	3
Troy Neel, L (1, 10) OBP: 0.300, SLG: 0.500 Scott Hemond, R (8, PR) OBP: 0.167, SLG: 0.333	2-0 1B			1-0 HR	0-3 K			1-1 G4-6-3 1B		4	1	3	1	0	1	2
Terry Steinbach, R (1, 2) OBP: 0.296, SLG: 0.365	2-0 F8			1-2 G1-3		0-1 G5-3		1-0 G4-6-3 1-2f 1B		4	0	0	0	0	0	3
Kevin Seitzer, R (1, 5) OBP: 0.316, SLG: 0.500		2-3 K		4-0 BB		3-2 1B		1-0 S 1B		3	0	2	0	1	1	0
Dale Sveum, S (1, 3)		1-0 F7		2-0 F7		0-2 F8		1-2 G6-3 1-2		4	0	0	0	0	0	3
Mike Bordick, R (1, 6) OBP: 0.364, SLG: 0.368		1-0 P6		3-3 K		3-2 S 1B			1-2 F9	4	0	1	0	0	1	1
Lance Blankenship, R (1, 4) OBP: 0.436, SLG: 0.300			1-0 L7		4-2 L8 BB		2-3 K		1-0 G5-3	3	0	0	0	1	1	2

Inning Stats	R: 0	H: 2	E: 0	K: 1	S: 8	R: 0	H: 0	E: 0	K: 1	S: 5	R: 0	H: 0	E: 0	K: 1	S: 9	R: 1	H: 1	E: 0	K: 1	S: 8	R: 0	H: 0	E: 0	K: 1	S: 13	R: 0	H: 2	E: 0	K: 1	S: 15	R: 0	H: 0	E: 0	K: 0	S: 7	R: 0	H: 2	E: 0	K: 0	S: 9	R: 0	H: 0	E: 0	K: 0	S: 6	1B: 6	SF: 0	2B: 0	SAC: 0	3B: 0	DP: 1	HR: 1	HBP: 0	WP: 0	PA: 37
--------------	------	------	------	------	------	------	------	------	------	------	------	------	------	------	------	------	------	------	------	------	------	------	------	------	-------	------	------	------	------	-------	------	------	------	------	------	------	------	------	------	------	------	------	------	------	------	-------	-------	-------	--------	-------	-------	-------	--------	-------	--------

PITCHER	IP	WLS	BF	H	R	ER	SO	BB	IBB	HBP	BLK	WP	HR	S	P	ERA	WHIP
Sam Miltello, R (1, 1) ERA: 6.75	5.0	W	22	3	1	1	5	4	0	0	0	0	1	43	82	1.80	1.400
Scott Kamieniecki, R (6, 1) ERA: 2.3	4.0	S	15	4	0	0	1	0	0	0	0	0	0	37	58	0.00	1.000

BOTTOM

New York Yankees @ Oakland Athletics
Oakland-Alameda County Coliseum, Oakland, CA

AB	33
R	1
H	7
RBI	1
BB	4
SO	6
LOB	17



Thu Apr 22 1993, 3:33 AM PDT
Att: 21,765 - Sunny - 61 F

livebaseballscores.com

Batter	1	2	3	4	5	6	7	8	9	AB	R	H	RBI	BB	SO	LOB	TOP										
Kenny Lofton, L OBP: 0.394, SLG: 0.468 (1, 8)	1-1 G5-3 3B	0-3 K		1-3 K		1-1 G4-3		3-2 S 1-H 2-3 2B		5	1	2	1	0	2	2											
Thomas Howard, S OBP: 0.315, SLG: 0.471 (1, 9)	2-1 G5-3	0-1 L6-3 1-2		1-1 FC5-4 1-2f		1-3 K		4-2 G4-6-3 2-3 BB		4	0	0	1	1	1	2											
Carlos Baerga, S OBP: 0.347, SLG: 0.563 (1, 4)	2-2 G6-3 3-H		1-0 G5-3		1-1 FC3-6 1B	1-2 1B		1-0 G4-6-3 1-2f		5	1	2	0	0	0	2											
Albert Belle, R OBP: 0.373, SLG: 0.657 (1, 7)	3-3 K		1-0 F8		4-2 FC3-6 1B	2-2 P9			3-2 HR 2B	4	1	1	0	1	1	1											
Paul Sorrento, L OBP: 0.403, SLG: 0.689 (1, 3)		2-1 HR 2B	0-1 2B		0-1 FC3-6 1B		1-3 K		2-2 HR 2B	5	3	3	2	0	1	2											
Carlos Martinez, R OBP: 0.371, SLG: 0.397 (1, 5)		4-2 HR BB	4-0 IBB		3-2 1B		2-1 G5-3		2-2 G1-3	3	1	1	1	2	0	0											
Alvaro Espinoza, R OBP: 0.273, SLG: 0.600 (9, 5)			2-1 FC6-4		1-3 1B		1-2 G3		0-0 FC6-4 2B	5	1	3	4	0	0	2											
Reggie Jefferson, S OBP: 0.400, SLG: 0.607 (1, 10)		0-0 HR 1-H 2-H	2-1 FC6-4		1-2 1B		1-2 G3			5	1	3	4	0	0	2											
Sandy Alomar Jr., R OBP: 0.246, SLG: 0.204 (1, 2)		3-2 HR		1-1 F8		1-3 K		4-2 CS 1B BB	1-0 FC6-4	4	1	1	1	1	1	3											
Felix Fermin, R OBP: 0.305, SLG: 0.245 (1, 6)		3-2 L6-3 HBP		3-2 FC5-4 1B		0-2 F9		2-2 1B 2B	1-2 F9	4	1	2	0	0	0	3											
Inning Stats	R: 1 E: 0 K: 1 S: 11	H: 1 LOB: 0 BB: 0 P: 19	R: 4 E: 0 K: 1 S: 19	H: 3 LOB: 0 BB: 1 P: 31	R: 0 E: 0 K: 0 S: 6	H: 1 LOB: 2 BB: 1 P: 14	R: 0 E: 0 K: 1 S: 10	H: 1 LOB: 1 BB: 0 P: 16	R: 2 E: 0 K: 1 S: 19	H: 3 LOB: 2 BB: 1 P: 29	R: 0 E: 0 K: 1 S: 13	H: 1 LOB: 1 BB: 0 P: 18	R: 0 E: 0 K: 1 S: 13	H: 0 LOB: 0 BB: 0 P: 17	R: 1 E: 0 K: 0 S: 15	H: 2 LOB: 1 BB: 2 P: 28	R: 2 E: 0 K: 0 S: 17	H: 3 LOB: 1 BB: 0 P: 26	1B: 6 2B: 6 3B: 1 HR: 3	SF: 0 SAC: 0 DP: 2 HBP: 1	WP: 0 PB: 0 SB: 1 CS: 1	PA: 45					
PITCHER	IP	WLS	BF	H	R	ER	SO	BB	IBB	HBP	BLK	WP	HR	S	P	ERA	WHIP										
Shawn Hillegas, R ERA: 6.0 (1, 1)	1.0	L	9	4	5	5	1	1	0	1	0	0	2	25	45	45.00	5.000										
Mike Mohler, L ERA: 9.72 (2, 1)	3.0		11	2	0	0	2	0	1	0	0	0	0	21	35	0.00	0.667										
Bob Welch, R ERA: 5.59 (5, 1)	2.0		11	4	2	2	2	1	0	0	0	0	0	32	47	9.00	2.500										
Kelly Downs, R ERA: 14.14 (7, 1)	2.0		10	4	3	3	1	2	0	0	0	0	1	36	58	13.50	3.000										
Rich Gossage, R ERA: (9, 1)	1.0		4	1	0	0	0	0	0	0	0	0	0	9	13	0.00	1.000										

Cleveland Indians @ Oakland Athletics
Oakland-Alameda County Coliseum, Oakland, CA

Sat Apr 24 1993, 3:33 AM PDT
Att. 26,781 - Sunny - 67 F

AB	39
R	10
H	15
RBI	10
BB	5
SO	6
LOB	17



WP: 0	PA: 45
PB: 0	
SB: 1	
CS: 1	

1B: 6	SF: 0
2B: 6	SAC: 0
3B: 1	DP: 2
HR: 3	HBP: 1

Batter	1	2	3	4	5	6	7	8	9	AB R H RBI BB SO LOB
Rickey Henderson, R OBP: 0.453, SLG: 0.531 (1, 7)	4-0 BB 		4-2 BB 	1-1 G5-3 			3-2 G6-3 		3-1 P5 	3 0 0 0 2 0 2
Dave Henderson, R OBP: 0.353, SLG: 0.444 (1, 8)	0-3 K 		3-3 1 SAFE K 			3-3 K 		2-3 K 	0-1 E5 	5 0 0 0 0 4 2
Ruben Sierra, S OBP: 0.288, SLG: 0.482 Eric Fox, S OBP: 0.250, SLG: 0.333 (1, 9) (9, 9)	2-3 K 		0-0 G4-3 			2-1 F9 		1-3 K 	2-1 L4 	4 0 0 0 0 2 2 1 0 0 0 0 0 1
Mark McGwire, R OBP: 0.471, SLG: 0.435 (1, 3)	2-2 SAFE G5-3 			2-2 K 		1-2 1B 		1-3 K 	1-1 F8 	5 0 1 0 0 2 2
Terry Steinbach, R OBP: 0.310, SLG: 0.382 (1, 2)		0-0 L9 		1-1 1B 2B 		3-1 P6 		4-0 1B BB 		3 1 1 0 1 0 1
Troy Neel, L OBP: 0.341, SLG: 0.524 (1, 10)		3-1 1B 		0-0 2B 1B 		0-2 G4-3 		1-0 S 1B 		4 1 3 1 0 0 0
Kevin Seitzer, R OBP: 0.310, SLG: 0.550 (1, 5)		1-2 F9 		0-1 B1-3 1B 		2-0 HR 		2-3 K 1B 		4 1 1 1 0 1 4
Mike Bordick, R OBP: 0.375, SLG: 0.350 (1, 6)		1-0 F8 		4-2 2B BB 		2-1 F8 		4-0 BB 		2 0 0 0 2 0 1
Lance Blankenship, R OBP: 0.419, SLG: 0.324 (1, 4)			2-2 P5 	2-2 2B 		1-1 G6-3 		1-2 F9 		4 0 1 1 0 0 3

Inning Stats	R: 0	H: 0	E: 0	K: 2	S: 9	H: 0	LOB: 1	BB: 1	P: 17	R: 0	H: 1	E: 0	K: 0	S: 7	H: 0	LOB: 1	BB: 0	P: 12	R: 0	H: 0	E: 0	K: 1	S: 10	R: 2	H: 3	E: 0	K: 1	S: 15	R: 0	H: 1	E: 0	K: 1	S: 11	R: 1	H: 1	E: 0	K: 0	S: 8	R: 0	H: 0	E: 0	K: 2	S: 9	R: 0	H: 1	E: 0	K: 2	S: 16	R: 0	H: 0	E: 1	K: 0	S: 8	1B: 4	2B: 2	3B: 0	HR: 1	SF: 0	SAC: 0	DP: 0	HBP: 0	WP: 0	PB: 0	SB: 3	CS: 0	PA: 40
--------------	------	------	------	------	------	------	--------	-------	-------	------	------	------	------	------	------	--------	-------	-------	------	------	------	------	-------	------	------	------	------	-------	------	------	------	------	-------	------	------	------	------	------	------	------	------	------	------	------	------	------	------	-------	------	------	------	------	------	-------	-------	-------	-------	-------	--------	-------	--------	-------	-------	-------	-------	--------

PITCHER	IP	WLS	BF	H	R	ER	SO	BB	IBB	HBP	BLK	WP	HR	S	P	ERA	WHIP
Mike Bielecki, R ERA: 7.17 (1, 1)	5.0	W	23	5	2	2	5	3	0	0	0	0	0	52	93	3.60	1.600
Ted Power, R ERA: 9.82 (6, 1)	2.0		7	1	1	1	2	0	0	0	0	0	1	17	28	4.50	0.500
Eric Plunk, R ERA: 1.86 (8, 1)	1.0		6	1	0	0	2	2	0	0	0	0	0	16	29	0.00	3.000
Tom Kramer, R ERA: 1.69 (9, 1)	1.0		4	0	0	0	0	0	0	0	0	0	0	8	14	0.00	0.000

BOTTOM

Cleveland Indians @ Oakland Athletics
Oakland-Alameda County Coliseum, Oakland, CA

Sat Apr 24 1993, 3:33 AM PDT
Att. 26,781 - Sunny - 67 F

livebaseballscorecards.com

AB	35
R	3
H	7
RBI	3
BB	5
SO	9
LOB	18



Batter	1	2	3	4	5	6	7	8	9	AB R H RBI BB SO LOB	TOP											
Kenny Lofton, L OBP: 0.421, SLG: 0.485 (1, 8)	4-1 G4-3 S BB		1-2 1B		2-2 F7		3-1 1B	2-1 1B		4 2 3 1 1 0 0												
Felix Fermin, R OBP: 0.344, SLG: 0.310 (1, 6)	2-2 G4-3		2-1 1B		3-2 1B		3-1 1B	3-2 1B		5 1 4 2 0 0 1												
Carlos Baerga, S OBP: 0.350, SLG: 0.553 (1, 4)	2-2 G1-3		3-2 G1-3		0-1 1B		0-0 1B	1-3 K		5 0 2 1 0 1 4												
Albert Belle, R OBP: 0.363, SLG: 0.625 (1, 7)	2-2 F7			0-0 1B	0-0 G4-3		0-0 P3		0-0 G5-3	5 1 1 1 0 0 4												
Paul Sorrento, L OBP: 0.375, SLG: 0.636 (1, 3)		3-2 K		1-2 F8	1-0 G3		0-0 P4		1-3 K	5 0 0 0 0 2 4												
Carlos Martinez, R OBP: 0.364, SLG: 0.377 (1, 5)		0-1 F9		4-2 1B		2-2 G5-3		2-1 G6-3	0-0 1B	3 0 0 0 1 0 0												
Alvaro Espinoza, R OBP: 0.333, SLG: 0.636 (8, 5)				1-2 BB						1 0 1 0 0 0 0												
Reggie Jefferson, S OBP: 0.371, SLG: 0.561 (1, 10)		2-3 K		0-0 P5		0-0 P3		1-0 F9	0-3 K	5 0 0 0 0 2 3												
Glenallen Hill, R OBP: 0.295, SLG: 0.405 (1, 9)			2-0 F8	1-0 E7		0-1 G6-3		1-2 1B		4 1 2 1 0 0 0												
Sandy Alomar Jr., R OBP: 0.246, SLG: 0.192 (1, 2)			1-2 P3	1-3 K			0-0 P5	4-2 1B		3 1 0 0 1 1 2												
Inning Stats	R: 0 E: 0 K: 0 S: 12	H: 0 LOB: 1 BB: 1 P: 22	R: 0 E: 0 K: 2 S: 9	H: 0 LOB: 0 BB: 0 P: 14	R: 0 E: 0 K: 2 S: 13	H: 2 LOB: 2 BB: 1 P: 22	R: 1 E: 1 K: 1 S: 11	H: 2 LOB: 2 BB: 1 P: 18	R: 1 E: 0 K: 0 S: 11	H: 2 LOB: 1 BB: 0 P: 17	R: 0 E: 0 K: 0 S: 7	H: 0 LOB: 0 BB: 0 P: 9	R: 1 E: 0 K: 0 S: 8	H: 3 LOB: 2 BB: 0 P: 14	R: 3 E: 0 K: 1 S: 16	H: 3 LOB: 1 BB: 1 P: 30	R: 0 E: 0 K: 2 S: 8	H: 1 LOB: 1 BB: 0 P: 9	1B: 11 2B: 2 3B: 0 HR: 0	SF: 0 SAC: 0 DP: 0 HBP: 0	WP: 0 PB: 0 SB: 3 CS: 0	PA: 43
PITCHER	IP WLS BF H R ER SO BB IBB HBP BLK WP HR S P ERA WHIP																					
Storm Davis, R ERA: 6.65 (1, 1)	7.2 L 37 11 6 6 3 3 0 0 0 0 0 0 81 136 7.04 1.826																					
Ed Nunez, R ERA: 3.68 (8, 1)	0.1 2 1 0 0 1 0 0 0 0 0 0 6 10 0.00 3.000																					
Dennis Eckersley, R ERA: 5.87 (9, 1)	1.0 4 1 0 0 2 0 0 0 0 0 0 8 9 0.00 1.000																					

Cleveland Indians @ Oakland Athletics
Oakland-Alameda County Coliseum, Oakland, CA

Sun Apr 25 1993, 3:33 AM PDT
Att. 28,084 - Sunny - 64 F

livebaseballscorecards.com

AB	40
R	6
H	13
RBI	6
BB	3
SO	6
LOB	18



Batter	1	2	3	4	5	6	7	8	9
Rickey Henderson, R OBP: 0.456, SLG: 0.519 Eric Fox, S OBP: 0.250, SLG: 0.333	1-1 P3			4-2 G4-3 S BB		3-2 CS 1B		3-2 L4	
Dave Henderson, R OBP: 0.316, SLG: 0.387	0-0 F8			0-2 G4-3 1-3		2-2 P4		2-3 K	
Ruben Sierra, S OBP: 0.286, SLG: 0.467	1-0 G4-3			3-2 P6		1-2 CS 1-2	0-1 1B	0-3 K	
Mark McGwire, R OBP: 0.421, SLG: 0.370		2-3 K			1-3 K		1-3 SAFE K	1-2 P3	
Troy Neel, L OBP: 0.340, SLG: 0.500		1-0 F7			4-2 BLK BB		1-2 SAFE F7		
Terry Steinbach, R OBP: 0.295, SLG: 0.362		2-2 G4-3			2-0 P3		0-0 F8		
Kevin Seitzer, R OBP: 0.311, SLG: 0.524			1-3 K		4-1 BB		0-1 G4-3		
Mike Bordick, R OBP: 0.353, SLG: 0.326			1-3 K		2-1 L6		3-2 P4		
Lance Blankenship, R OBP: 0.413, SLG: 0.351			2-3 K			2-2 F8	3-2 2B		

Inning Stats	R: 0	H: 0	E: 0	LOB: 0	K: 0	S: 4	R: 0	H: 0	E: 0	LOB: 0	K: 1	S: 7	R: 0	H: 0	E: 0	LOB: 0	K: 3	S: 10	R: 0	H: 0	E: 0	LOB: 0	K: 0	S: 11	R: 0	H: 0	E: 0	LOB: 2	K: 1	S: 10	R: 0	H: 1	E: 0	LOB: 0	K: 0	S: 12	R: 0	H: 1	E: 0	LOB: 1	K: 1	S: 12	R: 0	H: 1	E: 0	LOB: 1	K: 0	S: 11	R: 0	H: 0	E: 0	LOB: 0	K: 2	S: 12	1B: 2	SF: 0	2B: 1	SAC: 0	3B: 0	DP: 0	HR: 0	HBP: 0	
	0	0	0	0	0	6	0	0	0	0	0	12	0	0	0	0	0	0	14	0	0	0	0	0	18	0	0	0	2	2	23	0	1	0	0	0	20	0	1	0	1	0	14	0	1	0	1	0	20	0	0	0	0	0	15	2	0	1	0	0	0	0	0

PITCHER	IP	WLS	BF	H	R	ER	SO	BB	IBB	HBP	BLK	WP	HR	S	P	ERA	WHIP
Jose Mesa, R ERA: 3.91	(1, 1)	7.0	24	2	0	0	6	3	0	0	1	0	0	66	107	0.00	0.714
Derek Lilliquist, L ERA: 2.08	(8, 1)	2.0	7	1	0	0	2	0	0	0	0	0	0	23	35	0.00	0.500

BOTTOM

AB	R	H	RBI	BB	SO	LOB
3	0	1	0	1	0	1
0	0	0	0	0	0	0
4	0	0	0	0	1	2
4	0	1	0	0	1	0
4	0	0	0	0	3	1
2	0	0	0	1	0	1
3	0	0	0	0	0	2
2	0	0	0	1	1	0
3	0	0	0	0	1	2
3	0	1	0	0	1	0

AB	28
R	0
H	3
RBI	0
BB	3
SO	8
LOB	9



WP	PA
0	32

Cleveland Indians @ Oakland Athletics
Oakland-Alameda County Coliseum, Oakland, CA
 Sun Apr 25 1993, 3:33 AM PDT
 Att: 28,084 - Sunny - 64 F

livebaseballscorecards.com

Batter	1	2	3	4	5	6	7	8	9	AB R H RBI BB SO LOB	TOP
Bob Zupcic, R (1, 8) OBP: 0.394, SLG: 0.370	2-2 P4		4-1 BB		1-3 K		2-2 SF7			2 0 0 1 1 1 0	Boston Red Sox @ Oakland Athletics Oakland-Alameda County Coliseum, Oakland, CA Tue Apr 27 1993, 7:05 PM PDT Att. 20,046 - Unknown - 60 F
John Valentin, R (1, 6) OBP: 0.083, SLG: 0.182	1-0 L9		0-0 L9		2-2 F7		1-0 G6-4-3			4 0 0 0 0 0 3	
Mike Greenwell, L (1, 7) OBP: 0.365, SLG: 0.551	1-0 1B			0-1 1B SF7 2B		2-2 P5		1-2 L9		4 1 2 0 0 0 0	
Andre Dawson, R (1, 9) OBP: 0.303, SLG: 0.348	0-3 K			1-0 1B		0-1 G5-3		1-2 G5-3		4 0 1 0 0 1 1	
Mo Vaughn, L (1, 10) OBP: 0.457, SLG: 0.677		4-1 G1-6-3 BB		3-2 SF7		4-0 BB		4-2 BB		0 0 0 1 3 0 0	
Carlos Quintana, R (1, 3) OBP: 0.414, SLG: 0.365		1 SAFE 2-1 G1-6-3		0-1 FC6 1B		1-2 G1-3		0-1 F7		4 0 1 0 0 0 3	
Scott Cooper, L (1, 5) OBP: 0.392, SLG: 0.479		0-3 K		1-3 K		1-1 1B SF7 1B		2-3 K		4 1 1 0 0 3 2	
Tony Peña, R (1, 2) OBP: 0.176, SLG: 0.200			1-2 G6-3	0-0 FC6		1-1 1B		1-2 P2		3 0 1 0 0 0 2	
Billy Hatcher, R (9, PH) OBP: 0.310, SLG: 0.302				1-2 1B		1-2 1B		3-1 G3		1 0 0 0 0 0 0	
Luis Rivera, R (1, 4) OBP: 0.250, SLG: 0.239			0-2 L8		1-0 G5-3		1-1 G6-4-3 1B			2 0 0 0 0 0 0	
Ernest Riles, L (7, PH) OBP: 0.167, SLG: 0.188										2 0 1 0 0 0 0	
Inning Stats	R: 0 H: 1 E: 0 LOB: 1 K: 1 BB: 0 S: 9 P: 13	R: 0 H: 0 E: 0 LOB: 0 K: 1 BB: 1 S: 7 P: 13	R: 0 H: 0 E: 0 LOB: 1 K: 0 BB: 1 S: 9 P: 14	R: 1 H: 3 E: 0 LOB: 2 K: 1 BB: 0 S: 12 P: 17	R: 0 H: 0 E: 0 LOB: 0 K: 1 BB: 0 S: 8 P: 12	R: 0 H: 0 E: 0 LOB: 1 K: 0 BB: 1 S: 8 P: 15	R: 1 H: 3 E: 0 LOB: 1 K: 0 BB: 0 S: 12 P: 18	R: 0 H: 0 E: 0 LOB: 1 K: 0 BB: 1 S: 13 P: 19	R: 0 H: 0 E: 0 LOB: 0 K: 1 BB: 0 S: 9 P: 15	1B: 6 SF: 2 2B: 1 SAC: 0 3B: 0 DP: 2 HR: 0 HBP: 0	WP: 0 PA: 36 PB: 0 SB: 0 CS: 0
PITCHER	IP WLS BF H R ER SO BB IBB HBP BLK WP HR S P ERA WHIP										
Bobby Witt, R (1, 1) ERA: 3.04	6.0 W 26 6 2 2 4 3 0 0 0 0 0 0 57 90 3.00 1.500										
Rich Gossage, R (7, 1) ERA:	3.0 S 10 1 0 0 1 1 0 0 0 0 0 0 30 46 0.00 0.667										

AB	30
R	2
H	7
RBI	2
BB	4
SO	5
LOB	11



Batter	1	2	3	4	5	6	7	8	9
Rickey Henderson, R Eric Fox, S OBP: 0.458, SLG: 0.509 (8, PH) (9, 7)	2-1 F9		1-2 SH1-3 HR 1B		1-0 HBP 1B	1-3 K		0-0 G5-3	
Kevin Seitzer, R OBP: 0.313, SLG: 0.511 (1, 5)	0-2 G6-3		2-1 SH1-3 1-2		3-2 BB 1B		2-0 G4-3		
Ruben Sierra, S OBP: 0.299, SLG: 0.516 (1, 9)	1-1 1B		1-2 2-H HR		1-1 P5		0-3 K		
Troy Neel, L OBP: 0.333, SLG: 0.468 (1, 10)	2-1 F8		1-0 G4-3		4-0 1-2 BB		2-3 K		
Mark McGwire, R OBP: 0.429, SLG: 0.581 (1, 3)		1-1 HR	0-0 F8		2-1 F8		2-0 HR		
Terry Steinbach, R OBP: 0.323, SLG: 0.419 (1, 2)		2-2 1B WP G6-4-3 1B		1-1 G5-3		2-1 E 2B		2-1 G1-3 2B	
Dave Henderson, R OBP: 0.310, SLG: 0.371 (1, 8)		1-2 G6-4-3 1B 1-3		2-2 G4-3		2-3 K		1-1 F8	
Mike Bordick, R OBP: 0.345, SLG: 0.319 (1, 6)		1-2 G6-4-3 1-2f 3-H		0-0 F9		0-2 E3 2-H 1B		1-1 G1-3 2-3	
Lance Blankenship, R OBP: 0.420, SLG: 0.425 (1, 4)		0-1 G6-3			1-2 HR	2-2 K		4-0 BB	

Inning Stats	R: 0	H: 1	E: 0	K: 0	S: 9	R: 2	H: 3	E: 0	K: 0	S: 14	R: 2	H: 2	E: 0	K: 0	S: 12	R: 0	H: 0	E: 0	K: 0	S: 6	R: 1	H: 2	E: 0	K: 0	S: 10	R: 1	H: 2	E: 1	K: 3	S: 15	R: 0	H: 0	E: 0	K: 2	S: 9	R: 1	H: 2	E: 0	K: 0	S: 8	
	LOB: 1	BB: 0	LOB: 0	BB: 0	LOB: 0	LOB: 0	BB: 0	LOB: 0	BB: 0	LOB: 0	LOB: 0	BB: 0	LOB: 0	BB: 0	LOB: 0	LOB: 2	LOB: 1	LOB: 0	BB: 0	LOB: 2	LOB: 1	LOB: 0	LOB: 0	LOB: 0	LOB: 2	LOB: 1	LOB: 0	LOB: 0	LOB: 0	LOB: 0	LOB: 0	LOB: 2	LOB: 0	LOB: 0	LOB: 0	LOB: 0	LOB: 2	LOB: 2	LOB: 1	LOB: 1	LOB: 2

AB	R	H	RBI	BB	SO	LOB
3	1	1	0	0	1	1
1	0	0	0	0	0	2
3	0	0	0	1	1	1
4	1	2	2	0	1	1
3	0	0	0	1	1	1
4	2	2	2	0	0	2
4	2	3	0	0	0	0
4	0	1	0	0	1	2
4	0	1	0	0	0	2
3	1	1	1	1	1	1

WP	HR	S	P	ERA	WHIP
1	0	5	0	8.2	1.750
0	0	5	0	2.13	1.333
0	1	8	18	9.00	3.000

BOTTOM

AB	R	H	RBI	BB	SO	LOB
3	1	1	0	0	1	1
1	0	0	0	0	0	2
3	0	0	0	1	1	1
4	1	2	2	0	1	1
3	0	0	0	1	1	1
4	2	2	2	0	0	2
4	2	3	0	0	0	0
4	0	1	0	0	1	2
4	0	1	0	0	0	2
3	1	1	1	1	1	1

AB	33
R	7
H	12
RBI	5
BB	2
SO	5
LOB	12



WP	HR	S	P	ERA	WHIP
1	0	5	0	8.2	1.750
0	0	5	0	2.13	1.333
0	1	8	18	9.00	3.000

BOSTON RED SOX @ OAKLAND ATHLETICS
Oakland-Alameda County Coliseum, Oakland, CA

Tue Apr 27 1993, 7:05 PM PDT
 Att: 20,046 - Unknown - 60 F

livebaseballscorecards.com

Batter	1	2	3	4	5	6	7	8	9	AB R H RBI BB SO LOB	TOP									
Billy Hatcher, R OBP: 0.302, SLG: 0.293 (1, 8) X	0-0 P4		2-1 G5-3			1-2 G4-3		0-2 1B FC4-6 1B	3-2 F8	5 1 1 0 0 0 1										
Carlos Quintana, R OBP: 0.419, SLG: 0.375 Bob Zupcic, R OBP: 0.394, SLG: 0.370 (8, PR) X (8, 9)	1-2 G6-3		0-0 F8			2-2 1B 1B		1-2 FC4-6 1B 1-3 1B		4 0 2 0 0 0 0 0 0 0 0 0 0 0										
Mike Greenwell, L OBP: 0.360, SLG: 0.537 (1, 7) X	1-0 G3-1			2-2 G5-3		0-0 HBP 1B 1-3		2-0 FC4-6 BB 1B 1-2f		4 1 1 1 0 0 1										
Andre Dawson, R OBP: 0.300, SLG: 0.333 (1, 10)		0-1 F7		1-0 G6-3		2-1 FC6-4 HBP 1-2		0-0 F9		3 0 0 0 0 0 1										
Mo Vaughn, L OBP: 0.459, SLG: 0.708 (1, 3)		0-2 HR		3-2 F7		2-3 K		4-1 1B BB 1-2		3 1 1 1 1 1 3										
Bob Melvin, R OBP: 0.240, SLG: 0.261 (1, 2)		1-1 1B 1B			2-0 G4-3	0-0 FC6-4 1-2f		3-2 1-3 2-H 1B		4 0 2 1 0 0 3										
Scott Cooper, L OBP: 0.398, SLG: 0.481 (1, 5)		2-0 G5-4-3 1-2 1B			1-0 1B 1B		2-3 K	0-3 K		4 0 2 0 0 2 2										
John Valentin, R OBP: 0.107, SLG: 0.192 (1, 6)		0-1 G5-4-3 1-2f			0-1 SAFE G5-4-3 1-2 1B		0-0 G6-3		0-1 P4	4 0 1 0 0 0 2										
Luis Rivera, R OBP: 0.250, SLG: 0.224 (1, 4)			3-2 P3		0-1 G5-4-3 1-2f		1-0 F8		4-0 CS BB	3 0 0 0 1 0 2										
Inning Stats	R: 0 E: 0 K: 0 S: 6	H: 0 LOB: 0 BB: 0 P: 8	R: 1 E: 0 K: 0 S: 10	H: 3 LOB: 1 BB: 0 P: 13	R: 0 E: 0 K: 0 S: 6	H: 0 LOB: 0 BB: 0 P: 11	R: 0 E: 0 K: 0 S: 8	H: 0 LOB: 0 BB: 0 P: 14	R: 0 E: 0 K: 1 S: 12	H: 2 LOB: 1 BB: 0 P: 9	R: 0 E: 0 K: 1 S: 6	H: 0 LOB: 0 BB: 0 P: 9	R: 2 E: 0 K: 1 S: 18	H: 3 LOB: 2 BB: 1 P: 27	R: 0 E: 0 K: 0 S: 8	H: 0 LOB: 0 BB: 1 P: 15	1B: 9 2B: 0 3B: 0 HR: 1	SF: 0 SAC: 0 DP: 2 HBP: 1	WP: 0 PB: 0 SB: 0 CS: 1	PA: 37
PITCHER	IP WLS BF H R ER SO BB IBB HBP BLK WP HR S P ERA WHIP																			
Bob Welch, R ERA: 5.0 (1, 1)	7.2 L 33 10 3 3 2 1 0 1 0 0 0 1 69 107 3.52 1.435																			
Mike Mohler, L ERA: 9.35 (8, 1)	0.1 1 0 0 0 1 0 0 0 0 0 0 0 3 3 0.00 0.000																			
Ed Nunez, R ERA: 3.24 (9, 1)	1.0 3 0 0 0 0 1 0 0 0 0 0 0 8 15 0.00 1.000																			

Boston Red Sox @ Oakland Athletics
Oakland-Alameda County Coliseum, Oakland, CA

Wed Apr 28 1993, 3:33 AM PDT
Att. 20,783 - Sunny - 69 F

AB	34
R	3
H	10
RBI	3
BB	2
SO	3
LOB	15



WP: 0	PA: 37
PB: 0	
SB: 0	
CS: 1	

Batter	1	2	3	4	5	6	7	8	9
Rickey Henderson, R OBP: 0.447, SLG: 0.492 (1, 10) C C X	0-2 F7 ①		2-3 SAFE SAFE K ①			1-0 F7 ①		0-2 1B SF8 1B	
Lance Blankenship, R OBP: 0.396, SLG: 0.395 Dale Sveum, S OBP: 0.111, SLG: 0.111 (8, PH) (9, 4) B B C X	2-1 F9 ②		3-3 K ② ③ 1-2			2-2 F8 ②		3-2 1B FC6-4 1B ③ 1-3	
Ruben Sierra, S OBP: 0.310, SLG: 0.515 (1, 9) B B C B	4-1 BB ③			2-2 G1-3 ①		0-0 BB 1B		1-1 SF8 ② 3-H	
Kevin Seitzer, R OBP: 0.308, SLG: 0.479 (1, 5) F B X	1-1 G5-3 ③			1-2 P4 ②		4-2 SAFE BB 1-2		0-2 FC6-4 ③ 1-2f	
Mark McGwire, R OBP: 0.391, SLG: 0.514 (1, 3) F B X		1-3 K ①		1-2 P4 ③		0-0 L5 ③			2-0 P3 ①
Dave Henderson, R OBP: 0.283, SLG: 0.333 (1, 8) B B C X		1-3 K ②			3-2 F9 ①		0-0 F9 ①		0-0 L4 ②
Terry Steinbach, R OBP: 0.319, SLG: 0.400 (1, 2) F B B B B B X		4-2 BB ③			0-2 G5-3 ②		0-0 F8 ②		1-3 K ③
Mike Bordick, R OBP: 0.345, SLG: 0.340 (1, 6) B B X		1-2 P5 ③			3-2 2B		2-2 F8 ③		
Eric Fox, S OBP: 0.250, SLG: 0.300 (1, 7) C B B B B X			4-1 CS BB		1-1 L7 ③			1-2 F8 ①	

Inning Stats	R: 0 E: 0 K: 8	H: 0 LOB: 1 BB: 1 P: 15	R: 0 E: 0 K: 2 S: 11	H: 0 LOB: 1 BB: 1 P: 18	R: 0 E: 0 K: 2 S: 8	H: 0 LOB: 1 BB: 1 P: 16	R: 0 E: 0 K: 0 S: 9	H: 0 LOB: 0 BB: 0 P: 13	R: 0 E: 0 K: 0 S: 12	H: 1 LOB: 1 BB: 0 P: 19	R: 0 E: 0 K: 0 S: 8	H: 1 LOB: 2 BB: 1 P: 15	R: 0 E: 0 K: 0 S: 5	H: 0 LOB: 0 BB: 0 P: 7	R: 1 E: 0 K: 0 S: 15	H: 2 LOB: 1 BB: 0 P: 20	R: 0 E: 0 K: 1 S: 5	H: 0 LOB: 0 BB: 0 P: 8	
1B: 3 2B: 2 3B: 0 HR: 0	SF: 1 SAC: 0 DP: 1 HBP: 0	WP: 0 PB: 0 SB: 0 CS: 1	1B: 0 2B: 0 3B: 0 HR: 0	SF: 0 SAC: 0 DP: 0 HBP: 0	WP: 0 PB: 0 SB: 0 CS: 0	1B: 0 2B: 0 3B: 0 HR: 0	SF: 0 SAC: 0 DP: 0 HBP: 0	WP: 0 PB: 0 SB: 0 CS: 0	1B: 0 2B: 0 3B: 0 HR: 0	SF: 0 SAC: 0 DP: 0 HBP: 0	WP: 0 PB: 0 SB: 0 CS: 0	1B: 0 2B: 0 3B: 0 HR: 0	SF: 0 SAC: 0 DP: 0 HBP: 0	WP: 0 PB: 0 SB: 0 CS: 0	1B: 0 2B: 0 3B: 0 HR: 0	SF: 0 SAC: 0 DP: 0 HBP: 0	WP: 0 PB: 0 SB: 0 CS: 0	1B: 0 2B: 0 3B: 0 HR: 0	SF: 0 SAC: 0 DP: 0 HBP: 0

PITCHER	IP	WLS	BF	H	R	ER	SO	BB	IBB	HBP	BLK	WP	HR	S	P	ERA	WHIP
Frank Viola, L ERA: 1.47 (1, 1)	7.1	W	28	3	1	1	4	4	0	0	0	0	0	67	110	1.23	0.955
Greg Harris, R ERA: 2.57 (8, 1)	0.0		1	1	0	0	0	0	0	0	0	0	0	4	7	∞	∞
Jeff Russell, R ERA: 1.29 (8, 1)	1.2	S	5	0	0	0	1	0	0	0	0	0	0	10	14	0.00	0.000

BOTTOM

Boston Red Sox @ Oakland Athletics
Oakland-Alameda County Coliseum, Oakland, CA

Wed Apr 28 1993, 3:33 AM PDT
Att: 20,783 - Sunny - 69 F

livebaseballscorecards.com

AB	29
R	1
H	4
RBI	1
BB	4
SO	5
LOB	8



WP: 0	PA: 34
PB: 0	
SB: 0	
CS: 1	

Batter	1	2	3	4	5	6	7	8	9	10	AB R H RBI BB SO LOB
Kenny Lofton, L (1, 8) OBP: 0.398, SLG: 0.438	1-1 F8		1-0 L7		3-2 L8			4-2 BB		4-2 1-2 BB	3 0 0 0 2 0 0
Felix Fermin, R (1, 6) OBP: 0.329, SLG: 0.292	2-2 F9			1-2 G4-3		0-0 G6-3		1-3 K		0-3 K	3 0 0 0 0 0 0 1 0 0 0 0 1 2 1 0 0 0 0 1 2
Thomas Howard, S (8, PH) OBP: 0.304, SLG: 0.453											
Sandy Alomar Jr., R (9, 2) OBP: 0.242, SLG: 0.179											
Carlos Baerga, S (1, 4) OBP: 0.313, SLG: 0.473	1-1 G4-3			4-2 HR BB		1-0 F7		2-2 F7			3 1 0 0 1 0 2
Albert Belle, R (1, 7) OBP: 0.365, SLG: 0.640		3-1 G3 S 1B		0-0 HR		3-3 K		1-3 K			4 1 2 2 0 2 0
Paul Sorrento, L (1, 3) OBP: 0.329, SLG: 0.557		2-2 SAFE G3		2-2 2B			2-2 G4-3		2-2 G1-3		4 0 1 0 0 0 1
Carlos Martinez, R (1, 5) OBP: 0.367, SLG: 0.392		1-1 F9		2-2 G5-3		3-2 P3		0-2 F8			4 0 0 0 0 0 2
Reggie Jefferson, S (1, 10) OBP: 0.333, SLG: 0.481		3-3 K		3-0 P5		1-2 G3			2-3 K		4 0 0 0 0 2 2
Glenallen Hill, R (1, 9) OBP: 0.310, SLG: 0.407			0-0 F8		0-0 P3		2-2 F8 2B		0-3 K		4 0 1 0 0 1 0
Junior Ortiz, R (1, 2) OBP: 0.176, SLG: 0.125			1-2 G4-3		2-1 P2		0-2 F8		0-2 BB 1B		2 0 0 0 0 0 0 1 0 0 0 0 0 1 1 0 1 0 0 0 0
Jeff Treadway, L (8, PH) OBP: 0.444, SLG: 0.480											
Alvaro Espinoza, R (9, 6) OBP: 0.400, SLG: 0.714											

Inning Stats	R: 0	H: 0	E: 0	K: 0	S: 7	R: 0	H: 1	E: 0	K: 1	S: 12	R: 0	H: 0	E: 0	K: 0	S: 5	R: 2	H: 2	E: 0	K: 0	S: 16	R: 0	H: 0	E: 0	K: 0	S: 7	R: 0	H: 0	E: 0	K: 1	S: 6	R: 0	H: 0	E: 0	K: 0	S: 10	R: 0	H: 1	E: 0	K: 1	S: 16	R: 0	H: 0	E: 0	K: 1	S: 11	R: 0	H: 1	E: 0	K: 3	S: 18	1B: 2	2B: 2	3B: 0	HR: 1	SF: 0	SAC: 0	DP: 0	HBP: 0	WP: 0	PA: 38
--------------	------	------	------	------	------	------	------	------	------	-------	------	------	------	------	------	------	------	------	------	-------	------	------	------	------	------	------	------	------	------	------	------	------	------	------	-------	------	------	------	------	-------	------	------	------	------	-------	------	------	------	------	-------	-------	-------	-------	-------	-------	--------	-------	--------	-------	--------

PITCHER	IP	WLS	BF	H	R	ER	SO	BB	IBB	HBP	BLK	WP	HR	S	P	ERA	WHIP
Ron Darling, R (1, 1) ERA: 5.54	7.0		25	3	2	2	2	1	0	0	0	0	1	63	105	2.57	0.571
Ed Nunez, R (8, 1) ERA: 3.12	0.1		2	1	0	0	0	0	0	0	0	0	0	7	9	0.00	3.000
Mike Mohler, L (8, 1) ERA: 8.68	0.2		3	0	0	0	1	1	0	0	0	0	0	9	16	0.00	1.500
Rich Gossage, R (9, 1) ERA:	1.0	W	3	0	0	0	1	0	0	0	0	0	0	11	14	0.00	0.000
Dennis Eckerley, R (10, 1) ERA: 5.19	1.0		5	1	0	0	3	1	0	0	0	0	0	18	24	0.00	2.000

PITCHER	IP	WLS	BF	H	R	ER	SO	BB	IBB	HBP	BLK	WP	HR	S	P	ERA	WHIP
---------	----	-----	----	---	---	----	----	----	-----	-----	-----	----	----	---	---	-----	------

BOTTOM

Oakland Athletics @ Cleveland Indians
Cleveland Municipal Stadium, Cleveland, OH

Fri Apr 30 1993, 7:05 PM EDT
Att. 30,634 - Unknown

livebaseballscorecards.com

AB	35
R	2
H	5
RBI	2
BB	3
SO	7
LOB	12



Batter	1	2	3	4	5	6	7	8	9	AB R H RBI BB SO LOB	TOP		
Rickey Henderson, R OBP: 0.435, SLG: 0.478 (1, 7) B C X	2-1 P6 ①		3-2 1B 1-3 F B S B X		1-1 F9 ③ C B X			1-1 G4-3 ③ B C X		4 0 1 0 0 0 1			
Scott Brosius, R OBP: 0.267, SLG: 0.379 Kevin Seitzer, R OBP: 0.276, SLG: 0.426 (1, 5) C F F B B X	2-2 G4-3 ②		1-3 K ③ 1 SAFE B F F S			0-0 P3 ① X			2-3 K ①	3 0 0 0 0 1 2 1 0 0 0 0 1 0			
Ruben Sierra, S OBP: 0.325, SLG: 0.560 (1, 9) B X	1-0 G4-3 ③			1-0 F9 ① B X		2-2 CS 1B C B S B X			2-2 E BB 1B C F B B X	4 0 2 0 0 0 0			
Troy Neel, L OBP: 0.316, SLG: 0.423 Lance Blankenship, R OBP: 0.399, SLG: 0.386 (1, 10) F S B S B X		2-3 K ①		4-1 S BB B B B B X		1-2 F8 ② C 1 SAFE S B 1 SAFE F X			2-2 L7 ② C F B B B X	2 0 0 0 1 1 1 1 0 0 0 0 0 1			
Mark McGwire, R OBP: 0.418, SLG: 0.524 (1, 3) B B B B B B X		3-2 G5-3 ② C F B B B X		2-3 K ② S B B B X		1-1 CS ③ F B	4-1 G5-4-3 BB B B B B X		4-2 E BB 1-2 B B B B B X	2 0 0 0 2 1 1			
Terry Steinbach, R OBP: 0.321, SLG: 0.432 (1, 2) X		0-0 G4-3 ③		2-2 L8 ③ C F B B B X			1-1 G5-4-3 ① ② 1-2f C B X		0-2 E1 1-2 2-3 S S X	4 0 0 0 0 0 4			
Dave Henderson, R OBP: 0.280, SLG: 0.349 (1, 8) B F X			1-1 F9 ①		0-1 G4-3 2B C X			1-1 P5 ③ C B X		0-3 K ③ S F C B X	4 0 1 0 0 1 3		
Dale Sveum, S OBP: 0.176, SLG: 0.125 (1, 4) B B B B X		4-0 1B BB B B B X		1-0 G4-3 ① B X				2-2 G4-3 ① B F B B X		2 0 0 0 1 0 1			
Mike Bordick, R OBP: 0.318, SLG: 0.310 (1, 6) C F B X			1-2 F8 ②		1-0 G5-3 ② B X			1-3 K ② C F B S		3 0 0 0 0 1 2			
Inning Stats	R: 0 E: 0 K: 0 S: 8 H: 0 LOB: 0 BB: 0 P: 13	R: 0 E: 0 K: 1 S: 7 H: 0 LOB: 0 BB: 0 P: 12	R: 0 E: 0 K: 1 S: 11 H: 1 LOB: 2 BB: 1 P: 21	R: 0 E: 0 K: 1 S: 10 H: 0 LOB: 1 BB: 1 P: 19	R: 0 E: 0 K: 0 S: 6 H: 1 LOB: 1 BB: 0 P: 9	R: 0 E: 0 K: 0 S: 9 H: 1 LOB: 0 BB: 0 P: 13	R: 0 E: 0 K: 0 S: 5 H: 0 LOB: 0 BB: 1 P: 11	R: 0 E: 0 K: 1 S: 9 H: 0 LOB: 0 BB: 0 P: 13	R: 0 E: 1 K: 2 S: 28 H: 0 LOB: 3 BB: 1 P: 38	1B: 3 2B: 1 3B: 0 HR: 0 SF: 0 SAC: 0 DP: 1 HBP: 0	WP: 0 PB: 0 SB: 1 CS: 1 PA: 35		
PITCHER	IP WLS BF H R ER SO BB IBB HBP BLK WP HR S P ERA WHIP											PITCHER	IP WLS BF H R ER SO BB IBB HBP BLK WP HR S P ERA WHIP
Jose Mesa, R ERA: 2.94 (1, 1)	8.1 W 30 4 0 0 5 3 0 0 0 0 0 0 72 122 0.00 0.840												
Derek Lilliquist, L ERA: 2.0 (9, 1)	0.1 1 0 0 0 0 0 0 0 0 0 0 0 8 10 0.00 0.000												
Eric Plunk, R ERA: 4.09 (9, 1)	0.1 S 3 0 0 0 1 1 0 0 0 0 0 0 13 17 0.00 3.000												

Oakland Athletics @ Cleveland Indians
Cleveland Municipal Stadium, Cleveland, OH

AB	30
R	0
H	4
RBI	0
BB	4
SO	6
LOB	16



Sat May 01 1993, 3:33 AM EDT
Att. 19,589 - Sunny - 52 F

livebaseballscorecards.com

Batter	1	2	3	4	5	6	7	8	9
Kenny Lofton, L OBP: 0.412, SLG: 0.439 (1, 8) BB C C C X	2-2 F7 ①		4-1 L6 S BB		1-1 G3-6-3 1B			4-0 G5-3 BB	
Wayne Kirby, L (1, 9) C B X	1-1 F8 ②		2-2 L6 ① ② 1-2		0-0 G3-6-3 ② ③ 1-2f			1-3 K ①	
Carlos Baerga, S OBP: 0.310, SLG: 0.457 (1, 4) B C S B B B	4-2 2B BB		1-2 G5-3 ③				3-1 F8 ①	0-0 G5-3 ② 1-2	
Albert Belle, R OBP: 0.370, SLG: 0.640 (1, 7) S 1 B B X	2-1 2B ①-H			2-0 F7 ①			0-0 F9 ②	4-0 IBB	
Paul Sorrento, L OBP: 0.348, SLG: 0.550 (1, 3) B B C F B B	4-2 BB			4-1 1B BB			4-2 FC6 BB	0-0 F8 ③	
Reggie Jefferson, S OBP: 0.322, SLG: 0.463 (1, 10) C X	0-1 G5-3 ③			1-3 K ②			2-2 FC6 ③ 1-2f		
Jeff Treadway, L OBP: 0.433, SLG: 0.464 (1, 5) Alvaro Espinoza, R OBP: 0.400, SLG: 0.714 (9, 5)		3-2 F7 ①		0-1 SAFE 1B ①			2-1 P5 ①		
Felix Fermin, R OBP: 0.329, SLG: 0.293 (1, 6) B X		1-0 F9 ②		3-2 F8 ③			1-0 1B ②		
Junior Ortiz, R OBP: 0.150, SLG: 0.105 (1, 2) C B B X		1-3 K ③				0-0 F9 ①	2-1 G5-3 ③		

AB	R	H	RBI	BB	SO	LOB
2	0	1	0	2	0	0
4	0	0	0	0	1	3
3	1	0	0	1	0	1
3	0	1	1	1	0	0
1	0	0	0	3	0	2
3	0	0	0	0	1	4
3	0	1	0	0	0	0
0	0	0	0	0	0	0
3	0	1	0	0	0	2
3	0	0	0	0	1	0

BOTTOM

Oakland Athletics @ Cleveland Indians
Cleveland Municipal Stadium, Cleveland, OH

Sat May 01 1993, 3:33 AM EDT
Att. 19,589 - Sunny - 52 F

AB	25
R	1
H	4
RBI	1
BB	7
SO	3
LOB	12



1B: 3	SF: 0
2B: 2	SAC: 0
3B: 0	DP: 2
HR: 0	HBP: 0

WP: 0	PA: 32
PB: 0	
SB: 1	
CS: 0	

Inning Stats	R	H	E	K	S	LOB	BB	P
1	1	1	0	0	27	2	0	1
2	0	0	0	11	0	0	0	16
3	0	0	0	9	1	1	0	15
4	0	1	0	11	2	2	0	21
5	0	1	0	4	0	0	0	5
6	0	0	0	9	1	1	0	18
7	0	1	0	5	0	0	0	10
8	0	0	0	5	2	2	0	14
9	0	0	0	0	0	0	0	0

PITCHER	IP	WLS	BF	H	R	ER	SO	BB	IBB	HBP	BLK	WP	HR	S	P	ERA	WHIP
Storm Davis, R ERA: 6.23 (1, 1)	3.0	L	12	1	1	1	1	3	0	0	0	0	0	34	58	3.00	1.333
Joe Boever, R ERA: 2.93 (4, 1)	4.0		15	3	0	0	1	2	0	0	0	0	0	29	54	0.00	1.250
Mike Mohler, L ERA: 7.84 (8, 1)	1.0		5	0	0	0	1	1	1	0	0	0	0	5	14	0.00	1.000

PITCHER	IP	WLS	BF	H	R	ER	SO	BB	IBB	HBP	BLK	WP	HR	S	P	ERA	WHIP

livebaseballscores.com

Batter	1	2	3	4	5	6	7	8	9	AB R H RBI BB SO LOB	TOP													
Rickey Henderson, R OBP: 0.449, SLG: 0.486 Scott Brosius, R OBP: 0.267, SLG: 0.379	1-2 G6-3 HBP		1-1 S E 1B		1-2 S 1B		3-2 F9			3 2 2 0 0 0 0 0 0 0 0 0 0 0														
Kevin Seitzer, R OBP: 0.274, SLG: 0.414	0-0 G6-3		3-3 1-2		3-1 CS 1B			0-3		4 0 1 1 0 2 2														
Ruben Sierra, S OBP: 0.310, SLG: 0.532	0-0 G6-3		2-0 E4 BB		1-1 F8			0-1 G5-3		4 0 0 0 0 0 2														
Troy Neel, L OBP: 0.311, SLG: 0.400 Lance Blankenship, R OBP: 0.389, SLG: 0.386	0-2 G1-3		4-1 SAFE BB		3-3 1-2			3-1 G3		3 0 0 0 1 1 2 0 0 0 0 0 0 0														
Mark McGwire, R OBP: 0.397, SLG: 0.489 Scott Hemond, R OBP: 0.143, SLG: 0.286		1-2 F8	2-2 G4-3			1-2 G5-3			0-3	3 0 0 0 0 0 2 1 0 0 0 0 1 0														
Terry Steinbach, R OBP: 0.305, SLG: 0.410		2-3 K		1-0 G6-3		0-0 G3-1			1-3 K	4 0 0 0 0 2 0														
Dale Sveum, S OBP: 0.190, SLG: 0.150		1-1 1B		0-0 G3		2-2 G1-3			2-3 K	4 0 1 0 0 1 0														
Mike Bordick, R OBP: 0.319, SLG: 0.300		1-3 K		4-1 BB			1-2 G6-3			2 0 0 0 1 1 1														
Eric Fox, S OBP: 0.205, SLG: 0.243			2-2 G6-3		1-1 G4-3			2-2 G4-3		3 0 0 0 0 0 1														
Inning Stats	R: 0 E: 0 K: 0 S: 7	H: 0 LOB: 1 BB: 0 P: 8	R: 0 E: 0 K: 2 S: 11	H: 1 LOB: 1 BB: 0 P: 16	R: 1 E: 1 K: 1 S: 13	H: 1 LOB: 2 BB: 1 P: 27	R: 0 E: 0 K: 0 S: 5	H: 0 LOB: 1 BB: 1 P: 11	R: 1 E: 0 K: 1 S: 13	H: 2 LOB: 1 BB: 0 P: 21	R: 0 E: 0 K: 0 S: 7	H: 0 LOB: 0 BB: 0 P: 10	R: 0 E: 0 K: 0 S: 12	H: 0 LOB: 0 BB: 0 P: 18	R: 0 E: 0 K: 1 S: 7	H: 0 LOB: 0 BB: 0 P: 10	R: 0 E: 0 K: 3 S: 9	H: 0 LOB: 0 BB: 0 P: 12	R: 0 E: 0 K: 3 S: 9	H: 0 LOB: 0 BB: 0 P: 12	1B: 4 2B: 1 3B: 0 HR: 0	SF: 0 SAC: 0 DP: 1 HBP: 1	WP: 0 PB: 0 SB: 3 CS: 1	PA: 34
PITCHER Charles Nagy, R ERA: 5.31 Dennis Cook, L ERA: 12.6	IP 7.0 WLS W BF 28 H 4 R 2 ER 1 SO 4 BB 2 IBB 0 HBP 1 BLK 0 WP 0 HR 0 S 68 P 111 ERA 1.29 WHIP 0.857	IP 2.0 WLS W BF 6 H 0 R 0 ER 0 SO 4 BB 0 IBB 0 HBP 0 BLK 0 WP 0 HR 0 S 16 P 22 ERA 0.00 WHIP 0.000											PITCHER IP WLS BF H R ER SO BB IBB HBP BLK WP HR S P ERA WHIP											

Oakland Athletics @ Cleveland Indians
Cleveland Municipal Stadium, Cleveland, OH
Sun May 02 1993, 3:33 AM EDT
Att. 22,458 - Unknown - 53 F

livebaseballscorecards.com

AB	31
R	2
H	4
RBI	1
BB	2
SO	8
LOB	10



Batter	1	2	3	4	5	6	7	8	9	AB	R	H	RBI	BB	SO	LOB	BOTTOM	
Kenny Lofton, L (1, 8) OBP: 0.414, SLG: 0.440 Thomas Howard, S (4, 8) OBP: 0.305, SLG: 0.436										2	0	1	0	0	0	1		
Wayne Kirby, L (1, 9) OBP: 0.444, SLG: 0.444										5	2	4	3	0	1	1		
Carlos Baerga, S (1, 4) OBP: 0.314, SLG: 0.475										5	1	2	3	0	1	2		
Albert Belle, R (1, 7) OBP: 0.371, SLG: 0.624										4	0	1	1	1	0	2		
Paul Sorrento, L (1, 3) OBP: 0.362, SLG: 0.542										3	0	1	0	2	1	0		
Carlos Martinez, R (1, 10) OBP: 0.345, SLG: 0.367 Glenallen Hill, R (8, PH) OBP: 0.310, SLG: 0.407										4	0	0	0	0	2	6		
Jeff Treadway, L (1, 5) OBP: 0.441, SLG: 0.452										3	1	1	0	1	0	2		
Felix Fermin, R (1, 6) OBP: 0.337, SLG: 0.304 Alvaro Espinoza, R (8, 6) OBP: 0.400, SLG: 0.714										4	2	2	0	0	0	1		
Junior Ortiz, R (1, 2) OBP: 0.250, SLG: 0.261										0	0	0	0	0	0	0		
Inning Stats	R: 0 H: 1 E: 0 LOB: 0 K: 1 BB: 0 S: 8 P: 12	R: 0 H: 1 E: 0 LOB: 1 K: 1 BB: 1 S: 10 P: 17	R: 3 H: 4 E: 1 LOB: 2 K: 0 BB: 1 S: 14 P: 24	R: 4 H: 4 E: 0 LOB: 2 K: 1 BB: 2 S: 26 P: 36	R: 3 H: 3 E: 0 LOB: 1 K: 1 BB: 1 S: 17 P: 26	R: 0 H: 1 E: 0 LOB: 1 K: 0 BB: 0 S: 6 P: 9	R: 0 H: 1 E: 0 LOB: 1 K: 0 BB: 0 S: 7 P: 9	R: 0 H: 0 E: 0 LOB: 0 K: 2 BB: 0 S: 8 P: 11	R: 0 H: 0 E: 0 LOB: 0 K: 2 BB: 0 S: 8 P: 11	1B: 13 SF: 0 2B: 1 SAC: 0 3B: 1 DP: 1 HR: 0 HBP: 0	WP: 0 PA: 42 PB: 0 SB: 1 CS: 1							
PITCHER Bobby Witt, R (1, 1) ERA: 4.45 Kelly Downs, R (4, 1) ERA: 11.45 Kevin Seitzer, R (8, 1) ERA:	IP: 3.2 WLS: L BF: 23 H: 10 R: 7 ER: 6 SO: 2	IP: 4.0 WLS: L BF: 18 H: 5 R: 3 ER: 3 SO: 3	IP: 0.1 WLS: L BF: 1 H: 0 R: 0 ER: 0 SO: 1	IP: 3.2 WLS: L BF: 23 H: 10 R: 7 ER: 6 SO: 2	IP: 4.0 WLS: L BF: 18 H: 5 R: 3 ER: 3 SO: 3	IP: 0.1 WLS: L BF: 1 H: 0 R: 0 ER: 0 SO: 1	IP: 3.2 WLS: L BF: 23 H: 10 R: 7 ER: 6 SO: 2	IP: 4.0 WLS: L BF: 18 H: 5 R: 3 ER: 3 SO: 3	IP: 0.1 WLS: L BF: 1 H: 0 R: 0 ER: 0 SO: 1	ERA: 14.73 WHIP: 3.545	ERA: 6.75 WHIP: 1.500	ERA: 0.00 WHIP: 0.000	ERA: 14.73 WHIP: 3.545	ERA: 6.75 WHIP: 1.500	ERA: 0.00 WHIP: 0.000	ERA: 14.73 WHIP: 3.545	ERA: 6.75 WHIP: 1.500	ERA: 0.00 WHIP: 0.000

Oakland Athletics @ Cleveland Indians
 Cleveland Municipal Stadium, Cleveland, OH

Sun May 02 1993, 3:33 AM EDT
 Att: 22,458 - Unknown - 53 F

livebaseballscorecards.com

AB 37
R 10
H 15
RBI 9
BB 5
SO 6
LOB 16



Batter	1	2	3	4	5	6	7	8	9	AB R H RBI BB SO LOB	TOP		
Rickey Henderson, R OBP: 0.440, SLG: 0.472 Eric Fox, S OBP: 0.195, SLG: 0.231	1-3 K		1-0 L7		1-0 G6-3		3-2 G6-3		2-2 CS	2 0 0 0 0 1 0 2 0 0 0 0 0 3			
Dave Henderson, R OBP: 0.278, SLG: 0.340	0-0 FC6 1B		3-1 P4			1-3 K		1-1 F9		4 0 1 0 0 1 0			
Ruben Sierra, S OBP: 0.307, SLG: 0.518	3-1 FC6 1-2f HR			1-1 G6-3		1-3 K		0-1 HR 1B		4 2 1 0 0 1 1			
Mark McGwire, R OBP: 0.435, SLG: 0.653	0-0 HR			0-0 FC6-4 1B		2-2 1B		0-0 HR		4 2 4 4 0 0 0			
Terry Steinbach, R OBP: 0.291, SLG: 0.390	0-1 G4-3			1-2 FC6-4 1-2f S		2-2 G5-3		1-0 G5-3		4 0 0 0 0 0 2			
Kevin Seitzer, R OBP: 0.273, SLG: 0.403		1-2 G6-3		2-2 G5-3 1-2		1-1 G5-3 1B		2-3 K		4 0 1 0 0 1 1			
Troy Neel, L OBP: 0.308, SLG: 0.379		0-0 F8			4-1 FC5-4 BB		0-0 G5-3 1-2		2-2 G4-3	3 0 0 0 1 0 1			
Scott Brosius, R OBP: 0.235, SLG: 0.333		2-1 G5-3			1-3 K		0-1 G6-3		2-0 P6	4 0 0 0 0 1 2			
Mike Bordick, R OBP: 0.329, SLG: 0.302			0-1 G3		0-0 FC5-4 1-2f PB		4-1 BB		2-2 CS 1B	3 0 1 0 1 0 1			
Inning Stats	R: 2 E: 0 K: 1 S: 9 H: 2 LOB: 0 BB: 0 P: 13	R: 0 E: 0 K: 0 S: 6 H: 0 LOB: 0 BB: 0 P: 9	R: 0 E: 0 K: 0 S: 5 H: 0 LOB: 0 BB: 0 P: 9	R: 0 E: 0 K: 0 S: 10 H: 1 LOB: 1 BB: 0 P: 14	R: 0 E: 0 K: 1 S: 6 H: 0 LOB: 1 BB: 1 P: 12	R: 0 E: 0 K: 2 S: 13 H: 1 LOB: 1 BB: 0 P: 19	R: 0 E: 0 K: 0 S: 11 H: 1 LOB: 2 BB: 1 P: 19	R: 2 E: 0 K: 1 S: 9 H: 2 LOB: 0 BB: 0 P: 13	R: 0 E: 0 K: 0 S: 9 H: 1 LOB: 0 BB: 0 P: 17	1B: 6 2B: 0 3B: 0 HR: 2 SF: 0 SAC: 0 DP: 0 HBP: 0	WP: 0 PB: 1 SB: 1 CS: 1 PA: 37		
PITCHER	IP WLS BF H R ER SO BB IBB HBP BLK WP HR S P ERA WHIP											PITCHER	IP WLS BF H R ER SO BB IBB HBP BLK WP HR S P ERA WHIP
Jim Abbott, L ERA: 3.53	(1, 1) 7.0 L 28 5 2 2 4 2 0 0 0 0 1 60 95 2.57 1.000												
Scott Kamieniecki, R ERA: 3.06	(8, 1) 2.0 8 3 2 2 1 0 0 0 0 0 1 18 30 9.00 1.500												

Oakland Athletics @ New York Yankees
 Yankee Stadium, Bronx, NY
 Mon May 03 1993, 7:05 PM EDT
 Att. 16,129 - Unknown - 62 F

livebaseballscorecards.com

AB 34
 R 4
 H 8
 RBI 4
 BB 2
 SO 5
 LOB 11



Batter	1	2	3	4	5	6	7	8	9	AB R H RBI BB SO LOB
Bernie Williams, S OBP: 0.376, SLG: 0.450 (1, 8) B X	1-0 G6-3 3B	0-0 G3-1		3-2 G1-3			0-1 L4-6 BB 1B		2-3	5 1 2 0 0 1 4
Wade Boggs, L OBP: 0.383, SLG: 0.333 (1, 5) B B X	2-0 G6-3 3-H		4-2 BB		2-2 G3		4-0 1-2 BB		0-3	3 0 0 1 2 1 0
Don Mattingly, L OBP: 0.309, SLG: 0.307 (1, 3) C X	0-1 P5		0-0 F7		1-2 F7		0-1 L4-6 2-3			4 0 0 0 0 0 3
Danny Tartabull, R OBP: 0.369, SLG: 0.463 (1, 9) X	0-0 E6		0-2 P3		2-3 K			0-2 G3		4 0 0 0 0 1 1
Paul O'Neill, L OBP: 0.336, SLG: 0.424 (1, 7) S X	0-1 G1-3		3-2 L7		3-2 G3		4-2 G3 1B BB			3 1 0 0 1 0 2
Matt Nokes, L OBP: 0.222, SLG: 0.302 (1, 2) F X		0-1 F8		0-0 F9		0-0 G4-3		0-0 G3 1-2		4 0 0 0 0 0 1
Kevin Maas, L OBP: 0.316, SLG: 0.327 (1, 10) C X		0-1 F8		1-2 L9		4-2 BB		3-2 2-H 1B		3 0 1 1 1 0 0
Spike Owen, S OBP: 0.384, SLG: 0.342 (1, 6) Dion James, L OBP: 0.444, SLG: 0.444 (8, PH) Mike Gallego, R OBP: 0.480, SLG: 0.667 (9, 6) B B C B		4-1 1B BB		4-0 BB BB		3-2 G4-3		2-3 K		1 0 0 0 2 0 1 1 0 0 0 0 1 1 0 0 0 0 0 0 0
Pat Kelly, R OBP: 0.279, SLG: 0.375 (1, 4) F B X		1-1 1-2 1B		4-2 1-2 BB			1-0 F8		0-0 F8	3 0 1 0 1 0 0

BOTTOM

Oakland Athletics @ New York Yankees
Yankee Stadium, Bronx, NY
Mon May 03 1993, 7:05 PM EDT
Att: 16,129 - Unknown - 62 F

livebaseballscorecards.com

AB	31
R	2
H	4
RBI	2
BB	7
SO	4
LOB	13



Inning Stats	R	H	E	K	S	R	H	E	K	S	R	H	E	K	S	R	H	E	K	S	R	H	E	K	S	R	H	E	K	S	1B	2B	3B	HR	SF	SAC	DP	HBP	WP	PB	SB	CS	PA
	1	1	1	0	7	0	0	0	0	12	0	0	0	0	10	0	0	0	0	15	0	0	0	0	10	0	0	0	0	0	0	0	0	0	0	0	0	0	0	0	0	38	

PITCHER	IP	WLS	BF	H	R	ER	SO	BB	IBB	HBP	BLK	WP	HR	S	P	ERA	WHIP
Bob Welch, R ERA: 4.32 (1, 1)	6.1	W	28	3	1	1	1	5	0	0	0	0	0	65	108	1.42	1.263
Rick Honeycutt, L ERA: 4.26 (7, 1)	0.2		2	0	0	0	0	1	0	0	0	0	0	2	6	0.00	1.500
Ed Nunez, R ERA: 3.72 (8, 1)	1.0		5	1	1	1	1	1	0	0	0	0	0	21	30	9.00	2.000
Dennis Eckersley, R ERA: 4.66 (9, 1)	1.0	S	3	0	0	0	2	0	0	0	0	0	0	8	10	0.00	0.000

Batter	1	2	3	4	5	6	7	8	9	AB R H RBI BB SO LOB	TOP
Lance Blankenship, R OBP: 0.397, SLG: 0.370 (1, 7) X	0-0 G6-3		0-3 K			4-1 BB 1B 1-2 BB		4-1 BB		2 0 0 0 2 1 0	
Dave Henderson, R OBP: 0.259, SLG: 0.314 (1, 8) X	0-0 G4-3			0-0 F9		0-0 F7		0-0 F9		4 0 0 0 0 0 3	
Ruben Sierra, S OBP: 0.304, SLG: 0.506 (1, 9) S S S	0-3 K			0-0 G4-3		2-0 BB 1B 1-2 2-H		1-0 G1-3		4 0 1 1 0 1 1	
Mark McGwire, R OBP: 0.424, SLG: 0.615 (1, 3) S S S		0-3 K		0-0 G5-3		4-1 BB 1B 1-2 2-3			0-3 K	3 0 0 0 1 2 0	
Troy Neel, L OBP: 0.304, SLG: 0.419 (1, 10) X		0-0 F7			2-3 K	0-3 K			2-1 HR	4 1 1 1 0 2 3	
Terry Steinbach, R OBP: 0.300, SLG: 0.395 (1, 2) X		0-0 S 1B			0-0 CS 1B		1-0 G5-3		0-0 P5	4 0 2 0 0 0 0	
Kevin Seitzer, R OBP: 0.257, SLG: 0.379 (1, 4) X		0-0 F8			3-1 G1-3		0-0 G4-3		3-2 G6-3	4 0 0 0 0 0 2	
Dale Sveum, S OBP: 0.167, SLG: 0.130 (1, 5) X			0-0 F8			0-0 L7		0-1 G3-1		3 0 0 0 0 0 0	
Mike Bordick, R OBP: 0.329, SLG: 0.292 (1, 6) X			0-0 F9			4-1 BB 1B BB		0-1 G1-3		2 1 0 0 1 0 0	
Inning Stats	R: 0 E: 0 K: 1 S: 5 H: 0 LOB: 0 BB: 0 P: 5	R: 0 E: 0 K: 1 S: 6 H: 1 LOB: 1 BB: 0 P: 6	R: 0 E: 0 K: 1 S: 5 H: 0 LOB: 0 BB: 0 P: 5	R: 0 E: 0 K: 0 S: 3 H: 0 LOB: 0 BB: 0 P: 3	R: 0 E: 0 K: 1 S: 6 H: 1 LOB: 0 BB: 0 P: 11	R: 1 E: 0 K: 1 S: 9 H: 1 LOB: 3 BB: 3 P: 23	R: 0 E: 0 K: 0 S: 4 H: 0 LOB: 0 BB: 0 P: 5	R: 0 E: 0 K: 0 S: 5 H: 0 LOB: 1 BB: 1 P: 10	R: 1 E: 0 K: 1 S: 10 H: 1 LOB: 0 BB: 0 P: 15	1B: 3 2B: 0 3B: 0 HR: 1 SF: 0 SAC: 0 DP: 0 HBP: 0	WP: 0 PB: 0 SB: 1 CS: 1 PA: 34
PITCHER Bob Wickman, R ERA: 3.67 (1, 1)	IP: 8.0 WLS: W BF: 30 H: 3 R: 1 ER: 1 SO: 5 BB: 4 IBB: 0 HBP: 0 BLK: 0 WP: 0 HR: 0 S: 43 P: 68 ERA: 1.12 WHIP: 0.875										
Steve Farr, R ERA: 6.75 (9, 1)	IP: 1.0 WLS: S BF: 4 H: 1 R: 1 ER: 1 SO: 1 BB: 0 IBB: 0 HBP: 0 BLK: 0 WP: 0 HR: 1 S: 10 P: 15 ERA: 9.00 WHIP: 1.000										

Oakland Athletics @ New York Yankees
Yankee Stadium, Bronx, NY
Tue May 04 1993, 7:05 PM EDT
Att. 14,467 - Unknown - 66 F

livebaseballscorecards.com

AB	30
R	2
H	4
RBI	2
BB	4
SO	6
LOB	9



Batter	1	2	3	4	5	6	7	8	9
Bernie Williams, S OBP: 0.372, SLG: 0.437 (1, 8) X	0-0 G4-3 ①		0-0 F7 ②		4-2 1B BB		1-1 L8 ②		
Wade Boggs, L OBP: 0.378, SLG: 0.321 (1, 5) X	0-0 G6-3 ②		0-0 G6-3 ③		1-1 L7 ②		4-2 BB		
Don Mattingly, L OBP: 0.325, SLG: 0.352 (1, 3) B X	1-0 HR			0-0 BB HR 1B	2-2 1B		1-1 L7 ③		
Danny Tartabull, R OBP: 0.364, SLG: 0.447 (1, 9) X	0-0 G4-3 ③			4-0 1-2 HR BB	2-0 F8 ③			0-0 G5-3 ①	
Paul O'Neill, L OBP: 0.333, SLG: 0.429 (1, 7)		0-0 F7 ①		0-0 F8 ①		1-0 G4-3 ①		1-2 2B	
Matt Nokes, L OBP: 0.241, SLG: 0.304 (1, 2)		0-0 1B		0-0 F8 ②		2-2 F8 ②		4-0 IBB	
Kevin Maas, L OBP: 0.311, SLG: 0.377 (1, 10)		0-0 F8 ②		0-0 1-H 2-H HR		0-1 P3 ③		3-3 K ②	
Spike Owen, S OBP: 0.367, SLG: 0.325 (1, 6)		0-0 F9 ③		0-0 P6 ③		1-0 P5 ①		2-1 L3 ③	
Pat Kelly, R OBP: 0.281, SLG: 0.386 (1, 4)			0-0 G6-3 ①		0-0 P4 ①		1-0 2B		

AB	R	H	RBI	BB	SO	LOB
3	0	0	0	1	0	1
3	0	0	0	1	0	1
4	2	3	1	0	0	2
3	1	0	0	1	0	2
4	0	1	0	0	0	2
3	0	1	0	1	0	2
4	1	1	3	0	1	3
4	0	0	0	0	0	3
3	0	1	0	0	0	0

BOTTOM

Oakland Athletics @ New York Yankees
Yankee Stadium, Bronx, NY
 Tue May 04 1993, 7:05 PM EDT
 Att. 14,467 - Unknown - 66 F

AB	31
R	4
H	7
RBI	4
BB	4
SO	1
LOB	16



1B: 3	SF: 0	WP: 0	PA: 35
2B: 2	SAC: 0	PB: 0	
3B: 0	DP: 0	SB: 0	
HR: 2	HBP: 0	CS: 0	

Inning Stats		R: 1	H: 1	E: 0	LOB: 0	K: 0	BB: 0	S: 4	R: 0	H: 1	E: 0	LOB: 1	K: 0	BB: 0	S: 4	R: 0	H: 0	E: 0	LOB: 0	K: 0	BB: 0	S: 3	R: 3	H: 2	E: 0	LOB: 0	K: 0	BB: 1	S: 5	R: 0	H: 1	E: 0	LOB: 2	K: 0	BB: 0	S: 6	R: 0	H: 1	E: 0	LOB: 2	K: 0	BB: 1	S: 8	R: 0	H: 1	E: 0	LOB: 2	K: 1	BB: 1	S: 10	H: 1	R: 0	ER: 0	SO: 0	BB: 1	IBB: 0	HBP: 0	BLK: 0	WP: 0	HR: 0	S: 0	P: 0	ERA: 0	WHIP: 0
PITCHER	IP	WLS	BF	H	R	ER	SO	BB	IBB	HBP	BLK	WP	HR	S	P	ERA	WHIP																																															
Shawn Hillegas, R ERA: 5.89 (1, 1)	6.1	L	27	6	4	4	0	2	0	0	0	0	0	35	54	5.68	1.263																																															
Mike Mohler, L ERA: 7.36 (7, 1)	0.2		3	0	0	0	0	1	0	0	0	0	0	6	12	0.00	1.500																																															
Joe Boever, R ERA: 2.76 (8, 1)	1.0		5	1	0	0	1	0	1	0	0	0	0	10	20	0.00	1.000																																															

WP	HR	S	P	ERA	WHIP
0	0	0	0	0	0

Batter	1	2	3	4	5	6	7	8	9	AB R H RBI BB SO LOB	TOP																									
Lance Blankenship, R OBP: 0.371, SLG: 0.340 (1, 7) C X	0-1 G5-3 ①		3-3 K ①		3-2 P2 ②		2-2 G5-3 ②			4 0 0 0 0 1 0																										
Brent Gates, S OBP: 0.500, SLG: 0.500 (1, 4) C X	0-1 G1-3 ②		1-0 G3 1B ②		0-0 1B ③		3-2 F7 ③			4 0 2 0 0 0 0																										
Ruben Sierra, S OBP: 0.302, SLG: 0.505 (1, 9) B F X	1-1 2B ③		0-1 G3 1-2 ②		0-1 L8 ③		1-3 K ①			4 0 1 0 0 1 2																										
Mark McGwire, R OBP: 0.429, SLG: 0.600 (1, 3) F S F F X	1-2 G6-3 ③		4-0 IBB ③		2-2 1B 1B ②		1-3 K ②			3 0 1 0 1 1 1																										
Terry Steinbach, R OBP: 0.287, SLG: 0.378 (1, 2) X		0-0 G6-3 ①	0-1 G3 ③		1-2 F8 ①		0-0 G6-3 ③			4 0 0 0 0 0 3																										
Troy Neel, L OBP: 0.315, SLG: 0.439 (1, 10) X		0-0 G4-3 ②		1-0 L3-6 2B ②		1-1 1-2 1B ②		2-3 K ①		4 0 2 0 0 1 0																										
Dave Henderson, R OBP: 0.242, SLG: 0.291 (1, 8) B B C C B X		3-2 E6 3B ②		3-2 F9 ①		0-3 K ②		3-3 K ②		4 1 0 0 0 2 3																										
Kevin Seitzer, R OBP: 0.257, SLG: 0.400 (1, 5) C SAFE X		0-1 1-H 3B ③		2-2 L3-6 2-3 ③		3-2 G3 ③		1-3 K ③		4 0 1 1 0 1 3																										
Mike Bordick, R OBP: 0.316, SLG: 0.279 (1, 6) C B B B X		3-2 F7 ③		2-2 G6-3 ①		3-2 F9 ①				3 0 0 0 0 0 1																										
Inning Stats	R: 0 E: 0 K: 0 S: 11	H: 1 LOB: 1 BB: 0 P: 13	R: 1 E: 1 K: 0 S: 11	H: 1 LOB: 1 BB: 0 P: 17	R: 0 E: 0 K: 1 S: 9	H: 1 LOB: 2 BB: 1 P: 17	R: 0 E: 0 K: 0 S: 11	H: 1 LOB: 0 BB: 0 P: 17	R: 0 E: 0 K: 1 S: 17	H: 2 LOB: 2 BB: 0 P: 24	R: 0 E: 0 K: 0 S: 15	H: 0 LOB: 0 BB: 0 P: 23	R: 0 E: 0 K: 2 S: 7	H: 0 LOB: 0 BB: 0 P: 9	R: 0 E: 0 K: 3 S: 13	H: 0 LOB: 0 BB: 0 P: 19	1B: 4 2B: 3 3B: 1 HR: 0	SF: 0 SAC: 0 DP: 1 HBP: 0	WP: 0 PB: 0 SB: 0 CS: 0	PA: 35																
PITCHER	IP WLS BF H R ER SO BB IBB HBP BLK WP HR S P ERA WHIP																																			
John Dopson, R ERA: 2.78 (1, 1)	5.1		24	7	1	0	1	0	1	0	0	0	0	60	91	0.00	1.312																			
Paul Quantrill, R ERA: 1.42 (6, 1)	1.2	W	5	0	0	0	1	0	0	0	0	0	0	23	34	0.00	0.000																			
Greg Harris, R ERA: 1.89 (8, 1)	1.0		3	0	0	0	2	0	0	0	0	0	0	7	9	0.00	0.000																			
Jeff Russell, R ERA: 0.9 (9, 1)	1.0	S	3	0	0	0	3	0	0	0	0	0	0	13	19	0.00	0.000																			

Oakland Athletics @ Boston Red Sox
Fenway Park, Boston, MA
Wed May 05 1993, 7:05 PM EDT
Att. 25,496 - Unknown - 71 F

livebaseballscorecards.com

AB	34
R	1
H	7
RBI	1
BB	1
SO	7
LOB	13



Batter	1	2	3	4	5	6	7	8	9
Billy Hatcher, R OBP: 0.310, SLG: 0.321 (1, 8) C B B X	2-1 G6-3 ①		1-2 L7 ①		1-1 G3-1 SH3 1B ①	1-0 L7 ③		1-2 P6 ③	
John Valentin, R OBP: 0.204, SLG: 0.341 (1, 6) B C X	1-1 P2 ②		1-3 K ②		2-0 SH3 1-2 ①		0-0 F8 ①		
Mike Greenwell, L OBP: 0.363, SLG: 0.505 (1, 7) X	0-0 F8 ③		1-1 F9 ③		1-1 G3-1 2-3 ②		1-2 G4-6-3 1B ②		
Carlos Quintana, R OBP: 0.419, SLG: 0.364 (1, 9) (9, 3)		2-1 G6-3 ①		0-0 1B S 1B ③	2-0 F7 ③		1-2 G4-6-3 1-2f ② ③		
Mo Vaughn, L OBP: 0.449, SLG: 0.678 (1, 3) Bob Zupcic, R OBP: 0.386, SLG: 0.343 (9, 9)		2-3 K ②		0-0 1B S 1B ①	2-0 1B 2B		0-1 3B 3B		
Ivan Calderon, R OBP: 0.274, SLG: 0.263 (1, 10)		0-0 1B 2B		3-2 F7 1-3 ①	1-0 1B 1B 2-H		0-0 3B 3B		
Scott Cooper, L OBP: 0.406, SLG: 0.469 (1, 5)		1-0 BB 1B 2-3		4-2 BB 1-2 3-H BB ②	2-2 K ①		0-3 K ①		
Bob Melvin, R OBP: 0.286, SLG: 0.258 (1, 2)		4-2 BB 1-2		3-2 P3 ②	0-1 1B 1-2		1-0 HBP		
Luis Rivera, R OBP: 0.238, SLG: 0.214 (1, 4)		1-2 F9 ③		1-2 F7 ③	1-0 F7 ②		1-2 K ②		

AB	R	H	RBI	BB	SO	LOB
5	0	1	0	0	0	4
3	0	0	0	0	1	0
4	0	1	0	0	0	1
4	1	1	0	0	0	2
4	2	3	0	0	1	0
0	0	0	0	0	0	0
4	0	3	2	0	0	2
3	0	1	0	1	2	2
2	0	1	0	1	0	2
4	0	0	0	0	1	9

BOTTOM

Oakland Athletics @ Boston Red Sox
Fenway Park, Boston, MA
Wed May 05 1993, 7:05 PM EDT
Att: 25,496 - Unknown - 71 F

AB	33
R	3
H	11
RBI	2
BB	2
SO	5
LOB	22



1B: 7	SF: 0
2B: 2	SAC: 1
3B: 2	DP: 1
HR: 0	HBP: 1

WP: 0	PA: 37
PB: 0	
SB: 2	
CS: 0	

Inning Stats	R	H	E	K	S	H	LOB	BB	P
	0	0	0	0	8	2	3	1	22
	0	0	0	1	12	0	1	0	22
	0	0	0	1	8	0	0	0	11
	1	2	0	0	15	2	2	1	26
	0	1	0	6	6	1	1	0	12
	1	3	0	9	9	2	2	0	16
	0	1	0	7	7	0	0	0	9
	1	2	0	13	13	2	2	0	15

PITCHER	IP	WLS	BF	H	R	ER	SO	BB	IBB	HBP	BLK	WP	HR	S	P	ERA	WHIP
Ron Darling, R ERA: 4.76 (1, 1)	4.0		18	4	1	1	2	2	0	0	0	0	0	40	67	2.25	1.500
Ed Nunez, R ERA: 3.95 (5, 1)	4.0	L	19	7	2	2	3	0	0	1	0	0	0	35	52	4.50	1.750

Batter	1	2	3	4	5	6	7	8	9	AB R H RBI BB SO LOB	TOP
Eric Fox, S OBP: 0.196, SLG: 0.227 (1, 7) C B F X	1-2 CS 1B		1-1 G4-3		2-1 G4-3		2-3 K		1-3 K	5 0 1 0 0 2 2	
Brent Gates, S OBP: 0.500, SLG: 0.429 (1, 4) C SAFE SAFE SAFE SAFE S	0-3 K 1-2			0-0 G4-3		1-0 3B 1B	4-0 BB BB	4-0 G4-3 BB		3 1 1 0 1 1 1	
Ruben Sierra, S OBP: 0.300, SLG: 0.516 (1, 9) B C X	1-1 G6-3			1-0 G5-3		2-1 1-H FC1-2 3B	2-2 G4-3 1-2f			4 0 1 1 0 0 1	
Mark McGwire, R OBP: 0.446, SLG: 0.707 (1, 3)		1-2 F7		0-1 HR		4-0 BB FC1-2 E IBB		2-0 HR		3 3 2 2 1 0 0	
Troy Neel, L OBP: 0.299, SLG: 0.414 (1, 10) C B C S		1-3 K		0-0 G3		1-2 FC1-2 E BB SF8 1-2 3-H		3-3 K		4 1 0 0 0 2 2	
Dave Henderson, R OBP: 0.242, SLG: 0.276 (1, 8) C B B C X		3-2 F8			2-3 K	4-2 E BB		1-3 K		3 0 0 0 1 2 0	
Kevin Seitzer, R OBP: 0.269, SLG: 0.405 (1, 5) C C C B X			2-2 B2-3 1B		1-2 3B 1B	1-2 E6		2-0 G4-3		4 1 2 1 0 0 2	
Mike Bordick, R OBP: 0.313, SLG: 0.310 (1, 6) S C SAFE		0-3 K		1-2 3B	1-2 1-H 3B	3-2 SF8			0-0 F8	3 0 1 2 0 1 1	
Scott Hemond, R OBP: 0.091, SLG: 0.182 (1, 2) SAFE SAFE F X		1-1 B2-3		0-3 K	0-3 K	2-1 P9		1-3 K		4 0 0 0 0 2 4	
Inning Stats	R: 0 E: 0 K: 1 S: 9 H: 1 LOB: 0 BB: 0 P: 11	R: 0 E: 0 K: 1 S: 9 H: 0 LOB: 0 BB: 0 P: 14	R: 0 E: 0 K: 1 S: 10 H: 1 LOB: 1 BB: 0 P: 14	R: 1 E: 0 K: 0 S: 5 H: 1 LOB: 0 BB: 0 P: 6	R: 1 E: 0 K: 2 S: 19 H: 2 LOB: 1 BB: 0 P: 25	R: 3 E: 1 K: 0 S: 18 H: 2 LOB: 2 BB: 2 P: 36	R: 0 E: 0 K: 1 S: 8 H: 0 LOB: 0 BB: 1 P: 16	R: 1 E: 0 K: 2 S: 8 H: 1 LOB: 0 BB: 0 P: 16	R: 0 E: 0 K: 2 S: 8 H: 0 LOB: 0 BB: 0 P: 10	1B: 4 2B: 0 3B: 2 HR: 2 SF: 1 SAC: 0 DP: 1 HBP: 0	WP: 0 PB: 0 SB: 0 CS: 1 PA: 37
PITCHER Roger Clemens, R ERA: 2.03 (1, 1)	IP: 7.0 WLS: L BF: 30 H: 7 R: 5 ER: 4 SO: 6 BB: 2 IBB: 1 HBP: 0 BLK: 0 WP: 0 HR: 1 S: 78 P: 122 ERA: 5.14 WHIP: 1.286										
Greg Harris, R ERA: 2.25 (8, 1)	IP: 1.0 WLS: L BF: 4 H: 1 R: 1 ER: 1 SO: 2 BB: 0 IBB: 0 HBP: 0 BLK: 0 WP: 0 HR: 1 S: 8 P: 16 ERA: 9.00 WHIP: 1.000										
Ken Ryan, R ERA: 2.19 (9, 1)	IP: 1.0 WLS: L BF: 3 H: 0 R: 0 ER: 0 SO: 2 BB: 0 IBB: 0 HBP: 0 BLK: 0 WP: 0 HR: 0 S: 8 P: 10 ERA: 0.00 WHIP: 0.000										

Oakland Athletics @ Boston Red Sox
 Fenway Park, Boston, MA
 Thu May 06 1993, 3:33 AM EDT
 Att. 28,220 - Cloudy - 77 F

livebaseballscorecards.com

AB	33
R	6
H	8
RBI	6
BB	3
SO	10
LOB	13



Batter	1	2	3	4	5	6	7	8	9	AB	R	H	RBI	BB	SO	LOB
Billy Hatcher, R OBP: 0.341, SLG: 0.346 (1, 8) BB BB BB	4-0 G3 S 1B BB	1-1 2-H 3-H 1B			0-0 G6-4-3 1B		0-1 1B			3	1	3	2	1	0	0
John Valentin, R OBP: 0.192, SLG: 0.319 (1, 6) Ernest Riles, L OBP: 0.143, SLG: 0.158 (7, PH) (8, 4) SAFE SAFE SAFE	1-3 K		3-2 G5-3		0-1 G6-4-3 1-2f		3-3 K			3	0	0	0	0	1	2
Mike Greenwell, L OBP: 0.350, SLG: 0.486 (1, 7) SAFE SAFE SAFE	2-2 G3 1-3		2-2 F8			0-0 G4-3		2-2 G3		4	0	0	0	0	0	1
Carlos Quintana, R OBP: 0.422, SLG: 0.370 (1, 9) SAFE SAFE SAFE	1-2 1B 3-H		3-0 G5-3			3-1 1B		2-1 G5-3		4	0	2	1	0	0	0
Mo Vaughn, L OBP: 0.431, SLG: 0.648 (1, 3) SAFE SAFE SAFE	1-2 G1-3			0-0 F8		2-3 K		1-2 G4-3		4	0	0	0	0	1	2
Ivan Calderon, R OBP: 0.273, SLG: 0.262 (1, 10) SAFE SAFE SAFE		1-2 2B 1B 1B		0-3 K		0-0 G2-3		1-2 G3		4	1	1	0	0	1	1
Scott Cooper, L OBP: 0.400, SLG: 0.455 (1, 5) SAFE SAFE SAFE		1-3 K		4-2 BB			1-0 G4-3		0-1 F8	3	0	0	0	1	1	1
Tony Peña, R OBP: 0.172, SLG: 0.206 (1, 2) Bob Zupcic, R OBP: 0.357, SLG: 0.333 (9, PH) SAFE SAFE SAFE		2-1 F9		0-0 F8			2-1 2B		1-3 K	3	0	1	0	0	0	2
Jeff Richardson, R OBP: 0.286, SLG: 0.385 (8, 6) SAFE SAFE SAFE		0-0 1B 2B			1-1 L9		0-1 F8			1	0	0	0	0	1	0

Inning Stats	R: 1	H: 1	E: 0	K: 1	S: 14	LOB: 1	BB: 1	P: 23	R: 2	H: 3	E: 0	K: 1	S: 13	LOB: 1	BB: 0	P: 18	R: 0	H: 0	E: 0	K: 0	S: 8	LOB: 0	BB: 0	P: 16	R: 0	H: 0	E: 0	K: 1	S: 8	LOB: 1	BB: 1	P: 12	R: 0	H: 1	E: 0	K: 0	S: 5	LOB: 0	BB: 0	P: 6	R: 0	H: 1	E: 0	K: 1	S: 13	LOB: 1	BB: 0	P: 13	R: 0	H: 2	E: 0	K: 1	S: 10	LOB: 2	BB: 0	P: 16	R: 0	H: 0	E: 0	K: 0	S: 8	LOB: 0	BB: 0	P: 13	R: 0	H: 0	E: 0	K: 1	S: 9	LOB: 0	BB: 0	P: 11	1B: 6	SF: 0	2B: 2	SAC: 0	3B: 0	DP: 1	HR: 0	HBP: 0	WP: 0	PA: 35
--------------	------	------	------	------	-------	--------	-------	-------	------	------	------	------	-------	--------	-------	-------	------	------	------	------	------	--------	-------	-------	------	------	------	------	------	--------	-------	-------	------	------	------	------	------	--------	-------	------	------	------	------	------	-------	--------	-------	-------	------	------	------	------	-------	--------	-------	-------	------	------	------	------	------	--------	-------	-------	------	------	------	------	------	--------	-------	-------	-------	-------	-------	--------	-------	-------	-------	--------	-------	--------

PITCHER	IP	WLS	BF	H	R	ER	SO	BB	IBB	HBP	BLK	WP	HR	S	P	ERA	WHIP
Bobby Witt, R ERA: 4.42 (1, 1)	6.1	W	26	7	3	3	4	2	0	0	0	0	0	59	94	4.26	1.421
Rich Gossage, R ERA: (7, 1)	0.2		3	1	0	0	1	0	0	0	0	0	0	7	10	0.00	1.500
Rick Honeycutt, L ERA: 3.68 (8, 1)	1.0		3	0	0	0	0	0	0	0	0	0	0	8	13	0.00	0.000
Dennis Eckersley, R ERA: 4.22 (9, 1)	1.0	S	3	0	0	0	1	0	0	0	0	0	0	9	11	0.00	0.000

BOTTOM

Oakland Athletics @ Boston Red Sox
Fenway Park, Boston, MA
Thu May 06 1993, 3:33 AM EDT
Att. 28,220 - Cloudy - 77 F

livebaseballscorecards.com

AB	33
R	3
H	8
RBI	3
BB	2
SO	6
LOB	12



Batter	1	2	3	4	5	6	7	8	9	AB R H RBI BB SO LOB	TOP
Lance Blankenship, R OBP: 0.364, SLG: 0.333 (1, 7) (8, 8)	2-3 K		1-3 K			1-0 F8 SH1-3 1B		1-3 K		4 0 1 0 0 3 1	
Brent Gates, S OBP: 0.364, SLG: 0.300 (1, 4)	1-2 G6-3		3-1 G6-3			0-0 SH1-3		1-2 F7		3 0 0 0 0 0 1	
Ruben Sierra, S OBP: 0.288, SLG: 0.495 (1, 9)	2-3 K		1-0 L7			3-2 F8		3-2 E5		4 0 0 0 0 1 2	
Mark McGwire, R OBP: 0.423, SLG: 0.661 (1, 3)					0-0 G5-3			1-3 K		4 0 0 0 0 2 3	
Terry Steinbach, R OBP: 0.286, SLG: 0.372 (1, 2)					1-3 K		1-0 G5-3		3-1 F9	4 1 1 0 0 1 0	
Dave Henderson, R OBP: 0.257, SLG: 0.328 (1, 10)					3-3 K		1-3 K		3-2 HR	3 1 1 1 1 2 0	
Kevin Seitzer, R OBP: 0.293, SLG: 0.429 (1, 5)						1-2 P7		4-1 BB	0-2 WP G3 2B	3 1 2 1 1 0 0	AB 33 R 3 H 6 RBI 3 BB 2 SO 9 LOB 12
Mike Bordick, R OBP: 0.302, SLG: 0.297 Troy Neel, L OBP: 0.295, SLG: 0.408 (1, 6) (9, PH)	0-2 FC1-5-2		0-2 FC1-5-2		1-2 G4-3		3-2 G5-3		1-0 G3	3 0 0 0 0 0 3 1 0 0 1 0 0 0	
Eric Fox, S OBP: 0.188, SLG: 0.217 Dale Sveum, S OBP: 0.192, SLG: 0.160 (1, 8) (8, PH) (8, 7)	1-0 B1-3		1-0 B1-3		0-0 G6-3		2-1 E 1B		0-2 P7	2 0 0 0 0 0 2 2 0 1 0 0 0 0	
Inning Stats	R: 0 H: 0 E: 0 LOB: 0 K: 2 BB: 0 S: 9 P: 14	R: 1 H: 2 E: 0 LOB: 2 K: 0 BB: 1 S: 10 P: 19	R: 0 H: 0 E: 0 LOB: 0 K: 1 BB: 0 S: 6 P: 11	R: 0 H: 0 E: 0 LOB: 0 K: 2 BB: 0 S: 7 P: 11	R: 0 H: 0 E: 0 LOB: 0 K: 0 BB: 0 S: 7 P: 9	R: 0 H: 1 E: 0 LOB: 1 K: 1 BB: 0 S: 8 P: 12	R: 0 H: 0 E: 0 LOB: 1 K: 1 BB: 1 S: 10 P: 19	R: 0 H: 1 E: 1 LOB: 2 K: 2 BB: 0 S: 14 P: 22	R: 2 H: 2 E: 0 LOB: 0 K: 0 BB: 0 S: 13 P: 20	1B: 4 SF: 0 2B: 1 SAC: 1 3B: 0 DP: 0 HR: 1 HBP: 0	WP: 1 PA: 36 PB: 0 SB: 0 CS: 0
PITCHER Chuck Finley, L ERA: 2.94 Julio Valera, R ERA: 6.35 (1, 1) (8, 1)	IP WLS BF H R ER SO BB IBB HBP BLK WP HR S P ERA WHIP	7.2 W 30 4 1 1 8 2 0 0 0 0 0 68 113 1.17 0.783	1.1 S 6 2 2 2 1 0 0 0 0 0 1 1 16 24 13.50 1.500								

Oakland Athletics @ California Angels
Anaheim Stadium, Anaheim, CA
Fri May 07 1993, 10:05 PM EDT
Att: 25,735 - Unknown

livebaseballscorecards.com



Batter	1	2	3	4	5	6	7	8	9	AB R H RBI BB SO LOB
Luis Polonia, L OBP: 0.324, SLG: 0.376 (1, 7)	1-1 G4-3	2-3 K		1-1 CS	3-2 G4-3		0-0 SH1-4			3 0 0 0 0 1 2
Chad Curtis, R OBP: 0.350, SLG: 0.279 (1, 8)	2-1 G4-3		4-0 S BB		4-2 S BB		4-1 IBB			1 0 0 0 3 0 0
J.T. Snow, L OBP: 0.317, SLG: 0.533 (1, 3)	2-0 1B		2-0 L9		1-2 F8		2-2 SF7			3 0 1 1 0 0 2
Chili Davis, S OBP: 0.271, SLG: 0.346 (1, 10)	0-0 F7		0-0 L9		0-0 G4-3		3-H K			4 0 0 0 0 1 5
Tim Salmon, R OBP: 0.363, SLG: 0.457 (1, 9)		1-0 1B BB	1 SAFE G4-3		2-2 F8		1-3 K			4 0 1 0 0 1 1
Greg Myers, L OBP: 0.267, SLG: 0.429 (1, 2)		4-0 1B SF8 BB		2-0 G4-3		1-0 L7	0-1 2B 2B			3 2 1 0 1 0 0
Rene Gonzales, R OBP: 0.372, SLG: 0.304 (1, 5)		2-1 1B		3-2 L7		0-2 F7	1-2 G6-3			4 0 1 0 0 0 1
Damion Easley, R OBP: 0.354, SLG: 0.479 (1, 4)		4-1 BB		4-2 S 1B BB		3-1 SH1-4 HBP SF7 1B	0-0 2B			2 2 2 1 2 0 0
Gary Disarcina, R OBP: 0.275, SLG: 0.379 (1, 6)		2-1 SF8		1-1 CS 1B		1 SAFE SH1-4 HBP	0-0 L5			2 0 1 2 0 0 1

Inning Stats	R: 0	H: 1	E: 0	K: 0	S: 6	R: 1	H: 2	E: 0	K: 1	S: 11	R: 0	H: 0	E: 0	K: 0	S: 5	R: 1	H: 1	E: 0	K: 0	S: 10	R: 0	H: 0	E: 0	K: 0	S: 10	R: 0	H: 0	E: 0	K: 1	S: 12	R: 1	H: 1	E: 0	K: 1	S: 12	R: 1	H: 2	E: 0	K: 1	S: 10	1B: 5	SF: 2	2B: 2	SAC: 1	3B: 0	DP: 0	HR: 0	HBP: 1	WP: 0	PA: 37
--------------	------	------	------	------	------	------	------	------	------	-------	------	------	------	------	------	------	------	------	------	-------	------	------	------	------	-------	------	------	------	------	-------	------	------	------	------	-------	------	------	------	------	-------	-------	-------	-------	--------	-------	-------	-------	--------	-------	--------

PITCHER	IP	WLS	BF	H	R	ER	SO	BB	IBB	HBP	BLK	WP	HR	S	P	ERA	WHIP
Kelly Downs, R ERA: 9.39 (1, 1)	4.1	L	20	4	2	2	1	5	0	0	0	0	0	38	83	4.15	2.077
Storm Davis, R ERA: 6.08 (5, 1)	0.2		2	0	0	0	0	0	0	0	0	0	0	4	5	0.00	0.000
Joe Boever, R ERA: 3.26 (6, 1)	3.0		14	3	2	2	2	0	1	1	0	0	0	31	47	6.00	1.000

BOTTOM

Oakland Athletics @ California Angels
Anaheim Stadium, Anaheim, CA
Fri May 07 1993, 10:05 PM EDT
Att. 25,735 - Unknown

livebaseballscorecards.com

AB	26
R	4
H	7
RBI	4
BB	6
SO	3
LOB	12



BOTTOM

Oakland Athletics @ California Angels
Anaheim Stadium, Anaheim, CA
 Sat May 08 1993, 10:05 PM EDT
 Att. 42,482 - Unknown

AB	33
R	2
H	8
RBI	2
BB	2
SO	6
LOB	12



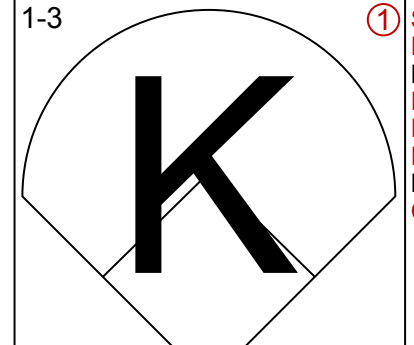
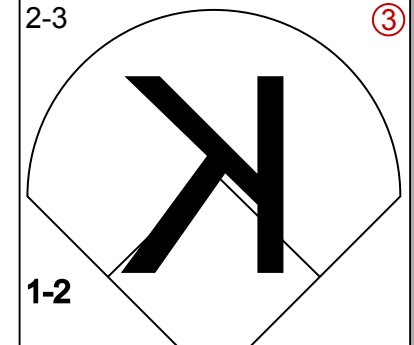
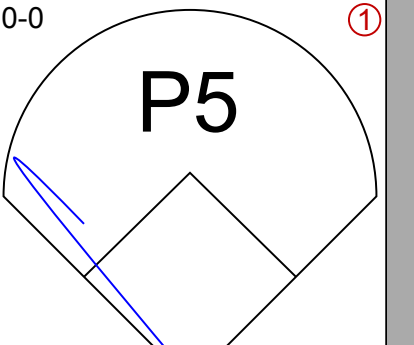
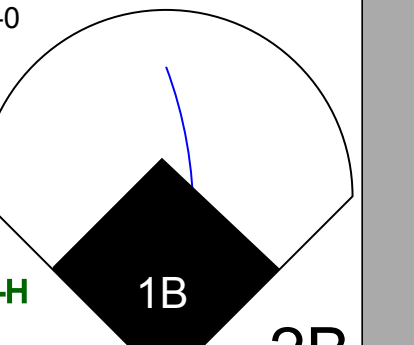
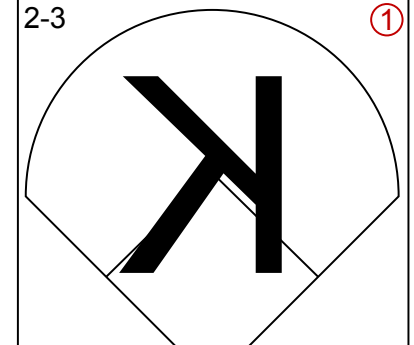
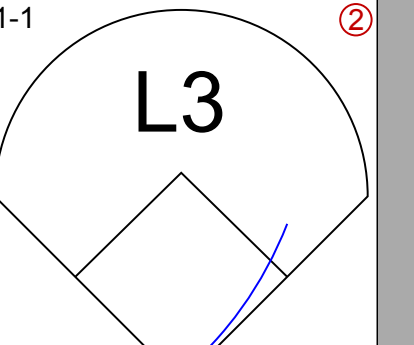
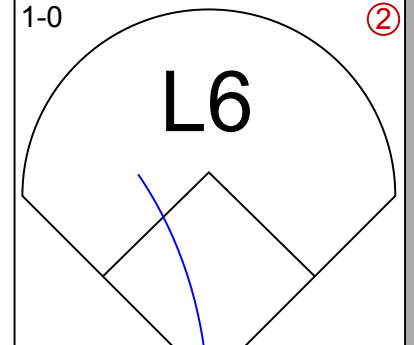
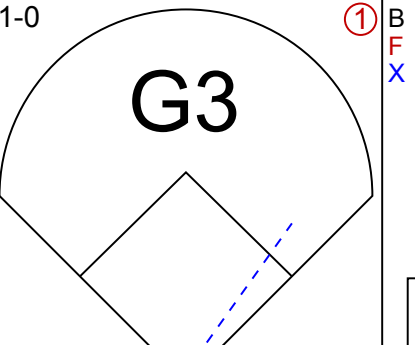
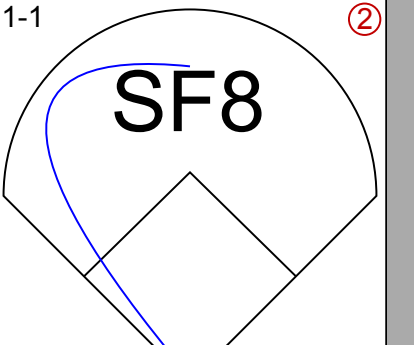
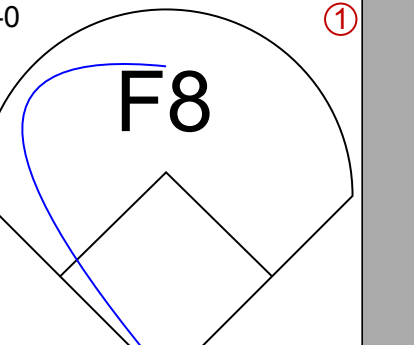
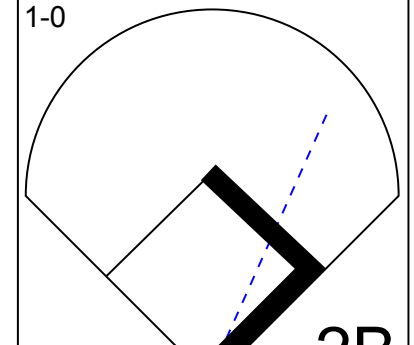
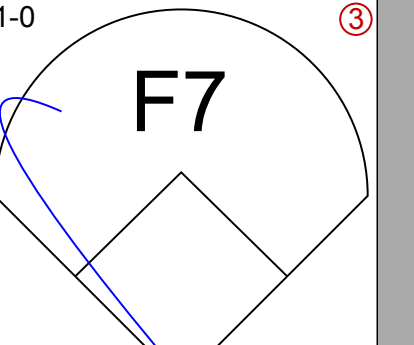
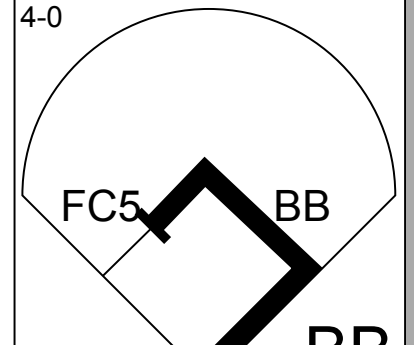
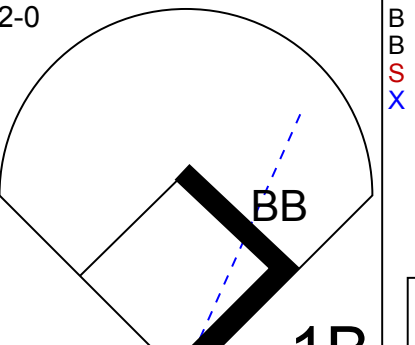
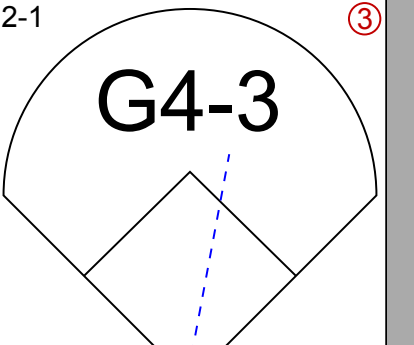
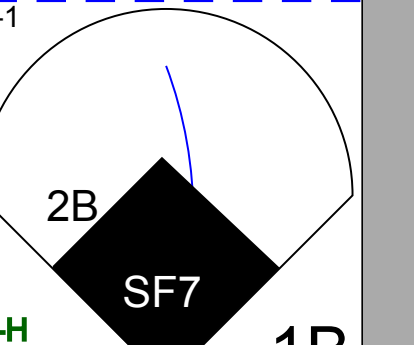
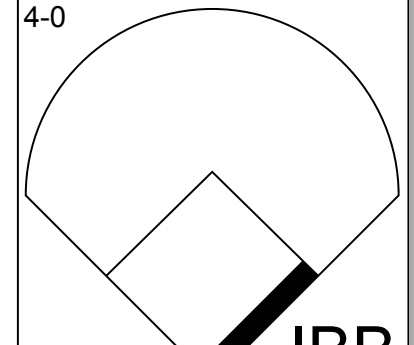

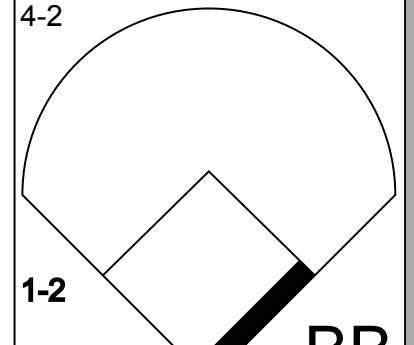
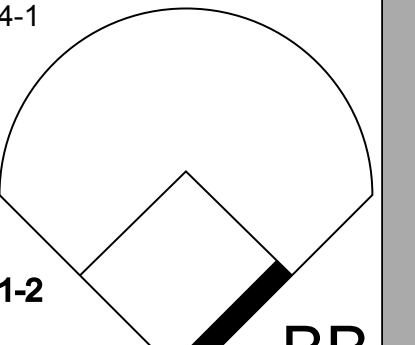

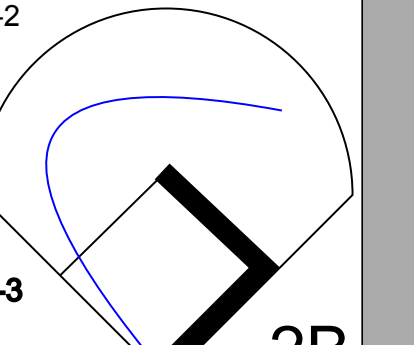
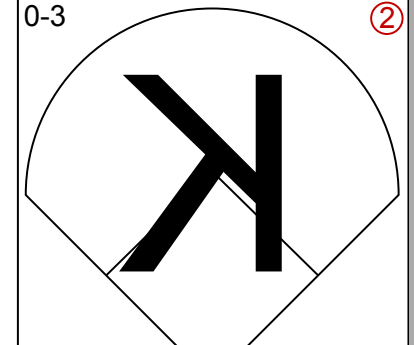

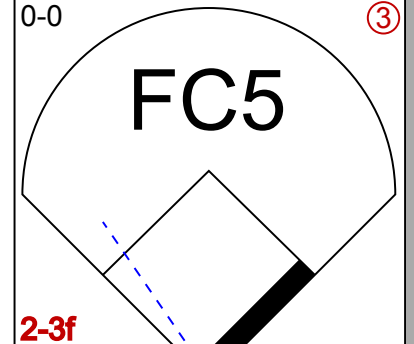
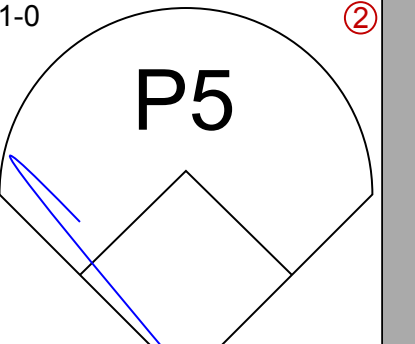

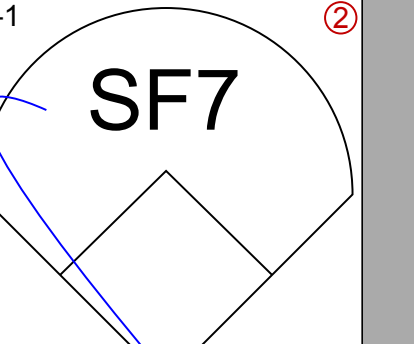
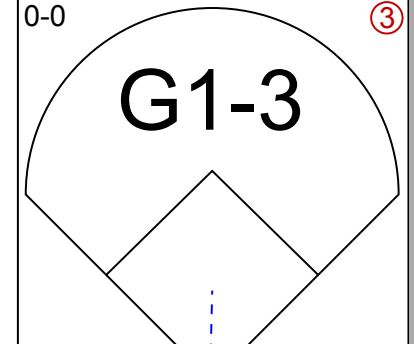

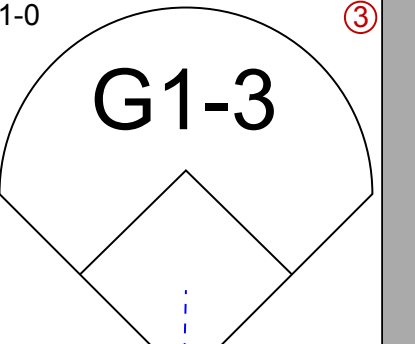

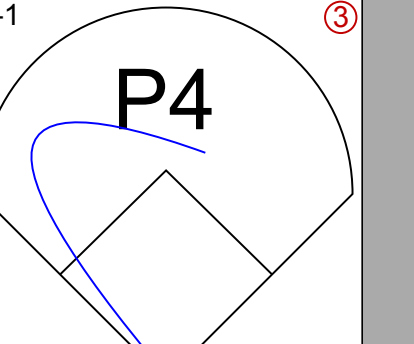

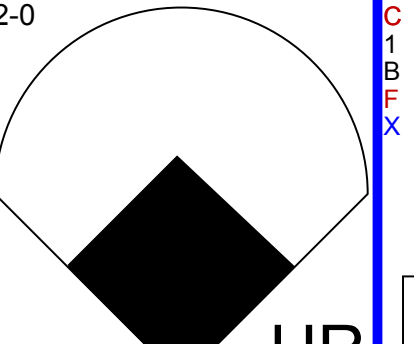
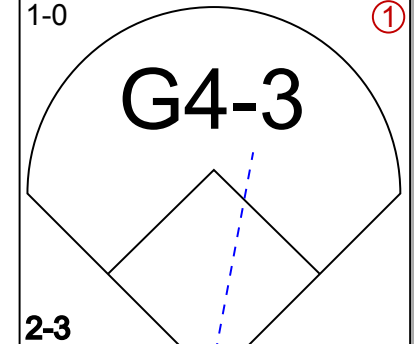
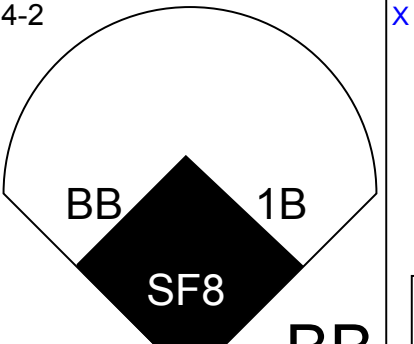

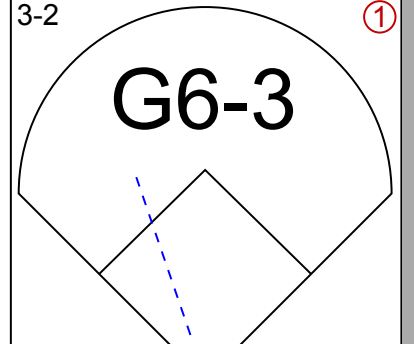
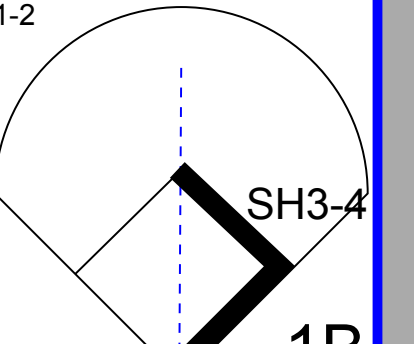
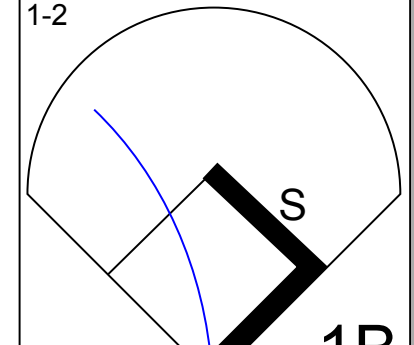
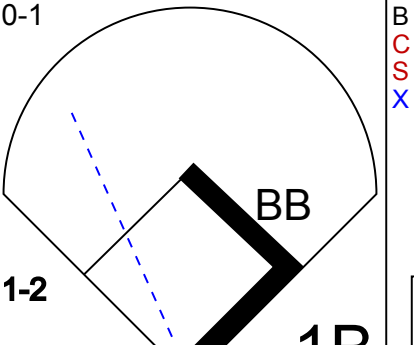

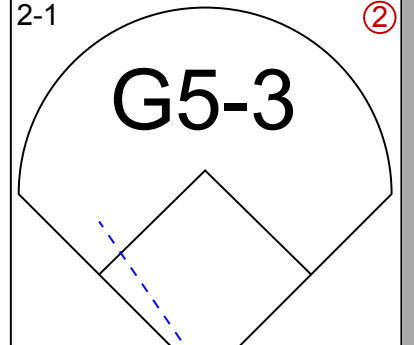
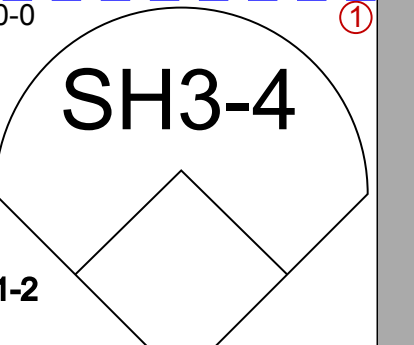
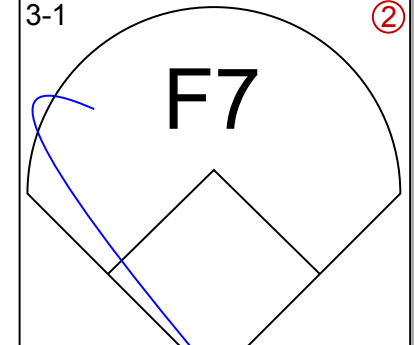
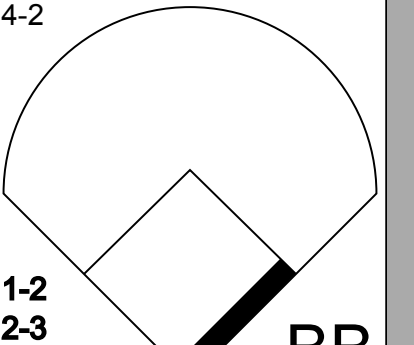
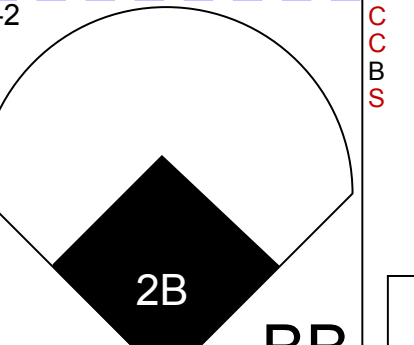
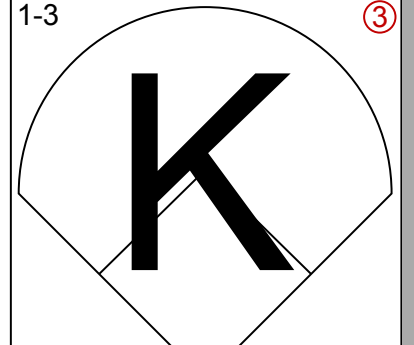
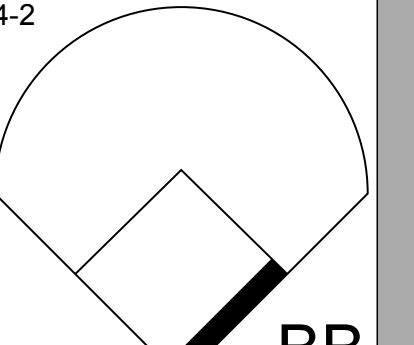
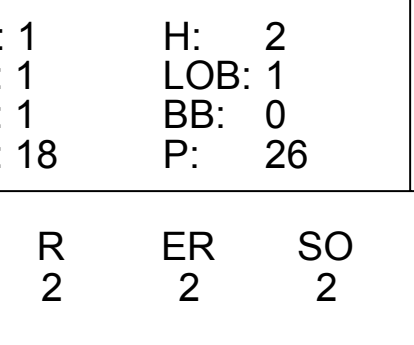
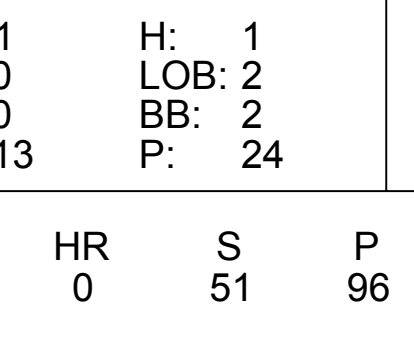
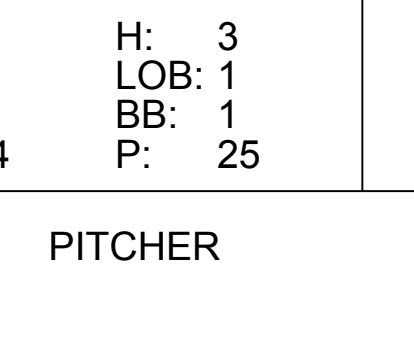
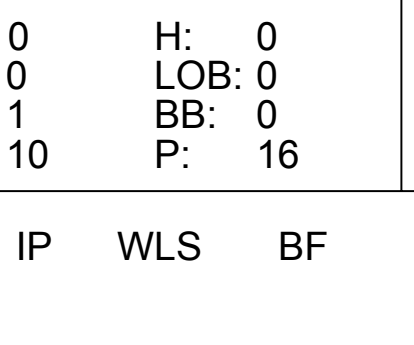
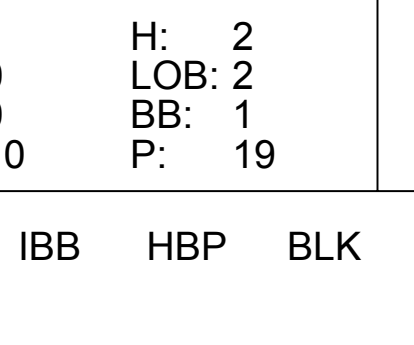
WP:	0	PA:	35
PB:	0	SB:	1
CS:	1		

AB	R	H	RBI	BB	SO	LOB
3	0	1	0	1	0	1
4	1	1	0	0	0	2
4	1	1	2	0	1	0
4	0	1	0	0	2	0
4	0	0	0	0	1	1
4	0	1	0	0	0	2
3	0	1	0	1	0	0
4	0	2	0	0	0	3
2	0	0	0	0	1	2
0	0	0	0	0	0	0
1	0	0	0	0	1	1
0	0	0	0	0	0	0

Batter	1	2	3	4	5	6	7	8	9
Luis Polonia, L OBP: 0.330, SLG: 0.375 (1, 7)	2-1 CS 1B		1-1 G3		4-0 1-2 BB		1-1 SAFE F7		
Chad Curtis, R OBP: 0.346, SLG: 0.278 (1, 8)	2-1 SAFE 1-2 HR 1B		1-1 F9		1-0 F9			0-2 G4-3	
J.T. Snow, L OBP: 0.314, SLG: 0.552 (1, 3)	1-0 SAFE 1-H HR		3-3 K			0-1 G3		1-1 F7	
Chili Davis, S OBP: 0.270, SLG: 0.341 (1, 10)	3-3 K		3-3 K		2-1 E 1B			3-2 G2-3	
Stan Javier, S OBP: 0.286, SLG: 0.308 (1, 9)	1-3 K		0-0 G3		3-2 E6 G4-6-3			2-2 F8	
Torey Lovullo, S OBP: 0.273, SLG: 0.333 (1, 5)		2-2 G4-3		1-0 F8		1-2 G4-6-3		2-2 BB 1B	
Damion Easley, R OBP: 0.361, SLG: 0.474 (1, 4)		1-0 S 1B		1-0 G6-3		1-0 F9		4-2 G5-4-3 BB	
Gary Disarcina, R OBP: 0.284, SLG: 0.385 (1, 6)		1-1 F7		0-2 FC5-4 1B		1-1 K 1B		0-0 G5-4-3	
John Orton, R OBP: 0.229, SLG: 0.375 (1, 2)		1-3 K		0-0 FC5-4 BB		2-3 SAFE K			
Greg Myers, L OBP: 0.267, SLG: 0.429 (7, PH)									
Gary Gaetti, R OBP: 0.250, SLG: 0.240 (7, PH)									
Ron Tingley, R (8, 2)									

Inning Stats	R	H	E	K	S	IP	WLS	BF	H	R	ER	SO	BB	IBB	HBP	BLK	WP	HR	S	P	ERA	WHIP
	2	3	0	2	11	6.1		26	7	2	2	5	1	0	0	0	0	1	51	88	2.84	1.263
	0	1	0	1	9				0	0	0		0	0	0	0	0	0	19	31	0.00	1.500
	0	0	0	0	0			1	0	0	0	0	0	0	0	0	0	0	1	1	0.00	0.000

PITCHER	IP	WLS	BF	H	R	ER	SO	BB	IBB	HBP	BLK	WP	HR	S	P	ERA	WHIP
Bob Welch, R ERA: 4.08 (1, 1)	6.1		26	7	2	2	5	1	0	0	0	0	0	0	88	2.84	1.263
Rick Honeycutt, L ERA: 3.38 (7, 1)	0.2		2	0	0	0	1	0	0	0	0	0	0	5	8	0.00	0.000
Rich Gossage, R ERA: (8, 1)	1.1		6	1	0	0	0	1	0	0	0	0	0	19	31	0.00	1.500
Dennis Eckersley, R ERA: 3.97 (9, 1)	0.2	S	1	0	0	0	0	0	0	0	0	0	0	1	1	0.00	0.000


Batter	1	2	3	4	5	6	7	8	9	10	AB R H RBI BB SO LOB																	
Kevin Seitzer, R (1, 5) OBP: 0.323, SLG: 0.471	1-3 	2-3 		0-0 P5 		0-0 1B 2B 		2-3 	1-1 L3 		6 1 1 1 0 3 6																	
Brent Gates, S (1, 4) OBP: 0.227, SLG: 0.250	1-0 L6 		1-0 G3 	1-1 SF8 		1-0 F8 		1-0 	1-0 F7 		5 0 1 1 0 0 3																	
Ruben Sierra, S (1, 9) OBP: 0.322, SLG: 0.523	4-0 FC5 BB BB 		2-0 BB BB 1B 	2-1 3-H G4-3 		0-1 2B SF7 1B 		4-0 IBB 	1-0 G6-3 		4 1 2 1 2 0 2																	
Mark McGwire, R (1, 3) OBP: 0.427, SLG: 0.662	4-2 1-2 BB 		4-1 1-2 BB 		0-1 P4 	2-2 1-3 2B 		0-3 	1-0 G6-3 		4 0 1 0 2 1 2																	
Troy Neel, L (1, 10) OBP: 0.286, SLG: 0.387	0-0 FC5 2-3f 		1-0 P5 		2-0 G3-1 	2-1 SF7 		0-0 G1-3 	4-2 BB 		4 0 0 1 1 0 6																	
Dave Henderson, R (1, 8) OBP: 0.275, SLG: 0.400			1-0 G1-3 		4-1 FC5 1B BB 	2-1 P4 		2-0 HR 	1-2 G3 		4 2 2 1 1 0 3 1 0 0 0 0 0 1																	
Eric Fox, S (9, 8) OBP: 0.184, SLG: 0.213																												
Dale Sveum, S (1, 6) OBP: 0.306, SLG: 0.219		1-0 G4-3 		4-2 BB 1B SF8 BB 		0-0 1-2 1B 		3-2 G6-3 	1-2 SH3-4 1B 		4 1 2 0 1 0 1 0 0 0 0 0 0 0																	
Mike Bordick, R (9, PR) OBP: 0.297, SLG: 0.282		2-3 		0-1 L1 SAFE BB 		1-2 FC5 		2-1 G5-3 	0-0 SH3-4 		4 0 2 0 0 0 2																	
Scott Hemond, R (1, 2) OBP: 0.200, SLG: 0.267		1-2 3-H 1B 		1-2 1B 		2-3f 		1-3 K 	1-2 BB 		2 1 0 0 3 1 1																	
Lance Blankenship, R (1, 7) OBP: 0.400, SLG: 0.328		3-1 F7 		4-2 1-2 BB 		4-2 2B BB 		1-3 K 	4-2 BB 																			
Inning Stats	R: 0 E: 0 K: 1 S: 7	H: 0 LOB: 2 BB: 2 P: 17	R: 1 E: 1 K: 1 S: 18	H: 2 LOB: 1 BB: 0 P: 26	R: 0 E: 0 K: 0 S: 5	H: 1 LOB: 2 BB: 1 P: 14	R: 1 E: 0 K: 0 S: 13	H: 1 LOB: 2 BB: 2 P: 24	R: 0 E: 0 K: 0 S: 8	H: 1 LOB: 2 BB: 1 P: 15	R: 3 E: 0 K: 0 S: 14	H: 3 LOB: 1 BB: 1 P: 25	R: 0 E: 0 K: 1 S: 10	H: 0 LOB: 0 BB: 0 P: 16	R: 0 E: 0 K: 2 S: 12	H: 1 LOB: 2 BB: 1 P: 19	R: 1 E: 0 K: 0 S: 10	H: 2 LOB: 2 BB: 1 P: 19	R: 0 E: 0 K: 0 S: 9	H: 0 LOB: 1 BB: 1 P: 16	1B: 6 2B: 4 3B: 0 HR: 1	SF: 2 SAC: 1 DP: 0 HBP: 0	WP: 0 PB: 0 SB: 1 CS: 0	PA: 51				
SCOUTING																												
PITCHER	IP	WLS	BF	H	R	ER	SO	BB	IBB	HBP	BLK	WP	HR	S	P	ERA	WHIP											
Scott Lewis, R (1, 1) ERA: 5.06	5.0		26	5	2	2	2	6	0	0	0	0	0	51	96	3.60	2.200											
Chuck Crim, R (6, 1) ERA: 2.16	0.1		3	1	2	2	0	1	0	0	0	0	0	4	9	54.00	6.000											
Julio Valera, R (6, 1) ERA: 6.41	2.2		14	5	2	2	3	0	1	0	0	0	1	36	58	6.75	1.875											
Joe Grahe, R (9, 1) ERA: 3.46	2.0	W	8	0	0	0	0	2	0	0	0	0	0	15	28	0.00	1.000											

Oakland Athletics @ California Angels

Anaheim Stadium, Anaheim, CA

Sun May 09 1993, 6:33 AM EDT
Att. 23,089 - Sunny - 88 F

AB	38
R	6
H	11
RBI	5
BB	10
SO	5
LOB	27



Oakland Athletics @ California Angels
 Anaheim Stadium, Anaheim, CA

Sun May 09 1993, 6:33 AM EDT
 Att. 23,089 - Sunny - 88 F

livebaseballscorecards.com

AB	36
R	7
H	13
RBI	7
BB	5
SO	5
LOB	18



WP:	0	PA:	45
PB:	0		
SB:	0		
CS:	3		

Batter	1	2	3	4	5	6	7	8	9	10	AB	R	H	RBI	BB	SO	LOB
Luis Polonia, L OBP: 0.325, SLG: 0.367 (1, 7)	F7		L7		2B		G4-3		P6		5	0	1	0	0	0	3
Chad Curtis, R OBP: 0.366, SLG: 0.309 (1, 8)	P6		CS		1B		CS		FC6-4		4	0	3	3	1	0	0
J.T. Snow, L OBP: 0.309, SLG: 0.564 (1, 3)	G4-3		CS		F9		F9		K		5	1	1	1	0	1	4
Chili Davis, S OBP: 0.266, SLG: 0.326 (1, 10)		G4-3		K		CS		F9	FC6-4		4	0	0	0	1	1	1
Tim Salmon, R OBP: 0.374, SLG: 0.459 (1, 9)		K		F9		FC6-4		1B	SH1-4		4	3	2	0	1	1	0
Greg Myers, L OBP: 0.286, SLG: 0.435 (1, 2)											4	0	2	0	0	2	0
John Orton, R OBP: 0.229, SLG: 0.375 (10, PH)											0	0	0	0	0	0	0
Rene Gonzales, R OBP: 0.384, SLG: 0.317 (1, 5)			SH5-4		1B		FC6-4		P5		3	2	1	0	2	0	4
Damion Easley, R OBP: 0.369, SLG: 0.474 (1, 4)			SH5-4		1B		F8		1B		0	0	0	0	0	0	0
Torey Lovullo, S OBP: 0.324, SLG: 0.441 (3, PR)			1B		SH5-4		F8		2B		4	1	3	3	0	0	1
Gary Disarcina, R OBP: 0.276, SLG: 0.372 (1, 6)			SH5-4		F8		F8		F8		3	0	0	0	0	0	5

Inning Stats	R: 0	H: 0	E: 0	K: 0	S: 7	R: 0	H: 0	E: 0	K: 2	S: 10	R: 2	H: 1	E: 0	K: 0	S: 11	R: 1	H: 1	E: 0	K: 2	S: 10	R: 1	H: 3	E: 0	K: 0	S: 11	R: 1	H: 2	E: 0	K: 0	S: 11	R: 0	H: 1	E: 0	K: 0	S: 8	R: 1	H: 3	E: 0	K: 0	S: 11	R: 0	H: 0	E: 0	K: 1	S: 7	R: 1	H: 2	E: 0	K: 0	S: 4	1B: 8	2B: 4	3B: 0	HR: 1	SF: 0	SAC: 2	DP: 0	HBP: 1	WP: 0	PA: 45
--------------	------	------	------	------	------	------	------	------	------	-------	------	------	------	------	-------	------	------	------	------	-------	------	------	------	------	-------	------	------	------	------	-------	------	------	------	------	------	------	------	------	------	-------	------	------	------	------	------	------	------	------	------	------	-------	-------	-------	-------	-------	--------	-------	--------	-------	--------

PITCHER	IP	WLS	BF	H	R	ER	SO	BB	IBB	HBP	BLK	WP	HR	S	P	ERA	WHIP
Shawn Hillegas, R ERA: 6.46 (1, 1)	5.1		23	5	5	5	4	3	0	1	0	0	1	53	93	8.44	1.500
Mike Mohler, L ERA: 7.36 (6, 1)	0.0		1	1	0	0	0	0	0	0	0	0	0	1	1	∞	∞
Ed Nunez, R ERA: 3.52 (6, 1)	1.2		6	2	0	0	0	0	0	0	0	0	0	14	20	0.00	1.200
Joe Boever, R ERA: 3.54 (8, 1)	1.0		6	3	1	1	0	0	0	0	0	0	0	11	15	9.00	3.000
Rick Honeycutt, L ERA: 3.86 (9, 1)	1.1	L	8	2	1	1	1	1	1	0	0	0	0	11	27	6.75	2.250

Batter	1	2	3	4	5	6	7	8	9	AB R H RBI BB SO LOB	TOP	
David Hulse, L (1, 8) OBP: 0.321, SLG: 0.342	0-1 G3 3B	2-2 G3-1		0-2 FC5-4 1-2f			4-0 G4-3 BB		0-1 SH1-4 1-2	3 1 1 0 1 0 2		
Julio Franco, R (1, 10) OBP: 0.336, SLG: 0.438	0-0 G3		2-1 G6-3		1-1 F8		2-2 G4-3 1-2		1-0 G6-3 2-3	5 0 0 1 0 0 2		
Jose Canseco, R (1, 9) OBP: 0.352, SLG: 0.553	3-3 K		4-1 BLK HR BB		0-0 F8		4-2 FC6-4 BB		2-2 1B 3-H	3 1 1 1 2 1 0		
Juan Gonzalez, R (1, 7) OBP: 0.424, SLG: 0.697	3-2 G6-3		3-1 HR		2-3 K		0-1 FC6-4 1-2f		0-0 P4	5 1 1 2 0 1 3		
Rafael Palmeiro, L (1, 3) OBP: 0.262, SLG: 0.351		1-0 HR 1B	0-1 F7		2-1 1B SF8 1B			2-3 K		4 2 2 0 0 1 0		
Dean Palmer, R (1, 5) OBP: 0.368, SLG: 0.620		1-1 HR	1-0 F7		1 SAFE 3-1 CS 1-3 1B		1-2 1B			4 1 3 2 0 0 0		
Ivan Rodriguez, R (1, 2) OBP: 0.387, SLG: 0.468		1-1 S 1B		1-0 FC4-6 1B		3-1 SF8		2-3 K		3 0 2 1 0 1 1		
Manuel Lee, S (1, 6) OBP: 0.269, SLG: 0.172		2-2 F8 1-2		1-3 K		2-2 F8 1-2		3-2 G4-3		4 0 0 0 0 1 4		
Billy Ripken, R (1, 4) OBP: 0.290, SLG: 0.242		3-1 F9		1-1 FC4-6 FC5-4 1-2f			2-3 K		1-1 G6-3 SH1-4 1B 1B	4 1 1 0 0 1 2		
Inning Stats	R: 1 E: 0 K: 1 S: 10 H: 1 LOB: 0 BB: 0 P: 16	R: 2 E: 0 K: 0 S: 18 H: 3 LOB: 1 BB: 0 P: 28	R: 2 E: 0 K: 0 S: 8 H: 1 LOB: 0 BB: 1 P: 18	R: 0 E: 0 K: 1 S: 10 H: 1 LOB: 1 BB: 0 P: 13	R: 0 E: 0 K: 1 S: 6 H: 0 LOB: 0 BB: 0 P: 9	R: 1 E: 0 K: 0 S: 10 H: 2 LOB: 0 BB: 0 P: 20	R: 0 E: 0 K: 1 S: 10 H: 0 LOB: 2 BB: 2 P: 22	R: 0 E: 0 K: 2 S: 14 H: 1 LOB: 1 BB: 0 P: 21	R: 1 E: 0 K: 0 S: 10 H: 2 LOB: 1 BB: 0 P: 14	1B: 8 2B: 0 3B: 1 HR: 2 SF: 1 SAC: 1 DP: 0 HBP: 0	WP: 0 PB: 0 SB: 1 CS: 1 PA: 40	
PITCHER	IP WLS BF H R ER SO BB IBB HBP BLK WP HR S P ERA WHIP											
Ron Darling, R (1, 1) ERA: 6.14	5.0 L 24 8 6 6 3 1 0 0 0 1 0 2 56 93 10.80 1.800											
Mike Mohler, L (6, 1) ERA: 6.08	2.1 8 0 0 0 2 2 0 0 0 0 0 0 19 38 0.00 0.857											
Joe Boever, R (8, 1) ERA: 3.68	1.2 8 3 1 1 1 0 0 0 0 0 0 0 21 30 5.40 1.800											

Texas Rangers @ Oakland Athletics
Oakland-Alameda County Coliseum, Oakland, CA

Mon May 10 1993, 7:05 PM PDT
Att. 24,559 - Unknown - 62 F

livebaseballscorecards.com

AB 35
R 7
H 11
RBI 7
BB 3
SO 6
LOB 14



Batter	1	2	3	4	5	6	7	8	9	AB	R	H	RBI	BB	SO	LOB
Rickey Henderson, R OBP: 0.438, SLG: 0.481 (1, 10)	3-3 K ①		0-0 L5 ③		2-0 2B			0-2 E5 G4-3 WP 1B	3-3 K ③	5	1	2	0	0	2	1
Kevin Seitzer, R OBP: 0.309, SLG: 0.451 (1, 5)	1-2 G5-3 ②			0-0 F9 ①	1-0 F9 ②			2-2 G4-3 2-3		4	0	0	0	0	0	2
Ruben Sierra, S OBP: 0.311, SLG: 0.505 (1, 9)	1-3 K ③			0-0 G4-3 ②	0-3 K ③			3-2 G1-3 3-H		4	0	0	0	0	2	1
Mark McGwire, R OBP: 0.441, SLG: 0.703 (1, 3)				1-1 HR		0-0 F7 ①		1-1 2B 1B		3	1	2	1	1	0	0
Terry Steinbach, R OBP: 0.280, SLG: 0.369 (1, 2)				2-2 HR 1B		2-2 L8 ②		2-0 2B		4	1	2	0	0	1	1
Dave Henderson, R OBP: 0.274, SLG: 0.432 (1, 8)				2-1 HR 1-H		3-1 F9 ③		2-0 F8 ③		4	1	1	2	0	0	3
Brent Gates, S OBP: 0.231, SLG: 0.217 (1, 4)				4-0 BB		1-2 P6 ①			1-2 G4-3 ①	3	0	0	0	1	0	1
Mike Bordick, R OBP: 0.305, SLG: 0.293 (1, 6)				0-3 K ③		1-1 G4-3 ②			0-1 FC3-6 1B	4	0	2	0	0	1	1
Lance Blankenship, R Troy Neel, L OBP: 0.385, SLG: 0.311 OBP: 0.282, SLG: 0.382 (9, PH)				3-1 G5-4-3 1B 1-2f		2-3 K ①		0-3 K ③	1-0 FC3-6 1-2f	3	0	0	0	0	2	1

Inning Stats	R: 0	H: 0	E: 0	K: 2	S: 9	LOB: 0	BB: 0	P: 14	R: 0	H: 0	E: 0	K: 1	S: 11	LOB: 1	BB: 1	P: 22	R: 0	H: 1	E: 0	K: 0	S: 6	LOB: 0	BB: 0	P: 10	R: 3	H: 3	E: 0	K: 1	S: 12	LOB: 1	BB: 1	P: 21	R: 0	H: 1	E: 0	K: 2	S: 10	LOB: 0	BB: 0	P: 15	R: 0	H: 0	E: 0	K: 0	S: 6	LOB: 0	BB: 0	P: 11	R: 0	H: 0	E: 0	K: 1	S: 8	LOB: 0	BB: 0	P: 10	R: 1	H: 3	E: 1	K: 0	S: 14	LOB: 2	BB: 0	P: 24	R: 0	H: 1	E: 1	K: 1	S: 9	LOB: 1	BB: 0	P: 14	1B: 5	SF: 0	2B: 2	SAC: 0	3B: 0	DP: 1	HR: 2	HBP: 0	WP: 1	PA: 37
--------------	------	------	------	------	------	--------	-------	-------	------	------	------	------	-------	--------	-------	-------	------	------	------	------	------	--------	-------	-------	------	------	------	------	-------	--------	-------	-------	------	------	------	------	-------	--------	-------	-------	------	------	------	------	------	--------	-------	-------	------	------	------	------	------	--------	-------	-------	------	------	------	------	-------	--------	-------	-------	------	------	------	------	------	--------	-------	-------	-------	-------	-------	--------	-------	-------	-------	--------	-------	--------

PITCHER	IP	WLS	BF	H	R	ER	SO	BB	IBB	HBP	BLK	WP	HR	S	P	ERA	WHIP
Charlie Leibrandt, L ERA: 2.84	(1, 1)	6.0	W	24	5	3	3	6	2	0	0	0	0	54	93	4.50	1.167
Matt Whiteside, R ERA: 2.51	(7, 1)	1.1		5	1	1	1	0	0	0	0	0	0	15	19	6.75	0.750
Tom Henke, R ERA:	(8, 1)	1.2	S	8	3	0	1	0	0	0	0	1	0	16	29	0.00	1.800

BOTTOM

Texas Rangers @ Oakland Athletics
Oakland-Alameda County Coliseum, Oakland, CA
Mon May 10 1993, 7:05 PM PDT
Att: 24,559 - Unknown - 62 F

livebaseballscores.com

AB	35
R	4
H	9
RBI	3
BB	2
SO	8
LOB	12



Batter	1	2	3	4	5	6	7	8	9	AB R H RBI BB SO LOB	TOP											
David Hulse, L (1, 8) OBP: 0.329, SLG: 0.342	0-1 G1-6-3		1-0 L7			4-2 1B BB		1-0 G6-4-3 1B		3 0 1 0 1 0 0												
Julio Franco, R (1, 10) OBP: 0.325, SLG: 0.422	1-0 G6-3			0-3 K		1-2 P8		2-2 G6-4-3 1-2f		4 0 0 0 0 1 2												
Jose Canseco, R (1, 9) OBP: 0.371, SLG: 0.569	4-2 BB			4-1 FC4 BB		3-2 1-3 1B		1-2 2B		2 0 2 0 2 0 0												
Juan Gonzalez, R (1, 7) OBP: 0.411, SLG: 0.673	0-1 F8			0-3 K		0-1 G1-4-3		0-3 K		4 0 0 0 0 2 5												
Rafael Palmeiro, L (1, 3) OBP: 0.273, SLG: 0.339				2-2 FC4 1-2f			1-2 F9		0-0 G1-3	4 0 0 0 0 1 2												
Dean Palmer, R (1, 5) OBP: 0.372, SLG: 0.608					0-0 P9		4-2 BB		1-3 K	2 0 0 0 2 1 1												
Ivan Rodriguez, R (1, 2) OBP: 0.376, SLG: 0.454					1-0 P3		0-0 P4			3 0 0 0 0 0 2												
Manuel Lee, S (1, 6) OBP: 0.257, SLG: 0.164					1-3 K		2-2 G4-3			3 0 0 0 0 1 1												
Billy Ripken, R (1, 4) OBP: 0.278, SLG: 0.231					0-2 G4-3		2-2 G5-3		2-1 G6-3	3 0 0 0 0 0 0												
Inning Stats	R: 0 E: 0 K: 0 S: 8	H: 0 LOB: 1 BB: 1 P: 13	R: 0 E: 0 K: 1 S: 7	H: 0 LOB: 0 BB: 1 P: 11	R: 0 E: 0 K: 0 S: 8	H: 0 LOB: 0 BB: 0 P: 10	R: 0 E: 0 K: 2 S: 10	H: 0 LOB: 1 BB: 1 P: 16	R: 0 E: 0 K: 1 S: 5	H: 0 LOB: 0 BB: 0 P: 7	R: 0 E: 0 K: 0 S: 16	H: 1 LOB: 2 BB: 1 P: 26	R: 0 E: 0 K: 0 S: 14	H: 0 LOB: 1 BB: 1 P: 21	R: 0 E: 0 K: 0 S: 7	H: 1 LOB: 0 BB: 0 P: 12	R: 0 E: 0 K: 2 S: 11	H: 1 LOB: 1 BB: 0 P: 13	1B: 2 2B: 1 3B: 0 HR: 0	SF: 0 SAC: 0 DP: 2 HBP: 0	WP: 0 PB: 0 SB: 0 CS: 0	PA: 33
PITCHER Bobby Witt, R (1, 1) ERA: 3.55	IP: 9.0 WLS: W BF: 33 H: 3 R: 0 ER: 0 SO: 6 BB: 5 IBB: 0 HBP: 0 BLK: 0 WP: 0 HR: 0 S: 86 P: 129 ERA: 0.00 WHIP: 0.889																				PITCHER	IP: WLS: BF: H: R: ER: SO: BB: IBB: HBP: BLK: WP: HR: S: P: ERA: WHIP:

Texas Rangers @ Oakland Athletics
Oakland-Alameda County Coliseum, Oakland, CA

Tue May 11 1993, 7:05 PM PDT
Att. 18,263 - Unknown - 54 F

AB	28
R	0
H	3
RBI	0
BB	5
SO	6
LOB	13



Batter	1	2	3	4	5	6	7	8	9	AB	R	H	RBI	BB	SO	LOB	BOTTOM				
Rickey Henderson, R OBP: 0.440, SLG: 0.475 Troy Neel, L OBP: 0.279, SLG: 0.377	4-1 1B 2B BB	2-3 K		3-2 S 1B BLK 1B		1-3 K		0-0 G4-3		3	2	1	0	1	2	1					
Dave Henderson, R OBP: 0.284, SLG: 0.436 Eric Fox, S OBP: 0.200, SLG: 0.250	2-2 1B 2B 1B	1-1 G5-3		2-1 BLK 1B 1B		0-0 F8		0-2 2B		4	2	2	0	0	0	1					
Ruben Sierra, S OBP: 0.306, SLG: 0.517	0-1 P2		1-1 P2	2-2 P4		2-2 HR		0-0 G3		5	1	1	1	0	0	5					
Mark McGwire, R OBP: 0.454, SLG: 0.714	3-1 1B 2B		1-1 2B 1B	4-2 BLK 1B BB		2-3 K				3	1	2	2	1	1	0					
Terry Steinbach, R OBP: 0.288, SLG: 0.383	1-3 K		1-1 2B	1-1 FC6 1B		1-3 K				4	0	2	2	0	2	1					
Kevin Seitzer, R OBP: 0.327, SLG: 0.452 Dale Sveum, S OBP: 0.306, SLG: 0.219	4-1 BB		4-0 IBB	0-2 FC6		2-2 FC4 1B				2	0	1	0	2	0	1					
Brent Gates, S OBP: 0.200, SLG: 0.185	0-0 F9		2-3 K		0-2 P5		2-1 P6			4	0	0	0	0	1	6					
Mike Bordick, R OBP: 0.303, SLG: 0.282		4-2 PB BB	0-0 L9		1-1 P8		0-0 FC4			3	0	0	0	1	0	4					
Lance Blankenship, R OBP: 0.378, SLG: 0.297		3-3 K		4-2 1B BB	2-3 K		1-1 F8			3	0	0	0	1	2	1					
Inning Stats	R: 2 E: 0 K: 1 S: 14	H: 2 LOB: 2 BB: 2 P: 28	R: 0 E: 0 K: 2 S: 10	H: 0 LOB: 1 BB: 1 P: 20	R: 0 E: 0 K: 1 S: 10	H: 2 LOB: 3 BB: 1 P: 19	R: 3 E: 0 K: 0 S: 18	H: 3 LOB: 1 BB: 2 P: 34	R: 0 E: 0 K: 1 S: 8	H: 0 LOB: 0 BB: 0 P: 11	R: 1 E: 0 K: 2 S: 11	H: 1 LOB: 0 BB: 0 P: 16	R: 0 E: 0 K: 1 S: 9	H: 1 LOB: 1 BB: 0 P: 14	R: 0 E: 0 K: 0 S: 8	H: 1 LOB: 1 BB: 0 P: 9	1B: 6 2B: 3 3B: 0 HR: 1	SF: 0 SAC: 0 DP: 0 HBP: 0	WP: 0 PB: 1 SB: 1 CS: 0	PA: 39	
PITCHER Kenny Rogers, L ERA: 2.9 Todd Burns, R ERA: 1.93	IP 3.2 4.1	WLS L 18	BF 21 18	H 6 4	R 4 2	ER 4 2	SO 4 4	BB 4 1	IBB 1 0	HBP 0 0	BLK 0 1	WP 0 0	HR 0 1	S 45 43	P 89 62	ERA 9.82 4.15	WHIP 2.727 1.154				
	PITCHER	IP	WLS	BF	H	R	ER	SO	BB	IBB	HBP	BLK	WP	HR	S	P	ERA	WHIP			

Texas Rangers @ Oakland Athletics
Oakland-Alameda County Coliseum, Oakland, CA
Tue May 11 1993, 7:05 PM PDT
Att: 18,263 - Unknown - 54 F

AB	33
R	6
H	10
RBI	5
BB	6
SO	8
LOB	20



WP: 0	PA: 39
PB: 1	
SB: 1	
CS: 0	

1B: 6	SF: 0	WP: 0	PA: 39
2B: 3	SAC: 0	PB: 1	
3B: 0	DP: 0	SB: 1	
HR: 1	HBP: 0	CS: 0	


Batter	1	2	3	4	5	6	7	8	9	AB R H RBI BB SO LOB	TOP																									
David Hulse, L (1, 8) OBP: 0.360, SLG: 0.375 Gary Redus, R (8, PH) OBP: 0.217, SLG: 0.348 Doug Dascenzo, S (9, 8) OBP: 0.234, SLG: 0.311	0-1 WP 1B	1-2 BLK 1B		0-0 1B		0-1 S 1B		2-2 F8 1-2		4 1 4 1 0 0 0 1 0 0 0 0 0 1 0 0 0 0 0 0 0																										
Julio Franco, R (1, 10) OBP: 0.313, SLG: 0.405	2-3 SAFE 1-2 K	1-3 SAFE 1-2 K		0-3 K		2-2 G5-3 1-2			1-3 K	5 0 0 0 0 4 5																										
Jose Canseco, R (1, 9) OBP: 0.372, SLG: 0.558	2-1 BB S BB 2-H 1B	2-2 L4			1-2 F8				1-3 K	4 2 1 1 0 1 1																										
Juan Gonzalez, R (1, 7) OBP: 0.425, SLG: 0.707	4-2 BB BB FC4-6 BB 1-2		0-0 G4-3 G3 2B		2-2 L7		4-1 G3 WP BB		0-0 SAFE 1-H HR	3 3 2 2 2 0 0																										
Rafael Palmeiro, L (1, 3) OBP: 0.271, SLG: 0.328	4-2 FC4-6 BB 1-2 2-3 BB		0-0 G4-3		2-3 K		1-0 G3		0-3 K	4 0 0 0 1 2 2																										
Dean Palmer, R (1, 5) OBP: 0.365, SLG: 0.585	4-1 FC4-6 BB 1-2 2-3 3-H BB		0-0 G3		2-1 L7		1-3 K		1-3 K	4 0 0 2 1 2 1																										
Ivan Rodriguez, R (1, 2) OBP: 0.372, SLG: 0.446	1-2 FC4-6 1-2f 2-3 3-H BB		0-3 K		2-2 FC6-4 1B			0-2 G4-3		4 0 1 1 0 1 2																										
Manuel Lee, S (1, 6) OBP: 0.243, SLG: 0.154	2-1 P5		0-3 K		0-1 FC6-4 BB 1B			2-3 K FC5-4		4 1 0 0 0 2 3																										
Billy Ripken, R (1, 4) OBP: 0.280, SLG: 0.224 Doug Strange, S (6, PR) OBP: 0.320, SLG: 0.457 (6, 4)		1-2 G6-3		1-3 K		4-0 1B BB		0-0 FC5-4 1-2f		2 0 0 0 1 1 0 1 0 0 0 0 0 1																										
Inning Stats	R: 3 E: 0 K: 1 S: 17	H: 2 LOB: 2 BB: 3 P: 36	R: 0 E: 0 K: 1 S: 16	H: 1 LOB: 1 BB: 0 P: 21	R: 1 E: 0 K: 1 S: 6	H: 1 LOB: 0 BB: 0 P: 6	R: 0 E: 0 K: 3 S: 12	H: 1 LOB: 1 BB: 0 P: 13	R: 0 E: 0 K: 1 S: 10	H: 0 LOB: 0 BB: 0 P: 15	R: 1 E: 0 K: 0 S: 13	H: 2 LOB: 3 BB: 1 P: 23	R: 0 E: 0 K: 2 S: 8	H: 0 LOB: 1 BB: 1 P: 15	R: 0 E: 0 K: 1 S: 11	H: 0 LOB: 1 BB: 0 P: 15	R: 2 E: 0 K: 3 S: 12	H: 1 LOB: 0 BB: 0 P: 15	1B: 6 2B: 1 3B: 0 HR: 1	SF: 0 SAC: 0 DP: 0 HBP: 1	WP: 2 PB: 1 SB: 3 CS: 0	PA: 42														
PITCHER	IP WLS BF H R ER SO BB IBB HBP BLK WP HR S P ERA WHIP																																			
Kelly Downs, R (1, 1) ERA: 8.85	5.0		23	5	4	4	7	3	0	0	1	1	0	61	91	7.20	1.600																			
Rich Gossage, R (6, 1) ERA: 0.73	2.1		11	2	1	1	2	2	0	0	0	1	0	25	42	3.86	1.714																			
Rick Honeycutt, L (8, 1) ERA: 3.72	0.1		2	0	0	0	1	0	0	0	0	0	0	4	6	0.00	0.000																			
Dennis Eckersley, R (8, 1) ERA: 4.97	1.1	W	6	1	2	2	3	0	0	1	0	0	1	15	20	13.50	0.750																			

Texas Rangers @ Oakland Athletics
Oakland-Alameda County Coliseum, Oakland, CA

Wed May 12 1993, 7:05 PM PDT
Att. 20,498 - Unknown - 60 F

AB	36
R	7
H	8
RBI	7
BB	5
SO	13
LOB	16



Batter	1	2	3	4	5	6	7	8	9	AB R H RBI BB SO LOB	TOP																	
David Hulse, L (1, 8) OBP: 0.372, SLG: 0.400	1-1 G1-3		1-1 CS 1B	2-3 K		1-1 1-H 2B		1-2 1B 2B 1B		5 1 3 2 0 1 1																		
Julio Franco, R (1, 10) OBP: 0.316, SLG: 0.400	0-0 G4-3		4-1 BB	1-1 G4-3		2-2 G6-3		2-2 1B 2B 1B		4 1 1 0 1 0 2																		
Jose Canseco, R (1, 9) OBP: 0.373, SLG: 0.560	2-2 1B		3-2 F9		0-3 K	0-0 F9		0-1 1-H 3-H 2B		5 0 2 2 0 1 2																		
Ivan Rodriguez, R (1, 2) OBP: 0.381, SLG: 0.448	2-2 F9		2-3 K		2-2 1B 1B		2-2 E8 SF8 1B	1-0 S HBP		4 1 2 0 0 1 2																		
Rafael Palmeiro, L (1, 3) OBP: 0.275, SLG: 0.341		0-0 G3-1		2-2 G6-3 2B 2B	1-2 1B		3-1 SF8	1-0 F9		4 1 2 1 0 0 2																		
Dean Palmer, R (1, 5) OBP: 0.359, SLG: 0.577		0-1 G3 2B 2B		0-0 G6-3	1-2 P6		0-3 K	3-3 K		5 1 1 0 0 2 5																		
Doug Strange, S (1, 4) OBP: 0.327, SLG: 0.471		1-0 G3		0-0 HR 2B	0-0 F7		2-2 CS 1B		0-1 G6-3	5 1 2 1 0 0 3	AB 42 R 9 H 18 RBI 9 BB 1 SO 8 LOB 19																	
Butch Davis, R (1, 7) OBP: 0.357, SLG: 0.786		0-0 2B		0-0 HR		3-3 K	0-0 CS	0-1 FC1-5 2B	1-3 K	5 1 3 3 0 2 0																		
Manuel Lee, S (1, 6) OBP: 0.253, SLG: 0.171		2-2 L7		1-0 S 1B		3-2 2B 1B		0-2 FC1-5 1B	0-3 K	5 2 2 0 0 1 2																		
Inning Stats	R: 0 E: 0 K: 0 S: 11	H: 1 LOB: 1 BB: 0 P: 15	R: 1 E: 0 K: 0 S: 8	H: 2 LOB: 1 BB: 0 P: 11	R: 0 E: 0 K: 1 S: 10	H: 1 LOB: 1 BB: 1 P: 19	R: 3 E: 0 K: 1 S: 12	H: 4 LOB: 1 BB: 0 P: 18	R: 0 E: 0 K: 1 S: 13	H: 2 LOB: 2 BB: 0 P: 17	R: 1 E: 0 K: 1 S: 12	H: 2 LOB: 1 BB: 0 P: 21	R: 1 E: 1 K: 1 S: 13	H: 2 LOB: 0 BB: 0 P: 20	R: 3 E: 1 K: 1 S: 23	H: 4 LOB: 2 BB: 0 P: 31	R: 0 E: 0 K: 2 S: 8	H: 0 LOB: 0 BB: 0 P: 9	1B: 10 2B: 7 3B: 0 HR: 1	SF: 1 SAC: 0 DP: 0 HBP: 1	WP: 0 PB: 0 SB: 2 CS: 2	PA: 46						
PITCHER	IP WLS BF H R ER SO BB IBB HBP BLK WP HR S P ERA WHIP																											
Bob Welch, R (1, 1) ERA: 4.6	5.1		28	12	5	5	4	1	0	0	0	0	0	1	62	95	8.44	2.438										
Ed Nunez, R (6, 1) ERA: 4.67	2.0	L	12	6	4	3	1	0	0	1	0	0	0	0	35	48	13.50	3.000										
Mike Mohler, L (8, 1) ERA: 5.4	1.2		5	0	0	0	3	0	0	0	0	0	0	0	13	18	0.00	0.000										

Texas Rangers @ Oakland Athletics
Oakland-Alameda County Coliseum, Oakland, CA
Thu May 13 1993, 3:33 AM PDT
Att. 28,110 - Unknown - 65 F

livebaseballscorecards.com

Batter	1	2	3	4	5	6	7	8	9	AB	R	H	RBI	BB	SO	LOB
Lance Blankenship, R (1, 7) OBP: 0.398, SLG: 0.319	4-0 1B BB	3-1 G6-3		3-2 F9	1-3 K		0-3 K		0-0 P3	5	1	0	1	1	2	4
Brent Gates, S (1, 4) OBP: 0.275, SLG: 0.278	1-2 1B 1-3 1B	1-2 1B 2-H		1-2 BB HBP		1-1 F9	1-0 P3			4	0	2	0	0	0	2
Ruben Sierra, S (1, 9) OBP: 0.313, SLG: 0.516	3-1 1B 1-2 1B 3-H		0-1 F8	4-0 1-2 BB		1-0 BB FC6-4 2B	1-1 F9			4	1	2	1	1	0	2
Mark McGwire, R (1, 3) OBP: 0.467, SLG: 0.735 Dale Sveum, S (6, 3) OBP: 0.316, SLG: 0.212	2-2 F8		1-0 1B BB 1B	0-2 F7		4-0 FC6-4 BB BB		1-3 K		3	1	1	0	0	0	4
Troy Neel, L (1, 10) OBP: 0.289, SLG: 0.383 Rickey Henderson, R (6, PH) OBP: 0.449, SLG: 0.464	3-2 L7		2-2 BB BB 1B	1-3 K		4-0 1-2 2-3 BB FC6-4		4-1 S DI BB		3	0	1	0	0	1	4
Terry Steinbach, R (1, 2) OBP: 0.302, SLG: 0.382	0-1 G6-3		4-0 1-2 BB BB		1-2 F9-3 1B	1-2 FC6-4		4-2 G5-4-3 BB		3	0	1	1	2	0	4
Kevin Seitzer, R (1, 5) OBP: 0.315, SLG: 0.416		4-1 1B FC3-2-5-3 BB	4-1 1-2 2-3 3-H BB		3-2 F9-3	2-2 F9		2-2 G5-4-3		3	0	0	1	2	0	5
Mike Bordick, R (1, 6) OBP: 0.324, SLG: 0.319		3-2 1 SAFE FC3-2-5-3 1 SAFE 1 SAFE 1 SAFE 1-3 G6-3 1B	0-1 L6		1-0 1B 2B		1-2 1B 1B		1-0 F8	5	2	3	0	0	0	3
Eric Fox, S (1, 8) OBP: 0.192, SLG: 0.240 Dave Henderson, R (5, PH) OBP: 0.284, SLG: 0.424		0-0 FC3-2-5-3 1-3 1B 3-H	0-2 G4-3		2-2 1B		3-1 1B		2-2 G4-3	2	0	0	0	0	0	5

Inning Stats	R: 1	H: 2	E: 0	K: 0	S: 16	R: 1	H: 2	E: 0	K: 0	S: 13	R: 1	H: 2	E: 0	K: 0	S: 15	R: 0	H: 0	E: 0	K: 1	S: 11	R: 1	H: 3	E: 0	K: 1	S: 14	R: 1	H: 1	E: 0	K: 0	S: 9	R: 0	H: 2	E: 0	K: 1	S: 12	R: 0	H: 0	E: 0	K: 1	S: 11	R: 0	H: 0	E: 0	K: 0	S: 5	R: 0	H: 0	E: 0	K: 0	S: 5	1B: 10	2B: 3	3B: 0	HR: 0	SF: 0	SAC: 0	DP: 2	HBP: 1	WP: 0	PB: 0	SB: 1	CS: 0	PA: 46
--------------	------	------	------	------	-------	------	------	------	------	-------	------	------	------	------	-------	------	------	------	------	-------	------	------	------	------	-------	------	------	------	------	------	------	------	------	------	-------	------	------	------	------	-------	------	------	------	------	------	------	------	------	------	------	--------	-------	-------	-------	-------	--------	-------	--------	-------	-------	-------	-------	--------

PITCHER	IP	WLS	BF	H	R	ER	SO	BB	IBB	HBP	BLK	WP	HR	S	P	ERA	WHIP
Robb Nen, R (1, 1) ERA: 6.28	2.1		16	6	3	3	0	4	0	0	0	0	0	37	72	11.57	4.286
Brian Bohanon, L (3, 1) ERA: 3.12	3.0		15	4	2	2	2	2	0	1	0	0	0	35	58	6.00	2.000
Matt Whiteside, R (6, 1) ERA: 2.16	1.0	W	6	2	0	0	1	1	0	0	0	0	0	15	26	0.00	3.000
Bob Patterson, L (7, 1) ERA: 4.26	1.0		5	0	0	0	1	2	0	0	0	0	0	10	21	0.00	2.000
Jeff Bronkey, R (8, 1) ERA: 1.59	0.2		1	0	0	0	0	0	0	0	0	0	0	4	6	0.00	0.000

BOTTOM

Texas Rangers @ Oakland Athletics
Oakland-Alameda County Coliseum, Oakland, CA

Thu May 13 1993, 3:33 AM PDT
Att: 28,110 - Unknown - 65 F

livebaseballscorecards.com

AB	36
R	5
H	12
RBI	5
BB	9
SO	4
LOB	33



Batter	1	2	3	4	5	6	7	8	9	10	11	AB R H RBI BB SO LOB	TOP																
Omar Vizquel, S OBP: 0.327, SLG: 0.286 (1, 6)	0-3 K	1-0 P6			2-2 G3		2-2 F7		1-2 2-H 1B		2-0 1B	6 0 2 0 0 1 3																	
Mike Felder, S OBP: 0.341, SLG: 0.353 (1, 7)	3-2 FC5 1B		1-0 G4-3		0-1 3B		4-1 1-2 BB		1-1 F8		1-1 G3	5 0 2 0 1 0 2																	
Ken Griffey Jr., L OBP: 0.389, SLG: 0.579 (1, 8)	1-2 P2		1-0 G4-3		3-3 K		3-2 G4-3				3-1 P4	5 0 0 0 0 1 4																	
Pete O'Brien, L OBP: 0.363, SLG: 0.469 Henry Cotto, R OBP: 0.179, SLG: 0.182 (1, 10) (8, PH)	4-1 1-2 BB		0-1 G4-3			0-1 G4-3		1-0 P4		1-0 G5-3		2 0 0 0 1 0 0 2 0 0 0 0 0 0																	
Jay Buhner, R OBP: 0.411, SLG: 0.527 (1, 9)	2-0 FC5			1-0 F7		2-3 K		1-2 CS 1B		0-1 2B		5 0 2 0 0 1 2																	
Tino Martinez, L OBP: 0.329, SLG: 0.459 (1, 3)		1-0 SH1-4 1B		3-2 G6-4-3 1B		3-0 2B		1 SAFE 4-2 BB 1-2 BB		4-0 1BB		3 0 3 0 2 0 0																	
Mike Blowers, R OBP: 0.319, SLG: 0.388 Wally Backman, S OBP: 0.167, SLG: 0.138 (1, 5) (10, PH) (10, 5)		4-2 SH1-4 1-2 BB		2-2 G6-4-3 1-2f		0-0 L9		2-3 K		3-2 F8		3 0 0 0 1 1 3 1 0 0 0 0 0 2																	
Dave Valle, R OBP: 0.409, SLG: 0.446 Fernando Vina, L OBP: 0.259, SLG: 0.208 Bill Haselman, R OBP: 0.371, SLG: 0.429 (1, 2) (9, PR) (9, 2)		0-0 SH1-4 1-2 2-3			1-1 HR		4-0 FC1-4 BB		4-1 S 1B BB		3-2 L9	1 1 1 1 2 0 0 0 0 0 0 0 0 0 1 0 0 0 0 0 0																	
Rich Amaral, R OBP: 0.376, SLG: 0.416 (1, 4)		0-0 P3			2-3 K		0-0 FC1-4 1-2f		1 SAFE 0-3 K		0-0 L9	5 0 0 0 0 2 4																	
Inning Stats	R: 0 E: 0 K: 1 S: 12	H: 1 LOB: 2 BB: 1 P: 21	R: 0 E: 0 K: 0 S: 6	H: 1 LOB: 2 BB: 1 P: 12	R: 0 E: 0 K: 0 S: 4	H: 0 LOB: 0 BB: 0 P: 6	R: 0 E: 0 K: 0 S: 8	H: 1 LOB: 0 BB: 0 P: 14	R: 1 E: 0 K: 2 S: 15	H: 2 LOB: 1 BB: 0 P: 23	R: 0 E: 0 K: 1 S: 7	H: 1 LOB: 1 BB: 0 P: 12	R: 0 E: 0 K: 0 S: 9	H: 0 LOB: 2 BB: 2 P: 22	R: 0 E: 0 K: 1 S: 11	H: 1 LOB: 1 BB: 1 P: 19	R: 0 E: 0 K: 1 S: 10	H: 1 LOB: 1 BB: 1 P: 16	R: 0 E: 0 K: 0 S: 8	H: 1 LOB: 2 BB: 1 P: 19	R: 0 E: 0 K: 0 S: 7	H: 1 LOB: 1 BB: 0 P: 13	1B: 6 SF: 0 2B: 2 SAC: 1 3B: 1 DP: 1 HR: 1 HBP: 0	WP: 0 PA: 47 PB: 0 SB: 2 CS: 1					
PITCHER	IP WLS BF H R ER SO BB IBB HBP BLK WP HR S P ERA WHIP														PITCHER	IP WLS BF H R ER SO BB IBB HBP BLK WP HR S P ERA WHIP													
Shawn Hillegas, R ERA: 5.34 (1, 1)	6.2 29 6 1 1 4 4 0 0 0 0 0 1 58 104 1.35 1.500																												
Rick Honeycutt, L ERA: 3.27 (7, 1)	1.1 5 1 0 0 1 1 0 0 0 0 0 0 14 25 0.00 1.500																												
Dennis Eckersley, R ERA: 4.61 (8, 1)	1.0 4 1 0 0 1 1 0 0 0 0 0 0 10 16 0.00 2.000																												
Joe Boever, R ERA: 3.38 (10, 1)	2.0 W 9 2 0 0 0 0 0 1 0 0 0 0 15 32 0.00 1.000																												

Seattle Mariners @ Oakland Athletics
Oakland-Alameda County Coliseum, Oakland, CA
Fri May 14 1993, 7:05 PM PDT
Att: 23,864 - Unknown - 62 F

livebaseballscorecards.com

AB	39
R	1
H	10
RBI	1
BB	7
SO	6
LOB	20



Batter	1	2	3	4	5	6	7	8	9	10	11	AB R H RBI BB SO LOB	BOTTOM
Rickey Henderson, R OBP: 0.455, SLG: 0.460 (1, 7)												3 0 1 1 2 1 2	
Kevin Seitzer, R OBP: 0.313, SLG: 0.410 (1, 5)												4 0 1 0 0 0 3	
Ruben Sierra, S OBP: 0.302, SLG: 0.496 (1, 9)												5 0 0 0 0 2 3	
Dave Henderson, R OBP: 0.290, SLG: 0.416 (1, 8)												4 0 1 0 1 1 1	
Eric Fox, S OBP: 0.192, SLG: 0.240 (11, PR)												0 1 0 0 0 0 0	
Terry Steinbach, R OBP: 0.314, SLG: 0.386 (1, 2)												4 0 2 0 0 0 0	
Scott Hemond, R OBP: 0.158, SLG: 0.211 (11, PR)												0 0 0 0 0 0 0	
Troy Neel, L OBP: 0.277, SLG: 0.385 (1, 10)												4 0 0 0 0 1 3	
Lance Blankenship, R OBP: 0.404, SLG: 0.229 (11, PH)												1 0 1 1 0 0 0	
Dale Sveum, S OBP: 0.310, SLG: 0.216 (1, 3)												4 0 1 0 0 0 2	
Brent Gates, S OBP: 0.318, SLG: 0.350 (1, 4)												4 1 3 0 0 1 0	
Mike Bordick, R OBP: 0.315, SLG: 0.309 (1, 6)												3 0 0 0 0 1 3	
Inning Stats	R: 0 H: 0 E: 0 K: 2 S: 8	R: 0 H: 0 E: 0 K: 1 S: 9	R: 0 H: 2 E: 0 K: 0 S: 11	R: 0 H: 2 E: 0 K: 0 S: 15	R: 1 H: 2 E: 0 K: 0 S: 11	R: 0 H: 1 E: 0 K: 0 S: 5	R: 0 H: 1 E: 0 K: 1 S: 11	R: 0 H: 0 E: 0 K: 0 S: 6	R: 0 H: 0 E: 0 K: 1 S: 7	R: 0 H: 1 E: 0 K: 2 S: 10	R: 1 H: 1 E: 0 K: 0 S: 7	1B: 9 SF: 0 2B: 1 SAC: 2 3B: 0 DP: 0 HR: 0 HBP: 1	WP: 0 PA: 43 PB: 0 SB: 0 CS: 2

PITCHER	IP	WLS	BF	H	R	ER	SO	BB	IBB	HBP	BLK	WP	HR	S	P	ERA	WHIP
Erik Hanson, R ERA: 1.37 (1, 1)	8.0		31	8	1	1	4	1	0	0	0	0	0	76	119	1.12	1.125
Rich DeLucia, R ERA: 1.99 (9, 1)	2.0	L	11	2	1	1	3	2	0	1	0	0	0	24	44	4.50	2.000

Seattle Mariners @ Oakland Athletics
Oakland-Alameda County Coliseum, Oakland, CA
Fri May 14 1993, 7:05 PM PDT
Att: 23,864 - Unknown - 62 F

livebaseballscores.com

AB	36
R	2
H	10
RBI	2
BB	3
SO	7
LOB	17



Batter	1	2	3	4	5	6	7	8	9	AB R H RBI BB SO LOB	TOP										
Omar Vizquel, S (1, 6) OBP: 0.318, SLG: 0.277	2-2 G5-3		1-0 G6-3		2-2 F8			0-2 F7		4 0 0 0 0 0 2											
Mike Felder, S (1, 7) OBP: 0.338, SLG: 0.344	3-1 F9		2-1 G6-3			2-3 K		4-0 1B BB		3 0 0 0 1 1 0											
Ken Griffey Jr., L (1, 8) OBP: 0.392, SLG: 0.573	4-1 BB			0-0 F8		0-1 G2		1-1 G6-3 1B		3 0 1 0 1 0 0											
Pete O'Brien, L (1, 3) OBP: 0.358, SLG: 0.494	2-2 G6-3			2-3 K		2-0 HR		0-2 G6-3		4 1 1 1 0 1 3											
Jay Buhner, R (1, 9) OBP: 0.400, SLG: 0.511				3-2 F9		2-0 F9		1-2 L5		4 0 0 0 0 1 0											
Tino Martinez, L (1, 10) OBP: 0.327, SLG: 0.448				2-2 P6		0-3 K		4-0 CS BB		3 0 0 0 1 1 0											
Henry Cotto, R (9, PR) OBP: 0.179, SLG: 0.182										0 0 0 0 0 0 0											
Mike Blowers, R (1, 5) OBP: 0.316, SLG: 0.380				1-1 1B		2-0 F8		2-2 G5-3		4 0 1 0 0 0 1											
Dave Valle, R (1, 2) OBP: 0.415, SLG: 0.447				2-2 F7		2-1 1B 1B		4-0 FC6-4 BB		2 0 1 0 1 0 1											
Rich Amaral, R (1, 4) OBP: 0.375, SLG: 0.414				1-3 K		2-2 1B		1-1 FC6-4		3 0 1 0 0 1 1											
Inning Stats	R: 0 E: 0 K: 0 S: 9	H: 0 LOB: 1 BB: 1 P: 20	R: 0 E: 0 K: 1 S: 11	H: 1 LOB: 1 BB: 0 P: 19	R: 0 E: 0 K: 1 S: 6	H: 0 LOB: 0 BB: 0 P: 10	R: 0 E: 0 K: 1 S: 14	H: 2 LOB: 2 BB: 0 P: 22	R: 1 E: 0 K: 1 S: 7	H: 1 LOB: 0 BB: 0 P: 13	R: 0 E: 0 K: 0 S: 6	H: 0 LOB: 1 BB: 1 P: 15	R: 0 E: 0 K: 0 S: 8	H: 1 LOB: 1 BB: 1 P: 13	R: 0 E: 0 K: 0 S: 7	H: 0 LOB: 1 BB: 1 P: 15	1B: 4 2B: 0 3B: 0 HR: 1	SF: 0 SAC: 0 DP: 1 HBP: 0	WP: 0 PB: 0 SB: 0 CS: 1	PA: 34	
PITCHER	IP	WLS	BF	H	R	ER	SO	BB	IBB	HBP	BLK	WP	HR	S	P	ERA	WHIP				
Ron Darling, R (1, 1) ERA: 4.97	7.0		27	4	1	1	5	2	0	0	0	0	1	60	111	1.29	0.857				
Rick Honeycutt, L (8, 1) ERA: 3.0	1.0		4	1	0	0	0	1	0	0	0	0	0	8	13	0.00	2.000				
Rich Gossage, R (9, 1) ERA: 0.68	1.0	W	3	0	0	0	0	1	0	0	0	0	0	7	15	0.00	1.000				

Seattle Mariners @ Oakland Athletics
Oakland-Alameda County Coliseum, Oakland, CA

Sat May 15 1993, 3:33 AM PDT
Att. 31,195 - Sunny - 65 F

livebaseballscorecards.com

AB	30
R	1
H	5
RBI	1
BB	4
SO	5
LOB	8



Batter	1	2	3	4	5	6	7	8	9	AB R H RBI BB SO LOB	TOP
Mike Felder, S (1, 7) OBP: 0.340, SLG: 0.346 C B X	1-1 F7		2-3 K		1-1 1-2 G1-3	1-0 1B			1-1 G4-6-3 1B	5 0 2 0 0 1 1	
Rich Amaral, R (1, 4) OBP: 0.376, SLG: 0.413 B C B X	3-1 2B G4-3 1B		2-2 P3		1-3 K	0-2 L6			1-1 G4-6-3 1B	5 1 2 0 0 1 3	
Ken Griffey Jr., L (1, 8) OBP: 0.386, SLG: 0.566 F X	0-1 G4-3 2B		3-2 G3			2-2 P5	3-2 G4-3		0-1 G4-6-3	5 0 1 0 0 0 2	
Pete O'Brien, L (1, 10) OBP: 0.340, SLG: 0.467 C X	0-1 G4-3			1-1 F8		1-2 F7	3-2 G1-3		0-0 G3	5 0 0 1 0 0 2	
Jay Buhner, R (1, 9) OBP: 0.403, SLG: 0.529 S B S X	1-3 K			1-2 HR		4-0 BB WP HR BB	1-1 G6-3			3 2 1 1 1 1 1	
Tino Martinez, L (1, 3) OBP: 0.331, SLG: 0.445 B C B X		2-2 F7		3-2 G5-4-3 1B		4-0 1-2 HR BB IBB		1-1 L8		3 1 1 0 1 0 0	
Dave Valle, R (1, 2) OBP: 0.410, SLG: 0.433 B X		1-0 P3		0-0 G5-4-3 1-2f		4-2 1-2 HR BB		0-1 F8		3 1 0 0 1 0 1	
Mike Blowers, R (1, 5) OBP: 0.325, SLG: 0.419 B C B X		4-2 BB			2-0 G5-3	1-0 1-H 2-H 3-H HR		2-3 K		3 1 1 4 1 1 0	
Omar Vizquel, S (1, 6) OBP: 0.329, SLG: 0.291 C B X		1-2 L9			0-0 G1-3 1B	3-1 1B 1B			1-1 1B G4-6-3 1B	4 1 3 0 0 0 1	
Inning Stats	R: 1 H: 2 E: 0 LOB: 1 K: 1 BB: 0 S: 11 P: 16	R: 0 H: 0 E: 0 LOB: 1 K: 0 BB: 1 S: 11 P: 19	R: 0 H: 0 E: 0 LOB: 0 K: 1 BB: 0 S: 13 P: 20	R: 1 H: 2 E: 0 LOB: 0 K: 0 BB: 0 S: 10 P: 15	R: 0 H: 1 E: 0 LOB: 1 K: 1 BB: 0 S: 7 P: 11	R: 4 H: 3 E: 0 LOB: 2 K: 0 BB: 3 S: 19 P: 39	R: 0 H: 0 E: 0 LOB: 0 K: 0 BB: 0 S: 8 P: 15	R: 0 H: 0 E: 0 LOB: 0 K: 1 BB: 0 S: 7 P: 10	R: 1 H: 3 E: 0 LOB: 1 K: 0 BB: 0 S: 9 P: 12	1B: 8 SF: 0 2B: 1 SAC: 0 3B: 0 DP: 2 HR: 2 HBP: 0	WP: 1 PA: 40 PB: 0 SB: 0 CS: 0
PITCHER Bobby Witt, R (1, 1) ERA: 4.18 Mike Mohler, L (7, 1) ERA: 5.08 Kelly Downs, R (8, 1) ERA: 8.46	IP WLS BF H R ER SO BB IBB HBP BLK WP HR S P ERA WHIP 6.0 L 29 8 6 6 3 3 1 0 0 1 2 71 120 9.00 1.833 1.0 3 0 0 0 0 0 0 0 0 0 0 8 15 0.00 0.000 2.0 8 3 1 1 1 0 0 0 0 0 0 16 22 4.50 1.500	PITCHER IP WLS BF H R ER SO BB IBB HBP BLK WP HR S P ERA WHIP									

Seattle Mariners @ Oakland Athletics
 Oakland-Alameda County Coliseum, Oakland, CA

Sun May 16 1993, 3:33 AM PDT
 Att. 42,357 - Sunny - 73 F

livebaseballscorecards.com

AB	36
R	7
H	11
RBI	6
BB	4
SO	4
LOB	11



Batter	1	2	3	4	5	6	7	8	9	AB R H RBI BB SO LOB
Rickey Henderson, R OBP: 0.455, SLG: 0.441 (1, 10) C F B C	1-3 K ①			1-3 K ①			1-3 K ①		4-2 BB 1-2	3 0 0 0 1 3 0
Eric Fox, S OBP: 0.172, SLG: 0.214 (1, 8) B C X	1-1 L4 ②			0-3 K ②			2-3 K ②		2-3 K ②	4 0 0 0 0 3 3
Ruben Sierra, S OBP: 0.286, SLG: 0.467 (1, 9) C B F S	2-3 K ③			1-3 K ③			2-1 P3 ③		2-3 K ③	4 0 0 0 0 3 3
Dale Sveum, S OBP: 0.304, SLG: 0.200 (1, 3)			0-3 K ①		0-0 P5 ①			1-3 K ①		3 0 0 0 0 2 0
Kevin Seitzer, R OBP: 0.303, SLG: 0.387 (1, 5)			2-0 G5-3 ②		1-1 G3 ②			4-2 BB G5-4-3		2 0 0 0 1 0 0
Brent Gates, S OBP: 0.294, SLG: 0.304 (1, 4)			1-0 F8 ③		0-2 G4-3 ③			1-0 G5-4-3 ② ⑤ 1-2f		3 0 0 0 0 0 1
Mike Bordick, R OBP: 0.331, SLG: 0.300 (1, 6)			1-2 G6-3 ①		0-0 F9 ①			4-0 BB FC6-4		2 0 0 0 1 0 0
Scott Hemond, R OBP: 0.208, SLG: 0.217 Terry Steinbach, R OBP: 0.311, SLG: 0.383 (9, PH)			3-3 K ②		3-3 K ②			0-2 BB FC6-4 1B 1-2f		2 0 0 0 0 2 0 1 0 0 0 0 0 1
Lance Blankenship, R OBP: 0.392, SLG: 0.313 (1, 7)			2-2 G5-3 ③		1-3 K ③			1-0 BB 1B 1-3		3 0 1 0 0 1 0

Inning Stats	R: 0 E: 0 K: 2 S: 8	H: 0 LOB: 0 BB: 0 P: 12	R: 0 E: 0 K: 1 S: 5	H: 0 LOB: 0 BB: 0 P: 8	R: 0 E: 0 K: 1 S: 10	H: 0 LOB: 0 BB: 0 P: 16	R: 0 E: 0 K: 3 S: 9	H: 0 LOB: 0 BB: 0 P: 11	R: 0 E: 0 K: 0 S: 6	H: 0 LOB: 0 BB: 0 P: 7	R: 0 E: 0 K: 2 S: 7	H: 0 LOB: 0 BB: 0 P: 11	R: 0 E: 0 K: 2 S: 9	H: 0 LOB: 0 BB: 0 P: 14	R: 0 E: 0 K: 1 S: 8	H: 0 LOB: 0 BB: 1 P: 14	R: 0 E: 0 K: 2 S: 17	H: 1 LOB: 3 BB: 2 P: 30	1B: 1 2B: 0 3B: 0 HR: 0	SF: 0 SAC: 0 DP: 1 HBP: 0	WP: 0 PB: 0 SB: 0 CS: 0	PA: 30																			
PITCHER Randy Johnson, L ERA: 3.12 (1, 1)	IP 9.0	WLS W	BF 30	H 1	R 0	ER 0	SO 14	BB 3	IBB 0	HBP 0	BLK 0	WP 0	HR 0	S 79	P 123	ERA 0.00	WHIP 0.444																								
																						PITCHER	IP	WLS	BF	H	R	ER	SO	BB	IBB	HBP	BLK	WP	HR	S	P	ERA	WHIP		


BOTTOM

Seattle Mariners @ Oakland Athletics
Oakland-Alameda County Coliseum, Oakland, CA

Sun May 16 1993, 3:33 AM PDT
Att. 42,357 - Sunny - 73 F

livebaseballscores.com

AB	27
R	0
H	1
RBI	0
BB	3
SO	14
LOB	8



Batter	1	2	3	4	5	6	7	8	9	AB R H RBI BB SO LOB	TOP											
Rickey Henderson, R OBP: 0.448, SLG: 0.427 (1, 10)	0-3 K		0-0 F7			4-0 BB		0-0 P6		3 0 0 0 1 1 1												
Lance Blankenship, R OBP: 0.377, SLG: 0.298 (1, 7)	0-0 F7			0-0 F9		0-0 P4			0-3 K	4 0 0 0 0 1 3												
Ruben Sierra, S OBP: 0.278, SLG: 0.454 (1, 9)	0-0 F7			0-0 F9		0-0 G1-2-3			0-0 G5-3	4 0 0 0 0 0 3												
Troy Neel, L OBP: 0.267, SLG: 0.380 (1, 3)		0-0 G4-3		0-0 G4-3			0-0 HR		0-0 F8	4 1 1 1 0 0 0												
Terry Steinbach, R OBP: 0.312, SLG: 0.381 (1, 2)		0-0 F7			0-0 P4		0-0 1B			3 0 1 0 0 0 0												
Kevin Seitzer, R OBP: 0.304, SLG: 0.381 (1, 5)		0-0 G6-3			4-0 CS BB		0-3 K			2 0 0 0 1 1 0												
Scott Lydy, R (1, 8)			0-0 F8		0-0 F8		0-3 K			3 0 0 0 0 1 1												
Brent Gates, S OBP: 0.296, SLG: 0.292 (1, 4)			0-0 G4-3			4-0 2B G1-2-3 BB		0-0 F8		2 0 0 0 1 0 0												
Mike Bordick, R OBP: 0.339, SLG: 0.320 (1, 6)			0-0 1B			0-0 2B		0-3 K		3 0 2 0 0 1 0												
Inning Stats	R: 0 E: 0 K: 1 S: 5	H: 0 LOB: 0 BB: 0 P: 5	R: 0 E: 0 K: 0 S: 3	H: 0 LOB: 0 BB: 0 P: 3	R: 0 E: 0 K: 0 S: 4	H: 1 LOB: 1 BB: 0 P: 4	R: 0 E: 0 K: 0 S: 3	H: 0 LOB: 0 BB: 0 P: 3	R: 0 E: 0 K: 0 S: 2	H: 0 LOB: 0 BB: 1 P: 6	R: 0 E: 0 K: 0 S: 3	H: 1 LOB: 2 BB: 2 P: 11	R: 1 E: 0 K: 2 S: 8	H: 2 LOB: 0 BB: 0 P: 8	R: 0 E: 0 K: 1 S: 5	H: 0 LOB: 0 BB: 0 P: 5	R: 0 E: 0 K: 1 S: 5	H: 0 LOB: 0 BB: 0 P: 5	1B: 2 2B: 1 3B: 0 HR: 1	SF: 0 SAC: 0 DP: 1 HBP: 0	WP: 0 PB: 0 SB: 0 CS: 1	PA: 31
PITCHER	IP WLS BF H R ER SO BB IBB HBP BLK WP HR S P ERA WHIP																					
Mark Gardner, R ERA: 5.45 (1, 1)	7.2 W 27 4 1 1 4 3 0 0 0 0 1 32 44 1.17 0.913																					
Bill Sampen, R ERA: 2.25 (8, 1)	1.1 4 0 0 0 1 0 0 0 0 0 0 6 6 0.00 0.000																					

Oakland Athletics @ Kansas City Royals
Kauffman Stadium, Kansas City, MO

Tue May 18 1993, 7:05 PM CDT
Att. 19,153 - Unknown - 65 F

AB	28
R	1
H	4
RBI	1
BB	3
SO	5
LOB	8



Batter	1	2	3	4	5	6	7	8	9	AB	R	H	RBI	BB	SO	LOB
Felix Jose, S (1, 9) OBP: 0.261, SLG: 0.267	0-0 F8		0-0 G4-3		0-0 F7	0-0 1B				4	0	1	1	0	0	0
Brian McRae, S (1, 8) OBP: 0.354, SLG: 0.426	0-0 G1		0-0 G6-3		0-0 P5	0-0 P6				4	0	0	0	0	0	2
George Brett, L (1, 10) Hubie Brooks, R (7, PH) OBP: 0.278, SLG: 0.366 OBP: 0.351, SLG: 0.389	0-0 G4-3		4-0 BB			0-0 E 2B	0-3 K			2	1	1	0	1	0	0
Wally Joyner, L (1, 3) OBP: 0.381, SLG: 0.367		0-0 G6-3	0-0 G3			0-0 E8 F8 1B 1B	0-3 K			4	1	1	1	0	1	1
Mike Macfarlane, R (1, 2) OBP: 0.369, SLG: 0.633		0-0 F8		0-0 1B G6-4-3 2B		0-0 P4	0-0 WP 2B			4	1	2	0	0	0	1
Chris Gwynn, L (1, 7) OBP: 0.351, SLG: 0.392		0-0 2B 2B		0-0 G6-4-3 1B		4-0 1B 1B IBB	0-0 F8			3	2	2	0	1	0	1
Phil Hiatt, R (1, 5) OBP: 0.313, SLG: 0.406		0-0 S 2B 2B		0-0 G6-4-3 1-2f 3-H		0-0 F8		0-0 F7		4	0	1	1	0	0	3
Greg Gagne, R (1, 6) OBP: 0.325, SLG: 0.381		4-0 BB BB BB		0-0 F9		0-0 1B 1B 1B	0-3 K			3	1	1	1	1	1	0
Jose Lind, R (1, 4) OBP: 0.266, SLG: 0.302		0-0 G1-3			0-0 G1-3	0-0 1B 1B		0-0 G4-3		4	0	1	1	0	0	2

Inning Stats	R: 0	H: 0	E: 0	K: 0	S: 3	R: 1	H: 2	E: 0	K: 0	S: 5	R: 0	H: 0	E: 0	K: 0	S: 3	R: 1	H: 2	E: 0	K: 0	S: 4	R: 0	H: 0	E: 0	K: 0	S: 3	R: 4	H: 5	E: 1	K: 0	S: 8	R: 0	H: 1	E: 0	K: 2	S: 8	R: 0	H: 0	E: 0	K: 1	S: 5	R: 0	H: 0	E: 0	K: 0	S: 3						
	LOB: 0	BB: 0	P: 3	LOB: 2	BB: 1	P: 9	LOB: 1	BB: 1	P: 7	LOB: 0	BB: 0	P: 4	LOB: 0	BB: 0	P: 3	LOB: 2	BB: 1	P: 12	LOB: 1	BB: 0	P: 8	LOB: 0	BB: 0	P: 5	LOB: 0	BB: 0	P: 5	LOB: 0	BB: 0	P: 5	LOB: 0	BB: 0	P: 5	LOB: 0	BB: 0	P: 5	LOB: 0	BB: 0	P: 5	LOB: 0	BB: 0	P: 5	LOB: 0	BB: 0	P: 5						
PITCHER	IP	WLS	BF	H	R	ER	SO	BB	IBB	HBP	BLK	WP	HR	S	P	ERA	WHIP																																		
Bob Welch, R (1, 1) ERA: 5.15	5.2	L	27	8	6	6	0	2	1	0	0	0	0	24	36	9.53	1.765																																		
Kelly Downs, R (6, 1) ERA: 7.66	2.1		9	2	0	0	3	0	0	0	0	1	0	15	15	0.00	0.857																																		

BOTTOM

Oakland Athletics @ Kansas City Royals
Kauffman Stadium, Kansas City, MO

Tue May 18 1993, 7:05 PM CDT
Att: 19,153 - Unknown - 65 F

AB	33
R	6
H	10
RBI	5
BB	3
SO	3
LOB	10

livebaseballscorecards.com

Batter	1	2	3	4	5	6	7	8	9	AB R H RBI BB SO LOB	TOP														
Lance Blankenship, R OBP: 0.369, SLG: 0.292 (1, 7)	0-0 G5-3	0-0 G4-6-3 1B		0-0 G5-3	0-0 F8			0-0 G6-3		5 0 1 0 0 0 3															
Brent Gates, S OBP: 0.305, SLG: 0.358 (1, 4)	0-0 2B 1B	0-0 G4-6-3		0-0 P5		0-0 G3-1		0-0 HR		5 2 2 1 0 0 3															
Ruben Sierra, S OBP: 0.276, SLG: 0.452 (1, 9)	0-0 1B 2B		0-0 G3-1		0-0 G6-3	0-0 G5-3		0-0 F9		5 1 1 0 0 0 0															
Troy Neel, L OBP: 0.274, SLG: 0.392 (1, 10)	0-0 1B 1B		0-0 WP 2B		0-0 G4-3	0-3 K		0-0 F7		5 0 2 2 0 1 0															
Terry Steinbach, R OBP: 0.308, SLG: 0.374 (1, 2)	0-0 1B		0-3 K		0-0 E5 2B		0-0 F3	0-0 F9		5 1 1 0 0 1 1															
Dale Sveum, S OBP: 0.314, SLG: 0.227 (1, 3)	0-3 K		4-0 FC6-4 BB		0-0 2B		0-3 K	0-3 K		4 1 1 1 1 3 2															
Kevin Seitzer, R OBP: 0.302, SLG: 0.371 (1, 5)	0-3 K		0-0 FC6-4		4-0 2B 1B BB		0-3 K			3 1 0 0 1 2 4															
Scott Lydy, R OBP: 0.429, SLG: 0.667 (1, 8)		0-3 K		4-0 G5-3 BB	0-0 1B 2B			0-0 1B 2B		3 2 2 1 1 1 0															
Mike Bordick, R OBP: 0.352, SLG: 0.336 (1, 6)		0-0 1B 1B		0-0 G5-3	0-0 1B			0-0 G6-3 1B		4 0 3 3 0 0 1															
Inning Stats	R: 2 E: 0 K: 2 S: 11	H: 4 LOB: 2 BB: 0 P: 11	R: 0 E: 0 K: 1 S: 6	H: 2 LOB: 1 BB: 0 P: 6	R: 0 E: 0 K: 1 S: 6	H: 1 LOB: 2 BB: 1 P: 10	R: 0 E: 0 K: 0 S: 3	H: 0 LOB: 1 BB: 1 P: 7	R: 4 E: 1 K: 0 S: 7	H: 3 LOB: 1 BB: 1 P: 11	R: 0 E: 0 K: 1 S: 5	H: 0 LOB: 0 BB: 0 P: 5	R: 0 E: 0 K: 2 S: 7	H: 0 LOB: 0 BB: 0 P: 7	R: 2 E: 0 K: 0 S: 5	H: 3 LOB: 0 BB: 0 P: 5	R: 0 E: 0 K: 1 S: 5	H: 0 LOB: 0 BB: 0 P: 5	1B: 7 2B: 5 3B: 0 HR: 1	SF: 0 SAC: 0 DP: 2 HBP: 0	WP: 2 PB: 0 SB: 0 CS: 0	PA: 42			
PITCHER	IP WLS BF H R ER SO BB IBB HBP BLK WP HR S P ERA WHIP																								
Hipolito Pichardo, R ERA: 4.15 (1, 1)	4.2		27	10	6	2	4	3	0	0	0	2	0	32	44	3.86	2.786								
Tom Gordon, R ERA: 5.06 (5, 1)	3.0	W	11	3	2	2	3	0	0	0	0	0	1	17	17	6.00	1.000								
Jeff Montgomery, R ERA: 2.31 (8, 1)	1.1	S	4	0	0	0	1	0	0	0	0	0	0	6	6	0.00	0.000								

Oakland Athletics @ Kansas City Royals
Kauffman Stadium, Kansas City, MO
Wed May 19 1993, 7:05 PM CDT
Att. 17,747 - Unknown - 54 F

AB	39
R	8
H	13
RBI	8
BB	3
SO	8
LOB	14



Batter	1	2	3	4	5	6	7	8	9	AB	R	H	RBI	BB	SO	LOB
Felix Jose, S OBP: 0.275, SLG: 0.291 (1, 9)	G4-3		G4-3					G3		5	2	3	2	0	0	0
Brian McRae, S OBP: 0.350, SLG: 0.418 (1, 8)	P4		F5					G3		5	2	1	0	0	0	3
George Brett, L OBP: 0.282, SLG: 0.362 (1, 10)				G3-1				G3		4	1	1	2	1	0	2
Wally Joyner, L OBP: 0.395, SLG: 0.387 (1, 3)				HBP				G3		4	2	3	2	1	0	0
Mike Macfarlane, R OBP: 0.371, SLG: 0.609 (1, 2)				HBP				F7		4	1	1	2	0	0	4
Chris Gwynn, L OBP: 0.354, SLG: 0.418 (1, 7)	BB		G1-3					G3		5	1	2	2	0	0	2
Phil Hiatt, R OBP: 0.308, SLG: 0.390 (1, 5)	BB		K					G5-3		4	1	0	0	1	3	3
Greg Gagne, R OBP: 0.322, SLG: 0.376 (1, 6)	BB		K					F9		4	1	1	2	0	1	0
Jose Lind, R OBP: 0.274, SLG: 0.318 (1, 4)	BB		G6-3					G4-3		4	2	2	1	0	0	0

Inning Stats	R: 9	H: 8	E: 0	LOB: 2	K: 0	BB: 2	S: 12	R: 0	H: 0	E: 0	LOB: 0	K: 2	BB: 0	S: 7	R: 0	H: 0	E: 0	LOB: 0	K: 0	BB: 0	S: 3	R: 0	H: 1	E: 0	LOB: 2	K: 1	BB: 0	S: 6	R: 1	H: 2	E: 0	LOB: 1	K: 0	BB: 0	S: 5	R: 0	H: 0	E: 0	LOB: 0	K: 0	BB: 0	S: 3	R: 0	H: 0	E: 0	LOB: 0	K: 0	BB: 0	S: 3	R: 3	H: 3	E: 0	LOB: 1	K: 1	BB: 1	S: 8	P: 12
--------------	------	------	------	--------	------	-------	-------	------	------	------	--------	------	-------	------	------	------	------	--------	------	-------	------	------	------	------	--------	------	-------	------	------	------	------	--------	------	-------	------	------	------	------	--------	------	-------	------	------	------	------	--------	------	-------	------	------	------	------	--------	------	-------	------	-------


PITCHER	IP	WLS	BF	H	R	ER	SO	BB	IBB	HBP	BLK	WP	HR	S	P	ERA	WHIP
Shawn Hillegas, R ERA: 7.26 (1, 1)	0.2	L	9	6	7	7	0	1	0	0	0	0	0	8	12	94.50	10.500
Mike Mohler, L ERA: 6.06 (1, 1)	0.1		5	2	2	2	0	1	0	0	0	0	0	4	8	54.00	9.000
Joe Boever, R ERA: 3.29 (2, 1)	3.1		14	3	1	1	3	0	0	1	0	0	0	19	20	2.70	0.900
Rick Honeycutt, L ERA: 2.63 (5, 1)	1.2		5	0	0	0	0	0	0	0	0	0	0	5	5	0.00	0.000
Ed Nunez, R ERA: 4.42 (7, 1)	1.0		3	0	0	0	0	0	0	0	0	0	0	3	3	0.00	0.000

BOTTOM

Oakland Athletics @ Kansas City Royals
Kauffman Stadium, Kansas City, MO

Wed May 19 1993, 7:05 PM CDT
Att: 17,747 - Unknown - 54 F

AB	39
R	13
H	14
RBI	13
BB	3
SO	4
LOB	14



1B	2B	3B	HR	SF	SAC	DP	HBP	WP	HR	S	P	ERA	WHIP
10	3	1	0	0	0	0	1	0	0	8	12	27.00	3.000

Batter	1	2	3	4	5	6	7	8	9	AB R H RBI BB SO LOB	TOP																
Rickey Henderson, R OBP: 0.459, SLG: 0.475 (1, 7)	4-0 BB		2-1 G4-3		4-2 1B BB		2-1 L7	2-2 HR	3-2 SF7 3B	4 2 2 5 2 0 2																	
Brent Gates, S OBP: 0.366, SLG: 0.400 (1, 4)	2-3 K		4-2 BB		0-0 1B		2-2 L7	1-1 1B 2B	0-2 SF7	4 1 2 1 1 1 3																	
Ruben Sierra, S OBP: 0.268, SLG: 0.437 (1, 9)	1-0 P2		2-2 F9		1-0 P2		0-1 2B	1-0 BB E 1B	0-1 G4-3	6 0 2 3 0 0 4																	
Dave Henderson, R OBP: 0.295, SLG: 0.447 (1, 8)	3-3 K		1-3 K			1-1 HR	2-1 P5	1-0 E1 BB		3 1 1 1 0 2 2																	
Scott Lydy, R OBP: 0.267, SLG: 0.308 (6, 8)										2 0 0 0 0 0 2																	
Terry Steinbach, R OBP: 0.319, SLG: 0.394 (1, 2)		1-0 HR		3-1 L9		3-2 L9		G5-3		4 1 1 1 1 0 0																	
Troy Neel, L OBP: 0.270, SLG: 0.371 (1, 10)		0-1 G1-3		1-2 F7		2-3 K		G4-3		5 0 0 0 0 2 3																	
Kevin Seitzer, R OBP: 0.293, SLG: 0.354 (1, 5)		0-1 E6		2-0 L9		2-1 G6-3		K		5 1 1 0 0 1 0																	
Dale Sveum, S OBP: 0.328, SLG: 0.255 (1, 3)		2-3 K		1-3 K			4-2 PB 1B 2B BB	4-0 1B HR BB	4-1 1B BB	2 3 0 0 3 2 1																	
Mike Bordick, R OBP: 0.360, SLG: 0.350 (1, 6)		2-3 K		0-1 G4-3			1-2 2B 1B PB	1-0 HR 1B	1-1 3B 1B	5 3 3 1 0 1 1																	
Inning Stats	R: 0 E: 0 K: 2 S: 10	H: 0 LOB: 1 BB: 1 P: 19	R: 1 E: 1 K: 2 S: 12	H: 1 LOB: 1 BB: 0 P: 17	R: 0 E: 0 K: 1 S: 10	H: 0 LOB: 1 BB: 1 P: 19	R: 0 E: 0 K: 0 S: 6	H: 0 LOB: 0 BB: 0 P: 12	R: 0 E: 0 K: 1 S: 9	H: 1 LOB: 2 BB: 1 P: 15	R: 1 E: 0 K: 1 S: 11	H: 1 LOB: 0 BB: 0 P: 19	R: 2 E: 0 K: 0 S: 15	H: 2 LOB: 1 BB: 1 P: 25	R: 5 E: 1 K: 1 S: 26	H: 5 LOB: 3 BB: 2 P: 49	R: 3 E: 0 K: 1 S: 14	H: 2 LOB: 0 BB: 1 P: 24	1B: 6 2B: 2 3B: 1 HR: 3	SF: 1 SAC: 0 DP: 0 HBP: 0	WP: 0 PB: 1 SB: 0 CS: 0	PA: 48					
PITCHER	IP WLS BF H R ER SO BB IBB HBP BLK WP HR S P ERA WHIP																										
Alex Fernandez, R ERA: 2.76 (1, 1)	7.0		31	5	4	3	7	4	0	0	0	0	2	73	126	3.86	1.286										
Donn Pall, R ERA: 3.38 (8, 1)	0.2		6	3	4	4	0	1	0	0	0	0	1	17	31	54.00	6.000										
Scott Radinsky, L ERA: 6.48 (8, 1)	0.0		1	1	0	0	0	0	0	0	0	0	0	2	3	∞	∞										
Roberto Hernandez, R ERA: 2.89 (8, 1)	1.1	L	10	3	4	4	2	2	0	0	0	0	0	21	39	27.00	3.750										

Oakland Athletics @ Chicago White Sox
Comiskey Park, Chicago, IL
Fri May 21 1993, 8:05 PM EDT
Att. 36,760 - Unknown - 60 F

livebaseballscorecards.com

AB	40
R	12
H	12
RBI	12
BB	7
SO	9
LOB	18



Batter	1	2	3	4	5	6	7	8	9	AB	R	H	RBI	BB	SO	LOB
Joey Cora, S OBP: 0.365, SLG: 0.376 (1, 4)	1-1 F7	2-1 3B		2-0 G6-4-3		2-2 1B	4-2 BB		0-0 F7	5	0	2	2	1	0	1
Lance Johnson, L OBP: 0.360, SLG: 0.404 (1, 8)	0-0 G3	1-1 G6-3			0-0 G4-3	4-1 BB	1-0 G4-3		0-0 G6-3	5	0	0	0	1	0	4
Frank Thomas, R OBP: 0.379, SLG: 0.521 (1, 3)	3-2 G6-3		1-0 L9		1-0 HR	2-2 P4		1-2 SF7		5	2	2	0	0	0	2
George Bell, R OBP: 0.275, SLG: 0.340 (1, 10)		1-0 G4-3	1-2 G3-1		4-1 HR		1-0 SH1-3	1-2 G6-3		3	1	1	0	1	0	0
Steve Sax, R OBP: 0.276, SLG: 0.321 (7, PR)										1	1	0	0	0	0	1
Robin Ventura, L OBP: 0.438, SLG: 0.563 (1, 5)		3-2 G4-3	1-1 HR		3-2 HR		4-2 SF8	4-0 BB		3	3	2	4	2	0	0
Ellis Burks, R OBP: 0.369, SLG: 0.548 (1, 9)		2-1 2B	0-0 FC5-4		2-2 G6-3		0-0 SH1-3	4-1 BB		3	1	2	0	1	0	0
Bo Jackson, R OBP: 0.418, SLG: 0.537 (1, 7)		4-2 2B	1-0 FC5-4		1-1 G1-3		4-0 BB	0-1 SF7		2	1	0	0	2	0	1
Mike Huff, R OBP: 0.345, SLG: 0.455 (7, PR)										0	0	0	1	0	0	0
Ron Karkovice, R OBP: 0.295, SLG: 0.409 (1, 2)		2-2 1B		0-0 P2		2-0 G6-3	1-0 SF8	2-0 F8		4	1	1	3	0	0	2
Ozzie Guillen, L OBP: 0.255, SLG: 0.280 (1, 6)		3-2 3B		1-0 G6-4-3		1-0 F8	4-0 BB		0-3 K	4	1	2	1	1	1	0

Inning Stats	R: 0	H: 0	E: 0	K: 6	S: 10	R: 4	H: 4	E: 0	K: 0	S: 22	R: 1	H: 2	E: 0	K: 0	S: 8	R: 3	H: 2	E: 0	K: 13	S: 13	R: 0	H: 1	E: 0	K: 0	S: 13	R: 2	H: 1	E: 0	K: 11	S: 11	R: 1	H: 1	E: 0	K: 12	S: 12	R: 0	H: 0	E: 0	K: 6	S: 6	1B: 5	SF: 2	2B: 4	SAC: 1	3B: 1	DP: 1	HR: 2	HBP: 0	WP: 0	PA: 47
--------------	------	------	------	------	-------	------	------	------	------	-------	------	------	------	------	------	------	------	------	-------	-------	------	------	------	------	-------	------	------	------	-------	-------	------	------	------	-------	-------	------	------	------	------	------	-------	-------	-------	--------	-------	-------	-------	--------	-------	--------

PITCHER	IP	WLS	BF	H	R	ER	SO	BB	IBB	HBP	BLK	WP	HR	S	P	ERA	WHIP
Ron Darling, R ERA: 6.21 (1, 1)	4.1		22	8	7	7	0	2	0	0	0	0	1	42	76	14.54	2.308
Joe Slusarski, R ERA: 13.5 (5, 1)	2.0		12	3	3	3	0	2	1	0	0	0	1	28	54	13.50	2.500
Kelly Downs, R ERA: 7.52 (7, 1)	1.2	W	10	1	1	1	0	3	1	0	0	0	0	18	40	5.40	2.400
Dennis Eckersley, R ERA: 5.4 (9, 1)	1.0	S	3	0	0	0	1	0	0	0	0	0	0	6	6	0.00	0.000

BOTTOM

Oakland Athletics @ Chicago White Sox

Comiskey Park, Chicago, IL

Fri May 21 1993, 8:05 PM EDT
Att: 36,760 - Unknown - 60 F

livebaseballscorecards.com

AB	35
R	11
H	12
RBI	11
BB	9
SO	1
LOB	11



Batter	1	2	3	4	5	6	7	8	9	AB R H RBI BB SO LOB	TOP		
Rickey Henderson, R OBP: 0.457, SLG: 0.467 (1, 7) X	0-0 E SF8 1B		0-0 E4		0-0 F9		4-0 1B 1B BB	0-3 K		4 2 1 0 1 1 1			
Brent Gates, S OBP: 0.368, SLG: 0.391 (1, 4) B B B	4-0 1B 1-3 BB		0-3 K		0-3 K		0-0 1B		0-0 G3	4 0 1 1 1 2 1			
Ruben Sierra, S OBP: 0.272, SLG: 0.438 (1, 9) X	0-0 SF8		0-0 G4-3			0-0 1B G6-3 1B	0-0 1B		0-0 G5-3	4 1 2 2 0 0 1			
Dave Henderson, R OBP: 0.303, SLG: 0.480 Lance Blankenship, R OBP: 0.373, SLG: 0.298 (1, 8) X (8, 8)	0-0 G5-4-3 1-2 1B			0-0 HR		0-0 F9	0-0 F8		1-0 HBP	4 1 2 1 0 0 3 0 0 0 0 0 0 0			
Terry Steinbach, R OBP: 0.322, SLG: 0.394 (1, 2) X	0-0 G5-4-3 1-2f			0-0 1B 1B		0-0 1B G6-3 1B	0-0 F8		0-0 G4-3	5 1 2 0 0 0 5			
Troy Neel, L OBP: 0.261, SLG: 0.358 (1, 10) X		0-0 G4-3		0-0 F7		0-0 G6-3	0-3 K			4 0 0 1 0 1 4			
Kevin Seitzer, R OBP: 0.299, SLG: 0.359 (1, 5) X		0-0 F9		0-0 G6-3 1-3 1B		0-0 1B			0-0 G4-3	4 0 2 1 0 0 0			
Dale Sveum, S OBP: 0.323, SLG: 0.241 (1, 3) X		0-0 G3		0-0 G6-3 1-2f		0-0 P5			4-0 WP BB	3 0 0 0 1 0 3			
Mike Bordick, R OBP: 0.357, SLG: 0.342 (1, 6) X			0-0 G4-3		0-0 F9		4-0 1B BB BB		0-0 F8	3 1 0 0 1 0 1			
Inning Stats	R: 1 H: 2 E: 1 LOB: 1 K: 0 BB: 1 S: 4 P: 8	R: 0 H: 0 E: 0 LOB: 0 K: 0 BB: 0 S: 3 P: 3	R: 0 H: 0 E: 1 LOB: 1 K: 1 BB: 0 S: 6 P: 6	R: 1 H: 3 E: 0 LOB: 1 K: 0 BB: 0 S: 5 P: 5	R: 0 H: 0 E: 0 LOB: 0 K: 1 BB: 0 S: 5 P: 5	R: 2 H: 3 E: 0 LOB: 1 K: 0 BB: 0 S: 6 P: 6	R: 2 H: 2 E: 0 LOB: 2 K: 1 BB: 2 S: 7 P: 15	R: 0 H: 0 E: 0 LOB: 1 K: 1 BB: 1 S: 5 P: 9	R: 0 H: 0 E: 0 LOB: 1 K: 0 BB: 0 S: 3 P: 4	1B: 9 SF: 1 2B: 0 SAC: 0 3B: 0 DP: 2 HR: 1 HBP: 1	WP: 1 PA: 41 PB: 0 SB: 1 CS: 0		
PITCHER	IP WLS BF H R ER SO BB IBB HBP BLK WP HR S P ERA WHIP											PITCHER	IP WLS BF H R ER SO BB IBB HBP BLK WP HR S P ERA WHIP
Dave Stieb, R ERA: 6.04 (1, 1)	6.0 L 26 8 4 3 2 1 0 0 0 0 0 1 29 33 4.50 1.500												
Barry Jones, R ERA: 8.59 (7, 1)	1.0 7 2 2 2 1 2 0 0 0 0 0 0 7 15 18.00 4.000												
Jeff Schwarz, R ERA: 3.0 (8, 1)	1.0 4 0 0 0 1 1 0 0 0 1 0 0 5 9 0.00 1.000												
Bobby Thigpen, R ERA: 6.1 (9, 1)	1.0 4 0 0 0 0 0 0 0 1 0 0 0 3 4 0.00 0.000												

Oakland Athletics @ Chicago White Sox
Comiskey Park, Chicago, IL
Sat May 22 1993, 4:33 AM EDT
Att. 33,205 - Unknown - 70 F

livebaseballscorecards.com

AB	35
R	6
H	10
RBI	6
BB	4
SO	4
LOB	19



Batter	1	2	3	4	5	6	7	8	9	AB	R	H	RBI	BB	SO	LOB
Tim Raines, S OBP: 0.400, SLG: 0.625 (1, 7)	0-0 CS 1B		0-0 L8		0-0 L4		4-0 BB BB		0-0 L9	4	0	1	0	1	0	2
Joey Cora, S OBP: 0.378, SLG: 0.388 (1, 4)	4-0 G6-4-3 1-2 BB		0-0 1-2 1B		0-0 G4-1		4-0 1-2 BB		0-0 2-H 2B	3	0	2	1	2	0	0
Frank Thomas, R OBP: 0.374, SLG: 0.510 (1, 3)	0-0 L9		0-3 K		0-0 G4-6-3 1B		0-0 F8		0-0 P4	5	0	1	0	0	1	7
George Bell, R OBP: 0.267, SLG: 0.329 (1, 10)	0-0 G6-4-3 1-2f		0-0 F8		0-0 F7		0-0 G4-3		0-3 K	5	0	0	0	0	1	6
Robin Ventura, L OBP: 0.434, SLG: 0.551 (1, 5)		0-3 K		0-0 F8		0-0 G4-6-3 1-2f		4-0 1B FC4-6 BB		3	1	0	0	1	1	1
Ellis Burks, R OBP: 0.379, SLG: 0.550 (1, 9)		4-0 1B BB		0-0 F8		0-0 G4-3 HR 1B		0-0 1-3 FC4-6 1B		3	1	2	0	1	0	0
Lance Johnson, L OBP: 0.363, SLG: 0.406 (1, 8)		0-0 G5-4-3 1-2 1B		0-0 S 1B		0-0 G4-3		0-0 1-2f FC4-6		4	0	2	1	0	0	2
Ron Karkovics, R OBP: 0.286, SLG: 0.395 (1, 2)		0-0 G5-4-3 1-2f		0-0 F7		0-0 F7		0-3 K		4	0	0	0	0	1	5
Ozzie Guillen, L OBP: 0.273, SLG: 0.337 (1, 6)			0-0 1B		0-0 G6-3		0-0 2-H HR		0-0 2B	4	2	3	2	0	0	0

BOTTOM

Oakland Athletics @ Chicago White Sox
 Comiskey Park, Chicago, IL
 Sat May 22 1993, 4:33 AM EDT
 Att: 33,205 - Unknown - 70 F

livebaseballscorecards.com

AB	35
R	4
H	11
RBI	4
BB	5
SO	4
LOB	23



Inning Stats	R: 0	H: 1	E: 0	K: 3	S: 3	H: 1	LOB: 1	BB: 1	P: 7	R: 0	H: 1	E: 0	K: 1	S: 5	H: 1	LOB: 1	BB: 1	P: 9	R: 0	H: 2	E: 0	K: 1	S: 7	H: 2	LOB: 2	BB: 0	P: 7	R: 0	H: 1	E: 0	K: 0	S: 4	R: 0	H: 0	E: 0	K: 0	S: 3	R: 0	H: 1	E: 0	K: 0	S: 3	R: 2	H: 2	E: 0	K: 0	S: 5	R: 1	H: 1	E: 0	K: 1	S: 6	R: 1	H: 2	E: 0	K: 1	S: 7	1B: 8	2B: 2	3B: 0	HR: 1	SF: 0	SAC: 0	DP: 3	HBP: 0	WP: 0	PB: 0	SB: 1	CS: 1	PA: 40
--------------	------	------	------	------	------	------	--------	-------	------	------	------	------	------	------	------	--------	-------	------	------	------	------	------	------	------	--------	-------	------	------	------	------	------	------	------	------	------	------	------	------	------	------	------	------	------	------	------	------	------	------	------	------	------	------	------	------	------	------	------	-------	-------	-------	-------	-------	--------	-------	--------	-------	-------	-------	-------	--------

PITCHER	IP	WLS	BF	H	R	ER	SO	BB	IBB	HBP	BLK	WP	HR	S	P	ERA	WHIP
Bobby Witt, R ERA: 4.01 (1, 1)	6.2	W	27	8	2	2	2	2	0	0	0	0	1	29	37	2.70	1.500
Mike Mohler, L ERA: 5.94 (7, 1)	0.0		2	0	0	0	0	2	0	0	0	0	0	0	8	∞	∞
Ed Nunez, R ERA: 4.35 (7, 1)	0.2		4	1	1	1	0	1	0	0	0	0	0	3	7	13.50	3.000
Rick Honeycutt, L ERA: 2.87 (8, 1)	1.0		4	1	1	1	1	0	0	0	0	0	0	6	6	9.00	1.000
Dennis Eckersley, R ERA: 5.19 (9, 1)	0.2	S	3	1	0	0	1	0	0	0	0	0	0	5	5	0.00	1.500

Batter	1	2	3	4	5	6	7	8	9	10	AB R H RBI BB SO LOB	TOP												
Rickey Henderson, R OBP: 0.469, SLG: 0.477 (1, 7)	4-2 FC5-4 BB	4-2 1-2 BB			0-2 G6-4-3 1-2f		4-0 IBB		3-1 2B		2 0 1 0 3 0 1													
Lance Blankenship, R OBP: 0.358, SLG: 0.283 (1, 4) (10, 8)	0-3 K	0-3 K			3-2 G5-3		1-0 P3		3-2 P3		5 0 0 0 0 2 7													
Ruben Sierra, S OBP: 0.264, SLG: 0.425 (1, 9)	0-0 FC5-4 1-2f				1-0 F9		3-3 K		0-3 K		5 0 0 0 0 2 1													
Dave Henderson, R OBP: 0.307, SLG: 0.505 (1, 10)	1-3 K				0-0 G5-3		0-0 HR		2-1 HR 1B		5 2 2 1 0 2 1													
Terry Steinbach, R OBP: 0.331, SLG: 0.418 (1, 3)		4-1 FC6 E BB			2-1 L8		1-1 G5-3		1-0 HR 1B		4 2 2 2 1 0 0													
Kevin Seitzer, R OBP: 0.295, SLG: 0.353 (1, 5)		3-1 FC6 PB 1-H			0-1 G5-3		1-1 P2		0-1 G3		5 0 1 0 0 0 0													
Scott Lydy, R OBP: 0.263, SLG: 0.294 Brent Gates, S OBP: 0.364, SLG: 0.385 (10, PH) (10, 4)		1-3 K			2-3 K		0-0 SH1-4 1B		1-3 K		4 0 1 0 0 3 1 1 0 0 0 0 0 2													
Mike Bordick, R OBP: 0.350, SLG: 0.333 (1, 6)		1-1 F9			1-0 G4-3		1-0 SH1-4 1-2		0-2 G5-3		3 0 0 0 0 0 1													
Scott Hemond, R OBP: 0.250, SLG: 0.200 (1, 2)		4-0 BB 2-3 BB			4-2 G6-4-3 BB		1-2 P4		1-0 G5-3		2 0 0 0 2 0 1													
Inning Stats	R: 0 E: 0 K: 2 S: 9	H: 0 LOB: 1 BB: 1 P: 14	R: 1 E: 1 K: 2 S: 16	H: 0 LOB: 3 BB: 3 P: 33	R: 0 E: 0 K: 0 S: 4	H: 0 LOB: 0 BB: 0 P: 7	R: 0 E: 0 K: 1 S: 6	H: 0 LOB: 0 BB: 0 P: 9	R: 0 E: 0 K: 0 S: 9	H: 0 LOB: 0 BB: 1 P: 16	R: 1 E: 0 K: 1 S: 8	H: 1 LOB: 0 BB: 0 P: 13	R: 0 E: 0 K: 0 S: 7	H: 1 LOB: 2 BB: 1 P: 13	R: 2 E: 0 K: 2 S: 11	H: 2 LOB: 0 BB: 0 P: 15	R: 0 E: 0 K: 0 S: 9	H: 1 LOB: 1 BB: 0 P: 16	R: 0 E: 0 K: 1 S: 12	H: 2 LOB: 2 BB: 0 P: 19	1B: 4 2B: 1 3B: 0 HR: 2	SF: 0 SAC: 1 DP: 1 HBP: 0	WP: 0 PB: 1 SB: 0 CS: 0	PA: 43
PITCHER	IP WLS BF H R ER SO BB IBB HBP BLK WP HR S P ERA WHIP	IP WLS BF H R ER SO BB IBB HBP BLK WP HR S P ERA WHIP												IP WLS BF H R ER SO BB IBB HBP BLK WP HR S P ERA WHIP										
Wilson Alvarez, L ERA: 3.11 Roberto Hernandez, R ERA: 2.61 (1, 1) (9, 1)	8.0 W 34 4 4 3 8 5 1 0 0 0 0 70 120 3.38 1.125	2.0 W 9 3 0 0 1 0 0 0 0 0 0 21 35 0.00 1.500																						

Oakland Athletics @ Chicago White Sox
Comiskey Park, Chicago, IL
Sun May 23 1993, 4:33 AM EDT
Att: 30,873 - Overcast - 64 F

livebaseballscorecards.com

AB 36
R 4
H 7
RBI 3
BB 6
SO 9
LOB 15



BOTTOM

Oakland Athletics @ Chicago White Sox
Comiskey Park, Chicago, IL
Sun May 23 1993, 4:33 AM EDT
Att. 30,873 - Overcast - 64 F

livebaseballscorecards.com

AB 35
R 5
H 8
RBI 5
BB 4
SO 4
LOB 15



WP: 0 PA: 40
PB: 0
SB: 0
CS: 1

AB R H RBI BB SO LOB

5 1 2 0 0 0 2

4 1 0 0 1 1 2

5 1 1 1 0 1 3

5 1 3 3 0 0 1

3 0 0 0 1 0 1

4 0 0 0 0 1 3

3 1 1 0 1 0 1

4 0 1 0 0 1 2

2 0 0 1 1 0 0

1B: 4 SF: 1
2B: 1 SAC: 0
3B: 1 DP: 0
HR: 2 HBP: 0

Batter	1	2	3	4	5	6	7	8	9	10
Tim Raines, S OBP: 0.400, SLG: 0.619 (1, 7)	1-2 FC6-4 1B		0-1 F7		1-0 G4-1			2-2 HR 2B	1-1 L3	
Joey Cora, S OBP: 0.373, SLG: 0.378 (1, 4)	0-3 K		0-0 F7			2-2 F7		1-1 G6-3		4-1 3B BB
Frank Thomas, R OBP: 0.369, SLG: 0.520 (1, 3)	1 SAFE 1 SAFE 1 SAFE K			1-1 HR		2-0 P4		0-0 G5-3		1-1 F9
George Bell, R OBP: 0.277, SLG: 0.367 (1, 10)	1 SAFE 2-0 FC6-4 1-2f			2-2 F9		0-1 E 1B		2-1 HR		2-2 1-H 3B
Robin Ventura, L OBP: 0.429, SLG: 0.539 (1, 5)		4-2 BB		1-1 G4-3		3-0 E3		1-2 G4-3		
Ellis Burks, R OBP: 0.369, SLG: 0.534 (1, 9)		2-2 F8		3-2 G5-3		3-1 G6-3			3-3 K	
Lance Johnson, L OBP: 0.366, SLG: 0.405 (1, 8)		2-2 P5			0-0 CS 1B		3-2 G6-3		4-1 1B SF7 BB	
Ron Karkovice, R OBP: 0.285, SLG: 0.390 (1, 2)		3-1 F7			0-3 K		0-1 G6-3		1-2 1-3 1B	
Ozzie Guillen, L OBP: 0.272, SLG: 0.330 (1, 6)			1-2 L3		4-0 BB		1-2 G3		0-0 SF7	

Inning Stats	R: 0	H: 1	E: 0	K: 2	S: 14	H: 1	LOB: 1	BB: 0	P: 17	R: 0	H: 0	E: 0	K: 0	S: 13	H: 0	LOB: 0	BB: 0	P: 24	R: 0	H: 0	E: 0	K: 0	S: 6	H: 0	LOB: 0	BB: 0	P: 7	R: 1	H: 1	E: 0	K: 0	S: 14	H: 1	LOB: 1	BB: 0	P: 21	R: 0	H: 1	E: 1	K: 0	S: 10	H: 1	LOB: 2	BB: 0	P: 20	R: 0	H: 0	E: 0	K: 0	S: 13	H: 0	LOB: 0	BB: 0	P: 17	R: 2	H: 2	E: 0	K: 0	S: 17	H: 2	LOB: 0	BB: 0	P: 23	R: 1	H: 1	E: 0	K: 1	S: 10	H: 1	LOB: 1	BB: 1	P: 19	R: 1	H: 1	E: 0	K: 0	S: 7	H: 1	LOB: 1	BB: 1	P: 14	1B: 4	SF: 1	2B: 1	SAC: 0	3B: 1	DP: 0	HR: 2	HBP: 0	WP: 0	PA: 40
--------------	------	------	------	------	-------	------	--------	-------	-------	------	------	------	------	-------	------	--------	-------	-------	------	------	------	------	------	------	--------	-------	------	------	------	------	------	-------	------	--------	-------	-------	------	------	------	------	-------	------	--------	-------	-------	------	------	------	------	-------	------	--------	-------	-------	------	------	------	------	-------	------	--------	-------	-------	------	------	------	------	-------	------	--------	-------	-------	------	------	------	------	------	------	--------	-------	-------	-------	-------	-------	--------	-------	-------	-------	--------	-------	--------

PITCHER	IP	WLS	BF	H	R	ER	SO	BB	IBB	HBP	BLK	WP	HR	S	P	ERA	WHIP
Bob Welch, R ERA: 4.76 (1, 1)	6.0		24	4	1	1	3	2	0	0	0	0	1	62	99	1.50	1.000
Joe Boever, R ERA: 3.72 (7, 1)	1.2		7	2	2	2	0	0	0	0	0	0	1	27	36	10.80	1.200
Rick Honeycutt, L ERA: 3.18 (8, 1)	1.1		6	1	1	1	1	1	0	0	0	0	0	13	23	6.75	1.500
Rich Gossage, R ERA: 1.08 (10, 1)	0.1	L	3	1	1	1	0	1	0	0	0	0	0	7	14	27.00	6.000

Batter	1	2	3	4	5	6	7	8	9	AB R H RBI BB SO LOB	TOP		
Chuck Knoblauch, R (1, 4) OBP: 0.360, SLG: 0.320 C B F F F F F X	3-2 G4-3 		4-1 BB 		0-1 2-3 1B 		1-0 G6-3 			3 0 1 0 1 0 2			
Dave McCarty, R (1, 9) OBP: 0.310, SLG: 0.414 C B F F X	2-2 2B 		2-2 F7 		1-2 L5 		1-1 G6-3 			4 0 1 0 0 0 3			
Kirby Puckett, R (1, 8) OBP: 0.341, SLG: 0.424 X	0-0 F9 		2-2 F8 		1-2 G3 		2-2 WP 1B 			4 0 1 0 0 0 2			
Kent Hrbek, L (1, 3) OBP: 0.357, SLG: 0.441 X	0-0 P2 			3-3 K 		1-1 G4-3 		2-0 F8 		4 0 0 0 0 1 2			
Dave Winfield, R (1, 10) OBP: 0.297, SLG: 0.452 X		0-1 P6 		2-1 1B 		3-1 G5-3 		2-2 G3 		4 0 1 0 0 0 1			
Brian Harper, R (1, 2) OBP: 0.338, SLG: 0.426 B B X		2-0 G6-3 		0-1 G4-3 			3-2 E5 F8 1B 		0-1 G6-3 	4 0 0 0 0 0 0			
Pedro Munoz, R (1, 7) OBP: 0.319, SLG: 0.462 X		0-0 HR 			3-2 G6-3 		2-1 F8 1B 		1-0 F9 	4 1 2 1 0 0 0			
Mike Pagliarulo, L (1, 5) OBP: 0.320, SLG: 0.480 C C X		0-2 G5-3 			1-1 1B G1-3 1B 		0-0 F8 		3-2 G3 	4 0 1 0 0 0 2			
Pat Meares, R (1, 6) OBP: 0.293, SLG: 0.316 Randy Bush, L (7, PH) OBP: 0.278, SLG: 0.200 Jeff Reboulet, R (7, 6) OBP: 0.267, SLG: 0.187 F X			0-1 G4-3 		1-1 G1-3 		3-3 K 			2 0 0 0 0 0 1			
Inning Stats	R: 0 H: 1 E: 0 LOB: 1 K: 0 BB: 0 S: 11 P: 16	R: 1 H: 1 E: 0 LOB: 0 K: 0 BB: 0 S: 7 P: 9	R: 0 H: 0 E: 0 LOB: 1 K: 0 BB: 1 S: 9 P: 17	R: 0 H: 1 E: 0 LOB: 0 K: 1 BB: 0 S: 7 P: 12	R: 0 H: 2 E: 0 LOB: 2 K: 0 BB: 0 S: 13 P: 18	R: 0 H: 0 E: 0 LOB: 0 K: 0 BB: 0 S: 7 P: 12	R: 0 H: 1 E: 1 LOB: 2 K: 1 BB: 0 S: 11 P: 20	R: 0 H: 1 E: 0 LOB: 1 K: 0 BB: 0 S: 11 P: 18	R: 0 H: 0 E: 0 LOB: 0 K: 0 BB: 0 S: 8 P: 12	1B: 5 SF: 0 2B: 1 SAC: 0 3B: 0 DP: 0 HR: 1 HBP: 0	WP: 1 PA: 35 PB: 0 SB: 0 CS: 0		
PITCHER	IP WLS BF H R ER SO BB IBB HBP BLK WP HR S P ERA WHIP											PITCHER	IP WLS BF H R ER SO BB IBB HBP BLK WP HR S P ERA WHIP
Storm Davis, R (1, 1) ERA: 4.78	6.0 W 24 5 1 1 1 1 1 0 0 0 0 1 57 90 1.50 1.000												
Ed Nunez, R (7, 1) ERA: 3.97	2.0 8 2 0 0 1 0 0 0 0 0 1 0 19 32 0.00 1.000												
Dennis Eckersley, R (9, 1) ERA: 4.91	1.0 S 3 0 0 0 0 0 0 0 0 0 0 0 8 12 0.00 0.000												

Minnesota Twins @ Oakland Athletics
 Oakland-Alameda County Coliseum, Oakland, CA

Tue May 25 1993, 7:05 PM PDT
 Att. 18,352 - Unknown - 69 F

livebaseballscorecards.com

AB 34
 R 1
 H 7
 RBI 1
 BB 1
 SO 2
 LOB 15



Batter	1	2	3	4	5	6	7	8	9	AB R H RBI BB SO LOB	TOP	
Chuck Knoblauch, R (1, 4) <small>OBP: 0.375, SLG: 0.333</small>	1-1 		4-1 	1-1 		4-1 		2-2 	4-1 	3 3 2 0 3 0 0		
Dave McCarty, R (1, 9) <small>OBP: 0.286, SLG: 0.371</small> (8, 7)	0-1 		2-2 	0-3 		2-0 		2-0 	0-0 	6 1 1 1 0 1 5		
Kirby Puckett, R (1, 8) <small>OBP: 0.352, SLG: 0.433</small>	0-0 		3-1 	1-3 		0-0 		1-2 	2-1 	6 2 4 4 0 1 1		
Kent Hrbek, L (1, 3) <small>OBP: 0.358, SLG: 0.463</small>		3-1 	2-2 		2-1 	2-2 		0-1 	0-0 	5 2 2 2 0 0 2		
Brian Harper, R (1, 2) <small>OBP: 0.351, SLG: 0.429</small>		1-0 	3-2 		2-2 		1-1 	2-2 	4-0 	4 1 2 1 1 0 0		
Gene Larkin, S (1, 10) <small>OBP: 0.385, SLG: 0.368</small>		4-2 	0-0 		4-0 		4-2 	3-2 	3-2 	3 0 2 2 3 0 3		
Pedro Munoz, R (1, 7) <small>OBP: 0.316, SLG: 0.455</small> Randy Bush, L (8, PH) <small>OBP: 0.270, SLG: 0.194</small> Dave Winfield, R (8, 9) <small>OBP: 0.297, SLG: 0.452</small>		0-3 	0-1 		3-1 		2-3 	1-0 		4 0 1 0 0 2 5		
Mike Pagliarulo, L (1, 5) <small>OBP: 0.315, SLG: 0.476</small>		3-1 	1-0 		2-0 		2-3 		0-1 	5 1 1 0 0 1 6		
Pat Meares, R (1, 6) <small>OBP: 0.304, SLG: 0.372</small>			0-0 	2-1 		0-3 		1-1 	1-0 	5 2 2 1 0 1 0		
Inning Stats	R: 0 E: 0 K: 0 S: 5 H: 0 LOB: 0 BB: 0 P: 6	R: 0 E: 0 K: 1 S: 11 H: 1 LOB: 2 BB: 1 P: 22	R: 5 E: 1 K: 0 S: 16 H: 5 LOB: 1 BB: 1 P: 31	R: 0 E: 0 K: 2 S: 10 H: 1 LOB: 1 BB: 0 P: 14	R: 0 E: 0 K: 0 S: 9 H: 1 LOB: 2 BB: 1 P: 22	R: 0 E: 0 K: 1 S: 9 H: 1 LOB: 2 BB: 1 P: 17	R: 0 E: 0 K: 2 S: 11 H: 0 LOB: 1 BB: 1 P: 20	R: 4 E: 0 K: 0 S: 21 H: 5 LOB: 1 BB: 0 P: 33	R: 3 E: 1 K: 0 S: 11 H: 3 LOB: 2 BB: 2 P: 25	1B: 12 2B: 3 3B: 1 HR: 1 SF: 0 SAC: 1 DP: 2 HBP: 1	WP: 1 PB: 0 SB: 0 CS: 0 PA: 51	
PITCHER	IP WLS BF H R ER SO BB IBB HBP BLK WP HR S P ERA WHIP	IP WLS BF H R ER SO BB IBB HBP BLK WP HR S P ERA WHIP	IP WLS BF H R ER SO BB IBB HBP BLK WP HR S P ERA WHIP	IP WLS BF H R ER SO BB IBB HBP BLK WP HR S P ERA WHIP	IP WLS BF H R ER SO BB IBB HBP BLK WP HR S P ERA WHIP	IP WLS BF H R ER SO BB IBB HBP BLK WP HR S P ERA WHIP	IP WLS BF H R ER SO BB IBB HBP BLK WP HR S P ERA WHIP	IP WLS BF H R ER SO BB IBB HBP BLK WP HR S P ERA WHIP	IP WLS BF H R ER SO BB IBB HBP BLK WP HR S P ERA WHIP	IP WLS BF H R ER SO BB IBB HBP BLK WP HR S P ERA WHIP	IP WLS BF H R ER SO BB IBB HBP BLK WP HR S P ERA WHIP	IP WLS BF H R ER SO BB IBB HBP BLK WP HR S P ERA WHIP
Ron Darling, R (1, 1) <small>ERA: 7.13</small>	2.0											
Kelly Downs, R (3, 1) <small>ERA: 6.53</small>	4.0											
Rich Gossage, R (7, 1) <small>ERA: 1.96</small>	1.2											
Rick Honeycutt, L (8, 1) <small>ERA: 3.71</small>	0.0											
Dennis Eckersley, R (8, 1) <small>ERA: 5.3</small>	0.1											
Joe Boever, R (9, 1) <small>ERA: 4.66</small>	0.0											
Mike Mohler, L (9, 1) <small>ERA: 5.6</small>	1.0											

Minnesota Twins @ Oakland Athletics
 Oakland-Alameda County Coliseum, Oakland, CA

Wed May 26 1993, 3:33 AM PDT
 Att. 18,276 - Overcast - 68 F

AB	42
R	12
H	17
RBI	11
BB	7
SO	6
LOB	23



Batter	1	2	3	4	5	6	7	8	9	AB R H RBI BB SO LOB
Rickey Henderson, R (1, 7) OBP: 0.464, SLG: 0.496	1-3 K		3-2 E6 1B	1-1 G6-4-3		4-2 BB E BB		2-1 WP BB 2B	3-1 G1-6-3	5 3 1 0 1 1 2
Brent Gates, S (1, 4) OBP: 0.368, SLG: 0.419	0-1 G3		3-2 1B 1B		0-0 HR	4-1 E BB		2-1 F9	2-2 1B	5 3 3 1 1 0 1
Ruben Sierra, S (1, 9) OBP: 0.271, SLG: 0.426	1-1 G3-1		2-2 1B 1B		1-1 F7	1-0 E9 2B		4-0 BB S BB IBB	1-0 P4	5 1 2 4 1 0 1
Dave Henderson, R (1, 8) Lance Blankenship, R (7, 8) OBP: 0.295, SLG: 0.486 OBP: 0.375, SLG: 0.287		0-0 G4-3 WP 2B	2-1 P6		2-2 G5-3	0-3 K		4-1 BB BB BB		4 1 1 0 0 1 3 0 0 0 0 1 0 0
Terry Steinbach, R (1, 2) OBP: 0.350, SLG: 0.439		2-2 G6-3	1-1 1B		3-2 2B		0-0 G3 2B	4-2 BB BB		4 0 3 2 1 0 1
Troy Neel, L (1, 10) OBP: 0.258, SLG: 0.345		3-2 G4-3	1-1 G4-3		1-0 F8		0-2 G3	4-1 BB		4 0 0 1 1 0 5
Dale Sveum, S (1, 5) Kevin Seitzer, R (8, PH) (9, 5) OBP: 0.333, SLG: 0.232 OBP: 0.292, SLG: 0.343		4-2 FC6-4 BB		2-3 K		4-2 BB E BB	1-3 K	3-3 K		2 1 0 0 2 2 1 1 0 0 0 0 1 3
Marcos Armas, R (1, 3) OBP: 0.222, SLG: 0.667		0-1 FC6-4		1-1 WP 2B		2-3 K	1-3 K		1-1 HR	5 2 2 1 0 2 3
Mike Bordick, R (1, 6) OBP: 0.362, SLG: 0.351			1-1 G5-3	2-2 G6-4-3 1B		1 SAFE P8		3-2 F8	1-2 G1-6-3 1B	5 0 2 0 0 0 1

Inning Stats	R: 0 E: 0 K: 1 S: 8	H: 0 LOB: 0 BB: 0 P: 10	R: 1 E: 0 K: 0 S: 15	H: 1 LOB: 1 BB: 1 P: 24	R: 2 E: 1 K: 0 S: 18	H: 3 LOB: 2 BB: 0 P: 31	R: 1 E: 0 K: 1 S: 11	H: 2 LOB: 0 BB: 0 P: 17	R: 1 E: 0 K: 0 S: 11	H: 2 LOB: 1 BB: 0 P: 18	R: 3 E: 1 K: 2 S: 15	H: 1 LOB: 1 BB: 3 P: 31	R: 0 E: 0 K: 2 S: 11	H: 1 LOB: 1 BB: 0 P: 13	R: 2 E: 0 K: 1 S: 16	H: 1 LOB: 3 BB: 4 P: 42	R: 1 E: 0 K: 0 S: 11	H: 3 LOB: 1 BB: 0 P: 19	1B: 6 2B: 6 3B: 0 HR: 2	SF: 0 SAC: 0 DP: 2 HBP: 0
--------------	------------------------------	----------------------------------	-------------------------------	----------------------------------	-------------------------------	----------------------------------	-------------------------------	----------------------------------	-------------------------------	----------------------------------	-------------------------------	----------------------------------	-------------------------------	----------------------------------	-------------------------------	----------------------------------	-------------------------------	----------------------------------	----------------------------------	------------------------------------


BOTTOM

Minnesota Twins @ Oakland Athletics
Oakland-Alameda County Coliseum, Oakland, CA

Wed May 26 1993, 3:33 AM PDT
Att. 18,276 - Overcast - 68 F

livebaseballscorecards.com

AB	40
R	11
H	14
RBI	9
BB	8
SO	7
LOB	21



PITCHER	IP	WLS	BF	H	R	ER	SO	BB	IBB	HBP	BLK	WP	HR	S	P	ERA	WHIP
Kevin Tapani, R (1, 1) ERA: 6.13	4.2		23	8	5	3	2	1	0	0	0	2	1	62	98	5.79	1.929
Mike Trombley, R (5, 1) ERA: 6.3	2.1		12	2	3	3	4	3	0	0	0	0	0	27	46	11.57	2.143
Carl Willis, R (8, 1) ERA: 20.25	0.1		2	1	1	1	0	0	0	0	0	0	0	6	11	27.00	3.000
Mark Guthrie, L (8, 1) ERA: 5.12	0.1		2	0	0	0	0	0	1	0	0	1	0	2	8	0.00	0.000
Rick Aguilera, R (8, 1) ERA: 2.53	0.0		3	0	1	1	0	3	0	0	0	0	0	5	17	∞	∞

PITCHER	IP	WLS	BF	H	R	ER	SO	BB	IBB	HBP	BLK	WP	HR	S	P	ERA	WHIP
George Tsamis, L (8, 1) ERA: 5.27	1.1		6	3	1	1	1	0	0	0	0	0	0	14	25	6.75	2.250

Batter	1	2	3	4	5	6	7	8	9	AB	R	H	RBI	BB	SO	LOB
Rickey Henderson, R (1, 7) OBP: 0.465, SLG: 0.492	1-2 L5-3 1B		3-3 K		4-1 SAFE 1-3 1B BB		1-2 E5 G4-3 BB			3	1	1	0	1	1	1
Brent Gates, S (1, 4) OBP: 0.374, SLG: 0.416	2-1 L5-3 1-2			0-3 K	0-1 SAFE 1-H 3-H 1B		4-1 SAFE SAFE SAFE 1-2 G4-3 BB			3	0	1	2	1	1	1
Ruben Sierra, S (1, 9) OBP: 0.271, SLG: 0.419	2-3 K			0-0 L8	4-2 BB		0-2 G4-3			3	0	0	0	1	1	2
Dave Henderson, R (1, 10) OBP: 0.294, SLG: 0.478		1-1 F8		1-2 1B 1B	0-1 L8		1-2 F8			4	0	1	0	0	0	4
Terry Steinbach, R (1, 2) OBP: 0.354, SLG: 0.441		0-3 K		0-0 1-2 1B		0-2 FC6-4 1B		0-1 P3		4	0	2	0	0	1	0
Mike Aldrete, L (1, 3)		1-3 K		0-3 K		0-1 L2		2-3 K		4	0	0	0	0	3	3
Kevin Seitzer, R (1, 5) OBP: 0.291, SLG: 0.340			2-0 F9		2-2 F9	1-2 SAFE F7		1-1 E 1B		4	1	1	0	0	0	1
Mike Bordick, R (1, 6) OBP: 0.353, SLG: 0.341			1-0 F7		3-2 F8	0-1 FC6-4		0-1 E2		4	0	0	0	0	0	2
Lance Blankenship, R (1, 8) OBP: 0.371, SLG: 0.286			2-2 S 1B		2-2 E6 1B		2-2 F9	0-1 E5		4	1	1	0	0	0	1

Inning Stats	R: 0	H: 1	E: 0	LOB: 0	K: 1	S: 8	R: 0	H: 0	E: 0	LOB: 0	K: 2	S: 8	R: 0	H: 1	E: 0	LOB: 1	K: 1	S: 10	R: 0	H: 2	E: 0	LOB: 2	K: 2	S: 11	R: 2	H: 1	E: 2	LOB: 2	K: 0	S: 23	R: 0	H: 1	E: 0	LOB: 1	K: 0	S: 11	R: 0	H: 0	E: 1	LOB: 2	K: 0	S: 20	R: 1	H: 1	E: 2	LOB: 1	K: 1	S: 12	R: 1	H: 1	E: 0	LOB: 0	K: 1	S: 15	1B: 7	2B: 1	3B: 0	HR: 0	SF: 0	SAC: 0	DP: 1	HBP: 0	WP: 0	PB: 0	SB: 2	CS: 0	PA: 36
--------------	------	------	------	--------	------	------	------	------	------	--------	------	------	------	------	------	--------	------	-------	------	------	------	--------	------	-------	------	------	------	--------	------	-------	------	------	------	--------	------	-------	------	------	------	--------	------	-------	------	------	------	--------	------	-------	------	------	------	--------	------	-------	-------	-------	-------	-------	-------	--------	-------	--------	-------	-------	-------	-------	--------

PITCHER	IP	WLS	BF	H	R	ER	SO	BB	IBB	HBP	BLK	WP	HR	S	P	ERA	WHIP
Pat Hentgen, R (1, 1) ERA: 2.78	6.1		29	6	2	0	6	3	0	0	0	0	0	85	122	0.00	1.421
Danny Cox, R (7, 1) ERA: 2.27	1.2	L	7	1	1	0	1	0	0	0	0	0	0	18	22	0.00	0.600

BOTTOM

Toronto Blue Jays @ Oakland Athletics
Oakland-Alameda County Coliseum, Oakland, CA

Fri May 28 1993, 7:05 PM PDT
Att: 30,351 - Unknown - 68 F

livebaseballscores.com

AB	33
R	3
H	7
RBI	2
BB	3
SO	7
LOB	15



Batter	1	2	3	4	5	6	7	8	9	AB R H RBI BB SO LOB	TOP											
Devon White, S OBP: 0.371, SLG: 0.530 (1, 8)	0-0 G4-3	1-1 FC5-2			1-2 2B	2-2 1B		4-0 E		4 2 2 0 1 0 3												
Roberto Alomar, S OBP: 0.364, SLG: 0.387 (1, 4)	2-2 G6-3	2-2 K			2-2 G4-3	1-2 F9		2-1 E5		5 1 1 1 0 1 5												
Paul Molitor, R OBP: 0.412, SLG: 0.495 (1, 10)	3-2 E				1-2 G4-3		2-0 HBP	0-1 CS	1-1 G6-3	5 1 2 0 0 0 1												
Joe Carter, R OBP: 0.330, SLG: 0.615 (1, 7)	2-0 E5				4-1 1B		2-2 L7		3-2 F9	4 0 1 0 1 0 1												
John Olerud, L OBP: 0.482, SLG: 0.600 (1, 3)	2-0 G6-3				1-2 G1-6-3		0-1 F8		4-2 BB	4 0 1 1 1 0 2												
Ed Sprague, R OBP: 0.292, SLG: 0.391 (1, 5)		1-0 FC5-2			1-0 P3		1-0 HBP		0-2 L8	4 0 1 0 0 0 3												
Darrin Jackson, R OBP: 0.264, SLG: 0.362 (1, 9)		2-2 FC5-2			1-0 HR		1-3 K			4 1 2 1 0 2 2												
Pat Borders, R OBP: 0.245, SLG: 0.342 (1, 2)		1-2 B2			3-2 G3-1		2-1 1B		2-3 K	4 0 1 0 0 1 2												
Domingo Cedenos, S OBP: 0.167, SLG: 0.167 (1, 6)		2-1 FC5-2			0-0 L7		2-3 K		0-1 F8	4 0 1 0 0 1 1												
Inning Stats	R: 1 E: 1 K: 0 S: 11	H: 2 LOB: 1 BB: 0 P: 20	R: 0 E: 0 K: 1 S: 14	H: 3 LOB: 3 BB: 0 P: 23	R: 0 E: 0 K: 0 S: 5	H: 0 LOB: 0 BB: 0 P: 9	R: 1 E: 0 K: 0 S: 6	H: 1 LOB: 0 BB: 0 P: 11	R: 2 E: 0 K: 0 S: 17	H: 3 LOB: 1 BB: 1 P: 26	R: 0 E: 0 K: 2 S: 15	H: 2 LOB: 2 BB: 0 P: 23	R: 0 E: 0 K: 1 S: 13	H: 1 LOB: 2 BB: 0 P: 20	R: 1 E: 1 K: 1 S: 8	H: 0 LOB: 0 BB: 1 P: 16	R: 0 E: 0 K: 0 S: 10	H: 0 LOB: 1 BB: 1 P: 18	1B: 10 2B: 1 3B: 0 HR: 1	SF: 0 SAC: 0 DP: 1 HBP: 1	WP: 0 PB: 0 SB: 1 CS: 1	PA: 43
PITCHER	IP WLS BF H R ER SO BB IBB HBP BLK WP HR S P ERA WHIP																					
Bob Welch, R ERA: 4.76 (1, 1)	5.2 L 28 11 4 3 3 1 0 0 0 0 0 1 64 107 4.76 2.118																					
Mike Mohler, L ERA: 5.5 (6, 1)	0.1 1 0 0 0 0 0 0 0 0 0 0 0 4 5 0.00 0.000																					
Ed Nunez, R ERA: 3.75 (7, 1)	1.1 6 1 0 0 2 0 0 1 0 0 0 0 16 25 0.00 0.750																					
Rick Honeycutt, L ERA: 3.38 (8, 1)	0.2 3 0 1 0 0 1 0 0 0 0 0 0 5 11 0.00 1.500																					
Kelly Downs, R ERA: 6.32 (9, 1)	1.0 4 0 0 0 0 1 0 0 0 0 0 0 10 18 0.00 1.000																					

Toronto Blue Jays @ Oakland Athletics
Oakland-Alameda County Coliseum, Oakland, CA

Sat May 29 1993, 3:33 AM PDT
Att. 30,467 - Cloudy - 71 F

livebaseballscorecards.com

AB	38
R	5
H	12
RBI	3
BB	3
SO	5
LOB	20



Batter	1	2	3	4	5	6	7	8	9	AB	R	H	RBI	BB	SO	LOB							
Rickey Henderson, R OBP: 0.461, SLG: 0.488 (1, 7)	2-1 F7	SAFE 2-2 FC5-4 BB HR	2-2 G4-3 1B				2-1 G4-3 1-H 2B		1-1 L5							6	1	2	1	0	0	1	
Brent Gates, S OBP: 0.380, SLG: 0.398 (1, 4)	4-2 1B 2B BB	SAFE 4-1 HR BB	SAFE 1-0 G4-3				1-2 G4-3		0-2 G6-3								3	2	0	1	2	0	2
Ruben Sierra, S OBP: 0.274, SLG: 0.428 (1, 9)	2-2 P4	SAFE 1-0 HR	SAFE 1-0 G4-3				4-0 S IBB		1-1 P5								4	1	1	3	1	0	2
Troy Neel, L OBP: 0.264, SLG: 0.342 (1, 10)	0-1 2B 1B	C 0-1 G4-3				0-3 K	2-3 K		4-1 G4-3 BB								4	1	1	0	1	2	2
Terry Steinbach, R OBP: 0.357, SLG: 0.447 Scott Hemond, R OBP: 0.233, SLG: 0.185 (1, 2) (5, 2)	2-0 1-H 3-H 2B		1-3 K		2-2 G3 1B PO 1B		2-3 K		1-3 K								3	0	2	2	0	1	0
Kevin Seitzer, R OBP: 0.299, SLG: 0.342 (1, 5)	1-2 G6-3		4-2 1B BB		0-1 G3 1B		1-1 G4-3		3-2 G4-3								4	1	1	0	1	0	2
Mike Aldrete, L OBP: 0.200, SLG: 0.200 (1, 3)		2-2 1B SF7 1B	SAFE 1-2 1B E 1B		1-0 G3		2-3 K G6-3		1-2 G3								5	2	2	0	0	1	3
Mike Bordick, R OBP: 0.352, SLG: 0.336 (1, 6)		1-0 FC5-4 1B	SAFE 3-0 E7 2B 1B		4-1 BB		1-0 G6-3		2-2 G6-3								4	1	2	1	1	0	1
Lance Blankenship, R OBP: 0.374, SLG: 0.306 (1, 8)		SAFE 3-2 SF7	SAFE 1-2 1B G4-3 2B		3-H PO		1-1 G4-3		2-3 K								4	2	2	2	0	1	1

Inning Stats	R: 2	H: 2	E: 0	K: 0	S: 14	H: 2	LOB: 1	BB: 1	P: 25	R: 4	H: 3	E: 0	K: 0	S: 18	H: 3	LOB: 0	BB: 1	P: 31	R: 4	H: 4	E: 1	K: 1	S: 19	R: 0	H: 2	E: 0	K: 1	S: 11	H: 2	LOB: 2	BB: 1	P: 19	R: 1	H: 2	E: 0	K: 2	S: 13	H: 0	LOB: 1	BB: 0	P: 13	R: 0	H: 0	E: 0	K: 0	S: 7	R: 0	H: 0	E: 0	K: 1	S: 10	H: 0	LOB: 1	BB: 1	P: 19	R: 0	H: 0	E: 0	K: 1	S: 11	H: 0	LOB: 0	BB: 0	P: 16	1B: 9	SF: 1	2B: 3	SAC: 0	3B: 0	DP: 0	HR: 1	HBP: 0
--------------	------	------	------	------	-------	------	--------	-------	-------	------	------	------	------	-------	------	--------	-------	-------	------	------	------	------	-------	------	------	------	------	-------	------	--------	-------	-------	------	------	------	------	-------	------	--------	-------	-------	------	------	------	------	------	------	------	------	------	-------	------	--------	-------	-------	------	------	------	------	-------	------	--------	-------	-------	-------	-------	-------	--------	-------	-------	-------	--------

PITCHER	IP	WLS	BF	H	R	ER	SO	BB	IBB	HBP	BLK	WP	HR	S	P	ERA	WHIP
Juan Guzman, R ERA: 5.18 (1, 1)	2.1		17	7	9	9	1	3	0	0	0	0	1	42	75	34.71	4.286
Mark Eichhorn, R ERA: 3.72 (3, 1)	2.0		12	6	2	2	1	1	0	0	0	0	0	27	44	9.00	3.500
Danny Cox, R ERA: 2.06 (5, 1)	3.2	W	14	0	0	0	4	1	1	0	0	0	0	31	55	0.00	0.273
Duane Ward, R ERA: 2.35 (9, 1)	1.0	S	3	0	0	0	1	0	0	0	0	0	0	11	16	0.00	0.000

Toronto Blue Jays @ Oakland Athletics
Oakland-Alameda County Coliseum, Oakland, CA

Sun May 30 1993, 3:33 AM PDT
Att. 28,167 - Overcast - 67 F

livebaseballscores.com

AB	39
R	11
H	13
RBI	10
BB	6
SO	7
LOB	17



PITCHER	IP	WLS	BF	H	R	ER	SO	BB	IBB	HBP	BLK	WP	HR	S	P	ERA	WHIP
Juan Guzman, R ERA: 5.18 (1, 1)	2.1		17	7	9	9	1	3	0	0	0	0	1	42	75	34.71	4.286
Mark Eichhorn, R ERA: 3.72 (3, 1)	2.0		12	6	2	2	1	1	0	0	0	0	0	27	44	9.00	3.500
Danny Cox, R ERA: 2.06 (5, 1)	3.2	W	14	0	0	0	4	1	1	0	0	0	0	31	55	0.00	0.273
Duane Ward, R ERA: 2.35 (9, 1)	1.0	S	3	0	0	0	1	0	0	0	0	0	0	11	16	0.00	0.000

Batter	1	2	3	4	5	6	7	8	9	AB R H RBI BB SO LOB	TOP											
Brady Anderson, L (1, 7) OBP: 0.325, SLG: 0.369	3-2 S E 1B	2-3 K 1-2 2-3			2-2 G4-3		4-2 S BB		1 SAFE 3-2 SAFE P6 1-2	4 1 1 0 1 1 3												
Mark McLemore, S (1, 9) OBP: 0.341, SLG: 0.371	1 SAFE 3-1 SAFE G6-3 1-2		3-2 G4-3			4-2 S 2B BB	1 SAFE 4-1 SAFE SAFE FC6-4 1-2 BB		1 SAFE 3-2 SAFE L8 1-2	3 1 0 0 2 0 2												
Cal Ripken Jr., R (1, 6) OBP: 0.317, SLG: 0.369	3-2 E5 2-H		2-1 F8			3-2 1-H 2B 2B	0-2 FC6-4 1-2f			4 1 1 1 0 0 2												
Harold Baines, L (1, 10) OBP: 0.404, SLG: 0.388	0-3 K		1-3 K			0-0 L7		1-2 G4-3		4 0 0 0 0 2 2												
Mike Devereaux, R (1, 8) OBP: 0.278, SLG: 0.377	0-1 P5			2-3 K		0-1 2-H 2B		0-1 1B		4 0 2 1 0 1 1												
Leo Gomez, R (1, 5) OBP: 0.353, SLG: 0.450		3-2 F8		3-2 F9		2-3 SAFE K		1-1 F9		4 0 0 0 0 1 2												
Chris Hoiles, R (1, 2) OBP: 0.373, SLG: 0.482		2-0 G5-3		2-2 G6-3		2-2 F7		3-3 SAFE K		4 0 0 0 0 1 2												
David Segui, S (1, 3) OBP: 0.379, SLG: 0.418		4-1 PB 1B BB			1-0 G6-3		1-3 K		0-0 F8	3 0 0 0 1 1 0												
Harold Reynolds, S (1, 4) OBP: 0.324, SLG: 0.283		1-0 PB 1B			1-3 K		1-1 P6		1-2 S 1B	4 0 2 0 0 1 0												
Inning Stats	R: 1 E: 1 K: 1 S: 15	H: 1 LOB: 1 BB: 0 P: 24	R: 0 E: 0 K: 1 S: 11	H: 1 LOB: 2 BB: 1 P: 23	R: 0 E: 0 K: 1 S: 8	H: 0 LOB: 0 BB: 0 P: 14	R: 0 E: 0 K: 1 S: 11	H: 0 LOB: 0 BB: 0 P: 18	R: 0 E: 0 K: 1 S: 7	H: 0 LOB: 0 BB: 0 P: 11	R: 2 E: 0 K: 1 S: 15	H: 2 LOB: 1 BB: 1 P: 26	R: 0 E: 0 K: 1 S: 14	H: 0 LOB: 2 BB: 2 P: 24	R: 0 E: 0 K: 1 S: 11	H: 1 LOB: 1 BB: 0 P: 16	R: 0 E: 0 K: 0 S: 11	H: 1 LOB: 1 BB: 0 P: 18	1B: 4 2B: 2 3B: 0 HR: 0	SF: 0 SAC: 0 DP: 0 HBP: 0	WP: 0 PB: 1 SB: 4 CS: 0	PA: 38
PITCHER	IP WLS BF H R ER SO BB IBB HBP BLK WP HR S P ERA WHIP																					
Ron Darling, R (1, 1) ERA: 6.43	6.2 L 29 4 3 2 7 4 0 0 0 0 0 77 136 2.70 1.200																					
Joe Boever, R (7, 1) ERA: 4.31	1.1 5 1 0 0 1 0 0 0 0 0 0 15 20 0.00 0.750																					
Dennis Eckersley, R (9, 1) ERA: 5.03	1.0 4 1 0 0 0 0 0 0 0 0 0 11 18 0.00 1.000																					

Baltimore Orioles @ Oakland Athletics
Oakland-Alameda County Coliseum, Oakland, CA

Mon May 31 1993, 3:33 AM PDT
Att. 20,795 - Cloudy - 69 F

livebaseballscorecards.com

AB	34
R	3
H	6
RBI	2
BB	4
SO	8
LOB	14



Batter	1	2	3	4	5	6	7	8	9	AB	R	H	RBI	BB	SO	LOB
Rickey Henderson, R (1, 7) OBP: 0.462, SLG: 0.489	2-2 FC4-6 1B		1 SAFE 2-1 P3			3-2 G5-3		2-2 FC6-4 1B		4	0	2	0	0	0	2
Mike Bordick, R (1, 6) OBP: 0.343, SLG: 0.327	0-0 FC4-6 G4-3 1-2f		2-2 FC6-4 1-2f			0-0 G5-3		0-1 FC6-4 1-2f		4	0	0	0	0	0	4
Ruben Sierra, S (1, 9) OBP: 0.268, SLG: 0.419	1-1 G4-3 1-2				1-1 F7		2-1 G5-3		2-1 P4		4	0	0	0	0	3
Dave Henderson, R (1, 10) OBP: 0.276, SLG: 0.447	3-3 K				0-0 P5				3-1 G6-3		4	0	0	0	0	2 1
Mike Aldrete, L (1, 3) OBP: 0.214, SLG: 0.266		2-2 K			0-1 F7		2-1 1B 2B		0-1 G5-3		4	1	1	0	0	1 0
Kevin Seitzer, R (1, 5) OBP: 0.298, SLG: 0.340		1-0 G5-3			2-2 G5-3		1-2 G6-3		1-1 1B		4	0	1	0	0	0 1
Brent Gates, S (1, 4) OBP: 0.375, SLG: 0.391		1-2 P4			2-1 G4-3		0-1 1B		0-1 G4-3		4	0	1	1	0	0 1
Scott Hemond, R (1, 2) OBP: 0.250, SLG: 0.179			4-2 FC5-4 BB		1-0 P3		3-3 K				1	0	0	0	1	0 0
Dale Sveum, S (7, PH) OBP: 0.329, SLG: 0.228											1	0	0	0	0	1 1
Henry Mercedes, R (8, 2)											0	0	0	0	0	0 0
Lance Blankenship, R (1, 8) OBP: 0.373, SLG: 0.316			2-2 FC5-4 FC6-4 1-2f			2-1 2B		3-3 K			3	0	1	0	0	1 1

Inning Stats	R: 0	H: 1	E: 0	K: 11	S: 11	R: 0	H: 0	E: 0	K: 1	S: 7	R: 0	H: 0	E: 0	K: 0	S: 5	R: 0	H: 0	E: 0	K: 0	S: 5	R: 0	H: 0	E: 0	K: 0	S: 6	R: 0	H: 1	E: 0	K: 2	S: 8	R: 1	H: 2	E: 0	K: 14	R: 0	H: 1	E: 0	K: 10	S: 10	R: 0	H: 1	E: 0	K: 8	S: 8	1B: 4	2B: 2	3B: 0	HR: 0	SF: 0	SAC: 0	DP: 0	HBP: 0	WP: 0	PB: 0	SB: 0	CS: 0	PA: 34
--------------	------	------	------	-------	-------	------	------	------	------	------	------	------	------	------	------	------	------	------	------	------	------	------	------	------	------	------	------	------	------	------	------	------	------	-------	------	------	------	-------	-------	------	------	------	------	------	-------	-------	-------	-------	-------	--------	-------	--------	-------	-------	-------	-------	--------

PITCHER	IP	WLS	BF	H	R	ER	SO	BB	IBB	HBP	BLK	WP	HR	S	P	ERA	WHIP
35 Mike Mussina, R (1, 1) ERA: 2.89	9.0	W	34	6	1	1	5	1	0	0	0	0	0	80	133	1.00	0.778

BOTTOM

Baltimore Orioles @ Oakland Athletics
Oakland-Alameda County Coliseum, Oakland, CA

Mon May 31 1993, 3:33 AM PDT
Att. 20,795 - Cloudy - 69 F

livebaseballscorecards.com

AB	33
R	1
H	6
RBI	1
BB	1
SO	5
LOB	14



Batter	1	2	3	4	5	6	7	8	9	AB R H RBI BB SO LOB	TOP									
Brady Anderson, L (1, 7) OBP: 0.318, SLG: 0.360	1-2 L6	3-2 G4-3		3-2 P7			2-2 FC4-6 1B		1-3 K	5 1 0 0 0 1 5										
Mark McLemore, S (1, 9) OBP: 0.348, SLG: 0.377	0-0 2B		0-1 L8		1-1 F8		4-1 1B 1-2 BB		4-0 1-2 BB	3 0 1 0 2 0 0										
Cal Ripken Jr., R (1, 6) OBP: 0.315, SLG: 0.369	1-1 F8		1-1 F9		1-0 2B		2-1 L5		2-2 F8	5 0 1 0 0 0 5										
Harold Baines, L (1, 10) OBP: 0.414, SLG: 0.393	4-0 BB		3-2 1B		3-2 L3		1-0 1-2 2-H 1B		3-2 F8	4 0 2 1 1 0 3										
Mike Devereaux, R (1, 8) OBP: 0.277, SLG: 0.373	2-2 F7		0-1 1B		2-1 P2		2-2 G5-3			4 0 1 0 0 0 5										
Leo Gomez, R (1, 5) OBP: 0.350, SLG: 0.441		2-1 P4	3-2 F9			1-1 F8		4-2 G4-6-3 BB		3 0 0 0 1 0 2										
Chris Hoiles, R (1, 2) OBP: 0.371, SLG: 0.476		0-2 1B FC1-5-2 1B		0-0 F9		3-1 P3		1-1 P2		4 0 1 0 0 0 1										
David Segui, S (1, 3) OBP: 0.383, SLG: 0.422		2-1 FC1-5-2 1-3 1B		0-1 1B		0-0 F8		0-1 G4-6-3 1-2f		4 0 2 0 0 0 1										
Harold Reynolds, S (1, 4) OBP: 0.328, SLG: 0.284		1-0 FC1-5-2 1-3 3-H 1B		2-1 F8			4-1 FC4-6 BB		1-2 BB 1B	3 0 1 0 1 0 3										
Inning Stats	R: 0 E: 0 K: 0 S: 9	H: 1 LOB: 2 BB: 1 P: 17	R: 0 E: 0 K: 0 S: 11	H: 2 LOB: 2 BB: 0 P: 19	R: 0 E: 0 K: 0 S: 12	H: 2 LOB: 2 BB: 0 P: 19	R: 0 E: 0 K: 0 S: 10	H: 1 LOB: 1 BB: 0 P: 15	R: 0 E: 0 K: 0 S: 5	H: 0 LOB: 0 BB: 0 P: 9	R: 1 E: 0 K: 0 S: 12	H: 1 LOB: 2 BB: 2 P: 27	R: 0 E: 0 K: 0 S: 6	H: 0 LOB: 0 BB: 1 P: 11	R: 0 E: 0 K: 1 S: 14	H: 1 LOB: 2 BB: 1 P: 25	1B: 7 2B: 2 3B: 0 HR: 0	SF: 0 SAC: 0 DP: 1 HBP: 0	WP: 0 PB: 0 SB: 0 CS: 0	PA: 40
PITCHER	IP WLS BF H R ER SO BB IBB HBP BLK WP HR S P ERA WHIP																			
Shawn Hillegas, R (1, 1) ERA: 6.25	5.0 W 23 7 0 0 0 1 0 0 0 0 0 0 50 85 0.00 1.600																			
Kelly Downs, R (6, 1) ERA: 6.23	1.2 7 0 1 1 0 2 0 0 0 0 0 0 13 29 5.40 1.200																			
Mike Mohler, L (7, 1) ERA: 5.68	0.0 1 1 0 0 0 0 0 0 0 0 0 0 1 2 ∞ ∞																			
Ed Nunez, R (7, 1) ERA: 3.55	1.1 4 0 0 0 0 1 0 0 0 0 0 0 9 16 0.00 0.750																			
Dennis Eckersley, R (9, 1) ERA: 4.79	1.0 S 5 1 0 0 1 1 0 0 0 0 0 0 14 25 0.00 2.000																			

Baltimore Orioles @ Oakland Athletics
Oakland-Alameda County Coliseum, Oakland, CA

Tue Jun 01 1993, 7:05 PM PDT
Att. 16,434 - Unknown - 63 F

livebaseballscorecards.com

AB	35
R	1
H	9
RBI	1
BB	5
SO	1
LOB	25



Batter	1	2	3	4	5	6	7	8	9	AB	R	H	RBI	BB	SO	LOB
--------	---	---	---	---	---	---	---	---	---	----	---	---	-----	----	----	-----

Rickey Henderson, R <small>(1, 7)</small> <small>OBP: 0.463, SLG: 0.485</small>										3	0	1	1	1	0	1
Brent Gates, S <small>(1, 4)</small> <small>OBP: 0.370, SLG: 0.389</small>										3	0	1	1	0	0	2
Ruben Sierra, S <small>(1, 9)</small> <small>OBP: 0.263, SLG: 0.410</small>										4	0	0	0	0	0	4
Dave Henderson, R <small>(1, 8)</small> <small>OBP: 0.275, SLG: 0.437</small>										3	0	0	0	1	1	0
Kevin Seitzer, R <small>(1, 10)</small> <small>OBP: 0.299, SLG: 0.335</small>										2	0	0	0	0	1	1
Mike Aldrete, L <small>(1, 3)</small> <small>OBP: 0.176, SLG: 0.235</small>										3	0	0	0	0	1	1
Craig Paquette, R <small>(1, 5)</small> <small>OBP: 0.333, SLG: 0.333</small>										3	2	1	0	0	1	1
Mike Bordick, R <small>(1, 6)</small> <small>OBP: 0.339, SLG: 0.322</small>										2	2	0	0	0	0	1
Scott Hemond, R <small>(1, 2)</small> <small>OBP: 0.265, SLG: 0.233</small>										2	0	1	2	0	0	1

Inning Stats	R: 0 E: 0 K: 0 S: 6	H: 0 LOB: 0 BB: 0 P: 7	R: 0 E: 0 K: 0 S: 6	H: 0 LOB: 0 BB: 1 P: 12	R: 2 E: 1 K: 0 S: 11	H: 2 LOB: 1 BB: 0 P: 23	R: 0 E: 0 K: 2 S: 9	H: 0 LOB: 0 BB: 0 P: 17	R: 2 E: 1 K: 0 S: 9	H: 1 LOB: 1 BB: 1 P: 20	R: 0 E: 0 K: 2 S: 11	H: 0 LOB: 1 BB: 0 P: 16	R: 0 E: 1 K: 0 S: 5	H: 0 LOB: 0 BB: 0 P: 7	R: 0 E: 0 K: 0 S: 6	H: 1 LOB: 0 BB: 0 P: 11	1B: 3 2B: 1 3B: 0 HR: 0	SF: 1 SAC: 2 DP: 4 HBP: 1	WP: 0 PB: 0 SB: 0 CS: 0	PA: 31
--------------	------------------------------	---------------------------------	------------------------------	----------------------------------	-------------------------------	----------------------------------	------------------------------	----------------------------------	------------------------------	----------------------------------	-------------------------------	----------------------------------	------------------------------	---------------------------------	------------------------------	----------------------------------	----------------------------------	------------------------------------	----------------------------------	--------

PITCHER	IP	WLS	BF	H	R	ER	SO	BB	IBB	HBP	BLK	WP	HR	S	P	ERA	WHIP
Ben McDonald, R <small>ERA: 4.43</small>	4.0	L	19	3	4	1	2	2	0	0	0	0	0	37	72	2.25	1.250
Todd Frohwrth, R <small>ERA: 2.76</small>	4.0		12	1	0	0	2	0	0	1	0	0	0	26	41	0.00	0.250

BOTTOM

Baltimore Orioles @ Oakland Athletics
Oakland-Alameda County Coliseum, Oakland, CA
 Tue Jun 01 1993, 7:05 PM PDT
 Att: 16,434 - Unknown - 63 F

AB	25
R	4
H	4
RBI	4
BB	2
SO	4
LOB	12



PITCHER	IP	WLS	BF	H	R	ER	SO	BB	IBB	HBP	BLK	WP	HR	S	P	ERA	WHIP
---------	----	-----	----	---	---	----	----	----	-----	-----	-----	----	----	---	---	-----	------

Batter	1	2	3	4	5	6	7	8	9	AB R H RBI BB SO LOB	TOP											
Brady Anderson, L (1, 7) OBP: 0.319, SLG: 0.362	3-2 F7		4-1 BB		3-2 S 2B 2B		1-3 K		0-0 F8	4 1 1 1 1 1 1												
Mark McLemore, S (1, 9) OBP: 0.350, SLG: 0.380	4-0 S 2B BB		1-2 F8		2-2 S E 2B		2-2 L8		3-1 F7	4 2 1 1 1 0 2												
Cal Ripken Jr., R (1, 6) OBP: 0.318, SLG: 0.369	2-2 G4-3		0-0 F7		4-2 S S BB		1-2 BB 1B			3 1 1 0 1 0 2												
Harold Baines, L (1, 10) OBP: 0.417, SLG: 0.402	0-1 2-H 2B		1-0 G4-3		3-3 K		4-2 1-2 BB			3 0 1 1 1 1 1												
Mike Devereaux, R (1, 8) OBP: 0.276, SLG: 0.364	4-0 BB			1-3 K	0-1 G1-3		2-3 K			3 0 0 0 1 2 3												
Leo Gomez, R (1, 5) OBP: 0.343, SLG: 0.429	3-3 K			1-3 K		3-1 F7		0-0 P2		4 0 0 0 0 2 2												
Paul Carey, L (1, 3) OBP: 0.167, SLG: 0.091		3-2 G3-1		1-3 K		3-3 K		1-3 K		4 0 0 0 0 3 0												
David Segui, S (8, 3) OBP: 0.383, SLG: 0.422										0 0 0 0 0 0 0												
Tim Lincecum, R (1, 4) OBP: 0.345, SLG: 0.393		0-3 K			0-2 SH3 2B 1B		0-0 F9		2-1 F8	4 1 1 0 0 1 0												
Jeff Tackett, R (1, 2) OBP: 0.311, SLG: 0.263			1-0 F9		1-1 SH3		0-1 1B		1-2 G6-3	3 0 1 0 0 0 0												
Inning Stats	R: 1 E: 0 K: 1 S: 14	H: 1 LOB: 2 BB: 2 P: 30	R: 0 E: 0 K: 1 S: 7	H: 0 LOB: 0 BB: 0 P: 11	R: 0 E: 0 K: 0 S: 6	H: 0 LOB: 1 BB: 1 P: 12	R: 0 E: 0 K: 3 S: 11	H: 0 LOB: 0 BB: 0 P: 14	R: 4 E: 1 K: 1 S: 27	H: 3 LOB: 0 BB: 1 P: 40	R: 0 E: 0 K: 1 S: 6	H: 0 LOB: 0 BB: 0 P: 12	R: 0 E: 0 K: 2 S: 18	H: 2 LOB: 3 BB: 1 P: 28	R: 0 E: 0 K: 1 S: 6	H: 0 LOB: 0 BB: 0 P: 9	R: 0 E: 0 K: 0 S: 10	H: 0 LOB: 0 BB: 0 P: 14	1B: 3 2B: 3 3B: 0 HR: 0	SF: 0 SAC: 1 DP: 0 HBP: 0	WP: 0 PB: 0 SB: 5 CS: 0	PA: 38
PITCHER	IP WLS BF H R ER SO BB IBB HBP BLK WP HR S P ERA WHIP																					
Bobby Witt, R (1, 1) ERA: 3.91	5.0 L 23 4 5 3 6 4 0 0 0 0 0 0 65 107 5.40 1.600																					
Joe Boever, R (6, 1) ERA: 3.82	4.0 15 2 0 0 4 1 0 0 0 0 0 0 40 63 0.00 0.750																					

Baltimore Orioles @ Oakland Athletics
Oakland-Alameda County Coliseum, Oakland, CA

Wed Jun 02 1993, 3:33 AM PDT
Att. 20,937 - Unknown - 68 F

livebaseballscorecards.com

AB 32
R 5
H 6
RBI 3
BB 5
SO 10
LOB 11



Batter	1	2	3	4	5	6	7	8	9	AB	R	H	RBI	BB	SO	LOB
Rickey Henderson, R OBP: 0.456, SLG: 0.475 (1, 7)	2-2 P3		3-3 K	2-1 S 1B			1-1 F9		1-2 G5-4-3	5	0	1	1	0	1	1
Brent Gates, S OBP: 0.381, SLG: 0.404 (1, 4)	3-2 2B		4-2 2B SF8 BB	3-3 K			2-2 G1 1B		2-2 G3	4	1	2	0	1	1	2
Ruben Sierra, S OBP: 0.263, SLG: 0.412 (1, 9)	1-0 P2		1-2 SAFE 2B				1-1 F8 G1		1-2 G1	4	0	1	0	0	0	2
Dave Henderson, R OBP: 0.268, SLG: 0.426 (1, 10)	1-2 F8		1-1 SF8				1-2 G6-3 K		3-3 K	3	0	0	1	0	1	2
Terry Steinbach, R OBP: 0.354, SLG: 0.438 (1, 2)			3-H G5-3				1-1 G6-3		0-0 G5-3	3	0	0	0	1	0	1
Dale Sveum, S OBP: 0.311, SLG: 0.213 (1, 3)			1-2 G6-4-3				0-2 P4 F8		2-1 G6-3	4	0	0	0	0	0	1
Craig Paquette, R OBP: 0.429, SLG: 0.714 (1, 5)			1-1 3B				3-3 K		1-1 FC6-4 1B	4	0	2	0	0	2	0
Mike Bordick, R OBP: 0.337, SLG: 0.316 (1, 6)			4-1 BB				0-1 E6 BB 1B		0-1 FC6-4	3	1	0	0	1	0	1
Lance Blankenship, R OBP: 0.372, SLG: 0.310 Mike Aldrete, L OBP: 0.222, SLG: 0.278 (9, PH)			2-3 K				4-2 SAFE S 1B BB		0-1 G5-3	2	0	0	0	1	1	3

Inning Stats	R: 0	H: 1	E: 0	LOB: 1	K: 0	P: 18	R: 0	H: 1	E: 0	LOB: 2	K: 1	P: 22	R: 1	H: 1	E: 0	LOB: 1	K: 1	P: 25	R: 1	H: 1	E: 1	LOB: 2	K: 2	P: 29	R: 0	H: 0	E: 0	LOB: 0	K: 0	P: 11	R: 0	H: 0	E: 1	LOB: 1	K: 1	P: 13	R: 0	H: 1	E: 0	LOB: 1	K: 0	P: 17	R: 0	H: 1	E: 0	LOB: 1	K: 0	P: 10	R: 0	H: 1	E: 0	LOB: 0	K: 0	P: 11	1B: 4	SF: 1	2B: 2	SAC: 0	3B: 1	DP: 2	HR: 0	HBP: 0	WP: 0	PA: 38
--------------	------	------	------	--------	------	-------	------	------	------	--------	------	-------	------	------	------	--------	------	-------	------	------	------	--------	------	-------	------	------	------	--------	------	-------	------	------	------	--------	------	-------	------	------	------	--------	------	-------	------	------	------	--------	------	-------	------	------	------	--------	------	-------	-------	-------	-------	--------	-------	-------	-------	--------	-------	--------

PITCHER	IP	WLS	BF	H	R	ER	SO	BB	IBB	HBP	BLK	WP	HR	S	P	ERA	WHIP
Fernando Valenzuela, L ERA: 4.31 (1, 1)	6.1	W	29	5	2	1	5	4	0	0	0	0	0	72	126	1.42	1.421
Mark Williamson, R ERA: 2.87 (7, 1)	1.2		6	1	0	0	1	0	0	0	0	0	0	12	19	0.00	0.600
Gregg Olson, R ERA: 1.99 (9, 1)	1.0	S	3	1	0	0	0	0	0	0	0	0	0	8	11	0.00	1.000

BOTTOM

Baltimore Orioles @ Oakland Athletics
Oakland-Alameda County Coliseum, Oakland, CA

livebaseballscores.com

AB	33
R	2
H	7
RBI	2
BB	4
SO	6
LOB	13



Wed Jun 02 1993, 3:33 AM PDT
Att: 20,937 - Unknown - 68 F

Batter	1	2	3	4	5	6	7	8	9	10	11	12	AB	R	H	RBI	BB	SO	LOB
Devon White, S OBP: 0.369, SLG: 0.503	2-1 G4-3 HR 2B	4-2 BB BB		0-0 SH1-3 1-2			2-2 F7		1-1 F9		3-1 G3-1		4	1	1	0	1	0	1
Roberto Alomar, S OBP: 0.392, SLG: 0.442	0-1 G4-3	1 SAFE SAFE 4-2 BB 1 SAFE SAFE 1-2 BB		3-2 F8 2-3			3-2 G4-3			2-2 BB BB 1B		1-1 2B 1B	5	1	2	0	1	0	2
Paul Molitor, R OBP: 0.421, SLG: 0.500	1-0 HR	3-2 G6-3		1-2 G4-3			0-0 F8			1 SAFE SAFE 4-2 BB 1 SAFE SAFE 1-2 BB BB		1-1 1H 2B	5	1	2	3	1	0	3
Joe Carter, R OBP: 0.320, SLG: 0.589	0-2 F7		1-0 HBP BB G6-4-3 1B			2-2 F7		3-2 G6-3		4-1 1-2 2-3 BB			4	1	1	0	1	0	0
John Olerud, L OBP: 0.491, SLG: 0.658	2-1 1B 1B		4-2 G6-4-3 HBP 1-2 BB			2-1 L6		1-1 F8		2-3 K			4	0	1	0	1	1	3
Ed Sprague, R OBP: 0.306, SLG: 0.429	3-0 FC6-4 1-2 1B		2-1 G6-4-3 1-2 2-3 HBP			0-0 G5-3		2-3 K		1-3 K			4	0	1	0	0	2	3
Darrin Jackson, R OBP: 0.251, SLG: 0.344	0-0 FC6-4 1-2f		0-2 G6-4-3			2-1 E5 G6-4-3			3-2 G4-1 G3 1B		0-1 F8		5	0	1	0	0	0	7
Pat Borders, R OBP: 0.258, SLG: 0.371		0-0 F9	0-0 F7			1-2 G6-4-3 1-2f			1 SAFE 1-2 G3		0-0 F8		5	0	0	0	0	0	3
Domingo Ceden0, S OBP: 0.231, SLG: 0.231		3-3 K		3-2 F8 SH1-3 1B			1-2 G1-3		0-1 G4-1		1-2 L8		5	0	1	0	0	1	1

Inning Stats	R: 2	H: 4	E: 0	K: 13	S: 13	H: 0	LOB: 2	BB: 2	P: 21	R: 0	H: 0	E: 0	K: 1	S: 19	R: 1	H: 1	E: 0	K: 0	S: 8	R: 0	H: 1	E: 0	K: 0	S: 13	R: 0	H: 0	E: 0	K: 0	S: 7	R: 0	H: 0	E: 0	K: 0	S: 8	R: 0	H: 0	E: 0	K: 1	S: 9	R: 0	H: 0	E: 0	K: 1	S: 12	R: 0	H: 1	E: 0	K: 0	S: 14	R: 0	H: 1	E: 0	K: 2	S: 18	R: 0	H: 0	E: 0	K: 0	S: 6	R: 1	H: 2	E: 0	K: 0	S: 4	1B: 7	2B: 2	3B: 0	HR: 1	SF: 0	SAC: 1	DP: 2	HBP: 1	WP: 0	PA: 48
--------------	------	------	------	-------	-------	------	--------	-------	-------	------	------	------	------	-------	------	------	------	------	------	------	------	------	------	-------	------	------	------	------	------	------	------	------	------	------	------	------	------	------	------	------	------	------	------	-------	------	------	------	------	-------	------	------	------	------	-------	------	------	------	------	------	------	------	------	------	------	-------	-------	-------	-------	-------	--------	-------	--------	-------	--------


PITCHER	IP	WLS	BF	H	R	ER	SO	BB	IBB	HBP	BLK	WP	HR	S	P	ERA	WHIP
Bob Welch, R ERA: 4.67	7.0		30	6	3	3	1	3	0	1	0	0	1	77	124	3.86	1.286
Ed Nunez, R ERA: 3.33	1.2		6	1	0	0	1	0	0	0	0	0	0	24	34	0.00	0.600
Rick Honeycutt, L ERA: 3.32	0.1		3	1	0	0	0	1	0	0	0	0	0	9	16	0.00	6.000
Rich Gossage, R ERA: 2.45	2.0	L	9	2	1	1	2	1	0	0	0	0	0	21	34	4.50	1.500

BOTTOM

Oakland Athletics @ Toronto Blue Jays
SkyDome, Toronto, ON
Fri Jun 04 1993, 7:05 PM EDT
Att: 50,507 - Dome

livebaseballscorecards.com

AB	41
R	4
H	10
RBI	3
BB	5
SO	4
LOB	23



Oakland Athletics @ Toronto Blue Jays

SkyDome, Toronto, ON
Sun Jun 06 1993, 3:33 AM EDT
Att. 50,505 - Sunny - 70 F

livebaseballscorecards.com

AB	36
R	10
H	12
RBI	9
BB	10
SO	5
LOB	24



Batter	1	2	3	4	5	6	7	8	9	AB R H RBI BB SO LOB	TOP											
Lance Blankenship, R OBP: 0.375, SLG: 0.305 (1, 8)	2-2 F8 S WP 1B	4-1 BB	4-2 BB		0-1 F8	1-1 G5-3		4-0 BB		3 1 1 0 3 0 3												
Brent Gates, S OBP: 0.372, SLG: 0.404 (1, 4)	0-2 F8 1-3	2-2 F7	1-2 SF7		0-0 BB 1-2 1B		1-1 BB HR 1B	2-2 G3-1		5 1 2 1 0 0 4												
Rickey Henderson, R OBP: 0.451, SLG: 0.457 Dale Sveum, S OBP: 0.308, SLG: 0.262 (1, 7) (9, PH) (9, 5)	1-2 G4-3								3-2 G4-3	3 2 1 0 2 0 2 1 0 0 0 0 0 0												
Ruben Sierra, S OBP: 0.268, SLG: 0.415 (1, 10)	4-1 S BB		0-1 1B S 1-2 1B	1-3 K	1-0 P3		1-0 HR		2-2 G4-3	5 2 2 3 1 1 3												
Terry Steinbach, R OBP: 0.361, SLG: 0.446 (1, 2)	3-3 K 1-2		2-2 1B 2B 1B	4-0 1B BB	3-1 FC5-4		1-0 G5-3		1-3 K	5 1 1 1 1 2 4												
Kevin Seitzer, R OBP: 0.314, SLG: 0.347 (1, 3)		4-2 1B SF8 BB	1-0 2B SF8 1B	0-0 1-3 1B			1-0 2B		0-2 F9	4 2 3 1 1 0 0												
Mike Aldrete, L OBP: 0.296, SLG: 0.320 Scott Hemond, R OBP: 0.231, SLG: 0.200 (1, 9) (7, 9)		1-0 BB 1-3 1B	2-0 SF8 SF7 2B	1-1 P3			2-0 F7		1-3 K	5 1 2 1 0 1 3 0 0 0 0 0 0 0												
Craig Paquette, R OBP: 0.211, SLG: 0.389 (1, 5) (9, 7)		0-0 L4	0-0 SF8	2-1 G5-3			2-2 L8		1-3 K	4 0 0 1 0 1 5												
Mike Bordick, R OBP: 0.349, SLG: 0.317 (1, 6)		3-2 SF8	4-0 BB BB		1-0 BB 1B HBP		4-1 BB		2-2 G1-3	1 0 0 1 2 0 0												
Inning Stats	R: 1 E: 0 K: 1 S: 14	H: 1 LOB: 1 BB: 1 P: 24	R: 1 E: 0 K: 0 S: 12	H: 1 LOB: 2 BB: 2 P: 26	R: 5 E: 0 K: 0 S: 20	H: 5 LOB: 2 BB: 2 P: 37	R: 0 E: 0 K: 1 S: 8	H: 1 LOB: 2 BB: 1 P: 16	R: 0 E: 0 K: 0 S: 7	H: 1 LOB: 3 BB: 1 P: 16	R: 0 E: 0 K: 0 S: 9	H: 1 LOB: 2 BB: 1 P: 19	R: 3 E: 0 K: 1 S: 12	H: 2 LOB: 0 BB: 1 P: 20	R: 0 E: 0 K: 1 S: 10	H: 0 LOB: 1 BB: 1 P: 19	R: 0 E: 0 K: 1 S: 10	H: 0 LOB: 0 BB: 0 P: 16	1B: 9 2B: 2 3B: 0 HR: 1	SF: 3 SAC: 0 DP: 0 HBP: 1	WP: 1 PB: 0 SB: 4 CS: 0	PA: 50
PITCHER	IP WLS BF H R ER SO BB IBB HBP BLK WP HR S P ERA WHIP																					
Jack Morris, R ERA: 10.22 (1, 1)	2.0 L 15 6 6 6 1 3 0 0 0 0 1 0 36 65 27.00 4.500																					
Doug Linton, R ERA: 7.2 (3, 1)	2.1 15 3 1 1 1 4 0 1 0 0 0 0 22 47 3.86 3.000																					
Tony Castillo, L ERA: 2.33 (5, 1)	2.2 13 3 3 3 1 2 0 0 0 0 0 1 24 46 10.12 1.875																					
Mike Timlin, R ERA: 4.0 (8, 1)	1.0 4 0 0 0 1 1 0 0 0 0 0 0 10 19 0.00 1.000																					
Duane Ward, R ERA: 2.77 (9, 1)	1.0 3 0 0 0 1 0 0 0 0 0 0 0 10 16 0.00 0.000																					

Batter	1	2	3	4	5	6	7	8	9	AB R H RBI BB SO LOB
Devon White, S (1, 8) OBP: 0.392, SLG: 0.539	1-0 2B		4-0 1B BB		1-1 3B		4-1 BB		1-2 1B 2B	3 0 3 0 2 0 0
Roberto Alomar, S (1, 4) Luis Sojo, R (7, PH) OBP: 0.395, SLG: 0.446 OBP: 0.231, SLG: 0.308	0-3 K2-3		0-0 1B G6-4-3		1-0 G5-3		1-2 P3		0-1 G1-3	3 0 1 0 0 1 2 2 0 0 0 0 0 2
Paul Molitor, R (1, 10) OBP: 0.417, SLG: 0.489	1-1 G6-3		1-0 1B G6-4-3			2-2 F8		1-0 F8	1-0 2B 1B	5 0 1 0 0 0 3
Joe Carter, R (1, 7) Darnell Coles, R (8, 7) OBP: 0.319, SLG: 0.575 OBP: 0.350, SLG: 0.406	0-3 K2-3				2-2 F8		1-0 E HBP	0-2 2B 1B	0-1 G3	2 0 0 0 0 1 1 2 1 1 0 0 0 2
John Olerud, L (1, 3) OBP: 0.496, SLG: 0.696					2-0 2B		0-0 F8	2-1 1B FC4-6 2B		4 2 3 2 0 0 1
Ed Sprague, R (1, 5) OBP: 0.313, SLG: 0.449					1-3 K		1-1 E5	2-0 FC4-6 1B		4 0 1 0 0 1 2
Turner Ward, S (1, 9) OBP: 0.284, SLG: 0.379					0-3 K		0-0 G3	0-0 FC4-6 1-2f 3-H		4 0 0 1 0 1 4
Randy Knorr, R (1, 2) OBP: 0.156, SLG: 0.300					0-0 F8		1-2 G5-3	1-3 K		4 0 0 0 0 1 2
Domingo Cedenno, S (1, 6) OBP: 0.206, SLG: 0.182					2-3 K		0-1 G5-3	0-2 F7		4 0 0 0 0 1 0

Inning Stats	R: 0 E: 0 K: 2 S: 9	H: 1 LOB: 1 BB: 0 P: 11	R: 1 E: 1 K: 0 S: 8	H: 1 LOB: 0 BB: 0 P: 10	R: 0 E: 0 K: 0 S: 3	H: 1 LOB: 1 BB: 1 P: 8	R: 0 E: 0 K: 2 S: 12	H: 1 LOB: 1 BB: 0 P: 17	R: 0 E: 0 K: 1 S: 7	H: 1 LOB: 1 BB: 0 P: 11	R: 0 E: 1 K: 0 S: 8	H: 0 LOB: 2 BB: 0 P: 12	R: 0 E: 0 K: 0 S: 10	H: 0 LOB: 1 BB: 1 P: 16	R: 2 E: 0 K: 1 S: 11	H: 3 LOB: 1 BB: 0 P: 17	R: 0 E: 0 K: 0 S: 14	H: 2 LOB: 2 BB: 0 P: 16	1B: 4 2B: 4 3B: 1 HR: 1	SF: 0 SAC: 0 DP: 2 HBP: 1	WP: 0 PB: 0 SB: 0 CS: 0	PA: 40	
PITCHER	IP	WLS	BF	H	R	ER	SO	BB	IBB	HBP	BLK	WP	HR	S	P	ERA	WHIP						
Ron Darling, R (1, 1) ERA: 5.94	8.0	W	35	8	3	3	6	2	0	1	0	0	1	68	102	3.38	1.250						
Ed Nunez, R (9, 1) ERA: 3.21	1.0		5	2	0	0	0	0	0	0	0	0	0	14	16	0.00	2.000						

BOTTOM

Oakland Athletics @ Toronto Blue Jays

SkyDome, Toronto, ON

Sun Jun 06 1993, 3:33 AM EDT

Att: 50,505 - Sunny - 70 F

livebaseballscorecards.com

AB	37
R	3
H	10
RBI	3
BB	2
SO	6
LOB	19



Batter	1	2	3	4	5	6	7	8	9	AB	R	H	RBI	BB	SO	LOB	BOTTOM	
Brady Anderson, L (1, 7) OBP: 0.309, SLG: 0.345	L7		K		FC5-4		SH3-4	P7		4	0	0	0	0	1	3	Oakland Athletics @ Baltimore Orioles Oriole Park at Camden Yards, Baltimore, MD Mon Jun 07 1993, 7:05 PM EDT Att: 44,838 - Unknown - 79 F	
Mark McLemore, S (1, 9) OBP: 0.355, SLG: 0.372	P6		CS BB		K		G5-3			3	0	0	0	1	1	2		
Cal Ripken Jr., R (1, 6) OBP: 0.316, SLG: 0.359	1B BB		HR 1B		L4		IBB			2	1	1	0	2	0	1		
Harold Baines, L (1, 10) OBP: 0.426, SLG: 0.480	FC6-4 1B		HR		2B		G3-1			4	1	3	2	0	0	2		
Mike Devereaux, R (1, 8) OBP: 0.298, SLG: 0.420	FC6-4		G6-3		F7		1B S SF7 BB			3	1	0	0	1	0	3		
Leo Gomez, R (1, 5) OBP: 0.350, SLG: 0.440		G6-3		K		P4		B1		4	0	0	0	0	1	2		
Chris Hoiles, R (1, 2) OBP: 0.372, SLG: 0.468		FC1-6 2B		F9		BB		1B		3	0	2	0	1	0	0		
David Segui, S (1, 3) OBP: 0.348, SLG: 0.381		FC1-6		G4-3		G4-3		SF7		3	0	0	1	0	0	3		
Harold Reynolds, S (1, 4) OBP: 0.344, SLG: 0.293		P9		FC5-4 HBP		SH3-4 1B		BB		2	0	1	0	1	0	1		
Inning Stats	R: 0 E: 0 K: 0 S: 9	H: 1 LOB: 2 BB: 1 P: 18	R: 0 E: 0 K: 0 S: 8	H: 1 LOB: 1 BB: 0 P: 12	R: 2 E: 0 K: 1 S: 15	H: 2 LOB: 0 BB: 1 P: 23	R: 0 E: 0 K: 1 S: 7	H: 0 LOB: 0 BB: 0 P: 8	R: 0 E: 0 K: 1 S: 6	H: 0 LOB: 1 BB: 0 P: 9	R: 0 E: 0 K: 0 S: 9	H: 1 LOB: 2 BB: 1 P: 19	R: 0 E: 0 K: 0 S: 9	H: 1 LOB: 2 BB: 1 P: 18	R: 1 E: 0 K: 0 S: 11	H: 1 LOB: 2 BB: 2 P: 24		1B: 4 2B: 2 3B: 0 HR: 1 SF: 1 SAC: 1 DP: 0 HBP: 1 WP: 0 PA: 37
PITCHER	IP WLS BF H R ER SO	IP WLS BF H R ER SO	IP WLS BF H R ER SO	IP WLS BF H R ER SO	IP WLS BF H R ER SO	IP WLS BF H R ER SO	IP WLS BF H R ER SO	IP WLS BF H R ER SO	IP WLS BF H R ER SO	IP WLS BF H R ER SO	IP WLS BF H R ER SO	IP WLS BF H R ER SO	IP WLS BF H R ER SO	IP WLS BF H R ER SO	IP WLS BF H R ER SO	ERA WHIP		
Bobby Witt, R (1, 1) ERA: 3.84	6.0																3.00	1.500
Rick Honeycutt, L (7, 1) ERA: 3.15	1.0																0.00	0.000
Rich Gossage, R (8, 1) ERA: 2.78	0.2	L															13.50	4.500
Mike Mohler, L (8, 1) ERA: 5.59	0.1																0.00	0.000

livebaseballscores.com

AB	28
R	3
H	7
RBI	3
BB	6
SO	3
LOB	17



Batter	1	2	3	4	5	6	7	8	9	AB R H RBI BB SO LOB	TOP											
Lance Blankenship, R OBP: 0.362, SLG: 0.281 (1, 8)	0-2 G5-3	4-1 BB		1-1 G6-3			2-1 G5-3		0-3 K	4 0 0 0 1 1 1												
Brent Gates, S OBP: 0.373, SLG: 0.392 (1, 4)	1-2 CS 1B	1-0 G1-3			1-1 F7		1-0 G1		4-2 BB	4 0 1 0 1 0 3												
Rickey Henderson, R OBP: 0.442, SLG: 0.435 (1, 7)	1-0 1B		1-2 F9		4-1 BB		0-2 G5-3		1-1 P6	4 0 1 0 1 0 2												
Ruben Sierra, S OBP: 0.275, SLG: 0.433 (1, 9)	3-2 1B		1-0 HR		1-0 G1-6-3			0-1 1B		4 2 3 1 0 0 1												
Terry Steinbach, R OBP: 0.360, SLG: 0.438 Scott Hemond, R OBP: 0.250, SLG: 0.225 (1, 2) (2, 2)	1-3 K		2-1 P3			1-0 2B		0-2 1B		1 0 0 0 0 1 2 3 1 2 0 0 0 0												
Kevin Seitzer, R OBP: 0.315, SLG: 0.360 (1, 3)		3-3 K	1-0 F8			0-0 G6-3		1-0 G4-6-3		4 0 0 0 0 1 2												
Mike Aldrete, L OBP: 0.323, SLG: 0.483 Craig Paquette, R OBP: 0.250, SLG: 0.407 (1, 10) (8, PH)		1-1 G6-3		2-1 G4-3		3-1 2B		0-1 G6-3		3 0 1 1 0 0 0 1 0 0 0 0 0 0												
Dale Sveum, S OBP: 0.310, SLG: 0.292 (1, 5)		4-2 BB		1-0 HR		2-1 F7			4-2 BB	2 1 1 1 2 0 1												
Mike Bordick, R OBP: 0.343, SLG: 0.304 (1, 6)		0-0 BB		0-0 G5-3		2-2 G5-3			1-1 FC5-4	4 0 1 0 0 0 2												
Inning Stats	R: 0 E: 0 K: 1 S: 13	H: 3 LOB: 2 BB: 0 P: 19	R: 0 E: 0 K: 1 S: 14	H: 1 LOB: 3 BB: 2 P: 27	R: 1 E: 0 K: 0 S: 7	H: 1 LOB: 0 BB: 0 P: 12	R: 1 E: 0 K: 0 S: 6	H: 1 LOB: 0 BB: 0 P: 10	R: 0 E: 0 K: 0 S: 4	H: 0 LOB: 0 BB: 1 P: 10	R: 1 E: 0 K: 0 S: 9	H: 2 LOB: 1 BB: 0 P: 17	R: 0 E: 0 K: 0 S: 7	H: 0 LOB: 0 BB: 0 P: 10	R: 1 E: 0 K: 1 S: 9	H: 2 LOB: 0 BB: 0 P: 10	R: 0 E: 0 K: 1 S: 12	H: 0 LOB: 2 BB: 2 P: 22	1B: 7 2B: 1 3B: 0 HR: 2	SF: 0 SAC: 0 DP: 2 HBP: 0	WP: 1 PB: 0 SB: 0 CS: 1	PA: 39
PITCHER	IP WLS BF H R ER SO BB IBB HBP BLK WP HR S P ERA WHIP																					
Rick Sutcliffe, R ERA: 4.72 (1, 1)	5.1 W 25 8 3 3 2 3 0 0 0 0 0 2 48 86 5.06 2.062																					
Mark Williamson, R ERA: 2.85 (6, 1)	2.1 8 2 1 1 0 0 0 0 0 0 0 0 19 27 3.86 0.857																					
Brad Pennington, L ERA: 2.84 (8, 1)	1.1 S 6 0 0 0 1 2 0 0 0 0 1 0 14 24 0.00 1.500																					

Oakland Athletics @ Baltimore Orioles
 Oriole Park at Camden Yards, Baltimore, MD

Wed Jun 09 1993, 7:05 PM EDT
 Att. 45,963 - Unknown - 97 F

livebaseballscorecards.com

AB 34
 R 4
 H 10
 RBI 3
 BB 5
 SO 3
 LOB 14



Batter	1	2	3	4	5	6	7	8	9	AB R H RBI BB SO LOB	TOP													
Rickey Henderson, R Scott Hemond, R OBP: 0.443, SLG: 0.439 OBP: 0.239, SLG: 0.214	4-2 G1-3 BB	0-1 2B	1-3 K		1-3 K		1-3 K		0-1 F8	3 0 1 3 1 2 5 2 0 0 0 0 1 1														
Mike Bordick, R OBP: 0.340, SLG: 0.297	0-0 G1-3 1-2	4-1 2B		0-0 G6-3	1-0 G5-3		2-2 G6-3			4 0 0 1 1 0 4														
Brent Gates, S OBP: 0.367, SLG: 0.384	1-1 FC1	0-1 G4-3		3-2 L5		2-2 F9	1-0 1B			5 0 1 0 0 0 3														
Ruben Sierra, S OBP: 0.273, SLG: 0.425	1-0 G4-3		2-1 G4-3	1-2 F7		4-2 1B 1B	1-0 G3			4 1 0 0 1 0 2														
Terry Steinbach, R OBP: 0.366, SLG: 0.447		0-1 1B 2B 1B	0-0 F9		3-2 G3-1 1B 2B	1 SAFE 0-0 1B	2-1 F9			5 2 3 0 0 0 0														
Mike Aldrete, L Kevin Seitzer, R OBP: 0.343, SLG: 0.485 OBP: 0.318, SLG: 0.363		1-0 F7	3-1 2B 1B 1B		0-1 G3-1	0-0 1B	3-2 CS 1B			4 1 2 1 0 0 2 1 0 1 0 0 0 0														
Dale Sveum, S OBP: 0.326, SLG: 0.316		2-1 2B 1B	1-0 1B 2B		4-1 BB 1B BB	1-3 K	3-3 K			4 2 2 0 1 2 3														
Craig Paquette, R OBP: 0.273, SLG: 0.406		1-0 L4	0-2 1B 1B		1-0 BB 1B	1-3 K				5 0 2 3 0 1 4														
Lance Blankenship, R OBP: 0.374, SLG: 0.303		4-2 2B BB	1 SAFE 3-1 1B		4-1 BB BB		3-2 G6-3 3B		0-0 P4 G3-1	3 2 2 0 2 0 0														
Inning Stats	R: 0 E: 0 K: 0 S: 6	H: 0 LOB: 1 BB: 1 P: 12	R: 3 E: 0 K: 0 S: 13	H: 3 LOB: 2 BB: 2 P: 25	R: 2 E: 0 K: 1 S: 14	H: 4 LOB: 2 BB: 0 P: 24	R: 0 E: 0 K: 0 S: 8	H: 0 LOB: 0 BB: 0 P: 12	R: 1 E: 0 K: 1 S: 13	H: 2 LOB: 3 BB: 2 P: 27	R: 1 E: 0 K: 2 S: 15	H: 2 LOB: 2 BB: 1 P: 23	R: 1 E: 0 K: 1 S: 14	H: 2 LOB: 1 BB: 0 P: 21	R: 0 E: 0 K: 1 S: 10	H: 1 LOB: 0 BB: 0 P: 18	R: 0 E: 0 K: 0 S: 6	H: 0 LOB: 0 BB: 0 P: 8	1B: 10 2B: 3 3B: 1 HR: 0	SF: 0 SAC: 0 DP: 0 HBP: 0	WP: 0 PB: 0 SB: 0 CS: 1	PA: 46		
SCOTT ERICKSON, R ERA: 5.86	(1, 1)	4.1	WLS	BF	H	R	ER	SO	BB	IBB	HBP	BLK	WP	HR	S	P	ERA	WHIP						
MIKE HARTLEY, R ERA: 4.93	(5, 1)	1.2		9	2	1	1	3	2	0	0	0	0	0	20	34	5.40	2.400						
MIKE TROMBLEY, R ERA: 6.15	(7, 1)	1.1	W	6	2	1	1	1	0	0	0	0	0	0	16	25	6.75	1.500						
GEORGE TSAMIS, L ERA: 4.32	(8, 1)	0.2		2	1	0	0	1	0	0	0	0	0	0	8	14	0.00	1.500						
RICK AGUILERA, R ERA: 2.43	(9, 1)	1.0	S	3	0	0	0	0	0	0	0	0	0	0	6	8	0.00	0.000						

Oakland Athletics @ Minnesota Twins
 Hubert H. Humphrey Metrodome, Minneapolis, MN
 Fri Jun 11 1993, 8:05 PM EDT
 Att. 27,761 - Dome

livebaseballscorecards.com

AB	40
R	8
H	14
RBI	8
BB	6
SO	6
LOB	24



Batter	1	2	3	4	5	6	7	8	9	AB	R	H	RBI	BB	SO	LOB
Chuck Knoblauch, R <small>(1, 4) OBP: 0.367, SLG: 0.335</small>	0-0 	0-0 		0-0 	4-2 		1-2 			4	1	2	1	1	0	2
Chip Hale, L <small>(1, 5) OBP: 0.306, SLG: 0.229</small>	4-0 	3-2 		0-0 	1-1 		1-0 			4	0	0	0	1	0	8
Shane Mack, R <small>(1, 7) OBP: 0.269, SLG: 0.343</small>	0-0 		1-1 	2-2 		2-1 	1-2 			5	3	4	4	0	0	0
Kirby Puckett, R <small>(1, 8) OBP: 0.352, SLG: 0.452</small>	1-3 		0-0 	0-1 		0-1 	1-0 			5	1	1	2	0	1	3
Pedro Munoz, R <small>(1, 9) OBP: 0.324, SLG: 0.485</small>	4-1 		1-1 	1-0 		1-3 	4-2 			3	1	1	1	2	1	1
Randy Bush, L <small>(1, 10) OBP: 0.289, SLG: 0.231</small>	0-0 		2-2 	1-2 			1-2 	0-0 		5	1	2	1	0	0	5
Dave McCarty, R <small>(1, 3) OBP: 0.356, SLG: 0.460</small>		1-0 	2-3 		2-0 		3-1 	2-2 		5	1	1	0	0	1	2
Lenny Webster, R <small>(1, 2) OBP: 0.277, SLG: 0.341</small>		2-1 		1-0 	1-1 		3-1 	0-1 		5	1	1	0	0	0	0
Pat Meares, R <small>(1, 6) OBP: 0.349, SLG: 0.415</small>		2-2 		1-2 	1-0 		2-0 	0-1 		4	2	3	1	0	0	1

Inning Stats	R: 0	H: 1	R: 0	H: 1	R: 1	H: 2	R: 4	H: 5	R: 0	H: 1	R: 0	H: 0	R: 5	H: 5	R: 1	H: 0
	E: 0	LOB: 3	E: 0	LOB: 2	E: 0	LOB: 1	E: 0	LOB: 1	E: 0	LOB: 2	E: 0	LOB: 0	E: 0	LOB: 0	E: 1	LOB: 1
	K: 1	BB: 2	K: 0	BB: 0	K: 1	BB: 0	K: 0	BB: 0	K: 1	BB: 0	K: 0	BB: 0	K: 0	BB: 0	K: 0	BB: 1
	S: 8	P: 17	S: 9	P: 17	S: 11	P: 17	S: 15	P: 21	S: 8	P: 17	S: 7	P: 10	S: 19	P: 32	S: 10	P: 16

PITCHER	IP	WLS	BF	H	R	ER	SO	BB	IBB	HBP	BLK	WP	HR	S	P	ERA	WHIP
Ron Darling, R <small>ERA: 6.22</small>	(1, 1)		29	10	5	5	2	3	0	1	0	0	0	51	89	9.00	2.600
Storm Davis, R <small>ERA: 6.45</small>	(6, 1)		6	3	3	3	1	0	0	0	0	0	0	14	24	27.00	3.000
Ed Nunez, R <small>ERA: 3.6</small>	(7, 1)	L	10	2	3	2	0	1	0	0	1	0	1	22	34	9.00	1.500

BOTTOM

Oakland Athletics @ Minnesota Twins
 Hubert H. Humphrey Metrodome, Minneapolis, MN

Fri Jun 11 1993, 8:05 PM EDT
 Att. 27,761 - Dome

livebaseballscores.com

AB	40
R	11
H	15
RBI	10
BB	4
SO	3
LOB	22

WP	HR	S	P	ERA	WHIP
0	0	0	0	0	0
0	0	0	0	0	0
0	0	0	0	0	0

Batter	1	2	3	4	5	6	7	8	9	AB R H RBI BB SO LOB	TOP											
Rickey Henderson, R OBP: 0.447, SLG: 0.455 (1, 10) B C C F X	2-2 HR	4-1 SAFE 1-2 BB			4-2 SAFE 1-2 BB		1-0 F8		1-0 P3	3 1 1 1 2 0 1												
Craig Paquette, R OBP: 0.270, SLG: 0.472 (1, 5) B X	1-0 HR	0-0 F9			1-0 P6		2-2 SAFE G1-3			4 1 1 1 0 0 5												
Brent Gates, S OBP: 0.364, SLG: 0.375 (1, 4) B B C C X	2-2 F7				2-2 G1-3			4-0 FC3-8 BB		3 0 0 0 1 0 2												
Ruben Sierra, S OBP: 0.273, SLG: 0.420 (1, 9) B C F B B	4-2 FC5-4 BB				1-2 2-3 F7			0-0 FC3-6 FC5-4 1B		3 0 0 0 1 0 3												
Terry Steinbach, R OBP: 0.364, SLG: 0.443 (1, 2) C B X	1-1 FC5-4 1-2f				2-3 K		1-2 F8	1-1 FC5-4 1B		4 0 1 0 0 1 1												
Kevin Seitzer, R OBP: 0.312, SLG: 0.355 (1, 3) C B X	1-1 F9				1-0 F9		0-0 G6-3	2-2 FC5-4 1-2f 2-3		4 0 0 0 0 0 3												
Mike Aldrete, L OBP: 0.316, SLG: 0.444 Scott Hemond, R OBP: 0.234, SLG: 0.209 (8, PH) (8, 7)					2-2 F7		1-2 L9	1-1 F8		3 0 0 0 0 0 0 1 0 0 0 0 0 2												
Mike Bordick, R OBP: 0.338, SLG: 0.302 (1, 6)		2-1 CS 2B			2-3 K			1-1 F9	0-1 P4	4 0 1 0 0 1 0												
Lance Blankenship, R OBP: 0.383, SLG: 0.306 (1, 8)		3-2 BB 2-3 1B			4-2 G1-3 BB BB		2-2 HBP	2-2 P3		2 0 1 0 1 0 0												
Inning Stats	R: 2 E: 0 K: 0 S: 14	H: 2 LOB: 1 BB: 1 P: 25	R: 0 E: 0 K: 0 S: 11	H: 2 LOB: 2 BB: 1 P: 23	R: 0 E: 0 K: 1 S: 8	H: 0 LOB: 0 BB: 0 P: 11	R: 0 E: 0 K: 1 S: 9	H: 0 LOB: 0 BB: 0 P: 14	R: 0 E: 0 K: 0 S: 18	H: 0 LOB: 2 BB: 2 P: 30	R: 0 E: 0 K: 0 S: 7	H: 0 LOB: 0 BB: 0 P: 9	R: 0 E: 0 K: 0 S: 8	H: 0 LOB: 1 BB: 0 P: 14	R: 0 E: 0 K: 0 S: 8	H: 1 LOB: 2 BB: 1 P: 16	R: 0 E: 0 K: 0 S: 6	H: 0 LOB: 0 BB: 0 P: 9	1B: 2 2B: 1 3B: 0 HR: 2	SF: 0 SAC: 0 DP: 0 HBP: 1	WP: 0 PB: 0 SB: 0 CS: 1	PA: 37
PITCHER	IP WLS BF H R ER SO BB IBB HBP BLK WP HR S P ERA WHIP												PITCHER	IP WLS BF H R ER SO BB IBB HBP BLK WP HR S P ERA WHIP								
Jim Deshaies, L ERA: 3.97 (1, 1)	5.0 W 22 4 2 2 2 4 0 0 0 0 2 60 103 3.60 1.600																					
Mike Trombley, R ERA: 5.77 (6, 1)	2.2 11 1 0 0 0 1 0 1 0 0 0 21 36 0.00 0.750																					
Larry Casian, L ERA: 1.13 (8, 1)	1.1 4 0 0 0 0 0 0 0 0 0 0 8 12 0.00 0.000																					

Oakland Athletics @ Minnesota Twins
 Hubert H. Humphrey Metrodome, Minneapolis, MN
 Sat Jun 12 1993, 8:05 PM EDT
 Att. 31,991 - Dome

livebaseballscorecards.com

AB 31
 R 2
 H 5
 RBI 2
 BB 5
 SO 2
 LOB 17



Batter	1	2	3	4	5	6	7	8	9	AB	R	H	RBI	BB	SO	LOB
Chuck Knoblauch, R (1, 4) <small>OBP: 0.376, SLG: 0.349</small>										5	2	2	0	0	0	1
Chip Hale, L (1, 5) <small>OBP: 0.429, SLG: 0.615</small> Dave McCarty, R (8, PH) <small>OBP: 0.337, SLG: 0.435</small> (9, 3)										4	1	3	1	0	0	0
Shane Mack, R (1, 7) <small>OBP: 0.288, SLG: 0.380</small>										4	2	2	4	1	0	2
Kirby Puckett, R (1, 8) <small>OBP: 0.355, SLG: 0.463</small>										4	1	1	0	1	0	0
Brian Harper, R (1, 2) <small>OBP: 0.355, SLG: 0.462</small>										5	0	2	0	0	0	2
Dave Winfield, R (1, 10) <small>OBP: 0.307, SLG: 0.422</small>										4	0	1	0	1	1	1
Pedro Munoz, R (1, 9) <small>OBP: 0.322, SLG: 0.478</small>										4	0	1	0	0	2	4
Mike Maksudian, L (1, 3) <small>OBP: 0.322, SLG: 0.478</small> (9, 5)										3	0	0	1	0	0	2
Jeff Reboulet, R (1, 6) <small>OBP: 0.298, SLG: 0.222</small> Randy Bush, L (8, PH) <small>OBP: 0.289, SLG: 0.231</small> Pat Meares, R (8, PH) <small>OBP: 0.344, SLG: 0.407</small> (9, 6)										3	0	0	0	0	0	2
										0	0	0	0	0	0	0
										1	0	0	0	0	0	0

Inning Stats	R: 4	H: 6	E: 0	LOB: 2	K: 1	BB: 0	S: 11	R: 0	H: 0	E: 0	LOB: 2	K: 0	BB: 2	S: 3	R: 0	H: 0	E: 0	LOB: 0	K: 0	BB: 0	S: 3	R: 0	H: 1	E: 0	LOB: 1	K: 0	BB: 0	S: 4	R: 0	H: 2	E: 0	LOB: 1	K: 0	BB: 0	S: 5	R: 1	H: 2	E: 0	LOB: 1	K: 0	BB: 0	S: 5	R: 0	H: 2	E: 0	LOB: 2	K: 0	BB: 0	S: 5	R: 0	H: 0	E: 1	LOB: 0	K: 0	BB: 0	S: 3	R: 1	H: 1	E: 0	LOB: 0	K: 1	BB: 0	S: 6	R: 1	H: 1	E: 0	LOB: 0	K: 1	BB: 0	S: 6	1B: 8	SF: 1	2B: 2	SAC: 0	3B: 1	DP: 1	HR: 2	HBP: 0	WP: 0	PA: 42
--------------	------	------	------	--------	------	-------	-------	------	------	------	--------	------	-------	------	------	------	------	--------	------	-------	------	------	------	------	--------	------	-------	------	------	------	------	--------	------	-------	------	------	------	------	--------	------	-------	------	------	------	------	--------	------	-------	------	------	------	------	--------	------	-------	------	------	------	------	--------	------	-------	------	------	------	------	--------	------	-------	------	-------	-------	-------	--------	-------	-------	-------	--------	-------	--------

PITCHER	IP	WLS	BF	H	R	ER	SO	BB	IBB	HBP	BLK	WP	HR	S	P	ERA	WHIP
Shawn Hillegas, R (1, 1) <small>ERA: 6.85</small>	5.2		29	9	5	5	2	3	0	0	0	0	1	30	42	7.94	2.118
Rich Gossage, R (6, 1) <small>ERA: 2.63</small>	1.1		6	2	0	0	0	0	0	0	0	0	0	6	6	0.00	1.500
Rick Honeycutt, L (8, 1) <small>ERA: 3.48</small>	0.1		2	0	0	0	0	0	0	0	0	0	0	2	2	0.00	0.000
Ed Nunez, R (8, 1) <small>ERA: 3.52</small>	0.2	W	1	0	0	0	0	0	0	0	0	0	0	1	1	0.00	0.000
Dennis Eckersley, R (9, 1) <small>ERA: 5.56</small>	1.0	S	4	1	1	1	1	0	0	0	0	0	1	6	6	9.00	1.000

BOTTOM

Oakland Athletics @ Minnesota Twins
 Hubert H. Humphrey Metrodome, Minneapolis, MN

Sun Jun 13 1993, 4:33 AM EDT
 Att. 31,959 - Dome

AB	38
R	6
H	12
RBI	6
BB	3
SO	3
LOB	15

PITCHER	IP	WLS	BF	H	R	ER	SO	BB	IBB	HBP	BLK	WP	HR	S	P	ERA	WHIP
Shawn Hillegas, R (1, 1) <small>ERA: 6.85</small>	5.2		29	9	5	5	2	3	0	0	0	0	1	30	42	7.94	2.118
Rich Gossage, R (6, 1) <small>ERA: 2.63</small>	1.1		6	2	0	0	0	0	0	0	0	0	0	6	6	0.00	1.500
Rick Honeycutt, L (8, 1) <small>ERA: 3.48</small>	0.1		2	0	0	0	0	0	0	0	0	0	0	2	2	0.00	0.000
Ed Nunez, R (8, 1) <small>ERA: 3.52</small>	0.2	W	1	0	0	0	0	0	0	0	0	0	0	1	1	0.00	0.000
Dennis Eckersley, R (9, 1) <small>ERA: 5.56</small>	1.0	S	4	1	1	1	1	0	0	0	0	0	1	6	6	9.00	1.000

Batter	1	2	3	4	5	6	7	8	9	AB R H RBI BB SO LOB	TOP		
Steve Sax, R OBP: 0.250, SLG: 0.289 (1, 7) X	0-0 P4		4-0 F8 G6-3 BB		1-1 G5-3		1-2 G3-1		1-1 L4	4 0 0 0 1 0 1			
Craig Grebeck, R OBP: 0.316, SLG: 0.271 (1, 6) C B B X	2-2 G5-3		3-2 F8 G6-3 BB		2-0 F7			2-2 L6		4 0 0 0 0 0 1			
Frank Thomas, R OBP: 0.402, SLG: 0.539 (1, 3) B X	1-0 HR		2-2 F8		4-1 BB			4-0 BB		2 1 1 1 2 0 1			
George Bell, R OBP: 0.247, SLG: 0.323 (1, 10) B C B F B B	4-2 1B BB		0-2 P4		0-0 G4-3			2-1 F9		3 0 0 0 1 0 3			
Robin Ventura, L OBP: 0.398, SLG: 0.476 (1, 5) B C X	1-1 1B			0-1 G6-3		2-2 K		0-1 G4-3		4 0 1 0 0 1 1			
Ellis Burks, R OBP: 0.355, SLG: 0.497 (1, 8) B C X	1-1 P6			2-2 HR		2-0 G6-3			1-1 G4-3 SF8 2B	4 2 2 1 0 0 2			
Bo Jackson, R OBP: 0.327, SLG: 0.402 (1, 9) S C X		0-2 G4-3		0-0 G6-3		3-3 K			2-2 G4-3	4 0 0 0 0 1 1			
Carlton Fisk, R OBP: 0.229, SLG: 0.267 (1, 2) X B C B C B		3-2 G5-3		1-0 FC6-4 1B			2-1 G5-3		2-2 SF8	3 0 1 1 0 0 0			
Joey Cora, S OBP: 0.356, SLG: 0.356 (1, 4) X C B		1-1 P3		0-0 FC6-4 1-2f			1-3 K		3-H 4-2 PB BB	3 0 0 0 1 1 1			
Inning Stats	R: 1 H: 2 E: 0 LOB: 2 K: 0 BB: 1 S: 11 P: 20	R: 0 H: 0 E: 0 LOB: 0 K: 0 BB: 0 S: 9 P: 13	R: 0 H: 0 E: 0 LOB: 1 K: 0 BB: 1 S: 13 P: 20	R: 1 H: 2 E: 0 LOB: 1 K: 0 BB: 1 S: 8 P: 11	R: 0 H: 0 E: 0 LOB: 1 K: 0 BB: 1 S: 5 P: 12	R: 0 H: 0 E: 0 LOB: 0 K: 2 BB: 0 S: 8 P: 15	R: 0 H: 0 E: 0 LOB: 0 K: 1 BB: 0 S: 10 P: 14	R: 0 H: 0 E: 0 LOB: 1 K: 0 BB: 1 S: 8 P: 16	R: 1 H: 1 E: 0 LOB: 1 K: 0 BB: 1 S: 15 P: 25	1B: 2 SF: 1 2B: 1 SAC: 0 3B: 0 DP: 0 HR: 2 HBP: 0	WP: 0 PA: 37 PB: 1 SB: 0 CS: 0		
PITCHER	IP WLS BF H R ER SO BB IBB HBP BLK WP HR S P ERA WHIP											PITCHER	IP WLS BF H R ER SO BB IBB HBP BLK WP HR S P ERA WHIP
Curt Young, L ERA: 4.5 (1, 1)	6.0 W 25 4 2 2 2 3 0 0 0 0 0 2 54 91 3.00 1.167												
Rick Honeycutt, L ERA: 3.32 (7, 1)	1.0 3 0 0 0 1 0 0 0 0 0 0 0 10 14 0.00 0.000												
Storm Davis, R ERA: 6.36 (8, 1)	2.0 9 1 1 1 0 2 0 0 0 0 0 0 23 41 4.50 1.500												

Chicago White Sox @ Oakland Athletics
Oakland-Alameda County Coliseum, Oakland, CA

Mon Jun 14 1993, 7:05 PM PDT
Att. 23,586 - Unknown - 67 F

livebaseballscorecards.com

AB	31
R	3
H	5
RBI	3
BB	5
SO	3
LOB	11



Batter	1	2	3	4	5	6	7	8	9	AB	R	H	RBI	BB	SO	LOB
Rickey Henderson, R OBP: 0.447, SLG: 0.460 (1, 7)	3-2 1B 2B	3-2 G3			1 SAFE 1 SAFE X 0-0 G3 1B	4-2 1B BB	2-2 F9			4	2	2	0	1	0	3
Terry Steinbach, R OBP: 0.361, SLG: 0.446 (1, 2)	2-3 K		2-3 K		1 SAFE 1 SAFE 1 SAFE 1 SAFE 1 SAFE 1 SAFE 1-2 1B BB	2-3 K		2-0 G5-3		4	1	0	0	1	3	3
Brent Gates, S OBP: 0.354, SLG: 0.362 (1, 4)	2-2 P6		0-1 G4-3		2-1 G3	0-2 1B		1-0 G4-3		5	0	1	3	0	0	3
Ruben Sierra, S OBP: 0.278, SLG: 0.419 (1, 9)	0-0 1B		0-1 1B		1-0 WP S 1B	2-3 K		1-2 F7		5	0	3	2	0	1	1
Kevin Seitzer, R OBP: 0.303, SLG: 0.359 (1, 3)	0-1 G4-3		0-1 G4-3		1-0 F8		1-1 HR			4	1	1	1	0	0	4
Mike Aldrete, L OBP: 0.310, SLG: 0.410 (1, 10)		1-1 L9		2-1 F7	4-1 BB	1-3 BB	1-3 K			3	0	0	0	1	1	0
Craig Paquette, R OBP: 0.261, SLG: 0.467 (1, 5)		1-1 WP 2B		1-3 K	3-3 K		1-2 F9			4	0	1	0	0	2	2
Mike Bordick, R OBP: 0.347, SLG: 0.319 (1, 6)		2-0 L9		0-1 G6-3		2-1 G6-3	3-1 1B 2B			4	1	1	0	0	0	1
Lance Blankenship, R OBP: 0.411, SLG: 0.329 (1, 8)		4-1 BB			2-2 1B G3 1B	4-1 PB S 1B BB	0-2 1B			2	2	2	1	2	0	0

Inning Stats	R: 0	H: 2	E: 0	K: 1	S: 12	L: 2	LOB: 2	BB: 0	P: 19	R: 0	H: 1	E: 0	K: 0	S: 9	L: 1	LOB: 2	BB: 1	P: 20	R: 0	H: 1	E: 0	K: 1	S: 9	L: 1	LOB: 1	BB: 0	P: 11	R: 0	H: 0	E: 0	K: 1	S: 7	R: 3	H: 3	E: 0	K: 1	S: 17	R: 2	H: 1	E: 0	K: 2	S: 14	R: 2	H: 3	E: 0	K: 1	S: 16	R: 0	H: 0	E: 0	K: 0	S: 5	R: 0	H: 0	E: 0	K: 0	S: 9	1B: 7	2B: 3	3B: 0	HR: 1	SF: 0	SAC: 0	DP: 0	HBP: 0	WP: 2	PB: 1	SB: 4	CS: 0	PA: 40
--------------	------	------	------	------	-------	------	--------	-------	-------	------	------	------	------	------	------	--------	-------	-------	------	------	------	------	------	------	--------	-------	-------	------	------	------	------	------	------	------	------	------	-------	------	------	------	------	-------	------	------	------	------	-------	------	------	------	------	------	------	------	------	------	------	-------	-------	-------	-------	-------	--------	-------	--------	-------	-------	-------	-------	--------

PITCHER	IP	WLS	BF	H	R	ER	SO	BB	IBB	HBP	BLK	WP	HR	S	P	ERA	WHIP
Kirk McCaskill, R ERA: 5.93 (1, 1)	4.1	L	22	7	3	3	3	2	0	0	0	1	0	48	80	6.23	2.077
Jeff Schwarz, R ERA: 2.55 (5, 1)	1.2		9	1	2	2	3	3	0	0	0	1	0	20	41	10.80	2.400
Bobby Thigpen, R ERA: 5.52 (7, 1)	1.0		6	3	2	2	1	0	0	0	0	0	1	16	24	18.00	3.000
Terry Leach, R ERA: 2.19 (8, 1)	1.0		3	0	0	0	0	0	0	0	0	0	0	5	9	0.00	0.000

BOTTOM

Chicago White Sox @ Oakland Athletics
Oakland-Alameda County Coliseum, Oakland, CA

Mon Jun 14 1993, 7:05 PM PDT
Att: 23,586 - Unknown - 67 F

livebaseballscorecards.com

AB	35
R	7
H	11
RBI	7
BB	5
SO	7
LOB	17



Batter	1	2	3	4	5	6	7	8	9	AB R H RBI BB SO LOB	TOP													
Tim Raines, S (1, 7) OBP: 0.423, SLG: 0.588 FBBX	3-1 P5		0-1 G3			0-0 L6-3	0-1 G6-3			4 0 0 0 0 0 1														
Joey Cora, S (1, 4) OBP: 0.354, SLG: 0.354 X	0-0 F9		2-3 K			1-1 E6 1B		2-2 P5		4 1 1 0 0 1 0														
Frank Thomas, R (1, 3) OBP: 0.404, SLG: 0.536 BX	1-0 G4-3			4-2 G6-4-3 BB		0-0 2-H 1B		2-1 L4		3 0 1 1 1 0 0														
Robin Ventura, L (1, 5) OBP: 0.391, SLG: 0.467 BCCX		2-2 G6-3		2-2 G6-4-3 1-2f		3-1 P6		1-2 L7		4 0 0 0 0 0 2														
George Bell, R (1, 10) Steve Sax, R (9, PR) OBP: 0.251, SLG: 0.331 OBP: 0.250, SLG: 0.289		1-1 E9 2B 1B		0-1 G5-3		1-2 F9		2-1 SH1 FC4-2 2B		4 1 2 0 0 0 1 0 0 0 0 0 0 0														
Ellis Burks, R (1, 9) OBP: 0.355, SLG: 0.500 BCFX		0-2 G4-3 2B		2-2 G6-3			0-0 G4-3		0-0 SH1	3 0 1 1 0 0 0														
Lance Johnson, L (1, 8) OBP: 0.328, SLG: 0.356 BCFX		1-2 G4-3		0-0 1B			0-0 L8		2-0 FC4-2 2B	4 1 1 0 0 0 3														
Ron Karkovics, R (1, 2) OBP: 0.320, SLG: 0.531 BCFX		2-1 G5-3		3-1 F9			2-0 HR		1-2 3-H 2B	4 1 2 2 0 0 2														
Ozzie Guillen, L (1, 6) OBP: 0.263, SLG: 0.331 BCFX			1-1 G5-3		0-0 F9		1-1 2B		1-2 G4-3	4 0 1 0 0 0 2														
Inning Stats	R: 0 E: 0 K: 0 S: 4	H: 0 LOB: 0 BB: 0 P: 8	R: 1 E: 1 K: 0 S: 13	H: 2 LOB: 1 BB: 0 P: 19	R: 0 E: 0 K: 1 S: 8	H: 0 LOB: 0 BB: 0 P: 11	R: 0 E: 0 K: 0 S: 9	H: 0 LOB: 0 BB: 1 P: 15	R: 0 E: 0 K: 0 S: 7	H: 1 LOB: 1 BB: 0 P: 12	R: 1 E: 1 K: 0 S: 9	H: 2 LOB: 1 BB: 0 P: 14	R: 1 E: 0 K: 0 S: 7	H: 2 LOB: 1 BB: 0 P: 10	R: 0 E: 0 K: 0 S: 10	H: 0 LOB: 0 BB: 0 P: 15	R: 1 E: 0 K: 0 S: 13	H: 2 LOB: 1 BB: 0 P: 19	1B: 4 2B: 4 3B: 0 HR: 1	SF: 0 SAC: 1 DP: 1 HBP: 0	WP: 0 PB: 0 SB: 0 CS: 0	PA: 36		
PITCHER Bob Welch, R (1, 1) ERA: 4.61 Kelly Downs, R (9, 1) ERA: 6.51	IP	WLS	BF	H	R	ER	SO	BB	IBB	HBP	BLK	WP	HR	S	P	ERA	WHIP						ERA	WHIP
	8.2	L	35	9	4	3	1	1	0	0	0	0	1	74	116	3.12	1.154							

Chicago White Sox @ Oakland Athletics
 Oakland-Alameda County Coliseum, Oakland, CA

Tue Jun 15 1993, 7:05 PM PDT
 Att. 26,532 - Unknown - 67 F

livebaseballscorecards.com

AB	34
R	4
H	9
RBI	4
BB	1
SO	1
LOB	11



Batter	1	2	3	4	5	6	7	8	9	AB R H RBI BB SO LOB
Rickey Henderson, R (1, 7) OBP: 0.444, SLG: 0.456	1-3 K			2-2 G6-4-3 1B		1-2 CS	1-2 F9		2-2 G3-1	4 0 1 0 0 1 1
Terry Steinbach, R (1, 10) OBP: 0.360, SLG: 0.444	0-3 K			0-1 G6-4-3 1-2f			3-2 1B			3 0 1 0 0 1 1
Brent Gates, S (1, 4) OBP: 0.348, SLG: 0.355	0-0 F8			2-0 P4			1-3 K			3 0 0 0 0 1 1
Ruben Sierra, S (1, 9) OBP: 0.275, SLG: 0.414			2-1 G4-3		1-3 K		1-1 P6			3 0 0 0 0 1 1
Craig Paquette, R (1, 5) OBP: 0.245, SLG: 0.438			1-3 K		1-3 K			0-3 K		3 0 0 0 0 3 0
Scott Brosius, R (1, 3) OBP: 0.216, SLG: 0.306			0-2 G5-3		0-1 G5-3			2-3 K		3 0 0 0 0 1 0
Mike Bordick, R (1, 6) OBP: 0.347, SLG: 0.319			2-2 G4-3		0-0 CS 1B			0-0 F7		3 0 1 0 0 0 0
Scott Hemond, R (1, 2) OBP: 0.273, SLG: 0.260			1-2 G1-3		0-1 P3			2-3 K		3 0 0 0 0 1 1
Lance Blankenship, R (1, 8) OBP: 0.410, SLG: 0.325			1-3 K		2-3 K			4-2 CS BB		2 0 0 0 1 2 1

Inning Stats	R: 0 E: 0 K: 2 S: 8	H: 0 LOB: 0 BB: 0 P: 9	R: 0 E: 0 K: 1 S: 10	H: 0 LOB: 0 BB: 0 P: 13	R: 0 E: 0 K: 1 S: 10	H: 0 LOB: 0 BB: 0 P: 14	R: 0 E: 0 K: 0 S: 6	H: 1 LOB: 0 BB: 0 P: 10	R: 0 E: 0 K: 2 S: 10	H: 0 LOB: 0 BB: 0 P: 12	R: 0 E: 0 K: 1 S: 9	H: 1 LOB: 0 BB: 0 P: 11	R: 0 E: 0 K: 1 S: 13	H: 1 LOB: 1 BB: 0 P: 19	R: 0 E: 0 K: 2 S: 7	H: 0 LOB: 0 BB: 0 P: 9	R: 0 E: 0 K: 1 S: 9	H: 0 LOB: 0 BB: 1 P: 17	1B: 3 2B: 0 3B: 0 HR: 0	SF: 0 SAC: 0 DP: 1 HBP: 0
--------------	------------------------------	---------------------------------	-------------------------------	----------------------------------	-------------------------------	----------------------------------	------------------------------	----------------------------------	-------------------------------	----------------------------------	------------------------------	----------------------------------	-------------------------------	----------------------------------	------------------------------	---------------------------------	------------------------------	----------------------------------	----------------------------------	------------------------------------

PITCHER	IP	WLS	BF	H	R	ER	SO	BB	IBB	HBP	BLK	WP	HR	S	P	ERA	WHIP	PITCHER	IP	WLS	BF	H	R	ER	SO	BB	IBB	HBP	BLK	WP	HR	S	P	ERA	WHIP	
Wilson Alvarez, L (1, 1) ERA: 2.93	9.0	W	28	3	0	0	11	1	0	0	0	0	0	82	114	0.00	0.444																			


BOTTOM

Chicago White Sox @ Oakland Athletics
Oakland-Alameda County Coliseum, Oakland, CA

Tue Jun 15 1993, 7:05 PM PDT
Att: 26,532 - Unknown - 67 F

livebaseballscorecards.com

AB	27
R	0
H	3
RBI	0
BB	1
SO	11
LOB	6



WP: 0	PA: 29
PB: 0	
SB: 0	
CS: 2	

Batter	1	2	3	4	5	6	7	8	9	AB R H RBI BB SO LOB	TOP	
Tim Raines, S (1, 7) OBP: 0.422, SLG: 0.568 B F B B B	4-1 FC4-6 1B SF9 BB		1-0 L3		1-1 F8		4-0 2B BB		1-2 F9	3 2 0 0 2 0 1		
Joey Cora, S (1, 4) OBP: 0.352, SLG: 0.352 B C SAFE X	1-2 FC4-6 1B		0-0 G3		0-1 CS	0-0 B5-3	2-2 F9			4 0 1 0 0 0 2		
Frank Thomas, R (1, 3) OBP: 0.409, SLG: 0.549 Ellis Burks, R (7, PR) OBP: 0.355, SLG: 0.500 C B F X (7, 9)	1-2 FC4-6 SF9 BB 1-2f 2-3		2-1 2B			3-2 1B 1B	1-0 1B 2B			4 0 3 2 0 0 2 0 0 0 0 0 0 0		
Robin Ventura, L (1, 5) OBP: 0.389, SLG: 0.460 B B B B	4-0 1B BB		1-0 G6-3		1-2 F7		0-3 K			3 0 0 0 1 1 3		
George Bell, R (1, 10) OBP: 0.251, SLG: 0.331 S B B F B B X	3-2 SF9 2-3 3-H			0-1 G6-3		1-2 1B		0-0 F8		3 0 1 1 0 0 0		
Dan Pasqua, L (1, 9) OBP: 0.280, SLG: 0.325 C B B F B F X (7, 3)	3-2 F8			3-3 K		2-1 F7		0-0 F9		4 0 0 0 0 1 4		
Lance Johnson, L (1, 8) OBP: 0.326, SLG: 0.354 B X		1-0 P5		1-1 G1-3			1-2 SH1-4 E 1B	1-1 G4-3		4 1 1 0 0 0 0		
Ron Karkovics, R (1, 2) OBP: 0.315, SLG: 0.522 B X		1-0 G5-3			1-3 K		0-0 SH1-4		1-0 G5-3	3 0 0 0 0 1 0		
Ozzie Guillen, L (1, 6) OBP: 0.268, SLG: 0.335 B C B B X		2-1 F9			1-0 CS 1B		2-1 E9 2-H 2B 1B		1-0 F9	4 1 2 1 0 0 0		
Inning Stats	R: 1 H: 1 E: 0 LOB: 2 K: 0 BB: 2 S: 15 P: 31	R: 0 H: 0 E: 0 LOB: 0 K: 0 BB: 0 S: 4 P: 8	R: 0 H: 1 E: 0 LOB: 1 K: 0 BB: 0 S: 5 P: 9	R: 0 H: 0 E: 0 LOB: 0 K: 1 BB: 0 S: 8 P: 12	R: 0 H: 1 E: 0 LOB: 0 K: 1 BB: 0 S: 8 P: 11	R: 0 H: 2 E: 0 LOB: 2 K: 0 BB: 0 S: 14 P: 21	R: 3 H: 3 E: 1 LOB: 1 K: 1 BB: 1 S: 14 P: 24	R: 0 H: 0 E: 0 LOB: 0 K: 0 BB: 0 S: 4 P: 5	R: 0 H: 0 E: 0 LOB: 0 K: 0 BB: 0 S: 11 P: 14	1B: 6 SF: 1 2B: 2 SAC: 1 3B: 0 DP: 0 HR: 0 HBP: 0	WP: 0 PA: 38 PB: 0 SB: 0 CS: 1	
PITCHER Ron Darling, R (1, 1) ERA: 6.13 Joe Boever, R (7, 1) ERA: 2.96	IP WLS BF H R ER SO BB IBB HBP BLK WP HR S P ERA WHIP 6.2 L 30 8 4 4 2 3 0 0 0 0 0 0 65 113 5.40 1.650 2.1 7 0 0 0 1 0 0 0 0 0 0 0 18 22 0.00 0.000											PITCHER IP WLS BF H R ER SO BB IBB HBP BLK WP HR S P ERA WHIP

Chicago White Sox @ Oakland Athletics
 Oakland-Alameda County Coliseum, Oakland, CA
 Wed Jun 16 1993, 3:33 AM PDT
 Att. 24,065 - Sunny - 76 F

livebaseballscorecards.com

AB	32
R	4
H	8
RBI	4
BB	3
SO	3
LOB	12



Batter	1	2	3	4	5	6	7	8	9	AB R H RBI BB SO LOB
Rickey Henderson, R OBP: 0.449, SLG: 0.459 (1, 10)	0-1 G4-3 S 1B		4-2 BB			1-2 CS 1B			1-2 G6-3	3 0 2 0 1 0 0
Mike Aldrete, L OBP: 0.304, SLG: 0.381 (1, 7)	0-1 L4 1-2		0-1 L8			1-1 G6-3 1-2			4-2 BB	3 0 0 0 1 0 3
Brent Gates, S OBP: 0.339, SLG: 0.345 (1, 4)	2-2 G4-3 2-3				1-3 K			1-0 G3	1-3 K	4 0 0 0 0 2 2
Ruben Sierra, S OBP: 0.271, SLG: 0.407 (1, 9)	2-3 K				1-3 K			0-1 G6-3	2-3 K	4 0 0 0 0 3 2
Terry Steinbach, R OBP: 0.356, SLG: 0.438 (1, 2)			3-3 K		0-0 P6			0-0 P8		3 0 0 0 0 1 0
Scott Brosius, R OBP: 0.200, SLG: 0.282 (1, 8)			3-3 K			2-1 F9		1-1 P3		3 0 0 0 0 1 0
Dale Sveum, S OBP: 0.316, SLG: 0.304 (1, 3)			2-1 P6			3-2 P6		0-0 G3		3 0 0 0 0 0 0
Craig Paquette, R OBP: 0.250, SLG: 0.451 (1, 5)						1-3 K		2-1 2B		3 0 1 0 0 1 0
Mike Bordick, R OBP: 0.342, SLG: 0.314 (1, 6)			2-1 G4-3					0-1 F7		3 0 0 0 0 0 1

Inning Stats	R: 0	H: 1	E: 0	K: 1	S: 10	LOB: 1	BB: 0	P: 14	R: 0	H: 0	E: 0	K: 2	S: 13	LOB: 0	BB: 0	P: 21	R: 0	H: 0	E: 0	K: 0	S: 10	LOB: 1	BB: 1	P: 16	R: 0	H: 0	E: 0	K: 2	S: 12	LOB: 0	BB: 0	P: 14	R: 0	H: 0	E: 0	K: 1	S: 9	LOB: 0	BB: 0	P: 15	R: 0	H: 1	E: 0	K: 0	S: 6	LOB: 0	BB: 0	P: 8	R: 0	H: 0	E: 0	K: 0	S: 4	LOB: 0	BB: 0	P: 5	R: 0	H: 1	E: 0	K: 0	S: 7	LOB: 1	BB: 0	P: 10	R: 0	H: 0	E: 0	K: 2	S: 14	LOB: 1	BB: 1	P: 22	1B: 2	2B: 1	3B: 0	HR: 0	SF: 0	SAC: 0	DP: 0	HBP: 0	WP: 0	PB: 0	SB: 1	CS: 1	PA: 31
PITCHER Jack McDowell, R ERA: 3.57 (1, 1)	IP	WLS	BF	H	R	ER	SO	BB	IBB	HBP	BLK	WP	HR	S	P	ERA	WHIP	IP	WLS	BF	H	R	ER	SO	BB	IBB	HBP	BLK	WP	HR	S	P	ERA	WHIP																																																			

BOTTOM

Chicago White Sox @ Oakland Athletics
Oakland-Alameda County Coliseum, Oakland, CA

Wed Jun 16 1993, 3:33 AM PDT
Att. 24,065 - Sunny - 76 F

livebaseballscorecards.com

AB	29
R	0
H	3
RBI	0
BB	2
SO	8
LOB	8



Batter	1	2	3	4	5	6	7	8	9	AB R H RBI BB SO LOB	TOP									
Tim Raines, S OBP: 0.404, SLG: 0.538 (1, 7)	0-1 G3		0-2 F7		0-1 P6		0-0 G3-6-4-3		1-3 K	5 0 0 0 0 1 3										
Joey Cora, S OBP: 0.351, SLG: 0.348 (1, 4)	1-2 F8		4-0 S BB		1-1 L6			2-1 B4-3		3 0 0 0 1 0 0										
Frank Thomas, R OBP: 0.410, SLG: 0.546 (1, 3)	4-0 FC6-4 BB		1-0 F9			2-2 1B 1B		1-3 K		3 0 1 0 1 1 1										
Robin Ventura, L OBP: 0.387, SLG: 0.456 (1, 5)	0-2 FC6-4		3-2 F8		0-0 1B	1-2 1B		2-0 F9		4 0 1 0 0 0 2										
George Bell, R OBP: 0.255, SLG: 0.341 (1, 10)		3-2 1B 2B		0-0 FC6-5 2B		1-1 L7		1-2 G6-3		4 1 2 0 0 0 2										
Ellis Burks, R OBP: 0.358, SLG: 0.500 (1, 9)		1-0 G4-6-3 1B		3-2 G5-3		1-2 P1		0-0 BB 1B		4 1 2 1 0 0 3										
Lance Johnson, L OBP: 0.325, SLG: 0.349 (1, 8)		1 SAFE 2-1 G4-6-3		1-0 FC6-5		0-0 G4-3		4-2 1B BB		3 0 0 0 1 0 4										
Ron Karkovics, R OBP: 0.313, SLG: 0.516 (1, 2)		0-0 1B		2-3 K			0-3 K	1-3 K		4 0 1 0 0 3 3										
Ozzie Guillen, L OBP: 0.273, SLG: 0.339 (1, 6)		0-2 G3		1-1 G3			1-1 G3-6-4-3 1B	0-0 1B		4 0 2 1 0 0 1										
Inning Stats	R: 0 E: 0 K: 0 S: 11	H: 0 LOB: 1 BB: 1 P: 16	R: 1 E: 0 K: 0 S: 12	H: 3 LOB: 1 BB: 0 P: 18	R: 0 E: 0 K: 1 S: 10	H: 1 LOB: 1 BB: 0 P: 15	R: 0 E: 0 K: 0 S: 6	H: 0 LOB: 0 BB: 0 P: 8	R: 0 E: 0 K: 1 S: 10	H: 2 LOB: 2 BB: 0 P: 14	R: 0 E: 0 K: 1 S: 6	H: 1 LOB: 0 BB: 0 P: 7	R: 0 E: 0 K: 1 S: 7	H: 0 LOB: 0 BB: 0 P: 12	R: 1 E: 0 K: 2 S: 17	H: 2 LOB: 2 BB: 1 P: 24	1B: 7 2B: 2 3B: 0 HR: 0	SF: 0 SAC: 0 DP: 2 HBP: 0	WP: 0 PB: 0 SB: 1 CS: 0	PA: 37
PITCHER	IP WLS BF H R ER SO BB IBB HBP BLK WP HR S P ERA WHIP																			
Bobby Witt, R ERA: 3.93 (1, 1)	8.1 W 33 8 2 2 3 2 0 0 0 0 0 0 77 115 2.16 1.200																			
Mike Mohler, L ERA: 5.59 (9, 1)	0.0 1 0 0 0 0 1 0 0 0 0 0 0 4 8 ∞ ∞																			
Dennis Eckersley, R ERA: 5.4 (9, 1)	0.2 S 3 1 0 0 2 0 0 0 0 0 0 0 7 9 0.00 1.500																			

Chicago White Sox @ Oakland Athletics
Oakland-Alameda County Coliseum, Oakland, CA

Thu Jun 17 1993, 3:33 AM PDT
Att. 20,192 - Sunny - 92 F

livebaseballscorecards.com

AB	34
R	2
H	9
RBI	2
BB	3
SO	5
LOB	19



Batter	1	2	3	4	5	6	7	8	9	AB R H RBI BB SO LOB	TOP																								
Felix Jose, S (1, 9) OBP: 0.330, SLG: 0.365	0-0 G3	0-0 S 1B	0-0 1B		0-0 1B		0-0 E 1B			5 2 4 2 0 0 0	Kansas City Royals @ Oakland Athletics Oakland-Alameda County Coliseum, Oakland, CA Fri Jun 18 1993, 3:33 AM PDT Att. 27,903 - Sunny - 87 F livebaseballscorecards.com																								
Brian McRae, S (1, 8) OBP: 0.352, SLG: 0.435	0-0 1B SF7	0-0 2B 1B	0-0 FC4 1B		0-3 K		0-0 G5-3			5 2 3 2 0 1 2																									
George Brett, L (1, 10) OBP: 0.291, SLG: 0.404	0-0 BB 1B	0-0 1B 2B	0-0 FC4 1B			0-0 E 2B		0-0 L9		5 1 3 1 0 0 1																									
Mike Macfarlane, R (1, 2) OBP: 0.368, SLG: 0.551 Brent Mayne, L (8, PR) OBP: 0.327, SLG: 0.398	4-0 FC6-4 BB	4-0 1B 2B BB	0-0 G5-3			0-3 K		0-0 1B 1B		3 1 1 0 2 1 2 0 0 0 0 0 0 0																									
Wally Joyner, L (1, 3) OBP: 0.396, SLG: 0.445	0-0 SF7	0-0 2B 1B		0-0 G3		4-0 E IBB		0-0 1B		3 1 2 2 1 0 0																									
Chris Gwynn, L (1, 7) OBP: 0.354, SLG: 0.400 Kevin McReynolds, R (6, PH) OBP: 0.299, SLG: 0.420	0-0 FC6-4	0-0 1B 2B		0-3 K		0-0 P4		0-0 F8		3 0 1 2 0 1 2 2 0 0 0 0 0 3																									
Craig Wilson, R (1, 5) OBP: 0.375, SLG: 0.318		4-0 SH5-4 BB		0-0 G6-3		0-3 K		0-0 F3		4 1 1 0 1 1 2																									
Greg Gagne, R (1, 6) OBP: 0.305, SLG: 0.338		4-0 SH5-4 BB			0-0 G5-3		0-0 B3		0-3 K	4 1 0 0 1 1 2																									
Jose Lind, R (1, 4) OBP: 0.260, SLG: 0.280 Hubie Brooks, R (9, PH) OBP: 0.351, SLG: 0.356		0-0 SH5-4	0-3 K		0-0 G4-3		0-0 G6-3		0-3 K	3 0 0 0 0 1 0 1 0 0 0 0 1 0																									
Inning Stats	R: 1 E: 0 K: 0 S: 5	H: 2 LOB: 2 BB: 1 P: 9	R: 7 E: 0 K: 0 S: 8	H: 6 LOB: 1 BB: 3 P: 20	R: 1 E: 0 K: 1 S: 7	H: 2 LOB: 1 BB: 0 P: 7	R: 0 E: 0 K: 1 S: 5	H: 0 LOB: 0 BB: 0 P: 5	R: 0 E: 0 K: 1 S: 6	H: 1 LOB: 1 BB: 0 P: 6	R: 0 E: 1 K: 2 S: 8	H: 1 LOB: 2 BB: 1 P: 12	R: 0 E: 1 K: 0 S: 4	H: 1 LOB: 1 BB: 0 P: 4	R: 0 E: 0 K: 0 S: 4	H: 2 LOB: 1 BB: 0 P: 4	R: 0 E: 0 K: 2 S: 7	H: 0 LOB: 0 BB: 0 P: 7	1B: 11 2B: 4 3B: 0 HR: 0	SF: 1 SAC: 1 DP: 1 HBP: 0	WP: 0 PB: 0 SB: 1 CS: 0	PA: 45													
PITCHER	IP WLS BF H R ER SO BB IBB HBP BLK WP HR S P ERA WHIP																			IP WLS BF H R ER SO BB IBB HBP BLK WP HR S P ERA WHIP															
Shawn Hillegas, R (1, 1) ERA: 7.8	1.1		12	5	6	6	0	3	0	0	0	0	0	9	21	40.50	6.000																		
Storm Davis, R (2, 1) ERA: 6.39	4.0		20	7	3	3	4	1	1	0	0	0	0	26	34	6.75	2.000																		
Mike Mohler, L (6, 1) ERA: 5.49	0.1		1	0	0	0	0	0	0	0	0	0	0	1	1	0.00	0.000																		
Rich Gossage, R (6, 1) ERA: 2.49	1.1	W	5	1	0	0	1	0	0	0	0	0	0	7	7	0.00	0.750																		
Vince Horsman, L (8, 1) ERA:	0.1		1	0	0	0	0	0	0	0	0	0	0	1	1	0.00	0.000																		
Ed Nunez, R (8, 1) ERA: 3.48	0.1		2	2	0	0	0	0	0	0	0	0	0	2	2	0.00	6.000																		
Dennis Eckersley, R (8, 1) ERA: 5.11	1.1	S	4	0	0	0	2	0	0	0	0	0	0	8	8	0.00	0.000																		

Batter	1	2	3	4	5	6	7	8	9
Rickey Henderson, R OBP: 0.455, SLG: 0.452 (1, 7)	0-0 L7 ①		0-0 F8 ①		4-0 1B SF8 BB ①	0-0 FC4-6 1B ①		0-0 G4-3 ②	
Kevin Seitzer, R OBP: 0.309, SLG: 0.357 (1, 3)	0-0 G6-3 ②		0-3 K ②		0-0 1B 3B 1B ②	0-0 FC4-6 1-2f ②		0-0 F8 ③	
Brent Gates, S OBP: 0.337, SLG: 0.340 (1, 4)	4-0 BB ③		0-0 F7 ③		0-0 SF8 3-H ③	0-0 G1-3 ③			
Ruben Sierra, S OBP: 0.274, SLG: 0.402 (1, 10)	0-0 P4 ③			0-0 F8 ①	0-0 1-2 3B 1B ①		0-0 F8 ①		
Terry Steinbach, R OBP: 0.348, SLG: 0.435 (1, 2)		0-0 F8 ①		0-0 L9 ②	0-0 1-H 2-H 1B 3B ②		0-3 K ②		
Scott Brosius, R OBP: 0.261, SLG: 0.286 (1, 9)		0-0 HR 1B ②		4-0 FC6-4 BB ②	0-3 K ②		4-0 HR BB ②		
Craig Paquette, R OBP: 0.268, SLG: 0.509 (1, 5)		0-3 K ②		0-0 FC6-4 1-2f ③	0-0 FC6-4 1B ③		0-0 1-H HR ③		
Mike Bordick, R OBP: 0.348, SLG: 0.342 (1, 6)		0-0 HR 1-H ③			BB 1B 1B FC6-4 ③		0-0 F3 ③		
Lance Blankenship, R OBP: 0.404, SLG: 0.316 (1, 8)		0-0 F8 ③			0-0 1-2 1B 1B ③	0-3 K ③		0-3 K ③	

Inning Stats	R: 0 E: 0 K: 0 S: 3	H: 0 LOB: 1 BB: 1 P: 7	R: 2 E: 0 K: 1 S: 7	H: 2 LOB: 0 BB: 0 P: 7	R: 0 E: 0 K: 1 S: 5	H: 0 LOB: 0 BB: 0 P: 5	R: 0 E: 0 K: 0 S: 3	H: 0 LOB: 1 BB: 1 P: 7	R: 6 E: 0 K: 1 S: 11	H: 6 LOB: 1 BB: 1 P: 15	R: 0 E: 0 K: 1 S: 6	H: 1 LOB: 1 BB: 0 P: 6	R: 2 E: 0 K: 1 S: 6	H: 1 LOB: 0 BB: 1 P: 10	R: 0 E: 0 K: 1 S: 5	H: 0 LOB: 0 BB: 0 P: 5
1B: 7 2B: 0 3B: 1 HR: 2	SF: 1 SAC: 0 DP: 0 HBP: 0	WP: 0 PB: 0 SB: 0 CS: 0	1B: 7 2B: 0 3B: 1 HR: 2	SF: 1 SAC: 0 DP: 0 HBP: 0	WP: 0 PB: 0 SB: 0 CS: 0	1B: 7 2B: 0 3B: 1 HR: 2	SF: 1 SAC: 0 DP: 0 HBP: 0	WP: 0 PB: 0 SB: 0 CS: 0	1B: 7 2B: 0 3B: 1 HR: 2	SF: 1 SAC: 0 DP: 0 HBP: 0	WP: 0 PB: 0 SB: 0 CS: 0	1B: 7 2B: 0 3B: 1 HR: 2	SF: 1 SAC: 0 DP: 0 HBP: 0	WP: 0 PB: 0 SB: 0 CS: 0	1B: 7 2B: 0 3B: 1 HR: 2	SF: 1 SAC: 0 DP: 0 HBP: 0

PITCHER	IP	WLS	BF	H	R	ER	SO	BB	IBB	HBP	BLK	WP	HR	S	P	ERA	WHIP
Chris Haney, L ERA: 4.7 (1, 1)	4.1		22	6	7	7	2	3	0	0	0	0	1	23	35	14.54	2.077
Mark Gubicza, R ERA: 5.14 (5, 1)	1.2		8	3	1	1	2	0	0	0	0	0	0	12	12	5.40	1.800
Tom Gordon, R ERA: 4.37 (7, 1)	2.0	L	8	1	2	2	2	1	0	0	0	0	1	11	15	9.00	1.000

BOTTOM

Kansas City Royals @ Oakland Athletics
Oakland-Alameda County Coliseum, Oakland, CA

Fri Jun 18 1993, 3:33 AM PDT
Att: 27,903 - Sunny - 87 F

livebaseballscores.com

AB	33
R	10
H	10
RBI	10
BB	4
SO	6
LOB	7



WP: 0	PA: 38
PB: 0	
SB: 0	
CS: 0	

Batter	1	2	3	4	5	6	7	8	9	AB R H RBI BB SO LOB	TOP																
Felix Jose, S (1, 9) OBP: 0.341, SLG: 0.380	1-1 E7 1B		2-1 F9 ②		0-1 1B		2-0 2B		0-0 1B	5 0 4 1 0 0 0	Kansas City Royals @ Oakland Athletics Oakland-Alameda County Coliseum, Oakland, CA Sat Jun 19 1993, 3:33 AM PDT Att. 34,486 - Sunny - 77 F																
Brian McRae, S (1, 8) OBP: 0.346, SLG: 0.426	0-0 B2 ①		2-1 G6-3 ③		0-1 P6 ③		1-2 L7 ③		2-3 K ②	5 0 0 0 0 1 5																	
George Brett, L (1, 10) OBP: 0.294, SLG: 0.402	4-1 BB			0-0 G4-6-3 1B		3-2 G4-3 ①		2-2 L7 ①	3-2 P5 ③	4 0 1 0 1 0 1																	
Mike Macfarlane, R (1, 2) OBP: 0.371, SLG: 0.549	1-2 P3 ②			1-2 G4-6-3 1B		1-3 K ②		0-0 G4-3 BB 2B 1B		4 1 2 0 0 1 2																	
Wally Joyner, L (1, 3) OBP: 0.393, SLG: 0.439	1-2 F8 ③			0-1 G4-6-3 ① ② 1-2f 2-3		2-1 G3 ③		4-2 G4-3 BB 2B BB		3 1 0 0 1 0 4																	
Chris Gwynn, L (1, 7) OBP: 0.358, SLG: 0.399		0-1 G4-3 ①		4-0 IBB		2-2 FC1-6 1B		0-0 G4-3 ②		3 0 1 0 1 0 2																	
Greg Gagne, R (1, 6) OBP: 0.304, SLG: 0.341		0-3 K ②		0-0 F8 ③		0-1 FC1-6 F9 HBP 2B ①		1-2 2B ③		4 1 1 2 0 1 3																	
Phil Hiatt, R (1, 5) OBP: 0.298, SLG: 0.385		2-2 F8 ③			2-1 G5-3 ①		2-2 2B HBP		0-1 P4 ③	3 0 0 0 0 0 1																	
Rico Rossy, R (8, 5) OBP: 0.267, SLG: 0.462										0 0 0 0 0 0 0																	
Jose Lind, R (1, 4) OBP: 0.254, SLG: 0.273			0-0 F9 ①		2-3 K ②		2-2 F9 ②		3-3 K ①	4 0 0 0 0 2 2																	
Inning Stats	R: 0 E: 1 K: 0 S: 10	H: 1 LOB: 2 BB: 1 P: 17	R: 0 E: 0 K: 1 S: 9	H: 0 LOB: 0 BB: 0 P: 11	R: 0 E: 0 K: 0 S: 5	H: 0 LOB: 0 BB: 0 P: 9	R: 0 E: 0 K: 0 S: 7	H: 2 LOB: 2 BB: 1 P: 12	R: 0 E: 0 K: 1 S: 9	H: 1 LOB: 1 BB: 0 P: 13	R: 0 E: 0 K: 1 S: 8	H: 0 LOB: 0 BB: 0 P: 14	R: 1 E: 0 K: 0 S: 19	H: 2 LOB: 2 BB: 0 P: 28	R: 2 E: 0 K: 0 S: 16	H: 2 LOB: 1 BB: 1 P: 23	R: 0 E: 0 K: 2 S: 14	H: 1 LOB: 1 BB: 0 P: 22	1B: 7 2B: 2 3B: 0 HR: 0	SF: 0 SAC: 0 DP: 1 HBP: 1	WP: 0 PB: 0 SB: 0 CS: 0	PA: 39					
PITCHER	IP WLS BF H R ER SO BB IBB HBP BLK WP HR S P ERA WHIP																										
Kelly Downs, R (1, 1) ERA: 5.61	6.0		23	4	0	0	3	1	1	0	0	0	0	48	76	0.00	0.833										
Joe Boever, R (7, 1) ERA: 3.11	0.2	L	5	2	1	1	0	0	0	1	0	0	0	15	23	13.50	3.000										
Vince Horsman, L (7, 1) ERA: 13.5	1.0		5	1	2	2	0	1	0	0	0	0	0	12	19	18.00	2.000										
Ed Nunez, R (8, 1) ERA: 3.34	1.1		6	2	0	0	2	0	0	0	0	0	0	22	31	0.00	1.500										

livebaseballscorecards.com

AB	35
R	3
H	9
RBI	3
BB	3
SO	5
LOB	20



Batter	1	2	3	4	5	6	7	8	9	AB R H RBI BB SO LOB
Rickey Henderson, R OBP: 0.448, SLG: 0.443 (1, 7)	3-2 G6-3 ①		2-2 G5-3 ③			1-2 L7 ②			0-0 F9 ①	4 0 0 0 0 0 1
Mike Aldrete, L OBP: 0.340, SLG: 0.417 (1, 3)	1-3 K ②			1-1 G4-3 G6-3 1B		2-2 1B			4-1 BB	3 0 2 0 1 1 0
Brent Gates, S OBP: 0.330, SLG: 0.331 (1, 4)	1-1 P5 ③			1 SAFE 1 SAFE 1 SAFE 1-2 G6-3 ①		3-3 K ③			0-3 K ②	4 0 0 0 0 2 3
Ruben Sierra, S OBP: 0.270, SLG: 0.395 (1, 9)		1-2 K ①		0-1 G4-3 ②			1-0 G4-3 ①		1-1 G4-3 ③	4 0 0 0 0 1 2
Terry Steinbach, R OBP: 0.343, SLG: 0.429 (1, 2)		1-3 K ②		1-3 K ③			0-0 F9 ②			3 0 0 0 0 2 1
Troy Neel, L OBP: 0.265, SLG: 0.363 (1, 10)		2-3 K ③			1-1 G5-3 ①		3-2 G4-3 ③			3 0 0 0 0 1 0
Craig Paquette, R OBP: 0.271, SLG: 0.500 (1, 5)										3 0 1 0 0 0 0
Scott Brosius, R OBP: 0.265, SLG: 0.311 (1, 8)										3 0 1 0 0 1 1
Mike Bordick, R OBP: 0.343, SLG: 0.337 (1, 6)										3 0 0 0 0 0 2

Inning Stats	R: 0 E: 0 K: 1 S: 10	H: 0 LOB: 0 BB: 0 P: 15	R: 0 E: 0 K: 3 S: 9	H: 0 LOB: 0 BB: 0 P: 13	R: 0 E: 0 K: 0 S: 9	H: 1 LOB: 1 BB: 0 P: 14	R: 0 E: 0 K: 1 S: 10	H: 1 LOB: 1 BB: 0 P: 15	R: 0 E: 0 K: 0 S: 6	H: 0 LOB: 0 BB: 0 P: 10	R: 0 E: 0 K: 1 S: 14	H: 1 LOB: 1 BB: 0 P: 21	R: 0 E: 0 K: 0 S: 5	H: 0 LOB: 0 BB: 0 P: 9	R: 0 E: 0 K: 1 S: 5	H: 1 LOB: 0 BB: 0 P: 7	R: 0 E: 0 K: 1 S: 7	H: 0 LOB: 1 BB: 1 P: 12	1B: 3 2B: 1 3B: 0 HR: 0	SF: 0 SAC: 0 DP: 1 HBP: 0
--------------	-------------------------------	----------------------------------	------------------------------	----------------------------------	------------------------------	----------------------------------	-------------------------------	----------------------------------	------------------------------	----------------------------------	-------------------------------	----------------------------------	------------------------------	---------------------------------	------------------------------	---------------------------------	------------------------------	----------------------------------	----------------------------------	------------------------------------

PITCHER	IP	WLS	BF	H	R	ER	SO	BB	IBB	HBP	BLK	WP	HR	S	P	ERA	WHIP
Kevin Appier, R ERA: 3.17 (1, 1)	8.1	W	29	4	0	0	7	1	0	0	0	0	0	70	110	0.00	0.600
Jeff Montgomery, R ERA: 2.25 (9, 1)	0.2	S	2	0	0	0	1	0	0	0	0	0	0	5	6	0.00	0.000

BOTTOM

Kansas City Royals @ Oakland Athletics
Oakland-Alameda County Coliseum, Oakland, CA

Sat Jun 19 1993, 3:33 AM PDT
Att. 34,486 - Sunny - 77 F

livebaseballscorecards.com

AB	30
R	0
H	4
RBI	0
BB	1
SO	8
LOB	10



WP: 0	PA: 31
PB: 0	
SB: 0	
CS: 0	

Batter	1	2	3	4	5	6	7	8	9	AB R H RBI BB SO LOB	TOP											
Felix Jose, S (1, 9) OBP: 0.338, SLG: 0.376	3-2 F7		0-2 1B		2-2 F8		3-2 FC6-4 1B		2-2 G1-3	5 0 1 1 0 0 2	Kansas City Royals @ Oakland Athletics Oakland-Alameda County Coliseum, Oakland, CA Sun Jun 20 1993, 3:33 AM PDT Att. 32,843 - Sunny - 62 F livebaseballscorecards.com											
Brian McRae, S (1, 8) OBP: 0.345, SLG: 0.424	0-0 L8		2-1 F8		2-1 G4-3		0-0 1B		0-0 1B	4 0 1 0 0 0 2												
George Brett, L (1, 10) OBP: 0.297, SLG: 0.401	4-2 BB		0-2 K		2-2 1B		3-1 G3			3 0 1 0 1 1 4												
Wally Joyner, L (1, 3) OBP: 0.388, SLG: 0.432	0-3 K		1-2 G6-3		0-1 F7		0-0 F8			4 0 0 0 0 1 4												
Chris Gwynn, L (1, 7) OBP: 0.349, SLG: 0.387		2-1 F7		1-1 G6-3		2-0 F7		1-2 P5		4 0 0 0 0 0 1												
Brent Mayne, L (1, 2) OBP: 0.324, SLG: 0.392		2-2 G6-3		2-1 F8		3-2 1B		1-2 G6-3		4 0 1 0 0 0 0												
Greg Gagne, R (1, 6) OBP: 0.307, SLG: 0.349		2-2 F7		0-0 2B		0-0 F9				4 0 2 0 0 0 2												
Phil Hiatt, R (1, 5) OBP: 0.297, SLG: 0.382			2-2 1B		2-3 K		0-0 F9		0-3 K	4 1 1 0 0 2 2												
Jose Lind, R (1, 4) OBP: 0.261, SLG: 0.280			0-1 1B		1-3 K		0-1 FC6-4 1B		0-3 K	3 0 2 0 0 1 0												
Hubie Brooks, R (9, PH) OBP: 0.346, SLG: 0.351			1-3 1B							1 0 0 0 0 1 1												
Inning Stats	R: 0 E: 0 K: 1 S: 10	H: 0 LOB: 1 BB: 1 P: 17	R: 0 E: 0 K: 0 S: 11	H: 0 LOB: 0 BB: 0 P: 17	R: 1 E: 0 K: 1 S: 16	H: 3 LOB: 2 BB: 0 P: 21	R: 0 E: 0 K: 1 S: 8	H: 1 LOB: 1 BB: 0 P: 13	R: 0 E: 0 K: 1 S: 8	H: 0 LOB: 0 BB: 0 P: 13	R: 0 E: 0 K: 0 S: 11	H: 2 LOB: 2 BB: 0 P: 18	R: 0 E: 0 K: 0 S: 9	H: 2 LOB: 2 BB: 0 P: 15	R: 0 E: 0 K: 0 S: 8	H: 0 LOB: 0 BB: 0 P: 10	R: 0 E: 0 K: 2 S: 11	H: 1 LOB: 1 BB: 0 P: 13	1B: 8 2B: 1 3B: 0 HR: 0	SF: 0 SAC: 0 DP: 0 HBP: 0	WP: 0 PB: 0 SB: 0 CS: 0	PA: 37
PITCHER	IP WLS BF H R ER SO BB IBB HBP BLK WP HR S P ERA WHIP																					
Bob Welch, R (1, 1) ERA: 4.3	8.0 W 33 8 1 1 4 1 0 0 0 0 0 0 81 124 1.12 1.125																					
Dennis Eckersley, R (9, 1) ERA: 4.91	1.0 S 4 1 0 0 2 0 0 0 0 0 0 0 11 13 0.00 1.000																					

Kansas City Royals @ Oakland Athletics
Oakland-Alameda County Coliseum, Oakland, CA
 Sun Jun 20 1993, 3:33 AM PDT
 Att. 32,843 - Sunny - 62 F

AB	36
R	1
H	9
RBI	1
BB	1
SO	6
LOB	18



Batter	1	2	3	4	5	6	7	8	9	AB	R	H	RBI	BB	SO	LOB
--------	---	---	---	---	---	---	---	---	---	----	---	---	-----	----	----	-----

Rickey Henderson, R OBP: 0.449, SLG: 0.456 (1, 7)	2-0 HR	3-2 F7			4-1 BB			0-1 G5-3		3	1	1	1	1	0	0
Brent Gates, S OBP: 0.328, SLG: 0.329 (1, 4)	0-1 L8		1-2 L3 1B		3-2 G4-3			0-3 K		4	0	1	0	0	1	1
Mike Aldrete, L OBP: 0.321, SLG: 0.392 (1, 3)	0-2 G6-3		1-1 L3				1-1 G3			3	0	0	0	0	0	1
Ruben Sierra, S OBP: 0.270, SLG: 0.395 (1, 9)	0-1 G4-3		1-0 CS 1B				3-1 L9			3	0	1	0	0	0	0
Terry Steinbach, R OBP: 0.339, SLG: 0.423 (1, 2)		1-3 K	2-2 CS	0-1 P9			0-0 G5-3			3	0	0	0	0	1	0
Troy Neel, L OBP: 0.266, SLG: 0.362 (1, 10)		1-1 BB HR 1B		3-3 K			1-1 F7			3	1	1	0	0	1	0
Craig Paquette, R OBP: 0.258, SLG: 0.475 (1, 5)		1-2 K		3-2 P3			2-2 G6-3			3	0	0	0	0	1	1
Mike Bordick, R OBP: 0.343, SLG: 0.333 (1, 6)		4-2 HR BB		3-2 F8			3-2 G5-3			2	1	0	0	1	0	0
Lance Blankenship, R OBP: 0.403, SLG: 0.335 (1, 8)		1-0 HR		0-2 G6-3			0-0 L4			3	1	1	3	0	0	0

Inning Stats	R: 1 E: 0 K: 0 S: 8	H: 1 LOB: 0 BB: 0 P: 10	R: 3 E: 0 K: 2 S: 15	H: 2 LOB: 0 BB: 1 P: 26	R: 0 E: 0 K: 0 S: 8	H: 2 LOB: 0 BB: 0 P: 13	R: 0 E: 0 K: 1 S: 12	H: 0 LOB: 0 BB: 0 P: 18	R: 0 E: 0 K: 0 S: 12	H: 0 LOB: 1 BB: 1 P: 22	R: 0 E: 0 K: 0 S: 5	H: 0 LOB: 0 BB: 0 P: 9	R: 0 E: 0 K: 0 S: 8	H: 0 LOB: 0 BB: 0 P: 14	R: 0 E: 0 K: 1 S: 7	H: 0 LOB: 0 BB: 0 P: 7	1B: 3 2B: 1 3B: 0 HR: 2	SF: 0 SAC: 0 DP: 1 HBP: 0	WP: 0 PB: 0 SB: 0 CS: 1	PA: 30
---------------------	------------------------------	----------------------------------	-------------------------------	----------------------------------	------------------------------	----------------------------------	-------------------------------	----------------------------------	-------------------------------	----------------------------------	------------------------------	---------------------------------	------------------------------	----------------------------------	------------------------------	---------------------------------	----------------------------------	------------------------------------	----------------------------------	--------

PITCHER	IP	WLS	BF	H	R	ER	SO	BB	IBB	HBP	BLK	WP	HR	S	P	ERA	WHIP
Mark Gardner, R ERA: 6.11 (1, 1)	5.0	L	20	5	4	4	3	2	0	0	0	0	2	55	89	7.20	1.400
Mark Gubicza, R ERA: 4.88 (6, 1)	3.0		9	0	0	0	1	0	0	0	0	0	0	20	30	0.00	0.000

BOTTOM

Kansas City Royals @ Oakland Athletics
Oakland-Alameda County Coliseum, Oakland, CA

livebaseballscorecards.com

AB	27
R	4
H	5
RBI	4
BB	2
SO	4
LOB	3



Sun Jun 20 1993, 3:33 AM PDT
Att. 32,843 - Sunny - 62 F

Oakland Athletics @ Seattle Mariners
 The Kingdome, Seattle, WA
 Mon Jun 21 1993, 10:05 PM EDT
 Att. 17,706 - Dome

livebaseballscorecards.com

AB	38
R	5
H	14
RBI	5
BB	3
SO	6
LOB	21



Batter	1	2	3	4	5	6	7	8	9	AB R H RBI BB SO LOB
Rickey Henderson, R OBP: 0.448, SLG: 0.452 (1, 7) C B X	1-1 G6-4-3 1B 1B		2-2 P3 ②		4-0 G3-1 BB		3-3 K ② C B F C	2-3 K ③		4 0 1 0 1 2 4
Brent Gates, S OBP: 0.335, SLG: 0.337 (1, 4) X	0-0 G6-4-3 1B 1-2		0-2 BB 1B 1-3		1-1 G3-1 ② 1-2 2-3		0-1 1B 2-H	1-2 F7 ① F B X		5 0 3 1 0 0 2
Kevin Seitzer, R OBP: 0.311, SLG: 0.355 (1, 3) X	0-0 G6-4-3 ① ② 1-2f 2-3		4-2 BB 1-2		1-1 F8 ③		1-3 K ③ C SAFE SAFE F B S		0-2 2B 1B	4 1 1 0 1 1 5
Ruben Sierra, S OBP: 0.269, SLG: 0.391 (1, 9) B X	1-0 P2 ③		2-2 G3-1 ③			1-2 G4-3 ① F T F X		3-1 SH5-4 1B 1B	2-2 F9 ② B S B X	5 1 1 0 0 0 5
Terry Steinbach, R OBP: 0.340, SLG: 0.427 (1, 2) X		0-0 G6-3 ①		2-2 G1-3 ① F B F X		1-3 K ② B S F S		0-0 SH5-4 1B 1B	0-1 2B 1-H	5 1 2 1 0 1 0
Troy Neel, L OBP: 0.275, SLG: 0.392 (1, 10) B S F X		1-2 G4-3 ②		1-1 G2-6-3 1B S B X		2-1 HR S B B X		2-1 SH5-4 ① C B B X	2-1 F9 ③	3 1 2 1 0 0 0 1 0 0 0 0 0 1
Lance Blankenship, R OBP: 0.401, SLG: 0.333 (8, 8) S B B S X				1-0 G2-6-3 ② ③ 1-2f		1-1 L9 ③ B F X		4-0 FC4 1B IBB		3 0 0 0 0 1 1 0 0 0 0 1 0 0 0 0 0 0 0 0 0 0 0 0 0 0 0 0
Scott Brosius, R OBP: 0.250, SLG: 0.292 (1, 8) S B B S X		3-3 K ③								4 1 2 2 0 1 0
Mike Aldrete, L OBP: 0.333, SLG: 0.392 (8, PH) S B B S X										
Mike Mohler, R (8, 1) S B B S X										
Rich Gossage, R (8, 1) S B B S X										
Dennis Eckersley, R (9, 1) S B B S X										
Craig Paquette, R OBP: 0.273, SLG: 0.492 (1, 5) B F B S X			2-3 K ①		1-2 P6 ① B C B X		1-1 1B 2B	2-2 FC4 1B 1-2 2-H 3-H		4 1 2 2 0 1 0
Mike Bordick, R OBP: 0.346, SLG: 0.341 (1, 6) X	0-0 1B 1B				2-1 G3-1 2B B C B X		2-2 P4 ① B B B X	0-1 FC4 ② 1-2f 2-3		4 0 2 0 0 0 3

Inning Stats	R: 0 E: 0 K: 0 S: 5	H: 2 LOB: 1 BB: 0 P: 7	R: 0 E: 0 K: 1 S: 7	H: 0 LOB: 0 BB: 0 P: 11	R: 0 E: 0 K: 1 S: 15	H: 2 LOB: 3 BB: 1 P: 25	R: 0 E: 0 K: 0 S: 6	H: 1 LOB: 0 BB: 0 P: 10	R: 0 E: 0 K: 0 S: 9	H: 1 LOB: 2 BB: 1 P: 18	R: 1 E: 0 K: 1 S: 12	H: 1 LOB: 0 BB: 0 P: 17	R: 1 E: 0 K: 2 S: 15	H: 2 LOB: 1 BB: 0 P: 22	R: 2 E: 0 K: 1 S: 13	H: 3 LOB: 2 BB: 1 P: 26	R: 1 E: 0 K: 0 S: 13	H: 2 LOB: 1 BB: 0 P: 18	1B: 10 2B: 3 3B: 0 HR: 1	SF: 0 SAC: 1 DP: 2 HBP: 0	WP: 0 PB: 0 SB: 0 CS: 0	PA: 42
--------------	------------------------------	---------------------------------	------------------------------	----------------------------------	-------------------------------	----------------------------------	------------------------------	----------------------------------	------------------------------	----------------------------------	-------------------------------	----------------------------------	-------------------------------	----------------------------------	-------------------------------	----------------------------------	-------------------------------	----------------------------------	-----------------------------------	------------------------------------	----------------------------------	--------

PITCHER	IP	WLS	BF	H	R	ER	SO	BB	IBB	HBP	BLK	WP	HR	S	P	ERA	WHIP
Erik Hanson, R ERA: 2.82 (1, 1)	6.0		26	8	2	2	3	2	0	0	0	0	1	56	91	3.00	1.667
Rich DeLucia, R ERA: 3.93 (7, 1)	1.0	L	6	3	2	2	2	0	0	0	0	0	0	16	25	18.00	3.000
Dennis Powell, L ERA: 3.58 (8, 1)	0.1		1	0	0	0	0	0	0	0	0	0	0	2	4	0.00	0.000
Jeff Nelson, R ERA: 2.45 (8, 1)	0.2		4	1	0	0	1	0	1	0	0	0	0	8	16	0.00	1.500
Bob Ayrault, R ERA: 8.76 (9, 1)	1.0		5	2	1	1	0	0	0	0	0	0	0	13	18	9.00	2.000

PITCHER	IP	WLS	BF	H	R	ER	SO	BB	IBB	HBP	BLK	WP	HR	S	P	ERA	WHIP
---------	----	-----	----	---	---	----	----	----	-----	-----	-----	----	----	---	---	-----	------

Batter	1	2	3	4	5	6	7	8	9	AB	R	H	RBI	BB	SO	LOB
Omar Vizquel, S (1, 6) OBP: 0.352, SLG: 0.302	0-0 HR 1B	0-2 L6			0-0 G1-3		1-1 E6 CS WP			4	1	1	0	0	0	1
Mackey Sasser, L (1, 7) OBP: 0.282, SLG: 0.329 Henry Cotto, R (8, 7) OBP: 0.196, SLG: 0.242	0-0 F8	0-3 K			0-0 F9		3-3 K 1-3			4	0	0	0	0	2	3
Ken Griffey Jr., L (1, 8) OBP: 0.400, SLG: 0.583	3-2 HR 1-H				0-2 G1-3		1-2 G3		1-2 F8	4	1	1	2	0	0	0
Pete O'Brien, L (1, 10) OBP: 0.342, SLG: 0.430 Greg Litton, R (8, PH) OBP: 0.357, SLG: 0.360	2-1 2B				2-1 F7		0-0 G4-3		0-1 G3	3	0	1	0	0	0	0
Jay Buhner, R (1, 9) OBP: 0.377, SLG: 0.525	2-2 L7				0-2 G5-3		1-2 1B 1B		0-1 1B	4	1	2	0	0	0	1
Tino Martinez, L (1, 3) OBP: 0.355, SLG: 0.468	4-2 FC6-4 BB				0-1 G3		0-1 1B 1-2 1B		1-1 P5	3	0	1	0	1	0	1
Mike Blowers, R (1, 5) OBP: 0.323, SLG: 0.447	2-2 FC6-4 1-2f				2-1 F9		1-1 1B 1-3 2-H 1B		1-3 K	4	0	1	1	0	1	2
Dave Valle, R (1, 2) OBP: 0.379, SLG: 0.401					2-3 K		2-0 G6-3		0-1 F9	4	0	1	0	0	1	2
Bret Boone, R (1, 4) OBP: 0.279, SLG: 0.439					3-2 G5-3		1-0 F8		0-3 K	4	0	0	0	0	1	1

Inning Stats	R: 2	H: 3	E: 0	K: 0	S: 17	H: 3	LOB: 2	BB: 1	P: 30	R: 0	H: 1	E: 0	K: 1	S: 14	H: 0	LOB: 1	BB: 0	P: 20	R: 0	H: 0	E: 0	K: 0	S: 8	H: 0	LOB: 0	BB: 0	P: 10	R: 0	H: 0	E: 0	K: 1	S: 7	H: 0	LOB: 0	BB: 0	P: 11	R: 0	H: 0	E: 0	K: 0	S: 3	H: 3	LOB: 2	BB: 0	P: 17	R: 0	H: 0	E: 1	K: 1	S: 8	H: 0	LOB: 1	BB: 0	P: 12	R: 0	H: 1	E: 0	K: 0	S: 9	H: 1	LOB: 1	BB: 0	P: 11	R: 0	H: 0	E: 0	K: 2	S: 10	H: 0	LOB: 0	BB: 0	P: 11	1B: 5	2B: 3	3B: 0	HR: 1	SF: 0	SAC: 0	DP: 1	HBP: 0	WP: 1	PB: 0	SB: 0	CS: 1	PA: 36
--------------	------	------	------	------	-------	------	--------	-------	-------	------	------	------	------	-------	------	--------	-------	-------	------	------	------	------	------	------	--------	-------	-------	------	------	------	------	------	------	--------	-------	-------	------	------	------	------	------	------	--------	-------	-------	------	------	------	------	------	------	--------	-------	-------	------	------	------	------	------	------	--------	-------	-------	------	------	------	------	-------	------	--------	-------	-------	-------	-------	-------	-------	-------	--------	-------	--------	-------	-------	-------	-------	--------

PITCHER	IP	WLS	BF	H	R	ER	SO	BB	IBB	HBP	BLK	WP	HR	S	P	ERA	WHIP
Ron Darling, R (1, 1) ERA: 5.99	6.0		26	7	3	3	2	1	0	0	0	0	1	61	92	4.50	1.333
Storm Davis, R (7, 1) ERA: 6.27	1.0	W	3	0	0	0	1	0	0	0	0	1	0	8	12	0.00	0.000
Mike Mohler, L (8, 1) ERA: 5.4	0.1		1	0	0	0	0	0	0	0	0	0	0	3	4	0.00	0.000
Rich Gossage, R (8, 1) ERA: 2.42	0.2		3	1	0	0	0	0	0	0	0	0	0	6	7	0.00	1.500
Dennis Eckersley, R (9, 1) ERA: 4.73	1.0	S	3	0	0	0	2	0	0	0	0	0	0	10	11	0.00	0.000


BOTTOM

Oakland Athletics @ Seattle Mariners
The Kingdome, Seattle, WA

Mon Jun 21 1993, 10:05 PM EDT
Att. 17,706 - Dome

livebaseballscorecards.com

AB	35
R	3
H	8
RBI	3
BB	1
SO	5
LOB	11



Batter	1	2	3	4	5	6	7	8	9	AB	R	H	RBI	BB	SO	LOB	TOP					
Rickey Henderson, R OBP: 0.457, SLG: 0.458 Scott Hemond, R OBP: 0.273, SLG: 0.260	0-1 FC4-6 1B	3-2 2B 1B	0-1 P2		2-1 2B 1B	4-2 1-2 2-3 BB		4-1 WP 1B SF8-2-5 BB		4	2	3	2	2	0	3						
Brent Gates, S OBP: 0.340, SLG: 0.355	2-2 1 SAFE FC4-6 BB 1B SF7 1-2f	3-2 2B 1B		1-0 G4-3	2-1 2B	1-1 P3		2-2 WP 1B		6	1	3	2	0	0	4						
Ruben Sierra, S OBP: 0.277, SLG: 0.399 Shawn Hillegas, R	1-1 BB 1B	0-0 G3		1-1 2B	3-1 G4-3		2-0 2B 1B	4-0 BB 1B		5	1	3	0	1	0	3						
Troy Neel, L OBP: 0.297, SLG: 0.421	4-1 1-2 2-3 BB		0-0 F9 2B	4-2 G6-4-3 BB		1-1 HR 1B	0-0 1B 2B	1-2 SF8-2-5 2-3 3-H		3	2	3	1	2	0	0						
Terry Steinbach, R OBP: 0.333, SLG: 0.420 Scott Brosius, R OBP: 0.245, SLG: 0.286	2-2 SF7 3-H		2-2 F9 2-3	0-0 G6-4-3 1-2f		2-3 K	2-3 K		1-3 K	4	0	0	1	0	2	6						
Craig Paquette, R OBP: 0.292, SLG: 0.543	2-3 K		0-0 PB 2B		3-2 G5-3	1-2 HR	4-0 1B IBB		1-2 P4	5	1	2	3	1	1	2						
Mike Aldrete, L OBP: 0.344, SLG: 0.407 Kevin Seitzer, R OBP: 0.313, SLG: 0.356		2-1 G6-3	2-3 K		4-2 BB 1B BB	2-2 BB 2B	0-1 G6-4-3 1B		0-1 G1-3	3	1	1	0	1	1	1	AB 38					
Mike Bordick, R OBP: 0.351, SLG: 0.338		0-0 L7	4-2 BB BB		4-2 1B 2B BB	4-2 BB BB	1-1 G6-4-3 1-2f			2	1	0	0	3	0	3	R 10					
Lance Blankenship, R OBP: 0.401, SLG: 0.327		4-2 S 1B BB	4-2 BB		2-2 K	2-2 F9		2-1 G5-3		3	1	0	0	2	1	4	H 16					
Inning Stats	R: 1 E: 0 K: 1 S: 15	H: 2 LOB: 2 BB: 1 P: 26	R: 2 E: 0 K: 0 S: 15	H: 2 LOB: 1 BB: 1 P: 27	R: 1 E: 0 K: 1 S: 15	H: 2 LOB: 3 BB: 2 P: 27	R: 0 E: 0 K: 0 S: 6	H: 1 LOB: 1 BB: 1 P: 12	R: 2 E: 0 K: 1 S: 19	H: 2 LOB: 2 BB: 2 P: 39	R: 2 E: 0 K: 1 S: 20	H: 3 LOB: 3 BB: 2 P: 37	R: 1 E: 0 K: 1 S: 9	H: 3 LOB: 2 BB: 1 P: 18	R: 1 E: 0 K: 0 S: 9	H: 1 LOB: 1 BB: 2 P: 22	R: 0 E: 0 K: 1 S: 9	H: 0 LOB: 0 BB: 0 P: 11	1B: 8 2B: 8 3B: 0 HR: 1	SF: 2 SAC: 0 DP: 3 HBP: 0	WP: 1 PB: 1 SB: 1 CS: 0	PA: 52
PITCHER	IP WLS BF H R ER SO BB IBB HBP BLK WP HR S P ERA WHIP															IP WLS BF H R ER SO BB IBB HBP BLK WP HR S P ERA WHIP						
Jim Converse, R ERA: 5.31	(1, 1) 2.1 L 15 6 4 4 1 2 0 0 0 0 0 36 61 15.43 3.429																					
Dwayne Henry, R ERA: 6.53	(3, 1) 2.1 14 3 2 2 2 5 0 0 0 0 0 32 65 7.71 3.429																					
Rich DeLucia, R ERA: 4.33	(5, 1) 1.0 8 3 2 2 1 2 0 0 0 0 1 20 39 18.00 5.000																					
Dennis Powell, L ERA: 3.99	(6, 1) 1.2 11 4 2 2 1 2 1 0 0 1 0 17 39 10.80 3.600																					
Bob Ayrault, R ERA: 7.71	(8, 1) 1.2 4 0 0 0 1 0 0 0 0 0 0 12 15 0.00 0.000																					

Oakland Athletics @ Seattle Mariners
The Kingdome, Seattle, WA
Tue Jun 22 1993, 10:05 PM EDT
Att. 17,616 - Dome

livebaseballscorecards.com



Batter	1	2	3	4	5	6	7	8	9
Omar Vizquel, S OBP: 0.352, SLG: 0.300 Bret Boone, R OBP: 0.295, SLG: 0.439	2-2 G6-3		2-3 K			4-2 FC3-6 BB		4-2 HR BB	
Mackey Sasser, L OBP: 0.270, SLG: 0.313	3-2 F7		2-2 K			1-2 FC3-6 F8 1B BLK 1-2f		0-1 F8	
Ken Griffey Jr., L OBP: 0.405, SLG: 0.595	2-2 G6-3			4-0 BB		2-0 BLK 1B 1-2		3-2 HR 1-H	
Pete O'Brien, L OBP: 0.335, SLG: 0.420		2-2 F7		1-2 L9		1-0 F8 2-3		0-1 F7	
Jay Buhner, R OBP: 0.375, SLG: 0.518		1-3 K		3-2 L8		4-1 BB 1-2 3-H 2-3		2-2 P6	
Tino Martinez, L OBP: 0.354, SLG: 0.469		2-2 2B		0-0 G4-3		2-3 K			0-0 G4-3
Mike Blowers, R OBP: 0.327, SLG: 0.444		4-0 BB			2-3 K		2-2 G4-3 1B		0-0 G6-3
Dave Valle, R OBP: 0.378, SLG: 0.399 Bill Haselman, R OBP: 0.324, SLG: 0.407		3-3 K			1-3 K		1-2 P4		0-2 F9
Greg Litton, R OBP: 0.323, SLG: 0.321			2-3 K		0-3 K		0-1 G4-3 1-2f		

AB	R	H	RBI	BB	SO	LOB
2	0	0	0	1	1	0
0	1	0	0	1	0	0
4	1	0	0	0	1	2
3	1	2	2	1	0	0
4	0	0	0	0	0	3
3	0	0	0	1	1	1
4	0	1	0	0	1	3
3	0	1	0	1	1	0
1	0	0	0	0	1	2
3	0	0	0	0	1	1
3	0	0	0	0	2	1

BOTTOM

Oakland Athletics @ Seattle Mariners
The Kingdom, Seattle, WA
Tue Jun 22 1993, 10:05 PM EDT
Att. 17,616 - Dome

livebaseballscorecards.com

AB	30
R	3
H	4
RBI	2
BB	5
SO	9
LOB	13



Inning Stats	R: 0	H: 0	E: 0	K: 0	S: 13	H: 0	LOB: 0	BB: 0	P: 20	R: 0	H: 1	E: 0	K: 2	S: 13	H: 0	LOB: 2	BB: 1	P: 25	R: 0	H: 0	E: 0	K: 3	S: 9	H: 0	LOB: 0	BB: 0	P: 15	R: 0	H: 0	E: 0	K: 3	S: 11	H: 0	LOB: 0	BB: 0	P: 14	R: 1	H: 1	E: 0	K: 1	S: 13	H: 1	LOB: 2	BB: 2	P: 27	R: 0	H: 1	E: 0	K: 0	S: 9	H: 1	LOB: 0	BB: 0	P: 12	R: 2	H: 1	E: 0	K: 0	S: 14	H: 1	LOB: 0	BB: 1	P: 23	R: 0	H: 0	E: 0	K: 0	S: 5	H: 0	LOB: 0	BB: 0	P: 5	1B: 2	SF: 0	2B: 1	SAC: 0	3B: 0	DP: 1	HR: 1	HBP: 0	WP: 0	PA: 35
--------------	------	------	------	------	-------	------	--------	-------	-------	------	------	------	------	-------	------	--------	-------	-------	------	------	------	------	------	------	--------	-------	-------	------	------	------	------	-------	------	--------	-------	-------	------	------	------	------	-------	------	--------	-------	-------	------	------	------	------	------	------	--------	-------	-------	------	------	------	------	-------	------	--------	-------	-------	------	------	------	------	------	------	--------	-------	------	-------	-------	-------	--------	-------	-------	-------	--------	-------	--------

PITCHER	IP	WLS	BF	H	R	ER	SO	BB	IBB	HBP	BLK	WP	HR	S	P	ERA	WHIP
Bobby Witt, R ERA: 3.79	(1, 1)	5.2	23	2	1	1	8	4	0	0	1	0	0	62	110	1.59	1.059
Joe Boever, R ERA: 3.33	(6, 1)	2.1	9	2	2	2	1	1	0	0	0	0	1	28	42	7.71	1.286
Shawn Hillegas, R ERA: 7.63	(9, 1)	1.0	3	0	0	0	0	0	0	0	0	0	0	5	5	0.00	0.000

Batter	1	2	3	4	5	6	7	8	9	10	11	12	13	14	AB R H RBI BB SO LOB	TOP																		
Rickey Henderson, R OBP: 0.456, SLG: 0.471 (1, 7)	0-1 HR	3-2 G1-3		2-2 1B		3-2 G5-3		3-2 1B		3-2 F9			0-2 FC3-6		7 1 3 2 0 0 3																			
Kevin Seitzer, R OBP: 0.316, SLG: 0.358 (1, 3)	0-1 2B		0-1 G3	1-2 1B		1-2 F8		0-1 1B		0-3 K			0-1 F9		7 0 3 0 0 1 1																			
Ruben Sierra, S OBP: 0.284, SLG: 0.399 (1, 9)	1-2 P3		0-0 BB	0-1 L7			0-1 P2	4-0 IBB		0-1 G6-4-3			4-1 FC6-4		5 1 2 0 2 0 3																			
Terry Steinbach, R OBP: 0.332, SLG: 0.418 (1, 2)	1-0 2B		4-2 HR			3-2 F8	1-2 G6-3	3-1 G5-3		2-0 G6-4-3			1-2 FC6-4		6 1 1 0 1 0 5																			
Craig Paquette, R OBP: 0.291, SLG: 0.571 (1, 5)	1-3 K		0-1 HR			0-1 F9	0-3 K		1-2 F7			2-2 2B		3-1 P4	7 1 2 3 0 2 1																			
Troy Neel, L OBP: 0.303, SLG: 0.424 (1, 10)		0-0 BB	2-3 K			4-1 1B		1-0 2B	3-3 K			3-1 F7		2-2 F7	6 1 2 0 1 2 1																			
Scott Brosius, R OBP: 0.250, SLG: 0.288 (8, PH)		0-3 K	0-0 F8			0-2 1B		1-0 E	3-3 K			4-0 IBB		4-2 BB	3 0 1 0 0 1 1																			
Brent Gates, S OBP: 0.348, SLG: 0.357 (8, 4)						1-2 1B		2-H 1B				G5-4-3			2 1 1 1 2 1 0																			
Mike Bordick, R OBP: 0.349, SLG: 0.333 (1, 6)		4-1 BB		1-3 K		1-1 F7		1-0 E		3-2 F8		1-2 G5-4-3		3-2 G4-3	6 1 1 1 1 1 5																			
Lance Blankenship, R OBP: 0.396, SLG: 0.320 (8, 8)		3-2 F8		1-2 F7		1-2 G6-3		1-0 SH5-3		1-0 P3			4-2 BB		4 0 0 0 1 0 2																			
Inning Stats	R: 1 E: 0 K: 1 S: 11	H: 3 LOB: 1 BB: 0 P: 14	R: 0 E: 0 K: 1 S: 11	H: 1 LOB: 2 BB: 1 P: 21	R: 3 E: 0 K: 1 S: 11	H: 2 LOB: 0 BB: 1 P: 17	R: 0 E: 0 K: 1 S: 15	H: 2 LOB: 2 BB: 0 P: 20	R: 0 E: 0 K: 0 S: 12	H: 1 LOB: 2 BB: 1 P: 20	R: 0 E: 0 K: 1 S: 10	H: 0 LOB: 0 BB: 0 P: 15	R: 0 E: 0 K: 2 S: 9	H: 0 LOB: 0 BB: 0 P: 16	R: 0 E: 0 K: 0 S: 8	H: 0 LOB: 0 BB: 0 P: 15	R: 0 E: 0 K: 1 S: 6	H: 1 LOB: 0 BB: 0 P: 8	R: 0 E: 0 K: 0 S: 9	H: 1 LOB: 1 BB: 1 P: 19	R: 0 E: 0 K: 0 S: 11	H: 0 LOB: 2 BB: 2 P: 20	R: 0 E: 0 K: 0 S: 10	H: 0 LOB: 1 BB: 1 P: 22	1B: 11 2B: 3 3B: 0 HR: 2	SF: 0 SAC: 1 DP: 2 HBP: 0	WP: 0 PB: 0 SB: 2 CS: 0	PA: 62						
PITCHER	IP WLS BF H R ER SO BB IBB HBP BLK WP HR S P ERA WHIP																																	
Dave Fleming, L ERA: 3.95 (1, 1)	6.1	30	9	4	4	4	4	3	0	0	0	0	0	0	0	2	72	109	5.68	1.895														
Jeff Nelson, R ERA: 3.29 (7, 1)	1.2	10	5	3	3	1	0	1	0	0	0	0	0	0	0	17	32	16.20	3.000															
Norm Charlton, L ERA: 2.42 (9, 1)	1.0	3	0	0	0	2	0	0	0	0	0	0	0	0	0	9	16	0.00	0.000															
Bob Ayrault, R ERA: 6.75 (10, 1)	2.0	6	1	0	0	1	0	0	0	0	0	0	0	0	0	14	23	0.00	0.500															
Dwayne Henry, R ERA: 6.07 (12, 1)	3.0	W 13	1	0	0	0	0	3	1	0	0	0	0	0	0	30	61	0.00	1.333															

Oakland Athletics @ Seattle Mariners
The Kingdom, Seattle, WA
Wed Jun 23 1993, 10:05 PM EDT
Att: 18,625 - Dome

livebaseballscores.com

AB	53
R	7
H	16
RBI	7
BB	8
SO	8
LOB	22



Batter	1	2	3	4	5	6	7	8	9	10	11	12	13	14	AB	R	H	RBI	BB	SO	LOB
Mike Felder, S OBP: 0.292, SLG: 0.304 (1, 7)	2-1 1B BB 1B	0-2 SAFE P6		1-1 L4		1-2 G6-3			1-1 F7	0-2 G3-1			2-3 K		7	1	1	0	0	1	3
Rich Amaral, R OBP: 0.353, SLG: 0.378 (1, 4)	2-1 BB BB HR 1B	0-1 G4-6-3			0-0 F9	2-1 L9			4-1 BB BB		1-3 K		0-1 G1-3		6	1	1	0	1	1	1
Ken Griffey Jr., L OBP: 0.408, SLG: 0.603 (1, 8)	4-2 BB HR BB		2-0 F8		3-0 HR		2-2 L4		4-1 BB BB	1-2 BB	1-3 K		0-0 1B		5	2	2	1	2	1	0
Pete O'Brien, L OBP: 0.333, SLG: 0.417 (1, 3)	4-2 HR BB		0-0 F8		1-1 G4-1		0-2 G3-1		3-3 K		3-2 2B		2-0 F7		6	1	1	1	1	1	3
Jay Buhner, R OBP: 0.380, SLG: 0.544 (1, 9)	0-0 HR		2-2 2B		0-2 BB BB 1B		0-3 K		0-2 G1-3		3-3 K			3-2 WP 3B	7	2	4	4	0	2	3
Tino Martinez, L OBP: 0.359, SLG: 0.463 (1, 10)	4-0 G4-6-3 BB		4-0 IBB		4-0 BB 1-2 BB		1-2 G6-3			1-1 P3		2-3 K		4-0 FC6-4 IBB	3	0	0	0	4	1	0
Mike Blowers, R OBP: 0.327, SLG: 0.438 Mackey Sasser, L OBP: 0.297, SLG: 0.310 Greg Litton, R OBP: 0.294, SLG: 0.290 (1, 5)	1-3 K		0-1 F8		4-1 BB 1-2 2-3 BB		3-1 F9		2-2 F8		0-3 K		0-3 K		2	0	0	0	1	1	3
Dave Valle, R OBP: 0.377, SLG: 0.395 Bill Haselman, R OBP: 0.352, SLG: 0.492 (1, 2)	0-1 G4-6-3			2-0 HBP	1-1 L4		1-0 HR		1-0 HR	4-2 1B BB		0-0 2B		2-1 WP	2	0	0	0	0	0	4
Omar Vizquel, S OBP: 0.355, SLG: 0.304 (1, 6)		0-2 G4-6-3 1B		2-0 G4-6-3		1-3 K		3-2 1B		0-1 1B		1-0 G6-3			3	1	2	1	1	0	1

Inning Stats	R: 5	H: 3	E: 0	K: 1	S: 18	P: 35	R: 0	H: 1	E: 0	K: 0	S: 8	P: 8	R: 0	H: 1	E: 0	K: 0	S: 9	R: 0	H: 0	E: 0	K: 0	S: 3	P: 8	R: 1	H: 2	E: 0	K: 0	S: 10	R: 0	H: 0	E: 0	K: 1	S: 8	R: 0	H: 0	E: 0	K: 1	S: 10	R: 1	H: 2	E: 0	K: 0	S: 10	R: 0	H: 0	E: 0	K: 1	S: 11	R: 0	H: 0	E: 0	K: 1	S: 12	R: 0	H: 1	E: 0	K: 3	S: 12	R: 0	H: 1	E: 0	K: 2	S: 8	R: 0	H: 1	E: 0	K: 1	S: 8	R: 1	H: 1	E: 0	K: 0	S: 6	R: 1	H: 1	E: 0	K: 0	S: 6	1B: 7	2B: 3	3B: 1	HR: 3	SF: 0	SAC: 0	DP: 3	HBP: 1	WP: 1	PA: 62
--------------	------	------	------	------	-------	-------	------	------	------	------	------	------	------	------	------	------	------	------	------	------	------	------	------	------	------	------	------	-------	------	------	------	------	------	------	------	------	------	-------	------	------	------	------	-------	------	------	------	------	-------	------	------	------	------	-------	------	------	------	------	-------	------	------	------	------	------	------	------	------	------	------	------	------	------	------	------	------	------	------	------	------	-------	-------	-------	-------	-------	--------	-------	--------	-------	--------

PITCHER	IP	WLS	BF	H	R	ER	SO	BB	IBB	HBP	BLK	WP	HR	S	P	ERA	WHIP
Kelly Downs, R ERA: 6.19	4.2		24	7	6	6	1	4	1	1	0	0	0	4	83	11.57	2.357
Storm Davis, R ERA: 6.0	2.1		8	0	0	0	2	1	0	0	0	0	0	21	32	0.00	0.429
Vince Horsman, L ERA: 10.8	0.1		1	0	0	0	0	0	0	0	0	0	0	3	4	0.00	0.000
Rich Gossage, R ERA: 2.67	1.0		5	2	1	1	0	1	0	0	0	0	1	10	22	9.00	3.000
Mike Mohler, L ERA: 5.31	0.1		2	0	0	0	1	1	0	0	0	0	0	5	12	0.00	3.000
PITCHER	IP	WLS	BF	H	R	ER	SO	BB	IBB	HBP	BLK	WP	HR	S	P	ERA	WHIP
Ed Nunez, R ERA: 3.03	3.1		14	3	0	0	5	1	0	0	0	0	0	35	53	0.00	1.200
Shawn Hillegas, R ERA: 7.61	13.1	L	8	2	1	1	1	0	1	0	0	1	0	14	27	6.75	1.500


BOTTOM

Oakland Athletics @ Seattle Mariners
The Kingdom, Seattle, WA

Wed Jun 23 1993, 10:05 PM EDT
Att. 18,625 - Dome

livebaseballscorecards.com

AB 51
R 8
H 14
RBI 7
BB 10
SO 10
LOB 22



Batter	1	2	3	4	5	6	7	8	9	AB R H RBI BB SO LOB	TOP
Rickey Henderson, R OBP: 0.458, SLG: 0.469 (1, 10) B F B B	4-1 PB BB SF9 BB		2-3 SAFE 1-2 K		2-2 1B		1-1 L9		4-0 BB 1-2 BB	3 1 1 0 2 1 1	
Lance Blankenship, R OBP: 0.401, SLG: 0.326 (1, 8) B B B	4-0 SF9 PB 1-2 BB		3-3 K		1-3 K			2-2 F7 SF8 2B	4-2 BB	3 1 1 1 2 2 2	
Ruben Sierra, S OBP: 0.280, SLG: 0.391 (1, 9) B B C X	2-1 P3		1-3 K		1-2 F7			1-0 F7	0-3 K	5 0 0 0 0 2 8	
Kevin Seitzer, R OBP: 0.315, SLG: 0.357 Mike Aldrete, L OBP: 0.344, SLG: 0.407 (1, 3) (9, 3) B B X	2-0 SF9 1-3 2-H			4-0 S 1B BB		1-3 K		1-1 SF8		1 0 0 2 1 1 0 0 0 0 0 0 0 0	
Craig Paquette, R OBP: 0.289, SLG: 0.556 (1, 5) B X	1-0 G4-3			2-1 S 1-2 1B		0-3 K		1-3 K		4 0 1 0 0 2 1	
Brent Gates, S OBP: 0.351, SLG: 0.356 (1, 4) C B B F		2-3 K		0-3 K		1-1 1B			4-0 FC5-4 SH1-4 BB	3 1 1 0 1 2 2	
Scott Brosius, R OBP: 0.237, SLG: 0.273 (1, 7) C B B		1-3 K		1-3 K		0-0 F8			1-1 SH1-4	3 0 0 0 0 2 3	
Mike Bordick, R OBP: 0.347, SLG: 0.329 (1, 6) B B C B F X		2-2 G3		2-3 K			3-2 L4		4-2 FC5-4 BB	3 0 0 0 1 1 2	
Scott Hemond, R OBP: 0.276, SLG: 0.250 Terry Steinbach, R OBP: 0.331, SLG: 0.416 (1, 2) (9, PH) (9, 2) B C B B			4-1 WP S BB		2-3 K		0-0 B2-3		0-1 FC5-4 BB BB 1-2f 2-3	2 0 0 0 1 1 0 1 0 0 0 0 0 2	
Inning Stats	R: 1 H: 0 E: 0 LOB: 1 K: 0 BB: 2 S: 5 P: 18	R: 0 H: 0 E: 0 LOB: 0 K: 2 BB: 0 S: 9 P: 14	R: 0 H: 0 E: 0 LOB: 1 K: 3 BB: 1 S: 12 P: 22	R: 0 H: 1 E: 0 LOB: 2 K: 3 BB: 1 S: 12 P: 21	R: 0 H: 1 E: 0 LOB: 1 K: 2 BB: 0 S: 12 P: 18	R: 0 H: 1 E: 0 LOB: 1 K: 2 BB: 0 S: 9 P: 11	R: 0 H: 0 E: 0 LOB: 0 K: 0 BB: 0 S: 6 P: 10	R: 1 H: 1 E: 0 LOB: 0 K: 1 BB: 0 S: 9 P: 14	R: 1 H: 0 E: 0 LOB: 3 K: 1 BB: 4 S: 13 P: 30	1B: 3 SF: 2 2B: 1 SAC: 1 3B: 0 DP: 0 HR: 0 HBP: 0	WP: 1 PA: 39 PB: 1 SB: 3 CS: 0
PITCHER Randy Johnson, L ERA: 2.88 (1, 1)	IP WLS BF H R ER SO BB IBB HBP BLK WP HR S P ERA WHIP										

Oakland Athletics @ Seattle Mariners
The Kingdome, Seattle, WA
Thu Jun 24 1993, 6:33 AM EDT
Att. 22,848 - Dome

livebaseballscorecards.com

AB 28
R 3
H 4
RBI 3
BB 8
SO 14
LOB 21



Batter	1	2	3	4	5	6	7	8	9	AB	R	H	RBI	BB	SO	LOB
Mike Felder, S OBP: 0.287, SLG: 0.298 (1, 7)	P5		P5-3		L6		SH3-4		L6	4	0	0	0	0	0	1
Greg Litton, R OBP: 0.289, SLG: 0.286 (1, 4) (9, 5)	E6		K		2B		G6-3		F7	4	1	1	0	0	1	1
Pete O'Brien, L OBP: 0.332, SLG: 0.415 (9, PH)	G3				1B				F9	1	0	0	0	0	0	0
Ken Griffey Jr., L OBP: 0.412, SLG: 0.605 (1, 8)	G3				1B		BB		BB	4	1	2	1	1	0	1
Jay Buhner, R OBP: 0.385, SLG: 0.543 (1, 10)					1B		BB		IBB	2	0	1	0	2	0	1
Tino Martinez, L OBP: 0.357, SLG: 0.458 (1, 3)					1B		IBB		BB	3	0	0	0	1	0	6
Mackey Sasser, L OBP: 0.269, SLG: 0.310 Henry Cotto, R OBP: 0.204, SLG: 0.250 (8, PH) (9, 9)					BB		G4-6-3		F7	3	0	1	0	0	0	2
Mike Blowers, R OBP: 0.333, SLG: 0.435 Rich Amaral, R OBP: 0.351, SLG: 0.376 (8, PH) (9, 4)					1B				G4-3	1	0	1	0	0	0	0
Bill Haselman, R OBP: 0.347, SLG: 0.469 (1, 2)					BB		F8		G4-3	1	0	0	0	2	0	0
Omar Vizquel, S OBP: 0.357, SLG: 0.305 (1, 6)					BB		F8		F7	1	0	0	0	0	0	1
					BB		F8		G4-3	3	0	0	1	1	0	3
					BB		F8		G4-3	3	0	1	0	1	0	4

Inning Stats	R: 0	H: 0	R: 0	H: 1	R: 0	H: 1	R: 1	H: 2	R: 0	H: 0	R: 0	H: 1	R: 0	H: 0	R: 0	H: 0	R: 0	H: 1	R: 0	H: 0	1B: 6	SF: 0	WP: 0	PA: 39
	E: 1	LOB: 0	E: 0	LOB: 2	E: 0	LOB: 0	E: 0	LOB: 3	E: 0	LOB: 0	E: 0	LOB: 3	E: 0	LOB: 1	E: 0	LOB: 0	E: 0	LOB: 1	E: 0	LOB: 0	2B: 2	SAC: 1	PB: 0	
	K: 0	BB: 0	K: 0	BB: 2	K: 0	BB: 0	K: 0	BB: 2	K: 0	BB: 0	K: 0	BB: 3	K: 0	BB: 0	K: 0	BB: 0	K: 0	BB: 0	K: 0	BB: 0	3B: 0	DP: 4	SB: 0	
	S: 5	P: 8	S: 11	P: 23	S: 10	P: 15	S: 13	P: 22	S: 11	P: 18	S: 6	P: 8	S: 8	P: 25	S: 16	P: 21	S: 6	P: 7	S: 6	P: 7	HR: 0	HBP: 0	CS: 0	

PITCHER	IP	WLS	BF	H	R	ER	SO	BB	IBB	HBP	BLK	WP	HR	S	P	ERA	WHIP
Joe Slusarski, R ERA: 5.19 (1, 1)	6.2		31	6	2	2	1	6	2	0	0	0	0	62	114	2.70	1.800
Vince Horsman, L ERA: 9.0 (7, 1)	0.1		1	0	0	0	0	0	0	0	0	0	0	2	5	0.00	0.000
Dennis Eckersley, R ERA: 4.4 (8, 1)	2.0	W	7	1	0	0	0	0	0	0	0	0	0	22	28	0.00	0.500


BOTTOM

Oakland Athletics @ Seattle Mariners
The Kingdome, Seattle, WA

Thu Jun 24 1993, 6:33 AM EDT
Att. 22,848 - Dome

livebaseballscorecards.com

AB	30
R	2
H	7
RBI	2
BB	8
SO	1
LOB	20



Batter	1	2	3	4	5	6	7	8	9	AB	R	H	RBI	BB	SO	LOB
David Hulse, L (1, 8) OBP: 0.323, SLG: 0.374	0-1 G5-4-3 1B		1-0 F8	2-2 G6-3		0-3 K	1-0 BB 1B			5	0	2	2	0	1	2
Julio Franco, R (1, 10) OBP: 0.294, SLG: 0.408	0-1 G5-4-3 1-2f		3-2 1B 2B 1B	4-0 BB		3-2 G5-3	4-2 2-H 3-H 1-2 FC6-4 BB			3	1	1	0	2	0	2
Rafael Palmeiro, L (1, 3) OBP: 0.332, SLG: 0.470	0-1 1B 2B		3-2 1-3 2B 1B	0-0 F8			G5-3 FC6-4			5	2	2	0	0	0	4
Juan Gonzalez, R (1, 7) OBP: 0.390, SLG: 0.650	1-0 FC6-4 2-H 1B		0-0 1-H 3-H 2B 2B		0-0 P4		1-1 FC4-6 BB 1B 1B	0-0 G4-6-3 1B		5	2	4	3	0	0	0
Ivan Rodriguez, R (1, 2) OBP: 0.328, SLG: 0.414	0-1 FC6-4 1-2f		0-0 L7		1-1 HR		1-0 FC4-6 1B	0-2 G4-6-3		5	1	2	1	0	0	3
Dan Peltier, L (1, 9) OBP: 0.459, SLG: 0.533		0-0 L1	1-2 2B		2-2 L9		2-2 FC4-6 BB 1B	0-0 P4		4	1	1	1	0	0	2
Doug Dascenzo, S (8, 9) OBP: 0.217, SLG: 0.287			2-H 2B				1-2f 2-3 1B			1	0	0	0	0	0	0
Dean Palmer, R (1, 5) OBP: 0.327, SLG: 0.521		4-2 FC3-6 BB	1-3 K		0-0 F8		4-0 BB 1B BB			2	1	0	0	2	1	1
Doug Strange, S (1, 4) OBP: 0.332, SLG: 0.403		0-0 FC3-6 FC4-6 1-2f		1-1 G6-3 1B		3-1 G4-3 S 1B	4-0 1B 1B BB			3	1	2	1	1	0	1
Mario Diaz, R (1, 6) OBP: 0.276, SLG: 0.310		0-1 FC4-6 1-2f		0-0 G6-3 1-2		3-2 G4-3 1-3	2-2 1B 1B			4	1	1	2	0	0	3

Inning Stats	R: 1	H: 3	E: 0	K: 0	S: 9	LOB: 1	BB: 0	P: 10	R: 0	H: 0	E: 0	K: 0	S: 6	LOB: 1	BB: 1	P: 10	R: 3	H: 4	E: 0	K: 1	S: 20	LOB: 1	BB: 0	P: 29	R: 0	H: 1	E: 0	K: 0	S: 8	LOB: 2	BB: 1	P: 15	R: 1	H: 1	E: 0	K: 0	S: 10	LOB: 0	BB: 0	P: 13	R: 0	H: 1	E: 0	K: 1	S: 13	LOB: 1	BB: 0	P: 21	R: 5	H: 4	E: 0	K: 0	S: 17	LOB: 2	BB: 3	P: 38	R: 0	H: 1	E: 0	K: 0	S: 5	LOB: 0	BB: 0	P: 5
--------------	------	------	------	------	------	--------	-------	-------	------	------	------	------	------	--------	-------	-------	------	------	------	------	-------	--------	-------	-------	------	------	------	------	------	--------	-------	-------	------	------	------	------	-------	--------	-------	-------	------	------	------	------	-------	--------	-------	-------	------	------	------	------	-------	--------	-------	-------	------	------	------	------	------	--------	-------	------

PITCHER	IP	WLS	BF	H	R	ER	SO	BB	IBB	HBP	BLK	WP	HR	S	P	ERA	WHIP
Bob Welch, R (1, 1) ERA: 4.55	5.0		25	9	5	5	1	2	0	0	0	0	0	53	77	9.00	2.200
Storm Davis, R (6, 1) ERA: 6.63	1.2	L	11	4	5	5	1	2	0	0	0	0	0	25	49	27.00	3.600
Mike Mohler, L (7, 1) ERA: 5.23	0.1		3	1	0	0	0	1	0	0	0	0	0	5	10	0.00	6.000
Joe Boever, R (8, 1) ERA: 3.26	1.0		3	1	0	0	0	0	0	0	0	0	0	5	5	0.00	1.000

BOTTOM

Oakland Athletics @ Texas Rangers
Arlington Stadium, Arlington, TX

Sat Jun 26 1993, 8:05 PM EDT
Att: 40,827 - Unknown - 88 F

AB	37
R	10
H	15
RBI	10
BB	5
SO	2
LOB	18

livebaseballscorecards.com



1B:	11	SF:	0	WP:	0	PA:	42
2B:	3	SAC:	0	PB:	0		
3B:	0	DP:	2	SB:	1		
HR:	1	HBP:	0	CS:	0		

Batter	1	2	3	4	5	6	7	8	9	AB R H RBI BB SO LOB	TOP	
Rickey Henderson, R OBP: 0.462, SLG: 0.477 (1, 7) C X	0-1 G4-3 ①			3-2 G5-3 ①		0-1 L4 ②			0-0 FC5-4 ① 1B 1-2f	4 0 0 0 0 0 1		
Brent Gates, S OBP: 0.355, SLG: 0.363 (1, 4) C C B X	1-2 G6-3 ②			1-2 FC6-5 2B		1-1 F8 ③			2-1 1B 1-3	4 0 2 0 0 0 0		
Ruben Sierra, S OBP: 0.281, SLG: 0.398 (1, 9) C X	0-1 P5 ③			1-1 FC6-5 ② 2-3			3-3 K ①		0-3 K ②	4 0 0 0 0 2 3		
Troy Neel, L OBP: 0.299, SLG: 0.412 (1, 10) C S		0-3 K ①		0-0 G4-3 ③			0-0 G4-3 ②		0-0 G4-3 ③	4 0 0 0 0 1 3		
Terry Steinbach, R OBP: 0.336, SLG: 0.419 (1, 2) X		0-0 G4-3 ②			1-1 G1-3 ①		2-3 K ③			3 0 0 0 0 1 0		
Mike Aldrete, L OBP: 0.344, SLG: 0.404 (1, 3) B C X		1-1 F8 ③			1-1 G4-3 1B			0-0 G1-3 ①		3 0 1 0 0 0 0		
Kevin Seitzer, R OBP: 0.313, SLG: 0.352 (1, 5) C B F B B B			4-2 CS BB		3-2 G4-3 ② 1-2			2-3 K ②		2 0 0 0 1 1 1		
Mike Bordick, R OBP: 0.348, SLG: 0.330 (1, 6) C B C X			1-2 G5-4-3 1B		0-1 F8 ③			2-1 G1-3 ③		3 0 1 0 0 0 1		
Scott Brosius, R OBP: 0.227, SLG: 0.258 (1, 8) B X			1-0 G5-4-3 ② 1-2f			1-1 F8 ①			1-1 FC5-4 1B	3 0 1 0 0 0 1		
Inning Stats	R: 0 H: 0 E: 0 LOB: 0 K: 0 BB: 0 S: 7 P: 8	R: 0 H: 0 E: 0 LOB: 0 K: 1 BB: 0 S: 6 P: 7	R: 0 H: 1 E: 0 LOB: 0 K: 0 BB: 1 S: 6 P: 12	R: 0 H: 1 E: 0 LOB: 1 K: 0 BB: 0 S: 9 P: 14	R: 0 H: 1 E: 0 LOB: 1 K: 0 BB: 0 S: 11 P: 16	R: 0 H: 0 E: 0 LOB: 0 K: 0 BB: 0 S: 6 P: 8	R: 0 H: 0 E: 0 LOB: 0 K: 2 BB: 0 S: 7 P: 12	R: 0 H: 0 E: 0 LOB: 0 K: 1 BB: 0 S: 7 P: 11	R: 0 H: 2 E: 0 LOB: 2 K: 1 BB: 0 S: 9 P: 12	1B: 4 SF: 0 2B: 1 SAC: 0 3B: 0 DP: 1 HR: 0 HBP: 0	WP: 0 PA: 31 PB: 0 SB: 0 CS: 1	
PITCHER Kevin Brown, R (1, 1) ERA: 2.91	IP WLS BF H R ER SO BB IBB HBP BLK WP HR S P ERA WHIP	9.0 W 31 5 0 0 5 1 0 0 0 0 0 0 68 100 0.00 0.667										

Oakland Athletics @ Texas Rangers
Arlington Stadium, Arlington, TX

Sun Jun 27 1993, 8:05 PM EDT
Att. 30,174 - Unknown - 93 F

livebaseballscorecards.com

AB 30
R 0
H 5
RBI 0
BB 1
SO 5
LOB 10



Batter	1	2	3	4	5	6	7	8	9	10	11	AB R H RBI BB SO LOB	TOP														
Luis Polonia, L OBP: 0.307, SLG: 0.317 (1, 7)	L8	CS	HR 1B		SF9 2B		G1-3		F7			5 2 2 0 0 0 0	California Angels @ Oakland Athletics Oakland-Alameda County Coliseum, Oakland, CA Tue Jun 29 1993, 7:05 PM PDT Att: 20,575 - Unknown - 68 F														
Chad Curtis, R OBP: 0.404, SLG: 0.385 (1, 8)	K		F8		F8		FC5-4 BB		G5-3			4 0 0 0 1 1 2															
Tim Salmon, R OBP: 0.389, SLG: 0.516 (1, 9)	HR		F9		SF9		FC5-4					4 1 1 2 0 0 2															
Chili Davis, S OBP: 0.305, SLG: 0.412 (1, 10)	2B 1B		HR		K							5 2 2 2 0 1 0															
J.T. Snow, L OBP: 0.330, SLG: 0.422 (1, 3)	2B		P5				G4-3		G3-1			4 1 1 1 1 0 0															
Kelly Gruber, R OBP: 0.309, SLG: 0.462 Rene Gonzales, R OBP: 0.358, SLG: 0.296 Stan Javier, S OBP: 0.300, SLG: 0.303 Rod Correia, R (8, 5)	P3				F8		K		1B 3B			2 0 0 0 0 0 1 1 0 0 0 0 1 0 1 1 1 1 0 0 0 1 0 0 0 0 0 0															
Torey Lovullo, S OBP: 0.351, SLG: 0.431 (1, 4)		K			2B		1B		CS 1B			5 0 3 1 0 1 0															
Gary Disarcina, R OBP: 0.278, SLG: 0.347 (1, 6)		K			F7		G4-3		K			5 0 0 0 0 2 3															
John Orton, R OBP: 0.260, SLG: 0.292 Greg Myers, L OBP: 0.308, SLG: 0.385 (7, PH) (7, 2)			CS BB		P4		G4-3		G4-3			1 0 0 0 1 0 1 2 0 0 0 0 0 0															
Inning Stats	R: 2 E: 0 K: 1 S: 14	H: 3 LOB: 1 BB: 0 P: 22	R: 0 E: 0 K: 2 S: 10	H: 0 LOB: 0 BB: 1 P: 15	R: 2 E: 0 K: 0 S: 10	H: 2 LOB: 0 BB: 0 P: 16	R: 0 E: 0 K: 0 S: 6	H: 1 LOB: 1 BB: 0 P: 12	R: 1 E: 0 K: 1 S: 8	H: 1 LOB: 0 BB: 0 P: 11	R: 0 E: 0 K: 1 S: 11	H: 1 LOB: 1 BB: 0 P: 17		R: 0 E: 0 K: 0 S: 10	H: 0 LOB: 1 BB: 1 P: 18	R: 2 E: 0 K: 1 S: 10	H: 2 LOB: 1 BB: 1 P: 20	R: 0 E: 0 K: 0 S: 7	H: 0 LOB: 0 BB: 0 P: 10	R: 0 E: 0 K: 0 S: 10	H: 0 LOB: 0 BB: 0 P: 17	R: 0 E: 0 K: 0 S: 6	H: 0 LOB: 0 BB: 0 P: 11	1B: 4 2B: 4 3B: 1 HR: 2	SF: 1 SAC: 0 DP: 1 HBP: 0	WP: 0 PB: 0 SB: 1 CS: 2	PA: 45
PITCHER	IP	WLS	BF	H	R	ER	SO	BB	IBB	HBP	BLK	WP		HR	S	P	ERA	WHIP									
Ron Darling, R ERA: 6.11 (1, 1)	6.0		26	8	5	5	5	1	0	0	0	0	2	59	93	7.50	1.500										
Vince Horsman, L ERA: 5.0 (7, 1)	0.2		2	0	0	0	0	0	0	0	0	0	0	7	10	0.00	0.000										
Rich Gossage, R ERA: 2.93 (7, 1)	0.2		4	0	1	1	0	2	0	0	0	0	0	5	14	13.50	3.000										
Dennis Eckersley, R ERA: 4.45 (8, 1)	1.2		6	2	1	1	1	0	0	0	0	0	0	15	24	5.40	1.200										
Ed Nunez, R ERA: 2.77 (10, 1)	2.0	W	6	0	0	0	0	0	0	0	0	0	0	16	28	0.00	0.000										

livebaseballscorecards.com

AB	40
R	7
H	10
RBI	7
BB	3
SO	6
LOB	9



Batter	1	2	3	4	5	6	7	8	9	10	11	AB R H RBI BB SO LOB
Rickey Henderson, R OBP: 0.486, SLG: 0.482 (1, 7)	3-2 1B		2-2 G4-3 BB 1B	1-2 G1-3		1-2 FC6-4 1B		0-1 2B 1B		3-3 K		6 0 4 0 0 1 0
Kevin Seitzer, R OBP: 0.313, SLG: 0.353 (1, 3)	3-1 F7		4-2 G4-3 BB 1B		1-2 G6-3	3-2 FC6-4 HR		0-2 2B		1-1 F7		5 1 1 1 1 0 3
Ruben Sierra, S OBP: 0.288, SLG: 0.412 (1, 9)	2-2 P5		2-1 G4-3 1-2f 2-3 1B		0-0 FC5 WP 1B	1-2 HR		4-0 FC6-4 IBB			2-2 1B 1B	5 2 3 3 1 0 3
Dave Henderson, R OBP: 0.255, SLG: 0.396 (1, 10)	1-1 F7		0-0 F9		3-1 F8	1-1 G6-3		2-3 K			2-2 L5	6 0 0 0 0 1 6
Terry Steinbach, R OBP: 0.343, SLG: 0.426 (1, 2)		2-2 F8		0-0 1B SF7 2B	4-1 BB		0-1 WP 1B		1-1 FC6-4		0-0 1B S 1B	5 1 3 0 1 0 2 0 0 0 0 0 0 0
Scott Hemond, R OBP: 0.276, SLG: 0.250 (11, PR)												
Craig Paquette, R OBP: 0.309, SLG: 0.543 (1, 5)		1-1 1B BB 1B		1-2 SF7 HR 1B	0-1 FC5		1-0 WP 1B			3-2 G4-6-3 1B		6 1 4 0 0 1 4
Brent Gates, S OBP: 0.359, SLG: 0.362 (1, 4)		4-2 1B BB		0-2 SF7		2-0 1B FC6-4 HBP	1-2 K			2-2 G4-6-3		3 1 1 2 1 1 3
Mike Bordick, R OBP: 0.346, SLG: 0.328 (1, 6)		3-1 1B		1-2 F7		0-0 G6-3	1-2 K			2-2 K		5 0 1 0 0 2 4
Scott Brosius, R OBP: 0.239, SLG: 0.303 (1, 8)		1-1 F8		3-2 HR		4-0 FC6-4 1B HR BB	3-2 K			0-1 G4-3		4 2 1 2 1 1 4

Inning Stats	R: 0	H: 1	R: 0	H: 2	R: 0	H: 1	R: 3	H: 3	R: 0	H: 1	R: 4	H: 2	R: 0	H: 2	R: 0	H: 1	R: 0	H: 0	R: 1	H: 3	1B: 14	SF: 1	WP: 2	PA: 52	
E: 0	LOB: 1	E: 0	LOB: 2	E: 0	LOB: 1	E: 0	LOB: 0	E: 0	LOB: 2	E: 0	LOB: 0	E: 0	LOB: 2	E: 0	LOB: 0	E: 0	LOB: 0	E: 0	LOB: 2	E: 0	LOB: 2	2B: 2	SAC: 0	PB: 0	
K: 0	BB: 0	K: 0	BB: 1	K: 0	BB: 1	K: 0	BB: 0	K: 0	BB: 1	K: 0	BB: 1	K: 0	BB: 0	K: 1	BB: 1	K: 1	BB: 0	K: 1	BB: 0	K: 1	BB: 0	3B: 0	DP: 2	SB: 1	
S: 12	P: 21	S: 11	P: 22	S: 8	P: 16	S: 17	P: 22	S: 9	P: 17	S: 13	P: 25	S: 14	P: 20	S: 11	P: 18	S: 9	P: 16	S: 7	P: 11	S: 13	P: 20	HR: 2	HBP: 1	CS: 0	

PITCHER	IP	WLS	BF	H	R	ER	SO	BB	IBB	HBP	BLK	WP	HR	S	P	ERA	WHIP
Mark Langston, L ERA: 2.62 (1, 1)	5.0		24	8	3	3	0	3	0	0	0	1	1	57	98	5.40	2.200
Mike Butcher, R ERA: 21.6 (6, 1)	0.2		6	2	4	4	0	1	0	1	0	0	1	11	22	54.00	4.500
Doug Linton, R ERA: 7.04 (6, 1)	1.1		6	2	0	0	3	0	0	0	0	1	0	16	23	0.00	1.500
Gene Nelson, R ERA: 1.26 (8, 1)	3.0		11	3	0	0	3	0	1	0	0	0	0	27	45	0.00	1.000
Ken Patterson, L ERA: 7.07 (11, 1)	0.2	L	5	3	1	1	1	0	0	0	0	0	0	13	20	13.50	4.500

BOTTOM

California Angels @ Oakland Athletics
Oakland-Alameda County Coliseum, Oakland, CA

livebaseballscores.com

AB	45
R	8
H	18
RBI	8
BB	5
SO	7
LOB	29



Tue Jun 29 1993, 7:05 PM PDT
Att: 20,575 - Unknown - 68 F

Batter	1	2	3	4	5	6	7	8	9	AB R H RBI BB SO LOB	TOP											
Luis Polonia, L (1, 7) OBP: 0.308, SLG: 0.320	0-1 F8		2-1 SH1-3		0-2 G4-3		3-2 G4-3		2-3 K	4 0 1 0 0 1 1												
Stan Javier, S (1, 8) OBP: 0.292, SLG: 0.316	0-1 G1-3		0-0 1B		1-1 G4-3		2-2 L5		2-3 K	5 1 1 2 0 1 2												
Tim Salmon, R (1, 9) OBP: 0.388, SLG: 0.508	1-3 K		4-1 1B		2-3 K			2-1 BB		3 0 1 0 1 2 1												
Chili Davis, S (1, 10) OBP: 0.310, SLG: 0.409		2-2 G4-3	2-2 1B		2-2 G3			4-2 BB		3 0 1 1 1 0 1												
J.T. Snow, L (1, 3) OBP: 0.330, SLG: 0.416		4-2 BB	1-1 G3-6-3		2-0 G4-3			3-3 K		3 0 0 0 1 1 4												
Torey Lovullo, S (1, 4) OBP: 0.341, SLG: 0.416		0-0 F9		1-2 E6		2-1 L9		2-1 F8		4 0 0 0 0 0 3												
Greg Myers, L (1, 2) OBP: 0.305, SLG: 0.372		0-0 G4-1		3-2 F8		0-0 1B		2-3 K		4 0 1 0 0 1 4												
Rene Gonzales, R (1, 5) OBP: 0.363, SLG: 0.308			1-1 SH1-3		3-2 FC6-4				2-1 F9	4 1 2 0 0 1 1												
Gary Disarcina, R (1, 6) OBP: 0.280, SLG: 0.348			1-0 SH1-3		1-1 FC6-4				0-2 1B	4 1 2 0 0 0 1												
Inning Stats	R: 0 E: 0 K: 1 S: 7	H: 0 LOB: 0 BB: 0 P: 8	R: 0 E: 0 K: 0 S: 9	H: 0 LOB: 1 BB: 1 P: 15	R: 3 E: 0 K: 0 S: 12	H: 4 LOB: 1 BB: 1 P: 23	R: 0 E: 1 K: 0 S: 13	H: 1 LOB: 1 BB: 0 P: 21	R: 0 E: 0 K: 1 S: 11	H: 1 LOB: 1 BB: 0 P: 16	R: 0 E: 0 K: 1 S: 13	H: 1 LOB: 1 BB: 0 P: 19	R: 0 E: 0 K: 0 S: 8	H: 0 LOB: 0 BB: 0 P: 14	R: 0 E: 0 K: 2 S: 13	H: 1 LOB: 2 BB: 1 P: 26	R: 0 E: 0 K: 2 S: 15	H: 1 LOB: 1 BB: 0 P: 21	1B: 7 2B: 1 3B: 1 HR: 0	SF: 0 SAC: 1 DP: 1 HBP: 0	WP: 0 PB: 0 SB: 0 CS: 1	PA: 38
PITCHER	IP WLS BF H R ER SO BB IBB HBP BLK WP HR S P ERA WHIP																					
Bob Welch, R (1, 1) ERA: 4.54	6.0 W 26 7 3 3 3 2 0 0 0 0 0 0 65 102 4.50 1.500																					
Storm Davis, R (7, 1) ERA: 6.51	1.0 4 1 0 0 0 0 0 0 0 0 0 0 10 18 0.00 1.000																					
Ed Nunez, R (8, 1) ERA: 2.63	2.0 S 8 1 0 0 4 1 0 0 0 0 0 0 26 43 0.00 1.000																					

California Angels @ Oakland Athletics
Oakland-Alameda County Coliseum, Oakland, CA

Thu Jul 01 1993, 3:33 AM PDT
Att. 22,572 - Sunny - 74 F

livebaseballscorecards.com

AB	34
R	3
H	9
RBI	3
BB	3
SO	7
LOB	18



Batter	1	2	3	4	5	6	7	8	9	AB	R	H	RBI	BB	SO	LOB
Rickey Henderson, R (1, 7) OBP: 0.472, SLG: 0.483	4-2 SH1-3 1B BB		2-2 G5-4-3 1B	1-1 S 1B 1B		4-2 S BB		0-1 F9		3	2	2	0	2	0	1
Brent Gates, S (1, 4) OBP: 0.360, SLG: 0.383	1-0 SH1-3 1-2		1-2 G5-4-3 1-2f	0-0 1B 1B		2-2 F8		2-1 FC7-5 1-3		4	0	1	1	0	0	3
Ruben Sierra, S (1, 9) OBP: 0.291, SLG: 0.409	1-2 P3		1-1 HR 1B	2-1 P9		0-0 P5				4	1	1	0	0	0	4
Terry Steinbach, R (1, 10) OBP: 0.348, SLG: 0.440	1-0 BB 1B		0-1 HR	1-1 1B		1-0 P3				4	1	3	4	0	0	1
Kevin Seitzer, R (1, 3) OBP: 0.315, SLG: 0.355	4-2 BB		2-0 2B	2-2 K		1-2 G6-3				3	0	1	0	1	1	2
Dave Henderson, R (1, 8) OBP: 0.255, SLG: 0.387	2-3 K		4-2 BB	2-2 F8		0-0 P2				3	0	0	0	1	1	4
Craig Paquette, R (1, 5) OBP: 0.294, SLG: 0.520		2-3 K	2-3 K		3-3 K		1-0 2B			4	0	1	0	0	3	2
Mike Bordick, R (1, 6) OBP: 0.344, SLG: 0.326		0-0 G4-3		1-1 E 2B		1-1 G6-3		3-2 P3		4	1	0	0	0	0	1
Scott Hemond, R (1, 2) OBP: 0.290, SLG: 0.286		0-0 B1-3		1-1 1B 1B 2B		0-3 K		1-0 FC7-5 S 1B		4	1	2	1	0	1	0

Inning Stats	R: 1	H: 1	E: 0	K: 1	S: 15	LOB: 2	BB: 2	P: 28	R: 0	H: 0	E: 0	K: 1	S: 6	LOB: 0	BB: 0	P: 8	R: 2	H: 4	E: 0	K: 1	S: 20	LOB: 2	BB: 1	P: 32	R: 3	H: 4	E: 2	K: 1	S: 16	LOB: 2	BB: 0	P: 25	R: 0	H: 0	E: 0	K: 2	S: 8	LOB: 0	BB: 0	P: 12	R: 0	H: 0	E: 0	K: 0	S: 10	LOB: 1	BB: 1	P: 15	R: 0	H: 1	E: 0	K: 0	S: 8	LOB: 1	BB: 0	P: 13	R: 0	H: 1	E: 0	K: 0	S: 5	LOB: 0	BB: 0	P: 8
1B: 7	2B: 4	3B: 0	HR: 1	SF: 0	SAC: 1	DP: 2	HBP: 0	WP: 0	PB: 0	SB: 3	CS: 0	PA: 38																																																				

PITCHER	IP	WLS	BF	H	R	ER	SO	BB	IBB	HBP	BLK	WP	HR	S	P	ERA	WHIP
Chuck Finley, L ERA: 3.0	(1, 1)	3.1	22	9	6	5	3	3	0	0	0	0	1	51	83	13.50	3.600
Mike Butcher, R ERA: 6.75	(4, 1)	3.2	13	1	0	0	3	1	0	0	0	0	0	32	50	0.00	0.545
Steve Frey, L ERA: 1.88	(8, 1)	1.0	3	1	0	0	0	0	0	0	0	0	0	5	8	0.00	1.000

BOTTOM

California Angels @ Oakland Athletics
Oakland-Alameda County Coliseum, Oakland, CA

Thu Jul 01 1993, 3:33 AM PDT
Att: 22,572 - Sunny - 74 F

livebaseballscorecards.com

AB	33
R	6
H	11
RBI	6
BB	4
SO	6
LOB	18



Batter	1	2	3	4	5	6	7	8	9	AB R H RBI BB SO LOB	TOP
Bernie Williams, S (1, 8) OBP: 0.321, SLG: 0.428	2-0 P5		0-1 F7		1-1 SAFE 1-H HR		3-3 K			4 1 1 2 0 1 1	New York Yankees @ Oakland Athletics Oakland-Alameda County Coliseum, Oakland, CA Fri Jul 02 1993, 7:05 PM PDT Att. 25,233 - Unknown - 63 F
Wade Boggs, L (1, 5) OBP: 0.375, SLG: 0.371	4-1 FC5-4 BB		1-2 F8		1-2 L6		1-2 F7			3 0 0 0 1 0 0	
Don Mattingly, L (1, 3) OBP: 0.342, SLG: 0.395	1-0 FC5-4 1-2f		1-3 K		1-3 K		0-1 G4-3			4 0 0 0 0 2 1	
Danny Tartabull, R (1, 10) OBP: 0.333, SLG: 0.455	3-3 K			1-2 F8		0-0 F7		0-2 P4		4 0 0 0 0 1 1	
Paul O'Neill, L (1, 9) OBP: 0.368, SLG: 0.532		3-2 G4-3		1-2 E7 1B		2-3 K		1-3 K		4 0 1 0 0 2 0	
Dion James, L (1, 7) OBP: 0.355, SLG: 0.454		0-1 G4-3		0-0 G6-4-3 1B		1-2 P7		0-1 F7		4 0 1 0 0 0 0	
Mike Gallego, R (1, 6) OBP: 0.414, SLG: 0.504		4-2 3B BB		2-2 G6-4-3 1-2f		2-1 1B		1-3 K		3 1 1 0 1 1 2	
Mike Stanley, R (1, 2) OBP: 0.388, SLG: 0.526		3-2 1-H 3B		2-0 P4		0-3 K				3 0 1 1 0 1 1	
Pat Kelly, R (1, 4) OBP: 0.314, SLG: 0.393		1-3 K		1-1 HR 1B		1 SAFE 2-3 K				3 1 1 0 0 2 2	
Inning Stats	R: 0 E: 0 K: 1 S: 6 H: 0 LOB: 1 BB: 1 P: 16	R: 1 E: 0 K: 1 S: 15 H: 1 LOB: 1 BB: 1 P: 26	R: 0 E: 0 K: 1 S: 9 H: 0 LOB: 0 BB: 0 P: 11	R: 0 E: 1 K: 0 S: 10 H: 2 LOB: 1 BB: 0 P: 14	R: 2 E: 0 K: 1 S: 11 H: 2 LOB: 0 BB: 0 P: 17	R: 0 E: 0 K: 1 S: 7 H: 0 LOB: 0 BB: 0 P: 10	R: 0 E: 0 K: 3 S: 11 H: 1 LOB: 1 BB: 0 P: 18	R: 0 E: 0 K: 0 S: 8 H: 0 LOB: 0 BB: 0 P: 9	R: 0 E: 0 K: 2 S: 8 H: 0 LOB: 0 BB: 0 P: 10	1B: 4 2B: 0 3B: 1 HR: 1 SF: 0 SAC: 0 DP: 1 HBP: 0	WP: 0 PB: 0 SB: 0 CS: 0 PA: 34
PITCHER	IP WLS BF H R ER SO BB IBB HBP BLK WP HR S P ERA WHIP										
Bobby Witt, R (1, 1) ERA: 3.83	9.0 W 34 6 3 3 10 2 0 0 0 0 0 1 85 131 3.00 0.889										
Bobby Witt, R (9, 1) ERA: 3.83	9.0 W 34 6 3 3 10 2 0 0 0 0 0 1 85 131 3.00 0.889										

AB	32
R	3
H	6
RBI	3
BB	2
SO	10
LOB	8



Batter	1	2	3	4	5	6	7	8	9
Rickey Henderson, R (1, 7) OBP: 0.469, SLG: 0.479	1-2 G5-3		1-0 G5-4-3		2-1 1B		2-2 G5-3		
Brent Gates, S (1, 4) OBP: 0.358, SLG: 0.386	1-0 G4-3		1-1 G4-3		1-2 G3		3-2 2B		
Ruben Sierra, S (1, 9) OBP: 0.293, SLG: 0.411	1-0 F8			2-1 G3		0-1 2B	4-0 IBB		
Troy Neel, L (1, 10) OBP: 0.304, SLG: 0.429		1-1 HR		4-0 FC5-4 BB		3-2 F7	2-1 FC1-6-4		
Kevin Seitzer, R (7, PH) OBP: 0.314, SLG: 0.354									
Terry Steinbach, R (1, 2) OBP: 0.346, SLG: 0.449		1-0 G6-3		0-1 FC5-4		0-0 HR		3-3 K	
Mike Aldrete, L (1, 3) OBP: 0.357, SLG: 0.403		2-0 1B		3-3 K		4-2 FC5-4 BB		1-2 F7	
Scott Brosius, R (8, PH) OBP: 0.224, SLG: 0.282									
Bobby Witt, R (9, 1)									
Dave Henderson, R (1, 8) OBP: 0.261, SLG: 0.386		0-0 L8			0-0 WP 1B	1-3 K		4-1 BB	
Craig Paquette, R (1, 5) OBP: 0.283, SLG: 0.500		0-0 G1-3			0-0 F9	0-1 FC5-4		0-0 G5-3	
Mike Bordick, R (1, 6) OBP: 0.344, SLG: 0.327			3-2 G5-4-3 1B		1-0 G6-3		0-1 G4-3		

Inning Stats	R: 0	H: 0	E: 0	K: 0	S: 5	P: 8	R: 1	H: 2	E: 0	K: 0	S: 6	R: 0	H: 1	E: 0	K: 0	S: 6	R: 0	H: 0	E: 0	K: 1	S: 8	R: 1	H: 2	E: 0	K: 0	S: 8	R: 2	H: 2	E: 1	K: 1	S: 13	R: 0	H: 1	E: 0	K: 0	S: 11	R: 0	H: 0	E: 0	K: 1	S: 10	R: 0	H: 0	E: 0	K: 1	S: 10
	LOB: 0	BB: 0	P: 8	LOB: 1	BB: 0	P: 10	LOB: 0	BB: 0	P: 11	LOB: 1	BB: 1	LOB: 1	BB: 0	P: 12	LOB: 1	BB: 1	LOB: 2	BB: 1	P: 22	LOB: 1	BB: 1	P: 18	LOB: 1	BB: 1	P: 18	LOB: 1	BB: 1	P: 21	LOB: 2	BB: 1	P: 22	LOB: 2	BB: 1	P: 18	LOB: 1	BB: 1	P: 18	LOB: 1	BB: 1	P: 18						

PITCHER	IP	WLS	BF	H	R	ER	SO	BB	IBB	HBP	BLK	WP	HR	S	P	ERA	WHIP
Bob Wickman, R (1, 1) ERA: 4.38	6.2	L	30	8	4	4	2	2	1	0	0	1	2	55	97	5.40	1.500
Steve Howe, L (7, 1) ERA: 7.91	1.1		5	0	0	0	1	1	0	0	0	0	0	12	22	0.00	0.750

BOTTOM


New York Yankees @ Oakland Athletics
Oakland-Alameda County Coliseum, Oakland, CA

Fri Jul 02 1993, 7:05 PM PDT
Att: 25,233 - Unknown - 63 F

AB	R	H	RBI	BB	SO	LOB
4	0	1	1	0	0	1
4	0	1	0	0	0	1
3	1	1	0	1	0	0
2	1	1	1	1	0	0
1	0	0	0	0	0	2
4	1	1	1	0	1	1
2	0	1	0	1	1	1
1	0	0	0	0	0	0
0	0	0	0	0	0	0
3	1	1	0	1	1	2
4	0	0	0	0	0	4
3	0	1	0	0	0	1

AB	31
R	4
H	8
RBI	3
BB	4
SO	3
LOB	13

WP: 1 PA: 35
PB: 0
SB: 0
CS: 0



PITCHER	IP	WLS	BF	H	R	ER	SO	BB	IBB	HBP	BLK	WP	HR	S	P	ERA	WHIP
Bob Wickman, R (1, 1) ERA: 4.38	6.2	L	30	8	4	4	2	2	1	0	0	1	2	55	97	5.40	1.500
Steve Howe, L (7, 1) ERA: 7.91	1.1		5	0	0	0	1	1	0	0	0	0	0	12	22	0.00	0.750

Batter	1	2	3	4	5	6	7	8	9	AB R H RBI BB SO LOB	TOP
Bernie Williams, S OBP: 0.319, SLG: 0.421 (1, 8) B C B S S	2-3 K		4-0 G5-4-3 BB		0-0 FC6-4 1B		2-1 G3		0-0 F8	4 0 0 0 1 1 3	
Mike Gallego, R OBP: 0.417, SLG: 0.504 (1, 5) (8, 6) B X	1-0 F9		0-0 G5-4-3		0-1 G6-3 1B		3-2 WP 1B			4 0 2 2 0 0 1	
Don Mattingly, L OBP: 0.344, SLG: 0.405 (1, 3) C B F X	1-2 1B 2B			1-1 2B 2B	1-1 G6-3		1-1 F9			4 1 2 0 0 0 3	
Danny Tartabull, R OBP: 0.340, SLG: 0.465 (1, 10) B C B X	2-1 1B			1-0 2B 2B		0-0 F7		2-2 1B		4 1 3 1 0 0 0	
Mike Stanley, R OBP: 0.386, SLG: 0.525 (1, 2) B B C S F C	2-3 K			0-0 CS 2B		0-2 L6		2-3 K		4 0 1 1 0 2 3	
Hensley Meulens, R OBP: 0.308, SLG: 0.364 (1, 7) Paul O'Neill, L OBP: 0.367, SLG: 0.528 (4, PH) (4, 9) C F B B B S		2-3 K		4-1 CS BB		0-3 K		1-2 F7		1 0 0 0 0 1 0 2 0 0 0 1 1 1	
Spike Owen, S OBP: 0.331, SLG: 0.339 (1, 6) Wade Boggs, L OBP: 0.373, SLG: 0.370 (8, PH) (8, 5) S B S X		1-1 G5-3		2-3 K		1-1 F8		3-3 K		3 0 0 0 0 1 2 1 0 0 0 0 1 1	
Gerald Williams, R OBP: 0.233, SLG: 0.405 (1, 9) (4, 7) Dion James, L OBP: 0.353, SLG: 0.451 (9, PH) C F B C S		1-3 K2-3		1-2 P4		2-2 G3 1B 1B		1-3 K		3 1 1 0 0 1 1 1 0 0 0 0 1 0	
Pat Kelly, R OBP: 0.319, SLG: 0.396 (1, 4) Kevin Maas, L OBP: 0.321, SLG: 0.415 (9, PH) F X			0-1 F8		3-1 FC6-4 1B		0-1 G3 1B		0-0 P4	3 1 2 0 0 0 0 1 0 0 0 0 0 0	
Inning Stats	R: 0 E: 0 K: 2 S: 12 H: 2 LOB: 2 BB: 0 P: 20	R: 0 E: 0 K: 2 S: 8 H: 0 LOB: 0 BB: 0 P: 12	R: 0 E: 0 K: 0 S: 3 H: 0 LOB: 0 BB: 1 P: 7	R: 2 E: 0 K: 1 S: 12 H: 3 LOB: 1 BB: 1 P: 20	R: 0 E: 0 K: 0 S: 7 H: 2 LOB: 1 BB: 0 P: 11	R: 0 E: 0 K: 1 S: 8 H: 0 LOB: 0 BB: 0 P: 8	R: 2 E: 0 K: 0 S: 15 H: 3 LOB: 1 BB: 0 P: 24	R: 0 E: 0 K: 2 S: 12 H: 1 LOB: 1 BB: 0 P: 20	R: 0 E: 0 K: 1 S: 5 H: 0 LOB: 0 BB: 0 P: 6	1B: 7 2B: 4 3B: 0 HR: 0 SF: 0 SAC: 0 DP: 2 HBP: 0	WP: 1 PB: 0 SB: 0 CS: 2 PA: 37
PITCHER	IP WLS BF H R ER SO BB IBB HBP BLK WP HR S P ERA WHIP	IP WLS BF H R ER SO BB IBB HBP BLK WP HR S P ERA WHIP	IP WLS BF H R ER SO BB IBB HBP BLK WP HR S P ERA WHIP	IP WLS BF H R ER SO BB IBB HBP BLK WP HR S P ERA WHIP	IP WLS BF H R ER SO BB IBB HBP BLK WP HR S P ERA WHIP	IP WLS BF H R ER SO BB IBB HBP BLK WP HR S P ERA WHIP	IP WLS BF H R ER SO BB IBB HBP BLK WP HR S P ERA WHIP	IP WLS BF H R ER SO BB IBB HBP BLK WP HR S P ERA WHIP	IP WLS BF H R ER SO BB IBB HBP BLK WP HR S P ERA WHIP	IP WLS BF H R ER SO BB IBB HBP BLK WP HR S P ERA WHIP	IP WLS BF H R ER SO BB IBB HBP BLK WP HR S P ERA WHIP
Mike Mohler, L ERA: 5.32 (1, 1)	3.0										
Joe Boever, R ERA: 3.02 (4, 1)	3.1	W									
Rich Gossage, R ERA: 3.21 (7, 1)	0.1										
Vince Horsman, L ERA: 4.91 (7, 1)	0.1										
Ed Nunez, R ERA: 2.57 (8, 1)	1.0										
Dennis Eckersley, R ERA: 4.18 (9, 1)	1.0										

New York Yankees @ Oakland Athletics
Oakland-Alameda County Coliseum, Oakland, CA

Sat Jul 03 1993, 3:33 AM PDT
Att. 30,207 - Sunny - 72 F

livebaseballscorecards.com

AB 35
R 4
H 11
RBI 4
BB 2
SO 9
LOB 15



Batter	1	2	3	4	5	6	7	8	9	AB R H RBI BB SO LOB	TOP											
Bernie Williams, S (1, 8) OBP: 0.320, SLG: 0.421	0-1 G5-3	3-1 FC4-6 1B		2-2 G3-1		3-1 HR 1B	3-2 G4-6-3			5 1 2 0 0 0 2												
Wade Boggs, L (1, 5) OBP: 0.374, SLG: 0.379	3-2 G4-3	1-2 FC4-6			4-2 BB 1B BB	2-1 HR		2-2 F7		4 1 1 3 1 0 2												
Don Mattingly, L (1, 3) OBP: 0.345, SLG: 0.403	4-1 HR BB		0-0 F7		2-1 F7	2-2 1B		0-0 F9		4 1 1 0 1 0 1												
Danny Tartabull, R (1, 10) OBP: 0.345, SLG: 0.482	1-0 HR		2-2 G3 BB 1B		3-1 BB 1B	2-3 K		0-3 K		5 1 3 2 0 2 1												
Paul O'Neill, L (1, 9) OBP: 0.372, SLG: 0.524	4-2 BB		4-1 G3 BB		4-2 BB	0-0 G4-3		0-1 F7		2 0 0 0 3 0 1												
Dion James, L (1, 7) Gerald Williams, R (9, PR) OBP: 0.233, SLG: 0.405	3-2 F7		0-1 G3		3-2 F8		0-0 1B 2B	4-2 1B BB		4 1 1 0 1 0 6 0 0 0 0 0 0 0												
Mike Gallego, R (1, 6) OBP: 0.409, SLG: 0.492		0-0 G6-3	1-3 K		1-0 F9		2-2 1B 1B	0-2 F8		5 0 1 1 0 1 6												
Mike Stanley, R (1, 2) OBP: 0.386, SLG: 0.520		4-2 1B BB		3-1 F8		1-2 F8	3-2 P6	0-2 1B		4 0 1 0 1 0 1												
Pat Kelly, R (1, 4) Kevin Maas, L (9, PH) OBP: 0.320, SLG: 0.413		0-1 F9		1-2 F8		4-2 1B HR BB	0-0 G4-6-3 1B	0-0 F7		3 1 1 0 1 0 1 1 0 0 0 0 0 2												
Inning Stats	R: 2 E: 0 K: 0 S: 12	H: 1 LOB: 1 BB: 2 P: 27	R: 0 E: 0 K: 0 S: 10	H: 1 LOB: 2 BB: 1 P: 18	R: 0 E: 0 K: 1 S: 10	H: 1 LOB: 2 BB: 1 P: 17	R: 0 E: 0 K: 0 S: 9	H: 0 LOB: 0 BB: 0 P: 15	R: 0 E: 0 K: 0 S: 14	H: 1 LOB: 3 BB: 2 P: 31	R: 3 E: 0 K: 1 S: 18	H: 3 LOB: 1 BB: 1 P: 32	R: 1 E: 0 K: 0 S: 13	H: 3 LOB: 1 BB: 0 P: 21	R: 0 E: 0 K: 1 S: 9	H: 0 LOB: 0 BB: 0 P: 11	R: 0 E: 0 K: 0 S: 11	H: 1 LOB: 2 BB: 1 P: 15	1B: 8 2B: 1 3B: 0 HR: 2	SF: 0 SAC: 0 DP: 1 HBP: 0	WP: 0 PB: 0 SB: 0 CS: 0	PA: 45
PITCHER	IP WLS BF H R ER SO BB IBB HBP BLK WP HR S P ERA WHIP																					
Ron Darling, R (1, 1) ERA: 6.27	5.1 29 6 5 5 1 7 0 0 0 0 2 65 128 8.44 2.438																					
Shawn Hillegas, R (6, 1) ERA: 7.39	2.2 W 11 4 1 1 2 0 0 0 0 0 0 30 44 3.38 1.500																					
Dennis Eckersley, R (9, 1) ERA: 4.05	1.0 S 5 1 0 0 0 0 1 0 0 0 0 0 11 15 0.00 2.000																					

New York Yankees @ Oakland Athletics
Oakland-Alameda County Coliseum, Oakland, CA
 Sun Jul 04 1993, 7:05 PM PDT
 Att. 43,627 - Sunny - 68 F

AB	37
R	6
H	11
RBI	6
BB	8
SO	3
LOB	23



WP: 0	PA: 45
PB: 0	
SB: 0	
CS: 0	

ERA	WHIP

livebaseballscorecards.com

Batter	1	2	3	4	5	6	7	8	9
Rickey Henderson, R OBP: 0.468, SLG: 0.489 (1, 7)	4-1 BB G5-4-3		2-2 G5-3			0-1 HR	3-2 G5-3	0-0 SF8	
Brent Gates, S OBP: 0.361, SLG: 0.382 (1, 4)	0-1 G5-4-3			2-2 FC6-4 1B		1-2 G5-3		1-2 2-3 3-H	
Ruben Sierra, S OBP: 0.298, SLG: 0.421 (1, 10) (9, 9)	0-0 F8			1-1 FC6-4		1-1 P5		1-1 1B 1B	
Dave Henderson, R OBP: 0.272, SLG: 0.438 (1, 8)		3-2 F9		0-3 K		3-2 HR		0-0 1B 1B 1B	
Terry Steinbach, R OBP: 0.347, SLG: 0.444 (1, 2)		2-2 G6-3		0-0 G4-3		3-2 BB 1B		0-1 BB 1B SF8 1B	
Kevin Seitzer, R OBP: 0.317, SLG: 0.353 (1, 3) (9, 5)		1-0 P3			1-2 G4-3	4-1 BB		1-0 1B BB SF8 1B	
Craig Paquette, R OBP: 0.283, SLG: 0.486 Troy Neel, L OBP: 0.313, SLG: 0.437 Dennis Eckersley, R (8, PH) (9, 1)			3-2 FC4-6 1B		2-1 L9	2-3 K		4-2 SF8 1B BB	
Mike Bordick, R OBP: 0.341, SLG: 0.325 (1, 6)		1 SAFE SAFE 2-1 FC4-6 G5-3		3-1 1B			2-2 G5-3	2-0 SF8	
Lance Blankenship, R OBP: 0.396, SLG: 0.320 Mike Aldrete, L OBP: 0.366, SLG: 0.413 (8, PH) (9, 3)			3-2 G5-3		1-3 K		2-2 L7	1-2 SF8 1B	

Inning Stats	R: 0	H: 0	E: 0	K: 0	S: 4	R: 0	H: 0	E: 0	K: 0	S: 7	R: 0	H: 1	E: 0	K: 0	S: 13	R: 0	H: 1	E: 0	K: 1	S: 10	R: 0	H: 1	E: 0	K: 1	S: 10	R: 2	H: 3	E: 0	K: 1	S: 19	R: 0	H: 0	E: 0	K: 0	S: 9	R: 5	H: 6	E: 0	K: 0	S: 18
	0	0	0	0	4	0	0	0	0	7	0	1	0	0	13	0	1	0	1	10	0	3	0	1	10	0	3	0	1	19	0	0	0	0	9	5	6	0	0	18
	0	0	0	0	4	0	0	0	0	7	0	1	0	0	13	0	1	0	1	10	0	3	0	1	10	0	3	0	1	19	0	0	0	0	9	5	6	0	0	18

PITCHER	IP	WLS	BF	H	R	ER	SO	BB	IBB	HBP	BLK	WP	HR	S	P	ERA	WHIP
Jimmy Key, L ERA: 2.33 (1, 1)	6.0		25	6	2	2	3	2	0	0	0	0	2	63	107	3.00	1.333
Bobby Munoz, R ERA: 4.74 (7, 1)	1.0	L	8	5	5	5	0	0	0	0	0	0	0	18	29	45.00	5.000
Steve Farr, R ERA: 3.58 (8, 1)	0.2		4	1	0	0	0	1	0	0	0	0	0	8	15	0.00	3.000
Steve Howe, L ERA: 7.78 (8, 1)	0.1		1	0	0	0	0	0	0	0	0	0	0	1	2	0.00	0.000

AB R H RBI BB SO LOB

3	1	1	2	1	0	1
5	1	2	0	0	0	3
4	1	1	0	0	0	1
4	2	2	1	0	1	1
4	1	2	2	0	0	1
3	1	1	0	1	0	0
3	0	1	0	0	1	2
0	0	0	1	1	0	0
0	0	0	0	0	0	0
3	0	1	1	0	0	1
3	0	0	0	0	1	2
1	0	1	0	0	0	0

AB	33
R	7
H	12
RBI	7
BB	3
SO	3
LOB	12



WP	PA	3B	HR	S	P	ERA	WHIP
0	38	0	2	1	0	0.00	0.000
0	0	0	0	0	0	0.00	0.000
0	0	0	0	0	0	0.00	0.000
0	0	0	0	0	0	0.00	0.000

New York Yankees @ Oakland Athletics
Oakland-Alameda County Coliseum, Oakland, CA
Sun Jul 04 1993, 7:05 PM PDT
Att. 43,627 - Sunny - 68 F

livebaseballscorecards.com

Batter	1	2	3	4	5	6	7	8	9	AB R H RBI BB SO LOB	TOP																		
Kenny Lofton, L OBP: 0.398, SLG: 0.419 (1, 8) C X	0-1 G4-3 ①		0-0 L8 ①	2-0 FC6-4 ③ 1-2f			1-2 FC4-6 BB 1B	1 SAFE 2-1 1B 1-2 2-H		5 0 2 1 0 0 2	Cleveland Indians @ Oakland Athletics Oakland-Alameda County Coliseum, Oakland, CA Mon Jul 05 1993, 3:33 AM PDT Sunny - 70 F																		
Wayne Kirby, L OBP: 0.345, SLG: 0.412 (1, 9) M X	0-2 G6-3 ②		0-1 G4-3 ②		1-2 G4-3 ①		4-1 FC4-6 BB 1-2	1-0 L8 ③		4 0 0 0 1 0 2																			
Carlos Baerga, S OBP: 0.321, SLG: 0.515 (1, 4) X	0-0 G6-3 ③		1-3 K ③		0-0 1B		1-2 FC4-6 BB 1-2f 2-3	0-0 P5 ①		5 0 1 0 0 1 2																			
Albert Belle, R OBP: 0.371, SLG: 0.577 (1, 7)		3-2 L6 ①		1-2 1B 1B 2B	1-0 F7 ②		4-1 1-2 BB	1-3 K ②		4 1 1 0 1 1 1																			
Paul Sorrento, L OBP: 0.337, SLG: 0.481 (1, 3)		1-2 PB 2B 2B		3-2 F8 ①	0-3 K ③		3-3 K ③	0-3 K ③		5 1 1 0 0 3 5																			
Glenallen Hill, R OBP: 0.277, SLG: 0.451 (1, 10)		1-2 K ②		0-0 F8 ②		3-2 F9 ①		2-3 K ①		4 0 0 0 0 2 2																			
Jeff Treadway, L OBP: 0.359, SLG: 0.385 (1, 5)		2-0 2B 2B		0-1 1B 1B 1B		0-1 F7 ②		1-2 F9 ②		4 2 2 1 0 0 0																			
Alvaro Espinoza, R OBP: 0.352, SLG: 0.472 (1, 6)		3-H 2-2 2B 2B		1-0 1B 1B		1-1 F8 ③		3-2 1B 1B		4 1 3 2 0 0 0																			
Jesse Levis, L OBP: 0.152, SLG: 0.159 Junior Ortiz, R OBP: 0.262, SLG: 0.295 (7, PH) (7, 2)		0-0 F8 ③		1-0 FC6-4 1B		1-3 K ①		2-2 1B 1B		2 0 1 1 0 0 1 2 0 1 0 0 1 0																			
Inning Stats	R: 0 E: 0 K: 0 S: 6 H: 0 LOB: 0 BB: 0 P: 6	R: 2 E: 0 K: 1 S: 15 H: 3 LOB: 1 BB: 0 P: 24	R: 0 E: 0 K: 1 S: 7 H: 0 LOB: 0 BB: 0 P: 8	R: 2 E: 0 K: 0 S: 12 H: 4 LOB: 2 BB: 0 P: 20	R: 0 E: 0 K: 1 S: 9 H: 1 LOB: 1 BB: 0 P: 11	R: 0 E: 0 K: 0 S: 8 H: 0 LOB: 0 BB: 0 P: 12	R: 0 E: 0 K: 2 S: 19 H: 1 LOB: 3 BB: 2 P: 33	R: 1 E: 0 K: 1 S: 18 H: 3 LOB: 2 BB: 0 P: 29	R: 0 E: 0 K: 2 S: 8 H: 0 LOB: 0 BB: 0 P: 9	1B: 8 2B: 4 3B: 0 HR: 0 SF: 0 SAC: 0 DP: 0 HBP: 0	WP: 0 PB: 1 SB: 0 CS: 0 PA: 41																		
PITCHER	IP WLS BF H R ER SO BB IBB HBP BLK WP HR S P ERA WHIP												PITCHER	IP WLS BF H R ER SO BB IBB HBP BLK WP HR S P ERA WHIP															
Kelly Downs, R ERA: 6.44 (1, 1)	5.1		8	4	4	3	0	0	0	0	0	0	0	53	76	6.75	1.500												
Vince Horsman, L ERA: 3.86 (6, 1)	1.0	W	5	1	0	0	1	1	0	0	0	0	0	14	21	0.00	2.000												
Ed Nunez, R ERA: 2.7 (7, 1)	1.1		7	2	1	1	2	1	0	0	0	0	0	24	40	6.75	2.250												
Joe Boever, R ERA: 3.0 (8, 1)	0.1		2	1	0	0	0	0	0	0	0	0	0	3	6	0.00	3.000												
Dennis Eckersley, R ERA: 3.93 (9, 1)	1.0	S	3	0	0	0	2	0	0	0	0	0	0	8	9	0.00	0.000												

livebaseballscorecards.com

AB	39
R	5
H	12
RBI	5
BB	2
SO	8
LOB	15



Batter	1	2	3	4	5	6	7	8	9	AB	R	H	RBI	BB	SO	LOB
Rickey Henderson, R OBP: 0.471, SLG: 0.504 (1, 7) C B B F B X	3-2 HR		4-0 FC4-6 1B BB		3-2 1-H P2-6 1B		1-2 FC4 G6-4-3 1-2f			3	2	2	2	1	0	1
Brent Gates, S OBP: 0.364, SLG: 0.385 (1, 4) F X	0-1 1B		1-0 FC4-6 1-2 1B		0-0 P9		1-1 G6-4-3 1-2f			4	0	2	0	0	0	2
Ruben Sierra, S OBP: 0.294, SLG: 0.416 (1, 9) C 1 SAFE F B B S	2-3 K		2-0 FC4-6 1B S 1-2f 2-3		1-1 P2-6 1-2f		2-2 G3			4	1	0	0	0	1	4
Troy Neel, L OBP: 0.322, SLG: 0.444 Lance Blankenship, R OBP: 0.396, SLG: 0.320 (1, 10) (8, PR) B F SAFE X	1-1 F7		3-1 FC5-4 1B 1-H 3-H		2-1 HR 1B		3-1 G5-4-3 1B			4	1	3	2	0	0	1
Dave Henderson, R OBP: 0.266, SLG: 0.427 (1, 8) C X	0-1 P5		0-2 FC5-4 1-2f		2-3 K		1-0 G5-4-3			4	0	0	0	0	1	4
Mike Aldrete, L OBP: 0.365, SLG: 0.455 (1, 3) X		0-0 F7		3-1 L5		1-0 HR				3	1	1	2	0	0	0
Kevin Seitzer, R OBP: 0.317, SLG: 0.353 (1, 5) B X		1-0 F7		2-2 F7		1-0 CS 1B				3	0	1	0	0	0	0
Mike Bordick, R OBP: 0.338, SLG: 0.322 (1, 6) C B B X		2-1 F8		1-0 F7		2-3 K				3	0	0	0	0	1	1
Scott Hemond, R OBP: 0.294, SLG: 0.267 (1, 2) F C X			0-2 L9		4-0 S 1B BB		4-2 FC4 BB			1	1	0	0	2	0	0

Inning Stats	R: 1	H: 2	E: 0	K: 1	S: 13	H: 2	LOB: 1	BB: 0	P: 19	R: 0	H: 0	E: 0	K: 0	S: 4	R: 2	H: 2	E: 0	K: 0	S: 10	R: 0	H: 0	E: 0	K: 0	S: 7	R: 1	H: 1	E: 0	K: 0	S: 6	R: 2	H: 3	E: 0	K: 2	S: 12	R: 0	H: 0	E: 0	K: 0	S: 7	R: 0	H: 1	E: 0	K: 0	S: 8					

PITCHER	IP	WLS	BF	H	R	ER	SO	BB	IBB	HBP	BLK	WP	HR	S	P	ERA	WHIP
Paul Abbott, R ERA: 6.38 (1, 1)	4.0		19	5	4	4	1	2	0	0	0	0	1	37	69	9.00	1.750
Dennis Cook, L ERA: 5.85 (5, 1)	2.0	L	7	3	2	2	2	0	0	0	0	0	1	15	24	9.00	1.500
Jerry Dipoto, R ERA: 9.0 (7, 1)	2.0		6	1	0	0	0	1	0	0	0	0	0	15	27	0.00	1.000

BOTTOM

Cleveland Indians @ Oakland Athletics
Oakland-Alameda County Coliseum, Oakland, CA

Mon Jul 05 1993, 3:33 AM PDT
Sunny - 70 F

AB	R	H	RBI	BB	SO	LOB
3	2	2	2	1	0	1
4	0	2	0	0	0	2
4	1	0	0	0	1	4
4	1	3	2	0	0	1
0	0	0	0	0	0	0
4	0	0	0	0	1	4
3	1	1	2	0	0	0
3	0	1	0	0	0	0
3	0	0	0	0	1	1
1	1	0	0	2	0	0

AB	29
R	6
H	9
RBI	6
BB	3
SO	3
LOB	13



WP	PA
0	32

WP	PA	ERA	WHIP
0	32		

Batter	1	2	3	4	5	6	7	8	9	AB R H RBI BB SO LOB	TOP					
Kenny Lofton, L (1, 8) OBP: 0.398, SLG: 0.425	0-0 G1-3		0-0 F9		0-0 1B 2B		0-3 K		0-0 1B 2B	5 1 2 0 0 1 1						
Wayne Kirby, L (1, 9) OBP: 0.350, SLG: 0.416 Thomas Howard, S (5, PR) OBP: 0.268, SLG: 0.317	0-0 G4-3		0-0 S 1B		0-0 2-H 1B		0-0 G6-3 1-2f		0-0 2-3 1B	3 0 2 1 0 0 0 2 0 1 0 0 0 1						
Carlos Baerga, S (1, 4) OBP: 0.322, SLG: 0.512	0-0 F8		4-0 FC6-4 BB		0-0 F7			0-0 HR 1B	0-0 G3	4 1 1 0 1 0 3						
Albert Belle, R (1, 10) OBP: 0.375, SLG: 0.599		0-0 HR	0-0 FC6-4 1-2f			4-0 G4-6-3 BB		0-0 1-H HR		3 2 2 3 1 0 2						
Carlos Martinez, R (1, 3) OBP: 0.304, SLG: 0.358 Paul Sorrento, L (7, 3) OBP: 0.336, SLG: 0.479		0-0 G5-3		4-0 FC5-4 BB		0-0 G4-6-3 1-2f		0-3 K		2 0 0 0 1 0 1 1 0 0 0 0 1 0						
Glenallen Hill, R (1, 7) OBP: 0.276, SLG: 0.444		0-0 S 1B		0-0 FC5-4 CS 1-2f		0-0 L3		0-3 K		4 0 1 0 0 1 1						
Alvaro Espinoza, R (1, 5) OBP: 0.348, SLG: 0.465		0-0 F7 1-2		0-0 L7 1-2			0-0 E S HR 1B	0-0 P4		4 1 1 0 0 0 2						
Felix Fermin, R (1, 6) OBP: 0.306, SLG: 0.296		0-0 G6-3		0-0 G5-3			0-0 1-H HR		0-0 F9	4 1 1 2 0 0 1						
Junior Ortiz, R (1, 2) OBP: 0.262, SLG: 0.294			0-0 F9		0-0 G6-3		0-0 G6-3 1B		0-0 G4-3	4 0 1 0 0 0 0						
Inning Stats	R: 0 E: 0 K: 0 S: 3 H: 0 LOB: 0 BB: 0 P: 3	R: 1 E: 0 K: 0 S: 5 H: 2 LOB: 1 BB: 0 P: 5	R: 0 E: 0 K: 0 S: 4 H: 1 LOB: 2 BB: 1 P: 8	R: 0 E: 0 K: 0 S: 2 H: 0 LOB: 0 BB: 1 P: 6	R: 1 E: 0 K: 0 S: 5 H: 2 LOB: 1 BB: 0 P: 5	R: 0 E: 0 K: 0 S: 2 H: 0 LOB: 0 BB: 1 P: 6	R: 2 E: 0 K: 1 S: 7 H: 3 LOB: 0 BB: 0 P: 7	R: 2 E: 0 K: 2 S: 9 H: 2 LOB: 0 BB: 0 P: 9	R: 0 E: 0 K: 0 S: 5 H: 2 LOB: 2 BB: 0 P: 5	1B: 7 2B: 2 3B: 0 HR: 3 SF: 0 SAC: 0 DP: 2 HBP: 0	WP: 0 PB: 0 SB: 3 CS: 1 PA: 39					
PITCHER	IP WLS BF H R ER SO BB IBB HBP BLK WP HR S P ERA WHIP											PITCHER	IP WLS BF H R ER SO BB IBB HBP BLK WP HR S P ERA WHIP			
Curt Young, L (1, 1) ERA: 4.3	4.2 L	19 4 2 2 0	4 2 2 0	2 2 1 0	2 1 1 0	0 0 0 0	2 2 2 0	2 0 0 0	2 0 0 0	2 0 0 0	0 0 0 0	0 1 11 14	17 15 14	25 15 14	3.86 7.71 9.00	1.286 2.143 2.000
Storm Davis, R (5, 1) ERA: 6.56	2.1	10 4 2 2 1	4 2 2 1	2 1 1 0	2 1 1 0	1 0 0 0	1 0 0 0	1 0 0 0	1 0 0 0	1 0 0 0	0 0 0 0	0 1 11 14	11 15 14	15 15 14	7.71 9.00	2.143 2.000
Joe Boever, R (8, 1) ERA: 3.2	2.0	10 4 2 2 2	4 2 2 2	2 2 2 2	2 2 2 2	2 2 2 2	2 2 2 2	2 2 2 2	2 2 2 2	2 2 2 2	2 2 2 2	2 2 2 2	2 2 2 2	2 2 2 2	9.00	2.000

Cleveland Indians @ Oakland Athletics
Oakland-Alameda County Coliseum, Oakland, CA

Mon Jul 05 1993, 3:38 AM PDT
Att. 27,376 - Sunny - 65 F

livebaseballscorecards.com

AB	36
R	6
H	12
RBI	6
BB	3
SO	3
LOB	12



Batter	1	2	3	4	5	6	7	8	9	AB R H RBI BB SO LOB	TOP																
Kenny Lofton, L (1, 8) OBP: 0.403, SLG: 0.435	2-2 G4-3 2B	1-0 P5		1-1 E9 1B 2B	1-0 F8			4-2 BB HBP 1B BB	2-2 HR 1B	5 3 3 2 1 0 4																	
Thomas Howard, S (1, 9) OBP: 0.273, SLG: 0.326	2-2 G4-3		1-2 G6-3	1-0 1B 1B		1-0 2B		1-3 K	1-0 HR	5 1 2 1 0 1 2																	
Carlos Martinez, R (9, PH) OBP: 0.307, SLG: 0.375	2-3			3-H					1-H 3-H	1 1 1 3 0 0 0																	
Wayne Kirby, L (9, 9) OBP: 0.350, SLG: 0.416				1-2						0 0 0 0 0 0 0																	
Carlos Baerga, S (1, 4) OBP: 0.328, SLG: 0.514	0-0 P5		2-1 2B 1B	2-1 1B 1B		1-0 P4		1-1 BB 1B HBP	0-0 1B	5 2 3 0 0 0 2																	
Albert Belle, R (1, 7) OBP: 0.375, SLG: 0.595	1-0 F7		0-0 E 2B	2-3 K		3-0 F8		4-0 HBP 1B BB	1-3 K	5 1 1 1 1 2 5																	
Paul Sorrento, L (1, 3) OBP: 0.339, SLG: 0.480		1-0 BB BB 1B	2-3 K	1-1 G4-6-3 1B		1-0 P6		0-1 HBP 1B	2-1 F7	6 0 3 3 0 1 3																	
Reggie Jefferson, S (1, 10) OBP: 0.308, SLG: 0.383		1-2 F8	3-1 E6	1-0 G4-6-3 1B			1-0 G4-3	1-1 HBP		4 0 0 0 0 0 3																	
Alvaro Espinoza, R (1, 5) OBP: 0.343, SLG: 0.450		4-1 BB BB 1B	0-0 G6-3			1-3 K		2-3 K	1-2 F9	4 0 0 0 1 2 4																	
Felix Fermin, R (1, 6) OBP: 0.308, SLG: 0.298		1-1 F9		1-0 2B E 1B		1-0 G5-3			1-2 1B G4-3 HR 1B	5 2 2 0 0 0 2																	
Junior Ortiz, R (1, 2) OBP: 0.273, SLG: 0.306		4-2 BB		0-1 E 2B		1-0 1B		2-2 F9	3-2 G4-3	4 1 2 0 1 0 1																	
Inning Stats	R: 0 E: 0 K: 0 S: 11	H: 1 LOB: 1 BB: 0 P: 16	R: 0 E: 0 K: 0 S: 12	H: 1 LOB: 3 BB: 2 P: 24	R: 2 E: 1 K: 1 S: 13	H: 2 LOB: 1 BB: 0 P: 21	R: 4 E: 1 K: 1 S: 20	H: 6 LOB: 1 BB: 0 P: 29	R: 0 E: 0 K: 1 S: 6	H: 1 LOB: 1 BB: 0 P: 10	R: 0 E: 0 K: 1 S: 7	H: 0 LOB: 0 BB: 0 P: 11	R: 2 E: 0 K: 1 S: 15	H: 1 LOB: 3 BB: 2 P: 29	R: 3 E: 0 K: 1 S: 22	H: 4 LOB: 1 BB: 0 P: 32	1B: 11 2B: 5 3B: 0 HR: 1	SF: 0 SAC: 0 DP: 1 HBP: 2	WP: 0 PB: 0 SB: 0 CS: 0	PA: 50							
PITCHER	IP	WLS	BF	H	R	ER	SO	BB	IBB	HBP	BLK	WP	HR	S	P	ERA	WHIP										
Bob Welch, R (1, 1) ERA: 4.84	3.0		21	9	6	5	1	2	0	0	0	0	0	44	74	15.00	3.667										
Shawn Hillegas, R (4, 1) ERA: 6.87	4.0		14	3	0	0	3	0	0	0	0	0	0	29	47	0.00	0.750										
Kevin Campbell, R (8, 1) ERA: 27.0	0.1		2	0	1	1	0	1	0	0	0	0	0	5	11	27.00	3.000										
Mike Mohler, L (8, 1) ERA: 5.63	0.1		2	0	0	0	1	0	0	1	0	0	0	4	6	0.00	0.000										
Rich Gossage, R (8, 1) ERA: 3.45	0.2	L	6	2	2	2	0	1	0	1	0	0	0	16	26	27.00	4.500										
PITCHER	IP	WLS	BF	H	R	ER	SO	BB	IBB	HBP	BLK	WP	HR	S	P	ERA	WHIP										
Vince Horsman, L (9, 1) ERA: 6.75	0.2		5	3	2	2	1	0	0	0	0	0	1	12	18	27.00	4.500										

Cleveland Indians @ Oakland Athletics
Oakland-Alameda County Coliseum, Oakland, CA

Tue Jul 06 1993, 7:05 PM PDT
Att. 19,599 - Unknown - 64 F

AB	44
R	11
H	17
RBI	10
BB	4
SO	6
LOB	26



WP: 0	PA: 50
PB: 0	
SB: 0	
CS: 0	

Batter	1	2	3	4	5	6	7	8	9	AB	R	H	RBI	BB	SO	LOB
Rickey Henderson, R (1, 7) OBP: 0.464, SLG: 0.506	2-1 G6-3		3-2 G6-3		3-2 P4		0-1 FC6-4 1B	1-2 F8		5	1	0	1	0	0	2
Brent Gates, S (1, 4) OBP: 0.371, SLG: 0.386	4-1 2B BB		2-2 1B			2-2 L8	3-2 1B 1B		4-2 BB	3	1	2	1	2	0	0
Ruben Sierra, S (1, 9) OBP: 0.295, SLG: 0.417	1-0 FC1-6 1-H 2B		3-2 F9			1-0 L7	1-0 1B		1-2 K	5	0	2	1	0	1	2
Troy Neel, L (1, 10) OBP: 0.317, SLG: 0.433	0-2 FC1-6 2-3			0-0 G6-3 1B		2-2 L8	2-3 K		0-1 L8	5	0	1	0	0	1	4
Terry Steinbach, R (1, 2) OBP: 0.344, SLG: 0.439	1-2 G6-3			0-0 G6-3 1-2f			2-1 1B 2B 1B	1-0 CI BB HR	1-3 K	4	2	1	0	0	1	3
Mike Aldrete, L (1, 3) OBP: 0.358, SLG: 0.438 Lance Blankenship, R (8, PH) OBP: 0.396, SLG: 0.315 (9, 3)			3-2 L7		1-1 G4-3		1-1 2B FC6-4 1B	4-1 HR BB		3	1	1	0	0	0	0
Dave Henderson, R (1, 8) OBP: 0.266, SLG: 0.429			1-3 K			2-3 K	1-2 E 2B	1-2 P6		4	1	1	1	0	2	2
Craig Paquette, R (1, 5) OBP: 0.289, SLG: 0.500			0-1 G6-3			1-1 L7	0-3 K	1-0 HR		4	1	1	3	0	1	2
Mike Bordick, R (1, 6) OBP: 0.342, SLG: 0.319				0-0 G4-3		4-0 BB	4-2 FC6-4 BB	2-1 F8		2	0	0	0	2	0	0

Inning Stats	R: 1	H: 1	E: 0	K: 10	S: 10	LOB: 1	BB: 1	P: 18	R: 0	H: 0	E: 0	K: 1	S: 9	LOB: 0	BB: 0	P: 13	R: 0	H: 1	E: 0	K: 12	S: 12	LOB: 1	BB: 0	P: 20	R: 0	H: 1	E: 0	K: 0	S: 4	LOB: 0	BB: 0	P: 5	R: 0	H: 0	E: 0	K: 1	S: 9	LOB: 1	BB: 1	P: 19	R: 0	H: 0	E: 0	K: 8	S: 8	LOB: 0	BB: 0	P: 13	R: 4	H: 5	E: 1	K: 2	S: 23	LOB: 2	BB: 1	P: 37	R: 3	H: 1	E: 1	K: 0	S: 13	LOB: 0	BB: 1	P: 23	R: 0	H: 0	E: 0	K: 2	S: 15	LOB: 1	BB: 1	P: 21	1B: 6	SF: 0	2B: 2	SAC: 0	3B: 0	DP: 1	HR: 1	HBP: 0	WP: 0	PA: 41
--------------	------	------	------	-------	-------	--------	-------	-------	------	------	------	------	------	--------	-------	-------	------	------	------	-------	-------	--------	-------	-------	------	------	------	------	------	--------	-------	------	------	------	------	------	------	--------	-------	-------	------	------	------	------	------	--------	-------	-------	------	------	------	------	-------	--------	-------	-------	------	------	------	------	-------	--------	-------	-------	------	------	------	------	-------	--------	-------	-------	-------	-------	-------	--------	-------	-------	-------	--------	-------	--------

PITCHER	IP	WLS	BF	H	R	ER	SO	BB	IBB	HBP	BLK	WP	HR	S	P	ERA	WHIP
Albie Lopez, R (1, 1) ERA: 6.0	6.0		25	6	4	4	2	2	0	0	0	0	0	59	99	6.00	1.333
Jerry Dipoto, R (7, 1) ERA: 9.82	0.2		3	0	0	0	1	1	0	0	0	0	0	9	13	0.00	1.500
Derek Lilliquist, L (7, 1) ERA: 1.16	0.1		4	2	2	1	0	0	0	0	0	0	0	8	15	54.00	6.000
Eric Plunk, R (8, 1) ERA: 2.97	1.0	W	6	1	2	1	0	2	0	0	0	0	1	14	27	9.00	3.000
Jeremy Hernandez, R (9, 1) ERA: 3.09	1.0	S	3	0	0	0	2	0	0	0	0	0	0	13	15	0.00	0.000

BOTTOM

Cleveland Indians @ Oakland Athletics
Oakland-Alameda County Coliseum, Oakland, CA

Tue Jul 06 1993, 7:05 PM PDT
Att: 19,599 - Unknown - 64 F

AB	35
R	8
H	9
RBI	7
BB	5
SO	6
LOB	15



Batter	1	2	3	4	5	6	7	8	9	AB	R	H	RBI	BB	SO	LOB	TOP										
Kenny Lofton, L (1, 8) OBP: 0.398, SLG: 0.429	0-0 L8		2-0 G4-3			1-1 G1-3		1-3 K		4	0	0	0	0	1	1											
Wayne Kirby, L (1, 9) OBP: 0.343, SLG: 0.407	0-3 K			1-2 F9		1-1 G4-3			0-0 G4-3	4	0	0	0	0	1	0											
Carlos Baerga, S (1, 4) OBP: 0.327, SLG: 0.509	1-3 K			1-3 K		4-1 BB			1-3 K	3	0	0	0	1	3	0											
Albert Belle, R (1, 7) OBP: 0.373, SLG: 0.591		3-2 CS 1B		0-0 F9		0-0 G5-3			0-3 K	4	0	1	0	0	1	1											
Carlos Martinez, R (1, 5) OBP: 0.308, SLG: 0.374		1-3 K			2-2 G4-3		0-0 G4-6-3 1B			3	0	1	0	0	1	1											
Paul Sorrento, L (1, 3) OBP: 0.336, SLG: 0.474		3-3 K			0-0 G3		2-1 G4-6-3 1-2f			3	0	0	0	0	1	2											
Glenallen Hill, R (1, 10) OBP: 0.277, SLG: 0.438			1-2 G6-3		4-2 1B BB		1-1 P4			2	0	0	0	1	0	0											
Alvaro Espinoza, R (1, 6) OBP: 0.350, SLG: 0.455			2-2 FC5-4 1B		2-1 FC5-4 1B		0-1 G6-3			3	0	2	0	0	0	0											
Junior Ortiz, R (1, 2) OBP: 0.268, SLG: 0.300			2-1 FC5-4 1-2f		1-0 FC5-4 1-2f		2-0 F7			3	0	0	0	0	0	3											
Inning Stats	R: 0 E: 0 K: 2 S: 14	H: 0 LOB: 0 BB: 0 P: 15	R: 0 E: 0 K: 2 S: 9	H: 1 LOB: 0 BB: 0 P: 16	R: 0 E: 0 K: 0 S: 9	H: 1 LOB: 1 BB: 0 P: 16	R: 0 E: 0 K: 1 S: 9	H: 0 LOB: 0 BB: 0 P: 11	R: 0 E: 0 K: 0 S: 9	H: 1 LOB: 2 BB: 1 P: 18	R: 0 E: 0 K: 0 S: 6	H: 0 LOB: 1 BB: 1 P: 12	R: 0 E: 0 K: 0 S: 5	H: 1 LOB: 0 BB: 0 P: 8	R: 0 E: 0 K: 1 S: 6	H: 0 LOB: 0 BB: 0 P: 9	R: 0 E: 0 K: 2 S: 7	H: 0 LOB: 0 BB: 0 P: 8	1B: 4 2B: 0 3B: 0 HR: 0	SF: 0 SAC: 0 DP: 1 HBP: 0	WP: 0 PB: 0 SB: 0 CS: 1	PA: 31					
PITCHER	IP	WLS	BF	H	R	ER	SO	BB	IBB	HBP	BLK	WP	HR	S	P	ERA	WHIP										
Mike Mohler, L (1, 1) ERA: 4.94	3.1		11	2	0	0	4	0	0	0	0	0	0	36	52	0.00	0.600										
Kevin Campbell, R (4, 1) ERA: 4.5	1.2		7	1	0	0	1	1	0	0	0	0	0	14	24	0.00	1.200										
Joe Boever, R (6, 1) ERA: 3.05	3.0	W	10	1	0	0	1	1	0	0	0	0	0	17	29	0.00	0.667										
Dennis Eckersley, R (9, 1) ERA: 3.82	1.0	S	3	0	0	0	2	0	0	0	0	0	0	7	8	0.00	0.000										

Cleveland Indians @ Oakland Athletics
Oakland-Alameda County Coliseum, Oakland, CA

Wed Jul 07 1993, 3:33 AM PDT
Att. 20,830 - Sunny - 65 F

livebaseballscorecards.com

AB	29
R	0
H	4
RBI	0
BB	2
SO	8
LOB	8



Batter	1	2	3	4	5	6	7	8	9
Rickey Henderson, R (1, 10) OBP: 0.466, SLG: 0.508	2-0 CS 2B	4-0 1B BB		2-1 P3		4-2 FC4-6 BB		0-3 K	
Brent Gates, S (1, 4) OBP: 0.375, SLG: 0.385	4-2 CS BB	0-1 1-3 2-H 3-H 1B		1-0 F7		0-0 FC4-6 1-2f		4-1 1-2 2-3 BB	
Ruben Sierra, S (1, 9) OBP: 0.294, SLG: 0.413	1-3 K	1-1 F8		1-2 G6-4-3 1B		3-1 F8		1-3 K	
Troy Neel, L (1, 3) OBP: 0.314, SLG: 0.428	0-0 G4-3		1-0 F7		1-3 K		0-0 1B		
Mike Bordick, R (5, PH) (6, 6) OBP: 0.343, SLG: 0.321									
Mike Aldrete, L (1, 7) OBP: 0.341, SLG: 0.416		2-1 L5	1-1 G3-1		2-1 G6-4-3 1-2f		1-3 K		
Kevin Seitzer, R (1, 6) (6, 3) OBP: 0.323, SLG: 0.360		0-0 BB WP 1B	1-0 1B			0-0 1B G5-4-3 1B	0-3 K		
Craig Paquette, R (1, 5) OBP: 0.288, SLG: 0.492		1-0 WP BB 1B	2-3 K			0-0 B1		0-0 F8	
Lance Blankenship, R (1, 8) OBP: 0.402, SLG: 0.313		4-2 WP 1B BB		4-0 G1-3 BB		2-1 G5-4-3		4-0 BB S BB	
Scott Hemond, R (1, 2) OBP: 0.306, SLG: 0.270		3-2 P3		1-1 G1-3		1-0 BB 1B		4-2 BB BB	

AB	R	H	RBI	BB	SO	LOB
3	0	1	0	2	1	3
3	0	1	2	2	0	4
5	0	1	0	0	2	7
2	0	0	0	0	0	1
2	0	1	0	0	1	1
4	0	0	0	0	1	2
4	1	3	0	0	1	1
4	1	1	0	0	1	2
1	1	0	0	3	0	1
3	0	1	0	1	0	3

Inning	R	H	E	K	S	P	IP	WLS	BF	H	R	ER	SO	BB	IBB	HBP	BLK	WP	HR	S	P	ERA	WHIP
1	0	1	0	1	9	16	4.0	L	20	5	3	3	2	4	0	0	0	1	0	34	69	6.75	2.250
5	0	0	0	0	3	3	3.1		16	4	0	0	3	3	0	0	0	0	0	31	53	0.00	2.100
8	0	0	0	0	2	1	0.2		3	0	0	0	2	1	0	0	0	0	0	8	13	0.00	1.500

BOTTOM

Cleveland Indians @ Oakland Athletics
Oakland-Alameda County Coliseum, Oakland, CA

Wed Jul 07 1993, 3:33 AM PDT
Att. 20,830 - Sunny - 65 F

livebaseballscorecards.com

AB	31
R	3
H	9
RBI	2
BB	8
SO	7
LOB	25



1B	8	SF	0	WP	1	PA	39
2B	2	SAC	0	PB	0		
3B	0	DP	2	SB	1		
HR	0	HBP	0	CS	2		

Batter	1	2	3	4	5	6	7	8	9	AB R H RBI BB SO LOB	TOP													
Scott Fletcher, R (1, 4) OBP: 0.369, SLG: 0.448 BB S HR BB	4-2 BB S HR BB	1-1 L8		0-1 PB G6-3 2B		2-2 PB 1B 1B		0-1 P3		4 3 2 0 1 0 1														
Billy Hatcher, R (1, 8) OBP: 0.367, SLG: 0.449 Bob Zupcic, R (6, 8) OBP: 0.354, SLG: 0.406 BB BB HR BB	4-2 BB HR BB	0-0 HR		2-2 G6-3 2-H		0-0 1B PB 1B		2-3 K		3 3 2 4 1 0 0 1 0 0 0 0 1 0														
Mike Greenwell, L (1, 7) OBP: 0.372, SLG: 0.468 BB HR BB	4-2 HR BB	4-1 BB		2-3 K		4-1 1B 1B BB		0-1 G4-3		2 1 0 0 3 1 0														
Andre Dawson, R (1, 10) OBP: 0.274, SLG: 0.364 K F7	2-3 K	2-2 F7		3-1 G1-3		0-0 1B 1B		0-0 P4		5 0 1 1 0 1 4														
Mo Vaughn, L (1, 3) OBP: 0.401, SLG: 0.521 HR	3-1 HR		2-3 K		2-2 G4-6-3 1B	1-2 2-3 3-H 1B		3-3 K		5 1 3 5 0 2 0														
Carlos Quintana, R (1, 9) OBP: 0.338, SLG: 0.293 K	1-3 K		1-1 G5-3		3-2 G4-6-3 1-2f	0-1 G1-3		0-0 G4-3		5 0 0 0 0 1 3														
Scott Cooper, L (1, 5) OBP: 0.365, SLG: 0.404 F8	1-2 F8		0-1 2B 1B		1-0 L3		0-3 K			4 1 1 0 0 1 0														
John Valentin, R (1, 6) OBP: 0.301, SLG: 0.385 F8 2B		0-1 F8	3-2 1-H 2B			1-1 F7	2-0 F8			4 0 1 1 0 0 0														
Tony Peña, R (1, 2) OBP: 0.251, SLG: 0.247 HR BB P3		4-0 HR BB	2-1 P3			0-0 1B 1B	0-1 G4-3			3 2 1 0 1 0 1														
Inning Stats	R: 4 E: 0 K: 2 S: 20	H: 1 LOB: 0 BB: 3 P: 39	R: 2 E: 0 K: 0 S: 9	H: 1 LOB: 1 BB: 2 P: 20	R: 1 E: 0 K: 1 S: 12	H: 2 LOB: 1 BB: 0 P: 20	R: 1 E: 0 K: 1 S: 10	H: 1 LOB: 0 BB: 0 P: 17	R: 0 E: 0 K: 0 S: 7	H: 1 LOB: 0 BB: 0 P: 13	R: 3 E: 0 K: 0 S: 12	H: 5 LOB: 2 BB: 1 P: 19	R: 0 E: 0 K: 1 S: 6	H: 0 LOB: 0 BB: 0 P: 8	R: 0 E: 0 K: 1 S: 7	H: 0 LOB: 0 BB: 0 P: 9	R: 0 E: 0 K: 1 S: 5	H: 0 LOB: 0 BB: 0 P: 8	R: 0 E: 0 K: 1 S: 5	H: 0 LOB: 0 BB: 0 P: 8	1B: 7 2B: 2 3B: 0 HR: 2	SF: 0 SAC: 0 DP: 1 HBP: 0	WP: 0 PB: 2 SB: 1 CS: 0	PA: 42
PITCHER	IP WLS BF H R ER SO BB IBB HBP BLK WP HR S P ERA WHIP																							
Todd Van Poppel, R (1, 1) ERA: 21.0	3.0 L 19 5 8 7 3 5 0 0 0 0 0 2 43 81 21.00 3.333																							
Shawn Hillegas, R (4, 1) ERA: 7.06	2.1 12 5 3 3 1 1 0 0 0 0 0 0 24 44 11.57 2.571																							
Storm Davis, R (6, 1) ERA: 6.18	3.2 11 1 0 0 3 0 0 0 0 0 0 0 21 28 0.00 0.273																							

Boston Red Sox @ Oakland Athletics
 Oakland-Alameda County Coliseum, Oakland, CA

Thu Jul 08 1993, 3:33 AM PDT
 Att. 23,197 - Sunny - 65 F

AB	36
R	11
H	11
RBI	11
BB	6
SO	7
LOB	9



livebaseballscorecards.com

Batter	1	2	3	4	5	6	7	8	9	AB R H RBI BB SO LOB
Rickey Henderson, R OBP: 0.468, SLG: 0.512 (1, 7)	1-1 G5-3 ①		3-2 1B 1B		0-1 FC1-6-5-4-6 2B		4-2 1B 1B BB		1-3 K ①	4 2 2 0 1 1 0
Brent Gates, S OBP: 0.375, SLG: 0.386 (1, 4)	0-1 L3		1-1 1B 1B		0-1 FC1-6-5-4-6 FC4-6 2-3		0-0 1-2 HR 1B		2-3 K ②	5 2 2 0 0 1 1
Ruben Sierra, S OBP: 0.301, SLG: 0.423 (1, 9)	3-1 1B 3B		2-0 G4-6-3 1B 1B		2-0 FC4-6 HR 1-2f		1-0 SAFE HR 1B 1-2 2-H		4-2 BB	4 3 3 2 1 0 1
Troy Neel, L OBP: 0.327, SLG: 0.472 (1, 10)	1-2 1B 1B		0-0 G4-6-3 1B 1-2 3-H		3-2 HR 1-H		2-2 HR 1-H 2-H		1-3 K ③	5 2 4 7 0 1 1
Kevin Seitzer, R OBP: 0.322, SLG: 0.358 (1, 3)	1-1 1-2 1B		1-1 G4-6-3 1-2f 2-3		2-1 G6-3		1-1 G6-3			4 0 1 0 0 0 2
Dave Henderson, R OBP: 0.260, SLG: 0.418 (1, 8)	3-3 K ③		2-1 G5-3 ③		1-3 K		2-1 F8			4 0 0 0 0 2 3
Craig Paquette, R OBP: 0.287, SLG: 0.484 (1, 5)		1-2 K ①		2-2 G6-3 ①		1-1 G6-4-3 1B		1-3 K ①		4 0 1 0 0 2 0
Mike Bordick, R OBP: 0.339, SLG: 0.316 (1, 6)		0-1 F8 ②		2-1 F8 ②		1-0 G6-4-3 1-2f		3-2 P3 ②		4 0 0 0 0 0 1
Scott Hemond, R OBP: 0.293, SLG: 0.258 Mike Aldrete, L OBP: 0.337, SLG: 0.410 Terry Steinbach, R OBP: 0.344, SLG: 0.439 (1, 2) (8, PH) (9, 2)		1-0 G6-3 ③		1-2 P2 ③		0-0 F8		3-3 K ③		3 0 0 0 0 0 0 1 0 0 0 0 1 0 0 0 0 0 0 0 0

Inning Stats	R: 1 E: 0 K: 1 S: 14	H: 3 LOB: 2 BB: 0 P: 23	R: 0 E: 0 K: 1 S: 6	H: 0 LOB: 0 BB: 0 P: 8	R: 2 E: 0 K: 0 S: 12	H: 4 LOB: 1 BB: 0 P: 20	R: 0 E: 0 K: 0 S: 10	H: 0 LOB: 0 BB: 0 P: 15	R: 2 E: 0 K: 0 S: 10	H: 2 LOB: 0 BB: 0 P: 17	R: 0 E: 0 K: 1 S: 6	H: 1 LOB: 0 BB: 0 P: 9	R: 4 E: 0 K: 0 S: 12	H: 3 LOB: 0 BB: 1 P: 22	R: 0 E: 0 K: 2 S: 10	H: 0 LOB: 0 BB: 0 P: 17	R: 0 E: 0 K: 3 S: 12	H: 0 LOB: 1 BB: 1 P: 20	1B: 9 2B: 1 3B: 1 HR: 2	SF: 0 SAC: 0 DP: 2 HBP: 0	WP: 0 PB: 0 SB: 1 CS: 0	PA: 40
--------------	-------------------------------	----------------------------------	------------------------------	---------------------------------	-------------------------------	----------------------------------	-------------------------------	----------------------------------	-------------------------------	----------------------------------	------------------------------	---------------------------------	-------------------------------	----------------------------------	-------------------------------	----------------------------------	-------------------------------	----------------------------------	----------------------------------	------------------------------------	----------------------------------	--------

PITCHER	IP	WLS	BF	H	R	ER	SO	BB	IBB	HBP	BLK	WP	HR	S	P	ERA	WHIP
John Dopper, R ERA: 4.24 (1, 1)	5.0		23	9	5	5	2	0	0	0	0	0	1	52	83	9.00	1.800
Scott Bankhead, R ERA: 4.17 (6, 1)	1.1		8	4	4	4	1	1	0	0	0	0	1	14	24	27.00	3.750
Greg Harris, R ERA: 2.62 (7, 1)	1.2		5	0	0	0	2	0	0	0	0	0	0	14	24	0.00	0.000
Jeff Russell, R ERA: 3.14 (9, 1)	1.0	S	4	0	0	0	3	1	0	0	0	0	0	12	20	0.00	1.000

BOTTOM

Boston Red Sox @ Oakland Athletics
Oakland-Alameda County Coliseum, Oakland, CA

Thu Jul 08 1993, 3:33 AM PDT
Att. 23,197 - Sunny - 65 F

livebaseballscores.com

AB	38
R	9
H	13
RBI	9
BB	2
SO	8
LOB	9



Batter	1	2	3	4	5	6	7	8	9	AB R H RBI BB SO LOB	TOP	
Scott Fletcher, R (1, 4) <small>OBP: 0.361, SLG: 0.438</small>	1-1 	1-0 			0-1 		2-3 		2-3 	5 0 0 0 0 2 0	Boston Red Sox @ Oakland Athletics Oakland-Alameda County Coliseum, Oakland, CA Fri Jul 09 1993, 7:05 PM PDT Att. 29,901 - Unknown - 65 F livebaseballscorecards.com AB 33 R 2 H 7 RBI 2 BB 3 SO 8 LOB 11 	
Billy Hatcher, R (1, 8) <small>OBP: 0.365, SLG: 0.445</small>	0-0 		0-0 		0-3 		1-0 	2-3 	5 0 1 0 0 2 0			
Mike Greenwell, L (1, 7) <small>OBP: 0.374, SLG: 0.468</small>	0-0 		1-0 		1-0 		0-0 		4 1 2 0 0 0 1			
Andre Dawson, R (1, 10) <small>OBP: 0.273, SLG: 0.363</small>	0-0 		3-2 		1-0 		2-2 		4 0 1 0 0 0 2			
Mo Vaughn, L (1, 3) <small>OBP: 0.405, SLG: 0.522</small> Bob Zuppic, R (8, 9) <small>OBP: 0.354, SLG: 0.406</small>	2-2 		4-0 		2-2 		2-3 		3 1 2 1 1 1 0 0 0 0 0 0 0 0			
Carlos Quintana, R (1, 9) <small>OBP: 0.340, SLG: 0.290</small>	4-0 		1-2 		1-0 		2-3 		2 0 0 0 1 2 2			
Scott Cooper, L (1, 5) <small>OBP: 0.367, SLG: 0.406</small>	2-2 			1-0 		4-2 		1-0 	3 0 1 0 1 0 3			
John Valentin, R (1, 6) <small>OBP: 0.296, SLG: 0.380</small>		2-0 		0-1 		2-1 		1-1 	3 0 0 1 0 0 1			
Tony Peña, R (1, 2) <small>OBP: 0.247, SLG: 0.243</small> Ernest Riles, L (9, PH) <small>OBP: 0.297, SLG: 0.361</small>		1-0 		2-1 		1-2 		2-3 	3 0 0 0 0 0 2 1 0 0 0 0 1 0			
Inning Stats	R: 1 H: 3 E: 0 LOB: 3 K: 0 BB: 1 S: 11 P: 20	R: 0 H: 0 E: 0 LOB: 0 K: 0 BB: 0 S: 3 P: 7	R: 0 H: 1 E: 0 LOB: 2 K: 1 BB: 1 S: 8 P: 17	R: 0 H: 0 E: 0 LOB: 0 K: 0 BB: 0 S: 5 P: 8	R: 0 H: 0 E: 0 LOB: 0 K: 1 BB: 0 S: 7 P: 8	R: 1 H: 1 E: 0 LOB: 2 K: 0 BB: 1 S: 13 P: 24	R: 0 H: 1 E: 0 LOB: 1 K: 1 BB: 0 S: 9 P: 14	R: 0 H: 1 E: 0 LOB: 1 K: 2 BB: 0 S: 9 P: 15	R: 0 H: 0 E: 0 LOB: 0 K: 3 BB: 0 S: 12 P: 18	1B: 6 SF: 1 2B: 1 SAC: 0 3B: 0 DP: 0 HR: 0 HBP: 1	WP: 0 PA: 38 PB: 0 SB: 0 CS: 0	
PITCHER Ron Darling, R (1, 1) <small>ERA: 6.04</small> Ed Nunez, R (7, 1) <small>ERA: 2.58</small> Dennis Eckersley, R (9, 1) <small>ERA: 3.72</small>	IP WLS BF H R ER SO BB IBB HBP BLK WP HR S P ERA WHIP											PITCHER IP WLS BF H R ER SO BB IBB HBP BLK WP HR S P ERA WHIP

Batter	1	2	3	4	5	6	7	8	9	AB	R	H	RBI	BB	SO	LOB
Rickey Henderson, R OBP: 0.463, SLG: 0.504 (1, 7)	1-3 K ①	3-1 FC5-4 1-2f ③			3-1 F7 ②		2-2 G6-3 ③			4	0	0	0	0	1	3
Brent Gates, S OBP: 0.370, SLG: 0.379 (1, 4)	1-3 K ②		0-1 P5 ①		0-2 G4-3 ③			2-0 G6-3 ①		4	0	0	0	0	1	0
Ruben Sierra, S OBP: 0.298, SLG: 0.418 (1, 9)	1-1 F7 ③		1-1 F7 ②			1-1 F9 ①		2-3 K ②		4	0	0	0	0	1	0
Troy Neel, L OBP: 0.335, SLG: 0.511 (1, 10)		2-0 HR ①	1-2 HR ②			1-1 HR 1B ①		1-3 K ③		4	3	3	2	0	1	0
Terry Steinbach, R OBP: 0.344, SLG: 0.438 (1, 2)		0-0 1B 1B 1B ①	1-0 F8 ③			1 SAFE F9 ②				3	0	1	0	0	0	1
Mike Aldrete, L OBP: 0.348, SLG: 0.457 (1, 3)		0-1 1B 1-2 1B ①		1-2 P6 ①		0-0 HR 1-H ②				3	1	2	2	0	0	0
Craig Paquette, R OBP: 0.280, SLG: 0.473 (1, 5)		0-3 K ①		0-0 G6-3 ②		0-1 F7 ③				3	0	0	0	0	1	2
Mike Bordick, R OBP: 0.339, SLG: 0.316 (1, 6)		1-0 FC5-4 1-2 2-3 1B ②		3-2 G6-3 ③			2-2 F8 ①			3	0	1	0	0	0	0
Lance Blankenship, R OBP: 0.397, SLG: 0.308 (1, 8)		0-3 K ②			0-1 F7 ①		1-3 K ②			3	0	0	0	0	2	3

Inning Stats	R: 0	H: 0	E: 0	K: 2	S: 8	LOB: 0	BB: 0	P: 11
	R: 1	H: 4	E: 0	K: 2	S: 13	LOB: 3	BB: 0	P: 19
	R: 1	H: 1	E: 0	K: 0	S: 8	LOB: 0	BB: 0	P: 11
	R: 0	H: 0	E: 0	K: 0	S: 7	LOB: 0	BB: 0	P: 10
	R: 2	H: 2	E: 0	K: 0	S: 8	LOB: 0	BB: 0	P: 10
	R: 0	H: 0	E: 0	K: 1	S: 9	LOB: 0	BB: 0	P: 14
	R: 0	H: 0	E: 0	K: 2	S: 8	LOB: 0	BB: 0	P: 13

PITCHER	IP	WLS	BF	H	R	ER	SO	BB	IBB	HBP	BLK	WP	HR	S	P	ERA	WHIP
Paul Quantrill, R ERA: 2.92 (1, 1)	6.0	L	25	7	4	4	4	0	0	0	0	0	3	51	72	6.00	1.167
Ken Ryan, R ERA: 2.96 (7, 1)	2.0		6	0	0	0	3	0	0	0	0	0	0	17	27	0.00	0.000

BOTTOM

Boston Red Sox @ Oakland Athletics
Oakland-Alameda County Coliseum, Oakland, CA

livebaseballscorecards.com

AB	31
R	4
H	7
RBI	4
BB	0
SO	7
LOB	9



WP	PA	3B	HR	S	P	ERA	WHIP
0	31	0	3	13			

Fri Jul 09 1993, 7:05 PM PDT
Att: 29,901 - Unknown - 65 F

Batter	1	2	3	4	5	6	7	8	9	AB R H RBI BB SO LOB	TOP
Scott Fletcher, R (1, 4) OBP: 0.358, SLG: 0.432 C C B B B X	3-2 F7 ①		0-2 G1-6-3 ② ③ 1-2f			1-1 SH 1B 1B		0-2 P5 ① B C C X	1-1 F9 ②	5 1 1 0 0 0 3	
Bob Zuppic, R (1, 8) OBP: 0.358, SLG: 0.409 B C C B C	2-3 K ②			2-2 G4-3 S 1B 1B		0-1 SH 1B E 1-3		0-0 2B 1B	2-1 P4 ③	4 3 2 0 0 1 2	
Mike Greenwell, L (1, 7) OBP: 0.379, SLG: 0.476 B B C X	2-1 1B			2-0 F7 ①		0-2 FC6-5 S 1B 1-3 3-H		3-2 2B 1-H		4 0 3 2 0 0 1	
Andre Dawson, R (1, 10) OBP: 0.269, SLG: 0.357 X	0-0 P3 ③			1-1 G4-3 ② 1-3		0-2 P4 ①		1-3 K ②		4 0 0 0 0 1 5	
Ivan Calderon, R (1, 9) OBP: 0.295, SLG: 0.296 B C C B		1-3 K ①		0-0 1B 3-H		1-2 FC6-5 ② 1-3 3-H		2-1 P6 ③		4 0 1 1 0 1 2	
Scott Cooper, L (1, 5) OBP: 0.362, SLG: 0.401 X	0-0 F7 ②			1-2 F7 ③		2-2 G4-3 ③			3-2 F8 ①	4 0 0 0 0 0 2	
Carlos Quintana, R (1, 3) OBP: 0.343, SLG: 0.295 B C C B B X		1-2 L9 ③			4-1 G6-4-3 BB		0-0 F9 ①		1-1 1B 2B	3 1 1 0 1 0 0	
Bob Melvin, R (1, 2) OBP: 0.303, SLG: 0.337 Steve Lyons, L (9, PR) OBP: 0.235, SLG: 0.200 Tony Peña, R (9, 2) OBP: 0.247, SLG: 0.243 S C C F			0-3 K ①		0-2 G6-4-3 ② 1-2f		0-0 F8 ②		1-1 1B 1B	4 0 1 0 0 1 1 0 0 0 0 0 0 0 0 0 0 0 0 0 0	
John Valentin, R (1, 6) OBP: 0.300, SLG: 0.382 X		0-0 1B G1-6-3		2-2 P4 ③		2-3 K ③		2-3 K ③	1-1 1B 1-2 3-H	4 0 2 1 0 1 0	
Inning Stats	R: 0 H: 1 E: 0 LOB: 1 K: 1 BB: 0 S: 10 P: 17	R: 0 H: 0 E: 0 LOB: 0 K: 1 BB: 0 S: 8 P: 10	R: 0 H: 1 E: 0 LOB: 0 K: 1 BB: 0 S: 7 P: 7	R: 1 H: 2 E: 0 LOB: 1 K: 0 BB: 0 S: 12 P: 18	R: 0 H: 0 E: 0 LOB: 0 K: 0 BB: 1 S: 7 P: 13	R: 2 H: 2 E: 1 LOB: 1 K: 0 BB: 0 S: 17 P: 21	R: 0 H: 0 E: 0 LOB: 0 K: 1 BB: 0 S: 5 P: 7	R: 1 H: 2 E: 0 LOB: 1 K: 1 BB: 0 S: 14 P: 19	R: 1 H: 3 E: 0 LOB: 2 K: 0 BB: 0 S: 16 P: 25	1B: 9 SF: 0 2B: 2 SAC: 1 3B: 0 DP: 2 HR: 0 HBP: 0	WP: 0 PA: 38 PB: 0 SB: 2 CS: 0
PITCHER Kelly Downs, R (1, 1) ERA: 6.06 Joe Boever, R (9, 1) ERA: 3.14	IP WLS BF H R ER SO BB IBB HBP BLK WP HR S P ERA WHIP 8.0 L 32 8 4 3 5 1 0 0 0 0 0 0 80 112 3.38 1.125 1.0 6 3 1 1 0 0 0 0 0 0 0 0 16 25 9.00 3.000				PITCHER IP WLS BF H R ER SO BB IBB HBP BLK WP HR S P ERA WHIP						

Boston Red Sox @ Oakland Athletics
 Oakland-Alameda County Coliseum, Oakland, CA

Sat Jul 10 1993, 3:33 AM PDT
 Att. 32,202 - Sunny - 65 F

livebaseballscorecards.com

AB	36
R	5
H	11
RBI	4
BB	1
SO	5
LOB	16



Batter	1	2	3	4	5	6	7	8	9	AB	R	H	RBI	BB	SO	LOB
Lance Blankenship, R OBP: 0.390, SLG: 0.301 (1, 7)	3-2 G6-3 ①		1-1 G6-3 ②		3-1 P4 ③		2-3 K ③			4	0	0	0	0	1	2
Brent Gates, S OBP: 0.372, SLG: 0.378 (1, 4)	3-2 L7 ②		4-0 BB ③			2-2 1B S 1B		1-1 G5-3 ①		3	0	1	0	1	0	0
Ruben Sierra, S OBP: 0.297, SLG: 0.415 (1, 9)	0-0 F9 ③		3-3 K ③			4-1 1B BB		2-1 G4-3 ②		3	0	0	0	1	1	2
Troy Neel, L OBP: 0.333, SLG: 0.505 (1, 10)				1-2 F8 ①		1-0 1B ①		3-2 P5 ③		4	0	1	0	0	1	0
Terry Steinbach, R OBP: 0.346, SLG: 0.439 (1, 2)		3-2 1B ②		2-2 G6-3 ②		1-3 K ①			0-0 WP 1B	4	0	2	0	0	1	3
Mike Aldrete, L OBP: 0.333, SLG: 0.435 (1, 3)		2-2 F8 ②		2-2 L5 ③		2-3 K ②			1-1 G6-3 ①	4	0	0	0	0	1	5
Dave Henderson, R OBP: 0.254, SLG: 0.408 (1, 8)		2-3 K ③			3-3 K ①		3-3 K ③		2-3 K ②	4	0	0	0	0	4	5
Kevin Seitzer, R OBP: 0.321, SLG: 0.360 (1, 5)			3-3 K ①		1-0 2B ②		3-2 F9 ①		2-2 G4-3 ③	4	0	1	0	0	1	1
Mike Bordick, R OBP: 0.339, SLG: 0.316 (1, 6)			1-1 G6-3 1B ②		1-0 G6-3 ②		1-2 G6-3 ②			3	0	1	0	0	0	1

Inning Stats	R: 0	H: 0	E: 0	K: 0	S: 8	R: 0	H: 1	E: 0	K: 2	S: 12	R: 0	H: 1	E: 0	K: 2	S: 12	R: 0	H: 0	E: 0	K: 0	S: 11	R: 0	H: 1	E: 0	K: 1	S: 7	R: 0	H: 2	E: 0	K: 3	S: 15	R: 0	H: 0	E: 0	K: 1	S: 10	R: 0	H: 0	E: 0	K: 0	S: 9	R: 0	H: 1	E: 0	K: 1	S: 9	R: 0	H: 1	E: 0	K: 1	S: 9	1B: 5	SF: 0	2B: 1	3B: 0	HR: 0	WP: 1	PB: 0	SB: 1	CS: 0	PA: 35
PITCHER	IP	WLS	BF	H	R	ER	SO	BB	IBB	HBP	BLK	WP	HR	S	P	ERA	WHIP																																											
Aaron Sele, R ERA: 1.05 (1, 1)	5.0	W	21	4	0	0	5	2	0	0	0	0	0	54	101	0.00	1.200																																											
Greg Harris, R ERA: 2.45 (6, 1)	4.0	S	14	2	0	0	5	0	0	0	0	1	0	39	63	0.00	0.500																																											

BOTTOM

Boston Red Sox @ Oakland Athletics
Oakland-Alameda County Coliseum, Oakland, CA

Sat Jul 10 1993, 3:33 AM PDT
Att. 32,202 - Sunny - 65 F

livebaseballscorecards.com

AB	33
R	0
H	6
RBI	0
BB	2
SO	10
LOB	19



Batter	1	2	3	4	5	6	7	8	9	AB R H RBI BB SO LOB	TOP
Scott Fletcher, R (1, 4) OBP: 0.364, SLG: 0.438 	2-1 		0-0 		1-0 		2-0 			4 1 3 1 0 0 0	Boston Red Sox @ Oakland Athletics Oakland-Alameda County Coliseum, Oakland, CA Sun Jul 11 1993, 3:33 AM PDT Att. 34,097 - Sunny - 70 F
Billy Hatcher, R (1, 8) OBP: 0.366, SLG: 0.446 	0-1 		2-2 		0-2 		0-0 			4 0 2 0 0 0 2	
Mike Greenwell, L (1, 7) OBP: 0.374, SLG: 0.469 	1-3 		1-0 		2-2 		2-0 			4 0 0 0 0 1 2	
Andre Dawson, R (1, 10) OBP: 0.273, SLG: 0.359 		1-1 	3-2 		1-0 		1-1 			4 1 2 0 0 0 0	
Ernest Riles, L (1, 5) OBP: 0.296, SLG: 0.350 Scott Cooper, L (8, 5) OBP: 0.362, SLG: 0.401 		3-2 	1-0 		2-3 		2-1 			3 0 0 0 0 1 1 0 0 0 0 0 0 0	
Bob Zupcic, R (1, 9) OBP: 0.351, SLG: 0.400 		0-0 		2-3 		0-0 		1-0 		3 0 0 0 0 1 0	
Carlos Quintana, R (1, 3) OBP: 0.341, SLG: 0.295 		1-3 		2-2 		0-2 		1-2 		4 1 1 0 0 1 2	
John Valentin, R (1, 6) OBP: 0.300, SLG: 0.379 		4-2 		0-0 		1-0 		0-1 		2 0 0 0 1 0 0	
Tony Peña, R (1, 2) OBP: 0.244, SLG: 0.239 		2-3 		1-2 		2-2 				3 0 0 0 0 1 3	
Inning Stats	R: 0 H: 1 E: 0 LOB: 0 K: 1 BB: 0 S: 7 P: 10	R: 1 H: 1 E: 0 LOB: 2 K: 2 BB: 1 S: 17 P: 28	R: 1 H: 3 E: 0 LOB: 1 K: 0 BB: 0 S: 9 P: 16	R: 0 H: 0 E: 0 LOB: 0 K: 1 BB: 0 S: 7 P: 11	R: 0 H: 1 E: 0 LOB: 1 K: 0 BB: 0 S: 12 P: 16	R: 0 H: 0 E: 0 LOB: 0 K: 1 BB: 0 S: 5 P: 8	R: 1 H: 2 E: 0 LOB: 1 K: 0 BB: 0 S: 9 P: 14	R: 0 H: 0 E: 0 LOB: 0 K: 0 BB: 0 S: 5 P: 10	R: 0 H: 0 E: 0 LOB: 0 K: 0 BB: 0 S: 6 P: 8	1B: 8 SF: 0 2B: 0 SAC: 2 3B: 0 DP: 2 HR: 0 HBP: 1	WP: 1 PA: 35 PB: 0 SB: 0 CS: 0
PITCHER Bobby Witt, R (1, 1) ERA: 3.77	IP 9.0 WLS L BF 35 H 8 R 3 ER 3 SO 5 BB 1 IBB 0 HBP 1 BLK 0 WP 1 HR 0 S 77 P 121 ERA 3.00 WHIP 1.000										

AB	31
R	3
H	8
RBI	1
BB	1
SO	5
LOB	10



livebaseballscorecards.com

Batter	1	2	3	4	5	6	7	8	9	AB	R	H	RBI	BB	SO	LOB
Lance Blankenship, R OBP: 0.388, SLG: 0.296 (1, 8)	F9		P2	K						3	0	0	0	1	1	1
Brent Gates, S OBP: 0.370, SLG: 0.376 (1, 4)	G4-3-2		L6 1B		F9					4	0	1	0	0	1	1
Ruben Sierra, S OBP: 0.297, SLG: 0.413 (1, 9)	E1 1B		L6 1B		F8			G4-3		4	0	1	0	0	0	0
Troy Neel, L OBP: 0.332, SLG: 0.500 (1, 3)	FC6-4 1B		L6		K			K		4	0	1	0	0	2	2
Terry Steinbach, R OBP: 0.345, SLG: 0.436 (1, 2)	FC6-4			BB 1B		G6-3		K		4	1	1	0	0	1	2
Mike Aldrete, L OBP: 0.340, SLG: 0.432 (1, 7)		BB		BB 1B		F9		G4-3		3	1	1	0	1	0	0
Dave Henderson, R OBP: 0.250, SLG: 0.401 Rickey Henderson, R OBP: 0.462, SLG: 0.502 (1, 10) (9, PH)			K	K		F8		K		3	0	0	0	0	2	3
Kevin Seitzer, R OBP: 0.324, SLG: 0.360 Scott Hemond, R OBP: 0.293, SLG: 0.258 (1, 5) (9, PR)		P3		1B BB		F9		1B		3	0	1	0	1	0	1
Mike Bordick, R OBP: 0.338, SLG: 0.315 (1, 6)		L8		1B		G4-3		G1-3		0	0	0	0	0	0	0

Inning Stats	R: 0	H: 1	E: 1	K: 0	S: 13	R: 0	H: 0	E: 0	K: 1	S: 12	R: 0	H: 2	E: 0	K: 0	S: 8	R: 2	H: 3	E: 0	K: 2	S: 17	R: 0	H: 0	E: 0	K: 1	S: 7	R: 0	H: 0	E: 0	K: 0	S: 6	R: 0	H: 0	E: 0	K: 1	S: 12	R: 0	H: 0	E: 0	K: 2	S: 8	R: 0	H: 1	E: 0	K: 1	S: 10	1B: 7	2B: 1	3B: 0	HR: 0	SF: 0	SAC: 0	DP: 1	HBP: 0	WP: 0	PB: 0	SB: 0	CS: 0	PA: 36
--------------	------	------	------	------	-------	------	------	------	------	-------	------	------	------	------	------	------	------	------	------	-------	------	------	------	------	------	------	------	------	------	------	------	------	------	------	-------	------	------	------	------	------	------	------	------	------	-------	-------	-------	-------	-------	-------	--------	-------	--------	-------	-------	-------	-------	--------

PITCHER	IP	WLS	BF	H	R	ER	SO	BB	IBB	HBP	BLK	WP	HR	S	P	ERA	WHIP
Danny Darwin, R ERA: 3.05 (1, 1)	7.0	W	29	6	2	2	5	3	0	0	0	0	0	75	110	2.57	1.286
Ken Ryan, R ERA: 2.86 (8, 1)	1.0		3	0	0	0	2	0	0	0	0	0	0	8	14	0.00	0.000
Jeff Russell, R ERA: 3.03 (9, 1)	1.0	S	4	1	0	0	1	0	0	0	0	0	0	10	14	0.00	1.000

BOTTOM


Boston Red Sox @ Oakland Athletics
Oakland-Alameda County Coliseum, Oakland, CA

Sun Jul 11 1993, 3:33 AM PDT
Att: 34,097 - Sunny - 70 F

livebaseballscorecards.com

AB	33
R	2
H	7
RBI	2
BB	3
SO	8
LOB	12



Batter	1	2	3	4	5	6	7	8	9	AB R H RBI BB SO LOB	TOP									
Rickey Henderson, R OBP: 0.468, SLG: 0.508 (1, 7) C X	0-1 1B SF8 1B		2-2 1B F9 1B	0-1 F9			1-2 HR 1B 3-2 HR 1B BB		2-2 1B F9 1B	5 2 4 0 1 0 1										
Brent Gates, S OBP: 0.373, SLG: 0.379 (1, 4) B X	1-0 1B 1-3 1B		1-1 F9 2-3			3-2 1B G3			1-0 G1-3	6 1 3 1 0 0 7										
Ruben Sierra, S OBP: 0.301, SLG: 0.425 (1, 9) C F X	0-2 SF8 3-H		1-2 F7 1B 1-3 1B			3-2 F8 1-3 HR 1B		0-1 1B 1B		4 1 3 5 0 0 1										
Troy Neel, L OBP: 0.324, SLG: 0.487 (1, 10) B SAFE X	1-0 L8		2-1 F7 1B 1-2			0-0 L8		0-1 E1 1B 2B	1-3 K	5 1 0 0 0 1 5										
Terry Steinbach, R OBP: 0.346, SLG: 0.433 (1, 2) B SAFE L B F S	3-3 K		4-1 BB			0-0 F9		0-0 2B SF8 1B	0-1 F9	4 1 1 0 1 1 3										
Dave Henderson, R OBP: 0.249, SLG: 0.401 (1, 8)		2-3 K	3-3 K			1-0 P6		0-0 BB 2B	2-3 K	5 0 1 1 0 3 4										
Mike Aldrete, L OBP: 0.340, SLG: 0.429 Kevin Seitzer, R OBP: 0.325, SLG: 0.359 (7, PH) (7, 3)		2-3 K		2-2 FC5-4 1B		1-3 K		4-1 BB BB	1-1 F9	3 0 1 0 0 2 0 1 0 0 0 1 0 0	AB 41 R 8 H 15 RBI 8 BB 4 SO 9 LOB 26									
Craig Paquette, R OBP: 0.270, SLG: 0.455 (1, 5)		0-1 G6-3		1-1 FC5-4 1-2f		1-1 L9		0-3 K	0-3 K	5 0 0 0 0 2 4										
Mike Bordick, R OBP: 0.342, SLG: 0.319 (1, 6)			0-0 F9 1B 1B	2-1 F8			1-2 1B BB SF8		0-1 1B	3 2 2 1 1 0 1										
Inning Stats	R: 1 E: 0 K: 1 S: 11	H: 2 LOB: 1 BB: 0 P: 16	R: 0 E: 0 K: 2 S: 8	H: 0 LOB: 0 BB: 0 P: 12	R: 1 E: 0 K: 1 S: 16	H: 3 LOB: 3 BB: 1 P: 29	R: 0 E: 0 K: 0 S: 11	H: 1 LOB: 1 BB: 0 P: 16	R: 0 E: 0 K: 1 S: 6	H: 0 LOB: 0 BB: 0 P: 9	R: 6 E: 1 K: 1 S: 22	H: 5 LOB: 3 BB: 3 P: 41	R: 0 E: 0 K: 2 S: 10	H: 1 LOB: 1 BB: 0 P: 13	R: 0 E: 0 K: 1 S: 11	H: 2 LOB: 2 BB: 0 P: 15	1B: 13 2B: 1 3B: 0 HR: 1	SF: 2 SAC: 0 DP: 0 HBP: 0	WP: 0 PB: 0 SB: 0 CS: 0	PA: 47
PITCHER	IP WLS BF H R ER SO BB IBB HBP BLK WP HR S P ERA WHIP																			
Melido Perez, R ERA: 4.54 (1, 1)	6.0 L 29 9 5 5 5 2 0 0 0 0 0 0 74 118 7.50 1.833																			
Steve Howe, L ERA: 6.93 (7, 1)	0.0 4 3 2 1 0 0 0 0 0 0 0 1 5 6 ∞ ∞																			
Bobby Munoz, R ERA: 4.03 (7, 1)	1.0 5 0 1 0 1 2 0 0 0 0 0 0 7 17 0.00 2.000																			
Paul Gibson, L ERA: 3.86 (8, 1)	1.0 4 1 0 0 2 0 0 0 0 0 0 0 10 13 0.00 1.000																			
John Habyan, R ERA: 3.72 (9, 1)	1.0 5 2 0 0 1 0 0 0 0 0 0 0 11 15 0.00 2.000																			

Oakland Athletics @ New York Yankees
 Yankee Stadium, Bronx, NY
 Thu Jul 15 1993, 7:05 PM EDT
 Att. 31,469 - Unknown - 83 F

livebaseballscorecards.com

Batter	1	2	3	4	5	6	7	8	9	AB R H RBI BB SO LOB	TOP		
Rickey Henderson, R OBP: 0.470, SLG: 0.519 Mike Aldrete, L OBP: 0.347, SLG: 0.457	4-2 F9 G5-3 BB		2-1 HR			2-2 F8		1-1 SF9 3B		2 1 1 1 1 0 0 1 1 1 0 0 0 0			
Dave Henderson, R OBP: 0.250, SLG: 0.417 Troy Neel, L OBP: 0.322, SLG: 0.485	3-2 G5-3		0-0 L8			2-2 HR		1-3 K		3 1 1 1 0 0 1 1 0 0 0 0 1 1			
Ruben Sierra, S OBP: 0.298, SLG: 0.422 Lance Blankenship, R OBP: 0.388, SLG: 0.296	1-1 F9			0-0 G5-3		2-2 F9		2-2 SF9		3 0 0 1 0 0 1 0 0 0 0 0 0 0			
Terry Steinbach, R OBP: 0.348, SLG: 0.432	1-0 F8			2-1 G6-3		3-2 S 1B		4-2 1B BB		3 0 1 0 1 0 1			
Kevin Seitzer, R OBP: 0.324, SLG: 0.357		0-0 G1-3		2-0 F8		1-3 K		0-1 1B		4 0 1 0 0 1 1			
Brent Gates, S OBP: 0.367, SLG: 0.373		1-1 F7			1-1 G5-3		0-0 G6-3		0-0 L3	4 0 0 0 0 0 2			
Craig Paquette, R OBP: 0.270, SLG: 0.457		2-3 K			0-0 2B		2-3 K		0-0 G6-3	4 0 1 0 0 2 0	AB 33 R 3 H 7 RBI 3 BB 2 SO 4 LOB 10		
Mike Bordick, R OBP: 0.340, SLG: 0.322			2-1 F8		0-0 G6-3		0-1 2B		3-1 G6-3	4 0 1 0 0 0 1			
Scott Hemond, R OBP: 0.278, SLG: 0.243			1-1 P3		1-1 G5-3		1-2 G6-3		1-0 F9	4 0 0 0 0 0 2			
Inning Stats	R: 0 H: 0 E: 0 LOB: 1 K: 0 BB: 1 S: 9 P: 18	R: 0 H: 0 E: 0 LOB: 0 K: 1 BB: 0 S: 6 P: 9	R: 1 H: 1 E: 0 LOB: 0 K: 0 BB: 0 S: 7 P: 12	R: 0 H: 0 E: 0 LOB: 0 K: 0 BB: 0 S: 4 P: 8	R: 0 H: 1 E: 0 LOB: 1 K: 0 BB: 0 S: 6 P: 8	R: 1 H: 2 E: 0 LOB: 1 K: 1 BB: 0 S: 16 P: 26	R: 0 H: 1 E: 0 LOB: 1 K: 1 BB: 0 S: 9 P: 12	R: 1 H: 2 E: 0 LOB: 2 K: 1 BB: 1 S: 15 P: 23	R: 0 H: 0 E: 0 LOB: 0 K: 0 BB: 0 S: 4 P: 8	1B: 2 SF: 1 2B: 2 SAC: 0 3B: 1 DP: 0 HR: 2 HBP: 0	WP: 0 PA: 36 PB: 0 SB: 1 CS: 0		
PITCHER	IP WLS BF H R ER SO BB IBB HBP BLK WP HR S P ERA WHIP											PITCHER	IP WLS BF H R ER SO BB IBB HBP BLK WP HR S P ERA WHIP
Jimmy Key, L ERA: 2.32	(1, 1) 7.0 W 27 5 2 2 3 1 0 0 0 0 2 57 93 2.57 0.857												
John Habyan, R ERA: 3.76	(8, 1) 2.0 9 2 1 1 1 1 0 0 0 0 0 19 31 4.50 1.500												

Oakland Athletics @ New York Yankees
 Yankee Stadium, Bronx, NY
 Fri Jul 16 1993, 7:05 PM EDT
 Att. 32,125 - Unknown

livebaseballscorecards.com



Batter	1	2	3	4	5	6	7	8	9
Wade Boggs, L OBP: 0.367, SLG: 0.373 (1, 5)	1-0 F7		2-3 K2-3		1-1 1B 1B	3-2 PB 1B 2B		3-2 BB 1B	
Dion James, L OBP: 0.358, SLG: 0.444 (1, 7)	0-1 G4-3		2-1 G6-3 1B		2-0 1B 2B 1B	3-2 P6		2-1 F7	
Don Mattingly, L OBP: 0.355, SLG: 0.416 (1, 3)	0-1 F7		0-0 G6-3 1-2f		0-0 2B 2B 1B	3-2 1B		4-1 1B BB	
Danny Tartabull, R OBP: 0.354, SLG: 0.512 (1, 10)		0-0 2B FC3 1B		2-2 HR	1-3 K	3-1 F8		2-2 BB 1B	
Paul O'Neill, L OBP: 0.383, SLG: 0.543 (1, 9)		1-1 FC3 1B 2B		0-1 HR	2-0 2B 2B		0-2 G4-3	4-0 BB	
Bernie Williams, S OBP: 0.307, SLG: 0.398 (1, 8)		0-1 FC3 1B S		2-0 G3	0-2 S 2B		2-2 1B 1B	0-2 G4-3	
Matt Nokes, L OBP: 0.302, SLG: 0.483 (1, 2)		2-1 G3-1		0-0 F7	4-0 BB		1-2 G4-3 1B		
Mike Gallego, R OBP: 0.375, SLG: 0.429 (1, 4)		1-0 G6-4-3 1B		2-0 G6-3	2-2 K		2-2 G4-3		
Spike Owen, S OBP: 0.321, SLG: 0.322 (1, 6)		0-0 G6-4-3			0-0 F8	1-2 G1-3		0-0 G4-3	

AB	R	H	RBI	BB	SO	LOB
5	3	3	0	0	1	0
5	1	2	0	0	0	2
4	1	2	2	1	0	1
5	2	3	2	0	1	3
4	3	3	2	1	0	0
5	0	2	3	0	0	4
3	0	1	0	1	0	2
4	0	1	1	0	1	4
4	0	0	0	0	0	2

BOTTOM

Oakland Athletics @ New York Yankees
 Yankee Stadium, Bronx, NY
 Fri Jul 16 1993, 7:05 PM EDT
 Att. 32,125 - Unknown

AB	39
R	10
H	17
RBI	10
BB	3
SO	3
LOB	18



1B: 11	SF: 0
2B: 4	SAC: 0
3B: 0	DP: 3
HR: 2	HBP: 0

WP: 0	PA: 42
PB: 1	
SB: 2	
CS: 0	

Inning Stats	R: 0	H: 0	E: 0	K: 0	S: 5	LOB: 0	BB: 0	P: 6									
PITCHER	IP	WLS	BF	H	R	ER	SO	BB	IBB	HBP	BLK	WP	HR	S	P	ERA	WHIP
Kelly Downs, R ERA: 6.46	4.1	L	20	8	6	6	1	0	0	0	0	0	2	35	53	12.46	1.846
Joe Boever, R ERA: 3.34	0.2		6	3	2	2	2	1	0	0	0	0	0	12	21	27.00	6.000
John Briscoe, R ERA: 4.5	2.0		9	4	1	1	0	0	0	0	0	0	0	33	51	4.50	2.000
Shawn Hillegas, R ERA: 7.09	1.0		7	2	1	1	0	2	0	0	0	0	0	16	31	9.00	4.000

WP	HR	S	P	ERA	WHIP
0	0	3	2	4.50	2.000

Batter	1	2	3	4	5	6	7	8	9	AB R H RBI BB SO LOB	TOP									
Rickey Henderson, R OBP: 0.474, SLG: 0.531 (1, 7)	1-2 HR		0-1 G6-3 1B		4-0 HR HBP BB		4-0 FC6-4 BB		1-1 G6-3	3 2 2 1 2 0 0										
Brent Gates, S OBP: 0.365, SLG: 0.367 (1, 4)	1-0 G4-3		1-0 G6-3		1-1 HR HBP		0-2 FC6-4 1B		0-0 F7	4 1 0 0 0 0 3										
Ruben Sierra, S OBP: 0.296, SLG: 0.427 (1, 9)	1-3 K		0-1 G5-3		1-1 HR		1-3 K		0-1 G3-1	5 1 1 3 0 2 3										
Dave Henderson, R OBP: 0.255, SLG: 0.415 (1, 8)	2-2 F7				2-3 K		0-1 1B			3 0 1 1 1 1 0										
Terry Steinbach, R OBP: 0.344, SLG: 0.427 (1, 2)							0-1 L9			4 0 0 0 0 1 3										
Troy Neel, L OBP: 0.326, SLG: 0.485 (1, 10)										4 0 2 0 0 0 1										
Craig Paquette, R OBP: 0.262, SLG: 0.444 (1, 5)										4 0 0 0 0 0 3										
Mike Bordick, R OBP: 0.336, SLG: 0.317 (1, 6)										4 0 0 0 0 1 2										
Lance Blankenship, R OBP: 0.386, SLG: 0.292 (1, 3)										3 1 0 0 1 0 1										
Inning Stats	R: 1 E: 0 K: 1 S: 11	H: 1 LOB: 0 BB: 0 P: 16	R: 0 E: 0 K: 0 S: 11	H: 1 LOB: 1 BB: 0 P: 16	R: 0 E: 0 K: 1 S: 10	H: 0 LOB: 1 BB: 1 P: 17	R: 3 E: 0 K: 1 S: 12	H: 1 LOB: 0 BB: 1 P: 22	R: 0 E: 0 K: 1 S: 14	H: 1 LOB: 1 BB: 0 P: 22	R: 1 E: 0 K: 1 S: 10	H: 1 LOB: 2 BB: 2 P: 19	R: 0 E: 1 K: 0 S: 7	H: 0 LOB: 1 BB: 0 P: 10	R: 0 E: 0 K: 0 S: 5	H: 0 LOB: 0 BB: 0 P: 6	1B: 4 2B: 0 3B: 0 HR: 2	SF: 0 SAC: 0 DP: 0 HBP: 1	WP: 0 PB: 0 SB: 2 CS: 0	PA: 39
PITCHER	IP WLS BF H R ER SO BB IBB HBP BLK WP HR S P ERA WHIP																			
Jim Abbott, L ERA: 4.45 (1, 1)	6.0 W 27 5 5 5 4 3 0 1 0 0 2 66 106 7.50 1.333																			
Bobby Munoz, R ERA: 3.7 (7, 1)	2.0 9 1 0 0 1 1 0 0 0 0 0 17 25 0.00 1.000																			
Steve Farr, R ERA: 3.09 (9, 1)	1.0 3 0 0 0 0 0 0 0 0 0 0 5 6 0.00 0.000																			

Oakland Athletics @ New York Yankees
 Yankee Stadium, Bronx, NY
 Sat Jul 17 1993, 3:33 AM EDT
 Att. 43,573 - Sunny - 79 F

livebaseballscorecards.com

AB	34
R	5
H	6
RBI	5
BB	4
SO	5
LOB	16



TOP

Oakland Athletics @ New York Yankees
Yankee Stadium, Bronx, NY

Sun Jul 18 1993, 7:05 PM EDT
Att. 29,645 - Unknown - 80 F

livebaseballscorecards.com

AB	36
R	6
H	14
RBI	6
BB	4
SO	5
LOB	23



WP:	0	PA:	44
PB:	0		
SB:	0		
CS:	0		

Batter	1	2	3	4	5	6	7	8	9	AB	R	H	RBI	BB	SO	LOB
Rickey Henderson, R OBP: 0.476, SLG: 0.535 (1, 7) BB	4-0 L3 BB		0-3 K		1-2 P4		0-1 SH1-3 SF7 2B	0-0 1B		4	1	2	0	1	1	3
Brent Gates, S OBP: 0.366, SLG: 0.369 (1, 4) X	0-0 L5		0-0 FC1-6 1B		2-2 1B		1-1 SH1-3	0-3 K		4	0	2	1	0	1	3
Ruben Sierra, S OBP: 0.298, SLG: 0.425 (1, 9) X	0-0 L3		0-0 FC1-6 BB		1-2 P5		4-0 FC6-4 IBB		0-0 1B SF8 1B	4	1	1	0	1	0	5
Troy Neel, L OBP: 0.326, SLG: 0.480 Dave Henderson, R OBP: 0.257, SLG: 0.418 (1, 10) (7, PH)		0-0 G6-3	4-1 BB		3-2 G4-3		1-0 SF7		0-0 G5-3 1B 1B	2	0	0	0	1	0	2
Terry Steinbach, R OBP: 0.339, SLG: 0.421 Scott Hemond, R OBP: 0.275, SLG: 0.243 (1, 2) (8, 2)		0-0 G3	1-3 K		0-0 G6-3		0-0 FC6-4		0-0 SF8	4	0	0	0	0	1	4
Mike Aldrete, L OBP: 0.356, SLG: 0.495 Craig Paquette, R OBP: 0.265, SLG: 0.444 (1, 3) (8, PH) (8, 5)		0-3 K		3-2 G4-3 1B		1-1 HR		1-2 G6-3	0-0 G5-3 1B	3	1	2	1	0	1	0
Jerry Browne, S OBP: 0.366, SLG: 0.324 (1, 5) (8, 3)			0-0 1B 2B		1-2 G4-3		1-1 L3		0-0 G5-3	5	1	1	0	0	0	3
Mike Bordick, R OBP: 0.340, SLG: 0.321 (1, 6)			1-0 1B 1B HBP		1-3 K		4-2 BB		0-0 G6-3	3	2	1	0	1	1	2
Lance Blankenship, R OBP: 0.391, SLG: 0.301 (1, 8)			0-0 FC1-6 1B		2-1 1B		1-2 F7		1-0 1B	4	0	3	2	0	0	1

Inning Stats	R: 0	H: 0	E: 0	K: 0	S: 2	P: 6	R: 0	H: 0	E: 0	K: 1	S: 5	P: 5	R: 2	H: 3	E: 0	K: 2	S: 11	P: 17	R: 0	H: 1	E: 0	K: 1	S: 12	P: 17	R: 0	H: 2	E: 0	K: 0	S: 15	P: 24	R: 1	H: 1	E: 0	K: 0	S: 11	P: 18	R: 1	H: 1	E: 0	K: 0	S: 6	P: 12	R: 1	H: 3	E: 0	K: 1	S: 13	P: 20	R: 1	H: 3	E: 0	K: 0	S: 6	P: 6	1B: 10	SF: 2	2B: 4	SAC: 1	3B: 0	DP: 2	HR: 1	HBP: 1	WP: 0	PA: 44
--------------	------	------	------	------	------	------	------	------	------	------	------	------	------	------	------	------	-------	-------	------	------	------	------	-------	-------	------	------	------	------	-------	-------	------	------	------	------	-------	-------	------	------	------	------	------	-------	------	------	------	------	-------	-------	------	------	------	------	------	------	--------	-------	-------	--------	-------	-------	-------	--------	-------	--------

PITCHER	IP	WLS	BF	H	R	ER	SO	BB	IBB	HBP	BLK	WP	HR	S	P	ERA	WHIP
Bob Wickman, R ERA: 4.63 (1, 1)	5.2		26	7	3	3	4	3	0	1	0	0	1	52	82	4.76	1.765
Rich Monteleone, R ERA: 4.91 (6, 1)	0.2		4	1	1	1	0	0	1	0	0	0	0	8	14	13.50	1.500
Steve Howe, L ERA: 6.84 (7, 1)	1.2	W	8	3	1	1	1	0	0	0	0	0	0	15	23	5.40	1.800
Paul Gibson, L ERA: 4.2 (9, 1)	1.0		6	3	1	1	0	0	0	0	0	0	0	6	6	9.00	3.000

Batter	1	2	3	4	5	6	7	8	9	AB	R	H	RBI	BB	SO	LOB
Wade Boggs, L (1, 5) OBP: 0.373, SLG: 0.381	0-0 G3-6-3 1B		3-1 F7		0-0 HR 2B		BB			4	3	3	1	1	0	0
Dion James, L (1, 7) OBP: 0.370, SLG: 0.452	0-0 F7		0-1 G5-3		1-1 P5		BB			5	1	2	1	0	0	2
Don Mattingly, L (1, 3) OBP: 0.366, SLG: 0.448	0-0 G3-6-3 1-2f		1-2 FC6-4 1B		3-1 HR		BB			5	2	4	4	0	0	1
Danny Tartabull, R (1, 10) OBP: 0.358, SLG: 0.521		0-0 HR	3-1 FC6-4 1-2f		1-0 G5-3		BB			5	2	2	2	0	1	3
Paul O'Neill, L (1, 9) OBP: 0.377, SLG: 0.535		0-0 F8		1-2 P6		1-3 K	1-0 E9 HR 1B	1-0 G3		5	1	1	1	0	1	0
Bernie Williams, S (1, 8) OBP: 0.310, SLG: 0.401		0-3 K		2-2 G1-3 1B		1-1 F7	4-0 HR IBB	2-1 P3		4	1	1	0	1	1	0
Mike Stanley, R (1, 2) OBP: 0.399, SLG: 0.548		0-0 1B 1B		0-2 G1-3 1-2		1-1 F9	2-0 HR	2-3 K		5	1	2	4	0	1	1
Mike Gallego, R (1, 4) OBP: 0.375, SLG: 0.423		0-0 1-2 1B		3-3 K			BB 1B	G5-3		4	1	2	0	0	1	1
Spike Owen, S (1, 6) OBP: 0.316, SLG: 0.321		0-3 K			2-1 F9		F9	1B 2B		4	1	1	0	0	1	3

Inning Stats	R: 0	H: 1	E: 0	K: 0	S: 3	R: 1	H: 3	E: 0	K: 2	S: 10	R: 0	H: 1	E: 0	K: 0	S: 10	R: 2	H: 2	E: 0	K: 0	S: 8	R: 0	H: 0	E: 0	K: 1	S: 7	R: 10	H: 10	E: 1	K: 1	S: 34	R: 0	H: 0	E: 0	K: 1	S: 6	1B: 13	2B: 2	3B: 0	HR: 3	SF: 0	SAC: 0	DP: 1	HBP: 0	WP: 0	PB: 0	SB: 0	CS: 0	PA: 43
--------------	------	------	------	------	------	------	------	------	------	-------	------	------	------	------	-------	------	------	------	------	------	------	------	------	------	------	-------	-------	------	------	-------	------	------	------	------	------	--------	-------	-------	-------	-------	--------	-------	--------	-------	-------	-------	-------	--------

PITCHER	IP	WLS	BF	H	R	ER	SO	BB	IBB	HBP	BLK	WP	HR	S	P	ERA	WHIP
Bob Welch, R (1, 1) ERA: 4.86	5.0		22	8	3	3	3	0	0	0	0	0	2	45	65	5.40	1.600
Ed Nunez, R (6, 1) ERA: 3.09	1.1	L	7	2	3	3	1	1	0	0	0	0	0	22	31	20.25	2.250
Vince Horsman, L (7, 1) ERA: 6.43	0.0		1	1	0	0	0	0	0	0	0	0	0	1	2	∞	∞
Rich Gossage, R (7, 1) ERA: 5.17	0.2		10	7	7	7	1	0	1	0	0	0	1	18	34	94.50	10.500
Dennis Eckersley, R (8, 1) ERA: 3.62	1.0		3	0	0	0	1	0	0	0	0	0	0	6	11	0.00	0.000


BOTTOM

Oakland Athletics @ New York Yankees
Yankee Stadium, Bronx, NY

Sun Jul 18 1993, 7:05 PM EDT
Att: 29,645 - Unknown - 80 F

AB	41
R	13
H	18
RBI	13
BB	2
SO	6
LOB	11

livebaseballscorecards.com



Batter	1	2	3	4	5	6	7	8	9	AB R H RBI BB SO LOB	TOP											
Rickey Henderson, R OBP: 0.474, SLG: 0.532 (1, 7) B C B B C X	3-2 F8 ①		3-2 SF7 ②			1-0 F7 ①		3-1 FC6-4 1B ①		3 0 1 1 0 0 0												
Brent Gates, S OBP: 0.361, SLG: 0.363 (1, 4) C B B X	2-2 L7 ②		3-H 2-1 G5-3 ③			1-3 K ②		1-0 FC6-4 1-2f ③		4 0 0 0 0 1 1												
Ruben Sierra, S OBP: 0.302, SLG: 0.431 (1, 10) X	0-0 1B ①				1-0 G5-3 ①		1-1 2B ③		0-2 1B 1B ①	4 1 3 0 0 0 0												
Terry Steinbach, R OBP: 0.338, SLG: 0.419 (1, 3) B C F F B S	2-3 K ③				0-3 K ②		1-0 G5-3 ③		0-0 1B 1B 1B ①	4 0 1 0 0 2 2												
Dave Henderson, R OBP: 0.257, SLG: 0.415 (1, 9)					0-2 L5 ③				1-2 1B 1B ①	4 0 1 1 0 0 0												
Craig Paquette, R OBP: 0.272, SLG: 0.446 (1, 5) B X					1-0 G5-3 ②				0-2 3-H 1B ①	4 0 2 0 0 1 0												
Mike Bordick, R OBP: 0.339, SLG: 0.323 (1, 6) B B F X					2-1 G1-3 ③				1-2 2-3 1B ①	4 0 1 0 0 1 4												
Scott Hemond, R OBP: 0.277, SLG: 0.260 Jerry Browne, S OBP: 0.357, SLG: 0.316 (9, PH)					1-1 G4-3 SF7 2B ①				0-2 F9 ②	3 1 1 0 0 1 1 1 0 0 0 0 0 3												
Lance Blankenship, R OBP: 0.387, SLG: 0.296 Mike Aldrete, L OBP: 0.352, SLG: 0.490 (9, PH)					1-0 G4-3 2-3 ①				3-2 G4-3 ③	3 0 0 0 0 1 2 1 0 0 0 0 0 3												
Inning Stats	R: 0 E: 0 K: 1 S: 12	H: 1 LOB: 1 BB: 0 P: 19	R: 0 E: 0 K: 0 S: 6	H: 0 LOB: 0 BB: 0 P: 10	R: 1 E: 0 K: 0 S: 8	H: 1 LOB: 0 BB: 0 P: 15	R: 0 E: 0 K: 1 S: 7	H: 0 LOB: 0 BB: 0 P: 8	R: 0 E: 0 K: 1 S: 8	H: 1 LOB: 1 BB: 0 P: 13	R: 0 E: 0 K: 1 S: 7	H: 1 LOB: 1 BB: 0 P: 11	R: 0 E: 0 K: 0 S: 7	H: 1 LOB: 0 BB: 0 P: 10	R: 0 E: 0 K: 1 S: 7	H: 1 LOB: 1 BB: 0 P: 13	R: 1 E: 0 K: 1 S: 21	H: 4 LOB: 3 BB: 0 P: 27	1B: 7 2B: 3 3B: 0 HR: 0	SF: 1 SAC: 0 DP: 1 HBP: 0	WP: 0 PB: 0 SB: 0 CS: 0	PA: 36
PITCHER	IP WLS BF H R ER SO BB IBB HBP BLK WP HR S P ERA WHIP																				PITCHER	IP WLS BF H R ER SO BB IBB HBP BLK WP HR S P ERA WHIP
Cliff Young, L ERA: 4.25 (1, 1)	8.0 W 31 8 2 2 6 0 0 0 0 0 0 66 103 2.25 1.000																					
Eric Plunk, R ERA: 3.0 (9, 1)	0.1 3 2 0 0 1 0 0 0 0 0 0 0 10 13 0.00 6.000																					
Derek Lilliquist, L ERA: 1.06 (9, 1)	0.1 1 0 0 0 0 0 0 0 0 0 0 0 3 3 0.00 0.000																					
Jeremy Hernandez, R ERA: 3.16 (9, 1)	0.1 S 1 0 0 0 0 0 0 0 0 0 0 4 7 0.00 0.000																					

Oakland Athletics @ Cleveland Indians
Cleveland Municipal Stadium, Cleveland, OH

Mon Jul 19 1993, 7:05 PM EDT
Att. 18,072 - Unknown - 81 F

livebaseballscorecards.com

AB	35
R	2
H	10
RBI	2
BB	0
SO	7
LOB	16



Batter	1	2	3	4	5	6	7	8	9	AB	R	H	RBI	BB	SO	LOB
Kenny Lofton, L OBP: 0.391, SLG: 0.419 (1, 8) C B B X	2-1 G6-3 ①		0-0 B5-3 ①		0-1 P6 ②		2-1 P5 ③			4	0	0	0	0	0	1
Wayne Kirby, L OBP: 0.343, SLG: 0.411 (1, 9) B X	1-0 1B E 1B		4-1 S PB BB		0-2 G6-3 ③			0-2 F8 ①		3	1	1	0	1	0	0
Carlos Baerga, S OBP: 0.322, SLG: 0.492 (1, 4) X	0-0 E8 1-H HR 1B		0-0 F7 ②			1-0 G5-3 ①		1-2 CS 2B		4	1	2	0	0	0	1
Albert Belle, R OBP: 0.379, SLG: 0.600 (1, 7) B B B X	3-0 2-H HR		4-0 1-2 BB			1-1 G1-3 ②		4-0 CS IBB		2	1	1	2	2	0	0
Paul Sorrento, L OBP: 0.321, SLG: 0.459 (1, 3) B C B X	2-1 G4-3 ②		1-0 F7 ③			0-0 F8 ③		3-1 F7 ② ③ 1-2 2-3		4	0	0	0	0	0	4
Reggie Jefferson, S OBP: 0.297, SLG: 0.372 (1, 10) C X	0-1 G4-3 ③			0-1 F7 ①			0-0 G6-3 ①			3	0	0	0	0	0	0
Alvaro Espinoza, R OBP: 0.329, SLG: 0.417 (1, 5) B X		1-0 G6-3 ①		1-0 F9 ②			4-1 G1-3 1B BB			2	1	0	0	1	0	0
Felix Fermin, R OBP: 0.302, SLG: 0.298 (1, 6) B C C C X		1-2 P3-1 ②		1-0 G6-3 ③			0-0 G1-3 ② 1-2			3	0	0	0	0	0	1
Junior Ortiz, R OBP: 0.264, SLG: 0.296 (1, 2) F B B B X		3-2 F8 ③			1-1 P3 ①		2-1 2-H 1B			3	0	1	1	0	0	0

Inning Stats	R: 3	H: 3	3	R: 0	H: 0	0	R: 0	H: 0	0	R: 0	H: 0	0	R: 0	H: 0	0	R: 1	H: 1	1	R: 0	H: 1	1
	E: 1	LOB: 0		E: 0	LOB: 0		E: 0	LOB: 0		E: 0	LOB: 0		E: 0	LOB: 0		E: 0	LOB: 1		E: 0	LOB: 1	
	K: 0	BB: 0		K: 0	BB: 0		K: 0	BB: 0		K: 0	BB: 0		K: 0	BB: 0		K: 0	BB: 1		K: 0	BB: 1	
	S: 9	P: 17		S: 8	P: 13		S: 4	P: 6		S: 7	P: 8		S: 4	P: 6		S: 7	P: 15		S: 8	P: 16	

PITCHER	IP	WLS	BF	H	R	ER	SO	BB	IBB	HBP	BLK	WP	HR	S	P	ERA	WHIP
Todd Van Poppel, R ERA: 12.86 (1, 1)	4.0	L	17	3	3	3	0	2	0	0	0	0	1	25	49	6.75	1.250
Ron Darling, R ERA: 5.9 (5, 1)	4.0		15	2	1	1	0	1	1	0	0	0	0	26	45	2.25	0.750

BOTTOM

Oakland Athletics @ Cleveland Indians
Cleveland Municipal Stadium, Cleveland, OH
Mon Jul 19 1993, 7:05 PM EDT
Att: 18,072 - Unknown - 81 F

livebaseballscorecards.com

AB	28
R	4
H	5
RBI	3
BB	4
SO	0
LOB	7



WP: 0	PA: 32
PB: 1	
SB: 1	
CS: 2	

Batter	1	2	3	4	5	6	7	8	9
Kenny Lofton, L OBP: 0.396, SLG: 0.424 (1, 8)	3-2 G6-3 SAFE	4-0 BB HR BB		2-2 2B			1-0 G3 1B	4-2 FC5-4 BB	
Wayne Kirby, L OBP: 0.345, SLG: 0.408 (1, 9)	0-0 S 1B E 1B	4-0 HR BB		2-3 K			1-0 G3 1-2	0-0 FC5-4 1-2f 2-H	
Carlos Baerga, S OBP: 0.326, SLG: 0.501 (1, 4)	0-1 S 1-2 E 1B	0-1 HR		1-0 G6-3			0-1 1B 2-H 1B	3-2 G1-3	
Albert Belle, R OBP: 0.380, SLG: 0.599 (1, 7)	3-2 FC5 1-H 2-H	1-0 1B				1-2 G4-6-3 1B	0-3 K		
Paul Sorrento, L OBP: 0.320, SLG: 0.456 (1, 3)	3-3 K 2-3	2-2 F9				1-0 G4-6-3 1-2f	0-0 1B 1-3 1B		
Reggie Jefferson, S OBP: 0.297, SLG: 0.371 (1, 10)	0-3 K			1-3 K		0-0 G6-3	1-0 1-2 3-H 1B		
Alvaro Espinoza, R OBP: 0.322, SLG: 0.407 (1, 5)		3-2 F9		0-0 P4		0-1 G4-3	0-0 F9		
Felix Fermin, R OBP: 0.305, SLG: 0.298 (1, 6)		1-0 BB HR BB 1B		1-2 G6-3		0-0 G4-3	4-0 BB E BB		
Junior Ortiz, R OBP: 0.258, SLG: 0.289 (1, 2)		2-2 F8		3-3 K		2-3 K	0-3 K		

Inning Stats	R: 2	H: 2	E: 1	LOB: 1	K: 2	S: 16	P: 25	R: 4	H: 3	E: 0	LOB: 1	K: 0	S: 13	P: 30	R: 0	H: 0	E: 0	LOB: 0	K: 1	S: 8	P: 10	R: 0	H: 1	E: 0	LOB: 1	K: 2	S: 11	R: 0	H: 1	E: 0	LOB: 0	K: 0	S: 5	P: 7	R: 0	H: 0	E: 0	LOB: 0	K: 1	S: 7	P: 9	R: 2	H: 4	E: 0	LOB: 2	K: 1	S: 10	P: 13	R: 1	H: 0	E: 1	LOB: 1	K: 1	S: 14	P: 25
--------------	------	------	------	--------	------	-------	-------	------	------	------	--------	------	-------	-------	------	------	------	--------	------	------	-------	------	------	------	--------	------	-------	------	------	------	--------	------	------	------	------	------	------	--------	------	------	------	------	------	------	--------	------	-------	-------	------	------	------	--------	------	-------	-------

PITCHER	IP	WLS	BF	H	R	ER	SO	BB	IBB	HBP	BLK	WP	HR	S	P	ERA	WHIP
Mike Mohler, L ERA: 5.06 (1, 1)	1.2	L	11	3	5	3	2	2	0	0	0	0	0	23	46	16.20	3.000
Joe Boever, R ERA: 3.55 (2, 1)	0.1		3	2	1	1	0	0	0	0	0	0	1	6	9	27.00	6.000
Kevin Campbell, R ERA: 3.0 (3, 1)	1.0		3	0	0	0	1	0	0	0	0	0	0	8	10	0.00	0.000
Bobby Witt, R ERA: 4.19 (4, 1)	4.0		17	6	2	2	4	0	0	0	0	0	0	33	48	4.50	1.500
John Briscoe, R ERA: 3.0 (8, 1)	1.0		5	0	1	0	1	2	0	0	0	0	0	14	25	0.00	2.000

BOTTOM

Oakland Athletics @ Cleveland Indians
Cleveland Municipal Stadium, Cleveland, OH

Tue Jul 20 1993, 7:05 PM EDT
Att: 28,347 - Unknown - 79 F

AB	R	H	RBI	BB	SO	LOB
3	2	2	0	2	0	0
4	2	1	0	1	1	3
5	3	3	5	0	0	2
4	0	2	0	0	1	1
4	0	1	0	0	1	3
4	0	1	1	0	2	1
4	0	0	0	0	0	2
3	2	1	0	1	0	0
4	0	0	0	0	3	2

AB	35
R	9
H	11
RBI	6
BB	4
SO	8
LOB	14

livebaseballscorecards.com

C

WP	PA
0	39

Batter	1	2	3	4	5	6	7	8	9	AB	R	H	RBI	BB	SO	LOB
Kenny Lofton, L OBP: 0.397, SLG: 0.423 (1, 8) B X	1-0 G4-3 S 1B		0-1 G3-4-3 ②		2-1 F9 ③			4-1 1B 1-2 BB		3	1	1	0	1	0	1
Wayne Kirby, L OBP: 0.340, SLG: 0.403 (1, 9) B 1 SAFE C B M F X	2-2 F7 ①		1-0 G6-3 ③			1-1 G3-1 ①		2-2 F7 ①		3	0	0	0	0	0	1
Glenn Hill, R OBP: 0.262, SLG: 0.407 (8, PH) B M F X	1-2									0	0	0	0	0	0	0
Thomas Howard, S OBP: 0.265, SLG: 0.310 (8, PH) (9, 9)										1	0	0	0	0	0	2
Carlos Baerga, S OBP: 0.328, SLG: 0.501 (1, 4) X	0-0 G4-3 ②			0-2 G1-3 ①		1-0 1B		0-0 1-3 2-H 1B		4	0	2	1	0	0	1
Albert Belle, R OBP: 0.381, SLG: 0.596 (1, 7) X	0-0 1B 3-H			4-0 BB		2-2 F9 ②		2-2 F7 ②		3	0	1	1	1	0	3
Paul Sorrento, L OBP: 0.316, SLG: 0.450 (1, 3) F B B S X	3-2 F9 ③			0-3 SAFE K ②		1-2 SAFE SAFE G4-3 ③		0-3 SAFE SAFE K ③		4	0	0	0	0	2	5
Reggie Jefferson, S OBP: 0.292, SLG: 0.365 (1, 10) B B X		2-0 F8 ①		0-0 G3 ③			2-2 F7 ①		1-2 L7 ①	4	0	0	0	0	0	1
Jeff Treadway, L OBP: 0.343, SLG: 0.366 (1, 5) X		0-0 F8 ②		2-0 G3 ①		2-2 F8 ②			0-1 F9 ②	4	0	0	0	0	0	0
Felix Fermin, R OBP: 0.304, SLG: 0.298 (1, 6) C X		0-1 G5-6-3 ③		0-1 CS 1B		0-0 G6-3 ③			0-2 G4-3 ③	4	0	1	0	0	0	0
Junior Ortiz, R OBP: 0.265, SLG: 0.291 (1, 2) S B X			1-1 G5-3 ①		4-2 SAFE SAFE SAFE SAFE BB ②			0-1 BB 1B		2	1	1	0	1	0	0

Inning Stats	R: 1	H: 2	E: 0	K: 0	S: 10	LOB: 1	BB: 0	P: 16	R: 0	H: 0	E: 0	K: 0	S: 4	LOB: 0	BB: 0	P: 6	R: 0	H: 0	E: 0	K: 1	S: 7	LOB: 1	BB: 1	P: 11	R: 0	H: 1	E: 0	K: 0	S: 10	LOB: 1	BB: 1	P: 18	R: 0	H: 1	E: 0	K: 0	S: 10	LOB: 0	BB: 0	P: 12	R: 1	H: 2	E: 0	K: 1	S: 15	LOB: 2	BB: 1	P: 23	R: 0	H: 0	E: 0	K: 0	S: 8	LOB: 0	BB: 0	P: 9	1B: 6	SF: 0	2B: 0	SAC: 0	3B: 0	DP: 0	HR: 0	HBP: 0	WP: 0	PA: 35
--------------	------	------	------	------	-------	--------	-------	-------	------	------	------	------	------	--------	-------	------	------	------	------	------	------	--------	-------	-------	------	------	------	------	-------	--------	-------	-------	------	------	------	------	-------	--------	-------	-------	------	------	------	------	-------	--------	-------	-------	------	------	------	------	------	--------	-------	------	-------	-------	-------	--------	-------	-------	-------	--------	-------	--------

PITCHER	IP	WLS	BF	H	R	ER	SO	BB	IBB	HBP	BLK	WP	HR	S	P	ERA	WHIP
Kelly Downs, R ERA: 6.23 (1, 1)	4.0		15	2	1	1	1	1	1	0	0	0	0	26	40	2.25	0.750
Bob Welch, R ERA: 4.74 (5, 1)	3.0	W	11	2	0	0	0	1	0	0	0	0	0	28	45	0.00	1.000
Vince Horsman, L ERA: 7.71 (8, 1)	0.0		2	1	1	1	0	1	0	0	0	0	0	3	7	∞	∞
Rich Gossage, R ERA: 5.01 (8, 1)	1.0		4	1	0	0	1	0	0	0	0	0	0	12	16	0.00	1.000
Dennis Eckerley, R ERA: 3.52 (9, 1)	1.0		3	0	0	0	0	0	0	0	0	0	0	8	9	0.00	0.000

BOTTOM

Oakland Athletics @ Cleveland Indians
Cleveland Municipal Stadium, Cleveland, OH

Wed Jul 21 1993, 7:05 PM EDT
Att: 27,014 - Unknown - 75 F

livebaseballscorecards.com

AB	32
R	2
H	6
RBI	2
BB	3
SO	2
LOB	14



Batter	1	2	3	4	5	6	7	8	9	10	AB	R	H	RBI	BB	SO	LOB
Scott Fletcher, R OBP: 0.368, SLG: 0.435 (1, 4)	0-0 FC6-4 1B	1-0 G5-4-3			0-1 G1-3 1B			0-2 2B 1B		1-0 P4	5	1	3	0	0	0	2
Billy Hatcher, R OBP: 0.369, SLG: 0.448 (1, 8)	1-2 FC6-4 BB 1-2f		1-3 K		1-2 G1-3			0-1 HR 2B 1-H		2-2 2B 1B S	5	3	2	1	0	1	2
Mike Greenwell, L OBP: 0.383, SLG: 0.492 (1, 7)	4-0 FC4-6 BB 1-2		0-0 P5		3-2 G3			0-0 HR 2-H		2-3 K 1-2	4	1	1	2	1	1	2
Andre Dawson, R OBP: 0.295, SLG: 0.374 (1, 9)	0-1 FC4-6 S 1-2f		2-1 1B		2-1 1B		2-1 1B	1-2 FC4-6 1B		2-2 2B	4	0	3	1	0	0	1
Bob Zupcic, R OBP: 0.335, SLG: 0.391 (8, PR)											1	0	1	1	0	0	0
Mo Vaughn, L OBP: 0.410, SLG: 0.520 (1, 10)	2-2 K 1-2		1-1 G3		3-3 K			2-1 FC4-6 1-2f		2-1 FC4-6 G4-6-3	4	0	0	0	0	2	3
Carlos Quintana, R OBP: 0.328, SLG: 0.284 (1, 3)		4-0 SH3-4 1B BB		3-2 G1-3		0-3 K		1-2 G4-6-3 1-2f			3	1	0	0	1	1	1
Scott Cooper, L OBP: 0.369, SLG: 0.408 (1, 5)		3-2 1B SH3-4 1B		1-1 G1-6-3 1B			1-2 G4-3		1-2 L8		4	0	2	0	0	0	0
John Valentin, R OBP: 0.307, SLG: 0.377 (1, 6)		0-0 SH3-4		1-0 G1-6-3 1-2f			2-1 G6-3		1-2 P6		3	0	0	0	0	0	1
Tony Peña, R OBP: 0.245, SLG: 0.239 (1, 2)		2-1 G5-4-3 1B		0-0 G5-3			1-1 G4-3		3-3 K		4	0	1	1	0	1	0

Inning Stats	R: 1	H: 1	E: 0	K: 1	S: 12	H: 1	LOB: 1	BB: 1	P: 19	R: 0	H: 2	E: 0	K: 0	S: 9	H: 1	LOB: 1	BB: 0	P: 13	R: 0	H: 1	E: 0	K: 1	S: 9	H: 1	LOB: 1	BB: 0	P: 13	R: 0	H: 1	E: 0	K: 2	S: 8	H: 0	LOB: 0	BB: 0	P: 12	R: 0	H: 1	E: 0	K: 0	S: 10	H: 1	LOB: 1	BB: 0	P: 14	R: 0	H: 1	E: 0	K: 2	S: 8	H: 0	LOB: 0	BB: 0	P: 13	R: 3	H: 4	E: 0	K: 0	S: 15	H: 4	LOB: 1	BB: 0	P: 19	R: 0	H: 0	E: 0	K: 1	S: 11	H: 0	LOB: 0	BB: 0	P: 16	R: 1	H: 2	E: 0	K: 1	S: 14	H: 2	LOB: 1	BB: 0	P: 21	1B: 10	SF: 0	2B: 2	SAC: 1	3B: 0	DP: 3	HR: 1	HBP: 0	WP: 0	PA: 40
--------------	------	------	------	------	-------	------	--------	-------	-------	------	------	------	------	------	------	--------	-------	-------	------	------	------	------	------	------	--------	-------	-------	------	------	------	------	------	------	--------	-------	-------	------	------	------	------	-------	------	--------	-------	-------	------	------	------	------	------	------	--------	-------	-------	------	------	------	------	-------	------	--------	-------	-------	------	------	------	------	-------	------	--------	-------	-------	------	------	------	------	-------	------	--------	-------	-------	--------	-------	-------	--------	-------	-------	-------	--------	-------	--------


PITCHER	IP	WLS	BF	H	R	ER	SO	BB	IBB	HBP	BLK	WP	HR	S	P	ERA	WHIP
Mike Mohler, L ERA: 5.14	(1, 1)	3.0	14	4	2	2	2	2	0	0	0	0	0	30	51	6.00	2.000
Bobby Witt, R ERA: 4.06	(4, 1)	4.0	13	3	0	0	2	0	0	0	0	0	0	33	51	0.00	0.750
Dennis Eckersley, R ERA: 4.02	(8, 1)	2.0	9	4	3	3	1	0	0	0	0	0	1	26	35	13.50	2.000
Rich Gossage, R ERA: 5.18	(10, 1)	0.2	L	4	2	1	1	1	0	0	0	0	0	14	21	13.50	3.000

BOTTOM

Oakland Athletics @ Boston Red Sox
 Fenway Park, Boston, MA
 Fri Jul 23 1993, 7:05 PM EDT
 Att: 34,435 - Unknown

livebaseballscorecards.com

AB	37
R	6
H	13
RBI	6
BB	2
SO	6
LOB	12



Batter	1	2	3	4	5	6	7	8	9	AB R H RBI BB SO LOB	TOP
Rickey Henderson, R OBP: 0.469, SLG: 0.547 Lance Blankenship, R OBP: 0.374, SLG: 0.284	2-3 K		1-0 SAFE F9		2-1 G6-3		1-0 SAFE G6-4-3			3 0 0 0 0 1 1 1 0 0 0 0 0 1	
Brent Gates, S OBP: 0.362, SLG: 0.367	1-2 BB 1B 1B		1-1 FC3-6 1B		4-0 BB		1-3 K			3 2 1 0 1 1 1	
Ruben Sierra, S OBP: 0.299, SLG: 0.421	1-0 BB 1-2 1B		4-1 1B 1-2 BB		1-1 P3		2-1 G4-3			3 0 1 0 1 0 1	
Troy Neel, L OBP: 0.324, SLG: 0.461	4-1 BB 1-2 2-3 BB		2-0 FC4-6 1-3 2-H 1B		0-0 G5-3		3-2 F7			3 0 1 1 1 0 0	
Dave Henderson, R OBP: 0.266, SLG: 0.415	0-1 SF9-2-6 2-3 3-H		1-2 FC4-6 1-2f		0-0 2B 2B		2-3 K			3 1 1 1 0 1 2	
Jerry Browne, S OBP: 0.297, SLG: 0.339		0-1 G3-1		0-0 P6		1-1 F7		3-1 P6		4 0 0 0 0 0 1	
Craig Paquette, R OBP: 0.270, SLG: 0.444		1-0 G6-3		2-1 F9		1-1 2B 2-H		0-3 K		4 0 1 1 0 1 0	
Mike Bordick, R OBP: 0.348, SLG: 0.334 Mike Aldrete, L OBP: 0.361, SLG: 0.462		2-1 G5-3		1-1 G3		0-1 G2-3		2-1 P6		3 0 0 0 0 0 1 1 0 0 0 0 0 0	
Scott Hemond, R OBP: 0.312, SLG: 0.341			1-0 FC3-6 1B		1-0 G5-3		3-2 G6-4-3 HBP			2 0 1 0 0 0 0	
Inning Stats	R: 1 H: 2 E: 0 LOB: 1 K: 1 BB: 1 S: 10 P: 18	R: 0 H: 0 E: 0 LOB: 0 K: 0 BB: 0 S: 5 P: 8	R: 1 H: 2 E: 0 LOB: 2 K: 0 BB: 1 S: 9 P: 19	R: 0 H: 0 E: 0 LOB: 0 K: 0 BB: 0 S: 5 P: 8	R: 0 H: 0 E: 0 LOB: 1 K: 0 BB: 1 S: 5 P: 13	R: 1 H: 2 E: 0 LOB: 1 K: 0 BB: 0 S: 8 P: 10	R: 0 H: 0 E: 0 LOB: 0 K: 1 BB: 0 S: 8 P: 13	R: 0 H: 0 E: 0 LOB: 0 K: 1 BB: 0 S: 10 P: 17	R: 0 H: 0 E: 0 LOB: 0 K: 1 BB: 0 S: 7 P: 12	1B: 4 SF: 1 2B: 3 SAC: 0 3B: 0 DP: 2 HR: 0 HBP: 1	WP: 0 PA: 35 PB: 0 SB: 0 CS: 0
PITCHER	IP WLS BF H R ER SO BB IBB HBP BLK WP HR S P ERA WHIP										
Aaron Sele, R ERA: 2.15	(1, 1) 6.0 W 27 6 3 3 1 3 0 1 0 0 0 46 83 4.50 1.500										
Scott Bankhead, R ERA: 4.35	(7, 1) 2.0 5 0 0 0 2 0 0 0 0 0 0 14 23 0.00 0.000										
Jeff Russell, R ERA: 2.52	(9, 1) 1.0 S 3 0 0 0 1 0 0 0 0 0 0 7 12 0.00 0.000										

Oakland Athletics @ Boston Red Sox
Fenway Park, Boston, MA
Sat Jul 24 1993, 3:33 AM EDT
Att. 34,379 - Cloudy - 81 F

livebaseballscorecards.com

AB 30
R 3
H 6
RBI 3
BB 3
SO 4
LOB 8



Batter	1	2	3	4	5	6	7	8	9	AB	R	H	RBI	BB	SO	LOB
Scott Fletcher, R OBP: 0.367, SLG: 0.430 (1, 4)	0-0 L4		4-0 G4-3 G5-3 BB		0-0 G1-3		0-1 G4-3			3	0	0	0	1	0	0
Billy Hatcher, R OBP: 0.368, SLG: 0.444 (1, 8)	4-0 G3-6-3 BB		0-1 G5-3		1-3 K		0-2 G3-1			3	0	0	0	1	1	1
Mike Greenwell, L OBP: 0.382, SLG: 0.489 (1, 7)	1-2 G3-6-3 1-2f		1-0 G4-3		2-1 BB 1B		0-0 F9			4	0	1	0	0	0	2
Mo Vaughn, L OBP: 0.411, SLG: 0.520 (1, 3)		1-1 SH3-4 PB HR 1B	1-0 G4-3		0-0 BB 1B		0-2 F9			4	1	2	0	0	0	1
Tony Peña, R OBP: 0.245, SLG: 0.239 (9, 2)					1-2 BB 1B				0 0 0 0 0 0 0							
Bob Zupcic, R OBP: 0.341, SLG: 0.389 (1, 9)		1-0 SH3-4		0-2 P4	4-0 BB		4-2 BB BB			1	0	0	0	2	0	0
Scott Cooper, L OBP: 0.371, SLG: 0.418 (1, 5)		1-0 HR		0-0 HR 1B	1-2 BB		0-1 F9			4	2	2	2	0	0	4
Ernest Riles, L OBP: 0.309, SLG: 0.415 (1, 10)		1-1 HR		2-0 P6		2-2 CS 1B	4-1 SAFE BB			3	1	2	1	1	0	1
Luis Rivera, R OBP: 0.288, SLG: 0.330 (1, 6)		1-0 P4		1-0 HR	1-1 SAFE SAFE L L X	0-2 P5	2-3 K			4	1	1	2	0	1	3
John Flaherty, R OBP: 0.182, SLG: 0.200 (1, 2)		1-2 P6		1-2 G6-3	0-3 K					3	0	0	0	0	1	1
Carlos Quintana, R OBP: 0.328, SLG: 0.284 (9, 3)					1-2					0	0	0	0	0	0	0

Inning Stats	R: 0	H: 0	E: 0	K: 0	S: 4	R: 3	H: 3	E: 0	K: 0	S: 10	R: 0	H: 0	E: 0	K: 0	S: 4	R: 2	H: 2	E: 0	K: 0	S: 9	R: 0	H: 2	E: 0	K: 1	S: 9	R: 0	H: 0	E: 0	K: 0	S: 6	R: 0	H: 0	E: 0	K: 1	S: 13	
	LOB: 0	BB: 1	P: 9	LOB: 0	BB: 0	LOB: 0	BB: 0	LOB: 0	BB: 1	P: 16	LOB: 0	BB: 1	P: 10	LOB: 0	BB: 1	LOB: 0	BB: 0	LOB: 0	BB: 0	P: 13	LOB: 1	BB: 1	P: 17	LOB: 0	BB: 0	LOB: 0	BB: 0	P: 6	LOB: 2	BB: 2	P: 23					

PITCHER	IP	WLS	BF	H	R	ER	SO	BB	IBB	HBP	BLK	WP	HR	S	P	ERA	WHIP
Kelly Downs, R ERA: 6.43 (1, 1)	4.2	L	20	5	5	5	1	2	0	0	0	0	3	31	53	9.64	1.500
Vince Horsman, L ERA: 7.36 (5, 1)	0.1		4	2	0	0	0	1	0	0	0	0	0	5	12	0.00	9.000
Joe Boever, R ERA: 3.39 (6, 1)	3.0		11	1	0	0	2	2	0	0	0	0	0	28	40	0.00	1.000

BOTTOM

Oakland Athletics @ Boston Red Sox
Fenway Park, Boston, MA
 Sat Jul 24 1993, 3:33 AM EDT
 Att. 34,379 - Cloudy - 81 F

AB	29
R	5
H	8
RBI	5
BB	5
SO	3
LOB	13



WP	HR	S	P	ERA	WHIP
0	0	0	0	0.00	1.000

Batter	1	2	3	4	5	6	7	8	9	AB	R	H	RBI	BB	SO	LOB
Scott Fletcher, R (1, 4) <small>OBP: 0.365, SLG: 0.427</small> Luis Rivera, R (8, 4) <small>OBP: 0.294, SLG: 0.336</small>	2-1 		0-0 		1-2 	2-2 		1-0 		4	0	1	0	0	0	0
Bob Zupcic, R (1, 8) <small>OBP: 0.347, SLG: 0.401</small>	1-0 		0-0 		1-1 	0-2 		2-0 		5	2	3	0	0	0	2
Mike Greenwell, L (1, 7) <small>OBP: 0.382, SLG: 0.489</small>	0-0 		4-2 		1-0 	0-0 		0-0 		4	2	1	0	1	0	3
Andre Dawson, R (1, 10) <small>OBP: 0.301, SLG: 0.391</small> Ernest Riles, L (7, PR) <small>OBP: 0.315, SLG: 0.415</small>	2-2 		2-1 		4-0 		2-0 	4-0 		3	2	2	2	1	0	1
Mo Vaughn, L (1, 3) <small>OBP: 0.416, SLG: 0.540</small>	2-1 				0-1 	1-1 		3-2 	1-1 	5	2	4	5	0	0	0
Carlos Quintana, R (1, 9) <small>OBP: 0.326, SLG: 0.287</small>			1-3 		1-1 	0-3 		1-1 	2-2 	4	0	1	0	0	2	2
Scott Cooper, L (1, 5) <small>OBP: 0.378, SLG: 0.420</small>			4-2 		4-0 	1-0 		4-0 		1	0	1	0	3	0	0
John Valentin, R (1, 6) <small>OBP: 0.303, SLG: 0.372</small>			1-3 		2-2 	1-1 		1-0 		4	0	0	1	0	1	6
Tony Peña, R (1, 2) <small>OBP: 0.241, SLG: 0.234</small>			0-0 		3-2 		0-3 	0-2 		4	0	0	0	0	1	5

Inning Stats	R: 2	H: 2	E: 0	K: 0	S: 9	H: 2	LOB: 0	BB: 0	P: 16	R: 0	H: 0	E: 0	K: 2	S: 10	H: 0	LOB: 1	BB: 1	P: 16	R: 0	H: 1	E: 0	K: 0	S: 6	H: 1	LOB: 1	BB: 1	P: 12	R: 1	H: 1	E: 0	K: 0	S: 10	H: 4	LOB: 1	BB: 0	P: 13	R: 0	H: 1	E: 0	K: 1	S: 11	H: 3	LOB: 3	BB: 1	P: 21	R: 1	H: 2	E: 0	K: 0	S: 8	H: 2	LOB: 2	BB: 1	P: 18
1B: 6	SF: 0	2B: 6	SAC: 1	3B: 0	DP: 1	HR: 2	HBP: 0	WP: 0	PA: 42	1B: 6	SF: 0	2B: 6	SAC: 1	3B: 0	DP: 1	HR: 2	HBP: 0	WP: 0	PA: 42	1B: 6	SF: 0	2B: 6	SAC: 1	3B: 0	DP: 1	HR: 2	HBP: 0	WP: 0	PA: 42																									


PITCHER	IP	WLS	BF	H	R	ER	SO	BB	IBB	HBP	BLK	WP	HR	S	P	ERA	WHIP
Bob Welch, R (1, 1) <small>ERA: 5.02</small>	4.1	L	22	6	6	6	2	2	2	0	0	0	1	41	77	12.46	1.846
Rick Honeycutt, L (5, 1) <small>ERA: 3.63</small>	0.2		4	2	1	1	1	0	0	0	0	0	1	8	11	13.50	3.000
Kevin Campbell, R (6, 1) <small>ERA: 1.42</small>	2.0		10	4	0	0	1	0	1	0	0	0	0	21	34	0.00	2.000
Vince Horsman, L (8, 1) <small>ERA: 7.56</small>	1.0		6	2	1	1	0	1	0	0	0	0	0	8	18	9.00	3.000

BOTTOM

Oakland Athletics @ Boston Red Sox
 Fenway Park, Boston, MA
 Sun Jul 25 1993, 3:33 AM EDT
 Att. 34,391 - Sunny - 69 F

AB	35
R	8
H	14
RBI	8
BB	6
SO	4
LOB	19

livebaseballscorecards.com

Batter	1	2	3	4	5	6	7	8	9	AB R H RBI BB SO LOB	TOP											
Rickey Henderson, R OBP: 0.472, SLG: 0.551 Mike Aldrete, L OBP: 0.364, SLG: 0.472	(1, 7) C B X 1-1 F9		(1, 4) C B X 1-1 1B BB		(1, 2) C B X 1-2 HR 1B		(2, 2) C B X 2-2 L9			3 3 2 0 1 0 0 1 0 0 0 0 0 0												
Brent Gates, S OBP: 0.369, SLG: 0.371	(1, 4) B B B 4-0 E 1B BB		(1, 2) C B X 1-2 HR 1B		(1, 2) C B X 1-2 F9			(3, 2) B B F C B B T 3-2 K		4 2 2 2 1 1 1												
Ruben Sierra, S OBP: 0.304, SLG: 0.433 Vince Horsman, R Ed Nunez, R	(1, 9) 1 B SAFE X 1-0 E8		(1, 2) C B X 1-0 HR 2B		(1, 0) B X 1-0 HR			(1, 1) C B X 1-1 BB 1B		5 2 4 3 0 1 1 0 0 0 0 0 0 0 0 0 0 0 0 0 0												
Terry Steinbach, R OBP: 0.332, SLG: 0.417 Scott Hemond, R OBP: 0.316, SLG: 0.337	(1, 2) B C C X 2-2 1B		(0, 2) F S X 0-2 HR		(0, 0) B B X 0-0 FC6-4 1B		(2, 0) B B X 2-0 F9		(4, 0) B B B B 4-0 FC6-4 BB	4 1 3 4 0 0 0 0 0 0 0 1 0 0												
Dave Henderson, R OBP: 0.264, SLG: 0.418	(1, 10) X 8, 9 0-0 L6		(2, 0) B B X 2-0 HR		(0, 3) S F S 0-3 K			(1, 0) B X 1-0 F9		5 1 1 1 0 2 4												
Craig Paquette, R OBP: 0.279, SLG: 0.440	(1, 5)		(4, 2) B B B B 4-2 S BB		(1, 1) C B X 1-1 G4-3 1B		(2, 2) B C B F X 2-2 G6-3		(2, 2) S B F B X 2-2 FC6-4 1-2f	4 1 1 0 1 0 3												
Troy Neel, L OBP: 0.328, SLG: 0.458	(1, 3)		(3, 3) B B B B 3-3 K		(0, 0) B S B SAFE 0-0 G4-3		(0, 0) X 0-0 F7		(4, 2) C B B B B 4-2 G6-4-3 BB	3 0 0 0 2 1 2	AB 39 R 11 H 15 RBI 11 BB 6 SO 7 LOB 17											
Mike Bordick, R OBP: 0.345, SLG: 0.334	(1, 6)		(0, 0) X 0-0 G6-3		(3, 2) B C C B X 3-2 1B				(0, 3) C B F C S 0-3 K	5 0 1 1 0 1 4												
Lance Blankenship, R OBP: 0.370, SLG: 0.279	(1, 8)		(2, 3) B B C C X 2-3 K		(2, 2) C C C B X 2-2 1B				(1, 1) B C X 1-1 G6-4-3 1-2f	5 1 1 0 0 1 2												
Inning Stats	R: 1 E: 1 K: 0 S: 7	H: 2 LOB: 1 BB: 1 P: 15	R: 0 E: 0 K: 2 S: 10	H: 0 LOB: 1 BB: 1 P: 19	R: 8 E: 0 K: 1 S: 26	H: 9 LOB: 1 BB: 1 P: 46	R: 0 E: 0 K: 1 S: 14	H: 1 LOB: 2 BB: 1 P: 22	R: 2 E: 0 K: 0 S: 10	H: 2 LOB: 0 BB: 0 P: 16	R: 0 E: 0 K: 1 S: 7	H: 0 LOB: 0 BB: 0 P: 9	R: 0 E: 0 K: 0 S: 9	H: 0 LOB: 0 BB: 0 P: 11	R: 0 E: 0 K: 1 S: 10	H: 1 LOB: 2 BB: 1 P: 21	R: 0 E: 0 K: 1 S: 8	H: 0 LOB: 0 BB: 1 P: 13	1B: 10 2B: 2 3B: 0 HR: 3	SF: 0 SAC: 0 DP: 1 HBP: 0	WP: 0 PB: 0 SB: 1 CS: 0	PA: 45
PITCHER	IP WLS BF H R ER SO BB IBB HBP BLK WP HR S P ERA WHIP																					
Chuck Finley, L ERA: 3.27	(1, 1) 2.1 L 17 8 8 8 2 3 0 0 0 0 0 2 33 61 30.86 4.714																					
Doug Linton, R ERA: 7.88	(3, 1) 5.0 23 7 3 3 4 2 0 0 0 0 1 56 91 5.40 1.800																					
Ken Patterson, L ERA: 5.26	(8, 1) 1.2 5 0 0 0 1 1 0 0 0 0 0 12 20 0.00 0.600																					

Oakland Athletics @ California Angels
Anaheim Stadium, Anaheim, CA
Mon Jul 26 1993, 10:05 PM EDT
Att. 20,265 - Unknown - 76 F

livebaseballscorecards.com



Batter	1	2	3	4	5	6	7	8	9	AB R H RBI BB SO LOB
Luis Polonia, L OBP: 0.307, SLG: 0.310 (1, 7)	0-0 L6	2-1 G3		0-1 F7		0-0 F7			1-2 F8	5 0 0 0 0 0 3
Chad Curtis, R OBP: 0.379, SLG: 0.373 (1, 8)	4-2 2B BB		0-0 1B 1B	1-1 F8			2-3 K		0-2 G4-3 1B	4 2 2 0 1 1 1
Damion Easley, R OBP: 0.391, SLG: 0.416 Rod Correia, R OBP: 0.308, SLG: 0.385 (1, 5) (8, 5)	2-0 F9		4-1 1B BB		0-0 1B		4-2 2B BB		0-0 G4-3	2 1 1 0 2 0 1 1 0 0 0 0 0 1
Tim Salmon, R OBP: 0.383, SLG: 0.528 (1, 9)	1-1 2B		1-3 K		1-0 P6		1-3 K		3-1 G4-3	5 1 1 0 0 2 5
Chili Davis, S OBP: 0.323, SLG: 0.417 (1, 10)	0-0 2B		2-0 L3		2-1 L7		2-0 2B			4 0 2 3 0 0 3
Greg Myers, L OBP: 0.305, SLG: 0.388 (1, 2)	0-0 L3		3-2 1B		0-2 F8		1-3 K			4 0 1 1 0 1 3
Torey Lovullo, S OBP: 0.319, SLG: 0.352 (1, 4)		0-0 P6	2-2 L9			3-2 F9		1-0 G6-3		4 0 0 0 0 0 2
Rene Gonzales, R OBP: 0.364, SLG: 0.318 (1, 3)		3-2 1B		2-2 G6-3		0-0 F8		0-1 F9		4 0 1 0 0 0 0
Gary Disarcina, R OBP: 0.278, SLG: 0.333 (1, 6)		2-1 F7		0-0 1B		1-0 1B		0-2 G4-3		4 0 2 0 0 0 1

Inning Stats	R: 2	H: 2	E: 0	K: 10	S: 10	LOB: 1	BB: 1	P: 19	R: 0	H: 1	E: 0	K: 0	S: 8	LOB: 1	BB: 0	P: 15	R: 1	H: 2	E: 0	K: 1	S: 12	LOB: 2	BB: 1	P: 24	R: 0	H: 1	E: 0	K: 0	S: 9	LOB: 1	BB: 0	P: 12	R: 0	H: 1	E: 0	K: 0	S: 7	LOB: 1	BB: 0	P: 10	R: 0	H: 1	E: 0	K: 0	S: 10	LOB: 1	BB: 0	P: 14	R: 1	H: 1	E: 0	K: 3	S: 13	LOB: 1	BB: 1	P: 23	R: 0	H: 0	E: 0	K: 0	S: 6	LOB: 0	BB: 0	P: 7	R: 0	H: 1	E: 0	K: 0	S: 11	LOB: 1	BB: 0	P: 15	1B: 7	2B: 3	3B: 0	HR: 0	SF: 0	SAC: 0	DP: 0	HBP: 0	WP: 0	PB: 0	SB: 0	CS: 0	PA: 40
--------------	------	------	------	-------	-------	--------	-------	-------	------	------	------	------	------	--------	-------	-------	------	------	------	------	-------	--------	-------	-------	------	------	------	------	------	--------	-------	-------	------	------	------	------	------	--------	-------	-------	------	------	------	------	-------	--------	-------	-------	------	------	------	------	-------	--------	-------	-------	------	------	------	------	------	--------	-------	------	------	------	------	------	-------	--------	-------	-------	-------	-------	-------	-------	-------	--------	-------	--------	-------	-------	-------	-------	--------

PITCHER	IP	WLS	BF	H	R	ER	SO	BB	IBB	HBP	BLK	WP	HR	S	P	ERA	WHIP
Ron Darling, R ERA: 5.91 (1, 1)	6.0		28	8	3	3	1	2	0	0	0	0	0	56	94	4.50	1.667
Rich Gossage, R ERA: 5.29 (7, 1)	1.0		5	1	1	1	3	1	0	0	0	0	0	13	23	9.00	2.000
Vince Horsman, L ERA: 6.75 (8, 1)	1.0		3	0	0	0	0	0	0	0	0	0	0	6	7	0.00	0.000
Ed Nunez, R ERA: 3.14 (9, 1)	1.0		4	1	0	0	0	0	0	0	0	0	0	11	15	0.00	1.000


BOTTOM

Oakland Athletics @ California Angels
Anaheim Stadium, Anaheim, CA

Mon Jul 26 1993, 10:05 PM EDT
Att: 20,265 - Unknown - 76 F

livebaseballscores.com

AB	37
R	4
H	10
RBI	4
BB	3
SO	4
LOB	20



Batter	1	2	3	4	5	6	7	8	9	AB R H RBI BB SO LOB
Luis Polonia, L OBP: 0.304, SLG: 0.316 (1, 7)	2-1 F9		2-2 F8			1-2 F8			3-2 1B 3B	4 1 1 0 0 0 1
Chad Curtis, R OBP: 0.384, SLG: 0.386 (1, 8)	0-1 CS 1B		2-2 G4-6-3			1-0 F7			1-3 K	4 0 1 0 0 1 2
Tim Salmon, R OBP: 0.388, SLG: 0.540 (1, 9)	0-1 F9				3-1 P4				0-3 K	4 0 1 0 0 1 2
Chili Davis, S OBP: 0.328, SLG: 0.417 (1, 10)	2-2 CS	2-2 G4-3			2-1 F8				1-0 K	4 0 1 1 0 0 1
Rod Correia, R OBP: 0.308, SLG: 0.385 (9, PR)										0 0 0 0 0 0 0
Eduardo Perez, R OBP: 0.385, SLG: 0.667 (1, 5)			1-0 P3		0-1 P3				0-2 P3	4 0 1 0 0 0 1
Greg Myers, L OBP: 0.313, SLG: 0.393 (1, 2)		0-1 1B			2-1 F7				0-1 G5-3	2 0 1 0 0 0 0
Stan Javier, S OBP: 0.295, SLG: 0.305 (8, PH)		1B								1 0 0 0 0 0 0
Ron Tingley, R OBP: 0.283, SLG: 0.296 (9, 2)		1B								0 0 0 0 0 0 0
Torey Lovullo, S OBP: 0.326, SLG: 0.353 (1, 4)		0-1 1B			2-1 G3				4-2 BB	2 0 1 0 1 0 0
Ty Van Burkleo, L OBP: 0.362, SLG: 0.321 (8, PH)		1-2 1B			1-0 G4-3				1-3 K	2 0 0 0 0 1 2
Rene Gonzales, R OBP: 0.362, SLG: 0.321 (9, 3)		K								1 0 0 0 0 1 1
Gary Disarcina, R OBP: 0.281, SLG: 0.328 (1, 6)			4-2 G4-6-3 BB			2-3 K			0-1 P3	2 0 0 0 1 1 1

Inning Stats	R: 0	H: 1	E: 0	K: 0	S: 9	LOB: 0	BB: 0	P: 12	R: 0	H: 3	E: 0	K: 1	S: 12	LOB: 2	BB: 0	P: 17	R: 0	H: 0	E: 0	K: 0	S: 8	LOB: 0	BB: 1	P: 16	R: 0	H: 0	E: 0	K: 0	S: 6	LOB: 0	BB: 0	P: 11	R: 0	H: 0	E: 0	K: 1	S: 7	LOB: 0	BB: 0	P: 11	R: 0	H: 1	E: 0	K: 0	S: 8	LOB: 0	BB: 0	P: 13	R: 0	H: 0	E: 0	K: 1	S: 12	LOB: 1	BB: 1	P: 17	R: 1	H: 2	E: 0	K: 2	S: 15	LOB: 1	BB: 0	P: 20	1B: 6	2B: 0	3B: 1	HR: 0	SF: 0	SAC: 0	DP: 2	HBP: 0	WP: 0	PB: 0	SB: 0	CS: 1	PA: 33
--------------	------	------	------	------	------	--------	-------	-------	------	------	------	------	-------	--------	-------	-------	------	------	------	------	------	--------	-------	-------	------	------	------	------	------	--------	-------	-------	------	------	------	------	------	--------	-------	-------	------	------	------	------	------	--------	-------	-------	------	------	------	------	-------	--------	-------	-------	------	------	------	------	-------	--------	-------	-------	-------	-------	-------	-------	-------	--------	-------	--------	-------	-------	-------	-------	--------

PITCHER	IP	WLS	BF	H	R	ER	SO	BB	IBB	HBP	BLK	WP	HR	S	P	ERA	WHIP
Bob Welch, R ERA: 4.74 (1, 1)	7.0	W	23	5	0	0	2	1	0	0	0	0	0	55	90	0.00	0.857
Rick Honeycutt, L ERA: 3.57 (8, 1)	0.1		2	0	0	0	0	1	0	0	0	0	0	4	8	0.00	3.000
Dennis Eckersley, R ERA: 4.07 (8, 1)	1.2	S	7	2	1	1	3	0	0	0	0	0	0	23	29	5.40	1.200

BOTTOM

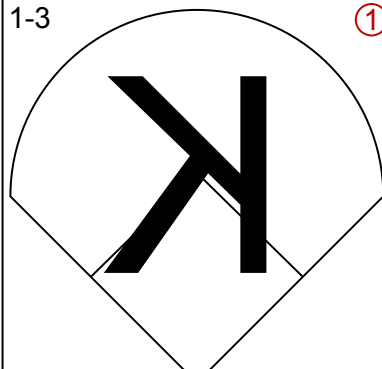
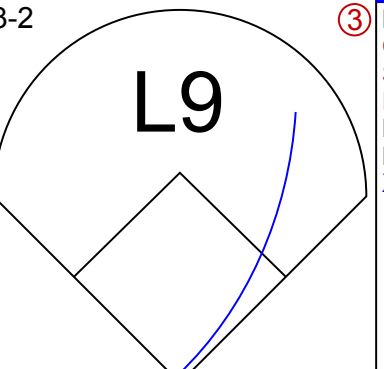
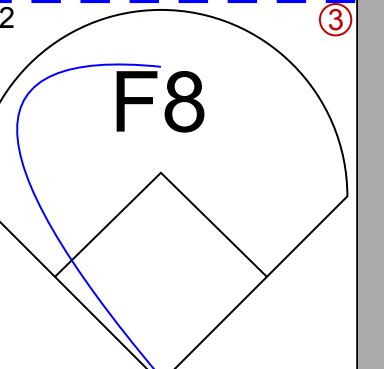
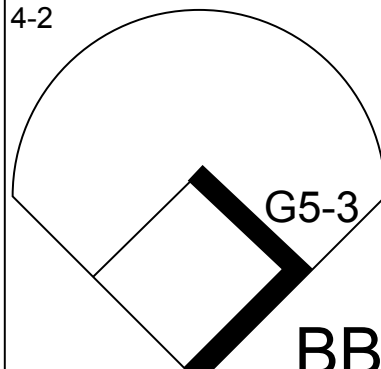
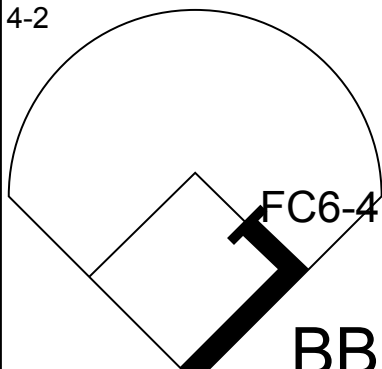
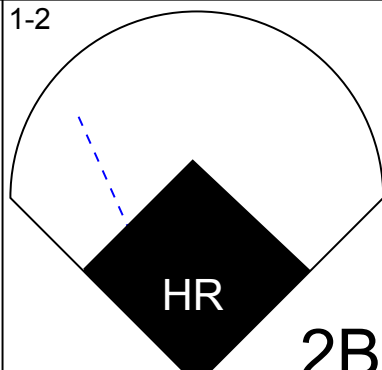
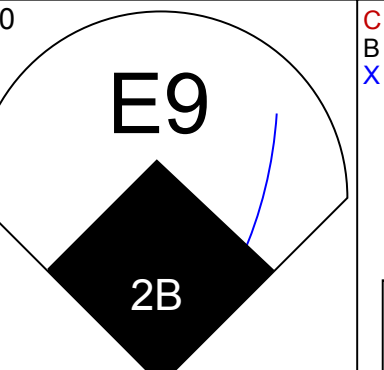
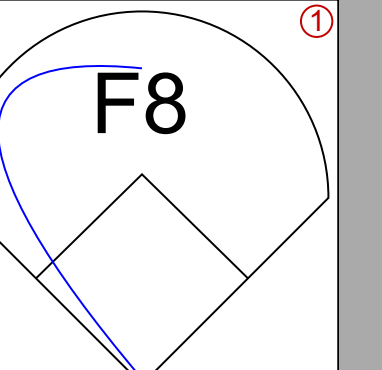
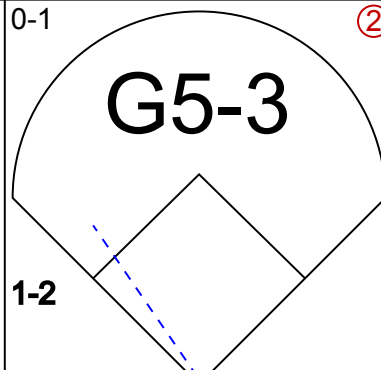
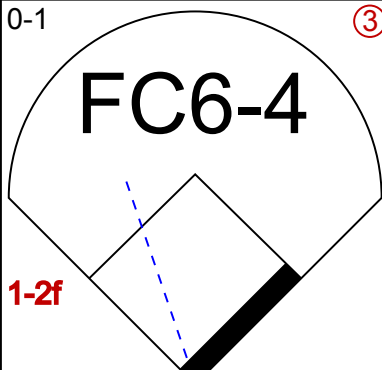
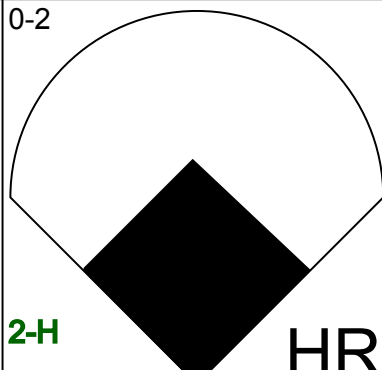
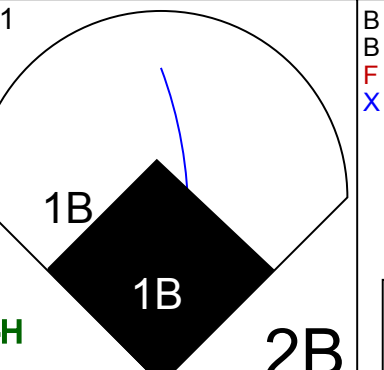
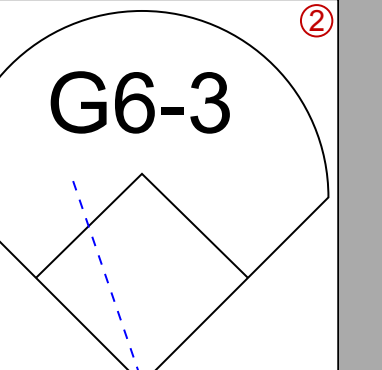
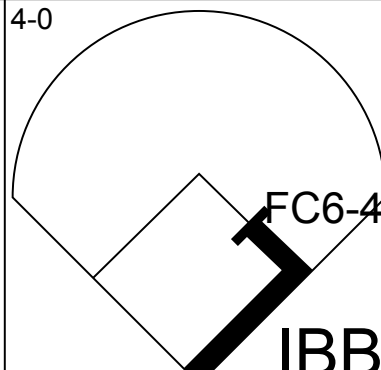

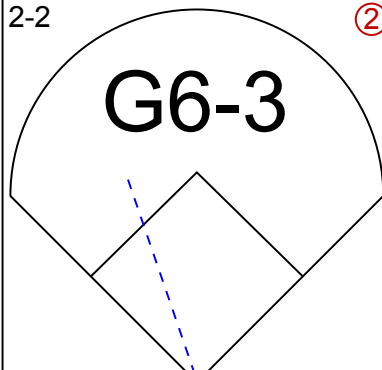
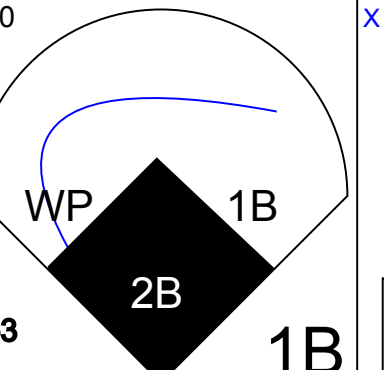
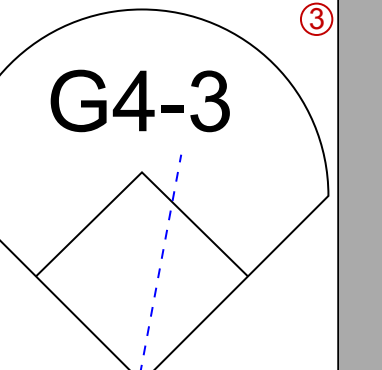
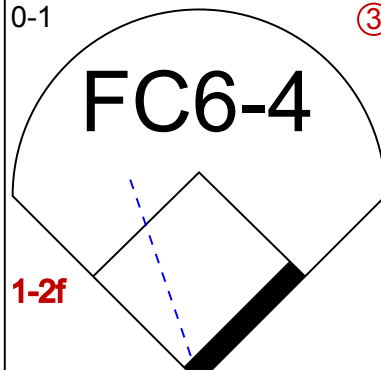

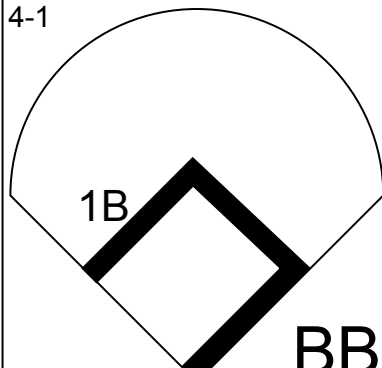
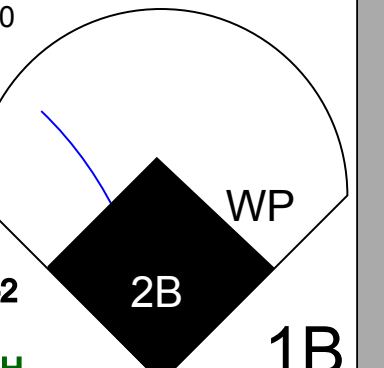
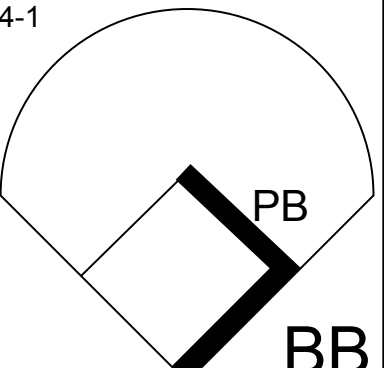
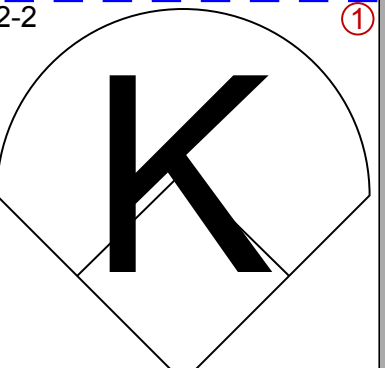
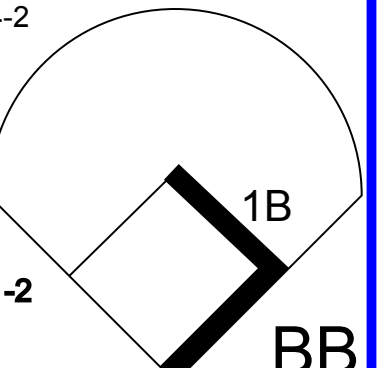
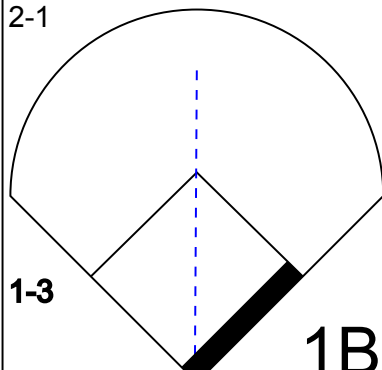
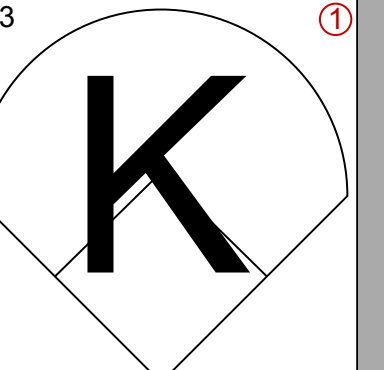
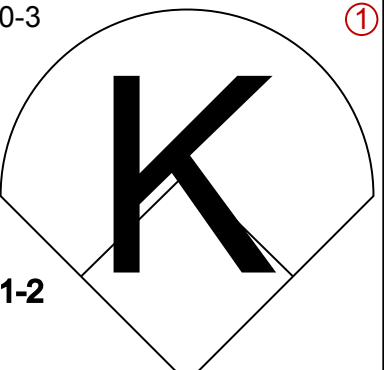
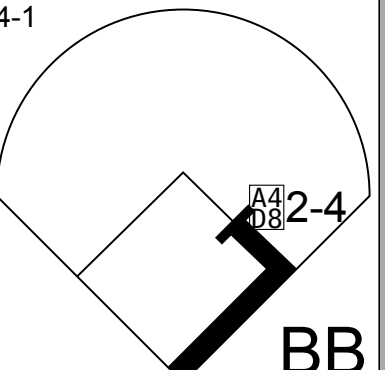
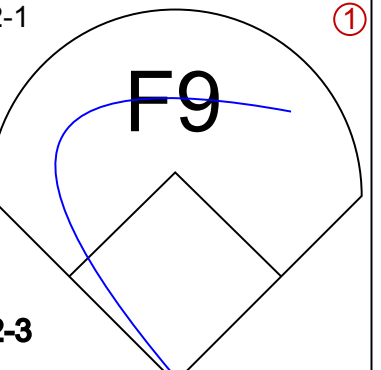
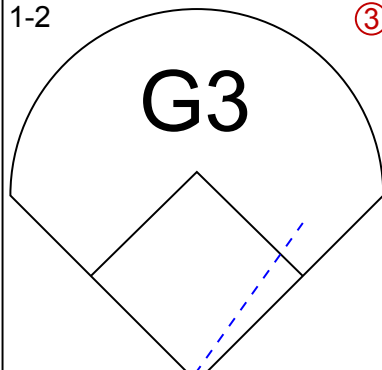
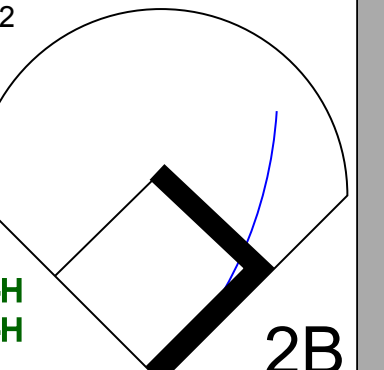
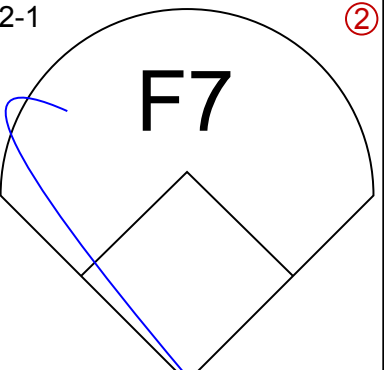
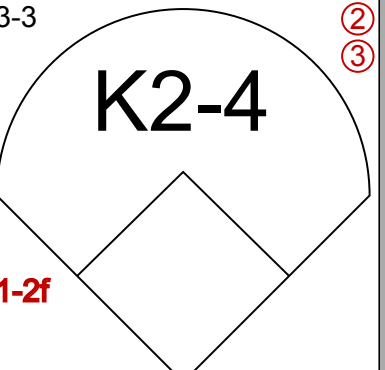
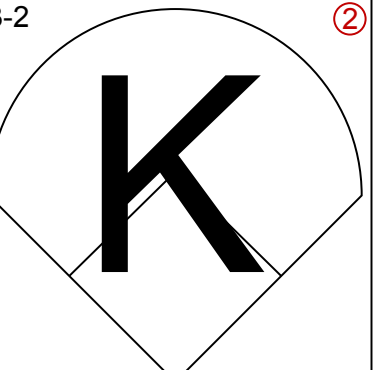
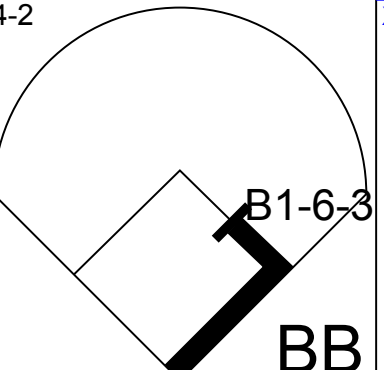
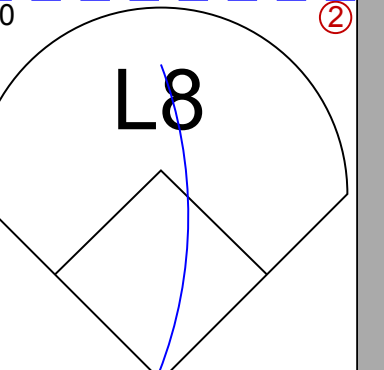
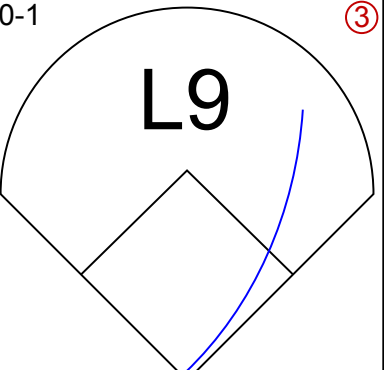
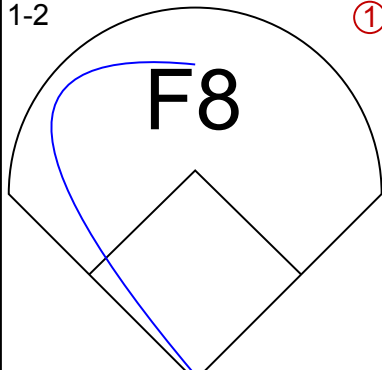
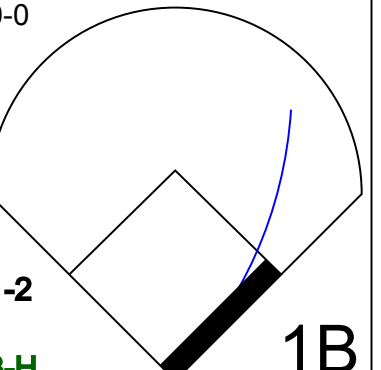
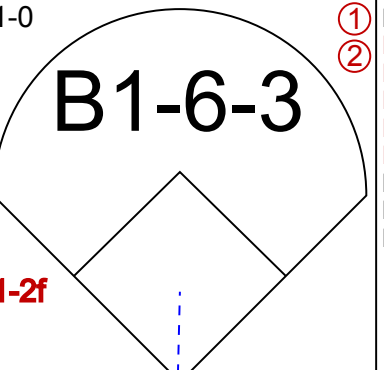
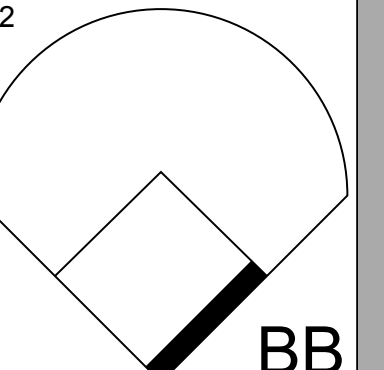
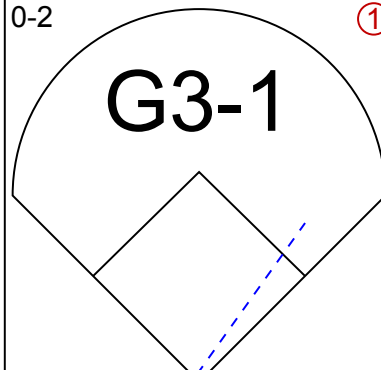
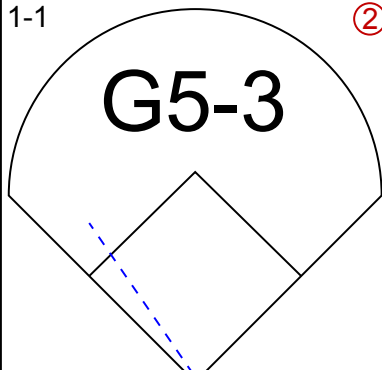
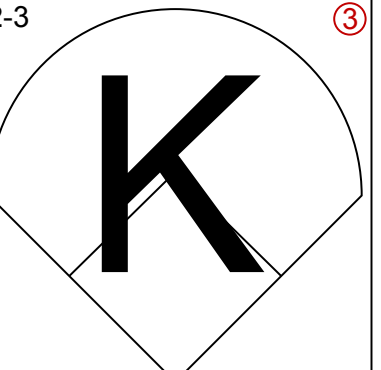
Oakland Athletics @ California Angels
Anaheim Stadium, Anaheim, CA

Thu Jul 29 1993, 10:05 PM EDT
Att: 22,132 - Unknown - 75 F

AB	30
R	1
H	7
RBI	1
BB	2
SO	5
LOB	11



WP	HR	S	P	ERA	WHIP
0	0	0	0	0.00	0.857
0	0	0	0	5.40	1.200

Batter	1	2	3	4	5	6	7	8	9	AB R H RBI BB SO LOB	TOP														
Gary Redus, R OBP: 0.321, SLG: 0.435 (1, 8) (7, 9)	1-3 	3-2 L9 	3-2 F8 			4-2 G5-3 BB 		4-2 FC6-4 BB 		3 0 0 0 2 1 2															
Butch Davis, R OBP: 0.283, SLG: 0.430 (1, 7) (7, 9)	1-2 HR 2B 		1-0 E9 2B 		1-1 F8 	0-1 G5-3 		0-1 FC6-4 1-2f 		5 2 1 0 0 0 2															
Rafael Palmeiro, L OBP: 0.374, SLG: 0.584 (1, 3) (7, 9)	0-2 HR 2H 		0-1 1B 2B 2H 		2-1 G6-3 	4-0 FC6-4 IBB 		0-1 1B 2B 		4 3 3 3 1 0 0															
Julio Franco, R OBP: 0.336, SLG: 0.431 (1, 10) (7, 9)	2-2 G6-3 		3-0 WP 1B 2B 2-3 		0-0 G4-3 	0-1 FC6-4 1-2f 		1-1 F9 BB 1B 2H 		5 2 2 1 0 0 2															
Geno Petralli, L OBP: 0.415, SLG: 0.351 John Russell, R OBP: 0.364, SLG: 0.600 (1, 2) (9, 2)	4-1 1B BB 		0-0 WP 2B 1B 1-2 3-H 		4-1 PB BB 		2-2 K 	4-2 1B BB 1-2 		2 1 1 1 3 1 0 0 0 0 0 0 0 0															
Dean Palmer, R OBP: 0.318, SLG: 0.496 (1, 5) (7, 8)	2-1 1B 		2-3 K 		0-3 K 1-2 	4-1 BB 2-4 BB 		2-1 F9 2-3 		4 0 1 0 1 2 5															
Dan Peltier, L OBP: 0.350, SLG: 0.375 Donald Harris, R OBP: 0.250, SLG: 0.273 (1, 9) (7, PH) (7, 8)	1-2 G3 		3-2 1H 2H 2B 		2-1 F7 	3-3 K2-4 1-2f 		3-2 K 		3 0 1 2 0 0 3 2 0 0 0 0 2 3	AB 36 R 8 H 10 RBI 8 BB 9 SO 7 LOB 22														
Doug Strange, S OBP: 0.310, SLG: 0.344 (1, 4) (7, 9)		4-2 B1-6-3 BB 	0-0 L8 		0-1 L9 		1-2 F8 	0-0 1B 1-2 3-H 		4 0 1 1 1 0 2															
Manuel Lee, S OBP: 0.218, SLG: 0.143 (1, 6) (7, 9)		1-0 B1-6-3 1-2f 	4-2 BB 		0-2 G3-1 		1-1 G5-3 	2-3 K 		4 0 0 0 1 1 3															
Inning Stats	R: 2 E: 0 K: 1 S: 19	H: 3 LOB: 2 BB: 1 P: 30	R: 0 E: 0 K: 0 S: 7	H: 0 LOB: 0 BB: 1 P: 15	R: 4 E: 1 K: 1 S: 21	H: 4 LOB: 2 BB: 1 P: 37	R: 0 E: 0 K: 0 S: 5	H: 0 LOB: 0 BB: 0 P: 8	R: 0 E: 0 K: 1 S: 8	H: 0 LOB: 1 BB: 1 P: 14	R: 0 E: 0 K: 0 S: 9	H: 0 LOB: 2 BB: 2 P: 17	R: 0 E: 0 K: 2 S: 9	H: 0 LOB: 1 BB: 1 P: 18	R: 0 E: 0 K: 0 S: 10	H: 0 LOB: 1 BB: 1 P: 16	R: 2 E: 0 K: 2 S: 18	H: 3 LOB: 2 BB: 1 P: 30	1B: 5 2B: 5 3B: 0 HR: 1	SF: 0 SAC: 0 DP: 2 HBP: 0	WP: 1 PB: 1 SB: 0 CS: 0	PA: 45			
PITCHER	IP WLS BF H R ER SO BB IBB HBP BLK WP HR S P ERA WHIP																								
Bobby Witt, R ERA: 4.73 (1, 1)	2.1 L	16 7	6 6	5 5	2 2	2 0	0 0	0 0	0 0	1 0	0 0	6 10	0.00 19.29	3.000 3.857											
Vince Horsman, L ERA: 6.52 (3, 1)	0.1	2	0	0	0	1	0	0	0	0	0	6	10	0.00	3.000										
Kelly Downs, R ERA: 6.17 (3, 1)	3.1	13	0	0	0	1	2	1	0	0	0	26	46	0.00	0.600										
Mike Mohler, L ERA: 4.74 (7, 1)	2.0	7	0	0	0	2	2	0	0	0	0	19	34	0.00	1.000										
Kevin Campbell, R ERA: 8.0 (9, 1)	1.0	7	3	2	2	2	1	0	0	0	0	18	30	18.00	4.000										

Texas Rangers @ Oakland Athletics
Oakland-Alameda County Coliseum, Oakland, CA

Sat Jul 31 1993, 3:33 AM PDT
Att. 27,405 - Sunny - 84 F

livebaseballscorecards.com



Batter	1	2	3	4	5	6	7	8	9	AB R H RBI BB SO LOB
Rickey Henderson, R OBP: 0.469, SLG: 0.553 (1, 7)	3-1 G6-3 ①		4-0 S 1B BB		0-1 G3-1 E 2B		4-2 S 1B G3 BB		0-2 G5-3 ②	3 2 1 0 2 0 0
Brent Gates, S OBP: 0.359, SLG: 0.357 (1, 4)	0-0 G6-3 ②		3-2 F7 ①		1-2 G3-1 ②		1-1 G3 S 1B		1-0 G3-1 ③	5 0 1 0 0 0 2
Ruben Sierra, S OBP: 0.310, SLG: 0.435 (1, 9)	2-2 BB 1B		0-1 S 1B		0-2 E5		1-1 G3 ②			4 0 2 1 0 0 1
Troy Neel, L OBP: 0.341, SLG: 0.460 (1, 10)	4-0 1B		2-3 K		4-2 BB		0-0 G3 ③			2 0 0 0 2 1 3
Mike Aldrete, L OBP: 0.348, SLG: 0.426 (1, 3)	1-2 G4-3 ③		1-1 L7 ③		1-1 G3 ③			1-1 G3 ①		4 0 0 0 0 0 6
Terry Steinbach, R OBP: 0.334, SLG: 0.413 (1, 2)		2-1 1B		2-2 CI G6-4-3		1-1 G5-3 ①		1-2 FC6-4 1B		3 0 2 0 0 0 0
Jerry Browne, S OBP: 0.291, SLG: 0.286 (1, 8)		1-2 F7 ①		2-2 G6-4-3 ②		1-0 F4 ②		0-0 F7 ②		4 0 0 0 0 0 3
Craig Paquette, R OBP: 0.271, SLG: 0.417 (1, 5)		1-2 L9 ②		0-0 F9 ③		1-1 L7 ③		1-1 FC6-4 ③		4 0 0 0 0 0 2
Mike Bordick, R OBP: 0.344, SLG: 0.333 (1, 6)		1-1 L7 ③			0-2 G1-3 ①		0-0 L4 ①		1-2 F7 ①	4 0 0 0 0 0 1

Inning Stats	R: 0	H: 1	E: 0	LOB: 2	K: 0	S: 9	R: 0	H: 1	E: 0	LOB: 1	K: 0	S: 11	R: 0	H: 1	E: 0	LOB: 2	K: 1	S: 10	R: 0	H: 0	E: 1	LOB: 0	K: 0	S: 8	R: 1	H: 1	E: 1	LOB: 2	K: 0	S: 16	R: 0	H: 0	E: 0	LOB: 0	K: 0	S: 5	R: 1	H: 1	E: 0	LOB: 1	K: 0	S: 8	R: 0	H: 1	E: 0	LOB: 1	K: 0	S: 9	R: 0	H: 0	E: 0	LOB: 0	K: 0	S: 7	1B: 5	SF: 0	2B: 1	SAC: 0	3B: 0	DP: 1	HR: 0	HBP: 0	WP: 0	PA: 38
--------------	------	------	------	--------	------	------	------	------	------	--------	------	-------	------	------	------	--------	------	-------	------	------	------	--------	------	------	------	------	------	--------	------	-------	------	------	------	--------	------	------	------	------	------	--------	------	------	------	------	------	--------	------	------	------	------	------	--------	------	------	-------	-------	-------	--------	-------	-------	-------	--------	-------	--------

PITCHER	IP	WLS	BF	H	R	ER	SO	BB	IBB	HBP	BLK	WP	HR	S	P	ERA	WHIP
Kevin Brown, R ERA: 3.7 (1, 1)	8.0	W	35	6	2	1	1	4	0	0	0	0	0	76	123	1.12	1.250
Tom Henke, R ERA: 3.2 (9, 1)	1.0		3	0	0	0	0	0	0	0	0	0	0	7	9	0.00	0.000

BOTTOM

Texas Rangers @ Oakland Athletics
Oakland-Alameda County Coliseum, Oakland, CA

livebaseballscores.com

AB	33
R	2
H	6
RBI	1
BB	4
SO	1
LOB	18



Sat Jul 31 1993, 3:33 AM PDT
 Att. 27,405 - Sunny - 84 F

Batter	1	2	3	4	5	6	7	8	9	AB R H RBI BB SO LOB	TOP																													
Gary Redus, R (1, 8) OBP: 0.324, SLG: 0.430	1-1 CS 1B			4-2 FC1-6 BB	2-2 G5-4-3 1-2f 2-3		2-0 FC6-4 1-2f		0-0 FC5-4 1-2f	4 0 1 0 1 0 4																														
Butch Davis, R (1, 9) OBP: 0.275, SLG: 0.416	2-2 L7 1-2			0-0 FC1-6 HR	3-1 L8			1-3 K		4 1 0 0 0 1 3																														
Rafael Palmeiro, L (1, 3) OBP: 0.375, SLG: 0.598	0-3 K			2-1 HR			1-3 K	3-2 HR		4 2 2 3 0 2 0																														
Juan Gonzalez, R (1, 7) OBP: 0.394, SLG: 0.670			0-1 G5-3	4-2 BB			2-3 K	2-2 HR		3 1 1 1 1 1 0																														
Julio Franco, R (1, 10) OBP: 0.335, SLG: 0.427			2-2 F9	2-1 F9			4-1 BB	0-0 F9		3 0 0 0 1 0 1																														
Geno Petralli, L (1, 2) OBP: 0.398, SLG: 0.333			3-2 F7	1-1 G4-3			2-0 G1-3	1-0 G4-3		4 0 0 0 0 0 2																														
Doug Strange, S (1, 4) OBP: 0.313, SLG: 0.344			1-3 K				1-1 G6-3		0-1 FC5-4 1B	3 1 1 0 1 1 0																														
Mario Diaz, R (1, 5) OBP: 0.319, SLG: 0.407			3-2 G3				1-0 F9		0-0 L9	4 0 1 0 0 0 1																														
Manuel Lee, S (1, 6) OBP: 0.231, SLG: 0.160 John Russell, R (9, PH) OBP: 0.333, SLG: 0.545			3-2 L8				2-1 FC6-4 1B		1-2 L5	3 0 2 1 0 0 0 1 0 0 0 0 0 1																														
Inning Stats	R: 0 E: 0 K: 1 S: 8	H: 1 LOB: 0 BB: 0 P: 11	R: 0 E: 0 K: 0 S: 8	H: 0 LOB: 0 BB: 0 P: 13	R: 0 E: 0 K: 1 S: 9	H: 0 LOB: 0 BB: 0 P: 16	R: 2 E: 0 K: 0 S: 11	H: 1 LOB: 1 BB: 2 P: 24	R: 1 E: 0 K: 0 S: 12	H: 2 LOB: 1 BB: 1 P: 22	R: 0 E: 0 K: 2 S: 8	H: 0 LOB: 1 BB: 1 P: 17	R: 0 E: 0 K: 0 S: 6	H: 1 LOB: 1 BB: 0 P: 12	R: 2 E: 0 K: 1 S: 11	H: 2 LOB: 0 BB: 0 P: 18	R: 0 E: 0 K: 0 S: 7	H: 1 LOB: 1 BB: 0 P: 8	1B: 5 2B: 0 3B: 0 HR: 3	SF: 0 SAC: 0 DP: 1 HBP: 0	WP: 0 PB: 0 SB: 0 CS: 1	PA: 37																		
PITCHER	IP	WLS	BF	H	R	ER	SO	BB	IBB	HBP	BLK	WP	HR	S	P	ERA	WHIP						PITCHER	IP	WLS	BF	H	R	ER	SO	BB	IBB	HBP	BLK	WP	HR	S	P	ERA	WHIP
Todd Van Poppel, R (1, 1) ERA: 6.97	5.0	W	20	4	3	3	2	3	0	0	0	0	1	48	86	5.40	1.400																							
Vince Horsman, L (6, 1) ERA: 6.3	0.1		1	0	0	0	1	0	0	0	0	0	0	3	4	0.00	0.000																							
Rich Gossage, R (6, 1) ERA: 5.19	0.2		3	0	0	0	1	1	0	0	0	0	0	5	13	0.00	1.500																							
Joe Boever, R (7, 1) ERA: 3.79	2.0		9	3	2	2	1	0	0	0	0	0	2	17	30	9.00	1.500																							
Rick Honeycutt, L (9, 1) ERA: 3.42	1.0		4	1	0	0	0	0	0	0	0	0	0	7	8	0.00	1.000																							

Texas Rangers @ Oakland Athletics
Oakland-Alameda County Coliseum, Oakland, CA

Sun Aug 01 1993, 7:05 PM PDT
Att. 38,313 - Sunny - 91 F

livebaseballscorecards.com

AB	33
R	5
H	8
RBI	5
BB	4
SO	5
LOB	12



Batter	1	2	3	4	5	6	7	8	9
Lance Blankenship, R OBP: 0.378, SLG: 0.274	0-1 F9	4-1 BB		0-0 1B 1-3 2-H	4-2 HR		2-3 K		
Brent Gates, S OBP: 0.357, SLG: 0.355	0-1 G1-3	0-1 G4-3		1-1 1B 1-2 3-H	1-2 F7		1-0 G4-6-3		
Ruben Sierra, S OBP: 0.313, SLG: 0.444	0-1 E 1B		2-0 G5-3	2-1 1B 1-2 2-H	3-0 HR		0-0 F7		
Terry Steinbach, R OBP: 0.332, SLG: 0.419	0-0 E1		1-0 HR	2-1 F9	0-2 G4-3		0-2 F8		
Dave Henderson, R OBP: 0.260, SLG: 0.404	1-0 L8		3-2 1B	1-3 K		2-1 F7	2-2 F8		
Craig Paquette, R OBP: 0.276, SLG: 0.432		4-0 2B BB	0-0 G5-3		1-0 HR	1-1 G5-3			
Jerry Browne, S OBP: 0.311, SLG: 0.321		1-2 2B		2-1 G5-3	0-1 SH3-4 2B 1B	1-2 1B			
Mike Bordick, R OBP: 0.344, SLG: 0.333		3-2 L5		0-0 E 1B	0-0 SH3-4	1-2 F7			
Scott Hemond, R OBP: 0.327, SLG: 0.358		1-0 P4		2-2 E6 1B	1-1 HR		1-2 G4-6-3 1B		

Inning Stats	R: 0	H: 1	E: 1	K: 0	S: 8	LOB: 2	BB: 0	P: 9
	R: 0	H: 1	E: 0	K: 0	S: 12	LOB: 3	BB: 2	P: 25
	R: 1	H: 2	E: 0	K: 0	S: 6	LOB: 0	BB: 0	P: 12
	R: 3	H: 4	E: 1	K: 1	S: 17	LOB: 2	BB: 0	P: 27
	R: 5	H: 4	E: 0	K: 0	S: 15	LOB: 0	BB: 1	P: 25
	R: 0	H: 1	E: 0	K: 0	S: 10	LOB: 1	BB: 0	P: 15
	R: 0	H: 1	E: 0	K: 1	S: 9	LOB: 0	BB: 0	P: 13
	R: 0	H: 0	E: 0	K: 0	S: 7	LOB: 0	BB: 0	P: 9

PITCHER	IP	WLS	BF	H	R	ER	SO	BB	IBB	HBP	BLK	WP	HR	S	P	ERA	WHIP
Kenny Rogers, L ERA: 5.12	4.0	L	25	10	6	5	1	2	0	0	0	0	2	46	77	11.25	3.000
Mike Schooler, R ERA: 5.48	2.0		10	3	3	3	0	1	0	0	0	0	1	22	36	13.50	2.000
Bob Patterson, L ERA: 4.82	2.0		6	1	0	0	1	0	0	0	0	0	0	16	22	0.00	0.500

AB R H RBI BB SO LOB

3	2	1	1	2	1	1
5	0	1	1	0	0	6
5	1	3	4	0	0	0
5	1	1	1	0	0	3
5	0	1	0	0	1	4
3	1	1	1	1	0	0
4	1	3	0	0	0	0
3	1	1	0	0	0	3
4	2	2	1	0	0	3

AB	37
R	9
H	14
RBI	9
BB	3
SO	2
LOB	20




1B: 9	SF: 0	WP: 0	PA: 41
2B: 2	SAC: 1	PB: 0	
3B: 0	DP: 1	SB: 0	
HR: 3	HBP: 0	CS: 0	

PITCHER	IP	WLS	BF	H	R	ER	SO	BB	IBB	HBP	BLK	WP	HR	S	P	ERA	WHIP
Kenny Rogers, L ERA: 5.12	4.0	L	25	10	6	5	1	2	0	0	0	0	2	46	77	11.25	3.000
Mike Schooler, R ERA: 5.48	2.0		10	3	3	3	0	1	0	0	0	0	1	22	36	13.50	2.000
Bob Patterson, L ERA: 4.82	2.0		6	1	0	0	1	0	0	0	0	0	0	16	22	0.00	0.500

Texas Rangers @ Oakland Athletics
Oakland-Alameda County Coliseum, Oakland, CA
Sun Aug 01 1993, 7:05 PM PDT
Att: 38,313 - Sunny - 91 F

livebaseballscorecards.com

Batter	1	2	3	4	5	6	7	8	9	AB R H RBI BB SO LOB	TOP																
Omar Vizquel, S (1, 6) OBP: 0.351, SLG: 0.329	0-1 F7		2-2 F7	0-0 G4-3			0-2 G5-3		3-3 K	5 0 0 0 0 1 4																	
Bret Boone, R (1, 4) OBP: 0.323, SLG: 0.474	4-2 HR BB		0-0 HR		0-1 G4-3			1-3 K		3 2 1 1 1 1 0																	
Ken Griffey Jr., L (1, 8) OBP: 0.395, SLG: 0.622	0-0 HR		2-1 G3		1-2 G1-3			2-1 G4-3		4 1 1 2 0 0 0																	
Jay Buhner, R (1, 9) OBP: 0.388, SLG: 0.493	2-1 F8		1-3 K		2-2 P6			4-1 BB		3 0 0 0 1 1 0																	
Tino Martinez, L (1, 3) OBP: 0.347, SLG: 0.466	2-0 F9			2-3 K		0-2 G4-3		0-0 F7		4 0 0 0 0 1 1																	
Edgar Martinez, R (1, 10) OBP: 0.350, SLG: 0.392 Erik Hanson, R (9, PR)		1-1 G4-3		1-2 1B E 2B		3-2 L9		3-1 SH1-3 1B		4 1 2 0 0 0 0 0 1 0 0 0 0 0																	
Mike Blowers, R (1, 5) OBP: 0.364, SLG: 0.472		4-1 FC6-4 BB		1-0 E 1B		1-0 F9		1-1 SH1-3		2 0 1 0 1 0 0	AB 33 R 5 H 7 RBI 5 BB 3 SO 4 LOB 12																
Dave Valle, R (1, 2) OBP: 0.358, SLG: 0.401		1-1 F9		2-1 E5 1-2 3-H		0-0 P4		0-0 FC6-5 1B		4 0 1 2 0 0 2																	
Mike Felder, S (1, 7) OBP: 0.277, SLG: 0.284		1-1 FC6-4		2-1 L8		2-1 CS 1B		1-0 FC6-5		4 0 1 0 0 0 5																	
Inning Stats	R: 2 E: 0 K: 0 S: 9	H: 1 LOB: 0 BB: 1 P: 17	R: 0 E: 0 K: 0 S: 7	H: 0 LOB: 1 BB: 1 P: 14	R: 1 E: 0 K: 1 S: 9	H: 1 LOB: 0 BB: 0 P: 14	R: 1 E: 1 K: 1 S: 13	H: 2 LOB: 2 BB: 0 P: 21	R: 0 E: 0 K: 0 S: 8	H: 0 LOB: 0 BB: 0 P: 11	R: 0 E: 0 K: 0 S: 8	H: 0 LOB: 0 BB: 0 P: 12	R: 0 E: 0 K: 0 S: 6	H: 1 LOB: 0 BB: 0 P: 8	R: 0 E: 0 K: 1 S: 7	H: 0 LOB: 1 BB: 1 P: 14	R: 1 E: 0 K: 1 S: 10	H: 2 LOB: 2 BB: 0 P: 18	1B: 4 2B: 1 3B: 0 HR: 2	SF: 0 SAC: 1 DP: 0 HBP: 0	WP: 0 PB: 0 SB: 1 CS: 1	PA: 37					
PITCHER	IP WLS BF H R ER SO BB IBB HBP BLK WP HR S P ERA WHIP																										
Bob Welch, R (1, 1) ERA: 4.78	6.1		27	5	4	4	2	2	0	0	0	0	2	57	94	5.68	1.105										
Rick Honeycutt, L (7, 1) ERA: 3.24	1.1		3	0	0	0	1	0	0	0	0	0	0	8	11	0.00	0.000										
Ed Nunez, R (8, 1) ERA: 3.06	1.1	L	7	2	1	1	1	1	0	0	0	0	0	12	24	6.75	2.250										

Seattle Mariners @ Oakland Athletics
Oakland-Alameda County Coliseum, Oakland, CA

Tue Aug 03 1993, 7:05 PM PDT
Att. 23,311 - Unknown - 67 F

livebaseballscorecards.com

Batter	1	2	3	4	5	6	7	8	9	AB	R	H	RBI	BB	SO	LOB
Lance Blankenship, R (1, 8) Mike Aldrete, L (9, PH) OBP: 0.378, SLG: 0.272 OBP: 0.345, SLG: 0.423	1-1 F9		1-3 K		4-2 1B BB		2-1 SH		1-2 F7	2	0	0	0	1	1	0
Brent Gates, S (1, 4) OBP: 0.352, SLG: 0.349	0-1 G6-3			2-2 F7	2-1 L8		1-1 B1		1-1 G6-3	5	0	0	0	0	0	3
Ruben Sierra, S (1, 9) OBP: 0.314, SLG: 0.443	1-0 F9			2-2 1B HR	0-2 1B		2-1 F9		2-1 F8	5	1	2	0	0	0	2
Terry Steinbach, R (1, 3) OBP: 0.332, SLG: 0.417		2-3 K		0-0 1B HR	1-1 P3		0-3 K			4	1	1	0	0	2	4
Dave Henderson, R (1, 10) OBP: 0.256, SLG: 0.396		1-3 K		0-3 K		1-3 K		3-1 F8	4	0	0	0	0	3	2	
Craig Paquette, R (1, 5) OBP: 0.285, SLG: 0.451		3-2 1B		1-1 1B HR		4-2 SH5-3 BB		2-3 K	3	1	2	3	1	1	0	
Jerry Browne, S (1, 7) OBP: 0.312, SLG: 0.321		2-3 K		0-0 G6-3		0-0 SH5-3		1-0 1B	3	0	1	0	0	1	1	
Mike Bordick, R (1, 6) OBP: 0.343, SLG: 0.330			2-3 K		1-0 G4-3	1-3 K		4-0 1B	3	0	0	0	1	2	1	
Scott Hemond, R (1, 2) OBP: 0.333, SLG: 0.388			2-3 K		1-2 HR		4-2 F9 SH BB		1-3 K	3	1	1	1	1	2	2

Inning Stats	R: 0	H: 0	E: 0	K: 0	S: 5	R: 0	H: 1	E: 0	K: 3	S: 14	R: 0	H: 0	E: 0	K: 3	S: 12	R: 3	H: 3	E: 0	K: 1	S: 13	R: 1	H: 2	E: 0	K: 0	S: 16	R: 0	H: 0	E: 0	K: 2	S: 12	R: 0	H: 1	E: 0	K: 1	S: 11	R: 0	H: 1	E: 0	K: 2	S: 10	R: 0	H: 0	E: 0	K: 0	S: 7	1B: 5	2B: 0	3B: 0	HR: 2	SF: 0	SAC: 2	DP: 0	HBP: 0	WP: 0	PB: 0	SB: 1	CS: 0	PA: 39
--------------	------	------	------	------	------	------	------	------	------	-------	------	------	------	------	-------	------	------	------	------	-------	------	------	------	------	-------	------	------	------	------	-------	------	------	------	------	-------	------	------	------	------	-------	------	------	------	------	------	-------	-------	-------	-------	-------	--------	-------	--------	-------	-------	-------	-------	--------

PITCHER	IP	WLS	BF	H	R	ER	SO	BB	IBB	HBP	BLK	WP	HR	S	P	ERA	WHIP
Randy Johnson, L (1, 1) ERA: 3.72	8.0	W	36	7	4	4	12	4	0	0	0	0	2	93	148	4.50	1.375
Ted Power, R (9, 1) ERA: 6.0	1.0	S	3	0	0	0	0	0	0	0	0	0	7	11	0.00	0.000	

BOTTOM

Seattle Mariners @ Oakland Athletics
Oakland-Alameda County Coliseum, Oakland, CA

livebaseballscorecards.com

AB	33
R	4
H	7
RBI	4
BB	4
SO	12
LOB	15



Tue Aug 03 1993, 7:05 PM PDT
Att. 23,311 - Unknown - 67 F

Batter	1	2	3	4	5	6	7	8	9	AB R H RBI BB SO LOB	TOP
Mike Felder, S (1, 7) OBP: 0.275, SLG: 0.283	1-1 G5-3		0-0 E5 HR	2-0 F8			0-1 FC4-2		0-2 1B	5 1 1 0 0 0 4	
Bret Boone, R (1, 4) OBP: 0.314, SLG: 0.500	1-0 P3		1-0 HR		1-1 G5-3		0-2 P5		0-2 F7	5 1 1 3 0 0 4	
Ken Griffey Jr., L (1, 8) OBP: 0.394, SLG: 0.617	4-2 BB		2-0 L8		0-0 L3		1-3 K			3 0 0 0 1 1 2	
Edgar Martinez, R (1, 5) OBP: 0.347, SLG: 0.387 Mike Blowers, R (8, 5) OBP: 0.364, SLG: 0.472	1-2 F9		3-2 1B		2-3 K			1-2 G3		4 0 1 0 0 1 1 0 0 0 0 0 0 0	
Tino Martinez, L (1, 3) OBP: 0.346, SLG: 0.464		2-0 G4-3	2-1 L7			3-2 1B		3-3 K		4 0 1 0 0 1 1	
Jay Buhner, R (1, 10) OBP: 0.387, SLG: 0.499		1-1 F7		1-1 HR		1-0 G6-4-3 1B		1-2 F7		4 1 1 1 0 0 1	
Dann Howitt, L (1, 9) OBP: 0.250, SLG: 0.500		3-1 P6		1-1 2B		3-1 F7			0-1 F8	4 0 1 0 0 0 0	
Bill Haselman, R (1, 2) OBP: 0.348, SLG: 0.510			2-2 HR 2B	2-1 L8			4-2 1B FC4-2 BB		0-2 1B	3 1 2 0 1 0 1	
Omar Vizquel, S (1, 6) OBP: 0.350, SLG: 0.328			3-1 F7	1-1 FC6-5-4-6 2-3			3-1 FC4-2 1B		0-0 F8	4 0 1 0 0 0 3	
Inning Stats	R: 0 H: 0 E: 0 LOB: 1 K: 0 BB: 1 S: 9 P: 16	R: 0 H: 0 E: 0 LOB: 0 K: 0 BB: 0 S: 5 P: 11	R: 3 H: 3 E: 1 LOB: 1 K: 0 BB: 0 S: 13 P: 26	R: 1 H: 2 E: 0 LOB: 1 K: 0 BB: 0 S: 9 P: 16	R: 0 H: 0 E: 0 LOB: 0 K: 1 BB: 0 S: 6 P: 9	R: 0 H: 1 E: 0 LOB: 0 K: 0 BB: 0 S: 6 P: 13	R: 0 H: 1 E: 0 LOB: 2 K: 1 BB: 1 S: 13 P: 21	R: 0 H: 0 E: 0 LOB: 0 K: 1 BB: 0 S: 12 P: 17	R: 0 H: 2 E: 0 LOB: 2 K: 0 BB: 0 S: 12 P: 12	1B: 5 SF: 0 2B: 2 SAC: 0 3B: 0 DP: 1 HR: 2 HBP: 0	WP: 0 PA: 38 PB: 0 SB: 0 CS: 0
PITCHER Ron Darling, R (1, 1) ERA: 5.61 Kelly Downs, R (6, 1) ERA: 5.88	IP WLS BF H R ER SO BB IBB HBP BLK WP HR S P ERA WHIP										
	5.0 23 6 4 3 1 1 0 0 0 0 2 45 84 5.40 1.400										
	4.0 15 3 0 0 2 1 0 0 0 0 0 40 57 0.00 1.000										

Seattle Mariners @ Oakland Athletics
Oakland-Alameda County Coliseum, Oakland, CA

Wed Aug 04 1993, 3:33 AM PDT
Att. 22,152 - Sunny - 72 F

livebaseballscorecards.com

AB	36
R	4
H	9
RBI	4
BB	2
SO	3
LOB	17



Batter	1	2	3	4	5	6	7	8	9	AB	R	H	RBI	BB	SO	LOB
Jerry Browne, S OBP: 0.309, SLG: 0.310 (1, 7)	4-1 BB G6-4-3		0-0 L7		1-1 G6-3			0-1 G4-1		3	0	0	0	1	0	0
Brent Gates, S OBP: 0.348, SLG: 0.345 (1, 4)	1-1 G6-4-3 1-2f		2-1 F7		0-0 G1			1-1 P4		4	0	0	0	0	0	1
Ruben Sierra, S OBP: 0.316, SLG: 0.451 (1, 10)	0-1 G3		2-0 CS 2B				1-2 F8		2-1 1B 3B	4	1	2	0	0	0	0
Troy Neel, L OBP: 0.341, SLG: 0.463 (1, 3)		2-1 G1-3 2B	1-2 CS	0-1 G4-3		2-3 K			4-0 1B FC6 BB	3	1	1	0	0	1	0
Lance Blankenship, R OBP: 0.380, SLG: 0.272 (9, PH)										0	1	0	0	1	0	0
Dave Henderson, R OBP: 0.253, SLG: 0.391 (1, 8)		0-0 G1-3		1-1 F9		2-2 F9			0-0 E S HBP 1B	3	0	0	0	0	0	1
Mike Aldrete, L OBP: 0.350, SLG: 0.427 (9, PH)									1-3 3-H	1	1	1	1	0	0	0
Terry Steinbach, R OBP: 0.333, SLG: 0.421 (1, 2)		1-0 2B		0-1 1B					2-2 FC6 HBP IBB	4	0	2	2	0	1	1
Scott Hemond, R OBP: 0.333, SLG: 0.388 (9, PR)									1-3 3-H	0	0	0	0	0	0	0
Craig Paquette, R OBP: 0.284, SLG: 0.444 (1, 5)		0-2 F9		2-0 F9					4-0 HBP IBB	3	0	0	0	1	0	2
Scott Lydy, R OBP: 0.304, SLG: 0.450 (1, 9)		4-2 BB			1-1 HR				3-1 P5	3	1	1	1	1	1	3
Mike Bordick, R OBP: 0.342, SLG: 0.327 (1, 6)		2-1 G3-1			0-0 G6-3				3-1 P3 HBP	3	0	0	1	0	0	2

Inning Stats	R: 0	H: 0	E: 0	K: 5	S: 5	R: 1	H: 2	E: 0	K: 12	S: 12	R: 0	H: 1	E: 0	K: 6	S: 6	R: 0	H: 1	E: 0	K: 7	S: 7	R: 1	H: 1	E: 0	K: 6	S: 6	R: 0	H: 0	E: 0	K: 1	S: 9	R: 0	H: 0	E: 0	K: 2	S: 7	R: 0	H: 0	E: 0	K: 7	S: 7	R: 0	H: 0	E: 0	K: 10	S: 10	R: 3	H: 2	E: 1	K: 10	S: 10	1B: 2	2B: 3	3B: 1	SF: 0	SAC: 0	DP: 1	HBP: 1	WP: 0	PB: 0	SB: 1	CS: 1	PA: 37
--------------	------	------	------	------	------	------	------	------	-------	-------	------	------	------	------	------	------	------	------	------	------	------	------	------	------	------	------	------	------	------	------	------	------	------	------	------	------	------	------	------	------	------	------	------	-------	-------	------	------	------	-------	-------	-------	-------	-------	-------	--------	-------	--------	-------	-------	-------	-------	--------

PITCHER	IP	WLS	BF	H	R	ER	SO	BB	IBB	HBP	BLK	WP	HR	S	P	ERA	WHIP
Tim Leary, R ERA: 4.54 (1, 1)	8.0		30	6	3	3	3	2	0	0	0	0	1	61	95	3.38	1.000
Dennis Powell, L ERA: 4.21 (9, 1)	0.0		1	0	0	0	0	1	0	0	0	0	0	4	4	∞	∞
Jeff Nelson, R ERA: 3.4 (9, 1)	0.1	L	5	1	2	2	0	0	1	1	0	0	0	8	19	54.00	3.000

BOTTOM

Seattle Mariners @ Oakland Athletics
Oakland-Alameda County Coliseum, Oakland, CA

Wed Aug 04 1993, 3:33 AM PDT
Att. 22,152 - Sunny - 72 F

AB	31
R	5
H	7
RBI	5
BB	4
SO	3
LOB	10



WP	PB	SB	CS	PA
0	0	1	1	37

Batter	1	2	3	4	5	6	7	8	9	AB R H RBI BB SO LOB	TOP											
Omar Vizquel, S (1, 6) OBP: 0.347, SLG: 0.324	3-2 G6-3		2-1 G5-3		0-0 G6-3		0-1 FC1-5 2B		1-1 P5	5 0 0 0 0 0 2												
Bret Boone, R (1, 4) OBP: 0.320, SLG: 0.507	2-3 K		2-0 P6		0-0 L6		3-2 2B		0-0 1B	5 0 2 1 0 1 0												
Ken Griffey Jr., L (1, 8) OBP: 0.396, SLG: 0.615	1-1 1B			4-0 1B	0-2 F8		4-0 IBB		0-0 G3-6-3	3 1 1 0 2 0 1												
Edgar Martinez, R (1, 10) OBP: 0.352, SLG: 0.380	4-1 BB			4-2 1B		3-2 F8	1-0 F8			2 1 0 0 2 0 3												
Tino Martinez, L (1, 3) OBP: 0.345, SLG: 0.462	3-2 P2			0-1 1B		0-1 L3	1-2 K			4 0 1 1 0 1 5												
Jay Buhner, R (1, 9) OBP: 0.388, SLG: 0.503		0-1 F7		3-2 SF9		1-0 1B		1-1 2B		3 0 2 1 0 0 0												
Dann Howitt, L (1, 7) OBP: 0.250, SLG: 0.286		0-2 G1-6-3		4-1 BB		0-2 L4		1-0 P6		3 0 0 0 1 0 2												
Dave Valle, R (1, 2) OBP: 0.355, SLG: 0.399		2-2 L8		2-3 K			1-1 FC1-5 1B	4-2 BB		2 0 0 0 0 1 2												
Bill Haselman, R (5, 2) OBP: 0.359, SLG: 0.515										1 0 1 0 1 0 0												
Mike Blowers, R (1, 5) OBP: 0.360, SLG: 0.467			1-3 K		2-3 K		0-0 SH	0-1 G6-4-3		2 1 0 0 0 2 2												
Mackey Sasser, L (8, PH) OBP: 0.292, SLG: 0.373							1-2 2B			1 0 0 0 0 0 2												
Greg Litton, R (8, 5) OBP: 0.327, SLG: 0.406								1-2 1-2f		0 0 0 0 0 0 0												
Inning Stats	R: 0 E: 0 K: 1 S: 14	H: 1 LOB: 2 BB: 1 P: 27	R: 0 E: 0 K: 0 S: 9	H: 0 LOB: 0 BB: 0 P: 11	R: 0 E: 0 K: 1 S: 6	H: 0 LOB: 0 BB: 0 P: 11	R: 2 E: 0 K: 2 S: 18	H: 1 LOB: 2 BB: 3 P: 37	R: 0 E: 0 K: 0 S: 6	H: 0 LOB: 0 BB: 0 P: 6	R: 0 E: 0 K: 0 S: 9	H: 1 LOB: 1 BB: 0 P: 13	R: 1 E: 1 K: 1 S: 13	H: 2 LOB: 3 BB: 1 P: 23	R: 0 E: 0 K: 0 S: 7	H: 1 LOB: 1 BB: 1 P: 13	R: 0 E: 0 K: 0 S: 4	H: 1 LOB: 0 BB: 0 P: 5	1B: 5 2B: 2 3B: 0 HR: 0	SF: 1 SAC: 1 DP: 2 HBP: 0	WP: 0 PB: 0 SB: 0 CS: 0	PA: 39
PITCHER	IP WLS BF H R ER SO BB IBB HBP BLK WP HR S P ERA WHIP																					
Bobby Witt, R (1, 1) ERA: 4.69	6.2 L 31 5 3 3 4 4 1 0 0 0 0 71 123 4.05 1.350																					
Rick Honeycutt, L (7, 1) ERA: 3.2	0.1 1 0 0 0 1 0 0 0 0 0 0 4 5 0.00 0.000																					
Ed Nunez, R (8, 1) ERA: 3.0	1.0 4 1 0 0 0 1 0 0 0 0 0 7 13 0.00 2.000																					
Dennis Eckersley, R (9, 1) ERA: 3.89	1.0 3 1 0 0 0 0 0 0 0 0 0 4 5 0.00 1.000																					

Seattle Mariners @ Oakland Athletics
Oakland-Alameda County Coliseum, Oakland, CA

Thu Aug 05 1993, 3:33 AM PDT
Att. 20,592 - Cloudy - 66 F

livebaseballscorecards.com

AB	31
R	3
H	7
RBI	3
BB	6
SO	5
LOB	19



Batter	1	2	3	4	5	6	7	8	9	AB	R	H	RBI	BB	SO	LOB
Lance Blankenship, R OBP: 0.380, SLG: 0.268 (1, 4) (9, 7)	4-2 2B BB	4-2 1-2 2-3 BB		0-1 L8		3-2 F9 1-2			2-2 K	3	1	0	0	2	1	1
Dave Henderson, R OBP: 0.260, SLG: 0.410 (1, 8)	1-0 1-H 2B	1-3 K		3-2 HR			4-1 1B FC5-2 BB		0-3 K	4	1	2	2	1	2	3
Ruben Sierra, S OBP: 0.317, SLG: 0.450 (1, 9)	0-1 G5-3		3-1 BB G3 1B	1-3 K			0-2 1-3 FC5-2 1B		1-0 F8	5	0	2	0	0	1	1
Terry Steinbach, R OBP: 0.330, SLG: 0.416 (1, 3) (9, 2)	0-1 G6-3		0-1 G3		2-3 K		0-0 FC5-2		1-2 1-2 3-H FC5-2	4	0	0	0	0	1	4
Craig Paquette, R OBP: 0.279, SLG: 0.435 (1, 5)	1-3 K2-3-4		1-3 K		0-3 K		2-1 P4		2-1 P6	4	0	0	0	0	3	4
Troy Neel, L OBP: 0.339, SLG: 0.457 (1, 10)		1-1 F9	4-1 FC5 BB BB		3-3 K		1-0 P6			3	0	0	0	1	1	2
Scott Lydy, R OBP: 0.346, SLG: 0.455 Mike Aldrete, L OBP: 0.348, SLG: 0.424 (8, PH) (9, 3)		2-1 BB 1B 1B	4-2 1-2 2-3 BB		3-1 G5-3		3-3 K			2	0	1	0	1	0	0
Mike Bordick, R OBP: 0.341, SLG: 0.327 (1, 6)	0-1 1-2 BB 1B		0-0 FC5		1-1 G5-3		2-2 G1-3			4	0	1	0	0	0	3
Scott Hemond, R OBP: 0.333, SLG: 0.380 Brent Gates, S OBP: 0.347, SLG: 0.344 (8, PH) (9, 4)		1-3 K		0-0 P6		4-0 S BB		1-3 K		2	0	0	0	1	1	2

Inning Stats	R: 1	H: 1	E: 0	K: 10	S: 10	R: 0	H: 2	E: 0	K: 2	S: 14	R: 0	H: 1	E: 0	K: 1	S: 11	R: 1	H: 1	E: 0	K: 1	S: 11	R: 0	H: 0	E: 0	K: 3	S: 9	R: 0	H: 0	E: 0	K: 0	S: 8	R: 0	H: 0	E: 0	K: 2	S: 15	R: 0	H: 0	E: 0	K: 2	S: 15	R: 0	H: 0	E: 0	K: 2	S: 9	1B: 4	SF: 0	2B: 1	SAC: 0	3B: 0	DP: 0	HR: 1	HBP: 0	WP: 0	PA: 39
--------------	------	------	------	-------	-------	------	------	------	------	-------	------	------	------	------	-------	------	------	------	------	-------	------	------	------	------	------	------	------	------	------	------	------	------	------	------	-------	------	------	------	------	-------	------	------	------	------	------	-------	-------	-------	--------	-------	-------	-------	--------	-------	--------

PITCHER	IP	WLS	BF	H	R	ER	SO	BB	IBB	HBP	BLK	WP	HR	S	P	ERA	WHIP
Dave Fleming, L ERA: 4.24 (1, 1)	7.0	W	33	6	2	2	8	6	0	0	0	0	1	71	125	2.57	1.714
Ted Power, R ERA: 5.76 (8, 1)	1.0		3	0	0	0	2	0	0	0	0	0	0	15	21	0.00	0.000
Norm Charlton, L ERA: 2.38 (9, 1)	1.0	S	3	0	0	0	2	0	0	0	0	0	0	9	12	0.00	0.000

BOTTOM

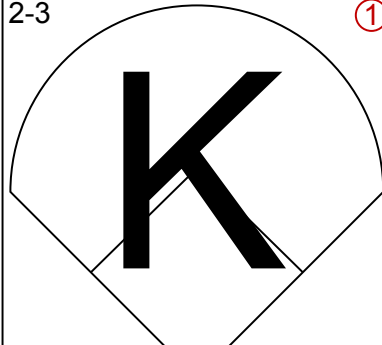
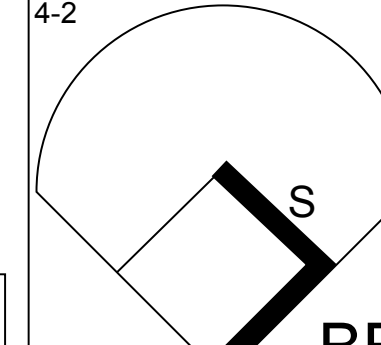
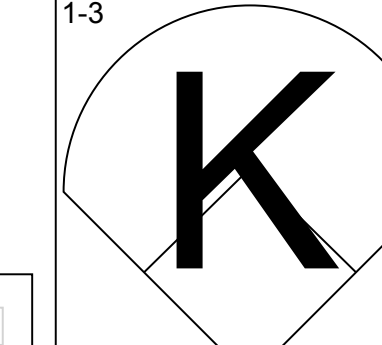
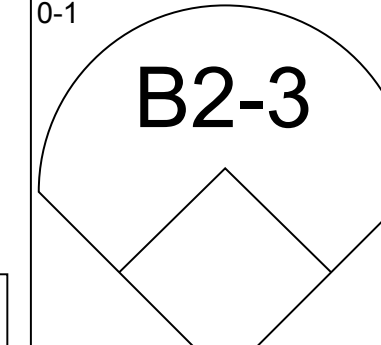
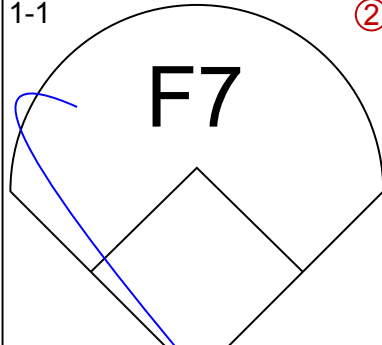
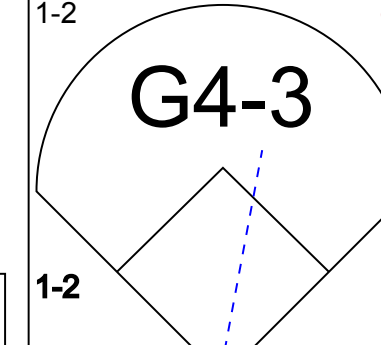
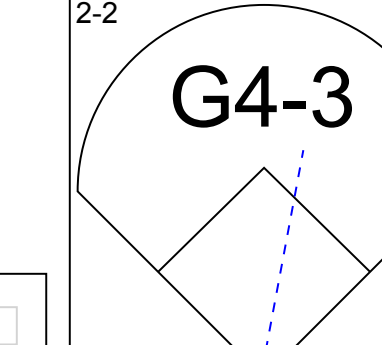
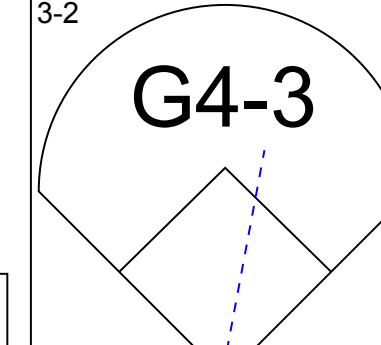
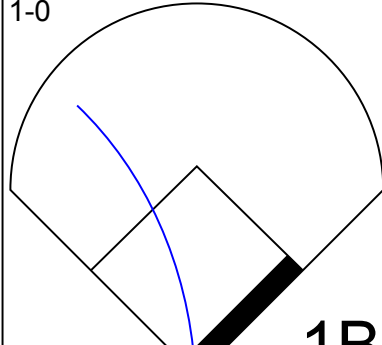
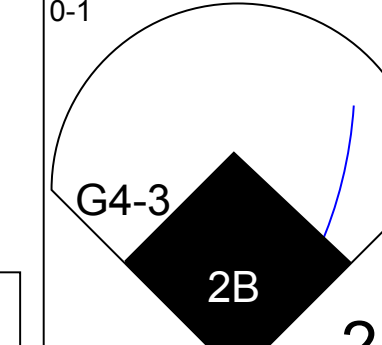
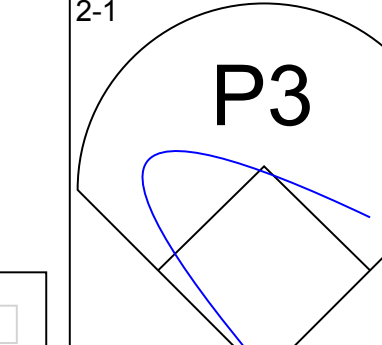
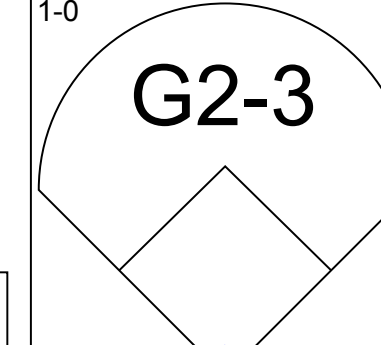
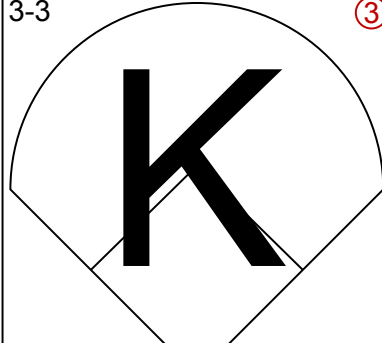
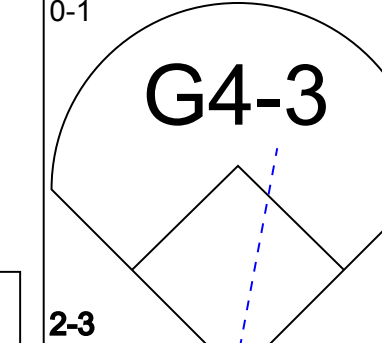
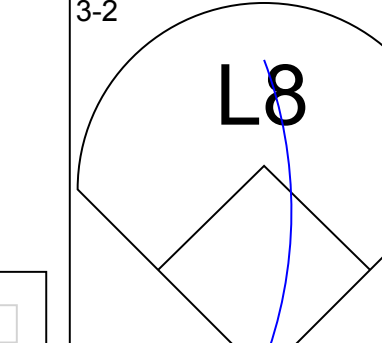
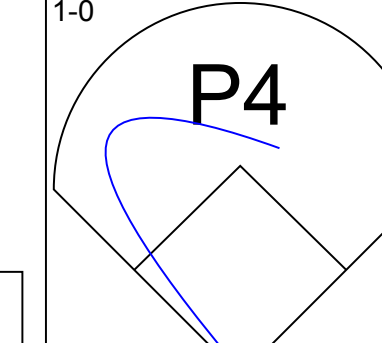
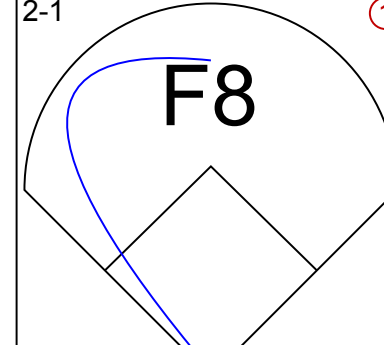
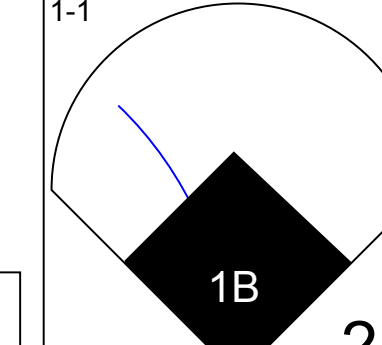
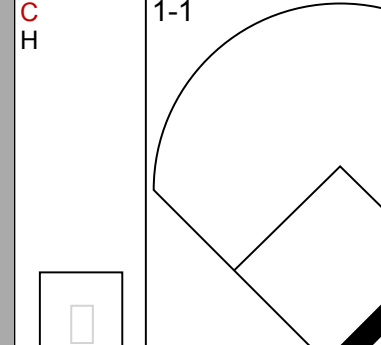
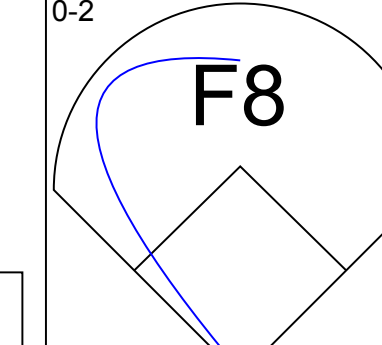
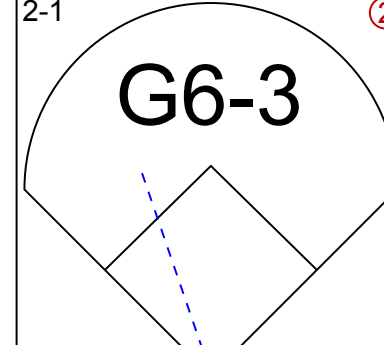
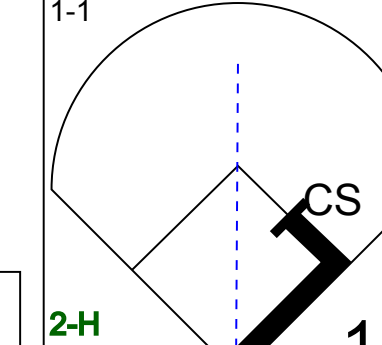
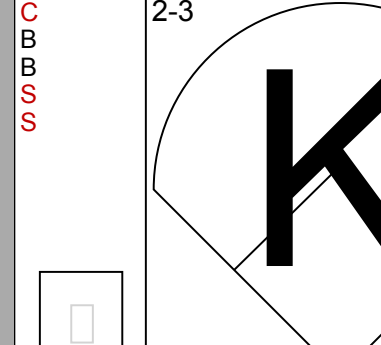
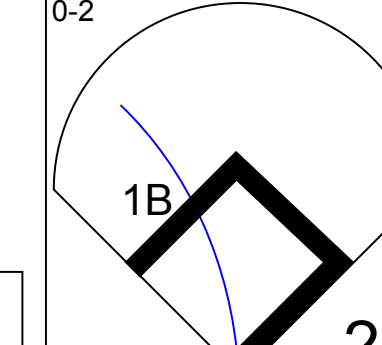
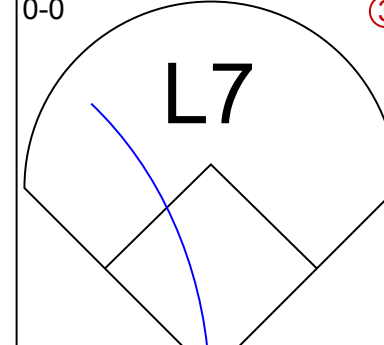
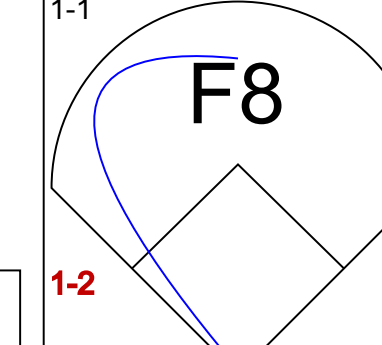
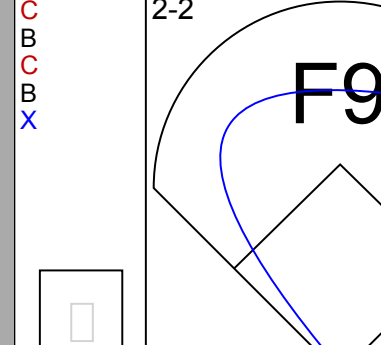
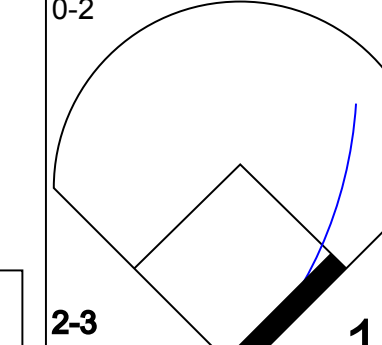
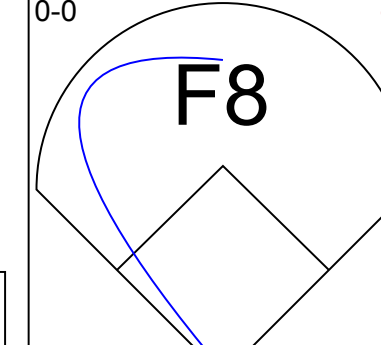
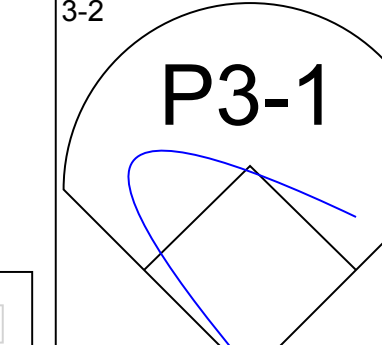
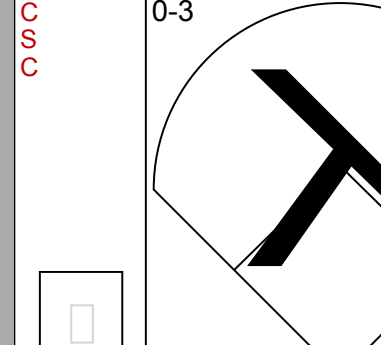
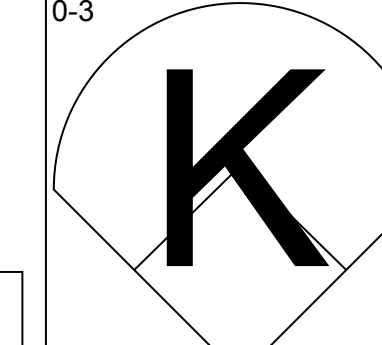
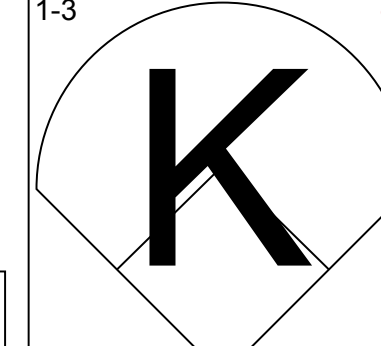
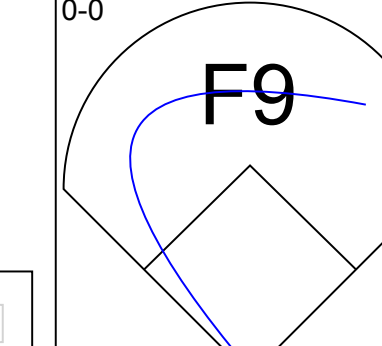
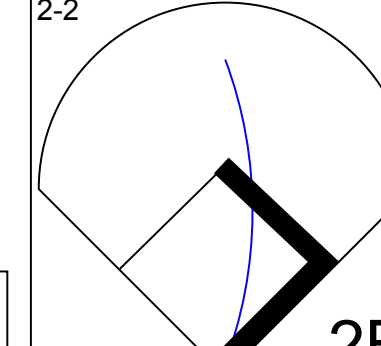
Seattle Mariners @ Oakland Athletics
Oakland-Alameda County Coliseum, Oakland, CA

Thu Aug 05 1993, 3:33 AM PDT
Att. 20,592 - Cloudy - 66 F

livebaseballscorecards.com

AB	33
R	2
H	6
RBI	2
BB	6
SO	12
LOB	20



Batter	1	2	3	4	5	6	7	8	9	AB	R	H	RBI	BB	SO	LOB
Greg Gagne, R (1, 6) OBP: 0.325, SLG: 0.397	2-3 		4-2 		1-3 			0-1 		3	0	0	0	1	2	1
Brian McRae, S (1, 8) OBP: 0.351, SLG: 0.444	1-1 		1-2 			2-2 		3-2 		4	0	0	0	0	0	2
George Brett, L (1, 10) OBP: 0.306, SLG: 0.444	1-0 			0-1 		2-1 		1-0 		4	1	2	0	0	0	1
Wally Joyner, L (1, 3) OBP: 0.395, SLG: 0.492	3-3 			0-1 		3-2 			1-0 	4	0	0	0	0	1	2
Mike Macfarlane, R (1, 2) OBP: 0.357, SLG: 0.504		2-1 		1-1 		1-1 			0-2 	3	1	1	1	0	0	0
Felix Jose, S (1, 9) OBP: 0.305, SLG: 0.337		2-1 		1-1 		2-3 			0-2 	4	0	2	1	0	1	1
Kevin McReynolds, R (1, 7) OBP: 0.317, SLG: 0.392		0-0 		1-1 		2-2 			0-2 	4	0	1	0	0	0	2
Phil Hiatt, R (1, 5) OBP: 0.279, SLG: 0.366			0-0 		3-2 		0-3 		0-3 	3	0	0	0	0	1	1
Hubie Brooks, R (9, PH) OBP: 0.312, SLG: 0.336										1	0	0	0	0	1	2
Jose Lind, R (1, 4) OBP: 0.279, SLG: 0.311			1-3 		0-0 				2-2 	2	0	0	0	0	1	0
Chris Gwynn, L (8, PH) OBP: 0.355, SLG: 0.406										1	0	1	0	0	0	0
Rico Rossy, R (9, 4) OBP: 0.333, SLG: 0.439										0	0	0	0	0	0	0

Inning Stats	R: 0	H: 1	E: 0	K: 2	S: 10	H: 0	LOB: 1	BB: 0	P: 17	R: 0	H: 0	E: 0	K: 0	S: 5	H: 0	LOB: 0	BB: 0	P: 9	R: 0	H: 0	E: 0	K: 1	S: 10	H: 0	LOB: 1	BB: 1	P: 16	R: 2	H: 3	E: 0	K: 0	S: 10	R: 0	H: 0	E: 0	K: 1	S: 8	H: 0	LOB: 0	BB: 0	P: 12	R: 0	H: 0	E: 0	K: 0	S: 8	H: 0	LOB: 0	BB: 0	P: 15	R: 0	H: 0	E: 0	K: 2	S: 10	H: 0	LOB: 1	BB: 0	P: 15	R: 0	H: 1	E: 0	K: 0	S: 9	H: 2	LOB: 1	BB: 0	P: 15	R: 0	H: 2	E: 0	K: 1	S: 13	H: 2	LOB: 2	BB: 0	P: 14	1B: 3	SF: 0	2B: 4	SAC: 0	3B: 0	DP: 0	HR: 0	HBP: 1	WP: 0	PA: 35
--------------	------	------	------	------	-------	------	--------	-------	-------	------	------	------	------	------	------	--------	-------	------	------	------	------	------	-------	------	--------	-------	-------	------	------	------	------	-------	------	------	------	------	------	------	--------	-------	-------	------	------	------	------	------	------	--------	-------	-------	------	------	------	------	-------	------	--------	-------	-------	------	------	------	------	------	------	--------	-------	-------	------	------	------	------	-------	------	--------	-------	-------	-------	-------	-------	--------	-------	-------	-------	--------	-------	--------


PITCHER	IP	WLS	BF	H	R	ER	SO	BB	IBB	HBP	BLK	WP	HR	S	P	ERA	WHIP
Todd Van Poppel, R (1, 1) ERA: 6.08	6.0	W	22	4	2	2	4	1	0	0	0	0	0	51	82	3.00	0.833
Ed Nunez, R (7, 1) ERA: 2.91	1.2		7	1	0	0	2	0	0	1	0	0	0	18	28	0.00	0.600
Rick Honeycutt, L (8, 1) ERA: 3.16	0.1		1	0	0	0	0	0	0	0	0	0	0	1	2	0.00	0.000
Dennis Eckerlesley, R (9, 1) ERA: 3.8	1.0	S	5	2	0	0	1	0	0	0	0	0	0	13	14	0.00	2.000

BOTTOM

Oakland Athletics @ Kansas City Royals
Kauffman Stadium, Kansas City, MO

livebaseballscorecards.com

AB	33
R	2
H	7
RBI	2
BB	1
SO	7
LOB	12



Fri Aug 06 1993, 7:05 PM CDT
Att: 30,326 - Unknown - 74 F

Batter	1	2	3	4	5	6	7	8	9	AB	R	H	RBI	BB	SO	LOB
Felix Jose, S OBP: 0.304, SLG: 0.336 (1, 9)	2-2 G1-3 E 1B		1-3 K	0-1 G3			0-0 F9			4	1	1	1	0	1	1
Brian McRae, S OBP: 0.350, SLG: 0.449 (1, 8)	1-2 G1-3 1-H		0-1 F8	0-3 K			0-0 HR			4	1	1	1	0	1	1
George Brett, L OBP: 0.306, SLG: 0.442 (1, 10)	0-0 F8		2-0 S 1B			1-2 F7	2-1 E1 BB			4	0	1	0	0	0	0
Mike Macfarlane, R OBP: 0.359, SLG: 0.500 (1, 2)	4-2 BB		2-2 L5			3-1 F9	4-0 BB			2	0	0	0	2	0	1
Wally Joyner, L OBP: 0.393, SLG: 0.490 (1, 3)	1-2 G4-3			0-0 HR 1B		1-1 G4-3	3-3 K			4	1	1	0	0	1	3
Gary Gaetti, R OBP: 0.333, SLG: 0.429 (1, 5)		0-0 G3		0-1 HR		1-2 P2	0-1 1B			4	1	2	2	0	0	0
Kevin McReynolds, R OBP: 0.312, SLG: 0.385 (1, 7)		3-0 G5-3		1-1 G6-3		1-2 F8	1-1 P4			4	0	0	0	0	0	1
Greg Gagne, R OBP: 0.326, SLG: 0.397 (1, 6)		4-2 BB		0-1 1B G3 1B		1-0 F9	0-3 K			3	1	1	0	1	1	1
Jose Lind, R OBP: 0.279, SLG: 0.311 (1, 4)		1-0 F8		0-1 G3 1B		3-1 G5-3	2-1 F9			4	0	1	0	0	0	2

Inning Stats	R: 1	H: 1	E: 1	K: 0	S: 12	H: 1	LOB: 1	BB: 1	P: 20	R: 0	H: 0	E: 0	K: 0	S: 5	R: 0	H: 1	E: 0	K: 1	S: 11	R: 3	H: 4	E: 0	K: 1	S: 14	R: 0	H: 0	E: 0	K: 0	S: 7	R: 0	H: 0	E: 0	K: 0	S: 8	R: 1	H: 1	E: 1	K: 1	S: 11	R: 0	H: 1	E: 0	K: 1	S: 9	R: 0	H: 1	E: 0	K: 1	S: 9	1B: 6	2B: 0	3B: 0	HR: 2	SF: 0	SAC: 0	DP: 0	HBP: 0	WP: 0	PB: 0	SB: 1	CS: 0	PA: 36
--------------	------	------	------	------	-------	------	--------	-------	-------	------	------	------	------	------	------	------	------	------	-------	------	------	------	------	-------	------	------	------	------	------	------	------	------	------	------	------	------	------	------	-------	------	------	------	------	------	------	------	------	------	------	-------	-------	-------	-------	-------	--------	-------	--------	-------	-------	-------	-------	--------

PITCHER	IP	WLS	BF	H	R	ER	SO	BB	IBB	HBP	BLK	WP	HR	S	P	ERA	WHIP
Bob Welch, R ERA: 4.76 (1, 1)	2.2		12	2	1	1	1	2	0	0	0	0	0	24	43	3.38	1.500
Kelly Downs, R ERA: 6.15 (3, 1)	0.2	L	6	4	3	3	0	0	0	0	0	0	1	13	16	40.50	6.000
Mike Mohler, L ERA: 4.57 (4, 1)	3.1		12	1	1	1	1	0	0	0	0	0	1	26	39	2.70	0.300
Joe Boever, R ERA: 3.72 (7, 1)	1.1		6	1	0	0	2	1	0	0	0	0	0	14	24	0.00	1.500

BOTTOM

Oakland Athletics @ Kansas City Royals
Kauffman Stadium, Kansas City, MO
 Sat Aug 07 1993, 7:05 PM CDT
 Att: 33,282 - Unknown - 78 F

livebaseballscorecards.com

AB	33
R	5
H	8
RBI	4
BB	3
SO	4
LOB	10



Batter	1	2	3	4	5	6	7	8	9	AB R H RBI BB SO LOB	TOP																		
Jerry Browne, S OBP: 0.309, SLG: 0.316 (1, 5) C X	0-1 1B 1B 2B		0-1 1B G4-3 2B		2-2 G5-3		2-2 F7		0-2 G1-3	5 2 2 0 0 0 1																			
Brent Gates, S OBP: 0.348, SLG: 0.348 (1, 4) C B X	2-1 1B 2B 1B		1-0 G4-3 BB 1B		0-2 2B		1-0 L6			4 0 3 0 0 0 1																			
Ruben Sierra, S OBP: 0.317, SLG: 0.448 (1, 10) S B 1 SAFE SAFE B F S	3-3 K		4-2 G4-3 BB 1B		1-0 F7		1-2 1B		1-2 S 1B	3 1 1 0 1 1 3																			
Troy Neel, L OBP: 0.337, SLG: 0.451 Scott Hemond, R OBP: 0.331, SLG: 0.375 (8, PR) (8, 2) 1 SAFE SAFE B F X	2-2 G6-4-3 1B		0-0 G4-3		0-0 G4-3		3-2 CS 1B			4 0 2 3 0 0 3 0 0 0 0 0 0 0																			
Terry Steinbach, R OBP: 0.330, SLG: 0.412 (1, 2) (8, 3) F S B SAFE X	2-2 G6-4-3		2-1 F7		0-1 L5-3 1B		2-2 F8		2-2 F8	4 0 1 0 0 0 5																			
Mike Aldrete, L OBP: 0.351, SLG: 0.447 (1, 7)		3-2 G5-3		3-2 F7		0-0 L5-3		2-1 2B		4 0 1 0 0 0 1																			
Dave Henderson, R OBP: 0.271, SLG: 0.415 (1, 9)		4-2 G5-4-3 BB		4-2 FC5-4 BB		2-3 K		1-3 K		2 0 0 0 2 2 2																			
Mike Bordick, R OBP: 0.342, SLG: 0.324 (1, 6)		1 SAFE SAFE B C B B X	3-1 G5-4-3		0-0 L8		4-2 G5-3 BB		1-0 F8	3 0 0 0 1 0 2																			
Lance Blankenship, R OBP: 0.373, SLG: 0.264 (1, 8)			3-3 K		2-2 FC5-4		0-0 G5-3		2-3 K	4 0 0 0 0 2 2																			
Inning Stats	R: 1 E: 0 K: 1 S: 13	H: 3 LOB: 1 BB: 0 P: 22	R: 0 E: 0 K: 0 S: 7	H: 0 LOB: 0 BB: 1 P: 17	R: 1 E: 0 K: 1 S: 11	H: 2 LOB: 2 BB: 1 P: 21	R: 0 E: 0 K: 0 S: 9	H: 0 LOB: 1 BB: 1 P: 18	R: 0 E: 0 K: 1 S: 6	H: 1 LOB: 0 BB: 0 P: 8	R: 0 E: 0 K: 0 S: 7	H: 0 LOB: 1 BB: 1 P: 14	R: 1 E: 0 K: 1 S: 18	H: 3 LOB: 2 BB: 0 P: 26	R: 0 E: 0 K: 1 S: 9	H: 0 LOB: 0 BB: 0 P: 12	1B: 6 2B: 5 3B: 0 HR: 0	SF: 0 SAC: 0 DP: 3 HBP: 0	WP: 0 PB: 0 SB: 1 CS: 1	PA: 37									
PITCHER	IP	WLS	BF	H	R	ER	SO	BB	IBB	HBP	BLK	WP	HR	S	P	ERA	WHIP												
Hipolito Pichardo, R ERA: 4.27 (1, 1)	5.0	W	22	6	2	2	2	3	0	0	0	0	0	49	90	3.60	1.800												
Mark Gubicza, R ERA: 4.52 (6, 1)	2.0		7	1	0	0	1	1	0	0	0	0	0	13	22	0.00	1.000												
Stan Belinda, R ERA: 3.88 (8, 1)	0.2		4	3	1	1	0	0	0	0	0	0	0	12	19	13.50	4.500												
Jeff Montgomery, R ERA: 1.71 (8, 1)	1.1	S	4	0	0	0	2	0	0	0	0	0	0	15	19	0.00	0.000												

Oakland Athletics @ Kansas City Royals
Kauffman Stadium, Kansas City, MO
Sun Aug 08 1993, 3:33 AM CDT
Att: 25,717 - Cloudy

livebaseballscorecards.com

AB	33
R	3
H	10
RBI	3
BB	4
SO	5
LOB	20



Batter	1	2	3	4	5	6	7	8	9	AB	R	H	RBI	BB	SO	LOB
Felix Jose, S OBP: 0.304, SLG: 0.333 (1, 9) BBB	4-0 1B S SF7 BB	3-3 K		3-1 G3-1 1-3			2-1 L8			3	1	0	0	1	1	3
Brian McRae, S OBP: 0.349, SLG: 0.447 (1, 8) CF1 SAFE	0-3 K		1-2 G3-1	1-2 1B			1-0 F8			4	0	1	1	0	1	1
George Brett, L OBP: 0.308, SLG: 0.442 (1, 10) CBX	1-1 SF7 1B		1-3 K	0-0 G4-3			0-0 1B			4	0	2	0	0	1	1
Wally Joyner, L OBP: 0.392, SLG: 0.488 (1, 3) X	0-0 SF7 1-2 3-H		0-1 1B		1-1 L7		0-0 F8			3	0	1	1	0	0	1
Gary Gaetti, R OBP: 0.326, SLG: 0.419 (1, 5) X	0-0 P6		3-1 F8		2-0 F8			2-1 E5 L3		4	0	0	0	0	0	2
Chris Gwynn, L OBP: 0.357, SLG: 0.407 (1, 7) BBB		3-1 1B 1B		0-1 SH1-4 1B 1B	0-0 G4-3			2-1 L3		4	1	2	0	0	0	1
Brent Mayne, L OBP: 0.303, SLG: 0.327 (1, 2) 1 SAFE		0-1 F8		4-1 SH1-4 1B BB		1-0 F7		1-1 1B		3	1	1	0	1	0	1
Jose Lind, R OBP: 0.280, SLG: 0.311 (1, 4) CB1 SAFE		1-2 1B		0-0 SH1-4 1-2 2-3		2-2 L8		2-2 F9		3	0	1	0	0	0	1
Rico Rossy, R OBP: 0.333, SLG: 0.433 (1, 6) Greg Gagne, R OBP: 0.326, SLG: 0.397 (9, 6) S		0-0 F4		0-1 G3-1 1B WP 1B		0-0 G6-3				3	1	1	2	0	0	2
										0	0	0	0	0	0	0

Inning Stats	R: 1 E: 0 K: 1 S: 8	H: 1 LOB: 1 BB: 1 P: 13	R: 0 E: 0 K: 1 S: 11	H: 2 LOB: 2 BB: 0 P: 18	R: 0 E: 0 K: 1 S: 11	H: 1 LOB: 1 BB: 0 P: 16	R: 3 E: 0 K: 0 S: 12	H: 3 LOB: 1 BB: 1 P: 20	R: 0 E: 0 K: 0 S: 4	H: 0 LOB: 0 BB: 0 P: 7	R: 0 E: 0 K: 0 S: 5	H: 0 LOB: 0 BB: 0 P: 8	R: 0 E: 0 K: 0 S: 5	H: 1 LOB: 1 BB: 0 P: 8	R: 0 E: 1 K: 0 S: 10	H: 1 LOB: 1 BB: 0 P: 17	1B: 9 2B: 1 3B: 0 HR: 0	SF: 1 SAC: 1 DP: 1 HBP: 0	WP: 1 PB: 1 SB: 1 CS: 0	PA: 35	
PITCHER Ron Darling, R ERA: 5.53 (1, 1)	IP 8.0	WLS L	BF 35	H 9	R 4	ER 4	SO 3	BB 2	IBB 0	HBP 0	BLK 0	WP 1	HR 0	S 66	P 107	ERA 4.50	WHIP 1.375				
	PITCHER	IP	WLS	BF	H	R	ER	SO	BB	IBB	HBP	BLK	WP	HR	S	P	ERA	WHIP			


BOTTOM

Oakland Athletics @ Kansas City Royals
Kauffman Stadium, Kansas City, MO

Sun Aug 08 1993, 3:33 AM CDT
Att. 25,717 - Cloudy

livebaseballscorecards.com

AB	31
R	4
H	9
RBI	4
BB	2
SO	3
LOB	13



Batter	1	2	3	4	5	6	7	8	9	AB R H RBI BB SO LOB	TOP													
Jerry Browne, S OBP: 0.304, SLG: 0.311 (1, 7)	3-2 L8	3-2 G1		2-1 1B		0-0 G1-3		0-1 F9		5 0 1 0 0 0 4														
Brent Gates, S OBP: 0.351, SLG: 0.357 (1, 4)	1-2 G4-3		0-0 1B FC3 2B	3-1 F7			0-1 1B BB 1B	1-0 2B		5 2 3 0 0 0 1														
Ruben Sierra, S OBP: 0.320, SLG: 0.449 (1, 9)	3-2 1B		1-0 F9 FC3 2B 1B		0-2 G4-3		2-1 P5	4-0 IBB		4 1 2 0 1 0 1														
Troy Neel, L OBP: 0.336, SLG: 0.447 Lance Blankenship, R OBP: 0.372, SLG: 0.263 (1, 10) (8, PH)	1-2 1B		0-0 FC3 2B	1-2 2B	0-3 K		0-1 F8	2-1 F9		4 0 1 1 0 1 2 1 0 0 0 0 0 3														
Terry Steinbach, R OBP: 0.328, SLG: 0.408 (1, 2)	1-0 P4		0-0 F9	2-3	1-0 F7		1 SAFE 1B BB 1B BB	4-0 1B BB	1-0 F8	4 0 0 0 1 0 4														
Mike Aldrete, L OBP: 0.353, SLG: 0.453 (1, 3)		1-3 K	0-0 1-H 3-H 2B			0-1 E3 3B	0-0 1-2 2-H 1B	3-2 G6-3		5 1 2 2 0 1 0														
Dave Henderson, R OBP: 0.270, SLG: 0.408 (1, 8)		4-1 1B BB	2-2 L7			2-2 P4	1-0 F7	1-1 G6-3		4 0 0 0 1 0 4														
Craig Paquette, R OBP: 0.269, SLG: 0.427 (1, 5)		1-2 L6		2-2 G2-3		3-3 K		0-0 B1-3		4 0 0 0 0 1 2														
Mike Bordick, R OBP: 0.346, SLG: 0.332 (1, 6)		1-1 1B	3-2 F8			3-2 1-H 3B		3-2 2B HBP		3 0 2 1 0 0 0														
Inning Stats	R: 0 E: 0 K: 0 S: 14	H: 2 LOB: 2 BB: 0 P: 23	R: 0 E: 0 K: 1 S: 13	H: 1 LOB: 2 BB: 1 P: 23	R: 2 E: 0 K: 0 S: 9	H: 3 LOB: 1 BB: 0 P: 12	R: 0 E: 0 K: 0 S: 11	H: 1 LOB: 1 BB: 0 P: 21	R: 0 E: 0 K: 1 S: 7	H: 0 LOB: 0 BB: 0 P: 8	R: 1 E: 1 K: 1 S: 15	H: 1 LOB: 1 BB: 0 P: 23	R: 1 E: 0 K: 0 S: 8	H: 2 LOB: 2 BB: 1 P: 15	R: 0 E: 0 K: 0 S: 9	H: 1 LOB: 3 BB: 1 P: 19	R: 0 E: 0 K: 0 S: 7	H: 0 LOB: 0 BB: 0 P: 12	1B: 7 2B: 3 3B: 1 HR: 0	SF: 0 SAC: 0 DP: 0 HBP: 1	WP: 0 PB: 0 SB: 0 CS: 0	PA: 43		
PITCHER	IP WLS BF H R ER SO BB IBB HBP BLK WP HR S P ERA WHIP																							
Alex Fernandez, R ERA: 3.18 Donn Pall, R ERA: 2.73 Scott Radinsky, L ERA: 3.76 Roberto Hernandez, R ERA: 2.25	(1, 1) 7.0 W 34 10 4 3 3 2 0 0 0 0 0 0 77 125 3.86 1.714	(8, 1) 0.1 2 0 0 0 0 0 0 0 1 0 0 0 4 7 0.00 0.000	(8, 1) 0.1 3 1 0 0 0 0 1 0 0 0 0 3 8 0.00 3.000	(8, 1) 1.1 S 4 0 0 0 0 0 0 0 0 0 0 0 9 16 0.00 0.000																				

Oakland Athletics @ Chicago White Sox
Comiskey Park, Chicago, IL
Mon Aug 09 1993, 8:05 PM EDT
Att. 36,643 - Unknown - 73 F

livebaseballscorecards.com

AB 39
R 4
H 11
RBI 4
BB 3
SO 3
LOB 21



Batter	1	2	3	4	5	6	7	8	9	AB	R	H	RBI	BB	SO	LOB
Tim Raines, S OBP: 0.398, SLG: 0.502 (1, 7)	4-2 1B 1B BB		1-2 F8		0-0 G4-3	2-1 L1				3	1	0	1	1	0	2
Joey Cora, S OBP: 0.376, SLG: 0.372 (1, 4)	3-2 F7		1-0 G6-3		2-0 BB 1B			2-2 G3-1		4	1	1	1	0	0	1
Frank Thomas, R OBP: 0.431, SLG: 0.603 (1, 3)	0-0 1B 1-3 1B			2-1 2B 1B	4-1 1B BB		0-0 HR			3	1	3	1	1	0	0
Robin Ventura, L OBP: 0.373, SLG: 0.428 (1, 5)	2-2 G5-4-3 1-3 1B			0-1 1-3 2B	2-2 1-2 2-H 1B		1-0 F8			4	0	3	2	0	0	0
Ellis Burks, R OBP: 0.354, SLG: 0.467 (1, 9)	0-1 G5-4-3 1-2f			1-2 F8	0-2 P5		0-1 G4-3			4	0	0	0	0	0	6
Bo Jackson, R OBP: 0.296, SLG: 0.415 (1, 10)		0-1 G5-3		2-3 K	0-3 K			3-3 K		4	0	0	0	0	3	4
Lance Johnson, L OBP: 0.353, SLG: 0.400 (1, 8)		0-0 G6-3		0-0 G4-3		1-1 SH1-4 2B		2-0 G3		4	0	1	0	0	0	2
Ron Karkovice, R OBP: 0.297, SLG: 0.456 (1, 2)		0-0 F7			1-0 2B G4-3 1B	2-0 SH1-4		3-3 K		3	1	1	0	0	1	0
Ozzie Guillen, L OBP: 0.286, SLG: 0.377 (1, 6)			2-2 G4-3		1-2 G4-3 1B 2B	0-1 P6				3	1	1	0	0	0	1

Inning Stats	R: 1	H: 2	E: 0	K: 0	S: 14	LOB: 1	BB: 1	P: 23	R: 0	H: 0	E: 0	K: 0	S: 4	LOB: 0	BB: 0	P: 4	R: 0	H: 0	E: 0	K: 0	S: 8	LOB: 0	BB: 0	P: 12	R: 0	H: 2	E: 0	K: 1	S: 11	LOB: 2	BB: 0	P: 16	R: 3	H: 4	E: 0	K: 1	S: 19	LOB: 2	BB: 1	P: 29	R: 0	H: 1	E: 0	K: 0	S: 7	LOB: 1	BB: 0	P: 12	R: 1	H: 1	E: 0	K: 0	S: 7	LOB: 0	BB: 0	P: 10	R: 0	H: 0	E: 0	K: 2	S: 7	LOB: 0	BB: 0	P: 15
--------------	------	------	------	------	-------	--------	-------	-------	------	------	------	------	------	--------	-------	------	------	------	------	------	------	--------	-------	-------	------	------	------	------	-------	--------	-------	-------	------	------	------	------	-------	--------	-------	-------	------	------	------	------	------	--------	-------	-------	------	------	------	------	------	--------	-------	-------	------	------	------	------	------	--------	-------	-------


PITCHER	IP	WLS	BF	H	R	ER	SO	BB	IBB	HBP	BLK	WP	HR	S	P	ERA	WHIP
Bobby Witt, R ERA: 4.78 (1, 1)	7.0	L	32	10	5	5	2	2	0	0	0	0	1	70	106	6.43	1.714
Rich Gossage, R ERA: 5.05 (8, 1)	1.0		3	0	0	0	2	0	0	0	0	0	0	7	15	0.00	0.000

BOTTOM

Oakland Athletics @ Chicago White Sox
Comiskey Park, Chicago, IL
 Mon Aug 09 1993, 8:05 PM EDT
 Att: 36,643 - Unknown - 73 F

livebaseballscorecards.com

AB	32
R	5
H	10
RBI	5
BB	2
SO	4
LOB	16



WP: 0	PA: 35
PB: 0	
SB: 0	
CS: 0	

Batter	1	2	3	4	5	6	7	8	9	AB R H RBI BB SO LOB	TOP											
Jerry Browne, S (1, 7) OBP: 0.294, SLG: 0.299	1-1 G3-1			0-1 P8		2-1 F7			1-0 G4-3	4 0 0 0 0 0 0												
Brent Gates, S (1, 4) OBP: 0.352, SLG: 0.359	1-1 G3			2-2 1B			2-2 G4-3		2-0 1B	4 0 2 0 0 0 0												
Ruben Sierra, S (1, 9) OBP: 0.318, SLG: 0.445	1-3 K			0-1 P5			0-0 F8		1-2 F8	4 0 0 0 0 1 2												
Troy Neel, L (1, 10) OBP: 0.336, SLG: 0.444		2-0 G3		1-3 K			4-2 BB			2 0 0 0 1 1 1												
Terry Steinbach, R (1, 2) OBP: 0.326, SLG: 0.404		1-3 K			0-0 F9		0-0 FC5-4			3 0 0 0 0 1 1												
Mike Aldrete, L (1, 3) OBP: 0.346, SLG: 0.443		0-0 G4-3			2-1 F8			1-3 K		3 0 0 0 0 1 0												
Craig Paquette, R (1, 5) OBP: 0.266, SLG: 0.421			1-3 K		0-0 F7			2-3 K		3 0 0 0 0 2 0												
Mike Bordick, R (1, 6) OBP: 0.345, SLG: 0.331			2-1 F9			4-2 BB		1-0 F8		2 0 0 0 1 0 0												
Lance Blankenship, R (1, 8) OBP: 0.369, SLG: 0.259			2-1 F9			1-2 G6-4-3		2-2 L9		3 0 0 0 0 0 1												
Inning Stats	R: 0 E: 0 K: 1 S: 7	H: 0 LOB: 0 BB: 0 P: 10	R: 0 E: 0 K: 1 S: 5	H: 0 LOB: 0 BB: 0 P: 8	R: 0 E: 0 K: 1 S: 7	H: 0 LOB: 0 BB: 0 P: 12	R: 0 E: 0 K: 1 S: 11	H: 1 LOB: 1 BB: 0 P: 14	R: 0 E: 0 K: 0 S: 4	H: 0 LOB: 0 BB: 0 P: 6	R: 0 E: 0 K: 0 S: 8	H: 0 LOB: 0 BB: 1 P: 15	R: 0 E: 0 K: 0 S: 9	H: 0 LOB: 1 BB: 1 P: 15	R: 0 E: 0 K: 2 S: 7	H: 0 LOB: 0 BB: 0 P: 11	R: 0 E: 0 K: 0 S: 9	H: 1 LOB: 1 BB: 0 P: 15	1B: 2 2B: 0 3B: 0 HR: 0	SF: 0 SAC: 0 DP: 1 HBP: 0	WP: 0 PB: 0 SB: 0 CS: 0	PA: 30
PITCHER Tim Belcher, R (1, 1) ERA: 4.24	IP: 9.0 WLS: W BF: 30 H: 2 R: 0 ER: 0 SO: 6 BB: 2 IBB: 0 HBP: 0 BLK: 0 WP: 0 HR: 0 S: 67 P: 106 ERA: 0.00 WHIP: 0.444											PITCHER IP: WLS: BF: H: R: ER: SO: BB: IBB: HBP: BLK: WP: HR: S: P: ERA: WHIP:										

Oakland Athletics @ Chicago White Sox
Comiskey Park, Chicago, IL
 Tue Aug 10 1993, 8:05 PM EDT
 Att. 29,906 - Unknown - 81 F

livebaseballscorecards.com

AB	28
R	0
H	2
RBI	0
BB	2
SO	6
LOB	5



Batter	1	2	3	4	5	6	7	8	9	AB R H RBI BB SO LOB	TOP	
Scott Hemond, R (1, 2) OBP: 0.331, SLG: 0.368	2-1 		0-0 		4-2 		2-3 			2 1 0 0 1 1 0	Oakland Athletics @ Chicago White Sox Comiskey Park, Chicago, IL Wed Aug 11 1993, 4:33 AM EDT Att. 33,625 - Sunny - 82 F	
Brent Gates, S (1, 4) OBP: 0.351, SLG: 0.356	4-1 		2-0 		2-2 		0-1 			3 0 0 0 1 0 2		
Ruben Sierra, S (1, 10) OBP: 0.317, SLG: 0.442	2-2 		1-2 		4-1 		3-3 			3 0 0 0 1 1 2		
Dave Henderson, R (1, 9) OBP: 0.269, SLG: 0.405	1-2 			0-0 	3-2 		3-3 			4 0 1 1 0 1 1		
Terry Steinbach, R (1, 3) OBP: 0.328, SLG: 0.406		2-0 		1-2 	1-3 		1-1 			3 1 1 0 0 1 2		
Craig Paquette, R (1, 5) OBP: 0.265, SLG: 0.431		2-3 		2-1 		2-2 		0-0 		4 1 1 2 0 1 1		
Mike Bordick, R (1, 6) OBP: 0.349, SLG: 0.333		4-1 		3-2 		2-1 		3-1 		3 0 2 0 1 0 0		
Scott Lydy, R (1, 7) OBP: 0.243, SLG: 0.303		3-3 		0-0 		1-3 		1-0 		4 0 0 0 0 2 3		
Lance Blankenship, R (1, 8) OBP: 0.367, SLG: 0.256			4-1 		1-1 		1-0 		1-1 			3 0 0 0 1 0 1
Inning Stats	R: 0 H: 0 E: 0 LOB: 1 K: 0 BB: 1 S: 9 P: 18	R: 0 H: 0 E: 0 LOB: 1 K: 2 BB: 1 S: 10 P: 21	R: 0 H: 0 E: 0 LOB: 1 K: 0 BB: 1 S: 6 P: 13	R: 2 H: 3 E: 0 LOB: 0 K: 0 BB: 0 S: 10 P: 16	R: 1 H: 1 E: 0 LOB: 2 K: 1 BB: 2 S: 17 P: 32	R: 0 H: 1 E: 0 LOB: 1 K: 1 BB: 0 S: 10 P: 16	R: 0 H: 0 E: 0 LOB: 0 K: 2 BB: 0 S: 9 P: 14	R: 0 H: 0 E: 0 LOB: 0 K: 1 BB: 0 S: 5 P: 9	R: 0 H: 0 E: 0 LOB: 0 K: 0 BB: 0 S: 5 P: 10	1B: 3 SF: 0 2B: 1 SAC: 1 3B: 0 DP: 2 HR: 1 HBP: 1		WP: 1 PA: 36 PB: 0 SB: 2 CS: 1
PITCHER Wilson Alvarez, L (1, 1) ERA: 3.5 Kirk McCaskill, R (6, 1) ERA: 6.38	IP WLS BF H R ER SO BB IBB HBP BLK WP HR S P ERA WHIP 5.0 L 23 4 3 2 3 5 0 0 0 1 1 52 100 3.60 1.800 4.0 13 1 0 0 4 0 0 1 0 0 0 29 49 0.00 0.250											

livebaseballscorecards.com



BOTTOM

Oakland Athletics @ Chicago White Sox
Comiskey Park, Chicago, IL
Wed Aug 11 1993, 4:33 AM EDT
Att. 33,625 - Sunny - 82 F

livebaseballscorecards.com

AB 33
R 1
H 8
RBI 1
BB 7
SO 4
LOB 25



WP: 0 PA: 40
PB: 1
SB: 0
CS: 0

AB R H RBI BB SO LOB

5	0	4	0	0	0	0
5	0	0	0	0	1	7
3	1	2	0	2	0	2
5	0	0	0	0	1	8
4	0	0	0	0	0	2
2	0	1	0	2	0	0
4	0	1	1	0	0	3
1	0	0	0	1	0	0
2	0	0	0	0	2	2
1	0	0	0	0	0	1
1	0	0	0	2	0	0

Batter	1	2	3	4	5	6	7	8	9
Tim Raines, S (1, 7) OBP: 0.403, SLG: 0.506	1-0 P6		2-0 BB 1-2 1B		2-2 1B		2-1 2B 1-3		0-0 1B
Joey Cora, S (1, 4) OBP: 0.373, SLG: 0.369	0-3 K		2-1 P8		0-0 P6		0-0 B1-3-6-2 3-Hr		1-0 B2
Frank Thomas, R (1, 3) OBP: 0.434, SLG: 0.598	4-2 BB		4-2 FC4-6 1-2 BB 2-3		3-1 1B PB 1B		0-0 BB 1B		3-1 P4
Robin Ventura, L (1, 5) OBP: 0.368, SLG: 0.420	2-3 K		1-2 FC4-6 1-2f		3-2 F7		1-2 F9		1-0 F8
Matt Merullo, L (1, 10) OBP: 0.063, SLG: 0.063			3-1 F9		1-1 P5		1-0 F8		0-2 F8
Dan Pasqua, L (1, 9) OBP: 0.309, SLG: 0.286			4-1 L9-3 BB		3-2 G4-3		2-2 FC4-6 1-3 1B		4-2 1B BB
Lance Johnson, L (1, 8) OBP: 0.352, SLG: 0.398			0-0 L9-3 1-2		3-1 F9		1-1 FC4-6 1-2f		3-2 1B 1-3 2-H
Michael LaValiere, L (1, 2) OBP: 0.338, SLG: 0.328			4-1 BB 1B BB		0-2 P6		2-3 K		1-3 K
Ron Karkovice, R (7, PH) OBP: 0.292, SLG: 0.448 (8, 2)									
Ozzie Guillen, L (1, 6) OBP: 0.285, SLG: 0.376			0-2 P4		3-2 P6		4-2 2B B1-3-6-2 BB		4-2 1B BB
Craig Grebeck, R (5, PH) OBP: 0.312, SLG: 0.258 (6, 6)									

Inning Stats	R: 0	H: 0	E: 0	K: 2	S: 11	LOB: 1	BB: 1	P: 18	R: 0	H: 0	E: 0	K: 0	S: 4	LOB: 0	BB: 1	P: 11	R: 0	H: 1	E: 0	K: 0	S: 14	LOB: 3	BB: 2	P: 27	R: 0	H: 0	E: 0	K: 0	S: 8	LOB: 0	BB: 0	P: 15	R: 0	H: 1	E: 0	K: 0	S: 10	LOB: 1	BB: 0	P: 15	R: 0	H: 2	E: 0	K: 0	S: 11	LOB: 2	BB: 0	P: 21	R: 0	H: 1	E: 0	K: 1	S: 8	LOB: 1	BB: 1	P: 16	R: 1	H: 2	E: 0	K: 1	S: 18	LOB: 2	BB: 1	P: 27	R: 0	H: 1	E: 0	K: 0	S: 12	LOB: 2	BB: 1	P: 21	1B: 7	2B: 3	3B: 0	HR: 0	SF: 0	SAC: 0	DP: 2	HBP: 0	WP: 0	PA: 40
--------------	------	------	------	------	-------	--------	-------	-------	------	------	------	------	------	--------	-------	-------	------	------	------	------	-------	--------	-------	-------	------	------	------	------	------	--------	-------	-------	------	------	------	------	-------	--------	-------	-------	------	------	------	------	-------	--------	-------	-------	------	------	------	------	------	--------	-------	-------	------	------	------	------	-------	--------	-------	-------	------	------	------	------	-------	--------	-------	-------	-------	-------	-------	-------	-------	--------	-------	--------	-------	--------

PITCHER	IP	WLS	BF	H	R	ER	SO	BB	IBB	HBP	BLK	WP	HR	S	P	ERA	WHIP
Todd Van Poppel, R (1, 1) ERA: 5.01	5.2	W	23	3	0	0	2	4	0	0	0	0	0	53	99	0.00	1.235
Rick Honeycutt, L (6, 1) ERA: 3.12	0.1		2	1	0	0	0	0	0	0	0	0	0	5	8	0.00	3.000
Ed Nunez, R (7, 1) ERA: 2.97	2.0		10	3	1	1	2	2	0	0	0	0	0	26	43	4.50	2.500
Dennis Eckersley, R (9, 1) ERA: 3.72	1.0	S	5	1	0	0	0	1	0	0	0	0	0	12	21	0.00	2.000

Batter	1	2	3	4	5	6	7	8	9	AB R H RBI BB SO LOB	TOP
Shane Mack, R OBP: 0.339, SLG: 0.423 (1, 8) C B X	1-1 G5-3 ①		1-1 P3 ①	0-1 G5-3 ③		1-0 G4-3 ③			1-0 G4-3 ③	5 0 0 0 0 0 2	Minnesota Twins @ Oakland Athletics Oakland-Alameda County Coliseum, Oakland, CA Fri Aug 13 1993, 7:05 PM PDT Att. 26,090 - Unknown - 62 F livebaseballscorecards.com
Chuck Knoblauch, R OBP: 0.362, SLG: 0.355 (1, 4) C X X	0-2 HR 2B		2-1 G6-3 ②		1-0 FC5 1B 1B			0-1 G5-3 ①		4 1 2 0 0 0 0	
Kirby Puckett, R OBP: 0.350, SLG: 0.465 (1, 9) C B B B B F B X	4-2 HR BB		2-2 HR 1B		3-0 F9 ① B 1 SAFE B 1 SAFE B 1 SAFE B 1 SAFE X			0-0 F9 ②		3 2 1 0 1 0 1	
Kent Hrbek, L OBP: 0.339, SLG: 0.441 (1, 3) C C B F B B X	3-2 HR 1-H 2-H		0-0 HR		0-3 K ② F S			0-1 G3-1 ③		4 2 2 5 0 1 1	
Dave Winfield, R OBP: 0.337, SLG: 0.480 (1, 10) B C S B X	2-2 F8 ②		1-2 1B		1-1 1-2 1B			3-1 G5-3 ①		4 0 2 0 0 0 0	
Brian Harper, R OBP: 0.360, SLG: 0.461 (1, 2) C B B X	2-1 F9 ③		1-1 P6 ③		2-2 FC5 ③ 2-3f			2-3 K ②		4 0 0 0 0 1 3	
Mike Pagliarulo, L OBP: 0.347, SLG: 0.425 (1, 5) X		0-0 P7 ①		1-3 K ① B C C C		2-1 G4-3 ① B B F X		1-2 F8 ③ B C C X		4 0 0 0 0 1 0	
Pedro Munoz, R OBP: 0.288, SLG: 0.388 (1, 7) C C C X		0-3 K ②		0-0 F7 ② X		0-0 1B ② X		1-0 G4-3 ① B X		4 0 1 0 0 1 0	
Pat Meares, R OBP: 0.304, SLG: 0.361 (1, 6) X C X		0-1 G5-3 ③		1-0 1B ③ B X		0-0 P4 ② X		2-3 K ② C C B B S		4 0 1 0 0 1 1	
Inning Stats	R: 3 H: 2 E: 0 LOB: 0 K: 0 BB: 1 S: 17 P: 29	R: 0 H: 0 E: 0 LOB: 0 K: 1 BB: 0 S: 6 P: 6	R: 2 H: 3 E: 0 LOB: 1 K: 0 BB: 0 S: 15 P: 22	R: 0 H: 1 E: 0 LOB: 1 K: 1 BB: 0 S: 7 P: 9	R: 0 H: 2 E: 0 LOB: 2 K: 1 BB: 0 S: 10 P: 17	R: 0 H: 1 E: 0 LOB: 1 K: 0 BB: 0 S: 5 P: 8	R: 0 H: 0 E: 0 LOB: 0 K: 0 BB: 0 S: 5 P: 5	R: 0 H: 0 E: 0 LOB: 0 K: 1 BB: 0 S: 9 P: 15	R: 0 H: 0 E: 0 LOB: 0 K: 1 BB: 0 S: 5 P: 9	1B: 6 SF: 0 2B: 1 SAC: 0 3B: 0 DP: 0 HR: 2 HBP: 0	WP: 0 PA: 37 PB: 0 SB: 0 CS: 0
PITCHER Ron Darling, R ERA: 5.5 (1, 1)	IP WLS BF H R ER SO BB IBB HBP BLK WP HR S P ERA WHIP										
	9.0 L 37 9 5 5 5 1 0 0 0 0 0 2 79 120 5.00 1.111										

Minnesota Twins @ Oakland Athletics
 Oakland-Alameda County Coliseum, Oakland, CA
 Fri Aug 13 1993, 7:05 PM PDT
 Att. 26,090 - Unknown - 62 F

AB	36
R	5
H	9
RBI	5
BB	1
SO	5
LOB	8



Batter	1	2	3	4	5	6	7	8	9	AB	R	H	RBI	BB	SO	LOB
Lance Blankenship, R OBP: 0.364, SLG: 0.253 Jerry Browne, S OBP: 0.292, SLG: 0.296	2-2 F7		1-0 FC6		1-3 K		1-1 G3-1			3	0	0	0	0	1	1
Brent Gates, S OBP: 0.353, SLG: 0.358	1-2 G3-1		0-2 G3		1-2 1B			2-1 1B		4	0	2	0	0	0	2
Ruben Sierra, S OBP: 0.316, SLG: 0.439	2-0 F9		4-2 G6-4-3 BB		0-0 F8			0-3 K		3	0	0	0	1	1	2
Terry Steinbach, R OBP: 0.327, SLG: 0.413		0-0 HR	0-2 G6-4-3		0-0 P3			1-0 P4		4	1	1	1	0	0	4
Dave Henderson, R OBP: 0.265, SLG: 0.398		3-1 F9		1-0 F7		3-2 F8		0-1 P3		4	0	0	0	0	0	1
Craig Paquette, R OBP: 0.265, SLG: 0.425		4-2 BB		0-3 K		0-1 G6-3			2-2 F7	3	0	0	0	1	1	0
Scott Lydy, R OBP: 0.225, SLG: 0.278 Mike Aldrete, L OBP: 0.344, SLG: 0.440		1-3 K		1-1 F9			2-3 K		2-3 K	3	0	0	0	0	2	1
Mike Bordick, R OBP: 0.351, SLG: 0.333		1-1 F7			2-2 P3		4-2 S BB		1-0 1B	3	0	1	0	1	0	1
Scott Hemond, R OBP: 0.339, SLG: 0.398 Troy Neel, L OBP: 0.334, SLG: 0.442			4-2 G3 FC6 BB		0-0 HR		3-2 F9		2-2 F8	2	1	1	1	1	0	1

Inning Stats	R: 0	H: 0	E: 0	K: 8	S: 8	R: 1	H: 1	E: 0	K: 1	S: 13	R: 0	H: 0	E: 0	K: 1	S: 6	R: 1	H: 2	E: 0	K: 1	S: 12	R: 0	H: 0	E: 0	K: 7	S: 7	R: 0	H: 1	E: 0	K: 1	S: 8	R: 0	H: 1	E: 0	K: 1	S: 16	R: 0	H: 1	E: 0	K: 1	S: 16	1B: 3	2B: 0	3B: 0	HR: 2	SF: 0	SAC: 0	DP: 1	HBP: 0	WP: 0	PB: 0	SB: 1	CS: 0	PA: 36
--------------	------	------	------	------	------	------	------	------	------	-------	------	------	------	------	------	------	------	------	------	-------	------	------	------	------	------	------	------	------	------	------	------	------	------	------	-------	------	------	------	------	-------	-------	-------	-------	-------	-------	--------	-------	--------	-------	-------	-------	-------	--------

PITCHER	IP	WLS	BF	H	R	ER	SO	BB	IBB	HBP	BLK	WP	HR	S	P	ERA	WHIP
Eddie Guardado, L ERA: 5.64	(1, 1)	6.1	W	26	3	2	2	4	4	0	0	0	0	68	106	2.84	1.105
Carl Willis, R ERA: 4.81	(7, 1)	1.2		6	1	0	1	0	0	0	0	0	0	13	20	0.00	0.600
Rick Aguilera, R ERA: 2.9	(9, 1)	1.0	S	4	1	0	1	0	0	0	0	0	0	16	23	0.00	1.000

BOTTOM

Minnesota Twins @ Oakland Athletics
Oakland-Alameda County Coliseum, Oakland, CA

livebaseballscorecards.com

AB	32
R	2
H	5
RBI	2
BB	4
SO	6
LOB	15



Fri Aug 13 1993, 7:05 PM PDT
Att: 26,090 - Unknown - 62 F

Batter	1	2	3	4	5	6	7	8	9	10	11	12	AB R H RBI BB SO LOB
Jerry Browne, S OBP: 0.286, SLG: 0.289 (1, 7) CFC (10, 5)	2-2 G1-3		3-2 G4-3		0-0 F7		2-2 1B		2-2 F8			2-2 F9	6 0 1 0 0 0 2
Brent Gates, S OBP: 0.348, SLG: 0.351 (1, 4) CFC	0-3 K		1-3 K		3-2 F8		1-3 K			2-1 G4-3		1-0 G4-3	6 0 0 0 0 3 3
Ruben Sierra, S OBP: 0.313, SLG: 0.434 (1, 9) CFC	2-1 G5-3		3-3 K			0-1 G6-3		2-1 P5		2-0 F9			5 0 0 0 0 1 1
Troy Neel, L OBP: 0.332, SLG: 0.449 (1, 10) CFC		2-3 K		2-3 K		1-2 HR		1-3 K		1-2 G4-3			5 1 1 1 0 3 0
Terry Steinbach, R OBP: 0.330, SLG: 0.416 (1, 2) CFC	1-0 1B			0-0 F8		4-1 G4-3		3-1 2B			2-3 K		4 0 2 0 1 1 0
Mike Aldrete, L OBP: 0.346, SLG: 0.431 (1, 3) CFC	2-3 K		4-2 1B		3-2 G4-3		4-0 IBB			0-0 G4-3			3 0 0 0 2 1 2
Dave Henderson, R OBP: 0.288, SLG: 0.398 (1, 8) CFC	1-0 1B		1-0 1B		1-3 K		2-3 K			2-2 F9			5 0 2 0 0 2 3
Craig Paquette, R OBP: 0.262, SLG: 0.420 Lance Blankenship, R OBP: 0.361, SLG: 0.251 (9, PH) (10, 7) CFC	1-0 F8		2-3 K		1-3 K				3-2 F7			2-3 K	3 0 0 0 0 2 4 2 0 0 0 0 1 0
Mike Bordick, R OBP: 0.351, SLG: 0.332 (1, 6) CFC		4-2 G4-3		3-2 F7		1-3 K		2-1 P3				1-0 1B	4 0 1 0 1 1 0


Inning Stats	R: 0	H: 0	E: 0	K: 1	S: 8	R: 0	H: 2	E: 0	K: 2	S: 9	R: 0	H: 0	E: 0	K: 2	S: 14	R: 0	H: 1	E: 0	K: 2	S: 12	R: 0	H: 0	E: 0	K: 0	S: 10	R: 1	H: 1	E: 0	K: 1	S: 13	R: 0	H: 1	E: 0	K: 3	S: 13	R: 0	H: 1	E: 0	K: 2	S: 11	R: 0	H: 0	E: 0	K: 0	S: 8	R: 0	H: 0	E: 0	K: 0	S: 7	R: 0	H: 0	E: 0	K: 1	S: 7	R: 0	H: 1	E: 0	K: 1	S: 9	1B: 5	2B: 1	3B: 0	HR: 1	SF: 0	SAC: 0	DP: 0	HBP: 0	WP: 0	PA: 47
	0	0	0	1	12	0	2	0	2	16	0	0	0	2	16	0	1	0	0	1	20	0	0	0	0	18	0	1	0	1	22	0	1	0	1	23	0	0	0	15	0	0	0	12	0	0	0	11	0	1	0	0	15	5	1	0	1	0	0	47										

PITCHER	IP	WLS	BF	H	R	ER	SO	BB	IBB	HBP	BLK	WP	HR	S	P	ERA	WHIP
Willie Banks, R ERA: 4.01 (1, 1)	8.0		34	6	1	1	13	3	1	0	0	0	1	90	151	1.12	1.125
Larry Casian, L ERA: 0.75 (9, 1)	4.0	W	13	1	0	0	2	0	0	0	0	0	0	31	53	0.00	0.250

MINNESOTA TWINS @ OAKLAND ATHLETICS
Oakland-Alameda County Coliseum, Oakland, CA
 Sat Aug 14 1993, 3:33 AM PDT
 Sunny - 66 F

livebaseballscorecards.com

AB	43
R	1
H	7
RBI	1
BB	4
SO	15
LOB	15



Batter	1	2	3	4	5	6	7	8	9	AB R H RBI BB SO LOB	TOP
Chip Hale, L (1, 4) OBP: 0.370, SLG: 0.381	2-2 G6-3		2-1 FC6-4 1B E		0-0 HR 1B		2-2 2B 1B	0-1 F7		5 3 2 0 0 0 1	
Shane Mack, R (1, 8) OBP: 0.340, SLG: 0.432	1-0 P6		1-0 E9 1B		0-0 HR		1-2 BB 2B		1-3 K	5 2 3 4 0 1 0	
Kent Hrbek, L (1, 3) OBP: 0.340, SLG: 0.436	0-0 G4-3		4-2 BB		0-0 P7		4-0 BB IBB		0-2 P5	3 0 0 0 2 0 0	
Dave Winfield, R (1, 10) OBP: 0.336, SLG: 0.474		0-0 G6-3	3-3 K		1-1 G6-3		4-2 BB BB		3-2 L4	4 0 0 0 1 1 2	
Mike Pagliarulo, L (1, 5) OBP: 0.350, SLG: 0.423		1-2 E S 1B		3-2 F7		4-2 BB	4-2 FC6-4 BB			2 0 1 1 2 0 0	
Dave McCarty, R (1, 7) OBP: 0.279, SLG: 0.314 (5, 9)		1-3 K		0-3 K		0-3 K	1-3 K			4 0 0 0 0 4 5	
Lenny Webster, R (1, 2) OBP: 0.207, SLG: 0.229		2-2 G6-3		3-2 P8		2-2 F9	0-1 FC6-4			4 0 0 0 0 0 5	
Pedro Munoz, R (1, 9) OBP: 0.285, SLG: 0.384 Bernardo Brito, R (5, 7) OBP: 0.208, SLG: 0.417			1-3 K		1-0 P3	1-0 F8		1-2 G6-3		2 0 0 0 0 1 0 2 0 0 0 0 0 1	
Jeff Reboulet, R (1, 6) OBP: 0.315, SLG: 0.258			1-1 FC6-4 1B		0-2 HR 1B		3-1 G6-3	2-2 G4-3		4 1 2 0 0 0 0	
Inning Stats	R: 0 E: 0 K: 0 S: 5 H: 0 LOB: 0 BB: 0 P: 8	R: 0 E: 0 K: 1 S: 11 H: 1 LOB: 1 BB: 0 P: 15	R: 1 E: 1 K: 2 S: 15 H: 2 LOB: 2 BB: 1 P: 27	R: 0 E: 0 K: 1 S: 11 H: 0 LOB: 0 BB: 0 P: 17	R: 3 E: 0 K: 0 S: 9 H: 3 LOB: 0 BB: 0 P: 11	R: 0 E: 0 K: 1 S: 9 H: 0 LOB: 1 BB: 1 P: 16	R: 2 E: 0 K: 1 S: 18 H: 2 LOB: 3 BB: 3 P: 37	R: 0 E: 0 K: 0 S: 10 H: 0 LOB: 0 BB: 0 P: 13	R: 0 E: 0 K: 1 S: 10 H: 0 LOB: 0 BB: 0 P: 14	1B: 6 2B: 1 3B: 0 HR: 1 SF: 0 SAC: 0 DP: 0 HBP: 0	WP: 0 PB: 0 SB: 2 CS: 0 PA: 40
PITCHER	IP WLS BF H R ER SO BB IBB HBP BLK WP HR S P ERA WHIP										
Kelly Downs, R (1, 1) ERA: 6.04	6.0 L 26 6 4 3 5 2 0 0 0 0 0 1 60 94 4.50 1.333										
Joe Boever, R (7, 1) ERA: 3.86	0.1 6 2 2 2 0 2 1 0 0 0 0 0 13 31 54.00 12.000										
Kevin Campbell, R (7, 1) ERA: 7.3	2.2 8 0 0 0 2 0 0 0 0 0 0 0 25 33 0.00 0.000										

Minnesota Twins @ Oakland Athletics
Oakland-Alameda County Coliseum, Oakland, CA

Sat Aug 14 1993, 7:05 PM PDT
Att. 31,100 - Sunny - 61 F

livebaseballscorecards.com

AB	35
R	6
H	8
RBI	5
BB	5
SO	7
LOB	14



Batter	1	2	3	4	5	6	7	8	9	AB	R	H	RBI	BB	SO	LOB
Mike Bordick, R OBP: 0.353, SLG: 0.334 (1, 6)	1-2 CS 1B		2-1 1B		1-2 P6		3-1 G5-3			4	0	2	0	0	0	1
Jerry Browne, S OBP: 0.285, SLG: 0.288 (1, 9) (3, 8)	0-1 P6 1-2		0-1 1B		0-2 F8			0-0 F9		4	0	1	0	0	0	2
Ruben Sierra, S OBP: 0.311, SLG: 0.430 (1, 10)	2-1 F8		3-2 P6			1-3 K		1-0 P4		4	0	0	0	0	1	2
Troy Neel, L OBP: 0.338, SLG: 0.454 (1, 3)		2-0 HR 1B	0-3 K			0-2 1B		2-2 FC6-4 1B		4	1	3	0	0	1	2
Brent Gates, S OBP: 0.349, SLG: 0.362 (1, 4)		1-2 HR		0-0 G4-3		3-2 1B		1-0 FC6-4		4	1	2	2	0	0	1
Mike Aldrete, L OBP: 0.339, SLG: 0.422 (1, 7)		0-3 K		1-2 G4-3		1-2 F9			2-1 F9	3	0	0	0	0	1	2
Dave Henderson, R OBP: 0.267, SLG: 0.397 (9, PH)										1	0	0	0	0	0	0
Craig Paquette, R OBP: 0.262, SLG: 0.421 (1, 5)		3-2 CS 2B		3-2 G6-3		2-3 K			1-0 F8	4	0	1	0	0	1	2
Scott Hemond, R OBP: 0.328, SLG: 0.384 (1, 2)		3-1 G6-3			0-3 K			0-2 F9		4	0	0	0	0	1	1
Lance Blankenship, R OBP: 0.361, SLG: 0.251 (1, 8)			2-3 K			2-2 1B				0	0	0	0	0	0	0
Scott Lydy, R OBP: 0.233, SLG: 0.282 (3, 9)								1-2 G5-3		3	0	1	0	0	1	0

Inning Stats	R: 0	H: 1	R: 2	H: 3	R: 0	H: 2	R: 0	H: 1	R: 0	H: 2	R: 0	H: 0	R: 0	H: 1	R: 0	H: 0	R: 0	H: 1	R: 0	H: 0	1B: 8	SF: 0	WP: 0	PA: 35	
E: 0	LOB: 0	E: 0	LOB: 0	E: 0	LOB: 2	E: 0	LOB: 1	E: 0	LOB: 2	E: 0	LOB: 0	E: 0	LOB: 0	E: 0	LOB: 1	E: 0	LOB: 0	E: 0	LOB: 0	E: 0	LOB: 0	2B: 1 <td>SAC: 0 <td>PB: 0 <td></td> </td></td>	SAC: 0 <td>PB: 0 <td></td> </td>	PB: 0 <td></td>	
K: 0	BB: 0	K: 1	BB: 0	K: 2	BB: 0	K: 0	BB: 0	K: 2	BB: 0	K: 0	BB: 0	K: 0	BB: 0	K: 0	BB: 0	K: 0	BB: 0	K: 0	BB: 0	K: 0	BB: 0	3B: 0	DP: 0	SB: 0	
S: 9	P: 12	S: 14	P: 23	S: 18	P: 25	S: 8	P: 12	S: 13	P: 16	S: 17	P: 24	S: 9	P: 13	S: 6	P: 10	S: 4	P: 7	S: 4	P: 7	S: 4	P: 7	HR: 1	HBP: 0	CS: 2	

PITCHER	IP	WLS	BF	H	R	ER	SO	BB	IBB	HBP	BLK	WP	HR	S	P	ERA	WHIP
Mike Trombley, R ERA: 4.78 (1, 1)	5.0	W	20	7	2	2	4	0	0	0	0	0	1	62	88	3.60	1.400
George Tsamis, L ERA: 5.73 (6, 1)	4.0	S	15	3	0	0	2	0	0	0	0	0	0	36	54	0.00	0.750

BOTTOM

Minnesota Twins @ Oakland Athletics
Oakland-Alameda County Coliseum, Oakland, CA
 Sat Aug 14 1993, 7:05 PM PDT
 Att: 31,100 - Sunny - 61 F

AB	35
R	2
H	10
RBI	2
BB	0
SO	6
LOB	13



WP	PA	ERA	WHIP
0	35		

Batter	1	2	3	4	5	6	7	8	9	AB	R	H	RBI	BB	SO	LOB	TOP										
Chuck Knoblauch, R (1, 4) <small>OBP: 0.367, SLG: 0.365</small> Chip Hale, L (8, PH) <small>OBP: 0.367, SLG: 0.377</small> (8, 4)	0-0 G1-3		0-2 SH1-3 HR 1B	2-0 HR 1B		0-2 HR 3B		1-3 K		4	3	3	0	0	0	0											
Jeff Reboulet, R (1, 5) <small>OBP: 0.324, SLG: 0.284</small>	4-1 1B BB		0-1 SH1-3 1-2	1-3 K		3-2 HR		2-1 E 1B 1B		3	1	2	2	1	1	1											
Kirby Puckett, R (1, 9) <small>OBP: 0.356, SLG: 0.481</small>	1-0 G1-6-3 1-3 1B		2-2 HR 2-H	0-1 HR 1-H		3-2 G6-4-3 1B		2-2 E9 1-3 1B		5	2	5	4	0	0	0											
Dave Winfield, R (1, 10) <small>OBP: 0.333, SLG: 0.468</small>	2-1 G1-6-3 1-2f		0-0 F8	1-1 L8		3-1 P5		0-2 P5		5	0	0	0	0	0	5											
Shane Mack, R (1, 8) <small>OBP: 0.338, SLG: 0.429</small>		2-1 L4	0-1 E S 1B 1B	2-3 K		0-1 G6-4-3 1-2f		2-2 G4-3		5	1	1	0	0	1	1											
Brian Harner, R (1, 2) Lenny Webster, R (8, 2) <small>OBP: 0.362, SLG: 0.469</small> <small>OBP: 0.205, SLG: 0.226</small>		1-1 HR 1B	3-1 1-H HR 1B		1-0 HR		0-2 G6-3		0-2 P7		4	3	3	2	0	0											
Bernardo Brito, R (1, 7) <small>OBP: 0.276, SLG: 0.655</small>		0-1 1-H HR	3-0 1-H HR		0-1 F7		3-3 K		3-1 FC4 1B		5	2	3	4	0	1											
Dave McCarty, R (1, 3) <small>OBP: 0.277, SLG: 0.307</small>		2-0 G5-3	4-1 FC6-4 BB		0-1 G5-3		0-0 F8		1-0 FC4 1-2f		4	0	0	0	1	0											
Pat Meares, R (1, 6) <small>OBP: 0.296, SLG: 0.351</small>		0-1 G5-3	0-0 FC6-4 1-2f		0-3 K				1-3 K		4	0	0	0	0	2											
Inning Stats	R: 0 E: 0 K: 0 S: 5	H: 1 LOB: 1 BB: 1 P: 12	R: 2 E: 0 K: 0 S: 9	H: 2 LOB: 0 BB: 0 P: 14	R: 5 E: 0 K: 0 S: 16	H: 5 LOB: 1 BB: 1 P: 28	R: 2 E: 0 K: 2 S: 14	H: 2 LOB: 0 BB: 0 P: 20	R: 1 E: 0 K: 1 S: 8	H: 1 LOB: 0 BB: 0 P: 9	R: 2 E: 0 K: 0 S: 14	H: 3 LOB: 0 BB: 0 P: 23	R: 0 E: 0 K: 1 S: 9	H: 0 LOB: 0 BB: 0 P: 12	R: 0 E: 1 K: 2 S: 15	H: 2 LOB: 2 BB: 0 P: 21	R: 0 E: 0 K: 0 S: 9	H: 1 LOB: 1 BB: 0 P: 15	1B: 10 2B: 0 3B: 1 HR: 6	SF: 0 SAC: 1 DP: 2 HBP: 0	WP: 0 PB: 0 SB: 1 CS: 0	PA: 44					
PITCHER	IP	WLS	BF	H	R	ER	SO	BB	IBB	HBP	BLK	WP	HR	S	P	ERA	WHIP										
Mike Mohler, L (1, 1) <small>ERA: 5.14</small>	2.2	L	16	8	7	7	0	1	0	0	0	0	3	28	48	23.62	3.375										
John Briscoe, R (3, 1) <small>ERA: 6.75</small>	2.1		11	3	3	3	3	1	0	0	0	0	2	24	35	11.57	1.714										
Rich Gossage, R (6, 1) <small>ERA: 5.12</small>	3.0		13	5	2	2	3	0	0	0	0	0	1	38	56	6.00	1.667										
Rich Gossage, R (8, 1) <small>ERA: 5.12</small>	3.0		13	5	2	2	3	0	0	0	0	0	1	38	56	6.00	1.667										
Vince Horsman, L (9, 1) <small>ERA: 5.4</small>	1.0		4	1	0	0	0	0	0	0	0	0	0	9	15	0.00	1.000										

Minnesota Twins @ Oakland Athletics
Oakland-Alameda County Coliseum, Oakland, CA

Sun Aug 15 1993, 3:33 AM PDT
Att. 32,776 - Overcast - 65 F

AB	41
R	12
H	17
RBI	12
BB	2
SO	6
LOB	9



Batter	1	2	3	4	5	6	7	8	9	AB	R	H	RBI	BB	SO	LOB
Mike Bordick, R (1, 6) OBP: 0.359, SLG: 0.341 Scott Lydy, R (8, 9) OBP: 0.250, SLG: 0.300	1-0 		3-1 		3-1 	2-2 			0-1 	4	1	4	1	0	0	0
Jerry Browne, S (1, 7) OBP: 0.289, SLG: 0.293	1-1 		0-0 		0-1 	1-0 			0-0 	5	1	2	0	0	0	3
Ruben Sierra, S (1, 9) OBP: 0.310, SLG: 0.429 Rich Gossage, R (8, 1) Vince Horsman, R (9, 1) Lance Blankenship, R (9, PH) OBP: 0.363, SLG: 0.254	0-1 		2-2 		2-3 			1-0 	0-1 	4	0	1	1	0	1	2
Troy Neel, L (1, 10) OBP: 0.336, SLG: 0.449	2-2 		0-0 		1-0 			1-1 	1-2 	5	0	1	1	0	0	5
Terry Steinbach, R (1, 2) OBP: 0.333, SLG: 0.416 Scott Hemond, R (6, 2) OBP: 0.323, SLG: 0.377		1-1 		1-0 	3-2 			1-2 	0-2 	2	1	1	0	0	0	0
Mike Aldrete, L (1, 3) OBP: 0.341, SLG: 0.423 Scott Brosius, R (4, PR) OBP: 0.217, SLG: 0.269		2-3 		1-0 	1-2 			1-0 	2-2 	2	0	1	0	0	1	0
Brent Gates, S (1, 4) OBP: 0.352, SLG: 0.363		1-1 		2-1 			0-0 	1-2 	4-1 	4	0	2	0	1	0	2
Dave Henderson, R (1, 8) OBP: 0.262, SLG: 0.391			1-2 	0-1 			0-0 	0-0 	0-0 	4	1	0	1	0	0	5
Craig Paquette, R (1, 5) OBP: 0.257, SLG: 0.414			0-1 	1-0 			0-2 	0-3 		4	0	0	0	0	1	4

Inning Stats	R: 0	H: 1	E: 0	K: 0	S: 8	LOB: 1	BB: 0	P: 12	R: 0	H: 0	E: 0	K: 1	S: 7	LOB: 0	BB: 0	P: 11	R: 1	H: 3	E: 0	K: 0	S: 13	LOB: 2	BB: 0	P: 19	R: 1	H: 2	E: 1	K: 0	S: 7	LOB: 2	BB: 0	P: 12	R: 0	H: 2	E: 0	K: 1	S: 13	LOB: 3	BB: 0	P: 23	R: 1	H: 2	E: 1	K: 0	S: 9	LOB: 1	BB: 0	P: 12	R: 0	H: 0	E: 0	K: 0	S: 6	LOB: 0	BB: 0	P: 9	R: 0	H: 1	E: 0	K: 1	S: 8	LOB: 1	BB: 0	P: 10	R: 2	H: 4	E: 0	K: 0	S: 16	LOB: 3	BB: 1	P: 23	1B: 15	SF: 1	2B: 0	SAC: 0	3B: 0	DP: 1	HR: 0	HBP: 1	WP: 0	PA: 44
Scott Erickson, R (1, 1) ERA: 5.58 Mike Hartley, R (8, 1) ERA: 4.35	PITCHER	IP	WLS	BF	H	R	ER	SO	BB	IBB	HBP	BLK	WP	HR	S	P	ERA	WHIP																																																																
	7.0	W	32	10	3	3	2	2	0	0	1	0	0	0	63	98	3.86	1.429																																																																
	2.0		12	5	2	2	1	1	0	0	0	0	0	0	24	33	9.00	3.000																																																																

MINNESOTA TWINS @ OAKLAND ATHLETICS
 Oakland-Alameda County Coliseum, Oakland, CA

Sun Aug 15 1993, 3:33 AM PDT
 Att. 32,776 - Overcast - 65 F

AB	41
R	5
H	15
RBI	5
BB	1
SO	3
LOB	26

Batter	1	2	3	4	5	6	7	8	9	AB R H RBI BB SO LOB	TOP											
Pat Listach, S OBP: 0.316, SLG: 0.308 (1, 6)	1-2 L8		0-0 L7			3-2 P1-2-3 1-3 HBP 1B	1-0 G1-3			4 0 1 0 0 0 2												
Darryl Hamilton, L OBP: 0.368, SLG: 0.408 (1, 9)	3-2 L7			1-0 L4		1-2 P1-2-3 HBP		2-2 G6-3		3 0 0 0 0 0 0												
B.J. Surhoff, L OBP: 0.307, SLG: 0.374 (1, 5)	1-2 G6-3			0-0 G6-3		0-1 P1-2-3 1-2 2-3 3-Hf		1-1 G3		4 0 0 0 0 0 3												
Greg Vaughn, R OBP: 0.380, SLG: 0.514 (1, 7)		2-1 F8		4-1 BB		4-1 BB		1-0 1B		2 0 1 0 2 0 0												
Kevin Reimer, L OBP: 0.294, SLG: 0.409 (1, 10)		2-1 L7		2-1 L8		0-1 G4-3		1-1 P5		4 0 0 0 0 0 5												
Robin Yount, R OBP: 0.332, SLG: 0.384 (1, 8)		2-2 F8			0-2 G4-3		0-0 F9		0-3 K	4 0 0 0 0 1 0												
Dave Nilsson, L OBP: 0.289, SLG: 0.324 (1, 2)			4-2 BB		1-1 L6		3-1 P5		2-2 S 1B	3 0 1 0 1 0 0												
John Jaha, R OBP: 0.324, SLG: 0.375 (1, 3)			1-1 L9		2-3 K		2-1 HR		1-3 K	4 1 1 1 0 2 2												
Juan Bell, R OBP: 0.344, SLG: 0.387 (1, 4)			2-0 F7			4-2 P1-2-3 BB		4-1 BB		2 0 0 0 2 0 2												
Inning Stats	R: 0 E: 0 K: 0 S: 11	H: 0 LOB: 0 BB: 0 P: 16	R: 0 E: 0 K: 0 S: 8	H: 0 LOB: 0 BB: 0 P: 14	R: 0 E: 0 K: 0 S: 9	H: 0 LOB: 1 BB: 1 P: 16	R: 0 E: 0 K: 0 S: 5	H: 0 LOB: 1 BB: 1 P: 12	R: 0 E: 0 K: 1 S: 9	H: 0 LOB: 0 BB: 0 P: 12	R: 0 E: 0 K: 0 S: 13	H: 1 LOB: 3 BB: 2 P: 25	R: 1 E: 0 K: 0 S: 7	H: 1 LOB: 1 BB: 1 P: 17	R: 0 E: 0 K: 0 S: 9	H: 1 LOB: 1 BB: 0 P: 14	R: 0 E: 0 K: 2 S: 15	H: 1 LOB: 1 BB: 0 P: 21	1B: 3 2B: 0 3B: 0 HR: 1	SF: 0 SAC: 0 DP: 1 HBP: 1	WP: 0 PB: 0 SB: 1 CS: 0	PA: 36
PITCHER	IP WLS BF H R ER SO BB IBB HBP BLK WP HR S P ERA WHIP																					
Todd Van Poppel, R ERA: 4.38 (1, 1)	6.2 W 27 2 1 1 1 5 0 1 0 0 1 61 110 1.35 1.050																					
Ed Nunez, R ERA: 3.2 (7, 1)	0.1 1 0 0 0 0 0 0 0 0 0 0 0 2 0.00 0.000																					
Rick Honeycutt, L ERA: 3.38 (8, 1)	0.2 2 0 0 0 0 0 0 0 0 0 0 0 6 9 0.00 0.000																					
Dennis Eckersley, R ERA: 3.47 (8, 1)	1.1 S 6 2 0 0 2 0 0 0 0 0 0 0 18 26 0.00 1.500																					

Milwaukee Brewers @ Oakland Athletics
Oakland-Alameda County Coliseum, Oakland, CA

Mon Aug 16 1993, 7:05 PM PDT
Att. 20,562 - Unknown - 72 F

livebaseballscorecards.com

AB	30
R	1
H	4
RBI	1
BB	5
SO	3
LOB	14



Batter	1	2	3	4	5	6	7	8	9	AB	R	H	RBI	BB	SO	LOB	
Mike Bordick, R OBP: 0.360, SLG: 0.343 (1, 6)	2-1 F8		1-2 G4-3		2-1 HR 1B		0-0 1B			4	1	2	1	0	0	0	
Brent Gates, S OBP: 0.354, SLG: 0.371 (1, 4)	4-2 G5-3 2B BB		2-2 F9		2-0 HR		1-0 G4-3			3	2	1	2	1	0	1	
Ruben Sierra, S OBP: 0.308, SLG: 0.425 (1, 9)	2-2 G5-3		3-3 K		1-1 G4-3			0-0 P5		4	0	0	0	0	1	1	
Dave Henderson, R OBP: 0.262, SLG: 0.392 (1, 10)	0-0 2B			1-1 F9	3-2 F8			1-0 G5-3		4	0	1	1	0	0	0	
Craig Paquette, R OBP: 0.261, SLG: 0.413 (1, 5)	4-2 BB			1-1 1B		1-3 K2-3		0-1 F7		3	0	1	0	1	1	0	
Troy Neel, L OBP: 0.332, SLG: 0.444 (1, 3)	0-0 P5			2-3 K		0-0 G3-1				3	0	0	0	0	1	3	
Scott Brosius, R OBP: 0.209, SLG: 0.259 (1, 8)		2-2 P3		2-1 G3		3-2 F9				3	0	0	0	0	0	1	
Scott Lydy, R OBP: 0.255, SLG: 0.326 (1, 7)		2-1 F9			1-1 SH3-4 1B 2B		2-2 F7			3	1	1	0	0	0	0	
Scott Hemond, R OBP: 0.318, SLG: 0.371 (1, 2)		1-3 K			0-1 SH3-4		0-0 F9			2	0	0	0	0	1	0	
Inning Stats	R: 1 E: 0 K: 0 S: 12	H: 1 LOB: 2 BB: 2 P: 24	R: 0 E: 0 K: 1 S: 8	H: 0 LOB: 0 BB: 0 P: 13	R: 0 E: 0 K: 1 S: 10	H: 1 LOB: 1 BB: 0 P: 15	R: 3 E: 0 K: 0 S: 12	H: 3 LOB: 0 BB: 0 P: 21	R: 0 E: 0 K: 1 S: 7	H: 0 LOB: 0 BB: 0 P: 11	R: 0 E: 0 K: 0 S: 4	H: 0 LOB: 0 BB: 0 P: 5	R: 0 E: 0 K: 0 S: 4	H: 0 LOB: 0 BB: 0 P: 5	1B: 3 2B: 2 3B: 0 HR: 1	SF: 0 SAC: 1 DP: 0 HBP: 0	
PITCHER Rafael Nova, L ERA: 3.62 (1, 1)	IP 8.0	WLS L	BF 32	H 6	R 4	ER 4	SO 4	BB 2	IBB 0	HBP 0	BLK 0	WP 0	HR 1	S 69	P 115	ERA 4.50	WHIP 1.000

BOTTOM

Milwaukee Brewers @ Oakland Athletics
Oakland-Alameda County Coliseum, Oakland, CA

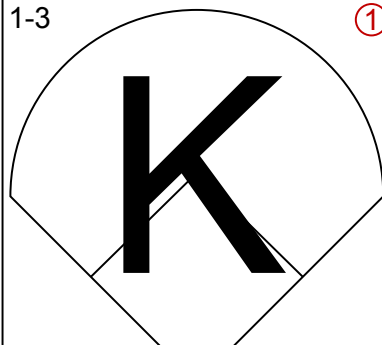
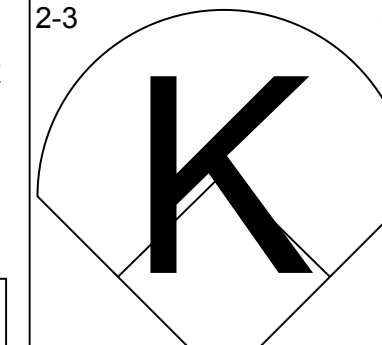
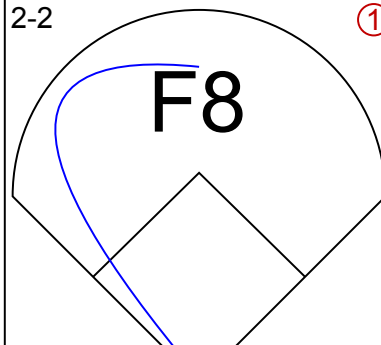
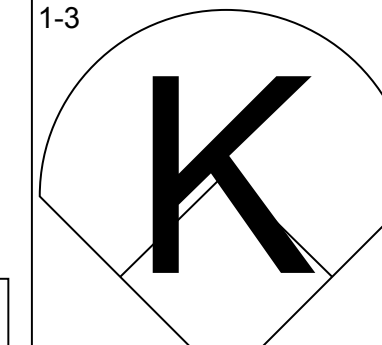
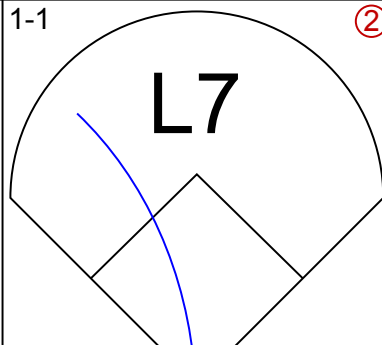
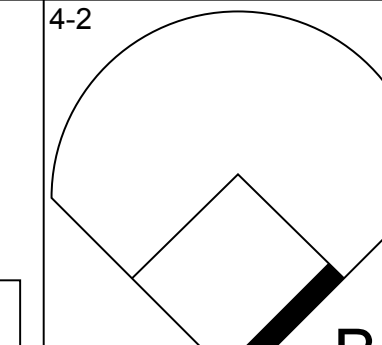
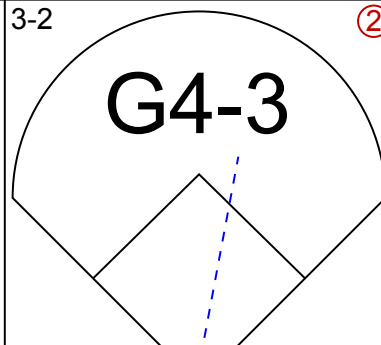
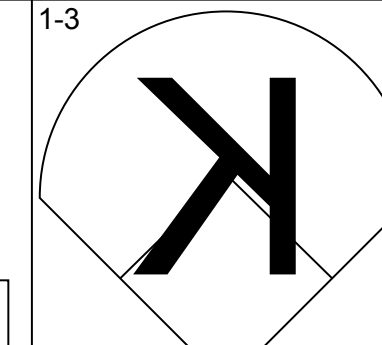
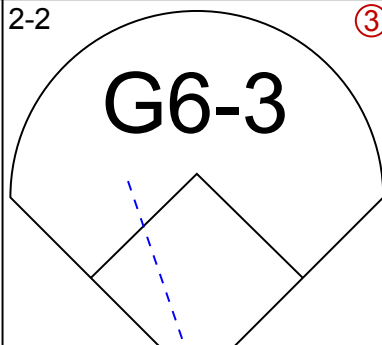
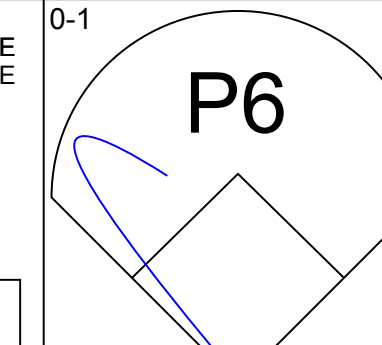
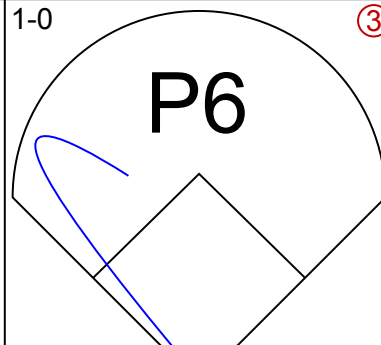
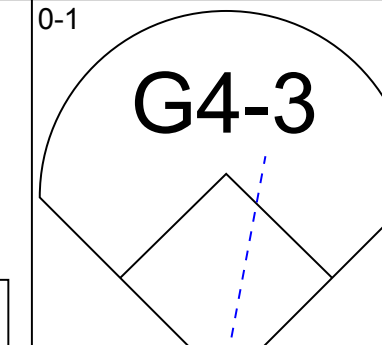
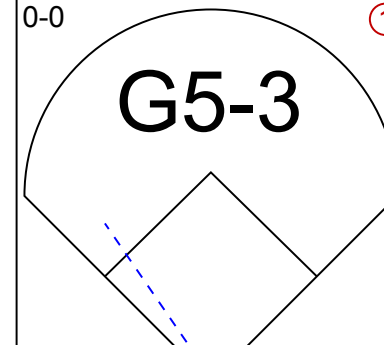
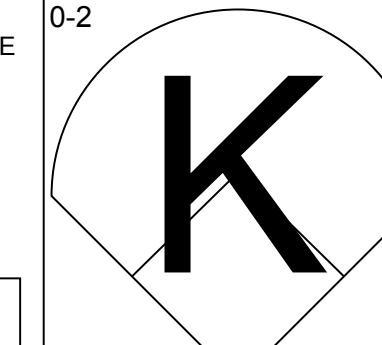
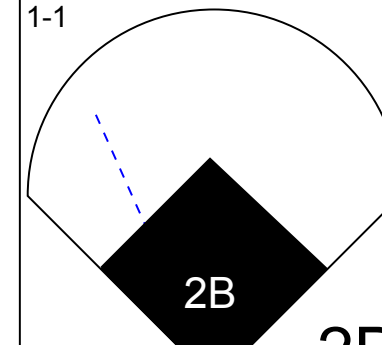
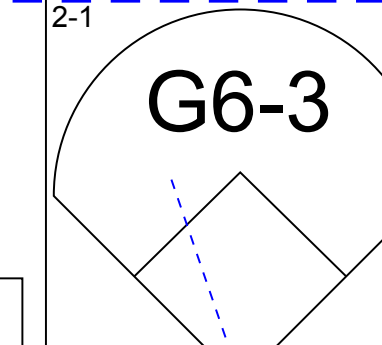
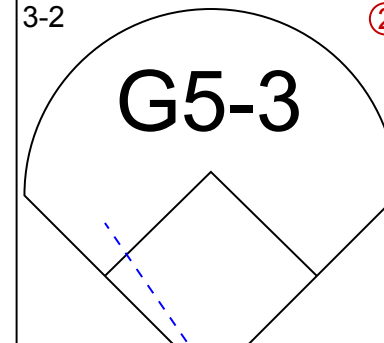
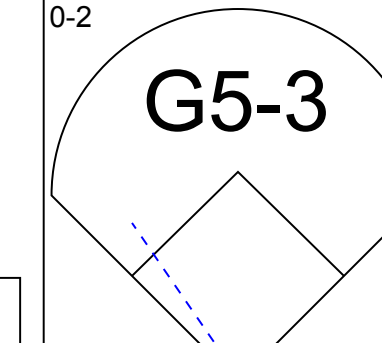
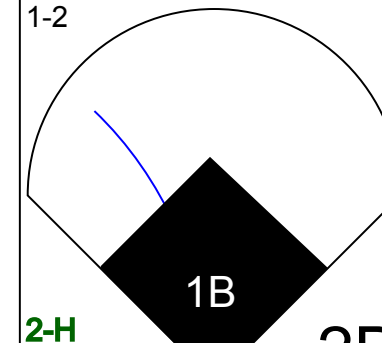
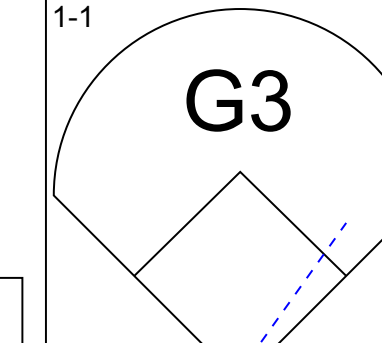
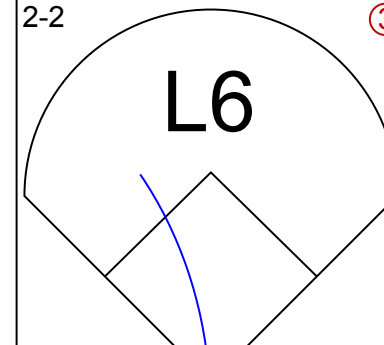
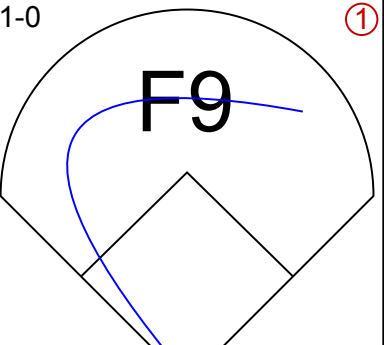
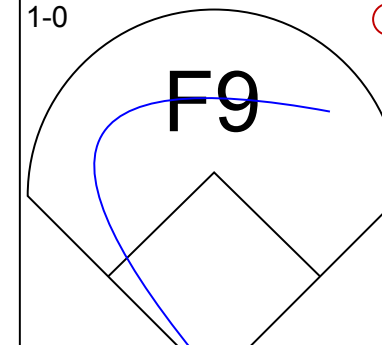
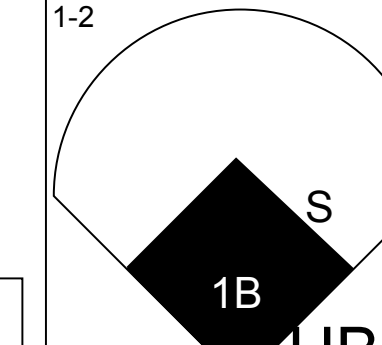
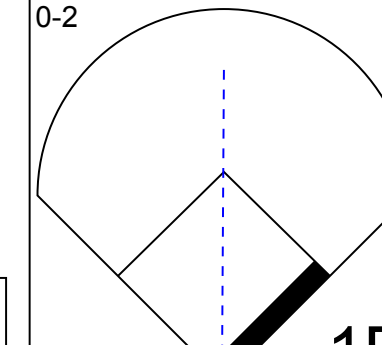
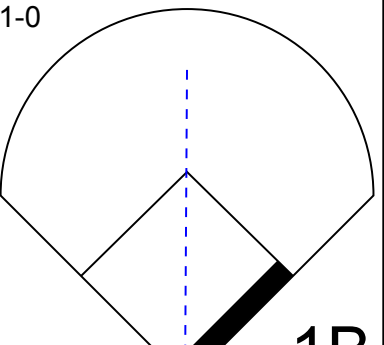
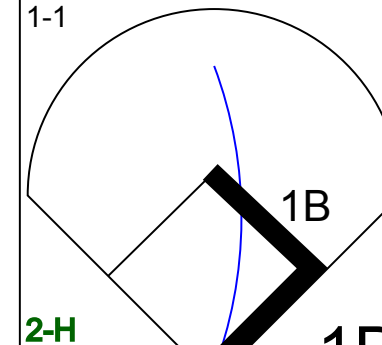
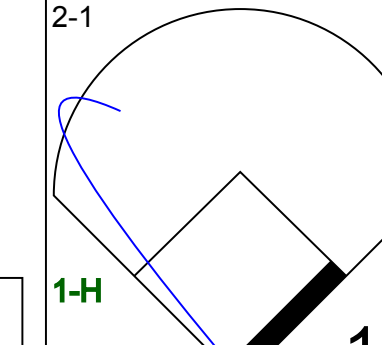
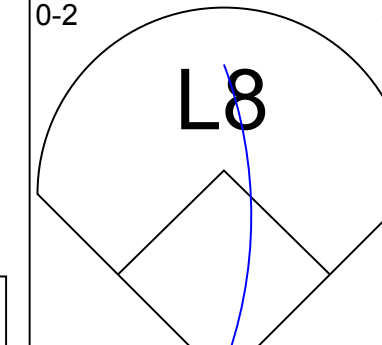
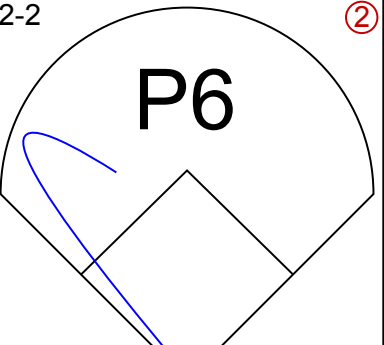
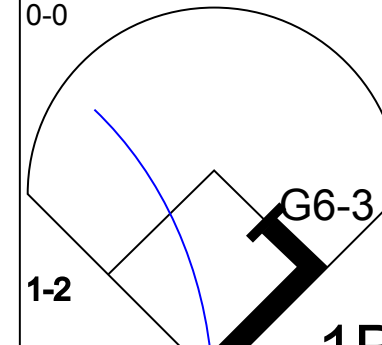
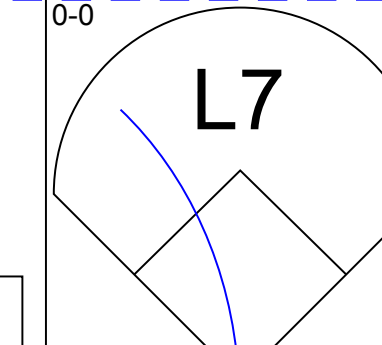
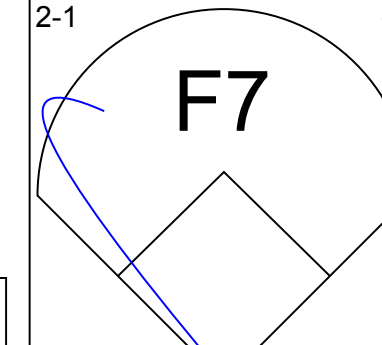
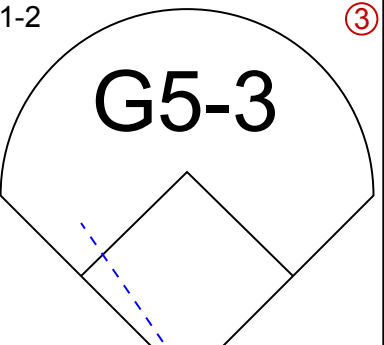
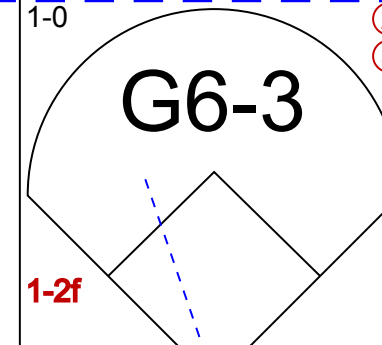
Mon Aug 16 1993, 7:05 PM PDT
Att: 20,562 - Unknown - 72 F

livebaseballscorecards.com

AB	29
R	4
H	6
RBI	4
BB	2
SO	4
LOB	6



WP: 0	PA: 32
PB: 0	
SB: 0	
CS: 0	

Batter	1	2	3	4	5	6	7	8	9	AB	R	H	RBI	BB	SO	LOB	TOP				
Pat Listach, S (1, 6) OBP: 0.313, SLG: 0.305 Bill Spiers, L (6, 4) OBP: 0.305, SLG: 0.318	1-3 		2-3 1 SAFE 			2-2 		1-3 		3	0	0	0	0	2	1					
Juan Bell, R (1, 4) OBP: 0.342, SLG: 0.382 (6, 6)	1-1 			4-2 		3-2 		1-3 		3	0	0	0	1	1	0					
Darryl Hamilton, L (1, 9) OBP: 0.364, SLG: 0.404	2-2 			0-1 1 SAFE 		1-0 		0-1 		4	0	0	0	0	0	1					
Greg Vaughn, R (1, 7) OBP: 0.379, SLG: 0.514		0-0 		0-2 1 SAFE 			1-1 		2-1 	4	1	1	0	0	1	1					
Kevin Reimer, L (1, 10) OBP: 0.294, SLG: 0.410		3-2 		0-2 		1-2 		1-1 	4	1	1	1	0	0	1						
Robin Yount, R (1, 8) OBP: 0.331, SLG: 0.381		2-2 			1-0 		1-0 		1-2 	3	1	0	0	0	0	1					
B.J. Surhoff, L (1, 5) OBP: 0.313, SLG: 0.380				0-2 		1-0 		1-1 	2-1 	4	0	4	2	0	0	0					
John Jaha, R (1, 3) OBP: 0.324, SLG: 0.374			0-2 		2-2 		0-0 		0-0 	4	0	1	0	0	0	3					
Dave Nilsson, L (1, 2) OBP: 0.296, SLG: 0.321 Dickie Thon, R (7, PH) OBP: 0.325, SLG: 0.344 Tom Lampkin, L (7, 2) OBP: 0.288, SLG: 0.361			2-1 		1-2 		1-0 			2	0	0	0	0	0	2					
										1	0	0	0	0	0	2					
										0	0	0	0	0	0	0					
Inning Stats	R: 0 E: 0 K: 1 S: 8	H: 0 LOB: 0 BB: 0 P: 12	R: 0 E: 0 K: 0 S: 7	H: 0 LOB: 0 BB: 0 P: 12	R: 0 E: 0 K: 1 S: 11	H: 1 LOB: 1 BB: 0 P: 15	R: 0 E: 0 K: 1 S: 10	H: 0 LOB: 1 BB: 1 P: 14	R: 0 E: 0 K: 0 S: 8	H: 1 LOB: 1 BB: 0 P: 13	R: 2 E: 0 K: 0 S: 10	H: 4 LOB: 1 BB: 0 P: 15	R: 0 E: 0 K: 2 S: 8	H: 0 LOB: 0 BB: 0 P: 10	R: 1 E: 0 K: 0 S: 9	H: 1 LOB: 1 BB: 0 P: 15	1B: 5 2B: 2 3B: 0 HR: 0	SF: 0 SAC: 0 DP: 1 HBP: 1	WP: 0 PB: 0 SB: 1 CS: 0	PA: 35	
PITCHER	IP	WLS	BF	H	R	ER	SO	BB	IBB	HBP	BLK	WP	HR	S	P	ERA	WHIP				
Steve Karsay, R (1, 1) ERA: 2.84 Vince Horsman, L (7, 1) ERA: 4.73 Ed Nunez, R (9, 1) ERA: 3.32 Dennis Eckersley, R (9, 1) ERA: 3.44	6.1	W	26	6	2	2	3	1	0	0	0	0	0	61	93	2.84	1.105				
	1.2		4	0	0	0	2	0	0	0	0	0	0	9	12	0.00	0.000				
	0.2		4	1	1	1	0	0	0	1	0	0	0	8	14	13.50	1.500				
	0.1	S	1	0	0	0	0	0	0	0	0	0	0	1	1	0.00	0.000				

Milwaukee Brewers @ Oakland Athletics
 Oakland-Alameda County Coliseum, Oakland, CA

Tue Aug 17 1993, 7:05 PM PDT
 Att. 17,650 - Unknown - 71 F

AB	33
R	3
H	7
RBI	3
BB	1
SO	5
LOB	12



Batter	1	2	3	4	5	6	7	8	9	AB R H RBI BB SO LOB	TOP									
Darryl Hamilton, L (1, 8) OBP: 0.365, SLG: 0.405	2-1 CS 1B	2-3 K			2-1 F7			0-2 SH5-3 1B		4 0 2 0 0 1 2	Milwaukee Brewers @ Oakland Athletics Oakland-Alameda County Coliseum, Oakland, CA Wed Aug 18 1993, 3:33 AM PDT Att. 21,158 - Sunny - 65 F									
Juan Bell, R (1, 4) OBP: 0.342, SLG: 0.382	3-2 G5-3 E 1B		0-0 G4-3		0-0 L9		0-0 SH5-3		3 0 1 0 0 0 0											
B.J. Surhoff, L (1, 9) OBP: 0.313, SLG: 0.377	4-1 G5-3 BB		2-1 F7		1-0 G3-1		1-2 P6		3 0 0 0 1 0 1											
Greg Vaughn, R (1, 7) OBP: 0.380, SLG: 0.520	3-2 G5-3		0-0 HR		0-1 P5		4-0 IBB		3 1 1 1 1 0 2											
Kevin Reimer, L (1, 10) OBP: 0.291, SLG: 0.407 Robin Yount, R (8, PH) OBP: 0.330, SLG: 0.380	1-3 K		2-3 K		0-0 F9		2-1 P6		3 0 0 0 0 2 2 1 0 0 0 0 0 2											
Dickie Thon, R (1, 5) OBP: 0.323, SLG: 0.340		4-1 FC3-6 BB		2-3 K		1-3 K		1-3 K	3 0 0 0 1 3 0											
Tom Lampkin, L (1, 2) OBP: 0.280, SLG: 0.349		0-1 FC3-6 1B		0-1 F9		3-3 K		1-1 F7	4 0 0 0 0 1 1											
Kevin Seitzer, R (1, 3) OBP: 0.318, SLG: 0.352		1-2 F7		4-2 BB		0-3 K		1-2 F9	3 0 0 0 1 1 1											
Pat Listach, S (1, 6) OBP: 0.314, SLG: 0.305		2-1 1B		3-2 L8		1-0 G4-3			3 0 1 0 0 0 1											
Inning Stats	R: 0 E: 1 K: 1 S: 14	H: 2 LOB: 2 BB: 1 P: 26	R: 0 E: 0 K: 1 S: 15	H: 1 LOB: 2 BB: 1 P: 24	R: 1 E: 0 K: 1 S: 8	H: 1 LOB: 0 BB: 0 P: 12	R: 0 E: 0 K: 1 S: 12	H: 0 LOB: 1 BB: 1 P: 21	R: 0 E: 0 K: 0 S: 4	H: 0 LOB: 0 BB: 0 P: 7		R: 0 E: 0 K: 2 S: 7	H: 0 LOB: 0 BB: 0 P: 11	R: 0 E: 0 K: 1 S: 9	H: 1 LOB: 2 BB: 1 P: 16	R: 0 E: 0 K: 1 S: 8	H: 0 LOB: 0 BB: 0 P: 11	1B: 4 2B: 0 3B: 0 HR: 1	SF: 0 SAC: 1 DP: 0 HBP: 0	WP: 0 PB: 0 SB: 0 CS: 1
PITCHER	IP WLS BF H R ER SO BB IBB HBP BLK WP HR S P ERA WHIP																			
Ron Darling, R (1, 1) ERA: 5.28	7.0 W 27 4 1 1 7 3 0 0 0 0 1 66 108 1.29 1.000																			
Rick Honeycutt, L (8, 1) ERA: 3.29	0.2 4 1 0 0 0 0 1 0 0 0 0 7 12 0.00 1.500																			
Rich Gossage, R (8, 1) ERA: 5.08	0.1 1 0 0 0 0 0 0 0 0 0 0 2 4 0.00 0.000																			
Dennis Eckersley, R (9, 1) ERA: 3.38	1.0 S 3 0 0 0 1 0 0 0 0 0 0 8 11 0.00 0.000																			

livebaseballscorecards.com

AB	30
R	1
H	5
RBI	1
BB	4
SO	8
LOB	12



Batter	1	2	3	4	5	6	7	8	9	AB	R	H	RBI	BB	SO	LOB
Mike Bordick, R OBP: 0.356, SLG: 0.337 (1, 6)	F9		K		FC1-6 G4-3		F9			4	0	0	0	0	1	3
Mike Aldrete, L OBP: 0.343, SLG: 0.436 (1, 7) (9, 3)	K		G3		G4-3			F9		4	0	0	0	0	1	1
Ruben Sierra, S OBP: 0.309, SLG: 0.423 (1, 9)	S BB		P6			K		G1-3 S 1B		3	0	1	0	1	1	0
Dave Henderson, R OBP: 0.258, SLG: 0.383 (1, 10)	F8			K		K		G1-3 BB		3	0	0	0	1	2	1
Brent Gates, S OBP: 0.352, SLG: 0.369 (1, 4)		F9		F8		F7		G1-3		4	0	0	0	0	0	2
Troy Neel, L OBP: 0.341, SLG: 0.443 Jerry Browne, S OBP: 0.286, SLG: 0.289 (8, PH) (9, 7)		HR BB		1B BB			BB 1B	G5-3		1	1	1	0	2	0	0
Craig Paquette, R OBP: 0.258, SLG: 0.405 (1, 5)			K		1B		F7			3	0	1	0	0	1	2
Scott Brosius, R OBP: 0.213, SLG: 0.298 (1, 8)			HR		G4-3		F7			3	1	1	2	0	0	3
Scott Hemond, R OBP: 0.326, SLG: 0.372 (1, 2)			K			FC1-6 1B		BB		2	0	1	0	1	1	0

Inning Stats	R: 0	H: 0	E: 0	K: 1	S: 7	R: 2	H: 1	E: 0	K: 2	S: 15	R: 0	H: 0	E: 0	K: 1	S: 8	R: 0	H: 1	E: 0	K: 1	S: 14	R: 0	H: 1	E: 0	K: 0	S: 5	R: 0	H: 0	E: 0	K: 2	S: 10	R: 0	H: 1	E: 0	K: 0	S: 14	R: 0	H: 1	E: 0	K: 0	S: 12	1B: 4	2B: 0	3B: 0	HR: 1	SF: 0	SAC: 0	DP: 1	HBP: 0	WP: 0	PA: 33
--------------	------	------	------	------	------	------	------	------	------	-------	------	------	------	------	------	------	------	------	------	-------	------	------	------	------	------	------	------	------	------	-------	------	------	------	------	-------	------	------	------	------	-------	-------	-------	-------	-------	-------	--------	-------	--------	-------	--------

PITCHER	IP	WLS	BF	H	R	ER	SO	BB	IBB	HBP	BLK	WP	HR	S	P	ERA	WHIP
Angel Miranda, L ERA: 2.92 (1, 1)	7.1	L	30	5	2	2	7	4	0	0	0	0	1	79	132	2.46	1.227
Matt Maysey, R ERA: 2.25 (8, 1)	0.0		1	0	0	0	0	1	0	0	0	0	0	4	8	∞	∞
Jesse Orosco, L ERA: 4.19 (8, 1)	0.2		2	0	0	0	0	0	0	0	0	0	0	2	3	0.00	0.000

BOTTOM

Milwaukee Brewers @ Oakland Athletics
Oakland-Alameda County Coliseum, Oakland, CA

Wed Aug 18 1993, 3:33 AM PDT
Att. 21,158 - Sunny - 65 F

livebaseballscores.com

AB	28
R	2
H	5
RBI	2
BB	5
SO	7
LOB	14



Batter	1	2	3	4	5	6	7	8	9	AB R H RBI BB SO LOB	TOP		
Mike Bordick, R (1, 6) OBP: 0.355, SLG: 0.335	1-0 G5-3		0-3 K		0-1 F9		2-1 P5			4 0 0 0 0 1 2			
Jerry Browne, S (1, 7) OBP: 0.275, SLG: 0.285	1-1 G4-3		3-2 G3			1-2 L8		2-1 G4-3		4 0 0 0 0 0 0			
Ruben Sierra, S (1, 9) OBP: 0.307, SLG: 0.423	0-0 F7			1-0 G4-3		1-0 3B		2-3 K		4 0 1 0 0 1 0			
Troy Neel, L (1, 10) OBP: 0.344, SLG: 0.439		2-0 2B 1B		2-2 G3		4-2 CS BB		2-3 K		3 1 1 0 1 1 0			
Brent Gates, S (1, 4) OBP: 0.354, SLG: 0.375		2-2 F9 2B		0-1 P2		3-3 K		0-3 K		4 0 1 1 0 2 2			
Mike Aldrete, L (1, 3) OBP: 0.344, SLG: 0.444		0-2 F9		0-0 F7		4-0 2B BB		1-1 G1-3		3 1 0 0 1 0 1			
Dave Henderson, R (1, 8) OBP: 0.258, SLG: 0.381 Scott Hemond, R (9, PR) OBP: 0.324, SLG: 0.368		3-3 K		2-1 P3		0-0 G3-1-3		3-1 1B 1B		4 0 1 0 0 1 2 0 0 0 0 0 0 0			
Craig Paquette, R (1, 5) OBP: 0.265, SLG: 0.416		1-2 G6-3		0-0 2B 1B		0-0 2B		3-2 1B		4 1 3 1 0 0 1			
Henry Mercedes, R (1, 2) OBP: 0.333, SLG: 0.667 Scott Brosius, R (9, PH) OBP: 0.202, SLG: 0.281			2-2 P9		1-2 2B		2-1 F8		0-2 G1-3	3 0 1 1 0 0 1 1 0 0 0 0 0 2			
Inning Stats	R: 0 H: 0 E: 0 LOB: 0 K: 0 BB: 0 S: 4 P: 6	R: 1 H: 2 E: 0 LOB: 1 K: 1 BB: 0 S: 13 P: 21	R: 0 H: 0 E: 0 LOB: 0 K: 1 BB: 0 S: 9 P: 14	R: 0 H: 0 E: 0 LOB: 0 K: 0 BB: 0 S: 6 P: 9	R: 1 H: 2 E: 0 LOB: 1 K: 0 BB: 0 S: 9 P: 12	R: 0 H: 1 E: 0 LOB: 2 K: 1 BB: 1 S: 12 P: 21	R: 1 H: 1 E: 0 LOB: 1 K: 0 BB: 1 S: 6 P: 14	R: 0 H: 0 E: 0 LOB: 0 K: 2 BB: 0 S: 12 P: 18	R: 0 H: 2 E: 0 LOB: 2 K: 1 BB: 0 S: 16 P: 23	1B: 4 SF: 0 2B: 4 SAC: 0 3B: 1 DP: 1 HR: 0 HBP: 0	WP: 0 PA: 36 PB: 0 SB: 0 CS: 1		
PITCHER	IP WLS BF H R ER SO BB IBB HBP BLK WP HR S P ERA WHIP											PITCHER	IP WLS BF H R ER SO BB IBB HBP BLK WP HR S P ERA WHIP
Bill Gullickson, R (1, 1) ERA: 4.65	7.0 W 28 6 3 3 3 2 0 0 0 0 0 0 59 97 3.86 1.143												
Joe Boever, R (8, 1) ERA: 3.81	1.0 3 0 0 0 2 0 0 0 0 0 0 0 12 18 0.00 0.000												
Storm Davis, R (9, 1) ERA: 4.93	1.0 S 5 2 0 0 1 0 0 0 0 0 0 0 16 23 0.00 2.000												

Oakland Athletics @ Detroit Tigers
Tiger Stadium, Detroit, MI
Sat Aug 21 1993, 3:33 AM EDT
Att. 40,450 - Sunny - 72 F

livebaseballscorecards.com

AB 34
R 3
H 8
RBI 3
BB 2
SO 6
LOB 11



Batter	1	2	3	4	5	6	7	8	9
Tony Phillips, S OBP: 0.442, SLG: 0.402 (1, 7)	0-1 G6-3		4-2 BLK HR BB		1-2 1B		3-2 G3	4-0 IBB	
Dan Gladden, R OBP: 0.307, SLG: 0.448 (1, 8)	2-2 F7		2-2 F7		0-1 P3		0-3 K	0-2 F9	
Travis Fryman, R OBP: 0.362, SLG: 0.479 (1, 5)	0-0 F9		2-1 HR		0-0 F8		2-1 1B 2B		
Cecil Fielder, R OBP: 0.376, SLG: 0.503 (1, 3)		1-0 F7	1-0 F8		3-0 FC5-4 1B		4-0 1B IBB		
Alan Trammell, R OBP: 0.381, SLG: 0.449 (1, 6)		2-2 2B		1-1 2B 1B	0-0 FC5-4		1-1 1B		
Mickey Tettleton, S OBP: 0.349, SLG: 0.483 (1, 10)		2-1 G5-3		1-0 P3		4-1 BB	1-0 F8		
Skeeter Barnes, R OBP: 0.325, SLG: 0.407 (1, 9)		4-0 BB		2-1 F9		0-1 F8	0-0 CS SH3-4 1B		
Rich Rowland, R OBP: 0.350, SLG: 0.389 (1, 2)		3-2 F8		0-0 1-H 2B		1-3 K	2-1 SH3-4		
Chris Gomez, R OBP: 0.333, SLG: 0.339 (1, 4)			0-1 G4-3		0-0 P3		0-0 F8	2-3 K	

Inning Stats	R: 0	H: 0	E: 0	K: 0	S: 6	P: 8	R: 0	H: 1	E: 0	K: 0	S: 13	P: 25	R: 2	H: 1	E: 0	K: 0	S: 12	P: 21	R: 1	H: 2	E: 0	K: 0	S: 7	P: 11	R: 0	H: 2	E: 0	K: 0	S: 8	P: 12	R: 0	H: 0	E: 0	K: 1	S: 7	P: 12	R: 1	H: 2	E: 0	K: 1	S: 11	P: 22	R: 0	H: 1	E: 0	K: 1	S: 9	P: 17
	0	0	0	0	8		0	1	0	0	13	25	2	1	0	0	12	21	1	2	0	0	7	11	0	2	0	0	8	12	0	0	0	1	7	12	1	2	0	1	11	22	0	1	0	9	17	

PITCHER	IP	WLS	BF	H	R	ER	SO	BB	IBB	HBP	BLK	WP	HR	S	P	ERA	WHIP
Mike Mohler, L ERA: 5.17 (1, 1)	5.0		24	6	3	3	0	3	0	0	1	0	1	47	82	5.40	1.800
Kelly Downs, R ERA: 5.95 (6, 1)	3.0	L	14	3	1	1	3	0	2	0	0	0	0	26	46	3.00	1.000

BOTTOM

Oakland Athletics @ Detroit Tigers
Tiger Stadium, Detroit, MI
Sat Aug 21 1993, 3:33 AM EDT
Att: 40,450 - Sunny - 72 F

AB	R	H	RBI	BB	SO	LOB
3	1	1	0	2	0	0
5	0	0	0	0	1	4
4	2	2	2	0	0	1
3	0	1	0	1	0	0
4	1	3	1	0	0	2
3	0	0	0	1	0	4
3	0	1	0	1	0	2
3	0	1	1	0	1	3
4	0	0	0	0	1	3

AB	32
R	4
H	9
RBI	4
BB	5
SO	3
LOB	19



WP	PA	3B	HR	S	P	ERA	WHIP
0	38	0	1	3			

Batter	1	2	3	4	5	6	7	8	9	AB R H RBI BB SO LOB	TOP											
Mike Bordick, R (1, 6) OBP: 0.356, SLG: 0.334	1-3 K		4-1 BB		1-0 F7		2-0 P4		2-2 1B	4 0 1 0 1 1 1												
Brent Gates, S (1, 4) OBP: 0.355, SLG: 0.376	3-2 P4		4-1 BB		1-0 2B		2-0 L8		0-2 F8	4 0 1 0 1 0 2												
Ruben Sierra, S (1, 10) OBP: 0.305, SLG: 0.420	1-0 F7		3-2 G4-3		1-3 K				0-3 K	4 0 0 0 0 2 4												
Dave Henderson, R (1, 9) OBP: 0.255, SLG: 0.376		3-3 K		3-2 F9		1-3 K		1-1 G5-3		4 0 0 0 0 2 1												
Craig Paquette, R (1, 5) OBP: 0.265, SLG: 0.411		3-1 F8		4-0 1B BB		2-0 F9		0-1 L4		3 1 0 0 1 0 0												
Troy Neel, L (1, 3) OBP: 0.346, SLG: 0.450		2-3 K		1-1 1B 1-2 1B		2-1 F8		3-2 HR		4 1 2 1 0 1 0												
Scott Brosius, R (1, 8) OBP: 0.204, SLG: 0.301			3-1 F9	1-2 F9		0-3 K		2-1 G4-3 3B		4 1 1 0 0 1 2												
Scott Lydy, R (1, 7) OBP: 0.260, SLG: 0.326			2-0 P4	1-1 1B		0-0 G4-3		0-1 G4-3		3 0 1 1 0 0 0												
Jerry Browne, S (9, PH) OBP: 0.273, SLG: 0.283				1-2 2-H 1B				3-H 0-3 K		1 0 0 1 0 0 0												
Scott Hemond, R (1, 2) OBP: 0.329, SLG: 0.375			1-2 BB 2B	2-3 K		4-1 BB				3 0 1 0 1 2 2												
Inning Stats	R: 0 E: 0 K: 1 S: 11	H: 0 LOB: 0 BB: 0 P: 16	R: 0 E: 0 K: 2 S: 11	H: 0 LOB: 0 BB: 0 P: 19	R: 0 E: 0 K: 0 S: 12	H: 1 LOB: 3 BB: 2 P: 29	R: 1 E: 0 K: 1 S: 13	H: 2 LOB: 2 BB: 1 P: 25	R: 0 E: 0 K: 2 S: 9	H: 1 LOB: 1 BB: 0 P: 13	R: 0 E: 0 K: 1 S: 6	H: 0 LOB: 0 BB: 0 P: 10	R: 0 E: 0 K: 0 S: 4	H: 0 LOB: 1 BB: 1 P: 12	R: 0 E: 0 K: 1 S: 7	H: 0 LOB: 0 BB: 0 P: 8	R: 2 E: 0 K: 1 S: 16	H: 3 LOB: 1 BB: 0 P: 23	1B: 3 2B: 2 3B: 1 HR: 1	SF: 0 SAC: 0 DP: 0 HBP: 0	WP: 0 PB: 0 SB: 0 CS: 0	PA: 38
PITCHER	IP WLS BF H R ER SO BB IBB HBP BLK WP HR S P ERA WHIP																					
Tom Bolton, L (1, 1) ERA: 4.55	6.0 W 25 4 1 1 7 3 0 0 0 0 0 62 112 1.50 1.167																					
Joe Boever, R (7, 1) ERA: 3.76	1.0 4 0 0 0 0 1 0 0 0 0 0 4 12 0.00 1.000																					
Storm Davis, R (8, 1) ERA: 5.05	1.2 8 3 2 2 2 0 0 0 0 0 1 20 28 10.80 1.800																					
Mike Henneman, R (9, 1) ERA: 2.23	0.1 S 1 0 0 0 0 0 0 0 0 0 0 3 3 0.00 0.000																					

Oakland Athletics @ Detroit Tigers
Tiger Stadium, Detroit, MI
Sun Aug 22 1993, 3:33 AM EDT
Att. 35,705 - Sunny - 79 F

livebaseballscorecards.com

AB	34
R	3
H	7
RBI	3
BB	4
SO	9
LOB	12



Batter	1	2	3	4	5	6	7	8	9	AB	R	H	RBI	BB	SO	LOB
Tony Phillips, S OBP: 0.442, SLG: 0.401 (1, 9)	2-3 K		4-1 2B BB	0-0 1B		1-0 F7		1-2 G1-3		4	1	1	0	1	1	2
Lou Whitaker, L OBP: 0.416, SLG: 0.464 (1, 4)	3-2 G5-3		1-0 BB 2B	1-0 P5		2-0 L9		4-2 G6-4-3 BB		4	0	1	2	1	0	3
Travis Fryman, R OBP: 0.363, SLG: 0.476 (1, 5)	2-3 K		4-2 BB BB		3-2 F7		4-1 1B BB	0-0 G6-4-3		3	1	0	0	2	1	1
Cecil Fielder, R OBP: 0.373, SLG: 0.499 (1, 3)		1-1 G6-3	1-3 K		1-0 G6-3		1-1 F7			4	0	0	0	0	1	3
Kirk Gibson, L OBP: 0.339, SLG: 0.448 (1, 8)		2-1 F8	2-0 F8		4-1 BB		1-2 1B BB			3	1	1	0	1	0	2
Mickey Tettleton, S OBP: 0.352, SLG: 0.484 (1, 2)		2-1 1B	4-1 BB		0-0 F8		3-0 1B G3			3	1	2	1	1	0	1
Alan Trammell, R OBP: 0.385, SLG: 0.454 (1, 6)		1-0 FC6-4	2-1 P5		2-2 CS BB		1-0 G3			4	0	3	1	0	0	3
Scott Livingstone, L OBP: 0.333, SLG: 0.356 (1, 10)	1-0 FC6-4			1-3 K		4-2 CS BB		0-0 G3		2	0	0	0	0	1	1
Gary Thurman, R OBP: 0.322, SLG: 0.308 (6, PR)						1-2 BB		1-2 3-H		0	0	0	0	0	0	0
Chad Kreuter, S OBP: 0.357, SLG: 0.471 (7, PH)						4-2 BB		3-H		1	0	0	1	0	0	1
Dan Gladden, R OBP: 0.310, SLG: 0.444 (1, 7)			4-0 BB 2B	3-2 P3		1-2 BB		1-1 F8		2	1	0	0	2	0	1

Inning Stats	R: 0	H: 0	E: 0	K: 12	S: 18	R: 0	H: 2	E: 0	K: 8	S: 15	R: 2	H: 1	E: 0	K: 11	S: 33	R: 0	H: 1	E: 0	K: 8	S: 13	R: 0	H: 0	E: 0	K: 6	S: 14	R: 3	H: 3	E: 0	K: 11	S: 22	R: 0	H: 0	E: 0	K: 6	S: 11	
	LOB: 0	BB: 0	P: 18			LOB: 2	BB: 0	P: 15			LOB: 3	BB: 4	P: 33			LOB: 1	BB: 1	P: 14			LOB: 2	BB: 2	P: 24			LOB: 1	BB: 1	P: 22			LOB: 0	BB: 1	P: 11			

PITCHER																PITCHER																				
IP	WLS	BF	H	R	ER	SO	BB	IBB	HBP	BLK	WP	HR	S	P	ERA	WHIP	IP	WLS	BF	H	R	ER	SO	BB	IBB	HBP	BLK	WP	HR	S	P	ERA	WHIP			
Todd Van Poppel, R ERA: 4.3 (1, 1)	5.0	L	26	5	2	2	4	6	0	0	0	0	0	50	104	3.60	2.200																			
Kevin Campbell, R ERA: 6.75 (6, 1)	1.0		3	0	0	0	1	0	0	0	0	0	6	13	0.00	1.000																				
Ed Nunez, R ERA: 3.71 (7, 1)	1.0		7	3	3	0	1	0	0	0	0	0	11	22	27.00	4.000																				
John Briscoe, R ERA: 9.95 (8, 1)	1.0		3	0	0	0	1	0	0	0	0	0	6	11	0.00	1.000																				

BOTTOM

Oakland Athletics @ Detroit Tigers

Tiger Stadium, Detroit, MI

Sun Aug 22 1993, 3:33 AM EDT

Att: 35,705 - Sunny - 79 F

AB	30
R	5
H	8
RBI	5
BB	9
SO	4
LOB	19

WP: 0 PA: 39

PB: 0

SB: 0


CS: 2

1B: 7 SF: 0

2B: 1 SAC: 0

3B: 0 DP: 1

HR: 0 HBP: 0



livebaseballscorecards.com

Batter	1	2	3	4	5	6	7	8	9	AB R H RBI BB SO LOB	TOP
Mike Bordick, R (1, 6) OBP: 0.354, SLG: 0.332 Henry Mercedes, R (8, 2) OBP: 0.250, SLG: 0.500	0-1 P2			1-0 P5		1-2 G4-3			1-0 F8	3 0 0 0 0 0 1 1 0 0 0 0 0 0	
Jerry Browne, S (1, 7) OBP: 0.268, SLG: 0.277	1-2 G6-3			2-2 G4-3			0-0 L7			3 0 0 0 0 0 0	
Troy Neel, L (1, 10) OBP: 0.342, SLG: 0.446	2-3 K			0-0 G1			2-2 F7			3 0 0 0 0 1 0	
Craig Paquette, R (1, 5) OBP: 0.262, SLG: 0.406			1-2 L8		1-1 L8			1-3 K		3 0 0 0 0 1 0	
Brent Gates, S (1, 4) OBP: 0.353, SLG: 0.373			1-2 G4-3		3-2 F9			2-2 G6-3		3 0 0 0 0 0 0	
Mike Aldrete, L (1, 3) OBP: 0.339, SLG: 0.436			0-1 G4-3		3-2 F8			0-1 F7		3 0 0 0 0 0 0	
Scott Brosius, R (1, 8) OBP: 0.198, SLG: 0.292 (8, 6)			1-3 K		2-3 K			0-0 G1-3		3 0 0 0 0 2 0	
Scott Lydy, R (1, 9) OBP: 0.264, SLG: 0.327			0-0 L5		1-1 1B			0-0 F8		3 0 1 0 0 0 0	
Scott Hemond, R (1, 2) OBP: 0.322, SLG: 0.366 (8, 8)			0-0 P6		0-1 F9			2-3 K		3 0 0 0 0 1 1	
Inning Stats	R: 0 H: 0 E: 0 LOB: 0 K: 1 BB: 0 S: 8 P: 11	R: 0 H: 0 E: 0 LOB: 0 K: 0 BB: 0 S: 8 P: 10	R: 0 H: 0 E: 0 LOB: 0 K: 1 BB: 0 S: 6 P: 7	R: 0 H: 0 E: 0 LOB: 0 K: 0 BB: 0 S: 5 P: 8	R: 0 H: 0 E: 0 LOB: 0 K: 0 BB: 0 S: 11 P: 18	R: 0 H: 1 E: 0 LOB: 1 K: 1 BB: 0 S: 10 P: 14	R: 0 H: 0 E: 0 LOB: 0 K: 1 BB: 0 S: 7 P: 10	R: 0 H: 0 E: 0 LOB: 0 K: 0 BB: 0 S: 6 P: 8	R: 0 H: 0 E: 0 LOB: 0 K: 1 BB: 0 S: 5 P: 8	1B: 1 SF: 0 2B: 0 SAC: 0 3B: 0 DP: 0 HR: 0 HBP: 0	WP: 0 PA: 28 PB: 0 SB: 0 CS: 0
PITCHER Mike Moore, R (1, 1) ERA: 5.2	IP WLS BF H R ER SO BB IBB HBP BLK WP HR S P ERA WHIP 9.0 W 28 1 0 0 5 0 0 0 0 0 0 0 66 94 0.00 0.111					PITCHER IP WLS BF H R ER SO BB IBB HBP BLK WP HR S P ERA WHIP					

Oakland Athletics @ Detroit Tigers
 Tiger Stadium, Detroit, MI
 Mon Aug 23 1993, 7:05 PM EDT
 Att. 18,564 - Unknown - 83 F

livebaseballscorecards.com

AB	28
R	0
H	1
RBI	0
BB	0
SO	5
LOB	2



Batter	1	2	3	4	5	6	7	8	9
Tony Phillips, S (1, 7) OBP: 0.443, SLG: 0.400 Gary Thurman, R (9, 7) OBP: 0.322, SLG: 0.308	4-0 FC3-6 BB	1 SAFE 0-3 K		2-2 F7		H 1-0 BB HBP		2-1 1B SF7 1B	
Lou Whitaker, L (1, 4) OBP: 0.419, SLG: 0.464	1-1 FC3-6 1B FC5-2		2-2 L9		0-1 3B 1B	4-2 1B BB		1-1 SF7 1B 1B 1-3 2-H	
Travis Fryman, R (1, 5) OBP: 0.365, SLG: 0.478	3-2 S 1B		2-1 HR 2B		1-2 F9	0-0 L5		4-2 FC6-4 1B BB 1-2	
Cecil Fielder, R (1, 3) OBP: 0.371, SLG: 0.496 Skeeter Barnes, R (6, 3) OBP: 0.319, SLG: 0.404	3-2 FC5-2 1-2 3-H		0-1 P3		1-3 K	1-0 L8		2-0 SF7 2-3 3-H	
Kirk Gibson, L (1, 8) OBP: 0.342, SLG: 0.454	1-0 F6		4-0 HR BB		0-0 1B 3B 1-H		3-3 K	2-0 FC6-4 1B 1-2 3-H	
Mickey Tettleton, S (1, 9) OBP: 0.354, SLG: 0.492		0-1 G3	1-0 HR 1-H 2-H		2-0 1B 1B 3-H		4-1 BB	1-0 FC6-4 1-2 2-3	
Alan Trammell, R (1, 6) OBP: 0.387, SLG: 0.458 Chris Gomez, R (8, 6) OBP: 0.329, SLG: 0.333		3-1 1B 2B	2-2 G6-3		3-2 1B 1-3 1B		1-2 P4	2-1 P4	
Scott Livingstone, L (1, 10) OBP: 0.354, SLG: 0.357 Dan Gladden, R (5, PH) OBP: 0.308, SLG: 0.441		1-0 1B 2-H		1-2 G3-1	1-0 F9		1-3 K		
Chad Kreuter, S (1, 2) OBP: 0.356, SLG: 0.468		1-2 F9		2-3 K		2-0 P6		1-0 1B 1B	

Inning Stats	R: 0 E: 0 K: 0 S: 14	H: 1 LOB: 2 BB: 1 P: 26	R: 1 E: 0 K: 1 S: 11	H: 2 LOB: 1 BB: 0 P: 16	R: 3 E: 0 K: 0 S: 14	H: 2 LOB: 0 BB: 1 P: 25	R: 0 E: 0 K: 1 S: 9	H: 0 LOB: 0 BB: 0 P: 14	R: 2 E: 0 K: 1 S: 15	H: 4 LOB: 2 BB: 0 P: 23	R: 0 E: 0 K: 2 S: 11	H: 0 LOB: 1 BB: 1 P: 20	R: 3 E: 0 K: 0 S: 12	H: 4 LOB: 2 BB: 1 P: 27
1B: 9 2B: 2 3B: 1 HR: 1	SF: 1 SAC: 0 DP: 0 HBP: 1	WP: 0 PA: 43												

PITCHER	IP	WLS	BF	H	R	ER	SO	BB	IBB	HBP	BLK	WP	HR	S	P	ERA	WHIP
Steve Karsay, R (1, 1) ERA: 6.55	4.2	L	25	9	6	6	3	2	0	0	0	0	1	62	102	11.57	2.357
Vince Horsman, L (5, 1) ERA: 4.4	0.2		4	0	0	0	0	1	0	1	0	0	0	4	12	0.00	1.500
Kevin Campbell, R (6, 1) ERA: 7.31	2.2		14	4	3	3	2	2	0	0	0	0	0	25	50	10.12	2.250

BOTTOM

Oakland Athletics @ Detroit Tigers


Tiger Stadium, Detroit, MI

Mon Aug 23 1993, 7:05 PM EDT

Att: 18,564 - Unknown - 83 F

livebaseballscorecards.com

AB	36
R	9
H	13
RBI	9
BB	5
SO	5
LOB	22



Batter	1	2	3	4	5	6	7	8	9	AB R H RBI BB SO LOB	TOP											
Mike Bordick, R (1, 6) OBP: 0.357, SLG: 0.340	0-1 P4		3-2 HR		4-0 BB			4-1 BB		2 1 1 1 2 0 0												
Jerry Browne, S (1, 8) OBP: 0.274, SLG: 0.283	2-1 1B		3-2 1B		2-2 L4-6			2-2 G4-6-3		4 0 2 0 0 0 3												
Ruben Sierra, S (1, 9) OBP: 0.303, SLG: 0.416	0-2 FC9-3-6		1-2 G6-3		2-0 L8			0-2 G4-3		4 0 0 0 0 0 2												
Troy Neel, L (1, 10) OBP: 0.341, SLG: 0.443	3-1 G4-3			1-0 E3		1-2 F8			2-1 F9 1B	4 0 1 0 0 0 1												
Brent Gates, S (1, 4) OBP: 0.352, SLG: 0.377		0-1 G1-3		0-0 G4-3		0-1 3B			0-0 F7	4 0 1 0 0 0 2												
Mike Aldrete, L (1, 3) OBP: 0.337, SLG: 0.432		3-2 L7		1-2 G2-3		2-2 G4-3			2-2 BB	4 0 1 0 0 0 1												
Craig Paquette, R (1, 5) OBP: 0.258, SLG: 0.400		1-0 L4			1-3 K				0-0 F9	4 0 0 0 0 0 1 2												
Scott Lydy, R (1, 7) OBP: 0.281, SLG: 0.346			2-0 F7		0-0 WP 2B				4-0 BB	3 1 1 0 1 1 0												
Scott Hemond, R (1, 2) OBP: 0.320, SLG: 0.370			2-2 P5		2-2 L4-6 2B				1-1 F7	4 0 1 1 0 0 3												
Inning Stats	R: 0 E: 0 K: 0 S: 9	H: 1 LOB: 1 BB: 0 P: 14	R: 0 E: 0 K: 0 S: 7	H: 0 LOB: 0 BB: 0 P: 11	R: 1 E: 0 K: 0 S: 13	H: 2 LOB: 1 BB: 0 P: 24	R: 0 E: 1 K: 0 S: 5	H: 0 LOB: 0 BB: 0 P: 7	R: 1 E: 0 K: 1 S: 10	H: 2 LOB: 1 BB: 1 P: 19	R: 0 E: 0 K: 1 S: 9	H: 1 LOB: 1 BB: 0 P: 14	R: 0 E: 0 K: 1 S: 13	H: 0 LOB: 0 BB: 0 P: 20	R: 0 E: 0 K: 0 S: 7	H: 0 LOB: 0 BB: 1 P: 13	R: 0 E: 0 K: 0 S: 9	H: 2 LOB: 3 BB: 1 P: 18	1B: 4 2B: 3 3B: 1 HR: 1	SF: 0 SAC: 0 DP: 3 HBP: 0	WP: 1 PB: 0 SB: 0 CS: 0	PA: 36
PITCHER	IP WLS BF H R ER SO BB IBB HBP BLK WP HR S P ERA WHIP																					
Ricky Bones, R (1, 1) ERA: 4.45	8.0 W 30 6 2 2 2 2 2 0 0 0 1 1 73 122 2.25 1.000																					
Carlos Maldonado, R (9, 1) ERA: 6.46	1.0 6 2 0 0 0 0 1 0 0 0 0 0 9 18 0.00 3.000																					

Oakland Athletics @ Milwaukee Brewers
 Milwaukee County Stadium, Milwaukee, WI
 Tue Aug 24 1993, 8:05 PM EDT
 Sunny - 89 F

livebaseballscorecards.com

AB	33
R	2
H	8
RBI	2
BB	3
SO	2
LOB	14



Batter	1	2	3	4	5	6	7	8	9
Darryl Hamilton, L OBP: 0.371, SLG: 0.424 (1, 8)	1-2 HR	0-1 L6			3-2 1B		0-1 1B	3-2 1B	
Juan Bell, R OBP: 0.337, SLG: 0.369 (1, 4)	1-2 G5-3		2-1 1B		2-0 G6-3		1-0 SH1-4 1B	2-2 1B	
B.J. Surhoff, L OBP: 0.313, SLG: 0.371 (1, 9) (9, 7)	3-3 K		0-1 F9		3-2 G1-3		0-1 SH1-4	1-1 FC1-2-5-1-6 3B	
Greg Vaughn, R OBP: 0.376, SLG: 0.513 Bill Spiers, L OBP: 0.305, SLG: 0.318 (1, 7) (9, 9)	4-2 BB		1-0 G5-4-3		4-0 IBB		4-0 HR	4-2 3B	
Kevin Reimer, L OBP: 0.295, SLG: 0.405 Robin Yount, R OBP: 0.331, SLG: 0.391 (1, 10) (7, PH)	4-1 BB			1-2 1B	1-0 P5		0-3 K	1-1 3B	
Kevin Seitzer, R OBP: 0.324, SLG: 0.376 (1, 5)	1-0 F9			1-1 1B		0-0 L7	2-2 HR	2-3 K	
John Jaha, R OBP: 0.322, SLG: 0.376 (1, 3)		2-3 K		0-0 B1		0-1 G6-3	2-3 K		
Dave Nilsson, L OBP: 0.309, SLG: 0.335 (1, 2)		3-2 1B		1-0 L6		2-1 1B		4-2 SH3-4 1B	
Pat Listach, S OBP: 0.307, SLG: 0.299 (1, 6)		0-0 L7		3-1 F7		1-3 K		0-0 SH3-4	

Inning Stats	R: 1	H: 1	E: 0	K: 1	S: 13	R: 0	H: 1	E: 0	K: 1	S: 10	R: 0	H: 1	E: 0	K: 0	S: 5	R: 0	H: 2	E: 0	K: 0	S: 9	R: 0	H: 1	E: 0	K: 0	S: 8	R: 0	H: 1	E: 0	K: 1	S: 9	R: 4	H: 3	E: 0	K: 2	S: 15	R: 4	H: 3	E: 0	K: 1	S: 23		
	LOB: 2	BB: 2				LOB: 1	BB: 0				LOB: 0	BB: 0				LOB: 2	BB: 1				LOB: 1	BB: 0				LOB: 0	BB: 1			LOB: 1	BB: 0			LOB: 0	BB: 1			LOB: 1	BB: 2			

PITCHER	IP	WLS	BF	H	R	ER	SO	BB	IBB	HBP	BLK	WP	HR	S	P	ERA	WHIP
Ron Darling, R ERA: 5.13 (1, 1)	6.0		27	7	1	1	3	2	1	0	0	0	1	54	98	1.50	1.500
Rick Honeycutt, L ERA: 4.23 (7, 1)	0.1	L	4	2	3	3	0	0	1	0	0	0	0	5	10	81.00	6.000
Ed Nunez, R ERA: 4.35 (7, 1)	1.1		10	4	5	5	2	2	0	0	0	0	1	30	49	33.75	4.500
John Briscoe, R ERA: 9.45 (8, 1)	0.1		1	0	0	0	1	0	0	0	0	0	0	3	5	0.00	0.000

BOTTOM

AB R H RBI BB SO LOB

5 2 4 2 0 0 1

5 2 3 1 0 0 1

4 1 0 0 0 1 4

1 2 0 0 4 0 1

0 0 0 0 0 0 0

2 0 1 0 1 0 2

2 0 1 3 0 1 2

5 1 2 3 0 1 3

4 0 0 0 0 2 2

3 1 2 0 1 0 2

3 0 0 0 0 1 4

AB 34

R 9

H 13

RBI 9

BB 6

SO 6

LOB 22

WP: 0 PA: 42

PB: 0

SB: 0

CS: 0

WP: 0

PA: 42

ERA

WHIP

Oakland Athletics @ Milwaukee Brewers

Milwaukee County Stadium, Milwaukee, WI

Tue Aug 24 1993, 8:05 PM EDT

Sunny - 89 F



Batter	1	2	3	4	5	6	7	8	9	10	11	12	13	AB R H RBI BB SO LOB
Darryl Hamilton, L (1, 9) OBP: 0.374, SLG: 0.423 (10, 8)	F9	CS	K	HBP		BB		S 1B		F9		1B		5 0 2 1 1 1 0
Robin Yount, R (1, 8) OBP: 0.328, SLG: 0.386 (10, 3)	S 1B		F8	G3		FC5		K		F9		K		7 0 1 0 0 2 8
Kevin Seitzer, R (1, 5) OBP: 0.321, SLG: 0.370 (13, 4) (13, 5)	K 1-2		F8		G6-3		K		2B 1B	F9		F9		7 1 1 0 0 2 2
Greg Vaughn, R (1, 7) OBP: 0.375, SLG: 0.516	P5			HR	G3		K		K		E9 G1-2-3 1B		P9	7 1 2 1 0 2 2
Kevin Reimer, L (1, 10) OBP: 0.306, SLG: 0.419 (11, 9)		HR 1B		SH5-3 HBP 1B	1B		2B		1B 2B		IBB IBB		1B 1B 1B	6 4 6 0 1 0 0
John Jaha, R (1, 3) OBP: 0.323, SLG: 0.383 (10, 4) (13, 5) (13, 4)		HR		HBP SH5-3 1B	L5		L7		K		1-2 IBB		F8	6 1 2 2 1 1 5
Bill Spiers, L (1, 4) OBP: 0.303, SLG: 0.316 (8, PH) Dickie Thorn, R (8, 4) OBP: 0.325, SLG: 0.342 (9, 4) Ricky Bones, R (10, 9) Jesse Orosco, R (11, 1) Matt Mayssey, R (13, 1)		G4-3		SH5-3		G5-3		G5-3		1B BB		K		2 0 0 0 0 0 0 1 0 0 0 1 0 0 0 0 0 0 0 0 0 1 0 0 0 0 1 3 1 0 1 0 0 0 0
Tom Lampkin, L (1, 2) OBP: 0.300, SLG: 0.357 Pat Listach, S (8, PH) OBP: 0.312, SLG: 0.305 (9, 6)		CS 1B		HBP BB		FC4-6 1B		1B		1B		G1-2-3		2 0 2 0 1 0 0 4 0 3 2 0 0 3
Juan Bell, R (1, 6) OBP: 0.333, SLG: 0.365 B.J. Surhoff, L (8, PH) OBP: 0.312, SLG: 0.370 Dave Nilsson, L (9, 2) OBP: 0.310, SLG: 0.335		K		F9		FC4-6 FC5 S		F7		G4-3		L8		3 0 0 0 0 1 5 1 0 0 0 0 0 1 3 0 1 1 0 0 2

Inning Stats	R: 0	H: 1	E: 0	LOB: 1	K: 1	P: 15	R: 2	H: 3	E: 0	LOB: 0	K: 1	P: 24	R: 0	H: 0	E: 0	LOB: 0	K: 1	P: 10	R: 2	H: 3	E: 0	LOB: 3	K: 0	P: 25	R: 0	H: 1	E: 0	LOB: 1	K: 0	P: 7	R: 0	H: 1	E: 0	LOB: 2	K: 2	P: 21	R: 0	H: 2	E: 0	LOB: 2	K: 1	P: 12	R: 2	H: 3	E: 0	LOB: 2	K: 2	P: 33	R: 0	H: 0	E: 0	LOB: 0	K: 0	P: 11	R: 0	H: 1	E: 1	LOB: 2	K: 1	P: 18	R: 0	H: 1	E: 0	LOB: 1	K: 0	P: 12	R: 1	H: 4	E: 0	LOB: 3	K: 0	P: 17	R: 1	H: 4	E: 0	LOB: 3	K: 0	P: 17	AB: 17	RBI: 2	SO: 2	LOB: 1	WP: 0	PA: 64
--------------	------	------	------	--------	------	-------	------	------	------	--------	------	-------	------	------	------	--------	------	-------	------	------	------	--------	------	-------	------	------	------	--------	------	------	------	------	------	--------	------	-------	------	------	------	--------	------	-------	------	------	------	--------	------	-------	------	------	------	--------	------	-------	------	------	------	--------	------	-------	------	------	------	--------	------	-------	------	------	------	--------	------	-------	------	------	------	--------	------	-------	--------	--------	-------	--------	-------	--------

PITCHER	IP	WLS	BF	H	R	ER	SO	BB	IBB	HBP	BLK	WP	HR	S	P	ERA	WHIP
Bob Welch, R ERA: 4.84	(1, 1)	5.0	24	8	4	4	3	1	0	1	0	0	2	50	81	7.20	1.800
Vince Horsman, L ERA: 4.2	(6, 1)	0.2	4	1	0	0	0	1	0	0	0	0	0	10	19	0.00	3.000
Rich Gossage, R ERA: 4.88	(6, 1)	1.1	5	1	0	0	2	0	0	0	0	0	0	11	17	0.00	0.750
Rick Honeycutt, L ERA: 4.18	(8, 1)	0.1	1	0	0	0	0	0	0	0	0	0	0	1	2	0.00	0.000
Dennis Eckersley, R ERA: 3.71	(8, 1)	1.2	11	5	2	2	3	1	0	0	0	0	0	31	43	10.80	3.600
PITCHER	IP	WLS	BF	H	R	ER	SO	BB	IBB	HBP	BLK	WP	HR	S	P	ERA	WHIP
Kelly Downs, R ERA: 5.82	(10, 1)	3.2	18	6	1	1	2	0	2	0	0	0	0	34	58	2.46	1.636


BOTTOM

Oakland Athletics @ Milwaukee Brewers
Milwaukee County Stadium, Milwaukee, WI

Tue Aug 24 1993, 8:05 PM EDT
 Att: 16,570 - Unknown - 85 F

AB	56
R	7
H	21
RBI	7
BB	5
SO	10
LOB	31

livebaseballscorecards.com



Batter	1	2	3	4	5	6	7	8	9	AB R H RBI BB SO LOB	TOP		
Mike Bordick, R (1, 6) OBP: 0.360, SLG: 0.343 Scott Brosius, R (7, PH) OBP: 0.222, SLG: 0.304 (7, 6)	2-2 		0-0 		2-2 		0-0 		1-0 	3 0 1 0 0 0 0 2 0 2 0 0 0 0			
Jerry Browne, S (1, 8) OBP: 0.276, SLG: 0.280	3-2 		4-1 		0-0 		1-2 		0-0 	4 0 1 0 1 0 2			
Ruben Sierra, S (1, 10) OBP: 0.301, SLG: 0.413	2-1 		1-0 		1-3 				0-1 	5 0 0 0 0 1 4			
Troy Neel, L (1, 3) OBP: 0.350, SLG: 0.449			3-1 						4-0 	3 0 1 0 1 0 2			
Brent Gates, S (1, 4) OBP: 0.352, SLG: 0.380 Scott Hemond, R (8, 4) OBP: 0.321, SLG: 0.360					1-2 				0-0 	4 1 1 0 0 2 2 0 0 0 0 0 0 0			
Mike Aldrete, L (1, 7) OBP: 0.345, SLG: 0.451					2-2 				0-0 	3 1 1 2 1 0 2			
Craig Paquette, R (1, 5) OBP: 0.256, SLG: 0.396					0-3 				1-0 	4 0 2 0 0 1 2			
Scott Lydy, R (1, 9) OBP: 0.254, SLG: 0.306					2-3 				3-3 	4 0 0 0 0 2 4			
Henry Mercedes, R (1, 2) OBP: 0.125, SLG: 0.250			1-2 		2-3 				1-0 	4 0 0 0 0 2 0			
Inning Stats	R: 0 H: 0 E: 0 LOB: 0 K: 0 BB: 0 S: 8 P: 15	R: 0 H: 1 E: 0 LOB: 2 K: 1 BB: 1 S: 14 P: 22	R: 0 H: 1 E: 0 LOB: 2 K: 1 BB: 1 S: 8 P: 17	R: 0 H: 1 E: 0 LOB: 1 K: 2 BB: 0 S: 12 P: 17	R: 0 H: 1 E: 0 LOB: 1 K: 2 BB: 0 S: 11 P: 16	R: 0 H: 1 E: 0 LOB: 1 K: 1 BB: 0 S: 6 P: 7	R: 0 H: 1 E: 0 LOB: 1 K: 0 BB: 0 S: 7 P: 10	R: 2 H: 2 E: 0 LOB: 1 K: 1 BB: 1 S: 8 P: 16	R: 0 H: 1 E: 1 LOB: 1 K: 0 BB: 0 S: 4 P: 6	1B: 6 SF: 0 2B: 2 SAC: 0 3B: 0 DP: 0 HR: 1 HBP: 0	WP: 0 PA: 39 PB: 0 SB: 0 CS: 0		
PITCHER	IP WLS BF H R ER SO BB IBB HBP BLK WP HR S P ERA WHIP											PITCHER	IP WLS BF H R ER SO BB IBB HBP BLK WP HR S P ERA WHIP
21 Cal Eldred, R (1, 1) ERA: 4.12	8.0 W 35 8 2 2 8 3 0 0 0 0 1 74 120 2.25 1.375											21 Cal Eldred, R (8, 1) ERA: 4.12	8.0 W 35 8 2 2 8 3 0 0 0 0 1 74 120 2.25 1.375
Carlos Maldonado, R (9, 1) ERA: 6.2	1.0 4 1 0 0 0 0 0 0 0 0 0 0 4 6 0.00 1.000												

Oakland Athletics @ Milwaukee Brewers
 Milwaukee County Stadium, Milwaukee, WI

Wed Aug 25 1993, 8:05 PM EDT
 Att. 15,786 - Unknown - 88 F

AB	36
R	2
H	9
RBI	2
BB	3
SO	8
LOB	18



Batter	1	2	3	4	5	6	7	8	9	AB	R	H	RBI	BB	SO	LOB
Darryl Hamilton, L (1, 9) OBP: 0.374, SLG: 0.423 Pat Listach, S (8, 8) OBP: 0.312, SLG: 0.305	1-2 G6-3	3-1 2-H 1B		0-0 3-H		1-2 G4-3	2-0 E3 1-3 2-H 1B			5	0	2	2	0	0	2
Robin Yount, R (1, 8) OBP: 0.326, SLG: 0.384 21 Cal Eldred, R (8, 1) Carlos Maldonado, R (9, 1)	2-2 G6-3	0-2 F8			0-0 BB 1B	1-0 F8	2-3 K			5	1	1	0	0	1	3
Kevin Seitzer, R (1, 5) OBP: 0.328, SLG: 0.369	2-1 G3-1		4-1 G4-3 BB		4-0 1B HR BB		4-0 E 1B BB	4-0 FC5-4 BB		1	2	0	0	4	0	0
Greg Vaughn, R (1, 7) OBP: 0.376, SLG: 0.515 Dickie Thon, R (8, 4) OBP: 0.324, SLG: 0.341		4-2 2B WP BB	0-0 P9		2-1 HR 1B		1-2 F8	2-1 FC5-4 1B		3	2	1	1	1	0	2
Kevin Reimer, L (1, 10) OBP: 0.308, SLG: 0.421		3-1 WP 2B	0-0 G4-3		1-2 F7		2-0 F7	2-2 G6-4-3 1B		5	1	2	0	0	0	4
John Jaha, R (1, 3) OBP: 0.324, SLG: 0.391		3-1 G6-3		2-3 K	2-1 HR		1-2 E6 2B 1B	0-0 G6-4-3		5	2	2	3	0	1	3
Dave Nilsson, L (1, 2) OBP: 0.317, SLG: 0.353		0-1 1B 2B		0-0 G1-3 1B	1-3 K		0-1 E 2B			4	2	3	3	0	1	0
Bill Spiers, L (1, 4) OBP: 0.306, SLG: 0.318		0-0 G5-3		2-0 G1-3 1B	0-0 F8		2-0 E8 1B			4	1	2	1	0	0	1
Juan Bell, R (1, 6) OBP: 0.336, SLG: 0.364		0-1 1B 1B		1-2 G1-3		1-3 K	4-2 E 1B BB			3	1	1	1	1	1	2

Inning Stats	R: 0	H: 0	E: 0	K: 0	S: 8	R: 4	H: 4	E: 0	K: 0	S: 16	R: 0	H: 0	E: 0	K: 0	S: 3	R: 0	H: 2	E: 0	K: 1	S: 13	R: 4	H: 3	E: 0	K: 1	S: 15	R: 0	H: 0	E: 0	K: 1	S: 8	R: 4	H: 4	E: 3	K: 1	S: 19	R: 0	H: 1	E: 0	K: 0	S: 6
	0	0	0	0	13	4	4	0	0	29	0	0	0	0	7	0	2	0	1	7	0	3	0	0	11	0	0	0	0	1	4	4	2	1	37	0	1	0	14	

PITCHER	IP	WLS	BF	H	R	ER	SO	BB	IBB	HBP	BLK	WP	HR	S	P	ERA	WHIP
Bobby Witt, R (1, 1) ERA: 4.78	4.0	L	22	8	7	7	1	3	0	0	0	1	0	43	76	15.75	2.750
Vince Horsman, L (5, 1) ERA: 4.24	2.0		7	1	1	1	2	0	0	0	0	0	1	20	27	4.50	0.500
John Briscoe, R (7, 1) ERA: 11.42	2.0		13	5	4	4	1	3	0	0	0	0	0	25	51	18.00	4.000

BOTTOM

Oakland Athletics @ Milwaukee Brewers
Milwaukee County Stadium, Milwaukee, WI

Wed Aug 25 1993, 8:05 PM EDT
 Att: 15,786 - Unknown - 88 F

livebaseballscorecards.com

AB	36
R	12
H	14
RBI	11
BB	6
SO	4
LOB	18



WP	PA	1B	2B	3B	HR	SF	SAC	DP	HBP
1	42	10	3	0	1	0	0	2	0

Batter	1	2	3	4	5	6	7	8	9	AB R H RBI BB SO LOB	TOP											
Mike Bordick, R (1, 6) OBP: 0.359, SLG: 0.342	0-0 F8		0-3 K			1-0 P4			1-2 E S HR	4 1 1 0 0 1 1												
Dave Henderson, R (1, 9) OBP: 0.249, SLG: 0.375	0-3 K			0-0 P6			2-2 G4-3		2-3 K	4 0 0 0 0 2 1												
Ruben Sierra, S (1, 10) OBP: 0.299, SLG: 0.410	0-0 G6-3			0-0 G6-3			1-0 P3		1-1 E4 HR	4 1 0 0 0 0 1												
Troy Neel, L (1, 3) OBP: 0.354, SLG: 0.461		0-0 BB 1B		0-3 K			4-2 FC5-4 BB		1-0 HR	3 1 2 3 1 1 0												
Craig Paquette, R (1, 5) OBP: 0.256, SLG: 0.392		4-0 L4-3 BB			0-0 F3		1-1 FC5-4		3-3 K	3 0 0 0 1 1 1												
Scott Brosius, R (1, 8) OBP: 0.225, SLG: 0.314		0-3 K			0-0 G6-3			0-0 2B	2-1 F9	3 0 1 0 0 1 2												
Jerry Browne, S (9, PH) OBP: 0.274, SLG: 0.278										1 0 0 0 0 0 0												
Brent Gates, S (1, 4) OBP: 0.350, SLG: 0.378		0-0 L4-3			0-0 F7			1-0 G5-3		3 0 0 0 0 0 3												
Scott Lydy, R (1, 7) OBP: 0.243, SLG: 0.292			0-3 K			3-2 G6-3		1-3 K		3 0 0 0 0 2 1												
Scott Hemond, R (1, 2) OBP: 0.321, SLG: 0.359			0-0 CS 1B			0-3 K		1-3 K		3 0 1 0 0 2 1												
Inning Stats	R: 0 E: 0 K: 1 S: 5	H: 0 LOB: 0 BB: 0 P: 5	R: 0 E: 0 K: 1 S: 5	H: 1 LOB: 1 BB: 1 P: 9	R: 0 E: 0 K: 2 S: 7	H: 1 LOB: 1 BB: 0 P: 7	R: 0 E: 0 K: 1 S: 5	H: 0 LOB: 0 BB: 0 P: 5	R: 0 E: 0 K: 0 S: 3	H: 0 LOB: 0 BB: 0 P: 3	R: 0 E: 0 K: 1 S: 7	H: 0 LOB: 0 BB: 0 P: 11	R: 0 E: 0 K: 0 S: 8	H: 0 LOB: 1 BB: 1 P: 16	R: 0 E: 0 K: 2 S: 11	H: 1 LOB: 1 BB: 0 P: 14	R: 3 E: 1 K: 2 S: 14	H: 2 LOB: 0 BB: 0 P: 24	1B: 3 2B: 3 3B: 0 HR: 1	SF: 0 SAC: 0 DP: 2 HBP: 0	WP: 0 PB: 0 SB: 1 CS: 1	PA: 33
PITCHER	IP WLS BF H R ER SO BB IBB HBP BLK WP HR S P ERA WHIP																					
Angel Miranda, L (1, 1) ERA: 2.62	8.0 W 27 3 0 0 8 2 0 0 0 0 0 0 51 70 0.00 0.625																					
Mike Ignasiak, R (9, 1) ERA: 6.23	0.2 5 2 3 2 2 0 0 0 0 0 1 12 20 27.00 3.000																					
Jesse Orosco, L (9, 1) ERA: 3.57	0.1 S 1 0 0 0 0 0 0 0 0 0 0 0 2 4 0.00 0.000																					

Oakland Athletics @ Milwaukee Brewers
Milwaukee County Stadium, Milwaukee, WI

Thu Aug 26 1993, 4:33 AM EDT
Att. 13,788 - Unknown - 86 F

AB	31
R	3
H	5
RBI	3
BB	2
SO	10
LOB	11



Batter	1	2	3	4	5	6	7	8	9	AB	R	H	RBI	BB	SO	LOB
Darryl Hamilton, L (1, 9) OBP: 0.373, SLG: 0.420	0-0 F7		0-0 P6		1-1 G4-3			4-2 HR BB		3	1	0	0	1	0	0
Robin Yount, R (1, 8) OBP: 0.325, SLG: 0.380	0-0 F9			4-0 BB		3-2 G5-3		0-1 F8		3	0	0	0	1	0	2
Kevin Seitzer, R (1, 5) OBP: 0.330, SLG: 0.379	4-0 BB			0-0 F9		2-0 L7		1-1 HR 1-H 2-H		3	1	1	3	1	0	1
Greg Vaughn, R (1, 7) OBP: 0.373, SLG: 0.511	0-3 K			0-0 F7		0-0 P2		0-0 G6-3		4	0	0	0	0	1	2
Kevin Reimer, L (1, 10) OBP: 0.305, SLG: 0.418		0-0 G3		0-0 G5-3			1-1 G3-1			3	0	0	0	0	0	1
John Jaha, R (1, 3) OBP: 0.322, SLG: 0.388		0-0 F9			0-0 F8		3-1 F8			3	0	0	0	0	0	0
Tom Lampkin, L (1, 2) OBP: 0.294, SLG: 0.348		0-3 K			0-0 G4-3		3-1 G4-3			3	0	0	0	0	1	0
Pat Listach, S (1, 6) OBP: 0.315, SLG: 0.312			0-3 K		0-0 HR 2B			1-0 HR SH5-3 1B		3	2	2	0	0	1	0
Juan Bell, R (1, 4) OBP: 0.337, SLG: 0.377			0-0 F9		1-0 HR 2-H			0-0 SH5-3		2	1	1	2	0	0	0

Inning Stats	R: 0	H: 0	E: 0	K: 1	S: 5	LOB: 1	BB: 1	P: 9	R: 0	H: 0	E: 0	K: 1	S: 5	LOB: 0	BB: 0	P: 5	R: 0	H: 0	E: 0	K: 1	S: 5	LOB: 0	BB: 0	P: 5	R: 0	H: 0	E: 0	K: 0	S: 3	R: 2	H: 2	E: 0	K: 0	S: 6	LOB: 0	BB: 0	P: 8	R: 0	H: 0	E: 0	K: 0	S: 5	LOB: 0	BB: 0	P: 10	R: 0	H: 0	E: 0	K: 0	S: 6	LOB: 0	BB: 0	P: 13	R: 3	H: 2	E: 0	K: 0	S: 9	LOB: 0	BB: 1	P: 15	1B: 1	SF: 0	2B: 1	SAC: 1	3B: 0	DP: 0	HR: 2	HBP: 0	WP: 0	PA: 31
--------------	------	------	------	------	------	--------	-------	------	------	------	------	------	------	--------	-------	------	------	------	------	------	------	--------	-------	------	------	------	------	------	------	------	------	------	------	------	--------	-------	------	------	------	------	------	------	--------	-------	-------	------	------	------	------	------	--------	-------	-------	------	------	------	------	------	--------	-------	-------	-------	-------	-------	--------	-------	-------	-------	--------	-------	--------

PITCHER	IP	WLS	BF	H	R	ER	SO	BB	IBB	HBP	BLK	WP	HR	S	P	ERA	WHIP
Mike Mohler, L (1, 1) ERA: 5.14	7.1	L	28	3	4	4	3	3	0	0	0	0	1	39	66	4.91	0.818
Rich Gossage, R (8, 1) ERA: 4.81	0.2		3	1	1	1	0	0	0	0	0	0	1	5	6	13.50	1.500

BOTTOM

Oakland Athletics @ Milwaukee Brewers
Milwaukee County Stadium, Milwaukee, WI

Thu Aug 26 1993, 4:33 AM EDT
 Att: 13,788 - Unknown - 86 F

livebaseballscorecards.com

AB	27
R	5
H	4
RBI	5
BB	3
SO	3
LOB	6



Batter	1	2	3	4	5	6	7	8	9	AB R H RBI BB SO LOB
Mike Bordick, R OBP: 0.360, SLG: 0.344 (1, 6)	0-1 L4 2B		0-2 F9 1-2		1-1 1B 1-2 HBP		0-0 L6		0-1 FC6-4 1-2f	4 0 1 0 0 0 3
Dave Henderson, R OBP: 0.249, SLG: 0.374 (1, 9)	3-2 F9		2-3 K		1-0 1B 1-3 2-H		2-1 G4-3			4 0 1 1 0 1 3
Ruben Sierra, S OBP: 0.297, SLG: 0.406 (1, 10)	1-1 L4 2-2			0-0 F8	3-3 K			2-3 K		4 0 0 0 0 2 3
Craig Paquette, R OBP: 0.263, SLG: 0.415 (1, 5)		2-1 F9 G1-3 1B		0-3 K		0-0 SF9 3B		1-1 HR		4 2 3 1 0 1 0
Brent Gates, S OBP: 0.346, SLG: 0.375 (1, 4)		2-1 G1-3 1-2		3-1 F9		2-2 SF9		2-1 F8		3 0 0 1 0 0 1
Troy Neel, L OBP: 0.353, SLG: 0.462 (1, 3)		2-1 F9 2-3			2-1 1B 2B		1-2 G1-3			4 1 1 0 0 1 1
Scott Brosius, R OBP: 0.226, SLG: 0.312 (1, 8)		1-0 G6-3			0-0 1B HBP 1B		0-3 K			4 1 1 1 0 1 1
Scott Lydy, R OBP: 0.257, SLG: 0.304 (1, 7)			0-0 F9		1-0 L6		2-2 1B			4 0 2 0 0 0 1
Scott Hemond, R OBP: 0.319, SLG: 0.352 (1, 2)			4-2 S BB		0-1 F8		1-3 K		1-0 F9	3 0 0 0 1 1 3

Inning Stats	R: 0 E: 0 K: 0 S: 8	H: 1 LOB: 0 BB: 0 P: 12	R: 0 E: 0 K: 0 S: 7	H: 1 LOB: 1 BB: 0 P: 14	R: 0 E: 0 K: 1 S: 13	H: 0 LOB: 1 BB: 1 P: 19	R: 0 E: 0 K: 1 S: 7	H: 0 LOB: 0 BB: 0 P: 10	R: 2 E: 0 K: 1 S: 11	H: 3 LOB: 2 BB: 0 P: 19	R: 1 E: 0 K: 1 S: 11	H: 1 LOB: 0 BB: 0 P: 14	R: 0 E: 0 K: 1 S: 11	H: 1 LOB: 1 BB: 0 P: 16	R: 1 E: 0 K: 2 S: 10	H: 1 LOB: 0 BB: 0 P: 18	R: 0 E: 0 K: 0 S: 5	H: 1 LOB: 1 BB: 0 P: 6	1B: 5 2B: 3 3B: 1 HR: 1	SF: 1 SAC: 0 DP: 1 HBP: 1
--------------	------------------------------	----------------------------------	------------------------------	----------------------------------	-------------------------------	----------------------------------	------------------------------	----------------------------------	-------------------------------	----------------------------------	-------------------------------	----------------------------------	-------------------------------	----------------------------------	-------------------------------	----------------------------------	------------------------------	---------------------------------	----------------------------------	------------------------------------

BOTTOM

Detroit Tigers @ Oakland Athletics
Oakland-Alameda County Coliseum, Oakland, CA

livebaseballscorecards.com

AB	34
R	4
H	9
RBI	4
BB	1
SO	7
LOB	16



WP: 0	PA: 37
PB: 0	
SB: 1	
CS: 0	

PITCHER	IP	WLS	BF	H	R	ER	SO	BB	IBB	HBP	BLK	WP	HR	S	P	ERA	WHIP
Tom Bolton, L ERA: 4.5 (1, 1)	5.0		21	5	2	2	3		1	0	0	0	0	46	74	3.60	1.200
Joe Boever, R ERA: 3.69 (6, 1)	2.0		8	2	1	1	2	0	0	0	0	0	0	22	30	4.50	1.000
Storm Davis, R ERA: 5.04 (8, 1)	1.0		4	1	1	1	2	0	0	0	0	0	1	10	18	9.00	1.000
Bill Krueger, L ERA: 3.4 (9, 1)	1.0		4	1	0	0	0	0	0	0	0	0	0	5	6	0.00	1.000

Fri Aug 27 1993, 7:05 PM PDT
Att: 21,320 - Unknown - 82 F

Batter	1	2	3	4	5	6	7	8	9	AB R H RBI BB SO LOB	TOP											
Tony Phillips, S (1, 7) OBP: 0.446, SLG: 0.399	2-2 G1-3		0-0 L6		4-0 BB		1-1 F9 1B 2B	4-2 FC3-2 BB		3 1 1 0 2 0 1												
Lou Whitaker, L (1, 4) OBP: 0.419, SLG: 0.460	1-1 G4-6-3 1B		4-1 BB		2-1 L8		1-2 F9	2-1 FC3-2		4 0 1 0 1 0 5												
Travis Fryman, R (1, 5) OBP: 0.370, SLG: 0.484	1-2 G4-6-3 1-2f		1-2 G1-3		1-0 1B WP 1B		0-1 PB 1B	1-3 K		5 1 2 1 0 1 6												
Cecil Fielder, R (1, 3) OBP: 0.374, SLG: 0.497		1-0 F7		1-3 K		3-0 1B 1B	4-0 1B IBB		0-3 K	4 0 1 0 1 2 0												
Kirk Gibson, L (1, 10) OBP: 0.336, SLG: 0.440		1-3 K		2-1 G4-3		3-2 1B 1B	0-0 F9		0-3 K	5 0 1 1 0 2 2												
Mickey Tettleton, S (1, 9) (8, 2) OBP: 0.359, SLG: 0.508		4-2 FC6-4 BB		1-3 K		1-0 P4		2-0 SH3-4 1B	1-1 HR	4 2 2 1 1 1 2												
Alan Trammell, R (1, 6) OBP: 0.389, SLG: 0.484		0-0 FC6-4 1-2f		1-0 HR		1-3 K		0-0 SH3-4	0-0 F9	4 1 1 1 0 1 3												
Dan Gladden, R (1, 8) OBP: 0.320, SLG: 0.450		4-1 S BB		2-3 K		1-1 F8		4-2 1B FC3-2 BB		2 0 0 0 2 1 2												
Chad Kreuter, S (1, 2) OBP: 0.359, SLG: 0.467		1-3 K		0-0 F9		0-1 F8		0-0 FC3-2 S 1B		4 0 1 1 0 1 1												
Gary Thurman, R (8, PR) (8, 9) OBP: 0.322, SLG: 0.308										0 0 0 0 0 0 0												
Inning Stats	R: 0 E: 0 K: 0 S: 10	H: 1 LOB: 0 BB: 0 P: 14	R: 0 E: 0 K: 1 S: 8	H: 0 LOB: 1 BB: 1 P: 14	R: 0 E: 0 K: 1 S: 9	H: 0 LOB: 2 BB: 2 P: 19	R: 0 E: 0 K: 2 S: 10	H: 0 LOB: 0 BB: 0 P: 14	R: 1 E: 0 K: 1 S: 8	H: 1 LOB: 1 BB: 1 P: 17	R: 1 E: 0 K: 1 S: 11	H: 3 LOB: 2 BB: 0 P: 21	R: 1 E: 0 K: 0 S: 10	H: 2 LOB: 2 BB: 1 P: 16	R: 1 E: 0 K: 1 S: 15	H: 2 LOB: 3 BB: 2 P: 28	R: 1 E: 0 K: 2 S: 9	H: 1 LOB: 0 BB: 0 P: 10	1B: 7 2B: 1 3B: 0 HR: 2	SF: 0 SAC: 1 DP: 1 HBP: 0	WP: 1 PB: 1 SB: 2 CS: 0	PA: 43
PITCHER	IP WLS BF H R ER SO BB IBB HBP BLK WP HR S P ERA WHIP																					
Steve Karsay, R (1, 1) ERA: 5.5	7.0 L 32 7 3 3 6 4 1 0 0 1 1 66 115 3.86 1.571																					
Ed Nunez, R (8, 1) ERA: 4.45	0.1 5 2 1 1 0 2 0 0 0 0 0 9 19 27.00 12.000																					
Vince Horsman, L (8, 1) ERA: 4.08	0.1 1 0 0 0 0 0 0 0 0 0 0 2 4 0.00 0.000																					
Dennis Eckersley, R (8, 1) ERA: 3.79	1.1 5 1 1 1 3 0 0 0 0 0 1 13 15 6.75 0.750																					

Detroit Tigers @ Oakland Athletics
 Oakland-Alameda County Coliseum, Oakland, CA
 Sat Aug 28 1993, 3:33 AM PDT
 Att. 35,633 - Sunny - 82 F

AB	35
R	5
H	10
RBI	5
BB	7
SO	9
LOB	22



WP: 1	PA: 43
PB: 1	
SB: 2	
CS: 0	

Batter	1	2	3	4	5	6	7	8	9	AB R H RBI BB SO LOB
Mike Bordick, R OBP: 0.361, SLG: 0.347 (1, 6)	1-0 G4-6-3 1B		2-3 K		1-1 2B		0-0 L7			4 0 2 0 0 1 0
Dave Henderson, R OBP: 0.249, SLG: 0.372 (1, 8)	2-1 F8		2-1 1B		2-0 G1-3		2-3 K			4 0 1 0 0 1 2
Troy Neel, L OBP: 0.355, SLG: 0.470 (1, 10)	2-0 G4-6-3 1-2f		0-3 K		4-0 IBB			1-0 HR		3 1 1 1 1 1 2
Craig Paquette, R OBP: 0.263, SLG: 0.413 (1, 5)		1-3 K		0-0 G5-3	0-1 F9			2-0 G6-3 1B		4 0 1 0 0 1 2
Ruben Sierra, S OBP: 0.297, SLG: 0.405 (1, 9)		2-3 K		0-2 G1-3		1-0 G3-1 SH1 1B		1-0 G6-3 1-2f		4 0 1 0 0 1 1
Brent Gates, S OBP: 0.349, SLG: 0.377 (1, 4)		1-1 L6		1-1 1B 1B		0-1 SH1 1-2		3-1 2-6 1B		3 0 2 0 0 0 0
Mike Aldrete, L OBP: 0.348, SLG: 0.453 (1, 3)			1-2 HR 1B	3-1 1-3 1B		0-0 G3-1 2-3		2-2 2-6 1-2	0-3 K	4 1 2 0 0 1 1
Scott Lydy, R OBP: 0.247, SLG: 0.292 (1, 7)			2-2 F9	1-0 P6		1-3 K			1-0 F8	3 0 0 0 0 1 4 1 0 0 0 0 0 0
Jerry Browne, S OBP: 0.273, SLG: 0.276 (9, PH)										
Scott Hemond, R OBP: 0.318, SLG: 0.369 (1, 2)			3-2 HR		1-2 G1		1-2 L7		1-3 K	4 1 1 2 0 1 0

Inning Stats	R: 0	H: 1	E: 0	K: 0	S: 4	LOB: 0	BB: 0	P: 9	R: 0	H: 0	E: 0	K: 2	S: 8	LOB: 0	BB: 0	P: 12	R: 2	H: 3	E: 0	K: 2	S: 20	LOB: 1	BB: 0	P: 30	R: 0	H: 2	E: 0	K: 0	S: 9	LOB: 2	BB: 0	P: 14	R: 0	H: 1	E: 0	K: 1	S: 8	LOB: 2	BB: 1	P: 16	R: 0	H: 1	E: 0	K: 1	S: 8	LOB: 1	BB: 0	P: 10	R: 0	H: 0	E: 0	K: 1	S: 7	LOB: 0	BB: 0	P: 10	R: 1	H: 3	E: 0	K: 0	S: 7	LOB: 1	BB: 0	P: 16	R: 0	H: 0	E: 0	K: 2	S: 8	LOB: 0	BB: 0	P: 10	R: 0	H: 0	E: 0	K: 2	S: 8	LOB: 0	BB: 0	P: 10	R: 1	H: 3	E: 0	K: 0	S: 7	LOB: 1	BB: 0	P: 16	R: 0	H: 0	E: 0	K: 2	S: 8	LOB: 0	BB: 0	P: 10	1B: 8	SF: 0	2B: 1	SAC: 1	3B: 0	DP: 2	HR: 2	HBP: 0	WP: 0	PA: 36
--------------	------	------	------	------	------	--------	-------	------	------	------	------	------	------	--------	-------	-------	------	------	------	------	-------	--------	-------	-------	------	------	------	------	------	--------	-------	-------	------	------	------	------	------	--------	-------	-------	------	------	------	------	------	--------	-------	-------	------	------	------	------	------	--------	-------	-------	------	------	------	------	------	--------	-------	-------	------	------	------	------	------	--------	-------	-------	------	------	------	------	------	--------	-------	-------	------	------	------	------	------	--------	-------	-------	------	------	------	------	------	--------	-------	-------	-------	-------	-------	--------	-------	-------	-------	--------	-------	--------

PITCHER	IP	WLS	BF	H	R	ER	SO	BB	IBB	HBP	BLK	WP	HR	S	P	ERA	WHIP
Mike Moore, R ERA: 5.1 (1, 1)	7.0	W	29	8	2	2	6	0	0	0	0	0	1	64	101	2.57	1.143
David Wells, L ERA: 4.33 (8, 1)	1.0		5	3	1	1	0	0	0	0	0	0	1	7	16	9.00	3.000
Mike Henneman, R ERA: 2.19 (9, 1)	1.0	S	3	0	0	0	2	0	0	0	0	0	0	8	10	0.00	0.000

BOTTOM

Detroit Tigers @ Oakland Athletics
Oakland-Alameda County Coliseum, Oakland, CA

livebaseballscorecards.com

AB	34
R	3
H	11
RBI	3
BB	1
SO	8
LOB	12



Sat Aug 28 1993, 3:33 AM PDT
Att: 35,633 - Sunny - 82 F

Batter	1	2	3	4	5	6	7	8	9	AB R H RBI BB SO LOB	TOP									
Tony Phillips, S OBP: 0.445, SLG: 0.397 (1, 9)	2-1 F7		2-3 K			4-2 BB	0-0 FC6			3 0 0 0 1 1 2										
Lou Whitaker, L OBP: 0.420, SLG: 0.459 (1, 4)	3-2 G4-3			2-2 G6-4-3 1B		1-3 K		4-2 BB		3 0 1 0 1 1 1										
Travis Fryman, R OBP: 0.367, SLG: 0.480 (1, 5)	0-3 K			1-2 K		0-1 F8		2-3 K		4 0 0 0 0 3 3										
Cecil Fielder, R OBP: 0.375, SLG: 0.496 (1, 3)		4-2 CS BB		2-2 G6-4-3 1-2f		1-1 2B 1B	2-2 F8			3 1 1 0 1 0 2										
Kirk Gibson, L OBP: 0.335, SLG: 0.440 (1, 8)		3-3 K			1-3 K	0-0 1B SF7 2B	1-3 K			4 1 1 0 0 3 2										
Mickey Tettleton, S OBP: 0.360, SLG: 0.507 (1, 2)		3-3 K 1-2			4-2 BB	0-0 SF7 1B	2-1 F8			3 1 1 1 1 1 1										
Alan Trammell, R OBP: 0.384, SLG: 0.478 (1, 6)			0-2 F7		0-2 F7	1-0 F9		1-3 K		4 0 0 0 0 1 3										
Scott Livingstone, L OBP: 0.328, SLG: 0.350 (1, 10)			0-3 K		0-0 G4-3	3-2 SF7		0-3 K		3 0 0 1 0 2 1										
Dan Gladden, R OBP: 0.324, SLG: 0.460 (1, 7)			0-1 3B		1-2 G6-3	1-2 FC6 1B				3 0 2 1 0 0 0										
Inning Stats	R: 0 E: 0 K: 1 S: 8	H: 0 LOB: 0 BB: 0 P: 13	R: 0 E: 0 K: 2 S: 12	H: 0 LOB: 1 BB: 1 P: 22	R: 0 E: 0 K: 2 S: 11	H: 1 LOB: 1 BB: 0 P: 13	R: 0 E: 0 K: 1 S: 10	H: 1 LOB: 0 BB: 0 P: 15	R: 0 E: 0 K: 1 S: 10	H: 0 LOB: 1 BB: 1 P: 15	R: 3 E: 0 K: 0 S: 12	H: 4 LOB: 1 BB: 0 P: 18	R: 0 E: 0 K: 2 S: 13	H: 0 LOB: 1 BB: 1 P: 22	R: 0 E: 0 K: 2 S: 9	H: 0 LOB: 0 BB: 0 P: 12	1B: 4 2B: 2 3B: 1 HR: 0	SF: 1 SAC: 0 DP: 2 HBP: 0	WP: 0 PB: 0 SB: 0 CS: 1	PA: 35
PITCHER	IP WLS BF H R ER SO BB IBB HBP BLK WP HR S P ERA WHIP																			
Bob Welch, R ERA: 4.81 (1, 1)	6.2 W 27 6 3 3 8 3 0 0 0 0 0 0 73 112 4.05 1.350																			
Rick Honeycutt, L ERA: 3.86 (7, 1)	1.1 5 0 0 0 2 1 0 0 0 0 0 0 14 23 0.00 0.750																			
Dennis Eckersley, R ERA: 3.72 (9, 1)	1.0 3 0 0 0 2 0 0 0 0 0 0 0 9 12 0.00 0.000																			

Detroit Tigers @ Oakland Athletics
 Oakland-Alameda County Coliseum, Oakland, CA
 Sun Aug 29 1993, 3:33 AM PDT
 Att. 32,441 - Sunny - 73 F

AB	30
R	3
H	6
RBI	3
BB	4
SO	12
LOB	15



WP: 0	PA: 35
PB: 0	
SB: 0	
CS: 1	

ERA	WHIP


Batter	1	2	3	4	5	6	7	8	9	AB R H RBI BB SO LOB	BOTTOM
--------	---	---	---	---	---	---	---	---	---	----------------------	--------

Mike Bordick, R <small>OBP: 0.357, SLG: 0.343</small> <small>(1, 6)</small> 										5 2 0 0 0 0 2	DETROIT TIGERS @ OAKLAND ATHLETICS Oakland-Alameda County Coliseum, Oakland, CA <small>Sun Aug 29 1993, 3:33 AM PDT</small> <small>Att: 32,441 - Sunny - 73 F</small>
Jerry Browne, S <small>OBP: 0.282, SLG: 0.282</small> <small>(1, 8)</small> 										4 1 2 1 1 1 1	
Troy Neel, L <small>OBP: 0.356, SLG: 0.470</small> <small>(1, 10)</small> 										4 1 1 1 1 1 2	
Ruben Sierra, S <small>OBP: 0.296, SLG: 0.403</small> <small>(1, 9)</small> 										3 0 0 0 1 1 1	
Brent Gates, S <small>OBP: 0.352, SLG: 0.381</small> <small>(1, 4)</small> 										3 0 3 1 0 0 0	
Mike Aldrete, L <small>OBP: 0.351, SLG: 0.454</small> <small>(1, 3)</small> 										4 0 2 1 0 1 3	
Craig Paquette, R <small>OBP: 0.263, SLG: 0.421</small> <small>(1, 5)</small> 										4 1 1 1 0 3 4	
Scott Brosius, R <small>OBP: 0.235, SLG: 0.313</small> <small>(1, 7)</small> 										3 2 1 0 1 0 2	
Scott Hemond, R <small>OBP: 0.318, SLG: 0.364</small> <small>(1, 2)</small> 										2 0 0 0 1 1 0	

Inning Stats	R: 0	H: 0	E: 0	K: 0	S: 7	R: 0	H: 1	E: 0	K: 0	S: 11	R: 4	H: 4	E: 1	K: 1	S: 16	R: 2	H: 1	E: 1	K: 1	S: 14	R: 0	H: 2	E: 0	K: 1	S: 12	R: 1	H: 2	E: 0	K: 2	S: 19	R: 0	H: 0	E: 1	K: 1	S: 9	R: 0	H: 0	E: 0	K: 2	S: 8	R: 0	H: 0	E: 0	K: 2	S: 8	1B: 8	SF: 1	2B: 2	SAC: 1	3B: 0	DP: 2	HR: 1	HBP: 0	WP: 1	PA: 39
--------------	------	------	------	------	------	------	------	------	------	-------	------	------	------	------	-------	------	------	------	------	-------	------	------	------	------	-------	------	------	------	------	-------	------	------	------	------	------	------	------	------	------	------	------	------	------	------	------	-------	-------	-------	--------	-------	-------	-------	--------	-------	--------

PITCHER	IP	WLS	BF	H	R	ER	SO	BB	IBB	HBP	BLK	WP	HR	S	P	ERA	WHIP
John Doherty, R <small>ERA: 4.51</small>	(1, 1)	2.2	L	14	5	4	2	0	0	0	0	1	1	31	52	6.75	1.875
Bill Krueger, L <small>ERA: 3.47</small>	(3, 1)	1.1		7	1	2	1	2	0	0	0	0	0	17	29	6.75	2.250
Bob MacDonald, L <small>ERA: 5.4</small>	(5, 1)	2.0		8	2	0	2	0	0	0	0	0	0	21	36	0.00	1.000
Greg Gohr, R <small>ERA: 5.09</small>	(7, 1)	2.0		10	2	1	4	2	0	0	0	0	0	27	46	4.50	2.000



Batter	1	2	3	4	5	6	7	8	9	AB R H RBI BB SO LOB	TOP														
Rickey Henderson, R OBP: 0.449, SLG: 0.503 (1, 7)	1-3 K		0-1 G3 1B WP		1-0 HR		4-1 BB		2-0 P4	4 2 2 1 1 1 0	<p>Toronto Blue Jays @ Oakland Athletics Oakland-Alameda County Coliseum, Oakland, CA</p> <p>Mon Aug 30 1993, 7:05 PM PDT Att. 24,371 - Unknown - 65 F</p> <p>livebaseballscorecards.com</p> <table border="1"> <tr><td>AB</td><td>34</td></tr> <tr><td>R</td><td>4</td></tr> <tr><td>H</td><td>9</td></tr> <tr><td>RBI</td><td>3</td></tr> <tr><td>BB</td><td>3</td></tr> <tr><td>SO</td><td>5</td></tr> <tr><td>LOB</td><td>13</td></tr> </table> 	AB	34	R	4	H	9	RBI	3	BB	3	SO	5	LOB	13
AB	34																								
R	4																								
H	9																								
RBI	3																								
BB	3																								
SO	5																								
LOB	13																								
Devon White, S OBP: 0.338, SLG: 0.451 (1, 8)	2-2 F7		0-1 WP G3 1B		0-2 G4-3		1-0 L8		0-0 G3	5 0 1 0 0 0 1															
Roberto Alomar, S OBP: 0.394, SLG: 0.474 (1, 4)	1-0 BB 1B		2-2 G3		1-1 F9			2-1 E SF8 2B		4 1 2 0 0 0 2															
Joe Carter, R OBP: 0.311, SLG: 0.497 (1, 9)	4-1 BB 1B		3-1 L5		0-2 L6			1-1 E7 1B		3 0 1 0 1 0 1															
John Olerud, L OBP: 0.484, SLG: 0.644 (1, 3)	1-0 G4-3			1-2 G3		1-0 G4-3		3-1 L7		4 0 0 0 0 0 4															
Paul Molitor, R OBP: 0.412, SLG: 0.506 (1, 10)		2-3 K		3-1 1B 2B		3-2 P3		4-0 FC6-4 IBB		3 1 1 0 1 1 0															
Tony Fernandez, S OBP: 0.335, SLG: 0.371 (1, 6)		2-2 F9-6 2B		2-3 K		1-0 G4-3		0-0 SF8		3 0 1 1 0 1 1															
Ed Sprague, R OBP: 0.303, SLG: 0.389 (1, 5)		1-0 F9-6 2B		1-1 2-H 1B			2-0 P5	0-0 FC6-4		4 0 1 1 0 0 3															
Pat Borders, R OBP: 0.281, SLG: 0.367 (1, 2)			1-3 K		3-2 F8		2-3 K		2-2 G6-3	4 0 0 0 0 2 1															
Inning Stats	R: 0 E: 0 K: 1 S: 10	H: 1 LOB: 2 BB: 1 P: 19	R: 0 E: 0 K: 1 S: 8	H: 1 LOB: 0 BB: 0 P: 13	R: 1 E: 0 K: 1 S: 13	H: 2 LOB: 1 BB: 0 P: 19	R: 1 E: 0 K: 1 S: 14	H: 2 LOB: 1 BB: 0 P: 24	R: 1 E: 0 K: 0 S: 9	H: 1 LOB: 0 BB: 0 P: 11	R: 0 E: 0 K: 0 S: 7	H: 0 LOB: 0 BB: 0 P: 12	R: 0 E: 0 K: 1 S: 6	H: 0 LOB: 1 BB: 1 P: 15	R: 1 E: 1 K: 0 S: 8	H: 2 LOB: 2 BB: 1 P: 18	R: 0 E: 0 K: 0 S: 6	H: 0 LOB: 0 BB: 0 P: 10	1B: 5 2B: 4 3B: 0 HR: 1	SF: 1 SAC: 0 DP: 1 HBP: 0	WP: 1 PB: 0 SB: 0 CS: 0	PA: 38			
PITCHER	IP WLS BF H R ER SO BB IBB HBP BLK WP HR S P ERA WHIP																								
Ron Darling, R ERA: 5.09 (1, 1)	8.0 L 35 9 4 4 5 2 1 0 0 1 1 75 131 4.50 1.375																								
Kelly Downs, R ERA: 5.79 (9, 1)	1.0 3 0 0 0 0 0 0 0 0 0 0 6 10 0.00 0.000																								

Batter	1	2	3	4	5	6	7	8	9	AB	R	H	RBI	BB	SO	LOB
Mike Bordick, R OBP: 0.358, SLG: 0.342 (1, 6)	F9		BB		BB		L6-3			2	0	0	0	2	0	2
Jerry Browne, S OBP: 0.282, SLG: 0.281 (1, 7)	G1-3		P4		F8			1B		4	0	1	0	0	0	4
Troy Neel, L OBP: 0.360, SLG: 0.481 (1, 10)	HBP				G4-6-3		HR			3	1	2	1	0	0	1
Ruben Sierra, S OBP: 0.294, SLG: 0.400 (1, 9)	K				K		K			4	0	0	0	0	4	3
Brent Gates, S OBP: 0.349, SLG: 0.378 (1, 4)			P6		G4-6-3		F8			4	0	0	0	0	1	2
Mike Aldrete, L OBP: 0.354, SLG: 0.471 (1, 3)			G3-1				G4-3			4	1	2	1	0	0	0
Dave Henderson, R OBP: 0.252, SLG: 0.377 (1, 8)			K				BB			4	0	2	0	0	2	0
Craig Paquette, R OBP: 0.260, SLG: 0.417 (1, 5)			P6				SH5-3			3	0	0	0	0	2	2
Scott Hemond, R OBP: 0.316, SLG: 0.357 (1, 2)			L3				K			3	0	0	0	1	2	2

Inning Stats	R: 0	H: 0	E: 0	K: 1	S: 11	R: 0	H: 0	E: 0	K: 1	S: 5	R: 0	H: 0	E: 0	K: 0	S: 6	R: 0	H: 1	E: 0	K: 1	S: 10	R: 0	H: 2	E: 0	K: 2	S: 14	R: 1	H: 1	E: 0	K: 1	S: 13	R: 0	H: 1	E: 0	K: 0	S: 4	R: 0	H: 1	E: 0	K: 2	S: 9	R: 1	H: 1	E: 0	K: 3	S: 11	1B: 4	SF: 0	2B: 2	SAC: 1	3B: 0	DP: 2	HR: 2	HBP: 1	WP: 0	PA: 36
--------------	------	------	------	------	-------	------	------	------	------	------	------	------	------	------	------	------	------	------	------	-------	------	------	------	------	-------	------	------	------	------	-------	------	------	------	------	------	------	------	------	------	------	------	------	------	------	-------	-------	-------	-------	--------	-------	-------	-------	--------	-------	--------

PITCHER	IP	WLS	BF	H	R	ER	SO	BB	IBB	HBP	BLK	WP	HR	S	P	ERA	WHIP
Pat Hentgen, R ERA: 3.78 (1, 1)	7.0	W	29	6	1	1	6	3	0	1	0	0	1	65	108	1.29	1.286
Tony Castillo, L ERA: 2.68 (8, 1)	1.0		3	0	0	0	2	0	0	0	0	0	0	7	10	0.00	0.000
Duane Ward, R ERA: 1.93 (9, 1)	1.0	S	4	1	1	1	3	0	0	0	0	0	1	11	13	9.00	1.000

BOTTOM

Toronto Blue Jays @ Oakland Athletics
Oakland-Alameda County Coliseum, Oakland, CA
 Mon Aug 30 1993, 7:05 PM PDT
 Att: 24,371 - Unknown - 65 F

livebaseballscorecards.com

AB	31
R	2
H	7
RBI	2
BB	3
SO	11
LOB	16



BOTTOM

Toronto Blue Jays @ Oakland Athletics
Oakland-Alameda County Coliseum, Oakland, CA

Tue Aug 31 1993, 7:05 PM PDT
Att. 21,334 - Unknown - 69 F

livebaseballscorecards.com

AB	37
R	2
H	9
RBI	1
BB	4
SO	10
LOB	15



WP:	0	PA:	41
PB:	0		
SB:	0		
CS:	0		

AB R H RBI BB SO LOB

4 1 1 0 1 0 0
5 0 3 0 0 1 2
0 0 0 0 0 0 0

5 0 2 0 0 2 2

3 0 0 0 2 1 1

4 0 0 0 1 0 6

4 1 2 1 0 0 0

4 0 0 0 0 1 2

4 0 0 0 0 3 2

3 0 1 0 0 1 0
1 0 0 0 0 1 0

1B: 7 SF: 0
2B: 1 SAC: 0
3B: 0 DP: 2
HR: 1 HBP: 0

Batter	1	2	3	4	5	6	7	8	9	10
Mike Bordick, R OBP: 0.359, SLG: 0.341 (1, 6)	2-1 P4		4-2 2B E BB		1-0 G5-3		2-2 FC6-4 1B			2-1 P5
Dave Henderson, R OBP: 0.257, SLG: 0.384 (1, 8)	1-1 G4-6-3 1B		1-0 E7 1-H 2B		2-3 K		3-1 FC6-4 1-2f			2-2 BB 1B 1B
Scott Brosius, R OBP: 0.235, SLG: 0.313 (10, PR)										
Troy Neel, L OBP: 0.360, SLG: 0.480 (1, 10)	0-0 G4-6-3 1-2f		1-3 K			0-1 G6-4-3 1B				1-0 BB 1B 1-2
Ruben Sierra, S OBP: 0.295, SLG: 0.397 (1, 9)		1-1 G6-3	4-2 K BB			0-3 K		2-2 G4-3		4-1 BB 1-2 2-3 BB
Brent Gates, S OBP: 0.347, SLG: 0.374 (1, 4)		4-2 1B BB	3-2 F8			2-2 G6-4-3 1-2f		0-0 F8		0-1 L8
Mike Aldrete, L OBP: 0.357, SLG: 0.487 (1, 3)		2-1 1-3 1B		0-0 G3-1			1-0 HR		0-0 F8	
Craig Paquette, R OBP: 0.257, SLG: 0.411 (1, 5)		0-1 F9		2-2 G6-3			0-1 G5-3		1-3 K	
Scott Lydy, R OBP: 0.235, SLG: 0.276 (1, 7)					2-3 K				1-0 G1-3	
Scott Hemond, R OBP: 0.317, SLG: 0.357 (1, 2)			3-2 P4			0-3 K				0-3 K2-3
Jerry Browne, S OBP: 0.280, SLG: 0.280 (10, PH)										

Inning Stats	R: 0	H: 1	E: 0	K: 0	S: 5	R: 0	H: 1	E: 0	K: 1	S: 12	R: 1	H: 1	E: 1	K: 1	S: 17	R: 0	H: 0	E: 0	K: 1	S: 8	R: 0	H: 0	E: 0	K: 2	S: 8	R: 1	H: 3	E: 0	K: 1	S: 14	R: 0	H: 0	E: 0	K: 1	S: 7	R: 0	H: 2	E: 0	K: 1	S: 12
	LOB: 0	BB: 0	P: 8	LOB: 2	BB: 1	LOB: 1	BB: 2	LOB: 2	BB: 2	P: 21	LOB: 0	BB: 0	LOB: 0	BB: 0	P: 12	LOB: 0	BB: 0	LOB: 0	BB: 0	P: 10	LOB: 2	BB: 0	LOB: 0	BB: 0	P: 11	LOB: 0	BB: 0	LOB: 0	BB: 0	P: 10	LOB: 0	BB: 0	LOB: 0	BB: 0	P: 9	LOB: 3	BB: 0	LOB: 0	BB: 0	P: 7

PITCHER	IP	WLS	BF	H	R	ER	SO	BB	IBB	HBP	BLK	WP	HR	S	P	ERA	WHIP
Dave Stewart, R ERA: 4.93 (1, 1)	3.0		14	3	1	0	2	3	0	0	0	0	0	34	62	0.00	2.000
Al Leiter, L ERA: 4.45 (4, 1)	3.2		14	4	1	1	5	0	0	0	0	0	1	36	52	2.46	1.091
Mark Eichhorn, R ERA: 2.62 (7, 1)	0.1		1	0	0	0	0	0	0	0	0	0	0	2	5	0.00	0.000
Tony Castillo, L ERA: 2.59 (8, 1)	1.1		4	0	0	0	1	0	0	0	0	0	0	8	10	0.00	0.000
Danny Cox, R ERA: 2.77 (9, 1)	0.2	W	2	0	0	0	1	0	0	0	0	0	0	4	6	0.00	0.000

PITCHER	IP	WLS	BF	H	R	ER	SO	BB	IBB	HBP	BLK	WP	HR	S	P	ERA	WHIP
Duane Ward, R ERA: 1.89 (10, 1)	1.0		6	2	0	0	1	1	0	0	0	0	0	12	21	0.00	3.000

Batter	1	2	3	4	5	6	7	8	9	AB R H RBI BB SO LOB	TOP									
Rickey Henderson, R OBP: 0.453, SLG: 0.508 (1, 7)	2-1 HR	4-2 BB	3-1 HBP			0-1 P6		4-0 E	2-1 P3	3 2 1 1 2 0 1										
Devon White, S OBP: 0.340, SLG: 0.450 (1, 8)	1-3 K	4-1 BB	1-1 G5-3			0-0 FC6		2-2 E	0-0 F8	5 1 2 0 1 1 2										
Paul Molitor, R OBP: 0.408, SLG: 0.498 (1, 10)	4-0 G5-3	1-3 K				2-2 FC6		1-2 FC3	1-3 K	5 1 0 0 1 2 6										
Joe Carter, R OBP: 0.313, SLG: 0.499 (1, 9)	1-0 G5-3		1-1 FC6			0-1 F7		3-2 SF7		4 1 1 1 0 0 1										
John Olerud, L OBP: 0.486, SLG: 0.640 (1, 3)	4-2 BB		0-0 FC6			2-2 G4-3		0-2 BB	4-1 WP	3 1 1 0 2 0 1										
Roberto Alomar, S OBP: 0.393, SLG: 0.473 (1, 4)	1-0 F9		1-1 SF7			2-0 G1		2-1 BB	4-2 WP	2 0 0 1 0 0 2										
Alfredo Griffin, S OBP: 0.250, SLG: 0.259 (7, PR)								1-2 HBP	1-2 BB	0 0 0 0 1 0 0										
Tony Fernandez, S OBP: 0.335, SLG: 0.371 (1, 6)		0-0 B3	1-1 HR			1-1 G6-4-3		2-2 L9	1-0 P8	5 1 2 0 0 0 5										
Ed Sprague, R OBP: 0.302, SLG: 0.384 (1, 5)		1-2 BB	1-0 G1-3			1-1 G6-4-3		4-2 BB	1-0 G5-3	4 0 1 0 1 0 5										
Randy Knorr, R OBP: 0.261, SLG: 0.384 (1, 2)		0-0 L9	0-0 HR			1-1 P6		0-3 K	0-0 E5	5 1 1 3 0 1 4										
Inning Stats	R: 1 E: 0 K: 1 S: 11	H: 1 LOB: 2 BB: 2 P: 24	R: 0 E: 0 K: 1 S: 11	H: 1 LOB: 3 BB: 2 P: 21	R: 4 E: 0 K: 0 S: 12	H: 3 LOB: 1 BB: 0 P: 20	R: 0 E: 0 K: 0 S: 7	H: 0 LOB: 0 BB: 0 P: 9	R: 0 E: 0 K: 0 S: 5	H: 1 LOB: 0 BB: 0 P: 9	R: 0 E: 0 K: 1 S: 14	H: 1 LOB: 3 BB: 1 P: 22	R: 3 E: 1 K: 0 S: 15	H: 1 LOB: 2 BB: 3 P: 35	R: 0 E: 1 K: 1 S: 7	H: 0 LOB: 1 BB: 0 P: 10	1B: 5 2B: 2 3B: 0 HR: 2	SF: 2 SAC: 0 DP: 1 HBP: 2	WP: 2 PB: 0 SB: 1 CS: 0	PA: 48
PITCHER	IP WLS BF H R ER SO BB IBB HBP BLK WP HR S P ERA WHIP																			
Mike Mohler, L ERA: 5.6 (1, 1)	3.0 L 20 5 5 5 2 4 0 1 0 0 2 34 65 15.00 3.000																			
Roger Smithberg, R ERA: (4, 1)	3.0 10 2 0 0 0 0 0 0 0 0 0 20 29 0.00 0.667																			
Vince Horsman, L ERA: 3.93 (7, 1)	0.2 4 1 0 0 0 0 0 0 1 0 0 9 13 0.00 1.500																			
John Briscoe, R ERA: 10.5 (7, 1)	1.1 10 1 3 1 1 3 1 0 0 2 0 20 44 6.75 3.000																			
Kelly Downs, R ERA: 5.74 (9, 1)	1.0 4 0 0 0 0 1 0 0 0 0 0 7 10 0.00 0.000																			

Toronto Blue Jays @ Oakland Athletics
Oakland-Alameda County Coliseum, Oakland, CA

Wed Sep 01 1993, 3:33 AM PDT
Att. 24,251 - Unknown - 73 F

AB	36
R	8
H	9
RBI	6
BB	8
SO	4
LOB	27



Batter	1	2	3	4	5	6	7	8	9	AB	R	H	RBI	BB	SO	LOB
Mike Bordick, R OBP: 0.356, SLG: 0.339 Craig Paquette, R OBP: 0.256, SLG: 0.410 (1, 6) (8, PH) (9, 5)	1-0 P6		3-1 P6		2-3 K			1-1 F8		3	0	0	0	0	1	1
Jerry Browne, S OBP: 0.279, SLG: 0.285 (1, 8)	1-2 G3		1-1 P4			0-1 F8 1B 2B		0-0 G4-3		4	1	1	0	0	0	1
Troy Neel, L OBP: 0.359, SLG: 0.476 (1, 3)	2-3 K			4-1 G4-3 BB		2-2 F8		2-1 G3-1		3	0	0	0	1	1	1
Ruben Sierra, S OBP: 0.295, SLG: 0.396 (1, 9)		0-0 F7		1-1 P6		1-0 1B 1B		3-2 P6		4	1	1	1	0	0	1
Mike Aldrete, L OBP: 0.364, SLG: 0.490 (1, 7)		4-2 BB		0-0 G4-3		3-H 2-1 G4-6-3 1B		0-1 BB SF7 1B		3	1	2	1	1	0	1
Brent Gates, S OBP: 0.349, SLG: 0.372 (1, 4)		1 SAFE 0-1 F7		4-0 BB		1 SAFE 1-0 G4-6-3		4-2 FC5 BB BB		2	0	0	0	2	0	2
Dave Henderson, R OBP: 0.257, SLG: 0.380 (1, 10)		0-1 L6		3-3 K		1-3 K		1-2 2-3 BB		3	0	0	0	1	2	3
Scott Brosius, R OBP: 0.236, SLG: 0.313 (1, 5) (9, 6)			0-2 F8 S 1B		1-1 P4		1-1 L6		0-0 SF7	3	0	1	1	0	0	0
Scott Hemond, R OBP: 0.310, SLG: 0.348 (1, 2)			1 SAFE 2-2 F8		2-3 K		3-3 K		0-0 FC5	4	0	0	0	0	2	3

Inning Stats	R: 0	H: 0	E: 0	K: 1	S: 7	R: 0	H: 0	E: 0	K: 0	S: 7	R: 0	H: 1	E: 0	K: 0	S: 10	R: 0	H: 0	E: 0	K: 1	S: 7	R: 0	H: 0	E: 0	K: 2	S: 8	R: 2	H: 3	E: 0	K: 0	S: 9	R: 0	H: 0	E: 0	K: 2	S: 9	R: 0	H: 0	E: 0	K: 0	S: 5	R: 1	H: 1	E: 0	K: 0	S: 15	1B: 4	SF: 1	2B: 1	SAC: 0	3B: 0	DP: 1	HR: 0	HBP: 0	WP: 0	PA: 36
PITCHER	IP	WLS	BF	H	R	ER	SO	BB	IBB	HBP	BLK	WP	HR	S	P	ERA	WHIP																																						
Juan Guzman, R ERA: 4.16 Mike Timlin, R ERA: 5.56	(1, 1)	8.1	33	5	3	3	6	4	0	0	0	0	0	75	127	3.24	1.080																																						
	(9, 1)	0.2	3	0	0	0	0	1	0	0	0	0	0	2	6	0.00	1.500																																						

BOTTOM

Toronto Blue Jays @ Oakland Athletics
Oakland-Alameda County Coliseum, Oakland, CA

livebaseballscores.com

AB	30
R	3
H	5
RBI	3
BB	5
SO	6
LOB	13



Wed Sep 01 1993, 3:33 AM PDT
Att: 24,251 - Unknown - 73 F

Batter	1	2	3	4	5	6	7	8	9	10	11	12	13	AB R H RBI BB SO LOB	TOP																
Brady Anderson, L (1, 7) OBP: 0.361, SLG: 0.421	2-1 P6		3-1 HR	1-1 FC5		3-1 F7			2-3 K			2-1 SH1-4 1B		6 1 2 2 0 1 3																	
Mark McLemore, S (1, 9) OBP: 0.358, SLG: 0.394	2-3 K		0-0 G4-3		4-2 FC6-4 BB		1-0 P3		1-0 K			0-0 SH1-4 1-2		4 0 1 0 1 1 0																	
Mike Devereaux, R (1, 8) OBP: 0.309, SLG: 0.405	2-3 K		1-2 F8		1-0 FC6-4 BB		1-1 G6-3		3-2 G6-3			0-3 K		6 0 0 0 0 2 3																	
Harold Baines, L (1, 10) OBP: 0.389, SLG: 0.474		1-0 G4-3	1-2 P5		4-1 BB		2-3 K				0-0 L9	4-0 IBB		4 0 0 0 2 1 0																	
Cal Ripken Jr., R (1, 6) OBP: 0.325, SLG: 0.424		0-1 F9		2-2 F9	2-3 K			2-1 G5-3			3-2 F9	1-3 K		6 0 0 0 0 2 4																	
Mike Pagliarulo, L (1, 5) OBP: 0.356, SLG: 0.465		4-2 WP 2B BB		2-2 HR	0-2 F9			2-2 P2			0-1 G4-3		0-0 P6	5 2 1 1 1 0 2																	
Chris Hoiles, R (1, 2) OBP: 0.404, SLG: 0.547		2-2 2B		1-3 K		2-2 L7		1-1 1B			2-0 P8		1-3 K	4 0 2 1 0 1 0																	
Jeffrey Hammonds, R (8, PR) OBP: 0.324, SLG: 0.485		1-1 2B												0 0 0 0 0 0 0																	
Mark Parent, R (8, 2) OBP: 0.288, SLG: 0.542		1-1 2B												2 0 0 0 0 1 0																	
David Segui, S (1, 3) OBP: 0.377, SLG: 0.431		0-0 F7		4-1 FC5 1B BB		1-2 1B		1-0 F7			1-0 G4-3		2-0 HR	5 1 2 1 1 0 2																	
Harold Reynolds, S (1, 4) OBP: 0.342, SLG: 0.320			4-2 HR BB		1-0 1B		3-1 P6		0-2 G6-3			1-2 G4-3		5 1 1 0 1 1 1																	
Inning Stats	R: 0 E: 0 K: 2 S: 10	H: 0 LOB: 0 BB: 0 P: 16	R: 1 E: 0 K: 0 S: 9	H: 1 LOB: 1 BB: 1 P: 16	R: 2 E: 0 K: 0 S: 15	H: 1 LOB: 0 BB: 1 P: 24	R: 1 E: 0 K: 1 S: 13	H: 2 LOB: 2 BB: 1 P: 24	R: 0 E: 0 K: 1 S: 12	H: 0 LOB: 2 BB: 2 P: 23	R: 0 E: 0 K: 1 S: 7	H: 1 LOB: 1 BB: 0 P: 11	R: 0 E: 0 K: 0 S: 9	H: 1 LOB: 1 BB: 0 P: 15	R: 0 E: 0 K: 1 S: 10	H: 1 LOB: 1 BB: 0 P: 16	R: 0 E: 0 K: 0 S: 6	H: 0 LOB: 0 BB: 0 P: 9	R: 0 E: 0 K: 2 S: 7	H: 0 LOB: 0 BB: 0 P: 12	R: 0 E: 0 K: 2 S: 9	H: 1 LOB: 2 BB: 1 P: 16	R: 1 E: 0 K: 2 S: 8	H: 1 LOB: 0 BB: 0 P: 13	1B: 5 2B: 1 3B: 0 HR: 3	SF: 0 SAC: 1 DP: 0 HBP: 0	WP: 1 PA: 54				
PITCHER	IP WLS BF H R ER SO BB IBB HBP BLK WP HR S P ERA WHIP																														
Todd Van Poppel, R (1, 1) ERA: 5.06	6.0	28	5	4	4	4	5	0	0	0	0	1	2	71	124	6.00	1.667														
Vince Horsman, L (7, 1) ERA: 3.72	1.0	3	0	0	0	1	0	0	0	0	0	0	0	7	11	0.00	0.000														
Ed Nunez, R (8, 1) ERA: 4.31	2.0	8	2	0	0	1	0	0	0	0	0	0	0	19	31	0.00	1.000														
Rick Honeycutt, L (10, 1) ERA: 3.48	2.1	8	1	0	0	0	0	0	0	0	0	0	0	16	26	0.00	0.429														
Dennis Ekersley, R (12, 1) ERA: 3.86	1.2	L 7	1	1	1	4	0	1	0	0	0	0	1	14	24	5.40	0.600														

Baltimore Orioles @ Oakland Athletics
Oakland-Alameda County Coliseum, Oakland, CA

Fri Sep 03 1993, 7:05 PM PDT
Att. 17,063 - Unknown - 63 F

livebaseballscorecards.com

AB	47
R	5
H	9
RBI	5
BB	6
SO	10
LOB	15



Batter	1	2	3	4	5	6	7	8	9	AB R H RBI BB SO LOB	TOP											
Brady Anderson, L (1, 7) OBP: 0.361, SLG: 0.425	0-2 F8		0-0 F8		2-1 F7		1-1 SF9 3B		2-0 1B	5 1 2 0 0 0 0												
Mark McLemore, S (1, 9) OBP: 0.357, SLG: 0.392	3-3 K		2-1 F7			4-2 CS BB	0-1 SF9		1-3 K	3 0 0 1 1 2 1												
Mike Devereaux, R (1, 8) OBP: 0.310, SLG: 0.405	3-2 1B		2-2 1B			1-1 F9 1-2	2-0 F9		1-3 K	5 0 2 0 0 1 2												
Harold Baines, L (1, 10) OBP: 0.390, SLG: 0.475 Damon Buford, R (8, PR) OBP: 0.325, SLG: 0.394	0-1 G6-3		0-0 F7			1-1 E 1B 1B		0-0 FC5-4 1B	0-0 1B	4 1 2 0 0 0 2 1 0 1 0 0 0 0												
Cal Ripken Jr., R (1, 6) OBP: 0.326, SLG: 0.424		3-2 F7 FC1-5-2 1B		1-1 P3		2-2 E9 1B 1B		2-0 FC5-4 BB SF9 1-2f	2-0 P5	5 2 2 0 0 0 3												
Mike Pagliarulo, L (1, 5) OBP: 0.361, SLG: 0.467		2-2 FC1-5-2 F7 1-2 1B		2-0 G4-3		0-0 HR 1B		4-0 SF9 BB 1-2 BB		3 1 2 2 1 0 0												
Chris Hoiles, R (1, 2) OBP: 0.405, SLG: 0.554		2-1 F7		2-2 P4		2-2 HR		4-1 BB		3 1 1 2 1 0 2												
David Segui, S (1, 3) OBP: 0.374, SLG: 0.427		2-2 FC1-5-2			0-0 F8	0-1 G4-3		2-0 SF9		3 0 0 1 0 0 2												
Harold Reynolds, S (1, 4) OBP: 0.339, SLG: 0.317		1-2 L9			1-1 F7		0-0 F7	1-1 G3		4 0 0 0 0 0 4												
Inning Stats	R: 0 E: 0 K: 1 S: 12	H: 1 LOB: 1 BB: 0 P: 18	R: 0 E: 0 K: 0 S: 16	H: 2 LOB: 2 BB: 0 P: 26	R: 0 E: 0 K: 0 S: 11	H: 1 LOB: 1 BB: 0 P: 15	R: 0 E: 0 K: 0 S: 7	H: 0 LOB: 0 BB: 0 P: 12	R: 0 E: 0 K: 0 S: 5	H: 0 LOB: 0 BB: 0 P: 8	R: 4 E: 1 K: 0 S: 16	H: 4 LOB: 0 BB: 1 P: 26	R: 1 E: 0 K: 0 S: 6	H: 1 LOB: 0 BB: 0 P: 9	R: 1 E: 0 K: 0 S: 6	H: 1 LOB: 2 BB: 2 P: 19	R: 0 E: 0 K: 2 S: 9	H: 2 LOB: 2 BB: 0 P: 15	1B: 10 2B: 0 3B: 1 HR: 1	SF: 2 SAC: 0 DP: 0 HBP: 0	WP: 0 PB: 0 SB: 0 CS: 1	PA: 41
PITCHER	IP WLS BF H R ER SO BB IBB HBP BLK WP HR S P ERA WHIP																					
Steve Karsay, R (1, 1) ERA: 5.76	7.0 L 30 9 5 5 1 1 0 0 0 0 0 1 73 114 6.43 1.429																					
Vince Horsman, L (8, 1) ERA: 4.12	0.1 3 1 1 1 0 1 0 0 0 0 0 0 2 8 27.00 6.000																					
John Briscoe, R (8, 1) ERA: 9.22	1.2 8 2 0 0 0 2 1 0 0 0 0 0 13 26 0.00 1.800																					

Baltimore Orioles @ Oakland Athletics
Oakland-Alameda County Coliseum, Oakland, CA

livebaseballscorecards.com

AB	36
R	6
H	12
RBI	6
BB	3
SO	3
LOB	16



Sat Sep 04 1993, 3:33 AM PDT
Att. 22,553 - Sunny - 70 F

Batter	1	2	3	4	5	6	7	8	9	AB	R	H	RBI	BB	SO	LOB
Jerry Browne, S OBP: 0.288, SLG: 0.290 (1, 7)	2-2 L8		1-0 G5-3		0-0 1B			1-2 2B 1B		4	1	2	1	0	0	0
Brent Gates, S OBP: 0.350, SLG: 0.374 (1, 4)	0-2 1B 1B		2-3 K		0-1 G1-3			1-1 G6-3 SF7 2B		4	1	2	1	0	1	2
Ruben Sierra, S OBP: 0.297, SLG: 0.400 (1, 9)	0-0 1-2 1B			3-2 L8		2-2 G5-3		1-1 G6-3		4	0	1	0	0	0	1
Dave Henderson, R OBP: 0.259, SLG: 0.380 (1, 8)	1-2 F7			2-0 F8		0-1 L7		1-2 SF7		3	0	0	1	0	0	2
Troy Neel, L OBP: 0.358, SLG: 0.472 (1, 10)	1-2 P4			0-1 G3-1		0-0 G4-3		3-H 2-3 K		4	0	0	0	0	1	2
Craig Paquette, R OBP: 0.257, SLG: 0.408 (1, 5)		0-1 G6-3			2-1 CS 1B		1-2 1B		2-1 F9	4	0	2	0	0	0	0
Mike Bordick, R OBP: 0.355, SLG: 0.337 (1, 6)		2-1 F8			1-2 1B 1B 2B		2-2 F9		2-2 P6	4	1	1	0	0	0	1
Marcos Armas, R OBP: 0.182, SLG: 0.364 (1, 3)		1-3 K			0-0 1B 1B		1-3 K		3-2 F7	4	0	1	0	0	2	1
Henry Mercedes, R OBP: 0.100, SLG: 0.200 (1, 2)			0-3 K		0-3 K					2	0	0	0	0	2	2
Scott Brosius, R OBP: 0.223, SLG: 0.295 (7, PH)										1	0	0	0	0	0	1
Eric Helfand, L (8, 2)										0	0	0	0	0	0	0

Inning Stats	R: 0	H: 2	E: 0	K: 0	S: 20	R: 0	H: 0	E: 0	K: 1	S: 7	R: 0	H: 0	E: 0	K: 2	S: 7	R: 1	H: 4	E: 0	K: 1	S: 12	R: 0	H: 0	E: 0	K: 0	S: 6	R: 0	H: 1	E: 0	K: 1	S: 13	R: 2	H: 2	E: 0	K: 1	S: 14	R: 0	H: 0	E: 0	K: 0	S: 11	1B: 7	SF: 1	2B: 2	SAC: 0	3B: 0	DP: 0	HR: 0	HBP: 0	WP: 0	PA: 35
PITCHER	IP	WLS	BF	H	R	ER	SO	BB	IBB	HBP	BLK	WP	HR	S	P	ERA	WHIP																																	
Jamie Moyer, L ERA: 3.62 (1, 1)	7.0	W	28	8	2	2	5	0	0	0	0	0	0	75	102	2.57	1.143																																	
Mark Williamson, R ERA: 4.54 (8, 1)	2.0		7	1	1	1	1	0	0	0	0	0	0	22	34	4.50	0.500																																	

BOTTOM

Baltimore Orioles @ Oakland Athletics
Oakland-Alameda County Coliseum, Oakland, CA

Sat Sep 04 1993, 3:33 AM PDT
Att: 22,553 - Sunny - 70 F

livebaseballscores.com

AB	34
R	3
H	9
RBI	3
BB	0
SO	6
LOB	12



Batter	1	2	3	4	5	6	7	8	9	AB R H RBI BB SO LOB	TOP											
Brady Anderson, L (1, 7) OBP: 0.364, SLG: 0.435	0-1 HR	0-0 SH3-4	2-1 1B		1-1 P1		2-1 1B			4 1 3 2 0 0 1												
Mark McLemore, S (1, 9) OBP: 0.354, SLG: 0.388	3-1 F7	3-1 G3	3-3 K		2-3 K		2-3 K			5 0 0 0 0 3 7												
Mike Devereaux, R (1, 8) OBP: 0.308, SLG: 0.403	1-0 G6-3	3-0 1B		1-2 G6-3		0-1 P5	1-3 K			5 0 1 2 0 1 3												
Harold Baines, L (1, 10) OBP: 0.390, SLG: 0.475	4-2 1B BB	1 SAFE 0-0 G3		0-0 2B		2-1 F9		0-0 F8		4 1 1 0 1 0 1												
Cal Ripken Jr., R (1, 6) OBP: 0.326, SLG: 0.425	0-0 1B		0-0 P6	2-2 G4-3 2B		0-0 G1-3		0-0 G5-3		5 0 2 1 0 0 0												
Mike Pagliarulo, L (1, 5) OBP: 0.358, SLG: 0.463	1-1 L7		3-2 G4-3	0-1 G4-3			1-1 1B 1B	0-0 F8		5 1 1 0 0 0 3												
Chris Hoiles, R (1, 2) OBP: 0.410, SLG: 0.565		3-1 HR	4-2 2B BB	0-3 K			1-2 1B 1B 1B	0-1 G6-4-3 1B		4 2 3 1 1 1 1	AB 41											
David Segui, S (1, 3) OBP: 0.376, SLG: 0.431		4-2 SH3-4 1B BB	1-2 2B 2B		3-2 1B		1-1 P4	1-2 G6-4-3		4 2 2 0 1 0 3	R 9											
Harold Reynolds, S (1, 4) OBP: 0.342, SLG: 0.323		1-2 1B SH3-4	3-1 1B 2B		1-2 K		1-0 1B	0-3 K		5 2 3 3 0 2 1	H 16											
Inning Stats	R: 1 E: 0 K: 0 S: 11	H: 2 LOB: 2 BB: 1 P: 20	R: 3 E: 0 K: 0 S: 12	H: 3 LOB: 1 BB: 1 P: 26	R: 3 E: 0 K: 1 S: 21	H: 3 LOB: 1 BB: 1 P: 37	R: 1 E: 0 K: 1 S: 14	H: 2 LOB: 1 BB: 0 P: 17	R: 0 E: 0 K: 2 S: 12	H: 1 LOB: 1 BB: 0 P: 19	R: 0 E: 0 K: 0 S: 5	H: 0 LOB: 0 BB: 0 P: 7	R: 1 E: 0 K: 2 S: 17	H: 4 LOB: 3 BB: 0 P: 26	R: 0 E: 0 K: 0 S: 3	H: 0 LOB: 0 BB: 0 P: 3	R: 0 E: 0 K: 1 S: 8	H: 1 LOB: 0 BB: 0 P: 9	1B: 10 2B: 4 3B: 0 HR: 2	SF: 0 SAC: 1 DP: 1 HBP: 0	WP: 0 PB: 0 SB: 0 CS: 0	PA: 45
PITCHER	IP WLS BF H R ER SO BB IBB HBP BLK WP HR S P ERA WHIP																					
Bob Welch, R (1, 1) ERA: 5.13	3.0 L 20 8 7 7 1 3 0 0 0 0 0 2 44 83 21.00 3.667																					
Kelly Downs, R (4, 1) ERA: 5.66	3.0 12 3 1 1 3 0 0 0 0 0 0 0 31 43 3.00 1.000																					
Vince Horsman, L (7, 1) ERA: 4.35	1.0 7 4 1 1 2 0 0 0 0 0 0 0 17 26 9.00 4.000																					
Roger Smithberg, R (8, 1) ERA:	2.0 6 1 0 0 1 0 0 0 0 0 0 0 11 12 0.00 0.500																					

Baltimore Orioles @ Oakland Athletics
Oakland-Alameda County Coliseum, Oakland, CA

Sun Sep 05 1993, 3:33 AM PDT
Att. 24,116 - Overcast - 65 F

AB	41
R	9
H	16
RBI	9
BB	3
SO	7
LOB	20



WP	0
PA	45
ERA	
WHIP	

Batter	1	2	3	4	5	6	7	8	9	AB	R	H	RBI	BB	SO	LOB
Mike Bordick, R (1, 6) OBP: 0.353, SLG: 0.335 Scott Brosius, R (6, 6) OBP: 0.227, SLG: 0.306	1-1 F9		0-0 F7		2-1 F8			0-0 1B 2B	2-0 P4	3	0	0	0	0	0	0
Jerry Browne, S (1, 8) OBP: 0.293, SLG: 0.297	4-1 1B BB		1-0 L9 2B			0-1 G4-3		0-3 K		3	0	1	0	1	1	1
Ruben Sierra, S (1, 9) OBP: 0.295, SLG: 0.397 Scott Lydy, R (7, 9) OBP: 0.241, SLG: 0.282	1-0 L6		0-0 L9			0-3 K		0-0 1B		3	0	0	0	0	1	2
Troy Neel, L (1, 10) OBP: 0.357, SLG: 0.469	1-0 1B		1-1 F7			1-0 P5		0-0 G3		1	0	1	1	0	0	0
Brent Gates, S (1, 4) OBP: 0.347, SLG: 0.370	3-3 K			2-3 K			2-1 G4-3		1-3 K	4	0	0	0	0	3	2
Mike Aldrete, L (1, 7) OBP: 0.360, SLG: 0.480 Henry Mercedes, R (9, PH) OBP: 0.091, SLG: 0.182		2-3 K		0-1 G3-1			1-2 G6-3		3-3 K	3	0	0	0	0	1	0
Craig Paquette, R (1, 5) OBP: 0.260, SLG: 0.419		1-3 K		1-0 F8			2-2 HR		0-0 1B 1B 1B	4	1	2	1	0	1	0
Marcos Armas, R (1, 3) OBP: 0.231, SLG: 0.360		4-0 FC6-4 BB		1-1 G5-3			0-2 G5-3		1-2 1B 1B	3	0	1	0	1	0	0
Scott Hemond, R (1, 2) OBP: 0.312, SLG: 0.352 Eric Helfand, L (4, 2) OBP: 0.333, SLG: 0.333		0-2 FC6-4		0-0 G3-1			0-3 K		0-1 1B	1	0	0	0	0	0	1

Inning Stats	R: 0	H: 1	E: 0	K: 1	S: 8	R: 0	H: 0	E: 0	K: 2	S: 10	R: 0	H: 1	E: 0	K: 0	S: 5	R: 0	H: 0	E: 0	K: 1	S: 6	R: 0	H: 0	E: 0	K: 0	S: 5	R: 0	H: 0	E: 0	K: 1	S: 6	R: 1	H: 1	E: 0	K: 0	S: 11	R: 1	H: 2	E: 0	K: 2	S: 9	R: 0	H: 3	E: 0	K: 2	S: 15	1B: 5	SF: 0	2B: 2	SAC: 0	3B: 0	DP: 0	HR: 1	HBP: 0	WP: 0	PA: 37
--------------	------	------	------	------	------	------	------	------	------	-------	------	------	------	------	------	------	------	------	------	------	------	------	------	------	------	------	------	------	------	------	------	------	------	------	-------	------	------	------	------	------	------	------	------	------	-------	-------	-------	-------	--------	-------	-------	-------	--------	-------	--------

PITCHER	IP	WLS	BF	H	R	ER	SO	BB	IBB	HBP	BLK	WP	HR	S	P	ERA	WHIP
35 Mike Mussina, R (1, 1) ERA: 4.1	8.0	W	31	5	2	2	7	2	0	0	0	0	1	60	91	2.25	0.875
John O'Donoghue, L (9, 1) ERA: 6.17	1.0		6	3	0	0	2	0	0	0	0	0	0	15	22	0.00	3.000

BOTTOM

Baltimore Orioles @ Oakland Athletics
Oakland-Alameda County Coliseum, Oakland, CA

AB	35
R	2
H	8
RBI	2
BB	2
SO	9
LOB	11



PITCHER	IP	WLS	BF	H	R	ER	SO	BB	IBB	HBP	BLK	WP	HR	S	P	ERA	WHIP
---------	----	-----	----	---	---	----	----	----	-----	-----	-----	----	----	---	---	-----	------

Sun Sep 05 1993, 3:33 AM PDT
Att: 24,116 - Overcast - 65 F

livebaseballscorecards.com

Batter	1	2	3	4	5	6	7	8	9	10	11	AB R H RBI BB SO LOB	TOP																		
Scott Hemond, R OBP: 0.313, SLG: 0.343 (1, 2)	2-3 K ①		0-1 F8 ③			3-2 P5 ①		4-2 HR BB	2-3 K ③		4-1 1B 1B BB	4 2 0 0 2 2 1																			
Dave Henderson, R OBP: 0.263, SLG: 0.393 Kurt Abbott, R (10, PR) Scott Lydy, R OBP: 0.250, SLG: 0.291 (10, 7)	2-2 FC6-4 1B			0-1 HR		0-2 P6 ②		1-0 F9		0-0 G4-3 1B	3-2 1B 1B	5 1 3 1 0 0 1 0 0 0 0 0 0 0 1 0 1 0 0 0 0																			
Ruben Sierra, S OBP: 0.296, SLG: 0.402 (1, 9)	3-2 F9 ②			2-0 F9 ①		3-2 G4-3 ③		0-2 HR		1-0 G4-3 1-2f	1-1 1B 1-2 2-H 3-H	6 1 2 4 0 0 2																			
Troy Neel, L OBP: 0.356, SLG: 0.479 (1, 10)	0-0 FC6-4 1-2f			1-3 K ②			1-1 1B 2B	1-2 HR		1-0 L7	0-3 K ②	6 2 2 1 0 2 4																			
Brent Gates, S OBP: 0.347, SLG: 0.367 (1, 4)		0-2 G4-3 ①		1-1 P4 ③			4-1 1B SF7 BB	0-3 K ②				4 2 0 0 2 1 2																			
Mike Aldrete, L OBP: 0.364, SLG: 0.480 Marcos Armas, R OBP: 0.214, SLG: 0.333 (8, PH) (8, 3)		1-2 G4-3 ②			4-2 BB		3-2 1-3 2-H 1B	1-1 G6-3 ③			1-3 K 1-3	2 0 1 1 1 0 0 2 0 0 0 0 1 1																			
Mike Bordick, R OBP: 0.352, SLG: 0.333 (1, 6)		2-1 F8 ③			0-0 P2 ①		0-2 SF7		1-0 G6-3 ①		4-0 2B 2B BB	3 1 0 1 1 0 1																			
Craig Paquette, R OBP: 0.257, SLG: 0.414 Jerry Browne, S OBP: 0.296, SLG: 0.306 (11, PH) (11, 5)			3-1 P6 ①		1-0 F7 ②		1-3 K ②		0-0 F9 ②		2-0 2B 1-3 2B 2B	4 0 0 0 0 1 2 1 1 1 1 0 0 0																			
Scott Brosius, R OBP: 0.234, SLG: 0.326 (1, 7) (10, 8)			2-1 F8 ②		0-0 G3-1 ③		0-3 K ③		1-1 2B		2-0 1B 2B 2-H 3-H	5 1 2 2 0 1 2																			
Inning Stats	R: 0 E: 0 K: 1 S: 12	H: 1 LOB: 1 BB: 0 P: 19	R: 0 E: 0 K: 0 S: 8	H: 0 LOB: 0 BB: 0 P: 11	R: 0 E: 0 K: 0 S: 6	H: 0 LOB: 0 BB: 0 P: 11	R: 1 E: 0 K: 1 S: 8	H: 1 LOB: 0 BB: 0 P: 12	R: 0 E: 0 K: 0 S: 5	H: 0 LOB: 1 BB: 1 P: 10	R: 0 E: 0 K: 0 S: 9	H: 0 LOB: 0 BB: 0 P: 15	R: 2 E: 0 K: 2 S: 16	H: 2 LOB: 1 BB: 1 P: 25	R: 3 E: 0 K: 1 S: 15	H: 2 LOB: 0 BB: 1 P: 22	R: 0 E: 0 K: 1 S: 7	H: 1 LOB: 1 BB: 0 P: 11	R: 0 E: 0 K: 0 S: 3	H: 1 LOB: 1 BB: 0 P: 5	R: 5 E: 1 K: 2 S: 22	H: 4 LOB: 2 BB: 3 P: 47	1B: 5 2B: 4 3B: 0 HR: 3	SF: 1 SAC: 0 DP: 1 HBP: 0	WP: 0 PB: 0 SB: 1 CS: 0	PA: 50					
PITCHER	IP WLS BF H R ER SO BB IBB HBP BLK WP HR S P ERA WHIP															IP WLS BF H R ER SO BB IBB HBP BLK WP HR S P ERA WHIP															
Dave Stewart, R ERA: 4.99 (1, 1)	7.1	30	5	5	5	4	3	0	0	0	0	0	2	71	115	6.14	1.091														
Al Leiter, L ERA: 4.47 (8, 1)	1.2	7	2	1	1	2	0	0	0	0	0	0	1	15	21	5.40	1.200														
Mike Timlin, R ERA: 5.56 (10, 1)	0.0	1	1	0	0	0	0	0	0	0	0	0	0	1	1	∞	∞														
Tony Castillo, L ERA: 2.93 (10, 1)	1.1	L	5	0	2	2	1	2	0	0	0	0	0	8	21	13.50	1.500														
Mark Eichhorn, R ERA: 2.93 (11, 1)	0.2	7	4	3	3	1	1	0	0	0	0	0	0	16	30	40.50	7.500														

Oakland Athletics @ Toronto Blue Jays
SkyDome, Toronto, ON
Tue Sep 07 1993, 7:05 PM EDT
Att. 50,515 - Dome

livebaseballscorecards.com

AB	43
R	11
H	12
RBI	11
BB	6
SO	8
LOB	16



Batter	1	2	3	4	5	6	7	8	9	10	11	AB R H RBI BB SO LOB	BOTTOM																			
Rickey Henderson, R OBP: 0.447, SLG: 0.495 (1, 7)				G5-3 		0-0 			G6-3 		E5 G4-3 	5 2 1 0 1 1 2	<p>Oakland Athletics @ Toronto Blue Jays SkyDome, Toronto, ON Tue Sep 07 1993, 7:05 PM EDT Att. 50,515 - Dome</p>																			
Roberto Alomar, S OBP: 0.390, SLG: 0.473 (1, 4)	1B BB 1B 	G1-3 		HR 		G4-3 			G4-3 		G4-3 	6 2 2 2 0 0 1																				
Paul Molitor, R OBP: 0.412, SLG: 0.500 (1, 10)	BB G3 BB 1B 	L7 		G6-3 			F9 		1B 		G1-3 1B 	6 1 3 1 0 0 0																				
Joe Carter, R OBP: 0.307, SLG: 0.489 (1, 9)	G3 	F7 		1B 			P4 		F8 		G1-3 	6 0 1 0 0 0 4																				
John Olerud, L OBP: 0.462, SLG: 0.629 Willie Canete, R OBP: 0.250, SLG: 0.250 Domingo Martinez, R OBP: 0.200, SLG: 0.200 (1, 3) (10, PR) (11, 3)	BB BB 1B BB 		G3-1 		F7 		F8 			SH3-4 BB 		G4-3 		3 1 0 0 2 0 1 0 0 0 0 0 0 0 1 0 0 0 0 0 1																		
Tony Fernandez, S OBP: 0.332, SLG: 0.368 (1, 6)	1B BB 	G1-3 1B 			F8 			G4-3 		SH3-4 				3 1 1 1 1 0 1																		
Ed Sprague, R OBP: 0.298, SLG: 0.378 Alfredo Griffin, S OBP: 0.236, SLG: 0.244 (1, 5) (8, PR) (9, 5)	L6 		G1-3 		F7 			WP G5-3 1B 		F9 				4 0 1 0 0 0 5 1 0 0 0 0 0 2																		
Pat Borders, R OBP: 0.284, SLG: 0.361 (1, 2)	1B BB 							G5-3 						3 0 0 1 2 2 2																		
Turner Ward, S OBP: 0.292, SLG: 0.314 (1, 8)	1B 			G4-3 				G3-1 		F7 		G4-3 		5 0 1 2 0 0 4																		
Inning Stats	R: 5 E: 0 K: 1 S: 16	H: 3 LOB: 2 BB: 4 P: 35	R: 0 E: 0 K: 0 S: 4	H: 0 LOB: 0 BB: 0 P: 8	R: 0 E: 0 K: 1 S: 10	H: 1 LOB: 1 BB: 0 P: 14	R: 1 E: 0 K: 0 S: 11	H: 1 LOB: 0 BB: 0 P: 14	R: 0 E: 0 K: 0 S: 8	H: 1 LOB: 1 BB: 0 P: 12	R: 0 E: 0 K: 1 S: 11	H: 1 LOB: 1 BB: 0 P: 15		R: 0 E: 0 K: 0 S: 7	H: 0 LOB: 0 BB: 0 P: 11	R: 0 E: 0 K: 0 S: 12	H: 1 LOB: 2 BB: 0 P: 18	R: 0 E: 0 K: 0 S: 6	H: 1 LOB: 1 BB: 0 P: 8	R: 0 E: 0 K: 0 S: 7	H: 0 LOB: 2 BB: 2 P: 18	R: 1 E: 1 K: 0 S: 10	H: 1 LOB: 1 BB: 0 P: 14	1B: 9 2B: 0 3B: 0 HR: 1	SF: 0 SAC: 1 DP: 0 HBP: 0	WP: 1 PB: 0 SB: 1 CS: 0	PA: 50					
PITCHER	IP WLS BF H R ER SO BB IBB HBP BLK WP HR S P ERA WHIP																															
Ron Darling, R ERA: 5.21 (1, 1)	7.0	32	7	6	6	3	4	0	0	0	0	0	0	1	67	109	7.71	1.571														
Ed Nunez, R ERA: 4.19 (8, 1)	2.0	8	2	0	0	0	0	0	0	0	1	0	18	26	0.00	1.000																
Rick Honeycutt, L ERA: 3.38 (10, 1)	1.0	W	5	0	0	0	1	1	0	0	0	0	7	18	0.00	1.000																
Roger Smithberg, R ERA: (11, 1)	1.0		5	1	1	0	0	0	0	0	0	0	10	14	0.00	1.000																

AB	43
R	7
H	10
RBI	7
BB	6
SO	3
LOB	23



livebaseballscores.com

Batter	1	2	3	4	5	6	7	8	9	AB R H RBI BB SO LOB	TOP								
Jerry Browne, S (1, 7) OBP: 0.301, SLG: 0.307	0-0 F8			2-2 L3 1B		4-1 BB			0-0 F7	3 0 1 0 1 0 0									
Dave Henderson, R (1, 8) OBP: 0.263, SLG: 0.391 Kurt Abbott, R (9, PR) Craig Paquette, R (9, 5) OBP: 0.257, SLG: 0.414	0-3 K			2-2 F8		0-3 K			0-1 BB 1B	4 0 1 0 0 2 3 0 1 0 0 0 0 0 0 0 0 0 0 0 0									
Ruben Sierra, S (1, 9) OBP: 0.294, SLG: 0.399	1-1 G3			1-0 L3					1-0 P6	4 0 0 0 0 0 2									
Troy Neel, L (1, 10) OBP: 0.358, SLG: 0.476				1-0 P6					4-0 BB 1B	2 1 0 0 2 1 0									
Mike Aldrete, L (1, 3) OBP: 0.362, SLG: 0.473				1-1 F7					4-1 BB 1B	3 0 0 0 1 0 1									
Brent Gates, S (1, 4) OBP: 0.346, SLG: 0.366				0-0 G6-3					1-2 2-3 BB	4 0 1 2 0 0 0									
Mike Bordick, R (1, 6) OBP: 0.349, SLG: 0.330				1-0 E3 CS					1-2 2-H 3-H 1B	4 0 0 0 0 1 2									
Scott Brosius, R (1, 5) OBP: 0.236, SLG: 0.326				3-3 K					0-3 K	3 0 1 0 0 1 1									
Scott Hemond, R (1, 2) OBP: 0.313, SLG: 0.349				2-2 P6					1-3 K	3 0 1 0 0 1 1									
Inning Stats	R: 0 E: 0 K: 1 S: 7	H: 0 LOB: 0 BB: 0 P: 8	R: 0 E: 0 K: 0 S: 4	H: 0 LOB: 0 BB: 0 P: 6	R: 0 E: 1 K: 1 S: 8	H: 0 LOB: 0 BB: 0 P: 14	R: 0 E: 0 K: 0 S: 7	H: 1 LOB: 0 BB: 0 P: 12	R: 0 E: 0 K: 1 S: 7	H: 0 LOB: 0 BB: 1 P: 16	R: 0 E: 0 K: 1 S: 7	H: 1 LOB: 1 BB: 0 P: 15	R: 2 E: 0 K: 1 S: 12	H: 2 LOB: 2 BB: 2 P: 23	1B: 4 2B: 3 3B: 0 HR: 0	SF: 0 SAC: 0 DP: 3 HBP: 0	WP: 0 PB: 0 SB: 1 CS: 1	PA: 34	
PITCHER Juan Guzman, R (1, 1) ERA: 3.99 Duane Ward, R (8, 1) ERA: 2.16	IP 7.2	WLS L	BF 8	H 2	R 2	ER 2	SO 2	BB 2	IBB 0	HBP 0	BLK 0	WP 0	HR 0	S 15	P 27	ERA 13.50	WHIP 3.000		
PITCHER	IP	WLS	BF	H	R	ER	SO	BB	IBB	HBP	BLK	WP	HR	S	P	ERA	WHIP		

Oakland Athletics @ Toronto Blue Jays
SkyDome, Toronto, ON
Wed Sep 08 1993, 7:05 PM EDT
Att. 50,329 - Dome

livebaseballscorecards.com

AB	30
R	2
H	5
RBI	2
BB	4
SO	6
LOB	10



Batter	1	2	3	4	5	6	7	8	9	AB R H RBI BB SO LOB
Rickey Henderson, R (1, 7) OBP: 0.449, SLG: 0.496	4-2 SH1-3 1B BB		3-2 FC4 1B		1-3 K			1-1 S 1B		3 1 2 0 1 1 0
Devon White, S (1, 8) OBP: 0.339, SLG: 0.446	0-1 SH1-3 1-2		2-0 FC4 1-2f			0-0 F7		2-1 G1-3 1-2		3 0 0 0 0 0 2
Roberto Alomar, S (1, 4) OBP: 0.391, SLG: 0.473	1-2 S 2-H BB 1B		3-3 SAFE SAFE K 1-2			0-0 G4-3		2-2 1B		4 0 2 1 0 1 1
Joe Carter, R (1, 9) OBP: 0.306, SLG: 0.486	1 SAFE T BB BB 1-2 G1-6-3 BB		2-3 K			3-2 F X G4-3		1-3 K		3 0 0 0 1 2 2
John Olerud, L (1, 3) OBP: 0.479, SLG: 0.624	2-2 G1-6-3 1-2f 2-3			2-2 F7			0-0 G5-3		2-3 K	4 0 0 0 0 1 3
Paul Molitor, R (1, 10) OBP: 0.409, SLG: 0.496		1-3 K		1-0 L4			0-0 F9		0-2 F9	4 0 0 0 0 1 1
Tony Fernandez, S (1, 6) OBP: 0.332, SLG: 0.370			3-1 2B		1-1 G1-3		2-3 K			3 0 1 0 0 1 0
Darnell Coles, R (1, 5) OBP: 0.321, SLG: 0.387		1-0 G5-3			0-3 K			0-1 G1-3		3 0 0 0 0 1 1
Pat Borders, R (1, 2) OBP: 0.282, SLG: 0.359		0-0 G4-3			1-1 L4			2-2 G6-3		3 0 0 0 0 0 1

Inning Stats	R: 1	H: 1	E: 0	LOB: 1	K: 0	P: 25	R: 0	H: 1	E: 0	LOB: 1	K: 1	P: 12	R: 0	H: 1	E: 0	LOB: 1	K: 2	P: 24	R: 0	H: 0	E: 0	LOB: 0	K: 0	P: 10	R: 0	H: 0	E: 0	LOB: 0	K: 2	P: 10	R: 0	H: 0	E: 0	LOB: 0	K: 1	P: 8	R: 0	H: 1	E: 0	LOB: 1	K: 0	P: 14	R: 0	H: 1	E: 0	LOB: 1	K: 2	P: 18	1B: 4	SF: 0	2B: 1	SAC: 1	3B: 0	DP: 1	HR: 0	HBP: 0	WP: 0	PA: 33
--------------	------	------	------	--------	------	-------	------	------	------	--------	------	-------	------	------	------	--------	------	-------	------	------	------	--------	------	-------	------	------	------	--------	------	-------	------	------	------	--------	------	------	------	------	------	--------	------	-------	------	------	------	--------	------	-------	-------	-------	-------	--------	-------	-------	-------	--------	-------	--------

PITCHER	IP	WLS	BF	H	R	ER	SO	BB	IBB	HBP	BLK	WP	HR	S	P	ERA	WHIP
Bobby Witt, R (1, 1) ERA: 4.46	8.0	W	29	4	1	1	6	2	0	0	0	0	0	74	116	1.12	0.750
Rick Honeycutt, L (9, 1) ERA: 3.31	0.2	S	3	1	0	0	2	0	0	0	0	0	0	9	14	0.00	1.500
Dennis Eckersley, R (9, 1) ERA: 3.84	0.1	S	1	0	0	0	0	0	0	0	0	0	0	4	4	0.00	0.000

BOTTOM

Oakland Athletics @ Toronto Blue Jays
 SkyDome, Toronto, ON
 Wed Sep 08 1993, 7:05 PM EDT
 Att. 50,329 - Dome

livebaseballscores.com

AB	30
R	1
H	5
RBI	1
BB	2
SO	8
LOB	11



Batter	1	2	3	4	5	6	7	8	9	AB R H RBI BB SO LOB	TOP																
Jerry Browne, S (1, 7) OBP: 0.294, SLG: 0.300	2-2 F9		2-0 G4-3	1-0 F8		0-1 G4-3			0-0 SH3-4	4 0 0 0 0 0 3																	
Dave Henderson, R (1, 8) OBP: 0.262, SLG: 0.387	1-1 G5-3		4-2 BB		3-1 P4		3-1 G6-3		0-0 F9	4 0 0 0 1 0 1																	
Ruben Sierra, S (1, 9) OBP: 0.295, SLG: 0.398	1-0 P6		1-2 1B		2-3 K		1-1 G3		4-0 1B 2B IBB	4 1 1 0 1 1 0																	
Troy Neel, L (1, 10) OBP: 0.358, SLG: 0.473		2-0 F8	4-0 1B		1-2 G3		3-2 F7		1-0 2B 1B	4 1 1 1 1 0 0																	
Brent Gates, S (1, 4) OBP: 0.349, SLG: 0.373		2-2 2B	3-2 G3			0-0 1B 1B		2-2 G6-3	2-2 2B	5 2 3 2 0 0 3																	
Mike Aldrete, L (1, 3) OBP: 0.386, SLG: 0.478		1-2 2B		4-1 HR BB		3-2 F7		4-0 BB	1-1 G1-3	2 1 1 1 1 0 1																	
Mark McGwire, R (8, PH) OBP: 0.467, SLG: 0.726										0 0 0 0 1 0 0																	
Marcos Amas, R (8, PR) OBP: 0.207, SLG: 0.321										1 0 0 0 0 0 1																	
Craig Paquette, R (1, 5) OBP: 0.257, SLG: 0.412		0-0 G6-3		1-0 F9		2-1 1B 1B		3-2 F9		4 0 1 0 0 0 3																	
Kurt Abbott, R (1, 6) OBP: 0.500, SLG: 1.250		1-3 K		2-0 HR		1-0 1B		1-3 K		4 1 2 3 0 2 2																	
Scott Hemond, R (1, 2) OBP: 0.317, SLG: 0.349			1-0 F8	1-0 1B		0-1 F8			4-2 SH3-4 1B BB	3 1 1 0 1 0 2																	
Inning Stats	R: 0 E: 0 K: 0 S: 6	H: 0 LOB: 0 BB: 0 P: 10	R: 1 E: 0 K: 1 S: 12	H: 2 LOB: 1 BB: 0 P: 18	R: 0 E: 1 K: 0 S: 12	H: 1 LOB: 3 BB: 2 P: 27	R: 2 E: 0 K: 0 S: 5	H: 2 LOB: 0 BB: 1 P: 14	R: 0 E: 0 K: 1 S: 11	H: 0 LOB: 0 BB: 0 P: 17	R: 1 E: 0 K: 0 S: 12	H: 3 LOB: 2 BB: 0 P: 17	R: 0 E: 0 K: 0 S: 7	H: 0 LOB: 0 BB: 0 P: 14	R: 0 E: 0 K: 1 S: 11	H: 0 LOB: 1 BB: 1 P: 21	R: 3 E: 0 K: 0 S: 12	H: 2 LOB: 1 BB: 2 P: 24	1B: 6 2B: 3 3B: 0 HR: 1	SF: 0 SAC: 1 DP: 0 HBP: 0	WP: 0 PB: 0 SB: 0 CS: 1	PA: 42					
PITCHER	IP WLS BF H R ER SO BB IBB HBP BLK WP HR S P ERA WHIP																										
Jack Morris, R (1, 1) ERA: 6.19	5.1		26	8	4	4	2	2	1	0	0	0	1	54	99	6.75	1.875										
Mike Timlin, R (6, 1) ERA: 5.36	1.2		5	0	0	0	0	0	0	0	0	0	0	11	18	0.00	0.000										
Tony Castillo, L (8, 1) ERA: 3.4	2.0	L	11	2	3	3	1	2	1	0	0	0	0	23	45	13.50	2.000										

Oakland Athletics @ Toronto Blue Jays
SkyDome, Toronto, ON
Thu Sep 09 1993, 7:05 PM EDT
Att. 50,518 - Dome

livebaseballscorecards.com

AB	35
R	7
H	10
RBI	7
BB	6
SO	3
LOB	16



Batter	1	2	3	4	5	6	7	8	9	AB R H RBI BB SO LOB
Rickey Henderson, R (1, 7) OBP: 0.445, SLG: 0.491	2-1 L3		3-2 G5-3	1-2 FC6-4		1-2 FC4		0-1 F9		5 0 0 0 0 0 4
Devon White, S (1, 8) OBP: 0.338, SLG: 0.446	2-0 2B		3-3 K		2-1 F8		2-3 K		0-0 F8	5 0 1 0 0 2 0
Roberto Alomar, S (1, 4) OBP: 0.391, SLG: 0.471	4-2 BB		1-2 F8		1-0 F7		4-2 G5-4-3 BB		1-0 F9	3 0 0 0 2 0 0
Joe Carter, R (1, 9) OBP: 0.305, SLG: 0.482	1-0 P5			4-2 2B BB		0-0 F9		0-0 G5-4-3	0-1 F9	4 1 0 0 1 0 3
John Olerud, L (1, 3) OBP: 0.481, SLG: 0.627	2-3 K			3-2 G4-3 1B 2B		0-0 WP 1B 1B		4-1 WP BB		3 2 2 1 1 1 2
Paul Molitor, R (1, 10) OBP: 0.408, SLG: 0.495		3-2 G3-1 1B		0-0 G4-3		1 SAFE 0-0 F8		2-2 P3		4 0 1 0 0 0 4
Tony Fernandez, S (1, 6) OBP: 0.333, SLG: 0.371		0-0 G3-1		0-0 G5-3		1-0 WP 1B 1B		3-2 SH3 1B		4 1 2 0 0 0 2
Ed Sprague, R (1, 5) OBP: 0.298, SLG: 0.376		1-0 F8		1-0 1B HBP		1-3 K		1 SAFE 1-0 SH3		2 0 0 0 0 1 3
Pat Borders, R (1, 2) OBP: 0.284, SLG: 0.360		1-1 F8		0-0 FC6-4 1B		1-1 FC4 1B		0-3 K		4 0 2 3 0 1 2

Inning Stats	R: 0	H: 1	E: 0	LOB: 2	K: 1	S: 15	R: 0	H: 1	E: 0	LOB: 1	K: 0	S: 7	R: 0	H: 0	E: 0	LOB: 0	K: 1	S: 9	R: 2	H: 2	E: 0	LOB: 2	K: 0	S: 12	R: 0	H: 0	E: 0	LOB: 0	K: 0	S: 4	R: 2	H: 3	E: 0	LOB: 1	K: 1	S: 11	R: 0	H: 0	E: 0	LOB: 2	K: 1	S: 14	R: 0	H: 1	E: 0	LOB: 1	K: 1	S: 9	R: 0	H: 0	E: 0	LOB: 0	K: 0	S: 4	1B: 6	SF: 0	2B: 2	SAC: 1	3B: 0	DP: 0	HR: 0	HBP: 1	WP: 2	PA: 40
--------------	------	------	------	--------	------	-------	------	------	------	--------	------	------	------	------	------	--------	------	------	------	------	------	--------	------	-------	------	------	------	--------	------	------	------	------	------	--------	------	-------	------	------	------	--------	------	-------	------	------	------	--------	------	------	------	------	------	--------	------	------	-------	-------	-------	--------	-------	-------	-------	--------	-------	--------

PITCHER	IP	WLS	BF	H	R	ER	SO	BB	IBB	HBP	BLK	WP	HR	S	P	ERA	WHIP
Steve Karsay, R (1, 1) ERA: 5.64	5.1		24	5	3	3	2	2	0	0	0	0	0	49	84	5.06	1.312
Ed Nunez, R (6, 1) ERA: 4.21	1.2		9	2	1	1	2	2	0	0	0	2	0	23	39	5.40	2.400
Roger Smithberg, R (8, 1) ERA:	1.0	W	4	1	0	0	1	0	0	0	0	0	0	9	13	0.00	1.000
Dennis Eckersley, R (9, 1) ERA: 3.77	1.0	S	3	0	0	0	0	0	0	0	0	0	0	4	5	0.00	0.000

BOTTOM

Oakland Athletics @ Toronto Blue Jays
SkyDome, Toronto, ON
 Thu Sep 09 1993, 7:05 PM EDT
 Att. 50,518 - Dome

livebaseballscorecards.com

AB	34
R	4
H	8
RBI	4
BB	4
SO	5
LOB	20



Oakland Athletics @ Baltimore Orioles

Oriole Park at Camden Yards, Baltimore, MD

Fri Sep 10 1993, 7:05 PM EDT
Att. 46,162 - Unknown

AB	41
R	12
H	13
RBI	10
BB	2
SO	1
LOB	13



Batter	1	2	3	4	5	6	7	8	9	AB	R	H	RBI	BB	SO	LOB	TOP										
Jerry Browne, S OBP: 0.292, SLG: 0.297 (1, 7)	0-1 G3	1-2 G6-3			1-0 G3-1		2-0 G3-1	0-2 1B E 1B		5	1	1	2	0	0	2											
Dave Henderson, R OBP: 0.262, SLG: 0.385 Scott Brosius, R OBP: 0.241, SLG: 0.331 (8, PR) (8, 8)	0-2 G6-3		1-1 G1-3		2-2 G3			1-3 2-H 3-H 1B 2B 1B		4	0	1	1	0	0	0											
Ruben Sierra, S OBP: 0.294, SLG: 0.396 (1, 9)	0-1 P6		2-2 K		1-0 L6			1-3 2B 1B 1B E5		5	1	1	0	0	1	1											
Troy Neel, L OBP: 0.359, SLG: 0.475 (1, 10)		0-0 P5	2-2 1B		1-2 G4-3			1-3 1B 2B G4-3		5	1	2	1	0	0	2											
Brent Gates, S OBP: 0.350, SLG: 0.374 Marcos Armas, R OBP: 0.200, SLG: 0.310 (9, PH) (9, 3)		0-2 1B FC5-2 1B	1-1 G3		2-2 G3			3-2 BB SH 1B 1B 2-H 3-H	1-2 F7	4	1	2	2	0	0	1											
Mike Aldrete, L OBP: 0.370, SLG: 0.481 Kurt Abbott, R OBP: 0.400, SLG: 1.000 (9, PH) (9, 4)		0-0 E 1B		1-2 F7		2-1 1B		0-0 SH BB 1B	1-2 F9	3	2	2	0	0	0	0											
Mike Bordick, R OBP: 0.348, SLG: 0.327 (1, 6)		2-0 1B FC5-2		1-1 G5-3		0-1 G6-3		1-0 F8	4-1 BB	4	1	0	0	1	0	4											
Craig Paquette, R OBP: 0.256, SLG: 0.408 (1, 5)		1-1 HR 1B		2-1 G5-3			0-2 G6-3	0-0 F8	3-1 P6	5	1	1	1	0	0	3											
Scott Hemond, R OBP: 0.325, SLG: 0.376 (1, 2)		1-1 HR			1-1 G3-1 G3 2B		1-2 G4-3	4-2 1B BB		3	3	2	2	1	0	0											
Inning Stats	R: 0 E: 0 K: 0 S: 7	H: 0 LOB: 0 BB: 0 P: 7	R: 4 E: 1 K: 0 S: 13	H: 4 LOB: 1 BB: 0 P: 18	R: 0 E: 0 K: 1 S: 11	H: 1 LOB: 1 BB: 0 P: 17	R: 0 E: 0 K: 0 S: 8	H: 0 LOB: 0 BB: 0 P: 12	R: 1 E: 0 K: 0 S: 8	H: 1 LOB: 0 BB: 0 P: 13	R: 0 E: 0 K: 0 S: 12	H: 1 LOB: 1 BB: 0 P: 17	R: 0 E: 0 K: 0 S: 7	H: 0 LOB: 0 BB: 0 P: 10	R: 7 E: 2 K: 0 S: 24	H: 6 LOB: 2 BB: 1 P: 41	R: 0 E: 0 K: 0 S: 10	H: 0 LOB: 1 BB: 1 P: 19	1B: 10 2B: 2 3B: 0 HR: 1	SF: 0 SAC: 1 DP: 0 HBP: 0	WP: 0 PB: 0 SB: 0 CS: 0	PA: 44					
PITCHER	IP	WLS	BF	H	R	ER	SO	BB	IBB	HBP	BLK	WP	HR	S	P	ERA	WHIP										
35 Mike Mussina, R ERA: 4.23 (1, 1)	6.0		25	7	5	5	1	0	0	0	0	0	1	59	84	7.50	1.167										
Mark Williamson, R ERA: 4.64 (7, 1)	1.0	L	5	2	2	2	0	0	0	0	0	0	0	9	15	18.00	2.000										
Jim Poole, L ERA: 1.9 (8, 1)	0.0		3	2	1	1	0	0	0	0	0	0	0	5	9	∞	∞										
Alan Mills, R ERA: 3.44 (8, 1)	0.2		5	2	3	1	0	1	0	0	0	0	0	12	20	13.50	4.500										
Brad Pennington, L ERA: 6.46 (8, 1)	1.1		6	0	1	0	0	1	0	0	0	0	0	15	26	0.00	0.750										

Batter	1	2	3	4	5	6	7	8	9	AB R H RBI BB SO LOB
Brady Anderson, L (1, 7) OBP: 0.367, SLG: 0.436	4-1 BB	1-2 1B	2-3 K			4-1 1B BB		0-0 F7		3 0 1 1 2 1 1
Mark McLemore, S (1, 9) OBP: 0.350, SLG: 0.382	0-3 K	2-2 L7			1-1 F8	2-0 1B		1-2 F9		5 0 1 0 0 1 3
Mike Devereaux, R (1, 8) OBP: 0.315, SLG: 0.412	3-2 P2		0-0 2B 1B		3-2 P9	1-3 K		1-3 K		5 1 1 0 0 2 2
Harold Baines, L (1, 10) OBP: 0.391, SLG: 0.471	2-3 K		4-1 2B BB		1-1 F7	2-0 G6-3		4-1 1B BB		3 2 0 0 2 1 2
Cal Ripken Jr., R (1, 6) OBP: 0.325, SLG: 0.419		0-0 1B 1B	1-2 K		0-0 F8		2-2 F8	4-0 1B 2B		4 2 1 0 1 1 2
Mike Pagliarulo, L (1, 5) OBP: 0.354, SLG: 0.457		0-1 L5	2-3 K		0-2 2B	3-1 G3		2-1 2B 1B		5 1 2 1 0 1 3
Chris Hoiles, R (1, 2) OBP: 0.413, SLG: 0.568		2-2 F9	4-0 2B BB		4-2 BB	4-2 BB		3-1 G3 2B		2 1 1 1 3 0 1
David Segui, S (1, 3) OBP: 0.373, SLG: 0.430		0-0 1B 1B	3-2 WP 3B 2B		2-1 F8	2-0 F7		2-1 G3		5 2 2 4 0 0 4
Harold Reynolds, S (1, 4) OBP: 0.339, SLG: 0.324		2-2 1B	1-1 3B		1-1 P6		3-2 P4	0-0 L8		5 0 2 2 0 0 3

Inning Stats	R: 0	H: 0	E: 0	K: 2	S: 11	R: 2	H: 4	E: 0	K: 0	S: 18	R: 4	H: 3	E: 0	K: 3	S: 19	R: 0	H: 0	E: 0	K: 0	S: 7	R: 0	H: 1	E: 0	K: 0	S: 10	R: 0	H: 1	E: 0	K: 1	S: 6	R: 0	H: 0	E: 0	K: 0	S: 9	R: 0	H: 0	E: 0	K: 0	S: 10	R: 3	H: 2	E: 0	K: 1	S: 11	R: 7	H: 3	E: 0	K: 1	S: 11	WP: 1	PA: 45
	0	0	0	2	11	2	4	0	0	18	4	3	0	3	19	0	0	0	0	7	0	0	1	0	0	10	0	1	0	0	6	0	0	0	9	0	0	0	0	10	3	2	0	1	11	7	3	0	1	11	1	45

PITCHER	IP	WLS	BF	H	R	ER	SO	BB	IBB	HBP	BLK	WP	HR	S	P	ERA	WHIP
Todd Van Poppel, R (1, 1) ERA: 5.62	4.1		24	8	6	6	5	3	0	0	0	1	0	59	97	12.46	2.538
Kelly Downs, R (5, 1) ERA: 5.52	2.2	W	11	1	0	0	1	3	0	0	0	0	0	21	48	0.00	1.500
Rick Honeycutt, L (8, 1) ERA: 3.22	1.0		3	0	0	0	0	0	0	0	0	0	0	10	14	0.00	0.000
John Briscoe, R (9, 1) ERA: 10.93	0.1		5	2	3	3	1	2	0	0	0	0	0	8	22	81.00	12.000
Dennis Eckersley, R (9, 1) ERA: 3.73	0.2	S	2	0	0	0	0	0	0	0	0	0	0	3	5	0.00	0.000

BOTTOM

Oakland Athletics @ Baltimore Orioles
Oriole Park at Camden Yards, Baltimore, MD

livebaseballscores.com

AB	37
R	9
H	11
RBI	9
BB	8
SO	7
LOB	21



Fri Sep 10 1993, 7:05 PM EDT
 Att. 46,162 - Unknown

Batter	1	2	3	4	5	6	7	8	9	AB R H RBI BB SO LOB	TOP
Jerry Browne, S (1, 7) OBP: 0.291, SLG: 0.293	2-1 G1-4-3			1-1 G1-3		4-1 1B BB		3-2 F7		3 0 0 0 1 0 0	
Dave Henderson, R (1, 8) OBP: 0.262, SLG: 0.383	0-0 P4			2-2 G6-3		0-0 1-2 1B G4-6-3		1-1 L5		4 0 1 0 0 0 0	
Ruben Sierra, S (1, 9) OBP: 0.292, SLG: 0.394	1-1 P5			3-1 E9		2-1 1-2f G4-6-3		1-0 F8		4 0 0 0 0 0 2	
Troy Neel, L (1, 10) OBP: 0.355, SLG: 0.470		1-1 G3		0-2 E4		0-1 G4-3		3-2 L8		4 0 0 0 0 0 1	
Brent Gates, S (1, 4) OBP: 0.347, SLG: 0.371		1-3 K		1-2 G4-3		1-3 K		2-3 K		4 0 0 0 0 3 2	
Mike Aldrete, L (1, 3) OBP: 0.370, SLG: 0.483		2-1 G5-3			1-3 K		0-0 1B 2B			3 0 1 0 0 1 0	
Marcos Amas, R (7, PR) OBP: 0.200, SLG: 0.310 (7, 3)										0 1 0 0 0 0 0	
Craig Paquette, R (1, 5) OBP: 0.260, SLG: 0.411			3-1 G1-6-3 1B		2-3 K		2-1 2-H 1B			3 0 2 1 0 1 0	
Kurt Abbott, R (1, 6) OBP: 0.375, SLG: 0.714			1 SAFE 1 SAFE G1-6-3 1-2f		4-0 PO BB		3-3 K			2 0 0 0 1 1 3	
Scott Hemond, R (1, 2) OBP: 0.321, SLG: 0.370			3-2 G4-3		0-2 PO 1-2		0-2 F9		0-0 F9	3 0 0 0 0 0 0	
Inning Stats	R: 0 E: 0 K: 0 S: 5 H: 0 LOB: 0 BB: 0 P: 8	R: 0 E: 0 K: 1 S: 7 H: 0 LOB: 0 BB: 0 P: 11	R: 0 E: 0 K: 0 S: 8 H: 1 LOB: 0 BB: 0 P: 16	R: 0 E: 2 K: 0 S: 13 H: 0 LOB: 2 BB: 0 P: 20	R: 0 E: 0 K: 2 S: 8 H: 0 LOB: 0 BB: 1 P: 15	R: 0 E: 0 K: 0 S: 7 H: 1 LOB: 1 BB: 1 P: 13	R: 1 E: 0 K: 2 S: 12 H: 2 LOB: 2 BB: 0 P: 18	R: 0 E: 0 K: 0 S: 6 H: 0 LOB: 0 BB: 0 P: 10	R: 0 E: 0 K: 1 S: 8 H: 0 LOB: 0 BB: 0 P: 14	1B: 3 2B: 1 3B: 0 HR: 0 SF: 0 SAC: 0 DP: 2 HBP: 0	WP: 0 PB: 0 SB: 0 CS: 0 PA: 33
PITCHER Ben McDonald, R (1, 1) ERA: 3.18	IP WLS BF H R ER SO BB IBB HBP BLK WP HR S P ERA WHIP	9.0 W 32 4 1 1 6 2 0 0 0 0 0 0 74 125 1.00 0.667					PITCHER IP WLS BF H R ER SO BB IBB HBP BLK WP HR S P ERA WHIP				

Oakland Athletics @ Baltimore Orioles
 Oriole Park at Camden Yards, Baltimore, MD

Sat Sep 11 1993, 7:05 PM EDT
 Att. 46,050 - Unknown - 71 F

livebaseballscorecards.com

AB 30
 R 1
 H 4
 RBI 1
 BB 2
 SO 6
 LOB 8



Batter	1	2	3	4	5	6	7	8	9	AB R H RBI BB SO LOB
Brady Anderson, L (1, 7) OBP: 0.368, SLG: 0.435	1-1 G4-3	2-0 G4-3		0-2 CS 1B			4-0 L4 BB BB			3 0 1 1 1 0 1
Mark McLemore, S (1, 9) OBP: 0.351, SLG: 0.382	3-2 1B 1B		0-1 F7	3-2 CS 1-2	0-0 G4-3		4-1 1-2 2-3 BB			3 1 1 0 1 0 0
Mike Devereaux, R (1, 8) OBP: 0.315, SLG: 0.410	0-0 1B 1-2 FC5-2 1B		3-2 F9		3-3 K		1-1 L4 2-2			4 0 1 0 0 1 3
Harold Baines, L (1, 10) OBP: 0.394, SLG: 0.477 Damon Buford, R (8, PR) OBP: 0.325, SLG: 0.394	1-2 FC5-2 1-3 2-H 1B		0-0		2-3 K		0-0 G4-3 1B			4 0 3 1 0 1 0 0 0 0 0 0 0 0
Cal Ripken Jr., R (1, 6) OBP: 0.323, SLG: 0.416	1-0 FC5-2 2-3 3-H		2-1 F8		2-0 G6-3		1-2 G4-3 1-2			4 0 0 0 0 0 4
Mike Pagliarulo, L (1, 5) OBP: 0.350, SLG: 0.451	1-3 K		2-1 F7		3-2 G6-3		1-3 K			4 0 0 0 0 2 4
Chris Hoiles, R (1, 2) OBP: 0.414, SLG: 0.575		3-2 L5	3-1 HR		1-0 F9		4-0 IBB			3 1 1 1 1 0 0
David Segui, S (1, 3) OBP: 0.369, SLG: 0.426		0-1 L6-3	2-1 F7		0-0 E6 BB SH1-4		0-2 G4-3			4 0 0 0 0 0 2
Harold Reynolds, S (1, 4) OBP: 0.342, SLG: 0.330		3-2 HBP	1-2 1B 3B		0-1 SH1-4 1-2					1 1 1 0 0 0 0

Inning Stats	R: 1	H: 3	E: 0	LOB: 2	K: 1	S: 14	R: 0	H: 0	E: 0	LOB: 1	K: 0	S: 8	R: 0	H: 1	E: 0	LOB: 1	K: 0	S: 8	R: 2	H: 3	E: 0	LOB: 0	K: 0	S: 16	R: 0	H: 0	E: 0	LOB: 0	K: 2	S: 9	R: 0	H: 0	E: 0	LOB: 0	K: 0	S: 5	R: 0	H: 0	E: 1	LOB: 2	K: 0	S: 6	R: 0	H: 1	E: 0	LOB: 2	K: 1	S: 10	1B: 5	SF: 0	2B: 2	SAC: 1	3B: 1	DP: 1	HR: 1	HBP: 1	WP: 0	PA: 36
--------------	------	------	------	--------	------	-------	------	------	------	--------	------	------	------	------	------	--------	------	------	------	------	------	--------	------	-------	------	------	------	--------	------	------	------	------	------	--------	------	------	------	------	------	--------	------	------	------	------	------	--------	------	-------	-------	-------	-------	--------	-------	-------	-------	--------	-------	--------

PITCHER	IP	WLS	BF	H	R	ER	SO	BB	IBB	HBP	BLK	WP	HR	S	P	ERA	WHIP
Bob Welch, R (1, 1) ERA: 5.1	6.1	L	29	7	3	3	3	2	0	1	0	0	1	64	113	4.26	1.421
Ed Nunez, R (7, 1) ERA: 4.11	1.2		6	1	0	0	1	0	1	0	0	0	0	12	19	0.00	0.600

BOTTOM

Oakland Athletics @ Baltimore Orioles
 Oriole Park at Camden Yards, Baltimore, MD

Sat Sep 11 1993, 7:05 PM EDT
 Att: 46,050 - Unknown - 71 F

livebaseballscorecards.com

AB	30
R	3
H	8
RBI	3
BB	3
SO	4
LOB	14



Batter	1	2	3	4	5	6	7	8	9	AB R H RBI BB SO LOB	TOP	
Jerry Browne, S (1, 7) OBP: 0.289, SLG: 0.290	1-0 G6-3		2-3 K			0-0 1B		0-0 FC6-4 HBP	2-2 G4-3	5 0 1 0 0 1 2		
Dave Henderson, R (1, 10) OBP: 0.262, SLG: 0.382	2-0 L8		3-2 K			1-1 G4-6-3 1B		1-1 L4		4 0 1 0 0 1 2		
Ruben Sierra, S (1, 9) OBP: 0.292, SLG: 0.395	1-1 G5-3				0-0 2B	2-0 P5		2-2 HBP		3 0 1 0 0 0 2		
Scott Lydy, R (6, 9) OBP: 0.259, SLG: 0.291								1-2 HBP		0 0 0 0 0 0 0		
Troy Neel, L (1, 3) OBP: 0.355, SLG: 0.477		1-0 HR			0-3 K	0-0 G4-6-3 1-2f		0-2 K		3 1 1 1 0 1 3		
Marcos Armas, R (7, 3) OBP: 0.194, SLG: 0.300										1 0 0 0 0 1 2		
Brent Gates, S (1, 4) OBP: 0.346, SLG: 0.369		0-0 L4			3-2 P4		3-1 HR		4-0 1B HR BB	2 0 0 0 0 0 1		
Kurt Abbott, R (7, PH) OBP: 0.500, SLG: 1.125										1 2 1 1 1 0 0		
Craig Paquette, R (1, 5) OBP: 0.237, SLG: 0.407		0-1 G6-3			3-3 K		1-0 G6-3		1-1 HR 1B	3 0 0 0 0 1 1		
Eric Heifand, L (9, PH) OBP: 0.500, SLG: 0.500										1 1 1 0 0 0 0		
Mike Bordick, R (1, 6) OBP: 0.345, SLG: 0.324		1-1 G6-3				0-0 F9		1-2 G5-3		4 0 0 0 0 1 2		
Scott Brosius, R (1, 8) OBP: 0.241, SLG: 0.350					0-3 K		1-0 F7		0-1 HR	4 1 1 3 0 2 0		
Scott Hemond, R (1, 2) OBP: 0.322, SLG: 0.372					0-0 S BLK 1B		1-1 F6		0-0 FC6-4 1B	2 0 1 0 0 0 0		
Henry Mercedes, R (5, 2) OBP: 0.154, SLG: 0.231									3-3 K	2 0 1 0 0 1 0		
Inning Stats	R: 0 E: 0 K: 0 S: 4 H: 0 LOB: 0 BB: 0 P: 8	R: 1 E: 0 K: 0 S: 6 H: 1 LOB: 0 BB: 0 P: 8	R: 0 E: 0 K: 3 S: 11 H: 1 LOB: 1 BB: 0 P: 17	R: 0 E: 0 K: 2 S: 11 H: 1 LOB: 1 BB: 0 P: 17	R: 0 E: 0 K: 1 S: 8 H: 0 LOB: 0 BB: 0 P: 9	R: 0 E: 0 K: 0 S: 5 H: 2 LOB: 1 BB: 0 P: 8	R: 1 E: 0 K: 0 S: 7 H: 1 LOB: 0 BB: 0 P: 13	R: 0 E: 0 K: 1 S: 9 H: 1 LOB: 2 BB: 0 P: 12	R: 3 E: 0 K: 2 S: 14 H: 2 LOB: 0 BB: 1 P: 27	1B: 5 2B: 1 3B: 0 HR: 3 SF: 0 SAC: 0 DP: 1 HBP: 1	WP: 0 PB: 0 SB: 1 CS: 0 PA: 37	
PITCHER	IP WLS BF H R ER SO BB IBB HBP BLK WP HR S P ERA WHIP											
Jamie Moyer, L (1, 1) ERA: 3.54	8.0 W 31 7 2 2 7 0 0 1 1 0 2 61 92 2.25 0.875											
Todd Frohwrth, R (9, 1) ERA: 3.72	1.0 6 2 3 3 2 1 0 0 0 0 1 14 27 27.00 3.000											

Oakland Athletics @ Baltimore Orioles
 Oriole Park at Camden Yards, Baltimore, MD

Sun Sep 12 1993, 7:05 PM EDT
 Att. 45,803 - Unknown - 79 F

livebaseballscorecards.com

AB	35
R	5
H	9
RBI	5
BB	1
SO	9
LOB	15



Batter	1	2	3	4	5	6	7	8	9	AB	R	H	RBI	BB	SO	LOB
Brady Anderson, L (1, 7) OBP: 0.368, SLG: 0.437	SH1-3 SF7 2B		HR 1B	FC3-6 WP 2B	G6-3		K			5	3	2	0	0	1	3
Mark McLemore, S (1, 9) OBP: 0.352, SLG: 0.380	SH1-3 2-3		HR BB	2B 1B BB		G3	F8			2	2	0	0	2	0	1
Mike Devereaux, R (1, 8) OBP: 0.317, SLG: 0.421	SF7 3-H		HR	1B FC6-4 2B		K		HR 1B		4	3	3	5	0	1	0
Harold Baines, L (1, 10) OBP: 0.398, SLG: 0.489 Lonnie Smith, R (8, PH) OBP: 0.424, SLG: 0.442	G4-3		HR 1B	FC6-4 1B		HR		HR BB		4	2	3	2	0	0	0
Cal Ripken Jr., R (1, 6) OBP: 0.325, SLG: 0.421 Tim Lincecum, R (9, 6) OBP: 0.367, SLG: 0.390		K2-3	HR BB	FC6-4 1-2f		BB BB		HR 1B		3	2	1	4	2	1	1
Mike Pagliarulo, L (1, 5) OBP: 0.353, SLG: 0.461	G4-3		HR	G3-1		BB		G3 1B		4	1	2	3	1	0	1
Chris Hoiles, R (1, 2) OBP: 0.412, SLG: 0.574 Paul Carey, L (8, PH) OBP: 0.289, SLG: 0.235	2B		K		P4		P6	K		4	0	1	0	0	1	2
David Segui, S (1, 3) OBP: 0.368, SLG: 0.423 Mark Parent, R (9, 2) OBP: 0.288, SLG: 0.542	G4-3		F8		PB 1B		F8	G3		5	0	1	0	0	0	2
Harold Reynolds, S (1, 4) OBP: 0.343, SLG: 0.329			F9	FC3-6 1B	L8		BB	G3		0	0	0	0	0	0	0

Inning Stats	R: 1	H: 1	R: 0	H: 1	R: 6	H: 4	R: 3	H: 3	R: 0	H: 1	R: 1	H: 1	R: 0	H: 0	R: 3	H: 3
	E: 0	LOB: 0	E: 0	LOB: 1	E: 0	LOB: 0	E: 1	LOB: 1	E: 0	LOB: 1	E: 0	LOB: 2	E: 0	LOB: 1	E: 0	LOB: 1
	K: 0	BB: 0	K: 1	BB: 0	K: 1	BB: 2	K: 0	BB: 1	K: 0	BB: 0	K: 1	BB: 2	K: 1	BB: 1	K: 1	BB: 1
	S: 6	P: 11	S: 8	P: 12	S: 22	P: 40	S: 14	P: 25	S: 7	P: 12	S: 14	P: 27	S: 8	P: 16	S: 16	P: 23

PITCHER	IP	WLS	BF	H	R	ER	SO	BB	IBB	HBP	BLK	WP	HR	S	P	ERA	WHIP
Ron Darling, R (1, 1) ERA: 5.56	3.0	L	18	7	8	8	2	2	0	0	0	0	2	37	65	24.00	3.000
John Briscoe, R (4, 1) ERA: 11.4	1.0		6	2	2	2	0	1	0	0	0	1	0	13	23	18.00	3.000
Miguel Jimenez, R (5, 1) ERA: 12.0	3.0		18	5	4	4	2	4	0	0	0	0	2	37	69	12.00	3.000
Ed Nunez, R (8, 1) ERA: 4.06	1.0		3	0	0	0	1	0	0	0	0	0	0	8	9	0.00	0.000

BOTTOM

Oakland Athletics @ Baltimore Orioles
 Oriole Park at Camden Yards, Baltimore, MD

Sun Sep 12 1993, 7:05 PM EDT
 Att: 45,803 - Unknown - 79 F

livebaseballscorecards.com

AB	36
R	14
H	14
RBI	14
BB	7
SO	5
LOB	13



WP: 1	PA: 45
PB: 1	
SB: 0	
CS: 0	

Batter	1	2	3	4	5	6	7	8	9	AB	R	H	RBI	BB	SO	LOB	TOP										
Jerry Browne, S OBP: 0.296, SLG: 0.299 (1, 7)	3-2 1B	4-2 BB			1-1 G4-3	0-0 SH3-4 2B	2-3 K			4	0	2	1	1	1	2											
Mike Bordick, R OBP: 0.343, SLG: 0.321 (1, 6)	3-3 K	2-3 K			0-3 K	SH3-4 2B		0-0 G6-3		4	0	0	1	0	3	4											
Ruben Sierra, S OBP: 0.293, SLG: 0.399 (1, 9)	1-3 K				0-0 G4-3	0-1 F9		3-2 WP 2B 1B		5	1	2	0	0	1	2											
Troy Neel, L OBP: 0.358, SLG: 0.480 (1, 3) Marcos Armas, R OBP: 0.194, SLG: 0.300 (8, 3)	4-1 FC6-4 BB				3-3 K			2-1 SH5-3 1B 1B	2-1 1-H 2B	4	1	2	1	1	2	1											
Brent Gates, S OBP: 0.346, SLG: 0.372 (1, 4)	2-0 FC6-4 1-2f				2-2 G4-3			1-1 SH5-3 1B 1B	1-1 G5-3	5	2	2	0	0	0	3											
Mike Aldrete, L OBP: 0.378, SLG: 0.495 (1, 10) Scott Lydy, R OBP: 0.256, SLG: 0.288 (8, PH)		2-1 G6-4-3 1B			0-0 2B	0-0 1B FC6-4 1B		0-0 SH5-3	0-0 P3	3	1	3	0	0	0	0											
Craig Paquette, R OBP: 0.260, SLG: 0.407 (1, 5)		1-0 G6-4-3 1-2f			2-2 G5-3	0-0 FC6-4 1B 2B 1B		0-1 1B		5	1	2	3	0	1	2											
Scott Brosius, R OBP: 0.253, SLG: 0.359 (1, 8)		1-2 1B			1-3 K	0-0 FC6-4 1B		0-2 1B		5	0	3	0	0	1	1											
Scott Hemond, R OBP: 0.319, SLG: 0.367 (1, 2)		0-1 1B			0-3 K	0-1 FC6-4 2B SH3-4		0-1 P3		5	1	1	1	0	1	5											
Inning Stats	R: 0 E: 0 K: 2 S: 13	H: 1 LOB: 2 BB: 1 P: 26	R: 0 E: 0 K: 1 S: 16	H: 3 LOB: 3 BB: 1 P: 26	R: 0 E: 0 K: 1 S: 7	H: 0 LOB: 0 BB: 0 P: 13	R: 0 E: 0 K: 2 S: 11	H: 1 LOB: 1 BB: 0 P: 14	R: 0 E: 0 K: 2 S: 9	H: 1 LOB: 1 BB: 0 P: 11	R: 4 E: 0 K: 0 S: 11	H: 5 LOB: 1 BB: 0 P: 15	R: 2 E: 0 K: 1 S: 15	H: 4 LOB: 2 BB: 0 P: 20	R: 1 E: 0 K: 0 S: 9	H: 2 LOB: 1 BB: 0 P: 15	R: 0 E: 0 K: 1 S: 6	H: 0 LOB: 0 BB: 0 P: 9	1B: 12 2B: 4 3B: 1 HR: 0	SF: 0 SAC: 2 DP: 1 HBP: 0	WP: 1 PB: 0 SB: 2 CS: 0	PA: 45					
PITCHER	IP	WLS	BF	H	R	ER	SO	BB	IBB	HBP	BLK	WP	HR	S	P	ERA	WHIP										
Scott Erickson, R ERA: 5.35 (1, 1)	5.1	L	28	11	4	4	8	2	0	0	0	0	0	63	99	6.75	2.438										
Mike Hartley, R ERA: 4.07 (6, 1)	1.2		9	4	2	2	1	0	0	0	0	0	0	19	26	10.80	2.400										
George Tsamis, L ERA: 5.81 (8, 1)	2.0		8	2	1	1	1	0	0	0	0	1	0	15	24	4.50	1.000										

Oakland Athletics @ Minnesota Twins
 Hubert H. Humphrey Metrodome, Minneapolis, MN
 Mon Sep 13 1993, 8:05 PM EDT
 Att. 12,788 - Dome

livebaseballscorecards.com

AB	41
R	7
H	17
RBI	7
BB	2
SO	10
LOB	21



Batter	1	2	3	4	5	6	7	8	9	AB	R	H	RBI	BB	SO	LOB
Shane Mack, R OBP: 0.336, SLG: 0.414 (1, 8)	3-3 K ①		0-0 L6 ②			1-0 G3 ①	0-1 G6-3 ③			4	0	0	0	0	1	2
Chuck Knoblauch, R OBP: 0.356, SLG: 0.351 (1, 4)	2-0 G6-3 ②		2-3 K ③			1-1 G5-3 ②		0-1 L5 ①		4	0	0	0	0	1	0
Kirby Puckett, R OBP: 0.351, SLG: 0.477 (1, 10)	0-0 F9 ③				0-1 2B ③	0-0 F9 ③		2-2 G6-3 ②		4	0	1	0	0	0	0
Dave Winfield, R OBP: 0.316, SLG: 0.440 (1, 9)		0-0 P2 ①		0-3 K ①			1-1 HR ③	1-2 F9 ③		4	1	1	1	0	1	1
Brian Harper, R OBP: 0.348, SLG: 0.428 (1, 2)		1-1 G4-3 ②		4-0 G4-3 IBB ③			1-2 FC4 E 1B ③		0-0 G6-3 ①	3	1	1	0	1	0	0
Dave McCarty, R OBP: 0.272, SLG: 0.301 (1, 3) (8, 7)		0-2 1B 1B ③		1-1 G4-3 1-2f ② ③			3-1 FC4 E 1-2 ③		2-2 G1-3 ②	4	0	1	0	0	0	3
Scott Stahoviak, L OBP: 0.333, SLG: 0.357 (1, 5)		1-1 1B 1B ③			3-1 G6-3 1B ① ②		0-2 F8 ①		2-2 G1-3 ③	4	0	2	0	0	0	2
Pedro Munoz, R OBP: 0.293, SLG: 0.382 Denny Hocking, S OBP: 0.429, SLG: 0.364 (7, PH) (8, 6)		0-0 F9 ③			0-0 G6-3 1-2f ① ②		1-0 FC4 1-3 2-H ③			2	0	0	0	0	0	3
Pat Meares, R OBP: 0.271, SLG: 0.320 Kent Hrbek, L OBP: 0.337, SLG: 0.422 (7, PH) (8, 3)			1-2 G4-3 ①			0-0 G4-3 ③		1-3 K ②		1	0	0	0	0	1	2

Inning Stats	R: 0	H: 0	E: 0	K: 1	S: 6	P: 11	R: 0	H: 2	E: 0	K: 0	S: 9	R: 0	H: 0	E: 0	K: 1	S: 7	R: 0	H: 1	E: 0	K: 1	S: 7	R: 0	H: 1	E: 0	K: 0	S: 4	R: 0	H: 0	E: 0	K: 1	S: 4	R: 2	H: 2	E: 2	K: 1	S: 16	R: 0	H: 0	E: 0	K: 0	S: 8	R: 0	H: 0	E: 0	K: 0	S: 9	1B: 4	SF: 0	2B: 1	SAC: 0	3B: 0	DP: 2	HR: 1	HBP: 0	WP: 0	PA: 34
PITCHER Bobby Witt, R ERA: 4.3 (1, 1)	IP	WLS	BF	H	R	ER	SO	BB	IBB	HBP	BLK	WP	HR	S	P	ERA	WHIP	IP	WLS	BF	H	R	ER	SO	BB	IBB	HBP	BLK	WP	HR	S	P	ERA	WHIP																						


BOTTOM

Oakland Athletics @ Minnesota Twins
 Hubert H. Humphrey Metrodome, Minneapolis, MN

Mon Sep 13 1993, 8:05 PM EDT
 Att. 12,788 - Dome

livebaseballscorecards.com

AB	33
R	2
H	6
RBI	1
BB	1
SO	4
LOB	14



Batter	1	2	3	4	5	6	7	8	9	AB	R	H	RBI	BB	SO	LOB
Chuck Knoblauch, R (1, 4) <small>OBP: 0.355, SLG: 0.349</small> Chip Hale, L (7, 4) <small>OBP: 0.392, SLG: 0.409</small>	0-1 F7		1-0 P3			1-1 F8		4-2 G3 BB		3	0	0	0	0	0	1
Denny Hocking, S (1, 6) <small>OBP: 0.500, SLG: 0.429</small>	4-0 FC5-4 BB			0-0 E S SF7 1B		3-2 HR 1B		1-0 G3 1-2		3	2	2	0	1	0	1
Kirby Puckett, R (1, 10) <small>OBP: 0.350, SLG: 0.481</small>	2-2 FC5-4 CS 1-2f			1-2 SAFE F9		1-1 HR		3-2 L8		4	1	1	2	0	0	3
Dave Winfield, R (1, 9) <small>OBP: 0.314, SLG: 0.437</small>	2-1 CS 1-2	2-2 P4		3-2 SF7 1-H		1-3 K			2-2 G6-3	3	0	0	1	0	1	0
Shane Mack, R (1, 8) <small>OBP: 0.335, SLG: 0.412</small>		2-1 L9		1-1 1B		2-2 G6-3			3-1 G1-3	4	0	1	0	0	0	0
Pedro Munoz, R (1, 7) <small>OBP: 0.292, SLG: 0.380</small>		2-3 K		SAFE SAFE P2			1-0 G4-6-3 1B		1-3 K	4	0	1	0	0	2	1
Scott Stahoviak, L (1, 5) <small>OBP: 0.278, SLG: 0.294</small>			0-0 G4-3		2-3 K		0-1 G4-6-3			3	0	0	0	0	1	1
Dave McCarty, R (1, 3) <small>OBP: 0.269, SLG: 0.298</small>			1-3 K		3-3 K		1-2 G4-3			3	0	0	0	0	2	0
Lenny Webster, R (1, 2) <small>OBP: 0.250, SLG: 0.233</small>			4-2 BB		1-0 L9			0-1 F7		2	0	0	0	1	0	0

Inning Stats	R: 0	H: 0	E: 0	K: 0	S: 6	R: 0	H: 0	E: 0	K: 1	S: 9	R: 0	H: 0	E: 0	K: 1	S: 10	R: 1	H: 2	E: 0	K: 0	S: 12	R: 0	H: 0	E: 0	K: 2	S: 8	R: 2	H: 2	E: 0	K: 1	S: 13	R: 0	H: 1	E: 0	K: 0	S: 6	R: 0	H: 0	E: 0	K: 1	S: 10	R: 0	H: 0	E: 0	K: 1	S: 8	R: 0	H: 0	E: 0	K: 1	S: 14
	LOB: 0	BB: 1	P: 14	LOB: 0	BB: 0	P: 15	LOB: 1	BB: 1	P: 16	LOB: 0	BB: 0	P: 14	LOB: 0	BB: 0	P: 14	LOB: 0	LOB: 1	BB: 0	P: 17	LOB: 0	BB: 0	P: 14	LOB: 0	BB: 0	P: 14	LOB: 0	LOB: 0	BB: 0	P: 21	LOB: 0	BB: 0	P: 8	LOB: 1	BB: 1	P: 18	LOB: 0	BB: 0	P: 14	LOB: 0	BB: 0	P: 14	LOB: 0	BB: 0	P: 14						


PITCHER	IP	WLS	BF	H	R	ER	SO	BB	IBB	HBP	BLK	WP	HR	S	P	ERA	WHIP
Steve Karsay, R (1, 1) ERA: 5.2	6.0	W	23	4	3	2	5	2	0	0	0	0	1	58	97	3.00	1.000
Roger Smithberg, R (7, 1) ERA:	3.0	S	10	1	0	0	1	1	0	0	0	0	0	24	40	0.00	0.667

BOTTOM

Oakland Athletics @ Minnesota Twins
 Hubert H. Humphrey Metrodome, Minneapolis, MN

Tue Sep 14 1993, 8:05 PM EDT
 Att. 20,190 - Dome

AB	29
R	3
H	5
RBI	3
BB	3
SO	6
LOB	7



WP	HR	S	P	ERA	WHIP
0	0	1	34		

Batter	1	2	3	4	5	6	7	8	9	AB R H RBI BB SO LOB	TOP		
Kurt Abbott, R OBP: 0.524, SLG: 1.000 (1, 7) C B S B X (9, 6)	3-2 G4-3 1B 2B		0-1 SAFE L4 1B	2-1 FC5-4 1B	1-1 BB 2B 1B		1-2 1-2 2-3 1B	2-3 K2-3		6 2 4 0 0 1 3			
Mike Bordick, R OBP: 0.342, SLG: 0.320 (1, 6) X Jerry Browne, S OBP: 0.297, SLG: 0.302 (9, PH) (9, 7)	0-0 G4-3 2-3		2-3 K 1-2	0-0 FC5-4 1-2f	4-1 BB 2B BB		1-0 SF7 2-3 3-H		0-0 G4-3	3 1 0 2 1 1 3 1 0 0 0 0 0 0			
Ruben Sierra, S OBP: 0.293, SLG: 0.398 (1, 9) B B X Scott Lydy, R OBP: 0.264, SLG: 0.296 (7, 9)	2-0 G4-6-3 1B 3-H		2-1 F7		1-1 SH3-4 1B BB 1-1 1-1 2H 3H 2B		0-0 SF9 3-H		2-1 G4-6-3 1B	3 1 2 5 1 0 1 1 0 1 0 0 0 0			
Troy Neel, L OBP: 0.359, SLG: 0.486 (1, 10) 1 SAFE X	0-0 G4-6-3 1-2f			1-0 HR	0-0 SH3-4 1B 1B F7		1-2 G3-1		1-1 G4-6-3	6 2 2 1 0 0 4			
Brent Gates, S OBP: 0.345, SLG: 0.372 (1, 4)		2-1 G4-3		2-2 WP HR 2B	0-0 SH3-4	0-1 G5-3		0-0 2B SF8 1B		4 2 2 0 0 0 0			
Mike Aldrete, L OBP: 0.380, SLG: 0.493 (1, 3) B B B B B Scott Hemond, R OBP: 0.326, SLG: 0.394 (8, PH) (8, 3)		4-0 BB		3-3 K 1B 1B	2-1 1B 1B	2-1 G1-3		1-2 E 2B 1-3		3 1 1 1 1 1 1 1 0 1 0 0 0 0			
Craig Paquette, R OBP: 0.261, SLG: 0.406 (1, 5)		1-3 K		4-0 HR BB 2-3	1-2 1B BB 1B	2-3 K		0-0 G5-3		4 2 1 1 1 2 3			
Scott Brosius, R OBP: 0.258, SLG: 0.380 (1, 8)		1-3 K		0-0 HR 1-H 3-H	2-2 BB 2B 1B		2-2 1B 1B SF7 1B	2-1 SF8		4 3 3 5 0 1 1			
Henry Mercedes, R OBP: 0.222, SLG: 0.235 (1, 2)			4-1 S BB	2-1 F7	3-2 P4		0-0 SF7 1B SF9 1B	1-1 E5		4 1 1 0 1 0 3			
Inning Stats	R: 1 E: 0 K: 0 S: 6 H: 2 LOB: 0 BB: 0 P: 11	R: 0 E: 0 K: 2 S: 9 H: 0 LOB: 1 BB: 1 P: 17	R: 0 E: 0 K: 1 S: 10 H: 0 LOB: 1 BB: 1 P: 18	R: 4 E: 0 K: 1 S: 13 H: 4 LOB: 1 BB: 1 P: 27	R: 7 E: 0 K: 0 S: 25 H: 6 LOB: 1 BB: 2 P: 44	R: 0 E: 0 K: 1 S: 8 H: 0 LOB: 0 BB: 0 P: 12	R: 2 E: 0 K: 0 S: 13 H: 3 LOB: 1 BB: 0 P: 18	R: 1 E: 1 K: 1 S: 13 H: 2 LOB: 2 BB: 0 P: 19	R: 0 E: 0 K: 0 S: 5 H: 1 LOB: 0 BB: 0 P: 8	1B: 12 2B: 5 3B: 0 HR: 2 SF: 3 SAC: 1 DP: 2 HBP: 0	WP: 1 PB: 0 SB: 1 CS: 0 PA: 49		
PITCHER	IP WLS BF H R ER SO BB IBB HBP BLK WP HR S P ERA WHIP											PITCHER	IP WLS BF H R ER SO BB IBB HBP BLK WP HR S P ERA WHIP
Willie Banks, R ERA: 4.23 (1, 1)	4.0 L 20 6 5 5 4 3 0 0 0 1 2 38 73 11.25 2.250												
Larry Casian, L ERA: 2.59 (5, 1)	0.2 9 5 7 7 0 2 0 0 0 0 0 22 39 94.50 10.500												
George Tsamis, L ERA: 5.92 (5, 1)	3.1 17 6 3 3 2 0 0 0 0 0 0 37 54 8.10 1.800												
Mike Hartley, R ERA: 4.02 (9, 1)	1.0 3 1 0 0 0 0 0 0 0 0 0 5 8 0.00 1.000												

Oakland Athletics @ Minnesota Twins
 Hubert H. Humphrey Metrodome, Minneapolis, MN
 Wed Sep 15 1993, 8:05 PM EDT
 Att. 12,798 - Dome

AB	40
R	15
H	18
RBI	15
BB	5
SO	6
LOB	19



Batter	1	2	3	4	5	6	7	8	9	AB	R	H	RBI	BB	SO	LOB
Chuck Knoblauch, R (1, 4) <small>OBP: 0.355, SLG: 0.349</small> Chip Hale, L (6, 4) <small>OBP: 0.396, SLG: 0.412</small>	F9		1B		F7		L4-3 1B			3	0	1	0	0	0	1
Denny Hocking, S (1, 6) <small>OBP: 0.455, SLG: 0.353</small>	G4-6-3 BB		K		F7		L8			3	0	0	0	1	1	4
Kirby Puckett, R (1, 8) <small>OBP: 0.349, SLG: 0.479</small> Jeff Reboulet, R (6, 8) <small>OBP: 0.343, SLG: 0.285</small>	G4-6-3 1-2f		K		K		L4-3			3	0	0	0	0	2	4
Kent Hrbek, L (1, 3) <small>OBP: 0.339, SLG: 0.431</small> Terry Jorgensen, R (7, 3) <small>OBP: 0.275, SLG: 0.299</small>		HR			F7		G5-3			2	1	1	1	1	0	0
Dave Winfield, R (1, 10) <small>OBP: 0.313, SLG: 0.436</small>		G4-3			2B 1B		P2			4	1	1	0	0	0	1
Pedro Munoz, R (1, 7) <small>OBP: 0.295, SLG: 0.385</small>		K			1B 2B		G4-3			4	0	2	1	0	1	0
Scott Stahoviak, L (1, 5) <small>OBP: 0.238, SLG: 0.250</small> Bernardo Brito, R (9, PH) <small>OBP: 0.244, SLG: 0.556</small>		K			K		G1-3			3	0	0	0	0	3	3
Dave McCarty, R (1, 9) <small>OBP: 0.269, SLG: 0.295</small>		G6-3			F9		G4-3			3	0	0	0	1	0	1
Derek Parks, R (1, 2) <small>OBP: 0.667, SLG: 0.667</small> Lenny Webster, R (7, 2) <small>OBP: 0.248, SLG: 0.231</small>		1B 1B			1B		G3			3	0	2	0	0	0	3

BOTTOM

Oakland Athletics @ Minnesota Twins
 Hubert H. Humphrey Metrodome, Minneapolis, MN
 Wed Sep 15 1993, 8:05 PM EDT
 Att. 12,798 - Dome

livebaseballscores.com

AB	33
R	2
H	8
RBI	2
BB	3
SO	7
LOB	18



Inning Stats	R: 0	H: 0	E: 0	K: 5	S: 5	R: 1	H: 1	E: 0	K: 2	S: 9	R: 0	H: 2	E: 0	K: 2	S: 13	R: 1	H: 2	E: 0	K: 1	S: 14	R: 0	H: 1	E: 0	K: 1	S: 9	R: 0	H: 1	E: 0	K: 0	S: 7	R: 0	H: 0	E: 0	K: 0	S: 4	R: 0	H: 0	E: 0	K: 0	S: 9	R: 0	H: 0	E: 0	K: 0	S: 9	1B: 6	2B: 2	3B: 0	HR: 1	SF: 0	SAC: 0	DP: 2	HBP: 0	WP: 0	PB: 0	SB: 0	CS: 0	PA: 36
--------------	------	------	------	------	------	------	------	------	------	------	------	------	------	------	-------	------	------	------	------	-------	------	------	------	------	------	------	------	------	------	------	------	------	------	------	------	------	------	------	------	------	------	------	------	------	------	-------	-------	-------	-------	-------	--------	-------	--------	-------	-------	-------	-------	--------

PITCHER	IP	WLS	BF	H	R	ER	SO	BB	IBB	HBP	BLK	WP	HR	S	P	ERA	WHIP
Todd Van Poppel, R (1, 1) <small>ERA: 5.4</small>	5.2		26	7	2	2	7	3	0	0	0	0	1	61	111	3.18	1.765
Kelly Downs, R (6, 1) <small>ERA: 5.4</small>	2.1		7	1	0	0	0	0	0	0	0	0	0	12	21	0.00	0.429
Vince Horsman, L (9, 1) <small>ERA: 4.15</small>	1.0		3	0	0	0	0	0	0	0	0	0	0	9	11	0.00	0.000

Batter	1	2	3	4	5	6	7	8	9	10	11	12	13	AB R H RBI BB SO LOB
Denny Hocking, S OBP: 0.379, SLG: 0.261	1-3 K		0-0 F7		2-1 F7			1-3 K		2-2 P3	3-3 K		4-1 G4-3 1B BB	6 1 0 0 1 3 2
Pat Meares, R OBP: 0.272, SLG: 0.319	0-2 F9		2-1 1B			3-1 F9		0-0 F9		2-2 BB BB 1B		1-0 P6	0-1 G4-3	7 0 2 1 0 0 1
Kirby Puckett, R OBP: 0.349, SLG: 0.480	0-1 F9		1-3 K			1-2 P2			0-1 1B 3B	4-2 BB BB		3-1 F8	1-1 1B IBB	5 1 1 0 2 1 1
Kent Hrbek, L OBP: 0.341, SLG: 0.431		4-2 1B BB		0-0 G4-6-3 1B		3-1 G3		1-3 K	1-3 K	4-1 BB BB		2-0 2B	0-0 1B	2 0 1 0 1 0 0 0 0 0 0 0 0 0 3 0 2 1 1 1 1
Terry Jorgensen, R OBP: 0.275, SLG: 0.299										1-2 2-3 BB			1-3 2-H	
Chip Hale, L OBP: 0.403, SLG: 0.423														
Dave Winfield, R OBP: 0.315, SLG: 0.436		2-3 K		1-2 G4-6-3 1-2f			1-0 1B		1-2 1B 1B	0-1 G3		4-0 FC6-4 IBB		5 1 2 1 1 1 5
Pedro Munoz, R OBP: 0.299, SLG: 0.366		1-2 1B		4-0 BB			0-3 K		0-2 3-H 1B 1B			1-1 FC6-4		2 0 1 0 1 1 1 1 0 1 0 0 0 0 1 0 0 0 0 0 1 0 1 0 0 0 0 0 2
Brian Harper, R OBP: 0.349, SLG: 0.429														
Shane Mack, R OBP: 0.335, SLG: 0.412														
Jeff Reboulet, R OBP: 0.342, SLG: 0.284		1-2 1B												
Derek Parks, R OBP: 0.333, SLG: 0.333		3-3 K		3-1 P6			1-1 F8		0-3 SAFE K				4-2 G4-3 1B BB	3 0 0 0 0 1 4 1 0 0 0 0 1 2 1 1 1 0 1 0 0
Bernardo Brito, R OBP: 0.239, SLG: 0.543														
Lenny Webster, R OBP: 0.261, SLG: 0.238														
Scott Stahoviak, L OBP: 0.222, SLG: 0.231		1-2 F7					0-0 F8		0-0 L4	1-1 1B		0-0 G4-3	1-3 K	6 0 1 1 0 1 5
Dave McCarty, R OBP: 0.267, SLG: 0.293														
Chuck Knoblauch, R OBP: 0.356, SLG: 0.351								0-0 F8		1-2 G5-3		4-0 IBB	0-0 WP G4-3 2B	2 0 0 0 0 1 0 3 1 1 1 1 0 0

BOTTOM	
AB	49
R	5
H	13
RBI	5
BB	9
SO	12
LOB	24

PITCHER	
Miguel Jimenez, R ERA: 4.0	(1, 1) 6.0 WLS: 22 BF: 3 H: 0 R: 0 ER: 0 SO: 5 BB: 2 IBB: 0 HBP: 0 BLK: 0 WP: 0 HR: 0 S: 54 P: 90 ERA: 0.00 WHIP: 0.833
Kelly Downs, R ERA: 5.3	(7, 1) 2.0 WLS: 7 BF: 1 H: 0 R: 0 ER: 0 SO: 2 BB: 0 IBB: 0 HBP: 0 BLK: 0 WP: 0 HR: 0 S: 12 P: 15 ERA: 0.00 WHIP: 0.500
Dennis Eckersley, R ERA: 3.96	(9, 1) 1.0 WLS: 6 BF: 4 H: 2 R: 2 ER: 2 SO: 2 BB: 0 IBB: 0 HBP: 0 BLK: 0 WP: 0 HR: 0 S: 17 P: 20 ERA: 18.00 WHIP: 4.000
Rick Honeycutt, L ERA: 3.13	(10, 1) 1.0 WLS: 6 BF: 1 H: 0 R: 0 ER: 0 SO: 0 BB: 2 IBB: 0 HBP: 0 BLK: 0 WP: 0 HR: 0 S: 17 P: 31 ERA: 0.00 WHIP: 3.000
John Briscoe, R ERA: 10.59	(11, 1) 2.0 WLS: 11 BF: 2 H: 1 R: 1 ER: 2 SO: 2 BB: 1 IBB: 2 HBP: 0 BLK: 0 WP: 0 HR: 0 S: 17 P: 39 ERA: 4.50 WHIP: 1.500
Vince Horsman, L ERA: 4.09	(13, 1) 0.1 WLS: 1 BF: 0 H: 0 R: 0 ER: 0 SO: 1 BB: 0 IBB: 0 HBP: 0 BLK: 0 WP: 0 HR: 0 S: 0 P: 4 ERA: 0.00 WHIP: 0.000
Roger Smithberg, R ERA: 1.74	(13, 1) 0.1 WLS: L BF: 5 H: 2 R: 2 ER: 2 SO: 0 BB: 1 IBB: 1 HBP: 0 BLK: 0 WP: 1 HR: 0 S: 5 P: 13 ERA: 54.00 WHIP: 9.000



Oakland Athletics @ Minnesota Twins
 Hubert H. Humphrey Metrodome, Minneapolis, MN
 Thu Sep 16 1993, 8:05 PM EDT
 Att: 14,654 - Dome

livebaseballscorecards.com

Chicago White Sox @ Oakland Athletics
 Oakland-Alameda County Coliseum, Oakland, CA

Fri Sep 17 1993, 7:05 PM PDT
 Att. 27,278 - Unknown

AB	36
R	8
H	12
RBI	8
BB	6
SO	3
LOB	17



Batter	1	2	3	4	5	6	7	8	9	AB	R	H	RBI	BB	SO	LOB
Tim Raines, S (1, 7) OBP: 0.400, SLG: 0.489 Mike Huff, R (8, 7) OBP: 0.297, SLG: 0.345	G4-3		E7	CS	P7		SH1 2B	1B BB		4	0	1	1	1	0	0
Joey Cora, S (1, 4) OBP: 0.353, SLG: 0.360	BB 1B		G1-3		P2		SH1	1B		4	0	2	3	0	0	1
Frank Thomas, R (1, 3) OBP: 0.431, SLG: 0.628 Dan Pasqua, L (8, 3) OBP: 0.297, SLG: 0.349	F9		FC4-6 IBB		FC4-6 BB		P3			3	0	0	0	2	1	4
Robin Ventura, L (1, 5) OBP: 0.377, SLG: 0.429	1-2 BB		FC4-6		FC4-6			F9		4	0	0	0	1	0	5
George Bell, R (1, 10) OBP: 0.255, SLG: 0.384	L4			G1-3		G6-4-3 1B		HR	K	5	1	2	1	0	1	2
Ellis Burks, R (1, 9) OBP: 0.351, SLG: 0.451		FC4-6 1B		2B 1B		G6-4-3		BB 1B BB	F9	4	2	2	0	1	0	1
Lance Johnson, L (1, 8) OBP: 0.356, SLG: 0.400		FC4-6 G5-4-3		1B 2B		G4-3		1B BB 1B	K	5	2	2	0	0	1	1
Ron Karkovics, R (1, 2) OBP: 0.287, SLG: 0.421		G5-4-3		P4			F7	BB 1B BB		3	1	0	0	1	0	3
Ozzie Guillen, L (1, 6) OBP: 0.297, SLG: 0.386			G5-3		CS 1B		SH1 1B	1B BB		4	2	3	3	0	0	0
Inning Stats	R: 0 H: 1 E: 0 LOB: 2 K: 0 BB: 1 S: 12 P: 18	R: 0 H: 1 E: 0 LOB: 0 K: 0 BB: 0 S: 7 P: 11	R: 0 H: 0 E: 1 LOB: 2 K: 0 BB: 1 S: 10 P: 18	R: 2 H: 3 E: 0 LOB: 0 K: 0 BB: 0 S: 11 P: 20	R: 0 H: 0 E: 0 LOB: 1 K: 0 BB: 1 S: 8 P: 16	R: 0 H: 1 E: 0 LOB: 0 K: 0 BB: 0 S: 6 P: 10	R: 1 H: 2 E: 0 LOB: 1 K: 0 BB: 0 S: 6 P: 12	R: 5 H: 4 E: 0 LOB: 2 K: 1 BB: 3 S: 23 P: 49	R: 0 H: 0 E: 0 LOB: 0 K: 2 BB: 0 S: 9 P: 15	1B: 9 SF: 0 2B: 2 SAC: 1 3B: 0 DP: 2 HR: 1 HBP: 0	WP: 0 PA: 44 PB: 0 SB: 0 CS: 1					
PITCHER	IP WLS BF H R ER SO BB IBB HBP BLK WP HR S P ERA WHIP															
Bob Welch, R (1, 1) ERA: 5.15	7.1 L 33 9 5 5 0 3 1 0 0 0 0 1 64 117 6.14 1.636															
Vince Horsman, L (8, 1) ERA: 5.16	0.2 7 3 3 3 1 2 0 0 0 0 0 0 19 37 40.50 7.500															
John Briscoe, R (9, 1) ERA: 10.0	1.0 3 0 0 0 0 2 0 0 0 0 0 0 9 15 0.00 0.000															

livebaseballscorecards.com

Batter	1	2	3	4	5	6	7	8	9	AB R H RBI BB SO LOB	TOP	
Tim Raines, S (1, 7) <small>OBP: 0.399, SLG: 0.485</small>	1-2 	0-0 			3-2 		4-1 			3 0 0 0 1 0 1		
Joey Cora, S (1, 4) <small>OBP: 0.351, SLG: 0.358</small>	0-0 		1-1 		2-2 		3-3 			4 1 0 0 0 1 3		
Dan Pasqua, L (1, 3) <small>OBP: 0.298, SLG: 0.355</small> Ivan Calderon, R (8, PH) <small>OBP: 0.283, SLG: 0.291</small> Craig Grebeck, R (8, 5) <small>OBP: 0.322, SLG: 0.292</small>	0-1 		3-1 		0-0 		1-1 			3 1 1 1 0 0 0 1 0 0 0 0 0 0 0 0 0 0 0 0 0		
Robin Ventura, L (1, 5) <small>OBP: 0.379, SLG: 0.432</small>	2-2 		3-2 		3-2 		3-2 			4 0 3 1 0 0 0		
George Bell, R (1, 10) <small>OBP: 0.253, SLG: 0.380</small>	0-1 		0-1 		0-0 		2-2 			4 0 0 0 0 0 3		
Ellis Burks, R (1, 9) <small>OBP: 0.350, SLG: 0.448</small>	0-3 		1-1 		4-2 		2-3 			3 0 0 0 1 2 2		
Lance Johnson, L (1, 8) <small>OBP: 0.358, SLG: 0.400</small>		0-0 		1-1 		4-1 		0-0 		3 0 1 0 1 0 0		
Ron Karkovics, R (1, 2) <small>OBP: 0.285, SLG: 0.418</small> Warren Newson, L (9, PH) <small>OBP: 0.371, SLG: 0.345</small>		1-0 		2-1 		0-0 		2-3 		2 0 0 0 0 0 1 1 0 0 0 0 1 0		
Ozzie Guillen, L (1, 6) <small>OBP: 0.295, SLG: 0.383</small>		2-2 		1-1 		0-0 		2-2 		4 0 0 0 0 0 3		
Inning Stats	R: 2 H: 2 E: 1 LOB: 1 K: 1 BB: 0 S: 16 P: 19	R: 0 H: 1 E: 0 LOB: 1 K: 0 BB: 0 S: 6 P: 9	R: 0 H: 1 E: 0 LOB: 1 K: 0 BB: 0 S: 9 P: 16	R: 0 H: 0 E: 0 LOB: 0 K: 0 BB: 0 S: 6 P: 10	R: 0 H: 0 E: 0 LOB: 0 K: 0 BB: 0 S: 8 P: 14	R: 0 H: 0 E: 0 LOB: 0 K: 0 BB: 0 S: 8 P: 11	R: 0 H: 0 E: 0 LOB: 3 K: 1 BB: 3 S: 10 P: 24	R: 0 H: 1 E: 0 LOB: 1 K: 1 BB: 0 S: 12 P: 20	R: 0 H: 0 E: 0 LOB: 0 K: 1 BB: 0 S: 9 P: 13	1B: 4 SF: 0 2B: 1 SAC: 1 3B: 0 DP: 0 HR: 0 HBP: 0	WP: 0 PA: 36 PB: 0 SB: 0 CS: 0	
PITCHER	IP WLS BF H R ER SO BB IBB HBP BLK WP HR S P ERA WHIP Bobby Witt, R (1, 1) <small>ERA: 4.19</small> Rick Honeycutt, L (8, 1) <small>ERA: 3.11</small> Dennis Eckersley, R (8, 1) <small>ERA: 3.86</small>											PITCHER IP WLS BF H R ER SO BB IBB HBP BLK WP HR S P ERA WHIP

Chicago White Sox @ Oakland Athletics
 Oakland-Alameda County Coliseum, Oakland, CA

Sat Sep 18 1993, 3:33 AM PDT
 Att. 34,679 - Sunny - 64 F

livebaseballscorecards.com



Batter	1	2	3	4	5	6	7	8	9	AB R H RBI BB SO LOB	TOP	
Tim Raines, S (1, 7) OBP: 0.400, SLG: 0.485 BB C B C X	3-1 P5 		1-0 S 1B 1-3 2-H		2-0 1B BB X			2-0 L9 		4 0 2 1 0 0 0	Chicago White Sox @ Oakland Athletics Oakland-Alameda County Coliseum, Oakland, CA Sun Sep 19 1993, 3:33 AM PDT Att. 29,939 - Cloudy - 67 F	
Joey Cora, S (1, 4) OBP: 0.349, SLG: 0.355 BB C C C	2-3 K 		3-3 K 1-2		2-1 P6 	1 SAFE C B 1 SAFE B X		1-2 F8 		4 0 0 0 0 2 3		
Frank Thomas, R (1, 3) OBP: 0.431, SLG: 0.626 Dan Pasqua, L (9, 3) OBP: 0.298, SLG: 0.355 C B X	1-1 F7 		0-1 G5-3 			4-2 G6-4-3 BB F B F B B		2-1 HR 1B C B B X	3 1 1 0 1 0 2 0 0 0 0 0 0 0			
Robin Ventura, L (1, 5) OBP: 0.378, SLG: 0.436 C B B X		2-1 L8 		2-0 P4 		1-2 G6-4-3 	C B C X	1-0 HR 1B B X	1-0 HR 	4 1 1 2 0 0 1		
George Bell, R (1, 10) OBP: 0.250, SLG: 0.376 C T T		0-3 K 		2-1 F9 		0-0 G5-3 	B B F X	2-1 L7 	2-1 L7 	4 0 0 0 0 1 0		
Ellis Burks, R (1, 9) OBP: 0.351, SLG: 0.451 C T C B		1-2 K 		1-0 2B 			0-0 P6 	S B X	1-1 G6-3 1B 	4 0 2 0 0 1 0		
Lance Johnson, L (1, 8) OBP: 0.355, SLG: 0.396 C B X			1-1 P3 	3-2 P6 		2-0 F7 	B B X	0-1 G6-3 	0-1 G6-3 	4 0 0 0 0 0 2		
Michael LaValiere, L (1, 2) OBP: 0.276, SLG: 0.269 Warren Newson, L (7, PH) OBP: 0.361, SLG: 0.333 Ron Karkovice, R (7, 2) OBP: 0.285, SLG: 0.418 C T F B X			1-2 1B 1B 		0-3 K 	C T S	2-3 K 	C B B X		2 1 1 0 0 1 0 1 0 0 0 0 1 0 0 0 0 0 0 0 0		
Ozzie Guillen, L (1, 6) OBP: 0.295, SLG: 0.382 F B X			1-1 1B 1B 		0-1 G4-3 	F X		1-1 G6-3 	1-1 G6-3 	3 0 1 0 0 0 0		
Inning Stats	R: 0 E: 0 K: 1 S: 7 H: 0 LOB: 0 BB: 0 P: 13	R: 0 E: 0 S: 9 H: 0 LOB: 0 BB: 0 P: 12	R: 1 E: 0 K: 1 S: 14 H: 3 LOB: 2 BB: 0 P: 21	R: 0 E: 0 K: 0 S: 7 H: 1 LOB: 1 BB: 0 P: 15	R: 0 E: 0 K: 1 S: 8 H: 1 LOB: 1 BB: 0 P: 12	R: 0 E: 0 K: 0 S: 7 H: 0 LOB: 0 BB: 1 P: 12	R: 0 E: 0 K: 1 S: 5 H: 0 LOB: 0 BB: 0 P: 9	R: 0 E: 0 K: 0 S: 6 H: 0 LOB: 0 BB: 0 P: 10	R: 2 E: 0 K: 0 S: 9 H: 3 LOB: 0 BB: 0 P: 15	1B: 6 2B: 1 3B: 0 HR: 1 SF: 0 SAC: 0 DP: 2 HBP: 0	WP: 0 PB: 0 SB: 1 CS: 0 PA: 34	
PITCHER	IP WLS BF H R ER SO BB IBB HBP BLK WP HR S P ERA WHIP											PITCHER IP WLS BF H R ER SO BB IBB HBP BLK WP HR S P ERA WHIP
Steve Karsay, R (1, 1) ERA: 4.57 Rick Honeycutt, L (8, 1) ERA: 3.03 Dennis Eckersley, R (9, 1) ERA: 4.12 Roger Smithberg, R (9, 1) ERA: 1.64	7.0 3 26 5 1 1 6 1 0 0 0 0 0 57 94 1.29 0.857											1.0 L 4 3 2 0 0 0 0 0 1 7 13 0.00 0.000
Roger Smithberg, R (9, 1) ERA: 1.64	0.2 1 0 0 0 0 0 0 0 0 0 0 2 2 0.00 0.000											0.1 L 4 3 2 0 0 0 0 0 1 7 13 54.00 9.000

livebaseballscorecards.com

AB	33
R	3
H	8
RBI	3
BB	1
SO	6
LOB	8



Batter	1	2	3	4	5	6	7	8	9	AB	R	H	RBI	BB	SO	LOB
Kurt Abbott, R OBP: 0.353, SLG: 0.625 (1, 7) C B X	1-1 P2		1-3 SAFE SAFE K			0-2 F8		1-1 SAFE SAFE SH3		3	0	0	0	0	1	1
Jerry Browne, S OBP: 0.294, SLG: 0.295 (1, 5) C B X	0-1 L8		0-0 G4-3			1-1 P4		2-2 F7		4	0	0	0	0	0	2
Ruben Sierra, S OBP: 0.294, SLG: 0.392 (1, 9) C B B X	2-2 L9				1-1 G4-3		1-0 1B E 1B	4-0 IBB		3	1	1	0	1	0	0
Troy Neel, L OBP: 0.356, SLG: 0.474 (1, 10) C B T C B X			1-3 K		1-1 G6-3 1B		0-0 SH3 E 1B	0-3 K		4	0	2	0	0	2	2
Brent Gates, S OBP: 0.346, SLG: 0.371 (1, 4) C T C B C B X			2-2 K		1-0 G6-3		0-2 E4 SH3		X	4	0	2	1	0	0	2
Mike Aldrete, L OBP: 0.365, SLG: 0.471 (1, 3) Scott Lydy, R OBP: 0.273, SLG: 0.296 (9, PH) Eric Helfand, L OBP: 0.400, SLG: 0.400 (9, PH)			2-1 F7		0-1 F8		0-0 SH3		X	2	0	0	0	0	0	1
Scott Brosius, R OBP: 0.267, SLG: 0.373 (1, 8) C B C F			1-3 K		0-0 F7		2-2 P4		C C B F C	4	0	0	0	0	2	4
Mike Bordick, R OBP: 0.342, SLG: 0.320 (1, 6) Dave Henderson, R OBP: 0.262, SLG: 0.386 (9, PH)			0-0 G5-3		2-1 P4		0-2 P3		C C C X	3	0	0	0	0	0	2
Scott Hemond, R OBP: 0.332, SLG: 0.400 (1, 2) C B B S F S B			4-2 BB		3-2 F7				B F S B X	2	0	1	0	1	0	0

Inning Stats	R: 0	H: 0	R: 0	H: 1	R: 0	H: 0	R: 0	H: 0	R: 1	H: 2	R: 0	H: 1	R: 0	H: 1	1B: 5	SF: 0
	E: 0	LOB: 0	E: 0	LOB: 1	E: 0	LOB: 0	E: 0	LOB: 0	E: 1	LOB: 2	E: 0	LOB: 2	E: 0	LOB: 1	2B: 1	SAC: 2
	K: 0	BB: 0	K: 2	BB: 0	K: 0	BB: 0	K: 0	BB: 0	K: 0	BB: 0	K: 1	BB: 1	K: 1	BB: 0	3B: 0	DP: 1
	S: 7	P: 10	S: 12	P: 18	S: 8	P: 13	S: 5	P: 7	S: 16	P: 18	S: 11	P: 20	S: 9	P: 10	HR: 0	HBP: 0


PITCHER	IP	WLS	BF	H	R	ER	SO	BB	IBB	HBP	BLK	WP	HR	S	P	ERA	WHIP
Tim Belcher, R ERA: 4.65 (1, 1)	7.1		28	5	1	1	3	1	0	0	0	0	0	67	95	1.23	0.818
Scott Radinsky, L ERA: 4.41 (8, 1)	0.2	W	4	1	0	0	1	0	1	0	0	0	0	7	13	0.00	1.500
Roberto Hernandez, R ERA: 2.26 (9, 1)	1.0	S	3	0	0	0	1	0	0	0	0	0	0	8	9	0.00	0.000

BOTTOM

Chicago White Sox @ Oakland Athletics
Oakland-Alameda County Coliseum, Oakland, CA

Sun Sep 19 1993, 3:33 AM PDT
Att. 29,939 - Cloudy - 67 F

AB	31
R	1
H	6
RBI	1
BB	2
SO	5
LOB	16



WP	PA
0	35
PB: 0	
SB: 0	
CS: 0	

livebaseballscores.com

Batter	1	2	3	4	5	6	7	8	9	AB R H RBI BB SO LOB	TOP																
Felix Jose, S (1, 9) OBP: 0.302, SLG: 0.352	1-3 		1-3 		0-0 			1-1 		4 0 1 0 0 2 1																	
Brian McRae, S (1, 8) OBP: 0.330, SLG: 0.426	2-2 		1-1 			2-3 		2-2 		4 0 1 0 0 1 1																	
George Brett, L (1, 10) OBP: 0.314, SLG: 0.425	1-0 			1-0 		0-0 			2-2 	4 1 1 0 0 0 1																	
Mike Macfarlane, R (1, 2) OBP: 0.358, SLG: 0.505 David Howard, S (9, PR) OBP: 0.370, SLG: 0.417		2-1 		0-0 		2-2 			4-1 	3 0 1 0 1 0 0 0 0 0 0 0 0 0																	
Bob Hamelin, L (1, 3) OBP: 0.231, SLG: 0.091		4-1 		3-3 			0-1 		1-2 	3 0 0 0 1 1 3																	
Kevin McReynolds, R (1, 7) OBP: 0.313, SLG: 0.419		1-2 		0-0 			2-1 		1-0 	4 0 0 1 0 0 3																	
Gary Gaetti, R (1, 5) OBP: 0.291, SLG: 0.420		0-2 		0-1 			0-0 		1-1 	3 0 2 0 0 0 0																	
Greg Gagne, R (1, 6) OBP: 0.323, SLG: 0.407		3-3 		2-3 			3-2 		1-2 	4 0 0 0 0 2 5																	
Jose Lind, R (1, 4) OBP: 0.270, SLG: 0.285			1-1 		1-0 			1-1 		3 0 1 0 0 0 0																	
Inning Stats	R: 0 E: 0 K: 1 S: 8	H: 1 LOB: 0 BB: 0 P: 12	R: 0 E: 0 K: 1 S: 14	H: 1 LOB: 2 BB: 1 P: 24	R: 0 E: 0 K: 1 S: 7	H: 0 LOB: 0 BB: 0 P: 10	R: 0 E: 0 K: 1 S: 6	H: 1 LOB: 1 BB: 0 P: 10	R: 0 E: 0 K: 1 S: 7	H: 0 LOB: 0 BB: 0 P: 11	R: 0 E: 0 K: 0 S: 9	H: 1 LOB: 1 BB: 0 P: 14	R: 0 E: 0 K: 0 S: 9	H: 1 LOB: 0 BB: 0 P: 13	R: 1 E: 0 K: 0 S: 18	H: 1 LOB: 2 BB: 1 P: 28	1B: 6 2B: 2 3B: 0 HR: 0	SF: 0 SAC: 0 DP: 1 HBP: 1	WP: 0 PB: 0 SB: 0 CS: 2	PA: 35							
PITCHER	IP	WLS	BF	H	R	ER	SO	BB	IBB	HBP	BLK	WP	HR	S	P	ERA	WHIP										
Todd Van Poppel, R (1, 1) ERA: 4.92	8.0	W	30	7	1	1	6	1	0	0	0	0	0	72	111	1.12	1.000										
Roger Smithberg, R (9, 1) ERA: 1.5	1.0	S	5	0	0	0	0	1	0	1	0	0	0	13	21	0.00	1.000										

Kansas City Royals @ Oakland Athletics
Oakland-Alameda County Coliseum, Oakland, CA

AB	32
R	1
H	7
RBI	1
BB	2
SO	6
LOB	14



Mon Sep 20 1993, 7:05 PM PDT
Att. 15,039 - Unknown - 66 F

WP: 0	PA: 35
-------	--------

Batter	1	2	3	4	5	6	7	8	9	AB R H RBI BB SO LOB	TOP																								
Chris Gwynn, L (1, 7) OBP: 0.354, SLG: 0.398	2-2 BB 1B		0-3 K		0-0 1B 2B 1B		2-0 G3		1-0 G6-3	5 1 2 0 0 1 0	Kansas City Royals @ Oakland Athletics Oakland-Alameda County Coliseum, Oakland, CA Tue Sep 21 1993, 7:05 PM PDT Att. 20,656 - Unknown - 60 F livebaseballscorecards.com																								
Brian McRae, S (1, 8) OBP: 0.333, SLG: 0.427	4-2 SAFE G5-4-3 BB		3-2 HR 1B		0-0 1-3 2B 1B		2-1 G4-3			3 1 2 0 1 0 0																									
George Brett, L (1, 10) OBP: 0.314, SLG: 0.429	2-2 L8		1-0 1-H HR		0-0 F7		0-2 G3			4 1 1 2 0 0 4																									
Mike Macfarlane, R (1, 2) OBP: 0.357, SLG: 0.505	1-0 G5-4-3 1-2f		1-1 P3		0-2 1-H 3-H 1B 2B		1-2 G5-3			4 1 1 1 0 0 2																									
Felix Jose, S (1, 9) OBP: 0.304, SLG: 0.353		1-1 G4-3	1-1 F8		2-1 2-H 1B		1-2 1B			4 0 2 1 0 0 0																									
Gary Gaetti, R (1, 5) OBP: 0.293, SLG: 0.429		3-2 HR		4-1 G4-6-3 BB		0-0 P4		1-3 K		3 1 1 1 1 1 1																									
Bob Hamelin, L (1, 3) OBP: 0.294, SLG: 0.400		3-0 1B		0-2 G4-6-3 1-2f		3-2 HR		3-1 F8		4 1 2 1 0 0 2																									
Jose Lind, R (1, 4) OBP: 0.270, SLG: 0.285		0-2 L4		1-0 1B		0-1 P3			1-2 G1-3	3 0 1 0 0 0 1																									
Brent Mayne, L (9, PH) OBP: 0.306, SLG: 0.328										1 0 0 0 0 0 0																									
Rico Rossy, R (1, 6) OBP: 0.305, SLG: 0.341			3-3 K		0-2 G5-3		0-1 G6-3		2-3 K	3 0 0 0 0 1 2																									
Hubie Brooks, R (9, PH) OBP: 0.331, SLG: 0.380										1 0 0 0 0 1 0																									
Inning Stats	R: 0 E: 0 K: 0 S: 11	H: 1 LOB: 1 BB: 1 P: 20	R: 1 E: 0 K: 1 S: 12	H: 2 LOB: 1 BB: 0 P: 22	R: 2 E: 0 K: 1 S: 12	H: 2 LOB: 0 BB: 0 P: 18	R: 0 E: 0 K: 0 S: 8	H: 1 LOB: 1 BB: 1 P: 13	R: 2 E: 0 K: 0 S: 8	H: 4 LOB: 1 BB: 0 P: 10	R: 1 E: 0 K: 0 S: 10	H: 1 LOB: 0 BB: 0 P: 13	R: 0 E: 0 K: 0 S: 6	H: 0 LOB: 0 BB: 0 P: 10	R: 0 E: 0 K: 1 S: 11	H: 1 LOB: 1 BB: 0 P: 17	R: 0 E: 0 K: 1 S: 13	H: 0 LOB: 0 BB: 0 P: 17	1B: 8 2B: 1 3B: 0 HR: 3	SF: 0 SAC: 0 DP: 2 HBP: 0	WP: 0 PB: 0 SB: 0 CS: 0	PA: 37													
PITCHER	IP WLS BF H R ER SO BB IBB HBP BLK WP HR S P ERA WHIP																																		
Miguel Jimenez, R (1, 1) ERA: 5.79	5.0	23	10	5	5	2	2	0	0	0	0	2	51	83	9.00	2.400																			
Kelly Downs, R (6, 1) ERA: 5.2	4.0	W	14	2	1	1	2	0	0	0	0	1	40	57	2.25	0.500																			

Kansas City Royals @ Oakland Athletics
Oakland-Alameda County Coliseum, Oakland, CA

Tue Sep 21 1993, 7:05 PM PDT
 Att. 20,656 - Unknown - 60 F

AB	35
R	6
H	12
RBI	6
BB	2
SO	4
LOB	12



Batter	1	2	3	4	5	6	7	8	9	AB	R	H	RBI	BB	SO	LOB
Kurt Abbott, R OBP: 0.359, SLG: 0.583 (1, 7) B B X	2-0 F9		1-3 K		4-2 1 SAFE 1 SAFE 1 SAFE 1 SAFE 1 SAFE 1-2 1B BB	0-0 G5-3	0-0 1-2 3-H 1B			4	1	1	1	1	1	2
Mike Bordick, R OBP: 0.343, SLG: 0.326 (1, 6) B B C X	3-1 F9		1-1 1B 2-H 1B		0-2 1B 1-3 2-H 2B WP	3-2 SF8 1B	1-0 G5-3			5	1	3	2	0	0	2
Ruben Sierra, S OBP: 0.295, SLG: 0.397 (1, 10) C C B B F X	3-2 P6		1-1 1-2 1B		0-0 WP 2B 1B	3-1 SF8		2-0 HR		4	2	3	3	0	0	0
Troy Neel, L OBP: 0.363, SLG: 0.476 (1, 3) C X		0-1 E 1B G4-3 1B	1-0 F7		1-2 FC1 2B FC5-2		4-0 IBB	0-0 CS 1B		4	1	2	0	1	0	3
Brent Gates, S OBP: 0.345, SLG: 0.371 (1, 4) B B X	2-0 P4		1-0 G5-3		1-2 FC5-2 1-3 2-H 2B	2-2 G3		1-3 K		5	0	1	1	0	1	6
Craig Paquette, R OBP: 0.257, SLG: 0.400 (1, 5) B X	1-0 E8 G4-3 1-3 1B			0-3 K	0-3 K		0-0 G4-3	3-3 K 1-2		5	0	1	0	0	3	3
Scott Brosius, R OBP: 0.262, SLG: 0.360 (1, 8) 1 SAFE C B X	1-1 G4-3			0-2 F9	2-0 FC5-2		1-1 F9			4	0	0	1	0	0	3
Scott Lydy, R OBP: 0.272, SLG: 0.294 (1, 9) B C C X	1-2 F9			0-2 P6	1-2 F9		1-1 1B 1B			4	1	1	0	0	0	3
Scott Hemond, R OBP: 0.343, SLG: 0.411 (1, 2) C C B X			1-2 S 1B 1B		1-1 BB 2B 1B	1-2 1B G5-3 SF8 1B	1-1 1B 1B			4	3	4	0	0	0	0

Inning Stats	R: 0	H: 0	E: 0	K: 0	S: 7	R: 1	H: 2	E: 1	K: 0	S: 9	R: 1	H: 3	E: 0	K: 1	S: 12	R: 0	H: 0	E: 0	K: 1	S: 12	R: 4	H: 4	E: 0	K: 1	S: 25	R: 1	H: 2	E: 0	K: 0	S: 14	R: 1	H: 3	E: 0	K: 2	S: 10	R: 1	H: 2	E: 0	K: 2	S: 15
	LOB: 0	BB: 0	BB: 0	BB: 0	BB: 15	LOB: 1	BB: 0	LOB: 1	BB: 0	BB: 14	LOB: 2	BB: 0	LOB: 2	BB: 1	BB: 35	LOB: 0	BB: 0	LOB: 0	BB: 0	LOB: 12	LOB: 2	BB: 1	LOB: 2	BB: 1	BB: 27	LOB: 2	BB: 1	LOB: 2	BB: 0	LOB: 1	BB: 0	LOB: 1	BB: 0	LOB: 1	BB: 15					

PITCHER	IP	WLS	BF	H	R	ER	SO	BB	IBB	HBP	BLK	WP	HR	S	P	ERA	WHIP
Dennis Rasmussen, L ERA: 7.45 (1, 1)	4.0		22	8	6	5	2	1	0	0	0	1	0	53	78	11.25	2.250
Mark Gubicza, R ERA: 4.7 (5, 1)	3.0	L	16	6	2	2	1	0	1	0	0	0	0	35	56	6.00	2.000
Billy Brewer, L ERA: 3.19 (8, 1)	1.0		4	2	1	1	2	0	0	0	0	0	1	10	15	9.00	2.000

BOTTOM

Kansas City Royals @ Oakland Athletics
Oakland-Alameda County Coliseum, Oakland, CA

Tue Sep 21 1993, 7:05 PM PDT
Att: 20,656 - Unknown - 60 F

AB	39
R	9
H	16
RBI	8
BB	2
SO	5
LOB	22



WP	HR	S	P	ERA	WHIP
1	1	13	1	9.00	2.000
0	0	3	0	6.00	2.000
1	0	0	0	11.25	2.250

Batter	1	2	3	4	5	6	7	8	9	10	AB R H RBI BB SO LOB
Mike Bordick, R (1, 6) OBP: 0.342, SLG: 0.325	0-2 G6-3		2-0 P4		1-1 1B		3-3 K			1-3 K	5 0 1 1 0 2 3
Jerry Browne, S (1, 8) OBP: 0.291, SLG: 0.296	3-2 G3			2-3 K		0-0 2B		1-1 F8		1-0 BB 1-2 1B	5 0 2 0 0 1 0
Ruben Sierra, S (1, 10) OBP: 0.294, SLG: 0.394	1-3 K			1-0 G4-3		2-3 K		3-3 K		4-2 BB 1-2 2-3 BB	4 0 0 0 1 3 1
Troy Neel, L (1, 3) OBP: 0.364, SLG: 0.475		4-2 BB G1-3		2-1 1B		3-3 K		1-3 K		0-3 K	3 0 1 0 1 2 1
Scott Lydy, R (9, 7) OBP: 0.272, SLG: 0.294											0 0 0 0 0 0 0
Dave Henderson, R (10, PH) OBP: 0.262, SLG: 0.384											1 0 0 0 0 1 3
Brent Gates, S (1, 4) OBP: 0.342, SLG: 0.367		0-3 K		1-0 F8		3-0 G4-3			3-2 G3	1-1 G1-3	5 0 0 0 0 1 6
Mike Aldrete, L (1, 7) OBP: 0.359, SLG: 0.462		3-2 G1-3			0-0 G4-3		2-3 K		0-1 G4-3		4 0 0 0 0 1 1
Craig Paquette, R (1, 5) OBP: 0.267, SLG: 0.407		2-3 K			0-0 G6-3		3-3 K		0-1 HR		4 1 1 1 0 2 1
Scott Brosius, R (1, 9) OBP: 0.267, SLG: 0.369			0-1 G6-3		3-2 1B 2B		3-2 BB 1B		0-3 K		4 1 2 0 0 1 0
Scott Hemond, R (1, 2) OBP: 0.350, SLG: 0.412			1-1 L9		4-0 1B BB		4-1 BB 1-2 BB			2-0 BB 1B 1B	2 0 1 0 2 0 0

Inning Stats	R: 0 E: 0 K: 1 S: 9	H: 0 LOB: 0 BB: 0 P: 13	R: 0 E: 0 K: 2 S: 11	H: 0 LOB: 1 BB: 1 P: 20	R: 0 E: 0 K: 0 S: 5	H: 0 LOB: 0 BB: 0 P: 8	R: 0 E: 0 K: 1 S: 8	H: 1 LOB: 1 BB: 0 P: 13	R: 1 E: 0 K: 0 S: 7	H: 2 LOB: 2 BB: 1 P: 15	R: 0 E: 0 K: 2 S: 9	H: 1 LOB: 1 BB: 0 P: 17	R: 0 E: 0 K: 3 S: 14	H: 1 LOB: 2 BB: 1 P: 29	R: 0 E: 0 K: 2 S: 9	H: 0 LOB: 0 BB: 0 P: 14	R: 1 E: 0 K: 1 S: 10	H: 1 LOB: 0 BB: 0 P: 13	R: 0 E: 0 K: 2 S: 12	H: 2 LOB: 3 BB: 1 P: 21	1B: 5 2B: 2 3B: 0 HR: 1	SF: 0 SAC: 0 DP: 0 HBP: 0	WP: 0 PB: 0 SB: 0 CS: 0	PA: 41
--------------	------------------------------	----------------------------------	-------------------------------	----------------------------------	------------------------------	---------------------------------	------------------------------	----------------------------------	------------------------------	----------------------------------	------------------------------	----------------------------------	-------------------------------	----------------------------------	------------------------------	----------------------------------	-------------------------------	----------------------------------	-------------------------------	----------------------------------	----------------------------------	------------------------------------	----------------------------------	--------

PITCHER	IP	WLS	BF	H	R	ER	SO	BB	IBB	HBP	BLK	WP	HR	S	P	ERA	WHIP
Tom Gordon, R (1, 1) ERA: 3.49	8.0		31	5	1	1	11	3	0	0	0	0	0	72	129	1.12	1.000
Jeff Montgomery, R (9, 1) ERA: 2.36	2.0	W	10	3	1	1	3	1	0	0	0	0	1	22	34	4.50	2.000

BOTTOM

Kansas City Royals @ Oakland Athletics
Oakland-Alameda County Coliseum, Oakland, CA
 Wed Sep 22 1993, 7:05 PM PDT
 Att. 18,370 - Unknown - 60 F

livebaseballscorecards.com

AB	37
R	2
H	8
RBI	2
BB	4
SO	14
LOB	16



Batter	1	2	3	4	5	6	7	8	9	AB R H RBI BB SO LOB	TOP											
Greg Gagne, R (1, 6) OBP: 0.319, SLG: 0.400	0-0 F9		2-3 K			0-2 F7		0-0 P4		4 0 0 0 0 1 1	Kansas City Royals @ Oakland Athletics Oakland-Alameda County Coliseum, Oakland, CA Thu Sep 23 1993, 3:33 AM PDT Att. 21,360 - Sunny - 65 F livebaseballscorecards.com											
Brian McRae, S (1, 8) OBP: 0.333, SLG: 0.427	1-3 K		1-1 G3-1			2-3 K		0-1 S	4 0 1 0 0 2 1													
George Brett, L (1, 10) OBP: 0.317, SLG: 0.436	0-1 1B			3-3 K		1-1 HR		2-2 F8	4 1 2 1 0 1 1													
Felix Jose, S (1, 9) Mike Macfarlane, R (9, PH) OBP: 0.299, SLG: 0.348 OBP: 0.357, SLG: 0.504	0-0 G5-3		1-3 K		3-3 K	3-3 K		0-3 K	3 0 0 0 0 2 1 1 0 0 0 0 1 1													
Gary Gaetti, R (1, 5) OBP: 0.295, SLG: 0.426		1-2 G5-4-3 1B		1-1 G6-3		1-3 K		0-1 F7	4 0 1 0 0 1 1													
Bob Hamelin, L (1, 3) OBP: 0.261, SLG: 0.381		0-2 G5-4-3 1-2f			2-2 2B	1-3 K			3 0 1 0 0 1 1													
Kevin McReynolds, R (1, 7) OBP: 0.310, SLG: 0.415		1-3 K			1-3 K	3-1 P4			3 0 0 0 0 2 1													
Brent Mayne, L (1, 2) OBP: 0.306, SLG: 0.325			4-2 CS BB		0-1 F7			0-2 G1-3	2 0 0 0 1 0 1													
Jose Lind, R (1, 4) Chris Gwynn, L (8, PH) Terry Shumpert, R (8, 4) OBP: 0.271, SLG: 0.286 OBP: 0.348, SLG: 0.391 OBP: 0.273, SLG: 0.111			4-0 1 SAFE 1 SAFE BB		0-1 G6-3			1-3 K	1 0 0 0 1 0 1 1 0 0 0 0 1 0 0 0 0 0 0 0 0													
Inning Stats	R: 0 E: 0 K: 1 S: 8	H: 1 LOB: 1 BB: 0 P: 9	R: 0 E: 0 K: 1 S: 10	H: 1 LOB: 0 BB: 0 P: 12	R: 0 E: 0 K: 1 S: 10	H: 0 LOB: 1 BB: 2 P: 19	R: 0 E: 0 K: 2 S: 10	H: 0 LOB: 0 BB: 0 P: 15	R: 0 E: 0 K: 1 S: 12	H: 1 LOB: 1 BB: 0 P: 15		R: 1 E: 0 K: 2 S: 12	H: 1 LOB: 0 BB: 0 P: 18	R: 0 E: 0 K: 2 S: 8	H: 0 LOB: 0 BB: 0 P: 13	R: 0 E: 0 K: 1 S: 13	H: 0 LOB: 0 BB: 0 P: 14	R: 0 E: 0 K: 1 S: 10	H: 1 LOB: 1 BB: 0 P: 12	1B: 2 2B: 2 3B: 0 HR: 1	SF: 0 SAC: 0 DP: 1 HBP: 0	WP: 0 PB: 0 SB: 1 CS: 1
PITCHER	IP WLS BF H R ER SO BB IBB HBP BLK WP HR S P ERA WHIP																					
Bobby Witt, R (1, 1) ERA: 4.07	8.0 W 29 5 1 1 11 2 0 0 0 0 1 85 117 1.12 0.875																					
Rick Honeycutt, L (9, 1) ERA: 3.0	0.1 1 0 0 0 0 0 0 0 0 0 0 3 5 0.00 0.000																					
Dennis Eckersley, R (9, 1) ERA: 4.15	0.2 S 2 0 0 0 1 0 0 0 0 0 0 5 5 0.00 0.000																					

Kansas City Royals @ Oakland Athletics
Oakland-Alameda County Coliseum, Oakland, CA

Thu Sep 23 1993, 3:33 AM PDT
 Att. 21,360 - Sunny - 65 F

AB 30
R 1
H 5
RBI 1
BB 2
SO 12
LOB 10



Batter	1	2	3	4	5	6	7	8	9
Kurt Abbott, R OBP: 0.349, SLG: 0.550 (1, 7)	1-0 G6-3		1-2 P4		2-3 K		1 SAFE 1 SAFE 1 B 1 B X	2-1 1B 1B	
Jerry Browne, S OBP: 0.299, SLG: 0.309 (1, 8)	0-2 BB 1B		0-1 G4-3			1-0 1B 2B	3-2 SAFE X	1-2 2-H 1B	
Ruben Sierra, S OBP: 0.292, SLG: 0.392 (1, 10)	3-3 K		0-1 G3			3-2 F8	2-2 G3-6-1 1-2f		
Mike Aldrete, L OBP: 0.361, SLG: 0.458 (1, 3)	4-1 FC6-4 BB			1-3 K		4-2 1B BB		1-0 G6-3	
Brent Gates, S OBP: 0.341, SLG: 0.366 (1, 4)	1-0 FC6-4 1-2f			2-3 K		1-2 FC6-4 1B		0-0 F8	
Craig Paquette, R OBP: 0.257, SLG: 0.405 (1, 5)		0-1 G3-6-1 1B		3-2 F9		2-3 K		1-3 K	
Mike Bordick, R OBP: 0.340, SLG: 0.323 (1, 6)		1-0 G3-6-1 1-2f			1-0 L3	0-0 FC6-4 1-2f			
Scott Brosius, R OBP: 0.268, SLG: 0.369 (1, 9)		2-2 1B			1-2 G6-3		1-0 P2		
Scott Hemond, R OBP: 0.354, SLG: 0.410 (1, 2)		1-2 P3			4-1 S BB		4-2 1B BB		

Inning Stats	R: 0	H: 1	E: 0	K: 1	S: 9	R: 0	H: 2	E: 0	K: 0	S: 10	R: 0	H: 0	E: 0	K: 0	S: 8	R: 0	H: 0	E: 0	K: 2	S: 12	R: 0	H: 0	E: 0	K: 1	S: 10	R: 1	H: 2	E: 0	K: 1	S: 18	R: 1	H: 2	E: 0	K: 0	S: 17	R: 0	H: 0	E: 0	K: 1	S: 5
	LOB: 2	BB: 1	P: 18	LOB: 1	BB: 0	P: 14	LOB: 0	BB: 0	P: 9	LOB: 0	BB: 0	P: 18	LOB: 1	BB: 1	P: 17	LOB: 2	BB: 1	P: 29	LOB: 0	BB: 0	P: 7	LOB: 0	BB: 0	P: 7	LOB: 0	BB: 0	PA: 33	WP: 0	PB: 0	SB: 1	CS: 0	1B: 6	2B: 1	3B: 0	HR: 0	SF: 0	SAC: 0	DP: 2	HBP: 0	

PITCHER	IP	WLS	BF	H	R	ER	SO	BB	IBB	HBP	BLK	WP	HR	S	P	ERA	WHIP
Kevin Appier, R ERA: 2.62 (1, 1)	7.0	L	30	7	2	2	5	4	0	0	0	0	0	84	134	2.57	1.571
Billy Brewer, L ERA: 3.13 (8, 1)	0.2		2	0	0	0	0	0	0	0	0	0	0	2	3	0.00	0.000
Stan Belinda, R ERA: 3.66 (8, 1)	0.1		1	0	0	0	1	0	0	0	0	0	0	3	4	0.00	0.000

BOTTOM

Kansas City Royals @ Oakland Athletics
Oakland-Alameda County Coliseum, Oakland, CA

Thu Sep 23 1993, 3:33 AM PDT
Att. 21,360 - Sunny - 65 F

livebaseballscorecards.com

AB	29
R	2
H	7
RBI	2
BB	4
SO	6
LOB	13



Batter	1	2	3	4	5	6	7	8	9	AB R H RBI BB SO LOB	TOP		
Jerry Browne, S OBP: 0.301, SLG: 0.308 (1, 7)	4-1 FC3-6 BB 3B BB		0-0 F9		1-2 G5-3		1-1 SAFE 2-3 1B		3-2 G6-3	4 1 1 0 1 0 0			
Dave Henderson, R OBP: 0.261, SLG: 0.390 (1, 9)	1-0 F7		1-0 HR		0-0 P7		0-1 P2		1-3 K	5 1 1 1 0 1 3			
Ruben Sierra, S OBP: 0.291, SLG: 0.389 (1, 10)	4-0 FC3-6 BB 1-2 BB		2-3 K			1-1 SAFE L9	2-2 P4		1-3 K	4 0 0 0 1 2 2			
Mike Aldrete, L OBP: 0.363, SLG: 0.456 (1, 3)	1-2 FC3-6 1-2f 2-3 3B		0-0 G5-3			3-2 FC6-4 1B 1B		4-2 BB 1B G5-2-3 BB		3 2 1 0 1 0 2			
Brent Gates, S OBP: 0.346, SLG: 0.375 (1, 4)	2-0 1-H 3-H 3B			0-1 S 1B		1-2 FC6-4 1B		1-1 G5-2-3 BB 1-2 1B		4 0 4 2 0 0 0			
Craig Paquette, R OBP: 0.257, SLG: 0.402 (1, 5)	1-3 K		3-3 SAFE 1B SAFE SAFE 1-2 K		2-2 FC6-4 1B		4-1 G5-2-3 1-2 2-3 BB			3 1 0 0 1 2 4			
Scott Brosius, R OBP: 0.268, SLG: 0.366 (1, 8)		1-2 G3		0-1 P5		2-2 FC6-4 1B		1-1 G5-2-3		4 0 1 1 0 0 4			
Mike Bordick, R OBP: 0.340, SLG: 0.321 (1, 6)		3-2 L7		3-2 G5-3		0-1 FC6-4 1-2f		4-0 FC6 IBB		3 0 0 0 1 0 2			
Scott Hemond, R OBP: 0.353, SLG: 0.414 Henry Mercedes, R OBP: 0.182, SLG: 0.190 (7, PR) (7, 2)		2-3 K		1-2 G1-3			0-0 1B 2B	1-0 FC6		3 0 1 0 0 1 0 1 0 0 0 0 0 3			
Inning Stats	R: 2 H: 1 E: 0 LOB: 1 K: 1 BB: 2 S: 13 P: 26	R: 0 H: 0 E: 0 LOB: 0 K: 1 BB: 0 P: 16	R: 1 H: 1 E: 0 LOB: 1 K: 1 BB: 0 P: 9	R: 0 H: 1 E: 0 LOB: 1 K: 1 BB: 0 P: 22	R: 0 H: 0 E: 0 LOB: 0 K: 0 BB: 0 P: 9	R: 2 H: 3 E: 0 LOB: 1 K: 0 BB: 0 P: 26	R: 0 H: 2 E: 0 LOB: 2 K: 0 BB: 0 P: 11	R: 0 H: 1 E: 0 LOB: 3 K: 2 BB: 3 P: 23	R: 0 H: 0 E: 0 LOB: 0 K: 2 BB: 0 P: 15	1B: 6 SF: 0 2B: 1 SAC: 0 3B: 1 DP: 1 HR: 1 HBP: 0	WP: 0 PA: 39 PB: 0 SB: 1 CS: 0		
PITCHER	IP WLS BF H R ER SO BB IBB HBP BLK WP HR S P ERA WHIP											PITCHER	IP WLS BF H R ER SO BB IBB HBP BLK WP HR S P ERA WHIP
Chris Bosio, R ERA: 3.5 (1, 1)	7.0 L 30 8 5 4 4 2 0 0 0 0 1 77 119 5.14 1.429												
Erik Plantenberg, L ERA: 6.75 (8, 1)	0.0 2 1 0 0 0 1 0 0 0 0 0 4 9 ∞ ∞												
Steve Ontiveros, R ERA: 1.06 (8, 1)	2.0 7 0 0 0 2 1 1 0 0 0 0 14 29 0.00 0.500												

Oakland Athletics @ Seattle Mariners
The Kingdome, Seattle, WA
Fri Sep 24 1993, 10:05 PM EDT
Att. 50,508 - Dome

livebaseballscorecards.com

AB	34
R	5
H	9
RBI	4
BB	5
SO	6
LOB	20



Batter	1	2	3	4	5	6	7	8	9	AB	R	H	RBI	BB	SO	LOB
Omar Vizquel, S OBP: 0.317, SLG: 0.295 Rich Amaral, R OBP: 0.349, SLG: 0.364	3-2 G4-3		3-2 F7		1-0 G4-3		1-1 2B 1B		2-3 K	3	0	0	0	0	0	1
Bret Boone, R OBP: 0.306, SLG: 0.461	3-3 K			2-0 F7		0-3 K	0-1 1-3 2B		1-2 G5-3	5	0	1	0	0	2	0
Ken Griffey Jr., L OBP: 0.404, SLG: 0.613	2-3 K			0-1 S 1B		2-1 HBP BB 1B	2-3 K		1-2 HR	5	1	3	1	0	2	2
Jay Buhner, R OBP: 0.380, SLG: 0.469		0-1 1B		2-0 G5-3		3-2 P4		4-0 G5-3 2B BB	1-2 F9	4	1	1	0	1	0	2
Dave Magadan, L OBP: 0.386, SLG: 0.356		2-1 P6		4-0 BB		4-1 HBP BB		4-1 G5-3 2B BB		1	1	0	0	3	0	1
Mike Blowers, R OBP: 0.368, SLG: 0.500		0-3 K		0-3 K		3-2 HBP		3-3 K		3	0	0	0	0	3	5
Dann Howitt, L OBP: 0.239, SLG: 0.368		1-0 F8			0-3 K	2-2 G4-3		1-1 G5-3	1-2 2-3	4	0	0	0	0	1	6
Dave Valle, R OBP: 0.366, SLG: 0.411			2-2 G5-3		1-1 1B		2-1 G4-3	1-0 2B		4	0	2	2	0	0	0
Brian Turang, R OBP: 0.357, SLG: 0.374 Larry Sheets, L OBP: 0.143, SLG: 0.077 Greg Litton, R OBP: 0.366, SLG: 0.452			0-0 P3		1-3 K		1-0 G6-3	1-1 L4		3	0	0	0	0	1	1
										0	0	0	0	0	0	0
										1	0	0	0	0	0	1

Inning Stats	R: 0	H: 0	E: 0	K: 2	S: 10	H: 0	LOB: 0	BB: 0	P: 18	R: 0	H: 1	E: 0	K: 1	S: 8	H: 1	LOB: 1	BB: 0	P: 11	R: 0	H: 0	E: 0	K: 0	S: 8	H: 1	LOB: 2	BB: 1	P: 15	R: 0	H: 1	E: 0	K: 2	S: 9	H: 1	LOB: 1	BB: 0	P: 12	R: 0	H: 1	E: 0	K: 1	S: 16	H: 2	LOB: 2	BB: 0	P: 16	R: 2	H: 1	E: 0	K: 1	S: 9	H: 1	LOB: 1	BB: 2	P: 23	R: 1	H: 1	E: 0	K: 1	S: 13	H: 1	LOB: 0	BB: 0	P: 18	1B: 5	SF: 0	2B: 2	SAC: 0	3B: 0	DP: 0	HR: 1	HBP: 1	WP: 0	PA: 40
--------------	------	------	------	------	-------	------	--------	-------	-------	------	------	------	------	------	------	--------	-------	-------	------	------	------	------	------	------	--------	-------	-------	------	------	------	------	------	------	--------	-------	-------	------	------	------	------	-------	------	--------	-------	-------	------	------	------	------	------	------	--------	-------	-------	------	------	------	------	-------	------	--------	-------	-------	-------	-------	-------	--------	-------	-------	-------	--------	-------	--------

PITCHER	IP	WLS	BF	H	R	ER	SO	BB	IBB	HBP	BLK	WP	HR	S	P	ERA	WHIP
Steve Karsay, R ERA: 4.04	(1, 1)	5.2	W	24	4	0	0	7	2	0	0	0	0	55	94	0.00	1.059
Ed Nunez, R ERA: 3.98	(6, 1)	1.1		6	2	0	0	1	0	0	0	0	0	13	21	0.00	1.500
Roger Smithberg, R ERA: 3.29	(8, 1)	0.2		5	1	2	1	2	0	0	0	0	0	7	20	27.00	4.500
Vince Horsman, L ERA: 5.09	(8, 1)	0.1		1	0	0	0	0	0	0	0	0	0	2	3	0.00	0.000
Dennis Eckerlesley, R ERA: 4.23	(9, 1)	1.0	S	4	1	1	1	1	0	0	0	0	0	13	18	9.00	1.000

BOTTOM

Oakland Athletics @ Seattle Mariners
The Kingdome, Seattle, WA

Fri Sep 24 1993, 10:05 PM EDT
Att. 50,508 - Dome

livebaseballscores.com

AB	35
R	3
H	8
RBI	3
BB	4
SO	10
LOB	19



Batter	1	2	3	4	5	6	7	8	9	AB R H RBI BB SO LOB	TOP																								
Mike Bordick, R (1, 6) OBP: 0.340, SLG: 0.320	0-0 G6-3		1-1 F9	0-0 G5-3			3-1 SF9 BB 1-2 1B	4-0 HR BB		4 1 1 0 1 0 2																									
Dave Henderson, R (1, 9) OBP: 0.265, SLG: 0.394	0-0 1B		3-1 2B		1-0 P4		4-2 BB BB 1-2 2-3 BB	3-1 P3		4 0 2 0 1 0 3																									
Ruben Sierra, S (1, 10) OBP: 0.291, SLG: 0.393	1-3 K		0-3 K		0-1 F7		1-1 SF9	0-2 HR		4 1 1 5 0 2 2																									
Mike Aldrete, L (1, 3) OBP: 0.360, SLG: 0.449	3-2 F8		2-2 G6-3		3-2 L8		4-2 FC6-4 BB 1-2	2-1 G3		4 0 0 0 1 0 2																									
Brent Gates, S (1, 4) OBP: 0.346, SLG: 0.376		4-2 WP S FC5-2 BB		1-0 1B BB 2B		3-3 K	0-0 FC6-4 1-2f		2-2 L5	4 1 1 0 1 1 3																									
Craig Paquette, R (1, 5) OBP: 0.256, SLG: 0.399		0-0 F8		0-2 F8		2-3 K		1-2 G6-3 1B	1-3 K	5 1 1 0 0 2 2																									
Scott Brosius, R (1, 8) OBP: 0.271, SLG: 0.364		1 SAFE 1 SAFE 4-0 S FC5-2 1-3 BB		1-1 S 1B 2-3 1B		2-3 K		0-0 G6-3	2-2 L7	4 0 1 0 1 1 1																									
Kurt Abbott, R (1, 7) OBP: 0.362, SLG: 0.545		1-0 FC5-2 1-2 S 3-H		1-0 S 1-2 1B		1-2 G4-3		2-0 1B HR 2-H 1B		4 1 2 2 0 0 2																									
Henry Mercedes, R (1, 2) OBP: 0.231, SLG: 0.208		2-2 F9 1-2 2-3		1-3 K 1-2 2-3		3-2 BB 1B SF9 HBP		1-2 HR BB 1-3 1B		3 2 1 0 0 1 4																									
Inning Stats	R: 0 E: 0 K: 1 S: 10	H: 1 LOB: 1 BB: 0 P: 14	R: 0 E: 0 K: 0 S: 10	H: 0 LOB: 2 BB: 2 P: 20	R: 0 E: 0 K: 1 S: 10	H: 1 LOB: 1 BB: 0 P: 16	R: 1 E: 0 K: 1 S: 11	H: 3 LOB: 2 BB: 0 P: 15	R: 0 E: 0 K: 0 S: 7	H: 0 LOB: 0 BB: 0 P: 11	R: 0 E: 0 K: 3 S: 12	H: 0 LOB: 0 BB: 0 P: 19	R: 1 E: 0 K: 0 S: 15	H: 1 LOB: 3 BB: 2 P: 31	R: 5 E: 0 K: 0 S: 18	H: 4 LOB: 0 BB: 1 P: 30	R: 0 E: 0 K: 1 S: 12	H: 0 LOB: 0 BB: 0 P: 17	1B: 7 2B: 2 3B: 0 HR: 1	SF: 1 SAC: 0 DP: 0 HBP: 1	WP: 1 PB: 0 SB: 5 CS: 0	PA: 43													
PITCHER	IP WLS BF H R ER SO BB IBB HBP BLK WP HR S P ERA WHIP																																		
Erik Hanson, R (1, 1) ERA: 3.47	6.0		5	1	1	6	2	0	0	0	1	0	60	95	1.50	1.167																			
Brad Holman, R (7, 1) ERA: 4.06	0.1		3	1	1	0	0	0	1	0	0	0	7	14	27.00	3.000																			
Jeff Nelson, R (7, 1) ERA: 4.26	0.0		1	0	0	0	1	0	0	0	0	0	2	6	∞	∞																			
Kevin King, L (7, 1) ERA: 7.88	0.2		3	0	0	0	1	0	0	0	0	0	6	11	0.00	1.500																			
Ted Power, R (8, 1) ERA: 5.93	1.0	L	8	4	5	5	1	0	0	0	0	1	18	30	45.00	5.000																			
PITCHER	IP WLS BF H R ER SO BB IBB HBP BLK WP HR S P ERA WHIP																																		
Dwayne Henry, R (9, 1) ERA: 6.44	1.0		3	0	0	1	0	0	0	0	0	0	6	17	0.00	0.000																			

Oakland Athletics @ Seattle Mariners
The Kingdome, Seattle, WA
Sat Sep 25 1993, 10:05 PM EDT
Att. 19,535 - Dome

livebaseballscorecards.com

AB	36
R	7
H	10
RBI	7
BB	5
SO	7
LOB	21



Batter	1	2	3	4	5	6	7	8	9	AB	R	H	RBI	BB	SO	LOB
Mike Felder, S OBP: 0.264, SLG: 0.276 (1, 7)	G4-3		F9	K			P4		F9	5	0	0	0	0	1	1
Bret Boone, R OBP: 0.304, SLG: 0.460 (1, 4)	K		F9 2B		G5-3		G4-3		G5-3	5	0	1	0	0	1	0
Ken Griffey Jr., L OBP: 0.406, SLG: 0.612 (1, 8)	BB		FC6 BB		S 2B BB		P5			1	1	0	0	3	0	0
Jay Buhner, R OBP: 0.379, SLG: 0.469 (1, 10)	F8		F9		2B		K			4	0	1	1	0	1	3
Mackey Sasser, L OBP: 0.277, SLG: 0.322 (1, 9)		P3-1	FC6		K			1B 1B		4	0	1	0	0	1	3
Mike Blowers, R OBP: 0.367, SLG: 0.496 (1, 5)		F8		SH1-4 BB SF8 BB		P4		K		3	1	0	0	1	1	2
Dave Magadan, L OBP: 0.389, SLG: 0.361 (1, 3)		1B 2B		SH1-4 BB		K		1B		3	0	2	0	1	1	0
Bill Haselman, R OBP: 0.318, SLG: 0.429 (1, 2)		1B		SH1-4		CS 1B		F8		3	0	2	0	0	0	2
Rich Amaral, R OBP: 0.346, SLG: 0.361 (1, 6)		F8		SF8		K		G5-3		3	0	0	1	0	1	3

Inning Stats	R: 0	H: 0	E: 0	K: 1	S: 9	H: 0	LOB: 1	BB: 1	P: 15	R: 0	H: 2	E: 0	K: 0	S: 13	H: 1	LOB: 2	BB: 0	P: 23	R: 0	H: 1	E: 0	K: 0	S: 8	R: 1	H: 0	E: 0	K: 1	S: 15	H: 0	LOB: 1	BB: 2	P: 27	R: 1	H: 1	E: 0	K: 2	S: 8	H: 1	LOB: 0	BB: 0	P: 12	R: 0	H: 0	E: 0	K: 0	S: 9	H: 0	LOB: 0	BB: 0	P: 15	R: 0	H: 2	E: 0	K: 2	S: 18	H: 2	LOB: 2	BB: 0	P: 27	R: 0	H: 0	E: 0	K: 0	S: 6	H: 0	LOB: 0	BB: 0	P: 8	1B: 4	SF: 1	2B: 3	SAC: 1	3B: 0	DP: 0	HR: 0	HBP: 0	WP: 0	PA: 38
--------------	------	------	------	------	------	------	--------	-------	-------	------	------	------	------	-------	------	--------	-------	-------	------	------	------	------	------	------	------	------	------	-------	------	--------	-------	-------	------	------	------	------	------	------	--------	-------	-------	------	------	------	------	------	------	--------	-------	-------	------	------	------	------	-------	------	--------	-------	-------	------	------	------	------	------	------	--------	-------	------	-------	-------	-------	--------	-------	-------	-------	--------	-------	--------

PITCHER	IP	WLS	BF	H	R	ER	SO	BB	IBB	HBP	BLK	WP	HR	S	P	ERA	WHIP
Todd Van Poppel, R ERA: 4.83 (1, 1)	5.0		24	4	2	2	3	5	0	0	0	0	0	58	106	3.60	1.800
Kelly Downs, R ERA: 5.15 (6, 1)	1.0		3	1	0	0	2	0	0	0	0	0	0	8	12	0.00	1.000
Vince Horsman, L ERA: 4.88 (7, 1)	1.0	W	3	0	0	0	0	0	0	0	0	0	0	9	15	0.00	0.000
Ed Nunez, R ERA: 3.93 (8, 1)	1.0		5	2	0	0	2	0	0	0	0	0	0	18	27	0.00	2.000
Rick Honeycutt, L ERA: 2.93 (9, 1)	1.0		3	0	0	0	0	0	0	0	0	0	0	6	8	0.00	0.000

BOTTOM

Oakland Athletics @ Seattle Mariners
The Kingdome, Seattle, WA

Sat Sep 25 1993, 10:05 PM EDT
Att. 19,535 - Dome

livebaseballscorecards.com

AB	31
R	2
H	7
RBI	2
BB	5
SO	7
LOB	14



Batter	1	2	3	4	5	6	7	8	9	10	11	12	AB	R	H	RBI	BB	SO	LOB
Brian Turang, R (1, 7) OBP: 0.345, SLG: 0.359 Mackey Sasser, L (12, PH) OBP: 0.276, SLG: 0.320	2-2 F7	1-2 G5-3		2-2 F8			2-1 F8		3-2 G5-3			2-2 F9	5	0	0	0	0	0	3
Bret Boone, R (1, 4) OBP: 0.308, SLG: 0.473	1-0 1B			2-1 F8		2-1 HR	0-2 P4			1-0 G4-6-3		0-2 G1-3	6	1	3	1	0	0	0
Ken Griffey Jr., L (1, 8) OBP: 0.406, SLG: 0.609	2-2 F7			4-1 BB		1-2 P6	0-1 CS			0-0 G4-6-3			4	0	1	0	1	0	2
Jay Buhner, R (1, 9) OBP: 0.379, SLG: 0.469	4-0 BB			1-0 P9		1-3 K	2-1 CS	0-0 SH1-4		0-3 K			4	0	1	0	1	2	1
Dave Magadan, L (1, 3) OBP: 0.386, SLG: 0.357	2-2 G3			0-0 G6-3		1-1 G6-3		1-0 SH1-4			0-1 F7		4	0	0	0	0	0	3
Mike Blowers, R (1, 5) OBP: 0.367, SLG: 0.496		1-0 F8		0-0 L7		1-3 K		4-0 G6-4-3		0-3 K			4	1	1	0	1	2	0
Larry Sheets, L (1, 10) OBP: 0.211, SLG: 0.063 Mike Felder, S (11, PR) OBP: 0.264, SLG: 0.276		1-2 F8		4-1 1B		1-2 P5		2-1 G6-4-3		4-2 BB			3	0	0	0	2	0	3
Dave Valle, R (1, 2) OBP: 0.362, SLG: 0.406		1-3 K		1-0 P3		0-1 E5			0-0 F7		1-2 F8		5	0	0	0	0	1	3
Omar Vizquel, S (1, 6) OBP: 0.318, SLG: 0.298		2-2 2B		1-1 FC6-4		1-1 FC6-4		1-1 FC6-4		2-2 G6-3		1-1 F7	5	0	2	1	0	0	1

Inning Stats	R: 0	H: 1	E: 0	K: 0	S: 11	R: 1	H: 2	E: 0	K: 1	S: 14	R: 0	H: 0	E: 0	K: 0	S: 5	R: 0	H: 1	E: 0	K: 1	S: 8	R: 1	H: 1	E: 0	K: 1	S: 11	R: 0	H: 1	E: 0	K: 0	S: 9	R: 0	H: 1	E: 0	K: 0	S: 4	R: 0	H: 0	E: 0	K: 0	S: 12	R: 0	H: 1	E: 0	K: 1	S: 16	R: 0	H: 0	E: 0	K: 0	S: 11	R: 0	H: 0	E: 0	K: 0	S: 11
	LOB: 2	BB: 1	P: 22	LOB: 1	BB: 0	P: 20	LOB: 1	BB: 1	P: 12	LOB: 2	BB: 1	P: 16	LOB: 1	BB: 0	P: 14	LOB: 1	BB: 1	P: 11	LOB: 0	BB: 1	P: 17	LOB: 1	BB: 1	P: 21	LOB: 0	BB: 0	P: 14	LOB: 0	BB: 0	P: 13	LOB: 1	BB: 1	P: 11	LOB: 0	BB: 0	P: 17	LOB: 0	BB: 0	P: 21	LOB: 1	BB: 1	P: 14	LOB: 0	BB: 0	P: 14	LOB: 0	BB: 0	P: 14							

PITCHER	IP	WLS	BF	H	R	ER	SO	BB	IBB	HBP	BLK	WP	HR	S	P	ERA	WHIP
Miguel Jimenez, R (1, 1) ERA: 4.71	7.0		30	6	2	2	3	3	0	0	0	0	1	69	113	2.57	1.286
Roger Smithberg, R (8, 1) ERA: 2.87	2.0		8	2	0	0	0	0	1	0	0	0	0	17	30	0.00	1.000
Rick Honeycutt, L (10, 1) ERA: 2.83	1.1		3	0	0	0	1	0	0	0	0	0	0	6	6	0.00	0.000
John Briscoe, R (11, 1) ERA: 9.64	0.2	W	3	0	0	0	1	1	0	0	0	0	0	14	19	0.00	1.500
Dennis Eckersley, R (12, 1) ERA: 4.16	1.0	S	3	0	0	0	0	0	0	0	0	0	0	11	14	0.00	0.000

BOTTOM

Oakland Athletics @ Seattle Mariners
The Kingdom, Seattle, WA
 Sun Sep 26 1993, 6:33 AM EDT
 Att: 22,751 - Dome

livebaseballscorecards.com

AB	41
R	2
H	8
RBI	2
BB	5
SO	5
LOB	16

WP: 0 PA: 48
 PB: 0
 SB: 1
 CS: 1



Batter	1	2	3	4	5	6	7	8	9	AB R H RBI BB SO LOB	TOP										
Mike Bordick, R (1, 6) OBP: 0.337, SLG: 0.315	0-0 G1-3			0-3 K		0-0 G6-3			0-3 K	4 0 0 0 0 2 0											
Jerry Browne, S (1, 8) OBP: 0.294, SLG: 0.300	0-0 L8			0-0 G5-3			0-0 F7		0-0 L7	4 0 0 0 0 0 0											
Mike Aldrete, L (1, 3) OBP: 0.357, SLG: 0.441	0-3 K			0-0 G1-3			0-0 G4-3		0-3 K	4 0 0 0 0 2 0											
Troy Neel, L (1, 10) OBP: 0.366, SLG: 0.479		0-3 K			0-0 CS 1B		0-0 2B			3 0 2 0 0 1 0											
Brent Gates, S (1, 4) OBP: 0.345, SLG: 0.374		0-0 L8			0-0 G5-3 1-2		0-3 K			3 0 0 0 0 1 2											
Scott Brosius, R (1, 9) OBP: 0.277, SLG: 0.368 (8, 7)		0-0 G4-3			0-0 1B			0-0 G5-3 2B		3 0 2 0 0 0 0											
Craig Paquette, R (1, 5) OBP: 0.252, SLG: 0.392			0-0 G4-3		0-0 F9			0-0 G5-3 2-3		3 0 0 0 0 0 2											
Eric Helfand, L (1, 2) OBP: 0.250, SLG: 0.250			0-0 G1-3		0-0 L6			0-0 G1-3		3 0 0 0 0 0 1											
Kurt Abbott, R (1, 7) OBP: 0.333, SLG: 0.490 Ruben Sierra, S (8, PH) OBP: 0.288, SLG: 0.389 (8, 9)			0-3 K		0-0 G6-3			0-0 F8		2 0 0 0 0 1 0 1 0 0 0 0 0 1											
Inning Stats	R: 0 E: 0 K: 1 S: 5	H: 0 LOB: 0 BB: 0 P: 5	R: 0 E: 0 K: 1 S: 5	H: 0 LOB: 0 BB: 0 P: 5	R: 0 E: 0 K: 1 S: 5	H: 0 LOB: 0 BB: 0 P: 5	R: 0 E: 0 K: 1 S: 4	H: 2 LOB: 1 BB: 0 P: 4	R: 0 E: 0 K: 0 S: 3	H: 0 LOB: 0 BB: 0 P: 3	R: 0 E: 0 K: 1 S: 6	H: 1 LOB: 1 BB: 0 P: 6	R: 0 E: 0 K: 0 S: 4	H: 1 LOB: 1 BB: 0 P: 4	R: 0 E: 0 K: 2 S: 7	H: 0 LOB: 0 BB: 0 P: 7	1B: 2 2B: 2 3B: 0 HR: 0	SF: 0 SAC: 0 DP: 0 HBP: 0	WP: 0 PB: 0 SB: 0 CS: 1	PA: 30	
PITCHER Kevin Brown, R (1, 1) ERA: 3.57	IP: 9.0 WLS: W BF: 30 H: 4 R: 0 ER: 0 SO: 7 BB: 0 IBB: 0 HBP: 0 BLK: 0 WP: 0 HR: 0 S: 44 P: 44 ERA: 0.00 WHIP: 0.444																				
																				PITCHER	IP: 9.0 WLS: W BF: 30 H: 4 R: 0 ER: 0 SO: 7 BB: 0 IBB: 0 HBP: 0 BLK: 0 WP: 0 HR: 0 S: 44 P: 44 ERA: 0.00 WHIP: 0.444

Oakland Athletics @ Texas Rangers
Arlington Stadium, Arlington, TX
Tue Sep 28 1993, 8:05 PM EDT
Sunny - 93 F

livebaseballscorecards.com

AB	30
R	0
H	4
RBI	0
BB	0
SO	7
LOB	6



Batter	1	2	3	4	5	6	7	8	9	AB	R	H	RBI	BB	SO	LOB	TOP					
Jerry Browne, S OBP: 0.303, SLG: 0.310 (1, 8)	1-1 L9	1-0 FC6 1B		3-1 G1-2-3 1B		1-1 F8		0-0 1B	1-0 1B	6	0	4	1	0	0	0						
Dave Henderson, R OBP: 0.274, SLG: 0.430 (1, 7)	1-2 HR	0-1 FC6		0-1 2B			4-1 BB 1B	2-2 G5-3	0-2 K	3	1	2	1	1	0	1						
Kurt Abbott, R OBP: 0.321, SLG: 0.472 (7, PR) (7, 7)				1-3 2B						2	1	0	0	0	1	3						
Ruben Sierra, S OBP: 0.289, SLG: 0.388 (1, 9)	0-0 S E 1B		0-0 F8	4-0 IBB			2-2 K		1-2 F3	4	1	1	0	1	1	1						
Scott Lydy, R OBP: 0.260, SLG: 0.281 (9, 9)										0	0	0	0	0	0	0						
Troy Neel, L OBP: 0.368, SLG: 0.479 (1, 10)	3-1 E8 2B 1B		1-2 HR 1B	0-0 G1-2-3			1-3 K		4-1 1B 1B	4	2	2	1	1	1	4						
Marcos Armas, R OBP: 0.242, SLG: 0.355 (9, PR)										0	1	0	0	0	0	0						
Brent Gates, S OBP: 0.349, SLG: 0.381 (1, 4)	1-0 G6-3		2-0 HR 1B	3-H			4-1 G6-4-3 BB	4-2 1B BB	2-2 1B BB	3	2	2	2	2	0	1						
Scott Brosius, R OBP: 0.284, SLG: 0.376 (1, 3)	2-2 2B		2-1 F8	1-2			2-2 G6-4-3	1-2 1B	4-0 1B BB	4	1	2	2	1	0	1						
Craig Paquette, R OBP: 0.249, SLG: 0.386 (1, 5)	0-1 G6-3		0-1 E5	3-H			0-0 G6-3	0-2 F4	1-3 K	5	0	0	0	0	1	6						
Mike Bordick, R OBP: 0.337, SLG: 0.316 (1, 6)		0-0 L9	1-2 L8				1-1 1B	2-2 F4	0-0 1B 1B	5	1	2	2	0	0	1						
Henry Mercedes, R OBP: 0.222, SLG: 0.182 (1, 2)		1-0 G3-1		1-1 P4			1-0 G6-3	0-3 K	0-1 1B 1B	5	0	1	1	0	1	0						
Inning Stats	R: 3 E: 1 K: 0 S: 14	H: 4 LOB: 1 BB: 0 P: 22	R: 0 E: 0 K: 0 S: 5	H: 1 LOB: 1 BB: 0 P: 7	R: 2 E: 1 K: 0 S: 12	H: 2 LOB: 1 BB: 0 P: 18	R: 0 E: 0 K: 0 S: 7	H: 2 LOB: 2 BB: 1 P: 15	R: 0 E: 0 K: 0 S: 5	H: 0 LOB: 0 BB: 1 P: 11	R: 0 E: 0 K: 0 S: 5	H: 1 LOB: 0 BB: 0 P: 8	R: 1 E: 0 K: 2 S: 18	H: 1 LOB: 2 BB: 2 P: 30	R: 0 E: 0 K: 1 S: 11	H: 1 LOB: 1 BB: 0 P: 15	R: 4 E: 0 K: 2 S: 18	H: 4 LOB: 2 BB: 2 P: 31	1B: 12 2B: 2 3B: 0 HR: 2	SF: 0 SAC: 0 DP: 2 HBP: 0	WP: 0 PB: 0 SB: 1 CS: 0	PA: 47
PITCHER	IP	WLS	BF	H	R	ER	SO	BB	IBB	HBP	BLK	WP	HR	S	P	ERA	WHIP					
Brian Bohanon, L ERA: 4.4 (1, 1)	2.2	L	16	7	5	4	0	0	0	0	0	0	2	28	43	13.50	2.625					
Jeff Bronkey, R ERA: 4.15 (3, 1)	2.2		10	3	0	0	0	1	1	0	0	0	0	17	33	0.00	1.500					
Matt Whiteside, R ERA: 4.13 (6, 1)	0.2		3	0	1	1	0	1	0	0	0	0	0	4	10	13.50	1.500					
Craig Lefferts, L ERA: 6.05 (7, 1)	0.2		3	0	0	0	2	1	0	0	0	0	0	11	18	0.00	1.500					
Gene Nelson, R ERA: 3.24 (7, 1)	1.1		6	2	0	0	1	0	0	0	0	0	0	17	22	0.00	1.500					
PITCHER	IP	WLS	BF	H	R	ER	SO	BB	IBB	HBP	BLK	WP	HR	S	P	ERA	WHIP					
Bob Patterson, L ERA: 4.78 (9, 1)	0.1		3	1	2	2	0	1	0	0	0	0	0	8	15	54.00	6.000					
Cris Carpenter, R ERA: 3.5 (9, 1)	0.2		6	3	2	2	2	1	0	0	0	0	0	10	16	27.00	6.000					

Oakland Athletics @ Texas Rangers
Arlington Stadium, Arlington, TX
Tue Sep 28 1993, 8:05 PM EDT
Att. 22,039 - Unknown - 80 F

livebaseballscorecards.com

AB	41
R	10
H	16
RBI	10
BB	6
SO	5
LOB	18



Batter	1	2	3	4	5	6	7	8	9	AB	R	H	RBI	BB	SO	LOB
David Hulse, L (1, 8) OBP: 0.331, SLG: 0.370	1-1 G1-3		3-2 G6-3		0-0 L7			0-2 G4-3		4	0	0	0	0	0	2
Geno Petrali, L (1, 2) OBP: 0.367, SLG: 0.320	2-1 G3			2-3 K2-3		0-0 1B 2B		1-3 K		4	1	1	0	0	2	0
Rafael Palmeiro, L (1, 3) OBP: 0.378, SLG: 0.565	2-2 G6-3			1-3 K		0-0 G5-3		1-0 G4-3		4	0	0	0	0	1	1
Julio Franco, R (1, 10) OBP: 0.365, SLG: 0.442		1-3 K		1-2 G1-3		2-2 1B		0-2 G1-3		4	0	1	1	0	1	0
Dan Peltier, L (1, 9) OBP: 0.354, SLG: 0.346		2-2 F6			4-1 1B BB	0-0 F7		0-0 F9		3	1	0	0	1	0	1
Dean Palmer, R (1, 5) OBP: 0.324, SLG: 0.503		1-3 K			2-2 1B WP 2B	1-0 L5		2-0 L7		4	1	1	0	0	1	1
Jeff Huson, L (1, 4) OBP: 0.132, SLG: 0.211			1-1 L4		0-1 G3		2-1 G3-1			3	0	0	0	0	0	2
Doug Dascenzo, S (1, 7) OBP: 0.232, SLG: 0.287			0-0 G6-3		1-2 G4-3 WP 1B		2-1 G3			3	0	1	1	0	0	0
Manuel Lee, S (1, 6) OBP: 0.286, SLG: 0.251			1-0 WP 1B		2-2 G4-3		1-2 G4-3			3	0	1	0	0	0	1

Inning Stats	R: 0	H: 0	E: 0	LOB: 0	K: 0	S: 8	P: 13	R: 0	H: 0	E: 0	LOB: 0	K: 2	S: 11	R: 0	H: 1	E: 0	LOB: 1	K: 0	S: 10	R: 0	H: 0	E: 0	LOB: 0	K: 2	S: 11	R: 2	H: 2	E: 0	LOB: 1	K: 0	S: 16	R: 1	H: 2	E: 0	LOB: 1	K: 0	S: 7	R: 0	H: 0	E: 0	LOB: 0	K: 0	S: 7	R: 0	H: 0	E: 0	LOB: 0	K: 1	S: 7	R: 0	H: 0	E: 0	LOB: 0	K: 0	S: 5	1B: 3	SF: 0	2B: 2	SAC: 0	3B: 0	DP: 0	HR: 0	HBP: 0
--------------	------	------	------	--------	------	------	-------	------	------	------	--------	------	-------	------	------	------	--------	------	-------	------	------	------	--------	------	-------	------	------	------	--------	------	-------	------	------	------	--------	------	------	------	------	------	--------	------	------	------	------	------	--------	------	------	------	------	------	--------	------	------	-------	-------	-------	--------	-------	-------	-------	--------

PITCHER	IP	WLS	BF	H	R	ER	SO	BB	IBB	HBP	BLK	WP	HR	S	P	ERA	WHIP
Bobby Witt, R (1, 1) ERA: 4.09	5.1	W	22	5	3	3	4	1	0	0	0	2	0	61	90	5.06	1.125
Ed Nunez, R (6, 1) ERA: 3.81	2.1		7	0	0	0	1	0	0	0	0	0	0	15	22	0.00	0.000
Rick Honeycutt, L (8, 1) ERA: 2.81	0.1		1	0	0	0	0	0	0	0	0	0	0	1	2	0.00	0.000
Roger Smithberg, R (9, 1) ERA: 2.7	1.0		3	0	0	0	0	0	0	0	0	0	0	5	7	0.00	0.000

BOTTOM

Oakland Athletics @ Texas Rangers
Arlington Stadium, Arlington, TX


Tue Sep 28 1993, 8:05 PM EDT
Att: 22,039 - Unknown - 80 F

livebaseballscorecards.com

AB	32
R	3
H	5
RBI	2
BB	1
SO	5
LOB	8



WP: 2	PA: 33
PB: 0	
SB: 0	
CS: 0	

Batter	1	2	3	4	5	6	7	8	9	AB R H RBI BB SO LOB	TOP											
Jerry Browne, S (1, 8) OBP: 0.301, SLG: 0.307 (6, 7)	2-2 G4-6-3 1B	2-2 F9			1-0 L7		0-1 F9		0-2 G3	5 0 1 0 0 0 1												
Dave Henderson, R (1, 10) OBP: 0.274, SLG: 0.428 Marcos Armas, R (7, PR) OBP: 0.242, SLG: 0.355 Henry Mercedes, R (9, PH) OBP: 0.216, SLG: 0.176	1-3 K		1-2 G6-3			2-3 K	0-0 HR 1B		0-3 K	4 0 1 0 0 2 1 0 1 0 0 0 0 0 1 0 0 0 0 1 0												
Ruben Sierra, S (1, 9) OBP: 0.289, SLG: 0.393 Scott Lydy, R (6, 9) OBP: 0.265, SLG: 0.319	1-2 G4-6-3 1-2f		0-0 L8			0-0 HR	1-2 HR		3-3 K	3 1 1 1 0 0 1 2 1 1 2 0 1 0												
Troy Neel, L (1, 3) OBP: 0.369, SLG: 0.480		2-2 HR 1B	2-1 F7			0-0 F8	1-2 1B 1B			4 1 2 0 0 0 0												
Brent Gates, S (1, 4) OBP: 0.350, SLG: 0.382		1-1 F7			0-1 F8	1-0 2B 1B	3-2 1B 1B			4 0 2 0 0 0 1												
Mike Aldrete, L (1, 7) OBP: 0.358, SLG: 0.454 Craig Paquette, R (6, PH) OBP: 0.250, SLG: 0.390 (6, 5)		2-1 HR			1-1 G4-3	2-2 2B	1-1 P2			2 1 1 2 0 0 0 2 0 1 0 0 0 2												
Scott Brosius, R (1, 5) OBP: 0.288, SLG: 0.380 (6, 8)		2-1 1B 2B			1-3 K	4-2 FC6-4 BB		1-0 P7		3 1 1 0 1 1 0	AB 38 R 6 H 12 RBI 6 BB 1 SO 6 LOB 10											
Mike Bordick, R (1, 6) OBP: 0.336, SLG: 0.315 Kurt Abbott, R (6, 6) OBP: 0.316, SLG: 0.463		3-2 G6-3			1-2 G4-3	1-2 FC6-4 1-2f		1-3 K		3 0 0 0 0 0 4 1 0 0 0 0 1 0												
Eric Helfand, L (1, 2) OBP: 0.250, SLG: 0.250		1-1 1B			0-2 L7		3-2 G6-3	1-1 F8		4 0 1 1 0 0 0												
Inning Stats	R: 0 E: 0 K: 1 S: 11	H: 1 LOB: 0 BB: 0 P: 15	R: 3 E: 0 K: 0 S: 17	H: 4 LOB: 1 BB: 0 P: 30	R: 0 E: 0 K: 0 S: 6	H: 0 LOB: 0 BB: 0 P: 9	R: 0 E: 0 K: 1 S: 13	H: 0 LOB: 0 BB: 0 P: 15	R: 0 E: 0 K: 0 S: 8	H: 0 LOB: 0 BB: 0 P: 10	R: 1 E: 0 K: 1 S: 15	H: 3 LOB: 3 BB: 1 P: 25	R: 2 E: 0 K: 0 S: 21	H: 4 LOB: 2 BB: 0 P: 30	R: 0 E: 0 K: 1 S: 6	H: 0 LOB: 0 BB: 0 P: 9	R: 0 E: 0 K: 2 S: 9	H: 0 LOB: 0 BB: 0 P: 12	1B: 7 2B: 2 3B: 0 HR: 3	SF: 0 SAC: 0 DP: 1 HBP: 0	WP: 0 PB: 0 SB: 0 CS: 0	PA: 39
PITCHER	IP WLS BF H R ER SO BB IBB HBP BLK WP HR S P ERA WHIP																					
Steve Dreyer, R ERA: 6.55	(1, 1) 5.2 W 23 7 4 4 3 0 0 0 0 0 2 61 88 6.35 1.235																					
Craig Lefferts, L ERA: 6.05	(6, 1) 0.0 1 1 0 0 0 0 0 0 0 0 0 4 6 ∞ ∞																					
Matt Whiteside, R ERA: 4.32	(6, 1) 1.0 8 4 2 2 0 1 0 0 0 0 1 24 37 18.00 5.000																					
Gene Nelson, R ERA: 3.12	(7, 1) 2.1 7 0 0 0 3 0 0 0 0 0 0 17 24 0.00 0.000																					

Oakland Athletics @ Texas Rangers
Arlington Stadium, Arlington, TX
Wed Sep 29 1993, 8:05 PM EDT
Att. 17,849 - Unknown - 89 F

livebaseballscorecards.com

Batter	1	2	3	4	5	6	7	8	9	AB R H RBI BB SO LOB	TOP									
Jerry Browne, S (1, 7) OBP: 0.300, SLG: 0.310	1-2 G1-3			0-0 L6		1-0 CS	2-2 G5-3		2-2 1B	4 1 1 0 0 0 0										
Brent Gates, S (1, 4) OBP: 0.351, SLG: 0.385	2-2 F7			1-0 L8			1-1 2B		2-2 FC5-4 1B	4 0 2 1 0 0 0										
Ruben Sierra, S (1, 9) OBP: 0.288, SLG: 0.391	1-0 G6-3			3-1 G5-3			0-0 E1		0-0 FC5-4 1B	3 0 0 0 0 0 1										
Scott Lydy, R (7, 9) OBP: 0.273, SLG: 0.326									1-2 1B	1 0 1 0 0 0 0										
Dave Henderson, R (1, 10) OBP: 0.274, SLG: 0.424		4-2 BB			1-1 P2		1-0 F9		0-3 K	3 0 0 0 1 1 4										
Troy Neel, L (1, 3) OBP: 0.366, SLG: 0.475		1-2 SAFE SAFE K			1-2 G4-3		2-1 F7		3-1 FC5-4	4 0 0 0 0 1 5										
Craig Paquette, R (1, 5) OBP: 0.248, SLG: 0.386		1-0 G4-3			0-2 G5-3			2-2 P3	3-3 K	4 0 0 0 0 1 2										
Scott Brosius, R (1, 8) OBP: 0.289, SLG: 0.394					2-2 F9		1-1 G4-3		3-2 HR	3 1 1 1 0 0 0										
Mike Bordick, R (1, 6) OBP: 0.334, SLG: 0.313					0-0 G4-3		1-0 G5-3		0-0 G5-3	3 0 0 0 0 0 0										
Henry Mercedes, R (1, 2) OBP: 0.225, SLG: 0.189					2-1 G5-3		1-0 CS 1B		1-0 G1-3	3 0 1 0 0 0 0										
Inning Stats	R: 0 E: 0 K: 0 S: 8	H: 0 LOB: 0 BB: 0 P: 12	R: 0 E: 0 K: 1 S: 10	H: 0 LOB: 0 BB: 1 P: 16	R: 0 E: 0 K: 0 S: 7	H: 0 LOB: 0 BB: 0 P: 11	R: 0 E: 0 K: 0 S: 4	H: 0 LOB: 0 BB: 0 P: 8	R: 0 E: 0 K: 0 S: 10	H: 0 LOB: 0 BB: 0 P: 12	R: 0 E: 1 K: 0 S: 9	H: 1 LOB: 2 BB: 0 P: 15	R: 1 E: 0 K: 0 S: 12	H: 1 LOB: 0 BB: 0 P: 18	R: 1 E: 0 K: 2 S: 15	H: 3 LOB: 2 BB: 0 P: 25	1B: 3 2B: 2 3B: 0 HR: 1	SF: 0 SAC: 0 DP: 0 HBP: 0	WP: 0 PB: 0 SB: 0 CS: 1	PA: 34
PITCHER Kenny Rogers, L (1, 1) ERA: 4.1	IP: 9.0 WLS: W BF: 33 H: 6 R: 2 ER: 2 SO: 3 BB: 1 IBB: 0 HBP: 0 BLK: 0 WP: 0 HR: 1 S: 79 P: 125 ERA: 2.00 WHIP: 0.778											PITCHER	IP: 9.0 WLS: W BF: 33 H: 6 R: 2 ER: 2 SO: 3 BB: 1 IBB: 0 HBP: 0 BLK: 0 WP: 0 HR: 1 S: 79 P: 125 ERA: 2.00 WHIP: 0.778							

Oakland Athletics @ Texas Rangers
Arlington Stadium, Arlington, TX
Thu Sep 30 1993, 8:05 PM EDT
Att. 18,807 - Unknown - 88 F

livebaseballscorecards.com

AB 32
R 2
H 6
RBI 2
BB 1
SO 3
LOB 12



Batter	1	2	3	4	5	6	7	8	9	AB R H RBI BB SO LOB	TOP	
Luis Polonia, L (1, 10) OBP: 0.328, SLG: 0.330	1-2 G4-3	1-2 F8			4-0 BB 1B BB		2-2 G4-3		0-1 G4-3	4 1 0 0 1 0 3		
Chad Curtis, R (1, 8) OBP: 0.364, SLG: 0.372	0-2 G6-3		1-2 P2		4-2 BB SAFE 1B BB		0-0 L5			3 0 0 0 1 0 0		
Stan Javier, S (1, 7) OBP: 0.355, SLG: 0.384	2-2 2B		2-0 G4-3		1-1 1B 1-3 2-H		3-1 G6-3			4 0 2 1 0 0 0		
Greg Myers, L (1, 2) OBP: 0.298, SLG: 0.362 Chris Turner, R (5, 2) OBP: 0.372, SLG: 0.406	0-1 F7		0-0 F8		2-2 F8			1-1 G4-3		3 0 0 0 0 0 3 1 0 0 0 0 0 0		
J.T. Snow, L (1, 3) OBP: 0.323, SLG: 0.397		4-2 BB 1B BB		2-2 G3	0-0 F8			2-0 HR		3 1 1 1 1 0 2		
Rene Gonzales, R (1, 5) OBP: 0.341, SLG: 0.316		0-2 F9		4-1 BB		4-2 BB		0-0 L1		2 0 0 0 2 0 1		
Jim Edmonds, L (1, 9) OBP: 0.241, SLG: 0.316		3-1 L7		1-3 K		3-2 F7		0-2 F7		4 0 0 0 0 1 3		
Torey Lovullo, S (1, 4) OBP: 0.320, SLG: 0.359		0-0 HBP 1B		1-0 L9		1-2 L8			0-2 G1-3	4 0 1 0 0 0 2		
Rod Correia, R (1, 6) OBP: 0.321, SLG: 0.306 Eduardo Perez, R (9, PH) OBP: 0.292, SLG: 0.372		1-0 HBP		0-0 F7	0-0 P4			3-2 P3		2 0 0 0 0 0 1 1 0 0 0 0 0 0		
Inning Stats	R: 0 H: 1 E: 0 LOB: 1 K: 0 BB: 0 S: 13 P: 16	R: 0 H: 1 E: 0 LOB: 3 K: 0 BB: 1 S: 13 P: 22	R: 0 H: 0 E: 0 LOB: 0 K: 0 BB: 0 S: 5 P: 8	R: 0 H: 0 E: 0 LOB: 1 K: 1 BB: 1 S: 8 P: 16	R: 1 H: 1 E: 0 LOB: 2 K: 0 BB: 2 S: 10 P: 21	R: 0 H: 0 E: 0 LOB: 1 K: 0 BB: 1 S: 16 P: 24	R: 0 H: 0 E: 0 LOB: 0 K: 0 BB: 0 S: 8 P: 13	R: 1 H: 1 E: 0 LOB: 0 K: 0 BB: 0 S: 10 P: 13	R: 0 H: 0 E: 0 LOB: 0 K: 0 BB: 0 S: 8 P: 11	1B: 2 SF: 0 2B: 1 SAC: 0 3B: 0 DP: 0 HR: 1 HBP: 1	WP: 0 PA: 37 PB: 0 SB: 0 CS: 0	
PITCHER Miguel Jimenez, R (1, 1) ERA: 4.0 Roger Smithberg, R (7, 1) ERA: 2.75	IP WLS BF H R ER SO BB IBB HBP BLK WP HR S P ERA WHIP	6.0 W 27 3 1 1 1 5 0 1 0 0 0 65 107 1.50 1.333	3.0 S 10 1 1 1 0 0 0 0 0 0 0 1 26 37 3.00 0.333	PITCHER IP WLS BF H R ER SO BB IBB HBP BLK WP HR S P ERA WHIP								

California Angels @ Oakland Athletics
Oakland-Alameda County Coliseum, Oakland, CA

Fri Oct 01 1993, 7:05 PM PDT
Att. 26,281 - Unknown - 62 F

livebaseballscorecards.com

AB	31
R	2
H	4
RBI	2
BB	5
SO	1
LOB	15



Batter	1	2	3	4	5	6	7	8	9	AB R H RBI BB SO LOB
Brent Gates, S (1, 4) OBP: 0.354, SLG: 0.388	1-0 1B 2B		4-1 BB HR BB	1-2 F9		2-3 K		0-2 1B 1B		4 2 2 0 1 1 1
Jerry Browne, S (1, 7) OBP: 0.302, SLG: 0.310	1-1 G1-3		4-1 HR BB	0-0 PB HBP 1B		2-0 F9		2-3 K		4 1 1 0 1 1 2
Dave Henderson, R (1, 10) OBP: 0.275, SLG: 0.432	2-2 F8		3-2 HR	2-2 L8		0-2 F9		0-1 1B		5 1 2 4 0 0 3
Troy Neel, L (1, 3) OBP: 0.368, SLG: 0.475 Mike Aldrete, L (7, PH) OBP: 0.356, SLG: 0.450 (8, 3)	2-1 1B		1-0 G3	1-0 PB HBP		1-1 G4-3		3-1 F8		2 0 1 1 0 0 0 2 0 0 0 0 0 2
Scott Brosius, R (1, 8) OBP: 0.293, SLG: 0.393	0-1 G1-3		4-0 1B BB	1-1 F8		2-2 WP 1B				3 0 1 0 1 0 3
Scott Lydy, R (1, 9) OBP: 0.291, SLG: 0.330		1-0 L4-3 1B	1-3 K		4-1 S WP BB		4-1 FC6-4 BB			2 1 1 0 2 1 1
Mike Bordick, R (1, 6) OBP: 0.333, SLG: 0.312		0-2 L4-3	0-0 1B		0-1 L6		2-3 K			4 0 1 0 0 1 4
Craig Paquette, R (1, 5) OBP: 0.245, SLG: 0.382		1-0 G6-3	0-3 K		1-2 P3		0-1 FC6-4			4 0 0 0 0 1 5
Henry Mercedes, R (1, 2) OBP: 0.250, SLG: 0.244			1-2 BB HR 2B	3-1 HBP 1B PB 1B		2-3 K		0-0 G6-3		4 2 2 0 0 1 0

Inning Stats	R: 1 E: 0 K: 0 S: 10	H: 2 LOB: 1 BB: 0 P: 16	R: 0 E: 0 K: 0 S: 5	H: 1 LOB: 0 BB: 0 P: 7	R: 4 E: 0 K: 2 S: 18	H: 3 LOB: 2 BB: 3 P: 36	R: 1 E: 0 K: 0 S: 11	H: 2 LOB: 2 BB: 0 P: 19	R: 1 E: 0 K: 1 S: 9	H: 0 LOB: 0 BB: 1 P: 16	R: 0 E: 0 K: 1 S: 11	H: 0 LOB: 0 BB: 0 P: 15	R: 0 E: 0 K: 1 S: 12	H: 1 LOB: 2 BB: 1 P: 21	R: 0 E: 0 K: 1 S: 12	H: 2 LOB: 2 BB: 0 P: 17	1B: 8 2B: 3 3B: 0 HR: 1	SF: 0 SAC: 0 DP: 1 HBP: 1	WP: 2 PB: 1 SB: 2 CS: 0	PA: 40
--------------	-------------------------------	----------------------------------	------------------------------	---------------------------------	-------------------------------	----------------------------------	-------------------------------	----------------------------------	------------------------------	----------------------------------	-------------------------------	----------------------------------	-------------------------------	----------------------------------	-------------------------------	----------------------------------	----------------------------------	------------------------------------	----------------------------------	--------

PITCHER	IP	WLS	BF	H	R	ER	SO	BB	IBB	HBP	BLK	WP	HR	S	P	ERA	WHIP
Mark Holzemer, L (1, 1) ERA: 8.87	3.2	L	22	8	6	5	2	3	0	1	0	0	1	42	75	12.27	3.000
Darryl Scott, R (4, 1) ERA: 5.85	1.1		5	0	1	1	1	1	0	0	0	1	0	11	19	6.75	0.750
Ken Patterson, L (6, 1) ERA: 4.58	1.2		7	1	0	0	2	1	0	0	0	1	0	21	34	0.00	1.200
Joe Grahe, R (7, 1) ERA: 2.96	1.1		6	2	0	0	1	0	0	0	0	0	0	14	19	0.00	1.500

BOTTOM

California Angels @ Oakland Athletics
Oakland-Alameda County Coliseum, Oakland, CA

livebaseballscores.com

AB	34
R	7
H	11
RBI	5
BB	5
SO	6
LOB	21



WP : 2	PA : 40
PB : 1	
SB : 2	
CS : 0	

PITCHER	IP	WLS	BF	H	R	ER	SO	BB	IBB	HBP	BLK	WP	HR	S	P	ERA	WHIP
---------	----	-----	----	---	---	----	----	----	-----	-----	-----	----	----	---	---	-----	------

Fri Oct 01 1993, 7:05 PM PDT
Att: 26,281 - Unknown - 62 F

Batter	1	2	3	4	5	6	7	8	9	AB R H RBI BB SO LOB	TOP											
Luis Polonia, L (1, 7) OBP: 0.329, SLG: 0.329	1-0 G4-3		3-1 F8	4-0 IBB			4-1 CS BB		2-1 G6-3	3 0 0 0 2 0 0												
Chad Curtis, R (1, 8) OBP: 0.361, SLG: 0.369	0-1 G5-3		2-2 F9	1-2 F9			2-3 SAFE SAFE 1-2		2-2 L7	5 0 0 0 0 1 4												
Stan Javier, S (1, 9) OBP: 0.361, SLG: 0.401	3-2 HR			2-1 HR 1B	4-0 WP BB		1-3 K			3 2 2 1 1 1 0												
Chili Davis, S (1, 10) OBP: 0.328, SLG: 0.440	2-1 HR			1-2 HR 1-H	3-3 K			2-2 F9		4 2 2 3 0 1 1												
J.T. Snow, L (1, 3) OBP: 0.323, SLG: 0.394	1-2 F7			0-3 K	2-3 K			4-2 WP 1B BB		3 1 0 0 1 2 1												
Rene Gonzales, R (1, 5) OBP: 0.346, SLG: 0.319		0-0 G4-6-3 1B		4-2 1B SF9 BB	1-1 L9			3-2 1-H 1B		3 1 2 1 1 0 1												
Torey Lovullo, S (1, 4) OBP: 0.319, SLG: 0.358		2-0 G4-6-3 1-2		0-0 WP 1B 1B		2-1 G4-3		1 SAFE 2-3 K		4 0 1 0 0 1 2												
Chris Turner, R (1, 2) OBP: 0.354, SLG: 0.389		3-2 G5-3		1-0 SF9		1-0 F9		1-3 K		3 0 0 1 0 1 1												
Rod Correia, R (1, 6) OBP: 0.319, SLG: 0.305			0-0 F9	1-0 WP 1B		1-1 F7			3-2 G4-3	4 0 1 0 0 0 0												
Inning Stats	R: 2 E: 0 K: 0 S: 11	H: 2 LOB: 0 BB: 0 P: 18	R: 0 E: 0 K: 0 S: 6	H: 1 LOB: 0 BB: 0 P: 11	R: 0 E: 0 K: 0 S: 6	H: 0 LOB: 0 BB: 0 P: 11	R: 3 E: 0 K: 1 S: 16	H: 4 LOB: 3 BB: 2 P: 30	R: 0 E: 0 K: 2 S: 8	H: 0 LOB: 1 BB: 1 P: 18	R: 0 E: 0 K: 0 S: 5	H: 0 LOB: 0 BB: 0 P: 9	R: 0 E: 0 K: 2 S: 7	H: 0 LOB: 0 BB: 1 P: 14	R: 1 E: 0 K: 2 S: 18	H: 1 LOB: 1 BB: 1 P: 30	R: 0 E: 0 K: 0 S: 11	H: 0 LOB: 0 BB: 0 P: 18	1B: 5 2B: 0 3B: 0 HR: 3	SF: 1 SAC: 0 DP: 1 HBP: 0	WP: 3 PB: 0 SB: 0 CS: 1	PA: 38
PITCHER	IP WLS BF H R ER SO BB IBB HBP BLK WP HR S P ERA WHIP																					
Bob Welch, R (1, 1) ERA: 5.29	4.0 L 20 7 5 5 1 1 1 0 0 1 3 39 70 11.25 2.000																					
John Briscoe, R (5, 1) ERA: 8.03	3.0 10 0 0 0 4 2 0 0 0 1 0 20 41 0.00 0.667																					
Vince Horsman, L (8, 1) ERA: 5.4	0.1 2 0 1 1 0 1 0 0 0 0 0 6 12 27.00 3.000																					
Rich Gossage, R (8, 1) ERA: 4.53	1.2 6 1 0 0 2 0 0 0 0 1 0 23 36 0.00 0.600																					

California Angels @ Oakland Athletics
Oakland-Alameda County Coliseum, Oakland, CA

Sat Oct 02 1993, 3:33 AM PDT
Att. 23,657 - Cloudy - 64 F

livebaseballscorecards.com

AB	32
R	6
H	8
RBI	6
BB	5
SO	7
LOB	10



Batter	1	2	3	4	5	6	7	8	9	AB	R	H	RBI	BB	SO	LOB
Brent Gates, S (1, 4) OBP: 0.355, SLG: 0.389	1-1 1B		0-1 L7		0-1 FC5-4 1B		1-2 F7			4	0	2	0	0	0	0
Mike Bordick, R (1, 6) OBP: 0.333, SLG: 0.312	2-1 P5		1-1 1B		1-0 FC5-4 1B		3-1 P4			4	1	1	0	0	0	2
Scott Brosius, R (1, 8) OBP: 0.296, SLG: 0.395	0-0 P6		0-2 F9		2-1 1B		0-0 1B			4	0	2	0	0	0	2
Dave Henderson, R (1, 10) OBP: 0.275, SLG: 0.430	3-3 K		1-2 P6		1-0 1B		0-0 F7			4	0	1	1	0	1	3
Scott Lydy, R (1, 9) OBP: 0.290, SLG: 0.337		1-1 2B		1-0 G6-3		0-0 F9		0-0 F7		4	0	1	0	0	0	3
Kurt Abbott, R (1, 7) OBP: 0.295, SLG: 0.431		0-3 K		1-2 G5-3		1-1 F8		1-1 F9		4	0	0	0	0	1	2
Mike Aldrete, L (1, 3) OBP: 0.351, SLG: 0.443		0-3 K		2-2 F7		2-3 K			0-0 G4-3	4	0	0	0	0	2	1
Jerry Browne, S (1, 5) OBP: 0.305, SLG: 0.322		4-0 BB		0-0 HR		1-1 G6-3			1-1 G4-3	3	1	1	1	1	0	0
Henry Mercedes, R (1, 2) OBP: 0.234, SLG: 0.227		1-1 G6-3		1-1 G5-3		1-0 G6-3			3-2 K	3	0	0	0	0	0	2
Ruben Sierra, S (9, PH) OBP: 0.288, SLG: 0.390										1	0	0	0	0	1	0

Inning Stats	R: 0 E: 0 K: 1 S: 8	H: 1 LOB: 1 BB: 0 P: 14	R: 0 E: 0 K: 2 S: 10	H: 1 LOB: 2 BB: 1 P: 16	R: 0 E: 0 K: 0 S: 11	H: 1 LOB: 1 BB: 0 P: 13	R: 0 E: 0 K: 0 S: 7	H: 0 LOB: 0 BB: 0 P: 11	R: 2 E: 0 K: 0 S: 10	H: 4 LOB: 2 BB: 0 P: 15	R: 0 E: 0 K: 1 S: 7	H: 0 LOB: 0 BB: 0 P: 11	R: 0 E: 0 K: 0 S: 6	H: 0 LOB: 0 BB: 0 P: 11	R: 0 E: 0 K: 0 S: 5	H: 1 LOB: 1 BB: 0 P: 6	R: 0 E: 0 K: 1 S: 6	H: 0 LOB: 0 BB: 0 P: 10	1B: 6 2B: 1 3B: 0 HR: 1	SF: 0 SAC: 0 DP: 0 HBP: 0	WP: 0 PB: 0 SB: 0 CS: 0	PA: 36
PITCHER Chuck Finley, L (1, 1) ERA: 3.15	IP 9.0	WLS W	BF 36	H 8	R 2	ER 2	SO 5	BB 1	IBB 0	HBP 0	BLK 0	WP 0	HR 1	S 70	P 107	ERA 2.00	WHIP 1.000					

BOTTOM

California Angels @ Oakland Athletics
Oakland-Alameda County Coliseum, Oakland, CA

Sat Oct 02 1993, 3:33 AM PDT
Att: 23,657 - Cloudy - 64 F

livebaseballscores.com

AB	35
R	2
H	8
RBI	2
BB	1
SO	5
LOB	15



Batter	1	2	3	4	5	6	7	8	9	AB R H RBI BB SO LOB	TOP											
Luis Polonia, L (1, 7) OBP: 0.328, SLG: 0.326	4-2 2B BB	0-1 F7		0-0 G4-3		2-2 G4-3		1-1 G4-3		4 1 0 0 1 0 2												
Stan Javier, S (1, 8) OBP: 0.362, SLG: 0.405	1-1 S 1-H 2B		1-1 G4-3 1B SF9	1-1 G4-3		1-0 P5		2-2 G6-3	5 1 2 1 0 0 0													
J.T. Snow, L (1, 3) OBP: 0.328, SLG: 0.408	2-1 P6		1-0 SF9 2B 1B	1-0 HR		3-2 1B		0-0 2B	5 3 4 1 0 0 1													
Chili Davis, S (1, 10) Eduardo Perez, R (9, PR) OBP: 0.327, SLG: 0.440 OBP: 0.292, SLG: 0.372	2-1 F7		0-1 G4-3 1B	3-2 L6		1-3 K		2-2 2B 2-H	5 0 1 1 0 1 4 0 0 0 0 0 0 0													
Rene Gonzales, R (1, 5) OBP: 0.346, SLG: 0.319	4-2 BB		0-1 SF9		2-0 1B 1B		0-0 L7	1-3 K	3 0 1 1 1 1 2													
Jim Edmonds, L (1, 9) OBP: 0.270, SLG: 0.344	1-3 K		0-0 1B 2B		1-1 CS 1B		1-1 F9	4-0 IBB	4 1 2 1 1 1 3													
Torey Lovullo, S (1, 4) OBP: 0.318, SLG: 0.354		0-0 P7	4-2 1B 1B BB		3-3 K		3-3 K	2-3 K	4 1 0 0 1 3 4													
Chris Turner, R (1, 2) OBP: 0.360, SLG: 0.387		0-2 F9	0-1 1B		0-0 F8		4-0 S BB		3 0 1 2 1 0 1													
Jim Walewander, S (1, 6) OBP: 0.429, SLG: 0.125		4-1 BB	0-1 P5		0-3 K		2-1 P4		3 0 0 0 1 1 2													
Inning Stats	R: 1 E: 0 K: 1 S: 14	H: 1 LOB: 2 BB: 2 P: 27	R: 0 E: 0 K: 0 S: 7	H: 0 LOB: 1 BB: 1 P: 11	R: 4 E: 0 K: 0 S: 15	H: 4 LOB: 1 BB: 1 P: 21	R: 1 E: 0 K: 0 S: 7	H: 1 LOB: 0 BB: 0 P: 12	R: 0 E: 0 K: 1 S: 7	H: 2 LOB: 1 BB: 0 P: 13	R: 0 E: 0 K: 1 S: 7	H: 0 LOB: 0 BB: 0 P: 10	R: 0 E: 0 K: 1 S: 10	H: 1 LOB: 1 BB: 0 P: 15	R: 0 E: 0 K: 1 S: 7	H: 0 LOB: 1 BB: 1 P: 17	R: 1 E: 0 K: 2 S: 14	H: 2 LOB: 2 BB: 1 P: 25	1B: 6 2B: 5 3B: 0 HR: 1	SF: 1 SAC: 0 DP: 1 HBP: 0	WP: 0 PB: 0 SB: 2 CS: 1	PA: 43
PITCHER Bobby Witt, R (1, 1) ERA: 4.21	IP: 9.0 WLS: L BF: 43 H: 11 R: 7 ER: 7 SO: 7 BB: 5 IBB: 1 HBP: 0 BLK: 0 WP: 0 HR: 1 S: 88 P: 151 ERA: 7.00 WHIP: 1.778											PITCHER	IP: WLS: BF: H: R: ER: SO: BB: IBB: HBP: BLK: WP: HR: S: P: ERA: WHIP:									

California Angels @ Oakland Athletics
Oakland-Alameda County Coliseum, Oakland, CA

Sun Oct 03 1993, 3:33 AM PDT
Att. 33,781 - Overcast - 60 F

AB	36
R	7
H	11
RBI	7
BB	6
SO	7
LOB	19



