

# Oakland Athletics - 1993

Batter	1	2	3	4	5	6	7	8	9	AB	R	H	RBI	BB	SO	LOB	TOP										
Tony Phillips, S OBP: 0.400, SLG: 0.400	0-1 SH1-3 1B		2-0 G3			1-2 G4-3		3-2 S E 1B	3-1 F8	5	0	2	0	0	0	1											
Lou Whitaker, L	0-0 SH1-3		0-2 G6-3			2-1 L9		2-2 SF8		2	0	0	1	0	0	0											
Travis Fryman, R	2-1 F9			2-2 E4 1B S SF8-2-4		0-0 F8		2-2 E1 S		4	1	0	0	0	0	2											
Cecil Fielder, R OBP: 0.500, SLG: 0.500	3-1 G4-3			1-3 1B			1-1 WP FC5-2 1B	0-3 K		4	0	2	0	0	1	3											
Kirk Gibson, L OBP: 0.500, SLG: 0.500		2-1 G4-3		2-0 SF8-2-4		0-0 FC5-2 1B		4-0 IBB		2	1	1	1	1	0	0											
Rob Deer, R		2-2 P2		1-2 3H 2-0 G6-3		3-2 FC5-2 1B		0-3 K		4	0	0	0	0	1	5											
Mickey Tettleton, S	1-2 HR				2-1 G1-3		1-2 1-3 3H 1B	3-2 F7		4	1	2	2	0	0	0											
Scott Livingstone, L	1-1 F7				2-0 CS 1B		1-3 3H 2-1 FC3-2-5-4-8	2-3 K		4	0	1	0	0	1	2											
Mitt Cuyler, S			0-0 F8		3-3 K			3-2 1B SF8 2B	4-2 BB	3	1	1	0	1	1	1											
<b>Inning Stats</b>	R: 0 E: 0 K: 0 S: 7	H: 1 LOB: 1 BB: 0 P: 12	R: 1 E: 0 K: 0 S: 11	H: 1 LOB: 0 BB: 0 P: 17	R: 0 E: 0 K: 0 S: 6	H: 0 LOB: 0 BB: 0 P: 8	R: 1 E: 1 K: 0 S: 9	H: 1 LOB: 0 BB: 0 P: 17	R: 0 E: 0 K: 0 S: 6	H: 0 LOB: 0 BB: 0 P: 9	R: 1 E: 0 K: 0 S: 11	H: 3 LOB: 1 BB: 0 P: 18	R: 1 E: 1 K: 2 S: 24	H: 2 LOB: 3 BB: 1 P: 38	R: 0 E: 0 K: 1 S: 17	H: 0 LOB: 1 BB: 1 P: 29	1B: 7 2B: 4 3B: 0 HR: 1	SF: 2 SAC: 1 DP: 3 HBP: 0	WP: 1 PB: 0 SB: 3 CS: 1	PA: 37							
<b>PITCHER</b>	IP	WLS	BF	H	R	ER	SO	BB	IBB	HBP	BLK	WP	HR	S	P	ERA	WHIP										
Bob Welch, R ERA: 1.8	(1, 1)	5.0	W 18	4	2	1	1	0	0	0	0	0	1	39	67	1.80	0.800										
Joe Boever, R ERA: 6.75	(6, 1)	1.1	7	3	1	1	0	0	0	0	0	0	0	15	23	6.75	2.250										
Ed Nunez, R ERA: 13.5	(7, 1)	0.2	2	1	1	1	0	0	0	0	0	0	0	7	12	13.50	1.500										
Rick Honeycutt, L ERA:	(8, 1)	0.1	3	1	0	0	0	0	0	0	0	0	0	12	19	0.00	3.000										
Dennis Eckersley, R ERA:	(8, 1)	1.2	S 7	0	0	0	3	1	1	0	0	0	0	24	40	0.00	0.600										

**Detroit Tigers @ Oakland Athletics**  
 Oakland-Alameda County Coliseum, Oakland, CA  
 Mon Apr 05 1993, 7:05 PM PDT  
 Att: 43,370 - Unknown - 54 F

**AB** 32  
**R** 4  
**H** 9  
**RBI** 4  
**BB** 2  
**SO** 4  
**LOB** 14



Batter	1	2	3	4	5	6	7	8	9	AB	R	H	RBI	BB	SO	LOB	BOTTOM										
Rickey Henderson, R OBP: 0.400, SLG: 0.500	2-1 F8		2-2 L7			3-2 G6-3		4-0 HR BB		4	2	1	1	1	0	1											
Dave Henderson, R	1-0 P2		2-2 G6-3			1-3 K		3-2 HR		4	0	0	0	0	2	2											
Eric Fox, S OBP: 1.000, SLG: 4.000			1-1 G6-3			2-3 K		1-3 HR		1	1	1	4	0	0	0											
Ruben Sierra, S OBP: 0.200, SLG: 0.500	1-0 L7		1-1 S 2B			1-0 SF7		0-0 P2		4	0	1	2	0	0	0											
Mark McGwire, R OBP: 0.750, SLG: 1.000		4-0 1B BB	4-0 IBB			2-1 HR 2B		0-0 G6-3		2	1	1	0	2	0	0											
Troy Neel, L OBP: 0.250, SLG: 1.000		2-2 P5	1-1 G4-3			1-0 HR		2-3 K		4	1	1	2	0	1	3											
Terry Steinbach, R OBP: 0.750, SLG: 0.750	0-1 1B			1-2 CS 1B		0-0 1B		0-3 K		4	0	3	0	0	1	0											
Jerry Browne, S OBP: 0.500, SLG: 0.333	1-2 F9			2-3 K		2-1 1B		4-2 PB S HR BB		3	1	1	0	1	1	3											
Mike Bordick, R	1-1 F8			2-2 F8		3-1 P4		2-3 K		4	0	0	0	0	1	6											
Lance Blankenship, R OBP: 0.750, SLG: 1.000			4-2 S 2B BB			0-1 2B 2B		4-1 HR BB		2	3	1	0	2	1	0											
<b>Inning Stats</b>	R: 0 E: 0 K: 0 S: 4	H: 0 LOB: 0 BB: 0 P: 8	R: 0 E: 0 K: 0 S: 10	H: 1 LOB: 2 BB: 1 P: 18	R: 1 E: 0 K: 0 S: 16	H: 1 LOB: 2 BB: 2 P: 30	R: 0 E: 0 K: 1 S: 13	H: 1 LOB: 0 BB: 0 P: 17	R: 4 E: 0 K: 1 S: 16	H: 6 LOB: 2 BB: 0 P: 30	R: 0 E: 0 K: 2 S: 9	H: 0 LOB: 0 BB: 0 P: 14	R: 0 E: 0 K: 1 S: 5	H: 0 LOB: 0 BB: 0 P: 7	R: 4 E: 0 K: 2 S: 17	H: 1 LOB: 3 BB: 3 P: 35	1B: 4 2B: 4 3B: 0 HR: 2	SF: 1 SAC: 0 DP: 0 HBP: 0	WP: 0 PB: 1 SB: 4 CS: 1	PA: 39							
<b>PITCHER</b>	IP	WLS	BF	H	R	ER	SO	BB	IBB	HBP	BLK	WP	HR	S	P	ERA	WHIP										
Mike Moore, R ERA: 7.71	(1, 1)	4.2	L 22	6	4	4	2	2	1	0	0	0	1	1	2	7.71	1.714										
Mike Munoz, L ERA:	(5, 1)	0.0	1	1	1	1	0	0	0	0	0	0	1	1	2	∞	∞										
Mark Leiter, R ERA: 9.0	(5, 1)	3.0	14	2	3	3	5	3	0	0	0	0	0	31	55	9.00	1.667										
Tom Bolton, L ERA: 27.0	(8, 1)	0.1	2	1	1	1	0	0	0	0	0	0	1	5	11	27.00	3.000										

**Detroit Tigers @ Oakland Athletics**  
 Oakland-Alameda County Coliseum, Oakland, CA  
 Mon Apr 05 1993, 7:05 PM PDT  
 Att: 43,370 - Unknown - 54 F

**AB** 32  
**R** 9  
**H** 10  
**RBI** 9  
**BB** 6  
**SO** 7  
**LOB** 15









Batter	1	2	3	4	5	6	7	8	9	AB	R	H	RBI	BB	SO	LOB	TOP				
Tony Phillips, S OBP: 0.667, SLG: 0.643 (1, 8)										4	0	3	1	1	0	0	<b>Detroit Tigers @ Oakland Athletics</b> Oakland-Alameda County Coliseum, Oakland, CA Thu Apr 08 1993, 3:33 AM PDT Att: 19,874 - Sunny - 63 F				
Lou Whitaker, L OBP: 0.492, SLG: 0.250 (1, 4)										2	0	0	0	2	1	2					
Travis Fryman, R OBP: 0.286, SLG: 0.308 (1, 6)										5	0	1	0	0	2	6					
Cecil Fielder, R OBP: 0.385, SLG: 0.545 Gary Thurman, R OBP: 0.492, SLG: 0.250 Mickey Tettleton, S OBP: 0.300, SLG: 0.556 (1, 3)										3	0	0	0	1	1	4					
Kirk Gibson, L OBP: 0.538, SLG: 0.556 (1, 10)									3	2	1	0	1	1	0						
Rob Deer, R OBP: 0.154, SLG: 0.083 (1, 9)								3	0	1	0	1	1	0							
Chad Kreuter, S (1, 2)								2	0	0	1	1	0	3							
Dan Gladden, R OBP: 0.333, SLG: 0.625 (1, 7)								3	1	1	1	0	0	2							
Scott Livingstone, L OBP: 0.125, SLG: 0.125 (1, 5)								4	0	0	0	0	0	5							
<b>Inning Stats</b>	R: 0 E: 0 K: 0 S: 10	H: 2 LOB: 1 BB: 0 P: 17	R: 0 E: 0 K: 1 S: 7	H: 0 LOB: 0 BB: 0 P: 10	R: 1 E: 0 K: 0 S: 11	H: 2 LOB: 2 BB: 1 P: 23	R: 1 E: 0 K: 0 S: 12	H: 2 LOB: 1 BB: 0 P: 20	R: 0 E: 0 K: 2 S: 9	H: 0 LOB: 0 BB: 0 P: 16	R: 0 E: 0 K: 1 S: 9	H: 0 LOB: 3 BB: 3 P: 26	R: 1 E: 0 K: 0 S: 11	H: 0 LOB: 2 BB: 3 P: 29	R: 0 E: 0 K: 1 S: 8	H: 0 LOB: 1 BB: 0 P: 13	1B: 5 2B: 2 3B: 1 HR: 0	SF: 2 SAC: 0 DP: 2 HBP: 1	WP: 0 PB: 0 SB: 2 CS: 1	PA: 40	
<b>PITCHER</b>	IP WLS BF H R ER SO	IP WLS BF H R ER SO	IP WLS BF H R ER SO	IP WLS BF H R ER SO	IP WLS BF H R ER SO	IP WLS BF H R ER SO	IP WLS BF H R ER SO	IP WLS BF H R ER SO	IP WLS BF H R ER SO	IP WLS BF H R ER SO	IP WLS BF H R ER SO	IP WLS BF H R ER SO	IP WLS BF H R ER SO	IP WLS BF H R ER SO	IP WLS BF H R ER SO	IP WLS BF H R ER SO	ERA WHIP	ERA WHIP			
Storm Davis, R ERA: 2.57 (1, 1)	7.0	3	0	1	1	0	5	4	0	0	0	0	0	0	0	0	0	2.57	1.571		
Ed Nunez, R ERA: 27.0 (8, 1)	0.0	3	0	1	1	0	0	3	0	0	0	0	0	0	0	0	0	∞	∞		
Rick Honeycutt, L ERA: (8, 1)	2.0	7	0	0	0	0	1	0	0	1	0	0	0	0	0	0	0	0.00	0.000		


Batter	1	2	3	4	5	6	7	8	9	AB	R	H	RBI	BB	SO	LOB	BOTTOM					
Rickey Henderson, R OBP: 0.667, SLG: 0.667 (1, 7)										3	0	2	0	2	0	0	<b>Detroit Tigers @ Oakland Athletics</b> Oakland-Alameda County Coliseum, Oakland, CA Thu Apr 08 1993, 3:33 AM PDT Att: 19,874 - Sunny - 63 F					
Jerry Browne, S OBP: 0.333, SLG: 0.250 (1, 4)										5	0	1	1	0	6							
Ruben Sierra, S OBP: 0.143, SLG: 0.167 (1, 9)									4	0	0	0	0	3								
Mark McGwire, R OBP: 0.692, SLG: 1.000 (1, 3)									3	1	1	1	1	0	1							
Troy Neel, L OBP: 0.250, SLG: 0.750 (1, 10)									4	0	1	0	0	0	1							
Terry Steinbach, R OBP: 0.308, SLG: 0.538 (1, 2)									4	0	0	0	0	2								
Scott Brosius, R OBP: 0.444, SLG: 0.750 (1, 5)										3	0	1	0	1	0	1						
Mike Bordick, R OBP: 0.231, SLG: 0.091 (1, 6)										4	0	0	0	0	1	2						
Eric Fox, S OBP: 0.444, SLG: 0.750 (1, 8)										2	1	1	0	1	0	0						
<b>Inning Stats</b>	R: 0 E: 0 K: 0 S: 8	H: 1 LOB: 1 BB: 0 P: 10	R: 0 E: 0 K: 0 S: 9	H: 1 LOB: 0 BB: 0 P: 14	R: 0 E: 0 K: 0 S: 5	H: 0 LOB: 0 BB: 0 P: 10	R: 0 E: 0 K: 0 S: 10	H: 1 LOB: 1 BB: 0 P: 15	R: 1 E: 0 K: 0 S: 9	H: 1 LOB: 2 BB: 2 P: 21	R: 0 E: 0 K: 0 S: 7	H: 0 LOB: 1 BB: 1 P: 14	R: 0 E: 0 K: 1 S: 9	H: 2 LOB: 1 BB: 0 P: 12	R: 1 E: 0 K: 0 S: 7	H: 1 LOB: 0 BB: 0 P: 10	R: 0 E: 1 K: 0 S: 7	H: 0 LOB: 2 BB: 2 P: 17	1B: 5 2B: 1 3B: 0 HR: 1	SF: 0 SAC: 1 DP: 2 HBP: 0	WP: 0 PB: 0 SB: 0 CS: 0	PA: 38
<b>PITCHER</b>	IP WLS BF H R ER SO	IP WLS BF H R ER SO	IP WLS BF H R ER SO	IP WLS BF H R ER SO	IP WLS BF H R ER SO	IP WLS BF H R ER SO	IP WLS BF H R ER SO	IP WLS BF H R ER SO	IP WLS BF H R ER SO	IP WLS BF H R ER SO	IP WLS BF H R ER SO	IP WLS BF H R ER SO	IP WLS BF H R ER SO	IP WLS BF H R ER SO	IP WLS BF H R ER SO	IP WLS BF H R ER SO	ERA WHIP	ERA WHIP				
John Doherty, R ERA: 2.45 (1, 1)	7.1	31	7	2	2	1	0	3	0	0	0	0	0	0	0	0	2.45	1.364				
Bob MacDonald, L ERA: (8, 1)	0.1	1	0	0	0	0	0	0	0	0	0	0	0	0	0	0	0.00	0.000				
Mike Henneman, R ERA: (8, 1)	1.1	6	0	0	0	0	0	1	1	0	0	0	0	0	0	0	0.00	0.750				





Batter	1	2	3	4	5	6	7	8	9	AB	R	H	RBI	BB	SO	LOB	TOP										
Darryl Hamilton, L OBP: 0.308, SLG: 0.182	F7	FC5-4			L7					4	1	1	0	1	0	2	<b>Milwaukee Brewers @ Oakland Athletics</b> Oakland-Alameda County Coliseum, Oakland, CA Fri Apr 09 1993, 7:05 PM PDT Att: 30,926 - Unknown - 58 F <a href="http://livebaseballscorecards.com">livebaseballscorecards.com</a>										
Bill Spiers, L OBP: 0.400, SLG: 0.400		G4-3			G4-3		L7			5	0	2	1	0	0	4											
Robin Yount, R OBP: 0.231, SLG: 0.167	K				F9					5	1	2	0	0	1	1											
Greg Vaughn, R OBP: 0.417, SLG: 0.500	K				G4-3					4	1	0	0	1	1	3											
Kevin Reimer, L OBP: 0.500, SLG: 0.333 Tom Brunansky, R (8, PH)					G6-3					2	1	0	0	1	0	0											
B.J. Surhoff, L OBP: 0.273, SLG: 0.364					G1-3					4	1	2	1	0	1	1											
John Jaha, R OBP: 0.455, SLG: 0.333					G4-3					3	1	2	0	1	0	1											
Dickie Thon, R OBP: 0.364, SLG: 0.556					SF8					2	0	1	3	0	0	1											
Joe Krnak, R OBP: 0.364, SLG: 0.300					G6-3					4	0	2	1	0	0	0											
<b>Inning Stats</b>	R: 0 E: 0 K: 2 S: 9	H: 1 LOB: 1 BB: 0 P: 15	R: 2 E: 0 K: 1 S: 16	H: 3 LOB: 2 BB: 1 P: 28	R: 0 E: 0 K: 0 S: 5	H: 0 LOB: 0 BB: 0 P: 8	R: 1 E: 0 K: 0 S: 9	H: 1 LOB: 0 BB: 0 P: 11	R: 0 E: 0 K: 0 S: 5	H: 0 LOB: 0 BB: 0 P: 7	R: 0 E: 0 K: 0 S: 8	H: 2 LOB: 2 BB: 1 P: 19	R: 2 E: 1 K: 0 S: 11	H: 2 LOB: 1 BB: 2 P: 24	R: 1 E: 0 K: 0 S: 9	H: 3 LOB: 1 BB: 0 P: 13	1B: 10 2B: 3 3B: 0 HR: 0	SF: 2 SAC: 0 DP: 2 HBP: 0	WP: 1 PB: 0 SB: 2 CS: 1	PA: 40							
<b>PITCHER</b>	IP	WLS	BF	H	R	ER	SO	BB	IBB	HBP	BLK	WP	HR	S	P	ERA	WHIP										
Bobby Witt, R ERA: 3.86	7.0	29	7	3	3	3	3	2	0	0	0	1	0	63	101	3.86	1.286										
Kelly Downs, R ERA: 20.25	0.0	L	2	1	2	2	0	1	0	0	0	0	0	3	10	∞	∞										
Mike Mohler, L ERA: 9.0	0.1	3	1	0	0	0	0	0	1	0	0	0	0	6	12	0.00	3.000										
Dennis Eckersley, R ERA: 4.81	0.2	1	0	0	0	0	0	0	0	0	0	0	0	2	2	0.00	0.000										
Joe Boever, R ERA: 4.81	1.0	5	3	1	1	1	0	0	0	0	0	0	0	9	13	9.00	3.000										

Batter	1	2	3	4	5	6	7	8	9	AB	R	H	RBI	BB	SO	LOB	BOTTOM										
Rickey Henderson, R OBP: 0.550, SLG: 0.500	F9		F9							5	1	1	1	0	0	4	<b>Milwaukee Brewers @ Oakland Athletics</b> Oakland-Alameda County Coliseum, Oakland, CA Fri Apr 09 1993, 7:05 PM PDT Att: 30,926 - Unknown - 58 F <a href="http://livebaseballscorecards.com">livebaseballscorecards.com</a>										
Jerry Browne, S OBP: 0.500, SLG: 0.462										5	1	4	0	0	0	2											
Ruben Sierra, S OBP: 0.158, SLG: 0.176										5	0	1	2	0	0	5											
Mark McGwire, R OBP: 0.611, SLG: 0.800										2	0	0	1	2	1	3											
Troy Neel, L OBP: 0.231, SLG: 0.615 Eric Fox, S (9, PR) OBP: 0.444, SLG: 0.750										5	0	1	0	0	3	6											
Terry Steinbach, R OBP: 0.333, SLG: 0.471										4	1	1	0	1	0	2											
Kevin Seitzer, R OBP: 0.333, SLG: 0.333 Scott Brosius, R (7, PR) OBP: 0.364, SLG: 0.600										3	0	1	0	0	0	0											
Mike Bordick, R OBP: 0.294, SLG: 0.077										2	0	0	0	1	0	0											
Lance Blankenship, R OBP: 0.538, SLG: 0.444										3	1	1	1	1	0	0											
<b>Inning Stats</b>	R: 0 E: 0 K: 0 S: 8	H: 1 LOB: 1 BB: 0 P: 11	R: 0 E: 0 K: 1 S: 7	H: 0 LOB: 0 BB: 0 P: 14	R: 0 E: 0 K: 0 S: 10	H: 0 LOB: 0 BB: 0 P: 15	R: 0 E: 0 K: 1 S: 15	H: 1 LOB: 1 BB: 1 P: 25	R: 0 E: 0 K: 0 S: 7	H: 0 LOB: 0 BB: 0 P: 11	R: 0 E: 0 K: 2 S: 12	H: 2 LOB: 2 BB: 0 P: 19	R: 4 E: 1 K: 0 S: 15	H: 4 LOB: 2 BB: 2 P: 30	R: 0 E: 0 K: 0 S: 3	H: 0 LOB: 2 BB: 1 P: 9	R: 1 E: 0 K: 0 S: 12	H: 2 LOB: 2 BB: 1 P: 23	1B: 9 2B: 1 3B: 0 HR: 0	SF: 1 SAC: 0 DP: 0 HBP: 1	WP: 0 PB: 1 SB: 0 CS: 0	PA: 43					
<b>PITCHER</b>	IP	WLS	BF	H	R	ER	SO	BB	IBB	HBP	BLK	WP	HR	S	P	ERA	WHIP										
Jaime Navarro, R ERA: 9.0	5.0	19	3	0	0	2	1	0	0	0	0	0	0	4	7	∞	∞										
Jesse Orosco, L ERA: 21.6	1.2	9	3	4	4	2	1	0	0	0	0	0	0	20	32	21.60	2.400										
Jim Austin, R ERA: 21.6	1.0	W	6	1	0	0	1	0	1	0	0	0	0	4	13	0.00	2.000										
Mike Fetters, R ERA: 9.0	0.1	2	0	0	0	0	1	0	0	0	0	0	0	1	5	0.00	3.000										
<b>PITCHER</b>	IP	WLS	BF	H	R	ER	SO	BB	IBB	HBP	BLK	WP	HR	S	P	ERA	WHIP										
Doug Henry, R ERA: 9.0	1.0	S	6	2	1	1	0	0	1	0	0	0	0	12	23	9.00	2.000										





Batter	1	2	3	4	5	6	7	8	9	AB	R	H	RBI	BB	SO	LOB	TOP								
Darryl Hamilton, L OBP: 0.389, SLG: 0.313 (1, 9)	2-2 F9 SH5-3 1B		1-1 F9	0-1 G1-6-3 1B			0-2 G1-6-3 1B		3-2 E6	5	0	3	1	0	0	0	<b>Milwaukee Brewers @ Oakland Athletics</b> <b>Oakland-Alameda County Coliseum, Oakland, CA</b> Sat Apr 10 1993, 3:33 AM PDT Att. 26,158 - Cloudy								
Bill Spiers, L OBP: 0.429, SLG: 0.429 William Suero, R (7, PH) Alex Diaz, S (9, PH)	0-0 SH5-3		1-2	1-0 G1-6-3			0-1 G1-6-3		1-1 G1-3	2	0	1	0	0	0	2									
Robin Yount, R OBP: 0.176, SLG: 0.125	3-2 F9		1-3 K		2-1 F9			2-3 K		4	0	0	0	0	2	2									
Greg Vaughn, R OBP: 0.375, SLG: 0.417	2-2 F9		0-0 F8		0-1 P6			1-0 HBP 1B		4	0	1	0	0	0	2									
Kevin Reimer, L OBP: 0.250, SLG: 0.143		2-2 L7		3-3 K	1-1 G1-3			1-2 L4		4	0	0	0	0	1	1									
John Jaha, R OBP: 0.533, SLG: 0.364		2-2 1B		1-1 1B 3B HBP		2-2 F9		1-0 HBP		2	1	1	0	0	0	0									
B.J. Surhoff, L OBP: 0.267, SLG: 0.333		2-2 F8		1-0 3B 1B		1-2 G5-3		2-3 K		4	1	1	0	0	1	3									
Dickie Thon, R OBP: 0.400, SLG: 0.692		0-0 FC6-4 1B		0-0 1B 3B		3-3 K			3-2 P6	4	1	2	2	0	1	0									
Joe Krnak, R OBP: 0.357, SLG: 0.250 Tom Brunansky, R (9, PH)		2-1 FC6-4		2-1 1B BB			0-0 F8		0-0 F8	2	0	0	0	0	1	0									
<b>Inning Stats</b>	R: 0 E: 0 K: 0 S: 12	H: 1 LOB: 1 BB: 0 P: 19	R: 0 E: 0 K: 0 S: 13	H: 2 LOB: 2 BB: 0 P: 20	R: 0 E: 0 K: 1 S: 10	H: 1 LOB: 1 BB: 0 P: 13	R: 3 E: 0 K: 1 S: 9	H: 3 LOB: 1 BB: 1 P: 19	R: 0 E: 0 K: 0 S: 6	H: 0 LOB: 0 BB: 0 P: 9	R: 0 E: 0 K: 1 S: 9	H: 0 LOB: 0 BB: 0 P: 15	R: 0 E: 0 K: 0 S: 7	H: 1 LOB: 0 BB: 0 P: 7	R: 0 E: 0 K: 2 S: 11	H: 1 LOB: 2 BB: 0 P: 18		R: 0 E: 1 K: 0 S: 9	H: 0 LOB: 1 BB: 0 P: 16	1B: 8 2B: 0 3B: 1 HR: 0	SF: 0 SAC: 1 DP: 2 HBP: 2	WP: 0 PB: 0 SB: 1 CS: 0	PA: 38		
<b>PITCHER</b>	IP WLS BF H R ER SO BB IBB HBP BLK WP HR S P ERA WHIP	IP WLS BF H R ER SO BB IBB HBP BLK WP HR S P ERA WHIP	IP WLS BF H R ER SO BB IBB HBP BLK WP HR S P ERA WHIP	IP WLS BF H R ER SO BB IBB HBP BLK WP HR S P ERA WHIP	IP WLS BF H R ER SO BB IBB HBP BLK WP HR S P ERA WHIP	IP WLS BF H R ER SO BB IBB HBP BLK WP HR S P ERA WHIP	IP WLS BF H R ER SO BB IBB HBP BLK WP HR S P ERA WHIP	IP WLS BF H R ER SO BB IBB HBP BLK WP HR S P ERA WHIP	IP WLS BF H R ER SO BB IBB HBP BLK WP HR S P ERA WHIP	IP WLS BF H R ER SO BB IBB HBP BLK WP HR S P ERA WHIP	IP WLS BF H R ER SO BB IBB HBP BLK WP HR S P ERA WHIP	IP WLS BF H R ER SO BB IBB HBP BLK WP HR S P ERA WHIP	IP WLS BF H R ER SO BB IBB HBP BLK WP HR S P ERA WHIP	IP WLS BF H R ER SO BB IBB HBP BLK WP HR S P ERA WHIP	IP WLS BF H R ER SO BB IBB HBP BLK WP HR S P ERA WHIP	IP WLS BF H R ER SO BB IBB HBP BLK WP HR S P ERA WHIP	IP WLS BF H R ER SO BB IBB HBP BLK WP HR S P ERA WHIP	IP WLS BF H R ER SO BB IBB HBP BLK WP HR S P ERA WHIP	IP WLS BF H R ER SO BB IBB HBP BLK WP HR S P ERA WHIP	IP WLS BF H R ER SO BB IBB HBP BLK WP HR S P ERA WHIP	IP WLS BF H R ER SO BB IBB HBP BLK WP HR S P ERA WHIP	IP WLS BF H R ER SO BB IBB HBP BLK WP HR S P ERA WHIP	IP WLS BF H R ER SO BB IBB HBP BLK WP HR S P ERA WHIP	IP WLS BF H R ER SO BB IBB HBP BLK WP HR S P ERA WHIP	IP WLS BF H R ER SO BB IBB HBP BLK WP HR S P ERA WHIP

AB	34
R	3
H	9
RBI	3
BB	1
SO	5
LOB	14



Batter	1	2	3	4	5	6	7	8	9	AB	R	H	RBI	BB	SO	LOB	BOTTOM								
Rickey Henderson, R OBP: 0.560, SLG: 0.526 (1, 7)	2-1 F8 1B	0-0 E7 1B		0-1 BLK 1B		0-0 P4		1-2 G3-1		5	1	3	1	0	0	3	<b>Milwaukee Brewers @ Oakland Athletics</b> <b>Oakland-Alameda County Coliseum, Oakland, CA</b> Sat Apr 10 1993, 3:33 AM PDT Att. 26,158 - Cloudy								
Jerry Browne, S OBP: 0.500, SLG: 0.471 (1, 9)	0-2 F7	3-1 G1-6-3 1B		0-1 BLK 1B		3-1 G3				4	0	2	2	0	0	2									
Ruben Sierra, S OBP: 0.217, SLG: 0.286 (1, 10)	2-2 1B	2-2 G1-6-3		4-2 L7			0-0 SH1-4 2B			4	0	2	0	0	0	4									
Mark McGwire, R OBP: 0.619, SLG: 0.727 Eric Fox, S OBP: 0.444, SLG: 0.750 (7, 9)	0-2 F8		4-2 CS BB		4-0 P3 PB BB		0-1 SH1-4			1	0	0	0	2	0	2									
Terry Steinbach, R OBP: 0.318, SLG: 0.429 (1, 2)	1-0 1B		1-3 K		3-2 P3		2-2 P2			4	0	1	1	0	1	3									
Dave Henderson, R OBP: 0.286, SLG: 0.091 (1, 8)	1-3 K		3-3 K		1-3 K		1-3 K			4	0	0	0	0	4	5									
Kevin Seitzer, R OBP: 0.286, SLG: 0.167 (7, 3)		0-1 F8		2-0 L6		0-2 F9		4-1 SH3 BB		3	0	0	0	1	0	1									
Scott Brosius, R OBP: 0.364, SLG: 0.600 (8, PR) (9, 3)										0	0	0	0	0	0	0									
Mike Bordick, R OBP: 0.300, SLG: 0.125 (1, 6)		0-1 1B		0-1 G6-3		1-1 F9		0-0 SH3		3	1	1	0	0	0	0									
Lance Blankenship, R OBP: 0.588, SLG: 0.455 (1, 4)		0-2 1B		4-2 1B		4-2 BB		0-3 K		2	2	1	0	2	1	2									
<b>Inning Stats</b>	R: 1 E: 0 K: 1 S: 18	H: 3 LOB: 2 BB: 0 P: 23	R: 2 E: 1 K: 0 S: 14	H: 4 LOB: 1 BB: 0 P: 18	R: 0 E: 0 K: 2 S: 12	H: 0 LOB: 1 BB: 1 P: 20	R: 1 E: 0 K: 0 S: 12	H: 2 LOB: 2 BB: 1 P: 18	R: 0 E: 0 K: 1 S: 9	H: 0 LOB: 1 BB: 1 P: 17	R: 0 E: 0 K: 0 S: 7	H: 0 LOB: 1 BB: 1 P: 12	R: 0 E: 0 K: 1 S: 9	H: 1 LOB: 1 BB: 0 P: 12	R: 0 E: 0 K: 1 S: 8	H: 0 LOB: 2 BB: 1 P: 13	R: 0 E: 1 K: 0 S: 9	H: 0 LOB: 1 BB: 0 P: 16	1B: 9 2B: 2 3B: 0 HR: 0	SF: 0 SAC: 2 DP: 2 HBP: 0	WP: 0 PB: 1 SB: 0 CS: 1	PA: 37			
<b>PITCHER</b>	IP WLS BF H R ER SO BB IBB HBP BLK WP HR S P ERA WHIP	IP WLS BF H R ER SO BB IBB HBP BLK WP HR S P ERA WHIP	IP WLS BF H R ER SO BB IBB HBP BLK WP HR S P ERA WHIP	IP WLS BF H R ER SO BB IBB HBP BLK WP HR S P ERA WHIP	IP WLS BF H R ER SO BB IBB HBP BLK WP HR S P ERA WHIP	IP WLS BF H R ER SO BB IBB HBP BLK WP HR S P ERA WHIP	IP WLS BF H R ER SO BB IBB HBP BLK WP HR S P ERA WHIP	IP WLS BF H R ER SO BB IBB HBP BLK WP HR S P ERA WHIP	IP WLS BF H R ER SO BB IBB HBP BLK WP HR S P ERA WHIP	IP WLS BF H R ER SO BB IBB HBP BLK WP HR S P ERA WHIP	IP WLS BF H R ER SO BB IBB HBP BLK WP HR S P ERA WHIP	IP WLS BF H R ER SO BB IBB HBP BLK WP HR S P ERA WHIP	IP WLS BF H R ER SO BB IBB HBP BLK WP HR S P ERA WHIP	IP WLS BF H R ER SO BB IBB HBP BLK WP HR S P ERA WHIP	IP WLS BF H R ER SO BB IBB HBP BLK WP HR S P ERA WHIP	IP WLS BF H R ER SO BB IBB HBP BLK WP HR S P ERA WHIP	IP WLS BF H R ER SO BB IBB HBP BLK WP HR S P ERA WHIP	IP WLS BF H R ER SO BB IBB HBP BLK WP HR S P ERA WHIP	IP WLS BF H R ER SO BB IBB HBP BLK WP HR S P ERA WHIP	IP WLS BF H R ER SO BB IBB HBP BLK WP HR S P ERA WHIP	IP WLS BF H R ER SO BB IBB HBP BLK WP HR S P ERA WHIP	IP WLS BF H R ER SO BB IBB HBP BLK WP HR S P ERA WHIP	IP WLS BF H R ER SO BB IBB HBP BLK WP HR S P ERA WHIP	IP WLS BF H R ER SO BB IBB HBP BLK WP HR S P ERA WHIP	IP WLS BF H R ER SO BB IBB HBP BLK WP HR S P ERA WHIP





Batter	1	2	3	4	5	6	7	8	9	AB	R	H	RBI	BB	SO	LOB	TOP								
Darryl Hamilton, L (1.9) OBP: 0.409, SLG: 0.350	1-1 CS 1B		1-1 G3-1			1-3 K		2-2 1B FC5-4		4	1	2	0	0	1	2	<b>Milwaukee Brewers @ Oakland Athletics</b> <b>Oakland-Alameda County Coliseum, Oakland, CA</b> Sun Apr 11 1993, 3:33 AM PDT Att: 21,366 - Sunny - 61 F								
Bill Spiers, L (1.4) OBP: 0.364, SLG: 0.300	2-3 K		1-2 2-3 F8			2-3 K		4-1 1B E		3	1	0	0	1	2	3									
Robin Yount, R (1.8) OBP: 0.238, SLG: 0.158	3-3 K			0-0 F8		4-2 1B BB		3-2 FC5-4 1B		3	0	1	0	1	1	1									
Greg Vaughn, R (1.7) OBP: 0.400, SLG: 0.400		4-2 CS BB		1-0 P6		1-0 1B		1-1 FC5-4 1B		3	0	1	1	1	0	1									
Kevin Reimer, L (1.10) Tom Brunansky, R (8, PH)	1-0 P5		0-0 G4-3			3-1 G4-3		1-2 2-H 3-H 1-3 K		3	0	0	0	0	0	3									
John Jaha, R (1.3) OBP: 0.421, SLG: 0.267	3-3 K				1-3 K		0-0 F8		2-1 G6-3	4	0	0	0	0	2	1									
B.J. Surhoff, L (1.5) OBP: 0.263, SLG: 0.316			0-1 G6-3		0-0 1B		1-1 G4-3		2-2 L7	4	0	1	0	0	0	0									
Dickie Thon, R (1.6) OBP: 0.368, SLG: 0.588			0-2 G3-1 BB 1B		0-0 P5		2-0 F8		1-1 G5-3	4	0	1	0	0	0	1									
Joe Knack, R (1.2) Tim McIntosh, R (8.2)			4-1 G3-1 BB		2-1 P4			1-2 G4-3		2	0	0	0	1	0	1									
			1-2 BB							0	0	0	0	0	0	0									
<b>Inning Stats</b>	R: 0 E: 0 K: 2 S: 8	H: 1 LOB: 1 BB: 0 P: 14	R: 0 E: 0 K: 1 S: 9	H: 0 LOB: 0 BB: 1 P: 17	R: 0 E: 0 K: 0 S: 13	H: 1 LOB: 2 BB: 1 P: 19	R: 0 E: 0 K: 0 S: 3	H: 0 LOB: 0 BB: 0 P: 4	R: 0 E: 0 K: 1 S: 7	H: 1 LOB: 1 BB: 0 P: 10	R: 0 E: 0 K: 2 S: 13	H: 1 LOB: 2 BB: 1 P: 24	R: 0 E: 0 K: 0 S: 4	H: 0 LOB: 0 BB: 0 P: 7	R: 2 E: 1 K: 1 S: 18	H: 2 LOB: 1 BB: 1 P: 30	R: 0 E: 0 K: 0 S: 8	H: 0 LOB: 0 BB: 0 P: 13	1B: 6 2B: 1 3B: 0 HR: 0	SF: 0 SAC: 0 DP: 1 HBP: 0	WP: 0 PB: 0 SB: 1 CS: 2	PA: 35			
<b>PITCHER</b>	IP	WLS	BF	H	R	ER	SO	BB	IBB	HBP	BLK	WP	HR	S	P	ERA	WHIP								
Shawn Hillegas, R (1.1) ERA: 5.06	6.0	W	23	4	0	0	6	3	0	0	0	0	0	53	88	0.00	1.167								
Joe Boever, R (7.1) ERA: 5.06	1.2		8	2	2	1	0	1	0	0	0	0	0	18	32	5.40	1.800								
Rick Honeycutt, L (8.1) ERA: 5.06	1.1		4	0	0	0	1	0	0	0	0	0	0	12	18	0.00	0.000								

Batter	1	2	3	4	5	6	7	8	9	AB	R	H	RBI	BB	SO	LOB	BOTTOM								
Rickey Henderson, R (1.7) OBP: 0.533, SLG: 0.609	4-2 1B G3-1 BB		2-2 G5-3		0-0 F9	2-0 G5-3		2-0 HR		4	2	1	2	1	0	4	<b>Milwaukee Brewers @ Oakland Athletics</b> <b>Oakland-Alameda County Coliseum, Oakland, CA</b> Sun Apr 11 1993, 3:33 AM PDT Att: 21,366 - Sunny - 61 F								
Jerry Browne, S (1.9) OBP: 0.522, SLG: 0.476	1-0 G3-1 1B		1-3 K		1-0 1B		4-0 G5-3 1B BB	1-1 L7		4	0	2	1	1	1	0									
Ruben Sierra, S (1.10) OBP: 0.222, SLG: 0.280	2-0 G3-1		1-0 P4		1-2 3-H P2		1-1 G5-3 1B	1-2 2B		4	1	1	1	0	0	3									
Troy Neel, L (1.3) Scott Brosius, R (7.3) OBP: 0.333, SLG: 0.545	1-0 F8			1-3 K	1-1 F9		1-1 G5-3			3	0	0	0	0	1	3									
Terry Steinbach, R (1.2) OBP: 0.385, SLG: 0.542	4-2 FC6-4 BB			1-2 L5		0-0 1B SF9 2B		0-0 2B		3	1	2	1	1	0	0									
Kevin Seitzer, R (1.5) Eric Fox, S (6, FR) OBP: 0.400, SLG: 0.667	2-2 FC6-4			0-1 F9		1-0 1B FC6-4 1B		1-1 G4-3		3	0	1	0	0	0	2									
Dave Henderson, R (1.8) OBP: 0.389, SLG: 0.462		3-2 CS 1B			0-0 HR	1-0 SF9		4-1 G3 HR BB		2	2	2	2	1	0	0									
Mike Bordick, R (1.6) OBP: 0.333, SLG: 0.250		2-2 L9			1-0 S 1B 2B	1 SAFE 3-2 FC6-4 1B		3-1 F9		4	1	2	0	0	0	2									
Lance Blankenship, R (1.4) OBP: 0.524, SLG: 0.400		0-2 K			2-1 1B	2-1 FC6-4		0-1 G3		4	0	1	1	0	1	2									
					2-3 1B	1-2 3-H 1B				2	2	2	2	1	0	0									
<b>Inning Stats</b>	R: 1 E: 0 K: 0 S: 12	H: 1 LOB: 2 BB: 2 P: 26	R: 0 E: 0 K: 1 S: 10	H: 1 LOB: 0 BB: 0 P: 15	R: 0 E: 0 K: 1 S: 9	H: 0 LOB: 0 BB: 0 P: 13	R: 0 E: 0 K: 1 S: 8	H: 0 LOB: 0 BB: 0 P: 10	R: 2 E: 0 K: 0 S: 11	H: 4 LOB: 2 BB: 0 P: 17	R: 2 E: 0 K: 0 S: 10	H: 3 LOB: 2 BB: 0 P: 18	R: 1 E: 0 K: 0 S: 7	H: 2 LOB: 1 BB: 1 P: 14	R: 2 E: 0 K: 0 S: 8	H: 1 LOB: 0 BB: 1 P: 18	1B: 7 2B: 3 3B: 0 HR: 2	SF: 1 SAC: 0 DP: 1 HBP: 0	WP: 0 PB: 0 SB: 1 CS: 1	PA: 38					
<b>PITCHER</b>	IP	WLS	BF	H	R	ER	SO	BB	IBB	HBP	BLK	WP	HR	S	P	ERA	WHIP								
Bill Wegman, R (1.1) ERA: 5.14	6.0	L	28	9	5	5	3	2	0	0	0	0	0	60	99	7.50	1.833								
Mike Fetters, R (7.1) ERA: 9.0	0.2		4	2	1	1	0	1	0	0	0	0	0	5	11	13.50	4.500								
Graeme Lloyd, L (7.1) ERA: 13.5	1.1		6	1	2	2	0	1	0	0	0	0	1	10	21	13.50	1.500								

AB	31
R	2
H	6
RBI	1
BB	4
SO	7
LOB	14



AB	33
R	8
H	12
RBI	8
BB	4
SO	3
LOB	19






Batter	1	2	3	4	5	6	7	8	9	AB	R	H	RBI	BB	SO	LOB	TOP		
Rickey Henderson, R OBP: 0.531, SLG: 0.583 Scott Brosius, R OBP: 0.286, SLG: 0.462	G6-3		G5-4-3 BB			L6	L7			1	0	0	1	1	0	0			
Jerry Browne, S OBP: 0.480, SLG: 0.435 Scott Hemond, R OBP: 0.333, SLG: 0.667	G4-3		G5-4-3			F8		F8		2	0	0	0	0	0	2			
Ruben Sierra, S OBP: 0.194, SLG: 0.241	F8		G4-3			G3		F8		4	0	0	0	0	0	2			
Troy Neel, L OBP: 0.150, SLG: 0.400		F8						P6		4	0	0	0	0	0	1			
Terry Steinbach, R OBP: 0.367, SLG: 0.500		G6-3						P6		4	1	1	0	0	0	1			
Kevin Seitzer, R OBP: 0.286, SLG: 0.308		G4-3								4	1	1	0	0	0	0			
Dave Henderson, R Eric Fox, S OBP: 0.385, SLG: 0.583			1B BB			F8				0	1	0	0	1	0	0			
Mike Bordick, R OBP: 0.357, SLG: 0.292			BB 1B			K				4	1	2	1	0	1	1			
Lance Blankenship, R OBP: 0.520, SLG: 0.389			G5-4-3 BB			G5-3				3	0	1	0	1	1	1			
<b>Inning Stats</b>	R: 0 H: 0 E: 0 K: 0 S: 7	WLS: 0 BF: 14 LOB: 0 BB: 0 P: 14	R: 0 H: 0 E: 0 K: 0 S: 10	WLS: 0 BF: 16 LOB: 0 BB: 0 P: 16	R: 2 H: 2 E: 0 K: 0 S: 11	WLS: 2 BF: 23 LOB: 1 BB: 2 P: 23	R: 0 H: 0 E: 0 K: 1 S: 7	WLS: 0 BF: 10 LOB: 0 BB: 0 P: 10	R: 0 H: 0 E: 0 K: 1 S: 11	WLS: 0 BF: 15 LOB: 0 BB: 0 P: 15	R: 2 H: 3 E: 0 K: 0 S: 15	WLS: 3 BF: 26 LOB: 2 BB: 1 P: 26	R: 0 H: 1 E: 0 K: 1 S: 7	WLS: 1 BF: 10 LOB: 1 BB: 0 P: 10	R: 0 H: 1 E: 0 K: 1 S: 9	WLS: 1 BF: 14 LOB: 1 BB: 0 P: 14	1B: 5 2B: 2 3B: 0 HR: 0	SF: 0 SAC: 0 DP: 1 HBP: 0	WP: 1 PA: 36 PB: 0 SB: 0 CS: 0
<b>PITCHER</b>	IP	WLS	BF	H	R	ER	SO	BB	IBB	HBP	BLK	WP	HR	S	P	ERA	WHIP		
Mike Moore, R ERA: 8.53	6.2	W	27	5	4	4	1	3	0	0	0	1	0	63	108	5.40	1.200		
Bob MacDonald, L ERA:	1.1		5	1	0	0	0	0	0	0	0	0	0	10	16	0.00	0.750		
Mike Henneman, R ERA:	1.0		4	1	0	0	1	0	0	0	0	0	0	9	14	0.00	1.000		

**Oakland Athletics @ Detroit Tigers**  
**Tiger Stadium, Detroit, MI**  
Tue Apr 13 1993, 3:33 AM EDT  
Att: 49,674 - Sunny - 53 F


AB 33  
R 4  
H 7  
RBI 3  
BB 3  
SO 2  
LOB 11



Batter	1	2	3	4	5	6	7	8	9	AB	R	H	RBI	BB	SO	LOB	BOTTOM		
Tony Phillips, S OBP: 0.639, SLG: 0.538	G6-3		FC3-6 BB			L8				3	1	0	1	4	0	2			
Mike Henneman, R		BB 1B								0	0	0	0	0	0	0			
Lou Whitaker, L OBP: 0.440, SLG: 0.474 Chad Kreuter, S OBP: 0.364, SLG: 0.444	1B	1B E BB	FC3-6	FC4-6 HR						3	3	1	2	1	0	4			
Travis Fryman, R OBP: 0.294, SLG: 0.438	1B HR	E 1B	L7	HR						5	4	3	5	1	1	3			
Cecil Fielder, R OBP: 0.484, SLG: 0.654 Gary Thurman, R	HR 1B	E1 BB 1B								4	2	4	0	0	0	0			
Kirk Gibson, L OBP: 0.481, SLG: 0.579 Skeeter Barnes, R OBP: 0.200, SLG: 0.250	K									3	0	1	1	1	2	3			
Rob Deer, R OBP: 0.219, SLG: 0.300	HR	F8								6	2	2	3	0	3	9			
Mickey Tettleton, S OBP: 0.414, SLG: 0.545	K		BB FC3-6 BB	HR						3	3	1	4	3	2	0			
Scott Livingstone, L OBP: 0.348, SLG: 0.429		G6-3	F7	BB FC4-6 BB						5	1	2	2	1	0	2			
Mitt Cuyler, S OBP: 0.286, SLG: 0.176		G4-3	FC3-6 BB	FC4-6 BB HR 1B						4	1	1	0	1	0	2			
<b>Inning Stats</b>	R: 4 H: 4 E: 0 K: 2 S: 22	WLS: 4 BF: 32 LOB: 0 BB: 0 P: 32	R: 3 H: 2 E: 1 K: 0 S: 19	WLS: 2 BF: 39 LOB: 2 BB: 3 P: 39	R: 1 H: 0 E: 0 K: 0 S: 14	WLS: 0 BF: 29 LOB: 2 BB: 3 P: 29	R: 8 H: 7 E: 0 K: 2 S: 32	WLS: 7 BF: 57 LOB: 2 BB: 2 P: 57	R: 0 H: 1 E: 0 K: 1 S: 13	WLS: 1 BF: 19 LOB: 1 BB: 0 P: 19	R: 0 H: 2 E: 0 K: 3 S: 18	WLS: 2 BF: 25 LOB: 0 BB: 0 P: 25	R: 0 H: 0 E: 0 K: 0 S: 6	WLS: 0 BF: 13 LOB: 1 BB: 1 P: 13	R: 4 H: 2 E: 1 K: 2 S: 24	WLS: 2 BF: 49 LOB: 3 BB: 3 P: 49	1B: 13 2B: 2 3B: 0 HR: 3	SF: 0 SAC: 0 DP: 0 HBP: 1	WP: 0 PA: 56 PB: 0 SB: 1 CS: 0
<b>PITCHER</b>	IP	WLS	BF	H	R	ER	SO	BB	IBB	HBP	BLK	WP	HR	S	P	ERA	WHIP		
Storm Davis, R ERA: 8.68	2.1	L	18	8	8	7	2	5	0	0	0	0	1	48	86	27.00	4.714		
Mike Mohler, L ERA: 34.71	1.1		14	7	8	8	1	3	0	0	0	0	2	34	64	54.00	7.500		
Ed Nunez, R ERA: 4.5	2.1		10	3	0	0	5	0	0	0	1	0	0	36	51	0.00	1.286		
Joe Boever, R ERA: 3.68	2.0		14	2	4	0	2	4	0	1	0	0	0	30	62	0.00	3.000		

**Oakland Athletics @ Detroit Tigers**  
**Tiger Stadium, Detroit, MI**  
Tue Apr 13 1993, 3:33 AM EDT  
Att: 49,674 - Sunny - 53 F

AB 43  
R 20  
H 18  
RBI 18  
BB 12  
SO 10  
LOB 33





Batter	1	2	3	4	5	6	7	8	9	AB	R	H	RBI	BB	SO	LOB	TOP										
<b>Rickey Henderson, R</b> OBP: 0.459, SLG: 0.483 (1, 7) C X	0-1 F8		3-2 G6-3		2-0 FC5-4		2-1 G6-3		3-3 K	5	0	0	0	0	1	3	<b>Oakland Athletics @ Detroit Tigers</b> Tiger Stadium, Detroit, MI Thu Apr 15 1993, 3:33 AM EDT Att: 14,015 - Cloudy - 60 F										
<b>Jerry Browne, S</b> OBP: 0.433, SLG: 0.370 (1, 4) B	4-1 1B BB		2-2 G4-3		1-2 G4-6-3		2-0 F8		1-0 P5	4	1	0	0	1	0	3											
<b>Ruben Sierra, S</b> OBP: 0.286, SLG: 0.455 (1, 9) C X	3-2 1B		2-0		1-1 HR		0-1 F8		1B	4	1	4	1	0	0	0											
<b>Mark McGwire, R</b> OBP: 0.600, SLG: 0.643 (1, 3) B X	1-1 G4-6-3		4-0		1-3 K		0-1 F8		1B	3	0	1	1	1	1	1											
<b>Troy Neel, L</b> OBP: 0.208, SLG: 0.391 (1, 10) B X	2-0 G4-6-3		3-1 F8		1-1 G6-3		4-0		IBB	3	0	1	0	1	0	4											
<b>Terry Steinbach, R</b> OBP: 0.324, SLG: 0.438 (1, 2) B X		1-1 G6-3		0-0 F8		1-0 G6-3		0-0 F9		4	0	0	0	0	0	3											
<b>Kevin Seltzer, R</b> OBP: 0.278, SLG: 0.294 (1, 5) B X	2-1		1-1 P3		1-2 L8		1-0 F9			4	0	1	0	0	0	3											
<b>Eric Fox, S</b> OBP: 0.412, SLG: 0.563 (1, 8) C X	0-3 K		1-2 G6-3		0-0 G6-3		1-0 E8		1B	4	0	2	0	0	1	1											
<b>Mike Bordick, R</b> OBP: 0.367, SLG: 0.280 (1, 6) B X	3-2 G5-3		1-2 FC5-4		2-1 SH1-4		0-0 SH1-4		1B	1	0	0	0	0	0	1											
<b>Inning Stats</b>	R: 1 E: 0 K: 0 S: 9	H: 2 LOB: 1 BB: 1 P: 19	R: 0 E: 0 K: 1 S: 10	H: 1 LOB: 1 BB: 0 P: 16	R: 0 E: 0 K: 0 S: 10	H: 1 LOB: 2 BB: 1 P: 24	R: 0 E: 0 K: 0 S: 6	H: 0 LOB: 0 BB: 0 P: 8	R: 0 E: 0 K: 0 S: 6	H: 0 LOB: 0 BB: 0 P: 10	R: 1 E: 0 K: 0 S: 12	H: 2 LOB: 1 BB: 0 P: 17	R: 0 E: 0 K: 0 S: 6	H: 1 LOB: 2 BB: 1 P: 12	R: 0 E: 0 K: 0 S: 6	H: 1 LOB: 2 BB: 0 P: 11		R: 0 E: 1 K: 1 S: 6	H: 1 LOB: 1 BB: 0 P: 11	1B: 7 2B: 1 3B: 0 HR: 1	SF: 0 SAC: 2 DP: 2 HBP: 1	WP: 0 PB: 0 SB: 0 CS: 0	PA: 38				
<b>PITCHER</b>	IP	WLS	BF	H	R	ER	SO	BB	IBB	HBP	BLK	WP	HR	S	P	ERA	WHIP										
<b>John Doherty, R</b> ERA: 2.51 (1, 1)	7.0		29	7	2	2	2	1	1	1	0	0	1	59	106	2.57	1.143										
<b>Tom Bolton, L</b> ERA: 4.5 (8, 1)	0.1		2	1	0	0	0	0	0	0	0	0	0	4	4	0.00	3.000										
<b>Dave Haas, R</b> ERA: (8, 1)	1.2	W	7	1	0	0	1	0	1	0	0	0	0	8	18	0.00	0.600										

Batter	1	2	3	4	5	6	7	8	9	AB	R	H	RBI	BB	SO	LOB	BOTTOM										
<b>Tony Phillips, S</b> OBP: 0.625, SLG: 0.533 (1, 7) C X	1-2 G4-1		2-1 BB		2-2 1B		0-2 G4-3			4	0	2	0	0	0	0	<b>Oakland Athletics @ Detroit Tigers</b> Tiger Stadium, Detroit, MI Thu Apr 15 1993, 3:33 AM EDT Att: 14,015 - Cloudy - 60 F										
<b>Lou Whitaker, L</b> OBP: 0.414, SLG: 0.409 (1, 4) C X	2-1 F7		4-2 BB		2-0 P6		0-0 G4-3			3	0	0	0	1	0	1											
<b>Travis Fryman, R</b> OBP: 0.289, SLG: 0.400 (1, 6) B X	4-2 BB		1-2 F9		0-0 P4		1-3 K			3	0	0	0	1	1	3											
<b>Cecil Fielder, R</b> OBP: 0.429, SLG: 0.567 (1, 3) C X	1-1 F7		3-3 K		1-1 F8		2-2 L6			4	0	0	0	0	1	3											
<b>Kirk Gibson, L</b> OBP: 0.484, SLG: 0.545 (1, 10) X		0-0 1B		1-1 F7		4-0 2B		0-3 K		3	1	1	0	1	1	0											
<b>Rob Deer, R</b> OBP: 0.250, SLG: 0.353 (9, PR) C X	0-3 K		0-0 P2		1-1 F8		0-2 G4-3		1B	4	0	2	1	0	1	1											
<b>Gary Thurman, R</b> OBP: 0.250, SLG: 0.250 (9, PR) C X					1-H 2B				1B	0	1	0	0	0	0	0											
<b>Mickey Tettleton, S</b> OBP: 0.394, SLG: 0.480 (1, 2) B X	3-1 F8		4-1 FC4		2-2 F8		1-1 G4-3			3	0	0	0	1	0	3											
<b>Scott Livingstone, L</b> OBP: 0.333, SLG: 0.400 (9, PR) C X	1-2 F9		1-2 FC4		1-2 L3		1-0 2B		1B	4	0	1	1	0	0	3											
<b>Mitt Cuyler, S</b> OBP: 0.250, SLG: 0.150 (9, PH) C X					1-0 G4-3		2-2 G5-3		2B	3	0	0	0	0	0	0											
<b>Chad Kreuter, S</b> OBP: 0.417, SLG: 0.600 (9, PH) C X									2B	1	0	1	1	0	0	0											
<b>Inning Stats</b>	R: 0 E: 0 K: 0 S: 12	H: 0 LOB: 1 BB: 1 P: 20	R: 0 E: 0 K: 1 S: 10	H: 1 LOB: 1 BB: 0 P: 14	R: 0 E: 0 K: 0 S: 7	H: 0 LOB: 1 BB: 1 P: 13	R: 0 E: 0 K: 0 S: 10	H: 1 LOB: 1 BB: 0 P: 15	R: 1 E: 0 K: 0 S: 15	H: 1 LOB: 1 BB: 1 P: 24	R: 0 E: 0 K: 0 S: 7	H: 0 LOB: 0 BB: 0 P: 9	R: 0 E: 0 K: 2 S: 10	H: 0 LOB: 0 BB: 0 P: 13	R: 2 E: 0 K: 0 S: 10	H: 3 LOB: 2 BB: 0 P: 12	1B: 5 2B: 2 3B: 0 HR: 0	SF: 0 SAC: 0 DP: 0 HBP: 0	WP: 0 PB: 0 SB: 1 CS: 0	PA: 36							
<b>PITCHER</b>	IP	WLS	BF	H	R	ER	SO	BB	IBB	HBP	BLK	WP	HR	S	P	ERA	WHIP										
<b>Bobby Witt, R</b> ERA: 2.84 (1, 1)	5.2		25	4	1	1	2	4	0	0	0	0	0	10	13	0.00	0.000										
<b>Rick Honeycutt, L</b> ERA: (8, 1)	1.1		4	0	0	0	0	0	0	0	0	0	0	10	13	0.00	0.000										
<b>Rich Gossage, R</b> ERA: (8, 1)	1.0		3	0	0	0	2	0	0	0	0	0	0	10	13	0.00	0.000										
<b>Dennis Eckersley, R</b> ERA: 4.91 (9, 1)	0.1	L	4	3	2	2	0	0	0	0	0	0	0	10	12	54.00	9.000										

AB 32  
R 2  
H 9  
RBI 2  
BB 3  
SO 3  
LOB 19



WP: 0  
PB: 0  
SB: 0  
CS: 0

AB 32  
R 3  
H 7  
RBI 3  
BB 4  
SO 4  
LOB 14




WP: 0  
PB: 0  
SB: 1  
CS: 0



Batter	1	2	3	4	5	6	7	8	9	AB	R	H	RBI	BB	SO	LOB	TOP								
Rickey Henderson, R OBP: 0.463, SLG: 0.515	1-1 1B		2-2 FC6-4		0-0 2B			3-1 L7		4	0	2	0	0	0	1	<b>Oakland Athletics @ Milwaukee Brewers</b> Milwaukee County Stadium, Milwaukee, WI Sat Apr 17 1993, 4:33 AM EDT Att: 16,272 - Overcast - 44 F								
Jerry Browne, S OBP: 0.412, SLG: 0.333	2-3 K		2-1 G4-3		3-2 G5-3			4-1 BB		3	0	0	0	1	1	3									
Ruben Sierra, S OBP: 0.308, SLG: 0.514	3-1 L9			1-1 2B		0-1 2B		1-0 G3		4	1	2	0	0	0	2									
Mark McGwire, R OBP: 0.517, SLG: 0.500	1-1 G6-3			1-2 G5-3		1-2 L7		1-2 P6		4	0	0	0	0	0	4									
Troy Neel, L OBP: 0.214, SLG: 0.370		2-1 1B		2-3 K		2-3 K		1-2 G3-1		4	0	1	0	0	2	1									
Terry Steinbach, R OBP: 0.289, SLG: 0.389		0-0 G6-4-3		2-3 K		2-3 G1-3		0-1 G6-3		4	0	0	0	0	1	2									
Kevin Seitzer, R OBP: 0.318, SLG: 0.619		1-2 F9			0-0 HR		0-2 G4-3		0-1 HR	4	2	2	2	0	0	0									
Eric Fox, S OBP: 0.333, SLG: 0.450			1-1 B2-3		1-1 F8		1-3 K		1-2 G3	4	0	0	0	0	1	0									
Mike Bordick, R OBP: 0.364, SLG: 0.259			4-2 BB		0-1 G5-3		1-1 F8			2	0	0	0	1	0	0									
<b>Inning Stats</b>	R: 0 E: 0 K: 1 S: 10	H: 1 LOB: 1 BB: 0 P: 16	R: 0 E: 0 K: 0 S: 6	H: 1 LOB: 0 BB: 0 P: 9	R: 0 E: 0 K: 0 S: 9	H: 0 LOB: 1 BB: 1 P: 18	R: 1 E: 0 K: 2 S: 11	H: 1 LOB: 0 BB: 0 P: 17	R: 1 E: 0 K: 0 S: 9	H: 2 LOB: 1 BB: 0 P: 13	R: 0 E: 0 K: 1 S: 10	H: 1 LOB: 1 BB: 0 P: 16	R: 0 E: 0 K: 1 S: 9	H: 0 LOB: 0 BB: 0 P: 11	R: 0 E: 0 K: 0 S: 7	H: 0 LOB: 1 BB: 1 P: 16		R: 1 E: 0 K: 0 S: 10	H: 1 LOB: 0 BB: 0 P: 12	1B: 2 2B: 3 3B: 0 HR: 2	SF: 0 SAC: 0 DP: 1 HBP: 0	WP: 0 PB: 0 SB: 4 CS: 0	PA: 35		
<b>PITCHER</b>	IP WLS BF H R ER SO BB IBB HBP BLK WP HR S P ERA WHIP	8.0 W 31 6 2 1 5 2 0 0 0 0 1 71 116 1.12 1.000	1.0 L 4 1 1 1 0 0 0 0 0 1 10 12 9.00 1.000																						

Batter	1	2	3	4	5	6	7	8	9	AB	R	H	RBI	BB	SO	LOB	BOTTOM							
Pat Listach, S OBP: 0.333, SLG: 0.200	2-1 1B	1-0 B1-3		0-0 F7			4-1 BB			3	1	1	0	1	0	0	<b>Oakland Athletics @ Milwaukee Brewers</b> Milwaukee County Stadium, Milwaukee, WI Sat Apr 17 1993, 4:33 AM EDT Att: 16,272 - Overcast - 44 F							
Bill Spiers, L OBP: 0.273, SLG: 0.158	4-1 1B	1-0 F7		0-1 G3-1			0-0 G1-6-3			3	1	0	0	1	0	1								
Bill Doran, S	1-2 2B						1-2 BB			0	0	0	0	0	0	0								
Darryl Hamilton, L OBP: 0.514, SLG: 0.484	0-1 F7	2-2 G3					3-2 G4-3			4	0	1	0	0	0	2								
Greg Vaughn, R OBP: 0.355, SLG: 0.360	0-0 F9		1-0 P6		0-0 F8		0-0 1B			4	0	0	0	0	0	3								
Kevin Reimer, L OBP: 0.211, SLG: 0.333	1-2 HBP	1-3 2B		0-0 HR		1-1 L8		1-2 G5-3		4	2	2	2	0	0	1								
Robin Yount, R OBP: 0.294, SLG: 0.207	1-0 2B	1-0 HBP		0-0 1B		2-1 F9		0-3 K		3	1	1	0	0	1	1								
B.J. Surhoff, L OBP: 0.286, SLG: 0.308	0-0 2B		1-0 F8			2-2 G1-3				3	0	1	3	0	0	1								
John Jaha, R OBP: 0.364, SLG: 0.222	3-2 L6		0-1 L8			2-0 P3				3	0	0	0	0	0	2								
Dave Nilsson, L OBP: 0.167, SLG: 0.667		3-2 HR		0-1 G4-3		2-2 L7				3	1	1	1	0	0	0								
<b>Inning Stats</b>	R: 4 E: 0 K: 0 S: 17	H: 3 LOB: 1 BB: 1 P: 26	R: 1 E: 0 K: 0 S: 8	H: 1 LOB: 0 BB: 0 P: 15	R: 1 E: 0 K: 0 S: 6	H: 2 LOB: 1 BB: 0 P: 8	R: 0 E: 0 K: 0 S: 5	H: 0 LOB: 0 BB: 0 P: 5	R: 0 E: 0 K: 0 S: 8	H: 1 LOB: 1 BB: 0 P: 11	R: 0 E: 0 K: 0 S: 8	H: 0 LOB: 0 BB: 0 P: 14	R: 0 E: 0 K: 0 S: 5	H: 0 LOB: 0 BB: 1 P: 12	R: 0 E: 0 K: 1 S: 10	H: 0 LOB: 0 BB: 0 P: 11	R: 0 E: 0 K: 0 S: 10	H: 0 LOB: 0 BB: 0 P: 11	1B: 4 2B: 1 3B: 0 HR: 2	SF: 0 SAC: 0 DP: 1 HBP: 1	WP: 0 PB: 0 SB: 1 CS: 0	PA: 33		
<b>PITCHER</b>	IP WLS BF H R ER SO BB IBB HBP BLK WP HR S P ERA WHIP	6.0 L 28 7 6 6 0 2 0 1 0 0 0 4 7 0.00 1.500	1.0 L 2 0 0 0 0 0 0 0 0 0 0 4 7 0.00 0.000	1.0 L 3 0 0 0 1 0 0 0 0 0 0 10 11 0.00 0.000																				

**AB 33**  
**R 3**  
**H 7**  
**RBI 2**  
**BB 2**  
**SO 5**  
**LOB 13**



**AB 30**  
**R 6**  
**H 7**  
**RBI 6**  
**BB 2**  
**SO 1**  
**LOB 11**





Batter	1	2	3	4	5	6	7	8	9	AB	R	H	RBI	BB	SO	LOB	TOP										
Rickey Henderson, R OBP: 0.432, SLG: 0.472 Dave Henderson, R OBP: 0.400, SLG: 0.429	G5-3		G4-3			P2			G1	3	0	0	0	0	0	1	<b>Oakland Athletics @ Milwaukee Brewers</b> Milwaukee County Stadium, Milwaukee, WI Sun Apr 18 1993, 4:33 AM EDT Att: 13,927 - Cloudy - 57 F										
Jerry Browne, S OBP: 0.388, SLG: 0.313 Eric Fox, S OBP: 0.318, SLG: 0.429	P6				P2			F8		2	0	0	0	0	0	0											
Ruben Sierra, S OBP: 0.286, SLG: 0.475	P2				K			L3		3	0	0	0	0	1	0											
Kevin Seitzer, R OBP: 0.280, SLG: 0.542		F8			K			F9		3	0	0	0	0	1	0											
Troy Neel, L OBP: 0.226, SLG: 0.400						K			G4-3	3	0	1	0	0	1	0											
Terry Steinbach, R OBP: 0.293, SLG: 0.385									F8	3	0	1	0	0	1	1											
Scott Brosius, R OBP: 0.235, SLG: 0.375									F8	3	0	0	0	0	0	2											
Scott Hemond, R OBP: 0.167, SLG: 0.333									L3	3	0	0	0	0	1	0											
Lance Blankenship, R OBP: 0.500, SLG: 0.381									F8	3	0	1	0	0	0	0											
<b>Inning Stats</b>	R: 0 E: 0 K: 0 S: 6	H: 0 LOB: 0 BB: 0 P: 9	R: 0 E: 0 K: 1 S: 9	H: 1 LOB: 1 BB: 0 P: 14	R: 0 E: 0 K: 1 S: 11	H: 1 LOB: 0 BB: 0 P: 17	R: 0 E: 0 K: 2 S: 10	H: 0 LOB: 0 BB: 0 P: 12	R: 0 E: 0 K: 1 S: 8	H: 0 LOB: 0 BB: 0 P: 12	R: 0 E: 0 K: 0 S: 7	H: 0 LOB: 0 BB: 0 P: 11	R: 0 E: 0 K: 0 S: 5	H: 0 LOB: 0 BB: 0 P: 9	R: 0 E: 0 K: 0 S: 5	H: 0 LOB: 0 BB: 0 P: 7		1B: 2 2B: 2 HR: 0	SF: 0 SAC: 0 DP: 2 HBP: 0	WP: 0 PB: 0 SB: 0 CS: 0	PA: 28						
<b>PITCHER</b>	IP	WLS	BF	H	R	ER	SO	BB	IBB	HBP	BLK	WP	HR	S	P	ERA	WHIP										
21 Cal Eldred, R ERA: 3.26 Doug Henry, R ERA: 16.2	(1, 1)	8.0	W	25	3	0	5	0	0	0	0	0	0	64	95	0.00	0.375										

Batter	1	2	3	4	5	6	7	8	9	AB	R	H	RBI	BB	SO	LOB	BOTTOM											
Pat Listach, S OBP: 0.391, SLG: 0.316	G5-3		G4-3			G6-3				4	2	2	1	0	0	2	<b>Oakland Athletics @ Milwaukee Brewers</b> Milwaukee County Stadium, Milwaukee, WI Sun Apr 18 1993, 4:33 AM EDT Att: 13,927 - Cloudy - 57 F											
Bill Spiers, L OBP: 0.308, SLG: 0.273 Bill Doran, S OBP: 1.000, SLG: 1.000	G4-3		G4-3							3	2	1	1	1	0	1												
Darryl Hamilton, L OBP: 0.550, SLG: 0.514	L4									4	1	3	3	1	0	0												
Greg Vaughn, R OBP: 0.361, SLG: 0.345		K	F7							4	0	1	1	1	1	3												
Kevin Reimer, L OBP: 0.167, SLG: 0.261	P4									5	0	0	0	0	0	5												
Robin Yount, R OBP: 0.316, SLG: 0.250 Alex Diaz, S	L5									3	0	2	1	0	0	0												
B.J. Surhoff, L OBP: 0.281, SLG: 0.276										3	1	0	0	1	0	3												
John Jaha, R OBP: 0.385, SLG: 0.273										4	1	2	0	0	0	1												
Dave Nilsson, L OBP: 0.100, SLG: 0.400 Joe Kmak, R OBP: 0.333, SLG: 0.222	F7									4	0	0	0	0	0	4												
<b>Inning Stats</b>	R: 0 E: 0 K: 0 S: 6	H: 0 LOB: 0 BB: 0 P: 9	R: 0 E: 0 K: 1 S: 7	H: 0 LOB: 0 BB: 0 P: 12	R: 2 E: 0 K: 0 S: 13	H: 2 LOB: 2 BB: 2 P: 24	R: 0 E: 0 K: 0 S: 6	H: 1 LOB: 1 BB: 0 P: 9	R: 2 E: 1 K: 0 S: 12	H: 1 LOB: 1 BB: 1 P: 21	R: 0 E: 0 K: 0 S: 9	H: 2 LOB: 2 BB: 0 P: 13	R: 2 E: 0 K: 0 S: 17	H: 2 LOB: 1 BB: 1 P: 28	R: 2 E: 0 K: 0 S: 13	H: 4 LOB: 2 BB: 0 P: 21		1B: 10 2B: 1 3B: 1 HR: 0	SF: 1 SAC: 0 DP: 0 HBP: 1	WP: 0 PB: 0 SB: 0 CS: 0	PA: 41							
<b>PITCHER</b>	IP	WLS	BF	H	R	ER	SO	BB	IBB	HBP	BLK	WP	HR	S	P	ERA	WHIP											
Shawn Hillegas, R ERA: 2.45 Ed Nunez, R ERA: 3.5 Joe Boever, R ERA: 5.4 Kelly Downs, R ERA: 19.64	(1, 1)	5.0	L	23	4	4	3	1	4	4	3	1	0	0	9	13	0.00	2.000										

AB	28
R	0
H	3
RBI	0
BB	0
SO	5
LOB	4



AB	35
R	8
H	12
RBI	7
BB	4
SO	1
LOB	19





Batter	1	2	3	4	5	6	7	8	9	10	AB	R	H	RBI	BB	SO	LOB	TOP				
<b>Bernie Williams, S</b> OBP: 0.302, SLG: 0.407 (1, 8)											4	1	2	2	1	0	0	<b>New York Yankees @ Oakland Athletics</b> <b>Oakland-Alameda County Coliseum, Oakland, CA</b> Tue Apr 20 1993, 7:05 PM PDT Att: 20,456 - Unknown - 57 F  <b>AB 37</b> <b>R 7</b> <b>H 8</b> <b>RBI 7</b> <b>BB 4</b> <b>SO 7</b> <b>LOB 11</b> 				
<b>Wade Boggs, L</b> OBP: 0.410, SLG: 0.404 (1, 5)											4	1	2	0	1	1	2					
<b>Don Mattingly, L</b> OBP: 0.361, SLG: 0.397 (1, 3)											4	0	1	2	1	0	3					
<b>Danny Tartabull, R</b> OBP: 0.352, SLG: 0.455 (1, 9)											4	1	0	0	1	3	4					
<b>Paul O'Neill, L</b> OBP: 0.359, SLG: 0.528 <b>Randy Velarde, R</b> OBP: 0.350, SLG: 0.778 (9, 7)											3	0	0	0	0	1	2					
<b>Matt Nokes, L</b> OBP: 0.200, SLG: 0.294 <b>Mike Stanley, R</b> OBP: 0.353, SLG: 0.267 <b>Dion James, L</b> OBP: 0.333, SLG: 0.333 <b>Mike Gallego, R</b> (9, 4)											3	0	0	0	0	0	0					
<b>Kevin Maas, L</b> OBP: 0.342, SLG: 0.394 (1, 10)											5	1	1	1	0	1	0					
<b>Spike Owen, S</b> OBP: 0.462, SLG: 0.457 (1, 6)											3	0	0	0	0	0	0					
<b>Pat Kelly, R</b> OBP: 0.283, SLG: 0.455 <b>Jim Leyritz, R</b> OBP: 0.647, SLG: 1.286 (9, 2)											3	0	0	0	0	0	0					
<b>Inning Stats</b>	R: 1 E: 0 K: 1 S: 12	H: 2 LOB: 1 BB: 0 P: 21	R: 0 E: 0 K: 0 S: 5	H: 0 LOB: 0 BB: 0 P: 7	R: 0 E: 0 K: 2 S: 7	H: 0 LOB: 0 BB: 0 P: 10	R: 0 E: 0 K: 1 S: 9	H: 0 LOB: 0 BB: 0 P: 13	R: 1 E: 0 K: 0 S: 12	H: 2 LOB: 1 BB: 0 P: 22	R: 0 E: 0 K: 0 S: 5	H: 0 LOB: 0 BB: 0 P: 7	R: 0 E: 0 K: 0 S: 6	H: 0 LOB: 1 BB: 1 P: 12	R: 5 E: 0 K: 2 S: 27	H: 4 LOB: 2 BB: 2 P: 45	R: 0 E: 0 K: 1 S: 10		H: 0 LOB: 0 BB: 0 P: 15	1B: 3 2B: 4 3B: 0 HR: 1	SF: 0 SAC: 1 DP: 0 HBP: 1	WP: 1 PB: 0 SB: 0 CS: 0
<b>PITCHER</b>	IP WLS BF H R ER SO BB IBB HBP BLK WP HR S P ERA WHIP	IP WLS BF H R ER SO BB IBB HBP BLK WP HR S P ERA WHIP																				
<b>Storm Davis, R</b> ERA: 6.46 (7, 1)	2.0	8	0	1	1	0	2	0	0	0	0	0	0	15	27	4.50	1.000					
<b>Ed Nunez, R</b> ERA: 3.86 (9, 1)	0.0	1	1	1	1	0	0	0	0	0	0	0	1	2	5	∞	∞					
<b>Rick Honeycutt, L</b> ERA: 1.99 (9, 1)	1.0	8	3	3	3	2	0	1	1	0	0	0	0	21	32	27.00	3.000					
<b>Dennis Eckenroley, R</b> ERA: 7.94 (10, 1)	1.0	W	3	0	0	0	1	0	0	0	0	0	0	10	15	0.00	0.000					

Batter	1	2	3	4	5	6	7	8	9	10	AB	R	H	RBI	BB	SO	LOB	BOTTOM						
<b>Rickey Henderson, R</b> OBP: 0.460, SLG: 0.538 (1, 7)											3	2	1	2	3	0	0	<b>New York Yankees @ Oakland Athletics</b> <b>Oakland-Alameda County Coliseum, Oakland, CA</b> Tue Apr 20 1993, 7:05 PM PDT Att: 20,456 - Unknown - 57 F  <b>AB 39</b> <b>R 9</b> <b>H 13</b> <b>RBI 9</b> <b>BB 6</b> <b>SO 2</b> <b>LOB 21</b> 						
<b>Dave Henderson, R</b> OBP: 0.400, SLG: 0.579 <b>Eric Fox, S</b> OBP: 0.318, SLG: 0.429 (9, 8)											5	1	2	3	0	1	3							
<b>Ruben Sierra, S</b> OBP: 0.319, SLG: 0.500 (1, 9)											4	1	2	0	1	0	1							
<b>Kevin Seltzer, R</b> OBP: 0.267, SLG: 0.517 (1, 5)											5	0	1	1	0	0	6							
<b>Troy Neel, L</b> OBP: 0.250, SLG: 0.382 (1, 10)											4	1	1	0	1	0	0							
<b>Terry Steinbach, R</b> OBP: 0.304, SLG: 0.386 (1, 2)											5	1	2	0	0	0	2							
<b>Scott Brosius, R</b> OBP: 0.227, SLG: 0.333 (1, 3)											5	0	1	0	0	0	5							
<b>Mike Bordick, R</b> OBP: 0.368, SLG: 0.375 (1, 6)											5	2	2	3	0	1	4							
<b>Lance Blankenship, R</b> OBP: 0.500, SLG: 0.375 (1, 4)											3	1	1	0	1	0	0							
<b>Inning Stats</b>	R: 0 E: 0 K: 0 S: 10	H: 0 LOB: 1 BB: 1 P: 20	R: 3 E: 0 K: 0 S: 19	H: 3 LOB: 3 BB: 3 P: 38	R: 0 E: 0 K: 0 S: 8	H: 1 LOB: 1 BB: 0 P: 13	R: 0 E: 0 K: 0 S: 13	H: 2 LOB: 2 BB: 0 P: 19	R: 0 E: 0 K: 0 S: 6	H: 0 LOB: 0 BB: 0 P: 7	R: 3 E: 0 K: 0 S: 10	H: 2 LOB: 0 BB: 1 P: 16	R: 0 E: 0 K: 0 S: 6	H: 1 LOB: 1 BB: 0 P: 11	R: 0 E: 0 K: 1 S: 9	H: 0 LOB: 0 BB: 0 P: 10	R: 1 E: 0 K: 1 S: 13		H: 2 LOB: 2 BB: 1 P: 23	R: 2 E: 0 K: 0 S: 4	H: 2 LOB: 0 BB: 0 P: 7	1B: 8 2B: 2 3B: 0 HR: 3	SF: 0 SAC: 1 DP: 0 HBP: 0	WP: 0 PB: 0 SB: 4 CS: 0
<b>PITCHER</b>	IP WLS BF H R ER SO BB IBB HBP BLK WP HR S P ERA WHIP	IP WLS BF H R ER SO BB IBB HBP BLK WP HR S P ERA WHIP																						
<b>Bob Wickman, R</b> ERA: 4.74 (8, 1)	2.2	10	2	1	1	1	0	0	0	0	0	1	22	30	3.38	0.750								
<b>Steve Farr, R</b> ERA: 14.73 (9, 1)	1.0	6	2	1	1	1	0	1	0	0	0	0	13	23	9.00	2.000								
<b>John Habyan, R</b> ERA: 3.38 (10, 1)	0.0	L	2	2	2	2	0	0	0	0	0	1	4	7	∞	∞								



Batter	1	2	3	4	5	6	7	8	9	AB	R	H	RBI	BB	SO	LOB	TOP										
<b>Bernie Williams, S</b> OBP: 0.294, SLG: 0.391 (1, 8)										5	0	1	1	0	1	1	<b>New York Yankees @ Oakland Athletics</b> Oakland-Alameda County Coliseum, Oakland, CA Wed Apr 21 1993, 7:05 PM PDT Att: 19,018 - Unknown - 59 F										
<b>Wade Boggs, L</b> OBP: 0.400, SLG: 0.382 (1, 5)										3	1	0	0	1	0	0											
<b>Don Mattingly, L</b> OBP: 0.369, SLG: 0.410 (1, 3)										3	0	1	0	1	0	0											
<b>Danny Tartabull, R</b> OBP: 0.362, SLG: 0.521 (1, 9)										4	2	2	2	0	0	2											
<b>Paul O'Neill, L</b> OBP: 0.357, SLG: 0.513 <b>Randy Velarde, R</b> (9, PH) OBP: 0.381, SLG: 0.842 (9, 6)										3	0	1	0	0	1	1											
<b>Matt Nokes, L</b> OBP: 0.211, SLG: 0.297 <b>Mike Stanley, R</b> (9, PH) OBP: 0.389, SLG: 0.267 (9, 2)										3	0	1	0	0	1	2											
<b>Kevin Maas, L</b> OBP: 0.436, SLG: 0.429 <b>Dion James, L</b> (9, PH) OBP: 0.429, SLG: 0.429 (9, 7)										0	1	0	0	1	0	0											
<b>Spike Owen, S</b> OBP: 0.436, SLG: 0.429 <b>Dion James, L</b> (9, PH) OBP: 0.429, SLG: 0.429 (9, 7)										3	0	0	0	0	0	1											
<b>Pat Kelly, R</b> OBP: 0.260, SLG: 0.417 (1, 4)										1	0	1	2	0	0	0											
<b>Inning Stats</b>	R: 1 E: 0 K: 2 S: 17	H: 1 LOB: 1 BB: 1 P: 27	R: 0 E: 0 K: 1 S: 8	H: 1 LOB: 1 BB: 0 P: 14	R: 0 E: 0 K: 0 S: 7	H: 0 LOB: 0 BB: 0 P: 12	R: 1 E: 0 K: 0 S: 4	H: 1 LOB: 0 BB: 0 P: 7	R: 0 E: 1 K: 0 S: 6	H: 0 LOB: 0 BB: 0 P: 10	R: 0 E: 0 K: 1 S: 12	H: 1 LOB: 2 BB: 1 P: 19	R: 0 E: 0 K: 0 S: 4	H: 0 LOB: 0 BB: 0 P: 5	R: 0 E: 0 K: 0 S: 7	H: 0 LOB: 0 BB: 0 P: 13		R: 3 E: 0 K: 1 S: 22	H: 4 LOB: 2 BB: 1 P: 34	1B: 5 2B: 2 3B: 0 HR: 1	SF: 0 SAC: 0 DP: 0 HBP: 0	WP: 0 PB: 0 SB: 0 CS: 1	PA: 37				
<b>PITCHER</b>	IP	WLS	BF	H	R	ER	SO	BB	IBB	HBP	BLK	WP	HR	S	P	ERA	WHIP										
<b>Bobby Witt, R</b> ERA: 3.05 <b>Rick Honeycutt, L</b> ERA: 4.76 <b>Dennis Eckersley, R</b> ERA: 6.75	(1, 1) (9, 1) (9, 1)	8.0 0.0 1.0	31 L 2 4	5 1 2	3 0 2	3 0 2	4 0 2	2 1 2	0 0 2	0 0 2	0 0 2	0 0 2	0 0 2	0 6 15	108 11 22	18.00	2.000										

Batter	1	2	3	4	5	6	7	8	9	AB	R	H	RBI	BB	SO	LOB	BOTTOM										
<b>Rickey Henderson, R</b> OBP: 0.463, SLG: 0.605 (1, 7)										4	2	2	1	0	0	1	<b>New York Yankees @ Oakland Athletics</b> Oakland-Alameda County Coliseum, Oakland, CA Wed Apr 21 1993, 7:05 PM PDT Att: 19,018 - Unknown - 59 F										
<b>Dave Henderson, R</b> OBP: 0.414, SLG: 0.545 (1, 8)										3	0	1	0	1	1	1											
<b>Ruben Sierra, S</b> OBP: 0.314, SLG: 0.542 (1, 9)										4	1	1	2	0	1	2											
<b>Kevin Seitzer, R</b> OBP: 0.265, SLG: 0.485 (1, 5)										4	0	1	0	0	0	0											
<b>Terry Steinbach, R</b> OBP: 0.320, SLG: 0.396 (1, 2)										4	0	2	0	0	0	2											
<b>Dale Sveum, S</b> (1, 3)										4	0	0	0	0	1	3											
<b>Scott Brosius, R</b> OBP: 0.240, SLG: 0.333 <b>Eric Fox, S</b> (9, PH) OBP: 0.304, SLG: 0.409 (9, 1)										3	0	1	0	0	1	0											
<b>Mike Bordick, R</b> OBP: 0.375, SLG: 0.382 (1, 6)										2	0	1	0	0	0	0											
<b>Lance Blankenship, R</b> OBP: 0.457, SLG: 0.333 (1, 4)										3	0	0	0	0	2	2											
<b>Inning Stats</b>	R: 0 E: 0 K: 0 S: 5	H: 0 LOB: 0 BB: 1 P: 12	R: 0 E: 0 K: 0 S: 5	H: 1 LOB: 0 BB: 0 P: 9	R: 0 E: 0 K: 2 S: 9	H: 0 LOB: 0 BB: 0 P: 13	R: 1 E: 0 K: 0 S: 9	H: 3 LOB: 2 BB: 0 P: 18	R: 0 E: 0 K: 0 S: 3	H: 1 LOB: 0 BB: 0 P: 8	R: 2 E: 0 K: 0 S: 14	H: 3 LOB: 1 BB: 0 P: 22	R: 0 E: 0 K: 1 S: 10	H: 1 LOB: 1 BB: 0 P: 16	R: 0 E: 0 K: 2 S: 9	H: 0 LOB: 0 BB: 0 P: 14		R: 0 E: 0 K: 1 S: 8	H: 0 LOB: 0 BB: 0 P: 12	1B: 7 2B: 0 3B: 0 HR: 2	SF: 0 SAC: 1 DP: 2 HBP: 0	WP: 0 PB: 0 SB: 0 CS: 0	PA: 34				
<b>PITCHER</b>	IP	WLS	BF	H	R	ER	SO	BB	IBB	HBP	BLK	WP	HR	S	P	ERA	WHIP										
<b>Jimmy Key, L</b> ERA: 1.21 <b>Rich Monteleone, R</b> ERA: 6.75 <b>Steve Farr, R</b> ERA: 11.57	(1, 1) (7, 1) (9, 1)	6.2 1.1 1.0	27 W 4 S 3	9 0 0	3 0 0	3 0 0	3 2 1	3 0 0	3 0 0	3 0 0	3 0 0	0 0 0	0 0 0	11 8 8	18 12 12	0.00	0.000										

AB 34  
R 5  
H 8  
RBI 5  
BB 3  
SO 5  
LOB 14



AB 32  
R 3  
H 9  
RBI 3  
BB 1  
SO 6  
LOB 11





Batter	1	2	3	4	5	6	7	8	9	AB	R	H	RBI	BB	SO	LOB	TOP								
<b>Bernie Williams, S</b> OBP: 0.315, SLG: 0.388 (1, 8)	1-1 FC5-4 HBP		2-2 G1-3	0-2 G6-3 1B		1-3 K		4-1 BB		3	0	1	0	1	1	2	<b>New York Yankees @ Oakland Athletics</b> Oakland-Alameda County Coliseum, Oakland, CA Thu Apr 22 1993, 3:33 AM PDT Att: 21,765 - Sunny - 61 F								
<b>Wade Boggs, L</b> OBP: 0.385, SLG: 0.356 (1, 5)	1 SAFE FC5-4		4-0 BB BB	0-2 G6-3		1-3 K		1-2 2-3 BB		4	1	0	0	1	1	6									
<b>Don Mattingly, L</b> OBP: 0.357, SLG: 0.385 (1, 3)	0-2 L8		4-0 BB 1B BB	2-1 G3-1			3-1 F7		0-2 G1-3	4	1	0	0	1	0	1									
<b>Danny Tartabull, R</b> OBP: 0.349, SLG: 0.481 (1, 9)	2-3 K		4-2 BB 1B BB		2-2 F9		1-3 K		3-3 K	4	1	0	1	1	3	1									
<b>Paul O'Neill, L</b> OBP: 0.362, SLG: 0.512 (1, 7)		2-2 G1-3	4-2 1B E BB		1-0 G3 2B		1-2 P5		2-2 F7	4	1	1	1	1	0	0									
<b>Matt Nokes, L</b> OBP: 0.214, SLG: 0.293 (1, 2)		2-0 G3	3-2 E BB 1B		0-0 G3				2-1 F9	4	0	1	2	0	0	1									
<b>Kevin Maas, L</b> OBP: 0.333, SLG: 0.359 (1, 10)		2-0 F8	4-1 E BB		2-2 P7			3-2 1B		3	0	1	0	1	0	1									
<b>Spike Owen, S</b> OBP: 0.441, SLG: 0.423 (1, 6)			G4-3 E3		0-0 1B			4-0 BB 1B BB		3	0	1	0	1	0	2									
<b>Pat Kelly, R</b> OBP: 0.278, SLG: 0.442 (1, 4)			G1-3 BB K		0-3 K			0-0 BB 1B		4	1	2	0	0	2	4									
<b>Inning Stats</b>	R: 0 E: 0 K: 1 S: 11	H: 0 LOB: 1 BB: 0 P: 16	R: 0 E: 0 K: 0 S: 5	H: 0 LOB: 0 BB: 0 P: 11	R: 5 E: 1 K: 1 S: 25	H: 2 LOB: 5 BB: 5 P: 58	R: 0 E: 0 K: 0 S: 8	H: 1 LOB: 0 BB: 0 P: 10	R: 0 E: 0 K: 0 S: 10	H: 1 LOB: 1 BB: 0 P: 15	R: 0 E: 0 K: 3 S: 11	H: 1 LOB: 1 BB: 0 P: 13	R: 0 E: 0 K: 1 S: 8	H: 0 LOB: 0 BB: 0 P: 13	R: 0 E: 0 K: 0 S: 12	H: 2 LOB: 2 BB: 2 P: 26	R: 0 E: 0 K: 1 S: 9	H: 0 LOB: 0 BB: 0 P: 14	1B: 5 2B: 2 3B: 0 HR: 0	SF: 0 SAC: 0 DP: 1 HBP: 1	WP: 0 PB: 0 SB: 1 CS: 0	PA: 41			
<b>PITCHER</b>	IP	WLS	BF	H	R	ER	SO	BB	IBB	HBP	BLK	WP	HR	S	P	ERA	WHIP								
<b>Ron Darling, R</b> ERA: 9.0 (1, 1)	2.2	L	16	2	5	4	1	5	0	1	0	0	0	35	76	13.50	2.625								
<b>Joe Boever, R</b> ERA: 3.97 (3, 1)	3.0	12	3	0	0	3	0	0	0	0	0	0	0	32	43	0.00	1.000								
<b>Mike Mohler, L</b> ERA: 15.19 (6, 1)	2.0	7	1	0	0	2	1	0	0	0	0	0	0	18	33	0.00	1.000								
<b>Kelly Downs, R</b> ERA: 14.4 (8, 1)	1.1	6	1	0	0	1	1	0	0	0	0	0	0	14	24	0.00	1.500								

AB	33
R	5
H	7
RBI	4
BB	7
SO	7
LOB	18



Batter	1	2	3	4	5	6	7	8	9	AB	R	H	RBI	BB	SO	LOB	BOTTOM								
<b>Rickey Henderson, R</b> OBP: 0.458, SLG: 0.565 (1, 7)	2-3 K		4-2 BB		4-1 S BB		3-1 F8		0-1 G3-1	3	0	0	0	2	1	0	<b>New York Yankees @ Oakland Athletics</b> Oakland-Alameda County Coliseum, Oakland, CA Thu Apr 22 1993, 3:33 AM PDT Att: 21,765 - Sunny - 61 F								
<b>Eric Fox, S</b> OBP: 0.259, SLG: 0.346 (1, 8)	0-0 G3-1		1-1 L7		3-2 L7		1-1 F9			4	0	0	0	0	0	3									
<b>Ruben Sierra, S</b> OBP: 0.309, SLG: 0.519 (1, 9)	0-1 1B		1-3 K		0-1 L8		3-2 G1-3			4	0	1	0	0	1	3									
<b>Troy Neel, L</b> OBP: 0.300, SLG: 0.500 <b>Scott Hemond, R</b> OBP: 0.197, SLG: 0.333 (8, PR)	2-0 1B				1-0 HR		0-3 K		1-1 G4-6-3 1B	4	1	3	1	0	1	2									
<b>Terry Steinbach, R</b> OBP: 0.296, SLG: 0.365 (1, 2)	1-2 1B				1-2 HR		1-2 K		0-1 G4-6-3 1B	0	0	0	0	0	0	0									
<b>Terry Steinbach, R</b> OBP: 0.296, SLG: 0.365 (1, 2)	2-0 F8				1-2 G1-3		0-1 G5-3		1-0 G4-6-3	4	0	0	0	0	0	3									
<b>Kevin Seitzer, R</b> OBP: 0.316, SLG: 0.500 (1, 5)		2-3 K			4-0 BB		3-2 1B 1B		1-0 S 1B	3	0	2	0	1	1	0									
<b>Dale Sveum, S</b> (1, 3)	1-0 F7				2-0 F7		0-2 F8		1-2 G6-3	4	0	0	0	0	0	3									
<b>Mike Bordick, R</b> OBP: 0.364, SLG: 0.368 (1, 6)		1-0 P6			3-3 K		3-2 S 1B		1-2 F9	4	0	1	0	0	1	1									
<b>Lance Blankenship, R</b> OBP: 0.436, SLG: 0.300 (1, 4)			1-0 L7		4-2 L8 BB BB		2-3 K		1-0 G5-3	3	0	0	0	1	1	2									
<b>Inning Stats</b>	R: 0 E: 0 K: 1 S: 8	H: 2 LOB: 2 BB: 0 P: 14	R: 0 E: 0 K: 1 S: 5	H: 0 LOB: 0 BB: 0 P: 9	R: 0 E: 0 K: 1 S: 9	H: 0 LOB: 1 BB: 1 P: 16	R: 1 E: 0 K: 1 S: 8	H: 1 LOB: 1 BB: 1 P: 19	R: 0 E: 0 K: 1 S: 13	H: 0 LOB: 2 BB: 2 P: 24	R: 0 E: 0 K: 1 S: 15	H: 2 LOB: 2 BB: 0 P: 23	R: 0 E: 0 K: 0 S: 7	H: 0 LOB: 0 BB: 0 P: 14	R: 0 E: 0 K: 0 S: 9	H: 2 LOB: 2 BB: 0 P: 13	R: 0 E: 0 K: 0 S: 6	H: 0 LOB: 0 BB: 0 P: 8	1B: 6 2B: 0 3B: 0 HR: 1	SF: 0 SAC: 0 DP: 1 HBP: 0	WP: 0 PB: 0 SB: 3 CS: 0	PA: 37			
<b>PITCHER</b>	IP	WLS	BF	H	R	ER	SO	BB	IBB	HBP	BLK	WP	HR	S	P	ERA	WHIP								
<b>Sam Miletto, R</b> ERA: 6.75 (1, 1)	5.0	W	22	3	1	1	5	4	0	0	0	0	0	43	82	1.80	1.400								
<b>Scott Kamieniecki, R</b> ERA: 2.3 (6, 1)	4.0	S	15	4	0	0	1	0	0	0	0	0	0	37	58	0.00	1.000								

AB	33
R	1
H	7
RBI	1
BB	4
SO	6
LOB	17





Batter	1	2	3	4	5	6	7	8	9	AB	R	H	RBI	BB	SO	LOB	TOP										
<b>Kenny Lofton, L</b> OBP: 0.394, SLG: 0.468	1-1 G5-3 3B	0-3 K		1-3 K		1-1 G4-3		3-2 S 2B		5	1	2	1	0	2	2	<b>Cleveland Indians @ Oakland Athletics</b> Oakland-Alameda County Coliseum, Oakland, CA Sat Apr 24 1993, 3:33 AM PDT Att: 26,781 - Sunny - 67 F										
<b>Thomas Howard, S</b> OBP: 0.315, SLG: 0.471	2-1 G5-3	0-1 L6-3		1-1 FC5-4		1-3 K		4-2 G4-6-3 BB		4	0	0	1	1	1	2											
<b>Carlos Baerga, S</b> OBP: 0.347, SLG: 0.563	2-2 G6-3		1-0 G5-3		1-1 FC3-6 1B	1-2 1B		1-0 G4-6-3		5	1	2	0	0	0	2											
<b>Albert Belle, R</b> OBP: 0.373, SLG: 0.657	3-3 K		1-0 F8		4-2 FC3-6 BB	1-2 BB	2-2 P9		3-2 HR 2B	4	1	1	0	1	1	1											
<b>Paul Sorrento, L</b> OBP: 0.403, SLG: 0.689		2-1 HR 2B	0-1 2B		0-1 FC3-6 1B	1-2 1B	1-3 K		2-2 HR	5	3	3	2	0	1	2											
<b>Carlos Martinez, R</b> OBP: 0.371, SLG: 0.397	4-2 HR		4-0 FC6-4 IBB		3-2 1B	1-3 1B	2-1 G5-3		2-2 G1-3	3	1	1	1	2	0	0											
<b>Alvaro Espinoza, R</b> OBP: 0.273, SLG: 0.600		0-0 HR	2-1 FC6-4		1-2 1B	1-2 1B	1-2 G3		0-0 FC6-4 2B	5	1	3	4	0	0	2											
<b>Reggie Jefferson, S</b> OBP: 0.400, SLG: 0.607	1-1 HR		1-2 HR		1-2 1B	1-3 1B		4-2 CS 1B BB	1-0 FC6-4	4	1	1	1	1	1	3											
<b>Sandy Alomar Jr., R</b> OBP: 0.246, SLG: 0.204	3-2 HR		1-1 F8		1-3 K			2-2 CS 1B BB	2-2 FC6-4	4	1	1	1	1	1	3											
<b>Felix Fermin, R</b> OBP: 0.305, SLG: 0.245	3-2 L6-3 HBP		3-2 FC5-4 1B		0-2 F9			1-2 2B 1B	1-2 F9	4	1	2	0	0	0	3											
<b>Inning Stats</b>	R: 1 E: 0 K: 1 S: 11	H: 1 LOB: 0 BB: 0 P: 19	R: 4 E: 0 K: 1 S: 19	H: 3 LOB: 0 BB: 1 P: 31	R: 0 E: 0 K: 0 S: 6	H: 1 LOB: 2 BB: 1 P: 14	R: 0 E: 0 K: 1 S: 10	H: 1 LOB: 1 BB: 0 P: 16	R: 2 E: 0 K: 1 S: 19	H: 3 LOB: 2 BB: 1 P: 29	R: 0 E: 0 K: 1 S: 13	H: 0 LOB: 0 BB: 0 P: 17	R: 1 E: 0 K: 0 S: 15	H: 2 LOB: 1 BB: 2 P: 28	R: 2 E: 0 K: 0 S: 17	H: 3 LOB: 1 BB: 0 P: 26	1B: 6 2B: 6 3B: 1 HR: 3	SF: 0 SAC: 0 DP: 2 HBP: 1	WP: 0 PB: 0 SB: 1 CS: 1	PA: 45							
<b>PITCHER</b>	IP	WLS	BF	H	R	ER	SO	BB	IBB	HBP	BLK	WP	HR	S	P	ERA	WHIP										
<b>Shawn Hillegas, R</b> ERA: 6.0	1.0	L	9	4	5	5	1	1	0	1	0	0	0	25	45	45.00	5.000										
<b>Mike Mohler, L</b> ERA: 9.72	3.0		11	2	0	0	2	0	1	0	0	0	0	21	35	0.00	0.667										
<b>Bob Welch, R</b> ERA: 5.59	2.0		11	4	2	2	2	1	0	0	0	0	0	32	47	9.00	2.500										
<b>Kelly Downs, R</b> ERA: 14.14	2.0		10	4	3	3	1	2	0	0	0	0	1	36	58	13.50	3.000										
<b>Rich Gossage, R</b> ERA:	1.0		4	1	0	0	0	0	0	0	0	0	0	9	13	0.00	1.000										
<b>Rickey Henderson, R</b> OBP: 0.453, SLG: 0.531	4-0 S BB		4-2 S BB		1-1 G5-3		3-2 G6-3		3-1 P5	3	0	0	0	2	0	2	<b>Cleveland Indians @ Oakland Athletics</b> Oakland-Alameda County Coliseum, Oakland, CA Sat Apr 24 1993, 3:33 AM PDT Att: 26,781 - Sunny - 67 F										
<b>Dave Henderson, R</b> OBP: 0.353, SLG: 0.444	0-3 K		1 SAFE 3-3 K		3-3 K		2-3 K		0-1 E5	5	0	0	0	0	4	2											
<b>Ruben Sierra, S</b> OBP: 0.288, SLG: 0.482	2-3 K		0-0 G4-3		2-1 F9		1-3 K		2-1 L4	4	0	0	0	0	2	2											
<b>Eric Fox, S</b> OBP: 0.250, SLG: 0.333	1-2 K									1	0	0	0	0	0	1											
<b>Mark McGwire, R</b> OBP: 0.471, SLG: 0.435	2-2 G5-3		2-2 K		1-2 1B		1-3 K		1-1 F8	5	0	1	0	0	2	2											
<b>Terry Steinbach, R</b> OBP: 0.310, SLG: 0.382		0-0 L9		1-1 1B 2B		3-1 P6		4-0 1B BB		3	1	1	0	1	0	1											
<b>Troy Neel, L</b> OBP: 0.341, SLG: 0.524	3-1 1B		0-0 B1-3 2B 1B		0-2 G4-3		1-0 S 1B		1-3 1B	4	1	3	1	0	0	0											
<b>Kevin Seltzer, R</b> OBP: 0.310, SLG: 0.550	1-2 F9		0-1 B1-3		2-0 HR		2-3 K		3-3 K	4	1	1	1	0	1	4											
<b>Mike Bordick, R</b> OBP: 0.375, SLG: 0.350	1-0 F8		4-2 2B BB		2-1 F8		4-0 BB		4-0 BB	2	0	0	0	2	0	1											
<b>Lance Blankenship, R</b> OBP: 0.419, SLG: 0.324			2-2 P5		2-2 1-3 2H 2B		1-1 G6-3		1-2 F9	4	0	1	1	0	0	3											
<b>Inning Stats</b>	R: 0 E: 0 K: 2 S: 9	H: 0 LOB: 1 BB: 1 P: 17	R: 0 E: 0 K: 0 S: 7	H: 1 LOB: 0 BB: 0 P: 12	R: 0 E: 0 K: 1 S: 10	H: 0 LOB: 1 BB: 1 P: 19	R: 2 E: 0 K: 1 S: 15	H: 3 LOB: 2 BB: 1 P: 25	R: 0 E: 0 K: 0 S: 8	H: 1 LOB: 0 BB: 0 P: 13	R: 0 E: 0 K: 2 S: 9	H: 0 LOB: 0 BB: 0 P: 15	R: 0 E: 0 K: 2 S: 16	H: 1 LOB: 3 BB: 2 P: 29	R: 0 E: 1 K: 0 S: 8	H: 0 LOB: 1 BB: 0 P: 14	1B: 4 2B: 2 3B: 0 HR: 1	SF: 0 SAC: 0 DP: 0 HBP: 0	WP: 0 PB: 0 SB: 3 CS: 0	PA: 40							
<b>PITCHER</b>	IP	WLS	BF	H	R	ER	SO	BB	IBB	HBP	BLK	WP	HR	S	P	ERA	WHIP										
<b>Mike Bielecki, R</b> ERA: 7.17	5.0	W	23	5	2	2	5	3	0	0	0	0	0	17	28	4.50	0.500										
<b>Ted Power, R</b> ERA: 9.82	2.0		7	1	1	1	2	0	0	0	0	0	0	16	29	0.00	3.000										
<b>Eric Plunk, R</b> ERA: 1.86	1.0		6	1	0	0	2	2	0	0	0	0	0	8	14	0.00	0.000										
<b>Tom Kramer, R</b> ERA: 1.69	1.0		4	0	0	0	0	0	0	0	0	0	0	8	14	0.00	0.000										
<b>AB</b>											39																
<b>R</b>											10																
<b>H</b>											15																
<b>RBI</b>											10																
<b>BB</b>											5																
<b>SO</b>											6																
<b>LOB</b>											17																
<b>WP</b>											0																
<b>PB</b>											0																
<b>SB</b>											1																
<b>CS</b>											1																
<b>PA</b>											45																











Batter	1	2	3	4	5	6	7	8	9	AB	R	H	RBI	BB	SO	LOB	TOP										
<b>Billy Hatcher, R</b> OBP: 0.302, SLG: 0.293 (1, 8)	0-0 P4		2-1 G5-3			1-2 G4-3		0-2 FC4-6 1B	3-2 F8	5	1	1	0	0	0	1											
<b>Carlos Quintana, R</b> OBP: 0.419, SLG: 0.375 <b>Bob Zupcic, R</b> OBP: 0.394, SLG: 0.370 (8, 9)	1-2 G6-3		0-0 F8			2-2 1B		1-2 FC4-6 1B		4	0	2	0	0	0	0											
<b>Mike Greenwell, L</b> OBP: 0.360, SLG: 0.537 (1, 7)	1-0 G3-1			2-2 G5-3		0-0 HBP 1B		2-0 FC4-6 BB 1B		4	1	1	1	0	0	1											
<b>Andre Dawson, R</b> OBP: 0.300, SLG: 0.333 (1, 10)		0-1 F7		1-0 G6-3		2-1 HBP 1B		0-0 F9		3	0	0	0	0	0	1											
<b>Mo Vaughn, L</b> OBP: 0.459, SLG: 0.708 (1, 3)		0-2 HR		3-2 F7		2-3 K		4-1 1B BB		3	1	1	1	1	1	3											
<b>Bob Melvin, R</b> OBP: 0.240, SLG: 0.261 (1, 2)		1-1 1B			2-0 G4-3	0-0 FC6-4		3-2 1B		4	0	2	1	0	0	3											
<b>Scott Cooper, L</b> OBP: 0.398, SLG: 0.481 (1, 5)		2-0 G5-4-3 1B			1-0 1B		2-3 K	0-3 K		4	0	2	0	0	2	2											
<b>John Valentin, R</b> OBP: 0.107, SLG: 0.192 (1, 6)		0-1 G5-4-3			0-1 G5-4-3 1B		0-0 G6-3		0-1 P4	4	0	1	0	0	0	2											
<b>Luis Rivera, R</b> OBP: 0.250, SLG: 0.224 (1, 4)			3-2 P3		0-1 G5-4-3		1-0 F8		4-0 CS BB	3	0	0	0	1	0	2											
<b>Inning Stats</b>	R: 0 E: 0 K: 0 S: 6	H: 0 LOB: 0 BB: 0 P: 8	R: 1 E: 0 K: 0 S: 10	H: 3 LOB: 1 BB: 0 P: 13	R: 0 E: 0 K: 0 S: 6	H: 0 LOB: 0 BB: 0 P: 11	R: 0 E: 0 K: 0 S: 8	H: 0 LOB: 0 BB: 0 P: 14	R: 0 E: 0 K: 1 S: 12	H: 2 LOB: 1 BB: 0 P: 9	R: 0 E: 0 K: 1 S: 12	H: 2 LOB: 3 BB: 0 P: 19	R: 0 E: 0 K: 1 S: 6	H: 0 LOB: 0 BB: 0 P: 9	R: 2 E: 0 K: 1 S: 18	H: 3 LOB: 2 BB: 1 P: 27	R: 0 E: 0 K: 0 S: 8	H: 0 LOB: 0 BB: 1 P: 15	1B: 9 2B: 0 3B: 0 HR: 1	SF: 0 SAC: 0 DP: 2 HBP: 1	WP: 0 PB: 0 SB: 0 CS: 1	PA: 37					
<b>PITCHER</b>	IP	WLS	BF	H	R	ER	SO	BB	IBB	HBP	BLK	WP	HR	S	P	ERA	WHIP										
<b>Bob Welch, R</b> ERA: 5.0 (1, 1)	7.2	L	33	10	3	3	2	1	0	1	0	0	1	69	107	3.52	1.435										
<b>Mike Mohler, L</b> ERA: 9.35 (8, 1)	0.1		1	0	0	0	1	0	0	0	0	0	0	3	3	0.00	0.000										
<b>Ed Nunez, R</b> ERA: 3.24 (9, 1)	1.0	S	3	0	0	0	0	1	0	0	0	0	0	8	15	0.00	1.000										

**Boston Red Sox @ Oakland Athletics**  
Oakland-Alameda County Coliseum, Oakland, CA  
Wed Apr 28 1993, 3:33 AM PDT  
Att: 20,783 - Sunny - 69 F

AB 34  
R 3  
H 10  
RBI 3  
BB 2  
SO 3  
LOB 15



Batter	1	2	3	4	5	6	7	8	9	AB	R	H	RBI	BB	SO	LOB	BOTTOM										
<b>Rickey Henderson, R</b> OBP: 0.447, SLG: 0.492 (1, 10)	0-2 F7		2-3 K			1-0 F7		0-2 1B SF8		4	1	1	0	0	1	1											
<b>Lance Blankenship, R</b> OBP: 0.390, SLG: 0.395 <b>Dale Sveum, S</b> OBP: 0.111, SLG: 0.111 (9, 4)	2-1 F9		3-3 K			2-2 F8		3-2 FC6-4 1B		3	0	0	0	0	1	1											
<b>Ruben Sierra, S</b> OBP: 0.310, SLG: 0.515 (1, 9)		4-1 BB		2-2 G1-3		0-0 BB 1B		1-1 SF8		2	0	1	1	1	0	0											
<b>Kevin Seitzer, R</b> OBP: 0.308, SLG: 0.479 (1, 5)		1-1 G5-3		1-2 P4		4-2 BB		0-2 FC6-4		3	0	0	0	1	0	2											
<b>Mark McGwire, R</b> OBP: 0.391, SLG: 0.514 (1, 3)			1-3 K		1-2 P4		0-0 L5		2-0 P3	4	0	0	0	0	1	2											
<b>Dave Henderson, R</b> OBP: 0.283, SLG: 0.333 (1, 8)			1-3 K		3-2 F9		0-0 F9		0-0 L4	4	0	0	0	0	1	0											
<b>Terry Steinbach, R</b> OBP: 0.319, SLG: 0.400 (1, 2)		4-2 BB			0-2 G5-3		0-0 F8		1-3 K	3	0	0	0	1	1	0											
<b>Mike Bordick, R</b> OBP: 0.345, SLG: 0.340 (1, 6)		1-2 P5			3-2 2B		2-2 F8			3	0	1	0	0	0	1											
<b>Eric Fox, S</b> OBP: 0.250, SLG: 0.300 (1, 7)			4-1 CS BB		1-1 L7		1-2 F8			2	0	0	0	1	0	1											
<b>Inning Stats</b>	R: 0 E: 0 K: 0 S: 8	H: 0 LOB: 1 BB: 1 P: 15	R: 0 E: 0 K: 2 S: 11	H: 0 LOB: 1 BB: 1 P: 18	R: 0 E: 0 K: 2 S: 8	H: 0 LOB: 0 BB: 1 P: 16	R: 0 E: 0 K: 0 S: 9	H: 0 LOB: 0 BB: 0 P: 13	R: 0 E: 0 K: 0 S: 12	H: 1 LOB: 1 BB: 0 P: 19	R: 0 E: 0 K: 0 S: 8	H: 1 LOB: 2 BB: 1 P: 15	R: 0 E: 0 K: 0 S: 5	H: 0 LOB: 0 BB: 0 P: 7	R: 1 E: 0 K: 0 S: 15	H: 2 LOB: 1 BB: 0 P: 20	R: 0 E: 0 K: 1 S: 5	H: 0 LOB: 0 BB: 0 P: 8	1B: 3 2B: 2 3B: 0 HR: 0	SF: 1 SAC: 0 DP: 1 HBP: 0	WP: 0 PB: 0 SB: 0 CS: 1	PA: 34					
<b>PITCHER</b>	IP	WLS	BF	H	R	ER	SO	BB	IBB	HBP	BLK	WP	HR	S	P	ERA	WHIP										
<b>Frank Viola, L</b> ERA: 1.47 (1, 1)	7.1	W	28	3	1	1	4	4	0	0	0	0	0	67	110	1.23	0.955										
<b>Greg Harris, R</b> ERA: 2.57 (8, 1)	0.0		1	1	0	0	0	0	0	0	0	0	0	4	7	∞	∞										
<b>Jeff Russell, R</b> ERA: 1.29 (8, 1)	1.2	S	5	0	0	0	1	0	0	0	0	0	0	10	14	0.00	0.000										

**Boston Red Sox @ Oakland Athletics**  
Oakland-Alameda County Coliseum, Oakland, CA  
Wed Apr 28 1993, 3:33 AM PDT  
Att: 20,783 - Sunny - 69 F

AB 29  
R 1  
H 4  
RBI 1  
BB 4  
SO 5  
LOB 8





Batter	1	2	3	4	5	6	7	8	9	10	AB	R	H	RBI	BB	SO	LOB	TOP						
Rickey Henderson, R OBP: 0.444, SLG: 0.492	L5		G6-3					K										4 1 1 2 1 1 0						
Eric Fox, S OBP: 0.222, SLG: 0.265	G4-3			G3-1	F7			F9										4 1 0 0 0 0 2						
Ruben Sierra, S OBP: 0.316, SLG: 0.563	K				P6			F8										5 1 2 3 0 1 2						
Troy Neel, L OBP: 0.315, SLG: 0.440		G3																3 0 0 0 0 1 1						
Scott Brosius, R OBP: 0.296, SLG: 0.423				K				F8										2 1 2 0 0 0 0						
Mark McGwire, R OBP: 0.412, SLG: 0.550				F7				F8										5 1 3 0 0 0 2						
Terry Steinbach, R OBP: 0.338, SLG: 0.457		L9						G6-3										5 2 3 3 0 0 2						
Kevin Seitzer, R OBP: 0.281, SLG: 0.434																		5 0 0 0 0 1 4						
Dale Sveum, S OBP: 0.143, SLG: 0.143				G3				P5										5 1 1 0 0 1 2						
Mike Bordick, R OBP: 0.333, SLG: 0.327				F8				G5-3										5 0 1 0 0 0 0						
<b>Inning Stats</b>	R: 0 E: 0 K: 1 S: 9	H: 0 LOB: 0 BB: 0 P: 15	R: 0 E: 0 K: 0 S: 5	H: 1 LOB: 1 BB: 0 P: 6	R: 0 E: 0 K: 0 S: 11	H: 0 LOB: 0 BB: 0 P: 16	R: 0 E: 0 K: 1 S: 11	H: 1 LOB: 1 BB: 0 P: 17	R: 2 E: 0 K: 1 S: 12	H: 4 LOB: 2 BB: 0 P: 20	R: 0 E: 0 K: 1 S: 14	H: 0 LOB: 0 BB: 0 P: 8	R: 0 E: 0 K: 0 S: 7	H: 1 LOB: 1 BB: 0 P: 12	R: 0 E: 0 K: 0 S: 9	H: 0 LOB: 0 BB: 0 P: 14	R: 6 E: 1 K: 1 S: 21	H: 4 LOB: 0 BB: 1 P: 37	1B: 7 2B: 4 3B: 0 HR: 2	SF: 0 SAC: 1 DP: 0 HBP: 0	WP: 0 PB: 0 SB: 0 CS: 0	PA: 45		
<b>PITCHER</b>	IP WLS BF H R ER SO BB IBB HBP BLK WP HR S P ERA WHIP	IP WLS BF H R ER SO BB IBB HBP BLK WP HR S P ERA WHIP	<b>PITCHER</b> Tom Kramer, R (10.1) ERA: 4.05																					
Mike Bielecki, R ERA: 6.41	5.1	2.0	0.0	1.1	0.1	1.0	0.1	0.1	0.1	0.1	0.1	0.1	0.1	0.1	0.1	0.1	0.1	0.1	0.1	0.1	0.1	0.1	0.1	0.1
Mark Clark, R ERA: 6.1	6.1	6.1	6.1	6.1	6.1	6.1	6.1	6.1	6.1	6.1	6.1	6.1	6.1	6.1	6.1	6.1	6.1	6.1	6.1	6.1	6.1	6.1	6.1	6.1
Kevin Wickander, L ERA: 3.88	8.1	8.1	8.1	8.1	8.1	8.1	8.1	8.1	8.1	8.1	8.1	8.1	8.1	8.1	8.1	8.1	8.1	8.1	8.1	8.1	8.1	8.1	8.1	8.1
Ted Power, R ERA: 8.38	9.1	9.1	9.1	9.1	9.1	9.1	9.1	9.1	9.1	9.1	9.1	9.1	9.1	9.1	9.1	9.1	9.1	9.1	9.1	9.1	9.1	9.1	9.1	9.1
Eric Plunk, R ERA: 4.22	9.1	9.1	9.1	9.1	9.1	9.1	9.1	9.1	9.1	9.1	9.1	9.1	9.1	9.1	9.1	9.1	9.1	9.1	9.1	9.1	9.1	9.1	9.1	9.1

Oakland Athletics @ Cleveland Indians  
Cleveland Municipal Stadium, Cleveland, OH  
Fri Apr 30 1993, 7:05 PM EDT  
Att: 30,634 - Unknown

AB 43  
R 8  
H 13  
RBI 8  
BB 1  
SO 5  
LOB 15



Batter	1	2	3	4	5	6	7	8	9	10	AB	R	H	RBI	BB	SO	LOB	BOTTOM						
Kenny Lofton, L OBP: 0.398, SLG: 0.438	F8		L7															3 0 0 0 2 0 0						
Felix Fermin, R OBP: 0.298, SLG: 0.292	F9			G4-3				G6-3										3 0 0 0 0 0 0						
Thomas Howard, S OBP: 0.304, SLG: 0.453																		1 0 0 0 0 1 2						
Sandy Alomar Jr., R OBP: 0.242, SLG: 0.179																		1 0 0 0 0 1 2						
Carlos Baerga, S OBP: 0.313, SLG: 0.473	G4-3							F7										3 1 0 0 1 0 2						
Albert Belle, R OBP: 0.365, SLG: 0.640								K										4 1 2 2 0 2 0						
Paul Sorrento, L OBP: 0.329, SLG: 0.557		G3						G4-3										4 0 1 0 0 0 1						
Carlos Martinez, R OBP: 0.367, SLG: 0.392								P3										4 0 0 0 0 0 2						
Reggie Jefferson, S OBP: 0.333, SLG: 0.481								G3										4 0 0 0 0 2 2						
Glenallen Hill, R OBP: 0.310, SLG: 0.407																		4 0 1 0 0 1 0						
Junior Ortiz, R OBP: 0.176, SLG: 0.125																		2 0 0 0 0 0 0						
Jeff Treadway, L OBP: 0.444, SLG: 0.480																		1 0 0 0 0 0 1						
Alvaro Espinoza, R OBP: 0.400, SLG: 0.714																		1 0 1 0 0 0 0						
<b>Inning Stats</b>	R: 0 E: 0 K: 0 S: 7	H: 0 LOB: 0 BB: 0 P: 11	R: 0 E: 0 K: 1 S: 12	H: 1 LOB: 1 BB: 0 P: 21	R: 0 E: 0 K: 0 S: 5	H: 0 LOB: 0 BB: 0 P: 7	R: 2 E: 0 K: 0 S: 16	H: 2 LOB: 1 BB: 1 P: 28	R: 0 E: 0 K: 0 S: 7	H: 0 LOB: 0 BB: 0 P: 12	R: 0 E: 0 K: 1 S: 6	H: 0 LOB: 0 BB: 0 P: 10	R: 0 E: 0 K: 0 S: 10	H: 0 LOB: 0 BB: 0 P: 16	R: 0 E: 0 K: 1 S: 16	H: 1 LOB: 2 BB: 1 P: 25	R: 0 E: 0 K: 3 S: 11	H: 0 LOB: 0 BB: 0 P: 14	R: 0 E: 0 K: 3 S: 18	H: 1 LOB: 2 BB: 1 P: 24	1B: 2 2B: 2 3B: 0 HR: 1	SF: 0 SAC: 0 DP: 0 HBP: 0	WP: 0 PB: 0 SB: 1 CS: 0	PA: 38
<b>PITCHER</b>	IP WLS BF H R ER SO BB IBB HBP BLK WP HR S P ERA WHIP	IP WLS BF H R ER SO BB IBB HBP BLK WP HR S P ERA WHIP	<b>PITCHER</b>																					
Ron Darling, R ERA: 5.54	7.0	0.1	0.2	1.0	1.0	1.0	1.0	1.0	1.0	1.0	1.0	1.0	1.0	1.0	1.0	1.0	1.0	1.0	1.0	1.0	1.0	1.0	1.0	1.0
Ed Nunez, R ERA: 3.12	8.1	8.1	8.1	8.1	8.1	8.1	8.1	8.1	8.1	8.1	8.1	8.1	8.1	8.1	8.1	8.1	8.1	8.1	8.1	8.1	8.1	8.1	8.1	8.1
Mike Mohler, L ERA: 6.08	9.1	9.1	9.1	9.1	9.1	9.1	9.1	9.1	9.1	9.1	9.1	9.1	9.1	9.1	9.1	9.1	9.1	9.1	9.1	9.1	9.1	9.1	9.1	9.1
Rich Coesage, R ERA: 5.19	10.1	10.1	10.1	10.1	10.1	10.1	10.1	10.1	10.1	10.1	10.1	10.1	10.1	10.1	10.1	10.1	10.1	10.1	10.1	10.1	10.1	10.1	10.1	10.1

Oakland Athletics @ Cleveland Indians  
Cleveland Municipal Stadium, Cleveland, OH  
Fri Apr 30 1993, 7:05 PM EDT  
Att: 30,634 - Unknown

AB 35  
R 2  
H 5  
RBI 2  
BB 3  
SO 7  
LOB 12





Batter	1	2	3	4	5	6	7	8	9	AB	R	H	RBI	BB	SO	LOB	TOP										
Rickey Henderson, R OBP: 0.435, SLG: 0.478 (1, 7)	2-1 P6		3-2 1B		1-1 F9			1-1 G4-3		4	0	1	0	0	0	1											
Scott Brosius, R OBP: 0.287, SLG: 0.379 Kevin Seitzer, R OBP: 0.276, SLG: 0.426 (9, PH)	2-2 G4-3		1-3 K		0-0 P3			2-3 K		3	0	0	0	0	1	2											
Ruben Sierra, S OBP: 0.325, SLG: 0.560 (1, 9)	1-0 G4-3			1-0 F9		2-2 1B		2-2 E BB 1B		4	0	2	0	0	0	0											
Troy Neel, L OBP: 0.316, SLG: 0.423 Lance Blankenship, R OBP: 0.389, SLG: 0.386 (9, PH)		2-3 K		4-1 S BB		1-2 F8		2-2 L7		2	0	0	0	1	1	1											
Mark McGwire, R OBP: 0.418, SLG: 0.524 (1, 3)	3-2 G5-3		2-3 K		1-1 CS		4-1 G5-4-3 BB	4-2 E BB		2	0	0	0	2	1	1											
Terry Steinbach, R OBP: 0.321, SLG: 0.432 (1, 2)	0-0 G4-3		2-2 L8		1-1 G5-4-3		1-1 G5-4-3	0-2 E1		4	0	0	0	0	0	4											
Dave Henderson, R OBP: 0.280, SLG: 0.349 (1, 8)			1-1 F9		0-1 G4-3 2B		1-1 P5	0-3 K		4	0	1	0	0	1	3											
Dale Sveum, S OBP: 0.176, SLG: 0.125 (1, 4)			4-0 1B BB		1-0 G4-3			2-2 G4-3		2	0	0	0	1	0	1											
Mike Bordick, R OBP: 0.318, SLG: 0.310 (1, 6)			1-2 F8		1-0 G5-3			1-3 K		3	0	0	0	0	1	2											
<b>Inning Stats</b>	R: 0 E: 0 K: 0 S: 8	H: 0 LOB: 0 BB: 0 P: 13	R: 0 E: 0 K: 1 S: 7	H: 0 LOB: 0 BB: 0 P: 12	R: 0 E: 0 K: 1 S: 11	H: 1 LOB: 2 BB: 1 P: 21	R: 0 E: 0 K: 1 S: 10	H: 0 LOB: 1 BB: 1 P: 19	R: 0 E: 0 K: 0 S: 6	H: 1 LOB: 0 BB: 0 P: 9	R: 0 E: 0 K: 0 S: 9	H: 0 LOB: 0 BB: 1 P: 11	R: 0 E: 0 K: 1 S: 9	H: 0 LOB: 0 BB: 1 P: 13	R: 0 E: 1 K: 2 S: 28	H: 1 LOB: 3 BB: 1 P: 38	1B: 3 2B: 1 3B: 0 HR: 0	SF: 0 SAC: 0 DP: 1 HBP: 0	WP: 0 PB: 0 SB: 1 CS: 1	PA: 35							
<b>PITCHER</b>	IP	WLS	BF	H	R	ER	SO	BB	IBB	HBP	BLK	WP	HR	S	P	ERA	WHIP										
Jose Mesa, R ERA: 2.94 Derek Lilliquist, L ERA: 2.0 Eric Plunk, R ERA: 4.09	(1, 1)	8.1	W	30	4	0	5	3	0	0	0	0	0	72	122	0.00	0.840										
	(9, 1)	0.1	S	1	0	0	0	0	0	0	0	0	0	8	10	0.00	0.000										
	(9, 1)	0.1	S	3	0	0	1	1	0	0	0	0	0	13	17	0.00	3.000										

Oakland Athletics @ Cleveland Indians  
Cleveland Municipal Stadium, Cleveland, OH  
Sat May 01 1993, 3:33 AM EDT  
Att: 19,589 - Sunny - 52 F

AB	30
R	0
H	4
RBI	0
BB	4
SO	6
LOB	16



Batter	1	2	3	4	5	6	7	8	9	AB	R	H	RBI	BB	SO	LOB	BOTTOM										
Kenny Lofton, L OBP: 0.412, SLG: 0.439 (1, 8)	2-2 F7		4-1 L6 S BB		1-1 G3-6-3 1B			4-0 G5-3 BB		2	0	1	0	2	0	0											
Wayne Kirby, L (1, 9)	1-1 F8		2-2 L6		0-0 G3-6-3			1-3 K		4	0	0	0	0	1	3											
Carlos Baerga, S OBP: 0.310, SLG: 0.457 (1, 4)	4-2 2B BB		1-2 G5-3			3-1 F8		0-0 G5-3		3	1	0	0	1	0	1											
Albert Belle, R OBP: 0.370, SLG: 0.640 (1, 7)	2-1 1-H 2B			2-0 F7		0-0 F9		4-0 IBB		3	0	1	1	1	0	0											
Paul Sorrento, L OBP: 0.348, SLG: 0.550 (1, 3)	4-2 BB			4-1 1B BB		4-2 FC6 BB		0-0 F8		1	0	0	0	3	0	2											
Reggie Jefferson, S OBP: 0.322, SLG: 0.463 (1, 10)	0-1 G5-3			1-3 K		2-2 FC6		2-2 FC6		3	0	0	0	0	1	4											
Jeff Treadway, L OBP: 0.433, SLG: 0.464 Alvaro Espinoza, R OBP: 0.400, SLG: 0.714 (9, 5)		3-2 F7		0-1 1B			2-1 P5			3	0	1	0	0	0	0											
Felix Fermin, R OBP: 0.329, SLG: 0.293 (1, 6)		1-0 F9		3-2 F8			1-0 F8			3	0	1	0	0	0	2											
Junior Ortiz, R OBP: 0.150, SLG: 0.105 (1, 2)		1-3 K			0-0 F9		2-1 G5-3			3	0	0	0	0	1	0											
<b>Inning Stats</b>	R: 1 E: 0 K: 0 S: 14	H: 1 LOB: 2 BB: 2 P: 27	R: 0 E: 0 K: 1 S: 11	H: 0 LOB: 0 BB: 0 P: 16	R: 0 E: 0 K: 0 S: 9	H: 0 LOB: 1 BB: 1 P: 15	R: 0 E: 0 K: 1 S: 11	H: 1 LOB: 2 BB: 1 P: 21	R: 0 E: 0 K: 0 S: 4	H: 1 LOB: 0 BB: 0 P: 5	R: 0 E: 0 K: 0 S: 9	H: 0 LOB: 1 BB: 1 P: 18	R: 0 E: 0 K: 0 S: 5	H: 1 LOB: 0 BB: 0 P: 10	R: 0 E: 0 K: 1 S: 5	H: 0 LOB: 2 BB: 2 P: 14	1B: 3 2B: 2 3B: 0 HR: 0	SF: 0 SAC: 0 DP: 2 HBP: 0	WP: 0 PB: 0 SB: 1 CS: 0	PA: 32							
<b>PITCHER</b>	IP	WLS	BF	H	R	ER	SO	BB	IBB	HBP	BLK	WP	HR	S	P	ERA	WHIP										
Storm Davis, R ERA: 6.23 Joe Boever, R ERA: 2.93 Mike Mohler, L ERA: 7.84	(1, 1)	3.0	L	12	1	1	1	3	0	0	0	0	0	29	54	0.00	1.250										
	(4, 1)	4.0		15	3	0	0	2	0	0	0	0	0	5	14	0.00	1.000										
	(8, 1)	1.0		5	0	0	0	1	1	0	0	0	0	5	14	0.00	1.000										

Oakland Athletics @ Cleveland Indians  
Cleveland Municipal Stadium, Cleveland, OH  
Sat May 01 1993, 3:33 AM EDT  
Att: 19,589 - Sunny - 52 F

AB	25
R	1
H	4
RBI	1
BB	7
SO	3
LOB	12





Batter	1	2	3	4	5	6	7	8	9	AB	R	H	RBI	BB	SO	LOB	TOP										
Rickey Henderson, R OBP: 0.449, SLG: 0.486 Scott Brosius, R OBP: 0.297, SLG: 0.379	1-2 G6-3 HBP		1-1 S E 1B		1-2 S 1B		3-2 F9			3	2	2	0	0	0	0											
Kevin Seitzer, R OBP: 0.274, SLG: 0.414	0-0 G6-3		3-3 K		3-1 CS 1B			0-3 K		4	0	1	1	0	2	2											
Ruben Sierra, S OBP: 0.310, SLG: 0.532	0-0 G6-3		2-0 E4 BB		1-1 F8			0-1 G5-3		4	0	0	0	0	0	2											
Troy Neel, L OBP: 0.311, SLG: 0.460 Lance Blankenship, R OBP: 0.389, SLG: 0.386	0-2 G1-3		4-1 SAFE BB		3-3 K			3-1 G3		3	0	0	0	1	1	2											
Mark McGwire, R OBP: 0.397, SLG: 0.489 Scott Hemond, R OBP: 0.143, SLG: 0.286		1-2 F8	2-2 G4-3			1-2 G5-3			0-3 K	3	0	0	0	0	0	2											
Terry Steinbach, R OBP: 0.305, SLG: 0.410		2-3 K		1-0 G6-3		0-0 G3-1			1-3 K	4	0	0	0	0	2	0											
Dale Sveum, S OBP: 0.190, SLG: 0.150		1-1 K 1B		0-0 G3		2-2 G1-3			2-3 K	4	0	1	0	0	1	0											
Mike Bordick, R OBP: 0.319, SLG: 0.300		1-3 K		4-1 BB			1-2 G6-3			2	0	0	0	1	1												
Eric Fox, S OBP: 0.205, SLG: 0.243			2-2 G6-3	1-1 G4-3			2-2 G4-3			3	0	0	0	0	0	1											
<b>Inning Stats</b>	R: 0 E: 0 K: 0 S: 7	H: 0 LOB: 1 BB: 0 P: 8	R: 0 E: 0 K: 2 S: 11	H: 1 LOB: 1 BB: 0 P: 16	R: 1 E: 1 K: 1 S: 13	H: 1 LOB: 2 BB: 1 P: 27	R: 0 E: 0 K: 0 S: 5	H: 0 LOB: 1 BB: 0 P: 11	R: 1 E: 0 K: 1 S: 13	H: 2 LOB: 1 BB: 0 P: 21	R: 0 E: 0 K: 0 S: 7	H: 0 LOB: 0 BB: 0 P: 10	R: 0 E: 0 K: 0 S: 12	H: 0 LOB: 0 BB: 0 P: 18	R: 0 E: 0 K: 3 S: 9	H: 0 LOB: 0 BB: 0 P: 12	R: 0 E: 0 K: 3 S: 9	H: 0 LOB: 0 BB: 0 P: 12	1B: 4 2B: 1 3B: 0 HR: 0	SF: 0 SAC: 0 DP: 1 HBP: 1	WP: 0 PB: 0 SB: 3 CS: 1	PA: 34					
<b>PITCHER</b>	IP	WLS	BF	H	R	ER	SO	BB	IBB	HBP	BLK	WP	HR	S	P	ERA	WHIP										
Charles Nagy, R ERA: 5.31	7.0	W	28	4	2	1	4	2	0	1	0	0	0	68	111	1.29	0.857										
Dennis Cook, L ERA: 12.6	2.0		6	0	0	0	4	0	0	0	0	0	0	16	22	0.00	0.000										

Oakland Athletics @ Cleveland Indians  
Cleveland Municipal Stadium, Cleveland, OH

AB 31  
R 2  
H 4  
RBI 1  
BB 2  
SO 8  
LOB 10



WP: 0  
PB: 0  
SB: 3  
CS: 1  
PA: 34

Sun May 02 1993, 3:33 AM EDT  
Att: 22,458 - Unknown - 53 F

livebaseballscores.com

Batter	1	2	3	4	5	6	7	8	9	AB	R	H	RBI	BB	SO	LOB	BOTTOM										
Kenny Lofton, L OBP: 0.414, SLG: 0.440 Thomas Howard, S OBP: 0.305, SLG: 0.436	3-2 CS 1B		2-2 G4-3	4-2 1B BB	1-1 F8		1-2 G6-3			2	0	1	0	0	0	1											
Wayne Kirby, L OBP: 0.444, SLG: 0.444	1-3 K		0-1 E 1B	1-2 3B 1B	0-1 K		0-0 K			5	2	4	3	0	1	1											
Carlos Baerga, S OBP: 0.314, SLG: 0.475	0-0 P5		3-H E9 1B	1-2 3-H 3-H 3B	3-H K		1-1 L8			5	1	2	3	0	1	2											
Albert Belle, R OBP: 0.371, SLG: 0.624		4-2 1B BB	0-0 E 1B	0-2 G5-3	2-0 P3			0-0 G5-3		4	0	1	1	1	0	2											
Paul Sorrento, L OBP: 0.362, SLG: 0.542		1-1 SAFE G6-4-3 1B	4-0 IBB	4-2 BB		1-1 L9		1-3 K		3	0	1	0	2	1	0											
Carlos Martinez, R OBP: 0.345, SLG: 0.367 Glenallen Hill, R OBP: 0.310, SLG: 0.407		2-3 K	2-1 F8	0-3 K		1-0 G6-3		2-3 K		4	0	0	0	0	2	6											
Jeff Treadway, L OBP: 0.441, SLG: 0.452	0-1 G6-4-3			0-0 G6-3	4-1 1B BB	1-1 K				3	1	1	0	1	0	2											
Felix Fermin, R OBP: 0.337, SLG: 0.304 Alvaro Espinoza, R OBP: 0.400, SLG: 0.714			2-2 G4-3	0-2 BB 1B 1B	0-1 K 2B 1B		0-0 P4			4	2	2	0	0	0	1											
Junior Ortiz, R OBP: 0.250, SLG: 0.261			0-1 G4-3 1B	2-1 1B BB 1B	1-2 F8 1B 2B			0-0 P6		4	3	3	2	0	0	0											
<b>Inning Stats</b>	R: 0 E: 0 K: 1 S: 8	H: 1 LOB: 0 BB: 0 P: 12	R: 0 E: 0 K: 1 S: 10	H: 1 LOB: 1 BB: 1 P: 17	R: 3 E: 1 K: 0 S: 14	H: 4 LOB: 2 BB: 1 P: 24	R: 4 E: 0 K: 1 S: 26	H: 4 LOB: 2 BB: 2 P: 36	R: 3 E: 0 K: 0 S: 17	H: 3 LOB: 1 BB: 1 P: 26	R: 0 E: 0 K: 0 S: 6	H: 1 LOB: 1 BB: 0 P: 9	R: 0 E: 0 K: 0 S: 7	H: 1 LOB: 1 BB: 0 P: 9	R: 0 E: 0 K: 2 S: 8	H: 0 LOB: 0 BB: 0 P: 11	R: 0 E: 0 K: 2 S: 8	H: 0 LOB: 0 BB: 0 P: 11	1B: 13 2B: 1 3B: 1 HR: 0	SF: 0 SAC: 0 DP: 1 HBP: 0	WP: 0 PB: 0 SB: 1 CS: 1	PA: 42					
<b>PITCHER</b>	IP	WLS	BF	H	R	ER	SO	BB	IBB	HBP	BLK	WP	HR	S	P	ERA	WHIP										
Bobby Witt, R ERA: 4.45	3.2	L	23	10	7	6	2	3	0	0	0	0	0	41	56	6.75	1.500										
Kelly Downs, R ERA: 11.45	4.0		18	5	3	3	3	1	0	0	0	0	0	3	5	0.00	0.000										
Kevin Seitzer, R ERA:	0.1		1	0	0	0	1	0	0	0	0	0	0	3	5	0.00	0.000										

Oakland Athletics @ Cleveland Indians  
Cleveland Municipal Stadium, Cleveland, OH

AB 37  
R 10  
H 15  
RBI 9  
BB 5  
SO 6  
LOB 16



WP: 0  
PB: 0  
SB: 1  
CS: 1  
PA: 42

Sun May 02 1993, 3:33 AM EDT  
Att: 22,458 - Unknown - 53 F

livebaseballscores.com



Batter	1	2	3	4	5	6	7	8	9	AB	R	H	RBI	BB	SO	LOB	TOP		
Rickey Henderson, R OBP: 0.440, SLG: 0.472 Eric Fox, S OBP: 0.195, SLG: 0.231	1-3 K		1-0 L7		1-0 G6-3		3-2 G6-3		2-2 CS	2	0	0	0	0	1	0			
Dave Henderson, R OBP: 0.276, SLG: 0.340	0-0 FC6 1B		3-1 P4			1-3 K		1-1 F9		4	0	1	0	0	1	0			
Ruben Sierra, S OBP: 0.307, SLG: 0.518	3-1 FC6 1-2 HR			1-1 G6-3		1-3 K		0-1 HR 1B		4	2	1	0	0	1	1			
Mark McGwire, R OBP: 0.435, SLG: 0.653	0-0 HR			0-0 FC6-4 1B		2-2 1B		0-0 HR 1B		4	2	4	4	0	0	0			
Terry Steinbach, R OBP: 0.291, SLG: 0.390	0-1 G4-3			1-2 FC6-4 1-2 S 1B		2-2 G5-3		1-0 G5-3		4	0	0	0	0	0	2			
Kevin Seitzer, R OBP: 0.273, SLG: 0.403		1-2 G6-3		2-2 G5-3			1-1 G5-3 1B	2-3 K		4	0	1	0	0	1	1			
Troy Neel, L OBP: 0.308, SLG: 0.379		0-0 F8			4-1 FC5-4 BB		0-0 G5-3	2-2 G4-3		3	0	0	0	1	0	1			
Scott Brosius, R OBP: 0.235, SLG: 0.333		2-1 G5-3			1-3 K		0-1 G6-3	2-0 P6		4	0	0	0	0	1	2			
Mike Bordick, R OBP: 0.329, SLG: 0.302			0-1 G3		0-0 FC5-4 PB 1-2		4-1 BB	2-2 CS 1B		3	0	1	0	1	0	1			
<b>Inning Stats</b>	R: 2 E: 0 K: 1 S: 9	H: 2 LOB: 0 BB: 0 P: 13	R: 0 E: 0 K: 0 S: 6	H: 0 LOB: 0 BB: 0 P: 9	R: 0 E: 0 K: 0 S: 5	H: 1 LOB: 1 BB: 0 P: 14	R: 0 E: 0 K: 2 S: 13	H: 0 LOB: 1 BB: 1 P: 12	R: 0 E: 0 K: 0 S: 11	H: 1 LOB: 2 BB: 1 P: 19	R: 2 E: 0 K: 1 S: 9	H: 2 LOB: 0 BB: 0 P: 13	R: 0 E: 0 K: 0 S: 9	H: 1 LOB: 1 BB: 0 P: 17	1B: 6 2B: 0 3B: 0 HR: 2	SF: 0 SAC: 0 DP: 0 HBP: 0	WP: 0 PB: 1 SB: 1 CS: 1	PA: 37	
<b>PITCHER</b>	IP	WLS	BF	H	R	ER	SO	BB	IBB	HBP	BLK	WP	HR	S	P	ERA	WHIP		
Jim Abbott, L ERA: 3.53	7.0	L	28	5	2	2	4	2	0	0	0	0	1	60	95	2.57	1.000		
Scott Kamieniecki, R ERA: 3.06	2.0		8	3	2	2	1	0	0	0	0	0	1	18	30	9.00	1.500		

Oakland Athletics @ New York Yankees  
Yankee Stadium, Bronx, NY  
Mon May 03 1993, 7:05 PM EDT  
Att: 16,129 - Unknown - 62 F


AB 34  
R 4  
H 8  
RBI 4  
BB 2  
SO 5  
LOB 11



Batter	1	2	3	4	5	6	7	8	9	AB	R	H	RBI	BB	SO	LOB	BOTTOM					
Bernie Williams, S OBP: 0.376, SLG: 0.450	1-0 G6-3 3B	0-0 G3-1		3-2 G1-3			0-1 L4-6 BB 1B		2-3 K	5	1	2	0	0	1	4						
Wade Boggs, L OBP: 0.383, SLG: 0.333	2-0 G6-3		4-2 BB		2-2 G3		4-0 BB		0-3 K	3	0	0	1	2	1	0						
Don Mattingly, L OBP: 0.309, SLG: 0.307	0-1 P5		0-0 F7		1-2 F7		0-1 L4-6			4	0	0	0	0	0	3						
Danny Tartabull, R OBP: 0.369, SLG: 0.463	0-0 E6		0-2 P3		2-3 K			0-2 G3		4	0	0	0	0	1	1						
Paul O'Neill, L OBP: 0.338, SLG: 0.424	0-1 G1-3		3-2 L7			3-2 G3		4-2 G3 1B BB		3	1	0	0	1	0	2						
Matt Nokes, L OBP: 0.222, SLG: 0.302		0-1 F8		0-0 F9		0-0 G4-3		0-0 G3		4	0	0	0	0	0	1						
Kevin Maas, L OBP: 0.316, SLG: 0.327		0-1 F8		1-2 L9		4-2 BB		3-2 BB 1B		3	0	1	1	1	0	0						
Spike Owen, S OBP: 0.384, SLG: 0.342		4-1 1B BB		4-0 BB BB		3-2 BB		2-3 K		1	0	0	0	2	0	1						
Dion James, L OBP: 0.444, SLG: 0.444										1	0	0	0	0	1	1						
Mike Gallego, R OBP: 0.480, SLG: 0.667										0	0	0	0	0	0	0						
Pat Kelly, R OBP: 0.279, SLG: 0.375		1-1 1B		1-1 BB		4-2 BB		1-0 F8		3	0	1	0	1	0	0						
<b>Inning Stats</b>	R: 1 E: 1 K: 0 S: 7	H: 1 LOB: 1 BB: 0 P: 10	R: 0 E: 0 K: 0 S: 8	H: 1 LOB: 2 BB: 1 P: 13	R: 0 E: 0 K: 0 S: 12	H: 0 LOB: 2 BB: 1 P: 19	R: 0 E: 0 K: 0 S: 15	H: 0 LOB: 0 BB: 2 P: 27	R: 0 E: 0 K: 1 S: 10	H: 0 LOB: 0 BB: 1 P: 15	R: 0 E: 0 K: 0 S: 10	H: 0 LOB: 1 BB: 1 P: 20	R: 0 E: 0 K: 0 S: 5	H: 1 LOB: 1 BB: 1 P: 10	R: 1 E: 0 K: 1 S: 21	H: 1 LOB: 1 BB: 1 P: 30	R: 0 E: 0 K: 2 S: 8	H: 0 LOB: 0 BB: 0 P: 10	1B: 3 2B: 1 3B: 1 HR: 0	SF: 0 SAC: 0 DP: 1 HBP: 0	WP: 0 PB: 0 SB: 0 CS: 0	PA: 38
<b>PITCHER</b>	IP	WLS	BF	H	R	ER	SO	BB	IBB	HBP	BLK	WP	HR	S	P	ERA	WHIP					
Bob Welch, R ERA: 4.32	6.1	W	28	3	1	1	1	5	0	0	0	0	0	65	108	1.42	1.263					
Rick Honeycutt, L ERA: 4.26	0.2		2	0	0	0	0	1	0	0	0	0	0	2	6	0.00	1.500					
Ed Nunez, R ERA: 3.72	1.0	S	5	1	1	1	1	1	0	0	0	0	0	21	30	9.00	2.000					
Dennis Eckersley, R ERA: 4.66	1.0		3	0	0	0	2	0	0	0	0	0	0	8	10	0.00	0.000					

Oakland Athletics @ New York Yankees  
Yankee Stadium, Bronx, NY  
Mon May 03 1993, 7:05 PM EDT  
Att: 16,129 - Unknown - 62 F

AB 31  
R 2  
H 4  
RBI 2  
BB 7  
SO 4  
LOB 13







Batter	1	2	3	4	5	6	7	8	9	AB	R	H	RBI	BB	SO	LOB	TOP				
Lance Blankenship, R OBP: 0.397, SLG: 0.370 (1, 7)	G6-3		K					BB 1B BB		2	0	0	0	2	1	0	<b>Oakland Athletics @ New York Yankees</b> Yankee Stadium, Bronx, NY Tue May 04 1993, 7:05 PM EDT Att: 14,467 - Unknown - 66 F				
Dave Henderson, R OBP: 0.259, SLG: 0.314 (1, 8)	G4-3			F9		F7		F9		4	0	0	0	0	0	3					
Ruben Sierra, S OBP: 0.304, SLG: 0.506 (1, 9)	K			G4-3		G4-3		G1-3		4	0	1	1	0	1	1					
Mark McGwire, R OBP: 0.424, SLG: 0.615 (1, 3)		K		G5-3					K	3	0	0	0	1	2	0					
Troy Neel, L OBP: 0.304, SLG: 0.419 (1, 10)		F7			K	K			HR	4	1	1	1	0	2	3					
Terry Steinbach, R OBP: 0.300, SLG: 0.395 (1, 2)		S 1B			CS 1B		G5-3		P5	4	0	2	0	0	0	0					
Kevin Seltzer, R OBP: 0.257, SLG: 0.379 (1, 4)		F8			G1-3		G4-3		G6-3	4	0	0	0	0	0	2					
Dale Sveum, S OBP: 0.167, SLG: 0.130 (1, 5)			F8			L7	G3-1			3	0	0	0	0	0	0					
Mike Bordick, R OBP: 0.329, SLG: 0.292 (1, 6)			F9			BB 1B BB		G1-3		2	1	0	0	1	0	0					
<b>Inning Stats</b>	R: 0 E: 0 K: 1 S: 5	H: 0 LOB: 0 BB: 0 P: 5	R: 0 E: 0 K: 1 S: 6	H: 1 LOB: 1 BB: 0 P: 6	R: 0 E: 0 K: 1 S: 5	H: 0 LOB: 0 BB: 0 P: 5	R: 0 E: 0 K: 0 S: 3	H: 0 LOB: 0 BB: 0 P: 3	R: 0 E: 0 K: 1 S: 6	H: 1 LOB: 0 BB: 0 P: 11	R: 0 E: 0 K: 0 S: 4	H: 0 LOB: 0 BB: 0 P: 5	R: 0 E: 0 K: 0 S: 5	H: 0 LOB: 1 BB: 1 P: 10	R: 1 E: 0 K: 1 S: 10	H: 1 LOB: 0 BB: 0 P: 15	1B: 3 2B: 0 3B: 0 HR: 1	SF: 0 SAC: 0 DP: 0 HBP: 0	WP: 0 PB: 0 SB: 1 CS: 1	PA: 34	
<b>PITCHER</b>	IP	WLS	BF	H	R	ER	SO	BB	IBB	HBP	BLK	WP	HR	S	P	ERA	WHIP				
Bob Wickman, R ERA: 3.67 (1, 1)	8.0	W	30	3	1	1	5	4	0	0	0	0	0	43	68	1.12	0.875				
Steve Farr, R ERA: 6.75 (9, 1)	1.0	S	4	1	1	1	1	0	0	0	0	0	1	10	15	9.00	1.000				

Batter	1	2	3	4	5	6	7	8	9	AB	R	H	RBI	BB	SO	LOB	BOTTOM				
Bernie Williams, S OBP: 0.372, SLG: 0.437 (1, 8)	G4-3		F7		1B BB		L8			3	0	0	0	1	0	1	<b>Oakland Athletics @ New York Yankees</b> Yankee Stadium, Bronx, NY Tue May 04 1993, 7:05 PM EDT Att: 14,467 - Unknown - 66 F				
Wade Boggs, L OBP: 0.376, SLG: 0.321 (1, 5)	G6-3		G6-3		L7			BB		3	0	0	0	1	0	1					
Don Mattingly, L OBP: 0.325, SLG: 0.352 (1, 3)		HR		HR 1B	1B		L7			4	2	3	1	0	0	2					
Danny Tartabull, R OBP: 0.364, SLG: 0.447 (1, 9)	G4-3			HR BB	F8			G5-3		3	1	0	0	1	0	2					
Paul O'Neill, L OBP: 0.333, SLG: 0.429 (1, 7)		F7		F8		G4-3		2B		4	0	1	0	0	0	2					
Matt Nokes, L OBP: 0.241, SLG: 0.304 (1, 2)				F8		F8		1B		3	0	1	0	1	0	2					
Kevin Maas, L OBP: 0.311, SLG: 0.377 (1, 10)		F8		HR		P3		K		4	1	1	3	0	1	3					
Spike Owen, S OBP: 0.367, SLG: 0.325 (1, 6)		F9			P6		P5	L3		4	0	0	0	0	0	3					
Pat Kelly, R OBP: 0.281, SLG: 0.386 (1, 4)			G6-3		P4			2B		3	0	1	0	0	0	0					
<b>Inning Stats</b>	R: 1 E: 0 K: 0 S: 4	H: 1 LOB: 0 BB: 0 P: 5	R: 0 E: 0 K: 0 S: 4	H: 1 LOB: 1 BB: 0 P: 4	R: 0 E: 0 K: 0 S: 3	H: 0 LOB: 0 BB: 0 P: 3	R: 3 E: 0 K: 0 S: 5	H: 2 LOB: 0 BB: 1 P: 9	R: 0 E: 0 K: 0 S: 11	H: 1 LOB: 2 BB: 1 P: 20	R: 0 E: 0 K: 0 S: 6	H: 0 LOB: 0 BB: 0 P: 9	R: 0 E: 0 K: 0 S: 8	H: 1 LOB: 2 BB: 1 P: 16	R: 0 E: 0 K: 1 S: 10	H: 1 LOB: 2 BB: 1 P: 20	1B: 3 2B: 2 3B: 0 HR: 2	SF: 0 SAC: 0 DP: 0 HBP: 0	WP: 0 PB: 0 SB: 0 CS: 0	PA: 35	
<b>PITCHER</b>	IP	WLS	BF	H	R	ER	SO	BB	IBB	HBP	BLK	WP	HR	S	P	ERA	WHIP				
Shawn Hillegas, R ERA: 5.89 (1, 1)	6.1	L	27	6	4	4	0	2	0	0	0	0	0	35	54	5.68	1.263				
Mike Mohler, L ERA: 7.39 (7, 1)	0.2		3	0	0	0	0	1	0	0	0	0	0	6	12	0.00	1.500				
Joe Boever, R ERA: 2.76 (8, 1)	1.0		5	1	0	0	1	0	1	0	0	0	0	10	20	0.00	1.000				

**AB** 30  
**R** 2  
**H** 4  
**RBI** 2  
**BB** 4  
**SO** 6  
**LOB** 9



**AB** 31  
**R** 4  
**H** 7  
**RBI** 4  
**BB** 4  
**SO** 1  
**LOB** 16





Batter	1	2	3	4	5	6	7	8	9	AB	R	H	RBI	BB	SO	LOB	TOP										
Lance Blankenship, R OBP: 0.371, SLG: 0.340 (1, 7)	G5-3		K		P2		G5-3			4	0	0	0	0	1	0	<b>Oakland Athletics @ Boston Red Sox</b> Fenway Park, Boston, MA Wed May 05 1993, 7:05 PM EDT Att: 25,496 - Unknown - 71 F										
Brent Gates, S OBP: 0.590, SLG: 0.500 (1, 4)	G1-3		G3		1B		F7			4	0	2	0	0	0	0											
Ruben Sierra, S OBP: 0.302, SLG: 0.505 (1, 9)			G3		L8			K		4	0	1	0	0	1	2											
Mark McGwire, R OBP: 0.429, SLG: 0.600 (1, 3)	G6-3		IBB					K		3	0	1	0	1	1	1											
Terry Steinbach, R OBP: 0.287, SLG: 0.378 (1, 2)		G6-3	G3					G6-3		4	0	0	0	0	0	3											
Troy Neel, L OBP: 0.315, SLG: 0.439 (1, 10)		G4-3		L3-6	2B				K	4	0	2	0	0	1	0											
Dave Henderson, R OBP: 0.242, SLG: 0.291 (1, 8)		E6		F9				K		4	1	0	0	0	2	3											
Kevin Seitzer, R OBP: 0.257, SLG: 0.400 (1, 5)			L3-6					K		4	0	1	1	0	1	3											
Mike Bordick, R OBP: 0.316, SLG: 0.279 (1, 6)		F7						F9		3	0	0	0	0	0	1											
<b>Inning Stats</b>	R: 0 E: 0 K: 0 S: 11	H: 1 LOB: 1 BB: 0 P: 13	R: 1 E: 1 K: 0 S: 11	H: 1 LOB: 1 BB: 0 P: 17	R: 0 E: 0 K: 1 S: 9	H: 1 LOB: 0 BB: 1 P: 17	R: 0 E: 0 K: 0 S: 11	H: 1 LOB: 1 BB: 0 P: 14	R: 0 E: 0 K: 1 S: 17	H: 2 LOB: 2 BB: 0 P: 24	R: 0 E: 0 K: 0 S: 15	H: 0 LOB: 0 BB: 0 P: 23	R: 0 E: 0 K: 2 S: 7	H: 0 LOB: 0 BB: 0 P: 9	R: 0 E: 0 K: 3 S: 13	H: 0 LOB: 0 BB: 0 P: 19	1B: 4 2B: 3 3B: 1 HR: 0	SF: 0 SAC: 0 DP: 1 HBP: 0	WP: 0 PB: 0 SB: 0 CS: 0	PA: 35							
<b>PITCHER</b>	IP	WLS	BF	H	R	ER	SO	BB	IBB	HBP	BLK	WP	HR	S	P	ERA	WHIP										
John Dopson, R ERA: 2.78 (1, 1)	5.1		24	7	1	0	1	0	1	0	0	0	0	60	91	0.00	1.312										
Paul Quantrill, R ERA: 1.42 (6, 1)	1.2	W	5	0	0	0	1	0	0	0	0	0	0	23	34	0.00	0.000										
Greg Harris, R ERA: 1.89 (8, 1)	1.0		3	0	0	0	2	0	0	0	0	0	0	7	9	0.00	0.000										
Jeff Russell, R ERA: 0.9 (9, 1)	1.0	S	3	0	0	0	3	0	0	0	0	0	0	13	19	0.00	0.000										

Batter	1	2	3	4	5	6	7	8	9	AB	R	H	RBI	BB	SO	LOB	BOTTOM										
Billy Hatcher, R OBP: 0.310, SLG: 0.321 (1, 8)	G6-3		L7		G3-1	L7		P6		5	0	1	0	0	0	4	<b>Oakland Athletics @ Boston Red Sox</b> Fenway Park, Boston, MA Wed May 05 1993, 7:05 PM EDT Att: 25,496 - Unknown - 71 F										
John Valentin, R OBP: 0.204, SLG: 0.341 (1, 6)	P2		K		SH3		F8			3	0	0	0	0	1	0											
Mike Greenwell, L OBP: 0.363, SLG: 0.505 (1, 7)	F8		F9		G3-1		G4-6-3			4	0	1	0	0	0	1											
Carlos Quintana, R OBP: 0.419, SLG: 0.364 (9, 3)		G6-3		1B	F7		G4-6-3			4	1	1	0	0	0	2											
Mo Vaughn, L OBP: 0.449, SLG: 0.678 Bob Zupic, R OBP: 0.366, SLG: 0.343 (1, 3) (9, 9)		K								4	2	3	0	0	1	0											
Ivan Calderon, R OBP: 0.274, SLG: 0.263 (1, 10)		1B								0	0	0	0	0	0	0											
Scott Cooper, L OBP: 0.406, SLG: 0.469 (1, 5)		2B								4	0	3	2	0	0	2											
Bob Melvin, R OBP: 0.286, SLG: 0.258 (1, 2)		1B								3	0	1	0	1	2	2											
Luis Rivera, R OBP: 0.238, SLG: 0.214 (1, 4)										4	0	0	0	0	1	9											
<b>Inning Stats</b>	R: 0 E: 0 K: 0 S: 5	H: 2 LOB: 3 BB: 1 P: 8	R: 0 E: 0 K: 1 S: 12	H: 2 LOB: 3 BB: 1 P: 22	R: 0 E: 0 K: 1 S: 8	H: 0 LOB: 0 BB: 0 P: 11	R: 1 E: 0 K: 0 S: 15	H: 2 LOB: 2 BB: 1 P: 26	R: 0 E: 0 K: 1 S: 6	H: 1 LOB: 1 BB: 0 P: 12	R: 1 E: 0 K: 1 S: 9	H: 3 LOB: 2 BB: 0 P: 16	R: 0 E: 0 K: 0 S: 7	H: 1 LOB: 0 BB: 0 P: 9	R: 1 E: 0 K: 2 S: 13	H: 2 LOB: 2 BB: 0 P: 15	1B: 7 2B: 2 3B: 2 HR: 0	SF: 0 SAC: 1 DP: 1 HBP: 1	WP: 0 PB: 0 SB: 2 CS: 0	PA: 37							
<b>PITCHER</b>	IP	WLS	BF	H	R	ER	SO	BB	IBB	HBP	BLK	WP	HR	S	P	ERA	WHIP										
Ron Darling, R ERA: 4.76 (1, 1)	4.0		18	4	1	1	2	2	0	0	0	0	0	40	67	4.50	1.500										
Ed Nunez, R ERA: 3.95 (5, 1)	4.0	L	19	7	2	2	3	0	0	1	0	0	0	35	52	4.50	1.750										

AB	34
R	1
H	7
RBI	1
BB	1
SO	7
LOB	13



AB	33
R	3
H	11
RBI	2
BB	2
SO	5
LOB	22






Batter	1	2	3	4	5	6	7	8	9	AB	R	H	RBI	BB	SO	LOB	TOP								
<b>Eric Fox, S</b> OBP: 0.196, SLG: 0.227 (1, 7)										5	0	1	0	0	2	2									
<b>Brent Gates, S</b> OBP: 0.500, SLG: 0.429 (1, 4)										3	1	1	0	1	1	1									
<b>Ruben Sierra, S</b> OBP: 0.300, SLG: 0.516 (1, 9)										4	0	1	1	0	0	1									
<b>Mark McGwire, R</b> OBP: 0.446, SLG: 0.707 (1, 3)										3	3	2	2	1	0	0									
<b>Troy Neel, L</b> OBP: 0.299, SLG: 0.414 (1, 10)										4	1	0	0	0	2	2									
<b>Dave Henderson, R</b> OBP: 0.242, SLG: 0.276 (1, 8)										3	0	0	0	1	2	0									
<b>Kevin Seitzer, R</b> OBP: 0.269, SLG: 0.405 (1, 5)										4	1	2	1	0	0	2									
<b>Mike Bordick, R</b> OBP: 0.313, SLG: 0.310 (1, 6)										3	0	1	2	0	1	1									
<b>Scott Hemond, R</b> OBP: 0.091, SLG: 0.182 (1, 2)										4	0	0	0	0	2	4									
<b>Inning Stats</b>	R: 0 E: 0 K: 1 S: 9	H: 1 LOB: 0 BB: 0 P: 11	R: 0 E: 0 K: 1 S: 9	H: 0 LOB: 0 BB: 0 P: 14	R: 0 E: 0 K: 1 S: 10	H: 1 LOB: 1 BB: 0 P: 14	R: 1 E: 0 K: 0 S: 5	H: 1 LOB: 0 BB: 0 P: 6	R: 1 E: 0 K: 2 S: 19	H: 2 LOB: 1 BB: 0 P: 25	R: 3 E: 1 K: 0 S: 18	H: 2 LOB: 2 BB: 2 P: 36	R: 0 E: 0 K: 1 S: 8	H: 0 LOB: 0 BB: 1 P: 16	R: 1 E: 0 K: 2 S: 8	H: 1 LOB: 0 BB: 0 P: 16	R: 0 E: 0 K: 2 S: 8	H: 0 LOB: 0 BB: 0 P: 10	1B: 4 2B: 0 3B: 2 HR: 2	SF: 1 SAC: 0 DP: 1 HBP: 0	WP: 0 PB: 0 SB: 0 CS: 1	PA: 37			
<b>PITCHER</b>	IP	WLS	BF	H	R	ER	SO	BB	IBB	HBP	BLK	WP	HR	S	P	ERA	WHIP								
<b>Roger Clemens, R</b> ERA: 2.03 (1, 1)	7.0	L	30	7	5	4	6	2	1	0	0	0	1	78	122	5.14	1.286								
<b>Greg Harris, R</b> ERA: 2.25 (8, 1)	1.0		4	1	1	1	2	0	0	0	0	0	1	8	16	9.00	1.000								
<b>Ken Ryan, R</b> ERA: 2.19 (9, 1)	1.0		3	0	0	0	2	0	0	0	0	0	0	8	10	0.00	0.000								

Oakland Athletics @ Boston Red Sox  
Fenway Park, Boston, MA  
Thu May 06 1993, 3:33 AM EDT  
Att: 28,220 - Cloudy - 77 F

livebaseballscores.com

AB 33  
R 6  
H 8  
RBI 6  
BB 3  
SO 10  
LOB 13



Batter	1	2	3	4	5	6	7	8	9	AB	R	H	RBI	BB	SO	LOB	BOTTOM								
<b>Billy Hatcher, R</b> OBP: 0.341, SLG: 0.346 (1, 8)										3	1	3	2	1	0	0									
<b>John Valentin, R</b> OBP: 0.172, SLG: 0.319 (1, 6)										3	0	0	0	0	1	2									
<b>Ernest Riles, L</b> OBP: 0.143, SLG: 0.158 (7, PH) (8, 4)										1	0	0	0	0	1	2									
<b>Mike Greenwell, L</b> OBP: 0.350, SLG: 0.486 (1, 7)										4	0	0	0	0	0	1									
<b>Carlos Quintana, R</b> OBP: 0.422, SLG: 0.370 (1, 9)										4	0	2	1	0	0	0									
<b>Mo Vaughn, L</b> OBP: 0.431, SLG: 0.648 (1, 3)										4	0	0	0	0	1	2									
<b>Ivan Calderon, R</b> OBP: 0.273, SLG: 0.262 (1, 10)										4	1	1	0	0	1	1									
<b>Scott Cooper, L</b> OBP: 0.400, SLG: 0.455 (1, 5)										3	0	0	0	1	1	1									
<b>Tony Peña, R</b> OBP: 0.172, SLG: 0.206 (1, 2)										3	0	1	0	0	0	2									
<b>Bob Zupcic, R</b> OBP: 0.357, SLG: 0.333 (9, PH)										1	0	0	0	0	1	0									
<b>Jeff Richardson, R</b> OBP: 0.286, SLG: 0.385 (8, 6)										3	1	1	0	0	0	1									
<b>Inning Stats</b>	R: 1 E: 0 K: 1 S: 14	H: 1 LOB: 1 BB: 1 P: 23	R: 2 E: 0 K: 1 S: 13	H: 3 LOB: 1 BB: 0 P: 18	R: 0 E: 0 K: 0 S: 8	H: 0 LOB: 0 BB: 1 P: 16	R: 0 E: 0 K: 1 S: 8	H: 0 LOB: 0 BB: 1 P: 12	R: 0 E: 0 K: 0 S: 5	H: 1 LOB: 0 BB: 0 P: 6	R: 0 E: 0 K: 1 S: 8	H: 1 LOB: 1 BB: 0 P: 13	R: 0 E: 0 K: 1 S: 10	H: 2 LOB: 2 BB: 0 P: 16	R: 0 E: 0 K: 0 S: 8	H: 0 LOB: 0 BB: 0 P: 13	R: 0 E: 0 K: 1 S: 9	H: 0 LOB: 0 BB: 0 P: 11	1B: 6 2B: 2 3B: 0 HR: 0	SF: 0 SAC: 0 DP: 1 HBP: 0	WP: 0 PB: 0 SB: 1 CS: 0	PA: 35			
<b>PITCHER</b>	IP	WLS	BF	H	R	ER	SO	BB	IBB	HBP	BLK	WP	HR	S	P	ERA	WHIP								
<b>Bobby Witt, R</b> ERA: 4.42 (1, 1)	6.1	W	26	7	3	3	4	2	0	0	0	0	0	59	94	4.26	1.421								
<b>Rich Gossage, R</b> ERA: (7, 1)	0.2		3	1	0	0	1	0	0	0	0	0	0	7	10	0.00	1.500								
<b>Rick Honeycutt, L</b> ERA: 3.66 (8, 1)	1.0		3	0	0	0	0	0	0	0	0	0	0	8	13	0.00	0.000								
<b>Dennis Eckersley, R</b> ERA: 4.22 (9, 1)	1.0	S	3	0	0	0	1	0	0	0	0	0	0	9	11	0.00	0.000								

Oakland Athletics @ Boston Red Sox  
Fenway Park, Boston, MA  
Thu May 06 1993, 3:33 AM EDT  
Att: 28,220 - Cloudy - 77 F

livebaseballscores.com

AB 33  
R 3  
H 8  
RBI 3  
BB 2  
SO 6  
LOB 12





Batter	1	2	3	4	5	6	7	8	9	AB	R	H	RBI	BB	SO	LOB	TOP			
Lance Blankenship, R OBP: 0.364, SLG: 0.533 (1, 7)										4	0	1	0	0	0	3	1			
Brent Gates, S OBP: 0.394, SLG: 0.300 (1, 4)										3	0	0	0	0	0	0	1			
Ruben Sierra, S OBP: 0.288, SLG: 0.495 (1, 9)										4	0	0	0	0	0	1	2			
Mark McGwire, R OBP: 0.423, SLG: 0.661 (1, 3)										4	0	0	0	0	0	2	3			
Terry Steinbach, R OBP: 0.286, SLG: 0.372 (1, 2)										4	1	1	0	0	1	0				
Dave Henderson, R OBP: 0.297, SLG: 0.328 (1, 10)										3	1	1	1	1	2	0				
Kevin Seltzer, R OBP: 0.293, SLG: 0.429 (1, 5)										3	1	2	1	1	0	0				
Mike Bordick, R OBP: 0.302, SLG: 0.297 Troy Neel, L OBP: 0.295, SLG: 0.408 (9, PH)										3	0	0	0	0	0	3				
Eric Fox, S OBP: 0.188, SLG: 0.217 Dale Sveum, S OBP: 0.192, SLG: 0.160 (8, PH)										2	0	0	0	0	0	2				
<b>Inning Stats</b>	R: 0 E: 0 K: 2 S: 9	H: 0 LOB: 0 BB: 0 P: 14	R: 1 E: 0 K: 0 S: 10	H: 2 LOB: 2 BB: 1 P: 19	R: 0 E: 0 K: 1 S: 6	H: 0 LOB: 0 BB: 0 P: 11	R: 0 E: 0 K: 0 S: 7	H: 0 LOB: 0 BB: 0 P: 11	R: 0 E: 0 K: 1 S: 8	H: 1 LOB: 1 BB: 0 P: 12	R: 0 E: 0 K: 1 S: 10	H: 0 LOB: 1 BB: 1 P: 19	R: 0 E: 1 K: 2 S: 14	H: 1 LOB: 2 BB: 0 P: 20	R: 2 E: 0 K: 0 S: 13	H: 2 LOB: 0 BB: 0 P: 20	1B: 4 2B: 1 3B: 0 HR: 1	SF: 0 SAC: 1 DP: 0 HBP: 0	WP: 1 PB: 0 SB: 0 CS: 0	PA: 36
<b>PITCHER</b>	IP WLS BF H R ER SO BB IBB HBP BLK WP HR S P ERA WHIP																			
Chuck Finley, L ERA: 2.94 Julio Valera, R ERA: 6.35	(1, 1) (8, 1)	7.2 S	W 6	30 2	4 2	1 2	1 2	8 1	2 0	0 0	0 0	0 0	0 1	1 1	68 16	113 24	1.17 13.50	0.783 1.500		

Oakland Athletics @ California Angels  
Anaheim Stadium, Anaheim, CA  
Fri May 07 1993, 10:05 PM EDT  
Att: 25,735 - Unknown

livebaseballscores.com

AB 33  
R 3  
H 6  
RBI 3  
BB 2  
SO 9  
LOB 12

Batter	1	2	3	4	5	6	7	8	9	AB	R	H	RBI	BB	SO	LOB	BOTTOM	
Luis Polonia, L OBP: 0.324, SLG: 0.376 (1, 7)										3	0	0	0	0	1	2		
Chad Curtis, R OBP: 0.350, SLG: 0.279 (1, 8)										1	0	0	0	3	0	0		
J.T. Snow, L OBP: 0.317, SLG: 0.533 (1, 3)										3	0	1	1	0	0	2		
Chili Davis, S OBP: 0.271, SLG: 0.346 (1, 10)										4	0	0	0	0	1	5		
Tim Salmon, R OBP: 0.363, SLG: 0.457 (1, 9)										4	0	1	0	0	1	1		
Greg Myers, L OBP: 0.267, SLG: 0.429 (1, 2)										3	2	1	0	1	0	0		
Rene Gonzales, R OBP: 0.372, SLG: 0.304 (1, 5)										4	0	1	0	0	0	1		
Damon Easley, R OBP: 0.354, SLG: 0.479 (1, 4)										2	2	2	1	2	0	0		
Gary Disarcina, R OBP: 0.275, SLG: 0.379 (1, 6)										2	0	1	2	0	0	1		
<b>Inning Stats</b>	R: 0 E: 0 K: 0 S: 6	H: 1 LOB: 1 BB: 0 P: 11	R: 1 E: 0 K: 1 S: 11	H: 2 LOB: 2 BB: 2 P: 26	R: 0 E: 0 K: 0 S: 5	H: 0 LOB: 1 BB: 1 P: 12	R: 1 E: 0 K: 0 S: 10	H: 1 LOB: 0 BB: 1 P: 21	R: 0 E: 0 K: 0 S: 9	H: 0 LOB: 0 BB: 0 P: 12	R: 1 E: 0 K: 1 S: 12	H: 1 LOB: 2 BB: 1 P: 23	R: 1 E: 0 K: 1 S: 10	H: 2 LOB: 1 BB: 0 P: 12	1B: 5 2B: 2 3B: 0 HR: 0	SF: 2 SAC: 1 DP: 0 HBP: 1	WP: 0 PB: 0 SB: 3 CS: 1	PA: 37
<b>PITCHER</b>	IP WLS BF H R ER SO BB IBB HBP BLK WP HR S P ERA WHIP																	
Kelly Downs, R ERA: 9.39 Storm Davis, R ERA: 6.08 Joe Boever, R ERA: 3.26	(1, 1) (5, 1) (6, 1)	4.1 0.2 3.0	L 2 14	20 0 3	4 0 2	2 0 2	2 0 2	1 0 2	0 0 2	0 0 2	0 0 2	0 0 2	0 4 31	0 5 47	0.00 6.00	0.000 1.000		

Oakland Athletics @ California Angels  
Anaheim Stadium, Anaheim, CA  
Fri May 07 1993, 10:05 PM EDT  
Att: 25,735 - Unknown

livebaseballscores.com

AB 26  
R 4  
H 7  
RBI 4  
BB 6  
SO 3  
LOB 12



















Batter	1	2	3	4	5	6	7	8	9	AB	R	H	RBI	BB	SO	LOB	TOP							
David Hulse, L (1, 8) OBP: 0.360, SLG: 0.375 Gary Redus, R (8, PH) OBP: 0.217, SLG: 0.348 Doug Dascenzo, S (9, 8) OBP: 0.234, SLG: 0.311	0-1 WP 1B	1-2 BLK 1B		0-0 1B		0-1 1-3 2-H 1B		2-2 F8		4	1	4	1	0	0	0								
Julio Franco, R (1, 10) OBP: 0.313, SLG: 0.405	2-3 K	1-3 K		0-3 K		2-2 G5-3			1-3 K	5	0	0	0	0	4	5								
Jose Canseco, R (1, 9) OBP: 0.372, SLG: 0.558	2-1 BB 2-H 1B	2-2 L4			1-2 F8				1-2 HR HBP	4	2	1	1	0	1	1								
Juan Gonzalez, R (1, 7) OBP: 0.425, SLG: 0.707	4-2 BB FC4-6 BB		0-0 G4-3 2B		2-2 L7		4-1 G3 WP BB		0-0 HR	3	3	2	2	2	0	0								
Rafael Palmeiro, L (1, 3) OBP: 0.271, SLG: 0.328	4-2 FC4-6 BB 1-2 2-3 BB		0-0 G4-3		2-3 K		1-0 G3		0-3 K	4	0	0	0	1	2	2								
Dean Palmer, R (1, 5) OBP: 0.385, SLG: 0.585	4-1 FC4-6 BB 1-2 2-3 3-H BB		0-0 G3		2-1 L7		1-3 K		1-3 K	4	0	0	2	1	2	1								
Ivan Rodriguez, R (1, 2) OBP: 0.372, SLG: 0.446	1-2 FC4-6 1-2 2-3 3-H BB		0-3 K		2-2 FC6-4 1B			0-2 G4-3		4	0	1	1	0	1	2								
Manuel Lee, S (1, 6) OBP: 0.243, SLG: 0.154	2-1 P5		0-3 K		0-1 FC6-4 1B			2-3 K FC5-4		4	1	0	0	0	2	3								
Billy Ripken, R (1, 4) OBP: 0.280, SLG: 0.224 Doug Strange, S (6, PR) OBP: 0.320, SLG: 0.457		1-2 G6-3		1-3 K		4-0 1B BB		0-0 FC5-4		2	0	0	0	1	1	0								
<b>Inning Stats</b>	R: 3 E: 0 K: 1 S: 17	H: 2 LOB: 2 BB: 3 P: 36	R: 0 E: 0 K: 1 S: 16	H: 1 LOB: 1 BB: 0 P: 21	R: 1 E: 0 K: 1 S: 6	H: 1 LOB: 0 BB: 0 P: 6	R: 0 E: 0 K: 3 S: 12	H: 1 LOB: 1 BB: 0 P: 13	R: 0 E: 0 K: 0 S: 10	H: 0 LOB: 0 BB: 0 P: 15	R: 1 E: 0 K: 0 S: 13	H: 2 LOB: 3 BB: 1 P: 23	R: 0 E: 0 K: 2 S: 8	H: 0 LOB: 1 BB: 1 P: 15	R: 0 E: 0 K: 1 S: 11	H: 0 LOB: 1 BB: 0 P: 15	R: 2 E: 0 K: 3 S: 12	H: 1 LOB: 0 BB: 0 P: 15	1B: 6 2B: 1 3B: 0 HR: 1	SF: 0 SAC: 0 DP: 0 HBP: 1	WP: 2 PB: 1 SB: 3 CS: 0	PA: 42		
<b>PITCHER</b>	IP WLS BF H R ER SO BB IBB HBP BLK WP HR S P ERA WHIP	5.0 23 11 5 4 7 3 0 0 1 1 0 61 91 7.20 1.600	2.1 11 2 2 1 1 2 0 0 0 0 0 25 42 3.86 1.714	0.1 2 0 0 0 0 0 0 0 0 0 0 4 6 0.00 0.000	1.1 6 1 2 2 3 0 0 1 0 0 1 15 20 13.50 0.750																			

Texas Rangers @ Oakland Athletics  
Oakland-Alameda County Coliseum, Oakland, CA  
Wed May 12 1993, 7:05 PM PDT  
Att: 20,498 - Unknown - 60 F

AB	36
R	7
H	8
RBI	7
BB	5
SO	13
LOB	16




Batter	1	2	3	4	5	6	7	8	9	AB	R	H	RBI	BB	SO	LOB	BOTTOM							
Rickey Henderson, R (1, 10) OBP: 0.438, SLG: 0.464	1-3 K		1-1 SF8 HR 1B		4-2 2B G6-3 BB		1-2 G1-3	2-3 K		4	2	1	0	1	2	2								
Lance Blankenship, R (1, 7) OBP: 0.414, SLG: 0.343	1-1 1B		4-0 SF8 HR BB		2-0 2B		4-1 1B BB		1-0 BB 1B	3	3	3	0	2	0	0								
Ruben Sierra, S (1, 9) OBP: 0.302, SLG: 0.508	1-3 K		1-1 SF8		2-2 G6-3		1-0 1B		1-1 F7	4	0	1	2	0	1	3								
Mark McGwire, R (1, 3) OBP: 0.471, SLG: 0.750 Ron Darling, R (9, PR)	0-0 F7		1-1 HR		4-0 IBB		0-0 1B		1-2 FC5 BB	3	1	2	4	2	0	1								
Dave Henderson, R (1, 8) OBP: 0.272, SLG: 0.415 Eric Fox, S (8, 8) OBP: 0.200, SLG: 0.250 Troy Neel, L (9, PH) OBP: 0.287, SLG: 0.385		1-0 F9	0-2 G6-3		1-3 K		3-2 G6-3		2-1 FC5 1B	4	0	0	0	0	1	4								
Kevin Seitzer, R (1, 5) OBP: 0.311, SLG: 0.429	0-1 G6-3		0-0 G6-3		2-2 E5 CS		0-1 B2		0-0 FC5	5	0	0	0	0	2									
Brent Gates, S (1, 4) OBP: 0.229, SLG: 0.250	1-3 K		1-3 K		1-1 G6-3		0-0 CS		0-0 CS	5	0	2	1	0	2	1								
Mike Bordick, R (1, 6) OBP: 0.311, SLG: 0.292			0-0 BB 1B SF8 1B		1-3 K		2-2 G1-3		2-2 E 1B	4	1	2	0	0	1	0								
Scott Hemond, R (1, 2) OBP: 0.158, SLG: 0.211			1-3 K		3-3 K		1-2 G6-3		2-1 E6	4	0	0	0	0	2	2								
<b>Inning Stats</b>	R: 0 E: 0 K: 2 S: 10	H: 1 LOB: 1 BB: 0 P: 13	R: 0 E: 0 K: 1 S: 7	H: 0 LOB: 0 BB: 0 P: 9	R: 4 E: 0 K: 1 S: 14	H: 3 LOB: 0 BB: 1 P: 22	R: 0 E: 0 K: 2 S: 7	H: 0 LOB: 0 BB: 0 P: 9	R: 1 E: 0 K: 0 S: 15	H: 1 LOB: 2 BB: 2 P: 31	R: 0 E: 0 K: 0 S: 9	H: 0 LOB: 2 BB: 0 P: 14	R: 1 E: 0 K: 0 S: 12	H: 2 LOB: 1 BB: 1 P: 22	R: 0 E: 1 K: 1 S: 13	H: 2 LOB: 2 BB: 0 P: 19	R: 2 E: 0 K: 0 S: 9	H: 3 LOB: 2 BB: 1 P: 17	1B: 9 2B: 2 3B: 0 HR: 1	SF: 1 SAC: 0 DP: 0 HBP: 0	WP: 0 PB: 0 SB: 0 CS: 2	PA: 43		
<b>PITCHER</b>	IP WLS BF H R ER SO BB IBB HBP BLK WP HR S P ERA WHIP	4.2 22 9 2 1 1 1 1 0 0 0 0 0 21 34 4.50 1.500	2.0 9 2 1 1 1 1 0 0 0 0 0 0 16 25 0.00 1.500	1.1 6 3 2 2 0 1 0 0 0 0 0 9 17 27.00 6.000																				

Texas Rangers @ Oakland Athletics  
Oakland-Alameda County Coliseum, Oakland, CA  
Wed May 12 1993, 7:05 PM PDT  
Att: 20,498 - Unknown - 60 F

AB	37
R	8
H	12
RBI	8
BB	5
SO	9
LOB	15





Batter	1	2	3	4	5	6	7	8	9	AB	R	H	RBI	BB	SO	LOB	TOP								
David Hulse, L (1, 8) OBP: 0.372, SLG: 0.400	G1-3		1-1 CS 1B	2-3 SAFE SAFE 1B		1-1 SAFE SAFE 1B		1-2 1B 2B 1B		5	1	3	2	0	1	1	<b>Texas Rangers @ Oakland Athletics</b> Oakland-Alameda County Coliseum, Oakland, CA Thu May 13 1993, 3:33 AM PDT Att: 28,110 - Unknown - 65 F  <b>AB 42</b> <b>R 9</b> <b>H 18</b> <b>RBI 9</b> <b>BB 1</b> <b>SO 8</b> <b>LOB 19</b> 								
Julio Franco, R (1, 10) OBP: 0.316, SLG: 0.400	G4-3		4-1 1-2 BB	1-1 SAFE SAFE BB		2-2 SAFE SAFE BB		2-2 1-3 2B 1B		4	1	1	0	1	0	2									
Jose Canseco, R (1, 9) OBP: 0.373, SLG: 0.560	2-2 1B		3-2 F9		0-3 SAFE SAFE K		0-0 SAFE SAFE F9		0-1 1-0 1-0 F9 2B		5	0	2	2	0	1		2							
Ivan Rodriguez, R (1, 2) OBP: 0.381, SLG: 0.448	2-2 SAFE SAFE F9		2-3 SAFE SAFE K		2-2 SAFE SAFE 1B		2-2 SAFE SAFE E8 SF8 1B		1-0 SAFE SAFE HBP		4	1	2	0	0	1		2							
Rafael Palmeiro, L (1, 3) OBP: 0.275, SLG: 0.341		0-0 G3-1		2-2 SAFE SAFE G6-3 2B 2B		1-2 SAFE SAFE 1-3 1B		3-1 SAFE SAFE SF8 F9		4	1	2	1	0	0	2									
Dean Palmer, R (1, 5) OBP: 0.359, SLG: 0.577		0-1 G3 2B		0-0 SAFE SAFE G6-3		1-2 SAFE SAFE P6		0-3 SAFE SAFE K K		5	1	1	0	0	2	5									
Doug Strange, S (1, 4) OBP: 0.327, SLG: 0.471		1-0 G3		0-0 SAFE SAFE HR 2B		0-0 SAFE SAFE F7		2-2 SAFE SAFE CS 1B		0-1 SAFE SAFE G6-3		5	1	2	1	0		0	3						
Butch Davis, R (1, 7) OBP: 0.357, SLG: 0.786		0-0 3-H 2B		0-0 SAFE SAFE HR		3-3 SAFE SAFE K		0-0 SAFE SAFE CS		1-3 SAFE SAFE K		5	1	3	3	0		2	0						
Manuel Lee, S (1, 6) OBP: 0.253, SLG: 0.171		2-2 L7		1-0 SAFE SAFE S		3-2 SAFE SAFE 2B 1B		0-2 SAFE SAFE FC1-5 1B		0-3 SAFE SAFE K		5	2	2	0	0		1	2						
<b>Inning Stats</b>	R: 0 E: 0 K: 0 S: 11	H: 1 LOB: 1 BB: 0 P: 15	R: 1 E: 0 K: 0 S: 8	H: 2 LOB: 1 BB: 0 P: 11	R: 0 E: 0 K: 1 S: 10	H: 1 LOB: 1 BB: 1 P: 19	R: 3 E: 0 K: 1 S: 12	H: 4 LOB: 1 BB: 0 P: 18	R: 0 E: 0 K: 1 S: 13	H: 2 LOB: 2 BB: 0 P: 17	R: 1 E: 0 K: 1 S: 12	H: 2 LOB: 1 BB: 0 P: 21	R: 1 E: 1 K: 1 S: 13	H: 2 LOB: 0 BB: 0 P: 20	R: 3 E: 1 K: 1 S: 23	H: 4 LOB: 2 BB: 0 P: 31	R: 0 E: 0 K: 2 S: 8	H: 0 LOB: 0 BB: 0 P: 9	1B: 10 2B: 7 3B: 0 HR: 1	SF: 1 SAC: 0 DP: 0 HBP: 1	WP: 0 PB: 0 SB: 2 CS: 2	PA: 46			
<b>PITCHER</b>	IP	WLS	BF	H	R	ER	SO	BB	IBB	HBP	BLK	WP	HR	S	P	ERA	WHIP								
Bob Welch, R (1, 1) ERA: 4.6	5.1		28	12	5	5	4	1	0	0	0	0	1	62	95	8.44	2.438								
Ed Nunez, R (6, 1) ERA: 4.57	2.0	L	12	6	4	3	1	0	0	1	0	0	0	35	48	13.50	3.000								
Mike Mohler, L (8, 1) ERA: 5.4	1.2		5	0	0	0	3	0	0	0	0	0	0	13	18	0.00	0.000								

Batter	1	2	3	4	5	6	7	8	9	AB	R	H	RBI	BB	SO	LOB	BOTTOM								
Lance Blankenship, R (1, 7) OBP: 0.398, SLG: 0.319	4-0 1B 1B BB		3-1 3-H 1B		3-2 SAFE SAFE F9		1-3 SAFE SAFE K		0-0 SAFE SAFE P3		5	1	0	1	1	2	4								
Brent Gates, S (1, 4) OBP: 0.275, SLG: 0.278	1-2 SAFE SAFE 1B		1-2 SAFE SAFE 1B		1-2 SAFE SAFE BB HBP		1-1 SAFE SAFE F9		1-0 SAFE SAFE P3		4	0	2	0	0	0	2								
Ruben Sierra, S (1, 9) OBP: 0.313, SLG: 0.516	3-1 SAFE SAFE 1B		0-1 SAFE SAFE F8		4-0 SAFE SAFE BB		1-0 SAFE SAFE FC6-4 2B		1-1 SAFE SAFE F9		4	1	2	1	1	0	2								
Mark McGwire, R (1, 3) OBP: 0.467, SLG: 0.735	2-2 SAFE SAFE F8		1-0 SAFE SAFE 1B BB		0-2 SAFE SAFE F7		4-0 SAFE SAFE FC6-4 BB		1-3 SAFE SAFE K		3	1	1	0	0	0	4								
Dale Sveum, S (6, 3) OBP: 0.316, SLG: 0.212	3-2 SAFE SAFE L7		2-2 SAFE SAFE BB 1B		1-3 SAFE SAFE K		4-0 SAFE SAFE FC6-4 BB		4-1 SAFE SAFE S DI BB		1	0	0	0	1	1	0								
Troy Neel, L (1, 10) OBP: 0.289, SLG: 0.383	3-2 SAFE SAFE L7		2-2 SAFE SAFE BB 1B		1-3 SAFE SAFE K		4-0 SAFE SAFE FC6-4 BB		4-1 SAFE SAFE S DI BB		3	0	1	0	0	1	4								
Rickey Henderson, R (6, PH) OBP: 0.460, SLG: 0.464	3-2 SAFE SAFE L7		1-3 SAFE SAFE 1B		4-0 SAFE SAFE BB		1-2 SAFE SAFE FC6-4 BB		4-2 SAFE SAFE G5-4-3 BB		0	0	0	0	2	0	0								
Terry Steinbach, R (1, 2) OBP: 0.302, SLG: 0.382	0-1 SAFE SAFE G6-3		4-0 SAFE SAFE BB		1-2 SAFE SAFE BB		1-2 SAFE SAFE FC6-4		1-2 SAFE SAFE G5-4-3 BB		3	0	1	1	2	0	4								
Kevin Seitzer, R (1, 5) OBP: 0.315, SLG: 0.416		4-1 SAFE SAFE 1B BB		4-1 SAFE SAFE BB		3-2 SAFE SAFE F9-3		2-2 SAFE SAFE F9		2-2 SAFE SAFE G5-4-3		3	0	0	1	2	0	5							
Mike Bordick, R (1, 6) OBP: 0.324, SLG: 0.319		3-2 SAFE SAFE FC3-2-5-3 1B		0-1 SAFE SAFE L6		1-0 SAFE SAFE 1B		1-2 SAFE SAFE 1B		1-0 SAFE SAFE F8		5	2	3	0	0	0	3							
Eric Fox, S (1, 8) OBP: 0.192, SLG: 0.240		0-0 SAFE SAFE FC3-2-5-3 1B		0-2 SAFE SAFE G4-3		2-2 SAFE SAFE 1B		3-1 SAFE SAFE 1B		2-2 SAFE SAFE G4-3		2	0	0	0	0	0	5							
Dave Henderson, R (5, PH) OBP: 0.284, SLG: 0.424		1-3 SAFE SAFE 1B		1-3 SAFE SAFE G4-3		2-2 SAFE SAFE 1B		1-3 SAFE SAFE 1B		3 2 1 0 0 0		3	0	2	1	0	0	0							
<b>Inning Stats</b>	R: 1 E: 0 K: 0 S: 16	H: 2 LOB: 2 BB: 1 P: 29	R: 1 E: 0 K: 0 S: 13	H: 2 LOB: 2 BB: 1 P: 24	R: 1 E: 0 K: 0 S: 15	H: 2 LOB: 3 BB: 2 P: 26	R: 0 E: 0 K: 1 S: 11	H: 0 LOB: 2 BB: 1 P: 20	R: 1 E: 0 K: 1 S: 14	H: 3 LOB: 1 BB: 0 P: 22	R: 1 E: 0 K: 0 S: 9	H: 1 LOB: 2 BB: 2 P: 22	R: 0 E: 0 K: 1 S: 12	H: 2 LOB: 0 BB: 0 P: 18	R: 0 E: 0 K: 1 S: 11	H: 0 LOB: 2 BB: 2 P: 22	R: 0 E: 0 K: 0 S: 5	H: 0 LOB: 0 BB: 0 P: 8	1B: 10 2B: 3 3B: 0 HR: 0	SF: 0 SAC: 0 DP: 2 HBP: 1	WP: 0 PB: 0 SB: 1 CS: 0	PA: 46			
<b>PITCHER</b>	IP	WLS	BF	H	R	ER	SO	BB	IBB	HBP	BLK	WP	HR	S	P	ERA	WHIP								
Robb Nen, R (1, 1) ERA: 6.28	2.1		16	6	3	3	0	4	0	0	0	0	0	37	72	11.57	4.286								
Brian Bohanon, L (3, 1) ERA: 3.12	3.0		15	4	2	2	2	2	0	1	0	0	0	35	58	6.00	2.000								
Matt Whiteside, R (6, 1) ERA: 2.16	1.0	W	6	2	0	0	1	1	0	0	0	0	0	15	26	0.00	3.000								
Bob Patterson, L (7, 1) ERA: 4.26	1.0		5	0	0	0	1	2	0	0	0	0	0	10	21	0.00	2.000								
Jeff Bronkney, R (8, 1) ERA: 1.59	0.2		1	0	0	0	0	0	0	0	0	0	0	4	6	0.00	0.000								

**Texas Rangers @ Oakland Athletics**  
 Oakland-Alameda County Coliseum, Oakland, CA  
 Thu May 13 1993, 3:33 AM PDT  
 Att: 28,110 - Unknown - 65 F






Batter	1	2	3	4	5	6	7	8	9	10	11	AB	R	H	RBI	BB	SO	LOB						
Omar Vizquel, S OBP: 0.327, SLG: 0.286 (1, 6)	K	P6			G3		F7		F8			6	0	2	0	0	1	3						
Mike Felder, S OBP: 0.341, SLG: 0.353 (1, 7)	FC5	BB	G4-3						F8		G3	5	0	2	0	1	0	2						
Ken Griffey Jr., L OBP: 0.389, SLG: 0.579 (1, 8)	P2		G4-3		K		G4-3				P4	5	0	0	0	0	1	4						
Pete O'Brien, L OBP: 0.363, SLG: 0.469 Henry Cotto, R OBP: 0.179, SLG: 0.182 (8, PH)			G4-3			G4-3					G5-3	2	0	0	0	1	0	0						
Jay Buhner, R OBP: 0.411, SLG: 0.527 (1, 9)	FC5				F7	K					2B	5	0	2	0	0	1	2						
Tino Martinez, L OBP: 0.329, SLG: 0.459 (1, 3)												3	0	3	0	2	0	0						
Mike Blowers, R OBP: 0.319, SLG: 0.388 Wally Backman, S OBP: 0.167, SLG: 0.138 (10, PH)												3	0	0	0	1	1	3						
Dave Valle, R OBP: 0.409, SLG: 0.446 Fernando Vina, L OBP: 0.259, SLG: 0.208 Bill Haselman, R OBP: 0.371, SLG: 0.429 (9, 2)												1	1	1	1	2	0	0						
Rich Amaral, R OBP: 0.376, SLG: 0.416 (1, 4)												5	0	0	0	0	2	4						
<b>Inning Stats</b>	R: 0 E: 0 K: 1 S: 12	H: 1 LOB: 2 BB: 1 P: 21	R: 0 E: 0 K: 0 S: 6	H: 1 LOB: 2 BB: 1 P: 12	R: 0 E: 0 K: 0 S: 4	H: 0 LOB: 0 BB: 0 P: 6	R: 0 E: 0 K: 0 S: 8	H: 1 LOB: 0 BB: 0 P: 14	R: 1 E: 0 K: 2 S: 15	H: 2 LOB: 1 BB: 0 P: 23	R: 0 E: 0 K: 1 S: 7	H: 1 LOB: 1 BB: 1 P: 19	R: 0 E: 0 K: 1 S: 10	H: 1 LOB: 1 BB: 1 P: 16	R: 0 E: 0 K: 0 S: 8	H: 1 LOB: 2 BB: 1 P: 19	R: 0 E: 0 K: 0 S: 7	H: 1 LOB: 1 BB: 0 P: 13	1B: 6 2B: 2 3B: 1 HR: 1	SF: 0 SAC: 1 DP: 1 HBP: 0	WP: 0 PB: 0 SB: 2 CS: 1	PA: 47		
<b>PITCHER</b>	IP 6.2	WLS 5	BF 29	H 6	R 1	ER 1	SO 4	BB 4	IBB 0	HBP 0	BLK 0	WP 0	HR 0	S 14	P 104	ERA 1.35	WHIP 1.500							
Shawn Hilligas, R ERA: 5.34 Rick Honeycutt, L ERA: 3.27 Dennis Eckersley, R ERA: 4.61 Joe Boeuer, R ERA: 3.38																								

**Seattle Mariners @ Oakland Athletics**  
Oakland-Alameda County Coliseum, Oakland, CA

Fri May 14 1993, 7:05 PM PDT  
Att: 23,864 - Unknown - 62 F

livebaseballscores.com

AB	39
R	1
H	10
RBI	1
BB	7
SO	6
LOB	20



Batter	1	2	3	4	5	6	7	8	9	10	11	AB	R	H	RBI	BB	SO	LOB						
Rickey Henderson, R OBP: 0.455, SLG: 0.460 (1, 7)	K		L4									3	0	1	1	2	1	2						
Kevin Seltzer, R OBP: 0.313, SLG: 0.410 (1, 5)	G4-3		G6-3									4	0	1	0	0	0	3						
Ruben Sierra, S OBP: 0.302, SLG: 0.496 (1, 9)	K											5	0	0	0	0	2	3						
Dave Henderson, R OBP: 0.290, SLG: 0.416 Eric Fox, S OBP: 0.192, SLG: 0.240 (11, PR)												4	0	1	0	1	1	1						
Terry Steinbach, R OBP: 0.314, SLG: 0.386 Scott Hemond, R OBP: 0.158, SLG: 0.211 (11, PR)												4	0	2	0	0	0	0						
Troy Neel, L OBP: 0.277, SLG: 0.365 Lance Blankenship, R OBP: 0.404, SLG: 0.329 (11, PH)												4	0	0	0	0	1	3						
Dale Sveum, S OBP: 0.310, SLG: 0.216 (1, 3)												4	0	1	0	0	0	2						
Brent Gates, S OBP: 0.318, SLG: 0.350 (1, 4)												4	1	3	0	0	1	0						
Mike Bordick, R OBP: 0.315, SLG: 0.309 (1, 6)												3	0	0	0	0	1	3						
<b>Inning Stats</b>	R: 0 E: 0 K: 2 S: 8	H: 0 LOB: 0 BB: 0 P: 13	R: 0 E: 0 K: 1 S: 9	H: 0 LOB: 0 BB: 0 P: 14	R: 0 E: 0 K: 0 S: 11	H: 2 LOB: 2 BB: 0 P: 19	R: 0 E: 0 K: 0 S: 15	H: 2 LOB: 2 BB: 0 P: 22	R: 1 E: 0 K: 0 S: 11	H: 2 LOB: 0 BB: 0 P: 17	R: 0 E: 0 K: 0 S: 5	H: 1 LOB: 1 BB: 1 P: 7	R: 0 E: 0 K: 0 S: 6	H: 0 LOB: 1 BB: 1 P: 11	R: 0 E: 0 K: 1 S: 7	H: 0 LOB: 0 BB: 0 P: 11	R: 0 E: 0 K: 2 S: 10	H: 1 LOB: 2 BB: 1 P: 20	R: 1 E: 0 K: 0 S: 7	H: 1 LOB: 2 BB: 1 P: 13	1B: 9 2B: 1 3B: 0 HR: 0	SF: 0 SAC: 2 DP: 0 HBP: 1	WP: 0 PB: 0 SB: 0 CS: 2	PA: 43
<b>PITCHER</b>	IP 8.0	WLS L	BF 31	H 8	R 1	ER 1	SO 4	BB 1	IBB 0	HBP 0	BLK 0	WP 0	HR 0	S 24	P 119	ERA 4.50	WHIP 2.000							
Erik Hanson, R ERA: 1.37 Rich DeLucia, R ERA: 1.99																								

**Seattle Mariners @ Oakland Athletics**  
Oakland-Alameda County Coliseum, Oakland, CA

Fri May 14 1993, 7:05 PM PDT  
Att: 23,864 - Unknown - 62 F

livebaseballscores.com

AB	36
R	2
H	10
RBI	2
BB	3
SO	7
LOB	17





Batter	1	2	3	4	5	6	7	8	9	AB	R	H	RBI	BB	SO	LOB	TOP										
<b>Omar Vizquel, S</b> OBP: 0.318, SLG: 0.277 (1, 6)	2-2 G5-3		1-0 G6-3		2-2 F8			0-2 F7		4	0	0	0	0	0	2											
<b>Mike Felder, S</b> OBP: 0.338, SLG: 0.344 (1, 7)	3-1 F9		2-1 G6-3			2-3 K		4-0 1B BB		3	0	0	0	1	1	0											
<b>Ken Griffey Jr., L</b> OBP: 0.392, SLG: 0.573 (1, 8)	4-1 BB			0-0 F8		0-1 G2		1-1 G6-3 1B		3	0	1	0	1	0	0											
<b>Pete O'Brien, L</b> OBP: 0.358, SLG: 0.494 (1, 3)	2-2 G6-3			2-3 K		2-0 HR		0-2 G6-3		4	1	1	1	0	1	3											
<b>Jay Buhner, R</b> OBP: 0.400, SLG: 0.511 (1, 9)		3-3 K		3-2 F9		2-0 F9			1-2 L5	4	0	0	0	0	1	0											
<b>Tino Martinez, L</b> OBP: 0.327, SLG: 0.448 (1, 10)	2-2 P6				0-3 K		2-0 P4		4-0 CS BB	3	0	0	0	1	1	0											
<b>Henry Cotto, R</b> OBP: 0.179, SLG: 0.182 (9, PR)										0	0	0	0	0	0	0											
<b>Mike Blowers, R</b> OBP: 0.316, SLG: 0.380 (1, 5)	1-1 1B			2-0 F8		2-2 G5-3		3-2 G4-3		4	0	1	0	0	0	1											
<b>Dave Valle, R</b> OBP: 0.415, SLG: 0.447 (1, 2)	2-2 F7			2-1 1B		4-0 FC6-4 BB				2	0	1	0	1	0	1											
<b>Rich Amaral, R</b> OBP: 0.375, SLG: 0.414 (1, 4)			1-3 K		2-2 1B		1-1 FC6-4			3	0	1	0	0	1	1											
<b>Inning Stats</b>	R: 0 E: 0 K: 0 S: 9	H: 0 LOB: 1 BB: 1 P: 20	R: 0 E: 0 K: 1 S: 11	H: 1 LOB: 1 BB: 0 P: 19	R: 0 E: 0 K: 1 S: 6	H: 0 LOB: 0 BB: 0 P: 10	R: 0 E: 0 K: 1 S: 7	H: 0 LOB: 0 BB: 0 P: 12	R: 0 E: 0 K: 1 S: 14	H: 2 LOB: 2 BB: 0 P: 22	R: 1 E: 0 K: 0 S: 7	H: 1 LOB: 0 BB: 0 P: 13	R: 0 E: 0 K: 0 S: 6	H: 0 LOB: 1 BB: 1 P: 15	R: 0 E: 0 K: 0 S: 8	H: 1 LOB: 1 BB: 1 P: 13	R: 0 E: 0 K: 0 S: 7	H: 0 LOB: 1 BB: 1 P: 15	1B: 4 2B: 0 3B: 0 HR: 1	SF: 0 SAC: 0 DP: 1 HBP: 0	WP: 0 PB: 0 SB: 0 CS: 1	PA: 34					
<b>PITCHER</b>	IP	WLS	BF	H	R	ER	SO	BB	IBB	HBP	BLK	WP	HR	S	P	ERA	WHIP										
<b>Ron Darling, R</b> ERA: 4.97 (1, 1)	7.0		27	4	1	1	5	2	0	0	0	0	1	60	111	1.29	0.857										
<b>Rick Honeycutt, L</b> ERA: 3.0 (8, 1)	1.0		4	1	0	0	0	1	0	0	0	0	0	8	13	0.00	2.000										
<b>Rich Gossage, R</b> ERA: 0.68 (9, 1)	1.0	W	3	0	0	0	0	1	0	0	0	0	0	7	15	0.00	1.000										

Seattle Mariners @ Oakland Athletics  
Oakland-Alameda County Coliseum, Oakland, CA  
Sat May 15 1993, 3:33 AM PDT  
Att: 31,195 - Sunny - 65 F

AB	30
R	1
H	5
RBI	1
BB	4
SO	5
LOB	8



Batter	1	2	3	4	5	6	7	8	9	AB	R	H	RBI	BB	SO	LOB	BOTTOM										
<b>Rickey Henderson, R</b> OBP: 0.462, SLG: 0.456 (1, 10)	4-0 G4-6-3 BB	2-2 FC5-4			0-1 1-2 1B		3-1 G5-3		4-0 BB IBB	3	0	1	0	2	0	5											
<b>Lance Blankenship, R</b> OBP: 0.394, SLG: 0.312 (1, 7)	0-0 G4-6-3		1-1 P3		1-0 FC6		3-2 L5		4-1 BB	4	0	0	1	1	0	4											
<b>Ruben Sierra, S</b> OBP: 0.294, SLG: 0.481 (1, 9)	1-1 G4-3		1-1 G1-3		1-0 G6-3			3-1 E9		4	0	0	0	0	0	2											
<b>Dave Henderson, R</b> OBP: 0.294, SLG: 0.418 (1, 8)		3-2 E 1B	3-1 G6-3			1-1 F8		0-0 B1		2	1	1	0	0	0	0											
<b>Eric Fox, S</b> OBP: 0.185, SLG: 0.231 (5, 8)										2	0	0	0	0	0	1											
<b>Troy Neel, L</b> OBP: 0.268, SLG: 0.352 (1, 3)		0-2 E5		0-2 G4-3		2-0 G3-1		4-0 G1-6-3 IBB		3	0	0	0	0	0	1											
<b>Dale Sveum, S</b> OBP: 0.326, SLG: 0.216 (8, 3)		1-2 E								0	0	0	0	1	0	0											
<b>Kevin Seitzer, R</b> OBP: 0.303, SLG: 0.394 (1, 5)		0-0 E6		0-2 G3-1		1-1 F8		1-0 G1-6-3		4	0	0	0	0	0	3											
<b>Brent Gates, S</b> OBP: 0.313, SLG: 0.326 (1, 4)		1-3 K		1-1 P7			0-2 F8		4-0 SH5-4 BB BB	3	1	0	0	1	1	2											
<b>Mike Bordick, R</b> OBP: 0.330, SLG: 0.306 (1, 6)		4-0 FC5-4 IBB			0-0 G6-3		4-0 G5-3 BB BB		4-2 BB SH5-4 BB	1	0	0	0	3	0	0											
<b>Scott Hemond, R</b> OBP: 0.227, SLG: 0.238 (1, 2)		0-2 P3			1-1 FC6 1B		4-0 G5-3 BB		0-0 SH5-4	2	0	1	0	1	0	3											
<b>Inning Stats</b>	R: 0 E: 0 K: 0 S: 3	H: 0 LOB: 0 BB: 1 P: 8	R: 1 E: 2 K: 1 S: 19	H: 1 LOB: 3 BB: 1 P: 29	R: 0 E: 0 K: 0 S: 6	H: 0 LOB: 0 BB: 0 P: 11	R: 0 E: 0 K: 0 S: 10	H: 0 LOB: 0 BB: 0 P: 11	R: 0 E: 0 K: 0 S: 7	H: 2 LOB: 2 BB: 0 P: 10	R: 0 E: 0 K: 0 S: 5	H: 0 LOB: 0 BB: 0 P: 9	R: 0 E: 0 K: 0 S: 8	H: 0 LOB: 2 BB: 2 P: 22	R: 0 E: 1 K: 0 S: 4	H: 0 LOB: 1 BB: 1 P: 12	R: 0 E: 0 K: 0 S: 5	H: 0 LOB: 3 BB: 4 P: 21	1B: 3 2B: 0 3B: 0 HR: 0	SF: 0 SAC: 1 DP: 2 HBP: 0	WP: 0 PB: 0 SB: 0 CS: 0	PA: 38					
<b>PITCHER</b>	IP	WLS	BF	H	R	ER	SO	BB	IBB	HBP	BLK	WP	HR	S	P	ERA	WHIP										
<b>Tim Leary, R</b> ERA: 4.54 (1, 1)	6.1		27	3	1	0	0	3	1	0	0	0	0	53	89	4.50	1.500										
<b>Jeff Nelson, R</b> ERA: 1.93 (7, 1)	2.0	L	11	0	1	1	0	3	2	0	0	0	0	14	44	4.50	1.500										

Seattle Mariners @ Oakland Athletics  
Oakland-Alameda County Coliseum, Oakland, CA  
Sat May 15 1993, 3:33 AM PDT  
Att: 31,195 - Sunny - 65 F

AB	28
R	2
H	3
RBI	1
BB	9
SO	1
LOB	21





Batter	1	2	3	4	5	6	7	8	9	AB	R	H	RBI	BB	SO	LOB	TOP								
<b>Mike Felder, S</b> OBP: 0.340, SLG: 0.346 (1, 7)	F7		K		G1-3				G4-6-3 1B	5	0	2	0	0	1	1	<b>Seattle Mariners @ Oakland Athletics</b> Oakland-Alameda County Coliseum, Oakland, CA Sun May 16 1993, 3:33 AM PDT Att: 42,357 - Sunny - 73 F								
<b>Rich Amaral, R</b> OBP: 0.376, SLG: 0.413 (1, 4)	2B G4-3 1B		P3		K				G4-6-3 1B	5	1	2	0	0	1	3									
<b>Ken Griffey Jr., L</b> OBP: 0.386, SLG: 0.566 (1, 8)	G4-3 1-3 2B		G3						G4-6-3	5	0	1	0	0	0	2									
<b>Pete O'Brien, L</b> OBP: 0.340, SLG: 0.467 (1, 10)	G4-3				F8				G3	5	0	0	1	0	0	2									
<b>Jay Buhner, R</b> OBP: 0.403, SLG: 0.529 (1, 9)	K				HR				G6-3	3	2	1	1	1	1	1									
<b>Tino Martinez, L</b> OBP: 0.331, SLG: 0.445 (1, 3)					G5-4-3 1B				L8	3	1	1	0	1	0	0									
<b>Dave Valle, R</b> OBP: 0.410, SLG: 0.433 (1, 2)	P3				G5-4-3				F8	3	1	0	0	1	0	1									
<b>Mike Blowers, R</b> OBP: 0.325, SLG: 0.419 (1, 5)									K	3	1	1	4	1	1	0									
<b>Omar Vizquel, S</b> OBP: 0.329, SLG: 0.291 (1, 6)	L9				G1-3 1B				G4-6-3 1B	4	1	3	0	0	0	1									
<b>Inning Stats</b>	R: 1 H: 2 E: 0 K: 1 S: 11	H: 2 LOB: 1 BB: 0 P: 16	R: 0 H: 0 E: 0 K: 0 S: 11	H: 0 LOB: 1 BB: 1 P: 19	R: 0 H: 0 E: 0 K: 1 S: 13	H: 0 LOB: 0 BB: 0 P: 20	R: 1 H: 2 E: 0 K: 0 S: 10	H: 2 LOB: 0 BB: 0 P: 15	R: 0 H: 1 E: 0 K: 1 S: 7	H: 1 LOB: 1 BB: 0 P: 11	R: 4 H: 3 E: 0 K: 0 S: 19	H: 3 LOB: 2 BB: 3 P: 39	R: 0 H: 0 E: 0 K: 1 S: 8	H: 0 LOB: 0 BB: 0 P: 15	R: 0 H: 0 E: 0 K: 1 S: 7	H: 0 LOB: 0 BB: 0 P: 10	R: 1 H: 3 E: 0 K: 0 S: 9	H: 3 LOB: 1 BB: 0 P: 12	1B: 8 2B: 1 3B: 0 HR: 2	SF: 0 SAC: 0 DP: 2 HBP: 0	WP: 1 PB: 0 SB: 0 CS: 0	PA: 40			
<b>PITCHER</b>	IP	WLS	BF	H	R	ER	SO	BB	IBB	HBP	BLK	WP	HR	S	P	ERA	WHIP								
<b>Bobby Witt, R</b> ERA: 4.18 (1, 1)	6.0	L	29	8	6	6	3	3	1	0	0	1	2	71	120	9.00	1.833								
<b>Mike Mohler, L</b> ERA: 5.05 (7, 1)	1.0		3	0	0	0	0	0	0	0	0	0	0	8	15	0.00	0.000								
<b>Kelly Downs, R</b> ERA: 8.46 (8, 1)	2.0		8	3	1	1	1	0	0	0	0	0	0	16	22	4.50	1.500								

AB	36
R	7
H	11
RBI	6
BB	4
SO	4
LOB	11

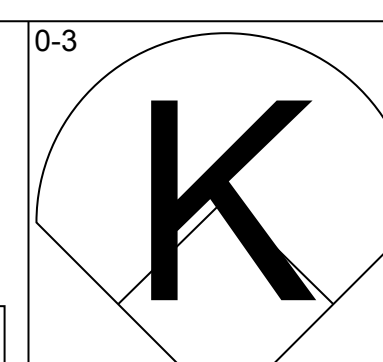
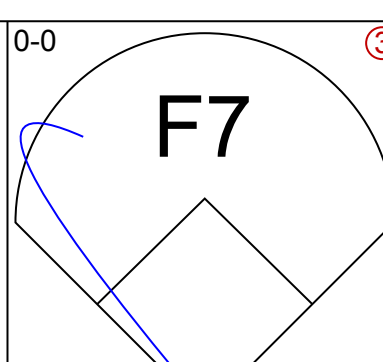
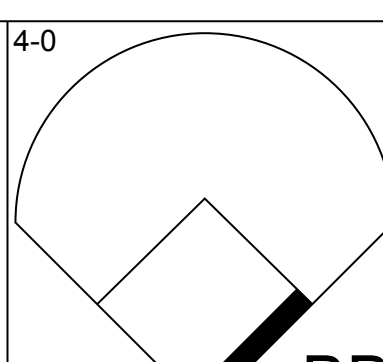
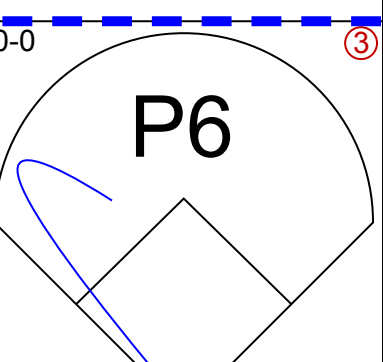
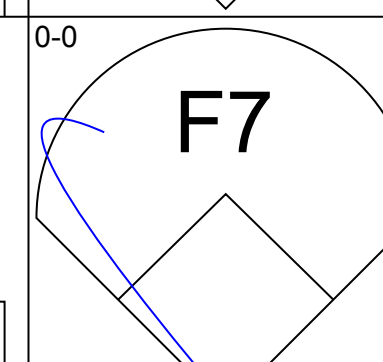
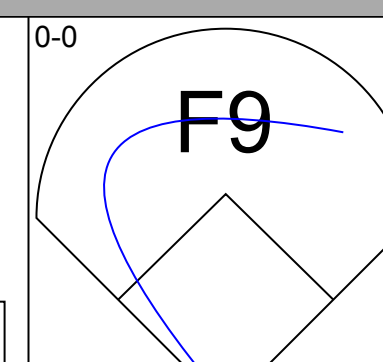
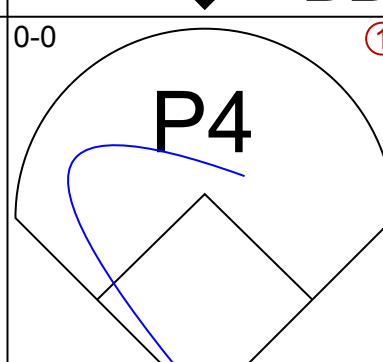
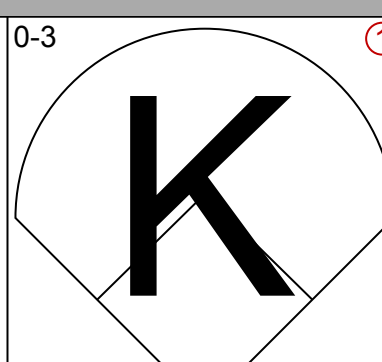
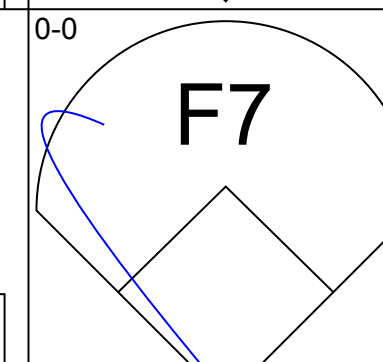
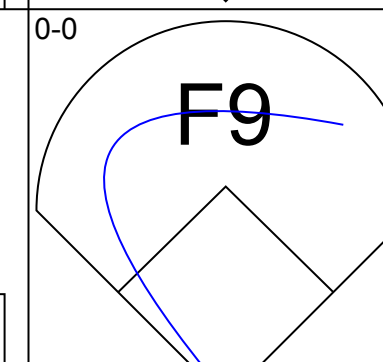
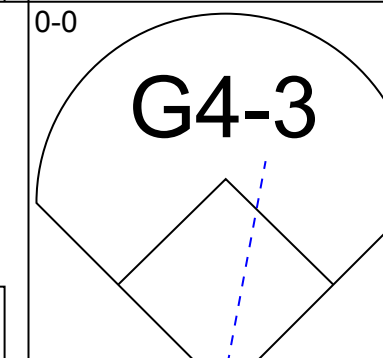
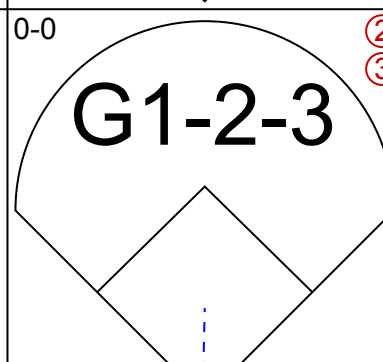
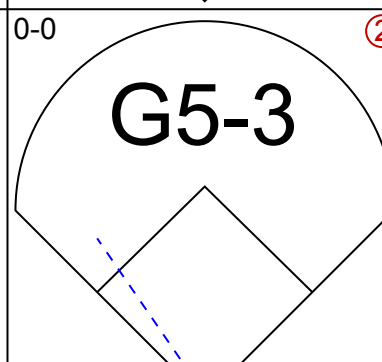
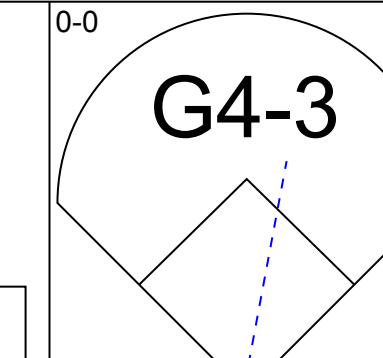
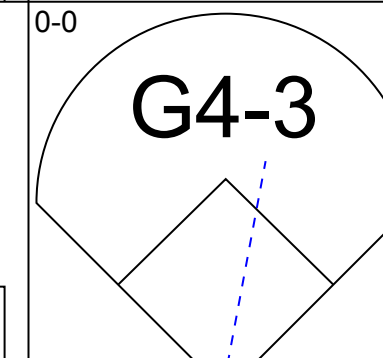
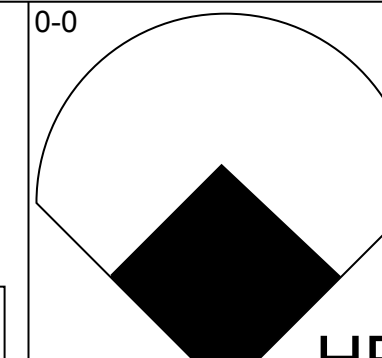
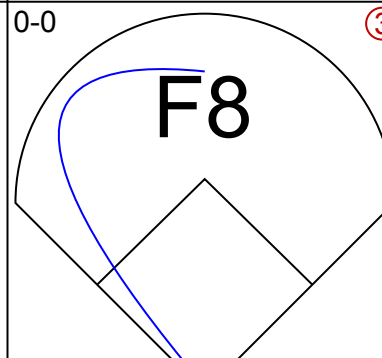

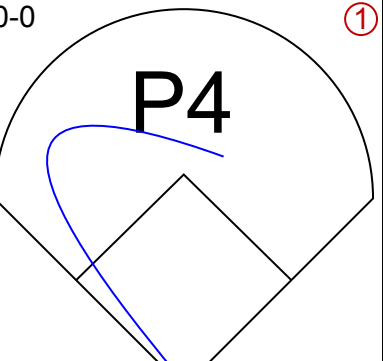
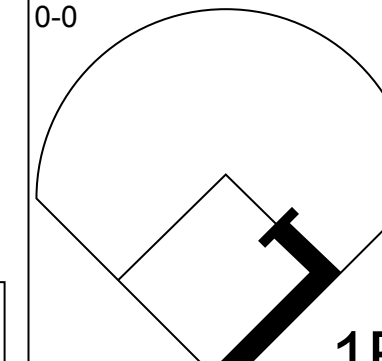

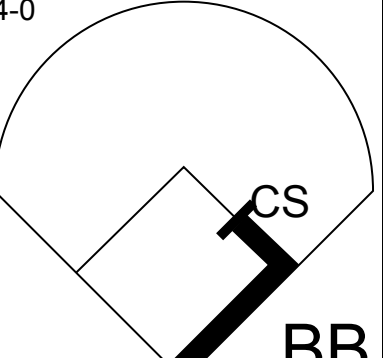
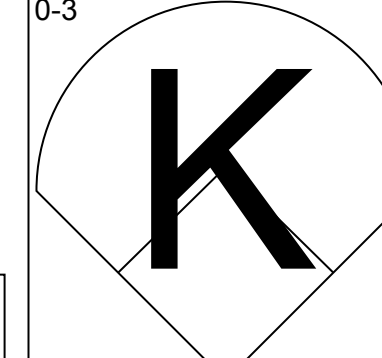
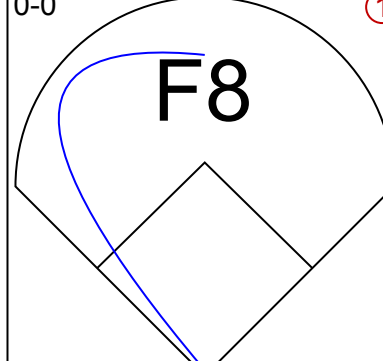
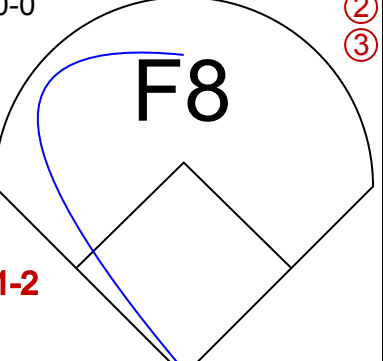
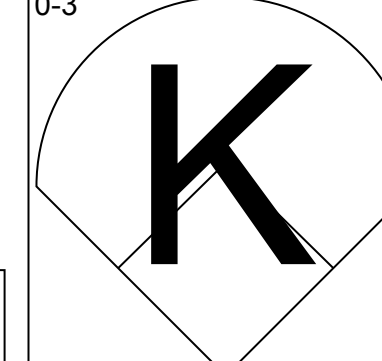
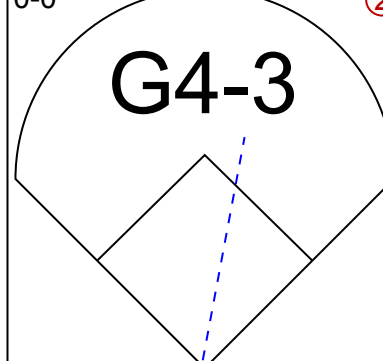
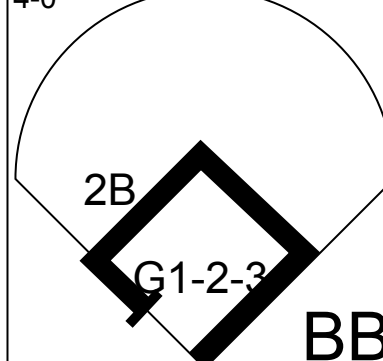
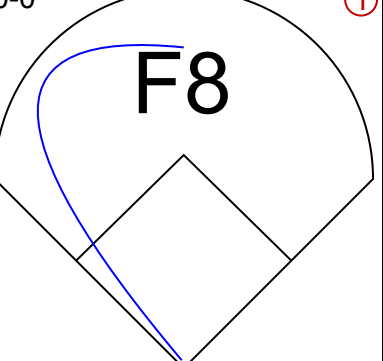
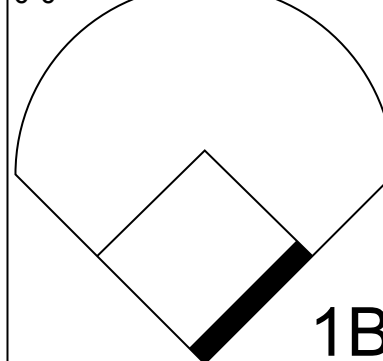
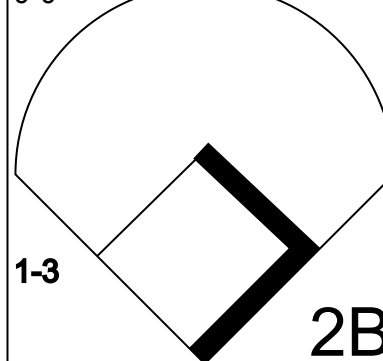
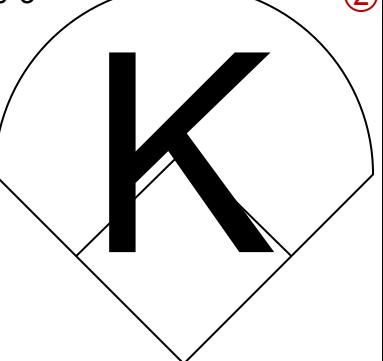


Batter	1	2	3	4	5	6	7	8	9	AB	R	H	RBI	BB	SO	LOB	BOTTOM								
<b>Rickey Henderson, R</b> OBP: 0.455, SLG: 0.441 (1, 10)	K				K					3	0	0	0	1	3	0	<b>Seattle Mariners @ Oakland Athletics</b> Oakland-Alameda County Coliseum, Oakland, CA Sun May 16 1993, 3:33 AM PDT Att: 42,357 - Sunny - 73 F								
<b>Eric Fox, S</b> OBP: 0.172, SLG: 0.214 (1, 8)	L4				K					4	0	0	0	0	3	3									
<b>Ruben Sierra, S</b> OBP: 0.286, SLG: 0.467 (1, 9)	K				K					4	0	0	0	0	3	3									
<b>Dale Sveum, S</b> OBP: 0.304, SLG: 0.200 (1, 3)					P5					3	0	0	0	0	2	0									
<b>Kevin Seitzer, R</b> OBP: 0.303, SLG: 0.387 (1, 5)					G3					2	0	0	0	1	0	0									
<b>Brent Gates, S</b> OBP: 0.294, SLG: 0.304 (1, 4)					G4-3					3	0	0	0	0	0	1									
<b>Mike Bordick, R</b> OBP: 0.331, SLG: 0.300 (1, 6)					G6-3					2	0	0	0	1	0	0									
<b>Scott Hemond, R</b> OBP: 0.208, SLG: 0.217 <b>Terry Steinbach, R</b> OBP: 0.311, SLG: 0.383 (9, PH)					K					2	0	0	0	0	2	0									
<b>Lance Blankenship, R</b> OBP: 0.392, SLG: 0.313 (1, 7)					G5-3					3	0	1	0	0	1	0									
<b>Inning Stats</b>	R: 0 H: 0 E: 0 K: 2 S: 8	H: 0 LOB: 0 BB: 0 P: 12	R: 0 H: 0 E: 0 K: 1 S: 5	H: 0 LOB: 0 BB: 0 P: 8	R: 0 H: 0 E: 0 K: 1 S: 10	H: 0 LOB: 0 BB: 0 P: 16	R: 0 H: 0 E: 0 K: 3 S: 9	H: 0 LOB: 0 BB: 0 P: 11	R: 0 H: 0 E: 0 K: 2 S: 7	H: 0 LOB: 0 BB: 0 P: 11	R: 0 H: 0 E: 0 K: 2 S: 9	H: 0 LOB: 0 BB: 0 P: 14	R: 0 H: 0 E: 0 K: 1 S: 8	H: 0 LOB: 1 BB: 1 P: 14	R: 0 H: 1 E: 0 K: 2 S: 17	H: 3 LOB: 3 BB: 2 P: 30	1B: 1 2B: 0 3B: 0 HR: 0	SF: 0 SAC: 0 DP: 1 HBP: 0	WP: 0 PB: 0 SB: 0 CS: 0	PA: 30					
<b>PITCHER</b>	IP	WLS	BF	H	R	ER	SO	BB	IBB	HBP	BLK	WP	HR	S	P	ERA	WHIP								
<b>Randy Johnson, L</b> ERA: 3.12 (1, 1)	9.0	W	30	1	0	0	14	3	0	0	0	0	0	79	123	0.00	0.444								

AB	27
R	0
H	1
RBI	0
BB	3
SO	14
LOB	8





Batter	1	2	3	4	5	6	7	8	9	AB	R	H	RBI	BB	SO	LOB	TOP										
Rickey Henderson, R OBP: 0.448, SLG: 0.427 (1, 10)										3	0	0	0	1	1	1											
Lance Blankenship, R OBP: 0.377, SLG: 0.299 (1, 7)										4	0	0	0	0	1	3											
Ruben Sierra, S OBP: 0.278, SLG: 0.454 (1, 9)										4	0	0	0	0	0	3											
Troy Neel, L OBP: 0.267, SLG: 0.380 (1, 3)										4	1	1	1	0	0	0											
Terry Steinbach, R OBP: 0.312, SLG: 0.381 (1, 2)										3	0	1	0	0	0	0											
Kevin Seitzer, R OBP: 0.304, SLG: 0.381 (1, 5)										2	0	0	0	1	1	0											
Scott Lydy, R (1, 8)										3	0	0	0	0	1	1											
Brent Gates, S OBP: 0.296, SLG: 0.292 (1, 4)										2	0	0	0	1	0	0											
Mike Bordick, R OBP: 0.339, SLG: 0.320 (1, 6)										3	0	2	0	0	1	0											
<b>Inning Stats</b>	R: 0 E: 0 K: 1 S: 5	H: 0 LOB: 0 BB: 0 P: 5	R: 0 E: 0 K: 0 S: 3	H: 0 LOB: 0 BB: 0 P: 3	R: 0 E: 0 K: 0 S: 4	H: 1 LOB: 1 BB: 0 P: 4	R: 0 E: 0 K: 0 S: 3	H: 0 LOB: 0 BB: 0 P: 3	R: 0 E: 0 K: 0 S: 2	H: 0 LOB: 0 BB: 1 P: 6	R: 0 E: 0 K: 0 S: 3	H: 1 LOB: 2 BB: 2 P: 11	R: 1 E: 0 K: 2 S: 8	H: 2 LOB: 0 BB: 0 P: 8	R: 0 E: 0 K: 1 S: 5	H: 0 LOB: 0 BB: 0 P: 5	R: 0 E: 0 K: 1 S: 5	H: 0 LOB: 0 BB: 0 P: 5	1B: 2 2B: 1 3B: 0 HR: 1	SF: 0 SAC: 0 DP: 1 HBP: 0	WP: 0 PB: 0 SB: 0 CS: 1	PA: 31					
<b>PITCHER</b>	IP	WLS	BF	H	R	ER	SO	BB	IBB	HBP	BLK	WP	HR	S	P	ERA	WHIP										
Mark Gardner, R ERA: 5.45 (1, 1)	7.2	W	27	4	1	1	4	3	0	0	0	0	1	32	44	1.17	0.913										
Bill Sampen, R ERA: 2.25 (8, 1)	1.1		4	0	0	0	1	0	0	0	0	0	0	6	6	0.00	0.000										

Oakland Athletics @ Kansas City Royals  
Kauffman Stadium, Kansas City, MO

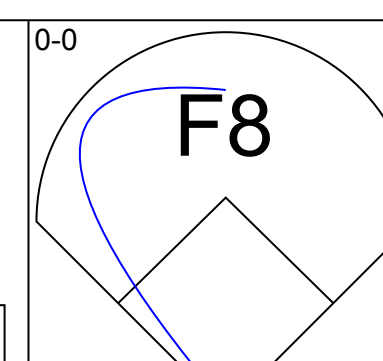
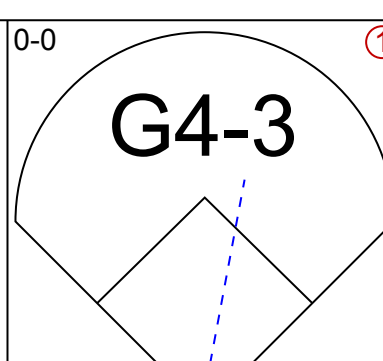
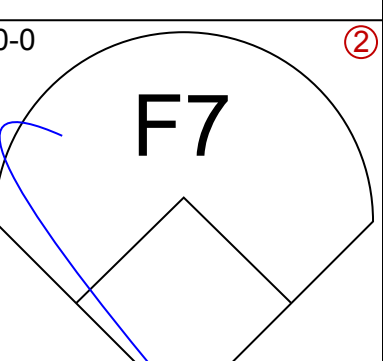
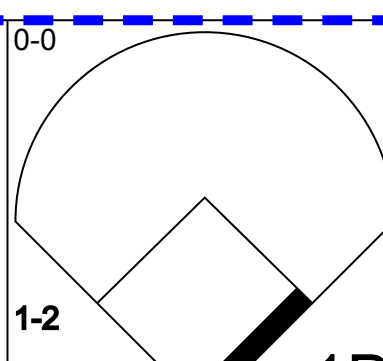
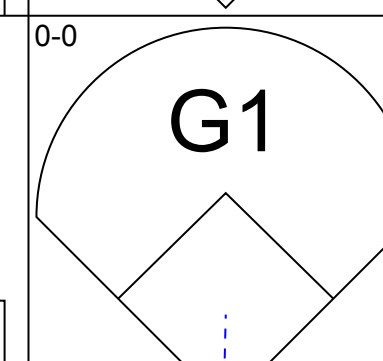
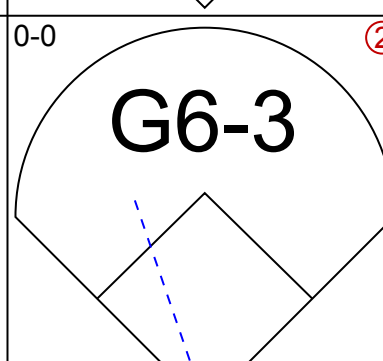
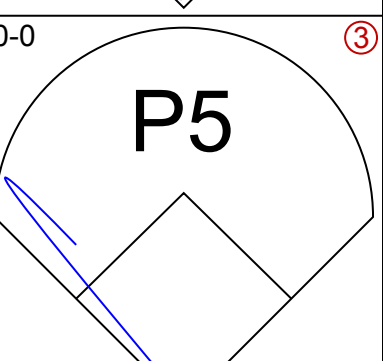
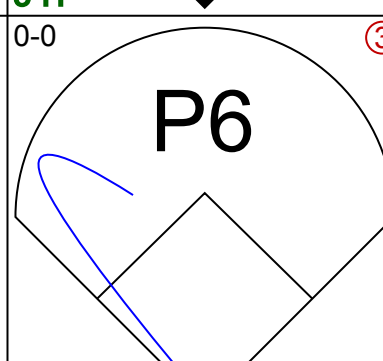
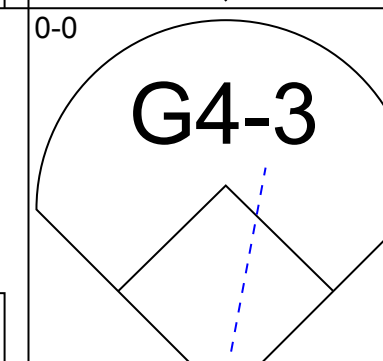
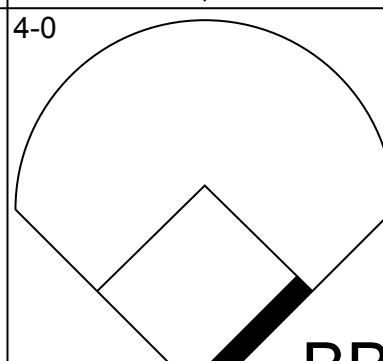
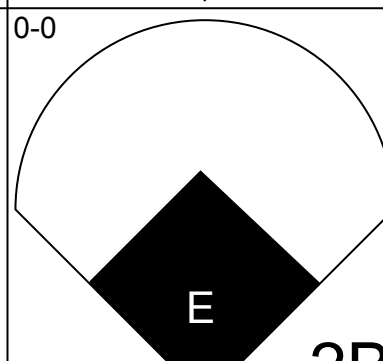
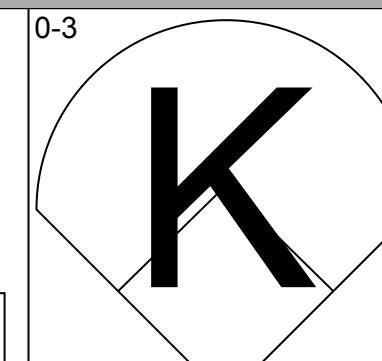
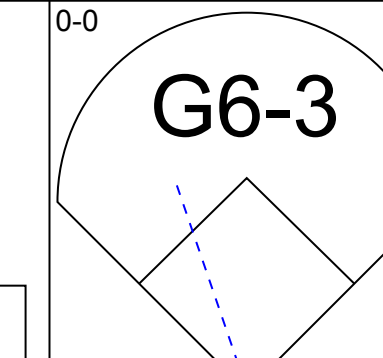
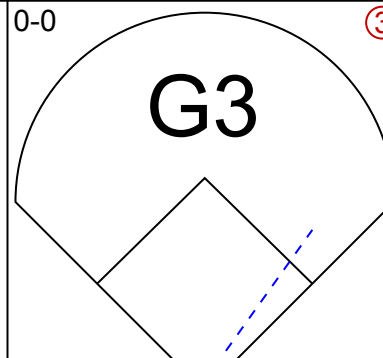
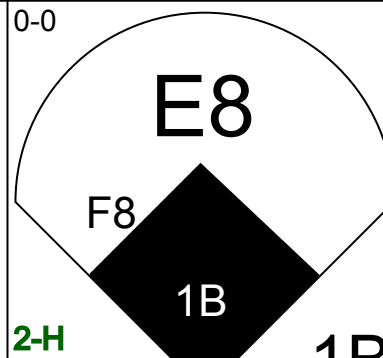
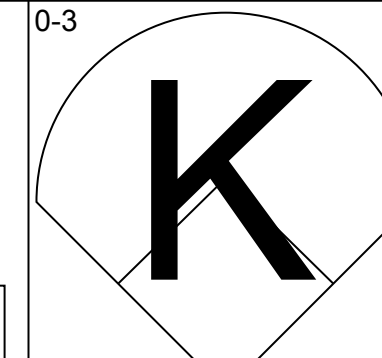

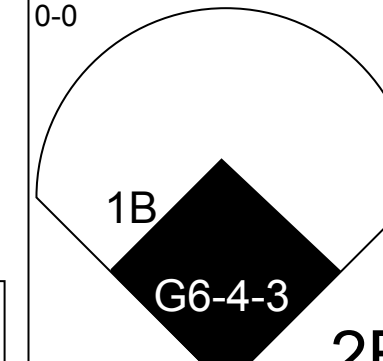
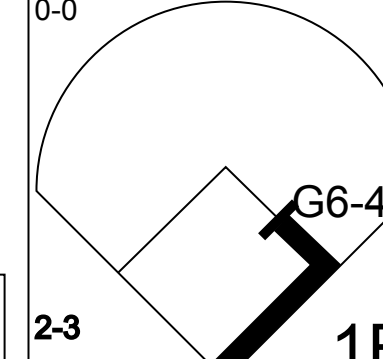
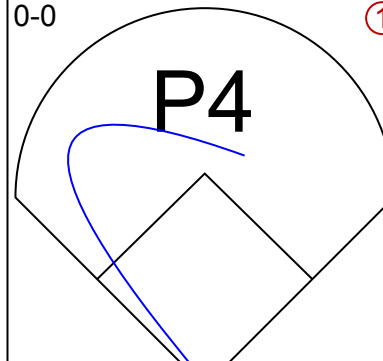
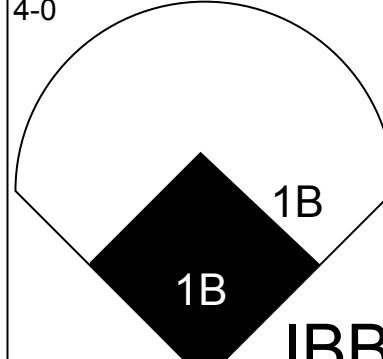
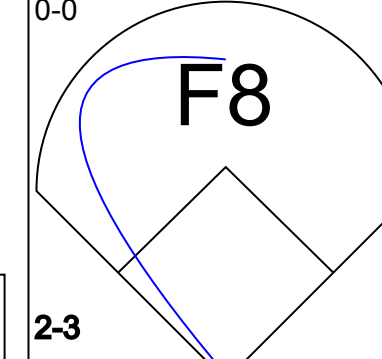

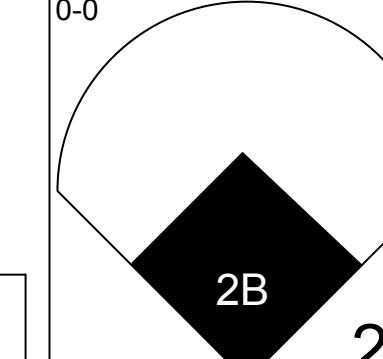
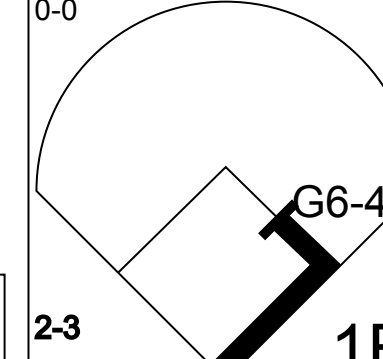

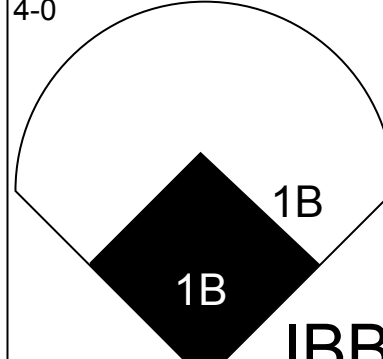
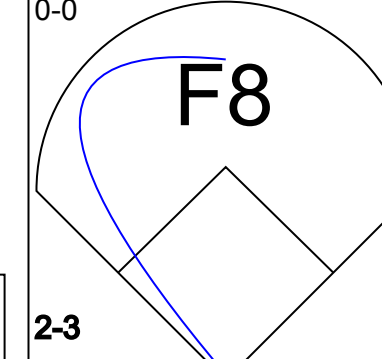


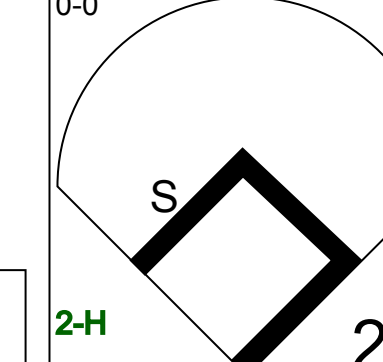

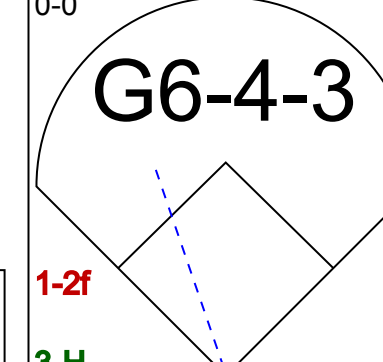

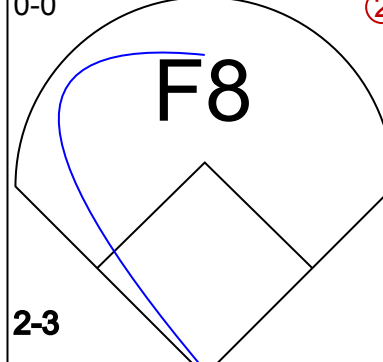
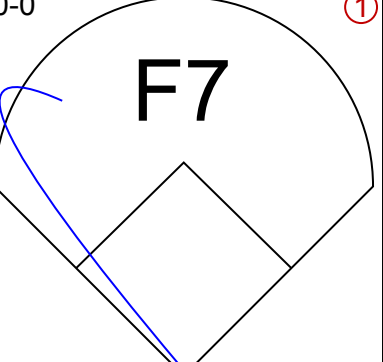

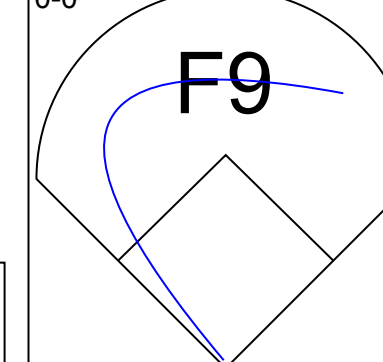
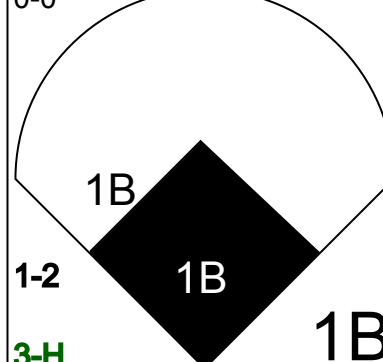

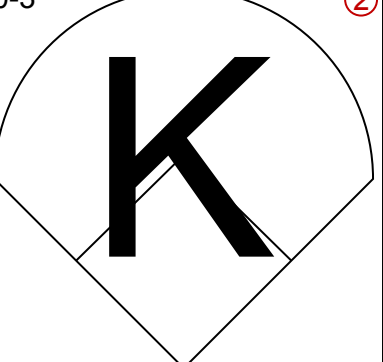
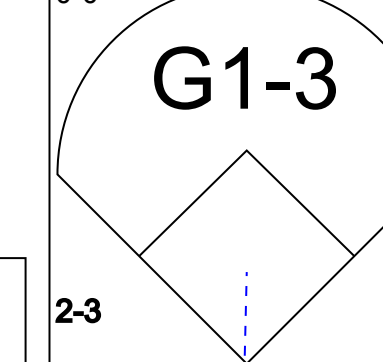
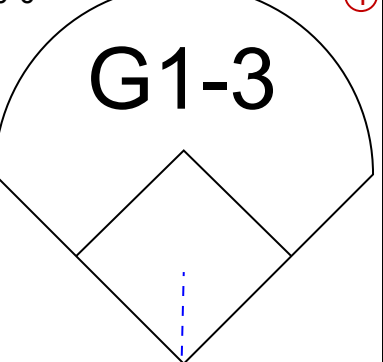
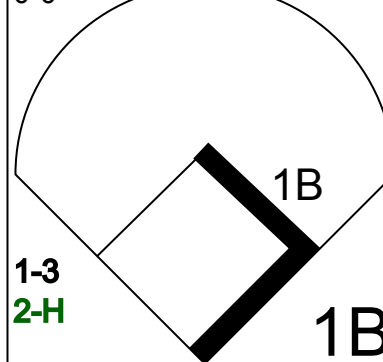

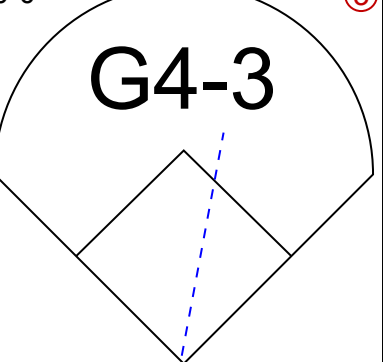
AB 28  
R 1  
H 4  
RBI 1  
BB 3  
SO 5  
LOB 8



WP: 0 PA: 31  
PB: 0  
SB: 0  
CS: 1

Tue May 18 1993, 7:05 PM CDT  
Att: 19,153 - Unknown - 65 F

livebaseballscores.com

Batter	1	2	3	4	5	6	7	8	9	AB	R	H	RBI	BB	SO	LOB	BOTTOM										
Felix Jose, S OBP: 0.261, SLG: 0.267 (1, 9)										4	0	1	1	0	0	0											
Brian McRae, S OBP: 0.354, SLG: 0.426 (1, 8)										4	0	0	0	0	0	2											
George Brett, L OBP: 0.278, SLG: 0.366 Hubie Brooks, R OBP: 0.351, SLG: 0.389 (7, PH) (1, 10)										2	1	1	0	1	0	0											
Wally Joyner, L OBP: 0.381, SLG: 0.367 (1, 3)										4	1	1	1	0	1	1											
Mike MacFarlane, R OBP: 0.369, SLG: 0.633 (1, 2)										4	1	2	0	0	0	1											
Chris Gwynn, L OBP: 0.351, SLG: 0.392 (1, 7)										3	2	2	0	1	0	1											
Phil Hiatt, R OBP: 0.313, SLG: 0.406 (1, 5)										4	0	1	1	0	0	3											
Greg Gagne, R OBP: 0.325, SLG: 0.381 (1, 6)										3	1	1	1	1	1	0											
Jose Lind, R OBP: 0.266, SLG: 0.302 (1, 4)										4	0	1	1	0	0	2											
<b>Inning Stats</b>	R: 0 E: 0 K: 0 S: 3	H: 0 LOB: 0 BB: 0 P: 3	R: 1 E: 0 K: 0 S: 5	H: 2 LOB: 2 BB: 1 P: 9	R: 0 E: 0 K: 0 S: 3	H: 0 LOB: 1 BB: 1 P: 7	R: 1 E: 0 K: 0 S: 4	H: 2 LOB: 0 BB: 0 P: 4	R: 0 E: 0 K: 0 S: 3	H: 0 LOB: 0 BB: 0 P: 3	R: 4 E: 1 K: 0 S: 8	H: 5 LOB: 2 BB: 1 P: 12	R: 0 E: 0 K: 2 S: 8	H: 1 LOB: 1 BB: 0 P: 8	R: 0 E: 0 K: 1 S: 5	H: 0 LOB: 0 BB: 0 P: 5	R: 0 E: 0 K: 1 S: 5	H: 0 LOB: 0 BB: 0 P: 5	1B: 5 2B: 5 3B: 0 HR: 0	SF: 0 SAC: 0 DP: 1 HBP: 0	WP: 1 PB: 0 SB: 1 CS: 0	PA: 36					
<b>PITCHER</b>	IP	WLS	BF	H	R	ER	SO	BB	IBB	HBP	BLK	WP	HR	S	P	ERA	WHIP										
Bob Welch, R ERA: 5.15 (1, 1)	5.2	L	27	8	6	6	0	2	1	0	0	0	0	24	36	9.53	1.765										
Kelly Downs, R ERA: 7.66 (6, 1)	2.1		9	2	0	0	3	0	0	0	0	1	0	15	15	0.00	0.857										

Oakland Athletics @ Kansas City Royals  
Kauffman Stadium, Kansas City, MO

AB 33  
R 6  
H 10  
RBI 5  
BB 3  
SO 3  
LOB 10



WP: 1 PA: 36  
PB: 0  
SB: 1  
CS: 0

Tue May 18 1993, 7:05 PM CDT  
Att: 19,153 - Unknown - 65 F

livebaseballscores.com



Batter	1	2	3	4	5	6	7	8	9	AB	R	H	RBI	BB	SO	LOB	TOP																			
Lance Blankenship, R OBP: 0.369, SLG: 0.292	G5-3	G4-6-3 1B		G5-3	F8			G6-3		5	0	1	0	0	0	3	<b>Oakland Athletics @ Kansas City Royals</b> Kauffman Stadium, Kansas City, MO Wed May 19 1993, 7:05 PM CDT Att: 17,747 - Unknown - 54 F																			
Brent Gates, S OBP: 0.305, SLG: 0.358	2B 1B	G4-6-3		P5			G3-1	HR		5	2	2	1	0	0	3																				
Ruben Sierra, S OBP: 0.276, SLG: 0.452	1B 2B			G3-1			G6-3	G5-3		5	1	1	0	0	0	0																				
Troy Neel, L OBP: 0.274, SLG: 0.392	1B			WP 2B			G4-3	K		5	0	2	2	0	1	0																				
Terry Steinbach, R OBP: 0.308, SLG: 0.374	1B			K			E5 2B WP	F3		5	1	1	0	0	1	1																				
Dale Sveum, S OBP: 0.314, SLG: 0.227	K			FC6-4 BB			2B	K		4	1	1	1	1	3	2																				
Kevin Seitzer, R OBP: 0.302, SLG: 0.371	K			FC6-4			2B 1B BB	K		3	1	0	0	1	2	4																				
Scott Lydy, R OBP: 0.429, SLG: 0.667				G5-3 BB			1B 2B	1B 2B		3	2	2	1	1	1	0																				
Mike Bordick, R OBP: 0.352, SLG: 0.336	1B			G5-3			1B	G6-3 1B		4	0	3	3	0	0	1																				
<b>Inning Stats</b>	R: 2 H: 4 E: 0 K: 2 S: 11	H: 4 R: 2 ER: 2 SO: 11	R: 0 H: 2 E: 0 K: 1 S: 6	H: 1 R: 2 ER: 2 SO: 10	R: 0 H: 0 E: 0 K: 0 S: 3	H: 3 R: 0 ER: 1 SO: 17	H: 0 R: 0 ER: 0 K: 0 S: 5	H: 0 R: 0 ER: 0 K: 2 S: 7	H: 3 R: 0 ER: 0 K: 0 S: 5	H: 3 R: 0 ER: 0 K: 1 S: 5	H: 0 R: 0 ER: 0 K: 1 S: 5	H: 0 R: 0 ER: 0 K: 1 S: 5	H: 3 R: 0 ER: 0 K: 0 S: 5	H: 0 R: 0 ER: 0 K: 1 S: 5	H: 0 R: 0 ER: 0 K: 1 S: 5	H: 0 R: 0 ER: 0 K: 1 S: 5		1B: 7 2B: 5 3B: 0 HR: 1	SF: 0 SAC: 0 DP: 2 HBP: 0	WP: 2 PA: 42 PB: 0 SB: 0 CS: 0																
<b>PITCHER</b>	IP	WLS	BF	H	R	ER	SO	BB	IBB	HBP	BLK	WP	HR	S	P	ERA	WHIP	<b>PITCHER</b>		IP	WLS	BF	H	R	ER	SO	BB	IBB	HBP	BLK	WP	HR	S	P	ERA	WHIP
Hipolito Pichardo, R ERA: 4.15	4.2		27	10	6	2	4	3	0	0	0	2	0	32	44	3.86	2.786			1.0		7	3	3	3	1	0	1	0	0	0	0	8	12	27.00	3.000
Tom Gordon, R ERA: 5.06	3.0	W	11	3	2	2	3	0	0	0	0	0	1	17	17	6.00	1.000			1.0		7	3	3	3	1	0	1	0	0	0	0	8	12	27.00	3.000
Jeff Montgomery, R ERA: 2.31	1.1	S	4	0	0	0	1	0	0	0	0	0	0	6	6	0.00	0.000			1.0		7	3	3	3	1	0	1	0	0	0	8	12	27.00	3.000	

AB	39
R	8
H	13
RBI	8
BB	3
SO	8
LOB	14



Batter	1	2	3	4	5	6	7	8	9	AB	R	H	RBI	BB	SO	LOB	BOTTOM																			
Felix Jose, S OBP: 0.275, SLG: 0.291	G4-3		G4-3					1B G3 1B		5	2	3	2	0	0	0	<b>Oakland Athletics @ Kansas City Royals</b> Kauffman Stadium, Kansas City, MO Wed May 19 1993, 7:05 PM CDT Att: 17,747 - Unknown - 54 F																			
Brian McRae, S OBP: 0.350, SLG: 0.418	P4		F5				2B F9	G3 3B 1B		5	2	1	0	0	0	3																				
George Brett, L OBP: 0.282, SLG: 0.362	1B						G3-1 F7	G3		4	1	1	2	1	0	2																				
Wally Joyner, L OBP: 0.395, SLG: 0.387	2B						G3	3B IBB		4	2	3	2	1	0	0																				
Mike MacFarlane, R OBP: 0.371, SLG: 0.609	1B						P4	F7		4	1	1	2	0	0	4																				
Chris Gwynn, L OBP: 0.354, SLG: 0.418	1B BB		G1-3				F8	G4-3		5	1	2	2	0	0	2																				
Phil Hiatt, R OBP: 0.308, SLG: 0.390	1B BB		K				K	G5-3		4	1	0	0	1	3	3																				
Greg Gagne, R OBP: 0.322, SLG: 0.376	1B 1B		K				G5-3	F9		4	1	1	2	0	1	0																				
Jose Lind, R OBP: 0.274, SLG: 0.318	1B BB		G6-3				2B 2B	G4-3		4	2	2	1	0	0	0																				
<b>Inning Stats</b>	R: 9 H: 8 E: 0 K: 0 S: 12	H: 8 R: 7 ER: 7 SO: 20	R: 0 H: 0 E: 0 K: 2 S: 7	H: 0 R: 0 ER: 0 K: 0 S: 3	H: 1 R: 0 ER: 0 K: 1 S: 6	H: 2 R: 1 ER: 0 K: 0 S: 5	H: 0 R: 0 ER: 0 K: 0 S: 3	H: 0 R: 0 ER: 0 K: 0 S: 3	H: 3 R: 3 ER: 0 K: 1 S: 8	H: 3 R: 0 ER: 0 K: 1 S: 8	H: 0 R: 0 ER: 0 K: 0 S: 3	H: 0 R: 0 ER: 0 K: 1 S: 3	H: 0 R: 0 ER: 0 K: 0 S: 3	H: 3 R: 0 ER: 0 K: 1 S: 8	H: 0 R: 0 ER: 0 K: 1 S: 8	H: 0 R: 0 ER: 0 K: 1 S: 8		H: 0 R: 0 ER: 0 K: 1 S: 8	1B: 10 2B: 3 3B: 1 HR: 0	SF: 0 SAC: 0 DP: 0 HBP: 1	WP: 0 PA: 43 PB: 0 SB: 0 CS: 0															
<b>PITCHER</b>	IP	WLS	BF	H	R	ER	SO	BB	IBB	HBP	BLK	WP	HR	S	P	ERA	WHIP	<b>PITCHER</b>		IP	WLS	BF	H	R	ER	SO	BB	IBB	HBP	BLK	WP	HR	S	P	ERA	WHIP
Shawn Hillegas, R ERA: 7.26	0.2	L	9	6	7	7	0	1	0	0	0	0	0	4	8	54.00	9.000			1.0		7	3	3	3	1	0	1	0	0	8	12	27.00	3.000		
Mike Mohler, L ERA: 6.95	0.1		5	2	2	2	0	1	0	0	0	0	0	4	8	54.00	9.000			1.0		7	3	3	3	1	0	1	0	0	8	12	27.00	3.000		
Joe Boever, R ERA: 3.29	3.1		14	3	1	1	3	0	0	1	0	0	0	19	20	2.70	0.900			1.0		7	3	3	3	1	0	1	0	0	8	12	27.00	3.000		
Rick Honeycutt, L ERA: 2.63	1.2		5	0	0	0	0	0	0	0	0	0	0	5	5	0.00	0.000			1.0		7	3	3	3	1	0	1	0	0	8	12	27.00	3.000		
Ed Nunez, R ERA: 4.42	1.0		3	0	0	0	0	0	0	0	0	0	0	3	3	0.00	0.000			1.0		7	3	3	3	1	0	1	0	0	8	12	27.00	3.000		

AB	39
R	13
H	14
RBI	13
BB	3
SO	4
LOB	14










Batter	1	2	3	4	5	6	7	8	9	AB	R	H	RBI	BB	SO	LOB	TOP										
Rickey Henderson, R OBP: 0.459, SLG: 0.475 (1, 7)	4-0 BB		2-1 G4-3		4-2 1B BB		2-1 L7	2-2 HR	3-2 SF7 3B	4	2	2	5	2	0	2											
Brent Gates, S OBP: 0.366, SLG: 0.400 (1, 4)	2-3 K		4-2 BB		0-0 1B		2-2 L7	1-1 1B 2B	0-2 SF7	4	1	2	1	1	1	3											
Ruben Sierra, S OBP: 0.268, SLG: 0.437 (1, 9)	1-0 P2		2-2 F9		1-0 P2		0-1 2B	1-0 BB E 1B	0-1 G4-3	6	0	2	3	0	0	4											
Dave Henderson, R OBP: 0.295, SLG: 0.447 Scott Lydy, R OBP: 0.287, SLG: 0.308 (1, 8) (6, 8)	3-3 K		1-3 K			1-1 HR		1-0 E1 BB		3	1	1	1	0	2	2											
Terry Steinbach, R OBP: 0.319, SLG: 0.394 (1, 2)		1-0 HR		3-1 L9		3-2 L9				4	1	1	1	1	0	0											
Troy Neel, L OBP: 0.270, SLG: 0.371 (1, 10)		0-1 G1-3		1-2 F7		2-3 K				5	0	0	0	0	2	3											
Kevin Seltzer, R OBP: 0.293, SLG: 0.354 (1, 5)		0-1 E6		2-0 L9		2-1 G6-3				5	1	1	0	0	1	0											
Dale Sveum, S OBP: 0.328, SLG: 0.255 (1, 3)		2-3 K			1-3 K		4-2 PB 2B BB	4-0 1B HR BB	4-1 1B 3B BB	2	3	0	0	3	2	1											
Mike Bordick, R OBP: 0.360, SLG: 0.350 (1, 6)		2-3 K			0-1 G4-3		1-2 2B 1B	1-0 HR 1B	1-1 3B 1B	5	3	3	1	0	1	1											
<b>Inning Stats</b>	R: 0 E: 0 K: 2 S: 10	H: 0 LOB: 1 BB: 1 P: 19	R: 1 E: 1 K: 2 S: 12	H: 1 LOB: 0 BB: 1 P: 17	R: 0 E: 0 K: 1 S: 10	H: 0 LOB: 1 BB: 1 P: 19	R: 0 E: 0 K: 0 S: 6	H: 0 LOB: 0 BB: 0 P: 12	R: 0 E: 0 K: 1 S: 9	H: 1 LOB: 2 BB: 1 P: 15	R: 1 E: 0 K: 1 S: 11	H: 1 LOB: 0 BB: 0 P: 19	R: 2 E: 0 K: 0 S: 15	H: 2 LOB: 1 BB: 1 P: 25	R: 5 E: 1 K: 1 S: 26	H: 5 LOB: 3 BB: 2 P: 49	R: 3 E: 0 K: 1 S: 14	H: 2 LOB: 0 BB: 1 P: 24	1B: 6 2B: 2 3B: 1 HR: 3	SF: 1 SAC: 0 DP: 0 HBP: 0	WP: 0 PB: 1 SB: 0 CS: 0	PA: 48					
<b>PITCHER</b>	IP	WLS	BF	H	R	ER	SO	BB	IBB	HBP	BLK	WP	HR	S	P	ERA	WHIP										
Alex Fernandez, R ERA: 2.76 Donnell, R ERA: 3.38 Scott Radinsky, L ERA: 6.48 Roberto Hernandez, R ERA: 2.89	(1, 1)	7.0	31	5	4	3	7	4	0	0	0	0	2	73	126	3.86	1.286										
	(8, 1)	0.2	6	3	4	4	0	1	0	0	0	0	1	17	31	54.00	6.000										
	(8, 1)	0.0	1	1	0	0	0	0	0	0	0	0	0	2	3	∞	∞										
	(8, 1)	1.1	L	10	3	4	4	2	2	0	0	0	0	21	39	27.00	3.750										

Oakland Athletics @ Chicago White Sox  
Comiskey Park, Chicago, IL  
Fri May 21 1993, 8:05 PM EDT  
Att: 36,760 - Unknown - 60 F

livebaseballscorecards.com

AB 40  
R 12  
H 12  
RBI 12  
BB 7  
SO 9  
LOB 18




Batter	1	2	3	4	5	6	7	8	9	AB	R	H	RBI	BB	SO	LOB	BOTTOM										
Joey Cora, S OBP: 0.365, SLG: 0.376 (1, 4)	1-1 F7	2-1 1H 3B		2-0 G6-4-3		2-2 BB 1B	4-2 BB		0-0 F7	5	0	2	2	1	0	1											
Lance Johnson, L OBP: 0.360, SLG: 0.404 (1, 8)	0-0 G3	1-1 G6-3			0-0 G4-3	4-1 BB	1-0 G4-3		0-0 G6-3	5	0	0	0	1	0	4											
Frank Thomas, R OBP: 0.379, SLG: 0.521 (1, 3)	3-2 G6-3		1-0 L9		1-0 HR 2B	2-2 P4		1-2 BB SF7 2B		5	2	2	0	0	0	2											
George Bell, R OBP: 0.275, SLG: 0.340 Steve Sax, R OBP: 0.276, SLG: 0.321 (7, PR)		1-0 G4-3	1-2 G3-1		4-1 HR BB		1-0 SH1-3 SF8 1B	1-2 G6-3		3	1	1	0	1	0	0											
Robin Ventura, L OBP: 0.438, SLG: 0.563 (1, 5)		3-2 G4-3	1-1 HR		3-2 1H HR		4-2 SF8 SH1-3 BB	4-0 BB IBB		3	3	2	4	2	0	0											
Ellis Burks, R OBP: 0.369, SLG: 0.548 (1, 9)		2-1 2B 2B	0-0 FC5-4 1B		2-2 G6-3		0-0 SH1-3	4-1 BB		3	1	2	0	1	0	0											
Bo Jackson, R OBP: 0.416, SLG: 0.537 Mike Huff, R OBP: 0.345, SLG: 0.455 (7, PR) (8, 7)		4-2 2B BB	1-0 FC5-4 1B		1-1 G1-3		4-0 BB BB IBB	0-1 SF7		2	1	0	0	2	0	1											
Ron Karkovice, R OBP: 0.295, SLG: 0.409 (1, 2)		2-2 1B 2B		0-0 P2		2-0 G6-3		2-0 SF8	0-3 F8	4	1	1	3	0	0	2											
Ozzie Guillen, L OBP: 0.255, SLG: 0.280 (1, 6)		3-2 1B 3B		1-0 G6-4-3 1B		1-0 F8		1-2 BB BB		4	1	2	1	1	1	0											
<b>Inning Stats</b>	R: 0 E: 0 K: 0 S: 6	H: 0 LOB: 0 BB: 0 P: 10	R: 4 E: 0 K: 0 S: 22	H: 4 LOB: 1 BB: 1 P: 40	R: 1 E: 0 K: 0 S: 8	H: 2 LOB: 1 BB: 0 P: 12	R: 0 E: 0 K: 0 S: 3	H: 1 LOB: 0 BB: 0 P: 6	R: 3 E: 0 K: 0 S: 13	H: 2 LOB: 0 BB: 1 P: 24	R: 0 E: 0 K: 0 S: 13	H: 1 LOB: 2 BB: 1 P: 24	R: 2 E: 0 K: 0 S: 11	H: 1 LOB: 3 BB: 4 P: 30	R: 1 E: 0 K: 0 S: 12	H: 1 LOB: 2 BB: 2 P: 24	R: 0 E: 0 K: 1 S: 6	H: 0 LOB: 0 BB: 0 P: 6	1B: 5 2B: 4 3B: 1 HR: 2	SF: 2 SAC: 1 DP: 1 HBP: 0	WP: 0 PB: 0 SB: 0 CS: 0	PA: 47					
<b>PITCHER</b>	IP	WLS	BF	H	R	ER	SO	BB	IBB	HBP	BLK	WP	HR	S	P	ERA	WHIP										
Ron Darling, R ERA: 6.21 Joe Stusarski, R ERA: 13.5 Kelly Downs, R ERA: 7.52 Dennis Eckersley, R ERA: 5.4	(1, 1)	4.1	22	3	3	3	0	2	0	0	0	0	1	42	76	14.54	2.308										
	(5, 1)	2.0	12	3	3	3	0	2	1	0	0	0	1	28	54	13.50	2.500										
	(7, 1)	1.2	W	10	1	1	1	3	1	0	0	0	0	18	40	5.40	2.400										
	(9, 1)	1.0	S	3	0	0	0	1	0	0	0	0	0	6	6	0.00	0.000										

Oakland Athletics @ Chicago White Sox  
Comiskey Park, Chicago, IL  
Fri May 21 1993, 8:05 PM EDT  
Att: 36,760 - Unknown - 60 F

livebaseballscorecards.com

AB 35  
R 11  
H 12  
RBI 11  
BB 9  
SO 1  
LOB 11





Batter	1	2	3	4	5	6	7	8	9	AB	R	H	RBI	BB	SO	LOB	TOP										
Rickey Henderson, R OBP: 0.457, SLG: 0.467 (1, 7)										4	2	1	0	1	1	1											
Brent Gates, S OBP: 0.398, SLG: 0.391 (1, 4)										4	0	1	1	1	2	1											
Ruben Sierra, S OBP: 0.272, SLG: 0.438 (1, 9)										4	1	2	2	0	0	1											
Dave Henderson, R OBP: 0.303, SLG: 0.480 Lance Blankenship, R OBP: 0.373, SLG: 0.298 (8, 8)										4	1	2	1	0	0	3											
Terry Steinbach, R OBP: 0.322, SLG: 0.394 (1, 2)										5	1	2	0	0	0	5											
Troy Neel, L OBP: 0.261, SLG: 0.358 (1, 10)										4	0	0	1	0	1	4											
Kevin Seltzer, R OBP: 0.299, SLG: 0.359 (1, 5)										4	0	2	1	0	0	0											
Dale Sveum, S OBP: 0.323, SLG: 0.241 (1, 3)										3	0	0	0	1	0	3											
Mike Bordick, R OBP: 0.357, SLG: 0.342 (1, 6)										3	1	0	0	1	0	1											
<b>Inning Stats</b>	R: 1 E: 1 K: 0 S: 4	H: 2 LOB: 1 BB: 1 P: 8	R: 0 E: 0 K: 0 S: 3	H: 0 LOB: 0 BB: 0 P: 3	R: 0 E: 1 K: 1 S: 6	H: 0 LOB: 1 BB: 0 P: 6	R: 1 E: 0 K: 0 S: 5	H: 3 LOB: 1 BB: 0 P: 5	R: 0 E: 0 K: 1 S: 5	H: 0 LOB: 0 BB: 0 P: 5	R: 2 E: 0 K: 0 S: 6	H: 3 LOB: 1 BB: 0 P: 6	R: 2 E: 0 K: 1 S: 7	H: 2 LOB: 2 BB: 2 P: 15	R: 0 E: 0 K: 1 S: 5	H: 0 LOB: 1 BB: 1 P: 9	R: 0 E: 0 K: 0 S: 3	H: 0 LOB: 0 BB: 0 P: 4	1B: 9 2B: 0 3B: 0 HR: 1	SF: 1 SAC: 0 DP: 2 HBP: 1	WP: 1 PA: 41 CS: 1						
<b>PITCHER</b>	IP	WLS	BF	H	R	ER	SO	BB	IBB	HBP	BLK	WP	HR	S	P	ERA	WHIP										
Dave Stieb, R ERA: 6.04 (1, 1)	6.0	L	26	8	4	3	2	1	0	0	0	0	1	29	33	4.50	1.500										
Barry Jones, R ERA: 8.59 (7, 1)	1.0		7	2	2	2	1	2	0	0	0	0	0	7	15	18.00	4.000										
Jeff Schwarz, R ERA: 3.0 (8, 1)	1.0		4	0	0	0	1	1	0	0	0	1	0	5	9	0.00	1.000										
Bobby Thigpen, R ERA: 6.1 (9, 1)	1.0		4	0	0	0	0	0	0	1	0	0	0	3	4	0.00	0.000										

Oakland Athletics @ Chicago White Sox  
Comiskey Park, Chicago, IL  
Sat May 22 1993, 4:33 AM EDT  
Att: 33,205 - Unknown - 70 F

AB	35
R	6
H	10
RBI	6
BB	4
SO	4
LOB	19



Batter	1	2	3	4	5	6	7	8	9	AB	R	H	RBI	BB	SO	LOB	BOTTOM										
Tim Raines, S OBP: 0.400, SLG: 0.625 (1, 7)										4	0	1	0	1	0	2											
Joey Cora, S OBP: 0.378, SLG: 0.388 (1, 4)										3	0	2	1	2	0	0											
Frank Thomas, R OBP: 0.374, SLG: 0.510 (1, 3)										5	0	1	0	0	1	7											
George Bell, R OBP: 0.267, SLG: 0.329 (1, 10)										5	0	0	0	0	1	6											
Robin Ventura, L OBP: 0.434, SLG: 0.551 (1, 5)										3	1	0	0	1	1	1											
Ellis Burks, R OBP: 0.379, SLG: 0.550 (1, 9)										3	1	2	0	1	0	0											
Lance Johnson, L OBP: 0.363, SLG: 0.406 (1, 8)										4	0	2	1	0	0	2											
Ron Karkovics, R OBP: 0.286, SLG: 0.395 (1, 2)										4	0	0	0	0	1	5											
Ozzie Guillen, L OBP: 0.273, SLG: 0.337 (1, 6)										4	2	3	2	0	0	0											
<b>Inning Stats</b>	R: 0 E: 0 K: 0 S: 3	H: 1 LOB: 1 BB: 1 P: 7	R: 0 E: 0 K: 1 S: 5	H: 1 LOB: 1 BB: 1 P: 9	R: 0 E: 0 K: 1 S: 7	H: 2 LOB: 2 BB: 0 P: 7	R: 0 E: 0 K: 0 S: 4	H: 1 LOB: 1 BB: 0 P: 4	R: 0 E: 0 K: 0 S: 3	H: 0 LOB: 0 BB: 0 P: 3	R: 2 E: 0 K: 0 S: 5	H: 2 LOB: 2 BB: 2 P: 13	R: 1 E: 0 K: 1 S: 6	H: 1 LOB: 1 BB: 1 P: 10	R: 1 E: 0 K: 1 S: 7	H: 2 LOB: 1 BB: 0 P: 7	1B: 8 2B: 2 3B: 0 HR: 1	SF: 0 SAC: 0 DP: 3 HBP: 0	WP: 0 PA: 40 CS: 1								
<b>PITCHER</b>	IP	WLS	BF	H	R	ER	SO	BB	IBB	HBP	BLK	WP	HR	S	P	ERA	WHIP										
Bobby Witt, R ERA: 4.01 (1, 1)	6.2	W	27	8	2	2	2	2	0	0	0	0	1	29	37	2.70	1.500										
Mike Mohler, L ERA: 5.94 (7, 1)	0.0		2	0	0	0	0	2	0	0	0	0	0	0	8	-	-										
Ed Nunez, R ERA: 4.35 (7, 1)	0.2		4	1	1	1	0	1	0	0	0	0	0	3	7	13.50	3.000										
Rick Honeycutt, L ERA: 2.87 (8, 1)	1.0		4	1	1	1	1	0	0	0	0	0	0	6	6	9.00	1.000										
Dennis Eckersley, R ERA: 5.19 (9, 1)	0.2	S	3	1	0	0	1	0	0	0	0	0	0	5	5	0.00	1.500										

Oakland Athletics @ Chicago White Sox  
Comiskey Park, Chicago, IL  
Sat May 22 1993, 4:33 AM EDT  
Att: 33,205 - Unknown - 70 F

AB	35
R	4
H	11
RBI	4
BB	5
SO	4
LOB	23






Batter	1	2	3	4	5	6	7	8	9	10	AB	R	H	RBI	BB	SO	LOB									
Rickey Henderson, R OBP: 0.469, SLG: 0.477	4-2 FC5-4 BB	4-2 BB			G6-4-3 1-2		4-0 IBB		3-1 2B		2	0	1	0	3	0	1									
Lance Blankenship, R OBP: 0.358, SLG: 0.283	0-3 K	0-3 K			G5-3		1-0 P3		3-2 P3		5	0	0	0	0	2	7									
Ruben Sierra, S OBP: 0.264, SLG: 0.425	0-0 FC5-4				F9		3-3 K		0-3 K		0-1 F8	5	0	0	0	0	2	1								
Dave Henderson, R OBP: 0.307, SLG: 0.505	1-3 K				G5-3		0-0 HR		2-1 HR 1B		3-3 K	5	2	2	1	0	2	1								
Terry Steinbach, R OBP: 0.331, SLG: 0.418		4-1 FC6 E BB			L8		1-1 G5-3		1-0 HR		0-0 1B 1B	4	2	2	2	1	0	0								
Kevin Seitzer, R OBP: 0.255, SLG: 0.353		3-1 FC6 PB 1-H			G5-3		1-1 P2		0-1 G3		2-2 1B 1B	5	0	1	0	0	0	0								
Scott Lydy, R OBP: 0.263, SLG: 0.294	1-3 K				K		0-0 SH1-4 1B		1-3 K		2-1 G1-3	4	0	1	0	0	3	1								
Brent Gates, S OBP: 0.364, SLG: 0.385		1-1 F9			G4-3		1-0 SH1-4		0-2 G5-3			3	0	0	0	0	0	1								
Mike Bordick, R OBP: 0.350, SLG: 0.333		4-0 BB BB			G6-4-3 BB		1-2 P4		1-0 G5-3			2	0	0	0	2	0	1								
Scott Hemond, R OBP: 0.250, SLG: 0.200																										
<b>Inning Stats</b>	R: 0 E: 0 K: 2 S: 9	H: 0 LOB: 1 BB: 1 P: 14	R: 1 E: 1 K: 2 S: 16	H: 0 LOB: 3 BB: 3 P: 33	R: 0 E: 0 K: 0 S: 4	H: 0 LOB: 0 BB: 0 P: 7	R: 0 E: 0 K: 1 S: 6	H: 0 LOB: 0 BB: 0 P: 9	R: 0 E: 0 K: 0 S: 9	H: 0 LOB: 0 BB: 1 P: 16	R: 1 E: 0 K: 0 S: 8	H: 1 LOB: 0 BB: 0 P: 13	R: 0 E: 0 K: 0 S: 7	H: 1 LOB: 2 BB: 1 P: 13	R: 2 E: 0 K: 2 S: 11	H: 2 LOB: 0 BB: 0 P: 15	R: 0 E: 0 K: 0 S: 9	H: 1 LOB: 1 BB: 0 P: 16	R: 0 E: 0 K: 1 S: 12	H: 2 LOB: 2 BB: 0 P: 19	1B: 4 2B: 1 3B: 0 HR: 2	SF: 0 SAC: 1 DP: 1 HBP: 0	WP: 0 PB: 1 SB: 0 CS: 0	PA: 43		
<b>PITCHER</b>	IP 8.0	WLS 34	BF 4	H 4	R 4	ER 3	SO 8	BB 5	IBB 1	HBP 0	BLK 0	WP 0	HR 2	S 70	P 120	ERA 3.38	WHIP 1.125									
Wilson Alvarez, L ERA: 3.11																										
Roberto Hernandez, R ERA: 2.81																										

**Oakland Athletics @ Chicago White Sox**  
Comiskey Park, Chicago, IL  
Sun May 23 1993, 4:33 AM EDT  
Att: 30,873 - Overcast - 64 F

livebaseballscorecards.com

AB	36
R	4
H	7
RBI	3
BB	6
SO	9
LOB	15




Batter	1	2	3	4	5	6	7	8	9	10	AB	R	H	RBI	BB	SO	LOB									
Tim Raines, S OBP: 0.400, SLG: 0.619	1-2 FC6-4 1B		0-1 F7		1-0 G4-1			2-2 HR 2B	1-1 L3		5	1	2	0	0	0	2									
Joey Cora, S OBP: 0.373, SLG: 0.378	0-3 K		0-0 F7			2-2 F7		1-1 G6-3		4-1 3B BB	4	1	0	0	1	1	2									
Frank Thomas, R OBP: 0.369, SLG: 0.520	1-3 K			1-1 HR		2-0 P4		0-0 G5-3		1-1 F9	5	1	1	1	0	1	3									
George Bell, R OBP: 0.277, SLG: 0.367	2-0 FC6-4			2-2 F9		0-1 E 1B		2-1 HR		2-2 1B 3B	5	1	3	3	0	0	1									
Robin Ventura, L OBP: 0.429, SLG: 0.539		4-2 BB		1-1 G4-3		3-0 E3		1-2 G4-3			3	0	0	0	1	0	1									
Ellis Burks, R OBP: 0.369, SLG: 0.534		2-2 F8		3-2 G5-3		3-1 G6-3			3-3 K		4	0	0	0	0	1	3									
Lance Johnson, L OBP: 0.366, SLG: 0.405		2-2 P5			0-0 CS 1B		3-2 G6-3		4-1 1B SF7 BB		3	1	1	0	1	0	1									
Ron Karkovics, R OBP: 0.285, SLG: 0.390		3-1 F7			0-3 K		0-1 G6-3		1-2 1B		4	0	1	0	0	1	2									
Ozzie Guillen, L OBP: 0.272, SLG: 0.330			1-2 L3		4-0 BB		1-2 G3		0-0 SF7		2	0	0	1	1	0	0									
<b>Inning Stats</b>	R: 0 E: 0 K: 2 S: 14	H: 1 LOB: 1 BB: 0 P: 17	R: 0 E: 0 K: 0 S: 13	H: 0 LOB: 1 BB: 1 P: 24	R: 0 E: 0 K: 0 S: 6	H: 0 LOB: 0 BB: 0 P: 7	R: 1 E: 0 K: 0 S: 14	H: 1 LOB: 0 BB: 0 P: 21	R: 0 E: 0 K: 1 S: 5	H: 1 LOB: 1 BB: 1 P: 10	R: 0 E: 1 K: 0 S: 10	H: 1 LOB: 2 BB: 0 P: 20	R: 0 E: 0 K: 0 S: 13	H: 0 LOB: 0 BB: 0 P: 17	R: 2 E: 0 K: 0 S: 17	H: 2 LOB: 0 BB: 0 P: 23	R: 1 E: 0 K: 1 S: 10	H: 1 LOB: 1 BB: 1 P: 19	R: 1 E: 0 K: 0 S: 7	H: 1 LOB: 1 BB: 1 P: 14	1B: 4 2B: 1 3B: 1 HR: 2	SF: 1 SAC: 0 DP: 0 HBP: 0	WP: 0 PB: 0 SB: 0 CS: 1	PA: 40		
<b>PITCHER</b>	IP 6.0	WLS 24	BF 4	H 1	R 1	ER 2	SO 3	BB 2	IBB 1	HBP 0	BLK 0	WP 0	HR 1	S 62	P 99	ERA 1.50	WHIP 1.000									
Bob Welch, R ERA: 4.76																										
Joe Boever, R ERA: 3.72																										
Rick Honeycutt, L ERA: 3.18																										
Rich Gossage, R ERA: 1.08																										

**Oakland Athletics @ Chicago White Sox**  
Comiskey Park, Chicago, IL  
Sun May 23 1993, 4:33 AM EDT  
Att: 30,873 - Overcast - 64 F

livebaseballscorecards.com

AB	35
R	5
H	8
RBI	5
BB	4
SO	4
LOB	15





Batter	1	2	3	4	5	6	7	8	9	AB	R	H	RBI	BB	SO	LOB	TOP										
Chuck Knoblauch R (1,4) OBP: 0.360, SLG: 0.320	G4-3						G6-3			3	0	1	0	1	0	2	<b>Minnesota Twins @ Oakland Athletics</b> Oakland-Alameda County Coliseum, Oakland, CA Tue May 25 1993, 7:05 PM PDT Att: 18,352 - Unknown - 69 F										
Dave McCarty R (1,9) OBP: 0.310, SLG: 0.414	2B		F7			L5		G6-3		4	0	1	0	0	0	3											
Kirby Puckett R (1,8) OBP: 0.341, SLG: 0.424	F9		F8			G3		WP 1B		4	0	1	0	0	0	2											
Kent Hrbek L (1,3) OBP: 0.357, SLG: 0.441	P2			K		G4-3		F8		4	0	0	0	0	1	2											
Dave Winfield R (1,10) OBP: 0.297, SLG: 0.452		P6				G5-3		G3		4	0	1	0	0	0	1											
Brian Harper R (1,2) OBP: 0.338, SLG: 0.426	G6-3			G4-3						4	0	0	0	0	0	0											
Pedro Munoz R (1,7) OBP: 0.319, SLG: 0.462						G6-3		F9		4	1	2	1	0	0	0											
Mike Pagliarulo L (1,5) OBP: 0.320, SLG: 0.480								G3		4	0	1	0	0	0	2											
Pat Meares R (1,6) OBP: 0.293, SLG: 0.316										2	0	0	0	0	0	1											
Randy Bush L (7,PH) OBP: 0.278, SLG: 0.200										1	0	0	0	0	1	2											
Jeff Reboulet R (7,6) OBP: 0.267, SLG: 0.187										0	0	0	0	0	0	0											
<b>Inning Stats</b>	R: 0 E: 0 K: 0 S: 11	H: 1 LOB: 1 BB: 0 P: 16	R: 1 E: 0 K: 0 S: 7	H: 1 LOB: 0 BB: 0 P: 9	R: 0 E: 0 K: 0 S: 9	H: 0 LOB: 1 BB: 1 P: 17	R: 0 E: 0 K: 1 S: 7	H: 1 LOB: 0 BB: 0 P: 12	R: 0 E: 0 K: 0 S: 13	H: 2 LOB: 2 BB: 0 P: 18	R: 0 E: 0 K: 0 S: 7	H: 0 LOB: 0 BB: 0 P: 12	R: 0 E: 0 K: 1 S: 11	H: 1 LOB: 2 BB: 0 P: 20	R: 0 E: 0 K: 0 S: 11	H: 1 LOB: 1 BB: 0 P: 18	R: 0 E: 0 K: 0 S: 8	H: 0 LOB: 0 BB: 0 P: 12	1B: 5 2B: 1 3B: 0 HR: 1	SF: 0 SAC: 0 DP: 0 HBP: 0	WP: 1 PB: 0 SB: 0 CS: 0	PA: 35					
<b>PITCHER</b>	IP	WLS	BF	H	R	ER	SO	BB	IBB	HBP	BLK	WP	HR	S	P	ERA	WHIP										
Storm Davis R (1,1) ERA: 4.78	6.0	W	24	5	1	1	1	1	0	0	0	0	1	57	90	1.50	1.000										
Ed Nunez R (7,1) ERA: 3.97	2.0		8	2	0	0	1	0	0	0	0	1	0	19	32	0.00	1.000										
Dennis Eckersley R (9,1) ERA: 4.91	1.0	S	3	0	0	0	0	0	0	0	0	0	0	8	12	0.00	0.000										

Batter	1	2	3	4	5	6	7	8	9	AB	R	H	RBI	BB	SO	LOB	BOTTOM										
Rickey Henderson R (1,7) OBP: 0.469, SLG: 0.500	HR						FC4-6 1B			3	1	1	1	1	1	3	<b>Minnesota Twins @ Oakland Athletics</b> Oakland-Alameda County Coliseum, Oakland, CA Tue May 25 1993, 7:05 PM PDT Att: 18,352 - Unknown - 69 F										
Brent Gates S (1,4) OBP: 0.348, SLG: 0.362	L3		FC5-4				P3			4	0	0	0	0	1	6											
Ruben Sierra S (1,9) OBP: 0.264, SLG: 0.421	P6		P4				1B			4	0	1	1	0	1	4											
Dave Henderson R (1,10) OBP: 0.297, SLG: 0.486	K			F9	F8		K			4	0	0	0	0	2	5											
Terry Steinbach R (1,2) OBP: 0.335, SLG: 0.417		FC6-4 BB		L9			F9			3	0	1	0	1	0	0											
Marcos Armas R (1,3) OBP: 0.284, SLG: 0.345		F7		K			F7			4	0	0	0	0	1	2											
Kevin Seitzer R (1,5) OBP: 0.294, SLG: 0.345		FC6-4					G3			3	1	0	0	1	0	2											
Mike Bordick R (1,6) OBP: 0.361, SLG: 0.349			K				BB 1B			3	1	2	0	0	1	1											
Lance Blankenship R (1,8) OBP: 0.370, SLG: 0.287							BB 1B			2	0	1	1	2	0	2											
<b>Inning Stats</b>	R: 1 E: 0 K: 1 S: 13	H: 1 LOB: 0 BB: 0 P: 20	R: 0 E: 0 K: 1 S: 12	H: 0 LOB: 1 BB: 1 P: 22	R: 0 E: 0 K: 1 S: 8	H: 0 LOB: 1 BB: 1 P: 17	R: 0 E: 0 K: 1 S: 7	H: 0 LOB: 0 BB: 0 P: 11	R: 0 E: 0 K: 2 S: 16	H: 2 LOB: 3 BB: 2 P: 29	R: 0 E: 0 K: 0 S: 5	H: 0 LOB: 0 BB: 0 P: 8	R: 1 E: 0 K: 1 S: 10	H: 1 LOB: 2 BB: 1 P: 19	R: 0 E: 0 K: 0 S: 9	H: 2 LOB: 2 BB: 0 P: 14		R: 0 E: 0 K: 0 S: 9	H: 0 LOB: 0 BB: 0 P: 14	1B: 4 2B: 1 3B: 0 HR: 1	SF: 0 SAC: 0 DP: 0 HBP: 1	WP: 0 PB: 0 SB: 1 CS: 0	PA: 36				
<b>PITCHER</b>	IP	WLS	BF	H	R	ER	SO	BB	IBB	HBP	BLK	WP	HR	S	P	ERA	WHIP										
Jim Deshaies L (1,1) ERA: 4.27	6.0	L	25	3	2	2	6	4	0	0	0	0	0	61	107	3.00	1.167										
Mike Hartley R (7,1) ERA: 4.34	0.0		2	0	1	1	0	1	0	1	0	0	0	0	5	∞	∞										
Mark Guthrie L (7,1) ERA: 4.74	0.2		3	1	0	0	0	0	0	0	0	0	0	7	10	0.00	1.500										
Carl Willis R (7,1) ERA: 19.64	1.1		6	2	0	0	1	0	0	0	0	0	0	12	18	0.00	1.500										

AB	34
R	1
H	7
RBI	1
BB	1
SO	2
LOB	15



AB	30
R	3
H	6
RBI	3
BB	5
SO	7
LOB	25





Batter	1	2	3	4	5	6	7	8	9	AB	R	H	RBI	BB	SO	LOB	TOP				
<b>Chuck Knoblauch, R</b> OBP: 0.375, SLG: 0.333 (1, 4)	L5		1B E BB	1B		1B BB		WP 1B 2B	E 1B BB	3	3	2	0	3	0	0	<b>Minnesota Twins @ Oakland Athletics</b> Oakland-Alameda County Coliseum, Oakland, CA Wed May 26 1993, 3:33 AM PDT Att: 18,276 - Overcast - 68 F				
<b>Dave McCarty, R</b> OBP: 0.296, SLG: 0.371 (1, 9) (8, 7)	G4-3		E2 1B 1B	K		L9		P4	E5 SH5-3 1B 1-2	6	1	1	1	0	1	5					
<b>Kirby Puckett, R</b> OBP: 0.352, SLG: 0.433 (1, 8)	P5		1B HR	K		1B		1B 1B	SH5-3 1B	6	2	4	4	0	1	1					
<b>Kent Hrbek, L</b> OBP: 0.358, SLG: 0.463 (1, 3)		F8	HR		F7	G3		1B 2B 1B	SH5-3	5	2	2	2	0	0	2					
<b>Brian Harper, R</b> OBP: 0.351, SLG: 0.429 (1, 2)		BB 1B	G5-3 1B HBP		G5-3		G4-3	2B 1B	G4-3 IBB	4	1	2	1	1	0	0					
<b>Gene Larkin, S</b> OBP: 0.385, SLG: 0.368 (1, 10)		BB	G5-3 1B		1B BB		BB	2B	G4-3	3	0	2	2	3	0	3					
<b>Pedro Munoz, R</b> OBP: 0.270, SLG: 0.194 (8, PH)			G5-3				K	P4		4	0	1	0	0	2	5					
<b>Randy Bush, L</b> OBP: 0.297, SLG: 0.452 (8, 9)			G5-3		FC6-4 1B		K			1	0	0	0	0	0	1					
<b>Dave Winfield, R</b> OBP: 0.297, SLG: 0.452 (8, 9)			G5-3		FC6-4 1B		K			0	0	0	0	0	0	0					
<b>Mike Pagliarulo, L</b> OBP: 0.315, SLG: 0.476 (1, 5)			G4-3		FC6-4 1-2		K		3B 2B	5	1	1	0	0	1	6					
<b>Pat Meares, R</b> OBP: 0.304, SLG: 0.372 (1, 6)			BB 1B	P4		K		G1-3	1B 3B	5	2	2	1	0	1	0					
<b>Inning Stats</b>	R: 0 E: 0 K: 0 S: 5	H: 0 LOB: 0 BB: 0 P: 6	R: 0 E: 0 K: 1 S: 11	H: 1 LOB: 2 BB: 1 P: 22	R: 5 E: 1 K: 0 S: 16	H: 5 LOB: 1 BB: 1 P: 31	R: 0 E: 0 K: 2 S: 10	H: 1 LOB: 1 BB: 0 P: 14	R: 0 E: 0 K: 0 S: 9	H: 1 LOB: 2 BB: 1 P: 22	R: 0 E: 0 K: 2 S: 11	H: 0 LOB: 1 BB: 1 P: 20	R: 4 E: 0 K: 0 S: 21	H: 5 LOB: 1 BB: 2 P: 30	R: 3 E: 1 K: 0 S: 11	H: 3 LOB: 2 BB: 2 P: 25	1B: 12 2B: 3 3B: 1 HR: 1	SF: 0 SAC: 1 DP: 2 HBP: 1	WP: 1 PB: 0 SB: 0 CS: 0	PA: 51	
<b>PITCHER</b>	IP	WLS	BF	H	R	ER	SO	BB	IBB	HBP	BLK	WP	HR	S	P	ERA	WHIP			ERA	WHIP
<b>Ron Darling, R</b> ERA: 7.15 (1, 1)	2.0	13	5	5	5	1	2	0	0	0	0	0	1	26	49	22.50	3.500			∞	∞
<b>Kelly Downs, R</b> ERA: 6.53 (3, 1)	4.0	18	4	0	0	3	2	0	1	0	0	0	0	34	63	0.00	1.500				
<b>Rich Gossage, R</b> ERA: 1.96 (7, 1)	1.2	8	2	2	2	2	1	0	0	0	0	1	0	21	36	10.80	1.800				
<b>Rick Honeycutt, L</b> ERA: 3.71 (8, 1)	0.0	1	1	0	0	0	0	0	0	0	0	0	0	2	2	∞	∞				
<b>Dennis Eckersley, R</b> ERA: 5.3 (8, 1)	0.1	3	2	2	2	0	0	0	0	0	0	0	0	9	15	54.00	6.000				

AB	42
R	12
H	17
RBI	11
BB	7
SO	6
LOB	23



Batter	1	2	3	4	5	6	7	8	9	AB	R	H	RBI	BB	SO	LOB	BOTTOM					
<b>Rickey Henderson, R</b> OBP: 0.464, SLG: 0.496 (1, 7)	K		E6 1B 1B	G6-4-3		BB E BB		WP BB 2B	G1-6-3	5	3	1	0	1	1	2	<b>Minnesota Twins @ Oakland Athletics</b> Oakland-Alameda County Coliseum, Oakland, CA Wed May 26 1993, 3:33 AM PDT Att: 18,276 - Overcast - 68 F					
<b>Brent Gates, S</b> OBP: 0.398, SLG: 0.419 (1, 4)	G3		1B 1B		HR	E BB		F9	1B	5	3	3	1	1	0	1						
<b>Ruben Sierra, S</b> OBP: 0.271, SLG: 0.426 (1, 9)	G3-1		1B 1B		F7	E9 2B		BB S IBB	P4	5	1	2	4	1	0	1						
<b>Dave Henderson, R</b> OBP: 0.295, SLG: 0.486 (7, 8)		G4-3 WP 2B	P6		G5-3	K		BB BB BB		4	1	1	0	0	1	3						
<b>Terry Steinbach, R</b> OBP: 0.350, SLG: 0.439 (1, 2)		G6-3	1B		2B			BB BB		4	0	3	2	1	0	1						
<b>Troy Neel, L</b> OBP: 0.258, SLG: 0.345 (1, 10)		G4-3	G4-3		F8			BB		4	0	0	1	1	0	5						
<b>Dale Sveum, S</b> OBP: 0.333, SLG: 0.232 (1, 5)		G4-3 WP 2B				BB E BB		K		2	1	0	0	2	2	1						
<b>Kevin Seitzer, R</b> OBP: 0.292, SLG: 0.343 (9, 5)		FC6-4 BB				BB E BB		K		1	0	0	0	0	1	3						
<b>Marcos Armas, R</b> OBP: 0.222, SLG: 0.667 (1, 3)		FC6-4			WP 2B	K		K		5	2	2	1	0	2	3						
<b>Mike Bordick, R</b> OBP: 0.362, SLG: 0.351 (1, 6)			G5-3		G6-4-3 1B	P8		F8	G1-6-3 1B	5	0	2	0	0	0	1						
<b>Inning Stats</b>	R: 0 E: 0 K: 1 S: 8	H: 0 LOB: 0 BB: 0 P: 10	R: 1 E: 0 K: 0 S: 15	H: 1 LOB: 1 BB: 1 P: 24	R: 2 E: 1 K: 0 S: 18	H: 3 LOB: 0 BB: 0 P: 31	R: 1 E: 0 K: 1 S: 11	H: 2 LOB: 0 BB: 0 P: 17	R: 1 E: 0 K: 0 S: 11	H: 2 LOB: 1 BB: 0 P: 18	R: 3 E: 1 K: 2 S: 15	H: 1 LOB: 1 BB: 3 P: 31	R: 0 E: 0 K: 2 S: 11	H: 1 LOB: 1 BB: 0 P: 13	R: 2 E: 0 K: 1 S: 16	H: 1 LOB: 3 BB: 4 P: 42	R: 1 E: 0 K: 0 S: 11	H: 3 LOB: 1 BB: 0 P: 19	1B: 6 2B: 6 3B: 0 HR: 2	SF: 0 SAC: 0 DP: 2 HBP: 0	WP: 4 PB: 0 SB: 1 CS: 0	PA: 48
<b>PITCHER</b>	IP	WLS	BF	H	R	ER	SO	BB	IBB	HBP	BLK	WP	HR	S	P	ERA	WHIP			ERA	WHIP	
<b>Kevin Tapani, R</b> ERA: 6.13 (1, 1)	4.2	23	8	5	3	2	1	0	0	0	0	0	0	27	46	11.57	2.143					
<b>Mike Trombley, R</b> ERA: 6.3 (5, 1)	2.1	12	2	3	3	4	3	0	0	0	0	0	0	6	11	27.00	3.000					
<b>Carl Willis, R</b> ERA: 20.25 (8, 1)	0.1	2	1	1	1	0	0	0	0	0	0	1	0	2	8	0.00	0.000					
<b>Mark Guthrie, L</b> ERA: 5.12 (8, 1)	0.1	2	0	0	0	0	0	1	0	0	0	1	0	2	8	0.00	0.000					
<b>Rick Aquilera, R</b> ERA: 2.53 (8, 1)	0.0	3	0	1	1	0	3	0	0	0	0	0	0	5	17	∞	∞					

AB	40
R	11
H	14
RBI	9
BB	8
SO	7
LOB	21





Batter	1	2	3	4	5	6	7	8	9	AB	R	H	RBI	BB	SO	LOB	TOP										
<b>Devon White, S</b> OBP: 0.364, SLG: 0.531 (1, 8)										5	0	1	0	0	3	0	<b>Toronto Blue Jays @ Oakland Athletics</b> Oakland-Alameda County Coliseum, Oakland, CA Fri May 28 1993, 7:05 PM PDT Att: 30,351 - Unknown - 68 F <a href="http://livebaseballscorecards.com">livebaseballscorecards.com</a>										
<b>Roberto Alomar, S</b> OBP: 0.368, SLG: 0.387 (1, 4)										5	1	1	0	0	0	1											
<b>Paul Molitor, R</b> OBP: 0.412, SLG: 0.497 (1, 10)										2	1	1	0	2	0	0											
<b>John Olerud, L</b> OBP: 0.485, SLG: 0.609 (1, 3)										4	0	1	1	0	2	3											
<b>Darnell Coles, R</b> OBP: 0.351, SLG: 0.413 (1, 9)										4	0	1	1	0	0	4											
<b>Ed Sprague, R</b> OBP: 0.289, SLG: 0.395 (1, 5)										4	0	2	0	0	0	0											
<b>Turner Ward, S</b> OBP: 0.270, SLG: 0.393 (1, 7)										3	0	0	0	1	0	2											
<b>Pat Borders, R</b> OBP: 0.245, SLG: 0.345 (1, 2)										4	0	0	0	0	0	4											
<b>Alfredo Griffin, S</b> OBP: 0.283, SLG: 0.294 (1, 6)										3	0	0	0	0	0	1											
<b>Joe Carter, R</b> OBP: 0.328, SLG: 0.623 (9, PH)										1	0	0	0	0	0	0											
<b>Inning Stats</b>	R: 0 E: 0 K: 0 S: 11	H: 1 LOB: 2 BB: 1 P: 20	R: 0 E: 0 K: 0 S: 7	H: 0 LOB: 0 BB: 0 P: 12	R: 1 E: 0 K: 1 S: 14	H: 2 LOB: 2 BB: 1 P: 24	R: 0 E: 1 K: 0 S: 11	H: 0 LOB: 1 BB: 0 P: 17	R: 0 E: 0 K: 0 S: 5	H: 0 LOB: 0 BB: 0 P: 7	R: 0 E: 0 K: 1 S: 14	H: 1 LOB: 2 BB: 1 P: 23	R: 0 E: 0 K: 1 S: 8	H: 0 LOB: 0 BB: 0 P: 12	R: 1 E: 0 K: 1 S: 15	H: 3 LOB: 2 BB: 0 P: 22	R: 0 E: 0 K: 1 S: 7	H: 0 LOB: 0 BB: 0 P: 9	1B: 5 2B: 1 3B: 1 HR: 0	SF: 0 SAC: 0 DP: 0 HBP: 0	WP: 0 PB: 0 SB: 1 CS: 0	PA: 38					
<b>PITCHER</b>	IP	WLS	BF	H	R	ER	SO	BB	IBB	HBP	BLK	WP	HR	S	P	ERA	WHIP										
<b>Bobby Witt, R</b> ERA: 3.8 (1, 1)	8.0	W	35	7	2	2	4	3	0	0	0	0	0	85	137	2.25	1.250										
<b>Rick Honeycutt, L</b> ERA: 3.5 (9, 1)	1.0	S	3	0	0	0	1	0	0	0	0	0	0	7	9	0.00	0.000										

Batter	1	2	3	4	5	6	7	8	9	AB	R	H	RBI	BB	SO	LOB	BOTTOM										
<b>Rickey Henderson, R</b> OBP: 0.465, SLG: 0.492 (1, 7)										3	1	1	0	1	1	1	<b>Toronto Blue Jays @ Oakland Athletics</b> Oakland-Alameda County Coliseum, Oakland, CA Fri May 28 1993, 7:05 PM PDT Att: 30,351 - Unknown - 68 F <a href="http://livebaseballscorecards.com">livebaseballscorecards.com</a>										
<b>Brent Gates, S</b> OBP: 0.374, SLG: 0.416 (1, 4)										3	0	1	2	1	1	1											
<b>Ruben Sierra, S</b> OBP: 0.271, SLG: 0.419 (1, 9)										3	0	0	0	1	1	2											
<b>Dave Henderson, R</b> OBP: 0.294, SLG: 0.478 (1, 10)										4	0	1	0	0	0	4											
<b>Terry Steinbach, R</b> OBP: 0.354, SLG: 0.441 (1, 2)										4	0	2	0	0	1	0											
<b>Mike Aldrete, L</b> (1, 3)										4	0	0	0	0	3	3											
<b>Kevin Seitzer, R</b> OBP: 0.291, SLG: 0.340 (1, 5)										4	1	1	0	0	0	1											
<b>Mike Bordick, R</b> OBP: 0.353, SLG: 0.341 (1, 6)										4	0	0	0	0	0	2											
<b>Lance Blankenship, R</b> OBP: 0.371, SLG: 0.286 (1, 8)										4	1	1	0	0	0	1											
<b>Inning Stats</b>	R: 0 E: 0 K: 1 S: 8	H: 1 LOB: 0 BB: 0 P: 13	R: 0 E: 0 K: 2 S: 8	H: 0 LOB: 0 BB: 0 P: 10	R: 0 E: 0 K: 1 S: 10	H: 1 LOB: 1 BB: 0 P: 18	R: 0 E: 0 K: 2 S: 11	H: 2 LOB: 2 BB: 0 P: 12	R: 2 E: 2 K: 0 S: 23	H: 1 LOB: 2 BB: 2 P: 38	R: 0 E: 0 K: 0 S: 11	H: 1 LOB: 1 BB: 0 P: 11	R: 0 E: 1 K: 0 S: 20	H: 0 LOB: 2 BB: 1 P: 27	R: 1 E: 2 K: 1 S: 12	H: 1 LOB: 1 BB: 0 P: 15	R: 0 E: 2 K: 1 S: 12	H: 1 LOB: 1 BB: 0 P: 15	1B: 7 2B: 1 3B: 0 HR: 0	SF: 0 SAC: 0 DP: 1 HBP: 0	WP: 0 PB: 0 SB: 2 CS: 0	PA: 36					
<b>PITCHER</b>	IP	WLS	BF	H	R	ER	SO	BB	IBB	HBP	BLK	WP	HR	S	P	ERA	WHIP										
<b>Pat Hentgen, R</b> ERA: 2.78 (1, 1)	6.1	L	29	6	2	0	6	3	0	0	0	0	0	85	122	0.00	1.421										
<b>Danny Cox, R</b> ERA: 2.27 (7, 1)	1.2	L	7	1	1	0	1	0	0	0	0	0	0	18	22	0.00	0.600										

AB 35  
R 2  
H 7  
RBI 2  
BB 3  
SO 5  
LOB 15



AB 33  
R 3  
H 7  
RBI 2  
BB 3  
SO 7  
LOB 15





Batter	1	2	3	4	5	6	7	8	9	AB	R	H	RBI	BB	SO	LOB	TOP											
<b>Devon White, S</b> OBP: 0.371, SLG: 0.530 (1, 8)	G4-3	FC5-2															4 2 2 0 1 0 3											
<b>Roberto Alomar, S</b> OBP: 0.364, SLG: 0.387 (1, 4)	G6-3	K															5 1 1 1 0 1 5											
<b>Paul Molitor, R</b> OBP: 0.412, SLG: 0.495 (1, 10)	1B		G6-3														5 1 2 0 0 0 1											
<b>Joe Carter, R</b> OBP: 0.330, SLG: 0.615 (1, 7)	E5		P7														4 0 1 0 1 0 1											
<b>John Olerud, L</b> OBP: 0.482, SLG: 0.600 (1, 3)	G6-3		L7														4 0 1 1 1 0 2											
<b>Ed Sprague, R</b> OBP: 0.292, SLG: 0.391 (1, 5)																	4 0 1 0 0 0 3											
<b>Darrin Jackson, R</b> OBP: 0.264, SLG: 0.362 (1, 9)																	4 1 2 1 0 2 2											
<b>Pat Borders, R</b> OBP: 0.245, SLG: 0.342 (1, 2)																	4 0 1 0 0 1 2											
<b>Domingo Cedenio, S</b> OBP: 0.167, SLG: 0.167 (1, 6)																	4 0 1 0 0 1 1											
<b>Inning Stats</b>	R: 1 E: 1 K: 0 S: 11	H: 2 LOB: 1 BB: 0 P: 20	R: 0 E: 0 K: 1 S: 14	H: 3 LOB: 3 BB: 0 P: 23	R: 0 E: 0 K: 0 S: 5	H: 0 LOB: 0 BB: 0 P: 9	R: 1 E: 0 K: 0 S: 6	H: 1 LOB: 1 BB: 0 P: 11	R: 2 E: 0 K: 0 S: 17	H: 3 LOB: 2 BB: 1 P: 26	R: 0 E: 0 K: 2 S: 15	H: 2 LOB: 2 BB: 0 P: 23	R: 0 E: 0 K: 1 S: 13	H: 1 LOB: 2 BB: 0 P: 20	R: 1 E: 1 K: 1 S: 8	H: 0 LOB: 0 BB: 1 P: 16	R: 0 E: 0 K: 0 S: 10	H: 0 LOB: 1 BB: 1 P: 18	1B: 10 2B: 1 3B: 0 HR: 1	SF: 0 SAC: 0 DP: 1 HBP: 1	WP: 0 PB: 0 SB: 1 CS: 1	PA: 43						
<b>PITCHER</b>	IP	WLS	BF	H	R	ER	SO	BB	IBB	HBP	BLK	WP	HR	S	P	ERA	WHIP											
<b>Bob Welch, R</b> ERA: 4.76 (1, 1)	5.2	L	28	11	4	3	3	1	0	0	0	0	1	64	107	4.76	2.118											
<b>Mike Mohler, L</b> ERA: 5.5 (6, 1)	0.1		1	0	0	0	0	0	0	0	0	0	0	4	5	0.00	0.000											
<b>Ed Nunez, R</b> ERA: 3.75 (7, 1)	1.1		6	1	0	0	2	0	0	1	0	0	0	16	25	0.00	0.750											
<b>Rick Honeycutt, L</b> ERA: 3.38 (8, 1)	0.2		3	0	1	0	0	1	0	0	0	0	0	5	11	0.00	1.500											
<b>Kelly Downs, R</b> ERA: 6.32 (9, 1)	1.0		4	0	0	0	0	1	0	0	0	0	0	10	18	0.00	1.000											
<b>Batter</b>	<b>1</b>	<b>2</b>	<b>3</b>	<b>4</b>	<b>5</b>	<b>6</b>	<b>7</b>	<b>8</b>	<b>9</b>	<b>AB</b>	<b>R</b>	<b>H</b>	<b>RBI</b>	<b>BB</b>	<b>SO</b>	<b>LOB</b>	<b>BOTTOM</b>											
<b>Rickey Henderson, R</b> OBP: 0.466, SLG: 0.488 (1, 7)	K																3 1 1 0 1 2 1											
<b>Brent Gates, S</b> OBP: 0.379, SLG: 0.413 (1, 4)	G4-3																3 1 1 0 1 0 1											
<b>Ruben Sierra, S</b> OBP: 0.270, SLG: 0.415 (1, 9)	F7																4 0 1 1 0 1 3											
<b>Dave Henderson, R</b> OBP: 0.285, SLG: 0.462 (1, 10)																	4 1 0 0 0 0 2											
<b>Terry Steinbach, R</b> OBP: 0.351, SLG: 0.436 (1, 2)																	4 0 1 1 0 0 0											
<b>Kevin Seitzer, R</b> OBP: 0.296, SLG: 0.345 (1, 5)																	4 0 2 1 0 0 0											
<b>Marcos Armas, R</b> OBP: 0.167, SLG: 0.500 (1, 3)																	3 0 0 0 0 2 3											
<b>Mike Aldrete, L</b> (9, PH)																	1 0 0 0 0 0 0											
<b>Mike Bordick, R</b> OBP: 0.344, SLG: 0.331 (1, 6)																	4 0 0 0 0 0 0											
<b>Lance Blankenship, R</b> OBP: 0.373, SLG: 0.290 (1, 8)																	2 0 1 0 0 0 0											
<b>Inning Stats</b>	R: 0 E: 0 K: 1 S: 8	H: 0 LOB: 0 BB: 0 P: 11	R: 0 E: 0 K: 0 S: 8	H: 0 LOB: 0 BB: 0 P: 12	R: 0 E: 0 K: 1 S: 13	H: 0 LOB: 0 BB: 0 P: 20	R: 3 E: 0 K: 1 S: 21	H: 4 LOB: 2 BB: 1 P: 35	R: 0 E: 0 K: 0 S: 12	H: 2 LOB: 2 BB: 1 P: 21	R: 0 E: 0 K: 0 S: 8	H: 1 LOB: 1 BB: 0 P: 11	R: 0 E: 1 K: 1 S: 9	H: 0 LOB: 1 BB: 0 P: 14	R: 0 E: 0 K: 1 S: 9	H: 0 LOB: 0 BB: 0 P: 14	R: 0 E: 0 K: 0 S: 7	H: 0 LOB: 0 BB: 0 P: 9	1B: 7 2B: 2 3B: 0 HR: 0	SF: 0 SAC: 1 DP: 2 HBP: 0	WP: 1 PB: 0 SB: 1 CS: 1	PA: 35						
<b>PITCHER</b>	IP	WLS	BF	H	R	ER	SO	BB	IBB	HBP	BLK	WP	HR	S	P	ERA	WHIP											
<b>Dave Stewart, R</b> ERA: 7.27 (1, 1)	5.0	W	21	6	3	3	3	2	0	0	0	0	1	0	15	21	0.00	0.600										
<b>Woody Williams, R</b> ERA: 2.7 (6, 1)	1.2		7	1	0	0	1	0	0	0	0	0	0	15	21	0.00	0.600											
<b>Tony Castillo, L</b> ERA: 1.23 (7, 1)	0.1		1	0	0	0	0	0	0	0	0	0	0	2	4	0.00	0.000											
<b>Mike Timlin, R</b> ERA: 4.18 (8, 1)	1.0		3	0	0	0	1	0	0	0	0	0	0	9	14	0.00	0.000											
<b>Duane Ward, R</b> ERA: 2.45 (9, 1)	1.0	S	3	0	0	0	0	0	0	0	0	0	0	7	9	0.00	0.000											

Toronto Blue Jays @ Oakland Athletics  
Oakland-Alameda County Coliseum, Oakland, CA  
Sat May 29 1993, 3:33 AM PDT  
Att: 30,467 - Cloudy - 71 F

AB	38
R	5
H	12
RBI	3
BB	3
SO	5
LOB	20



Toronto Blue Jays @ Oakland Athletics  
Oakland-Alameda County Coliseum, Oakland, CA  
Sat May 29 1993, 3:33 AM PDT  
Att: 30,467 - Cloudy - 71 F

AB	32
R	3
H	7
RBI	3
BB	2
SO	5
LOB	10





Batter	1	2	3	4	5	6	7	8	9	AB	R	H	RBI	BB	SO	LOB	TOP								
<b>Devon White, S</b> OBP: 0.364, SLG: 0.517	2-3 <b>K</b>	2-2 G4-3		1-2 F8 1B	0-1 E4 BB		2-2 L7	1-0 P3		6	1	1	0	0	1	4									
<b>Roberto Alomar, S</b> OBP: 0.398, SLG: 0.384	2-2 G5-3	0-2 1B		3-2 F8	4-0 BB		4-1 E S BB	0-0 L1		4	0	1	2	2	0	1									
<b>Paul Molitor, R</b> OBP: 0.414, SLG: 0.490	2-1 G6-3	1-3 K		1-1 1B	1-1 L7		4-1 BB	4-1 BB		4	0	1	1	2	1	4									
<b>Joe Carter, R</b> OBP: 0.325, SLG: 0.617		0-1 HR	0-3 K	3-1 F9			3-2 P3	1-3 K	0-2 P6	6	1	1	1	0	2	4									
<b>John Olerud, L</b> OBP: 0.488, SLG: 0.615		4-2 1B HBP BB	2-2 HR		0-1 2B 1B		4-2 HR BB	2-0 F9	0-1 F9	4	4	2	1	2	0	1									
<b>Ed Sprague, R</b> OBP: 0.301, SLG: 0.409	2-1 1B HBP	4-1 FC5-4 BB		0-0 L8	3-2 HR		1-2 E5 1B 2B			3	3	1	2	1	0	1									
<b>Darrin Jackson, R</b> OBP: 0.268, SLG: 0.370	2-3 K	0-1 F8		1-0 1B 2B	1-1 F7		0-0 2B 1B	1-2 2B 1B		5	2	2	0	0	1	3									
<b>Pat Borders, R</b> OBP: 0.250, SLG: 0.350	2-1 G4-3 1B 1B	0-0 FC5-4		0-0 G5-3	0-3 K		1-2 2B			5	1	2	2	0	1	3									
<b>Domingo Cedenio, S</b> OBP: 0.273, SLG: 0.273	1-1 1B 1B			2-2 G4-3	1-2 BB E 1B		1-0 F8	2-2 L8		5	1	2	4	0	0	1									
<b>Inning Stats</b>	R: 0 E: 0 K: 1 S: 9	H: 0 LOB: 0 BB: 0 P: 15	R: 5 E: 0 K: 2 S: 25	H: 4 LOB: 1 BB: 1 P: 39	R: 1 E: 0 K: 1 S: 11	H: 1 LOB: 1 BB: 1 P: 17	R: 1 E: 0 K: 0 S: 14	H: 2 LOB: 1 BB: 0 P: 22	R: 2 E: 1 K: 0 S: 14	H: 3 LOB: 3 BB: 1 P: 21	R: 2 E: 0 K: 1 S: 17	H: 1 LOB: 0 BB: 1 P: 28	R: 0 E: 0 K: 1 S: 9	H: 0 LOB: 2 BB: 2 P: 21	R: 2 E: 1 K: 0 S: 16	H: 2 LOB: 1 BB: 0 P: 23	R: 0 E: 0 K: 0 S: 7	H: 0 LOB: 1 BB: 1 P: 11	1B: 8 2B: 2 3B: 0 HR: 3	SF: 0 SAC: 0 DP: 0 HBP: 1	WP: 0 PB: 0 SB: 2 CS: 0	PA: 50			
<b>PITCHER</b>	IP	WLS	BF	H	R	ER	SO	BB	IBB	HBP	BLK	WP	HR	S	P	ERA	WHIP								
<b>Storm Davis, R</b> ERA: 5.88	3.2		21	7	7	7	4	2	0	1	0	0	2	57	90	17.18	2.455								
<b>Kelly Downs, R</b> ERA: 6.27	1.2		11	3	3	1	0	2	0	0	0	0	0	24	39	5.40	3.000								
<b>Rich Gossage, R</b> ERA: 2.25	1.2		8	1	1	1	2	2	0	0	0	0	1	18	34	5.40	1.800								
<b>Mike Mohler, L</b> ERA: 5.88	1.0	L	6	2	2	1	0	0	0	0	0	0	0	16	23	9.00	2.000								
<b>Joe Boever, R</b> ERA: 4.5	1.0		4	0	0	0	0	1	0	0	0	0	0	7	11	0.00	1.000								

Toronto Blue Jays @ Oakland Athletics  
Oakland-Alameda County Coliseum, Oakland, CA

AB 42  
R 13  
H 13  
RBI 13  
BB 7  
SO 6  
LOB 22



WP: 0 PA: 50  
PB: 0  
SB: 2  
CS: 0

Batter	1	2	3	4	5	6	7	8	9	AB	R	H	RBI	BB	SO	LOB	BOTTOM								
<b>Rickey Henderson, R</b> OBP: 0.461, SLG: 0.488	2-1 F7	2-2 FC5-4 BB HR	2-2 G4-3 1B		2-1 G4-3 2B		1-1 L5		1-2 F7	6	1	2	1	0	0	1									
<b>Brent Gates, S</b> OBP: 0.390, SLG: 0.398	4-2 1B 2B BB	4-1 HR BB	1-0 G4-3		1-2 G4-3		0-2 G6-3			3	2	0	1	2	0	2									
<b>Ruben Sierra, S</b> OBP: 0.274, SLG: 0.428	2-2 P4	1-0 HR	1-0 G4-3		4-0 S IBB		1-1 P5			4	1	1	3	1	0	2									
<b>Troy Neel, L</b> OBP: 0.264, SLG: 0.342	0-1 2B 1B	0-1 G4-3		0-3 K	2-3 K		4-1 G4-3 BB			4	1	1	0	1	2	2									
<b>Terry Steinbach, R</b> OBP: 0.357, SLG: 0.447	2-0 1B 2B		1-3 K	2-2 G3 1B PO	2-3 K		1-3 K			3	0	2	2	0	1	0									
<b>Scott Hemond, R</b> OBP: 0.233, SLG: 0.185	1-3 2B		1-3 K	1-2 G3 1B	1-2 K		1-2 K			2	0	0	0	0	2	3									
<b>Kevin Seitzer, R</b> OBP: 0.299, SLG: 0.342	1-2 G6-3		4-2 1B BB	0-1 G3 1B			1-1 G4-3	3-2 G4-3		4	1	1	0	1	0	2									
<b>Mike Aldrete, L</b> OBP: 0.200, SLG: 0.200		2-2 1B SF7 1B	1-2 E 1B	1-0 G3	2-3 K G6-3		1-2 G3			5	2	2	0	0	1	3									
<b>Mike Bordick, R</b> OBP: 0.352, SLG: 0.336		1-0 FC5-4 1B	3-0 E7 2B 1B	4-1 BB	1-0 G6-3		1-2 G6-3		2-2 G6-3	4	1	2	1	1	0	1									
<b>Lance Blankenship, R</b> OBP: 0.374, SLG: 0.306		3-2 SF7	1-2 1B G4-3 2B	1-1 PO	1-1 2B 1B		1-1 G4-3		2-3 K	4	2	2	2	0	1	1									
<b>Inning Stats</b>	R: 2 E: 0 K: 0 S: 14	H: 2 LOB: 1 BB: 1 P: 25	R: 4 E: 0 K: 0 S: 18	H: 3 LOB: 0 BB: 1 P: 31	R: 4 E: 1 K: 1 S: 19	H: 4 LOB: 1 BB: 1 P: 33	R: 0 E: 0 K: 1 S: 11	H: 2 LOB: 2 BB: 1 P: 19	R: 1 E: 0 K: 2 S: 13	H: 2 LOB: 2 BB: 1 P: 25	R: 0 E: 0 K: 1 S: 8	H: 0 LOB: 1 BB: 0 P: 13	R: 0 E: 0 K: 0 S: 7	H: 0 LOB: 0 BB: 0 P: 9	R: 0 E: 0 K: 1 S: 10	H: 0 LOB: 1 BB: 1 P: 19	R: 0 E: 0 K: 1 S: 11	H: 0 LOB: 0 BB: 0 P: 16	1B: 9 2B: 3 3B: 0 HR: 1	SF: 1 SAC: 0 DP: 0 HBP: 0	WP: 0 PB: 1 SB: 1 CS: 0	PA: 47			
<b>PITCHER</b>	IP	WLS	BF	H	R	ER	SO	BB	IBB	HBP	BLK	WP	HR	S	P	ERA	WHIP								
<b>Juan Guzman, R</b> ERA: 5.18	2.1		17	7	9	9	1	3	0	0	0	0	0	42	75	34.71	4.286								
<b>Mark Eichhorn, R</b> ERA: 3.72	2.0		12	6	2	2	1	1	0	0	0	0	0	27	44	9.00	3.500								
<b>Danny Cox, R</b> ERA: 2.06	3.2	W	14	0	0	0	4	1	1	0	0	0	0	31	55	0.00	0.273								
<b>Duane Ward, R</b> ERA: 2.35	1.0	S	3	0	0	0	1	0	0	0	0	0	0	11	16	0.00	0.000								

Toronto Blue Jays @ Oakland Athletics  
Oakland-Alameda County Coliseum, Oakland, CA

AB 39  
R 11  
H 13  
RBI 10  
BB 6  
SO 7  
LOB 17



WP: 0 PA: 47  
PB: 1  
SB: 1  
CS: 0



Batter	1	2	3	4	5	6	7	8	9	AB	R	H	RBI	BB	SO	LOB	TOP										
<b>Brady Anderson, L</b> (1, 7) OBP: 0.325, SLG: 0.369										4	1	1	0	1	1	3	<b>Baltimore Orioles @ Oakland Athletics</b> <b>Oakland-Alameda County Coliseum, Oakland, CA</b> Mon May 31 1993, 3:33 AM PDT Att: 20,795 - Cloudy - 69 F										
<b>Mark McLemore, S</b> (1, 9) OBP: 0.341, SLG: 0.371										3	1	0	0	2	0	2											
<b>Cal Ripken Jr., R</b> (1, 6) OBP: 0.317, SLG: 0.369										4	1	1	1	0	0	2											
<b>Harold Baines, L</b> (1, 10) OBP: 0.404, SLG: 0.388										4	0	0	0	0	2	2											
<b>Mike Devereaux, R</b> (1, 8) OBP: 0.278, SLG: 0.377										4	0	2	1	0	1	1											
<b>Leo Gomez, R</b> (1, 5) OBP: 0.353, SLG: 0.450										4	0	0	0	0	1	2											
<b>Chris Hoiles, R</b> (1, 2) OBP: 0.373, SLG: 0.482										4	0	0	0	0	1	2											
<b>David Segui, S</b> (1, 3) OBP: 0.379, SLG: 0.418										3	0	0	0	1	1	0											
<b>Harold Reynolds, S</b> (1, 4) OBP: 0.324, SLG: 0.283										4	0	2	0	0	1	0											
<b>Inning Stats</b>	R: 1 H: 1 E: 1 K: 15 S: 15	H: 1 LOB: 1 BB: 0 P: 24	R: 0 H: 1 E: 0 K: 11 S: 11	H: 1 LOB: 2 BB: 1 P: 23	R: 0 H: 0 E: 0 K: 1 S: 8	H: 0 LOB: 0 BB: 0 P: 14	R: 0 H: 0 E: 0 K: 1 S: 11	H: 0 LOB: 0 BB: 0 P: 18	R: 0 H: 0 E: 0 K: 1 S: 7	H: 0 LOB: 0 BB: 0 P: 11	R: 2 H: 2 E: 0 K: 15 S: 15	H: 2 LOB: 1 BB: 2 P: 26	R: 0 H: 0 E: 0 K: 14 S: 14	H: 0 LOB: 0 BB: 2 P: 24	R: 0 H: 1 E: 0 K: 11 S: 11	H: 1 LOB: 1 BB: 0 P: 16	R: 0 H: 1 E: 0 K: 11 S: 11	H: 1 LOB: 1 BB: 0 P: 18	1B: 4 2B: 2 HR: 0	SF: 0 SAC: 0 DP: 0 HBP: 0	WP: 0 PB: 1 SB: 4 CS: 0	PA: 38					
<b>PITCHER</b>	IP	WLS	BF	H	R	ER	SO	BB	IBB	HBP	BLK	WP	HR	S	P	ERA	WHIP										
<b>Ron Darling, R</b> (1, 1) ERA: 6.43	6.2	L	29	4	3	2	7	4	0	0	0	0	0	77	136	2.70	1.200										
<b>Joe Boever, R</b> (7, 1) ERA: 4.31	1.1		5	1	0	0	1	0	0	0	0	0	0	15	20	0.00	0.750										
<b>Dennis Eckersley, R</b> (9, 1) ERA: 5.03	1.0		4	1	0	0	0	0	0	0	0	0	0	11	18	0.00	1.000										

AB	34
R	3
H	6
RBI	2
BB	4
SO	8
LOB	14



Batter	1	2	3	4	5	6	7	8	9	AB	R	H	RBI	BB	SO	LOB	BOTTOM										
<b>Rickey Henderson, R</b> (1, 7) OBP: 0.462, SLG: 0.489										4	0	2	0	0	0	2	<b>Baltimore Orioles @ Oakland Athletics</b> <b>Oakland-Alameda County Coliseum, Oakland, CA</b> Mon May 31 1993, 3:33 AM PDT Att: 20,795 - Cloudy - 69 F										
<b>Mike Bordick, R</b> (1, 6) OBP: 0.343, SLG: 0.327										4	0	0	0	0	0	4											
<b>Ruben Sierra, S</b> (1, 9) OBP: 0.268, SLG: 0.419										4	0	0	0	0	0	3											
<b>Dave Henderson, R</b> (1, 10) OBP: 0.276, SLG: 0.447										4	0	0	0	0	2	1											
<b>Mike Aldrete, L</b> (1, 3) OBP: 0.214, SLG: 0.286										4	1	1	0	0	1	0											
<b>Kevin Seitzer, R</b> (1, 5) OBP: 0.298, SLG: 0.340										4	0	1	0	0	0	1											
<b>Brent Gates, S</b> (1, 4) OBP: 0.375, SLG: 0.391										4	0	1	1	0	0	1											
<b>Scott Hemond, R</b> (1, 2) OBP: 0.250, SLG: 0.179										1	0	0	0	1	0	0											
<b>Dale Sveum, S</b> (7, PH) OBP: 0.329, SLG: 0.228										1	0	0	0	0	1	1											
<b>Henry Mercedes, R</b> (8, 2)										0	0	0	0	0	0	0											
<b>Lance Blankenship, R</b> (1, 8) OBP: 0.373, SLG: 0.316										3	0	1	0	0	1	1											
<b>Inning Stats</b>	R: 0 H: 1 E: 0 K: 1 S: 11	H: 0 LOB: 0 BB: 0 P: 17	R: 0 H: 0 E: 0 K: 1 S: 7	H: 0 LOB: 0 BB: 0 P: 11	R: 0 H: 0 E: 0 K: 1 S: 11	H: 0 LOB: 1 BB: 1 P: 21	R: 0 H: 0 E: 0 K: 0 S: 5	H: 0 LOB: 0 BB: 0 P: 6	R: 0 H: 0 E: 0 K: 0 S: 6	H: 0 LOB: 0 BB: 0 P: 11	R: 0 H: 1 E: 0 K: 0 S: 8	H: 1 LOB: 1 BB: 0 P: 15	R: 1 H: 2 E: 0 K: 2 S: 14	H: 2 LOB: 1 BB: 0 P: 23	R: 0 H: 1 E: 0 K: 1 S: 10	H: 1 LOB: 1 BB: 0 P: 17	R: 0 H: 1 E: 0 K: 0 S: 8	H: 1 LOB: 1 BB: 0 P: 12	1B: 4 2B: 2 HR: 0	SF: 0 SAC: 0 DP: 0 HBP: 0	WP: 0 PB: 0 SB: 0 CS: 0	PA: 34					
<b>PITCHER</b>	IP	WLS	BF	H	R	ER	SO	BB	IBB	HBP	BLK	WP	HR	S	P	ERA	WHIP										
<b>35 Mike Mussina, R</b> (1, 1) ERA: 2.89	9.0	W	34	6	1	1	5	1	0	0	0	0	0	80	133	1.00	0.778										





Batter	1	2	3	4	5	6	7	8	9	AB	R	H	RBI	BB	SO	LOB	TOP										
<b>Brady Anderson, L</b> OBP: 0.318, SLG: 0.360 (1, 7)	L6	G4-3		P7			FC4-6 1B		K	5	1	0	0	0	1	5	<b>Baltimore Orioles @ Oakland Athletics</b> Oakland-Alameda County Coliseum, Oakland, CA Tue Jun 01 1993, 7:05 PM PDT Att: 16,434 - Unknown - 63 F <a href="http://livebaseballscorecards.com">livebaseballscorecards.com</a>										
<b>Mark McLemore, S</b> OBP: 0.348, SLG: 0.377 (1, 9)	2B		L8		F8		1B BB		BB	3	0	1	0	2	0	0											
<b>Cal Ripken Jr., R</b> OBP: 0.315, SLG: 0.369 (1, 6)	F8		F9		2B		L5		F8	5	0	1	0	0	0	5											
<b>Harold Baines, L</b> OBP: 0.414, SLG: 0.393 (1, 10)	BB		1B		L3		1B		F8	4	0	2	1	1	0	3											
<b>Mike Devereaux, R</b> OBP: 0.277, SLG: 0.373 (1, 8)	F7		1B		P2		G5-3			4	0	1	0	0	0	5											
<b>Leo Gomez, R</b> OBP: 0.350, SLG: 0.441 (1, 5)		P4	F9			F8		G4-6-3 BB		3	0	0	0	1	0	2											
<b>Chris Hoiles, R</b> OBP: 0.371, SLG: 0.476 (1, 2)	1B	1B	F9		P3		P2		P2	4	0	1	0	0	0	1											
<b>David Segui, S</b> OBP: 0.383, SLG: 0.422 (1, 3)	1B	1B	1B		F8		G4-6-3		G4-6-3	4	0	2	0	0	0	1											
<b>Harold Reynolds, S</b> OBP: 0.328, SLG: 0.284 (1, 4)	FC1-5-2		F8				FC4-6 BB		BB	3	0	1	0	1	0	3											
<b>Inning Stats</b>	R: 0 E: 0 K: 0 S: 9	H: 1 LOB: 2 BB: 1 P: 17	R: 0 E: 0 K: 0 S: 11	H: 2 LOB: 2 BB: 0 P: 19	R: 0 E: 0 K: 0 S: 12	H: 2 LOB: 2 BB: 0 P: 19	R: 0 E: 0 K: 0 S: 10	H: 1 LOB: 1 BB: 0 P: 15	R: 0 E: 0 K: 0 S: 8	H: 0 LOB: 0 BB: 0 P: 9	R: 1 E: 0 K: 0 S: 12	H: 1 LOB: 2 BB: 2 P: 27	R: 0 E: 0 K: 0 S: 6	H: 0 LOB: 0 BB: 1 P: 11	R: 0 E: 0 K: 1 S: 14	H: 1 LOB: 2 BB: 1 P: 25	1B: 7 2B: 2 3B: 0 HR: 0	SF: 0 SAC: 0 DP: 1 HBP: 0	WP: 0 PB: 0 SB: 0 CS: 0	PA: 40							
<b>PITCHER</b>	IP	WLS	BF	H	R	ER	SO	BB	IBB	HBP	BLK	WP	HR	S	P	ERA	WHIP										
<b>Shawn Hillegas, R</b> ERA: 6.25 (1, 1)	5.0	W	23	7	0	1	0	1	0	0	0	0	0	50	85	0.00	1.600										
<b>Kelly Downs, R</b> ERA: 6.23 (6, 1)	1.2		7	0	1	1	0	2	0	0	0	0	0	13	29	5.40	1.200										
<b>Mike Mohler, L</b> ERA: 5.68 (7, 1)	0.0		1	1	0	0	0	0	0	0	0	0	0	2	∞	∞	∞										
<b>Ed Nunez, R</b> ERA: 3.55 (7, 1)	1.1		4	0	0	0	0	1	0	0	0	0	0	9	16	0.00	0.750										
<b>Dennis Eckersley, R</b> ERA: 4.79 (9, 1)	1.0	S	5	1	0	0	1	1	0	0	0	0	0	14	25	0.00	2.000										

Batter	1	2	3	4	5	6	7	8	9	AB	R	H	RBI	BB	SO	LOB	BOTTOM										
<b>Rickey Henderson, R</b> OBP: 0.463, SLG: 0.485 (1, 7)	F7		1B		G4-6-3 BB		G1-6-3			3	0	1	1	1	0	1	<b>Baltimore Orioles @ Oakland Athletics</b> Oakland-Alameda County Coliseum, Oakland, CA Tue Jun 01 1993, 7:05 PM PDT Att: 16,434 - Unknown - 63 F <a href="http://livebaseballscorecards.com">livebaseballscorecards.com</a>										
<b>Brent Gates, S</b> OBP: 0.370, SLG: 0.389 (1, 4)	L7		SF8		F8			G4-6-3 1B		3	0	1	1	0	0	2											
<b>Ruben Sierra, S</b> OBP: 0.263, SLG: 0.410 (1, 9)	P6		G5-3		G4-6-3		G4-6-3		G4-6-3	4	0	0	0	0	0	4											
<b>Dave Henderson, R</b> OBP: 0.275, SLG: 0.437 (1, 8)		G6-4-3 BB		G5-3		K		G5-3		3	0	0	0	1	1	0											
<b>Kevin Seitzer, R</b> OBP: 0.299, SLG: 0.335 (1, 10)		G6-4-3		K		HBP				2	0	0	0	0	1	1											
<b>Mike Aldrete, L</b> OBP: 0.176, SLG: 0.235 (1, 3)	G3		K		K		L7			3	0	0	0	0	1	1											
<b>Craig Paquette, R</b> OBP: 0.333, SLG: 0.333 (1, 5)			SH1-4 1B		E6 2B		K			3	2	1	0	0	1	1											
<b>Mike Bordick, R</b> OBP: 0.339, SLG: 0.322 (1, 6)		E5 1B	SH1-4 SF8		SH 2B			E6 G1-6-3		2	2	0	0	0	0	1											
<b>Scott Hemond, R</b> OBP: 0.265, SLG: 0.233 (1, 2)		SH1-4		SH1-4 2B			B1			2	0	1	2	0	0	1											
<b>Inning Stats</b>	R: 0 E: 0 K: 0 S: 6	H: 0 LOB: 0 BB: 0 P: 7	R: 0 E: 0 K: 0 S: 6	H: 0 LOB: 1 BB: 1 P: 12	R: 2 E: 1 K: 2 S: 9	H: 2 LOB: 1 BB: 0 P: 23	R: 0 E: 0 K: 2 S: 9	H: 0 LOB: 0 BB: 0 P: 17	R: 2 E: 1 K: 0 S: 9	H: 1 LOB: 1 BB: 1 P: 20	R: 0 E: 0 K: 2 S: 11	H: 0 LOB: 1 BB: 0 P: 16	R: 0 E: 1 K: 0 S: 5	H: 0 LOB: 0 BB: 0 P: 7	R: 0 E: 0 K: 0 S: 6	H: 1 LOB: 0 BB: 0 P: 11	1B: 3 2B: 1 3B: 0 HR: 0	SF: 1 SAC: 2 DP: 4 HBP: 1	WP: 0 PB: 0 SB: 0 CS: 0	PA: 31							
<b>PITCHER</b>	IP	WLS	BF	H	R	ER	SO	BB	IBB	HBP	BLK	WP	HR	S	P	ERA	WHIP										
<b>Ben McDonald, R</b> ERA: 4.43 (1, 1)	4.0	L	19	3	4	1	2	2	0	0	0	0	0	37	72	2.25	1.250										
<b>Todd Frohwrth, R</b> ERA: 2.76 (5, 1)	4.0		12	1	0	0	2	0	0	1	0	0	0	26	41	0.00	0.250										





Batter	1	2	3	4	5	6	7	8	9	AB R H RBI BB SO LOB	TOP											
<b>Brady Anderson, L</b> (1, 7) OBP: 0.319, SLG: 0.362	F7		BB		2B		K		F8	4 1 1 1 1 1 1	<b>Baltimore Orioles @ Oakland Athletics</b> <b>Oakland-Alameda County Coliseum, Oakland, CA</b> Wed Jun 02 1993, 3:33 AM PDT Att: 20,937 - Unknown - 68 F  <b>AB 32</b> <b>R 5</b> <b>H 6</b> <b>RBI 3</b> <b>BB 5</b> <b>SO 10</b> <b>LOB 11</b>											
<b>Mark McLemore, S</b> (1, 9) OBP: 0.350, SLG: 0.380	S 2B BB		F8		E 2B		L8		F7	4 2 1 1 1 0 2												
<b>Cal Ripken Jr., R</b> (1, 6) OBP: 0.318, SLG: 0.369	G4-3		F7		S BB		BB 1B			3 1 1 0 1 0 2												
<b>Harold Baines, L</b> (1, 10) OBP: 0.417, SLG: 0.402	2B		G4-3		K		BB			3 0 1 1 1 1 1												
<b>Mike Devereaux, R</b> (1, 8) OBP: 0.276, SLG: 0.364	BB				G1-3		K			3 0 0 0 1 2 3												
<b>Leo Gomez, R</b> (1, 5) OBP: 0.343, SLG: 0.429	K						F7		P2	4 0 0 0 0 2 2												
<b>Paul Carey, L</b> (1, 3) <b>David Segui, S</b> (8, 3) OBP: 0.383, SLG: 0.422			G3-1		K		K		K	4 0 0 0 0 3 0 0 0 0 0 0 0 0												
<b>Tim Hulett, R</b> (1, 4) OBP: 0.345, SLG: 0.393			K				F9		F8	4 1 1 0 0 1 0												
<b>Jeff Tackett, R</b> (1, 2) OBP: 0.311, SLG: 0.263	F9				SH3 1B		1B		G6-3	3 0 1 0 0 0 0												
<b>Inning Stats</b>	R: 1 E: 0 K: 1 S: 14	H: 1 LOB: 2 BB: 2 P: 30	R: 0 E: 0 K: 1 S: 7	H: 0 LOB: 0 BB: 0 P: 11	R: 0 E: 0 K: 0 S: 6	H: 0 LOB: 1 BB: 1 P: 12	R: 0 E: 0 K: 3 S: 11	H: 0 LOB: 0 BB: 0 P: 14	R: 4 E: 1 K: 1 S: 27	H: 3 LOB: 0 BB: 1 P: 40		R: 0 E: 0 K: 1 S: 6	H: 0 LOB: 0 BB: 0 P: 12	R: 0 E: 0 K: 2 S: 18	H: 2 LOB: 3 BB: 1 P: 28	R: 0 E: 0 K: 1 S: 6	H: 0 LOB: 0 BB: 0 P: 9	R: 0 E: 0 K: 0 S: 10	H: 0 LOB: 0 BB: 0 P: 14	1B: 3 2B: 3 3B: 0 HR: 0	SF: 0 SAC: 1 DP: 0 HBP: 0	WP: 0 PB: 0 SB: 5 CS: 0
<b>PITCHER</b>	IP WLS BF H R ER SO BB IBB HBP BLK WP HR S P ERA WHIP											<b>PITCHER</b>	IP WLS BF H R ER SO BB IBB HBP BLK WP HR S P ERA WHIP									
<b>Bobby Witt, R</b> (1, 1) ERA: 3.91	5.0 L 23 4 5 3 6 4 0 0 0 0 0 65 107 5.40 1.600																					
<b>Joe Boever, R</b> (6, 1) ERA: 3.82	4.0 15 2 0 0 4 1 0 0 0 0 0 40 63 0.00 0.750																					

Batter	1	2	3	4	5	6	7	8	9	AB R H RBI BB SO LOB	BOTTOM											
<b>Rickey Henderson, R</b> (1, 7) OBP: 0.456, SLG: 0.475	P3		K		S 1B		F9		G5-4-3	5 0 1 1 0 1 1	<b>Baltimore Orioles @ Oakland Athletics</b> <b>Oakland-Alameda County Coliseum, Oakland, CA</b> Wed Jun 02 1993, 3:33 AM PDT Att: 20,937 - Unknown - 68 F  <b>AB 33</b> <b>R 2</b> <b>H 7</b> <b>RBI 2</b> <b>BB 4</b> <b>SO 6</b> <b>LOB 13</b>											
<b>Brent Gates, S</b> (1, 4) OBP: 0.381, SLG: 0.404	S 2B		SF8 BB		K		G1 1B		G3	4 1 2 0 1 1 2												
<b>Ruben Sierra, S</b> (1, 9) OBP: 0.263, SLG: 0.412	P2		2B		F8		G1			4 0 1 0 0 0 2												
<b>Dave Henderson, R</b> (1, 10) OBP: 0.268, SLG: 0.426	F8		SF8		G6-3		K			3 0 0 1 0 1 2												
<b>Terry Steinbach, R</b> (1, 2) OBP: 0.354, SLG: 0.438			G5-3		G6-3				G5-3	3 0 0 0 1 0 1												
<b>Dale Sveum, S</b> (1, 3) OBP: 0.311, SLG: 0.213	G6-4-3				P4		F8		G6-3	4 0 0 0 0 0 1												
<b>Craig Paquette, R</b> (1, 5) OBP: 0.429, SLG: 0.714					K		K		FC6-4 1B	4 0 2 0 0 2 0												
<b>Mike Bordick, R</b> (1, 6) OBP: 0.337, SLG: 0.316					E6 1B		E5		FC6-4	3 1 0 0 1 0 1												
<b>Lance Blankenship, R</b> (1, 8) ERA: 4.31 <b>Mike Adreite, L</b> (8, PH) OBP: 0.222, SLG: 0.278					S 1B BB		G5-3		G5-4-3 1B	2 0 0 0 1 1 3 1 0 1 0 0 0 0												
<b>Inning Stats</b>	R: 0 E: 0 K: 0 S: 11	H: 1 LOB: 1 BB: 0 P: 18	R: 0 E: 0 K: 1 S: 10	H: 1 LOB: 2 BB: 2 P: 22	R: 1 E: 0 K: 1 S: 13	H: 1 LOB: 1 BB: 1 P: 25	R: 1 E: 1 K: 2 S: 17	H: 1 LOB: 2 BB: 1 P: 29	R: 0 E: 0 K: 0 S: 7	H: 0 LOB: 0 BB: 0 P: 11		R: 0 E: 1 K: 1 S: 9	H: 0 LOB: 1 BB: 0 P: 13	R: 0 E: 0 K: 1 S: 10	H: 1 LOB: 1 BB: 0 P: 17	R: 0 E: 0 K: 0 S: 7	H: 1 LOB: 1 BB: 0 P: 10	R: 0 E: 0 K: 0 S: 8	H: 1 LOB: 1 BB: 0 P: 11	1B: 4 2B: 2 3B: 1 HR: 0	SF: 1 SAC: 0 DP: 2 HBP: 0	WP: 0 PB: 0 SB: 2 CS: 0
<b>PITCHER</b>	IP WLS BF H R ER SO BB IBB HBP BLK WP HR S P ERA WHIP											<b>PITCHER</b>	IP WLS BF H R ER SO BB IBB HBP BLK WP HR S P ERA WHIP									
<b>Fernando Valenzuela, L</b> (1, 1) ERA: 4.31	6.1 W 29 5 2 1 5 4 0 0 0 0 0 72 126 1.42 1.421																					
<b>Mark Williamson, R</b> (7, 1) ERA: 2.87	1.2 6 1 0 0 1 0 0 0 0 0 0 12 19 0.00 0.600																					
<b>Gregg Olson, R</b> (8, 1) ERA: 1.98	1.0 S 3 1 0 0 0 0 0 0 0 0 0 8 11 0.00 1.000																					









Batter	1	2	3	4	5	6	7	8	9	AB	R	H	RBI	BB	SO	LOB	TOP
Rickey Henderson, R OBP: 0.447, SLG: 0.459	F9			G5-3		F9	K			4	0	0	0	0	1	1	<b>Oakland Athletics @ Toronto Blue Jays</b> SkyDome, Toronto, ON Sat Jun 05 1993, 3:33 AM EDT Att: 50,514 - Dome
Brent Gates, S OBP: 0.374, SLG: 0.404	K			G4-3		K		F7		4	0	0	0	0	2	0	
Ruben Sierra, S OBP: 0.261, SLG: 0.401	K			F8		K				3	0	0	0	0	2	0	
Dale Sveum, S OBP: 0.312, SLG: 0.266	K							HR		1	1	1	1	0	0	0	
Mike Aldrete, L OBP: 0.273, SLG: 0.250		F8			1B			K		2	2	0	0	2	1	0	
Terry Steinbach, R OBP: 0.362, SLG: 0.453		G6-3			1B		K			4	0	2	0	0	1	1	
Craig Parquette, R OBP: 0.286, SLG: 0.500		G6-3			K			K		4	1	1	1	0	2	3	
Mike Bordick, R OBP: 0.342, SLG: 0.319			F9		1B					4	1	2	2	0	1	0	
Scott Hemond, R OBP: 0.231, SLG: 0.200			K		K			G5-3		4	0	0	0	0	3	3	
Lance Blankenship, R OBP: 0.364, SLG: 0.304			K		G6-3			K		4	0	1	1	0	2	2	
<b>Inning Stats</b>	R: 0 H: 0 E: 0 K: 2 S: 11	H: 0 R: 0 ER: 0 SO: 9	H: 0 R: 0 ER: 0 SO: 9	H: 0 R: 0 ER: 0 SO: 13	H: 0 R: 0 ER: 0 SO: 10	H: 2 R: 1 ER: 0 SO: 19	H: 0 R: 0 ER: 0 SO: 14	H: 3 R: 3 ER: 0 SO: 29	H: 2 R: 1 ER: 0 SO: 9	H: 0 R: 0 ER: 0 SO: 7	1B: 5 2B: 1 3B: 0 HR: 1	SF: 0 SAC: 0 DP: 0 HBP: 0	WP: 0 PB: 0 SB: 2 CS: 0	PA: 36			
<b>PITCHER</b>	IP WLS BF H R ER SO BB IBB HBP BLK WP HR S P ERA WHIP																
Juan Guzman, R ERA: 5.18	7.0 W 28 5 4 4 11 2 0 0 0 0 0 82 124 5.14 1.000																
Mark Eichhorn, R ERA: 3.61	2.0 8 2 1 1 4 0 0 0 0 0 1 16 16 4.50 1.000																

Batter	1	2	3	4	5	6	7	8	9	AB	R	H	RBI	BB	SO	LOB	BOTTOM
Devon White, S OBP: 0.377, SLG: 0.511	BB		F7		2B	1B		F8		3	2	2	2	1	0	0	<b>Oakland Athletics @ Toronto Blue Jays</b> SkyDome, Toronto, ON Sat Jun 05 1993, 3:33 AM EDT Att: 50,514 - Dome
Turner Ward, S OBP: 0.300, SLG: 0.403	BB		F8		1B	2B				1	0	0	0	0	0	0	
Roberto Alomar, S OBP: 0.396, SLG: 0.448	BB				1B	2B		1B		4	1	2	0	1	0	1	
Paul Molitor, R OBP: 0.421, SLG: 0.495	F7			HR	K			F9		4	1	1	1	1	1	5	
Joe Carter, R OBP: 0.319, SLG: 0.580	K			K	1B	BB		F7		3	1	0	0	1	3	4	
Darnell Coles, R OBP: 0.346, SLG: 0.403	K			K	1B	BB				1	0	0	0	0	0	1	
John Olerud, L OBP: 0.491, SLG: 0.668	G6-3			HR	1B	BB		G3		3	1	1	3	1	0	3	
Ed Sprague, R OBP: 0.315, SLG: 0.453	F8			HBP	1B	BB		HR		4	1	3	3	0	0	0	
Darrin Jackson, R OBP: 0.246, SLG: 0.335	G6-3			K	G5-4-3			K		4	0	0	0	0	2	3	
Pat Borders, R OBP: 0.263, SLG: 0.371	G6-3			HBP	1B	BB		G5-3		3	1	1	0	0	0	0	
Domingo Cedenio, S OBP: 0.233, SLG: 0.207	G6-3			FC6-4	1B	BB		F8		3	1	0	0	1	0	2	
<b>Inning Stats</b>	R: 0 H: 0 E: 0 K: 1 S: 17	H: 0 R: 0 ER: 0 SO: 6	H: 0 R: 0 ER: 0 SO: 10	H: 0 R: 0 ER: 0 SO: 7	H: 2 R: 2 ER: 0 SO: 15	H: 3 R: 3 ER: 0 SO: 11	H: 3 R: 1 ER: 0 SO: 21	H: 1 R: 1 ER: 0 SO: 14	H: 1 R: 0 ER: 0 SO: 4	1B: 6 2B: 2 3B: 0 HR: 2	SF: 0 SAC: 0 DP: 1 HBP: 1	WP: 0 PB: 0 SB: 0 CS: 0	PA: 40				
<b>PITCHER</b>	IP WLS BF H R ER SO BB IBB HBP BLK WP HR S P ERA WHIP																
Shawn Hillegas, R ERA: 6.69	4.1 L 24 5 5 5 4 1 0 1 0 0 1 54 96 10.38 2.308																
Kelly Downs, R ERA: 6.69	1.2 9 4 4 3 1 1 0 0 0 0 1 28 46 16.20 3.000																
Joe Boever, R ERA: 3.62	2.0 7 1 0 0 1 0 0 0 0 0 0 9 9 0.00 0.500																







Batter	1	2	3	4	5	6	7	8	9	AB	R	H	RBI	BB	SO	LOB	TOP										
Lance Blankenship, R OBP: 0.364, SLG: 0.293	(1, 8) 2-2 G6-3		(3, 2) 3-2 G6-3				(2, 2) 3-2 F9	(3, 1) 1-1 FC6-4		(3, 1) 2-1 P7	5	0	0	0	0	4											
Brent Gates, S OBP: 0.376, SLG: 0.402	(1, 4) 2-3 K			(1, 0) 1-0 F8			(1, 2) 1-2 HBP		(2, 2) 2-2 BB	3	1	1	0	0	1	0											
Rickey Henderson, R OBP: 0.452, SLG: 0.451	(1, 7) 4-1 BB			(2, 0) 0-1 G3			(3, 1) 1-2 F9		(4, 2) 4-2 S	2	0	0	0	2	0	2											
Ruben Sierra, S OBP: 0.263, SLG: 0.407	(1, 9) 2-1 P9			(3, 0) 0-1 G4-3				(1, 0) 1-0 G1-3	(3, 2) 3-2 F9	4	0	0	0	0	0	3											
Terry Steinbach, R OBP: 0.364, SLG: 0.444		(1, 1) 1-1 G1-3			(0, 3) 0-3 K			(2, 1) 2-1 1B	(4, 2) 4-2 BB	3	1	1	0	1	1	0											
Kevin Seitzer, R OBP: 0.312, SLG: 0.347	(1, 3) 1-2 P9			(3, 2) 3-2 L8			(1, 1) 1-1 2B	(0, 2) 0-2 SF7	(2, 2) 2-2 BB	3	0	1	1	0	0	0											
Dale Sveum, S OBP: 0.293, SLG: 0.246	(1, 10) 2-2 P3			(3, 3) 2-3 K			(2, 0) 2-0 P8	(2, 3) 2-3 K	(3, 3) 3-3 K	4	0	0	0	0	2	4											
Craig Paquette, R OBP: 0.261, SLG: 0.455			(1, 2) 1-2 F8			(1, 0) 1-0 G1-3	(0, 0) 0-0 1B		(3, 3) 3-3 K	4	0	2	1	0	1	0											
Mike Bordick, R OBP: 0.347, SLG: 0.311			(2, 2) 2-2 L8			(1, 0) 1-0 G1-3	(4, 0) 4-0 FC6-4		(0, 0) 0-0 G6-3	3	0	0	0	1	0	1											
<b>Inning Stats</b>	R: 0 E: 0 K: 1 S: 11	H: 0 LOB: 1 BB: 1 P: 21	R: 0 E: 0 K: 0 S: 10	H: 0 LOB: 0 BB: 0 P: 14	R: 0 E: 0 K: 0 S: 9	H: 0 LOB: 0 BB: 0 P: 15	R: 0 E: 0 K: 2 S: 5	H: 0 LOB: 0 BB: 0 P: 6	R: 0 E: 0 K: 0 S: 10	H: 1 LOB: 2 BB: 0 P: 17	R: 1 E: 0 K: 0 S: 9	H: 3 LOB: 3 BB: 1 P: 20	R: 1 E: 0 K: 1 S: 23	H: 1 LOB: 2 BB: 2 P: 38	R: 0 E: 0 K: 1 S: 7	H: 0 LOB: 0 BB: 0 P: 12	1B: 4 2B: 1 3B: 0 HR: 0	SF: 1 SAC: 0 DP: 0 HBP: 1	WP: 0 PB: 0 SB: 1 CS: 0	PA: 37							
<b>PITCHER</b>	IP	WLS	BF	H	R	ER	SO	BB	IBB	HBP	BLK	WP	HR	S	P	ERA	WHIP										
Ben McDonald, R ERA: 4.12	(1, 1) 6.2		27	4	1	1	3	2	0	1	0	0	0	61	104	1.35	0.900										
Todd Frohwrth, R ERA: 2.79	(7, 1) 1.1	W	7	1	1	1	1	2	0	0	0	0	0	25	41	6.75	2.250										
Gregg Olson, R ERA: 1.75	(9, 1) 1.0	S	3	0	0	0	1	0	0	0	0	0	0	7	12	0.00	0.000										

Oakland Athletics @ Baltimore Orioles  
 Oriole Park at Camden Yards, Baltimore, MD  
 Mon Jun 07 1993, 7:05 PM EDT  
 Att: 44,838 - Unknown - 79 F

AB 31  
 R 2  
 H 5  
 RBI 2  
 BB 4  
 SO 5  
 LOB 14



Batter	1	2	3	4	5	6	7	8	9	AB	R	H	RBI	BB	SO	LOB	BOTTOM										
Brady Anderson, L OBP: 0.309, SLG: 0.345	(1, 7) 3-2 L7		(1, 1) 2-3 K		(1, 2) 0-1 FC5-4		(1, 1) 0-1 SH3-4	(3, 1) 0-0 P7		4	0	0	0	0	1	3											
Mark McLemore, S OBP: 0.355, SLG: 0.372	(1, 9) 0-1 P6		(4, 2) 4-2 CS		(1, 3) 1-3 K		(2, 2) 1-2 G5-3			3	0	0	0	1	1	2											
Cal Ripken Jr., R OBP: 0.316, SLG: 0.359	(1, 6) 4-0 BB		(2, 2) 0-2 HR		(1, 0) 1-0 L4		(4, 0) 4-0 IBB			2	1	1	0	2	0	1											
Harold Baines, L OBP: 0.426, SLG: 0.480	(1, 10) 1-2 FC6-4		(2, 2) 2-2 HR		(1, 0) 1-0 G3-1		(2, 1) 2-1 2B			4	1	3	2	0	0	2											
Mike Devereaux, R OBP: 0.298, SLG: 0.420	(1, 8) 1-0 FC6-4		(0, 2) 0-2 G6-3		(3, 1) 3-1 F7			(4, 2) 4-2 1B		3	1	0	0	1	0	3											
Leo Gomez, R OBP: 0.350, SLG: 0.440		(1, 1) 1-1 G6-3		(1, 3) 1-3 K		(2, 2) 2-2 P4		(2, 1) 2-1 B1		4	0	0	0	0	1	2											
Chris Hoiles, R OBP: 0.372, SLG: 0.468		(1, 1) 1-1 FC1-6		(2, 0) 0-1 F9		(4, 2) 4-2 BB		(2, 1) 2-1 1B		3	0	2	0	1	0	0											
David Segui, S OBP: 0.348, SLG: 0.381		(1, 3) 0-1 FC1-6		(3, 0) 0-1 G4-3		(0, 0) 0-0 G4-3		(1, 0) 1-0 SF7		3	0	0	1	0	0	3											
Harold Reynolds, S OBP: 0.344, SLG: 0.293		(1, 4) 2-1 P9			(1, 0) 1-0 FC5-4		(2, 1) 2-1 SH3-4			2	0	1	0	1	0	1											
<b>Inning Stats</b>	R: 0 E: 0 K: 0 S: 9	H: 1 LOB: 2 BB: 1 P: 18	R: 0 E: 0 K: 0 S: 8	H: 1 LOB: 1 BB: 0 P: 12	R: 2 E: 0 K: 1 S: 15	H: 2 LOB: 0 BB: 1 P: 23	R: 0 E: 0 K: 1 S: 7	H: 0 LOB: 0 BB: 0 P: 8	R: 0 E: 0 K: 1 S: 6	H: 0 LOB: 1 BB: 0 P: 9	R: 0 E: 0 K: 0 S: 9	H: 1 LOB: 2 BB: 1 P: 19	R: 0 E: 0 K: 0 S: 9	H: 1 LOB: 2 BB: 1 P: 18	R: 1 E: 0 K: 0 S: 11	H: 1 LOB: 2 BB: 2 P: 24	1B: 4 2B: 2 3B: 0 HR: 1	SF: 1 SAC: 1 DP: 0 HBP: 1	WP: 0 PB: 0 SB: 1 CS: 1	PA: 37							
<b>PITCHER</b>	IP	WLS	BF	H	R	ER	SO	BB	IBB	HBP	BLK	WP	HR	S	P	ERA	WHIP										
Bobby Witt, R ERA: 3.84	(1, 1) 6.0		27	6	2	2	3	3	0	1	0	0	0	56	93	3.00	1.500										
Rick Honeycutt, L ERA: 3.15	(7, 1) 1.0		4	0	0	0	0	0	1	0	0	0	0	7	14	0.00	0.000										
Rich Gossage, R ERA: 2.78	(8, 1) 0.2	L	5	1	1	1	0	2	0	0	0	0	0	10	23	13.50	4.500										
Mike Mohler, L ERA: 5.59	(8, 1) 0.1		1	0	0	0	0	0	0	0	0	0	0	1	1	0.00	0.000										

Oakland Athletics @ Baltimore Orioles  
 Oriole Park at Camden Yards, Baltimore, MD  
 Mon Jun 07 1993, 7:05 PM EDT  
 Att: 44,838 - Unknown - 79 F

AB 28  
 R 3  
 H 7  
 RBI 3  
 BB 6  
 SO 3  
 LOB 17









Batter	1	2	3	4	5	6	7	8	9	AB	R	H	RBI	BB	SO	LOB	TOP								
Lance Blankenship, R OBP: 0.362, SLG: 0.281	G5-3			G6-3			G5-3		K	4	0	0	0	1	1	1	<b>Oakland Athletics @ Baltimore Orioles</b> Oriole Park at Camden Yards, Baltimore, MD Wed Jun 09 1993, 7:05 PM EDT Att: 45,963 - Unknown - 97 F <a href="http://livebaseballscorecards.com">livebaseballscorecards.com</a>								
Brent Gates, S OBP: 0.373, SLG: 0.392	CS	G1-3			F7		G1			4	0	1	0	1	0	3									
Rickey Henderson, R OBP: 0.442, SLG: 0.435	1B			F9		G1-6-3		G5-3	P6	4	0	1	0	1	0	2									
Ruben Sierra, S OBP: 0.275, SLG: 0.433	1B				G1-6-3					4	2	3	1	0	0	1									
Terry Steinbach, R OBP: 0.360, SLG: 0.438	K									1	0	0	0	0	1	2									
Scott Hemond, R OBP: 0.250, SLG: 0.225				P3						3	1	2	0	0	0	0									
Kevin Seitzer, R OBP: 0.315, SLG: 0.360				F8		G6-3		G4-6-3		4	0	0	0	0	1	2									
Mike Aldrete, L OBP: 0.323, SLG: 0.483										3	0	1	1	0	0	0									
Craig Paquette, R OBP: 0.250, SLG: 0.407	G6-3			G4-3				G6-3		1	0	0	0	0	0	0									
Dale Sveum, S OBP: 0.310, SLG: 0.292							F7			2	1	1	1	2	0	1									
Mike Bordick, R OBP: 0.343, SLG: 0.304				G5-3			G5-3		FC5-4	4	0	1	0	0	0	2									
<b>Inning Stats</b>	R: 0 E: 0 K: 1 S: 13	H: 3 LOB: 2 BB: 0 P: 19	R: 0 E: 0 K: 1 S: 14	H: 1 LOB: 3 BB: 2 P: 27	R: 1 E: 0 K: 0 S: 7	H: 1 LOB: 0 BB: 0 P: 12	R: 1 E: 0 K: 0 S: 6	H: 1 LOB: 0 BB: 0 P: 10	R: 0 E: 0 K: 0 S: 4	H: 0 LOB: 0 BB: 1 P: 10	R: 1 E: 0 K: 0 S: 9	H: 2 LOB: 1 BB: 0 P: 17	R: 0 E: 0 K: 0 S: 7	H: 0 LOB: 0 BB: 0 P: 10	R: 1 E: 0 K: 0 S: 9	H: 2 LOB: 2 BB: 0 P: 10	R: 0 E: 0 K: 1 S: 12	H: 0 LOB: 2 BB: 2 P: 22	1B: 7 2B: 1 3B: 0 HR: 2	SF: 0 SAC: 0 DP: 2 HBP: 0	WP: 1 PB: 0 SB: 0 CS: 1	PA: 39			
<b>PITCHER</b>	IP	WLS	BF	H	R	ER	SO	BB	IBB	HBP	BLK	WP	HR	S	P	ERA	WHIP								
Rick Sutcliffe, R ERA: 4.72	5.1	W	25	8	3	3	2	3	0	0	0	0	2	48	86	5.06	2.062								
Mark Williamson, R ERA: 2.85	2.1		8	2	1	1	0	0	0	0	0	0	0	19	27	3.86	0.857								
Brad Pennington, L ERA: 2.84	1.1	S	6	0	0	0	1	2	0	0	0	1	0	14	24	0.00	1.500								

Batter	1	2	3	4	5	6	7	8	9	AB	R	H	RBI	BB	SO	LOB	BOTTOM								
Brady Anderson, L OBP: 0.312, SLG: 0.342	G4-3	F9				CS	K	F9		5	1	1	1	0	1	4	<b>Oakland Athletics @ Baltimore Orioles</b> Oriole Park at Camden Yards, Baltimore, MD Wed Jun 09 1993, 7:05 PM EDT Att: 45,963 - Unknown - 97 F <a href="http://livebaseballscorecards.com">livebaseballscorecards.com</a>								
Mark McLemore, S OBP: 0.371, SLG: 0.389	G5-3	HBP					1B			5	3	5	3	0	0	0									
Cal Ripken Jr., R OBP: 0.316, SLG: 0.354	G5-3	HBP		F9	G3-1		WP	G4-3		4	0	1	0	0	0	3									
Harold Baines, L OBP: 0.419, SLG: 0.457	G5-3					G4-3				3	0	1	1	1	0	2									
Mike Devereaux, R OBP: 0.306, SLG: 0.413						G1-3		P7		4	0	2	2	0	0	2									
Chris Hoiles, R OBP: 0.377, SLG: 0.491		K		F8		L4		F7		4	0	0	0	0	1	3									
Paul Carey, L ERA: 4.78										3	0	2	0	1	1	0									
Damon Buford, R OBP: 0.318, SLG: 0.351		FC4-6								0	1	0	0	0	0	0									
David Segui, S OBP: 0.348, SLG: 0.405		1B		K				FC1-6		0	0	0	0	0	0	0									
Tim Hulett, R OBP: 0.367, SLG: 0.414										2	1	2	0	0	0	0									
Leo Gomez, R OBP: 0.350, SLG: 0.437										1	0	0	0	0	0	1									
Harold Reynolds, S OBP: 0.340, SLG: 0.287		FC4-6								4	1	1	0	0	0	4									
<b>Inning Stats</b>	R: 1 E: 0 K: 0 S: 14	H: 2 LOB: 1 BB: 0 P: 22	R: 0 E: 0 K: 1 S: 11	H: 2 LOB: 2 BB: 0 P: 18	R: 1 E: 0 K: 0 S: 8	H: 2 LOB: 1 BB: 1 P: 18	R: 2 E: 0 K: 1 S: 14	H: 3 LOB: 1 BB: 0 P: 23	R: 0 E: 0 K: 0 S: 5	H: 0 LOB: 0 BB: 1 P: 8	R: 0 E: 0 K: 0 S: 6	H: 0 LOB: 1 BB: 1 P: 13	R: 1 E: 0 K: 1 S: 16	H: 3 LOB: 2 BB: 0 P: 21	R: 2 E: 0 K: 0 S: 22	H: 3 LOB: 1 BB: 0 P: 31	1B: 15 2B: 0 3B: 0 HR: 0	SF: 0 SAC: 1 DP: 0 HBP: 1	WP: 1 PB: 0 SB: 2 CS: 1	PA: 40					
<b>PITCHER</b>	IP	WLS	BF	H	R	ER	SO	BB	IBB	HBP	BLK	WP	HR	S	P	ERA	WHIP								
Bob Welch, R ERA: 4.78	6.0	L	27	9	4	4	2	2	0	0	0	0	0	58	102	6.00	1.833								
Rick Honeycutt, L ERA: 3.54	0.1		4	3	1	1	1	0	0	0	0	0	0	12	16	27.00	9.000								
Kelly Downs, R ERA: 6.57	0.2		2	0	0	0	0	0	0	0	0	1	0	4	5	0.00	0.000								
Dennis Eckersley, R ERA: 5.4	1.0		6	3	2	2	0	0	0	0	0	0	0	22	31	18.00	3.000								





Batter	1	2	3	4	5	6	7	8	9	AB	R	H	RBI	BB	SO	LOB	TOP										
Rickey Henderson, R OBP: 0.443, SLG: 0.439 Scott Hemond, R OBP: 0.239, SLG: 0.214	4-2 G1-3 BB	0-1 1-H 2-H 3-H 2B	1-3 K		1-3 K		1-3 K		0-1 F8	3	0	1	3	1	2	5											
Mike Bordick, R OBP: 0.340, SLG: 0.297	0-0 G1-3	4-1 BB		0-0 G6-3	1-0 G5-3		2-2 G6-3			4	0	0	1	1	0	4											
Brent Gates, S OBP: 0.367, SLG: 0.384	1-1 FC1	0-1 G4-3		3-2 L5		2-2 F9	3-H 1-0 1B			5	0	1	0	0	0	3											
Ruben Sierra, S OBP: 0.273, SLG: 0.425	1-0 G4-3		2-1 G4-3	1-2 F7		4-2 1B 1B BB	1-0 G3			4	1	0	0	1	0	2											
Terry Steinbach, R OBP: 0.366, SLG: 0.447		0-1 BB 1B 1B	0-0 F9		3-2 G3-1 1B 2B	1 SAFE 0-0 1B	2-1 F9			5	2	3	0	0	0	0											
Mike Aldrete, L OBP: 0.343, SLG: 0.485 Kevin Seitzer, R OBP: 0.318, SLG: 0.363	1-0 F7	3-1 2B 1B		0-1 G3-1	0-0 1B		3-2 CS 1B			4	1	2	1	0	0	2											
Dale Sveum, S OBP: 0.326, SLG: 0.316	2-1 BB 1B	1-0 1B	1-3 1B 2B	4-1 BB 1B BB	1-3 K		3-3 SAFE SAFE 1-2 K			4	2	2	0	1	2	3											
Craig Paquette, R OBP: 0.273, SLG: 0.406	1-0 L4	0-2 1B		1-0 BB 1B	1-3 K		0-0 P4			5	0	2	3	0	1	4											
Lance Blankenship, R OBP: 0.374, SLG: 0.303	4-2 1-2 2-3 BB	1 SAFE 1-2 1B		1-2 BB	1-2 2-3 BB		3-2 G6-3 3B		2-2 G3-1	3	2	2	0	2	0	0											
<b>Inning Stats</b>	R: 0 E: 0 K: 0 S: 6	H: 0 LOB: 1 BB: 1 P: 12	R: 3 E: 0 K: 0 S: 13	H: 3 LOB: 2 BB: 2 P: 25	R: 2 E: 0 K: 1 S: 14	H: 4 LOB: 2 BB: 0 P: 24	R: 0 E: 0 K: 0 S: 8	H: 0 LOB: 0 BB: 0 P: 12	R: 1 E: 0 K: 1 S: 13	H: 2 LOB: 3 BB: 2 P: 27	R: 1 E: 0 K: 2 S: 15	H: 2 LOB: 2 BB: 1 P: 23	R: 1 E: 0 K: 1 S: 14	H: 2 LOB: 1 BB: 0 P: 21	R: 0 E: 0 K: 1 S: 10	H: 1 LOB: 0 BB: 0 P: 18	R: 0 E: 0 K: 0 S: 6	H: 0 LOB: 0 BB: 0 P: 8	1B: 10 2B: 3 3B: 1 HR: 0	SF: 0 SAC: 0 DP: 0 HBP: 0	WP: 0 PB: 0 SB: 0 CS: 1	PA: 46					
<b>PITCHER</b>	IP	WLS	BF	H	R	ER	SO	BB	IBB	HBP	BLK	WP	HR	S	P	ERA	WHIP										
Scott Erickson, R ERA: 5.86	4.1		26	9	6	6	1	4	0	0	0	0	0	49	89	12.46	3.000										
Mike Hartley, R ERA: 4.53	1.2	W	9	2	1	1	3	2	0	0	0	0	0	20	34	5.40	2.400										
Mike Trombley, R ERA: 6.15	1.1		6	2	1	1	1	0	0	0	0	0	0	16	25	6.75	1.500										
George Tsamis, L ERA: 4.32	0.2		2	1	0	0	1	0	0	0	0	0	0	8	14	0.00	1.500										
Rick Aguilera, R ERA: 2.43	1.0	S	3	0	0	0	0	0	0	0	0	0	0	6	8	0.00	0.000										

Oakland Athletics @ Minnesota Twins  
Hubert H. Humphrey Metrodome, Minneapolis, MN  
Fri Jun 11 1993, 8:05 PM EDT  
Att: 27,761 - Dome

AB 40  
R 8  
H 14  
RBI 8  
BB 6  
SO 6  
LOB 24



Batter	1	2	3	4	5	6	7	8	9	AB	R	H	RBI	BB	SO	LOB	BOTTOM											
Chuck Knoblauch, R OBP: 0.367, SLG: 0.335	0-0 L4	0-0 1B		0-0 1B G3 2B 1B	1-2 BB		1-2 G4-3		1-2 2-3 3-H F7	4	1	2	1	1	0	2												
Chip Hale, L Jeff Reboulet, R OBP: 0.306, SLG: 0.229	4-0 1B BB	3-2 P6		0-0 G3	1-1 G4-3		1-0 F7			4	0	0	0	1	0	8												
Shane Mack, R OBP: 0.269, SLG: 0.343	0-0 1B		1-1 B1-3 1B	2-2 2B 1B	2-3 3-H 1B		1-2 HR			5	3	4	4	0	0	0												
Kirby Puckett, R OBP: 0.352, SLG: 0.452	1-3 K		0-0 B1-3 1B	0-1 1B 2B	1-H 3-H 1B		1-0 G4-3			5	1	1	2	0	1	3												
Pedro Munoz, R OBP: 0.324, SLG: 0.485	4-1 BB		1-1 G5-3	1-0 1B	2-H 1B		1-3 K		4-2 G5-3 BLK E BB	3	1	1	1	2	1	1												
Randy Bush, L OBP: 0.289, SLG: 0.231	0-0 G4-3		2-2 1B	1-2 G3			1-2 1B 1B		0-0 P6	5	1	2	1	0	0	5												
Dave McCarty, R OBP: 0.356, SLG: 0.460		1-0 P4	2-3 K		2-0 G6-3		3-1 1B 1B G4-3 1B		2-2 G5-3	5	1	1	0	0	1	2												
Lenny Webster, R OBP: 0.277, SLG: 0.341	2-1 F7		1-0 G6-3	1-1 F7			3-1 G4-3 1B HR 1B		0-1 E4	5	1	1	0	0	0	0												
Pat Meares, R OBP: 0.349, SLG: 0.415	2-2 1B HBP		1-2 G3 1B 1B	1-0 BB 1B			2-0 1-2 2-3 3-H HR 1B		0-1 G4-3	4	2	3	1	0	0	1												
<b>Inning Stats</b>	R: 0 E: 0 K: 1 S: 8	H: 1 LOB: 3 BB: 2 P: 17	R: 0 E: 0 K: 0 S: 9	H: 1 LOB: 0 BB: 0 P: 17	R: 1 E: 0 K: 1 S: 11	H: 2 LOB: 1 BB: 0 P: 17	R: 4 E: 0 K: 0 S: 15	H: 5 LOB: 1 BB: 0 P: 21	R: 0 E: 0 K: 1 S: 7	H: 0 LOB: 0 BB: 0 P: 10	R: 5 E: 0 K: 0 S: 19	H: 5 LOB: 0 BB: 0 P: 32	R: 1 E: 1 K: 0 S: 10	H: 0 LOB: 1 BB: 1 P: 16	R: 0 E: 0 K: 0 S: 6	H: 0 LOB: 0 BB: 0 P: 8	1B: 13 2B: 1 3B: 0 HR: 1	SF: 0 SAC: 0 DP: 0 HBP: 1	WP: 0 PB: 0 SB: 0 CS: 0	PA: 45								
<b>PITCHER</b>	IP	WLS	BF	H	R	ER	SO	BB	IBB	HBP	BLK	WP	HR	S	P	ERA	WHIP											
Ron Darling, R ERA: 6.22	5.0		29	10	5	5	2	3	0	1	0	0	0	14	24	27.00	3.000											
Storm Davis, R ERA: 6.45	1.0		6	3	3	3	1	0	0	0	0	0	0	1	22	34	9.00	1.500										
Ed Nunez, R ERA: 3.6	2.0	L	10	2	3	2	0	1	0	0	1	0	1	22	34	9.00	1.500											

Oakland Athletics @ Minnesota Twins  
Hubert H. Humphrey Metrodome, Minneapolis, MN  
Fri Jun 11 1993, 8:05 PM EDT  
Att: 27,761 - Dome

AB 40  
R 11  
H 15  
RBI 10  
BB 4  
SO 3  
LOB 22





Batter	1	2	3	4	5	6	7	8	9	AB R H RBI BB SO LOB	TOP									
<b>Rickey Henderson, R</b> OBP: 0.447, SLG: 0.455 (1, 10)	2-2 HR	4-1 SAFE BB			4-2 SAFE BB		1-0 F8		1-0 P3	3 1 1 1 2 0 1	<b>Oakland Athletics @ Minnesota Twins</b> Hubert H. Humphrey Metrodome, Minneapolis, MN Sat Jun 12 1993, 8:05 PM EDT Att: 31,991 - Dome <a href="http://livebaseballscorecards.com">livebaseballscorecards.com</a>									
<b>Craig Paquette, R</b> OBP: 0.270, SLG: 0.472 (1, 5)	1-0 HR	0-0 F9			1-0 P6		2-2 G1-3			4 1 1 1 0 0 5										
<b>Brent Gates, S</b> OBP: 0.364, SLG: 0.375 (1, 4)	2-2 F7		1-1 F9		2-2 G1-3			4-0 FC3-6 BB		3 0 0 0 1 0 2										
<b>Ruben Sierra, S</b> OBP: 0.273, SLG: 0.420 (1, 9)	4-2 FC5-4 BB		0-0 P8		1-2 F7			0-0 FC3-6 FC5-4 1B		3 0 0 0 1 0 3										
<b>Terry Steinbach, R</b> OBP: 0.364, SLG: 0.443 (1, 2)	1-1 FC5-4 1-2		2-3 K			1-2 F8		1-1 FC5-4 1B		4 0 1 0 0 1 1										
<b>Kevin Seitzer, R</b> OBP: 0.312, SLG: 0.355 (1, 3)	1-1 F9			1-0 F9		0-0 G6-3		2-2 FC5-4 1-2 2-3		4 0 0 0 0 0 3										
<b>Mike Aldrete, L</b> OBP: 0.316, SLG: 0.444 <b>Scott Hemond, R</b> OBP: 0.234, SLG: 0.209 (8, PH) (8, 7)		3-2 G4-3		2-2 F7		1-2 L9		1-1 F8		3 0 0 0 0 0 0 1 0 0 0 0 0 2										
<b>Mike Bordick, R</b> OBP: 0.338, SLG: 0.302 (1, 6)		2-1 CS 2B		2-3 K			1-1 F9	0-1 P4		4 0 1 0 0 1 0										
<b>Lance Blankenship, R</b> OBP: 0.383, SLG: 0.306 (1, 8)		3-2 BB 1B			4-2 G1-3 BB		2-2 HBP	2-2 P3		2 0 1 0 1 0 0										
<b>Inning Stats</b>	R: 2 H: 2 E: 0 K: 0 S: 14	H: 2 R: 2 ER: 2 SO: 2 BB: 1 P: 25	R: 0 H: 2 E: 0 K: 0 S: 11	H: 2 R: 2 ER: 2 SO: 2 BB: 1 P: 23	R: 0 H: 0 E: 0 K: 1 S: 8	H: 0 R: 0 ER: 0 SO: 0 BB: 0 P: 11	R: 0 H: 0 E: 0 K: 1 S: 9	H: 0 R: 0 ER: 0 SO: 0 BB: 0 P: 14	R: 0 H: 0 E: 0 K: 0 S: 18	H: 0 R: 0 ER: 0 SO: 0 BB: 2 P: 30	R: 0 H: 0 E: 0 K: 0 S: 7	H: 0 R: 0 ER: 0 SO: 0 BB: 0 P: 9	R: 0 H: 0 E: 0 K: 0 S: 8	H: 1 R: 0 ER: 0 SO: 0 BB: 1 P: 14	R: 0 H: 0 E: 0 K: 0 S: 6	H: 0 R: 0 ER: 0 SO: 0 BB: 0 P: 9	1B: 2 2B: 1 3B: 0 HR: 2	SF: 0 SAC: 0 DP: 0 HBP: 1	WP: 0 PB: 0 SB: 0 CS: 1	PA: 37
<b>PITCHER</b>	IP WLS BF H R ER SO BB IBB HBP BLK WP HR S P ERA WHIP																			
<b>Jim Deshaies, L</b> ERA: 3.97 (1, 1)	5.0 W 22 4 2 2 2 4 0 0 0 0 2 60 103 3.60 1.600																			
<b>Mike Trombley, R</b> ERA: 5.77 (6, 1)	2.2 11 1 0 0 0 1 0 1 0 0 0 21 36 0.00 0.750																			
<b>Larry Casian, L</b> ERA: 1.13 (8, 1)	1.1 4 0 0 0 0 0 0 0 0 0 0 8 12 0.00 0.000																			

Batter	1	2	3	4	5	6	7	8	9	AB R H RBI BB SO LOB	BOTTOM									
<b>Chuck Knoblauch, R</b> OBP: 0.376, SLG: 0.348 (1, 4)	0-0 1B FC5-2 1B	2-0 CS	2-2 BB HR 1B	0-0 SF8		2-2 S E 1B		3-2 G4-6-3 1B		4 2 4 1 0 0 0	<b>Oakland Athletics @ Minnesota Twins</b> Hubert H. Humphrey Metrodome, Minneapolis, MN Sat Jun 12 1993, 8:05 PM EDT Att: 31,991 - Dome <a href="http://livebaseballscorecards.com">livebaseballscorecards.com</a>									
<b>Chip Hale, L</b> OBP: 0.300, SLG: 0.222 (1, 5)	0-2 1B		2-2 HR 1B	2-1 G4-3		1-1 K		1-2 G4-6-3 1-2		5 1 2 0 0 1 2										
<b>Shane Mack, R</b> OBP: 0.279, SLG: 0.341 (1, 7)	1-2 FC5-2		4-0 HR BB	4-0 1B BB		4-0 FC6-4 BB				1 1 0 0 3 0 2										
<b>Kirby Puckett, R</b> OBP: 0.354, SLG: 0.467 (1, 8)	1-0 L9		0-0 HR	0-1 1B		1-0 FC6-4		1-2 1-2 2H		4 1 2 4 0 0 3										
<b>Brian Harper, R</b> OBP: 0.354, SLG: 0.464 (1, 2)	2-2 G4-3		1-0 F9	4-1 BB		1-3 K				3 0 0 0 1 1 3										
<b>Dave Winfield, R</b> OBP: 0.304, SLG: 0.425 (1, 9)		2-2 1B G6-3 1B	0-0 G6-3	3-3 K		1-3 K				4 0 1 0 0 2 3										
<b>Dave McCarty, R</b> OBP: 0.340, SLG: 0.440 (1, 3)		3-2 G6-3	1-1 L4		1-2 G3		0-3 K			4 0 0 0 0 1 1										
<b>Lenny Webster, R</b> OBP: 0.275, SLG: 0.333 (1, 10)		0-3 K		0-1 SH 1B		0-0 G5-3		2-2 F7		4 1 1 0 0 1 1										
<b>Pat Meares, R</b> OBP: 0.348, SLG: 0.412 (1, 6)		0-1 CS 1B		0-0 SH SF8		1-0 G6-3		1-1 G5-3		3 1 1 0 0 0 0										
<b>Inning Stats</b>	R: 0 H: 2 E: 0 K: 0 S: 13	H: 2 R: 2 ER: 4 SO: 1 BB: 0 P: 17	R: 0 H: 2 E: 0 K: 1 S: 11	H: 2 R: 4 ER: 1 SO: 1 BB: 0 P: 18	R: 4 H: 3 E: 0 K: 0 S: 12	H: 3 R: 0 ER: 0 SO: 0 BB: 0 P: 22	R: 2 H: 2 E: 1 K: 1 S: 14	H: 2 R: 1 ER: 1 SO: 1 BB: 2 P: 27	R: 0 H: 0 E: 0 K: 0 S: 6	H: 0 R: 0 ER: 0 SO: 0 BB: 0 P: 8	R: 1 H: 1 E: 1 K: 2 S: 12	H: 1 R: 0 ER: 0 SO: 0 BB: 1 P: 22	R: 0 H: 0 E: 0 K: 2 S: 10	H: 0 R: 0 ER: 0 SO: 0 BB: 0 P: 13	R: 0 H: 1 E: 0 K: 0 S: 10	H: 1 R: 0 ER: 0 SO: 0 BB: 0 P: 15	1B: 10 2B: 0 3B: 0 HR: 1	SF: 1 SAC: 1 DP: 1 HBP: 0	WP: 0 PB: 0 SB: 1 CS: 1	PA: 39
<b>PITCHER</b>	IP WLS BF H R ER SO BB IBB HBP BLK WP HR S P ERA WHIP																			
<b>Bobby Witt, R</b> ERA: 4.11 (4, 1)	3.2 L 21 8 6 4 1 2 0 0 0 0 0 42 9.82 2.727																			
<b>Joe Boever, R</b> ERA: 3.12 (4, 1)	4.1 17 3 1 0 5 2 0 0 0 0 0 46 73 0.00 1.154																			





Batter	1	2	3	4	5	6	7	8	9	AB	R	H	RBI	BB	SO	LOB	TOP								
Rickey Henderson, R OBP: 0.444, SLG: 0.453 (1, 10)	G6-3			L6-3			F9		G6-3	5	0	1	1	1	0	6	<b>Oakland Athletics @ Minnesota Twins</b> Hubert H. Humphrey Metrodome, Minneapolis, MN Sun Jun 13 1993, 4:33 AM EDT Att: 31,959 - Dome <a href="http://livebaseballscorecards.com">livebaseballscorecards.com</a>								
Terry Steinbach, R OBP: 0.384, SLG: 0.455 (1, 3)	HR		F7		K		P4			4	1	1	1	1	1	2									
Brent Gates, S OBP: 0.359, SLG: 0.368 (1, 4)	F9		K		FC1-6 1B	K	F2			5	0	1	0	0	2	4									
Ruben Sierra, S OBP: 0.272, SLG: 0.415 (1, 9)	L7		F8		FC1-6 1B	K	F8			5	0	1	0	0	1	4									
Kevin Seitzer, R OBP: 0.304, SLG: 0.346 (1, 7)		K2-3		G3	FC1-6		K		G6-3	5	0	0	0	0	2	2									
Craig Panuette, R OBP: 0.282, SLG: 0.463 (1, 5)	P3			G5-3			F9		F3	5	1	1	0	0	0	2									
Mike Bordick, R OBP: 0.349, SLG: 0.315 (1, 6)				1B		G6-3				5	2	4	1	0	0	0									
Scott Hemond, R OBP: 0.288, SLG: 0.277 (1, 2)			K							4	2	3	1	1	1	1									
Lance Blankenship, R OBP: 0.399, SLG: 0.320 (1, 8)										3	1	3	2	2	0	0									
<b>Inning Stats</b>	R: 1 E: 0 K: 0 S: 4	H: 1 LOB: 0 BB: 0 P: 4	R: 0 E: 0 K: 2 S: 8	H: 1 LOB: 1 BB: 0 P: 8	R: 0 E: 0 K: 1 S: 5	H: 0 LOB: 2 BB: 2 P: 13	R: 2 E: 0 K: 0 S: 5	H: 3 LOB: 1 BB: 1 P: 9	R: 0 E: 0 K: 1 S: 7	H: 2 LOB: 2 BB: 0 P: 7	R: 2 E: 0 K: 2 S: 10	H: 3 LOB: 2 BB: 1 P: 14	R: 0 E: 0 K: 1 S: 7	H: 2 LOB: 3 BB: 1 P: 11	R: 0 E: 0 K: 0 S: 3	H: 0 LOB: 0 BB: 0 P: 3	R: 2 E: 0 K: 0 S: 6	H: 3 LOB: 1 BB: 0 P: 6	1B: 11 2B: 4 3B: 0 HR: 1	SF: 0 SAC: 0 DP: 1 HBP: 0	WP: 1 PB: 0 SB: 0 CS: 0	PA: 46			
<b>PITCHER</b>	IP	WLS	BF	H	R	ER	SO	BB	IBB	HBP	BLK	WP	HR	S	P	ERA	WHIP								
Eddie Guardado, L ERA: 8.1 (1, 1)	3.1		18	5	3	3	3	3	0	0	0	0	1	21	33	8.10	2.400								
Mike Hartley, R ERA: 5.15 (4, 1)	2.0		11	5	2	2	1	1	0	0	0	1	0	12	16	9.00	3.000								
George Tsamis, L ERA: 4.5 (6, 1)	3.1	L	15	4	2	2	3	1	0	0	0	0	0	20	24	5.40	1.500								
Carl Willis, R ERA: 10.8 (9, 1)	0.1		2	1	0	0	0	0	0	0	0	0	0	2	2	0.00	3.000								

Batter	1	2	3	4	5	6	7	8	9	AB	R	H	RBI	BB	SO	LOB	BOTTOM								
Chuck Knoblauch, R OBP: 0.376, SLG: 0.349 (1, 4)	2B HR	G5-3		F9		3B 1B		P4		5	2	2	0	0	0	1	<b>Oakland Athletics @ Minnesota Twins</b> Hubert H. Humphrey Metrodome, Minneapolis, MN Sun Jun 13 1993, 4:33 AM EDT Att: 31,959 - Dome <a href="http://livebaseballscorecards.com">livebaseballscorecards.com</a>								
Chip Hale, L OBP: 0.429, SLG: 0.615 (1, 5)		F7						F9-3		4	1	3	1	0	0	0									
Dave McCarty, R OBP: 0.337, SLG: 0.435 (8, PH) (9, 3)	HR									1	0	0	0	0	0	1									
Shane Mack, R OBP: 0.288, SLG: 0.380 (1, 7)	HR			G4-3		F8				4	2	2	4	1	0	2									
Kirby Puckett, R OBP: 0.355, SLG: 0.463 (1, 8)	1B SF8				F7		G5-3		F9	4	1	1	0	1	0	0									
Brian Harper, R OBP: 0.355, SLG: 0.462 (1, 2)	SF8 1B	G1-3			P4		1B		G5-3	5	0	2	0	0	0	2									
Dave Winfield, R OBP: 0.307, SLG: 0.422 (1, 10)				G6-3			F8		K	4	0	1	0	1	1	1									
Pedro Munoz, R OBP: 0.322, SLG: 0.478 (1, 9)	K			G6-3		K				4	0	1	0	0	2	4									
Mike Malsudian, L (1, 3) (9, 5)	SF8			F7		F5		FC6		3	0	0	1	0	0	2									
Jeff Reboulet, R OBP: 0.298, SLG: 0.222 ERA: 6.85 (1, 6)	G1-6-3									3	0	0	0	0	0	2									
Randy Bush, L OBP: 0.289, SLG: 0.231 (8, PH) Pat Meares, R OBP: 0.344, SLG: 0.407 (6, PH) (9, 6)				G6-3		F9		E6		0	0	0	0	0	0	0									
										1	0	0	0	0	0	0									
<b>Inning Stats</b>	R: 4 E: 0 K: 1 S: 11	H: 6 LOB: 2 BB: 0 P: 11	R: 0 E: 0 K: 0 S: 3	H: 0 LOB: 2 BB: 2 P: 11	R: 0 E: 0 K: 0 S: 3	H: 0 LOB: 0 BB: 0 P: 3	R: 0 E: 0 K: 0 S: 4	H: 1 LOB: 1 BB: 0 P: 4	R: 0 E: 0 K: 1 S: 5	H: 0 LOB: 1 BB: 1 P: 9	R: 1 E: 0 K: 0 S: 5	H: 2 LOB: 1 BB: 0 P: 5	R: 0 E: 0 K: 0 S: 5	H: 2 LOB: 2 BB: 0 P: 5	R: 0 E: 1 K: 0 S: 3	H: 0 LOB: 0 BB: 0 P: 3	R: 1 E: 0 K: 1 S: 6	H: 1 LOB: 0 BB: 0 P: 6	1B: 8 2B: 2 3B: 1 HR: 2	SF: 1 SAC: 0 DP: 1 HBP: 0	WP: 0 PB: 0 SB: 0 CS: 0	PA: 42			
<b>PITCHER</b>	IP	WLS	BF	H	R	ER	SO	BB	IBB	HBP	BLK	WP	HR	S	P	ERA	WHIP								
Shawn Hillegas, R ERA: 6.85 (1, 1)	5.2		29	9	5	5	2	3	0	0	0	0	1	30	42	7.94	2.118								
Rich Gossage, R ERA: 2.63 (8, 1)	1.1		6	2	0	0	0	0	0	0	0	0	0	6	6	0.00	1.500								
Rick Honeycutt, L ERA: 0.46 (8, 1)	0.1		2	0	0	0	0	0	0	0	0	0	0	2	2	0.00	0.000								
Ed Nunez, R ERA: 3.52 (8, 1)	0.2	W	1	0	0	0	0	0	0	0	0	0	0	1	1	0.00	0.000								
Dennis Eckersley, R ERA: 5.56 (9, 1)	1.0	S	4	1	1	1	1	0	0	0	0	0	1	6	6	9.00	1.000								





Batter	1	2	3	4	5	6	7	8	9	AB	R	H	RBI	BB	SO	LOB	TOP																					
Steve Sax, R OBP: 0.250, SLG: 0.289 (1, 7)	P4		F8 G6-3 BB		G5-3		G3-1		L4	4	0	0	0	1	0	1																						
Craig Grebeck, R OBP: 0.316, SLG: 0.271 (1, 6)	G5-3		G6-3		F7			L6		4	0	0	0	0	0	1																						
Frank Thomas, R OBP: 0.402, SLG: 0.539 (1, 3)	HR		F8							2	1	1	1	2	0	1																						
George Bell, R OBP: 0.247, SLG: 0.323 (1, 10)	1B BB		P4		G4-3			F9		3	0	0	0	1	0	3																						
Robin Ventura, L OBP: 0.398, SLG: 0.476 (1, 5)	1-2 1B			G6-3		K		G4-3		4	0	1	0	0	1	1																						
Ellis Burks, R OBP: 0.355, SLG: 0.497 (1, 8)	P6			HR	G6-3			G4-3 SF8 2B		4	2	2	1	0	0	2																						
Bo Jackson, R OBP: 0.327, SLG: 0.402 (1, 9)		G4-3		G6-3		K		G4-3		4	0	0	0	0	1	1																						
Carlton Fisk, R OBP: 0.229, SLG: 0.267 (1, 2)		G5-3		FC6-4 1B			G5-3	SF8		3	0	1	1	0	0	0																						
Joey Cora, S OBP: 0.356, SLG: 0.356 (1, 4)		P3		FC6-4 1-2			K	PB BB		3	0	0	0	1	1	1																						
<b>Inning Stats</b>	R: 1 E: 0 K: 0 S: 11	H: 2 LOB: 2 BB: 1 P: 20	R: 0 E: 0 K: 0 S: 9	H: 0 LOB: 0 BB: 0 P: 13	R: 0 E: 0 K: 0 S: 13	H: 0 LOB: 1 BB: 1 P: 20	R: 1 E: 0 K: 0 S: 8	H: 2 LOB: 1 BB: 0 P: 11	R: 0 E: 0 K: 2 S: 5	H: 0 LOB: 0 BB: 1 P: 15	R: 0 E: 0 K: 1 S: 10	H: 0 LOB: 0 BB: 0 P: 14	R: 0 E: 0 K: 0 S: 8	H: 0 LOB: 1 BB: 1 P: 16	R: 1 E: 0 K: 0 S: 15	H: 1 LOB: 1 BB: 1 P: 25	1B: 2 2B: 1 3B: 0 HR: 2	SF: 1 SAC: 0 DP: 0 HBP: 0	WP: 0 PB: 1 CS: 0	PA: 37																		
<b>PITCHER</b>	IP	WLS	BF	H	R	ER	SO	BB	IBB	HBP	BLK	WP	HR	S	P	ERA	WHIP	<b>PITCHER</b>				IP	WLS	BF	H	R	ER	SO	BB	IBB	HBP	BLK	WP	HR	S	P	ERA	WHIP
Curt Young, L ERA: 4.5 (1, 1)	6.0	W	25	4	2	2	2	3	0	0	0	0	2	54	91	3.00	1.167																					
Rick Honeycutt, L ERA: 3.32 (7, 1)	1.0		3	0	0	0	1	0	0	0	0	0	0	10	14	0.00	0.000																					
Storm Davis, R ERA: 6.36 (8, 1)	2.0		9	1	1	1	0	2	0	0	0	0	0	23	41	4.50	1.500																					

Chicago White Sox @ Oakland Athletics  
Oakland-Alameda County Coliseum, Oakland, CA  
Mon Jun 14 1993, 7:05 PM PDT  
Att: 23,586 - Unknown - 67 F

AB	31
R	3
H	5
RBI	3
BB	5
SO	3
LOB	11



Batter	1	2	3	4	5	6	7	8	9	AB	R	H	RBI	BB	SO	LOB	BOTTOM																					
Rickey Henderson, R OBP: 0.447, SLG: 0.460 (1, 7)	1B 2B	G3			G3 S 1B	S 1B BB	F9			4	2	2	0	1	0	3																						
Terry Steinbach, R OBP: 0.361, SLG: 0.446 (1, 2)	K				K G3 1B BB	K		G5-3		4	1	0	0	1	3	3																						
Brent Gates, S OBP: 0.354, SLG: 0.362 (1, 4)	P6		G4-3		G3			G4-3		5	0	1	3	0	0	3																						
Ruben Sierra, S OBP: 0.278, SLG: 0.419 (1, 9)	1B				WP S 1B	K		F7		5	0	3	2	0	1	1																						
Kevin Seitzer, R OBP: 0.303, SLG: 0.359 (1, 3)	G4-3		G4-3		F8		HR			4	1	1	1	0	0	4																						
Mike Aldrete, L OBP: 0.310, SLG: 0.410 (1, 10)		L9		F7			K			3	0	0	0	1	1	0																						
Craig Paquette, R OBP: 0.261, SLG: 0.467 (1, 5)	WP 2B			K		K		F9		4	0	1	0	0	2	2																						
Mike Bordick, R OBP: 0.347, SLG: 0.319 (1, 6)	L9			G6-3		G6-3		1B 2B		4	1	1	0	0	0	1																						
Lance Blankenship, R OBP: 0.411, SLG: 0.329 (1, 8)						1B G3 1B	PB S 1B BB	2H 1B		2	2	2	1	2	0	0																						
<b>Inning Stats</b>	R: 0 E: 0 K: 1 S: 12	H: 2 LOB: 2 BB: 0 P: 19	R: 0 E: 0 K: 0 S: 9	H: 1 LOB: 2 BB: 1 P: 20	R: 0 E: 0 K: 1 S: 7	H: 0 LOB: 0 BB: 0 P: 10	R: 3 E: 0 K: 1 S: 17	H: 3 LOB: 2 BB: 2 P: 33	R: 2 E: 0 K: 2 S: 14	H: 1 LOB: 1 BB: 2 P: 28	R: 2 E: 0 K: 1 S: 16	H: 3 LOB: 1 BB: 0 P: 24	R: 0 E: 0 K: 0 S: 5	H: 0 LOB: 0 BB: 0 P: 9	1B: 7 2B: 3 3B: 0 HR: 1	SF: 0 SAC: 0 DP: 0 HBP: 0	WP: 2 PB: 1 CS: 0	PA: 40																				
<b>PITCHER</b>	IP	WLS	BF	H	R	ER	SO	BB	IBB	HBP	BLK	WP	HR	S	P	ERA	WHIP	<b>PITCHER</b>				IP	WLS	BF	H	R	ER	SO	BB	IBB	HBP	BLK	WP	HR	S	P	ERA	WHIP
Kirk McCaskill, R ERA: 5.93 (1, 1)	4.1	L	22	7	3	3	3	2	0	0	0	0	0	48	80	6.23	2.077																					
Jeff Schwarz, R ERA: 2.55 (5, 1)	1.2		9	1	2	2	3	3	0	0	0	1	0	20	41	10.80	2.400																					
Bobby Thigpen, R ERA: 5.52 (7, 1)	1.0		6	3	2	2	1	0	0	0	0	0	1	16	24	18.00	3.000																					
Terry Leach, R ERA: 2.19 (8, 1)	1.0		3	0	0	0	0	0	0	0	0	0	0	5	9	0.00	0.000																					

Chicago White Sox @ Oakland Athletics  
Oakland-Alameda County Coliseum, Oakland, CA  
Mon Jun 14 1993, 7:05 PM PDT  
Att: 23,586 - Unknown - 67 F

AB	35
R	7
H	11
RBI	7
BB	5
SO	7
LOB	17





Batter	1	2	3	4	5	6	7	8	9	AB	R	H	RBI	BB	SO	LOB	TOP					
Tim Raines, S OBP: 0.423, SLG: 0.588	P5		G3			L6-3	G6-3			4	0	0	0	0	0	1						
Joey Cora, S OBP: 0.354, SLG: 0.354	F9		K			E6		P5		4	1	1	0	0	1	0						
Frank Thomas, R OBP: 0.404, SLG: 0.536	G4-3							L4		3	0	1	1	1	0	0						
Robin Ventura, L OBP: 0.391, SLG: 0.467		G6-3		G6-4-3		P6		L7		4	0	0	0	0	2							
George Bell, R OBP: 0.291, SLG: 0.331 Steve Sax, R OBP: 0.250, SLG: 0.289	E9		G5-3			F9			SH1 FC4-2	4	1	2	0	0	0	1						
Ellis Burks, R OBP: 0.355, SLG: 0.500		G4-3				G6-3		G4-3	SH1	3	0	1	1	0	0	0						
Lance Johnson, L OBP: 0.328, SLG: 0.356		G4-3				L8			FC4-2	4	1	1	0	0	0	3						
Ron Karkovics, R OBP: 0.320, SLG: 0.531		G5-3				F9				4	1	2	2	0	0	2						
Ozzie Guillen, L OBP: 0.263, SLG: 0.331			G5-3			F9			G4-3	4	0	1	0	0	0	2						
<b>Inning Stats</b>	R: 0 H: 0 E: 0 K: 0 S: 4	H: 0 LOB: 0 BB: 0 P: 8	R: 1 H: 2 E: 1 K: 0 S: 13	H: 2 LOB: 1 BB: 0 P: 19	R: 0 H: 0 E: 0 K: 1 S: 8	H: 0 LOB: 0 BB: 0 P: 11	R: 0 H: 0 E: 0 K: 0 S: 9	H: 0 LOB: 0 BB: 0 P: 15	R: 0 H: 1 E: 0 K: 0 S: 7	H: 1 LOB: 1 BB: 0 P: 12	R: 1 H: 2 E: 1 K: 0 S: 9	H: 2 LOB: 1 BB: 0 P: 14	R: 1 H: 2 E: 0 K: 0 S: 7	H: 2 LOB: 1 BB: 0 P: 10	R: 0 H: 0 E: 0 K: 0 S: 10	H: 0 LOB: 0 BB: 0 P: 15	R: 1 H: 2 E: 0 K: 0 S: 13	H: 2 LOB: 1 BB: 0 P: 19	1B: 4 2B: 4 3B: 0 HR: 1	SF: 0 SAC: 1 DP: 1 HBP: 0	WP: 0 PB: 0 CS: 0	PA: 36
<b>PITCHER</b>	IP	WLS	BF	H	R	ER	SO	BB	IBB	HBP	BLK	WP	HR	S	P	ERA	WHIP					
Bob Welch, R ERA: 4.61	(1, 1)	8.2	L	35	9	4	3	1	1	0	0	0	1	74	116	3.12	1.154					
Kelly Downs, R ERA: 6.51	(9, 1)	0.1		1	0	0	0	0	0	0	0	0	0	6	7	0.00	0.000					

Chicago White Sox @ Oakland Athletics  
Oakland-Alameda County Coliseum, Oakland, CA

Tue Jun 15 1993, 7:05 PM PDT  
Att: 26,532 - Unknown - 67 F

AB 34  
R 4  
H 9  
RBI 4  
BB 1  
SO 1  
LOB 11



Batter	1	2	3	4	5	6	7	8	9	AB	R	H	RBI	BB	SO	LOB	BOTTOM					
Rickey Henderson, R OBP: 0.444, SLG: 0.456	K			G6-4-3		CS	F9		G3-1	4	0	1	0	0	1	1						
Terry Steinbach, R OBP: 0.380, SLG: 0.444	K			G6-4-3						3	0	1	0	0	1	1						
Brent Gates, S OBP: 0.348, SLG: 0.355	F8			P4						3	0	0	0	0	1	1						
Ruben Sierra, S OBP: 0.275, SLG: 0.414		G4-3				K				3	0	0	0	0	1	1						
Craig Paquette, R OBP: 0.245, SLG: 0.438		K				K				3	0	0	0	0	3	0						
Scott Brosius, R OBP: 0.216, SLG: 0.306		G5-3				G5-3				3	0	0	0	0	1	0						
Mike Bordick, R OBP: 0.347, SLG: 0.319			G4-3							3	0	1	0	0	0	0						
Scott Hemond, R OBP: 0.273, SLG: 0.260			G1-3			P3				3	0	0	0	0	1	1						
Lance Blankenship, R OBP: 0.410, SLG: 0.325			K							2	0	0	0	1	2	1						
<b>Inning Stats</b>	R: 0 H: 0 E: 0 K: 2 S: 8	H: 0 LOB: 0 BB: 0 P: 9	R: 0 H: 0 E: 0 K: 1 S: 10	H: 0 LOB: 0 BB: 0 P: 13	R: 0 H: 0 E: 0 K: 1 S: 10	H: 0 LOB: 0 BB: 0 P: 14	R: 0 H: 1 E: 0 K: 0 S: 6	H: 1 LOB: 0 BB: 0 P: 10	R: 0 H: 0 E: 0 K: 2 S: 10	H: 0 LOB: 0 BB: 0 P: 12	R: 0 H: 1 E: 0 K: 1 S: 9	H: 1 LOB: 0 BB: 0 P: 11	R: 0 H: 1 E: 0 K: 1 S: 13	H: 1 LOB: 1 BB: 0 P: 19	R: 0 H: 0 E: 0 K: 2 S: 7	H: 0 LOB: 0 BB: 0 P: 9	R: 0 H: 0 E: 0 K: 1 S: 9	H: 0 LOB: 0 BB: 1 P: 17	1B: 3 2B: 0 3B: 0 HR: 0	SF: 0 SAC: 0 DP: 1 HBP: 0	WP: 0 PB: 0 CS: 2	PA: 29
<b>PITCHER</b>	IP	WLS	BF	H	R	ER	SO	BB	IBB	HBP	BLK	WP	HR	S	P	ERA	WHIP					
Wilson Alvarez, L ERA: 2.93	(1, 1)	9.0	W	28	3	0	0	11	1	0	0	0	0	82	114	0.00	0.444					

Chicago White Sox @ Oakland Athletics  
Oakland-Alameda County Coliseum, Oakland, CA

Tue Jun 15 1993, 7:05 PM PDT  
Att: 26,532 - Unknown - 67 F

AB 27  
R 0  
H 3  
RBI 0  
BB 1  
SO 11  
LOB 6










Batter	1	2	3	4	5	6	7	8	9	AB	R	H	RBI	BB	SO	LOB	TOP					
Tim Raines, S (1, 7) OBP: 0.404, SLG: 0.538	G3		F7		P6		G3-6-4-3		K	5	0	0	0	0	1	3						
Joey Cora, S (1, 4) OBP: 0.351, SLG: 0.348	F8				L6			B4-3		3	0	0	0	1	0	0						
Frank Thomas, R (1, 3) OBP: 0.410, SLG: 0.546			F9					K		3	0	1	0	1	1	1						
Robin Ventura, L (1, 5) OBP: 0.387, SLG: 0.456	FC6-4		F8					F9		4	0	1	0	0	0	2						
George Bell, R (1, 10) OBP: 0.255, SLG: 0.341					FC6-5					4	1	2	0	0	0	2						
Ellis Burks, R (1, 9) OBP: 0.358, SLG: 0.500					G5-3					4	1	2	1	0	0	3						
Lance Johnson, L (1, 8) OBP: 0.325, SLG: 0.349			G4-6-3		FC6-5					3	0	0	0	1	0	4						
Ron Karkovics, R (1, 2) OBP: 0.313, SLG: 0.516					K					4	0	1	0	0	3	3						
Ozzie Guillen, L (1, 6) OBP: 0.273, SLG: 0.339	G3									4	0	2	1	0	0	1						
<b>Inning Stats</b>	R: 0 E: 0 K: 0 S: 11	H: 0 LOB: 1 BB: 1 P: 16	R: 1 E: 0 K: 0 S: 12	H: 3 LOB: 1 BB: 0 P: 18	R: 0 E: 0 K: 1 S: 10	H: 0 LOB: 1 BB: 1 P: 18	R: 0 E: 0 K: 1 S: 9	H: 1 LOB: 1 BB: 0 P: 15	R: 0 E: 0 K: 0 S: 6	H: 0 LOB: 0 BB: 0 P: 8	R: 0 E: 0 K: 0 S: 10	H: 2 LOB: 2 BB: 0 P: 14	R: 0 E: 0 K: 1 S: 6	H: 1 LOB: 0 BB: 0 P: 7	R: 0 E: 0 K: 1 S: 7	H: 0 LOB: 0 BB: 0 P: 12	R: 1 E: 0 K: 2 S: 17	H: 2 LOB: 2 BB: 1 P: 24	1B: 7 2B: 2 3B: 0 HR: 0	SF: 0 SAC: 0 DP: 2 HBP: 0	WP: 0 PB: 0 SB: 1 CS: 1	PA: 37
<b>PITCHER</b>	IP	WLS	BF	H	R	ER	SO	BB	IBB	HBP	BLK	WP	HR	S	P	ERA	WHIP					
Bobby Witt, R (1, 1) ERA: 3.93	8.1	W	33	8	2	2	3	2	0	0	0	0	0	77	115	2.16	1.200					
Mike Mohler, L (9, 1) ERA: 5.59	0.0		1	0	0	0	0	1	0	0	0	0	0	4	8							
Dennis Eckersley, R (9, 1) ERA: 5.4	0.2	S	3	1	0	0	2	0	0	0	0	0	0	7	9	0.00	1.500					

Chicago White Sox @ Oakland Athletics  
Oakland-Alameda County Coliseum, Oakland, CA  
Thu Jun 17 1993, 3:33 AM PDT  
Att: 20,192 - Sunny - 92 F

livebaseballscores.com

AB 34  
R 2  
H 9  
RBI 2  
BB 3  
SO 5  
LOB 19



Batter	1	2	3	4	5	6	7	8	9	AB	R	H	RBI	BB	SO	LOB	BOTTOM				
Rickey Henderson, R (1, 7) OBP: 0.456, SLG: 0.457					K					1	0	0	0	4	1	0					
Mike Aldrete, L (1, 3) OBP: 0.306, SLG: 0.400										3	1	1	0	0	0	3					
Scott Brosius, R (7, PH) (8, 3)	F8		F8		1B					1	0	0	0	1	0	2					
Brent Gates, S (1, 4) OBP: 0.339, SLG: 0.345	G3		L8							3	0	1	1	0	0	3					
Ruben Sierra, S (1, 9) OBP: 0.274, SLG: 0.404					P3					2	1	0	0	2	0	3					
Terry Steinbach, R (1, 2) OBP: 0.349, SLG: 0.429					F8					4	0	0	0	0	2	4					
Kevin Seitzer, R (1, 5) OBP: 0.312, SLG: 0.361					1B					2	2	1	0	2	1	1					
Troy Neel, L (1, 10) OBP: 0.271, SLG: 0.372										4	1	2	3	0	2	2					
Mike Bordick, R (1, 6) OBP: 0.345, SLG: 0.323										4	0	2	1	0	1	2					
Lance Blankenship, R (1, 8) OBP: 0.407, SLG: 0.318										3	0	0	0	1	1	1					
<b>Inning Stats</b>	R: 0 E: 0 K: 0 S: 9	H: 0 LOB: 0 BB: 1 P: 14	R: 0 E: 0 K: 2 S: 13	H: 0 LOB: 1 BB: 1 P: 21	R: 0 E: 0 K: 1 S: 11	H: 1 LOB: 2 BB: 1 P: 21	R: 1 E: 0 K: 1 S: 10	H: 2 LOB: 1 BB: 0 P: 14	R: 3 E: 0 K: 2 S: 15	H: 1 LOB: 0 BB: 2 P: 27	R: 0 E: 0 K: 1 S: 8	H: 0 LOB: 2 BB: 2 P: 17	R: 1 E: 1 K: 1 S: 12	H: 2 LOB: 2 BB: 1 P: 23	1B: 4 2B: 2 3B: 0 HR: 1	SF: 0 SAC: 1 DP: 1 HBP: 0	WP: 0 PB: 0 SB: 0 CS: 2	PA: 38			
<b>PITCHER</b>	IP	WLS	BF	H	R	ER	SO	BB	IBB	HBP	BLK	WP	HR	S	P	ERA	WHIP				
Alex Fernandez, R (1, 1) ERA: 2.99	6.0	L	28	5	4	4	6	8	0	0	0	0	0	68	121	6.00	2.167				
Scott Radinsky, L (7, 1) ERA: 4.55	0.2		3	0	0	0	0	1	0	0	0	0	0	5	10	0.00	1.500				
Terry Leach, R (7, 1) ERA: 2.63	1.1		7	2	1	1	2	0	1	0	0	0	0	15	26	6.75	1.500				

Chicago White Sox @ Oakland Athletics  
Oakland-Alameda County Coliseum, Oakland, CA  
Thu Jun 17 1993, 3:33 AM PDT  
Att: 20,192 - Sunny - 92 F

livebaseballscores.com

AB 27  
R 5  
H 7  
RBI 5  
BB 10  
SO 8  
LOB 21





Batter	1	2	3	4	5	6	7	8	9	AB	R	H	RBI	BB	SO	LOB	TOP										
<b>Felix Jose, S</b> OBP: 0.330, SLG: 0.365 (1, 9)	G3	S 1B 2H 3H	1B 2B	1B 2B		1B	E 1B			5	2	4	2	0	0	0	<b>Kansas City Royals @ Oakland Athletics</b> Oakland-Alameda County Coliseum, Oakland, CA Fri Jun 18 1993, 3:33 AM PDT Att: 27,903 - Sunny - 87 F										
<b>Brian McRae, S</b> OBP: 0.352, SLG: 0.435 (1, 8)	1B SF7	2B 1B	FC4 1B		K		G5-3			5	2	3	2	0	1	2											
<b>George Brett, L</b> OBP: 0.291, SLG: 0.404 (1, 10)	BB 1B	1B 2B	FC4 1B			E 2B		L9		5	1	3	1	0	0	1											
<b>Mike Macfarlane, R</b> OBP: 0.368, SLG: 0.551 (8, PR)	FC6-4 BB	1B 2B	G5-3			K		1B		3	1	1	0	2	1	2											
<b>Brent Mayne, L</b> OBP: 0.327, SLG: 0.398 (8, 2)	FC6-4 BB	1B 2B	G5-3			K		1B		0	0	0	0	0	0	0											
<b>Wally Joyner, L</b> OBP: 0.396, SLG: 0.445 (1, 3)	SF7	2B 1B			G3	E 1B		1B		3	1	2	2	1	0	0											
<b>Chris Gwynn, L</b> OBP: 0.354, SLG: 0.400 (6, PH)	FC6-4	1B 2B			K	P4		F8		3	0	1	2	0	1	2											
<b>Kevin McReynolds, R</b> OBP: 0.299, SLG: 0.420 (6, 7)	FC6-4	1B 2B			K	P4		F8		2	0	0	0	0	0	3											
<b>Craig Wilson, R</b> OBP: 0.375, SLG: 0.318 (1, 5)		1B 2B			G6-3	K				4	1	1	0	1	1	2											
<b>Greg Gagne, R</b> OBP: 0.305, SLG: 0.338 (1, 6)		1B 2B			G5-3		B3			4	1	0	0	1	1	2											
<b>Jose Lind, R</b> OBP: 0.260, SLG: 0.280 (9, PH)		SH5-4	K		G4-3		G6-3			3	0	0	0	0	1	0											
<b>Hubie Brooks, R</b> OBP: 0.351, SLG: 0.356 (9, PH)		SH5-4	K		G4-3		G6-3			1	0	0	0	0	1	0											
<b>Inning Stats</b>	R: 1 E: 0 K: 0 S: 5	H: 2 LOB: 2 BB: 1 P: 9	R: 7 E: 0 K: 0 S: 8	H: 6 LOB: 1 BB: 3 P: 20	R: 1 E: 0 K: 1 S: 7	H: 2 LOB: 1 BB: 0 P: 7	R: 0 E: 0 K: 1 S: 5	H: 0 LOB: 0 BB: 0 P: 5	R: 0 E: 0 K: 1 S: 6	H: 1 LOB: 2 BB: 1 P: 6	R: 0 E: 1 K: 1 S: 4	H: 1 LOB: 1 BB: 0 P: 4	R: 0 E: 0 K: 0 S: 4	H: 2 LOB: 1 BB: 0 P: 4	R: 0 E: 0 K: 2 S: 7	H: 0 LOB: 0 BB: 0 P: 7	1B: 11 2B: 4 3B: 0 HR: 0	SF: 1 SAC: 1 DP: 1 HBP: 0	WP: 0 PB: 0 SB: 1 CS: 0	PA: 45							
<b>PITCHER</b>	IP	WLS	BF	H	R	ER	SO	BB	IBB	HBP	BLK	WP	HR	S	P	ERA	WHIP										
<b>Shawn Hillegas, R</b> ERA: 7.8	(1, 1)	1.1	12	5	6	6	0	3	0	0	0	0	0	9	21	40.50	6.000										
<b>Storm Davis, R</b> ERA: 6.39	(2, 1)	4.0	20	7	3	3	4	1	1	0	0	0	0	26	34	6.75	2.000										
<b>Mike Mohler, L</b> ERA: 5.49	(6, 1)	0.1	1	0	0	0	0	0	0	0	0	0	0	1	1	0.00	0.000										
<b>Rich Gossage, R</b> ERA: 2.49	(6, 1)	1.1	W	5	1	0	0	1	0	0	0	0	0	7	7	0.00	0.750										
<b>Vince Horsman, L</b> ERA:	(8, 1)	0.1	1	0	0	0	0	0	0	0	0	0	0	1	1	0.00	0.000										

Batter	1	2	3	4	5	6	7	8	9	AB	R	H	RBI	BB	SO	LOB	BOTTOM										
<b>Rickey Henderson, R</b> OBP: 0.455, SLG: 0.452 (1, 7)	L7		F8			1B SF8 BB		G4-3		4	1	1	0	1	0	0	<b>Kansas City Royals @ Oakland Athletics</b> Oakland-Alameda County Coliseum, Oakland, CA Fri Jun 18 1993, 3:33 AM PDT Att: 27,903 - Sunny - 87 F										
<b>Kevin Seitzer, R</b> OBP: 0.309, SLG: 0.357 (1, 3)	G6-3		K			1B 3B		F8		5	1	1	2	0	1	1											
<b>Brent Gates, S</b> OBP: 0.337, SLG: 0.340 (1, 4)	BB		F7			SF8		G1-3		2	0	0	1	1	0	1											
<b>Ruben Sierra, S</b> OBP: 0.274, SLG: 0.402 (1, 10)	P4				F8	3B 1B		F8		4	1	1	0	0	0	1											
<b>Terry Steinbach, R</b> OBP: 0.348, SLG: 0.435 (1, 2)		F8			L9	1B 3B		K		4	1	1	2	0	1	0											
<b>Scott Brosius, R</b> OBP: 0.261, SLG: 0.286 (1, 9)			HR 1B		FC6-4 BB	K		HR BB		2	2	1	0	2	1	1											
<b>Craig Paquette, R</b> OBP: 0.268, SLG: 0.509 (1, 5)			K		FC6-4	1B		HR		4	1	2	3	0	1	2											
<b>Mike Bordick, R</b> OBP: 0.348, SLG: 0.342 (1, 6)			HR			1B		F3		4	2	2	2	0	0	1											
<b>Lance Blankenship, R</b> OBP: 0.404, SLG: 0.316 (1, 8)		F8				1B BB		K		4	1	1	0	0	2	0											
<b>Inning Stats</b>	R: 0 E: 0 K: 0 S: 3	H: 0 LOB: 1 BB: 1 P: 7	R: 2 E: 0 K: 1 S: 7	H: 2 LOB: 0 BB: 0 P: 7	R: 0 E: 0 K: 1 S: 5	H: 0 LOB: 0 BB: 0 P: 5	R: 0 E: 0 K: 0 S: 3	H: 0 LOB: 1 BB: 1 P: 7	R: 6 E: 0 K: 1 S: 11	H: 6 LOB: 1 BB: 1 P: 15	R: 0 E: 0 K: 1 S: 6	H: 1 LOB: 0 BB: 0 P: 6	R: 2 E: 0 K: 1 S: 6	H: 1 LOB: 0 BB: 1 P: 10	R: 0 E: 0 K: 1 S: 5	H: 0 LOB: 0 BB: 0 P: 5		1B: 7 2B: 0 3B: 1 HR: 2	SF: 1 SAC: 0 DP: 0 HBP: 0	WP: 0 PB: 0 SB: 0 CS: 0	PA: 38						
<b>PITCHER</b>	IP	WLS	BF	H	R	ER	SO	BB	IBB	HBP	BLK	WP	HR	S	P	ERA	WHIP										
<b>Chris Haney, L</b> ERA: 4.7	(1, 1)	4.1	22	6	7	7	2	3	0	0	0	0	0	23	35	14.54	2.077										
<b>Mark Gubicza, R</b> ERA: 5.14	(5, 1)	1.2	8	3	1	1	2	0	0	0	0	0	0	12	12	5.40	1.800										
<b>Tom Gordon, R</b> ERA: 4.37	(7, 1)	2.0	L	8	1	2	2	1	0	0	0	0	1	11	15	9.00	1.000										





Batter	1	2	3	4	5	6	7	8	9	AB	R	H	RBI	BB	SO	LOB	TOP								
<b>Felix Jose, S</b> OBP: 0.341, SLG: 0.380 (1, 9)	1-1 E7 1B		2-1 F9		0-1 1B		2-0 2B		0-0 1B	5	0	4	1	0	0	0	<b>Kansas City Royals @ Oakland Athletics</b> Oakland-Alameda County Coliseum, Oakland, CA Sat Jun 19 1993, 3:33 AM PDT Att: 34,486 - Sunny - 77 F <a href="http://livebaseballscorecards.com">livebaseballscorecards.com</a>								
<b>Brian McRae, S</b> OBP: 0.346, SLG: 0.426 (1, 8)	0-0 B2		2-1 G6-3		0-1 P6		1-3 L7		2-3 K	5	0	0	0	0	1	5									
<b>George Brett, L</b> OBP: 0.294, SLG: 0.402 (1, 10)	4-1 BB			0-0 G4-6-3 1B		3-2 G4-3		2-2 L7	3-2 P5	4	0	1	0	1	0	1									
<b>Mike MacFarlane, R</b> OBP: 0.371, SLG: 0.549 (1, 2)	1-2 P3			1-2 G4-6-3 1B		1-3 K		0-0 G4-3 BB 2B 1B		4	1	2	0	0	1	2									
<b>Wally Joyner, L</b> OBP: 0.393, SLG: 0.439 (1, 3)	1-2 F8			0-1 G4-6-3		2-1 G3		4-2 G4-3 BB 2B		3	1	0	0	1	0	4									
<b>Chris Cwynn, L</b> OBP: 0.358, SLG: 0.399 (1, 7)		0-1 G4-3		4-0 IBB			2-2 FC1-6 1B		0-0 G4-3	3	0	1	0	1	0	2									
<b>Greg Gagne, R</b> OBP: 0.304, SLG: 0.341 (1, 6)		0-3 K		0-0 F8			0-1 FC1-6 F9 HBP 2B		1-2 2B	4	1	1	2	0	1	3									
<b>Phil Hiatt, R</b> OBP: 0.298, SLG: 0.385 <b>Rico Rossy, R</b> OBP: 0.287, SLG: 0.462 (1, 5) (8, 5)	2-2 F8				2-1 G5-3		2-2 2B HBP		0-1 P4	3	0	0	0	0	0	1									
<b>Jose Lind, R</b> OBP: 0.254, SLG: 0.273 (1, 4)			0-0 F9		2-3 K		2-2 F9		3-3 K	4	0	0	0	0	2	2									
<b>Inning Stats</b>	R: 0 E: 1 K: 0 S: 10	H: 1 LOB: 2 BB: 1 P: 17	R: 0 E: 0 K: 1 S: 9	H: 0 LOB: 0 BB: 0 P: 11	R: 0 E: 0 K: 0 S: 5	H: 0 LOB: 0 BB: 0 P: 9	R: 0 E: 0 K: 0 S: 7	H: 2 LOB: 2 BB: 1 P: 12	R: 0 E: 0 K: 1 S: 9	H: 1 LOB: 1 BB: 0 P: 13	R: 0 E: 0 K: 1 S: 8	H: 0 LOB: 0 BB: 0 P: 14	R: 1 E: 0 K: 0 S: 19	H: 2 LOB: 2 BB: 0 P: 28	R: 2 E: 0 K: 0 S: 16	H: 2 LOB: 1 BB: 1 P: 23		R: 0 E: 0 K: 2 S: 14	H: 1 LOB: 1 BB: 0 P: 22	1B: 7 2B: 2 3B: 0 HR: 0	SF: 0 SAC: 0 DP: 1 HBP: 1	WP: 0 PB: 0 SB: 0 CS: 0	PA: 39		
<b>PITCHER</b>	IP	WLS	BF	H	R	ER	SO	BB	IBB	HBP	BLK	WP	HR	S	P	ERA	WHIP								
<b>Kelly Downs, R</b> ERA: 5.61 <b>Joe Boever, R</b> ERA: 3.11 <b>Vince Horsman, L</b> ERA: 13.5 <b>Ed Nunez, R</b> ERA: 3.34	(1, 1)	6.0	23	4	0	0	3	1	1	0	0	0	0	48	76	0.00	0.833								
	(7, 1)	0.2	L	5	2	1	0	0	0	1	0	0	0	15	23	13.50	3.000								
	(7, 1)	1.0		5	1	2	2	0	1	0	0	0	0	12	19	18.00	2.000								
	(8, 1)	1.1		6	2	0	2	0	0	0	0	0	0	22	31	0.00	1.500								

Batter	1	2	3	4	5	6	7	8	9	AB	R	H	RBI	BB	SO	LOB	BOTTOM								
<b>Rickey Henderson, R</b> OBP: 0.448, SLG: 0.443 (1, 7)	3-2 G6-3		2-2 G5-3			1-2 L7			0-0 F9	4	0	0	0	0	0	1	<b>Kansas City Royals @ Oakland Athletics</b> Oakland-Alameda County Coliseum, Oakland, CA Sat Jun 19 1993, 3:33 AM PDT Att: 34,486 - Sunny - 77 F <a href="http://livebaseballscorecards.com">livebaseballscorecards.com</a>								
<b>Mike Aldrete, L</b> OBP: 0.340, SLG: 0.417 (1, 3)	1-3 K			1-1 G4-3 G6-3 1B		2-2 1B		4-1 BB	3	0	2	0	1	1	0										
<b>Brent Gates, S</b> OBP: 0.330, SLG: 0.331 (1, 4)	1-1 P5			3-1 G6-3		3-3 K		0-3 K	4	0	0	0	0	2	3										
<b>Ruben Sierra, S</b> OBP: 0.270, SLG: 0.395 (1, 9)		1-2 K		0-1 G4-3		1-0 G4-3		1-1 G4-3	4	0	0	0	0	1	2										
<b>Terry Steinbach, R</b> OBP: 0.343, SLG: 0.429 (1, 2)		1-3 K		1-3 K		0-0 F9			3	0	0	0	0	2	1										
<b>Troy Neel, L</b> OBP: 0.265, SLG: 0.363 (1, 10)		2-3 K			1-1 G5-3		3-2 G4-3			3	0	0	0	0	1	0									
<b>Craig Paquette, R</b> OBP: 0.271, SLG: 0.500 (1, 5)			1-0 G6-3		3-1 F9			1-0 G6-4-3 1B	3	0	1	0	0	0	0										
<b>Scott Brosius, R</b> OBP: 0.265, SLG: 0.311 (1, 8)			1-0 1B		0-1 P6			1-3 K	3	0	1	0	0	1	1										
<b>Mike Bordick, R</b> OBP: 0.343, SLG: 0.337 (1, 6)		2 SAFE G6-3			2-2 G5-3			0-0 G6-4-3	3	0	0	0	0	0	2										
<b>Inning Stats</b>	R: 0 E: 0 K: 1 S: 10	H: 0 LOB: 0 BB: 0 P: 15	R: 0 E: 0 K: 3 S: 9	H: 0 LOB: 0 BB: 0 P: 13	R: 0 E: 0 K: 0 S: 9	H: 1 LOB: 1 BB: 0 P: 14	R: 0 E: 0 K: 1 S: 10	H: 1 LOB: 1 BB: 0 P: 15	R: 0 E: 0 K: 0 S: 6	H: 0 LOB: 0 BB: 0 P: 10	R: 0 E: 0 K: 1 S: 14	H: 1 LOB: 1 BB: 0 P: 21	R: 0 E: 0 K: 0 S: 5	H: 0 LOB: 0 BB: 0 P: 9	R: 0 E: 0 K: 1 S: 5	H: 1 LOB: 0 BB: 0 P: 7		R: 0 E: 0 K: 1 S: 7	H: 0 LOB: 1 BB: 1 P: 12	1B: 3 2B: 1 3B: 0 HR: 0	SF: 0 SAC: 0 DP: 1 HBP: 0	WP: 0 PB: 0 SB: 0 CS: 0	PA: 31		
<b>PITCHER</b>	IP	WLS	BF	H	R	ER	SO	BB	IBB	HBP	BLK	WP	HR	S	P	ERA	WHIP								
<b>Kevin Appier, R</b> ERA: 3.17 <b>Jeff Montgomery, R</b> ERA: 2.25	(1, 1)	8.1	W	29	4	0	7	1	0	0	0	0	0	70	110	0.00	0.600								
	(9, 1)	0.2	S	2	0	0	1	0	0	0	0	0	0	5	6	0.00	0.000								



Batter	1	2	3	4	5	6	7	8	9	AB	R	H	RBI	BB	SO	LOB	TOP				
<b>Felix Jose, S</b> OBP: 0.338, SLG: 0.376 (1, 9)	F7		F8		F8		FC6-4 1B		G1-3	5	0	1	1	0	0	2	<b>Kansas City Royals @ Oakland Athletics</b> Oakland-Alameda County Coliseum, Oakland, CA Sun Jun 20 1993, 3:33 AM PDT Att: 32,843 - Sunny - 62 F				
<b>Brian McRae, S</b> OBP: 0.345, SLG: 0.424 (1, 8)	L8		F8		G4-3					4	0	1	0	0	0	2					
<b>George Brett, L</b> OBP: 0.297, SLG: 0.401 (1, 10)			K							3	0	1	0	1	1	4					
<b>Wally Joyner, L</b> OBP: 0.388, SLG: 0.432 (1, 3)	K		G6-3							4	0	0	0	0	1	4					
<b>Chris Gwynn, L</b> OBP: 0.349, SLG: 0.387 (1, 7)		F7			G6-3					4	0	0	0	0	0	1					
<b>Brent Mayne, L</b> OBP: 0.324, SLG: 0.392 (1, 2)		G6-3			F8					4	0	1	0	0	0	0					
<b>Greg Gagne, R</b> OBP: 0.307, SLG: 0.349 (1, 6)		F7								4	0	2	0	0	0	2					
<b>Phil Hiatt, R</b> OBP: 0.297, SLG: 0.382 (1, 5)			1B		K					4	1	1	0	0	2	2					
<b>Jose Lind, R</b> OBP: 0.261, SLG: 0.280 (1, 4)										3	0	2	0	0	1	0					
<b>Hubie Brooks, R</b> OBP: 0.346, SLG: 0.351 (9, PH)										1	0	0	0	0	1	1					
<b>Inning Stats</b>	R: 0 E: 0 K: 1 S: 10	H: 0 LOB: 1 BB: 1 P: 17	R: 0 E: 0 K: 0 S: 11	H: 0 LOB: 0 BB: 0 P: 17	R: 1 E: 0 K: 1 S: 16	H: 3 LOB: 2 BB: 0 P: 21	R: 0 E: 0 K: 1 S: 8	H: 1 LOB: 1 BB: 0 P: 13	R: 0 E: 0 K: 0 S: 8	H: 2 LOB: 2 BB: 0 P: 18	R: 0 E: 0 K: 0 S: 9	H: 2 LOB: 2 BB: 0 P: 15	R: 0 E: 0 K: 0 S: 8	H: 0 LOB: 0 BB: 0 P: 10	R: 0 E: 0 K: 2 S: 11	H: 1 LOB: 1 BB: 0 P: 13	1B: 8 2B: 1 3B: 0 HR: 0	SF: 0 SAC: 0 DP: 0 HBP: 0	WP: 0 PB: 0 SB: 0 CS: 0	PA: 37	
<b>PITCHER</b>	IP	WLS	BF	H	R	ER	SO	BB	IBB	HBP	BLK	WP	HR	S	P	ERA	WHIP				
<b>Bob Welch, R</b> ERA: 4.3 (1, 1)	8.0	W	33	8	1	1	4	1	0	0	0	0	0	81	124	1.12	1.125				
<b>Dennis Eckersley, R</b> ERA: 4.91 (9, 1)	1.0	S	4	1	0	0	2	0	0	0	0	0	0	11	13	0.00	1.000				

AB	36
R	1
H	9
RBI	1
BB	1
SO	6
LOB	18



Batter	1	2	3	4	5	6	7	8	9	AB	R	H	RBI	BB	SO	LOB	BOTTOM					
<b>Rickey Henderson, R</b> OBP: 0.449, SLG: 0.456 (1, 7)	HR									3	1	1	1	1	0	0	<b>Kansas City Royals @ Oakland Athletics</b> Oakland-Alameda County Coliseum, Oakland, CA Sun Jun 20 1993, 3:33 AM PDT Att: 32,843 - Sunny - 62 F					
<b>Brent Gates, S</b> OBP: 0.328, SLG: 0.329 (1, 4)	L8		L3		G4-3					4	0	1	0	0	1	1						
<b>Mike Aldrete, L</b> OBP: 0.321, SLG: 0.392 (1, 3)	G6-3		L3							3	0	0	0	0	0	1						
<b>Ruben Sierra, S</b> OBP: 0.270, SLG: 0.395 (1, 9)	G4-3		CS							3	0	1	0	0	0	0						
<b>Terry Steinbach, R</b> OBP: 0.339, SLG: 0.423 (1, 2)		K	CS		P9					3	0	0	0	0	1	0						
<b>Troy Neel, L</b> OBP: 0.266, SLG: 0.362 (1, 10)		BB			K					3	1	1	0	0	1	0						
<b>Craig Paquette, R</b> OBP: 0.258, SLG: 0.475 (1, 5)		K			P3					3	0	0	0	0	1	1						
<b>Mike Bordick, R</b> OBP: 0.343, SLG: 0.333 (1, 6)		HR			F8					2	1	0	0	1	0	0						
<b>Lance Blankenship, R</b> OBP: 0.403, SLG: 0.335 (1, 8)		HR			G6-3					3	1	1	3	0	0	0						
<b>Inning Stats</b>	R: 1 E: 0 K: 0 S: 8	H: 1 LOB: 0 BB: 0 P: 10	R: 3 E: 0 K: 2 S: 15	H: 2 LOB: 0 BB: 1 P: 26	R: 0 E: 0 K: 0 S: 8	H: 2 LOB: 0 BB: 0 P: 13	R: 0 E: 0 K: 1 S: 12	H: 0 LOB: 0 BB: 0 P: 18	R: 0 E: 0 K: 0 S: 12	H: 0 LOB: 1 BB: 1 P: 22	R: 0 E: 0 K: 0 S: 5	H: 0 LOB: 0 BB: 0 P: 9	R: 0 E: 0 K: 0 S: 8	H: 0 LOB: 0 BB: 0 P: 14	R: 0 E: 0 K: 1 S: 7	H: 0 LOB: 0 BB: 0 P: 7	1B: 3 2B: 1 3B: 0 HR: 2	SF: 0 SAC: 0 DP: 1 HBP: 0	WP: 0 PB: 0 SB: 0 CS: 1	PA: 30		
<b>PITCHER</b>	IP	WLS	BF	H	R	ER	SO	BB	IBB	HBP	BLK	WP	HR	S	P	ERA	WHIP					
<b>Mark Gardner, R</b> ERA: 6.11 (1, 1)	5.0	L	20	5	4	4	3	2	0	0	0	0	0	2	55	89	7.20	1.400				
<b>Mark Gubicza, R</b> ERA: 4.85 (6, 1)	3.0		9	0	0	0	1	0	0	0	0	0	0	20	30	0.00	0.000					

AB	27
R	4
H	5
RBI	4
BB	2
SO	4
LOB	3










Batter	1	2	3	4	5	6	7	8	9	AB	R	H	RBI	BB	SO	LOB	TOP					
Rickey Henderson, R OBP: 0.457, SLG: 0.458 Scott Hemond, R OBP: 0.273, SLG: 0.260	0-1 SAFE FC4-6 1B	3-2 SAFE 2B 1B	0-1 P2		2-1 2B 1B	4-2 BB		4-1 WP 1B SF8-2-5 BB		4	2	3	2	2	0	3						
Brent Gates, S OBP: 0.340, SLG: 0.355	2-2 SAFE FC4-6 BB SF7 1B	3-2 SAFE 2B 1B		1-0 G4-3	2-1 2B 1B	1-1 P3		2-2 WP 1B		6	1	3	2	0	0	4						
Ruben Sierra, S Shawn Hillegas, R	1-1 BB 1B	0-0 G3		1-1 2B	3-1 G4-3 2B		2-0 2B 1B	4-0 BB		5	1	3	0	1	0	3						
Troy Neel, L OBP: 0.297, SLG: 0.421	4-1 2-3 BB		0-0 F9 2B	4-2 G6-4-3 BB		1-1 HR 1B	0-0 1B 2B	1-2 SF8-2-5		3	2	3	1	2	0	0						
Terry Steinbach, R OBP: 0.333, SLG: 0.420 Scott Brosius, R OBP: 0.245, SLG: 0.286	2-2 SF7		2-2 F9	0-0 G6-4-3		2-3 K	2-3 K		1-3 K	4	0	0	1	0	2	6						
Craig Paquette, R OBP: 0.292, SLG: 0.543	2-3 K		0-0 PB 2B		3-2 G5-3	1-2 HR IBB	4-0 1B		1-2 P4	5	1	2	3	1	1	2						
Mike Aldrete, L OBP: 0.344, SLG: 0.407 Kevin Seitzer, R OBP: 0.313, SLG: 0.356		2-1 G6-3	2-3 K		4-2 BB 1B	2-2 BB 2B	0-1 G6-4-3 1B		0-1 G1-3	3	1	1	0	1	1	1						
Mike Bordick, R OBP: 0.351, SLG: 0.338		0-0 L7	4-2 BB		4-2 1B 2B	4-2 BB	1-1 G6-4-3			2	1	0	0	3	0	3						
Lance Blankenship, R OBP: 0.401, SLG: 0.327		4-2 S 1B BB	4-2 BB		2-2 K	2-2 F9		2-1 G5-3		3	1	0	0	2	1	4						
<b>Inning Stats</b>	R: 1 E: 0 K: 1 S: 15	H: 2 LOB: 2 BB: 1 P: 26	R: 2 E: 0 K: 0 S: 15	H: 2 LOB: 1 BB: 1 P: 27	R: 1 E: 0 K: 1 S: 15	H: 2 LOB: 3 BB: 2 P: 27	R: 0 E: 0 K: 0 S: 6	H: 1 LOB: 1 BB: 1 P: 12	R: 2 E: 0 K: 1 S: 20	H: 3 LOB: 2 BB: 2 P: 37	R: 1 E: 0 K: 1 S: 9	H: 3 LOB: 2 BB: 1 P: 18	R: 1 E: 0 K: 0 S: 9	H: 1 LOB: 1 BB: 2 P: 22	R: 0 E: 0 K: 1 S: 9	H: 0 LOB: 0 BB: 0 P: 11	1B: 8 2B: 8 3B: 0 HR: 1	SF: 2 SAC: 0 DP: 3 HBP: 0	WP: 1 PB: 1 SB: 1 CS: 0	PA: 52		
<b>PITCHER</b>	IP WLS BF H R ER SO BB IBB HBP BLK WP HR S P ERA WHIP	2.1 L 15 6 4 4 1 2 0 0 0 0 0 36 61 15.43 3.429	3.1 L 14 3 2 2 2 5 0 0 0 0 0 32 65 7.71 3.429	1.0 L 8 3 2 2 1 2 0 0 0 0 1 20 39 18.00 5.000	1.2 L 11 4 2 2 1 2 1 0 0 1 0 17 39 10.80 3.600	1.2 L 4 0 0 0 1 0 0 0 0 0 12 15 0.00 0.000																
Omar Vizquel, S OBP: 0.352, SLG: 0.300 Bret Boone, R OBP: 0.295, SLG: 0.439	2-2 G6-3		2-3 K		4-2 FC3-6 BB			4-2 HR BB		2	0	0	0	1	1	0						
Mackey Sasser, L OBP: 0.270, SLG: 0.313	3-2 F7		2-2 K		1-2 FC3-6 F8 1B BLK			0-1 F8		4	1	0	0	0	1	2						
Ken Griffey Jr., L OBP: 0.405, SLG: 0.595	2-2 G6-3			4-0 BB	2-0 BLK 1B	1-2 1B		3-2 HR		3	1	2	2	1	0	0						
Pete O'Brien, L OBP: 0.335, SLG: 0.420		2-2 F7		1-2 L9	1-0 F8			0-1 F7		4	0	0	0	0	0	3						
Jay Buhner, R OBP: 0.375, SLG: 0.518		1-3 K		3-2 L8	4-1 BB			2-2 P6		3	0	0	0	1	1	1						
Tino Martinez, L OBP: 0.354, SLG: 0.469		2-2 2B		0-0 G4-3	1-2 BB			0-0 G4-3		4	0	1	0	0	1	3						
Mike Blowers, R OBP: 0.327, SLG: 0.444		4-0 BB			2-3 K			0-0 G6-3		3	0	1	0	1	1	0						
Dave Valle, R OBP: 0.378, SLG: 0.399 Bill Haselman, R OBP: 0.324, SLG: 0.407		3-3 K			1-3 K			0-2 F9		1	0	0	0	0	1	2						
Greg Litton, R OBP: 0.323, SLG: 0.321			2-3 K		0-3 K			0-1 G4-3		3	0	0	0	0	2	1						
<b>Inning Stats</b>	R: 0 E: 0 K: 0 S: 13	H: 0 LOB: 0 BB: 0 P: 20	R: 0 E: 0 K: 2 S: 13	H: 1 LOB: 2 BB: 1 P: 25	R: 0 E: 0 K: 3 S: 9	H: 0 LOB: 0 BB: 0 P: 15	R: 0 E: 0 K: 0 S: 8	H: 0 LOB: 1 BB: 1 P: 16	R: 0 E: 0 K: 3 S: 11	H: 0 LOB: 0 BB: 0 P: 14	R: 1 E: 0 K: 1 S: 13	H: 1 LOB: 2 BB: 2 P: 27	R: 0 E: 0 K: 0 S: 9	H: 1 LOB: 0 BB: 0 P: 12	R: 2 E: 0 K: 0 S: 14	H: 1 LOB: 0 BB: 1 P: 23	R: 0 E: 0 K: 0 S: 5	H: 0 LOB: 0 BB: 0 P: 5	1B: 2 2B: 1 3B: 0 HR: 1	SF: 0 SAC: 0 DP: 1 HBP: 0	WP: 0 PB: 0 SB: 0 CS: 0	PA: 35
<b>PITCHER</b>	IP WLS BF H R ER SO BB IBB HBP BLK WP HR S P ERA WHIP	5.2 W 23 4 1 1 8 4 0 0 0 0 0 62 110 1.59 1.059	2.1 L 9 2 2 2 1 1 0 0 0 0 1 28 42 7.71 1.286	1.0 L 3 0 0 0 0 0 0 0 0 0 0 5 5 0.00 0.000																		


Oakland Athletics @ Seattle Mariners  
The Kingdome, Seattle, WA  
Tue Jun 22 1993, 10:05 PM EDT  
Att: 17,616 - Dome

AB 38  
R 10  
H 16  
RBI 10  
BB 12  
SO 6  
LOB 26



Oakland Athletics @ Seattle Mariners  
The Kingdome, Seattle, WA  
Tue Jun 22 1993, 10:05 PM EDT  
Att: 17,616 - Dome

AB 30  
R 3  
H 4  
RBI 2  
BB 5  
SO 9  
LOB 13





Batter	1	2	3	4	5	6	7	8	9	10	11	12	13	14	AB	R	H	RBI	BB	SO	LOB	TOP					
<b>Rickey Henderson, R</b> OBP: 0.456, SLG: 0.471 (1, 7)															7	1	3	2	0	0	3						
<b>Kevin Seitzer, R</b> OBP: 0.316, SLG: 0.358 (1, 3)															7	0	3	0	0	1	1						
<b>Ruben Sierra, S</b> OBP: 0.284, SLG: 0.399 (1, 9)															5	1	2	0	2	0	3						
<b>Terry Steinbach, R</b> OBP: 0.332, SLG: 0.418 (1, 2)															6	1	1	0	1	0	5						
<b>Craig Paquette, R</b> OBP: 0.291, SLG: 0.571 (1, 5)															7	1	2	3	0	2	1						
<b>Troy Neel, L</b> OBP: 0.303, SLG: 0.424 (1, 10)															6	1	2	0	1	2	1						
<b>Scott Brosius, R</b> OBP: 0.290, SLG: 0.288 (8, PH)															3	0	1	0	0	1	1						
<b>Brent Gates, S</b> OBP: 0.348, SLG: 0.357 (8, 4)															2	1	1	1	2	1	0						
<b>Mike Bordick, R</b> OBP: 0.349, SLG: 0.333 (1, 6)															6	1	1	1	1	1	5						
<b>Lance Blankenship, R</b> OBP: 0.396, SLG: 0.520 (8, 8)															4	0	0	0	1	0	2						
<b>Inning Stats</b>	R: 1 E: 0 K: 1 S: 11	H: 3 LOB: 1 BB: 0 P: 14	R: 0 E: 0 K: 1 S: 11	H: 1 LOB: 2 BB: 1 P: 21	R: 3 E: 0 K: 1 S: 11	H: 2 LOB: 0 BB: 1 P: 17	R: 0 E: 0 K: 1 S: 15	H: 2 LOB: 2 BB: 0 P: 20	R: 0 E: 0 K: 1 S: 12	H: 1 LOB: 0 BB: 0 P: 9	R: 3 E: 1 K: 0 S: 11	H: 5 LOB: 2 BB: 1 P: 25	R: 0 E: 0 K: 2 S: 9	H: 0 LOB: 0 BB: 0 P: 16	R: 0 E: 0 K: 1 S: 6	H: 1 LOB: 1 BB: 0 P: 8	R: 0 E: 0 K: 0 S: 11	H: 0 LOB: 2 BB: 2 P: 20	R: 0 E: 0 K: 0 S: 10	H: 0 LOB: 1 BB: 1 P: 22	R: 0 E: 0 K: 0 S: 10	H: 0 LOB: 1 BB: 1 P: 22	1B: 11 2B: 3 3B: 0 HR: 2	SF: 0 SAC: 1 DP: 2 HBP: 0	WP: 0 PB: 0 SB: 2 CS: 0	PA: 62	
<b>PITCHER</b>	IP	WLS	BF	H	R	ER	SO	BB	IBB	HBP	BLK	WP	HR	S	P	ERA	WHIP										
<b>Dave Fleming, L</b> ERA: 3.95 (7, 1)	6.1		30	9	4	4	4	0	0	0	0	0	0	17	32	16.20	3.000										
<b>Jeff Nelson, R</b> ERA: 3.29 (9, 1)	1.2	10	5	3	3	1	0	1	0	0	0	0	0	9	16	0.00	0.000										
<b>Norm Charlton, L</b> ERA: 2.42 (10, 1)	1.0	3	0	0	0	2	0	0	0	0	0	0	0	14	23	0.00	0.500										
<b>Bob Ayrault, R</b> ERA: 6.75 (12, 1)	2.0	6	1	0	0	1	0	0	0	0	0	0	0	14	23	0.00	0.500										
<b>Dwayne Henry, R</b> ERA: 6.07 (12, 1)	3.0	W	13	1	0	0	0	3	1	0	0	0	0	30	61	0.00	1.333										

Oakland Athletics @ Seattle Mariners  
The Kingdome, Seattle, WA  
Wed Jun 23 1993, 10:05 PM EDT  
Att. 18,625 - Dome

AB	53
R	7
H	16
RBI	7
BB	8
SO	8
LOB	22



Batter	1	2	3	4	5	6	7	8	9	10	11	12	13	14	AB	R	H	RBI	BB	SO	LOB	BOTTOM					
<b>Mike Felder, S</b> OBP: 0.292, SLG: 0.304 (1, 7)															7	1	1	0	0	1	3						
<b>Rich Amaral, R</b> OBP: 0.353, SLG: 0.378 (1, 4)															6	1	1	0	1	1	1						
<b>Ken Griffey Jr., L</b> OBP: 0.488, SLG: 0.603 (1, 8)															5	2	2	1	2	1	0						
<b>Pete O'Brien, L</b> OBP: 0.333, SLG: 0.417 (1, 3)															6	1	1	1	1	1	3						
<b>Jay Buhner, R</b> OBP: 0.380, SLG: 0.544 (1, 9)															7	2	4	4	0	2	3						
<b>Tino Martinez, L</b> OBP: 0.395, SLG: 0.463 (1, 10)															3	0	0	0	4	1	0						
<b>Mike Blowers, R</b> OBP: 0.327, SLG: 0.438 (8, PH)															2	0	0	0	1	1	3						
<b>Greg Litton, R</b> OBP: 0.294, SLG: 0.290 (9, 5)															1	0	0	0	0	0	0						
<b>Dave Valle, R</b> OBP: 0.377, SLG: 0.395 (8, PH)															2	0	0	0	0	0	4						
<b>Bill Haselman, R</b> OBP: 0.352, SLG: 0.492 (9, 2)															3	1	2	1	1	0	1						
<b>Omar Vizquel, S</b> OBP: 0.395, SLG: 0.304 (1, 6)															6	0	3	0	0	1	2						
<b>Inning Stats</b>	R: 5 E: 0 K: 1 S: 18	H: 3 LOB: 0 BB: 3 P: 35	R: 0 E: 0 K: 0 S: 8	H: 1 LOB: 0 BB: 0 P: 8	R: 0 E: 0 K: 0 S: 9	H: 1 LOB: 2 BB: 1 P: 17	R: 0 E: 0 K: 1 S: 12	H: 0 LOB: 0 BB: 0 P: 12	R: 1 E: 0 K: 1 S: 10	H: 2 LOB: 1 BB: 0 P: 18	R: 0 E: 0 K: 1 S: 10	H: 0 LOB: 2 BB: 2 P: 23	R: 0 E: 0 K: 2 S: 12	H: 1 LOB: 1 BB: 0 P: 20	R: 0 E: 0 K: 2 S: 8	H: 1 LOB: 1 BB: 0 P: 11	R: 0 E: 0 K: 1 S: 8	H: 1 LOB: 1 BB: 0 P: 12	R: 1 E: 0 K: 0 S: 6	H: 1 LOB: 1 BB: 1 P: 15	R: 0 E: 0 K: 0 S: 6	H: 0 LOB: 1 BB: 1 P: 15	1B: 7 2B: 3 3B: 1 HR: 3	SF: 0 SAC: 0 DP: 3 HBP: 1	WP: 1 PB: 0 SB: 0 CS: 0	PA: 62	
<b>PITCHER</b>	IP	WLS	BF	H	R	ER	SO	BB	IBB	HBP	BLK	WP	HR	S	P	ERA	WHIP										
<b>Kelly Downs, R</b> ERA: 6.19 (5, 1)	4.2		24	7	6	6	1	4	0	0	0	0	0	35	53	0.00	1.200										
<b>Storm Davis, R</b> ERA: 6.0 (8, 1)	2.1	8	0	0	0	2	1	0	0	0	0	0	0	21	32	0.00	0.429										
<b>Vince Horsman, L</b> ERA: 10.8 (8, 1)	0.1	1	0	0	0	0	0	0	0	0	0	0	0	3	4	0.00	0.000										
<b>Rich Gossage, R</b> ERA: 2.87 (9, 1)	1.0	5	2	1	1	0	1	0	0	0	0	1	10	22	9.00	3.000											
<b>Mike Mohler, L</b> ERA: 5.31 (9, 1)	0.1	2	0	0	0	1	1	0	0	0	0	0	5	12	0.00	3.000											
<b>Ed Nunez, R</b> ERA: 3.03 (9, 1)	3.1	WLS	14	3	0	0	5	BB	IBB	HBP	BLK	WP	HR	S	P	ERA	WHIP										
<b>Shawn Hillegas, R</b> ERA: 7.81 (13, 1)	1.1	L	8	2	1	1	1	0	1	0	0	1	0	14	27	6.75	1.500										

Oakland Athletics @ Seattle Mariners  
The Kingdome, Seattle, WA  
Wed Jun 23 1993, 10:05 PM EDT  
Att. 18,625 - Dome

AB	51
R	8
H	14
RBI	7
BB	10
SO	10
LOB	22





Batter	1	2	3	4	5	6	7	8	9	AB	R	H	RBI	BB	SO	LOB	TOP			
<b>Rickey Henderson, R</b> OBP: 0.458, SLG: 0.469 (1, 10)	4-1 PB SF9 BB		2-3 SAFE K 1-2		2-2 K 1B		1-1 L9		4-0 BB 1-2 BB	3	1	1	0	2	1	1				
<b>Lance Blankenship, R</b> OBP: 0.401, SLG: 0.359 (1, 8)	4-0 SF9 PB BB		3-3 K		1-3 K			2-2 F7 SF8 2B	4-2 BB 1-2 2-3 3-H BB	3	1	1	1	2	2	2				
<b>Ruben Sierra, S</b> OBP: 0.280, SLG: 0.391 (1, 9)	2-1 P3		1-3 K		1-2 F7			1-0 F7	0-3 K	5	0	0	0	0	2	8				
<b>Kevin Seitzer, R</b> OBP: 0.315, SLG: 0.357 <b>Mike Aldrete, L</b> OBP: 0.344, SLG: 0.407 (9, 3)	2-0 SF9 1-3 2H			4-0 S 1B BB		1-3 K		1-1 SF8		1	0	0	2	1	1	0				
<b>Craig Paquette, R</b> OBP: 0.289, SLG: 0.556 (1, 5)	1-0 G4-3			2-1 S 1B		0-3 K		3-H K		4	0	1	0	0	2	1				
<b>Brent Gates, S</b> OBP: 0.351, SLG: 0.356 (1, 4)		2-3 K		0-3 K		1-1 1B			4-0 FC5-4 SH1-4 BB	3	1	1	0	1	2	2				
<b>Scott Brosius, R</b> OBP: 0.237, SLG: 0.273 (1, 7)		1-3 K		1-3 K		0-0 F8			1-1 SH1-4	3	0	0	0	0	2	3				
<b>Mike Bordick, R</b> OBP: 0.347, SLG: 0.329 (1, 6)		2-2 G3		2-3 K			3-2 L4		4-2 FC5-4 BB	3	0	0	0	1	1	2				
<b>Scott Hemond, R</b> OBP: 0.276, SLG: 0.250 <b>Terry Steinbach, R</b> OBP: 0.331, SLG: 0.416 (9, PH) (9, 2)			4-1 WP S BB		2-3 K		0-0 B2-3		0-1 FC5-4 BB 1-2 2-3	2	0	0	0	1	1	0				
<b>Inning Stats</b>	R: 1 E: 0 K: 0 S: 5	H: 0 LOB: 1 BB: 2 P: 18	R: 0 E: 0 K: 2 S: 9	H: 0 LOB: 0 BB: 0 P: 14	R: 0 E: 0 K: 3 S: 12	H: 0 LOB: 1 BB: 1 P: 22	R: 0 E: 0 K: 3 S: 12	H: 1 LOB: 2 BB: 0 P: 21	R: 0 E: 0 K: 2 S: 9	H: 1 LOB: 1 BB: 0 P: 11	R: 0 E: 0 K: 0 S: 6	H: 0 LOB: 0 BB: 0 P: 10	R: 1 E: 0 K: 1 S: 9	H: 1 LOB: 0 BB: 0 P: 14	R: 1 E: 0 K: 1 S: 13	H: 0 LOB: 3 BB: 4 P: 30	1B: 3 2B: 1 3B: 0 HR: 0	SF: 2 SAC: 1 DP: 0 HBP: 0	WP: 1 PB: 1 SB: 3 CS: 0	PA: 39
<b>PITCHER</b> <b>Randy Johnson, L</b> ERA: 2.88 (1, 1)	IP: 9.0 WLS: L BF: 39 H: 4 R: 3 ER: 2 SO: 14 BB: 8 IBB: 0 HBP: 0 BLK: 0 WP: 1 HR: 0 S: 87 P: 158 ERA: 2.00 WHIP: 1.333															<b>PITCHER</b>				

Oakland Athletics @ Seattle Mariners  
The Kingdome, Seattle, WA  
Thu Jun 24 1993, 6:33 AM EDT  
Att: 22,848 - Dome

AB 28  
R 3  
H 4  
RBI 3  
BB 8  
SO 14  
LOB 21



Batter	1	2	3	4	5	6	7	8	9	AB	R	H	RBI	BB	SO	LOB	BOTTOM					
<b>Mike Felder, S</b> OBP: 0.287, SLG: 0.298 (1, 7)	1-2 P5		3-2 SAFE P5-3 1-2		0-2 L6		1-0 SAFE SH3-4 1-2		1-1 L6	4	0	0	0	0	0	1						
<b>Greg Litton, R</b> OBP: 0.288, SLG: 0.286 (9, 5)	1-0 E6		2-3 K		1-2 2B 1B		1-2 G6-3		0-1 F7	4	1	1	0	0	1	1						
<b>Pete O'Brien, L</b> OBP: 0.332, SLG: 0.415 (9, PH)	G3				2-2 1B BB 1B		4-0 BB IBB		0-1 F9	4	1	2	1	1	0	1						
<b>Ken Griffey Jr., L</b> OBP: 0.412, SLG: 0.605 (1, 8)	1-0 G3 1-1			0-1 1B BB 1B	2-2 1H 2B		4-1 BB IBB			2	0	1	0	2	0	1						
<b>Jay Buhner, R</b> OBP: 0.385, SLG: 0.543 (1, 10)		2-2 G3-6-1 BB 1B		1-0 P4	4-0 G4-6-3 IBB		1-2 2-3 BB			2	0	1	0	2	0	1						
<b>Tino Martinez, L</b> OBP: 0.357, SLG: 0.458 (1, 3)		4-0 G3-6-1 BB		0-0 F7	0-1 G4-6-3		3-1 F7			3	0	0	0	1	0	6						
<b>Mackey Sasser, L</b> OBP: 0.288, SLG: 0.310 <b>Henry Cotto, R</b> OBP: 0.204, SLG: 0.250 (8, PH) (9, 9)		0-2 G3-6-1		2-1 SAFE SAFE BB BB 1B		1-0 F8		1-2 G4-3 1B		3	0	1	0	0	0	2						
<b>Mike Blowers, R</b> OBP: 0.333, SLG: 0.435 <b>Rich Amaral, R</b> OBP: 0.351, SLG: 0.376 (8, PH) (9, 4)		4-1 FC5-4 BB		4-1 BB BB		0-0 F8		1-2 G4-3		1	0	0	0	2	0	0						
<b>Bill Haselman, R</b> OBP: 0.347, SLG: 0.469 (1, 2)		2-2 FC5-4		4-2 BB BB		1-2 F8		3-2 F7		3	0	0	1	1	0	3						
<b>Omar Vizquel, S</b> OBP: 0.357, SLG: 0.305 (1, 6)			0-2 P5-3 1B		0-1 F7		4-1 BB SH3-4 BB		1-2 G4-3	3	0	1	0	1	0	4						
<b>Inning Stats</b>	R: 0 E: 1 K: 0 S: 5	H: 0 LOB: 0 BB: 0 P: 8	R: 0 E: 0 K: 0 S: 11	H: 1 LOB: 2 BB: 2 P: 23	R: 0 E: 0 K: 1 S: 10	H: 1 LOB: 0 BB: 0 P: 15	R: 1 E: 0 K: 0 S: 13	H: 2 LOB: 3 BB: 2 P: 22	R: 1 E: 0 K: 0 S: 11	H: 2 LOB: 1 BB: 1 P: 18	R: 0 E: 0 K: 0 S: 6	H: 0 LOB: 0 BB: 0 P: 8	R: 0 E: 0 K: 0 S: 8	H: 0 LOB: 3 BB: 3 P: 25	R: 0 E: 0 K: 0 S: 16	H: 1 LOB: 1 BB: 0 P: 21	R: 0 E: 0 K: 0 S: 6	H: 0 LOB: 0 BB: 0 P: 7	1B: 6 2B: 2 3B: 0 HR: 0	SF: 0 SAC: 1 DP: 4 HBP: 0	WP: 0 PB: 0 SB: 0 CS: 0	PA: 39
<b>PITCHER</b> <b>Joe Slusarski, R</b> ERA: 9.0 <b>Vince Horsman, L</b> ERA: 9.0 <b>Dennis Eckersley, R</b> ERA: 4.4 (1, 1) (7, 1) (8, 1)	IP: 6.2 WLS: 1 BF: 31 H: 6 R: 2 ER: 2 SO: 2 BB: 6 IBB: 0 HBP: 0 BLK: 0 WP: 0 HR: 0 S: 62 P: 114 ERA: 2.70 WHIP: 1.800															<b>PITCHER</b>						

Oakland Athletics @ Seattle Mariners  
The Kingdome, Seattle, WA  
Thu Jun 24 1993, 6:33 AM EDT  
Att: 22,848 - Dome

AB 30  
R 2  
H 7  
RBI 2  
BB 8  
SO 1  
LOB 20









Batter	1	2	3	4	5	6	7	8	9	AB	R	H	RBI	BB	SO	LOB	TOP					
Rickey Henderson, R OBP: 0.462, SLG: 0.477 (1, 7)	G4-3			G5-3		L4			FC5-4 1B	4	0	0	0	0	0	1						
Brent Gates, S OBP: 0.365, SLG: 0.363 (1, 4)	G6-3			FC6-5 2B		F8			1B	4	0	2	0	0	0	0						
Ruben Sierra, S OBP: 0.281, SLG: 0.398 (1, 9)	P5			FC6-5 2B					K	4	0	0	0	0	2	3						
Troy Neel, L OBP: 0.299, SLG: 0.412 (1, 10)				G4-3					G4-3	4	0	0	0	0	1	3						
Terry Steinbach, R OBP: 0.336, SLG: 0.419 (1, 2)	G4-3									3	0	0	0	0	1	0						
Mike Aldrete, L OBP: 0.344, SLG: 0.404 (1, 3)	F8								G1-3	3	0	1	0	0	0	0						
Kevin Seltzer, R OBP: 0.313, SLG: 0.352 (1, 5)									G4-3 1B	2	0	0	0	1	1	1						
Mike Bordick, R OBP: 0.348, SLG: 0.330 (1, 6)									G1-3	3	0	1	0	0	0	1						
Scott Brosius, R OBP: 0.227, SLG: 0.258 (1, 8)									F8	3	0	1	0	0	0	1						
<b>Inning Stats</b>	R: 0 E: 0 K: 0 S: 7	H: 0 LOB: 0 BB: 0 P: 8	R: 0 E: 0 K: 1 S: 6	H: 0 LOB: 0 BB: 0 P: 7	R: 0 E: 0 K: 0 S: 6	H: 1 LOB: 0 BB: 1 P: 12	R: 0 E: 0 K: 0 S: 9	H: 1 LOB: 1 BB: 0 P: 14	R: 0 E: 0 K: 0 S: 11	H: 1 LOB: 1 BB: 0 P: 16	R: 0 E: 0 K: 2 S: 6	H: 0 LOB: 0 BB: 0 P: 8	R: 0 E: 0 K: 2 S: 7	H: 0 LOB: 0 BB: 0 P: 12	R: 0 E: 0 K: 1 S: 7	H: 0 LOB: 0 BB: 0 P: 11	R: 0 E: 0 K: 1 S: 9	H: 2 LOB: 2 BB: 0 P: 12	1B: 4 2B: 1 3B: 0 HR: 0	SF: 0 SAC: 0 DP: 1 HBP: 0	WP: 0 PB: 0 SB: 0 CS: 1	PA: 31
<b>PITCHER</b> Kevin Brown, R ERA: 2.91 (1, 1)	IP: 9.0 WLS: W BF: 31 H: 5 R: 0 ER: 0 SO: 5 BB: 1 IBB: 0 HBP: 0 BLK: 0 WP: 0 HR: 0 S: 68 P: 100 ERA: 0.00 WHIP: 0.667															<b>PITCHER</b>						

Oakland Athletics @ Texas Rangers  
Arlington Stadium, Arlington, TX  
Sun Jun 27 1993, 8:05 PM EDT  
Att: 30,174 - Unknown - 93 F

AB 30  
R 0  
H 5  
RBI 0  
BB 1  
SO 5  
LOB 10



Batter	1	2	3	4	5	6	7	8	9	AB	R	H	RBI	BB	SO	LOB	BOTTOM			
David Hulse, L OBP: 0.322, SLG: 0.372 (1, 8)	F7			G4-3						4	0	1	0	0	0	0				
Julio Franco, R OBP: 0.299, SLG: 0.413 (1, 10)	F9			2B						2	0	1	0	1	0	0				
Rafael Palmeiro, L OBP: 0.331, SLG: 0.478 (1, 3)	HR			G3-1						4	1	1	1	0	0	4				
Juan Gonzalez, R OBP: 0.391, SLG: 0.646 (1, 7)	G5-3			F9						3	1	1	0	1	0	1				
Ivan Rodriguez, R OBP: 0.331, SLG: 0.429 (1, 2)										4	1	2	1	0	0	4				
Dan Peltier, L OBP: 0.475, SLG: 0.545 (1, 9)										3	0	2	0	0	0	0				
Doug Dascenzo, S OBP: 0.216, SLG: 0.284 (8, 9)										1	0	0	0	0	1	0				
Dean Palmer, R OBP: 0.323, SLG: 0.514 (1, 5)										3	0	0	1	0	0	2				
Doug Strange, S OBP: 0.330, SLG: 0.405 (1, 4)										4	0	1	0	0	2	2				
Mario Diaz, R OBP: 0.281, SLG: 0.406 (1, 6)										3	1	1	1	0	0	1				
<b>Inning Stats</b>	R: 1 E: 0 K: 0 S: 9	H: 1 LOB: 0 BB: 0 P: 17	R: 0 E: 0 K: 1 S: 12	H: 2 LOB: 1 BB: 0 P: 17	R: 1 E: 0 K: 0 S: 9	H: 2 LOB: 1 BB: 0 P: 15	R: 1 E: 0 K: 0 S: 8	H: 2 LOB: 1 BB: 0 P: 8	R: 0 E: 0 K: 0 S: 5	H: 0 LOB: 0 BB: 1 P: 10	R: 1 E: 0 K: 0 S: 8	H: 2 LOB: 1 BB: 0 P: 9	R: 0 E: 1 K: 0 S: 12	H: 1 LOB: 3 BB: 1 P: 19	R: 0 E: 0 K: 2 S: 9	H: 0 LOB: 0 BB: 0 P: 13	1B: 5 2B: 3 3B: 0 HR: 3	SF: 1 SAC: 1 DP: 1 HBP: 0	WP: 0 PB: 0 SB: 0 CS: 1	PA: 35
<b>PITCHER</b> Bobby Witt, R ERA: 3.91 (1, 1)	IP: 6.1 WLS: L BF: 29 H: 10 R: 4 ER: 4 SO: 1 BB: 1 IBB: 0 HBP: 0 BLK: 0 WP: 0 HR: 3 S: 55 P: 82 ERA: 5.68 WHIP: 1.737															<b>PITCHER</b>				
Vince Horsman, L ERA: 7.71 (7, 1)	0.1	1	0	0	0	0	0	0	0	0	0	3	4	0.00	0.000					
Ed Nunez, R ERA: 2.92 (7, 1)	1.1	5	0	0	0	2	1	0	0	0	0	14	22	0.00	0.750					

Oakland Athletics @ Texas Rangers  
Arlington Stadium, Arlington, TX  
Sun Jun 27 1993, 8:05 PM EDT  
Att: 30,174 - Unknown - 93 F

AB 31  
R 4  
H 10  
RBI 4  
BB 2  
SO 3  
LOB 14





Batter	1	2	3	4	5	6	7	8	9	10	11	AB	R	H	RBI	BB	SO	LOB
Luis Polonia, L OBP: 0.307, SLG: 0.317 (1, 7)	L8	CS	HR		F8 SF9 2B		G1-3		F7			5	2	2	0	0	0	0
Chad Curtis, R OBP: 0.404, SLG: 0.385 (1, 8)	K		F8		F8		FC5-4 BB		G5-3			4	0	0	0	1	1	2
Tim Salmon, R OBP: 0.389, SLG: 0.516 (1, 9)	HR		F9		SF9		FC5-4				P3	4	1	1	2	0	0	2
Chili Davis, S OBP: 0.305, SLG: 0.412 (1, 10)	2B 1B		HR		K				G3-1		F7	5	2	2	2	0	1	0
J.T. Snow, L OBP: 0.330, SLG: 0.422 (1, 3)	2B		P5				G4-3		G3-1		G3-1	4	1	1	1	1	0	0
Kelly Gruber, R OBP: 0.309, SLG: 0.462 Rene Gonzales, R OBP: 0.358, SLG: 0.296 Stan Javier, S OBP: 0.300, SLG: 0.303 Rod Correia, R (8, 5)	P3				F8		K		1B 3B		G6-3	2	0	0	0	0	0	1
Torey Lovullo, S OBP: 0.351, SLG: 0.431 (1, 4)			K								P6	5	0	3	1	0	1	0
Gary Disarcina, R OBP: 0.278, SLG: 0.347 (1, 6)			K		F7		G4-3		K		F8	5	0	0	0	0	2	3
John Orton, R OBP: 0.290, SLG: 0.292 Greg Myers, L OBP: 0.308, SLG: 0.385 (7, 2)			CS BB		P4		G4-3		G4-3			1	0	0	0	1	0	1

Inning Stats	R: 2	H: 3	E: 0	LOB: 1	K: 1	BB: 0	S: 14	P: 22	R: 0	H: 0	E: 0	LOB: 0	K: 2	BB: 1	S: 10	P: 15	R: 2	H: 2	E: 0	LOB: 1	K: 0	BB: 0	S: 10	P: 16	R: 0	H: 1	E: 0	LOB: 0	K: 0	BB: 0	S: 6	P: 12	R: 1	H: 1	E: 0	LOB: 1	K: 1	BB: 0	S: 8	P: 11	R: 0	H: 0	E: 0	LOB: 1	K: 0	BB: 1	S: 10	P: 18	R: 2	H: 2	E: 0	LOB: 1	K: 1	BB: 1	S: 10	P: 20	R: 0	H: 0	E: 0	LOB: 0	K: 0	BB: 0	S: 7	P: 10	R: 0	H: 0	E: 0	LOB: 0	K: 0	BB: 0	S: 10	P: 17	R: 0	H: 0	E: 0	LOB: 0	K: 0	BB: 0	S: 6	P: 11	1B: 4	SF: 1	2B: 4	SAC: 0	3B: 1	DP: 1	HR: 2	HBP: 0	WP: 0	PA: 45
--------------	------	------	------	--------	------	-------	-------	-------	------	------	------	--------	------	-------	-------	-------	------	------	------	--------	------	-------	-------	-------	------	------	------	--------	------	-------	------	-------	------	------	------	--------	------	-------	------	-------	------	------	------	--------	------	-------	-------	-------	------	------	------	--------	------	-------	-------	-------	------	------	------	--------	------	-------	------	-------	------	------	------	--------	------	-------	-------	-------	------	------	------	--------	------	-------	------	-------	-------	-------	-------	--------	-------	-------	-------	--------	-------	--------

PITCHER	IP	WLS	BF	H	R	ER	SO	BB	IBB	HBP	BLK	WP	HR	S	P	ERA	WHIP
Ron Darling, R ERA: 6.11 (1, 1)	6.0	26	6	8	5	5	5	0	0	0	0	0	0	7	10	0.00	0.000
Vince Horsman, L ERA: 9.0 (7, 1)	0.2	2	0	0	0	0	0	0	0	0	0	0	0	7	10	0.00	0.000
Rich Gossage, R ERA: 2.90 (7, 1)	0.2	4	0	1	1	0	0	2	0	0	0	0	0	5	14	13.50	3.000
Dennis Eckersley, R ERA: 4.45 (8, 1)	1.2	6	2	1	1	1	1	0	0	0	0	0	0	15	24	5.40	1.200
Ed Nunez, R ERA: 2.77 (10, 1)	2.0	W	6	0	0	0	0	0	0	0	0	0	0	16	28	0.00	0.000


**TOP**

California Angels @ Oakland Athletics  
Oakland-Alameda County Coliseum, Oakland, CA

Tue Jun 29 1993, 7:05 PM PDT  
Att. 20,575 - Unknown - 68 F

livebaseballscores.com

AB 40  
R 7  
H 10  
RBI 7  
BB 3  
SO 6  
LOB 9



Batter	1	2	3	4	5	6	7	8	9	10	11	AB	R	H	RBI	BB	SO	LOB
Rickey Henderson, R OBP: 0.466, SLG: 0.482 (1, 7)	1B		G4-3 BB 1B	G1-3		FC6-4 1B		2B 1B		K		6	0	4	0	0	1	0
Kevin Seltzer, R OBP: 0.313, SLG: 0.353 (1, 3)	F7		G4-3 BB		G6-3	FC6-4 HR		1B 2B		F7		5	1	1	1	1	0	3
Ruben Sierra, S OBP: 0.288, SLG: 0.412 (1, 9)	P5		G4-3		FC5 WP 1B	HR		FC6-4 1B			1B 1B	5	2	3	3	1	0	3
Dave Henderson, R OBP: 0.255, SLG: 0.396 (1, 10)	F7		F9		F8	G6-3		K			L5	6	0	0	0	0	1	6
Terry Steinbach, R OBP: 0.343, SLG: 0.426 Scott Hemond, R OBP: 0.276, SLG: 0.250 (11, PR)		F8		1B SF7 2B		BB		WP 1B		FC6-4	1B S	5	1	3	0	1	0	2
Craig Paquette, R OBP: 0.309, SLG: 0.543 (1, 5)	1B BB 1B		HR SF7 1B		FC5			WP 1B		G4-6-3 1B	K	6	1	4	0	0	1	4
Brent Gates, S OBP: 0.359, SLG: 0.362 (1, 4)	1B BB		SF7			1B G6-3 FC6-4 HBP		K		G4-6-3	1B	3	1	1	2	1	1	3
Mike Bordick, R OBP: 0.346, SLG: 0.328 (1, 6)	1B		F7			G6-3		K		K		5	0	1	0	0	2	4
Scott Brosius, R OBP: 0.239, SLG: 0.303 (1, 8)	F8		HR		HR BB			K		G4-3		4	2	1	2	1	1	4

Inning Stats	R: 0	H: 1	E: 0	LOB: 1	K: 0	BB: 0	S: 12	P: 21	R: 0	H: 2	E: 0	LOB: 2	K: 0	BB: 1	S: 11	P: 22	R: 0	H: 1	E: 0	LOB: 1	K: 0	BB: 0	S: 8	P: 16	R: 3	H: 3	E: 0	LOB: 2	K: 0	BB: 1	S: 17	P: 22	R: 4	H: 2	E: 0	LOB: 0	K: 0	BB: 1	S: 13	P: 25	R: 0	H: 2	E: 0	LOB: 2	K: 1	BB: 1	S: 11	P: 18	R: 0	H: 0	E: 0	LOB: 0	K: 1	BB: 0	S: 7	P: 11	R: 1	H: 3	E: 0	LOB: 2	K: 1	BB: 0	S: 13	P: 20	1B: 14	SF: 1	2B: 2	SAC: 0	3B: 0	DP: 2	HR: 2	HBP: 1	WP: 2	PA: 52
--------------	------	------	------	--------	------	-------	-------	-------	------	------	------	--------	------	-------	-------	-------	------	------	------	--------	------	-------	------	-------	------	------	------	--------	------	-------	-------	-------	------	------	------	--------	------	-------	-------	-------	------	------	------	--------	------	-------	-------	-------	------	------	------	--------	------	-------	------	-------	------	------	------	--------	------	-------	-------	-------	--------	-------	-------	--------	-------	-------	-------	--------	-------	--------

PITCHER	IP	WLS	BF	H	R	ER	SO	BB	IBB	HBP	BLK	WP	HR	S	P	ERA	WHIP
Mark Langston, L ERA: 2.62 (6, 1)	5.0	24	6	2	4	3	0	3	0	0	0	0	1	11	22	54.00	4.500
Mike Butcher, R ERA: 21.6 (6, 1)	0.2	6	2	0	0	0	3	0	0	0	0	1	0	16	23	0.00	1.500
Doug Linton, R ERA: 7.04 (8, 1)	1.1	6	2	0	0	0	3	0	1	0	0	0	0	27	45	0.00	1.000
Gene Nelson, R ERA: 1.26 (11, 1)	0.2	L	5	3	1	1	1	0	0	0	0	0	0	13	20	13.50	4.500


**BOTTOM**

California Angels @ Oakland Athletics  
Oakland-Alameda County Coliseum, Oakland, CA

Tue Jun 29 1993, 7:05 PM PDT  
Att. 20,575 - Unknown - 68 F

livebaseballscores.com

AB 45  
R 8  
H 18  
RBI 8  
BB 5  
SO 7  
LOB 29





Batter	1	2	3	4	5	6	7	8	9	AB	R	H	RBI	BB	SO	LOB	TOP
Luis Polonia, L OBP: 0.309, SLG: 0.317 Gary Disarcina, R OBP: 0.277, SLG: 0.346	4-2 WP S 1B BB	2-2 F9		2-2 CS	2-2 CS	2-2 F7		2-3 K		3	1	1	0	1	0	0	1 0 0 0 0 1 1
Chad Curtis, R OBP: 0.404, SLG: 0.380	4-2 1B SF9 1-3 BB	1-1 F9		4-2 1B	1-2 BB	0-1 G4-3			3-2 K	3	1	0	0	2	1	0	3 1 0 0 2 1 0
Tim Salmon, R OBP: 0.386, SLG: 0.510	1-0 P3		0-0 F9	2-0 P4				2-3 K	1-0 1B	5	0	1	0	0	1	5	5 0 1 0 0 1 5
Chili Davis, S OBP: 0.307, SLG: 0.410	1-1 1B 1-3 3H 1B		1-3 K		4-1 BB BB 1B BB			0-1 G6-3	2-1 F8	4	1	1	1	1	1	1	4 1 1 1 1 1 1
J.T. Snow, L OBP: 0.331, SLG: 0.421	3-2 SF9		1-0 1B	4-1 BB BB 1-2 1B BB				0-0 F8	0-3 K	3	1	1	1	1	1	1	3 1 1 1 1 1 1
Torey Lovullo, S OBP: 0.349, SLG: 0.427	2-1 BB 1-3 1B		1-2 F9	0-3 K				1-1 L8		4	0	1	0	0	1	3	4 0 1 0 0 1 3
Greg Myers, L OBP: 0.307, SLG: 0.376	4-0 BB 1-2 BB		3-3 K	1-3 K				2-1 L6		3	0	0	0	1	2	2	3 0 0 0 1 2 2
Rene Gonzales, R OBP: 0.360, SLG: 0.303	2-2 P3		3-2 L7	4-2 1B CS 2-3 BB				2-0 2B		3	0	1	0	1	0	3	3 0 1 0 1 0 3
Rod Correia, R OBP: 0.500, SLG: 0.500 Stan Javier, S OBP: 0.297, SLG: 0.300	1-2 K		2-2 1B	2-2 1B CS				0-0 F7		3	0	2	2	0	1	0	3 0 2 2 0 1 0 1 0 0 0 0 0 1
<b>Inning Stats</b>	R: 2 H: 2 E: 0 LOB: 3 K: 0 BB: 3 S: 19 P: 40	R: 0 H: 0 E: 0 LOB: 0 K: 1 BB: 0 S: 9 P: 12	R: 0 H: 1 E: 0 LOB: 1 K: 1 BB: 0 S: 9 P: 12	R: 0 H: 2 E: 0 LOB: 3 K: 1 BB: 1 S: 17 P: 33	R: 2 H: 1 E: 0 LOB: 1 K: 2 BB: 3 S: 21 P: 38	R: 0 H: 0 E: 0 LOB: 0 K: 1 BB: 0 S: 9 P: 13	R: 0 H: 0 E: 0 LOB: 0 K: 0 BB: 0 S: 5 P: 6	R: 0 H: 1 E: 0 LOB: 1 K: 1 BB: 0 S: 8 P: 14	R: 0 H: 1 E: 0 LOB: 1 K: 2 BB: 0 S: 10 P: 16	1B: 7 SF: 1 2B: 1 SAC: 0 3B: 0 DP: 0 HR: 0 HBP: 0	WP: 1 PA: 42 PB: 0 SB: 2 CS: 2						
<b>PITCHER</b>	IP WLS BF H R ER SO BB IBB HBP BLK WP HR S P ERA WHIP																
Kelly Downs, R ERA: 6.4	(1, 1) 4.0 23 5 4 4 3 6 0 0 0 1 0 56 107 9.00 2.750																
Joe Boever, R ERA: 3.04	(5, 1) 3.2 W 13 2 0 0 3 1 0 0 0 0 0 37 55 0.00 0.818																
Vince Horsman, L ERA: 5.4	(8, 1) 0.1 1 0 0 0 1 0 0 0 0 0 0 4 6 0.00 0.000																
Dennis Eckersley, R ERA: 4.31	(9, 1) 1.0 S 4 1 0 0 2 0 0 0 0 0 0 0 10 16 0.00 1.000																

California Angels @ Oakland Athletics  
Oakland-Alameda County Coliseum, Oakland, CA  
Wed Jun 30 1993, 3:33 AM PDT  
Att: 22,765 - Sunny - 77 F

AB	33
R	4
H	8
RBI	4
BB	7
SO	9
LOB	17



Batter	1	2	3	4	5	6	7	8	9	AB	R	H	RBI	BB	SO	LOB	BOTTOM
Rickey Henderson, R OBP: 0.466, SLG: 0.480	2-0 E S HR 1B	4-1 WP 2B BB		1-2 L7		1-1 P3				3	2	1	0	1	0	1	3 2 1 0 1 0 1
Brent Gates, S OBP: 0.362, SLG: 0.386	3-2 HR	1-2 1B 2B		3-2 G3			2-1 F7			4	2	2	4	0	0	0	4 2 2 4 0 0 0
Ruben Sierra, S OBP: 0.291, SLG: 0.411	4-2 F7 S BB	2-1 WP 2H 1B			2-2 F7		2-3 K			3	0	1	1	1	1	0	3 0 1 1 1 1 0
Troy Neel, L OBP: 0.298, SLG: 0.408	1-3 K	3-3 K			3-2 1B		1-0 F8			4	0	1	0	0	2	2	4 0 1 0 0 2 2
Terry Steinbach, R OBP: 0.342, SLG: 0.424	2-2 F7		1-0 F8		1-2 F8			2-1 1B		4	0	1	0	0	0	2	4 0 1 0 0 0 2
Mike Aldrete, L OBP: 0.343, SLG: 0.400 Kevin Seitzer, R OBP: 0.312, SLG: 0.351	2-2 F9		2-0 G6-3 1B		2-1 P6			1-1 F8		3	0	1	0	0	0	2	3 0 1 0 0 0 2 1 0 0 0 0 0 1
Craig Paquette, R OBP: 0.296, SLG: 0.521		1-0 G6-3	1-2 G6-3			2-3 K		0-0 F9		4	0	0	0	0	1	2	4 0 0 0 0 1 2
Scott Brosius, R OBP: 0.227, SLG: 0.286 Dave Henderson, R OBP: 0.255, SLG: 0.396		2-0 P4	2-3 K			1-0 G6-3		1-2 F8		4	0	0	0	0	1	2	4 0 0 0 0 1 2 0 0 0 0 0 0 0
Mike Bordick, R OBP: 0.349, SLG: 0.332		2-2 WP 2B 1B		1-1 G6-3		1-0 1B				3	1	2	0	0	0	0	3 1 2 0 0 0 0
<b>Inning Stats</b>	R: 2 H: 2 E: 0 LOB: 1 K: 1 BB: 1 S: 19 P: 33	R: 3 H: 3 E: 0 LOB: 1 K: 1 BB: 1 S: 16 P: 31	R: 0 H: 1 E: 0 LOB: 1 K: 1 BB: 0 S: 8 P: 14	R: 0 H: 0 E: 0 LOB: 0 K: 0 BB: 0 S: 8 P: 13	R: 0 H: 1 E: 0 LOB: 1 K: 0 BB: 0 S: 13 P: 21	R: 0 H: 1 E: 0 LOB: 1 K: 1 BB: 0 S: 7 P: 12	R: 0 H: 0 E: 0 LOB: 0 K: 1 BB: 0 S: 6 P: 11	R: 0 H: 1 E: 0 LOB: 1 K: 0 BB: 0 S: 8 P: 12	1B: 7 SF: 0 2B: 1 SAC: 0 3B: 0 DP: 0 HR: 1 HBP: 0	WP: 3 PA: 35 PB: 0 SB: 2 CS: 0							
<b>PITCHER</b>	IP WLS BF H R ER SO BB IBB HBP BLK WP HR S P ERA WHIP																
Russ Springer, R ERA: 8.87	(1, 1) 7.0 L 31 8 5 5 5 2 0 0 0 0 0 77 135 6.43 1.429																
Jerry Nielsen, L ERA: 7.0	(8, 1) 0.0 1 1 0 0 0 0 0 0 0 0 0 2 4 ∞ ∞																
Doug Linton, R ERA: 6.61	(8, 1) 1.0 3 0 0 0 0 0 0 0 0 0 0 6 8 0.00 0.000																

California Angels @ Oakland Athletics  
Oakland-Alameda County Coliseum, Oakland, CA  
Wed Jun 30 1993, 3:33 AM PDT  
Att: 22,765 - Sunny - 77 F

AB	33
R	5
H	9
RBI	5
BB	2
SO	5
LOB	12





Batter	1	2	3	4	5	6	7	8	9	AB R H RBI BB SO LOB	TOP									
Luis Polonia, L OBP: 0.308, SLG: 0.320	F8		SH1-3		G4-3		G4-3		K	4 0 1 0 0 1 1	<b>California Angels @ Oakland Athletics</b> Oakland-Alameda County Coliseum, Oakland, CA Thu Jul 01 1993, 3:33 AM PDT Att: 22,572 - Sunny - 74 F									
Stan Javier, S OBP: 0.292, SLG: 0.316	G1-3		1B		G4-3		L5		K	5 1 1 2 0 1 2										
Tim Salmon, R OBP: 0.388, SLG: 0.508	K		1B		K					3 0 1 0 1 2 1										
Chili Davis, S OBP: 0.310, SLG: 0.409		G4-3	1B		G3					3 0 1 1 1 0 1										
J.T. Snow, L OBP: 0.330, SLG: 0.416			G3-6-3		G4-3				K	3 0 0 0 1 1 4										
Torey Lovullo, S OBP: 0.341, SLG: 0.416	F9				L9				F8	4 0 0 0 0 0 3										
Greg Myers, L OBP: 0.305, SLG: 0.372	G4-1		F8						K	4 0 1 0 0 1 4										
Rene Gonzales, R OBP: 0.363, SLG: 0.308			SH1-3		K				F9	4 1 2 0 0 1 1										
Gary Disarcina, R OBP: 0.280, SLG: 0.348			SH1-3		FC6-4					4 1 2 0 0 0 1										
<b>Inning Stats</b>	R: 0 E: 0 K: 1 S: 7	H: 0 LOB: 0 BB: 0 P: 8	R: 0 E: 0 K: 0 S: 9	H: 0 LOB: 1 BB: 1 P: 15	R: 3 E: 0 K: 0 S: 12	H: 4 LOB: 1 BB: 1 P: 23	R: 0 E: 1 K: 0 S: 13	H: 1 LOB: 1 BB: 0 P: 21	R: 0 E: 0 K: 1 S: 11	H: 1 LOB: 1 BB: 0 P: 16	R: 0 E: 0 K: 0 S: 8	H: 0 LOB: 0 BB: 0 P: 14	R: 0 E: 0 K: 2 S: 13	H: 1 LOB: 2 BB: 0 P: 26	R: 0 E: 0 K: 1 S: 15	H: 1 LOB: 1 BB: 0 P: 21	1B: 7 2B: 1 3B: 1 HR: 0	SF: 0 SAC: 1 DP: 1 HBP: 0	WP: 0 PB: 0 SB: 0 CS: 1	PA: 38
<b>PITCHER</b>	IP WLS BF H R ER SO BB IBB HBP BLK WP HR S P ERA WHIP																			
Bob Welch, R ERA: 4.54	(1, 1) 6.0 W 26 7 3 3 3 2 0 0 0 0 0 65 102 4.50 1.500																			
Storm Davis, R ERA: 6.51	(7, 1) 1.0 4 1 0 0 0 0 0 0 0 0 0 10 18 0.00 1.000																			
Ed Nunez, R ERA: 2.63	(8, 1) 2.0 S 8 1 0 0 4 1 0 0 0 0 0 26 43 0.00 1.000																			

Batter	1	2	3	4	5	6	7	8	9	AB R H RBI BB SO LOB	BOTTOM									
Rickey Henderson, R OBP: 0.472, SLG: 0.483	SH1-3		G5-4-3		S				F9	3 2 2 0 2 0 1	<b>California Angels @ Oakland Athletics</b> Oakland-Alameda County Coliseum, Oakland, CA Thu Jul 01 1993, 3:33 AM PDT Att: 22,572 - Sunny - 74 F									
Brent Gates, S OBP: 0.390, SLG: 0.383	SH1-3		G5-4-3		F8				FC7-5	4 0 1 1 0 0 3										
Ruben Sierra, S OBP: 0.291, SLG: 0.409	P3		HR		P9					4 1 1 0 0 0 4										
Terry Steinbach, R OBP: 0.348, SLG: 0.440	BB		HR		P3					4 1 3 4 0 0 1										
Kevin Seitzer, R OBP: 0.315, SLG: 0.355	BB		2B		K				G6-3	3 0 1 0 1 1 2										
Dave Henderson, R OBP: 0.295, SLG: 0.387	K		BB		F8				P2	3 0 0 0 1 1 4										
Craig Paquette, R OBP: 0.294, SLG: 0.520		K	K							4 0 1 0 0 3 2										
Mike Bordick, R OBP: 0.344, SLG: 0.326	G4-3				E1				G6-3	4 1 0 0 0 0 1										
Scott Hemond, R OBP: 0.290, SLG: 0.286	B1-3				1B					4 1 2 1 0 1 0										
<b>Inning Stats</b>	R: 1 E: 0 K: 1 S: 15	H: 1 LOB: 2 BB: 2 P: 28	R: 0 E: 0 K: 1 S: 6	H: 0 LOB: 0 BB: 0 P: 8	R: 2 E: 0 K: 1 S: 20	H: 4 LOB: 2 BB: 1 P: 32	R: 3 E: 2 K: 1 S: 16	H: 4 LOB: 2 BB: 0 P: 25	R: 0 E: 0 K: 2 S: 8	H: 0 LOB: 0 BB: 0 P: 12	R: 0 E: 0 K: 0 S: 10	H: 0 LOB: 1 BB: 1 P: 15	R: 0 E: 0 K: 0 S: 8	H: 1 LOB: 0 BB: 0 P: 13	R: 0 E: 0 K: 0 S: 5	H: 1 LOB: 0 BB: 0 P: 8	1B: 7 2B: 4 3B: 0 HR: 1	SF: 0 SAC: 1 DP: 2 HBP: 0	WP: 0 PB: 0 SB: 3 CS: 0	PA: 38
<b>PITCHER</b>	IP WLS BF H R ER SO BB IBB HBP BLK WP HR S P ERA WHIP																			
Chuck Finley, L ERA: 3.0	(1, 1) 3.1 L 22 9 6 5 3 3 0 0 0 0 0 1 51 83 13.50 3.600																			
Mike Butcher, R ERA: 6.75	(4, 1) 3.2 13 1 0 0 3 1 0 0 0 0 0 32 50 0.00 0.545																			
Steve Frey, L ERA: 1.88	(8, 1) 1.0 3 1 0 0 0 0 0 0 0 0 0 5 8 0.00 1.000																			

AB	34
R	3
H	9
RBI	3
BB	3
SO	7
LOB	18





Batter	1	2	3	4	5	6	7	8	9	AB	R	H	RBI	BB	SO	LOB	TOP					
<b>Bernie Williams, S</b> (1, 8) OBP: 0.321, SLG: 0.428										4	1	1	2	0	1	1	<b>New York Yankees @ Oakland Athletics</b> Oakland-Alameda County Coliseum, Oakland, CA Fri Jul 02 1993, 7:05 PM PDT Att: 25,233 - Unknown - 63 F <a href="http://livebaseballscorecards.com">livebaseballscorecards.com</a>					
<b>Wade Boggs, L</b> (1, 5) OBP: 0.375, SLG: 0.371										3	0	0	0	1	0	0						
<b>Don Mattingly, L</b> (1, 3) OBP: 0.342, SLG: 0.395										4	0	0	0	0	2	1						
<b>Danny Tartabull, R</b> (1, 10) OBP: 0.333, SLG: 0.455										4	0	0	0	0	1	1						
<b>Paul O'Neill, L</b> (1, 9) OBP: 0.368, SLG: 0.532										4	0	1	0	0	2	0						
<b>Dion James, L</b> (1, 7) OBP: 0.355, SLG: 0.454										4	0	1	0	0	0	0						
<b>Mike Gallego, R</b> (1, 6) OBP: 0.414, SLG: 0.504										3	1	1	0	1	1	2						
<b>Mike Stanley, R</b> (1, 2) OBP: 0.388, SLG: 0.526										3	0	1	1	0	1	1						
<b>Pat Kelly, R</b> (1, 4) OBP: 0.314, SLG: 0.393										3	1	1	0	0	2	2						
<b>Inning Stats</b>	R: 0 E: 0 K: 1 S: 6	H: 0 LOB: 1 BB: 1 P: 16	R: 1 E: 0 K: 1 S: 15	H: 1 LOB: 1 BB: 1 P: 26	R: 0 E: 0 K: 1 S: 9	H: 0 LOB: 0 BB: 0 P: 11	R: 0 E: 1 K: 0 S: 10	H: 2 LOB: 1 BB: 0 P: 14	R: 2 E: 0 K: 1 S: 11	H: 2 LOB: 0 BB: 0 P: 17	R: 0 E: 0 K: 1 S: 7	H: 0 LOB: 0 BB: 0 P: 10	R: 0 E: 0 K: 3 S: 11	H: 1 LOB: 1 BB: 0 P: 18	R: 0 E: 0 K: 0 S: 8	H: 0 LOB: 0 BB: 0 P: 9	R: 0 E: 0 K: 2 S: 8	H: 0 LOB: 0 BB: 0 P: 10	1B: 4 2B: 0 3B: 1 HR: 1	SF: 0 SAC: 0 DP: 1 HBP: 0	WP: 0 PB: 0 SB: 0 CS: 0	PA: 34
<b>PITCHER</b>	IP	WLS	BF	H	R	ER	SO	BB	IBB	HBP	BLK	WP	HR	S	P	ERA	WHIP					
<b>Bobby Witt, R</b> (1, 1) ERA: 3.83	9.0	W	34	6	3	3	10	2	0	0	0	0	1	85	131	3.00	0.889					
<b>Bobby Witt, R</b> (9, 1) ERA: 3.83	9.0	W	34	6	3	3	10	2	0	0	0	0	1	85	131	3.00	0.889					

Batter	1	2	3	4	5	6	7	8	9	AB	R	H	RBI	BB	SO	LOB	BOTTOM				
<b>Rickey Henderson, R</b> (1, 7) OBP: 0.469, SLG: 0.479										4	0	1	1	0	0	1	<b>New York Yankees @ Oakland Athletics</b> Oakland-Alameda County Coliseum, Oakland, CA Fri Jul 02 1993, 7:05 PM PDT Att: 25,233 - Unknown - 63 F <a href="http://livebaseballscorecards.com">livebaseballscorecards.com</a>				
<b>Brent Gates, S</b> (1, 4) OBP: 0.358, SLG: 0.386										4	0	1	0	0	0	1					
<b>Ruben Sierra, S</b> (1, 9) OBP: 0.293, SLG: 0.411										3	1	1	0	1	0	0					
<b>Troy Neel, L</b> (1, 10) OBP: 0.304, SLG: 0.429										2	1	1	1	1	0	0					
<b>Kevin Seitzer, R</b> (7, PH) OBP: 0.314, SLG: 0.354										1	0	0	0	0	0	2					
<b>Terry Steinbach, R</b> (1, 2) OBP: 0.346, SLG: 0.449										4	1	1	1	0	1	1					
<b>Mike Aldrete, L</b> (1, 3) OBP: 0.357, SLG: 0.403										2	0	1	0	1	1	1					
<b>Scott Brosius, R</b> (8, PH) OBP: 0.224, SLG: 0.282										1	0	0	0	0	0	0					
<b>Bobby Witt, R</b> (9, 1)										0	0	0	0	0	0	0					
<b>Dave Henderson, R</b> (1, 8) OBP: 0.261, SLG: 0.386										3	1	1	0	1	1	2					
<b>Craig Paquette, R</b> (1, 5) OBP: 0.283, SLG: 0.500										4	0	0	0	0	0	4					
<b>Mike Bordick, R</b> (1, 6) OBP: 0.344, SLG: 0.327										3	0	1	0	0	0	1					
<b>Inning Stats</b>	R: 0 E: 0 K: 0 S: 5	H: 0 LOB: 0 BB: 0 P: 8	R: 1 E: 0 K: 0 S: 6	H: 2 LOB: 1 BB: 0 P: 10	R: 0 E: 0 K: 0 S: 6	H: 1 LOB: 0 BB: 0 P: 11	R: 0 E: 0 K: 1 S: 8	H: 0 LOB: 1 BB: 1 P: 17	R: 1 E: 0 K: 0 S: 8	H: 2 LOB: 1 BB: 0 P: 12	R: 2 E: 1 K: 1 S: 13	H: 2 LOB: 1 BB: 1 P: 21	R: 0 E: 0 K: 0 S: 11	H: 1 LOB: 2 BB: 1 P: 22	R: 0 E: 0 K: 1 S: 10	H: 0 LOB: 1 BB: 1 P: 18	1B: 4 2B: 2 3B: 0 HR: 2	SF: 0 SAC: 0 DP: 1 HBP: 0	WP: 1 PB: 0 SB: 0 CS: 0	PA: 35	
<b>PITCHER</b>	IP	WLS	BF	H	R	ER	SO	BB	IBB	HBP	BLK	WP	HR	S	P	ERA	WHIP				
<b>Bob Wickman, R</b> (1, 1) ERA: 4.38	6.2	L	30	4	4	4	2	2	0	0	0	0	0	55	97	5.40	1.500				
<b>Steve Howe, L</b> (7, 1) ERA: 7.91	1.1		5	0	0	0	1	1	0	0	0	0	0	12	22	0.00	0.750				

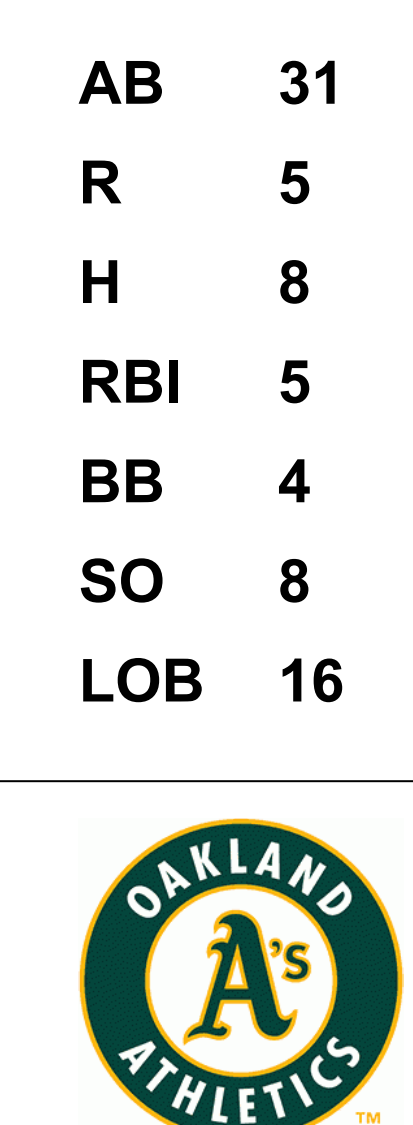


Batter	1	2	3	4	5	6	7	8	9	AB	R	H	RBI	BB	SO	LOB	TOP					
<b>Bernie Williams, S</b> OBP: 0.319, SLG: 0.421										4	0	0	0	1	1	3	<b>New York Yankees @ Oakland Athletics</b> Oakland-Alameda County Coliseum, Oakland, CA Sat Jul 03 1993, 3:33 AM PDT Att: 30,207 - Sunny - 72 F					
<b>Mike Gallego, R</b> OBP: 0.417, SLG: 0.504										4	0	2	2	0	0	1						
<b>Don Mattingly, L</b> OBP: 0.344, SLG: 0.405										4	1	2	0	0	0	3						
<b>Danny Tartabull, R</b> OBP: 0.340, SLG: 0.465										4	1	3	1	0	0	0						
<b>Mike Stanley, R</b> OBP: 0.386, SLG: 0.525										4	0	1	1	0	2	3						
<b>Hensley Meulens, R</b> OBP: 0.308, SLG: 0.364										1	0	0	0	0	1	0						
<b>Paul O'Neill, L</b> OBP: 0.367, SLG: 0.528										2	0	0	0	1	1	1						
<b>Spike Owen, S</b> OBP: 0.339, SLG: 0.339										3	0	0	0	0	1	2						
<b>Wade Boggs, L</b> OBP: 0.373, SLG: 0.370										1	0	0	0	0	1	1						
<b>Gerald Williams, R</b> OBP: 0.233, SLG: 0.405										3	1	1	0	0	1	1						
<b>Dion James, L</b> OBP: 0.353, SLG: 0.451										1	0	0	0	0	1	0						
<b>Pat Kelly, R</b> OBP: 0.319, SLG: 0.396										3	1	2	0	0	0	0						
<b>Kevin Maas, L</b> OBP: 0.321, SLG: 0.415										1	0	0	0	0	0	0						
<b>Inning Stats</b>	R: 0 E: 0 K: 2 S: 12	H: 2 LOB: 2 BB: 0 P: 20	R: 0 E: 0 K: 2 S: 8	H: 0 LOB: 0 BB: 0 P: 12	R: 0 E: 0 K: 0 S: 3	H: 0 LOB: 0 BB: 1 P: 7	R: 2 E: 0 K: 1 S: 12	H: 3 LOB: 1 BB: 1 P: 20	R: 0 E: 0 K: 0 S: 7	H: 2 LOB: 1 BB: 0 P: 11	R: 0 E: 0 K: 1 S: 8	H: 0 LOB: 0 BB: 0 P: 8	R: 2 E: 0 K: 0 S: 15	H: 3 LOB: 1 BB: 0 P: 24	R: 0 E: 0 K: 2 S: 12	H: 1 LOB: 1 BB: 0 P: 20	R: 0 E: 0 K: 1 S: 5	H: 0 LOB: 0 BB: 0 P: 6	1B: 7 2B: 4 3B: 0 HR: 0	SF: 0 SAC: 0 DP: 2 HBP: 0	WP: 1 PB: 0 SB: 0 CS: 2	PA: 37
<b>PITCHER</b>	IP	WLS	BF	H	R	ER	SO	BB	IBB	HBP	BLK	WP	HR	S	P	ERA	WHIP					
<b>Mike Mohler, L</b> ERA: 5.32	3.0		13	4	2	2	4	1	0	0	0	0	0	26	44	6.00	1.667					
<b>Joe Boever, R</b> ERA: 3.02	3.1	W	13	4	1	1	2	1	0	0	0	0	0	29	42	2.70	1.500					
<b>Rich Gossage, R</b> ERA: 3.21	0.1		3	2	1	1	0	0	0	0	0	0	0	8	13	27.00	6.000					
<b>Vince Horsman, L</b> ERA: 4.91	0.1		1	0	0	0	0	0	0	0	0	1	0	2	3	0.00	0.000					
<b>Ed Nunez, R</b> ERA: 2.57	1.0		4	1	0	0	2	0	0	0	0	0	0	12	20	0.00	1.000					

AB	35
R	4
H	11
RBI	4
BB	2
SO	9
LOB	15



Batter	1	2	3	4	5	6	7	8	9	AB	R	H	RBI	BB	SO	LOB	BOTTOM				
<b>Scott Brosius, R</b> OBP: 0.213, SLG: 0.267										4	0	0	0	0	0	0	<b>New York Yankees @ Oakland Athletics</b> Oakland-Alameda County Coliseum, Oakland, CA Sat Jul 03 1993, 3:33 AM PDT Att: 30,207 - Sunny - 72 F				
<b>Brent Gates, S</b> OBP: 0.361, SLG: 0.382										2	1	0	0	2	2	0					
<b>Ruben Sierra, S</b> OBP: 0.299, SLG: 0.423										3	1	2	2	1	0	0					
<b>Troy Neel, L</b> OBP: 0.309, SLG: 0.437										4	2	2	0	0	1	3					
<b>Terry Steinbach, R</b> OBP: 0.345, SLG: 0.444										3	0	0	0	1	2	4					
<b>Dave Henderson, R</b> OBP: 0.287, SLG: 0.416										4	1	2	2	0	1	2					
<b>Craig Paquette, R</b> OBP: 0.282, SLG: 0.491										4	0	1	0	0	2	1					
<b>Mike Bordick, R</b> OBP: 0.343, SLG: 0.325										4	0	1	1	0	0	2					
<b>Scott Hemond, R</b> OBP: 0.277, SLG: 0.271										3	0	0	0	0	0	4					
<b>Inning Stats</b>	R: 0 E: 0 K: 1 S: 7	H: 0 LOB: 0 BB: 0 P: 8	R: 1 E: 1 K: 0 S: 16	H: 2 LOB: 2 BB: 1 P: 27	R: 0 E: 0 K: 1 S: 8	H: 1 LOB: 1 BB: 1 P: 17	R: 0 E: 0 K: 1 S: 12	H: 2 LOB: 1 BB: 0 P: 15	R: 4 E: 0 K: 1 S: 16	H: 3 LOB: 0 BB: 1 P: 26	R: 0 E: 0 K: 0 S: 8	H: 0 LOB: 0 BB: 0 P: 14	R: 0 E: 0 K: 2 S: 9	H: 0 LOB: 1 BB: 1 P: 16	R: 0 E: 0 K: 2 S: 9	H: 0 LOB: 0 BB: 0 P: 11		1B: 4 2B: 2 3B: 0 HR: 2	SF: 0 SAC: 0 DP: 1 HBP: 0	WP: 0 PB: 0 SB: 0 CS: 1	PA: 35
<b>PITCHER</b>	IP	WLS	BF	H	R	ER	SO	BB	IBB	HBP	BLK	WP	HR	S	P	ERA	WHIP				
<b>Melido Perez, R</b> ERA: 4.38	6.0	L	28	8	5	5	4	3	0	0	0	0	2	67	107	7.50	1.833				
<b>Paul Gibson, L</b> ERA: 4.35	0.2		3	0	0	0	1	1	0	0	0	0	0	6	12	0.00	1.500				
<b>John Habyan, R</b> ERA: 3.86	1.1		4	0	0	0	3	0	0	0	0	0	0	12	15	0.00	0.000				





Batter	1	2	3	4	5	6	7	8	9	AB	R	H	RBI	BB	SO	LOB	TOP								
<b>Bernie Williams, S</b> OBP: 0.320, SLG: 0.421	G5-3	FC4-6 1B		G3-1		HR 1B	G4-6-3			5	1	2	0	0	0	2	<b>New York Yankees @ Oakland Athletics</b> Oakland-Alameda County Coliseum, Oakland, CA Sun Jul 04 1993, 7:05 PM PDT Att: 43,627 - Sunny - 68 F								
<b>Wade Boggs, L</b> OBP: 0.374, SLG: 0.379	G4-3	FC4-6 1-2			BB 1B	HR	F7		4	1	1	3	1	0	2										
<b>Don Mattingly, L</b> OBP: 0.345, SLG: 0.403	HR BB			F7		1B	F9		4	1	1	0	1	0	1										
<b>Danny Tartabull, R</b> OBP: 0.345, SLG: 0.482	HR			G3 BB 1B		BB 1B	K		5	1	3	2	0	2	1										
<b>Paul O'Neill, L</b> OBP: 0.372, SLG: 0.524	BB			G3 BB		G4-3			2	0	0	0	3	0	1										
<b>Dion James, L</b> OBP: 0.354, SLG: 0.452 <b>Gerald Williams, R</b> OBP: 0.233, SLG: 0.405	F7			G3		F8			4	1	1	0	1	0	6										
<b>Mike Gallego, R</b> OBP: 0.409, SLG: 0.492				K		F9			5	0	1	1	0	1	6										
<b>Mike Stanley, R</b> OBP: 0.386, SLG: 0.520				F8		F8			4	0	1	0	1	0	1										
<b>Pat Kelly, R</b> OBP: 0.321, SLG: 0.396 <b>Kevin Maas, L</b> OBP: 0.320, SLG: 0.413	F9			F8		HR BB	G4-6-3 1B		3	1	1	0	1	0	1										
<b>Inning Stats</b>	R: 2 E: 0 K: 0 S: 12	H: 1 LOB: 1 BB: 2 P: 27	R: 0 E: 0 K: 0 S: 10	H: 1 LOB: 2 BB: 1 P: 18	R: 0 E: 0 K: 1 S: 10	H: 1 LOB: 2 BB: 1 P: 17	R: 0 E: 0 K: 0 S: 9	H: 0 LOB: 0 BB: 0 P: 15	R: 0 E: 0 K: 0 S: 14	H: 1 LOB: 3 BB: 2 P: 31	R: 3 E: 0 K: 1 S: 18	H: 3 LOB: 1 BB: 1 P: 32	R: 1 E: 0 K: 0 S: 13	H: 3 LOB: 1 BB: 0 P: 21	R: 0 E: 0 K: 0 S: 9	H: 0 LOB: 0 BB: 1 P: 11		R: 0 E: 0 K: 0 S: 11	H: 1 LOB: 2 BB: 1 P: 15	1B: 8 2B: 1 3B: 0 HR: 2	SF: 0 SAC: 0 DP: 1 HBP: 0	WP: 0 PB: 0 SB: 0 CS: 0	PA: 45		
<b>PITCHER</b>	IP	WLS	BF	H	R	ER	SO	BB	IBB	HBP	BLK	WP	HR	S	P	ERA	WHIP								
<b>Ron Darling, R</b> ERA: 6.27	(1, 1)	5.1	29	6	5	5	1	7	0	0	0	0	2	65	128	8.44	2.438								
<b>Shawn Hillegas, R</b> ERA: 7.39	(6, 1)	2.2	W	11	4	1	1	2	0	0	0	0	0	30	44	3.38	1.500								
<b>Dennis Eckersley, R</b> ERA: 4.09	(9, 1)	1.0	S	5	1	0	0	0	1	0	0	0	0	11	15	0.00	2.000								

Batter	1	2	3	4	5	6	7	8	9	AB	R	H	RBI	BB	SO	LOB	BOTTOM								
<b>Rickey Henderson, R</b> OBP: 0.468, SLG: 0.489	G5-4-3 BB		G5-3			HR	G5-3	SF8		3	1	1	2	1	0	1	<b>New York Yankees @ Oakland Athletics</b> Oakland-Alameda County Coliseum, Oakland, CA Sun Jul 04 1993, 7:05 PM PDT Att: 43,627 - Sunny - 68 F								
<b>Brent Gates, S</b> OBP: 0.391, SLG: 0.382	G5-4-3 1-2			FC6-4 1B		G5-3		F8		5	1	2	0	0	3										
<b>Ruben Sierra, S</b> OBP: 0.298, SLG: 0.421	F8			FC6-4 1-2		P5		1B 1B		4	1	1	0	0	1										
<b>Dave Henderson, R</b> OBP: 0.272, SLG: 0.438				K		HR		1B BB 1B		4	2	2	1	0	1										
<b>Terry Steinbach, R</b> OBP: 0.347, SLG: 0.444				G4-3		BB 1B		BB 1B SF8 1B		4	1	2	2	0	1										
<b>Kevin Seitzer, R</b> OBP: 0.317, SLG: 0.353	P3			G4-3		BB		1B BB SF8 1B		3	1	1	0	1	0										
<b>Craig Paquette, R</b> OBP: 0.293, SLG: 0.486 <b>Troy Neel, L</b> OBP: 0.313, SLG: 0.437 <b>Dennis Eckersley, R</b> ERA: 4.09				FC4-6 1B		L9		SF8 1B BB		3	0	1	0	0	2										
<b>Mike Bordick, R</b> OBP: 0.341, SLG: 0.325				FC4-6 G5-3 1-2		1B		SF8		3	0	1	1	0	1										
<b>Lance Blankenship, R</b> OBP: 0.396, SLG: 0.320 <b>Mike Adrele, L</b> OBP: 0.366, SLG: 0.413				G5-3		K		SF8		3	0	0	0	0	2										
<b>Inning Stats</b>	R: 0 E: 0 K: 0 S: 4	H: 0 LOB: 0 BB: 1 P: 8	R: 0 E: 0 K: 0 S: 7	H: 0 LOB: 0 BB: 0 P: 13	R: 0 E: 0 K: 1 S: 13	H: 1 LOB: 1 BB: 0 P: 23	R: 0 E: 0 K: 1 S: 10	H: 1 LOB: 1 BB: 0 P: 13	R: 0 E: 0 K: 1 S: 19	H: 3 LOB: 2 BB: 1 P: 33	R: 0 E: 0 K: 0 S: 9	H: 0 LOB: 0 BB: 0 P: 16	R: 5 E: 0 K: 0 S: 18	H: 6 LOB: 2 BB: 1 P: 30	1B: 10 2B: 0 3B: 0 HR: 2	SF: 2 SAC: 0 DP: 1 HBP: 0		WP: 0 PB: 0 SB: 0 CS: 0	PA: 38						
<b>PITCHER</b>	IP	WLS	BF	H	R	ER	SO	BB	IBB	HBP	BLK	WP	HR	S	P	ERA	WHIP								
<b>Jimmy Key, L</b> ERA: 2.33	(1, 1)	6.0	L	25	6	2	3	2	0	0	0	0	0	18	29	45.00	5.000								
<b>Bobby Munoz, R</b> ERA: 4.74	(7, 1)	1.0	L	8	5	5	0	0	0	0	0	0	0	8	15	0.00	3.000								
<b>Steve Farr, R</b> ERA: 3.58	(8, 1)	0.2		4	1	0	0	0	1	0	0	0	0	1	2	0.00	0.000								
<b>Steve Howe, L</b> ERA: 7.78	(8, 1)	0.1		1	0	0	0	0	0	0	0	0	0	1	2	0.00	0.000								





Batter	1	2	3	4	5	6	7	8	9	AB	R	H	RBI	BB	SO	LOB	TOP										
<b>Kenny Lofton, L</b> OBP: 0.398, SLG: 0.419 (1, 8)	G4-3		L8	FC6-4			FC4-6 BB			5	0	2	1	0	0	2	<b>Cleveland Indians @ Oakland Athletics</b> Oakland-Alameda County Coliseum, Oakland, CA Mon Jul 05 1993, 3:33 AM PDT Sunny - 70 F										
<b>Wayne Kirby, L</b> OBP: 0.345, SLG: 0.412 (1, 9)	G6-3		G4-3		G4-3		FC4-6 BB	L8		4	0	0	0	1	0	2											
<b>Carlos Baerga, S</b> OBP: 0.321, SLG: 0.515 (1, 4)	G6-3		K				FC4-6 BB		P5	5	0	1	0	0	1	2											
<b>Albert Belle, R</b> OBP: 0.371, SLG: 0.577 (1, 7)		L6			F7				K	4	1	1	0	1	1	1											
<b>Paul Sorrento, L</b> OBP: 0.337, SLG: 0.481 (1, 3)		PB 2B		F8	K				K	5	1	1	0	0	3	5											
<b>Glenallen Hill, R</b> OBP: 0.277, SLG: 0.451 (1, 10)		K		F8		F9			K	4	0	0	0	0	2	2											
<b>Jeff Treadway, L</b> OBP: 0.359, SLG: 0.385 (1, 5)		2B			F7			F9		4	2	2	1	0	0	0											
<b>Alvaro Espinoza, R</b> OBP: 0.352, SLG: 0.472 (1, 6)		2B			F8				1B	4	1	3	2	0	0	0											
<b>Jesse Levis, L</b> OBP: 0.192, SLG: 0.159 (1, 2)										2	0	1	1	0	0	1											
<b>Junior Ortiz, R</b> OBP: 0.262, SLG: 0.295 (7, PH) (7, 2)					FC6-4				1B	2	0	1	0	0	1	0											
<b>Inning Stats</b>	R: 0 E: 0 K: 0 S: 6	H: 0 LOB: 0 BB: 0 P: 6	R: 2 E: 0 K: 1 S: 15	H: 3 LOB: 1 BB: 0 P: 24	R: 0 E: 0 K: 1 S: 7	H: 0 LOB: 0 BB: 0 P: 8	R: 2 E: 0 K: 0 S: 12	H: 4 LOB: 2 BB: 0 P: 20	R: 0 E: 0 K: 1 S: 9	H: 1 LOB: 1 BB: 0 P: 11	R: 0 E: 0 K: 0 S: 8	H: 0 LOB: 0 BB: 0 P: 12	R: 0 E: 0 K: 2 S: 19	H: 1 LOB: 3 BB: 2 P: 33	R: 1 E: 0 K: 1 S: 18	H: 3 LOB: 2 BB: 0 P: 29	R: 0 E: 0 K: 2 S: 8	H: 0 LOB: 0 BB: 0 P: 9	1B: 8 2B: 4 3B: 0 HR: 0	SF: 0 SAC: 0 DP: 0 HBP: 0	WP: 0 PB: 1 SB: 0 CS: 0	PA: 41					
<b>PITCHER</b>	IP	WLS	BF	H	R	ER	SO	BB	IBB	HBP	BLK	WP	HR	S	P	ERA	WHIP										
<b>Kelly Downs, R</b> ERA: 6.44 (1, 1)	5.1		24	8	4	4	3	0	0	0	0	0	0	53	76	6.75	1.500										
<b>Vince Horsman, L</b> ERA: 3.86 (6, 1)	1.0	W	5	1	0	0	1	1	0	0	0	0	0	14	21	0.00	2.000										
<b>Ed Nunez, R</b> ERA: 2.7 (7, 1)	1.1		7	2	1	1	2	1	0	0	0	0	0	24	40	6.75	2.250										
<b>Joe Boever, R</b> ERA: 3.0 (8, 1)	0.1		2	1	0	0	0	0	0	0	0	0	0	3	6	0.00	3.000										
<b>Dennis Eckerley, R</b> ERA: 3.93 (9, 1)	1.0	S	3	0	0	0	2	0	0	0	0	0	0	8	9	0.00	0.000										

Batter	1	2	3	4	5	6	7	8	9	AB	R	H	RBI	BB	SO	LOB	BOTTOM											
<b>Rickey Henderson, R</b> OBP: 0.471, SLG: 0.504 (1, 7)	HR		FC4-6 1B		P2-6 1B		FC4			3	2	2	2	1	0	1	<b>Cleveland Indians @ Oakland Athletics</b> Oakland-Alameda County Coliseum, Oakland, CA Mon Jul 05 1993, 3:33 AM PDT Sunny - 70 F											
<b>Brent Gates, S</b> OBP: 0.394, SLG: 0.385 (1, 4)		1B	FC4-6 1B		P9		G6-4-3			4	0	2	0	0	0	2												
<b>Ruben Sierra, S</b> OBP: 0.294, SLG: 0.416 (1, 9)		K	FC4-6 1B		P2-6			G3		4	1	0	0	0	1	4												
<b>Troy Neel, L</b> OBP: 0.322, SLG: 0.444 (1, 10)	F7		FC5-4 1B				HR 1B		G5-4-3 1B	4	1	3	2	0	0	1												
<b>Lance Blankenship, R</b> OBP: 0.396, SLG: 0.320 (8, PR)										0	0	0	0	0	0	0												
<b>Dave Henderson, R</b> OBP: 0.266, SLG: 0.427 (1, 8)	P5		FC5-4					G5-4-3		4	0	0	0	0	1	4												
<b>Mike Aldrete, L</b> OBP: 0.385, SLG: 0.455 (1, 3)		F7			L5					3	1	1	2	0	0	0												
<b>Kevin Seitzer, R</b> OBP: 0.317, SLG: 0.353 (1, 5)		F7			F7					3	0	1	0	0	0	0												
<b>Mike Bordick, R</b> OBP: 0.338, SLG: 0.322 (1, 6)		F8			F7					3	0	0	0	0	1	1												
<b>Scott Hemond, R</b> OBP: 0.294, SLG: 0.267 (1, 2)			L9							1	1	0	0	2	0	0												
<b>Inning Stats</b>	R: 1 E: 0 K: 1 S: 13	H: 2 LOB: 1 BB: 0 P: 19	R: 0 E: 0 K: 0 S: 4	H: 0 LOB: 0 BB: 0 P: 7	R: 2 E: 0 K: 0 S: 10	H: 2 LOB: 1 BB: 1 P: 20	R: 0 E: 0 K: 0 S: 7	H: 0 LOB: 0 BB: 0 P: 13	R: 1 E: 0 K: 0 S: 6	H: 1 LOB: 0 BB: 1 P: 14	R: 2 E: 0 K: 2 S: 12	H: 3 LOB: 0 BB: 0 P: 20	R: 0 E: 0 K: 0 S: 7	H: 0 LOB: 1 BB: 1 P: 13	R: 0 E: 0 K: 0 S: 8	H: 1 LOB: 1 BB: 0 P: 14	1B: 7 2B: 1 3B: 0 HR: 2	SF: 0 SAC: 0 DP: 3 HBP: 0	WP: 0 PB: 0 SB: 2 CS: 1	PA: 32								
<b>PITCHER</b>	IP	WLS	BF	H	R	ER	SO	BB	IBB	HBP	BLK	WP	HR	S	P	ERA	WHIP											
<b>Paul Abbott, R</b> ERA: 6.38 (1, 1)	4.0		19	5	4	4	1	2	0	0	0	0	0	1	37	69	9.00	1.750										
<b>Dennis Cook, L</b> ERA: 5.65 (5, 1)	2.0	L	7	3	2	2	2	0	0	0	0	0	1	15	24	9.00	1.500											
<b>Jerry Dipoto, R</b> ERA: 9.0 (7, 1)	2.0		6	1	0	0	0	1	0	0	0	0	0	15	27	0.00	1.000											





Batter	1	2	3	4	5	6	7	8	9	AB	R	H	RBI	BB	SO	LOB	TOP					
<b>Kenny Lofton, L</b> OBP: 0.398, SLG: 0.425 (1, 8)	G1-3		F9				K		1B 2B	5	1	2	0	0	1	1	<b>Cleveland Indians @ Oakland Athletics</b> <b>Oakland-Alameda County Coliseum, Oakland, CA</b> Mon Jul 05 1993, 3:38 AM PDT Att: 27,376 - Sunny - 65 F					
<b>Wayne Kirby, L</b> OBP: 0.350, SLG: 0.416 <b>Thomas Howard, S</b> OBP: 0.268, SLG: 0.317 (5, FR) (5, 9)	G4-3		1B				G6-3		1B	3	0	2	1	0	0	0						
<b>Carlos Baerga, S</b> OBP: 0.322, SLG: 0.512 (1, 4)	F8		FC6-4				F7		G3	4	1	1	0	1	0	3						
<b>Albert Belle, R</b> OBP: 0.375, SLG: 0.599 (1, 10)		HR	FC6-4						1B	3	2	2	3	1	0	2						
<b>Carlos Martinez, R</b> OBP: 0.304, SLG: 0.358 <b>Paul Sorrento, L</b> OBP: 0.336, SLG: 0.479 (1, 3) (7, 3)	G5-3		BB				G4-6-3		HR	2	0	0	0	1	0	1						
<b>Glenallen Hill, R</b> OBP: 0.276, SLG: 0.444 (1, 7)			FC5-4				L3		K	4	0	1	0	0	1	1						
<b>Alvaro Espinoza, R</b> OBP: 0.348, SLG: 0.465 (1, 5)	F7		L7				HR		P4	4	1	1	0	0	0	2						
<b>Felix Fermin, R</b> OBP: 0.306, SLG: 0.296 (1, 6)	G6-3						G5-3		F9	4	1	1	2	0	0	1						
<b>Junior Ortiz, R</b> OBP: 0.262, SLG: 0.294 (1, 2)			F9				G6-3		G4-3	4	0	1	0	0	0	0						
<b>Inning Stats</b>	R: 0 E: 0 K: 0 S: 3	H: 0 LOB: 0 BB: 0 P: 3	R: 1 E: 0 K: 0 S: 5	H: 2 LOB: 1 BB: 0 P: 5	R: 0 E: 0 K: 0 S: 4	H: 1 LOB: 2 BB: 1 P: 8	R: 0 E: 0 K: 0 S: 2	H: 0 LOB: 0 BB: 1 P: 6	R: 1 E: 0 K: 0 S: 5	H: 2 LOB: 1 BB: 0 P: 5	R: 0 E: 0 K: 0 S: 2	H: 0 LOB: 0 BB: 1 P: 6	R: 2 E: 0 K: 1 S: 7	H: 3 LOB: 0 BB: 0 P: 7	R: 2 E: 0 K: 2 S: 9	H: 2 LOB: 2 BB: 0 P: 9		R: 0 E: 0 K: 0 S: 5	H: 2 LOB: 2 BB: 0 P: 5	1B: 7 2B: 2 3B: 0 HR: 3	SF: 0 SAC: 0 DP: 2 HBP: 0	WP: 0 PB: 0 SB: 3 CS: 1
<b>PITCHER</b>	IP	WLS	BF	H	R	ER	SO	BB	IBB	HBP	BLK	WP	HR	S	P	ERA	WHIP					
<b>Curt Young, L</b> ERA: 4.3 (1, 1)	4.2	L	19	4	2	2	0	2	0	0	0	0	1	17	25	3.86	1.286					
<b>Storm Davis, R</b> ERA: 8.55 (5, 1)	2.1		10	4	2	2	1	1	0	0	0	0	1	11	15	7.71	2.143					
<b>Joe Boever, R</b> ERA: 3.2 (8, 1)	2.0		10	4	2	2	2	0	0	0	0	0	1	14	14	9.00	2.000					

AB	36
R	6
H	12
RBI	6
BB	3
SO	3
LOB	12



Batter	1	2	3	4	5	6	7	8	9	AB	R	H	RBI	BB	SO	LOB	BOTTOM				
<b>Rickey Henderson, R</b> OBP: 0.472, SLG: 0.516 (1, 10)	HR		K				G5-4-3			4	1	2	1	0	1	2	<b>Cleveland Indians @ Oakland Athletics</b> <b>Oakland-Alameda County Coliseum, Oakland, CA</b> Mon Jul 05 1993, 3:38 AM PDT Att: 27,376 - Sunny - 65 F				
<b>Brent Gates, S</b> OBP: 0.362, SLG: 0.382 (1, 4)	F5		1B				K		F7	4	0	1	0	0	1	2					
<b>Ruben Sierra, S</b> OBP: 0.294, SLG: 0.414 (1, 9)	1B		K				G4-3		F7	4	0	1	0	0	1	3					
<b>Troy Neel, L</b> OBP: 0.321, SLG: 0.440 (1, 3)	1B		L9				F7		G6-3	4	0	1	0	0	0	1					
<b>Terry Steinbach, R</b> OBP: 0.346, SLG: 0.442 (1, 2)	K						G6-3		G5-3	4	0	1	0	0	1	2					
<b>Mike Aldrete, L</b> OBP: 0.359, SLG: 0.443 (1, 7)	K						F9		G6-4-3	4	1	1	0	0	1	3					
<b>Craig Paquette, R</b> OBP: 0.291, SLG: 0.482 (1, 5)			F8				P4		1B	3	0	1	0	1	0	0					
<b>Mike Bordick, R</b> OBP: 0.340, SLG: 0.322 (1, 6)	F9						1B		G1-3	3	0	1	1	1	0	1					
<b>Lance Blankenship, R</b> OBP: 0.393, SLG: 0.315 (1, 8)	P4						K		L4-6	3	0	0	0	1	1	3					
<b>Inning Stats</b>	R: 1 E: 0 K: 2 S: 10	H: 3 LOB: 2 BB: 0 P: 10	R: 0 E: 0 K: 0 S: 3	H: 0 LOB: 0 BB: 0 P: 3	R: 0 E: 0 K: 2 S: 8	H: 1 LOB: 1 BB: 0 P: 8	R: 0 E: 0 K: 0 S: 3	H: 0 LOB: 0 BB: 0 P: 3	R: 0 E: 0 K: 0 S: 2	H: 1 LOB: 1 BB: 0 P: 10	R: 0 E: 0 K: 0 S: 3	H: 0 LOB: 0 BB: 0 P: 3	R: 0 E: 0 K: 0 S: 5	H: 3 LOB: 1 BB: 0 P: 5	1B: 8 2B: 1 3B: 0 HR: 1	SF: 0 SAC: 0 DP: 3 HBP: 0		WP: 0 PB: 0 SB: 0 CS: 0	PA: 36		
<b>PITCHER</b>	IP	WLS	BF	H	R	ER	SO	BB	IBB	HBP	BLK	WP	HR	S	P	ERA	WHIP				
<b>Mark Clark, R</b> ERA: 5.14 (1, 1)	6.0	W	25	6	1	1	6	2	0	0	0	0	0	35	43	1.50	1.333				
<b>Jeremy Hernandez, R</b> ERA: 3.14 (7, 1)	3.0	S	11	3	1	1	0	1	0	0	0	0	0	10	14	3.00	1.333				





Batter	1	2	3	4	5	6	7	8	9	AB	R	H	RBI	BB	SO	LOB	TOP				
<b>Kenny Lofton, L</b> OBP: 0.403, SLG: 0.435 (1, 8)										5	3	3	2	1	0	4					
<b>Thomas Howard, S</b> OBP: 0.273, SLG: 0.326 <b>Carlos Martinez, R</b> OBP: 0.307, SLG: 0.375 <b>Wayne Kirby, L</b> OBP: 0.350, SLG: 0.416 (1, 9)										5	1	2	1	0	1	2					
<b>Carlos Baerga, S</b> OBP: 0.328, SLG: 0.514 (1, 4)										5	2	3	0	0	0	2					
<b>Albert Belle, R</b> OBP: 0.375, SLG: 0.595 (1, 7)										5	1	1	1	1	2	5					
<b>Paul Sorrento, L</b> OBP: 0.339, SLG: 0.480 (1, 3)										6	0	3	3	0	1	3					
<b>Reggie Jefferson, S</b> OBP: 0.308, SLG: 0.383 (1, 10)										4	0	0	0	0	0	3					
<b>Alvaro Espinoza, R</b> OBP: 0.343, SLG: 0.450 (1, 5)										4	0	0	0	1	2	4					
<b>Felix Fermin, R</b> OBP: 0.308, SLG: 0.298 (1, 6)										5	2	2	0	0	0	2					
<b>Junior Ortiz, R</b> OBP: 0.273, SLG: 0.306 (1, 2)										4	1	2	0	1	0	1					
<b>Inning Stats</b>	R: 0 E: 0 K: 0 S: 11	H: 1 LOB: 1 BB: 0 P: 16	R: 0 E: 0 K: 0 S: 12	H: 1 LOB: 3 BB: 2 P: 24	R: 2 E: 1 K: 1 S: 13	H: 2 LOB: 1 BB: 0 P: 21	R: 4 E: 1 K: 1 S: 20	H: 6 LOB: 1 BB: 0 P: 29	R: 0 E: 0 K: 1 S: 6	H: 1 LOB: 1 BB: 0 P: 10	R: 0 E: 0 K: 1 S: 7	H: 0 LOB: 0 BB: 0 P: 11	R: 2 E: 0 K: 1 S: 15	H: 1 LOB: 3 BB: 2 P: 29	R: 3 E: 0 K: 1 S: 22	H: 4 LOB: 1 BB: 0 P: 32	1B: 11 2B: 5 3B: 0 HR: 1	SF: 0 SAC: 0 DP: 1 HBP: 2	WP: 0 PB: 0 SB: 0 CS: 0	PA: 50	
<b>PITCHER</b>	IP	WLS	BF	H	R	ER	SO	BB	IBB	HBP	BLK	WP	HR	S	P	ERA	WHIP				
<b>Bob Welch, R</b> ERA: 4.84 (1, 1)	3.0		21	9	6	5	1	2	0	0	0	0	0	44	74	15.00	3.667				
<b>Shawn Hillegas, R</b> ERA: 6.87 (4, 1)	4.0		14	3	0	0	3	0	0	0	0	0	0	29	47	0.00	0.750				
<b>Kevin Campbell, R</b> ERA: 27.0 (8, 1)	0.1		2	0	1	1	0	0	0	0	0	0	0	5	11	27.00	3.000				
<b>Mike Mohler, L</b> ERA: 5.63 (8, 1)	0.1		2	0	0	0	1	0	0	1	0	0	0	4	6	0.00	0.000				
<b>Rich Gossage, R</b> ERA: 3.45 (8, 1)	0.2	L	6	2	2	2	0	1	0	1	0	0	0	16	26	27.00	4.500				
<b>PITCHER</b>	IP	WLS	BF	H	R	ER	SO	BB	IBB	HBP	BLK	WP	HR	S	P	ERA	WHIP				
<b>Vince Horsman, L</b> ERA: 6.75 (9, 1)	0.2		5	3	2	2	1	0	0	0	0	0	0	12	18	27.00	4.500				

Cleveland Indians @ Oakland Athletics  
Oakland-Alameda County Coliseum, Oakland, CA

Tue Jul 06 1993, 7:05 PM PDT  
Att: 19,599 - Unknown - 64 F

AB 44  
R 11  
H 17  
RBI 10  
BB 4  
SO 6  
LOB 26



Batter	1	2	3	4	5	6	7	8	9	AB	R	H	RBI	BB	SO	LOB	BOTTOM					
<b>Rickey Henderson, R</b> OBP: 0.464, SLG: 0.506 (1, 7)										5	1	0	1	0	0	2						
<b>Brent Gates, S</b> OBP: 0.371, SLG: 0.386 (1, 4)										3	1	2	1	2	0	0						
<b>Ruben Sierra, S</b> OBP: 0.295, SLG: 0.417 (1, 9)										5	0	2	1	0	1	2						
<b>Troy Neel, L</b> OBP: 0.317, SLG: 0.433 (1, 10)										5	0	1	0	0	1	4						
<b>Terry Steinbach, R</b> OBP: 0.344, SLG: 0.439 (1, 2)										4	2	1	0	0	1	3						
<b>Mike Aldrete, L</b> OBP: 0.358, SLG: 0.438 <b>Lance Blankenship, R</b> OBP: 0.390, SLG: 0.315 (1, 3)										3	1	1	0	0	0	0						
<b>Dave Henderson, R</b> OBP: 0.266, SLG: 0.429 (1, 8)										4	1	1	1	0	2	2						
<b>Craig Paquette, R</b> OBP: 0.289, SLG: 0.500 (1, 5)										4	1	1	3	0	1	2						
<b>Mike Bordick, R</b> OBP: 0.342, SLG: 0.319 (1, 6)										2	0	0	0	2	0	0						
<b>Inning Stats</b>	R: 1 E: 0 K: 0 S: 10	H: 1 LOB: 1 BB: 1 P: 18	R: 0 E: 0 K: 1 S: 9	H: 0 LOB: 0 BB: 0 P: 13	R: 0 E: 0 K: 0 S: 12	H: 1 LOB: 0 BB: 0 P: 20	R: 0 E: 0 K: 0 S: 4	H: 1 LOB: 0 BB: 0 P: 5	R: 0 E: 0 K: 1 S: 9	H: 0 LOB: 1 BB: 1 P: 19	R: 0 E: 0 K: 0 S: 8	H: 0 LOB: 0 BB: 0 P: 13	R: 4 E: 1 K: 2 S: 23	H: 5 LOB: 2 BB: 1 P: 37	R: 3 E: 1 K: 0 S: 13	H: 1 LOB: 0 BB: 1 P: 23	R: 0 E: 0 K: 2 S: 15	H: 0 LOB: 1 BB: 1 P: 21	1B: 6 2B: 2 3B: 0 HR: 1	SF: 0 SAC: 0 DP: 1 HBP: 0	WP: 0 PB: 0 SB: 0 CS: 0	PA: 41
<b>PITCHER</b>	IP	WLS	BF	H	R	ER	SO	BB	IBB	HBP	BLK	WP	HR	S	P	ERA	WHIP					
<b>Abie Lopez, R</b> ERA: 6.0 (1, 1)	6.0		25	6	4	4	2	2	0	0	0	0	0	59	99	6.00	1.333					
<b>Jerry Dipoto, R</b> ERA: 9.82 (7, 1)	0.2		3	0	0	0	1	1	0	0	0	0	0	9	13	0.00	1.500					
<b>Derek Lilliquist, L</b> ERA: 1.16 (8, 1)	0.1		4	2	2	2	1	0	0	0	0	0	0	8	15	54.00	6.000					
<b>Eric Plunk, R</b> ERA: 2.97 (8, 1)	1.0	W	6	1	2	1	0	2	0	0	0	0	1	14	27	9.00	3.000					
<b>Jeremy Hernandez, R</b> ERA: 3.05 (9, 1)	1.0	S	3	0	0	0	2	0	0	0	0	0	0	13	15	0.00	0.000					

Cleveland Indians @ Oakland Athletics  
Oakland-Alameda County Coliseum, Oakland, CA

Tue Jul 06 1993, 7:05 PM PDT  
Att: 19,599 - Unknown - 64 F

AB 35  
R 8  
H 9  
RBI 7  
BB 5  
SO 6  
LOB 15





Batter	1	2	3	4	5	6	7	8	9	AB	R	H	RBI	BB	SO	LOB	TOP
<b>Kenny Lofton, L</b> OBP: 0.398, SLG: 0.429 (1, 8)	L8		G4-3			G1-3		K		4	0	0	0	0	1	1	
<b>Wayne Kirby, L</b> OBP: 0.343, SLG: 0.407 (1, 9)	K				F9	G4-3			G4-3	4	0	0	0	0	1	0	
<b>Carlos Baerga, S</b> OBP: 0.327, SLG: 0.509 (1, 4)	K			K			BB		K	3	0	0	0	1	3	0	
<b>Albert Belle, R</b> OBP: 0.373, SLG: 0.591 (1, 7)		CS 1B		F9		G5-3			K	4	0	1	0	0	1	1	
<b>Carlos Martinez, R</b> OBP: 0.308, SLG: 0.374 (1, 5)	K				G4-3			G4-6-3 1B		3	0	1	0	0	1	1	
<b>Paul Sorrento, L</b> OBP: 0.336, SLG: 0.474 (1, 3)	K				G3		G4-6-3 1-2f			3	0	0	0	0	1	2	
<b>Glenallen Hill, R</b> OBP: 0.277, SLG: 0.438 (1, 10)			G6-3		1B BB		P4			2	0	0	0	1	0	0	
<b>Alvaro Espinoza, R</b> OBP: 0.350, SLG: 0.455 (1, 6)				FC5-4 1B		FC5-4 1B		G6-3		3	0	2	0	0	0	0	
<b>Junior Ortiz, R</b> OBP: 0.268, SLG: 0.300 (1, 2)			FC5-4 1-2f		FC5-4 1-2f		F7			3	0	0	0	0	0	3	
<b>Inning Stats</b>	R: 0 H: 0 E: 0 K: 2 S: 14	H: 0 R: 1 ER: 0 LOB: 0 BB: 0 P: 15	R: 0 H: 1 ER: 0 LOB: 1 BB: 0 P: 16	R: 0 H: 1 ER: 0 LOB: 1 BB: 0 P: 16	R: 0 H: 0 ER: 0 LOB: 0 BB: 0 P: 11	R: 0 H: 1 ER: 0 LOB: 2 BB: 1 P: 18	R: 0 H: 0 ER: 0 LOB: 1 BB: 1 P: 12	R: 0 H: 1 ER: 0 LOB: 0 BB: 0 P: 8	R: 0 H: 0 ER: 0 LOB: 0 BB: 0 P: 9	R: 0 H: 0 ER: 0 LOB: 0 BB: 0 P: 8	1B: 4 2B: 0 3B: 0 HR: 0	SF: 0 SAC: 0 DP: 1 HBP: 0	WP: 0 PB: 0 SB: 0 CS: 1	PA: 31			
<b>PITCHER</b>	IP	WLS	BF	H	R	ER	SO	BB	IBB	HBP	BLK	WP	HR	S	P	ERA	WHIP
<b>Mike Mohler, L</b> ERA: 4.84 (1, 1)	3.1		11	2	0	0	4	0	0	0	0	0	0	36	52	0.00	0.600
<b>Kevin Campbell, R</b> ERA: 4.5 (4, 1)	1.2		7	1	0	0	1	1	0	0	0	0	0	14	24	0.00	1.200
<b>Joe Boever, R</b> ERA: 3.05 (6, 1)	3.0	W	10	1	0	0	1	1	0	0	0	0	0	17	29	0.00	0.667
<b>Dennis Eckersley, R</b> ERA: 3.82 (9, 1)	1.0	S	3	0	0	0	2	0	0	0	0	0	0	7	8	0.00	0.000

Cleveland Indians @ Oakland Athletics  
Oakland-Alameda County Coliseum, Oakland, CA  
Wed Jul 07 1993, 3:33 AM PDT  
Att: 20,830 - Sunny - 65 F

AB 29  
R 0  
H 4  
RBI 0  
BB 2  
SO 8  
LOB 8



Batter	1	2	3	4	5	6	7	8	9	AB	R	H	RBI	BB	SO	LOB	BOTTOM
<b>Rickey Henderson, R</b> OBP: 0.466, SLG: 0.508 (1, 10)	CS 2B	1B BB		P3		FC4-6 BB		K		3	0	1	0	2	1	3	
<b>Brent Gates, S</b> OBP: 0.375, SLG: 0.385 (1, 4)	CS BB			F7		FC4-6 1-2f				3	0	1	2	2	0	4	
<b>Ruben Sierra, S</b> OBP: 0.294, SLG: 0.413 (1, 9)	K 1-2 2-3	F8			G6-4-3 1B		F8	K		5	0	1	0	0	2	7	
<b>Troy Neel, L</b> OBP: 0.314, SLG: 0.428 (1, 3)	G4-3			F7		K				2	0	0	0	0	0	1	
<b>Mike Bordick, R</b> OBP: 0.343, SLG: 0.321 (6, PH) (6, 6)					K			1B		2	0	1	0	0	1	1	
<b>Mike Aldrete, L</b> OBP: 0.341, SLG: 0.416 (1, 7)		L5		G3-1		G6-4-3 1-2f		K		4	0	0	0	0	1	2	
<b>Kevin Seitzer, R</b> OBP: 0.323, SLG: 0.360 (6, 3)		BB 1B WP				1B G5-4-3 1B		K		4	1	3	0	0	1	1	
<b>Craig Paquette, R</b> OBP: 0.288, SLG: 0.492 (1, 5)		WP 1B BB		K		B1		F8		4	1	1	0	0	1	2	
<b>Lance Blankenship, R</b> OBP: 0.402, SLG: 0.313 (1, 8)		WP 1B BB			G1-3 BB		G5-4-3	BB S BB		1	1	0	0	3	0	1	
<b>Scott Hemond, R</b> OBP: 0.306, SLG: 0.270 (1, 2)		P3			G1-3			BB BB		3	0	1	0	1	0	3	
<b>Inning Stats</b>	R: 0 H: 1 E: 0 K: 1 S: 9	H: 3 R: 3 ER: 0 LOB: 2 BB: 2 P: 28	R: 0 H: 1 ER: 0 LOB: 1 BB: 0 P: 12	R: 0 H: 0 ER: 0 LOB: 1 BB: 1 P: 13	R: 0 H: 1 ER: 0 LOB: 0 BB: 0 P: 14	R: 0 H: 2 ER: 0 LOB: 3 BB: 1 P: 15	R: 0 H: 1 ER: 0 LOB: 1 BB: 0 P: 13	R: 0 H: 0 ER: 0 LOB: 3 BB: 3 P: 24	1B: 8 2B: 2 3B: 0 HR: 0	SF: 0 SAC: 0 DP: 2 HBP: 0	WP: 1 PB: 0 SB: 1 CS: 2	PA: 39					
<b>PITCHER</b>	IP	WLS	BF	H	R	ER	SO	BB	IBB	HBP	BLK	WP	HR	S	P	ERA	WHIP
<b>Jose Mesa, R</b> ERA: 3.76 (1, 1)	4.0	L	20	5	3	3	2	4	0	0	0	0	0	34	69	6.75	2.250
<b>Matt Young, L</b> ERA: 5.55 (5, 1)	3.1		16	4	0	0	3	3	0	0	0	0	0	31	53	0.00	2.100
<b>Bill Wertz, R</b> ERA: 5.79 (8, 1)	0.2		3	0	0	0	2	1	0	0	0	0	0	8	13	0.00	1.500

Cleveland Indians @ Oakland Athletics  
Oakland-Alameda County Coliseum, Oakland, CA  
Wed Jul 07 1993, 3:33 AM PDT  
Att: 20,830 - Sunny - 65 F


AB 31  
R 3  
H 9  
RBI 2  
BB 8  
SO 7  
LOB 25










Batter	1	2	3	4	5	6	7	8	9	AB	R	H	RBI	BB	SO	LOB	TOP											
Scott Fletcher, R OBP: 0.361, SLG: 0.438	1-1 G5-3	1-0 P6			0-1 G4-3		2-3 K		2-3 K	5	0	0	0	0	2	0	<b>Boston Red Sox @ Oakland Athletics</b> Oakland-Alameda County Coliseum, Oakland, CA Fri Jul 09 1993, 7:05 PM PDT Att: 29,901 - Unknown - 65 F  <a href="http://livebaseballscorecards.com">livebaseballscorecards.com</a>  <b>AB</b> 33 <b>R</b> 2 <b>H</b> 7 <b>RBI</b> 2 <b>BB</b> 3 <b>SO</b> 8 <b>LOB</b> 11 											
Billy Hatcher, R OBP: 0.365, SLG: 0.445	0-0 F8		0-0 FC4-6 1B		0-3 K		1-0 G1-3		2-3 K	5	0	1	0	0	2	0												
Mike Greenwell, L OBP: 0.374, SLG: 0.468	0-0 1B		1-0 FC4-6 G6-3 1-2		1-0 P6		0-0 1B			4	1	2	0	0	0	1												
Andre Dawson, R OBP: 0.273, SLG: 0.363	0-0 1B		3-2 G6-3 1-2		1-0 F8		2-2 L4			4	0	1	0	0	0	2												
Mo Vaughn, L OBP: 0.405, SLG: 0.522 Bob Zupcic, R OBP: 0.354, SLG: 0.406	2-2 BB 1B		4-0 IBB		2-2 BB HBP SF8 1B				2-3 K	3	1	2	1	1	1	0												
Carlos Quintana, R OBP: 0.340, SLG: 0.290	4-0 BB		1-2 K		1-0 BB HBP				2-3 K	2	0	0	0	1	2	2												
Scott Cooper, L OBP: 0.367, SLG: 0.406	2-2 F7				4-2 BB				1-0 2B	3	0	1	0	1	0	3												
John Valentin, R OBP: 0.296, SLG: 0.380		2-0 G5-3			0-1 F8				1-1 G5-3	3	0	0	1	0	0	1												
Tony Peña, R OBP: 0.247, SLG: 0.243 Ernest Riles, L OBP: 0.297, SLG: 0.361		1-0 L8			2-1 G4-3				2-3 K	3	0	0	0	0	0	2												
<b>Inning Stats</b>	R: 1 E: 0 K: 0 S: 11	H: 3 LOB: 3 BB: 1 P: 20	R: 0 E: 0 K: 0 S: 3	H: 0 LOB: 0 BB: 0 P: 7	R: 0 E: 0 K: 1 S: 8	H: 1 LOB: 2 BB: 1 P: 17	R: 0 E: 0 K: 0 S: 5	H: 0 LOB: 0 BB: 0 P: 8	R: 0 E: 0 K: 1 S: 7	H: 1 LOB: 2 BB: 1 P: 8	R: 0 E: 0 K: 0 S: 9	H: 1 LOB: 1 BB: 0 P: 14	R: 0 E: 0 K: 2 S: 9	H: 1 LOB: 1 BB: 0 P: 15	R: 0 E: 0 K: 3 S: 12	H: 0 LOB: 0 BB: 0 P: 18		1B: 6 2B: 1 3B: 0 HR: 0	SF: 1 SAC: 0 DP: 0 HBP: 1	WP: 0 PB: 0 SB: 0 CS: 0	PA: 38							
<b>PITCHER</b>	IP	WLS	BF	H	R	ER	SO	BB	IBB	HBP	BLK	WP	HR	S	P	ERA	WHIP											
Ron Darling, R ERA: 6.04	(1, 1)	6.0	W	27	5	2	2	2	2	1	1	0	0	0	47	84	3.00	1.167										
Ed Nunez, R ERA: 2.58	(7, 1)	2.0		8	2	0	0	3	0	0	0	0	0	0	18	29	0.00	1.000										
Dennis Eckersley, R ERA: 3.72	(9, 1)	1.0	S	3	0	0	0	3	0	0	0	0	0	0	12	18	0.00	0.000										

Batter	1	2	3	4	5	6	7	8	9	AB	R	H	RBI	BB	SO	LOB	BOTTOM											
Rickey Henderson, R OBP: 0.463, SLG: 0.504	1-3 K	3-1 FC5-4 1-2			3-1 F7		2-2 G6-3			4	0	0	0	0	1	3	<b>Boston Red Sox @ Oakland Athletics</b> Oakland-Alameda County Coliseum, Oakland, CA Fri Jul 09 1993, 7:05 PM PDT Att: 29,901 - Unknown - 65 F  <a href="http://livebaseballscorecards.com">livebaseballscorecards.com</a>  <b>AB</b> 31 <b>R</b> 4 <b>H</b> 7 <b>RBI</b> 4 <b>BB</b> 0 <b>SO</b> 7 <b>LOB</b> 9 											
Brent Gates, S OBP: 0.370, SLG: 0.379	1-3 K		0-1 P5		0-2 G4-3				2-0 G6-3	4	0	0	0	0	1	0												
Ruben Sierra, S OBP: 0.298, SLG: 0.418	1-1 F7		1-1 F7			1-1 F9			2-3 K	4	0	0	0	0	1	0												
Troy Neel, L OBP: 0.335, SLG: 0.511		2-0 HR	1-2 HR			1-1 HR 1B			1-3 K	4	3	3	2	0	1	0												
Terry Steinbach, R OBP: 0.344, SLG: 0.438		0-0 1B 1B	1-0 F8			0-0 F9				3	0	1	0	0	0	1												
Mike Aldrete, L OBP: 0.348, SLG: 0.457		0-1 1B 1B			1-2 P6				0-0 HR	3	1	2	2	0	0	0												
Craig Paquette, R OBP: 0.280, SLG: 0.473		0-3 K			0-0 G6-3				0-1 F7	3	0	0	0	0	1	2												
Mike Bordick, R OBP: 0.339, SLG: 0.316		1-0 FC5-4 1B			3-2 G6-3				2-2 F8	3	0	1	0	0	0	0												
Lance Blankenship, R OBP: 0.397, SLG: 0.308		0-3 K			0-1 F7				1-3 K	3	0	0	0	0	2	3												
<b>Inning Stats</b>	R: 0 E: 0 K: 2 S: 8	H: 0 LOB: 0 BB: 0 P: 11	R: 1 E: 0 K: 2 S: 13	H: 4 LOB: 3 BB: 0 P: 19	R: 1 E: 0 K: 0 S: 8	H: 1 LOB: 0 BB: 0 P: 11	R: 0 E: 0 K: 0 S: 7	H: 0 LOB: 0 BB: 0 P: 11	R: 0 E: 0 K: 0 S: 7	H: 0 LOB: 0 BB: 0 P: 10	R: 2 E: 0 K: 0 S: 8	H: 2 LOB: 0 BB: 0 P: 10	R: 0 E: 0 K: 1 S: 9	H: 0 LOB: 0 BB: 0 P: 14	R: 0 E: 0 K: 2 S: 8	H: 0 LOB: 0 BB: 0 P: 13		1B: 4 2B: 0 3B: 0 HR: 3	SF: 0 SAC: 0 DP: 0 HBP: 0	WP: 0 PB: 0 SB: 0 CS: 0	PA: 31							
<b>PITCHER</b>	IP	WLS	BF	H	R	ER	SO	BB	IBB	HBP	BLK	WP	HR	S	P	ERA	WHIP											
Paul Quantrill, R ERA: 2.92	(1, 1)	6.0	L	25	7	4	4	4	0	0	0	0	0	3	51	72	6.00	1.167										
Ken Ryan, R ERA: 2.95	(7, 1)	2.0		6	0	0	0	3	0	0	0	0	0	0	17	27	0.00	0.000										



Batter	1	2	3	4	5	6	7	8	9	AB	R	H	RBI	BB	SO	LOB	TOP					
Scott Fletcher, R (1, 4) OBP: 0.358, SLG: 0.432	F7		G1-6-3					P5	F9	5	1	1	0	0	0	3	<b>Boston Red Sox @ Oakland Athletics</b> Oakland-Alameda County Coliseum, Oakland, CA Sat Jul 10 1993, 3:33 AM PDT Att: 32,202 - Sunny - 65 F					
Bob Zupcic, R (1, 8) OBP: 0.358, SLG: 0.409	K			G4-3		SH	SH	2B	P4	4	3	2	0	0	1	2						
Mike Greenwell, L (1, 7) OBP: 0.379, SLG: 0.476				F7		FC6-5	FC6-5	1B		4	0	3	2	0	0	1						
Andre Dawson, R (1, 10) OBP: 0.269, SLG: 0.357	P3			G4-3		P4	P4	K		4	0	0	0	0	1	5						
Ivan Calderon, R (1, 9) OBP: 0.295, SLG: 0.296		K				FC6-5	FC6-5	P6		4	0	1	1	0	1	2						
Scott Cooper, L (1, 5) OBP: 0.362, SLG: 0.401	F7			F7		G4-3	G4-3		F8	4	0	0	0	0	0	2						
Carlos Quintana, R (1, 3) OBP: 0.343, SLG: 0.295		L9				G6-4-3	F9		1B	3	1	1	0	1	0	0						
Bob Melvin, R (1, 2) OBP: 0.303, SLG: 0.337			K			G6-4-3	F8		1B	4	0	1	0	0	1	1						
Steve Lyons, L (9, PR) OBP: 0.255, SLG: 0.200									1B	0	0	0	0	0	0	0						
Tony Peña, R (9, 2) OBP: 0.247, SLG: 0.243									1B	0	0	0	0	0	0	0						
John Valentin, R (1, 6) OBP: 0.300, SLG: 0.382				P4			K		1B	4	0	2	1	0	1	0						
<b>Inning Stats</b>	R: 0 E: 0 K: 1 S: 10	H: 1 LOB: 1 BB: 0 P: 17	R: 0 E: 0 K: 1 S: 8	H: 0 LOB: 0 BB: 0 P: 10	R: 0 E: 0 K: 1 S: 7	H: 1 LOB: 0 BB: 0 P: 7	R: 1 E: 0 K: 0 S: 12	H: 2 LOB: 1 BB: 0 P: 18	R: 0 E: 0 K: 1 S: 7	H: 0 LOB: 0 BB: 1 P: 13	R: 2 E: 1 K: 0 S: 17	H: 2 LOB: 1 BB: 0 P: 21	R: 0 E: 0 K: 1 S: 5	H: 0 LOB: 0 BB: 0 P: 7	R: 1 E: 0 K: 1 S: 14	H: 2 LOB: 1 BB: 0 P: 19	R: 1 E: 0 K: 0 S: 16	H: 3 LOB: 2 BB: 0 P: 25	1B: 9 2B: 2 3B: 0 HR: 0	SF: 0 SAC: 1 DP: 2 HBP: 0	WP: 0 PB: 0 SB: 2 CS: 0	PA: 38
<b>PITCHER</b>	IP WLS BF H R ER SO BB IBB HBP BLK WP HR S P ERA WHIP																					
Kelly Downs, R (1, 1) ERA: 6.06	8.0 L 32 8 4 3 5 1 0 0 0 0 0 80 112 3.38 1.125																					
Joe Boever, R (9, 1) ERA: 3.14	1.0 6 3 1 1 0 0 0 0 0 0 0 16 25 9.00 3.000																					

AB 36  
R 5  
H 11  
RBI 4  
BB 1  
SO 5  
LOB 16



Batter	1	2	3	4	5	6	7	8	9	AB	R	H	RBI	BB	SO	LOB	BOTTOM					
Lance Blankenship, R (1, 7) OBP: 0.390, SLG: 0.301	G6-3		G6-3			P4		K		4	0	0	0	0	1	2	<b>Boston Red Sox @ Oakland Athletics</b> Oakland-Alameda County Coliseum, Oakland, CA Sat Jul 10 1993, 3:33 AM PDT Att: 32,202 - Sunny - 65 F					
Brent Gates, S (1, 4) OBP: 0.372, SLG: 0.378	L7					1B		G5-3		3	0	1	0	1	0	0						
Ruben Sierra, S (1, 9) OBP: 0.297, SLG: 0.415	F9					BB		G4-3		3	0	0	0	1	1	2						
Troy Neel, L (1, 10) OBP: 0.333, SLG: 0.505		K				F8		P5		4	0	1	0	0	1	0						
Terry Steinbach, R (1, 2) OBP: 0.346, SLG: 0.439						G6-3		K		4	0	2	0	0	1	3						
Mike Aldrete, L (1, 3) OBP: 0.333, SLG: 0.435		F8				L5		K		4	0	0	0	0	1	5						
Dave Henderson, R (1, 8) OBP: 0.254, SLG: 0.408						K		K		4	0	0	0	0	4	5						
Kevin Seitzer, R (1, 5) OBP: 0.321, SLG: 0.360						K		F9		4	0	1	0	0	1	1						
Mike Bordick, R (1, 6) OBP: 0.339, SLG: 0.316						G6-3		G6-3		3	0	1	0	0	0	1						
<b>Inning Stats</b>	R: 0 E: 0 K: 0 S: 8	H: 0 LOB: 0 BB: 0 P: 14	R: 0 E: 0 K: 2 S: 12	H: 1 LOB: 1 BB: 0 P: 22	R: 0 E: 0 K: 2 S: 12	H: 1 LOB: 2 BB: 1 P: 24	R: 0 E: 0 K: 0 S: 11	H: 0 LOB: 0 BB: 0 P: 16	R: 0 E: 0 K: 1 S: 7	H: 1 LOB: 1 BB: 0 P: 15	R: 0 E: 0 K: 3 S: 15	H: 2 LOB: 3 BB: 1 P: 28	R: 0 E: 0 K: 1 S: 10	H: 0 LOB: 0 BB: 0 P: 16	R: 0 E: 0 K: 0 S: 9	H: 0 LOB: 0 BB: 0 P: 15		R: 0 E: 0 K: 1 S: 9	H: 1 LOB: 1 BB: 0 P: 14	1B: 5 2B: 1 3B: 0 HR: 0	SF: 0 SAC: 0 DP: 0 HBP: 0	WP: 1 PB: 0 SB: 1 CS: 0
<b>PITCHER</b>	IP WLS BF H R ER SO BB IBB HBP BLK WP HR S P ERA WHIP																					
Aaron Sele, R (1, 1) ERA: 1.05	5.0 W 21 4 0 0 5 2 0 0 0 0 1 0 39 63 0.00 0.500																					
Greg Harris, R (6, 1) ERA: 2.45	4.0 S 14 2 0 0 5 0 0 0 0 0 1 0 39 63 0.00 0.500																					

AB 33  
R 0  
H 6  
RBI 0  
BB 2  
SO 10  
LOB 19





Batter	1	2	3	4	5	6	7	8	9	AB	R	H	RBI	BB	SO	LOB	TOP					
Scott Fletcher, R (1, 4) OBP: 0.364, SLG: 0.438										4	1	3	1	0	0	0						
Billy Hatcher, R (1, 8) OBP: 0.366, SLG: 0.446										4	0	2	0	0	0	2						
Mike Greenwell, L (1, 7) OBP: 0.374, SLG: 0.469										4	0	0	0	0	1	2						
Andre Dawson, R (1, 10) OBP: 0.273, SLG: 0.359										4	1	2	0	0	0	0						
Ernest Riles, L (1, 5) OBP: 0.296, SLG: 0.350										3	0	0	0	0	1	1						
Scott Cooper, L (8, 5) OBP: 0.362, SLG: 0.401										0	0	0	0	0	0	0						
Bob Zupcic, R (1, 9) OBP: 0.351, SLG: 0.400										3	0	0	0	0	1	0						
Carlos Quintana, R (1, 3) OBP: 0.341, SLG: 0.295										4	1	1	0	0	1	2						
John Valentin, R (1, 6) OBP: 0.300, SLG: 0.379										2	0	0	0	1	0	0						
Tony Peña, R (1, 2) OBP: 0.244, SLG: 0.239										3	0	0	0	0	1	3						
<b>Inning Stats</b>	R: 0 E: 0 K: 1 S: 7	H: 1 LOB: 0 BB: 0 P: 10	R: 1 E: 0 K: 2 S: 17	H: 1 LOB: 2 BB: 1 P: 28	R: 1 E: 0 K: 0 S: 9	H: 3 LOB: 1 BB: 0 P: 16	R: 0 E: 0 K: 1 S: 7	H: 0 LOB: 0 BB: 0 P: 11	R: 0 E: 0 K: 1 S: 12	H: 1 LOB: 1 BB: 0 P: 16	R: 0 E: 0 K: 0 S: 5	H: 0 LOB: 0 BB: 0 P: 8	R: 1 E: 0 K: 0 S: 9	H: 2 LOB: 1 BB: 0 P: 14	R: 0 E: 0 K: 0 S: 5	H: 0 LOB: 0 BB: 0 P: 10	R: 0 E: 0 K: 0 S: 6	H: 0 LOB: 0 BB: 0 P: 8	1B: 8 2B: 0 3B: 0 HR: 0	SF: 0 SAC: 2 DP: 2 HBP: 1	WP: 1 PB: 0 SB: 0 CS: 0	PA: 35
<b>PITCHER</b> Bobby Witt, R (1, 1) ERA: 3.77	IP: 9.0 WLS: L BF: 35	H: 8 R: 3 ER: 3 SO: 5	BB: 1 IBB: 0 HBP: 1 BLK: 0	WP: 1 HR: 0 S: 77 P: 121	ERA: 3.00 WHIP: 1.000																	

**Boston Red Sox @ Oakland Athletics**  
Oakland-Alameda County Coliseum, Oakland, CA

AB 31  
R 3  
H 8  
RBI 1  
BB 1  
SO 5  
LOB 10



livebaseballscores.com

Batter	1	2	3	4	5	6	7	8	9	AB	R	H	RBI	BB	SO	LOB	BOTTOM									
Lance Blankenship, R (1, 8) OBP: 0.389, SLG: 0.296										3	0	0	0	1	1	1										
Brent Gates, S (1, 4) OBP: 0.370, SLG: 0.376										4	0	1	0	0	1	1										
Ruben Sierra, S (1, 9) OBP: 0.297, SLG: 0.413										4	0	1	0	0	0	0										
Troy Neel, L (1, 3) OBP: 0.332, SLG: 0.500										4	0	1	0	0	2	2										
Terry Steinbach, R (1, 2) OBP: 0.345, SLG: 0.436										4	1	1	0	0	1	2										
Mike Aldrete, L (1, 7) OBP: 0.340, SLG: 0.432										3	1	1	0	1	0	0										
Dave Henderson, R (1, 10) OBP: 0.250, SLG: 0.401										3	0	0	0	0	2	3										
Rickey Henderson, R (9, PH) OBP: 0.462, SLG: 0.502										1	0	0	0	0	1	0										
Kevin Seitzer, R (1, 5) OBP: 0.324, SLG: 0.360										3	0	1	0	1	0	1										
Scott Hemond, R (9, PR) OBP: 0.293, SLG: 0.258										0	0	0	0	0	0	0										
Mike Bordick, R (1, 6) OBP: 0.338, SLG: 0.315										4	0	1	2	0	0	2										
<b>Inning Stats</b>	R: 0 E: 1 K: 0 S: 13	H: 1 LOB: 2 BB: 0 P: 19	R: 0 E: 0 K: 1 S: 12	H: 0 LOB: 1 BB: 1 P: 17	R: 0 E: 0 K: 0 S: 8	H: 2 LOB: 1 BB: 0 P: 11	R: 2 E: 0 K: 2 S: 17	H: 3 LOB: 1 BB: 1 P: 27	R: 0 E: 0 K: 1 S: 7	H: 0 LOB: 0 BB: 0 P: 11	R: 0 E: 0 K: 0 S: 6	H: 0 LOB: 0 BB: 0 P: 7	R: 0 E: 0 K: 1 S: 12	H: 0 LOB: 1 BB: 1 P: 18	R: 0 E: 0 K: 2 S: 8	H: 0 LOB: 0 BB: 0 P: 14	R: 0 E: 0 K: 1 S: 10	H: 1 LOB: 1 BB: 0 P: 14	1B: 7 2B: 1 3B: 0 HR: 0	SF: 0 SAC: 0 DP: 1 HBP: 0	WP: 0 PB: 0 SB: 0 CS: 0	PA: 36				
<b>PITCHER</b> Danny Darwin, R (1, 1) ERA: 3.05	IP: 7.0 WLS: W BF: 29	H: 6 R: 2 ER: 2 SO: 5	BB: 3 IBB: 0 HBP: 0 BLK: 0	WP: 0 HR: 0 S: 75 P: 110	ERA: 2.57 WHIP: 1.286																					
Ken Ryan, R (8, 1) ERA: 2.99	1.0	3	0	0	0	2	0	0	0	0	0	8	14	0.00	0.000											
Jeff Russell, R (9, 1) ERA: 3.03	1.0	S	4	1	0	0	1	0	0	0	0	10	14	0.00	1.000											

**Boston Red Sox @ Oakland Athletics**  
Oakland-Alameda County Coliseum, Oakland, CA

AB 33  
R 2  
H 7  
RBI 2  
BB 3  
SO 8  
LOB 12



livebaseballscores.com

Sun Jul 11 1993, 3:33 AM PDT  
Att: 34,097 - Sunny - 70 F



Batter	1	2	3	4	5	6	7	8	9	AB	R	H	RBI	BB	SO	LOB	TOP												
<b>Rickey Henderson, R</b> OBP: 0.468, SLG: 0.508										5	2	4	0	1	0	1	<b>Oakland Athletics @ New York Yankees</b> Yankee Stadium, Bronx, NY Thu Jul 15 1993, 7:05 PM EDT Att: 31,469 - Unknown - 83 F 												
<b>Brent Gates, S</b> OBP: 0.373, SLG: 0.379										6	1	3	1	0	0	7													
<b>Ruben Sierra, S</b> OBP: 0.301, SLG: 0.425										4	1	3	5	0	0	1													
<b>Troy Neel, L</b> OBP: 0.324, SLG: 0.487										5	1	0	0	0	1	5													
<b>Terry Steinbach, R</b> OBP: 0.346, SLG: 0.433										4	1	1	0	1	1	3													
<b>Dave Henderson, R</b> OBP: 0.245, SLG: 0.401										5	0	1	1	0	3	4													
<b>Mike Aldrete, L</b> OBP: 0.340, SLG: 0.429										3	0	1	0	0	2	0													
<b>Kevin Seitzer, R</b> OBP: 0.325, SLG: 0.359										1	0	0	0	1	0	0													
<b>Craig Paquette, R</b> OBP: 0.270, SLG: 0.455										5	0	0	0	0	2	4													
<b>Mike Bordick, R</b> OBP: 0.342, SLG: 0.319										3	2	2	1	1	0	1													
<b>Inning Stats</b>	R: 1 E: 0 K: 1 S: 11	H: 2 LOB: 1 BB: 0 P: 16	R: 0 E: 0 K: 2 S: 8	H: 0 LOB: 0 BB: 0 P: 12	R: 1 E: 0 K: 1 S: 16	H: 3 LOB: 3 BB: 1 P: 29	R: 0 E: 0 K: 0 S: 11	H: 1 LOB: 1 BB: 0 P: 16	R: 0 E: 0 K: 1 S: 12	H: 0 LOB: 1 BB: 0 P: 18	R: 0 E: 1 K: 1 S: 22	H: 5 LOB: 3 BB: 3 P: 41	R: 0 E: 0 K: 2 S: 10	H: 1 LOB: 1 BB: 0 P: 13	R: 0 E: 0 K: 1 S: 11	H: 2 LOB: 2 BB: 0 P: 15	1B: 13 2B: 1 3B: 0 HR: 1	SF: 2 SAC: 0 DP: 0 HBP: 0	WP: 0 PB: 0 SB: 0 CS: 0	PA: 47									
<b>PITCHER</b>	IP	WLS	BF	H	R	ER	SO	BB	IBB	HBP	BLK	WP	HR	S	P	ERA	WHIP												
<b>Melido Perez, R</b> ERA: 4.54	(1, 1)	6.0	L	29	9	5	5	5	2	0	0	0	0	0	1	5	6	∞	∞										
<b>Steve Howe, L</b> ERA: 6.93	(7, 1)	0.0		4	3	2	1	0	0	0	0	0	0	1	5	6	∞	∞											
<b>Bobby Munoz, R</b> ERA: 4.03	(7, 1)	1.0		5	0	1	0	1	2	0	0	0	0	0	7	17	0.00	2.000											
<b>Paul Gibson, L</b> ERA: 3.86	(8, 1)	1.0		4	1	0	0	2	0	0	0	0	0	0	10	13	0.00	1.000											
<b>John Habyan, R</b> ERA: 3.72	(9, 1)	1.0		5	2	0	0	1	0	0	0	0	0	0	11	15	0.00	2.000											
<b>Batter</b>	<b>1</b>	<b>2</b>	<b>3</b>	<b>4</b>	<b>5</b>	<b>6</b>	<b>7</b>	<b>8</b>	<b>9</b>	<b>AB</b>	<b>R</b>	<b>H</b>	<b>RBI</b>	<b>BB</b>	<b>SO</b>	<b>LOB</b>	<b>BOTTOM</b>												
<b>Wade Boggs, L</b> OBP: 0.364, SLG: 0.366										5	1	1	1	0	1	1	<b>Oakland Athletics @ New York Yankees</b> Yankee Stadium, Bronx, NY Thu Jul 15 1993, 7:05 PM EDT Att: 31,469 - Unknown - 83 F 												
<b>Jim Leyritz, R</b> OBP: 0.427, SLG: 0.531										4	0	1	0	1	1	0													
<b>Don Mattingly, L</b> OBP: 0.351, SLG: 0.415										5	0	2	1	0	0	1													
<b>Danny Tartabull, R</b> OBP: 0.349, SLG: 0.498										3	0	2	0	1	0	2													
<b>Dion James, L</b> OBP: 0.357, SLG: 0.445										1	0	0	0	0	0	0													
<b>Paul O'Neill, L</b> OBP: 0.376, SLG: 0.523										4	1	1	0	1	0	3													
<b>Bernie Williams, S</b> OBP: 0.305, SLG: 0.394										4	0	0	0	1	0	6													
<b>Mike Stanley, R</b> OBP: 0.395, SLG: 0.524										3	0	2	0	1	0	0													
<b>Mike Gallego, R</b> OBP: 0.378, SLG: 0.433										4	0	1	0	0	1	3													
<b>Pat Kelly, R</b> OBP: 0.321, SLG: 0.387										2	1	1	0	0	0	1													
<b>Spike Owen, S</b> OBP: 0.325, SLG: 0.327										2	0	0	0	0	0	3													
<b>Inning Stats</b>	R: 0 E: 1 K: 0 S: 12	H: 2 LOB: 3 BB: 0 P: 19	R: 2 E: 0 K: 0 S: 16	H: 3 LOB: 2 BB: 1 P: 28	R: 1 E: 0 K: 0 S: 14	H: 1 LOB: 1 BB: 2 P: 25	R: 0 E: 0 K: 0 S: 11	H: 2 LOB: 3 BB: 1 P: 20	R: 0 E: 0 K: 1 S: 10	H: 2 LOB: 1 BB: 0 P: 15	R: 0 E: 0 K: 0 S: 8	H: 0 LOB: 1 BB: 1 P: 18	R: 0 E: 0 K: 1 S: 11	H: 1 LOB: 0 BB: 0 P: 18	R: 0 E: 0 K: 1 S: 9	H: 0 LOB: 0 BB: 0 P: 15	R: 0 E: 0 K: 0 S: 6	H: 0 LOB: 0 BB: 0 P: 9	1B: 9 2B: 2 3B: 0 HR: 0	SF: 0 SAC: 0 DP: 2 HBP: 0	WP: 0 PB: 0 SB: 0 CS: 0	PA: 42							
<b>PITCHER</b>	IP	WLS	BF	H	R	ER	SO	BB	IBB	HBP	BLK	WP	HR	S	P	ERA	WHIP												
<b>Ron Darling, R</b> ERA: 6.07	(1, 1)	4.0		26	10	3	3	0	3	1	0	0	0	0	13	25	0.00	0.500											
<b>Mike Mohler, L</b> ERA: 4.5	(5, 1)	2.0	W	6	0	0	0	1	1	0	0	0	0	0	11	18	0.00	1.000											
<b>Joe Boever, R</b> ERA: 3.09	(7, 1)	1.0		4	1	0	0	1	0	0	0	0	0	0	9	15	0.00	0.000											
<b>Vince Horsman, L</b> ERA: 5.68	(8, 1)	1.0		3	0	0	0	1	0	0	0	0	0	0	6	9	0.00	0.000											
<b>Rich Gossage, R</b> ERA: 3.34	(9, 1)	1.0		3	0	0	0	0	0	0	0	0	0	0	6	9	0.00	0.000											



Batter	1	2	3	4	5	6	7	8	9	AB	R	H	RBI	BB	SO	LOB	TOP										
Rickey Henderson, R OBP: 0.470, SLG: 0.519 Mike Aldrete, L OBP: 0.347, SLG: 0.457	4-2 F9 G5-3 BB		2-1 HR			2-2 F8		1-1 SF9 3B		2	1	1	1	1	0	0											
Dave Henderson, R OBP: 0.250, SLG: 0.417 Troy Neel, L OBP: 0.322, SLG: 0.485	3-2 G5-3		0-0 L8			2-2 HR		1-3 K		3	1	1	1	0	0	1											
Ruben Sierra, S OBP: 0.289, SLG: 0.422 Lance Blankenship, R OBP: 0.388, SLG: 0.296	1-1 F9			0-0 G5-3		2-2 F9		2-2 SF9		3	0	0	1	0	0	1											
Terry Steinbach, R OBP: 0.348, SLG: 0.432	1-0 F8			2-1 G6-3		3-2 1B		3-H 4-2 1B BB		3	0	1	0	1	0	1											
Kevin Seitzer, R OBP: 0.324, SLG: 0.357		0-0 G1-3		2-0 F8		1-3 K		0-1 1B		4	0	1	0	0	1	1											
Brent Gates, S OBP: 0.367, SLG: 0.373	1-1 F7				1-1 G5-3			0-0 L3		4	0	0	0	0	0	2											
Craig Paquette, R OBP: 0.270, SLG: 0.457	2-3 K				0-0 2B		2-3 K		0-0 G6-3	4	0	1	0	0	2	0											
Mike Bordick, R OBP: 0.340, SLG: 0.322			2-1 F8		0-0 G6-3		0-1 2B		3-1 G6-3	4	0	1	0	0	0	1											
Scott Hemond, R OBP: 0.278, SLG: 0.243			1-1 P3		1-1 G5-3		1-2 G6-3		1-0 F9	4	0	0	0	0	0	2											
<b>Inning Stats</b>	R: 0 E: 0 K: 0 S: 9	H: 0 LOB: 1 BB: 1 P: 18	R: 0 E: 0 K: 1 S: 6	H: 0 LOB: 0 BB: 0 P: 9	R: 1 E: 0 K: 0 S: 7	H: 1 LOB: 0 BB: 0 P: 12	R: 0 E: 0 K: 0 S: 4	H: 0 LOB: 0 BB: 0 P: 8	R: 0 E: 0 K: 1 S: 16	H: 1 LOB: 1 BB: 0 P: 26	R: 0 E: 0 K: 1 S: 9	H: 1 LOB: 1 BB: 0 P: 12	R: 1 E: 0 K: 0 S: 15	H: 2 LOB: 2 BB: 1 P: 23	R: 0 E: 0 K: 0 S: 4	H: 0 LOB: 0 BB: 0 P: 8	1B: 2 2B: 2 3B: 1 HR: 2	SF: 1 SAC: 0 DP: 0 HBP: 0	WP: 0 PB: 0 SB: 1 CS: 0	PA: 36							
<b>PITCHER</b>	IP	WLS	BF	H	R	ER	SO	BB	IBB	HBP	BLK	WP	HR	S	P	ERA	WHIP										
Jimmy Key, L ERA: 2.32	7.0	W	27	5	2	2	3	1	0	0	0	0	2	57	93	2.57	0.857										
John Habyan, R ERA: 3.75	2.0		9	2	1	1	1	1	0	0	0	0	0	19	31	4.50	1.500										

Oakland Athletics @ New York Yankees  
Yankee Stadium, Bronx, NY  
Fri Jul 16 1993, 7:05 PM EDT  
Att: 32,125 - Unknown

AB 33  
R 3  
H 7  
RBI 3  
BB 2  
SO 4  
LOB 10



Batter	1	2	3	4	5	6	7	8	9	AB	R	H	RBI	BB	SO	LOB	BOTTOM										
Wade Boggs, L OBP: 0.367, SLG: 0.373	1-0 F7		2-3 K2-3			1-1 1B 1B		3-2 PB 1B 2B		5	3	3	0	0	1	0											
Dion James, L OBP: 0.358, SLG: 0.444	0-1 G4-3		2-1 G6-3 1B		2-0 1B 2B	3-2 P6		2-1 F7		5	1	2	0	0	0	2											
Don Mattingly, L OBP: 0.355, SLG: 0.416	0-1 F7		0-0 G6-3		0-0 2B 1B	2-3 1B		4-1 1B BB		4	1	2	2	1	0	1											
Danny Tartabull, R OBP: 0.354, SLG: 0.512		0-0 2B FC3 1B		2-2 HR		1-3 K		2-2 F8		5	2	3	2	0	1	3											
Paul O'Neill, L OBP: 0.383, SLG: 0.543		1-1 FC3 1B 2B		0-1 HR		2-0 2B 2B		4-0 G4-3		4	3	3	2	1	0	0											
Bernie Williams, S OBP: 0.307, SLG: 0.398		0-1 FC3 1B S		2-0 G3		0-2 S 2B		0-2 G4-3		5	0	2	3	0	0	4											
Matt Nokes, L OBP: 0.302, SLG: 0.483		2-3 3-H G3-1		0-0 F7		2-3 BB		1-2 G4-3 1B		3	0	1	0	1	0	2											
Mike Gallego, R OBP: 0.375, SLG: 0.429		1-0 G6-4-3 1B		2-0 G6-3		2-2 K		2-2 G4-3		4	0	1	1	0	1	4											
Spike Owen, S OBP: 0.321, SLG: 0.322		0-0 G6-4-3		0-0 F8		1-2 G1-3		0-0 G4-3		4	0	0	0	0	0	2											
<b>Inning Stats</b>	R: 0 E: 0 K: 0 S: 5	H: 3 LOB: 1 BB: 0 P: 6	R: 2 E: 0 K: 1 S: 9	H: 3 LOB: 0 BB: 0 P: 13	R: 0 E: 0 K: 1 S: 9	H: 1 LOB: 0 BB: 0 P: 13	R: 2 E: 0 K: 0 S: 8	H: 2 LOB: 0 BB: 0 P: 14	R: 4 E: 0 K: 2 S: 16	H: 5 LOB: 2 BB: 1 P: 28	R: 1 E: 0 K: 0 S: 17	H: 2 LOB: 1 BB: 0 P: 30	R: 0 E: 0 K: 0 S: 16	H: 2 LOB: 1 BB: 0 P: 21	R: 1 E: 0 K: 0 S: 16	H: 2 LOB: 3 BB: 2 P: 31	1B: 11 2B: 4 3B: 0 HR: 2	SF: 0 SAC: 0 DP: 3 HBP: 0	WP: 0 PB: 1 SB: 2 CS: 0	PA: 42							
<b>PITCHER</b>	IP	WLS	BF	H	R	ER	SO	BB	IBB	HBP	BLK	WP	HR	S	P	ERA	WHIP										
Kelly Downs, R ERA: 6.46	4.1	L	20	8	6	6	1	0	0	0	0	0	0	12	21	27.00	6.000										
Joe Boever, R ERA: 3.34	0.2		6	3	2	2	2	1	0	0	0	0	0	12	21	27.00	6.000										
John Briscoe, R ERA: 4.5	2.0		9	4	1	1	0	0	0	0	0	0	0	33	51	4.50	2.000										
Shawn Hillegas, R ERA: 7.09	1.0		7	2	1	1	0	2	0	0	0	0	0	16	31	9.00	4.000										

Oakland Athletics @ New York Yankees  
Yankee Stadium, Bronx, NY  
Fri Jul 16 1993, 7:05 PM EDT  
Att: 32,125 - Unknown

AB 39  
R 10  
H 17  
RBI 10  
BB 3  
SO 3  
LOB 18





Batter	1	2	3	4	5	6	7	8	9	AB	R	H	RBI	BB	SO	LOB	TOP					
Rickey Henderson, R OBP: 0.474, SLG: 0.531	1-2 HR		0-1 G6-3 1B		4-0 HBP HR BB		4-0 FC6-4 BB		1-1 G6-3	3	2	2	1	2	0	0	Oakland Athletics @ New York Yankees Yankee Stadium, Bronx, NY Sat Jul 17 1993, 3:33 AM EDT Att: 43,573 - Sunny - 79 F					
Brent Gates, S OBP: 0.365, SLG: 0.367	1-0 G4-3		1-0 G6-3		1-1 HR HBP		0-2 FC6-4 1B		0-0 F7	4	1	0	0	0	0	3						
Ruben Sierra, S OBP: 0.296, SLG: 0.427	1-3 K		0-1 G5-3		1-1 HR		1-3 K		0-1 G3-1	5	1	1	3	0	2	3						
Dave Henderson, R OBP: 0.255, SLG: 0.415	2-2 F7			4-2 G1-3 BB	2-3 HR		0-1 1B			3	0	1	1	1	1	0						
Terry Steinbach, R OBP: 0.344, SLG: 0.427		1-2 G5-3		0-3 K		2-2 G6-3		0-1 L9		4	0	0	0	0	1	3						
Troy Neel, L OBP: 0.326, SLG: 0.485		2-1 1B		3-1 G1-3		3-2 G1-6-3 S 1B		0-0 G3		4	0	2	0	0	0	1						
Craig Paquette, R OBP: 0.262, SLG: 0.444		0-2 P3		0-0 G1-4-3		1-1 G1-6-3		1-0 L9		4	0	0	0	0	0	3						
Mike Bordick, R OBP: 0.336, SLG: 0.317		2-2 G4-3			2-1 F7	2-3 K		1-2 E5 S		4	0	0	0	0	1	2						
Lance Blankenship, R OBP: 0.386, SLG: 0.292			0-2 G5-3		0-2 L4		4-0 FC6-4 BB 1B BB	1-1 G6-3		3	1	0	0	1	0	1						
<b>Inning Stats</b>	R: 1 E: 0 K: 1 S: 11	H: 1 LOB: 0 BB: 0 P: 16	R: 0 E: 0 K: 0 S: 11	H: 1 LOB: 1 BB: 0 P: 16	R: 0 E: 0 K: 0 S: 8	H: 1 LOB: 1 BB: 0 P: 9	R: 0 E: 0 K: 1 S: 10	H: 0 LOB: 1 BB: 1 P: 17	R: 3 E: 0 K: 1 S: 12	H: 1 LOB: 0 BB: 1 P: 22	R: 0 E: 0 K: 1 S: 14	H: 1 LOB: 1 BB: 2 P: 20	R: 1 E: 0 K: 1 S: 10	H: 1 LOB: 2 BB: 2 P: 19	R: 0 E: 1 K: 0 S: 7	H: 0 LOB: 1 BB: 0 P: 10	R: 0 E: 0 K: 0 S: 5	H: 0 LOB: 0 BB: 0 P: 6	1B: 4 2B: 0 3B: 0 HR: 2	SF: 0 SAC: 0 DP: 0 HBP: 1	WP: 0 PB: 0 SB: 2 CS: 0	PA: 39
<b>PITCHER</b>	IP WLS BF H R ER SO BB IBB HBP BLK WP HR S P ERA WHIP	6.0 W 27 5 5 5 4 3 0 1 0 0 2 66 106 7.50 1.333	2.0 9 1 0 0 1 1 0 0 0 0 0 17 25 0.00 1.000	1.0 3 0 0 0 0 0 0 0 0 0 0 5 6 0.00 0.000											IP WLS BF H R ER SO BB IBB HBP BLK WP HR S P ERA WHIP	1.0 3 0 0 0 0 0 0 0 0 0 0 5 6 0.00 0.000						
Jim Abbott, L ERA: 4.45																						
Bobby Munoz, R ERA: 3.7																						
Steve Farr, R ERA: 3.09																						

Batter	1	2	3	4	5	6	7	8	9	AB	R	H	RBI	BB	SO	LOB	BOTTOM			
Wade Boggs, L OBP: 0.367, SLG: 0.373	1-2 1B 1B	0-1 G4-3		1-1 1B 3B 1B			0-3 K			5	2	2	0	0	2	2	Oakland Athletics @ New York Yankees Yankee Stadium, Bronx, NY Sat Jul 17 1993, 3:33 AM EDT Att: 43,573 - Sunny - 79 F			
Dion James, L OBP: 0.369, SLG: 0.454	0-1 1B	2-2 2B SF9 1B		2-2 3B 1B		2-2 G1-3	0-2 FC6			3	3	3	0	0	0	0				
Hensley Meulens, R OBP: 0.283, SLG: 0.370	1-2 2B 1B			1-2 3B 1B			1-2 FC6			2	0	0	0	0	0	2				
Don Mattingly, L OBP: 0.359, SLG: 0.431	1-3 K	2-0 SF9 2B		1-0 1H 2H 3B		1-2 F7		1-1 G4-6-3 1B		5	0	3	2	0	1	2				
Danny Tartabull, R OBP: 0.358, SLG: 0.512	2-1 2B 1B 1B	1-1 SF9		4-0 IBB		4-1 BB		1-1 G4-6-3		2	1	1	2	2	0	1				
Paul O'Neill, L OBP: 0.380, SLG: 0.541	0-0 1B WP 2B	3-2 G6-3		1-3 K		3-2 G4-3		1-1 G3		5	1	1	1	0	1	4				
Bernie Williams, S OBP: 0.309, SLG: 0.403	2-2 WP BB 1B		0-0 F8	3-2 G5-3			0-1 1B SF9 2B			4	1	2	1	0	0	2				
Mike Stanley, R OBP: 0.396, SLG: 0.538	4-2 WP BB		2-1 L7		3-2 HR		1-1 BB 1B			3	1	2	1	1	0	0				
Mike Gallego, R OBP: 0.372, SLG: 0.421	1-3 K		0-0 L9		1-3 K		4-0 FC6 BB			3	0	0	0	1	2	2				
Spike Owen, S OBP: 0.317, SLG: 0.319	1-0 F7			1-1 F9	0-1 F9		0-0 SF9			3	0	0	1	0	0	2				
<b>Inning Stats</b>	R: 4 E: 0 K: 2 S: 23	H: 5 LOB: 2 BB: 1 P: 35	R: 1 E: 0 K: 0 S: 11	H: 2 LOB: 1 BB: 0 P: 19	R: 0 E: 0 K: 0 S: 4	H: 0 LOB: 0 BB: 0 P: 6	R: 2 E: 0 K: 1 S: 16	H: 3 LOB: 2 BB: 1 P: 29	R: 1 E: 0 K: 2 S: 11	H: 1 LOB: 0 BB: 0 P: 16	R: 0 E: 0 K: 0 S: 14	H: 0 LOB: 1 BB: 1 P: 24	R: 1 E: 0 K: 1 S: 12	H: 2 LOB: 2 BB: 1 P: 17	R: 0 E: 0 K: 0 S: 6	H: 1 LOB: 0 BB: 0 P: 9	1B: 9 2B: 3 3B: 1 HR: 1	SF: 2 SAC: 0 DP: 1 HBP: 0	WP: 1 PB: 0 SB: 0 CS: 0	PA: 41
<b>PITCHER</b>	IP WLS BF H R ER SO BB IBB HBP BLK WP HR S P ERA WHIP	3.1 L 21 10 7 7 2 1 0 0 0 0 7 15 0.00 0.000	4.1 3 0 0 0 1 0 1 0 0 0 0 1 11 16 9.00 1.000	5.1 4 0 0 0 0 1 0 0 0 0 0 14 24 0.00 1.000	6.1 4 0 0 0 0 1 0 0 0 0 0 12 17 9.00 3.000											IP WLS BF H R ER SO BB IBB HBP BLK WP HR S P ERA WHIP	1.0 3 1 0 0 0 0 0 0 0 0 0 5 6 0.00 1.000			
Bobby Witt, R ERA: 4.18																				
Vince Horsman, L ERA: 5.14																				
Rich Gossage, R ERA: 3.52																				
Mike Mohler, L ERA: 4.45																				
Joe Boever, R ERA: 3.43																				

AB	34
R	5
H	6
RBI	5
BB	4
SO	5
LOB	16



AB	35
R	9
H	14
RBI	8
BB	4
SO	6
LOB	17





Batter	1	2	3	4	5	6	7	8	9	AB	R	H	RBI	BB	SO	LOB	TOP					
Rickey Henderson, R OBP: 0.476, SLG: 0.535	(1,7) 4-0 L3 BB		0-3 K		1-2 P4		0-1 SH1-3 SF7 2B	0-0		4	1	2	0	1	1	3						
Brent Gates, S OBP: 0.366, SLG: 0.369	(1,4) 0-0 L5		0-0 FC1-6 1B		2-2		1-1 SH1-3	0-3 K		4	0	2	1	0	1	3						
Ruben Sierra, S OBP: 0.298, SLG: 0.425	(1,9) 0-0 L3		0-0 FC1-6 1B		1-2 P5		4-0 FC6-4 IBB	0-0		4	1	1	0	1	0	5						
Troy Neel, L OBP: 0.326, SLG: 0.480	(1,10) 0-0 G6-3		4-1		3-2 G4-3		1-0 SF7	0-0		2	0	0	0	1	0	2						
Dave Henderson, R OBP: 0.237, SLG: 0.416	(7,PH) 0-0		1-2 BB		0-0 G4-3		0-0 SF7	1-3 G5-3 1B		1	0	1	1	0	0	0						
Terry Steinbach, R OBP: 0.339, SLG: 0.421	(1,2) 0-0 G3		1-3 K		0-0 G6-3		0-0 FC6-4	0-0 SF8		4	0	0	0	0	1	4						
Scott Hemond, R OBP: 0.275, SLG: 0.243	(8,2) 0-0		0-0		1-2		1-2	3-H		0	0	0	1	0	0	0						
Mike Aldrete, L OBP: 0.356, SLG: 0.495	(1,3) 0-3 K		3-2		0-0 G4-3 1B		1-1 HR	0-0 G6-3		3	1	2	1	0	1	0						
Craig Paquette, R OBP: 0.265, SLG: 0.444	(8,5) 0-0		0-0		1-2		1-1 L3	1-2 G5-3 1B		2	0	1	0	0	0	0						
Jerry Browne, S OBP: 0.366, SLG: 0.324	(1,5) 0-0		0-0		1-2 G4-3		1-1	0-0 G5-3		5	1	1	0	0	0	3						
Mike Bordick, R OBP: 0.340, SLG: 0.321	(1,6) 1-0		1-0		1-3 K		4-2	3-1		3	2	1	0	1	1	2						
Lance Blankenship, R OBP: 0.391, SLG: 0.301	(1,8) 0-0		0-0		2-1		1-2	1-0		4	0	3	2	0	0	1						
			FC1-6 1B		1-2		1-2	2-H														
			1B		1B		1B	1B														
<b>Inning Stats</b>	R: 0 E: 0 K: 0 S: 2	H: 0 LOB: 0 BB: 1 P: 6	R: 0 E: 0 K: 1 S: 5	H: 0 LOB: 0 BB: 0 P: 5	R: 2 E: 0 K: 2 S: 11	H: 3 LOB: 3 BB: 1 P: 17	R: 0 E: 0 K: 1 S: 12	H: 1 LOB: 0 BB: 0 P: 17	R: 0 E: 0 K: 0 S: 15	H: 2 LOB: 2 BB: 0 P: 24	R: 1 E: 0 K: 0 S: 11	H: 1 LOB: 1 BB: 1 P: 18	R: 1 E: 0 K: 0 S: 6	H: 1 LOB: 1 BB: 1 P: 12	R: 1 E: 0 K: 1 S: 13	H: 3 LOB: 2 BB: 0 P: 20	R: 1 E: 0 K: 0 S: 6	H: 3 LOB: 2 BB: 0 P: 6	1B: 10 2B: 4 HR: 1	SF: 2 SAC: 1 HBP: 1	WP: 0 PB: 0 SB: 0 CS: 0	PA: 44
<b>PITCHER</b>	IP WLS BF H R ER SO BB IBB HBP BLK WP HR S P ERA WHIP																					
Bob Wickman, R ERA: 4.63	(1,1) 5.2 26 7 3 3 4 3 0 1 0 0 0 0 8 14 4.76 1.765																					
Rich Monteleone, R ERA: 4.91	(6,1) 0.2 4 1 1 1 0 0 1 0 0 0 0 0 8 14 13.50 1.500																					
Steve Howe, L ERA: 6.84	(7,1) 1.2 W 8 3 1 1 0 0 0 0 0 0 0 0 15 23 5.40 1.800																					
Paul Gibson, L ERA: 4.2	(9,1) 1.0 6 3 1 1 0 0 0 0 0 0 0 0 6 6 9.00 3.000																					

Oakland Athletics @ New York Yankees  
Yankee Stadium, Bronx, NY  
Sun Jul 18, 1993, 7:05 PM EDT  
Att: 29,645 - Unknown - 80 F

livebaseballscores.com

AB 36  
R 6  
H 14  
RBI 6  
BB 4  
SO 5  
LOB 23



Batter	1	2	3	4	5	6	7	8	9	AB	R	H	RBI	BB	SO	LOB	BOTTOM			
Wade Boggs, L OBP: 0.373, SLG: 0.381	(1,5) 0-0 G3-6-3 1B		3-1 F7		0-0 HR		1-0			4	3	3	1	1	0	0				
Dion James, L OBP: 0.370, SLG: 0.452	(1,7) 0-0 F7		0-1 G5-3		1-1 P5		0-1			5	1	2	1	0	0	2				
Don Mattingly, L OBP: 0.366, SLG: 0.448	(1,3) 0-0 G3-6-3		1-2 FC6-4 1B		3-1		0-1			5	2	4	4	0	0	1				
Danny Tartabull, R OBP: 0.358, SLG: 0.521	(1,10) 0-0		3-1 FC6-4 1B		1-0 G5-3		1-0			5	2	2	2	0	1	3				
Paul O'Neill, L OBP: 0.377, SLG: 0.535	(1,9) 0-0 F8		0-0		1-2 P6		1-3 K	1-0 E9	1-0 G3	5	1	1	1	0	1	0				
Bernie Williams, S OBP: 0.310, SLG: 0.401	(1,8) 0-3 K		2-2		0-2		1-1 F7	4-0 HR	2-1 P3	4	1	1	0	1	1	0				
Mike Stanley, R OBP: 0.399, SLG: 0.548	(1,2) 0-0		0-2		1-2 G1-3		1-1 F9	2-0	2-3 K	5	1	2	4	0	1	1				
Mike Gallego, R OBP: 0.375, SLG: 0.423	(1,4) 0-0		3-3		1-2		1-2	1-H 2-H 3-H	1-3 K	4	1	2	0	0	1	1				
Spike Owen, S OBP: 0.316, SLG: 0.321	(1,6) 0-3 K		2-1		0-0 F9		0-0			4	1	1	0	0	1	3				
			1B		1B		1B	1B												
<b>Inning Stats</b>	R: 0 E: 0 K: 0 S: 3	H: 1 LOB: 0 BB: 0 P: 3	R: 1 E: 0 K: 2 S: 10	H: 3 LOB: 2 BB: 0 P: 10	R: 0 E: 0 K: 0 S: 10	H: 1 LOB: 1 BB: 0 P: 17	R: 0 E: 0 K: 1 S: 14	H: 1 LOB: 0 BB: 0 P: 20	R: 2 E: 0 K: 0 S: 8	H: 2 LOB: 0 BB: 0 P: 15	R: 0 E: 0 K: 1 S: 7	H: 0 LOB: 0 BB: 0 P: 10	R: 10 E: 1 K: 1 S: 34	H: 10 LOB: 2 BB: 2 P: 57	R: 0 E: 0 K: 1 S: 6	H: 0 LOB: 0 BB: 0 P: 11	1B: 13 2B: 2 3B: 0 HR: 3	SF: 0 SAC: 0 DP: 1 HBP: 0	WP: 0 PB: 0 SB: 0 CS: 0	PA: 43
<b>PITCHER</b>	IP WLS BF H R ER SO BB IBB HBP BLK WP HR S P ERA WHIP																			
Bob Welch, R ERA: 4.86	(1,1) 5.0 22 8 3 3 3 1 0 0 0 0 0 0 22 31 20.25 2.250																			
Ed Nunez, R ERA: 3.09	(6,1) 1.1 L 7 2 3 3 1 1 0 0 0 0 0 0 22 31 20.25 2.250																			
Vince Horsman, L ERA: 6.43	(7,1) 0.0 1 1 0 0 0 0 0 0 0 0 0 1 2 2 2.00 2.000																			
Rich Gossage, R ERA: 5.17	(7,1) 0.2 10 7 7 7 1 0 1 0 0 0 0 1 18 34 94.50 10.500																			
Dennis Eckersley, R ERA: 3.62	(8,1) 1.0 3 0 0 0 1 0 0 0 0 0 0 0 6 11 0.00 0.000																			

Oakland Athletics @ New York Yankees  
Yankee Stadium, Bronx, NY  
Sun Jul 18, 1993, 7:05 PM EDT  
Att: 29,645 - Unknown - 80 F

livebaseballscores.com

AB 41  
R 13  
H 18  
RBI 13  
BB 2  
SO 6  
LOB 11





Batter	1	2	3	4	5	6	7	8	9	AB	R	H	RBI	BB	SO	LOB	TOP											
Rickey Henderson, R OBP: 0.474, SLG: 0.532	F8		SF7			F7		FC6-4 1B		3	0	1	1	0	0	0	<b>Oakland Athletics @ Cleveland Indians</b> Cleveland Municipal Stadium, Cleveland, OH Mon Jul 19 1993, 7:05 PM EDT Att: 18,072 - Unknown - 81 F											
Brent Gates, S OBP: 0.361, SLG: 0.363	L7		G5-3			K		FC6-4 1-2		4	0	0	0	0	1	1												
Ruben Sierra, S OBP: 0.302, SLG: 0.431	1B			G5-3		2B		1B	1B	4	1	3	0	0	0	0												
Terry Steinbach, R OBP: 0.338, SLG: 0.419	K			K		G5-3		1B	1B	4	0	1	0	0	2	2												
Dave Henderson, R OBP: 0.257, SLG: 0.415		G5-3		L5			G4-3		1B	4	0	1	1	0	0	0												
Craig Paquette, R OBP: 0.272, SLG: 0.446		G5-3			K		G6-4-3 1B		1B	4	0	2	0	0	1	0												
Mike Bordick, R OBP: 0.339, SLG: 0.323		G1-3			2B		G6-4-3 1-2		K	4	0	1	0	0	1	4												
Scott Hemond, R OBP: 0.277, SLG: 0.260			G4-3 SF7 2B		K			P4	F9	3	1	1	0	0	1	1												
Jerry Browne, S OBP: 0.357, SLG: 0.316										1	0	0	0	0	0	3												
Lance Blankenship, R OBP: 0.387, SLG: 0.296			G4-3		G5-3			K	G4-3	3	0	0	0	0	1	2												
Mike Adrele, L OBP: 0.352, SLG: 0.490										1	0	0	0	0	0	3												
<b>Inning Stats</b>	R: 0 E: 0 K: 1 S: 12	H: 1 LOB: 1 BB: 0 P: 19	R: 0 E: 0 K: 0 S: 6	H: 0 LOB: 0 BB: 0 P: 10	R: 1 E: 0 K: 0 S: 8	H: 1 LOB: 0 BB: 0 P: 15	R: 0 E: 0 K: 1 S: 7	H: 0 LOB: 0 BB: 0 P: 8	R: 0 E: 0 K: 2 S: 8	H: 1 LOB: 1 BB: 0 P: 13	R: 0 E: 0 K: 1 S: 7	H: 1 LOB: 0 BB: 0 P: 10	R: 0 E: 0 K: 1 S: 7	H: 1 LOB: 1 BB: 0 P: 13	R: 1 E: 0 K: 1 S: 21	H: 4 LOB: 3 BB: 0 P: 27	1B: 7 2B: 3 3B: 0 HR: 0	SF: 1 SAC: 0 DP: 1 HBP: 0	WP: 0 PB: 0 SB: 0 CS: 0	PA: 36								
<b>PITCHER</b>	IP	WLS	BF	H	R	ER	SO	BB	IBB	HBP	BLK	WP	HR	S	P	ERA	WHIP											
Cliff Young, L ERA: 4.25	(1, 1)	8.0	W	31	8	2	2	6	0	0	0	0	0	0	66	103	2.25	1.000										
Eric Plunk, R ERA: 3.0	(9, 1)	0.1		3	2	0	0	1	0	0	0	0	0	10	13	0.00	6.000											
Derek Liliquist, L ERA: 1.06	(9, 1)	0.1	S	1	0	0	0	0	0	0	0	0	0	3	3	0.00	0.000											
Jeremy Hernandez, R ERA: 3.16	(9, 1)	0.1	S	1	0	0	0	0	0	0	0	0	0	4	7	0.00	0.000											

Batter	1	2	3	4	5	6	7	8	9	AB	R	H	RBI	BB	SO	LOB	BOTTOM										
Kenny Lofton, L OBP: 0.391, SLG: 0.419	G6-3		B5-3			P6		P5		4	0	0	0	0	0	1	<b>Oakland Athletics @ Cleveland Indians</b> Cleveland Municipal Stadium, Cleveland, OH Mon Jul 19 1993, 7:05 PM EDT Att: 18,072 - Unknown - 81 F										
Wayne Kirby, L OBP: 0.343, SLG: 0.411	1B		S PB BB			G6-3		F8		3	1	1	0	1	0	0											
Carlos Baerga, S OBP: 0.322, SLG: 0.492	E8 1B		F7			G5-3		CS 2B		4	1	2	0	0	0	1											
Albert Belle, R OBP: 0.379, SLG: 0.600	HR		4-0			G1-3		CS IBB		2	1	1	2	2	0	0											
Paul Sorrento, L OBP: 0.321, SLG: 0.459	G4-3		F7			F8		F7		4	0	0	0	0	0	4											
Reggie Jefferson, S OBP: 0.297, SLG: 0.372	G4-3				F7			G6-3		3	0	0	0	0	0	0											
Alvaro Espinoza, R OBP: 0.329, SLG: 0.417		G6-3			F9			G1-3 1B BB		2	1	0	0	1	0	0											
Felix Fermin, R OBP: 0.302, SLG: 0.298		P3-1			G6-3			G1-3		3	0	0	0	0	0	1											
Junior Ortiz, R OBP: 0.264, SLG: 0.296		F8			P3			2B 1B		3	0	1	1	0	0	0											
<b>Inning Stats</b>	R: 3 E: 1 K: 0 S: 9	H: 3 LOB: 0 BB: 0 P: 17	R: 0 E: 0 K: 0 S: 8	H: 0 LOB: 0 BB: 0 P: 13	R: 0 E: 0 K: 0 S: 4	H: 0 LOB: 2 BB: 2 P: 13	R: 0 E: 0 K: 0 S: 4	H: 0 LOB: 0 BB: 0 P: 6	R: 0 E: 0 K: 0 S: 4	H: 0 LOB: 0 BB: 0 P: 6	R: 1 E: 0 K: 0 S: 7	H: 1 LOB: 1 BB: 1 P: 15	R: 0 E: 0 K: 0 S: 8	H: 1 LOB: 1 BB: 1 P: 16	1B: 3 2B: 1 3B: 0 HR: 1	SF: 0 SAC: 0 DP: 0 HBP: 0		WP: 0 PB: 1 SB: 1 CS: 2	PA: 32								
<b>PITCHER</b>	IP	WLS	BF	H	R	ER	SO	BB	IBB	HBP	BLK	WP	HR	S	P	ERA	WHIP										
Todd Van Poppel, R ERA: 12.86	(1, 1)	4.0	L	17	3	3	3	0	0	0	0	0	0	25	49	6.75	1.250										
Ron Darling, R ERA: 5.9	(5, 1)	4.0		15	2	1	1	0	1	1	0	0	0	26	45	2.25	0.750										













Batter	1	2	3	4	5	6	7	8	9	AB	R	H	RBI	BB	SO	LOB	TOP								
Rickey Henderson, R OBP: 0.479, SLG: 0.562	0-1 2B G6-3 1B	1-2 FC5			0-1 HR		3-2 HR		4-1 G4-6-3 BB	4	3	3	3	1	0	1									
Jerry Browne, S OBP: 0.339, SLG: 0.392	1-0 E 2B	2-3 3-H P6			2-1 G4-6-3 1B		1-1 F8		0-1 G4-6-3	5	1	2	0	0	0	4									
Brent Gates, S OBP: 0.361, SLG: 0.358	0-1 P6	1-3 K			2-1 G4-6-3 1-2f			4-1 E G1-3 BB		3	1	0	0	1	1	5									
Troy Neel, L OBP: 0.318, SLG: 0.460	0-1 G6-3		1-2 G4-3		2-3 K			3-1 E1 G1-3 SF9		4	1	0	1	0	1	2									
Terry Steinbach, R OBP: 0.335, SLG: 0.414	1-2 E5		0-1 F9			0-1 G5-3		0-0 G1-3		4	0	0	1	0	0	1									
Dave Henderson, R OBP: 0.280, SLG: 0.410	2-3 K		0-3 K			0-1 G5-4-3 1B		1-1 SF9		3	0	1	1	0	2	1									
Craig Paquette, R OBP: 0.270, SLG: 0.442		3-2 SH1-4 FC5 1B		1-1 G5-3		0-0 G5-4-3 1-2f		0-3 K		4	1	1	0	0	1	1									
Mike Bordick, R OBP: 0.347, SLG: 0.332		0-2 FC5 SH1-4 1B		0-1 G6-4-3 1B			1-1 L8		0-1 BB 1B	4	0	3	0	0	0	0									
Lance Blankenship, R OBP: 0.376, SLG: 0.286		0-0 SH1-4		0-2 G6-4-3			3-3 K		0-0 P4	2	0	0	0	0	1	1									
Mike Adrele, L OBP: 0.368, SLG: 0.480		1-2 2-3		1-2f						1	0	0	0	0	0	1									
<b>Inning Stats</b>	R: 2 E: 1 K: 1 S: 13	H: 2 LOB: 1 BB: 0 P: 17	R: 1 E: 0 K: 1 S: 16	H: 2 LOB: 2 BB: 0 P: 23	R: 0 E: 0 K: 1 S: 8	H: 0 LOB: 0 BB: 0 P: 9	R: 0 E: 0 K: 0 S: 7	H: 1 LOB: 0 BB: 0 P: 8	R: 1 E: 0 K: 1 S: 11	H: 2 LOB: 0 BB: 0 P: 17	R: 0 E: 0 K: 0 S: 5	H: 1 LOB: 0 BB: 0 P: 5	R: 1 E: 0 K: 1 S: 10	H: 1 LOB: 0 BB: 0 P: 18	R: 2 E: 1 K: 1 S: 9	H: 0 LOB: 0 BB: 1 P: 17	R: 0 E: 0 K: 0 S: 6	H: 1 LOB: 1 BB: 1 P: 10	1B: 7 2B: 1 3B: 0 HR: 2	SF: 1 SAC: 1 DP: 4 HBP: 0	WP: 0 PB: 0 SB: 0 CS: 0	PA: 38			
<b>PITCHER</b>	IP WLS BF H R ER SO BB IBB HBP BLK WP HR S P ERA WHIP	IP WLS BF H R ER SO BB IBB HBP BLK WP HR S P ERA WHIP	IP WLS BF H R ER SO BB IBB HBP BLK WP HR S P ERA WHIP	IP WLS BF H R ER SO BB IBB HBP BLK WP HR S P ERA WHIP	IP WLS BF H R ER SO BB IBB HBP BLK WP HR S P ERA WHIP	IP WLS BF H R ER SO BB IBB HBP BLK WP HR S P ERA WHIP	IP WLS BF H R ER SO BB IBB HBP BLK WP HR S P ERA WHIP	IP WLS BF H R ER SO BB IBB HBP BLK WP HR S P ERA WHIP	IP WLS BF H R ER SO BB IBB HBP BLK WP HR S P ERA WHIP	IP WLS BF H R ER SO BB IBB HBP BLK WP HR S P ERA WHIP	IP WLS BF H R ER SO BB IBB HBP BLK WP HR S P ERA WHIP	IP WLS BF H R ER SO BB IBB HBP BLK WP HR S P ERA WHIP	IP WLS BF H R ER SO BB IBB HBP BLK WP HR S P ERA WHIP	IP WLS BF H R ER SO BB IBB HBP BLK WP HR S P ERA WHIP	IP WLS BF H R ER SO BB IBB HBP BLK WP HR S P ERA WHIP	IP WLS BF H R ER SO BB IBB HBP BLK WP HR S P ERA WHIP	IP WLS BF H R ER SO BB IBB HBP BLK WP HR S P ERA WHIP	IP WLS BF H R ER SO BB IBB HBP BLK WP HR S P ERA WHIP	IP WLS BF H R ER SO BB IBB HBP BLK WP HR S P ERA WHIP	IP WLS BF H R ER SO BB IBB HBP BLK WP HR S P ERA WHIP	IP WLS BF H R ER SO BB IBB HBP BLK WP HR S P ERA WHIP	IP WLS BF H R ER SO BB IBB HBP BLK WP HR S P ERA WHIP	IP WLS BF H R ER SO BB IBB HBP BLK WP HR S P ERA WHIP	IP WLS BF H R ER SO BB IBB HBP BLK WP HR S P ERA WHIP	IP WLS BF H R ER SO BB IBB HBP BLK WP HR S P ERA WHIP

**Oakland Athletics @ Boston Red Sox**  
Fenway Park, Boston, MA  
Thu Jul 22 1993, 7:05 PM EDT  
Att: 34,355 - Unknown - 79 F


AB 34  
R 7  
H 10  
RBI 6  
BB 2  
SO 6  
LOB 17



Batter	1	2	3	4	5	6	7	8	9	AB	R	H	RBI	BB	SO	LOB	BOTTOM									
Scott Fletcher, R OBP: 0.364, SLG: 0.431	1-1 F7		0-0 WP E G5-3 1B	1-0 1B		1-0 1B 2B		1-1 E4 SH3 1B		5	3	3	2	0	0	0										
Billy Hatcher, R OBP: 0.369, SLG: 0.446	4-1 BB		0-0 G5-3	1-1 L4		1-2 2H 3H FC4-6 1B		2-1 SH3		3	0	1	1	1	0	3										
Mike Greenwell, L OBP: 0.383, SLG: 0.485	4-0 G6-4-3 BB		4-1 WP E BB		2-1 G3-1 1B 2B	1-0 FC4-6 1B		3-1 1B 1B		3	4	2	1	2	0	1										
Andre Dawson, R OBP: 0.289, SLG: 0.368	2-1 G6-4-3		2-2 E5 1B		2-2 G3-1	4-0 1B BB		0-0 1B 1B		4	0	1	0	1	0	3										
Mo Vaughn, L OBP: 0.414, SLG: 0.527		4-1 G6-4-3 BB		0-0 CS 1B		3-1 FC4-6 1B		0-1 1B		4	0	4	3	1	0	0										
Bob Zupic, R OBP: 0.331, SLG: 0.381		2-2 G6-4-3 1-2f	0-2 G1-3		3-3 1 SAFE K	0-0 FC4-6		1-3 2H 1B		0	0	0	0	0	0	0										
Carlos Quintana, R OBP: 0.329, SLG: 0.287		2-2 G6-4-3 1-2f		0-2 G1-3		3-3 1 SAFE K		2-3 K		5	0	0	0	0	2	8										
Scott Cooper, L OBP: 0.368, SLG: 0.407		3-2 E7		0-0 F8		0-1 SH3-4 2B 2B		0-3 K		5	1	2	0	0	1	2										
John Valentin, R OBP: 0.310, SLG: 0.382		1-0 F9		3-1 F8		0-0 E3 SH3-4 2B		1-1 F9		4	1	0	0	0	0	3										
Tony Peña, R OBP: 0.245, SLG: 0.239			2-2 F8		3-2 1B HBP		0-0 SH3-4 G5-4-3			2	0	0	0	0	0	1										
<b>Inning Stats</b>	R: 0 E: 0 K: 0 S: 5	H: 0 LOB: 1 BB: 2 P: 16	R: 0 E: 1 K: 0 S: 14	H: 0 LOB: 1 BB: 1 P: 24	R: 2 E: 1 K: 0 S: 14	H: 2 LOB: 2 BB: 1 P: 22	R: 0 E: 0 K: 0 S: 10	H: 1 LOB: 2 BB: 0 P: 18	R: 1 E: 0 K: 1 S: 12	H: 2 LOB: 1 BB: 0 P: 19	R: 4 E: 1 K: 0 S: 13	H: 4 LOB: 2 BB: 1 P: 23	R: 0 E: 0 K: 0 S: 4	H: 1 LOB: 0 BB: 0 P: 5	R: 2 E: 1 K: 2 S: 16	H: 3 LOB: 2 BB: 0 P: 24	1B: 10 2B: 4 3B: 0 HR: 0	SF: 0 SAC: 2 DP: 4 HBP: 1	WP: 1 PB: 0 SB: 0 CS: 1	PA: 43						
<b>PITCHER</b>	IP WLS BF H R ER SO BB IBB HBP BLK WP HR S P ERA WHIP	IP WLS BF H R ER SO BB IBB HBP BLK WP HR S P ERA WHIP	IP WLS BF H R ER SO BB IBB HBP BLK WP HR S P ERA WHIP	IP WLS BF H R ER SO BB IBB HBP BLK WP HR S P ERA WHIP	IP WLS BF H R ER SO BB IBB HBP BLK WP HR S P ERA WHIP	IP WLS BF H R ER SO BB IBB HBP BLK WP HR S P ERA WHIP	IP WLS BF H R ER SO BB IBB HBP BLK WP HR S P ERA WHIP	IP WLS BF H R ER SO BB IBB HBP BLK WP HR S P ERA WHIP	IP WLS BF H R ER SO BB IBB HBP BLK WP HR S P ERA WHIP	IP WLS BF H R ER SO BB IBB HBP BLK WP HR S P ERA WHIP	IP WLS BF H R ER SO BB IBB HBP BLK WP HR S P ERA WHIP	IP WLS BF H R ER SO BB IBB HBP BLK WP HR S P ERA WHIP	IP WLS BF H R ER SO BB IBB HBP BLK WP HR S P ERA WHIP	IP WLS BF H R ER SO BB IBB HBP BLK WP HR S P ERA WHIP	IP WLS BF H R ER SO BB IBB HBP BLK WP HR S P ERA WHIP	IP WLS BF H R ER SO BB IBB HBP BLK WP HR S P ERA WHIP	IP WLS BF H R ER SO BB IBB HBP BLK WP HR S P ERA WHIP	IP WLS BF H R ER SO BB IBB HBP BLK WP HR S P ERA WHIP	IP WLS BF H R ER SO BB IBB HBP BLK WP HR S P ERA WHIP	IP WLS BF H R ER SO BB IBB HBP BLK WP HR S P ERA WHIP	IP WLS BF H R ER SO BB IBB HBP BLK WP HR S P ERA WHIP	IP WLS BF H R ER SO BB IBB HBP BLK WP HR S P ERA WHIP	IP WLS BF H R ER SO BB IBB HBP BLK WP HR S P ERA WHIP	IP WLS BF H R ER SO BB IBB HBP BLK WP HR S P ERA WHIP	IP WLS BF H R ER SO BB IBB HBP BLK WP HR S P ERA WHIP	IP WLS BF H R ER SO BB IBB HBP BLK WP HR S P ERA WHIP

**Oakland Athletics @ Boston Red Sox**  
Fenway Park, Boston, MA  
Thu Jul 22 1993, 7:05 PM EDT  
Att: 34,355 - Unknown - 79 F

AB 35  
R 9  
H 13  
RBI 7  
BB 5  
SO 3  
LOB 21





Batter	1	2	3	4	5	6	7	8	9	10	AB	R	H	RBI	BB	SO	LOB	TOP								
Rickey Henderson, R OBP: 0.472, SLG: 0.552	(1, 7) 1-3 K			(1, 2) G5-3		(1, 2) G5-3		(2, 2) K		(3, 2) G3-1	5	0	0	0	0	2	2									
Brent Gates, S OBP: 0.360, SLG: 0.368	(1, 4) 1-1 G4-3			(1, 2) G4-3		(2, 2) P5		(1, 0) HR			4	1	1	2	0	0	0									
Ruben Sierra, S OBP: 0.297, SLG: 0.422	(1, 9) 2-1 G4-3			(2, 0) G4-3		(2, 1) G3		(1, 0) G3-1			4	0	0	0	0	0	1									
Troy Neel, L OBP: 0.321, SLG: 0.463		(2, 1) L7			(0, 0) 1B			(3, 3) K		(4, 1) G5-6-3	3	1	1	0	1	1	0									
Terry Steinbach, R OBP: 0.351, SLG: 0.409		(1, 3) K			(1, 2) F9			(0, 1) F8		(1, 0) F9	4	0	0	0	0	1	2									
Mike Aldrete, L OBP: 0.364, SLG: 0.467		(3, 3) K			(4, 0) G3			(2, 3) K		(1, 0) G5-6-3	3	1	0	0	1	2	1									
Dave Henderson, R OBP: 0.266, SLG: 0.411 Lance Blankenship, R OBP: 0.375, SLG: 0.285			(3, 3) K		(2, 2) G3			(4, 2) G5-3		(2, 2) G6-3	2	0	1	0	1	1	0									
Jerry Browne, S OBP: 0.317, SLG: 0.364			(2, 3) K		(0, 1) G3			(2, 1) G5-3		(1, 2) G3	4	0	0	1	0	1	3									
Mike Bordick, R OBP: 0.351, SLG: 0.338			(0, 1) F8		(0, 1) 1B			(3, 2) HR		(0, 1) 1B	4	1	3	2	0	0	0									
<b>Inning Stats</b>	R: 0 E: 0 K: 1 S: 7	H: 0 LOB: 0 BB: 0 P: 11	R: 0 E: 0 K: 2 S: 8	H: 0 LOB: 0 BB: 0 P: 14	R: 0 E: 0 K: 2 S: 9	H: 0 LOB: 0 BB: 0 P: 12	R: 2 E: 0 K: 2 S: 8	H: 3 LOB: 2 BB: 1 P: 18	R: 0 E: 0 K: 2 S: 9	H: 0 LOB: 0 BB: 0 P: 14	R: 0 E: 0 K: 2 S: 9	H: 0 LOB: 0 BB: 0 P: 14	R: 3 E: 0 K: 1 S: 12	H: 2 LOB: 1 BB: 1 P: 26	R: 0 E: 0 K: 0 S: 3	H: 0 LOB: 0 BB: 1 P: 8	R: 0 E: 0 K: 0 S: 12	H: 1 LOB: 1 BB: 0 P: 18	1B: 4 2B: 1 3B: 0 HR: 1	SF: 0 SAC: 0 DP: 1 HBP: 0	WP: 0 PB: 0 SB: 1 CS: 0	PA: 37				
<b>PITCHER</b>	IP 7.0	WLS 25	H 3	R 3	ER 3	SO 7	BB 2	IBB 0	HBP 0	BLK 0	WP 0	HR 0	S 62	P 103	ERA 3.86	WHIP 0.714										
John Dopson, R ERA: 4.42 Greg Harris, R ERA: 2.5	(1, 1) (8, 1)	3.0 W	12 3	2 2	1 1	0 0	0 0	0 0	0 0	0 0	1 25	46 6.00	1.333 1.333													

Oakland Athletics @ Boston Red Sox  
Fenway Park, Boston, MA  
Fri Jul 23 1993, 7:05 PM EDT  
Att: 34,435 - Unknown


AB	34
R	5
H	6
RBI	5
BB	3
SO	8
LOB	9



Batter	1	2	3	4	5	6	7	8	9	10	AB	R	H	RBI	BB	SO	LOB	BOTTOM								
Scott Fletcher, R OBP: 0.368, SLG: 0.435	(1, 4) 0-0 FC6-4	(1, 0) G5-4-3			(0, 1) G1-3			(0, 2) 2B		(1, 0) P4	5	1	3	0	0	0	2									
Billy Hatcher, R OBP: 0.369, SLG: 0.448	(1, 8) 1-2 FC6-4		(1, 3) K		(1, 2) G1-3			(0, 1) HR		(2, 2) 2B	5	3	2	1	0	1	2									
Mike Greenwell, L OBP: 0.363, SLG: 0.492	(1, 7) 4-0 FC4-6		(0, 0) P5		(3, 2) G3			(0, 0) HR		(2, 3) K	4	1	1	2	1	1	2									
Andre Dawson, R OBP: 0.295, SLG: 0.374 Bob Zupcic, R OBP: 0.335, SLG: 0.391	(1, 9) 0-1 FC4-6		(2, 1) 1B			(2, 1) 1B		(1, 2) FC4-6		(2, 2) 2B	4	0	3	1	0	0	1									
Mo Vaughn, L OBP: 0.410, SLG: 0.520	(1, 10) 2-2 K		(1, 1) G3			(3, 3) K		(2, 1) FC4-6		(1, 2) G4-6-3	4	0	0	0	0	2	3									
Carlos Quintana, R OBP: 0.328, SLG: 0.284		(4, 0) SH3-4		(3, 2) G1-3		(0, 3) K		(1, 2) G4-6-3			3	1	0	0	1	1	1									
Scott Cooper, L OBP: 0.369, SLG: 0.408		(3, 2) 1B		(1, 1) G1-6-3				(1, 2) G4-3		(1, 2) L8	4	0	2	0	0	0	0									
John Valentin, R OBP: 0.307, SLG: 0.377		(0, 0) SH3-4		(1, 0) G1-6-3				(2, 1) G6-3		(1, 2) P6	3	0	0	0	0	0	1									
Tony Peña, R OBP: 0.245, SLG: 0.239		(2, 1) G5-4-3			(0, 0) G5-3			(1, 1) G4-3			4	0	1	1	0	1	0									
<b>Inning Stats</b>	R: 1 E: 0 K: 1 S: 12	H: 1 LOB: 1 BB: 1 P: 19	R: 1 E: 0 K: 0 S: 9	H: 2 LOB: 1 BB: 1 P: 19	R: 0 E: 0 K: 1 S: 9	H: 1 LOB: 0 BB: 0 P: 13	R: 0 E: 0 K: 0 S: 7	H: 1 LOB: 0 BB: 0 P: 12	R: 0 E: 0 K: 2 S: 8	H: 1 LOB: 0 BB: 0 P: 13	R: 0 E: 0 K: 0 S: 8	H: 0 LOB: 0 BB: 0 P: 12	R: 3 E: 0 K: 0 S: 15	H: 4 LOB: 1 BB: 0 P: 19	R: 0 E: 0 K: 1 S: 11	H: 0 LOB: 0 BB: 0 P: 16	R: 1 E: 0 K: 1 S: 14	H: 2 LOB: 1 BB: 0 P: 21	1B: 10 2B: 2 3B: 0 HR: 1	SF: 0 SAC: 1 DP: 3 HBP: 0	WP: 0 PB: 0 SB: 2 CS: 0	PA: 40				
<b>PITCHER</b>	IP 3.0	WLS 14	H 4	R 2	ER 2	SO 2	BB 0	IBB 0	HBP 0	BLK 0	WP 0	HR 0	S 30	P 51	ERA 6.00	WHIP 2.000										
Mike Mohler, L ERA: 5.14 Bobby Witt, R ERA: 4.06 Dennis Eckerley, R ERA: 4.02 Rich Coespage, R ERA: 5.18	(1, 1) (4, 1) (8, 1) (10, 1)	4.0 L	13 4	0 2	2 1	0 1	0 1	0 0	0 0	0 0	0 0	0 14	33 26	51 13.50	0.00 13.50	0.750 2.000										

Oakland Athletics @ Boston Red Sox  
Fenway Park, Boston, MA  
Fri Jul 23 1993, 7:05 PM EDT  
Att: 34,435 - Unknown

AB	37
R	6
H	13
RBI	6
BB	2
SO	6
LOB	12





Batter	1	2	3	4	5	6	7	8	9	AB	R	H	RBI	BB	SO	LOB	TOP			
Rickey Henderson, R OBP: 0.469, SLG: 0.547 Lance Blankenship, R OBP: 0.374, SLG: 0.264	(1, 7) K		(1, 0) F9		(2, 1) G6-3		(1, 0) G6-4-3			3	0	0	0	0	1	1				
Brent Gates, S OBP: 0.362, SLG: 0.367	(1, 4) BB 1B		(1, 1) FC3-6		(4, 0) BB		(1, 3) K			3	2	1	0	1	1	1				
Ruben Sierra, S OBP: 0.299, SLG: 0.421	(1, 9) BB 1B		(4, 1) 1B		(1, 1) P3			(2, 1) G4-3		3	0	1	0	1	0	1				
Troy Neel, L OBP: 0.324, SLG: 0.461	(1, 3) BB		(2, 0) FC4-6		(0, 0) G5-3			(3, 2) F7		3	0	1	1	1	0	0				
Dave Henderson, R OBP: 0.266, SLG: 0.415	(1, 10) SF9-2-6		(1, 2) FC4-6		(0, 0) 2B			(2, 3) K		3	1	1	1	0	1	2				
Jerry Browne, S OBP: 0.297, SLG: 0.339		(0, 1) G3-1		(0, 0) P6		(1, 1) F7			(3, 1) P6	4	0	0	0	0	0	1				
Craig Paquette, R OBP: 0.270, SLG: 0.444		(1, 0) G6-3		(2, 1) F9		(1, 1) 2B			(0, 3) K	4	0	1	1	0	1	0				
Mike Bordick, R OBP: 0.348, SLG: 0.334 Mike Aldrete, L OBP: 0.361, SLG: 0.462		(2, 1) G5-3		(1, 1) G3		(0, 1) G2-3			(2, 1) P6	3	0	0	0	0	0	1				
Scott Hemond, R OBP: 0.312, SLG: 0.341			(1, 0) FC3-6		(1, 0) G5-3		(3, 2) G6-4-3			2	0	1	0	0	0	0				
<b>Inning Stats</b>	R: 1 E: 0 K: 1 S: 10	H: 2 LOB: 1 BB: 1 P: 18	R: 0 E: 0 K: 0 S: 5	H: 0 LOB: 0 BB: 0 P: 8	R: 1 E: 0 K: 0 S: 9	H: 2 LOB: 2 BB: 1 P: 19	R: 0 E: 0 K: 0 S: 5	H: 0 LOB: 0 BB: 0 P: 8	R: 0 E: 0 K: 0 S: 5	H: 2 LOB: 1 BB: 1 P: 13	R: 0 E: 0 K: 1 S: 8	H: 0 LOB: 0 BB: 0 P: 13	R: 0 E: 0 K: 1 S: 10	H: 0 LOB: 0 BB: 0 P: 17	R: 0 E: 0 K: 1 S: 7	H: 0 LOB: 0 BB: 0 P: 12	1B: 4 2B: 3 3B: 0 HR: 0	SF: 1 SAC: 0 DP: 2 HBP: 1	WP: 0 PB: 0 SB: 0 CS: 0	PA: 35
<b>PITCHER</b>	IP WLS BF H R ER SO BB IBB HBP BLK WP HR S P ERA WHIP																			
Aaron Sele, R ERA: 2.15	(1, 1) 6.0 W 27 6 3 3 1 3 0 0 1 0 0 0 46 83 4.50 1.500																			
Scott Bankhead, R ERA: 4.35	(7, 1) 2.0 5 0 0 0 2 0 0 0 0 0 0 0 14 23 0.00 0.000																			
Jeff Russell, R ERA: 2.52	(9, 1) 1.0 S 3 0 0 0 1 0 0 0 0 0 0 0 7 12 0.00 0.000																			

Oakland Athletics @ Boston Red Sox  
Fenway Park, Boston, MA  
Sat Jul 24 1993, 3:33 AM EDT  
Att: 34,379 - Cloudy - 81 F

AB 30  
R 3  
H 6  
RBI 3  
BB 3  
SO 4  
LOB 8



Batter	1	2	3	4	5	6	7	8	9	AB	R	H	RBI	BB	SO	LOB	BOTTOM			
Scott Fletcher, R OBP: 0.367, SLG: 0.430	(1, 4) L4		(4, 0) G4-3		(0, 0) G1-3		(0, 1) G4-3			3	0	0	0	1	0	0				
Billy Hatcher, R OBP: 0.368, SLG: 0.444	(1, 8) BB		(0, 1) G5-3		(1, 3) K		(0, 2) G3-1			3	0	0	0	1	1	1				
Mike Greenwell, L OBP: 0.382, SLG: 0.489	(1, 7) G3-6-3		(1, 0) G4-3		(2, 1) BB 1B		(0, 0) F9			4	0	1	0	0	0	2				
Mo Vaughn, L OBP: 0.411, SLG: 0.520 Tony Peña, R OBP: 0.245, SLG: 0.239	(1, 3) SH3-4		(1, 0) G4-3		(0, 0) BB 1B		(0, 2) F9			4	1	2	0	0	0	1				
Bob Zupcic, R OBP: 0.341, SLG: 0.389	(1, 9) SH3-4			(0, 2) P4		(4, 0) BB		(4, 2) BB		1	0	0	0	2	0	0				
Scott Cooper, L OBP: 0.371, SLG: 0.418	(1, 5) HR			(0, 0) HR 1B		(1, 1) F7		(0, 1) F9		4	2	2	2	0	0	4				
Ernest Riles, L OBP: 0.309, SLG: 0.415	(1, 10) HR		(1, 1) P6		(2, 0) P6		(2, 2) CS		(4, 1) BB	3	1	2	1	1	0	1				
Luis Rivera, R OBP: 0.288, SLG: 0.330	(1, 6) P4		(1, 0) P4		(1, 0) HR		(0, 2) P5		(2, 3) K	4	1	1	2	0	1	3				
John Flaherty, R OBP: 0.182, SLG: 0.200 Carlos Quintana, R OBP: 0.328, SLG: 0.284	(1, 2) P6		(1, 2) G6-3		(1, 2) K					3	0	0	0	0	1	1				
<b>Inning Stats</b>	R: 0 E: 0 K: 0 S: 4	H: 0 LOB: 0 BB: 1 P: 9	R: 3 E: 0 K: 0 S: 10	H: 3 LOB: 0 BB: 0 P: 16	R: 0 E: 0 K: 0 S: 4	H: 0 LOB: 1 BB: 1 P: 10	R: 2 E: 0 K: 0 S: 9	H: 2 LOB: 0 BB: 0 P: 13	R: 0 E: 0 K: 1 S: 9	H: 2 LOB: 3 BB: 1 P: 17	R: 0 E: 0 K: 1 S: 9	H: 1 LOB: 0 BB: 0 P: 11	R: 0 E: 0 K: 0 S: 6	H: 0 LOB: 0 BB: 0 P: 6	R: 0 E: 0 K: 1 S: 13	H: 0 LOB: 2 BB: 2 P: 23	1B: 5 2B: 1 3B: 0 HR: 3	SF: 0 SAC: 1 DP: 2 HBP: 0	WP: 0 PB: 1 SB: 0 CS: 1	PA: 35
<b>PITCHER</b>	IP WLS BF H R ER SO BB IBB HBP BLK WP HR S P ERA WHIP																			
Kelly Downs, R ERA: 6.43	(1, 1) 4.2 L 20 5 5 5 1 2 0 0 0 0 0 0 5 12 9.64 1.500																			
Vince Horsman, L ERA: 7.36	(5, 1) 0.1 4 2 0 0 0 1 0 0 0 0 0 0 5 12 0.00 9.000																			
Joe Boever, R ERA: 3.39	(6, 1) 3.0 11 1 0 0 2 2 0 0 0 0 0 0 28 40 0.00 1.000																			

Oakland Athletics @ Boston Red Sox  
Fenway Park, Boston, MA  
Sat Jul 24 1993, 3:33 AM EDT  
Att: 34,379 - Cloudy - 81 F

AB 29  
R 5  
H 8  
RBI 5  
BB 5  
SO 3  
LOB 13





Batter	1	2	3	4	5	6	7	8	9	AB	R	H	RBI	BB	SO	LOB	TOP					
Jerry Browne, S (1, 7) OBP: 0.304, SLG: 0.333	G6-3		F8						FC1-5-6-2 1B	4	0	1	0	1	0	2						
Brent Gates, S (1, 4) OBP: 0.365, SLG: 0.369	FC4-6 BB		BB						G5-4-3 1B	4	0	2	0	1	0	2						
Ruben Sierra, S (1, 9) OBP: 0.298, SLG: 0.418	FC4-6								G5-4-3 1B	3	0	0	0	1	0	3						
Scott Hemond, R (7, 7) OBP: 0.309, SLG: 0.337	FC4-6								G5-4-3 1B	1	0	0	0	0	0	2						
Dave Henderson, R (1, 10) OBP: 0.265, SLG: 0.409	P3								G5-4-3 1B	3	0	0	0	1	2	4						
Terry Steinbach, R (1, 2) OBP: 0.328, SLG: 0.404									G5-4-3 1B	4	0	0	0	0	0	1						
Troy Neel, L (1, 3) OBP: 0.327, SLG: 0.464									G5-4-3 1B	3	0	1	0	1	1	1						
Craig Paquette, R (1, 5) OBP: 0.275, SLG: 0.445									G5-4-3 1B	4	0	2	0	0	1	1						
Mike Bordick, R (1, 6) OBP: 0.347, SLG: 0.337									G5-4-3 1B	4	1	1	0	0	2	6						
Lance Blankenship, R (1, 8) OBP: 0.373, SLG: 0.281									G5-4-3 1B	2	0	0	0	1	1	3						
Mike Aldrete, L (9, PH) OBP: 0.367, SLG: 0.477									G5-4-3 1B	1	0	1	1	0	0	0						
<b>Inning Stats</b>	R: 0 E: 0 K: 0 S: 7	H: 0 LOB: 1 BB: 1 P: 12	R: 0 E: 0 K: 1 S: 8	H: 1 LOB: 1 BB: 0 P: 13	R: 0 E: 0 K: 1 S: 8	H: 1 LOB: 2 BB: 2 P: 16	R: 0 E: 1 K: 1 S: 8	H: 1 LOB: 1 BB: 0 P: 13	R: 0 E: 0 K: 2 S: 13	H: 1 LOB: 1 BB: 2 P: 22	R: 0 E: 0 K: 2 S: 20	H: 1 LOB: 3 BB: 2 P: 35	R: 0 E: 0 K: 1 S: 10	H: 0 LOB: 1 BB: 1 P: 16	R: 0 E: 0 K: 1 S: 8	H: 0 LOB: 0 BB: 0 P: 12	R: 1 E: 0 K: 0 S: 10	H: 3 LOB: 1 BB: 0 P: 12	1B: 5 2B: 3 3B: 0 HR: 0	SF: 0 SAC: 0 DP: 2 HBP: 0	WP: 0 PB: 0 SB: 0 CS: 1	PA: 39
<b>PITCHER</b>	IP WLS BF H R ER SO BB IBB HBP BLK WP HR S P ERA WHIP																					
Frank Viola, L (1, 1) ERA: 3.37	5.1 W 24 4 0 0 3 5 0 0 0 0 0 0 50 93 0.00 1.688																					
Paul Quantrill, R (6, 1) ERA: 3.11	3.2 S 15 4 1 1 4 1 0 0 0 0 0 0 42 58 2.46 1.364																					

Oakland Athletics @ Boston Red Sox  
Fenway Park, Boston, MA  
Sun Jul 25 1993, 3:33 AM EDT  
Att: 34,391 - Sunny - 69 F

AB 33  
R 1  
H 8  
RBI 1  
BB 6  
SO 7  
LOB 25



Batter	1	2	3	4	5	6	7	8	9	AB	R	H	RBI	BB	SO	LOB	BOTTOM			
Scott Fletcher, R (1, 4) OBP: 0.365, SLG: 0.427	G6-3									4	0	1	0	0	0	0				
Luis Rivera, R (8, 4) OBP: 0.294, SLG: 0.336	G6-3									1	0	1	0	0	0	0				
Bob Zupcic, R (1, 8) OBP: 0.347, SLG: 0.401	HR									5	2	3	0	0	0	2				
Mike Greenwell, L (1, 7) OBP: 0.382, SLG: 0.489	F7									4	2	1	0	1	0	3				
Andre Dawson, R (1, 10) OBP: 0.301, SLG: 0.391	HR									3	2	2	2	1	0	1				
Ernest Riles, L (7, PR) OBP: 0.315, SLG: 0.415	HR									0	0	0	0	1	0	0				
Mo Vaughn, L (1, 3) OBP: 0.416, SLG: 0.540	G6-3									5	2	4	5	0	0	0				
Carlos Quintana, R (1, 9) OBP: 0.326, SLG: 0.287										4	0	1	0	0	2	2				
Scott Cooper, L (1, 5) OBP: 0.378, SLG: 0.420										1	0	1	0	3	0	0				
John Valentin, R (1, 6) OBP: 0.303, SLG: 0.372										4	0	0	1	0	1	6				
Tony Peña, R (1, 2) OBP: 0.241, SLG: 0.234										4	0	0	0	0	1	5				
<b>Inning Stats</b>	R: 2 E: 0 K: 0 S: 9	H: 2 LOB: 0 BB: 0 P: 16	R: 0 E: 0 K: 2 S: 10	H: 0 LOB: 1 BB: 1 P: 16	R: 0 E: 0 K: 0 S: 6	H: 1 LOB: 1 BB: 1 P: 12	R: 1 E: 0 K: 0 S: 10	H: 1 LOB: 1 BB: 1 P: 20	R: 4 E: 0 K: 1 S: 14	H: 4 LOB: 1 BB: 1 P: 24	R: 0 E: 0 K: 1 S: 11	H: 1 LOB: 0 BB: 0 P: 13	R: 0 E: 0 K: 0 S: 10	H: 3 LOB: 3 BB: 1 P: 21	R: 1 E: 0 K: 0 S: 8	H: 2 LOB: 2 BB: 1 P: 18	1B: 6 2B: 6 3B: 0 HR: 2	SF: 0 SAC: 1 DP: 1 HBP: 0	WP: 0 PB: 0 SB: 0 CS: 0	PA: 42
<b>PITCHER</b>	IP WLS BF H R ER SO BB IBB HBP BLK WP HR S P ERA WHIP																			
Bob Welch, R (1, 1) ERA: 5.02	4.1 L 22 6 6 6 2 2 2 0 0 0 0 0 1 41 77 12.46 1.846																			
Rick Honeycutt, L (5, 1) ERA: 3.63	0.2 4 2 1 1 1 0 0 0 0 0 0 1 8 11 13.50 3.000																			
Kevin Campbell, R (6, 1) ERA: 1.42	2.0 10 4 0 0 1 0 1 0 0 0 0 0 21 34 0.00 2.000																			
Vince Horsman, L (8, 1) ERA: 7.56	1.0 6 2 1 1 0 1 0 0 0 0 0 0 8 18 9.00 3.000																			

Oakland Athletics @ Boston Red Sox  
Fenway Park, Boston, MA  
Sun Jul 25 1993, 3:33 AM EDT  
Att: 34,391 - Sunny - 69 F

AB 35  
R 8  
H 14  
RBI 8  
BB 6  
SO 4  
LOB 19





Batter	1	2	3	4	5	6	7	8	9	AB	R	H	RBI	BB	SO	LOB	TOP								
Rickey Henderson, R OBP: 0.472, SLG: 0.551 Mike Aldrete, L OBP: 0.364, SLG: 0.472	1-1 F9		1-1 BB		1-2 HR		2-2 L9			3	3	3	2	0	1	0	0								
Brent Gates, S OBP: 0.304, SLG: 0.371	4-0 F		1-2 HR		1-2 F9			3-2 K		1	4	2	2	2	1	1	1								
Ruben Sierra, S OBP: 0.304, SLG: 0.433 Vince Horsman, R Ed Nunez, R	1-0 E8		1-2 HR		1-0 HR			1-1 BB		2	5	2	4	3	0	1	1								
Terry Steinbach, R OBP: 0.332, SLG: 0.417 Scott Hemond, R OBP: 0.316, SLG: 0.337	2-2 F9		0-2 HR		0-0 FC6-4			4-0 FC6-4		3	4	1	3	4	0	0	0								
Dave Henderson, R OBP: 0.264, SLG: 0.418	0-0 L6		2-0 HR		0-3 K			1-0 F9		2	5	1	1	1	0	2	4								
Craig Paquette, R OBP: 0.276, SLG: 0.440		4-2 S	1-1 G4-3		1-1 FC6-4			2-2 G6-3		2	4	1	1	0	1	0	3								
Troy Neel, L OBP: 0.328, SLG: 0.458		3-3 K	0-0 G4-3		4-2 FC6-4			0-0 F7		3	3	0	0	0	2	1	2								
Mike Bordick, R OBP: 0.345, SLG: 0.334		0-0 G6-3	3-2 1B		3-1 FC6-4			0-0 G6-3		1	5	0	1	1	0	1	4								
Lance Blankenship, R OBP: 0.370, SLG: 0.279		2-3 K	2-2 2B		1-1 F8			0-2 G6-3		2	5	1	1	0	0	1	2								
<b>Inning Stats</b>	R: 1 E: 1 K: 0 S: 7	H: 2 LOB: 1 BB: 1 P: 15	R: 0 E: 0 K: 2 S: 10	H: 0 LOB: 1 BB: 1 P: 19	R: 8 E: 0 K: 1 S: 26	H: 9 LOB: 1 BB: 1 P: 46	R: 0 E: 0 K: 1 S: 14	H: 1 LOB: 2 BB: 1 P: 22	R: 2 E: 0 K: 0 S: 10	H: 2 LOB: 0 BB: 0 P: 16	R: 0 E: 0 K: 1 S: 7	H: 0 LOB: 0 BB: 0 P: 9	R: 0 E: 0 K: 0 S: 9	H: 0 LOB: 0 BB: 0 P: 11	R: 0 E: 0 K: 1 S: 10	H: 1 LOB: 2 BB: 1 P: 21	R: 0 E: 0 K: 1 S: 8	H: 0 LOB: 0 BB: 1 P: 13	1B: 10 2B: 2 3B: 0 HR: 3	SF: 0 SAC: 0 DP: 1 HBP: 0	WP: 0 PB: 0 SB: 1 CS: 0	PA: 45			
<b>PITCHER</b>	IP	WLS	BF	H	R	ER	SO	BB	IBB	HBP	BLK	WP	HR	S	P	ERA	WHIP								
Chuck Finley, L ERA: 3.27	2.1	L	17	8	8	8	2	3	0	0	0	0	2	33	61	30.86	4.714								
Doug Linton, R ERA: 7.99	5.0		23	7	3	3	4	2	0	0	0	0	1	56	91	5.40	1.800								
Ken Patterson, L ERA: 5.26	1.2		5	0	0	0	1	1	0	0	0	0	0	12	20	0.00	0.600								

Oakland Athletics @ California Angels  
Anaheim Stadium, Anaheim, CA  
Mon Jul 26 1993, 10:05 PM EDT  
Att: 20,265 - Unknown - 76 F

AB 39  
R 11  
H 15  
RBI 11  
BB 6  
SO 7  
LOB 17



Batter	1	2	3	4	5	6	7	8	9	AB	R	H	RBI	BB	SO	LOB	BOTTOM								
Luis Polonia, L OBP: 0.307, SLG: 0.310	0-0 L6		2-1 G3		0-1 F7				1-2 F8	1	5	0	0	0	0	3									
Chad Curtis, R OBP: 0.379, SLG: 0.373	4-2 2B		0-0 BB		1-1 F8			2-3 K		1	4	2	2	0	1	1									
Damion Easley, R OBP: 0.391, SLG: 0.416 Rod Correia, R OBP: 0.308, SLG: 0.385	2-0 F9		4-1 1B		0-0 1B			4-2 2B		2	2	1	1	0	2	0	1								
Tim Salmon, R OBP: 0.383, SLG: 0.528	1-1 2B		1-3 K		1-0 P6			1-3 K		3	5	1	1	0	0	2	5								
Chili Davis, S OBP: 0.323, SLG: 0.417	0-0 2B		2-0 L3		2-1 L7			2-0 2B		2	4	0	2	3	0	0	3								
Greg Myers, L OBP: 0.305, SLG: 0.388	2-0 L3		3-2 1B		0-2 F8			1-3 K		3	4	0	1	1	0	1	3								
Torey Lovullo, S OBP: 0.319, SLG: 0.352		0-0 P6	2-2 L9					3-2 F9		1	4	0	0	0	0	2									
Rene Gonzales, R OBP: 0.364, SLG: 0.318		3-2 1B			2-2 G6-3			0-0 F8		2	4	0	1	0	0	0									
Gary Disarcina, R OBP: 0.278, SLG: 0.333		2-1 F7			0-0 1B			1-0 1B		3	4	0	2	0	0	1									
<b>Inning Stats</b>	R: 2 E: 0 K: 0 S: 10	H: 2 LOB: 1 BB: 1 P: 19	R: 0 E: 0 K: 0 S: 8	H: 1 LOB: 0 BB: 0 P: 15	R: 1 E: 0 K: 1 S: 12	H: 2 LOB: 2 BB: 1 P: 24	R: 0 E: 0 K: 0 S: 9	H: 1 LOB: 1 BB: 0 P: 12	R: 0 E: 0 K: 0 S: 7	H: 1 LOB: 1 BB: 0 P: 10	R: 0 E: 0 K: 0 S: 10	H: 1 LOB: 1 BB: 0 P: 14	R: 1 E: 0 K: 3 S: 13	H: 1 LOB: 1 BB: 1 P: 23	R: 0 E: 0 K: 0 S: 6	H: 0 LOB: 0 BB: 0 P: 7	R: 0 E: 0 K: 0 S: 11	H: 1 LOB: 1 BB: 0 P: 15	1B: 7 2B: 3 3B: 0 HR: 0	SF: 0 SAC: 0 DP: 0 HBP: 0	WP: 0 PB: 0 SB: 0 CS: 0	PA: 40			
<b>PITCHER</b>	IP	WLS	BF	H	R	ER	SO	BB	IBB	HBP	BLK	WP	HR	S	P	ERA	WHIP								
Ron Darling, R ERA: 5.91	6.0	W	28	8	3	3	1	2	0	0	0	0	0	13	23	9.00	2.000								
Rich Gossage, R ERA: 5.99	1.0		5	1	1	1	3	1	0	0	0	0	0	6	7	0.00	0.000								
Vince Horsman, L ERA: 6.75	1.0		3	0	0	0	0	0	0	0	0	0	0	11	15	0.00	1.000								
Ed Nunez, R ERA: 3.14	1.0		4	1	0	0	0	0	0	0	0	0	0	11	15	0.00	1.000								

Oakland Athletics @ California Angels  
Anaheim Stadium, Anaheim, CA  
Mon Jul 26 1993, 10:05 PM EDT  
Att: 20,265 - Unknown - 76 F

AB 37  
R 4  
H 10  
RBI 4  
BB 3  
SO 4  
LOB 20



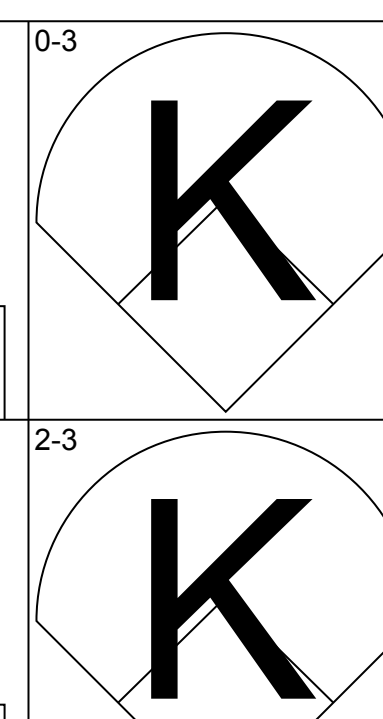
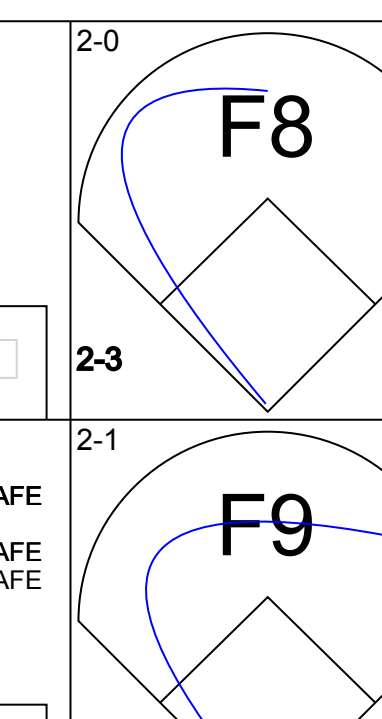
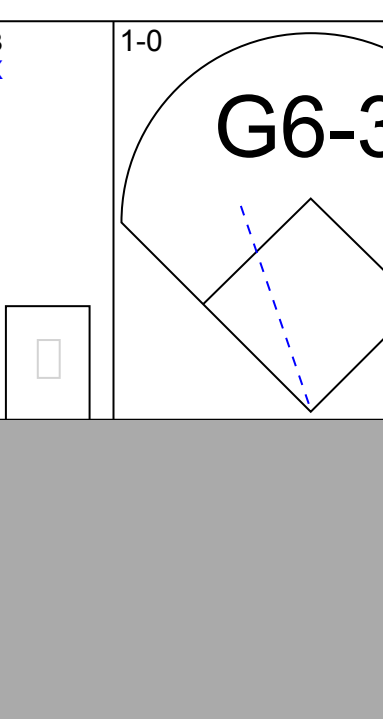
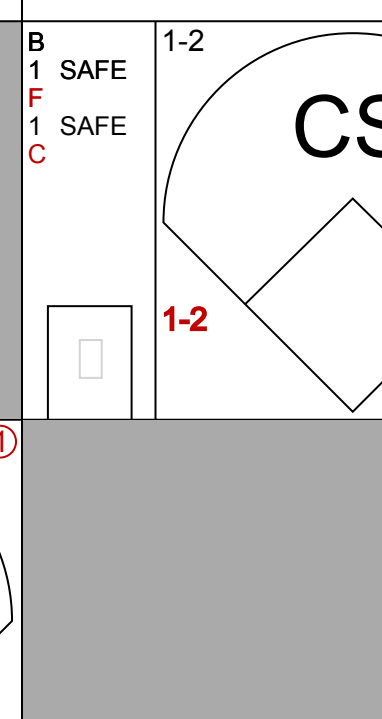
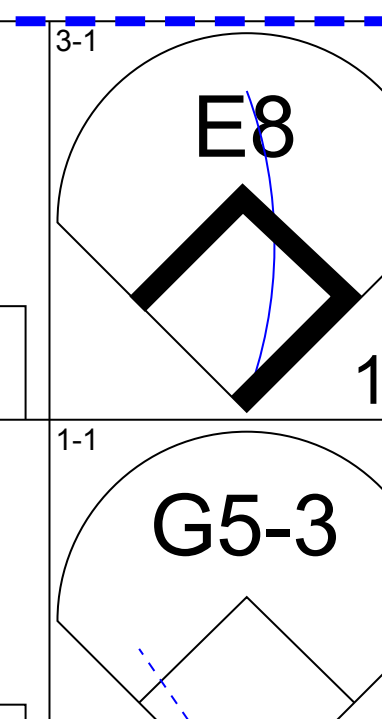
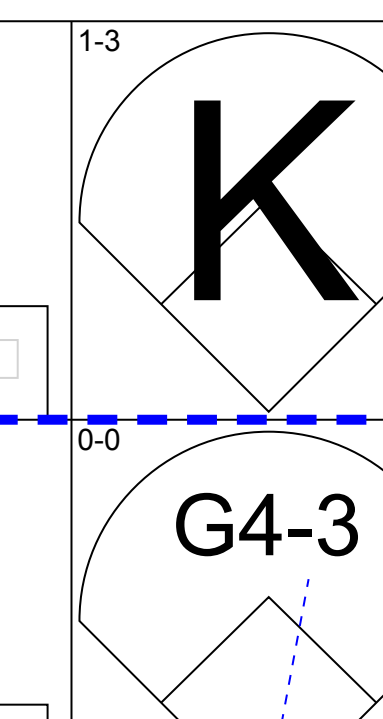
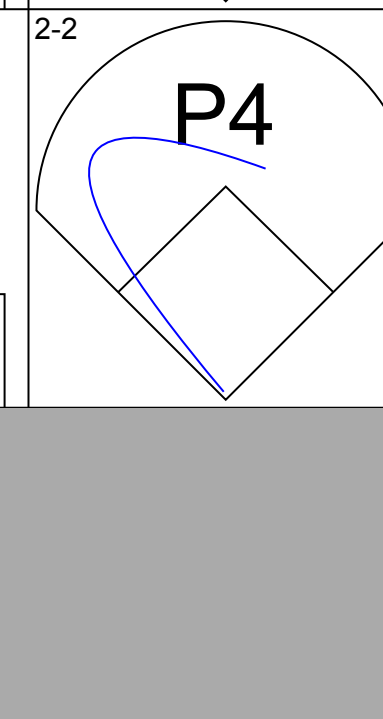

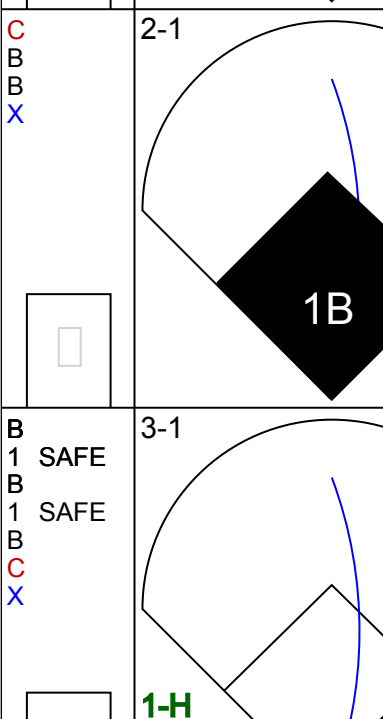
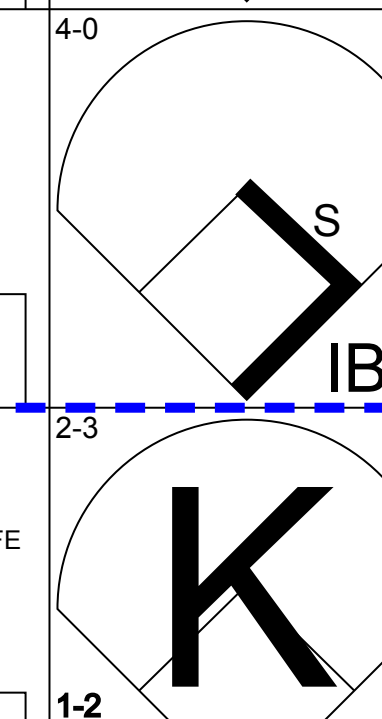


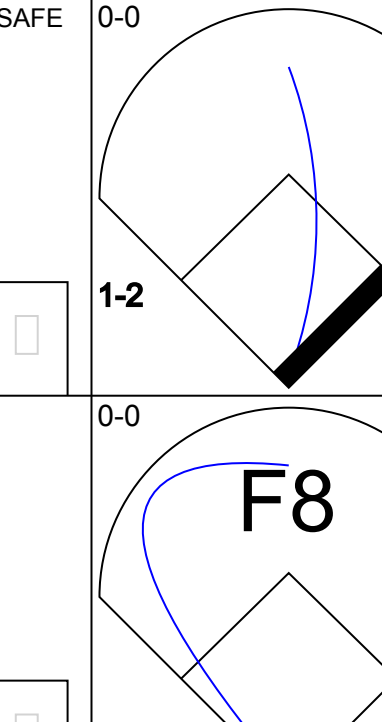
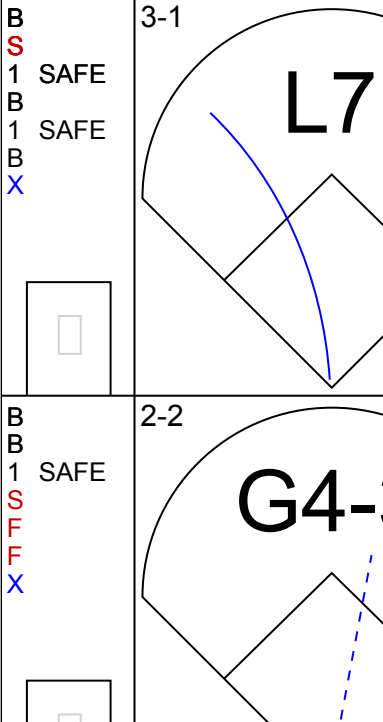
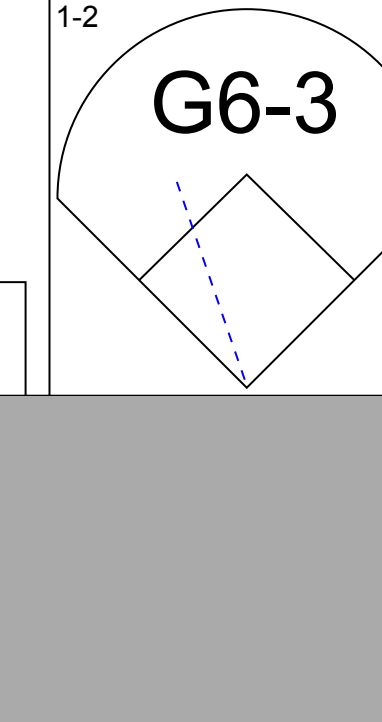
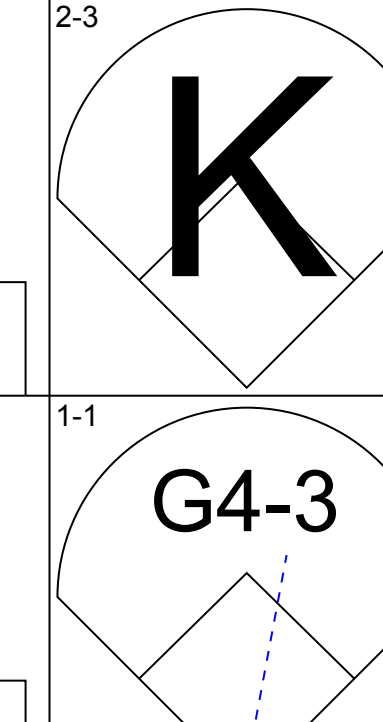
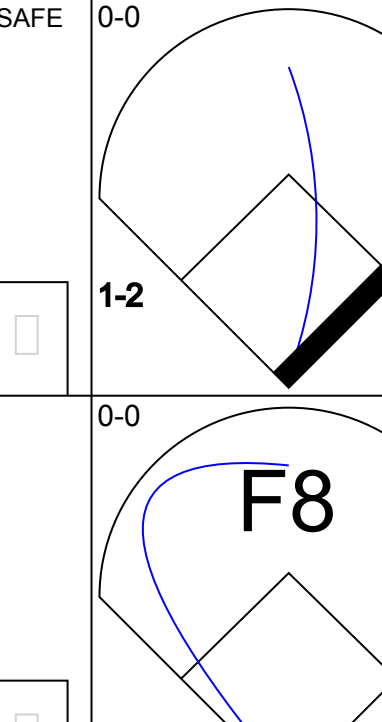
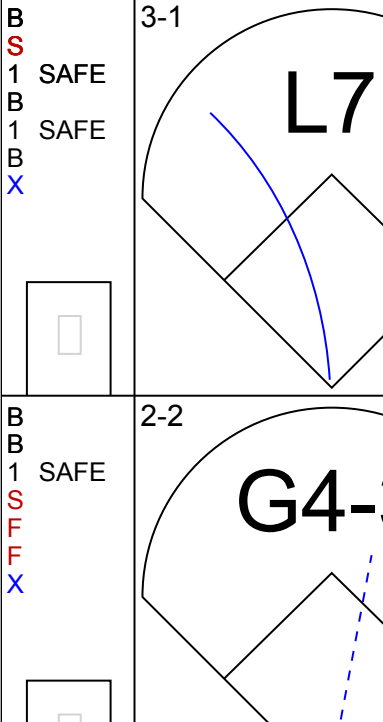
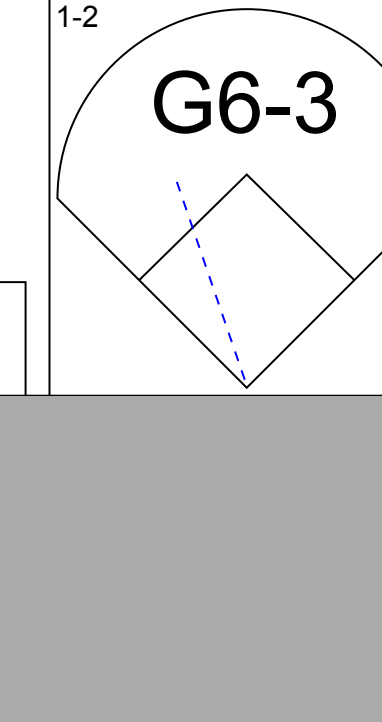

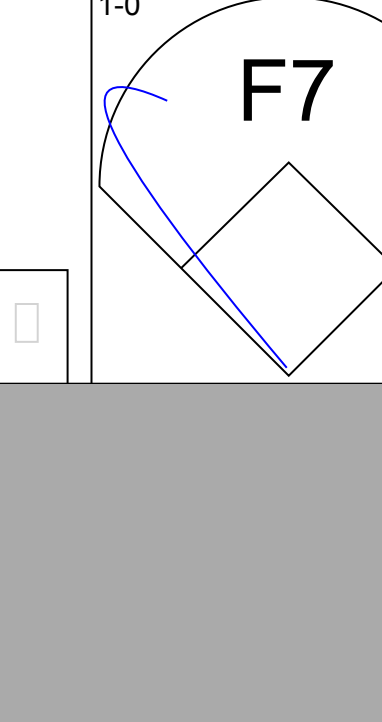



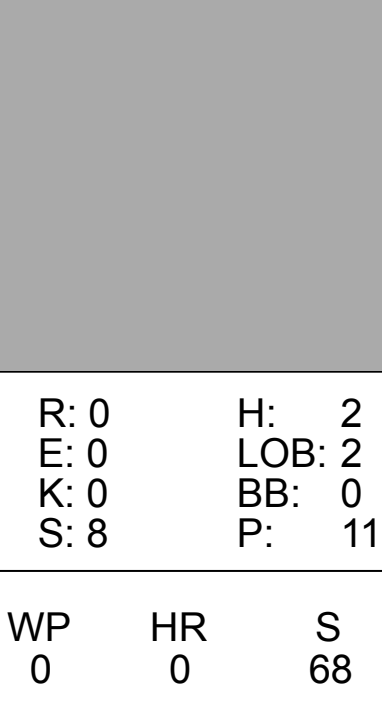
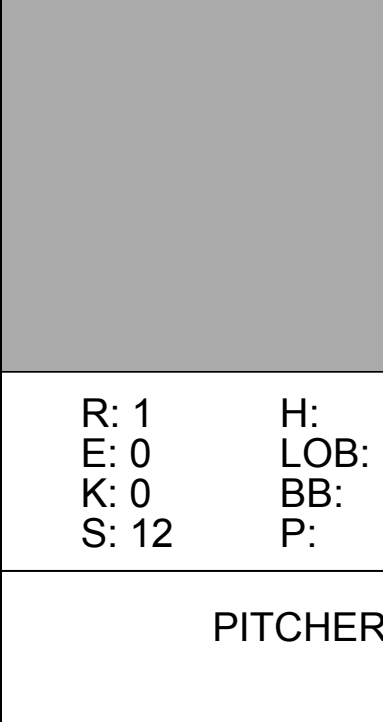
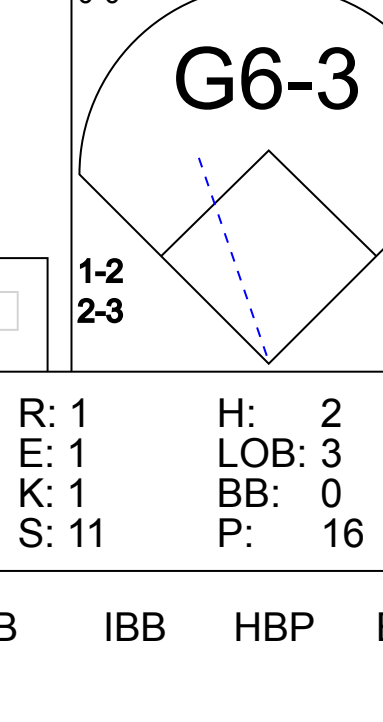
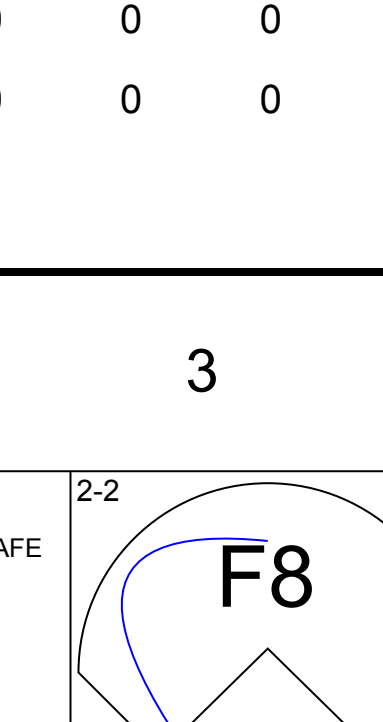
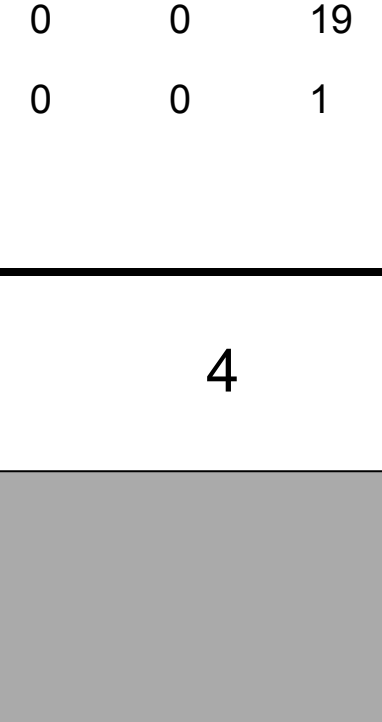
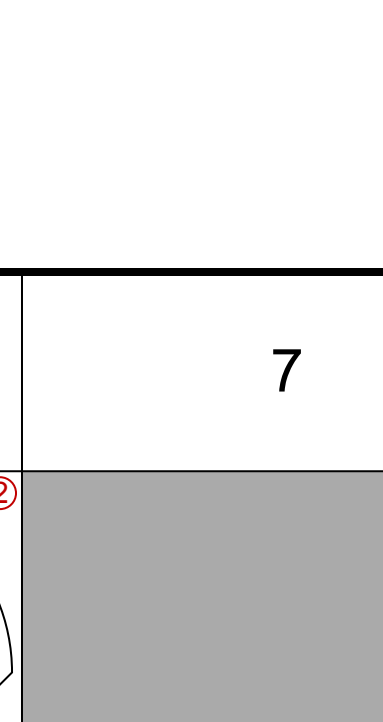
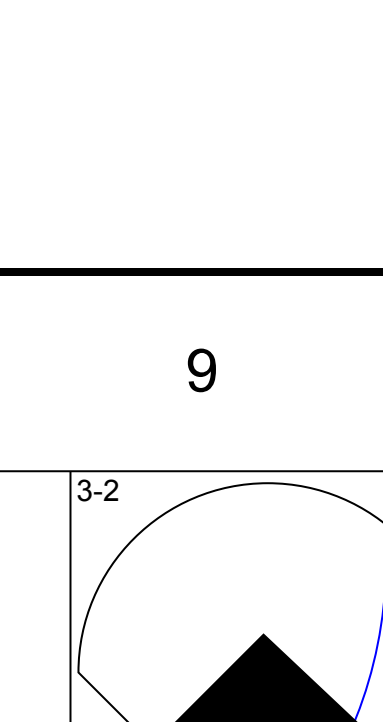
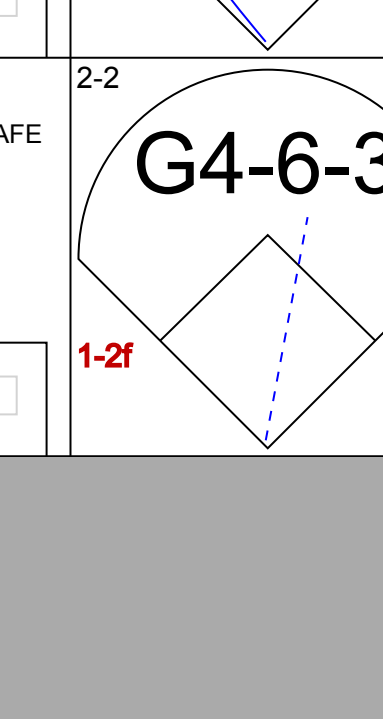

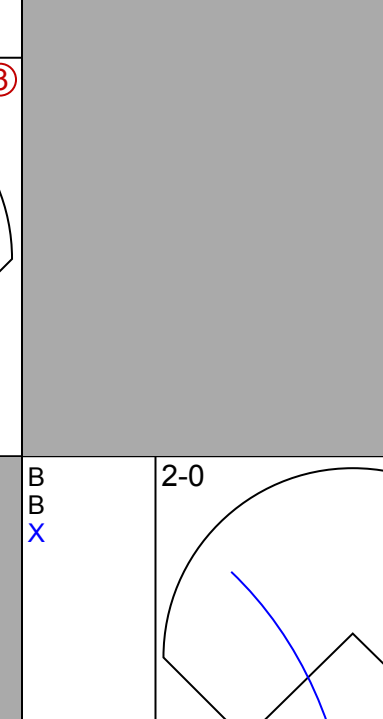
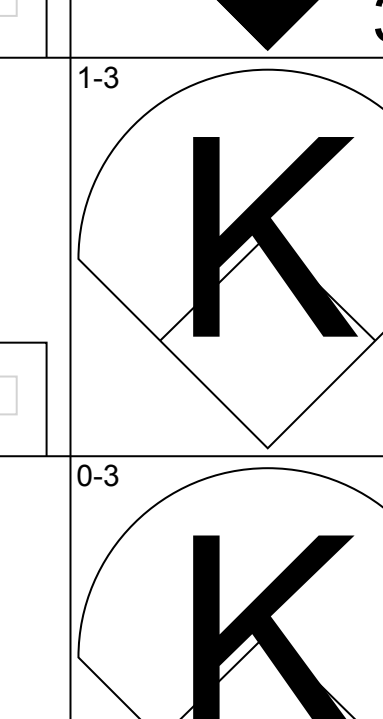

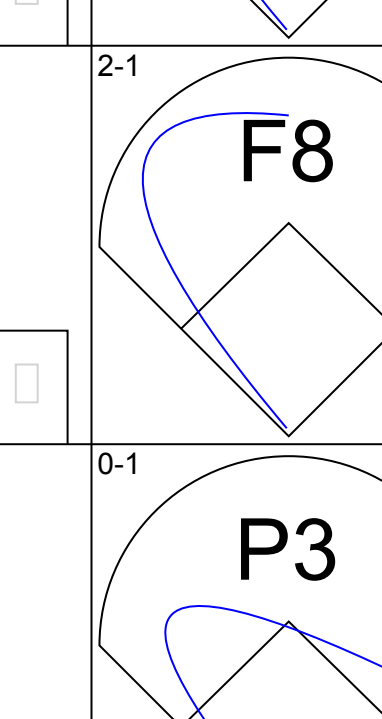

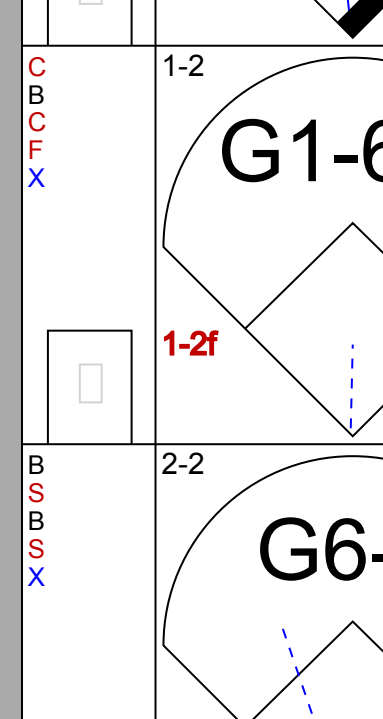
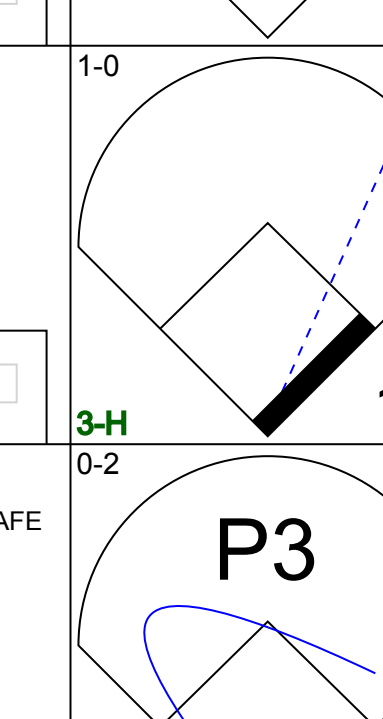


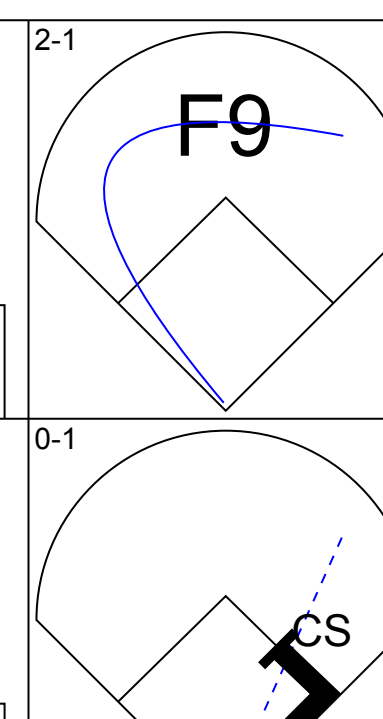
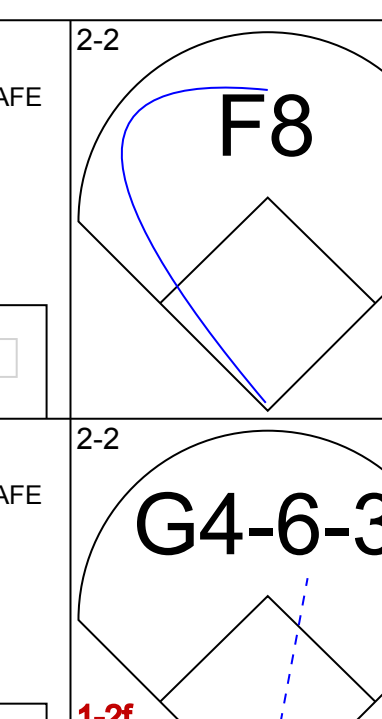

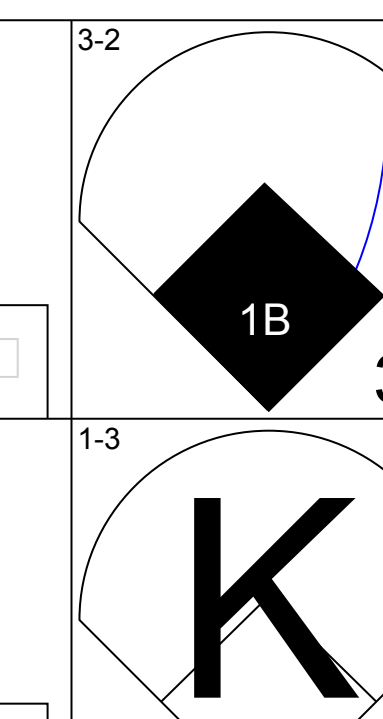
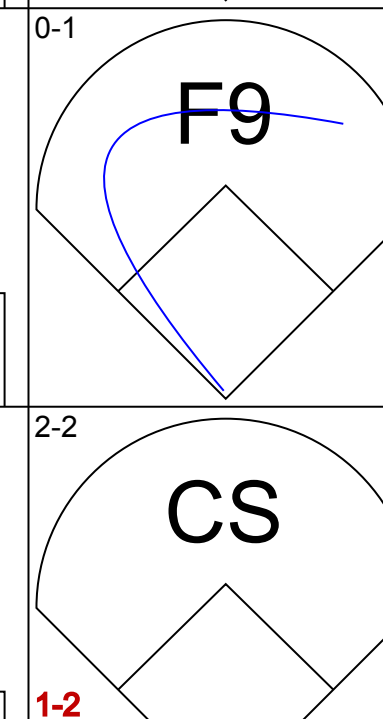


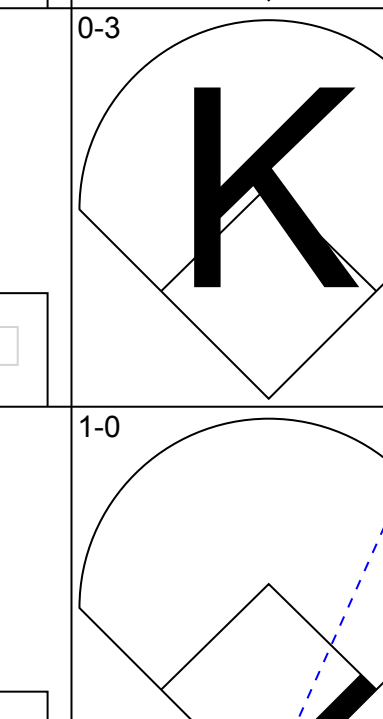

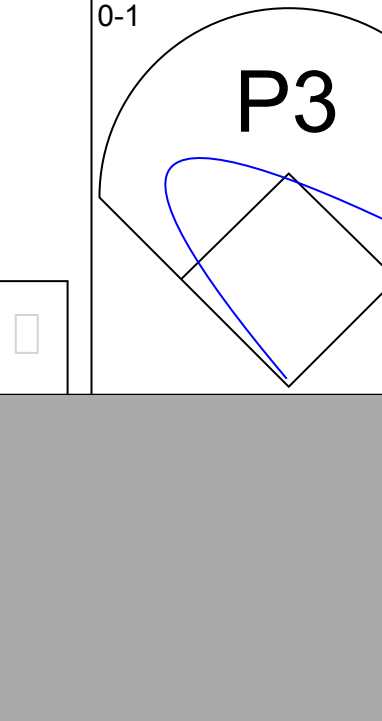
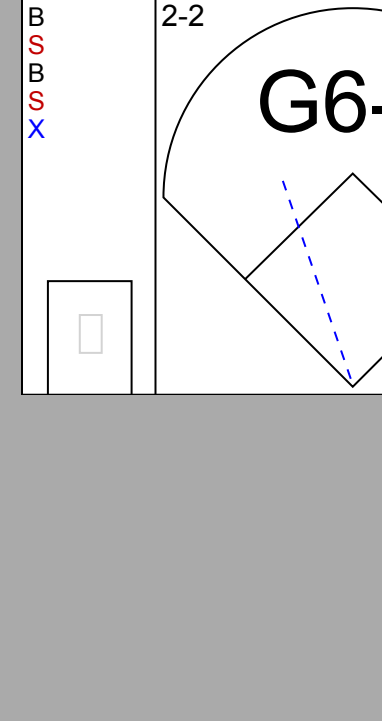
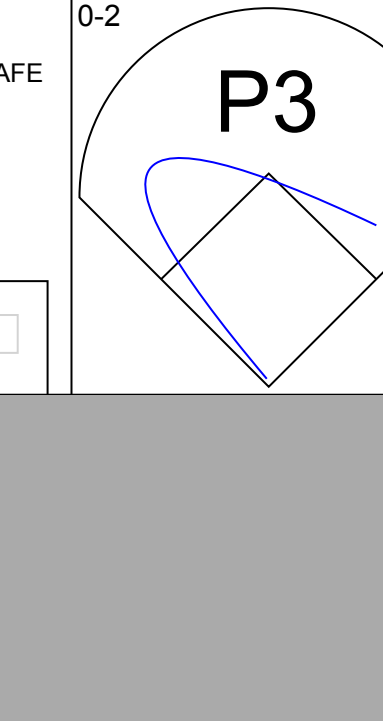

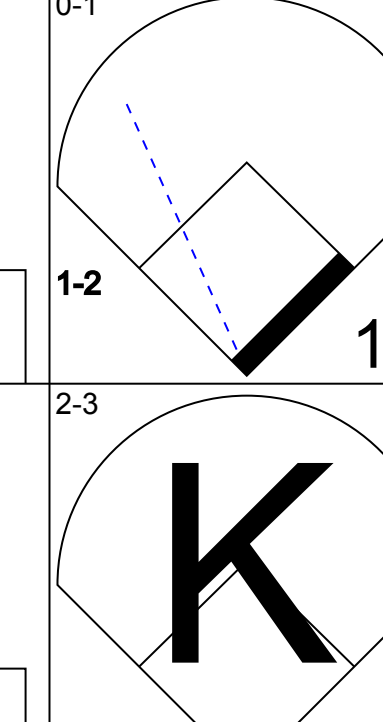



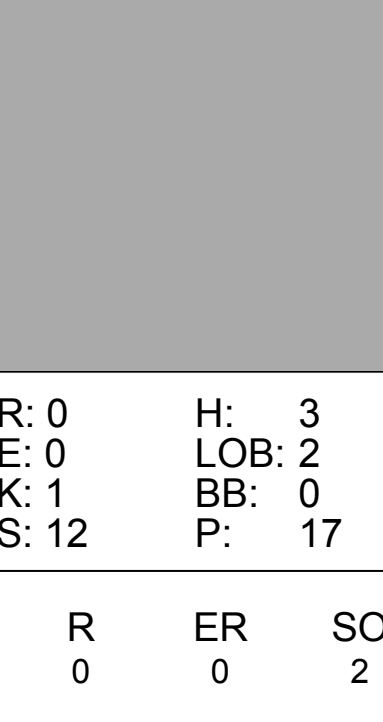

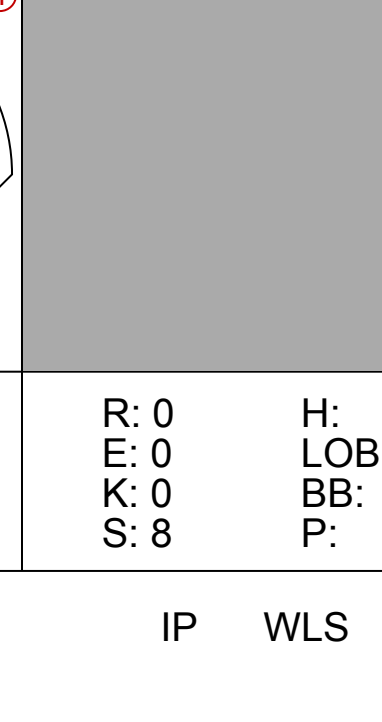
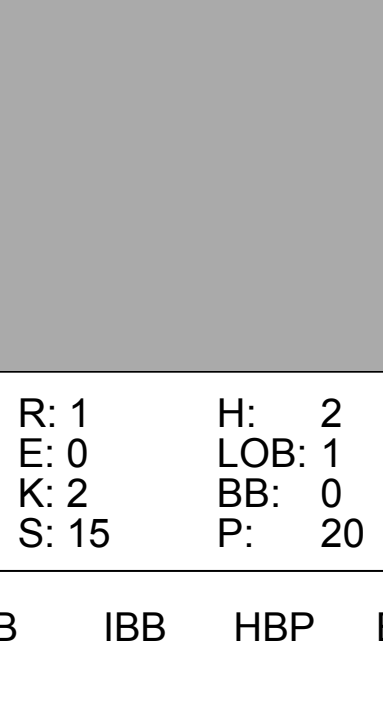











Batter	1	2	3	4	5	6	7	8	9	AB	R	H	RBI	BB	SO	LOB	TOP	
Rickey Henderson, R OBP: 0.468, SLG: 0.552 (1, 7)										5	0	1	0	0	2	5	<p>Oakland Athletics @ California Angels Anaheim Stadium, Anaheim, CA</p> <p>Thu Jul 29 1993, 10:05 PM EDT Att: 22,132 - Unknown - 75 F</p> <p>livebaseballscores.com</p>	
Brent Gates, S OBP: 0.363, SLG: 0.361 (1, 4)										5	0	0	0	0	1	6		
Ruben Sierra, S OBP: 0.307, SLG: 0.436 (1, 9)										3	1	1	0	1	0	0		
Troy Neel, L OBP: 0.340, SLG: 0.468 Dave Henderson, R (8, PH) OBP: 0.263, SLG: 0.410 (1, 10)										3	0	2	1	0	0	0		
Terry Steinbach, R OBP: 0.331, SLG: 0.411 (1, 2)										4	0	1	0	0	1	3		
Mike Aldrete, L OBP: 0.354, SLG: 0.448 Lance Blankenship, R (9, PR) OBP: 0.374, SLG: 0.277 (1, 3)										4	0	1	0	0	0	3		
Jerry Browne, S OBP: 0.304, SLG: 0.310 (1, 8)										4	0	1	0	0	0	2		
Craig Paquette, R OBP: 0.272, SLG: 0.428 (1, 5)										4	0	1	1	0	0	1		
Mike Bordick, R OBP: 0.346, SLG: 0.335 (1, 6)										4	0	2	0	0	0	2		
<b>Inning Stats</b>	R: 0 E: 0 K: 2 S: 9	H: 0 LOB: 0 BB: 0 P: 13	R: 0 E: 0 K: 1 S: 7	H: 0 LOB: 0 BB: 0 P: 10	R: 0 E: 0 K: 0 S: 13	H: 2 LOB: 2 BB: 0 P: 18	R: 0 E: 0 K: 0 S: 8	H: 2 LOB: 2 BB: 0 P: 11	R: 0 E: 0 K: 0 S: 5	H: 1 LOB: 0 BB: 0 P: 19	R: 0 E: 1 K: 1 S: 13	H: 1 LOB: 2 BB: 1 P: 24	R: 1 E: 1 K: 1 S: 11	H: 2 LOB: 3 BB: 0 P: 16	1B: 10 2B: 0 3B: 0 HR: 0	SF: 0 SAC: 0 DP: 0 HBP: 0		WP: 0 PB: 0 SB: 2 CS: 1
<b>PITCHER</b>	IP WLS BF H R ER SO BB IBB HBP BLK WP HR S P ERA WHIP																	
Phil Leftwich, R ERA: 1.29 (1, 1)	7.0 L 27 7 1 1 3 0 0 0 0 0 0 0 68 101 1.29 1.000																	
Ken Patterson, L ERA: 4.57 (8, 1)	0.1 3 1 0 0 0 0 1 0 0 0 0 0 4 12 0.00 3.000																	
Joe Grahe, R ERA: 3.56 (8, 1)	1.1 7 2 1 1 2 0 0 0 0 0 0 0 19 27 6.75 1.500																	
Steve Frey, L ERA: 1.65 (9, 1)	0.1 1 0 0 0 0 0 0 0 0 0 0 0 1 1 0.00 0.000																	

Batter	1	2	3	4	5	6	7	8	9	AB	R	H	RBI	BB	SO	LOB	BOTTOM	
Luis Polonia, L OBP: 0.304, SLG: 0.316 (1, 7)										4	1	1	0	0	0	1	<p>Oakland Athletics @ California Angels Anaheim Stadium, Anaheim, CA</p> <p>Thu Jul 29 1993, 10:05 PM EDT Att: 22,132 - Unknown - 75 F</p> <p>livebaseballscores.com</p>	
Chad Curtis, R OBP: 0.384, SLG: 0.386 (1, 8)										4	0	1	0	0	1	2		
Tim Salmon, R OBP: 0.388, SLG: 0.540 (1, 9)										4	0	1	0	0	1	2		
Chili Davis, S OBP: 0.328, SLG: 0.417 Rod Correia, R (9, PR) OBP: 0.306, SLG: 0.385 (1, 10)										4	0	1	1	0	0	1		
Eduardo Perez, R OBP: 0.385, SLG: 0.667 (1, 5)										4	0	1	0	0	0	1		
Greg Myers, L OBP: 0.313, SLG: 0.393 Stan Javier, S (8, PH) OBP: 0.295, SLG: 0.305 Ron Tingley, R OBP: 0.293, SLG: 0.296 (1, 2)										2	0	1	0	0	0	0		
Torey Lovullo, S OBP: 0.326, SLG: 0.353 (1, 4)										2	0	1	0	1	0	0		
Ty Van Burkleo, L (1, 3)										2	0	0	0	0	1	2		
Rene Gonzales, R (8, PH) OBP: 0.362, SLG: 0.321 (9, 3)										1	0	0	0	0	1	1		
Gary Disarcina, R OBP: 0.281, SLG: 0.328 (1, 6)										2	0	0	0	1	1	1		
<b>Inning Stats</b>	R: 0 E: 0 K: 0 S: 9	H: 1 LOB: 0 BB: 0 P: 12	R: 0 E: 0 K: 1 S: 12	H: 3 LOB: 0 BB: 0 P: 17	R: 0 E: 0 K: 0 S: 8	H: 0 LOB: 0 BB: 1 P: 16	R: 0 E: 0 K: 0 S: 6	H: 0 LOB: 0 BB: 0 P: 11	R: 0 E: 0 K: 1 S: 7	H: 0 LOB: 0 BB: 0 P: 11	R: 0 E: 0 K: 0 S: 8	H: 1 LOB: 0 BB: 0 P: 13	R: 0 E: 0 K: 1 S: 12	H: 0 LOB: 1 BB: 1 P: 17	1B: 6 2B: 0 3B: 1 HR: 0	SF: 0 SAC: 0 DP: 2 HBP: 0	WP: 0 PB: 0 SB: 0 CS: 1	PA: 33
<b>PITCHER</b>	IP WLS BF H R ER SO BB IBB HBP BLK WP HR S P ERA WHIP																	
Bob Welch, R ERA: 4.74 (1, 1)	7.0 W 23 5 0 0 2 1 0 0 0 0 0 0 55 90 0.00 0.857																	
Rick Honeycutt, L ERA: 3.57 (8, 1)	0.1 2 0 0 0 0 1 0 0 0 0 0 0 4 8 0.00 3.000																	
Dennis Eckersley, R ERA: 4.07 (8, 1)	1.2 S 7 2 1 1 3 0 0 0 0 0 0 0 23 29 5.40 1.200																	



Batter	1	2	3	4	5	6	7	8	9	AB	R	H	RBI	BB	SO	LOB	TOP										
<b>Gary Redus, R</b> OBP: 0.318, SLG: 0.446 (1, 8)	0-0 SH2-3 1B 2B		1-1 G4-6-3 1B			3-3 K		2-3 K		4	1	2	0	0	2	0	<b>Texas Rangers @ Oakland Athletics</b> Oakland-Alameda County Coliseum, Oakland, CA Fri Jul 30 1993, 7:05 PM PDT Att: 42,325 - Unknown - 76 F <a href="http://livebaseballscorecards.com">livebaseballscorecards.com</a>										
<b>Julio Franco, R</b> OBP: 0.335, SLG: 0.431 (1, 10)	0-0 SH2-3 2-3		0-1 G4-6-3 1-2			2-1 1B			2-3 K	3	0	1	0	0	1	1											
<b>Rafael Palmeiro, L</b> OBP: 0.369, SLG: 0.569 (1, 3)	2-0 G3			3-1 G4-3		1-0 G4-3			1-0 1B	4	0	1	0	0	0	2											
<b>Juan Gonzalez, R</b> OBP: 0.393, SLG: 0.665 <b>Donald Harris, R</b> OBP: 0.300, SLG: 0.333 <b>Dan Peltier, L</b> OBP: 0.351, SLG: 0.366 (1, 7)	3-2 1B		1-1 G6-3			1-0 CS 1B			0-3 K	3	0	2	1	0	0	0											
<b>Dean Palmer, R</b> OBP: 0.317, SLG: 0.499 (1, 5)	0-1 G1-3		2-3 K			2-3 K			2-3 K	4	0	0	0	0	3	3											
<b>Geno Petralli, L</b> OBP: 0.393, SLG: 0.347 (1, 2)		1-1 F9			0-1 G3				3-2 1B	3	0	1	0	0	0	0											
<b>Doug Strange, S</b> OBP: 0.309, SLG: 0.345 (1, 4)		1-1 F9			0-0 G4-3				2-2 G5-3	3	0	0	0	0	0	1											
<b>Butch Davis, R</b> OBP: 0.287, SLG: 0.431 (1, 9)		2-1 PO 2B			1-3 K				0-3 K	3	0	1	0	0	2	0											
<b>Mario Diaz, R</b> OBP: 0.321, SLG: 0.413 (1, 6)		0-0 PO 2-3	1-2 G6-3			2-3 K			1-2 F8	3	0	0	0	0	1	0											
<b>Inning Stats</b>	R: 1 E: 0 K: 0 S: 8	H: 2 LOB: 1 BB: 0 P: 13	R: 0 E: 0 K: 0 S: 6	H: 1 LOB: 0 BB: 0 P: 10	R: 0 E: 0 K: 0 S: 7	H: 1 LOB: 0 BB: 0 P: 9	R: 0 E: 0 K: 1 S: 7	H: 0 LOB: 0 BB: 0 P: 13	R: 0 E: 0 K: 1 S: 6	H: 0 LOB: 0 BB: 0 P: 7	R: 0 E: 0 K: 2 S: 10	H: 1 LOB: 1 BB: 0 P: 18	R: 0 E: 0 K: 1 S: 11	H: 2 LOB: 1 BB: 0 P: 19	R: 0 E: 0 K: 2 S: 15	H: 0 LOB: 0 BB: 0 P: 18		R: 0 E: 0 K: 3 S: 10	H: 1 LOB: 1 BB: 0 P: 15	1B: 6 2B: 2 3B: 0 HR: 0	SF: 0 SAC: 1 DP: 1 HBP: 0	WP: 0 PB: 0 SB: 0 CS: 1	PA: 33				
<b>PITCHER</b>	IP	WLS	BF	H	R	ER	SO	BB	IBB	HBP	BLK	WP	HR	S	P	ERA	WHIP										
<b>Ron Darling, R</b> ERA: 5.61	(1, 1)	7.0	W	25	7	1	1	5	0	0	0	0	0	55	89	1.29	1.000										
<b>Ed Nunez, R</b> ERA: 2.96	(8, 1)	1.0		3	0	0	0	2	0	0	0	0	0	15	18	0.00	0.000										
<b>Dennis Eckersley, R</b> ERA: 3.98	(9, 1)	1.0	S	4	1	0	0	3	0	0	0	0	0	10	15	0.00	1.000										

Batter	1	2	3	4	5	6	7	8	9	AB	R	H	RBI	BB	SO	LOB	BOTTOM										
<b>Lance Blankenship, R</b> OBP: 0.374, SLG: 0.274 (1, 8)	4-2 G4-3 S BB		1-0 L6-3 1-2			0-3 K		4-2 BB 1B BB	3-3 K	3	1	0	0	2	2	2	<b>Texas Rangers @ Oakland Athletics</b> Oakland-Alameda County Coliseum, Oakland, CA Fri Jul 30 1993, 7:05 PM PDT Att: 42,325 - Unknown - 76 F <a href="http://livebaseballscorecards.com">livebaseballscorecards.com</a>										
<b>Jerry Browne, S</b> OBP: 0.305, SLG: 0.301 <b>Dave Henderson, R</b> OBP: 0.262, SLG: 0.408 (1, 7)	0-2 G4-3 1-3		4-2 BB		0-0 G4-3		1-2 F9			2	0	0	0	1	0	1											
<b>Ruben Sierra, S</b> OBP: 0.308, SLG: 0.434 (1, 9)	2-3 K		3-1 G4-3		4-2 S BB		4-0 1B BB			2	0	0	1	2	1	2											
<b>Troy Neel, L</b> OBP: 0.338, SLG: 0.464 (1, 10)	1-0 F7			2-3 K	1-2 F8		1-2 BB 1B			4	0	1	2	0	1	2											
<b>Mike Aldrete, L</b> OBP: 0.358, SLG: 0.441 (1, 3)		1-2 G4-3		4-1 FC1-6 1B BB		1-3 K	4-1 G6-4-3 BB			2	1	0	0	2	1	0											
<b>Craig Panquette, R</b> OBP: 0.277, SLG: 0.426 (1, 5)	4-2 S BB		0-1 FC1-6 1B		0-0 G5-3		0-0 G6-4-3			3	0	1	0	1	0	3											
<b>Brent Gates, S</b> OBP: 0.361, SLG: 0.360 (1, 4)	3-3 K		2-0 FC1-6 1B S		0-3 K		1-0 1B			4	0	1	0	0	2	3											
<b>Mike Bordick, R</b> OBP: 0.348, SLG: 0.337 (1, 6)	0-1 F9		2-2 1B		2-1 1B BB		3-2 L7			4	1	2	1	0	0	2											
<b>Scott Hemond, R</b> OBP: 0.320, SLG: 0.341 (1, 2)			1-1 L6-3 1B		1-3 F9		0-0 BB S 1B	1-0 P5		4	1	2	0	0	0	3											
<b>Inning Stats</b>	R: 0 E: 0 K: 1 S: 9	H: 0 LOB: 1 BB: 1 P: 16	R: 0 E: 0 K: 1 S: 10	H: 0 LOB: 1 BB: 1 P: 18	R: 0 E: 0 K: 0 S: 7	H: 1 LOB: 1 BB: 1 P: 16	R: 1 E: 0 K: 1 S: 13	H: 2 LOB: 2 BB: 1 P: 26	R: 0 E: 0 K: 1 S: 9	H: 0 LOB: 1 BB: 1 P: 14	R: 0 E: 0 K: 2 S: 7	H: 0 LOB: 0 BB: 0 P: 8	R: 3 E: 0 K: 0 S: 15	H: 3 LOB: 2 BB: 3 P: 31	R: 0 E: 0 K: 1 S: 10	H: 1 LOB: 1 BB: 0 P: 18		R: 0 E: 0 K: 1 S: 10	H: 0 LOB: 0 BB: 0 P: 18	1B: 7 2B: 1 3B: 0 HR: 0	SF: 0 SAC: 0 DP: 2 HBP: 0	WP: 0 PB: 0 SB: 5 CS: 0	PA: 37				
<b>PITCHER</b>	IP	WLS	BF	H	R	ER	SO	BB	IBB	HBP	BLK	WP	HR	S	P	ERA	WHIP										
<b>Nolan Ryan, R</b> ERA: 5.88	(1, 1)	6.0	L	28	5	4	4	6	6	0	0	0	0	60	109	6.00	1.833										
<b>Craig Lefferts, L</b> ERA: 5.99	(7, 1)	0.1		4	1	0	0	0	2	0	0	0	0	9	19	0.00	9.000										
<b>Cris Carpenter, R</b> ERA: 2.72	(7, 1)	1.2		5	1	0	0	1	0	0	0	0	0	11	19	0.00	0.600										



Batter	1	2	3	4	5	6	7	8	9	AB	R	H	RBI	BB	SO	LOB	TOP										
<b>Gary Redus, R</b> OBP: 0.321, SLG: 0.435 (1, 8)										3	0	0	0	2	1	2	<b>Texas Rangers @ Oakland Athletics</b> Oakland-Alameda County Coliseum, Oakland, CA Sat Jul 31 1993, 3:33 AM PDT Att: 27,405 - Sunny - 84 F										
<b>Butch Davis, R</b> OBP: 0.283, SLG: 0.430 (1, 7)										5	2	1	0	0	0	2											
<b>Rafael Palmeiro, L</b> OBP: 0.374, SLG: 0.584 (1, 3)										4	3	3	3	1	0	0											
<b>Julio Franco, R</b> OBP: 0.336, SLG: 0.431 (1, 10)										5	2	2	1	0	0	2											
<b>Geno Petralli, L</b> OBP: 0.415, SLG: 0.351 <b>John Russell, R</b> OBP: 0.364, SLG: 0.600 (9, 2)											2	1	1	1	3	1		0									
<b>Dean Palmer, R</b> OBP: 0.318, SLG: 0.496 (1, 5)										4	0	1	0	1	2	5											
<b>Dan Peltier, L</b> OBP: 0.350, SLG: 0.375 <b>Donald Harris, R</b> OBP: 0.250, SLG: 0.273 (7, 7)										3	0	1	2	0	0	3											
<b>Doug Strange, S</b> OBP: 0.310, SLG: 0.344 (1, 4)											4	0	1	1	1	0		2									
<b>Manuel Lee, S</b> OBP: 0.218, SLG: 0.143 (1, 6)											4	0	0	0	1	1		3									
<b>Inning Stats</b>	R: 2 E: 0 K: 1 S: 19	H: 3 LOB: 2 BB: 1 P: 30	R: 0 E: 0 K: 0 S: 7	H: 0 LOB: 0 BB: 1 P: 15	R: 4 E: 1 K: 1 S: 21	H: 4 LOB: 2 BB: 1 P: 37	R: 0 E: 0 K: 0 S: 5	H: 0 LOB: 0 BB: 0 P: 8	R: 0 E: 0 K: 1 S: 8	H: 0 LOB: 1 BB: 1 P: 14	R: 0 E: 0 K: 0 S: 9	H: 0 LOB: 2 BB: 2 P: 17	R: 0 E: 0 K: 2 S: 9	H: 0 LOB: 1 BB: 1 P: 18	R: 0 E: 0 K: 0 S: 10	H: 0 LOB: 1 BB: 1 P: 16		R: 2 E: 0 K: 2 S: 18	H: 3 LOB: 2 BB: 1 P: 30	1B: 5 2B: 5 3B: 0 HR: 1	SF: 0 SAC: 0 DP: 2 HBP: 0	WP: 1 PB: 1 SB: 0 CS: 0	PA: 45				
<b>PITCHER</b>	IP	WLS	BF	H	R	ER	SO	BB	IBB	HBP	BLK	WP	HR	S	P	ERA	WHIP										
<b>Bobby Witt, R</b> ERA: 4.73 (1, 1)	2.1	L	16	7	6	5	2	2	0	0	0	1	1	37	65	19.29	3.857										
<b>Vince Horsman, L</b> ERA: 6.52 (3, 1)	0.1		2	0	0	0	0	1	0	0	0	0	0	6	10	0.00	3.000										
<b>Kelly Downs, R</b> ERA: 6.17 (7, 1)	3.1		13	0	0	0	1	2	1	0	0	0	0	26	46	0.00	0.600										
<b>Mike Mohler, L</b> ERA: 4.74 (9, 1)	2.0		7	0	0	0	2	2	0	0	0	0	0	19	34	0.00	1.000										
<b>Kevin Campbell, R</b> ERA: 8.0 (9, 1)	1.0		7	3	2	2	2	1	0	0	0	0	0	18	30	18.00	4.000										

AB 36  
R 8  
H 10  
RBI 8  
BB 9  
SO 7  
LOB 22



Batter	1	2	3	4	5	6	7	8	9	AB	R	H	RBI	BB	SO	LOB	BOTTOM										
<b>Rickey Henderson, R</b> OBP: 0.469, SLG: 0.553 (1, 7)											3	2	1	0	2	0	0										
<b>Brent Gates, S</b> OBP: 0.359, SLG: 0.357 (1, 4)											5	0	1	0	0	0	2										
<b>Ruben Sierra, S</b> OBP: 0.310, SLG: 0.435 (1, 9)											4	0	2	1	0	0	1										
<b>Troy Neel, L</b> OBP: 0.341, SLG: 0.460 (1, 10)											2	0	0	0	2	1	3										
<b>Mike Aldrete, L</b> OBP: 0.348, SLG: 0.426 (1, 3)											4	0	0	0	0	0	6										
<b>Terry Steinbach, R</b> OBP: 0.334, SLG: 0.413 (1, 2)										3	0	2	0	0	0	0	0										
<b>Jerry Browne, S</b> OBP: 0.291, SLG: 0.286 (1, 8)										4	0	0	0	0	0	0	3										
<b>Craig Paquette, R</b> OBP: 0.271, SLG: 0.417 (1, 5)										4	0	0	0	0	0	0	2										
<b>Mike Bordick, R</b> OBP: 0.344, SLG: 0.333 (1, 6)										4	0	0	0	0	0	0	1										
<b>Inning Stats</b>	R: 0 E: 0 K: 0 S: 9	H: 1 LOB: 2 BB: 1 P: 19	R: 0 E: 0 K: 0 S: 11	H: 1 LOB: 0 BB: 0 P: 16	R: 0 E: 0 K: 1 S: 10	H: 1 LOB: 2 BB: 1 P: 20	R: 0 E: 0 K: 0 S: 8	H: 0 LOB: 0 BB: 0 P: 12	R: 1 E: 1 K: 0 S: 16	H: 1 LOB: 2 BB: 1 P: 22	R: 0 E: 0 K: 0 S: 5	H: 0 LOB: 0 BB: 0 P: 8	R: 1 E: 0 K: 0 S: 8	H: 1 LOB: 1 BB: 1 P: 14	R: 0 E: 0 K: 0 S: 9	H: 1 LOB: 1 BB: 0 P: 12	R: 0 E: 0 K: 0 S: 7	H: 0 LOB: 0 BB: 0 P: 9	1B: 5 2B: 1 3B: 0 HR: 0	SF: 0 SAC: 0 DP: 1 HBP: 0	WP: 0 PB: 0 SB: 4 CS: 0	PA: 38					
<b>PITCHER</b>	IP	WLS	BF	H	R	ER	SO	BB	IBB	HBP	BLK	WP	HR	S	P	ERA	WHIP										
<b>Kevin Brown, R</b> ERA: 3.7 (1, 1)	8.0	W	35	6	2	1	1	4	0	0	0	0	0	76	123	1.12	1.250										
<b>Tom Henke, R</b> ERA: 3.2 (9, 1)	1.0		3	0	0	0	0	0	0	0	0	0	0	7	9	0.00	0.000										

AB 33  
R 2  
H 6  
RBI 1  
BB 4  
SO 1  
LOB 18







Batter	1	2	3	4	5	6	7	8	9	AB	R	H	RBI	BB	SO	LOB	TOP											
<b>Gary Redus, R</b> OBP: 0.324, SLG: 0.430	1-1 CS 1B			4-2 FC1-6 BB	2-2 G5-4-3		2-0 FC6-4		0-0 FC5-4	4	0	1	0	1	0	4	<b>Texas Rangers @ Oakland Athletics</b> Oakland-Alameda County Coliseum, Oakland, CA Sun Aug 01 1993, 7:05 PM PDT Att: 38,313 - Sunny - 91 F											
<b>Butch Davis, R</b> OBP: 0.275, SLG: 0.416	2-2 L7			0-0 FC1-6 HR	3-1 L8			1-3 K		4	1	0	0	0	1	3												
<b>Rafael Palmeiro, L</b> OBP: 0.375, SLG: 0.598	0-3 K			2-1 HR				3-2 HR		4	2	2	3	0	2	0												
<b>Juan Gonzalez, R</b> OBP: 0.394, SLG: 0.670		0-1 G5-3		4-2 BB				2-2 HR		3	1	1	1	1	1	0												
<b>Julio Franco, R</b> OBP: 0.335, SLG: 0.427		2-2 F9		2-1 F9			4-1 BB	0-0 F9		3	0	0	0	1	0	1												
<b>Geno Petralli, L</b> OBP: 0.398, SLG: 0.333		3-2 F7		1-1 G4-3			2-0 G1-3	1-0 G4-3		4	0	0	0	0	2													
<b>Doug Strange, S</b> OBP: 0.313, SLG: 0.344			1-3 K		4-2 1B BB		1-1 G6-3	0-1 FC5-4 1B		3	1	1	0	1	1	0												
<b>Mario Diaz, R</b> OBP: 0.319, SLG: 0.407			3-2 G3		1-1 G5-4-3 1B		1-0 F9	0-0 L9		4	0	1	0	0	0	1												
<b>Manuel Lee, S</b> OBP: 0.231, SLG: 0.160			3-2 L8		0-1 G5-4-3 1B		2-1 FC6-4 1B	1-2 L5		3	0	2	1	0	0	0												
<b>John Russell, R</b> (9, PH) OBP: 0.333, SLG: 0.545					1-2 3H					1	0	0	0	0	0	1												
<b>Inning Stats</b>	R: 0 E: 0 K: 1 S: 8	H: 1 LOB: 0 BB: 0 P: 11	R: 0 E: 0 K: 0 S: 8	H: 0 LOB: 0 BB: 0 P: 13	R: 0 E: 0 K: 1 S: 9	H: 0 LOB: 0 BB: 0 P: 16	R: 2 E: 0 K: 0 S: 11	H: 1 LOB: 1 BB: 2 P: 24	R: 1 E: 0 K: 2 S: 12	H: 2 LOB: 1 BB: 1 P: 22	R: 0 E: 0 K: 2 S: 8	H: 0 LOB: 1 BB: 1 P: 17	R: 0 E: 0 K: 0 S: 6	H: 1 LOB: 0 BB: 0 P: 12	R: 2 E: 0 K: 1 S: 11	H: 2 LOB: 0 BB: 0 P: 18	R: 0 E: 0 K: 0 S: 7	H: 1 LOB: 1 BB: 0 P: 8	1B: 5 2B: 0 3B: 0 HR: 3	SF: 0 SAC: 0 DP: 1 HBP: 0	WP: 0 PB: 0 SB: 0 CS: 1	PA: 37						
<b>PITCHER</b>	IP	WLS	BF	H	R	ER	SO	BB	IBB	HBP	BLK	WP	HR	S	P	ERA	WHIP											
<b>Todd Van Poppel, R</b> ERA: 6.97	(1, 1)	5.0	W	20	4	3	3	2	3	0	0	0	0	0	3	4	5.40	1.400										
<b>Vince Horsman, L</b> ERA: 6.3	(6, 1)	0.1		1	0	0	0	1	0	0	0	0	0	0	3	4	0.00	0.000										
<b>Rich Gossage, R</b> ERA: 5.19	(6, 1)	0.2		3	0	0	0	1	1	0	0	0	0	0	5	13	0.00	1.500										
<b>Joe Boever, R</b> ERA: 3.79	(7, 1)	2.0		9	3	2	2	1	0	0	0	0	0	2	17	30	9.00	1.500										
<b>Rick Honeycutt, L</b> ERA: 3.42	(9, 1)	1.0		4	1	0	0	0	0	0	0	0	0	0	7	8	0.00	1.000										

Batter	1	2	3	4	5	6	7	8	9	AB	R	H	RBI	BB	SO	LOB	BOTTOM												
<b>Lance Blankenship, R</b> OBP: 0.378, SLG: 0.274	0-1 F9			0-0 1B 1B	4-2 HR BB		2-3 K			3	2	1	1	2	1	1	<b>Texas Rangers @ Oakland Athletics</b> Oakland-Alameda County Coliseum, Oakland, CA Sun Aug 01 1993, 7:05 PM PDT Att: 38,313 - Sunny - 91 F												
<b>Brent Gates, S</b> OBP: 0.357, SLG: 0.355	0-1 G1-3		0-1 G4-3	1-1 1B	1-2 F7		1-0 G4-6-3			5	0	1	1	0	0	6													
<b>Ruben Sierra, S</b> OBP: 0.313, SLG: 0.444	0-1 1B		2-0 G5-3	2-1 1B	3-0 HR			0-0 F7		5	1	3	4	0	0	0													
<b>Terry Steinbach, R</b> OBP: 0.332, SLG: 0.419	0-0 E1		1-0 HR	2-1 F9	0-2 G4-3			0-2 F8		5	1	1	1	0	0	3													
<b>Dave Henderson, R</b> OBP: 0.260, SLG: 0.404	1-0 L8		3-2 1B	1-3 K			2-1 F7	2-2 F8		5	0	1	0	0	1	4													
<b>Craig Parquette, R</b> OBP: 0.276, SLG: 0.432			4-0 2B BB		1-0 HR		1-1 G5-3			3	1	1	1	1	0	0													
<b>Jerry Browne, S</b> OBP: 0.311, SLG: 0.321		1-2 2B		2-1 G5-3	0-1 SH3-4 2B 1B		1-2 1B			4	1	3	0	0	0	0													
<b>Mike Bordick, R</b> OBP: 0.344, SLG: 0.333		3-2 L5		0-0 1B	0-0 SH3-4 1B		1-2 F7			3	1	1	0	0	0	3													
<b>Scott Hemond, R</b> OBP: 0.327, SLG: 0.358		1-0 P4		2-2 E6 1B	1-1 HR 2B		1-2 G4-6-3 1B			4	2	2	1	0	0	3													
<b>Inning Stats</b>	R: 0 E: 1 K: 0 S: 8	H: 1 LOB: 2 BB: 0 P: 9	R: 0 E: 0 K: 0 S: 12	H: 1 LOB: 3 BB: 2 P: 25	R: 1 E: 0 K: 0 S: 6	H: 2 LOB: 0 BB: 0 P: 12	R: 3 E: 1 K: 1 S: 17	H: 4 LOB: 2 BB: 0 P: 27	R: 5 E: 0 K: 0 S: 15	H: 4 LOB: 0 BB: 1 P: 25	R: 0 E: 0 K: 0 S: 10	H: 1 LOB: 0 BB: 0 P: 15	R: 0 E: 0 K: 1 S: 9	H: 1 LOB: 0 BB: 0 P: 13	R: 0 E: 0 K: 0 S: 7	H: 0 LOB: 0 BB: 0 P: 9	1B: 9 2B: 2 3B: 0 HR: 3	SF: 0 SAC: 1 DP: 1 HBP: 0	WP: 0 PB: 0 SB: 0 CS: 0	PA: 41									
<b>PITCHER</b>	IP	WLS	BF	H	R	ER	SO	BB	IBB	HBP	BLK	WP	HR	S	P	ERA	WHIP												
<b>Kenny Rogers, L</b> ERA: 5.12	(1, 1)	4.0	L	25	10	6	5	1	2	0	0	0	0	0	2	46	77	11.25	3.000										
<b>Mike Schooler, R</b> ERA: 5.48	(5, 1)	2.0		10	3	3	3	0	1	0	0	0	0	1	22	36	13.50	2.000											
<b>Bob Patterson, L</b> ERA: 4.82	(7, 1)	2.0		6	1	0	0	1	0	0	0	0	0	0	16	22	0.00	0.500											

**AB** 33  
**R** 5  
**H** 8  
**RBI** 5  
**BB** 4  
**SO** 5  
**LOB** 12



**AB** 37  
**R** 9  
**H** 14  
**RBI** 9  
**BB** 3  
**SO** 2  
**LOB** 20





Batter	1	2	3	4	5	6	7	8	9	AB R H RBI BB SO LOB	TOP									
Omar Vizquel, S OBP: 0.391, SLG: 0.329	F7		F7	G4-3			G5-3		K	5 0 0 0 0 1 4	<b>Seattle Mariners @ Oakland Athletics</b> Oakland-Alameda County Coliseum, Oakland, CA Tue Aug 03 1993, 7:05 PM PDT Att: 23,311 - Unknown - 67 F <a href="http://livebaseballscorecards.com">livebaseballscorecards.com</a>									
Bret Boone, R OBP: 0.323, SLG: 0.474	HR		HR		G4-3			K	3 2 1 1 1 1 0											
Ken Griffey Jr., L OBP: 0.395, SLG: 0.622	HR		G3		G1-3		G4-3		4 1 1 2 0 0 0											
Jay Buhner, R OBP: 0.388, SLG: 0.493	F8		K		P6			BB	3 0 0 0 1 1 0											
Tino Martinez, L OBP: 0.347, SLG: 0.466	F9			K		G4-3		F7	4 0 0 0 0 1 1											
Edgar Martinez, R OBP: 0.350, SLG: 0.392		G4-3							4 1 2 0 0 0 0											
Erik Hanson, R (9, PR)				1B	2B			SH1-3	0 1 0 0 0 0 0											
Mike Blowers, R OBP: 0.364, SLG: 0.472								SH1-3	2 0 1 0 1 0 0											
Dave Valle, R OBP: 0.356, SLG: 0.401									4 0 1 2 0 0 2											
Mike Felder, S OBP: 0.277, SLG: 0.284									4 0 1 0 0 0 5											
<b>Inning Stats</b>	R: 2 E: 0 K: 0 S: 9	H: 1 LOB: 0 BB: 1 P: 17	R: 0 E: 0 K: 0 S: 7	H: 0 LOB: 1 BB: 1 P: 14	R: 1 E: 0 K: 1 S: 9	H: 1 LOB: 0 BB: 0 P: 14	R: 1 E: 1 K: 1 S: 13	H: 2 LOB: 2 BB: 0 P: 21	R: 0 E: 0 K: 0 S: 8	H: 0 LOB: 0 BB: 0 P: 11	R: 0 E: 0 K: 0 S: 6	H: 1 LOB: 0 BB: 0 P: 8	R: 0 E: 0 K: 1 S: 7	H: 0 LOB: 1 BB: 1 P: 14	R: 1 E: 0 K: 1 S: 10	H: 2 LOB: 2 BB: 0 P: 18	1B: 4 2B: 1 3B: 0 HR: 2	SF: 0 SAC: 1 DP: 0 HBP: 0	WP: 0 PB: 0 SB: 1 CS: 1	PA: 37
<b>PITCHER</b>	IP WLS BF H R ER SO BB IBB HBP BLK WP HR S P ERA WHIP											IP WLS BF H R ER SO BB IBB HBP BLK WP HR S P ERA WHIP								
Bob Welch, R ERA: 4.78	(1, 1) 6.1 27 5 4 4 2 2 0 0 0 0 2 57 94 5.68 1.105																			
Rick Honeycutt, L ERA: 3.24	(7, 1) 1.1 3 0 0 0 1 0 0 0 0 0 0 8 11 0.00 0.000																			
Ed Nunez, R ERA: 3.06	(8, 1) 1.1 L 7 2 1 1 1 1 0 0 0 0 0 12 24 6.75 2.250																			

Batter	1	2	3	4	5	6	7	8	9	AB R H RBI BB SO LOB	BOTTOM											
Lance Blankenship, R OBP: 0.378, SLG: 0.272	F9		K				SH		F7	2 0 0 0 1 1 0	<b>Seattle Mariners @ Oakland Athletics</b> Oakland-Alameda County Coliseum, Oakland, CA Tue Aug 03 1993, 7:05 PM PDT Att: 23,311 - Unknown - 67 F <a href="http://livebaseballscorecards.com">livebaseballscorecards.com</a>											
Mike Aldegre, R OBP: 0.345, SLG: 0.423										1 0 0 0 0 0 0												
Brent Gates, S OBP: 0.352, SLG: 0.349	G6-3			F7	L8		B1		G6-3	5 0 0 0 0 0 3												
Ruben Sierra, S OBP: 0.314, SLG: 0.443	F9			1B	1B		F9		F8	5 1 2 0 0 0 2												
Terry Steinbach, R OBP: 0.332, SLG: 0.417		K		HR	1B		P3		K	4 1 1 0 0 2 4												
Dave Henderson, R OBP: 0.256, SLG: 0.396		K		K			K		F8	4 0 0 0 0 3 2												
Craig Parquette, R OBP: 0.285, SLG: 0.451					HR		SH5-3		K	3 1 2 3 1 1 0												
Jerry Browne, S OBP: 0.312, SLG: 0.321					G6-3		SH5-3			3 0 1 0 0 1 1												
Mike Bordick, R OBP: 0.343, SLG: 0.330						G4-3				3 0 0 0 1 2 1												
Scott Hemond, R OBP: 0.333, SLG: 0.388									K	3 1 1 1 1 2 2												
<b>Inning Stats</b>	R: 0 E: 0 K: 0 S: 5	H: 0 LOB: 0 BB: 0 P: 7	R: 0 E: 0 K: 3 S: 14	H: 1 LOB: 0 BB: 0 P: 22	R: 0 E: 0 K: 3 S: 12	H: 0 LOB: 0 BB: 0 P: 17	R: 3 E: 0 K: 1 S: 13	H: 3 LOB: 0 BB: 0 P: 18	R: 1 E: 0 K: 0 S: 16	H: 2 LOB: 2 BB: 1 P: 25	R: 0 E: 0 K: 2 S: 12	H: 0 LOB: 1 BB: 1 P: 18	R: 0 E: 1 K: 1 S: 11	H: 0 LOB: 0 BB: 1 P: 20	R: 0 E: 0 K: 2 S: 10	H: 1 LOB: 2 BB: 1 P: 21	R: 0 E: 0 K: 0 S: 7	H: 0 LOB: 0 BB: 0 P: 11	1B: 5 2B: 0 3B: 0 HR: 2	SF: 0 SAC: 2 DP: 0 HBP: 0	WP: 0 PB: 0 SB: 1 CS: 0	PA: 39
<b>PITCHER</b>	IP WLS BF H R ER SO BB IBB HBP BLK WP HR S P ERA WHIP											IP WLS BF H R ER SO BB IBB HBP BLK WP HR S P ERA WHIP										
Randy Johnson, L ERA: 3.72	(1, 1) 8.0 W 36 7 4 4 12 4 0 0 0 0 2 93 148 4.50 1.375																					
Ted Power, R ERA: 6.0	(9, 1) 1.0 S 3 0 0 0 0 0 0 0 0 0 0 7 11 0.00 0.000																					



Batter	1	2	3	4	5	6	7	8	9	AB	R	H	RBI	BB	SO	LOB	TOP																					
Mike Felder, S OBP: 0.275, SLG: 0.283	G5-3		E5 HR	F8			FC4-2			5	1	1	0	0	0	4	Seattle Mariners @ Oakland Athletics Oakland-Alameda County Coliseum, Oakland, CA Wed Aug 04 1993, 3:33 AM PDT Att: 22,152 - Sunny - 72 F																					
Bret Boone, R OBP: 0.314, SLG: 0.500	P3		HR		G5-3		P5		F7	5	1	1	3	0	0	4																						
Ken Griffey Jr., L OBP: 0.394, SLG: 0.617			L8		L3		K			3	0	0	0	1	1	2																						
Edgar Martinez, R OBP: 0.347, SLG: 0.387 Mike Blowers, R OBP: 0.394, SLG: 0.472	F9		1B		K			G3		4	0	1	0	0	1	1																						
Tino Martinez, L OBP: 0.346, SLG: 0.464		G4-3	L7					K		4	0	1	0	0	1	1																						
Jay Buhner, R OBP: 0.387, SLG: 0.499	F7			HR	G6-4-3			F7		4	1	1	1	0	0	1																						
Dann Howitt, L OBP: 0.250, SLG: 0.500	P6			2B	F7				F8	4	0	1	0	0	0	0																						
Bill Haselman, R OBP: 0.348, SLG: 0.510			HR	L8			1B FC4-2	BB	1B	3	1	2	0	1	0	1																						
Omar Vizquel, S OBP: 0.350, SLG: 0.328			F7	FC6-5-4-6			FC4-2	1B	F8	4	0	1	0	0	0	3																						
<b>Inning Stats</b>	R: 0 E: 0 K: 0 S: 9	H: 0 LOB: 1 BB: 1 P: 16	R: 0 E: 0 K: 0 S: 5	H: 0 LOB: 0 BB: 0 P: 11	R: 3 E: 1 K: 0 S: 13	H: 3 LOB: 1 BB: 0 P: 26	R: 1 E: 0 K: 0 S: 9	H: 2 LOB: 1 BB: 0 P: 16	R: 0 E: 0 K: 1 S: 6	H: 1 LOB: 0 BB: 0 P: 13	R: 0 E: 0 K: 1 S: 13	H: 1 LOB: 2 BB: 1 P: 21	R: 0 E: 0 K: 1 S: 12	H: 0 LOB: 0 BB: 0 P: 17	R: 0 E: 0 K: 0 S: 12	H: 2 LOB: 2 BB: 0 P: 12	1B: 5 2B: 2 3B: 0 HR: 2	SF: 0 SAC: 0 DP: 1 HBP: 0	WP: 0 PB: 0 SB: 0 CS: 0	PA: 38																		
<b>PITCHER</b>	IP	WLS	BF	H	R	ER	SO	BB	IBB	HBP	BLK	WP	HR	S	P	ERA	WHIP	<b>PITCHER</b>				IP	WLS	BF	H	R	ER	SO	BB	IBB	HBP	BLK	WP	HR	S	P	ERA	WHIP
Ron Darling, R ERA: 5.61	(1, 1)	5.0	23	6	4	3	1	1	0	0	0	0	2	45	84	5.40	1.400																					
Kelly Downs, R ERA: 5.89	(6, 1)	4.0	W	15	3	0	0	2	1	0	0	0	0	40	57	0.00	1.000																					

AB	36
R	4
H	9
RBI	4
BB	2
SO	3
LOB	17



Batter	1	2	3	4	5	6	7	8	9	AB	R	H	RBI	BB	SO	LOB	BOTTOM																					
Jerry Browne, S OBP: 0.309, SLG: 0.310	G6-4-3 BB		L7		G6-3			G4-1		3	0	0	0	1	0	0	Seattle Mariners @ Oakland Athletics Oakland-Alameda County Coliseum, Oakland, CA Wed Aug 04 1993, 3:33 AM PDT Att: 22,152 - Sunny - 72 F																					
Brent Gates, S OBP: 0.348, SLG: 0.345	G6-4-3 1-2f		F7		G1		P4		4	0	0	0	0	0	1																							
Ruben Sierra, S OBP: 0.316, SLG: 0.451	G3		CS			F8		1B 3B	4	1	2	0	0	0	0																							
Troy Neel, L OBP: 0.341, SLG: 0.463 Lance Blankenship, R OBP: 0.380, SLG: 0.272	G1-3 2B	G1-3 2B	CS	G4-3		K		1B FC6 BB	3	1	1	0	0	1	0																							
Dave Henderson, R OBP: 0.253, SLG: 0.391 Mike Aldrete, L OBP: 0.350, SLG: 0.427	G1-3			F9		F9		HBP 1B	3	0	0	0	0	0	1																							
Terry Steinbach, R OBP: 0.333, SLG: 0.421 Scott Hemond, R OBP: 0.333, SLG: 0.388							K	FC6 HBP IBB	4	0	2	2	0	1	1																							
Craig Paquette, R OBP: 0.284, SLG: 0.444	F9			F9			G6-3	HBP IBB	3	0	0	0	1	0	2																							
Scott Lydy, R OBP: 0.304, SLG: 0.450							K	P5	3	1	1	1	1	1	3																							
Mike Bordick, R OBP: 0.342, SLG: 0.327	G3-1				G6-3			HBP	3	0	0	1	0	0	2																							
<b>Inning Stats</b>	R: 0 E: 0 K: 0 S: 5	H: 2 LOB: 2 BB: 1 P: 10	R: 1 E: 0 K: 0 S: 12	H: 2 LOB: 1 BB: 1 P: 21	R: 0 E: 0 K: 0 S: 6	H: 1 LOB: 0 BB: 0 P: 11	R: 0 E: 0 K: 0 S: 7	H: 1 LOB: 1 BB: 0 P: 10	R: 1 E: 0 K: 0 S: 6	H: 1 LOB: 0 BB: 0 P: 8	R: 0 E: 0 K: 1 S: 9	H: 0 LOB: 0 BB: 0 P: 14	R: 0 E: 0 K: 2 S: 7	H: 0 LOB: 0 BB: 0 P: 7	R: 0 E: 0 K: 0 S: 7	H: 0 LOB: 0 BB: 0 P: 10	R: 3 E: 1 K: 0 S: 10	H: 2 LOB: 3 BB: 2 P: 27	1B: 2 2B: 3 3B: 1 HR: 1	SF: 0 SAC: 0 DP: 1 HBP: 1	WP: 0 PB: 0 SB: 1 CS: 1	PA: 37																
<b>PITCHER</b>	IP	WLS	BF	H	R	ER	SO	BB	IBB	HBP	BLK	WP	HR	S	P	ERA	WHIP	<b>PITCHER</b>				IP	WLS	BF	H	R	ER	SO	BB	IBB	HBP	BLK	WP	HR	S	P	ERA	WHIP
Tim Leary, R ERA: 4.54	(1, 1)																																					
Dennis Powell, L ERA: 4.21	(9, 1)	0.0	1	0	0	0	0	1	0	0	0	0	0	0	4	∞	∞																					
Jeff Nelson, R ERA: 3.4	(9, 1)	0.1	L	5	1	2	2	0	0	1	1	0	0	0	8	19	54.00	3.000																				

AB	31
R	5
H	7
RBI	5
BB	4
SO	3
LOB	10









Batter	1	2	3	4	5	6	7	8	9	AB	R	H	RBI	BB	SO	LOB	TOP										
Lance Blankenship, R OBP: 0.379, SLG: 0.268 (1, 4)	1-3 K		2-0 B1			1-2 P3	2-2 CS 1B			4	0	1	0	0	1	1											
Mike Bordick, R OBP: 0.340, SLG: 0.326 (1, 6)	0-0 G4-3		3-1 G5-4-3 2-H 1B			3-1 L8	3-3 K			4	0	1	1	0	1	1											
Ruben Sierra, S OBP: 0.318, SLG: 0.453 (1, 9)	3-2 G5-3		1-2 G5-4-3 1-2			1-1 BB 2B		2-1 G4-6-3 1B		4	1	2	0	0	0	1											
Terry Steinbach, R OBP: 0.332, SLG: 0.416 (1, 3)		0-0 BLK 1B		0-1 F7		4-1 BB 3B		1-0 G4-6-3 1B		3	2	1	0	1	0	1											
Dave Henderson, R OBP: 0.267, SLG: 0.418 (1, 10)		3-2 1-H 1B		3-1 F9		4-0 BB 3B		0-0 2B		3	1	2	1	1	0	0											
Craig Paquette, R OBP: 0.276, SLG: 0.441 (1, 5)	2-3 K		2-1 F9			0-1 3B		1-3 K		4	0	1	3	0	2	2											
Jerry Browne, S OBP: 0.307, SLG: 0.300 (1, 8)	2-2 F9			1-0 G6-3		4-1 BB		0-1 P5		3	0	0	0	1	0	1	AB 33										
Scott Lydy, R OBP: 0.300, SLG: 0.385 (1, 7)	1-3 K			2-2 G5-3		3-3 K		0-0 G6-3		4	0	0	0	0	2	3	R 5										
Scott Hemond, R OBP: 0.331, SLG: 0.375 (1, 2)			0-0 S 1B		1-2 G6-3		1-0 L7		0-3 K		4	1	1	0	0	1	H 9										
<b>Inning Stats</b>	R: 0 E: 0 K: 1 S: 7	H: 0 LOB: 0 BB: 0 P: 11	R: 1 E: 0 K: 2 S: 21	H: 2 LOB: 1 BB: 0 P: 29	R: 1 E: 0 K: 0 S: 7	H: 2 LOB: 0 BB: 0 P: 13	R: 0 E: 0 K: 0 S: 6	H: 0 LOB: 0 BB: 0 P: 11	R: 0 E: 0 K: 0 S: 9	H: 0 LOB: 0 BB: 0 P: 13	R: 3 E: 0 K: 1 S: 14	H: 2 LOB: 2 BB: 3 P: 34	R: 0 E: 0 K: 1 S: 8	H: 1 LOB: 0 BB: 0 P: 14	R: 0 E: 0 K: 1 S: 7	H: 2 LOB: 1 BB: 0 P: 11	R: 0 E: 0 K: 1 S: 7	H: 0 LOB: 0 BB: 0 P: 7	1B: 6 2B: 2 3B: 1 HR: 0	SF: 0 SAC: 0 DP: 2 HBP: 0	WP: 0 PB: 0 SB: 1 CS: 1	PA: 36					
<b>PITCHER</b>	IP	WLS	BF	H	R	ER	SO	BB	IBB	HBP	BLK	WP	HR	S	P	ERA	WHIP										
Chris Haney, L ERA: 5.65 (1, 1)	5.2	L	25	6	5	5	3	3	0	0	1	0	0	61	105	7.94	1.588										
Mark Gubicza, R ERA: 4.53 (6, 1)	2.1		8	3	0	0	3	0	0	0	0	0	0	18	31	0.00	1.286										
Stan Belinda, R ERA: 3.74 (9, 1)	1.0		3	0	0	0	1	0	0	0	0	0	0	7	7	0.00	0.000										

Oakland Athletics @ Kansas City Royals  
Kauffman Stadium, Kansas City, MO  
Fri Aug 06 1993, 7:05 PM CDT  
Att: 30,326 - Unknown - 74 F

AB	33
R	5
H	9
RBI	5
BB	3
SO	7
LOB	10



Batter	1	2	3	4	5	6	7	8	9	AB	R	H	RBI	BB	SO	LOB	BOTTOM										
Greg Gagne, R OBP: 0.325, SLG: 0.397 (1, 6)	2-3 K		4-2 S BB					0-1 B2-3		3	0	0	0	1	2	1											
Brian McRae, S OBP: 0.351, SLG: 0.444 (1, 8)	1-1 F7		1-2 G4-3 1-2			2-2 G4-3		3-2 G4-3		4	0	0	0	0	0	2											
George Brett, L OBP: 0.306, SLG: 0.444 (1, 10)	1-0 1B			0-1 G4-3 2B		2-1 P3		1-0 G2-3		4	1	2	0	0	0	1											
Wally Joyner, L OBP: 0.395, SLG: 0.492 (1, 3)	3-3 K			0-1 G4-3		3-2 L8		1-0 P4		4	0	0	0	0	1	2											
Mike MacFarlane, R OBP: 0.357, SLG: 0.504 (1, 2)		2-1 F8		1-1 1B 2B			1-1 HBP		0-2 F8	3	1	1	1	0	0	0											
Felix Jose, S OBP: 0.305, SLG: 0.337 (1, 9)		2-1 G6-3		1-1 CS 1B		2-3 K		0-2 1B 2B		4	0	2	1	0	1	1											
Kevin McReynolds, R OBP: 0.317, SLG: 0.392 (1, 7)		0-0 L7		1-1 F8		2-2 F9		0-2 1B		4	0	1	0	0	0	2	AB 33										
Phil Hiatt, R OBP: 0.279, SLG: 0.366 (1, 5)			0-0 F8		3-2 P3-1		0-3 K		0-3 K	3	0	0	0	0	1	1	R 2										
Hubie Brooks, R OBP: 0.312, SLG: 0.336 (9, PH)										1	0	0	0	0	1	2	H 7										
Jose Lind, R OBP: 0.279, SLG: 0.311 (1, 4)			1-3 K		0-0 F9			2-2 2B		2	0	0	0	0	1	0	RBI 2										
Chris Gwynn, L OBP: 0.355, SLG: 0.406 (8, PH)										1	0	1	0	0	0	0	BB 1										
Rico Rossy, R OBP: 0.333, SLG: 0.439 (9, 4)										0	0	0	0	0	0	0	SO 7										
<b>Inning Stats</b>	R: 0 E: 0 K: 2 S: 10	H: 1 LOB: 1 BB: 0 P: 17	R: 0 E: 0 K: 0 S: 5	H: 0 LOB: 0 BB: 0 P: 9	R: 0 E: 0 K: 1 S: 10	H: 0 LOB: 1 BB: 1 P: 16	R: 2 E: 0 K: 0 S: 10	H: 3 LOB: 0 BB: 0 P: 13	R: 0 E: 0 K: 1 S: 8	H: 0 LOB: 0 BB: 0 P: 12	R: 0 E: 0 K: 0 S: 8	H: 0 LOB: 0 BB: 0 P: 15	R: 0 E: 0 K: 2 S: 10	H: 0 LOB: 1 BB: 0 P: 15	R: 0 E: 0 K: 0 S: 9	H: 1 LOB: 1 BB: 0 P: 15	R: 0 E: 0 K: 1 S: 13	H: 2 LOB: 2 BB: 0 P: 14	1B: 3 2B: 4 3B: 0 HR: 0	SF: 0 SAC: 0 DP: 0 HBP: 1	WP: 0 PB: 0 SB: 1 CS: 1	PA: 35					
<b>PITCHER</b>	IP	WLS	BF	H	R	ER	SO	BB	IBB	HBP	BLK	WP	HR	S	P	ERA	WHIP										
Todd Van Poppel, R ERA: 6.08 (1, 1)	6.0	W	22	4	2	2	4	1	0	0	0	0	0	51	82	3.00	0.833										
Ed Nunez, R ERA: 2.91 (7, 1)	1.2		7	1	0	0	2	0	0	1	0	0	0	18	28	0.00	0.600										
Rick Honeycutt, L ERA: 3.16 (8, 1)	0.1		1	0	0	0	0	0	0	0	0	0	0	1	2	0.00	0.000										
Dennis Eckersley, R ERA: 3.8 (9, 1)	1.0	S	5	2	0	0	1	0	0	0	0	0	0	13	14	0.00	2.000										

Oakland Athletics @ Kansas City Royals  
Kauffman Stadium, Kansas City, MO  
Fri Aug 06 1993, 7:05 PM CDT  
Att: 30,326 - Unknown - 74 F

AB	33
R	2
H	7
RBI	2
BB	1
SO	7
LOB	12





Batter	1	2	3	4	5	6	7	8	9	AB	R	H	RBI	BB	SO	LOB	TOP								
Jerry Browne, S OBP: 0.305, SLG: 0.290										3	0	0	0	1	1	1									
Brent Gates, S OBP: 0.343, SLG: 0.340										4	0	0	0	0	1	3									
Ruben Sierra, S OBP: 0.316, SLG: 0.449										4	0	0	0	0	2	0									
Troy Neel, L OBP: 0.335, SLG: 0.450										4	0	0	0	0	1	1									
Terry Steinbach, R OBP: 0.331, SLG: 0.414										4	1	1	0	0	2	1									
Mike Aldrete, L OBP: 0.354, SLG: 0.445										3	1	2	0	0	0	0									
Craig Paquette, R OBP: 0.274, SLG: 0.435										3	0	0	1	0	0	2									
Scott Lydy, R OBP: 0.273, SLG: 0.345										3	0	0	0	0	2	2									
Mike Bordick, R OBP: 0.343, SLG: 0.327										2	0	1	1	1	0	0									
<b>Inning Stats</b>	R: 0 E: 0 K: 2 S: 10	H: 0 LOB: 0 BB: 0 P: 17	R: 1 E: 0 K: 1 S: 11	H: 2 LOB: 1 BB: 0 P: 15	R: 0 E: 0 K: 0 S: 4	H: 0 LOB: 0 BB: 1 P: 9	R: 0 E: 1 K: 2 S: 9	H: 0 LOB: 0 BB: 0 P: 13	R: 0 E: 0 K: 1 S: 8	H: 0 LOB: 0 BB: 0 P: 12	R: 0 E: 0 K: 0 S: 9	H: 0 LOB: 0 BB: 0 P: 14	R: 0 E: 0 K: 2 S: 8	H: 0 LOB: 0 BB: 0 P: 9	R: 1 E: 0 K: 1 S: 13	H: 2 LOB: 2 BB: 1 P: 22	R: 0 E: 0 K: 0 S: 7	H: 0 LOB: 0 BB: 0 P: 7	1B: 2 2B: 2 HR: 0	SF: 0 SAC: 0 DP: 1 HBP: 0	WP: 0 PB: 0 SB: 0 CS: 1	PA: 32			
<b>PITCHER</b>	IP	WLS	BF	H	R	ER	SO	BB	IBB	HBP	BLK	WP	HR	S	P	ERA	WHIP								
Kevin Appier, R ERA: 3.14	(1, 1)	7.2	W	28	4	2	2	8	2	0	0	0	0	68	106	2.35	0.783								
Jeff Montgomery, R ERA: 1.75	(8, 1)	1.1	S	4	0	0	0	1	0	0	0	0	0	11	12	0.00	0.000								

Oakland Athletics @ Kansas City Royals  
Kauffman Stadium, Kansas City, MO  
Sat Aug 07 1993, 7:05 PM CDT  
Att: 33,282 - Unknown - 78 F

AB	30
R	2
H	4
RBI	2
BB	2
SO	9
LOB	10



Batter	1	2	3	4	5	6	7	8	9	AB	R	H	RBI	BB	SO	LOB	BOTTOM								
Felix Jose, S OBP: 0.304, SLG: 0.336										4	1	1	1	0	1	1									
Brian McRae, S OBP: 0.350, SLG: 0.449										4	1	1	1	0	1	1									
George Brett, L OBP: 0.306, SLG: 0.442										4	0	1	0	0	0	0									
Mike Macfarlane, R OBP: 0.359, SLG: 0.500										2	0	0	0	2	0	1									
Wally Joyner, L OBP: 0.393, SLG: 0.490										4	1	1	0	0	1	3									
Gary Gaetti, R OBP: 0.333, SLG: 0.429										4	1	2	2	0	0	0									
Kevin McReynolds, R OBP: 0.312, SLG: 0.385										4	0	0	0	0	0	1									
Greg Gagne, R OBP: 0.326, SLG: 0.397										3	1	1	0	1	1	1									
Jose Lind, R OBP: 0.279, SLG: 0.311										4	0	1	0	0	0	2									
<b>Inning Stats</b>	R: 1 E: 1 K: 0 S: 12	H: 1 LOB: 1 BB: 1 P: 20	R: 0 E: 0 K: 0 S: 5	H: 0 LOB: 1 BB: 1 P: 13	R: 0 E: 0 K: 1 S: 11	H: 1 LOB: 1 BB: 0 P: 16	R: 3 E: 0 K: 1 S: 14	H: 4 LOB: 1 BB: 0 P: 15	R: 0 E: 0 K: 0 S: 7	H: 0 LOB: 0 BB: 0 P: 12	R: 0 E: 0 K: 0 S: 8	H: 0 LOB: 0 BB: 0 P: 11	R: 1 E: 1 K: 1 S: 11	H: 1 LOB: 2 BB: 1 P: 23	R: 0 E: 0 K: 1 S: 9	H: 1 LOB: 1 BB: 0 P: 12	1B: 6 2B: 0 3B: 0 HR: 2	SF: 0 SAC: 0 DP: 0 HBP: 0	WP: 0 PB: 0 SB: 1 CS: 0	PA: 36					
<b>PITCHER</b>	IP	WLS	BF	H	R	ER	SO	BB	IBB	HBP	BLK	WP	HR	S	P	ERA	WHIP								
Bob Welch, R ERA: 4.76	(1, 1)	2.2	L	6	4	3	3	0	0	0	0	0	1	13	16	40.50	6.000								
Kelly Downs, R ERA: 6.15	(3, 1)	0.2																							
Mike Mohler, L ERA: 4.57	(4, 1)	3.1		12	1	1	1	1	0	0	0	0	1	26	39	2.70	0.300								
Joe Boever, R ERA: 3.72	(7, 1)	1.1		6	1	0	0	2	1	0	0	0	0	14	24	0.00	1.500								

Oakland Athletics @ Kansas City Royals  
Kauffman Stadium, Kansas City, MO  
Sat Aug 07 1993, 7:05 PM CDT  
Att: 33,282 - Unknown - 78 F

AB	33
R	5
H	8
RBI	4
BB	3
SO	4
LOB	10













Batter	1	2	3	4	5	6	7	8	9	AB	R	H	RBI	BB	SO	LOB	TOP					
Jerry Browne, S OBP: 0.294, SLG: 0.299	G3-1			P8		F7			G4-3	4	0	0	0	0	0	0						
Brent Gates, S OBP: 0.352, SLG: 0.359	G3			1B			G4-3		1B	4	0	2	0	0	0	0						
Ruben Sierra, S OBP: 0.318, SLG: 0.445	K			P5			F8		F8	4	0	0	0	0	1	2						
Troy Neel, L OBP: 0.336, SLG: 0.444		G3		K			FC5-4		BB	2	0	0	0	1	1							
Terry Steinbach, R OBP: 0.326, SLG: 0.404		K			F9		FC5-4			3	0	0	0	0	1	1						
Mike Aldrete, L OBP: 0.346, SLG: 0.443		G4-3			F8				K	3	0	0	0	0	1	0						
Craig Paquette, R OBP: 0.266, SLG: 0.421			K		F7				K	3	0	0	0	0	2	0						
Mike Bordick, R OBP: 0.345, SLG: 0.331			F9				G6-4-3		F8	2	0	0	0	1	0	0						
Lance Blankenship, R OBP: 0.369, SLG: 0.259			F9				G6-4-3		L9	3	0	0	0	0	0	1						
<b>Inning Stats</b>	R: 0 E: 0 K: 1 S: 7	H: 0 LOB: 0 BB: 0 P: 10	R: 0 E: 0 K: 1 S: 5	H: 0 LOB: 0 BB: 0 P: 8	R: 0 E: 0 K: 1 S: 7	H: 0 LOB: 0 BB: 0 P: 12	R: 0 E: 0 K: 1 S: 11	H: 1 LOB: 1 BB: 0 P: 14	R: 0 E: 0 K: 0 S: 4	H: 0 LOB: 0 BB: 0 P: 6	R: 0 E: 0 K: 0 S: 8	H: 0 LOB: 0 BB: 1 P: 15	R: 0 E: 0 K: 0 S: 9	H: 0 LOB: 1 BB: 1 P: 15	R: 0 E: 0 K: 2 S: 7	H: 0 LOB: 0 BB: 0 P: 11	R: 0 E: 0 K: 0 S: 9	H: 1 LOB: 1 BB: 0 P: 15	1B: 2 2B: 0 3B: 0 HR: 0	SF: 0 SAC: 0 DP: 1 HBP: 0	WP: 0 PB: 0 SB: 0 CS: 0	PA: 30
<b>PITCHER</b> Tim Belcher, R ERA: 4.24	IP: 9.0 WLS: W BF: 30 H: 2 R: 0 ER: 0 SO: 6 BB: 2 IBB: 0 HBP: 0 BLK: 0 WP: 0 HR: 0 S: 67 P: 106 ERA: 0.00 WHIP: 0.444															<b>PITCHER</b>						

Oakland Athletics @ Chicago White Sox  
Comiskey Park, Chicago, IL  
Tue Aug 10 1993, 8:05 PM EDT  
Att: 29,906 - Unknown - 81 F

AB	28
R	0
H	2
RBI	0
BB	2
SO	6
LOB	5



Batter	1	2	3	4	5	6	7	8	9	AB	R	H	RBI	BB	SO	LOB	BOTTOM			
Steve Sax, R OBP: 0.319, SLG: 0.353	BB					G6-3		G1-3		0	0	0	0	0	0	0				
Tim Raines, S OBP: 0.396, SLG: 0.496	BB									3	1	0	0	1	0	0				
Joey Cora, S OBP: 0.377, SLG: 0.373	F7					BB				4	1	2	0	0	1	1				
Frank Thomas, R OBP: 0.430, SLG: 0.598	FC4-6					1B				3	1	0	0	1	1	2				
Bo Jackson, R OBP: 0.295, SLG: 0.409	E5					K				3	1	0	0	1	2	2				
Ellis Burks, R OBP: 0.353, SLG: 0.469	FC4-6					K				3	0	1	3	0	1	1				
Robin Ventura, L OBP: 0.372, SLG: 0.426	K					F9				2	0	0	0	0	1	1				
Lance Johnson, L OBP: 0.353, SLG: 0.400		G4-3				CS		G4-3		3	0	1	0	0	0	0				
Ron Karkovics, R OBP: 0.294, SLG: 0.451		F8				F7		F8		3	0	0	0	0	0	1				
Craig Grebeck, R OBP: 0.304, SLG: 0.260		G1-4-3				G5-3		K		3	0	0	0	0	1	0				
<b>Inning Stats</b>	R: 2 E: 1 K: 1 S: 16	H: 0 LOB: 1 BB: 2 P: 30	R: 0 E: 0 K: 0 S: 6	H: 0 LOB: 0 BB: 0 P: 8	R: 0 E: 0 K: 1 S: 7	H: 0 LOB: 0 BB: 0 P: 11	R: 0 E: 0 K: 2 S: 7	H: 0 LOB: 0 BB: 0 P: 12	R: 0 E: 0 K: 0 S: 11	H: 1 LOB: 0 BB: 0 P: 16	R: 2 E: 0 K: 0 S: 10	H: 2 LOB: 1 BB: 1 P: 21	R: 0 E: 0 K: 1 S: 5	H: 0 LOB: 0 BB: 0 P: 10	R: 0 E: 0 K: 2 S: 14	H: 1 LOB: 1 BB: 0 P: 16	1B: 3 2B: 1 3B: 0 HR: 0	SF: 0 SAC: 0 DP: 0 HBP: 1	WP: 0 PB: 0 SB: 0 CS: 2	PA: 32
<b>PITCHER</b> Mike Mohler, L ERA: 4.08	IP: 5.0 WLS: L BF: 18 H: 1 R: 2 ER: 2 SO: 4 BB: 2 IBB: 0 HBP: 0 BLK: 0 WP: 0 HR: 0 S: 47 P: 77 ERA: 0.00 WHIP: 0.600															<b>PITCHER</b>				
Kevin Campbell, R ERA: 9.31	0.2	5	2	2	2	0	1	0	0	0	0	7	15	27.00	4.500					
Vince Horsman, L ERA: 5.91	0.2	2	0	0	0	0	0	0	1	0	0	4	8	0.00	0.000					
Joe Boever, R ERA: 3.65	1.2	6	1	0	0	3	0	0	0	0	0	18	24	0.00	0.600					

Oakland Athletics @ Chicago White Sox  
Comiskey Park, Chicago, IL  
Tue Aug 10 1993, 8:05 PM EDT  
Att: 29,906 - Unknown - 81 F

AB	27
R	4
H	4
RBI	3
BB	3
SO	7
LOB	8





Batter	1	2	3	4	5	6	7	8	9	AB	R	H	RBI	BB	SO	LOB	TOP										
Scott Hemond, R (1, 2) OBP: 0.331, SLG: 0.368	G5-3		SH1-3				K			2	1	0	0	1	1	0	<b>Oakland Athletics @ Chicago White Sox</b> Comiskey Park, Chicago, IL Wed Aug 11 1993, 4:33 AM EDT Att: 33,625 - Sunny - 82 F										
Brent Gates, S (1, 4) OBP: 0.351, SLG: 0.356	FC5-4 BB		L8			G4-3	G4-3			3	0	0	0	1	0	2											
Ruben Sierra, S (1, 10) OBP: 0.317, SLG: 0.442	FC5-4 1-2		F9			1B	K			3	0	0	0	1	1	2											
Dave Henderson, R (1, 9) OBP: 0.269, SLG: 0.405	G5-3					F8	1B			4	0	1	1	0	1	1											
Terry Steinbach, R (1, 3) OBP: 0.328, SLG: 0.406			F9			HR	K			3	1	1	0	0	1	2											
Craig Panquette, R (1, 5) OBP: 0.285, SLG: 0.431	K					HR				4	1	1	2	0	1	1											
Mike Bordick, R (1, 6) OBP: 0.349, SLG: 0.333	WP BB					G1-6-3 1B	FC6-4 1B			3	0	2	0	1	0	0											
Scott Lydy, R (1, 7) OBP: 0.243, SLG: 0.303	K					G1-6-3	K			4	0	0	0	0	2	3											
Lance Blankenship, R (1, 8) OBP: 0.367, SLG: 0.256						F9	FC6-4			3	0	0	0	1	0	1											
<b>Inning Stats</b>	R: 0 E: 0 K: 0 S: 9	H: 0 LOB: 1 BB: 1 P: 18	R: 0 E: 0 K: 2 S: 10	H: 0 LOB: 1 BB: 1 P: 21	R: 0 E: 0 K: 0 S: 6	H: 0 LOB: 1 BB: 1 P: 13	R: 2 E: 0 K: 0 S: 10	H: 3 LOB: 0 BB: 0 P: 16	R: 1 E: 0 K: 1 S: 17	H: 1 LOB: 2 BB: 2 P: 32	R: 0 E: 0 K: 1 S: 10	H: 1 LOB: 1 BB: 0 P: 16	R: 0 E: 0 K: 2 S: 9	H: 0 LOB: 0 BB: 0 P: 14	R: 0 E: 0 K: 1 S: 5	H: 0 LOB: 0 BB: 0 P: 9	R: 0 E: 0 K: 0 S: 5	H: 0 LOB: 0 BB: 0 P: 10	1B: 3 2B: 1 3B: 0 HR: 1	SF: 0 SAC: 1 DP: 2 HBP: 1	WP: 1 PB: 0 SB: 2 CS: 1	PA: 36					
<b>PITCHER</b>	IP	WLS	BF	H	R	ER	SO	BB	IBB	HBP	BLK	WP	HR	S	P	ERA	WHIP										
Wilson Alvarez, L (1, 1) ERA: 3.5	5.0	L	23	4	3	2	3	5	0	0	0	1	1	52	100	3.60	1.800										
Kirk McCaskill, R (6, 1) ERA: 6.38	4.0		13	1	0	0	4	0	0	1	0	0	0	29	49	0.00	0.250										

Batter	1	2	3	4	5	6	7	8	9	AB	R	H	RBI	BB	SO	LOB	BOTTOM										
Tim Raines, S (1, 7) OBP: 0.403, SLG: 0.506	P6		BB				1B			5	0	4	0	0	0	0	<b>Oakland Athletics @ Chicago White Sox</b> Comiskey Park, Chicago, IL Wed Aug 11 1993, 4:33 AM EDT Att: 33,625 - Sunny - 82 F										
Joey Cora, S (1, 4) OBP: 0.373, SLG: 0.369	K		P8			P6	B1-3-6-2			5	0	0	0	0	1	7											
Frank Thomas, R (1, 3) OBP: 0.434, SLG: 0.598	BB		FC4-6 BB			1B	1B			3	1	2	0	2	0	2											
Robin Ventura, L (1, 5) OBP: 0.368, SLG: 0.420	K		FC4-6			F7	F9			5	0	0	0	0	1	8											
Matt Merullo, L (1, 10) OBP: 0.063, SLG: 0.063			F9			P5	F8			4	0	0	0	0	0	2											
Dan Pasqua, L (1, 9) OBP: 0.309, SLG: 0.286			L9-3 BB			G4-3	FC4-6 1B			2	0	1	0	2	0	0											
Lance Johnson, L (1, 8) OBP: 0.352, SLG: 0.398			L9-3			F9	FC4-6			4	0	1	1	0	0	3											
Michael LaValliere, L (1, 2) ERA: 5.01 Ron Karkovics, R (7, PH) OBP: 0.292, SLG: 0.448 (8, 2)			BB			P6	K			1	0	0	0	1	0	0											
Ozzie Guillen, L (1, 6) OBP: 0.285, SLG: 0.376 Craig Grebeck, R (5, PH) OBP: 0.312, SLG: 0.258 (6, 6)			P4			P6	2B			1	0	0	0	0	0	1											
<b>Inning Stats</b>	R: 0 E: 0 K: 2 S: 11	H: 0 LOB: 1 BB: 1 P: 18	R: 0 E: 0 K: 0 S: 4	H: 0 LOB: 0 BB: 1 P: 11	R: 0 E: 0 K: 0 S: 14	H: 1 LOB: 3 BB: 2 P: 27	R: 0 E: 0 K: 0 S: 8	H: 0 LOB: 0 BB: 0 P: 15	R: 0 E: 0 K: 0 S: 10	H: 1 LOB: 1 BB: 0 P: 15	R: 0 E: 0 K: 0 S: 11	H: 2 LOB: 2 BB: 0 P: 21	R: 0 E: 0 K: 1 S: 8	H: 1 LOB: 1 BB: 1 P: 16	R: 1 E: 0 K: 1 S: 18	H: 2 LOB: 2 BB: 1 P: 27	R: 0 E: 0 K: 0 S: 12	H: 1 LOB: 2 BB: 1 P: 21	1B: 7 2B: 3 3B: 0 HR: 0	SF: 0 SAC: 0 DP: 2 HBP: 0	WP: 0 PB: 1 SB: 0 CS: 0	PA: 40					
<b>PITCHER</b>	IP	WLS	BF	H	R	ER	SO	BB	IBB	HBP	BLK	WP	HR	S	P	ERA	WHIP										
Todd Van Poppel, R (1, 1) ERA: 3.12	5.2	W	23	3	0	0	2	4	0	0	0	0	0	5	8	0.00	3.000										
Rick Honeycutt, L (6, 1) ERA: 3.12	0.1		2	1	0	0	0	0	0	0	0	0	0	5	8	0.00	3.000										
Ed Nunez, R (7, 1) ERA: 2.91	2.0		10	3	1	1	2	2	0	0	0	0	0	26	43	4.50	2.500										
Dennis Eckersley, R (9, 1) ERA: 3.72	1.0	S	5	1	0	0	0	1	0	0	0	0	0	12	21	0.00	2.000										



Batter	1	2	3	4	5	6	7	8	9	AB	R	H	RBI	BB	SO	LOB	TOP			
Shane Mack, R (1, 8) OBP: 0.339, SLG: 0.423	1-1 G5-3		1-1 P3	0-1 G5-3		1-0 G4-3			1-0 G4-3	5	0	0	0	0	0	2	<b>Minnesota Twins @ Oakland Athletics</b> Oakland-Alameda County Coliseum, Oakland, CA Fri Aug 13 1993, 7:05 PM PDT Att: 26,090 - Unknown - 62 F <a href="http://livebaseballscorecards.com">livebaseballscorecards.com</a>			
Chuck Knoblauch, R (1, 4) OBP: 0.382, SLG: 0.355	0-2 HR		2-1 G6-3		1-0 FC5 1B		0-1 G5-3			4	1	2	0	0	0	0				
Kirby Puckett, R (1, 9) OBP: 0.350, SLG: 0.465	4-2 HR	2B	2-2 HR		3-0 F9		0-0 F9			3	2	1	0	1	0	1				
Kent Hrbek, L (1, 3) OBP: 0.339, SLG: 0.441	3-2 HR	BB	0-0 HR		0-3 K		0-1 G3-1			4	2	2	5	0	1	1				
Dave Winfield, R (1, 10) OBP: 0.337, SLG: 0.480	2-2 F8		2-2 1B		1-1 1B			3-1 G5-3		4	0	2	0	0	0	0				
Brian Harper, R (1, 2) OBP: 0.360, SLG: 0.461	2-1 F9		1-1 P6		2-2 FC5			2-3 K		4	0	0	0	0	1	3				
Mike Pagliarulo, L (1, 5) OBP: 0.347, SLG: 0.425			0-0 P7		1-3 K		2-1 G4-3		1-2 F8	4	0	0	0	0	1	0				
Pedro Munoz, R (1, 7) OBP: 0.288, SLG: 0.388			0-3 K		0-0 F7		0-0 1B		1-0 G4-3	4	0	1	0	0	1	0				
Pat Meares, R (1, 6) OBP: 0.304, SLG: 0.361			0-1 G5-3		1-0 1B		0-0 P4		2-3 K	4	0	1	0	0	1	1				
<b>Inning Stats</b>	R: 3 E: 0 K: 0 S: 17	H: 2 LOB: 0 BB: 1 P: 29	R: 0 E: 0 K: 1 S: 6	H: 0 LOB: 0 BB: 0 P: 6	R: 2 E: 0 K: 0 S: 15	H: 3 LOB: 1 BB: 0 P: 22	R: 0 E: 0 K: 1 S: 7	H: 1 LOB: 1 BB: 0 P: 9	R: 0 E: 0 K: 1 S: 10	H: 2 LOB: 2 BB: 0 P: 17	R: 0 E: 0 K: 0 S: 5	H: 1 LOB: 1 BB: 0 P: 8	R: 0 E: 0 K: 1 S: 9	H: 0 LOB: 0 BB: 0 P: 15	R: 0 E: 0 K: 1 S: 5	H: 0 LOB: 0 BB: 0 P: 9	1B: 6 2B: 1 3B: 0 HR: 2	SF: 0 SAC: 0 DP: 0 HBP: 0	WP: 0 PB: 0 SB: 0 CS: 0	PA: 37
<b>PITCHER</b> Ron Darling, R (1, 1) ERA: 5.5	IP: 9.0 WLS: L BF: 37	H: 9 R: 5 ER: 5 SO: 5	BB: 1 IBB: 0 HBP: 0 BLK: 0	WP: 0 HR: 2 S: 79 P: 120	ERA: 5.00 WHIP: 1.111	<b>PITCHER</b>										IP: 9.0 WLS: L BF: 37	H: 9 R: 5 ER: 5 SO: 5	BB: 1 IBB: 0 HBP: 0 BLK: 0	WP: 0 HR: 2 S: 79 P: 120	ERA: 5.00 WHIP: 1.111

Batter	1	2	3	4	5	6	7	8	9	AB	R	H	RBI	BB	SO	LOB	BOTTOM					
Lance Blankenship, R (1, 8) OBP: 0.364, SLG: 0.253	2-2 F7		1-0 FC6		1-3 K		1-1 G3-1			3	0	0	0	0	1	1	<b>Minnesota Twins @ Oakland Athletics</b> Oakland-Alameda County Coliseum, Oakland, CA Fri Aug 13 1993, 7:05 PM PDT Att: 26,090 - Unknown - 62 F <a href="http://livebaseballscorecards.com">livebaseballscorecards.com</a>					
Jerry Browne, S (7, PH) OBP: 0.292, SLG: 0.296			1-2 G3		1-2 1B					1	0	0	0	0	0	1						
Brent Gates, S (1, 4) OBP: 0.353, SLG: 0.358	1-2 G3-1		0-2 G3		1-2 1B			2-1 1B		4	0	2	0	0	0	2						
Ruben Sierra, S (1, 9) OBP: 0.316, SLG: 0.439	2-0 F9		4-2 G6-4-3		0-0 F8			0-3 K		3	0	0	0	1	1	2						
Terry Steinbach, R (1, 3) OBP: 0.327, SLG: 0.413		0-0 HR	0-2 G6-4-3		0-0 P3			1-0 P4		4	1	1	1	0	0	4						
Dave Henderson, R (1, 10) OBP: 0.265, SLG: 0.398		3-1 F9		1-0 F7		3-2 F8		0-1 P3		4	0	0	0	0	0	1						
Craig Panquette, R (1, 5) OBP: 0.285, SLG: 0.425		4-2 BB		0-3 K		0-1 G6-3			2-2 F7	3	0	0	0	1	1	0						
Scott Lydy, R (1, 7) OBP: 0.225, SLG: 0.278		1-3 BB		1-1 F9			2-3 K		2-3 K	3	0	0	0	0	2	1						
Mike Aldrete, L (9, PH) OBP: 0.344, SLG: 0.440										1	0	0	0	0	1	0						
Mike Bordick, R (1, 6) OBP: 0.351, SLG: 0.333		1-1 F7			2-2 P3			4-2 BB		3	0	1	0	1	0	1						
Scott Hemond, R (1, 2) OBP: 0.339, SLG: 0.398			4-2 G3 FC6		0-0 HR			3-2 F9		2	1	1	1	1	0	1						
Troy Neel, L (9, PH) OBP: 0.334, SLG: 0.442								1-2 F8		1	0	0	0	0	0	1						
<b>Inning Stats</b>	R: 0 E: 0 K: 0 S: 8	H: 0 LOB: 0 BB: 0 P: 13	R: 1 E: 0 K: 1 S: 13	H: 1 LOB: 1 BB: 1 P: 22	R: 0 E: 0 K: 0 S: 13	H: 0 LOB: 2 BB: 2 P: 22	R: 0 E: 0 K: 1 S: 6	H: 0 LOB: 0 BB: 0 P: 8	R: 1 E: 0 K: 1 S: 12	H: 2 LOB: 1 BB: 0 P: 16	R: 0 E: 0 K: 0 S: 7	H: 0 LOB: 0 BB: 0 P: 10	R: 0 E: 0 K: 1 S: 14	H: 0 LOB: 1 BB: 1 P: 24	R: 0 E: 0 K: 1 S: 8	H: 1 LOB: 1 BB: 0 P: 11	R: 0 E: 0 K: 1 S: 16	H: 1 LOB: 1 BB: 0 P: 23	1B: 3 2B: 0 3B: 0 HR: 2	SF: 0 SAC: 0 DP: 1 HBP: 0	WP: 0 PB: 0 SB: 1 CS: 0	PA: 36
<b>PITCHER</b> Eddie Guardado, L (1, 1) ERA: 5.64	IP: 6.1 WLS: W BF: 26	H: 3 R: 2 ER: 2 SO: 4	BB: 4 IBB: 0 HBP: 0 BLK: 0	WP: 0 HR: 2 S: 68 P: 106	ERA: 2.84 WHIP: 1.105	<b>PITCHER</b>										IP: 6.1 WLS: W BF: 26	H: 3 R: 2 ER: 2 SO: 4	BB: 4 IBB: 0 HBP: 0 BLK: 0	WP: 0 HR: 2 S: 68 P: 106	ERA: 2.84 WHIP: 1.105		
Carl Willis, R (7, 1) ERA: 4.81	1.2 6 1 0 0 1	0 0 0 0 0	0 0 0 0 0	0 0 0 0 0	0 0 13 20	0.00 0.600											1.2 6 1 0 0 1	0 0 0 0 0	0 0 13 20	0.00 0.600		
Rick Aguilera, R (9, 1) ERA: 2.9	1.0 S 4 1 0 0 1	0 0 0 0 0	0 0 0 0 0	0 0 0 0 0	0 0 16 23	0.00 1.000											1.0 S 4 1 0 0 1	0 0 0 0 0	0 0 16 23	0.00 1.000		







Batter	1	2	3	4	5	6	7	8	9	AB	R	H	RBI	BB	SO	LOB	TOP										
Chip Hale, L OBP: 0.370, SLG: 0.381 (1, 4)	G6-3		FC6-4 1B E		HR 1B		2B 1B	F7		5	3	2	0	0	0	1	<b>Minnesota Twins @ Oakland Athletics</b> Oakland-Alameda County Coliseum, Oakland, CA Sat Aug 14 1993, 7:05 PM PDT Att: 31,100 - Sunny - 61 F										
Shane Mack, R OBP: 0.340, SLG: 0.432 (1, 8)	P6		E9 1B 1-H		HR		BB 2B 1-H	K		5	2	3	4	0	1	0											
Kent Hrbek, L OBP: 0.340, SLG: 0.436 (1, 3)	G4-3				P7		BB IBB	P5		3	0	0	0	2	0	0											
Dave Winfield, R OBP: 0.336, SLG: 0.474 (1, 10)		G6-3	K		G6-3		BB BB	L4		4	0	0	0	1	1	2											
Mike Pagliarulo, L OBP: 0.350, SLG: 0.423 (1, 5)		E S 1B			F7		BB FC6-4 BB			2	0	1	1	2	0	0											
Dave McCarty, R OBP: 0.279, SLG: 0.314 (5, 9)	K				K		K	K		4	0	0	0	0	4	5											
Lenny Webster, R OBP: 0.207, SLG: 0.229 (1, 2)	G6-3				P8		F9	FC6-4 1-2		4	0	0	0	0	0	5											
Pedro Munoz, R OBP: 0.285, SLG: 0.384 Bernardo Brito, R OBP: 0.208, SLG: 0.417 (1, 9) (5, 7)			K		P3		F8	G6-3		2	0	0	0	0	1	0											
Jeff Reboulet, R OBP: 0.315, SLG: 0.258 (1, 6)					FC6-4 1B		HR 1B	G6-3	G4-3	4	1	2	0	0	0	0											
<b>Inning Stats</b>	R: 0 H: 0 E: 0 K: 0 S: 5	H: 0 LOB: 0 BB: 0 P: 8	R: 0 H: 1 E: 0 K: 1 S: 11	LOB: 1 BB: 0 P: 15	R: 1 H: 2 E: 1 K: 2 S: 15	LOB: 2 BB: 1 P: 27	R: 0 H: 0 E: 0 K: 1 S: 11	LOB: 0 BB: 0 P: 17	R: 3 H: 3 E: 0 K: 0 S: 9	H: 3 LOB: 0 BB: 0 P: 11	R: 0 H: 0 E: 0 K: 1 S: 9	LOB: 1 BB: 1 P: 16	R: 2 H: 2 E: 0 K: 1 S: 18	H: 2 LOB: 3 BB: 3 P: 37	R: 0 H: 0 E: 0 K: 1 S: 10	LOB: 0 BB: 0 P: 13		R: 0 H: 0 E: 0 K: 1 S: 10	LOB: 0 BB: 0 P: 14	1B: 6 2B: 1 3B: 0 HR: 1	SF: 0 SAC: 0 DP: 0 HBP: 0	WP: 0 PB: 0 SB: 2 CS: 0	PA: 40				
<b>PITCHER</b>	IP	WLS	BF	H	R	ER	SO	BB	IBB	HBP	BLK	WP	HR	S	P	ERA	WHIP										
Kelly Downs, R ERA: 6.04 (1, 1)	6.0	L	26	6	4	3	5	2	0	0	0	0	1	60	94	4.50	1.333										
Joe Boever, R ERA: 3.86 (7, 1)	0.1		6	2	2	2	0	2	1	0	0	0	0	13	31	54.00	12.000										
Kevin Campbell, R ERA: 7.3 (7, 1)	2.2		8	0	0	0	2	0	0	0	0	0	0	25	33	0.00	0.000										

AB	35
R	6
H	8
RBI	5
BB	5
SO	7
LOB	14



Batter	1	2	3	4	5	6	7	8	9	AB	R	H	RBI	BB	SO	LOB	BOTTOM										
Mike Bordick, R OBP: 0.353, SLG: 0.334 (1, 6)	CS 1B		1B		P6		G5-3			4	0	2	0	0	0	1	<b>Minnesota Twins @ Oakland Athletics</b> Oakland-Alameda County Coliseum, Oakland, CA Sat Aug 14 1993, 7:05 PM PDT Att: 31,100 - Sunny - 61 F										
Jerry Browne, S OBP: 0.285, SLG: 0.288 (1, 9) (3, 8)	P6		1B		F8		F9			4	0	1	0	0	0	2											
Ruben Sierra, S OBP: 0.311, SLG: 0.430 (1, 10)	F8		P6		K		P4			4	0	0	0	0	1	2											
Troy Neel, L OBP: 0.338, SLG: 0.454 (1, 3)		HR 1B	K		1B		FC6-4 1B			4	1	3	0	0	1	2											
Brent Gates, S OBP: 0.349, SLG: 0.362 (1, 4)		HR			G4-3		FC6-4			4	1	2	2	0	0	1											
Mike Aldrete, L OBP: 0.339, SLG: 0.422 Dave Henderson, R OBP: 0.267, SLG: 0.397 (1, 7) (8, PH)	K				G4-3		F9			3	0	0	0	0	1	2											
Craig Paquette, R OBP: 0.262, SLG: 0.421 (1, 5)	CS 2B				G6-3		K			4	0	1	0	0	1	2											
Scott Hemond, R OBP: 0.328, SLG: 0.384 (1, 2)	G6-3				K		F9			4	0	0	0	0	1	1											
Lance Blankenship, R OBP: 0.361, SLG: 0.251 Scott Lydy, R OBP: 0.253, SLG: 0.282 (1, 8) (3, 9)			K		1B		G5-3			0	0	0	0	0	0	0											
										3	0	1	0	0	1	0											
<b>Inning Stats</b>	R: 0 H: 1 E: 0 K: 0 S: 9	H: 3 LOB: 0 BB: 0 P: 12	R: 2 H: 3 E: 0 K: 1 S: 14	H: 3 LOB: 0 BB: 0 P: 23	R: 0 H: 2 E: 0 K: 2 S: 18	H: 2 LOB: 2 BB: 0 P: 25	R: 0 H: 0 E: 0 K: 0 S: 8	LOB: 0 BB: 0 P: 12	R: 0 H: 1 E: 0 K: 1 S: 13	H: 1 LOB: 1 BB: 0 P: 16	R: 0 H: 2 E: 0 K: 2 S: 17	LOB: 2 BB: 0 P: 24	R: 0 H: 0 E: 0 K: 0 S: 9	H: 0 LOB: 0 BB: 0 P: 13	R: 0 H: 1 E: 0 K: 0 S: 6	LOB: 1 BB: 0 P: 10	R: 0 H: 0 E: 0 K: 0 S: 4	LOB: 0 BB: 0 P: 7	1B: 8 2B: 1 3B: 0 HR: 1	SF: 0 SAC: 0 DP: 0 HBP: 0	WP: 0 PB: 0 SB: 0 CS: 2	PA: 35					
<b>PITCHER</b>	IP	WLS	BF	H	R	ER	SO	BB	IBB	HBP	BLK	WP	HR	S	P	ERA	WHIP										
Mike Trombley, R ERA: 4.78 (1, 1)	5.0	W	20	7	2	2	4	0	0	0	0	0	1	62	88	3.60	1.400										
George Tsamis, L ERA: 5.73 (6, 1)	4.0	S	15	3	0	0	2	0	0	0	0	0	0	36	54	0.00	0.750										

AB	35
R	2
H	10
RBI	2
BB	0
SO	6
LOB	13






Batter	1	2	3	4	5	6	7	8	9	AB	R	H	RBI	BB	SO	LOB	TOP								
<b>Chuck Knoblauch</b> R (1,4) <small>OBP: 0.367, SLG: 0.365</small> <b>Chip Hale</b> L (8,PH) <small>OBP: 0.367, SLG: 0.377</small>	G1-3		SH1-3 HR	HR		HR		K		4	3	3	0	0	0	0	<b>Minnesota Twins @ Oakland Athletics</b> Oakland-Alameda County Coliseum, Oakland, CA <small>Sun Aug 15 1993, 3:33 AM PDT</small> <small>Att: 32,776 - Overcast - 65 F</small>								
<b>Jeff Reboulet</b> R (1,5) <small>OBP: 0.324, SLG: 0.284</small>	1B		SH1-3	K		HR		E	1B	3	1	2	2	1	1										
<b>Kirby Puckett</b> R (1,9) <small>OBP: 0.356, SLG: 0.481</small>	G1-6-3		HR	HR		G6-4-3		E9	1B	5	2	5	4	0	0										
<b>Dave Winfield</b> R (1,10) <small>OBP: 0.333, SLG: 0.468</small>	G1-6-3		F8	L8		P5		P5		5	0	0	0	0	5										
<b>Shane Mack</b> R (1,8) <small>OBP: 0.338, SLG: 0.429</small>	L4		E	K		G6-4-3		G4-3		5	1	1	0	0	1										
<b>Brian Harper</b> R (1,2) <small>OBP: 0.362, SLG: 0.469</small> <b>Lenny Webster</b> R (8,2) <small>OBP: 0.205, SLG: 0.226</small>	HR		HR	HR		HR		G6-3	P7	4	3	3	2	0	0										
<b>Bernardo Brito</b> R (1,7) <small>OBP: 0.276, SLG: 0.655</small>	HR		HR	HR		F7		K	FC4	5	2	3	4	0	1										
<b>Dave McCarty</b> R (1,3) <small>OBP: 0.277, SLG: 0.307</small>	G5-3		FC6-4	BB		G5-3		F8	FC4	4	0	0	0	1	0										
<b>Pat Meares</b> R (1,6) <small>OBP: 0.296, SLG: 0.351</small>	G5-3		FC6-4			K		K		4	0	0	0	0	2										
<b>Inning Stats</b>	R: 0 E: 0 K: 0 S: 5	H: 1 LOB: 1 BB: 1 P: 12	R: 2 E: 0 K: 0 S: 9	H: 2 LOB: 0 BB: 0 P: 14	R: 5 E: 0 K: 0 S: 16	H: 5 LOB: 1 BB: 1 P: 28	R: 2 E: 0 K: 2 S: 14	H: 2 LOB: 0 BB: 0 P: 20	R: 1 E: 0 K: 1 S: 8	H: 1 LOB: 0 BB: 0 P: 9	R: 2 E: 0 K: 0 S: 14	H: 3 LOB: 0 BB: 0 P: 23	R: 0 E: 0 K: 1 S: 9	H: 0 LOB: 0 BB: 0 P: 12	R: 0 E: 1 K: 2 S: 15	H: 2 LOB: 2 BB: 0 P: 21		R: 0 E: 0 K: 0 S: 9	H: 1 LOB: 1 BB: 0 P: 15	1B: 10 2B: 0 3B: 1 HR: 6	SF: 0 SAC: 1 DP: 2 HBP: 0	WP: 0 PB: 0 SB: 1 CS: 0	PA: 44		
<b>PITCHER</b>	IP	WLS	BF	H	R	ER	SO	BB	IBB	HBP	BLK	WP	HR	S	P	ERA	WHIP								
<b>Mike Mohler</b> L (1,1) <small>ERA: 5.14</small> <b>John Briscoe</b> R (3,1) <small>ERA: 6.75</small> <b>Rich Gossage</b> R (6,1) <small>ERA: 5.12</small> <b>Rich Gossage</b> R (8,1) <small>ERA: 5.12</small> <b>Vince Horsman</b> L (9,1) <small>ERA: 5.4</small>	2.2	L	16	8	7	7	0	1	0	0	0	0	3	28	48	23.62	3.375								

Batter	1	2	3	4	5	6	7	8	9	AB	R	H	RBI	BB	SO	LOB	BOTTOM								
<b>Mike Bordick</b> R (1,6) <small>OBP: 0.359, SLG: 0.341</small> <b>Scott Lydy</b> R (8,9) <small>OBP: 0.250, SLG: 0.300</small>	G3		1B	1B		1B		1B	1B	4	1	4	1	0	0	0	<b>Minnesota Twins @ Oakland Athletics</b> Oakland-Alameda County Coliseum, Oakland, CA <small>Sun Aug 15 1993, 3:33 AM PDT</small> <small>Att: 32,776 - Overcast - 65 F</small>								
<b>Jerry Browne</b> S (1,7) <small>OBP: 0.288, SLG: 0.293</small>	G3		1B	1B		P5		FC6	1B	5	1	2	0	0	3										
<b>Ruben Sierra</b> S (1,9) <small>OBP: 0.310, SLG: 0.429</small> <b>Rich Gossage</b> R (8,1) <small>ERA: 5.12</small> <b>Vince Horsman</b> R (9,1) <small>ERA: 5.12</small> <b>Lance Blankenship</b> R (8,PH) <small>OBP: 0.363, SLG: 0.254</small>	F7		FC6	1B		K		G3	1B	4	0	1	1	0	1										
<b>Troy Neel</b> L (1,10) <small>OBP: 0.336, SLG: 0.449</small>	G3		FC6	1B		1B		G1-3	G5-3	5	0	1	1	0	5										
<b>Terry Steinbach</b> R (1,2) <small>OBP: 0.333, SLG: 0.416</small> <b>Scott Hemond</b> R (6,2) <small>OBP: 0.323, SLG: 0.377</small>	G6-3		G6-3	SF8		1B		P6	L5	2	1	1	0	0	0										
<b>Mike Aldrete</b> L (1,3) <small>OBP: 0.341, SLG: 0.423</small> <b>Scott Brosius</b> R (4,FR) <small>OBP: 0.217, SLG: 0.269</small>	K		K	1B		P3		P6	BB	2	0	1	0	0	1										
<b>Brent Gates</b> S (1,4) <small>OBP: 0.352, SLG: 0.363</small>	P5		E4	1B		FC5-4		1B	BB	4	0	2	0	1	0										
<b>Dave Henderson</b> R (1,8) <small>OBP: 0.262, SLG: 0.391</small>			F8	SF8		FC5-4		P6	F8	4	1	0	1	0	5										
<b>Craig Paquette</b> R (1,5) <small>OBP: 0.257, SLG: 0.414</small>	F9		F9	G5-4-3		G1-3		K		4	0	0	0	1	4										
<b>Inning Stats</b>	R: 0 E: 0 K: 0 S: 8	H: 1 LOB: 0 BB: 0 P: 12	R: 0 E: 0 K: 1 S: 7	H: 0 LOB: 0 BB: 0 P: 11	R: 1 E: 0 K: 0 S: 13	H: 3 LOB: 2 BB: 0 P: 19	R: 1 E: 1 K: 0 S: 7	H: 2 LOB: 2 BB: 0 P: 12	R: 0 E: 0 K: 1 S: 13	H: 2 LOB: 3 BB: 0 P: 23	R: 1 E: 0 K: 0 S: 9	H: 2 LOB: 1 BB: 0 P: 12	R: 0 E: 0 K: 0 S: 6	H: 0 LOB: 0 BB: 0 P: 9	R: 0 E: 0 K: 1 S: 8	H: 1 LOB: 1 BB: 0 P: 10		R: 2 E: 0 K: 0 S: 16	H: 4 LOB: 3 BB: 1 P: 23	1B: 15 2B: 0 3B: 0 HR: 0	SF: 1 SAC: 0 DP: 1 HBP: 1	WP: 0 PB: 0 SB: 0 CS: 0	PA: 44		
<b>PITCHER</b>	IP	WLS	BF	H	R	ER	SO	BB	IBB	HBP	BLK	WP	HR	S	P	ERA	WHIP								
<b>Scott Erickson</b> R (1,1) <small>ERA: 5.88</small> <b>Mike Hartley</b> R (8,1) <small>ERA: 4.35</small>	7.0	W	32	10	3	3	2	0	0	1	0	0	0	24	33	9.00	3.000								

**AB** 41  
**R** 12  
**H** 17  
**RBI** 12  
**BB** 2  
**SO** 6  
**LOB** 9



**AB** 41  
**R** 5  
**H** 15  
**RBI** 5  
**BB** 1  
**SO** 3  
**LOB** 26





Batter	1	2	3	4	5	6	7	8	9	AB	R	H	RBI	BB	SO	LOB	TOP									
Pat Listach, S OBP: 0.316, SLG: 0.308	L8		L7			P1-2-3 HBP 1B	G1-3			4	0	1	0	0	0	2										
Darryl Hamilton, L OBP: 0.388, SLG: 0.408	L7			L4		P1-2-3 HBP	G6-3			3	0	0	0	0	0	0										
B.J. Surhoff, L OBP: 0.307, SLG: 0.374	G6-3			G6-3		P1-2-3	G3			4	0	0	0	0	0	3										
Greg Vaughn, R OBP: 0.380, SLG: 0.514		F8			4-1 BB					2	0	1	0	2	0	0										
Kevin Reimer, L OBP: 0.294, SLG: 0.409	L7			L8		G4-3				4	0	0	0	0	0	5										
Robin Yount, R OBP: 0.332, SLG: 0.384		F8				G4-3	F9			4	0	0	0	0	1	0										
Dave Nilsson, L OBP: 0.299, SLG: 0.324						L6	P5			3	0	1	0	1	0	0										
John Jaha, R OBP: 0.324, SLG: 0.375			L9			K				4	1	1	1	0	2	2										
Juan Bell, R OBP: 0.344, SLG: 0.387			F7							2	0	0	0	2	0	2										
<b>Inning Stats</b>	R: 0 E: 0 K: 0 S: 11	H: 0 LOB: 0 BB: 0 P: 16	R: 0 E: 0 K: 0 S: 8	H: 0 LOB: 0 BB: 0 P: 14	R: 0 E: 0 K: 0 S: 9	H: 0 LOB: 1 BB: 1 P: 16	R: 0 E: 0 K: 0 S: 5	H: 0 LOB: 1 BB: 1 P: 12	R: 0 E: 0 K: 1 S: 9	H: 0 LOB: 0 BB: 0 P: 12	R: 0 E: 0 K: 0 S: 13	H: 1 LOB: 3 BB: 2 P: 25	R: 1 E: 0 K: 0 S: 7	H: 1 LOB: 1 BB: 1 P: 17	R: 0 E: 0 K: 0 S: 9	H: 1 LOB: 1 BB: 0 P: 14	R: 0 E: 0 K: 2 S: 15	H: 1 LOB: 1 BB: 0 P: 21	1B: 3 2B: 0 3B: 0 HR: 1	SF: 0 SAC: 0 DP: 1 HBP: 1	WP: 0 PB: 0 SB: 1 CS: 0	PA: 36				
<b>PITCHER</b>	IP	WLS	BF	H	R	ER	SO	BB	IBB	HBP	BLK	WP	HR	S	P	ERA	WHIP									
Todd Van Poppel, R ERA: 4.38	(1, 1)	6.2	W	27	2	1	1	1	5	0	1	0	0	1	61	110	1.35	1.050								
Ed Nunez, R ERA: 3.2	(7, 1)	0.1		1	0	0	0	0	0	0	0	0	0	0	1	2	0.00	0.000								
Rick Honeycutt, L ERA: 3.98	(8, 1)	0.2		2	0	0	0	0	0	0	0	0	0	6	9	0.00	0.000									
Dennis Eckersley, R ERA: 3.47	(8, 1)	1.1	S	6	2	0	0	2	0	0	0	0	0	18	26	0.00	1.500									

Milwaukee Brewers @ Oakland Athletics  
Oakland-Alameda County Coliseum, Oakland, CA  
Mon Aug 16 1993, 7:05 PM PDT  
Att: 20,562 - Unknown - 72 F

AB 30  
R 1  
H 4  
RBI 1  
BB 5  
SO 3  
LOB 14




Batter	1	2	3	4	5	6	7	8	9	AB	R	H	RBI	BB	SO	LOB	BOTTOM									
Mike Bordick, R OBP: 0.360, SLG: 0.343	F8		G4-3							4	1	2	1	0	0	0										
Brent Gates, S OBP: 0.354, SLG: 0.371	G5-3 2B BB		F9							3	2	1	2	1	0	1										
Ruben Sierra, S OBP: 0.308, SLG: 0.425	G5-3		K							4	0	0	0	0	1	1										
Dave Henderson, R OBP: 0.262, SLG: 0.392				F9			F8			4	0	1	1	0	0	0										
Craig Paquette, R OBP: 0.261, SLG: 0.413										3	0	1	0	1	1	0										
Troy Neel, L OBP: 0.332, SLG: 0.444	P5									3	0	0	0	0	1	3										
Scott Brosius, R OBP: 0.209, SLG: 0.259			P3							3	0	0	0	0	0	1										
Scott Lydy, R OBP: 0.255, SLG: 0.326			F9							3	1	1	0	0	0	0										
Scott Hemond, R OBP: 0.318, SLG: 0.371			K							2	0	0	0	0	1	0										
<b>Inning Stats</b>	R: 1 E: 0 K: 0 S: 12	H: 1 LOB: 2 BB: 2 P: 24	R: 0 E: 0 K: 1 S: 8	H: 0 LOB: 0 BB: 0 P: 13	R: 0 E: 0 K: 1 S: 10	H: 0 LOB: 0 BB: 0 P: 16	R: 0 E: 0 K: 1 S: 9	H: 1 LOB: 1 BB: 0 P: 15	R: 3 E: 0 K: 0 S: 12	H: 3 LOB: 0 BB: 0 P: 21	R: 0 E: 0 K: 1 S: 7	H: 0 LOB: 0 BB: 0 P: 11	R: 0 E: 0 K: 0 S: 7	H: 1 LOB: 1 BB: 0 P: 10	R: 0 E: 0 K: 0 S: 4	H: 0 LOB: 0 BB: 0 P: 5	1B: 3 2B: 2 3B: 0 HR: 1	SF: 0 SAC: 1 DP: 0 HBP: 0	WP: 0 PB: 0 SB: 0 CS: 0	PA: 32						
<b>PITCHER</b>	IP	WLS	BF	H	R	ER	SO	BB	IBB	HBP	BLK	WP	HR	S	P	ERA	WHIP									
Rafael Novoa, L ERA: 3.62	(1, 1)	8.0	L	32	6	4	4	4	2	0	0	0	0	1	69	115	4.50	1.000								


Milwaukee Brewers @ Oakland Athletics  
Oakland-Alameda County Coliseum, Oakland, CA  
Mon Aug 16 1993, 7:05 PM PDT  
Att: 20,562 - Unknown - 72 F

AB 29  
R 4  
H 6  
RBI 4  
BB 2  
SO 4  
LOB 6





Batter	1	2	3	4	5	6	7	8	9	AB	R	H	RBI	BB	SO	LOB	TOP									
Pat Listach, S OBP: 0.313, SLG: 0.305 Bill Spiers, L OBP: 0.305, SLG: 0.318	1-3 K		2-3 SAFE K			2-2 F8		1-3 K		3	0	0	0	0	2	1	<p>Milwaukee Brewers @ Oakland Athletics Oakland-Alameda County Coliseum, Oakland, CA</p> <p>Tue Aug 17 1993, 7:05 PM PDT Att: 17,650 - Unknown - 71 F</p> <p>livebaseballscorecards.com</p> <p>AB 33 R 3 H 7 RBI 3 BB 1 SO 5 LOB 12</p> 									
Juan Bell, R OBP: 0.342, SLG: 0.382	1-1 L7			4-2 BB		3-2 G4-3		1-3 K		3	0	0	0	1	1	0										
Darryl Hamilton, L OBP: 0.364, SLG: 0.404	2-2 G6-3			0-1 SAFE SAFE P6		1-0 P6		0-1 G4-3		4	0	0	0	0	0	1										
Greg Vaughn, R OBP: 0.379, SLG: 0.514		0-0 G5-3		0-2 SAFE K			1-1 2B		2-1 G6-3	4	1	1	0	0	1	1										
Kevin Reimer, L OBP: 0.294, SLG: 0.410		3-2 G5-3		0-2 G5-3			1-2 2B		1-1 G3	4	1	1	1	0	0	1										
Robin Yount, R OBP: 0.331, SLG: 0.381		2-2 L6			1-0 F9		1-0 F9		1-2 S 1B HBP	3	1	0	0	0	0	1										
B.J. Surhoff, L OBP: 0.313, SLG: 0.380				0-2 1B		1-0 1B		1-1 1B	2-1 1B HBP	4	0	4	2	0	0	0										
John Jaha, R OBP: 0.324, SLG: 0.374			0-2 L8		2-2 P6		0-0 G6-3		0-0 L7	4	0	1	0	0	0	3										
Dave Nilsson, L OBP: 0.296, SLG: 0.321 Dickie Thon, R OBP: 0.325, SLG: 0.344 Tom Lampkin, L OBP: 0.288, SLG: 0.361			2-1 F7		1-2 G5-3		1-0 G6-3			2	0	0	0	0	0	2										
										1	0	0	0	0	0	2										
										0	0	0	0	0	0	0										
<b>Inning Stats</b>	R: 0 E: 0 K: 1 S: 8	H: 0 LOB: 0 BB: 0 P: 12	R: 0 E: 0 K: 0 S: 7	H: 0 LOB: 0 BB: 0 P: 12	R: 0 E: 0 K: 1 S: 11	H: 1 LOB: 1 BB: 0 P: 15	R: 0 E: 0 K: 1 S: 10	H: 0 LOB: 1 BB: 0 P: 14	R: 0 E: 0 K: 0 S: 8	H: 0 LOB: 0 BB: 0 P: 14	R: 2 E: 0 K: 0 S: 10	H: 4 LOB: 1 BB: 0 P: 15	R: 0 E: 0 K: 2 S: 8	H: 0 LOB: 0 BB: 0 P: 10	R: 1 E: 0 K: 0 S: 9	H: 1 LOB: 1 BB: 0 P: 15	1B: 5 2B: 2 3B: 0 HR: 0	SF: 0 SAC: 0 DP: 1 HBP: 1	WP: 0 PB: 0 SB: 1 CS: 0	PA: 35						
<b>PITCHER</b>	IP	WLS	BF	H	R	ER	SO	BB	IBB	HBP	BLK	WP	HR	S	P	ERA	WHIP									
Steve Karsay, R ERA: 2.84	(1, 1)	6.1	W	26	6	2	2	3	1	0	0	0	0	0	61	93	2.84	1.105								
Vince Horsman, L ERA: 4.73	(7, 1)	1.2		4	0	0	0	2	0	0	0	0	0	9	12	0.00	0.000									
Ed Nunez, R ERA: 3.32	(9, 1)	0.2		4	1	1	1	0	0	0	1	0	0	8	14	13.50	1.500									
Dennis Eckersley, R ERA: 3.44	(9, 1)	0.1	S	1	0	0	0	0	0	0	0	0	0	1	1	0.00	0.000									

Batter	1	2	3	4	5	6	7	8	9	AB	R	H	RBI	BB	SO	LOB	BOTTOM									
Mike Bordick, R OBP: 0.359, SLG: 0.340	0-0 G5-3			0-0 G5-3			0-3 K			3	0	0	0	1	1	0	<p>Milwaukee Brewers @ Oakland Athletics Oakland-Alameda County Coliseum, Oakland, CA</p> <p>Tue Aug 17 1993, 7:05 PM PDT Att: 17,650 - Unknown - 71 F</p> <p>livebaseballscorecards.com</p> <p>AB 30 R 6 H 7 RBI 6 BB 4 SO 8 LOB 10</p> 									
Jerry Browne, S OBP: 0.288, SLG: 0.291	0-1 1B			1-1 F9			0-0 G3			4	1	1	0	0	0	2										
Ruben Sierra, S OBP: 0.307, SLG: 0.423	2-0 1B			2-2 P5			2-1 P6			4	1	1	0	0	1	2										
Troy Neel, L OBP: 0.334, SLG: 0.441 Scott Lydy, R OBP: 0.255, SLG: 0.326	2-3 K			4-2 1B HR BB		2-3 K		4-2 1B SF7 BB		2	1	0	0	2	2	2										
Brent Gates, S OBP: 0.355, SLG: 0.373	0-0 BB			1-1 SAFE BB		1-1 F7		0-0 L9		4	1	2	2	0	0	1										
Mike Aldrete, L OBP: 0.351, SLG: 0.447	4-1 1B			3-1 1B HR		2-3 K		1-2 1B		3	1	2	3	1	1	0										
Dave Henderson, R OBP: 0.259, SLG: 0.388	3-3 K			1-3 HR				2-2 SF7		3	0	0	1	0	1	2										
Craig Paquette, R OBP: 0.257, SLG: 0.406		0-0 G5-3		0-3 K			1-1 G5-3		3-3 K	4	0	0	0	0	2	1										
Scott Hemond, R OBP: 0.319, SLG: 0.370		2-1 F8 S 1B		1-0 G6-3			2-0 F9			3	0	1	0	0	0	0										
										1	0	0	0	0	0	0										
<b>Inning Stats</b>	R: 2 E: 0 K: 2 S: 14	H: 3 LOB: 2 BB: 1 P: 25	R: 0 E: 0 K: 1 S: 10	H: 1 LOB: 2 BB: 1 P: 19	R: 3 E: 0 K: 1 S: 12	H: 2 LOB: 0 BB: 1 P: 21	R: 0 E: 0 K: 0 S: 6	H: 0 LOB: 0 BB: 0 P: 9	R: 0 E: 0 K: 2 S: 8	H: 0 LOB: 0 BB: 0 P: 13	R: 0 E: 0 K: 0 S: 5	H: 0 LOB: 0 BB: 0 P: 10	R: 0 E: 0 K: 1 S: 6	H: 0 LOB: 0 BB: 0 P: 8	R: 1 E: 0 K: 0 S: 13	H: 1 LOB: 1 BB: 1 P: 21	1B: 6 2B: 0 3B: 0 HR: 1	SF: 1 SAC: 0 DP: 0 HBP: 0	WP: 0 PB: 0 SB: 1 CS: 0	PA: 35						
<b>PITCHER</b>	IP	WLS	BF	H	R	ER	SO	BB	IBB	HBP	BLK	WP	HR	S	P	ERA	WHIP									
Jaime Navarro, R ERA: 5.38	(1, 1)	7.0	L	30	6	5	5	7	3	0	0	0	0	0	61	105	6.43	1.286								
Doug Henry, R ERA: 5.27	(8, 1)	1.0		5	1	1	1	1	1	0	0	0	0	13	21	9.00	2.000									



Batter	1	2	3	4	5	6	7	8	9	AB	R	H	RBI	BB	SO	LOB	TOP										
Darryl Hamilton, L (1, 8) OBP: 0.365, SLG: 0.405	2-1 CS 1B	2-3 K			2-1 F7			0-2 SH5-3 1B		4	0	2	0	0	1	2											
Juan Bell, R (1, 4) OBP: 0.342, SLG: 0.382	1 SAFE 3-2 G5-3 1B		0-0 G4-3		0-0 L9			0-0 SH5-3 1-2		3	0	1	0	0	0	0											
B.J. Surhoff, L (1, 9) OBP: 0.313, SLG: 0.377	1 SAFE 4-1 G5-3 1-2 BB		2-1 F7		1-0 G3-1			1-2 P6		3	0	0	0	1	0	1											
Greg Vaughn, R (1, 7) OBP: 0.380, SLG: 0.520	1 SAFE 3-2 G5-3 1-2 2-3		0-0 HR		0-1 P5			4-0 IBB		3	1	1	1	1	0	2											
Kevin Reimer, L (1, 10) OBP: 0.291, SLG: 0.407 Robin Yount, R (8, PH) OBP: 0.330, SLG: 0.380	1 SAFE 1-3 K		2-3 K		0-0 F9			2-1 P6		3	0	0	0	0	2	2											
Dickie Thon, R (1, 5) OBP: 0.323, SLG: 0.340		4-1 FC3-6 BB		2-3 K				1-3 K		3	0	0	0	1	3	0											
Tom Lampkin, L (1, 2) OBP: 0.280, SLG: 0.349	1 SAFE 0-1 FC3-6 1B		0-1 F9		3-3 K			1-1 F7		4	0	0	0	0	1	1											
Kevin Seitzer, R (1, 3) OBP: 0.318, SLG: 0.352	1 SAFE 1-2 F7		4-2 BB		0-3 K			1-2 F9		3	0	0	0	1	1	1											
Pat Listach, S (1, 6) OBP: 0.314, SLG: 0.305	1 SAFE 2-1 1-3		3-2 L8		1-0 G4-3					3	0	1	0	0	0	1											
<b>Inning Stats</b>	R: 0 E: 1 K: 1 S: 14	H: 2 LOB: 2 BB: 1 P: 26	R: 0 E: 0 K: 1 S: 15	H: 1 LOB: 2 BB: 1 P: 24	R: 1 E: 0 K: 1 S: 8	H: 1 LOB: 0 BB: 0 P: 12	R: 0 E: 0 K: 1 S: 12	H: 0 LOB: 1 BB: 1 P: 21	R: 0 E: 0 K: 0 S: 4	H: 0 LOB: 0 BB: 0 P: 7	R: 0 E: 0 K: 2 S: 6	H: 0 LOB: 0 BB: 0 P: 7	R: 0 E: 0 K: 1 S: 7	H: 0 LOB: 0 BB: 0 P: 11	R: 0 E: 0 K: 0 S: 9	H: 1 LOB: 2 BB: 1 P: 16	R: 0 E: 0 K: 1 S: 8	H: 0 LOB: 0 BB: 0 P: 11	1B: 4 2B: 0 3B: 0 HR: 1	SF: 0 SAC: 1 DP: 0 HBP: 0	WP: 0 PB: 0 SB: 0 CS: 1	PA: 35					
<b>PITCHER</b>	IP	WLS	BF	H	R	ER	SO	BB	IBB	HBP	BLK	WP	HR	S	P	ERA	WHIP										
Ron Darling, R (1, 1) ERA: 5.28	7.0	W	27	4	1	1	7	3	0	0	0	0	1	66	108	1.29	1.000										
Rick Honeycutt, L (8, 1) ERA: 3.25	0.2		4	1	0	0	0	0	1	0	0	0	0	7	12	0.00	1.500										
Rich Gossage, R (8, 1) ERA: 5.08	0.1		1	0	0	0	0	0	0	0	0	0	0	2	4	0.00	0.000										
Dennis Eckersley, R (9, 1) ERA: 3.38	1.0	S	3	0	0	0	1	0	0	0	0	0	0	8	11	0.00	0.000										

Milwaukee Brewers @ Oakland Athletics  
Oakland-Alameda County Coliseum, Oakland, CA  
Wed Aug 18, 1993, 3:33 AM PDT  
Att: 21,158 - Sunny - 65 F

AB 30  
R 1  
H 5  
RBI 1  
BB 4  
SO 8  
LOB 12



Batter	1	2	3	4	5	6	7	8	9	AB	R	H	RBI	BB	SO	LOB	BOTTOM										
Mike Bordick, R (1, 6) OBP: 0.356, SLG: 0.337	1-1 F9		1-3 K		0-0 FC1-6 G4-3		3-1 F9			4	0	0	0	0	1	3											
Mike Aldrete, L (1, 7) OBP: 0.343, SLG: 0.436	1-3 K		1-1 G3		2-1 G4-3			3-2 F9		4	0	0	0	0	1	1											
Ruben Sierra, S (1, 9) OBP: 0.309, SLG: 0.423	4-0 S BB		2-2 P6		2-3 K			0-2 G1-3 S 1B		3	0	1	0	1	1	0											
Dave Henderson, R (1, 10) OBP: 0.258, SLG: 0.383	3-1 F8		3-3 K		2-3 K			4-2 G1-3 BB		3	0	0	0	1	2	1											
Brent Gates, S (1, 4) OBP: 0.352, SLG: 0.369		2-2 F9		2-2 F8		0-0 F7		1-0 G1-3		4	0	0	0	0	0	2											
Troy Neel, L (1, 3) OBP: 0.341, SLG: 0.443 Jerry Browne, S (8, PH) OBP: 0.286, SLG: 0.289	4-2 HR BB		4-2 1B BB		4-2 1B BB		1-0 BB 1B	0-0 G5-3		1	1	1	0	2	0	0											
Craig Paquette, R (1, 5) OBP: 0.258, SLG: 0.405	1 SAFE 0-3 K		0-1 1B BB		0-1 1B BB		2-2 F7			3	0	1	0	0	1	2											
Scott Brosius, R (1, 8) OBP: 0.213, SLG: 0.298	1 SAFE 2-1 HR		0-1 G4-3		0-1 G4-3		1-1 F7			3	1	1	2	0	0	3											
Scott Hemond, R (1, 2) OBP: 0.326, SLG: 0.372		2-3 K			1-1 FC1-6 1B		4-2 BB			2	0	1	0	1	1	0											
<b>Inning Stats</b>	R: 0 E: 0 K: 1 S: 7	H: 0 LOB: 1 BB: 1 P: 16	R: 2 E: 0 K: 2 S: 15	H: 1 LOB: 1 BB: 1 P: 25	R: 0 E: 0 K: 1 S: 8	H: 0 LOB: 0 BB: 0 P: 12	R: 0 E: 0 K: 1 S: 14	H: 1 LOB: 2 BB: 1 P: 23	R: 0 E: 0 K: 0 S: 5	H: 1 LOB: 0 BB: 0 P: 8	R: 0 E: 0 K: 2 S: 10	H: 0 LOB: 0 BB: 0 P: 14	R: 0 E: 0 K: 0 S: 14	H: 1 LOB: 2 BB: 1 P: 25	R: 0 E: 0 K: 0 S: 12	H: 1 LOB: 2 BB: 1 P: 20	1B: 4 2B: 0 3B: 0 HR: 1	SF: 0 SAC: 0 DP: 1 HBP: 0	WP: 0 PB: 0 SB: 2 CS: 0	PA: 33							
<b>PITCHER</b>	IP	WLS	BF	H	R	ER	SO	BB	IBB	HBP	BLK	WP	HR	S	P	ERA	WHIP										
Angel Miranda, L (1, 1) ERA: 2.92	7.1	L	30	5	2	2	7	4	0	0	0	0	1	79	132	2.46	1.227										
Matt Maysey, R (8, 1) ERA: 2.25	0.0		1	0	0	0	0	1	0	0	0	0	0	4	8	∞	∞										
Jesse Orosco, L (8, 1) ERA: 4.19	0.2		2	0	0	0	0	0	0	0	0	0	0	2	3	0.00	0.000										

Milwaukee Brewers @ Oakland Athletics  
Oakland-Alameda County Coliseum, Oakland, CA  
Wed Aug 18, 1993, 3:33 AM PDT  
Att: 21,158 - Sunny - 65 F

AB 28  
R 2  
H 5  
RBI 2  
BB 5  
SO 7  
LOB 14





Batter	1	2	3	4	5	6	7	8	9	AB	R	H	RBI	BB	SO	LOB	TOP					
<b>Mike Bordick, R</b> OBP: 0.359, SLG: 0.338 (1, 6)	G3 BB		G5-3	1-2 CS 1B			1-1 E 1B	G4-3		4	1	2	0	1	0	0						
<b>Jerry Browne, S</b> OBP: 0.283, SLG: 0.293 (1, 7)	G3			1-3 HR 2B	F7		0-1 P3		G6-3	5	1	1	0	0	0	2						
<b>Ruben Sierra, S</b> OBP: 0.308, SLG: 0.421 (1, 9)	G6-3			1-2 G6-3	P3		1-1 E8 BB 1B		L8	5	0	1	0	0	0	2						
<b>Troy Neel, L</b> OBP: 0.342, SLG: 0.440 (1, 10)	G3-1			4-1 1B HR	2B		1-3 K		K	4	2	1	0	1	2	2						
<b>Brent Gates, S</b> OBP: 0.355, SLG: 0.374 (1, 4)		K		2-0 HR 1B	2B		4-0 BB			3	1	2	1	1	1	0						
<b>Mike Aldrete, L</b> OBP: 0.346, SLG: 0.453 (1, 3)	F7			1-2 HR 1B	G3-1		4-2 IBB			3	1	1	4	1	0	1						
<b>Scott Brosius, R</b> OBP: 0.204, SLG: 0.284 (1, 8)	G6-3			1-1 HR			1-2 BB			4	0	0	0	0	2	3						
<b>Craig Paquette, R</b> OBP: 0.258, SLG: 0.407 (1, 5)			G1-3	0-0 1B 2B			1-3 K		F8	4	1	1	0	0	1	0						
<b>Scott Hemond, R</b> OBP: 0.324, SLG: 0.368 (1, 2)			G1-3	0-1 1B 1B			3-3 K		G4-3	4	0	1	1	0	1	0						
<b>Inning Stats</b>	R: 0 E: 0 K: 0 S: 8	H: 0 LOB: 1 BB: 1 P: 14	R: 0 E: 0 K: 1 S: 8	H: 0 LOB: 0 BB: 0 P: 11	R: 0 E: 0 K: 0 S: 7	H: 0 LOB: 0 BB: 0 P: 9	R: 5 E: 0 K: 0 S: 20	H: 6 LOB: 1 BB: 1 P: 32	R: 1 E: 0 K: 0 S: 13	H: 2 LOB: 1 BB: 0 P: 23	R: 0 E: 0 K: 3 S: 11	H: 0 LOB: 0 BB: 0 P: 16	R: 1 E: 1 K: 2 S: 14	H: 2 LOB: 3 BB: 2 P: 27	R: 0 E: 0 K: 0 S: 5	H: 0 LOB: 0 BB: 0 P: 9	R: 0 E: 0 K: 1 S: 7	H: 0 LOB: 0 BB: 0 P: 11	1B: 6 2B: 3 3B: 0 HR: 1	SF: 0 SAC: 0 DP: 0 HBP: 0	WP: 0 PB: 0 SB: 0 CS: 1	PA: 41
<b>PITCHER</b>	IP	WLS	BF	H	R	ER	SO	BB	IBB	HBP	BLK	WP	HR	S	P	ERA	WHIP					
<b>John Doherty, R</b> ERA: 4.7 (1, 1)	3.2	L	19	6	5	5	1	2	0	0	0	0	0	1	40	63	12.27	2.182				
<b>David Wells, L</b> ERA: 4.3 (4, 1)	2.1		8	2	1	1	3	0	0	0	0	0	0	27	42	3.86	0.857					
<b>Bob MacDonald, L</b> ERA: 5.6 (7, 1)	0.2		6	2	1	1	1	1	0	0	0	0	0	11	22	13.50	4.500					
<b>Greg Gohr, R</b> ERA: 5.17 (7, 1)	2.1		7	0	0	0	2	0	0	0	0	0	0	15	25	0.00	0.000					

Oakland Athletics @ Detroit Tigers  
Tiger Stadium, Detroit, MI  
Fri Aug 20 1993, 7:05 PM EDT  
Att: 32,716 - Unknown - 75 F


AB 36  
R 7  
H 10  
RBI 6  
BB 4  
SO 7  
LOB 10



Batter	1	2	3	4	5	6	7	8	9	AB	R	H	RBI	BB	SO	LOB	BOTTOM					
<b>Tony Phillips, S</b> OBP: 0.441, SLG: 0.403 (1, 7)	G4-3		3-2 BB 2B		P6	K				6	2	2	0	0	2	6						
<b>Lou Whitaker, L</b> OBP: 0.416, SLG: 0.463 (1, 4)	1B BB		4-2 2B BB		G5-3		4-1 G6-4-3 BB		1B 1B SF9 BB	1	2	0	0	4	0	0						
<b>Travis Fryman, R</b> OBP: 0.361, SLG: 0.470 (1, 5)	P4		2-3 K		1B		2-1 F8		SF9 1B 1B	5	1	2	0	0	1	4						
<b>Cecil Fielder, R</b> OBP: 0.375, SLG: 0.504 (1, 3)	1B		2-2 1-2 2H 2B		K		2-2 G6-4-3		K	5	0	2	2	0	2	5						
<b>Kirk Gibson, L</b> OBP: 0.337, SLG: 0.449 (1, 8)	P4		3-2 P5			G5-3 BB BB		G4-3	1B 1B	4	1	1	1	1	0	3						
<b>Mickey Tettleton, S</b> OBP: 0.350, SLG: 0.487 (1, 9)		G1-3 BB	1-1 P5			G5-3 BB		G3-1 BB	SF9	1	0	0	1	3	0	1						
<b>Alan Trammell, R</b> OBP: 0.376, SLG: 0.442 (1, 6)	G1-3		1-2 G6-3		F8			G3-1 1B	1B 1B	5	0	2	1	0	0	3						
<b>Scott Livingstone, L</b> OBP: 0.353, SLG: 0.359 (1, 10)			1-3 K		G6-3		1-1 G5-3		G3-1	5	0	1	1	0	1	5						
<b>Gary Thurman, R</b> OBP: 0.322, SLG: 0.308 (9, PR)							1-2 2-3		1B	0	0	0	0	0	0	0						
<b>Chad Kreuter, S</b> OBP: 0.358, SLG: 0.472 (1, 2)	P6		2-3 K				4-0 BB		1B	3	0	0	0	2	2	3						
<b>Inning Stats</b>	R: 0 E: 0 K: 0 S: 10	H: 1 LOB: 2 BB: 1 P: 22	R: 0 E: 0 K: 1 S: 7	H: 0 LOB: 1 BB: 1 P: 13	R: 2 E: 0 K: 1 S: 22	H: 2 LOB: 1 BB: 1 P: 37	R: 0 E: 0 K: 1 S: 7	H: 0 LOB: 0 BB: 0 P: 12	R: 0 E: 0 K: 1 S: 11	H: 1 LOB: 1 BB: 0 P: 15	R: 0 E: 0 K: 1 S: 12	H: 0 LOB: 3 BB: 3 P: 28	R: 0 E: 0 K: 0 S: 6	H: 0 LOB: 0 BB: 1 P: 14	R: 0 E: 0 K: 1 S: 17	H: 1 LOB: 2 BB: 1 P: 28	R: 4 E: 0 K: 2 S: 28	H: 5 LOB: 3 BB: 2 P: 46	1B: 9 2B: 1 3B: 0 HR: 0	SF: 1 SAC: 0 DP: 1 HBP: 0	WP: 0 PB: 0 SB: 1 CS: 0	PA: 46
<b>PITCHER</b>	IP	WLS	BF	H	R	ER	SO	BB	IBB	HBP	BLK	WP	HR	S	P	ERA	WHIP					
<b>Bobby Witt, R</b> ERA: 4.51 (1, 1)	5.2	W	26	4	2	2	4	5	0	0	0	0	0	66	117	3.18	1.588					
<b>Vince Horsman, L</b> ERA: 4.61 (6, 1)	0.1		3	0	0	0	1	2	0	0	0	0	0	4	15	0.00	6.000					
<b>Rich Gossage, R</b> ERA: 4.83 (7, 1)	2.0		7	1	0	0	1	1	0	0	0	0	0	22	37	0.00	1.000					
<b>John Briscoe, R</b> ERA: 11.81 (9, 1)	0.0		3	2	3	3	0	1	0	0	0	0	0	5	12	=	=					
<b>Dennis Eckersley, R</b> ERA: 3.48 (9, 1)	1.0	S	7	3	1	1	2	1	0	0	0	0	0	23	34	9.00	4.000					

Oakland Athletics @ Detroit Tigers  
Tiger Stadium, Detroit, MI  
Fri Aug 20 1993, 7:05 PM EDT  
Att: 32,716 - Unknown - 75 F

AB 35  
R 6  
H 10  
RBI 6  
BB 10  
SO 8  
LOB 30









Batter	1	2	3	4	5	6	7	8	9	AB	R	H	RBI	BB	SO	LOB	TOP											
<b>Mike Bordick, R</b> OBP: 0.356, SLG: 0.334 (1, 6)										4	0	1	0	1	1	1	<b>Oakland Athletics @ Detroit Tigers</b> Tiger Stadium, Detroit, MI Sun Aug 22 1993, 3:33 AM EDT Att: 35,705 - Sunny - 79 F											
<b>Brent Gates, S</b> OBP: 0.355, SLG: 0.376 (1, 4)										4	0	1	0	1	0	2												
<b>Ruben Sierra, S</b> OBP: 0.305, SLG: 0.420 (1, 10)										4	0	0	0	0	2	4												
<b>Dave Henderson, R</b> OBP: 0.255, SLG: 0.376 (1, 9)										4	0	0	0	0	2	1												
<b>Craig Paquette, R</b> OBP: 0.265, SLG: 0.411 (1, 5)										3	1	0	0	1	0	0												
<b>Troy Neel, L</b> OBP: 0.346, SLG: 0.450 (1, 3)										4	1	2	1	0	1	0												
<b>Scott Brosius, R</b> OBP: 0.204, SLG: 0.301 (1, 8)										4	1	1	0	0	1	2												
<b>Scott Lydy, R</b> OBP: 0.260, SLG: 0.326 <b>Jerry Browne, S</b> OBP: 0.273, SLG: 0.283 (9, PH)										3	0	1	1	0	0	0												
<b>Scott Hemond, R</b> OBP: 0.329, SLG: 0.375 (1, 2)										3	0	1	0	1	2	2												
<b>Inning Stats</b>	R: 0 E: 0 K: 1 S: 11	H: 0 LOB: 0 BB: 0 P: 16	R: 0 E: 0 K: 2 S: 11	H: 0 LOB: 0 BB: 0 P: 19	R: 0 E: 0 K: 0 S: 12	H: 1 LOB: 3 BB: 2 P: 29	R: 1 E: 0 K: 1 S: 13	H: 2 LOB: 2 BB: 1 P: 25	R: 0 E: 0 K: 1 S: 6	H: 0 LOB: 0 BB: 0 P: 10	R: 0 E: 0 K: 0 S: 4	H: 0 LOB: 1 BB: 1 P: 12	R: 0 E: 0 K: 1 S: 7	H: 0 LOB: 0 BB: 0 P: 8	R: 2 E: 0 K: 1 S: 16	H: 3 LOB: 1 BB: 0 P: 23		1B: 3 2B: 2 3B: 1 HR: 1	SF: 0 SAC: 0 DP: 0 HBP: 0	WP: 0 PB: 0 SB: 0 CS: 0	PA: 38							
<b>PITCHER</b>	IP	WLS	BF	H	R	ER	SO	BB	IBB	HBP	BLK	WP	HR	S	P	ERA	WHIP											
<b>Tom Bolton, L</b> ERA: 4.55 <b>Joe Boever, R</b> ERA: 3.75 <b>Storm Davis, R</b> ERA: 5.05 <b>Mike Henneman, R</b> ERA: 2.23	(1, 1)	6.0	W	25	4	1	1	7	3	0	0	0	0	0	62	112	1.50	1.167										

AB	34
R	3
H	7
RBI	3
BB	4
SO	9
LOB	12



Batter	1	2	3	4	5	6	7	8	9	AB	R	H	RBI	BB	SO	LOB	BOTTOM											
<b>Tony Phillips, S</b> OBP: 0.442, SLG: 0.401 (1, 9)										4	1	1	0	1	1	2	<b>Oakland Athletics @ Detroit Tigers</b> Tiger Stadium, Detroit, MI Sun Aug 22 1993, 3:33 AM EDT Att: 35,705 - Sunny - 79 F											
<b>Lou Whitaker, L</b> OBP: 0.416, SLG: 0.464 (1, 4)										4	0	1	2	1	0	3												
<b>Travis Fryman, R</b> OBP: 0.363, SLG: 0.476 (1, 5)										3	1	0	0	2	1	1												
<b>Cecil Fielder, R</b> OBP: 0.373, SLG: 0.499 (1, 3)										4	0	0	0	0	1	3												
<b>Kirk Gibson, L</b> OBP: 0.339, SLG: 0.448 (1, 8)										3	1	1	0	1	0	2												
<b>Mickey Tettleton, S</b> OBP: 0.352, SLG: 0.484 (1, 2)										3	1	2	1	1	0	1												
<b>Alan Trammell, R</b> OBP: 0.385, SLG: 0.454 (1, 6)										4	0	3	1	0	0	3												
<b>Scott Livingstone, L</b> OBP: 0.353, SLG: 0.356 <b>Gary Thurman, R</b> OBP: 0.322, SLG: 0.308 <b>Chad Kreuter, S</b> OBP: 0.357, SLG: 0.471 (7, PH)	(1, 10)									2	0	0	0	1	1	2												
<b>Dan Gladden, R</b> OBP: 0.310, SLG: 0.444 (1, 7)										2	1	0	0	2	0	1												
<b>Inning Stats</b>	R: 0 E: 0 K: 2 S: 12	H: 2 LOB: 2 BB: 0 P: 18	R: 0 E: 0 K: 0 S: 8	H: 2 LOB: 0 BB: 0 P: 15	R: 2 E: 0 K: 1 S: 11	H: 1 LOB: 3 BB: 4 P: 33	R: 0 E: 0 K: 1 S: 8	H: 1 LOB: 1 BB: 0 P: 13	R: 0 E: 0 K: 0 S: 6	H: 0 LOB: 1 BB: 1 P: 14	R: 0 E: 0 K: 0 S: 11	H: 1 LOB: 2 BB: 2 P: 24	R: 3 E: 0 K: 0 S: 11	H: 3 LOB: 1 BB: 1 P: 22	R: 0 E: 0 K: 0 S: 6	H: 0 LOB: 0 BB: 1 P: 11		1B: 7 2B: 1 3B: 0 HR: 0	SF: 0 SAC: 0 DP: 1 HBP: 0	WP: 0 PB: 0 SB: 0 CS: 2	PA: 39							
<b>PITCHER</b>	IP	WLS	BF	H	R	ER	SO	BB	IBB	HBP	BLK	WP	HR	S	P	ERA	WHIP											
<b>Todd Van Poppel, R</b> ERA: 4.3 <b>Kevin Campbell, R</b> ERA: 6.75 <b>Ed Nunez, R</b> ERA: 3.71 <b>John Briscoe, R</b> ERA: 9.95	(1, 1)	5.0	L	26	5	2	2	4	6	0	0	0	0	0	50	104	3.60	2.200										

AB	30
R	5
H	8
RBI	5
BB	9
SO	4
LOB	19






Batter	1	2	3	4	5	6	7	8	9	AB	R	H	RBI	BB	SO	LOB	TOP					
Mike Bordick, R (1, 6) Henry Mercedes, R (8, 2)	P2			P5		G4-3			F8	3	0	0	0	0	0	1						
Jerry Browne, S (1, 7)	G6-3			G4-3			L7			3	0	0	0	0	0	0						
Troy Neel, L (1, 10)	K			G1			F7			3	0	0	0	0	1	0						
Craig Paquette, R (1, 5)		L8			L8				K	3	0	0	0	0	1	0						
Brent Gates, S (1, 4)		G4-3			F9				G6-3	3	0	0	0	0	0	0						
Mike Aldrete, L (1, 3)		G4-3			F8				F7	3	0	0	0	0	0	0						
Scott Brosius, R (1, 8) (8, 6)			K						G1-3	3	0	0	0	0	2	0						
Scott Lydy, R (1, 9)			L5						F8	3	0	1	0	0	0	0						
Scott Hemond, R (1, 2) (8, 8)			P6						F9	3	0	0	0	0	1	1						
<b>Inning Stats</b>	R: 0 E: 0 K: 1 S: 8	H: 0 LOB: 0 BB: 0 P: 11	R: 0 E: 0 K: 0 S: 8	H: 0 LOB: 0 BB: 0 P: 10	R: 0 E: 0 K: 1 S: 6	H: 0 LOB: 0 BB: 0 P: 7	R: 0 E: 0 K: 0 S: 5	H: 0 LOB: 0 BB: 0 P: 8	R: 0 E: 0 K: 0 S: 11	H: 0 LOB: 0 BB: 0 P: 18	R: 0 E: 0 K: 1 S: 10	H: 1 LOB: 1 BB: 0 P: 14	R: 0 E: 0 K: 1 S: 7	H: 0 LOB: 0 BB: 0 P: 10	R: 0 E: 0 K: 0 S: 6	H: 0 LOB: 0 BB: 0 P: 8	R: 0 E: 0 K: 1 S: 5	H: 0 LOB: 0 BB: 0 P: 8	1B: 1 2B: 0 3B: 0 HR: 0	SF: 0 SAC: 0 DP: 0 HBP: 0	WP: 0 PB: 0 SB: 0 CS: 0	PA: 28
<b>PITCHER</b> Mike Moore, R (1, 1) ERA: 5.2	IP: 9.0 WLS: W BF: 28 H: 1 R: 0 ER: 0 SO: 5 BB: 0 IBB: 0 HBP: 0 BLK: 0 WP: 0 HR: 0 S: 66 P: 94 ERA: 0.00 WHIP: 0.111															<b>PITCHER</b>	IP: 9.0 WLS: W BF: 28 H: 1 R: 0 ER: 0 SO: 5 BB: 0 IBB: 0 HBP: 0 BLK: 0 WP: 0 HR: 0 S: 66 P: 94 ERA: 0.00 WHIP: 0.111					

Oakland Athletics @ Detroit Tigers  
Tiger Stadium, Detroit, MI  
Mon Aug 23 1993, 7:05 PM EDT  
Att: 18,564 - Unknown - 83 F


AB 28  
R 0  
H 1  
RBI 0  
BB 0  
SO 5  
LOB 2



Batter	1	2	3	4	5	6	7	8	9	AB	R	H	RBI	BB	SO	LOB	BOTTOM			
Tony Phillips, S (1, 7) Gary Thurman, R (9, 7)	FC3-6 BB	K		F7				1B SF7 1B		3	1	1	0	1	1	1				
Lou Whitaker, L (1, 4)	FC3-6 1B FC5-2		L9		3B 1B			SF7 1B 1B		4	2	2	1	1	0	1				
Travis Fryman, R (1, 5)	S 1B		HR 2B		F9 1B		L5	FC6-4 1B BB		4	1	2	0	1	0	3				
Cecil Fielder, R (1, 3) Skeeter Barnes, R (6, 3)	FC5-2		P3		K		L8	SF7		3	0	0	0	0	1	4				
Kirk Gibson, L (1, 8)	F6		HR BB		1B 3B			FC6-4 1B 1B		4	2	2	2	1	1	2				
Mickey Tettleton, S (1, 9)		G3		HR	1B 1B			FC6-4		4	1	2	4	1	0	2				
Alan Trammell, R (1, 6) Chris Gomez, R (8, 6)		1B 2B	G6-3		1B 1B		P4	P4		4	1	2	0	0	0	1				
Scott Livingstone, L (1, 10) Dan Gladden, R (5, PH)		2H 1B		G3-1	F9					2	0	1	1	0	0	0				
Chad Kreuter, S (1, 2)	F9			K			P6	1B 1B		4	1	1	0	0	1	1				
<b>Inning Stats</b>	R: 0 E: 0 K: 0 S: 14	H: 1 LOB: 2 BB: 1 P: 26	R: 1 E: 0 K: 1 S: 11	H: 2 LOB: 1 BB: 0 P: 16	R: 3 E: 0 K: 0 S: 14	H: 2 LOB: 0 BB: 1 P: 25	R: 0 E: 0 K: 1 S: 9	H: 0 LOB: 0 BB: 0 P: 14	R: 2 E: 0 K: 1 S: 15	H: 4 LOB: 2 BB: 0 P: 23	R: 0 E: 0 K: 0 S: 5	H: 0 LOB: 2 BB: 1 P: 13	R: 0 E: 0 K: 2 S: 11	H: 0 LOB: 1 BB: 1 P: 20	R: 3 E: 0 K: 0 S: 12	H: 4 LOB: 2 BB: 1 P: 27	1B: 9 2B: 2 3B: 1 HR: 1	SF: 1 SAC: 0 DP: 0 HBP: 1	WP: 0 PB: 0 SB: 1 CS: 0	PA: 43
<b>PITCHER</b> Steve Karsay, R (1, 1) ERA: 6.55	IP: 4.2 WLS: L BF: 25 H: 9 R: 6 ER: 6 SO: 3 BB: 2 IBB: 0 HBP: 1 BLK: 0 WP: 0 HR: 1 S: 62 P: 102 ERA: 11.57 WHIP: 2.357															<b>PITCHER</b> Vince Horsman, L (5, 1) ERA: 4.4	IP: 0.2 WLS: L BF: 4 H: 0 R: 0 ER: 0 SO: 0 BB: 1 IBB: 0 HBP: 1 BLK: 0 WP: 0 HR: 0 S: 4 P: 12 ERA: 0.00 WHIP: 1.500			
<b>PITCHER</b> Kevin Campbell, R (6, 1) ERA: 7.31	IP: 2.2 WLS: L BF: 14 H: 4 R: 3 ER: 3 SO: 2 BB: 2 IBB: 0 HBP: 0 BLK: 0 WP: 0 HR: 0 S: 25 P: 50 ERA: 10.12 WHIP: 2.250															<b>PITCHER</b>	IP: 2.2 WLS: L BF: 14 H: 4 R: 3 ER: 3 SO: 2 BB: 2 IBB: 0 HBP: 0 BLK: 0 WP: 0 HR: 0 S: 25 P: 50 ERA: 10.12 WHIP: 2.250			

Oakland Athletics @ Detroit Tigers  
Tiger Stadium, Detroit, MI  
Mon Aug 23 1993, 7:05 PM EDT  
Att: 18,564 - Unknown - 83 F

AB 36  
R 9  
H 13  
RBI 9  
BB 5  
SO 5  
LOB 22





Batter	1	2	3	4	5	6	7	8	9	AB	R	H	RBI	BB	SO	LOB	TOP										
<b>Mike Bordick, R</b> OBP: 0.357, SLG: 0.340 (1, 6)										2	1	1	1	2	0	0	<b>Oakland Athletics @ Milwaukee Brewers</b> Milwaukee County Stadium, Milwaukee, WI Tue Aug 24 1993, 8:05 PM EDT Sunny - 89 F										
<b>Jerry Browne, S</b> OBP: 0.274, SLG: 0.283 (1, 8)										4	0	2	0	0	0	3											
<b>Ruben Sierra, S</b> OBP: 0.303, SLG: 0.416 (1, 9)										4	0	0	0	0	0	2											
<b>Troy Neel, L</b> OBP: 0.341, SLG: 0.443 (1, 10)										4	0	1	0	0	0	1											
<b>Brent Gates, S</b> OBP: 0.352, SLG: 0.377 (1, 4)										4	0	1	0	0	0	2											
<b>Mike Aldrete, L</b> OBP: 0.337, SLG: 0.432 (1, 3)										4	0	1	0	0	0	1											
<b>Craig Paquette, R</b> OBP: 0.258, SLG: 0.400 (1, 5)										4	0	0	0	0	1	2											
<b>Scott Lydy, R</b> OBP: 0.281, SLG: 0.346 (1, 7)										3	1	1	0	1	1	0											
<b>Scott Hemond, R</b> OBP: 0.320, SLG: 0.370 (1, 2)										4	0	1	1	0	0	3											
<b>Inning Stats</b>	R: 0 E: 0 K: 0 S: 9	H: 1 LOB: 1 BB: 0 P: 14	R: 0 E: 0 K: 0 S: 7	H: 0 LOB: 0 BB: 0 P: 11	R: 1 E: 0 K: 0 S: 13	H: 2 LOB: 1 BB: 0 P: 24	R: 0 E: 1 K: 0 S: 5	H: 0 LOB: 0 BB: 0 P: 7	R: 1 E: 0 K: 1 S: 10	H: 2 LOB: 1 BB: 1 P: 19	R: 0 E: 0 K: 0 S: 9	H: 1 LOB: 1 BB: 0 P: 14	R: 0 E: 0 K: 1 S: 13	H: 0 LOB: 0 BB: 0 P: 20	R: 0 E: 0 K: 0 S: 7	H: 0 LOB: 0 BB: 1 P: 13	R: 0 E: 0 K: 0 S: 9	H: 2 LOB: 3 BB: 1 P: 18	1B: 4 2B: 3 3B: 1 HR: 1	SF: 0 SAC: 0 DP: 3 HBP: 0	WP: 1 PB: 0 SB: 0 CS: 0	PA: 36					
<b>PITCHER</b>	IP	WLS	BF	H	R	ER	SO	BB	IBB	HBP	BLK	WP	HR	S	P	ERA	WHIP										
<b>Ricky Bones, R</b> ERA: 4.45 (1, 1)	8.0	W	30	6	2	2	2	2	0	0	0	1	1	73	122	2.25	1.000										
<b>Carlos Maldonado, R</b> ERA: 6.46 (9, 1)	1.0		6	2	0	0	0	1	0	0	0	0	0	9	18	0.00	3.000										

AB	33
R	2
H	8
RBI	2
BB	3
SO	2
LOB	14



Batter	1	2	3	4	5	6	7	8	9	AB	R	H	RBI	BB	SO	LOB	BOTTOM										
<b>Darryl Hamilton, L</b> OBP: 0.371, SLG: 0.424 (1, 8)										5	2	4	2	0	0	1	<b>Oakland Athletics @ Milwaukee Brewers</b> Milwaukee County Stadium, Milwaukee, WI Tue Aug 24 1993, 8:05 PM EDT Sunny - 89 F										
<b>Juan Bell, R</b> OBP: 0.337, SLG: 0.369 (1, 4)										5	2	3	1	0	0	1											
<b>B.J. Surhoff, L</b> OBP: 0.313, SLG: 0.371 (1, 9) (9, 7)										4	1	0	0	0	1	4											
<b>Greg Vaughn, R</b> OBP: 0.376, SLG: 0.513 (1, 7)										1	2	0	0	4	0	1											
<b>Bill Spiers, L</b> OBP: 0.305, SLG: 0.318 (9, 9)										0	0	0	0	0	0	0											
<b>Kevin Reimer, L</b> OBP: 0.295, SLG: 0.405 (1, 10)										2	0	1	0	1	0	2											
<b>Robin Yount, R</b> OBP: 0.331, SLG: 0.391 (7, PH)										2	0	1	3	0	1	2											
<b>Kevin Seitzer, R</b> OBP: 0.324, SLG: 0.376 (1, 5)										5	1	2	3	0	1	3											
<b>John Jaha, R</b> OBP: 0.322, SLG: 0.376 (1, 3)										4	0	0	0	0	2	2											
<b>Dave Nilsson, L</b> OBP: 0.309, SLG: 0.335 (1, 2)										3	1	2	0	1	0	2											
<b>Pat Listach, S</b> OBP: 0.307, SLG: 0.299 (1, 6)										3	0	0	0	0	1	4											
<b>Inning Stats</b>	R: 1 E: 0 K: 1 S: 13	H: 1 LOB: 2 BB: 2 P: 27	R: 0 E: 0 K: 1 S: 10	H: 1 LOB: 0 BB: 0 P: 15	R: 0 E: 0 K: 0 S: 5	H: 1 LOB: 0 BB: 0 P: 8	R: 0 E: 0 K: 0 S: 9	H: 2 LOB: 2 BB: 0 P: 15	R: 0 E: 0 K: 1 S: 8	H: 1 LOB: 1 BB: 1 P: 21	R: 0 E: 0 K: 1 S: 9	H: 1 LOB: 0 BB: 0 P: 12	R: 4 E: 0 K: 2 S: 15	H: 3 LOB: 0 BB: 1 P: 24	R: 4 E: 0 K: 1 S: 23	H: 3 LOB: 1 BB: 2 P: 40	R: 0 E: 0 K: 0 S: 9	H: 9 LOB: 2 BB: 2 HR: 2	SF: 0 SAC: 2 DP: 1 HBP: 0	WP: 0 PB: 0 SB: 0 CS: 0	PA: 42						
<b>PITCHER</b>	IP	WLS	BF	H	R	ER	SO	BB	IBB	HBP	BLK	WP	HR	S	P	ERA	WHIP										
<b>Ron Darling, R</b> ERA: 5.13 (1, 1)	6.0		27	7	1	1	3	2	1	0	0	0	0	5	10	1.50	1.500										
<b>Rick Honeycutt, L</b> ERA: 4.23 (7, 1)	0.1	L	4	2	3	3	0	0	1	0	0	0	0	5	10	81.00	6.000										
<b>Ed Nunez, R</b> ERA: 4.35 (7, 1)	1.1		10	4	5	5	2	2	0	0	0	0	1	30	49	33.75	4.500										
<b>John Briscoe, R</b> ERA: 9.45 (8, 1)	0.1		1	0	0	0	1	0	0	0	0	0	0	3	5	0.00	0.000										

AB	34
R	9
H	13
RBI	9
BB	6
SO	6
LOB	22













Batter	1	2	3	4	5	6	7	8	9	AB	R	H	RBI	BB	SO	LOB	TOP										
Mike Bordick, R OBP: 0.359, SLG: 0.342 (1, 6)										4	1	1	0	0	1	1											
Dave Henderson, R OBP: 0.246, SLG: 0.375 (1, 9)										4	0	0	0	0	2	1											
Ruben Sierra, S OBP: 0.299, SLG: 0.410 (1, 10)										4	1	0	0	0	0	1											
Troy Neel, L OBP: 0.354, SLG: 0.461 (1, 3)										3	1	2	3	1	1	0											
Craig Paquette, R OBP: 0.256, SLG: 0.392 (1, 5)										3	0	0	0	1	1	1											
Scott Brosius, R OBP: 0.225, SLG: 0.314 (9, PH)										3	0	1	0	0	1	2											
Jerry Browne, S OBP: 0.274, SLG: 0.278 (9, PH)										1	0	0	0	0	0	0											
Brent Gates, S OBP: 0.350, SLG: 0.378 (1, 4)										3	0	0	0	0	0	3											
Scott Lydy, R OBP: 0.243, SLG: 0.292 (1, 7)										3	0	0	0	0	2	1											
Scott Hemond, R OBP: 0.321, SLG: 0.359 (1, 2)										3	0	1	0	0	2	1											
<b>Inning Stats</b>	R: 0 E: 0 K: 1 S: 5	H: 0 LOB: 0 BB: 0 P: 5	R: 0 E: 0 K: 1 S: 5	H: 1 LOB: 1 BB: 1 P: 9	R: 0 E: 0 K: 2 S: 7	H: 1 LOB: 1 BB: 0 P: 7	R: 0 E: 0 K: 1 S: 5	H: 0 LOB: 0 BB: 0 P: 5	R: 0 E: 0 K: 0 S: 3	H: 0 LOB: 0 BB: 0 P: 3	R: 0 E: 0 K: 1 S: 7	H: 0 LOB: 0 BB: 0 P: 11	R: 0 E: 0 K: 0 S: 8	H: 0 LOB: 1 BB: 1 P: 16	R: 0 E: 0 K: 2 S: 11	H: 1 LOB: 1 BB: 0 P: 14	R: 3 E: 1 K: 2 S: 14	H: 2 LOB: 0 BB: 0 P: 24	1B: 3 2B: 3 3B: 0 HR: 1	SF: 0 SAC: 0 DP: 2 HBP: 0	WP: 0 PB: 0 SB: 1 CS: 1	PA: 33					
<b>PITCHER</b>	IP	WLS	BF	H	R	ER	SO	BB	IBB	HBP	BLK	WP	HR	S	P	ERA	WHIP										
Angel Miranda, L ERA: 2.62 (1, 1)	8.0	W	27	3	0	0	8	2	0	0	0	0	0	51	70	0.00	0.625										
Mike Ignasiak, R ERA: 8.23 (9, 1)	0.2		5	2	3	2	2	0	0	0	0	0	1	12	20	27.00	3.000										
Jesse Orosco, L ERA: 3.57 (9, 1)	0.1	S	1	0	0	0	0	0	0	0	0	0	0	2	4	0.00	0.000										

Oakland Athletics @ Milwaukee Brewers  
Milwaukee County Stadium, Milwaukee, WI  
Thu Aug 26 1993, 4:33 AM EDT  
Att: 13,788 - Unknown - 86 F

livebaseballscorecards.com

AB 31  
R 3  
H 5  
RBI 3  
BB 2  
SO 10  
LOB 11

Batter	1	2	3	4	5	6	7	8	9	AB	R	H	RBI	BB	SO	LOB	BOTTOM										
Darryl Hamilton, L OBP: 0.373, SLG: 0.420 (1, 9)										3	1	0	0	1	0	0											
Robin Yount, R OBP: 0.325, SLG: 0.380 (1, 8)										3	0	0	0	1	0	2											
Kevin Seitzer, R OBP: 0.330, SLG: 0.379 (1, 5)										3	1	1	3	1	0	1											
Greg Vaughn, R OBP: 0.373, SLG: 0.511 (1, 7)										4	0	0	0	0	1	2											
Kevin Reimer, L OBP: 0.305, SLG: 0.418 (1, 10)										3	0	0	0	0	0	1											
John Jaha, R OBP: 0.322, SLG: 0.388 (1, 3)										3	0	0	0	0	0	0											
Tom Lampkin, L OBP: 0.294, SLG: 0.348 (1, 2)										3	0	0	0	0	1	0											
Pat Listach, S OBP: 0.315, SLG: 0.312 (1, 6)										3	2	2	0	0	1	0											
Juan Bell, R OBP: 0.337, SLG: 0.377 (1, 4)										2	1	1	2	0	0	0											
<b>Inning Stats</b>	R: 0 E: 0 K: 1 S: 5	H: 0 LOB: 1 BB: 1 P: 9	R: 0 E: 0 K: 1 S: 5	H: 0 LOB: 0 BB: 0 P: 5	R: 0 E: 0 K: 1 S: 5	H: 0 LOB: 0 BB: 0 P: 5	R: 0 E: 0 K: 0 S: 3	H: 0 LOB: 1 BB: 1 P: 7	R: 2 E: 0 K: 0 S: 6	H: 2 LOB: 0 BB: 0 P: 8	R: 0 E: 0 K: 0 S: 5	H: 0 LOB: 0 BB: 0 P: 10	R: 0 E: 0 K: 0 S: 6	H: 0 LOB: 0 BB: 0 P: 13	R: 3 E: 0 K: 0 S: 9	H: 2 LOB: 0 BB: 1 P: 15	1B: 1 2B: 1 3B: 0 HR: 2	SF: 0 SAC: 1 DP: 0 HBP: 0	WP: 0 PB: 0 SB: 2 CS: 0	PA: 31							
<b>PITCHER</b>	IP	WLS	BF	H	R	ER	SO	BB	IBB	HBP	BLK	WP	HR	S	P	ERA	WHIP										
Mike Mohler, L ERA: 5.14 (8, 1)	7.1	L	28	3	4	4	3	3	4	4	3	0	1	39	66	4.91	0.818										
Rich Gossage, R ERA: 4.61 (8, 1)	0.2		3	1	1	1	0	0	0	0	0	0	1	5	6	13.50	1.500										

Oakland Athletics @ Milwaukee Brewers  
Milwaukee County Stadium, Milwaukee, WI  
Thu Aug 26 1993, 4:33 AM EDT  
Att: 13,788 - Unknown - 86 F


livebaseballscorecards.com


AB 27  
R 5  
H 4  
RBI 5  
BB 3  
SO 3  
LOB 6







Batter	1	2	3	4	5	6	7	8	9	AB	R	H	RBI	BB	SO	LOB	TOP										
<b>Tony Phillips, S</b> OBP: 0.446, SLG: 0.399 (1, 7)	G1-3		L6					F9 1B 2B		3	1	1	0	2	0	1	<b>Detroit Tigers @ Oakland Athletics</b> Oakland-Alameda County Coliseum, Oakland, CA Sat Aug 28 1993, 3:33 AM PDT Att: 35,633 - Sunny - 82 F										
<b>Lou Whitaker, L</b> OBP: 0.419, SLG: 0.460 (1, 4)	G4-6-3 1B							F9 FC3-2 BB		4	0	1	0	1	0	5											
<b>Travis Fryman, R</b> OBP: 0.370, SLG: 0.484 (1, 5)	G4-6-3 1-2		G1-3					1B WP 1B		5	1	2	1	0	1	6											
<b>Cecil Fielder, R</b> OBP: 0.374, SLG: 0.497 (1, 3)										4	0	1	0	1	2	0											
<b>Kirk Gibson, L</b> OBP: 0.336, SLG: 0.440 (1, 10)										5	0	1	1	0	2	2											
<b>Mickey Tettleton, S</b> OBP: 0.359, SLG: 0.508 (1, 9) (8, 2)										4	2	2	1	1	1	2											
<b>Alan Trammell, R</b> OBP: 0.389, SLG: 0.484 (1, 6)										4	1	1	1	0	1	3											
<b>Dan Gladden, R</b> OBP: 0.320, SLG: 0.450 (1, 8)										2	0	0	0	2	1	2											
<b>Chad Kreuter, S</b> OBP: 0.359, SLG: 0.467 (1, 2) <b>Gary Thurman, R</b> OBP: 0.322, SLG: 0.308 (8, PR) (8, 9)										4	0	1	1	0	1	1											
<b>Inning Stats</b>	R: 0 E: 0 K: 0 S: 10	H: 1 LOB: 0 BB: 0 P: 14	R: 0 E: 0 K: 1 S: 8	H: 0 LOB: 1 BB: 1 P: 14	R: 0 E: 0 K: 1 S: 9	H: 0 LOB: 2 BB: 2 P: 19	R: 0 E: 0 K: 2 S: 10	H: 0 LOB: 0 BB: 0 P: 14	R: 1 E: 0 K: 1 S: 8	H: 1 LOB: 1 BB: 1 P: 17	R: 1 E: 0 K: 0 S: 11	H: 3 LOB: 2 BB: 1 P: 21	R: 1 E: 0 K: 0 S: 10	H: 2 LOB: 2 BB: 1 P: 16	R: 1 E: 0 K: 1 S: 15	H: 2 LOB: 3 BB: 2 P: 28		R: 1 E: 0 K: 2 S: 9	H: 1 LOB: 0 BB: 0 P: 10	1B: 7 2B: 1 3B: 0 HR: 2	SF: 0 SAC: 1 DP: 1 HBP: 0	WP: 1 PB: 1 SB: 2 CS: 0	PA: 43				
<b>PITCHER</b>	IP	WLS	BF	H	R	ER	SO	BB	IBB	HBP	BLK	WP	HR	S	P	ERA	WHIP										
<b>Steve Karsay, R</b> ERA: 5.5 (1, 1)	7.0	L	32	7	3	3	6	4	1	0	0	1	1	66	115	3.86	1.571										
<b>Ed Nunez, R</b> ERA: 4.45 (8, 1)	0.1		5	2	1	1	0	2	0	0	0	0	0	9	19	27.00	12.000										
<b>Vince Horsman, L</b> ERA: 4.08 (8, 1)	0.1		1	0	0	0	0	0	0	0	0	0	0	2	4	0.00	0.000										
<b>Dennis Eckersley, R</b> ERA: 3.79 (8, 1)	1.1		5	1	1	1	3	0	0	0	0	0	1	13	15	6.75	0.750										

Batter	1	2	3	4	5	6	7	8	9	AB	R	H	RBI	BB	SO	LOB	BOTTOM										
<b>Mike Bordick, R</b> OBP: 0.361, SLG: 0.347 (1, 6)	G4-6-3 1B									4	0	2	0	0	1	0	<b>Detroit Tigers @ Oakland Athletics</b> Oakland-Alameda County Coliseum, Oakland, CA Sat Aug 28 1993, 3:33 AM PDT Att: 35,633 - Sunny - 82 F										
<b>Dave Henderson, R</b> OBP: 0.249, SLG: 0.372 (1, 8)	F8									4	0	1	0	0	1	2											
<b>Troy Neel, L</b> OBP: 0.355, SLG: 0.470 (1, 10)	G4-6-3 1-2									3	1	1	1	1	1	2											
<b>Craig Paquette, R</b> OBP: 0.263, SLG: 0.413 (1, 5)										4	0	1	0	0	1	2											
<b>Ruben Sierra, S</b> OBP: 0.297, SLG: 0.405 (1, 9)										4	0	1	0	0	1	1											
<b>Brent Gates, S</b> OBP: 0.349, SLG: 0.377 (1, 4)										3	0	2	0	0	0	0											
<b>Mike Aldrete, L</b> OBP: 0.348, SLG: 0.453 (1, 3)										4	1	2	0	0	1	1											
<b>Scott Lydy, R</b> OBP: 0.247, SLG: 0.292 (1, 7) <b>Jerry Browne, S</b> OBP: 0.273, SLG: 0.276 (9, PH)										3	0	0	0	0	1	4											
<b>Scott Hemond, R</b> OBP: 0.318, SLG: 0.369 (1, 2)										4	1	1	2	0	1	0											
<b>Inning Stats</b>	R: 0 E: 0 K: 0 S: 4	H: 1 LOB: 0 BB: 0 P: 9	R: 0 E: 0 K: 2 S: 8	H: 0 LOB: 0 BB: 0 P: 12	R: 2 E: 0 K: 2 S: 20	H: 3 LOB: 1 BB: 0 P: 30	R: 0 E: 0 K: 0 S: 9	H: 2 LOB: 2 BB: 0 P: 14	R: 0 E: 0 K: 1 S: 8	H: 1 LOB: 1 BB: 0 P: 10	R: 0 E: 0 K: 1 S: 7	H: 0 LOB: 0 BB: 0 P: 10	R: 1 E: 0 K: 0 S: 7	H: 3 LOB: 1 BB: 0 P: 16	R: 0 E: 0 K: 2 S: 8	H: 0 LOB: 0 BB: 0 P: 10		1B: 8 2B: 1 3B: 0 HR: 2	SF: 0 SAC: 1 DP: 2 HBP: 0	WP: 0 PB: 0 SB: 0 CS: 0	PA: 36						
<b>PITCHER</b>	IP	WLS	BF	H	R	ER	SO	BB	IBB	HBP	BLK	WP	HR	S	P	ERA	WHIP										
<b>Mike Moore, R</b> ERA: 5.1 (1, 1)	7.0	W	29	8	2	2	6	0	0	0	0	0	1	64	101	2.57	1.143										
<b>David Wells, L</b> ERA: 4.33 (8, 1)	1.0		5	3	1	1	0	0	0	0	0	0	1	7	16	9.00	3.000										
<b>Mike Henneman, R</b> ERA: 2.19 (9, 1)	1.0	S	3	0	0	0	2	0	0	0	0	0	0	8	10	0.00	0.000										



Batter	1	2	3	4	5	6	7	8	9	AB	R	H	RBI	BB	SO	LOB	TOP				
Tony Phillips, S OBP: 0.445, SLG: 0.397	F7		K			BB	FC6			3	0	0	0	1	1	2					
Lou Whitaker, L OBP: 0.420, SLG: 0.459	G4-3			1B				BB		3	0	1	0	1	1	1					
Travis Fryman, R OBP: 0.367, SLG: 0.480	K			K			F8			4	0	0	0	0	3	3					
Cecil Fielder, R OBP: 0.375, SLG: 0.496		CS BB		G6-4-3			2B 1B	F8		3	1	1	0	1	0	2					
Kirk Gibson, L OBP: 0.335, SLG: 0.440		K			K		1B SF7 2B	K		4	1	1	0	0	3	2					
Mickey Tettleton, S OBP: 0.350, SLG: 0.507		K			BB		SF7 1B	F8		3	1	1	1	1	1	1					
Alan Trammell, R OBP: 0.384, SLG: 0.478			F7		F7		F9	K		4	0	0	0	0	1	3					
Scott Livingstone, L OBP: 0.328, SLG: 0.350			K		G4-3		SF7	K		3	0	0	1	0	2	1					
Dan Gladden, R OBP: 0.324, SLG: 0.460						G6-3	FC6 1B			3	0	2	1	0	0	0					
<b>Inning Stats</b>	R: 0 E: 0 K: 1 S: 8	H: 0 LOB: 0 BB: 0 P: 13	R: 0 E: 0 K: 2 S: 12	H: 0 LOB: 1 BB: 1 P: 22	R: 0 E: 0 K: 2 S: 11	H: 1 LOB: 0 BB: 0 P: 13	R: 0 E: 0 K: 1 S: 10	H: 1 LOB: 0 BB: 1 P: 15	R: 0 E: 0 K: 1 S: 10	H: 0 LOB: 1 BB: 1 P: 15	R: 3 E: 0 K: 0 S: 12	H: 4 LOB: 1 BB: 0 P: 18	R: 0 E: 0 K: 2 S: 13	H: 0 LOB: 1 BB: 1 P: 22	R: 0 E: 0 K: 2 S: 9	H: 0 LOB: 0 BB: 0 P: 12	1B: 4 2B: 2 3B: 1 HR: 0	SF: 1 SAC: 0 DP: 2 HBP: 0	WP: 0 PB: 0 SB: 0 CS: 1	PA: 35	
<b>PITCHER</b>	IP	WLS	BF	H	R	ER	SO	BB	IBB	HBP	BLK	WP	HR	S	P	ERA	WHIP				
Bob Welch, R ERA: 4.81	(1, 1)	6.2	W	27	6	3	3	8	3	0	0	0	0	0	73	112	4.05	1.350			
Rick Honeycutt, L ERA: 3.86	(7, 1)	1.1		5	0	0	0	2	1	0	0	0	0	14	23	0.00	0.750				
Dennis Eckersley, R ERA: 3.72	(9, 1)	1.0		3	0	0	0	2	0	0	0	0	0	9	12	0.00	0.000				

Detroit Tigers @ Oakland Athletics  
Oakland-Alameda County Coliseum, Oakland, CA  
Sun Aug 29 1993, 3:33 AM PDT  
Att: 32,441 - Sunny - 73 F

AB 30  
R 3  
H 6  
RBI 3  
BB 4  
SO 12  
LOB 15



Batter	1	2	3	4	5	6	7	8	9	AB	R	H	RBI	BB	SO	LOB	BOTTOM				
Mike Bordick, R OBP: 0.357, SLG: 0.343	G3-1		E4 1B 2B	FC5-4 1B		F8		F8		5	2	0	0	0	0	2					
Jerry Browne, S OBP: 0.282, SLG: 0.282	F8		2B SF7 1B	1B		K		BB		4	1	2	1	1	1	1					
Troy Neel, L OBP: 0.356, SLG: 0.470	G6-3		2B	F7			1B BB	K		4	1	1	1	1	1	2					
Ruben Sierra, S OBP: 0.296, SLG: 0.403		G4-3		IBB		L4		K		3	0	0	0	1	1	1					
Brent Gates, S OBP: 0.352, SLG: 0.381		G6-4-3 1B	SF7			1B		1B		3	0	3	1	0	0	0					
Mike Aldrete, L OBP: 0.351, SLG: 0.454		G6-4-3				1B		1B		4	0	2	1	0	1	3					
Craig Paquette, R OBP: 0.263, SLG: 0.421				K2-3 HR		K		K		4	1	1	1	0	3	4					
Scott Brosius, R OBP: 0.235, SLG: 0.313			WP SH2-3 E	1B		F8		G6-3		3	2	1	0	1	0	2					
Scott Hemond, R OBP: 0.318, SLG: 0.364			SH2-3			E3		K		2	0	0	0	1	1	0					
<b>Inning Stats</b>	R: 0 E: 0 K: 0 S: 7	H: 0 LOB: 0 BB: 0 P: 11	R: 0 E: 0 K: 0 S: 11	H: 1 LOB: 0 BB: 0 P: 17	R: 4 E: 1 K: 1 S: 16	H: 4 LOB: 2 BB: 1 P: 30	R: 2 E: 1 K: 1 S: 14	H: 1 LOB: 1 BB: 2 P: 23	R: 0 E: 0 K: 1 S: 12	H: 2 LOB: 2 BB: 0 P: 20	R: 0 E: 1 K: 1 S: 9	H: 0 LOB: 1 BB: 0 P: 16	R: 1 E: 0 K: 2 S: 19	H: 2 LOB: 2 BB: 1 P: 29	R: 0 E: 0 K: 2 S: 8	H: 0 LOB: 1 BB: 1 P: 17	1B: 8 2B: 2 3B: 0 HR: 1	SF: 1 SAC: 1 DP: 2 HBP: 0	WP: 1 PB: 0 SB: 1 CS: 1	PA: 39	
<b>PITCHER</b>	IP	WLS	BF	H	R	ER	SO	BB	IBB	HBP	BLK	WP	HR	S	P	ERA	WHIP				
John Doherty, R ERA: 4.51	(1, 1)	2.2	L	14	5	4	2	0	0	0	0	0	0	17	29	6.75	1.875				
Bill Krueger, L ERA: 3.47	(3, 1)	1.1		7	1	2	1	2	2	0	0	0	0	0	0	0	6.75	2.250			
Bob MacDonald, L ERA: 5.4	(5, 1)	2.0		8	2	0	0	2	0	0	0	0	0	21	36	0.00	1.000				
Greg Gohr, R ERA: 5.09	(7, 1)	2.0		10	2	1	1	4	2	0	0	0	0	27	46	4.50	2.000				

Detroit Tigers @ Oakland Athletics  
Oakland-Alameda County Coliseum, Oakland, CA  
Sun Aug 29 1993, 3:33 AM PDT  
Att: 32,441 - Sunny - 73 F

AB 32  
R 7  
H 10  
RBI 5  
BB 5  
SO 8  
LOB 15





Batter	1	2	3	4	5	6	7	8	9	AB	R	H	RBI	BB	SO	LOB	TOP									
Rickey Henderson, R OBP: 0.449, SLG: 0.503	1-3 K		0-1 G3 1B WP		1-0 HR		4-1 BB		2-0 P4	4	2	2	1	1	1	0	<b>Toronto Blue Jays @ Oakland Athletics</b> Oakland-Alameda County Coliseum, Oakland, CA Mon Aug 30 1993, 7:05 PM PDT Att: 24,371 - Unknown - 65 F <a href="http://livebaseballscorecards.com">livebaseballscorecards.com</a>									
Devon White, S OBP: 0.338, SLG: 0.451	2-2 F7		0-1 WP G3 1-2 1B		0-2 G4-3		1-0 L8		0-0 G3	5	0	1	0	0	0	1										
Roberto Alomar, S OBP: 0.394, SLG: 0.474	1-0 BB 1B		2-2 G3 1-2 2-3		1-1 F9			2-1 SF8 2B		4	1	2	0	0	0	2										
Joe Carter, R OBP: 0.311, SLG: 0.497	4-1 SAFE BB		3-1 L5 2-3 3-H		0-2 L6			1-1 E7 1B		3	0	1	0	1	0	1										
John Olerud, L OBP: 0.484, SLG: 0.644	1-0 G4-3			1-2 G3		1-0 G4-3		3-1 L7		4	0	0	0	0	0	4										
Paul Molitor, R OBP: 0.412, SLG: 0.506		2-3 K		3-1 1B 2B		3-2 P3		4-0 FC6-4 IBB		3	1	1	0	1	1	0										
Tony Fernandez, S OBP: 0.335, SLG: 0.371		2-2 F9-6 2B		2-3 K		1-0 G4-3		0-0 SF8		3	0	1	1	0	1	1										
Ed Sprague, R OBP: 0.303, SLG: 0.389		1-0 F9-6 2-3		1-1 1B			2-0 P5	0-0 FC6-4 1-2		4	0	1	1	0	0	3										
Pat Borders, R OBP: 0.281, SLG: 0.367			1-3 K	3-2 F8			2-3 K		2-2 G6-3	4	0	0	0	0	2	1										
<b>Inning Stats</b>	R: 0 E: 0 K: 1 S: 10	H: 1 LOB: 2 BB: 1 P: 19	R: 0 E: 0 K: 1 S: 8	H: 1 LOB: 0 BB: 0 P: 13	R: 1 E: 0 K: 1 S: 13	H: 2 LOB: 1 BB: 0 P: 19	R: 1 E: 0 K: 1 S: 14	H: 2 LOB: 1 BB: 0 P: 24	R: 1 E: 0 K: 0 S: 9	H: 1 LOB: 0 BB: 0 P: 11	R: 0 E: 0 K: 0 S: 7	H: 0 LOB: 0 BB: 0 P: 12	R: 0 E: 0 K: 1 S: 6	H: 0 LOB: 1 BB: 1 P: 15	R: 1 E: 1 K: 0 S: 8	H: 2 LOB: 2 BB: 1 P: 18	R: 0 E: 0 K: 0 S: 6	H: 0 LOB: 0 BB: 0 P: 10	1B: 5 2B: 4 3B: 0 HR: 1	SF: 1 SAC: 0 DP: 1 HBP: 0	WP: 1 PB: 0 SB: 0 CS: 0	PA: 38				
<b>PITCHER</b>	IP	WLS	BF	H	R	ER	SO	BB	IBB	HBP	BLK	WP	HR	S	P	ERA	WHIP									
Ron Darling, R ERA: 5.09	(1, 1)	8.0	L	35	9	4	4	5	2	1	0	0	1	1	75	131	4.50	1.375								
Kelly Downs, R ERA: 5.79	(9, 1)	1.0		3	0	0	0	0	0	0	0	0	0	6	10	0.00	0.000									

Batter	1	2	3	4	5	6	7	8	9	AB	R	H	RBI	BB	SO	LOB	BOTTOM								
Mike Bordick, R OBP: 0.358, SLG: 0.342	1-1 F9		4-0 BB		4-0 1-2 2-3 BB		0-0 L6-3 1-2			2	0	0	0	2	0	2	<b>Toronto Blue Jays @ Oakland Athletics</b> Oakland-Alameda County Coliseum, Oakland, CA Mon Aug 30 1993, 7:05 PM PDT Att: 24,371 - Unknown - 65 F <a href="http://livebaseballscorecards.com">livebaseballscorecards.com</a>								
Jerry Browne, S OBP: 0.282, SLG: 0.281	2-2 G1-3		1-0 P4		0-2 F8			2-1 S 1B		4	0	1	0	0	0	4									
Troy Neel, L OBP: 0.360, SLG: 0.481		3-2 HBP		1-2 G4-6-3 1B		2-1 HR		1-0 P5		3	1	2	1	0	0	1									
Ruben Sierra, S OBP: 0.294, SLG: 0.400		2-3 K		1-3 K		2-3 K		0-3 K		4	0	0	0	0	4	3									
Brent Gates, S OBP: 0.349, SLG: 0.378		1-0 P6		1-1 G4-6-3 1-2		1-2 F8		2-3 K		4	0	0	0	0	1	2									
Mike Aldrete, L OBP: 0.354, SLG: 0.471		0-0 G3-1			1-1 BB 1B		2-2 G4-3		0-1 HR	4	1	2	1	0	0	0									
Dave Henderson, R OBP: 0.252, SLG: 0.377		3-2 K			0-1 BB 1B			2-1 SH5-3 2B		4	0	2	0	0	2	0									
Craig Paquette, R OBP: 0.260, SLG: 0.417			0-1 P6		0-3 K			0-0 SH5-3		3	0	0	0	0	2	2									
Scott Hemond, R OBP: 0.316, SLG: 0.357			1-2 L3		2-3 K			4-0 L6-3 BB		3	0	0	0	1	2	2									
<b>Inning Stats</b>	R: 0 E: 0 K: 1 S: 11	H: 0 LOB: 1 BB: 0 P: 19	R: 0 E: 0 K: 1 S: 5	H: 0 LOB: 0 BB: 0 P: 9	R: 0 E: 0 K: 0 S: 6	H: 0 LOB: 1 BB: 1 P: 12	R: 0 E: 0 K: 1 S: 10	H: 1 LOB: 0 BB: 0 P: 13	R: 0 E: 0 K: 2 S: 14	H: 2 LOB: 3 BB: 1 P: 21	R: 1 E: 0 K: 0 S: 13	H: 1 LOB: 0 BB: 0 P: 20	R: 0 E: 0 K: 0 S: 4	H: 1 LOB: 1 BB: 1 P: 10	R: 0 E: 0 K: 2 S: 9	H: 1 LOB: 0 BB: 0 P: 14	R: 1 E: 0 K: 3 S: 11	H: 1 LOB: 0 BB: 0 P: 13	1B: 4 2B: 2 3B: 0 HR: 2	SF: 0 SAC: 1 DP: 2 HBP: 1	WP: 0 PB: 0 SB: 1 CS: 0	PA: 36			
<b>PITCHER</b>	IP	WLS	BF	H	R	ER	SO	BB	IBB	HBP	BLK	WP	HR	S	P	ERA	WHIP								
Pat Hentgen, R ERA: 3.78	(1, 1)	7.0	W	29	6	1	1	6	3	0	1	0	0	65	108	1.29	1.286								
Tony Castillo, L ERA: 2.68	(8, 1)	1.0		3	0	0	0	2	0	0	0	0	0	7	10	0.00	0.000								
Duane Ward, R ERA: 1.93	(9, 1)	1.0	S	4	1	1	1	3	0	0	0	0	1	11	13	9.00	1.000								





Batter	1	2	3	4	5	6	7	8	9	10	AB	R	H	RBI	BB	SO	LOB	TOP
Rickey Henderson, R OBP: 0.451, SLG: 0.501	(1,7) 2-2 F8 SF9 1B	0-2 G4-3			4-0 G3-6 BB		4-1 BB		1-2 G5-3		3	1	1	0	2	0	0	
Devon White, S OBP: 0.339, SLG: 0.451	(1,8) 1-1 1B		0-0 1B		0-1 G3-6		0-3 K		1-3 K		5	1	2	0	0	2	3	
Roberto Alomar, S OBP: 0.394, SLG: 0.475	(1,4) 1-0 F8		3-2 G3		0-1 S 2B		1-0 G4-3			0-0 S 1B SF8	5	1	2	0	0	0	5	
Joe Carter, R OBP: 0.314, SLG: 0.499	(1,9) 0-1 SF9		0-1 1B		2-1 G6-3		1-0 S BB 1B		1-1 1B	1-2 1B	4	0	3	2	0	0	1	
John Olerud, L OBP: 0.465, SLG: 0.642	(1,3) 3-H 1-2 SAFE BB 1B		3-H 1-1 SAFE F7		4-2 G1-6-3 BB		4-1 BB		3-3 K	3-3 K	3	0	1	0	2	1	3	
Paul Molitor, R OBP: 0.410, SLG: 0.503	(1,10) 4-1 BB		2-1 G6-3		0-2 G1-6-3		2-3 K		1-1 SF8		3	0	0	1	1	1	4	
Tony Fernandez, S OBP: 0.334, SLG: 0.369	(1,6) 2-0 P6			1-2 L9-3 1B		2-2 G3-1		1-3 K		0-1 L7	5	0	1	0	0	1	6	
Ed Sprague, R OBP: 0.301, SLG: 0.385	(1,5)	2-1 L5		0-1 L9-3			1-1 P4		2-2 P6		4	0	0	0	0	0	3	
Pat Borders, R OBP: 0.280, SLG: 0.366	(1,2)	0-1 G5-3		2-0 F9			0-0 BB 1B		1-0 G4-3		4	0	1	0	0	0	0	
<b>Inning Stats</b>	R: 1 E: 0 K: 0 S: 14	H: 3 LOB: 3 BB: 1 P: 25	R: 0 E: 0 K: 0 S: 7	H: 0 LOB: 0 BB: 0 P: 9	R: 1 E: 1 K: 0 S: 11	H: 2 LOB: 1 BB: 0 P: 17	R: 0 E: 0 K: 0 S: 6	H: 1 LOB: 0 BB: 1 P: 12	R: 0 E: 0 K: 1 S: 8	H: 1 LOB: 2 BB: 1 P: 14	R: 0 E: 0 K: 2 S: 12	H: 1 LOB: 0 BB: 0 P: 11	R: 0 E: 0 K: 1 S: 10	H: 2 LOB: 1 BB: 0 P: 15	1B: 10 2B: 2 3B: 0 HR: 0	SF: 2 SAC: 0 DP: 3 HBP: 0	WP: 0 PB: 0 SB: 3 CS: 0	PA: 43
<b>PITCHER</b>	IP 8.0	WLS 35	H 9	R 2	ER 1	SO 3	BB 5	IBB 0	HBP 0	BLK 0	WP 0	HR 0	S 75	P 125	ERA 1.12	WHIP 1.750		
Bobby Witt, R ERA: 4.61	(1,1)	1.0	L	4	1	1	1	0	0	0	0	0	9	12	9.00	1.000		
Dennis Eckersteley, R ERA: 3.81	(9,1)	1.0	L	4	1	0	0	1	0	0	0	0	9	14	0.00	1.000		
Rick Honeycutt, L ERA: 3.73	(10,1)	1.0	L	4	1	0	0	1	0	0	0	0	9	14	0.00	1.000		

Toronto Blue Jays @ Oakland Athletics  
Oakland-Alameda County Coliseum, Oakland, CA

AB 36  
R 3  
H 11  
RBI 3  
BB 5  
SO 5  
LOB 25



WP: 0 PA: 43  
PB: 0  
SB: 3  
CS: 0

Tue Aug 31 1993, 7:05 PM PDT  
Att: 21,334 - Unknown - 69 F

Batter	1	2	3	4	5	6	7	8	9	10	AB	R	H	RBI	BB	SO	LOB	BOTTOM		
Mike Bordick, R OBP: 0.359, SLG: 0.341	(1,6) 2-1 P4		4-2 2B E BB		1-0 G5-3		2-2 FC6-4 1B			2-1 P5	4	1	1	0	1	0	0			
Dave Henderson, R OBP: 0.257, SLG: 0.384	(1,8) 1-1 G4-6-3 1B		1-0 E7 1H 2B		2-3 K		3-1 FC6-4 1-2f		2-2 BB 1B	5	0	3	0	0	1	2				
Scott Brosius, R OBP: 0.235, SLG: 0.313	(10, PR)		1-3 K				1-2f		1B 1B	0	0	0	0	0	0	0				
Troy Neel, L OBP: 0.360, SLG: 0.480	(1,10) 0-0 G4-6-3 1-2f		1-3 K			0-1 G6-4-3 1B		0-3 K		1-0 BB 1B	5	0	2	0	0	2	2			
Ruben Sierra, S OBP: 0.295, SLG: 0.397	(1,9)	1-1 G6-3	4-2 BB		0-3 K		2-2 G4-3		4-1 1B	3	0	0	0	2	1	1				
Brent Gates, S OBP: 0.347, SLG: 0.374	(1,4)	4-2 1B BB	3-2 F8		2-2 G6-4-3 1-2f		0-0 F8		1-2 2-3 BB	4	0	0	0	1	0	6				
Mike Aldrete, L OBP: 0.357, SLG: 0.487	(1,3)	2-1 1B		0-0 G3-1		0-3 K		2-2 G4-3		4-1 1B	4	1	2	1	0	0				
Craig Paquette, R OBP: 0.257, SLG: 0.411	(1,5)	0-1 F9		2-2 G6-3		0-1 G5-3		1-0 HR		1-3 K	4	0	0	0	0	1	2			
Scott Lydy, R OBP: 0.235, SLG: 0.276	(1,7)	3-3 K		2-3 K		3-3 K		1-0 G1-3			4	0	0	0	0	3	2			
Scott Hemond, R OBP: 0.317, SLG: 0.357	(1,2)		3-2 P4		0-3 K		1-1 1B			0-3 K2-3	3	0	1	0	0	1	0			
Jerry Browne, S OBP: 0.280, SLG: 0.280	(10, PH)										1	0	0	0	0	1	0			
<b>Inning Stats</b>	R: 0 E: 0 K: 0 S: 5	H: 1 LOB: 0 BB: 8 P: 8	R: 0 E: 0 K: 1 S: 12	H: 1 LOB: 2 BB: 1 P: 21	R: 1 E: 1 K: 1 S: 17	H: 1 LOB: 2 BB: 3 P: 33	R: 0 E: 0 K: 1 S: 8	H: 0 LOB: 0 BB: 0 P: 12	R: 0 E: 0 K: 2 S: 8	H: 1 LOB: 0 BB: 0 P: 10	R: 1 E: 0 K: 1 S: 14	H: 3 LOB: 2 BB: 0 P: 24	R: 0 E: 0 K: 1 S: 7	H: 0 LOB: 0 BB: 0 P: 9	R: 0 E: 0 K: 1 S: 5	H: 2 LOB: 3 BB: 1 P: 7	1B: 7 2B: 1 3B: 0 HR: 1	SF: 0 SAC: 0 DP: 2 HBP: 0	WP: 0 PB: 0 SB: 0 CS: 0	PA: 41
<b>PITCHER</b>	IP 3.0	WLS 14	H 3	R 1	ER 0	SO 2	BB 3	IBB 0	HBP 0	BLK 0	WP 0	HR 0	S 34	P 62	ERA 0.00	WHIP 2.000				
Dave Stewart, R ERA: 4.93	(1,1)	3.2	14	4	1	0	5	0	0	0	0	0	1	36	52	2.46	1.091			
Al Leiter, L ERA: 4.45	(4,1)	0.1	1	0	0	0	0	0	0	0	0	0	0	2	5	0.00	0.000			
Mark Eichhorn, R ERA: 2.62	(7,1)	1.1	4	0	0	0	1	0	0	0	0	0	0	8	10	0.00	0.000			
Tony Castillo, L ERA: 2.59	(8,1)	0.2	W	2	0	0	0	0	0	0	0	0	0	4	6	0.00	0.000			
Danny Cox, R ERA: 2.77	(9,1)																			

Toronto Blue Jays @ Oakland Athletics  
Oakland-Alameda County Coliseum, Oakland, CA

AB 37  
R 2  
H 9  
RBI 1  
BB 4  
SO 10  
LOB 15



WP: 0 PA: 41  
PB: 0  
SB: 0  
CS: 0

Tue Aug 31 1993, 7:05 PM PDT  
Att: 21,334 - Unknown - 69 F



Batter	1	2	3	4	5	6	7	8	9	AB	R	H	RBI	BB	SO	LOB	TOP			
<b>Rickey Henderson, R</b> OBP: 0.453, SLG: 0.508 (1, 7)	2-1 HR	4-2 BB	3-1 HBP			0-1 P6		4-0 1B E BB	2-1 P3	3	2	1	1	2	0	1				
<b>Devon White, S</b> OBP: 0.340, SLG: 0.450 (1, 8)	1-3 K	4-1 BB	1-1 G5-3			0-0 FC6		2-2 E FC3 1B	0-0 F8	5	1	2	0	1	1	2				
<b>Paul Molitor, R</b> OBP: 0.408, SLG: 0.498 (1, 10)	4-0 G5-3 BB	1-3 K				2-2 FC6		1-2 FC3 BB WP	1-3 K	5	1	0	0	1	2	6				
<b>Joe Carter, R</b> OBP: 0.313, SLG: 0.499 (1, 9)	1-0 G5-3		1-1 FC6 SF7 2B			0-1 F7		3-2 SF7		4	1	1	1	0	0	1				
<b>John Olerud, L</b> OBP: 0.486, SLG: 0.640 (1, 3)	4-2 BB		0-0 FC6 2B HR			2-2 G4-3		0-2 BB HBP 1B	4-1 WP BB IBB	3	1	1	0	2	0	1				
<b>Roberto Alomar, S</b> OBP: 0.393, SLG: 0.473 (7, PR)	1-0 F9		1-1 SF7			2-0 G1		2-1 BB HBP	4-2 WP BB	2	0	0	1	0	0	2				
<b>Alfredo Griffin, S</b> OBP: 0.250, SLG: 0.259 (7, 4)			3-H					1-2 HBP	1-2 2-3 BB	0	0	0	0	1	0	0				
<b>Tony Fernandez, S</b> OBP: 0.335, SLG: 0.371 (1, 6)		0-0 B3	1-1 HR			1-1 G6-4-3 1B		2-2 L9	1-0 P8	5	1	2	0	0	0	5				
<b>Ed Sprague, R</b> OBP: 0.302, SLG: 0.384 (1, 5)		1-2 BB 1B	1-0 G1-3			1-1 G6-4-3		4-2 1-2 2-3 BB	1-0 G5-3	4	0	1	0	1	0	5				
<b>Randy Knorr, R</b> OBP: 0.261, SLG: 0.384 (1, 2)		0-0 L9	0-0 HR					1-1 P6	0-0 E5	5	1	1	3	0	1	4				
<b>Inning Stats</b>	R: 1 E: 0 K: 1 S: 11	H: 1 LOB: 2 BB: 2 P: 24	R: 0 E: 0 K: 1 S: 11	H: 1 LOB: 3 BB: 2 P: 21	R: 4 E: 0 K: 0 S: 12	H: 3 LOB: 1 BB: 0 P: 20	R: 0 E: 0 K: 0 S: 7	H: 0 LOB: 0 BB: 0 P: 9	R: 0 E: 0 K: 0 S: 5	H: 1 LOB: 1 BB: 0 P: 11	R: 0 E: 0 K: 1 S: 14	H: 1 LOB: 3 BB: 1 P: 22	R: 3 E: 1 K: 0 S: 15	H: 1 LOB: 2 BB: 3 P: 35	R: 0 E: 1 K: 1 S: 7	H: 0 LOB: 1 BB: 0 P: 10	1B: 5 2B: 2 3B: 0 HR: 2	SF: 2 SAC: 0 DP: 1 HBP: 2	WP: 2 PA: 48 PB: 0 SB: 1 CS: 0	
<b>PITCHER</b>	IP	WLS	BF	H	R	ER	SO	BB	IBB	HBP	BLK	WP	HR	S	P	ERA	WHIP			
<b>Mike Mohler, L</b> ERA: 5.6	3.0	L	20	5	5	5	2	4	0	1	0	0	2	34	65	15.00	3.000			
<b>Roger Smithberg, R</b> ERA: 5.6	3.0		10	2	0	0	0	0	0	0	0	0	0	20	29	0.00	0.667			
<b>Vince Horsman, L</b> ERA: 3.93	0.2		4	1	0	0	0	0	0	1	0	0	0	9	13	0.00	1.500			
<b>John Briscoe, R</b> ERA: 10.5	1.1		10	1	3	1	1	3	1	0	0	2	0	20	44	6.75	3.000			
<b>Kelly Downs, R</b> ERA: 5.74	1.0		4	0	0	0	1	0	0	0	0	0	0	7	10	0.00	0.000			

Toronto Blue Jays @ Oakland Athletics  
Oakland-Alameda County Coliseum, Oakland, CA

Wed Sep 01 1993, 3:33 AM PDT  
Att: 24,251 - Unknown - 73 F



AB 36  
R 8  
H 9  
RBI 6  
BB 8  
SO 4  
LOB 27

Batter	1	2	3	4	5	6	7	8	9	AB	R	H	RBI	BB	SO	LOB	BOTTOM			
<b>Mike Bordick, R</b> OBP: 0.356, SLG: 0.339 (1, 6)	1-0 P6		3-1 P6			2-3 K		1-1 F8		3	0	0	0	0	1	1				
<b>Craig Paquette, R</b> OBP: 0.256, SLG: 0.410 (8, FH)										1	0	0	0	0	0	0				
<b>Jerry Browne, S</b> OBP: 0.278, SLG: 0.285 (1, 8)	1-2 G3		1-1 P4			0-1 F8 1B		0-0 G4-3		4	1	1	0	0	0	1				
<b>Troy Neel, L</b> OBP: 0.359, SLG: 0.476 (1, 3)	2-3 K					4-1 G4-3 BB		2-2 F8		3	0	0	0	1	1	1				
<b>Ruben Sierra, S</b> OBP: 0.295, SLG: 0.396 (1, 9)		0-0 F7				1-1 P6		1-0 1B		4	1	1	1	0	0	1				
<b>Mike Aldrete, L</b> OBP: 0.364, SLG: 0.490 (1, 7)		4-2 BB				0-0 G4-3		2-1 G4-6-3 1B		3	1	2	1	1	0	1				
<b>Brent Gates, S</b> OBP: 0.349, SLG: 0.372 (1, 4)		1 SAFE F7				4-0 BB		1 SAFE G4-6-3		2	0	0	0	2	0	2				
<b>Dave Henderson, R</b> OBP: 0.257, SLG: 0.380 (1, 10)		0-1 L6				3-3 K		1-3 K		3	0	0	0	1	2	3				
<b>Scott Brosius, R</b> OBP: 0.236, SLG: 0.313 (9, 6)			0-2 F8 S 1B			1-1 P4		1-1 L6		3	0	1	1	0	0	0				
<b>Scott Hemond, R</b> OBP: 0.310, SLG: 0.348 (1, 2)		1 SAFE F8				2-2 K		3-3 K		4	0	0	0	2	3					
<b>Inning Stats</b>	R: 0 E: 0 K: 1 S: 7	H: 0 LOB: 0 BB: 0 P: 11	R: 0 E: 0 K: 0 S: 7	H: 0 LOB: 1 BB: 1 P: 11	R: 0 E: 0 K: 0 S: 10	H: 1 LOB: 1 BB: 0 P: 16	R: 0 E: 0 K: 1 S: 7	H: 0 LOB: 2 BB: 2 P: 19	R: 2 E: 0 K: 0 S: 9	H: 3 LOB: 0 BB: 0 P: 15	R: 0 E: 0 K: 2 S: 9	H: 0 LOB: 0 BB: 0 P: 14	R: 0 E: 0 K: 0 S: 5	H: 0 LOB: 0 BB: 0 P: 8	R: 1 E: 0 K: 0 S: 15	H: 1 LOB: 2 BB: 2 P: 26	1B: 4 2B: 1 3B: 0 HR: 0	SF: 1 SAC: 0 DP: 1 HBP: 0	WP: 0 PA: 36 PB: 0 SB: 2 CS: 0	
<b>PITCHER</b>	IP	WLS	BF	H	R	ER	SO	BB	IBB	HBP	BLK	WP	HR	S	P	ERA	WHIP			
<b>Juan Guzman, R</b> ERA: 4.16	8.1	W	33	5	3	3	6	4	0	0	0	0	0	75	127	3.24	1.080			
<b>Mike Timlin, R</b> ERA: 5.56	0.2		3	0	0	0	0	1	0	0	0	0	0	2	6	0.00	1.500			

Toronto Blue Jays @ Oakland Athletics  
Oakland-Alameda County Coliseum, Oakland, CA

Wed Sep 01 1993, 3:33 AM PDT  
Att: 24,251 - Unknown - 73 F



AB 30  
R 3  
H 5  
RBI 3  
BB 5  
SO 6  
LOB 13



Batter	1	2	3	4	5	6	7	8	9	10	11	12	13	AB	R	H	RBI	BB	SO	LOB	TOP	
Brady Anderson, L OBP: 0.361, SLG: 0.421 (1, 7)	P6		FC5			F7			K			SH1-4 1B		6	1	2	2	0	1	3		
Mark McLemore, S OBP: 0.356, SLG: 0.394 (1, 9)	K		G4-3			FC6-4 BB			P3			SH1-4 1-2		4	0	1	0	1	1	0		
Mike Devereaux, R OBP: 0.309, SLG: 0.405 (1, 8)	K		F8			FC6-4 BB			G6-3			K		6	0	0	0	0	2	3		
Harold Baines, L OBP: 0.389, SLG: 0.474 (1, 10)		G4-3	P5						G6-3					4	0	0	0	2	1	0		
Cal Ripken Jr., R OBP: 0.325, SLG: 0.424 (1, 6)		F9				F9			G5-3			F9		6	0	0	0	0	2	4		
Mike Pagliarulo, L OBP: 0.356, SLG: 0.465 (1, 5)		WP 2B BB				F9			P2			G4-3		5	2	1	1	1	0	2		
Chris Hoiles, R OBP: 0.404, SLG: 0.547 Jeffrey Hammonds, R OBP: 0.324, SLG: 0.485 Mark Parent, R OBP: 0.288, SLG: 0.542 (8, PR) (8, 2)		2-2 1H 2B				L7			1-1 1B			P8		4	0	2	1	0	1	0		
David Segui, S OBP: 0.377, SLG: 0.431 (1, 3)		0-0 F7				1-2 FC5 1B BB			1-0 F7			G4-3		5	1	2	1	1	0	2		
Harold Reynolds, S OBP: 0.342, SLG: 0.320 (1, 4)						1-0 P6 HR BB			0-2 G6-3			G4-3		5	1	1	0	1	1	1		
<b>Inning Stats</b>	R: 0 E: 0 K: 2 S: 10	H: 0 LOB: 0 BB: 0 P: 16	R: 1 E: 0 K: 0 S: 9	H: 1 LOB: 1 BB: 1 P: 16	R: 2 E: 0 K: 0 S: 15	H: 1 LOB: 0 BB: 1 P: 24	R: 1 E: 0 K: 1 S: 13	H: 2 LOB: 2 BB: 1 P: 24	R: 0 E: 0 K: 1 S: 12	H: 0 LOB: 0 BB: 0 P: 11	R: 0 E: 0 K: 0 S: 9	H: 1 LOB: 1 BB: 0 P: 16	R: 0 E: 0 K: 2 S: 9	H: 0 LOB: 0 BB: 1 P: 16	R: 0 E: 0 K: 2 S: 8	H: 1 LOB: 2 BB: 0 P: 13	R: 1 E: 0 K: 2 S: 8	H: 1 LOB: 0 BB: 0 P: 13	1B: 5 2B: 1 3B: 0 HR: 3	SF: 0 SAC: 1 DP: 0 HBP: 0	WP: 1 PB: 0 SB: 0 CS: 0	PA: 54
<b>PITCHER</b>	IP	WLS	BF	H	R	ER	SO	BB	IBB	HBP	BLK	WP	HR	S	P	ERA	WHIP					
Todd Van Poppel, R ERA: 5.08 (7, 1)	6.0	28	5	4	4	4	5	0	0	0	0	1	2	71	124	6.00	1.667					
Vince Horsman, L ERA: 3.72 (8, 1)	1.0	3	0	0	0	1	0	0	0	0	0	0	0	7	11	0.00	0.000					
Ed Nunez, R ERA: 4.31 (10, 1)	2.0	8	2	0	0	1	0	0	0	0	0	0	0	19	31	0.00	1.000					
Rick Horseycutt, L ERA: 3.48 (12, 1)	2.1	8	1	0	0	0	0	0	0	0	0	0	0	16	26	0.00	0.429					
Dennis Eckersley, R ERA: 3.88 (12, 1)	1.2	7	1	1	1	4	0	1	0	0	0	0	1	14	24	5.40	0.600					

Baltimore Orioles @ Oakland Athletics  
Oakland-Alameda County Coliseum, Oakland, CA  
Fri Sep 03 1993, 7:05 PM PDT  
Att: 17,063 - Unknown - 63 F

AB 47  
R 5  
H 9  
RBI 5  
BB 6  
SO 10  
LOB 15



Batter	1	2	3	4	5	6	7	8	9	10	11	12	13	AB	R	H	RBI	BB	SO	LOB	BOTTOM					
Mike Bordick, R OBP: 0.356, SLG: 0.336 (1, 6)	F7		FC1-4 BB			BB HBP			G5-3			B1		4	0	0	0	1	0	1						
Brent Gates, S OBP: 0.343, SLG: 0.370 (1, 4)	FC6-4 1B		FC1-4 HR			P2			F8			K		5	1	1	0	1	1	5						
Ruben Sierra, S OBP: 0.297, SLG: 0.401 (1, 9)	FC6-4 CS		1-2 2-3 HR			BB			L9			G6-4-3 1-2		4	1	1	3	2	0	2						
Dave Henderson, R OBP: 0.292, SLG: 0.394 Henry Mercedes, R OBP: 0.125, SLG: 0.250 (13, 2) (1, 2)	CS		1-2 2B			BB			G4-6-3 1B			G4-3		5	0	2	1	1	2	2						
Craig Paquette, R OBP: 0.294, SLG: 0.407 Mark McSwire, R OBP: 0.462, SLG: 0.726 Mike Aldrete, L OBP: 0.365, SLG: 0.487 Scott Lydy, R OBP: 0.232, SLG: 0.273 (5, PH) (6, 7) (11, PR) (12, 7)		G6-3				P3			G4-6-3 1-2			F8 BB		2	0	0	0	0	1							
Troy Neel, L OBP: 0.361, SLG: 0.478 (1, 10)		CS BB				G3-1			G4-6-3 1B			F8 2B		5	0	2	0	1	1	1						
Marcos Armas, R OBP: 0.167, SLG: 0.389 (1, 3)		K				K			F9			L8		6	0	1	0	0	3	6						
Scott Brosius, R OBP: 0.226, SLG: 0.298 (6, 5)						G5-3			G6-3			L7		6	0	0	0	0	4							
Scott Hemond, R OBP: 0.314, SLG: 0.354 Jerry Browne, S OBP: 0.283, SLG: 0.285 (12, PH) (13, 8)						FC1-4 HR BB			G4-3			F8		3	2	1	0	1	0	1						
<b>Inning Stats</b>	R: 0 E: 0 K: 0 S: 9	H: 1 LOB: 0 BB: 0 P: 16	R: 0 E: 0 K: 1 S: 8	H: 1 LOB: 1 BB: 1 P: 17	R: 3 E: 0 K: 1 S: 19	H: 1 LOB: 0 BB: 2 P: 35	R: 0 E: 0 K: 2 S: 9	H: 0 LOB: 0 BB: 0 P: 15	R: 1 E: 0 K: 0 S: 9	H: 1 LOB: 3 BB: 2 P: 21	R: 0 E: 0 K: 0 S: 12	H: 0 LOB: 0 BB: 0 P: 17	R: 0 E: 0 K: 0 S: 7	H: 2 LOB: 1 BB: 0 P: 11	R: 0 E: 0 K: 0 S: 8	H: 0 LOB: 0 BB: 0 P: 13	R: 0 E: 0 K: 0 S: 5	H: 0 LOB: 2 BB: 1 P: 10	R: 0 E: 1 K: 2 S: 9	H: 0 LOB: 2 BB: 2 P: 22	R: 0 E: 1 K: 2 S: 13	H: 1 LOB: 1 BB: 0 P: 22	1B: 4 2B: 3 3B: 0 HR: 1	SF: 0 SAC: 0 DP: 2 HBP: 1	WP: 0 PB: 0 SB: 0 CS: 3	PA: 54
<b>PITCHER</b>	IP	WLS	BF	H	R	ER	SO	BB	IBB	HBP	BLK	WP	HR	S	P	ERA	WHIP									
Fernando Valenzuela, L ERA: 4.88 (5, 1)	4.2	22	4	4	4	4	5	0	1	0	0	0	1	53	103	7.71	1.929									
Todd Frazier, R ERA: 3.44 (8, 1)	2.1	9	2	0	0	0	0	0	0	0	0	0	0	26	39	0.00	0.857									
Jim Ffolkes, L ERA: 1.8 (11, 1)	3.1	11	1	0	0	0	2	0	0	0	0	0	0	26	43	0.00	0.900									
Alan Mills, R ERA: 3.42 (11, 1)	2.2	W	11	1	0	0	4	1	1	0	0	0	0	28	55	0.00	0.750									

Baltimore Orioles @ Oakland Athletics  
Oakland-Alameda County Coliseum, Oakland, CA  
Fri Sep 03 1993, 7:05 PM PDT  
Att: 17,063 - Unknown - 63 F

AB 43  
R 4  
H 8  
RBI 4  
BB 9  
SO 8  
LOB 27





Batter	1	2	3	4	5	6	7	8	9	AB	R	H	RBI	BB	SO	LOB	TOP																					
<b>Brady Anderson, L</b> (1, 7) OBP: 0.361, SLG: 0.425	F8		F8		F7		SF9 3B			5	1	2	0	0	0	0	<b>Baltimore Orioles @ Oakland Athletics</b> <b>Oakland-Alameda County Coliseum, Oakland, CA</b> Sat Sep 04 1993, 3:33 AM PDT Att: 22,563 - Sunny - 70 F																					
<b>Mark McLemore, S</b> (1, 9) OBP: 0.397, SLG: 0.392	K		F7			CS BB	SF9		K	3	0	0	1	1	2	1																						
<b>Mike Devereaux, R</b> (1, 8) OBP: 0.310, SLG: 0.405	1B		1B			1 SAFE SAFE	F9		K	5	0	2	0	0	1	2																						
<b>Harold Baines, L</b> (1, 10) OBP: 0.390, SLG: 0.475 <b>Damon Buford, R</b> (8, PR) OBP: 0.325, SLG: 0.394	G6-3		F7			1-1	1B 1B		FC5-4 1B	4	1	2	0	0	0	2																						
<b>Cal Ripken Jr., R</b> (1, 6) OBP: 0.326, SLG: 0.424		F7 FC1-2 1B		P3		2-2	E9 1B		FC5-4 BB BB SF9	5	2	2	0	0	0	3																						
<b>Mike Pagliarulo, L</b> (1, 5) OBP: 0.361, SLG: 0.467		FC1-2 F7 1B		G4-3		0-0	HR 1B		SF9 BB BB	3	1	2	2	1	0	0																						
<b>Chris Hoiles, R</b> (1, 2) OBP: 0.405, SLG: 0.554		F7		P4		2-H 3-H 2-2	HR		BB BB	3	1	1	2	1	0	2																						
<b>David Segui, S</b> (1, 3) OBP: 0.374, SLG: 0.427		FC1-5-2		F8		0-1	G4-3		SF9	3	0	0	1	0	0	2																						
<b>Harold Reynolds, S</b> (1, 4) OBP: 0.339, SLG: 0.317		L9		F7		1-1	F7		G3	4	0	0	0	0	0	4																						
<b>Inning Stats</b>	R: 0 E: 0 K: 1 S: 12	H: 1 LOB: 1 BB: 0 P: 18	R: 0 E: 0 K: 0 S: 16	H: 2 LOB: 2 BB: 0 P: 26	R: 0 E: 0 K: 0 S: 11	H: 1 LOB: 1 BB: 0 P: 15	R: 0 E: 0 K: 0 S: 7	H: 0 LOB: 0 BB: 0 P: 12	R: 0 E: 0 K: 0 S: 5	H: 0 LOB: 0 BB: 0 P: 8	R: 4 E: 1 K: 0 S: 16	H: 4 LOB: 0 BB: 1 P: 26	R: 1 E: 0 K: 0 S: 6	H: 1 LOB: 0 BB: 0 P: 9	R: 1 E: 0 K: 0 S: 6	H: 1 LOB: 2 BB: 0 P: 19	R: 0 E: 0 K: 2 S: 9	H: 2 LOB: 2 BB: 0 P: 15	1B: 10 2B: 0 3B: 1 HR: 1	SF: 2 SAC: 0 DP: 0 HBP: 0	WP: 0 PB: 0 SB: 1 CS: 1	PA: 41																
<b>PITCHER</b>	IP	WLS	BF	H	R	ER	SO	BB	IBB	HBP	BLK	WP	HR	S	P	ERA	WHIP	<b>PITCHER</b>				IP	WLS	BF	H	R	ER	SO	BB	IBB	HBP	BLK	WP	HR	S	P	ERA	WHIP
<b>Steve Karsay, R</b> (1, 1) ERA: 5.76	7.0	L	30	9	5	5	1	1	0	0	0	0	1	73	114	6.43	1.429																					
<b>Vince Horsman, L</b> (8, 1) ERA: 4.12	0.1		3	1	1	1	0	1	0	0	0	0	0	2	8	27.00	6.000																					
<b>John Briscoe, R</b> (8, 1) ERA: 9.22	1.2		8	2	0	0	2	1	0	0	0	0	0	13	26	0.00	1.800																					

Batter	1	2	3	4	5	6	7	8	9	AB	R	H	RBI	BB	SO	LOB	BOTTOM																					
<b>Jerry Browne, S</b> (1, 7) OBP: 0.288, SLG: 0.290	L8		G5-3							4	1	2	1	0	0	0	<b>Baltimore Orioles @ Oakland Athletics</b> <b>Oakland-Alameda County Coliseum, Oakland, CA</b> Sat Sep 04 1993, 3:33 AM PDT Att: 22,563 - Sunny - 70 F																					
<b>Brent Gates, S</b> (1, 4) OBP: 0.350, SLG: 0.374	1B		K		G1-3			S 2B 1B		4	1	2	1	0	1	2																						
<b>Ruben Sierra, S</b> (1, 9) OBP: 0.297, SLG: 0.400	1B					G5-3		G6-3 2B		4	0	1	0	0	0	1																						
<b>Dave Henderson, R</b> (1, 8) OBP: 0.259, SLG: 0.380	F7				F8		L7	SF7		3	0	0	1	0	0	2																						
<b>Troy Neel, L</b> (1, 10) OBP: 0.358, SLG: 0.472	P4				G3-1		G4-3	K		4	0	0	0	0	1	2																						
<b>Craig Paquette, R</b> (1, 5) OBP: 0.257, SLG: 0.408		G6-3							F9	4	0	2	0	0	0	0																						
<b>Mike Bordick, R</b> (1, 6) OBP: 0.355, SLG: 0.337		F8			1B 2B		F9		P6	4	1	1	0	0	0	1																						
<b>Marcos Armas, R</b> (1, 3) OBP: 0.182, SLG: 0.364		K			1B 1B		K		F7	4	0	1	0	0	2	1																						
<b>Henry Mercedes, R</b> (1, 2) OBP: 0.100, SLG: 0.200 <b>Scott Brosius, R</b> (7, PH) OBP: 0.223, SLG: 0.295 <b>Eric Helfand, L</b> (8, 2)			K						G1-3	2	0	0	0	0	2	2																						
<b>Inning Stats</b>	R: 0 E: 0 K: 0 S: 20	H: 2 LOB: 0 BB: 0 P: 24	R: 0 E: 0 K: 1 S: 7	H: 0 LOB: 0 BB: 0 P: 10	R: 0 E: 0 K: 2 S: 7	H: 0 LOB: 0 BB: 0 P: 10	R: 0 E: 0 K: 0 S: 7	H: 0 LOB: 0 BB: 0 P: 12	R: 1 E: 0 K: 1 S: 12	H: 4 LOB: 2 BB: 0 P: 15	R: 0 E: 0 K: 0 S: 6	H: 0 LOB: 0 BB: 0 P: 8	R: 0 E: 0 K: 1 S: 13	H: 1 LOB: 1 BB: 0 P: 19	R: 2 E: 0 K: 1 S: 14	H: 2 LOB: 0 BB: 0 P: 20	R: 0 E: 0 K: 0 S: 11	H: 0 LOB: 0 BB: 0 P: 18	1B: 7 2B: 2 3B: 0 HR: 0	SF: 1 SAC: 0 DP: 0 HBP: 0	WP: 0 PB: 0 SB: 1 CS: 1	PA: 35																
<b>PITCHER</b>	IP	WLS	BF	H	R	ER	SO	BB	IBB	HBP	BLK	WP	HR	S	P	ERA	WHIP	<b>PITCHER</b>				IP	WLS	BF	H	R	ER	SO	BB	IBB	HBP	BLK	WP	HR	S	P	ERA	WHIP
<b>Jamie Moyer, L</b> (1, 1) ERA: 3.62	7.0	W	28	8	2	2	5	0	0	0	0	0	0	75	102	2.57	1.143																					
<b>Mark Williamson, R</b> (8, 1) ERA: 4.54	2.0		7	1	1	1	1	0	0	0	0	0	0	22	34	4.50	0.500																					









Batter	1	2	3	4	5	6	7	8	9	10	11	AB	R	H	RBI	BB	SO	LOB	TOP					
Scott Hemond, R OBP: 0.313, SLG: 0.343												4	2	0	0	2	2	1						
Dave Henderson, R Kurt Abbott, R Scott Lydy, R												5	1	3	1	0	0	1	0	0				
Ruben Sierra, S												6	1	2	4	0	0	2						
Troy Neel, L												6	2	2	1	0	2	4						
Brent Gates, S												4	2	0	0	2	1	2						
Mike Aldrete, L Marcos Armas, R												2	0	1	1	1	0	0						
Mike Bordick, R												3	1	0	1	1	0	1						
Craig Paquette, R Jerry Browne, S												4	0	0	0	0	1	2						
Scott Brosius, R												5	1	2	2	0	1	2						
<b>Inning Stats</b>	R: 0 E: 0 K: 1 S: 12	H: 1 LOB: 1 BB: 0 P: 19	R: 0 E: 0 K: 0 S: 8	H: 0 LOB: 0 BB: 0 P: 11	R: 0 E: 0 K: 0 S: 6	H: 0 LOB: 0 BB: 0 P: 11	R: 1 E: 0 K: 1 S: 8	H: 1 LOB: 0 BB: 0 P: 12	R: 0 E: 0 K: 0 S: 5	H: 0 LOB: 1 BB: 1 P: 10	R: 2 E: 0 K: 2 S: 16	H: 2 LOB: 1 BB: 1 P: 25	R: 3 E: 0 K: 1 S: 15	H: 2 LOB: 0 BB: 1 P: 22	R: 0 E: 0 K: 1 S: 7	H: 1 LOB: 1 BB: 0 P: 11	R: 0 E: 0 K: 0 S: 3	H: 1 LOB: 1 BB: 0 P: 5	R: 5 E: 1 K: 2 S: 22	H: 4 LOB: 2 BB: 3 P: 47	1B: 5 2B: 4 3B: 0 HR: 3	SF: 1 SAC: 0 DP: 1 HBP: 0	WP: 0 PB: 0 SB: 1 CS: 0	PA: 50
<b>PITCHER</b>	IP: 7.1 WLS: 30 BF: 30 H: 5 R: 5 ER: 5 SO: 4 BB: 3 IBB: 0 HBP: 0 BLK: 0 WP: 0 HR: 1 S: 15 ERA: 6.14 WHIP: 1.091	IP: 8.1 WLS: 21 BF: 30 H: 15 R: 21 ER: 15 SO: 11 BB: 1 IBB: 0 HBP: 0 BLK: 0 WP: 1 HR: 1 S: 21 ERA: 5.40 WHIP: 1.200	IP: 10.1 WLS: 1 BF: 1 H: 1 R: 0 ER: 0 SO: 0 BB: 0 IBB: 0 HBP: 0 BLK: 0 WP: 0 HR: 0 S: 1 ERA: ∞ WHIP: ∞	IP: 10.1 WLS: 1 BF: 5 H: 2 R: 2 ER: 2 SO: 0 BB: 0 IBB: 0 HBP: 0 BLK: 0 WP: 0 HR: 0 S: 8 ERA: 13.50 WHIP: 1.500	IP: 11.1 WLS: 7 BF: 4 H: 4 R: 3 ER: 3 SO: 1 BB: 1 IBB: 0 HBP: 0 BLK: 0 WP: 0 HR: 0 S: 16 ERA: 40.50 WHIP: 7.500																			

Oakland Athletics @ Toronto Blue Jays  
SkyDome, Toronto, ON  
Tue Sep 07 1993, 7:05 PM EDT  
Att: 50,515 - Dome

AB	43
R	11
H	12
RBI	11
BB	6
SO	8
LOB	16



Batter	1	2	3	4	5	6	7	8	9	10	11	AB	R	H	RBI	BB	SO	LOB	BOTTOM				
Rickey Henderson, R												5	2	1	0	1	1	2					
Roberto Alomar, S												6	2	2	2	0	0	1					
Paul Molitor, R												6	1	3	1	0	0	0					
Joe Carter, R												6	0	1	0	0	0	4					
John Olerud, L Willie Canate, R Domingo Martinez, R												3	1	0	0	2	0	1					
Tony Fernandez, S												3	1	1	1	1	0	1					
Ed Sprague, R Alfredo Griffin, S												4	0	1	0	0	0	5					
Pat Borders, R												3	0	0	1	2	2	2					
Turner Ward, S												5	0	1	2	0	0	4					
<b>Inning Stats</b>	R: 5 E: 0 K: 1 S: 16	H: 3 LOB: 2 BB: 4 P: 35	R: 0 E: 0 K: 0 S: 4	H: 0 LOB: 0 BB: 0 P: 8	R: 0 E: 0 K: 1 S: 10	H: 1 LOB: 1 BB: 0 P: 14	R: 1 E: 0 K: 0 S: 11	H: 1 LOB: 0 BB: 0 P: 14	R: 0 E: 0 K: 0 S: 8	H: 0 LOB: 0 BB: 0 P: 11	R: 0 E: 0 K: 0 S: 12	H: 1 LOB: 2 BB: 0 P: 18	R: 0 E: 0 K: 0 S: 6	H: 1 LOB: 1 BB: 0 P: 8	R: 0 E: 0 K: 0 S: 7	H: 0 LOB: 2 BB: 2 P: 18	R: 1 E: 1 K: 0 S: 10	H: 1 LOB: 1 BB: 0 P: 14	1B: 9 2B: 0 3B: 0 HR: 1	SF: 0 SAC: 1 DP: 0 HBP: 0	WP: 1 PB: 0 SB: 1 CS: 0	PA: 50	
<b>PITCHER</b>	IP: 7.0 WLS: 8 BF: 32 H: 7 R: 6 ER: 6 SO: 3 BB: 4 IBB: 0 HBP: 0 BLK: 0 WP: 0 HR: 1 S: 67 ERA: 7.71 WHIP: 1.571	IP: 8.1 WLS: 2 BF: 8 H: 2 R: 0 ER: 0 SO: 0 BB: 0 IBB: 0 HBP: 0 BLK: 0 WP: 1 HR: 0 S: 18 ERA: 2.60 WHIP: 1.000	IP: 10.1 WLS: 5 BF: 0 H: 0 R: 0 ER: 0 SO: 1 BB: 1 IBB: 0 HBP: 0 BLK: 0 WP: 0 HR: 7 S: 18 ERA: 0.00 WHIP: 1.000	IP: 11.1 WLS: 5 BF: 1 H: 1 R: 1 ER: 0 SO: 0 BB: 0 IBB: 0 HBP: 0 BLK: 0 WP: 0 HR: 10 S: 14 ERA: 0.00 WHIP: 1.000																			

Oakland Athletics @ Toronto Blue Jays  
SkyDome, Toronto, ON  
Tue Sep 07 1993, 7:05 PM EDT  
Att: 50,515 - Dome

AB	43
R	7
H	10
RBI	7
BB	6
SO	3
LOB	23





Batter	1	2	3	4	5	6	7	8	9	AB	R	H	RBI	BB	SO	LOB	TOP			
Jerry Browne, S OBP: 0.301, SLG: 0.307 (1, 7)	F8			L3 1B		BB			F7	3	0	1	0	1	0	0	<b>Oakland Athletics @ Toronto Blue Jays</b> SkyDome, Toronto, ON Wed Sep 08 1993, 7:05 PM EDT Att: 50,329 - Dome			
Dave Henderson, R OBP: 0.283, SLG: 0.391 Kurt Abbott, R Craig Paquette, R OBP: 0.257, SLG: 0.414 (1, 8) (9, FR) (9, 5)	K		F8						BB 1B	4	0	1	0	0	2	3				
Ruben Sierra, S OBP: 0.294, SLG: 0.399 (1, 9)	G3		L3						P6	4	0	0	0	0	0	2				
Troy Neel, L OBP: 0.358, SLG: 0.476 (1, 10)		P6								2	1	0	0	2	1	0				
Mike Aldrete, L OBP: 0.362, SLG: 0.473 (1, 3)	F7		F8						BB 1B	3	0	0	0	1	0	1				
Brent Gates, S OBP: 0.346, SLG: 0.366 (1, 4)	G6-3		G6-3						BB	4	0	1	2	0	0	0				
Mike Bordick, R OBP: 0.349, SLG: 0.330 (1, 6)			E3						K	4	0	0	0	0	1	2				
Scott Brosius, R OBP: 0.236, SLG: 0.326 (9, 8)			K							3	0	1	0	0	1	1				
Scott Hemond, R OBP: 0.313, SLG: 0.349 (1, 2)			P6							3	0	1	0	0	1	1				
<b>Inning Stats</b>	R: 0 E: 0 K: 1 S: 7	H: 0 LOB: 0 BB: 0 P: 8	R: 0 E: 0 K: 0 S: 4	H: 0 LOB: 0 BB: 0 P: 6	R: 0 E: 1 K: 1 S: 8	H: 0 LOB: 0 BB: 0 P: 14	R: 0 E: 0 K: 0 S: 7	H: 1 LOB: 0 BB: 0 P: 12	R: 0 E: 0 K: 1 S: 14	H: 0 LOB: 0 BB: 0 P: 12	R: 0 E: 0 K: 0 S: 7	H: 0 LOB: 0 BB: 1 P: 16	R: 0 E: 0 K: 1 S: 7	H: 1 LOB: 1 BB: 0 P: 15	R: 2 E: 0 K: 1 S: 12	H: 2 LOB: 2 BB: 2 P: 23	1B: 4 2B: 3 3B: 0 HR: 0	SF: 0 SAC: 0 DP: 3 HBP: 0	WP: 0 PB: 0 SB: 1 CS: 1	PA: 34
<b>PITCHER</b>	IP WLS BF H R ER SO	IP WLS BF H R ER SO	IP WLS BF H R ER SO	IP WLS BF H R ER SO	IP WLS BF H R ER SO	IP WLS BF H R ER SO	IP WLS BF H R ER SO	IP WLS BF H R ER SO	IP WLS BF H R ER SO	IP WLS BF H R ER SO	IP WLS BF H R ER SO	IP WLS BF H R ER SO	IP WLS BF H R ER SO	IP WLS BF H R ER SO	IP WLS BF H R ER SO	IP WLS BF H R ER SO	ERA WHIP	ERA WHIP		
Juan Guzman, R ERA: 3.99 Duane Ward, R ERA: 2.16 (1, 1) (8, 1)	7.2 L 8	3 2 2 2	0 2 2 2	4 2 2 2	2 2 2 2	0 0 0 0	0 0 0 0	0 0 0 0	0 0 0 0	0 0 0 0	0 0 0 0	0 0 0 0	0 0 0 0	0 0 0 0	0 0 0 0	0 0 0 0	13.50 3.000	13.50 3.000		

AB	30
R	2
H	5
RBI	2
BB	4
SO	6
LOB	10



Batter	1	2	3	4	5	6	7	8	9	AB	R	H	RBI	BB	SO	LOB	BOTTOM					
Rickey Henderson, R OBP: 0.449, SLG: 0.496 (1, 7)	S SH1-3 1B BB		FC4 1B							3	1	2	0	1	1	0	<b>Oakland Athletics @ Toronto Blue Jays</b> SkyDome, Toronto, ON Wed Sep 08 1993, 7:05 PM EDT Att: 50,329 - Dome					
Devon White, S OBP: 0.338, SLG: 0.446 (1, 8)	SH1-3		FC4							3	0	0	0	0	0	2						
Roberto Alomar, S OBP: 0.391, SLG: 0.473 (1, 4)	S BB 2H 1B		K							4	0	2	1	0	1	1						
Joe Carter, R OBP: 0.306, SLG: 0.486 (1, 9)	G1-6-3 BB		K							3	0	0	0	1	2	2						
John Olerud, L OBP: 0.479, SLG: 0.624 (1, 3)	G1-6-3		F7							4	0	0	0	0	1	3						
Paul Molitor, R OBP: 0.409, SLG: 0.496 (1, 10)		K	L4							4	0	0	0	0	1	1						
Tony Fernandez, S OBP: 0.332, SLG: 0.370 (1, 6)			G1-3							3	0	1	0	0	1	0						
Darnell Coles, R OBP: 0.321, SLG: 0.387 (1, 5)		G5-3								3	0	0	0	0	1	1						
Pat Borders, R OBP: 0.282, SLG: 0.359 (1, 2)		G4-3								3	0	0	0	0	0	1						
<b>Inning Stats</b>	R: 1 E: 0 K: 0 S: 14	H: 1 LOB: 1 BB: 2 P: 25	R: 0 E: 0 K: 1 S: 7	H: 1 LOB: 1 BB: 0 P: 12	R: 0 E: 0 K: 2 S: 14	H: 1 LOB: 1 BB: 0 P: 24	R: 0 E: 0 K: 0 S: 6	H: 0 LOB: 0 BB: 0 P: 10	R: 0 E: 0 K: 2 S: 8	H: 0 LOB: 0 BB: 0 P: 10	R: 0 E: 0 K: 0 S: 10	H: 0 LOB: 0 BB: 0 P: 13	R: 0 E: 0 K: 1 S: 6	H: 0 LOB: 0 BB: 0 P: 8	R: 0 E: 0 K: 0 S: 9	H: 1 LOB: 1 BB: 0 P: 14	R: 0 E: 0 K: 2 S: 13	H: 1 LOB: 1 BB: 0 P: 18	1B: 4 2B: 1 3B: 0 HR: 0	SF: 0 SAC: 1 DP: 1 HBP: 0	WP: 0 PB: 0 SB: 4 CS: 0	PA: 33
<b>PITCHER</b>	IP WLS BF H R ER SO	IP WLS BF H R ER SO	IP WLS BF H R ER SO	IP WLS BF H R ER SO	IP WLS BF H R ER SO	IP WLS BF H R ER SO	IP WLS BF H R ER SO	IP WLS BF H R ER SO	IP WLS BF H R ER SO	IP WLS BF H R ER SO	IP WLS BF H R ER SO	IP WLS BF H R ER SO	IP WLS BF H R ER SO	IP WLS BF H R ER SO	IP WLS BF H R ER SO	IP WLS BF H R ER SO	ERA WHIP	ERA WHIP				
Bobby Witt, R ERA: 4.48 Rick Honeycutt, L ERA: 3.31 Dennis Eckersley, R ERA: 3.84 (1, 1) (9, 1) (9, 1)	8.0 0.2 0.1	W 3 S	29 1 0	1 0 0	1 0 0	6 2 0	0 0 0	0 0 0	0 0 0	0 0 0	0 0 0	0 0 0	0 0 0	0 0 0	0 0 0	0 0 0	0.00 1.500 0.000	0.00 1.500 0.000				

AB	30
R	1
H	5
RBI	1
BB	2
SO	8
LOB	11





Batter	1	2	3	4	5	6	7	8	9	AB	R	H	RBI	BB	SO	LOB	TOP					
Jerry Browne, S OBP: 0.294, SLG: 0.300 (1, 7)	F9		G4-3	F8		G4-3			SH3-4	4	0	0	0	0	0	3						
Dave Henderson, R OBP: 0.292, SLG: 0.387 (1, 8)	G5-3				P4		G6-3		F9	4	0	0	0	1	0	1						
Ruben Sierra, S OBP: 0.295, SLG: 0.398 (1, 9)	P6		E9				G3		1B 2B	4	1	1	0	1	1	0						
Troy Neel, L OBP: 0.358, SLG: 0.473 (1, 10)		F8			G3		F7		2B	4	1	1	1	1	0	0						
Brent Gates, S OBP: 0.349, SLG: 0.373 (1, 4)		2B	G3			1B		G6-3	2B	5	2	3	2	0	0	3						
Mike Aldrete, L OBP: 0.386, SLG: 0.478 Mark McGwire, R OBP: 0.467, SLG: 0.726 Marcos Armas, R OBP: 0.207, SLG: 0.321	2B			HR		F7			G1-3	2	1	1	1	1	0	1						
Craig Paquette, R OBP: 0.257, SLG: 0.412 (1, 5)	G6-3			F9		1B			F9	4	0	1	0	0	0	3						
Kurt Abbott, R OBP: 0.500, SLG: 1.250 (1, 6)						1B			K	4	1	2	3	0	2	2						
Scott Hemond, R OBP: 0.317, SLG: 0.349 (1, 2)			F8			F8			SH3-4 1B	3	1	1	0	1	0	2						
<b>Inning Stats</b>	R: 0 E: 0 K: 0 S: 6	H: 0 LOB: 0 BB: 0 P: 10	R: 1 E: 0 K: 1 S: 12	H: 2 LOB: 1 BB: 0 P: 18	R: 0 E: 1 K: 0 S: 12	H: 1 LOB: 3 BB: 2 P: 27	R: 2 E: 0 K: 0 S: 5	H: 2 LOB: 0 BB: 1 P: 14	R: 0 E: 0 K: 1 S: 11	H: 0 LOB: 0 BB: 0 P: 17	R: 1 E: 0 K: 0 S: 12	H: 3 LOB: 2 BB: 0 P: 17	R: 0 E: 0 K: 0 S: 7	H: 0 LOB: 1 BB: 2 P: 14	R: 0 E: 0 K: 1 S: 11	H: 0 LOB: 1 BB: 2 P: 21	R: 3 E: 0 K: 0 S: 12	H: 2 LOB: 1 BB: 2 P: 24	1B: 6 2B: 3 HR: 1	SF: 0 SAC: 1 DP: 0 HBP: 0	WP: 0 PB: 0 SB: 0 CS: 1	PA: 42
<b>PITCHER</b>	IP	WLS	BF	H	R	ER	SO	BB	IBB	HBP	BLK	WP	HR	S	P	ERA	WHIP					
Jack Morris, R ERA: 6.19 Mike Timlin, R ERA: 5.39 Tony Castillo, L ERA: 3.4	5.1		26	8	4	4	2	2	1	0	0	0	1	54	99	6.75	1.875					
	1.2		5	0	0	0	0	0	0	0	0	0	0	11	18	0.00	0.000					
	2.0	L	11	2	3	3	1	2	1	0	0	0	0	23	45	13.50	2.000					

Oakland Athletics @ Toronto Blue Jays  
SkyDome, Toronto, ON  
Thu Sep 09 1993, 7:05 PM EDT  
Att: 50,518 - Dome

AB 35  
R 7  
H 10  
RBI 7  
BB 6  
SO 3  
LOB 16



Batter	1	2	3	4	5	6	7	8	9	AB	R	H	RBI	BB	SO	LOB	BOTTOM					
Rickey Henderson, R OBP: 0.445, SLG: 0.491 (1, 7)	L3		G5-3	FC6-4		FC4		F9		5	0	0	0	0	0	4						
Devon White, S OBP: 0.338, SLG: 0.446 (1, 8)					F8		K		F8	5	0	1	0	0	2	0						
Roberto Alomar, S OBP: 0.391, SLG: 0.471 (1, 4)			F8		F7		G5-4-3 BB		F9	3	0	0	0	2	0	0						
Joe Carter, R OBP: 0.305, SLG: 0.482 (1, 9)	P5			2B		F9		G5-4-3	F9	4	1	0	0	1	0	3						
John Olerud, L OBP: 0.481, SLG: 0.627 (1, 3)							WP			3	2	2	1	1	1	2						
Paul Molitor, R OBP: 0.408, SLG: 0.495 (1, 10)		G3-1		G4-3		F8		P3		4	0	1	0	0	0	4						
Tony Fernandez, S OBP: 0.333, SLG: 0.371 (1, 6)		G3-1		G5-3					SH3 1B	4	1	2	0	0	0	2						
Ed Sprague, R OBP: 0.298, SLG: 0.376 (1, 5)		F8				K		SH3		2	0	0	0	0	1	3						
Pat Borders, R OBP: 0.284, SLG: 0.360 (1, 2)		F8						K		4	0	2	3	0	1	2						
<b>Inning Stats</b>	R: 0 E: 0 K: 1 S: 15	H: 1 LOB: 2 BB: 1 P: 26	R: 0 E: 0 K: 0 S: 7	H: 1 LOB: 1 BB: 0 P: 12	R: 0 E: 0 K: 1 S: 9	H: 0 LOB: 0 BB: 0 P: 16	R: 2 E: 0 K: 0 S: 12	H: 2 LOB: 2 BB: 1 P: 21	R: 0 E: 0 K: 1 S: 4	H: 0 LOB: 0 BB: 0 P: 7	R: 2 E: 0 K: 1 S: 11	H: 3 LOB: 1 BB: 0 P: 15	R: 0 E: 0 K: 1 S: 14	H: 0 LOB: 2 BB: 2 P: 26	R: 0 E: 0 K: 1 S: 9	H: 1 LOB: 1 BB: 0 P: 13	R: 0 E: 0 K: 0 S: 4	H: 0 LOB: 0 BB: 0 P: 5	1B: 6 2B: 2 HR: 0	SF: 0 SAC: 1 DP: 0 HBP: 1	WP: 2 PB: 0 SB: 1 CS: 0	PA: 40
<b>PITCHER</b>	IP	WLS	BF	H	R	ER	SO	BB	IBB	HBP	BLK	WP	HR	S	P	ERA	WHIP					
Steve Karsay, R ERA: 5.64 Ed Nunez, R ERA: 4.21 Roger Smithberg, R ERA: 4.21 Dennis Eckersley, R ERA: 3.77	5.1		24	5	3	3	2	2	0	1	0	0	0	49	84	5.06	1.312					
	1.2		9	2	1	1	2	2	0	0	0	2	0	23	39	5.40	2.400					
	1.0	W	4	1	0	0	1	0	0	0	0	0	0	9	13	0.00	1.000					
	1.0	S	3	0	0	0	0	0	0	0	0	0	0	4	5	0.00	0.000					

Oakland Athletics @ Toronto Blue Jays  
SkyDome, Toronto, ON  
Thu Sep 09 1993, 7:05 PM EDT  
Att: 50,518 - Dome

AB 34  
R 4  
H 8  
RBI 4  
BB 4  
SO 5  
LOB 20





Batter	1	2	3	4	5	6	7	8	9	AB	R	H	RBI	BB	SO	LOB	TOP										
Jerry Browne, S (1, 7) OBP: 0.292, SLG: 0.297	G3	G6-3			G3-1		G3-1	1B E 1B		5	1	1	2	0	0	2											
Dave Henderson, R (1, 8) OBP: 0.282, SLG: 0.385	G6-3		G1-3		G3			1B E 1B		4	0	1	1	0	0	0											
Scott Brosius, R (8, FR) OBP: 0.241, SLG: 0.331								1B E 1B		1	1	1	1	0	0	0											
Ruben Sierra, S (1, 9) OBP: 0.294, SLG: 0.396	P6		K		L6			1B E 1B		5	1	1	0	0	1	1											
Troy Neel, L (1, 10) OBP: 0.359, SLG: 0.475		P5				G4-3		1B E 1B		5	1	2	1	0	0	2											
Brent Gates, S (1, 4) OBP: 0.350, SLG: 0.374								1B E 1B		4	1	2	2	0	0	1											
Marcos Armas, R (9, PH) OBP: 0.200, SLG: 0.310		1B FC5-2 1B	G3			G3		1B SH 1B	F7	1	0	0	0	0	0	0											
Mike Aldrete, L (1, 3) OBP: 0.370, SLG: 0.481					F7			1B SH 1B	F9	3	2	2	0	0	0	0											
Kurt Abbott, R (9, PH) OBP: 0.400, SLG: 1.000								1B SH 1B		1	0	0	0	0	0	0											
Mike Bordick, R (1, 6) OBP: 0.348, SLG: 0.327		1B FC5-2 1B	G5-3		G6-3			1B SH 1B	F8	4	1	0	0	1	0	4											
Craig Paquette, R (1, 5) OBP: 0.256, SLG: 0.408			G5-3				G6-3	F8	P6	5	1	1	1	0	0	3											
Scott Hemond, R (1, 2) OBP: 0.325, SLG: 0.376					G3-1 G3		G4-3	1B 1B BB		3	3	2	2	1	0	0											
<b>Inning Stats</b>	R: 0 E: 0 K: 0 S: 7	H: 0 LOB: 0 BB: 0 P: 7	R: 4 E: 1 K: 0 S: 13	H: 4 LOB: 1 BB: 0 P: 18	R: 0 E: 0 K: 1 S: 11	H: 1 LOB: 1 BB: 0 P: 17	R: 0 E: 0 K: 0 S: 8	H: 0 LOB: 0 BB: 0 P: 12	R: 1 E: 0 K: 0 S: 8	H: 1 LOB: 0 BB: 0 P: 13	R: 0 E: 0 K: 0 S: 12	H: 1 LOB: 1 BB: 0 P: 17	R: 0 E: 0 K: 0 S: 7	H: 0 LOB: 0 BB: 0 P: 10	R: 7 E: 2 K: 0 S: 24	H: 6 LOB: 2 BB: 1 P: 41	R: 0 E: 0 K: 0 S: 10	H: 0 LOB: 1 BB: 1 P: 19	1B: 10 2B: 2 3B: 0 HR: 1	SF: 0 SAC: 1 DP: 0 HBP: 0	WP: 0 PB: 0 SB: 0 CS: 0	PA: 44					
<b>PITCHER</b>	IP	WLS	BF	H	R	ER	SO	BB	IBB	HBP	BLK	WP	HR	S	P	ERA	WHIP										
35 Mike Mussina, R (1, 1) ERA: 4.23	6.0		25	7	5	5	1	0	0	0	0	0	1	59	84	7.50	1.167										
Mark Williamson, R (7, 1) ERA: 4.54	1.0	L	5	2	2	2	0	0	0	0	0	0	0	9	15	18.00	2.000										
Jim Poole, L (8, 1) ERA: 1.9	0.0		3	2	1	1	0	0	0	0	0	0	0	5	9	∞	∞										
Alan Mills, R (8, 1) ERA: 3.44	0.2		5	2	3	1	0	1	0	0	0	0	0	12	20	13.50	4.500										
Brad Pennington, L (8, 1) ERA: 6.46	1.1		6	0	1	0	0	1	0	0	0	0	0	15	26	0.00	0.750										

Oakland Athletics @ Baltimore Orioles  
 Oriole Park at Camden Yards, Baltimore, MD  
 Fri Sep 10 1993, 7:05 PM EDT  
 Att: 46,162 - Unknown

AB 41  
 R 12  
 H 13  
 RBI 10  
 BB 2  
 SO 1  
 LOB 13



Batter	1	2	3	4	5	6	7	8	9	AB	R	H	RBI	BB	SO	LOB	BOTTOM										
Brady Anderson, L (1, 7) OBP: 0.367, SLG: 0.436	S BB	1B	K			1B BB		F7		3	0	1	1	2	1	1											
Mark McLemore, S (1, 9) OBP: 0.350, SLG: 0.382	K	L7			F8			F9		5	0	1	0	0	1	3											
Mike Devereaux, R (1, 8) OBP: 0.315, SLG: 0.412	P2		BB 2B 1B		P9			K		5	1	1	0	0	2	2											
Harold Baines, L (1, 10) OBP: 0.391, SLG: 0.471	K		BB 2B BB		F7			G6-3		3	2	0	0	2	1	2											
Cal Ripken Jr., R (1, 6) OBP: 0.325, SLG: 0.419		1B 1B	K					F8		4	2	1	0	1	1	2											
Mike Pagliarulo, L (1, 5) OBP: 0.354, SLG: 0.457	L5		K					G3		5	1	2	1	0	1	3											
Chris Hoiles, R (1, 2) OBP: 0.413, SLG: 0.568	F9		BB 2B BB							2	1	1	1	3	0	1											
David Segui, S (1, 3) OBP: 0.373, SLG: 0.430	1B 1B		WP 3B 2B		F8			F7		5	2	2	4	0	0	4											
Harold Reynolds, S (1, 4) OBP: 0.339, SLG: 0.324	1B		BB 3B		P6			P4	L8	5	0	2	2	0	0	3											
<b>Inning Stats</b>	R: 0 E: 0 K: 2 S: 11	H: 0 LOB: 1 BB: 1 P: 20	R: 2 E: 0 K: 0 S: 18	H: 4 LOB: 2 BB: 0 P: 25	R: 4 E: 0 K: 3 S: 19	H: 3 LOB: 1 BB: 2 P: 36	R: 0 E: 0 K: 0 S: 7	H: 0 LOB: 0 BB: 0 P: 12	R: 0 E: 0 K: 1 S: 10	H: 1 LOB: 1 BB: 1 P: 15	R: 0 E: 0 K: 0 S: 9	H: 0 LOB: 1 BB: 1 P: 20	R: 0 E: 0 K: 0 S: 10	H: 0 LOB: 0 BB: 0 P: 14	R: 3 E: 0 K: 1 S: 11	H: 2 LOB: 1 BB: 2 P: 27	1B: 7 2B: 3 3B: 1 HR: 0	SF: 0 SAC: 0 DP: 0 HBP: 0	WP: 1 PB: 0 SB: 1 CS: 0	PA: 45							
<b>PITCHER</b>	IP	WLS	BF	H	R	ER	SO	BB	IBB	HBP	BLK	WP	HR	S	P	ERA	WHIP										
Todd Van Poppel, R (1, 1) ERA: 5.62	4.1		24	8	6	6	5	3	0	0	0	1	0	59	97	12.46	2.538										
Kelly Downs, R (5, 1) ERA: 5.52	2.2	W	11	1	0	0	1	3	0	0	0	0	0	21	48	0.00	1.500										
Rick Honeycutt, L (8, 1) ERA: 3.22	1.0		3	0	0	0	0	0	0	0	0	0	0	10	14	0.00	0.000										
John Briscoe, R (9, 1) ERA: 10.93	0.1		5	2	3	3	1	2	0	0	0	0	0	8	22	81.00	12.000										
Dennis Eckersley, R (9, 1) ERA: 3.75	0.2	S	2	0	0	0	0	0	0	0	0	0	0	3	5	0.00	0.000										

Oakland Athletics @ Baltimore Orioles  
 Oriole Park at Camden Yards, Baltimore, MD  
 Fri Sep 10 1993, 7:05 PM EDT  
 Att: 46,162 - Unknown

AB 37  
 R 9  
 H 11  
 RBI 9  
 BB 8  
 SO 7  
 LOB 21






Batter	1	2	3	4	5	6	7	8	9	AB	R	H	RBI	BB	SO	LOB	TOP					
Jerry Browne, S (1, 7) OBP: 0.291, SLG: 0.293	G1-4-3			G1-3		G1-3		F7		3	0	0	0	1	0	0	Oakland Athletics @ Baltimore Orioles Oriole Park at Camden Yards, Baltimore, MD Sat Sep 11 1993, 7:05 PM EDT Att: 46,050 - Unknown - 71 F					
Dave Henderson, R (1, 8) OBP: 0.292, SLG: 0.383	P4			G6-3		G4-6-3		L5		4	0	1	0	0	0							
Ruben Sierra, S (1, 9) OBP: 0.292, SLG: 0.394	P5			E9		G4-6-3			F8	4	0	0	0	0	2							
Troy Neel, L (1, 10) OBP: 0.355, SLG: 0.470		G3		E4			G4-3		L8	4	0	0	0	0	1							
Brent Gates, S (1, 4) OBP: 0.347, SLG: 0.371		K		G4-3			K		K	4	0	0	0	3	2							
Mike Aldrete, L (1, 3) OBP: 0.370, SLG: 0.483										3	0	1	0	0	1	0						
Marcos Armas, R (7, PR) OBP: 0.200, SLG: 0.310		G5-3					K			0	1	0	0	0	0							
Craig Paquette, R (1, 5) OBP: 0.260, SLG: 0.411				G1-6-3			K			3	0	2	1	0	1	0						
Kurt Abbott, R (1, 6) OBP: 0.375, SLG: 0.714				G1-6-3			K			2	0	0	0	1	1	3						
Scott Hemond, R (1, 2) OBP: 0.321, SLG: 0.370				G4-3			PO		F9	3	0	0	0	0	0							
<b>Inning Stats</b>	R: 0 E: 0 K: 0 S: 5	H: 0 LOB: 0 BB: 0 P: 8	R: 0 E: 0 K: 1 S: 7	H: 0 LOB: 0 BB: 0 P: 11	R: 0 E: 0 K: 0 S: 8	H: 1 LOB: 0 BB: 0 P: 16	R: 0 E: 0 K: 0 S: 13	H: 0 LOB: 0 BB: 0 P: 20	R: 0 E: 0 K: 2 S: 8	H: 0 LOB: 0 BB: 1 P: 15	R: 0 E: 0 K: 0 S: 7	H: 1 LOB: 1 BB: 1 P: 13	R: 1 E: 0 K: 2 S: 12	H: 2 LOB: 2 BB: 0 P: 18	R: 0 E: 0 K: 0 S: 6	H: 0 LOB: 0 BB: 0 P: 10	R: 0 E: 0 K: 1 S: 8	H: 0 LOB: 0 BB: 0 P: 14	1B: 3 2B: 1 3B: 0 HR: 0	SF: 0 SAC: 0 DP: 2 HBP: 0	WP: 0 PB: 0 SB: 0 CS: 0	PA: 33
<b>PITCHER</b> Ben McDonald, R (1, 1) ERA: 3.18	IP: 9.0 WLS: W BF: 32 H: 4 R: 1 ER: 1 SO: 6 BB: 2 IBB: 0 HBP: 0 BLK: 0 WP: 0 HR: 0 S: 74 P: 125 ERA: 1.00 WHIP: 0.667															<b>PITCHER</b>						

Batter	1	2	3	4	5	6	7	8	9	AB	R	H	RBI	BB	SO	LOB	BOTTOM			
Brady Anderson, L (1, 7) OBP: 0.368, SLG: 0.435	G4-3	G4-3		CS			L4			3	0	1	1	1	0	1	Oakland Athletics @ Baltimore Orioles Oriole Park at Camden Yards, Baltimore, MD Sat Sep 11 1993, 7:05 PM EDT Att: 46,050 - Unknown - 71 F			
Mark McLemore, S (1, 9) OBP: 0.351, SLG: 0.382	1B		F7	CS	G4-3		BB			3	1	1	0	1	0	0				
Mike Devereaux, R (1, 8) OBP: 0.315, SLG: 0.410	1B		F9		K		L4			4	0	1	0	0	1	3				
Harold Baines, L (1, 10) OBP: 0.394, SLG: 0.477	1B									4	0	3	1	0	1	0				
Damon Buford, R (6, PR) OBP: 0.325, SLG: 0.394	1B									0	0	0	0	0	0	0				
Cal Ripken Jr., R (1, 6) OBP: 0.323, SLG: 0.416	FC5-2		F8			G6-3		G4-3		4	0	0	0	0	4					
Mike Pagliarulo, L (1, 5) OBP: 0.350, SLG: 0.451	K			F7		G6-3		K		4	0	0	0	0	2	4				
Chris Hoiles, R (1, 2) OBP: 0.414, SLG: 0.575		L5				F9				3	1	1	1	1	0	0				
David Segui, S (1, 3) OBP: 0.369, SLG: 0.426		L6-3		F7			E6		G4-3	4	0	0	0	0	2					
Harold Reynolds, S (1, 4) OBP: 0.342, SLG: 0.330							SH1-4			1	1	1	0	0	0	0				
<b>Inning Stats</b>	R: 1 E: 0 K: 1 S: 14	H: 3 LOB: 2 BB: 0 P: 21	R: 0 E: 0 K: 0 S: 8	H: 0 LOB: 1 BB: 0 P: 16	R: 0 E: 0 K: 0 S: 8	H: 1 LOB: 1 BB: 0 P: 13	R: 2 E: 0 K: 0 S: 16	H: 3 LOB: 0 BB: 0 P: 26	R: 0 E: 0 K: 2 S: 9	H: 0 LOB: 0 BB: 0 P: 14	R: 0 E: 0 K: 0 S: 5	H: 0 LOB: 0 BB: 2 P: 11	R: 0 E: 1 K: 0 S: 6	H: 0 LOB: 2 BB: 2 P: 15	R: 0 E: 0 K: 1 S: 10	H: 1 LOB: 2 BB: 1 P: 16	1B: 5 2B: 2 3B: 1 HR: 1	SF: 0 SAC: 1 DP: 1 HBP: 1	WP: 0 PB: 0 SB: 0 CS: 1	PA: 36
<b>PITCHER</b> Bob Welch, R (1, 1) ERA: 5.1	IP: 6.1 WLS: L BF: 29 H: 7 R: 3 ER: 3 SO: 3 BB: 2 IBB: 0 HBP: 1 BLK: 0 WP: 0 HR: 1 S: 64 P: 113 ERA: 4.26 WHIP: 1.421															<b>PITCHER</b>				
Ed Nunez, R (7, 1) ERA: 4.11	IP: 1.2 WLS: 6 BF: 1 H: 0 R: 0 ER: 0 SO: 1 BB: 0 IBB: 1 HBP: 0 BLK: 0 WP: 0 HR: 0 S: 12 P: 19 ERA: 0.00 WHIP: 0.600															<b>PITCHER</b>				

AB 30  
R 1  
H 4  
RBI 1  
BB 2  
SO 6  
LOB 8



AB 30  
R 3  
H 8  
RBI 3  
BB 3  
SO 4  
LOB 14





Batter	1	2	3	4	5	6	7	8	9	AB	R	H	RBI	BB	SO	LOB	TOP								
Jerry Browne, S OBP: 0.289, SLG: 0.290 (1, 7)	G6-3		K			1B		FC6-4 HBP	G4-3	5	0	1	0	0	1	2									
Dave Henderson, R OBP: 0.292, SLG: 0.382 (1, 10)	L8		K			1B		L4		4	0	1	0	0	1	2									
Ruben Sierra, S OBP: 0.292, SLG: 0.395 Scott Lydy, R OBP: 0.299, SLG: 0.291 (1, 9) (6, 9)	G5-3					2B				3	0	1	0	0	0	2									
Troy Neel, L OBP: 0.355, SLG: 0.477 Marcos Armas, R OBP: 0.194, SLG: 0.300 (1, 3) (7, 3)		HR								3	1	1	1	0	1	3									
Brent Gates, S OBP: 0.346, SLG: 0.369 Kurt Abbott, R OBP: 0.500, SLG: 1.125 (1, 4) (7, PH) (7, 4)	L4									2	0	0	0	0	0	1									
Craig Paquette, R OBP: 0.297, SLG: 0.407 Eric Helfand, L OBP: 0.500, SLG: 0.500 (1, 5) (9, PH)	G6-3									3	0	0	0	0	1	1									
Mike Bordick, R OBP: 0.345, SLG: 0.324 (1, 6)	G6-3									4	0	0	0	0	1	2									
Scott Brosius, R OBP: 0.241, SLG: 0.350 (1, 8)										4	1	1	3	0	2	0									
Scott Hemond, R OBP: 0.322, SLG: 0.372 Henry Mercedes, R OBP: 0.154, SLG: 0.231 (1, 2) (5, 2)										2	0	1	0	0	0	0									
										2	0	1	0	0	1	0									
<b>Inning Stats</b>	R: 0 E: 0 K: 0 S: 4	H: 0 LOB: 0 BB: 0 P: 8	R: 1 E: 0 K: 0 S: 6	H: 1 LOB: 0 BB: 0 P: 8	R: 0 E: 0 K: 3 S: 11	H: 1 LOB: 1 BB: 0 P: 17	R: 0 E: 0 K: 2 S: 11	H: 1 LOB: 1 BB: 0 P: 17	R: 0 E: 0 K: 1 S: 8	H: 0 LOB: 0 BB: 0 P: 9	R: 0 E: 0 K: 0 S: 5	H: 2 LOB: 1 BB: 0 P: 8	R: 1 E: 0 K: 0 S: 7	H: 1 LOB: 0 BB: 0 P: 13	R: 0 E: 0 K: 1 S: 9	H: 1 LOB: 2 BB: 0 P: 12	R: 3 E: 0 K: 2 S: 14	H: 2 LOB: 0 BB: 1 P: 27	1B: 5 2B: 1 3B: 0 HR: 3	SF: 0 SAC: 0 DP: 1 HBP: 1	WP: 0 PB: 0 SB: 1 CS: 0	PA: 37			
<b>PITCHER</b>	IP	WLS	BF	H	R	ER	SO	BB	IBB	HBP	BLK	WP	HR	S	P	ERA	WHIP								
Jamie Moyer, L ERA: 3.54 Todd Frohwrith, R ERA: 3.72 (1, 1) (9, 1)	8.0	W	31	7	2	2	7	0	0	1	1	0	2	61	92	2.25	0.875								
	1.0		6	2	3	3	2	1	0	0	0	0	1	14	27	27.00	3.000								

Oakland Athletics @ Baltimore Orioles  
Oriole Park at Camden Yards, Baltimore, MD

AB 35  
R 5  
H 9  
RBI 5  
BB 1  
SO 9  
LOB 15



WP: 0 PA: 37  
PB: 0  
SB: 1  
CS: 0

Sun Sep 12 1993, 7:05 PM EDT  
Att: 45,803 - Unknown - 79 F

livebaseballscores.com

Batter	1	2	3	4	5	6	7	8	9	AB	R	H	RBI	BB	SO	LOB	BOTTOM								
Brady Anderson, L OBP: 0.368, SLG: 0.437 (1, 7)	SH1-3 SF7 2B		HR	FC3-6 WP 2B	G6-3					5	3	2	0	0	1	3									
Mark McLemore, S OBP: 0.352, SLG: 0.380 (1, 9)	SH1-3		HR	2B		G3	F8			2	2	0	0	2	0	1									
Mike Devereaux, R OBP: 0.317, SLG: 0.421 (1, 8)	SF7		HR	FC6-4 2B		K		HR		4	3	3	5	0	1	0									
Harold Baines, L OBP: 0.398, SLG: 0.489 Lonnie Smith, R OBP: 0.424, SLG: 0.442 (1, 10) (8, PH)	G4-3		HR	FC6-4 1B		HR		HR		4	2	3	2	0	0	0									
Cal Ripken Jr., R OBP: 0.325, SLG: 0.421 Tim Lincecum, R OBP: 0.367, SLG: 0.390 (1, 6) (9, 6)		K2-3	HR	FC6-4 1B		HR		HR		3	2	1	4	2	1	1									
Mike Pagliarulo, L OBP: 0.353, SLG: 0.461 (1, 5)	G4-3		HR	G3-1		BB		HR		4	1	2	3	1	0	1									
Chris Hoiles, R OBP: 0.412, SLG: 0.574 Paul Carey, L OBP: 0.289, SLG: 0.235 (1, 2) (6, PH) (9, 3)			K		P4	P6		K		4	0	1	0	0	1	2									
David Segui, S OBP: 0.368, SLG: 0.423 Mark Parent, R OBP: 0.288, SLG: 0.542 (1, 3) (9, 2)	G4-3		F8				F8	G3		5	0	1	0	0	0	2									
Harold Reynolds, S OBP: 0.343, SLG: 0.329 (1, 4)			F9	FC3-6 1B	L8			G3		4	0	1	0	1	0	2									
<b>Inning Stats</b>	R: 1 E: 0 K: 0 S: 6	H: 1 LOB: 1 BB: 0 P: 11	R: 0 E: 0 K: 1 S: 8	H: 1 LOB: 1 BB: 0 P: 12	R: 6 E: 0 K: 1 S: 22	H: 4 LOB: 0 BB: 2 P: 40	R: 3 E: 1 K: 0 S: 14	H: 3 LOB: 1 BB: 1 P: 25	R: 0 E: 0 K: 0 S: 7	H: 1 LOB: 1 BB: 0 P: 12	R: 1 E: 0 K: 1 S: 14	H: 1 LOB: 2 BB: 1 P: 27	R: 0 E: 0 K: 1 S: 8	H: 0 LOB: 1 BB: 1 P: 16	R: 3 E: 0 K: 1 S: 16	H: 3 LOB: 1 BB: 1 P: 23	1B: 7 2B: 3 3B: 0 HR: 4	SF: 1 SAC: 1 DP: 0 HBP: 0	WP: 1 PB: 1 SB: 0 CS: 0	PA: 45					
<b>PITCHER</b>	IP	WLS	BF	H	R	ER	SO	BB	IBB	HBP	BLK	WP	HR	S	P	ERA	WHIP								
Ron Darling, R ERA: 5.56 John Briscoe, R ERA: 11.4 Miguel Jimenez, R ERA: 12.0 Ed Nunez, R ERA: 4.06 (1, 1) (4, 1) (5, 1) (8, 1)	3.0	L	18	7	8	8	2	2	0	0	0	1	0	13	23	18.00	3.000								
	1.0		6	2	2	2	0	1	0	0	0	0	2	37	69	12.00	3.000								
	1.0		3	0	0	0	1	0	0	0	0	0	0	8	9	0.00	0.000								

Oakland Athletics @ Baltimore Orioles  
Oriole Park at Camden Yards, Baltimore, MD

AB 36  
R 14  
H 14  
RBI 14  
BB 7  
SO 5  
LOB 13



WP: 1 PA: 45  
PB: 1  
SB: 0  
CS: 0

Sun Sep 12 1993, 7:05 PM EDT  
Att: 45,803 - Unknown - 79 F

livebaseballscores.com







Batter	1	2	3	4	5	6	7	8	9	AB	R	H	RBI	BB	SO	LOB	TOP										
<b>Kurt Abbott, R</b> OBP: 0.467, SLG: 1.077 (1, 7)	F9		HR		1B	K			G3	5	1	2	2	0	1	0	<b>Oakland Athletics @ Minnesota Twins</b> Hubert H. Humphrey Metrodome, Minneapolis, MN Tue Sep 14 1993, 8:05 PM EDT Att: 20,190 - Dome <a href="http://livebaseballscorecards.com">livebaseballscorecards.com</a>										
<b>Mike Bordick, R</b> OBP: 0.343, SLG: 0.322 (1, 6)	K		F9		1B				F8	5	0	2	1	0	1	0											
<b>Ruben Sierra, S</b> OBP: 0.291, SLG: 0.395 (1, 10)	F9			P3	FC5-4				P6	5	0	0	0	0	0	3											
<b>Troy Neel, L</b> OBP: 0.359, SLG: 0.480 (1, 3)		K		G1-3		2B				4	1	2	0	0	1	0											
<b>Brent Gates, S</b> OBP: 0.344, SLG: 0.369 (1, 4)		G6-3		F8		F8			K	4	0	0	0	0	1	3											
<b>Craig Parquette, R</b> OBP: 0.295, SLG: 0.408 (1, 5)		G4-3			F9	SF8			G4-3	4	1	1	0	0	0	0											
<b>Scott Brosius, R</b> OBP: 0.247, SLG: 0.349 (1, 8)			F9		G4-3	E5			F7	4	1	0	0	0	0	1											
<b>Marcos Armas, R</b> OBP: 0.242, SLG: 0.355 (6, PH)						HR				1	2	1	0	0	0	0											
<b>Jerry Browne, S</b> OBP: 0.296, SLG: 0.303 (6, 9)			G4-3	HR	1B	SF8				1	0	1	1	0	0	0											
<b>Scott Hemond, R</b> OBP: 0.323, SLG: 0.385 (1, 2)			G4-3		1B				K	4	2	2	3	0	1	2											
<b>Inning Stats</b>	R: 0 E: 0 K: 1 S: 8	H: 0 LOB: 0 BB: 0 P: 14	R: 0 E: 0 K: 1 S: 8	H: 0 LOB: 0 BB: 0 P: 13	R: 2 E: 0 K: 0 S: 10	H: 1 LOB: 0 BB: 0 P: 14	R: 0 E: 0 K: 0 S: 5	H: 0 LOB: 0 BB: 0 P: 6	R: 2 E: 0 K: 0 S: 18	H: 4 LOB: 2 BB: 0 P: 23	R: 4 E: 1 K: 1 S: 20	H: 3 LOB: 0 BB: 0 P: 28	R: 0 E: 0 K: 1 S: 14	H: 1 LOB: 1 BB: 0 P: 22	R: 0 E: 0 K: 0 S: 7	H: 0 LOB: 0 BB: 0 P: 11	1B: 7 2B: 3 3B: 0 HR: 2	SF: 1 SAC: 0 DP: 1 HBP: 1	WP: 0 PB: 0 SB: 1 CS: 1	PA: 39							
<b>PITCHER</b>	IP	WLS	BF	H	R	ER	SO	BB	IBB	HBP	BLK	WP	HR	S	P	ERA	WHIP										
<b>Eddie Guardado, L</b> ERA: 5.9 (1, 1)	5.1	L	23	6	5	4	2	0	0	1	0	0	1	57	81	6.75	1.125										
<b>Mike Trombley, R</b> ERA: 5.1 (6, 1)	1.2		9	4	3	0	2	0	0	0	0	0	1	19	32	0.00	2.400										
<b>Brett Merriman, R</b> ERA: 10.98 (8, 1)	2.0		7	1	0	0	1	0	0	0	0	0	0	21	33	0.00	0.500										

Batter	1	2	3	4	5	6	7	8	9	AB	R	H	RBI	BB	SO	LOB	BOTTOM										
<b>Chuck Knoblauch, R</b> OBP: 0.355, SLG: 0.349 (1, 4)	F7		P3			F8				3	0	0	0	0	0	1	<b>Oakland Athletics @ Minnesota Twins</b> Hubert H. Humphrey Metrodome, Minneapolis, MN Tue Sep 14 1993, 8:05 PM EDT Att: 20,190 - Dome <a href="http://livebaseballscorecards.com">livebaseballscorecards.com</a>										
<b>Chip Hale, L</b> OBP: 0.392, SLG: 0.409 (7, 4)										0	0	0	0	1	0	0											
<b>Denny Hocking, S</b> OBP: 0.500, SLG: 0.429 (1, 6)		FC5-4		E	S	HR			G3	3	2	2	0	1	0	1											
<b>Kirby Puckett, R</b> OBP: 0.350, SLG: 0.481 (1, 10)	FC5-4			F9		HR			L8	4	1	1	2	0	0	3											
<b>Dave Winfield, R</b> OBP: 0.314, SLG: 0.437 (1, 9)	CS	P4		SF7		K			G6-3	3	0	0	1	0	1	0											
<b>Shane Mack, R</b> OBP: 0.335, SLG: 0.412 (1, 8)		L9				G6-3			G1-3	4	0	1	0	0	0	0											
<b>Pedro Munoz, R</b> OBP: 0.292, SLG: 0.380 (1, 7)		K		P2					K	4	0	1	0	0	2	1											
<b>Scott Stahoviak, L</b> OBP: 0.276, SLG: 0.294 (1, 5)			G4-3			K			G4-6-3	3	0	0	0	0	1	1											
<b>Dave McCarty, R</b> OBP: 0.269, SLG: 0.298 (1, 3)			K			K			G4-3	3	0	0	0	0	2	0											
<b>Lenny Webster, R</b> OBP: 0.250, SLG: 0.233 (1, 2)					L9				F7	2	0	0	0	1	0	0											
<b>Inning Stats</b>	R: 0 E: 0 K: 0 S: 6	H: 0 LOB: 0 BB: 1 P: 14	R: 0 E: 0 K: 1 S: 9	H: 0 LOB: 0 BB: 0 P: 15	R: 0 E: 0 K: 1 S: 10	H: 0 LOB: 1 BB: 1 P: 16	R: 1 E: 0 K: 0 S: 12	H: 2 LOB: 1 BB: 0 P: 17	R: 0 E: 0 K: 2 S: 8	H: 0 LOB: 0 BB: 0 P: 14	R: 2 E: 0 K: 1 S: 13	H: 2 LOB: 0 BB: 0 P: 21	R: 0 E: 0 K: 0 S: 6	H: 1 LOB: 0 BB: 0 P: 8	R: 0 E: 0 K: 0 S: 10	H: 0 LOB: 1 BB: 1 P: 18	R: 0 E: 0 K: 1 S: 8	H: 0 LOB: 0 BB: 0 P: 14	1B: 4 2B: 0 3B: 0 HR: 1	SF: 1 SAC: 0 DP: 1 HBP: 0	WP: 0 PB: 0 SB: 1 CS: 1	PA: 34					
<b>PITCHER</b>	IP	WLS	BF	H	R	ER	SO	BB	IBB	HBP	BLK	WP	HR	S	P	ERA	WHIP										
<b>Steve Karsay, R</b> ERA: 5.2 (1, 1)	6.0	W	23	4	3	2	5	2	0	0	0	0	0	58	97	3.00	1.000										
<b>Roger Smithberg, R</b> ERA: (7, 1)	3.0	S	10	1	0	0	1	1	0	0	0	0	0	24	40	0.00	0.667										

AB	37
R	8
H	11
RBI	7
BB	0
SO	5
LOB	9



AB	29
R	3
H	5
RBI	3
BB	3
SO	6
LOB	7





Batter	1	2	3	4	5	6	7	8	9	AB	R	H	RBI	BB	SO	LOB	TOP								
<b>Kurt Abbott, R</b> OBP: 0.524, SLG: 1.000 (1, 7)										6	2	4	0	0	1	3									
<b>Mike Bordick, R</b> OBP: 0.342, SLG: 0.320 <b>Jerry Browne, S</b> OBP: 0.297, SLG: 0.302 (9, PH)										3	1	0	2	1	1	3									
<b>Ruben Sierra, S</b> OBP: 0.293, SLG: 0.398 <b>Scott Lydy, R</b> OBP: 0.264, SLG: 0.296 (7, 9)										3	1	2	5	1	0	1									
<b>Troy Neel, L</b> OBP: 0.359, SLG: 0.486 (1, 10)										6	2	2	1	0	0	4									
<b>Brent Gates, S</b> OBP: 0.345, SLG: 0.372 (1, 4)										4	2	2	0	0	0	0									
<b>Mike Aldrete, L</b> OBP: 0.380, SLG: 0.493 <b>Scott Hemond, R</b> OBP: 0.326, SLG: 0.394 (8, 3)										3	1	1	1	1	1	1									
<b>Craig Paquette, R</b> OBP: 0.261, SLG: 0.406 (1, 5)										4	2	1	1	1	2	3									
<b>Scott Brosius, R</b> OBP: 0.256, SLG: 0.380 (1, 8)										4	3	3	5	0	1	1									
<b>Henry Mercedes, R</b> OBP: 0.222, SLG: 0.235 (1, 2)										4	1	1	0	1	0	3									
<b>Inning Stats</b>	R: 1 E: 0 K: 0 S: 6	H: 2 LOB: 0 BB: 0 P: 11	R: 0 E: 0 K: 2 S: 9	H: 0 LOB: 1 BB: 1 P: 17	R: 0 E: 0 K: 1 S: 10	H: 0 LOB: 1 BB: 1 P: 18	R: 4 E: 0 K: 1 S: 13	H: 4 LOB: 1 BB: 1 P: 27	R: 7 E: 0 K: 0 S: 25	H: 6 LOB: 1 BB: 2 P: 44	R: 0 E: 0 K: 1 S: 8	H: 0 LOB: 0 BB: 0 P: 12	R: 2 E: 0 K: 0 S: 13	H: 3 LOB: 1 BB: 0 P: 18	R: 1 E: 1 K: 1 S: 13	H: 2 LOB: 2 BB: 0 P: 19	R: 0 E: 0 K: 0 S: 5	H: 1 LOB: 0 BB: 0 P: 8	1B: 12 2B: 5 3B: 0 HR: 2	SF: 3 SAC: 1 DP: 2 HBP: 0	WP: 1 PB: 0 SB: 1 CS: 0	PA: 49			
<b>PITCHER</b>	IP	WLS	BF	H	R	ER	SO	BB	IBB	HBP	BLK	WP	HR	S	P	ERA	WHIP								
<b>Willie Banks, R</b> ERA: 4.23 (1, 1)	4.0	L	20	6	5	5	4	3	0	0	0	1	2	38	73	11.25	2.250								
<b>Larry Casian, L</b> ERA: 2.59 (5, 1)	0.2		9	5	7	7	0	2	0	0	0	0	0	22	39	94.50	10.500								
<b>George Tsamis, L</b> ERA: 5.92 (5, 1)	3.1		17	6	3	3	2	0	0	0	0	0	0	37	54	8.10	1.800								
<b>Mike Hartley, R</b> ERA: 4.02 (9, 1)	1.0		3	1	0	0	0	0	0	0	0	0	0	5	8	0.00	1.000								

Oakland Athletics @ Minnesota Twins  
Hubert H. Humphrey Metrodome, Minneapolis, MN

AB 40  
R 15  
H 18  
RBI 15  
BB 5  
SO 6  
LOB 19



Wed Sep 15, 1993, 8:05 PM EDT  
Att: 12,798 - Dome

Batter	1	2	3	4	5	6	7	8	9	AB	R	H	RBI	BB	SO	LOB	BOTTOM								
<b>Chuck Knoblauch, R</b> OBP: 0.355, SLG: 0.349 <b>Chip Hale, L</b> OBP: 0.396, SLG: 0.412 (6, 4)										3	0	1	0	0	0	1									
<b>Denny Hocking, S</b> OBP: 0.455, SLG: 0.353 (1, 6)										3	0	0	0	1	1	4									
<b>Kirby Puckett, R</b> OBP: 0.349, SLG: 0.479 <b>Jeff Reboulet, R</b> OBP: 0.343, SLG: 0.285 (6, 8)										3	0	0	0	0	2	4									
<b>Kent Hrbek, L</b> OBP: 0.339, SLG: 0.431 <b>Terry Jorgensen, R</b> OBP: 0.275, SLG: 0.299 (7, 3)										2	1	1	1	1	0	0									
<b>Dave Winfield, R</b> OBP: 0.313, SLG: 0.436 (1, 10)										4	1	1	0	0	0	1									
<b>Pedro Munoz, R</b> OBP: 0.295, SLG: 0.385 (1, 7)										4	0	2	1	0	1	0									
<b>Scott Stahowiak, L</b> OBP: 0.239, SLG: 0.250 <b>Bernardo Brito, R</b> OBP: 0.244, SLG: 0.556 (9, PH)										3	0	0	0	0	3	3									
<b>Dave McCarty, R</b> OBP: 0.269, SLG: 0.295 (1, 9)											3	0	0	0	1	0									
<b>Derek Parks, R</b> OBP: 0.667, SLG: 0.667 <b>Lenny Webster, R</b> OBP: 0.248, SLG: 0.231 (7, 2)											3	0	2	0	0	0									
<b>Inning Stats</b>	R: 0 E: 0 K: 0 S: 5	H: 0 LOB: 0 BB: 1 P: 11	R: 1 E: 0 K: 2 S: 9	H: 1 LOB: 0 BB: 0 P: 16	R: 0 E: 0 K: 2 S: 13	H: 2 LOB: 2 BB: 0 P: 24	R: 1 E: 0 K: 1 S: 14	H: 2 LOB: 1 BB: 0 P: 22	R: 0 E: 0 K: 1 S: 9	H: 1 LOB: 1 BB: 0 P: 14	R: 0 E: 0 K: 1 S: 12	H: 1 LOB: 3 BB: 2 P: 25	R: 0 E: 0 K: 0 S: 7	H: 1 LOB: 0 BB: 0 P: 12	R: 0 E: 0 K: 0 S: 4	H: 0 LOB: 0 BB: 0 P: 8	R: 0 E: 0 K: 0 S: 9	H: 0 LOB: 0 BB: 0 P: 11	1B: 6 2B: 2 3B: 0 HR: 1	SF: 0 SAC: 0 DP: 2 HBP: 0	WP: 0 PB: 0 SB: 0 CS: 0	PA: 36			
<b>PITCHER</b>	IP	WLS	BF	H	R	ER	SO	BB	IBB	HBP	BLK	WP	HR	S	P	ERA	WHIP								
<b>Todd Van Poppel, R</b> ERA: 5.4 (1, 1)	5.2	W	26	7	2	2	7	3	0	0	0	0	1	61	11	3.18	1.765								
<b>Kelly Downs, R</b> ERA: 5.4 (6, 1)	2.1		7	1	0	0	0	0	0	0	0	0	0	12	21	0.00	0.429								
<b>Vince Horsman, L</b> ERA: 4.15 (9, 1)	1.0		3	0	0	0	0	0	0	0	0	0	0	9	11	0.00	0.000								

Oakland Athletics @ Minnesota Twins  
Hubert H. Humphrey Metrodome, Minneapolis, MN

AB 33  
R 2  
H 8  
RBI 2  
BB 3  
SO 7  
LOB 18



Wed Sep 15, 1993, 8:05 PM EDT  
Att: 12,798 - Dome







Batter	1	2	3	4	5	6	7	8	9	AB	R	H	RBI	BB	SO	LOB	TOP			
<b>Tim Raines, S</b> (1, 7) <small>OBP: 0.400, SLG: 0.489</small> <b>Mike Huff, R</b> (8, 7) <small>OBP: 0.297, SLG: 0.345</small>	G4-3		E7	CS	P7		SH1 2B	1B BB		4	0	1	1	1	0	0	<b>Chicago White Sox @ Oakland Athletics</b> Oakland-Alameda County Coliseum, Oakland, CA Fri Sep 17 1993, 7:05 PM PDT Att: 27,278 - Unknown			
<b>Joey Cora, S</b> (1, 4) <small>OBP: 0.353, SLG: 0.360</small>	BB 1B		G1-3		P2		SH1	1B		4	0	2	3	0	0	1				
<b>Frank Thomas, R</b> (1, 3) <small>OBP: 0.431, SLG: 0.628</small> <b>Dan Pasqua, L</b> (8, 3) <small>OBP: 0.297, SLG: 0.349</small>	F9		FC4-6 IBB		FC4-6 BB		P3	K		3	0	0	0	2	1	4				
<b>Robin Ventura, L</b> (1, 5) <small>OBP: 0.377, SLG: 0.429</small>	1-2 BB		FC4-6 1-2		FC4-6 1-2			F9		4	0	0	0	1	0	5				
<b>George Bell, R</b> (1, 10) <small>OBP: 0.255, SLG: 0.384</small>	L4			G1-3		G6-4-3 1B		HR	K	5	1	2	1	0	1	2				
<b>Ellis Burks, R</b> (1, 9) <small>OBP: 0.351, SLG: 0.451</small>		FC4-6 1B		2B 1B		G6-4-3 1-2		BB 1B BB	F9	4	2	2	0	1	0	1				
<b>Lance Johnson, L</b> (1, 8) <small>OBP: 0.356, SLG: 0.400</small>	FC4-6 G5-4-3 1-2			1B 2B		G4-3		1B BB 1B	K	5	2	2	0	0	1	1				
<b>Ron Karkovice, R</b> (1, 2) <small>OBP: 0.287, SLG: 0.421</small>	G5-4-3 1-2			P4			F7	BB 1B BB		3	1	0	0	1	0	3				
<b>Ozzie Guillen, L</b> (1, 6) <small>OBP: 0.297, SLG: 0.386</small>			G5-3		CS 1B		2B SH1 1B	BB 1B 1B		4	2	3	3	0	0	0				
<b>Inning Stats</b>	R: 0 E: 0 K: 0 S: 12	H: 1 LOB: 2 BB: 1 P: 18	R: 0 E: 0 K: 0 S: 7	H: 1 LOB: 0 BB: 0 P: 11	R: 0 E: 1 K: 0 S: 10	H: 0 LOB: 2 BB: 1 P: 18	R: 2 E: 0 K: 0 S: 11	H: 3 LOB: 0 BB: 0 P: 20	R: 0 E: 0 K: 0 S: 8	H: 1 LOB: 1 BB: 1 P: 16	R: 1 E: 0 K: 0 S: 6	H: 2 LOB: 1 BB: 0 P: 12	R: 5 E: 0 K: 1 S: 23	H: 4 LOB: 3 BB: 3 P: 49	R: 0 E: 0 K: 2 S: 9	H: 0 LOB: 0 BB: 0 P: 15		1B: 9 2B: 2 3B: 0 HR: 1	SF: 0 SAC: 1 DP: 2 HBP: 0	WP: 0 PB: 0 CS: 1
<b>PITCHER</b>	IP WLS BF H R ER SO BB IBB HBP BLK WP HR S P ERA WHIP																			
<b>Bob Welch, R</b> (1, 1) <small>ERA: 5.15</small> <b>Vince Horsman, L</b> (8, 1) <small>ERA: 5.15</small> <b>John Briscoe, R</b> (9, 1) <small>ERA: 10.0</small>	7.1 L 33 9 5 5 0 3 1 0 0 0 0 1 64 117 6.14 1.636																			

Batter	1	2	3	4	5	6	7	8	9	AB	R	H	RBI	BB	SO	LOB	BOTTOM					
<b>Kurt Abbott, R</b> (1, 7) <small>OBP: 0.387, SLG: 0.690</small>	G1-3		K		G5-3			K	F8	5	0	0	0	0	2	4	<b>Chicago White Sox @ Oakland Athletics</b> Oakland-Alameda County Coliseum, Oakland, CA Fri Sep 17 1993, 7:05 PM PDT Att: 27,278 - Unknown					
<b>Mike Bordick, R</b> (1, 6) <small>OBP: 0.340, SLG: 0.315</small>	G1-6-3			FC5-4 HBP		G6-3		DI BB		2	0	0	0	1	0	0						
<b>Ruben Sierra, S</b> (1, 9) <small>OBP: 0.293, SLG: 0.393</small> <b>Eric Helfand, L</b> (9, 2) <small>OBP: 0.500, SLG: 0.500</small>	G6-3			FC5-4 1B 1-2		L8		F9		4	0	0	0	0	0	2						
<b>Dave Henderson, R</b> (1, 8) <small>OBP: 0.263, SLG: 0.387</small>		K		F8		2B		G1-3		4	0	1	0	0	1	2						
<b>Troy Neel, L</b> (1, 10) <small>OBP: 0.358, SLG: 0.478</small>		G6-3 HBP		G6-3 BB 1B		K		BB 1B BB		2	0	1	0	1	1	1						
<b>Brent Gates, S</b> (1, 4) <small>OBP: 0.348, SLG: 0.371</small>	G6-3 1-2			BB			F8	F8		3	0	0	0	1	0	2						
<b>Craig Paquette, R</b> (1, 5) <small>OBP: 0.260, SLG: 0.404</small>	G5-3			K			BB	P2		3	0	0	0	1	1	5						
<b>Scott Brosius, R</b> (1, 3) <small>OBP: 0.268, SLG: 0.384</small>			P9		P6		F9		BB 1B	4	0	1	0	0	0	1						
<b>Scott Hemond, R</b> (1, 2) <small>OBP: 0.328, SLG: 0.395</small> <b>Scott Lydy, R</b> (9, 9) <small>OBP: 0.273, SLG: 0.296</small>			K		G5-3 1B		F9		BB	3	0	1	0	0	1	1						
<b>Scott Lydy, R</b> (9, 9) <small>OBP: 0.273, SLG: 0.296</small>							F9		1-2 2-3 BB	0	0	0	0	1	0	0						
<b>Inning Stats</b>	R: 0 E: 0 K: 0 S: 6	H: 0 LOB: 0 BB: 0 P: 6	R: 0 E: 0 K: 1 S: 11	H: 0 LOB: 0 BB: 0 P: 13	R: 0 E: 0 K: 2 S: 10	H: 0 LOB: 0 BB: 0 P: 15	R: 0 E: 0 K: 1 S: 18	H: 1 LOB: 3 BB: 1 P: 30	R: 0 E: 0 K: 0 S: 8	H: 1 LOB: 0 BB: 0 P: 11	R: 0 E: 0 K: 1 S: 12	H: 1 LOB: 1 BB: 0 P: 17	R: 0 E: 0 K: 0 S: 11	H: 0 LOB: 1 BB: 1 P: 18	R: 0 E: 0 K: 1 S: 10	H: 0 LOB: 1 BB: 1 P: 16	R: 0 E: 0 K: 0 S: 15	H: 1 LOB: 3 BB: 2 P: 29	1B: 3 2B: 1 3B: 0 HR: 0	SF: 0 SAC: 0 DP: 0 HBP: 2	WP: 0 PB: 0 CS: 0	PA: 37
<b>PITCHER</b>	IP WLS BF H R ER SO BB IBB HBP BLK WP HR S P ERA WHIP																					
<b>Wilson Alvarez, L</b> (1, 1) <small>ERA: 3.13</small> <b>Jeff Schwarz, R</b> (9, 1) <small>ERA: 3.94</small>	8.0 W 31 3 0 0 6 2 0 0 0 0 0 0 15 29 0.00 3.000																					





Batter	1	2	3	4	5	6	7	8	9	AB	R	H	RBI	BB	SO	LOB	TOP					
<b>Tim Raines, S</b> OBP: 0.399, SLG: 0.485 (1, 7)	F7	F7			G4-3					3	0	0	0	1	0	1	<b>Chicago White Sox @ Oakland Athletics</b> Oakland-Alameda County Coliseum, Oakland, CA Sat Sep 18 1993, 3:33 AM PDT Att: 34,679 - Sunny - 64 F <a href="http://livebaseballscorecards.com">livebaseballscorecards.com</a>					
<b>Joey Cora, S</b> OBP: 0.351, SLG: 0.358 (1, 4)	E5 2B		G3		G4-3		K			4	1	0	0	0	1	3						
<b>Dan Pasqua, L</b> OBP: 0.298, SLG: 0.355 <b>Ivan Calderon, R</b> OBP: 0.283, SLG: 0.291 <b>Craig Grebeck, R</b> OBP: 0.322, SLG: 0.292 (1, 3)	1B 2B		G3		G4-3			G6-3		3	1	1	1	0	0	0						
<b>Robin Ventura, L</b> OBP: 0.379, SLG: 0.432 (8, 3)	G2-3 1B				P8					4	0	3	1	0	0	0						
<b>George Bell, R</b> OBP: 0.253, SLG: 0.380 (1, 10)	G2-3				L6			P4		4	0	0	0	0	0	3						
<b>Ellis Burks, R</b> OBP: 0.350, SLG: 0.448 (1, 9)	K				P4		SH3-4 BB			3	0	0	0	1	2	2						
<b>Lance Johnson, L</b> OBP: 0.358, SLG: 0.400 (1, 8)					G4-3		SH3-4 BB		F8	3	0	1	0	1	0	0						
<b>Ron Karkovics, R</b> OBP: 0.285, SLG: 0.418 <b>Warren Newson, L</b> OBP: 0.371, SLG: 0.345 (9, PH)	P6				F9		SH3-4		K	2	0	0	0	0	0	1						
<b>Ozzie Guillen, L</b> OBP: 0.295, SLG: 0.383 (1, 6)	F7				G4-3				G6-3	4	0	0	0	0	0	3						
<b>Inning Stats</b>	R: 2 E: 1 K: 1 S: 16	H: 2 LOB: 1 BB: 0 P: 19	R: 0 E: 0 K: 0 S: 6	H: 1 LOB: 1 BB: 0 P: 9	R: 0 E: 0 K: 0 S: 9	H: 1 LOB: 1 BB: 0 P: 16	R: 0 E: 0 K: 0 S: 6	H: 0 LOB: 0 BB: 0 P: 10	R: 0 E: 0 K: 0 S: 8	H: 0 LOB: 0 BB: 0 P: 14	R: 0 E: 0 K: 1 S: 10	H: 0 LOB: 3 BB: 3 P: 24	R: 0 E: 0 K: 1 S: 12	H: 1 LOB: 1 BB: 0 P: 20	R: 0 E: 0 K: 1 S: 9	H: 0 LOB: 0 BB: 0 P: 13		1B: 4 2B: 1 3B: 0 HR: 0	SF: 0 SAC: 1 DP: 0 HBP: 0	WP: 0 PB: 0 CS: 0	PA: 36	
<b>PITCHER</b>	IP	WLS	BF	H	R	ER	SO	BB	IBB	HBP	BLK	WP	HR	S	P	ERA	WHIP					
<b>Bobby Witt, R</b> ERA: 4.19 (1, 1)	7.0	W	29	4	2	1	2	3	0	0	0	0	0	0	63	103	1.29	1.000				
<b>Rik Honeycutt, L</b> ERA: 3.11 (8, 1)	0.1		2	1	0	0	0	0	0	0	0	0	0	5	9	0.00	3.000					
<b>Dennis Eckersley, R</b> ERA: 3.86 (8, 1)	1.2	S	5	0	0	0	2	0	0	0	0	0	0	16	24	0.00	0.000					

Batter	1	2	3	4	5	6	7	8	9	AB	R	H	RBI	BB	SO	LOB	BOTTOM				
<b>Jerry Browne, S</b> OBP: 0.299, SLG: 0.300 (1, 7)	L3 1B			G4-3			L5			4	1	1	0	0	0	2	<b>Chicago White Sox @ Oakland Athletics</b> Oakland-Alameda County Coliseum, Oakland, CA Sat Sep 18 1993, 3:33 AM PDT Att: 34,679 - Sunny - 64 F <a href="http://livebaseballscorecards.com">livebaseballscorecards.com</a>				
<b>Scott Brosius, R</b> OBP: 0.273, SLG: 0.383 (1, 8)	G3 1B			F7			K			3	0	1	0	1	1	1					
<b>Ruben Sierra, S</b> OBP: 0.293, SLG: 0.392 (1, 9)	G3 1B			G4-3			F9			4	0	1	0	0	0	2					
<b>Troy Neel, L</b> OBP: 0.354, SLG: 0.473 (1, 10)	K			G3			F7		K	4	0	0	0	0	2	3					
<b>Brent Gates, S</b> OBP: 0.345, SLG: 0.367 (1, 4)	G3			L8			G3		G3	4	0	0	1	0	0	2					
<b>Mike Aldrete, L</b> OBP: 0.388, SLG: 0.476 (1, 3)	G6-3			G4-3			P5		G4-3	4	0	0	0	0	0	2					
<b>Craig Paquette, R</b> OBP: 0.260, SLG: 0.406 (1, 5)				P3			F9			3	1	1	0	0	0	0					
<b>Mike Bordick, R</b> OBP: 0.343, SLG: 0.322 (1, 6)				E9 2B					1B	3	1	3	1	0	0	0					
<b>Scott Hemond, R</b> OBP: 0.328, SLG: 0.399 (1, 2)	B2			G4-3 2B			P3			3	0	1	1	0	0	2					
<b>Inning Stats</b>	R: 1 E: 0 K: 1 S: 11	H: 3 LOB: 2 BB: 0 P: 16	R: 1 E: 0 K: 0 S: 15	H: 2 LOB: 2 BB: 1 P: 26	R: 0 E: 0 K: 0 S: 8	H: 0 LOB: 0 BB: 0 P: 10	R: 1 E: 1 K: 0 S: 13	H: 2 LOB: 1 BB: 0 P: 19	R: 0 E: 0 K: 0 S: 6	H: 0 LOB: 0 BB: 0 P: 8	R: 0 E: 0 K: 0 S: 9	H: 1 LOB: 1 BB: 0 P: 10	R: 0 E: 0 K: 1 S: 7	H: 0 LOB: 0 BB: 0 P: 11	R: 0 E: 0 K: 1 S: 9	H: 0 LOB: 0 BB: 0 P: 12		1B: 5 2B: 3 3B: 0 HR: 0	SF: 0 SAC: 0 DP: 0 HBP: 0	WP: 0 PB: 1 CS: 0	PA: 33
<b>PITCHER</b>	IP	WLS	BF	H	R	ER	SO	BB	IBB	HBP	BLK	WP	HR	S	P	ERA	WHIP				
<b>Jack McDowell, R</b> ERA: 3.49 (1, 1)	8.0	L	33	8	3	2	3	1	0	0	0	0	0	78	112	2.25	1.125				





Batter	1	2	3	4	5	6	7	8	9	AB	R	H	RBI	BB	SO	LOB	TOP				
Tim Raines, S OBP: 0.400, SLG: 0.485	P5		1-0 S		2-0 1B			L9		4	0	2	1	0	0	0	<b>Chicago White Sox @ Oakland Athletics</b> Oakland-Alameda County Coliseum, Oakland, CA Sun Sep 19 1993, 3:33 AM PDT Att: 29,939 - Cloudy - 67 F				
Joey Cora, S OBP: 0.349, SLG: 0.355	K		1-3 2-H 1B		2-1 1 SAFE 1 SAFE 1B		P6	F8		4	0	0	0	0	2	3					
Frank Thomas, R OBP: 0.431, SLG: 0.626 Dan Pasqua, L OBP: 0.298, SLG: 0.355	F7		0-1 G5-3						2-1 HR 1B	3	1	1	0	1	0	2					
Robin Ventura, L OBP: 0.378, SLG: 0.436		2-1 L8		2-0 P4					1-0 HR 1B	4	1	1	2	0	0	1					
George Bell, R OBP: 0.250, SLG: 0.376		0-3 K		2-1 F9					2-1 L7	4	0	0	0	0	1	0					
Ellis Burks, R OBP: 0.351, SLG: 0.451		1-2 K		1-0 2B					1-1 G6-3 1B	4	0	2	0	0	1	0					
Lance Johnson, L OBP: 0.355, SLG: 0.396			1-1 P3	3-2 P6					0-1 G6-3	4	0	0	0	0	0	2					
Michael LaValliere, L OBP: 0.276, SLG: 0.269 Warren Neeson, L OBP: 0.361, SLG: 0.333 Ron Karkovics, R OBP: 0.285, SLG: 0.418			1-2 1B 1B		0-3 K			2-3 K		2	1	1	0	0	1	0					
Ozzie Guillen, L OBP: 0.295, SLG: 0.382			1-1 1B		0-1 G4-3			1-1 G6-3		3	0	1	0	0	0	0					
<b>Inning Stats</b>	R: 0 E: 0 K: 1 S: 7	H: 0 LOB: 0 BB: 0 P: 13	R: 0 E: 0 K: 2 S: 9	H: 0 LOB: 0 BB: 0 P: 12	R: 1 E: 0 K: 1 S: 14	H: 3 LOB: 2 BB: 0 P: 21	R: 0 E: 0 K: 0 S: 7	H: 1 LOB: 1 BB: 0 P: 15	R: 0 E: 0 K: 1 S: 8	H: 0 LOB: 0 BB: 1 P: 12	R: 0 E: 0 K: 1 S: 5	H: 0 LOB: 0 BB: 0 P: 9	R: 0 E: 0 K: 0 S: 6	H: 0 LOB: 0 BB: 0 P: 10	R: 2 E: 0 K: 0 S: 9	H: 3 LOB: 0 BB: 0 P: 15		1B: 6 2B: 1 3B: 0 HR: 1	SF: 0 SAC: 0 DP: 2 HBP: 0	WP: 0 PB: 0 SB: 1 CS: 0	PA: 34
<b>PITCHER</b>	IP	WLS	BF	H	R	ER	SO	BB	IBB	HBP	BLK	WP	HR	S	P	ERA	WHIP				
Steve Karsay, R ERA: 4.57	7.0	26	5	1	1	6	1	0	0	0	0	0	0	57	94	1.29	0.857				
Rick Honeycutt, L ERA: 3.05	1.0	3	0	0	0	0	0	0	0	0	0	0	0	6	10	0.00	0.000				
Dennis Eckersley, R ERA: 4.12	0.1	L	4	3	2	2	0	0	0	0	0	0	1	7	13	54.00	9.000				
Roger Smithberg, R ERA: 1.64	0.2	1	0	0	0	0	0	0	0	0	0	0	0	2	2	0.00	0.000				

Batter	1	2	3	4	5	6	7	8	9	AB	R	H	RBI	BB	SO	LOB	BOTTOM					
Kurt Abbott, R OBP: 0.353, SLG: 0.625	P2		1-3 K		0-2 F8			SH3		3	0	0	0	0	1	1	<b>Chicago White Sox @ Oakland Athletics</b> Oakland-Alameda County Coliseum, Oakland, CA Sun Sep 19 1993, 3:33 AM PDT Att: 29,939 - Cloudy - 67 F					
Jerry Browne, S OBP: 0.294, SLG: 0.295	L8		0-0 G4-3		1-1 P4			F7		4	0	0	0	0	2							
Ruben Sierra, S OBP: 0.294, SLG: 0.392	L9			1-1 G4-3					1-1 1B 1B	3	1	1	0	1	0	0						
Troy Neel, L OBP: 0.356, SLG: 0.474		1-3 K		1-1 G6-3 1B					0-0 SH3 1B	4	0	2	0	0	2	2						
Brent Gates, S OBP: 0.346, SLG: 0.371		2-2 2B		1-0 G6-3					0-2 E4 SH3 1B	4	0	2	1	0	0	2						
Mike Aldrete, L OBP: 0.385, SLG: 0.471 Scott Lydy, R OBP: 0.273, SLG: 0.296 Eric Helfand, L OBP: 0.400, SLG: 0.400	F7		2-1 F7		0-1 F8				0-0 SH3	2	0	0	0	0	0	1						
Scott Brosius, R OBP: 0.267, SLG: 0.373			1-3 K		0-0 F7				1-2 2-3 P4	4	0	0	0	0	2	4						
Mike Bordick, R OBP: 0.342, SLG: 0.320 Dave Henderson, R OBP: 0.232, SLG: 0.386			0-0 G5-3		2-1 P4				0-2 P3	3	0	0	0	0	2							
Scott Hemond, R OBP: 0.332, SLG: 0.400			4-2 BB						2-2 F7 1B	2	0	1	0	1	0	0						
<b>Inning Stats</b>	R: 0 E: 0 K: 0 S: 7	H: 0 LOB: 0 BB: 0 P: 10	R: 0 E: 0 K: 2 S: 12	H: 1 LOB: 1 BB: 0 P: 18	R: 0 E: 0 K: 1 S: 8	H: 0 LOB: 1 BB: 1 P: 13	R: 0 E: 0 K: 0 S: 5	H: 1 LOB: 0 BB: 0 P: 8	R: 0 E: 0 K: 0 S: 5	H: 0 LOB: 0 BB: 0 P: 7	R: 0 E: 0 K: 1 S: 9	H: 0 LOB: 2 BB: 0 P: 13	R: 1 E: 1 K: 0 S: 16	H: 2 LOB: 2 BB: 0 P: 18	R: 0 E: 0 K: 1 S: 11	H: 1 LOB: 1 BB: 1 P: 20		R: 0 E: 0 K: 1 S: 9	H: 1 LOB: 1 BB: 0 P: 10	1B: 5 2B: 1 3B: 0 HR: 0	SF: 0 SAC: 2 DP: 1 HBP: 0	WP: 0 PB: 0 SB: 0 CS: 0
<b>PITCHER</b>	IP	WLS	BF	H	R	ER	SO	BB	IBB	HBP	BLK	WP	HR	S	P	ERA	WHIP					
Tim Belcher, R ERA: 4.68	7.1	28	5	1	1	3	1	0	0	0	0	0	0	67	95	1.23	0.818					
Scott Radlinsky, L ERA: 4.41	0.2	W	4	1	0	0	1	0	1	0	0	0	0	7	13	0.00	1.500					
Roberto Hernandez, R ERA: 2.26	1.0	S	3	0	0	0	1	0	0	0	0	0	0	8	9	0.00	0.000					





Batter	1	2	3	4	5	6	7	8	9	AB	R	H	RBI	BB	SO	LOB	TOP			
<b>Felix Jose, S</b> OBP: 0.302, SLG: 0.352 (1, 9)	1-3 K		1-3 K		0-0 F7			1-1 CS 1B		4	0	1	0	0	2	1				
<b>Brian McRae, S</b> OBP: 0.330, SLG: 0.426 (1, 8)	2-2 L3 1B		1-1 G6-3			2-3 K		2-2 P5		4	0	1	0	0	1	1				
<b>George Brett, L</b> OBP: 0.314, SLG: 0.425 (1, 10)	1-0 L3			1-0 L8		0-0 F8			2-2 F8 BB FC6-4 1B	4	1	1	0	0	0	1				
<b>Mike MacFarlane, R</b> OBP: 0.358, SLG: 0.505 (9, PR)		2-1 P6		0-0 CS 1B		2-2 G5-3			4-1 FC6-4 BB	3	0	1	0	1	0	0				
<b>David Howard, S</b> OBP: 0.370, SLG: 0.417 (1, 3)		4-1 1B BB		3-3 K2					1-2 F8	3	0	0	0	1	1	3				
<b>Bob Hamelin, L</b> OBP: 0.231, SLG: 0.091 (1, 7)		1-2 P3		0-0 P5			0-1 P3-1		2-3 F8	4	0	0	1	0	0	3				
<b>Kevin McReynolds, R</b> OBP: 0.313, SLG: 0.419 (1, 5)		0-2 G6-3 1B			0-1 G6-3		0-0 2B		1-1 HBP	3	0	2	0	0	0	0				
<b>Gary Gaetti, R</b> OBP: 0.323, SLG: 0.407 (1, 6)		3-3 K			2-3 K		3-2 F8		1-2 F7	4	0	0	0	0	2	5				
<b>Greg Gagne, R</b> OBP: 0.270, SLG: 0.285 (1, 4)			1-1 F9		1-0 1B			1-1 G5-3		3	0	1	0	0	0	0				
<b>Inning Stats</b>	R: 0 E: 0 K: 1 S: 8	H: 1 LOB: 0 BB: 0 P: 12	R: 0 E: 0 K: 1 S: 14	H: 1 LOB: 2 BB: 1 P: 24	R: 0 E: 0 K: 1 S: 7	H: 0 LOB: 0 BB: 0 P: 10	R: 0 E: 0 K: 1 S: 6	H: 1 LOB: 1 BB: 0 P: 10	R: 0 E: 0 K: 1 S: 7	H: 0 LOB: 0 BB: 0 P: 11	R: 0 E: 0 K: 0 S: 9	H: 1 LOB: 1 BB: 0 P: 14	R: 0 E: 0 K: 0 S: 9	H: 1 LOB: 0 BB: 0 P: 13	R: 1 E: 0 K: 0 S: 18	H: 1 LOB: 2 BB: 1 P: 28	1B: 6 2B: 2 3B: 0 HR: 0	SF: 0 SAC: 0 DP: 1 HBP: 1	WP: 0 PB: 0 SB: 0 CS: 2	PA: 35
<b>PITCHER</b>	IP	WLS	BF	H	R	ER	SO	BB	IBB	HBP	BLK	WP	HR	S	P	ERA	WHIP			
<b>Todd Van Poppel, R</b> ERA: 4.92 (1, 1)	8.0	W	30	7	1	1	6	1	0	0	0	0	0	72	111	1.12	1.000			
<b>Roger Smithberg, R</b> ERA: 1.5 (9, 1)	1.0	S	5	0	0	0	0	1	0	1	0	0	0	13	21	0.00	1.000			

Kansas City Royals @ Oakland Athletics  
Oakland-Alameda County Coliseum, Oakland, CA  
Mon Sep 20 1993, 7:05 PM PDT  
Att: 15,039 - Unknown - 66 F

AB	32
R	1
H	7
RBI	1
BB	2
SO	6
LOB	14



Batter	1	2	3	4	5	6	7	8	9	AB	R	H	RBI	BB	SO	LOB	BOTTOM			
<b>Mike Bordick, R</b> OBP: 0.341, SLG: 0.321 (1, 6)	0-0 G3 1B 2B				0-1 F9			0-2 F8		4	1	1	0	0	1	0				
<b>Jerry Browne, S</b> OBP: 0.289, SLG: 0.289 (1, 8)	3-2 G3		0-0 P6		1-2 G1-3			0-0 L7		4	0	0	0	0	0	1				
<b>Ruben Sierra, S</b> OBP: 0.292, SLG: 0.390 (1, 10)	1-1 G1-3		0-1 G6-3		1-3 K			3-3 K		4	0	0	0	0	2	1				
<b>Troy Neel, L</b> OBP: 0.360, SLG: 0.476 (1, 3)	1-2 1B 1B		1-1 HBP			3-2 CS 1B				2	1	2	1	0	0	0				
<b>Brent Gates, S</b> OBP: 0.346, SLG: 0.370 (1, 4)	0-1 1B 1B		1-1 F8			3-3 K		1-2 K		3	0	1	0	0	1	2				
<b>Mike Aldrete, L</b> OBP: 0.394, SLG: 0.470 (1, 7)	0-1 FC6-4 1B			1-2 L9		0-0 L4				3	0	1	1	0	0	0				
<b>Craig Paquette, R</b> OBP: 0.258, SLG: 0.403 (1, 5)	1-2 FC6-4			1-3 K			1-1 F8			3	0	0	0	0	1	2				
<b>Scott Brosius, R</b> OBP: 0.268, SLG: 0.369 (1, 9)		3-3 K		4-1 BB			0-2 G5-3			2	0	0	0	1	1	0				
<b>Henry Mercedes, R</b> OBP: 0.190, SLG: 0.200 (1, 2)		3-2 G5-3		1-3 K			0-3 K			3	0	0	0	0	2	1				
<b>Inning Stats</b>	R: 2 E: 0 K: 0 S: 18	H: 4 LOB: 2 BB: 0 P: 24	R: 0 E: 0 K: 2 S: 11	H: 0 LOB: 0 BB: 0 P: 18	R: 0 E: 0 K: 0 S: 6	H: 0 LOB: 1 BB: 0 P: 8	R: 0 E: 0 K: 2 S: 10	H: 0 LOB: 1 BB: 1 P: 17	R: 0 E: 0 K: 1 S: 8	H: 0 LOB: 0 BB: 0 P: 10	R: 0 E: 0 K: 1 S: 8	H: 1 LOB: 0 BB: 0 P: 14	R: 0 E: 0 K: 1 S: 8	H: 0 LOB: 0 BB: 0 P: 9	R: 0 E: 0 K: 1 S: 7	H: 0 LOB: 0 BB: 0 P: 10	1B: 4 2B: 1 3B: 0 HR: 0	SF: 0 SAC: 0 DP: 0 HBP: 1	WP: 0 PB: 0 SB: 0 CS: 1	PA: 30
<b>PITCHER</b>	IP	WLS	BF	H	R	ER	SO	BB	IBB	HBP	BLK	WP	HR	S	P	ERA	WHIP			
<b>David Cone, R</b> ERA: 3.32 (1, 1)	8.0	L	30	5	2	2	8	1	0	1	0	0	0	76	110	2.25	0.750			

Kansas City Royals @ Oakland Athletics  
Oakland-Alameda County Coliseum, Oakland, CA  
Mon Sep 20 1993, 7:05 PM PDT  
Att: 15,039 - Unknown - 66 F

AB	28
R	2
H	5
RBI	2
BB	1
SO	8
LOB	7





Batter	1	2	3	4	5	6	7	8	9	AB	R	H	RBI	BB	SO	LOB	TOP										
<b>Chris Gwynn, L</b> (1, 7) OBP: 0.354, SLG: 0.398	2-2 BB 1B		0-3 K		0-0 1B 2B 1B		2-0 G3		1-0 G6-3	5	1	2	0	0	1	0	<b>Kansas City Royals @ Oakland Athletics</b> <b>Oakland-Alameda County Coliseum, Oakland, CA</b> Tue Sep 21 1993, 7:05 PM PDT Att: 20,656 - Unknown - 60 F <a href="http://livebaseballscorecards.com">livebaseballscorecards.com</a>										
<b>Brian McRae, S</b> (1, 8) OBP: 0.333, SLG: 0.427	4-2 G5-4-3 BB		3-2 HR 1B		0-0 2B 1B		2-1 G4-3			3	1	2	0	1	0	0											
<b>George Brett, L</b> (1, 10) OBP: 0.314, SLG: 0.429	2-2 L8		1-0 HR		0-0 F7		0-2 G3			4	1	1	2	0	0	4											
<b>Mike Macfarlane, R</b> (1, 2) OBP: 0.357, SLG: 0.505	1-0 G5-4-3		1-1 P3		0-2 1B 2B		1-2 G5-3			4	1	1	1	0	0	2											
<b>Felix Jose, S</b> (1, 9) OBP: 0.304, SLG: 0.353		1-1 G4-3	1-1 F8		2-1 1B		1-2 1B			4	0	2	1	0	0	0											
<b>Gary Gaetti, R</b> (1, 5) OBP: 0.293, SLG: 0.429		3-2 HR		4-1 G4-6-3 BB		0-0 P4		1-3 K		3	1	1	1	1	1	1											
<b>Bob Hamelin, L</b> (1, 3) OBP: 0.294, SLG: 0.400		3-0 1B		0-2 G4-6-3 1-2		3-2 HR		3-1 F8		4	1	2	1	0	0	2											
<b>Jose Lind, R</b> (1, 4) OBP: 0.270, SLG: 0.285		0-2 L4		1-0 1B		0-1 P3		1-2 G1-3	3	0	1	0	0	0	0	1											
<b>Brent Mayne, L</b> (9, PH) OBP: 0.306, SLG: 0.328									1	0	0	0	0	0	0	0											
<b>Rico Rossy, R</b> (1, 6) OBP: 0.305, SLG: 0.341		3-3 K		0-2 G5-3		0-1 G6-3		2-3 K	3	0	0	0	0	0	1	2											
<b>Hubie Brooks, R</b> (9, PH) OBP: 0.331, SLG: 0.380									1	0	0	0	0	1	0	0											
<b>Inning Stats</b>	R: 0 E: 0 K: 0 S: 11	H: 1 LOB: 1 BB: 1 P: 20	R: 1 E: 0 K: 1 S: 12	H: 2 LOB: 1 BB: 0 P: 22	R: 2 E: 0 K: 1 S: 12	H: 2 LOB: 0 BB: 0 P: 18	R: 0 E: 0 K: 0 S: 8	H: 1 LOB: 1 BB: 1 P: 13	R: 2 E: 0 K: 0 S: 8	H: 4 LOB: 1 BB: 0 P: 10	R: 1 E: 0 K: 0 S: 10	H: 1 LOB: 0 BB: 0 P: 13	R: 0 E: 0 K: 0 S: 6	H: 0 LOB: 0 BB: 0 P: 10	R: 0 E: 0 K: 1 S: 11	H: 1 LOB: 1 BB: 0 P: 17	R: 0 E: 0 K: 1 S: 13	H: 0 LOB: 0 BB: 0 P: 17	1B: 8 2B: 1 3B: 0 HR: 3	SF: 0 SAC: 0 DP: 2 HBP: 0	WP: 0 PA: 37 CS: 0						
<b>PITCHER</b>	IP	WLS	BF	H	R	ER	SO	BB	IBB	HBP	BLK	WP	HR	S	P	ERA	WHIP										
<b>Miguel Jimenez, R</b> (1, 1) ERA: 5.79	5.0		23	10	5	5	2	2	0	0	0	0	2	51	83	9.00	2.400										
<b>Kelly Downs, R</b> (6, 1) ERA: 5.2	4.0	W	14	2	1	1	2	0	0	0	0	0	1	40	57	2.25	0.500										

Batter	1	2	3	4	5	6	7	8	9	AB	R	H	RBI	BB	SO	LOB	BOTTOM										
<b>Kurt Abbott, R</b> (1, 7) OBP: 0.359, SLG: 0.583	2-0 F9		1-3 K		4-2 1B BB		0-0 G5-3		0-0 1B	4	1	1	1	1	1	2	<b>Kansas City Royals @ Oakland Athletics</b> <b>Oakland-Alameda County Coliseum, Oakland, CA</b> Tue Sep 21 1993, 7:05 PM PDT Att: 20,656 - Unknown - 60 F <a href="http://livebaseballscorecards.com">livebaseballscorecards.com</a>										
<b>Mike Bordick, R</b> (1, 6) OBP: 0.343, SLG: 0.326	3-1 F9		1-1 1B		0-2 1B WP 2B		3-2 SF8 1B		1-0 G5-3	5	1	3	2	0	0	2											
<b>Ruben Sierra, S</b> (1, 10) OBP: 0.295, SLG: 0.397	3-2 P6		1-1 1B		0-0 WP 2B 1B		3-1 SF8		2-0 HR	4	2	3	3	0	0	0											
<b>Troy Neel, L</b> (1, 3) OBP: 0.363, SLG: 0.476		0-1 1B G4-3 1B	1-0 F7		2-3 FC1 2B FC5-2 1B		4-0 IBB		0-0 CS 1B	4	1	2	0	1	0	3											
<b>Brent Gates, S</b> (1, 4) OBP: 0.345, SLG: 0.371	2-0 P4		1-0 G5-3		1-2 FC5-2 2B		2-2 G3		1-3 K	5	0	1	1	0	1	6											
<b>Craig Paquette, R</b> (1, 5) OBP: 0.297, SLG: 0.400	1-0 E8 G4-3 1B		0-3 K		0-3 K		0-0 G4-3		3-3 K	5	0	1	0	0	3	3											
<b>Scott Brosius, R</b> (1, 8) OBP: 0.262, SLG: 0.360	1-1 G4-3		0-2 F9		2-0 FC5-2		1-1 F9			4	0	0	1	0	0	3											
<b>Scott Lydy, R</b> (1, 9) OBP: 0.272, SLG: 0.294	1-2 F9		0-2 P6		1-2 F9		1-1 1B 1B			4	1	1	0	0	0	3											
<b>Scott Hemond, R</b> (1, 2) OBP: 0.343, SLG: 0.411		1-2 1B 1B		1-1 1B 2B 1B		1-2 1B SF8 1B		1-3 1B	4	3	4	0	0	0	0	0											
<b>Inning Stats</b>	R: 0 E: 0 K: 0 S: 7	H: 0 LOB: 0 BB: 0 P: 15	R: 1 E: 1 K: 0 S: 9	H: 2 LOB: 1 BB: 0 P: 14	R: 1 E: 0 K: 1 S: 12	H: 3 LOB: 2 BB: 0 P: 18	R: 0 E: 0 K: 1 S: 12	H: 0 LOB: 0 BB: 0 P: 12	R: 4 E: 0 K: 1 S: 25	H: 4 LOB: 2 BB: 1 P: 35	R: 1 E: 0 K: 0 S: 14	H: 2 LOB: 2 BB: 1 P: 27	R: 1 E: 0 K: 0 S: 9	H: 3 LOB: 2 BB: 0 P: 13	R: 1 E: 0 K: 2 S: 10	H: 2 LOB: 1 BB: 0 P: 15		1B: 13 2B: 3 3B: 0 HR: 1	SF: 1 SAC: 0 DP: 1 HBP: 0	WP: 1 PA: 42 CS: 1							
<b>PITCHER</b>	IP	WLS	BF	H	R	ER	SO	BB	IBB	HBP	BLK	WP	HR	S	P	ERA	WHIP										
<b>Dennis Rasmussen, L</b> (1, 1) ERA: 7.45	4.0		22	6	6	5	2	1	0	0	0	0	0	53	78	11.25	2.250										
<b>Mark Gubicza, R</b> (5, 1) ERA: 4.7	3.0	L	16	6	2	2	1	0	1	0	0	0	0	35	56	6.00	2.000										
<b>Billy Brewer, L</b> (8, 1) ERA: 3.19	1.0		4	2	1	1	2	0	0	0	0	0	1	10	15	9.00	2.000										



Batter	1	2	3	4	5	6	7	8	9	10	AB	R	H	RBI	BB	SO	LOB	TOP								
Chris Gwynn, L OBP: 0.349, SLG: 0.392 Rico Rossy, R OBP: 0.302, SLG: 0.337	(1, 7) X 0-0 L7		(1, 3) X 1-3 K			(1, 0) X 1-0 G1-3			(1, 2) X 3-2 F9	(1, 0) X 1-0 G5-3	4	0	0	0	0	1	1									
Brian McRae, S OBP: 0.334, SLG: 0.426	(1, 8) X 4-2 G6-4-3 BB		(2, 3) X 2-3 K			(2, 0) X 0-0 G3			(2, 0) X 0-0 E		3	1	1	0	1	1	1									
George Brett, L OBP: 0.315, SLG: 0.430 Phil Hiatt, R OBP: 0.282, SLG: 0.366	(1, 10) X 2-2 G6-4-3			(2, 2) X 2-2 CS 1B		(3, 2) X 1-2 G4-3			(3, 0) X 0-0 E9		4	0	2	0	0	0	2									
Mike MacFarlane, R OBP: 0.358, SLG: 0.505		(1, 2) X 1-2 CS 1B		(3, 2) X 3-2 F7			(2, 3) X 2-3 K		(2, 0) X 0-0 E		4	0	2	1	0	1	1									
Felix Jose, S OBP: 0.301, SLG: 0.350	(1, 9) X 2-2 E3		(3, 3) X 3-3 K				(0, 0) X 0-0 L5		(1, 2) X 1-2 P6		4	0	0	0	0	1	4									
Gary Gaetti, R OBP: 0.236, SLG: 0.428	(1, 5) X 2-2 HBP				(0, 2) X 0-2 G5-4-3 1B		(1, 1) X 1-1 G5-3		(0, 3) X 0-3 K		3	0	1	0	0	1	2									
Bob Hamelin, L OBP: 0.250, SLG: 0.333 Kevin Koslofski, L OBP: 0.250, SLG: 1.000	(1, 3) X 1-3 K				(2, 3) X 2-3 K																					
Greg Gagne, R OBP: 0.321, SLG: 0.404	(1, 6) X 1-1 F7				(1, 2) X 1-2 G5-4-3				(2, 1) X 2-1 F7																	
Jose Lind, R OBP: 0.270, SLG: 0.287	(1, 4) X 1-2 P3					(0, 1) X 0-1 G3 2B			(3, 2) X 3-2 F9																	
<b>Inning Stats</b>	R: 0 E: 0 K: 0 S: 7	H: 0 LOB: 0 BB: 1 P: 13	R: 0 E: 1 K: 1 S: 14	H: 1 LOB: 2 BB: 0 P: 21	R: 0 E: 0 K: 2 S: 9	H: 0 LOB: 0 BB: 0 P: 13	R: 0 E: 0 K: 1 S: 13	H: 1 LOB: 0 BB: 0 P: 21	R: 0 E: 0 K: 1 S: 7	H: 0 LOB: 0 BB: 0 P: 10	R: 0 E: 0 K: 1 S: 10	H: 0 LOB: 0 BB: 0 P: 16	R: 2 E: 1 K: 1 S: 13	H: 3 LOB: 2 BB: 0 P: 17	R: 1 E: 0 K: 0 S: 9	H: 1 LOB: 0 BB: 0 P: 12	1B: 6 2B: 1 3B: 0 HR: 1	SF: 0 SAC: 0 DP: 2 HBP: 1	WP: 0 PB: 0 SB: 1 CS: 2	PA: 37						
<b>PITCHER</b>	IP 8.0	WLS 27	H 4	R 0	ER 0	SO 7	BB 1	IBB 0	HBP 0	BLK 0	WP 0	HR 0	S 80	P 119	ERA 0.00	WHIP 0.625										
Ron Darling, R ERA: 5.28	(1, 1)	1.0	6	3	2	1	1	0	0	0	0	0	13	17	9.00	3.000										
Dennis Eckerstey, R ERA: 4.2	(9, 1)	1.0	L	4	1	1	0	0	0	0	0	0	9	12	9.00	1.000										
Roger Smithberg, R ERA: 2.08	(10, 1)																									

Kansas City Royals @ Oakland Athletics  
Oakland-Alameda County Coliseum, Oakland, CA  
Wed Sep 22 1993, 7:05 PM PDT  
Att: 18,370 - Unknown - 60 F

AB 35  
R 3  
H 8  
RBI 2  
BB 1  
SO 8  
LOB 17



Batter	1	2	3	4	5	6	7	8	9	10	AB	R	H	RBI	BB	SO	LOB	BOTTOM											
Mike Bordick, R OBP: 0.342, SLG: 0.325	(1, 6) X 0-2 G6-3		(2, 0) X 2-0 P4								5	0	1	1	0	2	3												
Jerry Browne, S OBP: 0.291, SLG: 0.296	(1, 8) X 3-2 G3			(2, 3) X 2-3 K							5	0	2	0	0	1	0												
Ruben Sierra, S OBP: 0.294, SLG: 0.394	(1, 10) X 1-3 K			(1, 0) X 1-0 G4-3							4	0	0	0	1	3	1												
Troy Neel, L OBP: 0.354, SLG: 0.475 Scott Lydy, R OBP: 0.272, SLG: 0.294 Dave Henderson, R OBP: 0.262, SLG: 0.384	(1, 3) X 4-2 G1-3 BB			(2, 1) X 2-1 1B							3	0	1	0	1	2	1												
Brent Gates, S OBP: 0.342, SLG: 0.367	(1, 4) X 0-3 K			(0, 0) X 0-0 F8							5	0	0	0	0	1	6												
Mike Aldrete, L OBP: 0.359, SLG: 0.462	(1, 7) X 3-2 G1-3				(0, 0) X 0-0 G4-3						4	0	0	0	0	1	1												
Craig Paquette, R OBP: 0.257, SLG: 0.407	(1, 5) X 2-3 K				(0, 0) X 0-0 G6-3						4	1	1	1	0	2	1												
Scott Brosius, R OBP: 0.267, SLG: 0.369	(1, 9) X 0-1 G6-3				(3, 2) X 3-2 1B 2B						4	1	2	0	0	1	0												
Scott Hemond, R OBP: 0.350, SLG: 0.412	(1, 2) X 1-1 L9				(4, 0) X 4-0 1B BB						2	0	1	0	2	0	0												
<b>Inning Stats</b>	R: 0 E: 0 K: 1 S: 9	H: 0 LOB: 0 BB: 0 P: 13	R: 0 E: 0 K: 2 S: 11	H: 0 LOB: 1 BB: 1 P: 20	R: 0 E: 0 K: 0 S: 5	H: 0 LOB: 0 BB: 0 P: 8	R: 0 E: 0 K: 1 S: 8	H: 1 LOB: 1 BB: 0 P: 13	R: 1 E: 0 K: 0 S: 7	H: 2 LOB: 2 BB: 1 P: 15	R: 0 E: 0 K: 2 S: 9	H: 1 LOB: 2 BB: 0 P: 17	R: 0 E: 0 K: 3 S: 14	H: 1 LOB: 2 BB: 1 P: 29	R: 0 E: 0 K: 2 S: 9	H: 0 LOB: 0 BB: 0 P: 14	R: 1 E: 0 K: 1 S: 10	H: 1 LOB: 0 BB: 0 P: 13	R: 0 E: 0 K: 2 S: 12	H: 2 LOB: 3 BB: 1 P: 21	1B: 5 2B: 2 3B: 0 HR: 1	SF: 0 SAC: 0 DP: 0 HBP: 0	WP: 0 PB: 0 SB: 0 CS: 0	PA: 41					
<b>PITCHER</b>	IP 8.0	WLS 31	H 5	R 1	ER 1	SO 11	BB 3	IBB 0	HBP 0	BLK 0	WP 0	HR 0	S 72	P 129	ERA 1.12	WHIP 1.000													
Tom Gordon, R ERA: 3.49	(1, 1)	2.0	W	10	3	1	1	3	1	0	0	0	0	0	0	22	34	4.50	2.000										
Jeff Montgomery, R ERA: 2.36	(9, 1)																												

Kansas City Royals @ Oakland Athletics  
Oakland-Alameda County Coliseum, Oakland, CA  
Wed Sep 22 1993, 7:05 PM PDT  
Att: 18,370 - Unknown - 60 F

AB 37  
R 2  
H 8  
RBI 2  
BB 4  
SO 14  
LOB 16





Batter	1	2	3	4	5	6	7	8	9	AB	R	H	RBI	BB	SO	LOB	TOP										
Greg Gagne, R (1, 6) OBP: 0.319, SLG: 0.400	F9		K			F7		P4		4	0	0	0	0	1	1	<b>Kansas City Royals @ Oakland Athletics</b> <b>Oakland-Alameda County Coliseum, Oakland, CA</b> Thu Sep 23 1993, 3:33 AM PDT Att: 21,360 - Sunny - 65 F <a href="http://livebaseballscorecards.com">livebaseballscorecards.com</a>										
Brian McRae, S (1, 8) OBP: 0.333, SLG: 0.427	K		G3-1			K			2B	4	0	1	0	0	2	1											
George Brett, L (1, 10) OBP: 0.317, SLG: 0.436		1B		K			HR		F8	4	1	2	1	0	1	1											
Felix Jose, S (1, 9) Mike MacFarlane, R (9, PH) OBP: 0.299, SLG: 0.348 OBP: 0.357, SLG: 0.594	G5-3			K					K	3	0	0	0	0	2	1											
Gary Gaetti, R (1, 5) OBP: 0.295, SLG: 0.426			G5-4-3		G6-3				F7	4	0	1	0	0	1	1											
Bob Hamelin, L (1, 3) OBP: 0.281, SLG: 0.381		G5-4-3				2B			K	3	0	1	0	0	1	1											
Kevin McReynolds, R (1, 7) OBP: 0.310, SLG: 0.415						K			P4	3	0	0	0	0	2	1											
Brent Mayne, L (1, 2) OBP: 0.306, SLG: 0.325									G1-3	2	0	0	0	1	0	1											
Jose Lind, R (1, 4) Chris Gwynn, L (8, PH) Terry Shumpert, R (8, 4) OBP: 0.271, SLG: 0.286 OBP: 0.348, SLG: 0.391 OBP: 0.273, SLG: 0.111						G6-3			K	1	0	0	0	1	0	1											
										1	0	0	0	0	1	0											
										0	0	0	0	0	0	0											
<b>Inning Stats</b>	R: 0 E: 0 K: 1 S: 8	H: 1 LOB: 1 BB: 0 P: 9	R: 0 E: 0 K: 1 S: 10	H: 1 LOB: 0 BB: 0 P: 12	R: 0 E: 0 K: 1 S: 10	H: 0 LOB: 1 BB: 2 P: 19	R: 0 E: 0 K: 2 S: 10	H: 0 LOB: 0 BB: 0 P: 15	R: 0 E: 0 K: 1 S: 12	H: 1 LOB: 1 BB: 0 P: 15	R: 1 E: 0 K: 2 S: 12	H: 1 LOB: 0 BB: 0 P: 18	R: 0 E: 0 K: 2 S: 8	H: 0 LOB: 0 BB: 0 P: 13	R: 0 E: 0 K: 1 S: 13	H: 0 LOB: 1 BB: 0 P: 14	R: 0 E: 0 K: 1 S: 10	H: 1 LOB: 1 BB: 0 P: 12	1B: 2 2B: 2 3B: 0 HR: 1	SF: 0 SAC: 0 DP: 1 HBP: 0	WP: 0 PB: 0 SB: 1 CS: 1	PA: 32					
<b>PITCHER</b>	IP	WLS	BF	H	R	ER	SO	BB	IBB	HBP	BLK	WP	HR	S	P	ERA	WHIP										
Bobby Witt, R (1, 1) ERA: 4.07	8.0	W	29	5	1	1	11	2	0	0	0	0	1	85	117	1.12	0.875										
Rick Honeycutt, L (9, 1) ERA: 3.0	0.1		1	0	0	0	0	0	0	0	0	0	0	3	5	0.00	0.000										
Dennis Eckersley, R (9, 1) ERA: 4.15	0.2	S	2	0	0	0	1	0	0	0	0	0	0	5	5	0.00	0.000										

Batter	1	2	3	4	5	6	7	8	9	AB	R	H	RBI	BB	SO	LOB	BOTTOM										
Kurt Abbott, R (1, 7) OBP: 0.349, SLG: 0.550	G6-3		P4		K					4	0	1	0	0	1	1	<b>Kansas City Royals @ Oakland Athletics</b> <b>Oakland-Alameda County Coliseum, Oakland, CA</b> Thu Sep 23 1993, 3:33 AM PDT Att: 21,360 - Sunny - 65 F <a href="http://livebaseballscorecards.com">livebaseballscorecards.com</a>										
Jerry Browne, S (1, 8) OBP: 0.299, SLG: 0.309		BB	G4-3			1B				4	1	3	1	0	0	0											
Ruben Sierra, S (1, 10) OBP: 0.292, SLG: 0.392		1B		G3						4	0	0	0	0	1	4											
Mike Aldrete, L (1, 3) OBP: 0.361, SLG: 0.458					K					2	0	0	0	2	1	0											
Brent Gates, S (1, 4) OBP: 0.341, SLG: 0.366										4	0	1	1	0	1	2											
Craig Paquette, R (1, 5) OBP: 0.297, SLG: 0.405										4	0	1	0	0	2	2											
Mike Bordick, R (1, 6) OBP: 0.340, SLG: 0.323										3	0	0	0	0	0	3											
Scott Brosius, R (1, 9) OBP: 0.268, SLG: 0.369										3	0	1	0	0	0	0											
Scott Hemond, R (1, 2) OBP: 0.354, SLG: 0.410										1	1	0	0	2	0	1											
<b>Inning Stats</b>	R: 0 E: 0 K: 1 S: 9	H: 1 LOB: 2 BB: 1 P: 18	R: 0 E: 0 K: 0 S: 10	H: 2 LOB: 1 BB: 0 P: 14	R: 0 E: 0 K: 0 S: 8	H: 0 LOB: 0 BB: 0 P: 9	R: 0 E: 0 K: 2 S: 12	H: 0 LOB: 0 BB: 0 P: 18	R: 0 E: 0 K: 1 S: 10	H: 0 LOB: 1 BB: 1 P: 17	R: 1 E: 0 K: 0 S: 18	H: 2 LOB: 2 BB: 1 P: 29	R: 1 E: 0 K: 0 S: 17	H: 2 LOB: 1 BB: 1 P: 29	R: 0 E: 0 K: 1 S: 5	H: 0 LOB: 0 BB: 0 P: 7	1B: 6 2B: 1 3B: 0 HR: 0	SF: 0 SAC: 0 DP: 2 HBP: 0	WP: 0 PB: 0 SB: 1 CS: 0	PA: 33							
<b>PITCHER</b>	IP	WLS	BF	H	R	ER	SO	BB	IBB	HBP	BLK	WP	HR	S	P	ERA	WHIP										
Kevin Appier, R (1, 1) ERA: 2.62	7.0	L	30	7	2	2	5	4	0	0	0	0	0	84	134	2.57	1.571										
Billy Brewer, L (8, 1) ERA: 3.13	0.2		2	0	0	0	0	0	0	0	0	0	0	2	3	0.00	0.000										
Stan Belinda, R (8, 1) ERA: 3.66	0.1		1	0	0	0	1	0	0	0	0	0	0	3	4	0.00	0.000										



Batter	1	2	3	4	5	6	7	8	9	AB	R	H	RBI	BB	SO	LOB	TOP								
<b>Jerry Browne, S</b> OBP: 0.301, SLG: 0.308 (1, 7)	4-1 FC3-6 BB 3B BB		0-0 F9		1-2 G5-3		1-1 1B		3-2 G6-3	4	1	1	0	1	0	0									
<b>Dave Henderson, R</b> OBP: 0.291, SLG: 0.390 (1, 9)	1-0 F7		1-0 HR		0-0 P7		0-1 P2		1-3 K	5	1	1	1	0	1	3									
<b>Ruben Sierra, S</b> OBP: 0.291, SLG: 0.389 (1, 10)	4-0 FC3-6 BB		2-3 K		1-1 L9		2-2 P4		1-3 K	4	0	0	0	1	2	2									
<b>Mike Aldrete, L</b> OBP: 0.363, SLG: 0.456 (1, 3)	1-2 FC3-6 3B		0-0 G5-3		3-2 FC6-4 1B		4-2 BB 1B G5-2-3 BB			3	2	1	0	1	0	2									
<b>Brent Gates, S</b> OBP: 0.346, SLG: 0.375 (1, 4)	2-0 1-H 3-H 3B		0-1 S 1B		1-2 FC6-4 1B		1-1 G5-2-3 BB 1B			4	0	4	2	0	0	0									
<b>Craig Paquette, R</b> OBP: 0.297, SLG: 0.402 (1, 5)	1-3 K		3-3 SAFE SAFE K		2-2 FC6-4 1B		4-1 G5-2-3 BB			3	1	0	0	1	2	4									
<b>Scott Brosius, R</b> OBP: 0.268, SLG: 0.366 (1, 8)		1-2 G3		0-1 P5		2-2 FC6-4 1B		1-1 G5-2-3		4	0	1	1	0	0	4									
<b>Mike Bordick, R</b> OBP: 0.340, SLG: 0.321 (1, 6)		3-2 L7		3-2 G5-3		0-1 FC6-4		1-2 2-3 3-H 4-0		3	0	0	0	1	0	2									
<b>Scott Hemond, R</b> OBP: 0.353, SLG: 0.414 <b>Henry Mercedes, R</b> OBP: 0.182, SLG: 0.190 (7, PR) (7, 2)		2-3 K		1-2 G1-3		1-1 1B 2B		1-0 FC6		3	0	1	0	0	1	0									
<b>Inning Stats</b>	R: 2 E: 0 K: 1 S: 13	H: 1 LOB: 1 BB: 2 P: 26	R: 0 E: 0 K: 1 S: 10	H: 0 LOB: 0 BB: 0 P: 16	R: 1 E: 0 K: 1 S: 6	H: 1 LOB: 0 BB: 0 P: 9	R: 0 E: 0 K: 1 S: 16	H: 1 LOB: 1 BB: 0 P: 22	R: 0 E: 0 K: 0 S: 7	H: 0 LOB: 0 BB: 0 P: 9	R: 2 E: 0 K: 0 S: 17	H: 3 LOB: 1 BB: 0 P: 26	R: 0 E: 0 K: 0 S: 8	H: 2 LOB: 2 BB: 0 P: 11	R: 0 E: 0 K: 0 S: 8	H: 1 LOB: 3 BB: 3 P: 23	R: 0 E: 0 K: 2 S: 10	H: 0 LOB: 0 BB: 0 P: 15	1B: 6 2B: 1 3B: 1 HR: 1	SF: 0 SAC: 0 DP: 1 HBP: 0	WP: 0 PB: 0 SB: 1 CS: 0	PA: 39			
<b>PITCHER</b>	IP	WLS	BF	H	R	ER	SO	BB	IBB	HBP	BLK	WP	HR	S	P	ERA	WHIP								
<b>Chris Bosio, R</b> ERA: 3.5 (1, 1)	7.0	L	30	8	5	4	4	2	0	0	0	0	1	77	119	5.14	1.429								
<b>Erik Platenberg, L</b> ERA: 6.75 (8, 1)	0.0		2	1	0	0	0	1	0	0	0	0	0	4	9										
<b>Steve Ontiveros, R</b> ERA: 1.06 (8, 1)	2.0		7	0	0	0	2	1	1	0	0	0	0	14	29	0.00	0.500								

Oakland Athletics @ Seattle Mariners  
The Kingdome, Seattle, WA  
Fri Sep 24 1993, 10:05 PM EDT  
Att: 50,508 - Dome

AB 34  
R 5  
H 9  
RBI 4  
BB 5  
SO 6  
LOB 20



Batter	1	2	3	4	5	6	7	8	9	AB	R	H	RBI	BB	SO	LOB	BOTTOM								
<b>Omar Vizquel, S</b> OBP: 0.317, SLG: 0.295 <b>Rich Amaral, R</b> OBP: 0.349, SLG: 0.364 (1, 6) (7, 6)	3-2 G4-3		3-2 F7		1-0 G4-3		1-1 2B 1B		2-3 K	3	0	0	0	0	0	1									
<b>Bret Boone, R</b> OBP: 0.306, SLG: 0.461 (1, 4)	3-3 K		2-0 F7		0-3 K		0-1 1-3 2B		1-2 G5-3	5	0	1	0	0	2	0									
<b>Ken Griffey Jr., L</b> OBP: 0.404, SLG: 0.613 (1, 10)	2-3 K		0-1 S 1B		2-1 HBP BB 1B		2-3 K		1-2 HR	5	1	3	1	0	2	2									
<b>Jay Buhner, R</b> OBP: 0.380, SLG: 0.469 (1, 9)		0-1 1B		2-0 G5-3		3-2 P4		4-0 G5-3 2B BB	1-2 F9	4	1	1	0	1	0	2									
<b>Dave Magadan, L</b> OBP: 0.386, SLG: 0.356 (1, 3)		2-1 P6		4-0 BB		4-1 HBP BB		4-1 G5-3 2B BB		1	1	0	0	3	0	1									
<b>Mike Blowers, R</b> OBP: 0.388, SLG: 0.500 (1, 5)		0-3 K		0-3 K		3-2 HBP		3-3 K		3	0	0	0	0	3	5									
<b>Dann Howitt, L</b> OBP: 0.239, SLG: 0.368 (1, 7) (9, 8)		1-0 F8		0-3 K		2-2 G4-3		1-1 G5-3		4	0	0	0	0	1	6									
<b>Dave Valle, R</b> OBP: 0.366, SLG: 0.411 (1, 2)			2-2 G5-3		1-1 1B		2-1 G4-3		1-0 2-H 3-H 1-1 2B	4	0	2	2	0	0	0									
<b>Brian Turang, R</b> OBP: 0.357, SLG: 0.374 <b>Larry Sheets, L</b> OBP: 0.143, SLG: 0.077 <b>Greg Litton, R</b> OBP: 0.386, SLG: 0.452 (1, 8) (8, PH) (8, PH) (9, 7)			0-0 P3		1-3 K		1-0 G6-3		1-1 L4	3	0	0	0	0	1	1									
<b>Inning Stats</b>	R: 0 E: 0 K: 2 S: 10	H: 0 LOB: 0 BB: 0 P: 18	R: 0 E: 0 K: 1 S: 8	H: 1 LOB: 1 BB: 0 P: 11	R: 0 E: 0 K: 0 S: 8	H: 0 LOB: 0 BB: 0 P: 13	R: 0 E: 0 K: 1 S: 7	H: 1 LOB: 2 BB: 1 P: 15	R: 0 E: 0 K: 2 S: 9	H: 1 LOB: 1 BB: 0 P: 12	R: 0 E: 0 K: 1 S: 16	H: 1 LOB: 3 BB: 1 P: 30	R: 0 E: 0 K: 1 S: 10	H: 2 LOB: 2 BB: 0 P: 16	R: 2 E: 0 K: 1 S: 9	H: 1 LOB: 1 BB: 2 P: 23	R: 1 E: 0 K: 1 S: 13	H: 1 LOB: 0 BB: 0 P: 18	1B: 5 2B: 2 3B: 0 HR: 1	SF: 0 SAC: 0 DP: 0 HBP: 1	WP: 0 PB: 0 SB: 1 CS: 0	PA: 40			
<b>PITCHER</b>	IP	WLS	BF	H	R	ER	SO	BB	IBB	HBP	BLK	WP	HR	S	P	ERA	WHIP								
<b>Steve Karsay, R</b> ERA: 4.04 (1, 1)	5.2	W	24	4	0	0	7	2	0	1	0	0	0	55	94	0.00	1.059								
<b>Ed Nunez, R</b> ERA: 3.98 (8, 1)	1.1		6	2	0	0	1	0	0	0	0	0	0	13	21	0.00	1.500								
<b>Roger Smithberg, R</b> ERA: 3.29 (8, 1)	0.2		5	1	2	2	1	2	0	0	0	0	0	7	20	27.00	4.500								
<b>Vince Horsman, L</b> ERA: 5.09 (8, 1)	0.1		1	0	0	0	0	0	0	0	0	0	0	2	3	0.00	0.000								
<b>Dennis Eckersley, R</b> ERA: 4.23 (9, 1)	1.0	S	4	1	1	1	1	0	0	0	0	0	1	13	18	9.00	1.000								

Oakland Athletics @ Seattle Mariners  
The Kingdome, Seattle, WA  
Fri Sep 24 1993, 10:05 PM EDT  
Att: 50,508 - Dome

AB 35  
R 3  
H 8  
RBI 3  
BB 4  
SO 10  
LOB 19






Batter	1	2	3	4	5	6	7	8	9	AB	R	H	RBI	BB	SO	LOB	TOP																	
Mike Bordick, R OBP: 0.340, SLG: 0.320	G6-3		F9	G5-3			SF9 BB 1-2	HR BB 1-2		4	1	1	0	1	0	2	<b>Oakland Athletics @ Seattle Mariners</b> The Kingdome, Seattle, WA Sat Sep 25 1993, 10:05 PM EDT Att: 19,535 - Dome																	
Dave Henderson, R OBP: 0.295, SLG: 0.394	1B		2B		P4		BB 1-2	P3		4	0	2	0	1	0	3																		
Ruben Sierra, S OBP: 0.291, SLG: 0.393	K		K		F7		SF9 1-1	HR 1-H 2-H 3-H		4	1	1	5	0	2	2																		
Mike Aldrete, L OBP: 0.360, SLG: 0.449	F8		G6-3		L8		FC6-4 1-2	G3		4	0	0	0	1	0	2																		
Brent Gates, S OBP: 0.346, SLG: 0.376		WP FC5-2 BB		1B 1B 2B		K	FC6-4 1-2		L5	4	1	1	0	1	1	3																		
Craig Panuette, R OBP: 0.295, SLG: 0.399	F8		F8		F8	K		G6-3 1B	K	5	1	1	0	0	2	2																		
Scott Brosius, R OBP: 0.271, SLG: 0.364		S FC5-2 BB		S 1B 1B		K		G6-3 1B	L7	4	0	1	0	1	1	1																		
Kurt Abbott, R OBP: 0.362, SLG: 0.545		FC5-2 S		S 1B 1B			G4-3	1B HR 1B		4	1	2	2	0	0	2																		
Henry Mercedes, R OBP: 0.231, SLG: 0.208	F9						SF9 HBP	HR 1B		3	2	1	0	0	1	4																		
<b>Inning Stats</b>	R: 0 E: 0 K: 1 S: 10	H: 1 LOB: 1 BB: 0 P: 14	R: 0 E: 0 K: 0 S: 10	H: 0 LOB: 2 BB: 2 P: 20	R: 0 E: 0 K: 1 S: 10	H: 1 LOB: 1 BB: 0 P: 16	R: 1 E: 0 K: 1 S: 11	H: 3 LOB: 2 BB: 0 P: 15	R: 0 E: 0 K: 3 S: 12	H: 0 LOB: 0 BB: 0 P: 19	R: 1 E: 0 K: 0 S: 15	H: 1 LOB: 3 BB: 2 P: 31	R: 5 E: 0 K: 0 S: 18	H: 4 LOB: 0 BB: 1 P: 30	R: 0 E: 0 K: 1 S: 12	H: 0 LOB: 0 BB: 0 P: 17	1B: 7 2B: 2 3B: 0 HR: 1	SF: 1 SAC: 0 DP: 0 HBP: 1	WP: 1 PB: 0 SB: 5 CS: 0	PA: 43														
<b>PITCHER</b>	IP WLS BF H R ER SO BB IBB HBP BLK WP HR S P ERA WHIP	IP WLS BF H R ER SO BB IBB HBP BLK WP HR S P ERA WHIP	IP WLS BF H R ER SO BB IBB HBP BLK WP HR S P ERA WHIP	IP WLS BF H R ER SO BB IBB HBP BLK WP HR S P ERA WHIP	IP WLS BF H R ER SO BB IBB HBP BLK WP HR S P ERA WHIP	IP WLS BF H R ER SO BB IBB HBP BLK WP HR S P ERA WHIP	IP WLS BF H R ER SO BB IBB HBP BLK WP HR S P ERA WHIP	IP WLS BF H R ER SO BB IBB HBP BLK WP HR S P ERA WHIP	IP WLS BF H R ER SO BB IBB HBP BLK WP HR S P ERA WHIP	IP WLS BF H R ER SO BB IBB HBP BLK WP HR S P ERA WHIP	IP WLS BF H R ER SO BB IBB HBP BLK WP HR S P ERA WHIP	IP WLS BF H R ER SO BB IBB HBP BLK WP HR S P ERA WHIP	IP WLS BF H R ER SO BB IBB HBP BLK WP HR S P ERA WHIP	IP WLS BF H R ER SO BB IBB HBP BLK WP HR S P ERA WHIP	IP WLS BF H R ER SO BB IBB HBP BLK WP HR S P ERA WHIP	IP WLS BF H R ER SO BB IBB HBP BLK WP HR S P ERA WHIP	IP WLS BF H R ER SO BB IBB HBP BLK WP HR S P ERA WHIP	IP WLS BF H R ER SO BB IBB HBP BLK WP HR S P ERA WHIP	IP WLS BF H R ER SO BB IBB HBP BLK WP HR S P ERA WHIP	IP WLS BF H R ER SO BB IBB HBP BLK WP HR S P ERA WHIP	IP WLS BF H R ER SO BB IBB HBP BLK WP HR S P ERA WHIP	IP WLS BF H R ER SO BB IBB HBP BLK WP HR S P ERA WHIP												
Erik Hanson, R ERA: 3.47	6.0	25	5	1	1	6	2	0	0	0	0	1	0	60	95	1.50	1.167	Dwayne Henry, R ERA: 6.44	9.1	1.0	3	0	0	0	1	0	0	0	0	0	12	17	0.00	0.000
Brad Holman, R ERA: 4.09	0.1	3	1	1	1	0	0	0	1	0	0	0	0	7	14	27.00	3.000																	
Jeff Nelson, R ERA: 4.26	0.0	1	0	0	0	0	1	0	0	0	0	0	0	2	6	∞	∞																	
Kevin King, L ERA: 7.88	0.2	3	0	0	0	0	1	0	0	0	0	0	0	6	11	0.00	1.500																	
Ted Power, R ERA: 5.93	1.0	L 8	4	5	5	0	1	0	0	0	0	0	1	18	30	45.00	5.000																	
<b>Inning Stats</b>	R: 0 E: 0 K: 1 S: 9	H: 0 LOB: 1 BB: 1 P: 15	R: 0 E: 0 K: 0 S: 13	H: 2 LOB: 2 BB: 0 P: 23	R: 0 E: 0 K: 0 S: 8	H: 1 LOB: 2 BB: 1 P: 16	R: 1 E: 0 K: 1 S: 15	H: 0 LOB: 1 BB: 2 P: 27	R: 0 E: 0 K: 2 S: 8	H: 1 LOB: 0 BB: 0 P: 12	R: 0 E: 0 K: 0 S: 9	H: 0 LOB: 0 BB: 0 P: 15	R: 0 E: 0 K: 2 S: 18	H: 2 LOB: 2 BB: 0 P: 27	R: 0 E: 0 K: 0 S: 6	H: 0 LOB: 0 BB: 0 P: 8	1B: 4 2B: 3 3B: 0 HR: 0	SF: 1 SAC: 1 DP: 0 HBP: 0	WP: 0 PB: 0 SB: 1 CS: 1	PA: 38														
<b>PITCHER</b>	IP WLS BF H R ER SO BB IBB HBP BLK WP HR S P ERA WHIP	IP WLS BF H R ER SO BB IBB HBP BLK WP HR S P ERA WHIP	IP WLS BF H R ER SO BB IBB HBP BLK WP HR S P ERA WHIP	IP WLS BF H R ER SO BB IBB HBP BLK WP HR S P ERA WHIP	IP WLS BF H R ER SO BB IBB HBP BLK WP HR S P ERA WHIP	IP WLS BF H R ER SO BB IBB HBP BLK WP HR S P ERA WHIP	IP WLS BF H R ER SO BB IBB HBP BLK WP HR S P ERA WHIP	IP WLS BF H R ER SO BB IBB HBP BLK WP HR S P ERA WHIP	IP WLS BF H R ER SO BB IBB HBP BLK WP HR S P ERA WHIP	IP WLS BF H R ER SO BB IBB HBP BLK WP HR S P ERA WHIP	IP WLS BF H R ER SO BB IBB HBP BLK WP HR S P ERA WHIP	IP WLS BF H R ER SO BB IBB HBP BLK WP HR S P ERA WHIP	IP WLS BF H R ER SO BB IBB HBP BLK WP HR S P ERA WHIP	IP WLS BF H R ER SO BB IBB HBP BLK WP HR S P ERA WHIP	IP WLS BF H R ER SO BB IBB HBP BLK WP HR S P ERA WHIP	IP WLS BF H R ER SO BB IBB HBP BLK WP HR S P ERA WHIP	IP WLS BF H R ER SO BB IBB HBP BLK WP HR S P ERA WHIP	IP WLS BF H R ER SO BB IBB HBP BLK WP HR S P ERA WHIP	IP WLS BF H R ER SO BB IBB HBP BLK WP HR S P ERA WHIP	IP WLS BF H R ER SO BB IBB HBP BLK WP HR S P ERA WHIP	IP WLS BF H R ER SO BB IBB HBP BLK WP HR S P ERA WHIP													
Todd Van Poppel, R ERA: 4.83	5.0	24	4	2	2	3	5	0	0	0	0	0	0	8	12	0.00	1.000																	
Kelly Downs, R ERA: 5.15	1.0	3	1	0	0	2	0	0	0	0	0	0	0	8	12	0.00	1.000																	
Vince Horsman, L ERA: 4.88	1.0	W 3	0	0	0	0	0	0	0	0	0	0	0	9	15	0.00	0.000																	
Ed Nunez, R ERA: 3.93	1.0	5	2	0	0	2	0	0	0	0	0	0	0	18	27	0.00	2.000																	
Rick Honeycutt, L ERA: 2.93	1.0	3	0	0	0	0	0	0	0	0	0	0	0	6	8	0.00	0.000																	
<b>Inning Stats</b>	R: 0 E: 0 K: 2 S: 8	H: 0 LOB: 0 BB: 0 P: 12	R: 0 E: 0 K: 0 S: 9	H: 0 LOB: 0 BB: 0 P: 15	R: 0 E: 0 K: 2 S: 18	H: 1 LOB: 2 BB: 0 P: 27	R: 0 E: 0 K: 0 S: 6	H: 0 LOB: 0 BB: 0 P: 8	1B: 4 2B: 3 3B: 0 HR: 0	SF: 1 SAC: 1 DP: 0 HBP: 0	WP: 0 PB: 0 SB: 1 CS: 1	PA: 38																						
<b>PITCHER</b>	IP WLS BF H R ER SO BB IBB HBP BLK WP HR S P ERA WHIP	IP WLS BF H R ER SO BB IBB HBP BLK WP HR S P ERA WHIP	IP WLS BF H R ER SO BB IBB HBP BLK WP HR S P ERA WHIP	IP WLS BF H R ER SO BB IBB HBP BLK WP HR S P ERA WHIP	IP WLS BF H R ER SO BB IBB HBP BLK WP HR S P ERA WHIP	IP WLS BF H R ER SO BB IBB HBP BLK WP HR S P ERA WHIP	IP WLS BF H R ER SO BB IBB HBP BLK WP HR S P ERA WHIP	IP WLS BF H R ER SO BB IBB HBP BLK WP HR S P ERA WHIP	IP WLS BF H R ER SO BB IBB HBP BLK WP HR S P ERA WHIP	IP WLS BF H R ER SO BB IBB HBP BLK WP HR S P ERA WHIP	IP WLS BF H R ER SO BB IBB HBP BLK WP HR S P ERA WHIP	IP WLS BF H R ER SO BB IBB HBP BLK WP HR S P ERA WHIP	IP WLS BF H R ER SO BB IBB HBP BLK WP HR S P ERA WHIP	IP WLS BF H R ER SO BB IBB HBP BLK WP HR S P ERA WHIP	IP WLS BF H R ER SO BB IBB HBP BLK WP HR S P ERA WHIP	IP WLS BF H R ER SO BB IBB HBP BLK WP HR S P ERA WHIP	IP WLS BF H R ER SO BB IBB HBP BLK WP HR S P ERA WHIP	IP WLS BF H R ER SO BB IBB HBP BLK WP HR S P ERA WHIP	IP WLS BF H R ER SO BB IBB HBP BLK WP HR S P ERA WHIP	IP WLS BF H R ER SO BB IBB HBP BLK WP HR S P ERA WHIP	IP WLS BF H R ER SO BB IBB HBP BLK WP HR S P ERA WHIP													

livebaseballscores.com

AB 36  
R 7  
H 10  
RBI 7  
BB 5  
SO 7  
LOB 21



livebaseballscores.com

AB 31  
R 2  
H 7  
RBI 2  
BB 5  
SO 7  
LOB 14





Batter	1	2	3	4	5	6	7	8	9	10	11	12	AB	R	H	RBI	BB	SO	LOB				
<b>Kurt Abbott, R</b> OBP: 0.346, SLG: 0.510 (1.6) (12.7)	0-3 K		3-1 G5-3			1-1 1B		1-3 K			2-2 SH2-4	0-0 F8	5	0	1	0	0	2	3				
<b>Jerry Browne, S</b> OBP: 0.299, SLG: 0.306 (1.8)	0-0 G1-3			0-2 F9		0-0 P2			0-1 1B		3-2 G6-3		5	0	1	0	0	0	2				
<b>Ruben Sierra, S</b> OBP: 0.289, SLG: 0.390 (1.10)	0-1 G5-3			0-2 F9			1-1 G5-3		2-3 K		0-0 G1-3		5	0	0	0	0	0	1				
<b>Dave Henderson, R</b> OBP: 0.270, SLG: 0.417 (1.9)		0-1 HR		2-3 K			1-2 HR		SAFE 2-0 P4			1-0 SH F8-2 2B	5	2	3	2	0	1	1				
<b>Craig Paquette, R</b> OBP: 0.254, SLG: 0.395 (12, PH) <b>Mike Adrele, L</b> OBP: 0.362, SLG: 0.449 (12.3)		2-3 K			1-2 G6-3		1-3 K		SAFE 0-2 G5-3		4-0 F8-2 SH BB BB		4	0	0	0	0	2	1				
<b>Scott Brosius, R</b> OBP: 0.271, SLG: 0.358 (1.3) (12.5)	3-2 G5-3				0-1 G5-3		2-1 1B			3-2 P3		0-0 SH BB F8-2	3	0	0	0	0	0	0				
<b>Mike Bordick, R</b> OBP: 0.339, SLG: 0.318 (1.4) (12.6)	0-3 K				3-2 F9		0-0 F9			4-2 CS BB		0-0 F8-2	4	0	0	0	1	1	4				
<b>Scott Lydy, R</b> OBP: 0.260, SLG: 0.281 (12, PH) <b>Brent Gates, S</b> OBP: 0.347, SLG: 0.376 (12.4)			3-3 K			0-3 K		2-3 K		SAFE 1-3 SAFE SAFE K		4-0 BB 1B	4	0	0	0	0	4	1				
<b>Henry Mercedes, R</b> OBP: 0.226, SLG: 0.179 (1.2)			1-3 K			1-3 K		1-0 G3-1			1-1 SH2-4 E1	4-2 2-3 3-H BB	4	0	0	1	1	2	0				
<b>Inning Stats</b>	R: 0 E: 0 K: 1 S: 6	H: 0 LOB: 0 BB: 0 P: 6	R: 1 E: 0 K: 2 S: 11	H: 1 LOB: 0 BB: 0 P: 16	R: 0 E: 0 K: 2 S: 8	H: 0 LOB: 0 BB: 0 P: 15	R: 0 E: 0 K: 1 S: 11	H: 0 LOB: 0 BB: 0 P: 13	R: 0 E: 0 K: 2 S: 9	H: 1 LOB: 1 BB: 0 P: 13	R: 0 E: 0 K: 1 S: 10	H: 1 LOB: 1 BB: 0 P: 13	R: 0 E: 0 K: 1 S: 8	H: 0 LOB: 0 BB: 1 P: 16	R: 0 E: 1 K: 0 S: 10	H: 0 LOB: 1 BB: 0 P: 15	R: 1 E: 1 K: 0 S: 6	H: 1 LOB: 3 BB: 3 P: 19	1B: 2 2B: 2 3B: 0 HR: 2	SF: 0 SAC: 2 DP: 1 HBP: 1	WP: 0 PB: 0 SB: 0 CS: 1	PA: 46	
<b>PITCHER</b>	IP WLS BF H R ER SO BB IBB HBP BLK WP HR S P ERA WHIP																						
<b>Randy Johnson, L</b> ERA: 3.29	10.0	35	4	2	2	13	1	0	0	0	0	0	0	0	0	10	15	0.00	0.000				
<b>Kevin King, L</b> ERA: 7.0	1.0	4	0	0	0	0	0	0	0	0	0	0	0	0	0	6	19	0.00	3.000				
<b>Steve Ontiveros, R</b> ERA: 1.0	1.0	L	7	1	1	0	2	1	0	0	0	0	0	0	0	6	19	0.00	3.000				

**Oakland Athletics @ Seattle Mariners**  
The Kingdom, Seattle, WA

Sun Sep 26 1993, 6:33 AM EDT  
Att: 22,751 - Dome

AB	39
R	3
H	5
RBI	3
BB	4
SO	13
LOB	14




Batter	1	2	3	4	5	6	7	8	9	10	11	12	AB	R	H	RBI	BB	SO	LOB					
<b>Brian Turang, R</b> OBP: 0.345, SLG: 0.359 (1.7) <b>Mackey Sasser, L</b> OBP: 0.276, SLG: 0.320 (12, PH)	2-2 F7	1-2 G5-3		2-2 F8			2-1 F8		3-2 G5-3			2-2 F9	5	0	0	0	0	0	3					
<b>Bret Boone, R</b> OBP: 0.308, SLG: 0.473 (1.4)	1-0 S 1B		2-1 F8		2-1 HR		0-2 P4		1-0 G4-6-3 1B			0-2 G1-3	6	1	3	1	0	0	0					
<b>Ken Griffey Jr., L</b> OBP: 0.406, SLG: 0.609 (1.8)	2-2 F7		4-1 BB		1-2 P6		0-1 CS 1B		0-0 G4-6-3 1-2r				4	0	1	0	1	0	2					
<b>Jay Buhner, R</b> OBP: 0.379, SLG: 0.489 (1.9)	4-0 1B		1-0 P9		1-3 K		2-1 CS	0-0 SH1-4 2B		0-3 K			4	0	1	0	1	2	1					
<b>Dave Magadan, L</b> OBP: 0.386, SLG: 0.357 (1.3)	2-2 G3		0-0 G6-3		1-1 G6-3			1-0 SH1-4			0-1 F7		4	0	0	0	0	0	3					
<b>Mike Blowers, R</b> OBP: 0.387, SLG: 0.496 (1.5)		1-0 F8 2B 2B		0-0 L7		1-3 K		4-0 G6-4-3 1B			0-3 K		4	1	1	0	1	2	0					
<b>Larry Sheets, L</b> OBP: 0.211, SLG: 0.063 (1.10) <b>Mike Felder, S</b> OBP: 0.264, SLG: 0.276 (11, PR)		1-2 F8		4-1 1B BB		1-2 P5		2-1 G6-4-3 1-2r			4-2 BB		3	0	0	0	2	0	3					
<b>Dave Valle, R</b> OBP: 0.362, SLG: 0.406 (1.2)	1-3 K		1-3 K		1-0 P3		0-1 E5 FC6-4		0-0 F7		SAFE 1-2 F8		5	0	0	0	0	1	3					
<b>Omar Vizquel, S</b> OBP: 0.316, SLG: 0.298 (1.6)		2-2 2B		1-1 1B		1-1 FC6-4			2-2 G6-3			0-1 F7	5	0	2	1	0	0	1					
<b>Inning Stats</b>	R: 0 E: 0 K: 0 S: 11	H: 1 LOB: 2 BB: 1 P: 22	R: 1 E: 0 K: 1 S: 14	H: 2 LOB: 1 BB: 0 P: 20	R: 0 E: 0 K: 0 S: 8	H: 0 LOB: 2 BB: 1 P: 12	R: 0 E: 0 K: 0 S: 8	H: 1 LOB: 1 BB: 1 P: 16	R: 1 E: 0 K: 1 S: 11	H: 1 LOB: 0 BB: 0 P: 16	R: 0 E: 1 K: 0 S: 9	H: 0 LOB: 1 BB: 0 P: 11	R: 0 E: 0 K: 0 S: 12	H: 0 LOB: 0 BB: 0 P: 17	R: 0 E: 0 K: 1 S: 5	H: 1 LOB: 0 BB: 1 P: 6	R: 0 E: 0 K: 0 S: 16	H: 0 LOB: 1 BB: 1 P: 21	R: 0 E: 0 K: 0 S: 11	H: 0 LOB: 0 BB: 0 P: 14	1B: 4 2B: 3 3B: 0 HR: 1	SF: 0 SAC: 1 DP: 2 HBP: 0	WP: 0 PB: 0 SB: 1 CS: 1	PA: 48
<b>PITCHER</b>	IP WLS BF H R ER SO BB IBB HBP BLK WP HR S P ERA WHIP																							
<b>Miguel Jimenez, R</b> ERA: 4.71	7.0	30	6	2	2	3	3	0	0	0	0	0	0	1	69	113	2.57	1.286						
<b>Roger Smithberg, R</b> ERA: 2.87	2.0	8	2	0	0	0	0	0	0	0	0	0	0	0	17	30	0.00	1.000						
<b>Rick Honeycutt, L</b> ERA: 2.83	1.1	3	0	0	0	1	0	0	0	0	0	0	0	0	6	6	0.00	0.000						
<b>John Elinson, R</b> ERA: 5.94	0.2	W	3	0	0	0	1	0	0	0	0	0	0	0	14	19	0.00	1.500						
<b>Dennis Eckersley, R</b> ERA: 4.16	1.0	S	3	0	0	0	0	0	0	0	0	0	0	0	11	14	0.00	0.000						


**Oakland Athletics @ Seattle Mariners**  
The Kingdom, Seattle, WA


Sun Sep 26 1993, 6:33 AM EDT  
Att: 22,751 - Dome

AB	41
R	2
H	8
RBI	2
BB	5
SO	5
LOB	16





Batter	1	2	3	4	5	6	7	8	9	AB	R	H	RBI	BB	SO	LOB	TOP			
Mike Bordick, R (1, 6) OBP: 0.337, SLG: 0.315	G1-3			K		G6-3			K	4	0	0	0	0	2	0	<p>Oakland Athletics @ Texas Rangers Arlington Stadium, Arlington, TX Tue Sep 28 1993, 8:05 PM EDT Sunny - 93 F</p> <p>livebaseballscores.com</p> <p>AB 30 R 0 H 4 RBI 0 BB 0 SO 7 LOB 6</p> 			
Jerry Browne, S (1, 8) OBP: 0.294, SLG: 0.300	L8			G5-3			F7		L7	4	0	0	0	0	0	0				
Mike Aldrete, L (1, 3) OBP: 0.357, SLG: 0.441	K			G1-3			G4-3		K	4	0	0	0	0	2	0				
Troy Neel, L (1, 10) OBP: 0.366, SLG: 0.479		K								3	0	2	0	0	1	0				
Brent Gates, S (1, 4) OBP: 0.345, SLG: 0.374		L8								3	0	0	0	0	1	2				
Scott Brosius, R (1, 9) OBP: 0.277, SLG: 0.368 (8, 7)										3	0	2	0	0	0	0				
Craig Paquette, R (1, 5) OBP: 0.252, SLG: 0.392										3	0	0	0	0	0	2				
Eric Helfand, L (1, 2) OBP: 0.250, SLG: 0.250										3	0	0	0	0	0	1				
Kurt Abbott, R (1, 7) OBP: 0.333, SLG: 0.490										2	0	0	0	0	1	0				
Ruben Sierra, S (8, PH) OBP: 0.288, SLG: 0.389 (8, 9)										1	0	0	0	0	0	1				
<b>Inning Stats</b>	R: 0 E: 0 K: 1 S: 5	H: 0 LOB: 0 BB: 0 P: 5	R: 0 E: 0 K: 1 S: 5	H: 0 LOB: 0 BB: 0 P: 5	R: 0 E: 0 K: 1 S: 5	H: 0 LOB: 0 BB: 0 P: 5	R: 0 E: 0 K: 1 S: 5	H: 2 LOB: 1 BB: 0 P: 4	R: 0 E: 0 K: 0 S: 3	H: 0 LOB: 0 BB: 0 P: 3	R: 0 E: 0 K: 1 S: 6	H: 1 LOB: 1 BB: 0 P: 6	R: 0 E: 0 K: 0 S: 4	H: 1 LOB: 1 BB: 0 P: 4	R: 0 E: 0 K: 2 S: 7	H: 0 LOB: 0 BB: 0 P: 7	1B: 2 2B: 2 3B: 0 HR: 0	SF: 0 SAC: 0 DP: 0 HBP: 0	WP: 0 PB: 0 SB: 0 CS: 1	PA: 30
<b>PITCHER</b> Kevin Brown, R (1, 1) ERA: 3.57	IP: 9.0 WLS: W BF: 30 H: 4 R: 0 ER: 0 SO: 7 BB: 0 IBB: 0 HBP: 0 BLK: 0 WP: 0 HR: 0 S: 44 P: 44 ERA: 0.00 WHIP: 0.444																			

Batter	1	2	3	4	5	6	7	8	9	AB	R	H	RBI	BB	SO	LOB	BOTTOM			
David Hulse, L (1, 8) OBP: 0.334, SLG: 0.374	L4									4	0	2	0	0	1	0	<p>Oakland Athletics @ Texas Rangers Arlington Stadium, Arlington, TX Tue Sep 28 1993, 8:05 PM EDT Sunny - 93 F</p> <p>livebaseballscores.com</p> <p>AB 28 R 2 H 7 RBI 2 BB 3 SO 8 LOB 12</p> 			
Doug Strange, S (1, 4) OBP: 0.317, SLG: 0.348	F7									4	0	0	0	0	1	2				
Rafael Palmeiro, L (1, 3) OBP: 0.380, SLG: 0.569	WP 1B									2	1	1	0	2	0	1				
Julio Franco, R (1, 10) OBP: 0.365, SLG: 0.444										4	0	1	1	0	1	4				
Ivan Rodriguez, R (1, 2) OBP: 0.317, SLG: 0.418	K									3	1	1	0	0	1	1				
Dean Palmer, R (1, 5) OBP: 0.325, SLG: 0.503										2	0	1	0	1	1	0				
Rob Ducey, L (1, 9) OBP: 0.342, SLG: 0.478										3	0	1	1	0	2	1				
Donald Harris, R (1, 7) OBP: 0.253, SLG: 0.263										3	0	0	0	0	1	2				
Manuel Lee, S (1, 6) OBP: 0.285, SLG: 0.250										3	0	0	0	0	0	1				
<b>Inning Stats</b>	R: 1 E: 0 K: 1 S: 7	H: 2 LOB: 1 BB: 0 P: 7	R: 0 E: 0 K: 2 S: 7	H: 0 LOB: 0 BB: 0 P: 7	R: 0 E: 0 K: 0 S: 4	H: 1 LOB: 2 BB: 1 P: 8	R: 0 E: 0 K: 1 S: 5	H: 1 LOB: 0 BB: 0 P: 5	R: 0 E: 0 K: 1 S: 5	H: 0 LOB: 0 BB: 0 P: 5	R: 0 E: 0 K: 1 S: 4	H: 0 LOB: 0 BB: 1 P: 8	R: 1 E: 0 K: 1 S: 6	H: 2 LOB: 1 BB: 1 P: 10	R: 0 E: 1 K: 1 S: 6	H: 1 LOB: 1 BB: 0 P: 6	1B: 6 2B: 0 3B: 1 HR: 0	SF: 0 SAC: 0 DP: 1 HBP: 0	WP: 1 PB: 0 SB: 2 CS: 1	PA: 32
<b>PITCHER</b> Ron Darling, R (1, 1) ERA: 5.16	IP: 8.0 WLS: L BF: 31 H: 7 R: 2 ER: 2 SO: 8 BB: 3 IBB: 0 HBP: 0 BLK: 0 WP: 1 HR: 0 S: 44 P: 56 ERA: 2.25 WHIP: 1.250																			







Batter	1	2	3	4	5	6	7	8	9	AB	R	H	RBI	BB	SO	LOB	TOP										
Jerry Browne, S OBP: 0.301, SLG: 0.307 (1, 8)										5	0	1	0	0	0	1	<b>Oakland Athletics @ Texas Rangers</b> Arlington Stadium, Arlington, TX Wed Sep 29 1993, 8:05 PM EDT Att: 17,849 - Unknown - 89 F										
Dave Henderson, R OBP: 0.274, SLG: 0.428 Marcos Armas, R OBP: 0.242, SLG: 0.355 Henry Mercedes, R OBP: 0.216, SLG: 0.176 (1, 10)										4	0	1	0	0	2	1											
Ruben Sierra, S OBP: 0.289, SLG: 0.393 Scott Lydy, R OBP: 0.285, SLG: 0.319 (1, 9)										3	1	1	1	0	0	1											
Troy Neel, L OBP: 0.369, SLG: 0.480 (1, 3)										4	1	2	0	0	0	0											
Brent Gates, S OBP: 0.350, SLG: 0.382 (1, 4)										4	0	2	0	0	0	1											
Mike Aldrete, L OBP: 0.358, SLG: 0.454 Craig Paquette, R OBP: 0.250, SLG: 0.390 (1, 7)										2	1	1	2	0	0	0											
Scott Brosius, R OBP: 0.288, SLG: 0.380 (6, 8)										3	1	1	0	1	1	0											
Mike Bordick, R OBP: 0.336, SLG: 0.315 Kurt Abbott, R OBP: 0.316, SLG: 0.463 (1, 6)										3	0	0	0	0	0	4											
Eric Helfand, L OBP: 0.250, SLG: 0.250 (1, 2)										4	0	1	1	0	0	0											
<b>Inning Stats</b>	R: 0 E: 0 K: 1 S: 11	H: 1 LOB: 0 BB: 0 P: 15	R: 3 E: 0 K: 0 S: 17	H: 4 LOB: 1 BB: 0 P: 30	R: 0 E: 0 K: 0 S: 6	H: 0 LOB: 0 BB: 0 P: 9	R: 0 E: 0 K: 1 S: 13	H: 0 LOB: 0 BB: 0 P: 15	R: 0 E: 0 K: 0 S: 8	H: 0 LOB: 0 BB: 0 P: 10	R: 1 E: 0 K: 1 S: 15	H: 3 LOB: 3 BB: 1 P: 25	R: 2 E: 0 K: 0 S: 21	H: 4 LOB: 2 BB: 0 P: 30	R: 0 E: 0 K: 1 S: 6	H: 0 LOB: 0 BB: 0 P: 9		R: 0 E: 0 K: 2 S: 9	H: 0 LOB: 0 BB: 0 P: 12	1B: 7 2B: 2 3B: 0 HR: 3	SF: 0 SAC: 0 DP: 1 HBP: 0	WP: 0 PB: 0 SB: 0 CS: 0	PA: 39				
<b>PITCHER</b>	IP	WLS	BF	H	R	ER	SO	BB	IBB	HBP	BLK	WP	HR	S	P	ERA	WHIP										
Steve Dreyer, R ERA: 6.55 (1, 1)	5.2	W	23	7	4	4	3	0	0	0	0	0	2	61	88	6.35	1.235										
Craig Lefferts, L ERA: 8.05 (6, 1)	0.0		1	1	0	0	0	0	0	0	0	0	0	4	6	∞	∞										
Matt Whiteside, R ERA: 4.32 (6, 1)	1.0		8	4	2	2	0	1	0	0	0	0	1	24	37	18.00	5.000										
Gene Nelson, R ERA: 3.12 (7, 1)	2.1		7	0	0	0	3	0	0	0	0	0	0	17	24	0.00	0.000										

Batter	1	2	3	4	5	6	7	8	9	AB	R	H	RBI	BB	SO	LOB	BOTTOM										
David Hulse, L OBP: 0.332, SLG: 0.371 (1, 8)										5	2	2	2	0	0	1	<b>Oakland Athletics @ Texas Rangers</b> Arlington Stadium, Arlington, TX Wed Sep 29 1993, 8:05 PM EDT Att: 17,849 - Unknown - 89 F										
Doug Strange, S OBP: 0.322, SLG: 0.360 (1, 4)										4	2	3	5	1	1	0											
Rafael Palmeiro, L OBP: 0.378, SLG: 0.565 (1, 3)										5	1	2	1	0	1	1											
Julio Franco, R OBP: 0.361, SLG: 0.438 (1, 10)										5	0	0	0	0	2	3											
Ivan Rodriguez, R OBP: 0.319, SLG: 0.418 (1, 2)										3	1	1	0	1	1	2											
Dean Palmer, R OBP: 0.323, SLG: 0.503 (1, 5)										4	1	1	0	0	1	1											
Rob Ducey, L OBP: 0.361, SLG: 0.500 (1, 9)										3	1	2	0	1	0	0											
Doug Dasenczo, S OBP: 0.239, SLG: 0.288 (1, 7)										3	1	1	0	1	1	4											
Manuel Lee, S OBP: 0.290, SLG: 0.253 (1, 6)										3	2	1	2	1	1	2											
<b>Inning Stats</b>	R: 0 E: 0 K: 1 S: 10	H: 2 LOB: 2 BB: 0 P: 13	R: 4 E: 0 K: 0 S: 9	H: 3 LOB: 0 BB: 1 P: 17	R: 5 E: 0 K: 2 S: 23	H: 5 LOB: 1 BB: 1 P: 40	R: 0 E: 0 K: 1 S: 7	H: 0 LOB: 0 BB: 0 P: 12	R: 0 E: 0 K: 1 S: 14	H: 1 LOB: 1 BB: 2 P: 29	R: 0 E: 0 K: 0 S: 14	H: 1 LOB: 1 BB: 1 P: 22	R: 0 E: 0 K: 2 S: 9	H: 0 LOB: 0 BB: 0 P: 13	1B: 8 2B: 5 3B: 0 HR: 1	SF: 0 SAC: 0 DP: 1 HBP: 0		WP: 1 PB: 0 SB: 1 CS: 1	PA: 40								
<b>PITCHER</b>	IP	WLS	BF	H	R	ER	SO	BB	IBB	HBP	BLK	WP	HR	S	P	ERA	WHIP										
Kelly Downs, R ERA: 5.64 (3, 1)	0.1		3	2	1	1	1	0	0	0	0	0	0	8	13	27.00	6.000										
Vince Horsman, L ERA: 5.18 (4, 1)	3.0		12	2	2	2	3	2	0	0	0	1	0	28	53	6.00	1.333										
Rich Gossage, R ERA: 4.7 (7, 1)	2.0		7	1	0	0	2	1	0	0	0	0	0	23	35	0.00	1.000										

AB	38
R	6
H	12
RBI	6
BB	1
SO	6
LOB	10



AB	35
R	11
H	13
RBI	10
BB	5
SO	8
LOB	14





Batter	1	2	3	4	5	6	7	8	9	AB	R	H	RBI	BB	SO	LOB	TOP		
Jerry Browne, S OBP: 0.300, SLG: 0.310	1-2 G1-3			0-0 L6		1-0 CS	2-2 G5-3		2-2 1B 2B	4	1	1	0	0	0	0			
Brent Gates, S OBP: 0.351, SLG: 0.385	2-2 F7			1-0 L8			1-1 2B		2-2 FC5-4 1B 2H	4	0	2	1	0	0	0			
Ruben Sierra, S OBP: 0.289, SLG: 0.391 Scott Lydy, R OBP: 0.273, SLG: 0.326	1-0 G6-3			3-1 G5-3			0-0 E1		0-0 FC5-4 1B 1-2	3	0	0	0	0	0	1			
Dave Henderson, R OBP: 0.274, SLG: 0.424		4-2 BB			1-1 P2		1-0 F9		0-3 K	3	0	0	0	1	1	4			
Troy Neel, L OBP: 0.366, SLG: 0.475	1-2 K			1-2 G4-3			2-1 F7		3-1 FC5-4 1-2 2-3	4	0	0	0	0	1	5			
Craig Paquette, R OBP: 0.248, SLG: 0.386	1-0 G4-3				0-2 G5-3				2-2 P3	4	0	0	0	0	1	2			
Scott Brosius, R OBP: 0.289, SLG: 0.394				2-2 F9		1-1 G4-3			3-2 HR	3	1	1	1	0	0	0			
Mike Bordick, R OBP: 0.334, SLG: 0.313				0-0 G4-3		1-0 G5-3			0-0 G5-3	3	0	0	0	0	0	0			
Henry Mercedes, R OBP: 0.225, SLG: 0.189				2-1 G5-3		1-0 CS 1B			1-0 G1-3	3	0	1	0	0	0	0			
<b>Inning Stats</b>	R: 0 E: 0 K: 0 S: 8	H: 0 LOB: 0 BB: 0 P: 12	R: 0 E: 0 K: 1 S: 10	H: 0 LOB: 0 BB: 1 P: 16	R: 0 E: 0 K: 0 S: 7	H: 0 LOB: 0 BB: 0 P: 11	R: 0 E: 0 K: 0 S: 4	H: 0 LOB: 0 BB: 0 P: 8	R: 0 E: 0 K: 0 S: 10	H: 1 LOB: 0 BB: 0 P: 8	R: 0 E: 1 K: 0 S: 9	H: 1 LOB: 2 BB: 0 P: 15	R: 1 E: 0 K: 0 S: 12	H: 1 LOB: 0 BB: 0 P: 18	R: 1 E: 0 K: 2 S: 15	H: 3 LOB: 2 BB: 0 P: 25	1B: 3 2B: 2 3B: 0 HR: 1	SF: 0 SAC: 0 DP: 0 HBP: 0	WP: 0 PA: 34 PB: 0 SB: 0 CS: 1
<b>PITCHER</b> Kenny Rogers, L ERA: 4.1	IP: 9.0 WLS: W BF: 33 H: 6 R: 2 ER: 2 SO: 3 BB: 1 IBB: 0 HBP: 0 BLK: 0 WP: 0 HR: 1 S: 79 P: 125 ERA: 2.00 WHIP: 0.778															<b>PITCHER</b> IP: WLS: BF: H: R: ER: SO: BB: IBB: HBP: BLK: WP: HR: S: P: ERA: WHIP:			

Oakland Athletics @ Texas Rangers  
Arlington Stadium, Arlington, TX  
Thu Sep 30 1993, 8:05 PM EDT  
Att: 18,807 - Unknown - 88 F

AB 32  
R 2  
H 6  
RBI 2  
BB 1  
SO 3  
LOB 12



Batter	1	2	3	4	5	6	7	8	9	AB	R	H	RBI	BB	SO	LOB	BOTTOM
David Hulse, L OBP: 0.333, SLG: 0.371	1-1 F7		4-0 2B BB	1-1 1-3 2H 1B			0-0 G6-3 1-2			3	1	1	1	1	0	1	
Doug Strange, S OBP: 0.321, SLG: 0.361	2-1 G4-3		1-0 G4-3 1H HR 2B	2-1 G5-3			0-1 P3-1			4	1	1	1	0	0	2	
Rafael Palmeiro, L OBP: 0.376, SLG: 0.561	3-1 G4-3		1-1 G4-3		2-0 F7			2-1 F9		4	0	0	0	0	0	1	
Juan Gonzalez, R OBP: 0.368, SLG: 0.632		0-1 FC4-6 1B	0-0 HR	1-2 G4-3		1-2 G4-3		1-3 K		4	1	2	2	0	1	0	
Julio Franco, R OBP: 0.361, SLG: 0.435 Doug Dascenzo, S OBP: 0.239, SLG: 0.288		1-2 F9	3H G6-3	1-0 G6-3		3-2 F9		4-1 HR BB		3	0	0	0	1	0	1	
Dean Palmer, R OBP: 0.325, SLG: 0.509		2-0 FC4-6 1B		0-3 K		1-1 F9		0-2 HR BB		4	1	2	2	0	1	0	
Rob Ducey, L OBP: 0.368, SLG: 0.500		0-0 FC4-6 1-2 2-3		2-1 1B 1B		3-2 F8		0-0 1B		4	1	2	0	0	0	2	
Geno Petralli, L OBP: 0.358, SLG: 0.310	1 SAFE F8		1-1 L7			2-1 G4-3		0-0 G3		4	0	0	0	0	0	4	
Manuel Lee, S OBP: 0.295, SLG: 0.255			1-0 P6	0-1 1B 1-2			4-1 BB			2	0	1	0	1	0	0	
<b>Inning Stats</b>	R: 0 E: 0 K: 0 S: 6	H: 2 LOB: 2 BB: 0 P: 14	R: 3 E: 0 K: 0 S: 6	H: 2 LOB: 0 BB: 1 P: 14	R: 1 E: 0 K: 1 S: 13	H: 3 LOB: 2 BB: 0 P: 19	R: 0 E: 0 K: 0 S: 8	H: 0 LOB: 0 BB: 0 P: 14	R: 0 E: 0 K: 0 S: 4	H: 0 LOB: 1 BB: 1 P: 8	R: 2 E: 0 K: 1 S: 11	H: 2 LOB: 1 BB: 1 P: 18	R: 2 E: 0 K: 1 S: 11	H: 2 LOB: 1 BB: 1 P: 18	1B: 6 2B: 1 3B: 0 HR: 2	SF: 0 SAC: 0 DP: 1 HBP: 0	WP: 0 PA: 35 PB: 0 SB: 0 CS: 0
<b>PITCHER</b> Todd Van Poppel, R ERA: 5.04 Vince Horsman, L ERA: 5.11	IP: 7.2 WLS: L BF: 34 H: 9 R: 6 ER: 6 SO: 2 BB: 3 IBB: 0 HBP: 0 BLK: 0 WP: 0 HR: 2 S: 64 P: 112 ERA: 7.04 WHIP: 1.565															<b>PITCHER</b> IP: WLS: BF: H: R: ER: SO: BB: IBB: HBP: BLK: WP: HR: S: P: ERA: WHIP:	

Oakland Athletics @ Texas Rangers  
Arlington Stadium, Arlington, TX  
Thu Sep 30 1993, 8:05 PM EDT  
Att: 18,807 - Unknown - 88 F

AB 32  
R 6  
H 9  
RBI 6  
BB 3  
SO 2  
LOB 11





Batter	1	2	3	4	5	6	7	8	9	AB	R	H	RBI	BB	SO	LOB	TOP										
Luis Polonia, L OBP: 0.328, SLG: 0.330	G4-3	F8					G4-3		G4-3	4	1	0	0	1	0	3	<b>California Angels @ Oakland Athletics</b> Oakland-Alameda County Coliseum, Oakland, CA Fri Oct 01 1993, 7:05 PM PDT Att: 26,281 - Unknown - 62 F <a href="http://livebaseballscorecards.com">livebaseballscorecards.com</a>										
Chad Curtis, R OBP: 0.364, SLG: 0.372	G6-3		P2				L5			3	0	0	0	1	0	0											
Stan Javier, S OBP: 0.355, SLG: 0.384		2B	G4-3				G6-3			4	0	2	1	0	0	0											
Greg Myers, L OBP: 0.298, SLG: 0.362 Chris Turner, R OBP: 0.372, SLG: 0.406	F7		F8				F8		G4-3	3	0	0	0	0	0	3											
J.T. Snow, L OBP: 0.323, SLG: 0.397							F8			3	1	1	1	1	0	2											
Rene Gonzales, R OBP: 0.341, SLG: 0.316		F9							L1	2	0	0	0	2	0	1											
Jim Edmonds, L OBP: 0.241, SLG: 0.316		L7					F7		F7	4	0	0	0	0	1	3											
Torey Lovullo, S OBP: 0.320, SLG: 0.359							L8		G1-3	4	0	1	0	0	0	2											
Rod Correia, R OBP: 0.321, SLG: 0.306 Eduardo Perez, R OBP: 0.292, SLG: 0.372							F7		P3	2	0	0	0	0	0	1											
										1	0	0	0	0	0	0											
<b>Inning Stats</b>	R: 0 E: 0 K: 0 S: 13	H: 1 LOB: 1 BB: 0 P: 16	R: 0 E: 0 K: 0 S: 13	H: 1 LOB: 3 BB: 1 P: 22	R: 0 E: 0 K: 0 S: 5	H: 0 LOB: 0 BB: 0 P: 8	R: 0 E: 0 K: 1 S: 8	H: 0 LOB: 1 BB: 1 P: 16	R: 1 E: 0 K: 0 S: 10	H: 1 LOB: 2 BB: 2 P: 21	R: 0 E: 0 K: 0 S: 8	H: 0 LOB: 0 BB: 0 P: 13	R: 1 E: 0 K: 0 S: 10	H: 1 LOB: 0 BB: 0 P: 13	R: 0 E: 0 K: 0 S: 8	H: 0 LOB: 0 BB: 0 P: 11	1B: 2 2B: 1 3B: 0 HR: 1	SF: 0 SAC: 0 DP: 0 HBP: 1	WP: 0 PB: 0 SB: 0 CS: 0	PA: 37							
<b>PITCHER</b>	IP	WLS	BF	H	R	ER	SO	BB	IBB	HBP	BLK	WP	HR	S	P	ERA	WHIP										
Miguel Jimenez, R ERA: 4.0	6.0	W	27	3	1	1	1	5	0	1	0	0	0	65	107	1.50	1.333										
Roger Smithberg, R ERA: 2.75	3.0	S	10	1	1	1	0	0	0	0	0	0	1	26	37	3.00	0.333										

Batter	1	2	3	4	5	6	7	8	9	AB	R	H	RBI	BB	SO	LOB	BOTTOM										
Brent Gates, S OBP: 0.354, SLG: 0.388	1B									4	2	2	0	1	1	1	<b>California Angels @ Oakland Athletics</b> Oakland-Alameda County Coliseum, Oakland, CA Fri Oct 01 1993, 7:05 PM PDT Att: 26,281 - Unknown - 62 F <a href="http://livebaseballscorecards.com">livebaseballscorecards.com</a>										
Jerry Browne, S OBP: 0.302, SLG: 0.310	G1-3									4	1	1	0	1	1	2											
Dave Henderson, R OBP: 0.275, SLG: 0.432	F8									5	1	2	4	0	0	3											
Troy Neel, L OBP: 0.368, SLG: 0.475 Mike Aldrete, L OBP: 0.356, SLG: 0.450										2	0	1	1	0	0	0											
										2	0	0	0	0	0	2											
Scott Brosius, R OBP: 0.293, SLG: 0.393	G1-3									3	0	1	0	1	0	3											
Scott Lydy, R OBP: 0.291, SLG: 0.330										2	1	1	0	2	1	1											
Mike Bordick, R OBP: 0.333, SLG: 0.312	L4-3									4	0	1	0	0	1	4											
Craig Paquette, R OBP: 0.245, SLG: 0.382	G6-3									4	0	0	0	0	1	5											
Henry Mercedes, R OBP: 0.250, SLG: 0.244										4	2	2	0	0	1	0											
<b>Inning Stats</b>	R: 1 E: 0 K: 0 S: 10	H: 2 LOB: 1 BB: 0 P: 16	R: 0 E: 0 K: 0 S: 5	H: 1 LOB: 0 BB: 0 P: 7	R: 4 E: 0 K: 2 S: 18	H: 3 LOB: 2 BB: 3 P: 36	R: 1 E: 0 K: 0 S: 11	H: 2 LOB: 2 BB: 0 P: 19	R: 1 E: 0 K: 1 S: 9	H: 0 LOB: 0 BB: 1 P: 16	R: 0 E: 0 K: 1 S: 11	H: 0 LOB: 0 BB: 0 P: 15	R: 0 E: 0 K: 1 S: 12	H: 1 LOB: 2 BB: 1 P: 21	R: 0 E: 0 K: 1 S: 12	H: 2 LOB: 2 BB: 0 P: 17	1B: 8 2B: 3 3B: 0 HR: 1	SF: 0 SAC: 0 DP: 1 HBP: 1	WP: 2 PB: 1 SB: 2 CS: 0	PA: 40							
<b>PITCHER</b>	IP	WLS	BF	H	R	ER	SO	BB	IBB	HBP	BLK	WP	HR	S	P	ERA	WHIP										
Mark Holzemer, L ERA: 8.87	3.2	L	22	8	6	5	2	3	0	1	0	0	0	11	19	6.75	0.750										
Darryl Scott, R ERA: 5.65	1.1		5	0	1	1	1	1	0	0	0	1	0	11	19	6.75	0.750										
Ken Patterson, L ERA: 4.58	1.2		7	1	0	0	2	1	0	0	0	1	0	21	34	0.00	1.200										
Joe Grahe, R ERA: 2.96	1.1		6	2	0	0	1	0	0	0	0	0	0	14	19	0.00	1.500										



Batter	1	2	3	4	5	6	7	8	9	AB	R	H	RBI	BB	SO	LOB	TOP			
Luis Polonia, L (1.7) OBP: 0.329, SLG: 0.329	G4-3		F8						G6-3	3	0	0	0	2	0	0	<b>California Angels @ Oakland Athletics</b> Oakland-Alameda County Coliseum, Oakland, CA Sat Oct 02 1993, 3:33 AM PDT Att: 23,657 - Cloudy - 64 F			
Chad Curtis, R (1.8) OBP: 0.361, SLG: 0.369	G5-3		F9						L7	5	0	0	0	0	1	4				
Stan Javier, S (1.9) OBP: 0.361, SLG: 0.401	HR									3	2	2	1	1	1	0				
Chili Davis, S (1.10) OBP: 0.328, SLG: 0.440	HR								F9	4	2	2	3	0	1	1				
J.T. Snow, L (1.3) OBP: 0.323, SLG: 0.394	F7									3	1	0	0	1	2	1				
Rene Gonzales, R (1.5) OBP: 0.346, SLG: 0.319										3	1	2	1	1	0	1				
Torey Lovullo, S (1.4) OBP: 0.319, SLG: 0.358	G4-6-3									4	0	1	0	0	1	2				
Chris Turner, R (1.2) OBP: 0.354, SLG: 0.389	G5-3									3	0	0	1	0	1	1				
Rod Correia, R (1.6) OBP: 0.319, SLG: 0.305									G4-3	4	0	1	0	0	0	0				
<b>Inning Stats</b>	R: 2 E: 0 K: 0 S: 11	H: 2 LOB: 0 BB: 0 P: 18	R: 0 E: 0 K: 0 S: 6	H: 1 LOB: 0 BB: 0 P: 11	R: 0 E: 0 K: 0 S: 6	H: 0 LOB: 0 BB: 0 P: 11	R: 3 E: 0 K: 1 S: 16	H: 4 LOB: 3 BB: 2 P: 30	R: 0 E: 0 K: 2 S: 8	H: 0 LOB: 0 BB: 1 P: 18	R: 0 E: 0 K: 2 S: 7	H: 0 LOB: 0 BB: 1 P: 14	R: 1 E: 0 K: 2 S: 18	H: 1 LOB: 1 BB: 1 P: 30	R: 0 E: 0 K: 0 S: 11	H: 0 LOB: 0 BB: 0 P: 18	1B: 5 2B: 0 3B: 0 HR: 3	SF: 1 SAC: 0 DP: 1 HBP: 0	WP: 3 PB: 0 SB: 0 CS: 1	PA: 38
<b>PITCHER</b>	IP WLS BF H R ER SO BB IBB HBP BLK WP HR S P ERA WHIP																			
Bob Welch, R (1.1) ERA: 5.29	4.0 L 20 7 5 5 1 1 1 0 0 0 1 3 39 70 11.25 2.000																			
John Briscoe, L (5.1) ERA: 8.03	3.0 10 0 0 0 4 2 0 0 0 0 1 0 20 41 0.00 0.667																			
Vince Horsman, R (8.1) ERA: 5.4	0.1 2 0 1 1 0 1 0 0 0 0 0 0 6 12 27.00 3.000																			
Rich Gossage, R (8.1) ERA: 4.83	1.2 6 1 0 0 2 0 0 0 0 0 1 0 23 36 0.00 0.600																			

Batter	1	2	3	4	5	6	7	8	9	AB	R	H	RBI	BB	SO	LOB	BOTTOM					
Brent Gates, S (1.4) OBP: 0.355, SLG: 0.389			L7							4	0	2	0	0	0	0	<b>California Angels @ Oakland Athletics</b> Oakland-Alameda County Coliseum, Oakland, CA Sat Oct 02 1993, 3:33 AM PDT Att: 23,657 - Cloudy - 64 F					
Mike Bordick, R (1.6) OBP: 0.333, SLG: 0.312										4	1	1	0	0	0	2						
Scott Brosius, R (1.8) OBP: 0.296, SLG: 0.395										4	0	2	0	0	0	2						
Dave Henderson, R (1.10) OBP: 0.275, SLG: 0.430										4	0	1	1	0	1	3						
Scott Lydy, R (1.9) OBP: 0.290, SLG: 0.337										4	0	1	0	0	0	3						
Kurt Abbott, R (1.7) OBP: 0.295, SLG: 0.431										4	0	0	0	0	1	2						
Mike Aldrete, L (1.3) OBP: 0.351, SLG: 0.443										4	0	0	0	0	2	1						
Jerry Browne, S (1.5) OBP: 0.305, SLG: 0.322										3	1	1	1	1	0	0						
Henry Mercedes, R (1.2) OBP: 0.234, SLG: 0.227										3	0	0	0	0	0	2						
Ruben Sierra, S (9, PH) OBP: 0.288, SLG: 0.390										1	0	0	0	0	1	0						
<b>Inning Stats</b>	R: 0 E: 0 K: 1 S: 8	H: 1 LOB: 1 BB: 0 P: 14	R: 0 E: 0 K: 2 S: 10	H: 1 LOB: 2 BB: 1 P: 16	R: 0 E: 0 K: 0 S: 11	H: 1 LOB: 1 BB: 0 P: 13	R: 0 E: 0 K: 0 S: 7	H: 0 LOB: 0 BB: 0 P: 11	R: 2 E: 0 K: 0 S: 10	H: 4 LOB: 2 BB: 0 P: 15	R: 0 E: 0 K: 1 S: 7	H: 0 LOB: 0 BB: 0 P: 11	R: 0 E: 0 K: 0 S: 6	H: 0 LOB: 0 BB: 0 P: 11	R: 0 E: 0 K: 0 S: 5	H: 1 LOB: 1 BB: 0 P: 6	R: 0 E: 0 K: 1 S: 6	H: 0 LOB: 0 BB: 0 P: 10	1B: 6 2B: 1 3B: 0 HR: 1	SF: 0 SAC: 0 DP: 0 HBP: 0	WP: 0 PB: 0 SB: 0 CS: 0	PA: 36
<b>PITCHER</b>	IP WLS BF H R ER SO BB IBB HBP BLK WP HR S P ERA WHIP																					
Chuck Finley, L (1.1) ERA: 3.15	9.0 W 36 8 2 2 5 1 0 0 0 0 1 70 107 2.00 1.000																					

AB	32
R	6
H	8
RBI	6
BB	5
SO	7
LOB	10



AB	35
R	2
H	8
RBI	2
BB	1
SO	5
LOB	15





Batter	1	2	3	4	5	6	7	8	9	AB	R	H	RBI	BB	SO	LOB	TOP			
Luis Polonia, L OBP: 0.328, SLG: 0.326										4	1	0	0	1	0	2				
Stan Javier, S OBP: 0.362, SLG: 0.405										5	1	2	1	0	0	0				
J.T. Snow, L OBP: 0.328, SLG: 0.408										5	3	4	1	0	0	1				
Chili Davis, S OBP: 0.327, SLG: 0.440										5	0	1	1	0	1	4				
Eduardo Perez, R OBP: 0.292, SLG: 0.372										0	0	0	0	0	0	0				
Rene Gonzales, R OBP: 0.346, SLG: 0.319										3	0	1	1	1	1	2				
Jim Edmonds, L OBP: 0.270, SLG: 0.344										4	1	2	1	1	1	3				
Torey Lovullo, S OBP: 0.318, SLG: 0.354										4	1	0	0	1	3	4				
Chris Turner, R OBP: 0.360, SLG: 0.387										3	0	1	2	1	0	1				
Jim Walewander, S OBP: 0.429, SLG: 0.125										3	0	0	0	1	1	2				
<b>Inning Stats</b>	R: 1 E: 0 K: 1 S: 14	H: 1 LOB: 2 BB: 2 P: 27	R: 0 E: 0 K: 0 S: 7	H: 0 LOB: 1 BB: 1 P: 11	R: 4 E: 0 K: 0 S: 15	H: 4 LOB: 1 BB: 1 P: 21	R: 1 E: 0 K: 0 S: 7	H: 1 LOB: 0 BB: 0 P: 12	R: 0 E: 0 K: 1 S: 7	H: 2 LOB: 1 BB: 0 P: 13	R: 0 E: 0 K: 1 S: 10	H: 1 LOB: 1 BB: 0 P: 15	R: 0 E: 0 K: 1 S: 7	H: 0 LOB: 1 BB: 1 P: 17	R: 1 E: 0 K: 2 S: 14	H: 2 LOB: 2 BB: 1 P: 25	1B: 6 2B: 5 3B: 0 HR: 1	SF: 1 SAC: 0 DP: 1 HBP: 0	WP: 0 PB: 0 SB: 2 CS: 1	PA: 43
<b>PITCHER</b> Bobby Witt, R ERA: 4.21	IP: 9.0 WLS: L BF: 43 H: 11 R: 7 ER: 7 SO: 7	BB: 5 IBB: 1 HBP: 0 BLK: 0	WP: 0 HR: 1 S: 88 P: 151	ERA: 7.00 WHIP: 1.778	<b>PITCHER</b>	IP: 9.0 WLS: L BF: 43 H: 11 R: 7 ER: 7 SO: 7	BB: 5 IBB: 1 HBP: 0 BLK: 0	WP: 0 HR: 1 S: 88 P: 151	ERA: 7.00 WHIP: 1.778											

California Angels @ Oakland Athletics  
Oakland-Alameda County Coliseum, Oakland, CA

AB 36  
R 7  
H 11  
RBI 7  
BB 6  
SO 7  
LOB 19



WP: 0 PA: 43  
PB: 0  
SB: 2  
CS: 1

Sun Oct 03 1993, 3:33 AM PDT  
Att: 33,781 - Overcast - 60 F

Batter	1	2	3	4	5	6	7	8	9	AB	R	H	RBI	BB	SO	LOB	BOTTOM					
Brent Gates, S OBP: 0.357, SLG: 0.391										5	1	3	0	0	1	1						
Jerry Browne, S OBP: 0.306, SLG: 0.323										5	1	2	0	0	1	3						
Dave Henderson, R OBP: 0.275, SLG: 0.427										3	0	0	0	1	2	4						
Troy Neel, L OBP: 0.367, SLG: 0.473										4	1	1	1	0	1	2						
Scott Brosius, R OBP: 0.296, SLG: 0.390										3	0	0	1	1	0	2						
Scott Lydy, R OBP: 0.288, SLG: 0.333										4	0	1	1	0	2	2						
Mike Bordick, R OBP: 0.332, SLG: 0.311										4	0	1	0	0	0	1						
Henry Mercedes, R OBP: 0.260, SLG: 0.255										3	0	2	0	0	1	0						
Eric Helfand, L OBP: 0.231, SLG: 0.231										1	0	0	0	0	0	0						
Kurt Abbott, R OBP: 0.281, SLG: 0.410										3	0	0	0	0	1	2						
Mike Aldrete, L OBP: 0.353, SLG: 0.443										0	0	0	0	1	0	0						
<b>Inning Stats</b>	R: 3 E: 0 K: 0 S: 18	H: 4 LOB: 1 BB: 0 P: 29	R: 0 E: 0 K: 1 S: 12	H: 1 LOB: 0 BB: 0 P: 18	R: 0 E: 0 K: 2 S: 11	H: 0 LOB: 2 BB: 2 P: 23	R: 0 E: 0 K: 0 S: 8	H: 1 LOB: 1 BB: 0 P: 12	R: 0 E: 0 K: 1 S: 10	H: 1 LOB: 1 BB: 0 P: 13	R: 0 E: 0 K: 2 S: 10	H: 0 LOB: 0 BB: 0 P: 16	R: 0 E: 0 K: 1 S: 13	H: 1 LOB: 1 BB: 0 P: 17	R: 0 E: 0 K: 0 S: 3	H: 0 LOB: 0 BB: 0 P: 5	R: 0 E: 0 K: 1 S: 13	H: 2 LOB: 2 BB: 1 P: 18	1B: 10 2B: 0 3B: 0 HR: 0	SF: 0 SAC: 0 DP: 1 HBP: 0	WP: 3 PB: 0 SB: 0 CS: 0	PA: 38
<b>PITCHER</b> Mark Langston, L ERA: 3.2	IP: 7.0 WLS: W BF: 30 H: 8 R: 3 ER: 3 SO: 8	BB: 2 IBB: 0 HBP: 0 BLK: 0	WP: 2 HR: 0 S: 82 P: 128	ERA: 3.86 WHIP: 1.429	<b>PITCHER</b> Joe Grahe, R ERA: 2.66	IP: 2.0 WLS: S BF: 8 H: 2 R: 0 ER: 0 SO: 1	BB: 1 IBB: 0 HBP: 0 BLK: 0	WP: 0 HR: 0 S: 16 P: 23	ERA: 0.00 WHIP: 1.500													

California Angels @ Oakland Athletics  
Oakland-Alameda County Coliseum, Oakland, CA

AB 35  
R 3  
H 10  
RBI 3  
BB 3  
SO 9  
LOB 17



WP: 3 PA: 38  
PB: 0  
SB: 0  
CS: 0

Sun Oct 03 1993, 3:33 AM PDT  
Att: 33,781 - Overcast - 60 F