

Oakland Athletics - 1994

Batter	1	2	3	4	5	6	7	8	9	AB	R	H	RBI	BB	SO	LOB	TOP	
Rickey Henderson, R OBP: 0.600, SLG: 0.667	2-1 G4-3 SF9 2B	4-0 G3-2 1B BB		1-1 G1-3		2-3 K			4-2 1B SF7 BB	3	2	1	0	2	1	1		
Stan Javier, S OBP: 0.600, SLG: 0.600	1-0 G4-3	1-2 G3-2 1B			3-2 G3		3-2 CS 1B		0-1 DI 1B	5	0	3	0	0	0	1		
Ruben Sierra, S	2-0 SF9	1-1 G3-2			4-2 BB		3-1 G1-3		0-0 SF7	2	0	0	2	1	0	4		
Mark McGwire, R OBP: 0.400, SLG: 0.600	1-1 WP HR 2B				1-2 F8		1-0 1B		3-H K	5	1	2	0	0	2	4		
Brent Gates, S	4-2 WP HR BB			3-2 G3-1			3-2 F9		3-2 G4-3	4	1	0	0	1	0	3		
Troy Neel, L OBP: 0.500, SLG: 1.333	4-2 HR BB			1-0 F9		2-2 HR			1-0 G5-3	3	2	1	1	1	0	0		
Terry Steinbach, R OBP: 0.250, SLG: 1.000 Scott Hemond, R	3-2 HR			0-2 G6-3		0-3 K		1-3 K		4	1	1	4	0	2	0		
Scott Brosius, R	1-H 2-H 3-H 2-1 G5-3			0-2 F7		0-3 K		4-2 DI BB		3	0	0	0	1	1	0		
Mike Bordick, R		4-0 1B BB G3-2 BB		1-0 F8		4-0 S BB		3-2 F7		2	0	0	0	2	0	1		
Inning Stats	R: 5 E: 0 K: 0 S: 19	H: 3 LOB: 0 BB: 2 P: 38	R: 0 E: 0 K: 1 S: 9	H: 1 LOB: 2 BB: 2 P: 21	R: 0 E: 0 K: 0 S: 10	H: 0 LOB: 0 BB: 0 P: 14	R: 0 E: 0 K: 0 S: 6	H: 0 LOB: 1 BB: 1 P: 8	R: 0 E: 0 K: 0 S: 10	H: 2 LOB: 0 BB: 0 P: 21	R: 0 E: 0 K: 1 S: 10	H: 0 LOB: 1 BB: 1 P: 19	R: 1 E: 0 K: 1 S: 12	H: 1 LOB: 1 BB: 1 P: 20	1B: 4 2B: 2 3B: 0 HR: 2	SF: 2 SAC: 0 DP: 1 HBP: 0	WP: 1 PB: 0 SB: 1 CS: 1	PA: 41
PITCHER	IP WLS BF H R ER SO BB IBB HBP BLK WP HR S P ERA WHIP	IP WLS BF H R ER SO BB IBB HBP BLK WP HR S P ERA WHIP	IP WLS BF H R ER SO BB IBB HBP BLK WP HR S P ERA WHIP	IP WLS BF H R ER SO BB IBB HBP BLK WP HR S P ERA WHIP	IP WLS BF H R ER SO BB IBB HBP BLK WP HR S P ERA WHIP	IP WLS BF H R ER SO BB IBB HBP BLK WP HR S P ERA WHIP	IP WLS BF H R ER SO BB IBB HBP BLK WP HR S P ERA WHIP	IP WLS BF H R ER SO BB IBB HBP BLK WP HR S P ERA WHIP	IP WLS BF H R ER SO BB IBB HBP BLK WP HR S P ERA WHIP	IP WLS BF H R ER SO BB IBB HBP BLK WP HR S P ERA WHIP	IP WLS BF H R ER SO BB IBB HBP BLK WP HR S P ERA WHIP	IP WLS BF H R ER SO BB IBB HBP BLK WP HR S P ERA WHIP	IP WLS BF H R ER SO BB IBB HBP BLK WP HR S P ERA WHIP	IP WLS BF H R ER SO BB IBB HBP BLK WP HR S P ERA WHIP	IP WLS BF H R ER SO BB IBB HBP BLK WP HR S P ERA WHIP	IP WLS BF H R ER SO BB IBB HBP BLK WP HR S P ERA WHIP	IP WLS BF H R ER SO BB IBB HBP BLK WP HR S P ERA WHIP	IP WLS BF H R ER SO BB IBB HBP BLK WP HR S P ERA WHIP

Oakland Athletics @ Milwaukee Brewers
Milwaukee County Stadium, Milwaukee, WI
Tue Apr 05 1994, 4:33 AM EDT
Att: 52,012 - Cloudy - 31 F


AB 31
R 7
H 8
RBI 7
BB 8
SO 6
LOB 14



Batter	1	2	3	4	5	6	7	8	9	AB	R	H	RBI	BB	SO	LOB	BOTTOM	
Darryl Hamilton, L Matt Mieske, R	1-2 G3-1	0-0 SF7	4-0 BB		1-1 G6-3	3-1 F7				3	0	0	1	1	0	1		
Kevin Seitzer, R OBP: 0.200, SLG: 0.200	3-2 2B SF8 1B	3-H FC6-4	1-1 P4			2-0 G5-3	2-3 K			5	1	1	0	0	1	5		
Turner Ward, S OBP: 0.200, SLG: 0.400	2-2 SF8 2B		0-0 G6-3	3-2 F7		1-2 G3-1	3-1 F8			5	0	1	0	0	0	0		
Greg Vaughn, R OBP: 0.200, SLG: 0.250	1-0 SF8		2-1 P5	3-1 G5-3		1-1 HBP 1B	0-3 K			4	1	1	1	0	1	0		
John Jaha, R OBP: 0.750, SLG: 0.500 Pat Listach, S	1-0 G1-3		4-2 BB 1B BB	0-0 1B		1-1 1B HBP		4-0 1B SF8 BB		2	2	1	0	1	0	1		
Dave Nilsson, L OBP: 0.600, SLG: 0.800		2-2 G6-3	1-1 BB BB	1-1 FC6-4 1B		1-2 E9 2B 1B		2-2 1B		5	2	4	1	0	0	0		
Jody Reed, R OBP: 0.600, SLG: 1.000		4-1 BB 1B SF7 BB	4-0 BB BB	0-2 FC6-4		3-1 1B 2B		0-0 SF8		2	3	1	2	2	0	2		
Bill Spiers, L OBP: 0.600, SLG: 0.500		1-2 BB 1B	4-1 2B BB		0-1 B3-1	2-0 3B 1B		3-H G3		4	1	2	2	1	0	0		
Alex Diaz, S OBP: 0.750, SLG: 1.667		4-1 FC6-4 BB	4-1 1-3 2-H 3-H 2B		1-0 G4-3	0-1 3B				3	0	2	3	1	0	0		
Inning Stats	R: 1 E: 0 K: 0 S: 13	H: 2 LOB: 1 BB: 0 P: 21	R: 1 E: 0 K: 0 S: 11	H: 1 LOB: 2 BB: 2 P: 23	R: 3 E: 0 K: 0 S: 13	H: 2 LOB: 3 BB: 4 P: 34	R: 0 E: 0 K: 0 S: 12	H: 2 LOB: 2 BB: 0 P: 19	R: 0 E: 0 K: 2 S: 10	H: 0 LOB: 0 BB: 0 P: 15	R: 1 E: 0 K: 0 S: 9	H: 1 LOB: 0 BB: 1 P: 18	1B: 9 2B: 3 3B: 1 HR: 0	SF: 3 SAC: 0 DP: 0 HBP: 1	WP: 0 PB: 0 SB: 0 CS: 0	PA: 44		
PITCHER	IP WLS BF H R ER SO BB IBB HBP BLK WP HR S P ERA WHIP	IP WLS BF H R ER SO BB IBB HBP BLK WP HR S P ERA WHIP	IP WLS BF H R ER SO BB IBB HBP BLK WP HR S P ERA WHIP	IP WLS BF H R ER SO BB IBB HBP BLK WP HR S P ERA WHIP	IP WLS BF H R ER SO BB IBB HBP BLK WP HR S P ERA WHIP	IP WLS BF H R ER SO BB IBB HBP BLK WP HR S P ERA WHIP	IP WLS BF H R ER SO BB IBB HBP BLK WP HR S P ERA WHIP	IP WLS BF H R ER SO BB IBB HBP BLK WP HR S P ERA WHIP	IP WLS BF H R ER SO BB IBB HBP BLK WP HR S P ERA WHIP	IP WLS BF H R ER SO BB IBB HBP BLK WP HR S P ERA WHIP	IP WLS BF H R ER SO BB IBB HBP BLK WP HR S P ERA WHIP	IP WLS BF H R ER SO BB IBB HBP BLK WP HR S P ERA WHIP	IP WLS BF H R ER SO BB IBB HBP BLK WP HR S P ERA WHIP	IP WLS BF H R ER SO BB IBB HBP BLK WP HR S P ERA WHIP	IP WLS BF H R ER SO BB IBB HBP BLK WP HR S P ERA WHIP	IP WLS BF H R ER SO BB IBB HBP BLK WP HR S P ERA WHIP	IP WLS BF H R ER SO BB IBB HBP BLK WP HR S P ERA WHIP	IP WLS BF H R ER SO BB IBB HBP BLK WP HR S P ERA WHIP

Oakland Athletics @ Milwaukee Brewers
Milwaukee County Stadium, Milwaukee, WI
Tue Apr 05 1994, 4:33 AM EDT
Att: 52,012 - Cloudy - 31 F

AB 33
R 11
H 13
RBI 10
BB 7
SO 2
LOB 9



Batter	1	2	3	4	5	6	7	8	9	AB	R	H	RBI	BB	SO	LOB	TOP						
Rickey Henderson, R OBP: 0.444, SLG: 0.333 Scott Hemond, R	L7		E 1B BB		G5-3		P4			3	1	0	0	1	0	2							
Stan Javier, S OBP: 0.444, SLG: 0.444	S 1B		K		F9		G4-3			4	0	1	0	0	1	2							
Ruben Sierra, S Billy Taylor, R	P7		E3 1B		G3-1		G4-3			4	0	0	0	0	0	3							
Mark McGwire, R Gerónimo Berroa, R	K		K FC4-6 1B		K		G6-3			3	0	1	1	0	2	1							
Brent Gates, S			FC4-6 1B		G3-1		G6-3			4	0	1	0	0	0	2							
Troy Neel, L	FC1-6				K		L9			3	1	0	0	1	1	1							
Terry Steinbach, R Junior Noboa, R	K				G1-3		2B			3	0	1	0	0	1	1							
Scott Brosius, R	F8				G5-3		F8			4	0	0	0	0	1	4							
Mike Bordick, R Mike Aldrete, L			P4				F8			2	0	1	0	0	0	0							
					G5-3 1B					2	0	0	0	0	0	2							
Inning Stats	R: 0 E: 0 K: 1 S: 12	H: 1 LOB: 1 BB: 0 P: 21	R: 0 E: 0 K: 1 S: 9	H: 1 LOB: 1 BB: 0 P: 16	R: 1 E: 1 K: 1 S: 16	H: 1 LOB: 2 BB: 1 P: 25	R: 0 E: 0 K: 1 S: 5	H: 0 LOB: 0 BB: 0 P: 6	R: 0 E: 0 K: 0 S: 8	H: 1 LOB: 1 BB: 0 P: 12	R: 0 E: 0 K: 1 S: 8	H: 0 LOB: 0 BB: 0 P: 11	R: 0 E: 0 K: 0 S: 5	H: 1 LOB: 1 BB: 0 P: 9	R: 0 E: 0 K: 0 S: 7	H: 0 LOB: 0 BB: 0 P: 10	R: 1 E: 0 K: 1 S: 12	H: 1 LOB: 1 BB: 1 P: 18	1B: 5 2B: 1 3B: 0 HR: 0	SF: 0 SAC: 0 DP: 0 HBP: 0	WP: 1 PB: 0 SB: 1 CS: 0	PA: 36	
PITCHER	IP	WLS	BF	H	R	ER	SO	BB	IBB	HBP	BLK	WP	HR	S	P	ERA	WHIP						
Bill Wegman, R ERA: 9.0	(1, 1)	7.0	W	28	5	1	0	5	1	0	0	0	0	63	100	0.00	0.857						
Jeff Bronkay, R ERA: 9.0	(8, 1)	1.0		3	0	0	0	0	0	0	0	0	0	7	10	0.00	0.000						
Bob Scanlan, R ERA: 9.0	(9, 1)	1.0		5	1	1	1	1	1	0	0	0	1	0	12	18	9.00	2.000					

Oakland Athletics @ Milwaukee Brewers
Milwaukee County Stadium, Milwaukee, WI
Thu Apr 07 1994, 8:05 PM EDT
Att: 17,780 - Unknown - 45 F

livebaseballscorecards.com

AB 34
R 2
H 6
RBI 1
BB 2
SO 6
LOB 18




Batter	1	2	3	4	5	6	7	8	9	AB	R	H	RBI	BB	SO	LOB	BOTTOM					
Darryl Hamilton, L Matt Mieske, R	G4-3	P7		FC6		G1-3	BB 1B BB			4	0	0	0	0	0	3						
Kevin Seitzer, R	K2-3			G6-3		1B SF7 2B	BB 1B BB			4	3	2	3	1	1	0						
Turner Ward, S	2B WP 1B		F8		G3 BB 1B	F9	FC5-4 1B			5	1	3	3	0	0	0						
Greg Vaughn, R	WP 2B		HR BB		G3 BB 1B		FC5-4			3	1	2	0	2	0	1						
John Jaha, R Mike Matheny, R	K		HR		SF7	K				3	1	1	3	0	2	2						
Dave Nilsson, L		E9 1B 1B	F7		G3		G6-3	F9		5	1	1	0	0	0	2						
Jody Reed, R Jose Valentin, S		FC3-6 1B 1B		P4	F8		G5-3	F8		4	0	1	0	0	0	2						
Pat Listach, S		FC3-6 1B		E3 FC6		3B 1B	BB BB 1B			4	2	3	1	0	0	0						
Alex Diaz, S		FC3-6		P6		HR 3B	BB BB 1B			3	2	1	1	1	0	3						
Inning Stats	R: 1 E: 0 K: 2 S: 11	H: 2 LOB: 1 BB: 0 P: 20	R: 1 E: 1 K: 0 S: 9	H: 3 LOB: 1 BB: 0 P: 11	R: 2 E: 0 K: 0 S: 7	H: 1 LOB: 0 BB: 1 P: 14	R: 0 E: 1 K: 0 S: 13	H: 0 LOB: 1 BB: 0 P: 21	R: 1 E: 0 K: 0 S: 11	H: 2 LOB: 1 BB: 1 P: 21	R: 3 E: 0 K: 1 S: 18	H: 4 LOB: 1 BB: 0 P: 27	R: 4 E: 0 K: 0 S: 10	H: 2 LOB: 1 BB: 3 P: 31	R: 0 E: 0 K: 1 S: 5	H: 0 LOB: 0 BB: 0 P: 10	1B: 9 2B: 2 3B: 1 HR: 2	SF: 1 SAC: 0 DP: 0 HBP: 0	WP: 1 PB: 0 SB: 0 CS: 0	PA: 43		
PITCHER	IP	WLS	BF	H	R	ER	SO	BB	IBB	HBP	BLK	WP	HR	S	P	ERA	WHIP					
Ron Darling, R ERA: 9.0	(1, 1)	4.0	L	22	4	0	0	0	0	0	0	0	1	23	35	13.50	2.500					
Carlos Reyes, R ERA: 13.5	(5, 1)	2.0		10	4	3	3	1	0	0	0	0	0	9	29	54.00	7.500					
Dave Righetti, L ERA: 54.0	(7, 1)	0.2		7	2	4	4	0	3	0	0	0	0	6	12	0.00	0.000					
Billy Taylor, R ERA: 9.0	(7, 1)	1.1		4	0	0	0	1	0	0	0	0	0	6	12	0.00	0.000					
Billy Taylor, R ERA: 9.0	(8, 1)	1.1		4	0	0	0	1	0	0	0	0	0	6	12	0.00	0.000					

Oakland Athletics @ Milwaukee Brewers
Milwaukee County Stadium, Milwaukee, WI
Thu Apr 07 1994, 8:05 PM EDT
Att: 17,780 - Unknown - 45 F

livebaseballscorecards.com

AB 37
R 12
H 14
RBI 11
BB 5
SO 4
LOB 13



Batter	1	2	3	4	5	6	7	8	9	AB	R	H	RBI	BB	SO	LOB	TOP								
Devon White, S OBP: 0.471, SLG: 0.679										4	2	1	0	2	2	0	Toronto Blue Jays @ Oakland Athletics Oakland-Alameda County Coliseum, Oakland, CA Mon Apr 11 1994, 3:33 AM PDT Att: 40,551 - Sunny - 70 F								
Roberto Alomar, S OBP: 0.387, SLG: 0.500										5	1	1	0	1	1	3									
Paul Molitor, R OBP: 0.455, SLG: 0.517										5	2	4	4	0	0	2									
Joe Carter, R OBP: 0.367, SLG: 0.760 Mike Huff, R										4	2	0	0	1	1	3									
John Olerud, L OBP: 0.500, SLG: 0.909										5	4	4	4	0	0	1									
Carlos Delgado, L OBP: 0.370, SLG: 0.917										4	2	2	5	1	2	2									
Ed Sprague, R OBP: 0.355, SLG: 0.370										5	0	3	0	0	0	1									
Randy Knorr, R OBP: 0.455, SLG: 0.375										4	0	0	0	1	2	1									
Dick Schofield, R										4	1	0	0	1	0	2	 AB 40 R 14 H 15 RBI 13 BB 7 SO 8 LOB 15								
Inning Stats	R: 4 E: 1 K: 0 S: 6	H: 3 LOB: 2 BB: 3 P: 18	R: 0 E: 0 K: 1 S: 6	H: 1 LOB: 1 BB: 0 P: 6	R: 1 E: 0 K: 1 S: 6	H: 2 LOB: 2 BB: 0 P: 6	R: 0 E: 0 K: 2 S: 7	H: 0 LOB: 0 BB: 0 P: 7	R: 2 E: 0 K: 1 S: 6	H: 2 LOB: 0 BB: 1 P: 10	R: 0 E: 0 K: 1 S: 5	H: 0 LOB: 0 BB: 0 P: 5	R: 1 E: 1 K: 1 S: 8	H: 3 LOB: 2 BB: 0 P: 8	R: 6 E: 1 K: 0 S: 8	H: 4 LOB: 0 BB: 1 P: 12		R: 0 E: 0 K: 1 S: 5	H: 0 LOB: 2 BB: 2 P: 13	1B: 8 2B: 2 3B: 1 HR: 4	SF: 1 SAC: 0 DP: 2 HBP: 0	WP: 0 PB: 0 SB: 0 CS: 1	PA: 48		
PITCHER	IP	WLS	BF	H	R	ER	SO	BB	IBB	HBP	BLK	WP	HR	S	P	ERA	WHIP								
Bobby Witt, R ERA: 13.5	(1, 1)	5.0	L	25	8	7	5	4	0	0	0	0	3	31	47	12.60	2.400								
Steve Ontiveros, R ERA: 13.5	(6, 1)	2.2		13	4	3	2	1	0	0	0	0	0	16	20	10.12	1.875								
Billy Taylor, R ERA:	(8, 1)	1.1		10	3	4	0	1	2	0	0	0	1	10	18	0.00	3.750								

Batter	1	2	3	4	5	6	7	8	9	AB	R	H	RBI	BB	SO	LOB	BOTTOM								
Rickey Henderson, R OBP: 0.480, SLG: 0.389										5	1	1	1	0	0	2	Toronto Blue Jays @ Oakland Athletics Oakland-Alameda County Coliseum, Oakland, CA Mon Apr 11 1994, 3:33 AM PDT Att: 40,551 - Sunny - 70 F								
Stan Javier, S OBP: 0.500, SLG: 0.667										4	2	2	1	1	1	0									
Ruben Sierra, S OBP: 0.207, SLG: 0.538										5	1	1	2	0	3	3									
Mark McGwire, R OBP: 0.560, SLG: 0.714 Geronimo Berroa, R OBP: 0.697, SLG: 1.266										3	0	2	0	1	0	0									
Troy Neel, L OBP: 0.417, SLG: 0.727										4	0	3	1	0	1	0									
Terry Steinbach, R OBP: 0.333, SLG: 0.773 Scott Hemond, R										2	0	0	0	0	1	2									
Scott Brosius, R OBP: 0.240, SLG: 0.261 Mike Aldrete, L OBP: 0.333, SLG: 0.200 Fausto Cruz, R										1	0	0	0	0	1	2									
Mike Bordick, R OBP: 0.280, SLG: 0.143										4	1	1	0	0	0	0									
Junior Noboa, R OBP: 0.429, SLG: 0.462										3	0	0	0	1	0	2	 AB 37 R 5 H 10 RBI 5 BB 3 SO 7 LOB 19								
Inning Stats	R: 0 E: 0 K: 2 S: 7	H: 0 LOB: 0 BB: 0 P: 7	R: 0 E: 0 K: 1 S: 6	H: 2 LOB: 1 BB: 0 P: 6	R: 0 E: 1 K: 1 S: 6	H: 0 LOB: 2 BB: 1 P: 10	R: 0 E: 0 K: 1 S: 5	H: 0 LOB: 0 BB: 0 P: 5	R: 0 E: 0 K: 1 S: 3	H: 0 LOB: 1 BB: 1 P: 7	R: 1 E: 0 K: 1 S: 7	H: 2 LOB: 2 BB: 1 P: 11	R: 4 E: 0 K: 0 S: 9	H: 6 LOB: 0 BB: 0 P: 9	R: 0 E: 0 K: 0 S: 3	H: 0 LOB: 0 BB: 0 P: 3		R: 0 E: 0 K: 1 S: 5	H: 0 LOB: 0 BB: 0 P: 5	1B: 7 2B: 3 3B: 0 HR: 1	SF: 0 SAC: 0 DP: 1 HBP: 0	WP: 0 PB: 0 SB: 2 CS: 0	PA: 40		
PITCHER	IP	WLS	BF	H	R	ER	SO	BB	IBB	HBP	BLK	WP	HR	S	P	ERA	WHIP								
Pat Hentgen, R ERA: 5.84	(1, 1)	6.1	W	30	8	5	5	6	3	0	0	0	1	39	51	7.11	1.737								
Mike Timlin, R ERA: 2.45	(7, 1)	1.2		7	2	0	0	0	0	0	0	0	0	7	7	0.00	1.200								
Todd Stottlemire, R ERA:	(9, 1)	1.0		3	0	0	0	1	0	0	0	0	0	5	5	0.00	0.000								

Batter	1	2	3	4	5	6	7	8	9	AB R H RBI BB SO LOB	TOP											
Devon White, S OBP: 0.436, SLG: 0.697 (1, 8)	G6-3	G4-3			HR	F9			K	5 1 1 2 0 1 3	Toronto Blue Jays @ Oakland Athletics Oakland-Alameda County Coliseum, Oakland, CA Tue Apr 12 1994, 7:05 PM PDT Att: 24,970 - Unknown - 65 F livebaseballscorecards.com											
Roberto Alomar, S OBP: 0.389, SLG: 0.515 (1, 4)	F8 2B		F9 SF7		F7		F8	L7	5 2 2 0 0 0 0													
Paul Molitor, R OBP: 0.432, SLG: 0.515 (1, 10)	F8		F9		2B		K		4 0 1 0 0 1 2													
Joe Carter, R OBP: 0.382, SLG: 0.778 (1, 9)	2H 2B		SF7		BB		K		2 0 1 2 1 1 0													
John Olerud, L OBP: 0.467, SLG: 0.800 (1, 3)	G4-3		L7		L7			G4-6-3 BB	3 0 0 0 1 0 3													
Carlos Delgado, L OBP: 0.323, SLG: 0.786 (1, 7)		L8		K	G1-3			G4-6-3 1-2f	4 0 0 0 0 1 3													
Ed Sprague, R OBP: 0.343, SLG: 0.355 (1, 5)	F7			F8		G5-3		FC6-4 1B	4 0 1 0 0 0 0													
Pat Borders, R OBP: 0.273, SLG: 0.333 (1, 2)		1B 1B		G5-3		K		FC6-4 1-2f	4 0 1 0 0 1 1													
Alex Gonzalez, R OBP: 0.296, SLG: 0.400 (1, 6)	1-2 1B				HR 1B			K	3 1 2 0 1 1 0													
Inning Stats	R: 1 E: 0 K: 0 S: 12	H: 2 LOB: 1 BB: 0 P: 20	R: 0 E: 0 K: 0 S: 9	H: 2 LOB: 2 BB: 0 P: 19	R: 1 E: 0 K: 1 S: 6	H: 1 LOB: 0 BB: 0 P: 8	R: 0 E: 0 K: 1 S: 7	H: 0 LOB: 0 BB: 0 P: 11	R: 2 E: 0 K: 0 S: 13	H: 3 LOB: 2 BB: 1 P: 22	R: 0 E: 0 K: 1 S: 9	H: 0 LOB: 1 BB: 1 P: 18	R: 0 E: 0 K: 0 S: 10	H: 0 LOB: 0 BB: 0 P: 12	R: 0 E: 0 K: 0 S: 7	H: 1 LOB: 1 BB: 1 P: 17	R: 0 E: 0 K: 2 S: 9	H: 0 LOB: 0 BB: 0 P: 13	1B: 5 2B: 3 3B: 0 HR: 1	SF: 1 SAC: 0 DP: 1 HBP: 0	WP: 0 PB: 0 SB: 0 CS: 0	PA: 38
PITCHER	IP WLS BF H R ER SO BB IBB HBP BLK WP HR S P ERA WHIP											PITCHER	IP WLS BF H R ER SO BB IBB HBP BLK WP HR S P ERA WHIP									
Ron Darling, R ERA: 8.0 (1, 1)	5.0 W 24 8 4 4 1 1 0 0 0 0 0 1 47 80 7.20 1.800																					
John Briscoe, R ERA: 2.7 (6, 1)	2.0 7 0 0 0 3 1 0 0 0 0 0 0 19 30 0.00 0.500																					
Dave Righetti, L ERA: 15.43 (8, 1)	0.2 3 1 0 0 0 1 0 0 0 0 0 0 5 12 0.00 3.000																					
Ed Nunez, R ERA: 19.29 (8, 1)	0.1 1 0 0 0 0 0 0 0 0 0 0 0 2 5 0.00 0.000																					
Dennis Eckersley, R ERA: 3.38 (9, 1)	1.0 3 0 0 0 2 0 0 0 0 0 0 0 9 13 0.00 0.000																					

Batter	1	2	3	4	5	6	7	8	9	AB R H RBI BB SO LOB	BOTTOM									
Rickey Henderson, R OBP: 0.531, SLG: 0.388 (1, 7)	2B BB	CS	E S BB		S CS FC3 BB	CS BB		L9		1 3 0 0 4 0 0	Toronto Blue Jays @ Oakland Athletics Oakland-Alameda County Coliseum, Oakland, CA Tue Apr 12 1994, 7:05 PM PDT Att: 24,970 - Unknown - 65 F livebaseballscorecards.com									
Stan Javier, S OBP: 0.520, SLG: 0.667 (1, 8)	HR 2B		BB E SF4 BB		E6 F8 FC3 BB	K			3 3 1 1 1 1 2											
Ruben Sierra, S OBP: 0.242, SLG: 0.621 (1, 9)	HR		BB BB		FC3 BB F8 BB	P5			3 2 1 3 1 0 1											
Mark McGwire, R OBP: 0.552, SLG: 0.652 (1, 3)	K		G5-4-3 BB		F8		BB		2 0 0 1 2 1 2											
Geronimo Berroa, R OBP: 0.526, SLG: 1.059 (1, 10)	G1-3		SF4		K		L5		3 0 0 1 0 1 3											
Terry Steinbach, R OBP: 0.321, SLG: 0.680 (1, 2)	L8		G5-4-3		BB BB IBB		K		3 0 0 0 1 1 3											
Scott Brosius, R OBP: 0.241, SLG: 0.231 (1, 5)		K		K	BB BB		K		3 0 0 1 1 3 1											
Mike Bordick, R OBP: 0.310, SLG: 0.130 (1, 6)		CS BB		G4-3	BB BB		F9		2 0 0 1 2 0 0											
Junior Noboa, R OBP: 0.333, SLG: 0.353 (1, 4)	L8			F8	K		K		4 0 0 0 0 2 4											
Inning Stats	R: 3 E: 0 K: 1 S: 14	H: 2 LOB: 0 BB: 1 P: 25	R: 0 E: 0 K: 1 S: 8	H: 0 LOB: 0 BB: 1 P: 16	R: 2 E: 1 K: 0 S: 8	H: 0 LOB: 1 BB: 4 P: 28	R: 0 E: 0 K: 1 S: 8	H: 0 LOB: 0 BB: 0 P: 13	R: 3 E: 1 K: 2 S: 15	H: 0 LOB: 3 BB: 4 P: 39	R: 0 E: 0 K: 1 S: 6	H: 0 LOB: 0 BB: 1 P: 14	R: 0 E: 0 K: 2 S: 11	H: 0 LOB: 1 BB: 1 P: 20	R: 0 E: 0 K: 1 S: 7	H: 0 LOB: 0 BB: 0 P: 9	1B: 0 2B: 2 3B: 0 HR: 1	SF: 1 SAC: 0 DP: 2 HBP: 0	WP: 0 PB: 0 SB: 2 CS: 3	PA: 38
PITCHER	IP WLS BF H R ER SO BB IBB HBP BLK WP HR S P ERA WHIP											PITCHER	IP WLS BF H R ER SO BB IBB HBP BLK WP HR S P ERA WHIP							
Paul Spoljaric, L ERA: 38.57 (1, 1)	2.0 L 12 2 3 0 2 5 0 0 0 0 0 1 25 56 22.50 3.500																			
Scott Brow, R ERA: 3.96 (3, 1)	2.2 13 0 3 0 2 3 1 0 0 0 0 0 23 54 0.00 1.125																			
Woody Williams, R ERA: 1.8 (5, 1)	2.1 9 0 0 0 4 3 0 0 0 0 0 0 22 45 0.00 1.286																			
Greg Cadaret, L ERA: 2.45 (8, 1)	1.0 3 0 0 0 1 0 0 0 0 0 0 0 7 9 0.00 0.000																			



Batter	1	2	3	4	5	6	7	8	9	AB	R	H	RBI	BB	SO	LOB	TOP															
Alex Cole, L OBP: 0.469, SLG: 0.385 (1, 7)										5	1	2	1	0	1	1	Minnesota Twins @ Oakland Athletics Oakland-Alameda County Coliseum, Oakland, CA Thu Apr 14 1994, 3:33 AM PDT Att: 15,052 - Sunny - 63 F															
Chuck Knoblauch, R OBP: 0.382, SLG: 0.488 (1, 4)										5	0	1	2	0	0	2																
Kirby Puckett, R OBP: 0.375, SLG: 0.435 (1, 9)										4	1	1	0	0	0	2																
Kent Hrbek, L OBP: 0.400, SLG: 0.292 (1, 3)										4	0	1	0	0	0	2																
Dave Winfield, R OBP: 0.381, SLG: 0.459 (1, 10)										3	1	1	1	1	1	1																
Scott Leius, R OBP: 0.333, SLG: 0.519 (1, 5)										3	0	0	0	0	2	3																
Rich Becker, L OBP: 0.390, SLG: 0.324 (1, 8)										3	0	0	0	1	0	3																
Matt Walbeck, S OBP: 0.108, SLG: 0.135 (1, 2)										4	1	1	1	0	0	4																
Jeff Reboulet, R OBP: 0.563, SLG: 0.417 (1, 6)										3	0	1	0	0	0	0																
Chip Hale, L OBP: 0.313, SLG: 0.154 (9, PH)										1	1	1	0	0	0	0																
Pat Meares, R OBP: 0.286, SLG: 0.211 (9, 6)										0	0	0	0	0	0	0																
Inning Stats	R: 0 E: 0 K: 1 S: 7	H: 0 LOB: 0 BB: 0 P: 9	R: 0 E: 0 K: 1 S: 7	H: 0 LOB: 2 BB: 2 P: 17	R: 0 E: 0 K: 0 S: 7	H: 1 LOB: 0 BB: 0 P: 10	R: 1 E: 0 K: 0 S: 11	H: 3 LOB: 2 BB: 0 P: 15	R: 0 E: 0 K: 0 S: 6	H: 0 LOB: 1 BB: 0 P: 9	R: 0 E: 0 K: 1 S: 9	H: 0 LOB: 0 BB: 0 P: 15	R: 0 E: 0 K: 0 S: 8	H: 0 LOB: 0 BB: 0 P: 13	R: 0 E: 0 K: 0 S: 8	H: 1 LOB: 1 BB: 0 P: 12	R: 4 E: 1 K: 1 S: 19	H: 4 LOB: 1 BB: 0 P: 26	1B: 8 2B: 2 3B: 0 HR: 0	SF: 0 SAC: 1 DP: 1 HBP: 1	WP: 0 PB: 0 SB: 1 CS: 0	PA: 39										
PITCHER	IP WLS BF H R ER SO BB IBB HBP BLK WP HR S P ERA WHIP																															
Steve Karsay, R ERA: 0.6 (1, 1)	8.0	31	5	1	1	3	2	0	1	0	0	0	63	100	1.12	0.875																
Dennis Eckersley, R ERA: 1.8 (9, 1)	1.0	L	8	4	4	0	1	0	0	0	0	0	19	26	0.00	4.000																

AB	35
R	5
H	9
RBI	5
BB	2
SO	4
LOB	18



Batter	1	2	3	4	5	6	7	8	9	AB	R	H	RBI	BB	SO	LOB	BOTTOM															
Stan Javier, S OBP: 0.512, SLG: 0.658 (1, 8)										5	1	2	0	0	1	0	Minnesota Twins @ Oakland Athletics Oakland-Alameda County Coliseum, Oakland, CA Thu Apr 14 1994, 3:33 AM PDT Att: 15,052 - Sunny - 63 F															
Mike Aldrete, L OBP: 0.357, SLG: 0.100 (1, 9)										4	2	0	0	1	0	1																
Ruben Sierra, S OBP: 0.289, SLG: 0.550 (1, 10)										4	0	1	0	1	0	2																
Geronimo Berroa, R OBP: 0.577, SLG: 1.083 (1, 7)										4	1	4	3	0	0	0																
Troy Neel, L OBP: 0.457, SLG: 0.655 (1, 3)										2	0	0	0	2	1	3																
Mark McGwire, R OBP: 0.571, SLG: 0.600 (8, 3)										0	0	0	0	0	0	0																
Terry Steinbach, R OBP: 0.351, SLG: 0.667 (1, 2)										4	0	0	0	0	2	6																
Scott Brosius, R OBP: 0.297, SLG: 0.303 (1, 5)										4	0	2	1	0	0	0																
Mike Bordick, R OBP: 0.275, SLG: 0.147 (1, 6)										4	0	0	0	0	0	2																
Junior Noboa, R OBP: 0.360, SLG: 0.375 (1, 4)										4	0	1	0	0	0	0																
Inning Stats	R: 0 E: 0 K: 0 S: 12	H: 1 LOB: 3 BB: 2 P: 25	R: 0 E: 0 K: 0 S: 7	H: 1 LOB: 0 BB: 0 P: 13	R: 0 E: 0 K: 0 S: 5	H: 0 LOB: 0 BB: 0 P: 8	R: 1 E: 0 K: 1 S: 10	H: 2 LOB: 1 BB: 0 P: 14	R: 1 E: 0 K: 1 S: 15	H: 3 LOB: 2 BB: 0 P: 25	R: 0 E: 0 K: 0 S: 7	H: 0 LOB: 0 BB: 0 P: 9	R: 2 E: 0 K: 1 S: 16	H: 3 LOB: 2 BB: 2 P: 30	R: 0 E: 0 K: 0 S: 7	H: 0 LOB: 0 BB: 0 P: 11	R: 0 E: 0 K: 1 S: 6	H: 0 LOB: 0 BB: 0 P: 6	1B: 6 2B: 4 3B: 0 HR: 0	SF: 0 SAC: 0 DP: 0 HBP: 0	WP: 0 PB: 0 SB: 0 CS: 1	PA: 39										
PITCHER	IP WLS BF H R ER SO BB IBB HBP BLK WP HR S P ERA WHIP																															
Kevin Tapani, R ERA: 9.9 (1, 1)	6.1	29	9	4	4	2	3	0	0	0	0	0	65	108	5.68	1.895																
Mike Trombley, R ERA: 9.72 (7, 1)	1.2	W	7	1	0	0	1	0	1	0	0	0	14	27	0.00	0.600																
Rick Aguilera, R ERA: (9, 1)	1.0	S	3	0	0	0	1	0	0	0	0	0	6	6	0.00	0.000																

AB	35
R	4
H	10
RBI	4
BB	4
SO	4
LOB	14



Batter	1	2	3	4	5	6	7	8	9	AB	R	H	RBI	BB	SO	LOB	TOP																					
Alex Cole, L OBP: 0.432, SLG: 0.355 (1, 8)	F8		F9			G6-3		F9		5	0	1	2	0	0	1	Minnesota Twins @ Oakland Athletics Oakland-Alameda County Coliseum, Oakland, CA Fri Apr 15 1994, 7:05 PM PDT Att: 14,196 - Unknown - 60 F																					
Chuck Knoblauch, R OBP: 0.395, SLG: 0.457 (1, 4)	K					P3				3	1	0	0	2	1	3																						
Kirby Puckett, R OBP: 0.396, SLG: 0.440 (1, 9)										4	1	2	1	1	0	1																						
Kent Hrbek, L OBP: 0.429, SLG: 0.448 (1, 3)	K									5	3	3	1	0	1	2																						
Dave Winfield, R OBP: 0.383, SLG: 0.439 (1, 10)										4	0	1	0	1	1	1																						
Pedro Munoz, R OBP: 0.259, SLG: 0.360 (1, 7)										4	1	2	1	1	0	3																						
Chip Hale, L OBP: 0.381, SLG: 0.250 (1, 5)										3	1	1	1	2	0	3																						
Matt Walbeck, S OBP: 0.119, SLG: 0.143 (1, 2)										5	1	1	1	0	0	5																						
Pat Meares, R OBP: 0.308, SLG: 0.182 (1, 6)										3	0	0	0	2	0	2																						
Inning Stats	R: 0 E: 0 K: 2 S: 11	H: 1 LOB: 1 BB: 0 P: 16	R: 1 E: 0 K: 0 S: 11	H: 1 LOB: 0 BB: 21	R: 1 E: 0 K: 0 S: 5	H: 1 LOB: 1 BB: 1 P: 13	R: 3 E: 0 K: 0 S: 16	H: 3 LOB: 2 BB: 2 P: 31	R: 1 E: 0 K: 0 S: 10	H: 3 LOB: 1 BB: 0 P: 18	R: 0 E: 0 K: 0 S: 6	H: 0 LOB: 1 BB: 1 P: 14	R: 1 E: 1 K: 0 S: 9	H: 0 LOB: 2 BB: 2 P: 21	R: 0 E: 0 K: 0 S: 7	H: 0 LOB: 1 BB: 1 P: 11	R: 1 E: 0 K: 1 S: 9	H: 2 LOB: 2 BB: 1 P: 19	1B: 9 2B: 2 3B: 0 HR: 1	SF: 0 SAC: 0 DP: 2 HBP: 0	WP: 0 PB: 0 SB: 1 CS: 0	PA: 45																
PITCHER	IP	WLS	BF	H	R	ER	SO	BB	IBB	HBP	BLK	WP	HR	S	P	ERA	WHIP	PITCHER				IP	WLS	BF	H	R	ER	SO	BB	IBB	HBP	BLK	WP	HR	S	P	ERA	WHIP
Todd Van Poppel, R ERA: 12.38 (1, 1)	4.1	L	23	8	6	6	2	4	0	0	0	0	0	50	94	12.46	2.769					4.1	L	23	8	6	6	2	4	0	0	0	0	0	50	94	12.46	2.769
John Briscoe, R ERA: 2.45 (5, 1)	0.2		2	1	0	0	0	0	0	0	0	0	0	3	5	0.00	1.500					0.2		2	1	0	0	0	0	0	0	0	3	5	0.00	1.500		
Miguel Jimenez, R ERA: 2.7 (6, 1)	3.1		18	2	2	1	1	4	1	0	0	0	1	27	59	2.70	1.800					3.1		18	2	2	1	1	4	1	0	0	1	27	59	2.70	1.800	
Steve Ontiveros, R ERA: 10.57 (9, 1)	0.2		2	0	0	0	0	0	0	0	0	0	0	4	6	0.00	0.000					0.2		2	0	0	0	0	0	0	0	4	6	0.00	0.000			

AB	36
R	8
H	11
RBI	7
BB	9
SO	3
LOB	21



Batter	1	2	3	4	5	6	7	8	9	AB	R	H	RBI	BB	SO	LOB	BOTTOM																					
Rickey Henderson, R OBP: 0.500, SLG: 0.357 (1, 7)	G4-3		G6-3			L5				5	1	2	0	0	0	1	Minnesota Twins @ Oakland Athletics Oakland-Alameda County Coliseum, Oakland, CA Fri Apr 15 1994, 7:05 PM PDT Att: 14,196 - Unknown - 60 F																					
Stan Javier, S OBP: 0.500, SLG: 0.651 (1, 8)			F9							5	1	2	1	0	0	1																						
Ruben Sierra, S OBP: 0.280, SLG: 0.578 (1, 9)										5	1	1	2	0	3	1																						
Mark McGwire, R OBP: 0.575, SLG: 0.690 (1, 3)										4	1	2	1	1	1	1																						
Scott Hemond, R (9, PR)										0	0	0	0	0	0	0																						
Geronimo Berroa, R OBP: 0.516, SLG: 0.929 (1, 10)										4	1	0	0	1	1	2																						
Terry Steinbach, R OBP: 0.386, SLG: 0.649 (1, 2)										4	1	2	0	0	0	0																						
Scott Brosius, R OBP: 0.293, SLG: 0.297 (1, 5)										4	0	1	0	0	1	4																						
Mike Bordick, R OBP: 0.295, SLG: 0.237 (1, 6)										4	1	2	1	0	1	2																						
Junior Noboa, R OBP: 0.357, SLG: 0.370 (1, 4)										3	0	1	2	0	0	2																						
Mike Aldrete, L OBP: 0.333, SLG: 0.091 (9, PH)										1	0	0	0	0	1	0																						
Inning Stats	R: 0 E: 0 K: 2 S: 9	H: 1 LOB: 2 BB: 0 P: 15	R: 0 E: 0 K: 0 S: 7	H: 2 LOB: 0 BB: 0 P: 13	R: 0 E: 0 K: 1 S: 11	H: 0 LOB: 0 BB: 1 P: 20	R: 0 E: 0 K: 2 S: 11	H: 1 LOB: 2 BB: 1 P: 23	R: 0 E: 0 K: 0 S: 7	H: 1 LOB: 0 BB: 0 P: 9	R: 4 E: 0 K: 0 S: 15	H: 4 LOB: 1 BB: 1 P: 24	R: 0 E: 0 K: 0 S: 7	H: 0 LOB: 0 BB: 0 P: 10	R: 0 E: 0 K: 0 S: 5	H: 0 LOB: 0 BB: 0 P: 8	R: 3 E: 0 K: 2 S: 20	H: 4 LOB: 2 BB: 0 P: 30	1B: 8 2B: 3 3B: 0 HR: 2	SF: 0 SAC: 0 DP: 1 HBP: 0	WP: 0 PB: 0 SB: 2 CS: 0	PA: 41																
PITCHER	IP	WLS	BF	H	R	ER	SO	BB	IBB	HBP	BLK	WP	HR	S	P	ERA	WHIP	PITCHER				IP	WLS	BF	H	R	ER	SO	BB	IBB	HBP	BLK	WP	HR	S	P	ERA	WHIP
Jim Deshaies, L ERA: 7.71 (1, 1)	5.2	W	27	9	4	4	6	2	0	0	0	0	0	58	102	6.35	1.941					5.2	W	27	9	4	4	6	2	0	0	0	0	58	102	6.35	1.941	
Carl Willis, R ERA: 6.75 (6, 1)	3.0		11	2	2	2	1	0	0	0	0	0	0	25	37	6.00	0.667					3.0		11	2	2	2	1	0	0	0	0	25	37	6.00	0.667		
Rick Aguilera, R ERA: 1.69 (9, 1)	0.1	S	3	2	1	1	1	0	0	0	0	0	1	9	13	27.00	6.000					0.1	S	3	2	1	1	1	0	0	0	1	9	13	27.00	6.000		



Batter	1	2	3	4	5	6	7	8	9	AB	R	H	RBI	BB	SO	LOB	TOP								
Alex Cole, L OBP: 0.477, SLG: 0.371 (1, 8)										2	1	1	0	1	1	0	Minnesota Twins @ Oakland Athletics Oakland-Alameda County Coliseum, Oakland, CA Sun Apr 17 1994, 3:33 AM PDT Att: 24,251 - Sunny - 63 F								
Chuck Knoblauch, R OBP: 0.333, SLG: 0.396 (1, 4)										3	0	0	0	0	1	2									
Kirby Puckett, R OBP: 0.377, SLG: 0.483 (1, 9)										4	0	1	0	0	0	3									
Kent Hrbek, L OBP: 0.349, SLG: 0.361 (1, 3)										3	0	0	1	0	1	1									
Dave Winfield, R OBP: 0.353, SLG: 0.400 (1, 10)										4	0	0	0	0	2	1									
Scott Leius, R OBP: 0.333, SLG: 0.500 (1, 5)										3	0	1	0	0	0	0									
Dave McCarty, R OBP: 0.318, SLG: 0.300 (1, 7)										3	0	0	0	0	2	1									
Derek Parks, R (1, 2)										3	0	0	0	0	1	1									
Pat Meares, R OBP: 0.310, SLG: 0.167 (1, 6)										2	0	0	0	1	0	0									
Inning Stats	R: 1 E: 0 K: 1 S: 12	H: 2 LOB: 1 BB: 0 P: 19	R: 0 E: 0 K: 2 S: 8	H: 0 LOB: 0 BB: 0 P: 13	R: 0 E: 0 K: 0 S: 5	H: 0 LOB: 0 BB: 1 P: 10	R: 0 E: 0 K: 2 S: 12	H: 0 LOB: 0 BB: 0 P: 19	R: 0 E: 0 K: 0 S: 6	H: 0 LOB: 0 BB: 0 P: 11	R: 0 E: 0 K: 1 S: 9	H: 1 LOB: 1 BB: 1 P: 17	R: 0 E: 0 K: 1 S: 7	H: 0 LOB: 0 BB: 0 P: 13	R: 0 E: 0 K: 0 S: 7	H: 0 LOB: 0 BB: 0 P: 9	R: 0 E: 0 K: 0 S: 9	H: 0 LOB: 0 BB: 0 P: 15	1B: 2 2B: 1 3B: 0 HR: 0	SF: 1 SAC: 1 DP: 1 HBP: 1	WP: 0 PB: 0 SB: 1 CS: 0	PA: 32			
PITCHER	IP	WLS	BF	H	R	ER	SO	BB	IBB	HBP	BLK	WP	HR	S	P	ERA	WHIP								
Ron Darling, R ERA: 4.76 (1, 1)	8.0	W	29	3	1	1	8	2	0	1	0	0	0	66	111	1.12	0.625								
Billy Taylor, R ERA (9, 1)	1.0		3	0	0	0	0	0	0	0	0	0	0	9	15	0.00	0.000								

Batter	1	2	3	4	5	6	7	8	9	AB	R	H	RBI	BB	SO	LOB	BOTTOM								
Rickey Henderson, R OBP: 0.538, SLG: 0.424 (1, 7)										1	0	0	0	4	0	0	Minnesota Twins @ Oakland Athletics Oakland-Alameda County Coliseum, Oakland, CA Sun Apr 17 1994, 3:33 AM PDT Att: 24,251 - Sunny - 63 F								
Stan Javier, S OBP: 0.474, SLG: 0.596 (1, 8)										5	0	2	2	0	0	5									
Ruben Sierra, S OBP: 0.288, SLG: 0.547 (1, 9)										4	1	1	0	1	0	3									
Mark McGwire, R OBP: 0.551, SLG: 0.816 (1, 3)										5	1	2	2	0	1	3									
Troy Neel, L OBP: 0.475, SLG: 0.647 (1, 10)										5	1	3	0	0	1	1									
Scott Brosius, R OBP: 0.285, SLG: 0.267 (1, 5)										4	0	1	0	0	0	2									
Mike Brumley, S OBP: 0.500, SLG: 0.500 (1, 4)										4	0	2	0	0	0	2									
Mike Bordick, R OBP: 0.346, SLG: 0.311 (1, 6)										3	1	1	1	0	1	3									
Scott Hemond, R (1, 2)										3	1	0	0	1	0	4									
Inning Stats	R: 0 E: 0 K: 0 S: 5	H: 0 LOB: 1 BB: 1 P: 13	R: 0 E: 0 K: 0 S: 7	H: 1 LOB: 0 BB: 0 P: 11	R: 0 E: 0 K: 1 S: 10	H: 1 LOB: 2 BB: 1 P: 20	R: 3 E: 0 K: 0 S: 10	H: 3 LOB: 2 BB: 2 P: 22	R: 1 E: 0 K: 1 S: 11	H: 3 LOB: 2 BB: 0 P: 22	R: 1 E: 0 K: 1 S: 12	H: 2 LOB: 1 BB: 1 P: 22	R: 0 E: 0 K: 0 S: 8	H: 1 LOB: 3 BB: 1 P: 15	R: 0 E: 0 K: 0 S: 9	H: 1 LOB: 1 BB: 0 P: 14	1B: 8 2B: 3 3B: 0 HR: 1	SF: 0 SAC: 1 DP: 1 HBP: 1	WP: 0 PB: 0 SB: 0 CS: 0	PA: 42					
PITCHER	IP	WLS	BF	H	R	ER	SO	BB	IBB	HBP	BLK	WP	HR	S	P	ERA	WHIP								
Scott Erickson, R ERA: 7.88 (1, 1)	5.2	L	31	10	5	4	2	5	0	0	0	0	0	7	11	0.00	1.500								
Larry Casian, L ERA: 2.53 (6, 1)	0.2		3	1	0	0	1	0	0	0	0	0	0	7	11	0.00	1.500								
Mike Trombley, R ERA: 8.1 (7, 1)	1.2		8	1	0	0	0	1	0	1	0	0	0	13	24	0.00	1.200								

AB 27
R 1
H 3
RBI 1
BB 2
SO 8
LOB 9


AB 34
R 5
H 12
RBI 5
BB 6
SO 3
LOB 23

Batter	1	2	3	4	5	6	7	8	9	AB	R	H	RBI	BB	SO	LOB	TOP					
Rickey Henderson, R OBP: 0.500, SLG: 0.359	4-2 BB		3-2 G6-3			1-1 L3		3-2 G5-3		3	0	0	0	1	0	0						
Stan Javier, S OBP: 0.446, SLG: 0.550	1-3 K			1-0 G4-3 1B		2-2 G4-3		2-3 K	2-3 K	4	0	1	0	0	2	1						
Ruben Sierra, S OBP: 0.269, SLG: 0.541	2-2 P4			2-2 L7		2-3 K		1-0 G6-3		4	0	0	0	0	1	2						
Troy Neel, L OBP: 0.438, SLG: 0.643	3-1 L7			1-2 G4-3		2-3 K		1-3 K		4	0	0	0	0	2	2						
Mike Aldrete, L OBP: 0.263, SLG: 0.067		2-3 K		2-2 G3-1		0-0 G4-3				3	0	0	0	0	1	1						
Terry Steinbach, R OBP: 0.385, SLG: 0.702		3-3 K			3-2 P3	4-2 FC6-4 BB				2	0	0	0	1	1	0						
Mike Brumley, S OBP: 0.455, SLG: 0.455		1-3 K			2-0 1B	0-1 FC6-4				3	0	1	0	0	1	1						
Mike Bordick, R OBP: 0.310, SLG: 0.275			1-2 G4-3		0-2 F9			1-1 G6-3		3	0	0	0	0	0	1						
Scott Hemond, R OBP: 0.459, SLG: 0.794 Junior Noboa, R OBP: 0.345, SLG: 0.357			0-3 K		2-3 K			0-0 G4-3		2	0	0	0	0	2	1						
Inning Stats	R: 0 E: 0 K: 1 S: 12	H: 0 LOB: 1 BB: 1 P: 22	R: 0 E: 0 K: 3 S: 11	H: 0 LOB: 0 BB: 0 P: 17	R: 0 E: 0 K: 1 S: 10	H: 0 LOB: 0 BB: 0 P: 14	R: 0 E: 0 K: 0 S: 11	H: 1 LOB: 1 BB: 0 P: 16	R: 0 E: 0 K: 1 S: 10	H: 1 LOB: 1 BB: 0 P: 17	R: 0 E: 0 K: 1 S: 8	H: 0 LOB: 0 BB: 0 P: 13	R: 0 E: 0 K: 1 S: 9	H: 0 LOB: 1 BB: 1 P: 15	R: 0 E: 0 K: 0 S: 6	H: 0 LOB: 0 BB: 0 P: 10	R: 0 E: 0 K: 2 S: 9	H: 0 LOB: 0 BB: 0 P: 13	1B: 2 2B: 0 3B: 0 HR: 0	SF: 0 SAC: 0 DP: 0 HBP: 0	WP: 0 PB: 0 SB: 0 CS: 0	PA: 31
PITCHER Rogier Clemens, R ERA: 4.23	IP: 9.0 WLS: W BF: 31 H: 2 R: 0 ER: 0 SO: 10 BB: 2 IBB: 0 HBP: 0 BLK: 0 WP: 0 HR: 0 S: 86 P: 137 ERA: 0.00 WHIP: 0.444															PITCHER						

Oakland Athletics @ Boston Red Sox
Fenway Park, Boston, MA
Wed Apr 20 1994, 7:05 PM EDT
Att: 25,372 - Unknown - 55 F

livebaseballscorecards.com

AB 29
R 0
H 2
RBI 0
BB 2
SO 10
LOB 9



Batter	1	2	3	4	5	6	7	8	9	AB	R	H	RBI	BB	SO	LOB	BOTTOM					
Otis Nixon, S OBP: 0.323, SLG: 0.259	2-3 K		1-0 F7			2-3 K		0-0 B1		4	0	0	0	0	2	1						
Billy Hatcher, R OBP: 0.415, SLG: 0.565	0-0 CS 1B			1-1 G6-3		0-1 3B		0-0 1B		4	0	3	0	0	0	0						
Mike Greenwell, L OBP: 0.328, SLG: 0.588	3-2 G1-3			0-0 G4-3		0-1 G3		3-1 P6		4	0	0	0	0	0	4						
Mo Vaughn, L OBP: 0.444, SLG: 0.679		4-1 BB		1-3 K		1-1 SH3-4 SF8 2B		1-3 K		3	1	1	0	1	2	2						
Tim Naehring, R OBP: 0.434, SLG: 0.702		0-2 F8			2-2 G6-3		0-0 SH3-4			2	0	0	0	0	0	1						
Scott Cooper, L OBP: 0.333, SLG: 0.568		0-3 K			0-2 F7		2-3 SF8			2	0	0	1	0	1	1						
John Valentin, R OBP: 0.421, SLG: 0.553		1-3 K			0-0 1B		3-H 1-1 HR			3	1	2	1	0	1	1						
Lee Tinsley, S OBP: 0.273, SLG: 0.111			1-0 G4-3		2-3 K		1-0 G6-3			3	0	0	0	0	1	1						
Dave Valle, R OBP: 0.257, SLG: 0.323			2-3 K			0-0 L8		0-2 1B 1B		3	0	1	0	0	1	0						
Inning Stats	R: 0 E: 0 K: 1 S: 10	H: 1 LOB: 0 BB: 0 P: 15	R: 0 E: 0 K: 2 S: 11	H: 0 LOB: 1 BB: 1 P: 16	R: 0 E: 0 K: 1 S: 6	H: 0 LOB: 0 BB: 0 P: 10	R: 0 E: 0 K: 1 S: 6	H: 0 LOB: 0 BB: 0 P: 8	R: 0 E: 0 K: 1 S: 11	H: 1 LOB: 1 BB: 0 P: 15	R: 0 E: 0 K: 1 S: 8	H: 1 LOB: 1 BB: 0 P: 10	R: 2 E: 0 K: 0 S: 7	H: 2 LOB: 0 BB: 0 P: 11	R: 0 E: 0 K: 1 S: 10	H: 2 LOB: 2 BB: 0 P: 14	R: 0 E: 0 K: 1 S: 10	H: 2 LOB: 2 BB: 0 P: 14	1B: 4 2B: 1 3B: 1 HR: 1	SF: 1 SAC: 1 DP: 0 HBP: 0	WP: 0 PB: 0 SB: 0 CS: 1	PA: 31
PITCHER Steve Karsay, R ERA: 1.17	IP: 8.0 WLS: L BF: 31 H: 7 R: 2 ER: 2 SO: 8 BB: 1 IBB: 0 HBP: 0 BLK: 0 WP: 0 HR: 1 S: 69 P: 99 ERA: 2.25 WHIP: 1.000															PITCHER						

Oakland Athletics @ Boston Red Sox
Fenway Park, Boston, MA
Wed Apr 20 1994, 7:05 PM EDT
Att: 25,372 - Unknown - 55 F

livebaseballscorecards.com

AB 28
R 2
H 7
RBI 2
BB 1
SO 8
LOB 11



Batter	1	2	3	4	5	6	7	8	9	AB	R	H	RBI	BB	SO	LOB	TOP					
Rickey Henderson, R OBP: 0.492, SLG: 0.349 (1, 10) (9, 7)	G5-3		FC5-4 BB	S 2B 1B		K			F7	4	1	1	1	1	1	1						
Stan Javier, S OBP: 0.443, SLG: 0.554 (1, 8)	G1-3		FC5-4 S 1B	S 2B		K			BB 1B	5	1	2	2	0	1	2						
Gerónimo Berroa, R OBP: 0.476, SLG: 0.789 Mike Brumley, S OBP: 0.455, SLG: 0.455 Dennis Eckersley, R (9, 1)	2B		1B	P4				G6-3	FC6 BB	4	0	2	1	1	0	1						
Mark McGwire, R OBP: 0.552, SLG: 0.744 (1, 3)	BB		K					K	K	3	0	0	0	2	3	3						
Ruben Sierra, S OBP: 0.250, SLG: 0.500 (1, 9)	K			F8	F7			F8	FC6	5	0	0	0	0	1	5						
Terry Steinbach, R OBP: 0.375, SLG: 0.686 (1, 2)		G6-3		2B 1B	G6-4-3 1B				F9	4	1	2	0	0	0	0						
Scott Brosius, R OBP: 0.246, SLG: 0.245 (1, 5)	K		F7	G6-4-3				G4-3		4	0	0	0	0	1	3						
Mike Bordick, R OBP: 0.339, SLG: 0.327 (1, 6)	K		1B 2B					1B	1B	4	1	3	1	0	1	0						
Scott Hemond, R (1, 4)			L6	E5 1B 2B				G6-3	F8	4	1	0	0	0	0	3						
Inning Stats	R: 0 E: 0 K: 1 S: 15	H: 1 LOB: 2 BB: 1 P: 27	R: 0 E: 0 K: 2 S: 8	H: 0 LOB: 0 BB: 0 P: 14	R: 1 E: 0 K: 1 S: 9	H: 1 LOB: 1 BB: 1 P: 16	R: 4 E: 1 K: 0 S: 21	H: 4 LOB: 1 BB: 0 P: 31	R: 0 E: 0 K: 0 S: 9	H: 1 LOB: 1 BB: 1 P: 19	R: 0 E: 0 K: 1 S: 11	H: 0 LOB: 0 BB: 0 P: 18	R: 0 E: 0 K: 1 S: 5	H: 1 LOB: 0 BB: 0 P: 7	R: 0 E: 0 K: 0 S: 8	H: 1 LOB: 1 BB: 0 P: 15	R: 0 E: 0 K: 1 S: 16	H: 1 LOB: 2 BB: 1 P: 23	1B: 7 2B: 3 3B: 0 HR: 0	SF: 0 SAC: 0 DP: 1 HBP: 0	WP: 0 PB: 1 SB: 2 CS: 0	PA: 41
PITCHER	IP	WLS	BF	H	R	ER	SO	BB	IBB	HBP	BLK	WP	HR	S	P	ERA	WHIP					
Joe Hesketh, L ERA: 6.52 (1, 1)	3.2		20	6	5	1	4	2	0	0	0	0	0	51	85	2.46	2.182					
Paul Quantrill, R ERA: 1.74 (4, 1)	3.1		12	2	0	0	3	1	0	0	0	0	0	27	47	0.00	0.900					
Scott Bankhead, R ERA: 1.23 (8, 1)	2.0	W	9	2	0	0	1	1	0	0	0	0	0	24	38	0.00	1.500					

Oakland Athletics @ Boston Red Sox
Fenway Park, Boston, MA
Thu Apr 21 1994, 3:33 AM EDT
Att: 28,032 - Sunny - 53 F

AB	37
R	5
H	10
RBI	5
BB	4
SO	8
LOB	18



Batter	1	2	3	4	5	6	7	8	9	AB	R	H	RBI	BB	SO	LOB	BOTTOM					
Otis Nixon, S OBP: 0.343, SLG: 0.322 (1, 8)	G6-3		B1-3						2B	5	0	3	1	0	0	0						
Billy Hatcher, R OBP: 0.404, SLG: 0.531 (1, 9)	G5-3		CS HBP						2B	3	0	0	0	0	0	2						
Mike Greenwell, L OBP: 0.323, SLG: 0.556 (1, 7)	F8		K						1B BB	3	1	0	0	1	1	2						
Mo Vaughn, L OBP: 0.448, SLG: 0.667 (1, 3)		BB BB 1B		K					F8	4	1	2	0	0	1	0						
Tim Lincecum, R OBP: 0.456, SLG: 0.694 (1, 4)		BB BB BB		K					1B 2B 1B	2	1	1	2	2	1	0						
Damon Berryhill, S OBP: 0.385, SLG: 0.409 (1, 10)	F8								F7	3	0	0	0	1	0	4						
John Valentin, R OBP: 0.410, SLG: 0.529 (1, 6)	P5								2B 1B	4	1	1	0	0	1	3						
Scott Cooper, L OBP: 0.365, SLG: 0.596 Lee Tinsley, S OBP: 0.273, SLG: 0.111 (9, PR)	FC6-4 BB								F8	3	0	2	2	1	0	0						
Dave Valle, R OBP: 0.237, SLG: 0.294 Andre Dawson, R OBP: 0.362, SLG: 0.634 Scott Fletcher, R OBP: 0.235, SLG: 0.188 (9, PR)	FC6-4 BB								E9 2B 1B	0	1	0	0	0	0	0						
Dave Valle, R OBP: 0.237, SLG: 0.294 Andre Dawson, R OBP: 0.362, SLG: 0.634 Scott Fletcher, R OBP: 0.235, SLG: 0.188 (9, PR)	FC6-4								2B 2B	3	0	0	0	0	2	3						
Inning Stats	R: 0 E: 0 K: 0 S: 7	H: 0 LOB: 0 BB: 0 P: 11	R: 0 E: 0 K: 0 S: 14	H: 1 LOB: 3 BB: 2 P: 25	R: 0 E: 0 K: 1 S: 6	H: 0 LOB: 0 BB: 0 P: 10	R: 0 E: 0 K: 3 S: 11	H: 0 LOB: 1 BB: 1 P: 17	R: 0 E: 0 K: 1 S: 7	H: 1 LOB: 1 BB: 0 P: 10	R: 4 E: 0 K: 1 S: 19	H: 4 LOB: 0 BB: 1 P: 34	R: 0 E: 0 K: 0 S: 4	H: 1 LOB: 0 BB: 0 P: 7	R: 0 E: 0 K: 0 S: 4	H: 0 LOB: 0 BB: 1 P: 13	R: 2 E: 1 K: 0 S: 12	H: 3 LOB: 1 BB: 0 P: 18	1B: 6 2B: 4 3B: 0 HR: 0	SF: 0 SAC: 0 DP: 2 HBP: 1	WP: 0 PB: 0 SB: 0 CS: 1	PA: 37
PITCHER	IP	WLS	BF	H	R	ER	SO	BB	IBB	HBP	BLK	WP	HR	S	P	ERA	WHIP					
Bobby Witt, R ERA: 7.86 (1, 1)	5.1		25	5	4	4	5	4	0	0	0	0	0	56	95	6.75	1.688					
Steve Ontiveros, R ERA: 9.72 (6, 1)	0.2		3	2	0	0	1	0	0	0	0	0	0	9	14	0.00	3.000					
John Briscoe, R ERA: 1.93 (7, 1)	2.0		5	0	0	0	0	1	0	0	0	0	0	7	18	0.00	0.500					
Dennis Eckersley, R ERA: 5.06 (9, 1)	0.1	L	4	3	2	2	0	0	0	0	0	0	0	12	18	54.00	9.000					

Oakland Athletics @ Boston Red Sox
Fenway Park, Boston, MA
Thu Apr 21 1994, 3:33 AM EDT
Att: 28,032 - Sunny - 53 F


AB	31
R	6
H	10
RBI	6
BB	5
SO	6
LOB	14



Batter	1	2	3	4	5	6	7	8	9	AB	R	H	RBI	BB	SO	LOB	TOP				
Rickey Henderson, R OBP: 0.480, SLG: 0.346 (1, 7)	1-1 BB FC5 1B	2-2 G6-3			1-2 G6-3		0-0 F9		1-3 K	5	1	1	0	0	1	3					
Stan Javier, S OBP: 0.432, SLG: 0.536 (1, 8)	1-0 FC5 BB 1B		0-2 G1-4-3		0-1 G6-3		0-2 FC5-4 HR		0-0 G4-3	4	1	1	1	0	0	1					
Troy Neel, L OBP: 0.407, SLG: 0.583 (9, PH)	1-2 FC5 BB 1B						1-2 HR			1	0	0	0	0	0	0					
Geronimo Berroa, R OBP: 0.519, SLG: 0.814 (1, 3)	4-2 SAFE FC5 BB		3-1 G6-3			4-1 F7 E BB		0-1 HR	4-1 BB	2	1	1	2	3	0	0					
Mark McGwire, R OBP: 0.500, SLG: 0.635 (1, 10)	2-3 K		1-0 F8			3-1 E5		1-3 K	0-0 F8	5	0	0	0	0	2	5					
Ruben Sierra, S OBP: 0.259, SLG: 0.533 (1, 9)	0-1 FC5			1-2 2B		1-0 F9		1-1 HR		4	1	2	2	0	0	4					
Scott Brosius, R OBP: 0.242, SLG: 0.290 (1, 5)	1-0 L4			2-2 F9		0-0 F7		0-1 HR		4	1	1	1	0	0	5					
Mike Bordick, R OBP: 0.352, SLG: 0.359 (1, 6)		1-1 G5-4-3 BB 1B		0-0 F7		1-1 G4-3		0-0 G4-3		4	0	1	0	0	0	3					
Junior Noboa, R OBP: 0.361, SLG: 0.353 (8, PH)		4-1 SAFE G5-4-3 BB		1-0 G6-3			2-2 F9 BB		1-2 G5-3	2	1	1	0	1	0	1					
Mike Brumley, S OBP: 0.417, SLG: 0.417 (8, 4)		1-2 BB					FC5-4 1B			1	0	0	0	0	0	0					
Scott Hemond, R (1, 2)		2-1 G5-4-3			1-0 G5-3		4-0 FC5-4 BB		0-0 F7	2	0	0	0	1	0	2					
Mike Aldrete, L OBP: 0.250, SLG: 0.063 (8, PH)		1-2 2-3 3-H 2-3								1	0	0	0	0	0	0					
Terry Steinbach, R OBP: 0.410, SLG: 0.745 (8, 2)		1-2 2-3								0	0	0	0	0	0	0					
Inning Stats	R: 1 H: 2 E: 0 K: 1 S: 13	W: 2 BF: 1 P: 22	R: 0 H: 1 E: 0 K: 0 S: 8	LOB: 1 BB: 1 P: 17	R: 0 H: 0 E: 0 K: 0 S: 6	LOB: 0 BB: 0 P: 10	R: 0 H: 1 E: 0 K: 0 S: 9	LOB: 1 BB: 0 P: 13	R: 0 H: 0 E: 0 K: 0 S: 6	LOB: 0 BB: 0 P: 8	R: 3 H: 2 E: 0 K: 1 S: 12	LOB: 2 BB: 1 P: 19	R: 2 H: 2 E: 0 K: 0 S: 9	LOB: 0 BB: 0 P: 11	R: 0 H: 0 E: 0 K: 1 S: 6	LOB: 1 BB: 1 P: 11	1B: 4 2B: 1 3B: 0 HR: 3	SF: 0 SAC: 0 DP: 1 HBP: 0	WP: 0 PB: 0 SB: 0 CS: 0	PA: 40	
PITCHER	IP WLS BF H R ER SO BB IBB HBP BLK WP HR S P ERA WHIP	IP WLS BF H R ER SO BB IBB HBP BLK WP HR S P ERA WHIP	IP WLS BF H R ER SO BB IBB HBP BLK WP HR S P ERA WHIP	IP WLS BF H R ER SO BB IBB HBP BLK WP HR S P ERA WHIP	IP WLS BF H R ER SO BB IBB HBP BLK WP HR S P ERA WHIP	IP WLS BF H R ER SO BB IBB HBP BLK WP HR S P ERA WHIP	IP WLS BF H R ER SO BB IBB HBP BLK WP HR S P ERA WHIP	IP WLS BF H R ER SO BB IBB HBP BLK WP HR S P ERA WHIP	IP WLS BF H R ER SO BB IBB HBP BLK WP HR S P ERA WHIP	IP WLS BF H R ER SO BB IBB HBP BLK WP HR S P ERA WHIP	IP WLS BF H R ER SO BB IBB HBP BLK WP HR S P ERA WHIP	IP WLS BF H R ER SO BB IBB HBP BLK WP HR S P ERA WHIP	IP WLS BF H R ER SO BB IBB HBP BLK WP HR S P ERA WHIP	IP WLS BF H R ER SO BB IBB HBP BLK WP HR S P ERA WHIP	IP WLS BF H R ER SO BB IBB HBP BLK WP HR S P ERA WHIP	IP WLS BF H R ER SO BB IBB HBP BLK WP HR S P ERA WHIP	IP WLS BF H R ER SO BB IBB HBP BLK WP HR S P ERA WHIP	IP WLS BF H R ER SO BB IBB HBP BLK WP HR S P ERA WHIP	IP WLS BF H R ER SO BB IBB HBP BLK WP HR S P ERA WHIP	IP WLS BF H R ER SO BB IBB HBP BLK WP HR S P ERA WHIP	IP WLS BF H R ER SO BB IBB HBP BLK WP HR S P ERA WHIP

Oakland Athletics @ New York Yankees
 Yankee Stadium, Bronx, NY
 Sat Apr 23 1994, 3:33 AM EDT
 Att: 29,254 - Sunny

AB 35
 R 6
 H 8
 RBI 6
 BB 5
 SO 3
 LOB 24



Batter	1	2	3	4	5	6	7	8	9	AB	R	H	RBI	BB	SO	LOB	BOTTOM				
Luis Polonia, L OBP: 0.370, SLG: 0.250 (1, 7)				1-1 F8 BB 1B			2-3 K			4	2	1	0	1	2	3					
Wade Boggs, L OBP: 0.403, SLG: 0.382 (1, 5)	4-1 BB HR BB	2-2 FC6-4 1B		1 SAFE 1B BB		4-2 HR BB	2-2 F8			2	2	1	0	3	0	0					
Don Mattingly, L OBP: 0.351, SLG: 0.355 (1, 3)	4-1 HR BB	0-2 P6		0-0 F9		2-1 HR	1-1 G1-3			4	2	1	2	1	0	3					
Danny Tartabull, R OBP: 0.397, SLG: 0.597 (1, 10)	4-2 HR BB	0-1 FC6-4		0-2 F8		2-3 K		0-3 K		4	1	0	1	1	2	3					
Paul O'Neill, L OBP: 0.580, SLG: 1.050 (1, 9)	2-2 HR	0-1 G4-3		0-0 1B		4-2 1B BB		1-2 G6-3		4	1	2	5	1	0	1					
Matt Nokes, L OBP: 0.471, SLG: 0.667 (1, 2)	0-1 1-3 1B		4-2 G1-3 BB		2-0 F9		1-0 HBP FC5-6-3 1B		1-3 K	4	0	2	0	1	1	2					
Bernie Williams, S OBP: 0.259, SLG: 0.383 (1, 8)	2-2 L1-3		2-2 G1-3		0-1 G4-3		1-0 FC5-6-3 HBP		1-2 G6-3	4	0	0	0	0	0	4					
Mike Gallego, R OBP: 0.303, SLG: 0.339 (1, 6)	4-2 BB BB		2-3 K		0-0 G6-3		3-H HBP		1-2 2-3 HBP	2	0	0	0	1	1	1					
Pat Kelly, R OBP: 0.327, SLG: 0.293 (1, 4)	4-1 BB		1-1 G5-3		2-0 HBP		0-0 L5			2	0	0	0	1	0	4					
Inning Stats	R: 5 H: 2 E: 0 K: 0 S: 18	W: 2 BF: 6 P: 46	R: 0 H: 1 E: 0 K: 0 S: 10	LOB: 1 BB: 0 P: 12	R: 0 H: 0 E: 0 K: 1 S: 12	LOB: 0 BB: 1 P: 21	R: 1 H: 2 E: 0 K: 0 S: 8	LOB: 2 BB: 1 P: 15	R: 0 H: 0 E: 0 K: 1 S: 7	LOB: 0 BB: 0 P: 10	R: 2 H: 2 E: 0 K: 1 S: 19	LOB: 2 BB: 2 P: 37	R: 0 H: 0 E: 0 K: 2 S: 9	LOB: 0 BB: 0 P: 11	R: 0 H: 0 E: 0 K: 2 S: 9	LOB: 0 BB: 0 P: 11	1B: 5 2B: 1 3B: 0 HR: 2	SF: 0 SAC: 0 DP: 1 HBP: 2	WP: 0 PB: 0 SB: 0 CS: 0	PA: 42	
PITCHER	IP WLS BF H R ER SO BB IBB HBP BLK WP HR S P ERA WHIP	IP WLS BF H R ER SO BB IBB HBP BLK WP HR S P ERA WHIP	IP WLS BF H R ER SO BB IBB HBP BLK WP HR S P ERA WHIP	IP WLS BF H R ER SO BB IBB HBP BLK WP HR S P ERA WHIP	IP WLS BF H R ER SO BB IBB HBP BLK WP HR S P ERA WHIP	IP WLS BF H R ER SO BB IBB HBP BLK WP HR S P ERA WHIP	IP WLS BF H R ER SO BB IBB HBP BLK WP HR S P ERA WHIP	IP WLS BF H R ER SO BB IBB HBP BLK WP HR S P ERA WHIP	IP WLS BF H R ER SO BB IBB HBP BLK WP HR S P ERA WHIP	IP WLS BF H R ER SO BB IBB HBP BLK WP HR S P ERA WHIP	IP WLS BF H R ER SO BB IBB HBP BLK WP HR S P ERA WHIP	IP WLS BF H R ER SO BB IBB HBP BLK WP HR S P ERA WHIP	IP WLS BF H R ER SO BB IBB HBP BLK WP HR S P ERA WHIP	IP WLS BF H R ER SO BB IBB HBP BLK WP HR S P ERA WHIP	IP WLS BF H R ER SO BB IBB HBP BLK WP HR S P ERA WHIP	IP WLS BF H R ER SO BB IBB HBP BLK WP HR S P ERA WHIP	IP WLS BF H R ER SO BB IBB HBP BLK WP HR S P ERA WHIP	IP WLS BF H R ER SO BB IBB HBP BLK WP HR S P ERA WHIP	IP WLS BF H R ER SO BB IBB HBP BLK WP HR S P ERA WHIP	IP WLS BF H R ER SO BB IBB HBP BLK WP HR S P ERA WHIP	IP WLS BF H R ER SO BB IBB HBP BLK WP HR S P ERA WHIP

Oakland Athletics @ New York Yankees
 Yankee Stadium, Bronx, NY
 Sat Apr 23 1994, 3:33 AM EDT
 Att: 29,254 - Sunny

AB 30
 R 8
 H 7
 RBI 8
 BB 10
 SO 6
 LOB 21



Batter	1	2	3	4	5	6	7	8	9	AB	R	H	RBI	BB	SO	LOB	TOP			
Rickey Henderson, R OBP: 0.446, SLG: 0.305 Mike Brumley, S OBP: 0.294, SLG: 0.294	4-2 BB		0-1 P4	3-1 P3			0-0 F8			2	0	0	0	1	0	1				
Stan Javier, S OBP: 0.422, SLG: 0.558	1-1 F7		2-1 E4		3-3 K			1-3 K		4	0	0	0	0	2	1				
Geronimo Berroa, R OBP: 0.462, SLG: 0.679	1-1 SAFE F7		0-3 K		1-2 L6			1-2 K		4	0	0	0	0	2	2				
Mark McGwire, R OBP: 0.494, SLG: 0.579	3-3 K			1-3 K	3-1 F7			2-2 F9		4	0	0	0	0	2	1				
Ruben Sierra, S OBP: 0.255, SLG: 0.511		1-2 2B		1-1 F9		0-0 G4-3		0-3 K		4	1	1	0	0	1	0				
Scott Brosius, R OBP: 0.284, SLG: 0.303		0-0 CS 2H 2B		4-2 BB 3B		0-2 F9		0-0 F9		3	1	1	1	1	0	0				
Mike Bordick, R OBP: 0.333, SLG: 0.319		1-1 SAFE G5-3		4-2 BB 3B		1-1 F9		3-2 L9		3	1	0	0	1	0	1				
Junior Noboa, R OBP: 0.359, SLG: 0.405		2-1 F9		0-0 1H 2H WP 3B			0-1 F9			3	1	1	2	0	0	1				
Scott Hemond, R OBP: 0.161, SLG: 0.037			1-3 K	4-2 3H BB			2-1 F8			2	0	0	0	1	1	0				
Inning Stats	R: 0 E: 0 K: 1 S: 9	H: 0 LOB: 1 BB: 1 P: 18	R: 1 E: 0 K: 0 S: 8	H: 2 LOB: 0 BB: 0 P: 12	R: 0 E: 1 K: 2 S: 10	H: 0 LOB: 1 BB: 0 P: 13	R: 3 E: 0 K: 1 S: 19	H: 1 LOB: 0 BB: 3 P: 36	R: 0 E: 0 K: 1 S: 11	H: 0 LOB: 0 BB: 0 P: 18	R: 0 E: 0 K: 0 S: 6	H: 0 LOB: 0 BB: 0 P: 7	R: 0 E: 0 K: 2 S: 9	H: 0 LOB: 0 BB: 0 P: 13	R: 0 E: 0 K: 1 S: 8	H: 0 LOB: 0 BB: 0 P: 11	1B: 0 2B: 2 3B: 1 HR: 0	SF: 0 SAC: 0 DP: 0 HBP: 0	WP: 1 PB: 0 SB: 0 CS: 1	PA: 34
PITCHER Arthur Rhodes, L ERA: 8.02	IP: 9.0 WLS: W BF: 34 H: 3 R: 4 ER: 4 SO: 8 BB: 4 IBB: 0 HBP: 0 BLK: 0 WP: 1 HR: 0 S: 85 P: 135 ERA: 4.00 WHIP: 0.778																			

Oakland Athletics @ Baltimore Orioles
Oriole Park at Camden Yards, Baltimore, MD

AB 30
R 4
H 3
RBI 3
BB 4
SO 8
LOB 7



WP: 1 PA: 34
PB: 0
SB: 0
CS: 1

Tue Apr 26 1994, 3:33 AM EDT
Att: 47,565 - Sunny - 71 F

Batter	1	2	3	4	5	6	7	8	9	AB	R	H	RBI	BB	SO	LOB	BOTTOM			
Brady Anderson, L OBP: 0.352, SLG: 0.494	0-0 SH 2B	2-2 HR		3-2 HR		1-1 1B HR 2B	1-3 K			5	4	4	2	0	1	0				
Mark McLemore, S OBP: 0.324, SLG: 0.274	1-1 SH 1B	0-1 L7		3-1 G4-3		1-1 CS 2-3 1B	1-1 F7			4	1	1	0	0	0	0				
Rafael Palmeiro, L OBP: 0.435, SLG: 0.662	4-2 1B BB	0-2 HR		3-2 P6		3-3 SAFE K	3-3 K			4	2	1	1	1	2	2				
Cal Ripken Jr., R OBP: 0.346, SLG: 0.408	4-1 1B BB	0-3 K		2-0 F8		4-0 HR BB	3-1 G6-3			3	2	0	0	2	1	0				
Chris Hoiles, R OBP: 0.400, SLG: 0.450	2-2 1B	4-2 BB		2-1 G5-3		3-0 1H 3H HR	3-0 HR			3	1	2	4	1	0	0				
Lonnie Smith, R OBP: 0.348, SLG: 0.278	1-2 2-3 3H 1B	1-3 K		1-3 K		4-2 BB	4-2 BB			3	0	0	0	1	3	4				
Leo Gomez, R OBP: 0.286, SLG: 0.250	0-3 K		0-0 P6	4-2 1B BB		1-3 K				3	0	0	0	1	2	4				
Tim Lulett, R OBP: 0.333, SLG: 0.333	3-1 1B		1-3 K	2-2 1B		1-2 1B	1-2 G3			4	0	2	2	0	1	0				
Jack Voigt, R OBP: 0.240, SLG: 0.238	0-3 K		1-2 F9	1-0 F9		2-1 F7				4	0	0	0	0	1	4				
Inning Stats	R: 4 E: 1 K: 3 S: 20	H: 3 LOB: 2 BB: 2 P: 35	R: 2 E: 0 K: 2 S: 23	H: 2 LOB: 1 BB: 1 P: 30	R: 0 E: 0 K: 1 S: 7	H: 0 LOB: 0 BB: 0 P: 9	R: 1 E: 0 K: 0 S: 11	H: 1 LOB: 0 BB: 0 P: 22	R: 0 E: 0 K: 1 S: 12	H: 1 LOB: 2 BB: 1 P: 22	R: 3 E: 0 K: 2 S: 13	H: 3 LOB: 1 BB: 2 P: 30	R: 0 E: 0 K: 1 S: 9	H: 0 LOB: 0 BB: 0 P: 13	R: 0 E: 0 K: 1 S: 8	H: 0 LOB: 0 BB: 0 P: 15	1B: 4 2B: 3 3B: 0 HR: 4	SF: 0 SAC: 1 DP: 1 HBP: 0	WP: 0 PB: 0 SB: 0 CS: 1	PA: 40
PITCHER Bobby Witt, R ERA: 7.57 Dave Richetti, L ERA: 16.71 Carlos Reyes, R ERA: 4.11	IP: 5.0 WLS: L BF: 27 H: 7 R: 7 ER: 4 SO: 7 BB: 4 IBB: 0 HBP: 0 BLK: 0 WP: 0 HR: 3 S: 73 P: 118 ERA: 7.20 WHIP: 2.200																			
PITCHER Bobby Witt, R ERA: 7.57 Dave Richetti, L ERA: 16.71 Carlos Reyes, R ERA: 4.11	IP: 0.2 WLS: L BF: 4 H: 2 R: 2 ER: 2 SO: 1 BB: 1 IBB: 0 HBP: 0 BLK: 0 WP: 0 HR: 0 S: 7 P: 16 ERA: 27.00 WHIP: 4.500																			
PITCHER Bobby Witt, R ERA: 7.57 Dave Richetti, L ERA: 16.71 Carlos Reyes, R ERA: 4.11	IP: 2.1 WLS: L BF: 9 H: 1 R: 1 ER: 1 SO: 3 BB: 1 IBB: 0 HBP: 0 BLK: 0 WP: 0 HR: 1 S: 23 P: 42 ERA: 3.86 WHIP: 0.857																			

Oakland Athletics @ Baltimore Orioles
Oriole Park at Camden Yards, Baltimore, MD

AB 33
R 10
H 10
RBI 9
BB 6
SO 11
LOB 14



WP: 0 PA: 40
PB: 0
SB: 0
CS: 1

Tue Apr 26 1994, 3:33 AM EDT
Att: 47,565 - Sunny - 71 F

Batter	1	2	3	4	5	6	7	8	9	AB	R	H	RBI	BB	SO	LOB	TOP																	
Otis Nixon, S <small>OBP: 0.352, SLG: 0.325</small> (1, 8)										3	0	1	0	1	0	0																		
Billy Hatcher, R <small>OBP: 0.375, SLG: 0.486</small> (1, 9)									4	0	0	1	0	1	4																			
Mike Greenwell, L <small>OBP: 0.326, SLG: 0.521</small> (1, 7)									4	0	1	0	0	0	2																			
Andre Dawson, R <small>OBP: 0.322, SLG: 0.642</small> (1, 10)									4	0	0	0	0	1	1																			
Mo Vaughn, L <small>OBP: 0.424, SLG: 0.570</small> (1, 3)									2	0	0	0	2	1	0																			
Tim Lincecum, R <small>OBP: 0.449, SLG: 0.606</small> (1, 4)									4	0	1	0	0	0	3																			
Scott Cooper, L <small>OBP: 0.366, SLG: 0.662</small> (1, 5)									3	1	2	0	0	0	1																			
John Valentin, R <small>OBP: 0.349, SLG: 0.452</small> (1, 6)									3	0	0	0	0	1	3																			
Dave Valle, R <small>OBP: 0.245, SLG: 0.298</small> (1, 2)									2	0	0	0	0	2	1																			
Inning Stats	R: 0 E: 0 K: 1 S: 5	H: 0 LOB: 0 BB: 0 P: 9	R: 0 E: 0 K: 0 S: 3	H: 0 LOB: 0 BB: 0 P: 6	R: 1 E: 0 K: 1 S: 13	H: 1 LOB: 2 BB: 1 P: 23	R: 0 E: 0 K: 0 S: 10	H: 0 LOB: 0 BB: 1 P: 18	R: 0 E: 0 K: 1 S: 13	H: 2 LOB: 2 BB: 0 P: 17	R: 0 E: 0 K: 0 S: 7	H: 0 LOB: 0 BB: 0 P: 9	R: 0 E: 0 K: 0 S: 6	H: 1 LOB: 0 BB: 0 P: 8	R: 0 E: 0 K: 1 S: 7	H: 0 LOB: 0 BB: 1 P: 13	R: 0 E: 0 K: 1 S: 8	H: 1 LOB: 1 BB: 1 P: 14	1B: 5 2B: 0 3B: 0 HR: 0	SF: 0 SAC: 0 DP: 3 HBP: 1	WP: 0 PB: 0 SB: 1 CS: 0	PA: 33												
PITCHER	IP WLS BF H R ER SO BB IBB HBP BLK WP HR S P ERA WHIP																																	
Ron Darling, R <small>ERA: 4.6</small> (1, 1)	9.0	L	33	5	1	1	6	2	1	1	0	0	0	72	117	1.00	0.778																	

Boston Red Sox @ Oakland Athletics
 Oakland-Alameda County Coliseum, Oakland, CA
 Wed Apr 27 1994, 7:05 PM PDT
 Att: 15,250 - Unknown - 60 F

AB 29
 R 1
 H 5
 RBI 1
 BB 3
 SO 6
 LOB 15



Batter	1	2	3	4	5	6	7	8	9	AB	R	H	RBI	BB	SO	LOB	BOTTOM																		
Stan Javier, S <small>OBP: 0.425, SLG: 0.544</small> (1, 8)										2	0	0	0	2	0	0																			
Mike Bordick, R <small>OBP: 0.321, SLG: 0.307</small> (1, 6)										3	0	0	0	0	0	2																			
Mike Aldrete, L <small>OBP: 0.333, SLG: 0.364</small> (9, PH)										0	0	0	0	1	0	0																			
John Briscoe, R <small>OBP: 0.333, SLG: 0.364</small> (9, PR)										0	0	0	0	0	0	0																			
Geronimo Berroa, R <small>OBP: 0.449, SLG: 0.644</small> (1, 7)									3	0	0	0	1	1	1																				
Ruben Sierra, S <small>OBP: 0.255, SLG: 0.495</small> (1, 9)									3	0	0	0	1	1	2																				
Troy Neel, L <small>OBP: 0.391, SLG: 0.536</small> (1, 3)									3	0	1	0	0	0	1																				
Terry Steinbach, R <small>OBP: 0.375, SLG: 0.656</small> (1, 10)									2	0	0	0	1	0	2																				
Scott Brosius, R <small>OBP: 0.257, SLG: 0.294</small> (1, 5)									2	0	0	0	0	0	1																				
Mike Brumley, S <small>OBP: 0.278, SLG: 0.278</small> (8, PH) (9, 5)									1	0	0	0	0	0	0																				
Junior Noboa, R <small>OBP: 0.357, SLG: 0.400</small> (1, 4)									3	0	1	0	0	1	0																				
Scott Hemond, R <small>OBP: 0.147, SLG: 0.033</small> (1, 2)									3	0	0	0	0	0	1																				
Inning Stats	R: 0 E: 0 K: 1 S: 6	H: 0 LOB: 0 BB: 0 P: 11	R: 0 E: 0 K: 0 S: 3	H: 0 LOB: 1 BB: 2 P: 13	R: 0 E: 0 K: 0 S: 9	H: 0 LOB: 1 BB: 1 P: 16	R: 0 E: 0 K: 0 S: 6	H: 1 LOB: 1 BB: 1 P: 12	R: 0 E: 0 K: 0 S: 6	H: 0 LOB: 0 BB: 1 P: 12	R: 0 E: 0 K: 1 S: 7	H: 0 LOB: 0 BB: 0 P: 11	R: 0 E: 0 K: 1 S: 5	H: 0 LOB: 0 BB: 0 P: 9	R: 0 E: 0 K: 0 S: 9	H: 0 LOB: 1 BB: 1 P: 17	R: 0 E: 0 K: 0 S: 9	H: 0 LOB: 1 BB: 1 P: 17	1B: 1 2B: 2 3B: 0 HR: 0	SF: 0 SAC: 0 DP: 4 HBP: 0	WP: 0 PB: 0 SB: 0 CS: 0	PA: 31													
PITCHER	IP WLS BF H R ER SO BB IBB HBP BLK WP HR S P ERA WHIP																																		
Frank Viola, L <small>ERA: 4.45</small> (1, 1)	6.0	W	21	2	0	0	1	5	0	0	0	0	0	0	0	0	0.00	1.167																	
Scott Bankhead, R <small>ERA: 0.53</small> (7, 1)	2.0		6	0	0	0	2	0	0	0	0	0	0	0	0	0	0.00	0.000																	
Jeff Russell, R <small>ERA: 5.4</small> (9, 1)	1.0	S	4	0	0	0	0	1	0	0	0	0	0	0	0	0	0.00	1.000																	

Boston Red Sox @ Oakland Athletics
 Oakland-Alameda County Coliseum, Oakland, CA
 Wed Apr 27 1994, 7:05 PM PDT
 Att: 15,250 - Unknown - 60 F

AB 25
 R 0
 H 2
 RBI 0
 BB 6
 SO 3
 LOB 10



Batter	1	2	3	4	5	6	7	8	9	AB	R	H	RBI	BB	SO	LOB	TOP
Otis Nixon, S <small>OBP: 0.347, SLG: 0.321</small> 										4	0	1	0	0	0	0	Boston Red Sox @ Oakland Athletics Oakland-Alameda County Coliseum, Oakland, CA Thu Apr 28 1994, 3:33 AM PDT Att: 17,142 - Sunny - 64 F
Billy Hatcher, R <small>OBP: 0.369, SLG: 0.466</small> 										3	0	0	0	1	1	0	
Mike Greenwell, L <small>OBP: 0.311, SLG: 0.494</small> Lee Tinsley, S <small>OBP: 0.231, SLG: 0.091</small> 										4	0	0	0	0	1	2	
Mo Vaughn, L <small>OBP: 0.438, SLG: 0.573</small> 										3	2	2	0	1	1	0	
Andre Dawson, R <small>OBP: 0.333, SLG: 0.649</small> Bob Zupcic, R <small>(8, PR)</small> 										4	1	2	0	0	0	3	
Scott Cooper, L <small>OBP: 0.373, SLG: 0.710</small> 										4	1	2	4	0	0	0	
Tim Lincecum, R <small>OBP: 0.439, SLG: 0.580</small> 										3	0	0	0	0	1	1	
Damon Berryhill, S <small>OBP: 0.324, SLG: 0.333</small> 										4	0	0	0	0	2	2	
John Valentin, R <small>OBP: 0.337, SLG: 0.434</small> 										3	0	0	0	0	1	1	
Inning Stats <small>R: 0 H: 0 E: 0 LOB: 0 K: 1 BB: 0 S: 8</small>	<small>R: 2 H: 2 E: 0 LOB: 1 K: 2 BB: 0 S: 17</small>	<small>R: 0 H: 2 E: 0 LOB: 2 K: 1 BB: 1 S: 7</small>	<small>R: 0 H: 2 E: 0 LOB: 2 K: 1 BB: 1 S: 9</small>	<small>R: 0 H: 0 E: 0 LOB: 0 K: 0 BB: 0 S: 8</small>	<small>R: 0 H: 0 E: 0 LOB: 0 K: 1 BB: 0 S: 4</small>	<small>R: 2 H: 2 E: 0 LOB: 1 K: 1 BB: 0 S: 9</small>	<small>R: 0 H: 0 E: 0 LOB: 0 K: 0 BB: 0 S: 5</small>	<small>R: 0 H: 1 E: 0 LOB: 1 K: 1 BB: 0 S: 7</small>	<small>R: 0 H: 0 E: 0 LOB: 0 K: 0 BB: 0 S: 6</small>	<small>1B: 4 SF: 0 2B: 2 SAC: 0 3B: 0 DP: 0 HR: 1 HBP: 1</small>	<small>WP: 0 PA: 36</small>						
PITCHER Todd Van Poppel, R <small>ERA: 11.49</small> Vince Horsman, L <small>ERA: 3.68</small> Dennis Eckersley, R <small>ERA: 3.68</small>	<small>IP: 7.0 WLS: L BF: 29 H: 6 R: 4 ER: 4 SO: 5 BB: 2 IBB: 0 HBP: 1 BLK: 0 WP: 0 HR: 1 S: 58 P: 91 ERA: 5.14 WHIP: 1.143</small>																

AB	32
R	4
H	7
RBI	4
BB	2
SO	6
LOB	9



Batter	1	2	3	4	5	6	7	8	9	AB	R	H	RBI	BB	SO	LOB	BOTTOM
Stan Javier, S <small>OBP: 0.413, SLG: 0.518</small> 										4	0	0	0	1	0	4	Boston Red Sox @ Oakland Athletics Oakland-Alameda County Coliseum, Oakland, CA Thu Apr 28 1994, 3:33 AM PDT Att: 17,142 - Sunny - 64 F
Mike Aldrete, L <small>OBP: 0.333, SLG: 0.480</small> Rickey Henderson, R <small>OBP: 0.440, SLG: 0.300</small> Junior Noboa, R <small>OBP: 0.357, SLG: 0.400</small> Mark McGwire, R <small>OBP: 0.487, SLG: 0.569</small> 										3	1	1	1	0	1	0	
Troy Neel, L <small>OBP: 0.397, SLG: 0.550</small> 										4	0	2	0	0	0	1	
Geronimo Berroa, R <small>OBP: 0.438, SLG: 0.619</small> 										4	0	1	0	0	2	2	
Ruben Sierra, S <small>OBP: 0.255, SLG: 0.495</small> 										4	0	1	0	0	0	3	
Terry Steinbach, R <small>OBP: 0.388, SLG: 0.632</small> 										4	0	1	0	0	0	0	
Mike Brumley, S <small>OBP: 0.273, SLG: 0.238</small> 										3	0	0	0	1	3	1	
Scott Brosius, R <small>OBP: 0.256, SLG: 0.292</small> 										4	0	1	0	0	1	2	
Mike Bordick, R <small>OBP: 0.341, SLG: 0.321</small> 										3	0	2	0	1	0	0	
Inning Stats <small>R: 0 H: 0 E: 0 LOB: 0 K: 1 BB: 0 S: 10</small>	<small>R: 0 H: 0 E: 0 LOB: 0 K: 1 BB: 0 S: 7</small>	<small>R: 0 H: 0 E: 0 LOB: 0 K: 0 BB: 0 S: 8</small>	<small>R: 1 H: 2 E: 0 LOB: 1 K: 1 BB: 0 S: 9</small>	<small>R: 0 H: 2 E: 0 LOB: 2 K: 2 BB: 0 S: 19</small>	<small>R: 0 H: 1 E: 0 LOB: 1 K: 1 BB: 0 S: 12</small>	<small>R: 0 H: 2 E: 0 LOB: 2 K: 1 BB: 0 S: 8</small>	<small>R: 0 H: 2 E: 0 LOB: 1 K: 1 BB: 0 S: 12</small>	<small>R: 0 H: 0 E: 0 LOB: 3 K: 1 BB: 3 S: 13</small>	<small>1B: 6 SF: 0 2B: 2 SAC: 0 3B: 0 DP: 1 HR: 1 HBP: 0</small>	<small>WP: 0 PA: 38</small>							
PITCHER Danny Darwin, R <small>ERA: 5.17</small> Ken Ryan, R <small>ERA: 7.11</small> Tony Fossas, L <small>ERA: 7.11</small> Greg Harris, R <small>ERA: 3.86</small> Jeff Russell, R <small>ERA: 4.7</small>	<small>IP: 6.2 WLS: W BF: 27 H: 7 R: 1 ER: 1 SO: 7 BB: 0 IBB: 0 HBP: 0 BLK: 0 WP: 0 HR: 1 S: 72 P: 102 ERA: 1.35 WHIP: 1.050</small>																

AB	35
R	1
H	9
RBI	1
BB	3
SO	9
LOB	16



Batter	1	2	3	4	5	6	7	8	9	AB	R	H	RBI	BB	SO	LOB	TOP								
Luis Polonia, L OBP: 0.403, SLG: 0.417 (1, 7)										4	2	3	3	1	0	0	New York Yankees @ Oakland Athletics Oakland-Alameda County Coliseum, Oakland, CA Fri Apr 23 1994, 7:05 PM PDT Att: 17,094 - Unknown - 53 F livebaseballscorecards.com								
Wade Boggs, L OBP: 0.473, SLG: 0.362 (1, 5)										5	1	2	1	0	0	3									
Don Mattingly, L OBP: 0.371, SLG: 0.388 (1, 3)										4	2	1	1	1	1	1									
Danny Tartabull, R OBP: 0.371, SLG: 0.481 (1, 10)										4	1	1	0	1	0	2									
Paul O'Neill, L OBP: 0.566, SLG: 0.857 (1, 9)										4	0	3	1	1	0	1									
Bernie Williams, S OBP: 0.296, SLG: 0.382 (1, 8)										4	0	0	1	1	2	4									
Mike Stanley, R OBP: 0.351, SLG: 0.344 (1, 2)										4	2	3	0	1	1	3									
Mike Gallego, R OBP: 0.306, SLG: 0.320 (1, 6)										3	1	1	1	1	0	2									
Pat Kelly, R OBP: 0.373, SLG: 0.357 (1, 4)										4	1	1	1	0	0	5									
Inning Stats	R: 2 E: 1 K: 1 S: 16	H: 3 LOB: 1 BB: 0 P: 28	R: 4 E: 1 K: 1 S: 21	H: 5 LOB: 2 BB: 1 P: 35	R: 0 E: 0 K: 0 S: 3	H: 0 LOB: 0 BB: 1 P: 7	R: 0 E: 0 K: 0 S: 10	H: 0 LOB: 0 BB: 0 P: 13	R: 0 E: 0 K: 0 S: 6	H: 1 LOB: 0 BB: 0 P: 8	R: 2 E: 0 K: 0 S: 13	H: 3 LOB: 0 BB: 0 P: 18	R: 0 E: 0 K: 1 S: 7	H: 1 LOB: 1 BB: 0 P: 11	R: 0 E: 0 K: 0 S: 9	H: 1 LOB: 2 BB: 1 P: 17		R: 2 E: 0 K: 1 S: 12	H: 1 LOB: 2 BB: 4 P: 34	1B: 10 2B: 6 3B: 0 HR: 0	SF: 0 SAC: 2 DP: 5 HBP: 0	WP: 1 PB: 0 SB: 0 CS: 0	PA: 45		
PITCHER	IP	WLS	BF	H	R	ER	SO	BB	IBB	HBP	BLK	WP	HR	S	P	ERA	WHIP								
Bob Welch, R ERA: 8.18 (1, 1)	1.1	L	11	7	6	4	1	0	0	0	0	0	0	28	47	27.00	5.250								
Steve Ontiveros, R ERA: 9.51 (2, 1)	4.0		16	4	2	2	1	1	1	0	0	0	0	34	52	4.50	1.250								
Ed Nunez, R ERA: 11.57 (6, 1)	1.2		6	2	0	0	1	0	0	0	0	0	0	14	21	0.00	1.200								
Billy Taylor, R ERA: 0.93 (8, 1)	0.2		3	1	0	0	0	0	0	0	0	0	0	5	9	0.00	1.500								
Vince Horsman, L ERA: 6.75 (8, 1)	0.1		3	0	1	1	0	2	0	0	0	0	0	6	14	27.00	6.000								
John Briscoe, R ERA: 4.09 (9, 1)	0.1		5	1	1	1	1	3	0	0	0	0	0	9	26	27.00	12.000								
Carlos Reyes, R ERA: 3.94 (9, 1)	0.2		1	0	0	0	0	0	0	0	0	0	0	1	2	0.00	0.000								
Batter	1	2	3	4	5	6	7	8	9	AB	R	H	RBI	BB	SO	LOB	BOTTOM								
Stan Javier, S OBP: 0.408, SLG: 0.500 (1, 8)										3	0	0	1	2	1	6	New York Yankees @ Oakland Athletics Oakland-Alameda County Coliseum, Oakland, CA Fri Apr 23 1994, 7:05 PM PDT Att: 17,094 - Unknown - 53 F livebaseballscorecards.com								
Geronimo Berros, R OBP: 0.423, SLG: 0.582 (1, 7)										4	1	0	0	1	1	5									
Troy Neel, L OBP: 0.411, SLG: 0.569 (1, 3)										5	0	3	0	0	0	1									
Mark McGwire, R OBP: 0.470, SLG: 0.532 (1, 10)										4	0	0	0	1	1	4									
Ruben Sierra, S OBP: 0.252, SLG: 0.480 (1, 9)										5	1	1	1	0	1	3									
Terry Steinbach, R OBP: 0.370, SLG: 0.616 (1, 2)										5	2	2	0	0	2	1									
Scott Brosius, R OBP: 0.289, SLG: 0.355 (1, 5)										4	1	3	2	1	0	0									
Mike Bordick, R OBP: 0.366, SLG: 0.316 (1, 6)										1	1	0	0	4	1	1									
Scott Hemond, R OBP: 0.205, SLG: 0.118 (1, 4)										4	0	2	2	1	0	3									
Inning Stats	R: 0 E: 0 K: 0 S: 8	H: 0 LOB: 2 BB: 2 P: 17	R: 0 E: 0 K: 1 S: 9	H: 1 LOB: 2 BB: 1 P: 18	R: 3 E: 0 K: 0 S: 20	H: 4 LOB: 3 BB: 3 P: 38	R: 0 E: 0 K: 0 S: 7	H: 1 LOB: 0 BB: 0 P: 12	R: 1 E: 0 K: 0 S: 10	H: 2 LOB: 3 BB: 2 P: 23	R: 0 E: 0 K: 1 S: 7	H: 0 LOB: 0 BB: 0 P: 10	R: 2 E: 0 K: 2 S: 13	H: 2 LOB: 1 BB: 1 P: 20	R: 0 E: 0 K: 1 S: 8	H: 1 LOB: 1 BB: 0 P: 13		R: 0 E: 0 K: 2 S: 10	H: 0 LOB: 1 BB: 1 P: 18	1B: 8 2B: 2 3B: 0 HR: 1	SF: 1 SAC: 0 DP: 2 HBP: 0	WP: 1 PB: 0 SB: 0 CS: 0	PA: 46		
PITCHER	IP	WLS	BF	H	R	ER	SO	BB	IBB	HBP	BLK	WP	HR	S	P	ERA	WHIP								
Jim Abbott, L ERA: 3.41 (1, 1)	5.0	W	29	8	4	4	1	8	0	0	0	0	0	54	108	7.20	3.200								
Donn Palli, R ERA: 1.93 (6, 1)	1.1		7	2	2	2	2	1	0	0	0	0	1	15	25	13.50	2.250								
Xavier Hernandez, R ERA: 6.4 (7, 1)	2.2	S	10	1	0	0	4	1	0	0	0	0	0	23	36	0.00	0.750								

Batter	1	2	3	4	5	6	7	8	9	AB	R	H	RBI	BB	SO	LOB	TOP						
Luis Polonia, L OBP: 0.390, SLG: 0.391	G3		K			P6		G4-3		4	0	0	0	1	1	1							
Wade Boggs, L OBP: 0.400, SLG: 0.342	G3		F7			G4-3		G3		4	0	0	0	1	0	1							
Don Mattingly, L OBP: 0.373, SLG: 0.393	G3							P5		4	1	1	0	1	0	3							
Danny Tartabull, R OBP: 0.373, SLG: 0.477		K						G4-3		5	1	2	0	0	2	1							
Paul O'Neill, L OBP: 0.543, SLG: 0.806										4	1	0	0	1	2	3							
Jim Leyritz, R OBP: 0.419, SLG: 0.743										4	3	3	3	1	1	1							
Bernie Williams, S OBP: 0.291, SLG: 0.370										5	0	1	0	0	0	4							
Mike Gallego, R OBP: 0.322, SLG: 0.312										2	1	0	1	3	0	2							
Pat Kelly, R OBP: 0.366, SLG: 0.367										4	0	1	2	0	3	3							
Inning Stats	R: 0 E: 0 K: 0 S: 3	H: 0 LOB: 0 BB: 0 P: 3	R: 0 E: 0 K: 2 S: 8	H: 0 LOB: 1 BB: 1 P: 16	R: 0 E: 0 K: 2 S: 10	H: 0 LOB: 1 BB: 1 P: 20	R: 4 E: 0 K: 1 S: 14	H: 2 LOB: 3 BB: 5 P: 41	R: 2 E: 0 K: 1 S: 15	H: 2 LOB: 1 BB: 0 P: 24	R: 0 E: 0 K: 1 S: 12	H: 1 LOB: 1 BB: 0 P: 16	R: 1 E: 1 K: 1 S: 11	H: 1 LOB: 1 BB: 0 P: 18	R: 0 E: 0 K: 0 S: 7	H: 0 LOB: 0 BB: 0 P: 9	R: 0 E: 0 K: 1 S: 10	H: 2 LOB: 2 BB: 0 P: 14	1B: 4 2B: 2 3B: 0 HR: 2	SF: 0 SAC: 0 DP: 0 HBP: 0	WP: 0 PB: 1 SB: 0 CS: 0	PA: 44	
PITCHER	IP	WLS	BF	H	R	ER	SO	BB	IBB	HBP	BLK	WP	HR	S	P	ERA	WHIP						
Miguel Jimenez, R ERA: 6.43	(1, 1)	3.2	L	20	2	4	4	5	7	0	0	1	0	0	34	79	9.82	2.455					
Carlos Reyes, R ERA: 4.66	(4, 1)	3.1		16	4	3	3	3	1	0	0	0	0	2	39	59	8.10	1.500					
John Briscoe, R ERA: 3.75	(8, 1)	1.0		3	0	0	0	0	0	0	0	0	0	7	9	0.00	0.000						
Dennis Eckersley, R ERA: 3.24	(9, 1)	1.0		5	2	0	0	1	0	0	0	0	0	10	14	0.00	2.000						

New York Yankees @ Oakland Athletics
Oakland-Alameda County Coliseum, Oakland, CA

AB 36
R 7
H 8
RBI 6
BB 8
SO 9
LOB 19



Sat Apr 30 1994, 3:33 AM PDT
Att: 25,683 - Sunny - 62 F

Batter	1	2	3	4	5	6	7	8	9	AB	R	H	RBI	BB	SO	LOB	BOTTOM					
Stan Javier, S OBP: 0.427, SLG: 0.538	SH2-3 G6-3 2B									5	2	4	0	0	1	0						
Mike Bordick, R OBP: 0.385, SLG: 0.317	SH2-3									3	0	1	1	0	1	0						
Mike Aldrete, L OBP: 0.355, SLG: 0.615	2-3									1	1	1	2	0	0	0						
Geronimo Berroa, R OBP: 0.410, SLG: 0.556	G6-3									5	0	1	1	0	1	3						
Ruben Sierra, S OBP: 0.252, SLG: 0.466	3B BB									3	1	0	0	1	0	4						
Terry Steinbach, R OBP: 0.376, SLG: 0.636	1-H 3B									4	0	2	1	0	1	0						
Troy Neel, L OBP: 0.403, SLG: 0.544	HBP									3	0	0	0	0	2	2						
Scott Brosius, R OBP: 0.276, SLG: 0.338	F7									4	0	0	0	0	0	2						
Steve Sax, R OBP: 0.500, SLG: 0.500										4	1	2	0	0	0	0						
Mike Brumley, S OBP: 0.269, SLG: 0.240										4	0	1	0	0	2	1						
Inning Stats	R: 2 E: 0 K: 0 S: 12	H: 2 LOB: 2 BB: 1 P: 22	R: 0 E: 0 K: 1 S: 7	H: 2 LOB: 2 BB: 0 P: 11	R: 0 E: 0 K: 1 S: 13	H: 0 LOB: 0 BB: 0 P: 21	R: 0 E: 0 K: 1 S: 8	H: 0 LOB: 0 BB: 0 P: 13	R: 0 E: 0 K: 2 S: 9	H: 0 LOB: 0 BB: 0 P: 12	R: 0 E: 0 K: 2 S: 8	H: 0 LOB: 0 BB: 0 P: 11	R: 1 E: 0 K: 1 S: 12	H: 4 LOB: 3 BB: 0 P: 16	R: 0 E: 0 K: 0 S: 9	H: 0 LOB: 0 BB: 0 P: 14	R: 2 E: 0 K: 0 S: 16	H: 2 LOB: 0 BB: 0 P: 20	1B: 8 2B: 2 3B: 1 HR: 1	SF: 0 SAC: 1 DP: 0 HBP: 1	WP: 0 PB: 0 SB: 0 CS: 0	PA: 39
PITCHER	IP	WLS	BF	H	R	ER	SO	BB	IBB	HBP	BLK	WP	HR	S	P	ERA	WHIP					
Jimmy Key, L ERA: 3.38	(1, 1)	8.0	W	34	10	3	3	8	1	0	1	0	0	78	120	3.38	1.375					
Jeff Reardon, R ERA: 5.79	(9, 1)	1.0		5	2	2	2	0	0	0	0	0	1	16	20	18.00	2.000					

New York Yankees @ Oakland Athletics
Oakland-Alameda County Coliseum, Oakland, CA

AB 36
R 5
H 12
RBI 5
BB 1
SO 8
LOB 12



Sat Apr 30 1994, 3:33 AM PDT
Att: 25,683 - Sunny - 62 F

Batter	1	2	3	4	5	6	7	8	9	AB	R	H	RBI	BB	SO	LOB	TOP					
Luis Polonia, L OBP: 0.390, SLG: 0.391 (1, 7)										5	0	2	0	0	1	2						
Wade Boggs, L OBP: 0.422, SLG: 0.355 (1, 5)										3	0	2	0	2	0	2						
Don Mattingly, L OBP: 0.377, SLG: 0.398 (1, 3)										4	0	2	0	0	1	2						
Danny Tartabull, R OBP: 0.358, SLG: 0.456 (1, 10)										4	1	0	0	0	1	5						
Paul O'Neill, L OBP: 0.541, SLG: 0.800 (1, 9)										3	0	1	1	1	1	2						
Mike Stanley, R OBP: 0.333, SLG: 0.324 (1, 2)										4	0	0	0	0	3	4						
Bernie Williams, S OBP: 0.300, SLG: 0.382 (1, 8)										3	0	1	0	1	1	1						
Mike Gallego, R OBP: 0.309, SLG: 0.296 (1, 6)										4	0	0	0	0	0	3						
Pat Kelly, R OBP: 0.365, SLG: 0.365 (1, 4)										3	0	1	0	0	1	1						
Daryl Boston, L OBP: 0.167, SLG: 0.118 (9, PH)										1	0	0	0	0	0	1						
Inning Stats	R: 0 E: 0 K: 1 S: 12	H: 1 LOB: 1 BB: 1 P: 20	R: 0 E: 0 K: 1 S: 6	H: 0 LOB: 1 BB: 1 P: 15	R: 0 E: 0 K: 0 S: 11	H: 2 LOB: 1 BB: 0 P: 19	R: 0 E: 0 K: 1 S: 9	H: 0 LOB: 0 BB: 0 P: 13	R: 0 E: 0 K: 0 S: 7	H: 1 LOB: 1 BB: 0 P: 13	R: 0 E: 0 K: 3 S: 14	H: 2 LOB: 2 BB: 0 P: 19	R: 0 E: 0 K: 1 S: 8	H: 1 LOB: 1 BB: 0 P: 11	R: 1 E: 0 K: 2 S: 15	H: 1 LOB: 1 BB: 1 P: 25	R: 0 E: 0 K: 0 S: 9	H: 1 LOB: 2 BB: 1 P: 18	1B: 7 2B: 2 3B: 0 HR: 0	SF: 0 SAC: 0 DP: 1 HBP: 0	WP: 0 PB: 0 SB: 0 CS: 1	PA: 38
PITCHER	IP WLS BF H R ER SO BB IBB HBP BLK WP HR S P ERA WHIP																					
Bobby Witt, R ERA: 6.17 (1, 1)	7.2 W 32 8 1 1 8 3 0 0 0 0 0 0 79 129 1.17 1.435																					
Billy Taylor, R ERA: 0.62 (8, 1)	1.1 6 1 0 0 1 1 0 0 0 0 0 0 12 24 0.00 1.500																					

New York Yankees @ Oakland Athletics
Oakland-Alameda County Coliseum, Oakland, CA
Sun May 01 1994, 3:33 AM PDT
Att: 27,202 - Sunny - 60 F

AB 34
R 1
H 9
RBI 1
BB 4
SO 9
LOB 23



Batter	1	2	3	4	5	6	7	8	9	AB	R	H	RBI	BB	SO	LOB	BOTTOM					
Stan Javier, S OBP: 0.430, SLG: 0.527 (1, 8)										2	2	0	0	2	0	5						
Gerónimo Berroa, R OBP: 0.420, SLG: 0.579 (1, 10)										4	1	2	3	1	1	2						
Troy Neel, L OBP: 0.402, SLG: 0.534 (1, 3)										5	0	2	4	0	1	4						
Ruben Sierra, S OBP: 0.250, SLG: 0.454 (1, 9)										5	0	1	0	0	0	1						
Mike Aldrete, L OBP: 0.306, SLG: 0.516 (1, 7)										5	0	0	0	0	1	3						
Terry Steinbach, R OBP: 0.382, SLG: 0.642 (1, 2)										4	1	2	0	0	1	0						
Scott Brosius, R OBP: 0.286, SLG: 0.349 (1, 5)										3	1	1	0	1	0	1						
Steve Sax, R OBP: 0.375, SLG: 0.375 (1, 4)										4	1	1	0	0	1	3						
Mike Bordick, R OBP: 0.380, SLG: 0.329 (1, 6)										3	2	2	1	1	0	2						
Inning Stats	R: 1 E: 0 K: 1 S: 13	H: 1 LOB: 1 BB: 1 P: 25	R: 1 E: 1 K: 1 S: 13	H: 2 LOB: 3 BB: 1 P: 27	R: 0 E: 0 K: 0 S: 8	H: 1 LOB: 1 BB: 0 P: 12	R: 0 E: 0 K: 1 S: 6	H: 1 LOB: 1 BB: 0 P: 7	R: 0 E: 0 K: 0 S: 5	H: 0 LOB: 0 BB: 0 P: 9	R: 3 E: 0 K: 1 S: 12	H: 3 LOB: 1 BB: 1 P: 23	R: 0 E: 0 K: 1 S: 7	H: 0 LOB: 0 BB: 0 P: 10	R: 3 E: 0 K: 0 S: 18	H: 3 LOB: 2 BB: 2 P: 35	R: 0 E: 0 K: 0 S: 9	H: 1 LOB: 2 BB: 1 P: 18	1B: 8 2B: 2 3B: 1 HR: 0	SF: 0 SAC: 1 DP: 0 HBP: 0	WP: 1 PB: 0 SB: 0 CS: 0	PA: 41
PITCHER	IP WLS BF H R ER SO BB IBB HBP BLK WP HR S P ERA WHIP																					
Melido Perez, R ERA: 4.09 (1, 1)	5.2 L 29 5 4 3 3 0 0 0 0 0 0 0 7 11 0.00 0.000																					
Paul Gibson, L ERA: (6, 1)	1.0 3 0 0 0 1 0 0 0 0 0 0 0 3 4 0.00 0.000																					
Bob Wickman, R ERA: 3.86 (7, 1)	0.1 1 0 0 0 1 0 0 0 0 0 0 0 1 0 0.00 0.000																					
Steve Howe, L ERA: 3.86 (8, 1)	0.2 5 1 3 3 0 2 0 0 0 0 1 0 10 22 40.50 4.500																					
Scott Kamieniecki, R ERA: 3.44 (8, 1)	0.1 3 2 0 0 0 0 0 0 0 0 0 0 8 13 0.00 6.000																					

New York Yankees @ Oakland Athletics
Oakland-Alameda County Coliseum, Oakland, CA
Sun May 01 1994, 3:33 AM PDT
Att: 27,202 - Sunny - 60 F

AB 35
R 8
H 11
RBI 8
BB 5
SO 5
LOB 21



Batter	1	2	3	4	5	6	7	8	9	AB	R	H	RBI	BB	SO	LOB	TOP										
Brady Anderson, L OBP: 0.356, SLG: 0.465 (1, 7)	G4-3	G4-3		L6-3			1B FC3 BB	F7		4	1	0	0	2	0	2	Baltimore Orioles @ Oakland Athletics Oakland-Alameda County Coliseum, Oakland, CA Tue May 03 1994, 7:05 PM PDT Att: 12,762 - Unknown - 60 F										
Jeffrey Hammonds, R OBP: 0.341, SLG: 0.593 Jack Voigt, R OBP: 0.286, SLG: 0.290 (1, 9) (7, 9)	F G4-3			G5-3			FC3 BB 1B	P4	P6	4	2	3	0	0	0	0											
Rafael Palmeiro, L OBP: 0.436, SLG: 0.688 (1, 3)	E9 G4-3 1B	G3			F9		1B FC3 BB			3	2	1	0	2	0	1											
Harold Baines, L OBP: 0.406, SLG: 0.576 Lonnie Smith, R OBP: 0.256, SLG: 0.200 (1, 10) (8, PR)	G4-3			FC6-4 1B	F8		FC3 1B			5	0	2	3	0	0	3											
Cal Ripken Jr., R OBP: 0.358, SLG: 0.431 (1, 6)	HBP 2B 1B			FC6-4			K	K		4	1	1	1	1	2	6											
Chris Hoiles, R OBP: 0.381, SLG: 0.462 (1, 2)	2B 1-2 HBP			P4	F7				F9	4	0	1	1	0	0	2											
Chris Sabo, R OBP: 0.310, SLG: 0.371 (1, 5)	1-3 2-H 2B			F9		F7	L8		F9	5	0	1	1	0	0	4											
Mike Devereaux, R OBP: 0.241, SLG: 0.438 (1, 8)	F9			HR		K			HR	5	2	3	3	0	1	2											
Mark McLemore, S OBP: 0.355, SLG: 0.289 (1, 4)		G6-3		L6-3 1B		K			BB 1B	4	1	2	0	1	1	0											
Inning Stats	R: 3 E: 1 K: 0 S: 13	H: 4 LOB: 2 BB: 0 P: 23	R: 0 E: 0 K: 0 S: 11	H: 1 LOB: 1 BB: 0 P: 16	R: 0 E: 0 K: 0 S: 6	H: 1 LOB: 0 BB: 0 P: 10	R: 1 E: 0 K: 0 S: 9	H: 2 LOB: 0 BB: 0 P: 15	R: 0 E: 0 K: 0 S: 7	H: 0 LOB: 1 BB: 0 P: 18	R: 0 E: 0 K: 1 S: 19	H: 3 LOB: 2 BB: 2 P: 30	R: 1 E: 0 K: 1 S: 14	H: 2 LOB: 2 BB: 1 P: 25	R: 1 E: 0 K: 0 S: 10	H: 1 LOB: 2 BB: 2 P: 22		1B: 10 2B: 2 3B: 1 HR: 2	SF: 0 SAC: 0 DP: 1 HBP: 1	WP: 0 PB: 0 SB: 0 CS: 0	PA: 47						
PITCHER	IP	WLS	BF	H	R	ER	SO	BB	IBB	HBP	BLK	WP	HR	S	P	ERA	WHIP										
Ron Darling, R ERA: 5.35 (1, 1)	6.0	L	29	9	6	6	2	2	0	1	0	0	0	5	10	9.00	1.833										
Vince Horsman, L ERA: 13.5 (7, 1)	0.0		2	0	0	0	0	1	0	0	0	0	0	5	10	∞	∞										
Billy Taylor, R ERA: 0.75 (7, 1)	1.0		4	2	1	1	1	0	0	0	0	0	0	11	13	9.00	2.000										
Ed Nunez, R ERA: 11.25 (8, 1)	1.0		6	2	1	1	1	1	0	0	0	0	0	14	25	9.00	3.000										
John Briscoe, R ERA: 4.15 (9, 1)	1.0		6	1	1	1	0	2	0	0	0	0	1	10	22	9.00	3.000										
Batter	1	2	3	4	5	6	7	8	9	AB	R	H	RBI	BB	SO	LOB	BOTTOM										
Stan Javier, S OBP: 0.414, SLG: 0.505 (1, 8)	G4-3		G5-3		P4			K		4	0	0	0	0	1	2	Baltimore Orioles @ Oakland Athletics Oakland-Alameda County Coliseum, Oakland, CA Tue May 03 1994, 7:05 PM PDT Att: 12,762 - Unknown - 60 F										
Steve Sax, R OBP: 0.333, SLG: 0.500 (1, 4)	G6-3				G6-3			G4-3		4	0	1	1	0	0	1											
Rickey Henderson, R OBP: 0.432, SLG: 0.286 (1, 10)	K2-3							F9	F9	3	0	0	0	1	1	0											
Troy Neel, L OBP: 0.384, SLG: 0.506 (1, 3)		K	K					F7	F7	4	0	0	0	0	2	2											
Ruben Sierra, S OBP: 0.242, SLG: 0.438 (1, 9)		F8			G6-3			F8	F7	4	0	0	0	0	0	0											
Mike Aldrete, L OBP: 0.325, SLG: 0.500 (1, 7)					G6-3			G6-3	1B 1B	3	0	1	0	1	0	0											
Scott Brosius, R OBP: 0.284, SLG: 0.345 (1, 5)					F7			E9	1B 1B	4	0	1	0	0	1	1											
Mike Bordick, R OBP: 0.394, SLG: 0.341 (1, 6)					G5-3 3B 1B			G5-3 1B	K	3	1	2	0	1	1	2											
Scott Hemond, R OBP: 0.195, SLG: 0.111 Geronimo Berroa, R OBP: 0.416, SLG: 0.571 Terry Steinbach, R OBP: 0.382, SLG: 0.642 (1, 2) (7, PH) (8, 2)					K			G5-3	K	2	0	0	0	0	1	2											
Inning Stats	R: 0 E: 0 K: 1 S: 8	H: 0 LOB: 0 BB: 0 P: 11	R: 0 E: 0 K: 2 S: 9	H: 0 LOB: 1 BB: 1 P: 16	R: 1 E: 0 K: 2 S: 11	H: 2 LOB: 2 BB: 1 P: 21	R: 0 E: 0 K: 0 S: 6	H: 0 LOB: 0 BB: 0 P: 11	R: 0 E: 0 K: 0 S: 8	H: 1 LOB: 1 BB: 0 P: 12	R: 0 E: 0 K: 0 S: 9	H: 0 LOB: 0 BB: 0 P: 15	R: 0 E: 1 K: 1 S: 10	H: 0 LOB: 2 BB: 1 P: 18	R: 0 E: 0 K: 1 S: 7	H: 0 LOB: 0 BB: 0 P: 12		R: 0 E: 0 K: 1 S: 8	H: 2 LOB: 2 BB: 0 P: 10	1B: 4 2B: 1 3B: 1 HR: 0	SF: 0 SAC: 0 DP: 1 HBP: 0	WP: 0 PB: 0 SB: 0 CS: 1	PA: 35				
PITCHER	IP	WLS	BF	H	R	ER	SO	BB	IBB	HBP	BLK	WP	HR	S	P	ERA	WHIP										
Ben McDonald, R ERA: 2.33 (1, 1)	9.0	W	35	5	1	1	8	3	0	0	0	0	0	76	126	1.00	0.889										

AB 40
R 9
H 14
RBI 9
BB 6
SO 4
LOB 23



AB 32
R 1
H 5
RBI 1
BB 3
SO 8
LOB 12



Batter	1	2	3	4	5	6	7	8	9	AB	R	H	RBI	BB	SO	LOB	TOP			
Rickey Henderson, R OBP: 0.416, SLG: 0.301 Mike Aldrete, L OBP: 0.310, SLG: 0.472	F7				F8		F8		G3	3	0	0	0	1	0	0				
Stan Javier, S OBP: 0.392, SLG: 0.491	HR		G3		F8		F8		G6-3	5	1	1	1	0	0	1				
Geronimo Berroa, R OBP: 0.437, SLG: 0.596	1B				G5-3				G5-3	5	2	3	0	0	0	0				
Ruben Sierra, S OBP: 0.256, SLG: 0.464	F9				1B					4	2	3	2	0	0	1				
Terry Steinbach, R OBP: 0.363, SLG: 0.585 Scott Hemond, R OBP: 0.227, SLG: 0.231		G4-3			E8		G5-3			4	1	1	0	0	1	1				
Troy Neel, L OBP: 0.368, SLG: 0.523	G3-1				2B		F5		G6-3	4	0	1	1	0	0	0				
Scott Brosius, R OBP: 0.286, SLG: 0.340	G4-3				F9				P4	4	0	1	0	0	0	1				
Mike Bordick, R OBP: 0.391, SLG: 0.347					G5-3					4	0	2	0	0	1	1				
Steve Sax, R OBP: 0.286, SLG: 0.381 Brent Gates, S OBP: 0.421, SLG: 0.500					G5-3				P5	3	0	0	0	0	1	3				
Inning Stats	R: 1 E: 0 K: 0 S: 4	H: 2 LOB: 0 BB: 0 P: 4	R: 0 E: 0 K: 0 S: 3	H: 0 LOB: 0 BB: 0 P: 3	R: 0 E: 0 K: 1 S: 5	H: 0 LOB: 1 BB: 1 P: 9	R: 3 E: 1 K: 0 S: 7	H: 4 LOB: 0 BB: 0 P: 7	R: 0 E: 0 K: 1 S: 8	H: 3 LOB: 2 BB: 0 P: 8	R: 1 E: 0 K: 1 S: 7	H: 2 LOB: 1 BB: 0 P: 7	R: 0 E: 0 K: 0 S: 4	H: 1 LOB: 1 BB: 0 P: 4	R: 0 E: 0 K: 0 S: 3	H: 0 LOB: 0 BB: 0 P: 3	1B: 8 2B: 2 3B: 0 HR: 2	SF: 0 SAC: 0 DP: 0 HBP: 0	WP: 0 PB: 0 SB: 1 CS: 1	PA: 39
PITCHER	IP	WLS	BF	H	R	ER	SO	BB	IBB	HBP	BLK	WP	HR	S	P	ERA	WHIP			
Brian Anderson, L ERA: 4.67	(1, 1)	1.0	4	2	1	1	0	0	0	0	0	0	1	4	4	9.00	2.000			
Bill Sampen, R ERA: 6.75	(2, 1)	3.0	W	14	4	3	3	1	0	0	0	0	0	15	19	9.00	1.667			
Scott Lewis, R ERA: 6.05	(5, 1)	3.0		14	5	2	2	2	0	0	0	0	1	18	18	6.00	1.667			
John Dopson, R ERA: 5.63	(8, 1)	2.0		7	1	0	0	0	0	0	0	0	0	7	7	0.00	0.500			

Oakland Athletics @ California Angels
Anaheim Stadium, Anaheim, CA
Fri May 06 1994, 10:05 PM EDT
Att: 33,399 - Unknown - 60 F

AB 38
R 6
H 12
RBI 4
BB 1
SO 3
LOB 9



Batter	1	2	3	4	5	6	7	8	9	AB	R	H	RBI	BB	SO	LOB	BOTTOM			
Damon Easley, R OBP: 0.333, SLG: 0.385	P4		P4		E5					5	0	2	1	0	0	1				
Jim Edmonds, L OBP: 0.452, SLG: 0.370	K		K		F7		G1-3			5	0	1	1	0	2	3				
Tim Salmon, R OBP: 0.344, SLG: 0.442	HR		HR		F3		L6			5	2	3	2	0	0	3				
Chili Davis, S OBP: 0.462, SLG: 0.600	2B		WP		G1-6-3				G6-3	4	2	2	0	1	0	1				
Dwight Smith, L OBP: 0.304, SLG: 0.349	P5		F7		HR		G4-3		L3	4	1	0	0	1	0	3				
Chad Curtis, R OBP: 0.279, SLG: 0.344		E5	K		HR		G4-3		F3	5	2	1	2	0	1	2				
Jorge Fabregas, L OBP: 0.414, SLG: 0.429	G1-3		1B		K					4	1	2	2	0	1	1				
Harold Reynolds, S OBP: 0.368, SLG: 0.342	F7		S		FC5-4		F7			3	1	1	1	1	0	2				
Gary Disarcina, R OBP: 0.336, SLG: 0.363	E6		HR		FC5-4		G4-3			4	2	1	1	0	0	2				
Inning Stats	R: 1 E: 0 K: 1 S: 7	H: 2 LOB: 1 BB: 0 P: 7	R: 1 E: 2 K: 1 S: 8	H: 1 LOB: 2 BB: 0 P: 8	R: 5 E: 0 K: 1 S: 9	H: 4 LOB: 0 BB: 1 P: 13	R: 0 E: 0 K: 0 S: 3	H: 1 LOB: 0 BB: 0 P: 3	R: 3 E: 1 K: 1 S: 8	H: 2 LOB: 1 BB: 2 P: 16	R: 1 E: 0 K: 0 S: 5	H: 2 LOB: 1 BB: 0 P: 5	R: 0 E: 0 K: 0 S: 4	H: 1 LOB: 1 BB: 0 P: 4	R: 0 E: 0 K: 0 S: 3	H: 0 LOB: 0 BB: 0 P: 3	1B: 7 2B: 2 3B: 0 HR: 4	SF: 0 SAC: 0 DP: 1 HBP: 0	WP: 1 PB: 1 SB: 2 CS: 0	PA: 42
PITCHER	IP	WLS	BF	H	R	ER	SO	BB	IBB	HBP	BLK	WP	HR	S	P	ERA	WHIP			
Miguel Jimenez, R ERA: 9.31	(1, 1)	2.2	L	17	6	5	3	1	0	0	0	0	2	22	26	16.88	2.625			
Carlos Reyes, R ERA: 5.57	(3, 1)	1.2		9	3	4	3	1	2	0	0	0	2	9	17	16.20	3.000			
Steve Ontiveros, R ERA: 5.4	(5, 1)	3.2		16	4	1	0	0	0	0	0	0	0	16	16	0.00	1.091			

Oakland Athletics @ California Angels
Anaheim Stadium, Anaheim, CA
Fri May 06 1994, 10:05 PM EDT
Att: 33,399 - Unknown - 60 F

AB 39
R 11
H 13
RBI 10
BB 3
SO 4
LOB 18



Batter	1	2	3	4	5	6	7	8	9	AB	R	H	RBI	BB	SO	LOB	TOP										
Mike Aldrete, L (1, 7) OBP: 0.319, SLG: 0.488										5	1	2	0	0	1	1											
Stan Javier, S (1, 8) OBP: 0.388, SLG: 0.482										4	0	1	0	0	1	0											
Troy Neel, L (1, 3) OBP: 0.354, SLG: 0.500										4	0	0	1	0	0	1											
Ruben Sierra, S (1, 9) OBP: 0.255, SLG: 0.481										4	1	1	1	0	1	1											
Geronimo Berroa, R (1, 10) OBP: 0.430, SLG: 0.581										4	1	1	0	0	2	1											
Brent Gates, S (1, 4) OBP: 0.435, SLG: 0.474										3	1	1	0	1	0	0											
Terry Steinbach, R (1, 2) OBP: 0.358, SLG: 0.582										4	2	1	0	0	0	3											
Scott Brosius, R (1, 5) OBP: 0.294, SLG: 0.386										4	1	2	4	0	0	1											
Mike Bordick, R (1, 6) OBP: 0.387, SLG: 0.343										4	0	1	1	0	1	1											
Inning Stats	R: 0 H: 0 E: 0 K: 1 S: 12	H: 0 LOB: 0 BB: 0 P: 18	R: 2 H: 3 E: 0 K: 1 S: 17	H: 3 LOB: 1 BB: 0 P: 25	R: 2 H: 2 E: 0 K: 1 S: 11	H: 2 LOB: 0 BB: 0 P: 17	R: 0 H: 3 E: 0 K: 0 S: 11	H: 3 LOB: 1 BB: 0 P: 15	R: 0 H: 0 E: 0 K: 1 S: 6	H: 0 LOB: 0 BB: 0 P: 7	R: 2 H: 1 E: 0 K: 1 S: 20	H: 1 LOB: 1 BB: 1 P: 30	R: 0 H: 1 E: 0 K: 0 S: 8	H: 1 LOB: 1 BB: 0 P: 13	R: 0 H: 0 E: 0 K: 0 S: 6	H: 0 LOB: 0 BB: 0 P: 7	R: 0 H: 0 E: 0 K: 1 S: 9	H: 0 LOB: 0 BB: 0 P: 10	1B: 5 2B: 3 3B: 0 HR: 2	SF: 0 SAC: 1 DP: 0 HBP: 0	WP: 0 PB: 1 SB: 0 CS: 1	PA: 39					
PITCHER	IP	WLS	BF	H	R	ER	SO	BB	IBB	HBP	BLK	WP	HR	S	P	ERA	WHIP										
Mark Leiter, R (1, 1) ERA: 4.61	7.0	L	32	10	7	7	5	1	0	0	0	0	2	85	125	9.00	1.571										
Mike Butcher, R (8, 1) ERA: 11.37	2.0		6	0	0	0	1	0	0	0	0	0	0	15	17	0.00	0.000										

Oakland Athletics @ California Angels
Anaheim Stadium, Anaheim, CA
Sat May 07 1994, 10:05 PM EDT
Att: 25,474 - Unknown

livebaseballscores.com

AB 36
R 7
H 10
RBI 7
BB 1
SO 6
LOB 9

Batter	1	2	3	4	5	6	7	8	9	AB	R	H	RBI	BB	SO	LOB	BOTTOM										
Damon Easley, R (1, 5) OBP: 0.336, SLG: 0.395										5	1	2	1	0	0	0											
Jim Edmonds, L (1, 3) OBP: 0.444, SLG: 0.375										5	0	2	2	0	0	0											
Tim Salmon, R (1, 9) OBP: 0.353, SLG: 0.453										4	1	2	0	1	2	3											
Chili Davis, S (1, 10) OBP: 0.463, SLG: 0.593										3	0	1	1	1	0	3											
Dwight Smith, L (1, 7) OBP: 0.301, SLG: 0.343										4	0	1	0	0	1	3											
Chad Curtis, R (1, 8) OBP: 0.276, SLG: 0.341										4	0	1	0	0	0	2											
Jorge Fabregas, L (1, 2) OBP: 0.394, SLG: 0.387										3	1	0	0	1	0	2											
Harold Reynolds, S (1, 4) OBP: 0.363, SLG: 0.338										4	0	1	0	0	0	2											
Gary Disarcina, R (1, 6) OBP: 0.324, SLG: 0.349										4	1	0	0	0	1	4											
Inning Stats	R: 0 H: 0 E: 0 K: 0 S: 11	H: 0 LOB: 0 BB: 1 P: 18	R: 0 H: 0 E: 0 K: 0 S: 7	H: 0 LOB: 0 BB: 0 P: 10	R: 0 H: 0 E: 0 K: 0 S: 7	H: 0 LOB: 0 BB: 0 P: 9	R: 0 H: 1 E: 0 K: 0 S: 12	H: 1 LOB: 2 BB: 1 P: 21	R: 0 H: 0 E: 0 K: 0 S: 4	H: 0 LOB: 0 BB: 0 P: 6	R: 0 H: 2 E: 0 K: 1 S: 13	H: 2 LOB: 1 BB: 0 P: 20	R: 0 H: 2 E: 0 K: 1 S: 11	H: 2 LOB: 2 BB: 0 P: 16	R: 1 H: 2 E: 0 K: 1 S: 11	H: 2 LOB: 1 BB: 0 P: 16	R: 3 H: 3 E: 0 K: 1 S: 15	H: 3 LOB: 1 BB: 1 P: 23	1B: 8 2B: 2 3B: 0 HR: 0	SF: 0 SAC: 0 DP: 0 HBP: 0	WP: 1 PB: 0 SB: 0 CS: 1	PA: 39					
PITCHER	IP	WLS	BF	H	R	ER	SO	BB	IBB	HBP	BLK	WP	HR	S	P	ERA	WHIP										
Bobby Witt, R (1, 1) ERA: 5.27	6.0	W	24	5	0	0	1	2	0	0	0	0	0	18	28	4.50	1.000										
Billy Taylor, R (7, 1) ERA: 1.26	2.0		8	2	1	1	2	0	0	0	0	0	0	10	17	40.50	6.000										
Ed Nunez, R (9, 1) ERA: 13.0	0.2		6	3	3	3	0	1	0	0	0	0	0	5	6	0.00	0.000										
Dennis Eckersley, R (9, 1) ERA: 3.72	0.1	S	1	0	0	0	1	0	0	0	0	0	0	5	6	0.00	0.000										

Oakland Athletics @ California Angels
Anaheim Stadium, Anaheim, CA
Sat May 07 1994, 10:05 PM EDT
Att: 25,474 - Unknown

livebaseballscores.com

AB 36
R 4
H 10
RBI 4
BB 3
SO 4
LOB 19

Batter	1	2	3	4	5	6	7	8	9	AB	R	H	RBI	BB	SO	LOB	TOP					
Rickey Henderson, R OBP: 0.410, SLG: 0.299	P6		G6-3			1B			K	4	0	1	0	0	1	0						
Stan Javier, S OBP: 0.383, SLG: 0.483	2B			P5		L5			K	4	0	1	0	0	1	1						
Geronimo Berroa, R OBP: 0.423, SLG: 0.567	G5-3			1B		G4-3			G4-3	4	0	1	0	0	0	2						
Ruben Sierra, S OBP: 0.250, SLG: 0.470	G6-3			1B		F8			F7	3	0	0	0	0	0	2						
Terry Steinbach, R OBP: 0.349, SLG: 0.564		K		K					K	3	0	0	0	0	3	1						
Scott Brosius, R OBP: 0.286, SLG: 0.375	P3				F9				K	3	0	0	0	0	1	0						
Steve Sax, R OBP: 0.250, SLG: 0.333	G5-3				F8			L8		3	0	0	0	0	0	0						
Mike Bordick, R OBP: 0.377, SLG: 0.333			F9		L6			K		3	0	0	0	0	1	0						
Scott Hemond, R OBP: 0.213, SLG: 0.214			F8			P6		F8		3	0	0	0	0	0	0						
Inning Stats	R: 0 E: 0 K: 0 S: 7	H: 1 LOB: 1 BB: 0 P: 11	R: 0 E: 0 K: 1 S: 8	H: 0 LOB: 0 BB: 0 P: 13	R: 0 E: 0 K: 0 S: 6	H: 0 LOB: 0 BB: 0 P: 11	R: 0 E: 0 K: 1 S: 9	H: 1 LOB: 1 BB: 0 P: 14	R: 0 E: 0 K: 0 S: 5	H: 0 LOB: 0 BB: 0 P: 9	R: 0 E: 0 K: 0 S: 8	H: 1 LOB: 1 BB: 0 P: 14	R: 0 E: 0 K: 2 S: 7	H: 0 LOB: 0 BB: 0 P: 11	R: 0 E: 0 K: 1 S: 8	H: 0 LOB: 0 BB: 0 P: 11	R: 0 E: 0 K: 10 S: 10	H: 0 LOB: 0 BB: 0 P: 14	1B: 2 2B: 1 3B: 0 HR: 0	SF: 0 SAC: 0 DP: 0 HBP: 0	WP: 0 PB: 0 SB: 0 CS: 0	PA: 30
PITCHER Chuck Finley, L ERA: 5.55	IP: 9.0 WLS: W BF: 30 H: 3 R: 0 ER: 0 SO: 7 BB: 0 IBB: 0 HBP: 0 BLK: 0 WP: 0 HR: 0 S: 68 P: 108 ERA: 0.00 WHIP: 0.333															PITCHER	IP: 9.0 WLS: W BF: 30 H: 3 R: 0 ER: 0 SO: 7 BB: 0 IBB: 0 HBP: 0 BLK: 0 WP: 0 HR: 0 S: 68 P: 108 ERA: 0.00 WHIP: 0.333					

Oakland Athletics @ California Angels
Anaheim Stadium, Anaheim, CA
Sun May 08 1994, 6:33 AM EDT
Att: 22,758 - Sunny - 69 F

AB 30
R 0
H 3
RBI 0
BB 0
SO 7
LOB 6



Batter	1	2	3	4	5	6	7	8	9	AB	R	H	RBI	BB	SO	LOB	BOTTOM					
Harold Reynolds, S OBP: 0.375, SLG: 0.361	1B	2B		1B		SF5		FC4-6		3	2	1	0	0	1							
Jim Edmonds, L OBP: 0.450, SLG: 0.371	1B	1B		K		F7				3	1	1	0	1	1							
Tim Salmon, R OBP: 0.357, SLG: 0.455	1B	1B		F9		G4-3				4	1	2	2	0	0							
Chili Davis, S OBP: 0.457, SLG: 0.578	1B	1B		K		K		K		3	0	0	0	1	2							
Bo Jackson, R OBP: 0.300, SLG: 0.413 Rex Hudler, R OBP: 0.333, SLG: 0.516	1B		K		1B	G1-3				4	0	2	1	0	1	0						
Chad Curtis, R OBP: 0.277, SLG: 0.346	1B		F7		P5			1B		4	1	1	0	0	0	3						
Jorge Fabregas, L OBP: 0.405, SLG: 0.400	1B		P4			K		1B		4	0	2	1	0	1	0						
Spike Owen, S OBP: 0.333, SLG: 0.227	G3			F7		3B		K		3	1	0	0	1	1	3						
Gary Disarcina, R OBP: 0.330, SLG: 0.373		F9		1B		SF5		F9		4	1	2	1	0	0	1						
Inning Stats	R: 3 E: 0 K: 0 S: 16	H: 4 LOB: 2 BB: 1 P: 28	R: 1 E: 0 K: 0 S: 11	H: 2 LOB: 1 BB: 1 P: 18	R: 0 E: 0 K: 1 S: 9	H: 0 LOB: 0 BB: 0 P: 14	R: 0 E: 0 K: 1 S: 8	H: 2 LOB: 1 BB: 0 P: 13	R: 0 E: 0 K: 1 S: 12	H: 1 LOB: 1 BB: 0 P: 18	R: 2 E: 0 K: 1 S: 10	H: 1 LOB: 0 BB: 1 P: 18	R: 0 E: 0 K: 1 S: 5	H: 0 LOB: 0 BB: 0 P: 8	R: 1 E: 0 K: 1 S: 20	H: 2 LOB: 1 BB: 0 P: 26	R: 1 E: 0 K: 1 S: 10	H: 2 LOB: 1 BB: 0 P: 26	1B: 9 2B: 2 3B: 1 HR: 0	SF: 1 SAC: 0 DP: 2 HBP: 1	WP: 0 PB: 0 SB: 0 CS: 1	PA: 37
PITCHER Ron Darling, R ERA: 5.88 Ed Nunez, R ERA: 12.6 Vince Horsman, L ERA: 6.75	IP: 6.0 WLS: L BF: 29 H: 10 R: 6 ER: 6 SO: 4 BB: 3 IBB: 0 HBP: 0 BLK: 0 WP: 0 HR: 0 S: 66 P: 109 ERA: 9.00 WHIP: 2.167															PITCHER	IP: 6.0 WLS: L BF: 29 H: 10 R: 6 ER: 6 SO: 4 BB: 3 IBB: 0 HBP: 0 BLK: 0 WP: 0 HR: 0 S: 66 P: 109 ERA: 9.00 WHIP: 2.167					

Oakland Athletics @ California Angels
Anaheim Stadium, Anaheim, CA
Sun May 08 1994, 6:33 AM EDT
Att: 22,758 - Sunny - 69 F


AB 32
R 7
H 12
RBI 6
BB 3
SO 6
LOB 11



Batter	1	2	3	4	5	6	7	8	9	AB	R	H	RBI	BB	SO	LOB	TOP				
Rickey Henderson, R OBP: 0.404, SLG: 0.296 (1, 7)	1-3 K		2-2 G4-3			1-2 G1-3		1-1 2H 1B		4	0	1	1	0	1	0					
Stan Javier, S OBP: 0.380, SLG: 0.484 (1, 8)	2-1 L5 2B			0-0 P6		1-1 F7		1-0 F7		4	0	1	0	0	0	1					
Troy Neel, L OBP: 0.350, SLG: 0.521 (1, 3)	3-2 L5 2-3			1-1 P5			0-0 HR		0-0 L1	4	1	1	1	0	0	1					
Ruben Sierra, S OBP: 0.243, SLG: 0.456 (1, 9)		2-2 G3		1-1 G3-1			2-0 F8		2-2 P5	4	0	0	0	0	0	0					
Gerónimo Berroa, R OBP: 0.426, SLG: 0.570 (1, 10)		4-2 BB			2-1 2B		3-2 F9		1-1 F9	3	0	1	0	1	0	0					
Brent Gates, S OBP: 0.385, SLG: 0.409 (1, 4)	1-3 SAFE K			1-0 L3			2-3 K			3	0	0	0	0	2	2					
Terry Steinbach, R OBP: 0.339, SLG: 0.548 Eric Helfand, L (8, 2)	1-2 F7			0-2 G5-3				1-0 G1-3		3	0	0	0	0	0	2	AB R H RBI BB SO LOB				
Scott Brosius, R OBP: 0.278, SLG: 0.364 (1, 5)			2-2 G5-3		2-2 P5			2-0 F8		3	0	0	0	0	0	1					
Mike Bordick, R OBP: 0.376, SLG: 0.343 Fausto Cruz, R (8, 6)			2-1 G6-3		0-0 F9			1-2 1B 2B		3	1	1	0	0	0	0					
Inning Stats	R: 0 E: 0 K: 1 S: 9	H: 1 LOB: 0 BB: 0 P: 15	R: 0 E: 0 K: 1 S: 11	H: 0 LOB: 1 BB: 1 P: 19	R: 0 E: 0 K: 0 S: 8	H: 0 LOB: 0 BB: 0 P: 14	R: 0 E: 0 K: 0 S: 5	H: 0 LOB: 0 BB: 0 P: 7	R: 0 E: 0 K: 0 S: 6	H: 1 LOB: 1 BB: 0 P: 14	R: 1 E: 0 K: 1 S: 9	H: 1 LOB: 0 BB: 0 P: 16	R: 1 E: 0 K: 0 S: 8	H: 2 LOB: 1 BB: 0 P: 14	R: 0 E: 0 K: 0 S: 6	H: 0 LOB: 0 BB: 0 P: 9	1B: 1 2B: 4 3B: 0 HR: 1	SF: 0 SAC: 0 DP: 1 HBP: 0	WP: 0 PB: 0 SB: 0 CS: 0	PA: 32	
PITCHER Bill Gullickson, R ERA: 6.31 (1, 1)	IP 9.0	WLS W	BF 32	H 5	R 2	ER 2	SO 3	BB 1	IBB 0	HBP 0	BLK 0	WP 0	HR 1	S 71	P 116	ERA 2.00	WHIP 0.667				

Oakland Athletics @ Detroit Tigers
Tiger Stadium, Detroit, MI
Tue May 10 1994, 7:05 PM EDT
Att: 12,482 - Unknown - 66 F


AB 31
R 2
H 5
RBI 2
BB 1
SO 3
LOB 7



Batter	1	2	3	4	5	6	7	8	9	AB	R	H	RBI	BB	SO	LOB	BOTTOM				
Tony Phillips, S OBP: 0.416, SLG: 0.429 Juan Samuel, R OBP: 0.333, SLG: 0.200 (9, 7)	2-2 1B BB BB	1-0 P1-5-3		1-0 G3		1-1 G4-3		4-0 HR BB		4	2	1	0	1	0	0					
Lou Whitaker, L OBP: 0.384, SLG: 0.635 (1, 4)	4-1 BB 1B BB	1-0 G4-3		3-2 F8		2-2 G4-3		0-0 1H HR		4	2	1	2	1	0	0					
Travis Fryman, R OBP: 0.266, SLG: 0.437 (1, 5)	0-0 1B 2-3 1B		1-3 K	2-3 K		0-1 G4-3		2-3 K		5	0	1	0	0	3	0					
Cecil Fielder, R OBP: 0.339, SLG: 0.575 Scott Livingstone, L OBP: 0.280, SLG: 0.261 (9, 3)	4-2 1B HR BB		4-2 1B BB BB		2-2 G5-3		1-0 HR 1B	3-3 K		3	3	1	1	2	1	0					
Kirk Gibson, L OBP: 0.369, SLG: 0.522 (1, 10)	3-1 HR 1B		4-1 BB 1B BB		2-2 G3		2-0 HR			3	2	2	3	1	0	0					
Mickey Tettleton, S OBP: 0.420, SLG: 0.495 Milt Cuyler, S OBP: 0.281, SLG: 0.241 (7, PR) (8, 9)	0-0 1H 2H 3H HR		3-3 K	4-1 BB		4-1 BB		3-2 2B		3	1	2	3	1	1	2					
Eric Davis, R OBP: 0.290, SLG: 0.298 (1, 8)	1-2 G5-3		1-1 BB 1B		3-2 P5		4-1 BB			3	0	1	0	1	0	1	AB R H RBI BB SO LOB				
Chad Kreuter, S OBP: 0.341, SLG: 0.194 (1, 2)	1-2 F7		4-0 BB		3-1 P3		3-3 K			3	0	0	1	1	1	2					
Chris Gomez, R OBP: 0.370, SLG: 0.425 (1, 6)		1-1 F7	3-3 K		2-3 K		1-3 K			4	0	0	0	0	3	3					
Inning Stats	R: 5 E: 0 K: 0 S: 21	H: 4 LOB: 0 BB: 2 P: 36	R: 0 E: 0 K: 0 S: 4	H: 0 LOB: 0 BB: 0 P: 7	R: 1 E: 0 K: 3 S: 14	H: 1 LOB: 3 BB: 3 P: 34	R: 0 E: 0 K: 1 S: 7	H: 0 LOB: 0 BB: 0 P: 13	R: 0 E: 0 K: 1 S: 7	H: 0 LOB: 0 BB: 0 P: 13	R: 2 E: 0 K: 1 S: 15	H: 3 LOB: 2 BB: 1 P: 30	R: 2 E: 0 K: 3 S: 12	H: 1 LOB: 0 BB: 1 P: 22	1B: 5 2B: 1 3B: 0 HR: 3	SF: 0 SAC: 0 DP: 0 HBP: 0	WP: 0 PB: 0 SB: 0 CS: 0	PA: 40			
PITCHER Todd Van Poppel, R ERA: 9.59 Carlos Reyes, R ERA: 5.18 Steve Ontiveros, R ERA: 5.73 Ed Nunez, R ERA: 13.09	IP 1.2 3.1 2.0 1.0	WLS L	BF 10 15 10 5	H 4 1 2	R 5 1 2	ER 5 1 2	SO 0 4 2 3	BB 2 4 1 1	IBB 0 0 0 0	HBP 0 0 0 0	BLK 0 0 0 0	WP 0 0 1 1	HR 1 0 0 0	S 24 32 22 12	P 41 70 43 22	ERA 27.00 2.70 9.00 18.00	WHIP 3.600 1.500 2.000 2.000				

Oakland Athletics @ Detroit Tigers
Tiger Stadium, Detroit, MI
Tue May 10 1994, 7:05 PM EDT
Att: 12,482 - Unknown - 66 F

AB 32
R 10
H 9
RBI 10
BB 8
SO 9
LOB 8



Batter	1	2	3	4	5	6	7	8	9	AB	R	H	RBI	BB	SO	LOB	TOP					
Mike Aldrete, L (1,7) OBP: 0.314, SLG: 0.467			G4-3		G6-3			G3		4	0	1	0	0	0	1	<p>Oakland Athletics @ Detroit Tigers</p> <p>Tiger Stadium, Detroit, MI</p> <p>Wed May 11 1994, 7:05 PM EDT</p> <p>Att: 11,472 - Unknown - 64 F</p>					
Stan Javier, S (1,8) OBP: 0.369, SLG: 0.468						G4-3		E9		4	0	0	0	0	1	1						
Troy Neel, L (1,3) OBP: 0.355, SLG: 0.515					G4-3			G4-6-3		3	0	1	0	1	0	1						
Ruben Sierra, S (1,9) OBP: 0.236, SLG: 0.443					F7			G6-4-3		4	0	0	0	0	0	3						
Gerónimo Berroa, R (1,10) OBP: 0.412, SLG: 0.548					P6			L8		4	0	0	0	0	0	2						
Brent Gates, S (1,4)								WP SF8		4	2	3	1	0	0	0						
Scott Brosius, R (1,5) OBP: 0.277, SLG: 0.364								SF8		3	0	1	1	0	0	2						
Mike Bordick, R (1,6) OBP: 0.375, SLG: 0.342										3	0	1	0	0	0	1						
Scott Hemond, R (1,2) OBP: 0.204, SLG: 0.205										2	0	0	0	0	2	1						
Eric Helfand, L (7,2) (7,2)										1	0	0	0	0	0	1						
Inning Stats	R: 0 E: 0 K: 0 S: 12	H: 1 LOB: 2 BB: 1 P: 22	R: 0 E: 1 K: 0 S: 4	H: 0 LOB: 2 BB: 0 P: 7	R: 0 E: 0 K: 2 S: 9	H: 0 LOB: 0 BB: 0 P: 15	R: 0 E: 0 K: 0 S: 4	H: 0 LOB: 0 BB: 0 P: 6	R: 1 E: 0 K: 0 S: 11	H: 2 LOB: 1 BB: 0 P: 12	R: 0 E: 0 K: 0 S: 10	H: 1 LOB: 0 BB: 0 P: 17	R: 1 E: 0 K: 0 S: 11	H: 2 LOB: 1 BB: 0 P: 15	R: 0 E: 1 K: 0 S: 6	H: 0 LOB: 0 BB: 0 P: 13	R: 0 E: 0 K: 0 S: 8	H: 1 LOB: 1 BB: 0 P: 12	1B: 5 2B: 1 3B: 0 HR: 1	SF: 1 SAC: 0 DP: 3 HBP: 0	WP: 1 PB: 1 SB: 0 CS: 0	PA: 34
PITCHER John Doherty, R (1,1) ERA: 4.84	IP: 9.0 WLS: W BF: 34 H: 7 R: 2 ER: 2 SO: 3 BB: 1 IBB: 0 HBP: 0 BLK: 0 WP: 1 HR: 1 S: 75 P: 119 ERA: 2.00 WHIP: 0.889															PITCHER						

Batter	1	2	3	4	5	6	7	8	9	AB	R	H	RBI	BB	SO	LOB	BOTTOM			
Tony Phillips, S (1,7) OBP: 0.423, SLG: 0.426										3	0	1	0	2	2	0	<p>Oakland Athletics @ Detroit Tigers</p> <p>Tiger Stadium, Detroit, MI</p> <p>Wed May 11 1994, 7:05 PM EDT</p> <p>Att: 11,472 - Unknown - 64 F</p>			
Lou Whitaker, L (1,4) OBP: 0.376, SLG: 0.615										4	0	1	2	0	1	4				
Travis Fryman, R (1,5) OBP: 0.258, SLG: 0.423										4	0	0	0	0	4	6				
Cecil Fielder, R (1,3) OBP: 0.336, SLG: 0.590										4	1	1	1	0	1	1				
Kirk Gibson, L (1,10) OBP: 0.375, SLG: 0.575										4	2	2	1	0	1	0				
Mickey Tettleton, S (1,9) OBP: 0.414, SLG: 0.479										3	0	0	0	1	2	1				
Milt Cuyler, S (7,PR) OBP: 0.281, SLG: 0.241										0	0	0	0	0	0	0				
Eric Davis, R (1,8) OBP: 0.297, SLG: 0.337										4	1	2	1	0	0	1				
Alan Trammell, R (1,6) OBP: 0.362, SLG: 0.443										4	1	1	1	0	1	1				
Chad Kreuter, S (1,2) OBP: 0.354, SLG: 0.184										2	1	0	0	2	2	0				
Inning Stats	R: 0 E: 0 K: 1 S: 10	H: 1 LOB: 1 BB: 0 P: 15	R: 3 E: 0 K: 2 S: 17	H: 3 LOB: 2 BB: 2 P: 32	R: 3 E: 0 K: 2 S: 16	H: 3 LOB: 0 BB: 0 P: 29	R: 0 E: 0 K: 2 S: 9	H: 0 LOB: 0 BB: 0 P: 16	R: 0 E: 0 K: 0 S: 6	H: 0 LOB: 0 BB: 0 P: 10	R: 0 E: 0 K: 2 S: 19	H: 1 LOB: 3 BB: 2 P: 32	R: 0 E: 0 K: 2 S: 9	H: 0 LOB: 1 BB: 1 P: 19	R: 0 E: 0 K: 3 S: 9	H: 0 LOB: 0 BB: 0 P: 16	1B: 3 2B: 2 3B: 0 HR: 3	SF: 0 SAC: 0 DP: 0 HBP: 0	WP: 0 PB: 0 SB: 0 CS: 0	PA: 37
PITCHER Bob Welch, R (1,1) ERA: 8.1	IP: 5.1 WLS: L BF: 27 H: 8 R: 6 ER: 6 SO: 7 BB: 3 IBB: 0 HBP: 0 BLK: 0 WP: 0 HR: 3 S: 70 P: 121 ERA: 10.12 WHIP: 2.062															PITCHER				
John Briscoe, R (6,1) ERA: 3.09	IP: 2.2 WLS: L BF: 10 H: 0 R: 0 ER: 0 SO: 7 BB: 2 IBB: 0 HBP: 0 BLK: 0 WP: 0 HR: 0 S: 25 P: 48 ERA: 0.00 WHIP: 0.750															PITCHER				


AB 32
R 2
H 7
RBI 2
BB 1
SO 3
LOB 13

AB 32
R 6
H 8
RBI 6
BB 5
SO 14
LOB 14

Batter	1	2	3	4	5	6	7	8	9	AB	R	H	RBI	BB	SO	LOB	TOP										
Stan Javier, S OBP: 0.356, SLG: 0.450 (1, 8)	2-1 E3 SF9		3-2 P3	3-1 P4		2-1 G4-3		1-3 K		5	1	0	0	0	1	4	Oakland Athletics @ Detroit Tigers Tiger Stadium, Detroit, MI Thu May 12 1994, 3:33 AM EDT Att: 14,099 - Sunny - 54 F										
Mike Aldrete, L OBP: 0.309, SLG: 0.438 Scott Hemond, R OBP: 0.200, SLG: 0.200 (1, 7) (8, FH) (8, 7)	4-0 BB BB		0-2 G4-3		1-1 E4 1B	2-3 K		0-3 K		3	1	0	0	1	1	1											
Geronimo Berroa, R OBP: 0.411, SLG: 0.570 (1, 10)	0-0 SF9		4-0 2B BB		2-3 K	0-0 HR		1-1 FC6-4		3	1	1	2	1	1	3											
Troy Neel, L OBP: 0.375, SLG: 0.525 (1, 3)	4-0 BB BB		0-2 2B		4-2 S 1B	1-1 G4-3			4-0 BB	2	1	1	1	3	0	0											
Brent Gates, S OBP: 0.400, SLG: 0.533 (1, 4)	1-2 G6-4-3		4-0 2B		3-3 K		2-3 K		1-2 L7	4	0	0	0	1	2	5											
Ruben Sierra, S OBP: 0.235, SLG: 0.431 (1, 9)		1-0 G4-3	2-1 G3		4-0 BB 1B IBB		0-0 G4-3		2-3 K	4	0	0	0	1	1	4											
Terry Steinbach, R OBP: 0.333, SLG: 0.532 (1, 2)		2-2 G5-3		0-0 F9	1-1 BB 1B		0-2 G6-3		0-0 F8	5	0	1	2	0	0	1											
Scott Brosius, R OBP: 0.293, SLG: 0.366 (1, 5)		0-1 F8		4-1 FC6-4 BB	4-1 1-2 2-3 BB			2-1 1B		2	0	1	0	2	0	0											
Mike Bordick, R OBP: 0.379, SLG: 0.357 (1, 6)			1-2 G4-3 2B	1-1 FC6-4	1-1 F7			0-0 FC6-4 1B		4	1	2	0	0	0	4											
Inning Stats	R: 1 E: 1 K: 0 S: 6	H: 0 LOB: 1 BB: 2 P: 17	R: 0 E: 0 K: 0 S: 6	H: 0 LOB: 0 BB: 0 P: 9	R: 1 E: 0 K: 0 S: 15	H: 2 LOB: 3 BB: 2 P: 29	R: 0 E: 0 K: 0 S: 6	H: 0 LOB: 1 BB: 1 P: 14	R: 2 E: 1 K: 1 S: 15	H: 1 LOB: 3 BB: 3 P: 35	R: 1 E: 0 K: 1 S: 8	H: 1 LOB: 0 BB: 0 P: 13	R: 0 E: 0 K: 1 S: 7	H: 0 LOB: 0 BB: 0 P: 9	R: 0 E: 0 K: 2 S: 12	H: 0 LOB: 2 BB: 0 P: 16	R: 0 E: 0 K: 1 S: 9	H: 0 LOB: 1 BB: 1 P: 16	1B: 3 2B: 2 3B: 0 HR: 1	SF: 1 SAC: 0 DP: 1 HBP: 0	WP: 0 PB: 0 SB: 3 CS: 0	PA: 43					
PITCHER	IP	WLS	BF	H	R	ER	SO	BB	IBB	HBP	BLK	WP	HR	S	P	ERA	WHIP										
Mike Moore, R ERA: 5.4 (1, 1)	4.1		22	2	4	1	1	5	1	0	0	0	0	40	83	2.08	1.615										
Joe Boever, R ERA: 3.67 (5, 1)	1.2	W	9	2	1	1	2	1	1	0	0	0	1	16	34	5.40	1.800										
Storm Davis, R ERA: 2.3 (7, 1)	1.1		6	2	0	0	2	0	0	0	0	0	0	14	19	0.00	1.500										
Buddy Groom, L ERA: (8, 1)	0.1		1	0	0	0	1	0	0	0	0	0	0	3	3	0.00	0.000										
Mike Gardiner, R ERA: 2.2 (8, 1)	1.1	S	5	0	0	0	1	1	0	0	0	0	0	11	19	0.00	0.750										

Batter	1	2	3	4	5	6	7	8	9	AB	R	H	RBI	BB	SO	LOB	BOTTOM										
Tony Phillips, S OBP: 0.422, SLG: 0.420 (1, 4) (8, 7)	4-1 BB SF8 BB	3-0 G1-6-3	3-3 K			2-1 S SF7 1B		2-2 F8		4	2	1	0	1	1	3	Oakland Athletics @ Detroit Tigers Tiger Stadium, Detroit, MI Thu May 12 1994, 3:33 AM EDT Att: 14,099 - Sunny - 54 F										
Chris Gomez, R OBP: 0.373, SLG: 0.477 (1, 6)	4-1 BB 1B BB	3-1 HR		0-0 G4-3		0-3 K		1-0 G6-3		4	2	1	2	1	1	1											
Travis Fryman, R OBP: 0.258, SLG: 0.416 (1, 5)	4-1 1B BB	3-2 E5 1B		3-1 G6-3		2-1 SF7		2-H		2	0	0	1	1	0	0											
Cecil Fielder, R OBP: 0.333, SLG: 0.583 (1, 3)	0-0 SF8	1-2 1B		3-3 K		0-3 K				3	0	1	1	0	2	0											
Kirk Gibson, L OBP: 0.380, SLG: 0.571 (1, 10)	3-1 BB 1B	0-1 L3			0-1 G3 1B		1-2 G4-3			4	1	2	1	0	0	2											
Mickey Tettleton, S OBP: 0.425, SLG: 0.490 Lou Whitaker, L OBP: 0.378, SLG: 0.615 (1, 9) (8, 4)	4-1 BB BB		4-2 SH1-3 WP BB		0-0 G3		1-2 2B			2	0	1	0	2	0	1											
Eric Davis, R OBP: 0.296, SLG: 0.327 (1, 8)	2-2 G6-4-3		4-1 SH1-3 BB		0-3 K		2-3 K			3	0	0	0	1	2	5											
Chad Kreuter, S OBP: 0.353, SLG: 0.175 (1, 2)		0-0 P4	0-0 SH1-3		4-2 1B BB		0-0 F9			2	0	0	0	1	0	1											
Mitt Cuyler, S OBP: 0.278, SLG: 0.242 (1, 7) (8, 9)		2-0 E4 HR	0-1 P7		2-1 1B			2-3 K		4	1	1	1	0	1	2											
Inning Stats	R: 2 E: 0 K: 0 S: 11	H: 1 LOB: 2 BB: 4 P: 31	R: 2 E: 2 K: 0 S: 16	H: 2 LOB: 2 BB: 0 P: 28	R: 0 E: 0 K: 1 S: 9	H: 0 LOB: 2 BB: 2 P: 20	R: 0 E: 0 K: 1 S: 6	H: 0 LOB: 0 BB: 0 P: 12	R: 1 E: 0 K: 2 S: 11	H: 1 LOB: 0 BB: 0 P: 15	R: 0 E: 0 K: 1 S: 10	H: 1 LOB: 1 BB: 0 P: 14	R: 0 E: 0 K: 1 S: 8	H: 0 LOB: 0 BB: 0 P: 13	R: 0 E: 0 K: 1 S: 8	H: 0 LOB: 0 BB: 0 P: 13	1B: 5 2B: 1 3B: 0 HR: 1	SF: 2 SAC: 1 DP: 1 HBP: 0	WP: 1 PB: 0 SB: 3 CS: 0	PA: 38							
PITCHER	IP	WLS	BF	H	R	ER	SO	BB	IBB	HBP	BLK	WP	HR	S	P	ERA	WHIP										
Miguel Jimenez, R ERA: 9.53 (1, 1)	1.2		10	4	2	1	3	4	0	0	0	1	1	38	68	2.70	2.100										
Ed Nunez, R ERA: 11.3 (2, 1)	3.1		17	4	2	1	3	3	0	0	0	0	0	20	28	5.40	1.200										
Billy Taylor, R ERA: 1.69 (6, 1)	1.2	L	7	2	1	1	3	0	0	0	0	0	0	9	14	0.00	0.000										
Vince Horsman, L ERA: 4.5 (7, 1)	1.1		4	0	0	0	1	0	0	0	0	0	0	9	14	0.00	0.000										

AB	33
R	5
H	6
RBI	5
BB	9
SO	7
LOB	24



WP	0	PA	43
PB	0		
SB	3		
CS	0		

AB	28
R	6
H	7
RBI	6
BB	7
SO	7
LOB	15



WP	1	PA	38
PB	0		
SB	3		
CS	0		

Batter	1	2	3	4	5	6	7	8	9	AB	R	H	RBI	BB	SO	LOB	TOP				
Stan Javier, S OBP: 0.347, SLG: 0.437 Mark Acre, R Bob Welch, R	G3		G4-3			K		G3	G6-4-3	4	0	0	0	0	1	3					
Ruben Sierra, S Eric Helfand, L	F8		G6-3			F8		HR		3	0	0	0	0	0	1					
Geronimo Berroa, R	F9		G1-3			L7		HR		4	1	1	2	0	0	1					
Troy Neel, L		G4-3				L6		K	K	4	0	0	0	0	2	0					
Terry Steinbach, R Scott Brosius, R	G1-3				G4-3			G1-3		3	0	0	0	0	0	0					
Brent Gates, S	F7				K				1B	4	1	1	0	0	2	0					
Mike Aldrete, L			G3-1					1B	1B	4	1	3	0	0	0	0					
Mike Bordick, R Fausto Cruz, R	G5-3				G5-3			FC6-4	K	2	0	0	0	0	0	1					
Scott Hemond, R								1B		2	0	1	0	0	1	3					
Inning Stats	R: 0 E: 0 K: 0 S: 8	H: 0 LOB: 0 BB: 0 P: 11	R: 0 E: 0 K: 0 S: 8	H: 0 LOB: 0 BB: 0 P: 10	R: 0 E: 0 K: 0 S: 7	H: 1 LOB: 1 BB: 0 P: 13	R: 0 E: 0 K: 0 S: 5	H: 0 LOB: 0 BB: 0 P: 8	R: 0 E: 0 K: 1 S: 8	H: 1 LOB: 1 BB: 0 P: 11	R: 0 E: 0 K: 2 S: 10	H: 0 LOB: 0 BB: 0 P: 15	R: 4 E: 1 K: 1 S: 16	H: 4 LOB: 0 BB: 0 P: 23	R: 2 E: 0 K: 1 S: 16	H: 4 LOB: 1 BB: 0 P: 19	1B: 8 2B: 2 3B: 0 HR: 1	SF: 0 SAC: 0 DP: 1 HBP: 0	WP: 0 PB: 0 SB: 0 CS: 0	PA: 37	
PITCHER	IP	WLS	BF	H	R	ER	SO	BB	IBB	HBP	BLK	WP	HR	S	P	ERA	WHIP				
Mark Gubicza, R Jeff Montgomery, R	(1, 1)	7.2	W	30	7	4	4	4	0	0	0	0	0	1	67	99	4.70	0.913			
(8, 1)	1.1		7	4	2	2	2	0	0	0	0	0	0	0	19	23	13.50	3.000			

Oakland Athletics @ Kansas City Royals
Kauffman Stadium, Kansas City, MO
Fri May 13 1994, 7:05 PM CDT
Att: 21,302 - Unknown - 70 F

AB	37
R	6
H	11
RBI	5
BB	0
SO	6
LOB	12

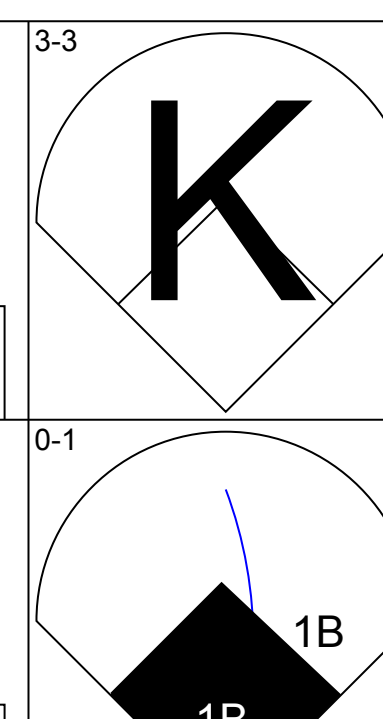
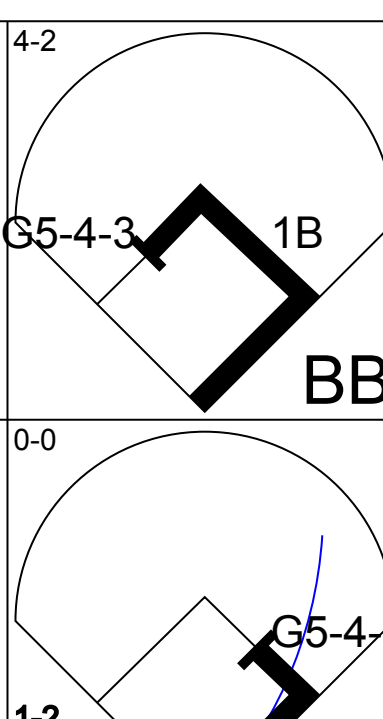
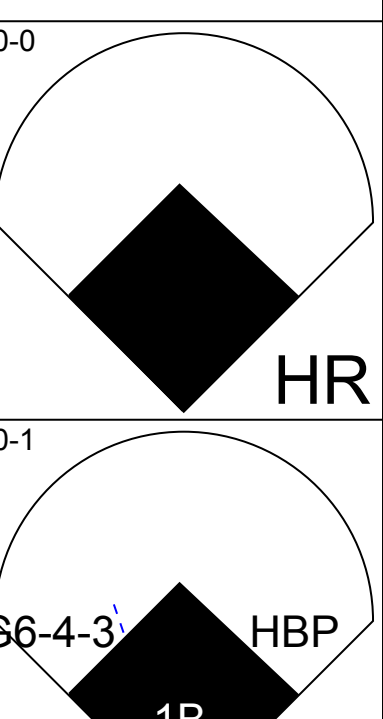
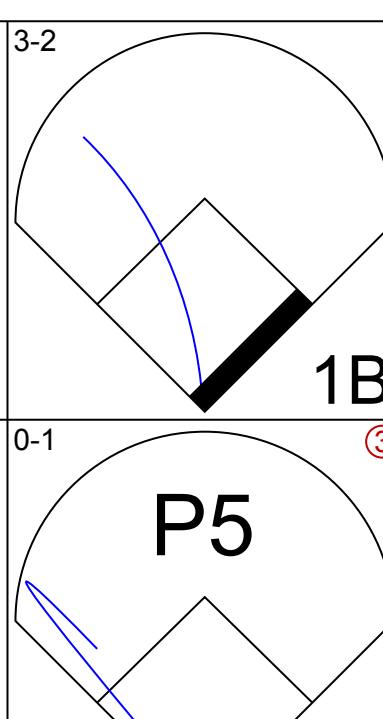
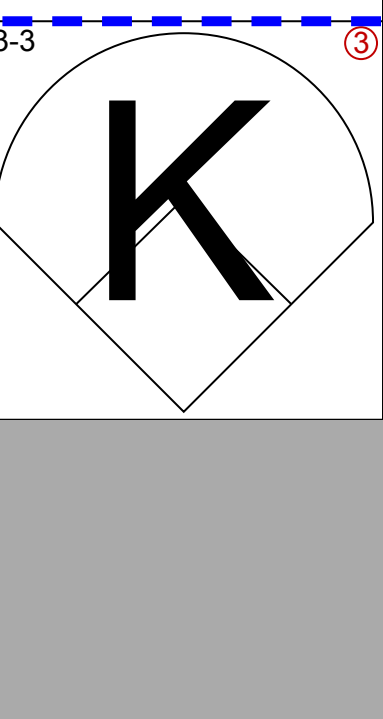
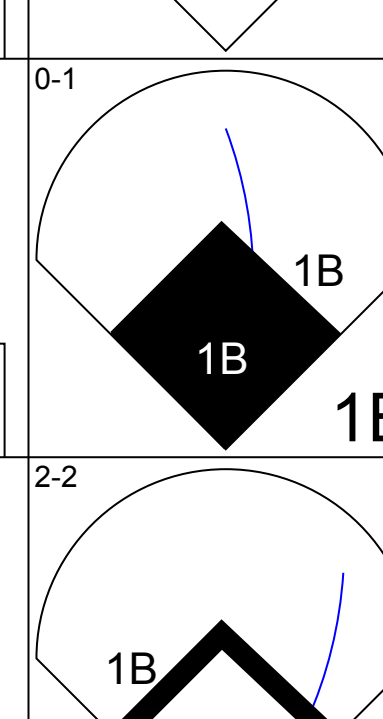
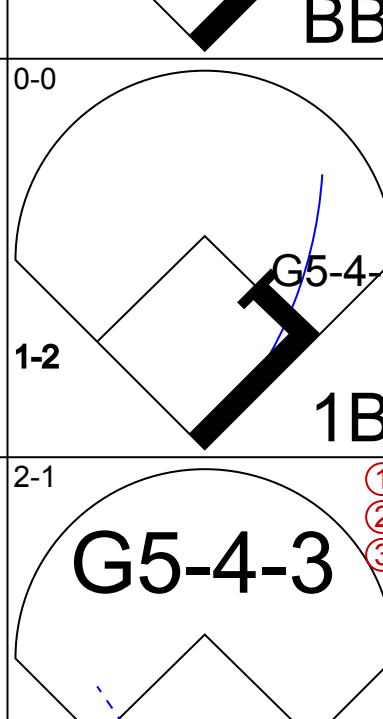
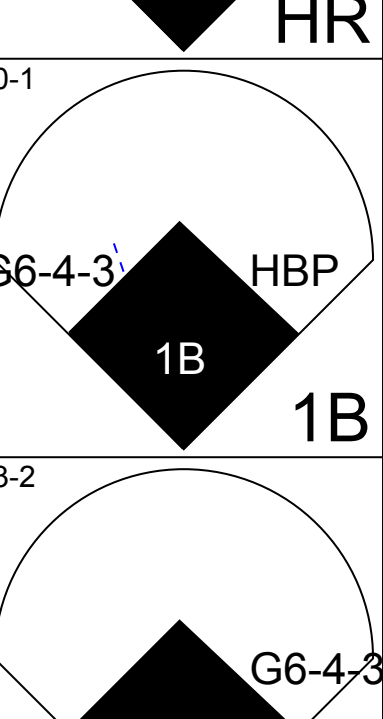
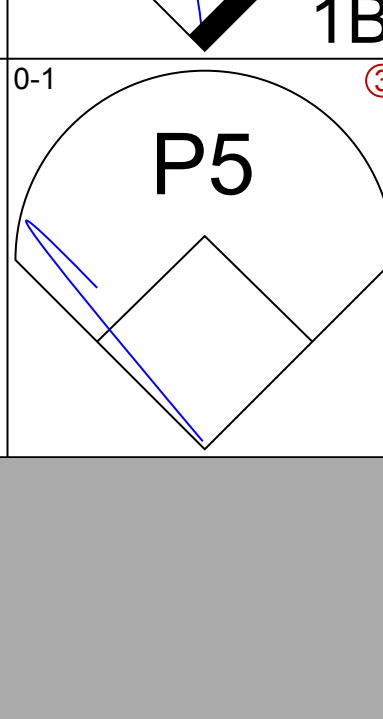

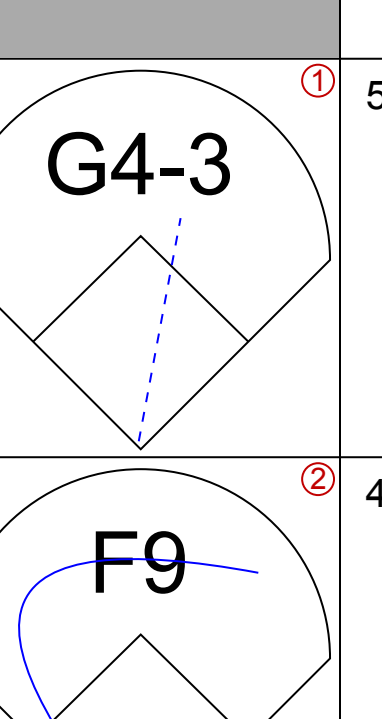
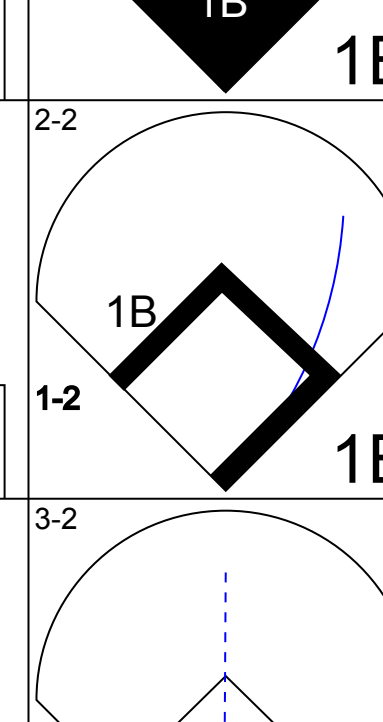
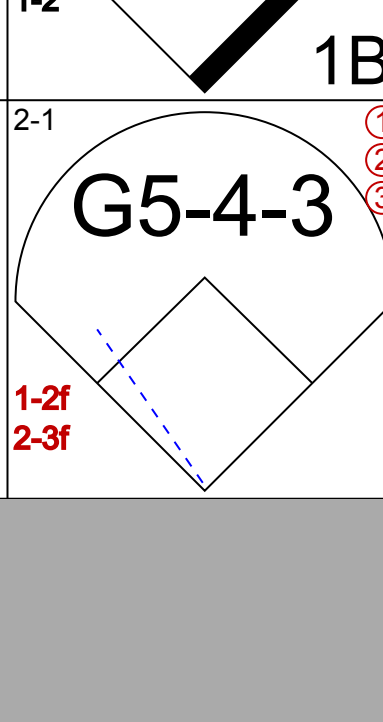
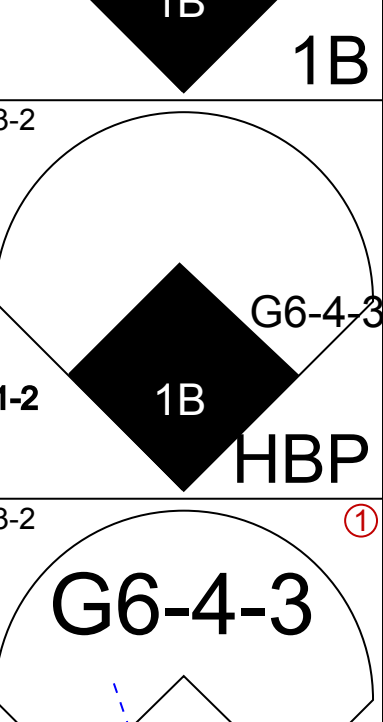

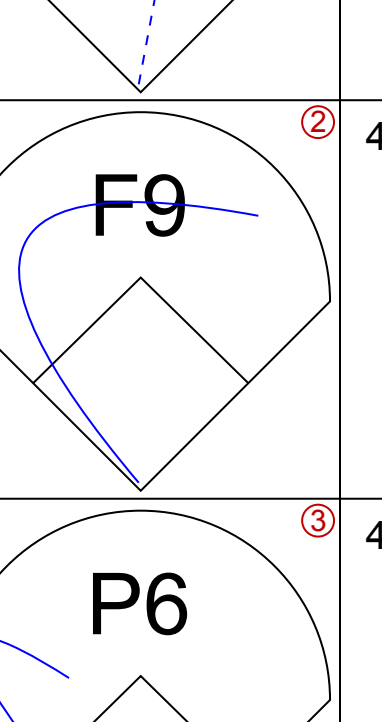
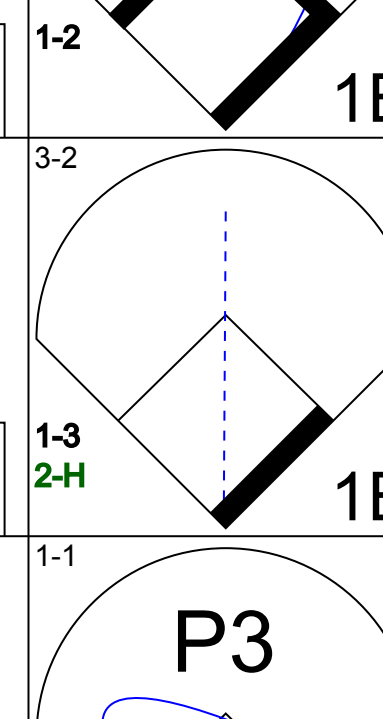
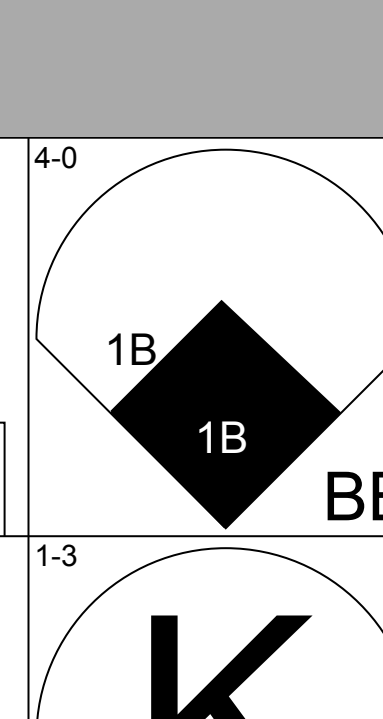
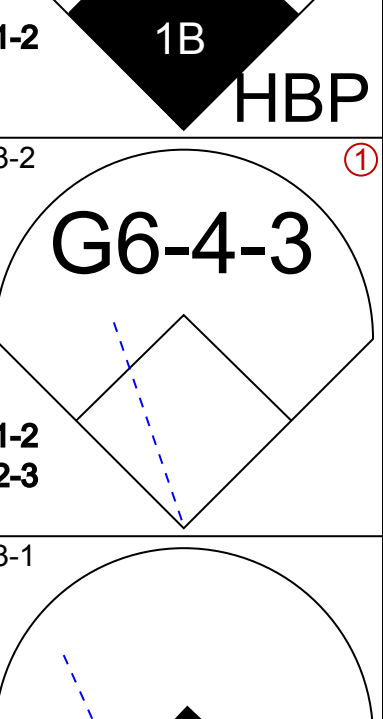


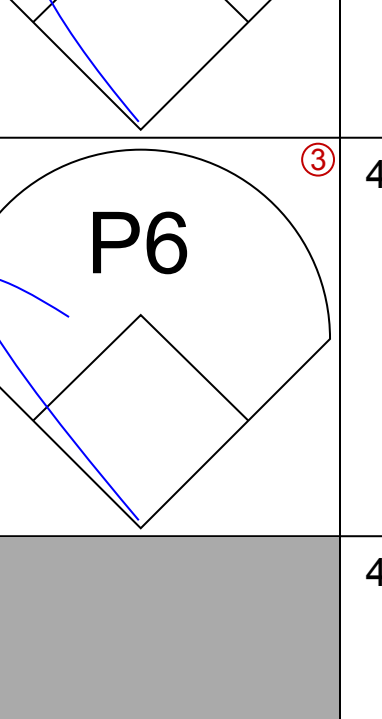
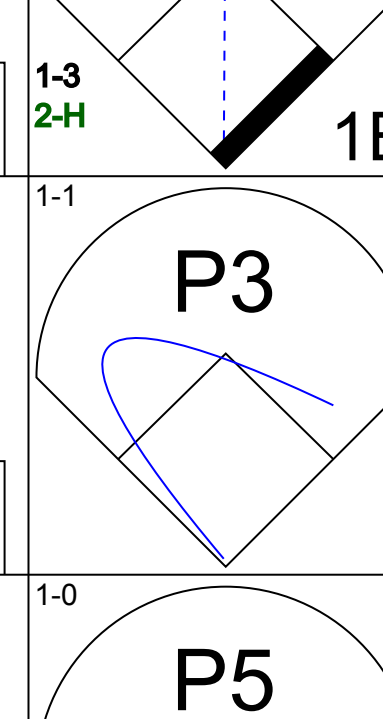
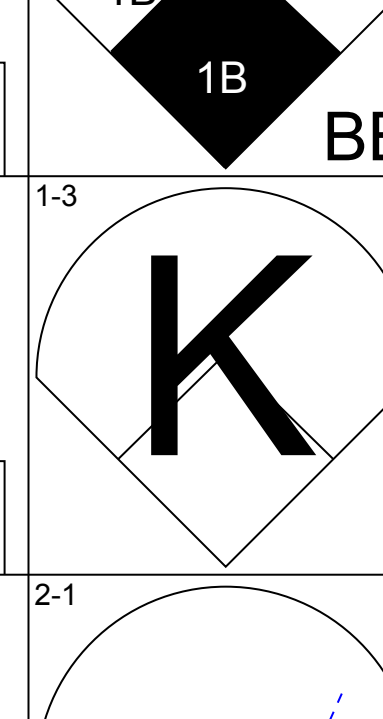
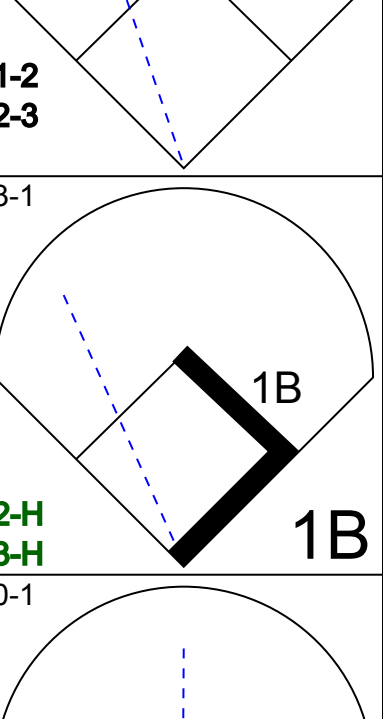


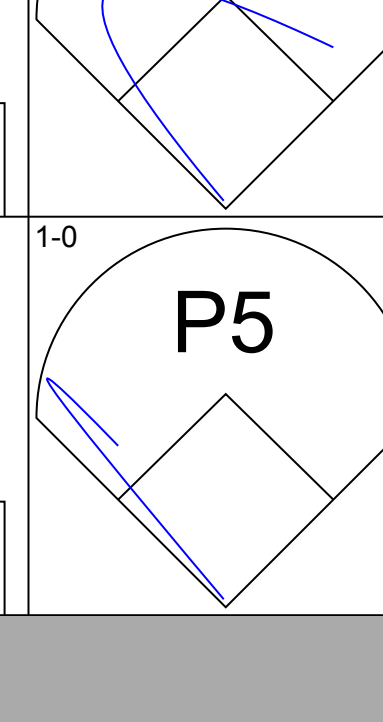
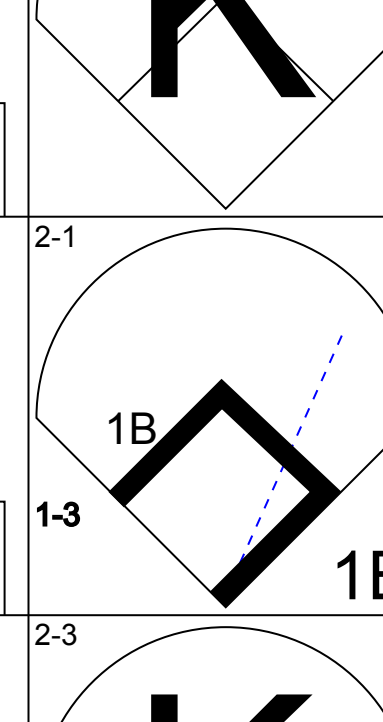
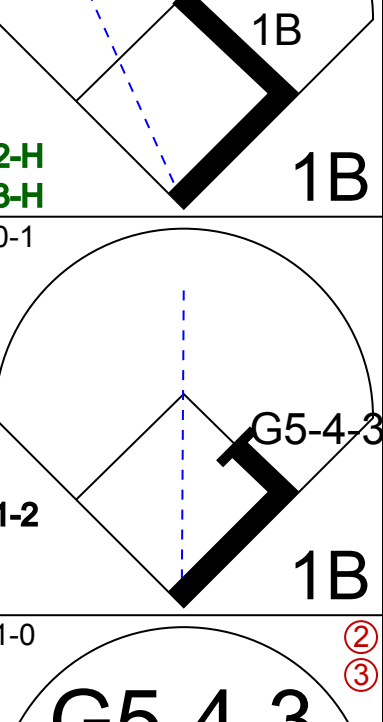


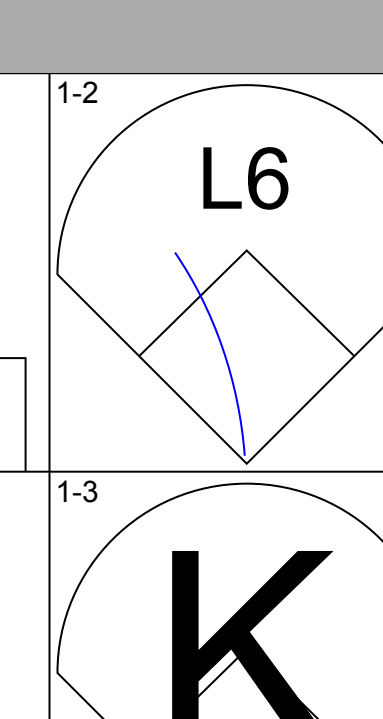
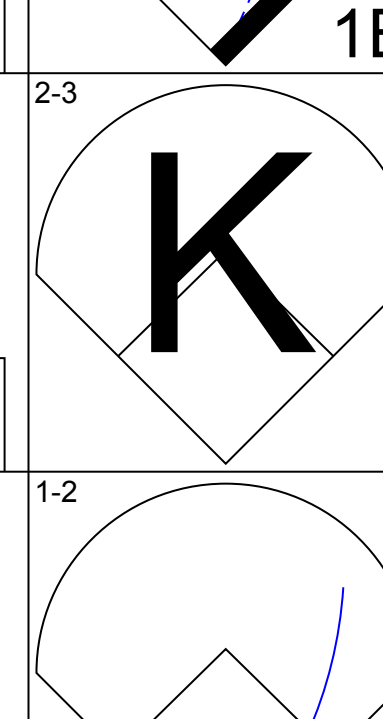
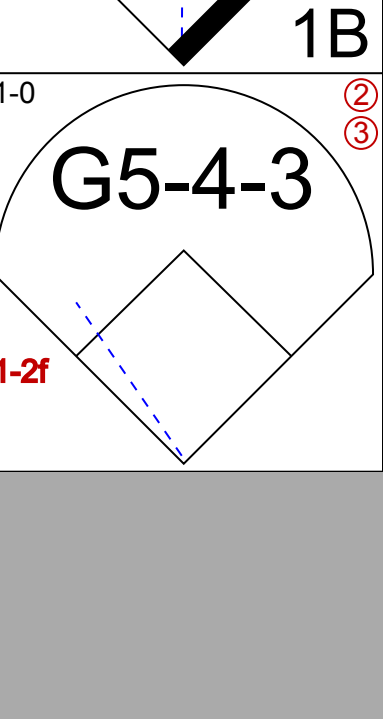
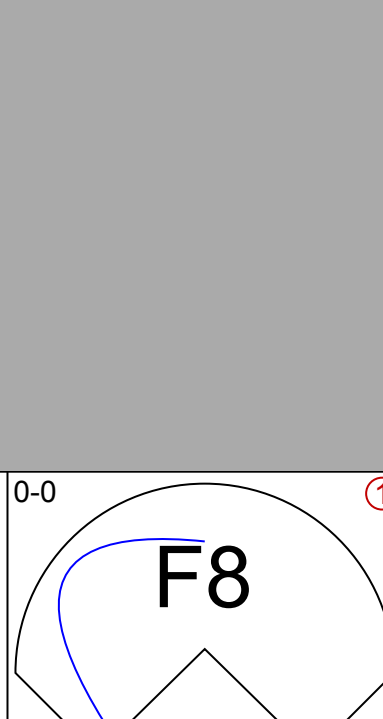
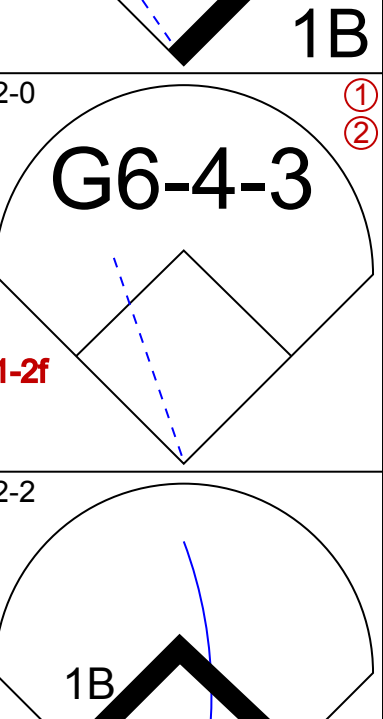

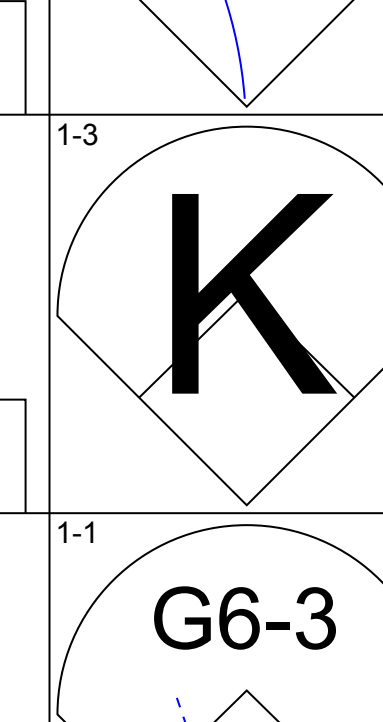
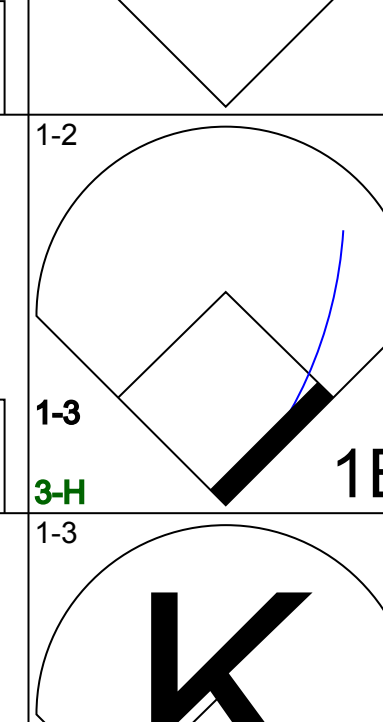
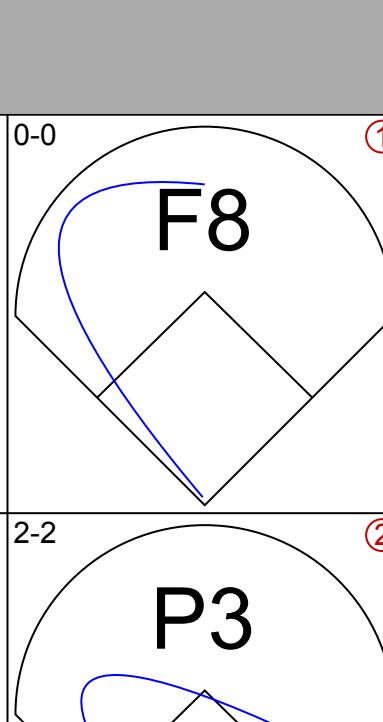
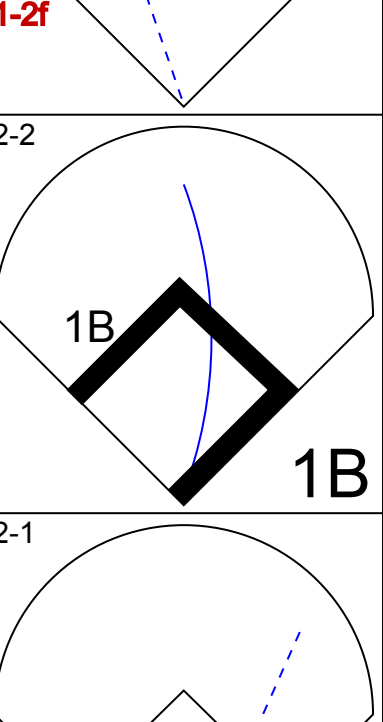

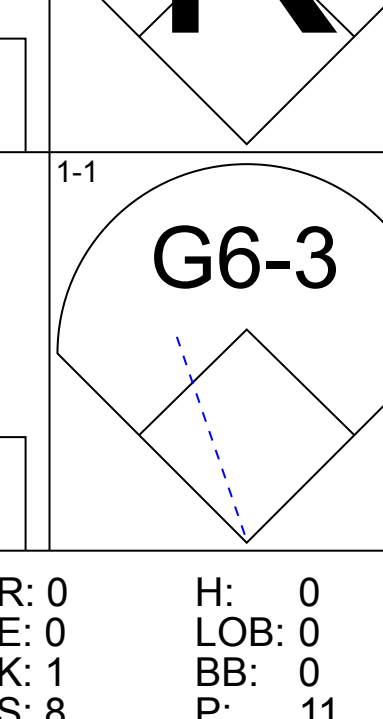
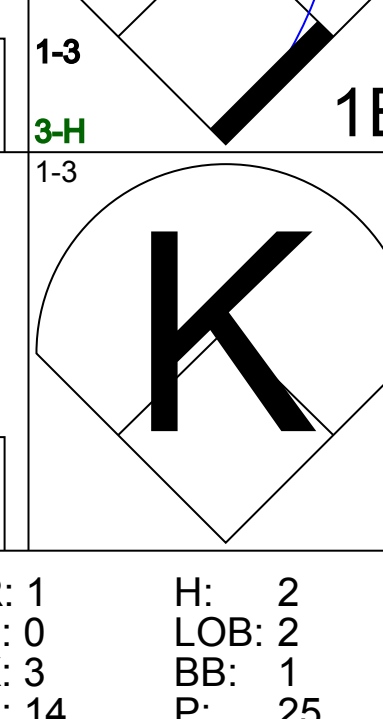
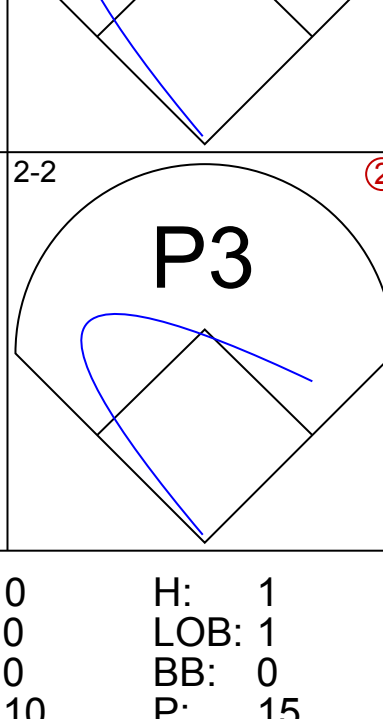
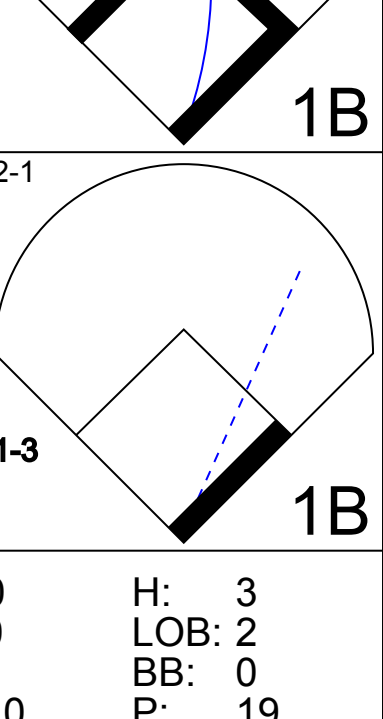



Batter	1	2	3	4	5	6	7	8	9	AB	R	H	RBI	BB	SO	LOB	BOTTOM				
Vince Coleman, S	HR							K		5	2	2	3	1	2	1					
Brian McRae, S	G1-6-3				G4-3			F8		5	3	2	1	1	0	3					
Wally Joyner, L	G1-6-3				G4-3			F8		4	2	1	0	1	0	3					
Mike Macfarlane, R	HR				F7			K		3	3	1	3	0	1	1					
Bob Hamelin, L Hubie Brooks, R	G4-3				E8			K		3	1	2	2	1	0	0					
Gary Gaetti, R	1B				E6			HR		1	0	0	0	0	1	2					
Felix Jose, S	K				G2-3			G3		5	0	1	1	0	1	3					
Greg Gagne, R David Howard, S					L6			G4-3		3	1	0	0	1	1	5					
Terry Shupert, R					L6			HR		5	2	2	2	0	1	4					
Inning Stats	R: 3 E: 1 K: 1 S: 17	H: 2 LOB: 1 BB: 2 P: 29	R: 0 E: 0 K: 0 S: 8	H: 0 LOB: 0 BB: 0 P: 14	R: 5 E: 2 K: 2 S: 19	H: 4 LOB: 2 BB: 1 P: 31	R: 0 E: 0 K: 0 S: 11	H: 1 LOB: 1 BB: 0 P: 18	R: 2 E: 0 K: 1 S: 11	H: 1 LOB: 0 BB: 1 P: 17	R: 1 E: 0 K: 0 S: 11	H: 2 LOB: 2 BB: 1 P: 17	R: 5 E: 0 K: 1 S: 14	H: 4 LOB: 0 BB: 0 P: 24	R: 0 E: 0 K: 1 S: 9	H: 0 LOB: 1 BB: 1 P: 16	1B: 7 2B: 2 3B: 2 HR: 3	SF: 0 SAC: 0 DP: 0 HBP: 2	WP: 0 PB: 1 SB: 0 CS: 0	PA: 47	
PITCHER	IP	WLS	BF	H	R	ER	SO	BB	IBB	HBP	BLK	WP	HR	S	P	ERA	WHIP				
Bobby Witt, R Steve Ontiveros, R Dennis Eckersley, R Mark Acre, R	(1, 1)	4.1	L	27	8	10	8	3	4	0	1	0	0	0	16	24	5.40	1.800			
(5, 1)	1.2		8	2	1	1	2	1	0	0	0	0	0	1	14	24	45.00	4.000			
(7, 1)	1.0		8	4	5	5	1	0	0	0	1	0	0	0	9	16	0.00	1.000			
(8, 1)	1.0		4	0	0	0	1	1	0	0	0	0	0	0	9	16	0.00	1.000			

Oakland Athletics @ Kansas City Royals
Kauffman Stadium, Kansas City, MO
Fri May 13 1994, 7:05 PM CDT
Att: 21,302 - Unknown - 70 F

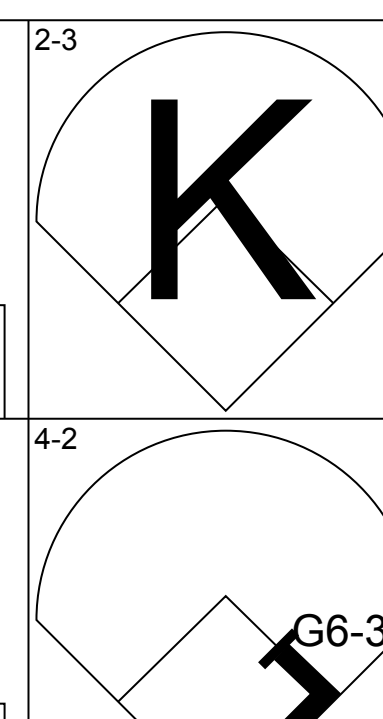
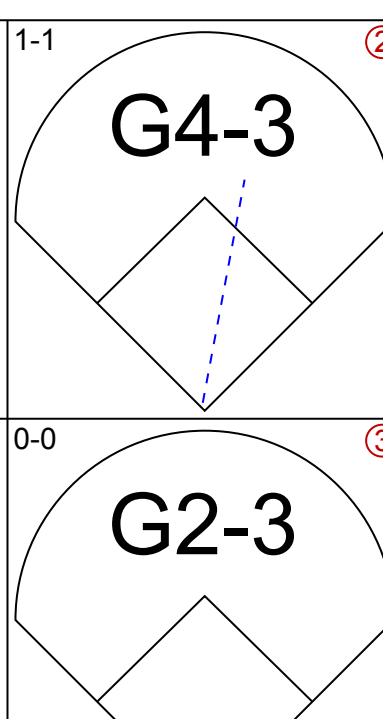
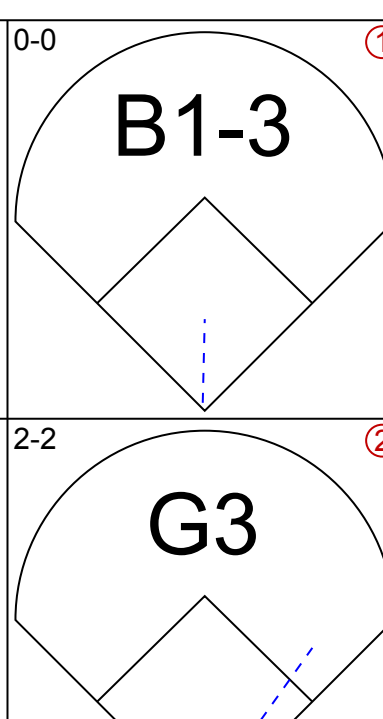
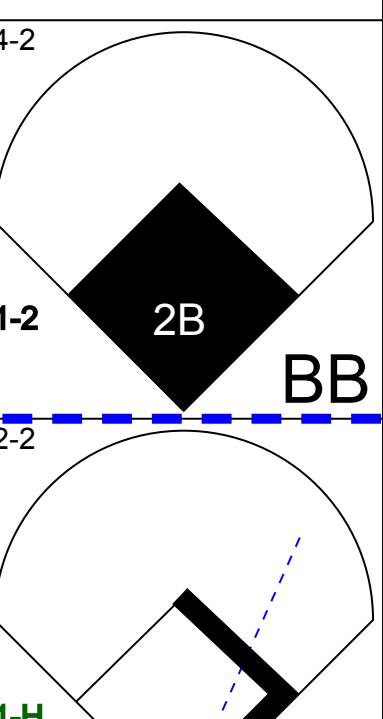
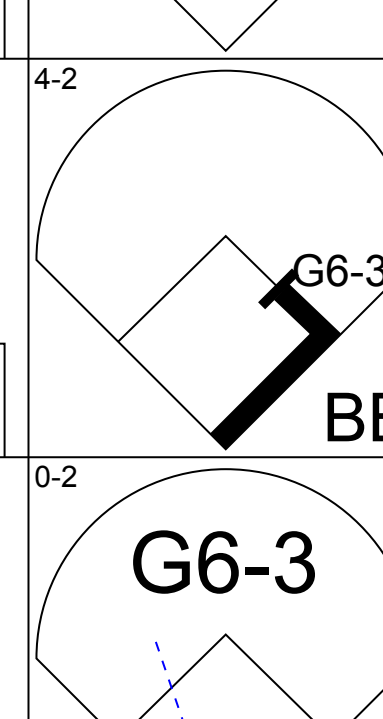
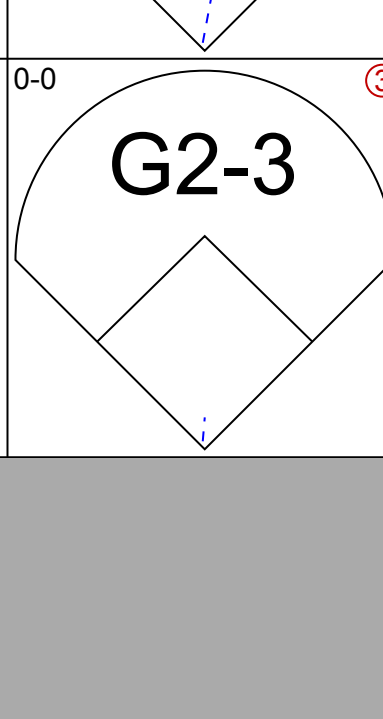
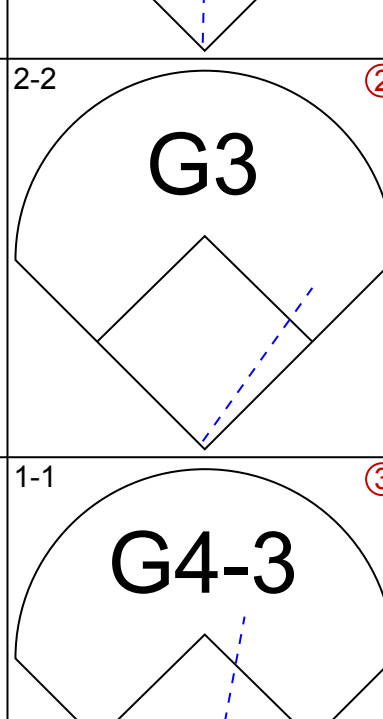
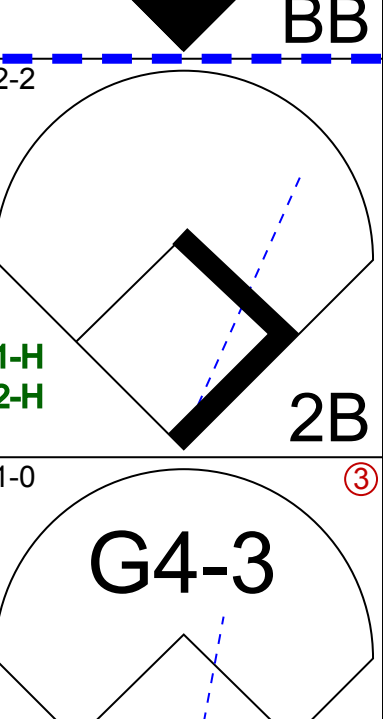

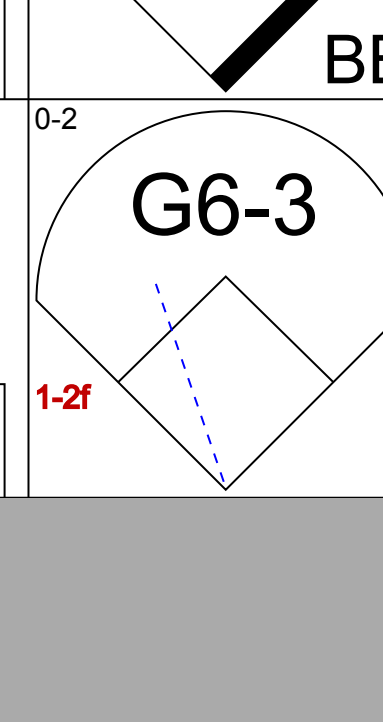
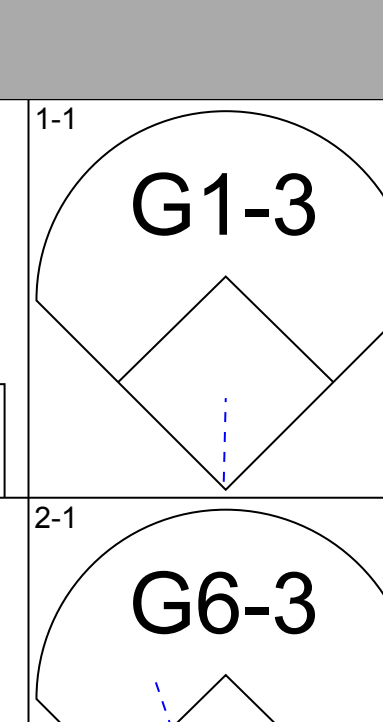
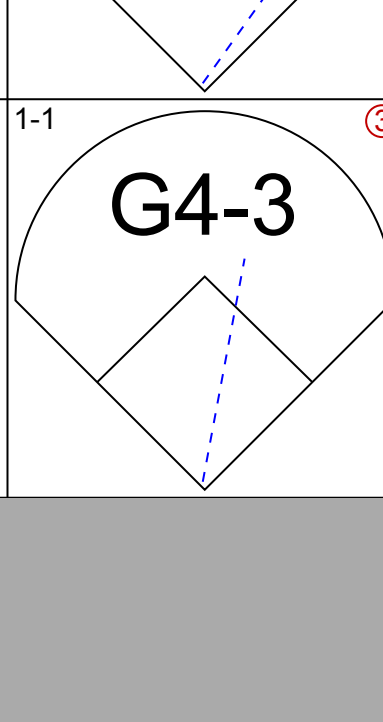
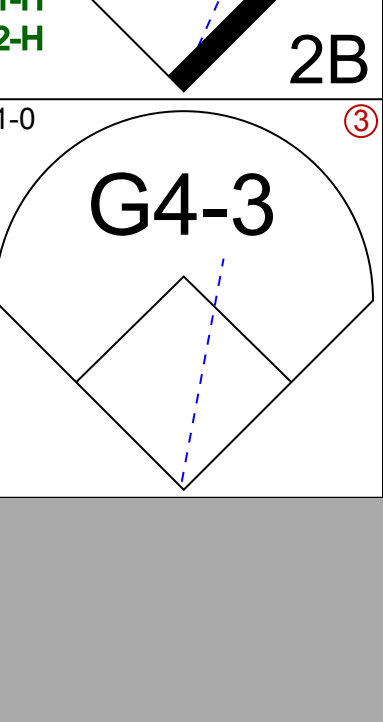
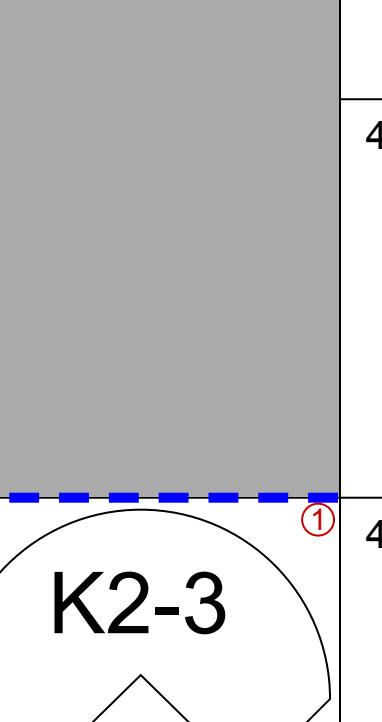
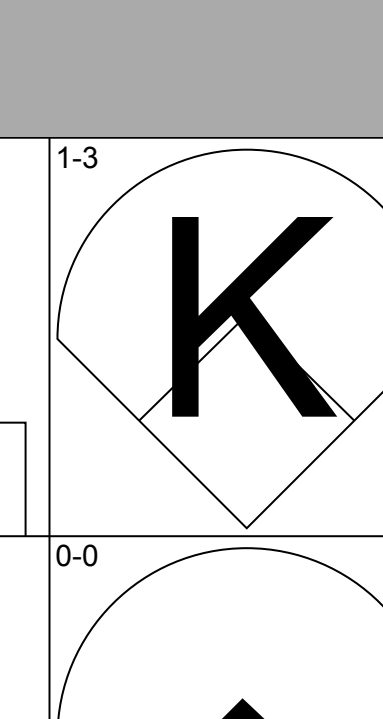
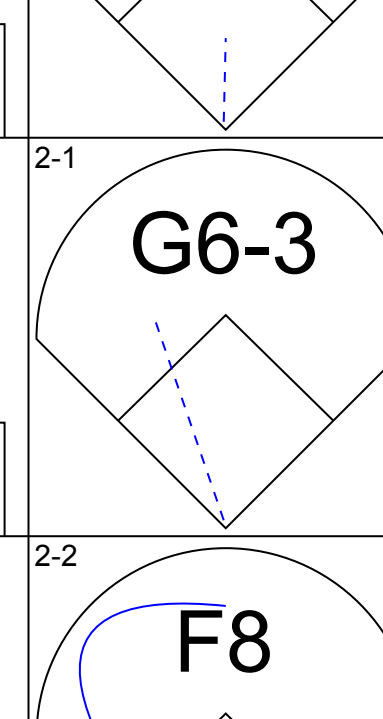


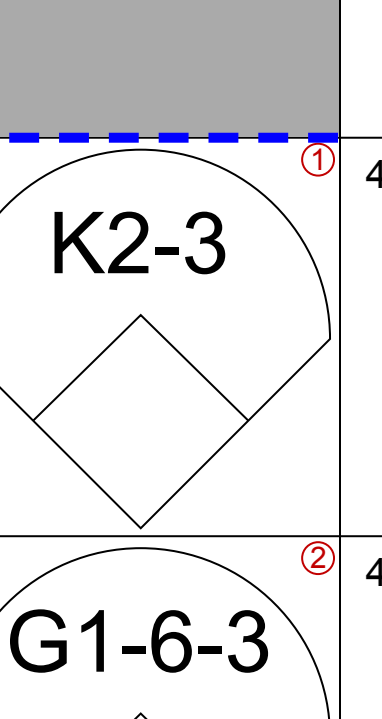
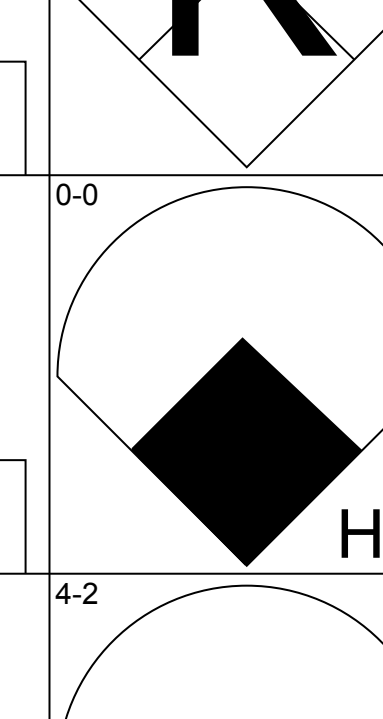
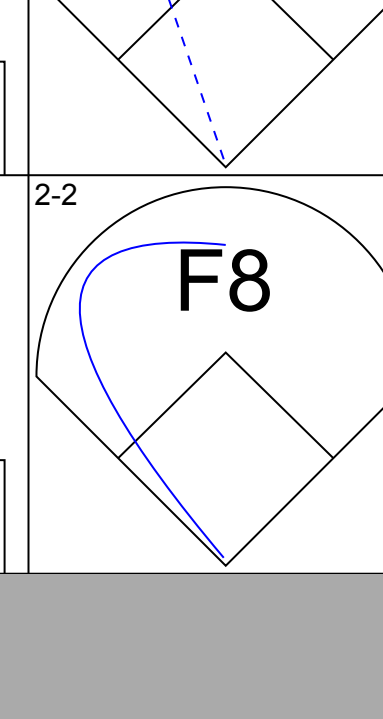


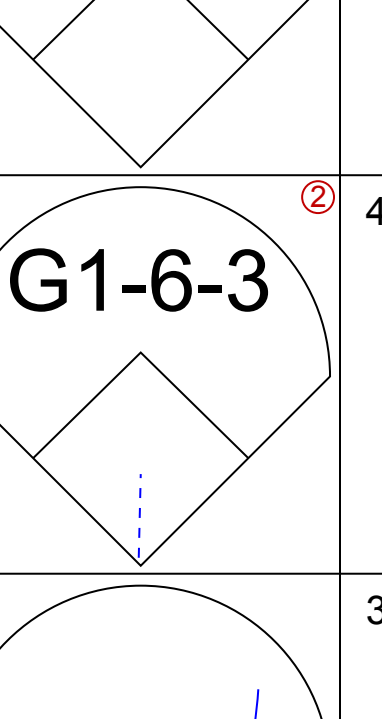
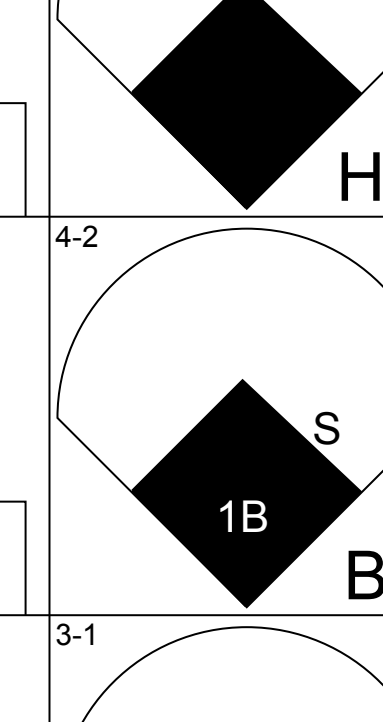
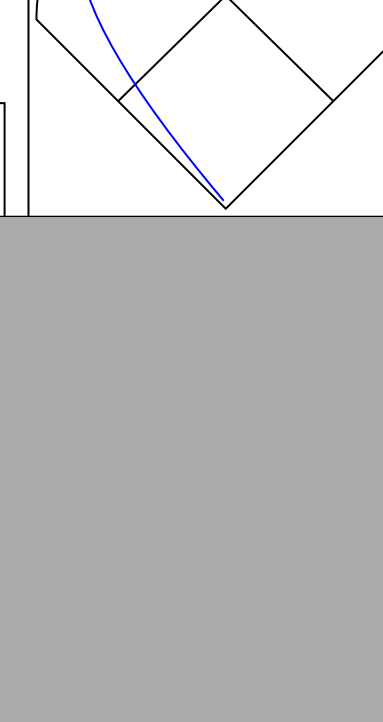


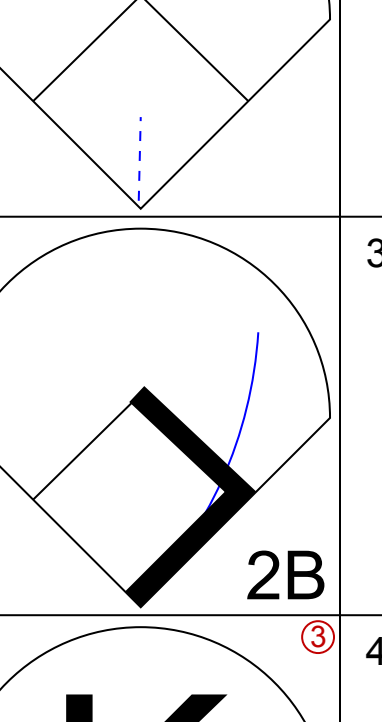
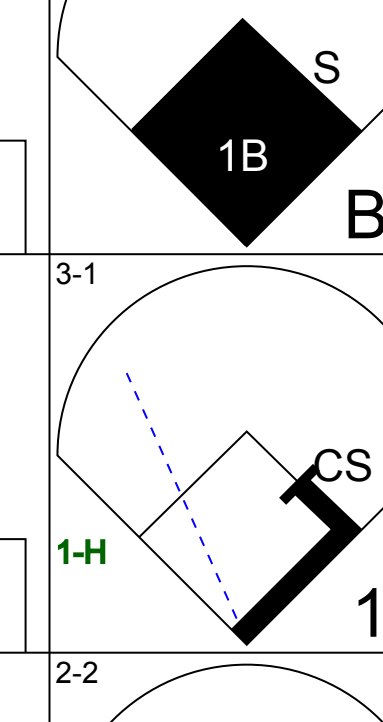


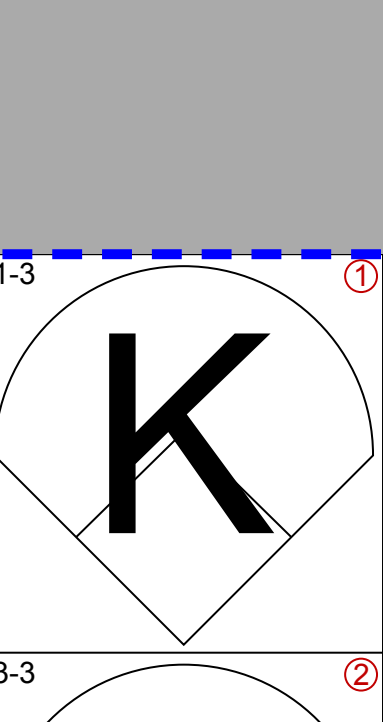
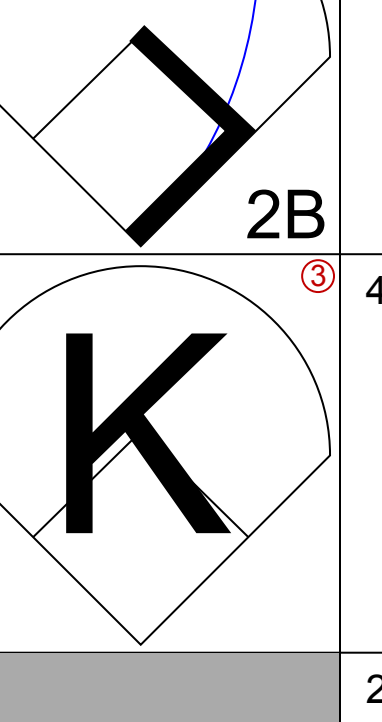
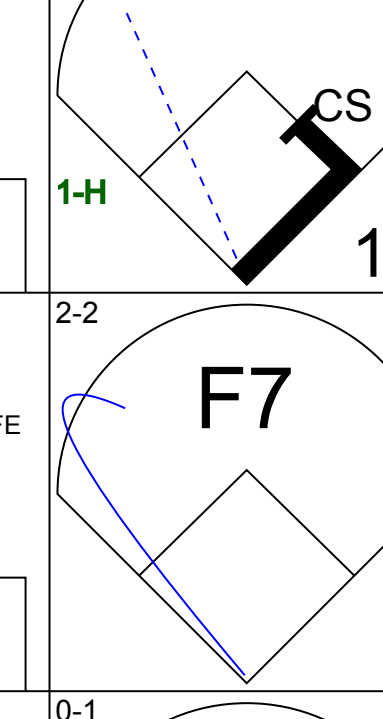


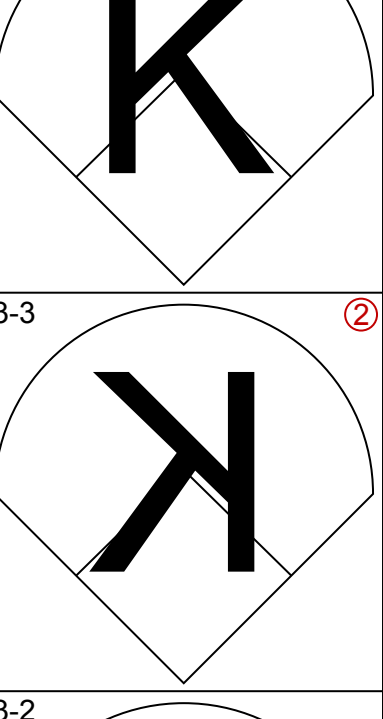
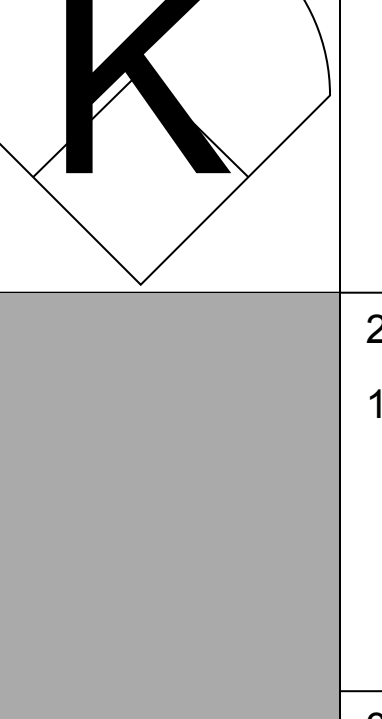
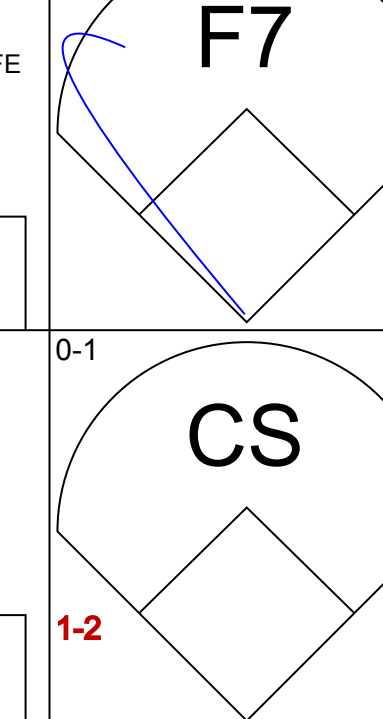


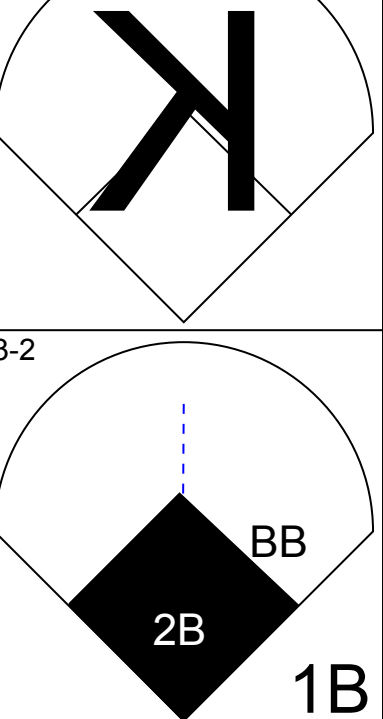

AB	39
R	16
H	14
RBI	16
BB	6
SO	7
LOB	25



Batter	1	2	3	4	5	6	7	8	9	AB	R	H	RBI	BB	SO	LOB	TOP					
Stan Javier, S OBP: 0.355, SLG: 0.460 (1, 8)										4	1	2	1	1	2	2	Oakland Athletics @ Kansas City Royals Kauffman Stadium, Kansas City, MO Sat May 14, 1994, 7:05 PM CDT Att: 34,213 - Unknown - 66 F					
Mike Aldrete, L OBP: 0.359, SLG: 0.491 (1, 7)										5	2	3	0	0	0	1						
Geronimo Berroa, R OBP: 0.406, SLG: 0.574 (1, 10)										4	1	1	0	0	0	2						
Troy Neel, L OBP: 0.372, SLG: 0.505 (1, 3)										4	1	2	1	1	0	2						
Terry Steinbach, R OBP: 0.323, SLG: 0.509 (1, 2)										4	0	1	2	0	1	4						
Brent Gates, S OBP: 0.419, SLG: 0.526 (1, 4)										4	0	3	0	0	0	2						
Scott Brosius, R OBP: 0.289, SLG: 0.359 (1, 9) (8, 5)										4	0	0	0	0	1	5						
Mike Bordick, R OBP: 0.377, SLG: 0.355 (1, 6)										4	0	2	1	0	1	0						
Scott Hemond, R OBP: 0.228, SLG: 0.250 (8, PH) Ruben Sierra, S OBP: 0.236, SLG: 0.426 (8, 9)										3	0	0	0	0	1	2						
Inning Stats	R: 1 E: 0 K: 1 S: 14	H: 3 LOB: 2 BB: 0 P: 24	R: 0 E: 0 K: 1 S: 8	H: 0 LOB: 0 BB: 0 P: 11	R: 0 E: 0 K: 0 S: 6	H: 1 LOB: 0 BB: 1 P: 12	R: 1 E: 0 K: 3 S: 14	H: 2 LOB: 2 BB: 1 P: 25	R: 3 E: 0 K: 0 S: 13	H: 4 LOB: 1 BB: 0 P: 23	R: 0 E: 0 K: 0 S: 10	H: 1 LOB: 0 BB: 0 P: 15	R: 0 E: 0 K: 0 S: 8	H: 1 LOB: 0 BB: 0 P: 15	R: 0 E: 0 K: 1 S: 10	H: 3 LOB: 2 BB: 0 P: 19	R: 0 E: 0 K: 0 S: 5	H: 0 LOB: 0 BB: 0 P: 5	1B: 14 2B: 0 3B: 1 HR: 1	SF: 0 SAC: 0 DP: 2 HBP: 1	WP: 0 PB: 0 SB: 1 CS: 0	PA: 40
PITCHER	IP	WLS	BF	H	R	ER	SO	BB	IBB	HBP	BLK	WP	HR	S	P	ERA	WHIP					
Kevin Appier, R ERA: 6.22 Hipolito Pichardo, R ERA: 5.4 Billy Brewer, L ERA: 0.49	(1, 1) (7, 1) (8, 1)	6.0 1.2 1.1	L 7 4	29 4 0	11 4 0	5 0 0	5 0 1	2 0 0	0 0 0	1 0 0	0 0 0	0 0 0	0 0 0	1 15 8	65 28 11	7.50 0.00 0.00	2.167 0.000 0.000					

AB	37
R	5
H	15
RBI	5
BB	2
SO	6
LOB	20



Batter	1	2	3	4	5	6	7	8	9	AB	R	H	RBI	BB	SO	LOB	BOTTOM					
Vince Coleman, S OBP: 0.240, SLG: 0.289 (1, 7)										3	1	0	0	1	1	0	Oakland Athletics @ Kansas City Royals Kauffman Stadium, Kansas City, MO Sat May 14, 1994, 7:05 PM CDT Att: 34,213 - Unknown - 66 F					
Brian McRae, S OBP: 0.420, SLG: 0.441 (1, 8)										3	0	1	2	1	0	0						
Wally Joyner, L OBP: 0.358, SLG: 0.450 (1, 3)										4	0	0	0	0	0	2						
Gary Gaetti, R OBP: 0.354, SLG: 0.558 (1, 5)										4	0	1	0	0	2	0						
Bob Hamelin, L OBP: 0.376, SLG: 0.582 (1, 10)										4	1	1	1	0	0	1						
Felix Jose, S OBP: 0.289, SLG: 0.425 (1, 9)										3	1	1	0	1	0	1						
Greg Gagne, R OBP: 0.376, SLG: 0.448 (1, 6)										4	0	2	1	0	2	1						
Brent Mayne, L OBP: 0.278, SLG: 0.333 (8, PH) Mike Macfarlane, R OBP: 0.423, SLG: 0.500 (9, 2)										2	0	0	0	0	0	2						
Terry Shumpert, R OBP: 0.226, SLG: 0.419 (1, 4)										3	1	1	0	0	0	1						
Inning Stats	R: 0 E: 0 K: 1 S: 8	H: 0 LOB: 1 BB: 1 P: 14	R: 2 E: 0 K: 1 S: 12	H: 2 LOB: 1 BB: 1 P: 22	R: 0 E: 0 K: 0 S: 7	H: 0 LOB: 0 BB: 0 P: 10	R: 0 E: 0 K: 0 S: 7	H: 0 LOB: 0 BB: 0 P: 12	R: 0 E: 0 K: 0 S: 6	H: 1 LOB: 1 BB: 0 P: 11	R: 0 E: 0 K: 0 S: 6	H: 0 LOB: 0 BB: 0 P: 9	R: 0 E: 0 K: 0 S: 5	H: 1 LOB: 0 BB: 0 P: 10	R: 2 E: 0 K: 2 S: 16	H: 2 LOB: 1 BB: 1 P: 30	R: 0 E: 0 K: 2 S: 15	H: 1 LOB: 1 BB: 0 P: 20	1B: 4 2B: 2 3B: 0 HR: 1	SF: 0 SAC: 0 DP: 1 HBP: 0	WP: 0 PB: 0 SB: 1 CS: 2	PA: 35
PITCHER	IP	WLS	BF	H	R	ER	SO	BB	IBB	HBP	BLK	WP	HR	S	P	ERA	WHIP					
Ron Darling, R ERA: 5.4 Billy Taylor, R ERA: 2.7 John Briscoe, R ERA: 3.0 Dennis Eckersley, R ERA: 6.94	(1, 1) (8, 1) (8, 1) (9, 1)	7.0 0.2 0.1 1.0	W 4 2 S	24 1 2 4	2 2 0 1	2 2 0 0	2 2 0 2	2 1 0 0	0 0 0 0	0 0 0 0	0 0 0 0	0 0 0 0	0 0 0 0	1 12 4 15	51 23 7 20	2.57 27.00 0.00 0.00	0.857 3.000 3.000 1.000					

AB	31
R	4
H	7
RBI	4
BB	3
SO	6
LOB	8



Batter	1	2	3	4	5	6	7	8	9	10	AB	R	H	RBI	BB	SO	LOB	TOP																	
David Hulse, L OBP: 0.368, SLG: 0.383	(1, 8) 4-1 HR 1B BB	(1, 0) 1-0 SH3 1B	(1, 1) 1-1 1B			(4, 2) 1-2 CS BB		(4, 2) FC6-4 BB		(0, 0) SH5-4	2	2	2	0	3	0	0																		
Jeff Frye, R OBP: 0.613, SLG: 0.750	(1, 4) 1-1 HR 1B	(0, 1) SH3	(1, 2) L7 1B			(3, 2) F7		(2, 1) FC6-4		(4, 1) 1B BB	4	1	1	0	1	0	5																		
Jose Canseco, R OBP: 0.434, SLG: 0.537	(1, 10) 1-0 HR	(1, 1) 1B 29 1B				(0, 0) P3		(2, 0) G5-3		(2, 2) G5-3	(2, 1) F8	6	2	2	4	0	0	2																	
Will Clark, L OBP: 0.472, SLG: 0.579	(1, 3) 4-0 1B BB	(0, 2) 29 1B 1B				(1, 1) G1-3		(0, 0) G4-3		(0, 2) F7	(1, 1) 1B	5	0	2	1	1	0	0																	
Juan Gonzalez, R OBP: 0.317, SLG: 0.477	(1, 7) 1-1 BB 1B	(4, 1) 29 1B BB				(3, 2) F8		(2, 1) F7		(0, 2) 29 2B 1B	(3, 2) F9	5	1	2	0	1	0	2																	
29 Rusty Graer, L OBP: 0.465, SLG: 0.818	(1, 9) 1-0 P5	(0, 1) 1-2 2-3 3-H 1B				(1, 3) K		(1, 2) G3-1		(0, 0) 1B 2B		5	1	2	1	0	1	2																	
Ivan Rodriguez, R OBP: 0.378, SLG: 0.471	(1, 2) 4-0 BB	(0, 2) L4-3				(1, 0) G1-3		(1, 2) E4 WP 1B		(2, 2) 1B		1	0	0	0	1	0	3																	
Junior Ortiz, R OBP: 0.303, SLG: 0.290	(3, 2) 1-2 BB					(0, 0) P2		(2, 1) WP 1B		(1, 2) 2-H 3-H F7		3	0	1	2	0	0	0																	
Doug Strange, S OBP: 0.265, SLG: 0.341	(1, 5) 1-3 K					(3, 2) F7		(1, 2) WP 1B		(1, 2) F7		5	0	1	0	0	1	4																	
Manuel Lee, S OBP: 0.348, SLG: 0.341	(1, 6) 1-0 G3-1					(3, 3) K		(2, 1) F8		(2, 1) F8 SH5-4 1B		5	1	1	0	0	2	5																	
Inning Stats	R: 3 E: 0 K: 1 S: 11	H: 3 LOB: 3 BB: 29	R: 2 E: 0 K: 0 S: 14	H: 4 LOB: 2 BB: 1	R: 0 E: 0 K: 1 S: 15	H: 1 LOB: 1 BB: 0	R: 0 E: 0 K: 0 S: 7	H: 0 LOB: 0 BB: 0	R: 0 E: 0 K: 1 S: 6	H: 0 LOB: 0 BB: 0	R: 0 E: 0 K: 0 S: 4	H: 0 LOB: 0 BB: 0	R: 0 E: 1 K: 1 S: 17	H: 1 LOB: 3 BB: 1	R: 2 E: 0 K: 0 S: 19	H: 3 LOB: 1 BB: 0	R: 1 E: 0 K: 0 S: 12	H: 2 LOB: 2 BB: 1	1B: 12 2B: 2 3B: 0 HR: 1	SF: 0 SAC: 2 DP: 1 HBP: 0	WP: 1 PA: 50 PB: 0 SB: 0 CS: 1														
PITCHER	IP WLS BF H R ER SO	BB IBB HBP BLK	WP HR S P	ERA WHIP																															
Miguel Jimenez, R ERA: 8.83	(1, 1) 6.0	29	8	5	5	3	5	0	0	0	0	0	0	1	0	61	108	7.50	2.167																
John Briscoe, R ERA: 2.49	(7, 1) 2.0	9	1	0	0	1	1	0	0	0	0	1	0	21	38	0.00	1.000																		
Dennis Eckerley, R ERA: 7.24	(9, 1) 1.0	6	3	2	2	0	0	0	0	0	0	0	0	19	24	18.00	3.000																		
Steve Ontiveros, R ERA: 5.84	(10, 1) 1.0	L	6	2	1	1	0	0	0	0	0	0	0	12	23	9.00	3.000																		

Texas Rangers @ Oakland Athletics
Oakland-Alameda County Coliseum, Oakland, CA

AB 41
R 8
H 14
RBI 8
BB 7
SO 4
LOB 23



WP: 1 PA: 50
PB: 0
SB: 0
CS: 1

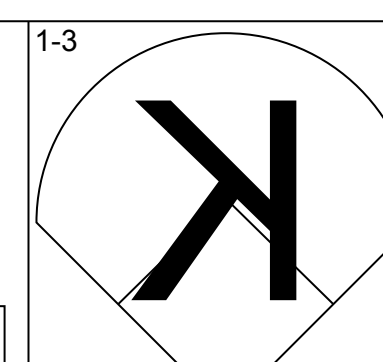
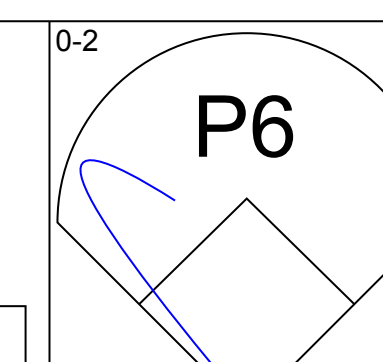
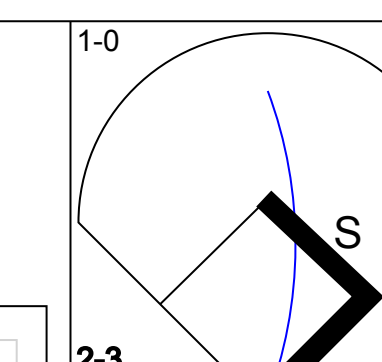
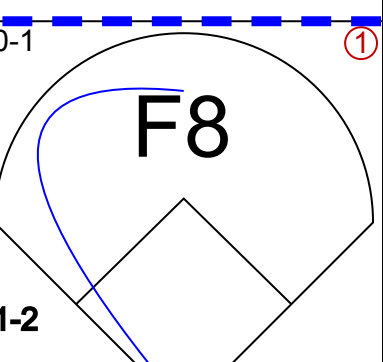
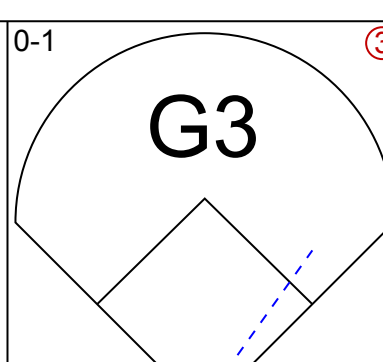
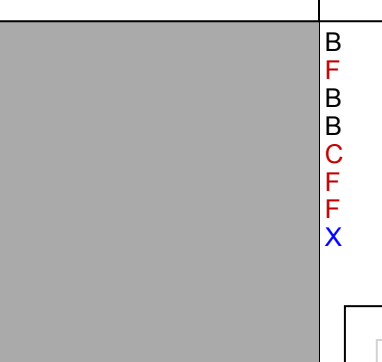
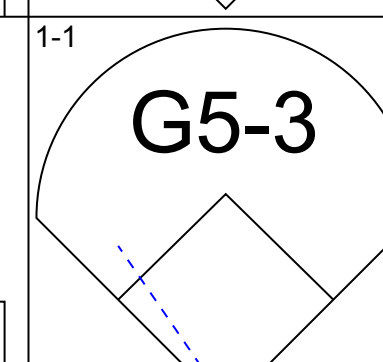
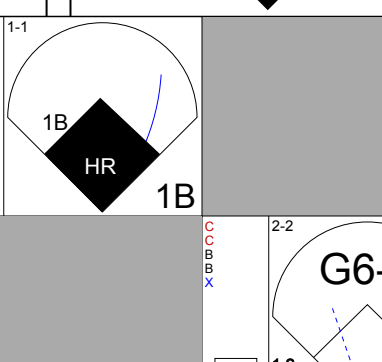
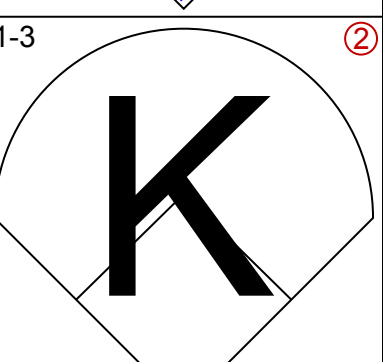
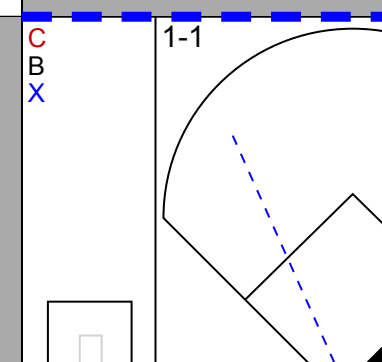

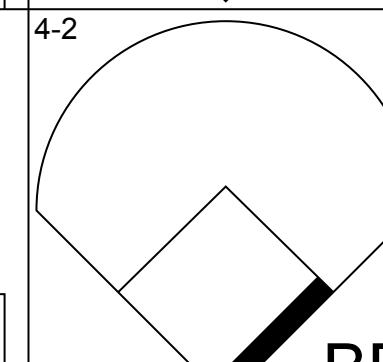
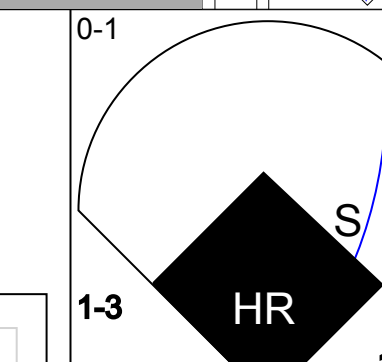
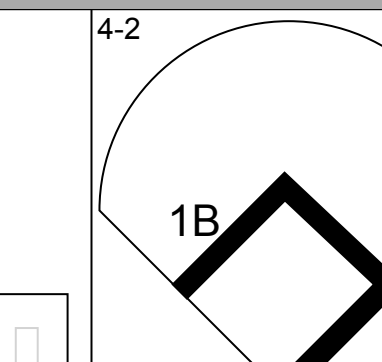
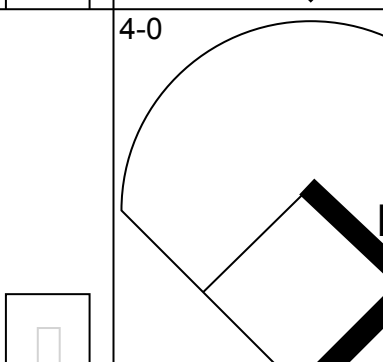

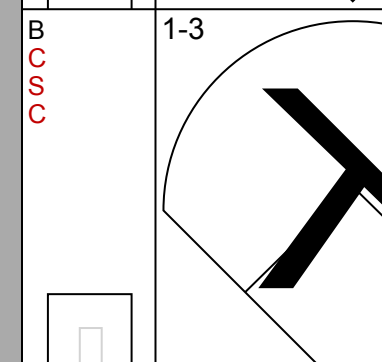
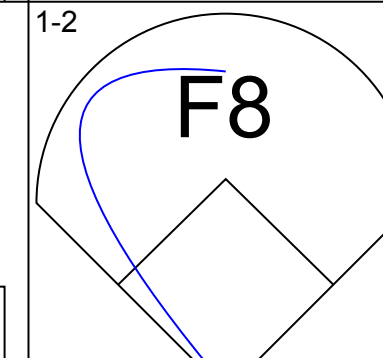
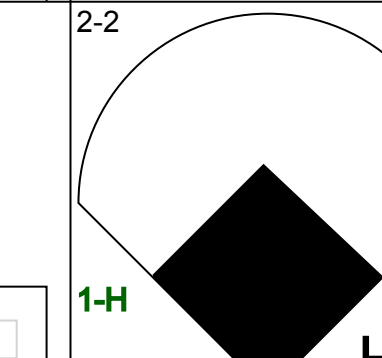
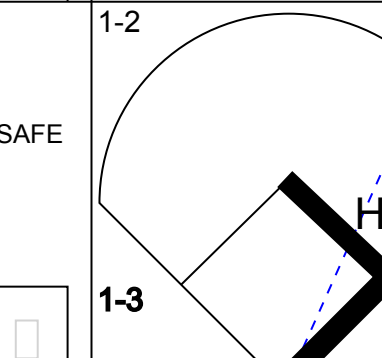
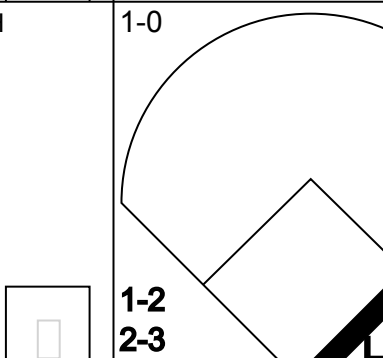

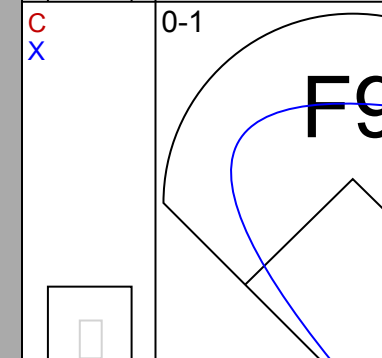
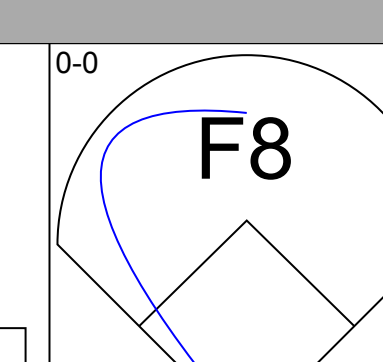
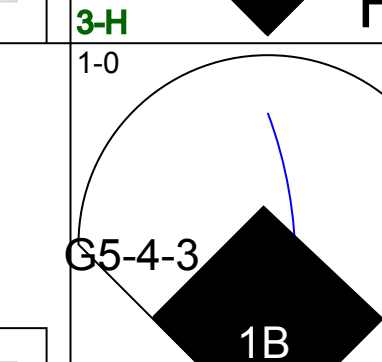
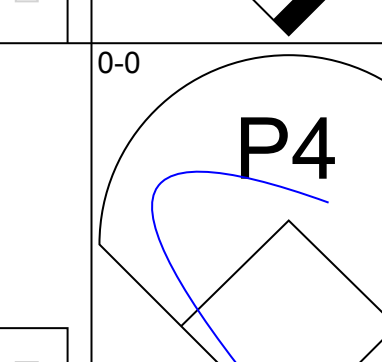
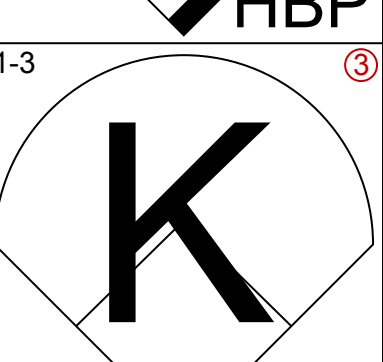
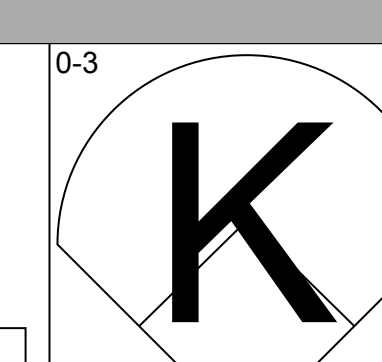
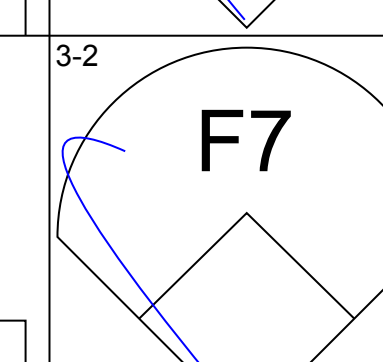
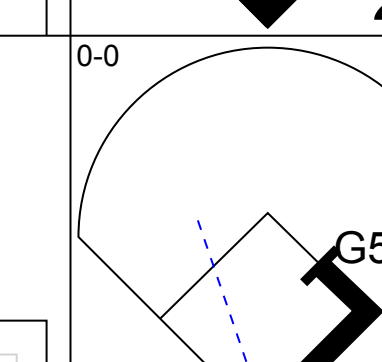
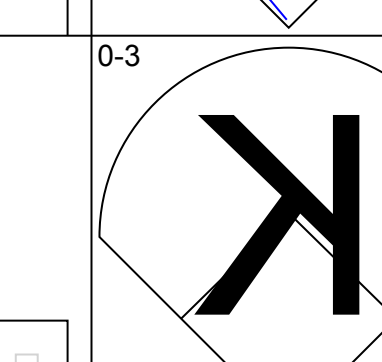
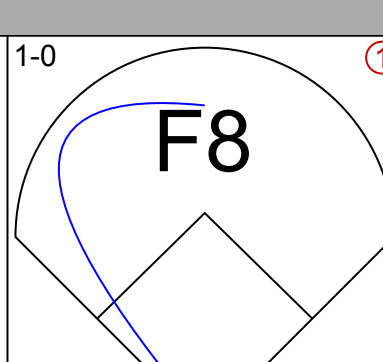
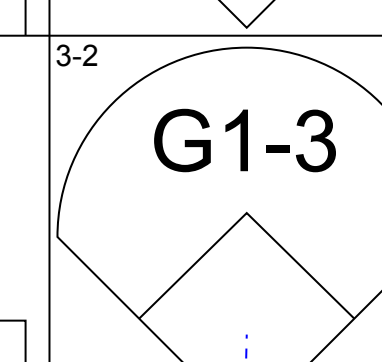
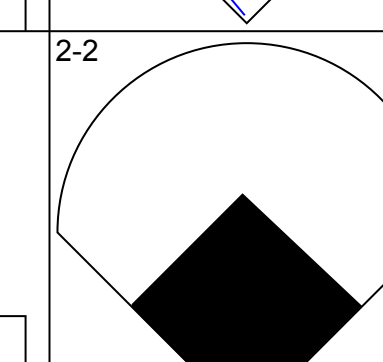
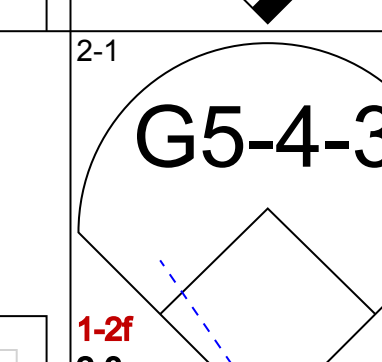
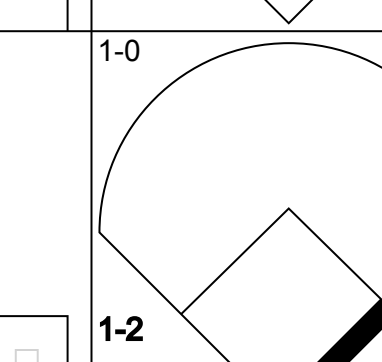
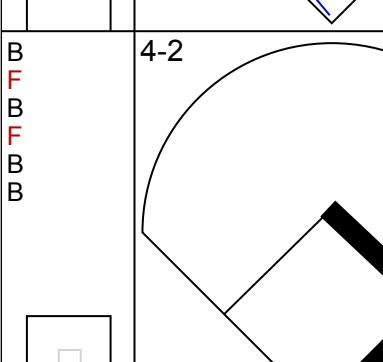
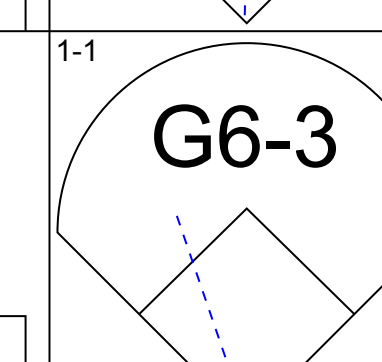
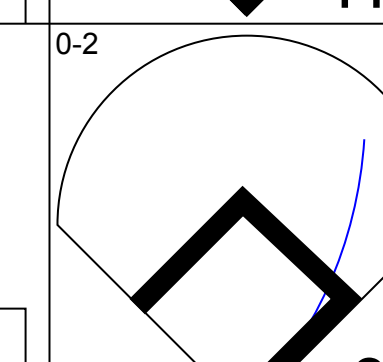
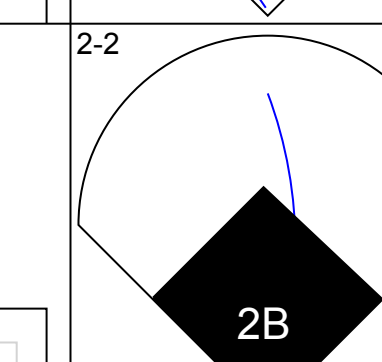
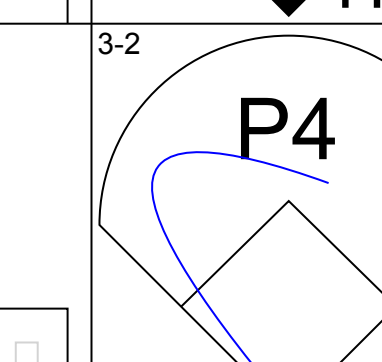
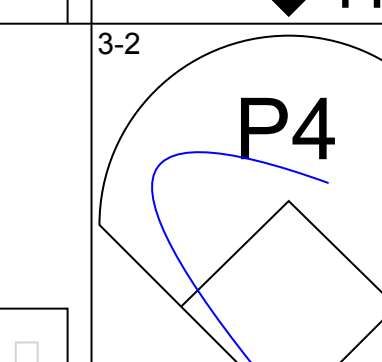
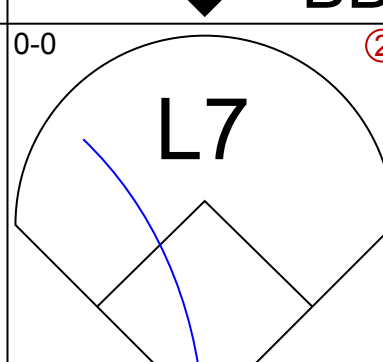

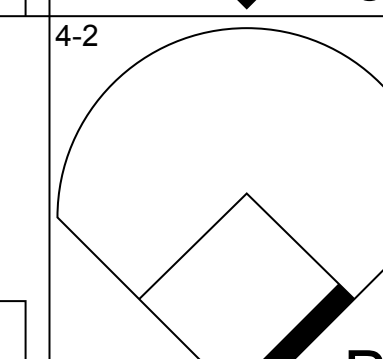
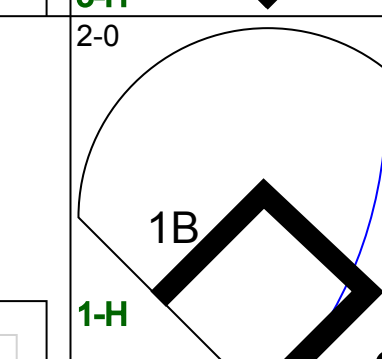

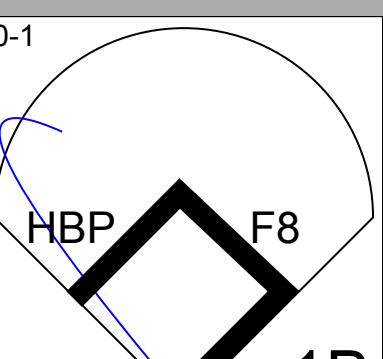
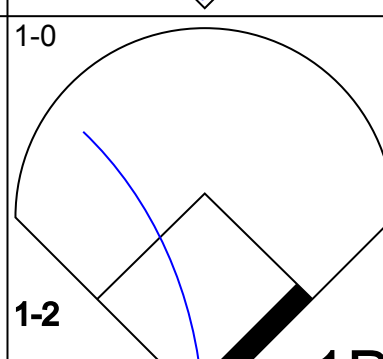

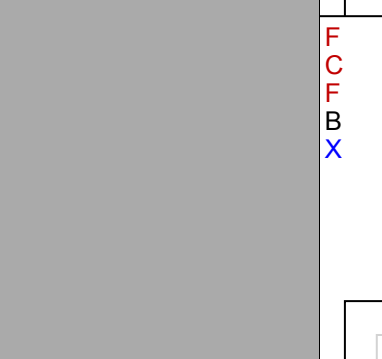
Batter	1	2	3	4	5	6	7	8	9	10	AB	R	H	RBI	BB	SO	LOB	BOTTOM															
Stan Javier, S OBP: 0.386, SLG: 0.467	(1, 8) 3-2 G5-4-3 1B		(4, 1) CS BB	(2, 1) FC5-4 1B		(2, 1) G4-3		(2, 1) 1-2 2-H 1B			4	0	3	0	1	0	0																
Mike Bordick, R OBP: 0.353, SLG: 0.331	(1, 6) 0-0 G5-4-3		(2, 2) F9	(1, 0) FC5-4		(0, 3) K				(1, 2) F8	5	0	0	0	0	1	3																
Gerónimo Berroa, R OBP: 0.426, SLG: 0.594	(1, 10) 1-1 1B		(3, 2) HR			(4, 0) 1B BB		(2, 1) F8		(3, 2) 1B	4	2	3	1	1	0	0																
Ruben Sierra, S OBP: 0.262, SLG: 0.453	(1, 9) 0-0 F7		(4, 2) 1B HR BB			(3, 1) 1B SF8 1B		(1, 0) G5-3		(2, 2) P5	4	2	1	0	1	0	2																
Terry Steinbach, R OBP: 0.324, SLG: 0.496		(0, 0) F8 SF 2B	(2, 2) HR 1B			(0, 3) K		(0, 2) P3		(1, 2) F8	2	1	2	0	0	0	0																
Scott Hemond, R OBP: 0.234, SLG: 0.271	(3, PR) (4, 2)		(1, 3) HR 1B								3	1	0	0	0	1	3																
Troy Neel, L OBP: 0.353, SLG: 0.500	(1, 3) 2-2 F8		(1, 0) HR			(1, 2) FC6-4 1B		(2, 3) K		(1, 2) F9	5	1	2	4	0	1	1																
Brent Gates, S OBP: 0.364, SLG: 0.447	(1, 4) SF WP		(3, 2) HR			(0, 0) SF8		(4, 2) 1B BB		(0, 1) G5-3	2	0	0	2	1	0	1																
Scott Brosius, R OBP: 0.288, SLG: 0.338	(1, 5) 1-2 F7		(2, 2) F8			(2, 2) F8 FC6-4		(0, 1) E6 1B BB		(0, 3) K	5	0	0	0	0	1	3																
Ernie Young, R OBP: 0.353, SLG: 0.500	(1, 7) 1-3 K		(1, 0) F9			(1, 0) F9		(1, 3) K			4	0	0	0	0	2	3																
Inning Stats	R: 0 E: 0 K: 0 S: 7	H: 2 LOB: 1 BB: 11	R: 1 E: 1 K: 1 S: 13	H: 1 LOB: 1 BB: 0	R: 4 E: 0 K: 0 S: 19	H: 3 LOB: 1 BB: 2	R: 0 E: 0 K: 0 S: 8	H: 1 LOB: 1 BB: 0	R: 2 E: 0 K: 1 S: 11	H: 2 LOB: 1 BB: 1	R: 0 E: 0 K: 0 S: 8	H: 0 LOB: 0 BB: 0	R: 0 E: 0 K: 0 S: 6	H: 0 LOB: 0 BB: 0	R: 0 E: 1 K: 2 S: 12	H: 1 LOB: 2 BB: 1	R: 0 E: 0 K: 0 S: 13	R: 0 E: 0 K: 0 S: 13	H: 1 LOB: 1 BB: 0	R: 0 E: 0 K: 0 S: 13	H: 0 LOB: 0 BB: 0	1B: 8 2B: 1 3B: 0 HR: 2	SF: 2 SAC: 0 DP: 0 HBP: 0	WP: 1 PA: 44 PB: 0 SB: 0 CS: 1									
PITCHER	IP WLS BF H R ER SO	BB IBB HBP BLK	WP HR S P	ERA WHIP																													
Bruce Hurst, L ERA: 12.15	(1, 1) 4.0	22	8	7	7	1	3	0	0	0	0	1	2	49	89	15.75	2.750																
Hector Fajardo, R ERA: 3.46	(5, 1) 4.0	15	2	0	0	4	1	0	0	0	0	0	0	35	53	0.00	0.750																
Cris Carpenter, R ERA: 2.7	(9, 1) 1.0	W	4	1	0	0	0	0	0	0	0	0	0	13	20	0.00	1.000																
Rick Honeycutt, L ERA: 6.0	(10, 1) 1.0	S	3	0	0	0	0	0	0	0	0	0	0	9	10	0.00	0.000																

Texas Rangers @ Oakland Athletics
Oakland-Alameda County Coliseum, Oakland, CA

AB 38
R 7
H 11
RBI 7
BB 4
SO 6
LOB 16

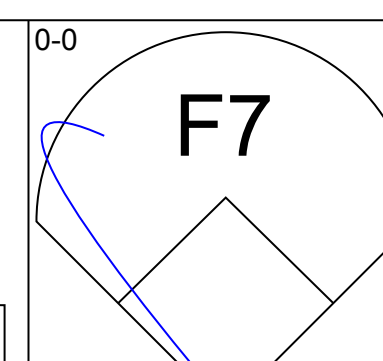
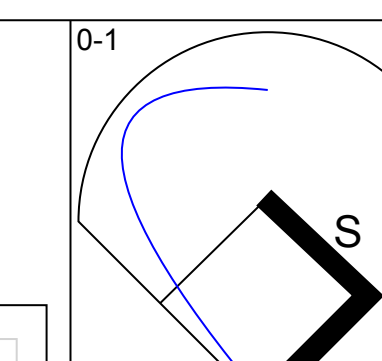
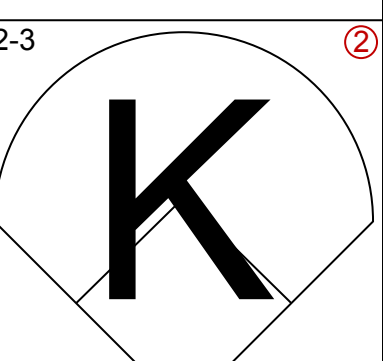
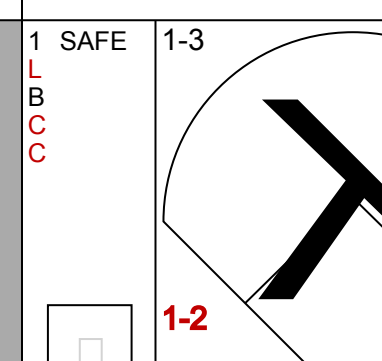
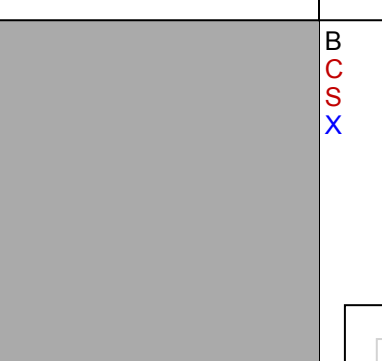
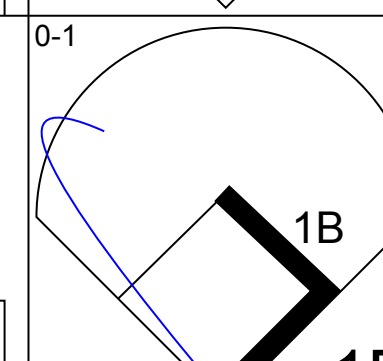
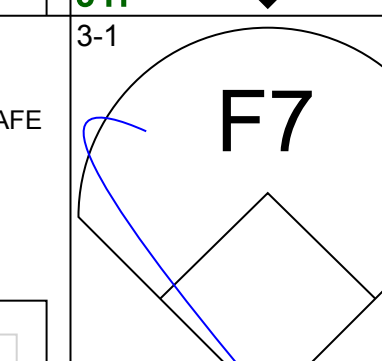
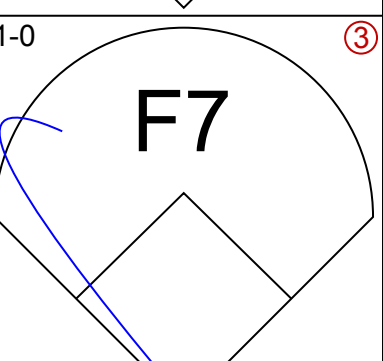
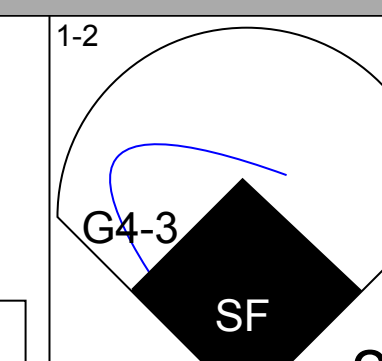
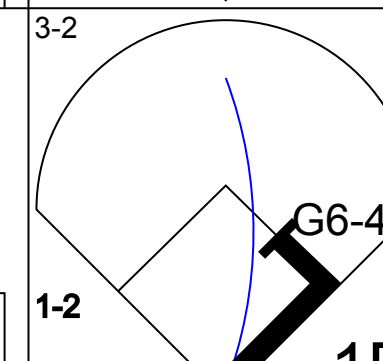
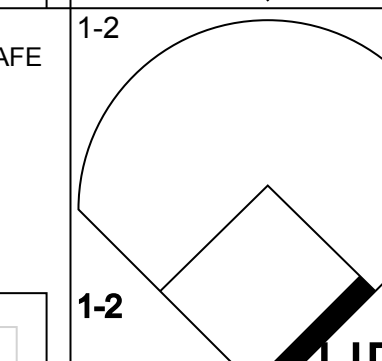
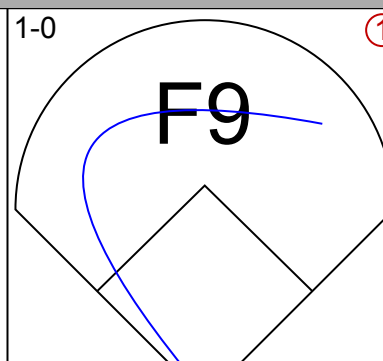
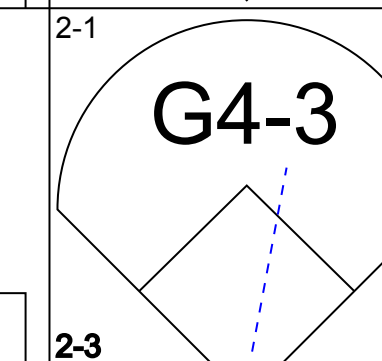
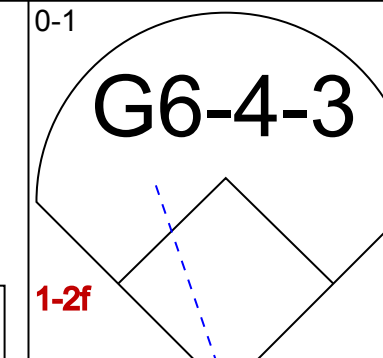
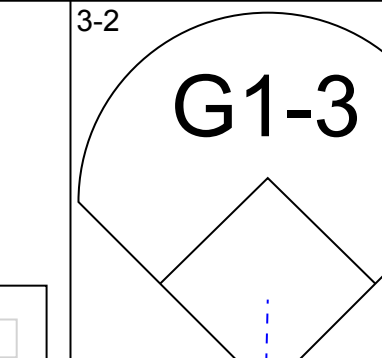
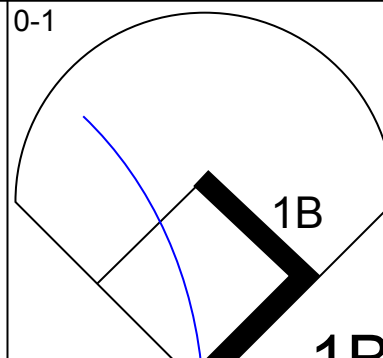

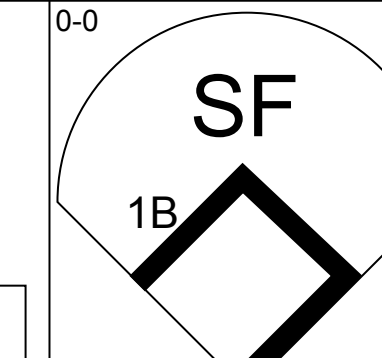
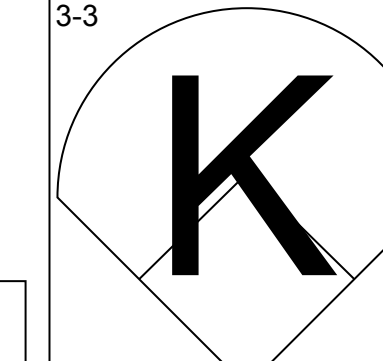
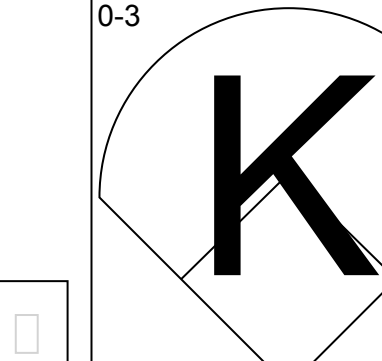
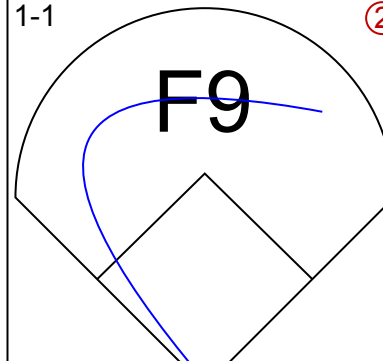
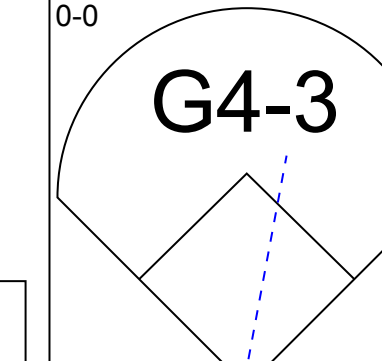
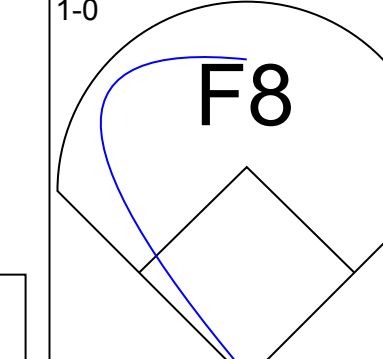
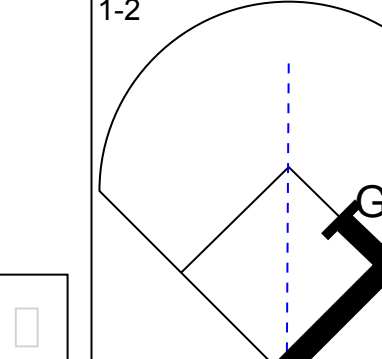

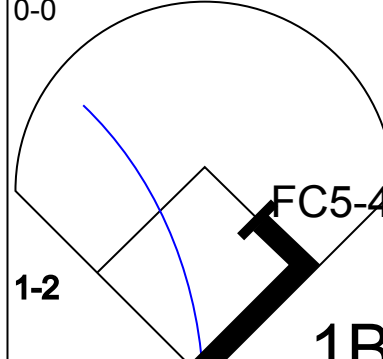

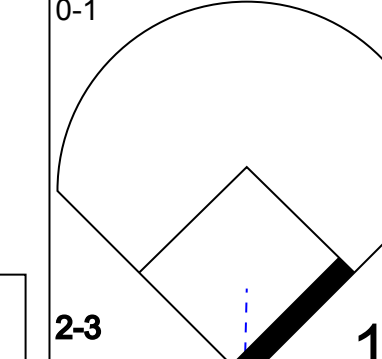
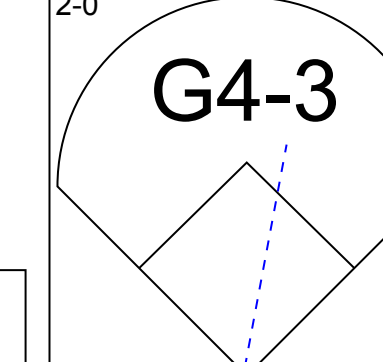

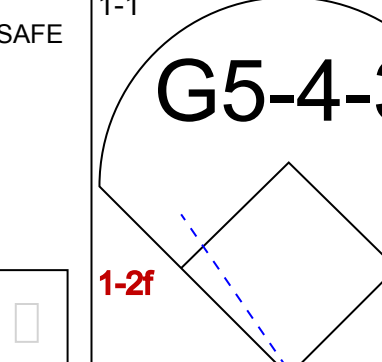
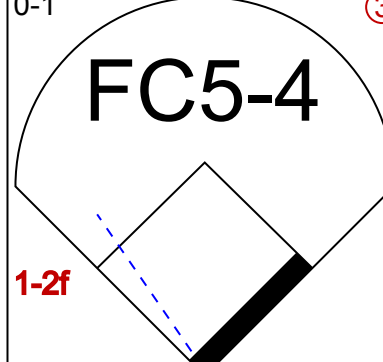

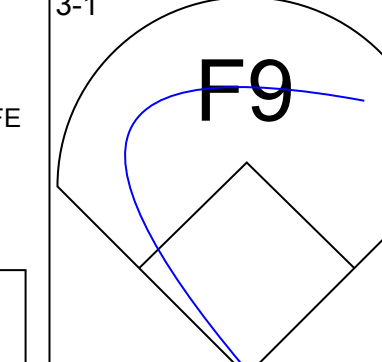
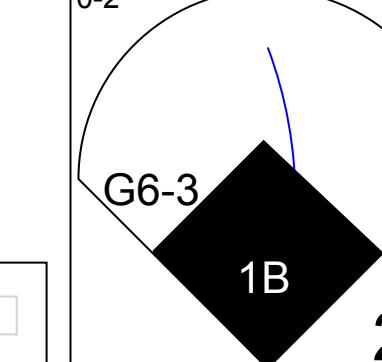
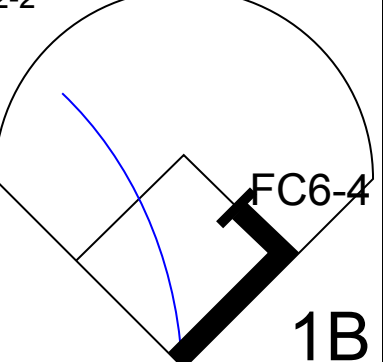

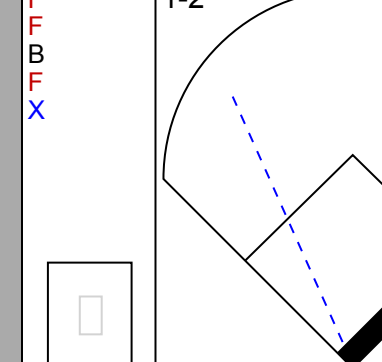

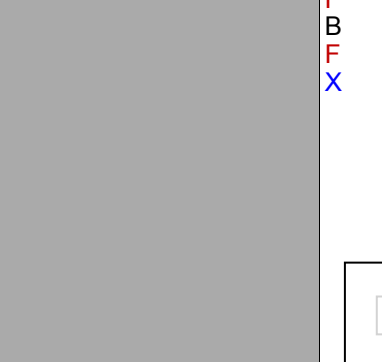
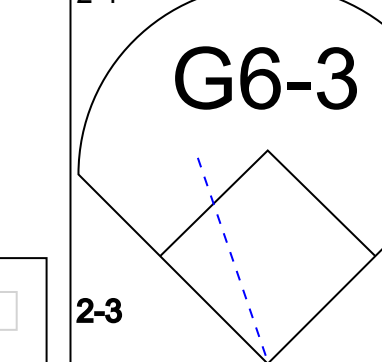
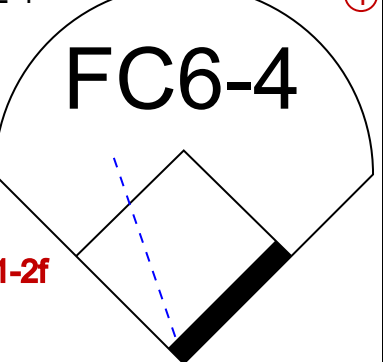

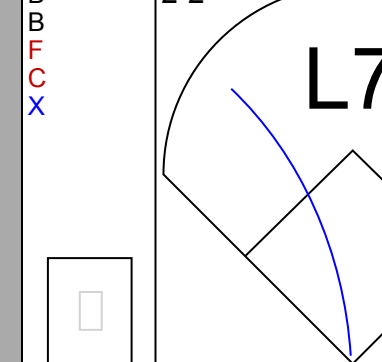
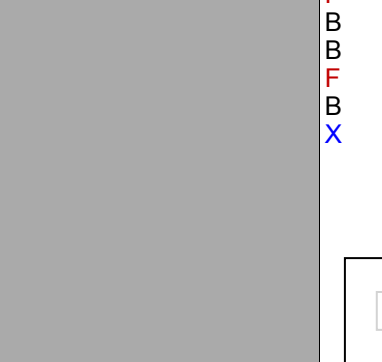


WP: 1 PA: 44
PB: 0
SB: 0
CS: 1

Batter	1	2	3	4	5	6	7	8	9	AB	R	H	RBI	BB	SO	LOB	TOP							
David Hulse, L (1, 8) OBP: 0.366, SLG: 0.381										6	0	2	0	0	1	5	<p>Texas Rangers @ Oakland Athletics Oakland-Alameda County Coliseum, Oakland, CA</p> <p>Wed May 18, 1994, 3:33 AM PDT Att: 25,041 - Sunny - 63 F</p> <p>livebaseballscorecards.com</p>							
Jeff Eys, R (1, 4) OBP: 0.568, SLG: 0.667										6	1	2	0	0	2	4								
Jose Canseco, R (1, 10) OBP: 0.444, SLG: 0.537										2	1	1	0	3	1	0								
Will Clark, L (1, 3) OBP: 0.476, SLG: 0.599										4	1	2	3	0	0	1								
Juan Gonzalez, R (1, 7) OBP: 0.314, SLG: 0.474										5	1	1	0	0	2	5								
29 Rusty Greer, L (1, 9) OBP: 0.375, SLG: 0.625										5	0	1	0	0	1	2								
Dean Palmer, R (1, 5) OBP: 0.316, SLG: 0.427										3	1	1	1	1	0	2								
Manuel Lee, S (1, 6) OBP: 0.350, SLG: 0.359										5	1	2	1	0	0	4								
Junior Ortiz, R (1, 2) OBP: 0.368, SLG: 0.371										4	0	3	1	1	0	0								
Inning Stats	R: 0 E: 0 K: 1 S: 11	H: 0 LOB: 1 BB: 1 P: 18	R: 1 E: 0 K: 0 S: 19	H: 2 LOB: 2 BB: 1 P: 28	R: 5 E: 0 K: 0 S: 22	H: 8 LOB: 2 BB: 0 P: 35	R: 0 E: 0 K: 1 S: 16	H: 1 LOB: 3 BB: 1 P: 25	R: 0 E: 0 K: 2 S: 10	H: 1 LOB: 3 BB: 1 P: 17	R: 0 E: 0 K: 1 S: 7	H: 1 LOB: 2 BB: 1 P: 13	R: 0 E: 0 K: 1 S: 7	H: 1 LOB: 0 BB: 0 P: 9	R: 0 E: 0 K: 1 S: 8	H: 0 LOB: 0 BB: 0 P: 12	R: 0 E: 0 K: 1 S: 13	H: 1 LOB: 1 BB: 0 P: 17	1B: 10 2B: 2 HR: 2	SF: 0 SAC: 0 DP: 1 HBP: 2	WP: 0 PB: 0 SB: 2 CS: 0	PA: 47		
PITCHER	IP WLS BF H R ER SO BB IBB HBP BLK WP HR S P ERA WHIP	IP WLS BF H R ER SO BB IBB HBP BLK WP HR S P ERA WHIP	IP WLS BF H R ER SO BB IBB HBP BLK WP HR S P ERA WHIP	IP WLS BF H R ER SO BB IBB HBP BLK WP HR S P ERA WHIP	IP WLS BF H R ER SO BB IBB HBP BLK WP HR S P ERA WHIP	IP WLS BF H R ER SO BB IBB HBP BLK WP HR S P ERA WHIP	IP WLS BF H R ER SO BB IBB HBP BLK WP HR S P ERA WHIP	IP WLS BF H R ER SO BB IBB HBP BLK WP HR S P ERA WHIP	IP WLS BF H R ER SO BB IBB HBP BLK WP HR S P ERA WHIP	IP WLS BF H R ER SO BB IBB HBP BLK WP HR S P ERA WHIP	IP WLS BF H R ER SO BB IBB HBP BLK WP HR S P ERA WHIP	IP WLS BF H R ER SO BB IBB HBP BLK WP HR S P ERA WHIP	IP WLS BF H R ER SO BB IBB HBP BLK WP HR S P ERA WHIP	IP WLS BF H R ER SO BB IBB HBP BLK WP HR S P ERA WHIP	IP WLS BF H R ER SO BB IBB HBP BLK WP HR S P ERA WHIP	IP WLS BF H R ER SO BB IBB HBP BLK WP HR S P ERA WHIP	IP WLS BF H R ER SO BB IBB HBP BLK WP HR S P ERA WHIP	IP WLS BF H R ER SO BB IBB HBP BLK WP HR S P ERA WHIP	IP WLS BF H R ER SO BB IBB HBP BLK WP HR S P ERA WHIP	IP WLS BF H R ER SO BB IBB HBP BLK WP HR S P ERA WHIP	IP WLS BF H R ER SO BB IBB HBP BLK WP HR S P ERA WHIP	IP WLS BF H R ER SO BB IBB HBP BLK WP HR S P ERA WHIP	IP WLS BF H R ER SO BB IBB HBP BLK WP HR S P ERA WHIP	
Bobby Witt, R (1, 1) ERA: 6.93	4.0	L	27	12	6	6	2	3	0	1	0	0	0	2	70	108	13.50	3.750						
Vince Horsman, L (5, 1) ERA: 2.25	2.0		10	1	0	0	2	1	1	1	0	0	0	0	15	28	0.00	1.000						
Billy Taylor, R (7, 1) ERA: 3.0	3.0		10	2	0	0	3	0	0	0	0	0	0	0	28	38	0.00	0.667						

AB 40
R 6
H 15
RBI 6
BB 5
SO 7
LOB 23



Batter	1	2	3	4	5	6	7	8	9	AB	R	H	RBI	BB	SO	LOB	BOTTOM							
Stan Javier, S (1, 8) OBP: 0.381, SLG: 0.458										5	0	1	1	0	2	2	<p>Texas Rangers @ Oakland Athletics Oakland-Alameda County Coliseum, Oakland, CA</p> <p>Wed May 18, 1994, 3:33 AM PDT Att: 25,041 - Sunny - 63 F</p> <p>livebaseballscorecards.com</p>							
Brent Gates, S (1, 4) OBP: 0.373, SLG: 0.471										4	1	2	0	0	0	2								
Geronimo Berroa, R (1, 3) OBP: 0.428, SLG: 0.588										3	0	1	0	0	0	1								
Ruben Sierra, S (1, 9) OBP: 0.261, SLG: 0.451										3	0	1	1	0	0	4								
Terry Steinbach, R (1, 10) OBP: 0.314, SLG: 0.481										4	0	0	0	0	2	2								
Scott Brosius, R (1, 5) OBP: 0.281, SLG: 0.351										4	0	3	0	0	0	0								
Mike Bordick, R (1, 6) OBP: 0.344, SLG: 0.321										4	0	0	0	0	0	5								
Scott Hemond, R (1, 2) OBP: 0.265, SLG: 0.317										4	1	3	0	0	0	0								
Ernie Young, R (1, 7) OBP: 0.265, SLG: 0.317										4	0	0	0	0	0	3								
Inning Stats	R: 0 E: 0 K: 0 S: 9	H: 2 LOB: 1 BB: 0 P: 12	R: 0 E: 0 K: 1 S: 6	H: 0 LOB: 0 BB: 0 P: 12	R: 1 E: 0 K: 0 S: 15	H: 2 LOB: 2 BB: 0 P: 24	R: 0 E: 0 K: 1 S: 10	H: 1 LOB: 0 BB: 0 P: 12	R: 0 E: 0 K: 1 S: 10	H: 1 LOB: 1 BB: 0 P: 17	R: 0 E: 0 K: 0 S: 8	H: 2 LOB: 2 BB: 0 P: 10	R: 0 E: 0 K: 1 S: 10	H: 1 LOB: 0 BB: 0 P: 14	R: 1 E: 1 K: 0 S: 11	H: 2 LOB: 2 BB: 0 P: 17	R: 0 E: 0 K: 0 S: 9	H: 0 LOB: 0 BB: 0 P: 14	1B: 9 2B: 2 HR: 0	SF: 1 SAC: 0 DP: 2 HBP: 1	WP: 0 PB: 0 SB: 1 CS: 1	PA: 37		
PITCHER	IP WLS BF H R ER SO BB IBB HBP BLK WP HR S P ERA WHIP	IP WLS BF H R ER SO BB IBB HBP BLK WP HR S P ERA WHIP	IP WLS BF H R ER SO BB IBB HBP BLK WP HR S P ERA WHIP	IP WLS BF H R ER SO BB IBB HBP BLK WP HR S P ERA WHIP	IP WLS BF H R ER SO BB IBB HBP BLK WP HR S P ERA WHIP	IP WLS BF H R ER SO BB IBB HBP BLK WP HR S P ERA WHIP	IP WLS BF H R ER SO BB IBB HBP BLK WP HR S P ERA WHIP	IP WLS BF H R ER SO BB IBB HBP BLK WP HR S P ERA WHIP	IP WLS BF H R ER SO BB IBB HBP BLK WP HR S P ERA WHIP	IP WLS BF H R ER SO BB IBB HBP BLK WP HR S P ERA WHIP	IP WLS BF H R ER SO BB IBB HBP BLK WP HR S P ERA WHIP	IP WLS BF H R ER SO BB IBB HBP BLK WP HR S P ERA WHIP	IP WLS BF H R ER SO BB IBB HBP BLK WP HR S P ERA WHIP	IP WLS BF H R ER SO BB IBB HBP BLK WP HR S P ERA WHIP	IP WLS BF H R ER SO BB IBB HBP BLK WP HR S P ERA WHIP	IP WLS BF H R ER SO BB IBB HBP BLK WP HR S P ERA WHIP	IP WLS BF H R ER SO BB IBB HBP BLK WP HR S P ERA WHIP	IP WLS BF H R ER SO BB IBB HBP BLK WP HR S P ERA WHIP	IP WLS BF H R ER SO BB IBB HBP BLK WP HR S P ERA WHIP	IP WLS BF H R ER SO BB IBB HBP BLK WP HR S P ERA WHIP	IP WLS BF H R ER SO BB IBB HBP BLK WP HR S P ERA WHIP	IP WLS BF H R ER SO BB IBB HBP BLK WP HR S P ERA WHIP	IP WLS BF H R ER SO BB IBB HBP BLK WP HR S P ERA WHIP	
Kenny Rogers, L (1, 1) ERA: 4.88	9.0	W	37	11	2	2	4	0	0	1	0	0	0	0	88	132	2.00	1.222						

AB 35
R 2
H 11
RBI 2
BB 0
SO 4
LOB 19



Batter	1	2	3	4	5	6	7	8	9	AB	R	H	RBI	BB	SO	LOB	TOP								
Tim Raines, S OBP: 0.383, SLG: 0.457	P5		K		P5					4	1	1	0	1	1	1	Chicago White Sox @ Oakland Athletics Oakland-Alameda County Coliseum, Oakland, CA Sat May 21 1994, 3:33 AM PDT Att: 25,109 - Sunny - 68 F								
Joey Cora, S OBP: 0.335, SLG: 0.351	P6		F7		F7		P1-5-3		SF8 WP BB	5	0	1	0	0	0	3									
Frank Thomas, R OBP: 0.516, SLG: 0.746	F9								SF8 WP 1B	3	3	2	1	2	0	0									
Julio Franco, R OBP: 0.390, SLG: 0.567									1B 2B	4	1	1	0	1	1	4									
Robin Ventura, L OBP: 0.399, SLG: 0.548									1B K	3	1	1	4	1	1	1									
Darin Jackson, R OBP: 0.389, SLG: 0.545									SF8 1B	4	0	0	0	1	0	4									
Lance Johnson, L OBP: 0.298, SLG: 0.331									G4-3	4	0	1	1	0	1	1									
Michael LaValliere, L OBP: 0.500, SLG: 0.429									G4-3	2	0	0	0	2	1	0									
Ozzie Guillen, L OBP: 0.279, SLG: 0.307									G4-3	3	0	0	0	0	0	3									
Inning Stats	R: 0 E: 0 K: 0 S: 9	H: 0 LOB: 0 BB: 0 P: 12	R: 0 E: 0 K: 1 S: 9	H: 1 LOB: 1 BB: 1 P: 15	R: 0 E: 0 K: 1 S: 5	H: 0 LOB: 1 BB: 1 P: 12	R: 3 E: 0 K: 1 S: 17	H: 1 LOB: 0 BB: 2 P: 29	R: 0 E: 0 K: 0 S: 9	H: 0 LOB: 0 BB: 0 P: 13	R: 1 E: 0 K: 1 S: 8	H: 1 LOB: 0 BB: 0 P: 14	R: 0 E: 1 K: 0 S: 13	H: 1 LOB: 2 BB: 0 P: 21	R: 1 E: 0 K: 0 S: 14	H: 2 LOB: 2 BB: 2 P: 26	R: 1 E: 0 K: 1 S: 9	H: 1 LOB: 2 BB: 2 P: 23	1B: 3 2B: 2 3B: 0 HR: 2	SF: 1 SAC: 1 DP: 1 HBP: 0	WP: 2 PB: 0 SB: 0 CS: 0	PA: 42			
PITCHER	IP	WLS	BF	H	R	ER	SO	BB	IBB	HBP	BLK	WP	HR	S	P	ERA	WHIP								
Todd Van Poppel, R ERA: 7.88	(1, 1)	7.0		29	4	4	4	4	0	0	0	0	2	70	116	5.14	1.143								
Billy Taylor, R ERA: 3.32	(8, 1)	0.2	L	5	2	1	1	0	1	0	0	0	0	10	16	13.50	3.000								
John Briscoe, R ERA: 2.82	(8, 1)	0.2		6	1	1	1	2	1	0	0	2	0	10	28	13.50	4.500								
Vince Horsman, L ERA: 2.16	(9, 1)	0.1		1	0	0	0	0	0	0	0	0	0	1	2	0.00	0.000								
Mark Acre, R ERA:	(9, 1)	0.1		1	0	0	0	0	0	0	0	0	0	2	3	0.00	0.000								
Batter	1	2	3	4	5	6	7	8	9	AB	R	H	RBI	BB	SO	LOB	BOTTOM								
Stan Javier, S OBP: 0.380, SLG: 0.451	BB 1B		1B 1B			B1		F9		4	1	2	0	1	0	1	Chicago White Sox @ Oakland Athletics Oakland-Alameda County Coliseum, Oakland, CA Sat May 21 1994, 3:33 AM PDT Att: 25,109 - Sunny - 68 F								
Mike Bordick, R OBP: 0.352, SLG: 0.317	1B BB		1B K							2	1	1	0	3	1	1									
Geronimo Berroa, R OBP: 0.414, SLG: 0.557	F9		1B K							5	0	1	1	0	2	5									
Ruben Sierra, S OBP: 0.259, SLG: 0.457	G4-3		G6-4-3			F9		F7		5	0	0	0	0	1	3									
Terry Steinbach, R OBP: 0.327, SLG: 0.496			HR 1B			G5-3				2	3	1	1	3	0	0									
Scott Brosius, R OBP: 0.305, SLG: 0.367			1B BB							2	0	1	0	2	1	1									
Brent Gates, S OBP: 0.385, SLG: 0.455			1B BB							0	0	0	0	1	0	0									
Scott Hemond, R ERA: 2.73			1B BB							4	0	2	2	0	1	2									
Troy Neel, L OBP: 0.359, SLG: 0.492	F8		1B 1B			E7		K		1	0	0	0	0	1	2									
Ernie Young, R OBP: 0.077, SLG: 0.154	F7		L4			F9		G4-3		3	0	0	0	0	0	5									
Mike Aldrete, L OBP: 0.355, SLG: 0.463										2	0	1	1	0	0	0									
Fausto Cruz, R OBP: 0.250, SLG: 0.077	K		G6-3			F9				4	0	0	0	1	1	3									
Inning Stats	R: 0 E: 0 K: 0 S: 8	H: 1 LOB: 1 BB: 1 P: 12	R: 1 E: 0 K: 1 S: 8	H: 2 LOB: 0 BB: 0 P: 10	R: 3 E: 0 K: 0 S: 15	H: 4 LOB: 2 BB: 2 P: 30	R: 0 E: 0 K: 2 S: 9	H: 0 LOB: 1 BB: 1 P: 17	R: 0 E: 1 K: 1 S: 15	H: 0 LOB: 1 BB: 1 P: 24	R: 0 E: 0 K: 2 S: 11	H: 0 LOB: 1 BB: 1 P: 21	R: 0 E: 0 K: 0 S: 5	H: 0 LOB: 2 BB: 2 P: 13	R: 1 E: 0 K: 2 S: 15	H: 1 LOB: 2 BB: 2 P: 30	1B: 8 2B: 0 3B: 0 HR: 1	SF: 0 SAC: 0 DP: 1 HBP: 0	WP: 0 PB: 0 SB: 0 CS: 0	PA: 45					
PITCHER	IP	WLS	BF	H	R	ER	SO	BB	IBB	HBP	BLK	WP	HR	S	P	ERA	WHIP								
Wilson Alvarez, L ERA: 2.73	(1, 1)	6.0		30	8	4	4	4	5	1	0	0	0	1	64	6.00	2.167								
Jose DeLeon, R ERA: 3.54	(7, 1)	1.0	W	4	0	0	0	2	1	0	0	0	0	11	21	0.00	1.000								
Paul Assenmacher, L ERA: 1.11	(8, 1)	0.2		3	0	0	0	0	1	0	0	0	0	3	7	0.00	1.500								
Kirk McCaskill, R ERA: 2.19	(8, 1)	1.1	S	8	1	1	2	3	0	0	0	0	0	17	36	6.75	3.000								

Batter	1	2	3	4	5	6	7	8	9	AB	R	H	RBI	BB	SO	LOB	TOP										
Eric Anthony, L OBP: 0.307, SLG: 0.445 (1, 7)	1-2 P4		3-3 K2-3		0-0 P5		2-3 K		0-3 K	5	0	0	0	0	3	1	Seattle Mariners @ Oakland Athletics Oakland-Alameda County Coliseum, Oakland, CA Mon May 23 1994, 7:05 PM PDT Att: 11,337 - Unknown - 70 F livebaseballscorecards.com										
Luis Sojo, R OBP: 0.390, SLG: 0.564 (1, 4)	0-0 F7			3-2 1B HR	0-1 BB		2-3 K		1-2 1B	5	1	3	0	0	1	0											
Ken Griffey Jr., L OBP: 0.417, SLG: 0.808 (1, 8)	4-2 BB			1-0 HR	4-0 BB		1-0 HR		2-2 L7	3	2	2	1	2	0	1											
Jay Buhner, R OBP: 0.407, SLG: 0.644 (1, 9)	1-0 FC6-4			1-2 HR	2-3 K		4-1 BB			3	1	1	3	1	1	3											
Edgar Martinez, R OBP: 0.415, SLG: 0.500 (1, 5)		2-2 F8		0-0 G5-3		0-3 K		1-1 F7		4	0	0	0	0	1	1											
Tino Martinez, L OBP: 0.306, SLG: 0.441 (1, 3)		1-3 K		2-1 HR		1-2 1B		0-2 P4		4	1	2	1	0	1	0											
Dale Sveum, S OBP: 0.333, SLG: 0.250 (1, 10)		3-2 P7		1-1 P2		1-2 K		3-3 K		4	0	0	0	0	2	1											
Felix Fermin, R OBP: 0.348, SLG: 0.391 (1, 6)			0-0 G5-3	1-2 G6-3		0-0 1B		1-1 G6-3		4	0	1	0	0	0	0											
Dan Wilson, R OBP: 0.254, SLG: 0.283 (1, 2)			1-2 1B		1-1 G4-3		0-3 K		1-2 F7	3	0	1	0	0	1	2											
Torey Lovullo, S OBP: 0.264, SLG: 0.306 (9, PH)										1	0	0	0	0	0	0											
Inning Stats	R: 0 E: 0 K: 0 S: 14	H: 0 LOB: 1 BB: 1 P: 20	R: 0 E: 0 K: 1 S: 10	H: 0 LOB: 0 BB: 0 P: 16	R: 0 E: 0 K: 1 S: 7	H: 1 LOB: 0 BB: 0 P: 11	R: 4 E: 0 K: 0 S: 16	H: 4 LOB: 0 BB: 0 P: 24	R: 0 E: 0 K: 1 S: 8	H: 1 LOB: 2 BB: 1 P: 15	R: 1 E: 0 K: 2 S: 11	H: 1 LOB: 1 BB: 1 P: 21	R: 0 E: 0 K: 1 S: 8	H: 0 LOB: 0 BB: 0 P: 12	R: 0 E: 0 K: 1 S: 14	H: 1 LOB: 1 BB: 0 P: 18	1B: 6 2B: 1 3B: 0 HR: 3	SF: 0 SAC: 0 DP: 0 HBP: 0	WP: 0 PB: 0 SB: 0 CS: 1	PA: 39							
PITCHER	IP	WLS	BF	H	R	ER	SO	BB	IBB	HBP	BLK	WP	HR	S	P	ERA	WHIP										
Bobby Witt, R ERA: 6.91 (1, 1)	6.2	W	30	9	5	5	8	2	0	0	0	0	3	77	115	6.75	1.650										
John Briscoe, R ERA: 2.66 (7, 1)	1.1		5	0	0	0	1	1	0	0	0	0	0	11	20	0.00	0.750										
Dennis Eckersley, R ERA: 6.32 (9, 1)	1.0	S	4	1	0	0	1	0	0	0	0	0	0	14	18	0.00	1.000										

Batter	1	2	3	4	5	6	7	8	9	AB	R	H	RBI	BB	SO	LOB	BOTTOM										
Stan Javier, S OBP: 0.370, SLG: 0.437 (1, 8)	0-1 F9			1-1 F9		2-0 G3-1		1-0 G4-3		5	0	0	0	0	1	0	Seattle Mariners @ Oakland Athletics Oakland-Alameda County Coliseum, Oakland, CA Mon May 23 1994, 7:05 PM PDT Att: 11,337 - Unknown - 70 F livebaseballscorecards.com										
Brent Gates, S OBP: 0.432, SLG: 0.548 (1, 4)	2-1 G4-3		1-2 G4-3	1-1 1B		3-2 1B		4-1 L4-3		4	3	4	0	1	0	0											
Geronimo Berroa, R OBP: 0.404, SLG: 0.534 (1, 10)	0-2 G4-3		0-0 G4-3	2-2 G5-3		1-0 E9		2-2 L4-3		5	0	1	1	0	0	3											
Ruben Sierra, S OBP: 0.278, SLG: 0.458 (1, 9)	4-1 FC5-4		2-1 2B		2-1 CS	4-0 BB		0-1 G6-3		3	1	2	1	2	0	0											
Terry Steinbach, R OBP: 0.329, SLG: 0.493 (1, 2)	1-0 FC5-4		1-2 1B		0-1 G4-3	4-2 BB		1-2 BB		3	0	1	1	1	0	2											
Troy Neel, L OBP: 0.367, SLG: 0.508 (1, 3)			3-2 HR	4-1 BB		4-1 BB		1-1 F9		2	1	1	1	2	0	3											
Scott Brosius, R OBP: 0.321, SLG: 0.414 (1, 5)		3-1 HR	0-2 L6		4-0 BB		0-1 SF9			3	2	2	1	1	0	2											
Mike Bordick, R OBP: 0.341, SLG: 0.309 (1, 6)		1-0 F9	3-2 F8		1-3 K		2-2 SF9			3	0	0	1	0	1	4											
Ernie Young, R OBP: 0.050, SLG: 0.100 (1, 7)		3-2 P3		1-3 K		2-2 P4		3-1 F9		4	0	0	0	0	1	0											
Inning Stats	R: 1 E: 0 K: 0 S: 9	H: 1 LOB: 1 BB: 1 P: 16	R: 2 E: 0 K: 1 S: 15	H: 2 LOB: 0 BB: 0 P: 28	R: 2 E: 0 K: 0 S: 16	H: 3 LOB: 2 BB: 1 P: 27	R: 0 E: 0 K: 1 S: 10	H: 1 LOB: 1 BB: 0 P: 15	R: 0 E: 0 K: 1 S: 8	H: 1 LOB: 2 BB: 2 P: 19	R: 1 E: 1 K: 0 S: 13	H: 2 LOB: 3 BB: 2 P: 30	R: 1 E: 0 K: 0 S: 8	H: 1 LOB: 0 BB: 0 P: 12	R: 0 E: 0 K: 0 S: 6	H: 0 LOB: 0 BB: 1 P: 12		1B: 5 2B: 3 3B: 2 HR: 2	SF: 1 SAC: 0 DP: 1 HBP: 0	WP: 0 PB: 0 SB: 0 CS: 1	PA: 40						
PITCHER	IP	WLS	BF	H	R	ER	SO	BB	IBB	HBP	BLK	WP	HR	S	P	ERA	WHIP										
Dave Fleming, L ERA: 7.4 (1, 1)	2.1	L	15	6	5	5	1	2	0	0	0	0	2	34	62	19.29	3.429										
Jeff Nelson, R ERA: 1.06 (3, 1)	3.0		12	2	0	0	2	2	0	0	0	0	0	27	48	0.00	1.333										
Tim Davis, L ERA: 1.1 (6, 1)	0.1		4	2	1	1	0	0	1	0	0	0	0	5	15	27.00	6.000										
Bill Riskey, R ERA: 2.35 (6, 1)	1.1		6	1	1	1	0	1	0	0	0	0	0	13	22	6.75	1.500										
Erk Platenberg, L ERA: (8, 1)	1.0		3	0	0	0	0	1	0	0	0	0	0	6	12	0.00	1.000										



Batter	1	2	3	4	5	6	7	8	9	AB	R	H	RBI	BB	SO	LOB	TOP					
Eric Anthony, L OBP: 0.297, SLG: 0.430 (1, 7)	G4-3		K				G4-3		FC6-4	5	0	0	0	0	1	3	Seattle Mariners @ Oakland Athletics Oakland-Alameda County Coliseum, Oakland, CA Tue May 24 1994, 7:05 PM PDT Att: 13,087 - Unknown - 59 F livebaseballscorecards.com					
Luis Sojo, R OBP: 0.370, SLG: 0.512 (1, 4)	G4-3		G4-3					F8	G6-3	4	0	0	0	0	0	2						
Ken Griffey Jr., L OBP: 0.421, SLG: 0.805 Keith Mitchell, R OBP: 0.500, SLG: 0.167 (1, 8)	BB									2	0	1	0	1	1	2						
Jay Buhner, R OBP: 0.411, SLG: 0.639 Rich Amaral, R OBP: 0.342, SLG: 0.391 (7, 7)	BB									0	1	0	0	1	0	0						
Edgar Martinez, R OBP: 0.412, SLG: 0.493 Mike Blowers, R OBP: 0.297, SLG: 0.286 (1, 5)	P4									1	0	0	0	2	0	1						
Tino Martinez, L OBP: 0.304, SLG: 0.434 (1, 3)										0	0	0	0	0	0	0						
Dale Sveum, S OBP: 0.273, SLG: 0.200 (1, 10)										3	0	1	0	0	0	2						
Felix Fermin, R OBP: 0.347, SLG: 0.385 Torey Lovullo, S OBP: 0.276, SLG: 0.306 (9, PH)	G4-3									1	0	1	1	0	0	0						
Bill Haselman, R OBP: 0.259, SLG: 0.412 (1, 2)										4	0	1	0	0	1	2						
Inning Stats	R: 0 E: 0 K: 0 S: 9	H: 1 LOB: 2 BB: 1 P: 17	R: 0 E: 0 K: 1 S: 15	H: 1 LOB: 0 BB: 1 P: 19	R: 0 E: 0 K: 1 S: 12	H: 0 LOB: 1 BB: 1 P: 22	R: 0 E: 0 K: 0 S: 4	H: 0 LOB: 0 BB: 0 P: 8	R: 0 E: 0 K: 1 S: 10	H: 1 LOB: 2 BB: 1 P: 21	R: 0 E: 0 K: 0 S: 8	H: 0 LOB: 0 BB: 0 P: 16	R: 0 E: 0 K: 0 S: 4	H: 0 LOB: 0 BB: 0 P: 7	R: 1 E: 0 K: 1 S: 11	H: 1 LOB: 2 BB: 2 P: 20		R: 0 E: 0 K: 0 S: 8	H: 1 LOB: 1 BB: 1 P: 14	1B: 5 2B: 0 3B: 0 HR: 0	SF: 0 SAC: 0 DP: 2 HBP: 1	WP: 0 PB: 0 SB: 0 CS: 0
PITCHER	IP	WLS	BF	H	R	ER	SO	BB	IBB	HBP	BLK	WP	HR	S	P	ERA	WHIP					
Miguel Jimenez, R ERA: 6.57 (1, 1)	7.1	W	30	3	1	1	3	5	0	1	1	0	0	66	118	1.23	1.091					
Steve Ontiveros, R ERA: 5.58 (8, 1)	1.2		8	2	0	0	1	2	0	0	0	0	0	15	26	0.00	2.400					
Steve Ontiveros, R ERA: 5.58 (9, 1)	1.2		8	2	0	0	1	2	0	0	0	0	0	15	26	0.00	2.400					

Batter	1	2	3	4	5	6	7	8	9	AB	R	H	RBI	BB	SO	LOB	BOTTOM				
Stan Javier, S OBP: 0.378, SLG: 0.444 Mike Aldrete, L OBP: 0.342, SLG: 0.443 (7, PH)	BB		L9				G4-3			4	2	3	2	0	0	1	Seattle Mariners @ Oakland Athletics Oakland-Alameda County Coliseum, Oakland, CA Tue May 24 1994, 7:05 PM PDT Att: 13,087 - Unknown - 59 F livebaseballscorecards.com				
Brent Gates, S OBP: 0.456, SLG: 0.567 (1, 4)	BB									5	1	4	1	0	1	0					
Geronimo Berroa, R OBP: 0.398, SLG: 0.523 (1, 10)	BB									3	1	0	1	1	1	5					
Ruben Sierra, S OBP: 0.281, SLG: 0.462 Steve Ontiveros, R (9, 1)	BB									5	2	2	2	0	0	2					
Terry Steinbach, R OBP: 0.338, SLG: 0.493 Eric Helfand, L OBP: 0.250, SLG: 0.250 (8, PR)	BB									4	1	2	0	1	0	1					
Troy Neel, L OBP: 0.364, SLG: 0.507 Scott Hemond, R OBP: 0.270, SLG: 0.319 (8, PH)	BB									0	0	0	0	0	0	0					
Scott Brosius, R OBP: 0.311, SLG: 0.400 (1, 5)										4	0	1	1	0	0	1					
Mike Bordick, R OBP: 0.350, SLG: 0.346 Fausto Cruz, R OBP: 0.211, SLG: 0.063 (8, PH)										5	0	0	0	0	0	4					
Ernie Young, R OBP: 0.125, SLG: 0.130 (8, 8)										4	2	3	1	0	0	0					
Inning Stats	R: 1 E: 0 K: 0 S: 15	H: 2 LOB: 1 BB: 0 P: 26	R: 6 E: 1 K: 0 S: 25	H: 6 LOB: 2 BB: 1 P: 43	R: 0 E: 0 K: 0 S: 8	H: 1 LOB: 2 BB: 1 P: 15	R: 0 E: 0 K: 0 S: 4	H: 0 LOB: 0 BB: 0 P: 8	R: 1 E: 0 K: 1 S: 12	H: 3 LOB: 2 BB: 0 P: 18	R: 2 E: 0 K: 0 S: 9	H: 3 LOB: 1 BB: 0 P: 14	R: 0 E: 0 K: 1 S: 10	H: 0 LOB: 1 BB: 1 P: 18	R: 0 E: 0 K: 0 S: 7	H: 1 LOB: 1 BB: 0 P: 11		1B: 11 2B: 4 3B: 1 HR: 0	SF: 1 SAC: 0 DP: 0 HBP: 0	WP: 1 PB: 0 SB: 0 CS: 0	PA: 44
PITCHER	IP	WLS	BF	H	R	ER	SO	BB	IBB	HBP	BLK	WP	HR	S	P	ERA	WHIP				
Greg Hibbard, L ERA: 0.00 (1, 1)	6.0	L	36	15	10	7	1	2	0	0	0	0	0	73	124	10.50	2.833				
Rich Gossage, R ERA: 3.15 (7, 1)	1.0		4	0	0	0	1	1	0	0	0	1	0	10	18	0.00	1.000				
Erik Platenberg, L ERA: (8, 1)	1.0		4	1	0	0	0	0	0	0	0	0	0	7	11	0.00	1.000				

AB	30
R	1
H	5
RBI	1
BB	7
SO	4
LOB	22



AB	40
R	10
H	16
RBI	9
BB	3
SO	2
LOB	18



Batter	1	2	3	4	5	6	7	8	9	AB	R	H	RBI	BB	SO	LOB	TOP								
Rickey Henderson, R OBP: 0.407, SLG: 0.318	2-2 1B		3-2 2B			3-2 G5-3		1-2 G1-3		4	0	2	0	0	0	0	Oakland Athletics @ Cleveland Indians Jacobs Field, Cleveland, OH Fri May 27 1994, 7:05 PM EDT Att: 41,252 - Sunny - 59 F								
Stan Javier, S OBP: 0.368, SLG: 0.447	1-3 K		1-1 L9			2-2 HR		2-1 G4-3		4	1	1	1	0	1	2									
Brent Gates, S OBP: 0.448, SLG: 0.547	1-1 L7			1-1 G4-3		1-2 G6-3 1B		0-1 1B		4	0	2	0	0	0	1									
Ruben Sierra, S OBP: 0.275, SLG: 0.448	0-1 F9			0-0 CS 1B		0-0 G6-3 1B		1-3 K		4	0	1	0	0	1	3									
Troy Neel, L OBP: 0.354, SLG: 0.493		2-1 G6-3		2-3 K			0-0 G6-3		2-0 L6	4	0	0	0	0	1	1									
Mike Aldrete, L OBP: 0.348, SLG: 0.446	1-2 G4-6-3 1B			1-2 CS 1B	1-0 1B		2-2 G1-3		2-3 K	4	0	2	0	0	1	0									
Scott Brosius, R OBP: 0.310, SLG: 0.401	0-1 G4-6-3 1-2					0-0 F8		0-0 1B 2B		4	1	1	0	0	0	2									
Mike Bordick, R OBP: 0.344, SLG: 0.340			0-2 G3-1		1-3 K		0-1 1B			3	0	1	1	0	1	1									
Scott Hemond, R OBP: 0.263, SLG: 0.307			0-0 G6-3		2-3 K		1-0 G5-3			3	0	0	0	0	1	2									
Inning Stats	R: 0 H: 1 E: 0 K: 1 S: 10	H: 1 LOB: 1 BB: 0 P: 14	R: 0 H: 1 E: 0 K: 0 S: 7	H: 1 LOB: 0 BB: 0 P: 10	R: 0 H: 1 E: 0 K: 0 S: 9	H: 1 LOB: 0 BB: 0 P: 13	R: 0 H: 1 E: 0 K: 1 S: 10	H: 1 LOB: 0 BB: 0 P: 14	R: 0 H: 1 E: 0 K: 2 S: 9	H: 1 LOB: 1 BB: 0 P: 13	R: 1 H: 2 E: 0 K: 0 S: 15	H: 2 LOB: 0 BB: 0 P: 21	R: 1 H: 2 E: 0 K: 0 S: 9	H: 2 LOB: 1 BB: 0 P: 12	R: 0 H: 1 E: 0 K: 1 S: 10	H: 1 LOB: 1 BB: 0 P: 14	R: 0 H: 0 E: 0 K: 1 S: 6	H: 0 LOB: 0 BB: 0 P: 10	1B: 7 2B: 2 3B: 0 HR: 1	SF: 0 SAC: 0 DP: 2 HBP: 0	WP: 0 PB: 0 SB: 0 CS: 1	PA: 35			
PITCHER	IP	WLS	BF	H	R	ER	SO	BB	IBB	HBP	BLK	WP	HR	S	P	ERA	WHIP								
Dennis Martinez, R ERA: 3.57	(1, 1)	7.0	27	9	2	2	4	0	0	0	0	0	1	69	97	2.57	1.286								
Jose Mesa, R ERA: 3.49	(8, 1)	2.0	7	1	0	0	2	0	0	0	0	0	0	16	24	0.00	0.500								

AB	34
R	2
H	10
RBI	2
BB	0
SO	6
LOB	12



Batter	1	2	3	4	5	6	7	8	9	AB	R	H	RBI	BB	SO	LOB	BOTTOM								
Kenny Lofton, L OBP: 0.438, SLG: 0.581	4-2 S BB		3-2 S BB 1B		2-2 F7 S 1B			0-1 BLK 1B		3	0	3	0	1	0	0	Oakland Athletics @ Cleveland Indians Jacobs Field, Cleveland, OH Fri May 27 1994, 7:05 PM EDT Att: 41,252 - Sunny - 59 F								
Alvaro Espinoza, R OBP: 0.297, SLG: 0.256	0-2 P2		4-1 S BB		3-2 F7		1-3 K		1-2 K	3	0	0	0	1	1	3									
Carlos Baerga, S OBP: 0.313, SLG: 0.468	0-2 F7		1-1 P4		0-1 P5		1-3 K2-3		1-3 K2-3	4	0	0	0	0	1	5									
Albert Belle, R OBP: 0.480, SLG: 0.729	3-2 G6-3		0-0 F8		3-2 P1-3		4-0 IBB		0-2 G4-3	3	0	0	0	1	0	3									
Eddie Murray, S OBP: 0.296, SLG: 0.453		1-0 G4-3	1-0 L8		1-3 K		0-2 G4-3			4	0	0	0	0	1	4									
Paul Sorrento, L OBP: 0.326, SLG: 0.429		3-3 K		2-1 F7		2-0 G4-3			2-2 HR	4	1	1	1	0	1	0									
Manny Ramirez, R OBP: 0.312, SLG: 0.488		2-1 F8		0-0 F8		2-2 G6-3				3	0	0	0	0	0	0									
Jim Thome, L OBP: 0.306, SLG: 0.415			3-2 HR	3-3 K		1-3 K				3	1	1	1	0	2	0									
Sandy Alomar Jr., R OBP: 0.292, SLG: 0.368			0-1 HR		0-3 K		1-0 L8			3	1	1	1	0	1	0									
Inning Stats	R: 0 H: 0 E: 0 K: 0 S: 16	H: 0 LOB: 1 BB: 1 P: 23	R: 0 H: 0 E: 0 K: 1 S: 7	H: 0 LOB: 0 BB: 0 P: 13	R: 2 H: 3 E: 0 K: 0 S: 17	H: 3 LOB: 2 BB: 1 P: 29	R: 0 H: 0 E: 0 K: 1 S: 6	H: 0 LOB: 0 BB: 0 P: 11	R: 0 H: 1 E: 0 K: 1 S: 11	H: 1 LOB: 1 BB: 0 P: 16	R: 0 H: 0 E: 0 K: 1 S: 9	H: 0 LOB: 0 BB: 0 P: 15	R: 0 H: 0 E: 0 K: 1 S: 7	H: 0 LOB: 0 BB: 0 P: 11	R: 0 H: 1 E: 0 K: 2 S: 12	H: 1 LOB: 2 BB: 1 P: 18	R: 1 H: 1 E: 0 K: 0 S: 3	H: 1 LOB: 0 BB: 0 P: 5	1B: 3 2B: 0 3B: 0 HR: 3	SF: 0 SAC: 0 DP: 0 HBP: 0	WP: 0 PB: 0 SB: 4 CS: 0	PA: 33			
PITCHER	IP	WLS	BF	H	R	ER	SO	BB	IBB	HBP	BLK	WP	HR	S	P	ERA	WHIP								
Todd Van Poppel, R ERA: 7.05	(1, 1)	7.0	27	4	2	2	5	2	0	0	0	0	1	73	118	2.57	0.857								
John Briscoe, R ERA: 2.92	(8, 1)	1.0	6	2	1	1	2	0	1	0	1	0	1	15	23	9.00	2.000								

AB	30
R	3
H	6
RBI	3
BB	3
SO	7
LOB	15



Batter	1	2	3	4	5	6	7	8	9	AB	R	H	RBI	BB	SO	LOB	TOP			
Rickey Henderson, R OBP: 0.393, SLG: 0.503 (1, 7)	G6-3		P3			F8		P4		4	0	0	0	0	0	1	Oakland Athletics @ Cleveland Indians Jacobs Field, Cleveland, OH Sat May 28 1994, 3:33 AM EDT Att: 41,700 - Sunny - 64 F			
Stan Javier, S OBP: 0.366, SLG: 0.440 (1, 8)	P5			G3			CS BB		G6-3	3	0	0	0	1	0					
Brent Gates, S OBP: 0.440, SLG: 0.532 (1, 4)	F8			G3-1		CS			G3	4	1	1	0	0	0					
Geronimo Berroa, R OBP: 0.391, SLG: 0.509 (1, 10)		G4-6-3 1B		K					K	4	0	1	0	0	2	1				
Ruben Sierra, S OBP: 0.278, SLG: 0.448 Mike Aldrete, L OBP: 0.357, SLG: 0.493 (5, PR) (5, 9)	F9				G6-3 G4-3 1B				K	2	0	1	0	0	0	1				
Troy Neel, L OBP: 0.348, SLG: 0.483 (1, 3)	G4-6-3				G4-3				K	1	1	1	2	0	0	0				
Terry Steinbach, R OBP: 0.329, SLG: 0.474 (1, 2)			G1-3		G6-3				G3	3	0	0	0	0	2					
Scott Brosius, R OBP: 0.305, SLG: 0.394 (1, 5)			G5-3		G5-3				P3	3	0	0	0	0	2					
Mike Bordick, R OBP: 0.344, SLG: 0.339 (1, 6)						G6-3			F8	3	0	1	0	0	0	0				
Inning Stats	R: 0 E: 0 K: 0 S: 6	H: 0 LOB: 0 BB: 0 P: 8	R: 0 E: 0 K: 0 S: 6	H: 1 LOB: 0 BB: 0 P: 9	R: 0 E: 0 K: 0 S: 8	H: 1 LOB: 1 BB: 0 P: 13	R: 0 E: 0 K: 0 S: 6	H: 0 LOB: 0 BB: 0 P: 11	R: 0 E: 0 K: 0 S: 7	H: 0 LOB: 0 BB: 1 P: 14	R: 2 E: 0 K: 1 S: 14	H: 2 LOB: 0 BB: 0 P: 20	R: 0 E: 0 K: 0 S: 6	H: 0 LOB: 0 BB: 0 P: 9	R: 0 E: 0 K: 1 S: 10	H: 0 LOB: 0 BB: 0 P: 16		1B: 4 2B: 0 3B: 0 HR: 1	SF: 0 SAC: 0 DP: 1 HBP: 0	WP: 0 PB: 0 SB: 0 CS: 1
PITCHER Mark Clark, R ERA: 4.07 (1, 1)	IP: 9.0 WLS: W BF: 31 H: 5 R: 2 ER: 2 SO: 3 BB: 1 IBB: 0 HBP: 0 BLK: 0 WP: 0 HR: 1 S: 71 P: 114 ERA: 2.00 WHIP: 0.667																			

AB	30
R	2
H	5
RBI	2
BB	1
SO	3
LOB	9



Batter	1	2	3	4	5	6	7	8	9	AB	R	H	RBI	BB	SO	LOB	BOTTOM			
Kenny Lofton, L OBP: 0.439, SLG: 0.577 (1, 8)	2B			E1			G1-3			3	1	1	1	1	0	0	Oakland Athletics @ Cleveland Indians Jacobs Field, Cleveland, OH Sat May 28 1994, 3:33 AM EDT Att: 41,700 - Sunny - 64 F			
Alvaro Espinoza, R OBP: 0.297, SLG: 0.287 (1, 6)		G1-2-3		CS		F8			K	4	0	1	1	0	1	3				
Carlos Baerga, S OBP: 0.312, SLG: 0.479 (1, 4)	F8			G3					K	4	1	1	1	0	1	1				
Albert Belle, R OBP: 0.475, SLG: 0.729 (1, 7)	K			1B		P3			K	4	1	1	0	0	2	1				
Eddie Murray, S OBP: 0.289, SLG: 0.442 (1, 10)	G4-3			G6-3		G3			K	4	0	0	0	0	1	2				
Paul Sorrento, L OBP: 0.333, SLG: 0.434 (1, 3)						G1-3				3	1	2	1	0	0	0				
Manny Ramirez, R OBP: 0.306, SLG: 0.477 (1, 9)		L8		G4-3					K	3	0	0	0	0	1	2				
Jim Thome, L OBP: 0.299, SLG: 0.406 (1, 5)						G6-3			P6	3	0	0	0	0	1					
Tony Peña, R OBP: 0.339, SLG: 0.434 (1, 2)						F8			K	3	0	1	0	0	1	0				
Inning Stats	R: 1 E: 0 K: 1 S: 17	H: 2 LOB: 1 BB: 0 P: 26	R: 1 E: 1 K: 0 S: 17	H: 2 LOB: 2 BB: 1 P: 28	R: 1 E: 0 K: 0 S: 13	H: 2 LOB: 1 BB: 0 P: 18	R: 0 E: 1 K: 0 S: 6	H: 0 LOB: 0 BB: 0 P: 7	R: 1 E: 0 K: 0 S: 6	H: 1 LOB: 0 BB: 0 P: 10	R: 0 E: 0 K: 2 S: 8	H: 0 LOB: 0 BB: 0 P: 11	R: 0 E: 0 K: 3 S: 13	H: 0 LOB: 0 BB: 0 P: 16	R: 0 E: 0 K: 1 S: 10	H: 0 LOB: 0 BB: 0 P: 10		1B: 4 2B: 1 3B: 1 HR: 1	SF: 0 SAC: 0 DP: 1 HBP: 0	WP: 0 PB: 0 SB: 0 CS: 1
PITCHER Bobby Witt, R ERA: 6.75 Vince Horsman, L ERA: 1.93 Billy Taylor, R ERA: 2.95 Dennis Eckerley, R ERA: 5.94	IP: 5.0 WLS: L BF: 23 H: 7 R: 4 ER: 3 SO: 1 BB: 1 IBB: 0 HBP: 0 BLK: 0 WP: 0 HR: 0 S: 49 P: 89 ERA: 5.40 WHIP: 1.600																			

AB	31
R	4
H	7
RBI	4
BB	1
SO	7
LOB	10



Batter	1	2	3	4	5	6	7	8	9	AB	R	H	RBI	BB	SO	LOB	TOP											
Rickey Henderson, R OBP: 0.393, SLG: 0.319										5	1	2	0	0	0	1	Oakland Athletics @ Cleveland Indians Jacobs Field, Cleveland, OH Sun May 29 1994, 3:33 AM EDT Att: 41,744 - Sunny - 77 F											
Stan Javier, S OBP: 0.362, SLG: 0.433										5	1	1	0	0	1	3												
Brent Gates, S OBP: 0.458, SLG: 0.549										3	0	2	2	2	0	1												
Geronimo Berroa, R OBP: 0.392, SLG: 0.503										4	0	1	1	1	1	3												
Troy Neel, L OBP: 0.361, SLG: 0.483 Scott Hemond, R OBP: 0.263, SLG: 0.307										2	1	1	0	3	1	1												
Terry Steinbach, R OBP: 0.326, SLG: 0.471										5	1	1	0	0	0	7												
Mike Aldrete, L OBP: 0.341, SLG: 0.474										3	0	0	1	0	2	0												
Scott Brosius, R OBP: 0.298, SLG: 0.384										4	0	0	0	0	2	0												
Mike Bordick, R OBP: 0.347, SLG: 0.345										3	1	1	0	1	1	0												
Inning Stats	R: 1 E: 0 K: 1 S: 7	H: 2 LOB: 1 BB: 0 P: 7	R: 0 E: 0 K: 1 S: 5	H: 0 LOB: 0 BB: 0 P: 5	R: 1 E: 0 K: 2 S: 9	H: 3 LOB: 1 BB: 0 P: 9	R: 2 E: 1 K: 0 S: 5	H: 2 LOB: 1 BB: 1 P: 9	R: 0 E: 0 K: 0 S: 3	H: 0 LOB: 2 BB: 2 P: 11	R: 0 E: 0 K: 1 S: 5	H: 0 LOB: 3 BB: 0 P: 5	R: 0 E: 0 K: 0 S: 3	H: 0 LOB: 3 BB: 3 P: 15	R: 0 E: 0 K: 3 S: 9	H: 0 LOB: 0 BB: 0 P: 9		R: 1 E: 0 K: 0 S: 5	H: 2 LOB: 3 BB: 1 P: 9	1B: 5 2B: 4 3B: 0 HR: 0	SF: 1 SAC: 0 DP: 0 HBP: 0	WP: 3 PB: 0 SB: 0 CS: 1	PA: 42					
PITCHER	IP	WLS	BF	H	R	ER	SO	BB	IBB	HBP	BLK	WP	HR	S	P	ERA	WHIP											
Jack Morris, R ERA: 5.14	(1, 1)	5.0	W	24	7	4	3	4	3	0	0	0	2	0	29	41	5.40	2.000										
Eric Plunk, R ERA: 3.77	(6, 1)	2.0		9	0	0	0	1	3	0	0	0	0	0	8	20	0.00	1.500										
Jose Mesa, R ERA: 3.38	(8, 1)	1.0	S	3	0	0	0	3	0	0	0	0	0	0	9	9	0.00	0.000										
Paul Shuey, R ERA: 3.0	(9, 1)	1.0	S	6	2	1	1	0	1	0	0	0	1	0	5	9	9.00	3.000										

Batter	1	2	3	4	5	6	7	8	9	AB	R	H	RBI	BB	SO	LOB	BOTTOM											
Kenny Lofton, L OBP: 0.443, SLG: 0.594										5	2	3	1	0	0	0	Oakland Athletics @ Cleveland Indians Jacobs Field, Cleveland, OH Sun May 29 1994, 3:33 AM EDT Att: 41,744 - Sunny - 77 F											
Alvaro Espinoza, R OBP: 0.294, SLG: 0.308										5	2	3	0	0	0	1												
Carlos Baerga, S OBP: 0.309, SLG: 0.472										5	0	1	1	0	0	1												
Albert Belle, R OBP: 0.481, SLG: 0.728										3	0	2	1	1	1	1												
Eddie Murray, S OBP: 0.282, SLG: 0.431										4	0	0	0	0	1	4												
Paul Sorrento, L OBP: 0.345, SLG: 0.460										2	1	1	1	2	0	0												
Manny Ramirez, R OBP: 0.297, SLG: 0.462										4	0	0	0	0	1	3												
Jim Thome, L OBP: 0.305, SLG: 0.426 Rene Gonzales, R OBP: 0.429, SLG: 0.250										3	1	1	1	1	0	1												
Sandy Alomar Jr., R OBP: 0.291, SLG: 0.394										4	1	1	1	0	1	2												
Inning Stats	R: 1 E: 1 K: 1 S: 7	H: 1 LOB: 1 BB: 0 P: 7	R: 2 E: 0 K: 1 S: 8	H: 3 LOB: 0 BB: 0 P: 8	R: 0 E: 0 K: 1 S: 3	H: 1 LOB: 0 BB: 0 P: 3	R: 0 E: 0 K: 1 S: 5	H: 0 LOB: 1 BB: 1 P: 9	R: 2 E: 0 K: 0 S: 8	H: 3 LOB: 2 BB: 1 P: 12	R: 2 E: 0 K: 0 S: 6	H: 4 LOB: 2 BB: 1 P: 10	R: 0 E: 0 K: 0 S: 3	H: 0 LOB: 1 BB: 1 P: 7	R: 0 E: 0 K: 0 S: 3	H: 0 LOB: 0 BB: 0 P: 3		1B: 6 2B: 2 3B: 0 HR: 4	SF: 0 SAC: 0 DP: 0 HBP: 0	WP: 1 PB: 0 SB: 2 CS: 3	PA: 39							
PITCHER	IP	WLS	BF	H	R	ER	SO	BB	IBB	HBP	BLK	WP	HR	S	P	ERA	WHIP											
Miguel Jimenez, R ERA: 6.98	(1, 1)	5.0	L	26	9	6	5	4	1	0	0	0	0	4	32	40	9.00	2.000										
Mark Acree, R ERA: 1.29	(6, 1)	0.2		5	3	1	1	0	1	0	0	0	0	4	8	13.50	6.000											
Vince Horsman, L ERA: 1.74	(6, 1)	1.0		4	0	0	0	0	1	0	0	0	0	3	7	0.00	1.000											
Bob Welch, R ERA: 8.69	(7, 1)	1.1		4	0	0	0	0	0	0	0	1	0	4	4	0.00	0.000											

AB	34
R	5
H	9
RBI	4
BB	7
SO	8
LOB	16



AB	35
R	7
H	12
RBI	6
BB	4
SO	4
LOB	13



Batter	1	2	3	4	5	6	7	8	9	AB	R	H	RBI	BB	SO	LOB	TOP					
Rickey Henderson, R OBP: 0.402, SLG: 0.347 (1, 7)	2-1 1B G6-3 1B		2-2 F9	0-3 K			0-0 P6	1-0 HR		5	2	2	3	0	1	3						
Stan Javier, S OBP: 0.370, SLG: 0.430 (1, 8)	0-2 G6-3 1B		0-1 G3-1		2-1 F7		4-2 1B BB	2-0 F9		4	0	1	0	1	0	0						
Brent Gates, S OBP: 0.443, SLG: 0.527 (1, 4)	0-1 G6-3		1-1 HR 1B		1-3 K		0-0 F7		2-1 L3	5	1	1	1	0	1	3						
Troy Neel, L OBP: 0.364, SLG: 0.490 (1, 3)	1-3 K		2-2 HR 1B		3-2 F8		1-0 1B		2-2 G3-1	5	1	2	3	0	1	1						
Gerónimo Berroa, R OBP: 0.392, SLG: 0.491 Scott Hemond, R (9, PR) OBP: 0.259, SLG: 0.303	4-2 BB		0-2 F9		1-0 G5-3		0-1 L6		4-0 BB	3	0	0	0	2	0	2						
Mike Aldrete, L OBP: 0.347, SLG: 0.460 (1, 9)	3-2 G1-3			2-2 SH1 WP 1B		1-0 P5		4-2 FC4-6 BB	0-3 K	4	0	1	0	1	1	3						
Terry Steinbach, R OBP: 0.324, SLG: 0.470 (1, 2)		2-0 G5-3		2-1 SH1		1-2 2B		1-2 FC4-6 HR		3	1	1	0	0	0	1						
Scott Brosius, R OBP: 0.289, SLG: 0.372 (1, 5)		2-2 F9		3-2 P6		2-2 P3		3-2 G5-3		4	0	0	0	0	0	3						
Mike Bordick, R OBP: 0.352, SLG: 0.339 (1, 6)	1-2 G4-3			4-2 BB			4-2 BB 1B BB	4-1 HR BB		1	2	0	0	3	0	0						
Inning Stats	R: 1 E: 0 K: 1 S: 20	H: 2 LOB: 2 BB: 1 P: 30	R: 0 E: 0 K: 0 S: 9	H: 0 LOB: 0 BB: 0 P: 14	R: 2 E: 0 K: 0 S: 15	H: 2 LOB: 0 BB: 0 P: 20	R: 0 E: 0 K: 1 S: 14	H: 1 LOB: 2 BB: 1 P: 25	R: 0 E: 0 K: 0 S: 8	H: 0 LOB: 0 BB: 0 P: 14	R: 0 E: 0 K: 0 S: 11	H: 1 LOB: 1 BB: 0 P: 13	R: 1 E: 0 K: 0 S: 9	H: 1 LOB: 2 BB: 2 P: 18	R: 3 E: 1 K: 0 S: 16	H: 1 LOB: 2 BB: 2 P: 31	R: 0 E: 0 K: 1 S: 8	H: 0 LOB: 1 BB: 1 P: 16	1B: 5 2B: 1 3B: 0 HR: 2	SF: 0 SAC: 1 DP: 0 HBP: 0	WP: 2 PA: 42 PB: 0 SB: 0 CS: 0	
PITCHER	IP WLS BF H R ER SO BB IBB HBP BLK WP HR S P ERA WHIP	IP WLS BF H R ER SO BB IBB HBP BLK WP HR S P ERA WHIP	IP WLS BF H R ER SO BB IBB HBP BLK WP HR S P ERA WHIP	IP WLS BF H R ER SO BB IBB HBP BLK WP HR S P ERA WHIP	IP WLS BF H R ER SO BB IBB HBP BLK WP HR S P ERA WHIP	IP WLS BF H R ER SO BB IBB HBP BLK WP HR S P ERA WHIP	IP WLS BF H R ER SO BB IBB HBP BLK WP HR S P ERA WHIP	IP WLS BF H R ER SO BB IBB HBP BLK WP HR S P ERA WHIP	IP WLS BF H R ER SO BB IBB HBP BLK WP HR S P ERA WHIP	IP WLS BF H R ER SO BB IBB HBP BLK WP HR S P ERA WHIP	IP WLS BF H R ER SO BB IBB HBP BLK WP HR S P ERA WHIP	IP WLS BF H R ER SO BB IBB HBP BLK WP HR S P ERA WHIP	IP WLS BF H R ER SO BB IBB HBP BLK WP HR S P ERA WHIP	IP WLS BF H R ER SO BB IBB HBP BLK WP HR S P ERA WHIP	IP WLS BF H R ER SO BB IBB HBP BLK WP HR S P ERA WHIP	IP WLS BF H R ER SO BB IBB HBP BLK WP HR S P ERA WHIP	IP WLS BF H R ER SO BB IBB HBP BLK WP HR S P ERA WHIP	IP WLS BF H R ER SO BB IBB HBP BLK WP HR S P ERA WHIP	IP WLS BF H R ER SO BB IBB HBP BLK WP HR S P ERA WHIP	IP WLS BF H R ER SO BB IBB HBP BLK WP HR S P ERA WHIP	IP WLS BF H R ER SO BB IBB HBP BLK WP HR S P ERA WHIP	IP WLS BF H R ER SO BB IBB HBP BLK WP HR S P ERA WHIP

Oakland Athletics @ Toronto Blue Jays
SkyDome, Toronto, ON
Tue May 31 1994, 7:05 PM EDT
Att: 50,211 - Dome

AB 34
R 7
H 8
RBI 7
BB 7
SO 4
LOB 16



Batter	1	2	3	4	5	6	7	8	9	AB	R	H	RBI	BB	SO	LOB	BOTTOM					
Devon White, S OBP: 0.344, SLG: 0.492 (1, 8)	0-1 G4-3		0-3 K			2-3 K		2-0 E4 1B	1-1 F8	5	1	0	0	0	2	0						
Roberto Alomar, S OBP: 0.397, SLG: 0.485 (1, 4)	3-3 K			1-1 P5		4-2 BB		0-0 1B HBP 2B		3	1	1	0	1	1	0						
Paul Molitor, R OBP: 0.403, SLG: 0.512 (1, 10)	1-3 K			1-1 F9		1-3 K		0-0 HBP BB 1B		4	0	1	1	0	2	1						
John Olerud, L OBP: 0.393, SLG: 0.470 (1, 3)		2-3 K		0-0 2B			1-1 BB 1B	4-1 HBP BB		3	0	2	0	1	1	0						
Ed Sprague, R OBP: 0.319, SLG: 0.365 (1, 5)		2-2 P2		2-3 K			0-1 P2	2-2 HBP		3	0	0	1	0	1	2						
Carlos Delgado, L OBP: 0.345, SLG: 0.451 (1, 7) (8, 2)		4-0 BB			4-2 G6-4-3 BB		4-0 BB	1-0 P3		1	0	0	0	3	0	3						
Randy Knorr, R OBP: 0.191, SLG: 0.140 Joe Carter, R OBP: 0.371, SLG: 0.635 (8, 9)		2-3 K			2-2 G6-4-3		4-2 BB	0-3 K		2	0	0	0	0	1	2						
Rob Butler, L OBP: 0.250, SLG: 0.250 (8, 7)			0-1 G4-3		0-0 F7		1-2 G6-3		0-1 G5-3	4	0	0	0	0	0	3						
Dick Schofield, R OBP: 0.323, SLG: 0.364 (1, 6)			1-2 F7			0-0 F8		2-1 F7	0-3 K	4	0	0	0	0	1	0						
Inning Stats	R: 0 E: 0 K: 2 S: 8	H: 0 LOB: 0 BB: 0 P: 12	R: 0 E: 0 K: 2 S: 9	H: 0 LOB: 1 BB: 1 P: 19	R: 0 E: 0 K: 1 S: 13	H: 0 LOB: 0 BB: 0 P: 14	R: 0 E: 0 K: 1 S: 8	H: 1 LOB: 1 BB: 0 P: 12	R: 0 E: 0 K: 2 S: 11	H: 0 LOB: 1 BB: 1 P: 18	R: 0 E: 0 K: 0 S: 16	H: 1 LOB: 2 BB: 2 P: 26	R: 2 E: 1 K: 1 S: 14	H: 2 LOB: 3 BB: 1 P: 25	R: 0 E: 0 K: 1 S: 7	H: 0 LOB: 0 BB: 0 P: 8	1B: 2 2B: 2 3B: 0 HR: 0	SF: 0 SAC: 0 DP: 2 HBP: 1	WP: 0 PA: 37 PB: 0 SB: 0 CS: 0			
PITCHER	IP WLS BF H R ER SO BB IBB HBP BLK WP HR S P ERA WHIP	IP WLS BF H R ER SO BB IBB HBP BLK WP HR S P ERA WHIP	IP WLS BF H R ER SO BB IBB HBP BLK WP HR S P ERA WHIP	IP WLS BF H R ER SO BB IBB HBP BLK WP HR S P ERA WHIP	IP WLS BF H R ER SO BB IBB HBP BLK WP HR S P ERA WHIP	IP WLS BF H R ER SO BB IBB HBP BLK WP HR S P ERA WHIP	IP WLS BF H R ER SO BB IBB HBP BLK WP HR S P ERA WHIP	IP WLS BF H R ER SO BB IBB HBP BLK WP HR S P ERA WHIP	IP WLS BF H R ER SO BB IBB HBP BLK WP HR S P ERA WHIP	IP WLS BF H R ER SO BB IBB HBP BLK WP HR S P ERA WHIP	IP WLS BF H R ER SO BB IBB HBP BLK WP HR S P ERA WHIP	IP WLS BF H R ER SO BB IBB HBP BLK WP HR S P ERA WHIP	IP WLS BF H R ER SO BB IBB HBP BLK WP HR S P ERA WHIP	IP WLS BF H R ER SO BB IBB HBP BLK WP HR S P ERA WHIP	IP WLS BF H R ER SO BB IBB HBP BLK WP HR S P ERA WHIP	IP WLS BF H R ER SO BB IBB HBP BLK WP HR S P ERA WHIP	IP WLS BF H R ER SO BB IBB HBP BLK WP HR S P ERA WHIP	IP WLS BF H R ER SO BB IBB HBP BLK WP HR S P ERA WHIP	IP WLS BF H R ER SO BB IBB HBP BLK WP HR S P ERA WHIP	IP WLS BF H R ER SO BB IBB HBP BLK WP HR S P ERA WHIP	IP WLS BF H R ER SO BB IBB HBP BLK WP HR S P ERA WHIP	IP WLS BF H R ER SO BB IBB HBP BLK WP HR S P ERA WHIP

Oakland Athletics @ Toronto Blue Jays
SkyDome, Toronto, ON
Tue May 31 1994, 7:05 PM EDT
Att: 50,211 - Dome

AB 30
R 2
H 4
RBI 2
BB 6
SO 10
LOB 14



Batter	1	2	3	4	5	6	7	8	9	AB	R	H	RBI	BB	SO	LOB	TOP								
Kenny Lofton, L OBP: 0.439, SLG: 0.586 (1, 8)										3	0	1	1	2	0	2									
Alvaro Espinoza, R OBP: 0.297, SLG: 0.311 (1, 6)										4	0	0	0	1	0	5									
Carlos Baerga, S OBP: 0.309, SLG: 0.481 (1, 4)										5	2	2	0	0	1	2									
Albert Belle, R OBP: 0.473, SLG: 0.696 (1, 7)										5	1	1	0	0	1	3									
Eddie Murray, S OBP: 0.293, SLG: 0.430 (1, 10)										4	1	1	1	1	1	2									
Paul Sorrento, L OBP: 0.375, SLG: 0.474 (1, 3)										3	2	2	0	2	0	1									
Manny Ramirez, R OBP: 0.294, SLG: 0.453 (1, 9)										5	1	1	1	0	1	5									
Jim Thome, L OBP: 0.323, SLG: 0.438 (1, 5)										4	2	2	3	1	2	1									
Sandy Alomar Jr., R OBP: 0.293, SLG: 0.396 (1, 2)										4	0	1	1	0	1	2									
Inning Stats	R: 0 E: 0 K: 0 S: 9	H: 0 LOB: 0 BB: 1 P: 15	R: 3 E: 0 K: 0 S: 15	H: 3 LOB: 2 BB: 2 P: 32	R: 0 E: 0 K: 2 S: 8	H: 0 LOB: 0 BB: 0 P: 11	R: 0 E: 0 K: 2 S: 8	H: 1 LOB: 1 BB: 0 P: 11	R: 0 E: 0 K: 1 S: 9	H: 0 LOB: 1 BB: 1 P: 16	R: 2 E: 0 K: 0 S: 9	H: 3 LOB: 2 BB: 1 P: 16	R: 3 E: 2 K: 0 S: 10	H: 2 LOB: 2 BB: 2 P: 21	R: 1 E: 0 K: 0 S: 10	H: 2 LOB: 1 BB: 0 P: 15	R: 0 E: 0 K: 2 S: 9	H: 0 LOB: 0 BB: 0 P: 16	1B: 7 2B: 3 3B: 1 HR: 0	SF: 0 SAC: 0 DP: 2 HBP: 1	WP: 2 PB: 0 SB: 0 CS: 0	PA: 45			
PITCHER	IP	WLS	BF	H	R	ER	SO	BB	IBB	HBP	BLK	WP	HR	S	P	ERA	WHIP								
Bobby Witt, R ERA: 6.89 (1, 1)	5.2	L	27	6	5	5	5	4	1	1	0	2	0	54	97	7.94	1.765								
Vince Horsman, L ERA: 2.51 (6, 1)	0.0		1	1	0	0	0	0	0	0	0	0	0	2	2	∞	∞								
Billy Taylor, R ERA: 2.96 (6, 1)	1.1		9	2	3	1	0	1	1	0	0	0	0	12	23	6.75	2.250								
Carlos Reyes, R ERA: 5.88 (8, 1)	2.0		8	2	1	1	2	0	0	0	0	0	0	19	31	4.50	1.000								

Cleveland Indians @ Oakland Athletics
Oakland-Alameda County Coliseum, Oakland, CA

AB 37
R 9
H 11
RBI 7
BB 7
SO 7
LOB 23



WP: 2 PA: 45
PB: 0
SB: 0
CS: 0

Fri Jun 03 1994, 7:05 PM PDT
Att: 16,891 - Unknown - 64 F

livebaseballscorecards.com

Batter	1	2	3	4	5	6	7	8	9	AB	R	H	RBI	BB	SO	LOB	BOTTOM								
Rickey Henderson, R OBP: 0.397, SLG: 0.339 (1, 7)										4	0	1	0	0	2	1									
Eric Fox, S OBP: 1.000, SLG: 1.000 (9, PH)										1	1	1	0	0	0	0									
Stan Javier, S OBP: 0.370, SLG: 0.426 (1, 8)										5	1	2	0	0	2	2									
Brent Gates, S OBP: 0.440, SLG: 0.520 (1, 4)										4	0	0	0	1	0	3									
Ruben Sierra, S OBP: 0.279, SLG: 0.447 (1, 10)										4	0	1	1	0	1	3									
Geronimo Berroa, R OBP: 0.395, SLG: 0.500 (1, 9)										4	2	3	1	0	0	1									
Mike Aldrete, L OBP: 0.346, SLG: 0.452 (1, 3)										5	0	2	0	0	1	3									
Terry Steinbach, R OBP: 0.326, SLG: 0.474 (1, 2)										2	0	0	1	0	0	3									
Eric Helfand, L OBP: 0.167, SLG: 0.167 (6, PH) (9, 2)										1	0	0	0	0	0	2									
Mike Bordick, R OBP: 0.356, SLG: 0.363 (9, 6)										4	1	1	1	0	1	5									
Jeff Schaefer, R (9, 6)										0	0	0	0	0	0	0									
Scott Brosius, R OBP: 0.293, SLG: 0.374 (1, 5)										3	0	1	0	1	0	3									
Inning Stats	R: 0 E: 0 K: 1 S: 12	H: 1 LOB: 1 BB: 0 P: 18	R: 2 E: 0 K: 1 S: 15	H: 2 LOB: 1 BB: 1 P: 27	R: 0 E: 0 K: 1 S: 7	H: 0 LOB: 0 BB: 0 P: 13	R: 0 E: 0 K: 0 S: 17	H: 1 LOB: 2 BB: 0 P: 24	R: 0 E: 0 K: 0 S: 6	H: 0 LOB: 0 BB: 0 P: 9	R: 0 E: 0 K: 2 S: 17	H: 2 LOB: 2 BB: 0 P: 26	R: 0 E: 0 K: 2 S: 12	H: 2 LOB: 1 BB: 0 P: 17	R: 1 E: 0 K: 1 S: 12	H: 2 LOB: 1 BB: 0 P: 21	R: 2 E: 0 K: 1 S: 12	H: 2 LOB: 1 BB: 1 P: 23	1B: 9 2B: 2 3B: 0 HR: 1	SF: 3 SAC: 0 DP: 0 HBP: 0	WP: 1 PB: 0 SB: 1 CS: 0	PA: 42			
PITCHER	IP	WLS	BF	H	R	ER	SO	BB	IBB	HBP	BLK	WP	HR	S	P	ERA	WHIP								
Mark Clark, R ERA: 4.02 (1, 1)	5.1	W	24	6	2	2	3	1	0	0	0	1	0	68	109	3.38	1.312								
Eric Plunk, R ERA: 3.73 (6, 1)	2.2		12	4	1	1	3	0	0	0	0	1	0	30	46	3.38	1.500								
Derek Lilliquist, L ERA: 4.82 (9, 1)	1.0		6	2	2	2	1	1	0	0	0	0	0	12	23	18.00	3.000								

Cleveland Indians @ Oakland Athletics
Oakland-Alameda County Coliseum, Oakland, CA

AB 37
R 5
H 12
RBI 4
BB 2
SO 7
LOB 26



WP: 1 PA: 42
PB: 0
SB: 1
CS: 0

Fri Jun 03 1994, 7:05 PM PDT
Att: 16,891 - Unknown - 64 F

livebaseballscorecards.com

Batter	1	2	3	4	5	6	7	8	9	AB	R	H	RBI	BB	SO	LOB	TOP								
Kenny Lofton, L OBP: 0.445, SLG: 0.589 Ruben Amaro Jr, S (7, 8)	1-1 BLK HR 1B	2-1 E 1B	0-1 G1-6-3	0-1 G1-6-3		1-2 FC3-6 1B		3-2 F8		4	1	3	2	0	0	1									
Alvaro Espinoza, R OBP: 0.277, SLG: 0.299 Rene Gonzales, R OBP: 0.400, SLG: 0.167	1-2 F7	0-0 L8	1-0 P4	1-0 P4		1-2 FC3-6 FC4 1B			3-3 K	4	0	0	1	0	0	4									
Carlos Baerga, S OBP: 0.316, SLG: 0.486	4-1 HR BB	2-0 E5	1-3 3-H 2-3	2-0 P3 2B	2-0 P3 2B	1-2 FC4 1B			0-0 1B	4	2	2	0	1	0	2									
Albert Belle, R OBP: 0.463, SLG: 0.677	1-3 K	1-3 K		0-1 P3 2B	0-1 P3 2B	0-3 K			0-3 K	5	0	0	0	0	4	7									
Eddie Murray, S OBP: 0.301, SLG: 0.454	0-0 HR		4-0 FC5-4 BB	1-1 2B	1-1 2B		0-0 G4-3		3-2 G6-3	4	1	2	4	1	0	1									
Paul Sorrento, L OBP: 0.365, SLG: 0.460	1-0 F7		1-0 F8	1-3 K	1-3 K		2-3 K			4	0	0	0	0	2	2									
Manny Ramirez, R OBP: 0.293, SLG: 0.447		1-0 1B WP 1B	1-2 FC5-4 1B	1-0 F9	1-0 F9		0-1 G5-3			4	1	1	0	0	0	2									
Jim Thome, L OBP: 0.321, SLG: 0.433		2-3 K	1-0 G4-3	0-1 BB 1B	0-1 BB 1B			3-2 G4-3		4	1	1	0	0	1	2									
Tony Peña, R OBP: 0.383, SLG: 0.444		0-2 L8 1B E 1B		4-2 G1-6-3 BB	4-1 1B FC3-6 BB			4-2 CS BB		1	2	1	0	3	0	0									
Inning Stats	R: 3 E: 0 K: 1 S: 12	H: 2 LOB: 0 BB: 1 P: 20	R: 2 E: 1 K: 2 S: 16	H: 3 LOB: 2 BB: 0 P: 25	R: 0 E: 0 K: 0 S: 6	H: 0 LOB: 1 BB: 1 P: 14	R: 0 E: 0 K: 0 S: 6	H: 0 LOB: 0 BB: 1 P: 11	R: 1 E: 0 K: 1 S: 9	H: 2 LOB: 1 BB: 0 P: 14	R: 2 E: 0 K: 1 S: 13	H: 2 LOB: 1 BB: 1 P: 20	R: 0 E: 0 K: 1 S: 6	H: 0 LOB: 0 BB: 0 P: 8	R: 0 E: 0 K: 0 S: 10	H: 0 LOB: 0 BB: 1 P: 20	R: 0 E: 0 K: 2 S: 14	H: 1 LOB: 1 BB: 0 P: 20	1B: 7 2B: 2 3B: 0 HR: 1	SF: 0 SAC: 0 DP: 1 HBP: 0	WP: 1 PB: 0 SB: 0 CS: 1	PA: 41			
PITCHER	IP	WLS	BF	H	R	ER	SO	BB	IBB	HBP	BLK	WP	HR	S	P	ERA	WHIP								
Miguel Jimenez, R ERA: 7.41	4.1	L	23	7	6	5	3	3	0	0	1	1	1	45	78	10.38	2.308								
Bob Welch, R ERA: 8.65	1.2		8	2	2	2	2	1	0	0	0	0	0	17	26	10.80	1.800								
Carlos Reyes, R ERA: 5.55	2.0		6	0	0	0	1	1	0	0	0	0	0	16	28	0.00	0.500								
Dennis Eckersley, R ERA: 4.87	1.0		4	1	0	0	2	0	0	0	0	0	0	14	20	0.00	1.000								

Cleveland Indians @ Oakland Athletics
Oakland-Alameda County Coliseum, Oakland, CA

AB 36
R 8
H 10
RBI 7
BB 5
SO 8
LOB 22



WP: 1 PA: 41
PB: 0
SB: 0
CS: 1

Batter	1	2	3	4	5	6	7	8	9	AB	R	H	RBI	BB	SO	LOB	BOTTOM								
Rickey Henderson, R OBP: 0.386, SLG: 0.327 Scott Brosius, R OBP: 0.293, SLG: 0.374	2-2 G6-3		2-3 K			2-2 G3		1-1 P9		4	0	0	0	0	1	1									
Stan Javier, S OBP: 0.365, SLG: 0.420 Eric Fox, S OBP: 0.500, SLG: 0.500	1-3 K			0-0 F7		1-0 G3-1		2-3 K		3	0	0	0	0	1	0									
Brent Gates, S OBP: 0.433, SLG: 0.510	2-2 G3-1			0-2 P4			1-1 HR 1B	0-1 F8		4	1	1	0	0	0	0									
Ruben Sierra, S OBP: 0.283, SLG: 0.463		3-2 FC6-4 1B		0-0 G5-3			0-0 HR		1-3 K	4	1	2	2	0	1	0									
Geronimo Berroa, R OBP: 0.393, SLG: 0.495		3-2 L7			3-1 G4-6-3 BB 1B		1-3 K		2-1 G6-3	4	0	1	0	0	1	1									
Mike Aldrete, L OBP: 0.343, SLG: 0.438		1-3 K			4-1 G4-6-3 BB		1-2 K		1-1 F8	3	0	0	0	1	2	1									
Mike Bordick, R OBP: 0.355, SLG: 0.368		2-1 FC6-4			0-1 G4-6-3		3-1 1B 2B			3	0	1	0	0	0	3									
Scott Hemond, R OBP: 0.264, SLG: 0.305			1-0 CS 1B		2-2 G4-3		1-2 1B			3	0	2	0	0	0	1									
Jeff Schaefer, R (1, 5)			0-0 F8			2-3 K		1-1 L8		3	0	0	0	0	1	3									
Inning Stats	R: 0 E: 0 K: 1 S: 10	H: 0 LOB: 0 BB: 0 P: 15	R: 0 E: 0 K: 1 S: 11	H: 1 LOB: 1 BB: 0 P: 20	R: 0 E: 0 K: 1 S: 6	H: 1 LOB: 0 BB: 0 P: 9	R: 0 E: 0 K: 0 S: 5	H: 0 LOB: 0 BB: 0 P: 5	R: 0 E: 0 K: 0 S: 8	H: 1 LOB: 1 BB: 1 P: 17	R: 0 E: 0 K: 1 S: 8	H: 0 LOB: 0 BB: 0 P: 13	R: 2 E: 0 K: 2 S: 17	H: 4 LOB: 2 BB: 0 P: 25	R: 0 E: 0 K: 1 S: 7	H: 0 LOB: 0 BB: 0 P: 10	R: 0 E: 0 K: 1 S: 7	H: 0 LOB: 0 BB: 0 P: 11	1B: 5 2B: 1 3B: 0 HR: 1	SF: 0 SAC: 0 DP: 1 HBP: 0	WP: 0 PB: 0 SB: 0 CS: 1	PA: 33			
PITCHER	IP	WLS	BF	H	R	ER	SO	BB	IBB	HBP	BLK	WP	HR	S	P	ERA	WHIP								
Jack Morris, R ERA: 4.9	7.0	W	27	7	2	2	6	1	0	0	0	0	0	65	104	2.57	1.143								
Steve Farr, R ERA: 4.35	2.0		6	0	0	0	2	0	0	0	0	0	0	14	21	0.00	0.000								

Cleveland Indians @ Oakland Athletics
Oakland-Alameda County Coliseum, Oakland, CA

AB 32
R 2
H 7
RBI 2
BB 1
SO 8
LOB 10



WP: 0 PA: 33
PB: 0
SB: 0
CS: 1

Sat Jun 04 1994, 3:33 AM PDT
Att: 23,061 - Sunny - 70 F

livebaseballscores.com

livebaseballscores.com

Batter	1	2	3	4	5	6	7	8	9	AB	R	H	RBI	BB	SO	LOB	TOP										
Kenny Lofton, L OBP: 0.444, SLG: 0.585	B5-3	K			G3					5	1	2	0	0	1	3	Cleveland Indians @ Oakland Athletics Oakland-Alameda County Coliseum, Oakland, CA Sun Jun 05 1994, 7:05 PM PDT Att: 21,249 - Unknown - 63 F										
Alvaro Espinoza, R OBP: 0.291, SLG: 0.313	1B SF8		1B	1B	G5-3		F8			5	3	3	0	0	0	3											
Carlos Baerga, S OBP: 0.317, SLG: 0.484	2B 1B		1B WP	K	L7			L5		5	2	2	0	0	1	5											
Albert Belle, R OBP: 0.461, SLG: 0.677	SF8		1B SF8		SF8			G6-3		3	1	2	4	0	0	0											
Eddie Murray, S OBP: 0.305, SLG: 0.462 Candy Maldonado, R (8, PH) OBP: 0.413, SLG: 0.649	3-H 3-2 1-H		1B SF8	1B	1B			G6-3		3	0	2	3	0	1	1											
Paul Sorrento, L OBP: 0.366, SLG: 0.458	K		G2-3		1B					5	0	2	1	0	2	2											
Manny Ramirez, R OBP: 0.298, SLG: 0.444 Wayne Kirby, L OBP: 0.302, SLG: 0.341			1B	BB	F8				F7	3	0	1	0	1	1	3											
Jim Thome, L OBP: 0.326, SLG: 0.428 Rene Gonzales, R OBP: 0.364, SLG: 0.143		FC5-4 BB	K				G4-3		F8	2	0	0	0	2	1	1											
Sandy Alomar Jr., R OBP: 0.297, SLG: 0.391	FC5-4				1B SF8			L9		4	1	1	0	1	0	2											
Inning Stats	R: 2 E: 0 K: 1 S: 14	H: 3 LOB: 1 BB: 0 P: 23	R: 0 E: 0 K: 1 S: 11	H: 1 LOB: 1 BB: 1 P: 16	R: 3 E: 1 K: 1 S: 14	H: 3 LOB: 1 BB: 1 P: 27	R: 3 E: 0 K: 1 S: 18	H: 5 LOB: 2 BB: 0 P: 30	R: 0 E: 0 K: 3 S: 14	H: 1 LOB: 1 BB: 0 P: 21	R: 0 E: 0 K: 0 S: 7	H: 1 LOB: 1 BB: 0 P: 9	R: 0 E: 0 K: 0 S: 7	H: 0 LOB: 0 BB: 0 P: 9	R: 0 E: 0 K: 0 S: 8	H: 1 LOB: 1 BB: 0 P: 10		1B: 14 2B: 1 3B: 0 HR: 0	SF: 3 SAC: 0 DP: 0 HBP: 0	WP: 1 PB: 0 CS: 0	PA: 45						
PITCHER	IP	WLS	BF	H	R	ER	SO	BB	IBB	HBP	BLK	WP	HR	S	P	ERA	WHIP										
Ron Darling, R ERA: 5.19	3.0	L	20	10	8	7	3	2	0	0	0	1	0	46	75	21.00	4.000										
Dave Leiper, L ERA:	1.0		6	2	0	0	1	1	0	0	0	0	0	11	25	0.00	3.000										
Billy Taylor, R ERA: 2.76	2.0		8	1	0	0	3	1	0	0	0	0	0	22	35	0.00	1.000										
Mark Acre, R ERA: 0.9	1.0		4	1	0	0	0	0	0	0	0	0	0	7	9	0.00	1.000										
Vince Horsman, L ERA: 2.19	2.0		7	1	0	0	0	0	0	0	0	0	0	15	19	0.00	0.500										
Batter	1	2	3	4	5	6	7	8	9	AB	R	H	RBI	BB	SO	LOB	BOTTOM										
Rickey Henderson, R OBP: 0.383, SLG: 0.325 Scott Hemond, R OBP: 0.291, SLG: 0.301	F9		FC3-6 1B		F7				G1-3	4	0	1	0	0	0	2	Cleveland Indians @ Oakland Athletics Oakland-Alameda County Coliseum, Oakland, CA Sun Jun 05 1994, 7:05 PM PDT Att: 21,249 - Unknown - 63 F										
Stan Javier, S OBP: 0.361, SLG: 0.415	K		FC3-6 1B		G3-1		G4-3		E1	5	0	1	0	0	1	3											
Brent Gates, S OBP: 0.424, SLG: 0.495	K		FC3-6		K				F7	5	0	1	0	0	2	5											
Ruben Sierra, S OBP: 0.278, SLG: 0.454		P5	L8		F7			G3-6-3		4	0	0	0	0	0	3											
Terry Steinbach, R OBP: 0.326, SLG: 0.471 Geronimo Berroa, R OBP: 0.395, SLG: 0.497		G6-3		K		FC5-4 1B			BB	3	0	1	0	0	1	0											
Mike Aldrete, L OBP: 0.348, SLG: 0.434		1B		G1-3		F7			BB	3	0	1	0	1	0	1											
Mike Bordick, R OBP: 0.353, SLG: 0.365		1B		F8		FC5-4			P3	4	0	1	0	0	0	3											
Scott Brosius, R OBP: 0.297, SLG: 0.393		F8					L5		FC6-4 1B	4	1	2	1	0	0	2											
Eric Fox, S OBP: 0.500, SLG: 0.500			G3		G3-1 1B				FC6-4 G1-3	4	0	2	0	0	0	1											
Inning Stats	R: 0 E: 0 K: 2 S: 8	H: 0 LOB: 0 BB: 0 P: 12	R: 0 E: 0 K: 0 S: 12	H: 2 LOB: 2 BB: 0 P: 14	R: 0 E: 0 K: 1 S: 7	H: 0 LOB: 0 BB: 0 P: 9	R: 1 E: 0 K: 1 S: 11	H: 2 LOB: 1 BB: 0 P: 17	R: 0 E: 0 K: 0 S: 6	H: 1 LOB: 1 BB: 0 P: 7	R: 0 E: 0 K: 0 S: 8	H: 1 LOB: 1 BB: 0 P: 14	R: 0 E: 0 K: 0 S: 9	H: 2 LOB: 2 BB: 1 P: 21	R: 0 E: 1 K: 0 S: 10	H: 1 LOB: 2 BB: 0 P: 15		1B: 10 2B: 0 3B: 0 HR: 1	SF: 0 SAC: 0 DP: 1 HBP: 0	WP: 0 PB: 0 CS: 0	PA: 39						
PITCHER	IP	WLS	BF	H	R	ER	SO	BB	IBB	HBP	BLK	WP	HR	S	P	ERA	WHIP										
Charles Nagy, R ERA: 3.39	8.0	W	34	10	1	1	4	1	0	0	0	0	0	69	106	1.12	1.375										
Jose Mesa, R ERA: 3.16	1.0		5	1	0	0	0	0	0	0	0	0	0	10	15	0.00	1.000										

AB 38
R 8
H 15
RBI 8
BB 4
SO 7
LOB 22



AB 38
R 1
H 11
RBI 1
BB 1
SO 4
LOB 21



Batter	1	2	3	4	5	6	7	8	9	AB	R	H	RBI	BB	SO	LOB	TOP										
Darryl Hamilton, L (1, 8) OBP: 0.340, SLG: 0.380 B.J. Surhoff, L (8, 5) OBP: 0.350, SLG: 0.558	0-1 G5-3	2-0 HR		3-2 G6-3		1-0 G4-6-3		2-1 F8		5	1	1	1	0	0	1											
Turner Ward, S (1, 9) OBP: 0.360, SLG: 0.419	4-2 1B SF9	3-1 BB HBP BB		2-1 L7		1-2 G6-3		0-0 G4-6-3		4	2	2	0	1	0	0											
John Jaha, R (1, 3) OBP: 0.354, SLG: 0.433	1-1 SF9 BB	2-2 BB BB		0-3 K			0-0 P7		2-2 G4-6-3	4	1	1	0	0	1	1											
Greg Vaughn, R (1, 7) OBP: 0.350, SLG: 0.485 Matt Mieske, R (9, 9) OBP: 0.345, SLG: 0.408	4-2 1B BB	4-1 BB BB			0-0 F9		4-2 L5-3 BB		1-0 HBP	1	1	0	0	3	0	0											
Dave Nilsson, L (1, 2)	0-2 SF9	4-1 BB BB		2-1 G3			0-0 L5-3		1-2 G4-3	3	0	0	2	1	0	2											
Brian Harper, R (1, 10) OBP: 0.311, SLG: 0.389	2-1 1B	0-1 G6-3		0-3 K				3-3 K		4	0	1	1	0	2	3											
Bill Spiers, L (1, 5) OBP: 0.340, SLG: 0.304	0-0 1B		1-1 G4-3		4-1 1B BB		4-2 HR BB			2	2	1	1	2	0	0											
Alex Diaz, S (1, 4) OBP: 0.280, SLG: 0.383	1-0 P6		0-1 G3		3-1 SAFE 1B		0-2 F8			4	1	1	0	0	0	3											
Jose Valentin, S (1, 6) OBP: 0.314, SLG: 0.410		1-2 P5	1-1 F7		2-1 1B		3-1 HR			4	1	2	4	0	0	0											
Inning Stats	R: 3 E: 0 K: 0 S: 16	H: 3 LOB: 2 BB: 2 P: 28	R: 2 E: 0 K: 0 S: 12	H: 2 LOB: 2 BB: 2 P: 28	R: 0 E: 0 K: 1 S: 6	H: 0 LOB: 0 BB: 0 P: 8	R: 0 E: 0 K: 1 S: 11	H: 0 LOB: 0 BB: 0 P: 16	R: 0 E: 0 K: 0 S: 6	H: 0 LOB: 0 BB: 0 P: 8	R: 2 E: 0 K: 0 S: 11	H: 2 LOB: 0 BB: 1 P: 20	R: 0 E: 0 K: 0 S: 4	H: 0 LOB: 0 BB: 1 P: 8	R: 2 E: 0 K: 1 S: 16	H: 1 LOB: 0 BB: 0 P: 28	R: 0 E: 0 K: 0 S: 8	H: 1 LOB: 1 BB: 0 P: 12	1B: 7 2B: 1 3B: 0 HR: 2	SF: 1 SAC: 0 DP: 4 HBP: 2	WP: 0 PB: 0 SB: 1 CS: 0	PA: 41					
PITCHER	IP	WLS	BF	H	R	ER	SO	BB	IBB	HBP	BLK	WP	HR	S	P	ERA	WHIP										
Todd Van Poppel, R (1, 1) ERA: 7.69	1.1	L	14	5	5	5	0	4	0	1	0	0	1	26	54	33.75	6.750										
Bob Welch, R (2, 1) ERA: 8.35	3.2		13	2	2	2	2	1	0	0	0	0	0	32	48	4.91	0.818										
John Briscoe, R (6, 1) ERA: 3.23	3.0		10	1	2	2	1	2	0	0	0	0	1	24	42	6.00	1.000										
Mark Acre, R (9, 1) ERA: 0.82	1.0		4	1	0	0	0	0	0	1	0	0	0	8	12	0.00	1.000										

Milwaukee Brewers @ Oakland Athletics
Oakland-Alameda County Coliseum, Oakland, CA
Mon Jun 06 1994, 7:05 PM PDT
Att: 11,503 - Unknown - 61 F

AB 31
R 9
H 9
RBI 9
BB 7
SO 3
LOB 10



Batter	1	2	3	4	5	6	7	8	9	AB	R	H	RBI	BB	SO	LOB	BOTTOM										
Rickey Henderson, R (1, 7) OBP: 0.383, SLG: 0.331	2-1 F7		3-1 G4-3 1B		4-2 S BB		3-2 G4-3		0-2 F8	4	2	1	0	1	0	1											
Stan Javier, S (1, 8) OBP: 0.362, SLG: 0.419	0-0 P6		2-1 G4-3		4-1 E BB		0-0 SF9		3-2 2B	3	0	1	1	1	0	1											
Brent Gates, S (1, 4) OBP: 0.415, SLG: 0.482	3-2 G4-3		1-1 FC6-4 1B		0-1 E4		3-2 P5		0-2 F9	5	0	1	1	0	0	2											
Ruben Sierra, S (1, 9) OBP: 0.278, SLG: 0.450		0-1 G4-3	0-2 FC6-4		1-0 SAFE G4-3			0-0 G4-3 WP G6-3 1B		4	1	1	0	0	0	3											
Geronimo Berroa, R (1, 10) OBP: 0.393, SLG: 0.489		4-2 2B BB		0-2 P3		0-0 E6 SF9		2-2 G4-3		3	2	0	0	1	0	1											
Mike Aldrete, L (1, 3) OBP: 0.345, SLG: 0.437	3-1 1H 2B		3-2 G5-3		0-2 F9		1-1 G6-3			4	0	1	2	0	0	1											
Mike Bordick, R (1, 6) OBP: 0.352, SLG: 0.370	1-2 F8		0-0 G6-3		1-1 SF9		3-2 2B			3	0	1	1	0	0	1											
Scott Brosius, R (1, 5) OBP: 0.291, SLG: 0.385		1-2 G6-3		1-0 G5-3		0-0 G6-3		1-3 K		4	0	0	0	0	1	2											
Scott Hemond, R (1, 2) OBP: 0.264, SLG: 0.314 Eric Fox, S (9, PH) OBP: 0.429, SLG: 0.429			2-3 K		0-0 F8		1-2 G4-3 SF9 2B		2-2 F7	3	1	1	0	0	1	0											
Inning Stats	R: 0 E: 0 K: 0 S: 11	H: 0 LOB: 0 BB: 0 P: 16	R: 1 E: 0 K: 0 S: 12	H: 1 LOB: 1 BB: 1 P: 21	R: 1 E: 0 K: 1 S: 14	H: 2 LOB: 1 BB: 0 P: 22	R: 0 E: 0 K: 0 S: 8	H: 0 LOB: 0 BB: 0 P: 11	R: 1 E: 1 K: 0 S: 9	H: 0 LOB: 2 BB: 2 P: 19	R: 1 E: 1 K: 0 S: 7	H: 0 LOB: 0 BB: 0 P: 8	R: 1 E: 0 K: 0 S: 13	H: 1 LOB: 0 BB: 0 P: 20	R: 1 E: 0 K: 1 S: 11	H: 2 LOB: 1 BB: 0 P: 17	R: 0 E: 0 K: 0 S: 15	H: 1 LOB: 1 BB: 0 P: 20	1B: 2 2B: 5 3B: 0 HR: 0	SF: 2 SAC: 0 DP: 0 HBP: 0	WP: 1 PB: 0 SB: 2 CS: 0	PA: 39					
PITCHER	IP	WLS	BF	H	R	ER	SO	BB	IBB	HBP	BLK	WP	HR	S	P	ERA	WHIP										
21 Cal Eldred, R (1, 1) ERA: 4.61	7.0	W	30	4	5	3	1	3	0	0	0	0	0	74	117	3.86	1.000										
Mike Ignasiak, R (8, 1) ERA: 4.85	1.0		5	2	1	1	1	0	0	0	0	1	0	11	17	9.00	2.000										
Mike Fetters, R (9, 1) ERA: 2.55	1.0	S	4	1	0	0	0	0	0	0	0	0	0	15	20	0.00	1.000										

Milwaukee Brewers @ Oakland Athletics
Oakland-Alameda County Coliseum, Oakland, CA
Mon Jun 06 1994, 7:05 PM PDT
Att: 11,503 - Unknown - 61 F

AB 34
R 6
H 7
RBI 5
BB 3
SO 2
LOB 12



Batter	1	2	3	4	5	6	7	8	9	AB	R	H	RBI	BB	SO	LOB	TOP				
Darryl Hamilton, L OBP: 0.331, SLG: 0.369 (1, 8)	1-2 F7		0-3 K			0-3 K	0-2 G6-3			4	0	0	0	0	2	1					
Turner Ward, S OBP: 0.358, SLG: 0.416 (1, 9)	1-2 G4-3			1-2 G3		2-0 E8 1B		1-2 P6		4	0	1	0	0	0	0					
John Jaha, R OBP: 0.347, SLG: 0.422 (1, 3)	3-3 K			1-3 K		0-0 G6-3		1-3 K		4	0	0	0	0	3	1					
Greg Vaughn, R OBP: 0.348, SLG: 0.478 (1, 7)		1-1 G5-3		0-0 G6-3			1-0 WP 1B	1-1 F7		4	1	1	0	0	0	0					
Dave Nilsson, L OBP: 0.300, SLG: 0.426 Alex Diaz, S OBP: 0.280, SLG: 0.383 (9, PR)	1-0 G3				1-2 G3-1		2-1 1B HR 1B	0-0 CS 1B		4	1	2	1	0	0	0					
Brian Harper, R OBP: 0.315, SLG: 0.392 (1, 10)	0-1 1B				0-0 F8		1-1 HR 1B	1-1 F8		4	1	2	0	0	0	1					
B.J. Surhoff, L OBP: 0.359, SLG: 0.625 Matt Mieske, R OBP: 0.345, SLG: 0.408 (9, PR)	1-0 L8				2-3 K		3-1 HR	1-0 2B		4	1	2	3	0	1	1					
Bill Spiers, L OBP: 0.338, SLG: 0.302 (1, 6)			2-2 G3-1			2-2 1B E 1B	2-0 G1-3	0-3 K		4	1	1	0	0	1	2					
Jose Valentin, S OBP: 0.306, SLG: 0.398 (1, 4)			1-0 P3			0-0 B1	1-3 K			3	0	0	0	0	1	1					
Inning Stats	R: 0 E: 0 K: 1 S: 13	H: 0 LOB: 0 BB: 0 P: 18	R: 0 E: 0 K: 0 S: 6	H: 1 LOB: 1 BB: 0 P: 9	R: 0 E: 0 K: 1 S: 8	H: 0 LOB: 0 BB: 0 P: 11	R: 0 E: 0 K: 1 S: 9	H: 0 LOB: 0 BB: 0 P: 11	R: 1 E: 1 K: 1 S: 9	H: 2 LOB: 1 BB: 0 P: 13	R: 4 E: 0 K: 1 S: 14	H: 4 LOB: 0 BB: 0 P: 24	R: 0 E: 0 K: 1 S: 8	H: 0 LOB: 0 BB: 0 P: 11	R: 0 E: 0 K: 1 S: 8	H: 2 LOB: 2 BB: 0 P: 10	1B: 7 2B: 1 3B: 0 HR: 1	SF: 0 SAC: 0 DP: 0 HBP: 0	WP: 1 PB: 0 SB: 0 CS: 1	PA: 35	
PITCHER	IP	WLS	BF	H	R	ER	SO	BB	IBB	HBP	BLK	WP	HR	S	P	ERA	WHIP				
Steve Ontiveros, R ERA: 4.48 Vince Horsman, L ERA: 2.92 Billy Taylor, R ERA: 3.16 Dennis Eckersley, R ERA: 4.64	6.0	22	4	2	1	5	0	0	0	0	0	0	0	54	75	1.50	0.667				
	0.0	1	1	0	0	0	0	0	0	0	0	1	0	2	4	∞	∞				
	2.0	W	8	2	3	3	2	0	0	0	0	0	1	19	29	13.50	1.000				
	1.0	S	4	2	0	0	1	0	0	0	0	0	0	8	10	0.00	2.000				

Milwaukee Brewers @ Oakland Athletics
Oakland-Alameda County Coliseum, Oakland, CA
Tue Jun 07 1994, 7:05 PM PDT
Att: 10,614 - Unknown - 65 F

AB 35
R 5
H 9
RBI 4
BB 0
SO 8
LOB 7



Batter	1	2	3	4	5	6	7	8	9	AB	R	H	RBI	BB	SO	LOB	BOTTOM				
Rickey Henderson, R OBP: 0.392, SLG: 0.333 (1, 7)	1-0 HBP 1B	4-2 S BB		4-1 G4-6-3 BB			3-2 G1-3			2	1	1	0	2	0	0					
Stan Javier, S OBP: 0.364, SLG: 0.415 (1, 8)	1-1 1B BLK HBP	0-2 L6		2-1 G4-6-3			4-2 S BB			2	1	0	0	1	0	3					
Brent Gates, S OBP: 0.403, SLG: 0.466 (1, 4)	2-3 K		0-2 E5 L9 HR 1B	0-0 G4-3			2-3 K	1-2 K		4	1	0	0	0	2	4					
Geronimo Berroa, R OBP: 0.395, SLG: 0.490 (1, 10)	2-2 BLK 1B		2-1 HR 1B		1-1 G4-3		0-2 G6-3			4	1	2	1	0	0	1					
Terry Steinbach, R OBP: 0.325, SLG: 0.466 (1, 2)	1-0 BLK 1B		0-2 L9		1-2 F9			0-0 G6-3		4	0	1	0	0	0	2					
Ruben Sierra, S OBP: 0.281, SLG: 0.479 Eric Fox, S OBP: 0.429, SLG: 0.429 (9, 9)	2-3 K		0-0 HR		1-2 P5			1-2 HR		4	2	2	4	0	1	2					
Mike Bordick, R OBP: 0.345, SLG: 0.362 (1, 6)	1-2 2-3 3-H G4-3		1-1 F8		0-0 F8		1-0 G4-3	2-2 G5-3		4	0	0	0	0	0	2					
Scott Brosius, R OBP: 0.290, SLG: 0.379 (1, 5)		1-1 F8	0-0 G1-3			1-0 E6 G4-6-3		4-2 BB		3	0	0	0	1	0	0					
Scott Hemond, R OBP: 0.266, SLG: 0.326 Mike Aldrete, L OBP: 0.342, SLG: 0.433 (8, PH) (9, 3)	0-1 F7			1-1 G4-6-3 2B		0-1 G4-6-3		0-1 F7		3	0	1	0	0	0	1					
Inning Stats	R: 2 E: 0 K: 2 S: 20	H: 3 LOB: 2 BB: 0 P: 31	R: 0 E: 0 K: 0 S: 9	H: 0 LOB: 1 BB: 1 P: 14	R: 3 E: 1 K: 0 S: 12	H: 2 LOB: 0 BB: 0 P: 14	R: 0 E: 0 K: 0 S: 6	H: 1 LOB: 1 BB: 1 P: 13	R: 0 E: 1 K: 0 S: 4	H: 0 LOB: 0 BB: 0 P: 6	R: 0 E: 0 K: 1 S: 16	H: 0 LOB: 1 BB: 1 P: 24	R: 1 E: 0 K: 0 S: 11	H: 1 LOB: 1 BB: 1 P: 18	1B: 4 2B: 1 3B: 0 HR: 2	SF: 0 SAC: 0 DP: 2 HBP: 1	WP: 0 PB: 0 SB: 2 CS: 0	PA: 36			
PITCHER	IP	WLS	BF	H	R	ER	SO	BB	IBB	HBP	BLK	WP	HR	S	P	ERA	WHIP				
Teddy Higuera, L ERA: 7.19 Jaime Navarro, R ERA: 7.48 Doug Henry, R ERA: 2.29	3.0	19	5	4	2	4	2	2	0	1	1	0	0	31	46	0.00	0.250				
	4.0	12	0	0	0	1	1	1	0	0	0	0	0	31	46	0.00	0.250				
	1.0	L	5	1	1	1	0	1	0	0	0	0	1	11	18	9.00	2.000				

Milwaukee Brewers @ Oakland Athletics
Oakland-Alameda County Coliseum, Oakland, CA
Tue Jun 07 1994, 7:05 PM PDT
Att: 10,614 - Unknown - 65 F


AB 31
R 6
H 7
RBI 5
BB 4
SO 3
LOB 16



Batter	1	2	3	4	5	6	7	8	9	AB	R	H	RBI	BB	SO	LOB	TOP					
Turner Ward, S OBP: 0.354, SLG: 0.411 Alex Diaz, S OBP: 0.275, SLG: 0.375	(1, 8) K		(2) F9		(3) K		(3) K	(3) F7		3	0	0	0	0	2	0						
Bill Spiers, L OBP: 0.333, SLG: 0.299	(1, 6) G3-1		(3) P5			(1) F8		(1) SH1-4 2B 1B	(1) G6-3	5	1	1	0	0	0	0						
B.J. Surhoff, L OBP: 0.338, SLG: 0.583	(1, 5) F7			(1) G4-3		(2) G4-3		(1) SH1-4 1B 2B	(2) F8	4	0	0	0	0	0	0						
Greg Vaughn, R OBP: 0.355, SLG: 0.496		(1, 7) HR		(2) F8		(1) BB		(1) 2B BB	(3) P4	3	2	1	1	2	0	0						
Dave Nilsson, L OBP: 0.308, SLG: 0.437	(1, 2) K			(1) 1B 1B		(1) E9 1B		(1) 2B 2B		4	1	3	1	0	1	0						
Brian Harper, R OBP: 0.319, SLG: 0.391	(1, 10) F9			(1) 1B		(3) G6-3		(1) 2B IBB		3	1	1	0	1	0	2						
John Jaha, R OBP: 0.350, SLG: 0.430	(1, 3) 1B			(1) F9				(1) F8 2B		4	1	2	2	0	0	2						
Matt Mieske, R OBP: 0.352, SLG: 0.425	(1, 9) K				(1) F8			(1) 1B 2B		4	0	2	2	0	1	1						
Jose Valentin, S OBP: 0.296, SLG: 0.384			(1) K		(2) P5			(2) K		4	0	0	0	0	3	2						
Inning Stats	R: 0 E: 0 K: 1 S: 17	H: 0 LOB: 0 BB: 0 P: 22	R: 1 E: 0 K: 2 S: 12	H: 2 LOB: 1 BB: 0 P: 21	R: 0 E: 0 K: 1 S: 15	H: 0 LOB: 0 BB: 0 P: 21	R: 0 E: 0 K: 0 S: 10	H: 2 LOB: 2 BB: 0 P: 16	R: 0 E: 0 K: 1 S: 7	H: 0 LOB: 0 BB: 0 P: 12	R: 0 E: 0 K: 0 S: 8	H: 1 LOB: 2 BB: 1 P: 17	R: 0 E: 0 K: 2 S: 14	H: 1 LOB: 1 BB: 0 P: 21	R: 5 E: 0 K: 1 S: 16	H: 4 LOB: 1 BB: 2 P: 32	R: 0 E: 0 K: 0 S: 5	H: 0 LOB: 0 BB: 0 P: 8	1B: 6 2B: 3 3B: 0 HR: 1	SF: 0 SAC: 1 DP: 0 HBP: 0	WP: 0 PB: 0 CS: 0	PA: 40
PITCHER	IP	WLS	BF	H	R	ER	SO	BB	IBB	HBP	BLK	WP	HR	S	P	ERA	WHIP					
Bobby Witt, R ERA: 6.35	(1, 1) 7.0		28	6	1	1	7	1	0	0	0	0	1	83	130	1.29	1.000					
Vince Horsman, L ERA: 3.55	(8, 1) 0.1	L	2	1	1	1	0	0	0	0	0	0	0	4	7	27.00	3.000					
Mark Acre, R ERA: 4.09	(8, 1) 0.0		5	3	4	4	0	1	1	0	0	0	0	8	21	∞	∞					
Dave Leiper, L ERA:	(8, 1) 1.2		5	0	0	0	1	0	0	0	0	0	0	9	12	0.00	0.000					

Milwaukee Brewers @ Oakland Athletics
Oakland-Alameda County Coliseum, Oakland, CA
Wed Jun 08 1994, 7:05 PM PDT
Att: 11,398 - Unknown - 65 F


AB 36
R 6
H 10
RBI 6
BB 3
SO 8
LOB 9



Batter	1	2	3	4	5	6	7	8	9	AB	R	H	RBI	BB	SO	LOB	BOTTOM					
Rickey Henderson, R OBP: 0.389, SLG: 0.354	(1, 10) HR		(2) K			(1) F9		(1) P6		4	1	1	1	0	1	0						
Mike Bordick, R OBP: 0.344, SLG: 0.360	(1, 6) F8		(3) G5-3			(2) G6-3		(1) 1B 1B		4	0	1	0	0	0	0						
Brent Gates, S OBP: 0.406, SLG: 0.462	(1, 4) L6			(1) G4-3		(1) 1B BB		(1) 1B		3	0	1	0	1	0	0						
Geronimo Berroa, R OBP: 0.391, SLG: 0.485 Stan Javier, S OBP: 0.365, SLG: 0.416	(1, 7) F8			(2) K		(1) 1B		(2) K		2	0	0	0	0	1	0						
Ruben Sierra, S OBP: 0.277, SLG: 0.470		(1) G6-3		(3) G4-3		(3) G6-3		(3) K		4	0	0	0	0	1	4						
Mike Aldrete, L OBP: 0.333, SLG: 0.421 Scott Hemond, R OBP: 0.263, SLG: 0.322	(1, 3) F8				(1) F9		(1) F7		(1) K	3	0	0	0	0	0	0						
Terry Steinbach, R OBP: 0.328, SLG: 0.467		(1) 1B			(1) E6		(2) G6-3		(1) 1B	4	0	2	0	0	0	0						
Eric Fox, S OBP: 0.364, SLG: 0.364	(1, 8) G4-3				(2) F9		(1) 1B		(2) K	4	0	1	0	0	1	3						
Jeff Schaefer, R Craig Paquette, R	(1, 5) F8		(1) F8		(3) F7		(3) F7		(3) G4-3	2	0	0	0	0	0	1						
Inning Stats	R: 1 E: 0 K: 0 S: 9	H: 1 LOB: 0 BB: 0 P: 13	R: 0 E: 0 K: 0 S: 10	H: 1 LOB: 0 BB: 0 P: 15	R: 0 E: 0 K: 1 S: 7	H: 0 LOB: 0 BB: 0 P: 10	R: 0 E: 0 K: 1 S: 7	H: 0 LOB: 0 BB: 0 P: 11	R: 0 E: 0 K: 0 S: 11	H: 1 LOB: 2 BB: 1 P: 20	R: 0 E: 0 K: 0 S: 12	H: 1 LOB: 1 BB: 0 P: 17	R: 0 E: 0 K: 2 S: 13	H: 2 LOB: 2 BB: 0 P: 16	R: 0 E: 0 K: 2 S: 14	H: 1 LOB: 1 BB: 0 P: 20	1B: 6 2B: 0 3B: 0 HR: 1	SF: 0 SAC: 0 DP: 0 HBP: 0	WP: 0 PB: 0 CS: 0	PA: 36		
PITCHER	IP	WLS	BF	H	R	ER	SO	BB	IBB	HBP	BLK	WP	HR	S	P	ERA	WHIP					
Ricky Bones, R ERA: 2.46	(1, 1) 8.0		32	6	1	1	4	1	0	0	0	0	1	76	115	1.12	0.875					
Graeme Lloyd, L ERA: 4.43	(9, 1) 1.0		4	1	0	0	2	0	0	0	0	0	0	14	20	0.00	1.000					

Milwaukee Brewers @ Oakland Athletics
Oakland-Alameda County Coliseum, Oakland, CA
Wed Jun 08 1994, 7:05 PM PDT
Att: 11,398 - Unknown - 65 F

AB 35
R 1
H 7
RBI 1
BB 1
SO 6
LOB 12



Batter	1	2	3	4	5	6	7	8	9	AB	R	H	RBI	BB	SO	LOB	TOP								
Rickey Henderson, R OBP: 0.392, SLG: 0.366 (1,7)	1-1 F7		2-3 K			1-1 G4-3 SF8 2B		1-2 G5-3		4	1	1	0	0	1	0	Oakland Athletics @ Seattle Mariners The Kingdome, Seattle, WA Sat Jun 11 1994, 10:05 PM EDT Att: 42,802 - Dome - 68 F								
Stan Javier, S OBP: 0.372, SLG: 0.423 (1,8)	4-2 1B WP SF8 BB		0-0			0-2 G4-3		2-1 G6-3		3	1	1	0	1	0	1									
Brent Gates, S OBP: 0.395, SLG: 0.449 (1,4)	3-2 1-3 1B		2-2 P6			1-0 SF8		2-2		3	0	2	1	0	0	1									
Ruben Sierra, S OBP: 0.276, SLG: 0.462 (1,10)	1-2 SF8			0-2 G4-3		0-1 E8 1B		0-3 K		3	1	1	1	0	1	1									
Terry Steinbach, R OBP: 0.320, SLG: 0.453 (1,2)	1-3 K			1-3 K		0-0 FC6-4 1B		1-1 G5-3		4	0	1	1	0	2	1									
Mike Aldrete, L OBP: 0.320, SLG: 0.402 (1,3)		2-1 G6-3		1-0 G6-3		0-0 FC6-4 1B		2-3 K		4	0	0	0	0	1	1									
Craig Paquette, R OBP: 0.100, SLG: 0.200 (1,5)	1-2 F9				0-1 G2-3			0-0		4	0	0	0	0	1	0									
Mike Bordick, R OBP: 0.338, SLG: 0.350 (1,6)	3-2 G6-3				0-1 G5-3			0-1 G1-3		3	0	0	0	0	0	0									
Eric Fox, S OBP: 0.278, SLG: 0.444 (1,9)			0-3 K		0-1 G1-3			1-2 G3		3	0	0	0	0	1	0									
Inning Stats	R: 1 E: 0 K: 1 S: 16	H: 1 LOB: 1 BB: 1 P: 26	R: 0 E: 0 K: 0 S: 8	H: 0 LOB: 0 BB: 0 P: 14	R: 0 E: 0 K: 2 S: 10	H: 1 LOB: 1 BB: 0 P: 14	R: 0 E: 0 K: 1 S: 7	H: 0 LOB: 0 BB: 0 P: 9	R: 0 E: 0 K: 1 S: 6	H: 0 LOB: 0 BB: 0 P: 6	R: 2 E: 1 K: 0 S: 10	H: 3 LOB: 1 BB: 0 P: 12	R: 0 E: 0 K: 1 S: 9	H: 0 LOB: 0 BB: 0 P: 11	R: 0 E: 0 K: 1 S: 13	H: 1 LOB: 1 BB: 0 P: 18	R: 0 E: 0 K: 1 S: 6	H: 0 LOB: 0 BB: 0 P: 9	1B: 5 2B: 1 3B: 0 HR: 0	SF: 2 SAC: 0 DP: 0 HBP: 0	WP: 1 PB: 0 SB: 0 CS: 0	PA: 34			
PITCHER	IP WLS BF H R ER SO BB IBB HBP BLK WP HR S P ERA WHIP	7.2 W 30 6 3 2 5 1 0 0 0 1 0 76 107 2.35 0.913	1.1 S 4 0 0 0 2 0 0 0 0 0 0 9 12 0.00 0.000																						

AB	31
R	3
H	6
RBI	3
BB	1
SO	7
LOB	5



Batter	1	2	3	4	5	6	7	8	9	AB	R	H	RBI	BB	SO	LOB	BOTTOM								
Keith Mitchell, R OBP: 0.444, SLG: 0.536 (1,7)	0-1 G6-3		2-2 P6		1-2 F7		4-1 BB			3	0	0	0	1	0	0	Oakland Athletics @ Seattle Mariners The Kingdome, Seattle, WA Sat Jun 11 1994, 10:05 PM EDT Att: 42,802 - Dome - 68 F								
Rich Amaral, R OBP: 0.337, SLG: 0.419 (1,4)	2-2 G5-3		1-1 G6-3		2-2 1B		1-1 G5-3			4	0	1	0	0	0	1									
Ken Griffey Jr., L OBP: 0.410, SLG: 0.730 (1,8)	2-3 K			0-1 HR	1-3 K			0-2 G1-3		4	1	1	1	0	2	1									
Reggie Jefferson, S OBP: 0.451, SLG: 0.649 (1,10)		0-0 G1-3		0-3 K		0-3 K		1-1 G3		4	0	0	0	0	2	0									
Jay Buhner, R OBP: 0.399, SLG: 0.587 (1,9)		1-0 G4-3		4-0 E BB		2-2 G5-3		1-0 HR 1B		3	1	1	0	1	0	0									
Mike Blowers, R OBP: 0.331, SLG: 0.333 (1,5)		4-2 HR BB		0-0 L6		2-3 K		3-2 1H HR		3	2	1	2	1	1	1									
Tino Martinez, L OBP: 0.302, SLG: 0.443 (1,3)		2-0 1H HR		4-0 FC6-4 IBB			3-2 G4-3			3	1	1	2	1	0	0									
Luis Sojo, R OBP: 0.299, SLG: 0.465 (1,6)		1-2 F7		2-2 FC6-4			1-3 K			3	0	0	0	0	1	2									
Dan Wilson, R OBP: 0.252, SLG: 0.308 (1,2)			0-0 P2		1-3 K		1-0 HR			3	1	1	1	0	1	0									
Inning Stats	R: 0 E: 0 K: 1 S: 10	H: 0 LOB: 0 BB: 0 P: 14	R: 2 E: 0 K: 0 S: 8	H: 1 LOB: 0 BB: 1 P: 16	R: 0 E: 0 K: 0 S: 8	H: 0 LOB: 0 BB: 0 P: 11	R: 1 E: 1 K: 1 S: 9	H: 1 LOB: 2 BB: 2 P: 19	R: 0 E: 0 K: 2 S: 12	H: 1 LOB: 1 BB: 0 P: 17	R: 0 E: 0 K: 2 S: 9	H: 0 LOB: 0 BB: 0 P: 13	R: 1 E: 0 K: 1 S: 10	H: 1 LOB: 1 BB: 1 P: 20	R: 2 E: 0 K: 0 S: 10	H: 2 LOB: 0 BB: 0 P: 15	1B: 2 2B: 0 3B: 0 HR: 4	SF: 0 SAC: 0 DP: 0 HBP: 0	WP: 0 PB: 0 SB: 0 CS: 0	PA: 34					
PITCHER	IP WLS BF H R ER SO BB IBB HBP BLK WP HR S P ERA WHIP	8.0 L 34 6 6 6 7 3 1 0 0 0 4 76 125 6.75 1.125																							

AB	30
R	6
H	6
RBI	6
BB	4
SO	7
LOB	5



Batter	1	2	3	4	5	6	7	8	9	AB	R	H	RBI	BB	SO	LOB	TOP										
Rickey Henderson, R OBP: 0.406, SLG: 0.367 (1, 10)	P2		S BB BB		4-1 BB		1-3 K			2	0	0	0	2	1	2											
Stan Javier, S OBP: 0.375, SLG: 0.438 (1, 7)	K		4-1 S 1-2 BB		2-0 F8-4 2-3		2-1 L7			3	0	0	0	1	1	2											
Brent Gates, S OBP: 0.391, SLG: 0.448 (1, 4)	K		4-1 1-2 2-3 BB		0-1 L7		1-3 K			3	0	0	0	1	2	0											
Ruben Sierra, S OBP: 0.282, SLG: 0.479 (1, 9)		0-0 F7	2-3 K		2-3 K		2-3 K		2-3 K	4	0	0	0	0	3	3											
Mike Aldrete, L OBP: 0.310, SLG: 0.388 (1, 3)		1-3 K		3-3 K		2-3 K			1-0 L8	4	0	0	0	0	3	0											
Terry Steinbach, R OBP: 0.321, SLG: 0.447 (1, 2)		0-0 1B		2-1 G6-3		1-1 F9 SH3 1B		1-0 L3		4	0	2	0	0	0	0											
Mike Bordick, R OBP: 0.336, SLG: 0.349 (1, 6)		2-3 K		1-0 G3		2-1 SH3		2-2 1B		3	0	1	0	0	1	1											
Craig Paquette, R OBP: 0.059, SLG: 0.118 (9, PH)			2-3 K		1-3 K		1-1 F9		1-0 G5-3	3	0	0	0	0	2	1											
Eric Fox, S OBP: 0.269, SLG: 0.333 (1, 8)			0-3 K		4-0 F8-4 S BB		4-0 BB			1	0	0	0	2	1	0											
Inning Stats	R: 0 E: 0 K: 2 S: 7	H: 0 LOB: 0 BB: 0 P: 12	R: 0 E: 0 K: 3 S: 8	H: 1 LOB: 1 BB: 0 P: 11	R: 0 E: 0 K: 3 S: 14	H: 0 LOB: 3 BB: 3 P: 30	R: 0 E: 0 K: 1 S: 7	H: 0 LOB: 0 BB: 0 P: 13	R: 0 E: 0 K: 1 S: 5	H: 0 LOB: 1 BB: 2 P: 16	R: 0 E: 0 K: 2 S: 10	H: 0 LOB: 0 BB: 0 P: 14	R: 0 E: 0 K: 1 S: 9	H: 1 LOB: 2 BB: 1 P: 18	R: 0 E: 0 K: 0 S: 8	H: 0 LOB: 0 BB: 0 P: 13	R: 0 E: 0 K: 0 S: 7	H: 1 LOB: 1 BB: 0 P: 12	1B: 3 2B: 1 3B: 0 HR: 0	SF: 0 SAC: 1 DP: 1 HBP: 0	WP: 0 PB: 0 CS: 0	PA: 35					
PITCHER	IP	WLS	BF	H	R	ER	SO	BB	IBB	HBP	BLK	WP	HR	S	P	ERA	WHIP										
Jason Bere, R ERA: 2.89 (1, 1)	8.0	W	31	2	0	0	14	6	0	0	0	0	0	68	127	0.00	1.000										
Roberto Hernandez, R ERA: 4.88 (9, 1)	1.0	S	4	1	0	0	0	0	0	0	0	0	0	7	12	0.00	1.000										

Oakland Athletics @ Chicago White Sox
Comiskey Park, Chicago, IL
Mon Jun 13 1994, 8:05 PM EDT
Att: 30,819 - Unknown - 88 F

AB 28
R 0
H 3
RBI 0
BB 6
SO 14
LOB 10



Batter	1	2	3	4	5	6	7	8	9	AB	R	H	RBI	BB	SO	LOB	BOTTOM										
Tim Raines, S OBP: 0.367, SLG: 0.404 (1, 7)	F7		2-0 F8		3-2 1B		0-0 B2			4	0	1	1	0	0	1											
Joey Cora, S OBP: 0.357, SLG: 0.375 (1, 4)	S 1B		4-0 BB		3-H G1-3		1-0 FC5-4			3	0	1	0	1	0	2											
Frank Thomas, R OBP: 0.502, SLG: 0.755 (1, 3)	F9		0-0 G4-3		3-1 P4		4-0 IBB			3	0	0	0	1	0	2											
Julio Franco, R OBP: 0.373, SLG: 0.472 (1, 10)	K		0-2 G4-3		1-2 BB 1B		1-2 K			4	0	1	0	0	2	3											
Robin Ventura, L OBP: 0.376, SLG: 0.486 (1, 5)		0-1 G6-3		2-2 G6-3		0-0 BB 1B		2-2 F8		4	0	1	0	0	0	0											
Warren Newson, L OBP: 0.283, SLG: 0.340 (7, 9)		1-0 G6-3		2-1 G6-3		0-3 K		1-0 G5-3		3	0	0	0	0	1	2											
Lance Johnson, L OBP: 0.325, SLG: 0.390 (1, 8)		0-0 1B		0-0 1B 3B		4-1 1-2 2-3 BB		0-0 S 1B		3	1	3	0	1	0	0											
Ron Karkovics, R OBP: 0.366, SLG: 0.409 (1, 2)		2-1 F9		2-2 G5-3		1-3 K		1 SAFE 3-3 K		4	0	0	0	0	2	6											
Ozzie Guillen, L OBP: 0.297, SLG: 0.333 (1, 6)			2-1 G1-3		2-3 K2-3		0-1 FC5-4 1B			3	0	1	0	0	1	1											
Inning Stats	R: 0 E: 0 K: 1 S: 8	H: 1 LOB: 1 BB: 0 P: 11	R: 0 E: 0 K: 0 S: 6	H: 1 LOB: 0 BB: 0 P: 9	R: 0 E: 0 K: 0 S: 4	H: 0 LOB: 1 BB: 1 P: 12	R: 0 E: 0 K: 0 S: 9	H: 0 LOB: 0 BB: 0 P: 13	R: 1 E: 0 K: 1 S: 13	H: 2 LOB: 1 BB: 0 P: 20	R: 0 E: 0 K: 2 S: 13	H: 2 LOB: 3 BB: 1 P: 22	R: 0 E: 1 K: 1 S: 7	H: 1 LOB: 2 BB: 1 P: 13	R: 0 E: 0 K: 1 S: 10	H: 1 LOB: 1 BB: 0 P: 16	1B: 7 2B: 0 3B: 1 HR: 0	SF: 0 SAC: 0 DP: 0 HBP: 0	WP: 0 PB: 0 CS: 0	PA: 35							
PITCHER	IP	WLS	BF	H	R	ER	SO	BB	IBB	HBP	BLK	WP	HR	S	P	ERA	WHIP										
Bobby Witt, R ERA: 5.84 (1, 1)	8.0	L	35	8	1	1	6	2	1	0	0	0	0	70	116	1.12	1.250										

Oakland Athletics @ Chicago White Sox
Comiskey Park, Chicago, IL
Mon Jun 13 1994, 8:05 PM EDT
Att: 30,819 - Unknown - 88 F

AB 32
R 1
H 8
RBI 1
BB 3
SO 6
LOB 17



Batter	1	2	3	4	5	6	7	8	9	AB	R	H	RBI	BB	SO	LOB	TOP										
Rickey Henderson, R OBP: 0.420, SLG: 0.381	4-1 SH2-3 1B BB		3-3 K	3-3 K		3-2 P6			0-2 1B	4	2	1	0	1	2	1											
Stan Javier, S OBP: 0.368, SLG: 0.445	0-0 SH2-3 1-2		3-3 K	2-2 F7		2-2 P6			0-2 F8	4	0	0	0	0	1	3											
Geronimo Berroa, R OBP: 0.396, SLG: 0.509	0-0 2H 1B		1-0 2B		0-1 HR			2-2 G6-3	0-2 1B HR	5	3	4	2	0	0	0											
Ruben Sierra, S OBP: 0.290, SLG: 0.488	3-1 G4-3		0-0 2B		1-2 HR			1-2 G4-3	0-2 HR 1B	5	2	3	2	0	0	0											
Terry Steinbach, R OBP: 0.322, SLG: 0.454		2-2 1B SF7 1B	0-0 2B		1-1 G6-3			0-1 F9	3-1 HR	5	2	3	4	0	0	1											
Mark McGwire, R OBP: 0.477, SLG: 0.531	1-2 1B		0-0 G5-3		4-2 FC6-4 BB			0-0 P3	2-3 K	2	0	1	0	1	0	1											
Eric Fox, S OBP: 0.281, SLG: 0.367	1-3 1B									2	0	0	0	0	1	0											
Brent Gates, S OBP: 0.372, SLG: 0.417	3-1 SF7				2-2 F9			2-2 G5-3	2-3 K	4	0	0	1	0	1	2											
Mike Bordick, R OBP: 0.332, SLG: 0.341	2-0 P6				2-2 S 1B E 1B			2-2 P7		4	1	1	0	0	0	3											
Craig Paquette, R OBP: 0.156, SLG: 0.188	0-1 F8				1-2 S 1B				0-1 F8	3	0	1	0	0	0	1											
Mike Aldrete, L OBP: 0.312, SLG: 0.392										1	1	1	0	0	0	0											
Scott Hemond, R OBP: 0.261, SLG: 0.327									0-1 1B	0	0	0	0	0	0	0											
Inning Stats	R: 1 E: 0 K: 0 S: 5	H: 1 LOB: 0 BB: 1 P: 12	R: 1 E: 0 K: 0 S: 11	H: 2 LOB: 1 BB: 0 P: 19	R: 2 E: 0 K: 2 S: 10	H: 3 LOB: 1 BB: 0 P: 17	R: 1 E: 1 K: 1 S: 14	H: 2 LOB: 1 BB: 0 P: 25	R: 1 E: 0 K: 0 S: 9	H: 0 LOB: 0 BB: 0 P: 14	R: 0 E: 0 K: 0 S: 10	H: 0 LOB: 0 BB: 0 P: 13	R: 0 E: 0 K: 0 S: 7	H: 0 LOB: 0 BB: 0 P: 11	R: 5 E: 0 K: 2 S: 22	H: 5 LOB: 0 BB: 0 P: 29	1B: 9 2B: 4 3B: 0 HR: 2	SF: 1 SAC: 1 DP: 0 HBP: 0	WP: 0 PB: 0 SB: 2 CS: 0	PA: 43							
PITCHER	IP	WLS	BF	H	R	ER	SO	BB	IBB	HBP	BLK	WP	HR	S	P	ERA	WHIP										
Bruce Hurst, L ERA: 7.11	(1, 1)	3.0	15	6	4	4	2	1	0	0	0	0	0	26	48	12.00	2.333										
Dan Smith, L ERA: 4.5	(4, 1)	3.0	14	4	2	1	1	1	0	0	0	0	1	34	57	3.00	1.667										
Jay Howell, R ERA: 6.41	(7, 1)	2.0	6	0	0	0	0	0	0	0	0	0	0	17	24	0.00	0.000										
Cris Carpenter, R ERA: 4.09	(9, 1)	0.1	L	5	4	4	0	0	0	0	0	0	0	14	14	108.00	12.000										
Tom Henke, R ERA: 5.51	(9, 1)	0.2	3	1	1	1	2	0	0	0	0	0	1	8	15	13.50	1.500										

Oakland Athletics @ Texas Rangers
The Ballpark at Arlington, Arlington, TX
Sat Jun 18 1994, 8:05 PM EDT
Att: 46,422 - Unknown - 85 F

AB 39
R 11
H 15
RBI 9
BB 2
SO 5
LOB 12



Batter	1	2	3	4	5	6	7	8	9	AB	R	H	RBI	BB	SO	LOB	BOTTOM										
Oddibe McDowell, L OBP: 0.413, SLG: 0.347	3-2 P6		3-1 F8		1-0 FC4-6 BB 1B	1-1 1B		3-2 CS	0-3 K	5	1	1	1	0	1	1											
29 Rusty Greer, L OBP: 0.400, SLG: 0.458	1-1 F8		2-1 F9		1-0 BB 1B	1-0 G3			4-1 HR BB	4	2	1	0	1	0	2											
Jose Canseco, R OBP: 0.428, SLG: 0.598	2-1 G6-3		2-3 K		4-2 BB 1B	1-2 BB		3-2 P4	2-1 F9	4	0	0	0	1	1	1											
Will Clark, L OBP: 0.475, SLG: 0.612		1-1 F7		1-2 F9	2-0 1B		0-1 G1-3		1-0 HR	5	1	2	4	0	0	0											
Juan Gonzalez, R OBP: 0.326, SLG: 0.449		2-2 G3 HR 1B		0-1 P4	0-2 P5		3-2 P3		0-1 P6	5	1	1	0	0	0	2											
Ivan Rodriguez, R OBP: 0.377, SLG: 0.472		2-2 G3		0-1 G6-3		0-1 L7		1-1 HR		4	1	1	1	0	0	1											
Doug Strange, S OBP: 0.284, SLG: 0.350		4-0 HR BB			1-2 G4-3	0-0 L6		1-1 G4-3		3	1	0	0	1	0	0											
Dean Palmer, R OBP: 0.300, SLG: 0.460		1-1 HR			0-0 HR	1-2 1B 1B		2-2 F7		4	3	3	4	0	0	0											
Esteban Beltre, R OBP: 0.358, SLG: 0.324		0-0 L6			4-1 FC4-6 BB	0-1 1B		2-0 CS 1B		3	0	2	0	1	0	0											
Inning Stats	R: 0 E: 0 K: 0 S: 7	H: 0 LOB: 0 BB: 0 P: 13	R: 3 E: 0 K: 0 S: 12	H: 2 LOB: 0 BB: 1 P: 22	R: 0 E: 0 K: 1 S: 7	H: 0 LOB: 0 BB: 0 P: 14	R: 0 E: 0 K: 0 S: 7	H: 0 LOB: 0 BB: 0 P: 8	R: 3 E: 0 K: 0 S: 15	H: 3 LOB: 2 BB: 2 P: 28	R: 1 E: 0 K: 0 S: 11	H: 3 LOB: 2 BB: 0 P: 14	R: 0 E: 0 K: 0 S: 14	H: 0 LOB: 0 BB: 0 P: 20	R: 1 E: 0 K: 0 S: 14	H: 2 LOB: 0 BB: 0 P: 23	R: 2 E: 0 K: 1 S: 9	H: 1 LOB: 0 BB: 1 P: 16	1B: 7 2B: 0 3B: 0 HR: 4	SF: 0 SAC: 0 DP: 0 HBP: 0	WP: 0 PB: 0 SB: 0 CS: 1	PA: 42					
PITCHER	IP	WLS	BF	H	R	ER	SO	BB	IBB	HBP	BLK	WP	HR	S	P	ERA	WHIP										
Bobby Witt, R ERA: 6.15	(1, 1)	4.2	22	5	6	6	1	0	0	0	0	0	0	11	12	9.00	2.000										
Billy Taylor, R ERA: 3.24	(5, 1)	1.0	5	2	1	1	0	0	0	0	0	0	0	3	5	0.00	3.000										
Vince Horsman, L ERA: 3.29	(6, 1)	0.1	2	1	0	0	0	0	0	0	0	0	0	3	5	0.00	3.000										
Mark Acre, R ERA: 3.0	(7, 1)	1.0	3	0	0	0	0	0	0	0	0	0	0	14	20	0.00	0.000										
John Briscoe, R ERA: 4.11	(8, 1)	1.2	W	8	3	3	1	1	0	0	0	0	2	21	37	16.20	2.400										

Oakland Athletics @ Texas Rangers
The Ballpark at Arlington, Arlington, TX
Sat Jun 18 1994, 8:05 PM EDT
Att: 46,422 - Unknown - 85 F

AB 37
R 10
H 11
RBI 10
BB 4
SO 2
LOB 7



Batter	1	2	3	4	5	6	7	8	9	AB	R	H	RBI	BB	SO	LOB	TOP										
Stan Javier, S OBP: 0.368, SLG: 0.448 (1, 7)										5	2	2	0	0	0	1											
Brent Gates, S OBP: 0.364, SLG: 0.406 (1, 4)										4	0	0	0	0	2	2											
Geronimo Berroa, R OBP: 0.396, SLG: 0.505 (1, 10)										4	1	1	1	1	1	1											
Ruben Sierra, S OBP: 0.295, SLG: 0.500 (1, 9)										4	1	2	2	1	1	2											
Terry Steinbach, R OBP: 0.328, SLG: 0.450 (1, 2)										2	0	0	0	3	1	2											
Mark McSwire, R OBP: 0.462, SLG: 0.500 (1, 3)										4	0	0	1	1	2	3											
Mike Bordick, R OBP: 0.336, SLG: 0.345 (1, 6)										3	0	2	1	1	0	0											
Craig Paquette, R OBP: 0.139, SLG: 0.167 (1, 5)										4	0	0	0	0	3	6											
Eric Fox, S OBP: 0.278, SLG: 0.382 (1, 8)										4	1	1	0	0	1	1											
Inning Stats	R: 2 H: 1 E: 0 K: 2 S: 19	H: 1 LOB: 3 BB: 4 P: 40	R: 0 H: 0 E: 0 K: 0 S: 7	H: 0 LOB: 0 BB: 0 P: 7	R: 1 H: 2 E: 0 K: 3 S: 17	H: 2 LOB: 2 BB: 1 P: 28	R: 1 H: 2 E: 0 K: 1 S: 12	H: 2 LOB: 0 BB: 0 P: 11	R: 0 H: 0 E: 0 K: 1 S: 8	H: 0 LOB: 0 BB: 0 P: 13	R: 0 H: 0 E: 0 K: 1 S: 5	H: 0 LOB: 0 BB: 0 P: 8	R: 0 H: 1 E: 0 K: 2 S: 11	H: 1 LOB: 1 BB: 0 P: 19	R: 1 H: 2 E: 0 K: 0 S: 13	H: 2 LOB: 2 BB: 1 P: 21	1B: 5 2B: 2 3B: 0 HR: 1	SF: 0 SAC: 1 DP: 0 HBP: 0	WP: 0 PB: 0 SB: 0 CS: 0	PA: 42							
PITCHER	IP	WLS	BF	H	R	ER	SO	BB	IBB	HBP	BLK	WP	HR	S	P	ERA	WHIP										
Kenny Rogers, L ERA: 4.5 (1, 1)	7.0	L	32	5	4	4	9	6	0	0	0	0	1	75	129	5.14	1.571										
Darren Oliver, L ERA: 4.79 (8, 1)	1.2		9	3	1	1	2	1	0	0	1	0	0	21	35	5.40	2.400										
Matt Whiteside, R ERA: 4.21 (9, 1)	0.1		1	0	0	0	0	0	0	0	0	0	0	3	5	0.00	0.000										

Oakland Athletics @ Texas Rangers
The Ballpark at Arlington, Arlington, TX
Sun Jun 19 1994, 8:05 PM EDT
Att: 46,153 - Unknown - 78 F

livebaseballscores.com

AB 34
R 5
H 8
RBI 5
BB 7
SO 11
LOB 18

Batter	1	2	3	4	5	6	7	8	9	AB	R	H	RBI	BB	SO	LOB	BOTTOM										
Oddibe McDowell, L OBP: 0.411, SLG: 0.346 (1, 9)										3	0	1	0	0	0	1											
Chris James, R OBP: 0.352, SLG: 0.431 (8, FH)										1	0	0	0	0	1	1											
29 Rusty Greer, L OBP: 0.396, SLG: 0.446 (1, 8)										3	0	0	0	1	0	2											
Jose Canseco, R OBP: 0.422, SLG: 0.588 (1, 10)										4	0	0	0	0	2	3											
Will Clark, L OBP: 0.472, SLG: 0.606 (1, 3)										4	0	1	0	0	0	3											
Juan Gonzalez, R OBP: 0.321, SLG: 0.441 (1, 7)										4	0	0	0	0	2	1											
Ivan Rodriguez, R OBP: 0.372, SLG: 0.465 (1, 2)										3	0	0	0	0	0	0											
Doug Strange, S OBP: 0.279, SLG: 0.344 (1, 4)										3	0	0	0	0	0	0											
Dean Palmer, R OBP: 0.295, SLG: 0.453 (1, 5)										3	0	0	0	0	0	0											
Manuel Lee, S OBP: 0.335, SLG: 0.361 (1, 6)										3	0	2	0	0	0	0											
Inning Stats	R: 0 H: 1 E: 0 K: 1 S: 8	H: 1 LOB: 1 BB: 0 P: 13	R: 0 H: 0 E: 0 K: 0 S: 5	H: 0 LOB: 0 BB: 0 P: 7	R: 0 H: 0 E: 0 K: 0 S: 9	H: 0 LOB: 0 BB: 0 P: 16	R: 0 H: 1 E: 0 K: 0 S: 14	H: 1 LOB: 1 BB: 0 P: 23	R: 0 H: 0 E: 0 K: 0 S: 6	H: 0 LOB: 0 BB: 0 P: 11	R: 0 H: 1 E: 0 K: 1 S: 12	H: 1 LOB: 2 BB: 1 P: 19	R: 0 H: 0 E: 0 K: 1 S: 6	H: 0 LOB: 0 BB: 0 P: 9	R: 0 H: 1 E: 0 K: 1 S: 13	H: 1 LOB: 1 BB: 0 P: 20	R: 0 H: 0 E: 0 K: 1 S: 10	H: 0 LOB: 0 BB: 0 P: 18	1B: 3 2B: 1 3B: 0 HR: 0	SF: 0 SAC: 0 DP: 0 HBP: 0	WP: 0 PB: 0 SB: 1 CS: 0	PA: 32					
PITCHER	IP	WLS	BF	H	R	ER	SO	BB	IBB	HBP	BLK	WP	HR	S	P	ERA	WHIP										
Steve Ontiveros, R ERA: 3.38 (1, 1)	6.0	W	22	3	0	0	2	1	0	0	0	0	0	54	89	0.00	0.667										
Billy Taylor, R ERA: 3.12 (7, 1)	1.1		5	1	0	0	1	0	0	0	0	0	0	13	19	0.00	0.750										
Dave Leiper, L ERA: (8, 1)	1.2		5	0	0	0	2	0	0	0	0	0	0	16	28	0.00	0.000										

Oakland Athletics @ Texas Rangers
The Ballpark at Arlington, Arlington, TX
Sun Jun 19 1994, 8:05 PM EDT
Att: 46,153 - Unknown - 78 F

livebaseballscores.com

AB 31
R 0
H 4
RBI 0
BB 1
SO 5
LOB 11

Batter	1	2	3	4	5	6	7	8	9	AB	R	H	RBI	BB	SO	LOB	TOP			
Vince Coleman, S (1, 7) OBP: 0.279, SLG: 0.337	G4-3		G4-3		G4-3															
Brian McRae, S (1, 8) OBP: 0.397, SLG: 0.429	G6-3 BB		K		G6-3															
Wally Joyner, L (1, 3) OBP: 0.380, SLG: 0.454	G6-3																			
Gary Gaetti, R (1, 5) OBP: 0.320, SLG: 0.469																				
Bob Hamelin, L (1, 10) OBP: 0.366, SLG: 0.536																				
Mike Macfarlane, R (1, 2) OBP: 0.377, SLG: 0.457																				
Terry Shumpert, R (9, PR) OBP: 0.276, SLG: 0.537																				
Brent Mayne, L (9, 2) OBP: 0.301, SLG: 0.313																				
Felix Jose, S (1, 9) OBP: 0.362, SLG: 0.423																				
Greg Gagne, R (1, 6) OBP: 0.354, SLG: 0.451																				
Jose Lind, R (1, 4) OBP: 0.283, SLG: 0.305																				
Inning Stats	R: 0 E: 0 K: 0 S: 5	H: 0 LOB: 0 BB: 1 P: 10	R: 0 E: 0 K: 1 S: 8	H: 1 LOB: 2 BB: 0 P: 14	R: 0 E: 0 K: 1 S: 12	H: 0 LOB: 3 BB: 3 P: 26	R: 0 E: 0 K: 0 S: 4	H: 0 LOB: 0 BB: 1 P: 11	R: 0 E: 0 K: 0 S: 3	H: 0 LOB: 0 BB: 0 P: 4	R: 0 E: 1 K: 0 S: 9	H: 1 LOB: 1 BB: 0 P: 13	R: 0 E: 0 K: 3 S: 13	H: 1 LOB: 1 BB: 0 P: 20	R: 2 E: 0 K: 1 S: 11	H: 2 LOB: 3 BB: 1 P: 24	1B: 2 2B: 2 3B: 0 HR: 1	SF: 0 SAC: 0 DP: 1 HBP: 2	WP: 2 PB: 2 SB: 0 CS: 1	PA: 38
PITCHER Ron Darling, R (1, 1) ERA: 5.01	IP: 9.0 WLS: L BF: 38 H: 5 R: 2 ER: 2 SO: 6 BB: 6 IBB: 0 HBP: 2 BLK: 0 WP: 2 HR: 1 S: 70 P: 130 ERA: 2.00 WHIP: 1.222																			

Kansas City Royals @ Oakland Athletics
Oakland-Alameda County Coliseum, Oakland, CA

Tue Jun 21 1994, 7:05 PM PDT
Att: 13,724 - Unknown - 65 F

AB 30
R 2
H 5
RBI 2
BB 6
SO 6
LOB 19



Batter	1	2	3	4	5	6	7	8	9	AB	R	H	RBI	BB	SO	LOB	BOTTOM			
Stan Javier, S (1, 8) OBP: 0.363, SLG: 0.442	G4-3		F8																	
Mike Aldrete, L (1, 10) OBP: 0.310, SLG: 0.383	K																			
Geronimo Berroa, R (1, 7) OBP: 0.391, SLG: 0.498																				
Eric Fox, S (8, 8) OBP: 0.270, SLG: 0.371	G6-3																			
Ruben Sierra, S (1, 9) OBP: 0.292, SLG: 0.494																				
Brent Gates, S (1, 4) OBP: 0.358, SLG: 0.399																				
Mark McWire, R (1, 3) OBP: 0.457, SLG: 0.486																				
Terry Steinbach, R (1, 2) OBP: 0.328, SLG: 0.448																				
Mike Bordick, R (1, 6) OBP: 0.335, SLG: 0.340																				
Scott Hemond, R (1, 5) OBP: 0.254, SLG: 0.319																				
Inning Stats	R: 0 E: 0 K: 1 S: 7	H: 0 LOB: 0 BB: 0 P: 10	R: 0 E: 0 K: 2 S: 15	H: 0 LOB: 1 BB: 1 P: 26	R: 0 E: 0 K: 0 S: 14	H: 0 LOB: 0 BB: 0 P: 20	R: 0 E: 0 K: 1 S: 9	H: 0 LOB: 0 BB: 0 P: 15	R: 0 E: 0 K: 0 S: 11	H: 1 LOB: 1 BB: 0 P: 11	R: 0 E: 0 K: 2 S: 8	H: 0 LOB: 0 BB: 0 P: 13	R: 0 E: 0 K: 1 S: 10	H: 0 LOB: 0 BB: 0 P: 14	R: 0 E: 0 K: 2 S: 9	H: 0 LOB: 1 BB: 1 P: 17	1B: 1 2B: 0 3B: 0 HR: 0	SF: 0 SAC: 0 DP: 0 HBP: 0	WP: 0 PB: 0 SB: 0 CS: 0	PA: 30
PITCHER Kevin Appier, R (1, 1) ERA: 4.58	IP: 2.2 WLS: 9 BF: 11 H: 1 R: 0 ER: 0 SO: 2 BB: 0 IBB: 0 HBP: 0 BLK: 0 WP: 0 HR: 0 S: 29 P: 47 ERA: 0.00 WHIP: 0.375																			
Mike Magnante, L (3, 1) ERA: 3.24	IP: 3.1 WLS: 11 BF: 1 H: 0 R: 0 ER: 0 SO: 2 BB: 0 IBB: 0 HBP: 0 BLK: 0 WP: 0 HR: 35 S: 51 P: 0.00 WHIP: 0.300																			
Stan Belinda, R (7, 1) ERA: 4.88	IP: 2.0 WLS: 6 BF: 0 H: 0 R: 0 ER: 0 SO: 3 BB: 0 IBB: 0 HBP: 0 BLK: 0 WP: 0 HR: 18 S: 27 P: 0.00 WHIP: 0.000																			
Rusty Meacham, R (9, 1) ERA: 1.59	IP: 1.0 WLS: 4 BF: 0 H: 0 R: 0 ER: 0 SO: 2 BB: 1 IBB: 0 HBP: 0 BLK: 0 WP: 0 HR: 9 S: 17 P: 0.00 WHIP: 1.000																			

Kansas City Royals @ Oakland Athletics
Oakland-Alameda County Coliseum, Oakland, CA

Tue Jun 21 1994, 7:05 PM PDT
Att: 13,724 - Unknown - 65 F

AB 28
R 0
H 1
RBI 0
BB 2
SO 10
LOB 3



Batter	1	2	3	4	5	6	7	8	9	AB	R	H	RBI	BB	SO	LOB	TOP									
Vince Coleman, S OBP: 0.282, SLG: 0.334										2	1	0	0	2	1	0	Kansas City Royals @ Oakland Athletics Oakland-Alameda County Coliseum, Oakland, CA Wed Jun 22 1994, 7:05 PM PDT Att: 12,420 - Unknown - 63 F livebaseballscorecards.com									
Brian McRae, S OBP: 0.388, SLG: 0.432										5	2	2	2	0	1	2										
Wally Joyner, L OBP: 0.388, SLG: 0.463										4	2	3	3	1	1	1										
Bob Hamelin, L OBP: 0.372, SLG: 0.551										3	2	1	2	2	1	1										
Gary Gaetti, R OBP: 0.317, SLG: 0.464										5	0	1	1	0	1	2										
Felix Jose, S OBP: 0.368, SLG: 0.444										5	1	3	2	0	1	2										
Mike Macfarlane, R OBP: 0.373, SLG: 0.447										4	0	0	0	1	1	3										
Greg Gagne, R OBP: 0.349, SLG: 0.442										4	0	0	0	0	2	1										
Jose Lind, R OBP: 0.288, SLG: 0.315										4	2	2	0	0	0	0										
Inning Stats	R: 0 E: 0 K: 1 S: 10	H: 1 LOB: 1 BB: 0 P: 18	R: 1 E: 0 K: 0 S: 8	H: 1 LOB: 0 BB: 1 P: 14	R: 2 E: 0 K: 1 S: 18	H: 2 LOB: 2 BB: 2 P: 34	R: 0 E: 0 K: 1 S: 7	H: 0 LOB: 0 BB: 0 P: 10	R: 2 E: 0 K: 2 S: 11	H: 1 LOB: 0 BB: 1 P: 19	R: 0 E: 0 K: 1 S: 9	H: 0 LOB: 0 BB: 0 P: 16	R: 1 E: 0 K: 1 S: 12	H: 2 LOB: 1 BB: 0 P: 20	R: 0 E: 0 K: 1 S: 14	H: 1 LOB: 1 BB: 0 P: 20	R: 4 E: 0 K: 1 S: 15	H: 4 LOB: 2 BB: 2 P: 31	1B: 7 2B: 4 3B: 0 HR: 2	SF: 0 SAC: 1 DP: 2 HBP: 0	WP: 0 PB: 0 SB: 1 CS: 1	PA: 43				
PITCHER	IP	WLS	BF	H	R	ER	SO	BB	IBB	HBP	BLK	WP	HR	S	P	ERA	WHIP									
Todd Van Poppel, R ERA: 6.65	(1, 1)	6.0	L	26	5	5	5	6	4	0	0	0	0	2	63	111	7.50	1.500								
Vince Horsman, L ERA: 3.5	(7, 1)	1.1		5	2	1	1	2	0	0	0	0	0	18	29	6.75	1.500									
Billy Taylor, R ERA: 4.0	(8, 1)	1.1		10	4	4	4	0	1	0	0	0	0	19	37	27.00	3.750									
Carlos Reyes, R ERA: 4.98	(9, 1)	0.1		2	1	0	0	1	0	0	0	0	0	4	5	0.00	3.000									

Batter	1	2	3	4	5	6	7	8	9	AB	R	H	RBI	BB	SO	LOB	BOTTOM									
Stan Javier, S OBP: 0.364, SLG: 0.441										5	0	2	0	0	0	1	Kansas City Royals @ Oakland Athletics Oakland-Alameda County Coliseum, Oakland, CA Wed Jun 22 1994, 7:05 PM PDT Att: 12,420 - Unknown - 63 F livebaseballscorecards.com									
Brent Gates, S OBP: 0.354, SLG: 0.393										5	0	1	0	0	0	2										
Geronimo Berroa, R OBP: 0.392, SLG: 0.491										3	0	0	0	2	0	0										
Ruben Sierra, S OBP: 0.288, SLG: 0.487										4	0	0	0	0	1	4										
Mark McGwire, R OBP: 0.469, SLG: 0.534										3	1	2	1	1	1	0										
Terry Steinbach, R OBP: 0.322, SLG: 0.440										4	0	0	0	0	2	4										
Mike Bordick, R OBP: 0.344, SLG: 0.346										2	0	2	0	2	0	0										
Craig Paquette, R OBP: 0.150, SLG: 0.175										4	0	1	0	0	0	4										
Eric Fox, S OBP: 0.244, SLG: 0.333										4	0	0	0	0	0	7										
Inning Stats	R: 0 E: 0 K: 1 S: 15	H: 1 LOB: 3 BB: 2 P: 27	R: 0 E: 0 K: 0 S: 13	H: 0 LOB: 1 BB: 1 P: 22	R: 0 E: 0 K: 1 S: 7	H: 0 LOB: 0 BB: 0 P: 11	R: 0 E: 0 K: 0 S: 11	H: 1 LOB: 2 BB: 1 P: 20	R: 0 E: 0 K: 0 S: 8	H: 0 LOB: 0 BB: 0 P: 13	R: 1 E: 0 K: 1 S: 14	H: 3 LOB: 2 BB: 0 P: 22	R: 0 E: 0 K: 0 S: 7	H: 1 LOB: 1 BB: 1 P: 14	R: 0 E: 1 K: 1 S: 14	H: 1 LOB: 2 BB: 0 P: 21	R: 0 E: 0 K: 0 S: 5	H: 1 LOB: 0 BB: 0 P: 7	1B: 7 2B: 0 3B: 0 HR: 1	SF: 0 SAC: 0 DP: 2 HBP: 0	WP: 0 PB: 0 SB: 1 CS: 0	PA: 39				
PITCHER	IP	WLS	BF	H	R	ER	SO	BB	IBB	HBP	BLK	WP	HR	S	P	ERA	WHIP									
Tom Gordon, R ERA: 4.13	(1, 1)	6.1	W	30	6	1	1	3	5	0	0	0	0	0	21	31	0.00	0.750								
Hipolito Pichardo, R ERA: 4.6	(7, 1)	2.2		9	2	0	0	1	0	0	0	0	0	21	31	0.00	0.750									

Batter	1	2	3	4	5	6	7	8	9	AB	R	H	RBI	BB	SO	LOB	TOP			
Vince Coleman, S (1, 7) OBP: 0.278, SLG: 0.330	G3			K		K			K	4	0	0	0	0	3	1				
Brian McRae, S (1, 8) OBP: 0.384, SLG: 0.427	F7			K			G4-3			3	0	0	0	0	1	0				
Wally Joyner, L (1, 3) OBP: 0.384, SLG: 0.457	G6-3			K			F8			3	0	0	0	0	1	0				
Bob Hamelin, L (1, 10) OBP: 0.366, SLG: 0.541		G4-3			P6			K		3	0	0	0	0	1	0				
Felix Jose, S (1, 9) OBP: 0.363, SLG: 0.437		K			F7			K		3	0	0	0	0	2	0				
Gary Gaetti, R (1, 5) OBP: 0.313, SLG: 0.458		K			G6-3			K		3	0	0	0	0	2	0				
Brent Mayne, L (1, 2) OBP: 0.289, SLG: 0.300			F9			G1-6-3		K		3	0	0	0	0	1	0				
Greg Gagne, R (1, 6) OBP: 0.348, SLG: 0.441			K						K	3	0	1	0	0	2	0				
Jose Lind, R (1, 4) OBP: 0.284, SLG: 0.310			K				F9		G4-3	3	0	0	0	0	1	1				
Inning Stats	R: 0 H: 0 E: 0 K: 0 S: 8	H: 0 LOB: 0 BB: 0 P: 10	R: 0 H: 0 E: 0 K: 2 S: 12	H: 0 LOB: 0 BB: 0 P: 21	R: 0 H: 0 E: 0 K: 3 S: 8	H: 0 LOB: 0 BB: 0 P: 12	R: 0 H: 0 E: 0 K: 3 S: 10	H: 0 LOB: 0 BB: 0 P: 13	R: 0 H: 1 E: 0 K: 1 S: 10	H: 1 LOB: 1 BB: 0 P: 13	R: 0 H: 0 E: 0 K: 1 S: 6	H: 0 LOB: 0 BB: 0 P: 8	R: 0 H: 0 E: 0 K: 3 S: 12	H: 0 LOB: 0 BB: 0 P: 18	R: 0 H: 0 E: 0 K: 2 S: 10	H: 0 LOB: 0 BB: 0 P: 16	1B: 1 2B: 0 3B: 0 HR: 0	SF: 0 SAC: 0 DP: 0 HBP: 0	WP: 0 PB: 0 SB: 0 CS: 0	PA: 28
PITCHER Bobby Witt, R (1, 1) ERA: 5.57	IP: 9.0 WLS: W BF: 28 H: 1 R: 0 ER: 0 SO: 14 BB: 0 IBB: 0 HBP: 0 BLK: 0 WP: 0 HR: 0 S: 83 P: 120 ERA: 0.00 WHIP: 0.111																			

Kansas City Royals @ Oakland Athletics
Oakland-Alameda County Coliseum, Oakland, CA
Thu Jun 23 1994, 3:33 AM PDT
Att: 23,567 - Sunny - 66 F

livebaseballscores.com

AB 28
R 0
H 1
RBI 0
BB 0
SO 14
LOB 2



Batter	1	2	3	4	5	6	7	8	9	AB	R	H	RBI	BB	SO	LOB	BOTTOM			
Rickey Henderson, R (1, 7) OBP: 0.416, SLG: 0.374	K	F8					F7			3	1	0	0	0	1	1				
Stan Javier, S (1, 8) OBP: 0.368, SLG: 0.458	1B FC6-4 2B		K					1B SF7 BB		3	3	2	2	1	1	0				
Brent Gates, S (1, 4) OBP: 0.362, SLG: 0.401	FC6-4 1B		F7				1B	BB 1B		4	0	3	0	0	0	0				
Ruben Sierra, S (1, 9) OBP: 0.284, SLG: 0.482	FC6-4 1B		P3			G4-3		SF7		3	0	0	2	0	0	2				
Geronimo Berroa, R (1, 10) OBP: 0.393, SLG: 0.489			F8			K		G5-4-3 BB		3	0	1	0	1	1	0				
Troy Neel, L (1, 3) OBP: 0.366, SLG: 0.481										3	0	0	0	0	2	2				
Mark McGwire, R (8, FH) OBP: 0.465, SLG: 0.527	K					G3-1		G5-4-3		1	0	0	0	0	0	2				
Mike Bordick, R (1, 6) OBP: 0.341, SLG: 0.342		F7								3	0	0	0	0	1	0				
Craig Paquette, R (1, 5) OBP: 0.163, SLG: 0.209								G5-3		3	0	1	0	0	1	0				
Scott Hemond, R (1, 2) OBP: 0.248, SLG: 0.310								K		3	0	0	0	0	3	1				
Inning Stats	R: 1 H: 3 E: 0 K: 2 S: 18	H: 3 LOB: 2 BB: 0 P: 27	R: 0 H: 1 E: 0 K: 1 S: 10	H: 1 LOB: 1 BB: 0 P: 15	R: 0 H: 0 E: 0 K: 1 S: 7	H: 0 LOB: 0 BB: 0 P: 13	R: 0 H: 0 E: 0 K: 2 S: 9	H: 0 LOB: 0 BB: 0 P: 13	R: 2 H: 2 E: 0 K: 1 S: 12	H: 2 LOB: 1 BB: 0 P: 19	R: 0 H: 0 E: 0 K: 1 S: 10	H: 0 LOB: 0 BB: 0 P: 15	R: 0 H: 0 E: 0 K: 1 S: 6	H: 0 LOB: 0 BB: 0 P: 8	R: 1 H: 1 E: 0 K: 0 S: 10	H: 1 LOB: 1 BB: 2 P: 20	1B: 4 2B: 2 3B: 0 HR: 1	SF: 1 SAC: 0 DP: 1 HBP: 1	WP: 0 PB: 0 SB: 0 CS: 0	PA: 33
PITCHER David Cone, R (1, 1) ERA: 2.76 Stan Belinda, R (7, 1) ERA: 4.97 Billy Brewer, L (8, 1) ERA: 2.6	IP: 6.0 WLS: L BF: 25 H: 6 R: 3 ER: 3 SO: 9 BB: 3 IBB: 3 HBP: 0 BLK: 0 WP: 0 HR: 1 S: 66 P: 102 ERA: 4.50 WHIP: 1.000																			

Kansas City Royals @ Oakland Athletics
Oakland-Alameda County Coliseum, Oakland, CA
Thu Jun 23 1994, 3:33 AM PDT
Att: 23,567 - Sunny - 66 F

livebaseballscores.com


AB 29
R 4
H 7
RBI 4
BB 2
SO 10
LOB 8



Batter	1	2	3	4	5	6	7	8	9	AB	R	H	RBI	BB	SO	LOB	TOP			
Tony Phillips, S OBP: 0.402, SLG: 0.419 (1, 7)	G6-3			G1-3		G5-3		K		4	0	0	0	0	1	0				
Lou Whitaker, L OBP: 0.357, SLG: 0.503 (1, 4)	F7			F9		K		2B 1B	4	1	1	0	0	0	1	0				
Travis Fryman, R OBP: 0.353, SLG: 0.503 (1, 5)	F9			L5			K	1B 2B	4	1	1	0	0	0	1	0				
Cecil Fielder, R OBP: 0.337, SLG: 0.486 Juan Samuel, R OBP: 0.376, SLG: 0.563 (9, PR)		G3			G5-3		G3	F7 1B	4	0	1	2	0	0	0	0				
Kirk Gibson, L OBP: 0.361, SLG: 0.530 (1, 8)		G1-3			G6-3		1B	F7 1B	4	0	1	0	0	0	0	1				
Mickey Tettleton, S OBP: 0.443, SLG: 0.539 (1, 10)		P5			1B BB		F7	P5	3	0	0	0	0	1	0	3				
Junior Felix, S OBP: 0.383, SLG: 0.652 (1, 9)				G6-3 CS 2B		1B		F8 K	4	0	2	0	0	0	1	2				
Alan Trammell, R OBP: 0.363, SLG: 0.503 (1, 6)				G6-3		G1-3		HR	3	1	1	1	0	0	0	3				
Chad Kreuter, S OBP: 0.347, SLG: 0.287 (1, 2)				G3-1 3H		G4-3		K	3	0	0	0	0	0	1	1				
Inning Stats	R: 0 E: 0 K: 0 S: 4	H: 0 LOB: 0 BB: 0 P: 9	R: 0 E: 0 K: 0 S: 4	H: 0 LOB: 0 BB: 0 P: 9	R: 0 E: 0 K: 0 S: 6	H: 1 LOB: 0 BB: 0 P: 10	R: 0 E: 0 K: 0 S: 5	H: 0 LOB: 0 BB: 0 P: 8	R: 0 E: 0 K: 1 S: 7	H: 0 LOB: 0 BB: 0 P: 11	R: 0 E: 0 K: 1 S: 11	H: 1 LOB: 1 BB: 0 P: 19	R: 1 E: 0 K: 2 S: 11	H: 1 LOB: 0 BB: 0 P: 15	R: 2 E: 0 K: 1 S: 14	H: 3 LOB: 2 BB: 0 P: 19	1B: 4 2B: 2 3B: 0 HR: 1	SF: 0 SAC: 0 DP: 0 HBP: 0	WP: 0 PB: 0 SB: 0 CS: 1	PA: 34
PITCHER	IP	WLS	BF	H	R	ER	SO	BB	IBB	HBP	BLK	WP	HR	S	P	ERA	WHIP			
Steve Ontiveros, R ERA: 3.09 (1, 1)	5.0	W	17	2	0	0	0	1	0	0	0	0	0	30	56	0.00	0.600			
Vince Horsman, L ERA: 3.35 (6, 1)	1.0		3	0	0	0	1	0	0	0	0	0	0	7	11	0.00	0.000			
Billy Taylor, R ERA: 3.93 (7, 1)	0.2		2	0	0	0	1	0	0	0	0	0	0	5	9	0.00	0.000			
Dave Leiper, L ERA: (7, 1)	0.1		2	1	0	0	0	0	0	0	0	0	0	6	10	0.00	3.000			
Mark Acres, R ERA: 3.45 (8, 1)	0.2		3	1	1	1	1	0	0	0	0	0	1	8	11	13.50	1.500			

Detroit Tigers @ Oakland Athletics
 Oakland-Alameda County Coliseum, Oakland, CA
 Fri Jun 24 1994, 7:05 PM PDT
 Att: 24,456 - Unknown
livebaseballscorecards.com


AB	33
R	3
H	7
RBI	3
BB	1
SO	5
LOB	10

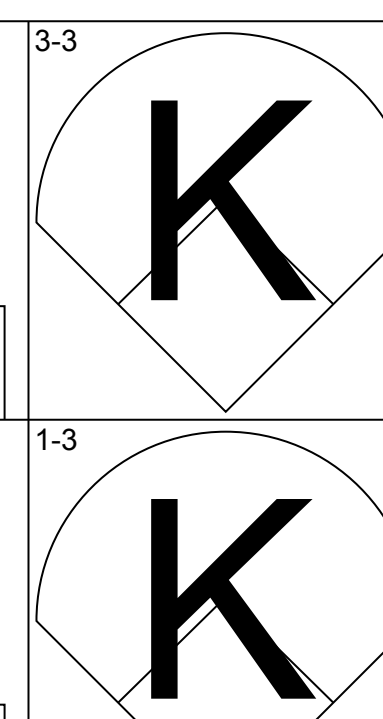
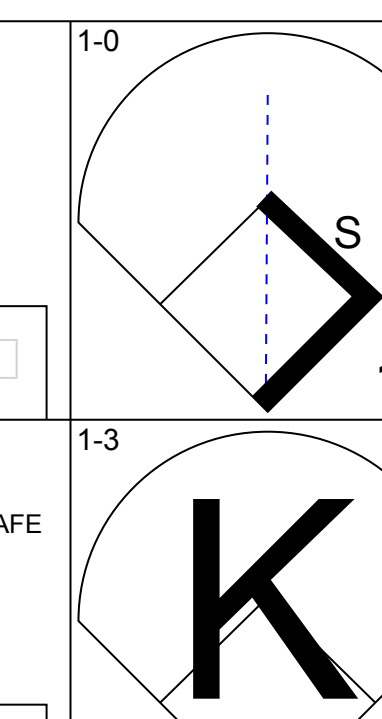
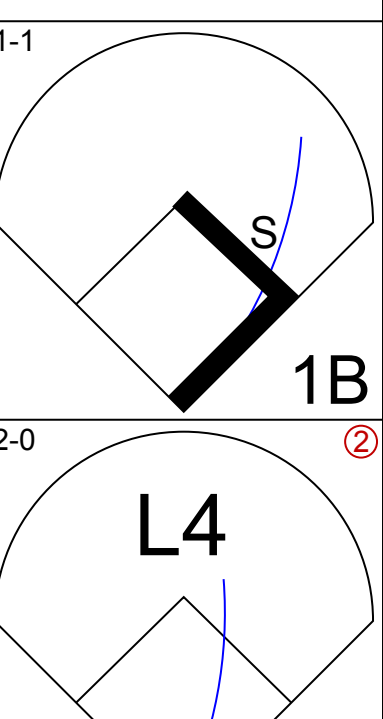
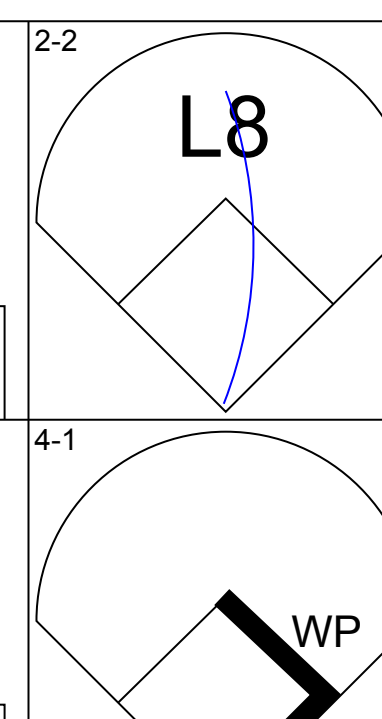
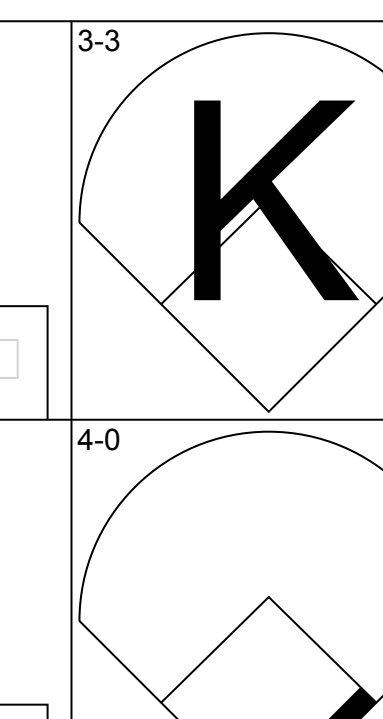
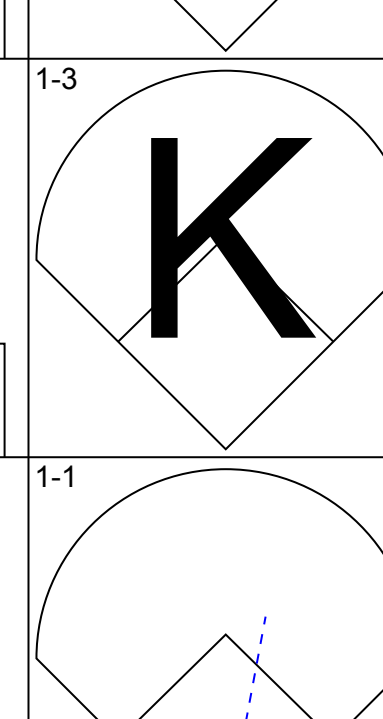
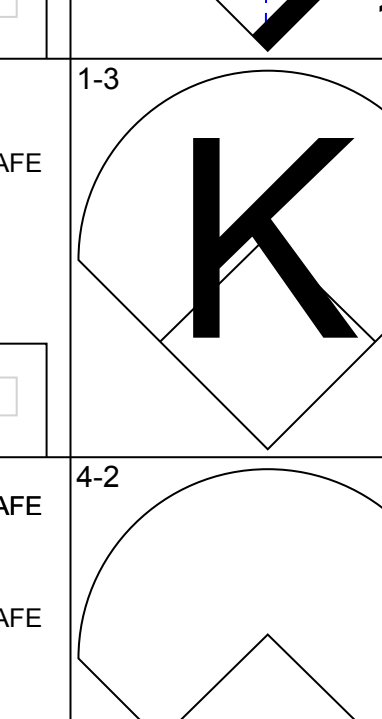
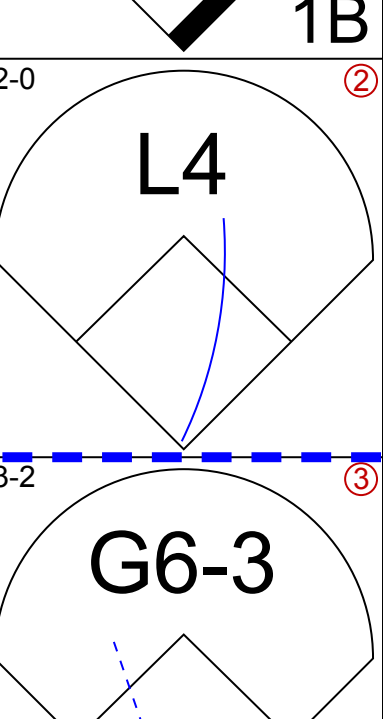
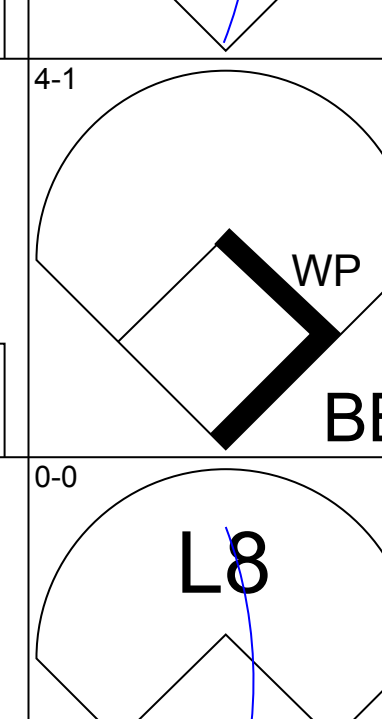
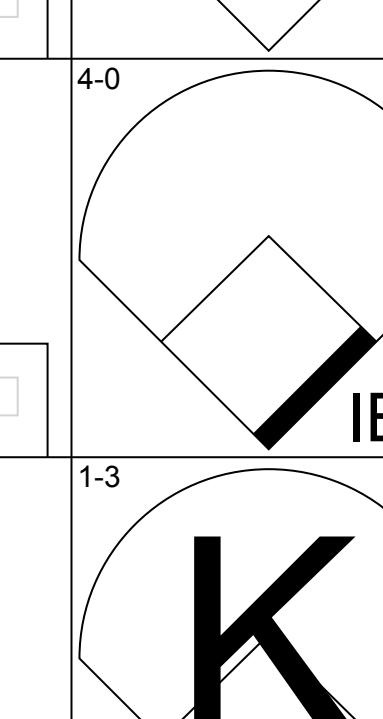
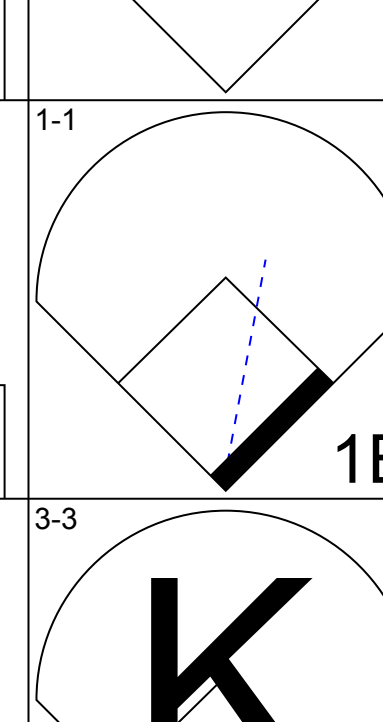
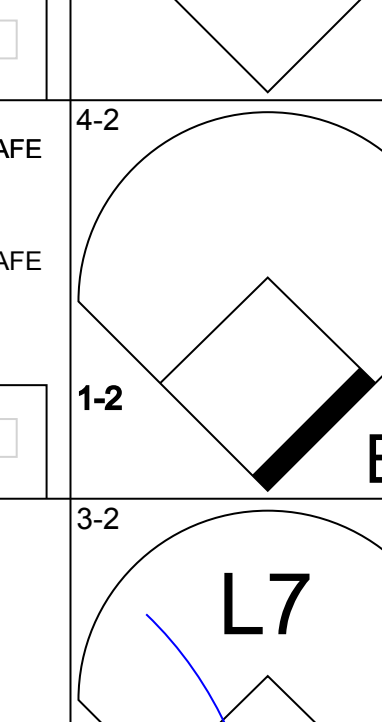
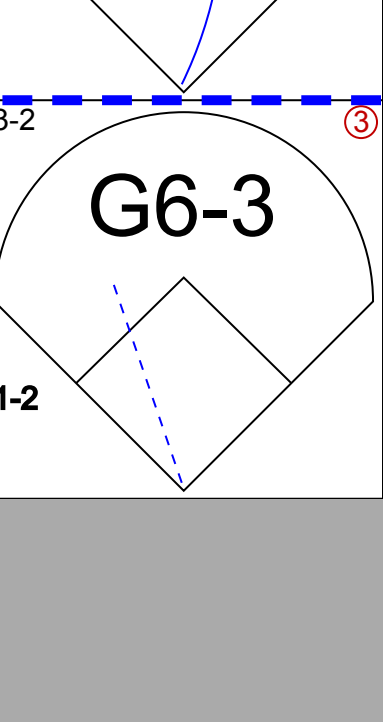
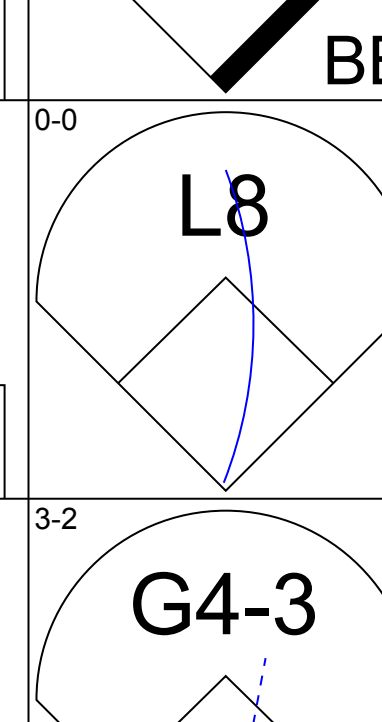
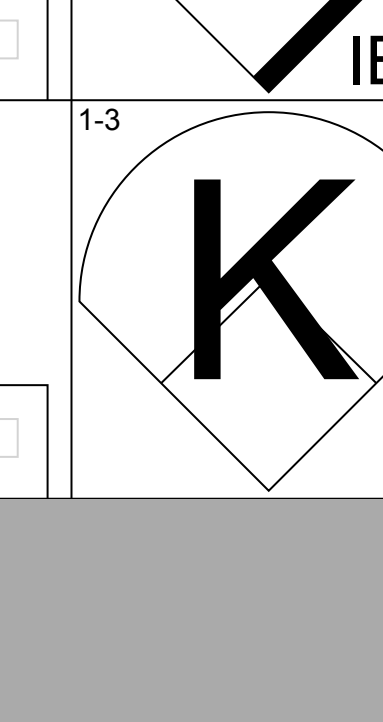
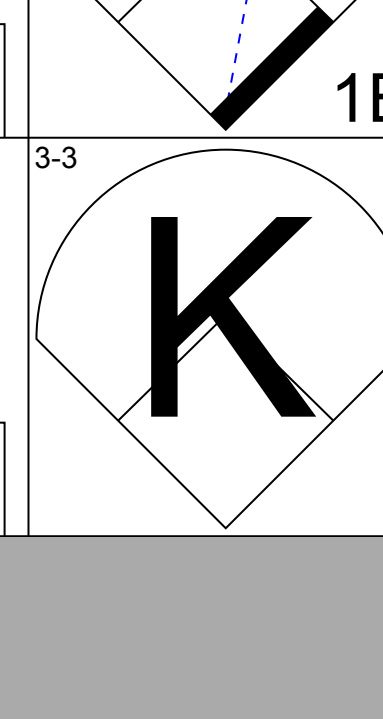
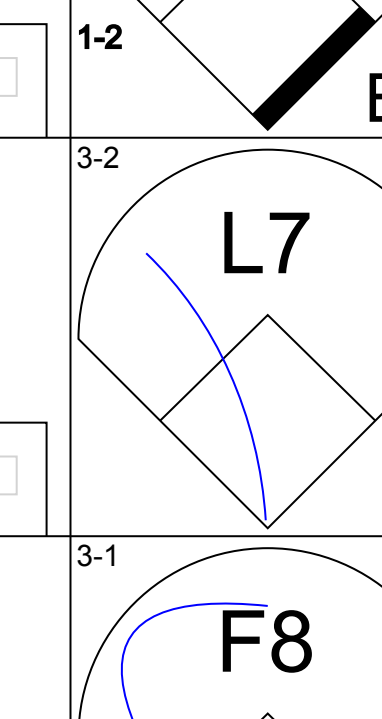
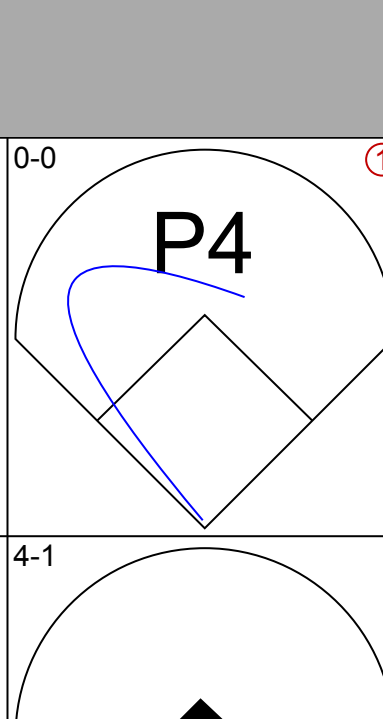
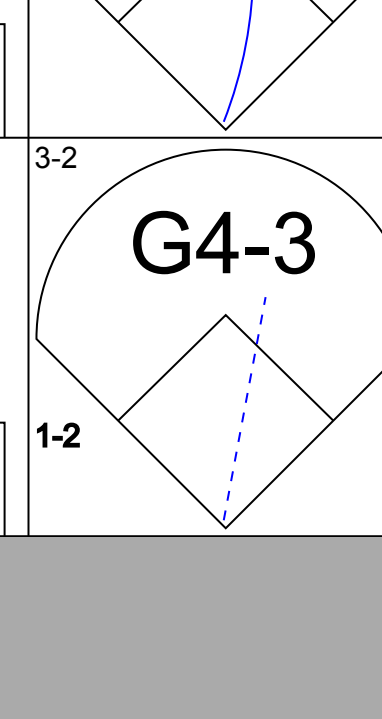
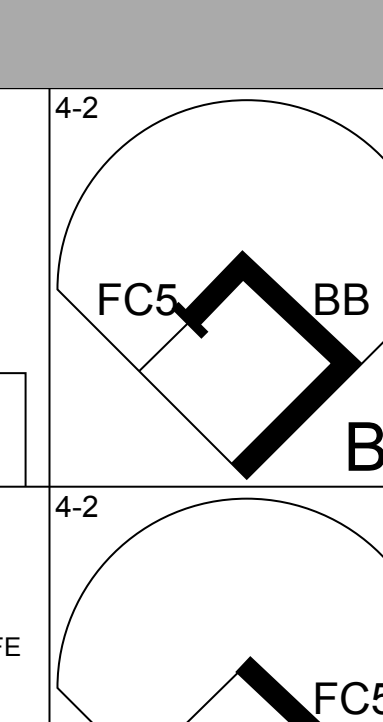
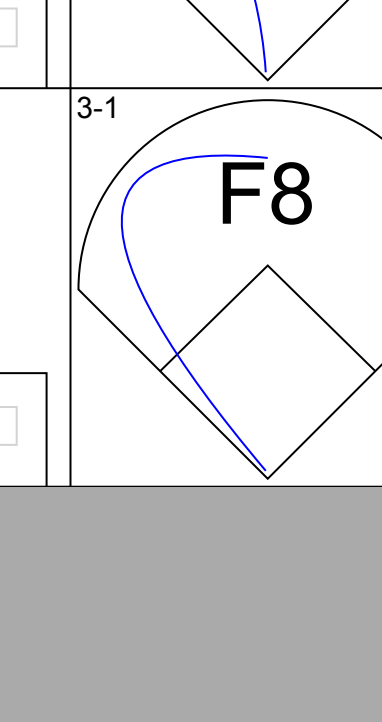
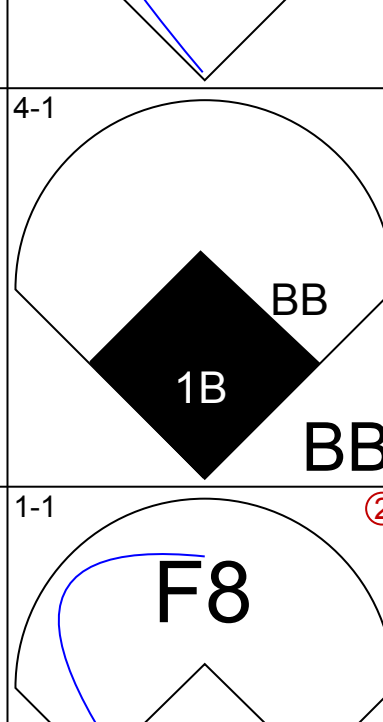

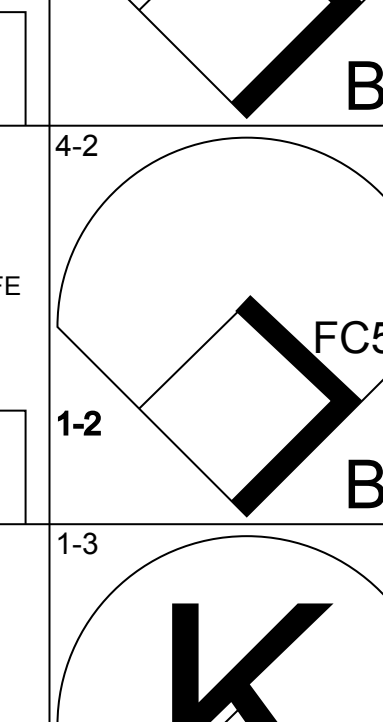
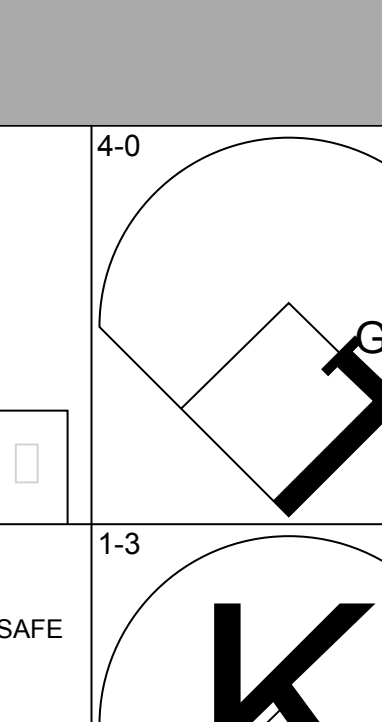
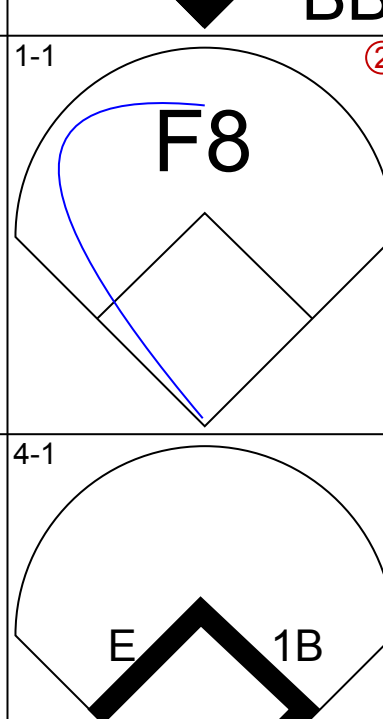

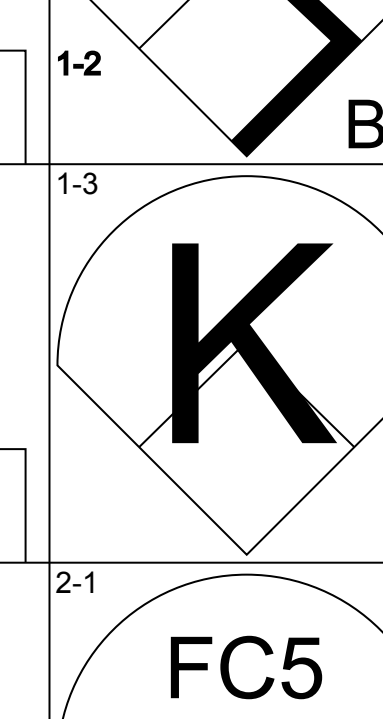
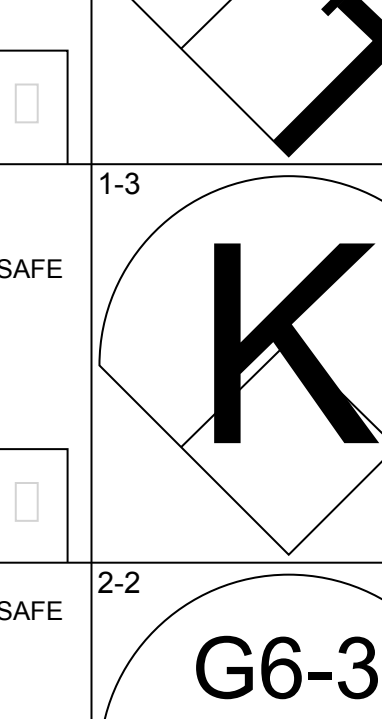
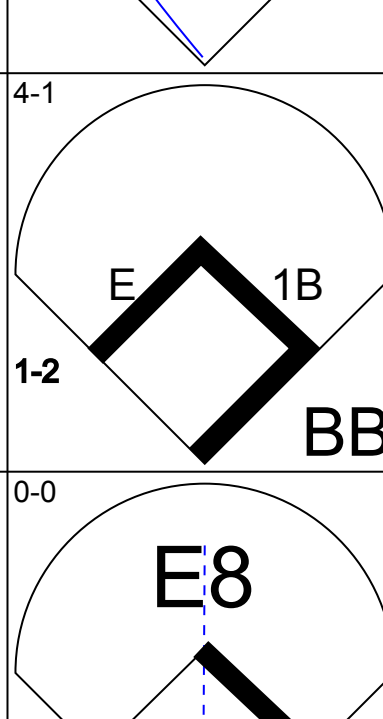

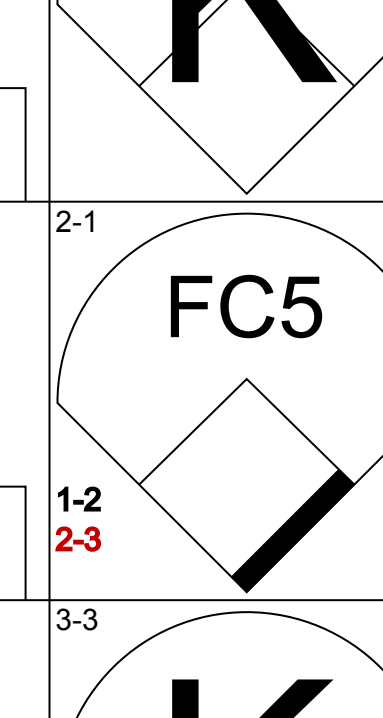
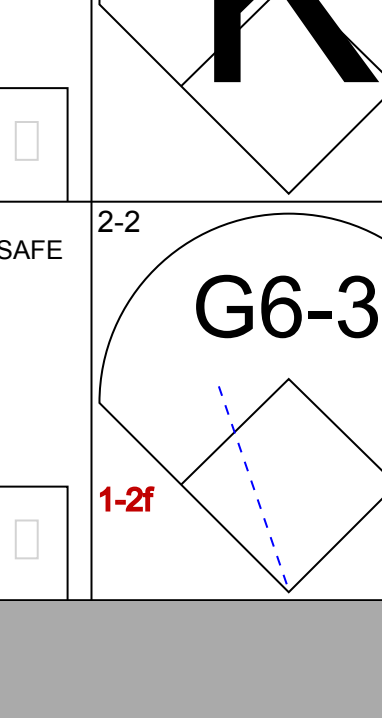
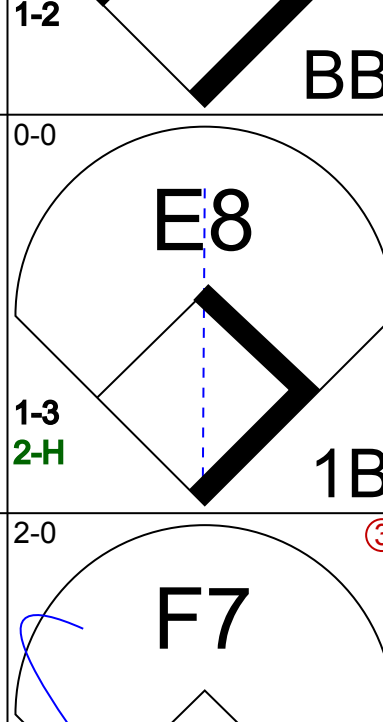

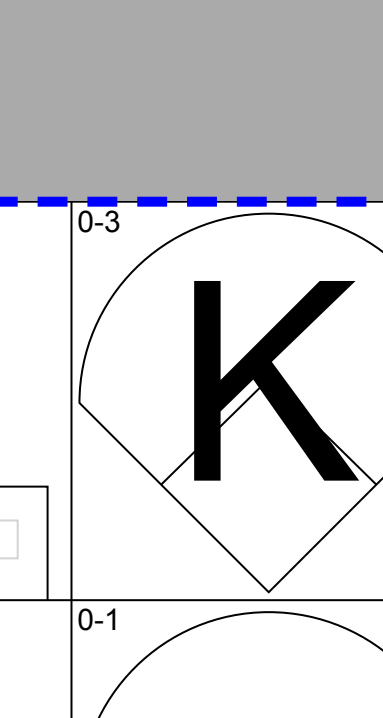
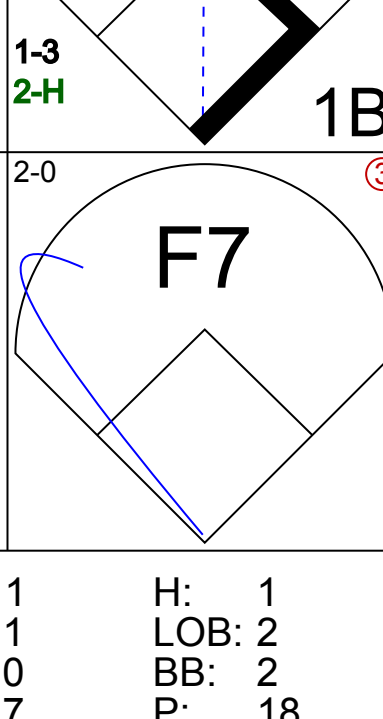



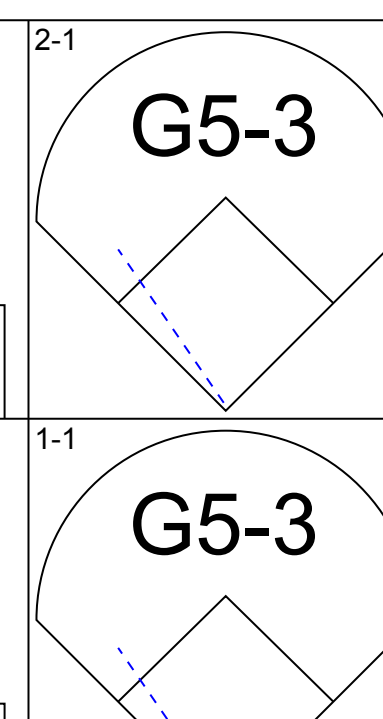
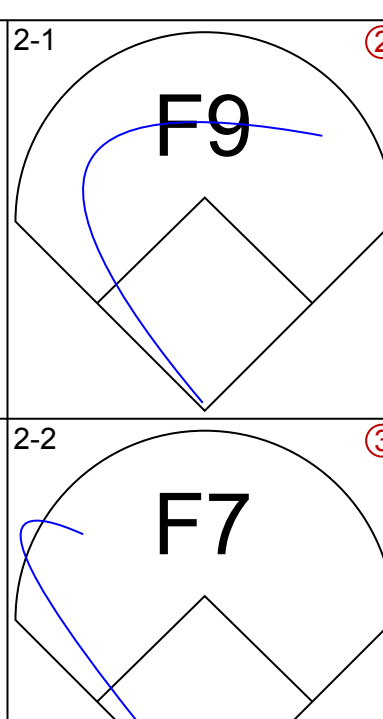
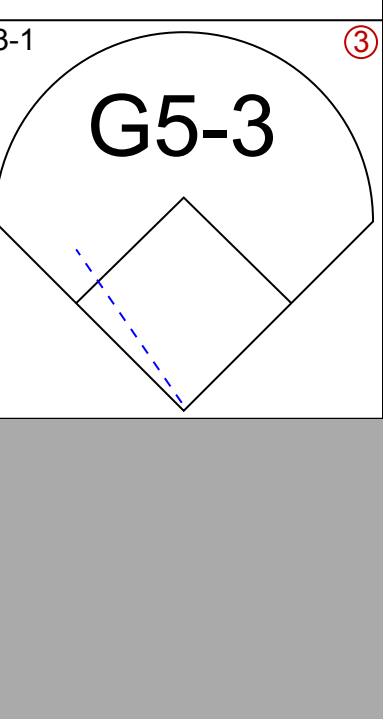
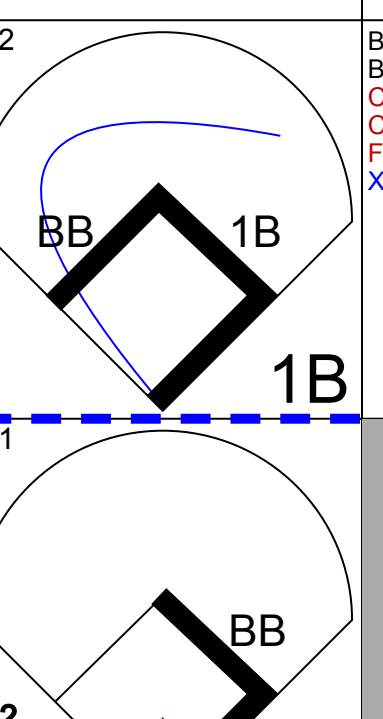

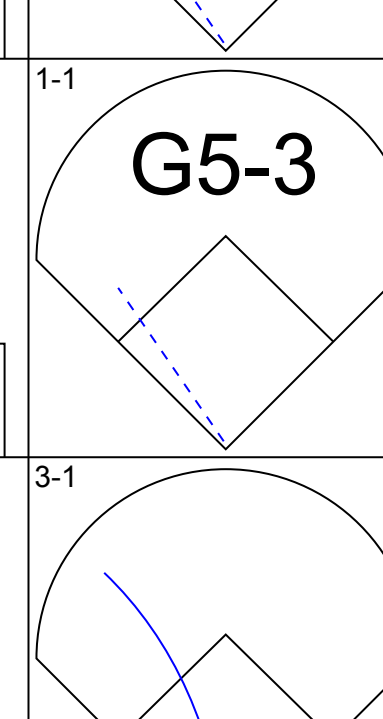
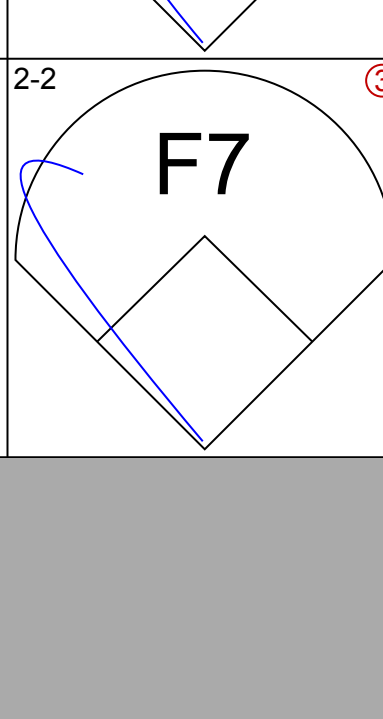
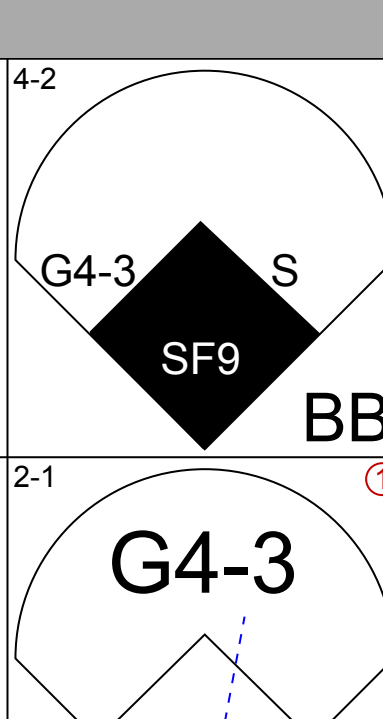
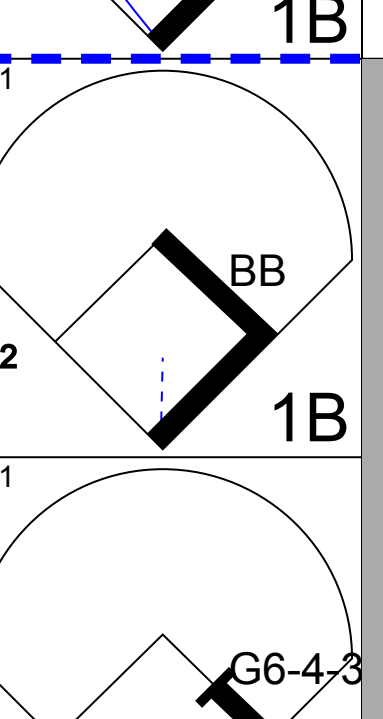
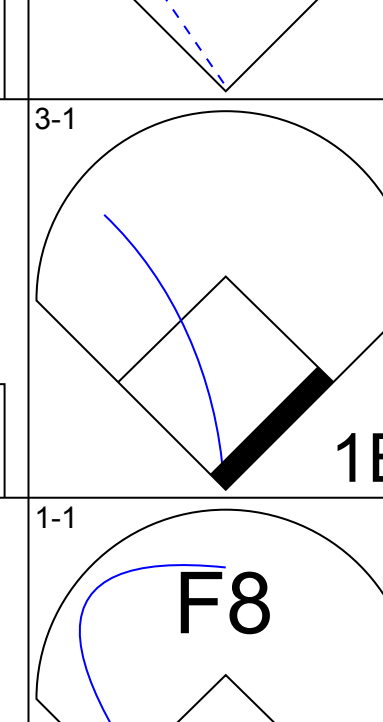
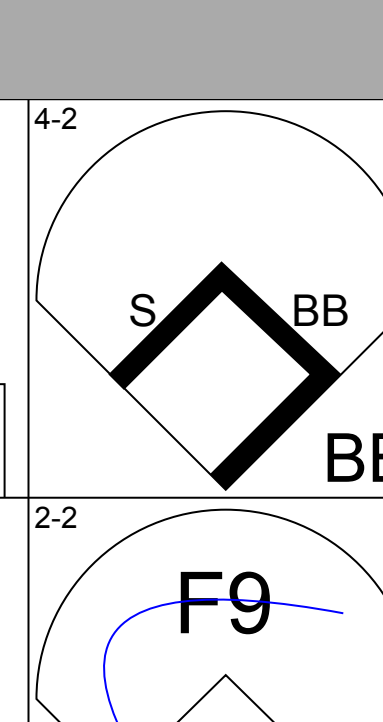
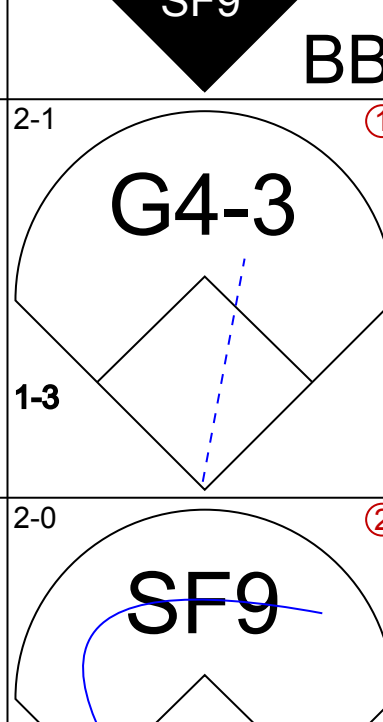
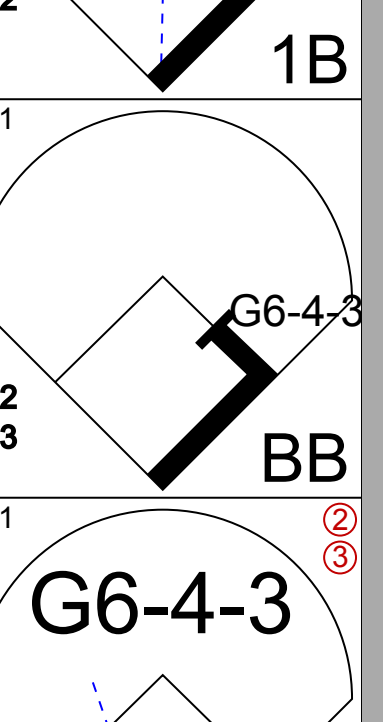
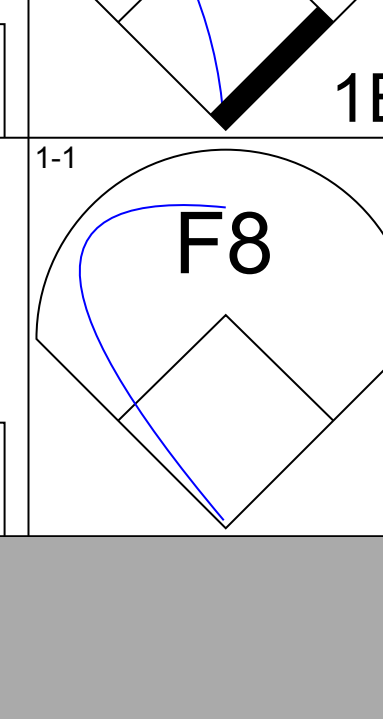

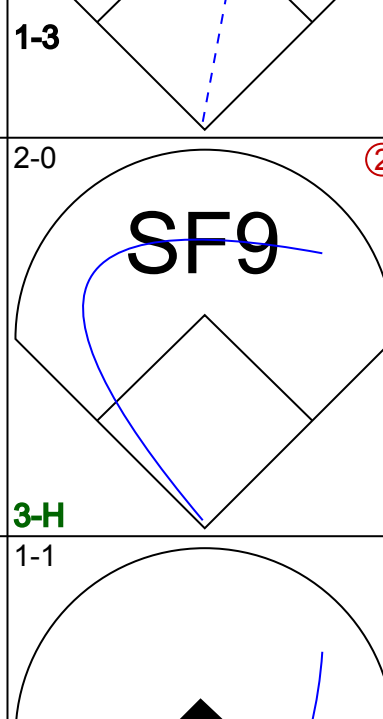
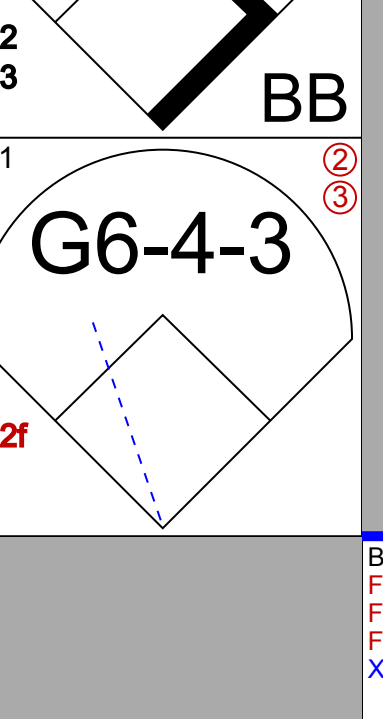
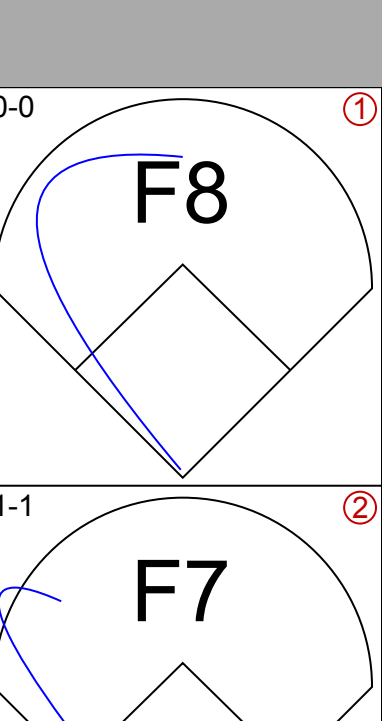
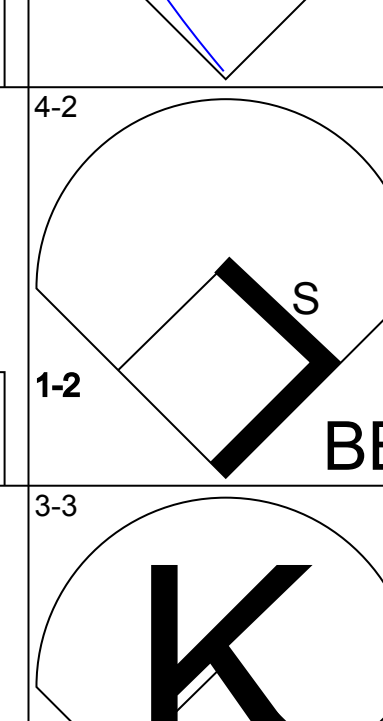
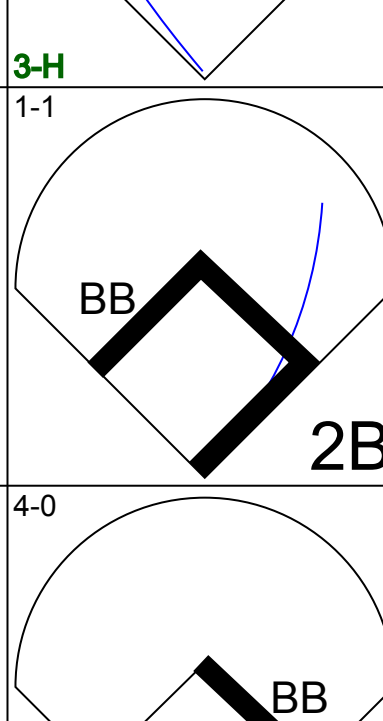
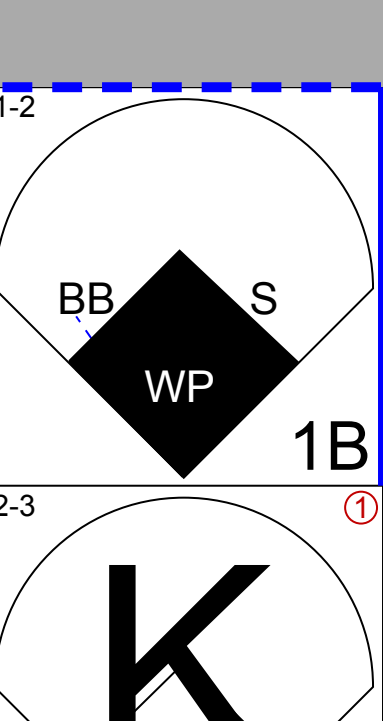

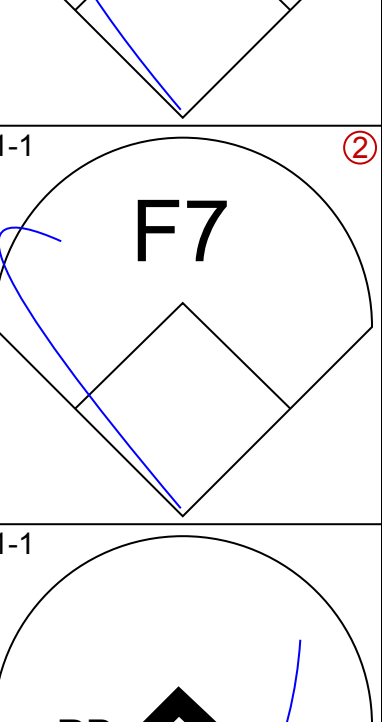
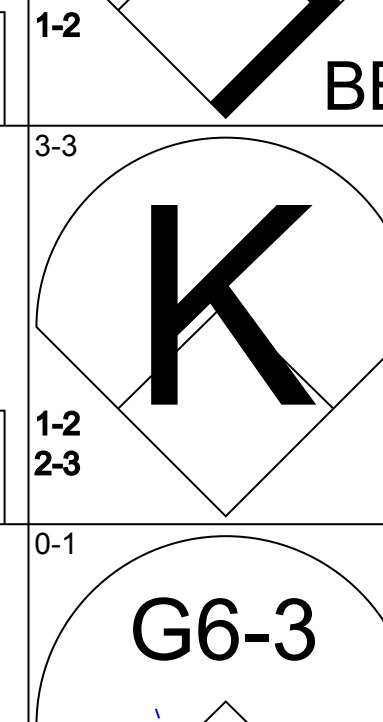
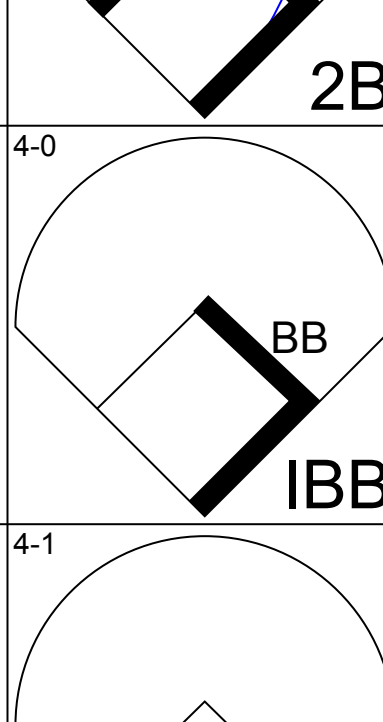
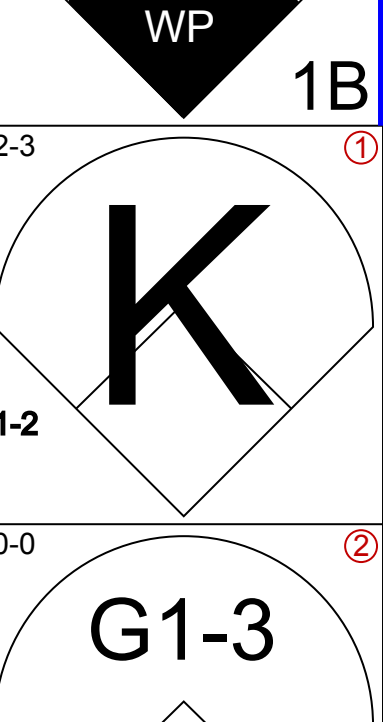
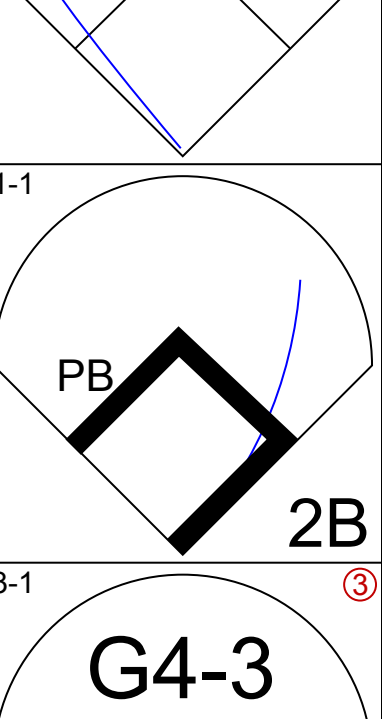
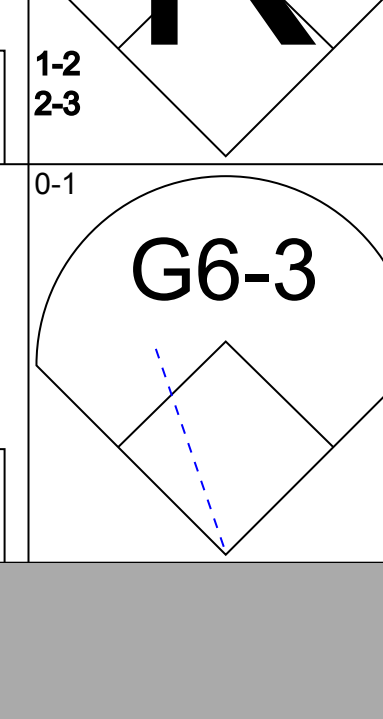
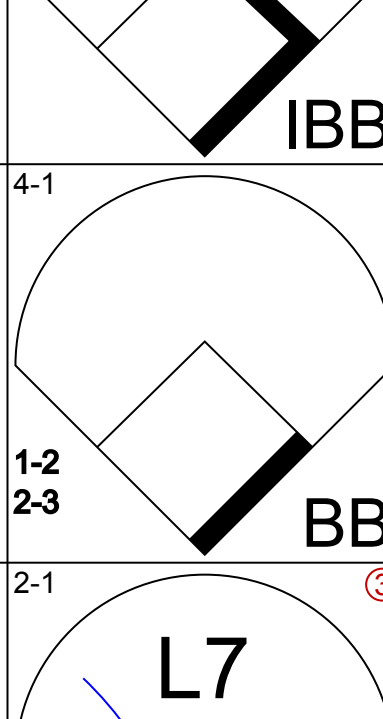
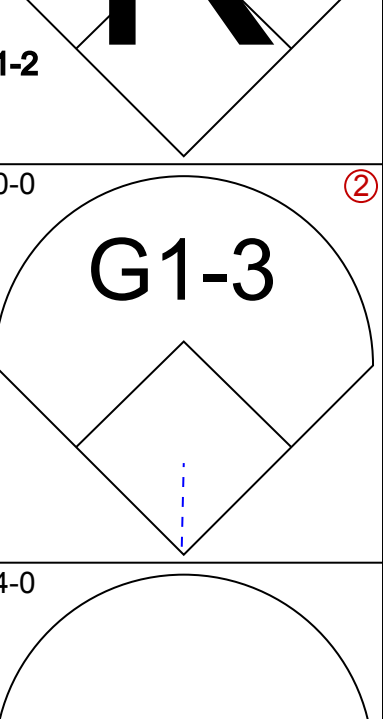
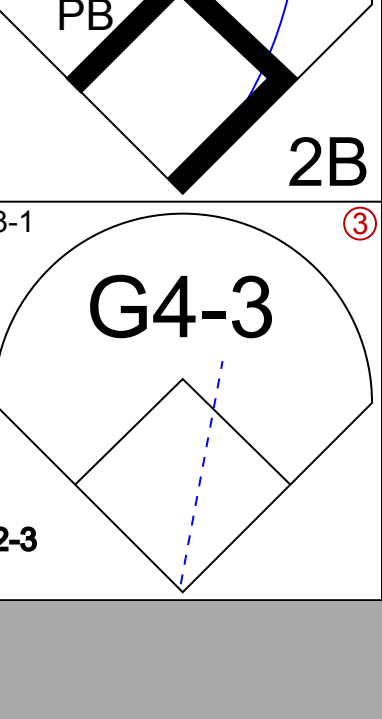
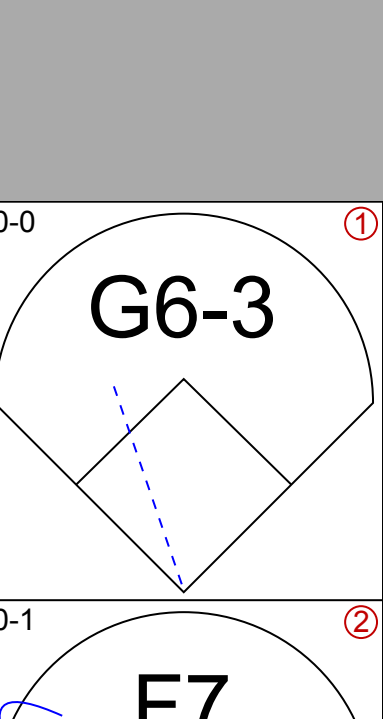
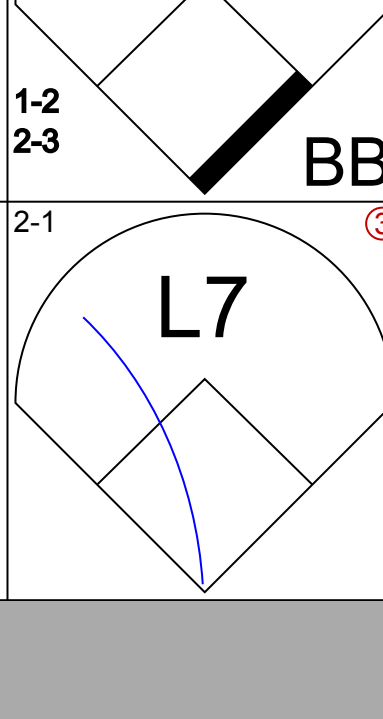
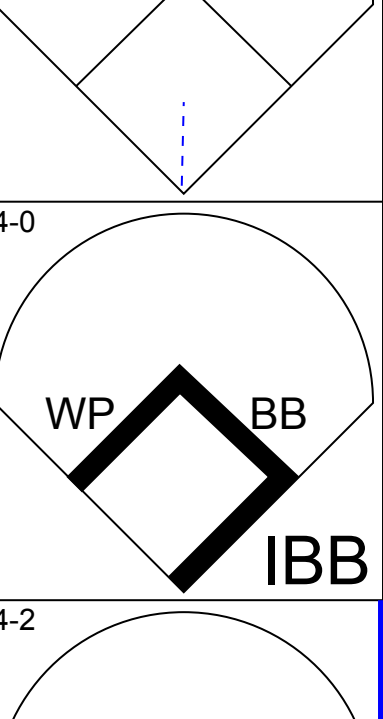
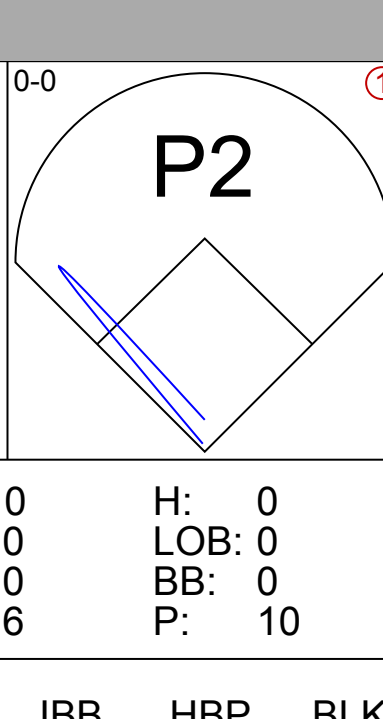
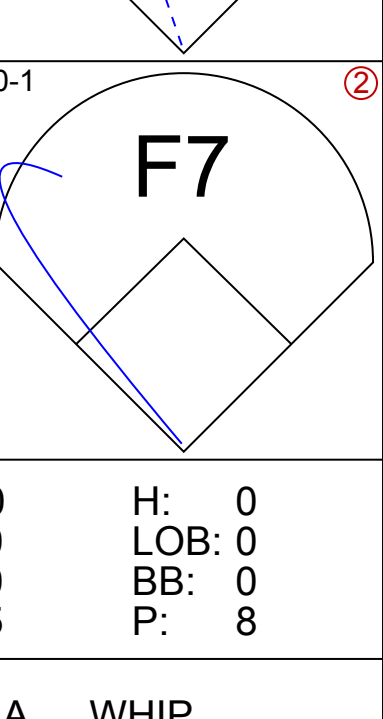
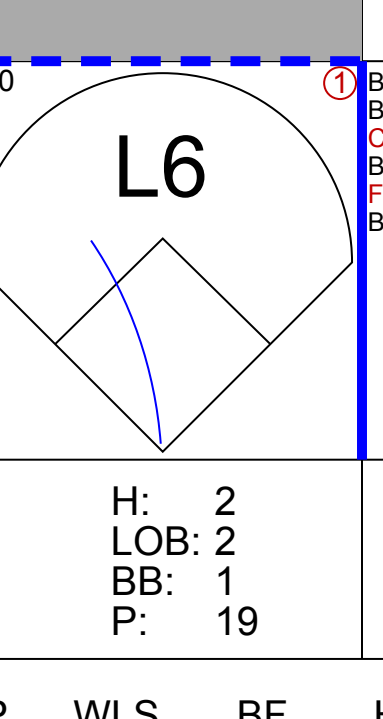

Batter	1	2	3	4	5	6	7	8	9	AB	R	H	RBI	BB	SO	LOB	BOTTOM			
Rickey Henderson, R OBP: 0.413, SLG: 0.371 (1, 7)	K			E 1B BB 1B	P6		E3			4	1	1	0	0	1	0				
Stan Javier, S OBP: 0.364, SLG: 0.451 (1, 8)	L8			P6	K		K			4	0	0	0	0	2	2				
Geronimo Berroa, R OBP: 0.391, SLG: 0.485 (1, 10)	G4-3			BB 1B E 1B	G4-3		G6-3			4	1	1	0	0	0	0				
Ruben Sierra, S OBP: 0.284, SLG: 0.478 (1, 9)		CS 1B		E6 BB 1B		L9		F9		4	1	1	0	0	0	2				
Mark McGwire, R OBP: 0.465, SLG: 0.520 Troy Neel, L OBP: 0.362, SLG: 0.475 (5, 3)		P3		1B 2B BB	G6-3		G4-3			1	1	0	1	1	0	1				
Brent Gates, S OBP: 0.367, SLG: 0.406 (1, 4)		L7		2B 1B		1B		G4-3		2	0	0	0	0	0	0				
Terry Steinbach, R OBP: 0.319, SLG: 0.434 (1, 2)				L8	F9		F7			3	0	0	0	0	0	3				
Mike Bordick, R OBP: 0.341, SLG: 0.346 (1, 6)				G5-3			F8			3	0	1	1	0	0	0				
Craig Paquette, R OBP: 0.152, SLG: 0.196 (1, 5)				K	K		F9			3	0	0	0	0	2	2				
Inning Stats	R: 0 E: 0 K: 1 S: 11	H: 0 LOB: 0 BB: 0 P: 17	R: 0 E: 0 K: 0 S: 10	H: 1 LOB: 0 BB: 0 P: 15	R: 0 E: 0 K: 1 S: 6	H: 0 LOB: 0 BB: 0 P: 9	R: 4 E: 1 K: 1 S: 31	H: 4 LOB: 2 BB: 1 P: 49	R: 0 E: 0 K: 1 S: 7	H: 0 LOB: 0 BB: 0 P: 13	R: 0 E: 0 K: 0 S: 9	H: 1 LOB: 1 BB: 0 P: 13	R: 0 E: 1 K: 1 S: 11	H: 0 LOB: 1 BB: 0 P: 17	R: 0 E: 0 K: 0 S: 5	H: 0 LOB: 0 BB: 0 P: 8	1B: 5 2B: 1 3B: 0 HR: 0	SF: 0 SAC: 0 DP: 0 HBP: 0	WP: 0 PB: 0 SB: 0 CS: 1	PA: 32
PITCHER	IP	WLS	BF	H	R	ER	SO	BB	IBB	HBP	BLK	WP	HR	S	P	ERA	WHIP			
David Wells, L ERA: 5.56 (1, 1)	8.0	L	32	6	4	2	5	1	0	0	0	0	0	90	141	2.25	0.875			

Detroit Tigers @ Oakland Athletics
 Oakland-Alameda County Coliseum, Oakland, CA
 Fri Jun 24 1994, 7:05 PM PDT
 Att: 24,456 - Unknown
livebaseballscorecards.com

AB	31
R	4
H	6
RBI	4
BB	1
SO	5
LOB	11



Batter	1	2	3	4	5	6	7	8	9	AB	R	H	RBI	BB	SO	LOB	TOP									
Tony Phillips, S OBP: 0.402, SLG: 0.419 (1, 7)			 1B			 1B				5	0	2	0	0	2	1	Detroit Tigers @ Oakland Athletics Oakland-Alameda County Coliseum, Oakland, CA Sat Jun 25 1994, 3:33 AM PDT Att: 30,041 - Sunny - 65 F									
Lou Whitaker, L OBP: 0.356, SLG: 0.495 (1, 4)							 BB			3	0	0	0	2	2	2										
Travis Fryman, R OBP: 0.354, SLG: 0.500 (1, 5)										4	0	1	0	1	1	4										
Cecil Fielder, R OBP: 0.332, SLG: 0.479 (1, 3)										4	0	0	0	0	1	4										
Kirk Gibson, L OBP: 0.364, SLG: 0.525 (1, 10)		 BB					 1B			2	1	0	0	2	0	2										
Mickey Tettleton, S OBP: 0.444, SLG: 0.534 Chad Kreuter, S OBP: 0.347, SLG: 0.287 (8, 2)	 BB			 BB						2	0	0	0	2	0	1										
Junior Felix, S OBP: 0.386, SLG: 0.644 (1, 9)							 1B		 BB	2	0	0	0	2	2	3										
Chris Gomez, R OBP: 0.366, SLG: 0.455 (1, 6)										4	0	1	1	0	1	3										
Juan Samuel, R OBP: 0.372, SLG: 0.559 (1, 8)										4	0	1	0	0	1	4										
Inning Stats	R: 0 E: 0 K: 3 S: 11	H: 1 LOB: 1 BB: 0 P: 19	R: 0 E: 0 K: 2 S: 14	H: 0 LOB: 2 BB: 2 P: 28	R: 0 E: 0 K: 1 S: 12	H: 1 LOB: 2 BB: 1 P: 24	R: 0 E: 0 K: 1 S: 6	H: 0 LOB: 0 BB: 1 P: 13	R: 0 E: 0 K: 0 S: 7	H: 1 LOB: 1 BB: 0 P: 13	R: 1 E: 1 K: 0 S: 7	H: 1 LOB: 2 BB: 2 P: 18	R: 0 E: 0 K: 0 S: 8	H: 0 LOB: 1 BB: 1 P: 17	R: 0 E: 0 K: 0 S: 7	H: 0 LOB: 0 BB: 1 P: 15		R: 0 E: 0 K: 3 S: 13	H: 1 LOB: 2 BB: 1 P: 21	1B: 4 2B: 1 3B: 0 HR: 0	SF: 0 SAC: 0 DP: 1 HBP: 0	WP: 1 PB: 0 SB: 2 CS: 1	PA: 40			
PITCHER	IP	WLS	BF	H	R	ER	SO	BB	IBB	HBP	BLK	WP	HR	S	P	ERA	WHIP									
Carlos Reyes, R ERA: 4.5 (1, 1)	4.2		20	3	0	0	7	4	0	0	0	0	0	0	47	91	0.00	1.500								
Bob Welch, R ERA: 7.79 (5, 1)	2.1		11	1	1	1	0	3	0	0	0	1	0	18	41	3.86	1.714									
Vince Haysman, L ERA: 3.24 (8, 1)	0.2		2	0	0	0	0	0	0	0	0	0	0	4	8	0.00	0.000									
Mark Acre, R ERA: 3.39 (8, 1)	0.1	W	1	0	0	0	0	1	0	0	0	0	0	3	7	0.00	3.000									
Dennis Eckersley, R ERA: 5.14 (9, 1)	1.0	S	5	1	0	0	3	0	1	0	0	0	0	13	21	0.00	1.000									

Batter	1	2	3	4	5	6	7	8	9	AB	R	H	RBI	BB	SO	LOB	BOTTOM								
Rickey Henderson, R OBP: 0.408, SLG: 0.386 (1, 7)							 1B			5	0	1	0	0	0	2	Detroit Tigers @ Oakland Athletics Oakland-Alameda County Coliseum, Oakland, CA Sat Jun 25 1994, 3:33 AM PDT Att: 30,041 - Sunny - 65 F								
Stan Javier, S OBP: 0.366, SLG: 0.450 (1, 8)						 S	 1B			3	1	1	0	1	0	0									
Brent Gates, S OBP: 0.374, SLG: 0.407 (1, 4)				 BB			 BB			2	0	1	0	2	0	1									
Ruben Sierra, S OBP: 0.280, SLG: 0.473 (1, 9)										3	0	0	1	0	0	5									
Gerónimo Berroa, R OBP: 0.396, SLG: 0.492 Scott Hemond, R OBP: 0.248, SLG: 0.310 (8, PR) (9, 5)				 BB		 2B		 S	 1B	3	0	2	0	1	0	0									
Troy Neel, L OBP: 0.360, SLG: 0.466 (1, 3)						 IBB				3	0	0	0	1	2	3									
Terry Steinbach, R OBP: 0.321, SLG: 0.437 (1, 2)	 2B					 IBB				3	0	1	0	1	0	4									
Mike Bordick, R OBP: 0.339, SLG: 0.341 (1, 6)									 BB	3	0	0	0	1	0	4									
Craig Paquette, R OBP: 0.143, SLG: 0.184 Mike Adrele, L OBP: 0.315, SLG: 0.383 Dennis Eckersley, R ERA: 3.97 (9, 1)									 BB	3	0	0	0	0	0	0									
Inning Stats	R: 0 E: 0 K: 0 S: 8	H: 1 LOB: 1 BB: 0 P: 15	R: 0 E: 0 K: 0 S: 7	H: 1 LOB: 0 BB: 0 P: 12	R: 0 E: 0 K: 1 S: 17	H: 0 LOB: 2 BB: 2 P: 30	R: 0 E: 0 K: 0 S: 5	H: 0 LOB: 0 BB: 0 P: 8	R: 1 E: 0 K: 0 S: 11	H: 1 LOB: 3 BB: 3 P: 29	R: 0 E: 0 K: 0 S: 9	H: 2 LOB: 2 BB: 1 P: 19	R: 1 E: 0 K: 1 S: 14	H: 1 LOB: 3 BB: 2 P: 27	1B: 4 2B: 2 3B: 0 HR: 0	SF: 1 SAC: 0 DP: 1 HBP: 0		WP: 1 PB: 1 SB: 4 CS: 0	PA: 37						
PITCHER	IP	WLS	BF	H	R	ER	SO	BB	IBB	HBP	BLK	WP	HR	S	P	ERA	WHIP								
Greg Gohr, R ERA: 2.55 (1, 1)	6.0		26	3	1	1	1	4	1	0	0	0	0	54	104	1.50	1.167								
Storm Davis, R ERA: 3.03 (7, 1)	0.1		2	1	0	0	0	0	0	0	0	0	0	4	7	0.00	3.000								
Buddy Groom, L ERA: 4.0 (7, 1)	0.2		3	1	0	0	0	1	0	0	0	0	0	5	12	0.00	3.000								
Joe Boever, R ERA: 3.97 (8, 1)	1.0	L	6	1	1	1	1	1	1	0	0	1	0	14	27	9.00	2.000								



Batter	1	2	3	4	5	6	7	8	9	AB	R	H	RBI	BB	SO	LOB	TOP								
Tony Phillips, S OBP: 0.399, SLG: 0.415 (1, 7)	F7		G4-6-3 1B			K		L7	K	5	0	1	0	0	2	2	Detroit Tigers @ Oakland Athletics Oakland-Alameda County Coliseum, Oakland, CA Sun Jun 26 1994, 3:33 AM PDT Att: 23,694 - Sunny - 80 F								
Lou Whitaker, L OBP: 0.357, SLG: 0.487 (1, 4)	F7		G4-6-3 1-2			G6-3			BB	3	0	0	0	1	0	1									
Travis Fryman, R OBP: 0.352, SLG: 0.497 (1, 5)	E7 2B					L5				4	1	1	0	0	1	1									
Cecil Fielder, R OBP: 0.341, SLG: 0.506 Riccardo Ingram, R (9, PR)	2B 2H					HR			F8 1B	4	2	4	2	0	0	0									
Kirk Gibson, L OBP: 0.362, SLG: 0.517 (1, 8)	P6					K			1B BB	3	1	0	0	1	1	2									
Mickey Tettleton, S OBP: 0.441, SLG: 0.526 (1, 10)			G4-3			G3			F8	3	0	0	0	1	0	2									
Junior Felix, S OBP: 0.388, SLG: 0.641 (1, 9)			K			G3			1B BB	4	0	2	2	0	1	0									
Chris Gomez, R OBP: 0.359, SLG: 0.444 (1, 6)	F7					G5-3			1B 3H	4	0	0	0	0	0	4									
Chad Kreuter, S OBP: 0.345, SLG: 0.286 (1, 2)						F8			P3	4	0	1	1	0	1	0									
Inning Stats	R: 1 E: 1 K: 0 S: 9	H: 2 LOB: 1 BB: 0 P: 14	R: 0 E: 0 K: 1 S: 8	H: 0 LOB: 0 BB: 0 P: 13	R: 0 E: 0 K: 0 S: 4	H: 1 LOB: 0 BB: 0 P: 7	R: 1 E: 0 K: 1 S: 10	H: 1 LOB: 0 BB: 0 P: 16	R: 0 E: 0 K: 1 S: 7	H: 0 LOB: 0 BB: 0 P: 12	R: 0 E: 0 K: 1 S: 6	H: 0 LOB: 0 BB: 0 P: 10	R: 1 E: 0 K: 0 S: 11	H: 2 LOB: 1 BB: 1 P: 20	R: 0 E: 0 K: 1 S: 8	H: 0 LOB: 1 BB: 1 P: 15	R: 2 E: 0 K: 1 S: 10	H: 3 LOB: 2 BB: 1 P: 19	1B: 6 2B: 2 3B: 0 HR: 1	SF: 0 SAC: 0 DP: 2 HBP: 0	WP: 0 PB: 0 SB: 0 CS: 0	PA: 37			
PITCHER	IP	WLS	BF	H	R	ER	SO	BB	IBB	HBP	BLK	WP	HR	S	P	ERA	WHIP								
Ron Darling, R ERA: 4.93 (1, 1)	7.0	W	26	6	3	3	4	1	0	0	0	0	1	55	92	3.86	1.000								
Dave Leiper, L ERA: (8, 1)	0.2		3	0	0	0	0	1	0	0	0	0	0	5	11	0.00	1.500								
Roger Smithberg, R ERA: 13.5 (8, 1)	1.1		8	3	2	2	2	1	0	0	0	0	0	13	23	13.50	3.000								

Batter	1	2	3	4	5	6	7	8	9	AB	R	H	RBI	BB	SO	LOB	BOTTOM								
Rickey Henderson, R OBP: 0.405, SLG: 0.360 (1, 7)				F9		G1-3		F9		3	1	0	0	1	1	1	Detroit Tigers @ Oakland Athletics Oakland-Alameda County Coliseum, Oakland, CA Sun Jun 26 1994, 3:33 AM PDT Att: 23,694 - Sunny - 80 F								
Eric Fox, S OBP: 0.238, SLG: 0.325 (8, PH)										1	0	0	0	0	0	0									
Stan Javier, S OBP: 0.363, SLG: 0.446 (1, 8)										5	1	1	0	0	1	2									
Scott Hemond, R OBP: 0.248, SLG: 0.310 (9, 5)										0	0	0	0	0	0	0									
Geronimo Berroa, R OBP: 0.398, SLG: 0.490 (1, 10)										3	1	1	1	1	1	1									
Ruben Sierra, S OBP: 0.286, SLG: 0.486 (1, 9)										3	2	2	1	1	0	1									
Mike Aldrete, L OBP: 0.315, SLG: 0.383 (9, 7)										0	0	0	0	0	0	0									
Terry Steinbach, R OBP: 0.328, SLG: 0.455 (1, 2)										4	2	3	3	0	1	1									
Brent Gates, S OBP: 0.372, SLG: 0.403 (1, 4)										4	1	1	0	0	1	3									
Troy Neel, L OBP: 0.358, SLG: 0.461 (1, 3)										4	1	1	2	0	0	0									
Mike Bordick, R OBP: 0.338, SLG: 0.344 (1, 6)										4	1	1	2	0	1	0									
Scott Brosius, R OBP: 0.290, SLG: 0.373 (1, 5)										3	0	0	0	1	2	0									
Inning Stats	R: 7 E: 1 K: 2 S: 24	H: 6 LOB: 1 BB: 2 P: 40	R: 0 E: 0 K: 1 S: 8	H: 0 LOB: 1 BB: 1 P: 17	R: 0 E: 0 K: 1 S: 10	H: 0 LOB: 0 BB: 0 P: 18	R: 1 E: 0 K: 1 S: 15	H: 2 LOB: 2 BB: 1 P: 26	R: 0 E: 0 K: 1 S: 10	H: 0 LOB: 0 BB: 0 P: 12	R: 0 E: 0 K: 1 S: 11	H: 0 LOB: 0 BB: 0 P: 15	R: 2 E: 0 K: 1 S: 15	H: 2 LOB: 0 BB: 0 P: 23	R: 0 E: 0 K: 0 S: 6	H: 0 LOB: 0 BB: 0 P: 10	1B: 6 2B: 2 3B: 1 HR: 1	SF: 0 SAC: 0 DP: 0 HBP: 0	WP: 1 PB: 1 SB: 1 CS: 0	PA: 38					
PITCHER	IP	WLS	BF	H	R	ER	SO	BB	IBB	HBP	BLK	WP	HR	S	P	ERA	WHIP								
Mike Moore, R ERA: 6.47 (1, 1)	0.1	L	9	6	7	6	1	2	0	0	0	0	0	20	33	162.00	24.000								
Greg Cadaret, L ERA: 6.31 (1, 1)	3.2		15	2	1	1	4	2	0	0	0	1	0	37	68	2.46	1.091								
Storm Davis, R ERA: 2.86 (5, 1)	2.0		6	0	0	0	2	0	0	0	0	0	0	21	27	0.00	0.000								
Buddy Groom, L ERA: 4.74 (7, 1)	1.0		5	2	2	2	1	0	0	0	0	0	1	15	23	18.00	2.000								
Mike Gardiner, R ERA: 3.22 (8, 1)	1.0		3	0	0	0	0	0	0	0	0	0	0	6	10	0.00	0.000								



Batter	1	2	3	4	5	6	7	8	9	AB	R	H	RBI	BB	SO	LOB	TOP								
Spike Owen, S (1,5) OBP: 0.409, SLG: 0.439 Rex Hudler, R (7,5) OBP: 0.400, SLG: 0.696	0-1 1B		3-2 P1-3		2-1 2B 1B		2-1 G5-3			4	1	2	0	0	0	0									
Damion Easley, R (1,4) OBP: 0.395, SLG: 0.345	0-2 1B		1-1 2B		1-0 1B 2B		3-2 F8			4	0	3	2	0	0	0									
Tim Salmon, R (1,9) OBP: 0.379, SLG: 0.510	0-1 F7		4-2 BB		0-0 1B		1-2 G4-3			3	0	1	0	1	0	2									
Bo Jackson, R (1,10) OBP: 0.353, SLG: 0.485	1-3 K		2-3 K		1-3 K			0-0 G6-3		4	0	0	0	0	3	6									
Jim Edmonds, L (1,7) OBP: 0.394, SLG: 0.441	1-1 F7			1-1 G6-3		3-3 K		2-0 F8		4	0	0	0	0	1	4									
Chad Curtis, R (1,8) OBP: 0.298, SLG: 0.368		2-2 G5-3		0-2 G6-3		3-1 L7		1-2 G4-3		4	0	0	0	0	0	0									
J.T. Snow, L (1,3) OBP: 0.258, SLG: 0.295		4-1 CS BB		0-0 G6-3		3-2 G4-3			1-0 F8	3	0	0	0	1	0	0									
Chris Turner, R (1,2) OBP: 0.196, SLG: 0.160 Mark Daiesandro, R (8,2)		2-2 P2			4-0 1B 2B BB		1-2 FC6-4 1B		3-2 L5	2	1	1	0	1	0	1									
Gary Disarcina, R (1,6) OBP: 0.310, SLG: 0.367			2-1 G4-3		0-1 F9		0-0 FC6-4		1-3 K	4	0	0	0	0	1	2									
Inning Stats	R: 0 E: 0 K: 1 S: 13	H: 2 LOB: 2 BB: 0 P: 15	R: 0 E: 0 K: 0 S: 7	H: 0 LOB: 0 BB: 1 P: 15	R: 0 E: 0 K: 1 S: 13	H: 1 LOB: 2 BB: 1 P: 25	R: 0 E: 0 K: 0 S: 6	H: 0 LOB: 0 BB: 0 P: 7	R: 2 E: 0 K: 2 S: 13	H: 3 LOB: 2 BB: 1 P: 24	R: 0 E: 0 K: 0 S: 11	H: 1 LOB: 1 BB: 0 P: 18	R: 0 E: 0 K: 0 S: 8	H: 0 LOB: 0 BB: 0 P: 14	R: 0 E: 0 K: 0 S: 5	H: 0 LOB: 0 BB: 0 P: 8	R: 0 E: 0 K: 1 S: 9	H: 0 LOB: 0 BB: 0 P: 14	1B: 5 2B: 2 3B: 0 HR: 0	SF: 0 SAC: 0 DP: 0 HBP: 0	WP: 0 PB: 0 SB: 0 CS: 1	PA: 36			
PITCHER	IP	WLS	BF	H	R	ER	SO	BB	IBB	HBP	BLK	WP	HR	S	P	ERA	WHIP								
Todd Van Poppel, R (1,1) ERA: 6.28	7.0	W	30	7	2	2	4	3	0	0	0	0	0	71	118	2.57	1.429								
Mark Acre, R (8,1) ERA: 3.19	1.0		3	0	0	0	0	0	0	0	0	0	0	5	8	0.00	0.000								
Vince Horsman, L (9,1) ERA: 3.06	1.0		3	0	0	0	1	0	0	0	0	0	0	9	14	0.00	0.000								

California Angels @ Oakland Athletics
Oakland-Alameda County Coliseum, Oakland, CA

Mon Jun 27 1994, 7:05 PM PDT
Att: 15,141 - Unknown - 64 F

AB 33
R 2
H 7
RBI 2
BB 3
SO 5
LOB 15



Batter	1	2	3	4	5	6	7	8	9	AB	R	H	RBI	BB	SO	LOB	BOTTOM									
Rickey Henderson, R (1,7) OBP: 0.414, SLG: 0.391 Eric Fox, S (8,PR) OBP: 0.238, SLG: 0.325	2-1 1B BLK		3-1 HR		3-0 E4 BB			4-2 HR BB		4	3	3	2	1	0	0										
Stan Javier, S (1,8) OBP: 0.364, SLG: 0.446	0-2 F9		1-1 L8		4-2 1B BB			2-2 F8		4	1	1	2	1	0	2										
Geronimo Berroa, R (1,10) OBP: 0.394, SLG: 0.496	1-0 G6-3			0-0 G5-3		2-3 K		3-2 HR		5	1	1	2	0	2	4										
Ruben Sierra, S (1,9) OBP: 0.291, SLG: 0.488 Mike Aldrete, L (8,PR) OBP: 0.315, SLG: 0.383	1-2 1B		0-1 1B 1B		2-3 K		1-0 F8		1-0 1B	5	0	3	2	0	1	0										
Terry Steinbach, R (1,2) OBP: 0.330, SLG: 0.454 Scott Hemond, R (9,2) OBP: 0.248, SLG: 0.310	0-1 FC5-4 1B		0-1 1B		1-1 G5-3		1-3 K		0-0 L5	5	0	2	0	0	1	1										
Brent Gates, S (1,4) OBP: 0.373, SLG: 0.409	2-0 FC5-4		1-2 1B		3-2 E 2B		2-0 F9		1-3 K	5	1	2	0	0	1	3										
Troy Neel, L (1,3) OBP: 0.350, SLG: 0.450		0-1 F7			0-2 F7			1-0 F8		4	0	0	0	0	0	4										
Mike Bordick, R (1,6) OBP: 0.340, SLG: 0.346		0-1 BB 2B 1B		0-0 F8		2-1 E G5-3 1B		2-2 G5-3		4	2	2	0	0	0	0										
Scott Brosius, R (1,5) OBP: 0.289, SLG: 0.367		4-0 2B BB		0-1 F8		2-2 G5-3		2-0 F8		3	1	0	0	1	0	1										
Inning Stats	R: 1 E: 0 K: 0 S: 12	H: 3 LOB: 2 BB: 0 P: 18	R: 4 E: 0 K: 1 S: 19	H: 6 LOB: 3 BB: 1 P: 32	R: 1 E: 0 K: 0 S: 7	H: 1 LOB: 0 BB: 0 P: 11	R: 0 E: 0 K: 1 S: 7	H: 0 LOB: 0 BB: 0 P: 10	R: 2 E: 1 K: 1 S: 20	H: 2 LOB: 2 BB: 1 P: 36	R: 0 E: 0 K: 1 S: 5	H: 0 LOB: 0 BB: 0 P: 9	R: 0 E: 0 K: 0 S: 6	H: 0 LOB: 0 BB: 0 P: 11	R: 2 E: 0 K: 1 S: 16	H: 2 LOB: 1 BB: 1 P: 27	R: 0 E: 0 K: 1 S: 9	H: 0 LOB: 0 BB: 0 P: 11	1B: 9 2B: 3 3B: 0 HR: 2	SF: 0 SAC: 0 DP: 0 HBP: 0	WP: 0 PB: 0 SB: 2 CS: 0	PA: 42				
PITCHER	IP	WLS	BF	H	R	ER	SO	BB	IBB	HBP	BLK	WP	HR	S	P	ERA	WHIP									
Brian Anderson, L (1,1) ERA: 5.7	1.2	L	14	4	3	5	1	1	0	0	0	0	0	1	31	47	6.00	1.333								
Craig Lefferts, L (2,1) ERA: 3.98	3.0		13	4	3	2	1	0	0	0	0	0	1	31	47	6.00	1.333									
Mike Butcher, R (5,1) ERA: 7.03	2.1		9	0	0	0	2	1	0	0	0	0	0	19	37	0.00	0.429									
Bob Patterson, L (8,1) ERA: 5.06	1.0		6	2	2	2	1	1	0	0	0	0	1	16	27	18.00	3.000									

California Angels @ Oakland Athletics
Oakland-Alameda County Coliseum, Oakland, CA

Mon Jun 27 1994, 7:05 PM PDT
Att: 15,141 - Unknown - 64 F

AB 39
R 10
H 14
RBI 8
BB 3
SO 5
LOB 15



Batter	1	2	3	4	5	6	7	8	9	AB	R	H	RBI	BB	SO	LOB	TOP					
Spike Owen, S OBP: 0.399, SLG: 0.427	1-1 F8		1-1 G4-3			1-3 K2-3			1-1 G3	4	0	0	0	0	1	0	California Angels @ Oakland Athletics Oakland-Alameda County Coliseum, Oakland, CA Tue Jun 28 1994, 7:05 PM PDT Att: 14,525 - Unknown - 61 F livebaseballscorecards.com					
Damon Easley, R OBP: 0.300, SLG: 0.338	1-1 F7		1-2 F8			2-1 F8			0-1 G6-3	4	0	0	0	0	0	0						
Jim Edmonds, L OBP: 0.386, SLG: 0.430	0-3 K		0-1 F8			1-2 G4-3			3-2 G4-3	4	0	0	0	0	1	0						
Tim Salmon, R OBP: 0.381, SLG: 0.512		2-0 SH5-3 BB 1B		1-0 G6-3					2-1 G4-3 1B	3	0	2	0	0	0	0						
Chad Curtis, R OBP: 0.298, SLG: 0.366		4-1 SH5-3 BB 1B		3-2 F7					1-2 G4-3 1-2*	2	0	0	0	1	0	1						
Rex Hudler, R OBP: 0.391, SLG: 0.679		0-0 SH5-3 1-2 2-3		1-2 F8					1-2 P3	2	0	0	0	0	0	0						
J.T. Snow, L OBP: 0.250, SLG: 0.286		1-3 K			3-3 K				0-1 F7	3	0	0	0	0	2	2						
Greg Myers, L OBP: 0.290, SLG: 0.293		4-0 IBB			1-3 K				0-0 F7	2	0	0	0	1	1	0						
Gary Disarcina, R OBP: 0.307, SLG: 0.363		1-0 G4-3			0-0 G5-3				2-1 F8	3	0	0	0	0	0	3						
Inning Stats	R: 0 E: 0 K: 1 S: 7	H: 0 LOB: 0 BB: 0 P: 9	R: 0 E: 0 K: 1 S: 8	H: 1 LOB: 3 BB: 2 P: 19	R: 0 E: 0 K: 0 S: 7	H: 0 LOB: 0 BB: 0 P: 9	R: 0 E: 0 K: 0 S: 8	H: 0 LOB: 0 BB: 0 P: 13	R: 0 E: 0 K: 2 S: 7	H: 0 LOB: 0 BB: 0 P: 11	R: 0 E: 0 K: 1 S: 8	H: 0 LOB: 0 BB: 0 P: 12	R: 0 E: 0 K: 0 S: 9	H: 1 LOB: 0 BB: 0 P: 13	R: 0 E: 0 K: 0 S: 5	H: 0 LOB: 0 BB: 0 P: 7	R: 0 E: 0 K: 0 S: 7	H: 0 LOB: 0 BB: 0 P: 11	1B: 2 2B: 0 3B: 0 HR: 0	SF: 0 SAC: 1 DP: 1 HBP: 0	WP: 0 PB: 0 SB: 0 CS: 0	PA: 30
PITCHER Bobby Witt, R ERA: 5.09	IP: 9.0 WLS: W BF: 30 H: 2 R: 0 ER: 0 SO: 5 BB: 1 IBB: 1 HBP: 0 BLK: 0 WP: 0 HR: 0 S: 66 P: 104 ERA: 0.00 WHIP: 0.333															PITCHER						

Batter	1	2	3	4	5	6	7	8	9	AB	R	H	RBI	BB	SO	LOB	BOTTOM			
Rickey Henderson, R OBP: 0.416, SLG: 0.390	1-1 F7		2-3 K			2-2 SAFE SAFE SAFE SAFE 1-2 1B			4-1 S BB	3	0	1	0	1	1	1	California Angels @ Oakland Athletics Oakland-Alameda County Coliseum, Oakland, CA Tue Jun 28 1994, 7:05 PM PDT Att: 14,525 - Unknown - 61 F livebaseballscorecards.com			
Stan Javier, S OBP: 0.366, SLG: 0.445	2-1 K 1B			3-3 K	1-2 L4				4-2 BB	3	0	1	0	1	1	2				
Geronimo Berroa, R OBP: 0.392, SLG: 0.492	3-3 SAFE SAFE SAFE SAFE 1-2 K			2-1 F9		2-2 1B 1B			0-2 P3	4	1	1	0	0	1	3				
Ruben Sierra, S OBP: 0.291, SLG: 0.485		2-1 G6-3		0-0 F8		2-0 P6			0-1 L9-3 1B	4	0	1	0	0	0	1				
Troy Neel, L OBP: 0.348, SLG: 0.446		3-1 G6-3			1-1 G3	2-0 E9 1B			3-2 SAFE SAFE SAFE SAFE 1-2 L9-3	4	0	1	0	0	0	1				
Brent Gates, S OBP: 0.370, SLG: 0.402		2-2 F7			4-0 3B BB	1-2 G6-3			1-0 F7	3	1	0	0	1	0	1				
Mike Bordick, R OBP: 0.344, SLG: 0.362			3-2 F9 2B		0-1 SAFE SAFE SAFE SAFE 1-H 1B 3B	0-2 G3				3	1	2	1	0	0	1				
Scott Brosius, R OBP: 0.290, SLG: 0.367			1-2 F9 2B		2-2 1B 3B				2-1 F9	3	0	1	1	0	0	1				
Scott Hemond, R OBP: 0.242, SLG: 0.303			1-3 K		1-3 SAFE SAFE SAFE SAFE 3-H 1B K				0-0 P3	3	0	0	0	0	2	2				
Inning Stats	R: 0 E: 0 K: 1 S: 8	H: 1 LOB: 1 BB: 0 P: 14	R: 0 E: 0 K: 0 S: 9	H: 0 LOB: 0 BB: 0 P: 16	R: 0 E: 0 K: 2 S: 13	H: 1 LOB: 1 BB: 0 P: 20	R: 0 E: 0 K: 1 S: 6	H: 0 LOB: 0 BB: 0 P: 11	R: 2 E: 0 K: 1 S: 19	H: 3 LOB: 2 BB: 1 P: 29	R: 1 E: 1 K: 0 S: 11	H: 2 LOB: 1 BB: 1 P: 18	R: 0 E: 0 K: 0 S: 10	H: 0 LOB: 2 BB: 2 P: 20	R: 0 E: 0 K: 0 S: 6	H: 1 LOB: 0 BB: 0 P: 10	1B: 6 2B: 2 3B: 1 HR: 0	SF: 0 SAC: 0 DP: 1 HBP: 0	WP: 0 PB: 0 SB: 1 CS: 0	PA: 33
PITCHER Phil Leftwich, R ERA: 4.76 Russ Springer, R ERA: 5.75	IP: 6.0 WLS: L BF: 25 H: 7 R: 3 ER: 2 SO: 7 BB: 1 IBB: 0 HBP: 0 BLK: 0 WP: 0 HR: 0 S: 66 P: 108 ERA: 3.00 WHIP: 1.333															PITCHER				



Batter	1	2	3	4	5	6	7	8	9	AB	R	H	RBI	BB	SO	LOB	TOP				
Spike Owen, S OBP: 0.395, SLG: 0.422 (1, 5)	E6		K						L7	4	0	1	0	0	1	0					
Damion Easley, R OBP: 0.295, SLG: 0.332 (1, 4)	K			G5-3		F8			G5-3	4	0	0	0	0	1	2					
Tim Salmon, R OBP: 0.380, SLG: 0.507 (1, 9)	G6-4-3 BB			G4-3		K			K	3	0	0	0	1	2	1					
Bo Jackson, R OBP: 0.353, SLG: 0.482 (1, 10)	G6-4-3								G5-3	3	0	1	0	0	0	2					
Jim Edmonds, L OBP: 0.380, SLG: 0.423 (1, 7)		G3-1				F7			L7	3	0	0	0	0	0	1					
Chad Curtis, R OBP: 0.296, SLG: 0.362 (1, 8)		L9							G4-3	3	0	0	0	0	0	0					
J.T. Snow, L OBP: 0.242, SLG: 0.277 (1, 3)						F9			F9	3	0	0	0	0	1	0					
Greg Myers, L OBP: 0.292, SLG: 0.283 (1, 2)			K			G4-3			G4-3 CS BB	2	0	0	0	1	1	0					
Gary Disarcina, R OBP: 0.303, SLG: 0.359 (1, 6)			G4-3						F8 1-2	3	0	0	0	0	1	1					
Inning Stats	R: 0 H: 0 E: 1 K: 1 S: 13	H: 0 LOB: 1 BB: 1 P: 20	R: 0 H: 0 E: 0 K: 1 S: 7	H: 0 LOB: 0 BB: 0 P: 12	R: 0 H: 0 E: 0 K: 2 S: 8	H: 1 LOB: 1 BB: 0 P: 13	R: 0 H: 0 E: 0 K: 0 S: 10	H: 0 LOB: 0 BB: 0 P: 6	R: 0 H: 1 E: 0 K: 1 S: 10	H: 0 LOB: 1 BB: 0 P: 18	R: 0 H: 0 E: 0 K: 0 S: 7	H: 0 LOB: 0 BB: 0 P: 11	R: 0 H: 0 E: 0 K: 1 S: 7	H: 0 LOB: 0 BB: 1 P: 15	R: 0 H: 0 E: 0 K: 1 S: 8	H: 0 LOB: 0 BB: 0 P: 12	1B: 2 2B: 0 3B: 0 HR: 0	SF: 0 SAC: 0 DP: 1 HBP: 0	WP: 0 PB: 0 SB: 0 CS: 1	PA: 30	
PITCHER	IP	WLS	BF	H	R	ER	SO	BB	IBB	HBP	BLK	WP	HR	S	P	ERA	WHIP				
Carlos Reyes, R ERA: 3.86 (1, 1)	8.0		27	2	0	0	6	2	0	0	0	0	0	67	107	0.00	0.500				
Dennis Eckersley, R ERA: 4.97 (9, 1)	1.0	W	3	0	0	0	1	0	0	0	0	0	0	8	12	0.00	0.000				

California Angels @ Oakland Athletics
Oakland-Alameda County Coliseum, Oakland, CA
Wed Jun 29 1994, 3:33 AM PDT
Att: 24,010 - Sunny - 66 F

AB 28
R 0
H 2
RBI 0
BB 2
SO 7
LOB 7



Batter	1	2	3	4	5	6	7	8	9	AB	R	H	RBI	BB	SO	LOB	BOTTOM				
Rickey Henderson, R OBP: 0.410, SLG: 0.384 (1, 10)	G3		G6-3			K				3	0	0	0	0	1	0					
Stan Javier, S OBP: 0.368, SLG: 0.446 (1, 8) (8, 7)				G6-4-3 BB					L8	2	0	1	0	1	0	0					
Geronimo Berroa, R OBP: 0.395, SLG: 0.492 (1, 7)										2	0	1	0	1	0	1					
Eric Fox, S OBP: 0.238, SLG: 0.325 (7, PR) (8, 8)				G6-4-3					G6-4-3 BB	0	0	0	0	0	0	0					
Ruben Sierra, S OBP: 0.288, SLG: 0.480 (1, 9)			K						G6-4-3	3	0	0	0	0	2	2					
Terry Steinbach, R OBP: 0.330, SLG: 0.453 (1, 2)						K2-3			G4-3	3	0	1	0	0	1	0					
Mark McWire, R OBP: 0.482, SLG: 0.506 (1, 3)										2	0	0	0	1	0	1					
Scott Hemond, R OBP: 0.242, SLG: 0.303 (8, PR) (9, 3)									G4-6-3 BB	0	0	0	0	0	0	0					
Brent Gates, S OBP: 0.365, SLG: 0.396 (1, 4)									G4-6-3	3	0	0	0	0	0	2					
Mike Bordick, R OBP: 0.340, SLG: 0.357 (1, 6)										3	0	0	0	0	0	0					
Scott Brosius, R OBP: 0.290, SLG: 0.381 (1, 5)										3	1	1	1	0	1	0					
Inning Stats	R: 0 H: 2 E: 0 K: 1 S: 8	H: 1 LOB: 0 BB: 0 P: 5	R: 0 H: 0 E: 0 K: 0 S: 4	H: 0 LOB: 0 BB: 0 P: 15	R: 0 H: 0 E: 0 K: 1 S: 10	H: 0 LOB: 0 BB: 1 P: 12	R: 0 H: 0 E: 0 K: 1 S: 6	H: 0 LOB: 0 BB: 0 P: 12	R: 0 H: 0 E: 0 K: 1 S: 9	H: 0 LOB: 1 BB: 1 P: 15	R: 0 H: 0 E: 0 K: 0 S: 5	H: 0 LOB: 1 BB: 1 P: 12	R: 1 H: 1 E: 0 K: 0 S: 7	H: 1 LOB: 0 BB: 0 P: 10	R: 0 H: 0 E: 0 K: 0 S: 7	H: 1 LOB: 0 BB: 0 P: 10	1B: 3 2B: 0 3B: 0 HR: 1	SF: 0 SAC: 0 DP: 4 HBP: 0	WP: 0 PB: 0 SB: 0 CS: 0	PA: 27	
PITCHER	IP	WLS	BF	H	R	ER	SO	BB	IBB	HBP	BLK	WP	HR	S	P	ERA	WHIP				
Chuck Finley, L ERA: 4.13 (1, 1)	8.1	L	27	4	1	1	5	3	0	0	0	0	1	64	101	1.08	0.840				

California Angels @ Oakland Athletics
Oakland-Alameda County Coliseum, Oakland, CA
Wed Jun 29 1994, 3:33 AM PDT
Att: 24,010 - Sunny - 66 F

AB 24
R 1
H 4
RBI 1
BB 3
SO 5
LOB 6



Batter	1	2	3	4	5	6	7	8	9	AB	R	H	RBI	BB	SO	LOB	TOP										
Rickey Henderson, R OBP: 0.414, SLG: 0.386										4	1	2	0	1	0	3											
Stan Javier, S OBP: 0.375, SLG: 0.455										3	2	2	0	2	0	0											
Troy Neel, L OBP: 0.346, SLG: 0.447										4	1	1	2	0	0	3											
Ruben Sierra, S OBP: 0.290, SLG: 0.478										5	1	2	1	0	1	3											
Mark McGwire, R OBP: 0.477, SLG: 0.519										4	0	3	1	1	0	1											
Brent Gates, S OBP: 0.357, SLG: 0.386										5	0	0	0	0	1	7											
Terry Steinbach, R OBP: 0.328, SLG: 0.453										4	1	1	1	0	0	0											
Mike Bordick, R OBP: 0.339, SLG: 0.356										4	0	1	1	0	0	0											
Scott Brosius, R OBP: 0.294, SLG: 0.380										3	0	1	0	1	0	0											
Inning Stats	R: 5 E: 0 K: 0 S: 24	H: 5 LOB: 2 BB: 2 P: 49	R: 0 E: 0 K: 0 S: 10	H: 2 LOB: 2 BB: 0 P: 19	R: 0 E: 0 K: 0 S: 9	H: 1 LOB: 1 BB: 0 P: 17	R: 0 E: 0 K: 0 S: 2	H: 0 LOB: 0 BB: 1 P: 8	R: 0 E: 0 K: 0 S: 4	H: 1 LOB: 0 BB: 0 P: 5	R: 0 E: 0 K: 0 S: 8	H: 1 LOB: 0 BB: 0 P: 11	R: 0 E: 0 K: 1 S: 11	H: 0 LOB: 2 BB: 2 P: 23	R: 0 E: 0 K: 0 S: 6	H: 0 LOB: 0 BB: 0 P: 10	R: 1 E: 0 K: 1 S: 16	H: 3 LOB: 2 BB: 0 P: 24	1B: 9 2B: 5 3B: 0 HR: 0	SF: 0 SAC: 1 DP: 1 HBP: 0	WP: 0 PB: 1 SB: 1 CS: 0	PA: 43					
PITCHER	IP	WLS	BF	H	R	ER	SO	BB	IBB	HBP	BLK	WP	HR	S	P	ERA	WHIP										
Tim Van Emdom, R ERA: 10.8	0.2	L	8	5	5	5	0	1	0	0	0	0	0	20	38	67.50	9.000										
Ricky Tricek, R ERA: 10.2	3.1		14	3	0	0	0	2	0	0	0	0	0	25	55	0.00	1.500										
Sergio Valdez, R ERA: 2.16	2.0		7	2	0	0	0	1	0	0	0	0	0	14	22	0.00	1.500										
Chris Howard, L ERA: 3.05	2.0		7	0	0	0	1	0	1	0	0	0	0	15	27	0.00	0.000										
Jeff Russell, R ERA: 5.14	1.0		6	3	1	1	1	0	0	0	0	0	0	16	24	9.00	3.000										

Oakland Athletics @ Boston Red Sox
Fenway Park, Boston, MA
Fri Jul 01 1994, 7:05 PM EDT
Att: 28,336 - Unknown - 85 F

AB 36
R 6
H 13
RBI 6
BB 5
SO 2
LOB 17



Batter	1	2	3	4	5	6	7	8	9	AB	R	H	RBI	BB	SO	LOB	BOTTOM										
Otis Nixon, S OBP: 0.357, SLG: 0.325										4	0	0	0	0	0	0											
Scott Cooper, L OBP: 0.338, SLG: 0.504										3	0	0	0	0	1	0											
Scott Fletcher, R OBP: 0.317, SLG: 0.351										0	1	0	0	1	0	0											
John Valentin, R OBP: 0.390, SLG: 0.488										4	1	2	0	0	1	1											
Mo Vaughn, L OBP: 0.404, SLG: 0.591										4	1	2	3	0	1	1											
Mike Greenwell, L OBP: 0.372, SLG: 0.482										4	0	2	0	0	0	1											
Andre Dawson, R OBP: 0.293, SLG: 0.521										4	0	0	0	0	2	3											
Damon Berryhill, S OBP: 0.280, SLG: 0.404										3	0	0	0	0	0	0											
Lee Tinsley, S OBP: 0.337, SLG: 0.240										3	0	0	0	0	1	0											
Carlos Rodriguez, S OBP: 0.295, SLG: 0.373										3	0	0	0	0	0	0											
Inning Stats	R: 2 E: 1 K: 1 S: 13	H: 3 LOB: 1 BB: 0 P: 18	R: 0 E: 0 K: 0 S: 8	H: 0 LOB: 0 BB: 0 P: 15	R: 0 E: 0 K: 1 S: 10	H: 1 LOB: 1 BB: 0 P: 17	R: 0 E: 0 K: 0 S: 7	H: 1 LOB: 0 BB: 0 P: 10	R: 0 E: 0 K: 1 S: 9	H: 0 LOB: 0 BB: 0 P: 14	R: 0 E: 0 K: 1 S: 7	H: 0 LOB: 0 BB: 0 P: 13	R: 0 E: 0 K: 1 S: 8	H: 0 LOB: 0 BB: 0 P: 13	R: 0 E: 0 K: 0 S: 6	H: 0 LOB: 0 BB: 0 P: 9	R: 1 E: 0 K: 1 S: 11	H: 1 LOB: 1 BB: 1 P: 17	1B: 4 2B: 1 3B: 0 HR: 1	SF: 0 SAC: 0 DP: 1 HBP: 0	WP: 0 PB: 0 SB: 1 CS: 0	PA: 33					
PITCHER	IP	WLS	BF	H	R	ER	SO	BB	IBB	HBP	BLK	WP	HR	S	P	ERA	WHIP										
Ron Darling, R ERA: 4.78	8.0	W	28	5	2	2	5	0	0	0	0	0	0	68	109	2.25	0.625										
Dave Leiper, L ERA: 1.13	0.0		1	0	1	1	0	1	0	0	0	0	0	2	6	-	-										
Dennis Eckersley, R ERA: 4.8	1.0		4	1	0	0	1	0	0	0	0	0	0	9	11	0.00	1.000										

Oakland Athletics @ Boston Red Sox
Fenway Park, Boston, MA
Fri Jul 01 1994, 7:05 PM EDT
Att: 28,336 - Unknown - 85 F

AB 32
R 3
H 6
RBI 3
BB 1
SO 6
LOB 6



Batter	1	2	3	4	5	6	7	8	9	AB	R	H	RBI	BB	SO	LOB	TOP										
Rickey Henderson, R OBP: 0.421, SLG: 0.389 (1, 7)										2	0	2	1	2	0	0											
Stan Javier, S OBP: 0.373, SLG: 0.451 (1, 8)										5	1	1	0	0	1	5											
Troy Neel, L OBP: 0.349, SLG: 0.463 (1, 10)										4	1	2	2	1	1	2											
Ruben Sierra, S OBP: 0.287, SLG: 0.468 (1, 9)										5	0	0	0	0	2	5											
Mark McGwire, R OBP: 0.483, SLG: 0.551 (1, 3)										4	1	2	1	1	0	2											
Terry Steinbach, R OBP: 0.331, SLG: 0.459 (1, 2)										5	0	1	0	0	1	1											
Brent Gates, S OBP: 0.345, SLG: 0.374 (1, 4)										5	1	1	0	0	1	2											
Mike Bordick, R OBP: 0.339, SLG: 0.355 (1, 6)										3	0	1	0	0	0	0											
Scott Hemond, R OBP: 0.284, SLG: 0.333 (1, 5)										2	0	1	0	2	0	1											
Inning Stats	R: 0 E: 0 K: 1 S: 11	H: 2 LOB: 2 BB: 0 P: 18	R: 0 E: 0 K: 1 S: 10	H: 1 LOB: 1 BB: 0 P: 18	R: 2 E: 0 K: 0 S: 10	H: 1 LOB: 1 BB: 2 P: 23	R: 1 E: 0 K: 0 S: 9	H: 2 LOB: 2 BB: 1 P: 18	R: 1 E: 0 K: 1 S: 13	H: 1 LOB: 0 BB: 0 P: 19	R: 0 E: 0 K: 1 S: 9	H: 1 LOB: 1 BB: 1 P: 19	R: 0 E: 0 K: 1 S: 11	H: 2 LOB: 2 BB: 0 P: 18	R: 0 E: 0 K: 2 S: 12	H: 1 LOB: 3 BB: 2 P: 22	R: 0 E: 0 K: 0 S: 7	H: 0 LOB: 0 BB: 0 P: 12	1B: 8 2B: 1 3B: 0 HR: 2	SF: 1 SAC: 1 DP: 0 HBP: 0	WP: 0 PB: 0 SB: 2 CS: 1	PA: 43					
PITCHER	IP	WLS	BF	H	R	ER	SO	BB	IBB	HBP	BLK	WP	HR	S	P	ERA	WHIP										
Scott Kamieniecki, R ERA: 3.71 (1, 1)	6.0	L	29	8	4	4	3	4	0	0	0	0	2	62	115	6.00	2.000										
Xavier Hernandez, R ERA: 5.76 (7, 1)	1.2		9	3	0	0	2	1	0	0	0	0	0	19	30	0.00	2.400										
Paul Gibson, L ERA: 5.73 (8, 1)	0.0		1	0	0	0	0	1	0	0	0	0	0	1	5	∞	∞										
Greg Harris, R ERA: 8.04 (8, 1)	1.1		4	0	0	0	1	0	0	0	0	0	0	10	17	0.00	0.000										

Oakland Athletics @ New York Yankees
Yankee Stadium, Bronx, NY
Mon Jul 04 1994, 3:33 AM EDT
Att: 22,021 - Overcast - 78 F

AB 35
R 4
H 11
RBI 4
BB 6
SO 6
LOB 18



Batter	1	2	3	4	5	6	7	8	9	AB	R	H	RBI	BB	SO	LOB	BOTTOM										
Luis Polonia, L OBP: 0.375, SLG: 0.386 (1, 7)										4	0	0	0	0	1	0											
Randy Velarde, R OBP: 0.345, SLG: 0.427 (1, 4) (9, 6)										4	0	2	0	0	0	0											
Wade Boggs, L OBP: 0.430, SLG: 0.488 (1, 5)										4	0	0	0	0	2	2											
Danny Tartabull, R OBP: 0.340, SLG: 0.460 (1, 10)										4	0	0	0	0	1	1											
Paul O'Neill, L OBP: 0.462, SLG: 0.600 (1, 9)										3	0	1	0	1	0	0											
Matt Nokes, L OBP: 0.357, SLG: 0.577 (1, 2)										3	0	1	0	0	0	1											
Bernie Williams, S OBP: 0.386, SLG: 0.465 (1, 8)										3	0	0	0	0	0	3											
Mike Stanley, R OBP: 0.344, SLG: 0.455 (1, 3)										3	0	0	0	0	1	3											
Kevin Elster, R (1, 6)										2	0	0	0	0	0	0											
Dave Silvestri, R OBP: 0.308, SLG: 0.444 (8, PH) (9, 4)										1	0	0	0	0	1	0											
Inning Stats	R: 0 E: 0 K: 1 S: 12	H: 1 LOB: 1 BB: 0 P: 17	R: 0 E: 0 K: 0 S: 9	H: 1 LOB: 1 BB: 0 P: 11	R: 0 E: 0 K: 0 S: 7	H: 0 LOB: 0 BB: 0 P: 9	R: 0 E: 0 K: 1 S: 9	H: 0 LOB: 0 BB: 0 P: 13	R: 0 E: 0 K: 1 S: 15	H: 1 LOB: 2 BB: 1 P: 28	R: 0 E: 0 K: 1 S: 11	H: 0 LOB: 0 BB: 0 P: 17	R: 0 E: 0 K: 2 S: 8	H: 0 LOB: 0 BB: 0 P: 15	1B: 4 2B: 0 3B: 0 HR: 0	SF: 0 SAC: 0 DP: 0 HBP: 0	WP: 0 PB: 0 SB: 0 CS: 0	PA: 32									
PITCHER	IP	WLS	BF	H	R	ER	SO	BB	IBB	HBP	BLK	WP	HR	S	P	ERA	WHIP										
Steve Ontiveros, R ERA: 2.78 (7, 1)	6.1	W	24	4	0	0	2	1	0	0	0	0	0	17	27	0.00	0.789										
Mark Acree, R ERA: 2.89 (9, 1)	0.1		1	0	0	0	1	0	0	0	0	0	0	3	6	0.00	0.000										
Dave Leiper, L ERA: 1.08 (9, 1)	0.1		1	0	0	0	1	0	0	0	0	0	0	3	6	0.00	0.000										
Billy Taylor, R ERA: 3.96 (9, 1)	0.1		1	0	0	0	0	0	0	0	0	0	0	2	3	0.00	0.000										
Ed Vosberg, L ERA: (9, 1)	0.1		1	0	0	0	0	0	0	0	0	0	0	2	3	0.00	0.000										

Oakland Athletics @ New York Yankees
Yankee Stadium, Bronx, NY
Mon Jul 04 1994, 3:33 AM EDT
Att: 22,021 - Overcast - 78 F

AB 31
R 0
H 4
RBI 0
BB 1
SO 6
LOB 10



Batter	1	2	3	4	5	6	7	8	9	AB	R	H	RBI	BB	SO	LOB	TOP			
Rickey Henderson, R OBP: 0.421, SLG: 0.388 (1, 8)	4-1 F7 BB		2-3 K		3-2 1B 1B			2-1 G6-3		3	1	1	0	1	1	0				
Troy Neel, L OBP: 0.355, SLG: 0.479 (1, 10)	1-1 F7		3-1 HR		1-2 1B			0-1 G3		4	1	2	2	0	0	1				
Gerónimo Berroa, R OBP: 0.402, SLG: 0.506 Stan Javier, S OBP: 0.370, SLG: 0.446 (7, 8)	0-1 F7		4-1 G6-4-3 BB		3-2 F7			2-3 K		2	0	0	0	1	0	2				
Ruben Sierra, S OBP: 0.284, SLG: 0.469 (1, 9)	3-1 G3-1		2-1 G6-4-3		1-0 G3-1			2-2 L8		4	0	0	0	0	0	2				
Mark McGwire, R OBP: 0.468, SLG: 0.526 (1, 3)		1-1 FC6-4 1B		0-1 F8		2-1 F8		3-2 P3		4	0	1	0	0	0	0				
Terry Steinbach, R OBP: 0.332, SLG: 0.459 (1, 2)	1-1 FC6-4 HR		2-3 K		3-2 G5-3			0-0 G6-3		4	1	0	0	0	1	1				
Scott Brosius, R OBP: 0.290, SLG: 0.385 (1, 5)	1-1 HR		0-0 G1-3		1-0 F9					3	1	1	2	0	0	0				
Mike Bordick, R OBP: 0.334, SLG: 0.351 (1, 6)	1-2 P3		3-3 K		2-2 F8					3	0	0	0	0	1	0				
Scott Hemond, R OBP: 0.273, SLG: 0.321 (1, 4)	0-0 G6-3		3-2 K		2-3 K					3	0	0	0	0	2	0				
Inning Stats	R: 0 E: 0 K: 0 S: 7	H: 0 LOB: 1 BB: 1 P: 15	R: 2 E: 0 K: 0 S: 10	H: 2 LOB: 0 BB: 0 P: 14	R: 1 E: 0 K: 1 S: 8	H: 1 LOB: 0 BB: 1 P: 19	R: 0 E: 0 K: 1 S: 6	H: 0 LOB: 0 BB: 0 P: 8	R: 1 E: 0 K: 2 S: 16	H: 2 LOB: 1 BB: 0 P: 29	R: 0 E: 0 K: 0 S: 7	H: 0 LOB: 0 BB: 0 P: 13	R: 0 E: 0 K: 1 S: 7	H: 0 LOB: 0 BB: 0 P: 12	R: 0 E: 0 K: 0 S: 8	H: 0 LOB: 0 BB: 0 P: 13	1B: 3 2B: 0 3B: 0 HR: 2	SF: 0 SAC: 0 DP: 1 HBP: 0	WP: 0 PB: 0 SB: 0 CS: 0	PA: 33
PITCHER Jim Abbott, L ERA: 3.75 (1, 1)	IP: 9.0 WLS: L BF: 33 H: 5 R: 4 ER: 4 SO: 6 BB: 2 IBB: 0 HBP: 0 BLK: 0 WP: 0 HR: 2 S: 77 P: 135 ERA: 4.00 WHIP: 0.778															PITCHER				

Oakland Athletics @ New York Yankees
Yankee Stadium, Bronx, NY
Wed Jul 06 1994, 7:05 PM EDT
Att: 26,211 - Unknown - 91 F

AB 31
R 4
H 5
RBI 4
BB 2
SO 6
LOB 6

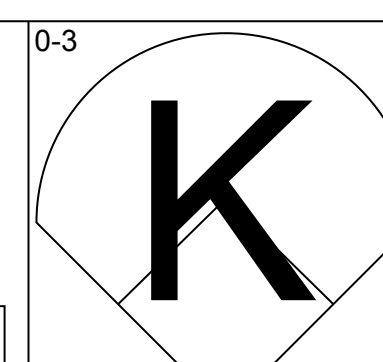
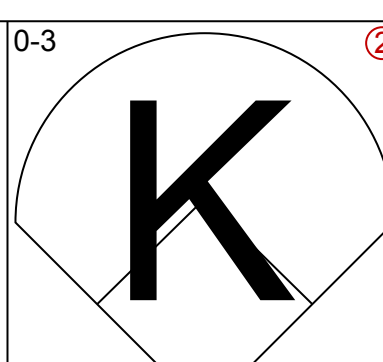
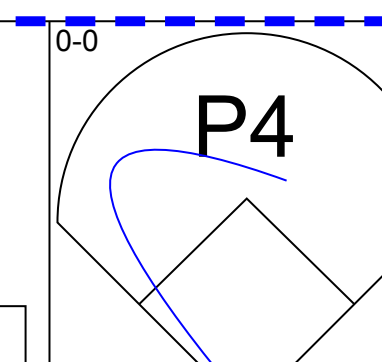
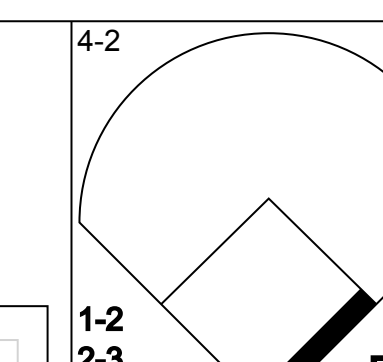
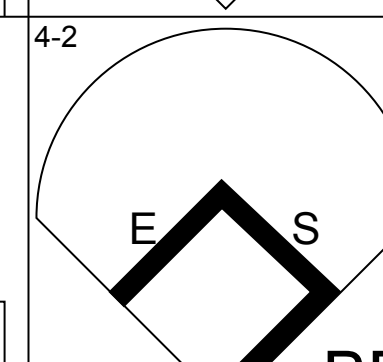
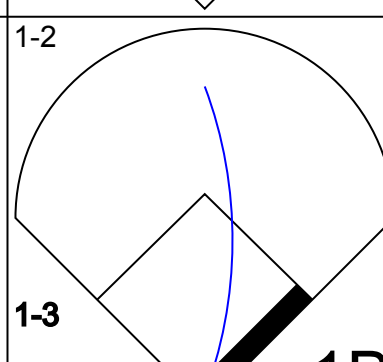
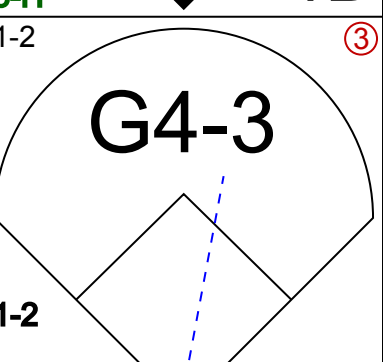
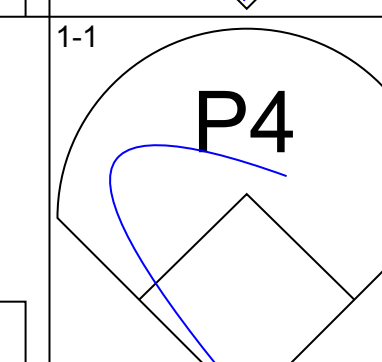
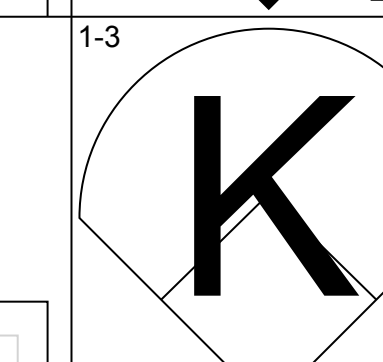
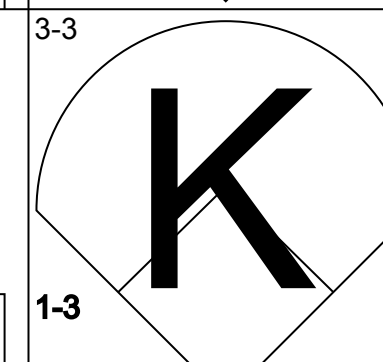
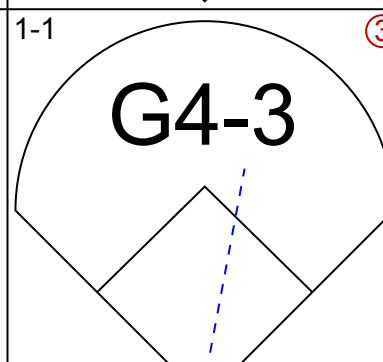
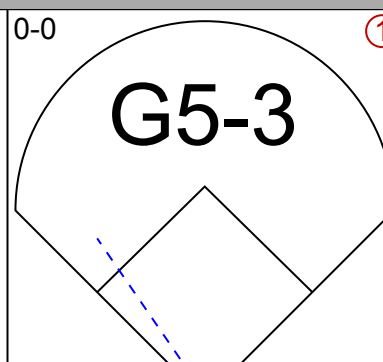
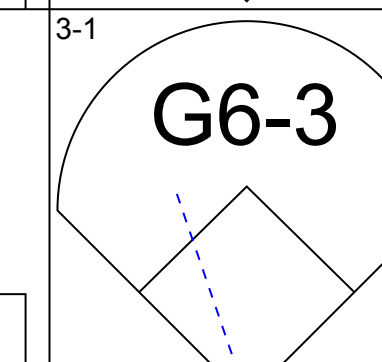
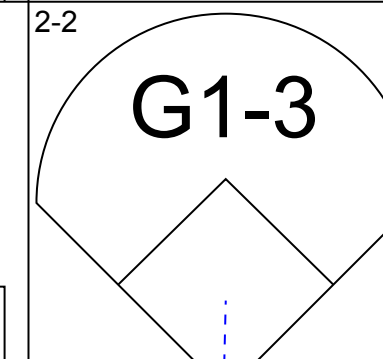
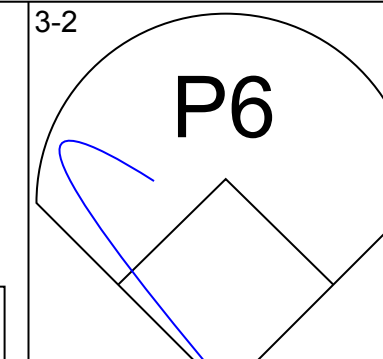
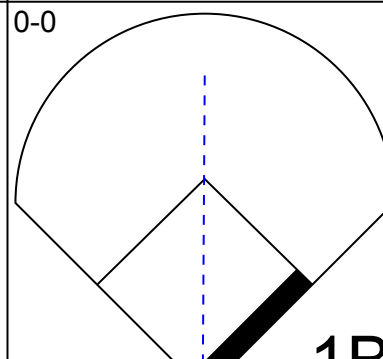
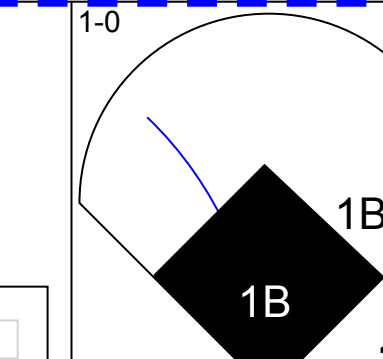
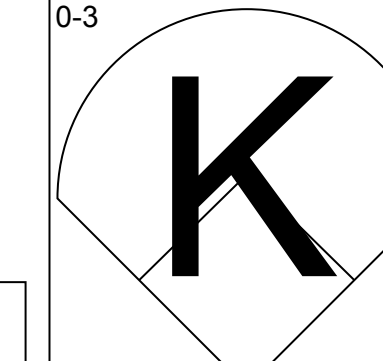
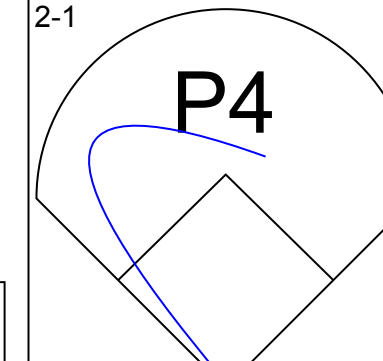
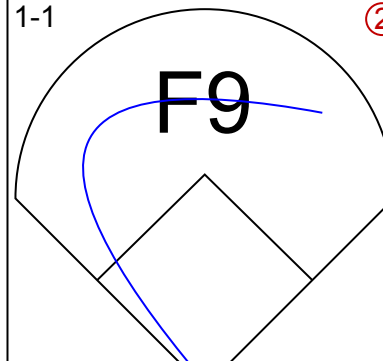
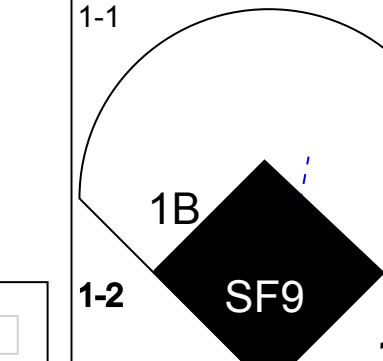
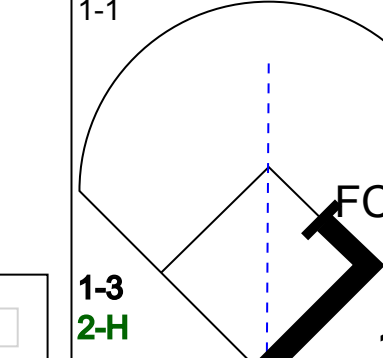
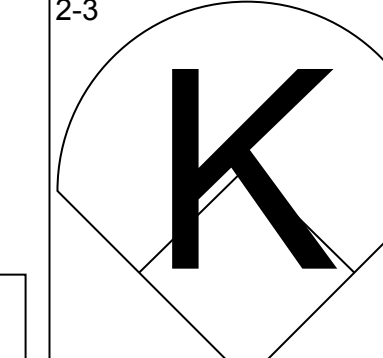
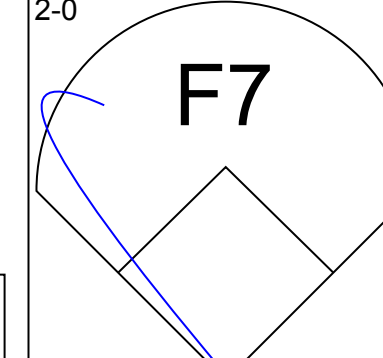
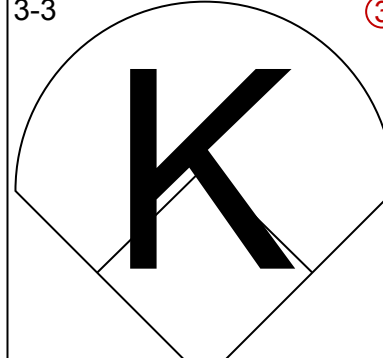
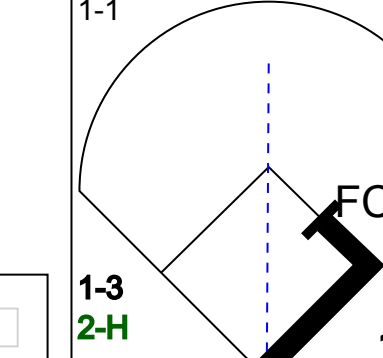
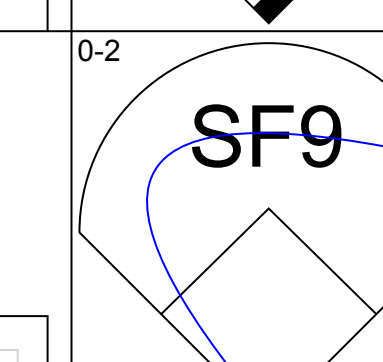
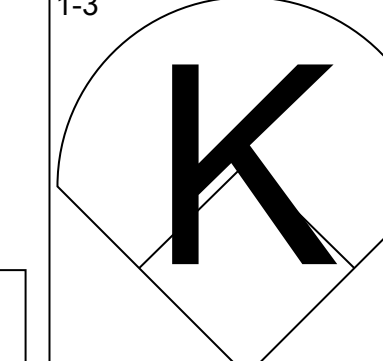
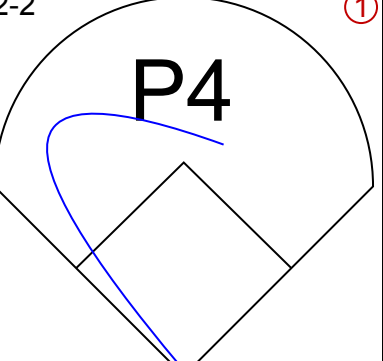
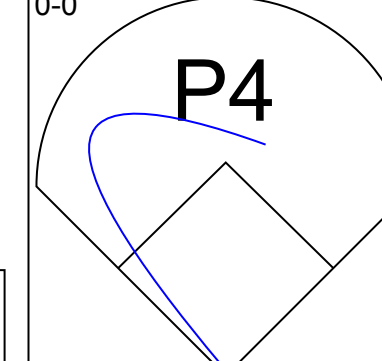
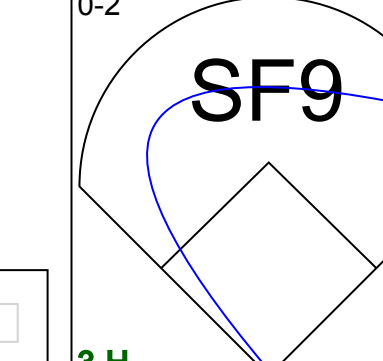
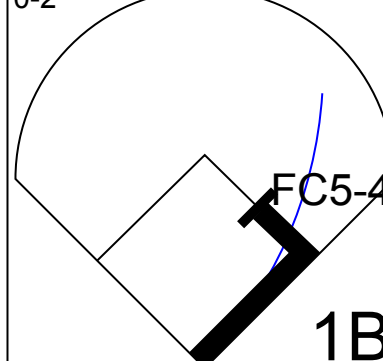
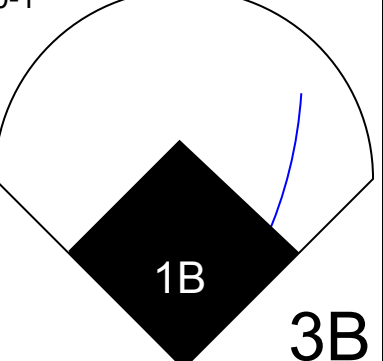

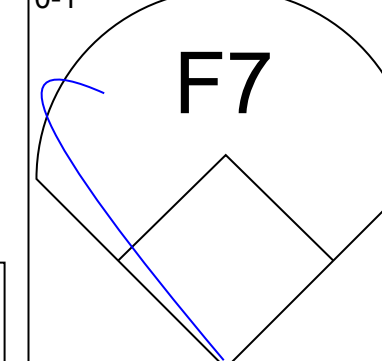
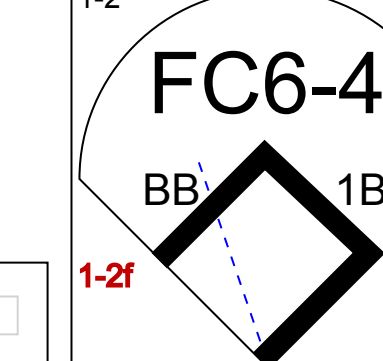
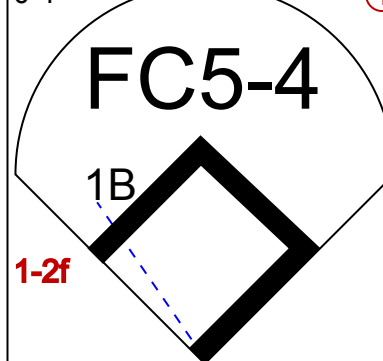
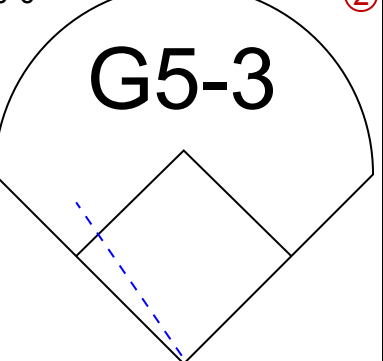
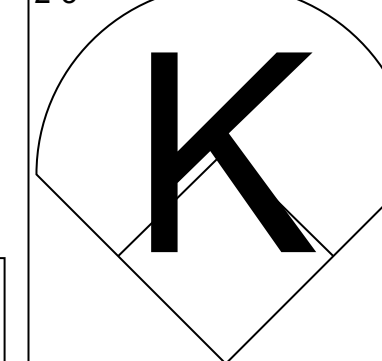
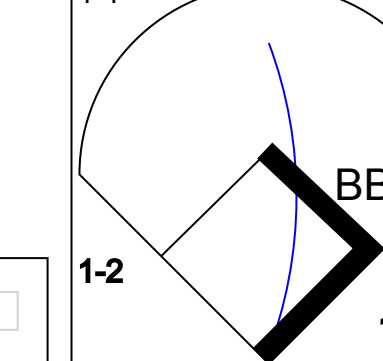
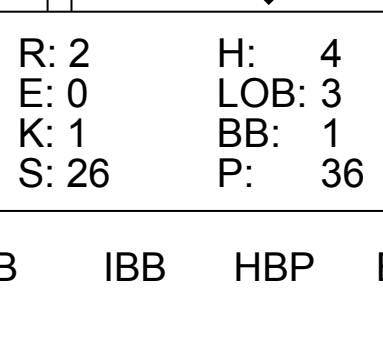


Batter	1	2	3	4	5	6	7	8	9	AB	R	H	RBI	BB	SO	LOB	BOTTOM	
Luis Polonia, L OBP: 0.380, SLG: 0.385 (1, 7)	0-1 1B G4-6-3		2-2 L5-3 1B		1-0 F7		4-1 BB			3	1	2	0	1	0	0		
Wade Boggs, L OBP: 0.431, SLG: 0.489 (5, 3)	0-0 G4-6-3 1B		1-1 L5-3		1-0 1B		1-2 G6-3			4	0	2	0	0	0	4		
Paul O'Neill, L OBP: 0.471, SLG: 0.606 (1, 9)	0-1 G4-6-3		2-2 G4-6-3 1B		1-0 FC6-4 1B		2-2 G6-4-3 1B			4	0	3	0	0	0	1		
Danny Tartabull, R OBP: 0.336, SLG: 0.463 (1, 10)	1-1 F9		2-3 K		0-1 FC6-4		1-1 G6-4-3			4	0	0	0	0	1	4		
Matt Nokes, L OBP: 0.333, SLG: 0.676 (5, 2)		1-3 K		2-2 G4-6-3		0-3 K2-3		1-0 G3		4	0	0	0	0	2	1		
Bernie Williams, S OBP: 0.384, SLG: 0.459 (1, 8)		1-3 K2-3		0-1 F7		1-0 1B 1B		1-1 1B		4	1	2	0	0	1	0		
Mike Stanley, R OBP: 0.346, SLG: 0.452 Russ Davis, R (5, 5)		4-2 FC6-4 BB		0-0 L5		1-3 K		2-1 F8		0	0	0	0	1	0	0		
Randy Velarde, R OBP: 0.342, SLG: 0.417 (8, 6)		1-1 FC6-4		1-1 G4-3		1-1 1B		3-2 F9		4	0	1	0	0	0	2		
Kevin Elster, R (1, 6)			0-3 K		0-0 F8		1-2 BB		2-1 F8		2	0	0	0	1	0		
Daryl Boston, L OBP: 0.279, SLG: 0.444 Dave Silvestri, R OBP: 0.286, SLG: 0.400 (7, PH) (8, 4)					1-3 BB		1-3 1B		1-2		1	0	1	1	0	0		
Inning Stats	R: 1 E: 0 K: 0 S: 7	H: 2 LOB: 0 BB: 0 P: 8	R: 0 E: 0 K: 2 S: 10	H: 0 LOB: 1 BB: 1 P: 17	R: 0 E: 0 K: 1 S: 9	H: 1 LOB: 0 BB: 0 P: 15	R: 0 E: 0 K: 0 S: 5	H: 0 LOB: 0 BB: 0 P: 6	R: 0 E: 0 K: 2 S: 16	H: 3 LOB: 3 BB: 1 P: 25	R: 0 E: 0 K: 0 S: 11	H: 1 LOB: 0 BB: 0 P: 16	R: 0 E: 0 K: 0 S: 11	H: 1 LOB: 1 BB: 0 P: 19	1B: 11 2B: 1 3B: 0 HR: 0	SF: 0 SAC: 0 DP: 4 HBP: 0	WP: 0 PB: 0 SB: 0 CS: 0	PA: 36
PITCHER Ron Darling, R ERA: 4.62 Dave Leipziger, L ERA: 1.04 Mark Acre, R ERA: 2.75 Dennis Eckersley, R ERA: 4.41 (1, 1) (7, 1) (8, 1) (9, 1)	IP: 6.2 WLS: W BF: 28 H: 9 R: 2 ER: 2 SO: 6 BB: 2 IBB: 0 HBP: 0 BLK: 0 WP: 0 HR: 0 S: 2 P: 58 ERA: 2.70 WHIP: 1.650															PITCHER		

Oakland Athletics @ New York Yankees
Yankee Stadium, Bronx, NY
Wed Jul 06 1994, 7:05 PM EDT
Att: 26,211 - Unknown - 91 F

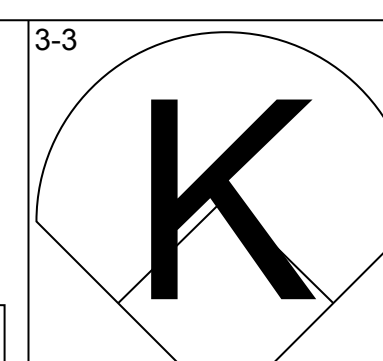
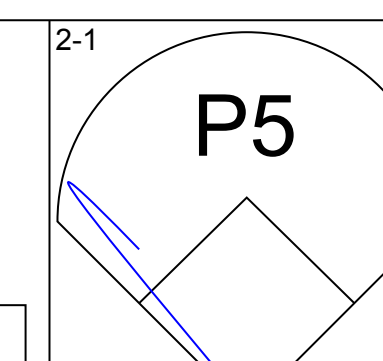
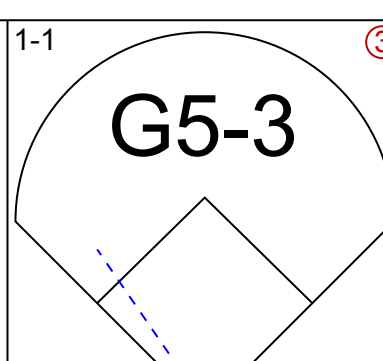
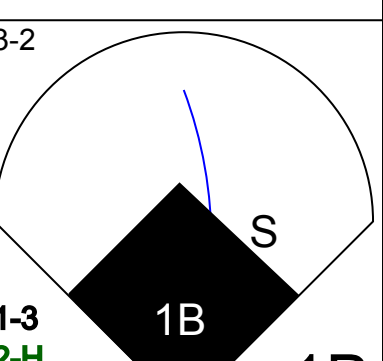
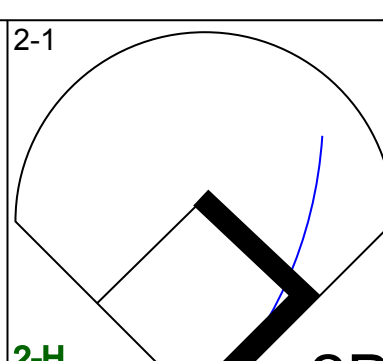
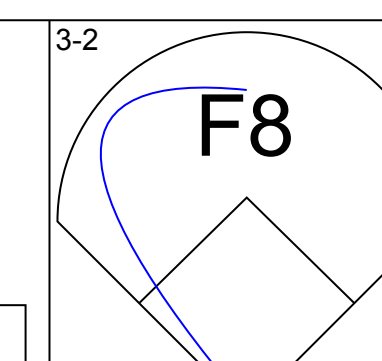
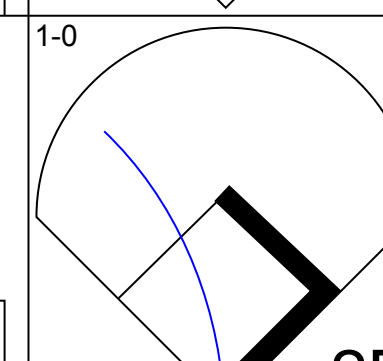
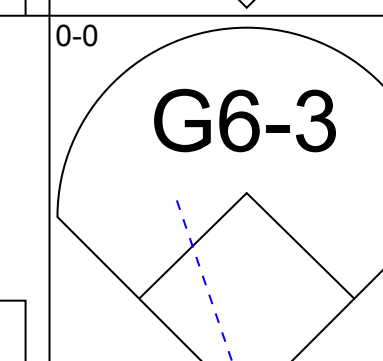
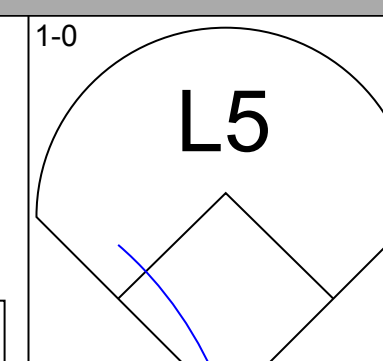
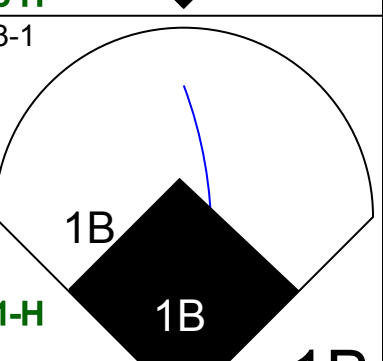
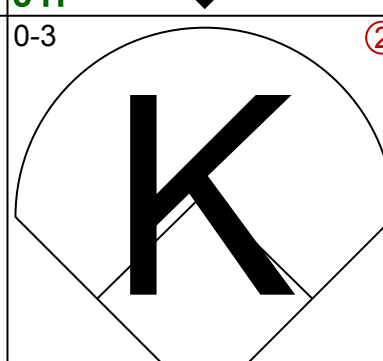
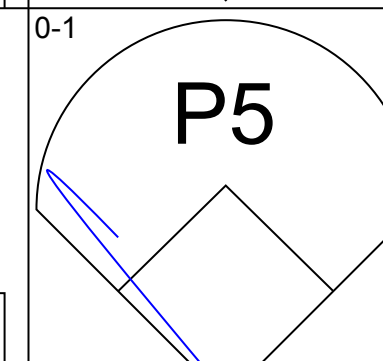
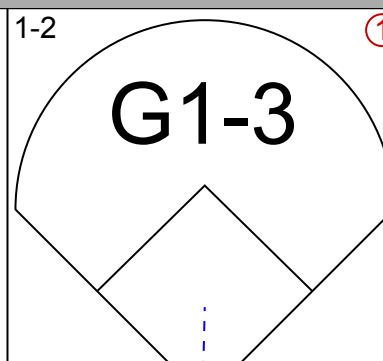
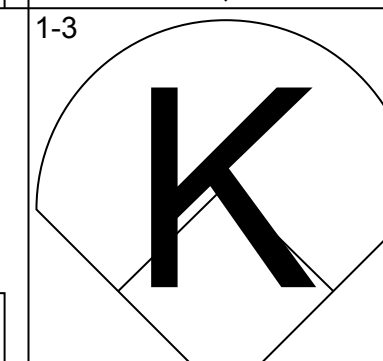
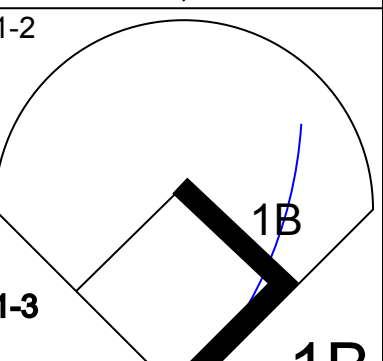
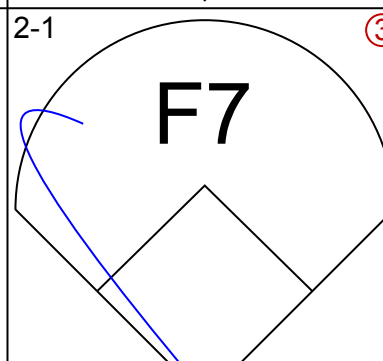
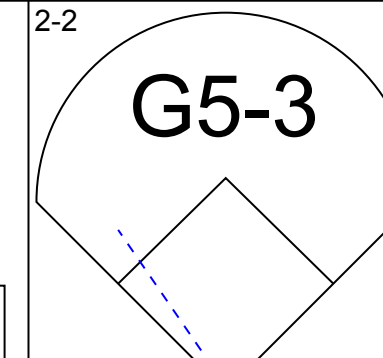
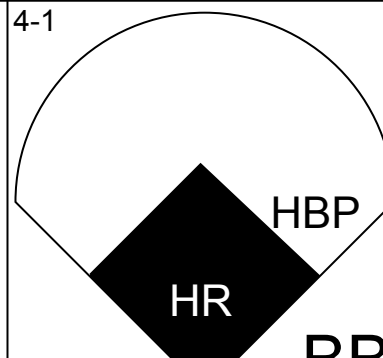
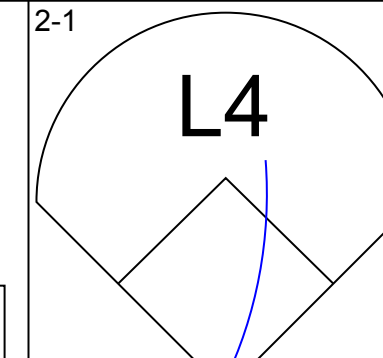
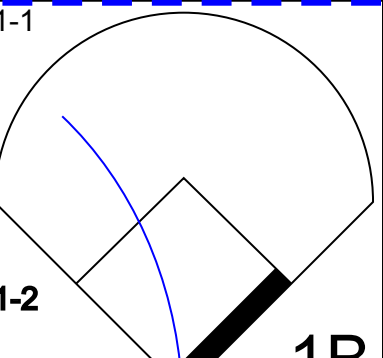

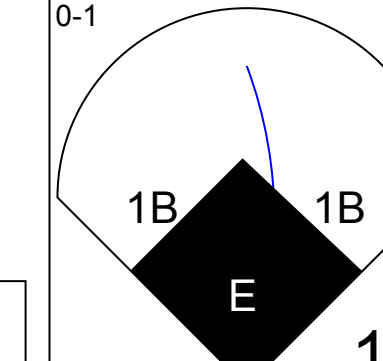
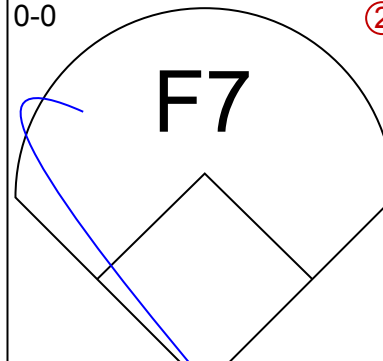
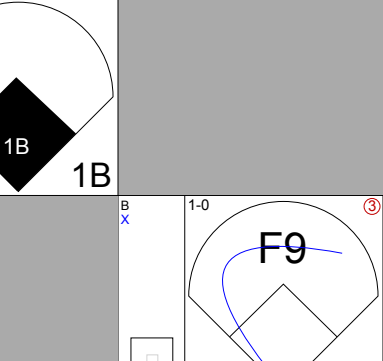
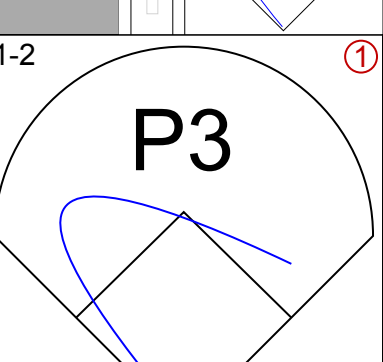

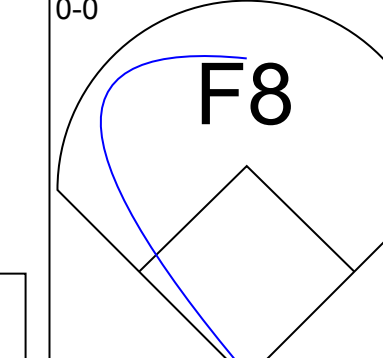
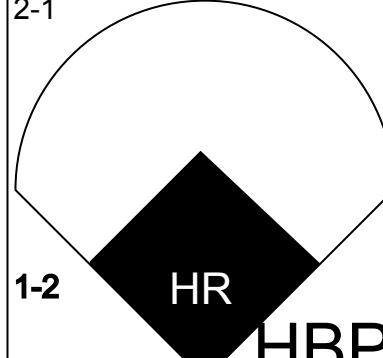
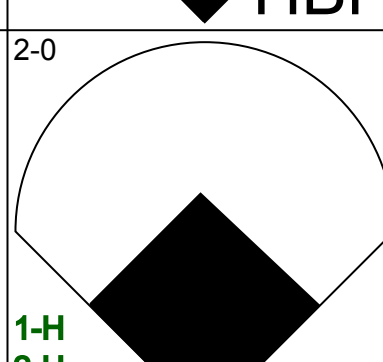
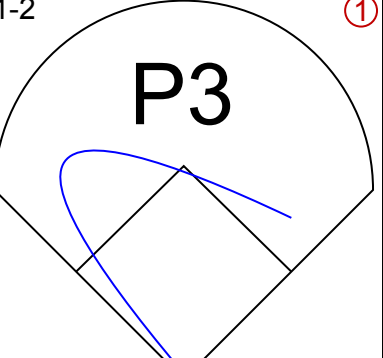
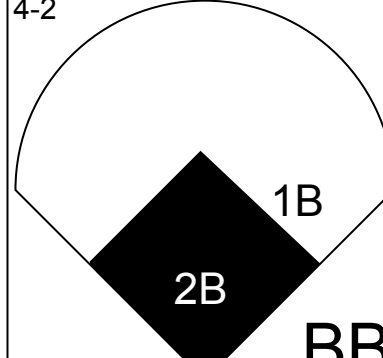
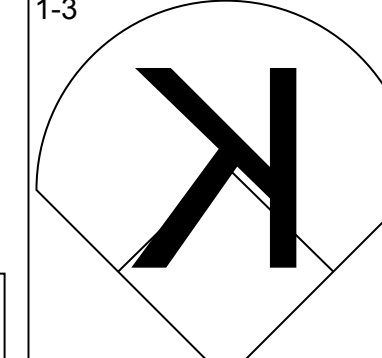
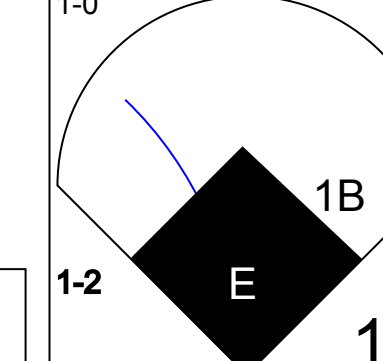
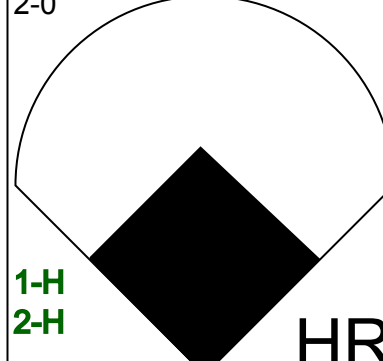
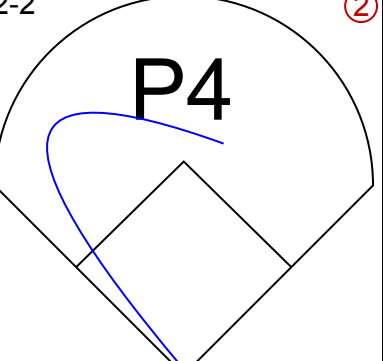
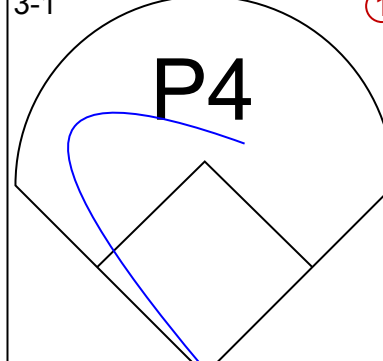
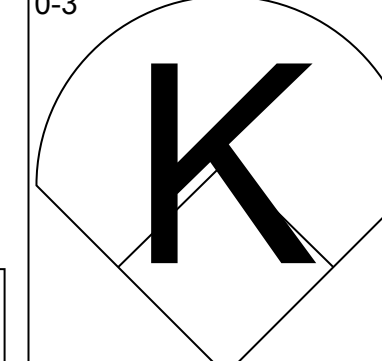
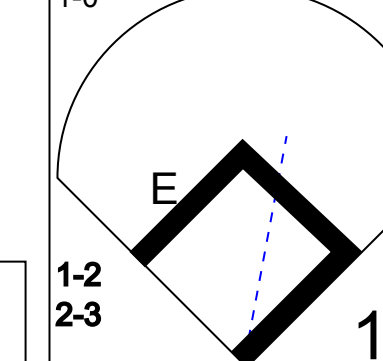
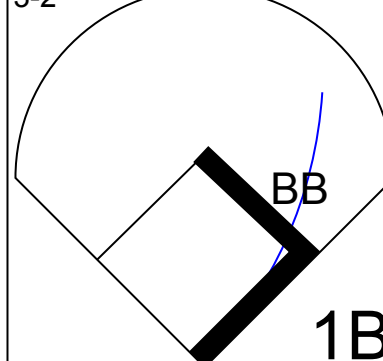
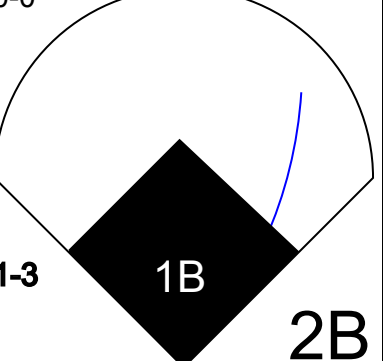
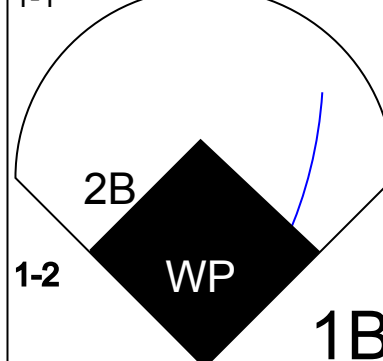

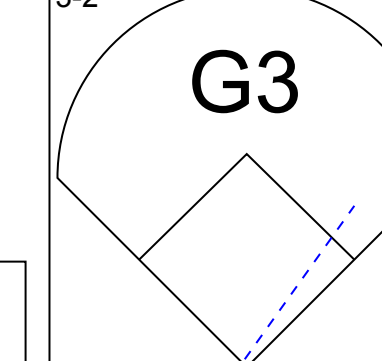
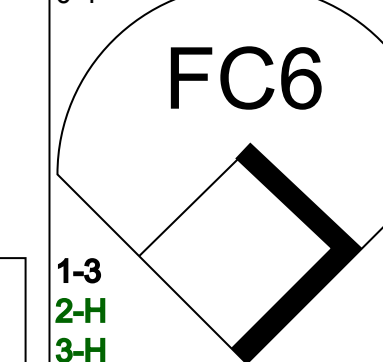
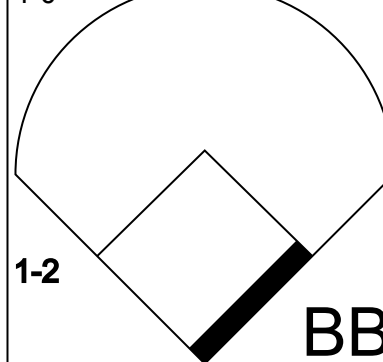
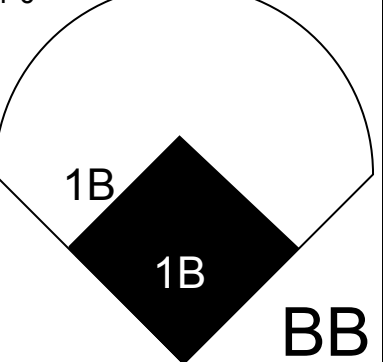
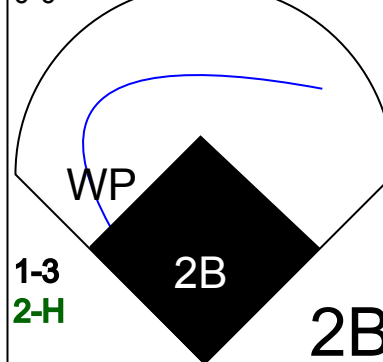

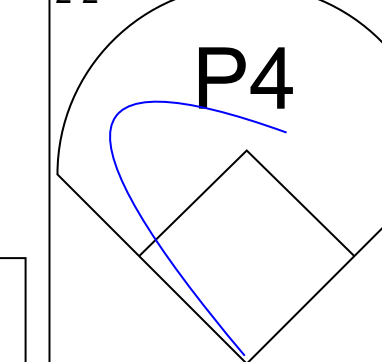
AB 34
R 2
H 11
RBI 1
BB 2
SO 6
LOB 15



Batter	1	2	3	4	5	6	7	8	9	AB	R	H	RBI	BB	SO	LOB	TOP								
Stan Javier, S OBP: 0.371, SLG: 0.446 (1, 8) (7, 7)										4	0	1	1	1	2	1	Oakland Athletics @ Baltimore Orioles Oriole Park at Camden Yards, Baltimore, MD Fri Jul 08 1994, 7:05 PM EDT Att: 46,674 - Sunny - 94 F								
Brent Gates, S OBP: 0.343, SLG: 0.368 (1, 4)										4	0	1	0	1	1	4									
Geronimo Berroa, R OBP: 0.397, SLG: 0.496 (1, 7) (7, 9)										4	0	0	0	0	1	3									
Ruben Sierra, S OBP: 0.280, SLG: 0.460 Eric Fox, S OBP: 0.261, SLG: 0.326 (1, 9) (7, 8)										3	0	1	0	0	0	1									
Mark McGwire, R OBP: 0.461, SLG: 0.515 Mike Aldrete, L OBP: 0.315, SLG: 0.382 (1, 3) (6, PH) (6, 3)										2	0	0	0	0	1	0									
Troy Neel, L OBP: 0.354, SLG: 0.470 (1, 10)										4	0	1	1	0	2	1									
Scott Brosius, R OBP: 0.293, SLG: 0.396 (1, 5)										3	0	0	1	0	1	0									
Mike Bordick, R OBP: 0.335, SLG: 0.358 (1, 6)										4	1	2	0	0	0	1									
Scott Hemond, R OBP: 0.273, SLG: 0.319 (1, 2)										4	0	1	0	0	1	2									
Inning Stats	R: 0 E: 1 K: 2 S: 14	H: 0 LOB: 1 BB: 1 P: 23	R: 0 E: 0 K: 3 S: 11	H: 0 LOB: 0 BB: 0 P: 14	R: 0 E: 0 K: 1 S: 14	H: 2 LOB: 2 BB: 0 P: 16	R: 0 E: 0 K: 0 S: 8	H: 0 LOB: 0 BB: 0 P: 15	R: 1 E: 0 K: 0 S: 12	H: 2 LOB: 1 BB: 0 P: 16	R: 0 E: 0 K: 1 S: 7	H: 1 LOB: 0 BB: 0 P: 11	R: 0 E: 0 K: 1 S: 6	H: 0 LOB: 0 BB: 0 P: 8	R: 0 E: 0 K: 0 S: 5	H: 0 LOB: 0 BB: 0 P: 9		R: 2 E: 0 K: 1 S: 26	H: 4 LOB: 3 BB: 1 P: 36	1B: 8 2B: 0 3B: 1 HR: 0	SF: 1 SAC: 0 DP: 0 HBP: 0	WP: 0 PB: 0 SB: 2 CS: 0	PA: 38		
PITCHER	IP	WLS	BF	H	R	ER	SO	BB	IBB	HBP	BLK	WP	HR	S	P	ERA	WHIP								
35 Mike Mussina, R ERA: 2.96 (1, 1)	7.0	W	27	5	1	1	8	1	0	0	0	0	0	72	103	1.29	0.857								
Tom Bolton, L ERA: 4.43 (8, 1)	1.0		3	0	0	0	0	0	0	0	0	0	0	5	9	0.00	0.000								
Jim Poole, L ERA: 6.75 (9, 1)	1.0		8	4	2	2	1	1	0	0	0	0	0	26	36	18.00	5.000								

AB	35
R	3
H	9
RBI	3
BB	2
SO	9
LOB	14



Batter	1	2	3	4	5	6	7	8	9	AB	R	H	RBI	BB	SO	LOB	BOTTOM								
Brady Anderson, L OBP: 0.355, SLG: 0.431 (1, 8)										6	1	2	3	0	1	4	Oakland Athletics @ Baltimore Orioles Oriole Park at Camden Yards, Baltimore, MD Fri Jul 08 1994, 7:05 PM EDT Att: 46,674 - Sunny - 94 F								
Chris Sabo, R OBP: 0.305, SLG: 0.433 Jack Voigt, R OBP: 0.320, SLG: 0.348 (1, 9) (7, 9)										5	1	2	2	0	1	3									
Rafael Palmeiro, L OBP: 0.410, SLG: 0.545 (1, 3)										5	0	1	0	0	1	2									
Cal Ripken Jr., R OBP: 0.352, SLG: 0.473 Tim Lincecum, R OBP: 0.369, SLG: 0.425 (1, 6) (7, 6)										3	1	1	1	1	0	1									
Harold Baines, L OBP: 0.346, SLG: 0.473 Dwight Smith, L OBP: 0.308, SLG: 0.446 (1, 10) (7, PR)										4	2	2	0	0	0	3									
Leo Gomez, R OBP: 0.376, SLG: 0.564 (1, 5)										3	2	0	0	1	1	3									
Chris Hoiles, R OBP: 0.371, SLG: 0.471 (1, 2)										5	2	2	3	0	1	3									
Mark McLemore, S OBP: 0.371, SLG: 0.344 (1, 4)										5	2	4	0	0	0	0									
Jeffrey Hammonds, R OBP: 0.339, SLG: 0.530 (1, 7)										3	2	1	1	2	0	1									
Inning Stats	R: 0 E: 0 K: 1 S: 9	H: 1 LOB: 1 BB: 0 P: 15	R: 2 E: 1 K: 0 S: 10	H: 3 LOB: 2 BB: 0 P: 14	R: 3 E: 0 K: 0 S: 12	H: 2 LOB: 2 BB: 2 P: 29	R: 0 E: 0 K: 1 S: 6	H: 0 LOB: 0 BB: 0 P: 10	R: 5 E: 0 K: 0 S: 23	H: 6 LOB: 2 BB: 1 P: 41	R: 3 E: 0 K: 1 S: 16	H: 3 LOB: 1 BB: 1 P: 28	R: 0 E: 0 K: 2 S: 10	H: 0 LOB: 1 BB: 0 P: 15	R: 0 E: 0 K: 0 S: 9	H: 0 LOB: 0 BB: 0 P: 17		1B: 10 2B: 4 3B: 0 HR: 1	SF: 0 SAC: 0 DP: 0 HBP: 2	WP: 1 PB: 0 SB: 1 CS: 0	PA: 46				
PITCHER	IP	WLS	BF	H	R	ER	SO	BB	IBB	HBP	BLK	WP	HR	S	P	ERA	WHIP								
Bobby Witt, R ERA: 4.81 (1, 1)	2.2	L	17	6	5	3	1	1	0	1	0	0	0	29	51	10.12	2.625								
Vince Horsman, L ERA: 4.79 (3, 1)	2.0		13	5	5	5	1	2	0	0	0	0	0	28	53	22.50	3.500								
Carlos Reyes, R ERA: 4.5 (5, 1)	3.1		16	4	3	3	3	1	0	1	0	1	0	38	65	8.10	1.500								

AB	40
R	13
H	15
RBI	10
BB	4
SO	5
LOB	20



Batter	1	2	3	4	5	6	7	8	9	AB	R	H	RBI	BB	SO	LOB	TOP								
Rickey Henderson, R OBP: 0.418, SLG: 0.379 Eric Fox, S OBP: 0.255, SLG: 0.318 Mike Aldrete, L OBP: 0.313, SLG: 0.379	0-3 K		3-2 F9		1-1 SH2-3	0-0 G3-1		1-1 G5-3		2	0	0	0	0	1	0									
Stan Javier, S OBP: 0.368, SLG: 0.442	2-1 B1-3		2-2 F8		3-2 2B		1-3 K		3-3 K	5	1	1	1	0	2	0									
Geronimo Berroa, R OBP: 0.397, SLG: 0.498	2-3 K		3-2 HR		3-3 K		0-1 1B		2-3 K	5	1	2	0	0	3	1									
Ruben Sierra, S OBP: 0.287, SLG: 0.480		0-1 F9	2-2 HR		1-2 1B		3-2 1B		3-3 K	5	3	4	3	0	1	0									
Mark McGwire, R OBP: 0.455, SLG: 0.500	0-2 F9		0-3 K		4-0 1B		0-0 L5			3	0	0	0	1	1	3									
Terry Steinbach, R OBP: 0.339, SLG: 0.464	1-2 E6			1-2 P3		2-2 1B		3-2 P4		4	0	1	2	0	0	2									
Brent Gates, S OBP: 0.337, SLG: 0.361	0-1 P4			1-3 K		0-0 G4-3		1-0 G4-3		4	0	0	0	0	1	3									
Scott Brosius, R OBP: 0.289, SLG: 0.389	0-1 F9			0-0 L4		0-2 G5-3		1-0 F9		4	0	0	0	0	0	1									
Mike Bordick, R OBP: 0.340, SLG: 0.372			1-0 HR		4-1 1B	1-1 F9		2-2 1B		3	2	2	1	1	0	0									
Inning Stats	R: 0 E: 0 K: 2 S: 9	H: 0 LOB: 0 BB: 0 P: 13	R: 1 E: 1 K: 0 S: 13	H: 1 LOB: 1 BB: 0 P: 14	R: 3 E: 0 K: 1 S: 18	H: 3 LOB: 0 BB: 0 P: 29	R: 0 E: 0 K: 1 S: 9	H: 0 LOB: 0 BB: 0 P: 11	R: 3 E: 0 K: 1 S: 19	H: 3 LOB: 2 BB: 2 P: 37	R: 0 E: 0 K: 0 S: 7	H: 0 LOB: 0 BB: 0 P: 8	R: 0 E: 1 K: 1 S: 14	H: 2 LOB: 2 BB: 0 P: 21	R: 0 E: 0 K: 0 S: 7	H: 1 LOB: 3 BB: 1 P: 12	R: 0 E: 0 K: 3 S: 11	H: 0 LOB: 0 BB: 0 P: 19	1B: 5 2B: 3 3B: 0 HR: 2	SF: 0 SAC: 1 DP: 0 HBP: 0	WP: 0 PB: 0 SB: 3 CS: 0	PA: 40			
PITCHER	IP	WLS	BF	H	R	ER	SO	BB	IBB	HBP	BLK	WP	HR	S	P	ERA	WHIP								
Sid Fernandez, L ERA: 4.96	4.2		23	6	7	7	5	1	1	0	0	0	2	64	98	13.50	1.500								
Mark Williamson, R ERA: 3.91	3.0		13	4	0	0	1	0	0	0	0	0	0	30	44	0.00	1.333								
Alan Mills, R ERA: 5.0	1.1	W	4	0	0	0	3	0	0	0	0	0	0	13	22	0.00	0.000								

Oakland Athletics @ Baltimore Orioles
 Oriole Park at Camden Yards, Baltimore, MD

AB 37
 R 7
 H 10
 RBI 7
 BB 2
 SO 9
 LOB 11



WP: 0 PA: 40
 PB: 0
 SB: 3
 CS: 0


Batter	1	2	3	4	5	6	7	8	9	AB	R	H	RBI	BB	SO	LOB	BOTTOM								
Brady Anderson, L OBP: 0.359, SLG: 0.433	1-1 HR		4-2 G5-3		0-2 1B	2-1 L6-3		0-0 SH		3	2	2	1	1	0	1									
Chris Sabo, R OBP: 0.308, SLG: 0.449	1-2 HR		0-0 G5-3		1-0 1B		2-0 G5-3		0-0 SH1-4	4	1	2	3	0	0	1									
Rafael Palmeiro, L OBP: 0.412, SLG: 0.549	1-1 G4-6-3		2-1 F8		3-1 WP		1-0 1B		2-1 P6	5	2	3	1	0	0	3									
Cal Ripken Jr., R OBP: 0.355, SLG: 0.472	1-2 G4-6-3		0-0 G4-3		3-1 1B		4-0 1B		4-0 IBB	3	0	1	1	2	0	2									
Harold Baines, L OBP: 0.343, SLG: 0.468	2-0 G1-3			3-3 K	3-3 K		1-0 1B		0-0 P5	5	0	1	1	0	2	4									
Jeffrey Hammonds, R OBP: 0.335, SLG: 0.538		2-1 P3		2-1 G5-3	2-0 FC6-4		1-3 K		1-1 HR	5	1	1	1	0	1	3									
Mark McLemore, S OBP: 0.373, SLG: 0.341		0-3 K		3-3 K		4-0 1B		4-0 1B		2	0	0	0	2	2	0									
Mike Devereaux, R OBP: 0.263, SLG: 0.346		2-0 1B			0-2 1B		0-3 K		2-1 P3	4	1	1	0	0	1	4									
Jeff Tackett, R OBP: 0.333, SLG: 0.364 Dwight Smith, L OBP: 0.313, SLG: 0.450 Chris Hoiles, R OBP: 0.371, SLG: 0.471		1-3 K		3-2 1B	2-0 1B		2-0 G5-3		2-1 SH1-4	2	1	0	0	0	1	2									
Inning Stats	R: 2 E: 0 K: 0 S: 13	H: 3 LOB: 0 BB: 0 P: 19	R: 0 E: 0 K: 2 S: 11	H: 1 LOB: 1 BB: 0 P: 16	R: 0 E: 0 K: 0 S: 7	H: 0 LOB: 0 BB: 1 P: 13	R: 0 E: 0 K: 2 S: 8	H: 0 LOB: 0 BB: 0 P: 16	R: 4 E: 1 K: 1 S: 19	H: 4 LOB: 1 BB: 0 P: 30	R: 0 E: 0 K: 1 S: 6	H: 0 LOB: 1 BB: 1 P: 14	R: 1 E: 0 K: 1 S: 8	H: 2 LOB: 3 BB: 2 P: 23	R: 0 E: 1 K: 0 S: 7	H: 1 LOB: 3 BB: 1 P: 15	R: 1 E: 0 K: 0 S: 2	H: 1 LOB: 0 BB: 0 P: 3	1B: 9 2B: 1 3B: 0 HR: 2	SF: 0 SAC: 2 DP: 1 HBP: 1	WP: 2 PB: 0 SB: 1 CS: 0	PA: 42			
PITCHER	IP	WLS	BF	H	R	ER	SO	BB	IBB	HBP	BLK	WP	HR	S	P	ERA	WHIP								
Steve Ontiveros, R ERA: 3.26	4.1		22	8	6	5	4	1	0	0	0	0	0	10	23	10.38	2.077								
Ed Vosberg, L ERA: 7.35	1.2		6	0	0	0	2	1	0	0	0	0	0	3	11	27.00	9.000								
Mark Acre, R ERA: 3.0	0.1		4	2	1	1	0	1	0	0	0	1	0	7	16	0.00	1.500								
Billy Taylor, R ERA: 3.76	0.2		4	1	0	0	1	0	1	0	0	0	0	5	11	0.00	0.000								
Dave Leiper, L ERA: 0.9	1.0		5	0	0	0	0	0	1	0	0	0	0	5	11	0.00	0.000								
PITCHER	IP	WLS	BF	H	R	ER	SO	BB	IBB	HBP	BLK	WP	HR	S	P	ERA	WHIP								
Bob Welch, R ERA: 7.53	0.0	L	1	1	1	1	0	0	0	0	0	0	0	1	3										


Oakland Athletics @ Baltimore Orioles
 Oriole Park at Camden Yards, Baltimore, MD

AB 34
 R 8
 H 12
 RBI 8
 BB 5
 SO 7
 LOB 20



WP: 2 PA: 42
 PB: 0
 SB: 1
 CS: 0

Batter	1	2	3	4	5	6	7	8	9	AB	R	H	RBI	BB	SO	LOB	TOP										
Rickey Henderson, R OBP: 0.410, SLG: 0.370	0-2 L6		2-1 G4-3			1-2 F8		1-1 L4	3-1 F9	5	0	0	0	0	0	3	Oakland Athletics @ Baltimore Orioles Oriole Park at Camden Yards, Baltimore, MD Sun Jul 10 1994, 3:33 AM EDT Att: 46,477 - Sunny - 89 F										
Stan Javier, S OBP: 0.370, SLG: 0.439	4-2 S 1B BB		2-2 G6-3			0-1 B5-3		4-0 BB		2	1	0	0	2	0	0											
Geronimo Berroa, R OBP: 0.395, SLG: 0.495	3-2 1-H 1B		3-2 F9			3-1 F9		0-0 F9		4	0	1	1	0	0	2											
Ruben Sierra, S OBP: 0.287, SLG: 0.478	0-0 L7			2-3 K			0-1 F9		2-2 E4 HR 1B	4	1	1	0	0	1	1											
Mark McGwire, R OBP: 0.449, SLG: 0.519	0-0 F7			2-3 K			3-3 K		0-2 2-H HR	4	1	1	2	0	2	1											
Terry Steinbach, R OBP: 0.334, SLG: 0.457		0-0 L6-3		1-3 K			2-1 F8		2-2 G3	4	0	0	0	0	1	0											
Scott Brosius, R OBP: 0.292, SLG: 0.403		1-1 HR		2-3 K			1-1 G6-3 2B 1B		0-3 K	4	2	2	1	0	2	0											
Mike Bordick, R OBP: 0.339, SLG: 0.368		0-0 F8		3-1 G3			1-2 G6-3		4-1 1B BB	3	0	0	0	1	0	1											
Scott Hemond, R OBP: 0.269, SLG: 0.314 Brent Gates, S OBP: 0.342, SLG: 0.371		2-1 G5-3		0-3 K			1-0 2-H 2B		0-2 1-3 1B	2	0	0	0	0	1	0											
Inning Stats	R: 1 E: 0 K: 0 S: 13	H: 1 LOB: 1 BB: 1 P: 20	R: 1 E: 0 K: 0 S: 6	H: 1 LOB: 0 BB: 0 P: 9	R: 0 E: 0 K: 3 S: 11	H: 0 LOB: 0 BB: 0 P: 18	R: 0 E: 0 K: 3 S: 9	H: 0 LOB: 0 BB: 0 P: 14	R: 0 E: 0 K: 1 S: 7	H: 0 LOB: 0 BB: 0 P: 11	R: 0 E: 0 K: 1 S: 10	H: 0 LOB: 0 BB: 0 P: 15	R: 1 E: 0 K: 0 S: 9	H: 2 LOB: 2 BB: 1 P: 17	R: 2 E: 1 K: 1 S: 19	H: 3 LOB: 2 BB: 1 P: 30		1B: 4 2B: 1 3B: 0 HR: 2	SF: 0 SAC: 0 DP: 0 HBP: 0	WP: 0 PB: 0 SB: 1 CS: 0	PA: 37						
PITCHER	IP	WLS	BF	H	R	ER	SO	BB	IBB	HBP	BLK	WP	HR	S	P	ERA	WHIP										
Jamie Moyer, L ERA: 5.1	(1, 1)	7.0	24	2	2	2	6	1	0	0	0	0	1	65	101	2.57	0.429										
Mark Eichhorn, R ERA: 2.09	(8, 1)	1.0	6	2	1	1	0	1	0	0	0	0	0	9	17	9.00	3.000										
Lee Smith, R ERA: 2.25	(9, 1)	1.0	L 7	3	2	2	1	1	0	0	0	0	1	19	30	18.00	4.000										

Batter	1	2	3	4	5	6	7	8	9	AB	R	H	RBI	BB	SO	LOB	BOTTOM										
Brady Anderson, L OBP: 0.362, SLG: 0.434	4-0 S 2B BB		1-0 G1-3 1B			3-1 S 1B		1-1 F8	0-0 F7	4	1	2	0	1	0	0	Oakland Athletics @ Baltimore Orioles Oriole Park at Camden Yards, Baltimore, MD Sun Jul 10 1994, 3:33 AM EDT Att: 46,477 - Sunny - 89 F										
Chris Sabo, R OBP: 0.303, SLG: 0.441	1-3 K		2-2 G1-3			1-2 P4		1-0 F7		4	0	0	0	0	1	3											
Rafael Palmeiro, L OBP: 0.411, SLG: 0.546	2-3 K		3-1 P6			0-0 BB 1B		3-1 F7		4	1	1	0	0	1	2											
Cal Ripken Jr., R OBP: 0.357, SLG: 0.469	4-0 2B BB		0-0 G6-3			4-2 BB 1B BB		0-2 G6-3		2	2	0	0	2	0	1											
Harold Baines, L OBP: 0.349, SLG: 0.474 Dwight Smith, L OBP: 0.313, SLG: 0.450	0-1 2B			2-3 K		4-0 FC5-4 1B BB		3-1 CS 1B		3	0	2	2	1	1	0											
Chris Hoiles, R OBP: 0.372, SLG: 0.469	2-0 P2			1-3 K		0-0 FC5-4 1B		4-2 BB		3	0	1	2	1	1	1											
Jeffrey Hammonds, R OBP: 0.329, SLG: 0.525		2-3 K		0-0 G6-3		4-2 FC5-4 1B BB		3-2 F7		4	0	0	0	0	1	3											
Mark McLemore, S OBP: 0.368, SLG: 0.336	1-1 F7		1-1 K			0-0 FC3-2-5		0-0 F8		4	0	0	0	0	1	2											
Mike Devereaux, R OBP: 0.260, SLG: 0.341 Leo Gomez, R OBP: 0.377, SLG: 0.562		3-2 F9		2-3 K		1-3 3-H 2-2 G6-3		0-3 K		3	0	0	0	0	1	2											
Inning Stats	R: 2 E: 0 K: 2 S: 10	H: 1 LOB: 2 BB: 2 P: 23	R: 0 E: 0 K: 1 S: 10	H: 0 LOB: 0 BB: 0 P: 16	R: 0 E: 0 K: 0 S: 8	H: 1 LOB: 1 BB: 0 P: 13	R: 0 E: 0 K: 2 S: 8	H: 0 LOB: 0 BB: 0 P: 11	R: 0 E: 0 K: 2 S: 12	H: 1 LOB: 1 BB: 0 P: 20	R: 2 E: 0 K: 0 S: 5	H: 2 LOB: 2 BB: 2 P: 10	R: 0 E: 0 K: 0 S: 12	H: 1 LOB: 1 BB: 1 P: 22	R: 0 E: 0 K: 1 S: 6	H: 0 LOB: 0 BB: 0 P: 6		1B: 5 2B: 1 3B: 0 HR: 0	SF: 0 SAC: 0 DP: 0 HBP: 0	WP: 0 PB: 0 SB: 2 CS: 1	PA: 37						
PITCHER	IP	WLS	BF	H	R	ER	SO	BB	IBB	HBP	BLK	WP	HR	S	P	ERA	WHIP										
Ron Darling, R ERA: 4.81	(1, 1)	8.0	W 34	4	4	4	7	5	0	0	0	0	0	77	137	4.50	1.375										
Dennis Eckersley, R ERA: 4.15	(9, 1)	1.0	S 3	0	0	0	1	0	0	0	0	0	0	6	6	0.00	0.000										

Batter	1	2	3	4	5	6	7	8	9	AB	R	H	RBI	BB	SO	LOB	TOP											
Otis Nixon, S <small>OBP: 0.365, SLG: 0.322</small> 										1	1	0	0	3	0	0	Boston Red Sox @ Oakland Athletics Oakland-Alameda County Coliseum, Oakland, CA Thu Jul 14 1994, 7:05 PM PDT Att: 40,457 - Unknown - 63 F livebaseballscorecards.com											
Tim Naehring, R <small>OBP: 0.359, SLG: 0.446</small> 										3	0	1	0	1	2	1												
John Valentin, R <small>OBP: 0.422, SLG: 0.539</small> 										3	0	1	2	1	0	2												
Mo Vaughn, L <small>OBP: 0.399, SLG: 0.579</small> 										4	0	1	0	1	1	7												
Andre Dawson, R <small>OBP: 0.274, SLG: 0.486</small> 										4	0	0	0	0	1	7												
Mike Greenwell, L <small>OBP: 0.356, SLG: 0.470</small> 										4	0	0	0	0	1	2												
Tom Brunansky, R <small>OBP: 0.325, SLG: 0.472</small> 										4	0	0	0	0	1	0												
Scott Cooper, L <small>OBP: 0.343, SLG: 0.498</small> 										3	1	1	0	1	0	0												
Damon Berryhill, S <small>OBP: 0.284, SLG: 0.385</small> 										3	0	0	0	1	1	1												
Inning Stats	R: 0 E: 0 K: 1 S: 12	H: 1 LOB: 2 BB: 1 P: 22	R: 0 E: 0 K: 1 S: 9	H: 0 LOB: 0 BB: 0 P: 15	R: 0 E: 1 K: 2 S: 11	H: 0 LOB: 2 BB: 1 P: 20	R: 0 E: 0 K: 1 S: 5	H: 0 LOB: 0 BB: 0 P: 7	R: 1 E: 0 K: 0 S: 10	H: 1 LOB: 3 BB: 2 P: 19	R: 0 E: 0 K: 0 S: 9	H: 0 LOB: 1 BB: 1 P: 18	R: 1 E: 0 K: 2 S: 15	H: 2 LOB: 2 BB: 1 P: 24	R: 0 E: 0 K: 0 S: 7	H: 0 LOB: 0 BB: 0 P: 12	R: 0 E: 0 K: 0 S: 4	H: 0 LOB: 1 BB: 2 P: 13	1B: 3 2B: 1 3B: 0 HR: 0	SF: 0 SAC: 2 DP: 0 HBP: 1	WP: 0 PB: 0 SB: 0 CS: 1	PA: 41						
PITCHER	IP	WLS	BF	H	R	ER	SO	BB	IBB	HBP	BLK	WP	HR	S	P	ERA	WHIP											
Todd Van Poppel, R	(1, 1)	6.0	L	30	4	2	2	5	6	0	1	0	0	0	62	113	3.00	1.667										
Dave Leiper, L	(7, 1)	0.1		1	0	0	0	1	0	0	0	0	0	3	3	0.00	0.000											
Billy Taylor, R	(7, 1)	0.1		1	0	0	0	1	0	0	0	0	0	3	5	0.00	0.000											
Ed Vosberg, L	(7, 1)	1.1		5	0	0	0	0	1	0	0	0	0	11	21	0.00	0.750											
Mark Acre, R	(9, 1)	1.0		3	0	0	0	0	0	1	0	0	0	3	8	0.00	0.000											

Batter	1	2	3	4	5	6	7	8	9	AB	R	H	RBI	BB	SO	LOB	BOTTOM											
Stan Javier, S <small>OBP: 0.368, SLG: 0.435</small> 										3	0	0	0	1	0	1	Boston Red Sox @ Oakland Athletics Oakland-Alameda County Coliseum, Oakland, CA Thu Jul 14 1994, 7:05 PM PDT Att: 40,457 - Unknown - 63 F livebaseballscorecards.com											
Brent Gates, S <small>OBP: 0.337, SLG: 0.365</small> 										4	0	0	0	0	0	2												
Geronimo Berroa, R <small>OBP: 0.393, SLG: 0.489</small> 										3	0	0	0	1	2	1												
Ruben Sierra, S <small>OBP: 0.287, SLG: 0.475</small> 										4	0	1	0	0	0	1												
Troy Neel, L <small>OBP: 0.356, SLG: 0.483</small> 										3	1	1	1	1	2	1												
Mark McWire, R <small>OBP: 0.436, SLG: 0.500</small> 										4	0	0	0	0	1	2												
Terry Steinbach, R <small>OBP: 0.331, SLG: 0.452</small> 										3	0	0	0	0	0	1												
Scott Brosius, R <small>OBP: 0.290, SLG: 0.400</small> Mike Aldrete, L <small>OBP: 0.311, SLG: 0.376</small> Scott Hemond, R <small>OBP: 0.269, SLG: 0.314</small> 										2	0	0	0	0	2	1												
Mike Bordick, R <small>OBP: 0.339, SLG: 0.365</small> 										1	0	0	0	0	0	3												
Inning Stats	R: 0 E: 0 K: 0 S: 10	H: 0 LOB: 1 BB: 1 P: 19	R: 0 E: 0 K: 2 S: 11	H: 0 LOB: 1 BB: 1 P: 21	R: 0 E: 0 K: 1 S: 9	H: 0 LOB: 1 BB: 1 P: 15	R: 0 E: 0 K: 1 S: 7	H: 0 LOB: 0 BB: 0 P: 14	R: 0 E: 0 K: 1 S: 6	H: 0 LOB: 0 BB: 0 P: 9	R: 0 E: 0 K: 0 S: 6	H: 0 LOB: 0 BB: 0 P: 7	R: 0 E: 2 K: 1 S: 16	H: 1 LOB: 3 BB: 0 P: 25	R: 0 E: 0 K: 1 S: 6	H: 0 LOB: 0 BB: 1 P: 13	R: 0 E: 0 K: 0 S: 7	H: 1 LOB: 0 BB: 0 P: 12	1B: 1 2B: 0 3B: 0 HR: 1	SF: 0 SAC: 0 DP: 1 HBP: 0	WP: 0 PB: 0 SB: 2 CS: 0	PA: 34						
PITCHER	IP	WLS	BF	H	R	ER	SO	BB	IBB	HBP	BLK	WP	HR	S	P	ERA	WHIP											
Roger Clemens, R	(1, 1)	9.0	W	34	2	1	1	7	4	0	0	0	0	1	78	135	1.00	0.667										



Batter	1	2	3	4	5	6	7	8	9	AB R H RBI BB SO LOB	TOP	
Otis Nixon, S <small>OBP: 0.364, SLG: 0.321</small> 										4 0 1 0 0 2 0	Boston Red Sox @ Oakland Athletics Oakland-Alameda County Coliseum, Oakland, CA <small>Fri Jul 15 1994, 7:05 PM PDT Att: 23,607 - Unknown - 62 F</small>	
Tim Lincecum, R <small>OBP: 0.357, SLG: 0.442</small> 									4 0 1 0 0 1 0			
John Valentin, R <small>OBP: 0.419, SLG: 0.534</small> 									4 0 1 0 0 1 2			
Mo Vaughn, L <small>OBP: 0.397, SLG: 0.575</small> Scott Fletcher, R <small>OBP: 0.291, SLG: 0.324</small> 									4 0 1 0 0 1 3 0 1 0 0 0 0 0			
Andre Dawson, R <small>OBP: 0.275, SLG: 0.484</small> Lee Tinsley, S <small>OBP: 0.322, SLG: 0.245</small> Mike Greenwell, L <small>OBP: 0.358, SLG: 0.472</small> 									3 0 1 0 0 0 2 0 0 0 0 0 0 0 1 1 1 1 0 0 0			
Scott Cooper, L <small>OBP: 0.342, SLG: 0.495</small> 									4 1 1 0 0 0 1			
Tom Brunansky, R <small>OBP: 0.331, SLG: 0.500</small> 									4 1 2 3 0 1 1			
Wes Chamberlain, R <small>OBP: 0.302, SLG: 0.406</small> 									4 0 1 0 0 0 2			
Rich Rowland, R <small>OBP: 0.255, SLG: 0.425</small> 									3 0 0 0 0 1 1			
Inning Stats <small>R: 0 H: 2 E: 0 LOB: 2 K: 2 BB: 0 S: 15</small>	<small>R: 0 H: 1 E: 0 LOB: 1 K: 2 BB: 0 S: 11</small>	<small>R: 0 H: 0 E: 0 LOB: 0 K: 1 BB: 0 S: 7</small>	<small>R: 0 H: 0 E: 0 LOB: 0 K: 0 BB: 0 S: 8</small>	<small>R: 0 H: 0 E: 0 LOB: 0 K: 0 BB: 0 S: 5</small>	<small>R: 0 H: 1 E: 0 LOB: 0 K: 0 BB: 0 S: 5</small>	<small>R: 0 H: 1 E: 0 LOB: 1 K: 0 BB: 0 S: 8</small>	<small>R: 0 H: 1 E: 0 LOB: 1 K: 0 BB: 0 S: 6</small>	<small>R: 0 H: 0 E: 0 LOB: 0 K: 1 BB: 0 S: 8</small>	<small>R: 4 H: 4 E: 0 LOB: 1 K: 1 BB: 0 S: 20</small>	<small>1B: 9 SF: 0 2B: 0 SAC: 0 3B: 0 DP: 2 HR: 1 HBP: 0</small>		<small>WP: 1 PA: 35 FB: 0 SB: 2 CS: 0</small>
PITCHER Steve Ontiveros, R <small>ERA: 2.92</small> Dennis Eckerstley, R <small>ERA: 5.05</small>	<small>IP WLS BF H R ER SO BB IBB HBP BLK WP HR S P ERA WHIP</small> 8.0 28 6 0 0 6 0 0 0 0 1 0 68 99 0.00 0.750											<small>IP WLS BF H R ER SO BB IBB HBP BLK WP HR S P ERA WHIP</small> 1.0 L 7 4 4 4 1 0 0 0 0 0 1 20 31 36.00 4.000

Batter	1	2	3	4	5	6	7	8	9	AB R H RBI BB SO LOB	BOTTOM	
Rickey Henderson, R <small>OBP: 0.412, SLG: 0.387</small> 										2 1 0 0 2 1 1	Boston Red Sox @ Oakland Athletics Oakland-Alameda County Coliseum, Oakland, CA <small>Fri Jul 15 1994, 7:05 PM PDT Att: 23,607 - Unknown - 62 F</small>	
Stan Javier, S <small>OBP: 0.367, SLG: 0.433</small> 									4 0 1 0 0 2 3			
Geronimo Berroa, R <small>OBP: 0.392, SLG: 0.493</small> 									4 0 1 1 0 2 1			
Ruben Sierra, S <small>OBP: 0.284, SLG: 0.471</small> 									3 0 0 0 0 0 1			
Mark McGwire, R <small>OBP: 0.427, SLG: 0.487</small> 									3 0 0 0 0 0 1			
Terry Steinbach, R <small>OBP: 0.334, SLG: 0.452</small> 									2 0 1 0 1 0 0			
Scott Brosius, R <small>OBP: 0.286, SLG: 0.395</small> 									3 0 0 0 0 1 2			
Mike Bordick, R <small>OBP: 0.336, SLG: 0.362</small> 									3 0 0 0 0 0 1			
Scott Hemond, R <small>OBP: 0.272, SLG: 0.312</small> Troy Neel, L <small>OBP: 0.355, SLG: 0.480</small> 									1 0 0 0 1 0 0 1 0 0 0 0 0 0			
Inning Stats <small>R: 1 H: 1 E: 0 LOB: 1 K: 1 BB: 1 S: 11</small>	<small>R: 0 H: 1 E: 0 LOB: 0 K: 1 BB: 0 S: 7</small>	<small>R: 0 H: 0 E: 0 LOB: 0 K: 0 BB: 1 S: 5</small>	<small>R: 0 H: 0 E: 0 LOB: 0 K: 0 BB: 0 S: 5</small>	<small>R: 0 H: 0 E: 0 LOB: 0 K: 0 BB: 0 S: 4</small>	<small>R: 0 H: 0 E: 0 LOB: 0 K: 0 BB: 1 S: 8</small>	<small>R: 0 H: 0 E: 0 LOB: 0 K: 0 BB: 1 S: 12</small>	<small>R: 0 H: 0 E: 0 LOB: 0 K: 0 BB: 0 S: 11</small>	<small>R: 0 H: 1 E: 0 LOB: 1 K: 2 BB: 0 S: 9</small>	<small>1B: 2 SF: 0 2B: 1 SAC: 0 3B: 1 DP: 3 HR: 0 HBP: 0</small>	<small>WP: 1 PA: 30 FB: 0 SB: 2 CS: 1</small>		
PITCHER Chris Nabholz, L <small>ERA: 6.32</small> Ken Ryan, R <small>ERA: 2.1</small>	<small>IP WLS BF H R ER SO BB IBB HBP BLK WP HR S P ERA WHIP</small> 8.0 W 26 2 1 1 4 4 0 0 0 0 1 0 63 107 1.12 0.750											<small>IP WLS BF H R ER SO BB IBB HBP BLK WP HR S P ERA WHIP</small> 1.0 S 4 1 0 0 2 0 0 0 0 0 1 0 9 12 0.00 1.000

Batter	1	2	3	4	5	6	7	8	9	AB	R	H	RBI	BB	SO	LOB	TOP					
Otis Nixon, S <small>OBP: 0.365, SLG: 0.323</small> 			F7 <small>2-2</small> 		G6-3 <small>0-0</small> 					4	0	2	0	0	0	0						
Tim Naehring, R <small>OBP: 0.350, SLG: 0.448</small> 			G6-3 <small>3-2</small> 					F9 <small>2-1</small> 		4	0	2	0	0	0	1						
John Valentin, R <small>OBP: 0.414, SLG: 0.526</small> Carlos Rodriguez, S <small>OBP: 0.300, SLG: 0.381</small> 			K <small>3-3</small> 		L5 <small>1-1</small> 					3	0	0	0	0	1	3						
Mo Vaughn, L <small>OBP: 0.394, SLG: 0.570</small> Wes Chamberlain, R <small>OBP: 0.301, SLG: 0.494</small> 				F7 <small>0-0</small> 		P6 <small>2-1</small> 		K <small>2-3</small> 		3	0	0	0	0	1	2						
Tom Brunansky, R <small>OBP: 0.320, SLG: 0.482</small> 				L4 <small>0-1</small> 		K <small>2-3</small> 		G6-3 <small>3-2</small> 		4	0	0	0	0	2	4						
Scott Cooper, L <small>OBP: 0.343, SLG: 0.495</small> Stan Royer, R <small>OBP: 0.169, SLG: 0.305</small> 								G5-3 <small>1-1</small> 		2	0	1	0	0	0	0						
Rich Rowland, R <small>OBP: 0.255, SLG: 0.418</small> 							F7 <small>0-0</small> 		F8 <small>3-2</small> 		4	0	1	0	0	1	0					
Scott Fletcher, R <small>OBP: 0.290, SLG: 0.322</small> 							B1-3 <small>1-0</small> 				4	0	1	0	0	0	2					
Lee Tinsley, S <small>OBP: 0.311, SLG: 0.235</small> 					F8 <small>3-1</small> 		G5-3 <small>0-0</small> 		K <small>2-3</small> 		4	0	0	0	0	1	2					
Inning Stats	R: 0 E: 0 K: 2 S: 11	H: 2 LOB: 2 BB: 0 P: 16	R: 0 E: 1 K: 1 S: 8	H: 0 LOB: 1 BB: 0 P: 10	R: 0 E: 0 K: 1 S: 10	H: 0 LOB: 0 BB: 0 P: 18	R: 0 E: 0 K: 0 S: 9	H: 2 LOB: 2 BB: 0 P: 14	R: 0 E: 0 K: 0 S: 6	H: 1 LOB: 1 BB: 0 P: 10	R: 0 E: 0 K: 1 S: 7	H: 0 LOB: 0 BB: 0 P: 11	R: 0 E: 0 K: 0 S: 3	H: 0 LOB: 0 BB: 0 P: 4	R: 0 E: 0 K: 1 S: 14	H: 2 LOB: 2 BB: 0 P: 23	R: 0 E: 0 K: 1 S: 9	H: 1 LOB: 1 BB: 0 P: 15	1B: 7 2B: 1 3B: 0 HR: 0	SF: 0 SAC: 0 DP: 0 HBP: 0	WP: 0 PB: 0 SB: 1 CS: 0	PA: 36
PITCHER	IP	WLS	BF	H	R	ER	SO	BB	IBB	HBP	BLK	WP	HR	S	P	ERA	WHIP					
Ron Darling, R ERA: 4.36	7.0	W	27	5	0	0	5	0	0	0	0	0	0	54	83	0.00	0.714					
Vince Horsman, L ERA: 4.71	0.1	3	2	0	0	0	0	0	0	0	0	0	0	6	10	0.00	6.000					
Billy Taylor, R ERA: 3.67	0.2	2	0	0	0	1	0	0	0	0	0	0	0	8	13	0.00	0.000					
John Briscoe, R ERA: 4.0	1.0	4	1	0	0	1	0	0	0	0	0	0	0	9	15	0.00	1.000					

Boston Red Sox @ Oakland Athletics
Oakland-Alameda County Coliseum, Oakland, CA

Sat Jul 16 1994, 7:05 PM PDT
Att: 26,540 - Unknown

AB 36
R 0
H 8
RBI 0
BB 0
SO 7
LOB 16



Batter	1	2	3	4	5	6	7	8	9	AB	R	H	RBI	BB	SO	LOB	BOTTOM					
Rickey Henderson, R <small>OBP: 0.413, SLG: 0.380</small> Gerónimo Berroa, R <small>OBP: 0.390, SLG: 0.461</small> 		P6 <small>1-2</small> 				P3 <small>2-1</small> 		K <small>3-3</small> 		3	1	1	1	0	0	1						
Stan Javier, S <small>OBP: 0.369, SLG: 0.431</small> 			1B <small>1-2</small> 	P6 <small>1-0</small> 		F7 <small>3-2</small> 				2	2	0	0	1	0	1						
Troy Neel, L <small>OBP: 0.357, SLG: 0.481</small> 				F7 <small>1-0</small> 						4	1	2	0	0	1	2						
Ruben Sierra, S <small>OBP: 0.284, SLG: 0.477</small> 			F7 <small>0-0</small> 	P4 <small>2-2</small> 						4	1	1	2	0	0	4						
Terry Steinbach, R <small>OBP: 0.333, SLG: 0.449</small> 					P4 <small>0-0</small> 		P3 <small>1-0</small> 			4	1	1	1	0	0	0						
Mike Aldrete, L <small>OBP: 0.309, SLG: 0.372</small> 			K <small>2-3</small> 				G4-3 <small>3-1</small> 			4	0	1	0	0	1	2						
Brent Gates, S <small>OBP: 0.365</small> Scott Hemond, R <small>OBP: 0.272, SLG: 0.305</small> 		G5-3 <small>2-1</small> 			P4 <small>2-1</small> 		F9 <small>2-1</small> 		G6-3 <small>1-2</small> 		0	0	0	0	0	0	0					
Scott Brosius, R <small>OBP: 0.289, SLG: 0.421</small> 										4	2	2	5	0	2	1						
Mike Bordick, R <small>OBP: 0.338, SLG: 0.368</small> 										3	0	1	0	1	0	0						
Inning Stats	R: 3 E: 0 K: 1 S: 17	H: 2 LOB: 0 BB: 1 P: 25	R: 0 E: 0 K: 1 S: 8	H: 0 LOB: 1 BB: 1 P: 17	R: 5 E: 0 K: 1 S: 15	H: 3 LOB: 0 BB: 1 P: 29	R: 0 E: 0 K: 0 S: 6	H: 0 LOB: 1 BB: 0 P: 11	R: 0 E: 0 K: 0 S: 10	H: 1 LOB: 1 BB: 0 P: 16	R: 0 E: 0 K: 0 S: 9	H: 0 LOB: 0 BB: 0 P: 15	R: 0 E: 0 K: 0 S: 4	H: 1 LOB: 0 BB: 0 P: 7	R: 1 E: 0 K: 1 S: 14	H: 2 LOB: 1 BB: 0 P: 23	R: 1 E: 0 K: 1 S: 9	H: 1 LOB: 1 BB: 0 P: 15	1B: 4 2B: 0 3B: 1 HR: 4	SF: 0 SAC: 0 DP: 1 HBP: 2	WP: 0 PB: 0 SB: 0 CS: 0	PA: 37
PITCHER	IP	WLS	BF	H	R	ER	SO	BB	IBB	HBP	BLK	WP	HR	S	P	ERA	WHIP					
Aaron Sele, R ERA: 3.93	3.0	L	18	8	0	8	3	3	0	1	0	0	0	3	40	71	24.00	2.667				
Jose Melendez, R ERA: 3.04	0.0	1	0	0	0	0	0	0	0	1	0	0	0	0	1	∞	∞					
Chris Howard, L ERA: 3.04	3.0	10	1	0	0	1	0	0	0	0	0	0	0	25	41	0.00	0.333					
Tony Fossas, L ERA: 4.94	2.0	8	3	1	1	1	1	0	0	0	0	0	1	18	30	4.50	1.500					

Boston Red Sox @ Oakland Athletics
Oakland-Alameda County Coliseum, Oakland, CA

Sat Jul 16 1994, 7:05 PM PDT
Att: 26,540 - Unknown

AB 32
R 9
H 9
RBI 9
BB 3
SO 5
LOB 13



Batter	1	2	3	4	5	6	7	8	9	AB	R	H	RBI	BB	SO	LOB	TOP										
Luis Polonia, L OBP: 0.376, SLG: 0.386 (1, 7)	G5-3 1B	0-2 1B 2H		4-1 1B WP BB	2-3 K			1-0 G6-3		4	1	1	1	1	1	0	New York Yankees @ Oakland Athletics Oakland-Alameda County Coliseum, Oakland, CA Mon Jul 18 1994, 7:05 PM PDT Att: 20,382 - Unknown - 60 F livebaseballscores.com										
Wade Boggs, L OBP: 0.438, SLG: 0.490 (1, 5)	1B BB	2-3 K		2-3 K	0-0 G6-3			1-2 G6-3		4	0	0	0	1	2	2											
Don Mattingly, L OBP: 0.403, SLG: 0.424 (1, 3)	0-1 F8	1-2 1B 2H		4-2 1B BB				1-2 G1-3		4	1	1	0	1	0	1											
Danny Tartabull, R OBP: 0.349, SLG: 0.476 (1, 10)	1-1 BB 1B			1-1 1B 2H				3-3 K		5	1	3	2	0	2	0											
Paul O'Neill, L OBP: 0.480, SLG: 0.619 (1, 9)	4-0 1-2 BB			4-2 1B G3 BB				0-3 F7		3	0	0	0	2	2	2											
Bernie Williams, S OBP: 0.378, SLG: 0.443 (1, 8)	3-2 F8			2-0 G3				1-0 G4-3		4	0	1	1	0	0	4											
Mike Stanley, R OBP: 0.356, SLG: 0.468 (1, 2)		1-0 1B G4-3		1-1 1B				2-3 K		3	1	2	0	1	1	0											
Randy Velarde, R OBP: 0.327, SLG: 0.431 (1, 6)		2-0 1B G4-3		0-3 K				1-3 K		4	1	1	0	0	2	5											
Pat Kelly, R OBP: 0.339, SLG: 0.400 (1, 4)	1-0 G4-3 3H			1-1 F7				3-2 G4-3		4	0	0	1	0	0	3											
Inning Stats	R: 0 E: 0 K: 0 S: 13	H: 1 LOB: 3 BB: 2 P: 26	R: 2 E: 0 K: 1 S: 16	H: 4 LOB: 2 BB: 0 P: 23	R: 1 E: 0 K: 1 S: 12	H: 2 LOB: 2 BB: 1 P: 20	R: 2 E: 0 K: 2 S: 19	H: 2 LOB: 3 BB: 3 P: 39	R: 0 E: 0 K: 1 S: 6	H: 0 LOB: 0 BB: 0 P: 11	R: 0 E: 0 K: 2 S: 8	H: 0 LOB: 0 BB: 0 P: 12	R: 0 E: 0 K: 0 S: 8	H: 0 LOB: 0 BB: 0 P: 13	R: 0 E: 0 K: 2 S: 11	H: 0 LOB: 0 BB: 0 P: 16	1B: 8 2B: 0 3B: 0 HR: 1	SF: 0 SAC: 0 DP: 0 HBP: 0	WP: 1 PB: 0 SB: 1 CS: 0	PA: 41							
PITCHER	IP	WLS	BF	H	R	ER	SO	BB	IBB	HBP	BLK	WP	HR	S	P	ERA	WHIP										
Todd Van Poppel, R ERA: 6.51 (1, 1)	2.1	L	16	7	3	3	1	3	0	0	0	0	1	36	63	11.57	4.286										
John Briscoe, L ERA: 4.3 (3, 1)	1.2		10	2	2	2	3	3	0	0	0	1	0	24	45	10.80	3.000										
Vince Horsman, R ERA: 4.3 (5, 1)	2.0		6	0	0	0	2	0	0	0	0	0	0	14	25	0.00	0.000										
Billy Taylor, R ERA: 3.56 (7, 1)	1.1		4	0	0	0	2	0	0	0	0	0	0	11	18	0.00	0.000										
Dave Leiper, L ERA: 0.73 (8, 1)	1.2		5	0	0	0	2	0	0	0	0	0	0	16	23	0.00	0.000										

Batter	1	2	3	4	5	6	7	8	9	AB	R	H	RBI	BB	SO	LOB	BOTTOM										
Rickey Henderson, R OBP: 0.419, SLG: 0.382 (1, 10)	1-2 F8 1B SF9	4-2 1B BB		2-2 1B G1-6-3		2-2 G6-3			2-3 K	4	1	2	0	1	1	1	New York Yankees @ Oakland Athletics Oakland-Alameda County Coliseum, Oakland, CA Mon Jul 18 1994, 7:05 PM PDT Att: 20,382 - Unknown - 60 F livebaseballscores.com										
Stan Javier, S OBP: 0.368, SLG: 0.429 (1, 8)	0-0 WP S 1B	2-2 G4-3		1-1 G1-6-3 1-2				2-1 F7		4	0	1	0	0	0	4											
Geronimo Berroa, R OBP: 0.387, SLG: 0.505 (1, 7)	1-1 F8			1-1 F9				2-3 K HR		4	1	1	1	0	1	2											
Ruben Sierra, S OBP: 0.286, SLG: 0.482 (1, 9)	0-1 SF9			4-2 WP SF9 BB		1-0 G4-3		1-2 G1-3		2	1	0	1	1	0	0											
Mark McGwire, R OBP: 0.424, SLG: 0.466 (1, 3)	4-1 WP BB			4-2 SF9 WP BB		3-2 F8		1-3 K		2	0	0	0	2	1	0											
Terry Steinbach, R OBP: 0.331, SLG: 0.449 (1, 2)	2-0 F8			1-0 SF9		0-3 K		1-3 K		3	0	0	1	0	2	2											
Scott Brosius, R OBP: 0.287, SLG: 0.413 (1, 5)		4-0 CS BB		3-2 F7				0-0 G6-3		3	0	0	0	1	0	1											
Mike Bordick, R OBP: 0.336, SLG: 0.363 (1, 6)		1-3 K		4-2 1B BB				0-0 G4-3		3	0	1	0	1	1	1											
Francisco Matos, R OBP: 0.271, SLG: 0.303 (9, PH)		4-2 BB 1-2		0-0 L6				0-0 F8		2	0	0	0	1	1	2											
Inning Stats	R: 1 E: 0 K: 0 S: 10	H: 2 LOB: 2 BB: 1 P: 18	R: 0 E: 0 K: 1 S: 16	H: 0 LOB: 3 BB: 3 P: 31	R: 1 E: 0 K: 0 S: 10	H: 0 LOB: 1 BB: 2 P: 23	R: 0 E: 0 K: 0 S: 8	H: 1 LOB: 1 BB: 1 P: 15	R: 1 E: 0 K: 1 S: 8	H: 1 LOB: 0 BB: 0 P: 14	R: 0 E: 0 K: 1 S: 10	H: 1 LOB: 0 BB: 0 P: 13	R: 0 E: 0 K: 2 S: 7	H: 0 LOB: 0 BB: 0 P: 9	R: 0 E: 0 K: 1 S: 6	H: 0 LOB: 0 BB: 0 P: 8	1B: 4 2B: 0 3B: 0 HR: 1	SF: 2 SAC: 0 DP: 1 HBP: 0	WP: 2 PB: 0 SB: 1 CS: 1	PA: 37							
PITCHER	IP	WLS	BF	H	R	ER	SO	BB	IBB	HBP	BLK	WP	HR	S	P	ERA	WHIP										
Sterling Hitchcock, L ERA: 6.23 (1, 1)	3.0		17	2	2	2	1	7	0	0	0	0	0	38	78	6.00	3.000										
Xavier Hernandez, R ERA: 5.35 (4, 1)	3.0	W	11	3	1	1	2	0	0	0	0	0	1	24	36	3.00	1.000										
Bob Wickman, R ERA: 2.95 (7, 1)	2.0		6	0	0	0	3	0	0	0	0	0	0	15	22	0.00	0.000										
Steve Howe, L ERA: 2.28 (9, 1)	1.0	S	3	0	0	0	1	0	0	0	0	0	0	6	8	0.00	0.000										



Batter	1	2	3	4	5	6	7	8	9	AB	R	H	RBI	BB	SO	LOB	TOP					
Luis Polonia, L (1, 7) OBP: 0.372, SLG: 0.385										4	0	1	0	0	0	2	<p>New York Yankees @ Oakland Athletics Oakland-Alameda County Coliseum, Oakland, CA</p> <p>Wed Jul 20 1994, 7:05 PM PDT Att: 18,729 - Unknown - 60 F</p> <p>livebaseballscores.com</p>					
Wade Boggs, L (1, 5) OBP: 0.355, SLG: 0.485										4	0	0	0	0	0	3						
Paul O'Neill, L (1, 9) OBP: 0.479, SLG: 0.621										3	0	0	0	1	0	3						
Danny Tartabull, R (1, 10) OBP: 0.349, SLG: 0.484										4	0	0	0	0	1	2						
Don Mattingly, L (1, 3) OBP: 0.395, SLG: 0.412										4	0	0	0	0	0	0						
Mike Stanley, R (1, 2) OBP: 0.354, SLG: 0.477										4	1	1	1	0	0	0						
Bernie Williams, S (1, 8) OBP: 0.379, SLG: 0.439										3	0	0	0	0	1	1						
Mike Gallego, R (1, 6) OBP: 0.324, SLG: 0.340										2	0	0	0	0	0	1						
Pat Kelly, R (1, 4) OBP: 0.342, SLG: 0.398										2	0	0	0	0	0	1						
Inning Stats	R: 0 E: 0 K: 1 S: 8	H: 1 LOB: 1 BB: 0 P: 14	R: 0 E: 1 K: 0 S: 9	H: 0 LOB: 1 BB: 0 P: 12	R: 0 E: 0 K: 0 S: 5	H: 0 LOB: 0 BB: 1 P: 9	R: 0 E: 0 K: 0 S: 3	H: 0 LOB: 0 BB: 1 P: 8	R: 1 E: 0 K: 0 S: 9	H: 1 LOB: 1 BB: 0 P: 16	R: 0 E: 0 K: 1 S: 7	H: 0 LOB: 0 BB: 0 P: 9	R: 0 E: 0 K: 1 S: 8	H: 0 LOB: 0 BB: 0 P: 10	R: 0 E: 1 K: 0 S: 13	H: 0 LOB: 2 BB: 0 P: 19	R: 0 E: 0 K: 0 S: 7	H: 0 LOB: 0 BB: 0 P: 9	1B: 0 2B: 1 3B: 0 HR: 1	SF: 0 SAC: 0 DP: 1 HBP: 2	WP: 0 PB: 0 SB: 1 CS: 0	PA: 33
PITCHER Steve Ontiveros, R (1, 1) ERA: 2.72	IP: 9.0 WLS: L BF: 33	H: 2 R: 1 ER: 1 SO: 2	BB: 1 IBB: 0 HBP: 2 BLK: 0	WP: 0 HR: 1 S: 69 P: 106	ERA: 1.00 WHIP: 0.333	PITCHER										IP: 9.0 WLS: L BF: 33	H: 2 R: 1 ER: 1 SO: 2	BB: 1 IBB: 0 HBP: 2 BLK: 0	WP: 0 HR: 1 S: 69 P: 106	ERA: 1.00 WHIP: 0.333		

Batter	1	2	3	4	5	6	7	8	9	AB	R	H	RBI	BB	SO	LOB	BOTTOM					
Rickey Henderson, R (1, 8) OBP: 0.415, SLG: 0.374										3	0	0	0	1	1	0	<p>New York Yankees @ Oakland Athletics Oakland-Alameda County Coliseum, Oakland, CA</p> <p>Wed Jul 20 1994, 7:05 PM PDT Att: 18,729 - Unknown - 60 F</p> <p>livebaseballscores.com</p>					
Mike Bordick, R (1, 6) OBP: 0.334, SLG: 0.363										4	0	1	0	0	0	1						
Geronimo Berroa, R (1, 7) OBP: 0.388, SLG: 0.502										2	0	0	0	1	1	0						
Ruben Sierra, S (1, 9) OBP: 0.288, SLG: 0.478										3	0	1	0	0	1	2						
Mark McGwire, R (1, 3) OBP: 0.424, SLG: 0.480										3	0	0	0	0	1	3						
Troy Neel, L (1, 10) OBP: 0.346, SLG: 0.463										3	0	0	0	0	1	0						
Scott Brosius, R (1, 5) OBP: 0.294, SLG: 0.415										3	0	1	0	0	0	0						
Scott Hemond, R (1, 2) OBP: 0.267, SLG: 0.298										3	0	0	0	0	0	0						
Francisco Matos, R (1, 4) Stan Javier, S (9, PH) OBP: 0.367, SLG: 0.428										2	0	0	0	0	0	0						
Inning Stats	R: 0 E: 0 K: 1 S: 10	H: 1 LOB: 2 BB: 1 P: 16	R: 0 E: 0 K: 0 S: 6	H: 0 LOB: 0 BB: 0 P: 9	R: 0 E: 0 K: 0 S: 8	H: 0 LOB: 0 BB: 0 P: 13	R: 0 E: 0 K: 1 S: 8	H: 0 LOB: 0 BB: 0 P: 8	R: 0 E: 0 K: 1 S: 8	H: 0 LOB: 0 BB: 0 P: 14	R: 0 E: 0 K: 1 S: 8	H: 0 LOB: 0 BB: 0 P: 12	R: 0 E: 0 K: 1 S: 8	H: 1 LOB: 0 BB: 0 P: 13	R: 0 E: 0 K: 0 S: 9	H: 1 LOB: 0 BB: 0 P: 13	R: 0 E: 0 K: 0 S: 6	H: 0 LOB: 1 BB: 1 P: 14	1B: 2 2B: 1 3B: 0 HR: 0	SF: 0 SAC: 0 DP: 1 HBP: 0	WP: 1 PB: 0 SB: 0 CS: 1	PA: 30
PITCHER Melido Perez, R (1, 1) ERA: 3.69 Steve Howe, L (9, 1) ERA: 2.2	IP: 8.0 WLS: W BF: 26	H: 3 R: 0 ER: 0 SO: 5	BB: 1 IBB: 0 HBP: 0 BLK: 0	WP: 0 HR: 0 S: 65 P: 98	ERA: 0.00 WHIP: 0.500	PITCHER										IP: 1.0 WLS: S BF: 3	H: 0 R: 0 ER: 0 SO: 0	BB: 1 IBB: 0 HBP: 0 BLK: 0	WP: 0 HR: 0 S: 6 P: 14	ERA: 0.00 WHIP: 1.000		

AB 30
R 1
H 2
RBI 1
BB 1
SO 2
LOB 13




AB 27
R 0
H 3
RBI 0
BB 2
SO 5
LOB 6




Batter	1	2	3	4	5	6	7	8	9	AB	R	H	RBI	BB	SO	LOB	TOP				
Brady Anderson, L (1, 7) OBP: 0.362, SLG: 0.440	0-3 K	2-3 K		2-1 F8			1-0 1B 3B		0-0 P5	5	1	1	0	0	2	1	Baltimore Orioles @ Oakland Athletics Oakland-Alameda County Coliseum, Oakland, CA Fri Jul 22 1994, 7:05 PM PDT Att: 20,212 - Cloudy livebaseballscorecards.com				
Chris Sabo, R (1, 10) OBP: 0.326, SLG: 0.474	1-2 E4 BB		4-1 HR	1-1 G6-3			0-2 G3-1 1B		3-2 G6-3	4	1	1	1	1	0	0					
Rafael Palmeiro, L (1, 3) OBP: 0.411, SLG: 0.579	3-1 F8		1-1 HR		3-2 G4-3		1 SAFE 2-2 G3-1		3-2 G3-1	4	1	1	2	0	0	2					
Cal Ripken Jr., R (1, 6) OBP: 0.357, SLG: 0.459	1-1 E5 BB		0-1 HR		4-2 BB		1-3 K			3	1	0	0	1	1	1					
Leo Gomez, R (1, 5) OBP: 0.370, SLG: 0.539	4-2 BB		0-3 K		2-0 P4				0-1 G5-3	3	0	0	0	1	1	2					
Chris Hoiles, R (1, 2) OBP: 0.283, SLG: 0.457	2-0 P8		0-0 HR		3-0 P6				1-1 P2	4	1	1	2	0	0	4					
Jeff Tackett, R (9, 2) OBP: 0.341, SLG: 0.421										0	0	0	0	0	0	0					
Jeffrey Hammonds, R (1, 9) OBP: 0.335, SLG: 0.522		1-2 F9 2B	4-0 G4-6-3 BB		1-2 F8				3-2 1B	3	0	2	0	1	0	0					
Mike Devereaux, R (1, 8) OBP: 0.257, SLG: 0.339		0-0 F9	0-0 G4-6-3		3-3 K2-3				0-3 K	4	0	0	0	0	2	3					
Tim Hulett, R (1, 4) OBP: 0.337, SLG: 0.373		2-2 K		0-0 L6			3-1 G5-3		2-1 L7	4	0	0	0	0	1	1					
Inning Stats	R: 0 E: 2 K: 1 S: 13	H: 0 LOB: 3 BB: 1 P: 24	R: 0 E: 0 K: 2 S: 12	H: 1 LOB: 1 BB: 0 P: 17	R: 4 E: 1 K: 1 S: 10	H: 2 LOB: 0 BB: 2 P: 19	R: 0 E: 0 K: 0 S: 5	H: 0 LOB: 0 BB: 0 P: 8	R: 0 E: 0 K: 0 S: 10	H: 0 LOB: 1 BB: 1 P: 22	R: 1 E: 0 K: 1 S: 10	H: 2 LOB: 0 BB: 0 P: 14	R: 0 E: 0 K: 1 S: 12	H: 1 LOB: 1 BB: 0 P: 16	R: 0 E: 0 K: 0 S: 6	H: 0 LOB: 0 BB: 0 P: 11	1B: 2 2B: 1 3B: 1 HR: 2	SF: 0 SAC: 0 DP: 1 HBP: 0	WP: 0 PB: 0 SB: 0 CS: 0	PA: 38	
PITCHER	IP	WLS	BF	H	R	ER	SO	BB	IBB	HBP	BLK	WP	HR	S	P	ERA	WHIP				
Mike Mohler, L (1, 1) ERA: 7.71	2.1	L	14	2	3	3	4	2	0	0	0	0	1	33	54	11.57	1.714				
Billy Taylor, R (3, 1) ERA: 3.57	1.2	6	1	1	0	0	1	1	0	0	0	0	1	7	14	0.00	1.200				
John Briscoe, R (5, 1) ERA: 4.08	2.0	7	0	0	0	1	1	0	0	0	0	0	0	18	37	0.00	0.500				
Ed Vosberg, L (7, 1) ERA: 4.91	1.0	4	2	1	1	1	1	0	0	0	0	0	0	10	14	9.00	2.000				
Mark Acree, R (8, 1) ERA: 3.46	1.1	5	1	0	0	1	1	0	0	0	0	0	0	14	20	0.00	0.750				
Dave Leiper, L (9, 1) ERA: 0.64	0.2	2	0	0	0	0	0	0	0	0	0	0	0	4	7	0.00	0.000				

Batter	1	2	3	4	5	6	7	8	9	AB	R	H	RBI	BB	SO	LOB	BOTTOM				
Rickey Henderson, R (1, 10) OBP: 0.414, SLG: 0.388	3-2 F7	4-2 FC6-4 BB			3-2 P3		4-1 G6-3 2B BB		4-2 SH1-3 BB	2	1	0	0	3	0	0	Baltimore Orioles @ Oakland Athletics Oakland-Alameda County Coliseum, Oakland, CA Fri Jul 22 1994, 7:05 PM PDT Att: 20,212 - Cloudy livebaseballscorecards.com				
Stan Javier, S (1, 8) OBP: 0.366, SLG: 0.425	4-2 G6-3 BB	0-0 FC6-4			2-1 P5		0-0 G6-3		0-1 SH1-3	3	0	0	0	1	0	4					
Geronimo Berroa, R (1, 7) OBP: 0.391, SLG: 0.593	0-1 G6-3		2-2 F8		1-0 1B		0-0 G4-3 2B		1-3 K	5	0	2	1	0	1	2					
Troy Neel, L (1, 3) OBP: 0.349, SLG: 0.462		1-1 2B SF8 1B	3-2 G4-3		1-3 K		0-1 G4-3		3-2 L6-3	5	1	1	0	0	1	3					
Terry Steinbach, R (1, 2) OBP: 0.325, SLG: 0.451		0-0 SF8 2B	0-0 HR				0-1 F9		1-0 G4-3	4	2	2	1	0	0	1					
Mike Aldrete, L (1, 9) OBP: 0.317, SLG: 0.366		4-0 2B BB	2-2 G1				0-2 F8		3-2 G4-3	3	0	0	0	1	0	0					
Scott Brosius, R (1, 5) OBP: 0.295, SLG: 0.412		0-0 F8		0-0 P5			4-2 BB BB		2-0 2B	3	0	1	0	1	0	3					
Mike Bordick, R (1, 6) OBP: 0.332, SLG: 0.360		3-2 SF8		0-1 P4			4-2 BB		0-0 L7	2	0	0	1	1	0	1					
Scott Hemond, R (1, 4) OBP: 0.268, SLG: 0.305		2-3 3-H		0-2 K			0-1 F8		3-2 G3	3	0	1	1	0	1	2					
Ruben Sierra, S (8, PH) OBP: 0.288, SLG: 0.476		1-3 3-H								1	0	0	0	0	0	1					
Francisco Matos, R (9, 4) OBP: 0.288, SLG: 0.476		1-3 3-H								0	0	0	0	0	0	0					
Inning Stats	R: 0 E: 0 K: 0 S: 9	H: 0 LOB: 0 BB: 1 P: 16	R: 2 E: 0 K: 0 S: 16	H: 3 LOB: 3 BB: 2 P: 28	R: 1 E: 0 K: 0 S: 12	H: 1 LOB: 0 BB: 0 P: 19	R: 0 E: 0 K: 1 S: 6	H: 0 LOB: 0 BB: 0 P: 6	R: 0 E: 0 K: 0 S: 11	H: 0 LOB: 2 BB: 2 P: 19	R: 1 E: 0 K: 0 S: 6	H: 1 LOB: 1 BB: 1 P: 11	R: 0 E: 0 K: 0 S: 12	H: 1 LOB: 1 BB: 0 P: 20	R: 0 E: 0 K: 1 S: 14	H: 0 LOB: 1 BB: 1 P: 22	1B: 2 2B: 4 3B: 0 HR: 1	SF: 1 SAC: 1 DP: 1 HBP: 0	WP: 0 PB: 0 SB: 0 CS: 0	PA: 40	
PITCHER	IP	WLS	BF	H	R	ER	SO	BB	IBB	HBP	BLK	WP	HR	S	P	ERA	WHIP				
35 Mike Mussina, R (1, 1) ERA: 3.02	8.0	W	36	7	4	4	2	6	0	0	0	0	1	81	135	4.50	1.625				
Lee Smith, R (9, 1) ERA: 2.66	1.0	S	4	0	0	0	1	1	0	0	0	0	0	14	22	0.00	1.000				



Batter	1	2	3	4	5	6	7	8	9	AB	R	H	RBI	BB	SO	LOB	TOP										
Brady Anderson, L OBP: 0.361, SLG: 0.436 (1, 8)	1-3 K		0-1 F8		0-1 B2			1-0 FC5-4 HBP	0-1 F8	4	0	0	0	0	1	2	<p>Baltimore Orioles @ Oakland Athletics Oakland-Alameda County Coliseum, Oakland, CA</p> <p>Sat Jul 23 1994, 3:33 AM PDT Att: 32,068 - Sunny - 86 F</p> <p>livebaseballscores.com</p> <p>AB 30 R 3 H 5 RBI 3 BB 5 SO 7 LOB 15</p> 										
Chris Sabo, R OBP: 0.324, SLG: 0.468 (1, 5)	1-1 G5-3		4-1 BB		1-0 P6			0-0 P3		3	0	0	0	1	0	2											
Rafael Palmeiro, L OBP: 0.410, SLG: 0.584 (1, 3)	1-1 HR		3-2 G6-3			0-0 P6		2-3 K		4	1	1	1	0	1	2											
Cal Ripken Jr., R OBP: 0.356, SLG: 0.457 (1, 6)	0-2 G4-3			0-1 1B		0-1 F7		0-1 FC5-4		4	0	1	0	0	0	1											
Harold Baines, L OBP: 0.349, SLG: 0.456 (1, 10)		3-1 G5-3		1-1 P6		0-0 P5			2-3 K	4	0	0	0	0	1	1											
Chris Hoiles, R OBP: 0.367, SLG: 0.456 (1, 2)		4-1 BB		1-2 L6			4-2 G6-4-3 1B BB		4-2 2B SF8 BB	1	1	0	0	3	0	1											
Dwight Smith, L OBP: 0.322, SLG: 0.459 (1, 7)		1-3 K		2-3 K			1-0 G6-4-3 1B		1-0 SF8 2B	4	1	2	0	0	2	2											
Jeffrey Hammonds, R OBP: 0.328, SLG: 0.514 (1, 9)		1-3 K		2-1 P7			0-0 G6-4-3		2-2 SF8	3	0	0	1	0	1	3											
Mark McLemore, S OBP: 0.365, SLG: 0.331 (1, 4)			0-0 F7		4-2 BB		2-3 K		2-3 2B	3	0	1	1	1	1	1											
Inning Stats	R: 1 E: 0 K: 1 S: 10	H: 1 LOB: 0 BB: 0 P: 13	R: 0 E: 0 K: 2 S: 9	H: 0 LOB: 1 BB: 1 P: 18	R: 0 E: 0 K: 0 S: 8	H: 0 LOB: 1 BB: 1 P: 15	R: 0 E: 0 K: 1 S: 10	H: 1 LOB: 1 BB: 0 P: 14	R: 0 E: 0 K: 0 S: 7	H: 0 LOB: 1 BB: 1 P: 14	R: 0 E: 0 K: 1 S: 8	H: 1 LOB: 1 BB: 1 P: 15	R: 0 E: 0 K: 1 S: 6	H: 0 LOB: 1 BB: 0 P: 9	R: 2 E: 0 K: 1 S: 15	H: 2 LOB: 1 BB: 1 P: 26	1B: 2 2B: 2 3B: 0 HR: 1	SF: 1 SAC: 0 DP: 1 HBP: 1	WP: 0 PB: 0 SB: 0 CS: 0	PA: 37							
PITCHER	IP	WLS	BF	H	R	ER	SO	BB	IBB	HBP	BLK	WP	HR	S	P	ERA	WHIP										
Todd Van Poppel, R ERA: 6.18 (1, 1)	7.0	W	27	3	1	1	5	4	0	0	0	0	1	56	93	1.29	1.000										
Dave Leiper, L ERA: 0.64 (8, 1)	0.0		1	0	0	0	0	0	0	1	0	0	0	0	1	∞	∞										
Bob Welch, R ERA: 7.43 (8, 1)	1.2		8	2	2	2	2	1	0	0	0	0	0	19	32	10.80	1.800										
Dennis Eckersley, R ERA: 4.74 (9, 1)	0.1	S	1	0	0	0	0	0	0	0	0	0	0	2	2	0.00	0.000										

Batter	1	2	3	4	5	6	7	8	9	AB	R	H	RBI	BB	SO	LOB	BOTTOM										
Rickey Henderson, R OBP: 0.415, SLG: 0.387 (1, 8) (8, 7)	1-2 F8			4-1 G3 BB					3-3 K	3	0	1	2	1	1	1	<p>Baltimore Orioles @ Oakland Athletics Oakland-Alameda County Coliseum, Oakland, CA</p> <p>Sat Jul 23 1994, 3:33 AM PDT Att: 32,068 - Sunny - 86 F</p> <p>livebaseballscores.com</p> <p>AB 33 R 6 H 9 RBI 6 BB 3 SO 8 LOB 15</p> 										
Mike Bordick, R OBP: 0.332, SLG: 0.356 (1, 6)	4-1 BB	2-H 3-H 1B		2-1 G3			3-2 G6-3		1-2 P6	3	0	0	0	1	0	2											
Geronimo Berroa, R OBP: 0.360, SLG: 0.498 (1, 7) (8, 8)	4-2 BB		1-2 K	1-0 G1-3			1-2 P6		1-2 P6	3	0	0	0	1	1	1											
Ruben Sierra, S OBP: 0.287, SLG: 0.482 (1, 9)	1-3 K		0-2 HR		0-0 G1-3		3-2 G3		3-2 G3	4	1	1	1	0	1	2											
Mark McGwire, R OBP: 0.416, SLG: 0.462 (1, 3)	1-1 F8		0-1 G5-3		2-3 K		2-1 E5 1B		2-1 E5 1B	4	1	0	0	0	1	2											
Terry Steinbach, R OBP: 0.327, SLG: 0.455 (1, 10)		0-0 1B 2B	3-1 WP HR 1B		1-1 P3		1-3 K		1-3 K	4	2	2	0	0	1	1											
Scott Brosius, R OBP: 0.301, SLG: 0.428 (1, 5)		0-1 1B	1-2 HR		1-2 1B		1-1 F8		1-1 F8	4	2	3	2	0	0	1											
Scott Hemond, R OBP: 0.268, SLG: 0.304 (1, 2)		2-3 K	3-3 K		2-2 K		2-2 K		2-2 K	4	0	1	1	0	3	2											
Francisco Matos, R OBP: 0.154, SLG: 0.167 (1, 4)		0-1 P4		2-2 G5-3		0-1 2B		0-2 F9		4	0	1	0	0	0	3											
Inning Stats	R: 0 E: 0 K: 1 S: 12	H: 0 LOB: 2 BB: 2 P: 23	R: 2 E: 0 K: 1 S: 16	H: 3 LOB: 1 BB: 0 P: 22	R: 3 E: 0 K: 2 S: 18	H: 3 LOB: 0 BB: 0 P: 26	R: 0 E: 0 K: 0 S: 10	H: 0 LOB: 1 BB: 1 P: 18	R: 0 E: 0 K: 1 S: 6	H: 0 LOB: 0 BB: 0 P: 9	R: 0 E: 0 K: 2 S: 12	H: 2 LOB: 1 BB: 0 P: 18	R: 0 E: 0 K: 0 S: 12	H: 0 LOB: 0 BB: 0 P: 19	R: 1 E: 1 K: 1 S: 13	H: 1 LOB: 1 BB: 0 P: 19	1B: 5 2B: 2 3B: 0 HR: 2	SF: 0 SAC: 0 DP: 0 HBP: 0	WP: 1 PB: 0 SB: 1 CS: 0	PA: 36							
PITCHER	IP	WLS	BF	H	R	ER	SO	BB	IBB	HBP	BLK	WP	HR	S	P	ERA	WHIP										
Sid Fernandez, L ERA: 5.1 (1, 1)	3.0	L	17	6	5	5	4	2	0	0	0	0	0	40	64	0.00	0.750										
Mark Williamson, R ERA: 3.66 (4, 1)	4.0		14	2	0	0	3	1	0	0	0	0	0	40	64	0.00	0.750										
Mike Oquist, R ERA: 5.66 (8, 1)	1.0		5	1	1	0	1	0	0	0	0	0	0	13	19	0.00	1.000										

Batter	1	2	3	4	5	6	7	8	9	AB	R	H	RBI	BB	SO	LOB	TOP					
Brady Anderson, L OBP: 0.359, SLG: 0.433 (1, 8)	F7	G5-3	G4-3		G1-4-3			P4		5	0	1	0	0	0	4	Baltimore Orioles @ Oakland Athletics Oakland-Alameda County Coliseum, Oakland, CA Sun Jul 24 1994, 3:33 AM PDT Att: 36,227 - Sunny - 71 F					
Chris Sabo, R OBP: 0.325, SLG: 0.467 Leo Gomez, R OBP: 0.371, SLG: 0.537 (5, 5)	K		K		G1-4-3			FC6 BB		3	0	1	0	0	2	0						
Rafael Palmeiro, L OBP: 0.410, SLG: 0.580 (1, 3)	2B BB		S 1B		K			FC6		4	2	1	0	1	1	2						
Cal Ripken Jr., R OBP: 0.359, SLG: 0.459 (1, 6)	2B 1B		1B 1B		K			G5-3		5	2	3	1	0	0	0						
Harold Baines, L OBP: 0.353, SLG: 0.462 Lonnie Smith, R OBP: 0.345, SLG: 0.292 (9, PR)	2B		BB 1B		P5			G4-3 BB		5	1	3	2	0	1	2						
Chris Hoiles, R OBP: 0.398, SLG: 0.453 (1, 2)	K		BB G5-3 1B		K			G4-3 BB		4	0	1	1	1	2	3						
Dwight Smith, L OBP: 0.321, SLG: 0.456 Mike Devereaux, R OBP: 0.257, SLG: 0.349 (3, 8)		K	G5-3					G4-3		1	0	0	0	0	1	0						
Jeffrey Hammonds, R OBP: 0.340, SLG: 0.514 (1, 9)	1B		BB IBB		HR			1B BB		4	1	1	1	0	0	4						
Mark McLemore, S OBP: 0.362, SLG: 0.326 (1, 4)	P5		BB		F7			G5-3		4	0	0	1	1	0	5						
Inning Stats	R: 2 E: 0 K: 2 S: 12	H: 2 LOB: 1 BB: 1 P: 18	R: 0 E: 1 K: 1 S: 12	H: 1 LOB: 1 BB: 0 P: 18	R: 3 E: 0 K: 1 S: 18	H: 4 LOB: 3 BB: 2 P: 36	R: 0 E: 0 K: 2 S: 11	H: 2 LOB: 2 BB: 0 P: 18	R: 1 E: 0 K: 0 S: 11	H: 2 LOB: 1 BB: 1 P: 21	R: 0 E: 0 K: 1 S: 7	H: 0 LOB: 0 BB: 0 P: 10	R: 0 E: 0 K: 1 S: 8	H: 0 LOB: 0 BB: 0 P: 14	R: 0 E: 0 K: 0 S: 8	H: 0 LOB: 1 BB: 1 P: 17		R: 0 E: 0 K: 0 S: 14	H: 1 LOB: 3 BB: 2 P: 28	1B: 10 2B: 1 3B: 0 HR: 1	SF: 0 SAC: 0 DP: 1 HBP: 0	WP: 0 PB: 0 SB: 1 CS: 0
PITCHER	IP	WLS	BF	H	R	ER	SO	BB	IBB	HBP	BLK	WP	HR	S	P	ERA	WHIP					
Bobby Witt, R ERA: 4.89	2.1	15	7	5	5	4	1	0	0	0	0	0	0	36	55	19.29	3.429					
Vince Horsman, L ERA: 4.07	1.1	8	2	0	0	1	1	1	0	0	0	0	0	14	32	0.00	2.250					
John Briscoe, R ERA: 4.17	1.1	6	2	1	1	1	1	0	0	0	0	0	1	14	24	6.75	2.250					
Ed Vosberg, L ERA: 4.32	1.0	3	0	0	0	1	0	0	0	0	0	0	0	7	10	0.00	0.000					
Mark Acree, R ERA: 3.53	1.0	3	0	0	0	1	0	0	0	0	0	0	0	8	14	0.00	0.000					
Dave Leiper, L ERA: 5.6	1.0	4	0	0	0	0	1	0	0	0	0	0	0	8	17	0.00	1.000					
Dennis Eckersley, R ERA: 4.62	1.0	W	6	1	0	0	2	0	0	0	0	0	0	14	28	0.00	3.000					

AB	38
R	6
H	12
RBI	6
BB	7
SO	8
LOB	22



Batter	1	2	3	4	5	6	7	8	9	AB	R	H	RBI	BB	SO	LOB	BOTTOM				
Rickey Henderson, R OBP: 0.415, SLG: 0.388 (1, 7)	G4-3		F9			G5-3		S 1B	FC6-2 BB	5	2	2	0	0	0	1	Baltimore Orioles @ Oakland Athletics Oakland-Alameda County Coliseum, Oakland, CA Sun Jul 24 1994, 3:33 AM PDT Att: 36,227 - Sunny - 71 F				
Stan Javier, S OBP: 0.364, SLG: 0.420 (1, 8)	K		P4			G4-3		G6-3	WP FC6-2 BB	4	0	0	0	1	1	2					
Geronimo Berroa, R OBP: 0.387, SLG: 0.494 (1, 10)	P4				F7			HR 1B	FC6-2 WP	5	1	1	1	0	0	3					
Ruben Sierra, S OBP: 0.292, SLG: 0.486 (1, 9)		L4			1B			HR 2B	HR BB	4	2	2	0	1	0	2					
Mark McGwire, R OBP: 0.412, SLG: 0.478 (1, 3)	P6				F7			HR	P3	4	1	1	2	0	0	3					
Terry Steinbach, R OBP: 0.327, SLG: 0.454 Scott Hemond, R OBP: 0.272, SLG: 0.327 (8, 2)	1B				G6-3			HR	HR	3	0	1	0	0	1	1					
Scott Brosius, R OBP: 0.297, SLG: 0.422 (1, 5)	K					P4		P3	F8	4	0	0	0	0	1	1					
Mike Bordick, R OBP: 0.331, SLG: 0.355 (1, 6)			F7			G6-3			G4-3	4	0	1	0	0	0	0					
Francisco Matos, R OBP: 0.188, SLG: 0.200 Troy Neel, L OBP: 0.352, SLG: 0.462 Fausto Cruz, R OBP: 0.227, SLG: 0.056 (9, PR)						F8			BB FC6-2 BB	3	0	1	0	0	0	1					
Inning Stats	R: 0 E: 0 K: 1 S: 9	H: 0 LOB: 0 BB: 0 P: 14	R: 0 E: 0 K: 1 S: 12	H: 1 LOB: 1 BB: 0 P: 19	R: 0 E: 0 K: 0 S: 9	H: 1 LOB: 1 BB: 0 P: 14	R: 0 E: 0 K: 0 S: 8	H: 1 LOB: 1 BB: 0 P: 14	R: 0 E: 0 K: 0 S: 7	H: 0 LOB: 0 BB: 0 P: 12	R: 2 E: 0 K: 1 S: 17	H: 3 LOB: 1 BB: 0 P: 25	R: 4 E: 0 K: 0 S: 20	H: 3 LOB: 0 BB: 1 P: 32	R: 1 E: 0 K: 0 S: 8	H: 1 LOB: 3 BB: 2 P: 20		1B: 7 2B: 1 3B: 0 HR: 2	SF: 0 SAC: 0 DP: 0 HBP: 0	WP: 1 PB: 0 SB: 2 CS: 0	PA: 40
PITCHER	IP	WLS	BF	H	R	ER	SO	BB	IBB	HBP	BLK	WP	HR	S	P	ERA	WHIP				
Jamie Moyer, L ERA: 4.84	7.0	27	6	2	2	3	0	0	0	0	0	0	1	22	34	27.00	3.000				
Alan Mills, R ERA: 5.53	1.1	8	3	4	4	0	1	0	0	0	0	0	0	2	6	∞	∞				
Tom Bolton, L ERA: 4.79	0.0	L	1	0	0	0	1	0	0	0	0	0	0	2	6	∞	∞				
Mark Eichhorn, R ERA: 2.09	0.1	4	1	1	1	0	1	0	0	0	0	1	0	4	12	27.00	6.000				



Batter	1	2	3	4	5	6	7	8	9	AB	R	H	RBI	BB	SO	LOB	TOP										
Rickey Henderson, R OBP: 0.410, SLG: 0.362 Francisco Matos, R OBP: 0.170, SLG: 0.188	F8	FC6-4 2B		P4			G5-3		K	4	1	0	0	0	0	2											
Stan Javier, S OBP: 0.370, SLG: 0.433	SF8	2B			G4-3					3	2	3	2	1	0	0											
Geronimo Berroa, R OBP: 0.385, SLG: 0.492	SF8	1B			G4-3					3	0	1	2	0	0	2											
Ruben Sierra, S OBP: 0.289, SLG: 0.481	P2	P6			K					4	0	0	0	0	1	2											
Mark McGwire, R OBP: 0.413, SLG: 0.474 Mike Aldrete, L OBP: 0.313, SLG: 0.361		1B			G5-3					1	1	0	0	1	0	0											
Terry Steinbach, R OBP: 0.327, SLG: 0.451		1B			K					4	1	1	0	0	1	0											
Scott Brosius, R OBP: 0.293, SLG: 0.415					G5-3					4	0	0	0	0	3	2											
Mike Bordick, R OBP: 0.330, SLG: 0.354		FC6-4 2B			G5-3					4	1	1	1	0	0	0											
Scott Hemond, R OBP: 0.273, SLG: 0.327 Troy Neel, L OBP: 0.354, SLG: 0.462		1B			G5-3					3	0	1	1	0	0	0											
Inning Stats	R: 1 E: 1 K: 0 S: 10	H: 1 LOB: 0 BB: 0 P: 16	R: 5 E: 0 K: 1 S: 17	H: 5 LOB: 1 BB: 1 P: 27	R: 0 E: 0 K: 1 S: 6	H: 0 LOB: 0 BB: 0 P: 9	R: 0 E: 0 K: 0 S: 5	H: 0 LOB: 0 BB: 0 P: 8	R: 0 E: 0 K: 1 S: 7	H: 1 LOB: 1 BB: 0 P: 13	R: 0 E: 0 K: 0 S: 6	H: 0 LOB: 1 BB: 1 P: 14	R: 0 E: 0 K: 1 S: 8	H: 0 LOB: 0 BB: 0 P: 13	R: 0 E: 0 K: 2 S: 15	H: 0 LOB: 1 BB: 1 P: 24	1B: 4 2B: 3 3B: 0 HR: 0	SF: 1 SAC: 0 DP: 0 HBP: 0	WP: 0 PB: 0 SB: 0 CS: 0	PA: 37							
PITCHER	IP	WLS	BF	H	R	ER	SO	BB	IBB	HBP	BLK	WP	HR	S	P	ERA	WHIP										
Chuck Finley, L ERA: 4.58	8.0	L	33	7	6	5	5	2	0	0	0	0	0	66	109	5.62	1.125										
Russ Springer, R ERA: 6.27	1.0		4	0	0	0	2	1	0	0	0	0	0	15	24	0.00	1.000										

Oakland Athletics @ California Angels
Anaheim Stadium, Anaheim, CA
Tue Jul 26 1994, 10:05 PM EDT
Att: 20,156 - Unknown - 89 F

AB 33
R 6
H 7
RBI 6
BB 3
SO 7
LOB 10



Batter	1	2	3	4	5	6	7	8	9	AB	R	H	RBI	BB	SO	LOB	BOTTOM										
Chad Curtis, R OBP: 0.314, SLG: 0.407	G6-3								K	4	0	1	0	0	1	1											
Spike Owen, S OBP: 0.394, SLG: 0.417	G1-3								G6-3	4	0	0	0	0	1	1											
Jim Edmonds, L OBP: 0.351, SLG: 0.394	K								G4-3	4	0	0	0	0	1	0											
Chili Davis, S OBP: 0.433, SLG: 0.579		G6-3								3	0	0	0	0	1	0											
Bo Jackson, R OBP: 0.333, SLG: 0.508		G6-3								3	0	0	0	0	0	0											
Greg Myers, L OBP: 0.291, SLG: 0.312		G4-3							K	3	0	0	0	0	1	0											
J.T. Snow, L OBP: 0.290, SLG: 0.360									F9	3	0	1	0	0	0	0											
Harold Reynolds, S OBP: 0.320, SLG: 0.300										3	0	1	0	0	1	1											
Gary Disarcina, R OBP: 0.302, SLG: 0.341									G4-3	3	0	0	0	0	2												
Inning Stats	R: 0 E: 0 K: 1 S: 6	H: 0 LOB: 0 BB: 0 P: 12	R: 0 E: 0 K: 0 S: 6	H: 0 LOB: 0 BB: 0 P: 10	R: 0 E: 0 K: 0 S: 6	H: 1 LOB: 1 BB: 0 P: 10	R: 0 E: 0 K: 0 S: 10	H: 0 LOB: 0 BB: 0 P: 15	R: 0 E: 0 K: 2 S: 9	H: 1 LOB: 1 BB: 0 P: 13	R: 0 E: 0 K: 1 S: 9	H: 0 LOB: 0 BB: 0 P: 12	R: 0 E: 0 K: 1 S: 11	H: 1 LOB: 1 BB: 0 P: 14	R: 0 E: 0 K: 1 S: 10	H: 0 LOB: 0 BB: 0 P: 15	1B: 2 2B: 1 3B: 0 HR: 0	SF: 0 SAC: 0 DP: 0 HBP: 0	WP: 0 PB: 0 SB: 0 CS: 0	PA: 30							
PITCHER	IP	WLS	BF	H	R	ER	SO	BB	IBB	HBP	BLK	WP	HR	S	P	ERA	WHIP										
Steve Ontiveros, R ERA: 2.52	7.0	W	23	2	0	0	4	0	0	0	0	0	0	52	81	0.00	0.286										
Bob Welch, R ERA: 7.31	1.0		4	1	0	0	1	0	0	0	0	0	0	11	14	0.00	1.000										
Billy Taylor, R ERA: 3.5	1.0		3	0	0	0	1	0	0	0	0	0	0	10	15	0.00	0.000										

Oakland Athletics @ California Angels
Anaheim Stadium, Anaheim, CA
Tue Jul 26 1994, 10:05 PM EDT
Att: 20,156 - Unknown - 89 F

AB 30
R 0
H 3
RBI 0
BB 0
SO 6
LOB 5



Batter	1	2	3	4	5	6	7	8	9	AB	R	H	RBI	BB	SO	LOB	TOP					
Stan Javier, S OBP: 0.368, SLG: 0.430										5	2	1	0	0	0	2	Oakland Athletics @ California Angels Anaheim Stadium, Anaheim, CA Wed Jul 27 1994, 6:33 AM EDT Att: 24,113 - Sunny - 81 F					
Mike Aldrete, L OBP: 0.321, SLG: 0.365										4	3	2	0	1	1	0						
Geronomo Berroa, R OBP: 0.383, SLG: 0.497										5	1	1	3	0	1	3						
Ruben Sierra, S OBP: 0.295, SLG: 0.483										3	1	2	1	2	1	1						
Terry Steinbach, R OBP: 0.328, SLG: 0.450										5	1	2	2	0	0	3						
Troy Neel, L OBP: 0.359, SLG: 0.463										4	1	2	1	1	1	0						
Scott Brosius, R OBP: 0.295, SLG: 0.415										5	2	2	1	0	0	3						
Mike Bordick, R OBP: 0.334, SLG: 0.359										4	0	3	1	0	0	1						
Fausto Cruz, R OBP: 0.217, SLG: 0.053										1	0	0	0	0	0	1						
Francisco Matos, R OBP: 0.136, SLG: 0.150										4	0	0	2	0	0	4						
Inning Stats	R: 6 E: 0 K: 0 S: 35	H: 6 LOB: 1 BB: 1 P: 55	R: 1 E: 0 K: 2 S: 21	H: 2 LOB: 2 BB: 1 P: 33	R: 3 E: 0 K: 0 S: 15	H: 3 LOB: 1 BB: 1 P: 26	R: 0 E: 0 K: 0 S: 10	H: 1 LOB: 1 BB: 0 P: 15	R: 0 E: 0 K: 1 S: 4	H: 0 LOB: 0 BB: 1 P: 9	R: 0 E: 0 K: 1 S: 9	H: 1 LOB: 0 BB: 0 P: 14	R: 0 E: 0 K: 1 S: 9	H: 1 LOB: 1 BB: 0 P: 14	R: 0 E: 0 K: 0 S: 11	H: 1 LOB: 1 BB: 0 P: 15	1B: 14 HR: 1	SF: 1 2B: 0 3B: 0 DP: 1 HBP: 0	WP: 1 PB: 0 SB: 2 CS: 0	PA: 45		
PITCHER	IP WLS BF H R ER SO BB IBB HBP BLK WP HR S P ERA WHIP																					
Phil Letwisch, R ERA: 5.45	(1, 1) 0.1 L 8 6 6 6 0 1 0 0 0 0 0 0 29 46 162.00 21.000																					
Joe Magrane, L ERA: 5.81	(1, 1) 4.2 22 6 4 4 2 2 0 0 0 0 1 59 98 7.71 1.714																					
Jeff Schwarz, R ERA: 6.08	(6, 1) 2.0 7 1 1 1 1 1 0 0 0 0 1 0 13 23 4.50 1.000																					
Bob Patterson, L ERA: 4.93	(8, 1) 1.0 4 1 0 0 1 0 0 0 0 0 0 9 14 0.00 1.000																					
Joe Grahe, R ERA: 5.5	(9, 1) 1.0 4 1 0 0 0 0 0 0 0 0 0 0 11 15 0.00 1.000																					
Chad Curtis, R OBP: 0.313, SLG: 0.404										5	1	1	0	0	0	1	Oakland Athletics @ California Angels Anaheim Stadium, Anaheim, CA Wed Jul 27 1994, 6:33 AM EDT Att: 24,113 - Sunny - 81 F					
Spike Owen, S OBP: 0.399, SLG: 0.428										4	2	3	0	0	0	0						
16 Garret Anderson, L OBP: 0.500, SLG: 0.500										4	0	2	0	0	0	3						
Chili Davis, S OBP: 0.434, SLG: 0.576										3	0	1	1	1	0	1						
Jim Edmonds, L OBP: 0.353, SLG: 0.396										4	0	2	1	0	0	2						
Greg Myers, L OBP: 0.283, SLG: 0.302										3	0	0	0	0	3	4						
Mark Dalessandro, R OBP: 0.259, SLG: 0.360										1	0	0	0	0	1	1						
J.T. Snow, L OBP: 0.284, SLG: 0.352										4	0	0	0	0	1	3						
Damon Easley, R OBP: 0.277, SLG: 0.309										4	0	1	0	0	0	0						
Gary Disarcina, R OBP: 0.298, SLG: 0.337										4	0	0	0	0	0	1						
Inning Stats	R: 2 E: 0 K: 1 S: 15	H: 4 LOB: 2 BB: 0 P: 19	R: 0 E: 0 K: 0 S: 3	H: 0 LOB: 0 BB: 0 P: 6	R: 0 E: 0 K: 1 S: 14	H: 1 LOB: 2 BB: 1 P: 23	R: 0 E: 0 K: 0 S: 9	H: 1 LOB: 1 BB: 0 P: 14	R: 1 E: 0 K: 0 S: 12	H: 2 LOB: 0 BB: 0 P: 19	R: 0 E: 0 K: 2 S: 7	H: 0 LOB: 0 BB: 0 P: 7	R: 0 E: 0 K: 0 S: 11	H: 1 LOB: 1 BB: 0 P: 18	R: 0 E: 0 K: 1 S: 9	H: 1 LOB: 1 BB: 0 P: 13	R: 0 E: 0 K: 0 S: 6	H: 0 LOB: 0 BB: 0 P: 9	1B: 9 HR: 0	SF: 0 2B: 1 3B: 0 DP: 1 HBP: 0	WP: 0 PB: 0 SB: 0 CS: 0	PA: 37
PITCHER	IP WLS BF H R ER SO BB IBB HBP BLK WP HR S P ERA WHIP																					
Ron Darling, R ERA: 4.34	(1, 1) 5.0 W 23 8 3 3 2 1 0 0 0 0 0 0 7 7 5.40 1.800																					
Mark Acres, R ERA: 3.21	(6, 1) 1.0 3 0 0 0 2 0 0 0 0 0 0 0 7 7 0.00 0.000																					
Dave Leiper, L ERA: 0.56	(7, 1) 1.0 4 1 0 0 0 0 0 0 0 0 0 0 11 18 0.00 1.000																					
Ed Vosberg, L ERA: 3.86	(8, 1) 1.0 4 1 0 0 1 0 0 0 0 0 0 0 9 13 0.00 1.000																					
Vince Horsman, L ERA: 3.91	(9, 1) 1.0 3 0 0 0 0 0 0 0 0 0 0 0 6 9 0.00 0.000																					

Oakland Athletics

Oakland Athletics @ California Angels
 Anaheim Stadium, Anaheim, CA
 Wed Jul 27 1994, 6:33 AM EDT
 Att: 24,113 - Sunny - 81 F

California Angels

AB	40
R	11
H	15
RBI	11
BB	4
SO	4
LOB	18

AB	36
R	3
H	10
RBI	2
BB	1
SO	5
LOB	16

Batter	1	2	3	4	5	6	7	8	9	AB	R	H	RBI	BB	SO	LOB	TOP							
Rickey Henderson, R OBP: 0.410, SLG: 0.384	3-2 G3 SF7 2B	4-1 BB			1-2 F9		2-0 E5 1B	1-2 G6-3		4	1	1	0	1	0	3								
Stan Javier, S OBP: 0.366, SLG: 0.427	1-0 G3 2-3	1-2 L4			1-0 F9		0-1 FC6-4 1B		1-2 F8	5	0	1	0	0	0	2								
Geronimo Berroa, R OBP: 0.381, SLG: 0.491	4-2 BB		2-2 L4		2-1 G6-3		0-0 FC6-4 1-2		1-2 E5 FC6-4	4	0	0	0	1	0	2								
Francisco Matos, R OBP: 0.136, SLG: 0.150										0	0	0	0	0	0	0								
Ruben Sierra, S OBP: 0.294, SLG: 0.488	1-1 SF7		2-3 K			1-0 G3-1		1-1 HR	2-2 FC6-4 1B	4	2	1	2	0	1	1								
Terry Steinbach, R OBP: 0.331, SLG: 0.451	3-H K		1-1 1B			1-1 G6-3		0-0 F9 1B	4-1 1B BB	4	0	2	0	1	1	1								
Troy Neel, L OBP: 0.356, SLG: 0.457		1-1 F8	3-3 K			3-3 K		0-2 L7	1-0 1B	5	0	1	1	0	2	2								
Scott Brosius, R OBP: 0.294, SLG: 0.411		3-2 L4		0-3 K			0-0 G5-3	0-0 BB 1B	3-3 K	5	0	1	0	0	2	2								
Mike Bordick, R OBP: 0.333, SLG: 0.355		4-1 HR BB		3-2 P2			1-3 K	3-1 F9		3	1	0	0	1	1	2								
Scott Hemond, R OBP: 0.284, SLG: 0.358		3-2 1-H HR		3-2 G6-3			2-2 E 2B	4-0 BB		3	2	2	2	1	0	0								
Inning Stats	R: 1 E: 0 K: 1 S: 11	H: 1 LOB: 1 BB: 1 P: 20	R: 2 E: 0 K: 0 S: 13	H: 1 LOB: 1 BB: 2 P: 29	R: 0 E: 0 K: 2 S: 11	H: 1 LOB: 1 BB: 0 P: 19	R: 0 E: 0 K: 1 S: 10	H: 0 LOB: 0 BB: 0 P: 16	R: 0 E: 0 K: 1 S: 7	H: 0 LOB: 0 BB: 0 P: 12	R: 1 E: 1 K: 1 S: 13	H: 2 LOB: 2 BB: 1 P: 18	R: 1 E: 0 K: 0 S: 13	H: 3 LOB: 3 BB: 1 P: 21	R: 1 E: 1 K: 1 S: 15	H: 1 LOB: 2 BB: 1 P: 27	1B: 5 2B: 2 3B: 0 HR: 2	SF: 1 SAC: 0 DP: 0 HBP: 0	WP: 0 PB: 0 SB: 0 CS: 0	PA: 43				
PITCHER	IP WLS BF H R ER SO BB IBB HBP BLK WP HR S P ERA WHIP	IP WLS BF H R ER SO BB IBB HBP BLK WP HR S P ERA WHIP	IP WLS BF H R ER SO BB IBB HBP BLK WP HR S P ERA WHIP	IP WLS BF H R ER SO BB IBB HBP BLK WP HR S P ERA WHIP	IP WLS BF H R ER SO BB IBB HBP BLK WP HR S P ERA WHIP	IP WLS BF H R ER SO BB IBB HBP BLK WP HR S P ERA WHIP	IP WLS BF H R ER SO BB IBB HBP BLK WP HR S P ERA WHIP	IP WLS BF H R ER SO BB IBB HBP BLK WP HR S P ERA WHIP	IP WLS BF H R ER SO BB IBB HBP BLK WP HR S P ERA WHIP	IP WLS BF H R ER SO BB IBB HBP BLK WP HR S P ERA WHIP	IP WLS BF H R ER SO BB IBB HBP BLK WP HR S P ERA WHIP	IP WLS BF H R ER SO BB IBB HBP BLK WP HR S P ERA WHIP	IP WLS BF H R ER SO BB IBB HBP BLK WP HR S P ERA WHIP	IP WLS BF H R ER SO BB IBB HBP BLK WP HR S P ERA WHIP	IP WLS BF H R ER SO BB IBB HBP BLK WP HR S P ERA WHIP	IP WLS BF H R ER SO BB IBB HBP BLK WP HR S P ERA WHIP	IP WLS BF H R ER SO BB IBB HBP BLK WP HR S P ERA WHIP	IP WLS BF H R ER SO BB IBB HBP BLK WP HR S P ERA WHIP	IP WLS BF H R ER SO BB IBB HBP BLK WP HR S P ERA WHIP	IP WLS BF H R ER SO BB IBB HBP BLK WP HR S P ERA WHIP	IP WLS BF H R ER SO BB IBB HBP BLK WP HR S P ERA WHIP	IP WLS BF H R ER SO BB IBB HBP BLK WP HR S P ERA WHIP		
Tim Belcher, R ERA: 5.7	7.1	34	8	5	4	6	3	0	0	0	0	0	0	2	78	132	4.91	1.500						
Mike Gardiner, R ERA: 3.75	1.0	5	0	1	0	0	1	0	0	0	0	0	0	0	12	21	0.00	1.000						
Greg Cadaret, L ERA: 5.56	0.1	3	1	0	0	0	1	0	0	0	0	0	0	5	21	0.00	6.000							
Storm Davis, R ERA: 3.43	0.1	1	0	0	0	1	0	0	0	0	0	0	0	4	7	0.00	0.000							
PITCHER	IP WLS BF H R ER SO BB IBB HBP BLK WP HR S P ERA WHIP	IP WLS BF H R ER SO BB IBB HBP BLK WP HR S P ERA WHIP	IP WLS BF H R ER SO BB IBB HBP BLK WP HR S P ERA WHIP	IP WLS BF H R ER SO BB IBB HBP BLK WP HR S P ERA WHIP	IP WLS BF H R ER SO BB IBB HBP BLK WP HR S P ERA WHIP	IP WLS BF H R ER SO BB IBB HBP BLK WP HR S P ERA WHIP	IP WLS BF H R ER SO BB IBB HBP BLK WP HR S P ERA WHIP	IP WLS BF H R ER SO BB IBB HBP BLK WP HR S P ERA WHIP	IP WLS BF H R ER SO BB IBB HBP BLK WP HR S P ERA WHIP	IP WLS BF H R ER SO BB IBB HBP BLK WP HR S P ERA WHIP	IP WLS BF H R ER SO BB IBB HBP BLK WP HR S P ERA WHIP	IP WLS BF H R ER SO BB IBB HBP BLK WP HR S P ERA WHIP	IP WLS BF H R ER SO BB IBB HBP BLK WP HR S P ERA WHIP	IP WLS BF H R ER SO BB IBB HBP BLK WP HR S P ERA WHIP	IP WLS BF H R ER SO BB IBB HBP BLK WP HR S P ERA WHIP	IP WLS BF H R ER SO BB IBB HBP BLK WP HR S P ERA WHIP	IP WLS BF H R ER SO BB IBB HBP BLK WP HR S P ERA WHIP	IP WLS BF H R ER SO BB IBB HBP BLK WP HR S P ERA WHIP	IP WLS BF H R ER SO BB IBB HBP BLK WP HR S P ERA WHIP	IP WLS BF H R ER SO BB IBB HBP BLK WP HR S P ERA WHIP	IP WLS BF H R ER SO BB IBB HBP BLK WP HR S P ERA WHIP	IP WLS BF H R ER SO BB IBB HBP BLK WP HR S P ERA WHIP	IP WLS BF H R ER SO BB IBB HBP BLK WP HR S P ERA WHIP	
Tony Phillips, S OBP: 0.398, SLG: 0.435	3-2 1B	2-3 K			4-0 G3-1 BB		2-3 K		1-2 G4-3	4	0	1	0	1	2	4								
Lou Whitaker, L OBP: 0.362, SLG: 0.465	2-3 K		1-0 L9		2-3 K		0-1 FC6-4 1B 2-H		3-2 F8	5	1	1	1	0	2	2								
Travis Fryman, R OBP: 0.333, SLG: 0.498	0-3 K		0-0 F8		2-2 G3-1		4-1 FC6-4 BB		2-0 G5-3	4	0	0	0	1	1	2								
Cecil Fielder, R OBP: 0.328, SLG: 0.499	3-3 K		1-1 G3		0-0 L8		0-2 FC6-4 1B			4	0	0	1	0	1	4								
Kirk Gibson, L OBP: 0.357, SLG: 0.557		2-2 HR		4-1 WP BB BB		2-3 K		4-0 1B BB		2	1	1	1	2	1	0								
Mickey Tettleton, S OBP: 0.418, SLG: 0.474		4-1 FC1-5 BB BB		4-2 G5-3 WP BB		1-3 K		0-1 1B		2	0	1	1	2	1	0								
Junior Felix, S OBP: 0.357, SLG: 0.526		4-0 FC1-5 BB		2-3 K		1-3 K		2-3 K		3	0	0	0	1	3	2								
Milt Cuyler, S OBP: 0.359, SLG: 0.284		1-0 FC1-5		4-2 BB		4-1 BB 1B BB		1-3 K		2	1	0	0	2	1	2								
Chris Gomez, R OBP: 0.349, SLG: 0.419		2-2 F7		1-1 G5-3		4-1 BB 1B FC6-4 BB		1-3 K		3	1	0	0	1	1	5								
Inning Stats	R: 0 E: 0 K: 3 S: 13	H: 1 LOB: 1 BB: 0 P: 21	R: 1 E: 0 K: 1 S: 12	H: 1 LOB: 2 BB: 2 P: 27	R: 0 E: 0 K: 0 S: 4	H: 0 LOB: 0 BB: 0 P: 6	R: 0 E: 0 K: 1 S: 12	H: 0 LOB: 1 BB: 3 P: 27	R: 0 E: 0 K: 1 S: 7	H: 0 LOB: 1 BB: 1 P: 15	R: 3 E: 0 K: 1 S: 14	H: 2 LOB: 2 BB: 4 P: 32	R: 0 E: 0 K: 3 S: 9	H: 0 LOB: 0 BB: 0 P: 13	R: 0 E: 0 K: 0 S: 7	H: 0 LOB: 0 BB: 0 P: 13	1B: 3 2B: 0 3B: 0 HR: 1	SF: 0 SAC: 0 DP: 1 HBP: 0	WP: 1 PB: 0 SB: 0 CS: 0	PA: 39				
PITCHER	IP WLS BF H R ER SO BB IBB HBP BLK WP HR S P ERA WHIP	IP WLS BF H R ER SO BB IBB HBP BLK WP HR S P ERA WHIP	IP WLS BF H R ER SO BB IBB HBP BLK WP HR S P ERA WHIP	IP WLS BF H R ER SO BB IBB HBP BLK WP HR S P ERA WHIP	IP WLS BF H R ER SO BB IBB HBP BLK WP HR S P ERA WHIP	IP WLS BF H R ER SO BB IBB HBP BLK WP HR S P ERA WHIP	IP WLS BF H R ER SO BB IBB HBP BLK WP HR S P ERA WHIP	IP WLS BF H R ER SO BB IBB HBP BLK WP HR S P ERA WHIP	IP WLS BF H R ER SO BB IBB HBP BLK WP HR S P ERA WHIP	IP WLS BF H R ER SO BB IBB HBP BLK WP HR S P ERA WHIP	IP WLS BF H R ER SO BB IBB HBP BLK WP HR S P ERA WHIP	IP WLS BF H R ER SO BB IBB HBP BLK WP HR S P ERA WHIP	IP WLS BF H R ER SO BB IBB HBP BLK WP HR S P ERA WHIP	IP WLS BF H R ER SO BB IBB HBP BLK WP HR S P ERA WHIP	IP WLS BF H R ER SO BB IBB HBP BLK WP HR S P ERA WHIP	IP WLS BF H R ER SO BB IBB HBP BLK WP HR S P ERA WHIP	IP WLS BF H R ER SO BB IBB HBP BLK WP HR S P ERA WHIP	IP WLS BF H R ER SO BB IBB HBP BLK WP HR S P ERA WHIP	IP WLS BF H R ER SO BB IBB HBP BLK WP HR S P ERA WHIP	IP WLS BF H R ER SO BB IBB HBP BLK WP HR S P ERA WHIP	IP WLS BF H R ER SO BB IBB HBP BLK WP HR S P ERA WHIP	IP WLS BF H R ER SO BB IBB HBP BLK WP HR S P ERA WHIP	IP WLS BF H R ER SO BB IBB HBP BLK WP HR S P ERA WHIP	
Todd Van Poppel, R ERA: 6.05	3.1	17	1	1	1	5	5	0	0	0	0	0	0	1	39	78	2.70	2.100						
John Briscoe, R ERA: 4.01	1.2	5	0	0	0	1	1	0	0	0	0	0	0	9	18	0.00	0.600							
Ed Vosberg, L ERA: 3.48	1.0	3	0	0	0	3	0	0	0	0	0	0	0	10	14	0.00	0.000							
Mark Acre, R ERA: 3.86	0.0	2	0	2	2	0	2	0	0	0	0	0	0	2	10	∞	∞							
Dave Leiper, L ERA: 1.1	0.1	2	1	0	0	1	0	0	0	0	0	0	0	6	8	0.00	3.000							
PITCHER	IP WLS BF H R ER SO BB IBB HBP BLK WP HR S P ERA WHIP	IP WLS BF H R ER SO BB IBB HBP BLK WP HR S P ERA WHIP	IP WLS BF H R ER SO BB IBB HBP BLK WP HR S P ERA WHIP	IP WLS BF H R ER SO BB IBB HBP BLK WP HR S P ERA WHIP	IP WLS BF H R ER SO BB IBB HBP BLK WP HR S P ERA WHIP	IP WLS BF H R ER SO BB IBB HBP BLK WP HR S P ERA WHIP	IP WLS BF H R ER SO BB IBB HBP BLK WP HR S P ERA WHIP	IP WLS BF H R ER SO BB IBB HBP BLK WP HR S P ERA WHIP	IP WLS BF H R ER SO BB IBB HBP BLK WP HR S P ERA WHIP	IP WLS BF H R ER SO BB IBB HBP BLK WP HR S P ERA WHIP	IP WLS BF H R ER SO BB IBB HBP BLK WP HR S P ERA WHIP	IP WLS BF H R ER SO BB IBB HBP BLK WP HR S P ERA WHIP	IP WLS BF H R ER SO BB IBB HBP BLK WP HR S P ERA WHIP	IP WLS BF H R ER SO BB IBB HBP BLK WP HR S P ERA WHIP	IP WLS BF H R ER SO BB IBB HBP BLK WP HR S P ERA WHIP	IP WLS BF H R ER SO BB IBB HBP BLK WP HR S P ERA WHIP	IP WLS BF H R ER SO BB IBB HBP BLK WP HR S P ERA WHIP	IP WLS BF H R ER SO BB IBB HBP BLK WP HR S P ERA WHIP	IP WLS BF H R ER SO BB IBB HBP BLK WP HR S P ERA WHIP	IP WLS BF H R ER SO BB IBB HBP BLK WP HR S P ERA WHIP	IP WLS BF H R ER SO BB IBB HBP BLK WP HR S P ERA WHIP	IP WLS BF H R ER SO BB IBB HBP BLK WP HR S P ERA WHIP	IP WLS BF H R ER SO BB IBB HBP BLK WP HR S P ERA WHIP	IP WLS BF H R ER SO BB IBB HBP BLK WP HR S P ERA WHIP

Oakland Athletics @ Detroit Tigers
Tiger Stadium, Detroit, MI
Fri Jul 29 1994, 7:05 PM EDT
Att: 26,971 - Unknown - 76 F

AB	37
R	6
H	9
RBI	5
BB	5
SO	7
LOB	15




Oakland Athletics @ Detroit Tigers
Tiger Stadium, Detroit, MI
Fri Jul 29 1994, 7:05 PM EDT
Att: 26,971 - Unknown - 76 F

AB	29
R	4
H	4
RBI	4
BB	10
SO	13
LOB	21



Batter	1	2	3	4	5	6	7	8	9	AB R H RBI BB SO LOB	TOP															
Rickey Henderson, R OBP: 0.413, SLG: 0.389 (1, 10)										4 0 1 0 1 2 1	<p>Oakland Athletics @ Detroit Tigers Tiger Stadium, Detroit, MI Sun Jul 31 1994, 7:05 PM EDT Att: 18,748 - Unknown - 82 F</p> <p>livebaseballscorecards.com</p> <p>AB 32 R 4 H 7 RBI 4 BB 4 SO 4 LOB 10</p>															
Stan Javier, S OBP: 0.362, SLG: 0.421 (1, 8)										5 0 2 0 0 0 2																
Geronimo Berroa, R OBP: 0.361, SLG: 0.490 (1, 7)										2 1 0 1 1 0 1																
Ruben Sierra, S OBP: 0.294, SLG: 0.484 (1, 9)										4 0 1 0 0 0 1																
Terry Steinbach, R OBP: 0.335, SLG: 0.455 (1, 2)										3 1 1 1 1 0 0																
Troy Neel, L OBP: 0.349, SLG: 0.458 (1, 3)										4 1 1 2 0 1 3																
Scott Brosius, R OBP: 0.296, SLG: 0.419 (1, 5)										3 0 0 0 0 1 0																
Mike Bordick, R OBP: 0.331, SLG: 0.352 (1, 6)										4 0 1 0 0 0 1																
Scott Hemond, R OBP: 0.279, SLG: 0.345 Mike Aldrete, L OBP: 0.318, SLG: 0.359 (9, PH)										2 1 0 0 1 0 1 1 0 0 0 0 0 0																
Inning Stats	R: 0 E: 0 K: 1 S: 7	H: 1 LOB: 0 BB: 0 P: 9	R: 0 E: 0 K: 0 S: 9	H: 0 LOB: 0 BB: 0 P: 10	R: 0 E: 0 K: 0 S: 6	H: 1 LOB: 1 BB: 0 P: 9	R: 3 E: 0 K: 0 S: 13	H: 2 LOB: 1 BB: 1 P: 26	R: 1 E: 0 K: 1 S: 12	H: 3 LOB: 3 BB: 2 P: 23	R: 0 E: 1 K: 1 S: 16	H: 0 LOB: 2 BB: 1 P: 23	R: 0 E: 0 K: 0 S: 4	H: 0 LOB: 0 BB: 0 P: 4	R: 0 E: 0 K: 0 S: 7	H: 0 LOB: 0 BB: 0 P: 10	R: 0 E: 0 K: 1 S: 10	H: 0 LOB: 0 BB: 0 P: 17	1B: 5 2B: 1 3B: 0 HR: 1	SF: 1 SAC: 0 DP: 0 HBP: 1	WP: 1 PB: 0 SB: 0 CS: 1	PA: 38				
PITCHER	IP WLS BF H R ER SO BB IBB HBP BLK WP HR S P ERA WHIP											IP WLS BF H R ER SO BB IBB HBP BLK WP HR S P ERA WHIP														
David Wells, L ERA: 4.25 (1, 1)	6.0	29	7	4	4	3	3	1	1	0	1	1	63	100	6.00	1.667										
Storm Davis, R ERA: 3.27 (7, 1)	2.0	6	0	0	0	0	0	0	0	0	0	0	11	14	0.00	0.000										
Gene Harris, R ERA: 6.85 (9, 1)	1.0	3	0	0	0	1	0	0	0	0	0	0	10	17	0.00	0.000										

Batter	1	2	3	4	5	6	7	8	9	AB R H RBI BB SO LOB	BOTTOM															
Tony Phillips, S OBP: 0.402, SLG: 0.445 (1, 7)										2 1 1 0 3 1 2	<p>Oakland Athletics @ Detroit Tigers Tiger Stadium, Detroit, MI Sun Jul 31 1994, 7:05 PM EDT Att: 18,748 - Unknown - 82 F</p> <p>livebaseballscorecards.com</p> <p>AB 31 R 5 H 9 RBI 5 BB 7 SO 5 LOB 24</p>															
Lou Whitaker, L OBP: 0.363, SLG: 0.468 (1, 4)										4 1 1 0 1 1 3																
Travis Fryman, R OBP: 0.334, SLG: 0.494 (1, 5)										5 0 0 0 0 1 6																
Cecil Fielder, R OBP: 0.334, SLG: 0.503 (1, 3)										3 1 3 1 0 0 0																
Kirk Gibson, L OBP: 0.361, SLG: 0.555 (1, 10)										4 1 1 1 0 0 2																
Mickey Tettleton, S OBP: 0.416, SLG: 0.465 (1, 2)										2 0 0 0 2 0 1																
Junior Felix, S OBP: 0.366, SLG: 0.536 (1, 9)										4 0 2 2 0 1 2																
Alan Trammell, R OBP: 0.312, SLG: 0.423 (1, 6)										3 1 1 1 1 0 3																
Mitt Cuyler, S OBP: 0.356, SLG: 0.355 (1, 8)										4 0 0 0 0 1 5																
Inning Stats	R: 0 E: 0 K: 0 S: 7	H: 0 LOB: 1 BB: 1 P: 12	R: 0 E: 0 K: 0 S: 5	H: 1 LOB: 0 BB: 0 P: 9	R: 0 E: 1 K: 1 S: 10	H: 1 LOB: 1 BB: 0 P: 13	R: 1 E: 0 K: 0 S: 10	H: 2 LOB: 1 BB: 0 P: 15	R: 1 E: 0 K: 0 S: 15	H: 2 LOB: 2 BB: 1 P: 28	R: 0 E: 0 K: 1 S: 10	H: 1 LOB: 3 BB: 2 P: 18	R: 3 E: 0 K: 2 S: 18	H: 2 LOB: 2 BB: 2 P: 38	R: 0 E: 0 K: 1 S: 15	H: 0 LOB: 1 BB: 1 P: 25	1B: 5 2B: 4 3B: 0 HR: 1	SF: 0 SAC: 0 DP: 1 HBP: 1	WP: 0 PB: 0 SB: 0 CS: 1	PA: 39						
PITCHER	IP WLS BF H R ER SO BB IBB HBP BLK WP HR S P ERA WHIP											IP WLS BF H R ER SO BB IBB HBP BLK WP HR S P ERA WHIP														
Steve Ontiveros, R ERA: 2.56 (1, 1)	1.1	7	0	2	2	3	2	0	1	0	0	0	16	30	13.50	1.500										
John Briscoe, R ERA: 4.3 (6, 1)	1.1	7	0	2	2	3	2	0	1	0	0	0	16	30	13.50	1.500										
Ed Vosberg, L ERA: 4.35 (7, 1)	0.0	3	2	1	1	0	1	0	0	0	0	0	5	13	∞	∞										
Mark Acre, R ERA: 3.88 (7, 1)	1.1	5	0	0	0	1	1	0	0	0	0	0	18	30	0.00	0.750										

Batter	1	2	3	4	5	6	7	8	9	AB	R	H	RBI	BB	SO	LOB	TOP					
Stan Javier, S OBP: 0.361, SLG: 0.419 (1, 8)	G4-3		F9			F9			BB E E 1B	4	1	1	0	0	0	2	Oakland Athletics @ Kansas City Royals Kauffman Stadium, Kansas City, MO Mon Aug 01 1994, 7:05 PM CDT Att: 24,462 - Unknown - 78 F livebaseballscores.com					
Mike Aldrete, L OBP: 0.316, SLG: 0.353 (1, 3)	G5-3					G4-3			E1 BB E	3	1	0	0	1	0	1						
Geronimo Berroa, R OBP: 0.379, SLG: 0.485 (1, 7)	G4-3								E BB E	3	0	0	0	0	0	0						
Ernie Young, R OBP: 0.125, SLG: 0.130 (8, 7)	G4-3		2-1		G4-3		G1-3		E BB E	0	0	0	0	0	0	0						
Rickey Henderson, R OBP: 0.415, SLG: 0.389 (9, PH)			BB						E BB E	0	0	0	0	1	0	0						
Ruben Sierra, S OBP: 0.294, SLG: 0.482 (1, 9)		G3-1					F8		E1 BB E	4	0	1	0	0	0	1						
Terry Steinbach, R OBP: 0.331, SLG: 0.449 (1, 2)	L8					G5-4-3 1B			E1 BB E	4	0	0	0	0	1	3						
Troy Neel, L OBP: 0.345, SLG: 0.453 (1, 10)	K								G6-4-3 1B	3	0	0	0	0	1	0						
Scott Brosius, R OBP: 0.293, SLG: 0.414 (1, 5)						G4-3	G6-3		K	3	0	0	0	0	1	0						
Mike Bordick, R OBP: 0.331, SLG: 0.352 (1, 6)						L3			G4-3	3	0	1	0	0	0	0						
Scott Hemond, R OBP: 0.280, SLG: 0.345 (1, 4)									F8	3	0	1	0	0	1	0						
Inning Stats	R: 0 E: 0 K: 0 S: 7	H: 0 LOB: 0 BB: 0 P: 12	R: 0 E: 0 K: 1 S: 8	H: 0 LOB: 0 BB: 0 P: 14	R: 0 E: 0 K: 0 S: 10	H: 2 LOB: 3 BB: 1 P: 21	R: 0 E: 0 K: 0 S: 5	H: 1 LOB: 0 BB: 0 P: 8	R: 0 E: 0 K: 0 S: 5	H: 0 LOB: 0 BB: 0 P: 8	R: 0 E: 0 K: 1 S: 10	H: 0 LOB: 0 BB: 0 P: 18	R: 0 E: 0 K: 1 S: 9	H: 0 LOB: 0 BB: 0 P: 13	R: 0 E: 0 K: 1 S: 7	H: 0 LOB: 0 BB: 0 P: 11	R: 2 E: 2 K: 0 S: 10	H: 1 LOB: 1 BB: 1 P: 21	1B: 4 2B: 0 3B: 0 HR: 0	SF: 0 SAC: 0 DP: 2 HBP: 0	WP: 0 PB: 0 SB: 0 CS: 0	PA: 32
PITCHER	IP WLS BF H R ER SO BB IBB HBP BLK WP HR S P ERA WHIP																					
Mark Gubicza, R ERA: 4.11 (1, 1)	8.0 W 27 3 0 0 4 1 0 0 0 0 0 0 61 105 0.00 0.500																					
Hipolito Pichardo, R ERA: 4.69 (9, 1)	0.1 4 1 2 0 0 1 0 0 0 0 0 0 6 15 0.00 6.000																					
Jeff Montgomery, R ERA: 4.35 (9, 1)	0.2 S 2 0 0 0 0 0 0 0 0 0 0 0 4 6 0.00 0.000																					
Batter	1	2	3	4	5	6	7	8	9	AB	R	H	RBI	BB	SO	LOB	BOTTOM					
Brian McRae, S OBP: 0.359, SLG: 0.386 (1, 8)	K									4	1	3	3	0	1	0	Oakland Athletics @ Kansas City Royals Kauffman Stadium, Kansas City, MO Mon Aug 01 1994, 7:05 PM CDT Att: 24,462 - Unknown - 78 F livebaseballscores.com					
Vince Coleman, S OBP: 0.281, SLG: 0.339 (1, 7)	G4-3 BLK 1B		G3							4	0	2	0	0	0	1						
Wally Joyner, L OBP: 0.392, SLG: 0.460 (1, 3)	G4-3									4	0	2	0	0	0	1						
Bob Hamelin, L OBP: 0.374, SLG: 0.571 (1, 10)	F8									3	0	0	0	1	0	3						
Felix Jose, S OBP: 0.353, SLG: 0.458 (1, 9)		G1-3								4	1	1	0	0	0	3						
Gary Gaetti, R OBP: 0.334, SLG: 0.473 (1, 5)		G5-3								2	0	0	0	1	0	0						
Mike Macfarlane, R OBP: 0.364, SLG: 0.452 (1, 2)										4	0	1	1	0	3	2						
Greg Gagne, R OBP: 0.318, SLG: 0.394 (1, 6)										4	0	0	0	0	0	1						
Jose Lind, R OBP: 0.308, SLG: 0.344 (1, 4)										4	2	2	0	0	0	1						
Inning Stats	R: 0 E: 0 K: 1 S: 8	H: 1 LOB: 1 BB: 0 P: 12	R: 0 E: 0 K: 1 S: 7	H: 0 LOB: 0 BB: 0 P: 10	R: 2 E: 0 K: 0 S: 11	H: 3 LOB: 2 BB: 1 P: 26	R: 0 E: 0 K: 1 S: 7	H: 0 LOB: 0 BB: 0 P: 11	R: 0 E: 0 K: 1 S: 9	H: 2 LOB: 2 BB: 1 P: 17	R: 1 E: 0 K: 0 S: 21	H: 3 LOB: 2 BB: 0 P: 32	R: 1 E: 0 K: 0 S: 8	H: 2 LOB: 1 BB: 0 P: 13	R: 1 E: 0 K: 0 S: 8	H: 2 LOB: 1 BB: 0 P: 13		1B: 6 2B: 4 3B: 0 HR: 1	SF: 0 SAC: 1 DP: 0 HBP: 0	WP: 0 PB: 0 SB: 0 CS: 1	PA: 37	
PITCHER	IP WLS BF H R ER SO BB IBB HBP BLK WP HR S P ERA WHIP																					
Ron Darling, R ERA: 4.32 (1, 1)	7.0 L 31 9 3 3 4 2 0 0 0 0 0 0 68 115 3.86 1.571																					
Bob Welch, R ERA: 7.16 (8, 1)	1.0 5 2 1 1 0 0 0 0 0 0 0 8 13 9.00 2.000																					

Batter	1	2	3	4	5	6	7	8	9	AB	R	H	RBI	BB	SO	LOB	TOP			
Stan Javier, S OBP: 0.357, SLG: 0.413 (1, 8)	G4-3		P6		F7		F8		K	5	0	0	0	0	1	0				
Mike Bordick, R OBP: 0.330, SLG: 0.351 (1, 6)	2B G3 1B		F8		G6-3		G5-3			4	1	1	0	0	0	0				
Troy Neel, L OBP: 0.344, SLG: 0.453 (1, 10)	G3 1B 2B		P3		P6		F8			4	1	1	0	0	0	0				
Ruben Sierra, S OBP: 0.293, SLG: 0.482 (1, 9)	G3		F8 1B 2B		G1-3		P3			4	1	1	1	0	0	1				
Terry Steinbach, R OBP: 0.336, SLG: 0.453 (1, 2)	1B		F8		S 1B		E 1B			4	1	3	1	0	0	1				
Mike Aldrete, L OBP: 0.320, SLG: 0.356 (1, 3)	K		1B		BB 1B		E3			4	0	2	2	0	1	2				
Scott Brosius, R OBP: 0.292, SLG: 0.410 (1, 5)			P3		BB 1B		G3-1			3	0	0	0	1	1	3				
Ernie Young, R OBP: 0.111, SLG: 0.115 (1, 7)			F9		G6-3					3	0	0	0	0	1	3				
Rickey Henderson, R OBP: 0.414, SLG: 0.367 (9, PH)			K							1	0	0	0	0	1	0				
Scott Hemond, R OBP: 0.274, SLG: 0.337 (1, 4)			K		F8		K			4	0	0	0	0	3	0				
Inning Stats	R: 2 E: 0 K: 1 S: 14	H: 3 LOB: 1 BB: 0 P: 20	R: 0 E: 0 K: 1 S: 8	H: 0 LOB: 0 BB: 0 P: 12	R: 0 E: 0 K: 0 S: 8	H: 0 LOB: 0 BB: 0 P: 11	R: 1 E: 0 K: 2 S: 12	H: 2 LOB: 1 BB: 0 P: 14	R: 0 E: 0 K: 0 S: 5	H: 0 LOB: 0 BB: 0 P: 6	R: 1 E: 0 K: 0 S: 14	H: 2 LOB: 2 BB: 1 P: 27	R: 0 E: 1 K: 0 S: 13	H: 0 LOB: 2 BB: 0 P: 19	R: 0 E: 0 K: 3 S: 11	H: 0 LOB: 0 BB: 0 P: 15	1B: 6 2B: 2 3B: 0 HR: 0	SF: 0 SAC: 0 DP: 0 HBP: 0	WP: 0 PB: 0 SB: 1 CS: 0	PA: 37
PITCHER	IP WLS BF H R ER SO BB IBB HBP BLK WP HR S P ERA WHIP	IP WLS BF H R ER SO BB IBB HBP BLK WP HR S P ERA WHIP																		
David Cone, R ERA: 2.82 (1, 1)	8.0 W 34 8 4 4 5 1 0 0 0 0 0 0 81 120 4.50 1.125	1.0 S 3 0 0 0 3 0 0 0 0 0 0 0 11 15 0.00 0.000																		
Jeff Montgomery, R ERA: 4.25 (9, 1)																				

Oakland Athletics @ Kansas City Royals
Kauffman Stadium, Kansas City, MO
Tue Aug 02 1994, 7:05 PM CDT
Att: 23,343 - Unknown - 86 F

AB	36
R	4
H	8
RBI	4
BB	1
SO	8
LOB	10



Batter	1	2	3	4	5	6	7	8	9	AB	R	H	RBI	BB	SO	LOB	BOTTOM			
Brian McRae, S OBP: 0.359, SLG: 0.385 (1, 8)	F8		K	P2		1B				4	0	1	0	0	1	1				
Vince Coleman, S OBP: 0.283, SLG: 0.339 (1, 7)	BB		G5-3		G4-6-3 1B		K			3	0	1	0	1	1	1				
Wally Joyner, L OBP: 0.388, SLG: 0.455 (1, 3)	K		G4-3		G4-6-3 1B		K			4	0	0	0	0	2	2				
Bob Hamelin, L OBP: 0.378, SLG: 0.586 (1, 10)	P 1B	HR		CS BB	1B E 2B		G3-1			4	2	2	1	1	0	1				
Felix Jose, S OBP: 0.358, SLG: 0.458 (1, 9)		G5-3 3B BB		1B BB	E 1B		F9			2	2	1	0	2	0	0				
Gary Gaetti, R OBP: 0.333, SLG: 0.470 (1, 5)		G5-3		2B 1B	FC5		G6-3			4	1	1	0	0	0	2				
Mike Macfarlane, R OBP: 0.363, SLG: 0.456 (1, 2)		2H 3B		K	G6-3		F9			4	0	1	1	0	1	4				
Greg Gagne, R OBP: 0.320, SLG: 0.398 (1, 6)		K		1B 2B			L9			4	1	2	1	0	1	1				
Jose Lind, R OBP: 0.309, SLG: 0.343 (1, 4)		G3		2B 1B			K			3	0	1	2	0	1	2				
Inning Stats	R: 0 E: 0 K: 1 S: 6	H: 0 LOB: 0 BB: 1 P: 13	R: 2 E: 0 K: 1 S: 13	H: 2 LOB: 1 BB: 1 P: 25	R: 0 E: 0 K: 1 S: 10	H: 0 LOB: 0 BB: 0 P: 15	R: 3 E: 0 K: 1 S: 18	H: 3 LOB: 1 BB: 2 P: 28	R: 1 E: 1 K: 0 S: 12	H: 3 LOB: 2 BB: 0 P: 16	R: 0 E: 0 K: 2 S: 14	H: 2 LOB: 1 BB: 0 P: 20	R: 0 E: 0 K: 1 S: 7	H: 0 LOB: 0 BB: 0 P: 12	R: 0 E: 0 K: 0 S: 6	H: 0 LOB: 0 BB: 0 P: 8	1B: 6 2B: 2 3B: 1 HR: 1	SF: 0 SAC: 0 DP: 1 HBP: 0	WP: 0 PB: 0 SB: 0 CS: 2	PA: 36
PITCHER	IP WLS BF H R ER SO BB IBB HBP BLK WP HR S P ERA WHIP	IP WLS BF H R ER SO BB IBB HBP BLK WP HR S P ERA WHIP																		
Todd Van Poppel, R ERA: 6.24 (1, 1)	4.0 L 4 3 1 0 0 0 0 0 0 0 0 0 10 13 0.00 4.500	0.2 4 3 1 0 0 0 0 0 0 0 0 0 0 10 13 0.00 4.500																		
Ed Vosberg, L ERA: 4.09 (5, 1)																				
Steve Phoenix, R ERA: 6.23 (5, 1)																				
Vince Horsman, L ERA: 4.76 (7, 1)																				

Oakland Athletics @ Kansas City Royals
Kauffman Stadium, Kansas City, MO
Tue Aug 02 1994, 7:05 PM CDT
Att: 23,343 - Unknown - 86 F

AB	32
R	6
H	10
RBI	5
BB	4
SO	7
LOB	14



Batter	1	2	3	4	5	6	7	8	9	AB	R	H	RBI	BB	SO	LOB	TOP											
Rickey Henderson, R OBP: 0.411, SLG: 0.364 (1, 7)										5	1	1	0	0	2	2	Oakland Athletics @ Kansas City Royals Kauffman Stadium, Kansas City, MO Wed Aug 03 1994, 7:05 PM CDT Att: 22,193 - Unknown - 86 F											
Stan Javier, S OBP: 0.353, SLG: 0.408 (1, 8)										5	0	0	1	0	1	1												
Troy Neel, L OBP: 0.346, SLG: 0.466 (1, 10)										4	1	2	1	0	0	1												
Ruben Sierra, S OBP: 0.295, SLG: 0.487 (1, 9)										4	1	2	1	0	0	1												
Terry Steinbach, R OBP: 0.333, SLG: 0.449 Scott Hemond, R OBP: 0.272, SLG: 0.335 (6, 2)										3	0	0	0	0	0	2												
Mike Aldrete, L OBP: 0.326, SLG: 0.358 Scott Brosius, R OBP: 0.291, SLG: 0.410 (8, PH) (8, 5)										2	1	1	0	1	0	0												
Mike Bordick, R OBP: 0.329, SLG: 0.350 (1, 6)										4	0	1	0	0	0	2												
Fausto Cruz, R OBP: 0.250, SLG: 0.125 Jim Bowie, L (8, PH) (8, 3)										3	0	2	0	0	0	0												
Francisco Matos, R OBP: 0.267, SLG: 0.286 (1, 4)										4	1	2	0	0	0	2												
Inning Stats	R: 1 E: 0 K: 2 S: 13	H: 1 LOB: 0 BB: 0 P: 20	R: 0 E: 0 K: 0 S: 6	H: 1 LOB: 2 BB: 1 P: 12	R: 1 E: 0 K: 0 S: 13	H: 2 LOB: 1 BB: 0 P: 22	R: 1 E: 1 K: 0 S: 8	H: 3 LOB: 1 BB: 0 P: 12	R: 0 E: 0 K: 0 S: 12	H: 0 LOB: 1 BB: 0 P: 21	R: 0 E: 0 K: 0 S: 9	H: 0 LOB: 0 BB: 0 P: 14	R: 1 E: 0 K: 1 S: 9	H: 1 LOB: 0 BB: 0 P: 13	R: 1 E: 0 K: 0 S: 8	H: 2 LOB: 1 BB: 0 P: 12		R: 0 E: 0 K: 0 S: 8	H: 0 LOB: 0 BB: 0 P: 15	1B: 8 2B: 2 3B: 0 HR: 1	SF: 1 SAC: 0 DP: 0 HBP: 0	WP: 2 PB: 0 SB: 2 CS: 0	PA: 38					
PITCHER	IP	WLS	BF	H	R	ER	SO	BB	IBB	HBP	BLK	WP	HR	S	P	ERA		WHIP										
Jose De Jesus, R ERA: 5.49 (1, 1)	5.0	W	23	8	3	3	2	1	0	0	0	0	1	52	87	5.40		1.800										
Rusty Meacham, R ERA: 3.4 (6, 1)	2.1		9	2	2	2	1	0	0	0	0	0	0	21	31	7.71	0.857											
Billy Brewer, L ERA: 2.11 (8, 1)	0.1		1	0	0	0	0	0	0	0	0	0	0	1	1	0.00	0.000											
Stan Belinda, R ERA: 4.69 (8, 1)	1.1	S	5	1	0	0	0	0	0	0	0	0	0	12	22	0.00	0.750											

Batter	1	2	3	4	5	6	7	8	9	AB	R	H	RBI	BB	SO	LOB	BOTTOM											
Brian McRae, S OBP: 0.363, SLG: 0.393 (1, 8)										2	2	2	1	2	0	0	Oakland Athletics @ Kansas City Royals Kauffman Stadium, Kansas City, MO Wed Aug 03 1994, 7:05 PM CDT Att: 22,193 - Unknown - 86 F											
Vince Coleman, S OBP: 0.285, SLG: 0.340 (1, 7)										5	2	2	1	0	0	2												
Wally Joyner, L OBP: 0.396, SLG: 0.461 (1, 3)										2	1	2	2	3	0	0												
Bob Hamelin, L OBP: 0.376, SLG: 0.592 (1, 10)										4	1	1	3	0	1	5												
Felix Jose, S OBP: 0.357, SLG: 0.455 (1, 9)										4	0	1	1	0	2	1												
Mike Macfarlane, R OBP: 0.382, SLG: 0.456 (1, 2)										4	0	1	0	0	1	2												
Greg Gagne, R OBP: 0.319, SLG: 0.397 (1, 6)										4	1	1	0	0	2	1												
Jose Lind, R OBP: 0.304, SLG: 0.338 (1, 4)										4	1	0	0	0	2													
Terry Shumpert, R OBP: 0.295, SLG: 0.438 David Howard, S OBP: 0.316, SLG: 0.321 (7, 5)										3	1	1	1	0	0	0												
Inning Stats	R: 1 E: 0 K: 1 S: 8	H: 2 LOB: 1 BB: 1 P: 16	R: 0 E: 0 K: 1 S: 8	H: 0 LOB: 0 BB: 0 P: 12	R: 2 E: 1 K: 0 S: 12	H: 2 LOB: 2 BB: 1 P: 22	R: 2 E: 0 K: 0 S: 7	H: 2 LOB: 0 BB: 0 P: 11	R: 2 E: 0 K: 1 S: 10	H: 2 LOB: 1 BB: 1 P: 19	R: 0 E: 0 K: 1 S: 11	H: 1 LOB: 2 BB: 1 P: 18	R: 0 E: 0 K: 2 S: 7	H: 0 LOB: 0 BB: 0 P: 12	R: 2 E: 1 K: 0 S: 10	H: 2 LOB: 1 BB: 1 P: 22		1B: 6 2B: 4 3B: 0 HR: 1	SF: 2 SAC: 1 DP: 1 HBP: 0	WP: 0 PB: 0 SB: 3 CS: 1	PA: 40							
PITCHER	IP	WLS	BF	H	R	ER	SO	BB	IBB	HBP	BLK	WP	HR	S	P	ERA		WHIP										
Bobby Witt, R ERA: 5.18 (1, 1)	4.0	L	22	7	7	3	2	3	0	0	0	0	0	15	20	0.00		1.200										
Mark Acree, R ERA: 3.48 (6, 1)	1.2		7	2	0	0	1	0	0	0	0	0	0	4	9	0.00	3.000											
Dave Leiper, L ERA: 1.53 (7, 1)	1.1		7	1	2	1	2	1	0	0	0	0	0	11	25	6.75	1.500											
John Briscoe, R ERA: 4.37 Ed Vosberg, L ERA: 3.66 (8, 1)	0.2		2	1	0	0	0	0	0	0	0	0	0	6	9	0.00	1.500											

Batter	1	2	3	4	5	6	7	8	9	AB	R	H	RBI	BB	SO	LOB	TOP
Rickey Henderson, R OBP: 0.409, SLG: 0.360 (1, 7)	F9		G6-3		P4			G4-3 SF7 BB		3	1	0	0	1	0	1	Oakland Athletics @ Kansas City Royals Kauffman Stadium, Kansas City, MO Thu Aug 04 1994, 3:33 AM CDT Att: 26,886 - Cloudy - 84 F
Mike Aldrete, L OBP: 0.330, SLG: 0.358 (1, 9)	1B		G4-3			E SF8 BB		G4-3		3	1	1	0	1	0	1	
Ruben Sierra, S OBP: 0.295, SLG: 0.486 (1, 8)	1B			F8		E3 S		SF7		3	0	1	1	0	0	1	
Troy Neel, L OBP: 0.348, SLG: 0.465 Francisco Matos, R OBP: 0.297, SLG: 0.289 (1, 10)	K			CS E 1B		K		3H 4-0 BB		3	0	1	0	1	2	4	
Terry Steinbach, R OBP: 0.330, SLG: 0.445 (1, 2)	L6			E5 CS		SF8		F9		3	0	0	1	0	0	4	
Jim Bowie, L (1, 3)		F9		F7		G6-3				4	0	0	0	0	0	3	
Scott Brosius, R OBP: 0.288, SLG: 0.405 (1, 5)		G1-3				G5-3		K		4	0	0	0	0	2	0	
Mike Bordick, R OBP: 0.328, SLG: 0.349 (1, 4)		F9						F9		4	0	1	0	0	0	0	
Fausto Cruz, R OBP: 0.226, SLG: 0.111 (1, 6)			K			F8		G3		3	0	0	0	0	1	1	
Inning Stats	R: 0 E: 0 K: 1 S: 7	H: 2 LOB: 2 BB: 0 P: 7	R: 0 E: 0 K: 0 S: 3	H: 0 LOB: 0 BB: 0 P: 3	R: 0 E: 0 K: 1 S: 5	H: 0 LOB: 0 BB: 0 P: 5	R: 0 E: 1 K: 0 S: 4	H: 1 LOB: 1 BB: 0 P: 4	R: 0 E: 0 K: 0 S: 4	H: 0 LOB: 1 BB: 1 P: 10	R: 0 E: 0 K: 1 S: 5	H: 0 LOB: 0 BB: 2 P: 11	R: 0 E: 0 K: 1 S: 5	H: 0 LOB: 0 BB: 0 P: 5	1B: 4 2B: 0 3B: 0 HR: 0	SF: 2 SAC: 0 DP: 0 HBP: 0	WP: 0 PA: 35 PB: 0 SB: 4 CS: 2
PITCHER	IP WLS BF H R ER SO BB IBB HBP BLK WP HR S P ERA WHIP																
Kevin Appier, R ERA: 3.86 (1, 1)	7.2 W 30 4 2 1 4 2 0 0 0 0 0 0 36 44 1.17 0.783																
Billy Brewer, L ERA: 2.11 (8, 1)	0.0 1 0 0 0 0 1 0 0 0 0 0 0 0 4 ∞ ∞																
Jeff Montgomery, R ERA: 4.12 (8, 1)	1.1 S 4 0 0 0 1 0 0 0 0 0 0 0 6 6 0.00 0.000																

Batter	1	2	3	4	5	6	7	8	9	AB	R	H	RBI	BB	SO	LOB	BOTTOM		
Brian McRae, S OBP: 0.364, SLG: 0.392 (1, 8)	F9		E BB		G4-3			BLK 1B		3	0	1	0	1	0	0	Oakland Athletics @ Kansas City Royals Kauffman Stadium, Kansas City, MO Thu Aug 04 1994, 3:33 AM CDT Att: 26,886 - Cloudy - 84 F		
Vince Coleman, S OBP: 0.284, SLG: 0.344 (1, 7)	SF9 3B		FC4		F7		SF8			3	1	1	1	0	0	1			
Wally Joyner, L OBP: 0.392, SLG: 0.457 (1, 3)	SF9		F7		F7		K			3	0	0	1	0	1	3			
Bob Hamelin, L OBP: 0.374, SLG: 0.587 (1, 10)	K		G4-3				G3			4	1	1	0	0	1	2			
Felix Jose, S OBP: 0.361, SLG: 0.465 (1, 9)		CS S 1B		1B 2B		FC6-5 2B		L6		4	1	3	0	0	0	1			
Gary Gaetti, R OBP: 0.332, SLG: 0.474 (1, 5)		F8		G1-3		FC6-5-4 2-3		1B 3B		4	1	1	1	0	0	3			
Brent Mayne, L OBP: 0.300, SLG: 0.321 (1, 2)		FC6-4 1B				G3		G6-4-3 1B		4	0	3	2	0	0	1			
Greg Gagne, R OBP: 0.316, SLG: 0.392 (1, 6)		FC6-4		F7				K		4	0	0	0	0	1	3			
Terry Shumpert, R OBP: 0.295, SLG: 0.436 (1, 4)			K		K			1B SF8 1B		3	1	1	0	0	2	1			
Inning Stats	R: 1 E: 0 K: 1 S: 6	H: 1 LOB: 0 BB: 0 P: 6	R: 0 E: 0 K: 0 S: 4	H: 2 LOB: 1 BB: 0 P: 4	R: 0 E: 1 K: 1 S: 6	H: 0 LOB: 2 BB: 1 P: 10	R: 1 E: 0 K: 1 S: 7	H: 2 LOB: 1 BB: 0 P: 7	R: 0 E: 0 K: 0 S: 3	H: 0 LOB: 0 BB: 0 P: 3	R: 0 E: 0 K: 0 S: 4	H: 1 LOB: 1 BB: 0 P: 4	R: 1 E: 0 K: 2 S: 9	H: 2 LOB: 1 BB: 0 P: 9	R: 2 E: 0 K: 0 S: 5	H: 3 LOB: 0 BB: 0 P: 5	1B: 7 2B: 2 3B: 2 HR: 0	SF: 2 SAC: 0 DP: 1 HBP: 0	WP: 0 PA: 35 PB: 0 SB: 2 CS: 1
PITCHER	IP WLS BF H R ER SO BB IBB HBP BLK WP HR S P ERA WHIP																		
Carlos Reyes, R ERA: 4.35 (1, 1)	6.1 L 28 8 3 3 4 1 0 0 0 0 0 0 35 39 4.26 1.421																		
Vince Horsman, L ERA: 4.91 (7, 1)	1.0 4 1 1 1 1 0 0 0 0 1 0 0 6 6 9.00 1.000																		
Dennis Eckersley, R ERA: 4.65 (8, 1)	0.2 3 2 1 1 0 0 0 0 0 0 0 0 3 3 13.50 3.000																		

AB	30
R	2
H	4
RBI	2
BB	3
SO	5
LOB	15



Batter	1	2	3	4	5	6	7	8	9	AB	R	H	RBI	BB	SO	LOB	TOP								
Jeff Frye, R OBP: 0.409, SLG: 0.465 Doug Strange, S OBP: 0.274, SLG: 0.336	F8		G6-4-3		G6-3		1B		G3-1	4	0	1	0	0	0	3									
Ivan Rodriguez, R OBP: 0.361, SLG: 0.487	G4-3			L5		G1-3	F8		F9	5	0	0	0	0	0	2									
Jose Canseco, R OBP: 0.392, SLG: 0.568				F8		FC4-6 BB				3	0	1	0	1	1	0									
Will Clark, L OBP: 0.423, SLG: 0.503				F8		FC4-6			E5 1B	4	0	1	0	0	0	2									
Juan Gonzalez, R OBP: 0.339, SLG: 0.478		P3				HR			E5 1B	4	2	1	1	0	0	2									
29 Rusty Greer, L OBP: 0.412, SLG: 0.500		G4-3				F8 2B			G1-3 1B 2B	4	1	2	0	0	0	0									
Dean Palmer, R OBP: 0.304, SLG: 0.479				F7		F8			G5-3 1B	4	1	2	2	0	0	1									
Chris James, R OBP: 0.376, SLG: 0.540				F8					F9	3	0	0	0	1	0	2									
Manuel Lee, S OBP: 0.319, SLG: 0.352						G6-4-3 BB			K	3	0	1	1	1	2	2									
Inning Stats	R: 0 E: 0 K: 0 S: 9	H: 1 LOB: 1 BB: 0 P: 17	R: 0 E: 0 K: 0 S: 7	H: 0 LOB: 0 BB: 0 P: 11	R: 0 E: 0 K: 0 S: 4	H: 0 LOB: 0 BB: 1 P: 11	R: 0 E: 0 K: 0 S: 8	H: 0 LOB: 0 BB: 0 P: 13	R: 1 E: 0 K: 1 S: 10	H: 2 LOB: 2 BB: 1 P: 21	R: 0 E: 0 K: 0 S: 11	H: 0 LOB: 1 BB: 0 P: 19	R: 1 E: 0 K: 0 S: 11	H: 3 LOB: 2 BB: 0 P: 20	R: 2 E: 1 K: 1 S: 14	H: 3 LOB: 1 BB: 0 P: 22	R: 0 E: 0 K: 1 S: 7	H: 0 LOB: 0 BB: 0 P: 11	1B: 6 2B: 2 3B: 0 HR: 1	SF: 0 SAC: 0 DP: 1 HBP: 0	WP: 0 PB: 0 SB: 0 CS: 0	PA: 38			
PITCHER	IP	WLS	BF	H	R	ER	SO	BB	IBB	HBP	BLK	WP	HR	S	P	ERA	WHIP								
Ron Darling, R ERA: 4.24	(1, 1)	7.0	29	6	2	2	1	3	0	0	0	0	1	60	112	2.57	1.286								
John Briscoe, R ERA: 4.3	(8, 1)	0.2	3	1	1	1	1	0	0	0	0	0	0	8	12	13.50	1.500								
Dave Leiper, L ERA: 2.04	(8, 1)	0.0	1	1	0	0	0	0	0	0	0	0	0	3	5	∞	∞								
Mark Acre, R ERA: 3.45	(8, 1)	0.1	W	2	1	1	0	0	0	0	0	0	0	3	5	0.00	3.000								
Dennis Eckerley, R ERA: 4.43	(9, 1)	1.0	S	3	0	0	0	1	0	0	0	0	0	7	11	0.00	0.000								

Texas Rangers @ Oakland Athletics
Oakland-Alameda County Coliseum, Oakland, CA
Sat Aug 06 1994, 7:05 PM PDT
Att: 35,784 - Unknown - 72 F

AB	35
R	4
H	9
RBI	4
BB	3
SO	3
LOB	14

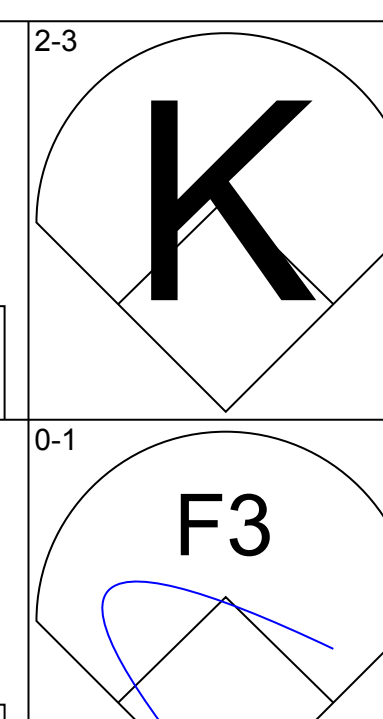
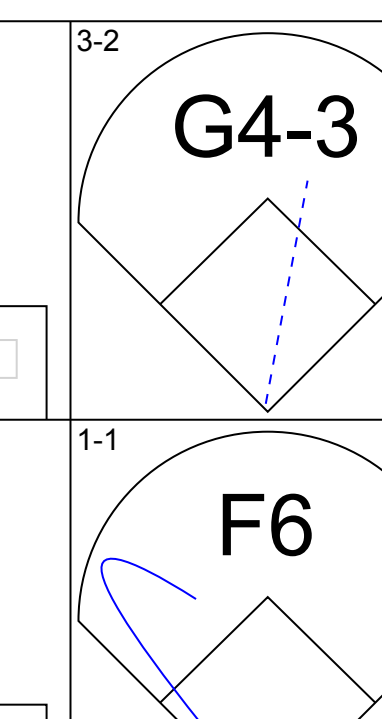
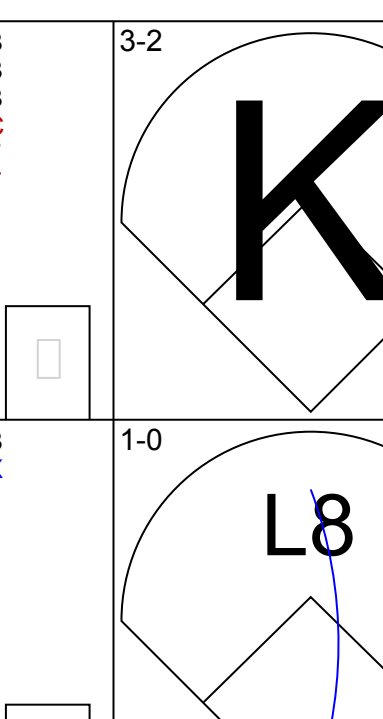
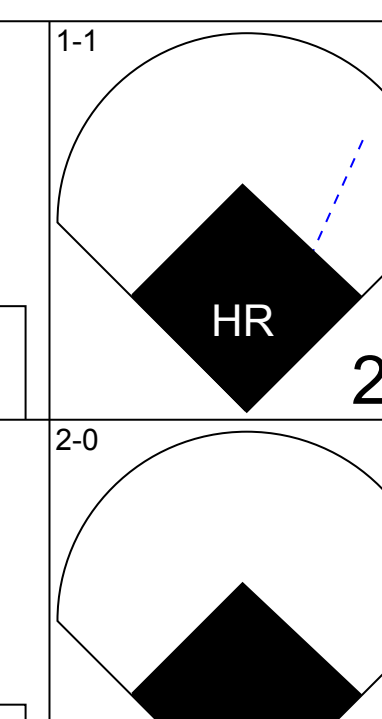
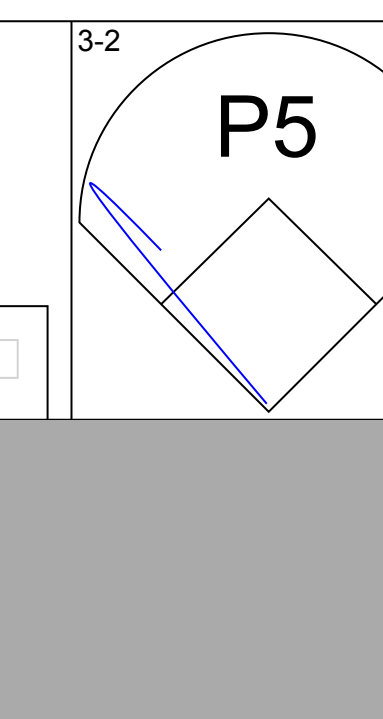
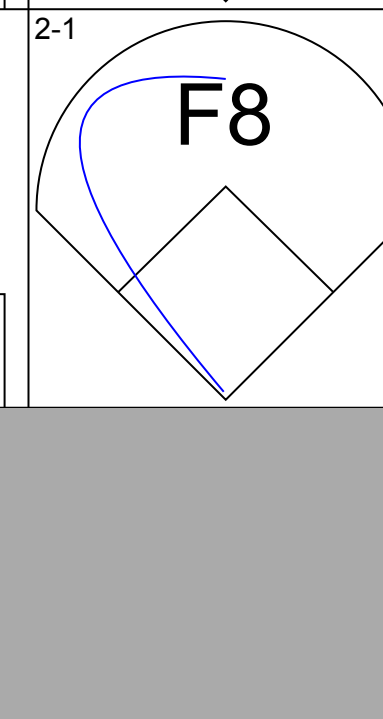


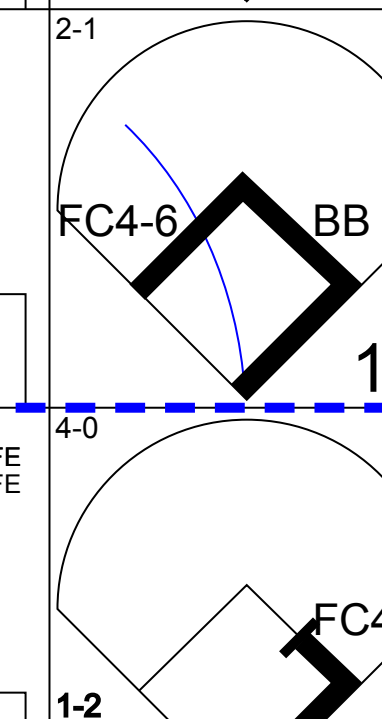

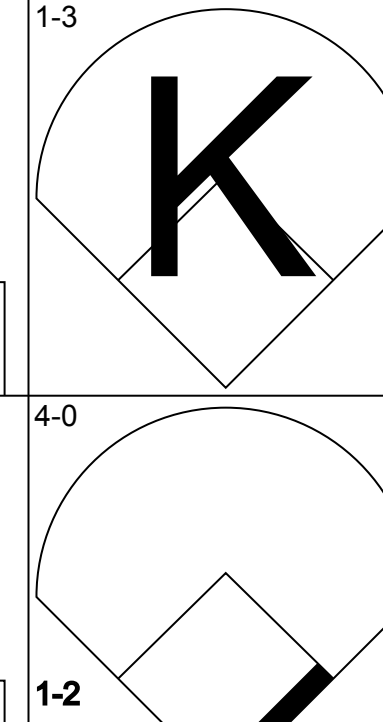
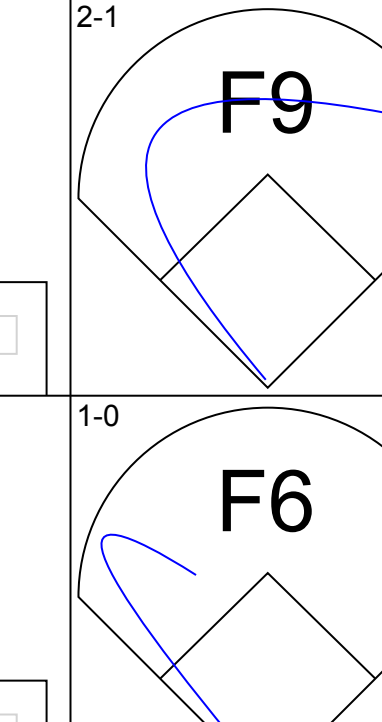
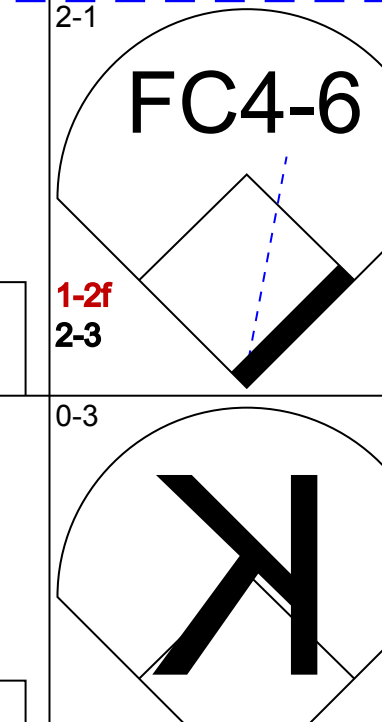

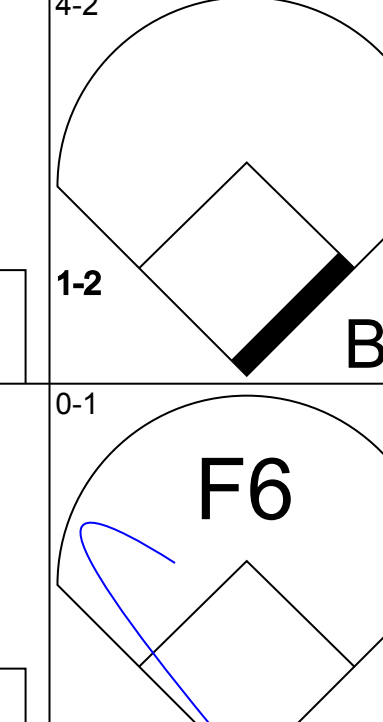


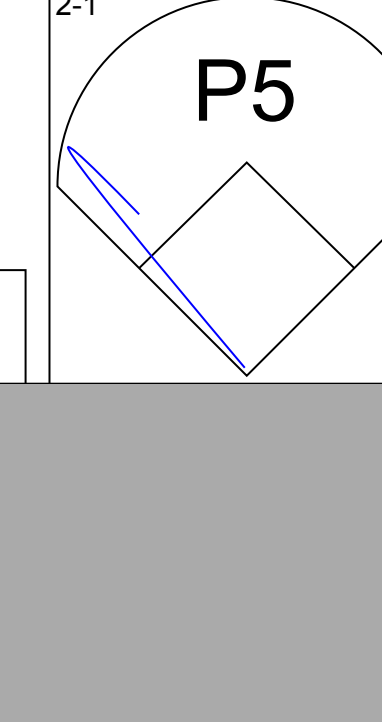
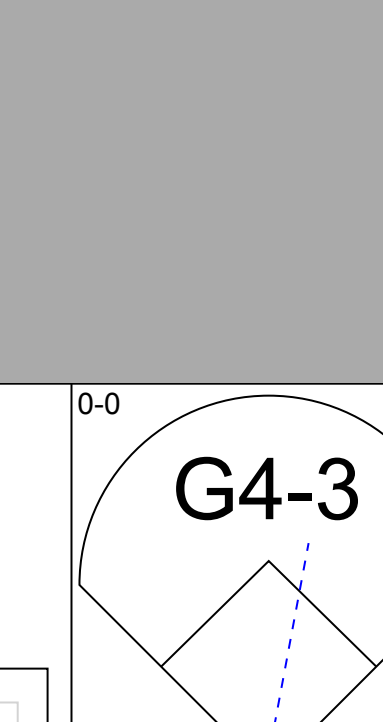


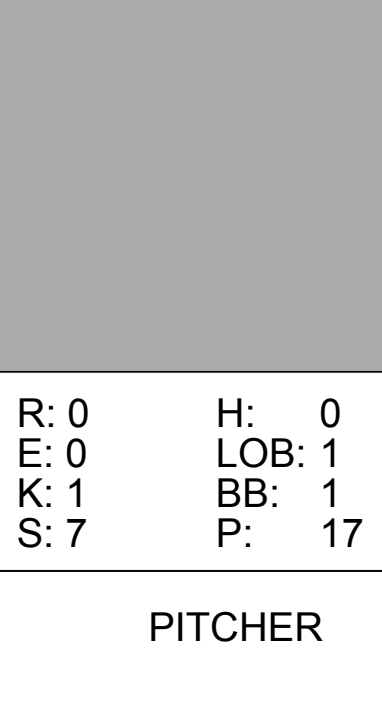
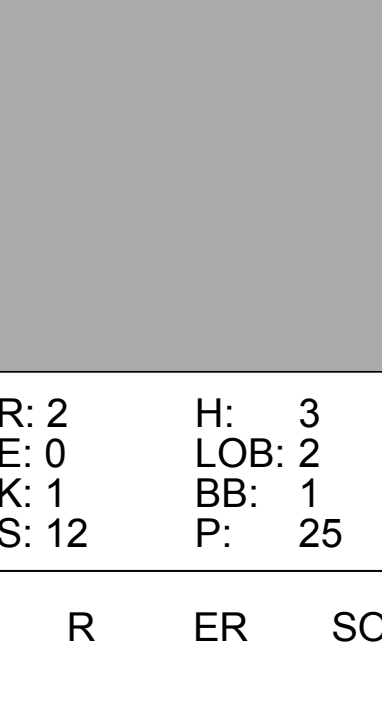
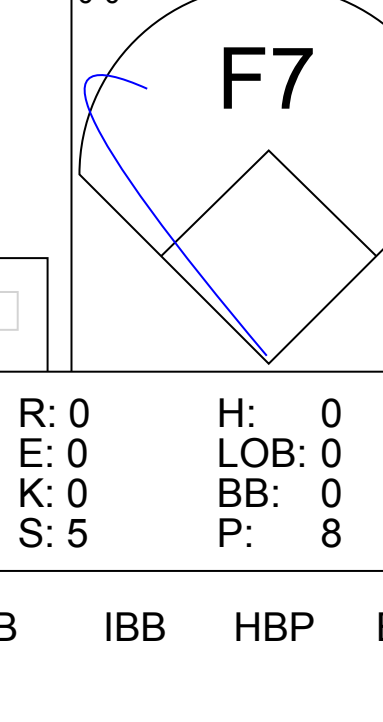
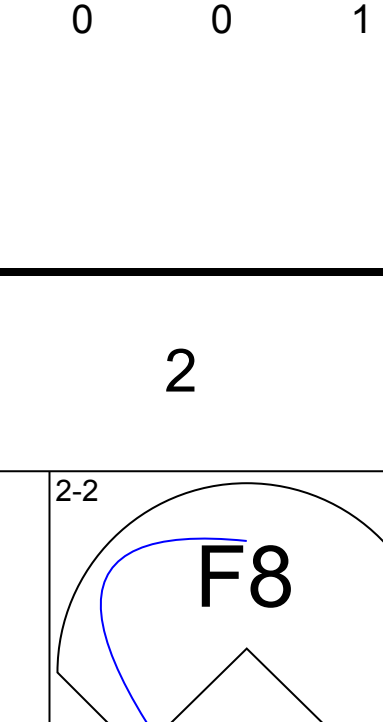
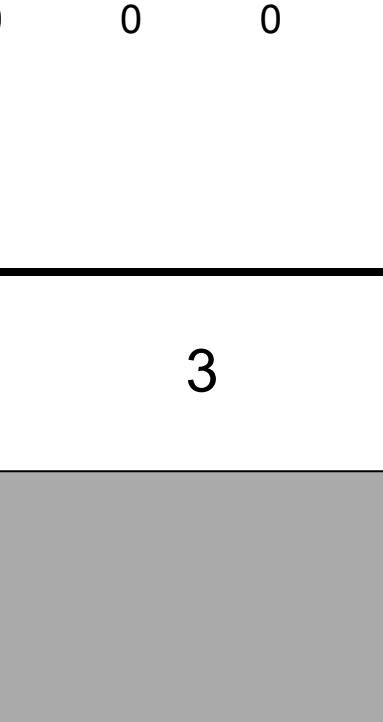
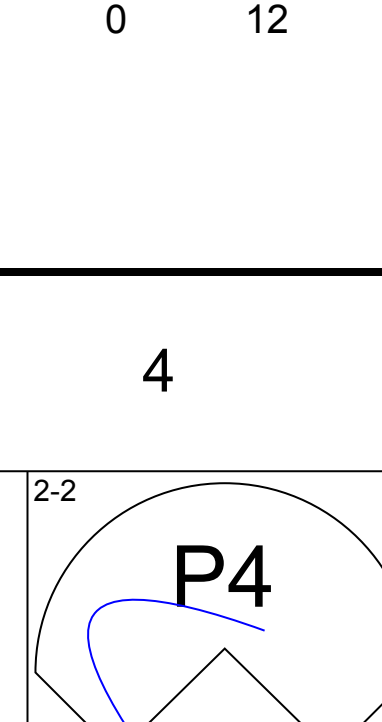
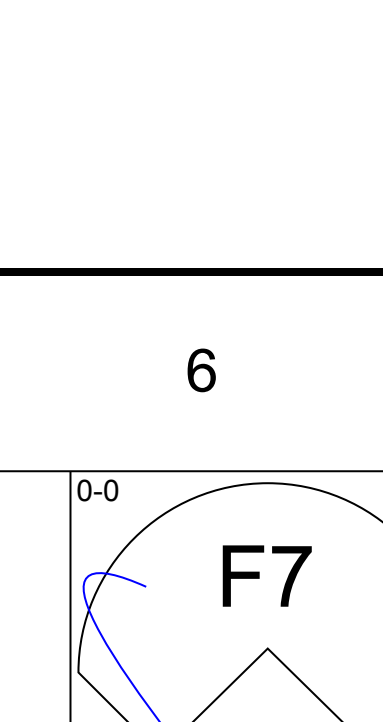
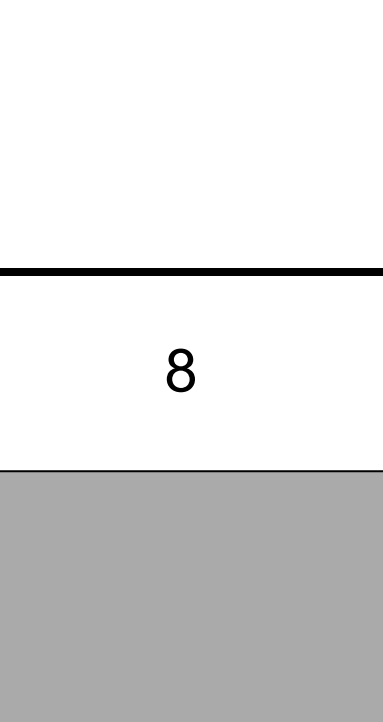
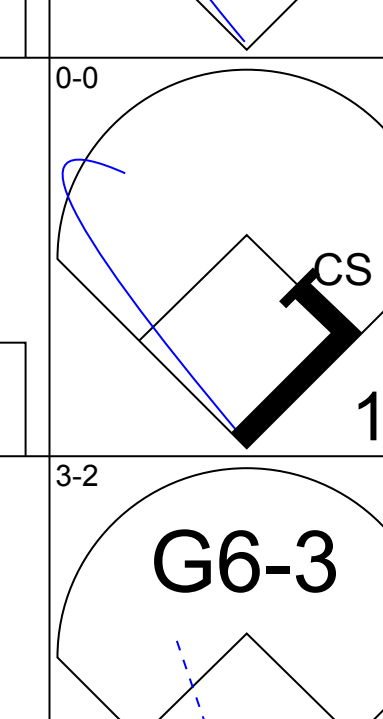


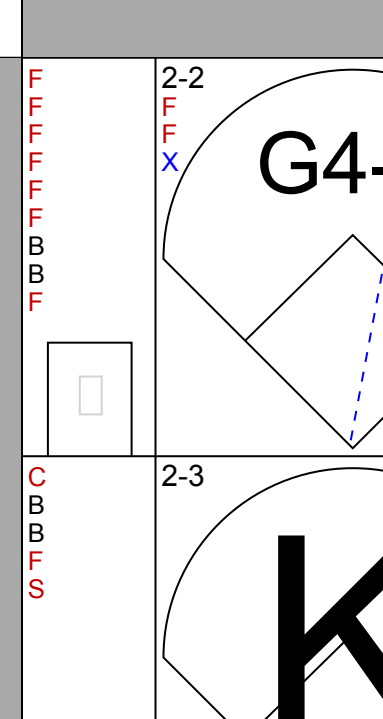


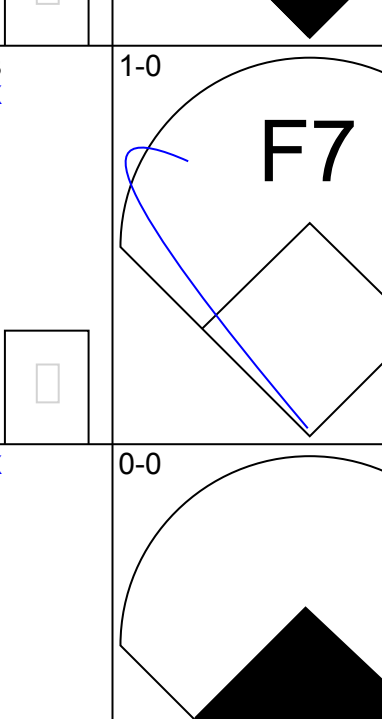
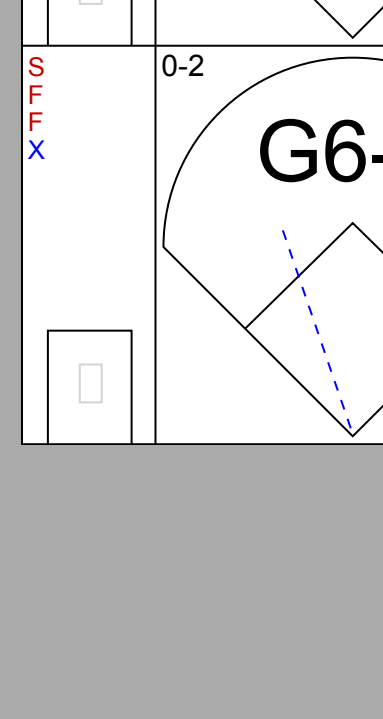

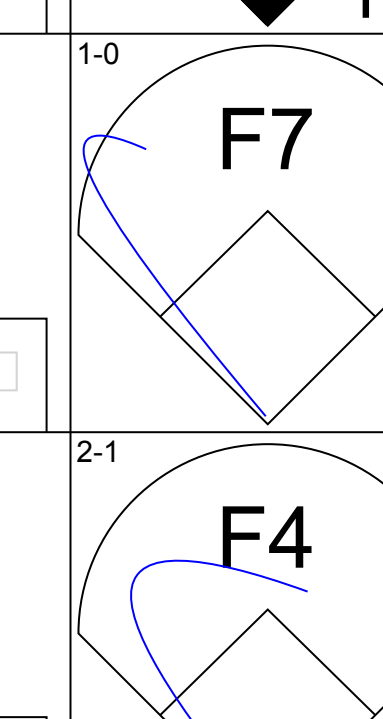
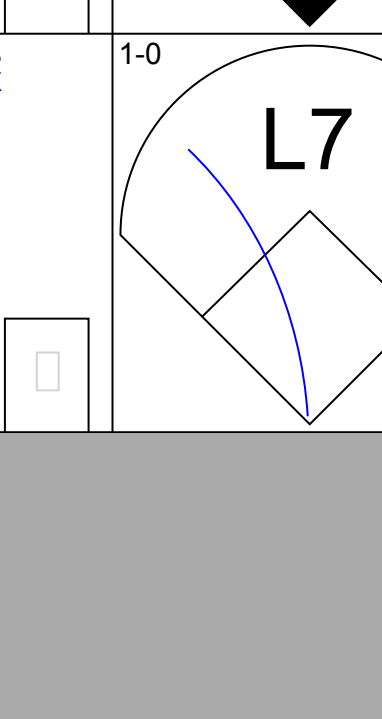




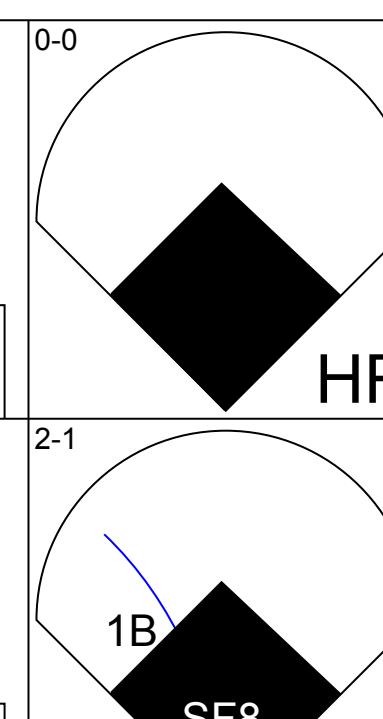
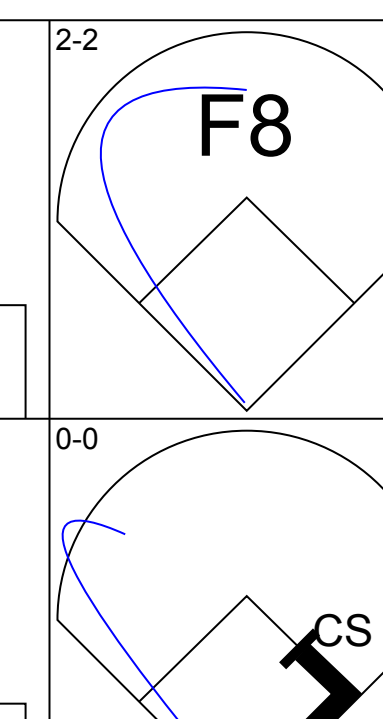
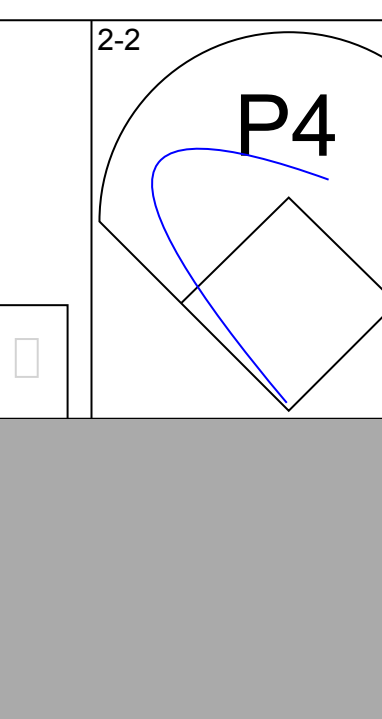
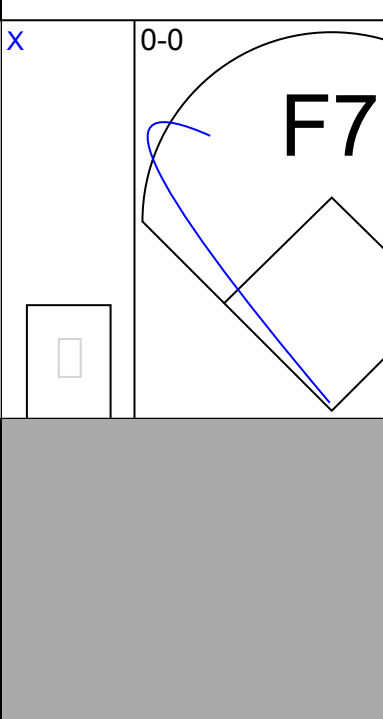
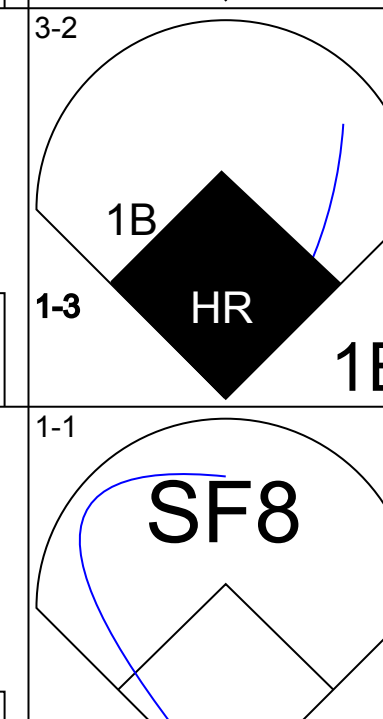
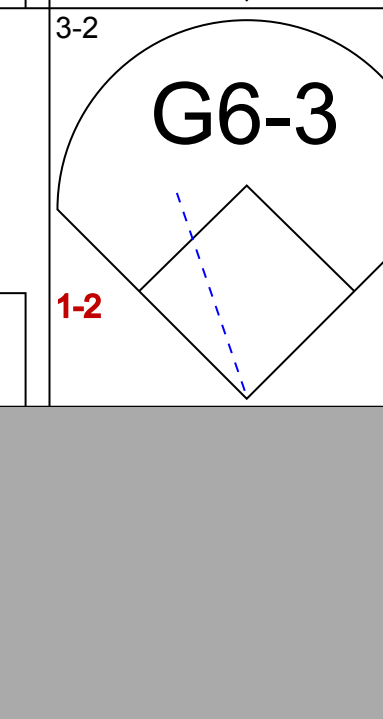
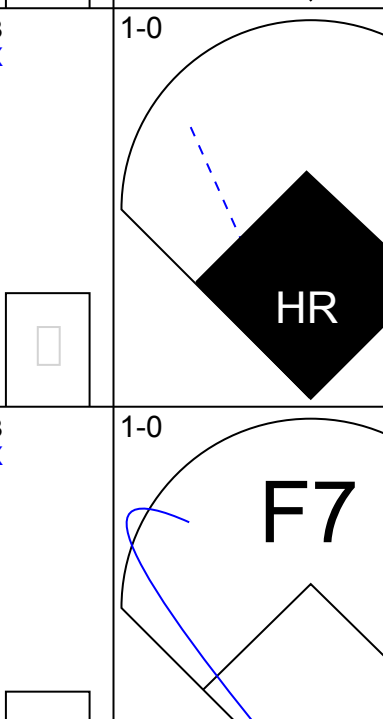
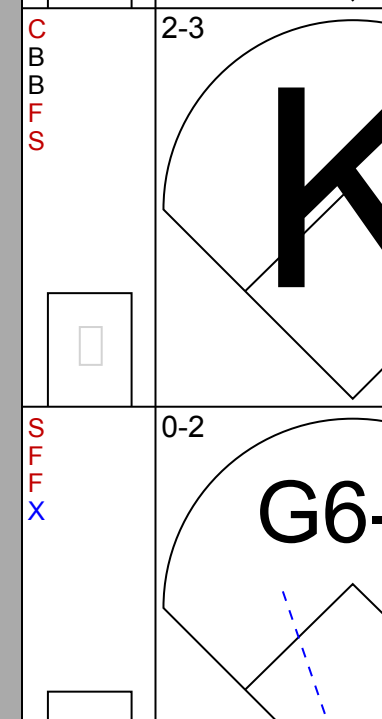
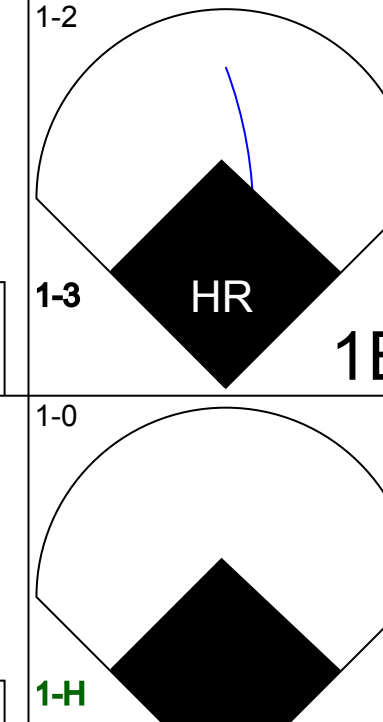

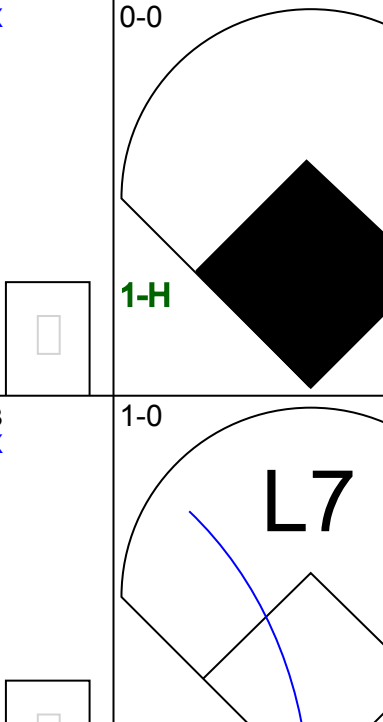

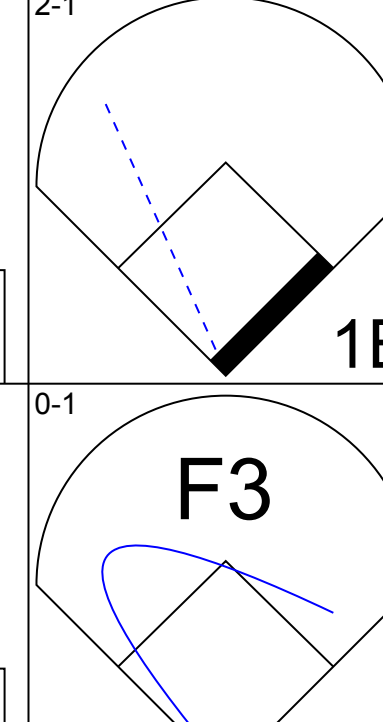
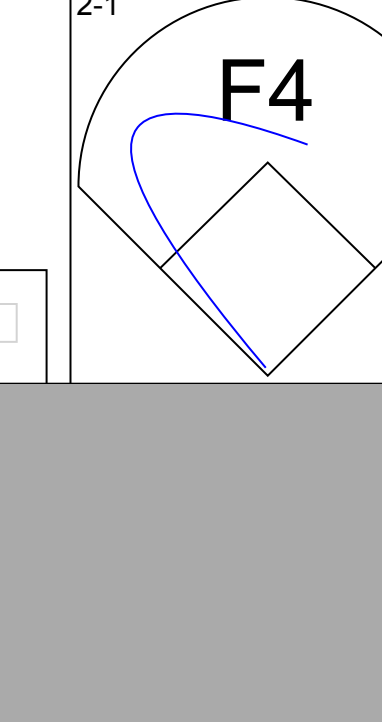


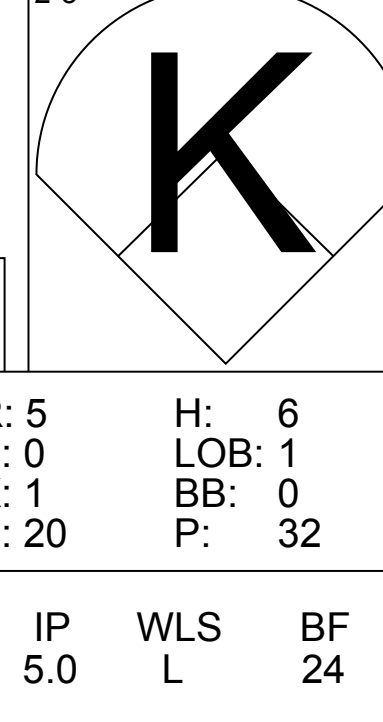
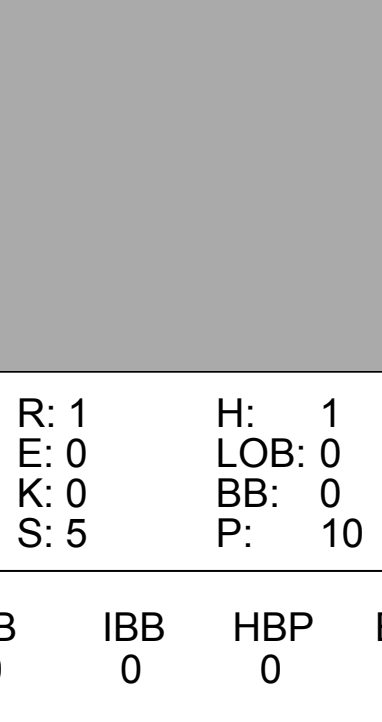
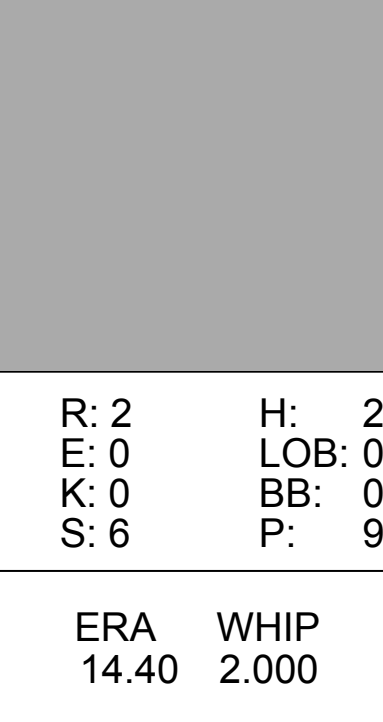
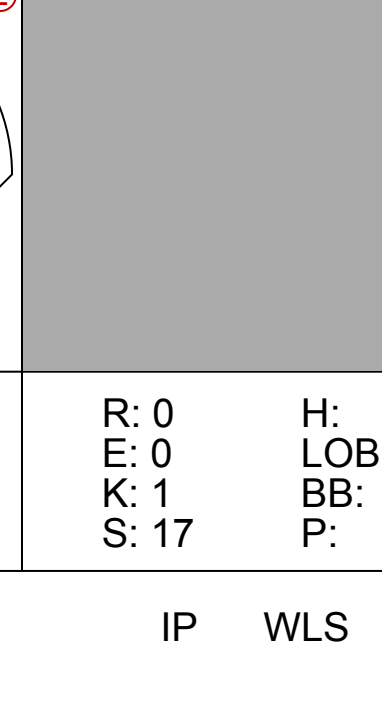




Batter	1	2	3	4	5	6	7	8	9	AB	R	H	RBI	BB	SO	LOB	BOTTOM								
Rickey Henderson, R OBP: 0.410, SLG: 0.358	G5-3					F8 SH1-3 HBP		S 1B 1B		2	1	1	0	1	0	0									
Stan Javier, S OBP: 0.351, SLG: 0.404				F8		SH1-3		BB 1B		2	1	1	0	1	0	2									
Troy Neel, L OBP: 0.358, SLG: 0.463	G3-6-1 BB							1B 3B BB		2	1	0	0	2	0	1									
Ruben Sierra, S OBP: 0.298, SLG: 0.484		G6-3		G4-3		F8		3B 1B		4	1	1	2	0	0	2									
Terry Steinbach, R OBP: 0.330, SLG: 0.449		G1-3		F7		K		1B 3B		4	1	1	2	0	1	2									
Mike Aldrete, L OBP: 0.321, SLG: 0.347		F7				F7		K		4	0	0	0	0	1	1									
Scott Brosius, R OBP: 0.290, SLG: 0.414				K		K		G5-3 1B		4	1	2	2	0	0	0									
Mike Bordick, R OBP: 0.327, SLG: 0.345				G5-3		1B		G5-3		4	0	1	0	0	0	1									
Scott Hemond, R OBP: 0.281, SLG: 0.335				BB BB		K		L7		3	0	0	0	1	1	2									
Inning Stats	R: 0 E: 0 K: 0 S: 6	H: 0 LOB: 0 BB: 1 P: 11	R: 0 E: 0 K: 0 S: 10	H: 0 LOB: 0 BB: 0 P: 14	R: 0 E: 0 K: 1 S: 11	H: 0 LOB: 2 BB: 2 P: 21	R: 0 E: 0 K: 0 S: 6	H: 0 LOB: 0 BB: 0 P: 6	R: 0 E: 0 K: 2 S: 11	H: 1 LOB: 1 BB: 0 P: 12	R: 0 E: 0 K: 1 S: 10	H: 0 LOB: 2 BB: 1 P: 21	R: 1 E: 0 K: 0 S: 10	H: 1 LOB: 0 BB: 0 P: 16	R: 5 E: 0 K: 1 S: 19	H: 5 LOB: 1 BB: 1 P: 30	R: 0 E: 0 K: 1 S: 7	H: 0 LOB: 0 BB: 0 P: 11	1B: 5 2B: 0 3B: 1 HR: 1	SF: 0 SAC: 1 DP: 1 HBP: 1	WP: 0 PB: 0 SB: 1 CS: 0	PA: 36			
PITCHER	IP	WLS	BF	H	R	ER	SO	BB	IBB	HBP	BLK	WP	HR	S	P	ERA	WHIP								
Roger Pavlik, R ERA: 7.69	(1, 1)	7.0	27	2	1	1	4	4	0	1	0	0	0	7	15	∞	∞								
Darren Oliver, L ERA: 3.45	(8, 1)	0.0	3	2	3	3	0	1	0	0	0	0	0	7	15	∞	∞								
Tom Henke, R ERA: 3.68	(8, 1)	1.0	L	6	3	2	2	1	0	0	0	0	0	12	15	18.00	3.000								

Texas Rangers @ Oakland Athletics
Oakland-Alameda County Coliseum, Oakland, CA
Sat Aug 06 1994, 7:05 PM PDT
Att: 35,784 - Unknown - 72 F

AB	29
R	6
H	7
RBI	6
BB	5
SO	5
LOB	11



Batter	1	2	3	4	5	6	7	8	9	AB	R	H	RBI	BB	SO	LOB	TOP					
Oddibe McDowell, L OBP: 0.360, SLG: 0.322										5	1	1	0	0	2	0	Texas Rangers @ Oakland Athletics Oakland-Alameda County Coliseum, Oakland, CA Sun Aug 07 1994, 3:33 AM PDT Att: 44,501 - Sunny livebaseballscorecards.com					
Ivan Rodriguez, R OBP: 0.360, SLG: 0.493										4	1	1	2	0	0	0						
Jose Canseco, R OBP: 0.393, SLG: 0.566										3	0	1	0	1	1	0						
Will Clark, L OBP: 0.423, SLG: 0.500										2	0	0	0	2	1	1						
Juan Gonzalez, R OBP: 0.336, SLG: 0.473										4	0	0	0	0	1	4						
29 Rusty Greer, L OBP: 0.413, SLG: 0.498										3	0	1	0	1	1	3						
Dean Palmer, R OBP: 0.304, SLG: 0.474										3	0	0	0	1	1	4						
Doug Strange, S OBP: 0.274, SLG: 0.348										4	1	1	1	0	1	2						
Manuel Lee, S OBP: 0.315, SLG: 0.348										4	0	0	0	0	0	0						
Inning Stats	R: 0 E: 0 K: 1 S: 7	H: 0 LOB: 0 BB: 0 P: 11	R: 0 E: 0 K: 1 S: 13	H: 1 LOB: 2 BB: 1 P: 19	R: 0 E: 0 K: 0 S: 7	H: 0 LOB: 0 BB: 0 P: 12	R: 0 E: 0 K: 2 S: 11	H: 0 LOB: 2 BB: 2 P: 23	R: 1 E: 0 K: 1 S: 7	H: 1 LOB: 0 BB: 0 P: 12	R: 0 E: 0 K: 1 S: 7	H: 0 LOB: 1 BB: 1 P: 17	R: 0 E: 0 K: 1 S: 10	H: 0 LOB: 0 BB: 0 P: 15	R: 2 E: 0 K: 1 S: 12	H: 3 LOB: 2 BB: 1 P: 25	R: 0 E: 0 K: 0 S: 5	H: 0 LOB: 0 BB: 0 P: 8	1B: 2 2B: 1 3B: 0 HR: 2	SF: 0 SAC: 0 DP: 0 HBP: 0	WP: 0 PB: 0 SB: 0 CS: 0	PA: 37
PITCHER	IP	WLS	BF	H	R	ER	SO	BB	IBB	HBP	BLK	WP	HR	S	P	ERA	WHIP					
Todd Van Poppel, R ERA: 6.09	(1, 1)	7.0	W	30	5	3	3	7	4	0	0	0	0	2	67	119	3.86	1.286				
Ed Vosberg, L ERA: 3.86	(8, 1)	0.0		1	0	0	0	0	1	0	0	0	0	0	4							
John Briscoe, R ERA: 4.13	(8, 1)	2.0		6	0	0	0	1	0	0	0	0	0	12	19	0.00	0.000					

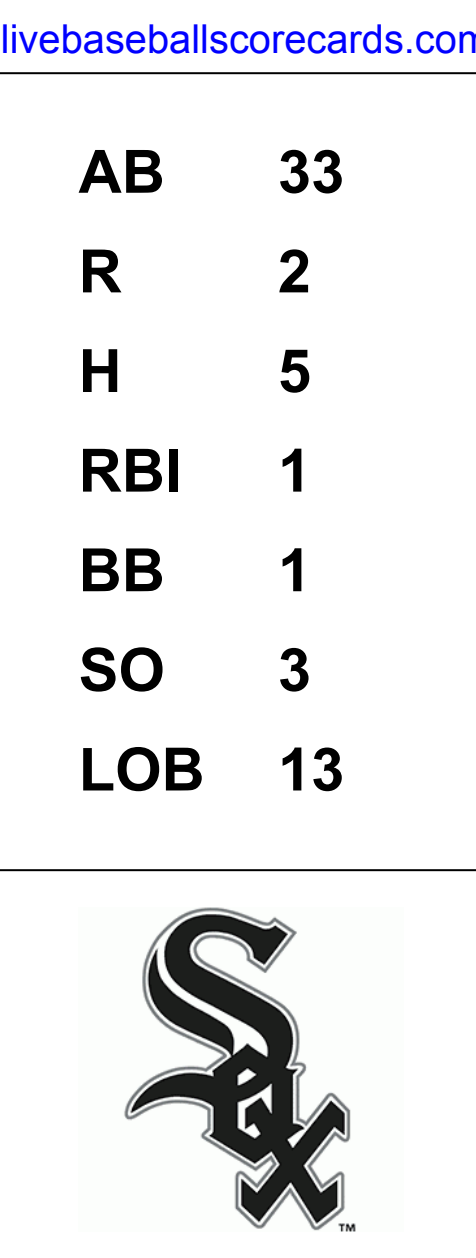
Batter	1	2	3	4	5	6	7	8	9	AB	R	H	RBI	BB	SO	LOB	BOTTOM					
Rickey Henderson, R OBP: 0.408, SLG: 0.387										4	1	1	1	0	0	1	Texas Rangers @ Oakland Athletics Oakland-Alameda County Coliseum, Oakland, CA Sun Aug 07 1994, 3:33 AM PDT Att: 44,501 - Sunny livebaseballscorecards.com					
Stan Javier, S OBP: 0.352, SLG: 0.404										4	1	2	0	0	0	0						
Ruben Sierra, S OBP: 0.300, SLG: 0.484										4	2	2	0	0	1	1						
Terry Steinbach, R OBP: 0.326, SLG: 0.445										3	0	0	1	0	0	1						
Troy Neel, L OBP: 0.363, SLG: 0.490										4	3	3	3	0	0	0						
Jim Bowie, L										0	0	0	0	0	0	0						
Scott Brosius, R OBP: 0.289, SLG: 0.421										4	1	1	3	0	0	0						
Mike Bordick, R OBP: 0.326, SLG: 0.344										4	0	1	0	0	0	0						
Scott Hemond, R OBP: 0.282, SLG: 0.332										2	0	0	0	1	0	1						
Ernie Young, R OBP: 0.100, SLG: 0.103										3	0	0	0	0	2	2						
Inning Stats	R: 5 E: 0 K: 1 S: 20	H: 6 LOB: 1 BB: 0 P: 32	R: 0 E: 0 K: 0 S: 8	H: 1 LOB: 0 BB: 0 P: 13	R: 1 E: 0 K: 0 S: 5	H: 1 LOB: 0 BB: 0 P: 10	R: 0 E: 0 K: 0 S: 6	H: 0 LOB: 0 BB: 0 P: 9	R: 2 E: 0 K: 0 S: 6	H: 2 LOB: 0 BB: 0 P: 9	R: 0 E: 0 K: 1 S: 11	H: 0 LOB: 1 BB: 1 P: 18	R: 0 E: 0 K: 1 S: 17	H: 0 LOB: 0 BB: 0 P: 21	R: 0 E: 0 K: 0 S: 5	H: 0 LOB: 0 BB: 0 P: 8	1B: 6 2B: 0 3B: 0 HR: 4	SF: 1 SAC: 0 DP: 0 HBP: 0	WP: 0 PB: 0 SB: 0 CS: 1	PA: 34		
PITCHER	IP	WLS	BF	H	R	ER	SO	BB	IBB	HBP	BLK	WP	HR	S	P	ERA	WHIP					
Kenny Rogers, L ERA: 4.46	(1, 1)	5.0	L	24	10	8	8	1	0	0	0	0	0	4	45	73	14.40	2.000				
Cris Carpenter, R ERA: 5.15	(6, 1)	2.0		7	0	0	0	2	1	0	0	0	0	28	39	0.00	0.500					
Jay Howell, R ERA: 5.57	(8, 1)	1.0		3	0	0	0	0	0	0	0	0	0	5	8	0.00	0.000					

Batter	1	2	3	4	5	6	7	8	9	AB	R	H	RBI	BB	SO	LOB	TOP					
Joey Cora, S <small>OBP: 0.358, SLG: 0.368</small> 										2	0	1	0	2	0	0	Chicago White Sox @ Oakland Athletics Oakland-Alameda County Coliseum, Oakland, CA <small>Mon Aug 08 1994, 7:05 PM PDT Att: 20,237 - Unknown - 62 F</small>					
Tim Raines, S <small>OBP: 0.370, SLG: 0.415</small> 										4	0	2	1	1	0	4						
Frank Thomas, R <small>OBP: 0.491, SLG: 0.737</small> 										5	0	0	0	0	3	4						
Julio Franco, R <small>OBP: 0.402, SLG: 0.508</small> 										4	0	2	0	1	0	3						
Robin Ventura, L <small>OBP: 0.375, SLG: 0.464</small> 										2	0	1	0	3	1	1						
Warren Newson, L <small>OBP: 0.345, SLG: 0.363</small> Darrin Jackson, R <small>OBP: 0.366, SLG: 0.463</small> 										3	0	0	0	0	1	7						
Lance Johnson, L <small>OBP: 0.326, SLG: 0.401</small> 										4	1	2	0	0	0	3						
Michael LaValliere, L <small>OBP: 0.372, SLG: 0.338</small> 										3	0	0	1	0	0	2						
Ozzie Guillen, L <small>OBP: 0.313, SLG: 0.351</small> 										4	1	2	0	0	1	1						
Inning Stats	R: 0 E: 0 K: 0 S: 12	H: 0 LOB: 3 BB: 3 P: 27	R: 0 E: 0 K: 0 S: 15	H: 1 LOB: 2 BB: 1 P: 26	R: 0 E: 0 K: 1 S: 13	H: 2 LOB: 2 BB: 0 P: 20	R: 0 E: 0 K: 1 S: 10	H: 0 LOB: 0 BB: 0 P: 14	R: 0 E: 0 K: 1 S: 7	H: 1 LOB: 2 BB: 1 P: 19	R: 1 E: 0 K: 0 S: 12	H: 3 LOB: 1 BB: 0 P: 14	R: 0 E: 0 K: 2 S: 9	H: 0 LOB: 0 BB: 1 P: 17	R: 0 E: 0 K: 0 S: 6	H: 1 LOB: 0 BB: 0 P: 8	R: 1 E: 0 K: 2 S: 15	H: 3 LOB: 3 BB: 1 P: 25	1B: 9 2B: 2 3B: 1 HR: 0	SF: 1 SAC: 1 DP: 2 HBP: 0	WP: 2 PB: 1 CS: 0	PA: 42
PITCHER	IP WLS BF H R ER SO BB IBB HBP BLK WP HR S P ERA WHIP																					
Bobby Witt, R <small>ERA: 5.04</small>	5.1 28 7 1 1 3 4 1 0 0 1 0 67 118 1.69 2.062																					
Mark Acze, R <small>ERA: 3.34</small>	1.0 3 0 0 0 1 1 0 0 0 0 0 8 14 0.00 1.000																					
Ed Vosberg, L <small>ERA: 3.95</small>	2.0 L 7 3 1 1 1 0 0 0 0 1 0 14 22 4.50 1.500																					
Dennis Eckersley, R <small>ERA: 4.36</small>	0.2 4 1 0 0 2 1 0 0 0 0 0 10 16 0.00 3.000																					

Batter	1	2	3	4	5	6	7	8	9	AB	R	H	RBI	BB	SO	LOB	BOTTOM					
Rickey Henderson, R <small>OBP: 0.409, SLG: 0.389</small> 										4	1	2	0	0	1	0	Chicago White Sox @ Oakland Athletics Oakland-Alameda County Coliseum, Oakland, CA <small>Mon Aug 08 1994, 7:05 PM PDT Att: 20,237 - Unknown - 62 F</small>					
Stan Javier, S <small>OBP: 0.351, SLG: 0.403</small> 										4	0	1	1	0	1	1						
Troy Neel, L <small>OBP: 0.362, SLG: 0.487</small> 										4	0	1	0	0	2	1						
Ruben Sierra, S <small>OBP: 0.299, SLG: 0.482</small> 										4	0	1	0	0	0	2						
Terry Steinbach, R <small>OBP: 0.326, SLG: 0.443</small> 										4	0	1	0	0	1	1						
Mike Aldrete, L <small>OBP: 0.315, SLG: 0.339</small> 										4	0	0	0	0	2	1						
Scott Brosius, R <small>OBP: 0.290, SLG: 0.420</small> 										3	0	1	0	0	1	1						
Mike Bordick, R <small>OBP: 0.324, SLG: 0.341</small> 										3	0	0	0	0	0	1						
Scott Hemond, R <small>OBP: 0.278, SLG: 0.326</small> 										3	0	0	0	0	2	0						
Inning Stats	R: 0 E: 0 K: 2 S: 7	H: 0 LOB: 0 BB: 0 P: 12	R: 0 E: 0 K: 0 S: 9	H: 1 LOB: 0 BB: 0 P: 13	R: 0 E: 0 K: 1 S: 8	H: 0 LOB: 0 BB: 0 P: 12	R: 0 E: 0 K: 0 S: 12	H: 0 LOB: 0 BB: 0 P: 17	R: 0 E: 0 K: 3 S: 9	H: 0 LOB: 0 BB: 0 P: 10	R: 1 E: 0 K: 0 S: 11	H: 3 LOB: 2 BB: 0 P: 18	R: 0 E: 0 K: 0 S: 16	H: 1 LOB: 1 BB: 0 P: 22	R: 0 E: 0 K: 3 S: 10	H: 1 LOB: 0 BB: 0 P: 16	R: 0 E: 0 K: 1 S: 8	H: 1 LOB: 0 BB: 0 P: 10	1B: 7 2B: 0 3B: 0 HR: 0	SF: 0 SAC: 0 DP: 0 HBP: 0	WP: 0 PB: 0 CS: 1	PA: 33
PITCHER	IP WLS BF H R ER SO BB IBB HBP BLK WP HR S P ERA WHIP																					
Jack McDowell, R <small>ERA: 3.73</small>	9.0 W 33 7 1 1 10 0 0 0 0 0 0 90 130 1.00 0.778																					

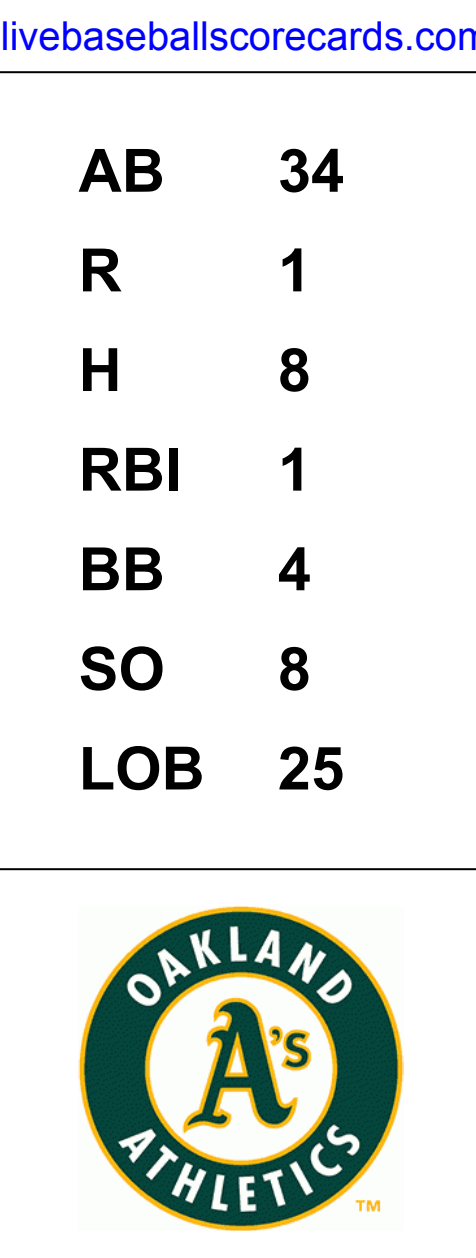
Batter	1	2	3	4	5	6	7	8	9	AB	R	H	RBI	BB	SO	LOB	TOP
Joey Cora, S (1, 4) OBP: 0.353, SLG: 0.362	G4-3		L9 1B		B1			G1-3		4	0	1	0	0	0	1	
Tim Raines, S (1, 7) OBP: 0.365, SLG: 0.409	G6-3		L7		L9			F8		4	0	0	0	0	0	2	
Frank Thomas, R (1, 3) OBP: 0.487, SLG: 0.729	1B 2B		L9		F7			P3		4	1	1	0	0	0	2	
Julio Franco, R (1, 10) OBP: 0.406, SLG: 0.510	2H 1B			G4-3 S WP BB				G6-3		3	1	1	1	1	0	0	
Robin Ventura, L (1, 5) OBP: 0.373, SLG: 0.459	G4-3			G4-3				G6-3		4	0	0	0	0	1	3	
Darin Jackson, R (1, 9) OBP: 0.362, SLG: 0.455				G6-3				G6-3		4	0	0	0	0	1	2	
Lance Johnson, L (1, 8) OBP: 0.321, SLG: 0.393				K				G4-3		4	0	0	0	0	1	1	AB 33
Michael LaValliere, L (1, 2) OBP: 0.368, SLG: 0.331				F7				L7		3	0	1	0	0	0	1	R 2
Ozzie Guillen, L (1, 6) OBP: 0.311, SLG: 0.348	G5-3							L7		3	0	1	0	0	0	1	H 5
																	RBI 1
																	BB 1
																	SO 3
																	LOB 13
Inning Stats	R: 1 E: 0 K: 0 S: 15	H: 2 LOB: 1 BB: 0 P: 25	R: 0 E: 0 K: 1 S: 9	H: 1 LOB: 1 BB: 0 P: 13	R: 0 E: 0 K: 1 S: 9	H: 1 LOB: 1 BB: 0 P: 14	R: 1 E: 0 K: 1 S: 15	H: 0 LOB: 1 BB: 1 P: 22	R: 0 E: 0 K: 0 S: 8	H: 0 LOB: 0 BB: 0 P: 10	R: 0 E: 0 K: 1 S: 11	H: 0 LOB: 1 BB: 0 P: 16	1B: 4 2B: 1 3B: 0 HR: 0	SF: 0 SAC: 0 DP: 0 HBP: 0	WP: 1 PB: 0 SB: 1 CS: 0	PA: 34	
PITCHER Steve Ontiveros, R (1, 1) ERA: 2.65	IP: 9.0 WLS: L BF: 34 H: 5 R: 2 ER: 2 SO: 3 BB: 1 IBB: 0 HBP: 0 BLK: 0 WP: 1 HR: 0 S: 91 P: 135 ERA: 2.00 WHIP: 0.667																

Chicago White Sox @ Oakland Athletics
Oakland-Alameda County Coliseum, Oakland, CA
Wed Aug 10 1994, 3:33 AM PDT
Att: 30,040 - Sunny - 64 F



Batter	1	2	3	4	5	6	7	8	9	AB	R	H	RBI	BB	SO	LOB	BOTTOM			
Rickey Henderson, R (1, 7) OBP: 0.412, SLG: 0.389	F7		FC1-5 1B BB		S SH5-3 1B			G4-3 1B		3	1	2	0	2	0	0				
Stan Javier, S (1, 8) OBP: 0.350, SLG: 0.400	P5		FC1-5 1B 2-3f		SH5-3			K		4	0	0	0	0	1	5				
Troy Neel, L (1, 10) OBP: 0.361, SLG: 0.480	F8		1-3 2-H 1B		G6-3			G4-3		5	0	1	1	0	1	4				
Ruben Sierra, S (1, 9) OBP: 0.298, SLG: 0.483			G3-1		P4			P4		3	0	0	0	1	0	3				
Terry Steinbach, R (1, 2) OBP: 0.327, SLG: 0.443			K		G5-3			G4-3 BB		3	0	0	0	1	2	5				
Jim Bowie, L (1, 3) OBP: 0.182, SLG: 0.182			1B 1B		1B			G4-3		4	0	2	0	0	0	1				
Scott Brosius, R (1, 5) OBP: 0.289, SLG: 0.419			1B 1B		K			P4		4	0	1	0	0	1	2	AB 34			
Mike Bordick, R (1, 6) OBP: 0.323, SLG: 0.338			F7		K			K		4	0	0	0	0	2	4	R 1			
Scott Hemond, R (1, 4) OBP: 0.284, SLG: 0.328			FC1-5 S 1B		P3			G4-3 1B		3	0	2	0	0	0	1	H 8			
Mike Aldrete, L (9, PH) OBP: 0.313, SLG: 0.337								K		1	0	0	0	0	1	0	RBI 1			
																	BB 4			
																	SO 8			
																	LOB 25			
Inning Stats	R: 0 E: 0 K: 0 S: 7	H: 0 LOB: 0 BB: 0 P: 10	R: 0 E: 0 K: 1 S: 14	H: 2 LOB: 2 BB: 0 P: 21	R: 1 E: 0 K: 0 S: 15	H: 2 LOB: 1 BB: 1 P: 23	R: 0 E: 0 K: 2 S: 12	H: 1 LOB: 1 BB: 0 P: 15	R: 0 E: 0 K: 1 S: 9	H: 0 LOB: 1 BB: 1 P: 18	R: 0 E: 0 K: 2 S: 16	H: 2 LOB: 3 BB: 1 P: 25	R: 0 E: 0 K: 0 S: 8	H: 0 LOB: 0 BB: 0 P: 14	R: 0 E: 0 K: 2 S: 17	H: 0 LOB: 1 BB: 1 P: 26	1B: 8 2B: 0 3B: 0 HR: 0	SF: 0 SAC: 1 DP: 0 HBP: 0	WP: 0 PB: 0 SB: 0 CS: 0	PA: 39
PITCHER Jason Bere, R (1, 1) ERA: 3.81 Jose DeLeon, R (6, 1) ERA: 3.36 Dennis Cook, L (8, 1) ERA: 3.55 Roberto Hernandez, R (8, 1) ERA: 4.91	IP: 5.2 WLS: W BF: 25 H: 6 R: 1 ER: 1 SO: 3 BB: 2 IBB: 0 HBP: 0 BLK: 0 WP: 0 HR: 0 S: 65 P: 101 ERA: 1.59 WHIP: 1.412																			
PITCHER	IP: 1.1 WLS: S BF: 7 H: 2 R: 0 ER: 0 SO: 0 BB: 0 IBB: 0 HBP: 0 BLK: 0 WP: 0 HR: 0 S: 19 P: 31 ERA: 0.00 WHIP: 1.500																			
PITCHER	IP: 0.1 WLS: S BF: 1 H: 0 R: 0 ER: 0 SO: 0 BB: 0 IBB: 0 HBP: 0 BLK: 0 WP: 0 HR: 0 S: 4 P: 6 ERA: 0.00 WHIP: 0.000																			
PITCHER	IP: 1.2 WLS: S BF: 6 H: 0 R: 0 ER: 0 SO: 2 BB: 1 IBB: 0 HBP: 0 BLK: 0 WP: 0 HR: 0 S: 21 P: 34 ERA: 0.00 WHIP: 0.600																			

Chicago White Sox @ Oakland Athletics
Oakland-Alameda County Coliseum, Oakland, CA
Wed Aug 10 1994, 3:33 AM PDT
Att: 30,040 - Sunny - 64 F



Batter	1	2	3	4	5	6	7	8	9	AB	R	H	RBI	BB	SO	LOB	TOP										
Felix Fermin, R OBP: 0.338, SLG: 0.380 (1, 4)										5	1	2	2	0	0	1											
Edgar Martinez, R OBP: 0.387, SLG: 0.482 (1, 10)										4	1	1	0	0	0	1											
Ken Griffey Jr., L OBP: 0.402, SLG: 0.674 (1, 8)											4	2	2	4	1	2											
Jay Buhner, R OBP: 0.394, SLG: 0.542 Keith Mitchell, R OBP: 0.324, SLG: 0.359 (5, 7)											3	0	0	0	0	2											
Tino Martinez, L OBP: 0.320, SLG: 0.508 (1, 3)											5	1	1	0	0	2											
Mike Blowers, R OBP: 0.348, SLG: 0.437 (1, 5)										3	1	2	1	1	1	0											
Eric Anthony, L OBP: 0.297, SLG: 0.412 (5, 9)										3	1	2	1	0	0	1											
Dan Wilson, R OBP: 0.244, SLG: 0.312 (1, 2)										4	0	1	0	0	0	4											
Luis Sojo, R OBP: 0.308, SLG: 0.423 (1, 6)										2	1	0	0	1	1	0											
Inning Stats	R: 0 E: 0 K: 1 S: 6	H: 1 LOB: 1 BB: 0 P: 8	R: 6 E: 0 K: 0 S: 16	H: 3 LOB: 0 BB: 2 P: 33	R: 0 E: 0 K: 0 S: 7	H: 1 LOB: 1 BB: 0 P: 13	R: 0 E: 0 K: 1 S: 8	H: 1 LOB: 1 BB: 0 P: 12	R: 1 E: 0 K: 0 S: 13	H: 2 LOB: 2 BB: 1 P: 28	R: 0 E: 0 K: 2 S: 10	H: 2 LOB: 1 BB: 0 P: 14	R: 1 E: 0 K: 1 S: 9	H: 1 LOB: 0 BB: 0 P: 14	R: 0 E: 0 K: 0 S: 4	H: 0 LOB: 0 BB: 0 P: 9	R: 0 E: 0 K: 1 S: 9	H: 1 LOB: 0 BB: 0 P: 12	1B: 9 2B: 1 3B: 0 HR: 2	SF: 0 SAC: 2 DP: 2 HBP: 1	WP: 0 PB: 0 SB: 1 CS: 0	PA: 41					
PITCHER	IP	WLS	BF	H	R	ER	SO	BB	IBB	HBP	BLK	WP	HR	S	P	ERA	WHIP										
Ron Darling, R ERA: 4.5 (1, 1)	3.0	L	16	5	6	6	1	2	0	1	0	0	1	29	54	18.00	2.333										
Bob Welch, R ERA: 7.08 (4, 1)	2.0		10	3	1	1	1	1	0	0	0	0	0	21	40	4.50	2.000										
Mark Acree, R ERA: 3.41 (6, 1)	2.0		9	3	1	1	3	0	0	0	0	0	0	19	28	4.50	1.500										
John Briscoe, R ERA: 4.01 (8, 1)	1.0		3	0	0	0	0	0	0	0	0	0	0	4	9	0.00	0.000										
Dave Leiper, L ERA: 1.93 (9, 1)	1.0		3	1	0	0	1	0	0	0	0	0	0	9	12	0.00	1.000										

Seattle Mariners @ Oakland Athletics
Oakland-Alameda County Coliseum, Oakland, CA

AB 35
R 8
H 12
RBI 8
BB 3
SO 6
LOB 15



Thu Aug 11 1994, 7:05 PM PDT
Att: 26,808 - Unknown - 70 F

Batter	1	2	3	4	5	6	7	8	9	AB	R	H	RBI	BB	SO	LOB	BOTTOM										
Rickey Henderson, R OBP: 0.411, SLG: 0.365 (1, 7)										3	0	0	0	1	2	0											
Stan Javier, S OBP: 0.348, SLG: 0.399 (1, 8)										4	0	1	0	0	0	0											
Ruben Sierra, S OBP: 0.298, SLG: 0.484 (1, 9)										4	1	1	0	0	2	2											
Terry Steinbach, R OBP: 0.327, SLG: 0.442 Fausto Cruz, R OBP: 0.219, SLG: 0.107 (9, PH)										3	0	1	1	0	1	0											
Troy Neel, L OBP: 0.357, SLG: 0.475 Ernie Young, R OBP: 0.097, SLG: 0.100 (9, PH)										3	0	0	0	0	3	1											
Scott Brosius, R OBP: 0.289, SLG: 0.417 (1, 5)										2	0	0	0	0	1	0											
Mike Bordick, R OBP: 0.320, SLG: 0.335 (1, 6)										3	0	0	0	0	0	1											
Jim Bowie, L OBP: 0.214, SLG: 0.214 (1, 3)										3	0	1	0	0	1	0											
Scott Hemond, R OBP: 0.280, SLG: 0.323 (1, 4)										3	0	0	0	0	3	0											
Inning Stats	R: 0 E: 0 K: 2 S: 9	H: 0 LOB: 0 BB: 0 P: 14	R: 0 E: 1 K: 2 S: 10	H: 1 LOB: 2 BB: 0 P: 16	R: 0 E: 0 K: 2 S: 12	H: 1 LOB: 2 BB: 1 P: 21	R: 0 E: 0 K: 2 S: 9	H: 0 LOB: 0 BB: 0 P: 11	R: 0 E: 0 K: 1 S: 9	H: 0 LOB: 0 BB: 0 P: 15	R: 1 E: 0 K: 2 S: 15	H: 2 LOB: 1 BB: 0 P: 20	R: 0 E: 0 K: 1 S: 7	H: 0 LOB: 0 BB: 0 P: 11	R: 0 E: 0 K: 1 S: 6	H: 0 LOB: 0 BB: 0 P: 8	R: 0 E: 0 K: 2 S: 11	H: 0 LOB: 0 BB: 0 P: 15	1B: 3 2B: 2 3B: 0 HR: 0	SF: 0 SAC: 0 DP: 1 HBP: 1	WP: 0 PB: 0 SB: 0 CS: 1	PA: 32					
PITCHER	IP	WLS	BF	H	R	ER	SO	BB	IBB	HBP	BLK	WP	HR	S	P	ERA	WHIP										
Randy Johnson, L ERA: 3.19 (1, 1)	9.0	W	32	4	1	1	15	1	0	1	0	0	0	88	131	1.00	0.556										

Seattle Mariners @ Oakland Athletics
Oakland-Alameda County Coliseum, Oakland, CA

AB 30
R 1
H 4
RBI 1
BB 1
SO 15
LOB 4



Thu Aug 11 1994, 7:05 PM PDT
Att: 26,808 - Unknown - 70 F