

# Oakland Athletics - 1995

Batter	1	2	3	4	5	6	7	8	9	AB	R	H	RBI	BB	SO	LOB	TOP								
Rickey Henderson, R OBP: 0.667, SLG: 1.000 Mike Aldrete, L (6, 7)	2-1 SF8 2B		4-1 1B S BB		3-2 F8		1-1 G5-3			2	1	1	0	1	0	0									
Stan Javier, S OBP: 0.250, SLG: 0.333	3-1 SF8 2H		2-2 G6-4-3 1B		1-2 G3-1			2-2 F7		3	0	1	1	0	0	0									
Geronimo Berroa, R OBP: 0.250, SLG: 0.250	2-3 K		0-1 G6-4-3			1-2 FC4-6 1B		1-2 F8		4	0	1	0	0	1	1									
Ruben Sierra, S Andy Tomberlin, L OBP: 1.000, SLG: 1.000	0-0 P5			0-0 L4		1-1 FC4-6 BB 1-2t		1-0 FC6-4 1B		3	0	0	0	0	0	1									
Mark McGwire, R		1-3 K		0-3 K		4-2 BB		1-2 FC6-4 1-2t		3	0	0	0	1	2	1									
Terry Steinbach, R Brian Harper, R		0-3 K		1-0 HBP 1B		2-1 F7		2-1 F8		2	0	1	0	0	1	0									
Scott Brosius, R OBP: 0.750, SLG: 0.500		1-2 E 1B		3-2 1B HBP		2-2 P4		4-2 BB		2	0	1	0	1	0	2									
Mike Gallego, R Brent Gates, S		1-2 E5		2-3 K			1-2 G6-3		0-1 F7	3	0	0	0	0	1	3									
Mike Bordick, R Craig Paquette, R		2-2 P4			0-0 F9		2-3 K		1-3 K	3	0	0	0	0	1	2									
<b>Inning Stats</b>	R: 1 E: 0 K: 1 S: 8	H: 1 LOB: 0 BB: 0 P: 15	R: 0 E: 1 K: 2 S: 16	H: 1 LOB: 0 BB: 1 P: 21	R: 0 E: 0 K: 0 S: 6	H: 1 LOB: 0 BB: 1 P: 12	R: 0 E: 0 K: 2 S: 12	H: 1 LOB: 0 BB: 0 P: 18	R: 0 E: 0 K: 0 S: 9	H: 0 LOB: 0 BB: 0 P: 13	R: 0 E: 0 K: 0 S: 12	H: 1 LOB: 2 BB: 1 P: 22	R: 0 E: 0 K: 1 S: 9	H: 0 LOB: 0 BB: 0 P: 13	R: 0 E: 0 K: 1 S: 13	H: 1 LOB: 1 BB: 0 P: 18	R: 0 E: 0 K: 1 S: 11	H: 0 LOB: 1 BB: 1 P: 18	1B: 5 2B: 1 3B: 0 HR: 0	SF: 1 SAC: 0 DP: 1 HBP: 1	WP: 0 PB: 0 SB: 2 CS: 0	PA: 36			
<b>PITCHER</b>	IP	WLS	BF	H	R	ER	SO	BB	IBB	HBP	BLK	WP	HR	S	P	ERA	WHIP	<b>PITCHER</b>							
David Cone, R ERA: 1.5	6.0	W	25	5	1	1	5	2	0	1	0	0	0	63	101	1.50	1.167								
Mike Timlin, R ERA	1.0		3	0	0	0	1	0	0	0	0	0	0	9	13	0.00	0.000								
Woody Williams, R ERA	1.0		4	1	0	0	0	0	0	0	0	0	0	13	18	0.00	1.000								
Tony Castillo, L ERA	1.0		4	0	0	0	1	1	0	0	0	0	0	11	18	0.00	1.000								

Oakland Athletics @ Toronto Blue Jays  
SkyDome, Toronto, ON  
Wed Apr 26 1995, 7:05 PM EDT  
Att: 50,426 - Dome

AB	31
R	1
H	6
RBI	1
BB	3
SO	7
LOB	14



Batter	1	2	3	4	5	6	7	8	9	AB	R	H	RBI	BB	SO	LOB	BOTTOM								
Devon White, S OBP: 0.800, SLG: 1.500	3-2 G6-3 3B		4-0 1B BB			1-1 F7				4	2	3	4	1	0	1									
Alex Gonzalez, R OBP: 0.400, SLG: 0.600	3-2 G6-3		0-0 BB			2-1 G5-3				5	1	2	4	0	0	2									
Paul Molitor, R	1-0 F8	4-0 1B BB	2-2 FC6-4 HBP	1-3 K		0-0 G4-3				3	1	0	0	1	1	1									
Joe Carter, R OBP: 0.200, SLG: 0.200 Mike Huff, R	2-1 P2	3-1 1B BB	0-0 FC6-4 G3		1-3 K		0-0 P4			5	1	1	1	0	1	1									
John Olerud, L OBP: 0.400, SLG: 0.250		1-2 BB	0-1 G3		2-3 K		0-0 E5			4	2	1	1	1	1	1									
Roberto Alomar, S OBP: 0.400, SLG: 0.250 Domingo Ceden, S		1-0 BB	4-1 BB		3-1 G4-3		0-0 G6-4-3			4	1	1	0	1	0	3									
Shawn Green, L OBP: 0.200, SLG: 0.200		E4	1-2 F9			3-1 G3		2-2 F7		5	2	1	1	0	0	4									
Ed Sprague, R OBP: 0.750, SLG: 0.500		BB	4-2 BB BB			1-1 P3				2	3	1	2	2	0	0									
Lance Parrish, R OBP: 0.500, SLG: 0.667		K	3-3 K			0-0 2B				3	0	1	0	1	2	4									
<b>Inning Stats</b>	R: 1 E: 0 K: 0 S: 12	H: 8 LOB: 4 BB: 4 P: 21	R: 11 E: 1 K: 1 S: 36	H: 8 LOB: 2 BB: 4 P: 65	R: 0 E: 0 K: 0 S: 9	H: 0 LOB: 2 BB: 1 P: 16	R: 1 E: 0 K: 2 S: 9	H: 1 LOB: 1 BB: 2 P: 21	R: 0 E: 0 K: 2 S: 8	H: 0 LOB: 0 BB: 0 P: 14	R: 0 E: 0 K: 0 S: 7	H: 1 LOB: 1 BB: 0 P: 12	R: 0 E: 0 K: 0 S: 4	H: 0 LOB: 0 BB: 0 P: 6	R: 0 E: 1 K: 0 S: 5	H: 0 LOB: 0 BB: 0 P: 7	1B: 7 2B: 3 3B: 1 HR: 0	SF: 0 SAC: 0 DP: 1 HBP: 1	WP: 1 PB: 0 SB: 0 CS: 0	PA: 43					
<b>PITCHER</b>	IP	WLS	BF	H	R	ER	SO	BB	IBB	HBP	BLK	WP	HR	S	P	ERA	WHIP	<b>PITCHER</b>							
Dave Stewart, R ERA: 47.25	1.1	L	13	5	9	8	1	3	0	0	0	0	0	14	23	54.00	6.000								
Chris Eddy, L ERA: 81.0	0.1		6	4	3	2	0	1	0	0	0	0	0	20	40	3.86	1.714								
Carlos Reyes, R ERA: 3.86	2.1		11	1	1	1	2	3	0	1	0	0	0	24	39	0.00	0.250								
Todd Van Poppel, R ERA	4.0		13	1	0	0	2	0	0	0	0	0	0	24	39	0.00	0.250								

Oakland Athletics @ Toronto Blue Jays  
SkyDome, Toronto, ON  
Wed Apr 26 1995, 7:05 PM EDT  
Att: 50,426 - Dome

AB	35
R	13
H	11
RBI	13
BB	7
SO	5
LOB	17





Batter	1	2	3	4	5	6	7	8	9	AB	R	H	RBI	BB	SO	LOB	TOP			
Rickey Henderson, R OBP: 0.429, SLG: 0.500	G4-3		F8			G5-3			1B E	4	1	1	0	0	0	0				
Stan Javier, S OBP: 0.375, SLG: 0.429	CS 1B			F8		G3			S 1B	4	0	2	0	0	0	0				
Ruben Sierra, S (1, 10)	SAFE 1-2 BB			K			F9		K	3	0	0	0	1	2	1				
Mark McGwire, R (1, 3)	SAFE K			K			FC4-6 BB		K	3	0	0	0	1	3	2				
Andy Tomberlin, L OBP: 0.200, SLG: 0.200		K			L3		FC4-6 S		K	4	0	0	0	0	2	2				
Terry Steinbach, R OBP: 0.200, SLG: 0.200	G5-3				F9		F9			3	0	0	0	0	0	1				
Scott Brosius, R OBP: 0.571, SLG: 0.400		F8						G3		3	0	1	0	0	0	0				
Mike Gallego, R (1, 4)			G5-3			F9		G5-3		3	0	0	0	0	0	1				
Mike Bordick, R (1, 6)			K2-3			F8		G6-3		3	0	0	0	0	1	0				
<b>Inning Stats</b>	R: 0 E: 0 K: 1 S: 10	H: 1 LOB: 1 BB: 1 P: 18	R: 0 E: 0 K: 1 S: 6	H: 0 LOB: 0 BB: 0 P: 11	R: 0 E: 0 K: 1 S: 7	H: 0 LOB: 0 BB: 0 P: 10	R: 0 E: 0 K: 2 S: 7	H: 0 LOB: 0 BB: 0 P: 9	R: 0 E: 0 K: 0 S: 8	H: 1 LOB: 1 BB: 0 P: 9	R: 0 E: 0 K: 0 S: 5	H: 0 LOB: 1 BB: 1 P: 10	R: 0 E: 0 K: 0 S: 6	H: 0 LOB: 0 BB: 0 P: 10	R: 1 E: 0 K: 3 S: 16	H: 2 LOB: 1 BB: 0 P: 26	1B: 4 2B: 0 3B: 0 HR: 0	SF: 0 SAC: 0 DP: 0 HBP: 0	WP: 0 PB: 0 SB: 3 CS: 1	PA: 32
<b>PITCHER</b>	IP	WLS	BF	H	R	ER	SO	BB	IBB	HBP	BLK	WP	HR	S	P	ERA	WHIP			
Pat Hentgen, R ERA: 13.5	(1, 1)	8.1	W	30	4	1	0	6	2	0	0	0	0	64	102	0.00	0.720			
Paul Menhart, R ERA:	(9, 1)	0.2		2	0	0	0	2	0	0	0	0	0	7	11	0.00	0.000			

Oakland Athletics @ Toronto Blue Jays  
SkyDome, Toronto, ON  
Thu Apr 27 1995, 3:33 AM EDT  
Att: 31,070 - Dome

AB	30
R	1
H	4
RBI	0
BB	2
SO	8
LOB	7



Batter	1	2	3	4	5	6	7	8	9	AB	R	H	RBI	BB	SO	LOB	BOTTOM			
Devon White, S OBP: 0.444, SLG: 0.750	G6-3		P6	K			G3-1			4	0	0	0	0	1	0				
Alex Gonzalez, R OBP: 0.333, SLG: 0.444	P6			BB 1B	G3		K			4	1	1	0	0	1	0				
Paul Molitor, R (1, 10)	G6-3			SAFE SAFE 1B BB	G4-3		F9			3	1	0	0	1	0	0				
Joe Carter, R OBP: 0.222, SLG: 0.222		F7		1B HR 1B	G5-3			K		4	1	1	1	0	1	0				
John Olerud, L OBP: 0.444, SLG: 0.500	G6-3 2B			K		F8		G1-6-3 1B		4	0	2	0	0	1	2				
Roberto Alomar, S OBP: 0.444, SLG: 0.286	G6-3			1B HR 1B		S 1B BB		G1-6-3		3	2	1	1	1	0	2				
Shawn Green, L OBP: 0.250, SLG: 0.250	G4-3			HR 1B		L9				3	1	1	0	0	0	2				
Ed Sprague, R OBP: 0.714, SLG: 1.200		F8		HR		SAFE 1B				3	1	2	5	0	0	0				
Randy Knorr, R (1, 2)		G5-3		F7		K				3	0	0	0	0	1	1				
<b>Inning Stats</b>	R: 0 E: 0 K: 0 S: 11	H: 0 LOB: 0 BB: 0 P: 17	R: 0 E: 0 K: 0 S: 9	H: 1 LOB: 1 BB: 0 P: 15	R: 0 E: 0 K: 0 S: 6	H: 0 LOB: 0 BB: 0 P: 13	R: 6 E: 0 K: 2 S: 20	H: 5 LOB: 0 BB: 1 P: 33	R: 0 E: 0 K: 0 S: 9	H: 0 LOB: 0 BB: 0 P: 15	R: 1 E: 0 K: 1 S: 12	H: 1 LOB: 1 BB: 1 P: 24	R: 0 E: 0 K: 1 S: 9	H: 0 LOB: 0 BB: 0 P: 12	R: 0 E: 0 K: 1 S: 7	H: 1 LOB: 0 BB: 0 P: 10	1B: 6 2B: 1 3B: 0 HR: 1	SF: 0 SAC: 0 DP: 1 HBP: 0	WP: 0 PB: 0 SB: 1 CS: 0	PA: 33
<b>PITCHER</b>	IP	WLS	BF	H	R	ER	SO	BB	IBB	HBP	BLK	WP	HR	S	P	ERA	WHIP			
Ron Darling, R ERA: 13.5	(1, 1)	4.0	L	19	6	6	2	1	0	0	0	0	0	46	78	13.50	1.750			
Jim Corsi, R ERA:	(5, 1)	1.0		3	0	0	0	0	0	0	0	0	0	9	15	0.00	0.000			
Dave Leiper, L ERA: 9.0	(6, 1)	1.0		5	1	1	1	1	0	0	0	0	0	12	24	9.00	2.000			
Mark Acre, R ERA:	(7, 1)	1.0		3	0	0	1	0	0	0	0	0	0	9	12	0.00	0.000			
Dennis Eckerstley, R ERA:	(8, 1)	1.0		3	1	0	0	1	0	0	0	0	0	7	10	0.00	1.000			

Oakland Athletics @ Toronto Blue Jays  
SkyDome, Toronto, ON  
Thu Apr 27 1995, 3:33 AM EDT  
Att: 31,070 - Dome

AB	31
R	7
H	8
RBI	7
BB	2
SO	5
LOB	7









Batter	1	2	3	4	5	6	7	8	9	AB	R	H	RBI	BB	SO	LOB	TOP								
Rickey Henderson, R OBP: 0.353, SLG: 0.333	(1, 7) K		(1, 1) P3						(1, 1) PB 1B FC6-2	5	1	2	0	0	2	2									
Stan Javier, S OBP: 0.500, SLG: 0.500	(1, 8) L9								(1, 2) FC6-2 PB	5	1	3	1	0	1	1									
Geronimo Berroa, R OBP: 0.357, SLG: 0.333	(1, 10) P3								(1, 1) FC6-2 1B SF9	4	1	1	1	1	0	3									
Ruben Sierra, S OBP: 0.176, SLG: 0.333		(1, 9) G3-1							(1, 0) WP SF9	5	0	1	1	0	1	4									
Mark McGwire, R OBP: 0.333, SLG: 0.333	(1, 3) G4-3								(1, 2) SF9	3	1	0	1	1	0	1									
Brian Harper, R (1, 2)	G5-3								(1, 3) K	5	0	0	0	0	1	2									
Brent Gates, S OBP: 0.400, SLG: 0.333			(1, 0) F8							2	1	1	1	1	0	0									
Mike Gallego, R OBP: 0.091, SLG: 0.091										0	0	0	0	0	0	0									
Craig Paquette, R OBP: 0.200, SLG: 0.600	(1, 5) F7									4	1	1	1	0	0	1									
Mike Bordick, R OBP: 0.286, SLG: 0.286	(1, 6) G6-3									4	2	3	1	0	0	0									
<b>Inning Stats</b>	R: 0 E: 0 K: 1 S: 8	H: 0 LOB: 0 BB: 0 P: 13	R: 0 E: 0 K: 0 S: 6	H: 0 LOB: 0 BB: 0 P: 7	R: 0 E: 0 K: 0 S: 8	H: 1 LOB: 1 BB: 0 P: 13	R: 0 E: 0 K: 0 S: 15	H: 1 LOB: 1 BB: 0 P: 21	R: 3 E: 0 K: 0 S: 19	H: 4 LOB: 2 BB: 1 P: 37	R: 1 E: 0 K: 0 S: 8	H: 0 LOB: 0 BB: 1 P: 15	R: 1 E: 0 K: 3 S: 15	H: 2 LOB: 1 BB: 0 P: 21	R: 0 E: 0 K: 0 S: 8	H: 0 LOB: 1 BB: 1 P: 13	R: 3 E: 0 K: 1 S: 14	H: 4 LOB: 1 BB: 0 P: 23	1B: 10 2B: 1 3B: 1 HR: 0	SF: 2 SAC: 0 DP: 0 HBP: 0	WP: 3 PB: 3 SB: 2 CS: 0	PA: 42			
<b>PITCHER</b>	IP	WLS	BF	H	R	ER	SO	BB	IBB	HBP	BLK	WP	HR	S	P	ERA	WHIP								
Bill Wegman, R ERA: 5.79	(1, 1) 4.2	L	20	6	3	3	1	0	0	0	0	1	0	51	80	5.79	1.286								
Mike Ignasiak, R ERA: 9.0	(5, 1) 2.0		10	2	2	2	2	2	0	0	0	1	0	25	44	9.00	2.000								
Al Reyes, R ERA: 11.57	(7, 1) 1.1		7	2	2	2	1	1	0	0	0	0	0	15	24	13.50	2.250								
Graeme Lloyd, L ERA: 4.5	(9, 1) 1.0		5	2	1	1	1	0	0	0	0	1	0	10	15	9.00	2.000								

Oakland Athletics @ Milwaukee Brewers  
Milwaukee County Stadium, Milwaukee, WI

Sat Apr 29 1995, 4:33 AM EDT  
Att: 10,113 - Sunny - 51 F

livebaseballscorecards.com

**AB 37**  
**R 8**  
**H 12**  
**RBI 7**  
**BB 3**  
**SO 5**  
**LOB 14**




Batter	1	2	3	4	5	6	7	8	9	AB	R	H	RBI	BB	SO	LOB	BOTTOM								
Fernando Vina, L OBP: 0.250, SLG: 0.143	(1, 4) L7		(1, 1) G4-3						(1, 1) G4-3	4	0	0	0	0	0	1									
Darryl Hamilton, L OBP: 0.388, SLG: 0.250	(1, 8) B1-3		(1, 1) FC6-4 1B						(1, 1) BB	3	0	1	1	1	0	0									
Turner Ward, S OBP: 0.556, SLG: 0.583	(1, 9) G6-3		(1, 2) FC6-4 BB						(1, 2) F7	4	0	0	0	0	0	2									
Greg Vaughn, R OBP: 0.316, SLG: 0.294		(1, 10) G3	(1, 2) BB						(1, 3) F7	3	0	1	0	1	0	1									
Derrick May, L OBP: 0.250, SLG: 0.100	(1, 7) G3		(1, 1) G3						(1, 1) G4-3	4	0	0	0	0	0	3									
B.J. Surhoff, L (1, 3)	G1-4-3 BB								(1, 2) F8	3	0	0	0	1	2	0									
Joe Oliver, R OBP: 0.412, SLG: 0.688	(1, 2) G1-4-3								(1, 2) L7	4	0	1	0	0	1	2									
Jeff Cirillo, R OBP: 0.400, SLG: 0.400	(1, 5) G3		(1, 1) WP E						(1, 3) K	3	1	1	0	0	1	1									
Jose Valentin, S OBP: 0.273, SLG: 0.111	(1, 6) FC3		(1, 1) G4-3						(1, 3) G1-3	3	1	0	0	0	0	1									
<b>Inning Stats</b>	R: 0 E: 0 K: 0 S: 6	H: 0 LOB: 0 BB: 0 P: 10	R: 0 E: 0 K: 0 S: 12	H: 1 LOB: 1 BB: 1 P: 18	R: 2 E: 1 K: 0 S: 10	H: 2 LOB: 2 BB: 1 P: 20	R: 0 E: 0 K: 1 S: 9	H: 1 LOB: 0 BB: 0 P: 12	R: 0 E: 0 K: 0 S: 6	H: 0 LOB: 0 BB: 0 P: 10	R: 0 E: 0 K: 2 S: 7	H: 0 LOB: 0 BB: 0 P: 11	R: 0 E: 0 K: 0 S: 8	H: 0 LOB: 1 BB: 1 P: 18	R: 0 E: 0 K: 0 S: 9	H: 0 LOB: 0 BB: 0 P: 11	1B: 2 2B: 2 3B: 0 HR: 0	SF: 0 SAC: 0 DP: 1 HBP: 0	WP: 1 PB: 0 SB: 0 CS: 0	PA: 34					
<b>PITCHER</b>	IP	WLS	BF	H	R	ER	SO	BB	IBB	HBP	BLK	WP	HR	S	P	ERA	WHIP								
Steve Ontiveros, R ERA:	(1, 1) 6.0	W	24	4	2	0	2	2	0	0	0	1	0	52	83	0.00	1.000								
Jim Corsi, R ERA:	(7, 1) 1.0		3	0	0	0	2	0	0	0	0	0	0	7	11	0.00	0.000								
Rick Honeycutt, L ERA:	(8, 1) 2.0	S	7	0	0	0	0	1	0	0	0	0	0	17	29	0.00	0.500								

Oakland Athletics @ Milwaukee Brewers  
Milwaukee County Stadium, Milwaukee, WI

Sat Apr 29 1995, 4:33 AM EDT  
Att: 10,113 - Sunny - 51 F

livebaseballscorecards.com

**AB 31**  
**R 2**  
**H 4**  
**RBI 1**  
**BB 3**  
**SO 4**  
**LOB 11**





Batter	1	2	3	4	5	6	7	8	9	AB	R	H	RBI	BB	SO	LOB	TOP				
Rickey Henderson, R OBP: 0.333, SLG: 0.278	4-0 1B BB		0-0 F9		0-0 F7			0-3 K		3	1	0	0	1	1	2					
Geronimo Berroa, R OBP: 0.278, SLG: 0.250	0-0 4-3		0-0 G2			0-3 K		0-0 5-3		4	0	0	0	0	1	3					
Ruben Sierra, S OBP: 0.190, SLG: 0.368	0-0 F9		0-0 F8			0-3 K			0-0 1B 2B	4	1	1	0	0	1	1					
Mark McGwire, R OBP: 0.409, SLG: 0.500 Ron Darling, R (9, PR)	0-0 FC6-4 1B		0-0 G4-6-3 2B		0-0 F4			0-0 G6-3 1B		4	1	3	2	0	0	0					
Terry Steinbach, R OBP: 0.214, SLG: 0.286	0-0 FC6-4		0-0 G4-6-3 1B			0-0 F8		0-0 G6-3		4	0	1	0	0	0	2					
Scott Brosius, R OBP: 0.333, SLG: 0.167		0-0 5-3		0-0 G4-6-3			0-0 F7		0-0 5-3	4	0	0	0	0	0	2					
Craig Paquette, R OBP: 0.143, SLG: 0.429 Stan Javier, S (7, PH)		0-0 5-3		0-0 5-3			0-0 F4			2	0	0	0	0	0	0					
Mike Gallego, R OBP: 0.154, SLG: 0.154 Mike Aldrete, L OBP: 0.667, SLG: 0.500 Brent Gates, S OBP: 0.400, SLG: 0.333		0-0 1B		0-0 F5			0-0 F5		4-0 BB	2	0	1	0	0	0	0					
Mike Bordick, R OBP: 0.235, SLG: 0.235		0-0 F7		0-0 L5			0-0 L5		0-0 4-3	3	0	0	0	0	0	2					
<b>Inning Stats</b>	R: 1 E: 0 K: 0 S: 4	H: 1 LOB: 1 BB: 1 P: 8	R: 0 E: 0 K: 0 S: 4	H: 1 LOB: 1 BB: 0 P: 4	R: 0 E: 0 K: 0 S: 3	H: 0 LOB: 0 BB: 0 P: 3	R: 1 E: 0 K: 0 S: 4	H: 2 LOB: 0 BB: 0 P: 4	R: 0 E: 0 K: 2 S: 7	H: 0 LOB: 0 BB: 0 P: 7	R: 0 E: 0 K: 0 S: 3	H: 0 LOB: 0 BB: 0 P: 3	R: 0 E: 0 K: 1 S: 5	H: 0 LOB: 2 BB: 1 P: 9	R: 1 E: 0 K: 0 S: 4	H: 2 LOB: 1 BB: 0 P: 4	1B: 4 2B: 2 3B: 0 HR: 0	SF: 0 SAC: 0 DP: 2 HBP: 0	WP: 0 PB: 0 SB: 0 CS: 0	PA: 33	
<b>PITCHER</b>	IP WLS BF H R ER SO BB IBB HBP BLK WP HR S P ERA WHIP	4.0 W 9 0 0 2 0 0 0 0 0 0 0 13 13 4.50 1.250	3.0 W 9 0 0 0 2 0 0 0 0 0 0 13 13 0.00 0.000	8.1 S 6 2 1 1 1 0 0 0 0 0 0 7 11 9.00 3.000	9.1 S 2 0 0 0 0 0 0 0 0 0 0 2 2 0.00 0.000																

Oakland Athletics @ Milwaukee Brewers  
Milwaukee County Stadium, Milwaukee, WI  
Sun Apr 30 1995, 4:33 AM EDT  
Att. 9,175 - Unknown - 45 F

AB	31
R	3
H	6
RBI	2
BB	2
SO	3
LOB	12



Batter	1	2	3	4	5	6	7	8	9	AB	R	H	RBI	BB	SO	LOB	BOTTOM			
Pat Listach, S OBP: 0.353, SLG: 0.375	0-0 5-3		0-0 F7		0-3 K		0-0 1B			4	0	1	1	0	1	1				
Darryl Hamilton, L OBP: 0.348, SLG: 0.211	0-0 G3		0-0 F9		4-0 FC4-6 BB		0-0 G3			3	0	0	0	1	0	2				
Kevin Seitzer, R OBP: 0.316, SLG: 0.250 Jeff Cirillo, R OBP: 0.400, SLG: 0.400	4-0 BB		4-0 1B BB		0-0 FC4-6			0-0 1B 2B		2	1	1	0	2	0	1				
Greg Vaughn, R OBP: 0.304, SLG: 0.286	0-0 F7		0-0 1B 1B			0-0 F9		0-0 5-3		4	0	1	1	0	0	2				
Derrick May, L OBP: 0.333, SLG: 0.231 B.J. Surhoff, L OBP: 0.250, SLG: 0.167		0-0 1-6-3 1B	0-0 1-3 2H 1B		0-0 1-3		0-0 4-3	0-0 E 1B		3	0	2	1	0	0	0				
John Jaha, R OBP: 0.385, SLG: 0.727 David Hulse, L OBP: 0.667, SLG: 0.500		0-0 1-6-3		0-0 1-3		0-0 F4		4-0 E BB		3	0	0	0	0	0	1				
Joe Oliver, R OBP: 0.333, SLG: 0.550		0-0 F9		0-0 F4			0-0 6-3	0-0 F6		4	0	0	0	0	0	3				
Matt Mieske, R OBP: 0.444, SLG: 0.500		0-0 L1		0-0 F8			0-0 F8 1B 2B	0-0 E5		4	1	1	0	0	0	3				
Jose Valentin, S OBP: 0.267, SLG: 0.154			0-0 F9 1B 1B		0-0 4-3		0-0 F8	0-3 K		4	1	1	0	0	1	4				
<b>Inning Stats</b>	R: 0 E: 0 K: 0 S: 3	H: 0 LOB: 1 BB: 1 P: 7	R: 0 E: 0 K: 0 S: 4	H: 1 LOB: 1 BB: 0 P: 4	R: 2 E: 0 K: 0 S: 5	H: 3 LOB: 2 BB: 1 P: 9	R: 0 E: 0 K: 0 S: 3	H: 0 LOB: 0 BB: 0 P: 3	R: 0 E: 0 K: 1 S: 5	H: 0 LOB: 1 BB: 1 P: 9	R: 0 E: 0 K: 0 S: 3	H: 0 LOB: 0 BB: 0 P: 3	R: 1 E: 0 K: 0 S: 5	H: 2 LOB: 1 BB: 0 P: 5	R: 1 E: 1 K: 1 S: 8	H: 2 LOB: 3 BB: 1 P: 12	1B: 6 2B: 2 3B: 0 HR: 0	SF: 0 SAC: 0 DP: 0 HBP: 0	WP: 0 PB: 0 SB: 1 CS: 0	PA: 36
<b>PITCHER</b>	IP WLS BF H R ER SO BB IBB HBP BLK WP HR S P ERA WHIP	5.0 L 8 2 1 1 0 0 0 0 0 0 0 8 8 4.50 1.000	2.0 L 8 2 1 1 0 0 0 0 0 0 0 8 8 4.50 1.000	8.1 S 7 2 1 1 1 1 0 0 0 0 0 8 12 9.00 3.000																

Oakland Athletics @ Milwaukee Brewers  
Milwaukee County Stadium, Milwaukee, WI  
Sun Apr 30 1995, 4:33 AM EDT  
Att. 9,175 - Unknown - 45 F

AB	32
R	4
H	8
RBI	4
BB	4
SO	2
LOB	17





Batter	1	2	3	4	5	6	7	8	9	AB	R	H	RBI	BB	SO	LOB	TOP			
Rickey Henderson, R OBP: 0.346, SLG: 0.273 (1, 7)	L7		S 1B		P3		F8			4	0	1	0	1	0	2				
Stan Javier, S OBP: 0.417, SLG: 0.381 (1, 8)	F8 S BB		K		F8		G5-4-3		K	4	0	0	0	1	2	5				
Ruben Sierra, S OBP: 0.240, SLG: 0.478 (1, 9)	F8		G1-3							4	0	2	0	0	0	2				
Mark McGwire, R OBP: 0.423, SLG: 0.444 (1, 3)										2	1	0	0	2	0	3				
Gerónimo Berroa, R OBP: 0.273, SLG: 0.400 (1, 10)	F8									4	1	1	2	0	2	3				
Terry Steinbach, R OBP: 0.187, SLG: 0.222 (1, 2)										4	0	0	0	0	1	1				
Scott Brosius, R OBP: 0.316, SLG: 0.133 (1, 5)										3	0	0	0	1	2	0				
Mike Gallego, R OBP: 0.118, SLG: 0.118 (1, 4)										4	0	0	0	0	0	1				
Mike Bordick, R OBP: 0.333, SLG: 0.263 (1, 6)										2	0	1	0	2	0	0				
<b>Inning Stats</b>	R: 0 E: 0 K: 0 S: 7	H: 0 LOB: 2 BB: 2 P: 19	R: 0 E: 0 K: 1 S: 6	H: 0 LOB: 0 BB: 0 P: 9	R: 0 E: 0 K: 1 S: 9	H: 1 LOB: 1 BB: 0 P: 12	R: 2 E: 0 K: 1 S: 10	H: 1 LOB: 0 BB: 1 P: 16	R: 0 E: 0 K: 0 S: 7	H: 0 LOB: 2 BB: 1 P: 12	R: 0 E: 0 K: 0 S: 4	H: 1 LOB: 0 BB: 0 P: 7	R: 0 E: 0 K: 1 S: 12	H: 1 LOB: 1 BB: 0 P: 15	R: 0 E: 0 K: 1 S: 14	H: 0 LOB: 2 BB: 2 P: 27	1B: 2 2B: 2 3B: 0 HR: 1	SF: 0 SAC: 0 DP: 1 HBP: 0	WP: 0 PB: 0 SB: 2 CS: 0	PA: 38
<b>PITCHER</b>	IP WLS BF H R ER SO BB IBB HBP BLK WP HR S P ERA WHIP	IP WLS BF H R ER SO BB IBB HBP BLK WP HR S P ERA WHIP																		
Chuck Finley, L ERA: 4.09 (1, 1)	7.0 L 29 4 2 2 5 5 0 0 0 0 1 52 93 2.57 1.286																			
Troy Percival, R ERA: 4.15 (8, 1)	2.0 9 1 0 0 2 2 0 0 0 0 0 0 26 42 0.00 1.500																			

Oakland Athletics @ California Angels  
Anaheim Stadium, Anaheim, CA  
Tue May 02 1995, 10:05 PM EDT  
Att: 12,471 - Unknown - 68 F

AB 31  
R 2  
H 5  
RBI 2  
BB 7  
SO 7  
LOB 17



Batter	1	2	3	4	5	6	7	8	9	AB	R	H	RBI	BB	SO	LOB	BOTTOM			
Tony Phillips, S OBP: 0.357, SLG: 0.217 (1, 7)	G6-3		G3-1		G2-3					3	0	0	0	1	0	0				
Damion Easley, R OBP: 0.320, SLG: 0.238 (1, 4)			G5-3							3	0	0	0	0	0	1				
Jim Edmonds, L OBP: 0.300, SLG: 0.263 (1, 8)										4	0	2	0	0	0	1				
Chili Davis, S OBP: 0.400, SLG: 0.333 (1, 10)										4	0	0	0	0	1	3				
Tim Salmon, R OBP: 0.400, SLG: 0.750 (1, 9)										4	0	0	0	0	0	2				
J.T. Snow, L OBP: 0.292, SLG: 0.304 (1, 3)										3	0	1	0	1	0	0				
Eduardo Perez, R OBP: 0.368, SLG: 0.357 (1, 5)										3	0	0	0	0	1	3				
Jorge Fabregas, L (1, 2)										2	0	0	0	0	0	1				
Mark Dalessandro, R (7, PH) (8, 2)										1	0	0	0	0	0	0				
Gary Disarcina, R OBP: 0.273, SLG: 0.571 (1, 6)										3	0	0	0	0	1	0				
<b>Inning Stats</b>	R: 0 E: 0 K: 0 S: 10	H: 1 LOB: 1 BB: 0 P: 16	R: 0 E: 0 K: 0 S: 16	H: 1 LOB: 1 BB: 0 P: 27	R: 0 E: 0 K: 0 S: 5	H: 0 LOB: 0 BB: 0 P: 8	R: 0 E: 1 K: 1 S: 13	H: 0 LOB: 2 BB: 1 P: 21	R: 0 E: 0 K: 0 S: 7	H: 1 LOB: 1 BB: 0 P: 10	R: 0 E: 0 K: 1 S: 8	H: 0 LOB: 0 BB: 0 P: 11	R: 0 E: 0 K: 1 S: 13	H: 0 LOB: 1 BB: 1 P: 21	R: 0 E: 0 K: 0 S: 5	H: 0 LOB: 0 BB: 0 P: 8	1B: 3 2B: 0 3B: 0 HR: 0	SF: 0 SAC: 0 DP: 0 HBP: 1	WP: 1 PB: 0 SB: 1 CS: 0	PA: 33
<b>PITCHER</b>	IP WLS BF H R ER SO BB IBB HBP BLK WP HR S P ERA WHIP	IP WLS BF H R ER SO BB IBB HBP BLK WP HR S P ERA WHIP																		
Dave Stewart, R ERA: 8.59 (1, 1)	6.0 W 23 3 0 0 1 1 0 0 0 0 0 0 58 90 0.00 0.667																			
Rick Honeycutt, L ERA: (7, 1)	0.2 2 0 0 0 1 0 0 0 0 0 0 0 5 6 0.00 0.000																			
Jim Corsi, R ERA: (7, 1)	1.0 4 0 0 0 1 1 0 0 0 0 0 0 13 22 0.00 1.000																			
Dave Leiper, L ERA: 6.75 (8, 1)	0.1 1 0 0 0 0 0 0 0 0 0 0 0 3 4 0.00 0.000																			
Dennis Eckersley, R ERA: 3.38 (9, 1)	1.0 S 3 0 0 0 0 0 0 0 0 0 0 5 8 0.00 0.000																			

Oakland Athletics @ California Angels  
Anaheim Stadium, Anaheim, CA  
Tue May 02 1995, 10:05 PM EDT  
Att: 12,471 - Unknown - 68 F


AB 30  
R 0  
H 3  
RBI 0  
BB 2  
SO 3  
LOB 11










Batter	1	2	3	4	5	6	7	8	9	AB	R	H	RBI	BB	SO	LOB	TOP										
Stan Javier, S OBP: 0.314, SLG: 0.258 (1, 7)	F2		K			K		L7		4	0	0	0	1	2	4	<p>Oakland Athletics @ California Angels Anaheim Stadium, Anaheim, CA Thu May 04 1995, 10:05 PM EDT Att: 11,817 - Unknown - 65 F</p> <p>livebaseballscores.com</p> <p>AB 35 R 9 H 9 RBI 8 BB 2 SO 8 LOB 14</p> 										
Brent Gates, S OBP: 0.300, SLG: 0.429 Mike Gallego, R OBP: 0.182, SLG: 0.100 (1, 4) (7, 4)	G4-3		SF7			CS		F7	K	3	1	1	1	0	0	0											
Ruben Sierra, S OBP: 0.286, SLG: 0.452 (1, 10)	K		K			F7		G4-3	F3	5	0	0	0	0	2	2											
Mark McGwire, R OBP: 0.472, SLG: 0.640 (1, 3)		G3-1 2B				E		HR	F8	3	2	2	1	0	0	0											
Mike Aldrete, L OBP: 0.500, SLG: 0.250 Geronimo Berroa, R (6, PH) OBP: 0.310, SLG: 0.500 (1, 9) (6, 9)	G3-1		G6-4-3			E		HR		2	0	0	0	0	0	2											
Terry Steinbach, R OBP: 0.222, SLG: 0.385 (1, 2)	G5-3					BB		HR		4	1	1	1	0	1	3											
Andy Tomberlin, L OBP: 0.143, SLG: 0.143 Rickey Henderson, R OBP: 0.353, SLG: 0.250 (1, 8) (6, 7) (6, 7)	K		F7			E3 2B		K		2	0	0	0	0	1	1											
Scott Brosius, R OBP: 0.333, SLG: 0.250 (1, 5)			E5 1B SF7			F8		1B 2B	G6-3 1B	4	2	2	2	0	0	0											
Mike Bordick, R OBP: 0.400, SLG: 0.333 (1, 6)						F8		1B	G6-3	4	0	2	1	0	0	1											
<b>Inning Stats</b>	R: 0 E: 0 K: 1 S: 5	H: 0 LOB: 0 BB: 0 P: 5	R: 0 E: 0 K: 1 S: 6	H: 1 LOB: 1 BB: 0 P: 6	R: 1 E: 1 K: 2 S: 9	H: 1 LOB: 1 BB: 0 P: 9	R: 1 E: 0 K: 0 S: 3	H: 1 LOB: 0 BB: 0 P: 4	R: 0 E: 0 K: 0 S: 2	H: 0 LOB: 0 BB: 1 P: 6	R: 5 E: 1 K: 2 S: 12	H: 4 LOB: 1 BB: 1 P: 16	R: 2 E: 0 K: 0 S: 4	H: 1 LOB: 0 BB: 0 P: 5	R: 0 E: 0 K: 1 S: 6	H: 1 LOB: 1 BB: 0 P: 6		R: 0 E: 0 K: 1 S: 5	H: 0 LOB: 0 BB: 0 P: 5	1B: 3 2B: 4 3B: 0 HR: 2	SF: 1 SAC: 0 DP: 1 HBP: 2	WP: 0 PB: 0 SB: 0 CS: 1	PA: 41				
<b>PITCHER</b>	IP	WLS	BF	H	R	ER	SO	BB	IBB	HBP	BLK	WP	HR	S	P	ERA	WHIP										
Scott Sanderson, R ERA: 2.61 (1, 1)	5.1		22	5	4	3	4	1	0	1	0	0	1	28	33	5.06	1.125										
Mitch Williams, L ERA: (6, 1)	0.1	L	3	0	0	0	1	1	0	0	0	0	0	4	8	0.00	3.000										
Mike James, R ERA: 3.86 (6, 1)	0.1		3	2	3	0	1	0	0	0	0	0	0	5	5	0.00	6.000										
Russ Springer, R ERA: 11.25 (7, 1)	1.0		5	1	2	2	0	0	0	1	0	0	1	4	5	18.00	1.000										
Mike Bielecki, R ERA: 4.91 (8, 1)	2.0		7	1	0	0	2	0	0	0	0	0	0	11	11	0.00	0.500										

Batter	1	2	3	4	5	6	7	8	9	AB	R	H	RBI	BB	SO	LOB	BOTTOM										
Tony Phillips, S OBP: 0.385, SLG: 0.303 (1, 7)	L7					G6-3		G1-4-3		4	0	1	2	1	0	0	<p>Oakland Athletics @ California Angels Anaheim Stadium, Anaheim, CA Thu May 04 1995, 10:05 PM EDT Att: 11,817 - Unknown - 65 F</p> <p>livebaseballscores.com</p> <p>AB 36 R 6 H 10 RBI 6 BB 4 SO 9 LOB 14</p> 										
Spike Owen, S OBP: 0.235, SLG: 0.250 (1, 5)	F8	G6-3				F9		G4-3		5	0	0	0	0	0	4											
Jim Edmonds, L OBP: 0.290, SLG: 0.310 (1, 8)	K		G4-3 3B			K		G3-1	G4-3	5	1	1	0	0	2	0											
Chili Davis, S OBP: 0.400, SLG: 0.310 (1, 10)		F1	G4-3			K		BB HBP 1B	F9	5	0	1	1	0	1	0											
Tim Salmon, R OBP: 0.486, SLG: 0.923 (1, 9)	K		F8			HR		BB HBP	BB	3	1	1	1	1	1	0											
J.T. Snow, L OBP: 0.324, SLG: 0.290 (1, 3)		1B BB				SH5-4 1B		1-2 2-3 BB	F9	3	1	2	0	2	0	1											
Damion Easley, R OBP: 0.345, SLG: 0.280 (1, 4)		1B BB				SH5-4 1B		K		4	1	2	0	0	2	4											
Jorge Fabregas, L OBP: 0.182, SLG: 0.182 (1, 2)		1B BB				SH5-4 1B		K		3	1	1	1	0	1	3											
Gary Disarcina, R OBP: 0.300, SLG: 0.552 (1, 6)		1B BB				K		K		4	1	1	1	0	2	2											
<b>Inning Stats</b>	R: 0 E: 0 K: 1 S: 5	H: 0 LOB: 0 BB: 0 P: 5	R: 4 E: 0 K: 1 S: 9	H: 4 LOB: 1 BB: 1 P: 13	R: 1 E: 0 K: 1 S: 7	H: 2 LOB: 1 BB: 0 P: 7	R: 0 E: 0 K: 0 S: 3	H: 0 LOB: 0 BB: 0 P: 3	R: 0 E: 0 K: 2 S: 7	H: 0 LOB: 0 BB: 0 P: 7	R: 1 E: 0 K: 1 S: 8	H: 3 LOB: 3 BB: 1 P: 12	R: 0 E: 0 K: 2 S: 8	H: 1 LOB: 3 BB: 1 P: 13	R: 0 E: 0 K: 1 S: 5	H: 0 LOB: 0 BB: 0 P: 5		R: 0 E: 0 K: 0 S: 3	H: 0 LOB: 1 BB: 1 P: 7	1B: 7 2B: 1 3B: 1 HR: 1	SF: 0 SAC: 1 DP: 0 HBP: 1	WP: 0 PB: 1 SB: 0 CS: 0	PA: 42				
<b>PITCHER</b>	IP	WLS	BF	H	R	ER	SO	BB	IBB	HBP	BLK	WP	HR	S	P	ERA	WHIP										
Todd Stottfemre, R ERA: 10.8 (1, 1)	5.0	W	25	9	6	6	5	1	0	0	0	0	0	34	38	10.80	2.000										
Chris Eddy, L ERA: 40.5 (6, 1)	0.1		1	0	0	0	0	0	0	0	0	0	0	1	1	0.00	0.000										
Jim Corsi, R ERA: (6, 1)	1.0		6	1	0	0	1	0	1	1	0	0	0	6	11	0.00	1.000										
Mark Acre, R ERA: 4.05 (7, 1)	1.2		6	0	0	0	3	1	0	0	0	0	0	11	15	0.00	0.600										
Dennis Eckersley, R ERA: 2.45 (9, 1)	1.0	S	4	0	0	0	0	1	0	0	0	0	0	3	7	0.00	1.000										



Batter	1	2	3	4	5	6	7	8	9	AB	R	H	RBI	BB	SO	LOB	TOP
<b>Otis Nixon, S</b> <small>OBP: 0.349, SLG: 0.289</small> 										5	0	3	0	0	1	1	
<b>Jeff Eys, R</b> <small>OBP: 0.359, SLG: 0.364</small> 										2	1	1	1	0	0	1	
<b>29 Rusty Greer, L</b> <small>OBP: 0.289, SLG: 0.400</small> 										5	1	1	0	0	1	4	
<b>Mickey Tettleton, S</b> <small>OBP: 0.425, SLG: 0.688</small> 										3	2	2	3	2	1	2	
<b>Dean Palmer, R</b> <small>OBP: 0.434, SLG: 0.581</small> 										5	1	1	0	0	1	2	
<b>Ivan Rodriguez, R</b> <small>OBP: 0.276, SLG: 0.314</small> 										5	0	2	0	0	1	2	
<b>Mike Pagliarulo, L</b> <small>OBP: 0.286, SLG: 0.500</small> 										5	1	2	1	0	0	3	
<b>Mark McLemore, S</b> <small>OBP: 0.389, SLG: 0.469</small> 										4	2	1	1	1	2	4	
<b>Benji Gil, R</b> <small>OBP: 0.345, SLG: 0.520</small> 										2	1	2	2	1	0	0	
<b>Inning Stats</b> <small>R: 0, H: 1, E: 0, LOB: 0, K: 0, BB: 0, S: 8</small>	<small>R: 0, H: 1, E: 0, LOB: 2, K: 2, BB: 1, S: 16</small>	<small>R: 1, H: 1, E: 0, LOB: 0, K: 1, BB: 0, S: 10</small>	<small>R: 3, H: 5, E: 0, LOB: 1, K: 0, BB: 0, S: 10</small>	<small>R: 3, H: 4, E: 0, LOB: 1, K: 1, BB: 0, S: 17</small>	<small>R: 0, H: 1, E: 0, LOB: 2, K: 1, BB: 1, S: 11</small>	<small>R: 0, H: 0, E: 0, LOB: 0, K: 1, BB: 0, S: 10</small>	<small>R: 1, H: 1, E: 0, LOB: 1, K: 0, BB: 1, S: 15</small>	<small>R: 1, H: 1, E: 0, LOB: 1, K: 0, BB: 1, S: 15</small>	<small>1B: 9, SF: 1, 2B: 5, SAC: 2, 3B: 0, DP: 2, HR: 2, HBP: 1</small>	<small>WP: 1, PA: 45, PB: 1, SB: 0, CS: 1</small>							
<b>PITCHER</b> <small>IP WLS BF H R ER SO BB IBB HBP BLK WP HR S P ERA WHIP</small>	<small>IP WLS BF H R ER SO BB IBB HBP BLK WP HR S P ERA WHIP</small>																
<b>Steve Ontiveros, R</b> <small>ERA: 6.3</small>	<small>4.0 L 22 11 7 7 3 1 0 0 0 0 2 50 74 15.75 3.000</small>																
<b>Chris Eddy, L</b> <small>ERA: 10.13</small>	<small>2.0 9 2 0 0 2 1 0 0 0 1 0 22 36 0.00 1.500</small>																
<b>Todd Van Poppel, R</b> <small>ERA: 2.57</small>	<small>3.0 13 2 2 2 2 2 0 0 0 0 0 36 62 6.00 1.333</small>																

Texas Rangers @ Oakland Athletics  
Oakland-Alameda County Coliseum, Oakland, CA

livebaseballscorecards.com



Fri May 05 1995, 7:05 PM PDT  
Att: 35,132 - Unknown - 59 F

Batter	1	2	3	4	5	6	7	8	9	AB	R	H	RBI	BB	SO	LOB	BOTTOM
<b>Mike Bordick, R</b> <small>OBP: 0.353, SLG: 0.290</small> 										4	0	0	0	0	0	1	
<b>Stan Javier, S</b> <small>OBP: 0.282, SLG: 0.229</small> 										4	0	0	0	0	0	0	
<b>Ruben Sierra, S</b> <small>OBP: 0.282, SLG: 0.457</small> 										4	1	1	0	0	0	1	
<b>Mark McGwire, R</b> <small>OBP: 0.475, SLG: 0.607</small> <b>Craig Paquette, R</b> <small>OBP: 0.200, SLG: 0.400</small> 										3	0	1	0	1	0	2	
<b>Geronimo Berroa, R</b> <small>OBP: 0.303, SLG: 0.567</small> 										0	1	0	0	0	0	0	
<b>Mike Aldrete, L</b> <small>OBP: 0.400, SLG: 0.250</small> 										4	1	1	2	0	0	3	
<b>Terry Steinbach, R</b> <small>OBP: 0.233, SLG: 0.414</small> <b>Andy Tomberlin, L</b> <small>OBP: 0.125, SLG: 0.125</small> 										4	0	1	0	0	1	1	
<b>Scott Brosius, R</b> <small>OBP: 0.333, SLG: 0.261</small> 										3	0	1	1	0	0	0	
<b>Mike Gallego, R</b> <small>OBP: 0.200, SLG: 0.130</small> 										3	0	1	0	0	0	0	
<b>Inning Stats</b> <small>R: 0, H: 0, E: 0, LOB: 0, K: 0, BB: 0, S: 4</small>	<small>R: 0, H: 1, E: 0, LOB: 0, K: 1, BB: 0, S: 7</small>	<small>R: 0, H: 0, E: 0, LOB: 0, K: 0, BB: 0, S: 4</small>	<small>R: 1, H: 1, E: 1, LOB: 1, K: 0, BB: 0, S: 12</small>	<small>R: 1, H: 3, E: 0, LOB: 1, K: 0, BB: 0, S: 9</small>	<small>R: 0, H: 0, E: 2, LOB: 1, K: 0, BB: 0, S: 10</small>	<small>R: 0, H: 1, E: 0, LOB: 0, K: 0, BB: 0, S: 5</small>	<small>R: 0, H: 0, E: 0, LOB: 0, K: 0, BB: 0, S: 5</small>	<small>R: 2, H: 1, E: 0, LOB: 1, K: 0, BB: 1, S: 9</small>	<small>1B: 4, SF: 0, 2B: 3, SAC: 0, 3B: 0, DP: 3, HR: 1, HBP: 0</small>	<small>WP: 0, PA: 34, PB: 1, SB: 0, CS: 0</small>							
<b>PITCHER</b> <small>IP WLS BF H R ER SO BB IBB HBP BLK WP HR S P ERA WHIP</small>	<small>IP WLS BF H R ER SO BB IBB HBP BLK WP HR S P ERA WHIP</small>																
<b>Bob Tewksbury, R</b> <small>ERA: 1.38</small>	<small>7.0 W 26 6 2 1 1 0 0 0 0 0 0 51 83 1.29 0.857</small>																
<b>Matt Whiteside, R</b> <small>ERA: 4.15</small>	<small>1.0 3 0 0 0 0 0 0 0 0 0 0 5 7 0.00 0.000</small>																
<b>Roger McDowell, R</b> <small>ERA: 11.57</small>	<small>1.0 5 1 2 2 0 1 0 0 0 0 1 9 15 18.00 2.000</small>																

Texas Rangers @ Oakland Athletics  
Oakland-Alameda County Coliseum, Oakland, CA

livebaseballscorecards.com



Fri May 05 1995, 7:05 PM PDT  
Att: 35,132 - Unknown - 59 F



Batter	1	2	3	4	5	6	7	8	9	AB	R	H	RBI	BB	SO	LOB	TOP									
<b>Otis Nixon, S</b> <small>OBP: 0.333, SLG: 0.262</small> 										4	1	0	0	1	1	3	<b>Texas Rangers @ Oakland Athletics</b> Oakland-Alameda County Coliseum, Oakland, CA Sat May 06 1995, 3:33 AM PDT Att: 26,140 - Sunny - 68 F									
<b>Jeff Frys, R</b> <small>OBP: 0.372, SLG: 0.378</small> 									4	0	2	0	0	0	1											
<b>Will Clark, L</b> <small>OBP: 0.333, SLG: 0.438</small> 									5	1	1	1	1	0	3											
<b>Dean Palmer, R</b> <small>OBP: 0.465, SLG: 0.606</small> 									2	1	1	1	1	0	1											
<b>29 Rusty Greer, L</b> <small>OBP: 0.286, SLG: 0.385</small> 									4	0	1	0	0	0	4											
<b>Mark McLemore, S</b> <small>OBP: 0.375, SLG: 0.444</small> 									4	0	1	1	0	2	1											
<b>Mike Pagliarulo, L</b> <small>OBP: 0.222, SLG: 0.389</small> 									4	0	0	0	0	1	2											
<b>Dave Valle, R</b> <small>OBP: 0.250, SLG: 0.143</small> 									3	0	0	0	1	1	2											
<b>Benji Gil, R</b> <small>OBP: 0.394, SLG: 0.690</small> 									4	1	3	1	0	1	0											
<b>Inning Stats</b>	R: 0 E: 0 K: 1 S: 6	H: 0 LOB: 0 BB: 0 P: 11	R: 1 E: 0 K: 1 S: 14	H: 2 LOB: 1 BB: 0 P: 22	R: 2 E: 0 K: 0 S: 12	H: 2 LOB: 1 BB: 1 P: 22	R: 0 E: 0 K: 2 S: 13	H: 1 LOB: 2 BB: 1 P: 27	R: 1 E: 1 K: 0 S: 12	H: 2 LOB: 1 BB: 0 P: 15	R: 0 E: 0 K: 2 S: 9	H: 0 LOB: 0 BB: 0 P: 10	R: 0 E: 0 K: 0 S: 14	H: 1 LOB: 2 BB: 1 P: 19	R: 0 E: 0 K: 1 S: 9	H: 0 LOB: 0 BB: 0 P: 15	R: 0 E: 0 K: 0 S: 7	H: 1 LOB: 1 BB: 0 P: 8	1B: 6 2B: 3 3B: 0 HR: 1	SF: 0 SAC: 1 DP: 1 HBP: 1	WP: 0 PB: 0 SB: 1 CS: 0	PA: 39				
<b>PITCHER</b>	IP	WLS	BF	H	R	ER	SO	BB	IBB	HBP	BLK	WP	HR	S	P	ERA	WHIP									
<b>Mike Harkey, R</b>	(1, 1)	4.0	L	20	6	4	4	4	2	0	1	0	0	1	49	86	9.00	2.000								
<b>Dave Leiper, L</b>	(5, 1)	1.1		5	1	0	0	0	0	0	0	0	0	0	11	15	0.00	0.750								
<b>Carlos Reyes, R</b>	(6, 1)	3.2		14	2	0	0	3	1	0	0	0	0	0	36	48	0.00	0.818								

AB	34
R	4
H	9
RBI	4
BB	3
SO	7
LOB	17



Batter	1	2	3	4	5	6	7	8	9	AB	R	H	RBI	BB	SO	LOB	BOTTOM									
<b>Brent Gates, S</b> <small>OBP: 0.333, SLG: 0.455</small> 										4	0	1	1	1	1	0	<b>Texas Rangers @ Oakland Athletics</b> Oakland-Alameda County Coliseum, Oakland, CA Sat May 06 1995, 3:33 AM PDT Att: 26,140 - Sunny - 68 F									
<b>Scott Brosius, R</b> <small>OBP: 0.387, SLG: 0.308</small> 									3	0	2	0	0	0	0											
<b>Ruben Sierra, S</b> <small>OBP: 0.256, SLG: 0.410</small> 									4	0	0	0	0	0	5											
<b>Mark McGwire, R</b> <small>OBP: 0.455, SLG: 0.656</small> 									4	1	1	1	0	0	2											
<b>Geronimo Berroa, R</b> <small>OBP: 0.297, SLG: 0.515</small> 									3	0	0	0	1	2	0											
<b>Terry Steinbach, R</b> <small>OBP: 0.285, SLG: 0.424</small> 									4	0	2	0	0	1	3											
<b>Craig Paquette, R</b> <small>OBP: 0.143, SLG: 0.286</small> 									4	0	0	0	0	1	2											
<b>Mike Gallego, R</b> <small>OBP: 0.214, SLG: 0.154</small> <b>Stan Javier, S</b> <small>OBP: 0.275, SLG: 0.222</small> 									3	1	1	0	0	1	1											
<b>Mike Bordick, R</b> <small>OBP: 0.316, SLG: 0.257</small> 									4	0	0	0	0	2	1											
<b>Inning Stats</b>	R: 0 E: 0 K: 0 S: 12	H: 1 LOB: 3 BB: 2 P: 25	R: 1 E: 0 K: 1 S: 13	H: 3 LOB: 2 BB: 0 P: 21	R: 1 E: 0 K: 2 S: 12	H: 2 LOB: 1 BB: 0 P: 19	R: 0 E: 0 K: 0 S: 5	H: 0 LOB: 1 BB: 0 P: 10	R: 0 E: 0 K: 2 S: 8	H: 1 LOB: 1 BB: 0 P: 12	R: 0 E: 0 K: 2 S: 10	H: 0 LOB: 0 BB: 0 P: 15	R: 0 E: 0 K: 0 S: 5	H: 0 LOB: 0 BB: 0 P: 8	R: 0 E: 0 K: 2 S: 8	H: 0 LOB: 0 BB: 0 P: 12	R: 0 E: 0 K: 2 S: 7	H: 0 LOB: 0 BB: 0 P: 8	1B: 5 2B: 1 3B: 0 HR: 1	SF: 0 SAC: 0 DP: 0 HBP: 1	WP: 0 PB: 0 SB: 0 CS: 0	PA: 37				
<b>PITCHER</b>	IP	WLS	BF	H	R	ER	SO	BB	IBB	HBP	BLK	WP	HR	S	P	ERA	WHIP									
<b>Kenny Rogers, L</b>	(1, 1)	7.0	W	31	7	2	2	5	2	0	1	0	0	1	65	110	2.57	1.286								
<b>Matt Whiteside, R</b>	(8, 1)	1.0		3	0	0	0	2	0	0	0	0	0	8	12	0.00	0.000									
<b>Jeff Russell, R</b>	(9, 1)	1.0	S	3	0	0	0	2	0	0	0	0	0	7	8	0.00	0.000									

AB	34
R	2
H	7
RBI	2
BB	2
SO	9
LOB	14





Batter	1	2	3	4	5	6	7	8	9	AB	R	H	RBI	BB	SO	LOB	TOP
<b>Otis Nixon, S</b> <small>OBP: 0.358, SLG: 0.298</small> 										5	3	3	1	0	0	2	
<b>Jeff Fyfe, R</b> <small>OBP: 0.375, SLG: 0.381</small> 										5	0	2	1	0	0	1	
<b>Will Clark, L</b> <small>OBP: 0.391, SLG: 0.476</small> <b>Eric Fox, S</b> <small>(9, PR)</small> 										5	0	3	3	0	0	1	
<b>Mickey Tettleton, S</b> <small>OBP: 0.378, SLG: 0.595</small> 										5	0	0	0	0	1	6	
<b>Ivan Rodriguez, R</b> <small>OBP: 0.275, SLG: 0.308</small> 										4	0	1	0	0	1	1	
<b>29 Rusty Greer, L</b> <small>OBP: 0.285, SLG: 0.366</small> <b>Billy Hatcher, R</b> <small>(8, PH)</small> <small>(8, 9)</small> 									2	0	0	0	1	1	2		
<b>Dean Palmer, R</b> <small>OBP: 0.447, SLG: 0.568</small> 									4	1	1	0	0	0	1		
<b>Mark McLemore, S</b> <small>OBP: 0.409, SLG: 0.500</small> 									4	2	3	0	0	0	0		
<b>Benji Gil, R</b> <small>OBP: 0.405, SLG: 0.667</small> 									4	0	2	1	0	0	2		
<b>Inning Stats</b> <small>R: 1 H: 2 E: 0 LOB: 1 K: 1 BB: 0 S: 21 P: 35</small>	<small>R: 1 H: 2 E: 0 LOB: 0 K: 0 BB: 1 S: 9 P: 19</small>	<small>R: 0 H: 0 E: 0 LOB: 0 K: 0 BB: 0 S: 6 P: 7</small>	<small>R: 0 H: 0 E: 0 LOB: 0 K: 0 BB: 0 S: 6 P: 7</small>	<small>R: 0 H: 0 E: 0 LOB: 0 K: 0 BB: 0 S: 6 P: 11</small>	<small>R: 0 H: 2 E: 0 LOB: 1 K: 1 BB: 0 S: 10 P: 14</small>	<small>R: 0 H: 2 E: 0 LOB: 2 K: 1 BB: 0 S: 13 P: 19</small>	<small>R: 3 H: 5 E: 0 LOB: 1 K: 0 BB: 0 S: 22 P: 33</small>	<small>R: 0 H: 0 E: 0 LOB: 0 K: 1 BB: 0 S: 8 P: 11</small>	<small>R: 1 H: 2 E: 1 LOB: 2 K: 0 BB: 0 S: 13 P: 20</small>	<small>1B: 14 SF: 0 2B: 1 SAC: 0 3B: 0 DP: 3 HR: 0 HBP: 0</small>	<small>WP: 0 PA: 41</small>						
<b>PITCHER</b> <b>Dave Stewart, R</b> <small>ERA: 6.08</small> <b>Mark Acze, R</b> <small>ERA: 7.71</small> <b>Rick Honeycutt, L</b> <small>ERA: 7.71</small> <b>Dennis Eckersley, R</b> <small>ERA: 1.93</small>	<small>IP: 6.0 WLS: 24 BF: 4 H: 3 R: 3 ER: 3 SO: 2 BB: 0 IBB: 0 HBP: 0 BLK: 0 WP: 0 HR: 0 S: 65 P: 105 ERA: 3.00 WHIP: 1.500</small>	<small>IP: 0.1 WLS: 4 BF: 3 H: 3 R: 3 ER: 3 SO: 0 BB: 0 IBB: 0 HBP: 0 BLK: 0 WP: 0 HR: 12 S: 20 P: 81.000</small>	<small>IP: 1.2 WLS: 6 BF: 2 H: 2 R: 0 ER: 0 SO: 1 BB: 0 IBB: 0 HBP: 0 BLK: 0 WP: 0 HR: 18 S: 24 P: 0.000</small>	<small>IP: 1.0 WLS: 6 BF: 2 H: 2 R: 1 ER: 0 SO: 0 BB: 0 IBB: 0 HBP: 0 BLK: 0 WP: 0 HR: 13 S: 20 P: 0.000</small>	<b>PITCHER</b> <small>IP: 6.0 WLS: 24 BF: 4 H: 3 R: 3 ER: 3 SO: 2 BB: 0 IBB: 0 HBP: 0 BLK: 0 WP: 0 HR: 0 S: 65 P: 105 ERA: 3.00 WHIP: 1.500</small>	<small>IP: 0.1 WLS: 4 BF: 3 H: 3 R: 3 ER: 3 SO: 0 BB: 0 IBB: 0 HBP: 0 BLK: 0 WP: 0 HR: 12 S: 20 P: 81.000</small>	<small>IP: 1.2 WLS: 6 BF: 2 H: 2 R: 0 ER: 0 SO: 1 BB: 0 IBB: 0 HBP: 0 BLK: 0 WP: 0 HR: 18 S: 24 P: 0.000</small>	<small>IP: 1.0 WLS: 6 BF: 2 H: 2 R: 1 ER: 0 SO: 0 BB: 0 IBB: 0 HBP: 0 BLK: 0 WP: 0 HR: 13 S: 20 P: 0.000</small>	<small>IP: 6.0 WLS: 24 BF: 4 H: 3 R: 3 ER: 3 SO: 2 BB: 0 IBB: 0 HBP: 0 BLK: 0 WP: 0 HR: 0 S: 65 P: 105 ERA: 3.00 WHIP: 1.500</small>	<small>IP: 0.1 WLS: 4 BF: 3 H: 3 R: 3 ER: 3 SO: 0 BB: 0 IBB: 0 HBP: 0 BLK: 0 WP: 0 HR: 12 S: 20 P: 81.000</small>	<small>IP: 1.2 WLS: 6 BF: 2 H: 2 R: 0 ER: 0 SO: 1 BB: 0 IBB: 0 HBP: 0 BLK: 0 WP: 0 HR: 18 S: 24 P: 0.000</small>						

Texas Rangers @ Oakland Athletics  
Oakland-Alameda County Coliseum, Oakland, CA  
Sun May 07 1995, 3:33 AM PDT  
Att: 26,277 - Sunny - 59 F

AB	39
R	6
H	15
RBI	6
BB	1
SO	3
LOB	16



Batter	1	2	3	4	5	6	7	8	9	AB	R	H	RBI	BB	SO	LOB	BOTTOM
<b>Stan Javier, S</b> <small>OBP: 0.267, SLG: 0.200</small> 										4	1	0	0	1	0	1	
<b>Scott Brosius, R</b> <small>OBP: 0.417, SLG: 0.333</small> 										4	3	2	0	1	1	0	
<b>Geronimo Berroa, R</b> <small>OBP: 0.357, SLG: 0.611</small> 										3	3	2	2	2	0	0	
<b>Mark McGwire, R</b> <small>OBP: 0.449, SLG: 0.611</small> 										4	0	1	0	1	1	5	
<b>Mike Aldrete, L</b> <small>OBP: 0.400, SLG: 0.250</small> 										4	1	1	2	1	1	3	
<b>Terry Steinbach, R</b> <small>OBP: 0.282, SLG: 0.389</small> 										3	0	0	1	2	0	5	
<b>Andy Tomberlin, L</b> <small>OBP: 0.231, SLG: 0.167</small> 										4	0	1	2	1	1	2	
<b>Mike Gallego, R</b> <small>OBP: 0.250, SLG: 0.143</small> 										2	0	0	1	2	1	0	
<b>Mike Bordick, R</b> <small>OBP: 0.325, SLG: 0.270</small> <b>Craig Paquette, L</b> <small>OBP: 0.125, SLG: 0.250</small> 										2	0	1	0	0	0	3	
<b>Inning Stats</b> <small>R: 0 H: 1 E: 0 LOB: 3 K: 1 BB: 2 S: 13 P: 29</small>	<small>R: 0 H: 1 E: 0 LOB: 1 K: 0 BB: 0 S: 10 P: 17</small>	<small>R: 2 H: 1 E: 0 LOB: 3 K: 1 BB: 4 S: 12 P: 32</small>	<small>R: 3 H: 2 E: 0 LOB: 1 K: 2 BB: 2 S: 16 P: 33</small>	<small>R: 0 H: 0 E: 0 LOB: 0 K: 1 BB: 0 S: 9 P: 16</small>	<small>R: 3 H: 3 E: 0 LOB: 2 K: 0 BB: 2 S: 19 P: 33</small>	<small>R: 0 H: 0 E: 0 LOB: 0 K: 0 BB: 0 S: 5 P: 10</small>	<small>R: 0 H: 0 E: 0 LOB: 1 K: 0 BB: 1 S: 7 P: 15</small>	<small>1B: 7 SF: 0 2B: 0 SAC: 0 3B: 0 DP: 0 HR: 1 HBP: 0</small>	<small>WP: 0 PA: 43</small>								
<b>PITCHER</b> <b>Kevin Gross, R</b> <small>ERA: 10.03</small> <b>Jose Albeniz, R</b> <small>ERA: 12.79</small> <b>Darren Oliver, L</b> <small>ERA: 10.38</small> <b>Wilson Heredia, R</b> <small>ERA: 4.91</small> <b>Terry Burrows, L</b> <small>ERA: 9.0</small>	<small>IP: 3.1 WLS: 23 BF: 5 H: 5 R: 5 ER: 5 SO: 3 BB: 0 IBB: 0 HBP: 0 BLK: 0 WP: 0 HR: 0 S: 45 P: 100 ERA: 13.50 WHIP: 3.900</small>	<small>IP: 1.2 WLS: 8 BF: 2 H: 3 R: 3 ER: 3 SO: 2 BB: 1 IBB: 0 HBP: 0 BLK: 0 WP: 0 HR: 21 S: 39 P: 16.20</small>	<small>IP: 1.0 WLS: 5 BF: 1 H: 0 R: 0 ER: 0 SO: 0 BB: 1 IBB: 0 HBP: 0 BLK: 0 WP: 0 HR: 13 S: 21 P: 0.00</small>	<small>IP: 1.2 WLS: 6 BF: 0 H: 0 R: 0 ER: 0 SO: 0 BB: 1 IBB: 0 HBP: 0 BLK: 0 WP: 0 HR: 11 S: 22 P: 0.00</small>	<small>IP: 0.1 WLS: 4 BF: 3 H: 3 R: 3 ER: 3 SO: 0 BB: 0 IBB: 0 HBP: 0 BLK: 0 WP: 0 HR: 12 S: 20 P: 81.000</small>	<small>IP: 1.2 WLS: 6 BF: 2 H: 2 R: 0 ER: 0 SO: 1 BB: 0 IBB: 0 HBP: 0 BLK: 0 WP: 0 HR: 18 S: 24 P: 0.000</small>	<small>IP: 1.0 WLS: 6 BF: 2 H: 2 R: 1 ER: 0 SO: 0 BB: 0 IBB: 0 HBP: 0 BLK: 0 WP: 0 HR: 13 S: 20 P: 0.000</small>	<small>IP: 6.0 WLS: 24 BF: 4 H: 3 R: 3 ER: 3 SO: 2 BB: 0 IBB: 0 HBP: 0 BLK: 0 WP: 0 HR: 0 S: 65 P: 105 ERA: 3.00 WHIP: 1.500</small>	<small>IP: 0.1 WLS: 4 BF: 3 H: 3 R: 3 ER: 3 SO: 0 BB: 0 IBB: 0 HBP: 0 BLK: 0 WP: 0 HR: 12 S: 20 P: 81.000</small>								

Texas Rangers @ Oakland Athletics  
Oakland-Alameda County Coliseum, Oakland, CA  
Sun May 07 1995, 3:33 AM PDT  
Att: 26,277 - Sunny - 59 F

AB	32
R	8
H	8
RBI	8
BB	11
SO	5
LOB	21









Batter	1	2	3	4	5	6	7	8	9	AB	R	H	RBI	BB	SO	LOB	TOP										
<b>Darren Bragg, L</b> OBP: 0.394, SLG: 0.259 (1, 7)										4	1	2	1	1	2	1	Seattle Mariners @ Oakland Athletics Oakland-Alameda County Coliseum, Oakland, CA Tue May 09 1995, 7:05 PM PDT Alt: 8,125 - Unknown - 59 F										
<b>Joey Cora, S</b> OBP: 0.361, SLG: 0.455 (1, 4)										5	0	1	0	0	2	2											
<b>Ken Griffey Jr., L</b> OBP: 0.440, SLG: 0.538 (1, 8)										2	1	0	0	3	0	3											
<b>Jay Buhner, R</b> OBP: 0.188, SLG: 0.255 (1, 9)										5	0	0	0	0	4	7											
<b>Edgar Martinez, R</b> OBP: 0.500, SLG: 0.757 (1, 10)										5	1	3	3	0	1	0											
<b>Tino Martinez, L</b> OBP: 0.500, SLG: 0.563 (1, 3)										3	0	1	0	2	0	2											
<b>Mike Blowers, R</b> OBP: 0.200, SLG: 0.179 (1, 5)										4	0	0	0	1	2	3											
<b>Dan Wilson, R</b> OBP: 0.486, SLG: 0.563 (1, 2)										5	2	3	0	0	0	2											
<b>Alex Rodriguez, R</b> OBP: 0.286, SLG: 0.286 (1, 6)										4	0	1	1	0	0	4											
<b>Inning Stats</b>	R: 0 E: 0 K: 3 S: 10	H: 0 LOB: 1 BB: 1 P: 17	R: 0 E: 0 K: 0 S: 10	H: 2 LOB: 2 BB: 0 P: 13	R: 0 E: 0 K: 1 S: 6	H: 1 LOB: 1 BB: 0 P: 11	R: 2 E: 0 K: 1 S: 14	H: 3 LOB: 1 BB: 0 P: 23	R: 1 E: 0 K: 2 S: 10	H: 1 LOB: 2 BB: 1 P: 22	R: 1 E: 0 K: 1 S: 13	H: 2 LOB: 2 BB: 2 P: 21	R: 1 E: 0 K: 0 S: 13	H: 2 LOB: 2 BB: 1 P: 21	R: 0 E: 0 K: 1 S: 6	H: 0 LOB: 0 BB: 0 P: 8	1B: 9 2B: 1 3B: 0 HR: 1	SF: 0 SAC: 1 DP: 0 HBP: 0	WP: 0 PB: 0 SB: 4 CS: 0	PA: 45							
<b>PITCHER</b>	IP	WLS	BF	H	R	ER	SO	BB	IBB	HBP	BLK	WP	HR	S	P	ERA	WHIP										
<b>Todd Stottlemyre, R</b> ERA: 8.82 (1, 1)	6.1	34	9	4	4	10	4	2	0	0	0	0	1	67	121	5.68	2.053										
<b>Mark Acze, R</b> ERA: 8.22 (7, 1)	0.2	4	1	1	1	0	1	0	0	0	0	0	0	10	16	13.50	3.000										
<b>Chris Eddy, L</b> ERA: 9.0 (8, 1)	0.1	1	0	0	0	0	0	0	0	0	0	0	0	1	3	0.00	0.000										
<b>Don Wengert, R</b> ERA: 3.18 (8, 1)	1.2	W	6	1	0	0	1	0	0	0	0	0	0	12	14	0.00	0.600										

AB	37
R	5
H	11
RBI	5
BB	7
SO	11
LOB	24



Batter	1	2	3	4	5	6	7	8	9	AB	R	H	RBI	BB	SO	LOB	BOTTOM											
<b>Andy Tomberlin, L</b> OBP: 0.294, SLG: 0.438 (1, 9)										3	0	1	0	0	1	0	Seattle Mariners @ Oakland Athletics Oakland-Alameda County Coliseum, Oakland, CA Tue May 09 1995, 7:05 PM PDT Alt: 8,125 - Unknown - 59 F											
<b>Ruben Sierra, S</b> OBP: 0.265, SLG: 0.422 (7, PH)										2	1	1	0	0	1	0												
<b>Brent Gates, S</b> OBP: 0.320, SLG: 0.350 (1, 4)										5	1	1	1	0	1	2												
<b>Geronimo Berroa, R</b> OBP: 0.462, SLG: 0.750 (1, 7)										5	3	4	1	0	1	1												
<b>Mark McGwire, R</b> OBP: 0.424, SLG: 0.587 (1, 3)										5	1	2	0	0	3	3												
<b>Jason Giambi, L</b> OBP: 0.333, SLG: 0.143 (1, 10)										3	0	0	0	1	1	2												
<b>Rickey Henderson, R</b> OBP: 0.371, SLG: 0.379 (9, PH)										1	1	1	3	0	0	0												
<b>Terry Steinbach, R</b> OBP: 0.279, SLG: 0.359 (1, 2)										3	0	0	1	1	3	0												
<b>Scott Brosius, R</b> OBP: 0.419, SLG: 0.371 (1, 5)										3	0	2	1	0	0	0												
<b>Mike Gallego, R</b> OBP: 0.205, SLG: 0.114 (1, 6)										3	0	0	0	0	0	3												
<b>Mike Aldrete, L</b> OBP: 0.389, SLG: 0.214 (8, PH)										1	0	0	0	0	0	1												
<b>Craig Paquette, R</b> OBP: 0.118, SLG: 0.235 (9, 6)										0	0	0	0	0	0	0												
<b>Stan Javier, S</b> OBP: 0.241, SLG: 0.167 (1, 8)										4	0	0	0	0	1	3												
<b>Inning Stats</b>	R: 0 E: 0 K: 1 S: 10	H: 2 LOB: 2 BB: 0 P: 16	R: 0 E: 0 K: 1 S: 9	H: 1 LOB: 1 BB: 0 P: 14	R: 0 E: 0 K: 2 S: 10	H: 1 LOB: 1 BB: 0 P: 15	R: 0 E: 0 K: 1 S: 6	H: 0 LOB: 0 BB: 0 P: 10	R: 0 E: 0 K: 0 S: 11	H: 0 LOB: 1 BB: 0 P: 17	R: 2 E: 0 K: 1 S: 15	H: 2 LOB: 2 BB: 2 P: 27	R: 1 E: 0 K: 3 S: 13	H: 1 LOB: 0 BB: 0 P: 25	R: 0 E: 0 K: 2 S: 14	H: 1 LOB: 1 BB: 0 P: 18	R: 4 E: 0 K: 1 S: 18	H: 4 LOB: 0 BB: 0 P: 30	1B: 8 2B: 2 3B: 0 HR: 2	SF: 1 SAC: 0 DP: 0 HBP: 0	WP: 0 PB: 0 SB: 1 CS: 0	PA: 41						
<b>PITCHER</b>	IP	WLS	BF	H	R	ER	SO	BB	IBB	HBP	BLK	WP	HR	S	P	ERA	WHIP											
<b>Chris Bosio, R</b> ERA: 2.35 (1, 1)	5.0	23	6	2	2	5	1	0	0	0	0	0	0	12	19	0.00	1.000											
<b>Jeff Nelson, R</b> ERA: (6, 1)	1.0	4	0	0	0	1	1	0	0	0	0	0	0	1	10	19	13.50	1.500										
<b>Lee Guetterman, L</b> ERA: 6.75 (7, 1)	0.2	3	1	1	1	2	0	0	0	0	0	0	0	17	24	0.00	0.750											
<b>Bill Risley, R</b> ERA: (7, 1)	1.1	5	1	0	0	3	0	0	0	0	0	0	0	16	25	40.50	4.500											
<b>Jim Converse, R</b> ERA: 6.43 (9, 1)	0.2	L	5	3	3	3	1	0	0	0	0	0	0	16	25	40.50	4.500											

AB	38
R	7
H	12
RBI	7
BB	2
SO	12
LOB	15



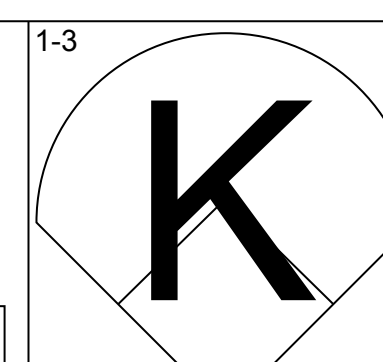
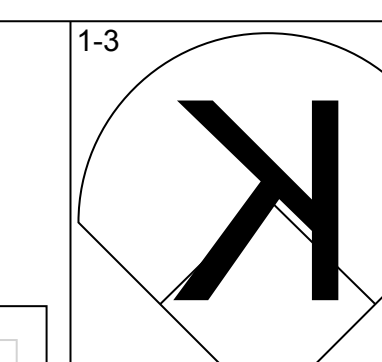
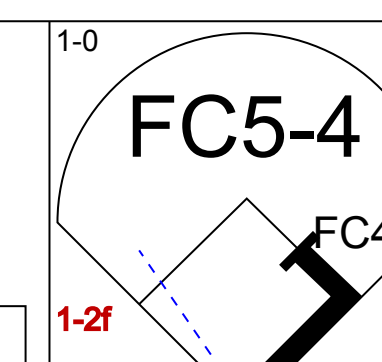
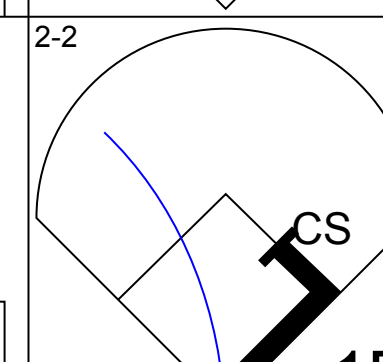
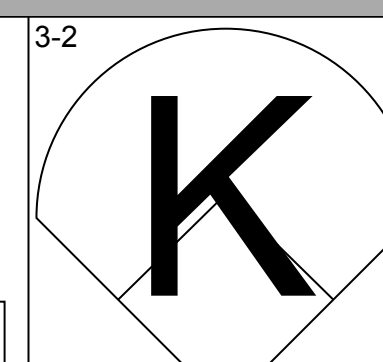
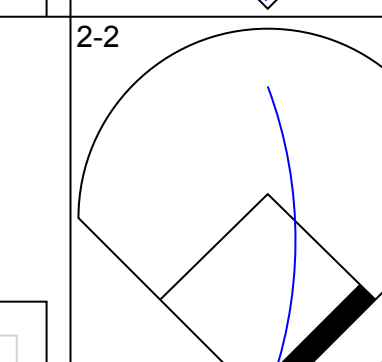
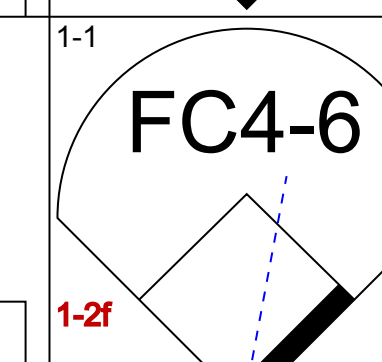
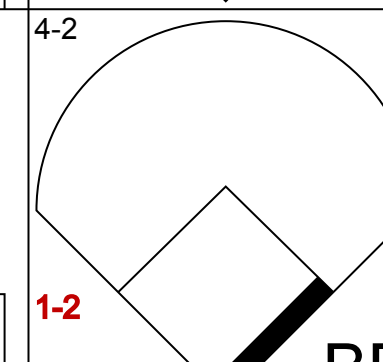
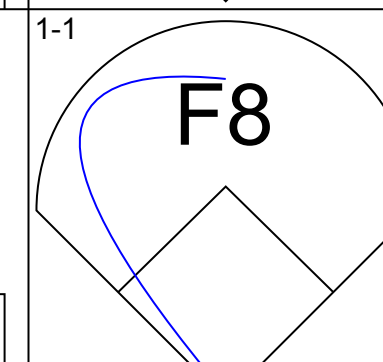
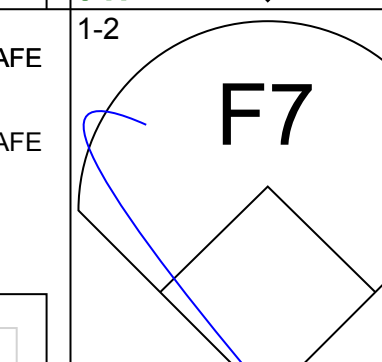
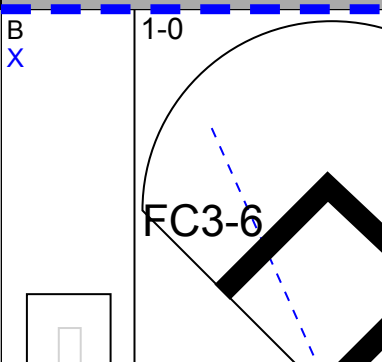
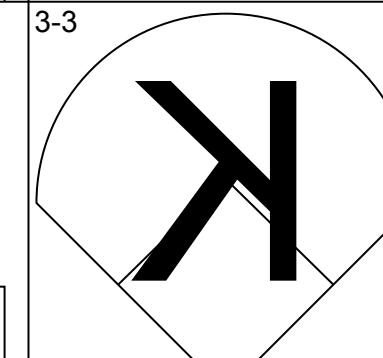
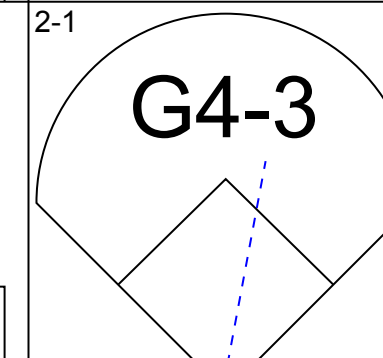
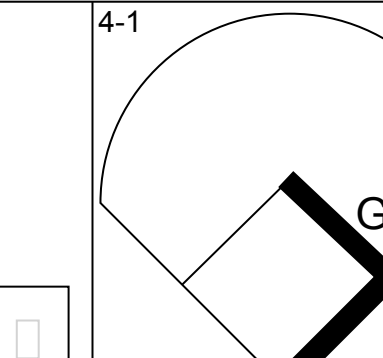
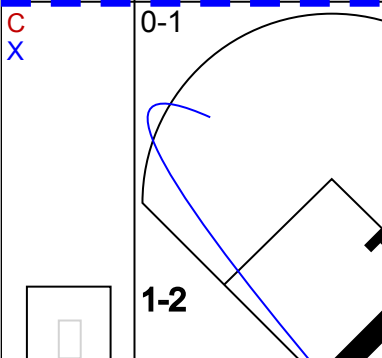
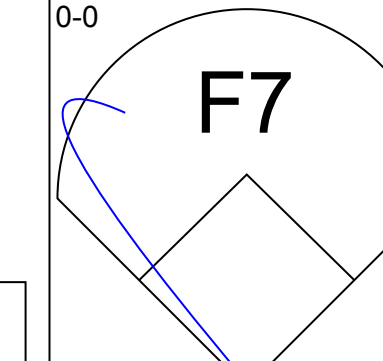
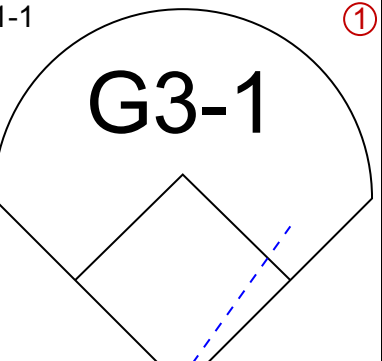
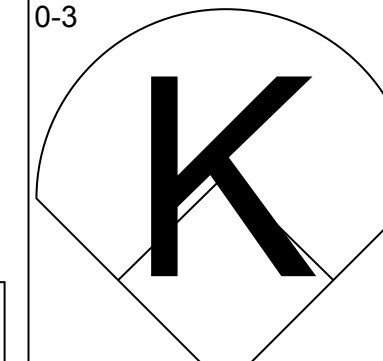
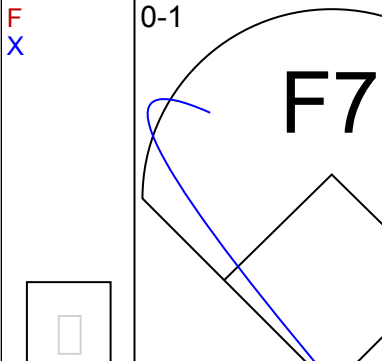
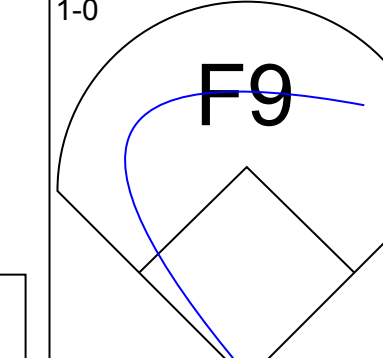
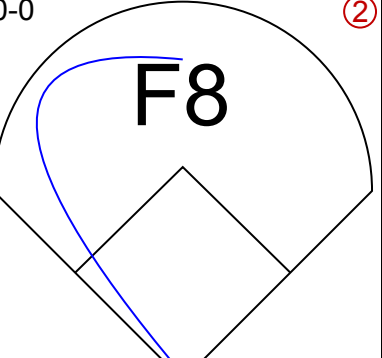
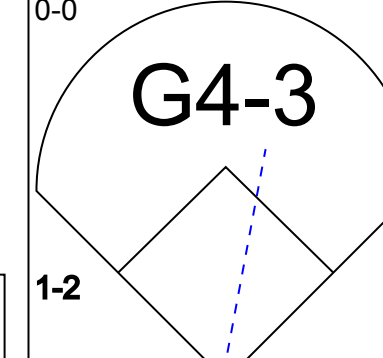
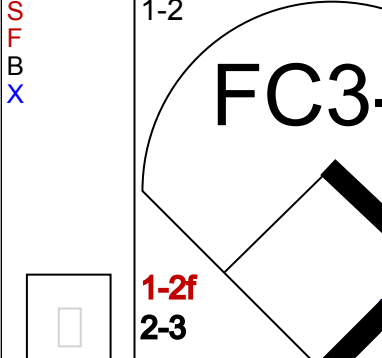
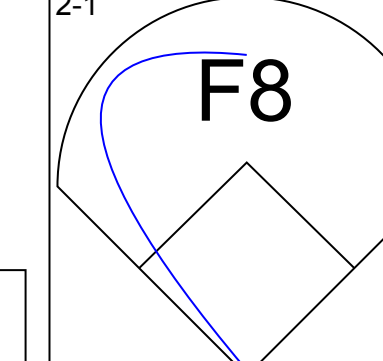
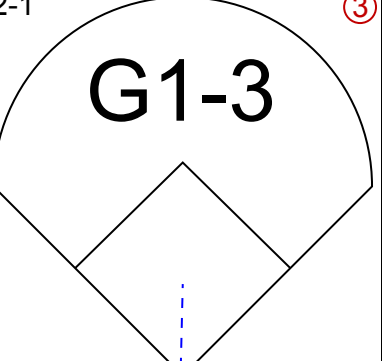
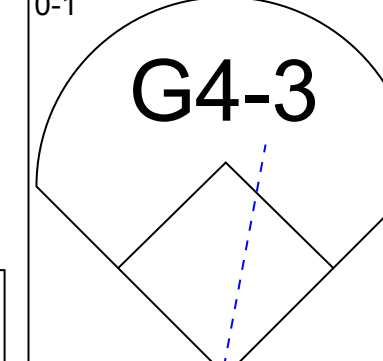
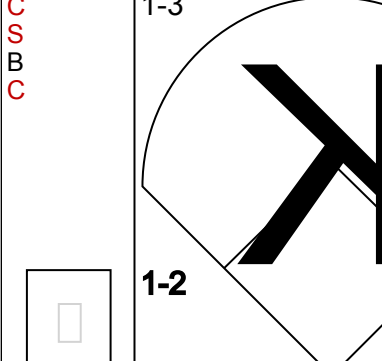
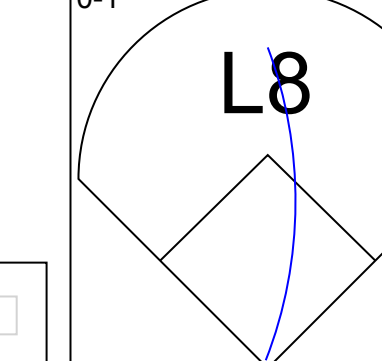
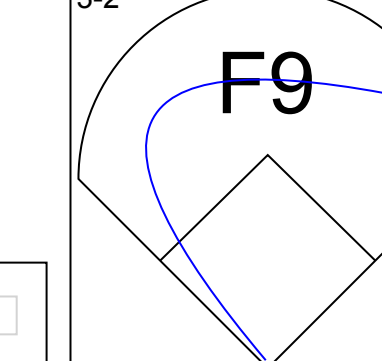
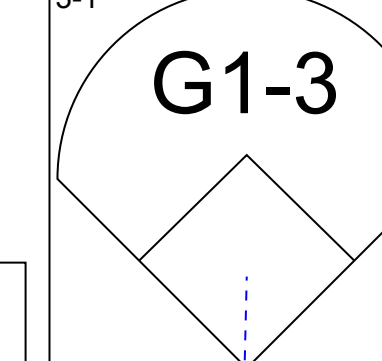
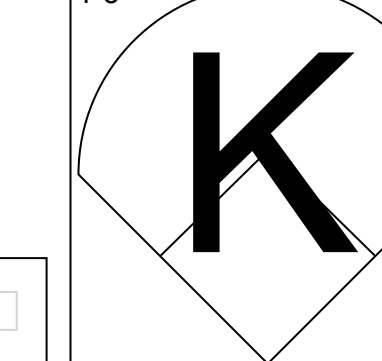
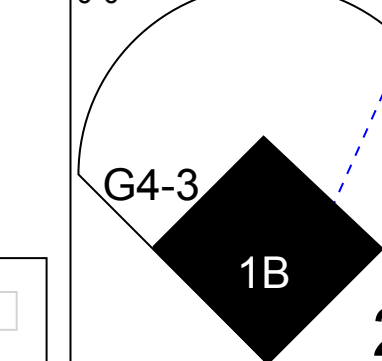
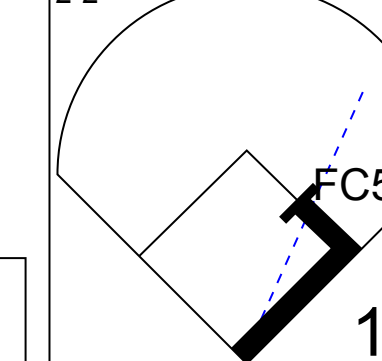


Batter	1	2	3	4	5	6	7	8	9	AB	R	H	RBI	BB	SO	LOB	TOP					
<b>Darren Bragg, L</b> OBP: 0.351, SLG: 0.226 (1, 7)	G5-3			G4-3		G4-3		G3-1		4	0	0	0	0	0	1	<b>Seattle Mariners @ Oakland Athletics</b> Oakland-Alameda County Coliseum, Oakland, CA Wed May 10 1995, 7:05 PM PDT Att: 8,495 - Unknown - 60 F					
<b>Joey Cora, S</b> OBP: 0.400, SLG: 0.514 (1, 4)	G3			HR 1B		F9 2B		2-3 1B		4	1	3	1	0	0	0						
<b>Ken Griffey Jr., L</b> OBP: 0.426, SLG: 0.512 (1, 8)	G3-4-1			HR 1B		F9		F9		4	1	1	0	0	0	2						
<b>Jay Buhner, R</b> OBP: 0.192, SLG: 0.314 (1, 9)		K		HR		F8			L4	4	1	1	3	0	1	1						
<b>Edgar Martinez, R</b> OBP: 0.458, SLG: 0.683 (1, 10)	K			G1-3					G6-3	4	0	0	0	0	1	0						
<b>Tino Martinez, L</b> OBP: 0.455, SLG: 0.500 (1, 3)	F8			G3					P3	4	0	0	0	0	0	0						
<b>Mike Blowers, R</b> OBP: 0.182, SLG: 0.161 (1, 5)			G6-3			G6-3				3	0	0	0	0	0	0						
<b>Chad Kreuter, S</b> OBP: 0.250, SLG: 0.273 (1, 2)			K			K			G3-1 1B 2B	3	1	1	0	0	2	0						
<b>Alex Rodriguez, R</b> OBP: 0.200, SLG: 0.200 (1, 6)			G4-3			F9			K	3	0	0	0	0	1	1						
<b>Inning Stats</b>	R: 0 E: 0 K: 0 S: 5	H: 0 LOB: 0 BB: 0 P: 6	R: 0 E: 0 K: 2 S: 10	H: 0 LOB: 0 BB: 0 P: 15	R: 0 E: 0 K: 1 S: 10	H: 0 LOB: 0 BB: 0 P: 13	R: 3 E: 0 K: 0 S: 13	H: 3 LOB: 0 BB: 0 P: 16	R: 0 E: 0 K: 1 S: 9	H: 0 LOB: 0 BB: 0 P: 14	R: 0 E: 0 K: 0 S: 8	H: 1 LOB: 1 BB: 0 P: 14	R: 0 E: 0 K: 0 S: 7	H: 0 LOB: 0 BB: 0 P: 9	R: 1 E: 0 K: 1 S: 12	H: 2 LOB: 1 BB: 0 P: 15	R: 0 E: 0 K: 0 S: 7	H: 0 LOB: 0 BB: 0 P: 8	1B: 3 2B: 2 3B: 0 HR: 1	SF: 0 SAC: 0 DP: 0 HBP: 0	WP: 0 PB: 0 SB: 0 CS: 0	PA: 33
<b>PITCHER</b>	IP	WLS	BF	H	R	ER	SO	BB	IBB	HBP	BLK	WP	HR	S	P	ERA	WHIP					
<b>Steve Ontiveros, R</b> ERA: 5.8 (1, 1)	7.2	W	28	5	4	4	5	0	0	0	0	0	1	69	96	4.70	0.652					
<b>Rick Honeycutt, L</b> ERA: (8, 1)	0.1		2	1	0	0	0	0	0	0	0	0	0	5	6	0.00	3.000					
<b>Dennis Eckersley, R</b> ERA: 5.4 (9, 1)	1.0	S	3	0	0	0	0	0	0	0	0	0	0	7	8	0.00	0.000					

Batter	1	2	3	4	5	6	7	8	9	AB	R	H	RBI	BB	SO	LOB	BOTTOM				
<b>Rickey Henderson, R</b> OBP: 0.375, SLG: 0.394 (1, 10)	F7		P6	1-H 2-H 2B		G1-2-3 BB		K		4	0	1	2	1	1	1	<b>Seattle Mariners @ Oakland Athletics</b> Oakland-Alameda County Coliseum, Oakland, CA Wed May 10 1995, 7:05 PM PDT Att: 8,495 - Unknown - 60 F				
<b>Brent Gates, S</b> OBP: 0.333, SLG: 0.304 (1, 4)	F7		HR BB	G1-3		G1-2-3		BB		3	1	0	0	2	0	4					
<b>Geronimo Berroa, R</b> OBP: 0.456, SLG: 0.702 (1, 7)			1 SAFE 4-1	HR BB		G5-3		FC6-4 BB		3	1	0	0	2	1	2					
<b>Andy Tomberlin, L</b> OBP: 0.294, SLG: 0.438 (6, PR) (9, 7)	L7		1-2 HR BB			K				0	0	0	0	0	0	0					
<b>Mark McGwire, R</b> OBP: 0.422, SLG: 0.620 (1, 3)		1B BB	1-H 2-H HR			F9		FC6-4		4	1	1	3	1	0	3					
<b>Ruben Sierra, S</b> OBP: 0.302, SLG: 0.510 (1, 9)		1-2 SAFE 1-2	P4			HR		WP 1B		4	1	3	1	0	0	0					
<b>Terry Steinbach, R</b> OBP: 0.255, SLG: 0.326 (1, 2)	L8		1-2 SAFE 1-2	1B		HR		P3		4	0	0	0	0	0	3					
<b>Scott Brosius, R</b> OBP: 0.426, SLG: 0.462 (1, 8)	F7		FC5 FC1-2 1B			HR		F7		4	1	2	1	0	0	3					
<b>Craig Paquette, R</b> OBP: 0.190, SLG: 0.333 (1, 5)	F9		FC1-2 FC5 2B			BB 1B		SH1 2B		4	1	2	0	0	0	4					
<b>Mike Gallego, R</b> OBP: 0.214, SLG: 0.132 (1, 6)			F8		FC5 2B	G1-2-3 BB 1B		SH1		3	1	1	0	0	0	2					
<b>Inning Stats</b>	R: 0 E: 0 K: 0 S: 8	H: 1 LOB: 2 BB: 1 P: 12	R: 0 E: 0 K: 0 S: 8	H: 1 LOB: 1 BB: 1 P: 15	R: 3 E: 0 K: 0 S: 10	H: 1 LOB: 0 BB: 2 P: 24	R: 2 E: 1 K: 0 S: 13	H: 2 LOB: 1 BB: 0 P: 23	R: 1 E: 0 K: 0 S: 6	H: 1 LOB: 0 BB: 0 P: 9	R: 1 E: 0 K: 1 S: 10	H: 3 LOB: 2 BB: 1 P: 16	R: 0 E: 0 K: 0 S: 7	H: 1 LOB: 1 BB: 0 P: 10	R: 0 E: 0 K: 1 S: 10	H: 1 LOB: 3 BB: 2 P: 22	1B: 5 2B: 2 3B: 0 HR: 3	SF: 0 SAC: 1 DP: 1 HBP: 0	WP: 1 PB: 0 SB: 0 CS: 0	PA: 40	
<b>PITCHER</b>	IP	WLS	BF	H	R	ER	SO	BB	IBB	HBP	BLK	WP	HR	S	P	ERA	WHIP				
<b>Dave Fleming, L</b> ERA: 7.36 (1, 1)	5.0	L	27	8	7	5	0	3	0	0	0	0	3	49	88	9.00	2.200				
<b>John Cummings, L</b> ERA: 11.25 (6, 1)	2.2		11	2	0	0	2	2	0	0	0	1	0	21	37	0.00	1.500				
<b>Jeff Nelson, R</b> ERA: (8, 1)	0.1		2	0	0	0	0	1	0	0	0	0	0	2	6	0.00	3.000				

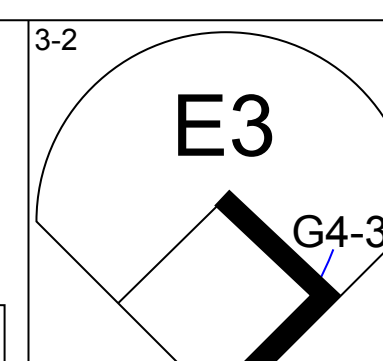
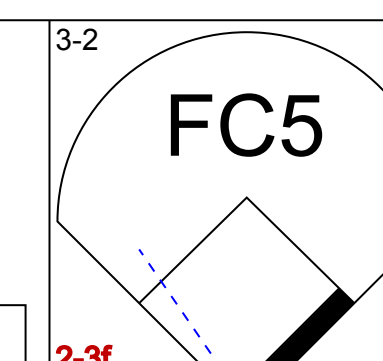
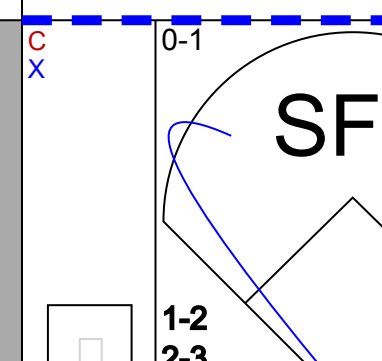
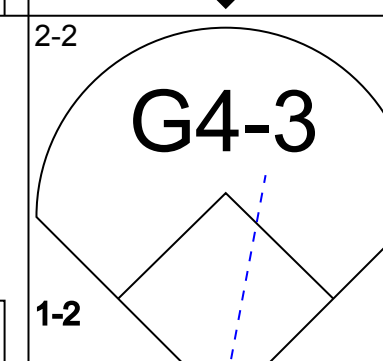
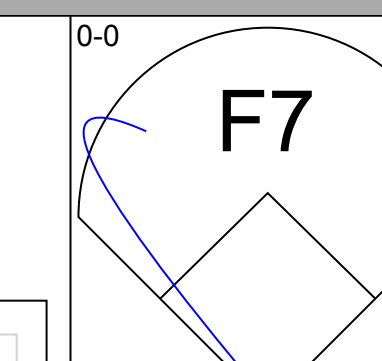
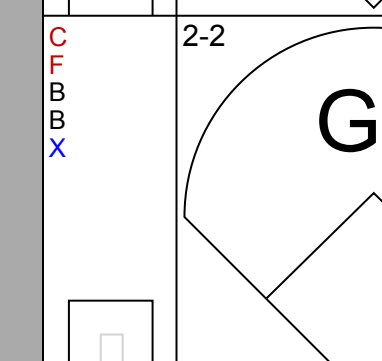
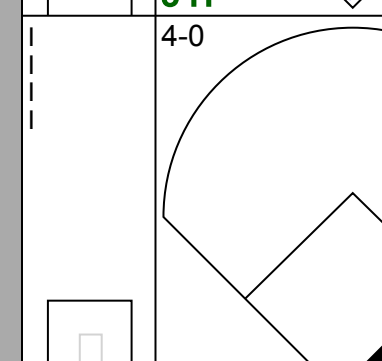
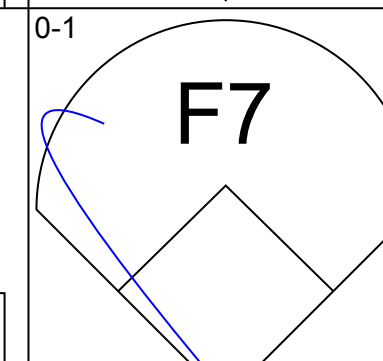
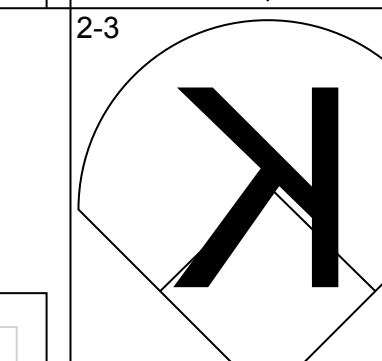
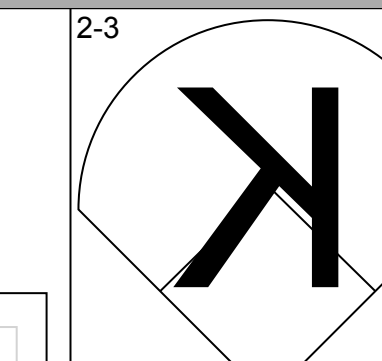
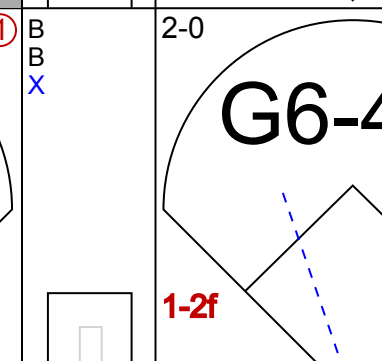
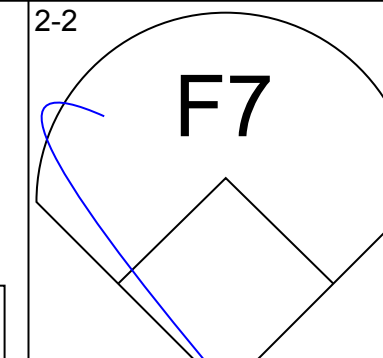
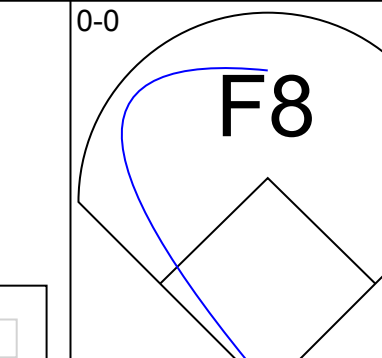
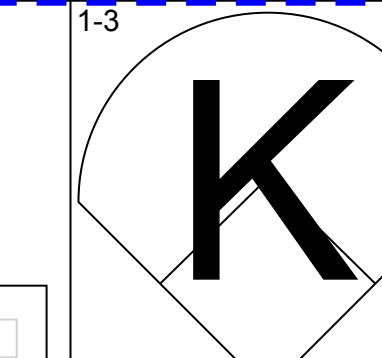
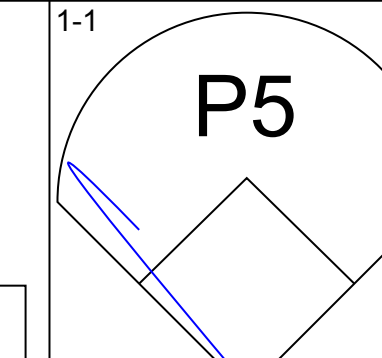
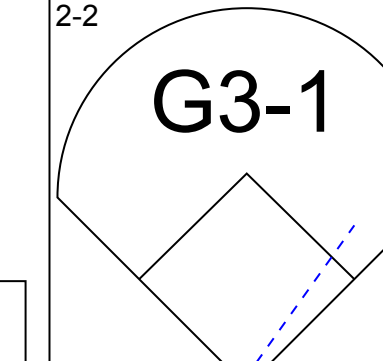
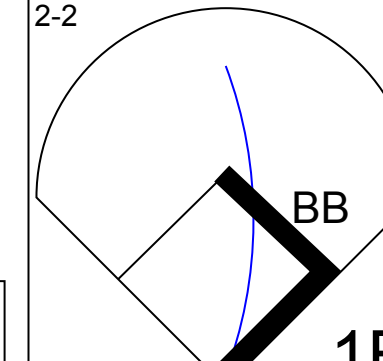
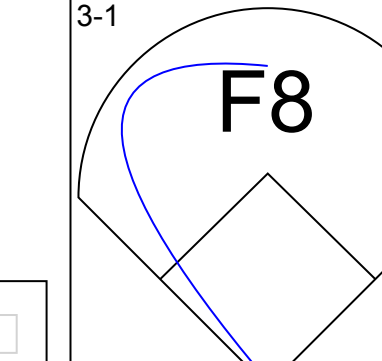
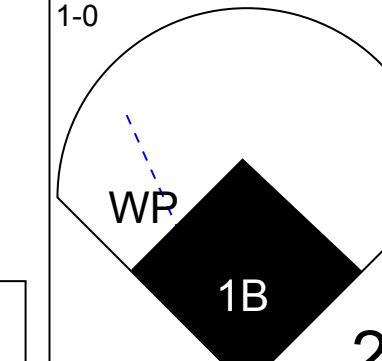
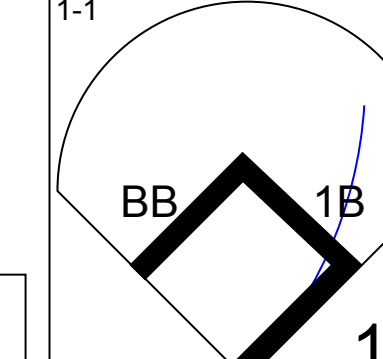
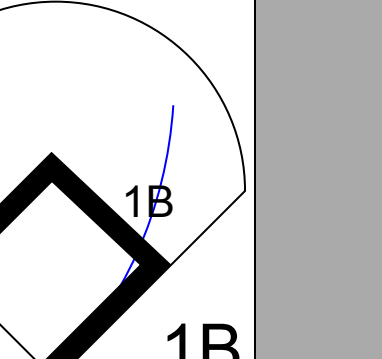
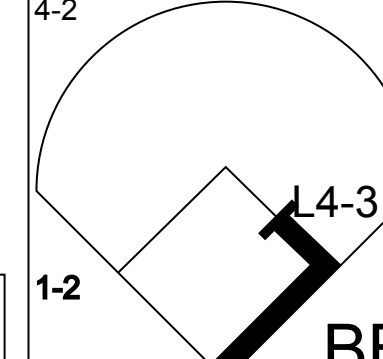
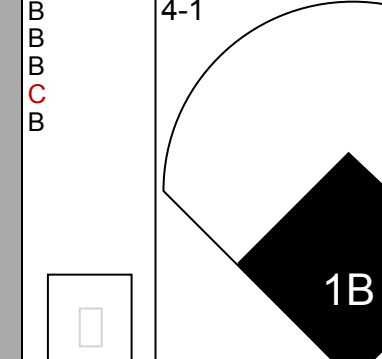
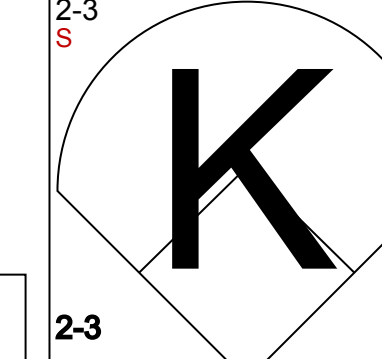
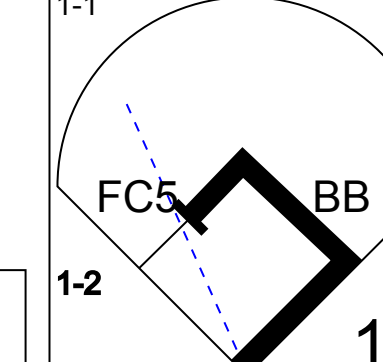
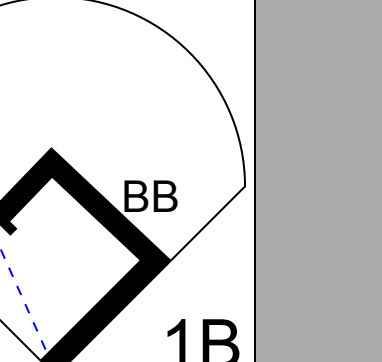
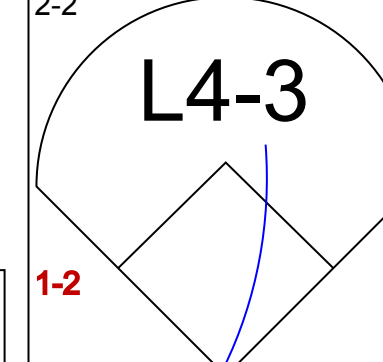
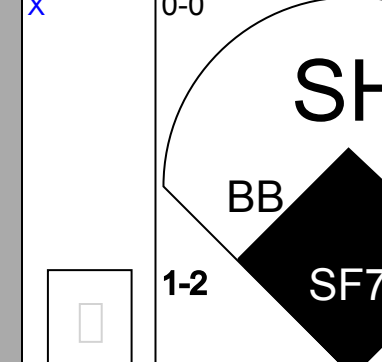
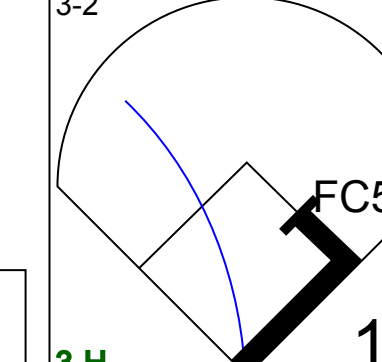
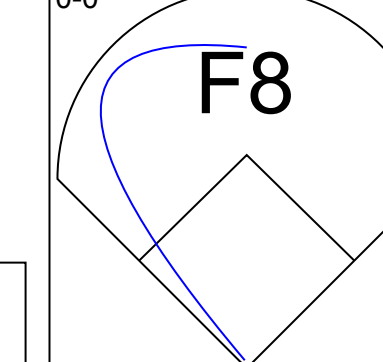
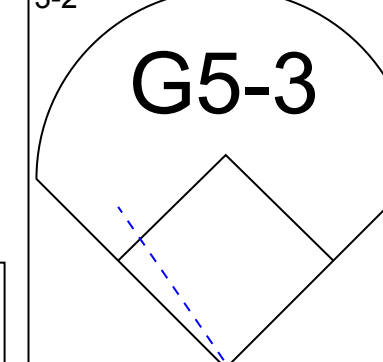
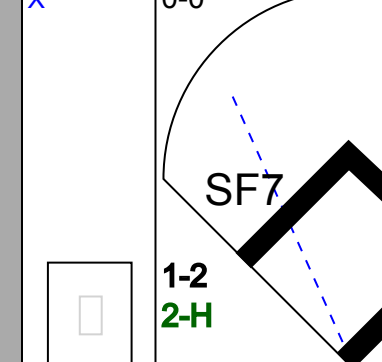
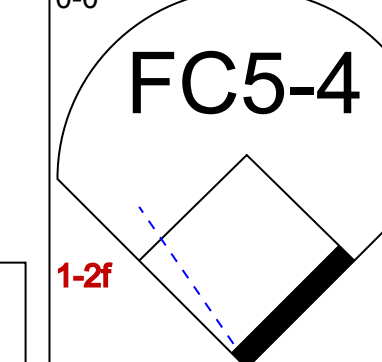
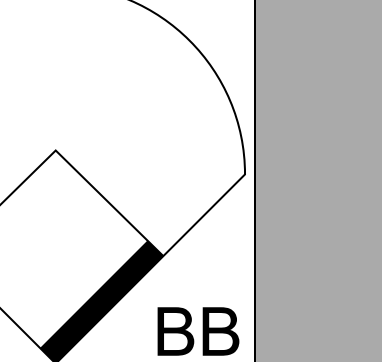
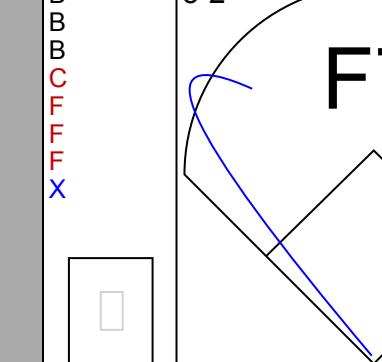
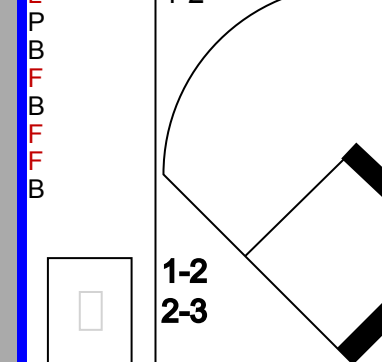




Batter	1	2	3	4	5	6	7	8	9	AB	R	H	RBI	BB	SO	LOB	TOP									
<b>Darren Bragg, L</b> OBP: 0.317, SLG: 0.200 (1, 7)										4	0	0	0	0	2	2	<b>Seattle Mariners @ Oakland Athletics</b> Oakland-Alameda County Coliseum, Oakland, CA Thu May 11 1995, 3:33 AM PDT Att. 9,444 - Overcast - 58 F									
<b>Joey Cora, S</b> OBP: 0.409, SLG: 0.512 (1, 4)										4	0	2	1	0	1	1										
<b>Ken Griffey Jr., L</b> OBP: 0.431, SLG: 0.500 (1, 8)										3	0	1	0	1	0	1										
<b>Edgar Martinez, R</b> OBP: 0.462, SLG: 0.659 (1, 10)										3	0	1	0	1	1	1										
<b>Tino Martinez, L</b> OBP: 0.417, SLG: 0.450 (1, 3)										4	0	0	0	0	1	3										
<b>Doug Strange, S</b> OBP: 0.214, SLG: 0.286 <b>Rich Amaral, R</b> OBP: 0.400, SLG: 0.385 (9, PR)										4	0	0	0	0	0	3										
<b>Alex Diaz, S</b> OBP: 0.278, SLG: 0.500 (1, 9)										4	0	0	0	0	1	3										
<b>Dan Wilson, R</b> OBP: 0.447, SLG: 0.514 (1, 2)										3	0	0	0	0	0	0										
<b>Alex Rodriguez, R</b> OBP: 0.250, SLG: 0.333 <b>Chad Kreuter, S</b> OBP: 0.308, SLG: 0.333 <b>Luis Sojo, R</b> OBP: 0.316, SLG: 0.444 (8, 6)										2	1	1	0	0	1	0										
<b>Inning Stats</b>	R: 0 E: 0 K: 2 S: 14	H: 1 LOB: 1 BB: 1 P: 24	R: 0 E: 0 K: 0 S: 4	H: 0 LOB: 0 BB: 0 P: 7	R: 0 E: 0 K: 2 S: 9	H: 0 LOB: 0 BB: 0 P: 11	R: 0 E: 0 K: 1 S: 7	H: 0 LOB: 0 BB: 0 P: 13	R: 0 E: 0 K: 0 S: 5	H: 0 LOB: 0 BB: 0 P: 8	R: 1 E: 0 K: 0 S: 13	H: 2 LOB: 1 BB: 0 P: 21	R: 0 E: 0 K: 1 S: 7	H: 0 LOB: 1 BB: 1 P: 11	R: 0 E: 0 K: 0 S: 8	H: 1 LOB: 1 BB: 0 P: 15		R: 0 E: 0 K: 1 S: 11	H: 2 LOB: 3 BB: 0 P: 14	1B: 5 2B: 1 3B: 0 HR: 0	SF: 0 SAC: 0 DP: 0 HBP: 0	WP: 0 PB: 0 SB: 1 CS: 1	PA: 34			
<b>PITCHER</b>	IP	WLS	BF	H	R	ER	SO	BB	IBB	HBP	BLK	WP	HR	S	P	ERA	WHIP									
<b>Mike Harkey, R</b> ERA: 3.94 <b>Jim Corsi, R</b> ERA: <b>Rick Honeycutt, L</b> ERA: <b>Dennis Eckersley, R</b> ERA: 4.7	(1, 1) (8, 1) (9, 1) (9, 1)	7.0	W	25	3	1	1	6	2	0	0	0	0	0	8	15	0.00	1.000								

AB	32
R	1
H	6
RBI	1
BB	2
SO	7
LOB	14



Batter	1	2	3	4	5	6	7	8	9	AB	R	H	RBI	BB	SO	LOB	BOTTOM									
<b>Rickey Henderson, R</b> OBP: 0.341, SLG: 0.381 (1, 10)										3	0	0	1	0	0	3	<b>Seattle Mariners @ Oakland Athletics</b> Oakland-Alameda County Coliseum, Oakland, CA Thu May 11 1995, 3:33 AM PDT Att. 9,444 - Overcast - 58 F									
<b>Brent Gates, S</b> OBP: 0.324, SLG: 0.269 (1, 4)										3	0	0	0	1	0	1										
<b>Geronimo Berroa, R</b> OBP: 0.426, SLG: 0.647 <b>Terry Steinbach, R</b> OBP: 0.255, SLG: 0.326 (8, 2)										4	0	0	0	0	2	4										
<b>Ruben Sierra, S</b> OBP: 0.281, SLG: 0.472 (1, 9)										4	0	0	0	0	1	1										
<b>Jason Giambi, L</b> OBP: 0.333, SLG: 0.200 <b>Mark McGwire, R</b> OBP: 0.431, SLG: 0.647 (8, 3)										3	0	1	0	0	0	0										
<b>Scott Brosius, R</b> OBP: 0.451, SLG: 0.463 (1, 5)										2	1	1	0	2	1	1										
<b>Andy Tomberlin, L</b> OBP: 0.350, SLG: 0.474 (1, 8)										3	1	2	1	0	0	2										
<b>Mike Gallego, R</b> OBP: 0.217, SLG: 0.143 (1, 6)										4	0	1	1	0	0	4										
<b>Eric Helfand, L</b> OBP: 0.400, SLG: 0.250 <b>Stan Javier, S</b> OBP: 0.255, SLG: 0.167 (8, 7)										1	0	0	0	1	0	0										
<b>Inning Stats</b>	R: 0 E: 1 K: 0 S: 13	H: 0 LOB: 1 BB: 0 P: 20	R: 0 E: 0 K: 0 S: 13	H: 2 LOB: 3 BB: 1 P: 24	R: 0 E: 0 K: 1 S: 5	H: 0 LOB: 0 BB: 0 P: 7	R: 0 E: 0 K: 0 S: 12	H: 1 LOB: 1 BB: 1 P: 23	R: 0 E: 0 K: 0 S: 10	H: 0 LOB: 0 BB: 0 P: 17	R: 0 E: 0 K: 2 S: 8	H: 0 LOB: 0 BB: 0 P: 14	R: 2 E: 1 K: 0 S: 11	H: 1 LOB: 2 BB: 3 P: 24	R: 1 E: 0 K: 1 S: 17	H: 2 LOB: 1 BB: 0 P: 24		1B: 5 2B: 2 3B: 0 HR: 0	SF: 1 SAC: 1 DP: 2 HBP: 0	WP: 1 PB: 0 SB: 0 CS: 0	PA: 35					
<b>PITCHER</b>	IP	WLS	BF	H	R	ER	SO	BB	IBB	HBP	BLK	WP	HR	S	P	ERA	WHIP									
<b>Bob Wells, R</b> ERA: 4.26 <b>Ron Villone, L</b> ERA: 7.2 <b>Jeff Nelson, R</b> ERA: 1.13 <b>Lee Guetterman, L</b> ERA: 6.0	(1, 1) (6, 1) (7, 1) (8, 1)	5.1	L	6	1	2	1	1	2	0	0	0	0	0	13	24	13.50	4.500								

AB	28
R	3
H	6
RBI	3
BB	5
SO	4
LOB	16





Batter	1	2	3	4	5	6	7	8	9	AB	R	H	RBI	BB	SO	LOB	TOP					
<b>Rickey Henderson, R</b> OBP: 0.367, SLG: 0.415 (1, 7)										5	0	3	0	0	1	2						
<b>Brent Gates, S</b> OBP: 0.308, SLG: 0.233 (1, 4)										4	0	0	0	1	1	2						
<b>Geronimo Berroa, R</b> OBP: 0.424, SLG: 0.625 (1, 10)										5	1	2	0	0	1	3						
<b>Mark McGwire, R</b> OBP: 0.457, SLG: 0.704 (1, 3)										3	1	2	2	2	0	1						
<b>Ruben Sierra, S</b> OBP: 0.274, SLG: 0.448 (1, 9)										5	1	1	0	0	1	6						
<b>Terry Steinbach, R</b> OBP: 0.235, SLG: 0.298 (1, 2)										4	0	0	0	0	0	3						
<b>Scott Brosius, R</b> OBP: 0.455, SLG: 0.442 (8, 6)										2	2	0	0	2	0	0						
<b>Stan Javier, S</b> OBP: 0.271, SLG: 0.231 (1, 8)										4	0	2	2	0	0	0						
<b>Mike Gallego, R</b> OBP: 0.204, SLG: 0.133 (8, PH)																						
<b>Jason Giambi, L</b> OBP: 0.308, SLG: 0.162 (8, 5)										3	0	0	1	0	0	1						
<b>Inning Stats</b>	R: 0 E: 0 K: 13	H: 1 LOB: 1 BB: 0 P: 21	R: 2 E: 0 K: 9	H: 2 LOB: 1 BB: 1 P: 19	R: 0 E: 0 K: 11	H: 2 LOB: 2 BB: 0 P: 18	R: 0 E: 0 K: 8	H: 0 LOB: 0 BB: 0 P: 9	R: 2 E: 0 K: 10	H: 3 LOB: 0 BB: 0 P: 6	R: 0 E: 0 K: 11	H: 0 LOB: 0 BB: 0 P: 18	R: 0 E: 0 K: 10	H: 1 LOB: 3 BB: 2 P: 20	R: 1 E: 0 K: 13	H: 1 LOB: 1 BB: 1 P: 23	R: 0 E: 0 K: 10	H: 0 LOB: 1 BB: 1 P: 15	1B: 6 2B: 3 3B: 0 HR: 1	SF: 0 SAC: 0 DP: 1 HBP: 0	WP: 0 PB: 0 SB: 4 CS: 0	PA: 41
<b>PITCHER</b>	IP	WLS	BF	H	R	ER	SO	BB	IBB	HBP	BLK	WP	HR	S	P	ERA	WHIP					
<b>Kevin Tapani, R</b> ERA: 5.73 (1, 1)	6.1	W	29	9	4	4	0	2	0	0	0	0	1	62	100	5.68	1.737					
<b>Dave Stevens, R</b> ERA: 2.99 (7, 1)	1.2		8	1	1	1	3	2	0	0	0	0	0	19	34	5.40	1.800					
<b>Rick Aguilera, R</b> ERA: (9, 1)	1.0		4	0	0	0	2	1	0	0	0	0	0	10	15	0.00	1.000					

Oakland Athletics @ Minnesota Twins  
Hubert H. Humphrey Metrodome, Minneapolis, MN  
Fri May 12 1995, 8:05 PM EDT  
Att: 11,460 - Dome

livebaseballscores.com

AB 36  
R 5  
H 10  
RBI 5  
BB 5  
SO 5  
LOB 19



Batter	1	2	3	4	5	6	7	8	9	AB	R	H	RBI	BB	SO	LOB	BOTTOM				
<b>Chuck Knoblauch, R</b> OBP: 0.324, SLG: 0.288 (1, 4)										5	0	0	1	0	2	4					
<b>Alex Cole, L</b> OBP: 0.382, SLG: 0.380 (1, 8)										5	1	2	0	0	1	4					
<b>Kirby Puckett, R</b> OBP: 0.304, SLG: 0.349 (1, 9)										5	1	1	0	0	0	1					
<b>Pedro Munoz, R</b> OBP: 0.265, SLG: 0.394 (1, 10)										4	2	2	0	0	0	0					
<b>Marty Cordova, R</b> OBP: 0.300, SLG: 0.436 (1, 7)										3	2	1	2	1	0	0					
<b>Scott Stahowiak, L</b> OBP: 0.438, SLG: 0.500 (1, 3)										4	2	3	1	0	0	0					
<b>Scott Leius, R</b> OBP: 0.333, SLG: 0.378 (1, 5)										3	1	1	1	0	0	2					
<b>Matt Walbeck, S</b> OBP: 0.295, SLG: 0.317 (1, 2)										3	0	2	1	1	0	1					
<b>Pat Meares, R</b> OBP: 0.351, SLG: 0.486 (1, 6)										3	0	1	2	0	0	2					
<b>Inning Stats</b>	R: 0 E: 0 K: 1 S: 8	H: 0 LOB: 0 BB: 0 P: 13	R: 3 E: 0 K: 15	H: 3 LOB: 2 BB: 2 P: 27	R: 0 E: 0 K: 19	H: 0 LOB: 0 BB: 0 P: 11	R: 0 E: 0 K: 8	H: 1 LOB: 1 BB: 0 P: 10	R: 1 E: 0 K: 7	H: 1 LOB: 1 BB: 0 P: 13	R: 1 E: 0 K: 7	H: 2 LOB: 1 BB: 0 P: 7	R: 0 E: 0 K: 10	H: 1 LOB: 0 BB: 0 P: 13	1B: 7 2B: 5 3B: 1 HR: 0	SF: 1 SAC: 0 DP: 1 HBP: 1	WP: 1 PB: 0 SB: 0 CS: 0	PA: 39			
<b>PITCHER</b>	IP	WLS	BF	H	R	ER	SO	BB	IBB	HBP	BLK	WP	HR	S	P	ERA	WHIP				
<b>Dave Stewart, R</b> ERA: 9.19 (3, 1)	0.2	L	4	1	0	0	0	0	0	1	0	0	0	9	14	0.00	1.500				
<b>Chris Eddy, L</b> ERA: 7.35 (4, 1)	4.0		16	4	2	2	0	0	0	0	0	1	0	29	41	4.50	1.000				
<b>Don Wengert, R</b> ERA: 2.7 (8, 1)	1.0		3	1	0	0	1	0	0	0	0	0	0	10	13	0.00	1.000				

Oakland Athletics @ Minnesota Twins  
Hubert H. Humphrey Metrodome, Minneapolis, MN  
Fri May 12 1995, 8:05 PM EDT  
Att: 11,460 - Dome

livebaseballscores.com

AB 35  
R 9  
H 13  
RBI 8  
BB 2  
SO 3  
LOB 14





Batter	1	2	3	4	5	6	7	8	9	AB	R	H	RBI	BB	SO	LOB	TOP								
Rickey Henderson, R OBP: 0.382, SLG: 0.478 Andy Tomberlin, L OBP: 0.350, SLG: 0.474	G5-3		HR	L5		BB	K		G1-3 1B	5	1	2	1	1	1	3									
Brent Gates, S OBP: 0.311, SLG: 0.229	F7		G6-3	BB		L7		1B BB	G1-3	5	1	1	0	1	0	3									
Geronimo Berroa, R OBP: 0.431, SLG: 0.607	K		1B 2B BB	F9		K		G6-3 1B SF8	HR 1B	5	3	2	1	1	2	4									
Mark McGwire, R OBP: 0.474, SLG: 0.741		HR BB	K	BB		K		G6-3 2B 1B	HR	4	3	2	3	2	2	3									
Ruben Sierra, S OBP: 0.279, SLG: 0.484 Craig Paquette, R OBP: 0.190, SLG: 0.333	HR		2B 1B	K			G3-1	G6-3	G5-3	6	2	2	2	0	1	6									
Terry Steinbach, R OBP: 0.250, SLG: 0.353	G6-3		2B		F7	WP 1B		SF8		4	1	2	3	0	0	0									
Scott Brosius, R OBP: 0.450, SLG: 0.447	F8		G5-3		F9	1B BB		2B	2B	4	0	1	1	1	0	1									
Stan Javier, S OBP: 0.297, SLG: 0.316	1B			HR	F8			G4-3		5	1	3	2	0	0	1									
Mike Gallego, R OBP: 0.222, SLG: 0.143	F9		F9 1B BB			BB 1B			F8	4	0	1	0	1	1	3									
<b>Inning Stats</b>	R: 0 E: 0 K: 1 S: 7	H: 0 LOB: 0 BB: 0 P: 10	R: 2 E: 0 K: 0 S: 16	H: 2 LOB: 1 BB: 1 P: 30	R: 3 E: 0 K: 1 S: 21	H: 3 LOB: 1 BB: 1 P: 35	R: 1 E: 0 K: 1 S: 15	H: 2 LOB: 3 BB: 2 P: 29	R: 0 E: 0 K: 0 S: 6	H: 0 LOB: 0 BB: 0 P: 9	R: 0 E: 0 K: 2 S: 12	H: 1 LOB: 2 BB: 1 P: 22	R: 1 E: 0 K: 2 S: 13	H: 2 LOB: 2 BB: 1 P: 21	R: 3 E: 0 K: 0 S: 12	H: 3 LOB: 1 BB: 1 P: 23	R: 3 E: 0 K: 0 S: 7	H: 3 LOB: 1 BB: 0 P: 12	1B: 9 2B: 3 3B: 0 HR: 4	SF: 1 SAC: 0 DP: 0 HBP: 0	WP: 1 PB: 0 SB: 0 CS: 0	PA: 50			
<b>PITCHER</b>	IP	WLS	BF	H	R	ER	SO	BB	IBB	HBP	BLK	WP	HR	S	P	ERA	WHIP								
Pat Mahomes, R ERA: 12.27	2.2	L	15	5	5	5	2	2	0	0	0	0	2	40	69	16.88	2.625								
Mo Sanford, R ERA: 3.0	3.1		16	3	1	1	3	3	0	0	0	0	1	37	66	2.70	1.800								
Kevin Campbell, R ERA: 4.66	1.0		9	4	4	4	2	2	0	0	0	1	0	18	30	36.00	6.000								
Vince Horsman, L ERA: 7.0	2.0		10	4	3	3	0	0	0	0	0	0	1	14	26	13.50	2.000								

Oakland Athletics @ Minnesota Twins  
Hubert H. Humphrey Metrodome, Minneapolis, MN  
Sat May 13 1995, 8:05 PM EDT  
Att: 14,917 - Dome

AB 42  
R 13  
H 16  
RBI 13  
BB 7  
SO 7  
LOB 24



Batter	1	2	3	4	5	6	7	8	9	AB	R	H	RBI	BB	SO	LOB	BOTTOM								
Chuck Knoblauch, R OBP: 0.342, SLG: 0.328	SH2-3 1B		3B 2B	F8 BB 1B		K		G3		5	1	3	0	0	1	0									
Alex Cole, L OBP: 0.397, SLG: 0.423 Dave McCarty, R OBP: 0.320, SLG: 0.286	SH2-3		1B	G3-6-3 BB		G6-3		K		2	1	1	1	1	0	0									
Kirby Puckett, R OBP: 0.297, SLG: 0.338	G5-3		1B FC5-2 1B	F8			F8		G4-3	5	0	1	1	0	0	3									
Jerald Clark, R OBP: 0.387, SLG: 0.742 Chip Hale, L	G3		BB FC5-2 1B	G3-6-3			HR 2B		F8	4	2	2	0	0	0	3									
Marty Cordova, R OBP: 0.323, SLG: 0.517	L8		BB FC5-2 1B		FC1-5 1B		HR		2B	5	1	3	2	0	0	2									
Scott Stahowiak, L OBP: 0.381, SLG: 0.400	G4-3		BB		K		G5-3		G3-1	4	0	0	0	1	1	2									
Scott Leius, R OBP: 0.362, SLG: 0.396	1B		BB		FC1-5-4		1B			3	0	2	1	1	0	1									
Matt Walbeck, S OBP: 0.292, SLG: 0.311	1B		BB		L6		G4-3			4	0	1	0	0	1	5									
Pat Meares, R OBP: 0.317, SLG: 0.436	L7		F7			K		G4-3		4	0	0	0	0	1	5									
<b>Inning Stats</b>	R: 0 E: 0 K: 0 S: 10	H: 1 LOB: 1 BB: 0 P: 14	R: 0 E: 0 K: 0 S: 7	H: 2 LOB: 2 BB: 0 P: 10	R: 3 E: 0 K: 1 S: 17	H: 4 LOB: 3 BB: 2 P: 31	R: 0 E: 0 K: 0 S: 4	H: 1 LOB: 1 BB: 1 P: 11	R: 0 E: 0 K: 2 S: 8	H: 0 LOB: 0 BB: 0 P: 10	R: 2 E: 0 K: 0 S: 10	H: 3 LOB: 1 BB: 0 P: 15	R: 0 E: 0 K: 1 S: 6	H: 0 LOB: 0 BB: 0 P: 10	R: 0 E: 0 K: 0 S: 7	H: 1 LOB: 1 BB: 0 P: 15	1B: 8 2B: 3 3B: 1 HR: 1	SF: 0 SAC: 1 DP: 1 HBP: 0	WP: 0 PB: 0 SB: 1 CS: 0	PA: 42					
<b>PITCHER</b>	IP	WLS	BF	H	R	ER	SO	BB	IBB	HBP	BLK	WP	HR	S	P	ERA	WHIP								
Ron Darling, R ERA: 9.22	2.0		13	7	3	3	0	0	0	0	0	0	0	25	34	13.50	3.500								
Mark Acree, R ERA: 6.52	2.0	W	9	1	0	0	1	3	0	0	0	0	0	13	32	0.00	2.000								
Todd Van Poppel, R ERA: 2.51	2.2		12	4	2	2	3	0	0	0	0	0	1	25	39	6.75	1.500								
Jim Corsi, R ERA:	2.1	S	8	1	0	0	1	0	0	0	0	0	0	14	26	0.00	0.429								

Oakland Athletics @ Minnesota Twins  
Hubert H. Humphrey Metrodome, Minneapolis, MN  
Sat May 13 1995, 8:05 PM EDT  
Att: 14,917 - Dome

AB 38  
R 5  
H 13  
RBI 5  
BB 3  
SO 5  
LOB 21





Batter	1	2	3	4	5	6	7	8	9	AB	R	H	RBI	BB	SO	LOB	TOP								
Rickey Henderson, R OBP: 0.383, SLG: 0.460 Craig Paquette, R OBP: 0.190, SLG: 0.333	1-2 P2		2-2 SF7 1B		3-3 K		4-0 CS SH BB		2-3 K	4	1	1	0	1	2	0									
Brent Gates, S OBP: 0.237, SLG: 0.237	4-1 CS BB		0-2 L4		1-0 G6-3		0-1 SH CS HR		1-0 1B BB	3	2	1	0	1	0	1									
Geronimo Berroa, R OBP: 0.442, SLG: 0.703	3-3 K		0-1 SF7		2-1 HR		2-0 HR		4-2 BB 1B HR	3	3	2	4	1	1	1									
Mark McGwire, R OBP: 0.469, SLG: 0.710		2-2 G5-3	3-2 G5-3		4-2 HR BB		1-2 P6		3-1 1B HR	4	2	1	0	1	0	0									
Ruben Sierra, S OBP: 0.301, SLG: 0.522 Andy Tomberlin, L OBP: 0.350, SLG: 0.474	4-2 F9 CI BB			2-3 K		1-0 HR		0-0 G3-1	4-1 HR BB	3	2	1	3	2	1	0									
Terry Steinbach, R OBP: 0.283, SLG: 0.455 Eric Helfand, L OBP: 0.400, SLG: 0.250	1-1 CI			0-3 K		1-1 FC6-4 2B		2-1 G6-4-3 1B	1-2 HR	4	1	3	4	0	1	0									
Scott Brosius, R OBP: 0.462, SLG: 0.440	0-2 F9			0-1 F7		4-2 FC6-4 BB		4-1 G6-4-3 BB	1-2 1B	3	0	1	0	2	0	2									
Stan Javier, S OBP: 0.290, SLG: 0.306	1-1 L3			3-2 F8		1-1 FC6-4		1-0 G6-4-3	1-0 G6-4-3 1B	5	0	1	0	0	0	6									
Mike Gallego, R OBP: 0.220, SLG: 0.148			0-0 1B E		2-1 G6-3		0-3 K		1-3 K2-3	5	1	1	0	0	2	5									
<b>Inning Stats</b>	R: 0 E: 0 K: 1 S: 7	H: 0 LOB: 1 BB: 1 P: 15	R: 0 E: 1 K: 0 S: 12	H: 0 LOB: 2 BB: 1 P: 20	R: 2 E: 1 K: 0 S: 12	H: 2 LOB: 0 BB: 0 P: 17	R: 0 E: 0 K: 2 S: 11	H: 0 LOB: 0 BB: 0 P: 13	R: 0 E: 0 K: 1 S: 8	H: 0 LOB: 0 BB: 0 P: 16	R: 3 E: 0 K: 1 S: 17	H: 3 LOB: 2 BB: 2 P: 31	R: 2 E: 1 K: 0 S: 7	H: 1 LOB: 0 BB: 1 P: 14	R: 0 E: 0 K: 1 S: 7	H: 1 LOB: 1 BB: 1 P: 15	R: 5 E: 0 K: 1 S: 16	H: 5 LOB: 1 BB: 2 P: 34	1B: 7 2B: 2 3B: 0 HR: 4	SF: 1 SAC: 1 DP: 3 HBP: 0	WP: 0 PB: 0 CS: 3	PA: 45			
<b>PITCHER</b>	IP	WLS	BF	H	R	ER	SO	BB	IBB	HBP	BLK	WP	HR	S	P	ERA	WHIP								
Brad Radke, R ERA: 5.14	5.1	L	24	5	5	3	4	3	0	0	0	0	2	58	98	5.06	1.500								
Dave Stevens, R ERA: 3.27	1.2		8	1	2	1	1	2	0	0	0	0	1	16	28	5.40	1.800								
Mark Guthrie, L ERA: 6.75	1.1		10	4	5	5	2	3	0	0	0	0	1	20	43	33.75	5.250								
Rich Robertson, L ERA: 4.5	0.2		3	2	0	0	0	0	0	0	0	0	0	3	6	0.00	3.000								

Oakland Athletics @ Minnesota Twins  
Hubert H. Humphrey Metrodome, Minneapolis, MN  
Sun May 14, 1995, 4:33 AM EDT  
Att: 10,034 - Dome

AB 34  
R 12  
H 12  
RBI 11  
BB 8  
SO 7  
LOB 15



Batter	1	2	3	4	5	6	7	8	9	AB	R	H	RBI	BB	SO	LOB	BOTTOM								
Chuck Knoblauch, R OBP: 0.351, SLG: 0.338	0-0 G4-3 HR 1B		1-1 G6-3		0-1 S		0-3 K			4	1	2	0	0	1	1									
Scott Leius, R OBP: 0.339, SLG: 0.365	1-0 F8		2-3 K		1-1 F8		0-1 FC6-4			4	0	0	0	0	1	4									
Kirby Puckett, R OBP: 0.308, SLG: 0.380	0-0 G4-3		1-0 HR		4-1 1B				2-3 K	3	1	1	1	1	1	1									
Pedro Munoz, R OBP: 0.263, SLG: 0.459	1-2 2H HR		1-0 F8		3-1 F8				0-0 G6-3	4	1	1	2	0	0	3									
Matt Merullo, L OBP: 0.333, SLG: 0.324	0-3 K			0-1 G3-1		3-3 K			3-1 G4-3	4	0	0	0	0	2	0									
Marty Cordova, R OBP: 0.319, SLG: 0.500		3-1 F8		1-3 K		0-0 G5-3			1-2 FC3-6 1B	4	0	1	0	0	1	0									
Scott Stahowiak, L OBP: 0.375, SLG: 0.391 Bernardo Brito, R OBP: 0.400, SLG: 1.000		0-0 F7		0-2 CS 1B		0-0 G3			1-3 K	3	0	1	0	0	0	0									
Jerald Clark, R OBP: 0.400, SLG: 0.714		0-0 1B		0-1 CS		3-2 G6-3			2-1 FC3-6 1B	4	0	2	0	0	0	1									
Jeff Reboulet, R OBP: 0.300, SLG: 0.448 Dave McCarty, R OBP: 0.308, SLG: 0.273		2-1 F8		1-2 1B		1-0 F8 1B			2-0 G5-3	3	0	1	0	0	0	2									
<b>Inning Stats</b>	R: 2 E: 0 K: 1 S: 9	H: 2 LOB: 0 BB: 0 P: 11	R: 0 E: 0 K: 0 S: 6	H: 1 LOB: 0 BB: 0 P: 11	R: 1 E: 0 K: 1 S: 7	H: 1 LOB: 0 BB: 0 P: 12	R: 0 E: 0 K: 1 S: 9	H: 1 LOB: 0 BB: 0 P: 10	R: 0 E: 0 K: 1 S: 8	H: 0 LOB: 0 BB: 0 P: 11	R: 0 E: 0 K: 1 S: 8	H: 1 LOB: 1 BB: 0 P: 11	R: 0 E: 0 K: 1 S: 6	H: 0 LOB: 0 BB: 0 P: 11	R: 0 E: 0 K: 1 S: 9	H: 1 LOB: 1 BB: 0 P: 15	1B: 7 2B: 0 3B: 0 HR: 2	SF: 0 SAC: 0 DP: 0 HBP: 0	WP: 0 PB: 0 CS: 1	PA: 37					
<b>PITCHER</b>	IP	WLS	BF	H	R	ER	SO	BB	IBB	HBP	BLK	WP	HR	S	P	ERA	WHIP								
Todd Stottlemire, R ERA: 7.05	8.0	W	32	8	3	3	6	0	1	0	0	0	2	64	100	3.38	1.000								
Dave Leiper, L ERA: 1.93	1.0		4	1	0	0	1	0	0	0	0	0	0	9	15	0.00	1.000								

Oakland Athletics @ Minnesota Twins  
Hubert H. Humphrey Metrodome, Minneapolis, MN  
Sun May 14, 1995, 4:33 AM EDT  
Att: 10,034 - Dome

AB 35  
R 3  
H 9  
RBI 3  
BB 1  
SO 7  
LOB 14





Batter	1	2	3	4	5	6	7	8	9	AB	R	H	RBI	BB	SO	LOB	TOP					
<b>Rickey Henderson, R</b> OBP: 0.406, SLG: 0.481	4-2 1B SF7	4-0 BB				3-2 P6				2	2	1	1	2	0	0	<b>Oakland Athletics @ Chicago White Sox</b> Comiskey Park, Chicago, IL Tue May 16 1995, 8:05 PM EDT Att: 16,331 - Unknown - 73 F <a href="http://livebaseballscorecards.com">livebaseballscorecards.com</a>					
<b>Brent Gates, S</b> OBP: 0.321, SLG: 0.238	1-1 F8	0-0 FC5				2-0 G1-3				4	0	1	1	0	0	3						
<b>Geronimo Berroa, R</b> OBP: 0.444, SLG: 0.691	1-2 SF7 1B				0-1 P4	3-2 HR 1B				4	1	2	0	0	0	1						
<b>Mark McGwire, R</b> OBP: 0.476, SLG: 0.766	0-1 SF7				2-2 1B	0-0 HR				2	1	2	3	0	0	0						
<b>Ruben Sierra, S</b> OBP: 0.316, SLG: 0.565	1-2 3-H FC6-4 BB				2-3 K	3-2 HR				2	1	1	1	1	1	1						
<b>Terry Steinbach, R</b> OBP: 0.270, SLG: 0.431	0-1 FC6-4				1-0 F8	0-0 F9				3	0	0	0	0	0	3						
<b>Scott Brosius, R</b> OBP: 0.456, SLG: 0.423		0-0 B5-3			2-1 P2	1-1 2B G1-3 HBP				2	1	0	0	0	0	0						
<b>Stan Javier, S</b> OBP: 0.292, SLG: 0.323		1-2 G5-3			2-1 F9	0-1 G1-3 2B 2B				3	1	1	0	0	0	0						
<b>Mike Gallego, R</b> OBP: 0.226, SLG: 0.158		3-2 FC5 BB 1B			1-0 L4	0-0 G1-3				3	0	1	1	0	0	1						
<b>Inning Stats</b>	R: 1 E: 0 K: 0 S: 16	H: 1 LOB: 2 BB: 2 P: 26	R: 0 E: 0 K: 0 S: 11	H: 1 LOB: 2 BB: 1 P: 19	R: 0 E: 0 K: 1 S: 9	H: 1 LOB: 0 BB: 0 P: 14	R: 0 E: 0 K: 0 S: 5	H: 0 LOB: 0 BB: 0 P: 10	R: 3 E: 0 K: 0 S: 14	H: 3 LOB: 0 BB: 0 P: 25	R: 3 E: 1 K: 0 S: 9	H: 3 LOB: 2 BB: 0 P: 13						1B: 5 2B: 2 3B: 0 HR: 2	SF: 1 SAC: 0 DP: 0 HBP: 1	WP: 0 PB: 0 SB: 0 CS: 0	PA: 30	
<b>PITCHER</b>	IP	WLS	BF	H	R	ER	SO	BB	IBB	HBP	BLK	WP	HR	S	P	ERA	WHIP					
<b>Jason Bere, R</b> ERA: 6.04	(1, 1)	5.1	L	28	8	7	7	1	3	0	1	0	0	2	61	101	11.81	2.062				
<b>Tim Lincecum, L</b> ERA: 2.16	(6, 1)	0.0		2	1	0	0	0	0	0	0	0	0	3	6	∞	∞					


Batter	1	2	3	4	5	6	7	8	9	AB	R	H	RBI	BB	SO	LOB	BOTTOM				
<b>Lance Johnson, L</b> OBP: 0.253, SLG: 0.260	1-1 L9		0-1 FC6-5 1B		2-1 F8					3	0	0	0	0	0	1	<b>Oakland Athletics @ Chicago White Sox</b> Comiskey Park, Chicago, IL Tue May 16 1995, 8:05 PM EDT Att: 16,331 - Unknown - 73 F <a href="http://livebaseballscorecards.com">livebaseballscorecards.com</a>				
<b>Tim Lincecum, S</b> OBP: 0.386, SLG: 0.569	2-1 L7		2-2 1-3 1B							2	0	1	0	0	0	0					
<b>Frank Thomas, R</b> OBP: 0.494, SLG: 0.627	0-2 HR		3-3 K							2	1	1	1	0	1	2					
<b>Chris Sabo, R</b> OBP: 0.313, SLG: 0.379	3-3 K				0-1 G5-3					2	0	0	0	0	1	0					
<b>Robin Ventura, L</b> OBP: 0.360, SLG: 0.424		1-2 G4-3			1-2 G4-1					2	0	0	0	0	0	0					
<b>Dave Martinez, L</b> OBP: 0.250, SLG: 0.300		0-1 L8			1-1 1B					2	0	1	0	0	0	0					
<b>Ray Durham, S</b> OBP: 0.338, SLG: 0.317		0-2 G4-3			0-2 G3-1					2	0	0	0	0	0	1					
<b>Ron Karkovice, R</b> OBP: 0.353, SLG: 0.442			0-3 K		1-2 F9					2	0	0	0	0	1	0					
<b>Ozzie Guillen, L</b> OBP: 0.289, SLG: 0.302			0-0 E3 FC6-5		1-1 G4-3					2	0	0	0	0	0	0					
<b>Inning Stats</b>	R: 1 E: 0 K: 1 S: 13	H: 1 LOB: 0 BB: 0 P: 19	R: 0 E: 0 K: 0 S: 10	H: 0 LOB: 0 BB: 0 P: 11	R: 0 E: 1 K: 2 S: 12	H: 1 LOB: 2 BB: 0 P: 17	R: 0 E: 0 K: 0 S: 10	H: 1 LOB: 0 BB: 0 P: 12	R: 0 E: 0 K: 0 S: 8	H: 0 LOB: 0 BB: 0 P: 12					1B: 2 2B: 0 3B: 0 HR: 1	SF: 0 SAC: 0 DP: 0 HBP: 0		WP: 0 PB: 0 SB: 0 CS: 0	PA: 19		
<b>PITCHER</b>	IP	WLS	BF	H	R	ER	SO	BB	IBB	HBP	BLK	WP	HR	S	P	ERA	WHIP				
<b>Steve Ontiveros, R</b> ERA: 4.76	(1, 1)	5.0	W	19	3	1	1	3	0	0	0	0	1	53	71	1.80	0.600				



Batter	1	2	3	4	5	6	7	8	9	AB	R	H	RBI	BB	SO	LOB	TOP										
<b>Rickey Henderson, R</b> OBP: 0.420, SLG: 0.527 (1, 7)	3-2 K	2-3 K		4-2 BB		3-2 HR		4-2 BB		3	1	1	1	2	2	2											
<b>Brent Gates, S</b> OBP: 0.293, SLG: 0.213 (1, 4)	0-3 K	0-1 F9		1-1 G6-3		2-2 P6		3-2 G1-3		5	0	0	0	0	1	6											
<b>Gerónimo Berroa, R</b> OBP: 0.442, SLG: 0.676 (1, 10)	1-0 HR		1-2 L9		1-3 K		4-2 BB		2-1 SF4		3	1	1	1	1	2											
<b>Mark McGwire, R</b> OBP: 0.483, SLG: 0.791 (1, 3)	2-1 HR		2-3 K		4-1 BB		1-3 K		3-H BB		3	1	1	2	2	2											
<b>Ruben Sierra, S</b> OBP: 0.333, SLG: 0.575 (1, 9)	4-2 BB		2-1 2B		1-0 1B		0-2 L4		0-3 K		4	0	2	0	1	1	2										
<b>Terry Steinbach, R</b> OBP: 0.279, SLG: 0.435 (1, 2)	3-2 P4		4-2 BB		2-3 K		1-1 F8-4		0-3 K		4	0	1	0	1	2	3										
<b>Scott Brosius, R</b> OBP: 0.425, SLG: 0.386 (1, 5)		0-1 F9	1-2 G5-3		1-2 F8		2-1 E5		0-3 K		5	0	0	0	0	1	5										
<b>Stan Javier, S</b> OBP: 0.286, SLG: 0.304 (1, 8)		4-1 BB		1-0 F8	2-1 FC6-5		3-2 F8-4		2-3 K		4	0	0	0	1	1	4										
<b>Mike Gallego, R</b> OBP: 0.250, SLG: 0.186 <b>Craig Paquette, R</b> OBP: 0.217, SLG: 0.318 (4, PR) (4, 6)	2-0 1B		3-2 BB		0-3 K		4-2 BB				2	0	2	0	0	0	0										
<b>Inning Stats</b>	R: 2 E: 1 K: 2 S: 14	H: 2 LOB: 1 BB: 1 P: 27	R: 0 E: 0 K: 1 S: 9	H: 1 LOB: 2 BB: 1 P: 17	R: 0 E: 0 K: 1 S: 18	H: 1 LOB: 2 BB: 1 P: 28	R: 0 E: 0 K: 1 S: 14	H: 1 LOB: 2 BB: 1 P: 24	R: 0 E: 0 K: 2 S: 15	H: 1 LOB: 1 BB: 1 P: 25	R: 0 E: 1 K: 0 S: 10	H: 1 LOB: 1 BB: 0 P: 16	R: 1 E: 0 K: 1 S: 15	H: 0 LOB: 2 BB: 3 P: 32	R: 0 E: 0 K: 3 S: 9	H: 0 LOB: 0 BB: 0 P: 11	1B: 4 2B: 3 3B: 0 HR: 2	SF: 1 SAC: 0 DP: 1 HBP: 0	WP: 0 PB: 0 SB: 1 CS: 0	PA: 44							
<b>PITCHER</b>	IP	WLS	BF	H	R	ER	SO	BB	IBB	HBP	BLK	WP	HR	S	P	ERA	WHIP										
<b>Wilson Alvarez, L</b> ERA: 3.27 <b>Jose DeLeon, R</b> ERA: 5.02 <b>Rob Dibble, R</b> ERA: 13.5 <b>Roberto Hernandez, R</b> ERA: 2.0	(1, 1) (6, 1) (8, 1)	5.0 2.0 0.2	26 9 4	6 2 0	2 1 0	2 1 0	6 2 4	5 1 3	0 0 0	0 0 0	0 0 0	0 0 0	0 1 0	66 25 11	117 41 28	3.60 4.50 13.50	2.200 1.500 4.500										

**Oakland Athletics @ Chicago White Sox**  
Comiskey Park, Chicago, IL  
Wed May 17 1995, 8:05 PM EDT  
Att: 17,530 - Unknown - 50 F


**AB 34**  
**R 4**  
**H 8**  
**RBI 4**  
**BB 9**  
**SO 12**  
**LOB 25**



Batter	1	2	3	4	5	6	7	8	9	AB	R	H	RBI	BB	SO	LOB	BOTTOM											
<b>Lance Johnson, L</b> OBP: 0.278, SLG: 0.286 (1, 8)	1-2 BB		2-1 S		0-0 L4-3		0-0 L6-3			4	0	3	2	0	0	1												
<b>Tim Raines, S</b> OBP: 0.385, SLG: 0.536 (1, 7)	1-0 P6		0-1 F9			2-2 G1-3	1-2 L6-3			4	0	0	0	0	0	4												
<b>Frank Thomas, R</b> OBP: 0.482, SLG: 0.597 (1, 3)	1-0 BB			0-0 P4		2-2 F7		4-0 BB		3	0	0	0	1	0	1												
<b>Chris Sabo, R</b> OBP: 0.309, SLG: 0.371 (1, 10)		0-1 BB		0-3 K		1-2 G6-3		1-0 BB		4	1	1	0	0	1	1												
<b>Robin Ventura, L</b> OBP: 0.392, SLG: 0.516 (1, 5)		0-0 CS		3-2 HR		0-0 2B		4-0 BB		3	2	3	1	1	0	0												
<b>Mike Devereaux, R</b> OBP: 0.328, SLG: 0.373 (1, 9)		2-0 SF9		3-2 1B		1-0 G5-3		1-0 G5-3		3	0	1	1	0	0	3												
<b>Ray Durham, S</b> OBP: 0.338, SLG: 0.308 (1, 4)		3-H K		1-3 K		4-2 2B				2	1	0	0	1	2	2												
<b>Michael LaValliere, L</b> OBP: 0.364, SLG: 0.333 <b>Norberto Martin, R</b> OBP: 0.059, SLG: 0.063 <b>Ron Karkovics, R</b> OBP: 0.353, SLG: 0.442 (1, 2) (7, PR) (8, 2)			4-2 BB		2-1 G5-3		1-2 2B			2	0	1	2	1	0	0												
<b>Ozzie Guillen, L</b> OBP: 0.313, SLG: 0.348 (1, 6)			2-1 G1-6-3		2-2 L4-3		1-2 1B			3	1	2	0	0	0	1												
<b>Inning Stats</b>	R: 0 E: 0 K: 0 S: 5	H: 1 LOB: 0 BB: 0 P: 8	R: 1 E: 0 K: 1 S: 7	H: 2 LOB: 0 BB: 0 P: 12	R: 0 E: 0 K: 0 S: 9	H: 1 LOB: 1 BB: 1 P: 17	R: 1 E: 0 K: 2 S: 19	H: 2 LOB: 1 BB: 0 P: 26	R: 0 E: 0 K: 0 S: 6	H: 0 LOB: 0 BB: 0 P: 10	R: 0 E: 0 K: 0 S: 9	H: 0 LOB: 0 BB: 0 P: 14	R: 4 E: 0 K: 0 S: 14	H: 4 LOB: 1 BB: 1 P: 24	R: 0 E: 0 K: 0 S: 2	H: 0 LOB: 1 BB: 2 P: 12	1B: 7 2B: 6 3B: 0 HR: 1	SF: 1 SAC: 0 DP: 6 HBP: 0	WP: 0 PB: 0 SB: 1 CS: 1	PA: 33								
<b>PITCHER</b>	IP	WLS	BF	H	R	ER	SO	BB	IBB	HBP	BLK	WP	HR	S	P	ERA	WHIP											
<b>Mike Harkey, R</b> ERA: 3.88 <b>Dave Leiper, L</b> ERA: 3.66 <b>Mark Acre, R</b> ERA: 8.1 <b>Rick Honeycutt, L</b> ERA: 1.29 <b>Jim Corsi, R</b> ERA:	(1, 1) (7, 1) (7, 1) (7, 1) (8, 1)	6.0 0.0 0.1 0.2 1.0	22 1 3 2 4	7 1 1 2 0	2 1 1 2 0	2 1 1 2 0	3 0 0 0 0	0 0 1 0 2	0 0 0 0 0	0 0 0 0 0	0 0 0 0 0	0 0 0 0 0	0 0 0 0 0	0 0 6 6 2	55 1 7 10 12	8 1 13 10 12	3.00 27.00 27.00 0.00	1.333 6.000 3.000 2.000										

**Oakland Athletics @ Chicago White Sox**  
Comiskey Park, Chicago, IL  
Wed May 17 1995, 8:05 PM EDT  
Att: 17,530 - Unknown - 50 F

**AB 28**  
**R 6**  
**H 11**  
**RBI 6**  
**BB 4**  
**SO 3**  
**LOB 13**





Batter	1	2	3	4	5	6	7	8	9	AB	R	H	RBI	BB	SO	LOB	TOP																					
<b>Rickey Henderson, R</b> OBP: 0.425, SLG: 0.517 (1, 10)	1-3 K			0-0 G5-3		4-2 BB		3-2 1B		3	0	1	0	1	1	0	<b>Oakland Athletics @ Chicago White Sox</b> Comiskey Park, Chicago, IL Thu May 18 1995, 8:05 PM EDT Att: 15,819 - Unknown  <a href="http://livebaseballscores.com">livebaseballscores.com</a>																					
<b>Brent Gates, S</b> OBP: 0.274, SLG: 0.196 (1, 4)	1-2 4-3			1-1 P4		1-3 K		1-3 K		4	0	0	0	0	2	3																						
<b>Geronimo Berroa, R</b> OBP: 0.444, SLG: 0.703 (1, 7)	3-3 K			4-2 BB		2-1 P4			2-1 HR	3	1	1	1	1	1	2																						
<b>Mark McGwire, R</b> OBP: 0.473, SLG: 0.803 (1, 3)		1-1 P3		1-3 K			3-1 HR		0-1 F9	4	1	1	1	0	1	1																						
<b>Ruben Sierra, S</b> OBP: 0.318, SLG: 0.545 (1, 9)		0-0 P6			2-1 F8		0-0 F9		2-1 L9	4	0	0	0	0	0	0																						
<b>Terry Steinbach, R</b> OBP: 0.278, SLG: 0.439 (1, 2)		0-3 K			3-3 K		0-0 F9		1-0 2B	4	0	1	0	0	2	0																						
<b>Andy Tomberlin, L</b> OBP: 0.304, SLG: 0.409 <b>Scott Brosius, R</b> OBP: 0.419, SLG: 0.379 (8, 6)			1-1 F8		2-3 K		3-2 P5		1-3 K	3	0	0	0	0	1	0																						
<b>Craig Paquette, R</b> OBP: 0.200, SLG: 0.292 <b>Stan Javier, S</b> OBP: 0.295, SLG: 0.314 (8, PH)			1-3 K			2-3 K			0-0 G3-6 1B	2	0	0	0	0	2	0																						
<b>Fausto Cruz, R</b> OBP: 0.500, SLG: 0.500 <b>Mike Aldrete, L</b> OBP: 0.368, SLG: 0.200 (8, PH)			2-2 F8			3-2 WP 1B			0-2 G3-6 1-2	2	0	1	0	0	0	0																						
<b>Inning Stats</b>	R: 0 E: 0 K: 2 S: 10	H: 0 LOB: 0 BB: 0 P: 15	R: 0 E: 0 K: 1 S: 6	H: 0 LOB: 0 BB: 0 P: 7	R: 0 E: 0 K: 1 S: 11	H: 0 LOB: 0 BB: 0 P: 15	R: 0 E: 0 K: 1 S: 8	H: 0 LOB: 0 BB: 1 P: 14	R: 0 E: 0 K: 2 S: 16	H: 1 LOB: 2 BB: 1 P: 30	R: 1 E: 0 K: 0 S: 8	H: 1 LOB: 0 BB: 0 P: 14	R: 0 E: 0 K: 1 S: 12	H: 2 LOB: 1 BB: 0 P: 16	R: 1 E: 0 K: 1 S: 10	H: 2 LOB: 1 BB: 0 P: 16		1B: 3 2B: 1 3B: 0 HR: 2	SF: 0 SAC: 0 DP: 1 HBP: 0	WP: 1 PB: 0 SB: 0 CS: 0	PA: 34																	
<b>PITCHER</b>	IP	WLS	BF	H	R	ER	SO	BB	IBB	HBP	BLK	WP	HR	S	P	ERA	WHIP	<b>PITCHER</b>		IP	WLS	BF	H	R	ER	SO	BB	IBB	HBP	BLK	WP	HR	S	P	ERA	WHIP		
<b>Alex Fernandez, R</b> ERA: 4.81 <b>Roberto Hernandez, R</b> ERA: 2.7	(1, 1)	8.0	W	29	4	1	1	10	2	0	0	0	1	1	89	134	1.12	0.750			(8, 1)	1.0	S	5	2	1	1	1	0	0	0	0	0	1	10	16	9.00	2.000
<b>Batter</b>	<b>1</b>	<b>2</b>	<b>3</b>	<b>4</b>	<b>5</b>	<b>6</b>	<b>7</b>	<b>8</b>	<b>9</b>	<b>AB</b>	<b>R</b>	<b>H</b>	<b>RBI</b>	<b>BB</b>	<b>SO</b>	<b>LOB</b>	<b>BOTTOM</b>																					
<b>Lance Johnson, L</b> OBP: 0.274, SLG: 0.272 (1, 8)	3-1 F7		1-1 G1-3	2-2 E6		4-2 BB		3-1 G4-3		4	0	0	0	1	0	2	<b>Oakland Athletics @ Chicago White Sox</b> Comiskey Park, Chicago, IL Thu May 18 1995, 8:05 PM EDT Att: 15,819 - Unknown  <a href="http://livebaseballscores.com">livebaseballscores.com</a>																					
<b>Tim Raines, S</b> OBP: 0.354, SLG: 0.507 (1, 7)	2-2 G5-3		4-2 BB	1-1 L4		1-1 F7		1-1 G4-3		4	0	0	0	1	0	7																						
<b>Frank Thomas, R</b> OBP: 0.477, SLG: 0.569 (1, 3)	4-1 BB		2-3 K		0-0 F9		2-3 K		4-0 IBB	3	0	0	0	2	2	1																						
<b>Chris Sabo, R</b> OBP: 0.288, SLG: 0.343 (1, 10)	3-2 F8		2-3 K		1-0 G6-3		2-3 K		1-0 P6	5	0	0	0	0	2	4																						
<b>Robin Ventura, L</b> OBP: 0.398, SLG: 0.530 (1, 5)		2-3 K		1-2 1B SF8 2B		2-0 L9		3-2 HR 1B		4	2	2	0	0	1	0																						
<b>Mike Devereaux, R</b> OBP: 0.395, SLG: 0.455 (1, 9)		1-0 1B		0-2 1B G4-3		0-0 P5		2-2 HR 1B		4	2	3	2	0	0	0																						
<b>Ray Durham, S</b> OBP: 0.347, SLG: 0.324 (1, 4)		3-1 1B		2-0 SF8		1-2 F8 1B		2-1 E4		3	0	2	1	0	0	0																						
<b>Michael LaValliere, L</b> OBP: 0.333, SLG: 0.308 (1, 2)		2-3 K		0-2 G4-3		1-0 BB 1B		2-2 L4		4	0	1	0	0	1	4																						
<b>Ozzie Guillen, L</b> OBP: 0.327, SLG: 0.360 (1, 6)		1-0 G4-3		0-2 E S 1B		1-2 F8		1-0 G4-3 1B		4	0	2	1	0	0	4																						
<b>Inning Stats</b>	R: 0 E: 0 K: 0 S: 9	H: 0 LOB: 1 BB: 1 P: 21	R: 0 E: 0 K: 2 S: 12	H: 2 LOB: 2 BB: 0 P: 21	R: 0 E: 0 K: 2 S: 10	H: 0 LOB: 1 BB: 1 P: 19	R: 2 E: 1 K: 0 S: 20	H: 3 LOB: 2 BB: 0 P: 26	R: 0 E: 0 K: 0 S: 3	H: 0 LOB: 0 BB: 0 P: 6	R: 0 E: 0 K: 0 S: 14	H: 2 LOB: 3 BB: 1 P: 22	R: 2 E: 1 K: 2 S: 20	H: 2 LOB: 1 BB: 0 P: 33	R: 0 E: 0 K: 0 S: 7	H: 1 LOB: 2 BB: 1 P: 16		1B: 8 2B: 1 3B: 0 HR: 1	SF: 1 SAC: 0 DP: 0 HBP: 0	WP: 0 PB: 0 SB: 1 CS: 1	PA: 40																	
<b>PITCHER</b>	IP	WLS	BF	H	R	ER	SO	BB	IBB	HBP	BLK	WP	HR	S	P	ERA	WHIP	<b>PITCHER</b>		IP	WLS	BF	H	R	ER	SO	BB	IBB	HBP	BLK	WP	HR	S	P	ERA	WHIP		
<b>Dave Stewart, R</b> ERA: 7.94 <b>Carlos Reyes, R</b> ERA: 2.92	(1, 1)	7.0	L	35	9	4	4	6	3	0	0	0	0	0	88	148	5.14	1.714			(8, 1)	1.0	5	1	0	0	0	0	1	0	0	0	0	7	16	0.00	1.000	



Batter	1	2	3	4	5	6	7	8	9	AB	R	H	RBI	BB	SO	LOB	TOP					
Rickey Henderson, R OBP: 0.449, SLG: 0.557 Mike Aldrete, L OBP: 0.400, SLG: 0.438	F7		E BB	4-2 BB		S 1B 2B		WP 1B 2B		3	2	2	0	2	0	0						
Stan Javier, S OBP: 0.321, SLG: 0.315	S BB		E5	F7		1B S G6-4-3 BB		2B 1B		3	2	1	1	3	0	4						
Geronimo Berroa, R OBP: 0.442, SLG: 0.679 Andy Tomberlin, L OBP: 0.292, SLG: 0.391	F9		P4			1B BB		P3	F9	4	1	1	1	1	0	5						
Mark McGwire, R OBP: 0.459, SLG: 0.776	G5-3		P4			F8		G6-4-3		5	1	1	1	0	0	6						
Ruben Sierra, S OBP: 0.311, SLG: 0.524 Dennis Eckersley, R OBP: 0.312, SLG: 0.493	F8		F7			BB 1B		G4-3		5	1	1	0	0	0	1						
Terry Steinbach, R OBP: 0.312, SLG: 0.493 Eric Helfand, L OBP: 0.400, SLG: 0.250	F9		2B			1B BB		G4-3		5	1	4	2	0	0	0						
Brent Gates, S OBP: 0.284, SLG: 0.218	L7		1B			1B BB		G4-3		4	1	1	1	1	0	2						
Scott Brosius, R OBP: 0.418, SLG: 0.381			SH1-4			1B		F7		5	0	2	1	0	0	2						
Fausto Cruz, R OBP: 0.333, SLG: 0.333			SH1-4			BB		G4-3		4	0	1	1	0	1	4						
<b>Inning Stats</b>	R: 0 E: 0 K: 0 S: 8	H: 0 LOB: 1 BB: 1 P: 18	R: 0 E: 0 K: 0 S: 3	H: 0 LOB: 0 BB: 0 P: 4	R: 0 E: 1 K: 0 S: 10	H: 1 LOB: 3 BB: 1 P: 19	R: 2 E: 0 K: 0 S: 12	H: 3 LOB: 2 BB: 1 P: 19	R: 2 E: 0 K: 0 S: 14	H: 3 LOB: 2 BB: 2 P: 23	R: 2 E: 0 K: 0 S: 7	H: 2 LOB: 1 BB: 1 P: 14	R: 0 E: 0 K: 0 S: 11	H: 1 LOB: 1 BB: 0 P: 20	R: 3 E: 0 K: 0 S: 15	H: 4 LOB: 1 BB: 0 P: 25	R: 1 E: 0 K: 1 S: 13	H: 1 LOB: 1 BB: 1 P: 21	1B: 8 2B: 6 3B: 0 HR: 1	SF: 0 SAC: 1 DP: 2 HBP: 0	WP: 1 PB: 0 SB: 3 CS: 0	PA: 48
<b>PITCHER</b>	IP WLS BF H R ER SO BB IBB HBP BLK WP HR S P ERA WHIP																					
Tom Browning, L ERA: 8.1	4.1 L 24 6 4 4 0 0 4 0 0 0 0 0 0 0 8.31 2.308																					
Doug Linton, R ERA: 7.2	2.0 10 4 2 2 0 2 0 0 0 0 0 1 1 33 65 9.00 3.000																					
Melvin Bunch, R ERA: 5.4	2.1 13 5 4 4 1 1 0 0 0 0 1 1 33 55 15.43 2.571																					
Dilson Torres, R ERA: 2.35	0.1 1 0 0 0 0 0 0 0 0 0 0 0 1 1 0.00 0.000																					

Oakland Athletics @ Kansas City Royals  
Kauffman Stadium, Kansas City, MO

AB 40  
R 10  
H 15  
RBI 9  
BB 7  
SO 1  
LOB 25



livebaseballscorecards.com

Batter	1	2	3	4	5	6	7	8	9	AB	R	H	RBI	BB	SO	LOB	BOTTOM					
Vince Coleman, S OBP: 0.383, SLG: 0.525	FC6-4 1B		G1-3	S BB		BB 1B BB		S 1B		3	1	2	0	2	0	0						
Tom Goodwin, L OBP: 0.285, SLG: 0.197 Pat Borders, R OBP: 0.333, SLG: 0.633	K		G1-3	L8		1B BB		G1-3		3	1	0	0	1	1	3						
Wally Joyner, L OBP: 0.383, SLG: 0.343	FC6-4		1B			F7		BB 1B		4	0	2	1	1	0	1						
Gary Gaetti, R OBP: 0.338, SLG: 0.507	K		1B			P6		K		5	0	2	1	0	2	3						
Bob Hamelin, L OBP: 0.317, SLG: 0.240 Greg Gagne, R OBP: 0.366, SLG: 0.433	G3-1		K			1B		G1-3		3	0	1	0	0	1	2						
Brent Mayne, L OBP: 0.375, SLG: 0.357 Chris Stynes, R OBP: 0.364, SLG: 0.600	G4-3		3B BB			1B		L8		2	1	1	0	1	0	0						
Jon Nunnally, L OBP: 0.364, SLG: 0.600			BB			1B				2	0	0	0	0	0	3						
Michael Tucker, L OBP: 0.306, SLG: 0.286	1B BB		K			G3		FC6-4 BB		3	0	0	0	2	1	3						
Jose Lind, R OBP: 0.333, SLG: 0.344	1B		F9			F8		FC6-4 G6-3		5	0	1	0	0	0	2						
David Howard, S OBP: 0.160, SLG: 0.208	G1-3		1H 3B			L7		G6-3		4	0	1	1	0	0	3						
<b>Inning Stats</b>	R: 0 E: 0 K: 2 S: 9	H: 1 LOB: 1 BB: 0 P: 12	R: 0 E: 0 K: 0 S: 11	H: 1 LOB: 2 BB: 1 P: 21	R: 0 E: 0 K: 1 S: 10	H: 2 LOB: 0 BB: 0 P: 13	R: 1 E: 0 K: 1 S: 11	H: 1 LOB: 2 BB: 2 P: 27	R: 0 E: 0 K: 0 S: 12	H: 2 LOB: 2 BB: 0 P: 19	R: 2 E: 0 K: 0 S: 19	H: 2 LOB: 3 BB: 3 P: 40	R: 0 E: 0 K: 0 S: 3	H: 0 LOB: 0 BB: 1 P: 8	R: 0 E: 0 K: 1 S: 10	H: 1 LOB: 2 BB: 1 P: 21	R: 0 E: 0 K: 0 S: 4	H: 0 LOB: 0 BB: 0 P: 5	1B: 9 2B: 0 3B: 1 HR: 0	SF: 0 SAC: 0 DP: 1 HBP: 0	WP: 0 PB: 0 SB: 2 CS: 0	PA: 44
<b>PITCHER</b>	IP WLS BF H R ER SO BB IBB HBP BLK WP HR S P ERA WHIP																					
Ron Darling, R ERA: 7.23	5.0 W 25 7 1 1 4 0 3 0 0 0 0 0 0 14 29 27.00 6.000																					
Todd Van Poppel, R ERA: 3.6	0.2 6 2 2 2 0 2 0 0 0 0 0 0 0 3 7 * * *																					
Dave Leiper, L ERA: 5.86	0.0 1 0 0 0 0 1 0 0 0 0 0 0 0 3 7 * * *																					
Jim Corsi, R ERA: 4.15	2.1 9 1 0 0 1 2 0 0 0 0 0 0 0 15 33 0.00 1.286																					
Dennis Eckersley, R ERA: 4.15	1.0 3 0 0 0 0 0 0 0 0 0 0 0 0 4 5 0.00 0.000																					

Oakland Athletics @ Kansas City Royals  
Kauffman Stadium, Kansas City, MO

AB 36  
R 3  
H 10  
RBI 3  
BB 8  
SO 5  
LOB 23



livebaseballscorecards.com



Batter	1	2	3	4	5	6	7	8	9	AB	R	H	RBI	BB	SO	LOB	TOP			
Rickey Henderson, R OBP: 0.434, SLG: 0.530 Todd Stottlemyre, L Mark Acree, R	G1-3	L8		G6-3			G4-6-3			5	0	1	2	0	0	1				
Stan Javier, S OBP: 0.315, SLG: 0.299	1B BB SF7 HBP		E5		L9		G6-3	K		4	2	0	0	0	1	2				
Geronimo Berroa, R OBP: 0.430, SLG: 0.646	BB 1B BB		G4-3		G1-3			F8	K	4	0	0	0	1	1					
Mark McGwire, R OBP: 0.471, SLG: 0.769 Mike Aldrete, L OBP: 0.351, SLG: 0.412	BB 1B				F8			E 1B BB BB	F8	2	1	1	0	2	0	0				
Ruben Sierra, S OBP: 0.319, SLG: 0.529 Andy Tomberlin, L OBP: 0.320, SLG: 0.417	SF7					G5-3		E7 BB BB	BB HBP 2B 1B	3	0	2	2	0	0	0				
Terry Steinbach, R OBP: 0.329, SLG: 0.479	3H 4-2		G6-4-3		G6-3			FC1-2 BB 1B	BB 2B HBP	2	2	0	0	2	0	2				
Brent Gates, S OBP: 0.292, SLG: 0.207	F8				G5-3			1B FC1-2 1B BB	2B BB	3	2	0	1	2	0	3				
Scott Brosius, R OBP: 0.422, SLG: 0.448 Craig Paquette, R OBP: 0.231, SLG: 0.360		G5-3		SF9				1B 3B	FC1-2 1B	4	3	2	0	0	0	3				
Fausto Cruz, R OBP: 0.364, SLG: 0.400		G6-3		SF9				1B 1B	F9	4	0	2	3	0	0	1				
<b>Inning Stats</b>	R: 1 E: 0 K: 0 S: 13	H: 1 LOB: 3 BB: 2 P: 26	R: 0 E: 0 K: 0 S: 7	H: 0 LOB: 0 BB: 0 P: 13	R: 1 E: 1 K: 0 S: 10	H: 1 LOB: 1 BB: 1 P: 18	R: 0 E: 0 K: 0 S: 8	H: 0 LOB: 0 BB: 0 P: 12	R: 0 E: 0 K: 0 S: 7	H: 0 LOB: 0 BB: 0 P: 10	R: 0 E: 0 K: 0 S: 9	H: 2 LOB: 0 BB: 0 P: 13	R: 4 E: 1 K: 1 S: 15	H: 3 LOB: 2 BB: 3 P: 31	R: 3 E: 0 K: 1 S: 18	H: 2 LOB: 1 BB: 1 P: 28	1B: 7 2B: 1 3B: 2 HR: 0	SF: 2 SAC: 0 DP: 2 HBP: 2	WP: 0 PB: 0 SB: 0 CS: 0	PA: 45
<b>PITCHER</b>	IP WLS BF H R ER SO BB IBB HBP BLK WP HR S P ERA WHIP																			
Chris Haney, L ERA: 2.96	(1, 1) 7.1 L 32 6 6 5 0 4 0 0 1 0 0 0 65 109 6.14 1.364																			
Dilson Torres, R ERA: 6.75	(8, 1) 1.2 13 4 5 5 2 2 1 1 0 0 0 27 49 27.00 3.600																			

Oakland Athletics @ Kansas City Royals  
Kauffman Stadium, Kansas City, MO  
Sat May 20 1995, 7:05 PM CDT  
Att: 17,423 - Unknown - 70 F

AB	34
R	11
H	10
RBI	11
BB	7
SO	2
LOB	13



Batter	1	2	3	4	5	6	7	8	9	AB	R	H	RBI	BB	SO	LOB	BOTTOM			
Vince Coleman, S OBP: 0.353, SLG: 0.477	G4-3		B2-3			G3			E4 FC8-3	4	0	0	0	0	0	1				
Jon Nunnally, L OBP: 0.345, SLG: 0.542	G4-3 1B		K2-3			K			FC8-3 G6-3 1B	4	0	1	0	0	2	2				
Wally Joyner, L OBP: 0.376, SLG: 0.338	G4-3				G3-1		F8		G6-3 1B	4	0	1	1	0	0	1				
Gary Gaetti, R OBP: 0.333, SLG: 0.487					G1-3		G5-3		G6-3	3	0	0	0	1	0	2				
Bob Hamelin, L OBP: 0.297, SLG: 0.222	K				K		K2-3		K	4	0	0	0	0	4	4				
Pat Borders, R OBP: 0.303, SLG: 0.576		G5-3				K			K	3	0	0	0	0	2	0				
Michael Tucker, L OBP: 0.292, SLG: 0.271		K			G4-3				K	3	0	0	0	0	2	0				
Jose Lind, R OBP: 0.319, SLG: 0.328		F8			G3-1				G1-3	3	0	0	0	0	0	0				
David Howard, S OBP: 0.179, SLG: 0.222					K		F8		FC8-3 E 1B 1B	3	1	1	0	0	1	0				
<b>Inning Stats</b>	R: 0 E: 0 K: 1 S: 11	H: 1 LOB: 2 BB: 1 P: 18	R: 0 E: 0 K: 1 S: 7	H: 0 LOB: 0 BB: 0 P: 9	R: 0 E: 0 K: 2 S: 10	H: 0 LOB: 0 BB: 0 P: 14	R: 0 E: 0 K: 1 S: 6	H: 0 LOB: 0 BB: 0 P: 6	R: 0 E: 0 K: 1 S: 9	H: 0 LOB: 0 BB: 0 P: 15	R: 0 E: 0 K: 1 S: 10	H: 0 LOB: 0 BB: 0 P: 16	R: 0 E: 0 K: 2 S: 11	H: 0 LOB: 0 BB: 0 P: 14	R: 1 E: 1 K: 1 S: 14	H: 2 LOB: 2 BB: 0 P: 22	1B: 3 2B: 0 3B: 0 HR: 0	SF: 0 SAC: 0 DP: 0 HBP: 0	WP: 0 PB: 0 SB: 0 CS: 0	PA: 32
<b>PITCHER</b>	IP WLS BF H R ER SO BB IBB HBP BLK WP HR S P ERA WHIP																			
Todd Stottlemyre, R ERA: 5.23	(1, 1) 8.1 W 30 3 1 0 0 10 1 0 0 0 0 0 80 117 0.00 0.480																			
Todd Stottlemyre, R ERA: 5.23	(9, 1) 8.1 W 30 3 1 0 0 10 1 0 0 0 0 0 80 117 0.00 0.480																			
Mark Acree, R ERA: 7.56	(9, 1) 0.2 2 0 0 0 0 1 0 0 0 0 0 0 5 9 0.00 0.000																			

Oakland Athletics @ Kansas City Royals  
Kauffman Stadium, Kansas City, MO  
Sat May 20 1995, 7:05 PM CDT  
Att: 17,423 - Unknown - 70 F

AB	31
R	1
H	3
RBI	1
BB	1
SO	11
LOB	10





Batter	1	2	3	4	5	6	7	8	9	AB	R	H	RBI	BB	SO	LOB	TOP				
Rickey Henderson, R OBP: 0.420, SLG: 0.500 (1, 10)	G5-3		G4-3				G5-3		G5-3	4	1	0	0	1	0	0	<b>Oakland Athletics @ Kansas City Royals</b> Kauffman Stadium, Kansas City, MO Sun May 21 1995, 3:33 AM CDT Att: 15,305 - Cloudy - 76 F				
Andy Tomberlin, L OBP: 0.397, SLG: 0.536 (1, 8)	1B		BB				HR		K	4	1	2	1	1	2	2					
Ruben Sierra, S OBP: 0.323, SLG: 0.522 (1, 9)	F7		G3				G4-3		HR	5	1	2	2	0	0	2					
Mark McGwire, R OBP: 0.467, SLG: 0.780 (1, 3)	F7						F8		HR	4	2	1	2	1	0	2					
Mike Aldrete, L OBP: 0.458, SLG: 0.600 Stan Javier, S OBP: 0.308, SLG: 0.291 (6, PR) (6, 7)			G4-6-3				G6-3		G3-1	3	0	3	1	0	0	0					
Terry Steinbach, R OBP: 0.326, SLG: 0.468 (1, 2)	G4-6-3		1B				G6-3		G6-3	2	1	0	0	0	0	0					
Brent Gates, S OBP: 0.289, SLG: 0.213 (1, 4)	FC6-4		1B				SF5		FC6-4	4	0	1	0	0	0	2					
Scott Brosius, R OBP: 0.437, SLG: 0.493 (1, 5)	FC6-4						SH3-4		FC6-4	3	0	1	1	0	0	1					
Fausto Cruz, R OBP: 0.286, SLG: 0.308 (1, 6)			K				SH3-4		FC6-4	4	1	3	0	0	0	1					
									K	3	0	0	0	0	2	4					
<b>Inning Stats</b>	R: 0 E: 0 K: 0 S: 6	H: 1 LOB: 1 BB: 0 P: 9	R: 0 E: 0 K: 0 S: 8	H: 2 LOB: 1 BB: 0 P: 12	R: 0 E: 0 K: 1 S: 9	H: 0 LOB: 1 BB: 1 P: 19	R: 1 E: 0 K: 0 S: 7	H: 1 LOB: 0 BB: 1 P: 14	R: 2 E: 0 K: 1 S: 15	H: 2 LOB: 1 BB: 1 P: 25	R: 1 E: 0 K: 0 S: 11	H: 1 LOB: 0 BB: 0 P: 18	R: 0 E: 0 K: 1 S: 11	H: 2 LOB: 2 BB: 0 P: 19	R: 2 E: 0 K: 1 S: 17	H: 2 LOB: 0 BB: 0 P: 24	1B: 7 2B: 4 3B: 0 HR: 2	SF: 1 SAC: 1 DP: 1 HBP: 0	WP: 0 PB: 0 SB: 1 CS: 0	PA: 41	
<b>PITCHER</b>	IP WLS BF H R ER SO BB IBB HBP BLK WP HR S P ERA WHIP	7.2 L 34 10 5 5 2 3 0 0 0 0 1 69 117 5.87 1.696	1.1 7 3 2 2 2 0 0 0 0 0 1 22 34 13.50 2.250																		

Batter	1	2	3	4	5	6	7	8	9	AB	R	H	RBI	BB	SO	LOB	BOTTOM			
Vince Coleman, S OBP: 0.345, SLG: 0.458 (1, 7)	F7		L7						G6-3	4	0	1	0	0	0	0	<b>Oakland Athletics @ Kansas City Royals</b> Kauffman Stadium, Kansas City, MO Sun May 21 1995, 3:33 AM CDT Att: 15,305 - Cloudy - 76 F			
Jon Nunnally, L OBP: 0.310, SLG: 0.481 Phil Hiatt, R OBP: 0.333, SLG: 0.818 (8, PH) (9, 9)	K		K						G6-3	3	0	0	0	0	2	2				
Wally Joyner, L OBP: 0.371, SLG: 0.333 (1, 3)	L3								G6-3	1	0	0	0	0	0	0				
Gary Gaetti, R OBP: 0.330, SLG: 0.468 (1, 10)									BB	4	1	1	0	0	1	2				
Brent Mayne, L OBP: 0.385, SLG: 0.391 (1, 2)	G5-3		G5-3						1B	3	0	0	0	1	0	2				
Greg Gagne, R OBP: 0.373, SLG: 0.444 (1, 6)	2B		G4-3						1B	4	1	2	1	0	0	0				
Joe Randa, R OBP: 0.238, SLG: 0.350 Michael Tucker, L OBP: 0.288, SLG: 0.267 (9, PH)	G6-3								F9	3	0	1	1	1	0	0				
Jose Lind, R OBP: 0.301, SLG: 0.310 (1, 4)	G5-3								G1-3	4	0	0	0	0	0	2				
Joe Randa, R OBP: 0.238, SLG: 0.350 Michael Tucker, L OBP: 0.288, SLG: 0.267 (9, PH)	F9								G1-3	3	0	1	0	0	1	1				
Tom Goodwin, L OBP: 0.271, SLG: 0.206 Bob Hamelin, L OBP: 0.297, SLG: 0.222 Pat Borders, R OBP: 0.294, SLG: 0.559 David Howard, S OBP: 0.179, SLG: 0.222 (8, 8)			L7						F8	2	0	1	0	0	0	0				
									G4-3	0	0	0	0	0	0	0				
									1B	1	0	0	0	0	0	2				
									1B	0	0	0	0	0	0	0				
<b>Inning Stats</b>	R: 0 E: 0 K: 1 S: 6	H: 0 LOB: 0 BB: 0 P: 8	R: 1 E: 0 K: 0 S: 13	H: 2 LOB: 1 BB: 0 P: 18	R: 0 E: 0 K: 1 S: 7	H: 0 LOB: 0 BB: 0 P: 8	R: 0 E: 0 K: 0 S: 6	H: 0 LOB: 0 BB: 0 P: 7	R: 0 E: 0 K: 1 S: 7	H: 0 LOB: 0 BB: 0 P: 7	R: 0 E: 0 K: 1 S: 7	H: 1 LOB: 2 BB: 1 P: 19	R: 1 E: 0 K: 0 S: 11	H: 2 LOB: 2 BB: 1 P: 21	R: 0 E: 0 K: 0 S: 8	H: 0 LOB: 0 BB: 0 P: 10	1B: 5 2B: 2 3B: 0 HR: 0	SF: 0 SAC: 0 DP: 0 HBP: 0	WP: 0 PB: 0 SB: 1 CS: 0	PA: 35
<b>PITCHER</b>	IP WLS BF H R ER SO BB IBB HBP BLK WP HR S P ERA WHIP	6.2 W 26 5 1 1 4 0 1 0 0 0 0 0 14 26 6.75 2.250	1.0 3 0 0 0 0 0 0 0 0 0 0 0 8 10 0.00 0.000																	





Batter	1	2	3	4	5	6	7	8	9	AB	R	H	RBI	BB	SO	LOB	TOP										
<b>Brady Anderson, L</b> (1, 7) OBP: 0.358, SLG: 0.546	1-0 2B	2-1 1B FC4-6		1-1 FC2-6		3-1 1B FC6-2-5		2-0 F9 HBP		5	3	2	1	0	0	2	<b>Baltimore Orioles @ Oakland Athletics</b> Oakland-Alameda County Coliseum, Oakland, CA Tue May 23 1995, 7:05 PM PDT Att: 10,585 - Unknown - 58 F										
<b>Kevin Bass, S</b> (1, 9) OBP: 0.324, SLG: 0.322	2-1 HR	1-2 FC4-6		3-1 G6-3		0-1 1B 3B		1-2 FC6-4 HBP		4	2	3	2	0	0	1											
<b>Rafael Palmeiro, L</b> (1, 3) OBP: 0.427, SLG: 0.648	2-1 HR	2-1 FC4-6			0-0 G6-3	3-1 3B 1B		1-0 F9		5	2	2	3	0	0	3											
<b>Cal Ripken Jr., R</b> (1, 6) OBP: 0.343, SLG: 0.386	2-2 G5-3				4-1 G4-3 BB	0-1 3B		3-1 FC6-4		4	0	1	2	1	1	3											
<b>Harold Baines, L</b> (1, 10) OBP: 0.360, SLG: 0.453	3-2 FC5-4 1B			0-0 G6-3		0-0 G4-3			1-3 K	5	0	1	0	0	1	2											
<b>Chris Hoiles, R</b> (1, 2) OBP: 0.356, SLG: 0.393	1-0 L5			1-3 K		4-2 BB		1-1 F8		4	0	0	0	1	1	1											
<b>Jeff Manto, R</b> (1, 5) OBP: 0.323, SLG: 0.516	0-0 FC5-4			3-2 G5-3		1-2 L6		0-1 F8		5	0	0	0	0	0	3											
<b>Bret Barberie, S</b> (1, 4) OBP: 0.373, SLG: 0.320		2-0 F8 2B		2-2 FC2-6 HBP		0-0 G4-3		2-1 G4-3		3	1	1	0	0	0	0											
<b>Damon Buford, R</b> (1, 8) OBP: 0.188, SLG: 0.074		2-0 F8		2-3 K		1-0 S 1B		1-1 G4-3		4	0	1	0	0	1	2											
<b>Inning Stats</b>	R: 3 E: 0 K: 0 S: 17	H: 4 LOB: 1 BB: 0 P: 28	R: 2 E: 0 K: 1 S: 12	H: 3 LOB: 1 BB: 0 P: 24	R: 0 E: 0 K: 1 S: 8	H: 0 LOB: 0 BB: 0 P: 12	R: 0 E: 0 K: 1 S: 9	H: 0 LOB: 1 BB: 0 P: 17	R: 0 E: 0 K: 0 S: 8	H: 0 LOB: 2 BB: 2 P: 17	R: 0 E: 0 K: 0 S: 6	H: 0 LOB: 0 BB: 0 P: 9	R: 0 E: 1 K: 1 S: 8	H: 0 LOB: 2 BB: 0 P: 16	R: 0 E: 0 K: 1 S: 7	H: 0 LOB: 0 BB: 0 P: 11	1B: 5 2B: 4 3B: 1 HR: 1	SF: 0 SAC: 0 DP: 0 HBP: 2	WP: 0 PB: 0 SB: 3 CS: 0	PA: 43							
<b>PITCHER</b>	IP	WLS	BF	H	R	ER	SO	BB	IBB	HBP	BLK	WP	HR	S	P	ERA	WHIP										
<b>Mike Harkey, R</b> (1, 1) ERA: 5.4	1.1	L	11	7	5	5	0	0	0	0	0	0	1	24	42	33.75	5.250										
<b>Carlos Reyes, R</b> (2, 1) ERA: 3.75	4.1		19	3	3	3	3	2	0	1	0	0	0	39	71	6.23	1.154										
<b>Mark Acre, R</b> (6, 1) ERA: 6.75	1.1		5	1	0	0	0	0	0	0	0	0	0	10	14	0.00	0.750										
<b>Dave Leiper, L</b> (8, 1) ERA: 3.18	1.0		5	0	0	0	0	0	0	1	0	0	0	8	16	0.00	0.000										
<b>Todd Van Poppel, R</b> (9, 1) ERA: 3.39	1.0		3	0	0	0	1	0	0	0	0	0	0	7	11	0.00	0.000										
Batter	1	2	3	4	5	6	7	8	9	AB	R	H	RBI	BB	SO	LOB	BOTTOM										
<b>Rickey Henderson, R</b> (1, 7) OBP: 0.418, SLG: 0.500			3-1 CS 1B			3-1 SF9			0-3 K	2	0	1	1	0	1	0	<b>Baltimore Orioles @ Oakland Athletics</b> Oakland-Alameda County Coliseum, Oakland, CA Tue May 23 1995, 7:05 PM PDT Att: 10,585 - Unknown - 58 F										
<b>Mike Aldrete, R</b> (9, 9) OBP: 0.440, SLG: 0.571										1	0	0	0	0	1	0											
<b>Andy Tomberlin, L</b> (1, 8) OBP: 0.353, SLG: 0.500	0-1 G5-3		2-1 CS	0-1 F8		3-1 P5		1-0 DI 1B		4	0	1	0	0	0	0											
<b>Geronimo Berroa, R</b> (1, 10) OBP: 0.423, SLG: 0.624	4-2 BB			2-2 P3			1-3 K	0-3 K		3	0	0	0	1	2	1											
<b>Mark McGwire, R</b> (1, 3) OBP: 0.459, SLG: 0.753	1-3 K			1-0 P3			0-3 K		4-2 BB	3	0	0	0	1	2	1											
<b>Ruben Sierra, S</b> (1, 9) OBP: 0.314, SLG: 0.505		0-0 F7			2-1 G3-1		1-2 F8		2-3 K	3	0	0	0	0	0	0											
<b>Craig Paquette, R</b> (9, 7) OBP: 0.222, SLG: 0.346										1	0	0	0	0	1	2											
<b>Scott Brosius, R</b> (1, 5) OBP: 0.422, SLG: 0.473		1-1 G3-1			0-2 P6			3-1 G6-3		3	0	0	0	0	0	0											
<b>Brent Gates, S</b> (1, 4) OBP: 0.291, SLG: 0.219		2-1 G6-3			1-0 G6-3			2-1 1B		3	0	1	0	0	0	0											
<b>Fausto Cruz, R</b> (1, 6) OBP: 0.235, SLG: 0.250			1-0 G1-3			1-0 G6-3		0-0 F9		3	0	0	0	0	0	1											
<b>Eric Helfand, L</b> (1, 2) OBP: 0.375, SLG: 0.571			1-3 K			1-2 SF9 3B		3-3 K		3	1	1	0	0	2	1											
<b>Inning Stats</b>	R: 0 E: 0 K: 2 S: 10	H: 0 LOB: 1 BB: 1 P: 17	R: 0 E: 0 K: 0 S: 5	H: 0 LOB: 0 BB: 0 P: 8	R: 0 E: 0 K: 1 S: 7	H: 1 LOB: 0 BB: 0 P: 14	R: 0 E: 0 K: 0 S: 6	H: 0 LOB: 0 BB: 0 P: 9	R: 0 E: 0 K: 0 S: 6	H: 0 LOB: 0 BB: 0 P: 9	R: 0 E: 0 K: 2 S: 10	H: 0 LOB: 0 BB: 0 P: 12	R: 0 E: 0 K: 1 S: 8	H: 1 LOB: 1 BB: 0 P: 16	R: 0 E: 0 K: 3 S: 14	H: 1 LOB: 2 BB: 1 P: 21	1B: 3 2B: 0 3B: 1 HR: 0	SF: 1 SAC: 0 DP: 0 HBP: 0	WP: 0 PB: 0 SB: 0 CS: 1	PA: 33							
<b>PITCHER</b>	IP	WLS	BF	H	R	ER	SO	BB	IBB	HBP	BLK	WP	HR	S	P	ERA	WHIP										
<b>Kevin Brown, R</b> (1, 1) ERA: 3.29	9.0	W	32	4	1	1	9	2	0	0	0	0	0	76	123	1.00	0.667										

AB 39  
R 8  
H 11  
RBI 8  
BB 2  
SO 4  
LOB 17



AB 29  
R 1  
H 4  
RBI 1  
BB 2  
SO 9  
LOB 6









Batter	1	2	3	4	5	6	7	8	9	AB	R	H	RBI	BB	SO	LOB	TOP										
<b>Brady Anderson, L</b> OBP: 0.345, SLG: 0.514										5	0	0	0	0	1	2	<b>Baltimore Orioles @ Oakland Athletics</b> <b>Oakland-Alameda County Coliseum, Oakland, CA</b> Thu May 25 1995, 3:33 AM PDT Att. 12,106 - Sunny - 60 F										
<b>Kevin Bass, S</b> OBP: 0.325, SLG: 0.368										4	1	2	3	0	1	0											
<b>Rafael Palmeiro, L</b> OBP: 0.411, SLG: 0.604										4	0	0	0	0	0	1											
<b>Cal Ripken Jr., R</b> OBP: 0.336, SLG: 0.406										4	2	2	1	0	0	0											
<b>Harold Baines, L</b> OBP: 0.386, SLG: 0.507										4	1	2	2	0	0	0											
<b>Matt Nokes, L</b> OBP: 0.125, SLG: 0.172										3	0	0	0	1	0	2											
<b>Jeff Manto, R</b> OBP: 0.306, SLG: 0.538										4	0	1	0	0	1	3											
<b>Bret Barberie, S</b> OBP: 0.356, SLG: 0.316										3	1	0	0	1	3	1											
<b>Damon Buford, R</b> OBP: 0.216, SLG: 0.067										1	1	0	0	1	0	0											
<b>Leo Gomez, R</b> OBP: 0.255, SLG: 0.235										1	0	0	0	0	1	0											
<b>Inning Stats</b>	R: 0 E: 0 K: 1 S: 5	H: 0 LOB: 0 BB: 0 P: 5	R: 2 E: 0 K: 1 S: 7	H: 2 LOB: 0 BB: 0 P: 7	R: 0 E: 0 K: 1 S: 5	H: 0 LOB: 0 BB: 0 P: 5	R: 0 E: 1 K: 1 S: 7	H: 1 LOB: 2 BB: 0 P: 7	R: 1 E: 0 K: 0 S: 4	H: 1 LOB: 1 BB: 1 P: 8	R: 1 E: 0 K: 1 S: 6	H: 1 LOB: 1 BB: 1 P: 10	R: 2 E: 0 K: 0 S: 4	H: 1 LOB: 0 BB: 1 P: 8	R: 0 E: 0 K: 2 S: 3	H: 1 LOB: 0 BB: 0 P: 3	R: 0 E: 0 K: 2 S: 7	H: 0 LOB: 0 BB: 0 P: 7	1B: 4 2B: 0 3B: 0 HR: 3	SF: 0 SAC: 1 DP: 0 HBP: 0	WP: 0 PB: 0 SB: 0 CS: 1	PA: 38					
<b>PITCHER</b>	IP	WLS	BF	H	R	ER	SO	BB	IBB	HBP	BLK	WP	HR	S	P	ERA	WHIP										
<b>Ron Darling, R</b> ERA: 7.23	(1, 1)	5.0	22	5	4	4	4	1	0	0	0	0	2	29	33	7.20	1.200										
<b>Dave Leiper, L</b> ERA: 2.35	(6, 1)	0.1	2	0	0	0	0	1	0	0	0	0	0	1	5	0.00	3.000										
<b>Mark Acie, R</b> ERA: 7.11	(6, 1)	0.2	3	0	1	1	1	1	0	0	0	0	0	4	8	13.50	1.500										
<b>Rick Honeycutt, L</b> ERA: 2.61	(7, 1)	2.0	W	7	2	1	1	0	0	0	0	0	1	7	7	4.50	1.000										
<b>Dennis Eckersley, R</b> ERA: 3.99	(9, 1)	1.0	S	3	0	0	0	2	0	0	0	0	0	7	7	0.00	0.000										

AB 33  
R 6  
H 7  
RBI 6  
BB 3  
SO 7  
LOB 9



Batter	1	2	3	4	5	6	7	8	9	AB	R	H	RBI	BB	SO	LOB	BOTTOM										
<b>Rickey Henderson, R</b> OBP: 0.416, SLG: 0.488										4	0	1	0	2	2	4	<b>Baltimore Orioles @ Oakland Athletics</b> <b>Oakland-Alameda County Coliseum, Oakland, CA</b> Thu May 25 1995, 3:33 AM PDT Att. 12,106 - Sunny - 60 F										
<b>Stan Javier, S</b> OBP: 0.317, SLG: 0.295										5	1	2	0	1	1	5											
<b>Geronimo Berroa, R</b> OBP: 0.416, SLG: 0.587										3	2	0	0	2	1	4											
<b>Mark McGwire, R</b> OBP: 0.467, SLG: 0.758										3	2	2	2	2	0	0											
<b>Ruben Sierra, S</b> OBP: 0.315, SLG: 0.490										3	1	1	1	1	1	2											
<b>Terry Steinbach, R</b> OBP: 0.347, SLG: 0.553										4	1	2	4	1	1	0											
<b>Brent Gates, S</b> OBP: 0.307, SLG: 0.225										4	1	0	0	1	2	4											
<b>Craig Paquette, R</b> OBP: 0.278, SLG: 0.424										3	1	1	2	2	0	2											
<b>Fausto Cruz, R</b> OBP: 0.280, SLG: 0.238										3	0	0	0	2	1	2											
<b>Inning Stats</b>	R: 0 E: 1 K: 2 S: 8	H: 1 LOB: 2 BB: 1 P: 12	R: 2 E: 0 K: 0 S: 5	H: 2 LOB: 2 BB: 2 P: 13	R: 0 E: 0 K: 2 S: 7	H: 0 LOB: 0 BB: 0 P: 7	R: 0 E: 0 K: 1 S: 5	H: 0 LOB: 2 BB: 2 P: 13	R: 2 E: 0 K: 0 S: 6	H: 3 LOB: 3 BB: 2 P: 14	R: 1 E: 0 K: 1 S: 6	H: 1 LOB: 2 BB: 2 P: 14	R: 0 E: 0 K: 2 S: 7	H: 0 LOB: 1 BB: 1 P: 11	R: 4 E: 0 K: 1 S: 7	H: 2 LOB: 2 BB: 4 P: 23		1B: 5 2B: 1 3B: 0 HR: 3	SF: 1 SAC: 0 DP: 0 HBP: 0	WP: 0 PB: 0 SB: 3 CS: 0	PA: 47						
<b>PITCHER</b>	IP	WLS	BF	H	R	ER	SO	BB	IBB	HBP	BLK	WP	HR	S	P	ERA	WHIP										
<b>Arthur Rhodes, L</b> ERA: 8.1	(1, 1)	4.0	22	4	4	4	5	6	0	0	0	0	2	26	50	9.00	2.500										
<b>Mike Oquist, R</b> ERA: 3.95	(5, 1)	1.1	9	3	1	1	0	2	0	0	0	0	0	7	15	6.75	3.750										
<b>Alan Mills, R</b> ERA: 6.43	(6, 1)	0.2	4	0	0	0	1	2	0	0	0	0	0	4	12	0.00	3.000										
<b>Armando Benitez, R</b> ERA: 4.02	(7, 1)	1.2	L	10	1	4	4	3	4	0	0	0	1	12	28	21.60	3.000										
<b>Doug Jones, R</b> ERA: 5.4	(8, 1)	0.1	2	1	0	0	0	0	0	0	0	0	0	2	2	0.00	3.000										

AB 32  
R 9  
H 9  
RBI 9  
BB 14  
SO 9  
LOB 23







Batter	1	2	3	4	5	6	7	8	9	AB	R	H	RBI	BB	SO	LOB	TOP	
Luis Polonia, L OBP: 0.303, SLG: 0.343 (1, 7)	G4-3	G6-3		G6-3			G4-3		G4-3	5	0	0	0	0	0	2	<b>New York Yankees @ Oakland Athletics</b> Oakland-Alameda County Coliseum, Oakland, CA Fri May 26 1995, 7:05 PM PDT Att: 13,911 - Unknown - 58 F <a href="http://livebaseballscorecards.com">livebaseballscorecards.com</a>	
Wade Boggs, L OBP: 0.405, SLG: 0.347 (1, 5)	BB 1B BB		G6-3		G6-3		G4-6-3 BB		K	3	1	0	0	2	1	2		
Paul O'Neill, L OBP: 0.431, SLG: 0.634 (1, 9)	BB 1-2 1B BB		E3 1B		BB HBP		G4-6-3 1-2			2	2	0	0	1	0	1		
Danny Tartabull, R OBP: 0.306, SLG: 0.321 (1, 10)	K		K		F9				G4-3	0	0	0	0	0	0	0		
Don Mattingly, L OBP: 0.365, SLG: 0.458 (1, 3)	1B 1-2 2-3 BB		1B		1-2 BB				G6-3	2	0	1	0	2	0	0		
Jim Leyritz, R OBP: 0.394, SLG: 0.427 (1, 2)	1-3 2-H 3-H 1B		1B		L8				FC4 BB	3	0	2	3	1	0	2		
Bernie Williams, S OBP: 0.290, SLG: 0.366 (1, 8)	K		K						FC4	4	0	0	0	0	2	5		
Kevin Elster, R OBP: 0.167, SLG: 0.176 (9, PH)			K		F8					3	0	0	0	0	1	0		
Dion James, L OBP: 0.462, SLG: 0.464 (9, FR)									G4-3 SH1-4 1B	1	0	1	0	0	0	0		
Gerald Williams, R OBP: 0.281, SLG: 0.533 (9, FR)										0	0	0	0	0	0	0		
Pat Kelly, R OBP: 0.414, SLG: 0.466 (1, 4)			K		G5-3				SH1-4	3	0	0	0	0	1	0		
<b>Inning Stats</b>	R: 2 E: 0 K: 2 S: 8	H: 1 LOB: 2 BB: 3 P: 20	R: 0 E: 0 K: 2 S: 7	H: 0 LOB: 0 BB: 0 P: 7	R: 1 E: 1 K: 2 S: 10	H: 2 LOB: 2 BB: 0 P: 10	R: 0 E: 0 K: 0 S: 3	H: 0 LOB: 2 BB: 1 P: 8	R: 0 E: 0 K: 0 S: 3	H: 0 LOB: 0 BB: 1 P: 6	R: 0 E: 0 K: 0 S: 3	H: 0 LOB: 1 BB: 1 P: 7	R: 0 E: 0 K: 1 S: 6	H: 1 LOB: 2 BB: 0 P: 6	1B: 4 2B: 0 3B: 0 HR: 0	SF: 0 SAC: 1 DP: 1 HBP: 1	WP: 0 PB: 0 SB: 0 CS: 0	PA: 38
<b>PITCHER</b>	IP WLS BF H R ER SO BB IBB HBP BLK WP HR S P ERA WHIP	IP WLS BF H R ER SO BB IBB HBP BLK WP HR S P ERA WHIP	IP WLS BF H R ER SO BB IBB HBP BLK WP HR S P ERA WHIP	IP WLS BF H R ER SO BB IBB HBP BLK WP HR S P ERA WHIP	IP WLS BF H R ER SO BB IBB HBP BLK WP HR S P ERA WHIP	IP WLS BF H R ER SO BB IBB HBP BLK WP HR S P ERA WHIP	IP WLS BF H R ER SO BB IBB HBP BLK WP HR S P ERA WHIP	IP WLS BF H R ER SO BB IBB HBP BLK WP HR S P ERA WHIP	IP WLS BF H R ER SO BB IBB HBP BLK WP HR S P ERA WHIP	IP WLS BF H R ER SO BB IBB HBP BLK WP HR S P ERA WHIP	IP WLS BF H R ER SO BB IBB HBP BLK WP HR S P ERA WHIP	IP WLS BF H R ER SO BB IBB HBP BLK WP HR S P ERA WHIP	IP WLS BF H R ER SO BB IBB HBP BLK WP HR S P ERA WHIP	IP WLS BF H R ER SO BB IBB HBP BLK WP HR S P ERA WHIP	IP WLS BF H R ER SO BB IBB HBP BLK WP HR S P ERA WHIP	IP WLS BF H R ER SO BB IBB HBP BLK WP HR S P ERA WHIP	IP WLS BF H R ER SO BB IBB HBP BLK WP HR S P ERA WHIP	
Todd Stottlemyre, R ERA: 4.89 (1, 1)	6.0	27	3	3	2	6	4	0	1	0	0	0	34	51	3.00	1.167		
Dave Leiper, L ERA: 2.08 (7, 1)	1.0	3	0	0	0	0	1	0	0	0	0	0	2	6	0.00	1.000		
Jim Corsi, R ERA: (8, 1)	2.0	8	1	0	0	1	1	0	0	0	0	0	9	13	0.00	1.000		

Batter	1	2	3	4	5	6	7	8	9	AB	R	H	RBI	BB	SO	LOB	BOTTOM			
Rickey Henderson, R OBP: 0.410, SLG: 0.470 (1, 10)	F8			S 1B E BB		K		P4		3	1	0	0	1	1	1	<b>New York Yankees @ Oakland Athletics</b> Oakland-Alameda County Coliseum, Oakland, CA Fri May 26 1995, 7:05 PM PDT Att: 13,911 - Unknown - 58 F <a href="http://livebaseballscorecards.com">livebaseballscorecards.com</a>			
Stan Javier, S OBP: 0.314, SLG: 0.293 (1, 8)	B5-3			WP S SF8 1B		G5-3		K2-3		4	1	1	0	0	1	1				
Geronimo Berroa, R OBP: 0.414, SLG: 0.581 (1, 7)								FC5-4 BB		1	0	0	1	1	1	0				
Andy Tomberlin, L OBP: 0.343, SLG: 0.485 (8, 7)	K			SF8 1-H 2-H				K		1	0	0	0	0	1	1				
Mark McGwire, R OBP: 0.455, SLG: 0.734 (1, 3)		G6-3		G6-3				K		3	0	0	0	0	1	1				
Ruben Sierra, S OBP: 0.307, SLG: 0.476 (1, 9)		G5-3		P6				FC5-4 S HR		3	1	0	0	0	0	1				
Terry Steinbach, R OBP: 0.347, SLG: 0.580 (1, 2)		G5-3						HR		3	1	1	2	0	0	0				
Brent Gates, S OBP: 0.308, SLG: 0.230 (1, 4)										3	0	1	0	0	0	0				
Craig Paquette, R OBP: 0.256, SLG: 0.389 (1, 5)										3	0	0	0	0	0	1				
Fausto Cruz, R OBP: 0.286, SLG: 0.217 (1, 6)										2	0	0	0	1	0	0				
<b>Inning Stats</b>	R: 0 E: 0 K: 1 S: 5	H: 0 LOB: 0 BB: 0 P: 5	R: 0 E: 0 K: 0 S: 3	H: 0 LOB: 0 BB: 0 P: 3	R: 0 E: 0 K: 0 S: 3	H: 0 LOB: 0 BB: 0 P: 3	R: 2 E: 0 K: 0 S: 4	H: 1 LOB: 0 BB: 1 P: 8	R: 0 E: 0 K: 0 S: 3	H: 0 LOB: 0 BB: 0 P: 3	R: 0 E: 0 K: 1 S: 5	H: 0 LOB: 0 BB: 0 P: 5	R: 2 E: 0 K: 1 S: 7	H: 2 LOB: 1 BB: 1 P: 11	R: 0 E: 0 K: 2 S: 7	H: 0 LOB: 1 BB: 1 P: 11	1B: 2 2B: 0 3B: 0 HR: 1	SF: 1 SAC: 0 DP: 0 HBP: 0	WP: 1 PB: 1 SB: 4 CS: 0	PA: 30
<b>PITCHER</b>	IP WLS BF H R ER SO BB IBB HBP BLK WP HR S P ERA WHIP	IP WLS BF H R ER SO BB IBB HBP BLK WP HR S P ERA WHIP	IP WLS BF H R ER SO BB IBB HBP BLK WP HR S P ERA WHIP	IP WLS BF H R ER SO BB IBB HBP BLK WP HR S P ERA WHIP	IP WLS BF H R ER SO BB IBB HBP BLK WP HR S P ERA WHIP	IP WLS BF H R ER SO BB IBB HBP BLK WP HR S P ERA WHIP	IP WLS BF H R ER SO BB IBB HBP BLK WP HR S P ERA WHIP	IP WLS BF H R ER SO BB IBB HBP BLK WP HR S P ERA WHIP	IP WLS BF H R ER SO BB IBB HBP BLK WP HR S P ERA WHIP	IP WLS BF H R ER SO BB IBB HBP BLK WP HR S P ERA WHIP	IP WLS BF H R ER SO BB IBB HBP BLK WP HR S P ERA WHIP	IP WLS BF H R ER SO BB IBB HBP BLK WP HR S P ERA WHIP	IP WLS BF H R ER SO BB IBB HBP BLK WP HR S P ERA WHIP	IP WLS BF H R ER SO BB IBB HBP BLK WP HR S P ERA WHIP	IP WLS BF H R ER SO BB IBB HBP BLK WP HR S P ERA WHIP	IP WLS BF H R ER SO BB IBB HBP BLK WP HR S P ERA WHIP				
Sterling Hitchcock, L ERA: 3.82 (1, 1)	8.0	30	3	4	3	5	3	0	0	0	1	1	37	49	3.38	0.750				





Batter	1	2	3	4	5	6	7	8	9	AB	R	H	RBI	BB	SO	LOB	TOP					
Luis Polonia, L (1, 7) OBP: 0.300, SLG: 0.338	G3-1		G3			1B			G6-3	4	0	1	0	0	0	1	<p><b>New York Yankees @ Oakland Athletics</b> Oakland-Alameda County Coliseum, Oakland, CA</p> <p>Sat May 27 1995, 3:33 AM PDT Att: 23,473 - Cloudy - 59 F</p> <p>livebaseballscorecards.com</p> <p>AB 26 R 0 H 1 RBI 0 BB 2 SO 5 LOB 5</p> 					
Wade Boggs, L (1, 5) OBP: 0.385, SLG: 0.329	G3			G1-3		F8			G6-3	4	0	0	0	0	0	1						
Paul O'Neill, L (1, 9) OBP: 0.418, SLG: 0.591	G3			G4-3			P6		BB	3	0	0	0	1	0	0						
Mike Stanley, R (1, 2) OBP: 0.340, SLG: 0.410		F9		F8			K		K	4	0	0	0	0	2	1						
Don Mattingly, L (1, 3) OBP: 0.345, SLG: 0.431	G6-3			G3-1			G4-3			3	0	0	0	0	0	0						
Danny Tartabull, R (1, 10) OBP: 0.297, SLG: 0.310	K			K					G6-3	0	0	0	0	0	0	0						
Randy Velarde, R (1, 6) (8, 4)			L8	G4-3					K	3	0	0	0	0	1	0						
Bernie Williams, S (1, 8) OBP: 0.282, SLG: 0.354			G3			G4-3			FC4-6	3	0	0	0	0	0	1						
Robert Eenhoorn, R (1, 4) Dion James, L (8, PH) Kevin Elster, R (8, 6) OBP: 0.167, SLG: 0.176			BB			K			K	1	0	0	0	1	1	0						
										1	0	0	0	0	1	1						
										0	0	0	0	0	0	0						
<b>Inning Stats</b>	R: 0 E: 0 K: 0 S: 7	H: 0 LOB: 0 BB: 0 P: 11	R: 0 E: 0 K: 1 S: 6	H: 0 LOB: 0 BB: 0 P: 7	R: 0 E: 0 K: 0 S: 4	H: 0 LOB: 1 BB: 1 P: 12	R: 0 E: 0 K: 0 S: 8	H: 0 LOB: 0 BB: 0 P: 11	R: 0 E: 0 K: 1 S: 8	H: 0 LOB: 0 BB: 0 P: 12	R: 0 E: 0 K: 1 S: 10	H: 1 LOB: 1 BB: 0 P: 14	R: 0 E: 0 K: 1 S: 6	H: 0 LOB: 0 BB: 0 P: 6	R: 0 E: 0 K: 2 S: 12	H: 0 LOB: 1 BB: 0 P: 19	R: 0 E: 0 K: 1 S: 10	H: 0 LOB: 1 BB: 1 P: 17	1B: 1 2B: 0 3B: 0 HR: 0	SF: 0 SAC: 0 DP: 0 HBP: 0	WP: 0 PB: 1 SB: 0 CS: 0	PA: 31
<b>PITCHER</b> Steve Ontiveros, R (1, 1) ERA: 3.05	IP: 9.0 WLS: W BF: 31 H: 1 R: 0 ER: 0 SO: 7 BB: 2 IBB: 0 HBP: 0 BLK: 0 WP: 0 HR: 0 S: 71 P: 109 ERA: 0.00 WHIP: 0.333															<b>PITCHER</b>						

Batter	1	2	3	4	5	6	7	8	9	AB	R	H	RBI	BB	SO	LOB	BOTTOM			
Rickey Henderson, R (1, 10) OBP: 0.404, SLG: 0.460	F3	1B			F8				K	4	0	1	1	0	1	0	<p><b>New York Yankees @ Oakland Athletics</b> Oakland-Alameda County Coliseum, Oakland, CA</p> <p>Sat May 27 1995, 3:33 AM PDT Att: 23,473 - Cloudy - 59 F</p> <p>livebaseballscorecards.com</p> <p>AB 32 R 3 H 9 RBI 2 BB 3 SO 5 LOB 16</p> 			
Stan Javier, S (1, 8) OBP: 0.312, SLG: 0.302	B2	G5-3			2B				F7	4	0	1	0	0	0	2				
Geronimo Berroa, R (1, 7) Andy Tomberlin, L (7, PR) OBP: 0.343, SLG: 0.485	1B		FC6-4 BB		G6-4-3 BB				S 1B	2	0	2	0	2	0	0				
Mark McGwire, R (1, 3) OBP: 0.449, SLG: 0.711	F8		F7		G6-4-3				1B	3	0	0	0	1	0	4				
Ruben Sierra, S (1, 9) OBP: 0.314, SLG: 0.505		SH1-4 1B E 1B	FC6-4 FC5-4		HR				L4	4	2	2	1	0	0	3				
Terry Steinbach, R (1, 2) OBP: 0.343, SLG: 0.565		E SH1-4 1B 1B	FC5-4		K				L9	4	1	1	0	0	1	1				
Brent Gates, S (1, 4) OBP: 0.309, SLG: 0.234		SH1-4			G4-3				L3	3	0	1	0	0	0	0				
Craig Paquette, R (1, 5) OBP: 0.256, SLG: 0.375		K			K				1B	4	0	1	0	0	2	3				
Mike Bordick, R (1, 6) OBP: 0.295, SLG: 0.244		E6 1B			L8				K	4	0	0	0	0	1	3				
<b>Inning Stats</b>	R: 0 E: 0 K: 0 S: 11	H: 1 LOB: 1 BB: 0 P: 16	R: 2 E: 1 K: 1 S: 17	H: 3 LOB: 2 BB: 0 P: 23	R: 0 E: 0 K: 0 S: 12	H: 0 LOB: 1 BB: 1 P: 23	R: 0 E: 0 K: 1 S: 6	H: 0 LOB: 0 BB: 0 P: 11	R: 0 E: 0 K: 1 S: 9	H: 1 LOB: 1 BB: 1 P: 16	R: 1 E: 0 K: 0 S: 15	H: 2 LOB: 1 BB: 0 P: 25	R: 0 E: 0 K: 1 S: 12	H: 1 LOB: 2 BB: 1 P: 21	R: 0 E: 0 K: 1 S: 10	H: 1 LOB: 1 BB: 0 P: 14	1B: 7 2B: 1 3B: 0 HR: 1	SF: 0 SAC: 1 DP: 1 HBP: 0	WP: 0 PB: 0 SB: 1 CS: 0	PA: 36
<b>PITCHER</b> Andy Pettitte, L (1, 1) ERA: 3.65 Scott Bankhead, R (6, 1) ERA: 4.2	IP: 5.1 WLS: L BF: 25 H: 7 R: 3 ER: 1 SO: 3 BB: 2 IBB: 0 HBP: 0 BLK: 0 WP: 0 HR: 1 S: 67 P: 107 ERA: 1.69 WHIP: 1.688															<b>PITCHER</b>				



Batter	1	2	3	4	5	6	7	8	9	AB	R	H	RBI	BB	SO	LOB	TOP				
Luis Polonia, L OBP: 0.310, SLG: 0.351 (1, 7)	0-2 2B	3-2 G3-1		4-1 BB			2-0 G1-3			3	1	1	0	1	0	0					
Wade Boggs, L OBP: 0.373, SLG: 0.313 (1, 5)	2-1 G6-3		3-1 L7	0-1 F7			1-2 G6-3			4	0	0	0	0	0	4					
Paul O'Neill, L OBP: 0.424, SLG: 0.604 (1, 9)	0-0 1B		0-0 G5-3		0-1 G4-3		1-0 G3			4	1	2	1	0	0	0					
Jim Leyritz, R OBP: 0.380, SLG: 0.443 (1, 2)	1-1 2H		1-0 G5-3		0-1 G6-4-3		2-2 G4-6-3			4	0	3	1	0	0	1					
Don Mattingly, L OBP: 0.322, SLG: 0.400 (1, 3)	2-2 L6		3-2 G6-3		0-0 G6-4-3		2-0 G4-6-3			4	0	0	0	0	0	3					
Dion James, L OBP: 0.444, SLG: 0.455 (1, 10)		2-2 HR		0-0 FC6-4		3-3 K		0-0 G6-3		4	1	2	0	0	1	0					
Randy Velarde, R OBP: 0.290, SLG: 0.316 (1, 4)		3-3 K		3-3 K		1-0 FC6-4		1-1 F7		4	0	1	0	0	2	2					
Bernie Williams, S OBP: 0.298, SLG: 0.388 (1, 8)		2-2 HR		4-0 FC6-4		1-2 F8		4-1 CS		2	1	1	2	2	0	1					
Robert Eenhoorn, R (1, 6)		0-0 G4-3		0-0 FC6-4		1-0 FC6-4		0-3 K		4	0	0	0	0	1	4					
Kevin Elster, R OBP: 0.167, SLG: 0.176 (9, 6)				1-2 2-3		1-2		1-2		0	0	0	0	0	0	0					
<b>Inning Stats</b>	R: 2 E: 0 K: 0 S: 11	H: 3 LOB: 0 BB: 0 P: 16	R: 2 E: 0 K: 1 S: 13	H: 2 LOB: 0 BB: 0 P: 23	R: 0 E: 0 K: 0 S: 7	H: 1 LOB: 1 BB: 0 P: 14	R: 0 E: 0 K: 1 S: 8	H: 1 LOB: 3 BB: 2 P: 19	R: 0 E: 0 K: 1 S: 11	H: 1 LOB: 1 BB: 0 P: 17	R: 0 E: 0 K: 0 S: 5	H: 0 LOB: 0 BB: 0 P: 9	R: 0 E: 0 K: 0 S: 5	H: 1 LOB: 0 BB: 0 P: 9	R: 0 E: 0 K: 1 S: 6	H: 0 LOB: 0 BB: 1 P: 11	1B: 7 2B: 2 3B: 0 HR: 1	SF: 0 SAC: 0 DP: 2 HBP: 0	WP: 0 PB: 0 SB: 2 CS: 1	PA: 36	
<b>PITCHER</b>	IP WLS BF ERA WHIP	IP WLS BF ERA WHIP	IP WLS BF ERA WHIP	IP WLS BF ERA WHIP	IP WLS BF ERA WHIP	IP WLS BF ERA WHIP	IP WLS BF ERA WHIP	IP WLS BF ERA WHIP	IP WLS BF ERA WHIP	IP WLS BF ERA WHIP	IP WLS BF ERA WHIP	IP WLS BF ERA WHIP	IP WLS BF ERA WHIP	IP WLS BF ERA WHIP	IP WLS BF ERA WHIP	IP WLS BF ERA WHIP	IP WLS BF ERA WHIP	IP WLS BF ERA WHIP	IP WLS BF ERA WHIP	IP WLS BF ERA WHIP	
Mike Harkey, R ERA: 6.0 (1, 1)	3.2 L 19	7 4 4 2	2 0 0 0	0 0 0 0	0 0 0 0	0 0 0 0	0 0 0 0	0 0 0 0	0 0 0 0	0 0 0 0	0 0 0 0	0 0 0 0	0 0 0 0	0 0 0 0	0 0 0 0	0 0 0 0	0 0 0 0	0 0 0 0	0 0 0 0	0 0 0 0	0 0 0 0
Dave Leiper, L ERA: 1.5 (4, 1)	3.1 11	2 0 0 1	0 0 0 0	0 0 0 0	0 0 0 0	0 0 0 0	0 0 0 0	0 0 0 0	0 0 0 0	0 0 0 0	0 0 0 0	0 0 0 0	0 0 0 0	0 0 0 0	0 0 0 0	0 0 0 0	0 0 0 0	0 0 0 0	0 0 0 0	0 0 0 0	0 0 0 0
Todd Van Poppel, R ERA: 3.0 (8, 1)	2.0 6	1 0 0 1	1 0 0 0	0 0 0 0	0 0 0 0	0 0 0 0	0 0 0 0	0 0 0 0	0 0 0 0	0 0 0 0	0 0 0 0	0 0 0 0	0 0 0 0	0 0 0 0	0 0 0 0	0 0 0 0	0 0 0 0	0 0 0 0	0 0 0 0	0 0 0 0	0 0 0 0

New York Yankees @ Oakland Athletics  
Oakland-Alameda County Coliseum, Oakland, CA  
Sun May 28 1995, 3:33 AM PDT  
Att: 35,817 - Sunny - 61 F

AB 33  
R 4  
H 10  
RBI 4  
BB 3  
SO 4  
LOB 15



Batter	1	2	3	4	5	6	7	8	9	AB	R	H	RBI	BB	SO	LOB	BOTTOM					
Andy Tomberlin, L OBP: 0.325, SLG: 0.432 (1, 8)	4-1 1B	1-1 F7		1 SAFE L7		0-1 G4-3			1-3 K	4	0	0	0	1	1	3						
Brent Gates, S OBP: 0.293, SLG: 0.220 (1, 4)	1-1 L8		2-2 G6-3		1-2 F9		2-0 G3		1-3 K	5	0	0	0	0	1	1						
Geronimo Berroa, R OBP: 0.440, SLG: 0.596 (1, 10)	3-1 F7		0-2 1B		4-1 G4-3		3-3 K		1-0 2B	4	0	2	0	1	1	1						
Mark McGwire, R OBP: 0.453, SLG: 0.714 Stan Javier, S OBP: 0.310, SLG: 0.300 (3, PH) (4, 7)	0-0 BB		3-2 1B		0-0 G4-3		1-1 G4-3		2-3 K	1	0	1	0	0	0	0						
Ruben Sierra, S OBP: 0.311, SLG: 0.491 (1, 9)	4-0 1B		0-0 F7		0-1 G2-3		0-1 E4		0-0 G5-3	3	0	0	0	1	0	3						
Terry Steinbach, R OBP: 0.330, SLG: 0.542 (1, 2)	1-3 K		2-2 F8			0-1 F9		0-0 G5-3		4	0	0	0	0	1	6						
Mike Aldrete, L OBP: 0.414, SLG: 0.560 (4, 3)		3-2 P5		1-2 F7		3-1 2B		2-3 K		4	1	1	0	0	1	1						
Scott Brosius, R OBP: 0.426, SLG: 0.481 (1, 5)		1-1 F8		0-0 P5		2-2 2B		4-2 FC6-4		3	0	1	1	1	0	0						
Mike Bordick, R OBP: 0.313, SLG: 0.267 (1, 6)		2-1 E6		1-1 1B		0-1 F9		0-0 FC6-4		4	0	2	0	0	0	3						
<b>Inning Stats</b>	R: 0 E: 0 K: 1 S: 9	H: 1 LOB: 3 BB: 2 P: 22	R: 0 E: 1 K: 0 S: 12	H: 1 LOB: 1 BB: 0 P: 19	R: 0 E: 0 K: 0 S: 16	H: 2 LOB: 2 BB: 0 P: 23	R: 0 E: 0 K: 0 S: 9	H: 1 LOB: 1 BB: 0 P: 13	R: 0 E: 0 K: 0 S: 7	H: 0 LOB: 1 BB: 1 P: 12	R: 1 E: 0 K: 0 S: 13	H: 2 LOB: 1 BB: 0 P: 18	R: 0 E: 0 K: 1 S: 7	H: 0 LOB: 0 BB: 0 P: 13	R: 0 E: 1 K: 1 S: 9	H: 0 LOB: 2 BB: 1 P: 15	R: 0 E: 0 K: 3 S: 10	H: 1 LOB: 1 BB: 0 P: 15	1B: 5 2B: 3 3B: 0 HR: 0	SF: 0 SAC: 0 DP: 0 HBP: 0	WP: 0 PB: 0 SB: 0 CS: 0	PA: 40
<b>PITCHER</b>	IP WLS BF ERA WHIP	IP WLS BF ERA WHIP	IP WLS BF ERA WHIP	IP WLS BF ERA WHIP	IP WLS BF ERA WHIP	IP WLS BF ERA WHIP	IP WLS BF ERA WHIP	IP WLS BF ERA WHIP	IP WLS BF ERA WHIP	IP WLS BF ERA WHIP	IP WLS BF ERA WHIP	IP WLS BF ERA WHIP	IP WLS BF ERA WHIP	IP WLS BF ERA WHIP	IP WLS BF ERA WHIP	IP WLS BF ERA WHIP	IP WLS BF ERA WHIP	IP WLS BF ERA WHIP	IP WLS BF ERA WHIP	IP WLS BF ERA WHIP		
42 Mariano Rivera, R ERA: 6.23 (1, 1)	5.1 W 26	0 0 0 2	1 0 0 0	0 0 0 0	0 0 0 0	0 0 0 0	0 0 0 0	0 0 0 0	0 0 0 0	0 0 0 0	0 0 0 0	0 0 0 0	0 0 0 0	0 0 0 0	0 0 0 0	0 0 0 0	0 0 0 0	0 0 0 0	0 0 0 0	0 0 0 0	0 0 0 0	
Bob Wickman, R ERA: 4.91 (6, 1)	2.2 10	0 0 0 2	1 0 0 0	0 0 0 0	0 0 0 0	0 0 0 0	0 0 0 0	0 0 0 0	0 0 0 0	0 0 0 0	0 0 0 0	0 0 0 0	0 0 0 0	0 0 0 0	0 0 0 0	0 0 0 0	0 0 0 0	0 0 0 0	0 0 0 0	0 0 0 0	0 0 0 0	
John Wetteland, R ERA: 4.85 (9, 1)	1.0 S 4	1 0 0 3	0 0 0 0	0 0 0 0	0 0 0 0	0 0 0 0	0 0 0 0	0 0 0 0	0 0 0 0	0 0 0 0	0 0 0 0	0 0 0 0	0 0 0 0	0 0 0 0	0 0 0 0	0 0 0 0	0 0 0 0	0 0 0 0	0 0 0 0	0 0 0 0	0 0 0 0	

New York Yankees @ Oakland Athletics  
Oakland-Alameda County Coliseum, Oakland, CA  
Sun May 28 1995, 3:33 AM PDT  
Att: 35,817 - Sunny - 61 F

AB 36  
R 1  
H 8  
RBI 1  
BB 4  
SO 6  
LOB 20





Batter	1	2	3	4	5	6	7	8	9	AB	R	H	RBI	BB	SO	LOB	TOP																					
Troy O'Leary, L OBP: 0.347, SLG: 0.514	F8	L4					G4-3			4	1	1	1	1	0	3	<b>Boston Red Sox @ Oakland Athletics</b> Oakland-Alameda County Coliseum, Oakland, CA Mon May 29 1995, 3:33 AM PDT Att: 30,846 - Sunny - 60 F																					
John Valentin, R OBP: 0.432, SLG: 0.550	P3		F8	F8				F9		5	0	1	1	0	0	3																						
Mo Vaughn, L OBP: 0.399, SLG: 0.629	K		L7					K		4	1	1	0	1	2	0																						
18 Reggie Jefferson, S OBP: 0.286, SLG: 0.380			G6-3					K		4	2	1	0	1	2	2																						
Mike Greenwell, L OBP: 0.366, SLG: 0.353		K		E3				G1-6-3		4	2	2	0	1	1	1																						
Tim Lincecum, R OBP: 0.460, SLG: 0.519								G1-6-3		4	2	2	2	1	0	2																						
Mike Macfarlane, R OBP: 0.378, SLG: 0.500								P3		4	1	1	3	1	1	3																						
Karl Rhodes, L OBP: 0.161, SLG: 0.074								P8		4	0	0	1	1	0	3																						
Luis Alicea, S OBP: 0.347, SLG: 0.338								G3		3	0	1	1	1	0	0																						
<b>Inning Stats</b>	R: 0 E: 0 K: 1 S: 11	H: 0 LOB: 0 BB: 0 P: 16	R: 2 E: 0 K: 1 S: 12	H: 2 LOB: 2 BB: 3 P: 30	R: 0 E: 0 K: 0 S: 6	H: 0 LOB: 0 BB: 0 P: 9	R: 1 E: 1 K: 1 S: 15	H: 1 LOB: 3 BB: 2 P: 30	R: 6 E: 0 K: 1 S: 23	H: 5 LOB: 2 BB: 3 P: 47	R: 0 E: 0 K: 0 S: 8	H: 1 LOB: 0 BB: 0 P: 9	R: 0 E: 0 K: 0 S: 5	H: 0 LOB: 0 BB: 0 P: 8	R: 0 E: 0 K: 2 S: 9	H: 0 LOB: 0 BB: 0 P: 15	R: 0 E: 0 K: 0 S: 6	H: 1 LOB: 1 BB: 0 P: 9	1B: 7 2B: 3 3B: 0 HR: 1	SF: 0 SAC: 0 DP: 2 HBP: 0	WP: 1 PB: 0 SB: 1 CS: 0	PA: 44																
<b>PITCHER</b>	IP	WLS	BF	H	R	ER	SO	BB	IBB	HBP	BLK	WP	HR	S	P	ERA	WHIP	<b>PITCHER</b>				IP	WLS	BF	H	R	ER	SO	BB	IBB	HBP	BLK	WP	HR	S	P	ERA	WHIP
Dave Stewart, R ERA: 7.52	(1, 1)	4.0	L	22	4	5	4	3	6	0	0	0	0	0	46	92	9.00	2.500																				
Carlos Reyes, R ERA: 4.57	(5, 1)	5.0		22	6	4	4	3	2	0	0	0	1	1	49	81	7.20	1.600																				

AB 36  
R 9  
H 10  
RBI 9  
BB 8  
SO 6  
LOB 17



Batter	1	2	3	4	5	6	7	8	9	AB	R	H	RBI	BB	SO	LOB	BOTTOM																					
Rickey Henderson, R OBP: 0.407, SLG: 0.462				G4-3						4	1	2	0	0	0	0	<b>Boston Red Sox @ Oakland Athletics</b> Oakland-Alameda County Coliseum, Oakland, CA Mon May 29 1995, 3:33 AM PDT Att: 30,846 - Sunny - 60 F																					
Stan Javier, S OBP: 0.316, SLG: 0.308										4	2	2	0	0	0	1																						
Geronimo Berroa, R OBP: 0.434, SLG: 0.583										4	1	1	0	0	0	2																						
Ruben Sierra, S OBP: 0.310, SLG: 0.482										4	1	1	1	0	0	2																						
Terry Steinbach, R OBP: 0.336, SLG: 0.550										4	0	2	3	0	1	0																						
Mike Aldrete, L OBP: 0.394, SLG: 0.500										3	0	0	0	1	1	1																						
Scott Brosius, R OBP: 0.412, SLG: 0.463										3	0	0	0	0	1	2																						
Andy Tomberlin, L OBP: 0.341, SLG: 0.526										1	1	1	1	0	0	0																						
Brent Gates, S OBP: 0.282, SLG: 0.209										4	0	0	0	0	1	0																						
Mike Bordick, R OBP: 0.294, SLG: 0.250										3	0	0	0	0	0	0																						
<b>Inning Stats</b>	R: 0 E: 0 K: 0 S: 10	H: 1 LOB: 0 BB: 0 P: 15	R: 0 E: 0 K: 1 S: 7	H: 0 LOB: 0 BB: 0 P: 11	R: 0 E: 0 K: 0 S: 6	H: 0 LOB: 0 BB: 0 P: 8	R: 3 E: 1 K: 0 S: 13	H: 4 LOB: 0 BB: 0 P: 20	R: 0 E: 0 K: 1 S: 10	H: 0 LOB: 0 BB: 0 P: 13	R: 2 E: 0 K: 1 S: 16	H: 3 LOB: 2 BB: 1 P: 26	R: 0 E: 0 K: 0 S: 5	H: 0 LOB: 0 BB: 0 P: 7	R: 0 E: 0 K: 0 S: 5	H: 0 LOB: 0 BB: 0 P: 8	R: 1 E: 0 K: 1 S: 9	H: 1 LOB: 0 BB: 0 P: 16	1B: 7 2B: 1 3B: 0 HR: 1	SF: 0 SAC: 0 DP: 1 HBP: 0	WP: 0 PB: 0 SB: 1 CS: 1	PA: 35																
<b>PITCHER</b>	IP	WLS	BF	H	R	ER	SO	BB	IBB	HBP	BLK	WP	HR	S	P	ERA	WHIP	<b>PITCHER</b>				IP	WLS	BF	H	R	ER	SO	BB	IBB	HBP	BLK	WP	HR	S	P	ERA	WHIP
Zane Smith, L ERA: 3.28	(1, 1)	5.2	W	23	8	5	4	2	0	0	0	0	0	0	11	19	0.00	0.600																				
Rheal Cormier, L ERA: 3.45	(6, 1)	1.2		6	0	0	0	1	1	0	0	0	0	0	11	19	0.00	0.600																				
Stan Belinda, R ERA: 2.7	(8, 1)	1.2		6	1	1	1	1	0	0	0	0	0	1	12	20	5.40	0.600																				

AB 34  
R 6  
H 9  
RBI 5  
BB 1  
SO 4  
LOB 8





Batter	1	2	3	4	5	6	7	8	9	AB	R	H	RBI	BB	SO	LOB	TOP					
Troy O'Leary, L (1, 9) OBP: 0.342, SLG: 0.500	0-0 CS 1B			1-0 G3		0-2 G6-3			2-2 G5-3	4	0	1	0	0	0	0						
John Valentin, R (1, 6) OBP: 0.427, SLG: 0.535	1-0 P6			0-0 P3		3-2 F7			4-2 BB	3	0	0	0	1	0	1						
Mo Vaughn, L (1, 3) OBP: 0.394, SLG: 0.617	1-3 K			1-1 CS 1B			2-1 G3		0-0 L7	4	0	1	0	0	1	2						
18 Reggie Jefferson, S (1, 10) OBP: 0.288, SLG: 0.377		2-1 F7		1-1 CS	1-0 2B SF7 1B		1-1 G4-3			3	1	1	0	0	0	0						
Mike Greenwell, L (1, 7) OBP: 0.366, SLG: 0.361		0-1 P5			1-3 2B		1-1 L8			3	0	1	0	0	0	0						
Tim Lincecum, R (1, 5) OBP: 0.449, SLG: 0.509		2-2 G6			3-2 SF7			1-3 K		2	0	0	1	0	1	0						
Mike MacFarlane, R (1, 2) OBP: 0.366, SLG: 0.481				3-2 P6		3-2 G5-3		1-0 P5		3	0	0	0	0	0	1						
Karl Rhodes, L (1, 8) OBP: 0.147, SLG: 0.067				0-3 K		1-0 G3-1		0-0 L3		3	0	0	0	0	1	1						
Luis Alicea, S (1, 4) OBP: 0.337, SLG: 0.325				1-3 K			0-0 F7		3-3 K	3	0	0	0	0	2	0						
<b>Inning Stats</b>	R: 0 E: 0 K: 1 S: 5	H: 1 LOB: 1 BB: 0 P: 7	R: 0 E: 0 K: 0 S: 8	H: 0 LOB: 0 BB: 0 P: 12	R: 0 E: 0 K: 2 S: 14	H: 0 LOB: 0 BB: 0 P: 18	R: 0 E: 0 K: 0 S: 5	H: 1 LOB: 1 BB: 0 P: 8	R: 1 E: 0 K: 0 S: 11	H: 2 LOB: 1 BB: 0 P: 19	R: 0 E: 0 K: 0 S: 7	H: 0 LOB: 0 BB: 0 P: 10	R: 0 E: 0 K: 1 S: 6	H: 0 LOB: 0 BB: 0 P: 10	R: 0 E: 0 K: 1 S: 6	H: 0 LOB: 1 BB: 0 P: 8	R: 0 E: 0 K: 1 S: 14	H: 0 LOB: 1 BB: 1 P: 23	1B: 3 2B: 2 3B: 0 HR: 0	SF: 1 SAC: 0 DP: 1 HBP: 0	WP: 0 PB: 0 CS: 2	PA: 31
<b>PITCHER</b> Ron Darling, R (1, 1) ERA: 5.51	IP: 9.0 WLS: L BF: 30 H: 4 R: 1 ER: 1 SO: 5 BB: 1 IBB: 0 HBP: 0 BLK: 0 WP: 0 HR: 0 S: 76 P: 115 ERA: 1.00 WHIP: 0.556															<b>PITCHER</b>	IP: 9.0 WLS: L BF: 30 H: 4 R: 1 ER: 1 SO: 5 BB: 1 IBB: 0 HBP: 0 BLK: 0 WP: 0 HR: 0 S: 76 P: 115 ERA: 1.00 WHIP: 0.556					

**Boston Red Sox @ Oakland Athletics**  
Oakland-Alameda County Coliseum, Oakland, CA

Tue May 30 1995, 7:05 PM PDT  
Att: 11,224 - Unknown - 61 F

AB 28  
R 1  
H 4  
RBI 1  
BB 1  
SO 5  
LOB 5



Batter	1	2	3	4	5	6	7	8	9	AB	R	H	RBI	BB	SO	LOB	BOTTOM					
Stan Javier, S (1, 7) OBP: 0.314, SLG: 0.299	1-0 G5-3		4-2 CS BB			1-1 G4-3		3-2 L6		3	0	0	0	1	0	3						
Andy Tomberlin, L (1, 8) OBP: 0.311, SLG: 0.476	0-2 G3		0-1 CS	0-0 G3-1			1-0 G3		2-3 K	4	0	0	0	0	1	0						
Geronimo Berroa, R (1, 10) OBP: 0.429, SLG: 0.570	1-0 1B			3-2 P2			1-1 F7		2-1 F9	4	0	1	0	0	0	0						
Mark McGwire, R (1, 3) OBP: 0.443, SLG: 0.693	2-2 G6-3			1-1 P3			2-2 G5-3		3-2 F8	3	0	0	0	0	0	1						
Craig Piquette, R (9, 5) OBP: 0.256, SLG: 0.375										0	0	0	0	0	0	0						
Rickey Henderson, R (9, PH) OBP: 0.404, SLG: 0.457										1	0	0	0	0	0	0						
Ruben Sierra, S (1, 9) OBP: 0.302, SLG: 0.470		3-3 K			0-3 K			1-2 G4-3		3	0	0	0	0	2	0						
Terry Steinbach, R (1, 2) OBP: 0.336, SLG: 0.544		0-3 K			0-0 F7			2-2 1B FC5-2 1B		3	0	1	0	0	1	0						
Scott Brosius, R (1, 5) OBP: 0.404, SLG: 0.451		1-2 G5-3			1-1 P4			4-2 FC5-2 1B BB		2	0	0	0	0	0	0						
Mike Aldrete, L (6, PH) OBP: 0.412, SLG: 0.500								1-2 FC5-2 1B BB		0	0	0	0	1	0	0						
Brent Gates, S (1, 4) OBP: 0.283, SLG: 0.213				0-0 G3			2-2 G4-3		1-0 FC5-2 1B	3	0	1	0	0	0	0						
Mike Bordick, R (1, 6) OBP: 0.278, SLG: 0.235				1-3 K			0-2 G5-3		2-0 FC5-2	3	0	0	0	0	1	3						
<b>Inning Stats</b>	R: 0 E: 0 K: 0 S: 10	H: 1 LOB: 1 BB: 0 P: 14	R: 0 E: 0 K: 2 S: 9	H: 0 LOB: 0 BB: 0 P: 13	R: 0 E: 0 K: 1 S: 8	H: 0 LOB: 0 BB: 1 P: 13	R: 0 E: 0 K: 0 S: 6	H: 0 LOB: 0 BB: 0 P: 10	R: 0 E: 0 K: 1 S: 6	H: 0 LOB: 0 BB: 0 P: 7	R: 0 E: 0 K: 0 S: 9	H: 0 LOB: 0 BB: 0 P: 12	R: 0 E: 0 K: 0 S: 6	H: 0 LOB: 0 BB: 0 P: 10	R: 0 E: 0 K: 0 S: 13	H: 2 LOB: 3 BB: 1 P: 26	R: 0 E: 0 K: 1 S: 12	H: 0 LOB: 0 BB: 0 P: 19	1B: 3 2B: 0 3B: 0 HR: 0	SF: 0 SAC: 0 DP: 0 HBP: 0	WP: 0 PB: 0 CS: 1	PA: 32
<b>PITCHER</b> 49 Tim Wakefield, R (1, 1) ERA: 0.63	IP: 7.1 WLS: W BF: 24 H: 2 R: 0 ER: 0 SO: 4 BB: 1 IBB: 0 HBP: 0 BLK: 0 WP: 0 HR: 0 S: 60 P: 88 ERA: 0.00 WHIP: 0.409															<b>PITCHER</b>	IP: 7.1 WLS: W BF: 24 H: 2 R: 0 ER: 0 SO: 4 BB: 1 IBB: 0 HBP: 0 BLK: 0 WP: 0 HR: 0 S: 60 P: 88 ERA: 0.00 WHIP: 0.409					
Stan Belinda, R (8, 1) ERA: 2.63	0.1 3 1 0 0 0																					
Rheal Cormier, L (8, 1) ERA: 3.41	0.1 1 0 0 0 0																					
Ken Ryan, R (9, 1) ERA: 4.5	1.0 S 3 0 0 0 1																					

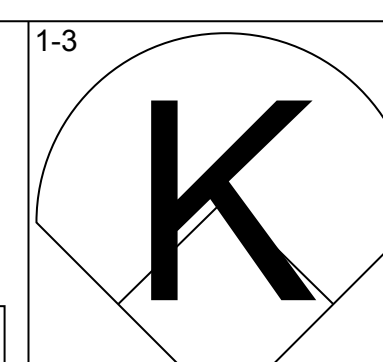
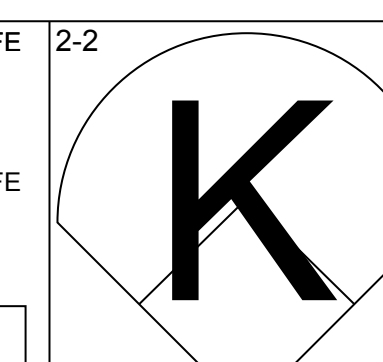
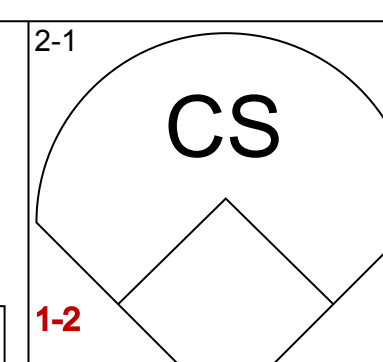
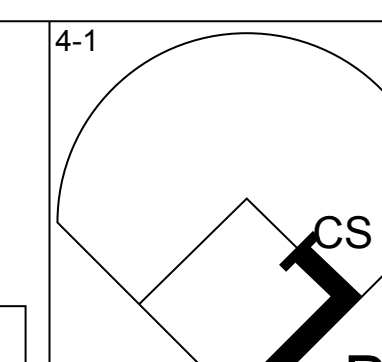
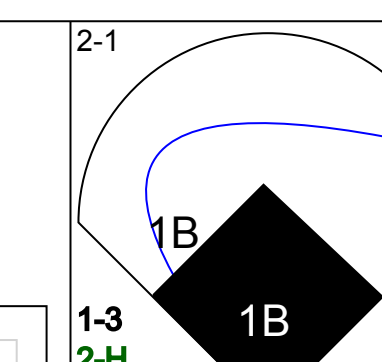
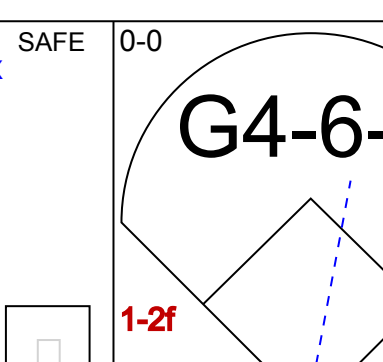
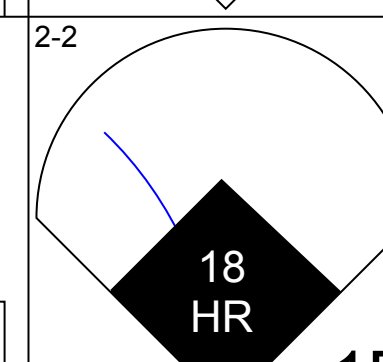
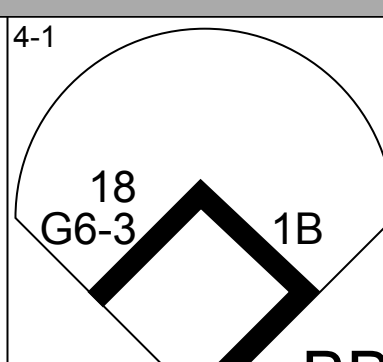
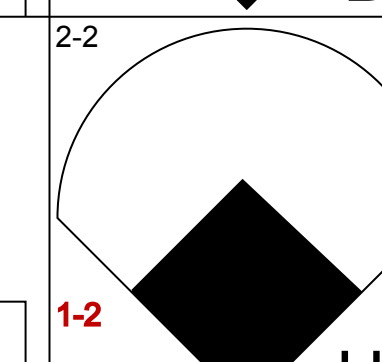
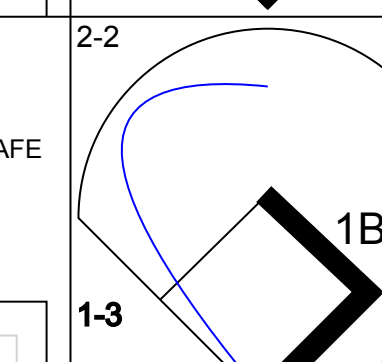
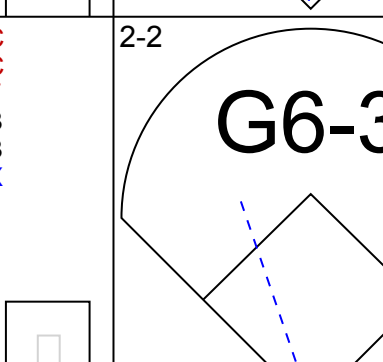
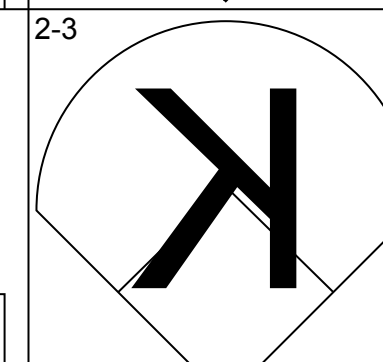
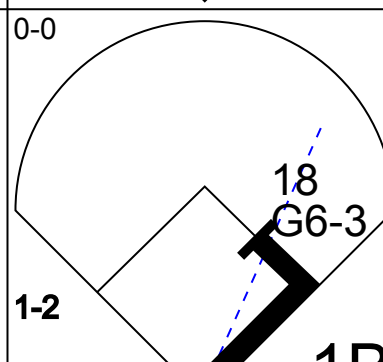
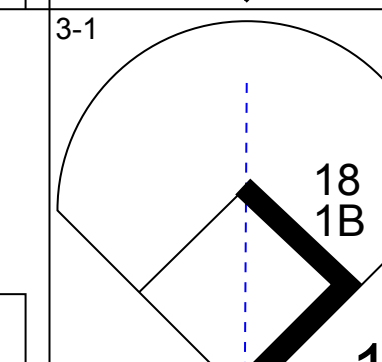
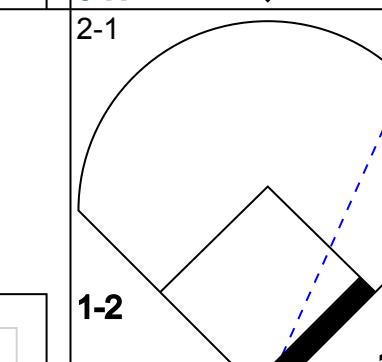
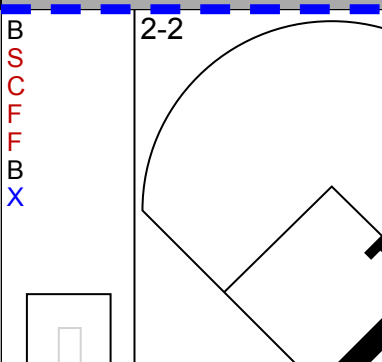
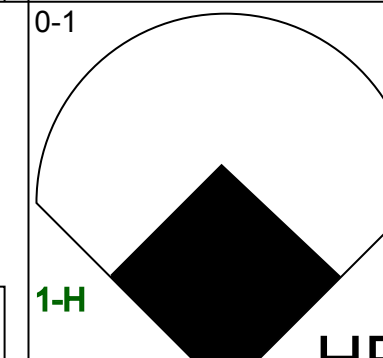
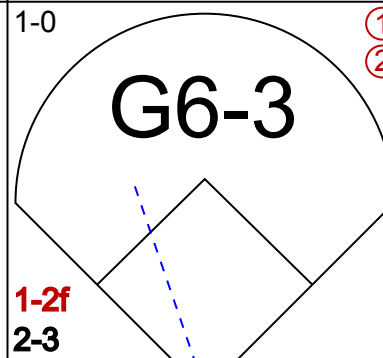
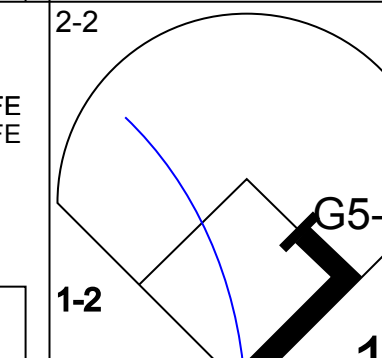
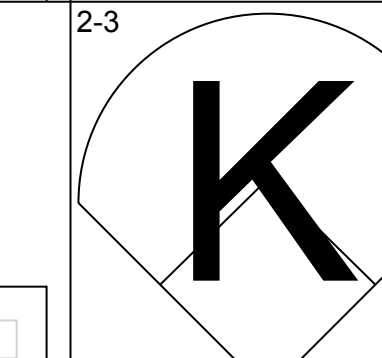
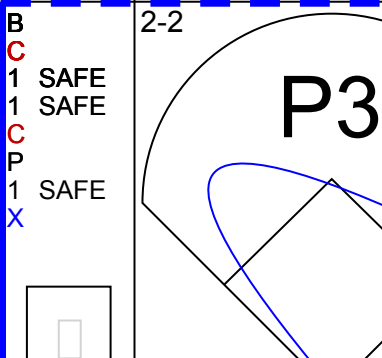
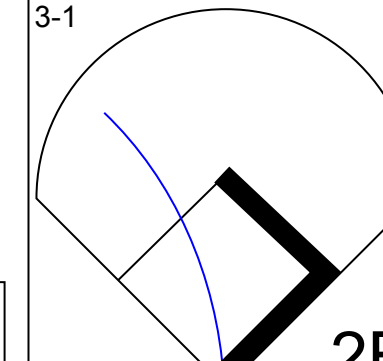
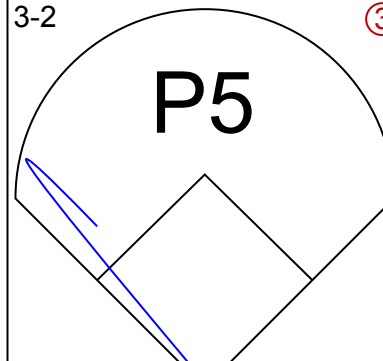
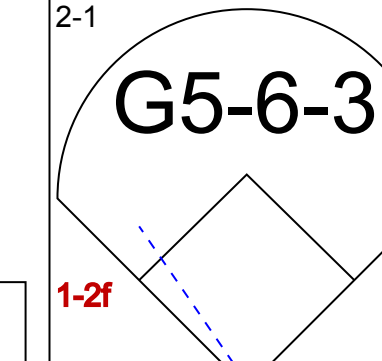

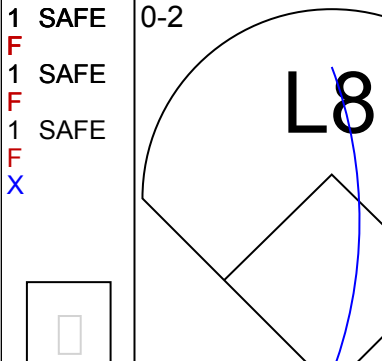
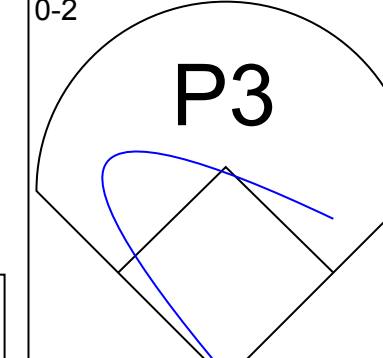
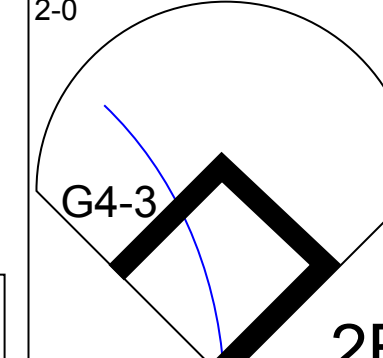
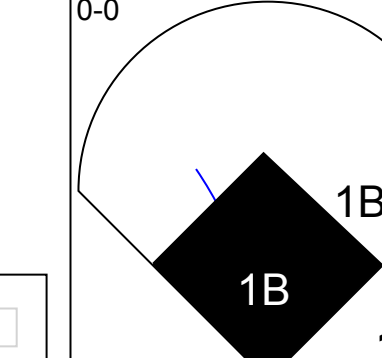
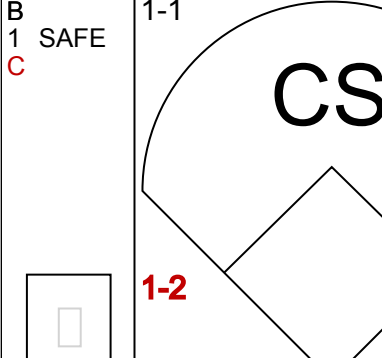
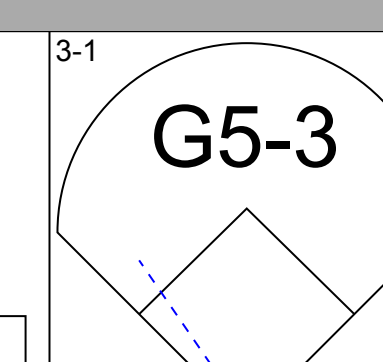
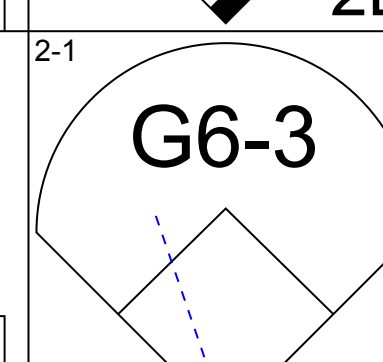
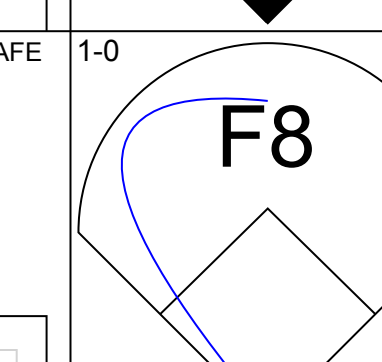
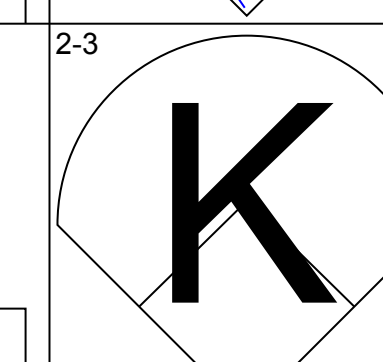
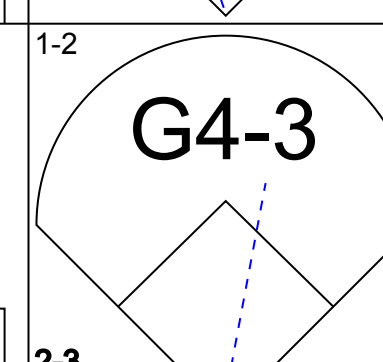
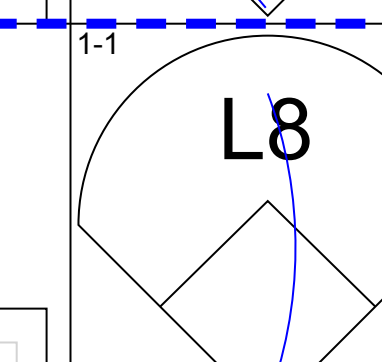
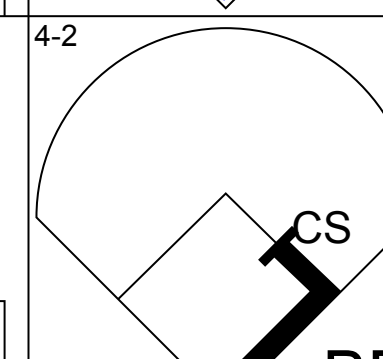
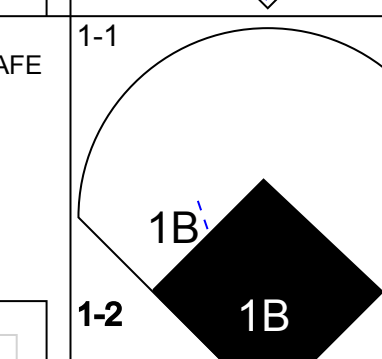
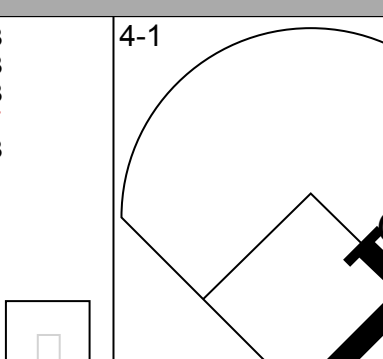
**Boston Red Sox @ Oakland Athletics**  
Oakland-Alameda County Coliseum, Oakland, CA

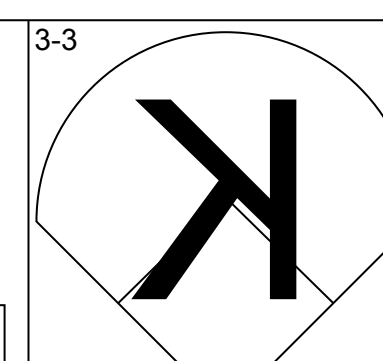
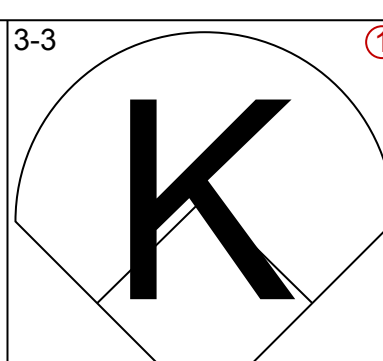
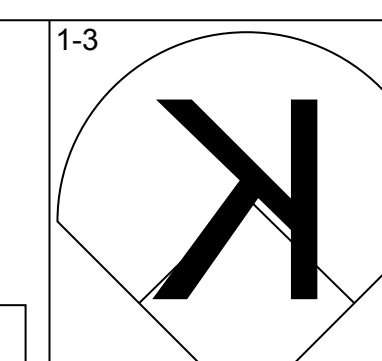
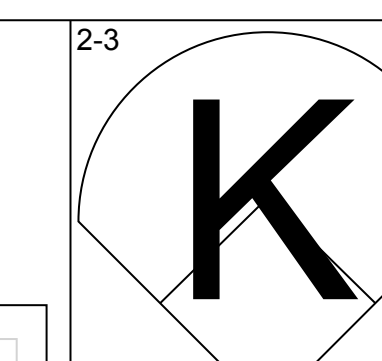
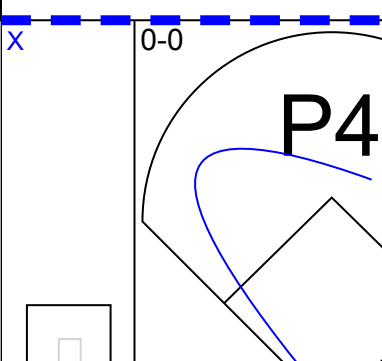
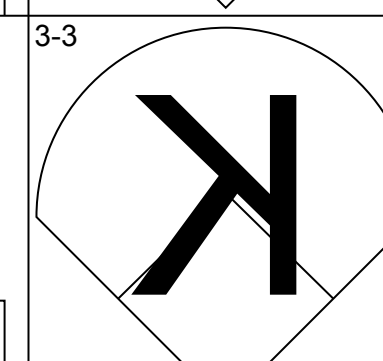
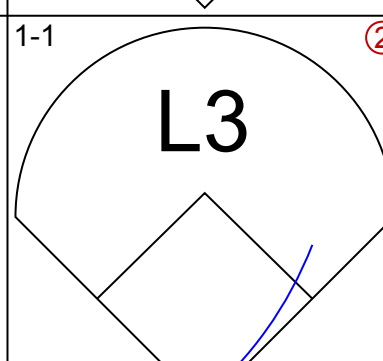
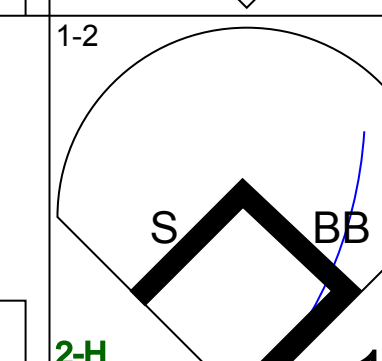
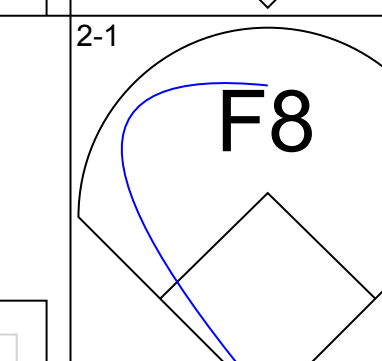
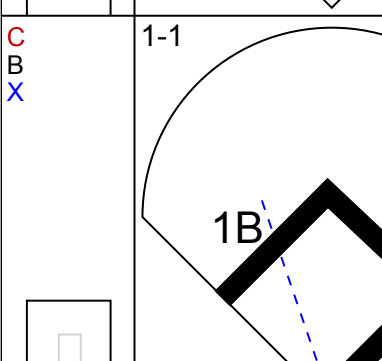

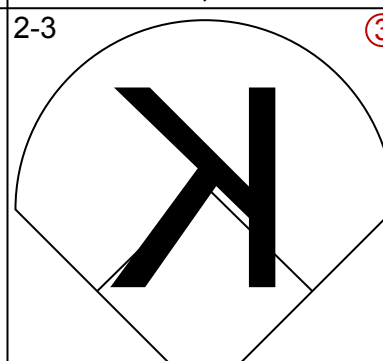
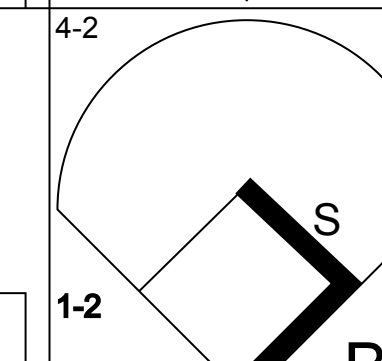
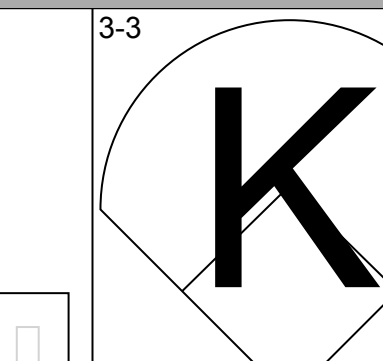
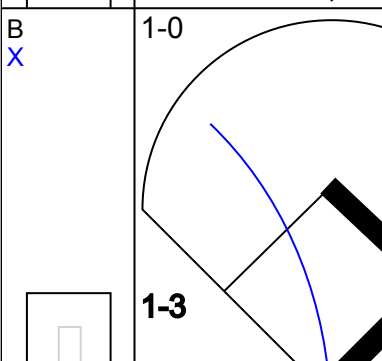
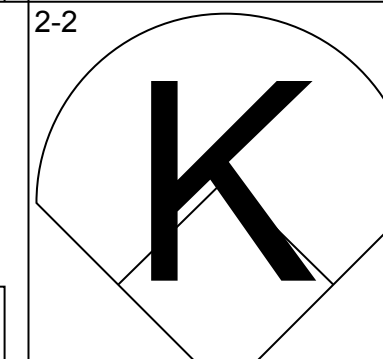
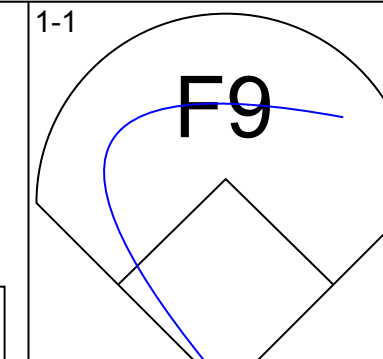
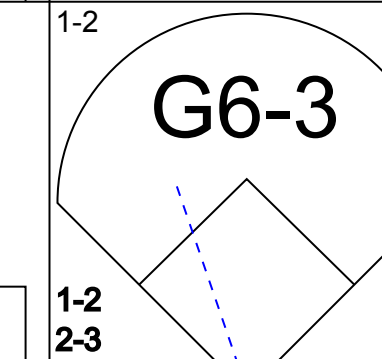
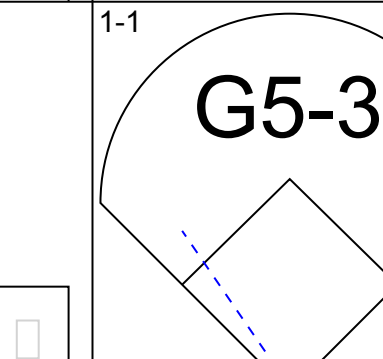
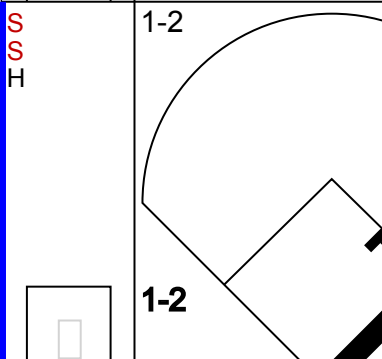

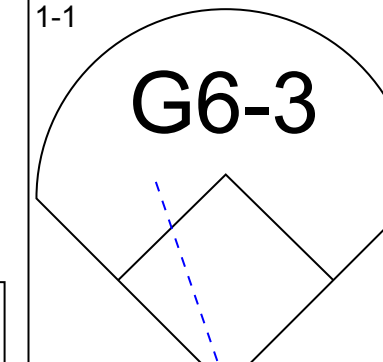

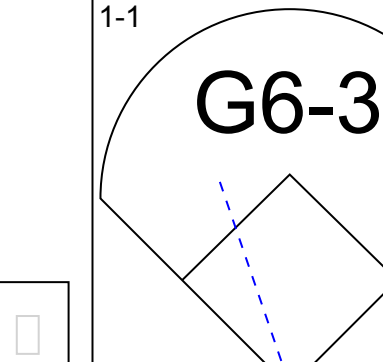
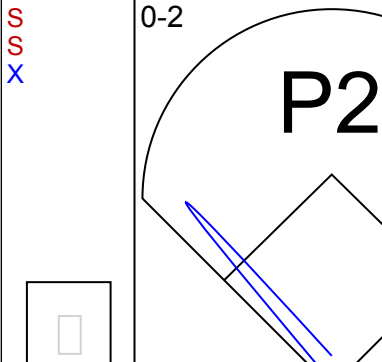
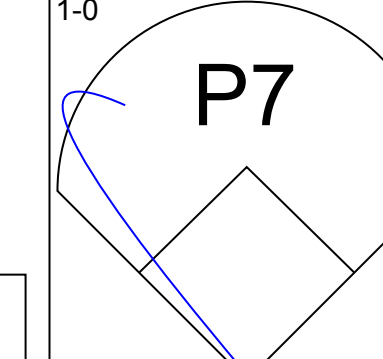
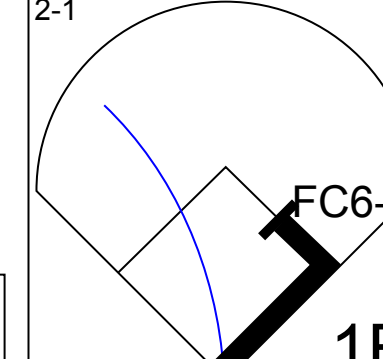
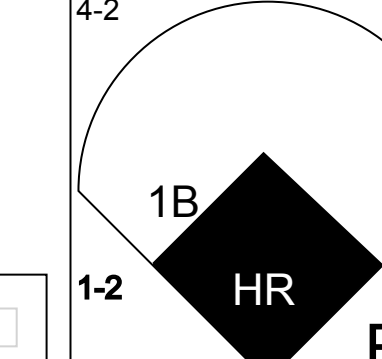
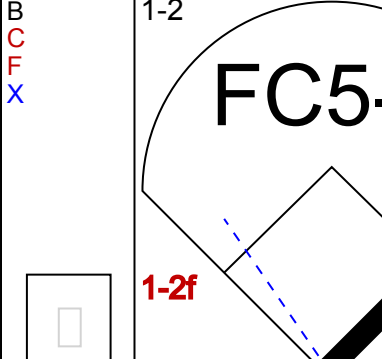
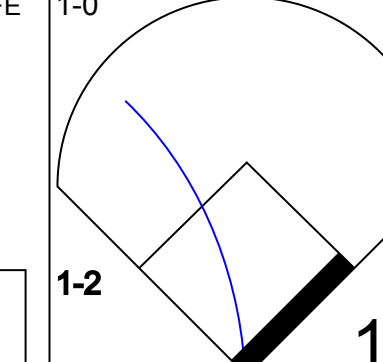
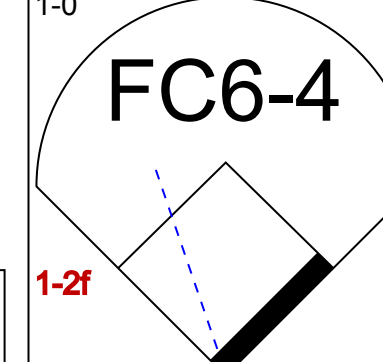

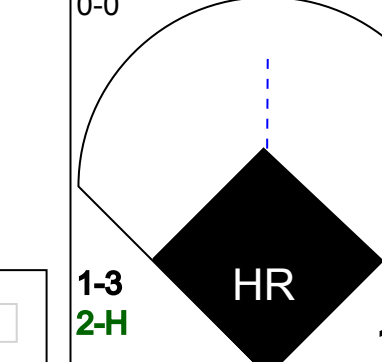
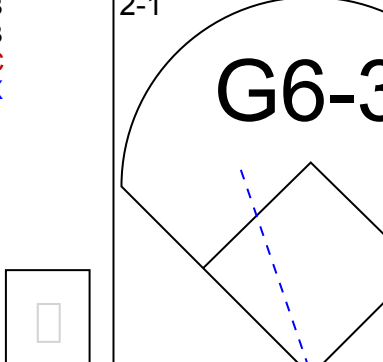

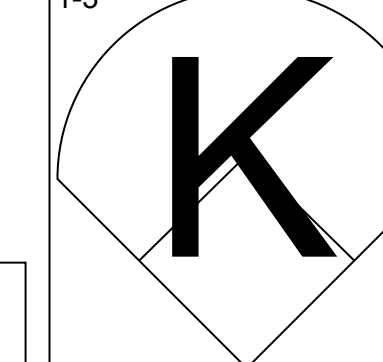

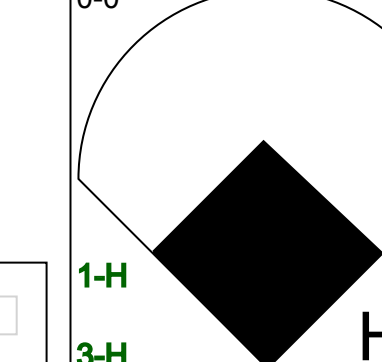
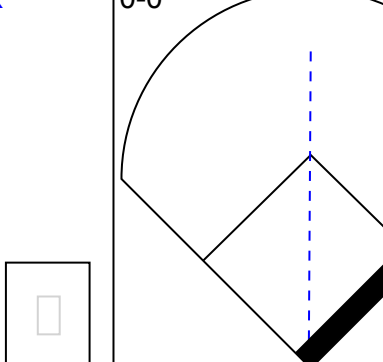
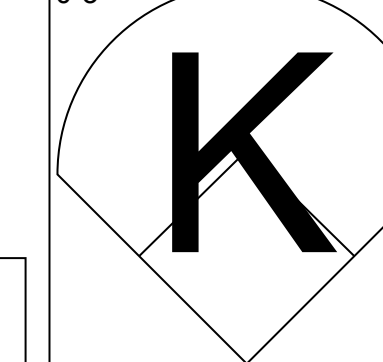
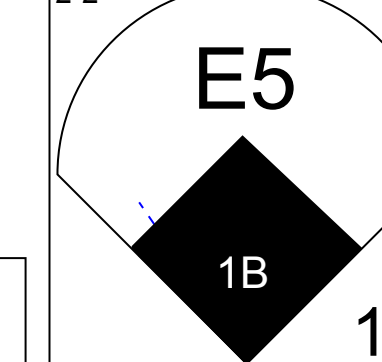
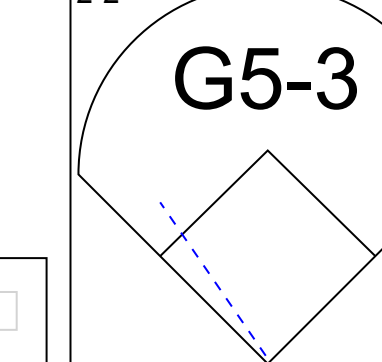
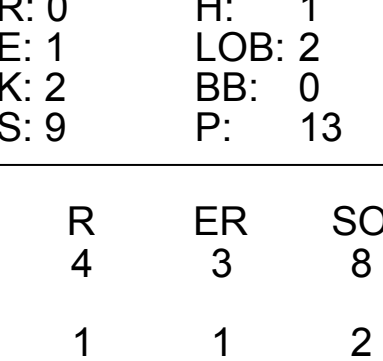
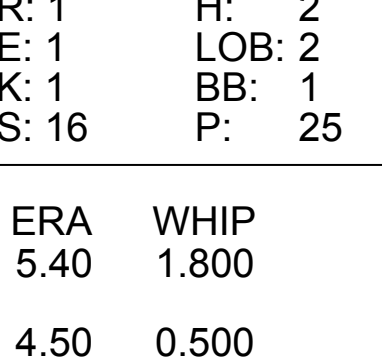
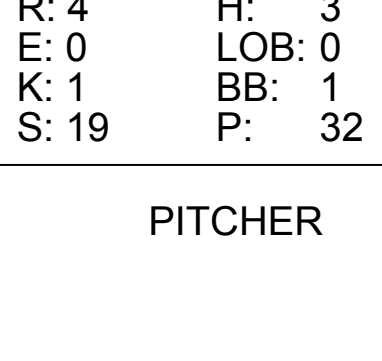
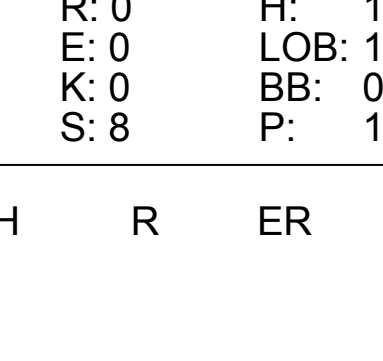
Tue May 30 1995, 7:05 PM PDT  
Att: 11,224 - Unknown - 61 F

AB 29  
R 0  
H 3  
RBI 0  
BB 2  
SO 5  
LOB 7





Batter	1	2	3	4	5	6	7	8	9	AB	R	H	RBI	BB	SO	LOB	TOP			
Troy O'Leary, L OBP: 0.346, SLG: 0.487 (1, 9)										4	1	1	1	1	2	2	<b>Boston Red Sox @ Oakland Athletics</b> Oakland-Alameda County Coliseum, Oakland, CA Wed May 31 1995, 3:33 AM PDT Att: 14,616 - Sunny - 63 F			
John Valentin, R OBP: 0.439, SLG: 0.568 (1, 6)										4	2	3	2	1	0	0				
Mo Vaughn, L OBP: 0.408, SLG: 0.624 (1, 3)										5	0	4	1	0	1	1				
18 Reggie Jefferson, S OBP: 0.302, SLG: 0.439 Mike Macfarlane, R OBP: 0.363, SLG: 0.476 (9, PH)										4	1	2	2	0	1	4				
Mike Greenwell, L OBP: 0.360, SLG: 0.363 (1, 7)										5	0	1	0	0	0	4				
Tim Lincecum, R OBP: 0.458, SLG: 0.523 (1, 5)										3	1	2	0	1	0	1				
Bill Haselman, R OBP: 0.429, SLG: 0.370 (1, 2)										4	0	0	0	0	0	3				
Karl Rhodes, L OBP: 0.132, SLG: 0.059 (1, 8)										4	0	0	0	0	2	3				
Luis Allicea, S OBP: 0.362, SLG: 0.333 (1, 4)										1	1	1	0	3	0	0				
<b>Inning Stats</b>	R: 2 E: 0 K: 2 S: 16	H: 3 LOB: 1 BB: 0 P: 24	R: 0 E: 0 K: 2 S: 10	H: 0 LOB: 1 BB: 1 P: 21	R: 0 E: 0 K: 0 S: 6	H: 1 LOB: 1 BB: 1 P: 14	R: 0 E: 0 K: 0 S: 10	H: 1 LOB: 1 BB: 1 P: 21	R: 1 E: 0 K: 1 S: 12	H: 3 LOB: 1 BB: 1 P: 25	R: 3 E: 0 K: 1 S: 17	H: 5 LOB: 0 BB: 2 P: 28	R: 0 E: 0 K: 0 S: 6	H: 0 LOB: 0 BB: 1 P: 12	R: 0 E: 0 K: 0 S: 14	H: 1 LOB: 0 BB: 0 P: 18	1B: 10 2B: 2 3B: 0 HR: 2	SF: 0 SAC: 0 DP: 3 HBP: 0	WP: 0 PB: 0 SB: 0 CS: 3	PA: 43
<b>PITCHER</b>	IP	WLS	BF	H	R	ER	SO	BB	IBB	HBP	BLK	WP	HR	S	P	ERA	WHIP			
Todd Stottlemyre, R ERA: 5.11 Rick Honeycutt, L ERA: 4.09 Jim Corsi, R ERA: 4.09 Dave Leiper, L ERA: 1.5 Dennis Eckersley, R ERA: 2.34	5.1	L	25	9	4	4	4	4	0	0	0	0	2	56	108	6.75	2.438			

Batter	1	2	3	4	5	6	7	8	9	AB	R	H	RBI	BB	SO	LOB	BOTTOM					
Rickey Henderson, R OBP: 0.387, SLG: 0.433 (1, 10)										5	0	0	0	0	4	1	<b>Boston Red Sox @ Oakland Athletics</b> Oakland-Alameda County Coliseum, Oakland, CA Wed May 31 1995, 3:33 AM PDT Att: 14,616 - Sunny - 63 F					
Stan Javier, S OBP: 0.317, SLG: 0.304 (1, 8)									5	0	2	1	0	1	0							
Geronimo Berroa, R OBP: 0.435, SLG: 0.564 (1, 7)									3	0	1	0	2	2	0							
Scott Brosius, R OBP: 0.388, SLG: 0.430 (1, 3)									4	0	0	0	0	1	3							
Mark McGwire, R OBP: 0.447, SLG: 0.693 (9, PH)									0	0	0	0	0	0	0							
Terry Steinbach, R OBP: 0.331, SLG: 0.528 (1, 2)									5	1	1	0	0	0	3							
Brent Gates, S OBP: 0.288, SLG: 0.215 (1, 4)										4	1	1	0	1	0	4						
Mike Bordick, R OBP: 0.293, SLG: 0.255 (1, 6)										4	1	2	1	0	0	1						
Andy Tomberlin, L OBP: 0.313, SLG: 0.533 Ruben Sierra, S OBP: 0.308, SLG: 0.475 (9, 9)										3	1	1	3	0	1	2						
Craig Paquette, R OBP: 0.261, SLG: 0.372 Mike Aldrete, L OBP: 0.400, SLG: 0.483 (9, 3)										1	0	0	0	0	0	1						
<b>Inning Stats</b>	R: 0 E: 0 K: 3 S: 11	H: 0 LOB: 1 BB: 1 P: 23	R: 0 E: 1 K: 2 S: 9	H: 1 LOB: 2 BB: 0 P: 13	R: 0 E: 0 K: 2 S: 9	H: 0 LOB: 0 BB: 0 P: 15	R: 0 E: 0 K: 0 S: 7	H: 1 LOB: 1 BB: 0 P: 12	R: 1 E: 1 K: 1 S: 16	H: 2 LOB: 2 BB: 1 P: 25	R: 4 E: 0 K: 1 S: 19	H: 3 LOB: 0 BB: 1 P: 32	R: 0 E: 0 K: 1 S: 8	H: 0 LOB: 0 BB: 0 P: 13	R: 0 E: 0 K: 0 S: 8	H: 1 LOB: 1 BB: 0 P: 12	R: 0 E: 0 K: 0 S: 12	H: 2 LOB: 3 BB: 0 P: 16	1B: 9 2B: 0 3B: 0 HR: 1	SF: 0 SAC: 0 DP: 0 HBP: 1	WP: 0 PB: 0 SB: 2 CS: 0	PA: 42
<b>PITCHER</b>	IP	WLS	BF	H	R	ER	SO	BB	IBB	HBP	BLK	WP	HR	S	P	ERA	WHIP					
Erik Hanson, R ERA: 2.61 Mike Maddux, R ERA: 8.18 Rheal Cormier, L ERA: 3.34 Stan Belinda, R ERA: 2.57 Ken Ryan, R ERA: 4.24	5.0	W	25	6	4	3	8	3	0	0	0	0	1	21	32	4.50	0.500					









Batter	1	2	3	4	5	6	7	8	9	AB	R	H	RBI	BB	SO	LOB	TOP			
Mike Aldrete, L (1, 7) OBP: 0.350, SLG: 0.412	F9		K		G6-3		G3-6-1		G3	5	0	0	0	0	1	2				
Brent Gates, S (1, 4) OBP: 0.210, SLG: 0.212	F8		BB			F7		WP 2B BB	E BB	2	1	0	0	3	0	0				
Geronimo Berroa, R (1, 10) OBP: 0.415, SLG: 0.525	G4-3		P5			F9		K	E5	5	0	0	0	0	1	3				
Mark McGwire, R (1, 3) OBP: 0.440, SLG: 0.657		FC4-6 BB			P2		K	2B 1-2 SF7 BB	G3	3	1	0	0	2	1	2				
Ruben Sierra, S (1, 9) OBP: 0.312, SLG: 0.484	FC4-6		F8				HR 2B	1B 1-3 2H 2B		4	1	2	1	0	0	1				
Terry Steinbach, R (1, 2) OBP: 0.336, SLG: 0.559	K		K		1B		HR	SF7		3	1	2	3	0	1	1				
Andy Tomberlin, L (1, 8) Craig Paquette, R (8, PH) OBP: 0.277, SLG: 0.386	P4		F8			P6		2B HR	1B	3	0	0	0	0	0	2				
Scott Brosius, R (1, 5) (8, 8)			HR		F8		1B	P5		4	1	2	1	0	0	2				
Mike Bordick, R (1, 6) OBP: 0.277, SLG: 0.242			L9		G6-3		G3-6-1 1B		F7	4	0	1	0	0	0	0				
<b>Inning Stats</b>	R: 0 E: 0 K: 0 S: 3	H: 0 LOB: 0 BB: 0 P: 5	R: 0 E: 0 K: 1 S: 13	H: 0 LOB: 1 BB: 1 P: 21	R: 1 E: 0 K: 1 S: 9	H: 1 LOB: 1 BB: 1 P: 17	R: 0 E: 0 K: 0 S: 8	H: 1 LOB: 1 BB: 0 P: 13	R: 0 E: 0 K: 1 S: 7	H: 0 LOB: 0 BB: 0 P: 11	R: 2 E: 0 K: 0 S: 12	H: 4 LOB: 1 BB: 0 P: 19	R: 2 E: 0 K: 1 S: 18	H: 2 LOB: 2 BB: 2 P: 31	R: 0 E: 1 K: 0 S: 4	H: 0 LOB: 2 BB: 1 P: 8	1B: 4 2B: 2 3B: 0 HR: 2	SF: 1 SAC: 0 DP: 1 HBP: 0	WP: 1 PB: 0 SB: 0 CS: 0	PA: 40
<b>PITCHER</b>	IP	WLS	BF	H	R	ER	SO	BB	IBB	HBP	BLK	WP	HR	S	P	ERA	WHIP			
35 Mike Mussina, R (1, 1) ERA: 4.15	6.1	W	27	6	3	3	3	2	0	0	0	0	2	59	94	4.26	1.263			
Armando Benitez, R (7, 1) ERA: 4.5	1.1		6	1	2	2	1	2	0	0	0	1	0	14	26	13.50	2.250			
Jesse Orosco, L (8, 1) ERA: 3.12	0.1		2	1	0	0	0	0	0	0	0	0	0	5	8	0.00	3.000			
Doug Jones, R (9, 1) ERA: 4.2	1.0		5	0	0	0	0	1	0	0	0	0	0	4	8	0.00	1.000			

Oakland Athletics @ Baltimore Orioles  
 Oriole Park at Camden Yards, Baltimore, MD

Sat Jun 03 1995, 3:33 AM EDT  
 Att: 45,056 - Cloudy - 85 F

AB 34  
 R 5  
 H 8  
 RBI 5  
 BB 5  
 SO 4  
 LOB 13



Batter	1	2	3	4	5	6	7	8	9	AB	R	H	RBI	BB	SO	LOB	BOTTOM			
Curtis Goodwin, L (1, 8) OBP: 0.500, SLG: 0.500	S 2B 1B	G4-3			BB HR 1B	G4-3		G3		5	2	2	0	0	0	0				
Brady Anderson, L (1, 7) OBP: 0.344, SLG: 0.485	2B BB		G3		HR BB			P4		2	2	0	0	3	0	0				
Rafael Palmeiro, L (1, 3) OBP: 0.408, SLG: 0.583	G4-3 1H 2H		K		HR BB	F8		G6-3		4	1	1	2	1	1	1				
Cal Ripken Jr., R (1, 6) OBP: 0.345, SLG: 0.446	G4-3		E7 1B		HR	G4-3				4	1	2	4	0	0	2				
Harold Baines, L (1, 10) OBP: 0.391, SLG: 0.527	P5		F7		G4-3		FC1-6-4 BB			3	0	0	0	1	0	2				
Jeffrey Hammonds, R (1, 9) Kevin Bass, S (6, 9) OBP: 0.337, SLG: 0.388	BB		E5 F9		HR	FC1-6-4 WP 1B G4-3				2	1	1	1	1	0	0				
Chris Holes, R (1, 2) Cesar Devezar, R (7, PH) (8, 2)	K		F9		K	G4-3				3	0	0	0	0	2	3				
Jeff Manto, R (1, 5) OBP: 0.314, SLG: 0.529		F9		G1-3	HR			1B		4	1	2	2	0	0	1				
Bret Barberie, S (1, 4) OBP: 0.362, SLG: 0.354	G3		F9		K			F8		4	0	0	0	0	1	2				
<b>Inning Stats</b>	R: 2 E: 0 K: 1 S: 17	H: 2 LOB: 2 BB: 2 P: 33	R: 0 E: 0 K: 0 S: 6	H: 0 LOB: 0 BB: 0 P: 10	R: 0 E: 1 K: 1 S: 8	H: 1 LOB: 1 BB: 0 P: 16	R: 0 E: 0 K: 0 S: 10	H: 0 LOB: 1 BB: 0 P: 15	R: 6 E: 0 K: 2 S: 21	H: 4 LOB: 0 BB: 2 P: 39	R: 0 E: 0 K: 0 S: 12	H: 0 LOB: 1 BB: 1 P: 19	R: 1 E: 0 K: 0 S: 9	H: 1 LOB: 1 BB: 1 P: 19	R: 0 E: 0 K: 0 S: 3	H: 0 LOB: 0 BB: 0 P: 3	1B: 4 2B: 1 3B: 0 HR: 3	SF: 0 SAC: 0 DP: 0 HBP: 0	WP: 1 PB: 0 SB: 1 CS: 0	PA: 39
<b>PITCHER</b>	IP	WLS	BF	H	R	ER	SO	BB	IBB	HBP	BLK	WP	HR	S	P	ERA	WHIP			
Mike Harkey, R (1, 1) ERA: 7.18	4.1	L	24	6	7	7	2	4	0	0	0	0	1	20	31	5.40	1.200			
Mark Acree, R (5, 1) ERA: 6.91	1.2		7	1	1	1	2	1	0	0	0	0	0	9	19	9.00	2.000			
Todd Van Poppel, R (7, 1) ERA: 3.26	1.0		5	1	1	1	0	1	0	0	0	1	0	9	19	9.00	2.000			
Dave Leiper, L (8, 1) ERA: 1.38	1.0		3	0	0	0	0	0	0	0	0	0	0	3	3	0.00	0.000			

Oakland Athletics @ Baltimore Orioles  
 Oriole Park at Camden Yards, Baltimore, MD

Sat Jun 03 1995, 3:33 AM EDT  
 Att: 45,056 - Cloudy - 85 F

AB 33  
 R 9  
 H 8  
 RBI 9  
 BB 6  
 SO 4  
 LOB 13





Batter	1	2	3	4	5	6	7	8	9	AB	R	H	RBI	BB	SO	LOB	TOP					
Mike Bordick, R (1, 6) OBP: 0.310, SLG: 0.328	2-1 HR		3-2 P5		2-1 P3	3-2 WP 1B	1-2 2B		4-0 BB G6-4-3	5	1	3	4	1	0	0	<b>Oakland Athletics @ Baltimore Orioles</b> Oriole Park at Camden Yards, Baltimore, MD Sun Jun 04 1995, 7:05 PM EDT Att: 37,496 - Sunny - 83 F					
Gerónimo Berroa, R (1, 10) OBP: 0.405, SLG: 0.598	3-2 F9			0-2 F8		1-1 1B	0-2 F8		0-0 BB G6-4-3	6	1	1	0	0	0	4						
Ruben Sierra, S (1, 9) Rick Honeycutt, L (8, 9) Dennis Eckersley, R (9, 1)	4-1 CS BB			0-0 F9		1-1 HR		2-2 BB 1B		4	1	2	2	1	0	1						
Mark McGwire, R (1, 3) Mike Adrele, L (8, PH) Mike Adrele, L (8, 3)	2-2 K			1-1 E8		2-1 BB HR 1B	3-3 K	4-2 BB 1B		4	1	1	0	0	2	1						
Terry Steinbach, R (1, 2) Eric Helfand, L (8, PH) Eric Helfand, L (8, 2)	3-1 CS	2-3 K		3-2 F9		1-1 F8	4-0 BB BB FC5-4	3-3 K		3	1	0	0	1	1	2						
Brent Gates, S (1, 4)		1-3 K			0-1 HR 2B	1-2 HR 1B	4-1 BB BB	2-3 K		4	3	2	0	1	2	2						
Scott Brosius, R (1, 5)		3-3 K			2-3 K	4-1 HR BB	4-2 BB BB FC5-4	0-3 K		3	1	0	0	2	3	3						
Craig Paquette, R (1, 7)			2-3 K		3-1 HR	1-0 HR	0-0 FC5-4 1B	3-1 WP 1B		5	3	3	7	0	1	1						
Andy Tomberlin, L (1, 8)			1-2 F7		1-1 F7	0-0 1B	1-2 2B 1B	0-0 F9		5	2	2	0	0	0	1						
<b>Inning Stats</b>	R: 1 E: 0 K: 1 S: 11	H: 1 LOB: 0 BB: 1 P: 25	R: 0 E: 0 K: 3 S: 11	H: 0 LOB: 0 BB: 0 P: 17	R: 0 E: 0 K: 1 S: 10	H: 0 LOB: 1 BB: 0 P: 16	R: 2 E: 1 K: 0 S: 15	H: 2 LOB: 0 BB: 0 P: 23	R: 7 E: 0 K: 0 S: 18	H: 7 LOB: 1 BB: 1 P: 31	R: 4 E: 1 K: 1 S: 15	H: 2 LOB: 1 BB: 3 P: 31	R: 0 E: 0 K: 3 S: 19	H: 1 LOB: 2 BB: 1 P: 30	R: 0 E: 0 K: 0 S: 4	H: 1 LOB: 1 BB: 1 P: 11		1B: 8 2B: 2 3B: 0 HR: 4	SF: 0 SAC: 0 DP: 1 HBP: 0	WP: 2 PB: 0 SB: 1 CS: 1	PA: 48	
<b>PITCHER</b>	IP WLS BF H R ER SO BB IBB HBP BLK WP HR S P ERA WHIP	IP WLS BF H R ER SO BB IBB HBP BLK WP HR S P ERA WHIP	IP WLS BF H R ER SO BB IBB HBP BLK WP HR S P ERA WHIP	IP WLS BF H R ER SO BB IBB HBP BLK WP HR S P ERA WHIP	IP WLS BF H R ER SO BB IBB HBP BLK WP HR S P ERA WHIP	IP WLS BF H R ER SO BB IBB HBP BLK WP HR S P ERA WHIP	IP WLS BF H R ER SO BB IBB HBP BLK WP HR S P ERA WHIP	IP WLS BF H R ER SO BB IBB HBP BLK WP HR S P ERA WHIP	IP WLS BF H R ER SO BB IBB HBP BLK WP HR S P ERA WHIP	IP WLS BF H R ER SO BB IBB HBP BLK WP HR S P ERA WHIP	IP WLS BF H R ER SO BB IBB HBP BLK WP HR S P ERA WHIP	IP WLS BF H R ER SO BB IBB HBP BLK WP HR S P ERA WHIP	IP WLS BF H R ER SO BB IBB HBP BLK WP HR S P ERA WHIP	IP WLS BF H R ER SO BB IBB HBP BLK WP HR S P ERA WHIP	IP WLS BF H R ER SO BB IBB HBP BLK WP HR S P ERA WHIP	IP WLS BF H R ER SO BB IBB HBP BLK WP HR S P ERA WHIP	IP WLS BF H R ER SO BB IBB HBP BLK WP HR S P ERA WHIP	IP WLS BF H R ER SO BB IBB HBP BLK WP HR S P ERA WHIP	IP WLS BF H R ER SO BB IBB HBP BLK WP HR S P ERA WHIP	IP WLS BF H R ER SO BB IBB HBP BLK WP HR S P ERA WHIP	IP WLS BF H R ER SO BB IBB HBP BLK WP HR S P ERA WHIP	IP WLS BF H R ER SO BB IBB HBP BLK WP HR S P ERA WHIP



Batter	1	2	3	4	5	6	7	8	9	AB	R	H	RBI	BB	SO	LOB	BOTTOM					
Curtis Goodwin, L (1, 8) OBP: 0.462, SLG: 0.462	3-2 CS 1B		1-0 G4-3		1-3 K		1-2 G1-3		1-2 2B 1B	5	1	2	0	0	1	1	<b>Oakland Athletics @ Baltimore Orioles</b> Oriole Park at Camden Yards, Baltimore, MD Sun Jun 04 1995, 7:05 PM EDT Att: 37,496 - Sunny - 83 F					
Brady Anderson, L (1, 7) Kevin Bass, S (7, PH) Kevin Bass, S (8, 7)	1-1 P2		1-0 G3		1-1 1B SF8 2B	1-1 G6-3		1-1 P7		3	1	1	0	0	0	1						
Rafael Palmeiro, L (1, 3) Leo Gomez, R (8, 5)	2-3 K		3-1 F7		1-1 1B	0-0 1B	0-0 F9	2-2 2B		3	0	1	0	0	1	1						
Cal Ripken Jr., R (1, 6) Manny Alexander, R (8, 6)		1-1 HR 1B		1-1 G6-3		0-0 SF8		1-3 K	1-1 P2	2	1	1	1	0	0	0						
Harold Baines, L (1, 10) Chris Hoiles, R (8, PH)		2-1 HR 1B		4-2 BB		0-3 K		2-1 E 1B		2	1	1	0	1	1	1						
Jeffrey Hammonds, R (1, 9)		2-3 K		2-3 K		0-1 1B		1-1 E5 FC4-6		4	0	1	0	0	2	4						
Matt Nokes, L (1, 2) OBP: 0.150, SLG: 0.250		1-0 HR		2-3 K		2-3 K		2-2 FC4-6		4	1	1	3	0	2	5						
Jeff Manto, R (1, 5) OBP: 0.311, SLG: 0.514		1-3 K		2-3 K		2-3 K		2-0 G1-3 1B		4	0	1	0	0	2	0						
Bret Barberie, S (1, 4)		2-3 K		0-1 G4-3		3-3 K		0-1 1B		4	1	1	0	0	2	1						
<b>Inning Stats</b>	R: 0 E: 0 K: 1 S: 8	H: 1 LOB: 0 BB: 0 P: 14	R: 3 E: 0 K: 3 S: 14	H: 3 LOB: 0 BB: 0 P: 23	R: 0 E: 0 K: 0 S: 4	H: 0 LOB: 0 BB: 0 P: 9	R: 0 E: 0 K: 2 S: 10	H: 0 LOB: 1 BB: 1 P: 19	R: 0 E: 0 K: 2 S: 9	H: 3 LOB: 2 BB: 0 P: 20	R: 0 E: 0 K: 1 S: 9	H: 1 LOB: 1 BB: 0 P: 16	R: 0 E: 1 K: 1 S: 11	H: 1 LOB: 2 BB: 0 P: 17	R: 2 E: 0 K: 0 S: 14	H: 3 LOB: 1 BB: 0 P: 19		1B: 9 2B: 2 3B: 0 HR: 1	SF: 1 SAC: 0 DP: 0 HBP: 0	WP: 0 PB: 0 SB: 0 CS: 1	PA: 40	
<b>PITCHER</b>	IP WLS BF H R ER SO BB IBB HBP BLK WP HR S P ERA WHIP	IP WLS BF H R ER SO BB IBB HBP BLK WP HR S P ERA WHIP	IP WLS BF H R ER SO BB IBB HBP BLK WP HR S P ERA WHIP	IP WLS BF H R ER SO BB IBB HBP BLK WP HR S P ERA WHIP	IP WLS BF H R ER SO BB IBB HBP BLK WP HR S P ERA WHIP	IP WLS BF H R ER SO BB IBB HBP BLK WP HR S P ERA WHIP	IP WLS BF H R ER SO BB IBB HBP BLK WP HR S P ERA WHIP	IP WLS BF H R ER SO BB IBB HBP BLK WP HR S P ERA WHIP	IP WLS BF H R ER SO BB IBB HBP BLK WP HR S P ERA WHIP	IP WLS BF H R ER SO BB IBB HBP BLK WP HR S P ERA WHIP	IP WLS BF H R ER SO BB IBB HBP BLK WP HR S P ERA WHIP	IP WLS BF H R ER SO BB IBB HBP BLK WP HR S P ERA WHIP	IP WLS BF H R ER SO BB IBB HBP BLK WP HR S P ERA WHIP	IP WLS BF H R ER SO BB IBB HBP BLK WP HR S P ERA WHIP	IP WLS BF H R ER SO BB IBB HBP BLK WP HR S P ERA WHIP	IP WLS BF H R ER SO BB IBB HBP BLK WP HR S P ERA WHIP	IP WLS BF H R ER SO BB IBB HBP BLK WP HR S P ERA WHIP	IP WLS BF H R ER SO BB IBB HBP BLK WP HR S P ERA WHIP	IP WLS BF H R ER SO BB IBB HBP BLK WP HR S P ERA WHIP	IP WLS BF H R ER SO BB IBB HBP BLK WP HR S P ERA WHIP	IP WLS BF H R ER SO BB IBB HBP BLK WP HR S P ERA WHIP	IP WLS BF H R ER SO BB IBB HBP BLK WP HR S P ERA WHIP





Batter	1	2	3	4	5	6	7	8	9	AB	R	H	RBI	BB	SO	LOB	TOP					
Rickey Henderson, R OBP: 0.390, SLG: 0.430 Andy Tomberlin, L OBP: 0.311, SLG: 0.474	1-3 K	4-2 3B BB		1 SAFE 2-1 1B 1B		2-2 G3		1-2 2B 1B	4-2 BB	3	2	1	0	1	1	0						
Gerónimo Berroa, R OBP: 0.409, SLG: 0.527	1-0 2B	2-1 1-H 2-H 3B		1 SAFE 2-3 1B 1B		2-3 K		1 SAFE 4-0 2B 1B	1-3 K BB	5	1	2	2	1	3	4						
Ruben Sierra, S OBP: 0.511 Stan Javier, S OBP: 0.315, SLG: 0.302	1-3 K	0-2 L7		0-0 BB 1B		3-2 P5		1-1 2B 2B		5	1	2	3	0	1	2						
Mark McGwire, R OBP: 0.440, SLG: 0.672	0-0 P3			4-2 2B SF8 BB				1-1 HR 2B		4	2	2	3	1	1	2						
Terry Steinbach, R OBP: 0.324, SLG: 0.534		3-1 1B 1B		0-3 K BB				2-0 F9 2B		4	1	1	0	1	1	2						
Brent Gates, S OBP: 0.308, SLG: 0.241	1 SAFE 2-2 F7	0-2 2B		0-3 K BB				1-0 F7 G4-3		5	0	1	0	0	1	4						
Scott Brosius, R OBP: 0.383, SLG: 0.434	2-3 K	1-2 SF8		2-0 L9				4-0 BB	1-1 F8	3	0	0	1	1	1	1						
Craig Paquette, R OBP: 0.298, SLG: 0.500	2-1 2B 1B	0-0 G5-3		1-2 F8				0-3 K	2-0 F9	5	1	1	0	0	1	2						
Mike Bordick, R OBP: 0.329, SLG: 0.352	2-0 3B 2B			4-2 1B 1B BB				1-0 L7	1-1 WP 1B	4	2	2	2	1	0	0						
<b>Inning Stats</b>	R: 0 E: 0 K: 2 S: 8	H: 1 LOB: 1 BB: 0 P: 11	R: 4 E: 0 K: 1 S: 22	H: 4 LOB: 1 BB: 1 P: 39	R: 1 E: 0 K: 1 S: 14	H: 1 LOB: 1 BB: 1 P: 19	R: 2 E: 0 K: 3 S: 18	H: 2 LOB: 2 BB: 2 P: 31	R: 0 E: 0 K: 0 S: 6	H: 0 LOB: 0 BB: 0 P: 11	R: 0 E: 0 K: 1 S: 11	H: 0 LOB: 0 BB: 0 P: 18	R: 1 E: 0 K: 1 S: 7	H: 1 LOB: 1 BB: 1 P: 15	R: 3 E: 0 K: 0 S: 12	H: 3 LOB: 1 BB: 1 P: 22	R: 0 E: 0 K: 1 S: 11	H: 1 LOB: 2 BB: 1 P: 20	1B: 6 2B: 5 3B: 1 HR: 1	SF: 1 SAC: 0 DP: 0 HBP: 0	WP: 1 PB: 0 SB: 1 CS: 0	PA: 47
<b>PITCHER</b>	IP WLS BF H R ER SO BB IBB HBP BLK WP HR S P ERA WHIP																					
Sterling Hitchcock, L ERA: 6.23	(1, 1) 3.0 L 19 7 7 4 3 0 0 0 0 0 0 1 35 62 21.00 3.333																					
Scott Bankhead, R ERA: 4.34	(4, 1) 3.2 15 2 1 1 4 2 0 0 0 0 0 1 35 62 2.46 1.091																					
Joe Ausanio, R ERA: 7.27	(7, 1) 2.1 13 4 3 3 2 2 0 0 0 0 1 0 26 45 11.57 2.571																					

Oakland Athletics @ New York Yankees  
Yankee Stadium, Bronx, NY  
Mon Jun 05 1995, 7:05 PM EDT  
Att: 14,197 - Unknown - 77 F

AB 39  
R 11  
H 13  
RBI 11  
BB 7  
SO 10  
LOB 17



Batter	1	2	3	4	5	6	7	8	9	AB	R	H	RBI	BB	SO	LOB	BOTTOM					
Luis Polonia, L OBP: 0.317, SLG: 0.389	1-1 F7	3-2 G6-3			3-2 1B 2B 1B		0-1 HR		1-3 K	5	2	2	1	0	1	1						
Wade Boggs, L OBP: 0.394, SLG: 0.346	1-1 WP 1B			2-0 G3	2-1 2B 1B		2-2 F7		3-2 G4-3	5	0	2	0	0	0	0						
Paul O'Neill, L OBP: 0.432, SLG: 0.635	0-1 F7			2-2 G4-3	2-3 K		1-0 HR		4-1 BB	4	1	1	1	1	1	3						
Jim Leyritz, R OBP: 0.378, SLG: 0.422	4-2 BB			2-1 G6-3	2-0 2B		2-2 G6-3		0-3 K	4	0	1	1	1	1	1						
Don Mattingly, L OBP: 0.305, SLG: 0.403	1-2 L4			0-1 FC4-6 1B SF7 1B	0-0 G1-3		4-2 BB		3-1 K	3	1	1	0	1	0	4						
Danny Tartabull, R OBP: 0.319, SLG: 0.340		0-0 2B		0-0 1B	2-3 K		0-1 G4-3		4-0 2B 0 1 3	4	0	2	0	0	1	3						
Bernie Williams, S OBP: 0.303, SLG: 0.381	2-0 F7			1-1 FC4-6 2 FC4 1B			2-0 F7		3-1 F8	4	0	0	0	0	0	3						
Randy Velarde, R OBP: 0.304, SLG: 0.376	0-1 1B			1 SAFE 0-1 SF7			0-0 L8		1-0 F8	3	0	1	2	0	0	0						
2 Derek Jeter, R OBP: 0.286, SLG: 0.308	3-H 1B			3-H 1-1 FC4			1-2 G5-3		0-0 G3-1	4	0	0	0	0	0	2						
<b>Inning Stats</b>	R: 0 E: 0 K: 0 S: 12	H: 1 LOB: 2 BB: 1 P: 19	R: 1 E: 0 K: 0 S: 10	H: 2 LOB: 1 BB: 0 P: 16	R: 0 E: 0 K: 0 S: 6	H: 0 LOB: 0 BB: 0 P: 12	R: 1 E: 0 K: 0 S: 10	H: 2 LOB: 1 BB: 0 P: 12	R: 1 E: 0 K: 2 S: 13	H: 3 LOB: 2 BB: 0 P: 24	R: 0 E: 0 K: 0 S: 5	H: 0 LOB: 0 BB: 0 P: 8	R: 2 E: 0 K: 0 S: 17	H: 2 LOB: 1 BB: 1 P: 26	R: 0 E: 0 K: 0 S: 4	H: 0 LOB: 0 BB: 0 P: 8	R: 0 E: 0 K: 2 S: 10	H: 0 LOB: 1 BB: 1 P: 18	1B: 6 2B: 2 3B: 0 HR: 2	SF: 1 SAC: 0 DP: 0 HBP: 0	WP: 1 PB: 0 SB: 0 CS: 0	PA: 40
<b>PITCHER</b>	IP WLS BF H R ER SO BB IBB HBP BLK WP HR S P ERA WHIP																					
Ron Darling, R ERA: 5.35	(1, 1) 6.0 W 27 8 3 3 2 0 0 0 0 0 0 2 7 10 4.50 1.500																					
Dave Leiper, L ERA: 2.7	(7, 1) 0.1 3 2 2 2 0 0 0 0 0 0 0 2 7 10 54.00 6.000																					
Jim Corsi, R ERA:	(7, 1) 0.2 3 0 0 0 0 1 0 0 0 0 0 0 10 16 0.00 1.500																					
Mark Acre, R ERA: 6.06	(8, 1) 2.0 7 0 0 0 2 1 0 0 0 0 0 0 14 26 0.00 0.500																					

Oakland Athletics @ New York Yankees  
Yankee Stadium, Bronx, NY  
Mon Jun 05 1995, 7:05 PM EDT  
Att: 14,197 - Unknown - 77 F

AB 36  
R 4  
H 10  
RBI 5  
BB 3  
SO 4  
LOB 17






Batter	1	2	3	4	5	6	7	8	9	AB	R	H	RBI	BB	SO	LOB	TOP					
Rickey Henderson, R OBP: 0.386, SLG: 0.417 Andy Tomberlin, L OBP: 0.309, SLG: 0.466	F9		HR	G6-3		G5-3		G3		3	1	0	0	0	0	1						
Gerónimo Berroa, R OBP: 0.409, SLG: 0.545	F9		HR			P6		G6-3		5	2	2	4	0	0	2						
Ruben Sierra, S OBP: 0.336, SLG: 0.536 Craig Paquette, R OBP: 0.293, SLG: 0.491	BB		HR	P2		HR		G6-3	K	3	2	2	2	1	0	0						
Mark McGwire, R OBP: 0.426, SLG: 0.645	K		1B	P2		L7		F8	F8	5	0	0	0	0	1	2						
Terry Steinbach, R OBP: 0.331, SLG: 0.516			G6-3			L4		G1-3		4	0	0	0	1	1	1						
Brent Gates, S OBP: 0.313, SLG: 0.250	G4-3		1B			1B		G5-3		4	0	2	1	0	0	1						
Scott Brosius, R OBP: 0.379, SLG: 0.422	F9		P3			P4		S		3	1	0	0	1	0	2						
Stan Javier, S OBP: 0.321, SLG: 0.308			HR	K		SH1-3		L7		4	1	2	0	0	1	1						
Mike Bordick, R OBP: 0.342, SLG: 0.356			HR	L8		SH1-3		G3		2	1	1	0	0	0	0						
<b>Inning Stats</b>	R: 0 E: 0 K: 1 S: 14	H: 0 LOB: 1 BB: 1 P: 25	R: 0 E: 0 K: 1 S: 7	H: 0 LOB: 0 BB: 0 P: 11	R: 5 E: 0 K: 0 S: 20	H: 5 LOB: 1 BB: 0 P: 35	R: 0 E: 0 K: 1 S: 9	H: 0 LOB: 0 BB: 0 P: 12	R: 2 E: 0 K: 0 S: 13	H: 3 LOB: 1 BB: 0 P: 22	R: 0 E: 0 K: 0 S: 8	H: 1 LOB: 1 BB: 0 P: 12	R: 0 E: 1 K: 0 S: 6	H: 0 LOB: 1 BB: 1 P: 13	R: 1 E: 0 K: 0 S: 8	H: 0 LOB: 1 BB: 1 P: 17	R: 0 E: 0 K: 1 S: 8	H: 0 LOB: 0 BB: 0 P: 13	1B: 7 2B: 0 3B: 0 HR: 2	SF: 0 SAC: 1 DP: 0 HBP: 2	WP: 0 PB: 0 SB: 3 CS: 0	PA: 41
<b>PITCHER</b>	IP	WLS	BF	H	R	ER	SO	BB	IBB	HBP	BLK	WP	HR	S	P	ERA	WHIP					
42 Mariano Rivera, R ERA: 9.24	4.0	L	21	7	7	7	3	1	0	1	0	0	2	53	88	15.75	2.000					
Josias Manzanillo, R ERA: 7.0	2.0		8	2	0	0	0	0	0	0	0	0	0	18	29	0.00	1.000					
Bob Wickman, R ERA: 5.48	2.0		9	0	1	1	0	2	0	1	0	0	0	14	30	4.50	1.000					
John Wetteland, R ERA: 3.57	1.0		3	0	0	0	1	0	0	0	0	0	0	8	13	0.00	0.000					

Oakland Athletics @ New York Yankees  
Yankee Stadium, Bronx, NY  
Tue Jun 06 1995, 7:05 PM EDT  
Att: 15,358 - Unknown - 76 F


AB 35  
R 8  
H 9  
RBI 8  
BB 3  
SO 4  
LOB 11



Batter	1	2	3	4	5	6	7	8	9	AB	R	H	RBI	BB	SO	LOB	BOTTOM					
Luis Polonia, L OBP: 0.318, SLG: 0.390	F8					G6-3		G4-3	L9	5	1	1	1	1	0	3						
Wade Boggs, L OBP: 0.386, SLG: 0.342	G5-3					1B		G3		4	1	1	0	1	0	1						
Paul O'Neill, L OBP: 0.441, SLG: 0.628	1B					G4-3		G4-3		4	0	2	1	1	0	1						
Jim Leyritz, R OBP: 0.379, SLG: 0.449	FC6					K		K		5	1	2	1	0	3	4						
Don Mattingly, L OBP: 0.310, SLG: 0.415	FC6					F7		L9		5	1	2	1	0	0	3						
Dion James, L OBP: 0.411, SLG: 0.451						L7		G4-3		4	0	0	0	1	0	2						
Randy Velarde, R OBP: 0.309, SLG: 0.371						K		K		4	1	1	0	1	2	4						
Bernie Williams, S OBP: 0.313, SLG: 0.397						K		FC6		5	1	3	2	0	1	3						
2 Derek Jeter, R OBP: 0.281, SLG: 0.300 Danny Tartabull, R OBP: 0.325, SLG: 0.347 Gerald Williams, R OBP: 0.302, SLG: 0.513						G6-3		G6-3		4	0	1	0	0	2	3						
<b>Inning Stats</b>	R: 0 E: 0 K: 0 S: 13	H: 1 LOB: 2 BB: 1 P: 23	R: 2 E: 0 K: 1 S: 14	H: 2 LOB: 1 BB: 1 P: 26	R: 0 E: 1 K: 1 S: 6	H: 0 LOB: 1 BB: 0 P: 10	R: 0 E: 0 K: 2 S: 9	H: 0 LOB: 0 BB: 0 P: 12	R: 2 E: 0 K: 0 S: 21	H: 2 LOB: 3 BB: 3 P: 38	R: 0 E: 0 K: 0 S: 9	H: 2 LOB: 1 BB: 0 P: 11	R: 1 E: 0 K: 1 S: 11	H: 3 LOB: 2 BB: 0 P: 17	R: 0 E: 0 K: 1 S: 13	H: 1 LOB: 1 BB: 0 P: 19	R: 1 E: 0 K: 0 S: 16	H: 3 LOB: 2 BB: 0 P: 23	1B: 10 2B: 3 3B: 0 HR: 1	SF: 0 SAC: 0 DP: 1 HBP: 0	WP: 1 PB: 0 SB: 0 CS: 0	PA: 46
<b>PITCHER</b>	IP	WLS	BF	H	R	ER	SO	BB	IBB	HBP	BLK	WP	HR	S	P	ERA	WHIP					
Todd Stottlemyre, R ERA: 5.33	5.0	W	27	6	4	4	6	5	0	0	0	0	1	65	111	7.20	2.200					
Rick Honeycutt, L ERA: 4.4	1.2		6	2	1	1	0	0	0	0	0	0	1	12	15	5.40	1.200					
Carlos Reyes, R ERA: 4.57	1.0		6	3	0	0	1	0	0	0	0	0	0	15	26	0.00	3.000					
Dennis Eckersley, R ERA: 4.2	1.1	S	7	3	1	1	1	0	0	0	0	0	0	20	27	6.75	2.250					

Oakland Athletics @ New York Yankees  
Yankee Stadium, Bronx, NY  
Tue Jun 06 1995, 7:05 PM EDT  
Att: 15,358 - Unknown - 76 F

AB 41  
R 6  
H 14  
RBI 6  
BB 5  
SO 8  
LOB 24





Batter	1	2	3	4	5	6	7	8	9	AB	R	H	RBI	BB	SO	LOB	TOP					
Rickey Henderson, R OBP: 0.382, SLG: 0.406	F8		BB			G6-3		L3		3	0	0	0	1	0	0						
Gerónimo Berroa, R OBP: 0.399, SLG: 0.533	G5-3		SF8			K		F8		3	0	0	1	0	1	0						
Ruben Sierra, S OBP: 0.333, SLG: 0.528	F7		G4-3			P4		1B		4	0	1	0	0	0	2						
Mark McGwire, R OBP: 0.415, SLG: 0.624		F7		F8			E1 1B	P3		4	0	0	0	0	0	1						
Terry Steinbach, R OBP: 0.329, SLG: 0.508		L8		K			1B 1B		K	4	0	1	0	0	2	0						
Brent Gates, S OBP: 0.304, SLG: 0.241		G5-3		G4-3			F8		G6-3	4	0	0	0	0	0	2						
Scott Brosius, R OBP: 0.383, SLG: 0.425			FC6-4 1B		K		1B 2-3		G6-3	4	0	2	0	0	1	0						
Stan Javier, S OBP: 0.314, SLG: 0.301			FC6-4 1B SF8		G6-3		P4			3	1	0	0	0	0	4						
Mike Bordick, R OBP: 0.341, SLG: 0.355			SF8 BB 1B		G6-3		F9			3	0	1	0	0	0	3						
<b>Inning Stats</b>	R: 0 E: 0 K: 0 S: 5	H: 0 LOB: 0 BB: 0 P: 6	R: 0 E: 0 K: 0 S: 7	H: 0 LOB: 0 BB: 0 P: 10	R: 1 E: 0 K: 0 S: 14	H: 2 LOB: 2 BB: 1 P: 23	R: 0 E: 0 K: 1 S: 6	H: 0 LOB: 0 BB: 0 P: 9	R: 0 E: 0 K: 1 S: 8	H: 0 LOB: 0 BB: 0 P: 11	R: 0 E: 0 K: 1 S: 11	H: 0 LOB: 0 BB: 0 P: 16	R: 0 E: 1 K: 0 S: 10	H: 2 LOB: 3 BB: 0 P: 17	R: 0 E: 0 K: 1 S: 8	H: 1 LOB: 1 BB: 0 P: 13	R: 0 E: 0 K: 1 S: 7	H: 0 LOB: 0 BB: 0 P: 10	1B: 5 2B: 0 3B: 0 HR: 0	SF: 1 SAC: 0 DP: 0 HBP: 0	WP: 0 PB: 0 SB: 0 CS: 0	PA: 34
<b>PITCHER</b>	IP	WLS	BF	H	R	ER	SO	BB	IBB	HBP	BLK	WP	HR	S	P	ERA	WHIP					
Andy Pettitte, L ERA: 2.86	7.0	W	27	4	1	1	3	1	0	0	0	0	0	61	92	1.29	0.714					
Bob Wickman, R ERA: 5.25	1.0		4	1	0	0	0	0	0	0	0	0	0	8	13	0.00	1.000					
Steve Howe, L ERA: 7.45	1.0		3	0	0	0	1	0	0	0	0	0	0	7	10	0.00	0.000					

Oakland Athletics @ New York Yankees  
 Yankee Stadium, Bronx, NY  
 Wed Jun 07 1995, 7:05 PM EDT  
 Att: 16,550 - Unknown - 86 F


AB 32  
 R 1  
 H 5  
 RBI 1  
 BB 1  
 SO 4  
 LOB 12



Batter	1	2	3	4	5	6	7	8	9	AB	R	H	RBI	BB	SO	LOB	BOTTOM					
Luis Polonia, L OBP: 0.322, SLG: 0.390	K	G4-3		G5-3			1B	S 1B		5	0	2	1	0	1	2						
Wade Boggs, L OBP: 0.381, SLG: 0.383	1B BB		G4-6-3 1B		F8 BB SF7 1B		HR	F8		4	2	3	1	1	0	2						
Paul O'Neill, L OBP: 0.438, SLG: 0.613			G4-6-3		1B			2-3		2	0	0	0	1	1	2						
Gerald Williams, R OBP: 0.289, SLG: 0.488	K		1-2 G4-6-3		BB		G5-3	K		2	0	0	0	0	1	2						
Jim Leyritz, R OBP: 0.383, SLG: 0.450	1B		1B		F8		K			4	0	2	0	0	1	2						
Don Mattingly, L OBP: 0.319, SLG: 0.435	L8		1B		SF7			HR		3	1	2	1	0	0	2						
Danny Tartabull, R OBP: 0.331, SLG: 0.392		2B	G4-3		L9			HR		4	0	2	2	0	0	3						
Randy Velarde, R OBP: 0.307, SLG: 0.366		G4-3		P2		G4-3		FC4-6 1B		4	0	1	0	0	0	1						
Bernie Williams, S OBP: 0.312, SLG: 0.393		G5-3 1B		G4-3		F7		FC4-6 2 WP 2 S 1B		4	1	1	1	0	0	1						
2 Derek Jeter, R OBP: 0.306, SLG: 0.303		G5-3		1B		L4		F8 1B BB		3	0	1	0	1	0	1						
<b>Inning Stats</b>	R: 0 E: 0 K: 2 S: 9	H: 1 LOB: 2 BB: 1 P: 17	R: 1 E: 0 K: 0 S: 6	H: 2 LOB: 1 BB: 0 P: 7	R: 0 E: 0 K: 0 S: 10	H: 3 LOB: 2 BB: 0 P: 14	R: 0 E: 0 K: 0 S: 6	H: 1 LOB: 1 BB: 0 P: 10	R: 1 E: 0 K: 0 S: 7	H: 1 LOB: 1 BB: 1 P: 15	R: 0 E: 0 K: 0 S: 5	H: 0 LOB: 0 BB: 0 P: 7	R: 1 E: 0 K: 1 S: 11	H: 2 LOB: 0 BB: 0 P: 13	R: 3 E: 0 K: 1 S: 21	H: 4 LOB: 2 BB: 1 P: 35	R: 0 E: 0 K: 1 S: 7	H: 0 LOB: 0 BB: 0 P: 10	1B: 10 2B: 2 3B: 0 HR: 2	SF: 1 SAC: 0 DP: 1 HBP: 0	WP: 1 PB: 0 SB: 2 CS: 0	PA: 39
<b>PITCHER</b>	IP	WLS	BF	H	R	ER	SO	BB	IBB	HBP	BLK	WP	HR	S	P	ERA	WHIP					
Steve Ontiveros, R ERA: 3.29	7.0	L	33	12	5	5	3	2	0	0	0	1	0	58	90	6.43	2.000					
Todd Van Poppel, R ERA: 3.54	1.0		6	2	1	1	1	1	0	0	0	1	0	17	28	9.00	3.000					

Oakland Athletics @ New York Yankees  
 Yankee Stadium, Bronx, NY  
 Wed Jun 07 1995, 7:05 PM EDT  
 Att: 16,550 - Unknown - 86 F

AB 35  
 R 4  
 H 14  
 RBI 6  
 BB 3  
 SO 4  
 LOB 18









Batter	1	2	3	4	5	6	7	8	9	AB	R	H	RBI	BB	SO	LOB	TOP					
Rickey Henderson, R OBP: 0.386, SLG: 0.404	G6-3			L7						3	0	1	1	0	0	0	<b>Oakland Athletics @ Boston Red Sox</b> Fenway Park, Boston, MA Fri Jun 09 1995, 7:05 PM EDT Att: 30,304 - Unknown - 65 F					
Geronimo Berroa, R OBP: 0.390, SLG: 0.534	K			K						4	0	0	0	0	3	4						
Ruben Sierra, S OBP: 0.339, SLG: 0.560	G1			G5-3						4	0	0	0	0	0	0						
Mark McGwire, R OBP: 0.409, SLG: 0.605		G6-3			F7					4	0	0	0	0	1	0						
Terry Steinbach, R OBP: 0.326, SLG: 0.508		G6-3			G5-3					4	0	1	0	0	0	0						
Brent Gates, S OBP: 0.293, SLG: 0.232		P5			F8					4	0	0	0	0	1	1						
Scott Brosius, R OBP: 0.382, SLG: 0.405				G5-3		G4-3				2	1	0	0	1	0	0						
Stan Javier, S OBP: 0.315, SLG: 0.303				F8		L9				3	0	1	0	0	0	0						
Mike Bordick, R OBP: 0.333, SLG: 0.337				G4-3						2	0	0	0	1	0	2						
<b>Inning Stats</b>	R: 0 H: 0 E: 0 K: 1 S: 10	H: 0 LOB: 0 BB: 0 P: 15	R: 0 H: 0 E: 0 K: 0 S: 9	H: 0 LOB: 0 BB: 0 P: 14	R: 0 H: 0 E: 0 K: 0 S: 6	H: 0 LOB: 0 BB: 0 P: 9	R: 0 H: 0 E: 0 K: 1 S: 9	H: 0 LOB: 0 BB: 0 P: 14	R: 0 H: 0 E: 0 K: 0 S: 4	H: 0 LOB: 0 BB: 0 P: 4	R: 0 H: 0 E: 0 K: 0 S: 9	H: 0 LOB: 0 BB: 0 P: 16	R: 0 H: 0 E: 0 K: 1 S: 9	H: 0 LOB: 0 BB: 0 P: 13	R: 1 H: 2 E: 0 K: 2 S: 14	H: 2 LOB: 2 BB: 1 P: 23	R: 0 H: 1 E: 0 K: 0 S: 4	H: 1 LOB: 1 BB: 0 P: 5	1B: 2 2B: 1 3B: 0 HR: 0	SF: 0 SAC: 0 DP: 0 HBP: 1	WP: 0 PB: 0 SB: 0 CS: 0	PA: 33
<b>PITCHER</b> 49 Tim Wakefield, R ERA: 0.54	IP: 9.0 WLS: W BF: 33 H: 3 R: 1 ER: 1 SO: 5 BB: 2 IBB: 0 HBP: 1 BLK: 0 WP: 0 HR: 0 S: 74 P: 113 ERA: 1.00 WHIP: 0.556															<b>PITCHER</b>	IP: 9.0 WLS: W BF: 33 H: 3 R: 1 ER: 1 SO: 5 BB: 2 IBB: 0 HBP: 1 BLK: 0 WP: 0 HR: 0 S: 74 P: 113 ERA: 1.00 WHIP: 0.556					

AB	30
R	1
H	3
RBI	1
BB	2
SO	5
LOB	7



Batter	1	2	3	4	5	6	7	8	9	AB	R	H	RBI	BB	SO	LOB	BOTTOM			
Lee Tinsley, S OBP: 0.409, SLG: 0.488	G6-3			G4-3						3	0	0	0	1	0	1	<b>Oakland Athletics @ Boston Red Sox</b> Fenway Park, Boston, MA Fri Jun 09 1995, 7:05 PM EDT Att: 30,304 - Unknown - 65 F			
John Valentin, R OBP: 0.427, SLG: 0.593	P5			G4-3						4	0	0	0	0	1	1				
Mo Vaughn, L OBP: 0.412, SLG: 0.589	K				F8					2	1	0	0	2	1	0				
Mark Whiten, S OBP: 0.226, SLG: 0.211		F8			K					4	0	0	0	0	2	3				
Mike Greenwell, L OBP: 0.376, SLG: 0.449										4	3	3	0	0	0	0				
Tim Lincecum, R OBP: 0.450, SLG: 0.511 Terry Shumpert, R OBP: 0.382, SLG: 0.367										1	0	1	1	0	0	0				
										3	0	3	2	0	0	0				
Troy O'Leary, L OBP: 0.351, SLG: 0.509										4	0	1	1	0	0	2				
Mike Macfarlane, R OBP: 0.344, SLG: 0.449										4	0	0	0	0	1	4				
Luis Alicea, S OBP: 0.351, SLG: 0.330										2	0	0	0	1	0	0				
<b>Inning Stats</b>	R: 0 H: 0 E: 0 K: 1 S: 8	H: 2 LOB: 1 BB: 0 P: 12	R: 1 H: 2 E: 0 K: 0 S: 11	H: 2 LOB: 1 BB: 0 P: 19	R: 0 H: 0 E: 0 K: 0 S: 12	H: 0 LOB: 0 BB: 0 P: 16	R: 1 H: 2 E: 0 K: 1 S: 11	H: 2 LOB: 0 BB: 0 P: 16	R: 0 H: 0 E: 0 K: 0 S: 7	H: 0 LOB: 1 BB: 1 P: 12	R: 2 H: 3 E: 0 K: 1 S: 16	H: 3 LOB: 2 BB: 1 P: 27	R: 0 H: 0 E: 0 K: 1 S: 11	H: 0 LOB: 2 BB: 2 P: 20	R: 0 H: 1 E: 0 K: 1 S: 14	H: 1 LOB: 1 BB: 0 P: 17	1B: 5 2B: 3 3B: 0 HR: 0	SF: 0 SAC: 0 DP: 0 HBP: 0	WP: 0 PB: 0 SB: 0 CS: 1	PA: 36
<b>PITCHER</b> Dave Stewart, R ERA: 7.11 Mark Acree, R ERA: 5.4	IP: 6.0 WLS: L BF: 26 H: 7 R: 4 ER: 4 SO: 3 BB: 2 IBB: 0 HBP: 0 BLK: 0 WP: 0 HR: 0 S: 65 P: 102 ERA: 6.00 WHIP: 1.500															<b>PITCHER</b>	IP: 6.0 WLS: L BF: 26 H: 7 R: 4 ER: 4 SO: 3 BB: 2 IBB: 0 HBP: 0 BLK: 0 WP: 0 HR: 0 S: 65 P: 102 ERA: 6.00 WHIP: 1.500			





Batter	1	2	3	4	5	6	7	8	9	AB	R	H	RBI	BB	SO	LOB	TOP							
Rickey Henderson, R OBP: 0.386, SLG: 0.420	2-2 1B 2B	1-3 K		1-2 FC6-4 1-2		3-2 1-H 2B		1-3 K		5	1	2	1	0	2	2								
Gerónimo Berroa, R OBP: 0.341, SLG: 0.561	1-2 2-H 1B		2-2 F9		3-3 K	0-1 G5-3			2-3 K	5	0	1	1	0	2	1								
Rubén Sierra, S OBP: 0.306, SLG: 0.466	1-3 K		0-1 P6		0-0 G4-3		3-1 HR 2B		3-2 1B 1B	5	2	2	0	0	1	1								
Mark McGwire, R OBP: 0.426, SLG: 0.659	4-0 1-2 BB		0-0 HR		4-2 BB BB		1-1 2-H HR		2-2 1B 1B	3	3	3	3	2	0	0								
Terry Steinbach, R OBP: 0.329, SLG: 0.496	0-3 K		1-0 G5-3		4-2 FC6-4 BB		1-1 G4-3		4-0 1B IBB	3	0	0	0	2	1	2								
Brent Gates, S OBP: 0.296, SLG: 0.238	1-1 F8			2-1 1B 1B	1-0 FC6-4 1-2		1-1 G3		3-2 1B 1B	5	0	2	2	0	0	4								
Scott Brosius, R OBP: 0.383, SLG: 0.431		3-1 HR		2-2 FC6-4 1B		2-1 P4		1-3 K		5	1	2	1	0	2	2								
Stan Javier, S OBP: 0.305, SLG: 0.292		3-3 K		0-0 F7		1-2 L7		2-1 L8	0-1 F9	5	0	0	0	0	1	4								
Mike Bordick, R OBP: 0.330, SLG: 0.333		0-2 P6		0-3 K		2-1 2B 1B		1-2 G1-3		4	1	1	0	0	1	2								
<b>Inning Stats</b>	R: 1 E: 0 K: 2 S: 15	H: 2 LOB: 2 BB: 1 P: 24	R: 1 E: 0 K: 2 S: 12	H: 1 LOB: 0 BB: 0 P: 19	R: 1 E: 0 K: 0 S: 7	H: 1 LOB: 0 BB: 0 P: 10	R: 0 E: 0 K: 1 S: 12	H: 2 LOB: 2 BB: 0 P: 17	R: 0 E: 0 K: 1 S: 10	H: 0 LOB: 2 BB: 2 P: 22	R: 1 E: 0 K: 0 S: 13	H: 2 LOB: 1 BB: 0 P: 21	R: 2 E: 0 K: 1 S: 11	H: 2 LOB: 0 BB: 0 P: 18	R: 0 E: 0 K: 1 S: 9	H: 0 LOB: 0 BB: 0 P: 13	R: 2 E: 0 K: 2 S: 21	H: 3 LOB: 2 BB: 1 P: 35	1B: 7 2B: 3 3B: 0 HR: 3	SF: 0 SAC: 0 DP: 0 HBP: 0	WP: 0 PB: 0 SB: 0 CS: 0	PA: 44		
<b>PITCHER</b>	IP WLS BF H R ER SO BB IBB HBP BLK WP HR S P ERA WHIP	6.0 L 1 1 1 1 0 0 0 0 0 0 2 69 113 6.00 1.833	7.1 L 1 1 1 1 0 0 0 0 0 0 1 18 26 4.50 0.500	9.1 L 2 2 2 1 0 1 0 0 0 0 0 11 22 54.00 6.000	9.1 L 3 1 0 0 1 0 0 0 0 0 0 10 13 0.00 1.500																			

Oakland Athletics @ Boston Red Sox  
Fenway Park, Boston, MA  
Sat Jun 10 1995, 3:33 AM EDT  
Att: 31,418 - Sunny - 68 F

AB 40  
R 8  
H 13  
RBI 8  
BB 4  
SO 10  
LOB 18



Batter	1	2	3	4	5	6	7	8	9	AB	R	H	RBI	BB	SO	LOB	BOTTOM							
Lee Tinsley, S OBP: 0.396, SLG: 0.506	0-0 G4-3					2-1 G5-3		1-1 F8		5	1	1	1	0	0	4								
John Valentin, R OBP: 0.432, SLG: 0.597	2-1 2B		4-1 BB HBP SF8 BB	2-2 FC5-4 1B		2-0 P4		2-3 K		4	1	2	0	1	1	1								
Mo Vaughn, L OBP: 0.417, SLG: 0.584	1-3 K		1-1 BB HBP	1-2 FC5-4 1B		4-1 BB			3-3 K	3	1	1	0	1	2	1								
Mark Whiten, S OBP: 0.239, SLG: 0.230	3-3 K		4-2 E 1B BB	1-1 FC5-4		1-3 K		0-1 2B 2B		4	2	1	0	1	2	4								
Mike Greenwell, L OBP: 0.376, SLG: 0.456		0-0 G5-4-3 1B	1-2 SF8	0-1 G4-3		3-1 G6-3		3-2 2-H 2B		4	0	2	2	0	0	1								
Bill Haselman, R OBP: 0.373, SLG: 0.310		1-2 G5-4-3	2-2 E5 1B 1B		3-2 G6-3		0-0 G5-3		0-3 K	4	0	0	0	0	0	2								
18 Reggie Jefferson, S OBP: 0.333, SLG: 0.479			1-3 2-H 1B 1B							1	0	0	0	0	1	1								
Troy O'Leary, L OBP: 0.353, SLG: 0.504		1-2 2B 1B	1-2 1B 1B		2-1 L7		2-0 G5-3		1-0 G3-1	5	0	2	1	0	0	1								
Terry Shumpert, R OBP: 0.395, SLG: 0.412		2-0 1B	2-3 K		2-2 1B			3-2 G4-3		4	0	2	0	0	1	2								
Luis Alicea, S OBP: 0.356, SLG: 0.345		3-3 K	2-1 1B		0-0 F9			1-0 F8 2B		4	0	2	0	0	1	3								
<b>Inning Stats</b>	R: 0 E: 0 K: 2 S: 9	H: 1 LOB: 1 BB: 0 P: 15	R: 0 E: 0 K: 1 S: 11	H: 3 LOB: 2 BB: 0 P: 18	R: 4 E: 1 K: 1 S: 26	H: 3 LOB: 3 BB: 2 P: 47	R: 0 E: 0 K: 0 S: 10	H: 2 LOB: 1 BB: 0 P: 14	R: 0 E: 0 K: 1 S: 7	H: 0 LOB: 1 BB: 1 P: 16	R: 0 E: 0 K: 0 S: 4	H: 0 LOB: 0 BB: 0 P: 9	R: 0 E: 0 K: 1 S: 9	H: 1 LOB: 1 BB: 0 P: 16	R: 2 E: 0 K: 2 S: 13	H: 2 LOB: 1 BB: 0 P: 20	1B: 7 2B: 5 3B: 0 HR: 1	SF: 1 SAC: 0 DP: 2 HBP: 1	WP: 0 PB: 0 SB: 0 CS: 0	PA: 43				
<b>PITCHER</b>	IP WLS BF H R ER SO BB IBB HBP BLK WP HR S P ERA WHIP	3.0 L 10 2 0 0 0 1 0 0 0 0 0 24 41 0.00 1.125	4.1 L 10 2 0 0 0 1 0 0 0 0 0 16 29 0.00 0.429	6.1 W 8 1 0 0 2 0 0 0 0 0 0 13 20 9.00 2.000	9.1 L 5 2 1 1 2 0 0 0 0 0 0 13 20 9.00 2.000																			

Oakland Athletics @ Boston Red Sox  
Fenway Park, Boston, MA  
Sat Jun 10 1995, 3:33 AM EDT  
Att: 31,418 - Sunny - 68 F

AB 38  
R 5  
H 13  
RBI 4  
BB 3  
SO 8  
LOB 20





Batter	1	2	3	4	5	6	7	8	9	AB	R	H	RBI	BB	SO	LOB	TOP								
Rickey Henderson, R OBP: 0.380, SLG: 0.407 Craig Paquette, R OBP: 0.365, SLG: 0.500	F7		G5-3		P3		F9		2B	4	1	0	0	1	0	0									
Geronimo Berroa, R OBP: 0.385, SLG: 0.526	CS		K		F8		F9		2B	5	1	2	2	0	1	0									
Ruben Sierra, S OBP: 0.343, SLG: 0.563 Andy Tomberlin, L OBP: 0.306, SLG: 0.466	K				G5-3		F8		2B	5	0	2	2	0	1	1									
Mark McGwire, R OBP: 0.437, SLG: 0.728 Mike Aldrete, L OBP: 0.333, SLG: 0.368									2B	4	3	3	3	1	1	1									
Terry Steinbach, R OBP: 0.327, SLG: 0.485 Eric Helfand, L OBP: 0.278, SLG: 0.375									2B	4	3	3	3	1	1	1									
Brent Gates, S OBP: 0.293, SLG: 0.237									2B	4	3	3	3	1	1	1									
Scott Brosius, R OBP: 0.393, SLG: 0.437									2B	4	3	3	3	1	1	1									
Stan Javier, S OBP: 0.310, SLG: 0.298									2B	4	3	3	3	1	1	1									
Mike Bordick, R OBP: 0.327, SLG: 0.330									2B	4	3	3	3	1	1	1									
<b>Inning Stats</b>	R: 0 E: 0 K: 1 S: 7	H: 1 LOB: 1 BB: 0 P: 12	R: 1 E: 0 K: 1 S: 11	H: 2 LOB: 1 BB: 0 P: 18	R: 0 E: 0 K: 1 S: 5	H: 0 LOB: 0 BB: 0 P: 8	R: 1 E: 0 K: 0 S: 10	H: 3 LOB: 2 BB: 1 P: 18	R: 0 E: 0 K: 0 S: 6	H: 0 LOB: 0 BB: 0 P: 12	R: 1 E: 1 K: 0 S: 12	H: 2 LOB: 2 BB: 0 P: 22	R: 0 E: 0 K: 0 S: 8	H: 0 LOB: 0 BB: 0 P: 10	R: 0 E: 0 K: 1 S: 13	H: 1 LOB: 1 BB: 0 P: 18	R: 5 E: 0 K: 0 S: 20	H: 4 LOB: 2 BB: 3 P: 35	1B: 8 2B: 3 3B: 0 HR: 3	SF: 0 SAC: 0 DP: 2 HBP: 0	WP: 0 PB: 0 SB: 1 CS: 1	PA: 42			
<b>PITCHER</b>	IP	WLS	BF	H	R	ER	SO	BB	IBB	HBP	BLK	WP	HR	S	P	ERA	WHIP								
Zane Smith, L ERA: 5.4	6.0	L	26	8	3	3	3	1	0	0	0	0	3	21	90	4.50	1.500								
Mike Maddux, R ERA: 5.79	2.0		7	1	0	0	1	0	0	0	0	0	0	5	28	0.00	0.500								
Rheal Cormier, L ERA: 3.72	0.0		3	2	3	3	0	1	0	0	0	0	0	8	13	∞	∞								
Ken Ryan, R ERA: 5.14	0.0		3	2	2	2	0	1	0	0	0	0	0	7	13	0.00	1.000								
Joe Hudson, R ERA:	1.0		3	0	0	0	0	1	0	0	0	0	0	7	13	0.00	1.000								

Oakland Athletics @ Boston Red Sox  
Fenway Park, Boston, MA  
Sun Jun 11, 1995, 3:33 AM EDT  
Att: 29,737 - Overcast - 68 F

AB	38
R	8
H	13
RBI	8
BB	4
SO	4
LOB	14



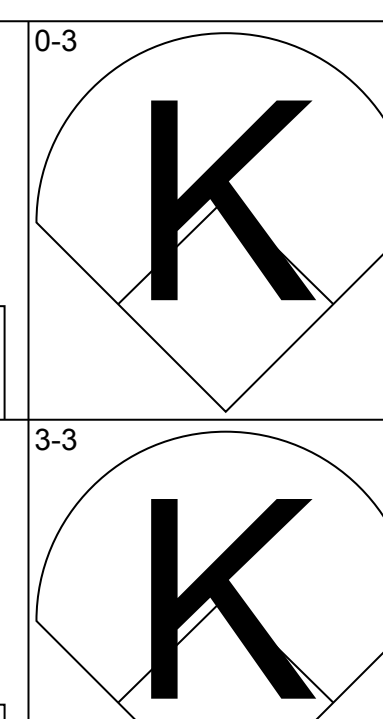
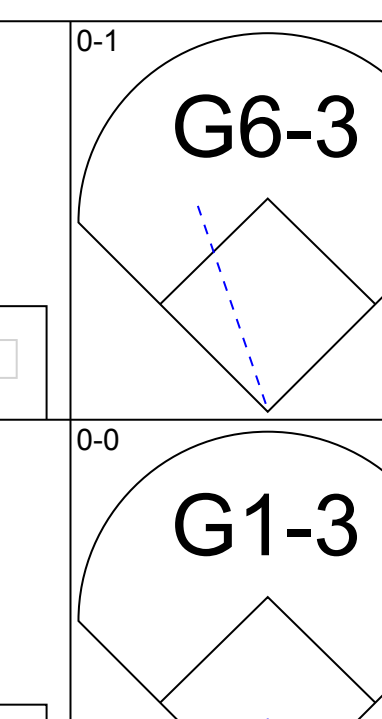
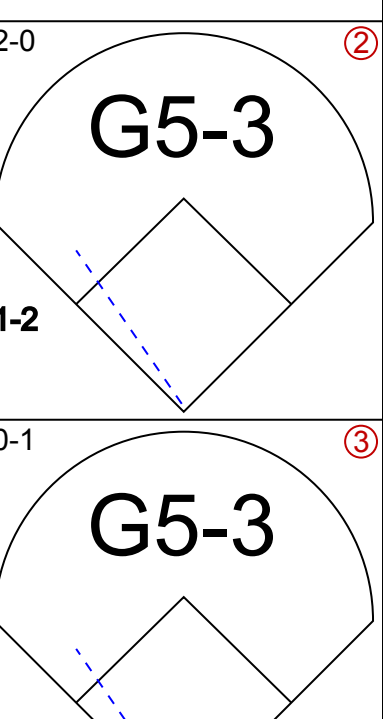
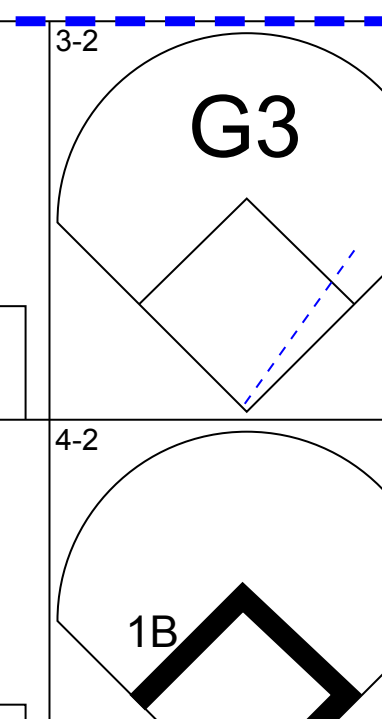
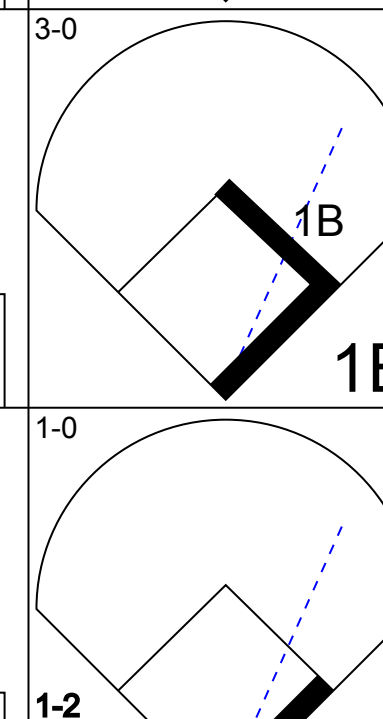


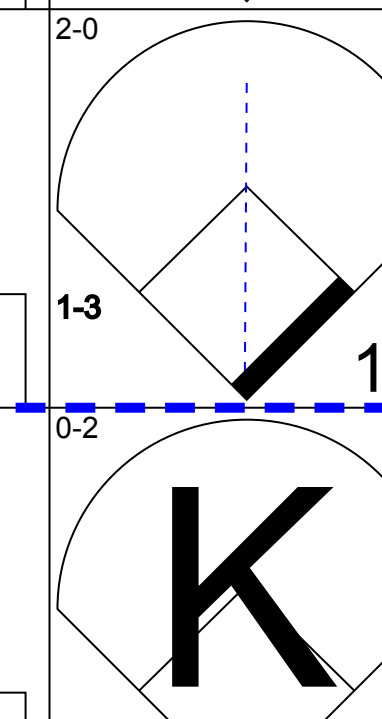
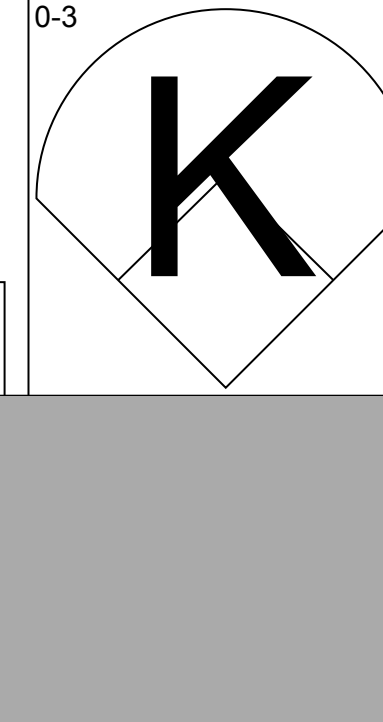
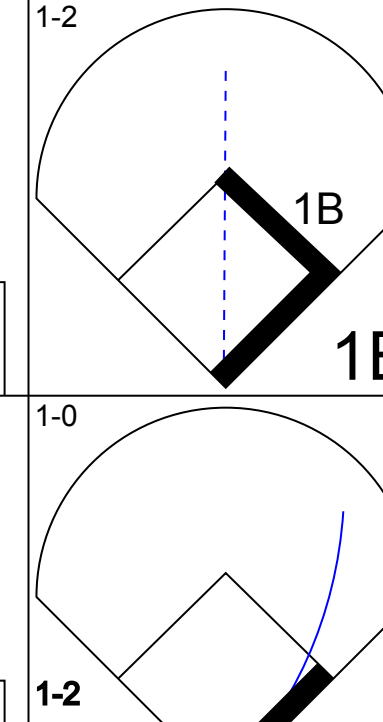
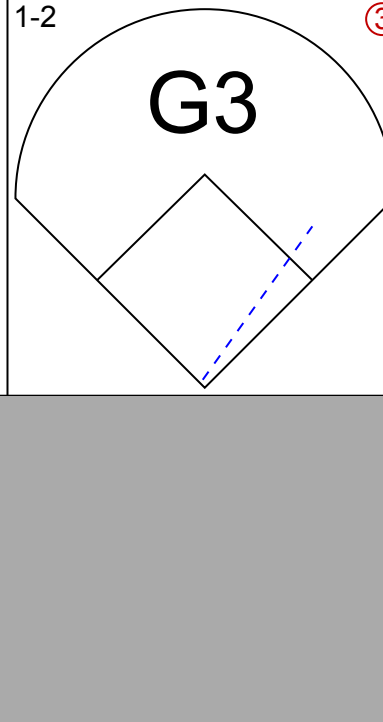
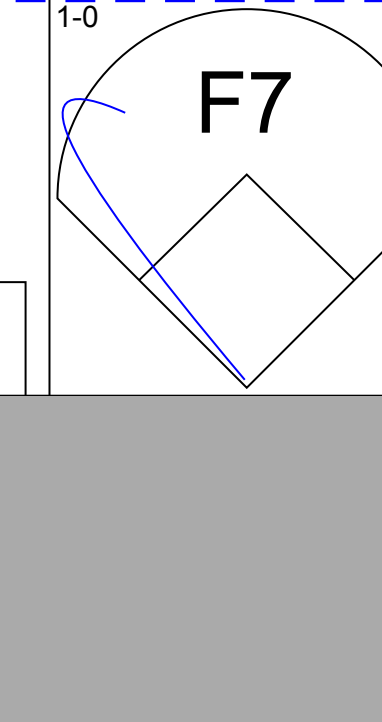

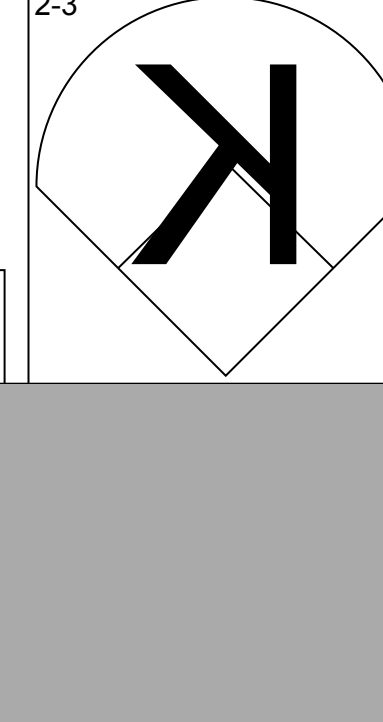


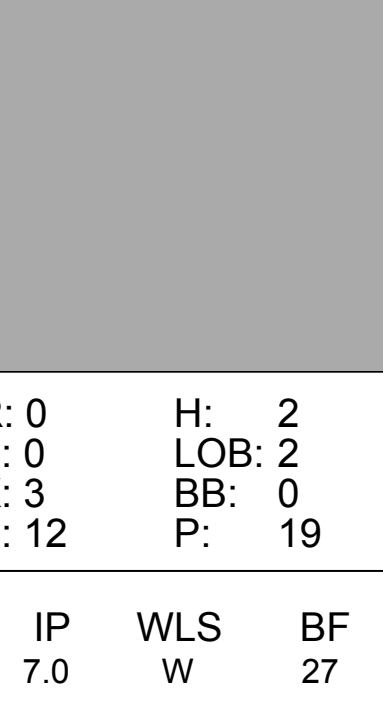
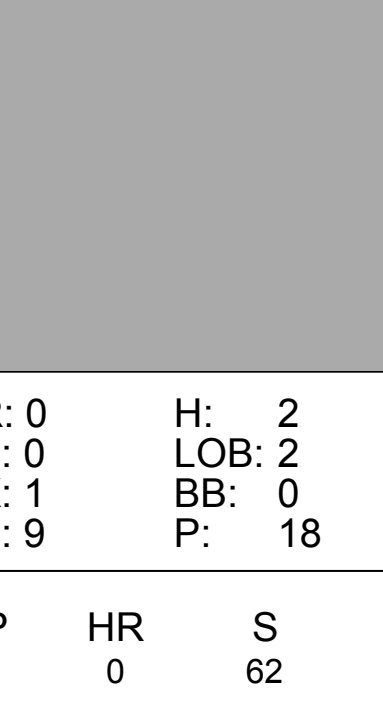

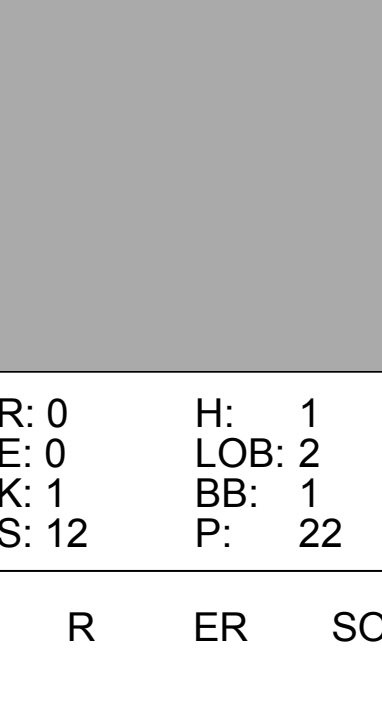
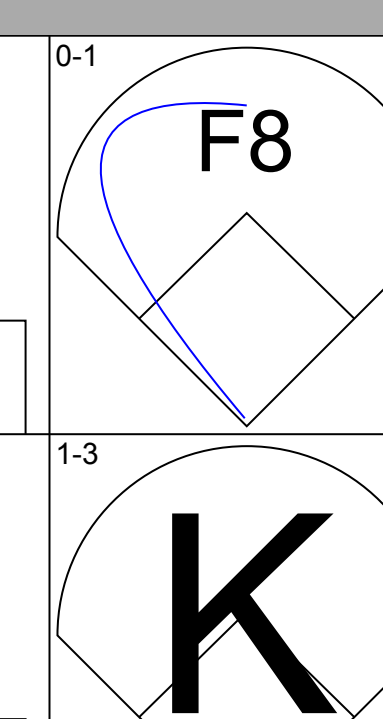
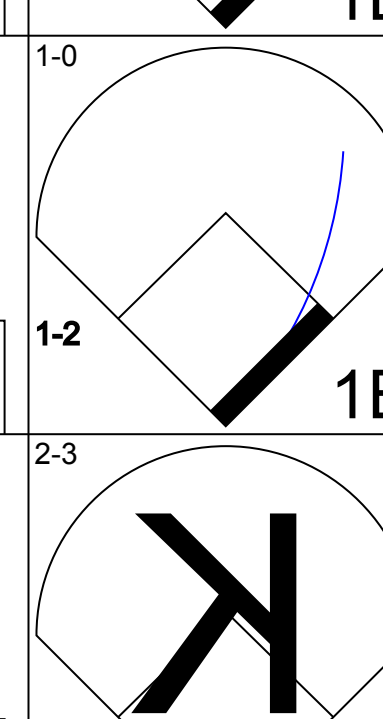
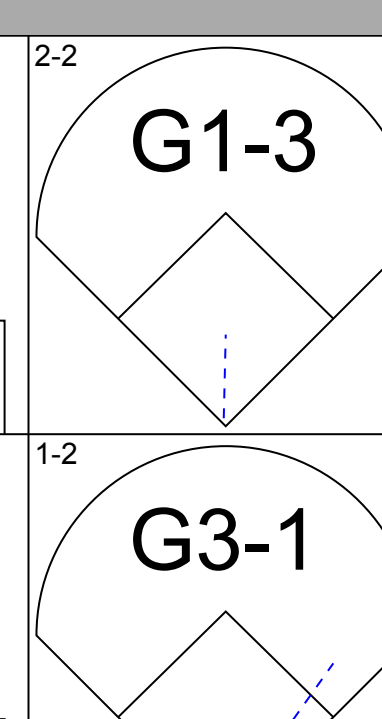
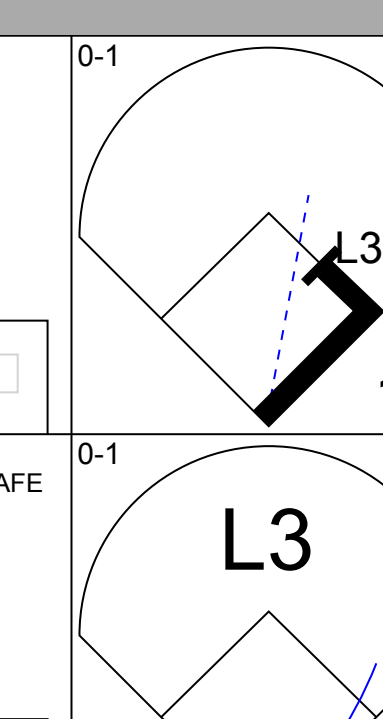
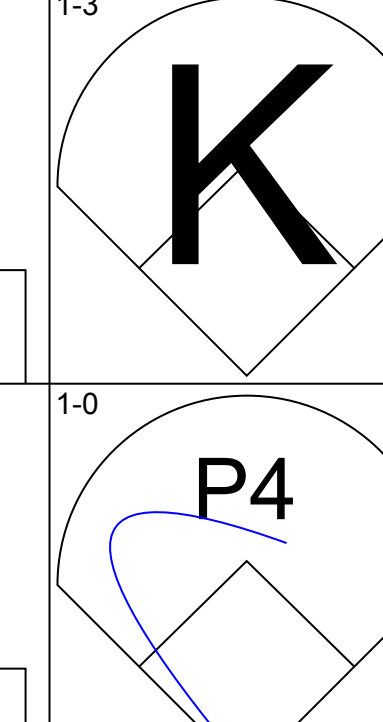
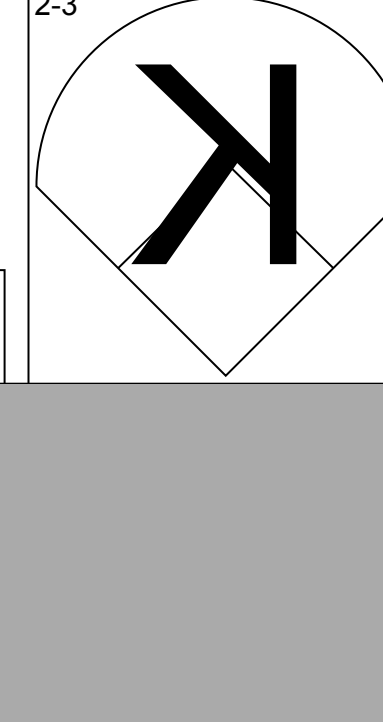
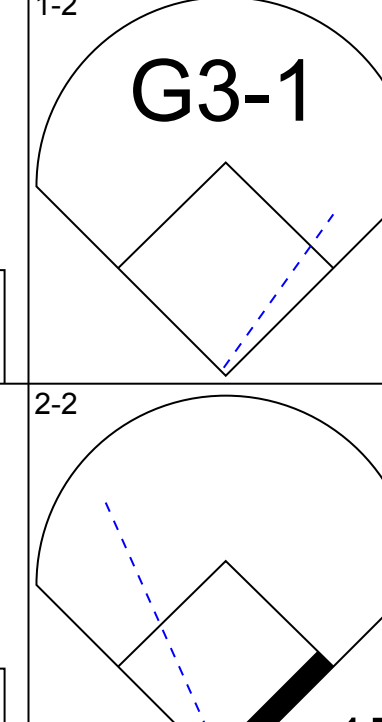
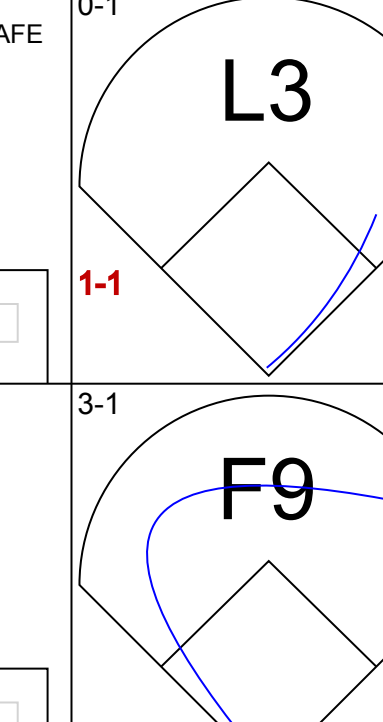
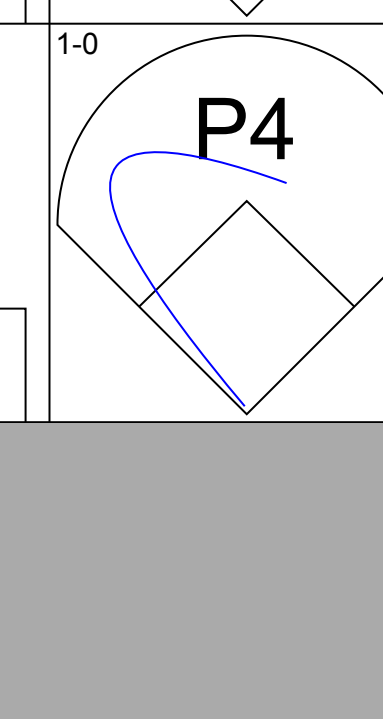
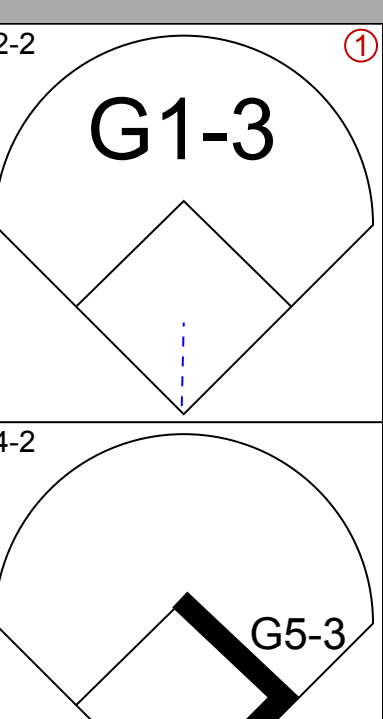
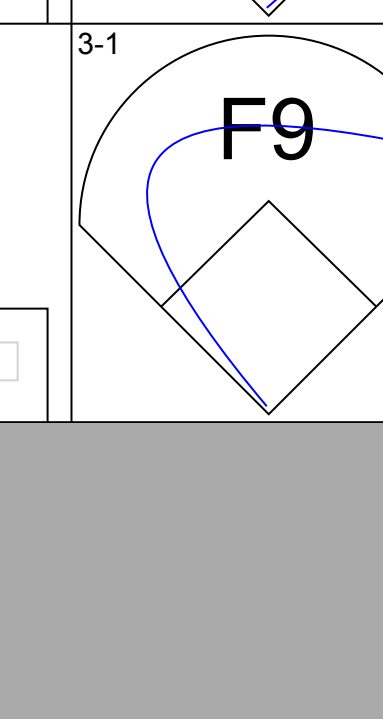
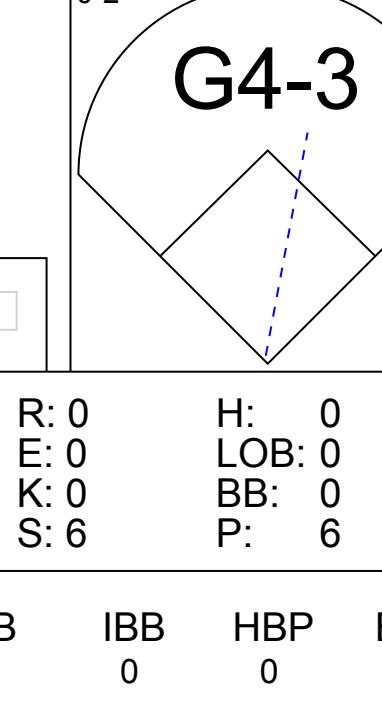
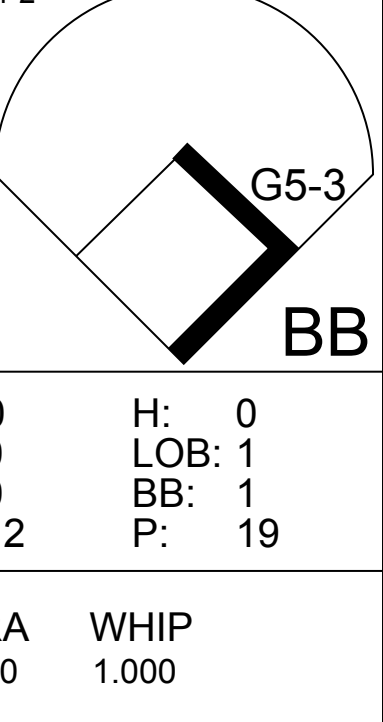
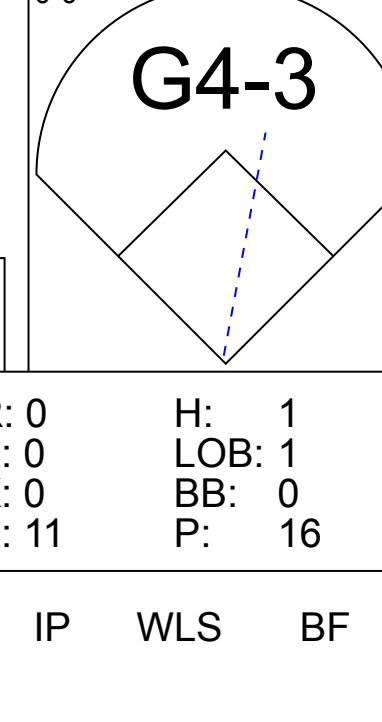
Batter	1	2	3	4	5	6	7	8	9	AB	R	H	RBI	BB	SO	LOB	BOTTOM								
Lee Tinsley, S OBP: 0.392, SLG: 0.505	G4-3		G4-3		G3			1B		4	1	1	0	0	0	1									
Troy O'Leary, L OBP: 0.355, SLG: 0.504	B1-3		G3-1		G4-3			1B		4	0	2	0	0	0	1									
John Valentin, R OBP: 0.433, SLG: 0.595	B1-3							1B		4	0	2	1	0	0	1									
Mo Vaughn, L OBP: 0.424, SLG: 0.583								1B		2	0	1	0	1	1	2									
Mike Greenwell, L OBP: 0.368, SLG: 0.445	L8									4	0	0	0	0	1	7									
Mark Whiten, S OBP: 0.239, SLG: 0.231										4	0	1	0	0	1	2									
Mike Macfarlane, R OBP: 0.341, SLG: 0.436	G6-3									3	0	0	0	0	1	3									
Terry Shumpert, R OBP: 0.375, SLG: 0.389 Chris Donnels, L OBP: 0.343, SLG: 0.281	F8									2	0	0	0	0	0	0									
Luis Alicea, S OBP: 0.353, SLG: 0.342	L8									4	0	1	0	0	1	2									
<b>Inning Stats</b>	R: 0 E: 0 K: 0 S: 10	H: 1 LOB: 2 BB: 1 P: 14	R: 0 E: 0 K: 0 S: 6	H: 0 LOB: 0 BB: 0 P: 7	R: 0 E: 0 K: 1 S: 4	H: 0 LOB: 0 BB: 0 P: 6	R: 0 E: 0 K: 1 S: 11	H: 1 LOB: 2 BB: 0 P: 20	R: 0 E: 1 K: 0 S: 6	H: 1 LOB: 1 BB: 0 P: 9	R: 0 E: 0 K: 2 S: 9	H: 0 LOB: 1 BB: 0 P: 15	R: 1 E: 0 K: 1 S: 11	H: 3 LOB: 1 BB: 0 P: 17	R: 0 E: 0 K: 3 S: 11	H: 1 LOB: 1 BB: 0 P: 13	1B: 7 2B: 1 3B: 0 HR: 0	SF: 0 SAC: 0 DP: 2 HBP: 2	WP: 1 PB: 0 SB: 1 CS: 0	PA: 36					
<b>PITCHER</b>	IP	WLS	BF	H	R	ER	SO	BB	IBB	HBP	BLK	WP	HR	S	P	ERA	WHIP								
Todd Stottlemire, R ERA: 4.83	7.0	W	30	7	1	1	3	1	0	2	0	0	0	60	90	1.29	1.143								
Rick Honeycutt, L ERA: 3.86	1.0		2	0	0	0	1	0	0	0	0	0	0	4	7	0.00	0.000								
Carlos Reyes, R ERA: 4.01	1.0		4	1	0	0	3	0	0	0	0	0	0	11	13	0.00	1.000								

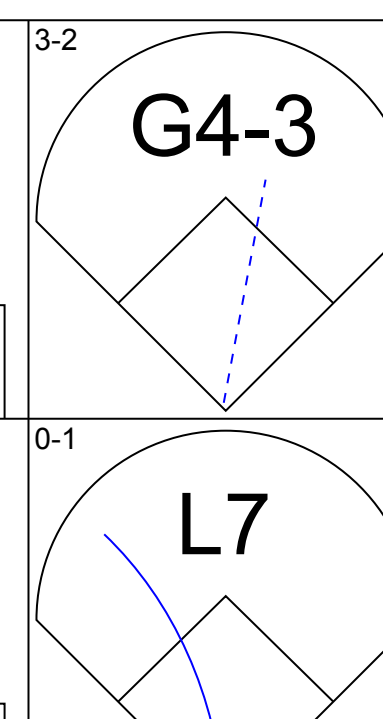
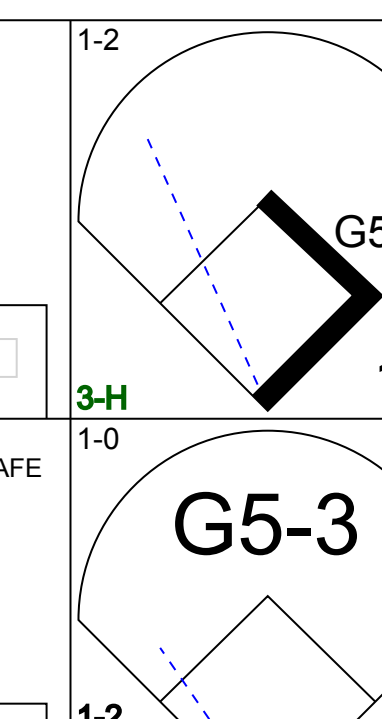

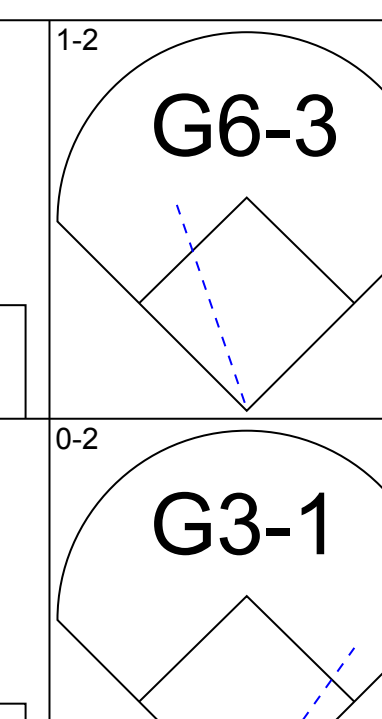
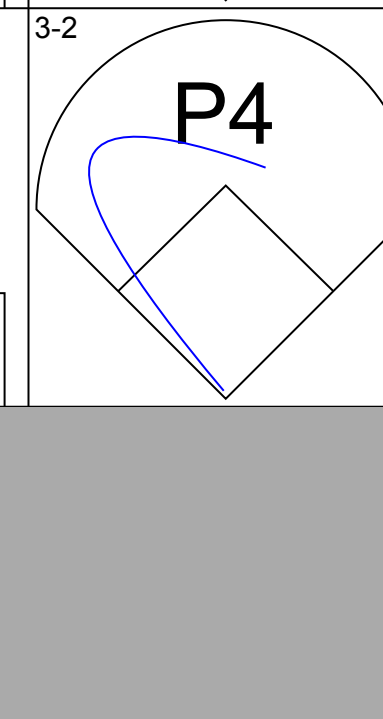
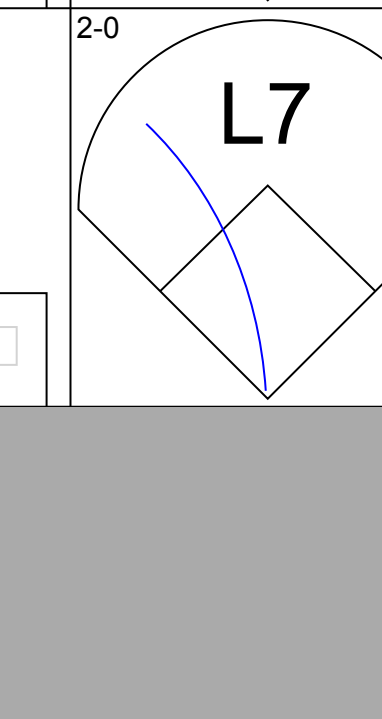
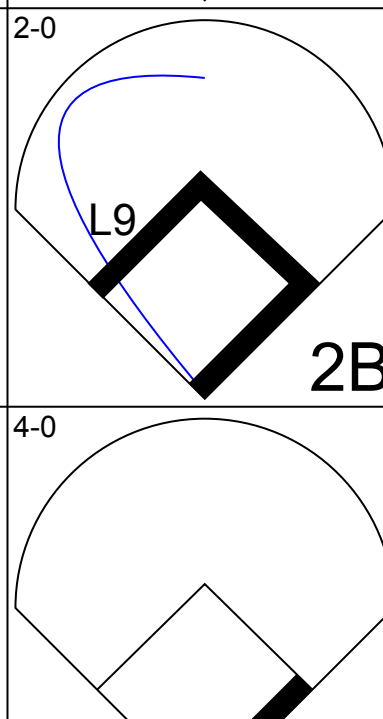
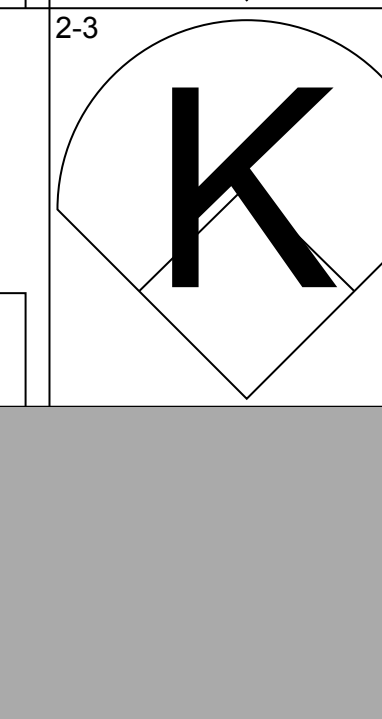


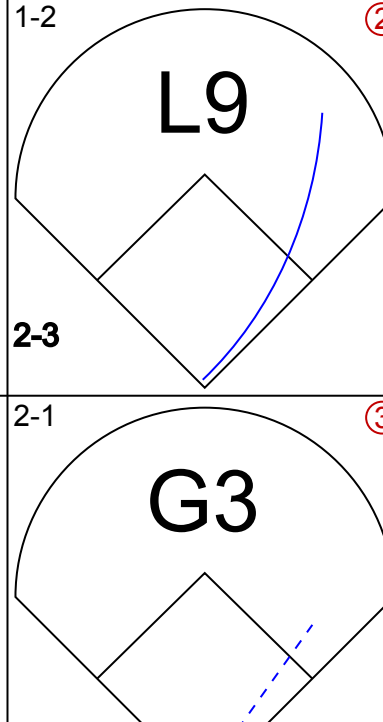

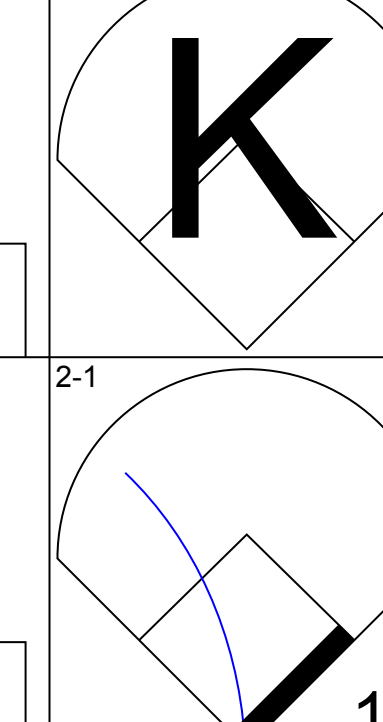
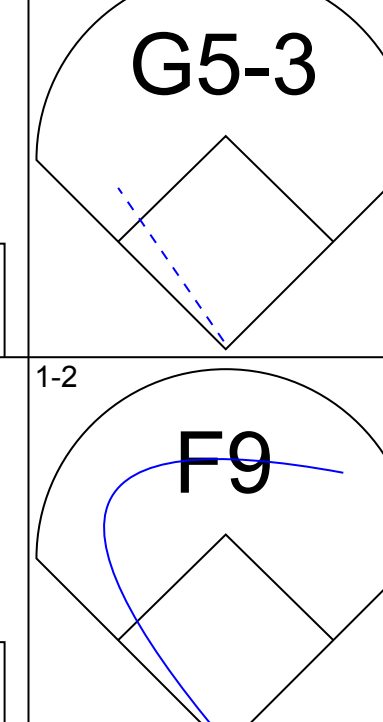
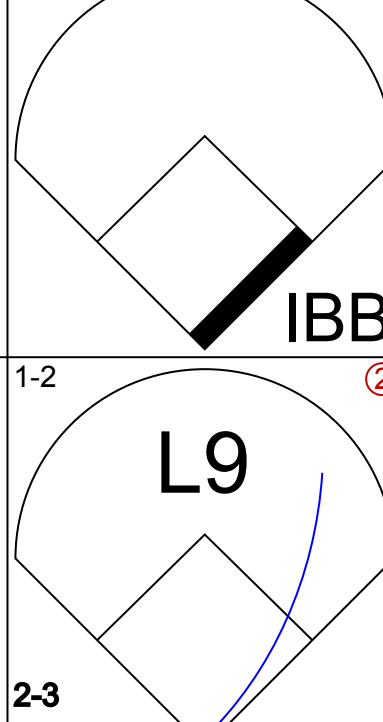
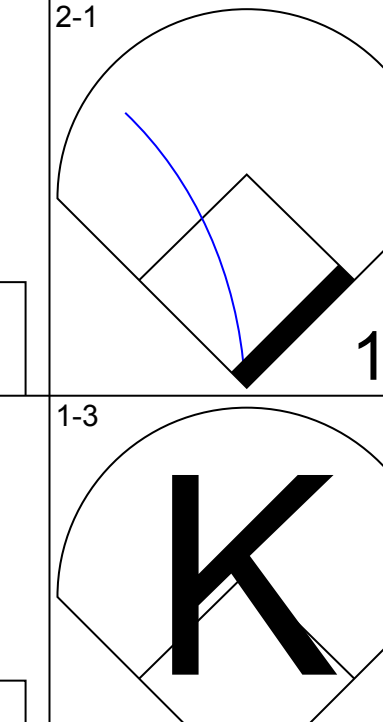
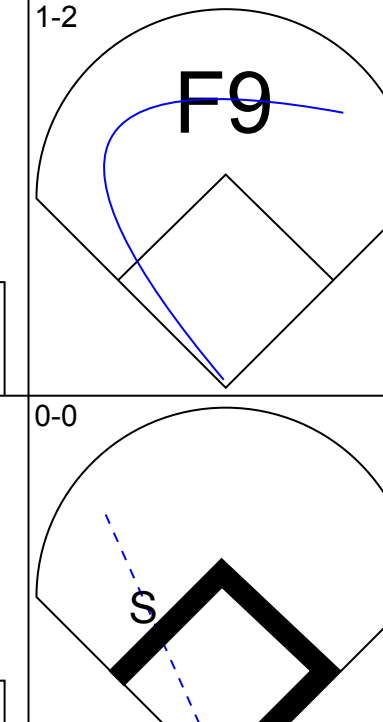
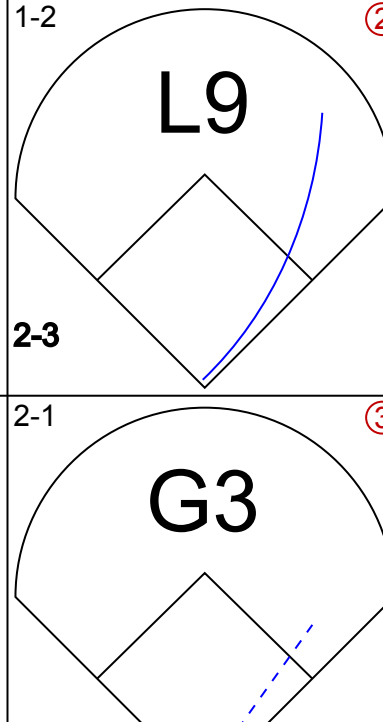
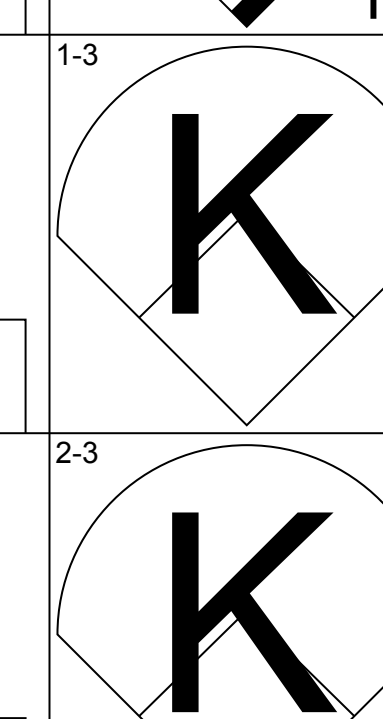
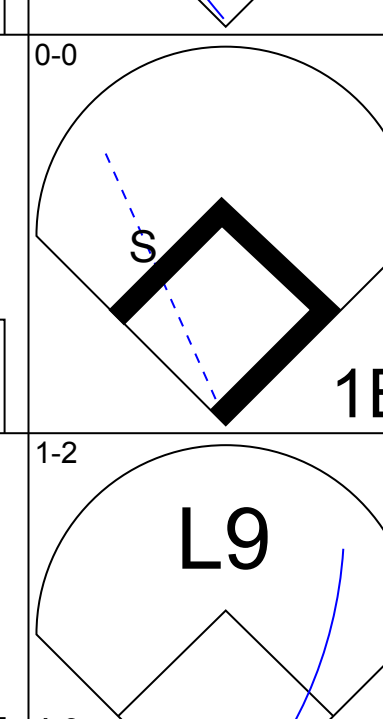
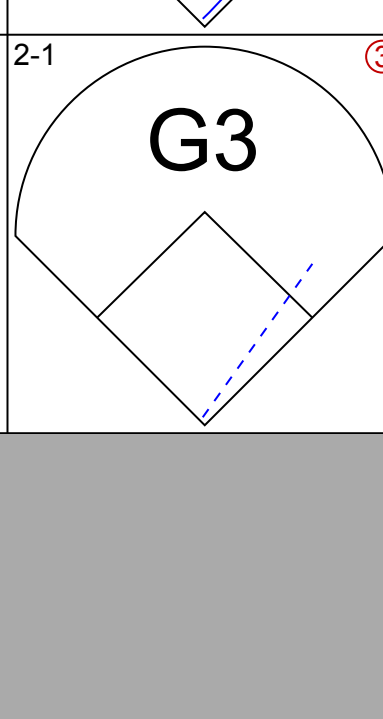
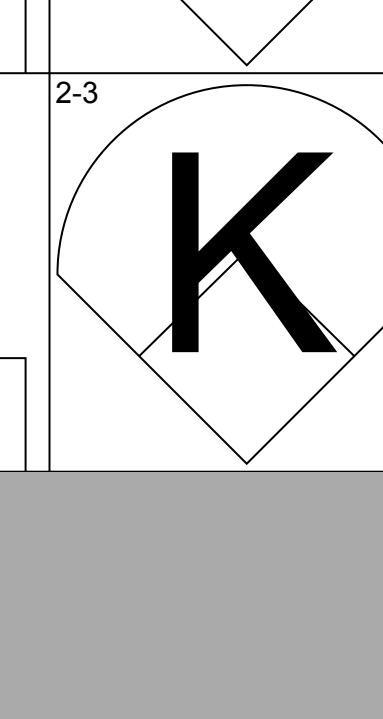
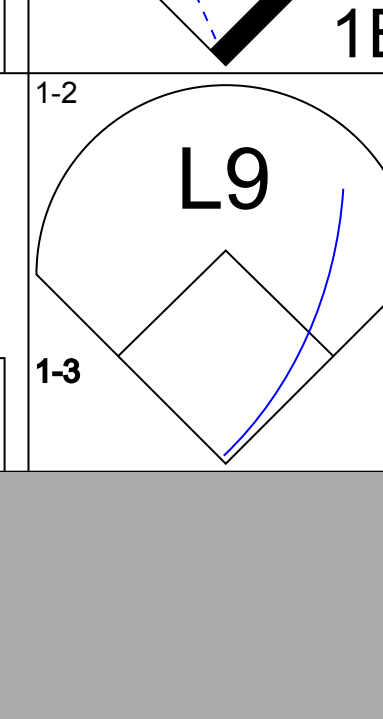
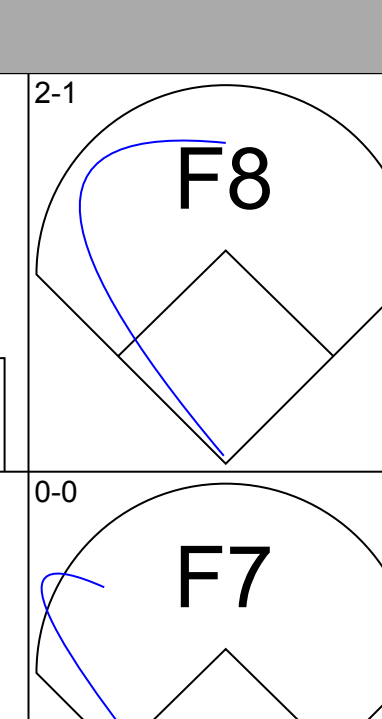
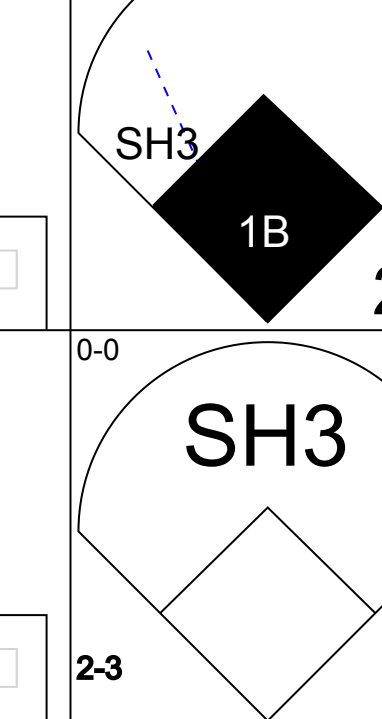
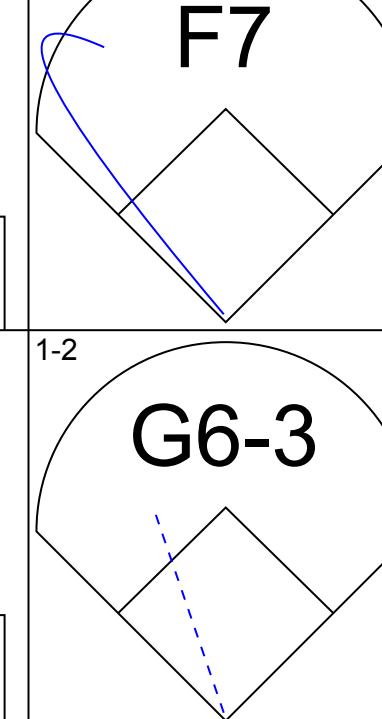
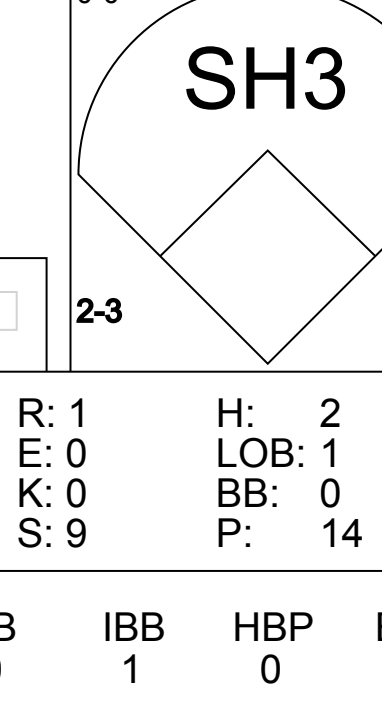
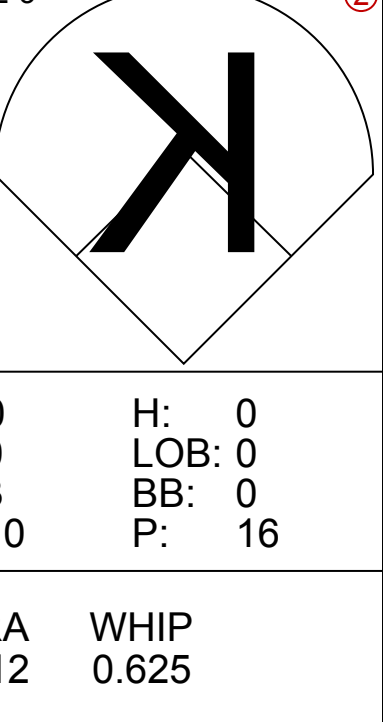
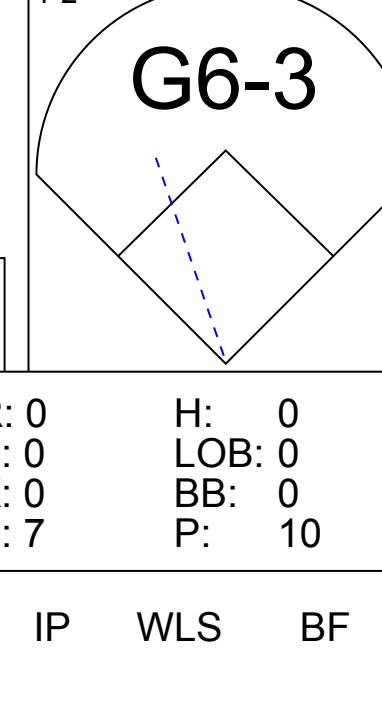
Oakland Athletics @ Boston Red Sox  
Fenway Park, Boston, MA  
Sun Jun 11, 1995, 3:33 AM EDT  
Att: 29,737 - Overcast - 68 F

AB	33
R	1
H	8
RBI	1
BB	1
SO	7
LOB	21





Batter	1	2	3	4	5	6	7	8	9	AB	R	H	RBI	BB	SO	LOB	TOP		
Lance Johnson, L OBP: 0.293, SLG: 0.283 (1, 8)										4	0	0	0	0	1	1	Chicago White Sox @ Oakland Athletics Oakland-Alameda County Coliseum, Oakland, CA Mon Jun 12 1995, 7:05 PM PDT Att: 11,859 - Unknown - 63 F		
Tim Raines, S OBP: 0.353, SLG: 0.464 (1, 7)										3	0	0	0	1	1				
Frank Thomas, R OBP: 0.495, SLG: 0.572 (1, 3)										3	0	2	0	1	0	0			
Robin Ventura, L OBP: 0.394, SLG: 0.507 (1, 5)										4	0	1	0	0	1	3			
Dave Martinez, L OBP: 0.321, SLG: 0.451 Mike Devereaux, R (8, PH) OBP: 0.323, SLG: 0.377 (8, 9)										3	0	1	0	0	1	2			
Warren Newson, L OBP: 0.452, SLG: 0.491 (1, 10)										4	0	2	0	0	0	0			
Ray Durham, S OBP: 0.325, SLG: 0.359 (1, 4)										4	0	0	0	0	2	3			
Michael LaValliere, L OBP: 0.324, SLG: 0.290 (1, 2)										4	0	1	0	0	0	0			
Ozzie Guillen, L OBP: 0.330, SLG: 0.367 (1, 6)										2	0	0	0	1	0	1			
<b>Inning Stats</b>	R: 0 H: 2 E: 0 K: 3 S: 12	H: 2 LOB: 2 BB: 0 P: 19	R: 0 H: 0 E: 0 K: 1 S: 6	H: 0 LOB: 0 BB: 0 P: 8	R: 0 H: 0 E: 0 K: 0 S: 6	H: 2 LOB: 2 BB: 0 P: 18	R: 0 H: 0 E: 0 K: 0 S: 12	H: 0 LOB: 1 BB: 1 P: 13	R: 0 H: 1 E: 0 K: 0 S: 11	H: 1 LOB: 1 BB: 0 P: 16	R: 0 H: 1 E: 0 K: 1 S: 12	H: 1 LOB: 2 BB: 0 P: 22	R: 0 H: 1 E: 0 K: 0 S: 6	H: 1 LOB: 0 BB: 0 P: 9	1B: 7 2B: 1 3B: 0 HR: 0	SF: 0 SAC: 0 DP: 2 HBP: 0	WP: 0 PA: 35 SB: 0 CS: 0		
<b>PITCHER</b>	IP	WLS	BF	H	R	ER	SO	BB	IBB	HBP	BLK	WP	HR	S	P	ERA	WHIP		
Steve Ontiveros, R ERA: 2.9 (1, 1)	7.0	W	27	5	0	0	5	2	0	0	0	0	0	62	99	0.00	1.000		
Jim Corsi, R ERA: 0.41 (8, 1)	0.1		3	1	0	0	0	1	0	0	0	0	0	8	17	0.00	6.000		
Dave Leiper, L ERA: 2.2 (8, 1)	0.1		1	0	0	0	1	0	0	0	0	0	0	3	3	0.00	0.000		
Dennis Eckersley, R ERA: 4.15 (8, 1)	1.1	S	4	1	0	0	0	0	0	0	0	0	0	7	11	0.00	0.750		

Batter	1	2	3	4	5	6	7	8	9	AB	R	H	RBI	BB	SO	LOB	BOTTOM		
Rickey Henderson, R OBP: 0.377, SLG: 0.402 (1, 7)										4	0	1	1	0	1	0	Chicago White Sox @ Oakland Athletics Oakland-Alameda County Coliseum, Oakland, CA Mon Jun 12 1995, 7:05 PM PDT Att: 11,859 - Unknown - 63 F		
Gerónimo Berroa, R OBP: 0.377, SLG: 0.513 (1, 10)										4	0	0	0	0	1	1			
Ruben Sierra, S OBP: 0.343, SLG: 0.564 Andy Tomberlin, L OBP: 0.302, SLG: 0.458 (7, 9)										3	0	1	0	0	0	1			
Mark McGwire, R OBP: 0.435, SLG: 0.717 (1, 3)										2	0	0	0	1	1	0			
Terry Steinbach, R OBP: 0.327, SLG: 0.482 (1, 2)										3	0	1	0	0	0	2			
Stan Javier, S OBP: 0.310, SLG: 0.299 (1, 8)										3	0	1	0	0	1	3			
Scott Brosius, R OBP: 0.385, SLG: 0.426 (1, 5)										3	0	0	0	0	1	2			
Brent Gates, S OBP: 0.294, SLG: 0.246 (1, 4)										3	1	1	0	0	1	0			
Mike Bordick, R OBP: 0.320, SLG: 0.323 (1, 6)										2	0	0	0	0	1	0			
<b>Inning Stats</b>	R: 0 H: 0 E: 0 K: 0 S: 9	H: 1 LOB: 1 BB: 0 P: 15	R: 1 H: 2 E: 0 K: 0 S: 9	H: 2 LOB: 1 BB: 0 P: 14	R: 0 H: 1 E: 0 K: 0 S: 12	H: 1 LOB: 1 BB: 0 P: 17	R: 0 H: 0 E: 0 K: 3 S: 10	H: 0 LOB: 2 BB: 1 P: 18	R: 0 H: 0 E: 0 K: 0 S: 7	H: 0 LOB: 0 BB: 0 P: 10	R: 0 H: 0 E: 0 K: 1 S: 11	H: 0 LOB: 0 BB: 0 P: 14	R: 0 H: 0 E: 0 K: 0 S: 6	H: 0 LOB: 0 BB: 0 P: 9	1B: 3 2B: 2 3B: 0 HR: 0	SF: 0 SAC: 1 DP: 0 HBP: 0	WP: 0 PA: 30 SB: 0 CS: 0		
<b>PITCHER</b>	IP	WLS	BF	H	R	ER	SO	BB	IBB	HBP	BLK	WP	HR	S	P	ERA	WHIP		
Jason Bere, R ERA: 4.75 (1, 1)	8.0	L	30	5	1	1	8	0	1	0	0	0	0	79	121	1.12	0.625		





Batter	1	2	3	4	5	6	7	8	9	10	AB	R	H	RBI	BB	SO	LOB	TOP						
<b>Dave Martinez, L</b> OBP: 0.328, SLG: 0.446 (1.8, 9.7)	SH1-3 2B	P3		P7			CS 1B		K		5	1	2	0	0	1	2							
<b>Tim Raines, S</b> OBP: 0.351, SLG: 0.455 (1.10)	SH1-3	BB		F8			K		P4		3	0	0	0	1	1	1							
<b>Frank Thomas, R</b> OBP: 0.492, SLG: 0.594 (1.3)	1B 1B	K		G5-3			P3		HR		5	2	2	2	0	1	2							
<b>Robin Ventura, L</b> OBP: 0.406, SLG: 0.553 (1.5)	1B 2-3	1B		L3			HR		HR		4	2	3	2	1	0	0							
<b>Warren Newson, L</b> OBP: 0.429, SLG: 0.459 (1.7)	P7			G4-3			G4-3		K		4	0	0	0	0	1	2							
<b>Lance Johnson, L</b> OBP: 0.292, SLG: 0.281 (8.8)									G3-1		1	0	0	0	0	0	1							
<b>Mike Devereaux, R</b> OBP: 0.333, SLG: 0.397 (1.9)	CS 1B			P2			F8		E3 3B		4	1	2	1	1	0	0							
<b>Ray Durham, S</b> OBP: 0.321, SLG: 0.349 (1.4)	CS	WP FC4-6 HBP		F9			L9		G3-1		4	1	0	0	0	0	2							
<b>Ron Karkovics, R</b> OBP: 0.293, SLG: 0.422 (1.2)		FC4-6 BB		K			F9		P6		3	0	0	0	1	1	0							
<b>Ozzie Guillen, L</b> OBP: 0.328, SLG: 0.383 (1.6)		FC4-6		E7 1B			G4-3		P6		4	0	1	1	0	0	1							
<b>Inning Stats</b>	R: 2 E: 0 K: 13 S: 13	H: 4 LOB: 1 BB: 0 P: 19	R: 1 E: 0 K: 17 S: 17	H: 0 LOB: 2 BB: 2 P: 31	R: 0 E: 0 K: 4 S: 4	H: 0 LOB: 0 BB: 0 P: 7	R: 0 E: 1 K: 13 S: 13	H: 1 LOB: 1 BB: 0 P: 21	R: 1 E: 0 K: 9 S: 9	H: 1 LOB: 0 BB: 0 P: 16	R: 0 E: 0 K: 7 S: 7	H: 0 LOB: 0 BB: 0 P: 8	R: 0 E: 1 K: 15 S: 15	H: 1 LOB: 0 BB: 0 P: 21	R: 2 E: 1 K: 12 S: 12	H: 2 LOB: 0 BB: 0 P: 15	R: 0 E: 0 K: 7 S: 7	H: 0 LOB: 0 BB: 0 P: 10	R: 1 E: 0 K: 7 S: 7	H: 1 LOB: 2 BB: 2 P: 16	1B: 5 2B: 1 3B: 1 HR: 3	SF: 0 SAC: 1 DP: 0 HBP: 1	WP: 1 PB: 0 SB: 3 CS: 2	PA: 44
<b>PITCHER</b>	IP	WLS	BF	H	R	ER	SO	BB	IBB	HBP	BLK	WP	HR	S	P	ERA	WHIP							
<b>Mike Harkey, R</b> ERA: 6.39 (1.1)	6.1		28	7	4	4	2	2	0	0	0	1	1	72	114	5.68	1.421							
<b>Mark Acre, R</b> ERA: 5.31 (7.1)	2.0		7	2	2	1	2	0	0	0	0	0	1	20	29	4.50	1.000							
<b>Dave Leipfer, L</b> ERA: 2.5 (9.1)	1.2	L	8	1	1	1	1	1	1	0	0	0	1	12	21	5.40	1.200							

Chicago White Sox @ Oakland Athletics  
Oakland-Alameda County Coliseum, Oakland, CA  
Tue Jun 13 1995, 3:33 AM PDT  
Alt. 12,466 - Sunny - 61 F

AB 37  
R 7  
H 10  
RBI 6  
BB 4  
SO 5  
LOB 11



Batter	1	2	3	4	5	6	7	8	9	10	AB	R	H	RBI	BB	SO	LOB	BOTTOM						
<b>Rickey Henderson, R</b> OBP: 0.384, SLG: 0.420 (1.7)	FC1-5 2B	G4-6-3		L8			1B 1B BB		HR 2B		4	2	2	0	1	0	3							
<b>Stan Javier, S</b> OBP: 0.313, SLG: 0.297 (1.8)	FC1-5			F9			F7 BB		K		4	0	1	0	1	1	2							
<b>Ruben Sierra, S</b> OBP: 0.344, SLG: 0.577 (1.10)	F9			G3-1			F7		K		5	1	2	3	0	0	2							
<b>Mark McGwire, R</b> OBP: 0.434, SLG: 0.706 (1.3)	K			F8			F8		HR		5	0	2	1	0	1	2							
<b>Andy Tomberlin, L</b> OBP: 0.294, SLG: 0.438 (1.9)		1B 1B 1B		K			K		G3		5	1	1	0	0	2	5							
<b>Scott Brosius, R</b> OBP: 0.382, SLG: 0.421 (1.5)		1B 1B		P2			K		P6		4	0	1	0	0	1	0							
<b>Geronimo Berroa, R</b> OBP: 0.375, SLG: 0.509 (10, PH)		1B 1B					K		K		1	0	0	0	0	1	0							
<b>Brent Gates, S</b> OBP: 0.309, SLG: 0.261 (1.4)		1B		K			1B SF8		L4-3		4	1	3	0	1	1	0							
<b>Mike Bordick, R</b> OBP: 0.333, SLG: 0.337 (1.6)		1B		F7			1B 1B		L4-3		5	1	3	1	0	0	1							
<b>Eric Helfand, L</b> OBP: 0.250, SLG: 0.333 (1.2)				F9			1B 1B		K		2	0	0	0	0	1	3							
<b>Mike Aldrete, L</b> ERA: 4.35 (7, PH)							SF8		G6-4-3		0	0	0	1	0	0	0							
<b>Terry Steinbach, R</b> OBP: 0.323, SLG: 0.475 (8.2)									K		2	0	0	0	0	1	2							
<b>Inning Stats</b>	R: 0 E: 0 K: 1 S: 10	H: 1 LOB: 1 BB: 0 P: 17	R: 1 E: 0 K: 12 S: 12	H: 4 LOB: 2 BB: 0 P: 17	R: 0 E: 0 K: 2 S: 8	H: 0 LOB: 0 BB: 0 P: 11	R: 0 E: 0 K: 9 S: 9	H: 0 LOB: 1 BB: 1 P: 18	R: 3 E: 1 K: 12 S: 12	H: 5 LOB: 3 BB: 1 P: 23	R: 0 E: 0 K: 12 S: 12	H: 1 LOB: 0 BB: 0 P: 18	R: 2 E: 0 K: 15 S: 15	H: 3 LOB: 1 BB: 0 P: 18	R: 0 E: 0 K: 7 S: 7	H: 1 LOB: 1 BB: 1 P: 14	1B: 12 2B: 3 3B: 0 HR: 1	SF: 1 SAC: 0 DP: 3 HBP: 1	WP: 0 PB: 0 SB: 0 CS: 0	PA: 45				
<b>PITCHER</b>	IP	WLS	BF	H	R	ER	SO	BB	IBB	HBP	BLK	WP	HR	S	P	ERA	WHIP							
<b>Alex Fernandez, R</b> ERA: 4.96 (1.1)	6.2		28	7	4	4	6	2	0	0	0	0	0	55	92	5.40	1.350							
<b>Kirk McCaskill, R</b> ERA: 4.35 (7.1)	1.1		7	4	0	0	0	0	0	0	0	0	0	17	25	0.00	3.000							
<b>Roberto Hernandez, R</b> ERA: 4.91 (9.1)	2.0	W	10	4	2	2	3	1	0	0	0	0	1	22	32	9.00	2.500							

Chicago White Sox @ Oakland Athletics  
Oakland-Alameda County Coliseum, Oakland, CA  
Tue Jun 13 1995, 3:33 AM PDT  
Alt. 12,466 - Sunny - 61 F

AB 41  
R 6  
H 15  
RBI 6  
BB 3  
SO 9  
LOB 20









Batter	1	2	3	4	5	6	7	8	9	AB	R	H	RBI	BB	SO	LOB	TOP				
Vince Coleman, S (1, 7) OBP: 0.396, SLG: 0.496 Les Norman, R (5, 7) OBP: 0.357, SLG: 0.250	1-1 S 1B 2B	1-2 SAFE 1B 2B	1-0 G6-4-3 1-2f		0-2 G5-3			4-2 FC3-6 BB		4	2	2	2	0	0	3					
Tom Goodwin, L (1, 8) OBP: 0.369, SLG: 0.329	2-1 L4	1-0 1B 2B		4-2 E 1B BB		1-2 P1-3		1-1 FC3-6 1-2f		4	0	1	1	1	0	2					
Keith Lockhart, L (1, 5) OBP: 0.371, SLG: 0.433	1-2 F8	1-0 G6-3		0-2 F7		0-0 1B		0-0 P6		5	0	1	0	0	0	4					
Wally Joyner, L (1, 3) OBP: 0.433, SLG: 0.473 Joe Randa, R (8, 5) OBP: 0.214, SLG: 0.231	1-2 FC5-4 2H 1B		2-0 SH1-3 BB 1B HBP	2-2 E8 1B		0-3 K		1-2 G6-3		3	1	2	1	0	1	1					
Greg Gagne, R (1, 6) OBP: 0.351, SLG: 0.427	0-0 FC5-4 1-2f		4-2 SH1-3 BB 1B	0-3 K		0-1 F9		0-0 P6		4	1	0	0	1	1	4					
Brent Mayne, L (1, 2) OBP: 0.306, SLG: 0.343		1-0 G5-3	0-0 SH1-3	2-2 P5		2-3 K		2-0 G6-3		4	0	0	0	0	1	2					
Jon Nunnally, L (1, 9) OBP: 0.414, SLG: 0.640		1-2 1B 2B	4-0 1B IBB		1-1 G4-3		2-3 K			3	2	1	0	1	1	0					
Edgar Caceres, S (1, 4) OBP: 0.467, SLG: 0.667		1-0 2B 1B	0-1 1B		2-3 K		0-2 F8			4	1	2	2	0	1	0					
Jeff Grotewold, L (1, 10) OBP: 0.429, SLG: 0.273		2-3 K	1-2 2-H 2-2 1B		2-2 1B		1-3 K			4	0	2	1	0	2	2					
<b>Inning Stats</b>	R: 1 E: 0 K: 0 S: 11	H: 2 LOB: 1 BB: 0 P: 16	R: 3 E: 0 K: 1 S: 13	H: 4 LOB: 1 BB: 0 P: 20	R: 3 E: 0 K: 0 S: 10	H: 2 LOB: 1 BB: 2 P: 22	R: 0 E: 1 K: 1 S: 16	H: 1 LOB: 2 BB: 1 P: 24	R: 0 E: 0 K: 1 S: 12	H: 1 LOB: 1 BB: 0 P: 11	R: 0 E: 0 K: 2 S: 12	H: 0 LOB: 0 BB: 0 P: 16	R: 0 E: 0 K: 1 S: 8	H: 0 LOB: 1 BB: 1 P: 14	R: 0 E: 0 K: 0 S: 5	H: 0 LOB: 0 BB: 0 P: 8	1B: 8 2B: 3 3B: 0 HR: 0	SF: 0 SAC: 1 DP: 1 HBP: 1	WP: 0 PB: 0 SB: 1 CS: 0	PA: 42	
<b>PITCHER</b>	IP WLS BF H R ER SO BB IBB HBP BLK WP HR S P ERA WHIP	IP WLS BF H R ER SO BB IBB HBP BLK WP HR S P ERA WHIP	IP WLS BF H R ER SO BB IBB HBP BLK WP HR S P ERA WHIP	IP WLS BF H R ER SO BB IBB HBP BLK WP HR S P ERA WHIP	IP WLS BF H R ER SO BB IBB HBP BLK WP HR S P ERA WHIP	IP WLS BF H R ER SO BB IBB HBP BLK WP HR S P ERA WHIP	IP WLS BF H R ER SO BB IBB HBP BLK WP HR S P ERA WHIP	IP WLS BF H R ER SO BB IBB HBP BLK WP HR S P ERA WHIP	IP WLS BF H R ER SO BB IBB HBP BLK WP HR S P ERA WHIP	IP WLS BF H R ER SO BB IBB HBP BLK WP HR S P ERA WHIP	IP WLS BF H R ER SO BB IBB HBP BLK WP HR S P ERA WHIP	IP WLS BF H R ER SO BB IBB HBP BLK WP HR S P ERA WHIP	IP WLS BF H R ER SO BB IBB HBP BLK WP HR S P ERA WHIP	IP WLS BF H R ER SO BB IBB HBP BLK WP HR S P ERA WHIP	IP WLS BF H R ER SO BB IBB HBP BLK WP HR S P ERA WHIP	IP WLS BF H R ER SO BB IBB HBP BLK WP HR S P ERA WHIP	IP WLS BF H R ER SO BB IBB HBP BLK WP HR S P ERA WHIP	IP WLS BF H R ER SO BB IBB HBP BLK WP HR S P ERA WHIP	IP WLS BF H R ER SO BB IBB HBP BLK WP HR S P ERA WHIP	IP WLS BF H R ER SO BB IBB HBP BLK WP HR S P ERA WHIP	IP WLS BF H R ER SO BB IBB HBP BLK WP HR S P ERA WHIP

Kansas City Royals @ Oakland Athletics  
Oakland-Alameda County Coliseum, Oakland, CA  
Thu Jun 15 1995, 3:33 AM PDT  
Att: 10,189 - Sunny - 61 F

AB	36
R	7
H	11
RBI	7
BB	4
SO	7
LOB	18



Batter	1	2	3	4	5	6	7	8	9	AB	R	H	RBI	BB	SO	LOB	BOTTOM				
Rickey Henderson, R (1, 7) OBP: 0.380, SLG: 0.409 Geronimo Berroa, R (7, 7) OBP: 0.364, SLG: 0.461	0-1 G1-3		3-2 E5 S			0-1 F8		1-2 P4		3	0	0	0	0	0	0					
Andy Tomberlin, L (1, 8) OBP: 0.276, SLG: 0.412	1-3 K2-3		3-2 G4-3 1-2			2-1 G4-3			1-0 G1-3	4	0	0	0	0	1	1					
Ruben Sierra, S (1, 10) OBP: 0.349, SLG: 0.561	3-2 G5-3			1-0 F9		4-0 BB			2-3 K	3	0	0	0	1	1	0					
Mark McGwire, R (1, 3) OBP: 0.447, SLG: 0.721 Craig Paquette, R (7, 5) OBP: 0.300, SLG: 0.491		1-0 FC6-4 HBP		2-2 FC5-4 1B		0-1 G3-1			1-3 K	2	0	1	0	0	0	1					
Mike Aldrete, L (1, 9) OBP: 0.306, SLG: 0.341		1-1 F9		1-3 K			3-2 G1-3			3	0	0	0	0	1	2					
Terry Steinbach, R (1, 2) OBP: 0.317, SLG: 0.463 Eric Helfand, L (7, PH) OBP: 0.238, SLG: 0.316		0-0 FC6-4		0-2 FC5-4			1-1 G4-3			2	0	0	0	0	0	2					
Scott Brosius, R (1, 5) OBP: 0.365, SLG: 0.398		0-1 F7			0-2 B2		1-1 G6-3			3	0	0	0	0	0	1					
Mike Bordick, R (1, 6) OBP: 0.339, SLG: 0.330			1-0 G4-3		2-1 F8			1-3 K		3	0	0	0	0	1	0					
Brent Gates, S (1, 4) OBP: 0.314, SLG: 0.264			2-1 G4-3		0-0 G3			0-0 F8		3	0	0	0	0	0	0					
<b>Inning Stats</b>	R: 0 E: 0 K: 1 S: 10	H: 0 LOB: 0 BB: 0 P: 14	R: 0 E: 0 K: 0 S: 5	H: 0 LOB: 1 BB: 0 P: 7	R: 0 E: 1 K: 0 S: 10	H: 0 LOB: 1 BB: 0 P: 19	R: 0 E: 0 K: 1 S: 11	H: 1 LOB: 1 BB: 0 P: 15	R: 0 E: 0 K: 0 S: 6	H: 0 LOB: 0 BB: 1 P: 12	R: 0 E: 0 K: 0 S: 7	H: 0 LOB: 0 BB: 0 P: 12	R: 0 E: 0 K: 1 S: 7	H: 0 LOB: 0 BB: 0 P: 9	R: 0 E: 0 K: 2 S: 7	H: 0 LOB: 0 BB: 0 P: 11	1B: 1 2B: 0 3B: 0 HR: 0	SF: 0 SAC: 0 DP: 0 HBP: 1	WP: 0 PB: 0 SB: 1 CS: 0	PA: 31	
<b>PITCHER</b>	IP WLS BF H R ER SO BB IBB HBP BLK WP HR S P ERA WHIP	IP WLS BF H R ER SO BB IBB HBP BLK WP HR S P ERA WHIP	IP WLS BF H R ER SO BB IBB HBP BLK WP HR S P ERA WHIP	IP WLS BF H R ER SO BB IBB HBP BLK WP HR S P ERA WHIP	IP WLS BF H R ER SO BB IBB HBP BLK WP HR S P ERA WHIP	IP WLS BF H R ER SO BB IBB HBP BLK WP HR S P ERA WHIP	IP WLS BF H R ER SO BB IBB HBP BLK WP HR S P ERA WHIP	IP WLS BF H R ER SO BB IBB HBP BLK WP HR S P ERA WHIP	IP WLS BF H R ER SO BB IBB HBP BLK WP HR S P ERA WHIP	IP WLS BF H R ER SO BB IBB HBP BLK WP HR S P ERA WHIP	IP WLS BF H R ER SO BB IBB HBP BLK WP HR S P ERA WHIP	IP WLS BF H R ER SO BB IBB HBP BLK WP HR S P ERA WHIP	IP WLS BF H R ER SO BB IBB HBP BLK WP HR S P ERA WHIP	IP WLS BF H R ER SO BB IBB HBP BLK WP HR S P ERA WHIP	IP WLS BF H R ER SO BB IBB HBP BLK WP HR S P ERA WHIP	IP WLS BF H R ER SO BB IBB HBP BLK WP HR S P ERA WHIP	IP WLS BF H R ER SO BB IBB HBP BLK WP HR S P ERA WHIP	IP WLS BF H R ER SO BB IBB HBP BLK WP HR S P ERA WHIP	IP WLS BF H R ER SO BB IBB HBP BLK WP HR S P ERA WHIP	IP WLS BF H R ER SO BB IBB HBP BLK WP HR S P ERA WHIP	IP WLS BF H R ER SO BB IBB HBP BLK WP HR S P ERA WHIP

Kansas City Royals @ Oakland Athletics  
Oakland-Alameda County Coliseum, Oakland, CA  
Thu Jun 15 1995, 3:33 AM PDT  
Att: 10,189 - Sunny - 61 F

AB	29
R	0
H	1
RBI	0
BB	1
SO	5
LOB	7





Batter	1	2	3	4	5	6	7	8	9	10	11	12	13	AB	R	H	RBI	BB	SO	LOB	TOP	
Vince Coleman, S OBP: 0.395, SLG: 0.476 (1, 7)	K			G4-3		G4-3			K		HBP		G2-3	5	0	0	0	0	2	1		
Tom Goodwin, L OBP: 0.361, SLG: 0.342 (1, 8)	G4-3			K				G4-3					G6-3	6	1	1	1	0	1	3		
Wally Joyner, L OBP: 0.421, SLG: 0.457 (1, 3)	F7			K					K					5	0	0	0	0	3	0		
Gary Gaetti, R OBP: 0.337, SLG: 0.533 (1, 5)		P5				G6-3								5	0	0	0	0	0	0		
Greg Gagne, R OBP: 0.358, SLG: 0.439 (1, 6)		CS 1B				G5-3			WP 2B				G6-3	5	0	3	0	0	0	0		
Jeff Grotewold, L OBP: 0.421, SLG: 0.313 Les Norman, R OBP: 0.357, SLG: 0.250 (13, PR)				K					K					5	0	2	0	0	3	3		
Jon Nunnally, L OBP: 0.404, SLG: 0.611 (1, 9)			P6						K					4	1	0	0	1	3	3		
Edgar Caceres, S OBP: 0.421, SLG: 0.556 (1, 4)			G3-1											3	0	0	0	1	1	1		
Brent Mayne, L OBP: 0.295, SLG: 0.327 (1, 2)			K											5	0	0	0	0	3	2		
<b>Inning Stats</b>	R: 0 E: 0 K: 1 S: 8	H: 0 LOB: 0 BB: 0 P: 13	R: 0 E: 0 K: 1 S: 8	H: 1 LOB: 0 BB: 0 P: 15	R: 0 E: 0 K: 1 S: 9	H: 0 LOB: 0 BB: 0 P: 13	R: 0 E: 0 K: 2 S: 9	H: 0 LOB: 0 BB: 0 P: 12	R: 0 E: 0 K: 1 S: 6	H: 0 LOB: 0 BB: 0 P: 8	R: 0 E: 0 K: 1 S: 10	H: 1 LOB: 1 BB: 0 P: 14	R: 0 E: 0 K: 2 S: 11	H: 1 LOB: 1 BB: 0 P: 15	R: 0 E: 0 K: 0 S: 7	H: 0 LOB: 0 BB: 0 P: 12	R: 2 E: 1 K: 0 S: 11	H: 1 LOB: 2 BB: 1 P: 18	1B: 4 2B: 1 3B: 0 HR: 1	SF: 0 SAC: 1 DP: 0 HBP: 1	WP: 1 PB: 0 SB: 0 CS: 2	PA: 47
<b>PITCHER</b>	IP	WLS	BF	H	R	ER	SO	BB	IBB	HBP	BLK	WP	HR	S	P	ERA	WHIP					
Todd Stottlemyre, R ERA: 4.23 (11, 1)	10.0	34	5	1	1	15	1	1	90	130	0.90	0.600										
Rick Honeycutt, L ERA: 4.08 (11, 1)	1.0	4	0	0	0	1	0	0	10	15	0.00	0.000										
Jim Coak, R ERA: 0.38 (12, 1)	2.0	L	9	1	2	0	0	1	0	0	0	0	0	18	30	0.00	1.000					

Kansas City Royals @ Oakland Athletics  
Oakland-Alameda County Coliseum, Oakland, CA  
Fri Jun 16 1995, 7:05 PM PDT  
Att: 10,696 - Unknown

livebaseballscorecards.com

AB 43  
R 3  
H 6  
RBI 1  
BB 2  
SO 16  
LOB 13



Batter	1	2	3	4	5	6	7	8	9	10	11	12	13	AB	R	H	RBI	BB	SO	LOB	BOTTOM					
Rickey Henderson, R OBP: 0.372, SLG: 0.394 (1, 7)	E5		F7		G5-3			P6		L5				5	0	0	0	1	0	2						
Mike Bordick, R OBP: 0.351, SLG: 0.330 (1, 6)	F8				G4-3			G6-3		G4-3				6	0	1	0	0	0	4						
Ruben Sierra, S OBP: 0.345, SLG: 0.553 (1, 9)	K		F7					E8 1B						6	0	2	1	0	2	1						
Mark McGwire, R OBP: 0.444, SLG: 0.702 (1, 3)		G5-3												4	0	0	0	2	1	1						
Geronimo Berroa, R OBP: 0.358, SLG: 0.480 (1, 10)		E6 FC1-2 1B												6	0	1	0	0	0	3						
Terry Steinbach, R OBP: 0.314, SLG: 0.454 (1, 2)		G4-3												5	0	1	0	0	1	1						
Brent Gates, S OBP: 0.316, SLG: 0.263 (1, 4)														4	0	1	0	1	1	1						
Scott Brosius, R OBP: 0.368, SLG: 0.401 (1, 5)														4	0	2	0	0	0	2						
Andy Tomberlin, L OBP: 0.263, SLG: 0.389 (1, 8)			F8											4	1	0	0	0	2	2						
<b>Inning Stats</b>	R: 0 E: 1 K: 1 S: 9	H: 0 LOB: 0 BB: 0 P: 14	R: 0 E: 1 K: 0 S: 9	H: 1 LOB: 1 BB: 1 P: 16	R: 0 E: 0 K: 0 S: 11	H: 1 LOB: 1 BB: 1 P: 20	R: 0 E: 0 K: 0 S: 9	H: 1 LOB: 0 BB: 0 P: 12	R: 0 E: 0 K: 1 S: 12	H: 0 LOB: 0 BB: 0 P: 15	R: 1 E: 1 K: 1 S: 11	H: 1 LOB: 2 BB: 1 P: 16	R: 0 E: 0 K: 2 S: 9	H: 1 LOB: 1 BB: 0 P: 13	R: 0 E: 0 K: 1 S: 6	H: 0 LOB: 0 BB: 0 P: 8	R: 0 E: 0 K: 1 S: 9	H: 0 LOB: 0 BB: 0 P: 14	R: 0 E: 0 K: 0 S: 6	H: 1 LOB: 2 BB: 1 P: 12	R: 0 E: 0 K: 0 S: 8	H: 0 LOB: 0 BB: 0 P: 10	1B: 7 2B: 1 3B: 0 HR: 0	SF: 0 SAC: 2 DP: 1 HBP: 0	WP: 1 PB: 0 SB: 0 CS: 1	PA: 50
<b>PITCHER</b>	IP	WLS	BF	H	R	ER	SO	BB	IBB	HBP	BLK	WP	HR	S	P	ERA	WHIP									
Tom Gordon, R ERA: 4.98 (1, 1)	9.0	36	7	1	1	5	2	1	0	0	1	0	83	124	1.00	1.000										
Hipolito Pichardo, R ERA: 4.28 (10, 1)	3.0	W	11	1	0	0	2	0	1	0	0	0	21	34	0.00	0.333										
Jeff Montgomery, R ERA: 3.19 (15, 1)	1.0	S	3	0	0	0	0	0	0	0	0	0	8	10	0.00	0.000										

Kansas City Royals @ Oakland Athletics  
Oakland-Alameda County Coliseum, Oakland, CA  
Fri Jun 16 1995, 7:05 PM PDT  
Att: 10,696 - Unknown

livebaseballscorecards.com

AB 44  
R 1  
H 8  
RBI 1  
BB 4  
SO 7  
LOB 17





Batter	1	2	3	4	5	6	7	8	9	AB	R	H	RBI	BB	SO	LOB	TOP	
Vince Coleman, S (1, 7) OBP: 0.379, SLG: 0.462	4-2 S 2B BB	1-2 FC4-6				1-2 G3		0-0 G6-3	0-3 K								4 1 0 0 1 1 2	
Tom Goodwin, L (1, 8) OBP: 0.355, SLG: 0.336	0-2 G4-3		2-1 G6-3			3-2 F8		2-2 F9	0-0 G3								3 0 0 0 0 0 1	
Les Norman, R (7, PH) OBP: 0.333, SLG: 0.231																	1 0 0 0 0 0 0	
Brent Mayne, L (9, PH) OBP: 0.293, SLG: 0.325	1-2																1 0 0 0 0 0 0	
Wally Joyner, L (1, 3) OBP: 0.426, SLG: 0.455	4-2 2B FC6-5 BB		0-1			0-1 F7		4-1									3 2 1 0 2 1 0	
Gary Gaetti, R (1, 5) OBP: 0.339, SLG: 0.553	1-1 FC6-5 2B		1-0 F7			0-0 F8		2-2									5 1 2 3 0 0 1	
Greg Gagne, R (1, 6) OBP: 0.356, SLG: 0.430	1-2 FC6-5		0-0 F9			4-0		1-1									3 1 0 1 1 0 2	
Jeff Grotewold, L (1, 10) OBP: 0.425, SLG: 0.294	1-1 G4-3					4-0		3-1									1 0 0 0 1 0 1	
Joe Randa, R (6, PH) OBP: 0.209, SLG: 0.225																	1 0 0 0 0 0 1	
Keith Lockhart, L (7, PH) OBP: 0.361, SLG: 0.419																	1 0 0 0 0 0 1	
Jon Nunnally, L (1, 9) OBP: 0.395, SLG: 0.598			3-2 F8			2-2 F8		4-2									2 0 0 0 0 0 1	
Phil Hiatt, R (6, PH) OBP: 0.324, SLG: 0.438								1-2									0 0 0 0 2 0 0	
Edgar Caceres, S (1, 4) OBP: 0.522, SLG: 0.714			4-2			1-2		1-1									3 0 3 1 1 0 0	
Pat Borders, R (1, 2) OBP: 0.269, SLG: 0.485			1-1 FC6-4 BB			1-2 L1-3 1B		1-3 2H									4 0 0 0 0 1 7	
Inning Stats	R: 2 H: 1 E: 0 K: 0 S: 17	H: 1 R: 2 ER: 2 LOB: 28	R: 0 H: 0 E: 0 K: 0 S: 11	H: 0 R: 1 ER: 1 LOB: 20	R: 0 H: 1 E: 0 K: 0 S: 6	H: 1 R: 3 ER: 3 LOB: 18	R: 0 H: 0 E: 0 K: 0 S: 8	H: 0 R: 1 ER: 1 LOB: 26	R: 2 H: 1 E: 1 K: 0 S: 14	H: 1 R: 0 ER: 0 LOB: 15	R: 0 H: 0 E: 0 K: 1 S: 7	H: 0 R: 0 ER: 0 LOB: 7	1B: 2 2B: 5 3B: 0 HR: 1	SF: 0 SAC: 0 DP: 2 HBP: 0	WP: 0 PB: 0 SB: 1 CS: 1	PA: 40		
PITCHER	IP WLS BF H R ER SO BB IBB HBP BLK WP HR S P ERA WHIP																	
Mike Harkey, R (1, 1) ERA: 6.24	5.1 W 23 3 3 3 0 5 0 0 0 0 0 54 92 5.06 1.500																	
Dave Leiper, L (6, 1) ERA: 2.79	1.1 7 1 1 1 1 2 0 0 0 0 0 16 32 6.75 2.250																	
Carlos Reyes, R (7, 1) ERA: 4.59	1.1 7 2 1 1 1 1 0 0 0 0 0 18 29 6.75 2.250																	
Dennis Eckersley, R (9, 1) ERA: 3.72	1.0 S 3 0 0 0 1 0 0 0 0 0 0 7 7 0.00 0.000																	

Kansas City Royals @ Oakland Athletics  
Oakland-Alameda County Coliseum, Oakland, CA  
Sat Jun 17 1995, 3:33 AM PDT  
Att: 17,064 - Sunny - 60 F

AB	32
R	5
H	6
RBI	5
BB	8
SO	3
LOB	17



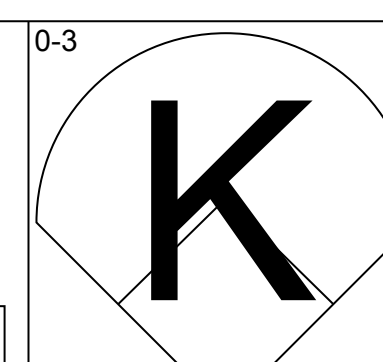
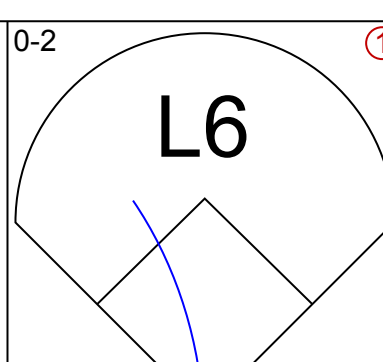
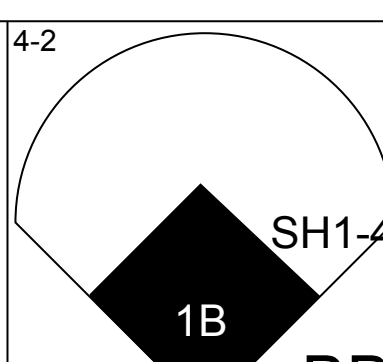
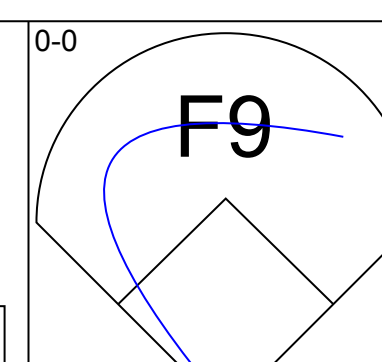
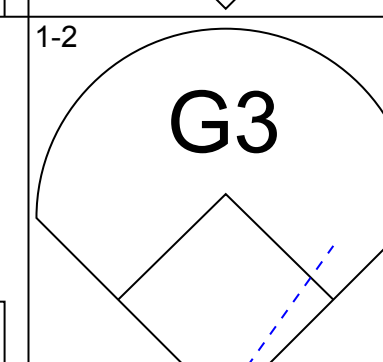
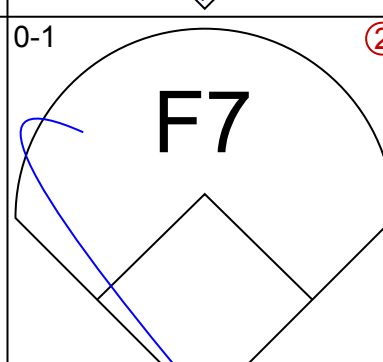
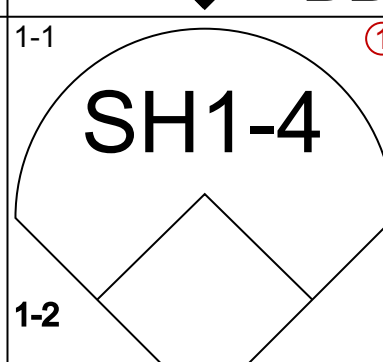
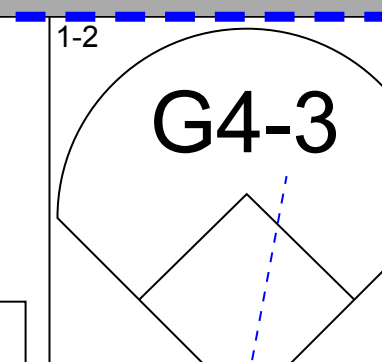
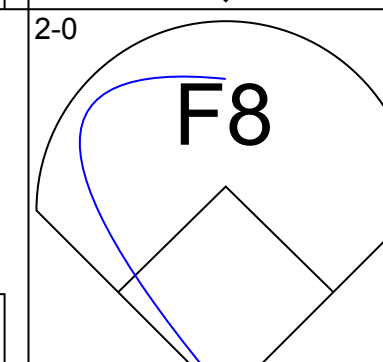
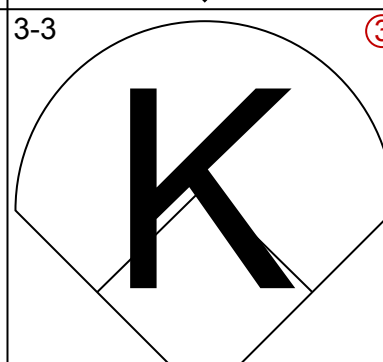
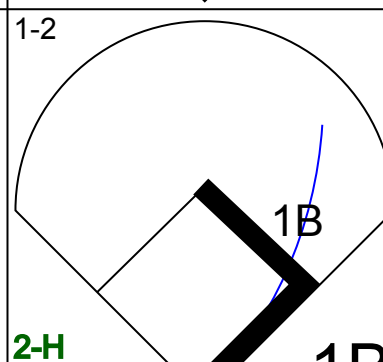
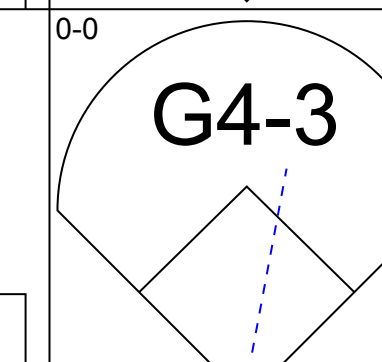
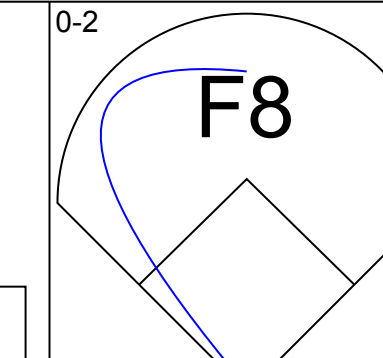
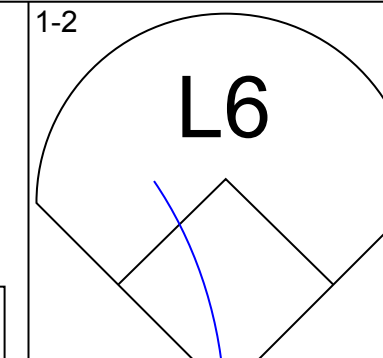
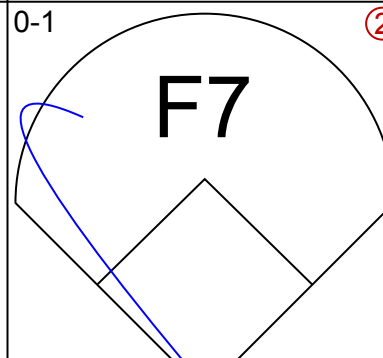
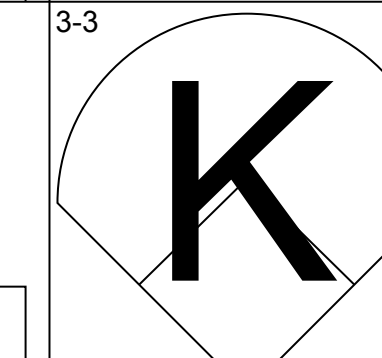
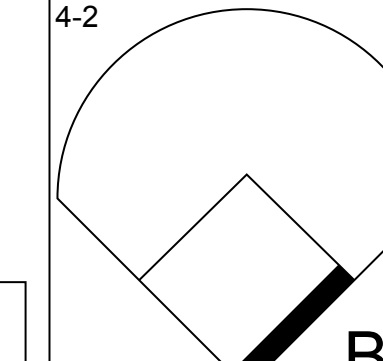
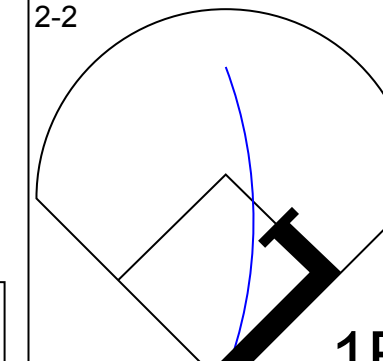
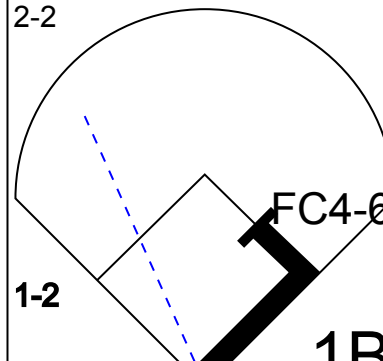
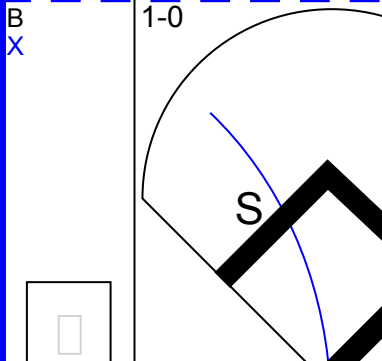
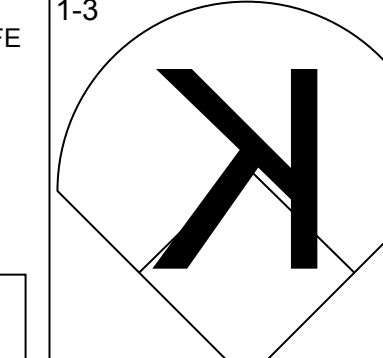
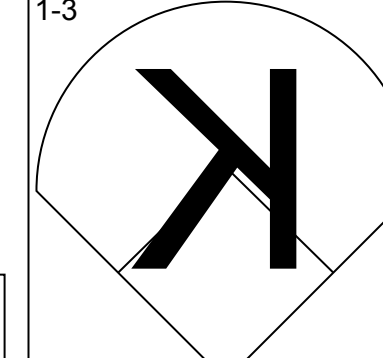
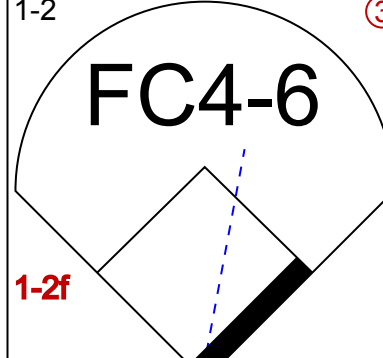
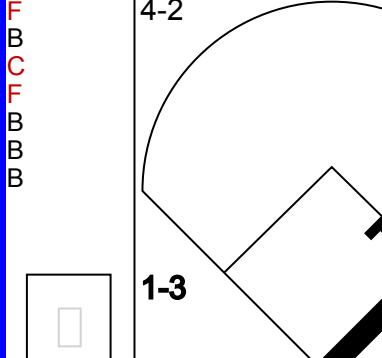


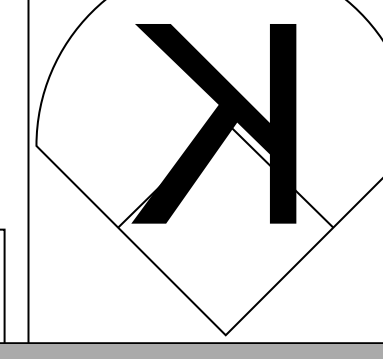
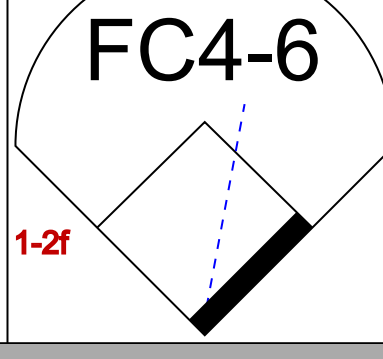
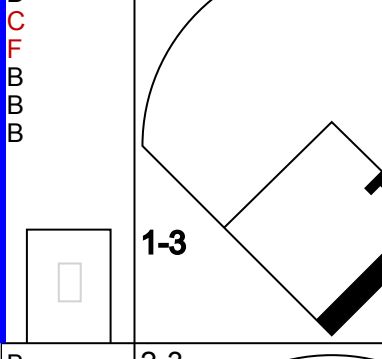
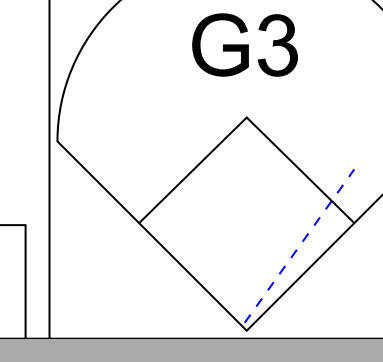


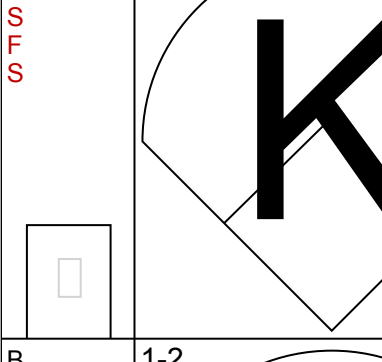

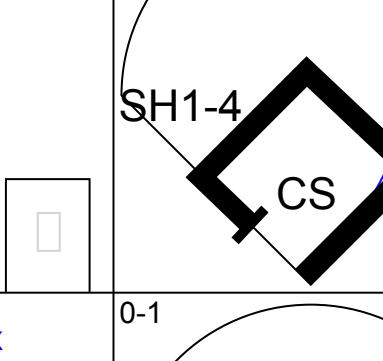
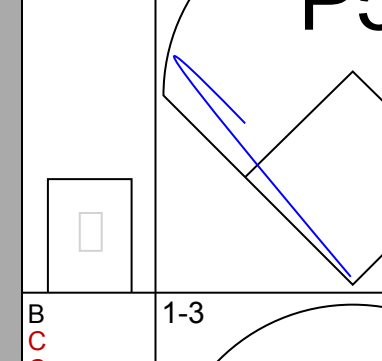
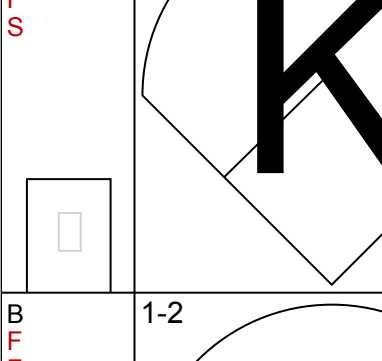
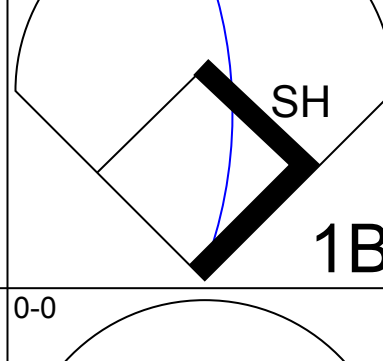
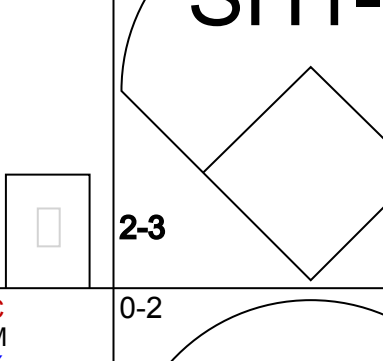

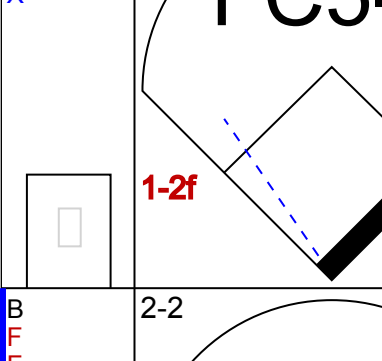
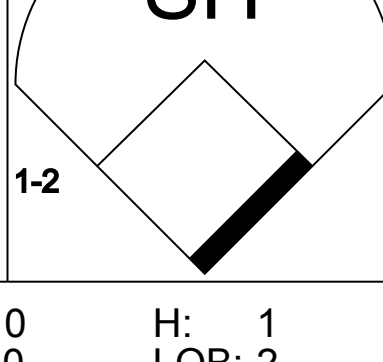
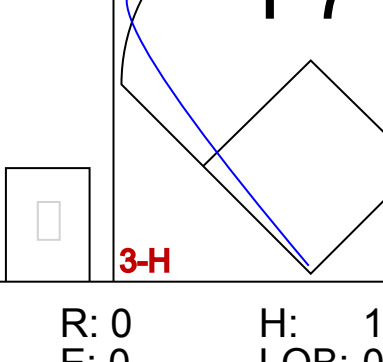

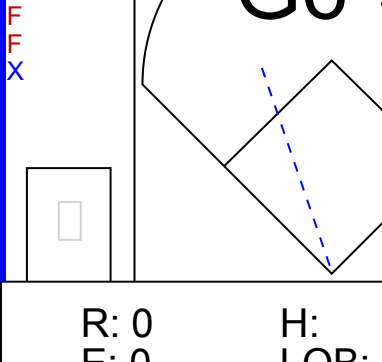
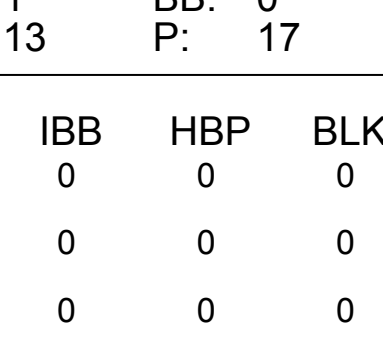
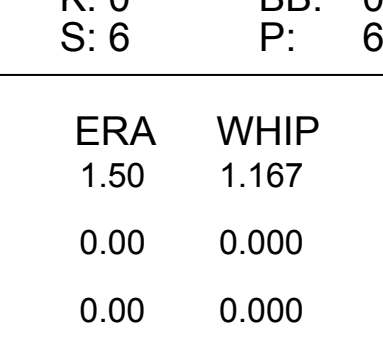
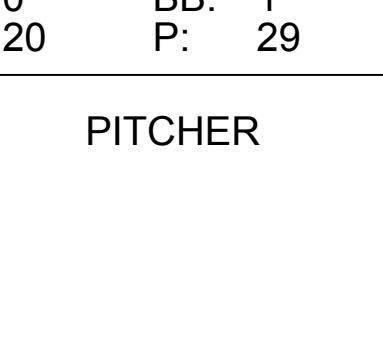
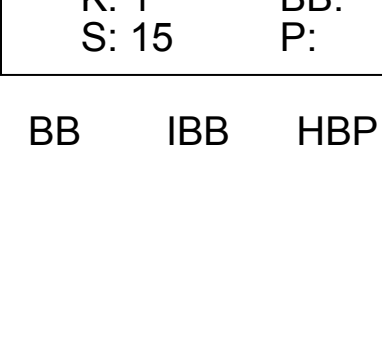
Batter	1	2	3	4	5	6	7	8	9	AB	R	H	RBI	BB	SO	LOB	BOTTOM	
Rickey Henderson, R (1, 7) OBP: 0.375, SLG: 0.389	3-1 F7	4-2		0-0 F9		4-2											2 0 0 0 2 0 1	
Gerónimo Berroa, R (1, 10) OBP: 0.356, SLG: 0.472	4-2	0-0 F9		2-2 L5		1-0 CS		1-1 G5-3									3 0 0 0 1 0 2	
Ruben Sierra, S (1, 9) OBP: 0.353, SLG: 0.560	0-1 F8		2-2			0-0		4-2									3 1 2 1 0 0 1	
Andy Tomberlin, L (4, PR) OBP: 0.273, SLG: 0.389																	0 0 0 0 1 0 0	
Mark McGwire, R (1, 3) OBP: 0.440, SLG: 0.688	2-2 F7		4-1			0-3 K		3-3 K									3 1 0 0 1 2 3	
Terry Steinbach, R (1, 2) OBP: 0.312, SLG: 0.468		1-0 F8		0-0		1-2 G6-3		1-1 F9									4 1 1 3 0 0 0	
Scott Brosius, R (1, 8) OBP: 0.371, SLG: 0.396		4-2 1B HR BB		1-3 K		3-2 G6-3		4-2									2 1 0 0 2 1 0	
Brent Gates, S (1, 4) OBP: 0.315, SLG: 0.263		1-1		1-3 K		1-3 K		2-1 FC6-4 BB									4 1 1 0 0 2 1	
Craig Paquette, R (1, 5) OBP: 0.297, SLG: 0.525		1-1		1-3 K				2-2 F8									4 1 1 3 0 1 1	
Mike Bordick, R (1, 6) OBP: 0.331, SLG: 0.330		1-1 F9		2-2		1-0		0-1 F9									3 1 1 0 0 0 0	
Inning Stats	R: 0 H: 0 E: 0 K: 0 S: 12	H: 0 R: 3 ER: 3 LOB: 21	R: 3 H: 2 E: 0 K: 3 S: 15	H: 2 R: 3 ER: 3 LOB: 24	R: 1 H: 2 E: 0 K: 1 S: 13	H: 2 R: 0 ER: 0 LOB: 17	R: 0 H: 0 E: 0 K: 1 S: 6	H: 0 R: 0 ER: 0 LOB: 12	R: 0 H: 0 E: 0 K: 1 S: 8	H: 0 R: 0 ER: 0 LOB: 15	R: 0 H: 0 E: 0 K: 0 S: 10	H: 0 R: 0 ER: 0 LOB: 18	1B: 3 2B: 2 3B: 0 HR: 2	SF: 0 SAC: 0 DP: 1 HBP: 0	WP: 1 PB: 0 SB: 0 CS: 2	PA: 36		
PITCHER	IP WLS BF H R ER SO BB IBB HBP BLK WP HR S P ERA WHIP																	
Dennis Rasmussen, L (1, 1) ERA: 11.81	3.2 L 21 0 0 0 3 4 0 0 0 0 0 28 46 0.00 0.600																	
Dilson Torres, R (4, 1) ERA: 4.5	3.1 10 0 0 0 3 2 0 0 0 0 0 28 46 0.00 0.600																	
Rusty Meacham, R (8, 1) ERA: 5.0	1.0 4 0 0 0 0 1 0 0 0 0 0 10 18 0.00 1.000																	

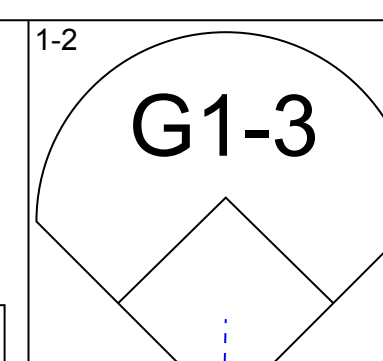
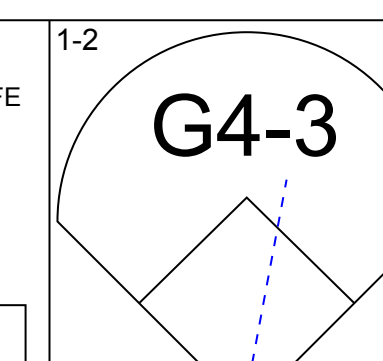
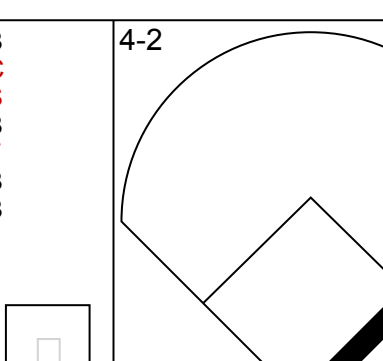
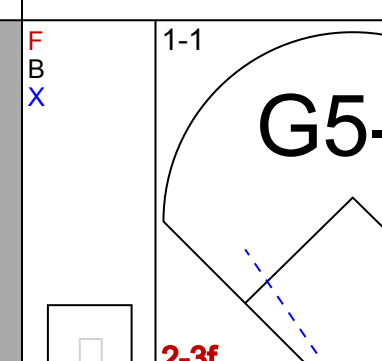
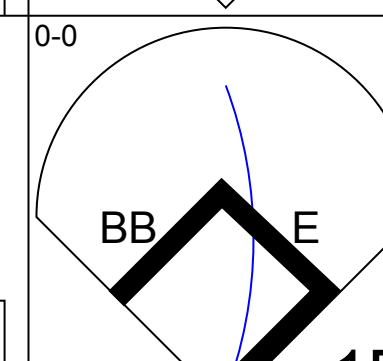
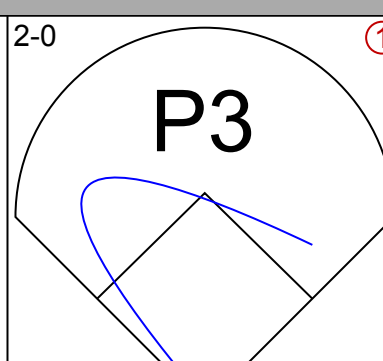
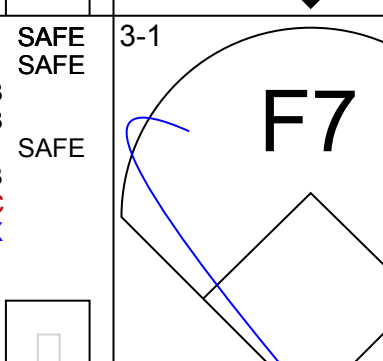

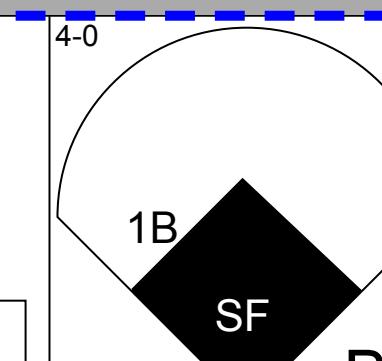
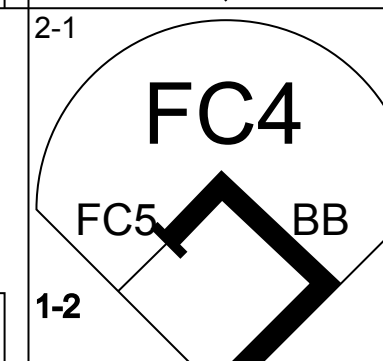
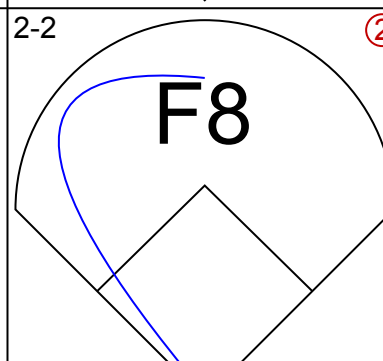


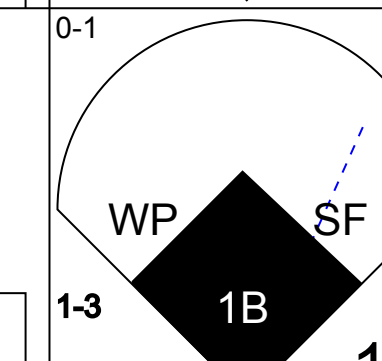
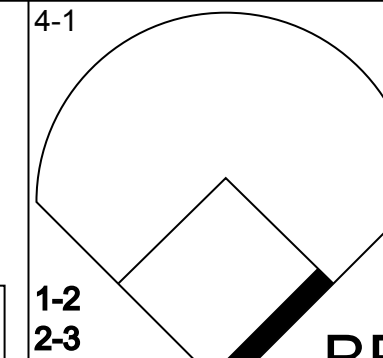
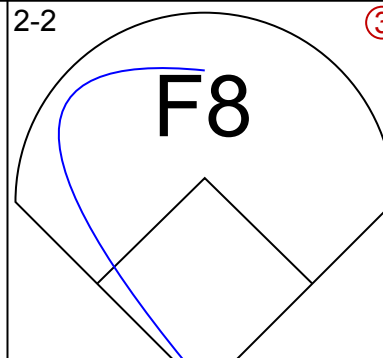


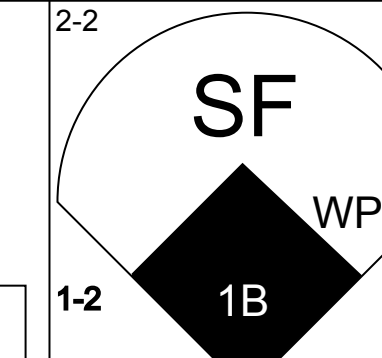
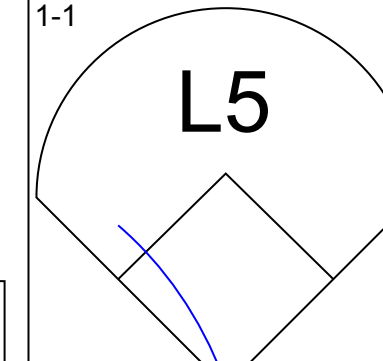



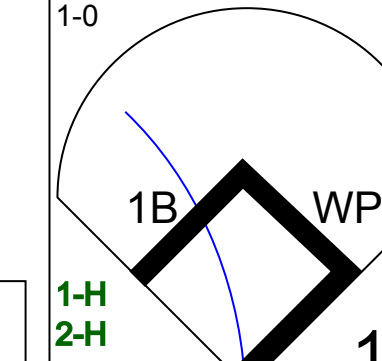
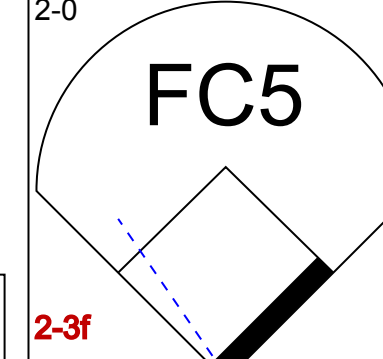



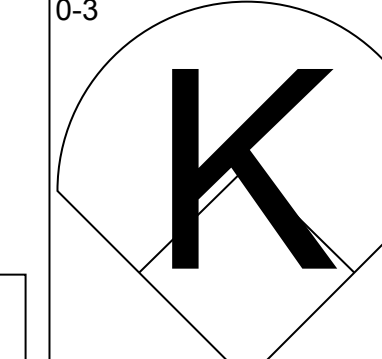



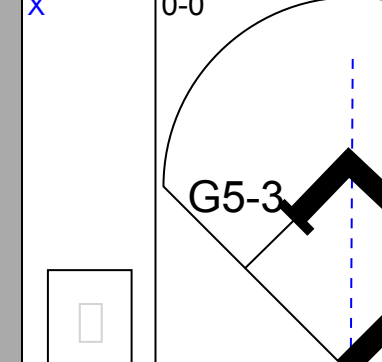
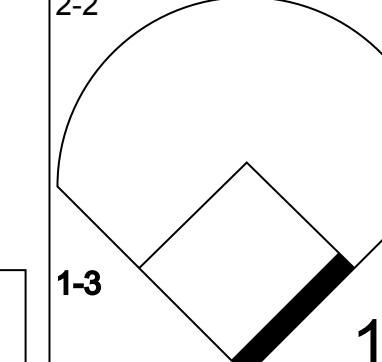


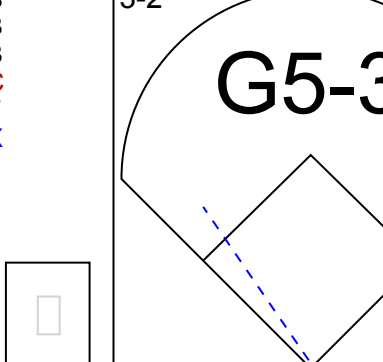
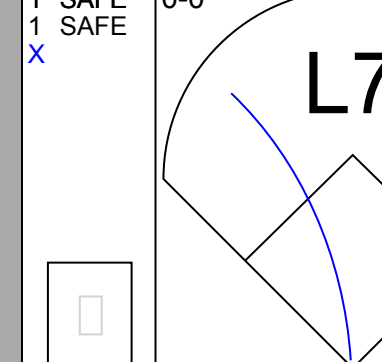
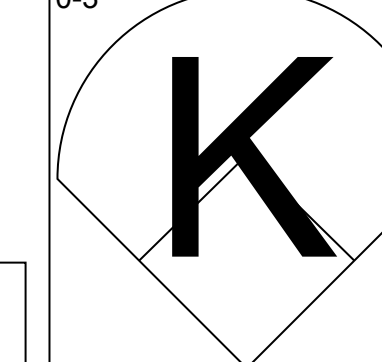

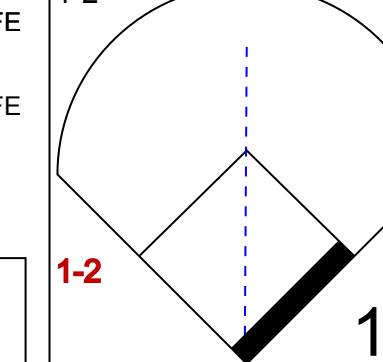


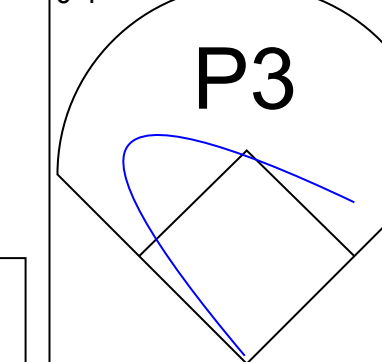
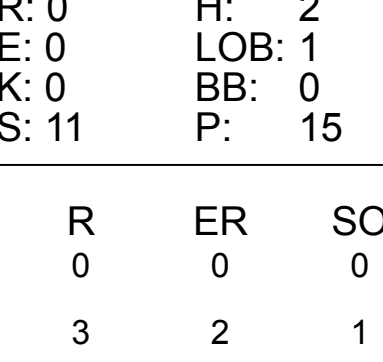
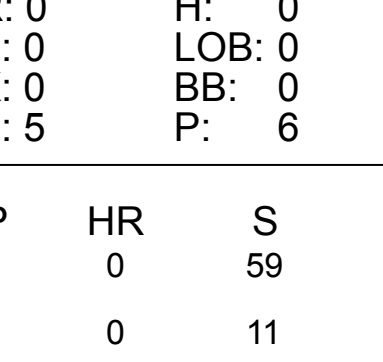
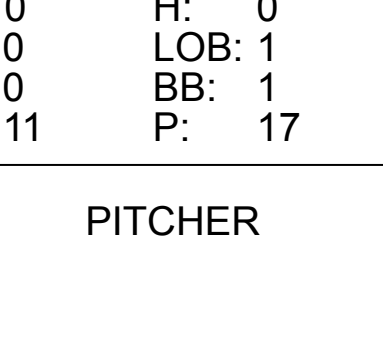
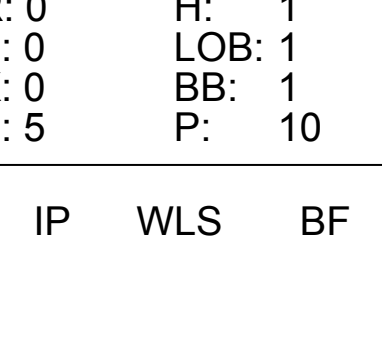

Kansas City Royals @ Oakland Athletics  
Oakland-Alameda County Coliseum, Oakland, CA  
Sat Jun 17 1995, 3:33 AM PDT  
Att: 17,064 - Sunny - 60 F

AB	28
R	7
H	6
RBI	7
BB	7
SO	6
LOB	9





Batter	1	2	3	4	5	6	7	8	9	AB	R	H	RBI	BB	SO	LOB	TOP								
Phil Hiatt, R OBP: 0.317, SLG: 0.400 (1, 9)										3	1	0	0	1	1	3	<b>Kansas City Royals @ Oakland Athletics</b> Oakland-Alameda County Coliseum, Oakland, CA Sun Jun 18 1995, 3:33 AM PDT Att: 25,435 - Sunny - 64 F								
Tom Goodwin, L OBP: 0.345, SLG: 0.329 (1, 8)										3	0	0	0	0	0	2									
Wally Joyner, L OBP: 0.422, SLG: 0.449 (1, 3)										4	0	1	1	0	1	2									
Gary Gaetti, R OBP: 0.332, SLG: 0.540 (1, 5)										4	0	0	0	0	1	1									
Jeff Grotewold, L OBP: 0.500, SLG: 0.368 (1, 10)										2	0	2	0	1	0	0									
Vince Coleman, S OBP: 0.384, SLG: 0.466 (9, PH)										1	0	1	0	0	0	0									
Pat Borders, R OBP: 0.297, SLG: 0.464 (1, 2)											3	0	0	0	0	2									
Keith Lockhart, L OBP: 0.378, SLG: 0.419 (9, PH)										0	0	0	0	1	0	0									
Jon Nunnally, L OBP: 0.391, SLG: 0.594 (1, 7)											4	0	1	0	0	1									
Edgar Caceres, S OBP: 0.500, SLG: 0.667 (1, 4)										3	0	1	0	0	1	2									
David Howard, S OBP: 0.175, SLG: 0.184 (1, 6)										2	0	0	0	0	0	1									
Brent Mayne, L OBP: 0.290, SLG: 0.322 (9, PH)										1	0	0	0	0	0	2									
<b>Inning Stats</b>	R: 0 E: 0 K: 1 S: 7	H: 0 LOB: 0 BB: 0 P: 10	R: 0 E: 0 K: 1 S: 12	H: 0 LOB: 1 BB: 1 P: 18	R: 0 E: 0 K: 1 S: 13	H: 1 LOB: 2 BB: 0 P: 17	R: 0 E: 0 K: 1 S: 11	H: 1 LOB: 0 BB: 0 P: 15	R: 0 E: 0 K: 0 S: 6	H: 1 LOB: 0 BB: 0 P: 6	R: 1 E: 0 K: 0 S: 20	H: 2 LOB: 2 BB: 1 P: 29	R: 0 E: 1 K: 1 S: 7	H: 0 LOB: 1 BB: 0 P: 10	R: 0 E: 0 K: 1 S: 9	H: 0 LOB: 0 BB: 0 P: 13	R: 0 E: 0 K: 1 S: 15	H: 1 LOB: 2 BB: 1 P: 25	1B: 5 2B: 1 3B: 0 HR: 0	SF: 0 SAC: 0 DP: 0 HBP: 0	WP: 0 PB: 0 SB: 1 CS: 1	PA: 36			
<b>PITCHER</b>	IP	WLS	BF	H	R	ER	SO	BB	IBB	HBP	BLK	WP	HR	S	P	ERA	WHIP								
Dave Stewart, R ERA: 6.12 (1, 1)	6.0		24	5	1	1	4	2	0	0	0	0	0	69	95	1.50	1.167								
Mark Aze, R ERA: 4.63 (7, 1)	1.0		4	0	0	0	1	0	0	0	0	0	0	7	10	0.00	0.000								
Rick Honeycutt, L ERA: 3.66 (8, 1)	1.0	W	3	0	0	0	1	0	0	0	0	0	0	9	13	0.00	0.000								
Dennis Eckersley, R ERA: 3.54 (9, 1)	1.0	S	5	1	0	0	1	1	0	0	0	0	0	15	25	0.00	2.000								

Batter	1	2	3	4	5	6	7	8	9	AB	R	H	RBI	BB	SO	LOB	BOTTOM								
Rickey Henderson, R OBP: 0.372, SLG: 0.381 (1, 7)										3	0	0	0	1	0	3	<b>Kansas City Royals @ Oakland Athletics</b> Oakland-Alameda County Coliseum, Oakland, CA Sun Jun 18 1995, 3:33 AM PDT Att: 25,435 - Sunny - 64 F								
Geromino Berros, R OBP: 0.358, SLG: 0.469 (1, 9)											3	0	1	0	1	1									
Andy Tomberlin, L OBP: 0.273, SLG: 0.389 (8, FR) (9, 9)											0	1	0	0	0	0									
Ruben Sierra, S OBP: 0.351, SLG: 0.554 (1, 10)											4	1	1	0	0	1									
Mark McGwire, R OBP: 0.441, SLG: 0.684 (1, 3)											1	1	0	1	2	0									
Terry Steinbach, R OBP: 0.311, SLG: 0.463 (1, 2)											4	0	1	2	0	4									
Scott Brosius, R OBP: 0.363, SLG: 0.385 (1, 8)											4	0	0	0	1	5									
Brent Gates, S OBP: 0.319, SLG: 0.269 (1, 4)											4	0	0	0	1	5									
Craig Paquette, R OBP: 0.294, SLG: 0.508 (1, 5)											4	0	2	0	0	0									
Mike Bordick, R OBP: 0.336, SLG: 0.330 (1, 6)											4	0	1	0	1	3									
<b>Inning Stats</b>	R: 0 E: 1 K: 0 S: 10	H: 1 LOB: 3 BB: 1 P: 20	R: 0 E: 0 K: 0 S: 11	H: 2 LOB: 1 BB: 0 P: 15	R: 0 E: 0 K: 0 S: 8	H: 0 LOB: 0 BB: 0 P: 14	R: 0 E: 0 K: 0 S: 5	H: 0 LOB: 0 BB: 0 P: 6	R: 0 E: 0 K: 0 S: 9	H: 0 LOB: 1 BB: 1 P: 20	R: 0 E: 0 K: 0 S: 11	H: 0 LOB: 1 BB: 1 P: 17	R: 0 E: 0 K: 0 S: 5	H: 1 LOB: 1 BB: 1 P: 10	R: 3 E: 1 K: 2 S: 24	H: 3 LOB: 2 BB: 1 P: 33	1B: 7 2B: 0 3B: 0 HR: 0	SF: 1 SAC: 0 DP: 1 HBP: 0	WP: 2 PB: 0 SB: 0 CS: 1	PA: 36					
<b>PITCHER</b>	IP	WLS	BF	H	R	ER	SO	BB	IBB	HBP	BLK	WP	HR	S	P	ERA	WHIP								
Chris Haney, L ERA: 2.09 (1, 1)	7.0		28	4	0	0	0	4	0	0	0	0	0	59	102	0.00	1.143								
Jeff Montgomery, R ERA: 3.91 (8, 1)	0.1	L	5	2	3	2	1	1	0	0	0	1	0	11	18	54.00	9.000								
Hipolito Pichardo, R ERA: 4.15 (8, 1)	0.2		3	1	0	0	1	0	0	0	0	1	0	13	15	0.00	1.500								









Batter	1	2	3	4	5	6	7	8	9	AB	R	H	RBI	BB	SO	LOB	TOP
Jeff Reboulet, R (1, 6) OBP: 0.326, SLG: 0.412 Matt Merullo, L (9, PH) OBP: 0.344, SLG: 0.369	G6-3 1B BB		G5-4-3 1-2		G3		F9		1-1 2B	3	0	0	0	1	0	2	<b>Minnesota Twins @ Oakland Athletics</b> Oakland-Alameda County Coliseum, Oakland, CA Tue Jun 20 1995, 3:33 AM PDT Att: 14,111 - Sunny - 65 F <a href="http://livebaseballscorecards.com">livebaseballscorecards.com</a>
Rich Becker, L (1, 8) OBP: 0.286, SLG: 0.264	0-1 1-2 1B		F9			1-3 K	1-1 G4-3		2-2 L7	5	0	1	0	0	1	3	
Chuck Knoblauch, R (1, 4) OBP: 0.417, SLG: 0.422	2-2 1-2 2-3 G6-3			0-0 1B		1-2 1B		0-1 F9		4	0	2	0	0	0	2	
Pedro Munoz, R (1, 9) OBP: 0.315, SLG: 0.489	0-0 F9			2-2 F8		3-3 K		0-2 F8		4	0	0	0	0	1	3	
Marty Cordova, R (1, 7) OBP: 0.357, SLG: 0.537		1-0 BB 1B		1-2 FC6-4 1B		4-2 BB		2-2 HR		3	1	3	1	1	0	0	
Kevin Maas, L (1, 10) OBP: 0.281, SLG: 0.316	2-1 F8			2-1 F9		2-3 K		3-3 K		4	0	0	0	0	2	5	
Scott Leius, R (1, 5) Chip Hale, L (9, PH) OBP: 0.308, SLG: 0.435	4-1 WP BB			2-1 FC6-4		0-2 1B SF8		1-1 G3		2	1	1	0	1	0	2	
Scott Stahoviak, L (1, 3) OBP: 0.336, SLG: 0.371	1-3 K			1-2 G4-3		1-1 1B		1-2 2B 1B		4	0	2	0	0	1	1	
Matt Walbeck, S (1, 2) OBP: 0.273, SLG: 0.297				2-1 G5-4-3 1B		0-0 G1-3		0-1 SF8		3	0	1	1	0	0	1	
<b>Inning Stats</b>	R: 0 E: 0 K: 0 S: 11	H: 1 LOB: 1 BB: 1 P: 17	R: 0 E: 0 K: 1 S: 7	H: 1 LOB: 1 BB: 1 P: 15	R: 0 E: 0 K: 0 S: 6	H: 1 LOB: 0 BB: 0 P: 9	R: 0 E: 0 K: 0 S: 11	H: 2 LOB: 2 BB: 0 P: 18	R: 0 E: 0 K: 3 S: 15	H: 1 LOB: 2 BB: 1 P: 26	R: 1 E: 0 K: 0 S: 11	H: 1 LOB: 0 BB: 0 P: 16	R: 0 E: 0 K: 0 S: 16	H: 2 LOB: 2 BB: 0 P: 22	1B: 9 2B: 1 3B: 0 HR: 1	SF: 1 SAC: 0 DP: 2 HBP: 0	
<b>PITCHER</b>	IP WLS BF H R ER SO BB IBB HBP BLK WP HR S P ERA WHIP																
Steve Ontiveros, R (1, 1) ERA: 2.73	7.0 W 29 8 1 1 4 3 0 0 0 0 1 0 68 107 1.29 1.571																
Carlos Reyes, R (8, 1) ERA: 4.56	1.0 4 1 1 1 1 0 0 0 0 0 0 1 11 16 9.00 1.000																
Dennis Eckersley, R (9, 1) ERA: 3.38	1.0 S 5 2 0 0 0 0 0 0 0 0 0 0 16 22 0.00 2.000																

Batter	1	2	3	4	5	6	7	8	9	AB	R	H	RBI	BB	SO	LOB	BOTTOM		
Scott Brosius, R (1, 5) OBP: 0.371, SLG: 0.433	0-0 HR	3-2 1-2 2-H 1B			2-0 HR		1-2 P3	2-0 P3		5	2	3	3	0	0	1	<b>Minnesota Twins @ Oakland Athletics</b> Oakland-Alameda County Coliseum, Oakland, CA Tue Jun 20 1995, 3:33 AM PDT Att: 14,111 - Sunny - 65 F <a href="http://livebaseballscorecards.com">livebaseballscorecards.com</a>		
Gerónimo Berroa, R (1, 10) OBP: 0.382, SLG: 0.465	2-1 P3	1-0 CS	1-2 1B		1-0 G1-3		1-2 WP 1B			4	0	2	0	0	0	0			
Ruben Sierra, S (1, 9) OBP: 0.346, SLG: 0.534	3-1 P6		3-1 P4		4-1 BB		1-1 F8			3	0	0	0	1	0	2			
Mark McGwire, R (1, 3) OBP: 0.443, SLG: 0.671	1-0 HBP		0-0 P2		2-2 P3		4-0 BB			2	0	0	0	1	0	2			
Terry Steinbach, R (1, 2) OBP: 0.317, SLG: 0.488	2-3 K		2-1 F9		0-0 HR		2-1 P6			4	1	1	1	0	1	4			
Brent Gates, S (1, 4) OBP: 0.330, SLG: 0.310		4-2 BB 1B BB		1-2 G4-6-3 1B		1-0 FC4-6 1B		2-2 HR		3	2	3	1	1	0	0			
Andy Tomberlin, L (1, 8) OBP: 0.262, SLG: 0.367		1-3 K		1-1 G4-6-3		1-0 F8		1-3 K		4	0	0	0	0	2	3			
Craig Paquette, R (1, 7) OBP: 0.299, SLG: 0.500		3-1 F9		1-1 G5-3		2-2 FC4-6		0-1 1B		4	0	1	0	0	0	2			
Mike Bordick, R (1, 6) OBP: 0.331, SLG: 0.314		4-1 CS 1B BB		1-1 G5-3		0-0 P4		0-2 G6-3		3	0	0	0	1	0	2			
<b>Inning Stats</b>	R: 1 E: 0 K: 1 S: 8	H: 1 LOB: 1 BB: 0 P: 16	R: 1 E: 0 K: 1 S: 11	H: 1 LOB: 2 BB: 2 P: 27	R: 0 E: 0 K: 0 S: 8	H: 1 LOB: 1 BB: 0 P: 14	R: 0 E: 0 K: 0 S: 7	H: 1 LOB: 0 BB: 0 P: 10	R: 1 E: 0 K: 0 S: 8	H: 1 LOB: 1 BB: 1 P: 18	R: 1 E: 0 K: 0 S: 7	H: 2 LOB: 1 BB: 0 P: 11	R: 0 E: 0 K: 0 S: 10	H: 1 LOB: 2 BB: 1 P: 19	R: 1 E: 1 K: 1 S: 13	H: 2 LOB: 1 BB: 0 P: 18		1B: 6 2B: 0 3B: 0 HR: 4	SF: 0 SAC: 0 DP: 1 HBP: 1
<b>PITCHER</b>	IP WLS BF H R ER SO BB IBB HBP BLK WP HR S P ERA WHIP																		
Pat Mahomes, R (1, 1) ERA: 8.81	6.0 L 27 7 4 4 2 3 0 1 0 0 0 0 3 49 96 6.00 1.667																		
Eddie Guardado, L (7, 1) ERA: 6.53	0.2 3 1 0 0 0 0 0 0 0 0 0 0 8 11 0.00 1.500																		
Erik Schullstrom, R (7, 1) ERA: 10.66	0.1 2 0 0 0 0 1 0 0 0 0 1 0 2 8 0.00 3.000																		
Mark Guthrie, L (8, 1) ERA: 5.92	1.0 5 2 1 1 1 0 0 0 0 0 0 1 13 18 9.00 2.000																		



Batter	1	2	3	4	5	6	7	8	9	AB	R	H	RBI	BB	SO	LOB	TOP										
<b>Chuck Knoblauch, R</b> (1, 4) OBP: 0.417, SLG: 0.415	G5-3 BB		G6-3		G5-3		G4-3		1B BB	3	0	0	0	2	0	0	<b>Minnesota Twins @ Oakland Athletics</b> Oakland-Alameda County Coliseum, Oakland, CA Wed Jun 21 1995, 7:05 PM PDT Att: 12,131 - Unknown - 66 F										
<b>Rich Becker, L</b> (1, 8) OBP: 0.286, SLG: 0.276	G5-3 BB		WP 1B		K		K		G6-4-3 1B	4	0	2	1	1	2	0											
<b>Kirby Puckett, R</b> (1, 9) OBP: 0.356, SLG: 0.452	G5-3		BB						G6-4-3 1B	4	1	2	0	1	0	5											
<b>Pedro Munoz, R</b> (1, 10) OBP: 0.313, SLG: 0.482	K		K						G6-3 1B	4	0	1	1	1	0	2											
<b>Marty Cordova, R</b> (1, 7) OBP: 0.360, SLG: 0.533		P5			G4-3				G6-3 BB	3	0	1	0	1	0	0											
<b>Scott Stahovjak, L</b> (1, 3) OBP: 0.325, SLG: 0.358	K		K		G5-3		B2		K	4	0	0	0	0	2	4											
<b>Scott Leius, R</b> (1, 5) OBP: 0.314, SLG: 0.358	K		K		1B		K		G6-3	4	0	1	0	0	2	4											
<b>Matt Walbeck, S</b> (1, 2) OBP: 0.273, SLG: 0.295			F8		F7		K		SH5-4 1B	4	0	1	0	0	1	3											
<b>Jeff Reboulet, R</b> (9, PR) OBP: 0.326, SLG: 0.412										0	1	0	0	0	0	0											
<b>Matt Merullo, L</b> (9, 2) OBP: 0.344, SLG: 0.369										0	0	0	0	0	0	0											
<b>Pat Meares, R</b> (1, 6) OBP: 0.298, SLG: 0.500			HR		K		B1-3		SH5-4 1B	3	1	1	1	0	1	0											
<b>Inning Stats</b>	R: 0 H: 0 E: 0 K: 1 S: 9	H: 0 LOB: 1 BB: 2 P: 17	R: 0 H: 0 E: 0 K: 2 S: 9	H: 0 LOB: 0 BB: 0 P: 14	R: 1 H: 2 E: 0 K: 1 S: 13	H: 2 LOB: 2 BB: 1 P: 20	R: 0 H: 1 E: 0 K: 0 S: 9	H: 1 LOB: 1 BB: 0 P: 17	R: 0 H: 0 E: 0 K: 2 S: 11	H: 0 LOB: 0 BB: 0 P: 13	R: 1 H: 3 E: 0 K: 2 S: 14	H: 3 LOB: 2 BB: 0 P: 18	R: 0 H: 0 E: 0 K: 1 S: 6	H: 0 LOB: 0 BB: 0 P: 9	R: 0 H: 1 E: 0 K: 1 S: 8	H: 1 LOB: 2 BB: 1 P: 16	R: 1 H: 2 E: 0 K: 0 S: 10	H: 2 LOB: 2 BB: 1 P: 18	1B: 6 2B: 2 3B: 0 HR: 1	SF: 0 SAC: 1 DP: 2 HBP: 0	WP: 1 PB: 0 SB: 0 CS: 0	PA: 39					
<b>PITCHER</b>	IP	WLS	BF	H	R	ER	SO	BB	IBB	HBP	BLK	WP	HR	S	P	ERA	WHIP										
<b>Todd Stottlemyre, R</b> (1, 1) ERA: 4.01	8.0		34	7	2	2	10	4	0	0	0	1	1	79	124	2.25	1.375										
<b>Jim Corsi, R</b> (9, 1) ERA: 1.67	1.0	L	5	2	1	1	0	1	0	0	0	0	0	10	18	9.00	3.000										

AB 33  
R 3  
H 9  
RBI 3  
BB 5  
SO 10  
LOB 20



Batter	1	2	3	4	5	6	7	8	9	AB	R	H	RBI	BB	SO	LOB	BOTTOM										
<b>Scott Brosius, R</b> (1, 5) OBP: 0.363, SLG: 0.422	K			K		G4-3		FC4		4	0	0	0	0	2	2	<b>Minnesota Twins @ Oakland Athletics</b> Oakland-Alameda County Coliseum, Oakland, CA Wed Jun 21 1995, 7:05 PM PDT Att: 12,131 - Unknown - 66 F										
<b>Geronimo Berros, R</b> (1, 10) OBP: 0.356, SLG: 0.455	P3			G6-3			P4	G5-3		4	0	0	0	0	0	2											
<b>Ruben Sierra, S</b> (1, 9) OBP: 0.339, SLG: 0.523	F9			F7			F8		F9	4	0	0	0	0	0	0											
<b>Mark McGwire, R</b> (1, 3) OBP: 0.444, SLG: 0.665						F7			F8	3	0	1	0	1	0	0											
<b>Terry Steinbach, R</b> (1, 2) OBP: 0.310, SLG: 0.476				G5-4-3		G6-3		K	K	4	0	0	0	0	2	2											
<b>Brent Gates, S</b> (1, 4) OBP: 0.325, SLG: 0.304				G3-1		G4-3			F7	3	0	0	0	0	0	0											
<b>Craig Paquette, R</b> (1, 7) OBP: 0.326, SLG: 0.597									G1-6-3 1B	3	2	3	2	0	0	0											
<b>Andy Tomberlin, L</b> (1, 8) OBP: 0.264, SLG: 0.366				G1-6-3					F8	3	0	1	0	0	0	1											
<b>Mike Bordick, R</b> (1, 6) OBP: 0.331, SLG: 0.315				F9					F8	3	0	1	0	0	0	0											
<b>Inning Stats</b>	R: 0 H: 0 E: 0 K: 1 S: 7	H: 0 LOB: 0 BB: 0 P: 8	R: 0 H: 0 E: 0 K: 0 S: 8	H: 0 LOB: 1 BB: 1 P: 13	R: 0 H: 1 E: 0 K: 0 S: 5	H: 1 LOB: 0 BB: 0 P: 10	R: 0 H: 0 E: 0 K: 1 S: 7	H: 0 LOB: 0 BB: 0 P: 8	R: 0 H: 0 E: 0 K: 0 S: 8	H: 0 LOB: 0 BB: 0 P: 12	R: 1 H: 1 E: 0 K: 0 S: 9	H: 1 LOB: 0 BB: 0 P: 16	R: 0 H: 1 E: 0 K: 1 S: 11	H: 1 LOB: 1 BB: 0 P: 17	R: 1 H: 3 E: 0 K: 0 S: 16	H: 3 LOB: 2 BB: 0 P: 22		R: 0 H: 0 E: 0 K: 1 S: 7	H: 0 LOB: 0 BB: 0 P: 9	1B: 4 2B: 0 3B: 0 HR: 2	SF: 0 SAC: 0 DP: 2 HBP: 0	WP: 0 PB: 0 SB: 0 CS: 0	PA: 32				
<b>PITCHER</b>	IP	WLS	BF	H	R	ER	SO	BB	IBB	HBP	BLK	WP	HR	S	P	ERA	WHIP										
<b>Brad Radke, R</b> (1, 1) ERA: 5.87	7.1		27	6	2	2	3	1	0	0	0	0	0	5	6	0.00	0.955										
<b>Dave Stevens, R</b> (8, 1) ERA: 5.79	0.2	W	2	0	0	0	0	0	0	0	0	0	0	5	6	0.00	0.000										
<b>Rick Aguilera, R</b> (9, 1) ERA: 1.71	1.0	S	3	0	0	0	1	0	0	0	0	0	0	7	9	0.00	0.000										

AB 31  
R 2  
H 6  
RBI 2  
BB 1  
SO 4  
LOB 7





Batter	1	2	3	4	5	6	7	8	9	AB	R	H	RBI	BB	SO	LOB	TOP			
Rickey Henderson, R OBP: 0.378, SLG: 0.384	F7	G6-3		S 1B 1-2 BB			1B		1B	4	0	2	1	1	0	1				
Geronimo Berroa, R OBP: 0.357, SLG: 0.454	L1		G4-3	1-2 2-H 1B			G3-6-1 1B		F9	5	0	2	1	0	0	1				
Ruben Sierra, S OBP: 0.338, SLG: 0.517	1B		G3	G1-3			G3-6-1 1-2			4	1	1	0	0	0	3				
Mark McGwire, R OBP: 0.450, SLG: 0.681	1B			HR			G6-4-3 HBP		L9	2	1	1	1	1	0	0				
Terry Steinbach, R OBP: 0.314, SLG: 0.474	1B			BB			G6-4-3 1-2		L8	3	0	1	1	1	0	1				
Scott Brosius, R OBP: 0.355, SLG: 0.411	F9		K				F9		P9	4	0	0	0	0	1	3				
Brent Gates, S OBP: 0.323, SLG: 0.303		G1-3					F8		F8	4	0	1	0	0	0	0				
Craig Paquette, R OBP: 0.313, SLG: 0.575		E5					K		K	3	0	0	0	0	2	0				
Mike Aldrete, L OBP: 0.327, SLG: 0.391		FC1-6					K		K	1	1	1	0	0	0	0				
Mike Bordick, R OBP: 0.331, SLG: 0.310		FC1-6					BB		L6	2	1	0	0	1	1	1				
Stan Javier, S OBP: 0.310, SLG: 0.296				BB			BB			1	0	0	0	0	0	2				
<b>Inning Stats</b>	R: 1 E: 0 K: 0 S: 12	H: 2 LOB: 2 BB: 1 P: 26	R: 0 E: 1 K: 0 S: 9	H: 0 LOB: 1 BB: 0 P: 18	R: 1 E: 0 K: 1 S: 11	H: 1 LOB: 1 BB: 1 P: 20	R: 1 E: 0 K: 1 S: 13	H: 1 LOB: 2 BB: 2 P: 29	R: 0 E: 0 K: 0 S: 10	H: 0 LOB: 0 BB: 0 P: 18	R: 0 E: 0 K: 0 S: 9	H: 2 LOB: 0 BB: 0 P: 8	R: 0 E: 0 K: 0 S: 6	H: 0 LOB: 0 BB: 0 P: 9	R: 1 E: 0 K: 0 S: 10	H: 3 LOB: 1 BB: 0 P: 15	1B: 7 2B: 1 3B: 0 HR: 1	SF: 0 SAC: 0 DP: 2 HBP: 1	WP: 0 PB: 0 SB: 1 CS: 0	PA: 38
<b>PITCHER</b>	IP WLS BF H R ER SO BB IBB HBP BLK WP HR S P ERA WHIP																			
Kenny Rogers, L ERA: 2.16	(1, 1) 5.0 W 24 4 3 3 2 4 0 0 1 0 0 1 55 111 5.40 1.600																			
Roger McDowell, R ERA: 3.79	(6, 1) 3.2 13 5 1 1 2 0 0 0 0 0 0 0 26 38 2.46 1.364																			
Jeff Russell, R ERA: 1.65	(9, 1) 0.1 S 1 0 0 0 0 0 0 0 0 0 0 0 4 6 0.00 0.000																			

Oakland Athletics @ Texas Rangers  
The Ballpark at Arlington, Arlington, TX  
Fri Jun 23 1995, 8:05 PM EDT  
Att: 33,625 - Unknown - 82 F

livebaseballscorecards.com

AB 33  
R 4  
H 9  
RBI 4  
BB 4  
SO 4  
LOB 12



Batter	1	2	3	4	5	6	7	8	9	AB	R	H	RBI	BB	SO	LOB	BOTTOM			
Otis Nixon, S OBP: 0.324, SLG: 0.295	K		K2-3	FC6-2 1B	G1-3			G6-3		5	1	1	1	0	2	0				
Mark McLemore, S OBP: 0.401, SLG: 0.389	F8		G3-1 WP 2B	FC6-2 1B			F8	L8		5	2	1	0	0	0	3				
Will Clark, L OBP: 0.363, SLG: 0.403	F7		G3-1	29 G3 1B			HBP	G4-3		4	0	1	2	0	0	1				
Juan Gonzalez, R OBP: 0.268, SLG: 0.522		F9	29 WP BB	29 G3 1B			K			3	0	1	1	1	1	1				
29 Rusty Greer, L OBP: 0.386, SLG: 0.462		FC4-6 BB	1-2 BB	G3			P8			2	0	0	0	2	0	3				
Mickey Tettleton, S OBP: 0.361, SLG: 0.398		FC4-6 2B	G1-3				L8			3	1	0	0	1	0	3				
Esteban Beltrre, R OBP: 0.231, SLG: 0.240				BB						0	0	0	0	0	0	0				
Ivan Rodriguez, R OBP: 0.335, SLG: 0.453		WP 2B		1B			G4-3			3	2	1	1	1	0	3				
Mike Pagliarulo, L OBP: 0.311, SLG: 0.337				1B			K			3	0	2	0	1	1	0				
Benji Gil, R OBP: 0.307, SLG: 0.425		K		FC6-2 1B			P5			3	1	0	0	1	1	2				
<b>Inning Stats</b>	R: 0 E: 0 K: 1 S: 7	H: 0 LOB: 0 BB: 0 P: 15	R: 2 E: 0 K: 1 S: 16	H: 2 LOB: 1 BB: 1 P: 28	R: 1 E: 0 K: 1 S: 14	H: 1 LOB: 2 BB: 2 P: 29	R: 4 E: 0 K: 0 S: 13	H: 4 LOB: 3 BB: 3 P: 28	R: 0 E: 0 K: 1 S: 6	H: 0 LOB: 0 BB: 0 P: 10	R: 0 E: 0 K: 1 S: 6	H: 0 LOB: 1 BB: 1 P: 10	R: 0 E: 0 K: 0 S: 9	H: 0 LOB: 1 BB: 1 P: 15	R: 0 E: 0 K: 0 S: 4	H: 0 LOB: 0 BB: 0 P: 7	1B: 5 2B: 2 3B: 0 HR: 0	SF: 0 SAC: 0 DP: 0 HBP: 1	WP: 3 PB: 0 SB: 0 CS: 0	PA: 39
<b>PITCHER</b>	IP WLS BF H R ER SO BB IBB HBP BLK WP HR S P ERA WHIP																			
Dave Stewart, R ERA: 6.71	(1, 1) 3.0 L 18 4 6 6 3 0 5 0 0 0 0 0 0 8 13 18.00 3.000																			
Dave Leiper, L ERA: 3.15	(4, 1) 0.2 6 3 1 1 0 1 0 0 0 0 0 0 8 13 13.50 6.000																			
Mark Acre, R ERA: 4.21	(4, 1) 2.1 8 0 0 0 2 0 0 0 1 0 0 0 14 24 0.00 0.000																			
Mike Harkey, R ERA: 6.0	(7, 1) 2.0 7 0 0 0 0 1 0 0 0 0 0 0 13 22 0.00 0.500																			

Oakland Athletics @ Texas Rangers  
The Ballpark at Arlington, Arlington, TX  
Fri Jun 23 1995, 8:05 PM EDT  
Att: 33,625 - Unknown - 82 F

livebaseballscorecards.com

AB 31  
R 7  
H 7  
RBI 5  
BB 7  
SO 5  
LOB 16





Batter	1	2	3	4	5	6	7	8	9	AB	R	H	RBI	BB	SO	LOB	TOP										
Rickey Henderson, R OBP: 0.379, SLG: 0.404	G1-3					G5-3		F7		5	1	2	2	0	0	1											
Stan Javier, S OBP: 0.313, SLG: 0.317	HR	G4-3				1B		K	G1-3	5	1	2	1	0	1	2											
Geronimo Berroa, R OBP: 0.357, SLG: 0.450 Andy Tomberlin, L OBP: 0.284, SLG: 0.366	G6-3			K		F7		F8 BB	1B BB	4	0	1	0	1	1	1											
Mark McGwire, R OBP: 0.453, SLG: 0.683			G6-3						F8	4	0	2	0	1	0	1											
Ruben Sierra, S OBP: 0.335, SLG: 0.507	F9			K					F8	4	0	0	0	1	2	5											
Terry Steinbach, R OBP: 0.316, SLG: 0.472		F9				P3				5	0	2	0	0	1	4											
Brent Gates, S OBP: 0.320, SLG: 0.317		K		G3-6-1		K			F7	5	1	1	1	0	2	4											
Scott Brosius, R OBP: 0.363, SLG: 0.422								L7		3	1	2	0	1	0	0											
Mike Bordick, R OBP: 0.336, SLG: 0.338				PO				G6-3		4	1	2	1	0	1	1											
<b>Inning Stats</b>	R: 1 E: 0 K: 0 S: 5	H: 2 LOB: 1 BB: 0 P: 5	R: 1 E: 0 K: 1 S: 8	H: 3 LOB: 2 BB: 0 P: 8	R: 0 E: 0 K: 2 S: 7	H: 0 LOB: 0 BB: 0 P: 7	R: 0 E: 0 K: 0 S: 2	H: 1 LOB: 0 BB: 1 P: 6	R: 2 E: 0 K: 1 S: 9	H: 4 LOB: 2 BB: 0 P: 9	R: 0 E: 0 K: 2 S: 8	H: 1 LOB: 1 BB: 1 P: 12	R: 1 E: 0 K: 0 S: 4	H: 1 LOB: 0 BB: 0 P: 4	R: 0 E: 0 K: 0 S: 4	H: 1 LOB: 3 BB: 2 P: 12	1B: 8 2B: 2 3B: 0 HR: 4	SF: 0 SAC: 0 DP: 1 HBP: 0	WP: 1 PB: 0 SB: 0 CS: 0	PA: 44							
<b>PITCHER</b>	IP	WLS	BF	H	R	ER	SO	BB	IBB	HBP	BLK	WP	HR	S	P	ERA	WHIP										
Roger Pavlik, R ERA: 5.66	5.0		24	10	4	4	4	1	0	0	0	1	3	31	35	7.20	2.200										
Matt Whiteside, R ERA: 3.57	3.0	W	13	3	1	1	4	1	0	0	0	0	1	20	24	3.00	1.333										
Jeff Russell, R ERA: 1.56	1.0	S	6	1	0	0	0	2	0	0	0	0	0	4	12	0.00	3.000										

Oakland Athletics @ Texas Rangers  
The Ballpark at Arlington, Arlington, TX  
Sat Jun 24 1995, 8:05 PM EDT  
Att: 40,204 - Unknown - 87 F

AB	39
R	5
H	14
RBI	5
BB	4
SO	8
LOB	19



Batter	1	2	3	4	5	6	7	8	9	AB	R	H	RBI	BB	SO	LOB	BOTTOM										
Otis Nixon, S OBP: 0.331, SLG: 0.300	SH1-3			SH2-4				G6-3		3	1	2	0	1	0	1											
Mark McLemore, S OBP: 0.400, SLG: 0.385	SH1-3			G3						2	1	0	0	1	0	2											
Will Clark, L OBP: 0.366, SLG: 0.405	FC1-6-5			F8						4	0	2	1	0	0	3											
Juan Gonzalez, R OBP: 0.267, SLG: 0.549	K			FC1-4				G5-4-3		4	2	1	1	0	1	5											
29 Rusty Greer, L OBP: 0.383, SLG: 0.453		G5-3						G4-3		3	1	0	0	1	0	1											
Mickey Tettleton, S OBP: 0.383, SLG: 0.422 Esteban Beltrre, R OBP: 0.231, SLG: 0.240	G3-1									4	1	2	4	0	1	0											
Ivan Rodriguez, R OBP: 0.340, SLG: 0.457				L5				HR		3	0	1	0	0	0	1											
Mike Pagliarulo, L OBP: 0.309, SLG: 0.333		L8								4	0	1	0	0	0	2											
Benji Gil, R OBP: 0.306, SLG: 0.421										4	0	1	0	0	1	1											
<b>Inning Stats</b>	R: 0 E: 0 K: 1 S: 6	H: 1 LOB: 1 BB: 0 P: 6	R: 0 E: 0 K: 0 S: 3	H: 0 LOB: 1 BB: 0 P: 4	R: 4 E: 0 K: 1 S: 8	H: 3 LOB: 1 BB: 2 P: 16	R: 0 E: 0 K: 0 S: 5	H: 2 LOB: 2 BB: 0 P: 5	R: 1 E: 0 K: 1 S: 6	H: 1 LOB: 0 BB: 0 P: 6	R: 0 E: 0 K: 0 S: 2	H: 0 LOB: 0 BB: 1 P: 6	R: 0 E: 1 K: 0 S: 4	H: 1 LOB: 1 BB: 0 P: 4	R: 1 E: 0 K: 0 S: 5	H: 2 LOB: 1 BB: 0 P: 5	1B: 6 2B: 2 3B: 0 HR: 2	SF: 0 SAC: 2 DP: 1 HBP: 1	WP: 0 PB: 0 SB: 0 CS: 1	PA: 38							
<b>PITCHER</b>	IP	WLS	BF	H	R	ER	SO	BB	IBB	HBP	BLK	WP	HR	S	P	ERA	WHIP										
Ron Darling, R ERA: 6.55	4.0		22	7	5	5	2	2	0	1	0	0	1	23	32	11.25	2.250										
Todd Van Poppel, R ERA: 3.0	4.0	L	15	3	1	1	1	1	0	0	0	0	1	16	20	2.25	1.000										

Oakland Athletics @ Texas Rangers  
The Ballpark at Arlington, Arlington, TX  
Sat Jun 24 1995, 8:05 PM EDT  
Att: 40,204 - Unknown - 87 F

AB	31
R	6
H	10
RBI	6
BB	3
SO	3
LOB	16









Batter	1	2	3	4	5	6	7	8	9	AB	R	H	RBI	BB	SO	LOB	TOP																			
Rickey Henderson, R OBP: 0.385, SLG: 0.405	(1, 7) 0-3 K		4-0 BB			0-0 L7		0-0 G6-3	0-0 E6	4	0	0	0	1	1	2																				
Geronimo Berroa, R OBP: 0.357, SLG: 0.444	(1, 10) 0-0 F8		4-0 BB			0-0 F8			1-2 2-3 3-H	4	1	1	0	1	0	3																				
Ruben Sierra, S OBP: 0.332, SLG: 0.495	(1, 9) 0-0 G6-3		0-3 K			0-0 G6-3			0-0 L4	4	0	0	0	0	1	3																				
Mark McGwire, R OBP: 0.459, SLG: 0.674		0-0 F8			0-0 P4				4-0 1B	3	1	1	0	1	0	0																				
Terry Steinbach, R OBP: 0.314, SLG: 0.462		0-0 P3			0-0 F9				0-0 BB	4	1	1	1	0	1	1																				
Scott Brosius, R OBP: 0.357, SLG: 0.413		0-0 WP			0-0 F8				FC4-6 1B	2	0	1	0	0	0	0																				
Andy Tomberlin, L OBP: 0.261, SLG: 0.361									0-0 FC4-6 1B	1	0	0	0	0	1	1																				
Stan Javier, S OBP: 0.314, SLG: 0.318									1-2 3-H	1	0	1	1	0	0	0																				
Brent Gates, S OBP: 0.313, SLG: 0.319		0-0 F9			0-3 K				0-0 FC4-6 2B	4	1	0	0	0	1	4																				
Craig Paquette, R OBP: 0.310, SLG: 0.571			0-0 F8		0-0 G5-3			0-0 F8	1-2 2-3	4	0	1	1	0	0	0																				
Mike Bordick, R OBP: 0.325, SLG: 0.321			0-0 F9		0-0 P6			0-0 G4-3	4-0 BB	3	0	0	0	1	0	0																				
<b>Inning Stats</b>	R: 0 E: 0 K: 1 S: 5	H: 0 LOB: 0 BB: 0 P: 5	R: 0 E: 0 K: 0 S: 4	H: 1 LOB: 1 BB: 0 P: 4	R: 0 E: 0 K: 1 S: 5	H: 0 LOB: 2 BB: 2 P: 13	R: 0 E: 0 K: 0 S: 3	H: 0 LOB: 0 BB: 0 P: 3	R: 0 E: 0 K: 2 S: 8	H: 1 LOB: 1 BB: 0 P: 8	R: 0 E: 0 K: 0 S: 3	H: 0 LOB: 0 BB: 0 P: 3	R: 0 E: 0 K: 0 S: 8	H: 0 LOB: 0 BB: 2 P: 16	R: 4 E: 2 K: 0 S: 8	H: 4 LOB: 3 BB: 2 P: 16	1B: 5 2B: 1 3B: 0 HR: 0	SF: 0 SAC: 0 DP: 0 HBP: 0	WP: 1 PB: 0 SB: 0 CS: 0	PA: 38																
<b>PITCHER</b>	IP	WLS	BF	H	R	ER	SO	BB	IBB	HBP	BLK	WP	HR	S	P	ERA	WHIP	<b>PITCHER</b>		IP	WLS	BF	H	R	ER	SO	BB	IBB	HBP	BLK	WP	HR	S	P	ERA	WHIP
Darren Oliver, L ERA: 4.22	(1, 1) 1.0	3	0	0	0	0	1	0	0	0	0	0	0	5	5	0.00	0.000	Roger McDowell, R ERA: 3.72		(9, 1) 0.2	5	1	1	0	0	1	0	0	0	0	0	4	8	0.00	3.000	
Terry Burrows, L ERA: 4.89	(2, 1) 5.0	18	1	0	0	2	2	2	0	0	0	1	0	20	28	0.00	0.600																			
Matt Whiteside, R ERA: 3.28	(7, 1) 2.0	7	1	0	0	2	0	0	0	0	0	0	0	11	11	0.00	0.500																			
Jeff Russell, R ERA: 3.06	(9, 1) 0.1	4	2	3	3	0	1	0	0	0	0	0	0	3	7	81.00	9.000																			
Ed Vosberg, L ERA: 2.6	(9, 1) 0.0	L	1	1	0	0	0	0	0	0	0	0	0	1	1	∞	∞																			

Oakland Athletics @ Texas Rangers  
The Ballpark at Arlington, Arlington, TX  
Mon Jun 26 1995, 8:05 PM EDT  
Att: 22,497 - Unknown - 93 F

AB	34
R	4
H	6
RBI	3
BB	4
SO	5
LOB	14



Batter	1	2	3	4	5	6	7	8	9	AB	R	H	RBI	BB	SO	LOB	BOTTOM																			
Otis Nixon, S OBP: 0.331, SLG: 0.306	(1, 8) 0-0 HR	0-3 K			4-0 S		0-0 G3-1			3	1	1	0	1	1	1																				
Mark McLemore, S OBP: 0.397, SLG: 0.395	(1, 4) 0-0 HR		0-3 K		0-3 K			0-0 F9		4	1	1	2	0	2	1																				
Will Clark, L OBP: 0.379, SLG: 0.450	(1, 3) 0-0 HR		0-0 2B		4-0 G5-4-3			0-0 L4		3	1	2	1	1	0	0																				
Juan Gonzalez, R OBP: 0.265, SLG: 0.532	(1, 10) 0-0 G6-3		0-0 F8		0-0 G5-4-3			0-3 K		4	0	0	0	0	1	3																				
29 Rusty Greer, L OBP: 0.372, SLG: 0.435	(1, 7) 0-0 F9		0-0 G3			0-0 G4-3			0-0 F9	4	0	0	0	0	0	1																				
Mickey Tettleton, S OBP: 0.357, SLG: 0.409	(1, 9) 0-0 F8			0-3 K		0-0 F8			0-3 K	3	0	0	0	0	1	0																				
Esteban Beltre, R OBP: 0.222, SLG: 0.231	(8, 4) 0-0 F8					0-0 F8			0-3 K	1	0	0	0	0	1	0																				
Ivan Rodriguez, R OBP: 0.335, SLG: 0.459		0-0 G5-3			0-0 3B		0-3 K		0-0 F9	4	0	1	0	0	1	0																				
Mike Pagliarulo, L OBP: 0.287, SLG: 0.309		0-0 G1-3			0-3 K				0-3 K	3	0	0	0	0	2	1																				
Benji Gil, R OBP: 0.305, SLG: 0.416					0-0 P4				0-3 K	3	0	1	0	0	1	1																				
<b>Inning Stats</b>	R: 3 E: 0 K: 0 S: 6	H: 3 LOB: 0 BB: 0 P: 6	R: 0 E: 0 K: 1 S: 6	H: 1 LOB: 1 BB: 0 P: 6	R: 0 E: 0 K: 2 S: 8	H: 1 LOB: 1 BB: 0 P: 8	R: 0 E: 0 K: 1 S: 4	H: 0 LOB: 1 BB: 2 P: 12	R: 0 E: 0 K: 1 S: 5	H: 0 LOB: 0 BB: 0 P: 5	R: 0 E: 0 K: 2 S: 7	H: 0 LOB: 0 BB: 0 P: 7	R: 0 E: 0 K: 1 S: 5	H: 0 LOB: 0 BB: 0 P: 5	R: 0 E: 0 K: 1 S: 5	H: 0 LOB: 0 BB: 0 P: 5	1B: 1 2B: 1 3B: 2 HR: 2	SF: 0 SAC: 0 DP: 1 HBP: 0	WP: 0 PB: 0 SB: 1 CS: 0	PA: 34																
<b>PITCHER</b>	IP	WLS	BF	H	R	ER	SO	BB	IBB	HBP	BLK	WP	HR	S	P	ERA	WHIP	<b>PITCHER</b>		IP	WLS	BF	H	R	ER	SO	BB	IBB	HBP	BLK	WP	HR	S	P	ERA	WHIP
Todd Stottlemyre, R ERA: 3.95	(1, 1) 8.0	31	3	3	3	9	1	1	0	0	0	0	0	5	5	0.00	0.875	Dennis Eckersley, R ERA: 3.0		(9, 1) 1.0	3	0	0	0	0	1	0	0	0	0	0	0	0	0	0	0

Oakland Athletics @ Texas Rangers  
The Ballpark at Arlington, Arlington, TX  
Mon Jun 26 1995, 8:05 PM EDT  
Att: 22,497 - Unknown - 93 F

AB	32
R	3
H	6
RBI	3
BB	2
SO	10
LOB	8





Batter	1	2	3	4	5	6	7	8	9	AB	R	H	RBI	BB	SO	LOB	TOP			
Rickey Henderson, R OBP: 0.380, SLG: 0.399	1-2 P3	0-0 P6		0-2 G3		2-1 BB E		0-0 P3		5	0	1	0	0	0	2				
Stan Javier, S OBP: 0.316, SLG: 0.318	0-1 1B	2-1 SF7		4-2 BB		2-1 E3 BB		1-1 G3		3	0	1	2	1	0	1				
Geronimo Berroa, R OBP: 0.357, SLG: 0.441 Andy Tomberlin, L OBP: 0.261, SLG: 0.361	2-1 F8	0-0 1B		0-0 F7					1-1 G6-3	4	0	1	0	1	0	2				
Mark McGwire, R OBP: 0.449, SLG: 0.655	3-2 P6	0-0 P4			1-2 P5	0-1 P3			0-0 F8	5	0	0	0	0	0	6				
Ruben Sierra, S OBP: 0.338, SLG: 0.521		1-1 2B	2-2 G4-3		0-0 HR	1-0 P4			0-1 2B	5	2	3	1	0	0	3				
Brent Gates, S OBP: 0.315, SLG: 0.323		1-1 HR	0-1 P5		1-1 F8		1-0 F8		4-0 2B	4	1	1	1	1	0	0				
Craig Paquette, R OBP: 0.315, SLG: 0.596		0-0 HR	3-2 1B		3-2 G5-3		3-2 G5-3		2-2 IBB	5	1	2	2	0	1	2				
Mike Bordick, R OBP: 0.329, SLG: 0.321		1-0 1B	2-1 L7			4-0 1B SH1-3 E BB				3	2	1	0	1	0	1				
Eric Helfand, L OBP: 0.231, SLG: 0.292		2-0 1B		0-0 F8		1-2 SH1-3		1-3 K		3	0	1	0	0	1	0				
<b>Inning Stats</b>	R: 0 E: 0 K: 0 S: 11	H: 1 LOB: 1 BB: 0 P: 17	R: 4 E: 0 K: 0 S: 12	H: 6 LOB: 2 BB: 0 P: 19	R: 0 E: 0 K: 0 S: 10	H: 1 LOB: 1 BB: 0 P: 17	R: 0 E: 0 K: 0 S: 7	H: 0 LOB: 1 BB: 1 P: 11	R: 1 E: 1 K: 0 S: 10	H: 1 LOB: 3 BB: 2 P: 15	R: 0 E: 0 K: 0 S: 9	H: 0 LOB: 0 BB: 0 P: 16	R: 0 E: 0 K: 1 S: 6	H: 0 LOB: 0 BB: 1 P: 8	R: 0 E: 0 K: 1 S: 8	H: 1 LOB: 2 BB: 1 P: 15	1B: 6 2B: 3 3B: 0 HR: 2	SF: 1 SAC: 1 DP: 0 HBP: 0	WP: 0 PB: 0 SB: 0 CS: 0	PA: 43
<b>PITCHER</b>	IP WLS BF H R ER SO BB IBB HBP BLK WP HR S P ERA WHIP																			
Tim Belcher, R ERA: 4.8	(1, 1) 5.1 L 28 10 6 6 0 2 2 0 0 0 0 2 53 88 10.12 2.250																			
Bob Wells, R ERA: 7.53	(6, 1) 3.2 15 1 0 0 2 1 1 0 0 0 0 32 55 0.00 0.545																			

Oakland Athletics @ Seattle Mariners  
The Kingdome, Seattle, WA  
Tue Jun 27 1995, 10:05 PM EDT  
Att. 9,767 - Dome - 68 F

AB 37  
R 6  
H 11  
RBI 6  
BB 4  
SO 2  
LOB 17



Batter	1	2	3	4	5	6	7	8	9	AB	R	H	RBI	BB	SO	LOB	BOTTOM					
Rich Amaral, R OBP: 0.339, SLG: 0.421	3-2 SH3-4 SF7 2B		2-2 WP 1B		1-2 G6-3		1-3 K			4	2	2	0	0	1	0						
Joey Cora, S OBP: 0.343, SLG: 0.356	3-1 SH3-4		4-2 1B BB		1-2 F8		3-2 1B			2	0	1	0	1	0	0						
Edgar Martinez, R OBP: 0.480, SLG: 0.670	2-2 SF7		1-1 G4-3 1B		2-1 L6		3-3 K			3	0	1	2	0	1	1						
Jay Buhner, R OBP: 0.323, SLG: 0.533	3-1 1B		2-2 G4-3			2-1 F8		1-0 F9		4	0	1	0	0	0	2						
Tino Martinez, L OBP: 0.378, SLG: 0.585	0-1 F9			1-2 G4-3		3-2 HR		2-2 F8		4	1	1	1	0	0	1						
Alex Diaz, S OBP: 0.289, SLG: 0.336		1-2 G3		4-1 BB BB		1-1 HR		1-2 G3		3	1	1	1	1	0	0						
Mike Blowers, R OBP: 0.273, SLG: 0.338 Doug Strange, S OBP: 0.345, SLG: 0.403		1-1 G5-3		1-3 K		3-2 F8			0-1 G4-6-3 1B	3	0	0	0	0	1	1						
Dan Wilson, R OBP: 0.329, SLG: 0.362		0-1 G1-6-3		4-2 FC6-4 BB		1-0 F8			1-2 G4-6-3	3	0	0	0	1	0	1						
Luis Sojo, R OBP: 0.301, SLG: 0.393			0-2 F8	0-1 FC6-4			1-1 F8			4	0	0	0	0	1	2						
<b>Inning Stats</b>	R: 1 E: 0 K: 0 S: 12	H: 2 LOB: 1 BB: 0 P: 22	R: 0 E: 0 K: 0 S: 7	H: 0 LOB: 0 BB: 0 P: 9	R: 1 E: 0 K: 0 S: 16	H: 2 LOB: 1 BB: 1 P: 25	R: 0 E: 0 K: 1 S: 14	H: 0 LOB: 2 BB: 2 P: 24	R: 0 E: 0 K: 0 S: 9	H: 0 LOB: 0 BB: 0 P: 13	R: 2 E: 0 K: 0 S: 16	H: 2 LOB: 0 BB: 0 P: 26	R: 0 E: 0 K: 2 S: 11	H: 1 LOB: 1 BB: 0 P: 19	R: 0 E: 0 K: 0 S: 8	H: 0 LOB: 0 BB: 0 P: 12	R: 0 E: 0 K: 1 S: 9	H: 1 LOB: 0 BB: 0 P: 12	1B: 5 2B: 1 3B: 0 HR: 2	SF: 1 SAC: 1 DP: 2 HBP: 0	WP: 1 PB: 0 SB: 0 CS: 0	PA: 36
<b>PITCHER</b>	IP WLS BF H R ER SO BB IBB HBP BLK WP HR S P ERA WHIP																					
Mike Harkey, R ERA: 6.07	(1, 1) 5.1 W 24 6 4 4 1 3 0 0 0 0 0 2 70 111 6.75 1.688																					
Carlos Reyes, R ERA: 4.15	(6, 1) 2.2 9 1 0 0 2 0 0 0 0 0 0 23 39 0.00 0.375																					
Dennis Eckersley, R ERA: 2.88	(9, 1) 1.0 S 3 1 0 0 1 0 0 0 0 0 0 9 12 0.00 1.000																					

Oakland Athletics @ Seattle Mariners  
The Kingdome, Seattle, WA  
Tue Jun 27 1995, 10:05 PM EDT  
Att. 9,767 - Dome - 68 F

AB 31  
R 4  
H 8  
RBI 4  
BB 3  
SO 4  
LOB 8





Batter	1	2	3	4	5	6	7	8	9	AB	R	H	RBI	BB	SO	LOB	TOP					
Rickey Henderson, R OBP: 0.378, SLG: 0.395 Andy Tomberlin, L OBP: 0.259, SLG: 0.357	P3		F9		L8		CS 1B 1B		E1 FC3-2 S	4	0	1	1	0	0	1						
Gerónimo Berroa, R OBP: 0.362, SLG: 0.439	F8			HR BB	FC4		CS 1B		FC3-2 BB	3	1	1	2	2	0	1						
Ruben Sierra, S OBP: 0.331, SLG: 0.509	P3			F8		L7	K		FC3-2 G6-4-3	5	0	0	0	0	1	6						
Mark McGwire, R OBP: 0.452, SLG: 0.687				HR		F8			G6-4-3	5	2	3	3	0	0	3						
Terry Steinbach, R OBP: 0.313, SLG: 0.463	F9			1B 2B		K				4	0	1	0	0	2	1						
Craig Paquette, R OBP: 0.313, SLG: 0.581 Brent Gates, S OBP: 0.315, SLG: 0.323	K			P6			1B HBP 1B			4	1	1	0	0	2	2						
Stan Javier, S OBP: 0.320, SLG: 0.339	L7			1B		K				4	1	2	1	0	1	2						
Scott Brosius, R OBP: 0.355, SLG: 0.406			K		P2		1B HBP 1B		F8	3	1	0	0	0	1	0						
Mike Bordick, R OBP: 0.340, SLG: 0.333	F8				FC4 1B		1B 1B		S E FC3-2 1B	4	1	3	0	0	0	0						
<b>Inning Stats</b>	R: 0 E: 0 K: 0 S: 6	H: 0 LOB: 0 BB: 0 P: 9	R: 0 E: 0 K: 1 S: 10	H: 1 LOB: 1 BB: 0 P: 13	R: 0 E: 0 K: 1 S: 10	H: 0 LOB: 0 BB: 0 P: 14	R: 2 E: 0 K: 0 S: 13	H: 3 LOB: 2 BB: 1 P: 22	R: 0 E: 0 K: 0 S: 12	H: 1 LOB: 1 BB: 0 P: 16	R: 0 E: 0 K: 1 S: 9	H: 0 LOB: 0 BB: 0 P: 12	R: 3 E: 0 K: 2 S: 17	H: 4 LOB: 1 BB: 0 P: 29	R: 2 E: 0 K: 2 S: 14	H: 2 LOB: 0 BB: 0 P: 23	R: 0 E: 1 K: 0 S: 17	H: 1 LOB: 2 BB: 1 P: 27	1B: 8 2B: 1 3B: 0 HR: 3	SF: 0 SAC: 0 DP: 1 HBP: 1	WP: 0 PB: 0 SB: 2 CS: 2	PA: 40
<b>PITCHER</b>	IP	WLS	BF	H	R	ER	SO	BB	IBB	HBP	BLK	WP	HR	S	P	ERA	WHIP					
Randy Johnson, L ERA: 3.05	6.1		27	7	5	5	4	1	0	1	0	0	1	69	99	7.11	1.263					
Bill Riskey, R ERA: 1.4	0.2		3	2	0	0	1	0	0	0	0	0	0	8	16	0.00	3.000					
Jeff Nelson, R ERA: 1.6	2.0	L	10	3	2	2	2	1	0	0	0	0	2	31	50	9.00	2.000					

Oakland Athletics @ Seattle Mariners  
The Kingdome, Seattle, WA  
Wed Jun 28 1995, 10:05 PM EDT  
Att: 15,165 - Dome - 68 F

AB 37  
R 7  
H 12  
RBI 7  
BB 2  
SO 7  
LOB 17




Batter	1	2	3	4	5	6	7	8	9	AB	R	H	RBI	BB	SO	LOB	BOTTOM					
Rich Amaral, R OBP: 0.342, SLG: 0.414	K					F9			K	4	0	1	0	1	2	1						
Joey Cora, S OBP: 0.335, SLG: 0.347	G5-3			F7			L6			4	0	0	0	0	0	4						
Edgar Martínez, R OBP: 0.476, SLG: 0.662	HR 1B		K		L9		G5-3			4	1	1	0	0	1	0						
Jay Buhner, R OBP: 0.321, SLG: 0.545	HR		G5-3		F8		K			4	1	1	2	0	1	0						
Tino Martínez, L OBP: 0.376, SLG: 0.576			K		L5				K	3	0	0	0	1	2	0						
Alex Díaz, S OBP: 0.295, SLG: 0.349	K			WP 1B 2B		S SH3 1B			K	4	2	2	0	0	2	1						
Mike Blowers, R OBP: 0.280, SLG: 0.344			SH1-3 1B 1B		SH3 1B		G6-3			3	1	2	1	0	0	0						
Dan Wilson, R OBP: 0.331, SLG: 0.364 Gary Thurman, R OBP: 0.444, SLG: 0.563	SH1-3			F7					K	2	0	1	1	0	0	1						
Luis Sojo, R OBP: 0.302, SLG: 0.391 Doug Strange, S OBP: 0.341, SLG: 0.397	P5-4 E 1B			P3		F7			K	3	0	1	1	0	0	2						
<b>Inning Stats</b>	R: 2 E: 0 K: 2 S: 14	H: 2 LOB: 1 BB: 1 P: 26	R: 1 E: 1 K: 0 S: 10	H: 2 LOB: 1 BB: 1 P: 18	R: 0 E: 0 K: 2 S: 10	H: 0 LOB: 0 BB: 0 P: 15	R: 1 E: 0 K: 0 S: 16	H: 3 LOB: 2 BB: 0 P: 22	R: 0 E: 0 K: 0 S: 9	H: 0 LOB: 0 BB: 0 P: 13	R: 1 E: 0 K: 0 S: 9	H: 2 LOB: 1 BB: 0 P: 14	R: 0 E: 0 K: 1 S: 10	H: 0 LOB: 0 BB: 0 P: 14	R: 0 E: 0 K: 2 S: 8	H: 0 LOB: 0 BB: 0 P: 14	R: 0 E: 0 K: 3 S: 9	H: 0 LOB: 0 BB: 0 P: 13	1B: 7 2B: 2 3B: 0 HR: 1	SF: 0 SAC: 2 DP: 1 HBP: 0	WP: 1 PB: 0 SB: 1 CS: 0	PA: 37
<b>PITCHER</b>	IP	WLS	BF	H	R	ER	SO	BB	IBB	HBP	BLK	WP	HR	S	P	ERA	WHIP					
Dave Stewart, R ERA: 6.85	5.1		26	9	5	5	4	2	0	0	0	0	0	64	102	8.44	2.062					
Todd Van Poppel, R ERA: 2.67	3.2	W	11	0	0	0	6	0	0	0	0	0	0	31	47	0.00	0.000					

Oakland Athletics @ Seattle Mariners  
The Kingdome, Seattle, WA  
Wed Jun 28 1995, 10:05 PM EDT  
Att: 15,165 - Dome - 68 F

AB 33  
R 5  
H 9  
RBI 5  
BB 2  
SO 10  
LOB 9

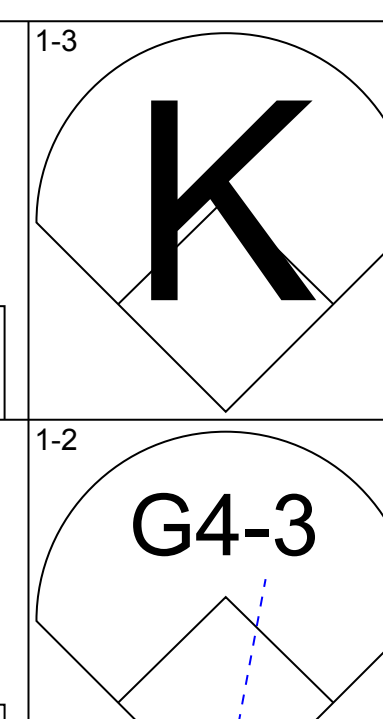
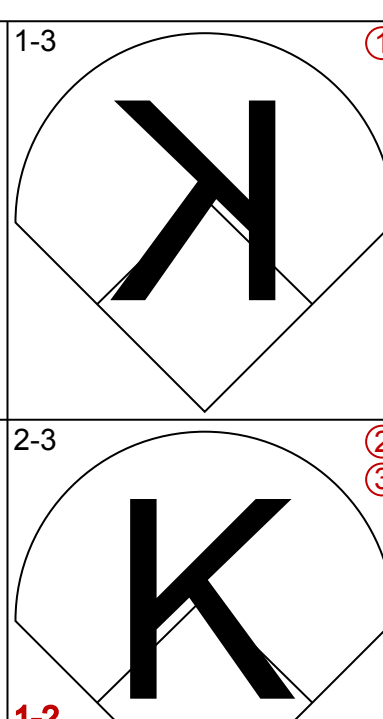
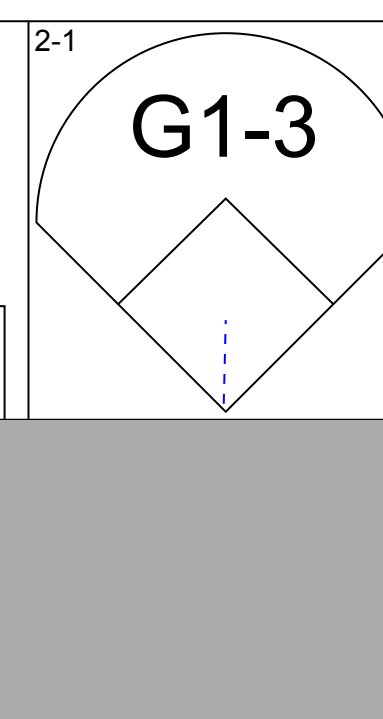
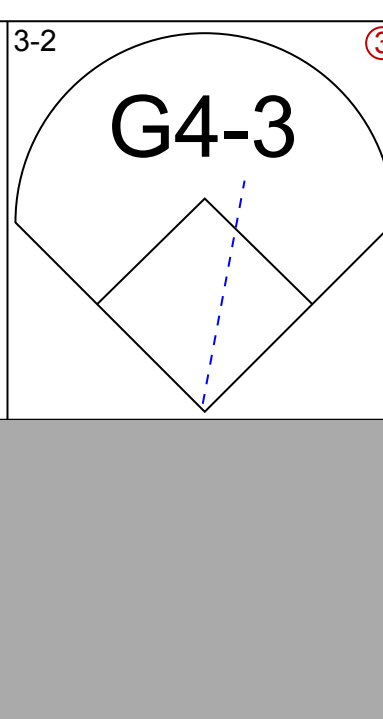
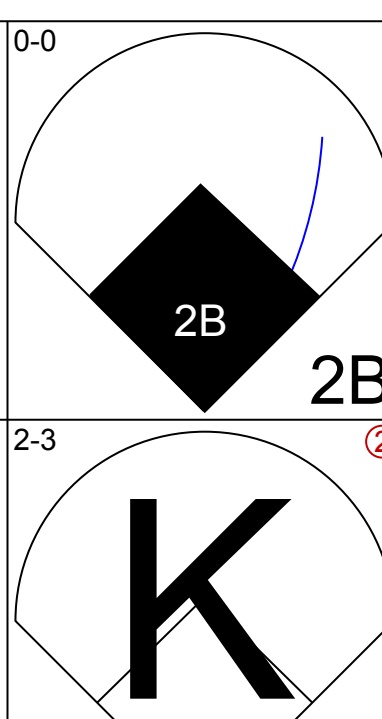
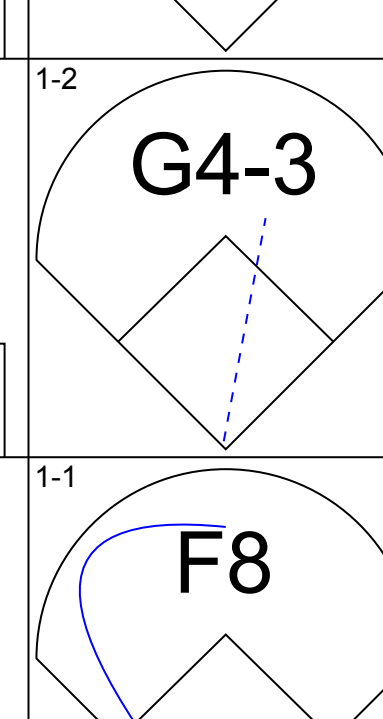
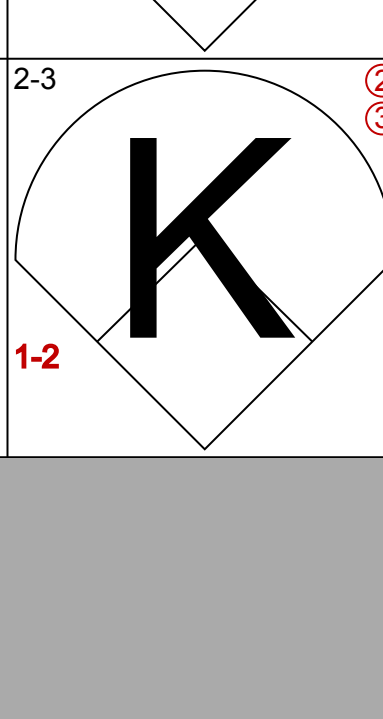
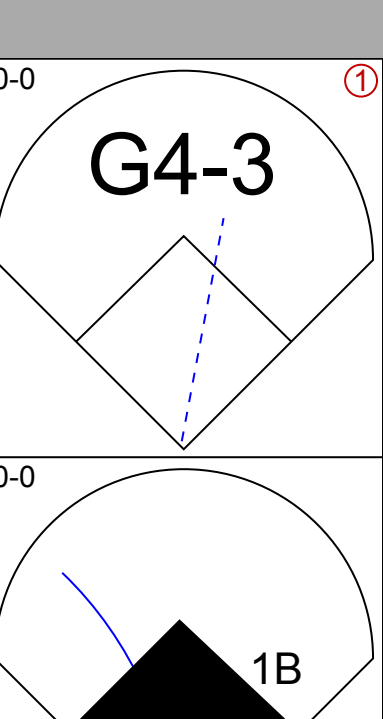
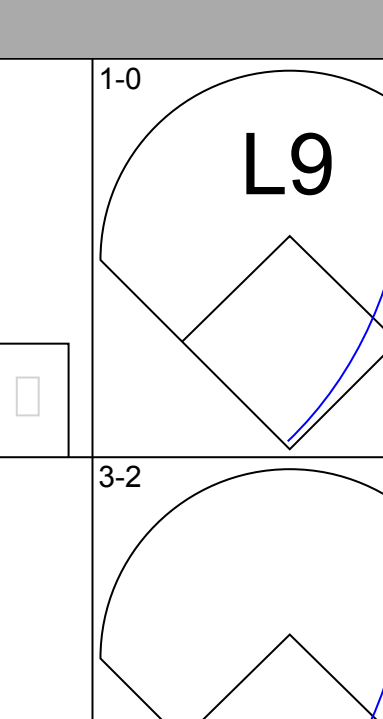
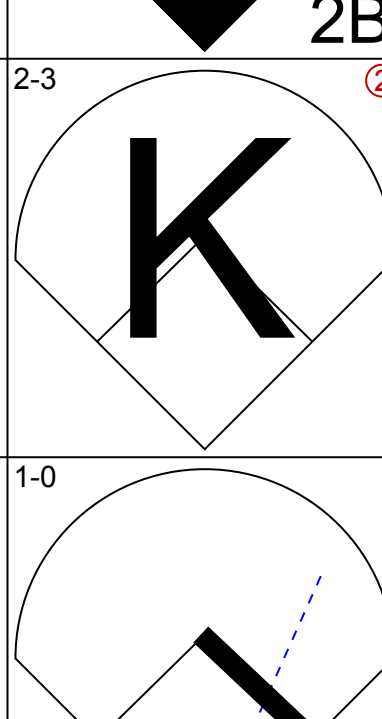
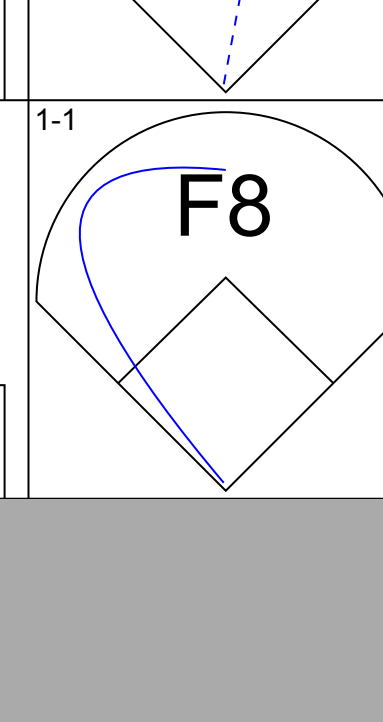
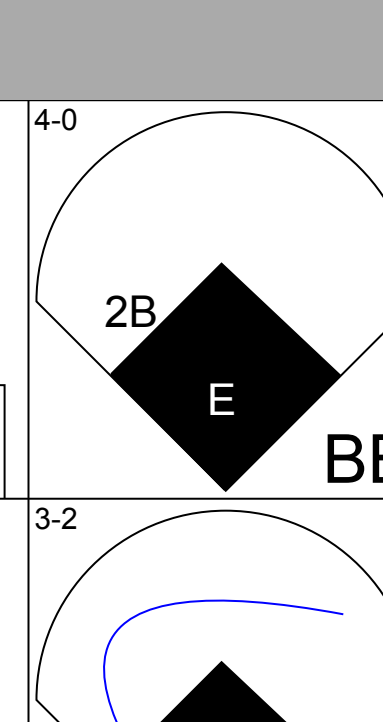
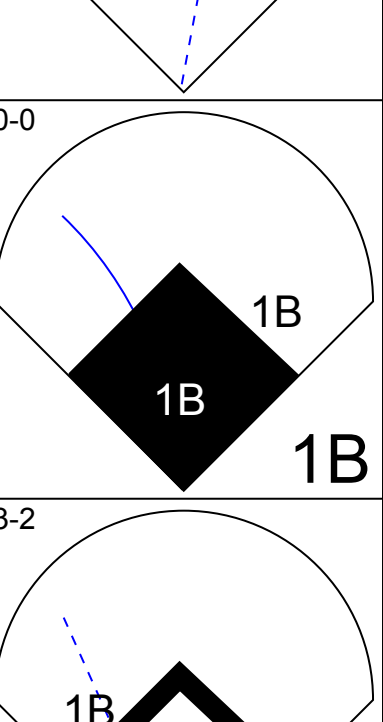
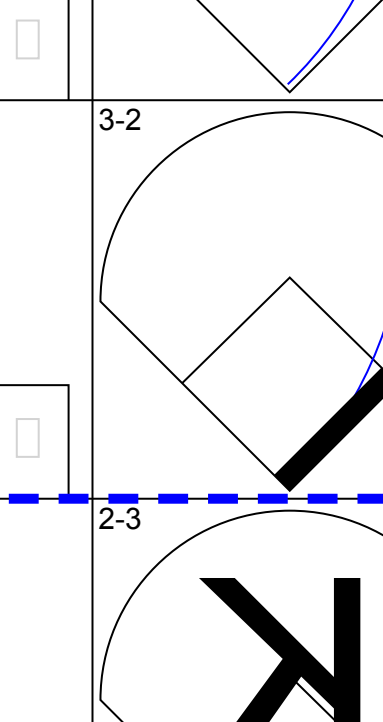
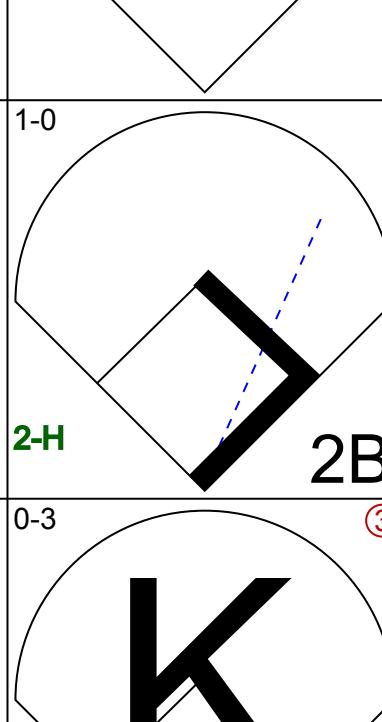
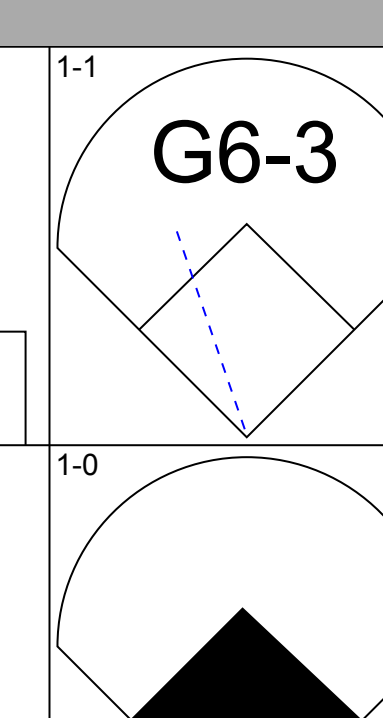
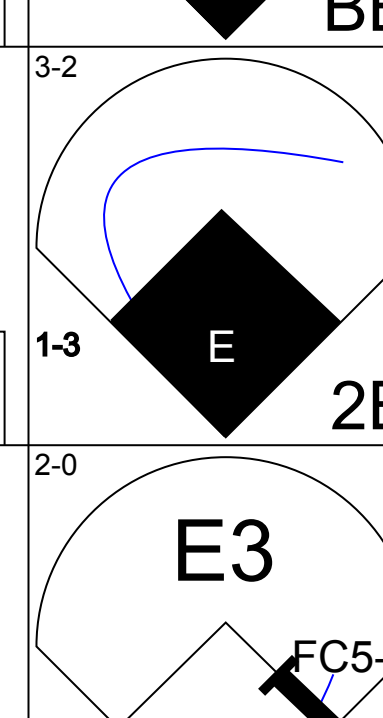
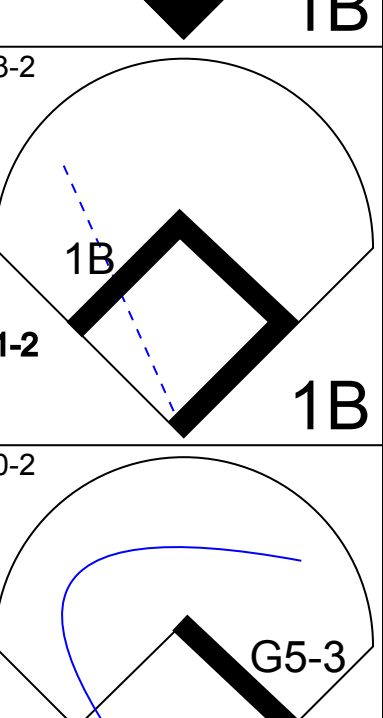
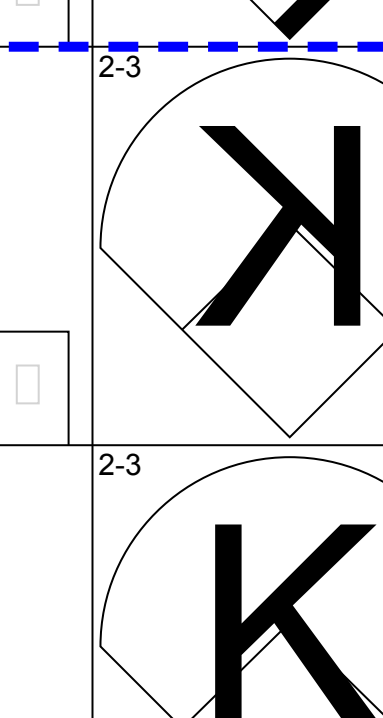

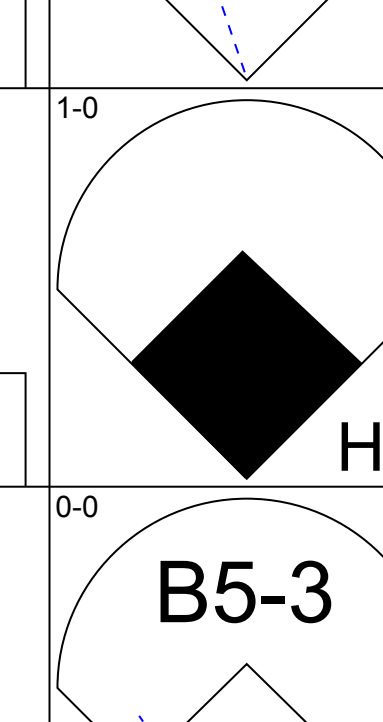
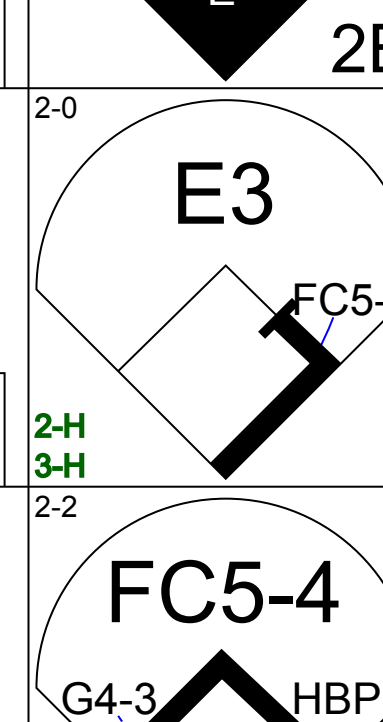
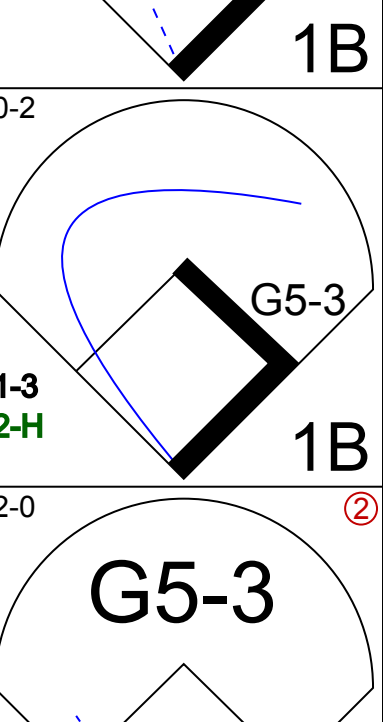
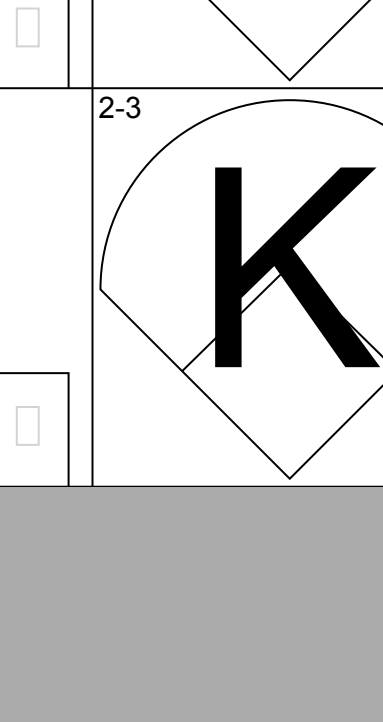
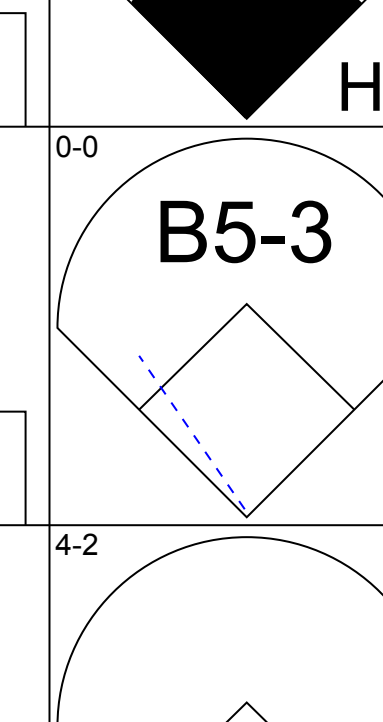
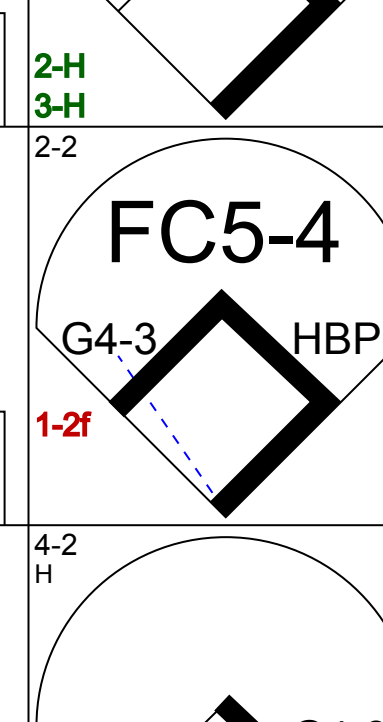
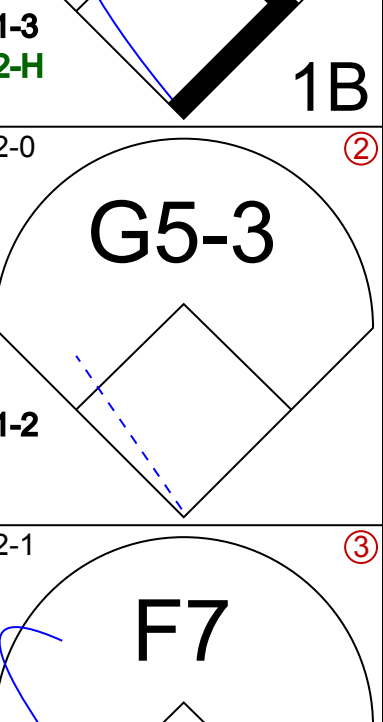
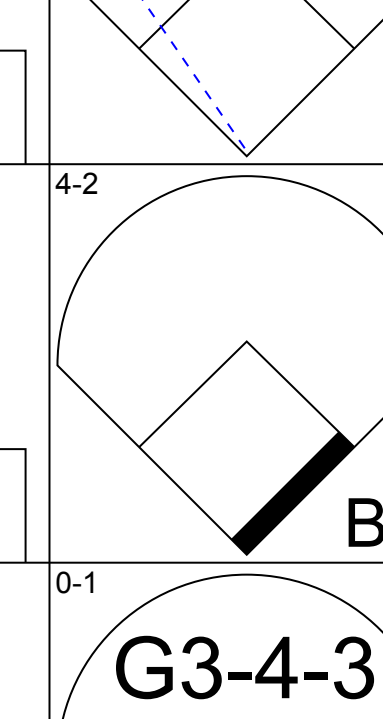
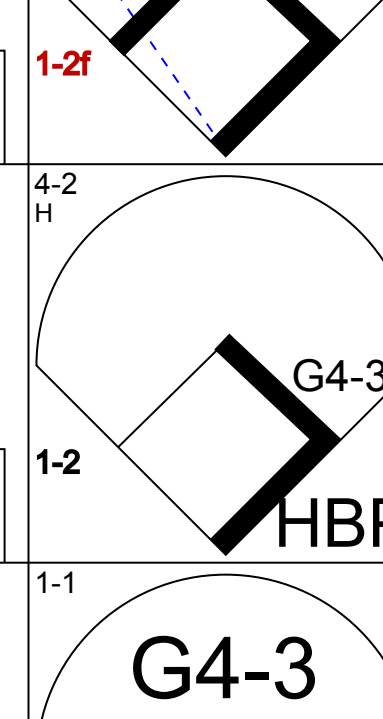
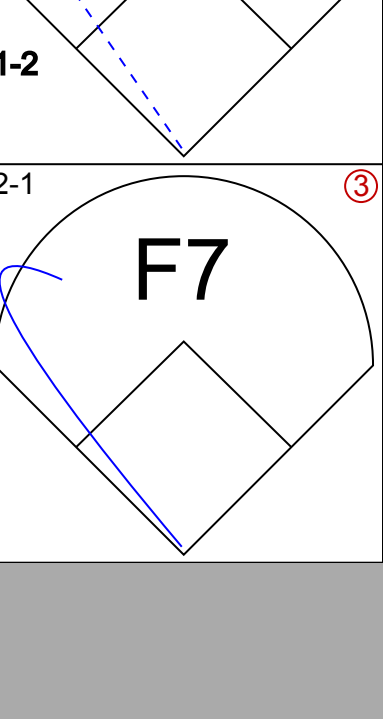
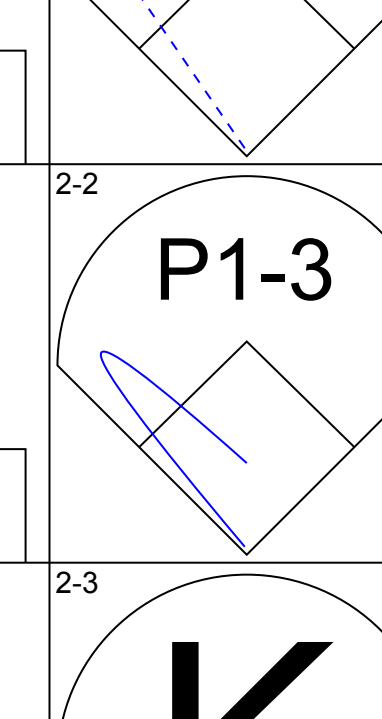
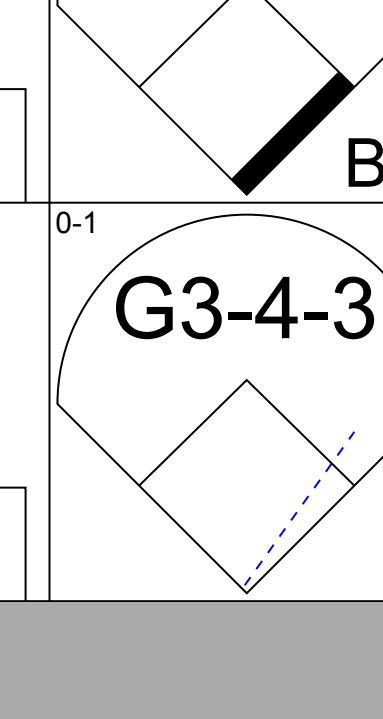
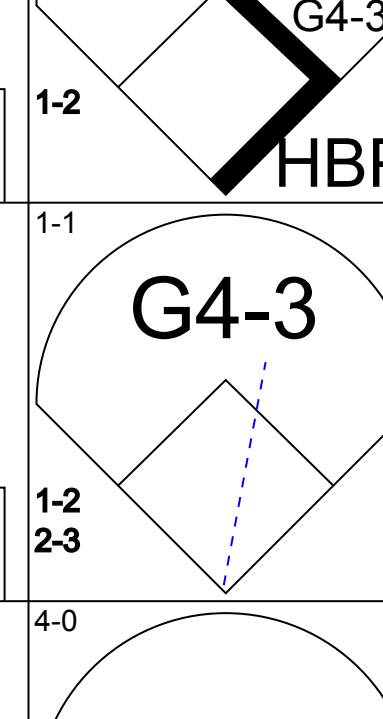
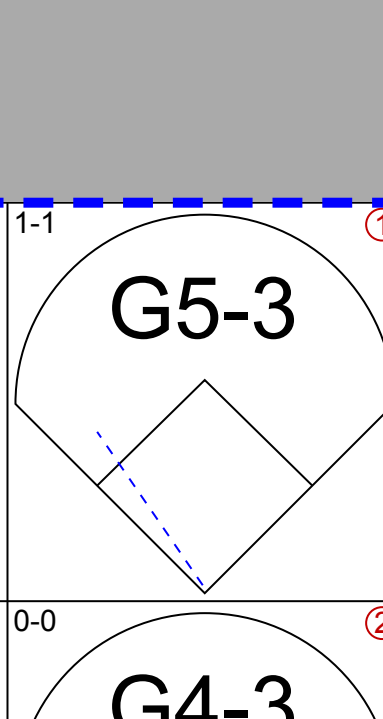
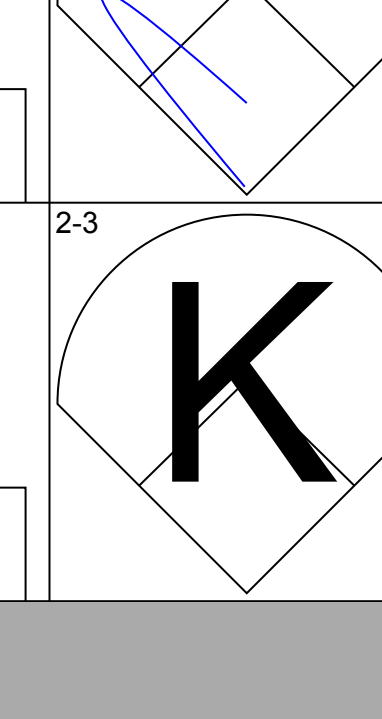
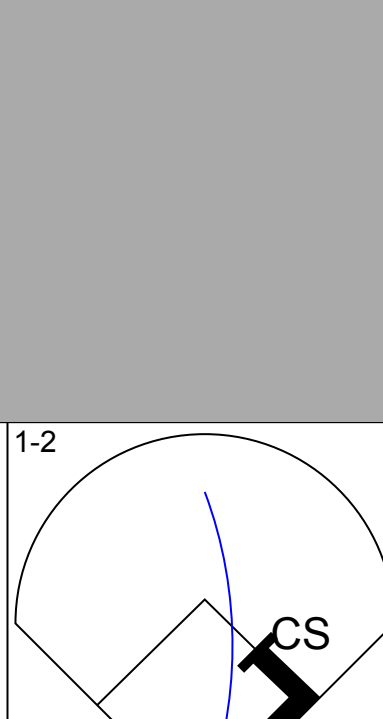
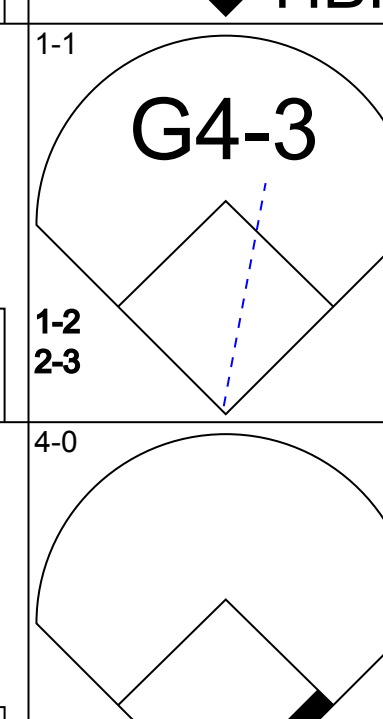
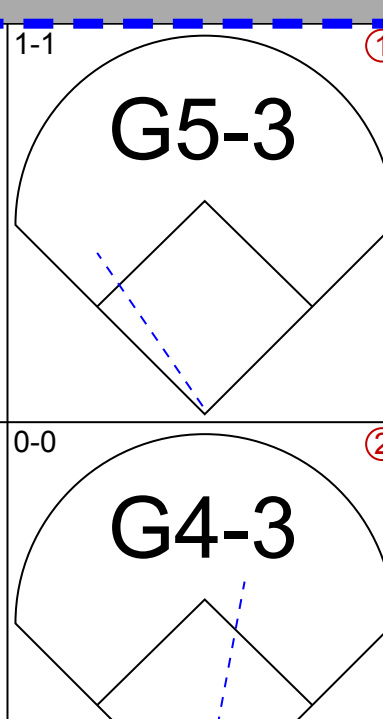
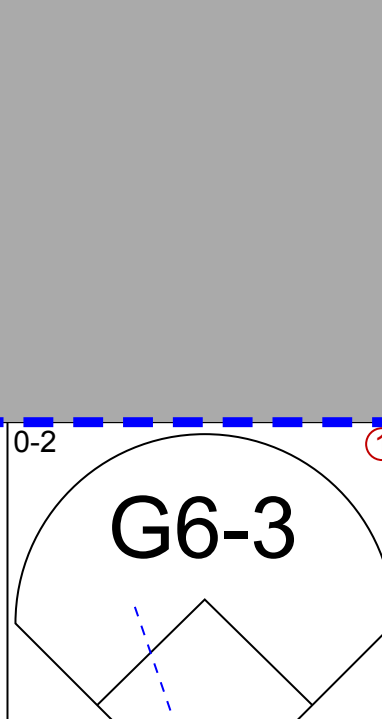


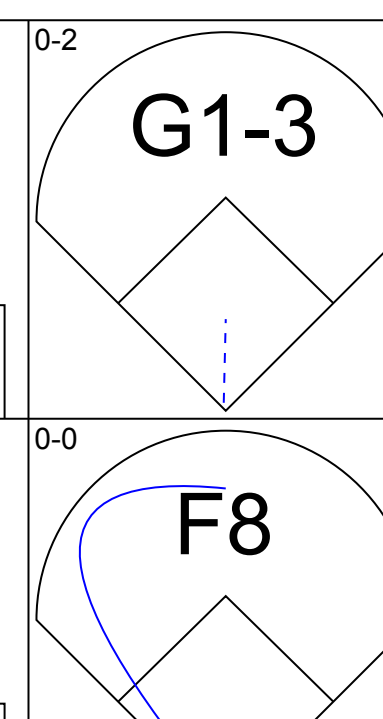
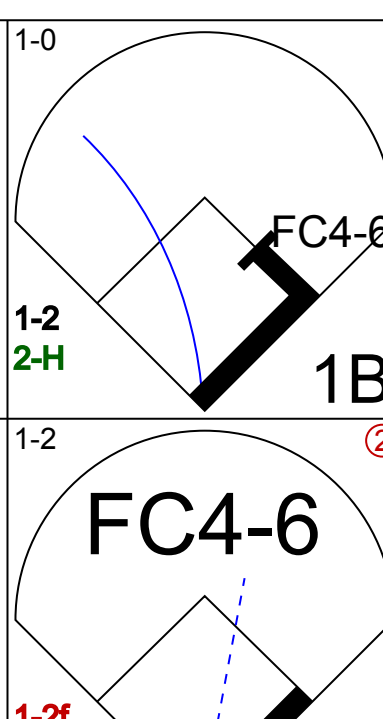
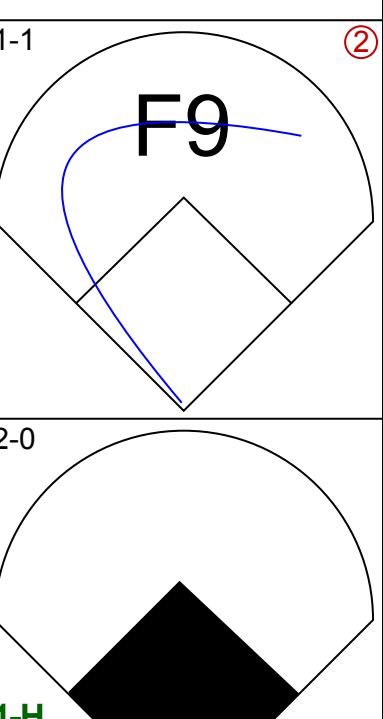
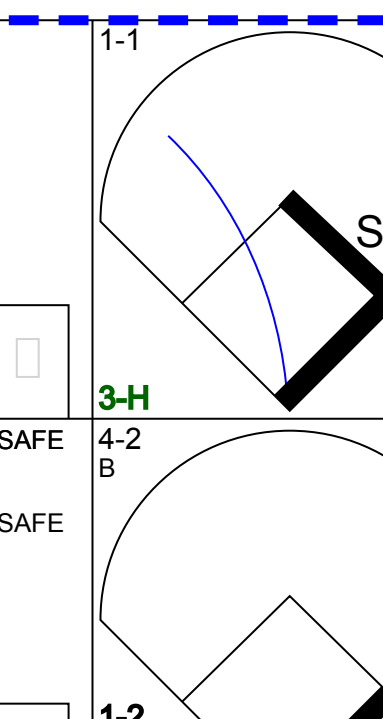
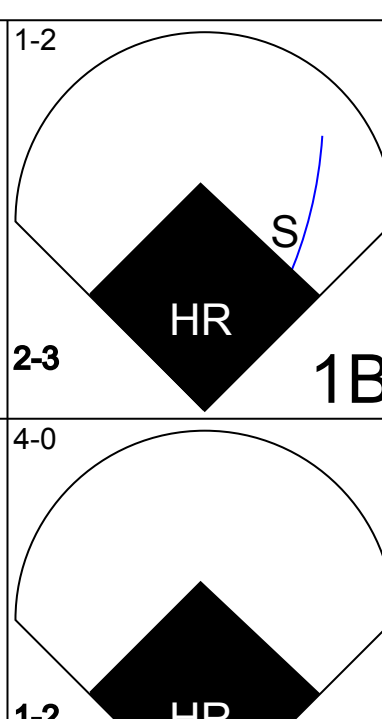
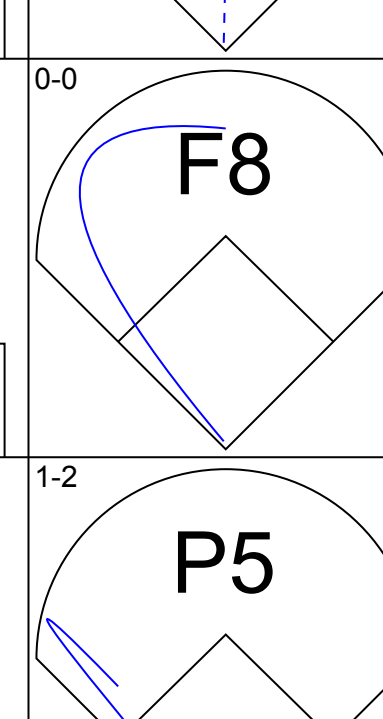
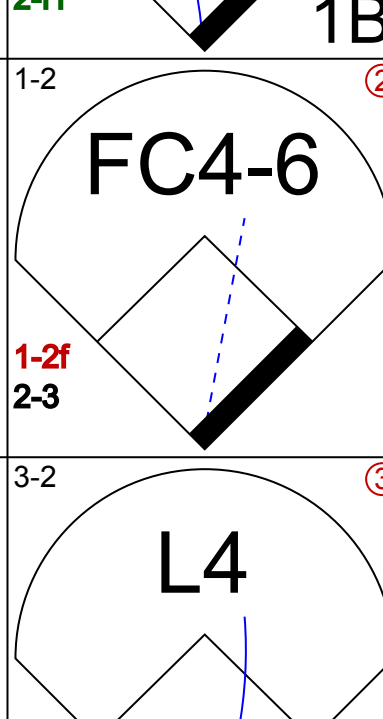
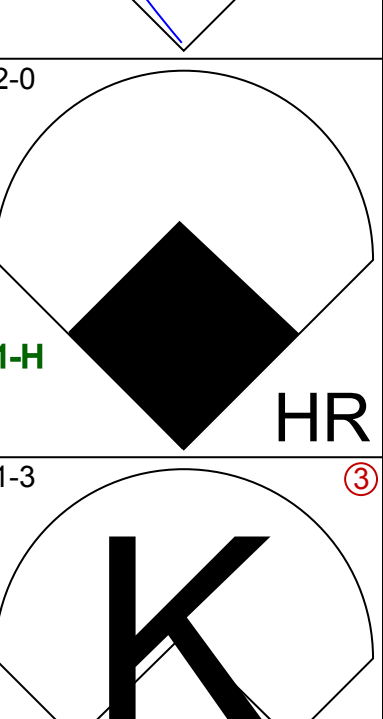
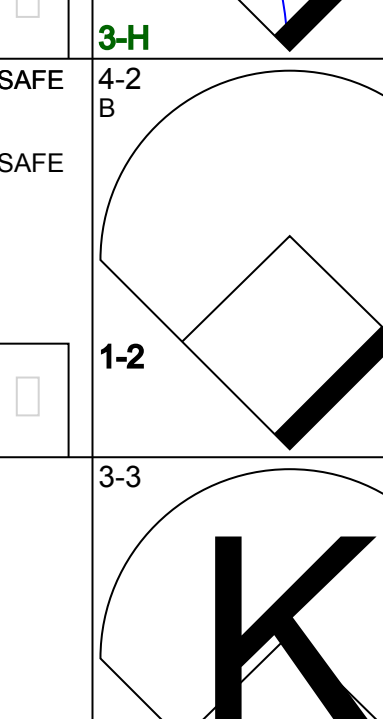
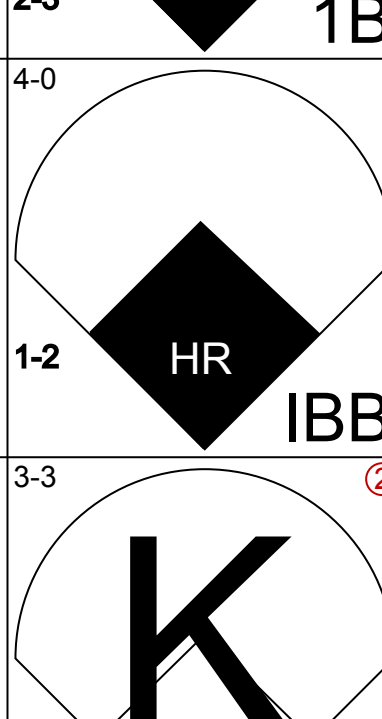
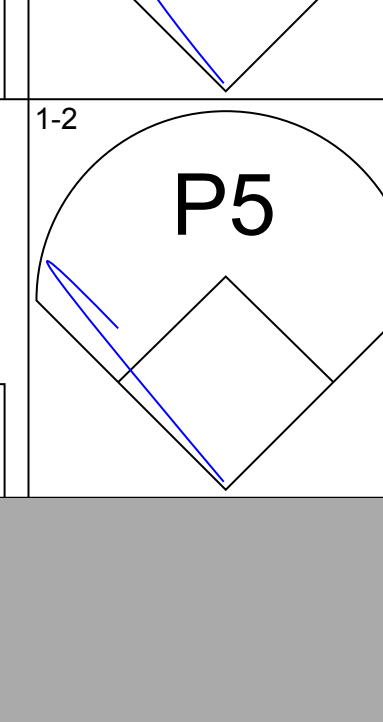
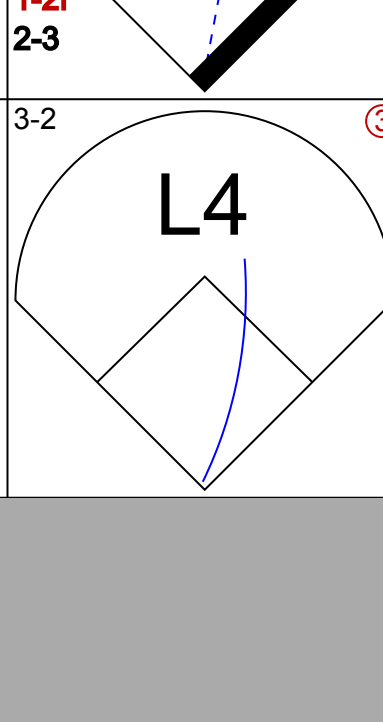

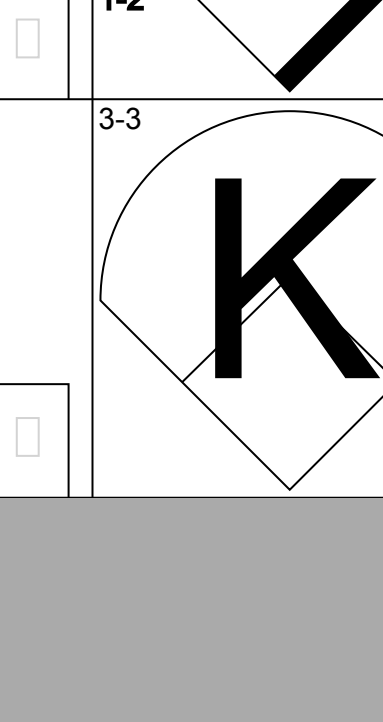
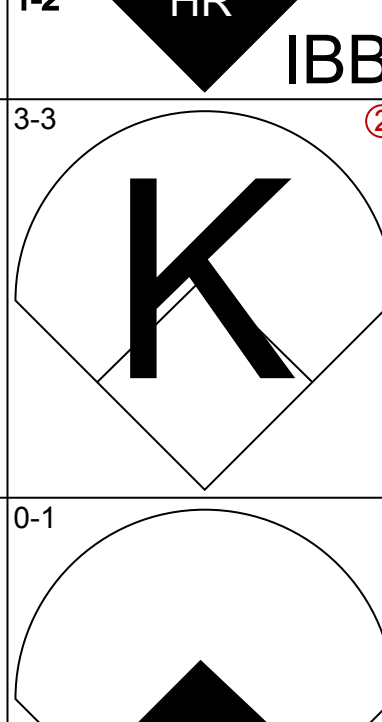
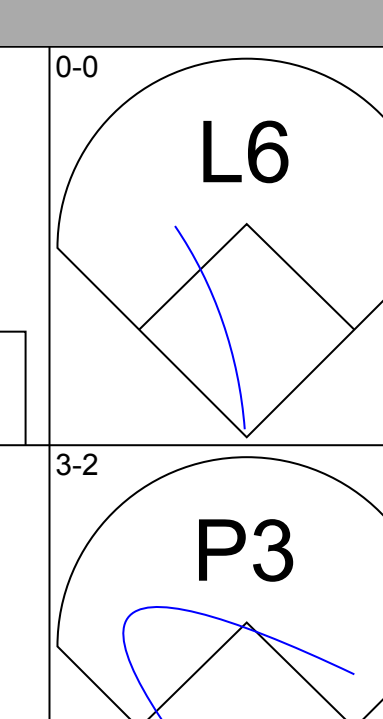
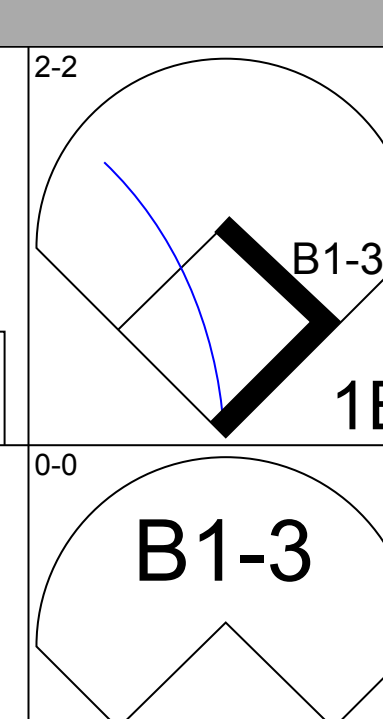
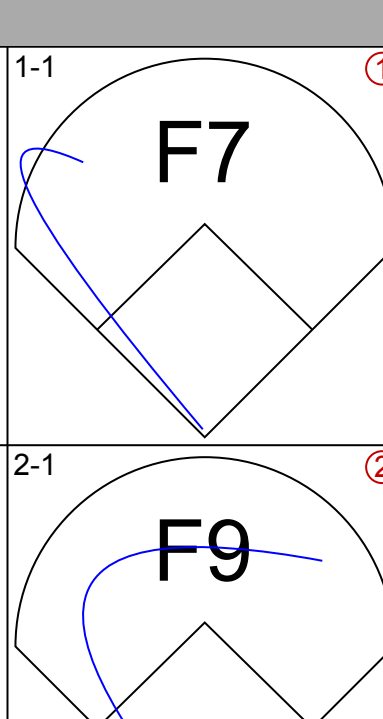
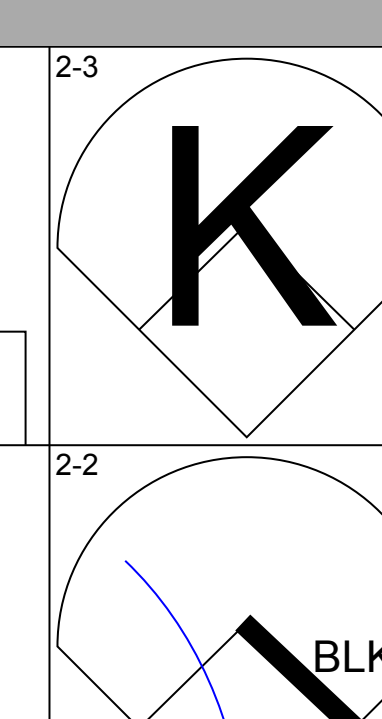
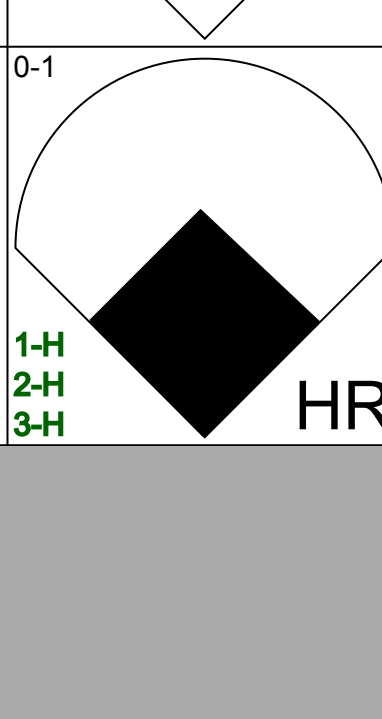
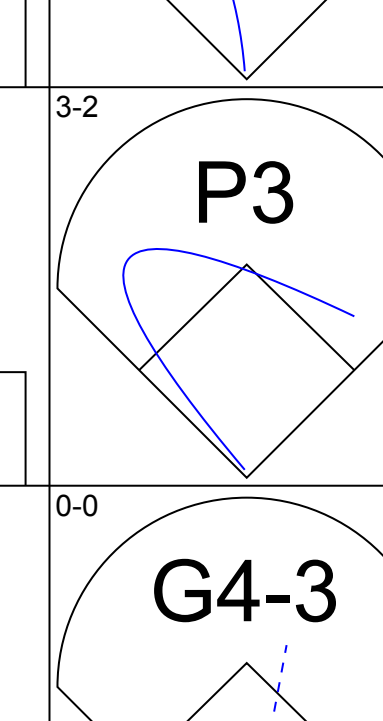
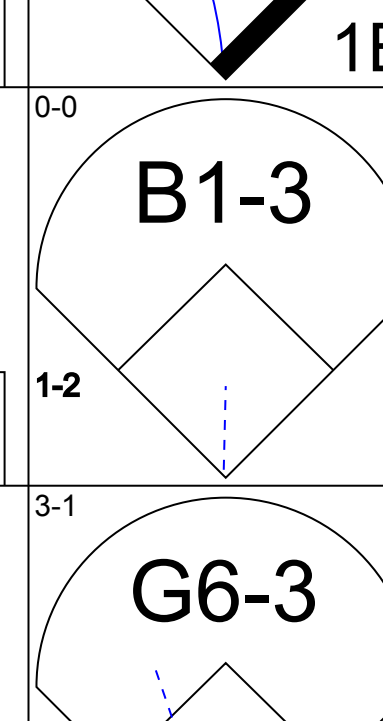
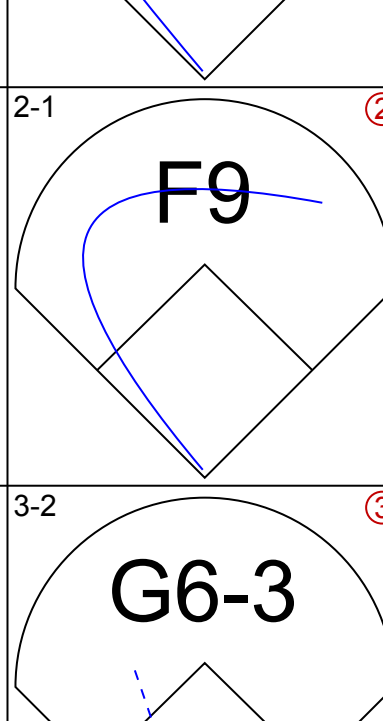
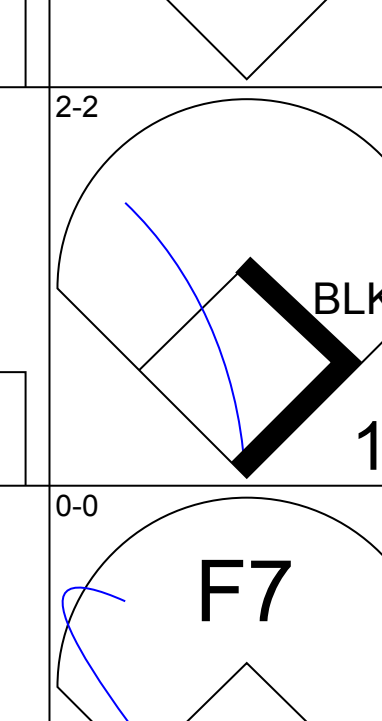
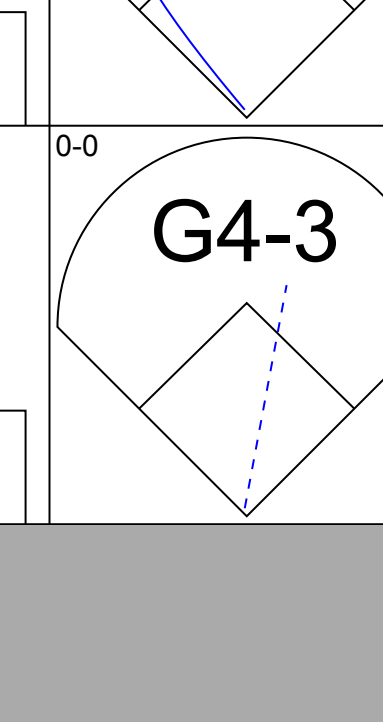
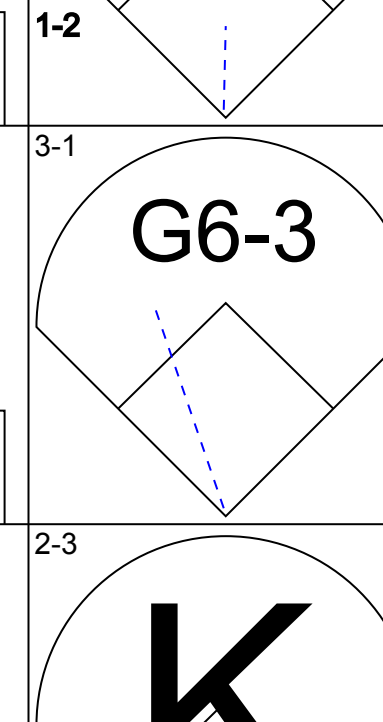
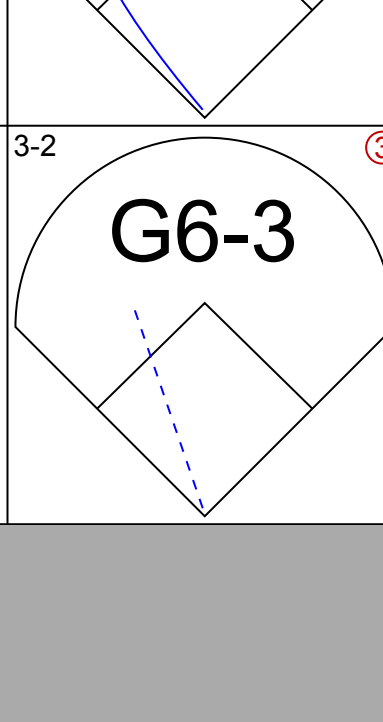
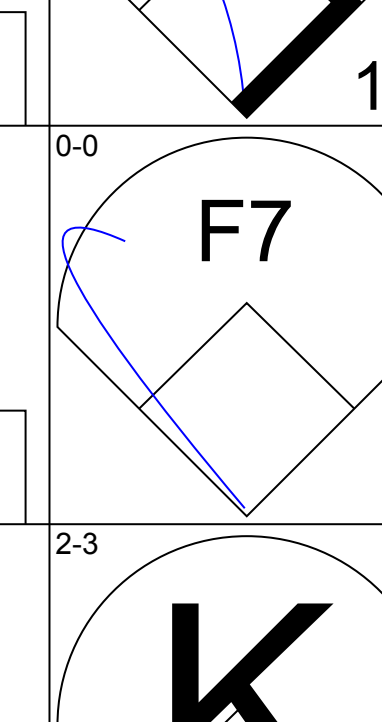
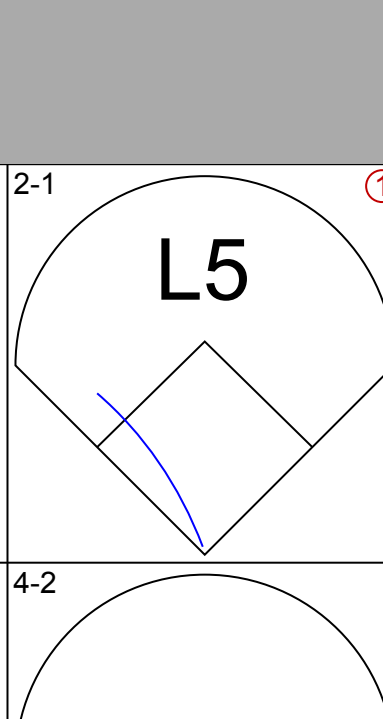
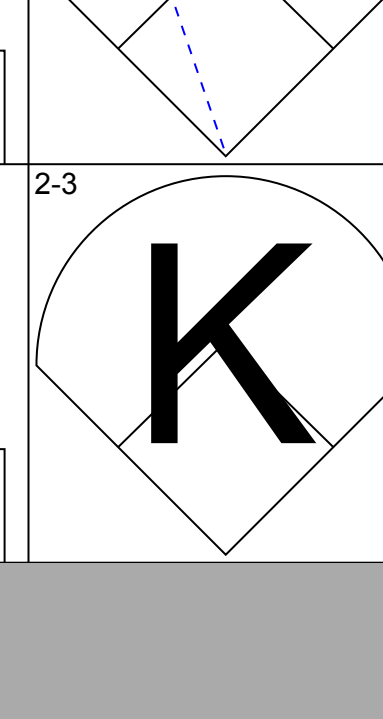
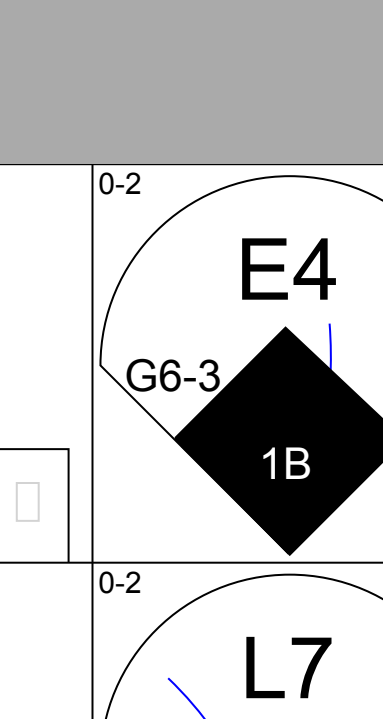
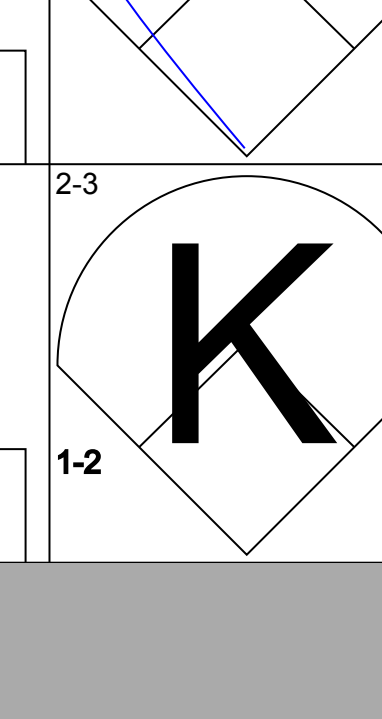
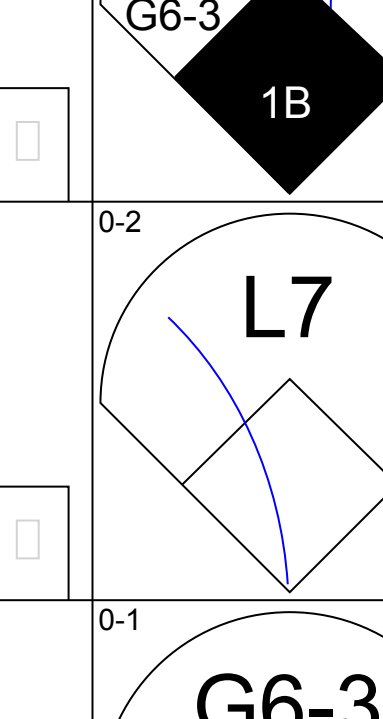
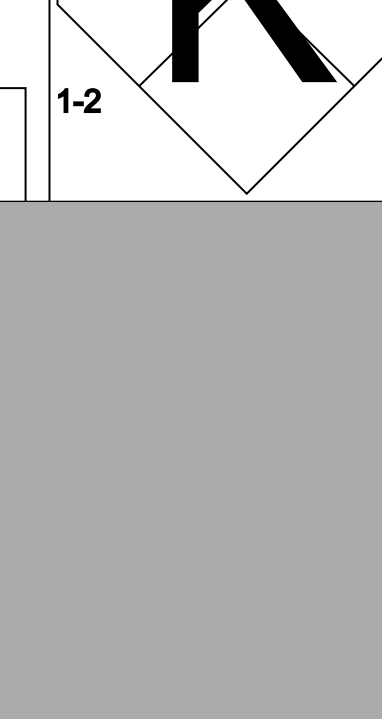
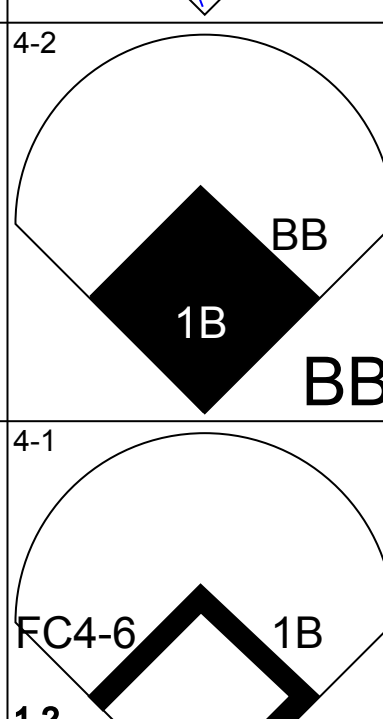
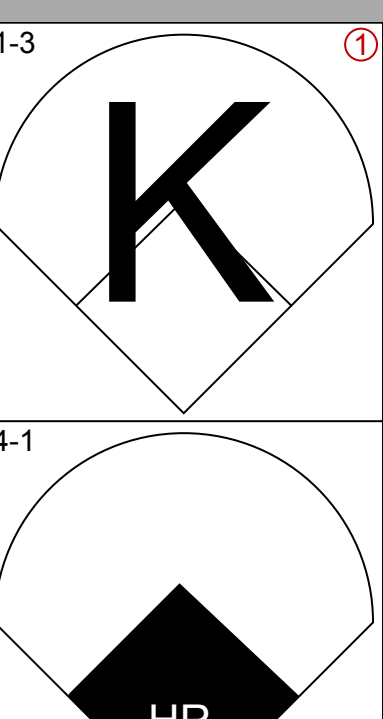
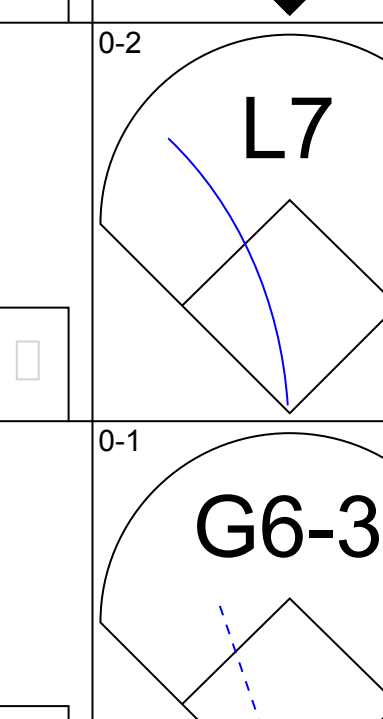
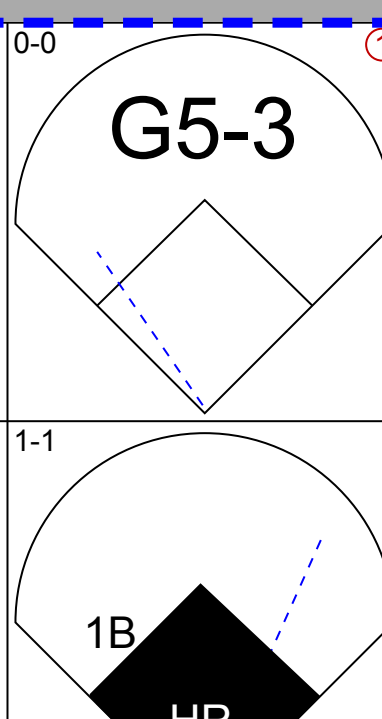
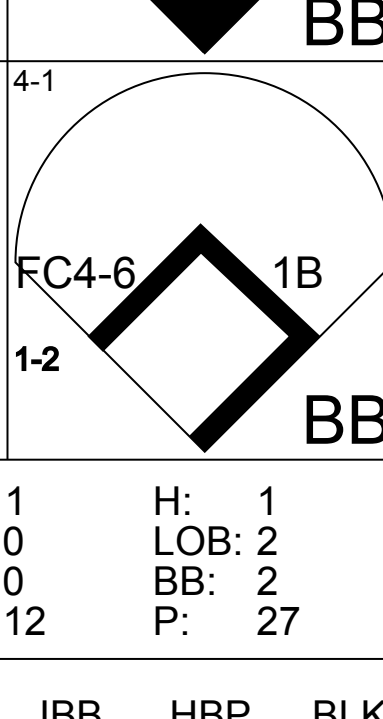
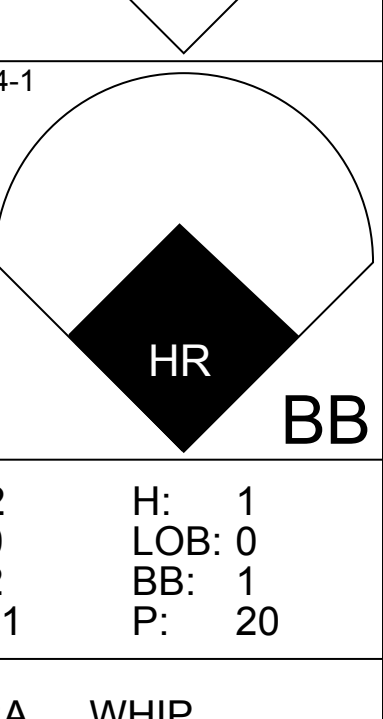
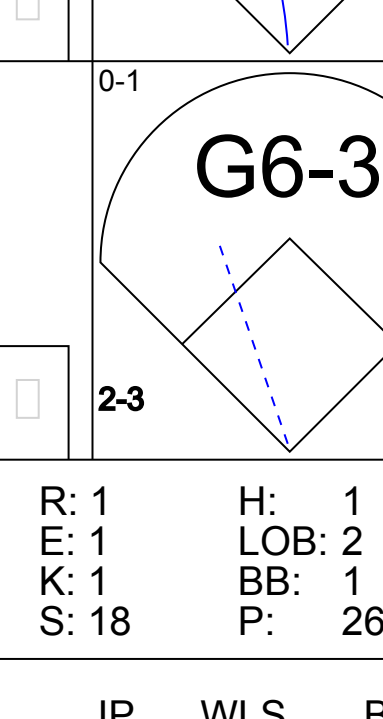
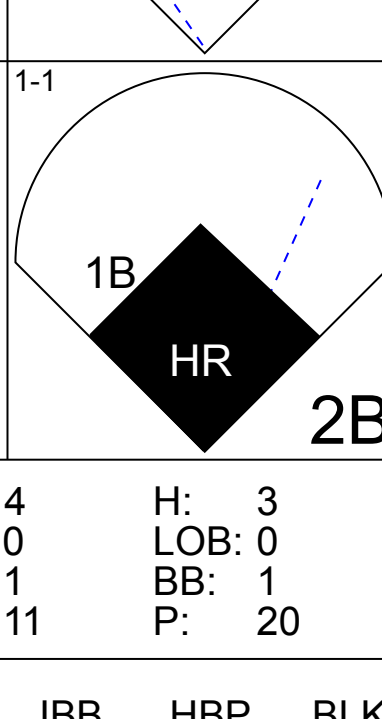


Batter	1	2	3	4	5	6	7	8	9	AB	R	H	RBI	BB	SO	LOB	TOP					
Scott Brosius, R OBP: 0.353, SLG: 0.408 (1, 5)	P3		G5-4-3 2B	G5-4-3 1-2			G5-3			4	1	1	0	0	0	2	Oakland Athletics @ Seattle Mariners The Kingdome, Seattle, WA Thu Jun 29 1995, 6:33 AM EDT Att: 13,701 - Dome - 68 F					
Brent Gates, S OBP: 0.314, SLG: 0.327 (1, 4)	G6-3		2B		F8			L7		4	0	1	1	0	0	0						
Geronimo Berroa, R OBP: 0.360, SLG: 0.436 (1, 10)	G6-3		G6-3		3-2			G1-3		4	0	1	0	0	0	1						
Mark McGwire, R OBP: 0.445, SLG: 0.672 (1, 3)		E4 1B G6-3	K		1-2			P4		4	1	0	0	0	1	2						
Ruben Sierra, S OBP: 0.333, SLG: 0.507 (1, 9)	G4-3 1-3 1B				2-1			F9		3	0	1	0	1	1	0						
Terry Steinbach, R OBP: 0.311, SLG: 0.456 (1, 2)	G6-3		G1-3		4-2			K		3	0	0	1	1	1	3						
Stan Javier, S OBP: 0.318, SLG: 0.337 (1, 8)	G4-3				2-2			G3		4	0	1	0	0	1	2						
Craig Paquette, R OBP: 0.313, SLG: 0.568 (1, 7)					0-3			F9		2	0	0	0	1	1	1						
Mike Bordick, R OBP: 0.340, SLG: 0.333 (1, 6)	FC5-4 1-2				2-2			F8		3	0	1	0	0	0	2						
<b>Inning Stats</b>	R: 0 E: 0 K: 0 S: 8	H: 0 LOB: 0 BB: 0 P: 8	R: 1 E: 1 K: 0 S: 11	H: 1 LOB: 2 BB: 1 P: 20	R: 1 E: 0 K: 1 S: 10	H: 2 LOB: 2 BB: 1 P: 20	R: 0 E: 0 K: 1 S: 14	H: 2 LOB: 1 BB: 0 P: 19	R: 0 E: 0 K: 1 S: 10	H: 0 LOB: 0 BB: 1 P: 18	R: 0 E: 0 K: 0 S: 7	H: 0 LOB: 0 BB: 0 P: 11	R: 0 E: 0 K: 2 S: 5	H: 0 LOB: 0 BB: 0 P: 5	R: 0 E: 0 K: 2 S: 10	H: 0 LOB: 0 BB: 0 P: 12		1B: 4 2B: 3 3B: 0 HR: 0	SF: 0 SAC: 0 DP: 2 HBP: 0	WP: 0 PB: 0 SB: 0 CS: 2	PA: 35	
<b>PITCHER</b>	IP	WLS	BF	H	R	ER	SO	BB	IBB	HBP	BLK	WP	HR	S	P	ERA		WHIP				
Chris Bosio, R ERA: 4.24 (1, 1)	8.0	W	31	6	2	1	3	2	1	0	0	0	0	75	119	1.12		1.000				
Bobby Ayala, R ERA: 3.07 (9, 1)	1.0	S	3	0	0	0	2	0	0	0	0	0	0	10	12	0.00		0.000				

Batter	1	2	3	4	5	6	7	8	9	AB	R	H	RBI	BB	SO	LOB	BOTTOM				
Alex Diaz, S OBP: 0.287, SLG: 0.338 (1, 8)	P3		G3-1		FC4-6 1-2					4	0	0	0	0	1	3	Oakland Athletics @ Seattle Mariners The Kingdome, Seattle, WA Thu Jun 29 1995, 6:33 AM EDT Att: 13,701 - Dome - 68 F				
Joey Cora, S OBP: 0.333, SLG: 0.341 (1, 4)	K				G1-3			G4-3		3	1	0	0	0	1	0					
Edgar Martinez, R OBP: 0.476, SLG: 0.668 (1, 10)					3-2			F9		4	0	2	0	0	1	1					
Jay Buhner, R OBP: 0.320, SLG: 0.535 (1, 9)	K2-3				1-1			G6-3		3	0	0	0	1	1	3					
Tino Martinez, L OBP: 0.378, SLG: 0.572 (8, PR) Rich Amaral, R OBP: 0.342, SLG: 0.414 (9, 7)					3-1			G6-3		3	0	1	0	1	0	2					
Marc Newfield, R OBP: 0.225, SLG: 0.329 (8, PH) Doug Strange, S OBP: 0.349, SLG: 0.405 (9, 5)					1-2			F8		0	1	0	0	0	0	0					
Marc Newfield, R OBP: 0.225, SLG: 0.329 (8, PH) Doug Strange, S OBP: 0.349, SLG: 0.405 (9, 5)					2-2			G6-3		3	0	0	0	0	0	1					
Marc Newfield, R OBP: 0.225, SLG: 0.329 (8, PH) Doug Strange, S OBP: 0.349, SLG: 0.405 (9, 5)					1-2			G5-3		1	1	1	1	0	0	0					
Mike Blowers, R OBP: 0.286, SLG: 0.364 (9, 3)					0-0			P4		3	1	1	3	1	0	0					
Dan Wilson, R OBP: 0.329, SLG: 0.368 (1, 2)					0-1			L4		4	1	1	0	0	1	2					
Luis Sojo, R OBP: 0.311, SLG: 0.393 (1, 6)					1-1			G6-3		2	0	1	1	1	0	0					
<b>Inning Stats</b>	R: 0 E: 0 K: 2 S: 10	H: 1 LOB: 1 BB: 0 P: 16	R: 0 E: 0 K: 0 S: 7	H: 1 LOB: 0 BB: 0 P: 10	R: 0 E: 0 K: 0 S: 6	H: 0 LOB: 0 BB: 0 P: 9	R: 0 E: 0 K: 0 S: 8	H: 1 LOB: 1 BB: 0 P: 15	R: 0 E: 0 K: 1 S: 11	H: 0 LOB: 2 BB: 2 P: 21	R: 0 E: 0 K: 0 S: 7	H: 0 LOB: 1 BB: 1 P: 16	R: 1 E: 0 K: 1 S: 13	H: 2 LOB: 1 BB: 0 P: 20	R: 4 E: 0 K: 1 S: 17	H: 2 LOB: 1 BB: 1 P: 27	1B: 3 2B: 3 3B: 0 HR: 1	SF: 0 SAC: 0 DP: 1 HBP: 1	WP: 0 PB: 0 SB: 0 CS: 0	PA: 35	
<b>PITCHER</b>	IP	WLS	BF	H	R	ER	SO	BB	IBB	HBP	BLK	WP	HR	S	P	ERA	WHIP				
Ron Darling, R ERA: 5.98 (7, 1)	6.2	L	26	4	1	1	3	3	0	0	0	0	1	22	35	27.00	2.250				
Mark Acree, R ERA: 5.33 (7, 1)	1.1	L	9	3	4	4	2	0	1	1	0	0	1	22	35	27.00	2.250				




Batter	1	2	3	4	5	6	7	8	9	AB R H RBI BB SO LOB	TOP									
<b>Spike Owen, S</b> OBP: 0.301, SLG: 0.325 (1, 5)										5 1 1 0 0 2 4	<b>California Angels @ Oakland Athletics</b> Oakland-Alameda County Coliseum, Oakland, CA Fri Jun 30 1995, 7:05 PM PDT Att: 12,111 - Unknown - 64 F									
<b>Jim Edmonds, L</b> OBP: 0.391, SLG: 0.502 (1, 8)										5 0 0 0 0 2 2										
<b>Greg Myers, L</b> OBP: 0.345, SLG: 0.443 (1, 10)										4 2 3 1 1 0 0										
<b>Tim Salmon, R</b> OBP: 0.432, SLG: 0.571 (1, 9)										5 1 2 0 0 2 2										
<b>J.T. Snow, L</b> OBP: 0.355, SLG: 0.474 (1, 3)										4 1 2 2 0 1 1										
<b>Rex Hudler, R</b> OBP: 0.259, SLG: 0.385 (1, 7)										4 0 0 0 0 0 3										
<b>Damion Easley, R</b> OBP: 0.279, SLG: 0.292 (1, 4)										2 0 0 0 1 0 2										
<b>Jorge Fabregas, L</b> OBP: 0.323, SLG: 0.389 (1, 2)										4 0 0 0 0 1 3										
<b>Gary Disarcina, R</b> OBP: 0.372, SLG: 0.495 (1, 6)										3 0 1 0 1 0 0										
<b>Inning Stats</b>	R: 0 E: 0 K: 1 S: 8	H: 0 LOB: 0 BB: 0 P: 11	R: 1 E: 0 K: 0 S: 9	H: 1 LOB: 1 BB: 1 P: 15	R: 0 E: 0 K: 2 S: 9	H: 1 LOB: 0 BB: 0 P: 13	R: 2 E: 1 K: 0 S: 16	H: 1 LOB: 3 BB: 2 P: 37	R: 1 E: 0 K: 0 S: 12	H: 3 LOB: 2 BB: 0 P: 19		R: 0 E: 0 K: 2 S: 10	H: 1 LOB: 1 BB: 0 P: 18	R: 0 E: 0 K: 1 S: 8	H: 0 LOB: 0 BB: 0 P: 12	R: 1 E: 0 K: 2 S: 11	H: 2 LOB: 1 BB: 0 P: 14	1B: 5 2B: 3 3B: 0 HR: 1	SF: 0 SAC: 0 DP: 0 HBP: 1	WP: 0 PB: 0 SB: 0 CS: 1
<b>PITCHER</b>	IP WLS BF H R ER SO BB IBB HBP BLK WP HR S P ERA WHIP											IP WLS BF H R ER SO BB IBB HBP BLK WP HR S P ERA WHIP								
<b>Steve Ontiveros, R</b> ERA: 2.65 (1, 1)	5.0 25 6 4 2 3 3 0 1 0 0 1 54 95 3.60 1.800																			
<b>Dave Leiper, L</b> ERA: 2.95 (6, 1)	1.1 5 1 0 0 0 0 0 0 0 0 0 10 18 0.00 0.750																			
<b>Todd Van Poppel, R</b> ERA: 2.55 (7, 1)	1.2 5 0 0 0 3 0 0 0 0 0 0 14 22 0.00 0.000																			
<b>Dennis Eckersley, R</b> ERA: 3.12 (9, 1)	1.0 W 5 2 1 1 2 0 0 0 0 0 0 11 14 9.00 2.000																			

Batter	1	2	3	4	5	6	7	8	9	AB R H RBI BB SO LOB	BOTTOM											
<b>Rickey Henderson, R</b> OBP: 0.383, SLG: 0.401 (1, 7)										5 1 3 2 0 0 1	<b>California Angels @ Oakland Athletics</b> Oakland-Alameda County Coliseum, Oakland, CA Fri Jun 30 1995, 7:05 PM PDT Att: 12,111 - Unknown - 64 F											
<b>Geronimo Berroa, R</b> OBP: 0.365, SLG: 0.448 (1, 10)										3 2 1 2 2 0 2												
<b>Ruben Sierra, S</b> OBP: 0.327, SLG: 0.496 (1, 9)										5 0 0 0 0 3 7												
<b>Mark McGwire, R</b> OBP: 0.444, SLG: 0.681 (1, 3)										5 1 2 4 0 1 0												
<b>Terry Steinbach, R</b> OBP: 0.310, SLG: 0.452 (1, 2)										4 0 1 0 0 0 1												
<b>Brent Gates, S</b> OBP: 0.308, SLG: 0.320 (1, 4)										4 0 0 0 0 0 2												
<b>Scott Brosius, R</b> OBP: 0.348, SLG: 0.401 (1, 5)										3 1 0 0 0 1 1												
<b>Mike Aldrete, L</b> OBP: 0.321, SLG: 0.383 (6, PH)										1 0 0 0 0 1 1												
<b>Craig Paquette, R</b> OBP: 0.313, SLG: 0.568 (9, 5)										0 0 0 0 0 0 0												
<b>Stan Javier, S</b> OBP: 0.317, SLG: 0.332 (1, 8)										3 1 0 0 1 1 1												
<b>Mike Bordick, R</b> OBP: 0.349, SLG: 0.342 (1, 6)										2 2 1 0 2 0 1												
<b>Inning Stats</b>	R: 0 E: 0 K: 0 S: 8	H: 0 LOB: 0 BB: 0 P: 9	R: 0 E: 0 K: 0 S: 5	H: 0 LOB: 0 BB: 0 P: 8	R: 1 E: 0 K: 0 S: 12	H: 1 LOB: 2 BB: 2 P: 27	R: 0 E: 0 K: 1 S: 10	H: 1 LOB: 1 BB: 0 P: 17	R: 2 E: 0 K: 2 S: 11	H: 1 LOB: 0 BB: 1 P: 20	R: 0 E: 0 K: 0 S: 9	H: 0 LOB: 0 BB: 0 P: 15	R: 1 E: 1 K: 1 S: 18	H: 1 LOB: 2 BB: 1 P: 26	R: 0 E: 0 K: 2 S: 12	H: 1 LOB: 1 BB: 0 P: 18	R: 4 E: 0 K: 1 S: 11	H: 3 LOB: 0 BB: 1 P: 20	1B: 5 2B: 1 3B: 0 HR: 2	SF: 0 SAC: 0 DP: 0 HBP: 0	WP: 0 PB: 0 SB: 2 CS: 0	PA: 40
<b>PITCHER</b>	IP WLS BF H R ER SO BB IBB HBP BLK WP HR S P ERA WHIP											IP WLS BF H R ER SO BB IBB HBP BLK WP HR S P ERA WHIP										
<b>Shawn Boskie, R</b> ERA: 4.42 (1, 1)	6.2 27 3 4 3 3 3 0 0 0 0 0 63 104 4.05 0.900																					
<b>Troy Percival, R</b> ERA: 2.51 (7, 1)	1.1 7 2 0 0 3 1 0 0 1 0 0 22 36 0.00 2.250																					
<b>Lee Smith, R</b> ERA: 3.1 (9, 1)	0.2 L 6 3 4 4 1 0 1 0 0 0 1 11 20 54.00 4.500																					



Batter	1	2	3	4	5	6	7	8	9	AB	R	H	RBI	BB	SO	LOB	TOP										
<b>Spike Owen, S</b> OBP: 0.307, SLG: 0.320 (1, 4)	G4-3		BB				G4-3			2	0	0	0	2	0	0	<b>California Angels @ Oakland Athletics</b> Oakland-Alameda County Coliseum, Oakland, CA Sat Jul 01 1995, 3:33 AM PDT Att: 20,070 - Sunny - 65 F										
<b>Jim Edmonds, L</b> OBP: 0.363, SLG: 0.498 (1, 8)	K							G6-3		2	0	0	0	2	1	0											
<b>Greg Myers, L</b> OBP: 0.345, SLG: 0.440 <b>Andy Allanson, R</b> OBP: 0.280, SLG: 0.400 (6, PH) (8, 2)			G4-3				G6-3		G5-3	3	0	1	0	0	0	4											
<b>Tim Salmon, R</b> OBP: 0.429, SLG: 0.565 (1, 9)	K							G5-3		4	0	1	0	0	1	1											
<b>J.T. Snow, L</b> OBP: 0.357, SLG: 0.487 (1, 3)										4	1	2	1	0	2	1											
<b>16 Garret Anderson, L</b> OBP: 0.336, SLG: 0.467 (1, 10)										4	0	0	0	0	1	2											
<b>Carlos Martinez, R</b> OBP: 0.296, SLG: 0.246 <b>Orlando Palmeiro, L</b> OBP: 1.000, SLG: 1.000 (9, PH)										3	0	0	0	0	0	1											
<b>Rex Hudler, R</b> OBP: 0.250, SLG: 0.370 <b>Tony Phillips, S</b> OBP: 0.375, SLG: 0.464 (9, PH)										3	0	0	0	0	2	0											
<b>Gary Disarcina, R</b> OBP: 0.366, SLG: 0.486 (1, 6)										4	0	0	0	0	2	2											
<b>Inning Stats</b>	R: 0 H: 1 E: 0 K: 2 S: 12	H: 1 LOB: 1 BB: 0 P: 23	R: 0 H: 0 E: 0 K: 1 S: 11	LOB: 0 BB: 0 P: 16	R: 0 H: 0 E: 0 K: 1 S: 10	H: 0 LOB: 2 BB: 2 P: 22	R: 1 H: 1 E: 0 K: 0 S: 8	H: 1 LOB: 0 BB: 0 P: 11	R: 0 H: 0 E: 0 K: 1 S: 12	H: 0 LOB: 2 BB: 2 P: 28	R: 0 H: 1 E: 0 K: 2 S: 13	H: 1 LOB: 1 BB: 0 P: 16	R: 0 H: 0 E: 0 K: 0 S: 10	H: 0 LOB: 0 BB: 0 P: 15	R: 0 H: 0 E: 0 K: 0 S: 5	H: 2 LOB: 2 BB: 0 P: 9		R: 0 H: 2 E: 0 K: 0 S: 10	H: 2 LOB: 2 BB: 0 P: 13	1B: 4 2B: 0 3B: 0 HR: 1	SF: 0 SAC: 0 DP: 0 HBP: 0	WP: 0 PB: 0 SB: 0 CS: 0	PA: 36				
<b>PITCHER</b>	IP	WLS	BF	H	R	ER	SO	BB	IBB	HBP	BLK	WP	HR	S	P	ERA	WHIP										
<b>Todd Stottlemyre, R</b> ERA: 3.74 (1, 1)	7.0	W	28	3	1	1	7	4	0	0	0	0	1	76	131	1.29	1.000										
<b>Rick Honeycutt, L</b> ERA: 3.54 (8, 1)	1.1		5	1	0	0	0	0	0	0	0	0	0	9	15	0.00	0.750										
<b>Carlos Reyes, R</b> ERA: 4.15 (9, 1)	0.0		1	1	0	0	0	0	0	0	0	0	0	3	4	∞	∞										
<b>Dennis Eckersley, R</b> ERA: 3.04 (9, 1)	0.2	S	2	0	0	0	0	0	0	0	0	0	0	3	3	0.00	0.000										

AB	32
R	1
H	5
RBI	1
BB	4
SO	7
LOB	13



Batter	1	2	3	4	5	6	7	8	9	AB	R	H	RBI	BB	SO	LOB	BOTTOM										
<b>Rickey Henderson, R</b> OBP: 0.385, SLG: 0.400 (1, 7)	G6-3		F7				P4			3	1	1	0	1	0	0	<b>California Angels @ Oakland Athletics</b> Oakland-Alameda County Coliseum, Oakland, CA Sat Jul 01 1995, 3:33 AM PDT Att: 20,070 - Sunny - 65 F										
<b>Stan Javier, S</b> OBP: 0.320, SLG: 0.351 (1, 8)	G6-3							F7		4	2	2	1	0	0	1											
<b>Geronimo Berroa, R</b> OBP: 0.367, SLG: 0.460 (1, 10)	G6-3							F8		3	1	1	1	1	0	2											
<b>Mark McGwire, R</b> OBP: 0.445, SLG: 0.674 (1, 3)										2	0	0	0	2	1	1											
<b>Ruben Sierra, S</b> OBP: 0.326, SLG: 0.491 (1, 9)										4	0	1	2	0	0	1											
<b>Terry Steinbach, R</b> OBP: 0.306, SLG: 0.445 (1, 2)										3	0	0	0	0	0	2											
<b>Brent Gates, S</b> OBP: 0.304, SLG: 0.315 (1, 4)										3	0	0	0	0	0	0											
<b>Craig Paquette, R</b> OBP: 0.314, SLG: 0.592 (1, 5)										3	1	1	1	0	1	0											
<b>Mike Bordick, R</b> OBP: 0.343, SLG: 0.336 (1, 6)										3	0	0	0	0	0	0											
<b>Inning Stats</b>	R: 2 H: 3 E: 0 K: 0 S: 9	H: 3 LOB: 1 BB: 1 P: 18	R: 0 H: 0 E: 0 K: 0 S: 4	H: 0 LOB: 0 BB: 0 P: 10	R: 1 H: 1 E: 0 K: 0 S: 8	H: 1 LOB: 1 BB: 1 P: 14	R: 0 H: 0 E: 0 K: 0 S: 4	H: 0 LOB: 0 BB: 0 P: 6	R: 0 H: 0 E: 0 K: 1 S: 9	H: 0 LOB: 1 BB: 1 P: 18	R: 1 H: 1 E: 0 K: 0 S: 9	H: 1 LOB: 0 BB: 0 P: 15	R: 1 H: 1 E: 0 K: 0 S: 9	H: 1 LOB: 0 BB: 0 P: 12	R: 0 H: 0 E: 0 K: 0 S: 7	H: 0 LOB: 1 BB: 1 P: 13		1B: 3 2B: 0 3B: 0 HR: 3	SF: 0 SAC: 0 DP: 2 HBP: 0	WP: 0 PB: 0 SB: 0 CS: 0	PA: 32						
<b>PITCHER</b>	IP	WLS	BF	H	R	ER	SO	BB	IBB	HBP	BLK	WP	HR	S	P	ERA	WHIP										
<b>Brian Anderson, L</b> ERA: 5.27 (1, 1)	7.0	L	28	6	5	5	2	2	1	0	0	0	3	52	93	6.43	1.143										
<b>Mike Butcher, R</b> ERA: 7.25 (8, 1)	1.0		4	0	0	0	0	1	0	0	0	0	0	7	13	0.00	1.000										













Batter	1	2	3	4	5	6	7	8	9	AB	R	H	RBI	BB	SO	LOB	TOP								
Fernando Vina, L OBP: 0.348, SLG: 0.402	G4-3		G4-3		F8		CS	SH3-4		4	0	1	0	0	0	0	<b>Milwaukee Brewers @ Oakland Athletics</b> Oakland-Alameda County Coliseum, Oakland, CA Tue Jul 04 1995, 3:33 AM PDT Att: 20,171 - Sunny - 67 F								
Darryl Hamilton, L OBP: 0.341, SLG: 0.351	P5			F8	F8			SH3-4		3	0	0	0	0	0										
Jeff Cirillo, R OBP: 0.358, SLG: 0.478	K			L4		G6-3		L3		4	0	0	0	0	1										
Dave Nilsson, L OBP: 0.343, SLG: 0.452		G4-3							FC5-4	4	0	2	0	0	1	0									
Matt Mieske, R OBP: 0.300, SLG: 0.455				BB		K			BB	0	0	0	0	0	0	0									
Greg Vaughn, R OBP: 0.300, SLG: 0.364		FC5-4								2	0	0	0	2	2	1									
B.J. Surhoff, L OBP: 0.407, SLG: 0.488										4	1	1	1	0	2	4									
Joe Oliver, R OBP: 0.338, SLG: 0.485							HR			3	1	1	0	1	0	2									
David Hulse, L OBP: 0.320, SLG: 0.381										3	0	0	0	0	2	2									
Jose Valentin, S OBP: 0.294, SLG: 0.429										3	1	1	2	0	1	1									
<b>Inning Stats</b>	R: 0 E: 0 K: 1 S: 7	H: 0 LOB: 0 BB: 0 P: 13	R: 0 E: 0 K: 1 S: 10	H: 0 LOB: 1 BB: 1 P: 17	R: 0 E: 0 K: 0 S: 5	H: 0 LOB: 0 BB: 0 P: 5	R: 0 E: 0 K: 1 S: 8	H: 1 LOB: 2 BB: 1 P: 16	R: 2 E: 0 K: 1 S: 11	H: 2 LOB: 0 BB: 0 P: 16	R: 0 E: 0 K: 2 S: 11	H: 0 LOB: 0 BB: 0 P: 16	R: 1 E: 0 K: 2 S: 13	H: 1 LOB: 0 BB: 1 P: 20	R: 0 E: 0 K: 0 S: 3	H: 1 LOB: 1 BB: 0 P: 4	R: 0 E: 0 K: 1 S: 8	H: 1 LOB: 1 BB: 0 P: 11	1B: 4 2B: 1 3B: 0 HR: 2	SF: 0 SAC: 1 DP: 1 HBP: 0	WP: 0 PB: 0 SB: 0 CS: 1	PA: 35			
<b>PITCHER</b>	IP	WLS	BF	H	R	ER	SO	BB	IBB	HBP	BLK	WP	HR	S	P	ERA	WHIP								
Ron Darling, R ERA: 5.77	(1, 1)	7.0	28	5	3	3	8	3	0	0	0	0	2	66	105	3.86	1.143								
Rick Honeycutt, L ERA: 3.36	(8, 1)	1.0	W	3	1	0	0	0	0	0	0	0	0	3	4	0.00	1.000								
Dennis Eckersley, R ERA: 2.93	(9, 1)	1.0	S	3	0	0	1	0	0	0	0	0	0	7	9	0.00	0.000								

Batter	1	2	3	4	5	6	7	8	9	AB	R	H	RBI	BB	SO	LOB	BOTTOM									
Rickey Henderson, R OBP: 0.387, SLG: 0.388	G5-3		G4-3					HR		2	1	0	0	2	0	0	<b>Milwaukee Brewers @ Oakland Athletics</b> Oakland-Alameda County Coliseum, Oakland, CA Tue Jul 04 1995, 3:33 AM PDT Att: 20,171 - Sunny - 67 F									
Gerónimo Berroa, R OBP: 0.368, SLG: 0.453	K		G4-3					F8		4	0	0	0	0	1	3										
Ruben Sierra, S OBP: 0.328, SLG: 0.488	HR							G4-3		3	1	2	0	1	0	1										
Mark McGwire, R OBP: 0.436, SLG: 0.663	HR									3	2	1	2	0	1	2										
Terry Steinbach, R OBP: 0.311, SLG: 0.462										3	1	1	3	0	0	0										
Brent Gates, S OBP: 0.300, SLG: 0.312	G1-3									4	0	1	0	0	0	1										
Craig Paquette, R OBP: 0.286, SLG: 0.542			K							4	0	0	0	0	1	1										
Stan Javier, S OBP: 0.326, SLG: 0.354										1	0	0	0	2	0	0										
Mike Bordick, R OBP: 0.337, SLG: 0.329										3	0	1	0	0	0	2										
<b>Inning Stats</b>	R: 2 E: 0 K: 1 S: 21	H: 2 LOB: 1 BB: 0 P: 30	R: 0 E: 0 K: 1 S: 5	H: 0 LOB: 1 BB: 1 P: 10	R: 0 E: 0 K: 0 S: 7	H: 1 LOB: 0 BB: 0 P: 13	R: 0 E: 0 K: 0 S: 5	H: 0 LOB: 0 BB: 0 P: 6	R: 0 E: 0 K: 1 S: 7	H: 0 LOB: 1 BB: 1 P: 15	R: 0 E: 0 K: 0 S: 7	H: 0 LOB: 0 BB: 1 P: 16	R: 0 E: 0 K: 0 S: 7	H: 0 LOB: 1 BB: 1 P: 17	R: 3 E: 0 K: 0 S: 16	H: 2 LOB: 1 BB: 1 P: 29		R: 0 E: 0 K: 0 S: 8	H: 1 LOB: 1 BB: 0 P: 11	1B: 4 2B: 1 3B: 0 HR: 2	SF: 0 SAC: 0 DP: 3 HBP: 2	WP: 0 PB: 0 SB: 0 CS: 1	PA: 34			
<b>PITCHER</b>	IP	WLS	BF	H	R	ER	SO	BB	IBB	HBP	BLK	WP	HR	S	P	ERA	WHIP									
Brian Givens, L ERA: 8.4	(1, 1)	6.0	L	23	4	2	2	3	0	1	0	0	1	52	90	3.00	1.167									
Mike Ignasiak, R ERA: 4.56	(7, 1)	1.2	L	10	2	3	3	0	2	0	1	0	0	1	21	43	16.20	2.400								
Al Reyes, R ERA: 3.38	(8, 1)	0.1		1	0	0	0	0	0	0	0	0	0	2	3	0.00	0.000									



Batter	1	2	3	4	5	6	7	8	9	AB	R	H	RBI	BB	SO	LOB	TOP					
Fernando Vina, L OBP: 0.358, SLG: 0.410	1-2 3B 1B		0-0 B1-3		1-1 2B 1B		1-2 F9		1-2 FC3-6 1B	5	2	3	2	0	0	0						
Darryl Hamilton, L OBP: 0.352, SLG: 0.389	1 SAFE 1-H 3B		0-1 G1-3		1-0 1B 2B		2-2 SF8 3B		0-2 FC3-6 1B	5	1	4	1	0	0	0						
Kevin Seitzer, R Jeff Cirillo, R OBP: 0.407, SLG: 0.461 OBP: 0.358, SLG: 0.478	0-0 P4			1-1 G6-3	0-0 1B		1-0 SF8		3-3 K	4	0	1	2	0	1	3						
Dave Nilsson, L Matt Meske, R OBP: 0.300, SLG: 0.389 OBP: 0.350, SLG: 0.455	2-1 G4-3			1-0 F7	2-3 3-H 1B		3-H 0-1 G4-3		0-2 FC3-6	5	0	0	0	0	0	5						
Greg Vaughn, R OBP: 0.298, SLG: 0.358	0-0 G6-3			4-2 HR BB			0-0 F7		1-0 G6-3	4	1	0	0	1	1	3						
B.J. Surhoff, L OBP: 0.403, SLG: 0.504		0-2 G3		1-2 HR			2-0 G1-3		1-3 K	4	1	1	2	0	1	0						
Joe Oliver, R OBP: 0.336, SLG: 0.481		2-0 F7		0-0 F8			1-0 1B		2-1 F8	4	0	1	0	0	0	0						
David Hulse, L OBP: 0.318, SLG: 0.378		0-1 4-3					0-2 G4-3		1-2 P6	4	1	1	0	0	0	1						
Jose Valentin, S OBP: 0.293, SLG: 0.441			1-3 K				1-2 P5		3-2 HR	4	2	1	1	0	1	1						
<b>Inning Stats</b>	R: 1 E: 0 K: 0 S: 10	H: 2 LOB: 1 BB: 0 P: 13	R: 0 E: 0 K: 0 S: 6	H: 0 LOB: 0 BB: 0 P: 8	R: 0 E: 0 K: 1 S: 6	H: 0 LOB: 0 BB: 0 P: 7	R: 2 E: 0 K: 0 S: 9	H: 1 LOB: 1 BB: 1 P: 16	R: 1 E: 0 K: 0 S: 13	H: 3 LOB: 2 BB: 0 P: 19	R: 0 E: 0 K: 0 S: 6	H: 1 LOB: 1 BB: 0 P: 10	R: 2 E: 0 K: 0 S: 12	H: 2 LOB: 0 BB: 0 P: 19	R: 0 E: 0 K: 1 S: 6	H: 0 LOB: 0 BB: 0 P: 10	R: 2 E: 1 K: 2 S: 21	H: 3 LOB: 2 BB: 0 P: 30	1B: 7 2B: 1 3B: 2 HR: 2	SF: 1 SAC: 0 DP: 0 HBP: 0	WP: 0 PB: 0 SB: 0 CS: 0	PA: 41
<b>PITCHER</b>	IP WLS BF ERA	WLS L BF ERA	H R ER SO	R R ER SO	BB IBB HBP BLK	IBB HBP BLK	WP HR S P	HR S P	ERA WHIP	<b>PITCHER</b>	IP WLS BF ERA	WLS L BF ERA	H R ER SO	R R ER SO	BB IBB HBP BLK	IBB HBP BLK	WP HR S P	HR S P	ERA WHIP			
Steve Ontiveros, R ERA: 3.09	(1, 1) 6.1 L 29	(7, 1) 1.2 6 1 1 1 1	9 6 6 1	6 6 6 1	1 0 0 0	0 0 0 0	0 0 10 15	2 59 88	8.53 1.579	Mark Acree, R ERA: 5.22	(9, 1) 0.0 3 2 1 0 0	(9, 1) 1.0 3 0 0 0 2	0 0 0 0	0 0 0 0	0 0 0 0	0 0 0 0	0 0 11 17	0.00 0.000				

Milwaukee Brewers @ Oakland Athletics  
Oakland-Alameda County Coliseum, Oakland, CA  
Wed Jul 05 1995, 7:05 PM PDT  
Att: 8,508 - Unknown - 63 F

AB 39  
R 8  
H 12  
RBI 8  
BB 1  
SO 4  
LOB 13



Batter	1	2	3	4	5	6	7	8	9	AB	R	H	RBI	BB	SO	LOB	BOTTOM					
Rickey Henderson, R OBP: 0.389, SLG: 0.391	1-2 G4-3 S 1B		3-2 G6-3		2-2 BB 1B			2-3 K		4	0	2	0	0	1	0						
Geromino Berros, R OBP: 0.366, SLG: 0.448	3-2 1-3			3-2 G6-3	4-0 FC6-4 BB		0-1 P3			3	0	0	0	1	0	1						
Ruben Sierra, S OBP: 0.323, SLG: 0.480	3-1 G4-3			2-0 G4-3	0-1 FC6-4		2-3 K			4	0	0	0	0	1	4						
Mark McGwire, R Ernie Young, R OBP: 0.435, SLG: 0.657 (9, PH)	0-3 K			4-0 HR BB			3-3 K		1-3 K	2	1	0	0	1	2	1						
Terry Steinbach, R Eric Helfand, L OBP: 0.316, SLG: 0.479 OBP: 0.233, SLG: 0.259		0-2 G6-3		1-0 HR			0-0 G5-4-3 1B		1-2 F8	3	1	2	2	0	0	0						
Craig Paquette, R Mike Aldrete, L OBP: 0.276, SLG: 0.527 OBP: 0.322, SLG: 0.380		0-0 G5-3		3-3 K			0-0 G5-4-3		2-3 K	3	0	0	0	0	1	1						
Stan Javier, S OBP: 0.321, SLG: 0.348		1-1 F9					3-2 F7			3	0	0	0	0	0	0						
Scott Brosius, R OBP: 0.338, SLG: 0.384			1-1 G5-3		3-2 G6-3		1-1 G5-3			3	0	0	0	0	0	0						
Mike Bordick, R OBP: 0.337, SLG: 0.329			2-2 G5-3		2-2 BB 1B		3-3 K			3	0	1	0	0	1	0						
<b>Inning Stats</b>	R: 0 E: 0 K: 1 S: 13	H: 1 LOB: 1 BB: 0 P: 20	R: 0 E: 0 K: 0 S: 7	H: 0 LOB: 0 BB: 0 P: 8	R: 0 E: 0 K: 0 S: 9	H: 0 LOB: 0 BB: 0 P: 15	R: 2 E: 0 K: 1 S: 8	H: 1 LOB: 1 BB: 1 P: 21	R: 0 E: 0 K: 0 S: 14	H: 2 LOB: 3 BB: 1 P: 28	R: 0 E: 0 K: 1 S: 5	H: 1 LOB: 0 BB: 0 P: 8	R: 0 E: 0 K: 2 S: 8	H: 0 LOB: 0 BB: 0 P: 14	R: 0 E: 0 K: 2 S: 8	H: 0 LOB: 0 BB: 0 P: 12	R: 0 E: 0 K: 2 S: 9	H: 0 LOB: 0 BB: 0 P: 13	1B: 4 2B: 0 3B: 0 HR: 1	SF: 0 SAC: 0 DP: 1 HBP: 0	WP: 0 PB: 0 SB: 1 CS: 0	PA: 33
<b>PITCHER</b>	IP WLS BF ERA	WLS L BF ERA	H R ER SO	R R ER SO	BB IBB HBP BLK	IBB HBP BLK	WP HR S P	HR S P	ERA WHIP	<b>PITCHER</b>	IP WLS BF ERA	WLS L BF ERA	H R ER SO	R R ER SO	BB IBB HBP BLK	IBB HBP BLK	WP HR S P	HR S P	ERA WHIP			
Sid Roberson, L ERA: 4.5	(1, 1) 5.0 W 21	(6, 1) 4.0 S 12	4 2 2 2	2 2 2 2	2 0 0 0	0 0 0 0	0 0 30 47	0.00 0.250														

Milwaukee Brewers @ Oakland Athletics  
Oakland-Alameda County Coliseum, Oakland, CA  
Wed Jul 05 1995, 7:05 PM PDT  
Att: 8,508 - Unknown - 63 F

AB 31  
R 2  
H 5  
RBI 2  
BB 2  
SO 8  
LOB 7





Batter	1	2	3	4	5	6	7	8	9	AB	R	H	RBI	BB	SO	LOB	TOP								
Fernando Vina, L OBP: 0.345, SLG: 0.394 (1, 4)	G6-3		G1-3			G6-3	G4-3		G6-3	5	0	0	0	0	0	1									
Darryl Hamilton, L OBP: 0.350, SLG: 0.391 (1, 8)	F5			F6		BB 2B	G5-3			4	1	1	0	0	0	0									
Kevin Seitzer, R OBP: 0.401, SLG: 0.452 Jeff Cirillo, R OBP: 0.358, SLG: 0.478 (1, 5) (9, 5)	K			G3-1		F9			F9	4	0	0	0	0	1	1									
Dave Nilsson, L OBP: 0.318, SLG: 0.385 Matt Mieske, R OBP: 0.350, SLG: 0.455 (1, 9) (8, 9)		K			1B	BB 2B			K	3	1	1	0	1	2	0									
Greg Vaughn, R OBP: 0.301, SLG: 0.355 (1, 10)		BB 1B BB			P4	BB 2B			F8	2	1	0	0	2	0	1									
B.J. Surhoff, L OBP: 0.405, SLG: 0.511 (1, 3)						L7			F8	4	1	2	3	0	0	0									
Joe Oliver, R OBP: 0.344, SLG: 0.488 (1, 2)						FC4-6 1B			E 2B BB	3	1	2	1	1	1	1									
David Hulse, L OBP: 0.310, SLG: 0.367 (1, 7)						FC4-6 1B			L8	4	0	0	0	0	1	3									
Jose Valentin, S OBP: 0.292, SLG: 0.442 (1, 6)						P4			F8	4	0	1	1	0	1	1									
<b>Inning Stats</b>	R: 0 E: 0 K: 1 S: 5	H: 0 LOB: 0 BB: 0 P: 5	R: 0 E: 0 K: 2 S: 7	H: 1 LOB: 1 BB: 1 P: 11	R: 0 E: 0 K: 2 S: 7	H: 0 LOB: 0 BB: 0 P: 7	R: 0 E: 0 K: 0 S: 4	H: 1 LOB: 1 BB: 0 P: 4	R: 0 E: 0 K: 0 S: 4	H: 1 LOB: 1 BB: 0 P: 4	R: 4 E: 0 K: 0 S: 6	H: 3 LOB: 1 BB: 2 P: 14	R: 0 E: 0 K: 0 S: 3	H: 0 LOB: 0 BB: 0 P: 3	R: 0 E: 0 K: 1 S: 5	H: 0 LOB: 0 BB: 0 P: 5	R: 1 E: 1 K: 0 S: 4	H: 1 LOB: 1 BB: 1 P: 8	1B: 3 2B: 4 3B: 0 HR: 0	SF: 0 SAC: 0 DP: 0 HBP: 0	WP: 0 PB: 0 SB: 0 CS: 0	PA: 37			
<b>PITCHER</b>	IP	WLS	BF	H	R	ER	SO	BB	IBB	HBP	BLK	WP	HR	S	P	ERA	WHIP								
Todd Stottlemeyer, R ERA: 3.84 (1, 1)	7.0	L	29	6	4	4	5	3	0	0	0	0	0	36	48	5.14	1.286								
Todd Van Poppel, R ERA: 3.43 (8, 1)	2.0		8	1	1	1	1	1	0	0	0	0	0	9	13	4.50	1.000								
Todd Van Poppel, R ERA: 3.43 (9, 1)	2.0		8	1	1	1	1	1	0	0	0	0	0	9	13	4.50	1.000								

Milwaukee Brewers @ Oakland Athletics  
Oakland-Alameda County Coliseum, Oakland, CA  
Thu Jul 06 1995, 3:33 AM PDT  
Att: 11,771 - Sunny - 63 F

AB 33  
R 5  
H 7  
RBI 5  
BB 4  
SO 6  
LOB 8




Batter	1	2	3	4	5	6	7	8	9	AB	R	H	RBI	BB	SO	LOB	BOTTOM								
Rickey Henderson, R OBP: 0.393, SLG: 0.393 Todd Van Poppel, R (1, 7) (9, 1)	G5-3		G5-3 SH5-3 1B	G6-3		CS 1B				4	0	2	0	0	0	1									
Brent Gates, S OBP: 0.300, SLG: 0.315 (1, 4)	G4-3		SH5-3 1-2			F3			K	4	0	1	0	0	1	3									
Geronimo Berroa, R OBP: 0.365, SLG: 0.444 (1, 10) (9, 7)			E5			G1-3			G3-1	4	1	1	0	0	0	2									
Stan Javier, S OBP: 0.320, SLG: 0.347 (9, PH)	BB 1B		G5-3			G5-3				1	0	0	0	0	0	0									
Mark McGwire, R OBP: 0.438, SLG: 0.652 (1, 3)	BB 1B BB		G5-3			G6-3			E G3 1B	3	0	1	0	2	0	3									
Terry Steinbach, R OBP: 0.322, SLG: 0.477 (1, 2)	BB 1B					BB IBB			G3	3	0	1	1	2	0	2									
Scott Brosius, R OBP: 0.338, SLG: 0.380 Mike Aldrete, L OBP: 0.328, SLG: 0.373 (1, 9) (7, PH) (8, 9)	K		G6-3			BB			BB	2	0	0	0	1	1	5									
Craig Paquette, R OBP: 0.369, SLG: 0.509 Ruben Sierra, S OBP: 0.322, SLG: 0.478 (1, 5) (9, PH)			G6-3			P4			F8	4	0	0	0	0	1	3									
Mike Bordick, R OBP: 0.330, SLG: 0.321 (1, 6)			G6-3			G6-3			F8	1	0	0	0	0	1	0									
Ernie Young, R OBP: 0.500, SLG: 1.000 (1, 8)			G6-3			BB			BB	2	1	1	1	2	0	0									
<b>Inning Stats</b>	R: 1 E: 0 K: 1 S: 7	H: 2 LOB: 2 BB: 1 P: 11	R: 0 E: 0 K: 0 S: 3	H: 0 LOB: 0 BB: 0 P: 3	R: 0 E: 1 K: 0 S: 5	H: 1 LOB: 3 BB: 1 P: 9	R: 0 E: 0 K: 1 S: 5	H: 0 LOB: 1 BB: 1 P: 9	R: 0 E: 0 K: 0 S: 4	H: 1 LOB: 3 BB: 2 P: 12	R: 1 E: 0 K: 0 S: 4	H: 2 LOB: 0 BB: 0 P: 4	R: 0 E: 0 K: 0 S: 3	H: 0 LOB: 1 BB: 1 P: 7	R: 0 E: 0 K: 2 S: 7	H: 0 LOB: 2 BB: 1 P: 12	R: 0 E: 1 K: 0 S: 4	H: 1 LOB: 2 BB: 1 P: 8	1B: 5 2B: 1 3B: 0 HR: 1	SF: 0 SAC: 1 DP: 0 HBP: 1	WP: 0 PB: 0 SB: 0 CS: 1	PA: 43			
<b>PITCHER</b>	IP	WLS	BF	H	R	ER	SO	BB	IBB	HBP	BLK	WP	HR	S	P	ERA	WHIP								
Scott Karl, L ERA: 2.99 (1, 1)	6.0	W	29	6	2	2	2	3	2	0	0	0	1	28	48	3.00	1.500								
Al Reyes, R ERA: 3.14 (7, 1)	2.0		9	0	0	0	2	2	0	1	0	0	0	10	19	0.00	1.000								
Mike Fetters, R ERA: 1.84 (9, 1)	1.0	S	5	1	0	0	0	1	0	0	0	0	0	4	8	0.00	2.000								


Milwaukee Brewers @ Oakland Athletics  
Oakland-Alameda County Coliseum, Oakland, CA  
Thu Jul 06 1995, 3:33 AM PDT  
Att: 11,771 - Sunny - 63 F

AB 33  
R 2  
H 7  
RBI 2  
BB 8  
SO 4  
LOB 22





Batter	1	2	3	4	5	6	7	8	9	AB	R	H	RBI	BB	SO	LOB	TOP										
Devon White, S (1, 8) OBP: 0.338, SLG: 0.454	G3			WP 1B BB	K		K		FC4 1B	4	1	1	0	1	2	1	<p>Toronto Blue Jays @ Oakland Athletics Oakland-Alameda County Coliseum, Oakland, CA</p> <p>Fri Jul 07 1995, 7:05 PM PDT Att: 14,522 - Unknown - 70 F</p> <p>livebaseballscorecards.com</p> <p>AB 36 R 4 H 11 RBI 4 BB 2 SO 9 LOB 14</p> 										
Paul Molitor, R (1, 10) OBP: 0.313, SLG: 0.335	G5-3			1B BB	P9		2B		FC4 1-2	4	1	1	0	1	0	2											
Roberto Alomar, S (1, 4) OBP: 0.365, SLG: 0.510	G5-3			F7		HR 1B	G6-3			4	1	1	0	0	0	3											
Joe Carter, R (1, 7) OBP: 0.330, SLG: 0.486		P8		1B		HR		L7		4	1	2	4	0	0	0											
John Olerud, L (1, 3) OBP: 0.332, SLG: 0.335	K			1B		HR	K			4	0	2	0	0	2	0											
Ed Sprague, R (1, 5) OBP: 0.347, SLG: 0.463	G6-3			1B		G4-6-3	1B			4	0	1	0	0	0	3											
Shawn Green, L (1, 9) OBP: 0.310, SLG: 0.474				G3		1B		F7		4	0	1	0	0	0	3											
Alex Gonzalez, R (1, 6) OBP: 0.344, SLG: 0.403	G5-3			K		K		CS 1B		4	0	1	0	0	2	1											
Sandy Martinez, L (1, 2) OBP: 0.316, SLG: 0.526	K			1B			K		1-2	4	0	1	0	0	3	1											
<b>Inning Stats</b>	R: 0 E: 0 K: 0 S: 6	H: 0 LOB: 0 BB: 0 P: 8	R: 0 E: 0 K: 1 S: 8	H: 0 LOB: 0 BB: 0 P: 15	R: 0 E: 0 K: 1 S: 5	H: 0 LOB: 0 BB: 1 P: 10	R: 2 E: 0 K: 0 S: 9	H: 2 LOB: 2 BB: 2 P: 19	R: 0 E: 0 K: 1 S: 11	H: 1 LOB: 1 BB: 0 P: 17	R: 2 E: 0 K: 1 S: 13	H: 4 LOB: 1 BB: 0 P: 19	R: 0 E: 0 K: 1 S: 12	H: 1 LOB: 1 BB: 0 P: 19	R: 0 E: 0 K: 1 S: 9	H: 1 LOB: 1 BB: 0 P: 15	R: 0 E: 0 K: 1 S: 9	H: 2 LOB: 1 BB: 0 P: 15	1B: 8 2B: 2 3B: 0 HR: 1	SF: 0 SAC: 0 DP: 1 HBP: 0	WP: 2 PB: 2 SB: 0 CS: 1	PA: 38					
<b>PITCHER</b>	IP	WLS	BF	H	R	ER	SO	BB	IBB	HBP	BLK	WP	HR	S	P	ERA	WHIP										
Ariel Prieto, R (1, 1) ERA: 4.5	6.0	L	26	7	4	4	5	2	0	0	0	1	1	52	88	6.00	1.500										
Dave Leiper, L (7, 1) ERA: 3.57	1.0		4	1	0	0	2	0	0	0	0	0	0	12	19	0.00	1.000										
Mark Acie, R (8, 1) ERA: 5.04	1.0		4	1	0	0	1	0	0	0	0	0	0	9	15	0.00	1.000										
Carlos Reyes, R (9, 1) ERA: 3.9	1.0		4	2	0	0	1	0	0	0	0	0	0	9	15	0.00	2.000										


Batter	1	2	3	4	5	6	7	8	9	AB	R	H	RBI	BB	SO	LOB	BOTTOM										
Rickey Henderson, R (1, 7) OBP: 0.393, SLG: 0.398	P8		P4		F8			1B 2B	1B	5	1	2	0	0	0	2	<p>Toronto Blue Jays @ Oakland Athletics Oakland-Alameda County Coliseum, Oakland, CA</p> <p>Fri Jul 07 1995, 7:05 PM PDT Att: 14,522 - Unknown - 70 F</p> <p>livebaseballscorecards.com</p> <p>AB 37 R 2 H 8 RBI 2 BB 1 SO 6 LOB 16</p> 										
Stan Javier, S (1, 8) OBP: 0.318, SLG: 0.345	K		L7		K			2B	1B	4	0	1	0	0	2	2											
Craig Paquette, R (9, PH) OBP: 0.267, SLG: 0.504								1B	P8	1	0	0	0	0	0	2											
Jason Giambi, L (1, 5) OBP: 0.294, SLG: 0.267	F7				P6			3-2 3H	2B	4	0	1	1	0	0	0											
Mark McGwire, R (1, 3) OBP: 0.435, SLG: 0.659		HR			P3			F9		4	1	1	1	0	1	2											
Geronimo Berroa, R (1, 10) OBP: 0.363, SLG: 0.441		L8			E5			WP 1B		4	0	1	0	0	0	2											
Terry Steinbach, R (1, 2) OBP: 0.321, SLG: 0.472	G5-3				1B			K		4	0	1	0	0	2	3											
Brent Gates, S (1, 4) OBP: 0.295, SLG: 0.309	F9				G3-1			G1-3		4	0	0	0	0	0	2											
Mike Bordick, R (1, 6) OBP: 0.323, SLG: 0.314					P3			G6-3		4	0	0	0	0	0	0											
Ernie Young, R (1, 9) OBP: 0.500, SLG: 0.714					BB			F8		3	0	1	0	1	1	1											
<b>Inning Stats</b>	R: 0 E: 0 K: 1 S: 5	H: 1 LOB: 0 BB: 0 P: 7	R: 1 E: 0 K: 0 S: 8	H: 1 LOB: 0 BB: 0 P: 13	R: 0 E: 0 K: 0 S: 7	H: 0 LOB: 1 BB: 1 P: 13	R: 0 E: 1 K: 0 S: 14	H: 1 LOB: 2 BB: 0 P: 22	R: 0 E: 0 K: 1 S: 9	H: 1 LOB: 1 BB: 0 P: 15	R: 0 E: 0 K: 1 S: 6	H: 1 LOB: 1 BB: 0 P: 10	R: 0 E: 0 K: 0 S: 7	H: 0 LOB: 0 BB: 0 P: 11	R: 1 E: 0 K: 2 S: 14	H: 3 LOB: 2 BB: 0 P: 24	R: 0 E: 1 K: 1 S: 15	H: 1 LOB: 2 BB: 0 P: 23	1B: 5 2B: 2 3B: 0 HR: 1	SF: 0 SAC: 0 DP: 0 HBP: 0	WP: 1 PB: 0 SB: 0 CS: 0	PA: 38					
<b>PITCHER</b>	IP	WLS	BF	H	R	ER	SO	BB	IBB	HBP	BLK	WP	HR	S	P	ERA	WHIP										
Woody Williams, R (1, 1) ERA: 3.44	5.0	W	20	3	1	1	2	1	0	0	0	1	0	43	70	1.80	0.800										
Edwin Hurtado, R (6, 1) ERA: 2.25	2.0		10	4	1	1	1	0	0	0	0	1	0	18	30	4.50	2.000										
Tony Castillo, L (8, 1) ERA: 2.66	2.0	S	8	1	0	0	3	0	0	0	0	0	0	24	38	0.00	0.500										




Batter	1	2	3	4	5	6	7	8	9	AB R H RBI BB SO LOB	TOP																
<b>Devon White, S</b> OBP: 0.339, SLG: 0.466 (1, 8)	G6-3		G6-3		HR		F7		HR	5 2 2 3 0 0 2	<b>Toronto Blue Jays @ Oakland Athletics</b> Oakland-Alameda County Coliseum, Oakland, CA Sat Jul 08 1995, 3:33 AM PDT Sunny - 77 F  <b>AB 39</b> <b>R 9</b> <b>H 12</b> <b>RBI 9</b> <b>BB 2</b> <b>SO 4</b> <b>LOB 14</b>																
<b>Paul Molitor, R</b> OBP: 0.311, SLG: 0.345 (1, 10)	K		K		P3		HR		K	5 1 1 2 0 3 2																	
<b>Roberto Alomar, S</b> OBP: 0.373, SLG: 0.516 (1, 4)	1B		1B		P3		HBP		HR	5 1 4 1 0 0 0																	
<b>Joe Carter, R</b> OBP: 0.331, SLG: 0.494 (1, 7)	P5		F9			G6-3	HBP		HR	4 1 1 3 0 0 2																	
<b>John Olerud, L</b> OBP: 0.347, SLG: 0.344 (1, 3)		P5			2B		P5		F8	5 0 2 0 0 0 2																	
<b>Ed Sprague, R</b> OBP: 0.341, SLG: 0.453 (1, 5)	P3			K		L9		G5-3	G6-3	5 0 0 0 0 1 2																	
<b>Candy Maldonado, R</b> OBP: 0.374, SLG: 0.481 (1, 9)	P6			L7		G5-3		F8		4 0 0 0 0 0 2																	
<b>Lance Parrish, R</b> OBP: 0.264, SLG: 0.305 (1, 2)			2B	G6-3	BB		FC6-4	BB	G6-3	2 1 0 0 2 0 1																	
<b>Alex Gonzalez, R</b> OBP: 0.347, SLG: 0.411 (1, 6)			BLK	1B	2B		G5-3		FC6-4	HR	4 3 2 0 0 0 1																
<b>Inning Stats</b>	R: 0 E: 0 K: 1 S: 12	H: 1 LOB: 1 BB: 0 P: 21	R: 0 E: 0 K: 0 S: 3	H: 0 LOB: 0 BB: 0 P: 7	R: 2 E: 0 K: 1 S: 15	H: 2 LOB: 1 BB: 1 P: 27	R: 0 E: 0 K: 1 S: 10	H: 1 LOB: 1 BB: 0 P: 17	R: 1 E: 0 K: 0 S: 9	H: 1 LOB: 0 BB: 0 P: 14	R: 0 E: 0 K: 0 S: 8	H: 1 LOB: 1 BB: 0 P: 14	R: 2 E: 0 K: 0 S: 13	H: 2 LOB: 2 BB: 1 P: 22	R: 0 E: 0 K: 0 S: 8	H: 0 LOB: 0 BB: 0 P: 12	R: 4 E: 0 K: 1 S: 15	H: 4 LOB: 0 BB: 0 P: 21	1B: 6 2B: 3 3B: 0 HR: 3	SF: 0 SAC: 0 DP: 0 HBP: 1	WP: 1 PB: 0 SB: 0 CS: 0	PA: 42					
<b>PITCHER</b>	IP WLS BF H R ER SO BB IBB HBP BLK WP HR S P ERA WHIP											<b>PITCHER</b>	IP WLS BF H R ER SO BB IBB HBP BLK WP HR S P ERA WHIP														
<b>Doug Johns, L</b> ERA: 6.0 (1, 1)	3.0		13	3	2	2	2	1	0	0	0	0	0	30	55	6.00	1.333										
<b>Mike Harkey, R</b> ERA: 6.27 (4, 1)	3.2	L	18	5	3	3	1	1	0	1	0	0	2	38	64	7.36	1.636										
<b>Mark Acre, R</b> ERA: 5.91 (7, 1)	1.2		9	4	4	4	1	0	0	0	0	1	1	23	32	21.60	2.400										
<b>Carlos Reyes, R</b> ERA: 3.82 (9, 1)	0.2		2	0	0	0	0	0	0	0	0	0	0	2	4	0.00	0.000										

Batter	1	2	3	4	5	6	7	8	9	AB R H RBI BB SO LOB	BOTTOM																
<b>Rickey Henderson, R</b> OBP: 0.394, SLG: 0.408 (1, 7)	L7	G5-3		F7					S	5 1 2 2 0 0 2	<b>Toronto Blue Jays @ Oakland Athletics</b> Oakland-Alameda County Coliseum, Oakland, CA Sat Jul 08 1995, 3:33 AM PDT Sunny - 77 F  <b>AB 39</b> <b>R 6</b> <b>H 12</b> <b>RBI 6</b> <b>BB 0</b> <b>SO 10</b> <b>LOB 13</b>																
<b>Stan Javier, S</b> OBP: 0.316, SLG: 0.346 (1, 8)	HR		G6-3		K		K		G4-3	5 1 1 1 0 2 1																	
<b>Jason Giambi, L</b> OBP: 0.318, SLG: 0.450 (1, 5)	HR		G6-3		F7		F8		1B	5 1 2 2 0 0 0																	
<b>Mark McGwire, R</b> OBP: 0.436, SLG: 0.656 (1, 3)	K				P5			K	G6-3	1 0 0 0 0 1 0																	
<b>Mike Aldrete, L</b> OBP: 0.313, SLG: 0.352 (3, PR) (4, 3)										3 1 0 0 0 1 1																	
<b>Geronomo Berroa, R</b> OBP: 0.365, SLG: 0.446 (1, 10)	K									4 0 2 0 0 2 0																	
<b>Brent Gates, S</b> OBP: 0.298, SLG: 0.317 (1, 4)		FC6-4				G4-3		G4-3		4 0 2 1 0 0 1																	
<b>Ernie Young, R</b> OBP: 0.429, SLG: 0.545 (1, 9)		FC6-4		K						4 0 1 0 0 2 4																	
<b>Mike Bordick, R</b> OBP: 0.326, SLG: 0.318 (1, 6)					L1		K			4 1 2 0 0 1 0																	
<b>Eric Helfand, L</b> OBP: 0.206, SLG: 0.226 (1, 2)		F7					L9		FC1-5-2	4 1 0 0 0 1 4																	
<b>Inning Stats</b>	R: 2 E: 0 K: 2 S: 12	H: 2 LOB: 2 BB: 0 P: 15	R: 0 E: 0 K: 0 S: 15	H: 2 LOB: 2 BB: 0 P: 22	R: 1 E: 0 K: 1 S: 14	H: 2 LOB: 3 BB: 0 P: 19	R: 0 E: 0 K: 1 S: 6	H: 0 LOB: 0 BB: 0 P: 10	R: 0 E: 0 K: 2 S: 9	H: 0 LOB: 0 BB: 0 P: 16	R: 0 E: 0 K: 2 S: 12	H: 1 LOB: 1 BB: 0 P: 16	R: 0 E: 0 K: 1 S: 8	H: 1 LOB: 1 BB: 0 P: 13	R: 3 E: 0 K: 0 S: 23	H: 4 LOB: 1 BB: 0 P: 35	1B: 7 2B: 3 3B: 1 HR: 1	SF: 0 SAC: 0 DP: 0 HBP: 1	WP: 0 PB: 1 SB: 1 CS: 0	PA: 40							
<b>PITCHER</b>	IP WLS BF H R ER SO BB IBB HBP BLK WP HR S P ERA WHIP											<b>PITCHER</b>	IP WLS BF H R ER SO BB IBB HBP BLK WP HR S P ERA WHIP														
<b>David Cone, R</b> ERA: 3.64 (1, 1)	8.1	W	36	10	5	5	10	0	0	0	0	0	1	94	135	5.40	1.200										
<b>Darren Hall, R</b> ERA: 5.96 (9, 1)	0.2		4	2	1	0	0	0	0	0	0	0	0	16	24	0.00	3.000										



Batter	1	2	3	4	5	6	7	8	9	AB	R	H	RBI	BB	SO	LOB	TOP				
Devon White, S (1,8) OBP: 0.340, SLG: 0.465	0-1 B1-3		1-2 1B		0-1 L4	1-3 K		2-2 HR 1B		5	1	2	0	0	1	2	<p>Toronto Blue Jays @ Oakland Athletics Oakland-Alameda County Coliseum, Oakland, CA</p> <p>Sat Jul 08 1995, 3:38 AM PDT Att: 25,103 - Cloudy - 71 F</p> <p>livebaseballscores.com</p> <p>AB 38 R 3 H 11 RBI 3 BB 4 SO 6 LOB 22</p> 				
Paul Molitor, R (1,10) OBP: 0.317, SLG: 0.364	0-0 L6		1-2 P3		0-2 BB 1B	2-0 FC6 1B		2-2 1-H HR		5	1	3	2	0	0	2					
Roberto Alomar, S (1,4) OBP: 0.376, SLG: 0.516	4-2 BB		2-1 1B		2-3 K	1-1 FC6		2-2 G3		2	0	1	1	1	1	1					
Tomas Perez, S (5,6)			1-2 3-H 2-3 1B			1-2 1B				2	0	0	0	0	0	3					
Joe Carter, R (1,7) OBP: 0.328, SLG: 0.488	0-2 P3				0-0 BB 1B					5	0	1	0	0	1	3					
John Olerud, L (1,3) OBP: 0.338, SLG: 0.347		1-0 F8			4-2 FC6-4 BB 1B					4	0	2	0	1	0	0					
Ed Sprague, R (1,5) OBP: 0.338, SLG: 0.445		2-3 K			4-2 FC6-4 BB					4	0	0	0	1	1	4					
Shawn Green, L (1,9) OBP: 0.302, SLG: 0.462		0-2 P6			0-2 FC6-4 1-2 2-3 1B					4	0	0	0	0	0	3					
Sandy Martinez, L (1,2) OBP: 0.304, SLG: 0.478			2-3 K		0-0 P6					4	0	1	0	0	1	2					
Domingo Cedenio, S (1,6) OBP: 0.377, SLG: 0.410			3-2 1B 1B		2-0 G4-3					3	1	1	0	1	1	2					
<b>Inning Stats</b>	R: 0 E: 0 K: 0 S: 10	H: 0 LOB: 1 BB: 1 P: 14	R: 0 E: 0 K: 1 S: 10	H: 0 LOB: 0 BB: 0 P: 13	R: 1 E: 0 K: 2 S: 19	H: 3 LOB: 2 BB: 0 P: 30	R: 0 E: 0 K: 0 S: 14	H: 1 LOB: 2 BB: 1 P: 21	R: 0 E: 0 K: 1 S: 16	H: 2 LOB: 3 BB: 1 P: 22	R: 0 E: 0 K: 0 S: 12	H: 1 LOB: 1 BB: 0 P: 17	R: 2 E: 0 K: 1 S: 22	H: 2 LOB: 0 BB: 0 P: 30	R: 0 E: 0 K: 0 S: 8	H: 0 LOB: 0 BB: 0 P: 12	1B: 10 2B: 0 3B: 0 HR: 1	SF: 0 SAC: 0 DP: 0 HBP: 0	WP: 1 PB: 0 SB: 0 CS: 0	PA: 42	
<b>PITCHER</b>	IP WLS BF H R ER SO	IP WLS BF H R ER SO	IP WLS BF H R ER SO	IP WLS BF H R ER SO	IP WLS BF H R ER SO	IP WLS BF H R ER SO	IP WLS BF H R ER SO	IP WLS BF H R ER SO	IP WLS BF H R ER SO	IP WLS BF H R ER SO	IP WLS BF H R ER SO	IP WLS BF H R ER SO	IP WLS BF H R ER SO	IP WLS BF H R ER SO	IP WLS BF H R ER SO	IP WLS BF H R ER SO	ERA WHIP	ERA WHIP			
Dave Stewart, R (1,1) ERA: 6.15	5.1	27	3	1	1	4	4	0	0	0	0	0	0	0	0	0	0	1.69	2.062		
Todd Van Poppel, R (6,1) ERA: 3.46	2.1	10	3	1	1	2	0	0	0	0	0	1	0	31	44	3.86	1.286				
Dennis Eckersley, R (8,1) ERA: 3.1	1.1	W	5	1	1	1	0	0	0	0	0	0	1	19	27	6.75	0.750				

Batter	1	2	3	4	5	6	7	8	9	AB	R	H	RBI	BB	SO	LOB	BOTTOM			
Mike Bordick, R (1,6) OBP: 0.337, SLG: 0.326	1-0 1B 1B		4-2 S E BB		0-0 SH5-4			0-0 1B SH1-4 1B		2	3	2	0	1	0	0	<p>Toronto Blue Jays @ Oakland Athletics Oakland-Alameda County Coliseum, Oakland, CA</p> <p>Sat Jul 08 1995, 3:38 AM PDT Att: 25,103 - Cloudy - 71 F</p> <p>livebaseballscores.com</p> <p>AB 31 R 6 H 9 RBI 4 BB 2 SO 3 LOB 11</p> 			
Brent Gates, S (1,4) OBP: 0.298, SLG: 0.317	1-3 G6-4-3 1B		3-2 F8		2-3 K			0-0 SH1-4		3	1	1	0	0	1	2				
Jason Giambi, L (1,5) OBP: 0.346, SLG: 0.435	1-0 G6-4-3 1B		1-2 F7		3-2 G6-3			4-0 1B 1B BB		3	1	1	1	1	0	2				
Geromimo Berroa, R (1,10) OBP: 0.363, SLG: 0.443	0-1 G6-4-3		0-0 E6					0-1 1B FC4-6 1B		4	1	1	0	0	0	1				
Mike Aldrete, L (1,3) OBP: 0.324, SLG: 0.362	0-0 FC5-4 1B		2-2 G4-3					0-1 FC4-6 1B		4	0	2	1	0	0	1				
Terry Steinbach, R (1,2) OBP: 0.320, SLG: 0.468	0-0 FC5-4				2-3 K			0-0 FC4-6 1B		4	0	1	1	0	1	1				
Craig Paquette, R (1,7) OBP: 0.260, SLG: 0.492		3-3 K						1-2 2-3 3-H 1B		3	0	0	0	0	1	0				
Stan Javier, S (6,PH) OBP: 0.315, SLG: 0.344					2-1 P3			2-2 FC4-6		1	0	0	1	0	0	2				
Scott Brosius, R (1,9) OBP: 0.332, SLG: 0.372		1-0 G5-3			0-0 G5-3			2-2 P2		4	0	0	0	0	0	2				
Ernie Young, R (1,8) OBP: 0.412, SLG: 0.500		0-1 F8						2-1 F9		3	0	1	0	0	0	0				
<b>Inning Stats</b>	R: 2 E: 0 K: 0 S: 10	H: 4 LOB: 1 BB: 0 P: 15	R: 0 E: 0 K: 1 S: 6	H: 0 LOB: 0 BB: 0 P: 10	R: 1 E: 1 K: 0 S: 15	H: 0 LOB: 1 BB: 1 P: 25	R: 0 E: 0 K: 1 S: 9	H: 0 LOB: 0 BB: 0 P: 13	R: 0 E: 0 K: 0 S: 8	H: 1 LOB: 1 BB: 0 P: 13	R: 0 E: 0 K: 0 S: 10	H: 0 LOB: 0 BB: 0 P: 16	R: 0 E: 0 K: 0 S: 8	H: 0 LOB: 0 BB: 0 P: 14	R: 3 E: 0 K: 0 S: 13	H: 4 LOB: 2 BB: 1 P: 21	1B: 9 2B: 0 3B: 0 HR: 0	SF: 0 SAC: 2 DP: 1 HBP: 0	WP: 0 PB: 0 SB: 1 CS: 0	PA: 35
<b>PITCHER</b>	IP WLS BF H R ER SO	IP WLS BF H R ER SO	IP WLS BF H R ER SO	IP WLS BF H R ER SO	IP WLS BF H R ER SO	IP WLS BF H R ER SO	IP WLS BF H R ER SO	IP WLS BF H R ER SO	IP WLS BF H R ER SO	IP WLS BF H R ER SO	IP WLS BF H R ER SO	IP WLS BF H R ER SO	IP WLS BF H R ER SO	IP WLS BF H R ER SO	IP WLS BF H R ER SO	IP WLS BF H R ER SO	ERA WHIP	ERA WHIP		
Juan Guzman, R (1,1) ERA: 7.23	8.0	L	35	9	6	5	3	2	0	0	0	0	0	0	0	0	5.62	1.375		



Batter	1	2	3	4	5	6	7	8	9	AB	R	H	RBI	BB	SO	LOB	TOP										
<b>Devon White, S</b> OBP: 0.345, SLG: 0.485 (1, 8)	0-0 SH1-3 1B BB	1-2 WP 1B 2B		0-2 HR		0-1 F7			2-0 G4-3	5	3	3	1	0	0	1											
<b>Paul Molitor, R</b> OBP: 0.318, SLG: 0.365 (1, 10)	1-0 BB SH1-3 WP	3-2 2H 1B		2-3 K			2-2 F8		2-1 F7	5	1	2	1	0	1	0											
<b>Roberto Alomar, S</b> OBP: 0.375, SLG: 0.523 (1, 4)	0-1 SH1-3	0-2 L9			1-1 G4-3		2-2 HR		2-1 F8	4	1	1	1	0	0	1											
<b>Joe Carter, R</b> OBP: 0.331, SLG: 0.484 <b>Shawn Green, L</b> OBP: 0.302, SLG: 0.462 (8, 9)	4-2 WP BB SF8				4-1 FC6-4 BB		1-1 G6-3			2	1	0	0	2	0	0											
<b>John Olerud, L</b> OBP: 0.337, SLG: 0.343 (1, 3)	4-2 SF8 WP 1-2 2-3 3H BB			2-1 F7	0-1 F9		1-0 G4-3			3	0	0	1	1	0	1											
<b>Ed Sprague, R</b> OBP: 0.341, SLG: 0.458 (1, 5)	3-2 SF8			4-2 FC5-4 BB	0-2 FC6-4			1-0 HR		2	1	1	2	1	0	1											
<b>Candy Maldonado, R</b> OBP: 0.363, SLG: 0.464 (8, 7)	0-2 F8			1-0 FC5-4	0-1 G6-3		1-3 K			4	0	0	0	0	1	2											
<b>Alex Gonzalez, R</b> OBP: 0.345, SLG: 0.407 (1, 6)		0-3 K		0-1 L7	0-2 E7 1B		3-3 K			4	0	1	0	0	2	0											
<b>Sandy Martinez, L</b> OBP: 0.259, SLG: 0.407 (1, 2)		3-3 K		0-3 K	2-2 G1-3		1-3 K			4	0	0	0	0	3	1											
<b>Inning Stats</b>	R: 3 E: 0 K: 0 S: 16	H: 2 LOB: 1 BB: 2 P: 28	R: 1 E: 0 K: 2 S: 19	H: 2 LOB: 1 BB: 0 P: 26	R: 0 E: 0 K: 0 S: 7	H: 0 LOB: 1 BB: 1 P: 15	R: 1 E: 0 K: 2 S: 11	H: 1 LOB: 0 BB: 0 P: 13	R: 0 E: 0 K: 0 S: 8	H: 0 LOB: 1 BB: 1 P: 13	R: 1 E: 0 K: 0 S: 10	H: 1 LOB: 0 BB: 0 P: 16	R: 1 E: 0 K: 3 S: 12	H: 1 LOB: 0 BB: 0 P: 18	R: 0 E: 0 K: 0 S: 5	H: 0 LOB: 0 BB: 0 P: 11	1B: 4 2B: 1 3B: 0 HR: 3	SF: 1 SAC: 1 DP: 0 HBP: 0	WP: 2 PB: 0 SB: 0 CS: 0	PA: 39							
<b>PITCHER</b>	IP	WLS	BF	H	R	ER	SO	BB	IBB	HBP	BLK	WP	HR	S	P	ERA	WHIP										
<b>Ron Darling, R</b> ERA: 5.93 (1, 1)	5.2	L	27	6	5	5	4	4	0	0	0	2	1	69	105	7.94	1.765										
<b>Don Wengert, R</b> ERA: 4.15 (6, 1)	2.0		8	2	2	2	2	0	0	0	0	0	2	21	32	9.00	1.000										
<b>Rick Honeycutt, L</b> ERA: 3.32 (8, 1)	0.1		1	0	0	0	1	0	0	0	0	0	0	3	4	0.00	0.000										
<b>Carlos Reyes, R</b> ERA: 3.71 (9, 1)	1.0		3	0	0	0	0	0	0	0	0	0	0	5	11	0.00	0.000										

Toronto Blue Jays @ Oakland Athletics  
Oakland-Alameda County Coliseum, Oakland, CA

AB	33
R	7
H	8
RBI	6
BB	4
SO	7
LOB	7



Sun Jul 09 1995, 3:33 AM PDT  
Att: 20,253 - Sunny - 68 F

Batter	1	2	3	4	5	6	7	8	9	AB	R	H	RBI	BB	SO	LOB	BOTTOM										
<b>Rickey Henderson, R</b> OBP: 0.391, SLG: 0.419 (1, 7)	2-1 P3		3-2 G5-3		1-3 K			2-0 HR		4	1	1	1	0	1	3											
<b>Stan Javier, S</b> OBP: 0.314, SLG: 0.347 (1, 8)	1-2 P5		1-0 E6		2-2 G6-3		1-0 G4-3 2B			4	0	1	0	0	0	2											
<b>Jason Giambi, L</b> OBP: 0.333, SLG: 0.407 (1, 3)	2-2 1B		3-2 F8			3-2 F9		1-1 G4-3		4	0	1	0	0	0	2											
<b>Geronimo Berroa, R</b> OBP: 0.362, SLG: 0.440 (1, 10)	0-1 F9			2-2 CS 1B		1-0 F8		0-0 L7		4	0	1	0	0	0	2											
<b>Brent Gates, S</b> OBP: 0.298, SLG: 0.316 (1, 4)		1-1 F7		2-3 K		1-1 G4-3		3-2 1B SF9 1B		4	1	1	0	0	1	1											
<b>Terry Steinbach, R</b> OBP: 0.319, SLG: 0.465 (1, 2)		1-3 K		0-3 K			1-0 G6-3		0-0 FC6-4 1B	4	0	1	0	0	2	0											
<b>Scott Brosius, R</b> OBP: 0.330, SLG: 0.369 (1, 5)		2-2 F8			1-2 E 1B		0-0 L6		1-2 P5	4	0	1	0	0	0	2											
<b>Mike Bordick, R</b> OBP: 0.335, SLG: 0.326 (1, 6)			2-2 G5-3 E 1B		2-2 P4		2-2 P3		0-1 SF9	3	1	1	1	0	0	1											
<b>Ernie Young, R</b> OBP: 0.333, SLG: 0.389 (1, 9)			1-0 F8		0-1 E5		1-0 L7		3-H FC6-4	4	0	0	0	0	3												
<b>Inning Stats</b>	R: 0 E: 0 K: 0 S: 12	H: 1 LOB: 0 BB: 0 P: 17	R: 0 E: 0 K: 1 S: 8	H: 0 LOB: 0 BB: 0 P: 12	R: 1 E: 1 K: 0 S: 14	H: 1 LOB: 1 BB: 0 P: 24	R: 0 E: 0 K: 2 S: 10	H: 1 LOB: 0 BB: 0 P: 14	R: 0 E: 0 K: 1 S: 15	H: 1 LOB: 2 BB: 0 P: 21	R: 0 E: 0 K: 0 S: 6	H: 0 LOB: 0 BB: 0 P: 11	R: 0 E: 0 K: 0 S: 5	H: 0 LOB: 0 BB: 0 P: 8	R: 1 E: 0 K: 0 S: 6	H: 2 LOB: 1 BB: 0 P: 11	R: 1 E: 0 K: 0 S: 13	H: 2 LOB: 1 BB: 0 P: 17	1B: 6 2B: 1 3B: 0 HR: 1	SF: 1 SAC: 0 DP: 0 HBP: 0	WP: 0 PB: 0 SB: 0 CS: 1	PA: 36					
<b>PITCHER</b>	IP	WLS	BF	H	R	ER	SO	BB	IBB	HBP	BLK	WP	HR	S	P	ERA	WHIP										
<b>Pat Hentgen, R</b> ERA: 5.86 (1, 1)	7.1	W	28	5	2	1	4	0	0	0	0	0	1	72	112	1.23	0.682										
<b>Tony Castillo, L</b> ERA: 2.76 (8, 1)	1.2		8	3	1	1	0	0	0	0	0	0	0	17	23	5.40	1.800										

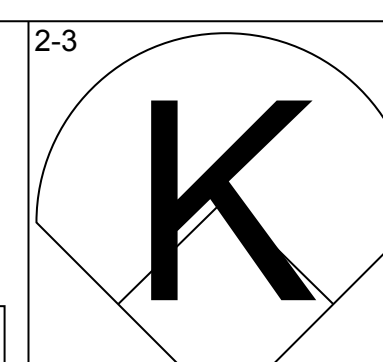
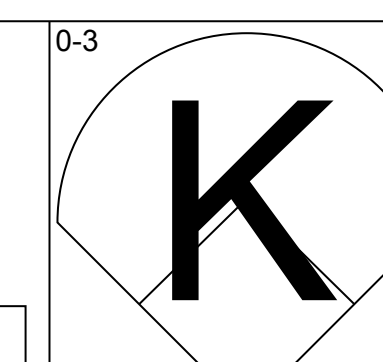
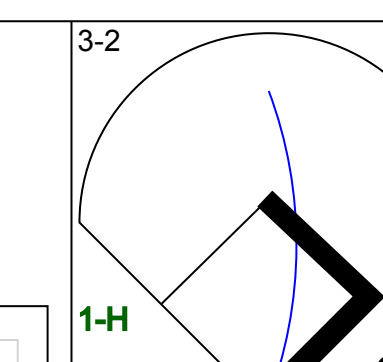
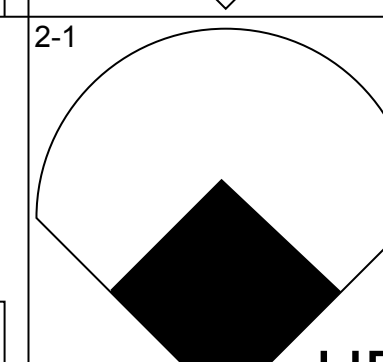
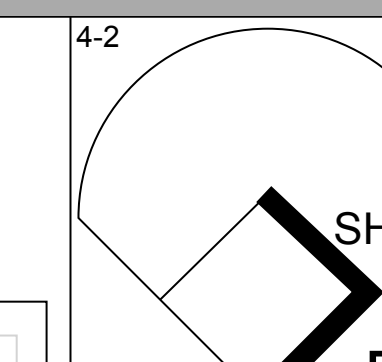
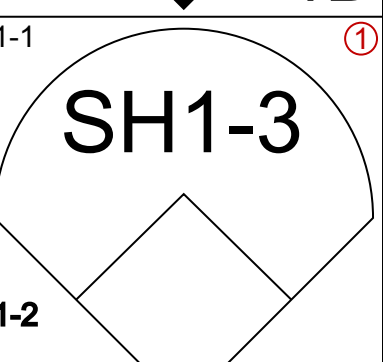
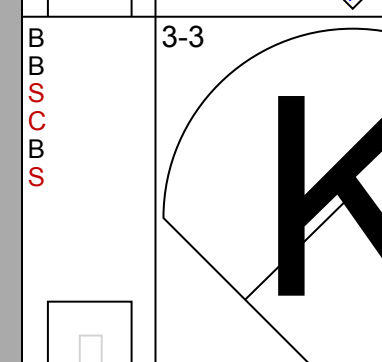
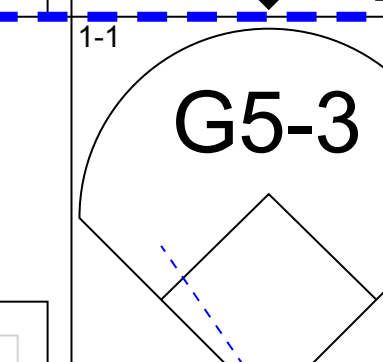
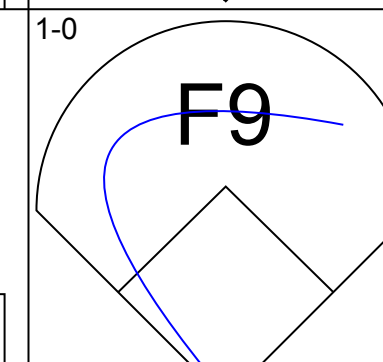
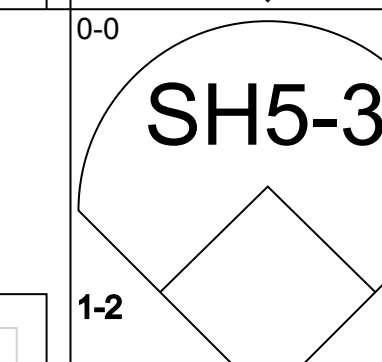
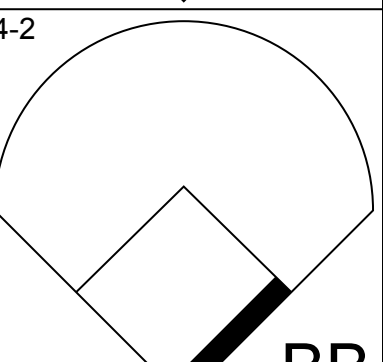
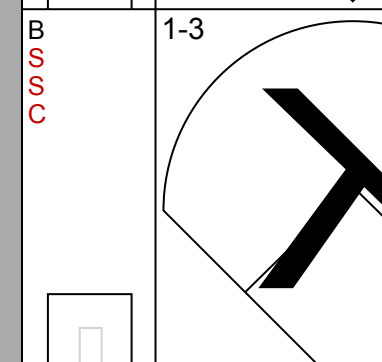
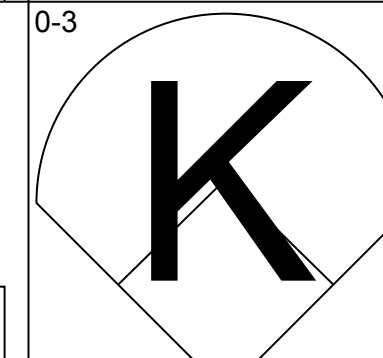
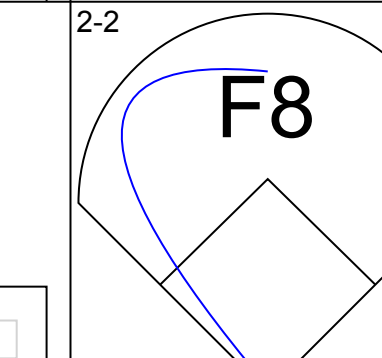
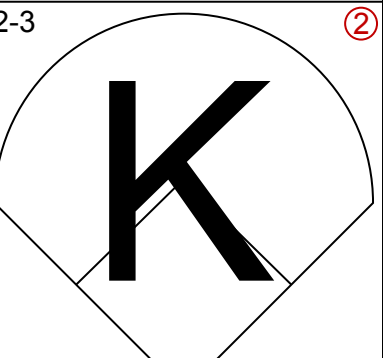
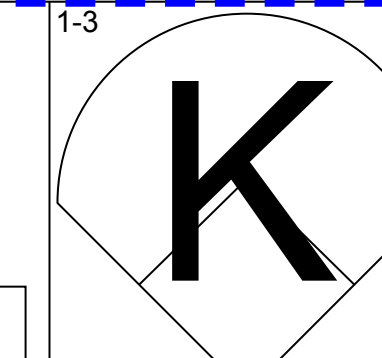
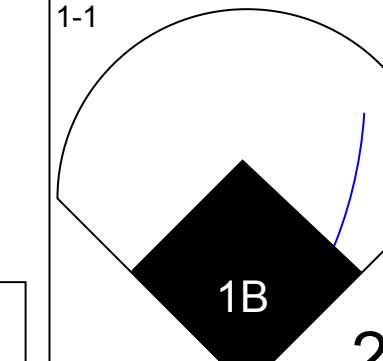
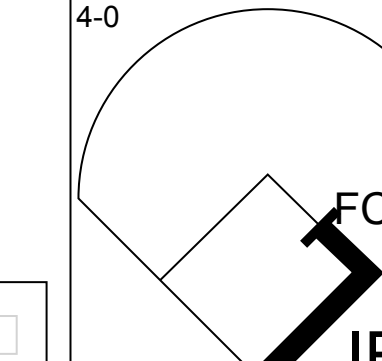
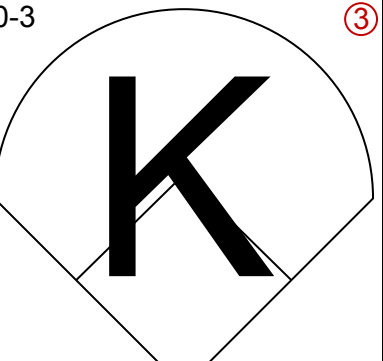
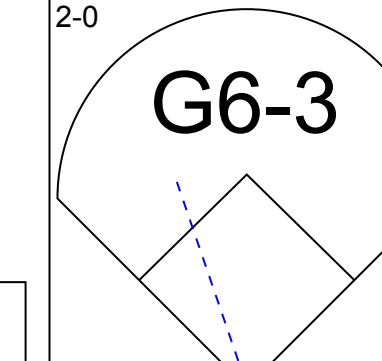

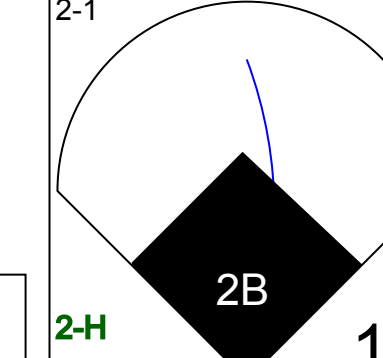
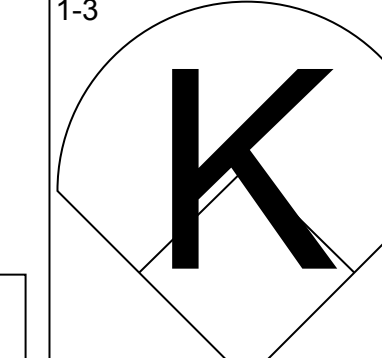
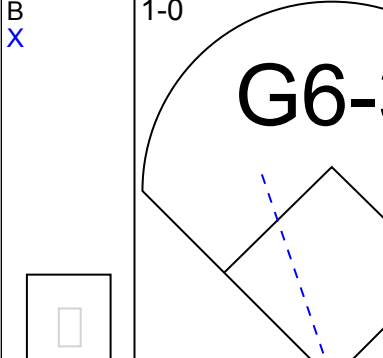

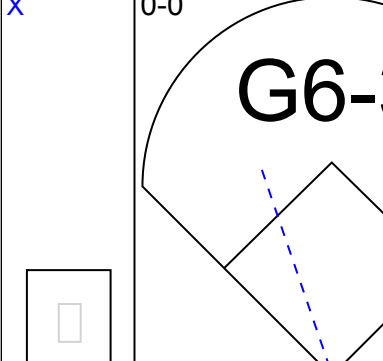
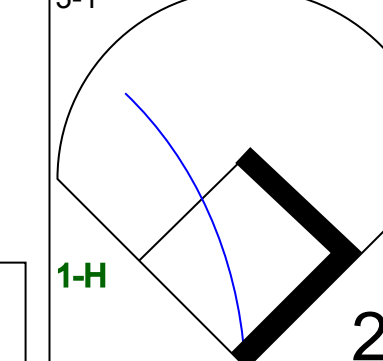
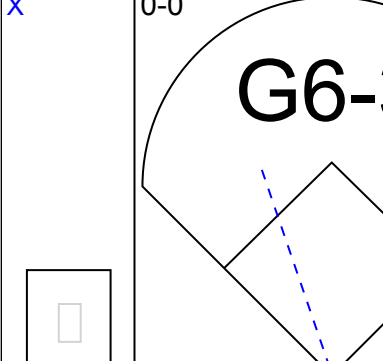
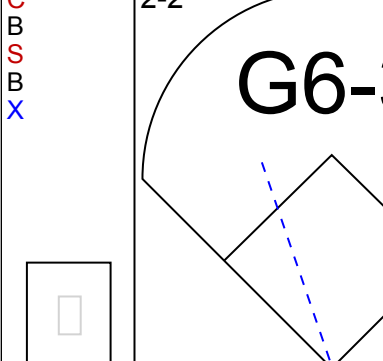

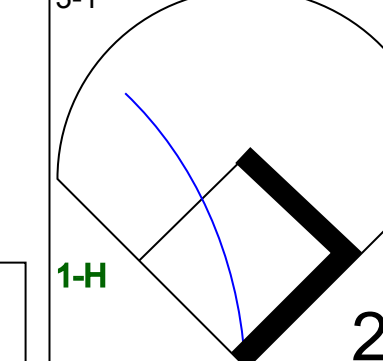
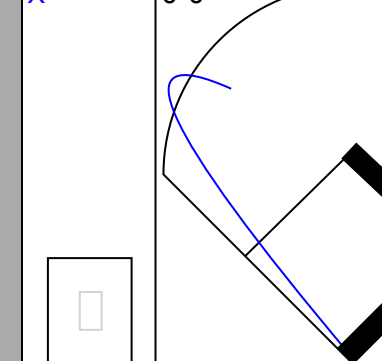
Toronto Blue Jays @ Oakland Athletics  
Oakland-Alameda County Coliseum, Oakland, CA

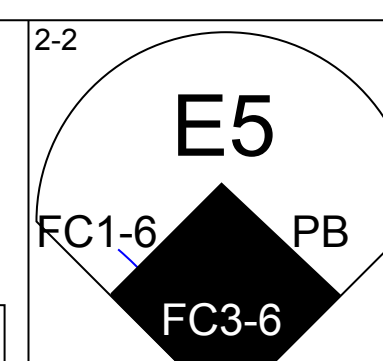
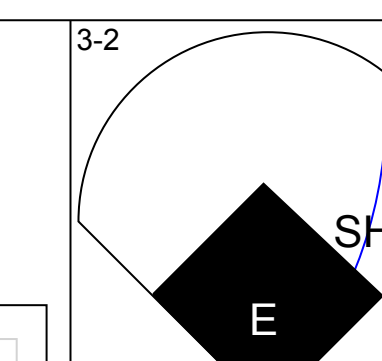
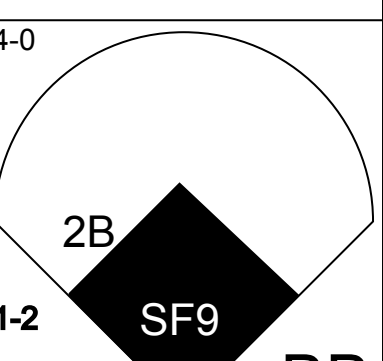

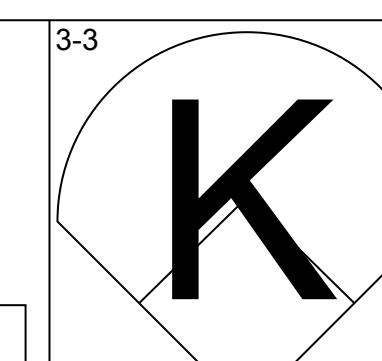
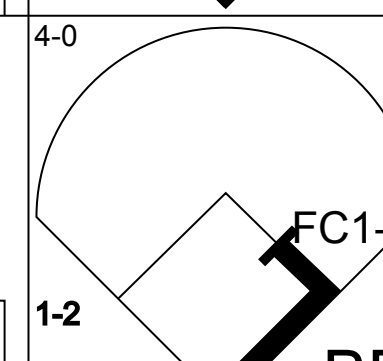
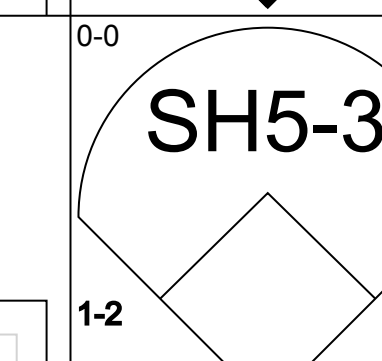
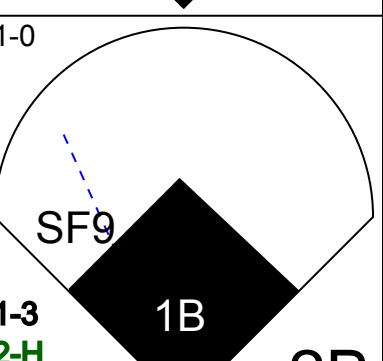

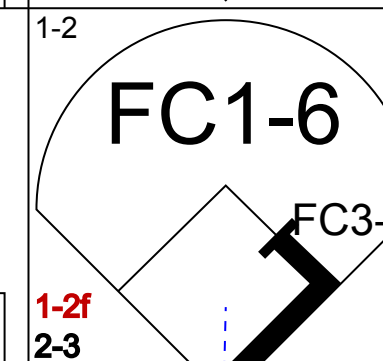
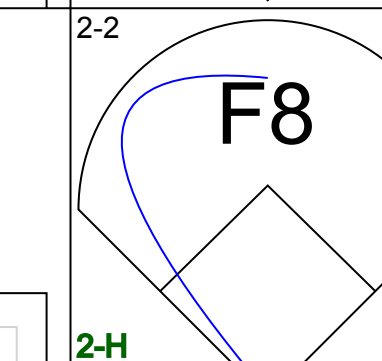
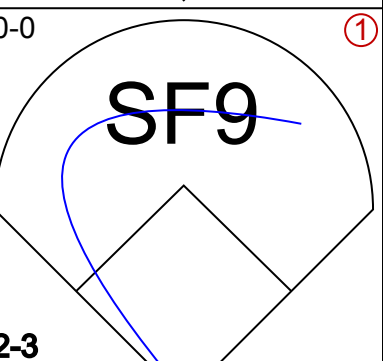

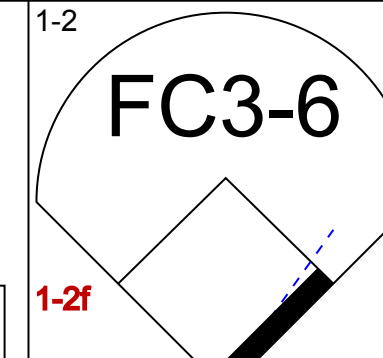
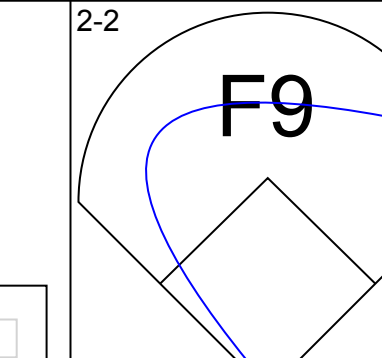
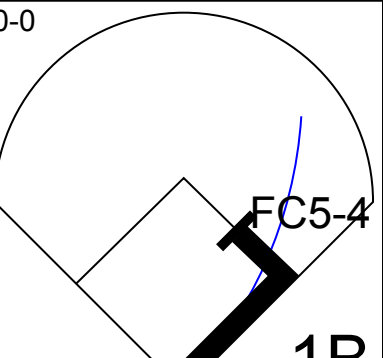

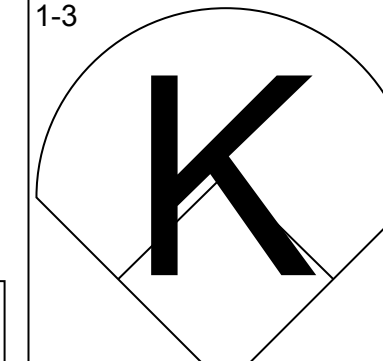
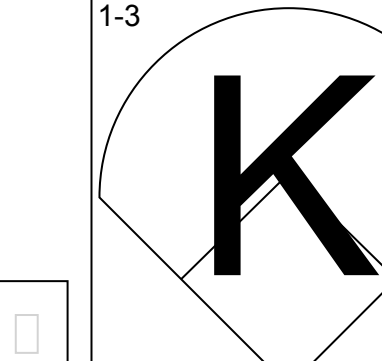
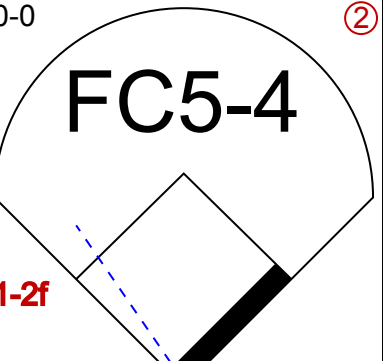
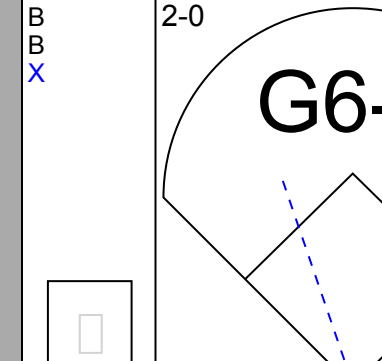
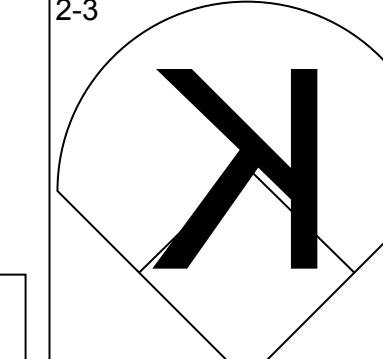
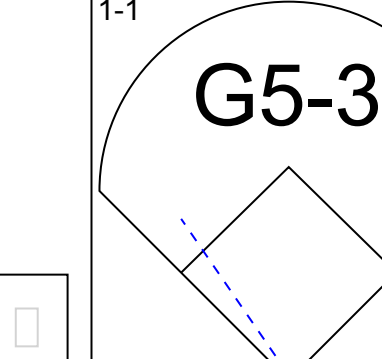
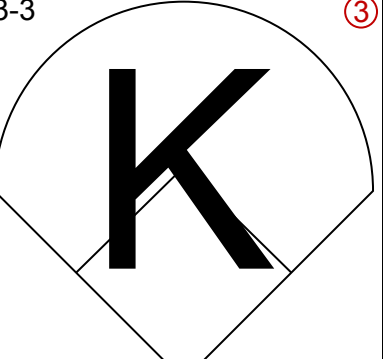
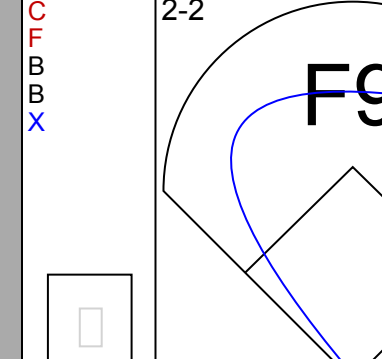
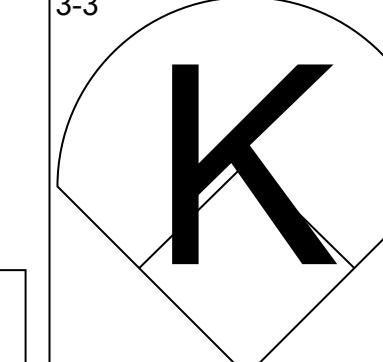
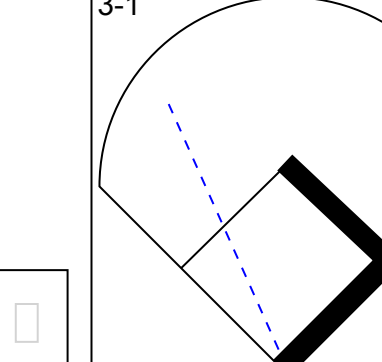
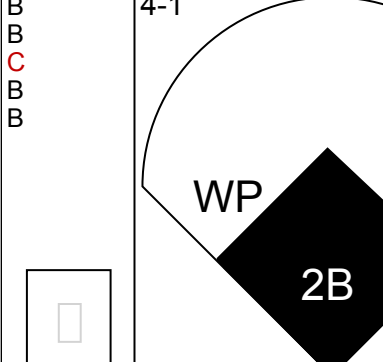
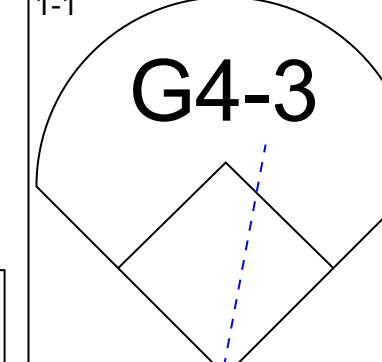
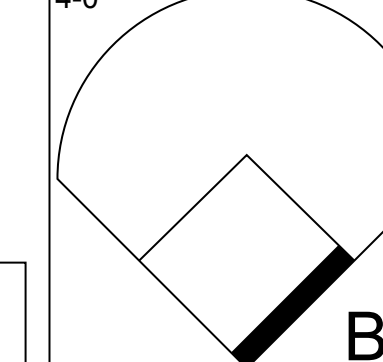
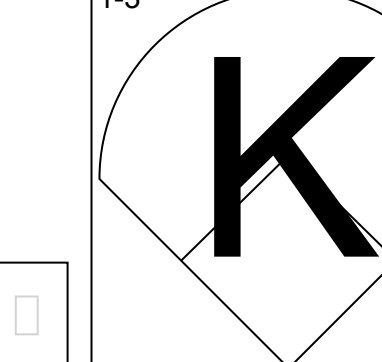
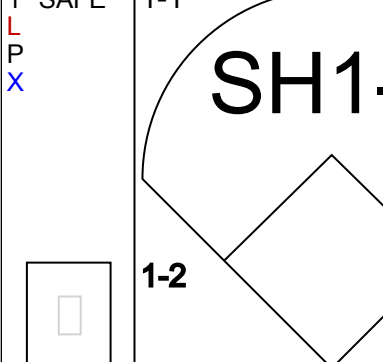
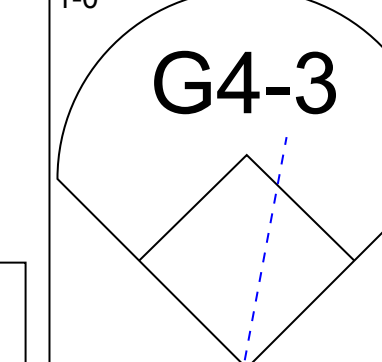

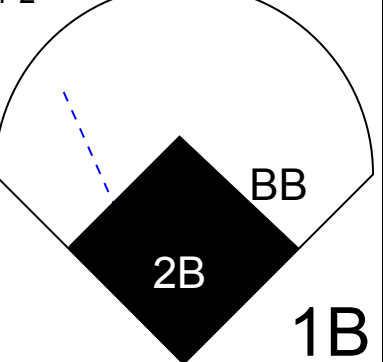
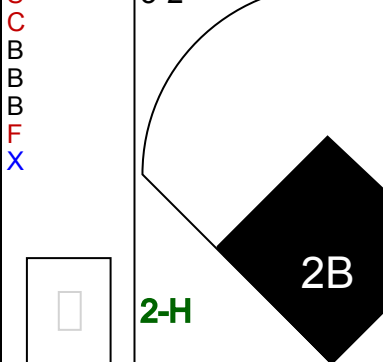
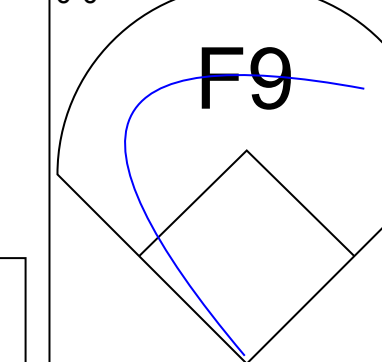
AB	35
R	3
H	8
RBI	2
BB	0
SO	4
LOB	16

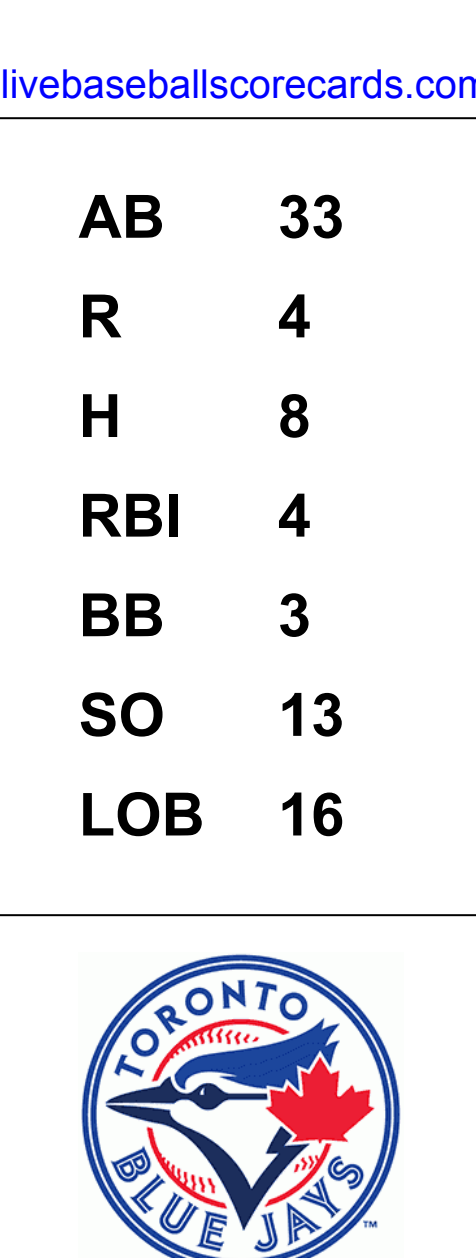


Sun Jul 09 1995, 3:33 AM PDT  
Att: 20,253 - Sunny - 68 F

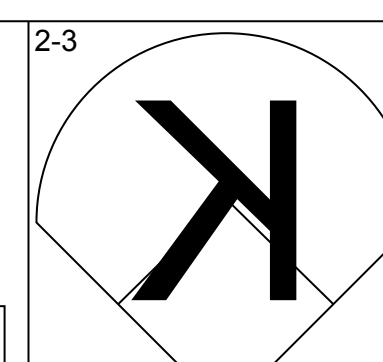
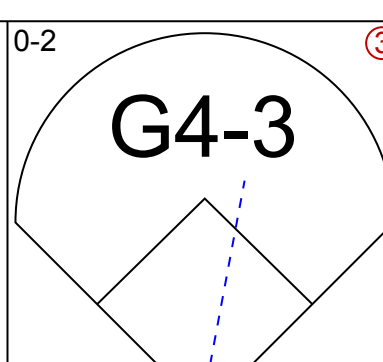
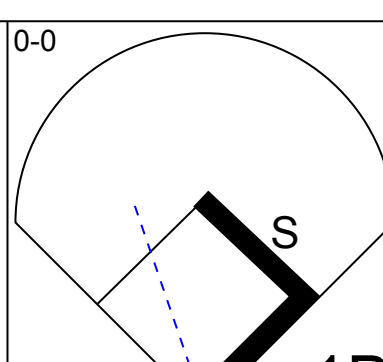
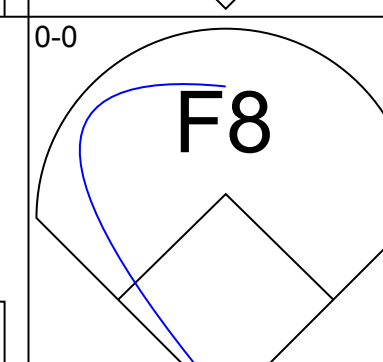
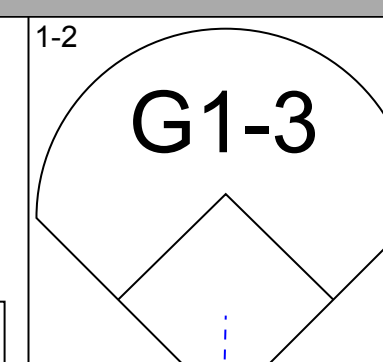
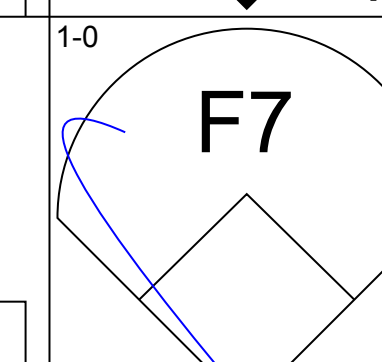
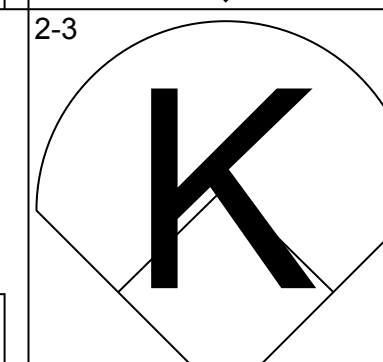
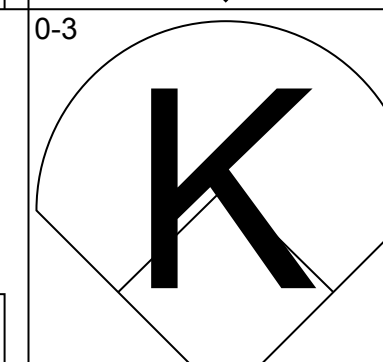
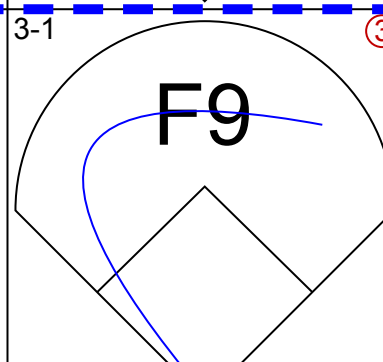
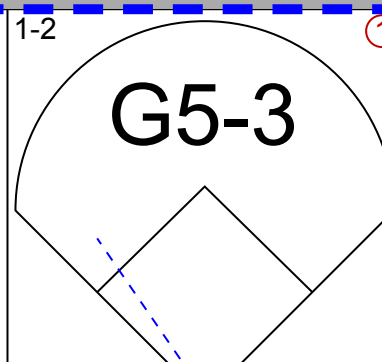
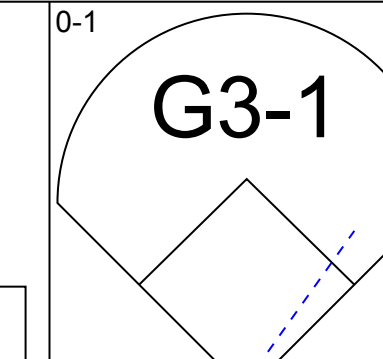
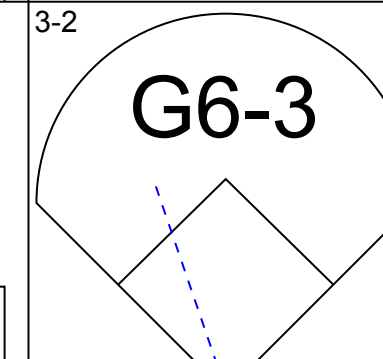
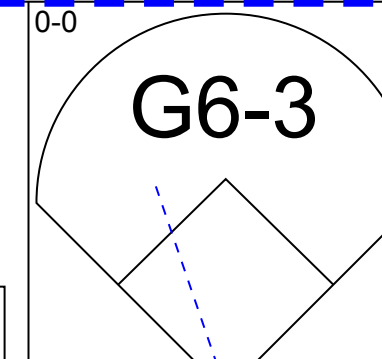
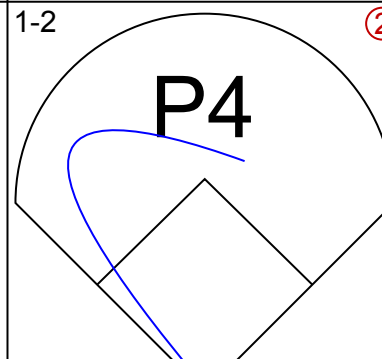
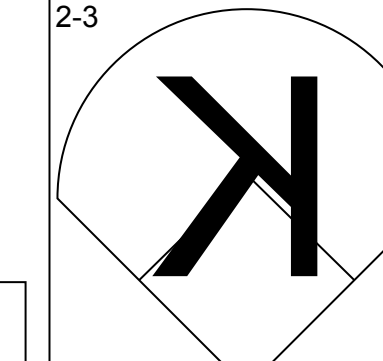
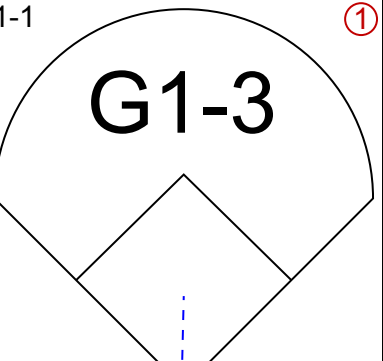
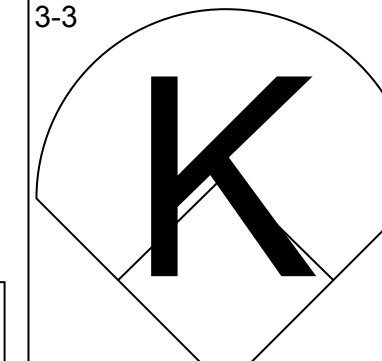
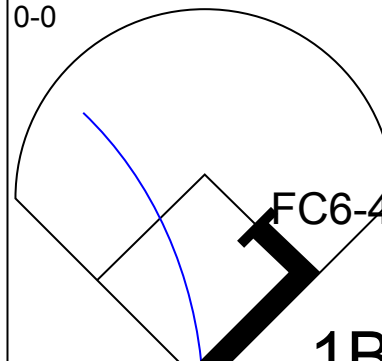
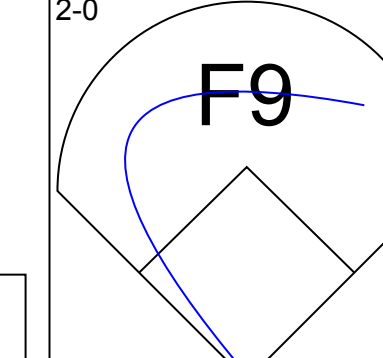
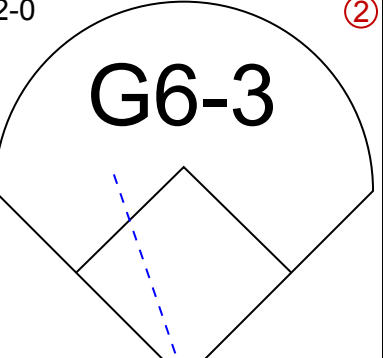
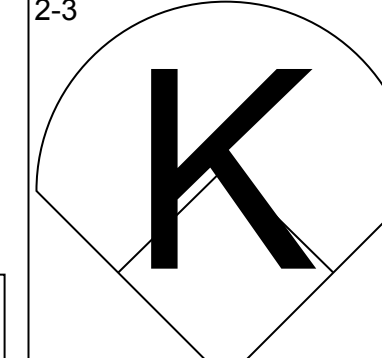
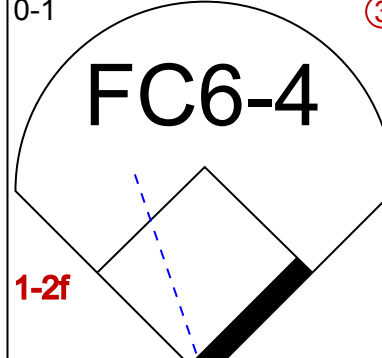
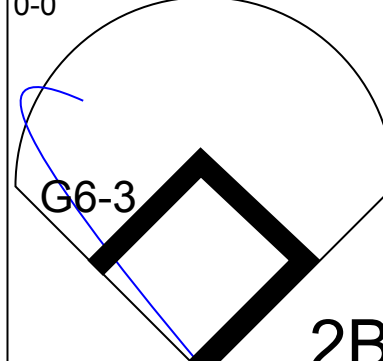
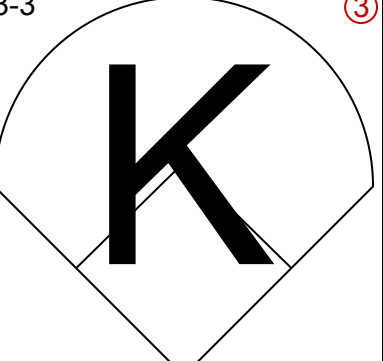
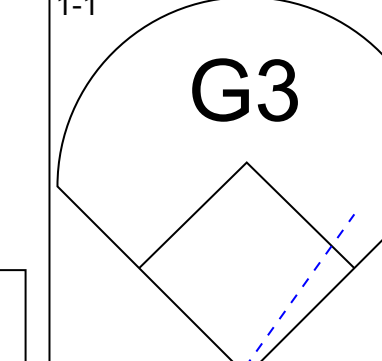
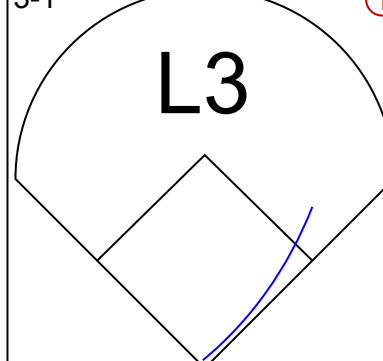
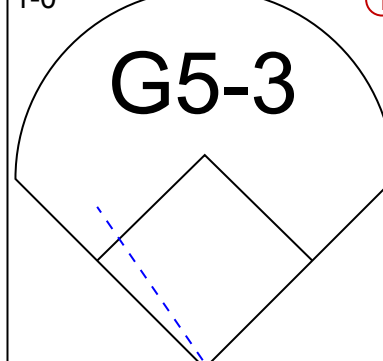
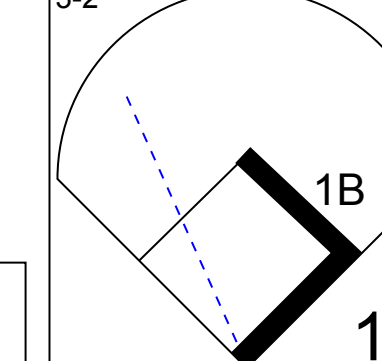
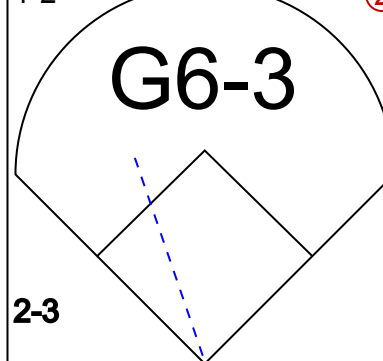
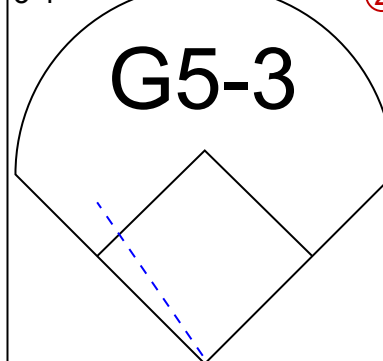
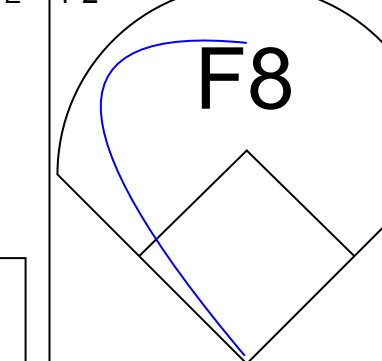


Batter	1	2	3	4	5	6	7	8	9	AB	R	H	RBI	BB	SO	LOB	TOP								
<b>Devon White, S</b> OBP: 0.348, SLG: 0.487 (1, 8)										5	0	2	1	0	2	2	<b>Toronto Blue Jays @ Oakland Athletics</b> Oakland-Alameda County Coliseum, Oakland, CA Wed Jul 12 1995, 3:33 AM PDT Att: 11,343 - Sunny - 66 F  <b>AB 33</b> <b>R 4</b> <b>H 8</b> <b>RBI 4</b> <b>BB 3</b> <b>SO 13</b> <b>LOB 16</b>								
<b>Alex Gonzalez, R</b> OBP: 0.348, SLG: 0.421 (1, 6)										3	1	1	1	1	1	2									
<b>Paul Molitor, R</b> OBP: 0.318, SLG: 0.362 (1, 10)										2	0	0	0	1	1	1									
<b>Joe Carter, R</b> OBP: 0.326, SLG: 0.477 (1, 7)										4	0	0	0	0	3	3									
<b>John Olerud, L</b> OBP: 0.339, SLG: 0.347 (1, 3)										3	1	1	0	1	1	2									
<b>Ed Sprague, R</b> OBP: 0.339, SLG: 0.455 (1, 5)										4	1	1	1	0	1	2									
<b>Shawn Green, L</b> OBP: 0.301, SLG: 0.456 (1, 9)										4	1	1	0	0	1	1									
<b>Sandy Martinez, L</b> OBP: 0.258, SLG: 0.419 (1, 2)										4	0	1	1	0	0	1									
<b>Domingo Cedenio, S</b> OBP: 0.370, SLG: 0.415 (1, 4)										4	0	1	0	0	3	2									
<b>Inning Stats</b>	R: 1 E: 0 K: 2 S: 9	H: 1 LOB: 0 BB: 0 P: 14	R: 2 E: 0 K: 2 S: 13	H: 3 LOB: 1 BB: 0 P: 21	R: 0 E: 0 K: 0 S: 9	H: 0 LOB: 2 BB: 2 P: 20	R: 0 E: 0 K: 2 S: 8	H: 0 LOB: 0 BB: 0 P: 10	R: 0 E: 0 K: 0 S: 11	H: 1 LOB: 2 BB: 1 P: 18	R: 0 E: 0 K: 0 S: 5	H: 0 LOB: 0 BB: 0 P: 8	R: 0 E: 0 K: 2 S: 9	H: 1 LOB: 1 BB: 0 P: 14	R: 0 E: 0 K: 2 S: 7	H: 0 LOB: 0 BB: 0 P: 11	R: 1 E: 0 K: 1 S: 14	H: 2 LOB: 1 BB: 0 P: 24	1B: 3 2B: 4 3B: 0 HR: 1	SF: 0 SAC: 2 DP: 0 HBP: 0	WP: 0 PB: 0 SB: 0 CS: 0	PA: 38			
<b>PITCHER</b>	IP	WLS	BF	H	R	ER	SO	BB	IBB	HBP	BLK	WP	HR	S	P	ERA	WHIP								
<b>Todd Stottlemire, R</b> ERA: 3.84 (1, 1)	7.0	W	30	6	3	3	10	2	1	0	0	0	1	64	105	3.86	1.143								
<b>Todd Van Poppel, R</b> ERA: 3.53 (8, 1)	1.2		7	2	1	1	3	0	0	0	0	0	0	19	32	5.40	1.200								
<b>Dennis Eckersley, R</b> ERA: 3.07 (9, 1)	0.1	S	1	0	0	0	0	0	0	0	0	0	0	2	3	0.00	0.000								

Batter	1	2	3	4	5	6	7	8	9	AB	R	H	RBI	BB	SO	LOB	BOTTOM								
<b>Rickey Henderson, R</b> OBP: 0.395, SLG: 0.425 (1, 7)										4	3	2	1	1	1	0	<b>Toronto Blue Jays @ Oakland Athletics</b> Oakland-Alameda County Coliseum, Oakland, CA Wed Jul 12 1995, 3:33 AM PDT Att: 11,343 - Sunny - 66 F  <b>AB 29</b> <b>R 7</b> <b>H 7</b> <b>RBI 6</b> <b>BB 5</b> <b>SO 8</b> <b>LOB 12</b>								
<b>Stan Javier, S</b> OBP: 0.322, SLG: 0.355 (1, 8)										1	1	1	1	2	0	0									
<b>Mike Bordick, R</b> OBP: 0.328, SLG: 0.321 (1, 6)										3	0	0	1	0	0	4									
<b>Geronimo Berroa, R</b> OBP: 0.360, SLG: 0.437 (1, 10)										4	0	1	2	0	1	3									
<b>Terry Steinbach, R</b> OBP: 0.313, SLG: 0.457 (1, 2)										4	0	0	0	0	2	2									
<b>Scott Brosius, R</b> OBP: 0.325, SLG: 0.362 (1, 3)										4	0	0	0	0	2	1									
<b>Brent Gates, S</b> OBP: 0.301, SLG: 0.321 (1, 4)										3	1	1	0	1	1	0									
<b>Craig Paquette, R</b> OBP: 0.262, SLG: 0.483 (1, 5)										2	0	0	0	1	1	1									
<b>Ernie Young, R</b> OBP: 0.360, SLG: 0.455 (1, 9)										4	2	2	1	0	0	1									
<b>Inning Stats</b>	R: 1 E: 1 K: 1 S: 12	H: 0 LOB: 1 BB: 1 P: 21	R: 0 E: 0 K: 2 S: 9	H: 0 LOB: 1 BB: 1 P: 19	R: 1 E: 0 K: 0 S: 13	H: 1 LOB: 0 BB: 0 P: 20	R: 0 E: 0 K: 2 S: 10	H: 1 LOB: 0 BB: 0 P: 16	R: 3 E: 0 K: 1 S: 12	H: 3 LOB: 1 BB: 1 P: 21	R: 2 E: 0 K: 1 S: 14	H: 2 LOB: 2 BB: 2 P: 29	R: 0 E: 0 K: 0 S: 6	H: 0 LOB: 0 BB: 0 P: 11	R: 0 E: 0 K: 1 S: 6	H: 0 LOB: 0 BB: 0 P: 10	1B: 3 2B: 4 3B: 0 HR: 0	SF: 1 SAC: 2 DP: 0 HBP: 0	WP: 1 PB: 1 SB: 0 CS: 0	PA: 37					
<b>PITCHER</b>	IP	WLS	BF	H	R	ER	SO	BB	IBB	HBP	BLK	WP	HR	S	P	ERA	WHIP								
<b>Al Leiter, L</b> ERA: 4.0 (1, 1)	5.0	L	24	5	5	3	6	3	0	0	0	1	0	56	97	5.40	1.600								
<b>Edwin Hurtado, R</b> ERA: 4.5 (6, 1)	2.0		10	2	2	2	1	1	1	0	0	1	0	20	40	9.00	1.500								
<b>Tim Crabtree, R</b> ERA: (8, 1)	1.0		3	0	0	0	1	0	0	0	0	0	0	6	10	0.00	0.000								

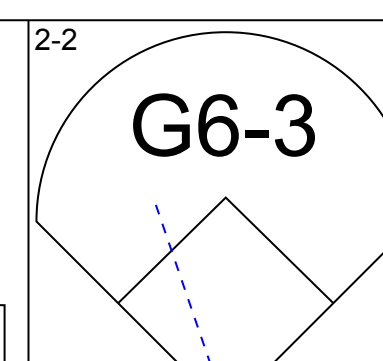
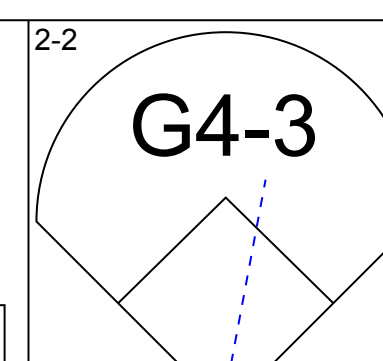
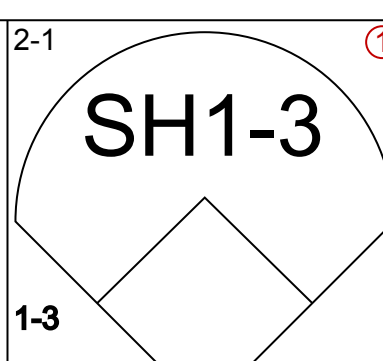
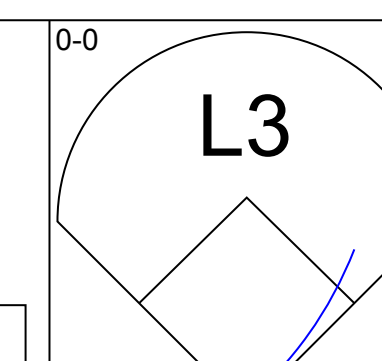
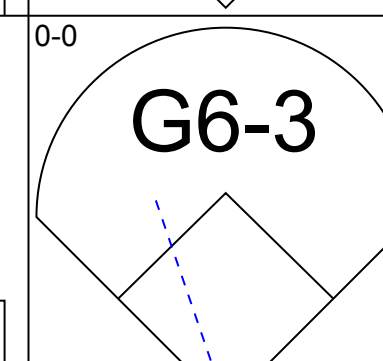
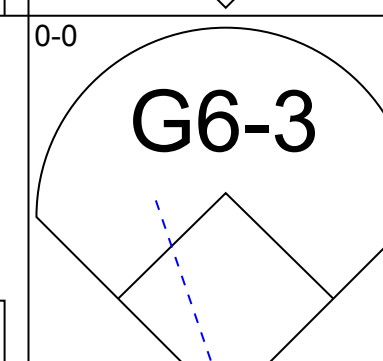
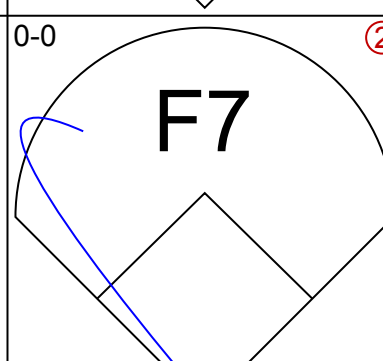
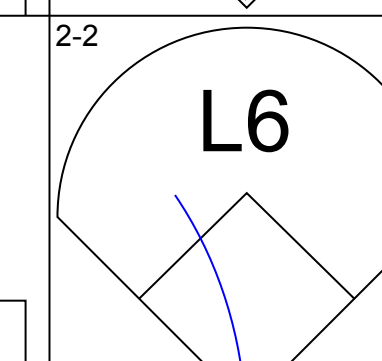
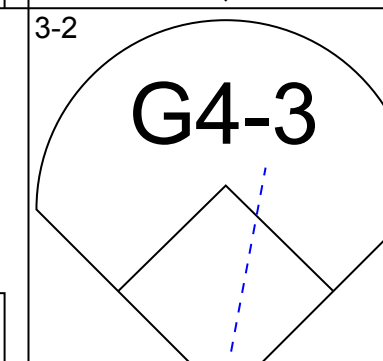
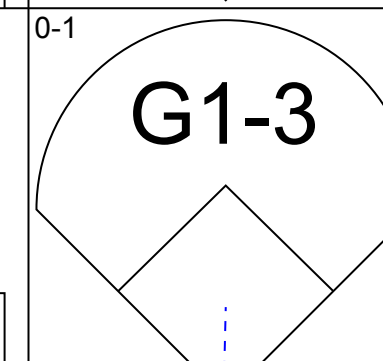
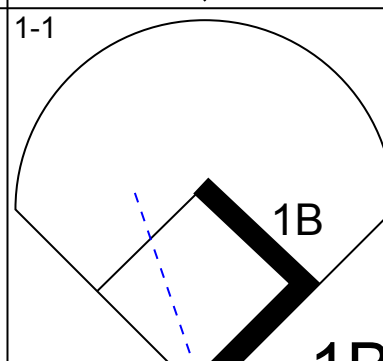
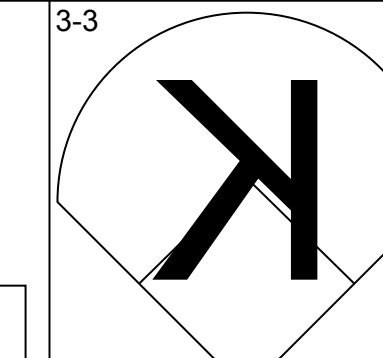
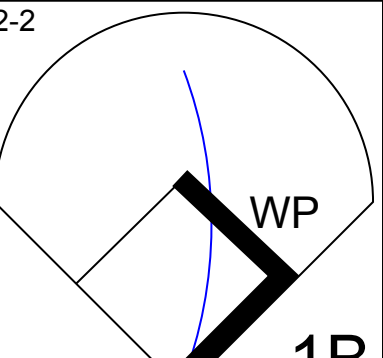
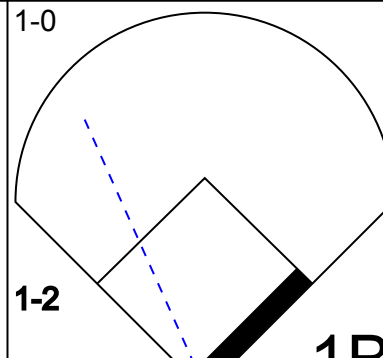

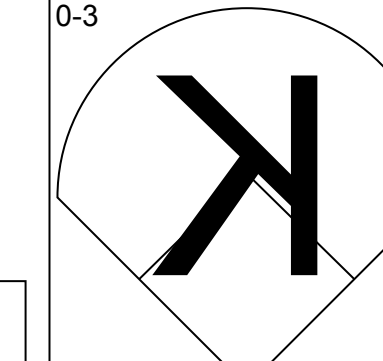
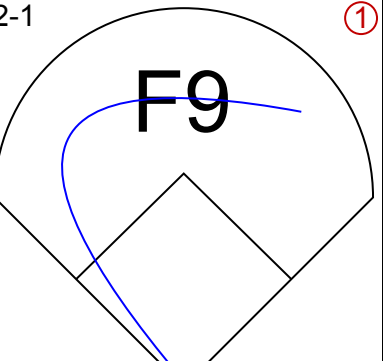
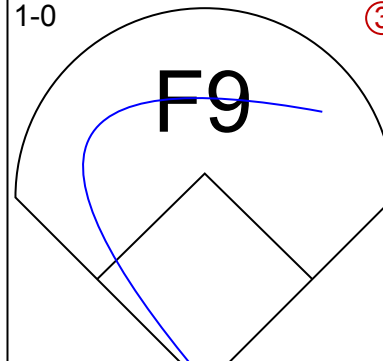
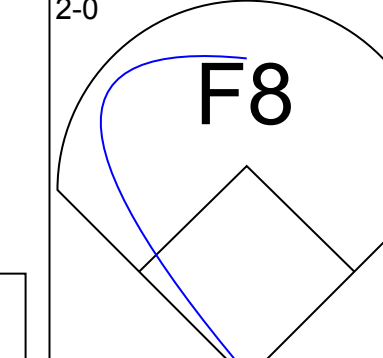
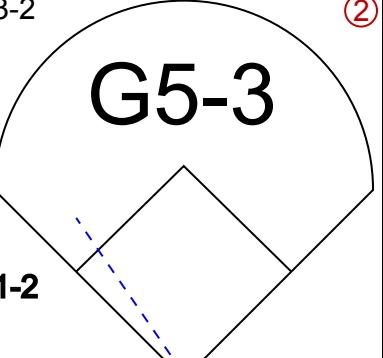
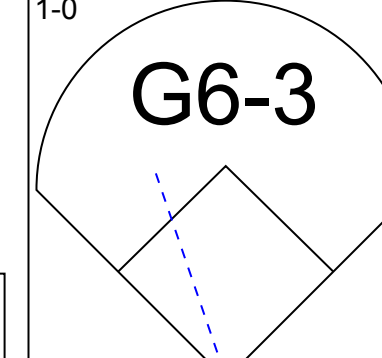
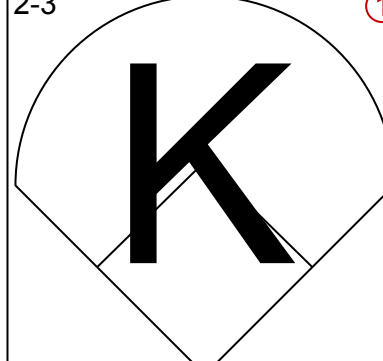
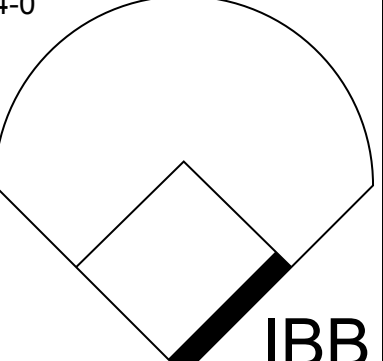
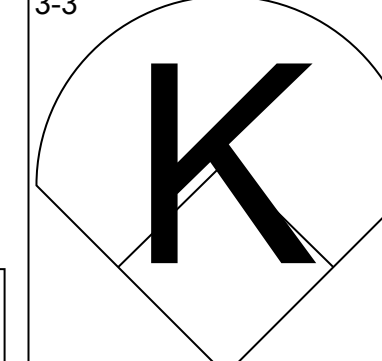
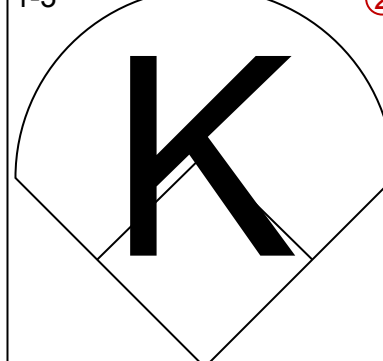
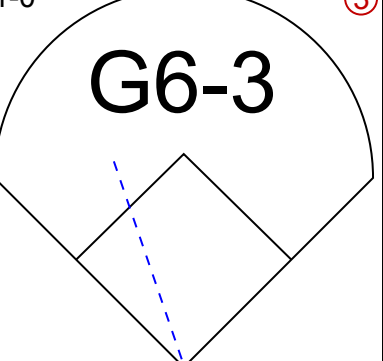
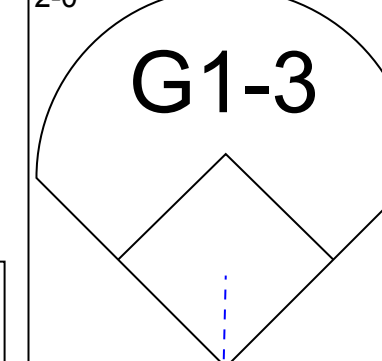
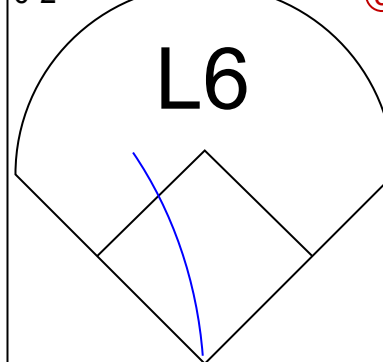
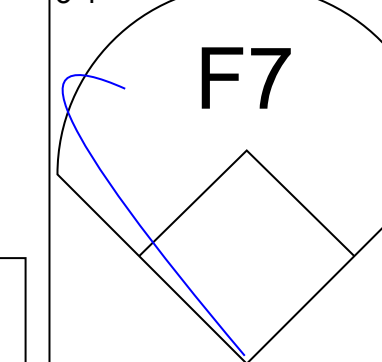




Batter	1	2	3	4	5	6	7	8	9	AB	R	H	RBI	BB	SO	LOB	TOP			
Rickey Henderson, R OBP: 0.397, SLG: 0.427 (1, 7)			G4-3 					 1B		4	0	2	0	0	1	1	<b>Oakland Athletics @ Cleveland Indians</b> Jacobs Field, Cleveland, OH Fri Jul 14, 1995, 3:33 AM EDT Cloudy - 95 F			
Stan Javier, S OBP: 0.321, SLG: 0.350 (1, 8)	F8 			G1-3 				F7 		3	0	0	0	1	0	2				
Jason Giambi, L OBP: 0.313, SLG: 0.379 Craig Paquette, R OBP: 0.298, SLG: 0.475 (6, PH) (6, 5)	K 			K 				F9 	G5-3 	2	0	0	0	0	2	0				
Geronimo Berroa, R OBP: 0.356, SLG: 0.431 (1, 10)		G3-1 		G6-3 				G6-3 	P4 	4	0	0	0	0	0	0				
Mike Aldrete, L OBP: 0.319, SLG: 0.355 Scott Brosius, R OBP: 0.325, SLG: 0.362 (9, PR)	K 				G1-3 			K 	FC6-4 	4	0	1	0	0	2	0				
Terry Steinbach, R OBP: 0.309, SLG: 0.449 (1, 2)	F9 				G6-3 			K 	FC6-4 	4	0	0	0	0	1	1				
Brent Gates, S OBP: 0.301, SLG: 0.325 (1, 4)			G6-3 		K 			G3 		3	0	1	0	0	1	0				
Mike Bordick, R OBP: 0.329, SLG: 0.321 (1, 6)			L3 					G5-3 	1B 	3	0	1	0	0	0	1				
Ernie Young, R OBP: 0.321, SLG: 0.400 (1, 9)			G6-3 					G5-3 	F8 	3	0	0	0	0	0	2				
<b>Inning Stats</b>	R: 0 E: 0 K: 2 S: 8	H: 0 LOB: 0 BB: 0 P: 12	R: 0 E: 0 K: 1 S: 6	H: 0 LOB: 0 BB: 0 P: 10	R: 0 E: 0 K: 0 S: 9	H: 1 LOB: 1 BB: 0 P: 13	R: 0 E: 0 K: 1 S: 13	H: 0 LOB: 0 BB: 0 P: 17	R: 0 E: 0 K: 1 S: 6	H: 0 LOB: 0 BB: 0 P: 12	R: 0 E: 0 K: 2 S: 7	H: 0 LOB: 0 BB: 0 P: 12	R: 0 E: 0 K: 0 S: 14	H: 2 LOB: 2 BB: 0 P: 22	R: 0 E: 0 K: 0 S: 9	H: 1 LOB: 1 BB: 0 P: 11		1B: 4 2B: 1 3B: 0 HR: 0	SF: 0 SAC: 0 DP: 0 HBP: 0	WP: 0 PB: 0 SB: 1 CS: 0
<b>PITCHER</b>	IP	WLS	BF	H	R	ER	SO	BB	IBB	HBP	BLK	WP	HR	S	P	ERA	WHIP			
Albie Lopez, R ERA: 0.87 (1, 1)	5.2		20	2	0	0	5	1	0	0	0	0	0	48	78	0.00	0.529			
Alan Embree, L ERA: (6, 1)	0.1	W	1	0	0	0	0	0	0	0	0	0	0	2	5	0.00	0.000			
Julian Tavarez, R ERA: 1.13 (7, 1)	2.0		8	2	0	0	2	0	0	0	0	0	0	21	34	0.00	1.000			
Jose Mesa, R ERA: 1.78 (9, 1)	1.0	S	4	1	0	0	0	0	0	0	0	0	0	9	11	0.00	1.000			

AB	32
R	0
H	5
RBI	0
BB	1
SO	7
LOB	9



Batter	1	2	3	4	5	6	7	8	9	AB	R	H	RBI	BB	SO	LOB	BOTTOM			
Kenny Lofton, L OBP: 0.354, SLG: 0.472 Ruben Amaro Jr, S OBP: 0.222, SLG: 0.353 (2, 9)	G6-3 			G4-3 		SH1-3 		L3 		1	0	0	0	0	0	0	<b>Oakland Athletics @ Cleveland Indians</b> Jacobs Field, Cleveland, OH Fri Jul 14, 1995, 3:33 AM EDT Cloudy - 95 F			
Omar Vizquel, S OBP: 0.317, SLG: 0.330 (1, 6)	G6-3 			G6-3 		F7 		L6 		4	0	0	0	0	1					
Carlos Baerga, S OBP: 0.366, SLG: 0.514 (1, 4)	G4-3 			G1-3 		1B 				3	0	1	1	0	0	0				
Albert Belle, R OBP: 0.387, SLG: 0.586 (1, 7)		K 			WP 	1B 		1B 		3	0	2	0	0	1	0				
Jim Thome, L OBP: 0.440, SLG: 0.609 (1, 5)		K 			F9 	F9 				3	0	0	0	0	1	3				
Manny Ramirez, R OBP: 0.404, SLG: 0.615 (1, 10)	F8 				G5-3 			G6-3 		3	0	0	0	0	0	1				
Paul Sorrento, L OBP: 0.354, SLG: 0.553 (1, 3)			K 			IBB 		K 		2	0	0	0	1	2	0				
Tony Peña, R OBP: 0.277, SLG: 0.337 (1, 2)			K 			G6-3 		G1-3 		3	0	0	0	0	1	2				
Wayne Kirby, L OBP: 0.277, SLG: 0.355 (2, 8)			L6 					F7 		3	1	1	0	0	0	0				
<b>Inning Stats</b>	R: 0 E: 0 K: 0 S: 8	H: 0 LOB: 0 BB: 0 P: 13	R: 0 E: 0 K: 2 S: 7	H: 0 LOB: 0 BB: 0 P: 12	R: 0 E: 0 K: 2 S: 10	H: 0 LOB: 0 BB: 0 P: 13	R: 0 E: 0 K: 0 S: 7	H: 0 LOB: 0 BB: 0 P: 9	R: 0 E: 0 K: 0 S: 9	H: 1 LOB: 2 BB: 1 P: 21	R: 1 E: 0 K: 0 S: 8	H: 3 LOB: 2 BB: 0 P: 14	R: 0 E: 0 K: 1 S: 5	H: 0 LOB: 0 BB: 0 P: 11	R: 0 E: 0 K: 0 S: 6	H: 0 LOB: 0 BB: 0 P: 11		1B: 4 2B: 0 3B: 0 HR: 0	SF: 0 SAC: 1 DP: 0 HBP: 0	WP: 1 PB: 0 SB: 0 CS: 0
<b>PITCHER</b>	IP	WLS	BF	H	R	ER	SO	BB	IBB	HBP	BLK	WP	HR	S	P	ERA	WHIP			
Ariel Prieto, R ERA: 2.81 (1, 1)	8.0	L	29	4	1	1	5	0	1	0	1	1	0	60	104	1.12	0.500			

AB	27
R	1
H	4
RBI	1
BB	1
SO	5
LOB	7





Batter	1	2	3	4	5	6	7	8	9	AB	R	H	RBI	BB	SO	LOB	TOP								
Scott Brosius, R OBP: 0.331, SLG: 0.382 (1, 9)										5	2	3	1	0	0	0	<b>Oakland Athletics @ Cleveland Indians</b> Jacobs Field, Cleveland, OH Fri Jul 14, 1995, 7:05 PM EDT Att: 41,862 - Unknown - 93 F								
Brent Gates, S OBP: 0.299, SLG: 0.320 (1, 4)										4	1	0	0	1	2	3									
Mike Bordick, R OBP: 0.330, SLG: 0.319 (1, 6)										4	1	1	0	1	0	2									
Mike Aldrete, L OBP: 0.329, SLG: 0.364 (1, 3)										4	1	2	2	0	0	1									
George Williams, S OBP: 0.500, SLG: 0.333 (1, 10)										3	0	1	0	0	1	2									
Jason Giambi, L OBP: 0.333, SLG: 0.394 Geronimo Berroa, R OBP: 0.356, SLG: 0.431 (1, 5) (8, 7)										4	0	2	2	0	0	2									
Craig Paquette, R OBP: 0.252, SLG: 0.464 (1, 7) (8, 5)										3	0	0	0	0	2	3									
Stan Javier, S OBP: 0.320, SLG: 0.348 (9, PH)										1	1	0	0	0	0	0									
Ernie Young, R OBP: 0.290, SLG: 0.357 Rickey Henderson, R OBP: 0.399, SLG: 0.429 (1, 8) (9, PH)										3	0	0	0	0	1	3									
Eric Helfand, L OBP: 0.189, SLG: 0.206 Terry Steinbach, R OBP: 0.307, SLG: 0.449 (1, 2) (9, PH)										3	0	0	0	0	1	0									
<b>Inning Stats</b>	R: 3 E: 0 K: 1 S: 13	H: 3 LOB: 2 BB: 1 P: 23	R: 1 E: 0 K: 1 S: 10	H: 1 LOB: 0 BB: 0 P: 14	R: 0 E: 0 K: 0 S: 6	H: 1 LOB: 0 BB: 0 P: 9	R: 0 E: 0 K: 2 S: 8	H: 0 LOB: 0 BB: 0 P: 14	R: 1 E: 0 K: 0 S: 8	H: 1 LOB: 1 BB: 1 P: 16	R: 0 E: 0 K: 1 S: 8	H: 1 LOB: 0 BB: 0 P: 10	R: 0 E: 0 K: 0 S: 5	H: 0 LOB: 0 BB: 0 P: 6	R: 0 E: 0 K: 1 S: 12	H: 1 LOB: 1 BB: 0 P: 17	R: 1 E: 0 K: 1 S: 18	H: 2 LOB: 2 BB: 0 P: 24	1B: 9 2B: 0 3B: 0 HR: 1	SF: 1 SAC: 0 DP: 2 HBP: 1	WP: 0 PB: 0 SB: 0 CS: 0	PA: 39			
<b>PITCHER</b>	IP WLS BF H R ER SO BB IBB HBP BLK WP HR S P ERA WHIP	6.0 W 26 7 5 5 5 2 0 1 0 0 1 53 86 7.50 1.500	2.0 7 1 0 0 1 0 0 0 0 0 0 0 17 23 0.00 0.500	1.0 S 6 2 1 0 1 0 0 0 0 0 0 18 24 0.00 2.000																					

AB 35  
R 6  
H 10  
RBI 6  
BB 2  
SO 7  
LOB 16



Batter	1	2	3	4	5	6	7	8	9	AB	R	H	RBI	BB	SO	LOB	BOTTOM							
Wayne Kirby, L OBP: 0.276, SLG: 0.344 (1, 8)										3	0	0	0	1	1	0	<b>Oakland Athletics @ Cleveland Indians</b> Jacobs Field, Cleveland, OH Fri Jul 14, 1995, 7:05 PM EDT Att: 41,862 - Unknown - 93 F							
Omar Vizquel, S OBP: 0.319, SLG: 0.332 (1, 6)										4	2	2	0	0	0	0								
Carlos Baerga, S OBP: 0.371, SLG: 0.528 Alvaro Espinoza, R OBP: 0.257, SLG: 0.250 (1, 4) (9, 4)										4	2	3	2	0	0	0								
Albert Belle, R OBP: 0.385, SLG: 0.581 (1, 10)										4	0	1	0	0	1	3								
Jim Thome, L OBP: 0.445, SLG: 0.630 (1, 5)										4	2	3	2	0	1	1								
Manny Ramirez, R OBP: 0.406, SLG: 0.626 (1, 9)										4	1	2	3	0	0	2								
Paul Sorrento, L OBP: 0.349, SLG: 0.543 (1, 3)										3	0	0	0	0	1	1								
Sandy Alomar Jr., R OBP: 0.462, SLG: 0.652 (1, 2)										3	0	0	0	0	0	1								
Ruben Amaro Jr., S OBP: 0.190, SLG: 0.300 (1, 7)										3	0	0	0	0	2	0								
<b>Inning Stats</b>	R: 3 E: 0 K: 1 S: 12	H: 3 LOB: 0 BB: 0 P: 17	R: 0 E: 0 K: 0 S: 7	H: 0 LOB: 0 BB: 0 P: 14	R: 4 E: 0 K: 0 S: 15	H: 4 LOB: 0 BB: 0 P: 23	R: 0 E: 0 K: 1 S: 10	H: 0 LOB: 0 BB: 1 P: 15	R: 0 E: 0 K: 2 S: 14	H: 1 LOB: 1 BB: 0 P: 20	R: 0 E: 0 K: 1 S: 12	H: 1 LOB: 0 BB: 0 P: 17	R: 0 E: 0 K: 1 S: 9	H: 0 LOB: 0 BB: 0 P: 14	R: 0 E: 0 K: 0 S: 9	H: 2 LOB: 1 BB: 0 P: 15		1B: 7 2B: 2 3B: 0 HR: 3	SF: 0 SAC: 0 DP: 2 HBP: 0	WP: 0 PB: 0 SB: 0 CS: 1	PA: 34			
<b>PITCHER</b>	IP WLS BF H R ER SO BB IBB HBP BLK WP HR S P ERA WHIP	3.0 L 16 6 2 0 3 0 0 0 0 0 0 28 40 0.00 1.500	2.0 8 2 0 0 3 1 0 0 0 0 0 0 17 26 0.00 0.000	2.0 5 0 0 0 2 0 0 0 0 0 0 0 9 15 0.00 2.000																				

AB 32  
R 7  
H 11  
RBI 7  
BB 1  
SO 6  
LOB 8





Batter	1	2	3	4	5	6	7	8	9	AB	R	H	RBI	BB	SO	LOB	TOP											
Rickey Henderson, R OBP: 0.401, SLG: 0.432	G1-3		G5-3			G1-3 1B BB		G1-3 1B		3	0	1	0	1	0	0	<b>Oakland Athletics @ Cleveland Indians</b> Jacobs Field, Cleveland, OH Sat Jul 15 1995, 7:05 PM EDT Att: 41,726 - Unknown - 75 F											
Stan Javier, S OBP: 0.323, SLG: 0.351	G1-3		B2-3			G1-3 1B		G5-4-3 1B		4	0	2	0	0	0	0												
Jason Giambi, L OBP: 0.308, SLG: 0.361 Geronimo Berroa, R OBP: 0.355, SLG: 0.429	G1-3			F7		G1-3 1-2 2-3		G5-4-3 1-2 2-3		3	0	0	0	0	0	2												
Mark McGwire, R OBP: 0.433, SLG: 0.648		G6-3 HR 1B		G6-3		G6-3			K	4	1	1	0	0	1	2												
Mike Aldrete, L OBP: 0.325, SLG: 0.348		G6-3 1-2		G3-1						3	0	0	0	1	1	1												
Terry Steinbach, R OBP: 0.308, SLG: 0.460 George Williams, S OBP: 0.400, SLG: 0.250		G6-3 HR 2H			G6-3				K	3	1	1	2	0	1	0												
Brent Gates, S OBP: 0.302, SLG: 0.323		G6-4-3 1B			G3				K	4	0	2	0	0	1	1												
Mike Bordick, R OBP: 0.326, SLG: 0.314		G6-4-3 1-2			G6-3					3	0	0	0	0	0	2												
Scott Brosius, R OBP: 0.326, SLG: 0.377			K			G6-3			K	3	0	0	0	0	2	0												
<b>Inning Stats</b>	R: 0 E: 0 K: 0 S: 7	H: 0 LOB: 0 BB: 0 P: 10	R: 2 E: 0 K: 0 S: 9	H: 3 LOB: 0 BB: 0 P: 11	R: 0 E: 0 K: 1 S: 5	H: 0 LOB: 0 BB: 0 P: 8	R: 0 E: 0 K: 0 S: 4	H: 0 LOB: 0 BB: 0 P: 5	R: 0 E: 0 K: 0 S: 6	H: 0 LOB: 0 BB: 0 P: 9	R: 0 E: 0 K: 0 S: 7	H: 1 LOB: 2 BB: 1 P: 18	R: 0 E: 0 K: 2 S: 13	H: 1 LOB: 1 BB: 0 P: 19	R: 0 E: 0 K: 1 S: 12	H: 2 LOB: 1 BB: 0 P: 16	R: 0 E: 0 K: 3 S: 11	H: 0 LOB: 1 BB: 1 P: 18	1B: 5 2B: 1 3B: 0 HR: 1	SF: 0 SAC: 0 DP: 2 HBP: 0	WP: 0 PB: 0 SB: 0 CS: 0	PA: 34						
<b>PITCHER</b>	IP	WLS	BF	H	R	ER	SO	BB	IBB	HBP	BLK	WP	HR	S	P	ERA	WHIP											
Orel Hershiser, R ERA: 3.98	(1, 1)	7.0	W	26	5	2	2	3	1	0	0	0	0	1	51	80	2.57	0.857										
Paul Assenmacher, L ERA: 1.93	(8, 1)	0.1	S	3	2	0	0	1	0	0	0	0	0	0	10	14	0.00	6.000										
Eric Plunk, R ERA: 1.67	(8, 1)	1.2	S	5	0	0	0	3	1	0	0	0	0	0	13	20	0.00	0.600										


Batter	1	2	3	4	5	6	7	8	9	AB	R	H	RBI	BB	SO	LOB	BOTTOM											
Wayne Kirby, L OBP: 0.269, SLG: 0.333	F8	SH1-4		G3			P4			3	0	0	0	0	0	2	<b>Oakland Athletics @ Cleveland Indians</b> Jacobs Field, Cleveland, OH Sat Jul 15 1995, 7:05 PM EDT Att: 41,726 - Unknown - 75 F											
Omar Vizquel, S OBP: 0.319, SLG: 0.331	G3-1	L4-6		FC6-4 1B			P6			4	0	1	1	0	0	2												
Carlos Baerga, S OBP: 0.367, SLG: 0.521	F8		G4-3	FC6-4 1-2			F8			4	0	0	0	0	0	2												
Albert Belle, R OBP: 0.384, SLG: 0.574		G6-3 1B 2B BB	F8		P1-4-3			G1-3		3	1	0	0	1	0	0												
Jim Thome, L OBP: 0.446, SLG: 0.626		G4-3 1B 2B	G4-3		CS BB			K		3	1	1	0	1	1	0												
Manny Ramirez, R OBP: 0.407, SLG: 0.640		G5-3 1B 2B		G5-3		K				4	2	2	3	0	1	1												
Paul Sorrento, L OBP: 0.352, SLG: 0.539		BB 1B BB		1B 2B 1B		P2		K		3	2	1	0	1	1	0												
Sandy Alomar Jr., R OBP: 0.483, SLG: 0.640		SH1-4 1B 2B BB		2B 1B 1B		F7				2	1	1	0	1	0	0												
Alvaro Espinoza, R OBP: 0.289, SLG: 0.314		L4-6 1B SH1-4		1B 2B		G6-3				3	0	2	3	0	0	0												
<b>Inning Stats</b>	R: 0 E: 0 K: 0 S: 6	H: 0 LOB: 0 BB: 0 P: 8	R: 4 E: 0 K: 0 S: 13	H: 3 LOB: 1 BB: 3 P: 28	R: 0 E: 0 K: 0 S: 5	H: 0 LOB: 0 BB: 0 P: 5	R: 2 E: 0 K: 0 S: 11	H: 4 LOB: 2 BB: 0 P: 17	R: 0 E: 0 K: 1 S: 8	H: 0 LOB: 1 BB: 1 P: 15	R: 0 E: 0 K: 0 S: 13	H: 0 LOB: 0 BB: 0 P: 19	R: 0 E: 0 K: 0 S: 6	H: 0 LOB: 0 BB: 0 P: 9	R: 1 E: 0 K: 2 S: 9	H: 1 LOB: 0 BB: 0 P: 15	1B: 5 2B: 4 3B: 0 HR: 1	SF: 0 SAC: 1 DP: 2 HBP: 0	WP: 0 PB: 0 SB: 0 CS: 1	PA: 34								
<b>PITCHER</b>	IP	WLS	BF	H	R	ER	SO	BB	IBB	HBP	BLK	WP	HR	S	P	ERA	WHIP											
Steve Ontiveros, R ERA: 3.58	(1, 1)	3.2	L	20	7	6	6	0	3	0	0	0	0	0	34	57	14.73	2.727										
Todd Van Poppel, R ERA: 3.35	(4, 1)	2.1		7	0	0	0	1	1	0	0	0	0	22	35	0.00	0.429											
Carlos Reyes, R ERA: 3.75	(7, 1)	2.0		7	1	1	1	2	0	0	0	0	0	1	15	24	4.50	0.500										



Batter	1	2	3	4	5	6	7	8	9	10	11	12	AB	R	H	RBI	BB	SO	LOB	TOP				
Rickey Henderson, R OBP: 0.407, SLG: 0.458	1-1 HR		1-3 K		0-1 G3		1-1 SAFE SAFE SAFE HBP		3-2 G4-3 2B			2-2 WP SF9 2B	5	2	3	1	0	1	0					
Stan Javier, S OBP: 0.315, SLG: 0.343	2-2 G4-3		3-2 F7		1-2 G3		1-2 G6-3		1-2 G4-3			3-2 SF9 2H	5	0	0	1	0	0	4					
Mike Aldrete, L OBP: 0.337, SLG: 0.361 Scott Brosius, R OBP: 0.326, SLG: 0.373	2-2 HR		1-1 1B			1-1 G5-3		4-2 FC5-4 BB		3-2 F8		0-0 G5-3	3	1	2	0	0	0	0					
Mark McGwire, R OBP: 0.431, SLG: 0.636	1-3 K		3-3 K			3-3 K		4-1 FC5-4 BB				4-2 K	4	0	0	0	2	4	2					
Geronimo Berroa, R OBP: 0.352, SLG: 0.436 Ernie Young, R OBP: 0.281, SLG: 0.345	0-0 HR			1-3 K				1-2 FC5-4 BB		2-2 P7		1-2 F9	5	1	1	2	0	1	2					
Jason Giambi, L OBP: 0.319, SLG: 0.350 Craig Paquette, R OBP: 0.252, SLG: 0.464	1-3 K			0-0 G4-3				0-0 SH2-3 1B				2-2 G6-3	4	0	1	0	1	1	0					
Terry Steinbach, R OBP: 0.311, SLG: 0.461		1-2 L4-3 1B		2-1 E1 1B				0-1 SH2-3		0-3 K		2-2 L8	4	0	2	0	0	1	3					
Brent Gates, S OBP: 0.300, SLG: 0.317		2-2 SAFE L4-3		1-1 E1				4-0 HBP BB		3-2 G6-3		2-3 K	4	0	0	0	1	1	5					
Mike Bordick, R OBP: 0.316, SLG: 0.307		2-1 G5-3			1-2 G1-3			1-1 F9			0-0 G6-3		3-1 F9	5	0	0	0	0	2					
<b>Inning Stats</b>	R: 3 E: 0 K: 2 S: 16	H: 3 LOB: 0 BB: 0 P: 23	R: 0 E: 0 K: 0 S: 14	H: 1 LOB: 0 BB: 19	R: 0 E: 0 K: 2 S: 11	H: 1 LOB: 1 BB: 19	R: 0 E: 0 K: 1 S: 8	H: 1 LOB: 2 BB: 0 P: 12	R: 0 E: 0 K: 0 S: 6	H: 0 LOB: 0 BB: 0 P: 10	R: 0 E: 1 K: 0 S: 11	H: 1 LOB: 3 BB: 17	R: 0 E: 0 K: 1 S: 13	H: 0 LOB: 3 BB: 29	R: 0 E: 0 K: 1 S: 10	H: 0 LOB: 0 BB: 0 P: 19	R: 0 E: 0 K: 1 S: 9	H: 0 LOB: 0 BB: 0 P: 16	R: 1 E: 0 K: 0 S: 12	H: 1 LOB: 1 BB: 22	1B: 5 2B: 3 3B: 0 HR: 2	SF: 1 SAC: 1 DP: 1 HBP: 1	WP: 1 PB: 0 SB: 0 CS: 0	PA: 50
<b>PITCHER</b>	IP WLS BF H R ER SO BB IBB HBP BLK WP HR S P ERA WHIP	Dennis Martinez, R ERA: 2.47 Jim Poole, L ERA: 3.51 Julian Tavarez, R ERA: 1.99 Jose Mesa, R ERA: 1.67 Alan Embree, L ERA: 3.86	1.1 7.0 29 0 0 3 6 1 0 0 0 0 0 2 113 3.86 1.143	0.0 1 0 0 0 0 1 0 0 0 0 0 0 2 6 ∞ ∞	2.0 9 1 0 0 1 2 0 0 0 0 0 0 21 40 0.00 1.500	1.0 3 0 0 0 1 0 0 0 0 0 0 13 19 0.00 0.000	2.0 W 8 1 1 1 1 1 0 0 0 1 0 21 38 4.50 1.000	<b>PITCHER</b>	IP WLS BF H R ER SO BB IBB HBP BLK WP HR S P ERA WHIP	Dennis Eckerley, R ERA: 3.6	0.2 L 4 2 2 2 0 0 0 0 0 0 1 10 12 27.00 3.000													

Oakland Athletics @ Cleveland Indians  
Jacobs Field, Cleveland, OH  
Sun Jul 16 1995, 3:33 AM EDT  
Att. 41,767 - Sunny - 84 F


AB 42  
R 4  
H 9  
RBI 4  
BB 5  
SO 9  
LOB 20



Batter	1	2	3	4	5	6	7	8	9	10	11	12	AB	R	H	RBI	BB	SO	LOB	BOTTOM		
Wayne Kirby, L OBP: 0.265, SLG: 0.324	3-2 CS 1B		1-2 G4-3		0-2 P2		0-0 F8		0-3 K			1-2 L3	6	0	1	0	0	1	6			
Alvaro Espinoza, R OBP: 0.268, SLG: 0.289 Omar Vizquel, S OBP: 0.316, SLG: 0.328	2-3 K		0-1 L9		1-1 G6-3		1-2 P2		2-1 G4-3			1-3 K	3	0	0	0	0	1	1			
Carlos Baerga, S OBP: 0.375, SLG: 0.530 Kenny Lofton, L OBP: 0.354, SLG: 0.472	0-1 2B		0-2 1B		1-0 F7		2-1 HR 1B		3-1 2B 1B			0-1 SAFE HR 1B	6	1	5	0	0	0	0			
Albert Belle, R OBP: 0.386, SLG: 0.585	4-1 BB		2-3 K		2-2 P4		0-0 HR		2-1 2B 1B			0-0 P4	5	1	2	2	1	1	2			
Jim Thome, L OBP: 0.440, SLG: 0.612	0-0 L8		0-0 F7			4-0 E 1B BB		0-0 G4-3		2-2 F9		0-1 SAFE P9	5	0	0	0	1	0	5			
Manny Ramirez, R OBP: 0.409, SLG: 0.646		4-0 1B FC5-4 BB		1-0 P2		0-1 F7		4-1 BB		0-1 F8		1 SAFE 2-2 HR	4	2	1	2	2	0	1			
Paul Sorrento, L OBP: 0.343, SLG: 0.523		0-1 F7		1-3 K		1-3 K		1-1 P6		3-2 G6-3			5	0	0	0	2	3				
Herbert Perry, R OBP: 0.368, SLG: 0.632		0-2 FC5-4 1B		0-0 1B 1B		2-1 E 1B		0-3 K		1-0 P4			5	0	3	0	0	1	0			
Tony Peña, R OBP: 0.276, SLG: 0.335 Sandy Alomar Jr., R OBP: 0.407, SLG: 0.615		3-2 FC5-4 1B		0-0 1B		2-0 E6		1-2 2-3 1B		0-0 F8		3-3 K	4	0	1	1	0	0	3			
<b>Inning Stats</b>	R: 0 E: 0 K: 1 S: 11	H: 2 LOB: 2 BB: 1 P: 20	R: 1 E: 0 K: 0 S: 12	H: 1 LOB: 1 BB: 20	R: 0 E: 0 K: 1 S: 9	H: 1 LOB: 1 BB: 11	R: 0 E: 0 K: 1 S: 10	H: 2 LOB: 2 BB: 0 P: 12	R: 0 E: 0 K: 0 S: 6	H: 0 LOB: 0 BB: 0 P: 10	R: 2 E: 0 K: 1 S: 13	H: 2 LOB: 1 BB: 21	R: 0 E: 0 K: 0 S: 7	H: 0 LOB: 1 BB: 10	R: 0 E: 0 K: 2 S: 12	H: 0 LOB: 0 BB: 0 P: 14	R: 2 E: 0 K: 0 S: 10	H: 2 LOB: 0 BB: 0 P: 12	1B: 9 2B: 3 3B: 0 HR: 2	SF: 0 SAC: 0 DP: 1 HBP: 0	WP: 0 PB: 0 SB: 1 CS: 1	PA: 51
<b>PITCHER</b>	IP WLS BF H R ER SO BB IBB HBP BLK WP HR S P ERA WHIP	Todd Stottlemyre, R ERA: 3.72 Mark Acre, R ERA: 6.03 Rick Honeycutt, L ERA: 2.96 Todd Van Poppel, R ERA: 3.21 Carlos Reyes, R ERA: 3.55	1.1 6.0 28 7 1 2 4 3 0 0 0 0 0 1 9 12 1.50 1.667	0.1 3 2 0 0 0 1 0 0 0 0 0 0 4 9 0.00 1.500	2.0 7 2 0 0 2 0 0 0 0 0 0 19 28 0.00 1.000	2.0 6 0 0 0 2 0 0 0 0 0 0 15 24 0.00 0.000	<b>PITCHER</b>	IP WLS BF H R ER SO BB IBB HBP BLK WP HR S P ERA WHIP	Dennis Eckerley, R ERA: 3.6	0.2 L 4 2 2 2 0 0 0 0 0 0 1 10 12 27.00 3.000												

Oakland Athletics @ Cleveland Indians  
Jacobs Field, Cleveland, OH  
Sun Jul 16 1995, 3:33 AM EDT  
Att. 41,767 - Sunny - 84 F

AB 47  
R 5  
H 13  
RBI 5  
BB 4  
SO 8  
LOB 21





Batter	1	2	3	4	5	6	7	8	9	AB	R	H	RBI	BB	SO	LOB	TOP								
Rickey Henderson, R OBP: 0.404, SLG: 0.452 Ernie Young, R OBP: 0.275, SLG: 0.333	F9	F8		K		1B		K		3	0	0	0	1	1	4									
Stan Javier, S OBP: 0.317, SLG: 0.345	BB	G6-3			F8	1B			G6-3	5	1	2	0	0	0	2									
Mike Aldrete, L OBP: 0.341, SLG: 0.355	BB	BB		K	2B				G4-3	4	2	1	0	1	1	2									
Mark McGwire, R OBP: 0.433, SLG: 0.640 Scott Brosius, R OBP: 0.326, SLG: 0.374	BB	BB		F8	E				1B	2	0	1	0	1	0	0									
Geronimo Berroa, R OBP: 0.353, SLG: 0.435	BB	BB		F9	P3				1B	5	0	2	2	0	0	2									
Jason Giambi, L OBP: 0.327, SLG: 0.341	BB	BB		L8	E4				1B	4	0	1	1	1	0	1									
Brent Gates, S OBP: 0.295, SLG: 0.311	G6-4-3			G6-3	G4-3				F8	5	0	0	0	0	0	7									
Mike Bordick, R OBP: 0.323, SLG: 0.312 Craig Paquette, R OBP: 0.256, SLG: 0.464		F8		1B					BB	3	0	2	0	0	1	0									
Eric Helfand, L OBP: 0.220, SLG: 0.216		G6-3							K	3	0	1	0	1	2	1									
<b>Inning Stats</b>	R: 2 E: 0 K: 0 S: 14	H: 2 LOB: 2 BB: 3 P: 32	R: 0 E: 0 K: 0 S: 8	H: 1 LOB: 1 BB: 1 P: 16	R: 0 E: 0 K: 1 S: 6	H: 0 LOB: 0 BB: 0 P: 9	R: 0 E: 0 K: 1 S: 11	H: 2 LOB: 2 BB: 0 P: 20	R: 1 E: 1 K: 0 S: 15	H: 2 LOB: 2 BB: 0 P: 22	R: 0 E: 0 K: 2 S: 12	H: 1 LOB: 2 BB: 1 P: 20	R: 0 E: 0 K: 0 S: 7	H: 0 LOB: 0 BB: 0 P: 14	R: 0 E: 0 K: 2 S: 10	H: 0 LOB: 1 BB: 1 P: 20	R: 1 E: 0 K: 0 S: 14	H: 3 LOB: 2 BB: 0 P: 21	1B: 10 2B: 1 3B: 0 HR: 0	SF: 0 SAC: 0 DP: 2 HBP: 0	WP: 0 PB: 0 SB: 2 CS: 0	PA: 43			
<b>PITCHER</b>	IP	WLS	BF	H	R	ER	SO	BB	IBB	HBP	BLK	WP	HR	S	P	ERA	WHIP								
Steve Sparks, R ERA: 3.9	6.1	W	31	8	3	2	4	5	0	0	0	0	0	68	124	2.84	2.053								
Jamie McAndrew, R ERA: 3.39	2.2		12	3	1	1	2	1	0	0	0	0	0	29	50	3.38	1.500								

Oakland Athletics @ Milwaukee Brewers  
Milwaukee County Stadium, Milwaukee, WI  
Mon Jul 17 1995, 8:05 PM EDT  
Att: 13,141 - Unknown - 79 F

AB	37
R	4
H	11
RBI	3
BB	6
SO	6
LOB	20




Batter	1	2	3	4	5	6	7	8	9	AB	R	H	RBI	BB	SO	LOB	BOTTOM								
Fernando Vina, L OBP: 0.329, SLG: 0.369	HR			K		P4		F8		5	2	1	0	0	1	4									
Darryl Hamilton, L OBP: 0.356, SLG: 0.389 Matt Mieske, R OBP: 0.370, SLG: 0.461	HR	F7		BB		G6-3		F9		2	2	1	0	2	0	0									
Kevin Seitzer, R OBP: 0.401, SLG: 0.436 Pat Listach, S OBP: 0.270, SLG: 0.233	SH5-3			BB		FC6-4				1	2	0	0	2	0	2									
Dave Nilsson, L OBP: 0.333, SLG: 0.443	HR			BB		SF7		G3-6-3		4	1	2	5	0	1	2									
Greg Vaughn, R OBP: 0.303, SLG: 0.399	HR			L5		K		1B		5	3	3	2	0	1	3									
B.J. Surhoff, L OBP: 0.430, SLG: 0.587 Jeff Cirillo, R OBP: 0.386, SLG: 0.469	HR	G4-3		BB		L8		1B		4	1	2	3	1	0	0									
David Hulse, L OBP: 0.326, SLG: 0.371	WP			K		2B		1B		3	2	2	1	2	1	0									
Mike Matheny, R OBP: 0.317, SLG: 0.385	1B			L9		P5		L9		5	0	2	1	0	0	5									
Jose Valentin, S OBP: 0.299, SLG: 0.417	P7			BB		FC6-4				4	0	1	1	1	0	4									
<b>Inning Stats</b>	R: 6 E: 0 K: 0 S: 22	H: 6 LOB: 1 BB: 1 P: 34	R: 2 E: 0 K: 1 S: 13	H: 1 LOB: 0 BB: 1 P: 22	R: 0 E: 0 K: 2 S: 10	H: 0 LOB: 1 BB: 1 P: 22	R: 2 E: 0 K: 0 S: 14	H: 2 LOB: 3 BB: 3 P: 36	R: 1 E: 0 K: 1 S: 8	H: 1 LOB: 1 BB: 0 P: 15	R: 1 E: 0 K: 0 S: 10	H: 2 LOB: 2 BB: 1 P: 19	R: 1 E: 0 K: 0 S: 9	H: 3 LOB: 2 BB: 1 P: 17	R: 0 E: 0 K: 0 S: 8	H: 0 LOB: 0 BB: 0 P: 14	1B: 9 2B: 3 3B: 0 HR: 3	SF: 1 SAC: 1 DP: 1 HBP: 1	WP: 1 PB: 0 SB: 1 CS: 0	PA: 47					
<b>PITCHER</b>	IP	WLS	BF	H	R	ER	SO	BB	IBB	HBP	BLK	WP	HR	S	P	ERA	WHIP								
Dave Stewart, R ERA: 6.89	2.0	L	15	7	8	8	1	2	0	0	0	0	0	39	87	9.82	2.727								
Scott Baker, L ERA: 9.62	3.2		22	5	4	4	3	5	0	1	0	0	0	20	36	3.86	1.286								
Don Wengert, R ERA: 3.75	2.1		10	3	1	1	0	0	1	0	0	0	0	20	36	3.86	1.286								


Oakland Athletics @ Milwaukee Brewers  
Milwaukee County Stadium, Milwaukee, WI  
Mon Jul 17 1995, 8:05 PM EDT  
Att: 13,141 - Unknown - 79 F

AB	36
R	13
H	15
RBI	13
BB	8
SO	4
LOB	22





Batter	1	2	3	4	5	6	7	8	9	AB	R	H	RBI	BB	SO	LOB	TOP										
Rickey Henderson, R OBP: 0.406, SLG: 0.455 (1, 10)	1-3 K		1-3 2B			1-3 K		4-2 BB		3	0	1	0	1	2	1	<p>Oakland Athletics @ Milwaukee Brewers Milwaukee County Stadium, Milwaukee, WI</p> <p>Tue Jul 18, 1995, 8:05 PM EDT Att: 13,195 - Unknown - 80 F</p> <p>livebaseballscores.com</p> <p>AB 28 R 0 H 3 RBI 0 BB 5 SO 5 LOB 16</p> 										
Stan Javier, S OBP: 0.312, SLG: 0.339 (1, 8)	0-1 P3		1-2 F9			3-2 G6-4-3		0-1 G4-3		4	0	0	0	0	0	6											
Mike Bordick, R OBP: 0.317, SLG: 0.306 (1, 6)	2-0 G4-3				0-1 G6-3		3-1 G6-3		1-1 L5	4	0	0	0	0	0	0											
Geromimo Berroa, R OBP: 0.352, SLG: 0.431 (1, 9)		4-2 BB			3-3 K		2-2 G4-3		3-3 K	3	0	0	0	1	2	0											
Terry Steinbach, R OBP: 0.310, SLG: 0.457 (1, 2)		0-0 G4-6-3			2-1 G3		0-0 G5-3		0-0 BB	4	0	1	0	0	0	1											
Jason Giambi, L OBP: 0.340, SLG: 0.326 (1, 3)		2-1 F7			1-2 G4-3			4-2 HBP	2	0	0	0	1	0	0												
Scott Brosius, R OBP: 0.331, SLG: 0.374 (1, 5)			4-2 BB		0-0 G6-3			1-2 BB	3	0	1	0	1	0	2												
Brent Gates, S OBP: 0.292, SLG: 0.308 (1, 4)			0-2 BB		1-0 P2			1-1 G3	3	0	0	0	0	0	3												
Craig Paquette, R OBP: 0.259, SLG: 0.457 (1, 7)			2-3 K			4-0 BB		3-1 F9	2	0	0	0	1	1	3												
<b>Inning Stats</b>	R: 0 E: 0 K: 1 S: 7	H: 0 LOB: 0 BB: 0 P: 10	R: 0 E: 0 K: 0 S: 6	H: 0 LOB: 0 BB: 1 P: 12	R: 0 E: 0 K: 1 S: 14	H: 1 LOB: 2 BB: 1 P: 23	R: 0 E: 0 K: 1 S: 7	H: 0 LOB: 0 BB: 0 P: 12	R: 0 E: 0 K: 1 S: 5	H: 0 LOB: 0 BB: 0 P: 7	R: 0 E: 0 K: 0 S: 7	H: 0 LOB: 0 BB: 0 P: 12	R: 0 E: 0 K: 0 S: 15	H: 1 LOB: 3 BB: 1 P: 28	R: 0 E: 0 K: 1 S: 10	H: 1 LOB: 2 BB: 1 P: 19	1B: 2 2B: 1 3B: 0 HR: 0	SF: 0 SAC: 0 DP: 2 HBP: 1	WP: 0 PB: 0 SB: 0 CS: 0	PA: 34							
<b>PITCHER</b>	IP	WLS	BF	H	R	ER	SO	BB	IBB	HBP	BLK	WP	HR	S	P	ERA	WHIP										
Sid Roberson, L ERA: 4.75 (1, 1)	7.0	W	24	1	0	0	4	3	0	1	0	0	0	56	98	0.00	0.571										
Ron Rightnowar, R ERA: 5.92 (8, 1)	1.0		5	1	0	0	0	1	0	0	0	0	0	12	21	0.00	2.000										
Al Reyes, R ERA: 2.7 (9, 1)	1.0		5	1	0	0	1	1	0	0	0	0	0	10	19	0.00	2.000										

Batter	1	2	3	4	5	6	7	8	9	AB	R	H	RBI	BB	SO	LOB	BOTTOM										
Pat Listach, S OBP: 0.284, SLG: 0.240 (1, 4)	3-3 K		1-0 2B			1-1 3B		4-1 BB		3	1	2	0	2	1	0	<p>Oakland Athletics @ Milwaukee Brewers Milwaukee County Stadium, Milwaukee, WI</p> <p>Tue Jul 18, 1995, 8:05 PM EDT Att: 13,195 - Unknown - 80 F</p> <p>livebaseballscores.com</p> <p>AB 35 R 4 H 12 RBI 4 BB 5 SO 3 LOB 31</p> 										
Fernando Vina, L OBP: 0.329, SLG: 0.369 (9, 4)						1-2 BB		0-3 K		4	0	1	1	1	1	5											
Darryl Hamilton, L OBP: 0.357, SLG: 0.395 (1, 8)	4-2 CS		3-2 F8		0-0 BB	0-0 FC4-2		1-1 K		4	0	1	1	1	1	5											
Kevin Seitzer, R OBP: 0.435, SLG: 0.435 (1, 5)	1-1 P3		1-1 BB		3-1 P4	0-1 L9		2-2 G4-3		5	0	1	0	0	0	6											
Jeff Cirillo, R OBP: 0.386, SLG: 0.469 (9, 5)			1-3 2B					1-2 BB		0	0	0	0	0	0	0											
Dave Nilsson, L OBP: 0.329, SLG: 0.431 (1, 7)	1-1 CS		3-2 F8		2-1 P6			2-2 G4-3		4	0	1	0	0	0	3											
David Hulse, L OBP: 0.324, SLG: 0.368 (7, PR) (8, 7)								0-0 G4-3		1	0	0	0	0	0	1											
Greg Vaughn, R OBP: 0.305, SLG: 0.401 (1, 10)			1-1 F9		1-0 P2			0-1 G4-3		4	2	2	0	0	0	2											
B.J. Surhoff, L OBP: 0.432, SLG: 0.596 (1, 3)		3-2 BB			1-0 G4-3			1-1 BB		4	1	2	0	0	0	2											
Matt Mieske, R OBP: 0.373, SLG: 0.458 (1, 9)		4-1 BB			0-0 G6-3			2-1 BB		3	0	1	0	1	0	4											
Mike Matheny, R OBP: 0.356, SLG: 0.405 (1, 2)		4-1 BB			1-2 G6-3			2-2 BB		3	0	2	3	1	0	1											
Jose Valentin, S OBP: 0.294, SLG: 0.409 (1, 6)		3-1 P3			1-3 K			0-1 G3		4	0	0	0	0	1	7											
<b>Inning Stats</b>	R: 0 E: 0 K: 1 S: 10	H: 0 LOB: 0 BB: 1 P: 19	R: 0 E: 0 K: 0 S: 12	H: 1 LOB: 3 BB: 2 P: 30	R: 0 E: 0 K: 0 S: 9	H: 2 LOB: 0 BB: 0 P: 17	R: 0 E: 0 K: 0 S: 6	H: 1 LOB: 0 BB: 0 P: 8	R: 1 E: 0 K: 1 S: 9	H: 2 LOB: 1 BB: 0 P: 15	R: 2 E: 1 K: 0 S: 15	H: 3 LOB: 3 BB: 1 P: 24	R: 1 E: 0 K: 0 S: 16	H: 3 LOB: 2 BB: 0 P: 23	R: 0 E: 0 K: 1 S: 8	H: 0 LOB: 1 BB: 1 P: 14	1B: 8 2B: 3 3B: 1 HR: 0	SF: 0 SAC: 0 DP: 1 HBP: 0	WP: 0 PB: 0 SB: 0 CS: 1	PA: 41							
<b>PITCHER</b>	IP	WLS	BF	H	R	ER	SO	BB	IBB	HBP	BLK	WP	HR	S	P	ERA	WHIP										
Steve Wojciechowski, L ERA: 5.4 (1, 1)	5.0	L	24	8	3	3	2	3	0	0	0	0	0	50	94	5.40	2.200										
Carlos Reyes, R ERA: 3.66 (6, 1)	1.1		9	3	1	1	0	1	0	0	0	0	0	19	30	6.75	3.000										
Mark Acre, R ERA: 6.76 (7, 1)	1.2		7	1	0	0	1	1	0	0	0	0	0	16	26	0.00	1.200										



Batter	1	2	3	4	5	6	7	8	9	AB	R	H	RBI	BB	SO	LOB	TOP					
<b>Chad Curtis, R</b> OBP: 0.366, SLG: 0.486 (1, 8)	G4-3		G4-3		FC6-4			G6-3		4	0	1	0	0	0	2	<b>Detroit Tigers @ Oakland Athletics</b> Oakland-Alameda County Coliseum, Oakland, CA Wed Jul 19 1995, 7:05 PM PDT Att: 11,672 - Unknown - 65 F <a href="http://livebaseballscores.com">livebaseballscores.com</a>					
<b>Lou Whitaker, L</b> OBP: 0.375, SLG: 0.511 (1, 4)	F8-3		P6				F8	G6-3		3	0	0	0	1	0	3						
<b>Travis Fryman, R</b> OBP: 0.353, SLG: 0.375 (1, 5)	F8-3		L8				G6-3		G5-3	4	0	0	0	0	0	2						
<b>Juan Samuel, R</b> OBP: 0.421, SLG: 0.650 (1, 3)		F8		F8			G5-3			3	0	0	0	0	0	0						
<b>Kirk Gibson, L</b> OBP: 0.365, SLG: 0.472 (1, 10)									HBP	3	0	1	0	1	1	1						
<b>Bobby Higginson, L</b> OBP: 0.337, SLG: 0.440 <b>Alan Trammell, R</b> OBP: 0.394, SLG: 0.417 (9, PH)										3	0	0	0	0	2	2						
<b>John Flaherty, R</b> OBP: 0.325, SLG: 0.531 (1, 2)										1	0	0	0	0	0	1						
<b>Chris Gomez, R</b> OBP: 0.339, SLG: 0.442 (1, 6)										2	1	2	0	1	0	0						
<b>Danny Bautista, R</b> OBP: 0.255, SLG: 0.305 (1, 9)										2	0	1	1	0	0	1						
<b>Inning Stats</b>	R: 0 E: 0 K: 0 S: 5	H: 0 LOB: 0 BB: 1 P: 11	R: 0 E: 0 K: 1 S: 9	H: 0 LOB: 1 BB: 1 P: 17	R: 1 E: 0 K: 0 S: 11	H: 1 LOB: 1 BB: 1 P: 19	R: 0 E: 0 K: 1 S: 7	H: 1 LOB: 1 BB: 0 P: 15	R: 0 E: 0 K: 0 S: 13	H: 0 LOB: 0 BB: 0 P: 18	R: 0 E: 0 K: 0 S: 11	H: 0 LOB: 0 BB: 0 P: 15	R: 0 E: 0 K: 0 S: 6	H: 0 LOB: 0 BB: 0 P: 7	R: 0 E: 0 K: 0 S: 8	H: 2 LOB: 1 BB: 0 P: 14		R: 0 E: 0 K: 1 S: 9	H: 0 LOB: 1 BB: 0 P: 17	1B: 4 2B: 3 3B: 0 HR: 0	SF: 0 SAC: 1 DP: 3 HBP: 1	WP: 0 PB: 0 SB: 0 CS: 1
<b>PITCHER</b>	IP	WLS	BF	H	R	ER	SO	BB	IBB	HBP	BLK	WP	HR	S	P	ERA	WHIP			ERA	WHIP	
<b>Ariel Prieto, R</b> ERA: 2.22 <b>Rick Honeycutt, L</b> ERA: 2.66	(1, 1)	8.1	W	31	5	1	1	2	3	0	1	0	0	0	73	124	1.08	0.960			1.08	0.960

Batter	1	2	3	4	5	6	7	8	9	AB	R	H	RBI	BB	SO	LOB	BOTTOM					
<b>Rickey Henderson, R</b> OBP: 0.404, SLG: 0.456 <b>Ernie Young, R</b> OBP: 0.275, SLG: 0.333 (9, 7)	P6									4	0	1	0	0	0	0	<b>Detroit Tigers @ Oakland Athletics</b> Oakland-Alameda County Coliseum, Oakland, CA Wed Jul 19 1995, 7:05 PM PDT Att: 11,672 - Unknown - 65 F <a href="http://livebaseballscores.com">livebaseballscores.com</a>					
<b>Jason Giambi, L</b> OBP: 0.333, SLG: 0.380 (1, 3)	G4-3		G4-3							4	1	1	1	0	1	2						
<b>Mike Bordick, R</b> OBP: 0.320, SLG: 0.314 (1, 6)	G5-3									4	0	2	0	0	0	0						
<b>Geronimo Berroa, R</b> OBP: 0.350, SLG: 0.428 (1, 10)		G6-3		F9						4	0	1	0	0	0	1						
<b>Brent Gates, S</b> OBP: 0.295, SLG: 0.311 (1, 4)										4	0	2	0	0	1	0						
<b>Terry Steinbach, R</b> OBP: 0.309, SLG: 0.458 (1, 2)										4	0	1	0	0	1	4						
<b>Scott Brosius, R</b> OBP: 0.327, SLG: 0.369 (1, 9)										3	0	0	0	0	1	5						
<b>Stan Javier, S</b> OBP: 0.308, SLG: 0.335 (1, 8)										3	0	0	0	0	0	2						
<b>Craig Paquette, R</b> OBP: 0.281, SLG: 0.477 (1, 5)										3	1	1	1	0	1	0						
<b>Inning Stats</b>	R: 0 E: 0 K: 0 S: 10	H: 0 LOB: 0 BB: 0 P: 17	R: 0 E: 0 K: 1 S: 9	H: 1 LOB: 0 BB: 0 P: 14	R: 0 E: 0 K: 0 S: 9	H: 1 LOB: 0 BB: 0 P: 15	R: 0 E: 0 K: 0 S: 15	H: 2 LOB: 2 BB: 0 P: 24	R: 1 E: 1 K: 1 S: 16	H: 2 LOB: 2 BB: 0 P: 22	R: 0 E: 0 K: 2 S: 13	H: 2 LOB: 0 BB: 0 P: 17	R: 1 E: 0 K: 1 S: 14	H: 1 LOB: 0 BB: 0 P: 22	R: 0 E: 0 K: 0 S: 6	H: 0 LOB: 0 BB: 0 P: 9		R: 0 E: 0 K: 0 S: 6	H: 0 LOB: 0 BB: 0 P: 9	1B: 4 2B: 3 3B: 0 HR: 2	SF: 0 SAC: 0 DP: 0 HBP: 0	WP: 0 PB: 0 SB: 0 CS: 0
<b>PITCHER</b>	IP	WLS	BF	H	R	ER	SO	BB	IBB	HBP	BLK	WP	HR	S	P	ERA	WHIP			ERA	WHIP	
<b>Felipe Lira, R</b> ERA: 3.81 <b>John Doherty, R</b> ERA: 5.37	(1, 1)	6.0	L	7	1	1	1	1	0	0	0	0	0	1	20	31	4.50	0.500			4.50	0.500





Batter	1	2	3	4	5	6	7	8	9	AB	R	H	RBI	BB	SO	LOB	TOP										
Chad Curtis, R OBP: 0.364, SLG: 0.481 (1, 8)	F9		2B SF8 BB		G5-3		K			3	1	0	0	1	1	1	<b>Detroit Tigers @ Oakland Athletics</b> Oakland-Alameda County Coliseum, Oakland, CA Thu Jul 20 1995, 3:33 AM PDT Att: 13,697 - Overcast - 63 F										
Lou Whitaker, L OBP: 0.372, SLG: 0.510 (1, 4)	G1-3		1-0		F8			L7		4	0	1	0	0	0	1											
Travis Fryman, R OBP: 0.355, SLG: 0.377 (1, 5)	1B		0-0		SF8		1B BB	F9		3	1	2	1	0	0	0											
Kirk Gibson, L OBP: 0.358, SLG: 0.462 (1, 10)	L4		3-H 3-3		K		F7	F8		4	0	0	0	0	1	3											
Juan Samuel, R OBP: 0.416, SLG: 0.632 (1, 3)					G5-3		1B BB			3	0	0	0	1	2	0											
Bobby Higginson, L OBP: 0.336, SLG: 0.436 (1, 7)	G4-3				G3-1		G6-4-3 1B	K		4	0	1	1	0	1	0											
John Flaherty, R OBP: 0.319, SLG: 0.520 (1, 2)	F8				F8		G6-4-3 1B	K		4	0	0	0	0	1	2											
Chris Gomez, R OBP: 0.339, SLG: 0.455 (1, 6)			0-1		HR		G5-3			3	1	1	1	0	1	0											
Danny Bautista, R OBP: 0.256, SLG: 0.305 (1, 9)			3-2		F8		G4-3			3	0	1	0	0	0	0											
<b>Inning Stats</b>	R: 0 E: 0 K: 0 S: 8	H: 1 LOB: 1 BB: 0 P: 11	R: 0 E: 0 K: 1 S: 9	H: 0 LOB: 0 BB: 0 P: 14	R: 2 E: 0 K: 1 S: 15	H: 2 LOB: 1 BB: 1 P: 26	R: 0 E: 0 K: 0 S: 5	H: 0 LOB: 0 BB: 0 P: 7	R: 0 E: 0 K: 1 S: 11	H: 1 LOB: 1 BB: 0 P: 21	R: 1 E: 0 K: 0 S: 9	H: 2 LOB: 1 BB: 1 P: 18	R: 0 E: 0 K: 1 S: 9	H: 0 LOB: 0 BB: 0 P: 15	R: 0 E: 0 K: 3 S: 14	H: 0 LOB: 0 BB: 0 P: 16	1B: 4 2B: 1 3B: 0 HR: 1	SF: 1 SAC: 0 DP: 1 HBP: 0	WP: 0 PB: 0 SB: 0 CS: 0	PA: 34							
<b>PITCHER</b>	IP	WLS	BF	H	R	ER	SO	BB	IBB	HBP	BLK	WP	HR	S	P	ERA	WHIP										
Ron Darling, R ERA: 6.42 (1, 1)	5.1	W	24	6	3	3	3	2	0	0	0	0	1	56	94	5.06	1.500										
Mark Ace, R ERA: 5.5 (6, 1)	1.2		4	0	0	0	1	0	0	0	0	0	0	10	18	0.00	0.000										
Rick Honeycutt, L ERA: 2.77 (8, 1)	1.0		3	0	0	0	0	0	0	0	0	0	0	7	11	0.00	0.000										
Dennis Eckersley, R ERA: 3.48 (9, 1)	1.0	S	3	0	0	0	3	0	0	0	0	0	0	14	16	0.00	0.000										

Batter	1	2	3	4	5	6	7	8	9	AB	R	H	RBI	BB	SO	LOB	BOTTOM										
Scott Brosius, R OBP: 0.329, SLG: 0.376 (1, 9)	G5-3		SH1-3 G6-3 2B		F9		1B BB			4	2	2	0	0	0	0	<b>Detroit Tigers @ Oakland Athletics</b> Oakland-Alameda County Coliseum, Oakland, CA Thu Jul 20 1995, 3:33 AM PDT Att: 13,697 - Overcast - 63 F										
Jason Giambi, L OBP: 0.381, SLG: 0.385 (1, 3)	FC5-4 1B		SH1-3 BB		P6		1B BB			2	0	1	0	2	0	0											
Mike Bordick, R OBP: 0.321, SLG: 0.315 (1, 6)	FC5-4 1-2		SH1-3		F9		1B			3	0	1	0	0	0	1											
Geronimo Berroa, R OBP: 0.349, SLG: 0.436 (1, 10)	G6-3		G6-3				F9			4	1	1	2	0	0	5											
Brent Gates, S OBP: 0.301, SLG: 0.317 (1, 4)			G3-1				HR			4	0	3	1	0	0	1											
Terry Steinbach, R OBP: 0.308, SLG: 0.455 (1, 2)	G6-4-3 1-2				G6-3		1B			4	0	1	0	0	0	4											
Craig Paquette, R OBP: 0.254, SLG: 0.463 (1, 5)	G1-3				F9		P2			4	0	0	0	0	1	2											
Stan Javier, S OBP: 0.311, SLG: 0.350 (1, 8)			HR				F7			4	2	2	1	0	0	2											
Ernie Young, R OBP: 0.270, SLG: 0.412 (1, 7)			HR		G5-3		F7			4	1	1	2	0	0	2											
<b>Inning Stats</b>	R: 0 E: 0 K: 0 S: 12	H: 1 LOB: 1 BB: 0 P: 16	R: 0 E: 0 K: 0 S: 7	H: 1 LOB: 0 BB: 0 P: 10	R: 3 E: 0 K: 0 S: 18	H: 3 LOB: 1 BB: 1 P: 29	R: 1 E: 0 K: 0 S: 8	H: 1 LOB: 0 BB: 0 P: 14	R: 0 E: 0 K: 0 S: 7	H: 0 LOB: 0 BB: 0 P: 9	R: 1 E: 0 K: 0 S: 9	H: 3 LOB: 2 BB: 0 P: 15	R: 1 E: 0 K: 0 S: 12	H: 3 LOB: 2 BB: 1 P: 20	R: 0 E: 0 K: 1 S: 8	H: 0 LOB: 0 BB: 0 P: 14	1B: 8 2B: 1 3B: 0 HR: 3	SF: 0 SAC: 1 DP: 2 HBP: 0	WP: 0 PB: 0 SB: 0 CS: 0	PA: 36							
<b>PITCHER</b>	IP	WLS	BF	H	R	ER	SO	BB	IBB	HBP	BLK	WP	HR	S	P	ERA	WHIP										
Mike Moore, R ERA: 6.7 (1, 1)	5.0	L	24	9	5	5	0	1	0	0	0	0	0	3	58	9.00	2.000										
Mike Christopher, R ERA: 2.89 (6, 1)	1.1		8	3	1	1	0	1	0	0	0	0	0	14	22	6.75	3.000										
Brian Maxcy, R ERA: 4.94 (7, 1)	1.2		4	0	0	0	1	0	0	0	0	0	0	9	16	0.00	0.000										





Batter	1	2	3	4	5	6	7	8	9	AB	R	H	RBI	BB	SO	LOB	TOP			
Wayne Kirby, L (1, 8) OBP: 0.252, SLG: 0.316	G6-3		P6		G4-3		L9			4	0	0	0	0	0	0	<b>Cleveland Indians @ Oakland Athletics</b> Oakland-Alameda County Coliseum, Oakland, CA Fri Jul 21, 1995, 7:05 PM PDT Att: 21,158 - Unknown - 68 F			
Omar Vizquel, S (1, 6) OBP: 0.318, SLG: 0.342	F7		K		G2-3		F8			4	0	0	0	0	1	0				
Carlos Baerga, S (1, 4) OBP: 0.375, SLG: 0.517	P6			G1-5-3	G4-3		F8			4	0	0	0	0	0	0				
Albert Belle, R (1, 7) OBP: 0.380, SLG: 0.581		HR		1B WP HR 1B		P6		G6-3		4	2	2	1	0	0	0				
Jim Thome, L (1, 5) OBP: 0.440, SLG: 0.602	G3-1			1B HR 1B		WP 1B		F8		4	2	2	0	0	0	0				
Manny Ramirez, R (1, 9) OBP: 0.418, SLG: 0.642	F8			1B HR		1B BB		K		3	1	1	3	1	1	0				
Paul Sorrento, L (1, 3) OBP: 0.355, SLG: 0.539		FC5-4 BB		K		F6			G4-6-3 BB	2	0	0	0	2	1	2				
Herbert Perry, R (1, 10) OBP: 0.390, SLG: 0.569	FC5-4			F8		F8		P3		4	0	1	1	0	0	2				
Tony Peña, R (1, 2) OBP: 0.274, SLG: 0.349			K		HR		F8		G4-6-3	4	1	1	1	0	1	3				
<b>Inning Stats</b>	R: 0 E: 0 K: 0 S: 9	H: 0 LOB: 0 BB: 0 P: 11	R: 1 E: 0 K: 0 S: 13	H: 1 LOB: 1 BB: 1 P: 23	R: 0 E: 0 K: 2 S: 7	H: 0 LOB: 0 BB: 0 P: 11	R: 3 E: 0 K: 1 S: 11	H: 3 LOB: 0 BB: 0 P: 21	R: 1 E: 0 K: 0 S: 7	H: 1 LOB: 2 BB: 1 P: 13	R: 1 E: 0 K: 0 S: 12	H: 2 LOB: 2 BB: 1 P: 23	R: 0 E: 0 K: 1 S: 10	H: 0 LOB: 0 BB: 0 P: 15	R: 0 E: 0 K: 0 S: 5	H: 0 LOB: 0 BB: 1 P: 11	1B: 4 2B: 0 3B: 0 HR: 3	SF: 0 SAC: 0 DP: 1 HBP: 0	WP: 2 PB: 0 SB: 0 CS: 0	PA: 36
<b>PITCHER</b>	IP WLS BF H R ER SO BB IBB HBP BLK WP HR S P ERA WHIP																			
Todd Stottlemeyer, R (1, 1) ERA: 3.99	6.0 L 27 7 6 6 3 2 0 0 0 0 2 3 59 102 9.00 1.500																			
Don Wengert, R (7, 1) ERA: 3.0	3.0 9 0 0 0 1 1 0 0 0 0 0 0 22 34 0.00 0.333																			

Batter	1	2	3	4	5	6	7	8	9	AB	R	H	RBI	BB	SO	LOB	BOTTOM			
Scott Brosius, R (1, 9) OBP: 0.332, SLG: 0.382	K		P6		CS 1B			2B		4	0	2	0	0	1	1	<b>Cleveland Indians @ Oakland Athletics</b> Oakland-Alameda County Coliseum, Oakland, CA Fri Jul 21, 1995, 7:05 PM PDT Att: 21,158 - Unknown - 68 F			
Jason Giambi, L (1, 5) OBP: 0.369, SLG: 0.382	1B		G4-3-6		1-2 BB			L7		3	0	1	0	1	0	2				
Geronimo Berroa, R (1, 10) OBP: 0.351, SLG: 0.437	1B			2B SF9 1B		L8		K		4	1	2	0	0	1	2				
Mike Aldrete, L (1, 3) OBP: 0.337, SLG: 0.363	K			SF9 2B		G4-3		K		4	0	1	0	0	2	2				
Brent Gates, S (1, 4) OBP: 0.297, SLG: 0.314		G6-3		SF9		G6-3			G3-1	3	0	0	1	0	0	0				
Terry Steinbach, R (1, 2) OBP: 0.304, SLG: 0.447		G6-3		2-3 3-H	P4		F7		G5-3	4	0	0	0	0	1					
Mike Bordick, R (1, 6) OBP: 0.324, SLG: 0.312				BB					G1-3	2	0	0	0	2	0	0				
Stan Javier, S (1, 8) OBP: 0.308, SLG: 0.345		L4		BB		K				3	0	0	0	0	1	3				
Ernie Young, R (1, 7) OBP: 0.250, SLG: 0.378			E5		L8		K			3	0	0	0	0	1	0				
<b>Inning Stats</b>	R: 0 E: 0 K: 2 S: 9	H: 2 LOB: 1 BB: 0 P: 14	R: 0 E: 0 K: 0 S: 4	H: 0 LOB: 1 BB: 1 P: 10	R: 0 E: 1 K: 0 S: 7	H: 0 LOB: 0 BB: 0 P: 12	R: 1 E: 0 K: 0 S: 11	H: 2 LOB: 2 BB: 1 P: 21	R: 0 E: 0 K: 0 S: 7	H: 1 LOB: 1 BB: 1 P: 15	R: 0 E: 0 K: 2 S: 9	H: 0 LOB: 0 BB: 0 P: 13	R: 0 E: 0 K: 2 S: 10	H: 1 LOB: 1 BB: 0 P: 12	R: 0 E: 0 K: 0 S: 6	H: 0 LOB: 0 BB: 0 P: 8	1B: 4 2B: 2 3B: 0 HR: 0	SF: 1 SAC: 0 DP: 1 HBP: 0	WP: 0 PB: 0 SB: 0 CS: 1	PA: 34
<b>PITCHER</b>	IP WLS BF H R ER SO BB IBB HBP BLK WP HR S P ERA WHIP																			
Dennis Martinez, R (1, 1) ERA: 2.35	9.0 W 34 6 1 1 6 3 0 0 0 0 0 0 72 118 1.00 1.000																			






Batter	1	2	3	4	5	6	7	8	9	AB	R	H	RBI	BB	SO	LOB	TOP								
Wayne Kirby, L (1, 8) OBP: 0.250, SLG: 0.306	1-3 K		0-0 G4-6-3			4-1 2B SF9 BB	0-1 G4-3		0-3 K	4	1	0	0	1	2	1	<b>Cleveland Indians @ Oakland Athletics</b> Oakland-Alameda County Coliseum, Oakland, CA Sat Jul 22 1995, 3:33 AM PDT Att: 33,019 - Sunny - 70 F								
Omar Vizquel, S (1, 6) OBP: 0.322, SLG: 0.349	3-2 L3			1-0 P1-3		3-2 SF9 BB	0-0 E		1-2 2B BB	5	3	3	0	0	0										
Carlos Baerga, S (1, 4) OBP: 0.372, SLG: 0.511	1-0 P5			2-0 G3		1-2 L6	1-1 E9		1-2 2B HBP	4	1	0	0	0	0	2									
Albert Belle, R (1, 7) OBP: 0.383, SLG: 0.577		4-2 1B BB		4-0 BB		4-1 BB BB	2-1 P3		2-1 P2	2	0	0	0	3	0	3									
Jim Thome, L (1, 5) OBP: 0.439, SLG: 0.603	1-3 K			3-2 G6-3		1-0 SF9		4-0 BB BB	3-2 1B 2B	3	1	1	3	1	1	2									
Manny Ramirez, R (1, 9) OBP: 0.421, SLG: 0.640	0-1 CS				1-3 K	3-1 BB		2-2 K	4-0 1B BB	4	0	2	1	1	2	1									
Paul Sorrento, L (1, 10) OBP: 0.361, SLG: 0.536	2-3 K				4-2 BB	4-2 BB		1-1 P6	0-0 BB	3	0	1	1	2	1	3									
Herbert Perry, R (1, 3) OBP: 0.391, SLG: 0.541			1-2 G6-3		2-3 K	2-2 P3		4-0 BB	4-2 BB	3	0	0	0	2	1	4									
Sandy Alomar Jr., R (1, 2) OBP: 0.420, SLG: 0.696			2-1 G4-6-3		2-3 K		2-1 G1-3	0-1 F8	1-1 F8	5	0	1	0	0	1	6									
<b>Inning Stats</b>	R: 0 E: 0 K: 1 S: 9	H: 0 LOB: 0 BB: 0 P: 14	R: 0 E: 0 K: 2 S: 12	H: 1 LOB: 1 BB: 1 P: 19	R: 0 E: 0 K: 0 S: 6	H: 1 LOB: 0 BB: 0 P: 9	R: 0 E: 0 K: 0 S: 7	H: 0 LOB: 1 BB: 1 P: 17	R: 0 E: 0 K: 3 S: 14	H: 0 LOB: 1 BB: 1 P: 23	R: 2 E: 0 K: 0 S: 19	H: 2 LOB: 3 BB: 3 P: 41	R: 1 E: 1 K: 0 S: 9	H: 1 LOB: 1 BB: 0 P: 14	R: 0 E: 0 K: 1 S: 8	H: 0 LOB: 2 BB: 2 P: 19	R: 3 E: 0 K: 1 S: 19	H: 3 LOB: 3 BB: 2 P: 35	1B: 6 2B: 2 3B: 0 HR: 0	SF: 1 SAC: 0 DP: 1 HBP: 1	WP: 0 PB: 0 SB: 2 CS: 1	PA: 45			
<b>PITCHER</b>	IP	WLS	BF	H	R	ER	SO	BB	IBB	HBP	BLK	WP	HR	S	P	ERA	WHIP								
Todd Van Poppel, R (1, 1) ERA: 3.25	5.0		20	3	2	2	6	4	0	0	0	0	0	53	94	3.60	1.400								
Rik Honeycutt, L (6, 1) ERA: 2.7	0.2		5	1	0	0	0	2	0	0	0	0	0	11	24	0.00	4.500								
Carlos Reyes, R (6, 1) ERA: 3.46	2.1		11	1	1	0	1	2	0	0	0	0	0	20	38	0.00	1.286								
Dennis Eckersley, R (9, 1) ERA: 4.26	0.2	L	8	3	3	3	1	2	0	1	0	0	0	17	32	40.50	7.500								
Mike Mohler, L (9, 1) ERA:	0.1		1	0	0	0	0	0	0	0	0	0	0	2	3	0.00	0.000								

Batter	1	2	3	4	5	6	7	8	9	AB	R	H	RBI	BB	SO	LOB	BOTTOM								
Scott Brosius, R (1, 5) OBP: 0.333, SLG: 0.383	1-2 S	0-1 1B		2-2 G1-3			1-2 L4		2-3 K	5	0	2	2	0	1	0	<b>Cleveland Indians @ Oakland Athletics</b> Oakland-Alameda County Coliseum, Oakland, CA Sat Jul 22 1995, 3:33 AM PDT Att: 33,019 - Sunny - 70 F								
Jason Giambi, L (1, 3) OBP: 0.343, SLG: 0.350	2-3 K	0-3 K			3-2 G4-3		1-0 G4-3		0-3 K	5	0	0	0	0	3	3									
Mike Bordick, R (1, 6) OBP: 0.322, SLG: 0.311	1-2 G5-3		0-0 F7		3-2 WP		2-2 G5-3			4	0	1	0	0	0	1									
Geronimo Berroa, R (1, 10) OBP: 0.353, SLG: 0.439	1-1 L6		1-0 F7		2-2 F7			4-2 G3-1		3	1	1	0	1	0	2									
Ruben Sierra, S (1, 9) OBP: 0.325, SLG: 0.476		0-0 BB	4-2 1B		2-2 F9			2-1 L7		3	1	1	0	1	0	2									
Brent Gates, S (1, 4) OBP: 0.296, SLG: 0.313		2-1 BB	2-0 F7			2-1 F8		1-0 G3-1		4	1	1	0	0	0	3									
Craig Paquette, R (1, 7) OBP: 0.256, SLG: 0.467		2-2 P3	1-1 L8			0-2 G4-3		2-0 E7		3	0	1	0	0	0	4									
Mike Adrele, L (8, PH) OBP: 0.333, SLG: 0.358										1	0	0	0	0	0	0									
Ernie Young, R (8, FR) OBP: 0.250, SLG: 0.378										0	1	0	0	0	0	0									
Stan Javier, S (1, 8) OBP: 0.303, SLG: 0.340		1-3 K		1-0 F8		0-0 G4-3		2-1 G6-3		4	0	0	0	0	1	3									
Eric Helfand, L (1, 2) OBP: 0.227, SLG: 0.205		4-2 1B		1-2 F9		0-3 K				2	0	0	0	1	1	1									
Rickey Henderson, R (9, PH) OBP: 0.402, SLG: 0.654										1	0	0	0	0	1	0									
<b>Inning Stats</b>	R: 0 E: 0 K: 1 S: 13	H: 1 LOB: 1 BB: 0 P: 18	R: 2 E: 0 K: 2 S: 20	H: 3 LOB: 2 BB: 1 P: 29	R: 0 E: 0 K: 0 S: 8	H: 1 LOB: 2 BB: 1 P: 16	R: 0 E: 0 K: 0 S: 8	H: 0 LOB: 0 BB: 0 P: 12	R: 0 E: 0 K: 0 S: 13	H: 1 LOB: 1 BB: 0 P: 23	R: 0 E: 0 K: 1 S: 9	H: 1 LOB: 1 BB: 0 P: 11	R: 0 E: 0 K: 0 S: 9	H: 0 LOB: 0 BB: 0 P: 13	R: 2 E: 1 K: 0 S: 10	H: 0 LOB: 1 BB: 1 P: 21	R: 0 E: 0 K: 3 S: 10	H: 0 LOB: 0 BB: 0 P: 15	1B: 5 2B: 2 3B: 0 HR: 0	SF: 0 SAC: 0 DP: 0 HBP: 0	WP: 2 PB: 0 SB: 1 CS: 0	PA: 38			
<b>PITCHER</b>	IP	WLS	BF	H	R	ER	SO	BB	IBB	HBP	BLK	WP	HR	S	P	ERA	WHIP								
Chad Ogea, R (1, 1) ERA: 2.62	6.0		27	7	2	2	4	2	0	0	0	0	0	71	109	3.00	1.500								
Julian Tavarez, R (7, 1) ERA: 1.37	2.0	W	8	0	2	0	0	1	0	0	0	1	0	19	34	0.00	0.500								
Jose Mesa, R (9, 1) ERA: 1.57	1.0	S	3	0	0	0	3	0	0	0	0	0	0	10	15	0.00	0.000								

AB	33
R	6
H	8
RBI	5
BB	10
SO	8
LOB	22

AB	35
R	4
H	7
RBI	2
BB	3
SO	7
LOB	19





Batter	1	2	3	4	5	6	7	8	9	AB	R	H	RBI	BB	SO	LOB	TOP			
Wayne Kirby, L (1, 8) OBP: 0.250, SLG: 0.304										4	0	1	0	0	2	0	<b>Cleveland Indians @ Oakland Athletics</b> Oakland-Alameda County Coliseum, Oakland, CA Sun Jul 23 1995, 3:33 AM PDT Att: 26,763 - Cloudy - 69 F			
Omar Vizquel, S (1, 6) OBP: 0.318, SLG: 0.345										4	0	0	0	0	0	1				
Carlos Baerga, S (1, 4) OBP: 0.368, SLG: 0.505										4	0	0	0	0	0	1				
Albert Belle, R (1, 7) OBP: 0.382, SLG: 0.573										4	1	1	0	0	0	0				
Jim Thome, L (1, 5) OBP: 0.437, SLG: 0.596										3	0	0	0	1	0	1				
Manny Ramirez, R (1, 9) OBP: 0.425, SLG: 0.644										3	1	2	0	1	0	0				
Paul Sorrento, L (1, 3) OBP: 0.359, SLG: 0.530										4	0	1	2	0	1	3				
Herbert Perry, R (1, 10) OBP: 0.388, SLG: 0.524										2	0	0	0	1	1	3				
Sandy Alomar Jr., R (1, 2) OBP: 0.396, SLG: 0.653										3	0	0	0	0	0	1				
<b>Inning Stats</b>	R: 0 E: 0 K: 1 S: 11	H: 0 LOB: 0 BB: 0 P: 15	R: 0 E: 0 K: 1 S: 12	H: 0 LOB: 2 BB: 2 P: 27	R: 0 E: 0 K: 0 S: 7	H: 0 LOB: 1 BB: 0 P: 11	R: 2 E: 0 K: 1 S: 15	H: 3 LOB: 1 BB: 0 P: 23	R: 0 E: 0 K: 0 S: 14	H: 0 LOB: 0 BB: 0 P: 22	R: 0 E: 0 K: 0 S: 6	H: 0 LOB: 1 BB: 1 P: 16	R: 0 E: 0 K: 0 S: 5	H: 1 LOB: 0 BB: 0 P: 7	R: 0 E: 0 K: 0 S: 7	H: 1 LOB: 1 BB: 0 P: 14	1B: 4 2B: 1 3B: 0 HR: 0	SF: 0 SAC: 0 DP: 1 HBP: 0	WP: 0 PB: 0 SB: 0 CS: 0	PA: 34
<b>PITCHER</b>	IP WLS BF H R ER SO BB IBB HBP BLK WP HR S P ERA WHIP																			
Ariel Prieto, R (1, 1) ERA: 2.45	5.0 L 20 3 2 2 4 2 0 0 0 0 0 0 59 98 3.60 1.000																			
Steve Wojciechowski, L (6, 1) ERA: 3.0	4.0 14 2 0 0 0 1 0 0 0 0 0 0 25 50 0.00 0.750																			

Batter	1	2	3	4	5	6	7	8	9	AB	R	H	RBI	BB	SO	LOB	BOTTOM					
Rickey Henderson, R (1, 10) OBP: 0.405, SLG: 0.452										3	0	1	0	2	2	1	<b>Cleveland Indians @ Oakland Athletics</b> Oakland-Alameda County Coliseum, Oakland, CA Sun Jul 23 1995, 3:33 AM PDT Att: 26,763 - Cloudy - 69 F					
Jason Giambi, L (1, 5) OBP: 0.351, SLG: 0.339										2	0	0	0	2	1	3						
Geronimo Berroa, R (1, 7) OBP: 0.349, SLG: 0.433										4	0	0	0	0	0	7						
Ruben Sierra, S (1, 9) OBP: 0.320, SLG: 0.468										4	0	0	0	0	1	3						
Mike Aldrete, L (1, 3) OBP: 0.340, SLG: 0.365										4	0	2	0	0	0	0						
Terry Steinbach, R (1, 2) OBP: 0.303, SLG: 0.444										4	0	1	0	0	2	2						
Brent Gates, S (1, 4) OBP: 0.293, SLG: 0.308										4	0	0	0	0	0	3						
Stan Javier, S (1, 8) OBP: 0.302, SLG: 0.339										4	0	1	0	0	1	1						
Mike Bordick, R (1, 6) OBP: 0.321, SLG: 0.309										4	0	1	0	0	0	1						
<b>Inning Stats</b>	R: 0 E: 0 K: 1 S: 8	H: 0 LOB: 1 BB: 1 P: 15	R: 0 E: 0 K: 0 S: 10	H: 1 LOB: 1 BB: 0 P: 16	R: 0 E: 0 K: 0 S: 12	H: 1 LOB: 2 BB: 1 P: 22	R: 0 E: 0 K: 1 S: 6	H: 0 LOB: 0 BB: 0 P: 6	R: 0 E: 0 K: 0 S: 17	H: 1 LOB: 2 BB: 1 P: 27	R: 0 E: 0 K: 0 S: 5	H: 1 LOB: 1 BB: 0 P: 6	R: 0 E: 0 K: 2 S: 13	H: 1 LOB: 2 BB: 1 P: 24	R: 0 E: 0 K: 1 S: 11	H: 1 LOB: 0 BB: 0 P: 18	R: 0 E: 0 K: 1 S: 8	H: 0 LOB: 0 BB: 0 P: 11	1B: 6 2B: 0 3B: 0 HR: 0	SF: 0 SAC: 0 DP: 0 HBP: 0	WP: 0 PB: 0 SB: 0 CS: 0	PA: 37
<b>PITCHER</b>	IP WLS BF H R ER SO BB IBB HBP BLK WP HR S P ERA WHIP																					
Mark Clark, R (1, 1) ERA: 6.54	6.2 W 29 5 0 0 0 4 0 0 0 0 0 0 68 11 0.00 1.350																					
Eric Plunk, R (7, 1) ERA: 1.67	1.1 5 1 0 0 1 0 0 0 0 0 0 0 14 23 0.00 0.750																					
Jose Mesa, R (9, 1) ERA: 1.53	1.0 S 3 0 0 0 1 0 0 0 0 0 0 0 8 11 0.00 0.000																					





Batter	1	2	3	4	5	6	7	8	9	AB	R	H	RBI	BB	SO	LOB	TOP								
Rickey Henderson, R OBP: 0.409, SLG: 0.453 (1, 10)	3-2 1B		4-2 L6-3 BB		3-3 K		2-2 P6		2-1 DI 1B	4	1	2	1	1	1	1									
Jason Giambi, L OBP: 0.354, SLG: 0.343 (1, 3) (6, 5)	0-1 L9		2-2 L6-3		1-1 G6-3 1B		0-0 F7		2-2 3-H 1B	5	0	2	2	0	0	3									
Mike Bordick, R OBP: 0.315, SLG: 0.303 (1, 6)	1-2 F7		1-2 G5-3		1-0 G6-3		0-2 G5-3		1-3 K	5	0	0	0	0	1	4									
Geronomo Berroa, R OBP: 0.348, SLG: 0.431 (1, 7)	2-1 L5			1-3 K	3-2 P4			3-2 G4-6-3 1B		4	0	1	0	0	1	2									
Ruben Sierra, S OBP: 0.319, SLG: 0.465 (1, 9)		3-2 G4-3		1-0 FC5 BB 1B		2-2 L7		1-0 G4-6-3		4	0	1	0	0	0	1									
Terry Steinbach, R OBP: 0.302, SLG: 0.442 (1, 2)		1-3 K		1-0 F7		1-2 1B		3-2 G5-3		4	0	1	0	0	1	1									
Brent Gates, S OBP: 0.302, SLG: 0.323 (1, 4)		3-2 2B		4-0 1-2 BB		1-0 1B		2-2 G3 1B 2B		3	1	3	0	1	0	0									
Craig Paquette, R OBP: 0.252, SLG: 0.460 (6, PH)	2-1 G5-3			1-0 FC5		1-1 F7		3-2 P5		2	0	0	0	0	0	3									
Mike Aldrete, L OBP: 0.333, SLG: 0.356 (6, 3)				2-3 BB						2	0	0	0	0	0	3									
Ernie Young, R OBP: 0.273, SLG: 0.400 (1, 8)			4-2 BB		2-2 1B 2B		0-3 K		0-2 G3	3	1	1	0	1	1	3									
<b>Inning Stats</b>	R: 0 E: 0 K: 0 S: 13	H: 1 LOB: 1 BB: 0 P: 19	R: 0 E: 0 K: 1 S: 13	H: 1 LOB: 1 BB: 0 P: 22	R: 0 E: 0 K: 1 S: 11	H: 0 LOB: 1 BB: 2 P: 22	R: 0 E: 0 K: 1 S: 6	H: 1 LOB: 1 BB: 1 P: 14	R: 1 E: 0 K: 1 S: 14	H: 2 LOB: 1 BB: 0 P: 24	R: 0 E: 0 K: 1 S: 14	H: 2 LOB: 2 BB: 0 P: 19	R: 0 E: 0 K: 0 S: 8	H: 0 LOB: 0 BB: 0 P: 10	R: 0 E: 0 K: 0 S: 8	H: 1 LOB: 0 BB: 0 P: 15	R: 2 E: 0 K: 1 S: 20	H: 3 LOB: 1 BB: 0 P: 30	1B: 8 2B: 4 3B: 0 HR: 0	SF: 0 SAC: 0 DP: 2 HBP: 0	WP: 0 PB: 0 SB: 0 CS: 0	PA: 39			
<b>PITCHER</b>	IP WLS BF H R ER SO BB IBB HBP BLK WP HR S P ERA WHIP	5.0 W 22 5 1 1 3 3 0 0 0 0 0 0 57 101 1.80 1.600	3.2 15 5 2 2 1 0 0 0 0 0 0 0 44 65 4.91 1.364	0.1 2 1 0 0 1 0 0 0 0 0 0 0 6 9 0.00 3.000																					

Oakland Athletics @ Detroit Tigers  
Tiger Stadium, Detroit, MI  
Tue Jul 25 1995, 7:05 PM EDT  
Att: 14,560 - Unknown - 78 F

AB	36
R	3
H	11
RBI	3
BB	3
SO	5
LOB	21



Batter	1	2	3	4	5	6	7	8	9	AB	R	H	RBI	BB	SO	LOB	BOTTOM									
Chad Curtis, R OBP: 0.367, SLG: 0.476 (1, 8)	1-2 F7	0-1 1B SF7 1B		4-1 BB			2-3 K	1-1 F8		4	1	1	0	1	1	0										
Lou Whitaker, L OBP: 0.374, SLG: 0.519 (1, 4)	1-2 HR	3-2 1B		2-3 K			4-2 BB 1B BB	3-2 G4-3		4	2	2	2	1	1	1										
Travis Fryman, R OBP: 0.353, SLG: 0.377 (1, 5)	0-0 BB 1B	2-1 SF7			0-0 G1-4-3 1B		0-0 BB 1B	4-2 BB		3	1	3	1	1	0	0										
Cecil Fielder, R OBP: 0.358, SLG: 0.495 (1, 3)	2-2 FC5 BB	1-2 G4-3			2-1 G1-4-3		4-1 BB 1B	1-2 P4		3	1	0	0	1	0	3										
Derrick White, R OBP: 0.222, SLG: 0.333 (8, 3)	1-2 BB				1-2 BB		1-2 BB 1B			1	0	0	0	0	0	1										
Kirk Gibson, L OBP: 0.362, SLG: 0.455 (1, 10)	4-0 BB		0-0 G3		0-1 1B		1-1 1B			3	0	2	2	1	0	0										
Bobby Higginson, L OBP: 0.332, SLG: 0.425 (1, 7)	3-3 K		2-2 F7		1-2 L4		2-2 F7			4	0	0	0	0	1	6										
John Flaherty, R OBP: 0.320, SLG: 0.510 (1, 2)	1-2 G6-3		2-2 G6-3			0-0 G6-3		1-3 2-H 1B		4	0	1	1	0	0	3										
Chris Gomez, R OBP: 0.333, SLG: 0.432 (1, 6)		3-3 K		2-2 F8		1-1 F8		4-1 FC5-4 BB		3	0	0	0	1	1	0										
Danny Bautista, R OBP: 0.262, SLG: 0.315 (1, 9)		4-2 1B BB		1-2 G5-3		2-2 L7		0-1 FC5-4		3	1	0	0	1	0	3										
<b>Inning Stats</b>	R: 1 E: 1 K: 1 S: 16	H: 2 LOB: 3 BB: 1 P: 28	R: 2 E: 0 K: 1 S: 18	H: 2 LOB: 1 BB: 1 P: 31	R: 0 E: 0 K: 0 S: 7	H: 0 LOB: 0 BB: 0 P: 11	R: 0 E: 0 K: 1 S: 12	H: 0 LOB: 1 BB: 1 P: 21	R: 0 E: 0 K: 0 S: 8	H: 2 LOB: 1 BB: 0 P: 11	R: 0 E: 0 K: 0 S: 8	H: 0 LOB: 0 BB: 0 P: 11	R: 3 E: 0 K: 1 S: 18	H: 3 LOB: 3 BB: 3 P: 35	R: 0 E: 0 K: 0 S: 10	H: 0 LOB: 1 BB: 1 P: 19	R: 0 E: 0 K: 1 S: 10	H: 0 LOB: 1 BB: 1 P: 19	1B: 8 2B: 0 3B: 0 HR: 1	SF: 1 SAC: 0 DP: 1 HBP: 0	WP: 0 PB: 0 SB: 0 CS: 0	PA: 40				
<b>PITCHER</b>	IP WLS BF H R ER SO BB IBB HBP BLK WP HR S P ERA WHIP	6.0 L 27 6 3 3 3 3 0 0 0 0 0 0 69 113 4.50 1.500	0.1 4 1 3 3 1 2 0 0 0 0 0 0 9 19 81.00 9.000	0.1 2 1 0 0 0 0 0 0 0 0 0 0 5 8 0.00 3.000	1.1 7 1 0 0 0 2 0 0 0 0 0 0 14 27 0.00 2.250																					

Oakland Athletics @ Detroit Tigers  
Tiger Stadium, Detroit, MI  
Tue Jul 25 1995, 7:05 PM EDT  
Att: 14,560 - Unknown - 78 F

AB	32
R	6
H	9
RBI	6
BB	7
SO	4
LOB	17













Batter	1	2	3	4	5	6	7	8	9	AB	R	H	RBI	BB	SO	LOB	TOP					
Rickey Henderson, R OBP: 0.399, SLG: 0.447	(1, 7) G3		(1, 0) P4			(3, 2) F8		(3, 2) F8		4	0	0	0	0	0	1	Oakland Athletics @ Toronto Blue Jays SkyDome, Toronto, ON Fri Jul 28 1995, 7:05 PM EDT Att: 40,461 - Dome					
Brent Gates, S OBP: 0.297, SLG: 0.330	(1, 4) L7			(2, 3) K		(2, 0) E6 G4-3		(2, 2) L7		4	0	0	0	0	1	1						
Mike Bordick, R OBP: 0.304, SLG: 0.292	(1, 6) K			(2, 3) K		(2, 2) G4-3 1-2 2-3			(2, 2) F9	4	0	0	0	0	2	2						
Geronimo Berroa, R OBP: 0.349, SLG: 0.435		(1, 10) P3		(1, 0) K		(1, 3) K			(2, 2) F8	4	0	1	0	0	1	2						
Terry Steinbach, R OBP: 0.310, SLG: 0.446		(1, 2) 1B		(1, 3) K			(4, 2) BB		(1, 1) 1B	3	0	2	0	1	1	1						
Scott Brosius, R OBP: 0.332, SLG: 0.387	(1, 5) K				(0, 3) K		(0, 0) P5		(2, 2) G2-3	4	0	0	0	0	2	3						
Stan Javier, S OBP: 0.301, SLG: 0.347	(1, 8) F8				(2, 2) L5		(1, 2) F8			3	0	0	0	0	0	2						
Craig Paquette, R OBP: 0.247, SLG: 0.445	(1, 3) K		(3, 3) K		(3, 2) G6-3		(3, 2) K			3	0	0	0	0	2	1						
Ernie Young, R OBP: 0.286, SLG: 0.409	(1, 9) P4		(1, 1) P4			(0, 0) G4-3 2B		(0, 0) F7		3	0	1	0	0	0	0						
<b>Inning Stats</b>	R: 0 E: 0 K: 1 S: 9	H: 0 LOB: 0 BB: 0 P: 15	R: 0 E: 0 K: 1 S: 7	H: 1 LOB: 1 BB: 0 P: 11	R: 0 E: 0 K: 1 S: 7	H: 0 LOB: 0 BB: 0 P: 12	R: 0 E: 0 K: 3 S: 10	H: 1 LOB: 1 BB: 0 P: 16	R: 0 E: 0 K: 1 S: 9	H: 0 LOB: 0 BB: 0 P: 14	R: 0 E: 1 K: 1 S: 13	H: 1 LOB: 2 BB: 0 P: 22	R: 0 E: 0 K: 1 S: 9	H: 0 LOB: 1 BB: 1 P: 17	R: 0 E: 0 K: 0 S: 10	H: 0 LOB: 0 BB: 0 P: 15	R: 0 E: 0 K: 0 S: 12	H: 1 LOB: 1 BB: 0 P: 19	1B: 2 2B: 2 3B: 0 HR: 0	SF: 0 SAC: 0 DP: 0 HBP: 0	WP: 0 PB: 0 SB: 0 CS: 0	PA: 33
<b>PITCHER</b>	IP WLS BF H R ER SO BB IBB HBP BLK WP HR S P ERA WHIP																					
Al Leiter, L ERA: 3.82	(1, 1) 6.1 W 24 3 0 0 8 1 0 0 0 0 0 0 58 97 0.00 0.632																					
Tony Castillo, L ERA: 2.29	(7, 1) 2.2 S 9 1 0 0 1 0 0 0 0 0 0 0 28 44 0.00 0.375																					

Batter	1	2	3	4	5	6	7	8	9	AB	R	H	RBI	BB	SO	LOB	BOTTOM			
Devon White, S OBP: 0.348, SLG: 0.465	(1, 8) F9		(1, 2) 1B				(3, 3) K			4	0	2	0	0	1	0	Oakland Athletics @ Toronto Blue Jays SkyDome, Toronto, ON Fri Jul 28 1995, 7:05 PM EDT Att: 40,461 - Dome			
Paul Molitor, R OBP: 0.330, SLG: 0.368	(1, 10) G6-3		(2, 1) 1B		(0, 2) F9			(3, 2) F9 BB HBP		3	0	1	0	0	0	1				
Roberto Alomar, S OBP: 0.373, SLG: 0.515	(1, 4) L7		(1, 1) G6-4-3 1-2		(1, 2) F7			(4, 2) BB E		3	0	0	0	1	0	3				
Joe Carter, R OBP: 0.294, SLG: 0.424		(1, 7) F7		(2, 0) F9		(1, 2) F9		(1, 1) F9		4	0	0	0	0	0	2				
John Olerud, L OBP: 0.354, SLG: 0.378	(1, 3) L7		(0, 2) 1B		(0, 1) G5-3			(1, 1) F9		4	1	1	0	0	0	2				
Ed Sprague, R OBP: 0.355, SLG: 0.479	(1, 5) 2B		(1, 1) 2B		(2, 0) HR		(4, 2) BB	(4, 0) IBB		2	2	2	2	2	0	0				
Shawn Green, L OBP: 0.308, SLG: 0.483	(1, 9) 2B		(0, 0) 2B		(1, 2) G6-3		(0, 0) G4-3		(0, 0) P3	3	0	1	1	0	0	1				
Mike Huff, R OBP: 0.353, SLG: 0.284	(6, PH) (9, 9) 2B		(2, H) 2B		(2, 3) K					1	0	0	0	0	0	3				
Alex Gonzalez, R OBP: 0.322, SLG: 0.375	(1, 6) G5-3		(2, 2) G5-3		(2, 3) K		(1, 3) K			3	0	0	0	0	2	1				
Sandy Martinez, L OBP: 0.232, SLG: 0.299	(1, 2) G4-3		(2, 1) G4-3		(3, 1) P3-1		(0, 1) F8			3	0	0	0	0	0	0				
<b>Inning Stats</b>	R: 0 E: 0 K: 0 S: 8	H: 0 LOB: 0 BB: 0 P: 11	R: 1 E: 0 K: 0 S: 12	H: 2 LOB: 1 BB: 0 P: 16	R: 0 E: 0 K: 0 S: 10	H: 2 LOB: 1 BB: 0 P: 16	R: 2 E: 0 K: 1 S: 12	H: 2 LOB: 0 BB: 0 P: 19	R: 0 E: 0 K: 0 S: 11	H: 1 LOB: 1 BB: 0 P: 16	R: 0 E: 0 K: 0 S: 8	H: 0 LOB: 1 BB: 1 P: 13	R: 0 E: 0 K: 2 S: 8	H: 0 LOB: 0 BB: 0 P: 12	R: 0 E: 1 K: 0 S: 11	H: 0 LOB: 3 BB: 2 P: 24	1B: 4 2B: 2 3B: 0 HR: 1	SF: 0 SAC: 0 DP: 1 HBP: 1	WP: 0 PB: 0 SB: 0 CS: 0	PA: 34
<b>PITCHER</b>	IP WLS BF H R ER SO BB IBB HBP BLK WP HR S P ERA WHIP																			
Todd Van Poppel, R ERA: 3.3	(1, 1) 7.1 L 31 7 3 3 3 2 0 1 0 0 0 0 77 119 3.68 1.227																			
Steve Wojciechowski, L ERA: 2.79	(8, 1) 0.2 3 0 0 0 0 0 1 0 0 0 0 0 3 8 0.00 0.000																			

AB	32
R	0
H	4
RBI	0
BB	1
SO	9
LOB	13



AB	30
R	3
H	7
RBI	3
BB	3
SO	3
LOB	13









Batter	1	2	3	4	5	6	7	8	9	AB	R	H	RBI	BB	SO	LOB	TOP								
Rickey Henderson, R OBP: 0.400, SLG: 0.445 Scott Brosius, R OBP: 0.330, SLG: 0.395	1-3 K	0-1 S 1B		3-3 K		1-0 P9		3-2 1B		5	0	2	2	0	2	1									
Brent Gates, S OBP: 0.296, SLG: 0.326	3-2 G3	0-1 G3-1 1-2		1-3 K			4-2 1B 2B BB	1-0 P6		4	1	0	0	1	1	3									
Danny Tartabull, R OBP: 0.328, SLG: 0.371	0-3 K		2-3 K		1-3 K		0-2 F7	0-1 L1		5	0	0	0	0	3	2									
Jason Giambi, L OBP: 0.385, SLG: 0.388		4-1 1B BB BB	1-1 HR	2B	2-2 1B		1 SAFE 1 SAFE 1 SAFE 2-1 2B 1B	3-2 HR 1B		4	4	4	0	1	0	0									
Geronimo Berroa, R OBP: 0.349, SLG: 0.454 Ernie Young, R OBP: 0.315, SLG: 0.404		1-3 K	0-1 HR	2B	0-0 P3		0-1 1B 2B	3-3 K		4	1	2	4	0	1	2									
Mike Aldrete, L OBP: 0.355, SLG: 0.406		1-3 K	3-2 G4-3		0-2 F9		3-2 1B	0-0 HR		5	1	2	3	0	1	2									
Terry Steinbach, R OBP: 0.314, SLG: 0.447		1-0 BB BB 1B	2-2 E1 1B	1B		3-2 F9	0-1 G4-6-3 1B	2-1 G6-3		5	2	3	0	0	0	0									
Stan Javier, S OBP: 0.308, SLG: 0.353		4-1 BB 1B	2-2 1B	1B		1-3 K	3-1 G4-6-3	1-2 K		4	1	1	1	1	2	2									
Mike Bordick, R OBP: 0.307, SLG: 0.301		4-2 1B BB		3-3 K		3-1 2B		2-3 K		3	0	1	1	1	2	0									
<b>Inning Stats</b>	R: 0 E: 0 K: 2 S: 9	H: 0 LOB: 0 BB: 0 P: 13	R: 3 E: 0 K: 2 S: 18	H: 2 LOB: 2 BB: 3 P: 33	R: 3 E: 1 K: 1 S: 17	H: 4 LOB: 1 BB: 0 P: 27	R: 0 E: 0 K: 3 S: 9	H: 0 LOB: 0 BB: 0 P: 16	R: 0 E: 0 K: 1 S: 10	H: 1 LOB: 1 BB: 0 P: 13	R: 0 E: 0 K: 1 S: 11	H: 1 LOB: 1 BB: 0 P: 19	R: 3 E: 0 K: 0 S: 18	H: 4 LOB: 1 BB: 1 P: 30	R: 0 E: 0 K: 1 S: 9	H: 1 LOB: 1 BB: 0 P: 15	R: 2 E: 0 K: 2 S: 15	H: 2 LOB: 0 BB: 0 P: 24	1B: 10 2B: 3 HR: 2	SF: 0 SAC: 0 DP: 1 HBP: 0	WP: 0 PB: 0 SB: 1 CS: 0	PA: 44			
<b>PITCHER</b>	IP	WLS	BF	H	R	ER	SO	BB	IBB	HBP	BLK	WP	HR	S	P	ERA	WHIP	<b>PITCHER</b>							
Juan Guzman, R ERA: 7.16	6.0	L	28	8	6	5	10	3	0	0	0	0	1	74	121	7.50	1.833								
Paul Menhart, R ERA: 9.97	2.0		11	5	3	3	1	1	0	0	0	0	0	27	45	13.50	3.000								
Jimmy Rogers, R ERA: 18.0	1.0		5	2	2	2	2	0	0	0	0	0	1	15	24	18.00	2.000								

Oakland Athletics @ Toronto Blue Jays  
SkyDome, Toronto, ON  
Sun Jul 30 1995, 3:33 AM EDT  
Att: 40,312 - Sunny - 80 F

AB	40
R	11
H	15
RBI	11
BB	4
SO	13
LOB	13



Batter	1	2	3	4	5	6	7	8	9	AB	R	H	RBI	BB	SO	LOB	BOTTOM								
Devon White, S OBP: 0.355, SLG: 0.469 Mike Huff, R OBP: 0.349, SLG: 0.279	1-1 F8		2-2 G1-6-3 1B		0-0 BB 1B		1-3 K		0-0 F7	4	0	2	0	0	1	0									
Paul Molitor, R OBP: 0.331, SLG: 0.366	1-0 G6-3		2-2 G1-6-3		4-2 1B		0-1 BB		2-2 1B	4	0	2	1	1	0	2									
Roberto Alomar, S OBP: 0.368, SLG: 0.506	2-3 K		1-0 F9		1-0 F8		3-2 G4-3		0-1 G4-3	5	0	0	0	0	1	5									
Joe Carter, R OBP: 0.298, SLG: 0.430 Candy Maldonado, R OBP: 0.367, SLG: 0.468		2-2 P5		1-2 HR		4-2 1B BB		0-2 G4-3		2	1	1	1	1	0	0									
John Olerud, L OBP: 0.361, SLG: 0.385		2-2 WP HBP G3-1 1B		1-0 F8		0-1 1B		1-3 K		4	1	2	0	0	1	0									
Ed Sprague, R OBP: 0.358, SLG: 0.477 Tomas Perez, S OBP: 0.286, SLG: 0.450		2-2 G3-1 WP HBP		3-2 G5-3		3-3 K		0-2 1B		2	0	0	0	0	1	2									
Shawn Green, L OBP: 0.313, SLG: 0.488		2-0 G3-1		2-2 L4		1-3 K		2-2 G5-3		4	0	0	1	0	1	4									
Alex Gonzalez, R OBP: 0.325, SLG: 0.395		1-3 K		0-1 G1		2-3 K		0-3 K		4	0	0	0	0	3	3									
Sandy Martinez, L OBP: 0.247, SLG: 0.324			1-1 G1-6-3 1B		1-1 G3		0-2 G4-3		1-1 1B 2B	4	1	2	0	0	0	0									
<b>Inning Stats</b>	R: 0 E: 0 K: 1 S: 6	H: 0 LOB: 0 BB: 0 P: 10	R: 1 E: 0 K: 1 S: 14	H: 1 LOB: 1 BB: 0 P: 23	R: 0 E: 0 K: 0 S: 9	H: 2 LOB: 0 BB: 0 P: 15	R: 1 E: 0 K: 0 S: 13	H: 1 LOB: 0 BB: 0 P: 20	R: 0 E: 0 K: 0 S: 8	H: 1 LOB: 2 BB: 1 P: 14	R: 0 E: 0 K: 3 S: 18	H: 1 LOB: 2 BB: 1 P: 28	R: 0 E: 0 K: 1 S: 13	H: 1 LOB: 1 BB: 0 P: 17	R: 0 E: 0 K: 1 S: 13	H: 1 LOB: 1 BB: 0 P: 16	R: 1 E: 0 K: 1 S: 11	H: 2 LOB: 1 BB: 0 P: 14	1B: 8 2B: 1 HR: 1	SF: 0 SAC: 0 DP: 1 HBP: 1	WP: 1 PB: 0 SB: 0 CS: 0	PA: 39			
<b>PITCHER</b>	IP	WLS	BF	H	R	ER	SO	BB	IBB	HBP	BLK	WP	HR	S	P	ERA	WHIP	<b>PITCHER</b>							
Ron Darling, R ERA: 6.15	5.0	W	22	5	2	2	2	2	0	1	0	0	1	56	92	3.60	1.400								
Mark Acne, R ERA: 5.66	2.0		8	2	0	0	4	0	0	0	0	0	0	25	35	0.00	1.000								
Rick Honeycutt, L ERA: 2.51	1.0		4	1	0	0	1	0	0	0	0	0	0	13	16	0.00	1.000								
Dennis Eckersley, R ERA: 4.28	1.0		5	2	1	1	1	0	0	0	0	0	0	11	14	9.00	2.000								

Oakland Athletics @ Toronto Blue Jays  
SkyDome, Toronto, ON  
Sun Jul 30 1995, 3:33 AM EDT  
Att: 40,312 - Sunny - 80 F

AB	36
R	3
H	10
RBI	3
BB	2
SO	8
LOB	17





Batter	1	2	3	4	5	6	7	8	9	10	11	AB	R	H	RBI	BB	SO	LOB	TOP
<b>Otis Nixon, S</b> <small>OBP: 0.342, SLG: 0.331</small> 												4	0	2	0	1	1	0	
<b>Jeff Frye, R</b> <small>OBP: 0.339, SLG: 0.356</small> 												4	0	1	0	1	1	2	
<b>Will Clark, L</b> <small>OBP: 0.381, SLG: 0.458</small> 												5	0	1	0	0	0	4	
<b>Mickey Tettleton, S</b> <small>OBP: 0.392, SLG: 0.482</small> <b>Lou Frazier, S</b> <small>OBP: 0.295, SLG: 0.219</small> 												3	0	2	0	1	1	0	
<b>Ivan Rodriguez, R</b> <small>OBP: 0.340, SLG: 0.489</small> 												5	1	1	0	0	0	5	
<b>29 Rusty Greer, L</b> <small>OBP: 0.347, SLG: 0.376</small> 												4	1	3	1	1	1	0	
<b>Luis Ortiz, R</b> <small>OBP: 0.267, SLG: 0.414</small> 												5	0	1	2	0	1	3	
<b>Mark McLemore, S</b> <small>OBP: 0.360, SLG: 0.357</small> 												5	0	0	0	0	2	3	
<b>Benji Gil, R</b> <small>OBP: 0.284, SLG: 0.364</small> <b>Mike Pagliarulo, L</b> <small>OBP: 0.270, SLG: 0.331</small> <b>Esteban Beltre, R</b> <small>OBP: 0.299, SLG: 0.360</small> 												2	0	0	0	0	0	1	
<b>Inning Stats</b> <small>R: 0 H: 0 E: 0 K: 1 S: 8</small>	<small>H: 0 LOB: 0 BB: 1 P: 16</small>	<small>R: 0 H: 0 E: 0 K: 2 S: 9</small>	<small>H: 0 LOB: 0 BB: 0 P: 13</small>	<small>R: 0 H: 0 E: 0 K: 0 S: 5</small>	<small>H: 2 LOB: 2 BB: 1 P: 27</small>	<small>R: 0 H: 1 E: 0 K: 1 S: 11</small>	<small>H: 0 LOB: 1 BB: 0 P: 18</small>	<small>R: 0 H: 0 E: 0 K: 1 S: 7</small>	<small>H: 2 LOB: 2 BB: 0 P: 8</small>	<small>R: 0 H: 2 E: 0 K: 0 S: 14</small>	<small>H: 3 LOB: 0 BB: 0 P: 21</small>	<small>1B: 9 2B: 2 3B: 1 HR: 0</small>	<small>SF: 0 SAC: 0 DP: 2 HBP: 0</small>	<small>WP: 0 PB: 0 SB: 3 CS: 2</small>	<small>PA: 46</small>				
<b>PITCHER</b> <small>Todd Stottlemyre, R ERA: 3.82</small> <small>Mark Acre, R ERA: 5.57</small> <small>Mike Mohler, L ERA: 8.31</small> <small>Carlos Reyes, R ERA: 3.97</small>	<small>IP: 9.0 WLS: 2 BF: 34 H: 7 R: 1 ER: 1 SO: 8 BB: 3 IBB: 0 HBP: 0 BLK: 0 WP: 0 HR: 0 S: 134 ERA: 1.00 WHIP: 1.111</small>	<small>IP: 10.1 WLS: 0 BF: 4 H: 2 R: 2 ER: 2 SO: 0 BB: 0 IBB: 0 HBP: 0 BLK: 0 WP: 0 HR: 0 S: 13</small>	<small>IP: 10.1 WLS: 0 BF: 4 H: 2 R: 2 ER: 2 SO: 0 BB: 0 IBB: 0 HBP: 0 BLK: 0 WP: 0 HR: 0 S: 14</small>	<small>IP: 11.1 WLS: 0 BF: 2 H: 1 R: 0 ER: 0 SO: 0 BB: 0 IBB: 0 HBP: 0 BLK: 0 WP: 0 HR: 0 S: 9</small>															

Texas Rangers @ Oakland Athletics  
Oakland-Alameda County Coliseum, Oakland, CA  
Tue Aug 01 1995, 7:05 PM PDT  
Att. 12,539 - Unknown - 69 F

AB	40
R	3
H	12
RBI	3
BB	4
SO	8
LOB	19



Batter	1	2	3	4	5	6	7	8	9	10	11	AB	R	H	RBI	BB	SO	LOB	BOTTOM
<b>Rickey Henderson, R</b> <small>OBP: 0.400, SLG: 0.448</small> 												5	1	2	0	0	1	2	
<b>Brent Gates, S</b> <small>OBP: 0.294, SLG: 0.324</small> 												5	1	1	0	0	0	1	
<b>Danny Tartabull, R</b> <small>OBP: 0.329, SLG: 0.368</small> 												4	0	1	1	1	3	2	
<b>Jason Giambi, L</b> <small>OBP: 0.386, SLG: 0.381</small> 												4	1	1	1	1	2	1	
<b>Geronimo Berroa, R</b> <small>OBP: 0.349, SLG: 0.453</small> 												5	0	2	1	0	2	1	
<b>Mike Aldeare, L</b> <small>OBP: 0.357, SLG: 0.400</small> 												4	0	1	1	1	0	1	
<b>Terry Steinbach, R</b> <small>OBP: 0.310, SLG: 0.441</small> 												4	0	0	0	0	1	2	
<b>Scott Brosius, R</b> <small>OBP: 0.332, SLG: 0.398</small> <b>Ernie Young, R</b> <small>OBP: 0.318, SLG: 0.388</small> 												1	0	1	0	0	0	0	
<b>Mike Bordick, R</b> <small>OBP: 0.310, SLG: 0.304</small> 												4	1	2	0	0	0	3	
<b>Inning Stats</b> <small>R: 1 H: 2 E: 0 K: 1 S: 9</small>	<small>H: 2 LOB: 1 BB: 0 P: 15</small>	<small>R: 0 H: 0 E: 0 K: 1 S: 6</small>	<small>H: 0 LOB: 0 BB: 1 P: 12</small>	<small>R: 0 H: 2 E: 0 K: 0 S: 7</small>	<small>H: 2 LOB: 1 BB: 0 P: 13</small>	<small>R: 0 H: 1 E: 1 K: 1 S: 13</small>	<small>H: 0 LOB: 0 BB: 1 P: 11</small>	<small>R: 0 H: 0 E: 0 K: 0 S: 8</small>	<small>H: 0 LOB: 1 BB: 0 P: 16</small>	<small>R: 0 H: 0 E: 0 K: 1 S: 7</small>	<small>H: 5 LOB: 2 BB: 0 P: 30</small>	<small>1B: 10 2B: 2 3B: 0 HR: 0</small>	<small>SF: 0 SAC: 0 DP: 3 HBP: 0</small>	<small>WP: 1 PB: 0 SB: 0 CS: 3</small>	<small>PA: 44</small>				
<b>PITCHER</b> <small>Roger Pavik, R ERA: 5.24</small> <small>Matt Whiteside, R ERA: 4.21</small> <small>Jeff Russell, R ERA: 2.75</small>	<small>IP: 9.0 WLS: 2 BF: 32 H: 6 R: 3 ER: 3 SO: 8 BB: 4 IBB: 0 HBP: 0 BLK: 0 WP: 1 HR: 0 S: 72 ERA: 1.00 WHIP: 1.111</small>	<small>IP: 10.1 WLS: 1 BF: 8 H: 3 R: 3 ER: 3 SO: 3 BB: 0 IBB: 0 HBP: 0 BLK: 0 WP: 0 HR: 0 S: 20</small>	<small>IP: 11.1 WLS: 0 BF: 2 H: 0 R: 0 ER: 0 SO: 0 BB: 0 IBB: 0 HBP: 0 BLK: 0 WP: 0 HR: 0 S: 6</small>																

Texas Rangers @ Oakland Athletics  
Oakland-Alameda County Coliseum, Oakland, CA  
Tue Aug 01 1995, 7:05 PM PDT  
Att. 12,539 - Unknown - 69 F

AB	38
R	4
H	11
RBI	4
BB	4
SO	11
LOB	13





Batter	1	2	3	4	5	6	7	8	9	AB R H RBI BB SO LOB	TOP											
Lou Frazier, S (1, 8) OBP: 0.325, SLG: 0.239	4-1 E S 1B BB		1-0 S 1B		4-1 SAFE 1-2 HR BB	2-2 L6		1-0 S 1B	3 2 2 0 2 0 0	<b>Texas Rangers @ Oakland Athletics</b> Oakland-Alameda County Coliseum, Oakland, CA Wed Aug 02 1995, 3:33 AM PDT Att: 13,716 - Sunny - 67 F												
Jeff Fyfe, R (1, 4) OBP: 0.336, SLG: 0.367	0-3 K		2-1 P5		0-0 1-H 2-H HR	2-1 G4-3		2-2 G1-3	5 1 1 3 0 1 3													
Will Clark, L (1, 3) OBP: 0.385, SLG: 0.472	1-2 1-H FC4-6 1B		4-2 BB		3-1 HR	3-1 G6-3		3-1 G6-3	3 1 2 2 1 0 0													
Mickey Tettleton, S (1, 10)	0-3 K		3-2 P2		4-1 1B BB	0-1 G6-3			3 0 0 0 1 1 3													
Ivan Rodriguez, R (1, 2) OBP: 0.339, SLG: 0.486	1-2 FC4-6 1-2			1-1 L9	0-2 1-2 1B			1-0 G5-3	4 0 1 0 0 0 1													
29 Rusty Greer, L (1, 9)		1-3 K		0-1 F7	0-0 L8			0-1 F9	4 0 0 0 0 1 2													
Luis Ortiz, R (1, 5) OBP: 0.250, SLG: 0.387		0-0 E4 CS		0-3 K2-3	3-2 P4			2-2 G1-3	4 0 0 0 0 1 2													
Mark McLemore, S (1, 7) OBP: 0.359, SLG: 0.356		2-3 K 1-2			1-0 S HR 1B	1-3 K		3-2 G5-3	4 1 1 0 0 2 1													
Benji Gil, R (1, 6) OBP: 0.280, SLG: 0.359			2-3 K		0-3 K	3-3 K		2-2 G5-3	4 0 0 0 0 3 1													
<b>Inning Stats</b>	R: 1 E: 0 K: 2 S: 16	H: 1 LOB: 1 BB: 1 P: 22	R: 0 E: 1 K: 2 S: 8	H: 0 LOB: 0 BB: 0 P: 11	R: 0 E: 0 K: 1 S: 11	H: 1 LOB: 2 BB: 1 P: 23	R: 0 E: 0 K: 1 S: 9	H: 0 LOB: 0 BB: 0 P: 10	R: 4 E: 0 K: 1 S: 21	H: 4 LOB: 2 BB: 2 P: 36	R: 0 E: 0 K: 0 S: 9	H: 0 LOB: 0 BB: 0 P: 15	R: 0 E: 0 K: 0 S: 6	H: 0 LOB: 0 BB: 0 P: 11	R: 0 E: 0 K: 0 S: 6	H: 0 LOB: 0 BB: 0 P: 9	R: 0 E: 0 K: 0 S: 15	H: 1 LOB: 1 BB: 0 P: 23	1B: 5 2B: 0 3B: 0 HR: 2	SF: 0 SAC: 0 DP: 0 HBP: 0	WP: 0 PB: 0 SB: 3 CS: 1	PA: 38
<b>PITCHER</b>	IP WLS BF H R ER SO BB IBB HBP BLK WP HR S P ERA WHIP											IP WLS BF H R ER SO BB IBB HBP BLK WP HR S P ERA WHIP										
Todd Van Poppel, R (1, 1) ERA: 3.68	6.0 L 28 6 5 5 9 4 0 0 0 0 2 74 117 7.50 1.667																					
Doug Johns, L (7, 1) ERA: 3.0	3.0 10 1 0 0 0 0 0 0 0 0 0 27 43 0.00 0.333																					

AB	34
R	5
H	7
RBI	5
BB	4
SO	9
LOB	13

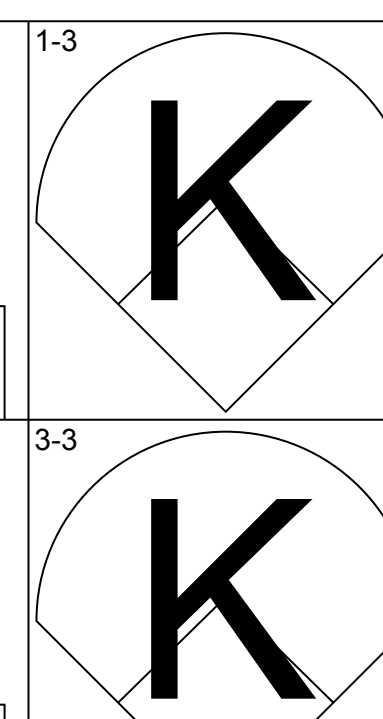
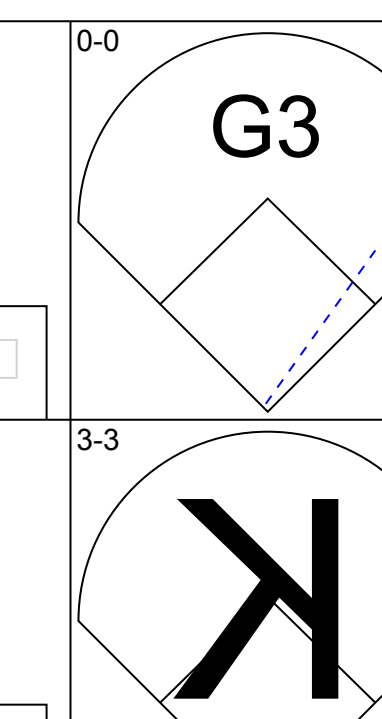
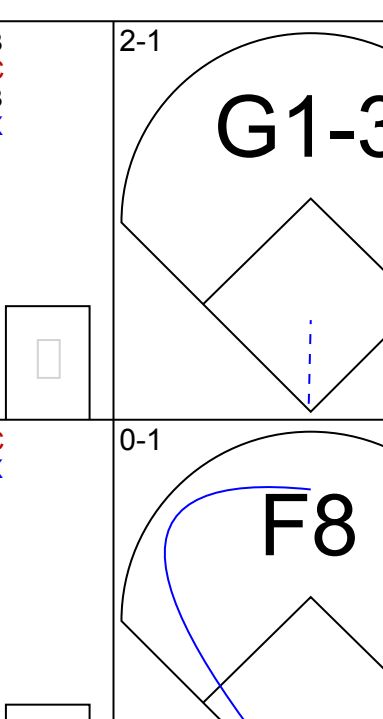
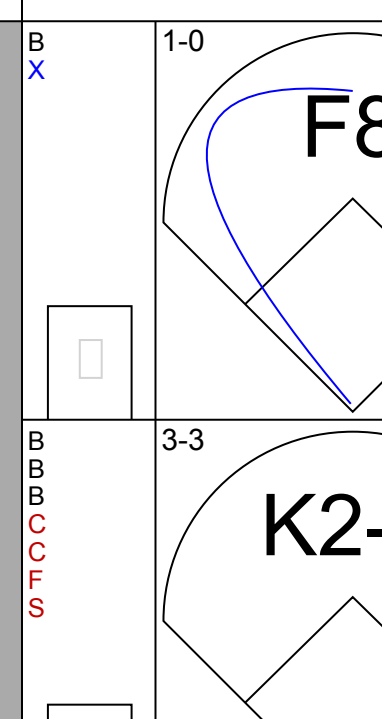
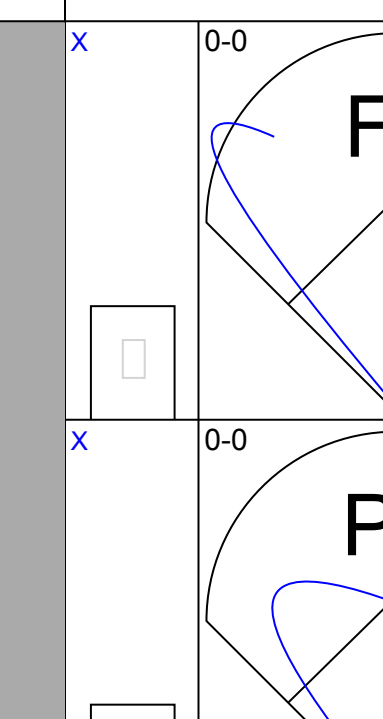

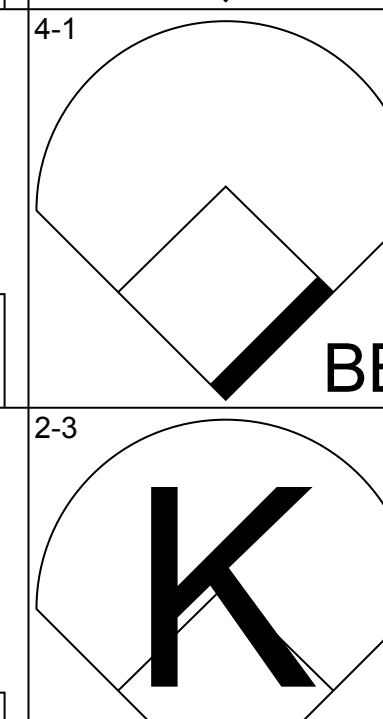


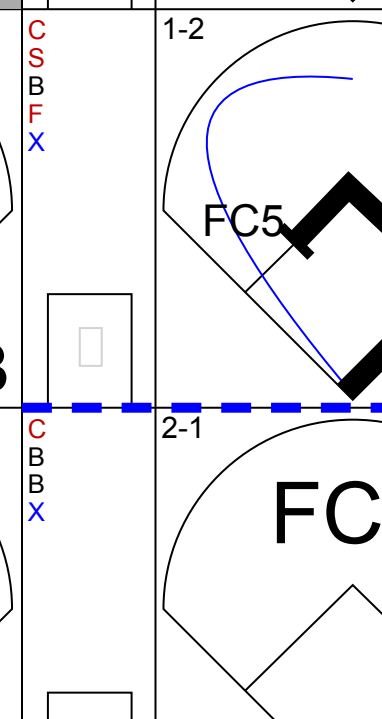
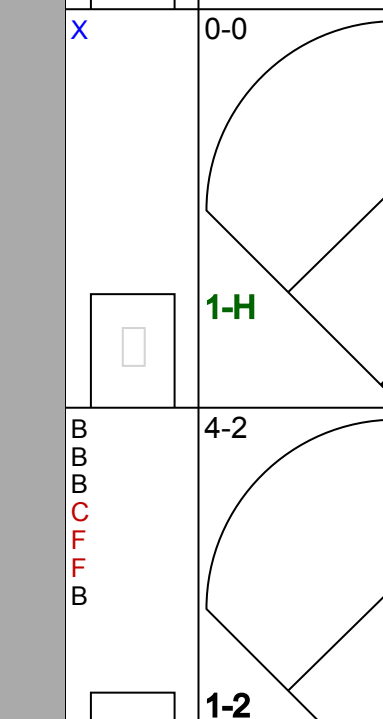

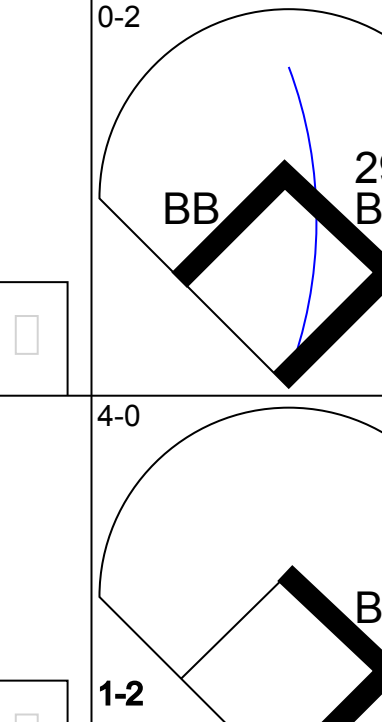
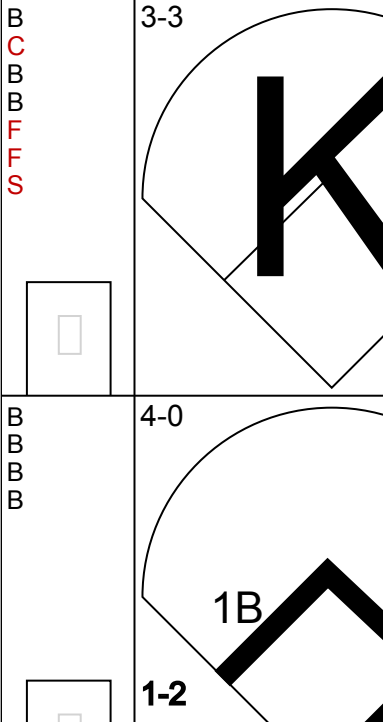

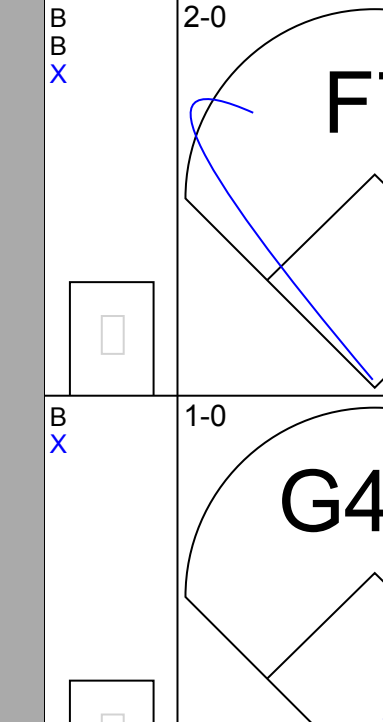
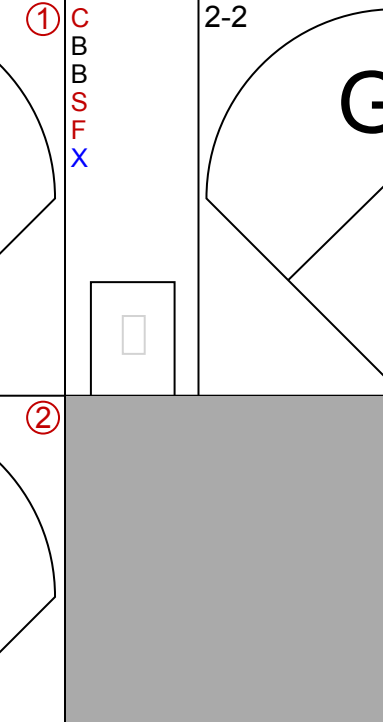

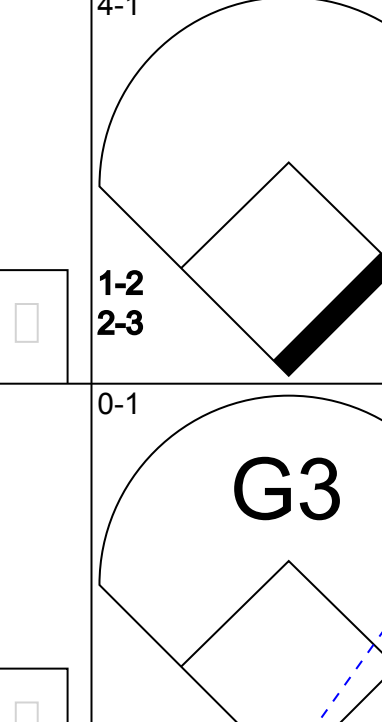
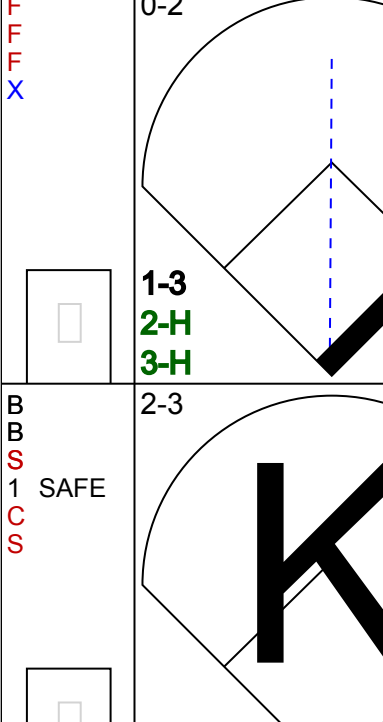

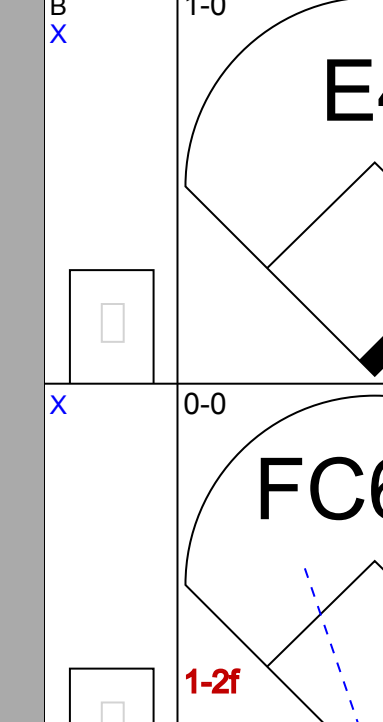
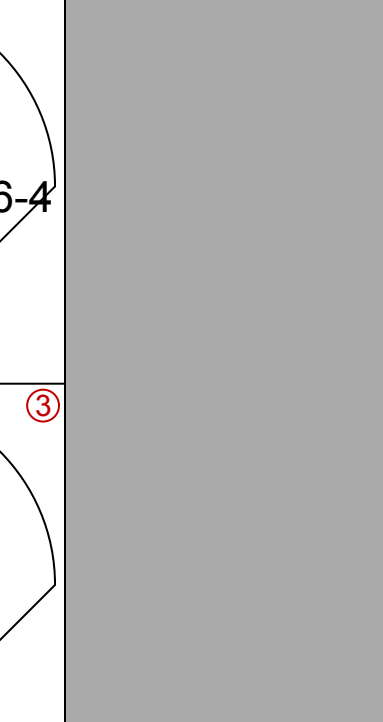
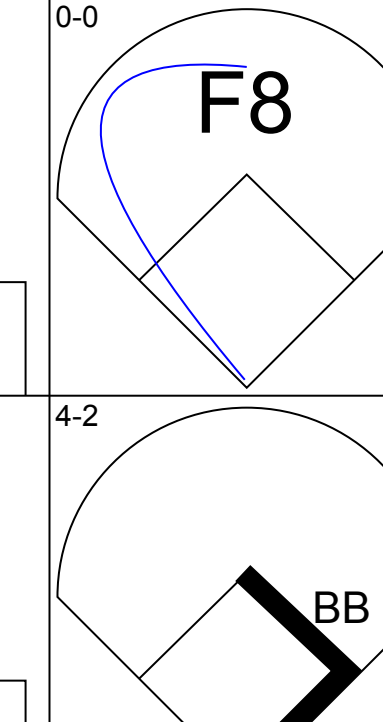
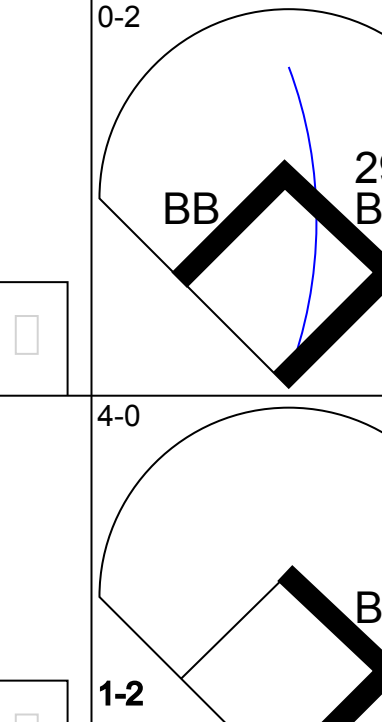

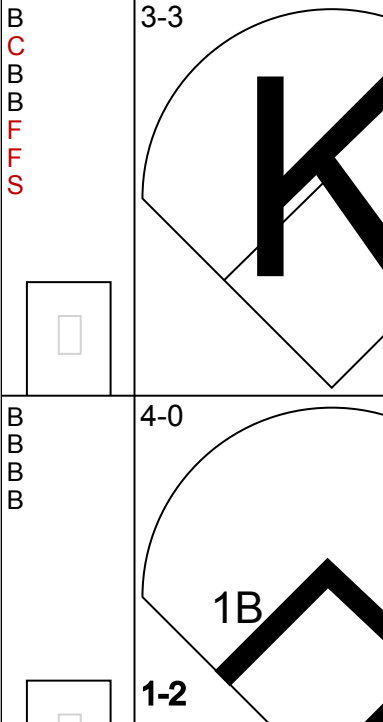
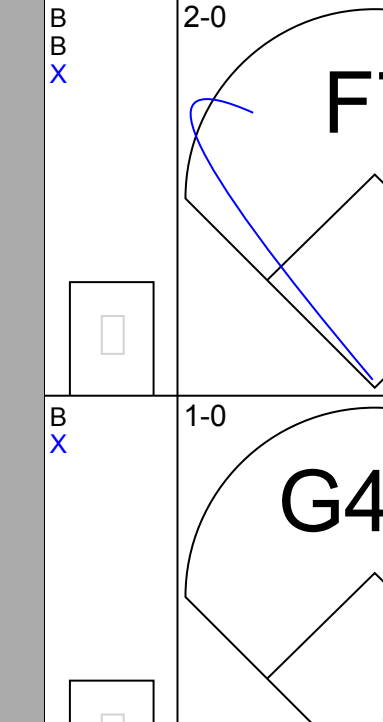
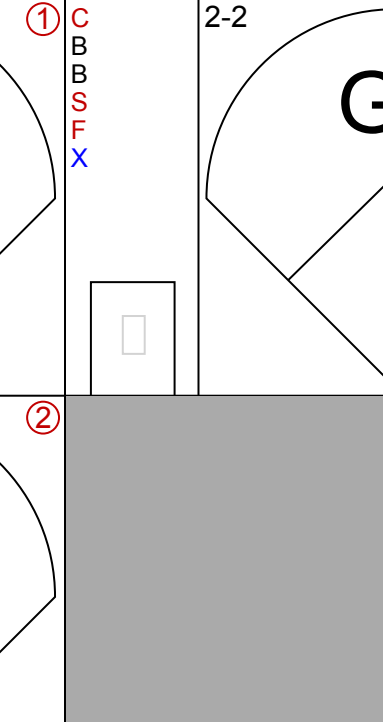
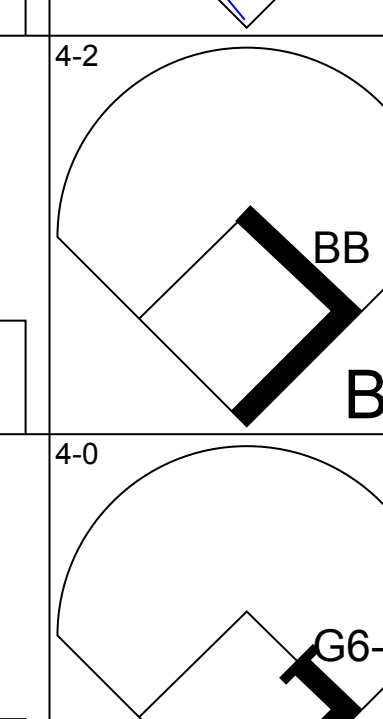
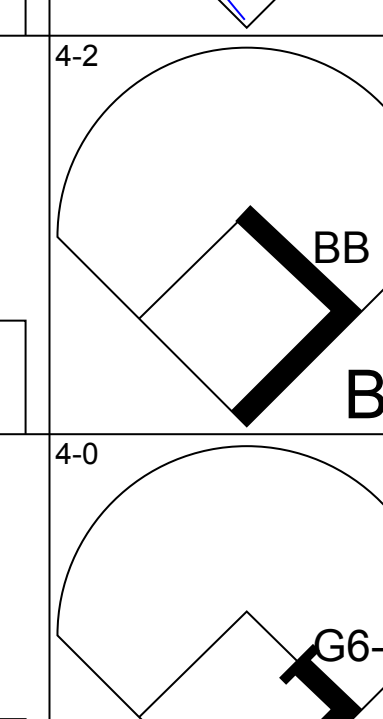
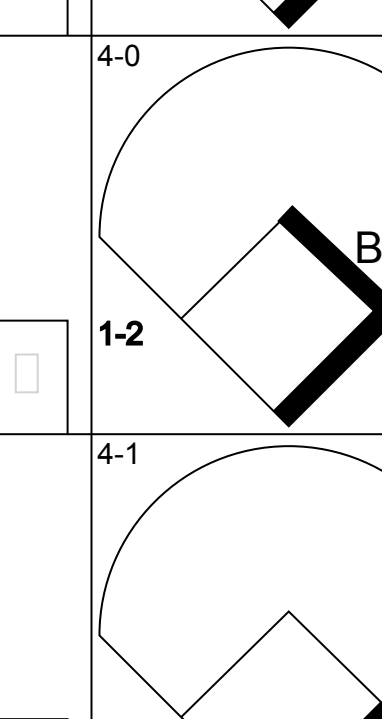

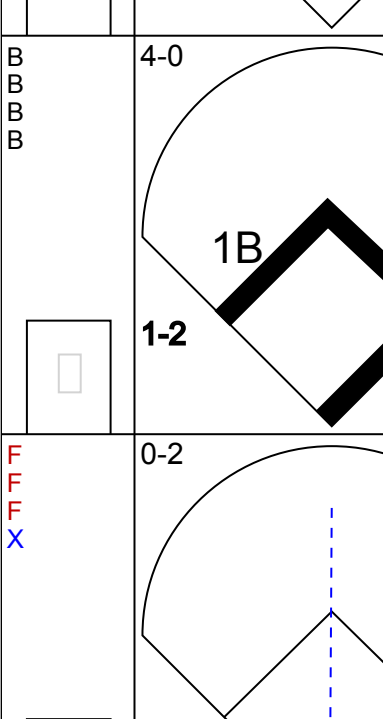

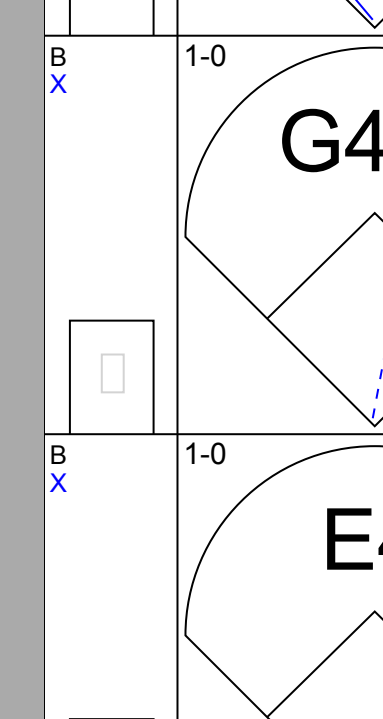
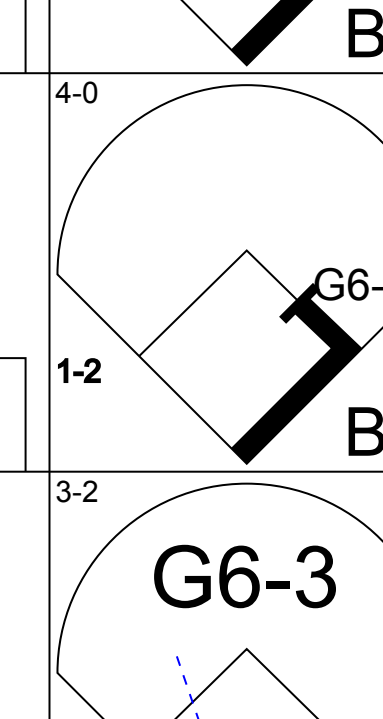
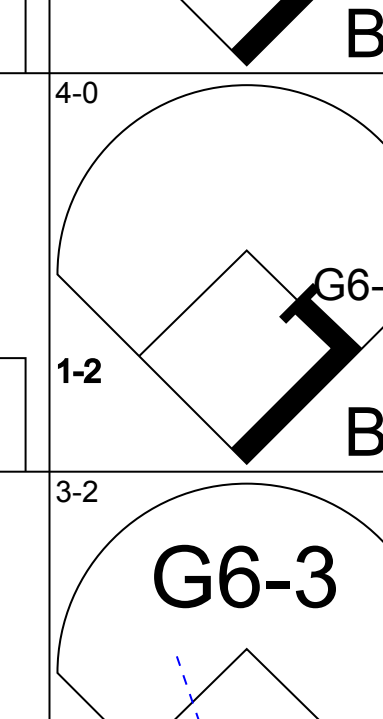
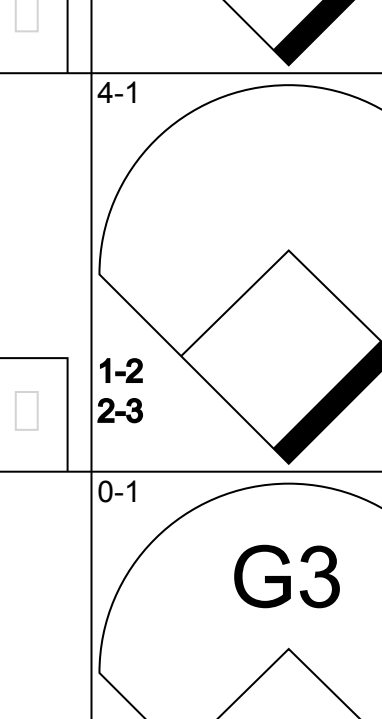

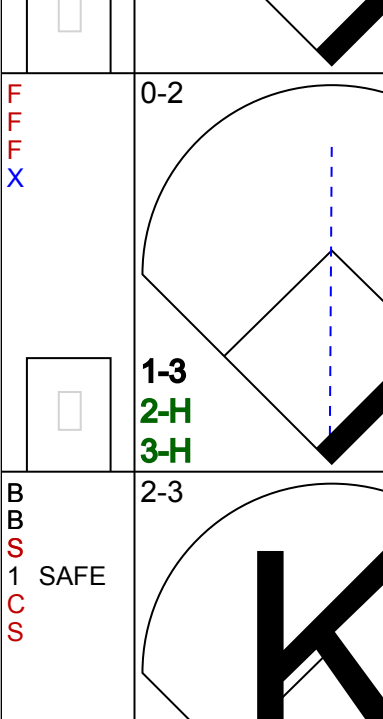

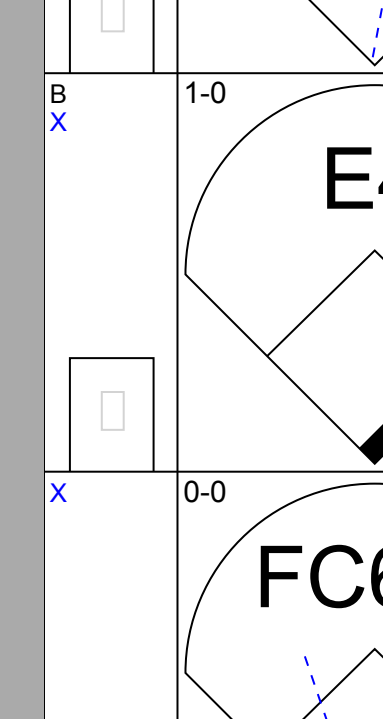
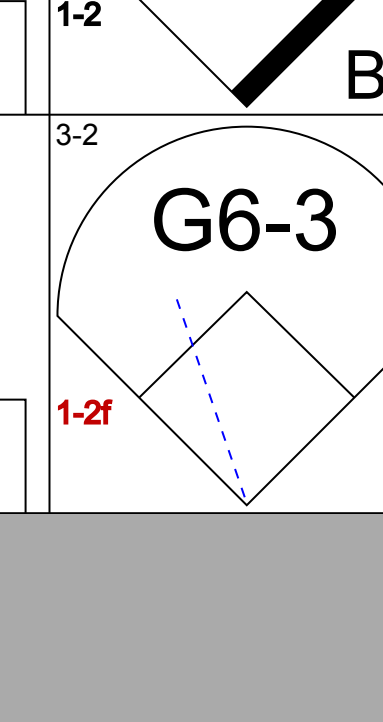
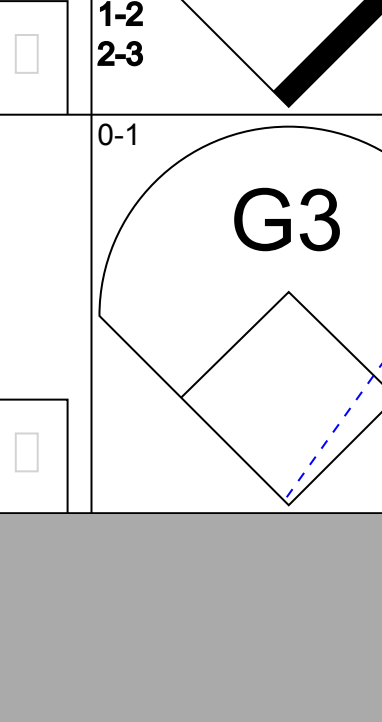
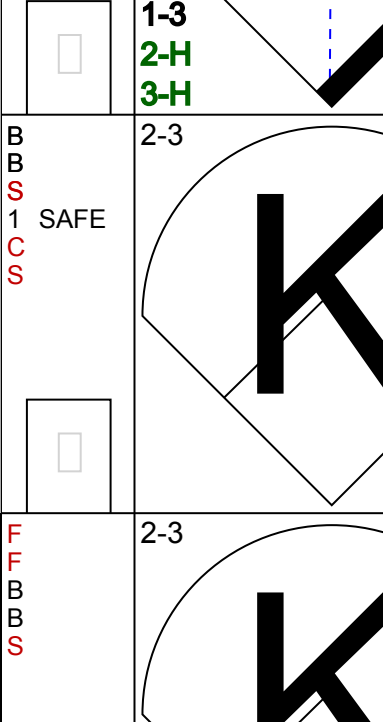
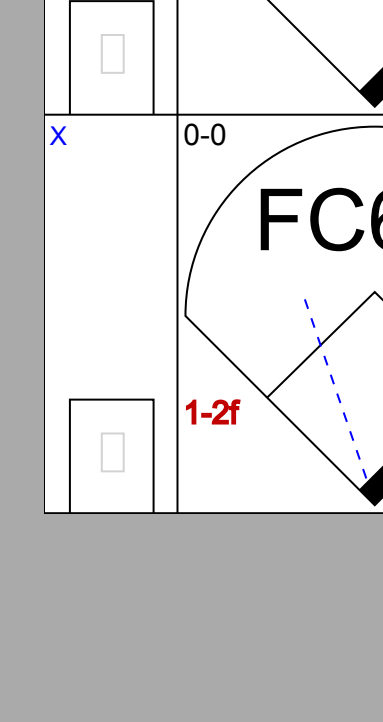
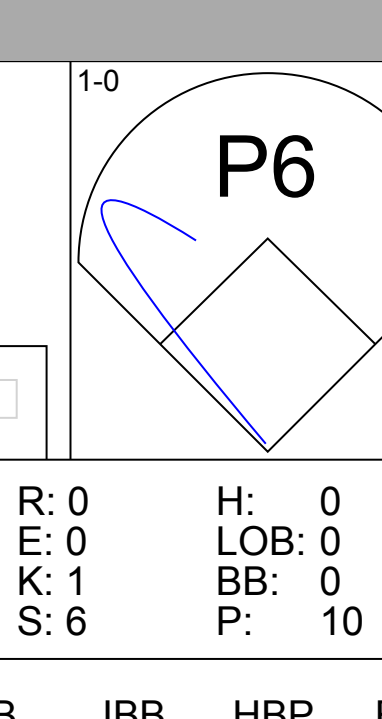
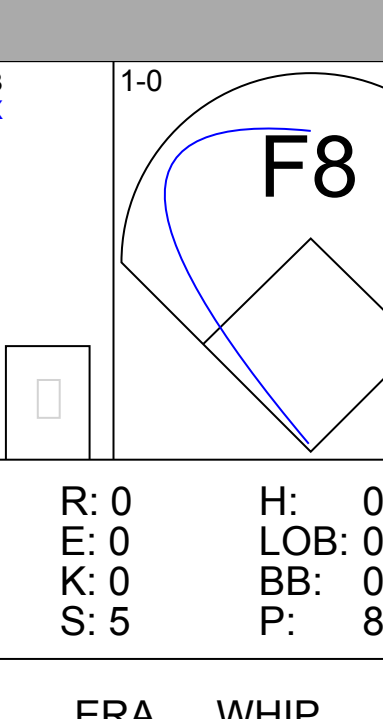
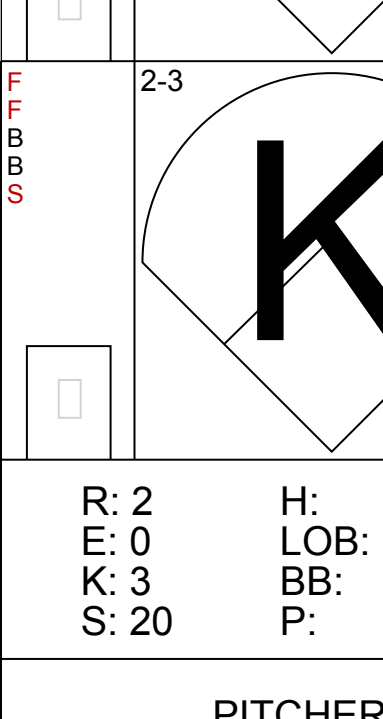
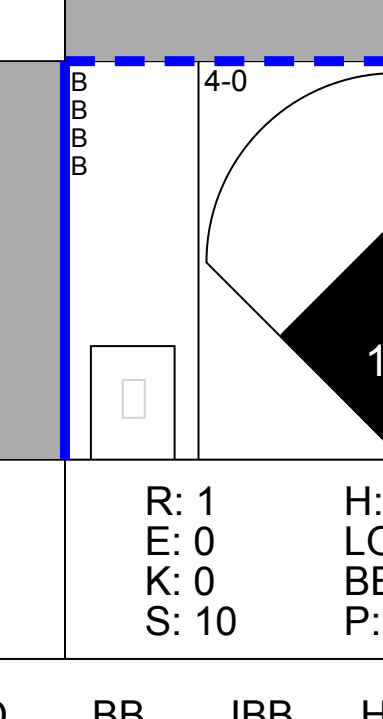


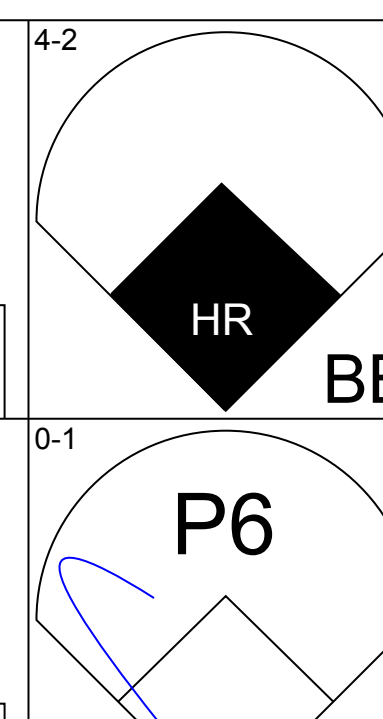
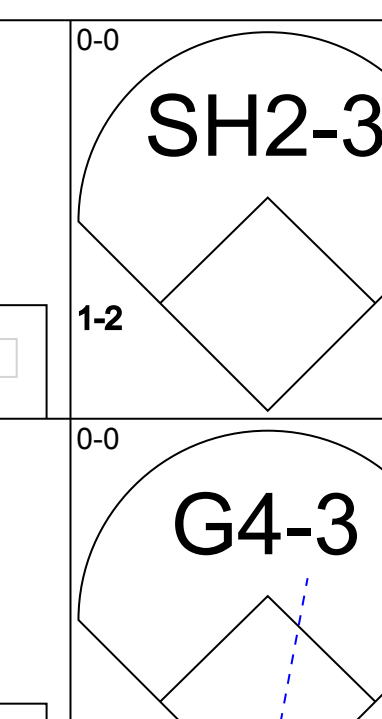
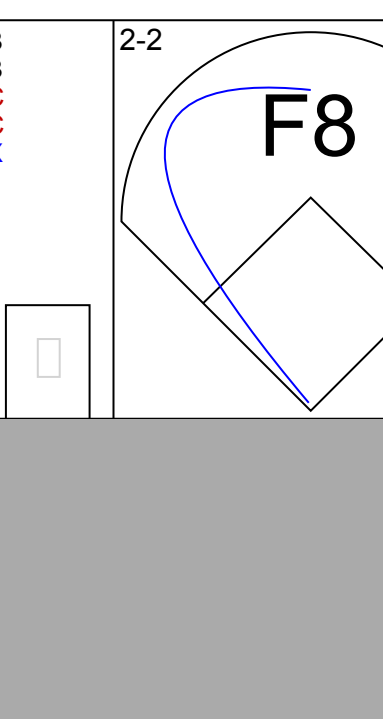
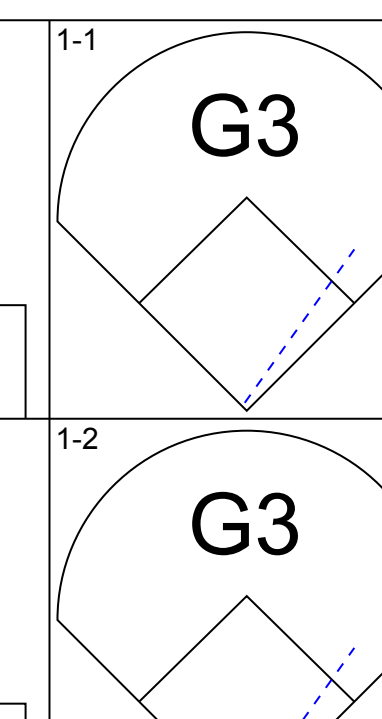

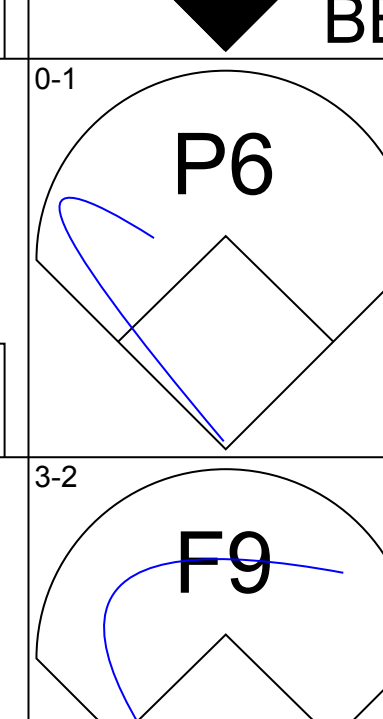
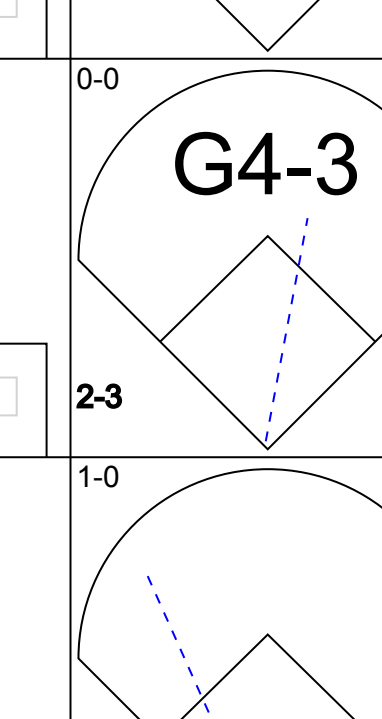
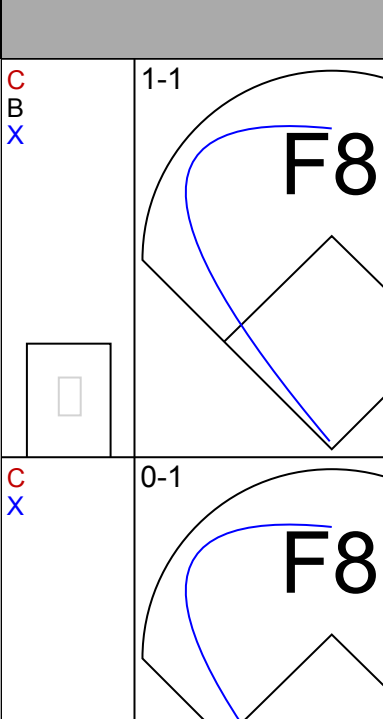
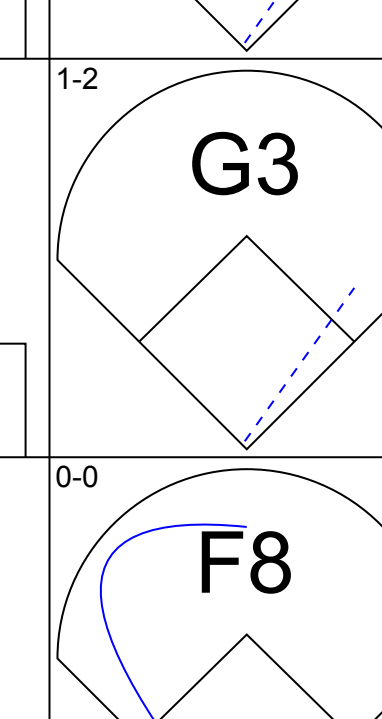
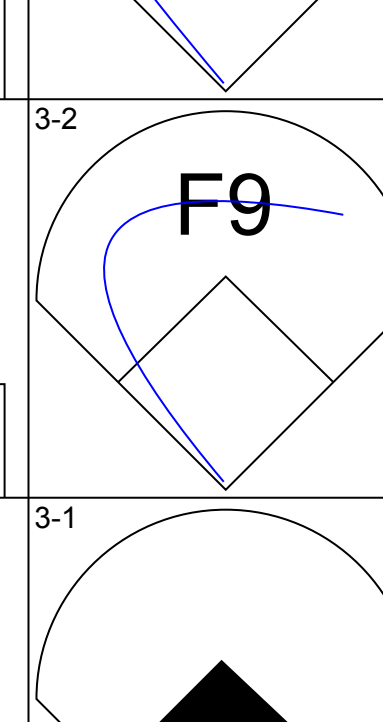
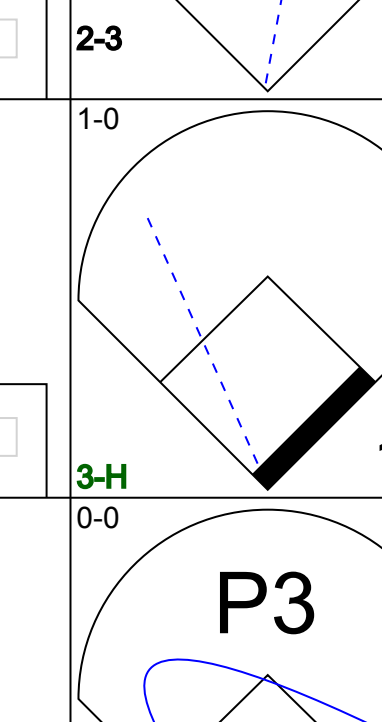

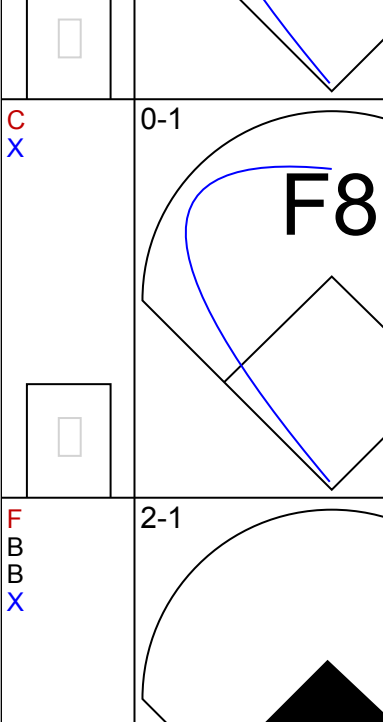
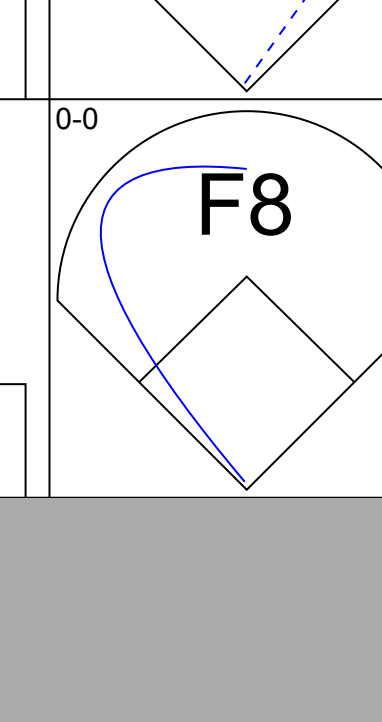
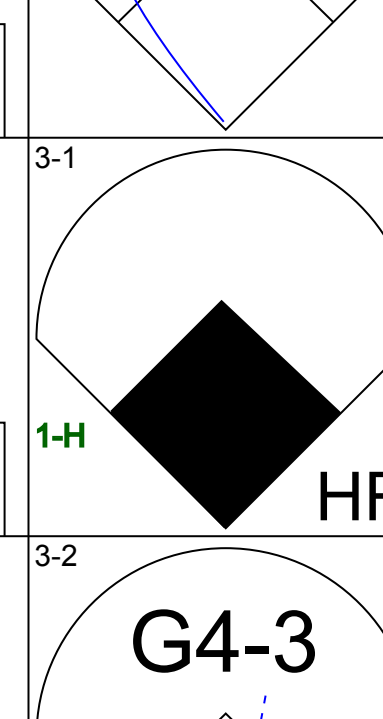
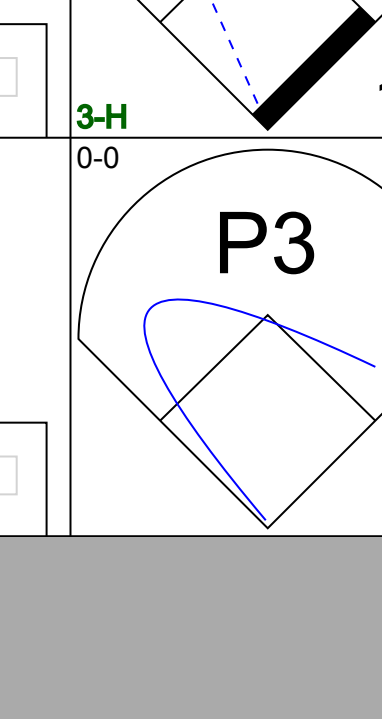
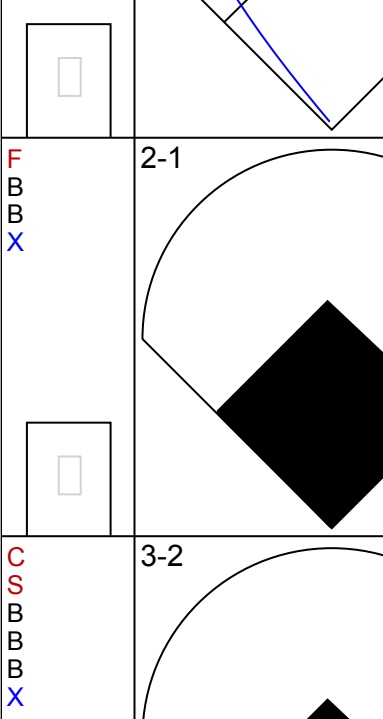
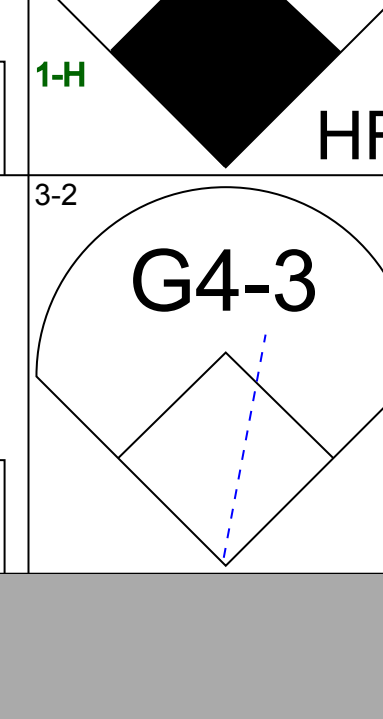
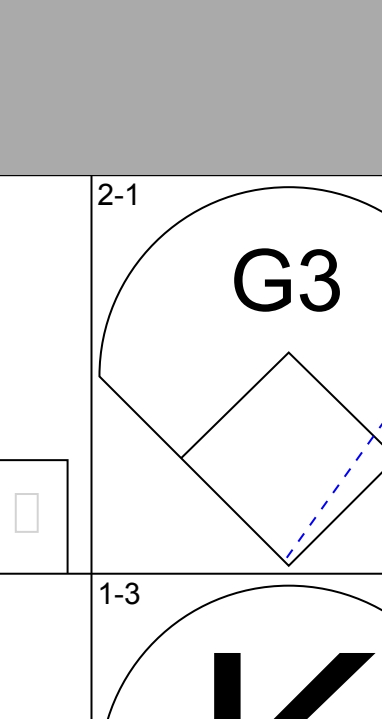
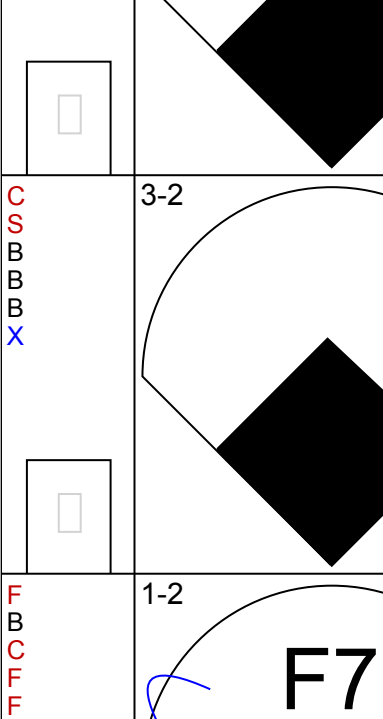
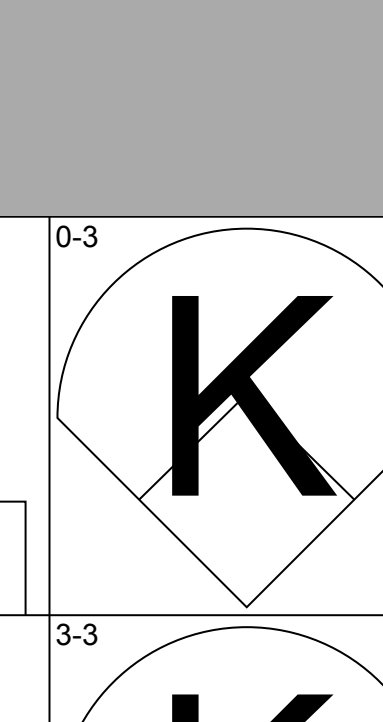
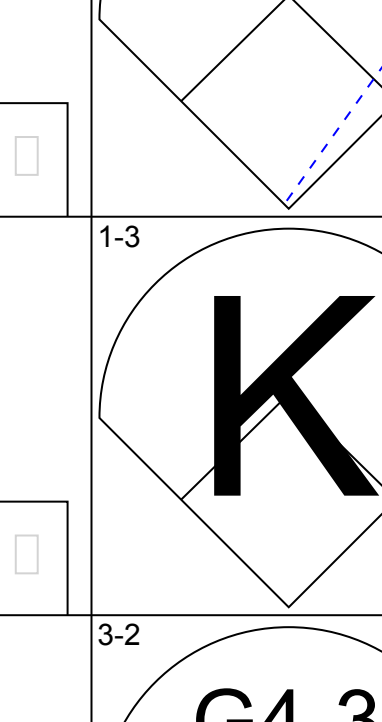
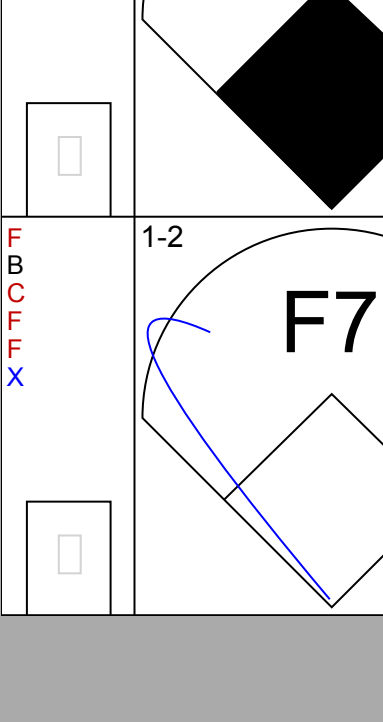
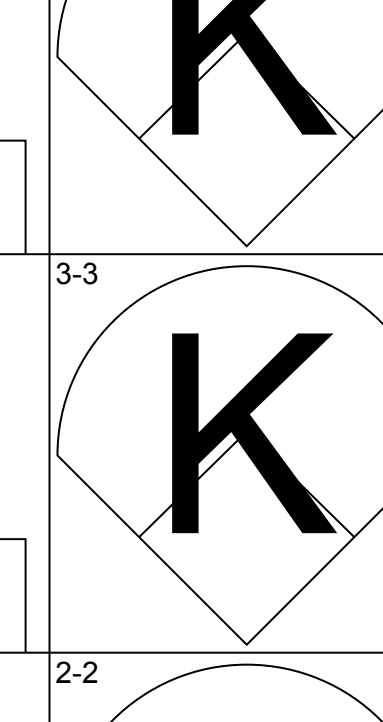
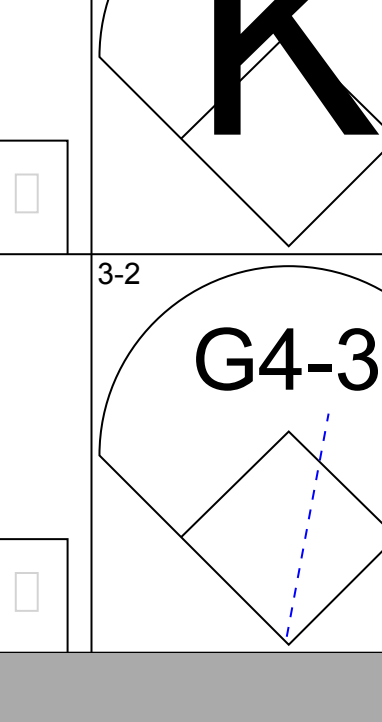
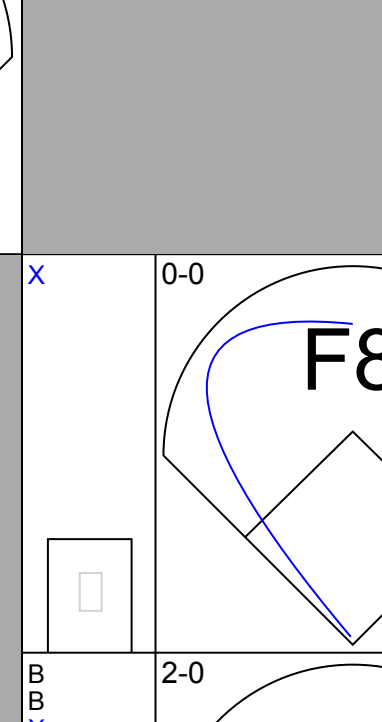
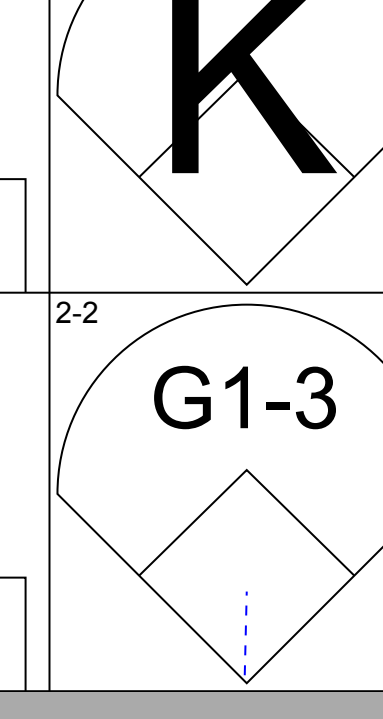
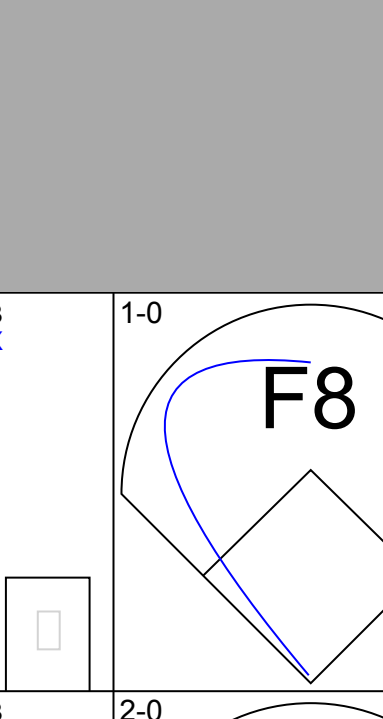
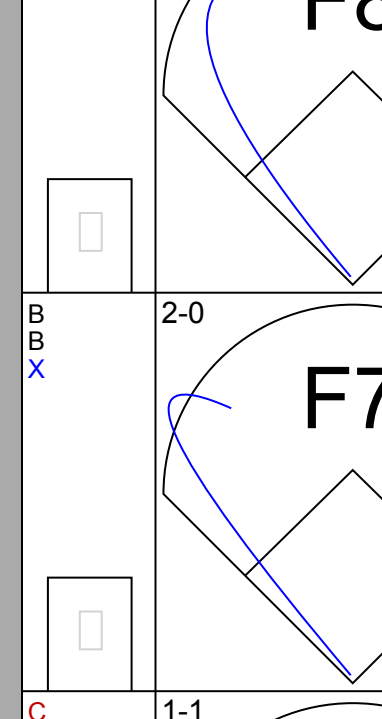
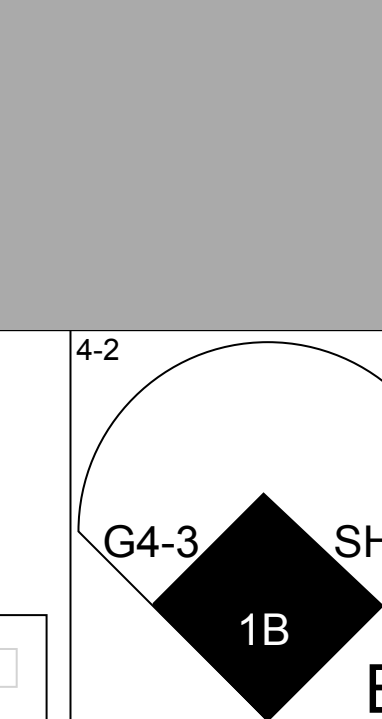
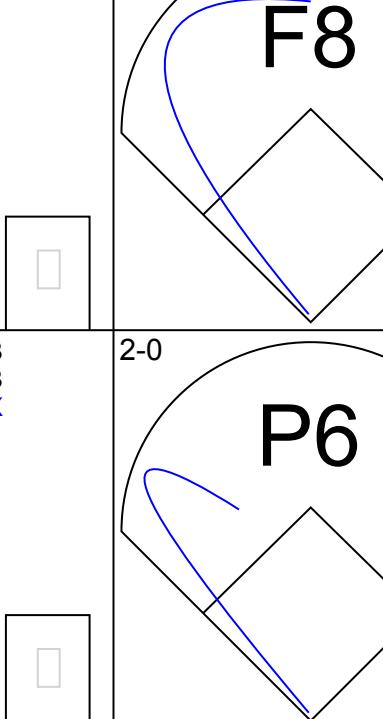
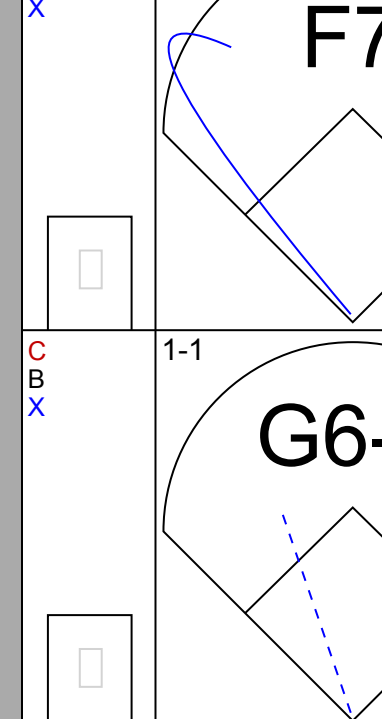
Batter	1	2	3	4	5	6	7	8	9	AB R H RBI BB SO LOB	BOTTOM									
Rickey Henderson, R (1, 7) OBP: 0.400, SLG: 0.445	0-1 L8		2-3 K		0-0 G1-6-3 1B		2-1 L3		4-2 CS BB	4 0 1 0 1 1 1	<b>Texas Rangers @ Oakland Athletics</b> Oakland-Alameda County Coliseum, Oakland, CA Wed Aug 02 1995, 3:33 AM PDT Att: 13,716 - Sunny - 67 F									
Brent Gates, S (1, 4) OBP: 0.293, SLG: 0.319	4-2 G6-4-3 BB		2-2 F7		0-0 G1-6-3 1-2		1-2 G6-3		3-3 SAFE SAFE SAFE SAFE SAFE 1-2 K	4 0 0 0 1 1 4										
Danny Tartabull, R (1, 9) OBP: 0.326, SLG: 0.365	0-0 G6-4-3			3-1 F8		2-3 K		0-1 1B		2 0 0 0 0 0 1										
Craig Paquette, R (5, 9) OBP: 0.253, SLG: 0.443	1-2 G6-4-3									2 0 1 0 0 1 0										
Jason Giambi, L (1, 5) OBP: 0.371, SLG: 0.364		1-1 G3		2-2 F7		2-0 G4-3	3-2 CS	0-2 K		4 0 0 0 0 1 0										
Mark McGwire, R (1, 3) OBP: 0.438, SLG: 0.640		0-0 G4-3		0-1 1B		4-1 1B 2B BB		0-2 1B		3 1 2 0 1 0 0										
Geromimo Berroa, R (1, 10) OBP: 0.353, SLG: 0.457		3-1 F9		1-1 1B		0-0 1B 2B 1B		0-0 1B		4 1 3 0 0 0 0										
George Williams, S (1, 2) OBP: 0.462, SLG: 0.667			2-2 HR 1B	2-0 4-3		2-1 1B 2B		1-0 F7		4 1 2 2 0 0 4										
Scott Brosius, R (1, 8) OBP: 0.331, SLG: 0.407			1-0 1B HR		1-2 F9	2-2 P4		0-0 G3-1		4 1 1 2 0 0 3										
Mike Bordick, R (1, 6) OBP: 0.313, SLG: 0.307			0-3 K		2-0 1B		2-1 1B CS 1B		1-3 K	4 0 2 0 0 2 0										
<b>Inning Stats</b>	R: 0 E: 0 K: 0 S: 7	H: 0 LOB: 0 BB: 1 P: 11	R: 0 E: 0 K: 0 S: 5	H: 0 LOB: 0 BB: 0 P: 9	R: 2 E: 0 K: 2 S: 15	H: 2 LOB: 0 BB: 0 P: 22	R: 0 E: 0 K: 0 S: 11	H: 2 LOB: 2 BB: 0 P: 19	R: 0 E: 0 K: 1 S: 13	H: 2 LOB: 1 BB: 1 P: 25	R: 0 E: 0 K: 0 S: 11	H: 2 LOB: 1 BB: 0 P: 19	R: 0 E: 0 K: 1 S: 9	H: 2 LOB: 2 BB: 0 P: 10	R: 0 E: 0 K: 2 S: 12	H: 0 LOB: 1 BB: 1 P: 20	1B: 10 2B: 2 3B: 0 HR: 1	SF: 0 SAC: 0 DP: 3 HBP: 0	WP: 0 PB: 0 SB: 0 CS: 2	PA: 39
<b>PITCHER</b>	IP WLS BF H R ER SO BB IBB HBP BLK WP HR S P ERA WHIP											IP WLS BF H R ER SO BB IBB HBP BLK WP HR S P ERA WHIP								
Scott Taylor, R (1, 1) ERA: 5.84	5.2 W 25 8 4 4 3 2 0 0 0 0 0 1 53 89 6.35 1.765																			
Mark Brandenburg, R (6, 1) ERA: 5.59	1.0 5 2 0 0 0 0 0 0 0 0 0 13 20 0.00 2.000																			
Dennis Cook, L (7, 1) ERA: 4.95	0.2 1 0 0 0 1 0 0 0 0 0 0 5 8 0.00 0.000																			
Roger McDowell, R (8, 1) ERA: 4.02	1.2 S 7 2 0 0 2 1 0 0 0 0 0 0 18 27 0.00 1.800																			

AB	35
R	4
H	12
RBI	4
BB	3
SO	6
LOB	13





Batter	1	2	3	4	5	6	7	8	9	AB	R	H	RBI	BB	SO	LOB	TOP					
Lou Frazier, S OBP: 0.306, SLG: 0.222 (1, 8)										5	0	0	0	0	1	1	<p><b>Texas Rangers @ Oakland Athletics</b> Oakland-Alameda County Coliseum, Oakland, CA</p> <p>Thu Aug 03 1995, 3:33 AM PDT Att. 12,961 - Sunny - 70 F</p> <p>livebaseballscores.com</p> <p>AB 33 R 3 H 6 RBI 3 BB 8 SO 8 LOB 18</p> 					
Jeff Fyfe, R OBP: 0.329, SLG: 0.358 (1, 4)										5	0	0	0	0	3	1						
Will Clark, L OBP: 0.392, SLG: 0.480 (1, 3)										4	1	3	1	1	0	0						
Mickey Tettleton, S OBP: 0.380, SLG: 0.473 (9, PR) Esteban Beltre, R OBP: 0.289, SLG: 0.360 (9, PR)										4	1	1	0	1	1	2						
Ivan Rodriguez, R OBP: 0.337, SLG: 0.481 (1, 2)										5	0	1	0	0	1	4						
29 Rusty Greer, L OBP: 0.347, SLG: 0.369 (1, 7)										1	0	0	0	3	0	0						
Luis Ortiz, R OBP: 0.279, SLG: 0.391 (1, 5)										2	0	1	2	2	0	0						
Mark McLemore, S OBP: 0.355, SLG: 0.351 (1, 10)										4	0	0	0	0	1	8						
Benji Gil, R OBP: 0.277, SLG: 0.355 (1, 6) Otis Nixon, S OBP: 0.343, SLG: 0.331 (9, PH)										3	0	0	0	0	1	2						
										0	1	0	0	1	0	0						
<b>Inning Stats</b>	R: 0 E: 0 K: 3 S: 10	H: 0 LOB: 1 BB: 1 P: 20	R: 0 E: 0 K: 0 S: 7	H: 0 LOB: 1 BB: 2 P: 18	R: 0 E: 0 K: 1 S: 6	H: 0 LOB: 0 BB: 0 P: 10	R: 0 E: 0 K: 0 S: 9	H: 1 LOB: 3 BB: 2 P: 20	R: 0 E: 0 K: 0 S: 5	H: 0 LOB: 0 BB: 0 P: 8	R: 2 E: 0 K: 3 S: 20	H: 3 LOB: 2 BB: 1 P: 33	R: 0 E: 0 K: 1 S: 11	H: 1 LOB: 1 BB: 0 P: 18	R: 0 E: 1 K: 0 S: 4	H: 0 LOB: 1 BB: 2 P: 8	R: 1 E: 0 K: 0 S: 10	H: 1 LOB: 2 BB: 2 P: 20	1B: 5 2B: 1 3B: 0 HR: 0	SF: 0 SAC: 0 DP: 1 HBP: 0	WP: 0 PB: 0 SB: 0 CS: 0	PA: 41
<b>PITCHER</b>	IP WLS BF H R ER SO BB IBB HBP BLK WP HR S P ERA WHIP																					
Ariel Prieto, R ERA: 4.5 (1, 1)	6.2 W 30 5 2 2 8 6 0 0 0 0 0 0 66 123 2.70 1.650																					
Mike Mohler, L ERA: 6.35 (7, 1)	1.1 5 0 0 0 0 0 0 0 0 0 0 0 6 12 0.00 0.000																					
Dennis Eckersley, R ERA: 4.41 (9, 1)	1.0 S 6 1 1 1 0 2 0 0 0 0 0 0 0 10 20 9.00 3.000																					

Batter	1	2	3	4	5	6	7	8	9	AB	R	H	RBI	BB	SO	LOB	BOTTOM			
Stan Javier, S OBP: 0.308, SLG: 0.350 (1, 8)										2	1	0	0	1	0	0	<p><b>Texas Rangers @ Oakland Athletics</b> Oakland-Alameda County Coliseum, Oakland, CA</p> <p>Thu Aug 03 1995, 3:33 AM PDT Att. 12,961 - Sunny - 70 F</p> <p>livebaseballscores.com</p> <p>AB 27 R 5 H 4 RBI 5 BB 2 SO 3 LOB 4</p> 			
Jason Giambi, L OBP: 0.358, SLG: 0.348 (1, 5)										4	0	0	0	0	2					
Gerónimo Berroa, R OBP: 0.352, SLG: 0.454 (1, 9) Ernie Young, R OBP: 0.316, SLG: 0.388 (9, 9)										4	0	1	1	0	0	1				
Mark McGwire, R OBP: 0.440, SLG: 0.667 (1, 3)										3	2	2	3	0	0	1				
Mike Aldrete, L OBP: 0.356, SLG: 0.427 (1, 7) Scott Brosius, R OBP: 0.331, SLG: 0.407 (7, 7)										3	1	1	1	0	0	0				
George Williams, S OBP: 0.375, SLG: 0.533 (1, 10)										3	0	0	0	0	2	0				
Terry Steinbach, R OBP: 0.307, SLG: 0.436 (1, 2)										3	0	0	0	0	1	0				
Brent Gates, S OBP: 0.291, SLG: 0.316 (1, 4)										3	0	0	0	0	0	0				
Mike Bordick, R OBP: 0.313, SLG: 0.305 (1, 6)										2	1	0	0	1	0	0				
										1B: 1 2B: 0 3B: 0 HR: 3	SF: 0 SAC: 1 DP: 0 HBP: 0	WP: 0 PB: 0 SB: 0 CS: 0	PA: 30							
<b>Inning Stats</b>	R: 2 E: 0 K: 0 S: 13	H: 1 LOB: 0 BB: 1 P: 26	R: 0 E: 0 K: 2 S: 10	H: 0 LOB: 0 BB: 0 P: 15	R: 1 E: 0 K: 0 S: 6	H: 1 LOB: 1 BB: 1 P: 11	R: 0 E: 0 K: 1 S: 8	H: 0 LOB: 0 BB: 0 P: 14	R: 0 E: 0 K: 0 S: 5	H: 0 LOB: 0 BB: 0 P: 10	R: 2 E: 0 K: 0 S: 14	H: 2 LOB: 0 BB: 0 P: 21	R: 0 E: 0 K: 0 S: 4	H: 0 LOB: 0 BB: 0 P: 7	R: 0 E: 0 K: 0 S: 7	H: 0 LOB: 0 BB: 0 P: 9	1B: 1 2B: 0 3B: 0 HR: 3	SF: 0 SAC: 1 DP: 0 HBP: 0	WP: 0 PB: 0 SB: 0 CS: 0	PA: 30
<b>PITCHER</b>	IP WLS BF H R ER SO BB IBB HBP BLK WP HR S P ERA WHIP																			
Kevin Gross, R ERA: 6.92 (1, 1)	8.0 L 30 4 5 5 3 2 0 0 0 0 0 0 3 67 113 5.62 0.750																			



Batter	1	2	3	4	5	6	7	8	9	AB	R	H	RBI	BB	SO	LOB	TOP										
<b>Rich Amaral, R</b> OBP: 0.343, SLG: 0.370 <b>Alex Diaz, S</b> OBP: 0.278, SLG: 0.327	3-2 BB 1B G6-4-3		G3	F8			1B BB	BB 1B IBB		3	1	1	0	1	0	1											
<b>Luis Sojo, R</b> OBP: 0.308, SLG: 0.411 <b>Warren Newson, L</b> OBP: 0.413, SLG: 0.412	1-0 G6-4-3 BB 1B		1-2	HR		G1-3	3-2 BB 1B	2-2 BB 1B		3	1	2	2	0	0	0											
<b>Dan Wilson, R</b> OBP: 0.331, SLG: 0.380	1-2 1B		2-H HR			4-0 G5-3 E BB	1-3 1B	1-2 2-H 3-H 1B		1	0	1	2	0	0	0											
<b>Edgar Martinez, R</b> OBP: 0.483, SLG: 0.626	4-0 G6-4-3 BB		1-0 1B FC5-4 2B			4-0 G5-3 E BB	3-3 BB 1B	4-1 BB 1B		2	1	1	0	3	1	2											
<b>Jay Buhner, R</b> OBP: 0.343, SLG: 0.529	2-1 G6-4-3		1-1 FC5-4 1B			2-2 FC5	2-1 P2	1-3 K		5	0	1	0	0	1	8											
<b>Mike Blowers, R</b> OBP: 0.322, SLG: 0.450	2-3 K		2-2 FC5-4 1B			1-0 G5-3	2-1 P3			5	0	0	1	0	1	6											
<b>Tino Martinez, L</b> OBP: 0.380, SLG: 0.597			2-2 P2			1-1 F8		1-1 G4-3		5	1	2	1	0	0	0											
<b>Alex Rodriguez, R</b> OBP: 0.275, SLG: 0.453			2-2 P4			2-1 HR		3-2 G5-3		5	1	1	1	0	1	2											
<b>Chris Widger, R</b> OBP: 0.324, SLG: 0.367			1-3 K			2-2 G5-3		4-2 WP 1B BB		3	1	0	0	1	1	0											
<b>Doug Strange, S</b> OBP: 0.333, SLG: 0.373							0-2 F7			1	0	0	0	0	1	0											
<b>Felix Fermin, R</b> OBP: 0.226, SLG: 0.230 <b>Joey Cora, S</b> OBP: 0.332, SLG: 0.331			1-1 HR 1B			0-0 G6-3		1-0 G6-3		3	1	1	0	0	0	0											
<b>Inning Stats</b>	R: 1 E: 0 K: 1 S: 9	H: 2 LOB: 1 BB: 1 P: 21	R: 0 E: 0 K: 1 S: 8	H: 0 LOB: 0 BB: 0 P: 11	R: 3 E: 0 K: 0 S: 18	H: 5 LOB: 2 BB: 0 P: 30	R: 0 E: 0 K: 0 S: 5	H: 0 LOB: 0 BB: 0 P: 8	R: 0 E: 1 K: 0 S: 6	H: 1 LOB: 1 BB: 1 P: 14	R: 0 E: 0 K: 1 S: 12	H: 1 LOB: 2 BB: 1 P: 26	R: 2 E: 0 K: 1 S: 17	H: 2 LOB: 3 BB: 3 P: 37	R: 1 E: 0 K: 2 S: 8	H: 1 LOB: 0 BB: 0 P: 15	1B: 8 2B: 1 3B: 0 HR: 3	SF: 0 SAC: 0 DP: 2 HBP: 0	WP: 1 PB: 0 CS: 0	PA: 44							
<b>PITCHER</b>	IP	WLS	BF	H	R	ER	SO	BB	IBB	HBP	BLK	WP	HR	S	P	ERA	WHIP										
<b>Steve Wojciechowski, L</b> ERA: 7.02	5.2		26	8	5	5	2	2	0	0	0	0	2	53	94	7.94	1.765										
<b>Carlos Reyes, R</b> ERA: 4.16	2.0		11	2	2	2	1	2	1	0	0	1	0	21	49	9.00	2.000										
<b>Mike Mohler, L</b> ERA: 9.35	0.0		2	1	0	0	0	1	0	0	0	0	0	4	10	∞	∞										
<b>John Briscoe, R</b> ERA: 27.0	0.1		1	0	0	0	1	0	0	0	0	0	0	5	6	0.00	0.000										
<b>Dennis Eckersley, R</b> ERA: 4.54	1.0	W	4	1	1	1	2	0	0	0	0	0	1	8	15	9.00	1.000										

Seattle Mariners @ Oakland Athletics  
Oakland-Alameda County Coliseum, Oakland, CA

AB 38  
R 8  
H 12  
RBI 7  
BB 6  
SO 6  
LOB 19



WP: 1 PA: 44  
PB: 0  
CS: 0

Batter	1	2	3	4	5	6	7	8	9	AB	R	H	RBI	BB	SO	LOB	BOTTOM										
<b>Rickey Henderson, R</b> OBP: 0.405, SLG: 0.448	2-0 FC6-4 1B		2-2 G5-3				1-2 F8	4-0 S 1B BB	0-2 1B	5	1	3	1	1	0	0											
<b>Brent Gates, S</b> OBP: 0.289, SLG: 0.313	1-2 L8		1-2 G4-3				4-0 WP FC5-2 BB	0-0 SF8		3	0	0	1	1	0	3											
<b>Mark McGwire, R</b> OBP: 0.439, SLG: 0.661 <b>Mike Aldrete, L</b> OBP: 0.367, SLG: 0.433	0-0 P3						4-2 BB SF8 BB	0-2 FC5-2 WP 1B	4-2 1B BB	2	0	0	0	1	1	1											
<b>Geronimo Berroa, R</b> OBP: 0.350, SLG: 0.451	0-1 FC6-4						0-0 E7 BB	2-2 FC5-2 BB	3-2 1B BB	5	1	1	1	0	0	4											
<b>Jason Giambi, L</b> OBP: 0.360, SLG: 0.337							4-0 HR BB	4-0 BB	2-3 K	3	1	0	0	2	1	2											
<b>Terry Steinbach, R</b> OBP: 0.305, SLG: 0.440 <b>Ernie Young, R</b> OBP: 0.316, SLG: 0.388							1-2 HR BB	1-2 BB		4	0	1	1	0	0	3											
<b>Scott Brosius, R</b> OBP: 0.339, SLG: 0.430							0-1 G6-3	0-0 SF8		0	1	0	0	0	0	0											
<b>Stan Javier, S</b> OBP: 0.309, SLG: 0.349							0-1 G6-3	0-1 SF8		5	3	4	3	0	0	1											
<b>Mike Bordick, R</b> OBP: 0.316, SLG: 0.305							2-0 E6 G4-3 1B	0-1 HR		4	1	1	1	1	0	3											
<b>Inning Stats</b>	R: 0 E: 0 K: 0 S: 8	H: 1 LOB: 1 BB: 0 P: 11	R: 0 E: 0 K: 0 S: 7	H: 1 LOB: 0 BB: 0 P: 8	R: 0 E: 0 K: 1 S: 8	H: 0 LOB: 0 BB: 0 P: 13	R: 0 E: 0 K: 0 S: 10	H: 1 LOB: 1 BB: 2 P: 19	R: 4 E: 1 K: 0 S: 11	H: 1 LOB: 3 BB: 2 P: 25	R: 3 E: 0 K: 1 S: 17	H: 3 LOB: 2 BB: 2 P: 31	R: 1 E: 0 K: 0 S: 5	H: 2 LOB: 3 BB: 2 P: 15	1B: 9 2B: 1 3B: 1 HR: 1	SF: 2 SAC: 1 DP: 0 HBP: 0	WP: 1 PB: 0 CS: 0	PA: 46									
<b>PITCHER</b>	IP	WLS	BF	H	R	ER	SO	BB	IBB	HBP	BLK	WP	HR	S	P	ERA	WHIP										
<b>Chris Bosio, R</b> ERA: 4.89	6.0		27	6	1	0	0	2	0	0	0	1	0	11	25	0.00	3.000										
<b>Bob Wells, R</b> ERA: 5.49	1.0		6	1	0	0	0	2	0	0	0	0	0	4	10	81.00	9.000										
<b>Jeff Nelson, R</b> ERA: 1.63	0.1		4	2	3	3	0	1	0	0	0	0	0	4	10	81.00	9.000										
<b>Bobby Ayala, R</b> ERA: 3.98	1.0	L	9	3	1	1	1	1	2	0	0	0	0	18	36	9.00	4.000										

Seattle Mariners @ Oakland Athletics  
Oakland-Alameda County Coliseum, Oakland, CA

AB 35  
R 9  
H 12  
RBI 9  
BB 8  
SO 2  
LOB 18




WP: 1 PA: 46  
PB: 0  
CS: 0



Batter	1	2	3	4	5	6	7	8	9	AB	R	H	RBI	BB	SO	LOB	TOP											
<b>Joey Cora, S</b> (1, 4) <small>OBP: 0.339, SLG: 0.331</small>										3	2	1	0	3	1	1												
<b>Warren Newson, L</b> (1, 7) <small>OBP: 0.412, SLG: 0.410</small> <b>Alex Diaz, S</b> (6, PH) <small>OBP: 0.279, SLG: 0.327</small>										3	1	1	0	0	0	3												
<b>Edgar Martinez, R</b> (1, 10) <small>OBP: 0.485, SLG: 0.623</small>										3	3	1	1	3	1	2												
<b>Tino Martinez, L</b> (1, 3) <small>OBP: 0.379, SLG: 0.600</small>										5	2	1	3	0	1	5												
<b>Jay Buhner, R</b> (1, 9) <small>OBP: 0.341, SLG: 0.522</small>										4	2	0	1	1	0	5												
<b>Mike Blowers, R</b> (1, 5) <small>OBP: 0.323, SLG: 0.454</small>										4	1	2	4	0	2	1												
<b>Dan Wilson, R</b> (1, 2) <small>OBP: 0.332, SLG: 0.378</small>										4	2	1	2	1	0	2												
<b>Rich Amaral, R</b> (1, 8) <small>OBP: 0.349, SLG: 0.386</small>										5	1	3	2	0	0	2												
<b>Alex Rodriguez, R</b> (1, 6) <small>OBP: 0.264, SLG: 0.434</small>										5	0	0	0	0	2	5												
<b>Inning Stats</b>	R: 1 E: 1 K: 1 S: 18	H: 1 LOB: 1 BB: 1 P: 27	R: 0 E: 0 K: 0 S: 10	H: 1 LOB: 1 BB: 0 P: 17	R: 3 E: 0 K: 1 S: 16	H: 2 LOB: 0 BB: 1 P: 28	R: 0 E: 0 K: 0 S: 8	H: 1 LOB: 2 BB: 1 P: 19	R: 0 E: 0 K: 1 S: 12	H: 1 LOB: 1 BB: 0 P: 18	R: 7 E: 0 K: 2 S: 21	H: 4 LOB: 1 BB: 4 P: 46	R: 0 E: 0 K: 0 S: 7	H: 0 LOB: 0 BB: 0 P: 9	R: 4 E: 1 K: 2 S: 20	H: 1 LOB: 1 BB: 1 P: 32	R: 0 E: 0 K: 0 S: 5	H: 0 LOB: 0 BB: 0 P: 8	1B: 8 2B: 1 3B: 1 HR: 1	SF: 1 SAC: 0 DP: 1 HBP: 1	WP: 1 PB: 0 SB: 1 CS: 0	PA: 49						
<b>PITCHER</b>	IP	WLS	BF	H	R	ER	SO	BB	IBB	HBP	BLK	WP	HR	S	P	ERA	WHIP											
<b>Ron Darling, R</b> (1, 1) <small>ERA: 6.11</small>	5.0		24	6	4	3	3	3	0	0	0	0	1	64	109	5.40	1.800											
<b>John Briscoe, R</b> (6, 1) <small>ERA: 30.38</small>	0.1	L	3	1	2	2	1	1	0	0	0	1	0	10	18	54.00	6.000											
<b>Doug Johns, L</b> (6, 1) <small>ERA: 10.57</small>	1.2		13	3	7	7	1	4	0	1	0	0	0	20	45	37.80	4.200											
<b>Mark Acree, R</b> (8, 1) <small>ERA: 5.65</small>	1.0		6	1	2	1	2	0	0	0	0	0	0	18	24	9.00	1.000											
<b>Rick Honeycutt, L</b> (9, 1) <small>ERA: 2.43</small>	1.0		3	0	0	0	0	0	0	0	0	0	0	5	8	0.00	0.000											
<b>Batter</b>	<b>1</b>	<b>2</b>	<b>3</b>	<b>4</b>	<b>5</b>	<b>6</b>	<b>7</b>	<b>8</b>	<b>9</b>	<b>AB</b>	<b>R</b>	<b>H</b>	<b>RBI</b>	<b>BB</b>	<b>SO</b>	<b>LOB</b>	<b>BOTTOM</b>											
<b>Rickey Henderson, R</b> (1, 10) <small>OBP: 0.408, SLG: 0.446</small>										3	1	1	0	2	0	0												
<b>Brent Gates, S</b> (1, 4) <small>OBP: 0.294, SLG: 0.316</small>										4	1	2	0	1	1	1												
<b>Jason Giambi, L</b> (1, 5) <small>OBP: 0.364, SLG: 0.337</small> <b>Ernie Young, R</b> (6, PH) <small>OBP: 0.310, SLG: 0.380</small>										3	1	1	1	1	1	2												
<b>Geronimo Berroa, R</b> (1, 9) <small>OBP: 0.354, SLG: 0.451</small>										4	1	2	1	1	0	1												
<b>Mike Aldrete, L</b> (1, 3) <small>OBP: 0.366, SLG: 0.425</small> <b>Craig Paquette, R</b> (7, PH) <small>OBP: 0.250, SLG: 0.437</small>										2	0	0	0	1	0	1												
<b>George Williams, S</b> (1, 2) <small>OBP: 0.381, SLG: 0.684</small>										4	2	2	2	0	0	3												
<b>Scott Brosius, R</b> (1, 7) <small>OBP: 0.337, SLG: 0.424</small>										4	1	0	0	0	0	0												
<b>Stan Javier, S</b> (1, 8) <small>OBP: 0.309, SLG: 0.345</small>										3	1	0	0	1	1	0												
<b>Mike Bordick, R</b> (1, 6) <small>OBP: 0.315, SLG: 0.316</small>										4	1	1	4	0	3	0												
<b>Inning Stats</b>	R: 0 E: 0 K: 1 S: 9	H: 1 LOB: 0 BB: 0 P: 14	R: 0 E: 0 K: 0 S: 7	H: 0 LOB: 0 BB: 0 P: 11	R: 0 E: 0 K: 2 S: 9	H: 0 LOB: 0 BB: 0 P: 15	R: 0 E: 0 K: 0 S: 15	H: 1 LOB: 1 BB: 1 P: 27	R: 4 E: 0 K: 1 S: 24	H: 2 LOB: 3 BB: 4 P: 50	R: 0 E: 0 K: 1 S: 6	H: 0 LOB: 0 BB: 0 P: 11	R: 4 E: 0 K: 1 S: 15	H: 3 LOB: 0 BB: 1 P: 27	R: 0 E: 0 K: 1 S: 9	H: 1 LOB: 2 BB: 1 P: 19	R: 1 E: 0 K: 0 S: 10	H: 1 LOB: 0 BB: 0 P: 17	1B: 7 2B: 0 3B: 0 HR: 2	SF: 1 SAC: 0 DP: 1 HBP: 1	WP: 1 PB: 0 SB: 3 CS: 0	PA: 43						
<b>PITCHER</b>	IP	WLS	BF	H	R	ER	SO	BB	IBB	HBP	BLK	WP	HR	S	P	ERA	WHIP											
<b>Salomon Torres, R</b> (1, 1) <small>ERA: 5.5</small>	4.2		23	4	4	4	4	4	4	4	4	1	1	0	0	0	7.71	1.929										
<b>Bob Wells, R</b> (5, 1) <small>ERA: 5.97</small>	1.1	W	8	3	4	4	1	1	0	0	0	0	0	16	29	27.00	3.000											
<b>Norm Charlton, L</b> (7, 1) <small>ERA: 5.67</small>	2.0		8	1	0	0	2	1	0	0	0	1	0	16	30	0.00	1.000											
<b>Jeff Nelson, R</b> (9, 1) <small>ERA: 1.78</small>	1.0		4	1	1	1	0	0	0	0	0	0	1	10	17	9.00	1.000											

Seattle Mariners @ Oakland Athletics  
Oakland-Alameda County Coliseum, Oakland, CA  
Sat Aug 05 1995, 3:33 AM PDT  
Att: 20,787 - Sunny - 68 F

AB 39  
R 15  
H 11  
RBI 14  
BB 8  
SO 7  
LOB 26



Seattle Mariners @ Oakland Athletics  
Oakland-Alameda County Coliseum, Oakland, CA  
Sat Aug 05 1995, 3:33 AM PDT  
Att: 20,787 - Sunny - 68 F

AB 34  
R 9  
H 9  
RBI 8  
SO 7  
LOB 11





Batter	1	2	3	4	5	6	7	8	9	AB	R	H	RBI	BB	SO	LOB	TOP											
Joey Cora, S OBP: 0.343, SLG: 0.336 (1, 4)	G1-3							SH5-4	F7	5	1	3	1	0	0	0	<b>Seattle Mariners @ Oakland Athletics</b> Oakland-Alameda County Coliseum, Oakland, CA Sun Aug 06 1995, 3:33 AM PDT Att: 20,368 - Sunny - 67 F											
Warren Newton, L OBP: 0.415, SLG: 0.405 (1, 9)	K									4	3	1	0	2	2	4												
Edgar Martinez, R OBP: 0.485, SLG: 0.620 (1, 10)	F9									5	2	2	0	0	0	3												
Tino Martinez, L OBP: 0.378, SLG: 0.595 (1, 3)		F9								6	2	2	3	0	1	3												
Doug Strange, S OBP: 0.331, SLG: 0.363 Alex Diaz, S OBP: 0.281, SLG: 0.329 (7, 8)										3	1	0	1	1	2	3												
Mike Blowers, R OBP: 0.328, SLG: 0.466 (1, 5)										2	1	1	1	0	0	1												
Dan Wilson, R OBP: 0.337, SLG: 0.382 (1, 2)										4	2	2	4	1	0	3												
Rich Amaral, R OBP: 0.355, SLG: 0.388 (7, 7)										5	1	3	2	0	1	1												
Alex Rodriguez, R OBP: 0.282, SLG: 0.421 (1, 6)										4	1	2	2	1	0	2												
										4	1	0	0	1	1	6												
<b>Inning Stats</b>	R: 0 E: 0 K: 1 S: 10	H: 0 LOB: 0 BB: 0 P: 15	R: 0 E: 0 K: 0 S: 4	H: 0 LOB: 0 BB: 1 P: 10	R: 0 E: 0 K: 1 S: 15	H: 2 LOB: 0 BB: 0 P: 23	R: 4 E: 2 K: 1 S: 20	H: 3 LOB: 2 BB: 0 P: 35	R: 0 E: 0 K: 0 S: 6	H: 1 LOB: 1 BB: 1 P: 12	R: 4 E: 1 K: 3 S: 17	H: 4 LOB: 0 BB: 0 P: 27	R: 6 E: 0 K: 0 S: 22	H: 5 LOB: 3 BB: 3 P: 44	R: 1 E: 0 K: 0 S: 9	H: 1 LOB: 1 BB: 1 P: 18	1B: 15 2B: 0 3B: 0 HR: 1	SF: 0 SAC: 1 DP: 1 HBP: 1	WP: 1 PB: 0 SB: 1 CS: 1	PA: 50								
<b>PITCHER</b>	IP	WLS	BF	H	R	ER	SO	BB	IBB	HBP	BLK	WP	HR	S	P	ERA	WHIP											
Todd Stottlemire, R ERA: 3.91 Steve Phoenix, R ERA: 32.4 Ramon Fermin, R ERA: 13.5 Ramon Fermin, R ERA: 13.5	(1, 1)	6.0	L	30	9	7	4	4	2	0	1	0	0	0	68	116	6.00	1.833										
	(7, 1)	1.2		11	3	6	6	3	0	0	0	0	1	24	44	32.40	3.600											
	(8, 1)	1.1		9	4	2	2	1	0	0	0	1	0	17	32	13.50	3.750											
	(9, 1)	1.1		9	4	2	2	1	0	0	0	1	0	17	32	13.50	3.750											

Batter	1	2	3	4	5	6	7	8	9	AB	R	H	RBI	BB	SO	LOB	BOTTOM											
Rickey Henderson, R OBP: 0.409, SLG: 0.447 Mike Aldrete, R OBP: 0.371, SLG: 0.425 Ramon Fermin, R (8, 1)	G6-3									4	1	2	1	0	0	1	<b>Seattle Mariners @ Oakland Athletics</b> Oakland-Alameda County Coliseum, Oakland, CA Sun Aug 06 1995, 3:33 AM PDT Att: 20,368 - Sunny - 67 F											
Brent Gates, S OBP: 0.292, SLG: 0.314 (1, 4)	F9									5	0	1	0	0	3	4												
Scott Brosius, R OBP: 0.341, SLG: 0.438 (9, 7)	1B									5	1	3	2	0	0	2												
Geronimo Berroa, R OBP: 0.352, SLG: 0.448 (1, 9)	1B									5	0	1	0	0	2	1												
Terry Steinbach, R OBP: 0.308, SLG: 0.449 Jason Giambi, L OBP: 0.367, SLG: 0.350 (8, 3)	K									3	0	2	0	0	1	2												
George Williams, S OBP: 0.423, SLG: 0.652 (9, 2)										4	1	2	1	1	1	2												
Mike Bordick, R OBP: 0.316, SLG: 0.318 (1, 6)										4	1	1	0	1	0	3												
Stan Javier, S OBP: 0.310, SLG: 0.353 (1, 8)										5	1	2	2	0	1	3												
Craig Paquette, R OBP: 0.256, SLG: 0.445 (1, 5)										4	2	2	1	0	1	1												
										4	1	1	0	1	0	3												
<b>Inning Stats</b>	R: 0 E: 0 K: 1 S: 9	H: 2 LOB: 2 BB: 0 P: 14	R: 0 E: 0 K: 0 S: 6	H: 1 LOB: 0 BB: 0 P: 8	R: 2 E: 0 K: 1 S: 10	H: 3 LOB: 1 BB: 0 P: 16	R: 0 E: 0 K: 0 S: 11	H: 1 LOB: 1 BB: 0 P: 17	R: 0 E: 0 K: 1 S: 10	H: 2 LOB: 1 BB: 0 P: 16	R: 0 E: 0 K: 1 S: 8	H: 1 LOB: 1 BB: 0 P: 11	R: 3 E: 0 K: 2 S: 15	H: 3 LOB: 0 BB: 0 P: 25	R: 2 E: 0 K: 1 S: 14	H: 2 LOB: 2 BB: 2 P: 26	R: 1 E: 0 K: 2 S: 16	H: 2 LOB: 2 BB: 1 P: 26	1B: 9 2B: 7 3B: 0 HR: 1	SF: 0 SAC: 0 DP: 2 HBP: 0	WP: 1 PB: 0 SB: 1 CS: 0	PA: 44						
<b>PITCHER</b>	IP	WLS	BF	H	R	ER	SO	BB	IBB	HBP	BLK	WP	HR	S	P	ERA	WHIP											
Bill Krueger, L ERA: 6.04 Bill Riskey, R ERA: 2.96 Bobby Ayala, R ERA: 4.26 Jeff Nelson, R ERA: 1.92	(1, 1)	5.2	W	24	10	2	1	4	0	0	0	0	0	1	14	24	27.00	3.000										
	(6, 1)	1.0		6	3	3	3	1	0	0	0	0	0	14	24	27.00	3.000											
	(7, 1)	1.1		8	2	2	2	2	2	0	0	0	0	17	31	13.50	3.000											
	(9, 1)	1.0		6	2	1	1	2	1	0	0	0	0	16	26	9.00	3.000											

AB	42
R	15
H	16
RBI	14
BB	6
SO	7
LOB	26



AB	41
R	8
H	17
RBI	7
BB	3
SO	9
LOB	19





Batter	1	2	3	4	5	6	7	8	9	AB R H RBI BB SO LOB	TOP																		
Rickey Henderson, R OBP: 0.409, SLG: 0.450	F9		G3			BB		G6-3		5 1 2 0 0 1 0	<b>Oakland Athletics @ Minnesota Twins</b> Hubert H. Humphrey Metrodome, Minneapolis, MN Mon Aug 07, 1995, 8:05 PM EDT Att: 11,459 - Dome																		
Brent Gates, S OBP: 0.294, SLG: 0.315	G3		G3			BB		G3		5 2 2 0 0 0 1																			
Geronimo Berroa, R OBP: 0.355, SLG: 0.449	F9		G5-3			HBP				3 1 1 1 2 0 1																			
Jason Giambi, L OBP: 0.376, SLG: 0.350										3 1 1 1 2 1 2																			
Terry Steinbach, R OBP: 0.310, SLG: 0.447										4 0 1 1 0 2 3																			
Scott Brosius, R OBP: 0.339, SLG: 0.433										3 0 0 1 1 1 2																			
Stan Javier, S OBP: 0.312, SLG: 0.352										4 0 1 0 1 0 4																			
Mike Bordick, R OBP: 0.312, SLG: 0.314										4 0 0 1 0 0 5																			
Craig Paquette, R OBP: 0.256, SLG: 0.459										4 1 1 1 0 1 3																			
<b>Inning Stats</b>	R: 0 E: 0 K: 0 S: 9	H: 0 LOB: 0 BB: 0 P: 14	R: 1 E: 1 K: 0 S: 13	H: 2 LOB: 2 BB: 1 P: 23	R: 0 E: 0 K: 1 S: 15	H: 1 LOB: 2 BB: 1 P: 24	R: 0 E: 0 K: 0 S: 7	H: 0 LOB: 0 BB: 0 P: 10	R: 4 E: 0 K: 1 S: 25	H: 3 LOB: 2 BB: 2 P: 41	R: 1 E: 0 K: 1 S: 14	H: 2 LOB: 1 BB: 0 P: 24	R: 0 E: 0 K: 1 S: 10	H: 1 LOB: 1 BB: 0 P: 17	R: 0 E: 0 K: 2 S: 10	H: 0 LOB: 0 BB: 2 P: 16	R: 0 E: 0 K: 2 S: 14	H: 0 LOB: 0 BB: 2 P: 22	1B: 6 2B: 2 3B: 0 HR: 1	SF: 1 SAC: 0 DP: 1 HBP: 1	WP: 0 PB: 0 SB: 1 CS: 0	PA: 43							
<b>PITCHER</b>	IP WLS BF H R ER SO BB IBB HBP BLK WP HR S P ERA WHIP											IP WLS BF H R ER SO BB IBB HBP BLK WP HR S P ERA WHIP																	
Jose Parra, R ERA: 7.79	4.0		6	5	5	1	4	0	1	0	0	0	0	0	1	61	101	11.25	2.500										
Pat Mahomes, R ERA: 6.75	4.0	W	15	3	1	1	3	0	0	0	0	0	0	0	0	42	68	2.25	0.750										
Dave Stevens, R ERA: 5.36	1.0	S	5	0	0	0	2	2	0	0	0	0	0	0	0	14	22	0.00	2.000										

Batter	1	2	3	4	5	6	7	8	9	AB R H RBI BB SO LOB	BOTTOM																	
Chuck Knoblauch, R OBP: 0.411, SLG: 0.448			G4-3					G6-3		3 2 2 1 2 0 0	<b>Oakland Athletics @ Minnesota Twins</b> Hubert H. Humphrey Metrodome, Minneapolis, MN Mon Aug 07, 1995, 8:05 PM EDT Att: 11,459 - Dome																	
Rich Becker, L OBP: 0.282, SLG: 0.263										2 1 0 1 3 1 2																		
Kirby Puckett, R OBP: 0.366, SLG: 0.483										5 1 3 4 0 0 1																		
Pedro Munoz, R OBP: 0.344, SLG: 0.558										5 0 0 0 0 1 6																		
Marty Cordova, R OBP: 0.344, SLG: 0.478										2 1 1 2 0 1 2																		
Scott Stahowiak, L OBP: 0.331, SLG: 0.355										3 1 0 0 1 2 1																		
Scott Leius, R OBP: 0.318, SLG: 0.332										4 1 1 0 0 1 1																		
Matt Walbeck, S OBP: 0.293, SLG: 0.307										4 1 1 0 0 2 1																		
Pat Meares, R OBP: 0.302, SLG: 0.444										2 1 0 1 0 0 0																		
<b>Inning Stats</b>	R: 3 E: 0 K: 0 S: 14	H: 2 LOB: 0 BB: 1 P: 27	R: 0 E: 0 K: 2 S: 17	H: 0 LOB: 0 BB: 0 P: 21	R: 0 E: 0 K: 2 S: 12	H: 1 LOB: 2 BB: 1 P: 22	R: 2 E: 0 K: 0 S: 11	H: 2 LOB: 1 BB: 1 P: 16	R: 0 E: 0 K: 2 S: 9	H: 0 LOB: 0 BB: 0 P: 13	R: 0 E: 0 K: 1 S: 9	H: 0 LOB: 1 BB: 1 P: 17	R: 0 E: 0 K: 2 S: 20	H: 0 LOB: 1 BB: 2 P: 34	R: 4 E: 0 K: 2 S: 12	H: 3 LOB: 2 BB: 2 P: 34	1B: 5 2B: 2 3B: 0 HR: 1	SF: 2 SAC: 0 DP: 0 HBP: 2	WP: 0 PB: 0 SB: 2 CS: 0	PA: 40								
<b>PITCHER</b>	IP WLS BF H R ER SO BB IBB HBP BLK WP HR S P ERA WHIP											IP WLS BF H R ER SO BB IBB HBP BLK WP HR S P ERA WHIP																
Todd Van Poppel, R ERA: 4.0	1.2	L	8	2	3	3	3	0	0	1	0	0	0	1	20	29	16.20	1.200										
Carlos Reyes, R ERA: 4.59	0.1		4	1	1	1	0	2	0	0	0	0	0	0	8	17	27.00	9.000										





Batter	1	2	3	4	5	6	7	8	9	AB	R	H	RBI	BB	SO	LOB	TOP			
Rickey Henderson, R OBP: 0.404, SLG: 0.444 (1,7)	G6-3		F7			F8		L8		4	0	0	0	0	0	0				
Brent Gates, S OBP: 0.291, SLG: 0.312 (1,4)	G6-3			L3			G3-1		K	4	0	0	0	0	1	0				
Geronimo Berroa, R OBP: 0.354, SLG: 0.447 (1,9)	F9			G5-3			1B		G4-3	4	0	1	0	0	0	0				
Jason Giambi, L OBP: 0.380, SLG: 0.364 (1,3)		L8-5		G3-1			1B		K	4	0	2	0	0	1	0				
Terry Steinbach, R OBP: 0.307, SLG: 0.442 (1,2)		L8-5			L7		G5-4-3			3	0	0	0	0	0	3				
George Williams, S OBP: 0.414, SLG: 0.600 (1,10)									K	2	1	0	0	1	2	0				
Craig Paquette, R OBP: 0.257, SLG: 0.475 (1,5)			G6-3						HR	3	1	1	2	0	1	0				
Stan Javier, S OBP: 0.312, SLG: 0.349 (1,8)						G4-3			L7	2	1	0	0	0	0	0				
Mike Bordick, R OBP: 0.309, SLG: 0.311 (1,6)							P3		L1	2	0	0	1	0	0	0				
<b>Inning Stats</b>	R: 0 E: 0 K: 0 S: 8	H: 0 LOB: 0 BB: 0 P: 12	R: 0 E: 0 K: 1 S: 7	H: 1 LOB: 0 BB: 0 P: 8	R: 1 E: 0 K: 0 S: 12	H: 0 LOB: 0 BB: 0 P: 19	R: 0 E: 0 K: 0 S: 8	H: 0 LOB: 0 BB: 0 P: 12	R: 0 E: 0 K: 2 S: 11	H: 0 LOB: 0 BB: 0 P: 17	R: 0 E: 0 K: 0 S: 9	H: 2 LOB: 1 BB: 0 P: 13	R: 2 E: 0 K: 0 S: 10	H: 1 LOB: 0 BB: 1 P: 18	R: 0 E: 0 K: 2 S: 13	H: 0 LOB: 0 BB: 0 P: 18	1B: 2 2B: 2 3B: 0 HR: 1	SF: 1 SAC: 0 DP: 2 HBP: 1	WP: 0 PB: 0 SB: 2 CS: 0	PA: 31
<b>PITCHER</b>	IP	WLS	BF	H	R	ER	SO	BB	IBB	HBP	BLK	WP	HR	S	P	ERA	WHIP			
Brad Radke, R ERA: 5.71 (1,1)	8.0	W	28	4	3	3	3	1	0	1	0	0	1	71	109	3.38	0.625			
Dave Stevens, R ERA: 5.24 (9,1)	1.0	S	3	0	0	0	2	0	0	0	0	0	0	13	18	0.00	0.000			

Oakland Athletics @ Minnesota Twins  
Hubert H. Humphrey Metrodome, Minneapolis, MN  
Tue Aug 08 1995, 8:05 PM EDT  
Att: 13,527 - Dome

AB	28
R	3
H	4
RBI	3
BB	1
SO	5
LOB	3



Batter	1	2	3	4	5	6	7	8	9	AB	R	H	RBI	BB	SO	LOB	BOTTOM			
Chuck Knoblauch, R OBP: 0.413, SLG: 0.447 (1,4)	2B							G6-4-3		3	1	1	0	1	0	3				
Rich Becker, L OBP: 0.281, SLG: 0.262 (1,8)	K									5	0	1	0	0	3	4				
Kirby Puckett, R OBP: 0.367, SLG: 0.493 (1,9)										5	1	2	2	0	0	1				
Marty Cordova, R OBP: 0.351, SLG: 0.485 (1,7)										2	1	2	0	2	0	0				
Dan Masteller, L OBP: 0.284, SLG: 0.288 (1,10)										3	0	0	0	1	0	4				
Scott Leius, R OBP: 0.321, SLG: 0.332 (1,5)										3	0	1	1	1	0	3				
Scott Stahoviak, L OBP: 0.333, SLG: 0.363 (1,3)										4	2	2	0	0	1	4				
Matt Walbeck, S OBP: 0.289, SLG: 0.302 (1,2)										4	0	0	0	0	1	5				
Pat Meares, R OBP: 0.305, SLG: 0.447 (1,6)										3	0	2	1	0	0	0				
<b>Inning Stats</b>	R: 1 E: 0 K: 1 S: 11	H: 2 LOB: 2 BB: 1 P: 19	R: 1 E: 0 K: 1 S: 14	H: 2 LOB: 1 BB: 0 P: 22	R: 0 E: 0 K: 0 S: 5	H: 1 LOB: 1 BB: 0 P: 7	R: 0 E: 0 K: 0 S: 13	H: 1 LOB: 1 BB: 0 P: 19	R: 2 E: 0 K: 0 S: 8	H: 3 LOB: 0 BB: 0 P: 13	R: 0 E: 0 K: 1 S: 8	H: 0 LOB: 1 BB: 1 P: 19	R: 0 E: 0 K: 2 S: 8	H: 0 LOB: 3 BB: 3 P: 21	R: 0 E: 0 K: 0 S: 8	H: 2 LOB: 1 BB: 0 P: 9	1B: 7 2B: 4 3B: 0 HR: 1	SF: 1 SAC: 0 DP: 2 HBP: 1	WP: 1 PB: 0 SB: 3 CS: 0	PA: 39
<b>PITCHER</b>	IP	WLS	BF	H	R	ER	SO	BB	IBB	HBP	BLK	WP	HR	S	P	ERA	WHIP			
Ariel Prieto, R ERA: 4.87 (1,1)	6.1	L	32	9	5	5	3	4	0	1	0	0	1	61	109	7.11	2.053			
John Briscoe, R ERA: 16.89 (7,1)	1.2		7	2	0	0	2	1	0	0	0	0	0	14	20	0.00	1.800			

Oakland Athletics @ Minnesota Twins  
Hubert H. Humphrey Metrodome, Minneapolis, MN  
Tue Aug 08 1995, 8:05 PM EDT  
Att: 13,527 - Dome

AB	32
R	5
H	11
RBI	4
BB	5
SO	5
LOB	24









Batter	1	2	3	4	5	6	7	8	9	AB	R	H	RBI	BB	SO	LOB	TOP					
Mike Bordick, R OBP: 0.309, SLG: 0.315 Stan Javier, S OBP: 0.309, SLG: 0.346	F7		P5				F9		FC6-4	4	0	1	0	0	0	0						
Brent Gates, S OBP: 0.291, SLG: 0.320	3B			K	G3			F8	SF8	4	0	1	1	0	1	3						
Jason Giambi, L OBP: 0.374, SLG: 0.342				K			F7		G4-3	4	0	0	0	1	2	2						
Geronimo Berroa, R OBP: 0.351, SLG: 0.444	F9				1B		G6-3	F7		4	0	1	0	0	0	2						
Mike Aldrete, L OBP: 0.359, SLG: 0.402		F9		L4				G4-3		4	0	0	0	0	1	2						
Terry Steinbach, R OBP: 0.306, SLG: 0.440 George Williams, S OBP: 0.417, SLG: 0.645	F8				1B		HR		HR	2	0	1	0	0	0	0						
Scott Brosius, R OBP: 0.348, SLG: 0.451	F7				K			HR		4	2	2	2	0	1	1						
Mike Gallego, R OBP: 0.265, SLG: 0.194			G4-3				G5-3		FC6-4	3	1	1	0	1	0	0						
Craig Paquette, R OBP: 0.256, SLG: 0.465	F7				F9		F8		FC6-4	4	0	1	0	0	0	2						
<b>Inning Stats</b>	R: 0 E: 0 K: 1 S: 9	H: 1 LOB: 1 BB: 0 P: 13	R: 0 E: 0 K: 0 S: 8	H: 0 LOB: 0 BB: 0 P: 12	R: 0 E: 0 K: 0 S: 6	H: 0 LOB: 0 BB: 0 P: 7	R: 0 E: 0 K: 2 S: 12	H: 1 LOB: 1 BB: 0 P: 20	R: 0 E: 0 K: 1 S: 9	H: 2 LOB: 2 BB: 1 P: 14	R: 0 E: 0 K: 1 S: 5	H: 0 LOB: 0 BB: 0 P: 7	R: 2 E: 0 K: 0 S: 8	H: 1 LOB: 0 BB: 1 P: 17	R: 0 E: 0 K: 0 S: 4	H: 0 LOB: 1 BB: 1 P: 9	R: 3 E: 0 K: 0 S: 12	H: 4 LOB: 1 BB: 0 P: 18	1B: 6 2B: 0 3B: 1 HR: 2	SF: 1 SAC: 0 DP: 0 HBP: 0	WP: 0 PB: 0 SB: 0 CS: 0	PA: 39
<b>PITCHER</b>	IP	WLS	BF	H	R	ER	SO	BB	IBB	HBP	BLK	WP	HR	S	P	ERA	WHIP					
Alex Fernandez, R ERA: 5.44	7.0	W	28	5	2	2	5	2	0	0	0	0	1	57	90	2.57	1.000					
Larry Thomas, L ERA:	1.0		4	0	0	0	0	1	0	0	0	0	0	4	9	0.00	1.000					
Kirk McCaskill, R ERA: 5.56	1.0		7	4	3	3	0	0	0	0	0	0	1	12	18	27.00	4.000					

Oakland Athletics @ Chicago White Sox  
Comiskey Park, Chicago, IL  
Fri Aug 11 1995, 8:05 PM EDT  
Att: 22,732 - Unknown - 90 F

AB 35  
R 5  
H 9  
RBI 5  
BB 3  
SO 5  
LOB 14



Batter	1	2	3	4	5	6	7	8	9	AB	R	H	RBI	BB	SO	LOB	BOTTOM					
Lance Johnson, L OBP: 0.326, SLG: 0.384	B4	G1-3		F9	FC4-6		FC5	G4-3		6	1	0	0	0	0	8						
Dave Martinez, L OBP: 0.385, SLG: 0.456	1B		BB	F8			L6-4			3	2	2	1	1	0	1						
Tim Raines, S OBP: 0.370, SLG: 0.457	2B		BB							4	2	3	3	1	0	2						
Frank Thomas, R OBP: 0.481, SLG: 0.674 Lyle Mouton, R OBP: 0.395, SLG: 0.543	G4-3				1B		L6-4			1	2	1	2	2	0	0						
Robin Ventura, L OBP: 0.376, SLG: 0.480 Chris Snopce, R OBP: 0.471, SLG: 0.250	G4-3		SF7		1B		G6-3			3	1	1	1	0	0	1						
Mike Devereaux, R OBP: 0.356, SLG: 0.467										5	0	2	2	0	3	3						
Ray Durham, S OBP: 0.326, SLG: 0.407	CS	F7	P6		FC4-6		F7			5	1	1	0	0	0	4						
Craig Grebeck, R OBP: 0.399, SLG: 0.397		F9		SH1-3	FC4-6		FC5			4	1	2	0	0	1	2						
Ron Karkovice, R OBP: 0.322, SLG: 0.413				SH1-3						3	1	3	3	1	0	0						
<b>Inning Stats</b>	R: 3 E: 0 K: 0 S: 18	H: 4 LOB: 0 BB: 0 P: 28	R: 0 E: 0 K: 0 S: 4	H: 0 LOB: 1 BB: 1 P: 11	R: 1 E: 0 K: 1 S: 11	H: 0 LOB: 2 BB: 2 P: 23	R: 0 E: 0 K: 0 S: 5	H: 1 LOB: 1 BB: 0 P: 7	R: 5 E: 0 K: 0 S: 14	H: 5 LOB: 2 BB: 1 P: 32	R: 1 E: 0 K: 1 S: 14	H: 1 LOB: 0 BB: 0 P: 20	R: 2 E: 0 K: 0 S: 10	H: 3 LOB: 1 BB: 1 P: 22	R: 1 E: 0 K: 2 S: 13	H: 2 LOB: 2 BB: 1 P: 21	1B: 13 2B: 2 3B: 0 HR: 2	SF: 1 SAC: 1 DP: 1 HBP: 2	WP: 0 PB: 0 SB: 0 CS: 1	PA: 47		
<b>PITCHER</b>	IP	WLS	BF	H	R	ER	SO	BB	IBB	HBP	BLK	WP	HR	S	P	ERA	WHIP					
Todd Stottlemire, R ERA: 4.32	4.0	L	24	8	8	8	1	4	0	1	0	0	1	42	79	18.00	3.000					
Jim Corsi, R ERA: 2.17	2.0		10	3	2	2	1	0	0	1	0	0	1	24	42	9.00	1.500					
John Briscoe, R ERA: 17.05	2.0		12	5	3	3	2	2	0	0	0	0	0	23	43	13.50	3.500					

Oakland Athletics @ Chicago White Sox  
Comiskey Park, Chicago, IL  
Fri Aug 11 1995, 8:05 PM EDT  
Att: 22,732 - Unknown - 90 F

AB 36  
R 13  
H 16  
RBI 13  
BB 6  
SO 4  
LOB 23













Batter	1	2	3	4	5	6	7	8	9	AB	R	H	RBI	BB	SO	LOB	TOP										
Jose Herrera, L (1, 8) OBP: 0.333, SLG: 0.333	F9		1B			FC4-6 1B	FC5-4 1-2		FC5-6 1B E	5	1	2	0	0	0	3	<b>Oakland Athletics @ Kansas City Royals</b> Kauffman Stadium, Kansas City, MO Mon Aug 14 1995, 7:05 PM CDT Att: 21,455 - Unknown - 89 F										
Brent Gates, S (1, 4) OBP: 0.295, SLG: 0.322	G3		F9			FC4-6 BB 1B HR	F7		F E 2B 1B	5	2	1	1	0	0	3											
Jason Giambi, L (1, 5) OBP: 0.378, SLG: 0.374	HR			G3		BB HR 1B		G3-1	E9 2B 1B	5	3	3	2	0	0	0											
Geronimo Berroa, R (1, 10) OBP: 0.359, SLG: 0.455	L3			G6-3		P4		WP 1B 1B	2B SF7 IBB	4	2	1	0	1	0	2											
Mike Aldrete, L (1, 3) OBP: 0.353, SLG: 0.397		G4-3								2	0	0	0	0	0	0											
Craig Paquette, R (6, PH) OBP: 0.265, SLG: 0.463				L4		HR BB		K	1B 2B	2	2	1	2	1	1	1											
George Williams, S (1, 2)	F8				F8			PO 1B IBB	1B IBB	3	1	1	4	2	0	0											
Scott Brosius, R (1, 9) OBP: 0.353, SLG: 0.457	F9			G5-3		F9		1-2 3-H 1B	SF7	4	0	1	2	0	0	0											
Stan Javier, S (1, 7)			G3-6-3 BB		F7		F8	PO 1B		4	1	2	1	1	0	0											
Mike Bordick, R (1, 6) OBP: 0.314, SLG: 0.325			G3-6-3			HR			G5-3	4	1	2	1	0	0	3											
<b>Inning Stats</b>	R: 1 E: 0 K: 0 S: 8	H: 1 LOB: 0 BB: 0 P: 14	R: 0 E: 0 K: 0 S: 10	H: 0 LOB: 0 BB: 0 P: 16	R: 0 E: 0 K: 0 S: 9	H: 1 LOB: 1 BB: 1 P: 15	R: 0 E: 0 K: 0 S: 11	H: 0 LOB: 0 BB: 0 P: 16	R: 0 E: 0 K: 0 S: 6	H: 0 LOB: 0 BB: 0 P: 9	R: 5 E: 0 K: 0 S: 15	H: 4 LOB: 0 BB: 1 P: 32	R: 0 E: 0 K: 0 S: 9	H: 1 LOB: 1 BB: 0 P: 16	R: 1 E: 0 K: 1 S: 12	H: 2 LOB: 1 BB: 1 P: 22	R: 6 E: 1 K: 0 S: 24	H: 5 LOB: 2 BB: 2 P: 42	1B: 10 2B: 1 3B: 0 HR: 3	SF: 1 SAC: 0 DP: 1 HBP: 1	WP: 2 PA: 46 PB: 2 CS: 0 SB: 0						
<b>PITCHER</b>	IP	WLS	BF	H	R	ER	SO	BB	IBB	HBP	BLK	WP	HR	S	P	ERA	WHIP										
Scott Anderson, R (1, 1) ERA: 5.5	5.1	20	4	3	3	0	0	1	0	0	0	0	2	49	78	5.06	0.938										
Billy Brewer, L (6, 1) ERA: 5.91	0.1	L	2	3	3	0	0	1	0	0	0	0	1	7	18	81.00	9.000										
Gregg Olson, R (6, 1) ERA: 4.5	1.1	5	1	0	0	0	0	0	0	0	0	0	0	12	22	0.00	0.750										
Hipolito Pichardo, R (8, 1) ERA: 4.5	1.1	10	5	5	5	1	0	0	1	1	0	1	0	26	43	33.75	3.750										
Rusty Meacham, R (9, 1) ERA: 5.4	0.2	6	2	2	2	0	0	0	2	0	0	0	0	10	21	27.00	3.000										

Batter	1	2	3	4	5	6	7	8	9	AB	R	H	RBI	BB	SO	LOB	BOTTOM										
Johnny Damon, L (1, 8) OBP: 0.467, SLG: 0.538	G1-3		2B BB	1B				P3		3	1	1	0	2	0	1	<b>Oakland Athletics @ Kansas City Royals</b> Kauffman Stadium, Kansas City, MO Mon Aug 14 1995, 7:05 PM CDT Att: 21,455 - Unknown - 89 F										
Wally Joyner, L (1, 3) OBP: 0.395, SLG: 0.427	L6		HR 2B	1B		F7			F8	5	1	2	2	0	0	2											
Greg Gagne, R (1, 6) OBP: 0.333, SLG: 0.386	L9		HR BB		L5			G6-3		4	1	0	0	1	0	4											
Gary Gaetti, R (1, 5) OBP: 0.337, SLG: 0.541		F7	HR			G4-1 S BB		F7		3	1	1	3	2	0	0											
Joe Vitiello, R (1, 10) OBP: 0.309, SLG: 0.311		G1-3				F9				2	0	0	0	1	0	1											
Keith Lockhart, L (7, PH) OBP: 0.365, SLG: 0.490								P6		2	0	1	0	0	0	0											
Jon Nunnally, L (1, 9) OBP: 0.360, SLG: 0.553				K		G4-1		G4-3		5	0	1	0	0	2	4											
Edgar Caceres, S (1, 4) OBP: 0.337, SLG: 0.440		G4-3				G6-3			G4-3	4	0	0	0	0	0	3											
Michael Tucker, L (1, 7) OBP: 0.286, SLG: 0.300					F7			P6		4	0	1	0	0	0	0											
Henry Mercedes, R (1, 2)										2	1	0	0	1	0	1											
Brent Cookson, R (8, PH) OBP: 0.750, SLG: 1.000			FC1-6 BB		G4-3					0	0	0	0	1	0	0											
David Howard, S (6, PR) OBP: 0.299, SLG: 0.361										0	0	0	0	0	0	0											
Brent Mayne, L (9, 2) OBP: 0.270, SLG: 0.291			2B							0	0	0	0	0	0	0											
<b>Inning Stats</b>	R: 0 E: 0 K: 0 S: 8	H: 0 LOB: 0 BB: 0 P: 13	R: 0 E: 0 K: 0 S: 7	H: 1 LOB: 1 BB: 0 P: 10	R: 5 E: 0 K: 1 S: 12	H: 3 LOB: 1 BB: 3 P: 27	R: 0 E: 0 K: 0 S: 11	H: 2 LOB: 2 BB: 0 P: 17	R: 0 E: 0 K: 0 S: 9	H: 0 LOB: 2 BB: 2 P: 19	R: 0 E: 0 K: 0 S: 10	H: 0 LOB: 0 BB: 0 P: 16	R: 0 E: 0 K: 0 S: 7	H: 0 LOB: 1 BB: 1 P: 16	R: 0 E: 0 K: 1 S: 13	H: 1 LOB: 2 BB: 1 P: 24	1B: 4 2B: 1 3B: 1 HR: 1	SF: 0 SAC: 0 DP: 0 HBP: 0	WP: 0 PA: 42 PB: 0 CS: 0 SB: 1								
<b>PITCHER</b>	IP	WLS	BF	H	R	ER	SO	BB	IBB	HBP	BLK	WP	HR	S	P	ERA	WHIP										
Steve Wojciechowski, L (1, 1) ERA: 6.75	5.0	W	25	6	5	5	1	4	0	0	0	0	0	7	16	0.00	3.000										
Mike Mohler, L (6, 1) ERA: 6.75	0.2	4	0	0	0	0	0	2	0	0	0	0	0	4	7	0.00	0.000										
Jim Corsi, R (6, 1) ERA: 2.12	0.2	2	0	0	0	0	0	0	0	0	0	0	0	4	7	0.00	0.000										
Rick Honeycutt, L (7, 1) ERA: 2.23	1.2	6	0	0	0	0	0	1	0	0	0	0	0	15	28	0.00	0.600										
John Britscope, R (9, 1) ERA: 14.73	1.0	5	1	0	0	1	1	1	0	0	0	0	0	13	24	0.00	2.000										

AB	38
R	13
H	14
RBI	13
BB	5
SO	1
LOB	12



livebaseballscores.com



Batter	1	2	3	4	5	6	7	8	9	AB	R	H	RBI	BB	SO	LOB	TOP																		
<b>Jose Herrera, L</b> (1, 8) OBP: 0.375, SLG: 0.308	1-2 P4		4-1 BB		0-0 SF7		4-0 1B BB			1	0	0	1	2	0	0	<b>Oakland Athletics @ Kansas City Royals</b> Kauffman Stadium, Kansas City, MO Tue Aug 15 1995, 7:05 PM CDT Att: 13,791 - Unknown - 76 F <a href="http://livebaseballscorecards.com">livebaseballscorecards.com</a>																		
<b>Mike Bordick, R</b> (1, 6) OBP: 0.316, SLG: 0.325	2-2 G4-3		1-1 G1-2-3		4-0 BB		2-0 S 1B			3	0	1	1	1	0	3																			
<b>Scott Brosius, R</b> (1, 9) OBP: 0.349, SLG: 0.451	1-3 K			1-2 G5-3	0-2 F8		1-3 K			4	0	0	0	0	2	4																			
<b>Geronimo Berroa, R</b> (1, 10) OBP: 0.356, SLG: 0.451		1-1 G1-3		1-2 G4-3		0-0 G6-3	1-2 G4-3			4	0	0	0	0	0	2																			
<b>George Williams, S</b> (1, 2) OBP: 0.426, SLG: 0.636		3-2 F8		2-2 L7		1-0 L1-6 2B				3	0	1	0	0	0	0																			
<b>Craig Paquette, R</b> (1, 5) OBP: 0.280, SLG: 0.456		1-1 F7			0-0 P6	2-2 L1-6				3	0	0	0	0	0	1																			
<b>Jason Giambi, L</b> (1, 3) OBP: 0.391, SLG: 0.408			2-0 BB 1B G1-2-3 HBP		0-0 BB 1B		3-1 HR			2	2	2	1	0	0	0																			
<b>Stan Javier, S</b> (1, 7) OBP: 0.316, SLG: 0.348			1-3 K		4-2 1B SF7 BB		4-2 S 1B BB			1	2	0	0	2	1	1																			
<b>Mike Gallego, R</b> (1, 4) OBP: 0.267, SLG: 0.203			0-2 BB 1B		2-2 BB 1B		0-0 F9			3	0	2	1	0	0	1																			
<b>Inning Stats</b>	R: 0 E: 0 K: 1 S: 10	H: 0 LOB: 0 BB: 0 P: 14	R: 0 E: 0 K: 0 S: 8	H: 0 LOB: 0 BB: 0 P: 13	R: 0 E: 0 K: 1 S: 10	H: 1 LOB: 2 BB: 1 P: 18	R: 0 E: 0 K: 0 S: 10	H: 0 LOB: 0 BB: 0 P: 14	R: 2 E: 0 K: 0 S: 13	H: 2 LOB: 2 BB: 2 P: 23	R: 0 E: 0 K: 0 S: 7	H: 1 LOB: 0 BB: 0 P: 10	R: 2 E: 0 K: 1 S: 14	H: 2 LOB: 2 BB: 2 P: 29																					
<b>PITCHER</b>	IP	WLS	BF	H	R	ER	SO	BB	IBB	HBP	BLK	WP	HR	S	P	ERA	WHIP	<b>PITCHER</b>	IP	WLS	BF	H	R	ER	SO	BB	IBB	HBP	BLK	WP	HR	S	P	ERA	WHIP
<b>Jason Jacome, L</b> (1, 1) ERA: 7.82	6.1	W	29	6	4	4	2	5	0	1	0	0	1	65	112	5.68	1.737																		
<b>Gregg Olson, R</b> (7, 1) ERA: 4.26	0.2	S	2	0	0	0	1	0	0	0	0	0	0	7	9	0.00	0.000																		

AB	24
R	4
H	6
RBI	4
BB	5
SO	3
LOB	12



1B:	4	SF:	1
2B:	2	SAC:	0
3B:	0	DP:	2
HR:	1	HBP:	1
WP:	0	PA:	31
SB:	0		
CS:	2		

Batter	1	2	3	4	5	6	7	8	9	AB	R	H	RBI	BB	SO	LOB	BOTTOM																		
<b>Johnny Damon, L</b> (1, 8) OBP: 0.421, SLG: 0.471	0-1 P5	2-3 K			1-1 G4-3		0-1 FC6 E 1B			4	1	1	0	0	1	0	<b>Oakland Athletics @ Kansas City Royals</b> Kauffman Stadium, Kansas City, MO Tue Aug 15 1995, 7:05 PM CDT Att: 13,791 - Unknown - 76 F <a href="http://livebaseballscorecards.com">livebaseballscorecards.com</a>																		
<b>Tom Goodwin, L</b> (1, 7) OBP: 0.341, SLG: 0.328	0-0 HR		2-1 G4-3		4-2 CS BB		0-0 FC6 1B			3	2	1	1	1	0	0																			
<b>Keith Lockhart, L</b> (1, 5) OBP: 0.374, SLG: 0.510	1-1 WP 2B		1-3 K		1-0 CS	3-1 1B 2B	0-2 1B 1B			4	2	3	1	0	1	0																			
<b>Wally Joyner, L</b> (1, 3) OBP: 0.393, SLG: 0.425	3-2 F7		1-1 G4-3		1-1 L3		1-1 1B			4	0	1	0	0	0	2																			
<b>Jon Nunnally, L</b> (1, 9) OBP: 0.364, SLG: 0.551	4-2 2B BB			3-2 G3		4-0 1B S IBB				1	2	0	0	2	0	0																			
<b>David Howard, S</b> (1, 6) OBP: 0.306, SLG: 0.373	1-0 1H 3H 2B			2-2 F7		1-1 E S 1B				3	0	2	3	0	0	0																			
<b>Michael Tucker, L</b> (1, 10) OBP: 0.287, SLG: 0.301			2-3 K		3-2 1B	3-3 K	1-3 2H K			3	0	1	0	0	2	2																			
<b>Edgar Caceres, S</b> (1, 4) OBP: 0.326, SLG: 0.425		1-2 P5		2-3 K		3-3 L3				3	0	0	0	0	1	2																			
<b>Brent Mayne, L</b> (1, 2) OBP: 0.267, SLG: 0.287		2-1 F7			3-2 G1-6-3		0-0 L1-6-3			3	0	0	0	0	0	0																			
<b>Inning Stats</b>	R: 3 E: 0 K: 1 S: 16	H: 3 LOB: 1 BB: 1 P: 27	R: 0 E: 0 K: 1 S: 8	H: 0 LOB: 0 BB: 0 P: 13	R: 0 E: 0 K: 1 S: 7	H: 0 LOB: 0 BB: 0 P: 11	R: 0 E: 0 K: 0 S: 8	H: 0 LOB: 1 BB: 1 P: 17	R: 2 E: 0 K: 1 S: 10	H: 2 LOB: 1 BB: 1 P: 22	R: 2 E: 1 K: 0 S: 11	H: 3 LOB: 2 BB: 0 P: 12																							
<b>PITCHER</b>	IP	WLS	BF	H	R	ER	SO	BB	IBB	HBP	BLK	WP	HR	S	P	ERA	WHIP	<b>PITCHER</b>	IP	WLS	BF	H	R	ER	SO	BB	IBB	HBP	BLK	WP	HR	S	P	ERA	WHIP
<b>Ron Darling, R</b> (1, 1) ERA: 6.23	5.1	L	24	6	5	5	4	2	1	0	0	0	0	60	108	8.44	1.500																		
<b>Carlos Reyes, R</b> (6, 1) ERA: 4.75	1.0		7	3	2	1	1	0	0	0	0	0	0	15	19	9.00	3.000																		

AB	28
R	7
H	9
RBI	5
BB	3
SO	5
LOB	6



1B:	5	SF:	0
2B:	3	SAC:	0
3B:	0	DP:	0
HR:	1	HBP:	0
WP:	1	PA:	32
SB:	0		
CS:	1		



Batter	1	2	3	4	5	6	7	8	9	AB	R	H	RBI	BB	SO	LOB	TOP						
Jose Herrera, L (1, 8) OBP: 0.381, SLG: 0.444	1-1 F7		0-1 G6-3 1B		1-3 K			0-2 E1 1B FC3	2-1 1B 3B	5	2	2	0	0	1	0							
Brent Gates, S (1, 4) OBP: 0.296, SLG: 0.323	2-2 G6-3		2-2 G6-3			2-2 G3-1		1-0 1B FC3	0-2 1B CS	5	1	2	1	0	0	1							
Jason Giambi, L (1, 5) OBP: 0.400, SLG: 0.438	4-1 1B			2-2 G5-3 2B 1B		3-1 HR		0-1 FC3 1B E	3-2 1B WP	3	3	2	2	1	0	1							
Mike Gallego, R (8, 5) OBP: 0.276, SLG: 0.214								1-2 E	1-2 1B	1	1	1	0	0	0	0							
Geronimo Berroa, R (1, 9) OBP: 0.354, SLG: 0.448	0-0 BB			3-2 G5-3		1-3 K		3-H E	0-0 F7	5	0	1	0	0	2	4							
Stan Javier, S (9, 7) OBP: 0.316, SLG: 0.348	1-2 1B			1-2 1B				1-3 K	4-2 F7	0	0	0	0	0	0	0							
Mike Aldrete, L (1, 3) OBP: 0.362, SLG: 0.408	2-2 G6-3			3-2 G5-3		3-2 F3		0-1 E9 2B 1B	4-2 1B BB	4	1	2	2	1	0	2							
George Williams, S (1, 10) OBP: 0.424, SLG: 0.633				2-3 K		2-3 K		1-3 E9	1-1 BB	5	0	2	2	0	2	1							
Scott Brosius, R (1, 7) OBP: 0.347, SLG: 0.444				2-1 F7		2-2 F8		3-H 2B	1-2 2-H 1B	4	0	0	0	1	1	4							
Mike Bordick, R (1, 6) OBP: 0.315, SLG: 0.322				2-0 L7				1-3 K	0-0 F8	3	0	0	0	1	1	1							
Eric Heffand, L (1, 2) OBP: 0.226, SLG: 0.300								2-3 K		2	0	0	0	0	0	0							
Craig Fickel, R (7, PH) OBP: 0.266, SLG: 0.450				0-0 G4-3		1-1 G1-3		3-3 K	3-3 K	1	0	0	0	0	0	0							
Todd Stottlemyre, L (7, 1) OBP: 0.296, SLG: 0.450								1-1 G1-3		0	0	0	0	0	0	0							
Rick Honeycutt, L (8, 1) OBP: 0.276, SLG: 0.214								3-3 K		0	0	0	0	0	0	0							
Dennis Eckersley, R (9, 1) OBP: 0.315, SLG: 0.322								3-3 K		0	0	0	0	0	0	0							
Mike Mohler, R (9, 1) OBP: 0.315, SLG: 0.322								3-3 K		0	0	0	0	0	0	0							
<b>Inning Stats</b>	R: 0 E: 0 K: 0 S: 11	H: 1 LOB: 2 BB: 1 P: 20	R: 0 E: 0 K: 1 S: 6	H: 0 LOB: 0 BB: 0 P: 12	R: 0 E: 0 K: 0 S: 6	H: 1 LOB: 0 BB: 0 P: 8	R: 1 E: 0 K: 1 S: 18	H: 2 LOB: 1 BB: 0 P: 30	R: 0 E: 0 K: 1 S: 7	H: 0 LOB: 0 BB: 0 P: 11	R: 1 E: 0 K: 1 S: 13	H: 1 LOB: 0 BB: 0 P: 22	R: 0 E: 0 K: 2 S: 13	H: 0 LOB: 1 BB: 1 P: 24	R: 4 E: 2 K: 3 S: 22	H: 3 LOB: 2 BB: 1 P: 32	R: 2 E: 0 K: 0 S: 16	H: 4 LOB: 2 BB: 1 P: 25	1B: 8 2B: 2 3B: 1 HR: 1	SF: 0 SAC: 0 DP: 1 HBP: 0	WP: 1 PB: 0 SB: 0 CS: 1	PA: 43	
<b>PITCHER</b>	IP WLS BF H R ER SO BB IBB HBP BLK WP HR S P ERA WHIP	6.2 L 4 5 1 2 5 2 0 0 0 0 1 70 120 2.70 1.050	7.1 L 10 5 3 2 3 0 1 0 0 0 0 26 39 10.80 3.000	8.1 L 3 1 0 0 0 1 0 0 0 0 0 5 10 0.00 6.000																			

Oakland Athletics @ Kansas City Royals  
Kauffman Stadium, Kansas City, MO

AB 39  
R 8  
H 12  
RBI 7  
BB 4  
SO 9  
LOB 17



Wed Aug 16 1995, 7:05 PM CDT  
Att: 15,301 - Unknown - 83 F

Batter	1	2	3	4	5	6	7	8	9	AB	R	H	RBI	BB	SO	LOB	BOTTOM						
Johnny Damon, L (1, 8) OBP: 0.417, SLG: 0.429	0-1 P5	2-3 K		0-1 G3			1-1 G4-6-3 1B		4-2 G6-3 BB	4	0	1	0	1	1	1							
Tom Goodwin, L (1, 7) OBP: 0.343, SLG: 0.339	0-0 HR	0-1 S 1B			2-1 G3		1-0 G4-6-3		1-1 G6-3	4	1	2	1	0	0	2							
Edgar Caceres, S (9, PH) OBP: 0.323, SLG: 0.420							1-2 1B		1-2 G6-3	1	0	0	0	0	0	3							
Greg Gagne, R (1, 6) OBP: 0.332, SLG: 0.395	1-1 HR	3-3 K		1-2 G4-3		1-2 L9		1-2 L8		4	1	1	1	0	1	1							
Wally Joyner, L (1, 3) OBP: 0.390, SLG: 0.420	3-1 G3-1		1-0 G6-3		2-1 L9			0-0 P6		4	0	0	0	0	0	0							
Gary Gaetti, R (1, 5) OBP: 0.338, SLG: 0.544	2-0 E 3B 1B		1-2 F7			3-2 G6-3		0-2 2B		4	1	2	0	0	0	0							
Keith Lockhart, L (1, 4) OBP: 0.373, SLG: 0.506	0-0 E5		0-2 P6			2-2 G4-6-3 1B		0-1 L8		3	1	1	0	0	0	1							
Brent Cookson, R (8, PH) OBP: 0.600, SLG: 0.667	1-2 3B									1	0	0	0	0	0	1							
David Howard, S (1, 9) OBP: 0.310, SLG: 0.384	1-0 1H 2H 3B			0-0 F7		1-1 G4-6-3			4-1 BB E BB	3	0	1	2	1	0	1							
Joe Vitiello, R (1, 10) OBP: 0.296, SLG: 0.297	1-1 F9			0-3 K			1-2 G5-3		1-3 K	3	0	0	0	0	1	1							
Jon Nunnally, L (9, PH) OBP: 0.363, SLG: 0.548										1	0	0	0	0	1	1							
Brent Mayne, L (1, 2) OBP: 0.271, SLG: 0.288			1-3 K		2-2 1B		4-2 1B BB		1-1 E5 BB	3	0	1	0	1	1	1							
<b>Inning Stats</b>	R: 4 E: 1 K: 0 S: 12	H: 4 LOB: 1 BB: 0 P: 20	R: 0 E: 0 K: 3 S: 11	H: 1 LOB: 0 BB: 0 P: 17	R: 0 E: 0 K: 0 S: 8	H: 0 LOB: 0 BB: 0 P: 10	R: 0 E: 0 K: 1 S: 9	H: 1 LOB: 0 BB: 0 P: 11	R: 0 E: 0 K: 0 S: 7	H: 0 LOB: 0 BB: 0 P: 12	R: 0 E: 0 K: 0 S: 8	H: 1 LOB: 0 BB: 0 P: 14	R: 0 E: 0 K: 0 S: 8	H: 1 LOB: 1 BB: 1 P: 15	R: 0 E: 0 K: 0 S: 10	H: 1 LOB: 1 BB: 0 P: 11	R: 0 E: 1 K: 1 S: 12	H: 0 LOB: 2 BB: 2 P: 23	1B: 5 2B: 1 3B: 1 HR: 2	SF: 0 SAC: 0 DP: 3 HBP: 0	WP: 0 PB: 0 SB: 2 CS: 0	PA: 38	
<b>PITCHER</b>	IP WLS BF H R ER SO BB IBB HBP BLK WP HR S P ERA WHIP	7.2 W 32 9 4 2 4 1 0 0 0 0 2 71 108 2.35 1.304	7.2 W 32 9 4 2 4 1 0 0 0 0 2 71 108 2.35 1.304	4.2 L 10 5 3 2 3 0 1 0 0 0 0 26 39 10.80 3.000																			

Oakland Athletics @ Kansas City Royals  
Kauffman Stadium, Kansas City, MO

AB 35  
R 4  
H 9  
RBI 4  
BB 3  
SO 5  
LOB 13



Wed Aug 16 1995, 7:05 PM CDT  
Att: 15,301 - Unknown - 83 F



Batter	1	2	3	4	5	6	7	8	9	AB	R	H	RBI	BB	SO	LOB	TOP			
Vince Coleman, S (1, 7) OBP: 0.346, SLG: 0.396	F8		P5		F7		1B		L8	5	0	1	0	0	0	3	Seattle Mariners @ Oakland Athletics Oakland-Alameda County Coliseum, Oakland, CA Thu Aug 17 1995, 7:05 PM PDT Att: 10,191 - Unknown - 65 F <a href="http://livebaseballscorecards.com">livebaseballscorecards.com</a>			
Ken Griffey Jr., L (1, 8) OBP: 0.396, SLG: 0.482	FC4-6 BB 1B		P4-1		K		K		BB	4	0	1	1	1	2	3				
Edgar Martinez, R (1, 10) OBP: 0.489, SLG: 0.627	FC4-6 BB 1-2		G6-3		HR		FC6-4 BB G1-2-3		BB	2	1	1	1	3	0	0				
Tino Martinez, L (1, 3) OBP: 0.371, SLG: 0.582	FC4-6 1-2 2-3		K		K		FC6-4 1B		G3-1	5	0	1	0	0	2	5				
Jay Buhner, R (1, 9) OBP: 0.391, SLG: 0.543	F9		K		F7		FC6-4 BB 1-2 2-3			3	0	0	0	1	0	4				
Mike Blowers, R (1, 5) OBP: 0.336, SLG: 0.488		G6-4-3 1B		F8		K2-3		BB		3	0	1	0	1	1	1				
Luis Sojo, R (1, 6) OBP: 0.311, SLG: 0.387	L8		P1-3		F9		G1-2-3 3-H			4	0	0	0	0	0	5				
Dan Wilson, R (1, 2) OBP: 0.328, SLG: 0.365	G6-4-3 1-2				F7		1B 1B		BB SH1-3 BB	3	0	1	0	1	0	1				
Joey Cora, S (1, 4) OBP: 0.352, SLG: 0.361			P4-1 3B				P6		SH1-3 1-2	2	1	1	0	1	0	1				
<b>Inning Stats</b>	R: 0 E: 0 K: 0 S: 17	H: 1 LOB: 2 BB: 1 P: 31	R: 0 E: 0 K: 0 S: 7	H: 1 LOB: 0 BB: 0 P: 12	R: 1 E: 0 K: 0 S: 8	H: 1 LOB: 0 BB: 0 P: 18	R: 0 E: 0 K: 1 S: 14	H: 0 LOB: 1 BB: 1 P: 24	R: 0 E: 0 K: 1 S: 9	H: 0 LOB: 0 BB: 0 P: 14	R: 0 E: 0 K: 1 S: 12	H: 2 LOB: 2 BB: 0 P: 19	R: 0 E: 0 K: 0 S: 7	H: 1 LOB: 2 BB: 2 P: 20	R: 0 E: 0 K: 0 S: 18	H: 0 LOB: 3 BB: 3 P: 33	1B: 5 2B: 0 3B: 1 HR: 1	SF: 0 SAC: 1 DP: 2 HBP: 0	WP: 0 PB: 0 SB: 0 CS: 0	PA: 40
<b>PITCHER</b>	IP WLS BF H R ER SO BB IBB HBP BLK WP HR S P ERA WHIP																			
Todd Van Poppel, R (1, 1) ERA: 3.77	7.0	29	6	2	2	5	3	0	0	0	0	0	0	0	1	82	145	2.57	1.286	
Jim Corsi, R (8, 1) ERA: 2.05	1.0	5	1	0	0	0	2	0	0	0	0	0	0	0	7	20	0.00	3.000		
John Briscoe, R (9, 1) ERA: 13.5	0.2	5	0	0	0	0	3	0	0	0	0	0	0	0	13	27	0.00	4.500		
Rick Honeycutt, L (9, 1) ERA: 2.18	0.1	W 1	0	0	0	0	0	0	0	0	0	0	0	0	5	6	0.00	0.000		

Batter	1	2	3	4	5	6	7	8	9	AB	R	H	RBI	BB	SO	LOB	BOTTOM			
Scott Brosius, R (1, 3) OBP: 0.391, SLG: 0.449	F7		2B		1B BB		F8		1B	4	0	2	1	1	0	0	Seattle Mariners @ Oakland Athletics Oakland-Alameda County Coliseum, Oakland, CA Thu Aug 17 1995, 7:05 PM PDT Att: 10,191 - Unknown - 65 F <a href="http://livebaseballscorecards.com">livebaseballscorecards.com</a>			
Jose Herrera, L (1, 8) OBP: 0.360, SLG: 0.409	G1-3		K		1B		K		3-H 1B	4	0	1	0	0	2	2				
Brent Gates, S (1, 4) OBP: 0.298, SLG: 0.325	L6				WP 1B		CS 1B		K	4	0	2	0	0	1	0				
Geronimo Berroa, R (1, 9) OBP: 0.353, SLG: 0.446		P4		F9		1B CS SF9		G6-3		4	1	1	0	0	0	1				
George Williams, S (1, 10) OBP: 0.413, SLG: 0.604	G6-3		K		1B		K		K	4	0	1	0	0	2	1				
Craig Paquette, R (1, 5) OBP: 0.299, SLG: 0.451	K		F8		SF9		E5 E		1B	3	1	1	1	0	1	1				
Stan Javier, S (1, 7) OBP: 0.313, SLG: 0.344			G3		E4 1B		F7		E5 1B	4	1	0	0	0	0	1				
Mike Bordick, R (1, 6) OBP: 0.313, SLG: 0.320			G3-1		K		P2		G4-3	1	0	0	0	0	0	0				
Mike Gallego, R (5, PH) OBP: 0.269, SLG: 0.208					K					3	0	0	0	0	1	2				
Eric Helfand, L (1, 2) OBP: 0.241, SLG: 0.191			2B BB		L7		P4		1B BB	2	0	0	0	2	0	1				
<b>Inning Stats</b>	R: 0 E: 0 K: 0 S: 7	H: 0 LOB: 0 BB: 0 P: 10	R: 0 E: 0 K: 1 S: 6	H: 0 LOB: 0 BB: 0 P: 12	R: 0 E: 0 K: 1 S: 15	H: 1 LOB: 2 BB: 1 P: 26	R: 0 E: 0 K: 1 S: 8	H: 1 LOB: 1 BB: 0 P: 14	R: 0 E: 0 K: 1 S: 18	H: 1 LOB: 2 BB: 1 P: 30	R: 1 E: 0 K: 0 S: 10	H: 3 LOB: 1 BB: 0 P: 16	R: 0 E: 0 K: 2 S: 11	H: 0 LOB: 0 BB: 0 P: 17	R: 2 E: 2 K: 1 S: 14	H: 2 LOB: 2 BB: 1 P: 24	1B: 7 2B: 1 3B: 0 HR: 0	SF: 1 SAC: 0 DP: 0 HBP: 0	WP: 1 PB: 0 SB: 0 CS: 2	PA: 37
<b>PITCHER</b>	IP WLS BF H R ER SO BB IBB HBP BLK WP HR S P ERA WHIP																			
Tim Belcher, R (1, 1) ERA: 4.54	7.0	28	6	1	1	4	2	0	0	0	0	0	0	0	25	41	0.00	1.800		
Norm Charlton, L (8, 1) ERA: 5.26	1.2	L 9	2	2	0	3	1	0	0	0	0	0	0	0	25	41	0.00	1.800		

AB 31  
R 2  
H 7  
RBI 2  
BB 8  
SO 5  
LOB 23



AB 33  
R 3  
H 8  
RBI 2  
BB 3  
SO 7  
LOB 9





Batter	1	2	3	4	5	6	7	8	9	AB	R	H	RBI	BB	SO	LOB	TOP										
<b>Curtis Goodwin, L</b> (1, 8) OBP: 0.324, SLG: 0.348	G3 S BB	SF7 2H		G4-3	G3-1			L9		3	0	0	1	1	0	2	<b>Baltimore Orioles @ Oakland Athletics</b> <b>Oakland-Alameda County Coliseum, Oakland, CA</b> Fri Aug 18, 1995, 7:05 PM PDT Att: 12,695 - Unknown - 74 F										
<b>Brady Anderson, L</b> (1, 7) OBP: 0.368, SLG: 0.428	K	HR BB		S E 1B			G6-4-3 BB	K		3	2	1	0	2	2	1											
<b>Rafael Palmeiro, L</b> (1, 3) OBP: 0.366, SLG: 0.560	G3	HR		FC3-6 BB			L8	BB WP 1B HBP		3	2	1	3	1	0	2											
<b>Bobby Bonilla, S</b> (1, 9) OBP: 0.381, SLG: 0.577	HBP	E9 2B		FC3-6 2H			G6-4-3 1-2	K		4	1	1	0	0	1	3											
<b>Cal Ripken Jr., R</b> (1, 6) OBP: 0.318, SLG: 0.425	F9	L9		G6-3			K	G1-3		5	0	0	0	0	1	4											
<b>Harold Baines, L</b> (1, 10) OBP: 0.404, SLG: 0.549 <b>Kevin Bass, S</b> (9, PR) OBP: 0.311, SLG: 0.335		F8 BB 1B		SH2-3 BB 1B			G5-3	BB 1B IBB		3	1	2	0	2	0	0											
<b>Chris Hoiles, R</b> (1, 2) OBP: 0.332, SLG: 0.417	PB BB SF7 BB	F7		SH2-3 BB			BB	BB		1	1	0	0	4	0	1											
<b>Jeff Huson, L</b> (1, 5) OBP: 0.381, SLG: 0.339	F8	K		SH2-3 1-2 2-3			G4-3	1-2 2-3 3H 1B		4	0	1	1	0	1	4											
<b>Manny Alexander, R</b> (1, 4) OBP: 0.324, SLG: 0.355	HR 1B	K		K			G5-3			4	1	1	1	0	2	3											
<b>Inning Stats</b>	R: 0 E: 0 K: 1 S: 11	H: 0 LOB: 2 BB: 1 P: 17	R: 6 E: 1 K: 0 S: 19	H: 4 LOB: 0 BB: 2 P: 41	R: 0 E: 0 K: 2 S: 9	H: 0 LOB: 1 BB: 1 P: 17	R: 1 E: 1 K: 0 S: 9	H: 1 LOB: 1 BB: 1 P: 15	R: 0 E: 0 K: 1 S: 8	H: 0 LOB: 0 BB: 1 P: 16	R: 0 E: 0 K: 1 S: 9	H: 0 LOB: 1 BB: 1 P: 16	R: 0 E: 0 K: 1 S: 6	H: 0 LOB: 0 BB: 0 P: 10	R: 1 E: 0 K: 1 S: 8	H: 1 LOB: 2 BB: 2 P: 20	1B: 5 2B: 1 3B: 0 HR: 1	SF: 1 SAC: 1 DP: 1 HBP: 2	WP: 1 PB: 1 SB: 2 CS: 0	PA: 44							
<b>PITCHER</b>	IP	WLS	BF	H	R	ER	SO	BB	IBB	HBP	BLK	WP	HR	S	P	ERA	WHIP										
<b>Ariel Prieto, R</b> (1, 1) ERA: 5.43	4.0	L	25	6	7	5	3	6	0	1	0	0	1	49	97	11.25	3.000										
<b>Mike Mohler, L</b> (5, 1) ERA: 5.05	2.0		6	0	0	0	1	1	0	0	0	0	0	15	24	0.00	0.500										
<b>Carlos Reyes, R</b> (7, 1) ERA: 4.69	3.0		13	1	1	1	3	2	1	1	0	1	0	23	46	3.00	1.000										

Batter	1	2	3	4	5	6	7	8	9	AB	R	H	RBI	BB	SO	LOB	BOTTOM										
<b>Rickey Henderson, R</b> (1, 10) OBP: 0.401, SLG: 0.437	P4		G5-4-3 BB		FC6-4 1-2		G6-4-3 1-2		L9	4	0	0	0	1	0	4	<b>Baltimore Orioles @ Oakland Athletics</b> <b>Oakland-Alameda County Coliseum, Oakland, CA</b> Fri Aug 18, 1995, 7:05 PM PDT Att: 12,695 - Unknown - 74 F										
<b>Jose Herrera, L</b> (1, 8) OBP: 0.310, SLG: 0.346	G6-3		P4		P8			K		4	0	0	0	0	1	2											
<b>Brent Gates, S</b> (1, 4) OBP: 0.298, SLG: 0.327	2B		G5-4-3 1-2		L5		P6			4	0	1	0	0	0	1											
<b>Geronimo Berroa, R</b> (1, 9) OBP: 0.353, SLG: 0.444	P4		G6-3		K		HBP	1B		4	0	1	0	0	1	1											
<b>Scott Brosius, R</b> (1, 3) OBP: 0.352, SLG: 0.447		G1-3 HR 1B		K			F7			3	1	1	0	0	1	1											
<b>George Williams, S</b> (1, 2) OBP: 0.388, SLG: 0.561	G1-3		G6-3		P6		G3-1			4	0	0	0	0	0	2											
<b>Craig Paquette, R</b> (1, 5) OBP: 0.260, SLG: 0.465 <b>Mike Aldrete, L</b> (9, PH) OBP: 0.366, SLG: 0.438	F8		HR		G5-3		HR			3	1	1	1	0	0	1											
<b>Stan Javier, S</b> (1, 7) OBP: 0.317, SLG: 0.356		HR		G6-3			1B HBP	G2-3 DI 1B		3	1	2	2	0	0	0											
<b>Mike Bordick, R</b> (1, 6) OBP: 0.316, SLG: 0.323 <b>Eric Hefland, L</b> (9, PH) OBP: 0.236, SLG: 0.188	P4		FC6-4 1B		G6-4-3 1-3		G2-3			3	0	2	0	0	0	0											
<b>Inning Stats</b>	R: 0 E: 0 K: 0 S: 11	H: 1 LOB: 1 BB: 0 P: 22	R: 2 E: 0 K: 0 S: 10	H: 2 LOB: 0 BB: 0 P: 13	R: 0 E: 0 K: 0 S: 5	H: 0 LOB: 0 BB: 1 P: 9	R: 0 E: 0 K: 1 S: 8	H: 0 LOB: 0 BB: 0 P: 11	R: 1 E: 1 K: 0 S: 11	H: 2 LOB: 1 BB: 0 P: 19	R: 0 E: 0 K: 1 S: 10	H: 0 LOB: 1 BB: 0 P: 16	R: 0 E: 0 K: 0 S: 5	H: 1 LOB: 1 BB: 0 P: 8	R: 0 E: 0 K: 1 S: 10	H: 1 LOB: 1 BB: 0 P: 12	R: 1 E: 0 K: 0 S: 13	H: 2 LOB: 1 BB: 0 P: 22	1B: 5 2B: 1 3B: 0 HR: 3	SF: 0 SAC: 0 DP: 2 HBP: 2	WP: 0 PB: 0 SB: 0 CS: 0	PA: 37					
<b>PITCHER</b>	IP	WLS	BF	H	R	ER	SO	BB	IBB	HBP	BLK	WP	HR	S	P	ERA	WHIP										
<b>Rick Krivda, L</b> (1, 1) ERA: 4.0	6.0	W	24	5	3	3	2	1	0	1	0	0	1	55	90	4.50	1.000										
<b>Terry Clark, R</b> (7, 1) ERA: 2.65	3.0	S	13	4	1	1	1	0	0	1	0	0	1	28	42	3.00	1.333										

AB 30  
R 8  
H 7  
RBI 6  
BB 10  
SO 7  
LOB 20

AB 34  
R 4  
H 9  
RBI 4  
BB 1  
SO 3  
LOB 13









Batter	1	2	3	4	5	6	7	8	9	AB	R	H	RBI	BB	SO	LOB	TOP		
<b>Brady Anderson, L</b> OBP: 0.369, SLG: 0.442 (1, 8)	G4-3		F8			E	K			4	1	1	0	0	1	0	<b>Baltimore Orioles @ Oakland Athletics</b> <b>Oakland-Alameda County Coliseum, Oakland, CA</b> Sun Aug 20 1995, 3:33 AM PDT Att: 18,455 - Sunny - 75 F		
<b>Manny Alexander, R</b> OBP: 0.324, SLG: 0.359 (1, 4)	G6-3			G2-3		G1-3		P6		4	0	0	0	0	0	2			
<b>Rafael Palmeiro, L</b> OBP: 0.361, SLG: 0.550 (1, 3)	G4-3			G4-3		E3		P6		4	1	0	1	0	0	1			
<b>Bobby Bonilla, S</b> OBP: 0.380, SLG: 0.575 (1, 9)		1B		F8		E4		K		3	0	0	1	1	1	1			
<b>Cal Ripken Jr., R</b> OBP: 0.316, SLG: 0.419 (1, 6)		P3			G6-3	FC6-4		F8		4	0	0	1	0	0	2			
<b>Jeff Manto, R</b> OBP: 0.306, SLG: 0.515 <b>Jeff Huson, L</b> OBP: 0.385, SLG: 0.333 (9, PH)								F8		1	0	1	0	2	0	0			
<b>Harold Baines, L</b> OBP: 0.408, SLG: 0.569 (1, 10)								F8		1	0	0	0	0	0	0			
<b>Kevin Bass, S</b> OBP: 0.303, SLG: 0.326 (1, 7)		CS		G6-3		G6-4-3		G4-3		3	0	0	0	0	0	2			
<b>Gregg Zaun, S</b> OBP: 0.347, SLG: 0.388 (1, 2)				F7				F8		2	1	0	0	1	0	0			
<b>Inning Stats</b>	R: 0 E: 0 K: 0 S: 6	H: 0 LOB: 0 BB: 0 P: 10	R: 0 E: 0 K: 1 S: 7	H: 1 LOB: 1 BB: 1 P: 15	R: 0 E: 0 K: 0 S: 6	H: 0 LOB: 0 BB: 0 P: 8	R: 0 E: 0 K: 0 S: 10	H: 0 LOB: 0 BB: 0 P: 13	R: 0 E: 0 K: 0 S: 7	H: 0 LOB: 1 BB: 2 P: 17	R: 3 E: 2 K: 1 S: 17	H: 1 LOB: 2 BB: 2 P: 31	R: 0 E: 0 K: 1 S: 9	H: 0 LOB: 0 BB: 0 P: 11	R: 0 E: 0 K: 0 S: 9	H: 0 LOB: 0 BB: 0 P: 9		1B: 1 2B: 1 3B: 0 HR: 0	SF: 0 SAC: 0 DP: 1 HBP: 0
<b>PITCHER</b>	IP	WLS	BF	H	R	ER	SO	BB	IBB	HBP	BLK	WP	HR	S	P	ERA	WHIP		
<b>Doug Johns, L</b> ERA: 6.75 (1, 1)	5.2	W	23	2	3	1	1	4	0	0	0	0	0	48	83	1.59	1.059		
<b>Jim Corsi, R</b> ERA: 1.99 (6, 1)	1.0		4	0	0	0	1	1	0	0	0	0	0	9	19	0.00	1.000		
<b>Rick Honeycutt, L</b> ERA: 2.1 (7, 1)	1.1		4	0	0	0	2	0	0	0	0	0	0	12	15	0.00	0.000		
<b>Dennis Eckersley, R</b> ERA: 4.15 (9, 1)	1.0	S	3	0	0	0	0	0	0	0	0	0	0	7	9	0.00	0.000		

Batter	1	2	3	4	5	6	7	8	9	AB	R	H	RBI	BB	SO	LOB	BOTTOM		
<b>Rickey Henderson, R</b> OBP: 0.396, SLG: 0.430 (1, 7)	F8			K		K		K		5	1	1	1	0	3	1	<b>Baltimore Orioles @ Oakland Athletics</b> <b>Oakland-Alameda County Coliseum, Oakland, CA</b> Sun Aug 20 1995, 3:33 AM PDT Att: 18,455 - Sunny - 75 F		
<b>Jose Herrera, L</b> OBP: 0.371, SLG: 0.419 (1, 9)		1B						P5		4	1	2	0	1	1	1			
<b>Brent Gates, S</b> OBP: 0.301, SLG: 0.336 (1, 4)										4	0	2	1	0	2	2			
<b>Mike Aldrete, L</b> OBP: 0.370, SLG: 0.435 <b>Scott Brosius, R</b> OBP: 0.353, SLG: 0.456 (7, PH)										2	0	1	1	1	1	0			
<b>George Williams, S</b> OBP: 0.387, SLG: 0.547 (1, 10)										1	0	0	0	0	1	1			
<b>Craig Parquette, R</b> OBP: 0.289, SLG: 0.469 (1, 5)										4	2	2	0	0	2	4			
<b>Stan Javier, S</b> OBP: 0.321, SLG: 0.360 (1, 8)										4	1	2	0	0	1	3			
<b>Mike Gallego, R</b> OBP: 0.282, SLG: 0.218 (1, 6)										4	1	3	3	0	0	1			
<b>Eric Helfand, L</b> OBP: 0.237, SLG: 0.176 (1, 2)										2	0	0	0	1	1	1			
<b>Inning Stats</b>	R: 0 E: 0 K: 2 S: 15	H: 0 LOB: 2 BB: 2 P: 24	R: 4 E: 0 K: 1 S: 24	H: 6 LOB: 2 BB: 0 P: 37	R: 0 E: 0 K: 1 S: 7	H: 1 LOB: 1 BB: 1 P: 12	R: 0 E: 0 K: 2 S: 9	H: 1 LOB: 1 BB: 0 P: 14	R: 1 E: 0 K: 3 S: 16	H: 2 LOB: 1 BB: 0 P: 23	R: 0 E: 0 K: 2 S: 11	H: 0 LOB: 0 BB: 0 P: 16	R: 1 E: 0 K: 1 S: 11	H: 3 LOB: 2 BB: 0 P: 18	R: 0 E: 0 K: 1 S: 6	H: 0 LOB: 1 BB: 0 P: 11		1B: 11 2B: 4 3B: 0 HR: 0	SF: 0 SAC: 1 DP: 2 HBP: 1
<b>PITCHER</b>	IP	WLS	BF	H	R	ER	SO	BB	IBB	HBP	BLK	WP	HR	S	P	ERA	WHIP		
<b>Scott Erickson, R</b> ERA: 5.75 (1, 1)	1.2	L	13	6	4	4	2	1	0	0	0	0	0	54	83	3.86	1.500		
<b>Arthur Rhodes, L</b> ERA: 6.31 (2, 1)	4.2		19	6	2	2	10	1	0	0	0	0	0	9	17	0.00	0.750		
<b>Jim Dedrick, R</b> ERA: (7, 1)	1.1		5	1	0	0	1	0	0	1	0	0	0	1	1	0.00	0.000		
<b>Mark Lee, L</b> ERA: 5.54 (8, 1)	0.1		1	0	0	0	0	0	0	0	0	0	0	1	1	0.00	0.000		







Batter	1	2	3	4	5	6	7	8	9	AB	R	H	RBI	BB	SO	LOB	TOP								
Wade Boggs, L (1,5) OBP: 0.396, SLG: 0.406										4	1	1	1	0	1	1	<b>New York Yankees @ Oakland Athletics</b> Oakland-Alameda County Coliseum, Oakland, CA Tue Aug 22 1995, 3:33 AM PDT Att: 13,179 - Cloudy - 66 F								
Bernie Williams, S (1,8) OBP: 0.357, SLG: 0.463										4	0	0	0	0	2	2									
Paul O'Neill, L (1,7) OBP: 0.395, SLG: 0.536										2	0	1	0	2	0	0									
Ruben Sierra, S (1,10)										4	0	1	1	0	0	3									
Darryl Strawberry, L (1,9) OBP: 0.354, SLG: 0.444										3	0	0	0	1	3	3									
Don Mattingly, L (1,3) OBP: 0.340, SLG: 0.406										4	0	2	0	0	1	1									
Mike Stanley, R (1,2) OBP: 0.366, SLG: 0.513										4	0	0	0	0	3	2									
Tony Fernandez, S (1,6) OBP: 0.306, SLG: 0.322										4	0	0	0	0	0	1									
Pat Kelly, R (1,4) OBP: 0.340, SLG: 0.370										1	1	0	0	1	0	0									
Dion James, L (9,PH) OBP: 0.361, SLG: 0.366										1	0	0	0	0	0	1									
<b>Inning Stats</b>	R: 0 E: 0 K: 1 S: 9	H: 0 LOB: 0 BB: 0 P: 13	R: 0 E: 0 K: 2 S: 12	H: 1 LOB: 1 BB: 0 P: 19	R: 2 E: 0 K: 2 S: 22	H: 2 LOB: 2 BB: 1 P: 38	R: 0 E: 0 K: 1 S: 9	H: 0 LOB: 0 BB: 0 P: 14	R: 0 E: 0 K: 1 S: 12	H: 1 LOB: 2 BB: 1 P: 22	R: 0 E: 0 K: 0 S: 4	H: 0 LOB: 0 BB: 0 P: 8	R: 0 E: 0 K: 1 S: 9	H: 0 LOB: 1 BB: 1 P: 19	R: 0 E: 0 K: 1 S: 9	H: 1 LOB: 1 BB: 0 P: 15	1B: 4 2B: 1 3B: 0 HR: 0	SF: 0 SAC: 0 DP: 1 HBP: 1	WP: 0 PB: 0 SB: 0 CS: 0	PA: 36					
<b>PITCHER</b>	IP	WLS	BF	H	R	ER	SO	BB	IBB	HBP	BLK	WP	HR	S	P	ERA	WHIP								
Todd Van Poppel, R (1,1) ERA: 3.72	6.0	W	25	4	2	2	8	3	0	1	0	0	0	73	124	3.00	1.167								
Mike Mohler, L (7,1) ERA: 4.25	2.0		8	1	0	0	1	1	0	0	0	0	0	14	29	0.00	1.000								
Carlos Reyes, R (9,1) ERA: 4.61	1.0		3	0	0	0	1	0	0	0	0	0	0	8	13	0.00	0.000								

AB	31
R	2
H	5
RBI	2
BB	4
SO	10
LOB	14



Batter	1	2	3	4	5	6	7	8	9	AB	R	H	RBI	BB	SO	LOB	BOTTOM								
Rickey Henderson, R (1,7) OBP: 0.403, SLG: 0.437										3	2	2	0	1	0	1	<b>New York Yankees @ Oakland Athletics</b> Oakland-Alameda County Coliseum, Oakland, CA Tue Aug 22 1995, 3:33 AM PDT Att: 13,179 - Cloudy - 66 F								
Jose Herrera, L (1,8) OBP: 0.388, SLG: 0.394										2	1	0	0	1	0	1									
Stan Javier, S (7,PH) OBP: 0.322, SLG: 0.360										0	0	0	0	0	0	0									
Brent Gates, S (1,4) OBP: 0.302, SLG: 0.336										4	0	2	2	0	0	3									
Geronimo Berroa, R (1,10) OBP: 0.355, SLG: 0.459										3	1	1	2	1	1	2									
Jason Giambi, L (1,3) OBP: 0.396, SLG: 0.432										4	0	1	1	0	1	2									
Scott Brosius, R (1,9) OBP: 0.356, SLG: 0.470										4	0	1	0	0	1	2									
Craig Paquette, R (1,5) OBP: 0.272, SLG: 0.470										4	1	1	0	0	1	1									
Mike Bordick, R (1,6) OBP: 0.314, SLG: 0.316										3	0	0	0	1	0	2									
Eric Helfand, L (1,2) OBP: 0.269, SLG: 0.220										4	1	2	1	0	1	2									
<b>Inning Stats</b>	R: 1 E: 0 K: 1 S: 17	H: 2 LOB: 2 BB: 1 P: 31	R: 1 E: 0 K: 0 S: 8	H: 2 LOB: 0 BB: 0 P: 12	R: 0 E: 0 K: 1 S: 7	H: 1 LOB: 1 BB: 0 P: 11	R: 0 E: 0 K: 1 S: 16	H: 1 LOB: 0 BB: 0 P: 17	R: 2 E: 0 K: 0 S: 5	H: 1 LOB: 0 BB: 2 P: 16	R: 0 E: 0 K: 0 S: 5	H: 0 LOB: 0 BB: 0 P: 10	R: 2 E: 0 K: 1 S: 14	H: 3 LOB: 1 BB: 0 P: 24	R: 0 E: 0 K: 1 S: 10	H: 0 LOB: 1 BB: 1 P: 18	1B: 9 2B: 1 3B: 0 HR: 1	SF: 0 SAC: 1 DP: 2 HBP: 0	WP: 1 PB: 0 SB: 0 CS: 0	PA: 36					
<b>PITCHER</b>	IP	WLS	BF	H	R	ER	SO	BB	IBB	HBP	BLK	WP	HR	S	P	ERA	WHIP								
Scott Kamieniecki, R (1,1) ERA: 5.74	6.0	L	26	7	4	4	3	3	0	0	0	0	0	14	24	18.00	3.000								
Bob MacDonald, L (7,1) ERA: 5.31	1.0		6	3	2	2	1	0	0	0	0	0	0	10	18	0.00	1.000								
Bob Wickman, R (8,1) ERA: 9.93	1.0		4	0	0	0	1	1	0	0	0	0	0	10	18	0.00	1.000								

AB	31
R	6
H	10
RBI	6
BB	4
SO	5
LOB	16





Batter	1	2	3	4	5	6	7	8	9	AB	R	H	RBI	BB	SO	LOB	TOP								
<b>Bernie Williams, S</b> (1, 8) OBP: 0.355, SLG: 0.460	1-2 G6-3		1-0 BB BB 1B		1-3 K	3-2 P5			2-3 K	5	0	1	0	0	2	2									
<b>Randy Velarde, R</b> (1, 6) OBP: 0.349, SLG: 0.366	0-0 G2-3		4-1 BB BB		1-0 BB				2-1 FC4-6 1B	3	0	1	0	1	0	0									
<b>Dion James, L</b> (9, PH) OBP: 0.365, SLG: 0.370			1-2 BB BB		1-2 BB				0-0 FC4-6 1B	1	0	1	0	0	0	0									
<b>Jim Leyritz, R</b> (1, 10) OBP: 0.381, SLG: 0.427	3-0 G6-3		4-2 BB		1-2 L6				1-2 FC4-6 1B	2	0	0	0	1	0	1									
<b>Darryl Strawberry, L</b> (7, PH) OBP: 0.340, SLG: 0.426			1-2 2-3 BB		2-2 F9				1-2 FC4-6 1B	2	0	0	0	0	0	1									
<b>Ruben Sierra, S</b> (1, 9) OBP: 0.312, SLG: 0.439		1-1 G1-3	2-2 G1-3		2-2 F9				2-2 FC4-6 1B	3	5	0	0	0	0	5									
<b>Mike Stanley, R</b> (1, 2) OBP: 0.370, SLG: 0.513		4-2 FC6-4 BB		0-2 BB F8-2 1B		4-0 1B BB			1-3 K	1	2	1	1	0	2	1	0								
<b>Don Mattingly, L</b> (1, 3) OBP: 0.335, SLG: 0.402		1-1 P6		1-0 F8		0-1 F8			4-0 1B BB	3	3	0	0	0	1	0	3								
<b>Gerald Williams, R</b> (1, 7) OBP: 0.349, SLG: 0.519		2-2 FC6-4		1-2 BB 1B		3-2 1B 1B			2-2 1B 1B	1	2	0	1	0	0	1									
<b>Paul O'Neill, L</b> (6, PH) OBP: 0.398, SLG: 0.539		1-2 1B		1-2 1B		1-3 1B			1-3 1B	0	2	0	0	0	0	0									
<b>Russ Davis, R</b> (1, 5) OBP: 0.398, SLG: 0.481			0-0 G1-3		4-1 BB				2-3 K	2	1	0	0	1	0	0									
<b>Wade Boggs, L</b> (6, PH) OBP: 0.397, SLG: 0.407			1-2 2-3 BB		1-2 2-3 BB				1-2 3-H 1B	2	2	0	1	1	0	1									
<b>Pat Kelly, R</b> (1, 4) OBP: 0.333, SLG: 0.362			3-1 G6-3		1-1 F8-2				0-0 G1-3	3	4	0	0	0	0	7									
<b>Inning Stats</b>	R: 0 E: 0 K: 0 S: 5	H: 0 LOB: 0 BB: 0 P: 9	R: 0 E: 0 K: 0 S: 9	H: 0 LOB: 1 BB: 1 P: 17	R: 0 E: 0 K: 0 S: 12	H: 1 LOB: 3 BB: 2 P: 26	R: 0 E: 0 K: 0 S: 10	H: 2 LOB: 2 BB: 1 P: 17	R: 0 E: 0 K: 1 S: 10	H: 1 LOB: 1 BB: 0 P: 15	R: 1 E: 0 K: 0 S: 16	H: 2 LOB: 2 BB: 1 P: 31	R: 0 E: 0 K: 0 S: 6	H: 0 LOB: 0 BB: 0 P: 11	R: 0 E: 0 K: 2 S: 12	H: 1 LOB: 2 BB: 1 P: 21	R: 0 E: 0 K: 1 S: 9	H: 1 LOB: 1 BB: 0 P: 15	1B: 7 2B: 2 3B: 0 HR: 0	SF: 0 SAC: 0 DP: 1 HBP: 0	WP: 0 PB: 0 SB: 0 CS: 0	PA: 40			
<b>PITCHER</b>	IP	WLS	BF	H	R	ER	SO	BB	IBB	HBP	BLK	WP	HR	S	P	ERA	WHIP								
<b>Steve Wojciechowski, L</b> (1, 1) ERA: 6.1	5.1	W	24	4	1	1	1	5	0	0	0	0	0	48	90	1.69	1.688								
<b>Don Wengert, R</b> (6, 1) ERA: 3.09	0.2		4	2	0	0	0	0	0	0	0	0	0	14	25	0.00	3.000								
<b>Jim Corsi, R</b> (7, 1) ERA: 1.91	1.1		4	0	0	0	1	0	0	0	0	0	0	9	15	0.00	0.000								
<b>Rick Honeycutt, L</b> (8, 1) ERA: 2.06	0.2		4	1	0	0	1	1	0	0	0	0	0	9	17	0.00	3.000								
<b>Dennis Eckersley, R</b> (9, 1) ERA: 4.98	1.0	S	4	1	0	0	1	0	0	0	0	0	0	9	15	0.00	1.000								

New York Yankees @ Oakland Athletics  
Oakland-Alameda County Coliseum, Oakland, CA

Wed Aug 23 1995, 3:33 AM PDT  
Att: 15,120 - Sunny - 66 F



AB 34  
R 1  
H 8  
RBI 1  
BB 6  
SO 4  
LOB 22

Batter	1	2	3	4	5	6	7	8	9	AB	R	H	RBI	BB	SO	LOB	BOTTOM								
<b>Rickey Henderson, R</b> (1, 10) OBP: 0.404, SLG: 0.434	3-2 F8	1-1 P3		4-1 1B BB		4-0 G6-4-3 BB				2	0	0	0	2	0	3									
<b>Jose Herrera, L</b> (1, 8) OBP: 0.333, SLG: 0.351	3-3 K		0-1 F8	0-0 P4		3-2 G6-4-3				4	0	0	0	0	1	4									
<b>Brent Gates, S</b> (1, 4) OBP: 0.303, SLG: 0.338	1-2 1B		0-2 F8	2-0 1-3 2-H 1B		1-2 P5				4	0	2	1	0	0	0									
<b>Geronimo Berroa, R</b> (1, 9) OBP: 0.354, SLG: 0.455	1 SAFE P3	2-2 P3	4-2 BB	2-2 L5		3-1 P4				3	0	0	0	1	0	3									
<b>Scott Brosius, R</b> (9, 9) OBP: 0.356, SLG: 0.470	1 SAFE P3		BB	BB		P4				0	0	0	0	0	0	0									
<b>Jason Giambi, L</b> (1, 3) OBP: 0.405, SLG: 0.433		4-1 2B BB	4-0 FC6-4 BB		0-2 G4-6-3 1B				3-3 K	2	0	1	0	2	1	0									
<b>Craig Panquette, R</b> (1, 5) OBP: 0.271, SLG: 0.471	1-2 BB	1-2 FC6-4	0-2 FC6-4		1-1 G4-6-3				1-3 K	1	4	0	1	0	1	3									
<b>Stan Javier, S</b> (1, 7) OBP: 0.321, SLG: 0.357	0-1 G3			4-2 SH1-3 BB		0-2 G6-3			3-2 G4-3	3	3	1	0	0	1	2									
<b>Mike Bordick, R</b> (1, 6) OBP: 0.311, SLG: 0.313	0-0 F8			1-1 SH1-3		1-0 G5-3			1-1 L8	3	3	0	0	0	0	2									
<b>Eric Helfand, L</b> (1, 2) OBP: 0.300, SLG: 0.233		4-1 BB		0-1 BB 1B		4-1 BB				1	1	1	1	2	0	0									
<b>Inning Stats</b>	R: 0 E: 0 K: 1 S: 14	H: 1 LOB: 1 BB: 0 P: 23	R: 0 E: 0 K: 0 S: 10	H: 1 LOB: 3 BB: 2 P: 20	R: 0 E: 0 K: 0 S: 10	H: 0 LOB: 2 BB: 2 P: 18	R: 2 E: 0 K: 0 S: 14	H: 2 LOB: 2 BB: 2 P: 27	R: 0 E: 0 K: 0 S: 8	H: 1 LOB: 0 BB: 0 P: 9	R: 0 E: 0 K: 0 S: 5	H: 0 LOB: 2 BB: 2 P: 17	R: 0 E: 0 K: 1 S: 9	H: 0 LOB: 0 BB: 0 P: 16	R: 0 E: 0 K: 1 S: 8	H: 0 LOB: 0 BB: 0 P: 13	R: 0 E: 0 K: 1 S: 8	H: 0 LOB: 0 BB: 0 P: 13	1B: 4 2B: 1 3B: 0 HR: 0	SF: 0 SAC: 1 DP: 2 HBP: 0	WP: 0 PB: 0 SB: 1 CS: 0	PA: 35			
<b>PITCHER</b>	IP	WLS	BF	H	R	ER	SO	BB	IBB	HBP	BLK	WP	HR	S	P	ERA	WHIP								
<b>Jack McDowell, R</b> (1, 1) ERA: 4.12	7.0	L	32	5	2	2	2	8	0	0	0	0	0	70	130	2.57	1.857								
<b>Bob Wickman, R</b> (8, 1) ERA: 3.89	1.0		3	0	0	0	1	0	0	0	0	0	0	8	13	0.00	0.000								

New York Yankees @ Oakland Athletics  
Oakland-Alameda County Coliseum, Oakland, CA

Wed Aug 23 1995, 3:33 AM PDT  
Att: 15,120 - Sunny - 66 F



AB 26  
R 2  
H 5  
RBI 2  
BB 8  
SO 3  
LOB 17



Batter	1	2	3	4	5	6	7	8	9	AB	R	H	RBI	BB	SO	LOB	TOP					
<b>Willie McGee, S</b> OBP: 0.341, SLG: 0.455										6	3	3	1	0	0	3						
<b>John Valentin, R</b> OBP: 0.392, SLG: 0.526										5	2	3	5	0	0	2						
<b>Mo Vaughn, L</b> OBP: 0.392, SLG: 0.574										3	2	1	3	1	0	1						
<b>Jose Canseco, R</b> OBP: 0.388, SLG: 0.583										5	1	2	2	0	1	2						
<b>Mike Greenwell, L</b> OBP: 0.355, SLG: 0.452										4	0	0	0	1	0	3						
<b>Troy O'Leary, L</b> OBP: 0.373, SLG: 0.532										5	1	1	0	0	1	1						
<b>Tim Lincecum, R</b> OBP: 0.419, SLG: 0.451										4	2	1	1	1	0	1						
<b>Bill Haselman, R</b> OBP: 0.328, SLG: 0.346										5	0	1	0	0	2	2						
<b>Luis Alicaia, S</b> OBP: 0.375, SLG: 0.380										4	2	2	0	1	0	1						
<b>Inning Stats</b>	R: 1 E: 0 K: 1 S: 8	H: 2 LOB: 1 BB: 0 P: 14	R: 5 E: 1 K: 1 S: 17	H: 4 LOB: 1 BB: 1 P: 27	R: 7 E: 0 K: 2 S: 29	H: 6 LOB: 1 BB: 2 P: 47	R: 0 E: 0 K: 0 S: 12	H: 0 LOB: 0 BB: 1 P: 20	R: 0 E: 0 K: 0 S: 3	H: 0 LOB: 0 BB: 0 P: 5	R: 0 E: 0 K: 0 S: 7	H: 0 LOB: 0 BB: 0 P: 10	R: 0 E: 0 K: 0 S: 6	H: 1 LOB: 1 BB: 0 P: 10	R: 0 E: 0 K: 0 S: 5	H: 0 LOB: 0 BB: 0 P: 8	R: 0 E: 0 K: 0 S: 6	H: 1 LOB: 1 BB: 0 P: 11	1B: 8 2B: 3 3B: 0 HR: 3	SF: 0 SAC: 0 DP: 1 HBP: 1	WP: 0 PB: 0 SB: 0 CS: 0	PA: 46
<b>PITCHER</b>	IP	WLS	BF	H	R	ER	SO	BB	IBB	HBP	BLK	WP	HR	S	P	ERA	WHIP					
<b>Steve Ontiveros, R</b> ERA: 3.99	(1, 1)	2.1	L	19	10	10	5	3	1	0	0	0	1	36	55	19.29	4.714					
<b>John Wasdin, R</b> ERA: 4.05	(3, 1)	6.2		27	4	3	3	1	3	0	0	0	2	57	97	4.05	1.050					

**Boston Red Sox @ Oakland Athletics**  
Oakland-Alameda County Coliseum, Oakland, CA

AB 41  
R 13  
H 14  
RBI 12  
BB 4  
SO 4  
LOB 16



Thu Aug 24 1995, 7:05 PM PDT  
Att: 13,922 - Unknown - 62 F

Batter	1	2	3	4	5	6	7	8	9	AB	R	H	RBI	BB	SO	LOB	BOTTOM					
<b>Scott Brosius, R</b> OBP: 0.354, SLG: 0.475										5	1	1	2	0	0	2						
<b>Jose Herrera, L</b> OBP: 0.298, SLG: 0.310										5	0	0	0	0	0	2						
<b>Brent Gates, S</b> OBP: 0.307, SLG: 0.342										4	2	2	0	1	0	1						
<b>Geronimo Berroa, R</b> OBP: 0.357, SLG: 0.454										3	0	1	0	2	0	1						
<b>Jason Giambi, L</b> OBP: 0.407, SLG: 0.467										3	1	2	3	0	0	1						
<b>George Williams, S</b> OBP: 0.382, SLG: 0.538										1	0	0	0	0	0	1						
<b>Craig Paquette, R</b> OBP: 0.274, SLG: 0.469										5	0	2	0	0	1	4						
<b>Stan Javier, S</b> OBP: 0.323, SLG: 0.359										4	1	2	0	0	1	4						
<b>Mike Bordick, R</b> OBP: 0.315, SLG: 0.321										2	0	2	0	0	0	0						
<b>Mike Gallego, R</b> OBP: 0.265, SLG: 0.224										2	1	1	0	0	0	2						
<b>Eric Helfand, L</b> OBP: 0.297, SLG: 0.250										4	0	1	1	0	0	2						
<b>Inning Stats</b>	R: 2 E: 0 K: 0 S: 11	H: 3 LOB: 2 BB: 1 P: 19	R: 0 E: 0 K: 0 S: 9	H: 1 LOB: 0 BB: 0 P: 11	R: 1 E: 0 K: 2 S: 15	H: 2 LOB: 2 BB: 1 P: 25	R: 0 E: 0 K: 0 S: 9	H: 1 LOB: 1 BB: 0 P: 16	R: 0 E: 0 K: 0 S: 14	H: 1 LOB: 1 BB: 0 P: 22	R: 2 E: 0 K: 0 S: 8	H: 3 LOB: 1 BB: 0 P: 13	R: 1 E: 0 K: 0 S: 14	H: 3 LOB: 1 BB: 0 P: 21	R: 0 E: 0 K: 0 S: 8	H: 0 LOB: 0 BB: 0 P: 10	R: 0 E: 0 K: 0 S: 5	H: 0 LOB: 1 BB: 1 P: 12	1B: 8 2B: 4 3B: 0 HR: 2	SF: 1 SAC: 0 DP: 2 HBP: 0	WP: 0 PB: 0 SB: 0 CS: 0	PA: 42
<b>PITCHER</b>	IP	WLS	BF	H	R	ER	SO	BB	IBB	HBP	BLK	WP	HR	S	P	ERA	WHIP					
<b>Erik Hanson, R</b> ERA: 3.76	(1, 1)	6.1	W	32	12	6	6	2	2	0	0	0	2	73	115	8.53	2.211					
<b>Vaughn Eshelman, L</b> ERA: 5.23	(7, 1)	2.2		10	2	0	0	0	1	0	0	0	0	20	34	0.00	1.125					

**Boston Red Sox @ Oakland Athletics**  
Oakland-Alameda County Coliseum, Oakland, CA

AB 38  
R 6  
H 14  
RBI 6  
BB 3  
SO 2  
LOB 20

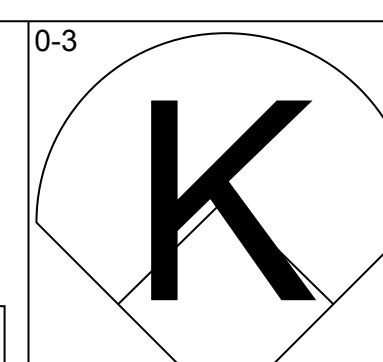
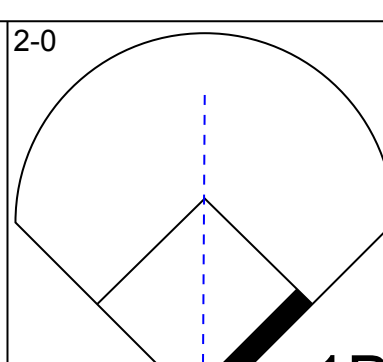
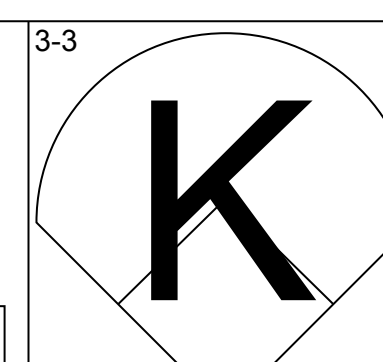
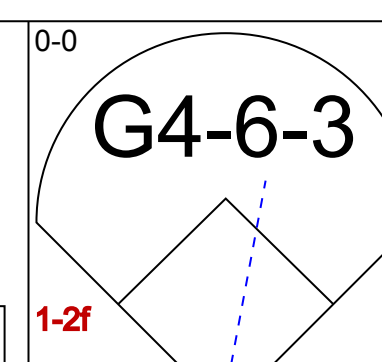
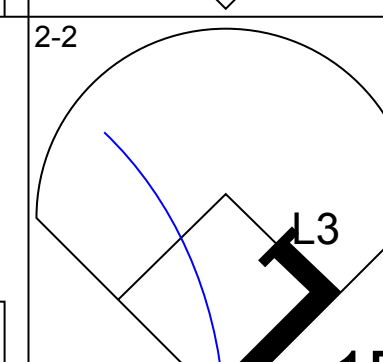
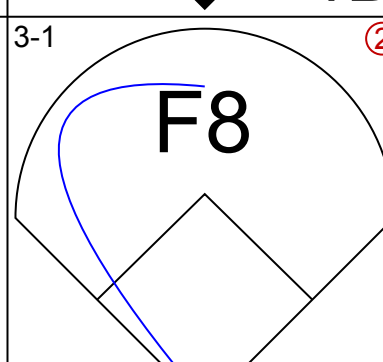
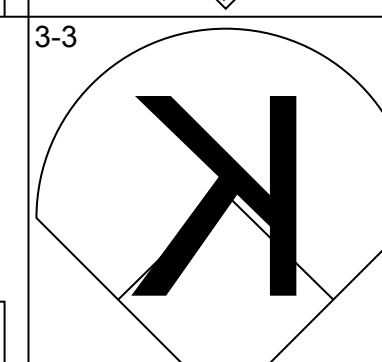
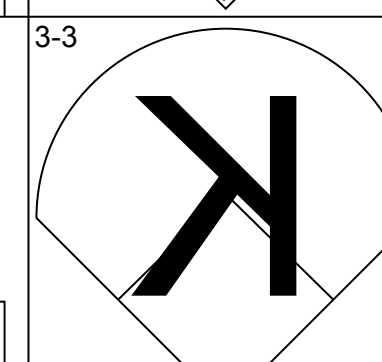
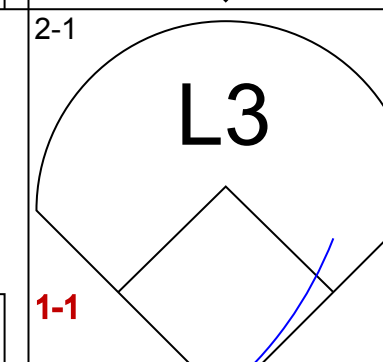
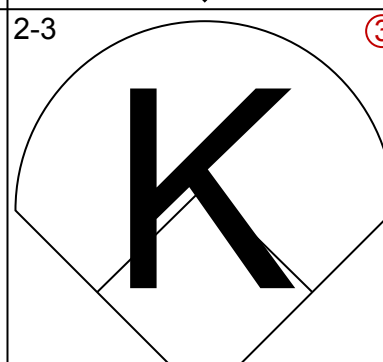
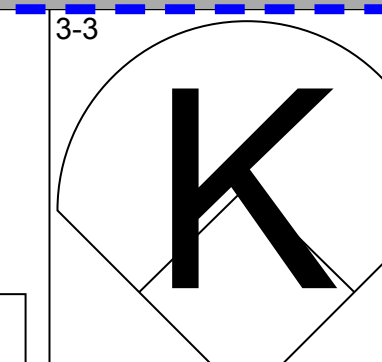
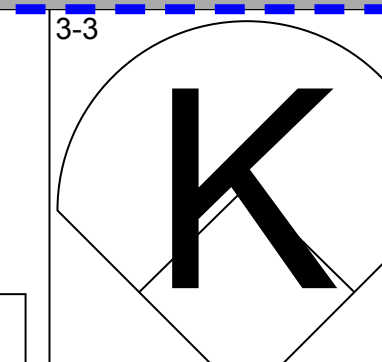
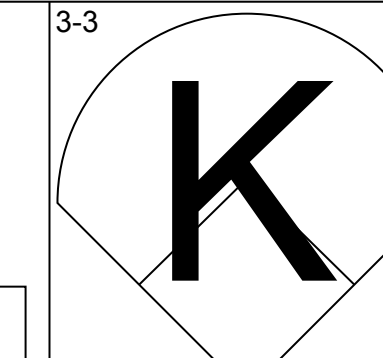
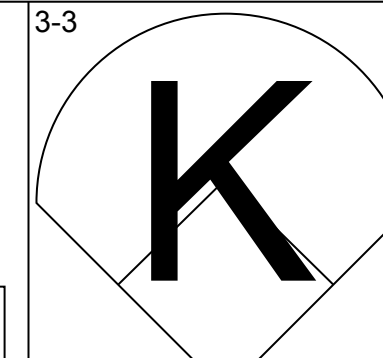
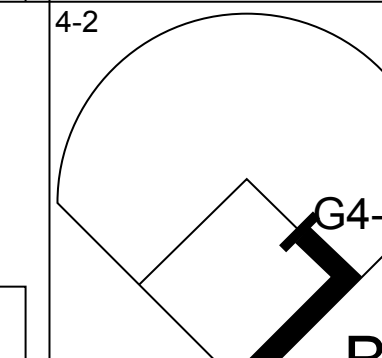
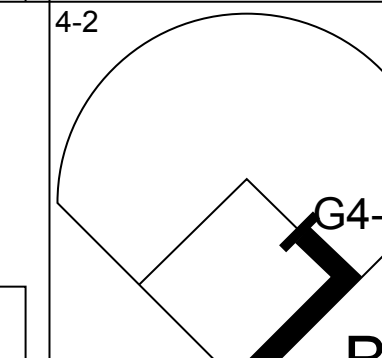
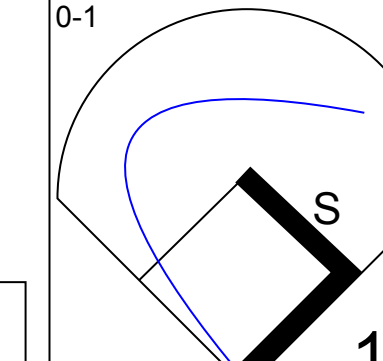
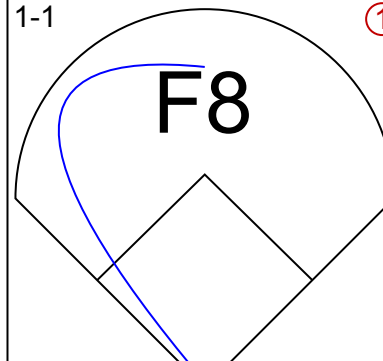
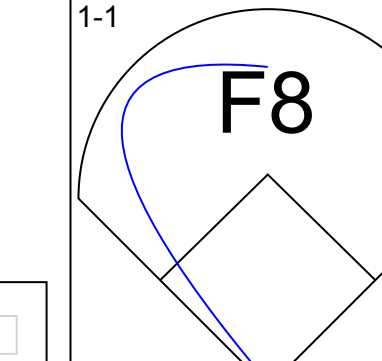
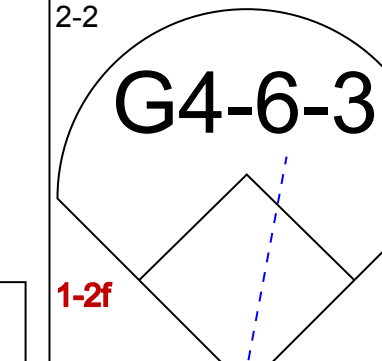

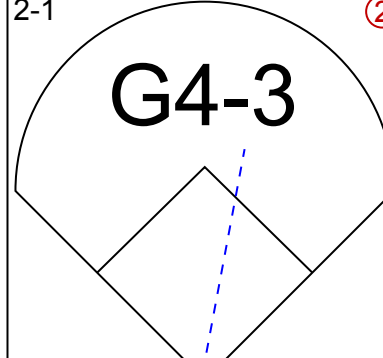
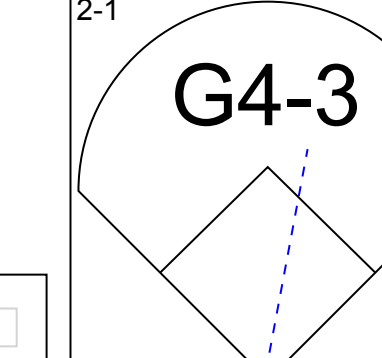
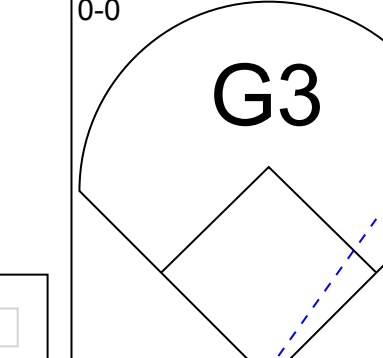
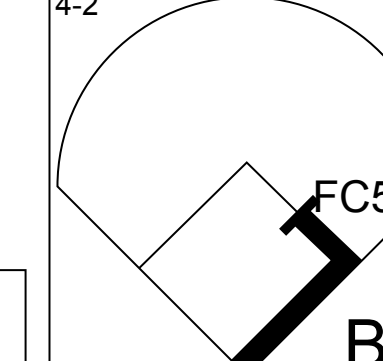
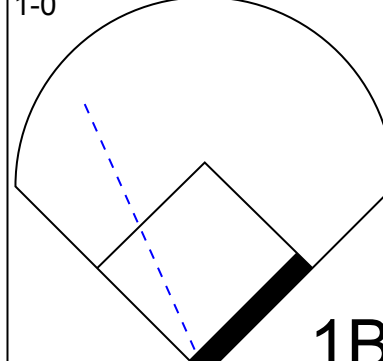
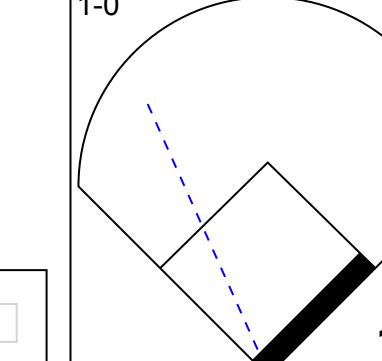
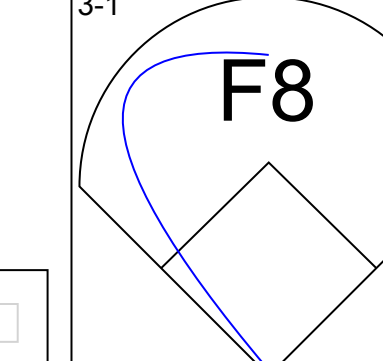

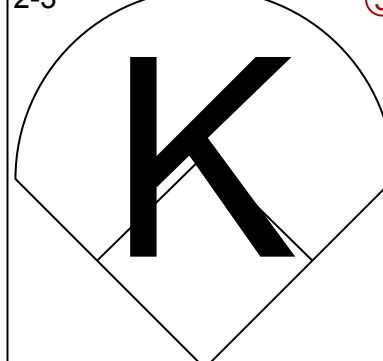
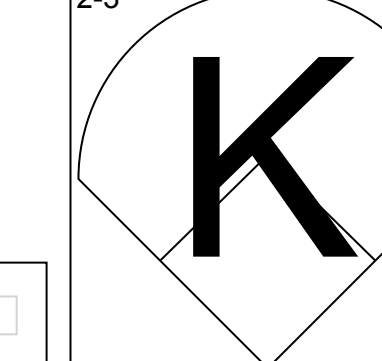
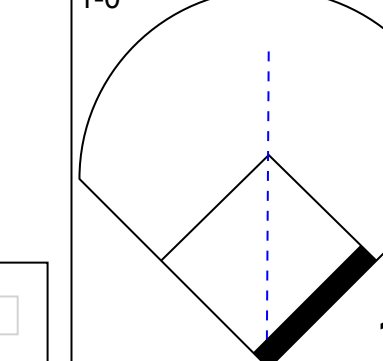
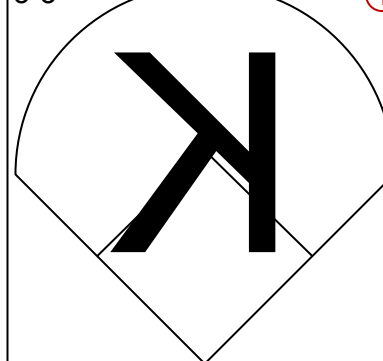
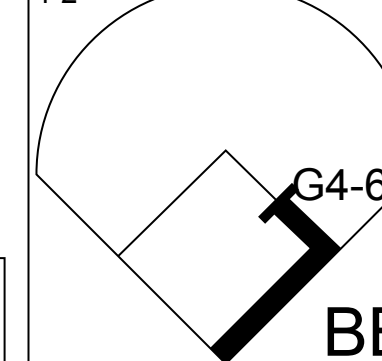
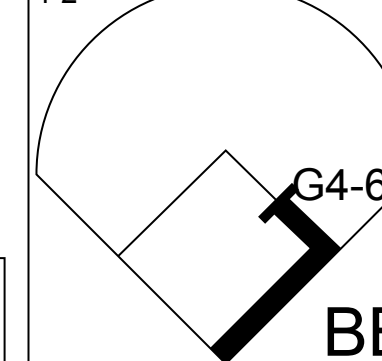


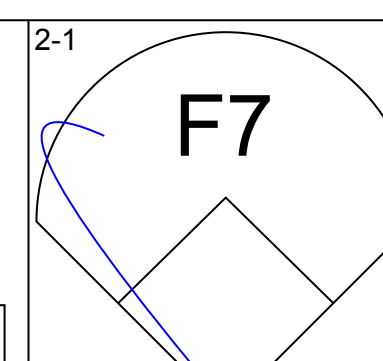
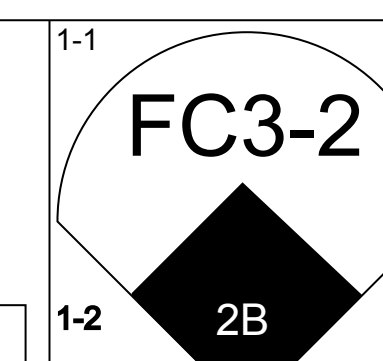
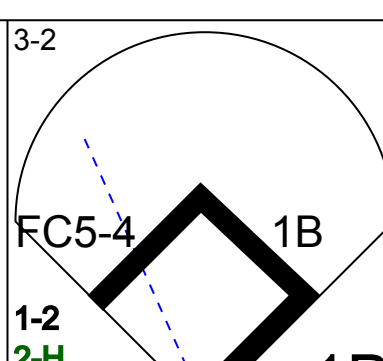
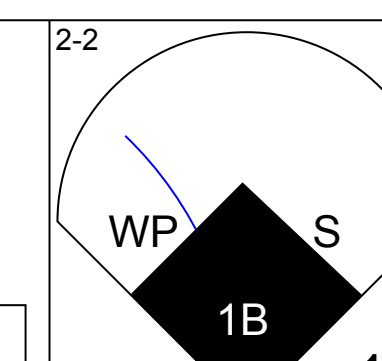
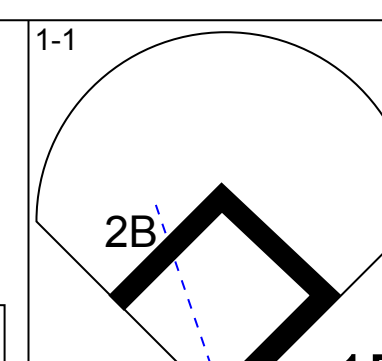
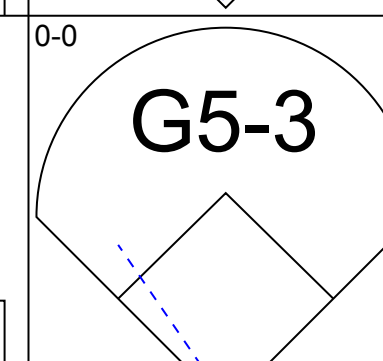
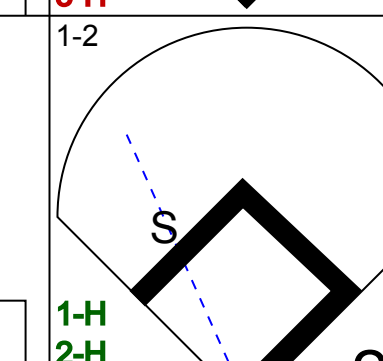
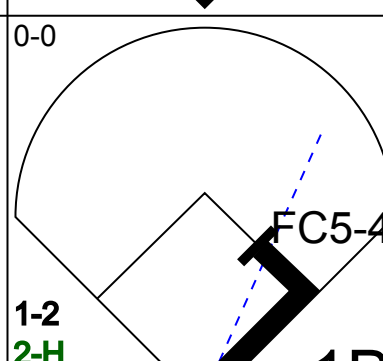
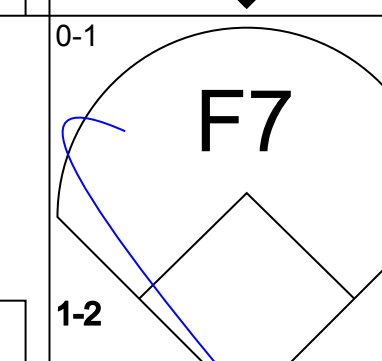
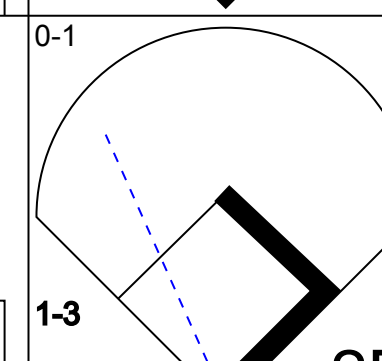
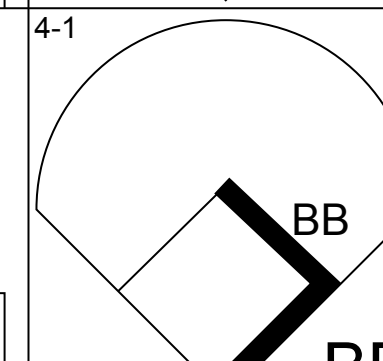
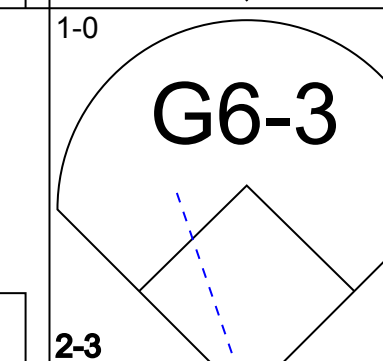
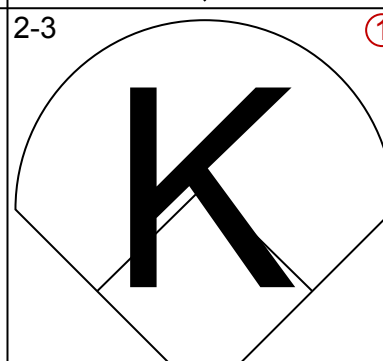
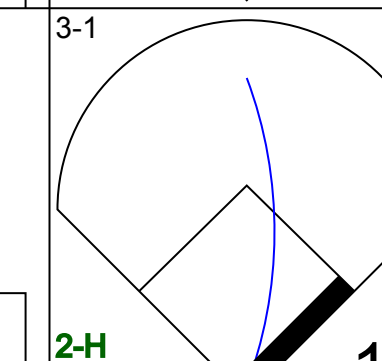
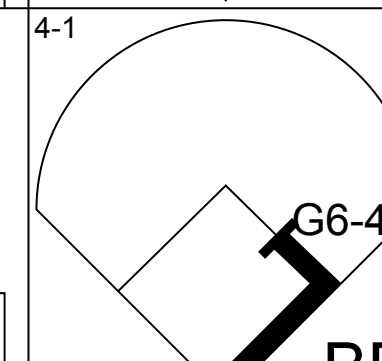

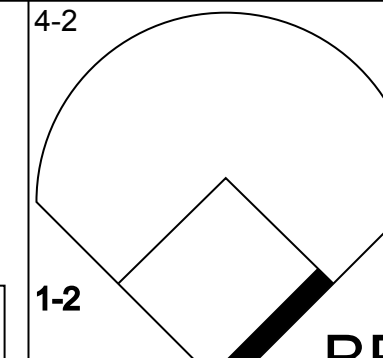
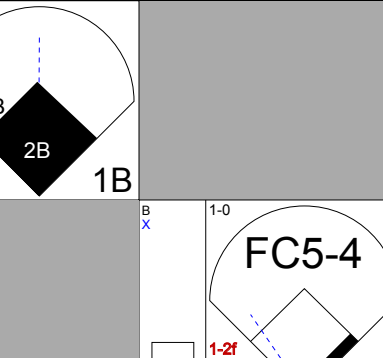

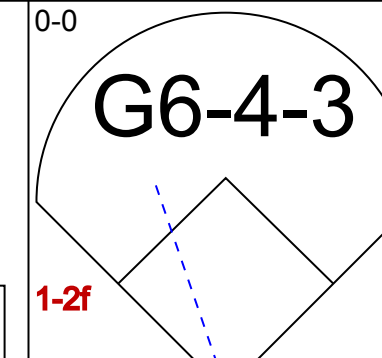
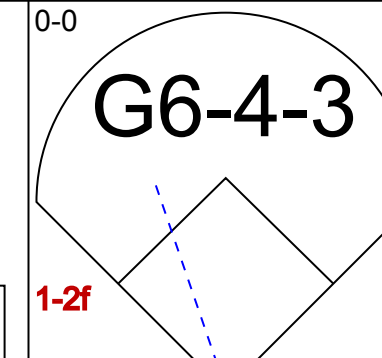
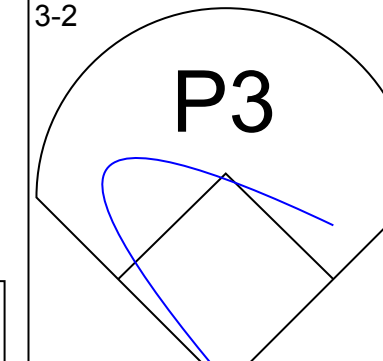
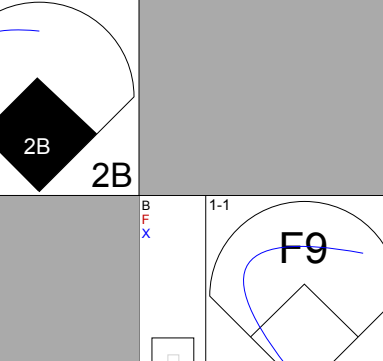
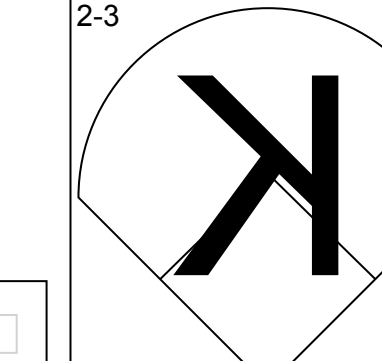
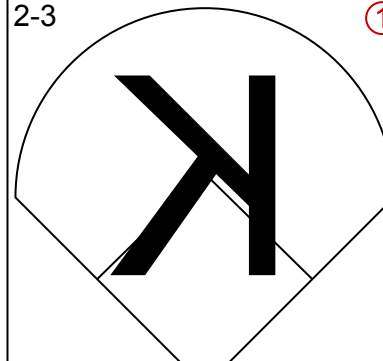
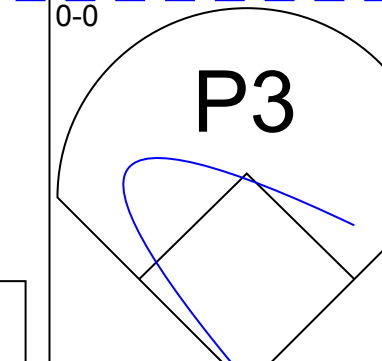
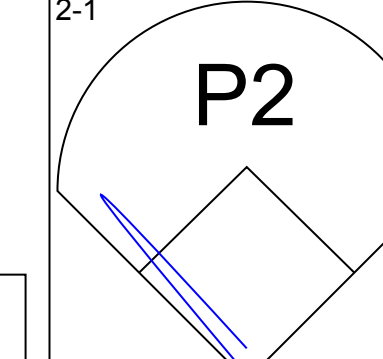
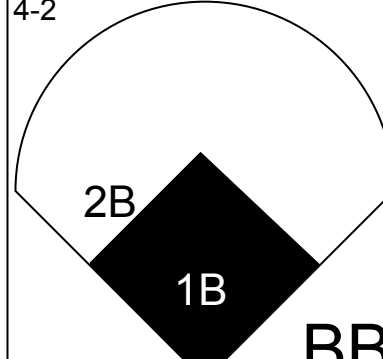
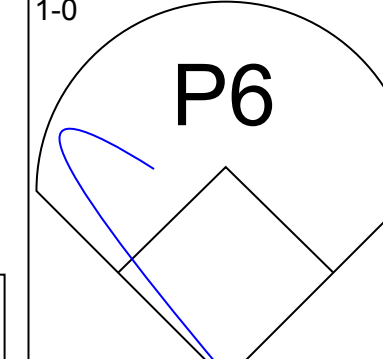
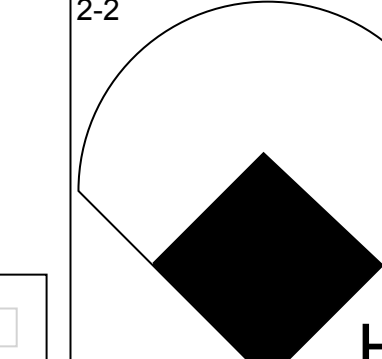
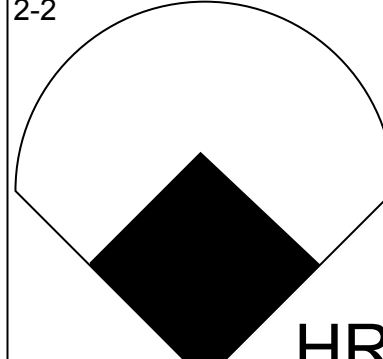
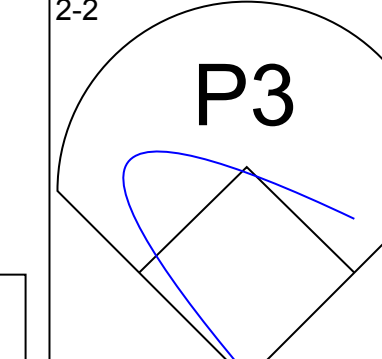
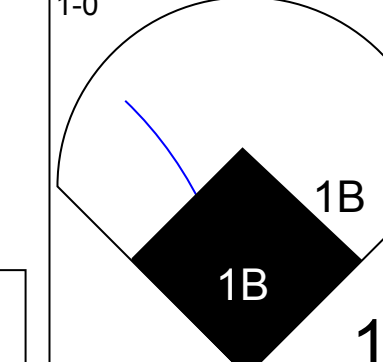
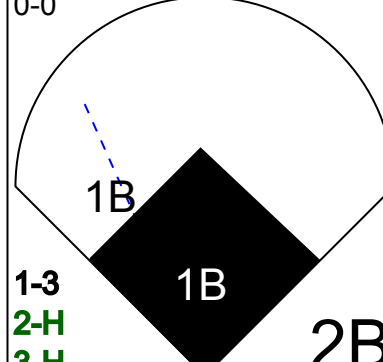
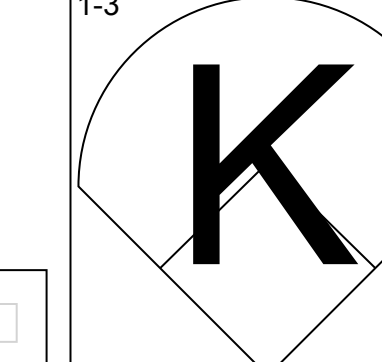
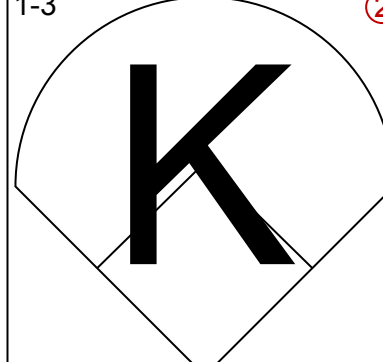
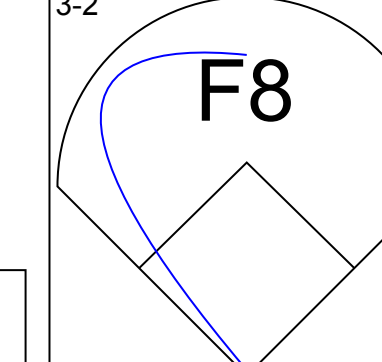
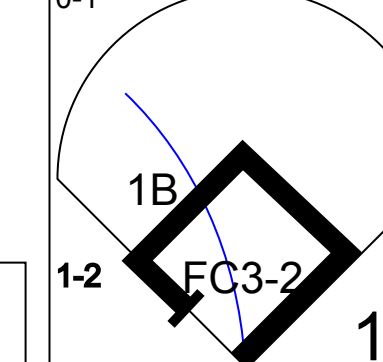
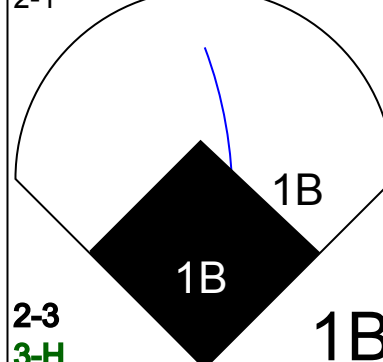
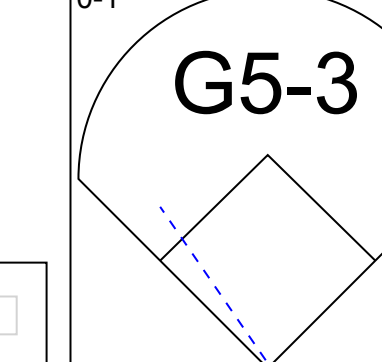
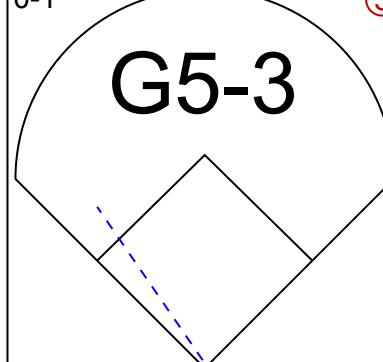
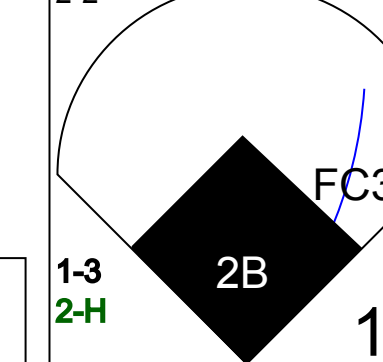
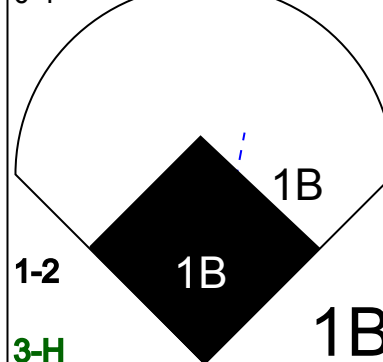

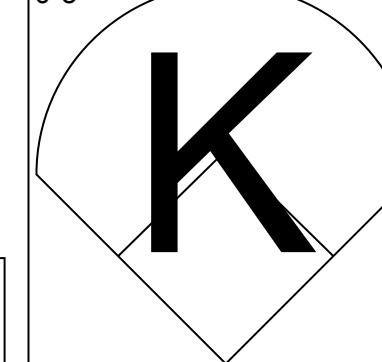
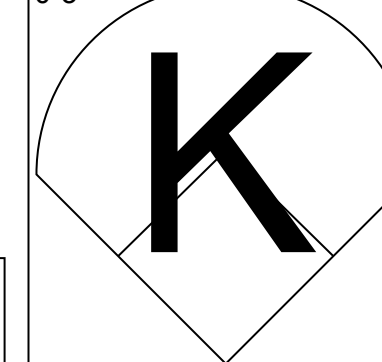
Thu Aug 24 1995, 7:05 PM PDT  
Att: 13,922 - Unknown - 62 F







Batter	1	2	3	4	5	6	7	8	9	AB	R	H	RBI	BB	SO	LOB	TOP				
<b>Willie McGee, S</b> OBP: 0.328, SLG: 0.434 (1, 8)										4	0	1	0	0	2	1	<b>Boston Red Sox @ Oakland Athletics</b> Oakland-Alameda County Coliseum, Oakland, CA Sat Aug 26 1995, 3:33 AM PDT Att: 23,177 - Sunny - 68 F				
<b>John Valentin, R</b> OBP: 0.393, SLG: 0.523 (1, 6)										4	0	2	0	0	1	1					
<b>Mo Vaughn, L</b> OBP: 0.388, SLG: 0.567 (1, 3)										4	0	0	0	0	2	3					
<b>Jose Canseco, R</b> OBP: 0.388, SLG: 0.586 (1, 10)										3	0	0	0	1	2	0					
<b>Mike Greenwell, L</b> OBP: 0.356, SLG: 0.453 (1, 7)										4	1	2	0	0	0	1					
<b>Troy O'Leary, L</b> OBP: 0.371, SLG: 0.525 (1, 9)										4	1	1	0	0	1	1					
<b>Tim Lincecum, R</b> OBP: 0.426, SLG: 0.453 (1, 5)										3	1	2	0	1	0	0					
<b>Mike MacFarlane, R</b> OBP: 0.334, SLG: 0.424 (1, 2)										4	1	2	4	0	1	3					
<b>Luis Alicea, S</b> OBP: 0.372, SLG: 0.375 <b>Chris Donnels, L</b> OBP: 0.314, SLG: 0.333 (7, 4)										2	0	0	0	1	1	0					
<b>Inning Stats</b>	R: 0 E: 0 K: 1 S: 8	H: 1 LOB: 0 BB: 0 P: 12	R: 0 E: 0 K: 2 S: 13	H: 1 LOB: 2 BB: 1 P: 24	R: 0 E: 0 K: 2 S: 11	H: 1 LOB: 1 BB: 0 P: 21	R: 4 E: 0 K: 2 S: 14	H: 4 LOB: 0 BB: 0 P: 23	R: 0 E: 0 K: 1 S: 7	H: 1 LOB: 0 BB: 0 P: 12	R: 0 E: 0 K: 1 S: 7	H: 0 LOB: 0 BB: 1 P: 14	R: 0 E: 0 K: 1 S: 8	H: 0 LOB: 0 BB: 1 P: 17	R: 0 E: 0 K: 0 S: 7	H: 1 LOB: 1 BB: 0 P: 13		1B: 9 2B: 1 3B: 0 HR: 1	SF: 0 SAC: 0 DP: 4 HBP: 0	WP: 0 PB: 0 SB: 1 CS: 0	PA: 36
<b>PITCHER</b>	IP	WLS	BF	H	R	ER	SO	BB	IBB	HBP	BLK	WP	HR	S	P	ERA	WHIP				
<b>Todd Stottlemyre, R</b> ERA: 4.15 (8, 1)	7.0	W	29	9	4	4	9	2	0	0	0	0	1	68	120	5.14	1.571				
<b>Mike Mohler, L</b> ERA: 3.95 (8, 1)	1.0		3	0	0	0	1	1	0	0	0	0	0	8	17	0.00	1.000				
<b>John Briscoe, R</b> ERA: 11.91 (8, 1)	1.0		4	1	0	0	0	0	0	0	0	0	0	7	13	0.00	1.000				

Batter	1	2	3	4	5	6	7	8	9	AB	R	H	RBI	BB	SO	LOB	BOTTOM				
<b>Rickey Henderson, R</b> OBP: 0.406, SLG: 0.443 <b>Mike Gallego, R</b> OBP: 0.232, SLG: 0.236 (8, 4)										5	2	3	1	0	0	2	<b>Boston Red Sox @ Oakland Athletics</b> Oakland-Alameda County Coliseum, Oakland, CA Sat Aug 26 1995, 3:33 AM PDT Att: 23,177 - Sunny - 68 F				
<b>Stan Javier, S</b> OBP: 0.330, SLG: 0.374 (8, 7)										5	0	3	3	0	0	1					
<b>Brent Gates, S</b> OBP: 0.311, SLG: 0.342 <b>Jose Herrera, L</b> OBP: 0.298, SLG: 0.310 (7, PR)										3	0	1	1	2	1	3					
<b>Mark McGwire, R</b> OBP: 0.438, SLG: 0.654 (1, 10)										4	1	1	0	1	0	6					
<b>Gerónimo Berroa, R</b> OBP: 0.356, SLG: 0.453 <b>Jason Giambi, L</b> OBP: 0.407, SLG: 0.467 (9, 3)										5	1	1	0	0	1	4					
<b>Scott Brosius, R</b> OBP: 0.356, SLG: 0.500 (9, 9)										4	2	1	1	1	0	0					
<b>Craig Paquette, R</b> OBP: 0.277, SLG: 0.473 (1, 5)										5	2	2	2	0	2	0					
<b>Mike Bordick, R</b> OBP: 0.314, SLG: 0.319 (1, 6)										4	1	2	1	0	0	0					
<b>Eric Helfand, L</b> OBP: 0.308, SLG: 0.265 (1, 2)										4	2	2	2	0	2	0					
<b>Inning Stats</b>	R: 0 E: 0 K: 0 S: 9	H: 0 LOB: 2 BB: 2 P: 22	R: 3 E: 0 K: 0 S: 15	H: 4 LOB: 1 BB: 0 P: 23	R: 6 E: 0 K: 1 S: 20	H: 7 LOB: 2 BB: 1 P: 34	R: 0 E: 0 K: 1 S: 7	H: 0 LOB: 0 BB: 0 P: 9	R: 1 E: 0 K: 2 S: 12	H: 2 LOB: 1 BB: 0 P: 17	R: 1 E: 0 K: 2 S: 14	H: 1 LOB: 0 BB: 0 P: 19	R: 0 E: 0 K: 1 S: 9	H: 2 LOB: 3 BB: 1 P: 14	R: 0 E: 0 K: 0 S: 7	H: 0 LOB: 0 BB: 0 P: 12		1B: 11 2B: 4 3B: 0 HR: 1	SF: 0 SAC: 0 DP: 1 HBP: 0	WP: 1 PB: 0 SB: 2 CS: 0	PA: 43
<b>PITCHER</b>	IP	WLS	BF	H	R	ER	SO	BB	IBB	HBP	BLK	WP	HR	S	P	ERA	WHIP				
<b>Zane Smith, L</b> ERA: 5.68 (1, 1)	2.0	L	15	6	6	6	0	3	0	0	0	0	0	29	55	27.00	4.500				
<b>Mike Maddux, R</b> ERA: 4.5 (3, 1)	4.0		20	8	5	5	5	0	0	0	0	1	1	48	69	11.25	2.000				
<b>Eric Gunderson, L</b> ERA: 2.9 (7, 1)	1.0		5	2	0	0	1	1	0	0	0	0	0	9	14	0.00	3.000				
<b>Mike Stanton, L</b> ERA: 5.04 (8, 1)	1.0		3	0	0	0	0	0	0	0	0	0	0	7	12	0.00	0.000				

AB	33
R	4
H	10
RBI	4
BB	3
SO	10
LOB	11





Batter	1	2	3	4	5	6	7	8	9	AB	R	H	RBI	BB	SO	LOB	TOP					
<b>Willie McGee, S</b> OBP: 0.321, SLG: 0.424 (1, 8)	G4-3		K		G4-3			SH5-3		3	0	0	0	0	1	2	<b>Boston Red Sox @ Oakland Athletics</b> Oakland-Alameda County Coliseum, Oakland, CA Sun Aug 27 1995, 3:33 AM PDT Att: 24,220 - Sunny - 64 F					
<b>John Valentin, R</b> OBP: 0.394, SLG: 0.523 (1, 6)	F9		F9			1B		1B		4	0	2	1	0	0	1						
<b>Mo Vaughn, L</b> OBP: 0.385, SLG: 0.562 (1, 3)	K				F8			G4-6-3		4	0	0	0	0	1	2						
<b>Jose Canseco, R</b> OBP: 0.386, SLG: 0.581 (1, 10)		G6-4-3 1B			K				P6	4	0	1	0	0	2	0						
<b>Mike Greenwell, L</b> OBP: 0.355, SLG: 0.458 (1, 7)	F7				HR				E4	4	1	1	1	0	0	1						
<b>Tim Lincecum, R</b> OBP: 0.422, SLG: 0.448 (1, 5)	G6-4-3 1-2f				F8				F9	4	0	0	0	0	0	2						
<b>Troy O'Leary, L</b> OBP: 0.371, SLG: 0.523 (1, 9)			2B SF7 1B		K					3	1	1	0	0	1	0						
<b>Bill Haselman, R</b> OBP: 0.333, SLG: 0.387 (1, 2)			F8		F8			HR		3	1	2	1	0	0	0						
<b>Luis Alicaia, S</b> OBP: 0.374, SLG: 0.383 (1, 4)			SF7					SH5-3 1B BB		1	1	1	1	1	0	0						
<b>Inning Stats</b>	R: 0 E: 0 K: 1 S: 9	H: 0 LOB: 0 BB: 0 P: 14	R: 0 E: 0 K: 0 S: 12	H: 1 LOB: 0 BB: 0 P: 17	R: 0 E: 0 K: 1 S: 11	H: 2 LOB: 1 BB: 0 P: 14	R: 1 E: 0 K: 1 S: 9	H: 1 LOB: 0 BB: 0 P: 16	R: 0 E: 0 K: 1 S: 11	H: 1 LOB: 0 BB: 0 P: 15	R: 0 E: 0 K: 1 S: 8	H: 1 LOB: 0 BB: 0 P: 12	R: 0 E: 0 K: 0 S: 4	H: 0 LOB: 0 BB: 0 P: 6	R: 2 E: 0 K: 0 S: 8	H: 2 LOB: 0 BB: 1 P: 18	R: 0 E: 1 K: 0 S: 7	H: 0 LOB: 0 BB: 0 P: 11	1B: 4 2B: 2 3B: 1 HR: 2	SF: 1 SAC: 1 DP: 3 HBP: 0	WP: 0 PB: 0 SB: 0 CS: 1	PA: 33
<b>PITCHER</b>	IP	WLS	BF	H	R	ER	SO	BB	IBB	HBP	BLK	WP	HR	S	P	ERA	WHIP					
<b>Todd Van Poppel, R</b> ERA: 3.81 (1, 1)	7.1	L	29	8	4	4	5	1	0	0	0	0	2	69	107	4.91	1.227					
<b>Rick Honeycutt, L</b> ERA: 2.02 (8, 1)	0.2		1	0	0	0	0	0	0	0	0	0	0	3	5	0.00	0.000					
<b>Jim Corsi, R</b> ERA: 1.85 (9, 1)	1.0	S	3	0	0	0	0	0	0	0	0	0	0	7	11	0.00	0.000					

Batter	1	2	3	4	5	6	7	8	9	AB	R	H	RBI	BB	SO	LOB	BOTTOM					
<b>Rickey Henderson, R</b> OBP: 0.410, SLG: 0.444 (1, 7)	E8 L7-4 1B		L3		G3 BB			CS BB		2	0	1	0	2	0	0	<b>Boston Red Sox @ Oakland Athletics</b> Oakland-Alameda County Coliseum, Oakland, CA Sun Aug 27 1995, 3:33 AM PDT Att: 24,220 - Sunny - 64 F					
<b>Stan Javier, S</b> OBP: 0.328, SLG: 0.371 (1, 8)	L7-4 2-3		F7		G3			CS		3	0	0	0	1	0	3						
<b>Brent Gates, S</b> OBP: 0.311, SLG: 0.342 (1, 4)	G3		FC6-4 1B		F8			K		4	0	1	0	0	1	3						
<b>Geronimo Berroa, R</b> OBP: 0.357, SLG: 0.456 (1, 10)		E 1B 1B	FC6-4 1-2f			G1-6-3 2B		F8		4	1	2	0	0	0	2						
<b>Jason Giambi, L</b> OBP: 0.398, SLG: 0.454 (1, 3)		P6			G5-3			F9		4	0	0	0	0	0	3						
<b>Scott Brosius, R</b> OBP: 0.355, SLG: 0.495 (1, 9)		G6-3 1B BB			P5			G1-6-3		3	0	0	0	1	1	1						
<b>Craig Paquette, R</b> OBP: 0.280, SLG: 0.473 (1, 5)		G6-3 1B			G5-3			K		4	0	2	1	0	1	1						
<b>Mike Bordick, R</b> OBP: 0.313, SLG: 0.318 (1, 6)		G6-3			G3 SH1-4 1B			G1-3		4	0	1	0	0	0	3						
<b>Eric Helfand, L</b> OBP: 0.300, SLG: 0.257 (1, 2)					SH1-4			G4-3		2	0	0	0	0	1	2						
<b>Mark McGwire, R</b> OBP: 0.437, SLG: 0.651 (9, PH)									L5	1	0	0	0	0	0	1						
<b>Inning Stats</b>	R: 0 E: 1 K: 0 S: 9	H: 1 LOB: 0 BB: 0 P: 12	R: 1 E: 1 K: 1 S: 18	H: 2 LOB: 2 BB: 1 P: 32	R: 0 E: 0 K: 0 S: 8	H: 1 LOB: 1 BB: 0 P: 13	R: 0 E: 0 K: 0 S: 6	H: 0 LOB: 0 BB: 0 P: 7	R: 0 E: 0 K: 0 S: 10	H: 1 LOB: 2 BB: 1 P: 17	R: 0 E: 0 K: 1 S: 7	H: 1 LOB: 1 BB: 0 P: 11	R: 0 E: 0 K: 0 S: 4	H: 0 LOB: 0 BB: 1 P: 14	R: 0 E: 0 K: 1 S: 10	H: 0 LOB: 1 BB: 1 P: 18	R: 0 E: 0 K: 1 S: 11	H: 1 LOB: 0 BB: 0 P: 17	1B: 6 2B: 2 3B: 0 HR: 0	SF: 0 SAC: 1 DP: 1 HBP: 0	WP: 0 PB: 0 SB: 1 CS: 1	PA: 37
<b>PITCHER</b>	IP	WLS	BF	H	R	ER	SO	BB	IBB	HBP	BLK	WP	HR	S	P	ERA	WHIP					
<b>Roger Clemens, R</b> ERA: 4.37 (1, 1)	7.0	W	29	6	1	1	2	4	0	0	0	0	0	64	112	1.29	1.429					
<b>Stan Belinda, R</b> ERA: 3.02 (8, 1)	1.0		3	0	0	0	1	0	0	0	0	0	0	8	12	0.00	0.000					
<b>Rick Aguilera, R</b> ERA: 2.68 (9, 1)	1.0	S	4	1	0	0	1	0	0	0	0	0	0	11	17	0.00	1.000					









Batter	1	2	3	4	5	6	7	8	9	AB	R	H	RBI	BB	SO	LOB	TOP										
<b>Rickey Henderson, R</b> OBP: 0.410, SLG: 0.445	4-0 BB G5-4-3		0-1 F8	3-2 SF9		1-1 G6-3		1-0 SAFE 1B		3	0	1	1	1	0	0	<b>Oakland Athletics @ Baltimore Orioles</b> Oriole Park at Camden Yards, Baltimore, MD Wed Aug 30 1995, 7:05 PM EDT Att: 40,013 - Unknown - 87 F										
<b>Scott Brosius, R</b> OBP: 0.348, SLG: 0.484	2-2 SAFE G5-4-3		1-3 K	1-2 G4-3		0-0 F9		0-3 1B		4	0	0	0	0	1	2											
<b>Jason Giambi, L</b> OBP: 0.395, SLG: 0.451	1-2 SAFE 2B		0-0 1B							5	1	3	0	0	1	0											
<b>Brent Gates, S</b> OBP: 0.311, SLG: 0.349	0-3 K		0-0 K		2-0 SF9 3B		0-2 G3-1		0-3 K	3	0	0	1	0	3	2											
<b>Mark McGwire, R</b> OBP: 0.432, SLG: 0.638	0-3 K		0-3 K		2-1 SF9		2-3 K		0-1 SF9 3B	1	1	1	0	0	0	0											
<b>Jose Herrera, L</b> OBP: 0.313, SLG: 0.372					3-H		4-0 BB		0-2 SF9	2	1	2	1	2	0	0											
<b>Geronomo Berroa, R</b> OBP: 0.361, SLG: 0.462		2-2 HR 3B		4-2 FC5-4 BB		0-1 2B		0-0 BB	3-H 1-0 G5-3	4	2	1	2	1	0	2											
<b>Terry Steinbach, R</b> OBP: 0.317, SLG: 0.456		0-0 HR		0-2 FC5-4 HBP 1B		4-2 BB		0-0 F9	1-0 G5-3	4	2	1	2	1	0	2											
<b>Stan Javier, S</b> OBP: 0.333, SLG: 0.373		2-2 F9		1-0 1B		3-2 F7		0-1 F8		3	1	0	0	0	0	2											
<b>Craig Paquette, R</b> OBP: 0.279, SLG: 0.466		2-2 P4		2-2 SAFE 2B SF9		0-3 K		1-3 K		4	1	1	1	0	2	2											
<b>Mike Bordick, R</b> OBP: 0.315, SLG: 0.331		0-1 G5-3		2-0 SF9 1B		3-2 G6-3		3-2 1B		4	0	2	1	0	0	0											
<b>Inning Stats</b>	R: 0 E: 0 K: 1 S: 10	H: 1 LOB: 1 BB: 1 P: 17	R: 2 E: 0 K: 0 S: 13	H: 2 LOB: 0 BB: 0 P: 19	R: 0 E: 0 K: 2 S: 9	H: 1 LOB: 1 BB: 0 P: 10	R: 3 E: 0 K: 0 S: 15	H: 2 LOB: 1 BB: 1 P: 28	R: 1 E: 0 K: 0 S: 15	H: 2 LOB: 2 BB: 1 P: 26	R: 0 E: 0 K: 1 S: 9	H: 0 LOB: 0 BB: 0 P: 13	R: 0 E: 0 K: 1 S: 7	H: 0 LOB: 1 BB: 1 P: 13	R: 0 E: 0 K: 2 S: 15	H: 2 LOB: 2 BB: 0 P: 20	R: 1 E: 0 K: 1 S: 9	H: 1 LOB: 0 BB: 0 P: 10	1B: 4 2B: 3 3B: 3 HR: 1	SF: 3 SAC: 0 DP: 1 HBP: 1	WP: 0 PB: 0 SB: 0 CS: 0	PA: 42					
<b>PITCHER</b>	IP	WLS	BF	H	R	ER	SO	BB	IBB	HBP	BLK	WP	HR	S	P	ERA	WHIP										
<b>Jamie Moyer, L</b> ERA: 5.01	3.1	L	17	5	5	5	3	2	0	1	0	0	1	40	61	13.50	2.100										
<b>Jim Dedrick, R</b> ERA: 1.29	1.0		6	3	1	1	0	0	0	0	0	0	0	12	22	9.00	3.000										
<b>Joe Borowski, R</b> ERA:	2.2		10	0	0	0	2	2	0	0	0	0	0	26	43	0.00	0.750										
<b>Mark Lee, L</b> ERA: 5.33	0.2		4	2	0	0	1	0	0	0	0	0	0	12	17	0.00	3.000										
<b>Amando Benitez, R</b> ERA: 5.69	1.1		5	1	1	1	2	0	0	0	0	0	0	12	13	6.75	0.750										

Batter	1	2	3	4	5	6	7	8	9	AB	R	H	RBI	BB	SO	LOB	BOTTOM										
<b>Brady Anderson, L</b> OBP: 0.367, SLG: 0.438	2-3 K		3-3 SAFE K						1-1 F8	5	0	0	0	0	3	4	<b>Oakland Athletics @ Baltimore Orioles</b> Oriole Park at Camden Yards, Baltimore, MD Wed Aug 30 1995, 7:05 PM EDT Att: 40,013 - Unknown - 87 F										
<b>Manny Alexander, R</b> OBP: 0.316, SLG: 0.338	1-2 P6		3-2 F8				2-0 P4		1-1 G5-3	4	0	0	0	0	0	0											
<b>Jeff Huson, L</b> OBP: 0.329, SLG: 0.289									0-1 F9	1	0	0	0	0	0	0											
<b>Cal Ripken Jr., R</b> OBP: 0.319, SLG: 0.413	2-1 G6-3			0-0 F7			1-2 F7		3-2 WP 1B	4	1	1	0	0	0	0											
<b>Bobby Bonilla, S</b> OBP: 0.382, SLG: 0.574		1-1 G5-3		1-3 K			1-0 G4-3		4-0 BB 1B	3	0	0	0	1	1	0											
<b>Rafael Palmeiro, L</b> OBP: 0.368, SLG: 0.583		1-2 G4-3		0-2 FC6-4 1B			3-1 HR		0-0 BB 1B	4	1	3	2	0	0	0											
<b>Chris Hoiles, R</b> OBP: 0.346, SLG: 0.455		4-1 2B		1-0 FC6-4			2-1 G5-3		0-2 P3	1	0	0	0	1	0	1											
<b>Gregg Zaun, S</b> OBP: 0.361, SLG: 0.398		BB		1-2 SAFE 2B					1-2 3-H 1B	2	0	0	0	0	0	2											
<b>Harold Baines, L</b> ERA: 3.71		1-2 2B		1-3 2B			0-0 G4-6-3 1B		4-1 BB 1B	3	0	3	0	1	0	0											
<b>Mark Smith, R</b> OBP: 0.359, SLG: 0.444									1-2 2-3 BB	0	0	0	0	0	0	0											
<b>Jeff Manto, R</b> OBP: 0.320, SLG: 0.500		3-3 K					1-1 G4-6-3		3-2 G3	3	0	0	0	0	1	4											
<b>Bret Barberie, S</b> OBP: 0.335, SLG: 0.341							1-2 SAFE K			1	0	0	0	0	0	3											
<b>Kevin Bass, S</b> OBP: 0.302, SLG: 0.321			1-1 CS 1B				0-2 E5		0-3 K	3	0	1	0	1	1	0											
<b>Inning Stats</b>	R: 0 E: 0 K: 1 S: 10	H: 0 LOB: 0 BB: 0 P: 15	R: 0 E: 0 K: 1 S: 12	H: 1 LOB: 1 BB: 1 P: 22	R: 0 E: 0 K: 1 S: 11	H: 1 LOB: 0 BB: 0 P: 18	R: 0 E: 0 K: 1 S: 8	H: 1 LOB: 1 BB: 0 P: 10	R: 0 E: 0 K: 0 S: 5	H: 0 LOB: 0 BB: 0 P: 9	R: 1 E: 0 K: 0 S: 10	H: 2 LOB: 2 BB: 1 P: 23	R: 1 E: 0 K: 0 S: 13	H: 2 LOB: 3 BB: 2 P: 28	R: 0 E: 0 K: 1 S: 8	H: 0 LOB: 0 BB: 0 P: 9	1B: 5 2B: 5 3B: 0 HR: 1	SF: 0 SAC: 0 DP: 1 HBP: 0	WP: 1 PB: 0 SB: 0 CS: 1	PA: 38							
<b>PITCHER</b>	IP	WLS	BF	H	R	ER	SO	BB	IBB	HBP	BLK	WP	HR	S	P	ERA	WHIP										
<b>Doug Johns, L</b> ERA: 3.71	6.1		25	6	1	1	5	1	0	0	0	0	0	2	8	0.00	3.000										
<b>John Briscoe, R</b> ERA: 11.97	0.1		2	0	0	0	0	1	0	0	0	0	0	2	8	0.00	3.000										
<b>Rick Honeycutt, L</b> ERA: 1.93	0.1		1	0	0	0	0	0	0	0	0	0	0	3	5	0.00	0.000										
<b>Don Wengert, R</b> ERA: 3.42	0.1		3	1	1	1	0	1	0	0	0	1	0	5	13	27.00	6.000										
<b>Mike Mohler, L</b> ERA: 3.6	0.1		3	1	0	0	0	1	0	0	0	0	0	5	9	0.00	6.000										

AB 34  
R 7  
H 11  
RBI 7  
BB 4  
SO 8  
LOB 12



AB 34  
R 2  
H 8  
RBI 2  
BB 4  
SO 6  
LOB 14





Batter	1	2	3	4	5	6	7	8	9	AB	R	H	RBI	BB	SO	LOB	TOP					
<b>Stan Javier, S</b> OBP: 0.338, SLG: 0.379 (1, 7)	G4-3 HR 1B		1B FC4-6 1B		2B 1B	G3		1B		5	3	4	0	0	0	1						
<b>Geronimo Berroa, R</b> OBP: 0.361, SLG: 0.463 (1, 9)	G5-3		1B FC4-6 1B		2B 2B		F9	K		5	1	2	1	0	1	2						
<b>Brent Gates, S</b> OBP: 0.312, SLG: 0.352 (1, 4)	G4-3		1B FC4-6 FC6-4		2B		1B			5	0	2	3	0	1	2						
<b>Mark McGwire, R</b> OBP: 0.432, SLG: 0.643 (1, 10)	HR		1B FC6-4		BB		F7	K		4	1	1	2	1	1	2						
<b>Jason Giambi, L</b> OBP: 0.390, SLG: 0.438 (1, 3)	P3			G5-3 BB	K		K	E3		4	0	0	0	1	2	3						
<b>Craig Panquette, R</b> OBP: 0.282, SLG: 0.468 (1, 5)		G3-1 CS 2B		G5-3	G6-4-3			HR	F7	5	1	2	0	0	0	4						
<b>Jose Herrera, L</b> OBP: 0.294, SLG: 0.348 (8, PH)		G3-1		F7		G4-3		F8		3	0	0	0	0	0	2	AB 39					
<b>Scott Brosius, R</b> OBP: 0.347, SLG: 0.482 (8, 7)				G4-3						1	0	0	0	0	0	1	R 8					
<b>Mike Bordick, R</b> OBP: 0.316, SLG: 0.342 (1, 6)		K		G4-3			FC4-6 1B	HR		4	1	2	2	0	1	2	H 13					
<b>Eric Helfand, L</b> OBP: 0.298, SLG: 0.247 (1, 2)			P4		1B 2B BB		FC4-6	K		3	1	0	0	1	1	1	RBI 8					
<b>Inning Stats</b>	R: 2 E: 0 K: 0 S: 12	H: 2 LOB: 0 BB: 0 P: 17	R: 0 E: 0 K: 1 S: 10	H: 1 LOB: 0 BB: 0 P: 17	R: 1 E: 0 K: 0 S: 8	H: 2 LOB: 1 BB: 0 P: 12	R: 0 E: 0 K: 0 S: 6	H: 0 LOB: 1 BB: 1 P: 12	R: 3 E: 0 K: 1 S: 12	H: 3 LOB: 1 BB: 2 P: 23	R: 0 E: 0 K: 0 S: 5	H: 1 LOB: 1 BB: 0 P: 11	R: 0 E: 1 K: 1 S: 7	H: 1 LOB: 1 BB: 0 P: 14	R: 2 E: 0 K: 2 S: 17	H: 3 LOB: 1 BB: 0 P: 21	R: 0 E: 1 K: 2 S: 12	H: 0 LOB: 1 BB: 0 P: 16	1B: 8 2B: 3 3B: 0 HR: 2	SF: 0 SAC: 0 DP: 1 HBP: 0	WP: 0 PB: 0 SB: 1 CS: 1	PA: 42
<b>PITCHER</b>	IP	WLS	BF	H	R	ER	SO	BB	IBB	HBP	BLK	WP	HR	S	P	ERA	WHIP					
<b>Scott Erickson, R</b> ERA: 5.75 (1, 1)	4.0		20	7	6	6	1	2	0	0	0	0	1	41	68	13.50	2.250					
<b>Terry Clark, R</b> ERA: 3.69 (5, 1)	3.2	L	17	6	2	2	3	1	0	0	0	0	1	32	53	4.91	1.909					
<b>Armando Benitez, R</b> ERA: 5.52 (8, 1)	1.1		5	0	0	0	3	0	0	0	0	0	0	16	22	0.00	0.000					

Oakland Athletics @ Baltimore Orioles  
 Oriole Park at Camden Yards, Baltimore, MD  
 Thu Aug 31 1995, 7:05 PM EDT  
 Att: 38,424 - Unknown - 95 F

AB 39  
 R 8  
 H 13  
 RBI 8  
 BB 3  
 SO 7  
 LOB 20



Batter	1	2	3	4	5	6	7	8	9	AB	R	H	RBI	BB	SO	LOB	BOTTOM						
<b>Brady Anderson, L</b> OBP: 0.365, SLG: 0.435 (1, 8)	K	L9		BB S E 1B	P7		B1-3			5	1	1	1	0	1	2							
<b>Jeff Huson, L</b> OBP: 0.344, SLG: 0.300 (1, 5)	P8		1B SF7 1B	BB E BB	BB 1B		F9			4	2	2	0	1	0	0							
<b>Rafael Palmeiro, L</b> OBP: 0.371, SLG: 0.581 (1, 3)	BB		1B FC4-6 1B	K	BB 1B			F9		3	0	1	0	2	1	2							
<b>Bobby Bonilla, S</b> OBP: 0.381, SLG: 0.569 (1, 9)	G3		1B FC4-6 WP	E BB BB	F7			G6-3		4	1	0	0	1	0	5							
<b>Cal Ripken Jr., R</b> OBP: 0.320, SLG: 0.413 (1, 6)		1B 1B	SF7	E2 BB 1B		K		G6-3		4	1	2	3	0	1	0							
<b>Harold Baines, L</b> OBP: 0.402, SLG: 0.542 (9, FR)			1B IBB	BB IBB		G3		G6-4-3 BB		2	0	1	0	3	0	0							
<b>Chris Hoiles, R</b> OBP: 0.350, SLG: 0.467 (1, 2)		1B	F8	FC6-4 BB		HR		G6-4-3		4	1	2	3	1	0	3	AB 35						
<b>Kevin Bass, S</b> OBP: 0.304, SLG: 0.322 (4, PH)		B3				G6-3				2	1	1	0	0	0	2	R 7						
<b>Mark Smith, R</b> OBP: 0.341, SLG: 0.421 (5, 7)										2	0	0	0	0	0	3	H 10						
<b>Jeff Manto, R</b> OBP: 0.319, SLG: 0.498 (9, PH)					FC6-4					1	0	0	0	0	1	1	RBI 7						
<b>Manny Alexander, R</b> OBP: 0.311, SLG: 0.332 (1, 4)	F7			P4	K		G6-3			4	0	0	0	0	1	3	BB 8						
<b>Inning Stats</b>	R: 0 E: 0 K: 1 S: 14	H: 0 LOB: 1 BB: 1 P: 24	R: 1 E: 0 K: 0 S: 16	H: 3 LOB: 2 BB: 0 P: 26	R: 1 E: 0 K: 0 S: 7	H: 2 LOB: 1 BB: 1 P: 19	R: 4 E: 1 K: 1 S: 21	H: 3 LOB: 4 BB: 1 P: 43	R: 0 E: 0 K: 0 S: 7	H: 1 LOB: 2 BB: 1 P: 17	R: 1 E: 0 K: 0 S: 9	H: 1 LOB: 0 BB: 0 P: 15	R: 0 E: 0 K: 0 S: 3	H: 0 LOB: 0 BB: 0 P: 5	R: 0 E: 0 K: 0 S: 9	H: 0 LOB: 0 BB: 0 P: 14	R: 0 E: 0 K: 1 S: 9	H: 0 LOB: 1 BB: 1 P: 18	1B: 9 2B: 0 3B: 0 HR: 1	SF: 1 SAC: 0 DP: 1 HBP: 0	WP: 1 PB: 0 SB: 2 CS: 0	PA: 44	
<b>PITCHER</b>	IP	WLS	BF	H	R	ER	SO	BB	IBB	HBP	BLK	WP	HR	S	P	ERA	WHIP						
<b>Todd Stottlemyre, R</b> ERA: 4.38 (1, 1)	5.0		31	9	6	6	3	5	2	0	0	0	1	65	129	10.80	2.800						
<b>Carlos Reyes, R</b> ERA: 4.52 (8, 1)	2.0	W	7	1	1	1	1	0	0	0	0	0	0	1	12	20	4.50	0.500					
<b>Rick Honeycutt, L</b> ERA: 1.91 (8, 1)	0.1		1	0	0	0	0	0	0	0	0	0	0	1	1	0.00	0.000						
<b>Jim Corsi, R</b> ERA: 1.82 (8, 1)	0.2		3	0	0	0	0	1	0	0	0	0	0	9	18	0.00	1.500						
<b>Dennis Eckersley, R</b> ERA: 3.77 (9, 1)	1.0	S	2	0	0	0	1	0	0	0	0	0	0	8	13	0.00	0.000						

Oakland Athletics @ Baltimore Orioles  
 Oriole Park at Camden Yards, Baltimore, MD  
 Thu Aug 31 1995, 7:05 PM EDT  
 Att: 38,424 - Unknown - 95 F

AB 35  
 R 7  
 H 10  
 RBI 7  
 BB 8  
 SO 5  
 LOB 21





Batter	1	2	3	4	5	6	7	8	9	AB	R	H	RBI	BB	SO	LOB	TOP										
Rickey Henderson, R OBP: 0.410, SLG: 0.442	G5-3		P3		HR				P5	4	1	1	2	1	0	0											
Geronimo Berroa, R OBP: 0.360, SLG: 0.468	G4-3			F9	HR				F8	4	1	1	2	0	0	2											
Brent Gates, S OBP: 0.311, SLG: 0.351	L9			WP	1B				G6-3	4	1	1	1	0	0	1											
Mark McGwire, R OBP: 0.436, SLG: 0.656		HR			1B				K	3	1	2	2	1	1												
Jason Giambi, L OBP: 0.381, SLG: 0.427	K			P4					K	4	0	0	0	0	3	2											
Terry Steinbach, R OBP: 0.313, SLG: 0.450	G1-3								G6-3	4	0	0	0	0	2	1											
Stan Javier, S OBP: 0.337, SLG: 0.378	G4-3				S	1B			F8	4	1	1	0	0	0	0											
Craig Paquette, R OBP: 0.281, SLG: 0.465			K		S	1B			K	4	1	1	0	0	3	0											
Mike Bordick, R OBP: 0.316, SLG: 0.339	L9				K				K	3	1	0	0	1	2	2											
<b>Inning Stats</b>	R: 0 H: 0 E: 0 K: 0 S: 6	H: 0 LOB: 0 BB: 0 P: 10	R: 1 H: 1 E: 0 K: 1 S: 10	LOB: 1 BB: 0 P: 15	R: 0 H: 0 E: 0 K: 1 S: 9	LOB: 0 BB: 0 P: 12	R: 1 H: 2 E: 0 K: 1 S: 13	LOB: 1 BB: 0 P: 21	R: 4 H: 4 E: 0 K: 2 S: 22	LOB: 1 BB: 1 P: 36	R: 0 H: 0 E: 0 K: 2 S: 11	H: 0 LOB: 0 BB: 0 P: 15	R: 1 H: 0 E: 0 K: 1 S: 14	H: 0 LOB: 1 BB: 2 P: 28	R: 0 H: 0 E: 0 K: 1 S: 6	H: 0 LOB: 0 BB: 0 P: 8	R: 0 H: 0 E: 0 K: 2 S: 10	H: 0 LOB: 0 BB: 0 P: 14	1B: 5 2B: 0 3B: 0 HR: 2	SF: 0 SAC: 0 DP: 0 HBP: 0	WP: 2 PB: 0 SB: 3 CS: 0	PA: 37					
<b>PITCHER</b>	IP	WLS	BF	H	R	ER	SO	BB	IBB	HBP	BLK	WP	HR	S	P	ERA	WHIP										
Scott Kamieniecki, R ERA: 5.62	4.1		20	7	6	6	4	0	0	0	0	1	2	52	81	12.46	1.615										
42 Mariano Rivera, R ERA: 5.24	3.2	W	14	0	1	1	5	3	0	0	0	0	0	39	64	2.46	0.818										
John Wetteland, R ERA: 3.31	1.0	S	3	0	0	0	2	0	0	0	0	0	0	10	14	0.00	0.000										

Oakland Athletics @ New York Yankees  
Yankee Stadium, Bronx, NY  
Fri Sep 01 1995, 7:05 PM EDT  
Att: 17,646 - Unknown - 76 F



AB 34  
R 7  
H 7  
RBI 7  
BB 3  
SO 11  
LOB 9

Batter	1	2	3	4	5	6	7	8	9	AB	R	H	RBI	BB	SO	LOB	BOTTOM										
Wade Boggs, L OBP: 0.305, SLG: 0.414	3B			FC4-6	K				FC4-6	4	1	1	0	1	2	7											
Bernie Williams, S OBP: 0.372, SLG: 0.464	3B			FC4-6					K	3	2	0	0	2	1	1											
Paul O'Neill, L OBP: 0.396, SLG: 0.553	F8								G4-3	5	1	2	2	0	1	2											
Ruben Sierra, S OBP: 0.320, SLG: 0.441	P5				1B				K	4	1	0	0	1	2	4											
Dion James, L OBP: 0.376, SLG: 0.387				G6-3					G6-3	2	2	1	2	2	0	0											
Gerald Williams, R OBP: 0.337, SLG: 0.496					BB				BB	0	0	0	0	0	0	0											
Darryl Strawberry, L OBP: 0.384, SLG: 0.407					SF9				BB	0	0	0	0	1	0	0											
Pat Kelly, R OBP: 0.326, SLG: 0.351	1B				BB				BB	0	0	0	0	0	0	0											
Don Mattingly, L OBP: 0.338, SLG: 0.396	FC6-4			K					G6-3	4	0	2	1	1	1	1											
Mike Stanley, R OBP: 0.367, SLG: 0.513	FC6-4			K					BB	4	0	2	2	1	1	1											
Tony Fernandez, S OBP: 0.317, SLG: 0.330				G4-3					P1-3	3	0	0	1	1	1	3											
Randy Velarde, R OBP: 0.359, SLG: 0.377					L9				L9	1	1	0	0	3	0	0											
<b>Inning Stats</b>	R: 3 H: 3 E: 0 K: 0 S: 23	H: 3 LOB: 1 BB: 1 P: 34	R: 2 H: 1 E: 0 K: 2 S: 13	LOB: 1 BB: 2 P: 26	R: 0 H: 0 E: 0 K: 2 S: 10	LOB: 0 BB: 0 P: 12	R: 0 H: 0 E: 0 K: 0 S: 9	LOB: 1 BB: 1 P: 18	R: 2 H: 1 E: 0 K: 2 S: 11	LOB: 3 BB: 4 P: 28	R: 0 H: 0 E: 0 K: 1 S: 7	H: 0 LOB: 0 BB: 0 P: 8	R: 0 H: 1 E: 0 K: 0 S: 10	H: 1 LOB: 3 BB: 3 P: 25	R: 1 H: 2 E: 0 K: 2 S: 17	H: 2 LOB: 3 BB: 2 P: 36	1B: 3 2B: 4 3B: 1 HR: 0	SF: 1 SAC: 0 DP: 1 HBP: 0	WP: 0 PB: 0 SB: 0 CS: 0	PA: 44							
<b>PITCHER</b>	IP	WLS	BF	H	R	ER	SO	BB	IBB	HBP	BLK	WP	HR	S	P	ERA	WHIP										
Todd Van Poppel, R ERA: 4.25	4.1		25	5	7	7	5	7	0	0	0	0	0	62	110	14.54	2.769										
John Briscoe, R ERA: 9.64	2.1		11	1	0	0	2	3	1	0	0	0	0	19	38	0.00	1.714										
Mike Mohler, L ERA: 4.02	0.2	L	3	1	1	1	1	0	0	0	0	0	0	8	13	13.50	1.500										
Don Wengert, R ERA: 3.33	0.2		5	1	0	0	1	2	0	0	0	0	0	11	26	0.00	4.500										

Oakland Athletics @ New York Yankees  
Yankee Stadium, Bronx, NY  
Fri Sep 01 1995, 7:05 PM EDT  
Att: 17,646 - Unknown - 76 F



AB 30  
R 8  
H 8  
RBI 8  
BB 13  
SO 9  
LOB 19







Batter	1	2	3	4	5	6	7	8	9	10	AB	R	H	RBI	BB	SO	LOB								
Rickey Henderson, R OBP: 0.408, SLG: 0.445 (1, 10)	K		G5-3		F8			FC6-4 1B 1B			6	2	2	2	0	1	2								
Stan Javier, S OBP: 0.341, SLG: 0.378 (1, 7)	1B				G6-3			1B		G5-3	4	3	2	1	2	0	2								
Brent Gates, S OBP: 0.311, SLG: 0.348 (1, 4)	1B		G3-6-3		G4-3			1B		F7	6	0	2	2	0	0	2								
Gerónimo Berroa, R OBP: 0.353, SLG: 0.476 (1, 9)	K							1B		F8	5	1	3	2	1	1	1								
Terry Steinbach, R OBP: 0.312, SLG: 0.450 (1, 2)	FC6-4				L8			L7			5	1	1	0	0	0	5								
Jose Herrera, L OBP: 0.316, SLG: 0.353 (1, 8)		F8									4	1	2	0	1	0	1								
Craig Paquette, R OBP: 0.283, SLG: 0.460 (8, 3)	K				SF8			1B		1B	4	1	2	1	0	2	1								
Mike Bordick, R OBP: 0.314, SLG: 0.346 (1, 6)					F9			L7		L7	5	1	1	1	0	1	5								
Scott Brosius, R OBP: 0.341, SLG: 0.473 Mark McGwire, R OBP: 0.453, SLG: 0.648 Mike Gallego, R OBP: 0.289, SLG: 0.233 (8, 5)	HR	G4-3			P3			K		G3	3	0	0	0	0	1	3								
								FC6-4 HBP			0	0	0	0	0	0	0								
											1	0	0	0	0	0	1								
<b>Inning Stats</b>	R: 1 E: 0 K: 2 S: 17	H: 2 LOB: 1 BB: 0 P: 28	R: 1 E: 0 K: 1 S: 10	H: 1 LOB: 0 BB: 0 P: 13	R: 0 E: 0 K: 0 S: 9	H: 0 LOB: 0 BB: 1 P: 14	R: 2 E: 0 K: 0 S: 11	H: 3 LOB: 1 BB: 2 P: 19	R: 1 E: 0 K: 0 S: 14	H: 0 LOB: 1 BB: 1 P: 28	R: 1 E: 0 K: 1 S: 13	H: 2 LOB: 2 BB: 1 P: 23	R: 0 E: 0 K: 0 S: 8	H: 1 LOB: 1 BB: 0 P: 15	R: 3 E: 0 K: 1 S: 13	H: 4 LOB: 2 BB: 0 P: 23	R: 0 E: 0 K: 1 S: 7	H: 1 LOB: 1 BB: 0 P: 10	R: 1 E: 0 K: 0 S: 10	H: 1 LOB: 0 BB: 0 P: 15	1B: 10 2B: 2 3B: 0 HR: 3	SF: 1 SAC: 0 DP: 1 HBP: 1	WP: 1 PB: 0 SB: 4 CS: 0	PA: 49	
<b>PITCHER</b>	IP	WLS	BF	H	R	ER	SO	BB	IBB	HBP	BLK	WP	HR	S	P	ERA	WHIP								
David Cone, R ERA: 3.68 Bob Wickman, R ERA: 4.26 Dave Pavias, R ERA: 3.86 John Wetteland, R ERA: 3.42 (1, 1) (7, 1) (8, 1) (10, 1)	6.1	1.1	9	4	3	3	1	0	0	0	0	0	0	8	12	0.00	0.750								

**Oakland Athletics @ New York Yankees**  
Yankee Stadium, Bronx, NY  
Sun Sep 03 1995, 3:33 AM EDT  
Att. 25,542 - Sunny - 75 F

AB	43
R	10
H	15
RBI	9
BB	4
SO	6
LOB	23



Batter	1	2	3	4	5	6	7	8	9	10	AB	R	H	RBI	BB	SO	LOB								
Wade Boggs, L OBP: 0.407, SLG: 0.424 (1, 5)	2B	G4-6-3			1B						4	1	3	2	1	0	1								
Bernie Williams, S OBP: 0.378, SLG: 0.488 (1, 8)	F9				F7			G3		K	5	1	2	1	1	1	4								
Paul O'Neill, L OBP: 0.394, SLG: 0.547 Ruben Rivera, R (9, 7)	F9		G3-6					1B		K	5	1	2	0	0	0	5								
Darryl Strawberry, L OBP: 0.397, SLG: 0.597 Jim Leyritz, R OBP: 0.387, SLG: 0.428 Pat Kelly, R OBP: 0.321, SLG: 0.344 (1, 10) (8, PH) (8, PH)	G3				2B			G4-3		K	4	1	1	1	0	1	0								
Dion James, L OBP: 0.375, SLG: 0.382 Gerald Williams, R OBP: 0.339, SLG: 0.480 Ruben Sierra, S OBP: 0.320, SLG: 0.442 (1, 7) (6, 7) (9, 9)	1B				G4-3			F7		L8	2	0	0	0	1	0	2								
Don Mattingly, L OBP: 0.341, SLG: 0.396 (1, 3)	1B				HR			G3		L8	1	0	0	0	0	0	0								
Mike Stanley, R OBP: 0.363, SLG: 0.509 (1, 2)	FC5-4				L9			F8		1B	6	1	3	0	0	0	3								
Tony Fernandez, S OBP: 0.323, SLG: 0.355 (1, 6)		P5						G4-3		F8	5	1	1	2	0	0	5								
Randy Velarde, R OBP: 0.363, SLG: 0.376 (1, 4)					HR			1B		SH5-3 SF8	2	0	1	0	2	1	1								
					2B			1B		SH5-3	2	0	1	0	2	1	1								
<b>Inning Stats</b>	R: 2 E: 0 K: 0 S: 14	H: 3 LOB: 2 BB: 1 P: 26	R: 0 E: 0 K: 0 S: 6	H: 0 LOB: 0 BB: 1 P: 11	R: 0 E: 0 K: 1 S: 7	H: 0 LOB: 0 BB: 1 P: 15	R: 2 E: 0 K: 0 S: 18	H: 3 LOB: 2 BB: 1 P: 32	R: 4 E: 0 K: 0 S: 23	H: 7 LOB: 3 BB: 0 P: 43	R: 0 E: 0 K: 1 S: 12	H: 0 LOB: 0 BB: 0 P: 17	R: 0 E: 0 K: 2 S: 14	H: 1 LOB: 2 BB: 1 P: 21	R: 0 E: 0 K: 2 S: 14	H: 2 LOB: 2 BB: 0 P: 19	R: 1 E: 0 K: 1 S: 7	H: 1 LOB: 0 BB: 0 P: 9	R: 0 E: 0 K: 1 S: 17	H: 1 LOB: 1 BB: 0 P: 23	1B: 11 2B: 4 3B: 2 HR: 1	SF: 1 SAC: 1 DP: 2 HBP: 0	WP: 0 PB: 0 SB: 0 CS: 0	PA: 51	
<b>PITCHER</b>	IP	WLS	BF	H	R	ER	SO	BB	IBB	HBP	BLK	WP	HR	S	P	ERA	WHIP								
Steve Ontiveros, R ERA: 4.41 Rick Honeycutt, L ERA: 1.65 Jim Corsi, R ERA: 1.77 Mike Mohler, L ERA: 4.02 Dennis Eckersley, R ERA: 3.72 (1, 1) (8, 1) (7, 1) (8, 1) (8, 1)	4.2	1.1	6	2	0	0	0	0	0	0	0	0	0	21	32	0.00	1.500								

**Oakland Athletics @ New York Yankees**  
Yankee Stadium, Bronx, NY  
Sun Sep 03 1995, 3:33 AM EDT  
Att. 25,542 - Sunny - 75 F

AB	44
R	9
H	18
RBI	9
BB	5
SO	6
LOB	23






Batter	1	2	3	4	5	6	7	8	9	10	11	12	13	14	AB	R	H	RBI	BB	SO	LOB	TOP
<b>Rickey Henderson, R</b> OBP: 0.498, SLG: 0.450 (1, 7)	G6-3		HR		BB		P4		L3		BB			P6	5	1	1	2	2	0	1	
<b>Gerónimo Berroa, R</b> OBP: 0.360, SLG: 0.470 (1, 9)	G4-6-3 1B		G5-3		G4-6-3 1-2		G3			K	FC6-4 1-2			K	7	0	1	0	0	2	5	
<b>Brent Gates, S</b> OBP: 0.311, SLG: 0.347 (1, 4)	G4-6-3 1-2								G4-3	F7		G4-3			7	0	2	0	0	1	1	
<b>Mark McGwire, R</b> OBP: 0.436, SLG: 0.648 <b>Scott Brosius, R</b> OBP: 0.359, SLG: 0.470 (10, PR) (10, 3)		G4-3 2B	K					L6	FC6-4 BB		BB	F8		K	3	0	1	0	2	1	1	
<b>Danny Tartabull, R</b> OBP: 0.323, SLG: 0.359 (1, 10)	G4-3				G6-3				FC6-4 1-2		K				6	1	1	0	0	2	3	
<b>Terry Steinbach, R</b> OBP: 0.305, SLG: 0.444 (1, 2)	G5-3				G5-3					1-2	BB				6	0	1	0	0	0	2	
<b>Stan Javier, S</b> OBP: 0.344, SLG: 0.386 (1, 8)	G2-3								G4-3		BB	BB			5	1	2	2	1	0	3	
<b>Mike Bordick, R</b> OBP: 0.320, SLG: 0.349 (1, 6)			HR								K				5	1	3	0	1	1	1	
<b>Craig Paquette, R</b> OBP: 0.289, SLG: 0.454 <b>Jose Herrera, L</b> OBP: 0.316, SLG: 0.353 <b>Mike Galasso, R</b> OBP: 0.295, SLG: 0.231 (11, PH) (11, 5) (11, 5)			F9		G5-3		SH1-4 BB		G4-3		F8			F9	3	0	0	0	0	0	2	
<b>Inning Stats</b>	R: 0 E: 0 K: 0 S: 5	H: 1 LOB: 1 BB: 0 P: 13	R: 0 E: 0 K: 1 S: 12	H: 1 LOB: 1 BB: 0 P: 21	R: 1 E: 1 K: 0 S: 10	H: 3 LOB: 1 BB: 0 P: 15	R: 0 E: 0 K: 1 S: 7	H: 0 LOB: 0 BB: 1 P: 14	R: 0 E: 0 K: 0 S: 16	H: 1 LOB: 1 BB: 1 P: 27	R: 0 E: 0 K: 2 S: 11	H: 0 LOB: 0 BB: 1 P: 19	R: 0 E: 0 K: 1 S: 14	H: 0 LOB: 3 BB: 3 P: 30	R: 0 E: 0 K: 0 S: 7	H: 1 LOB: 1 BB: 0 P: 8	R: 0 E: 0 K: 2 S: 13	H: 1 LOB: 1 BB: 0 P: 18	1B: 9 2B: 1 3B: 0 HR: 2	SF: 0 SAC: 1 DP: 2 HBP: 0	WP: 0 PB: 0 SB: 0 CS: 0	PA: 58
<b>PITCHER</b>	IP	WLS	BF	H	R	ER	SO	BB	IBB	HBP	BLK	WP	HR	S	P	ERA	WHIP					
<b>Erik Hanson, R</b> ERA: 4.0 (1, 1)	8.0		34	10	4	4	2	3	2	0	0	0	0	26	45	0.00	0.750					
<b>Stan Belinda, R</b> ERA: 2.3 (9, 1)	2.2		10	0	0	0	3	2	0	0	0	0	0	26	45	0.00	0.750					
<b>Eric Gunderson, L</b> ERA: 3.06 (11, 1)	0.0		1	0	0	0	0	1	0	0	0	0	0	3	7	∞	∞					
<b>Joe Hudson, R</b> ERA: 3.26 (11, 1)	2.1		9	1	0	0	1	1	0	0	0	0	0	20	28	0.00	0.857					
<b>Rick Aguilera, R</b> ERA: 2.51 (14, 1)	1.0	W	4	1	0	0	2	0	0	0	0	0	0	13	18	0.00	1.000					

**Oakland Athletics @ Boston Red Sox**  
Fenway Park, Boston, MA  
Tue Sep 05 1995, 7:05 PM EDT  
Att: 27,080 - Unknown - 77 F

livebaseballscorecards.com

**AB 50**  
**R 4**  
**H 12**  
**RBI 4**  
**BB 7**  
**SO 8**  
**LOB 21**



Batter	1	2	3	4	5	6	7	8	9	10	11	12	13	14	AB	R	H	RBI	BB	SO	LOB	BOTTOM
<b>Troy O'Leary, L</b> OBP: 0.374, SLG: 0.526 (12, 9)	G4-3		F9		K		G4-3		K		G3-1			HR 1B	7	1	1	0	0	2	7	
<b>John Valentin, R</b> OBP: 0.399, SLG: 0.538 (1, 6)	G5-3		WP 1-2			HR		FC3-6 1B		G4-6-3 BB		L8		K	6	1	3	2	1	1	1	
<b>Mo Vaughn, L</b> OBP: 0.389, SLG: 0.569 (1, 3)	K					HR		FC3-6 1B		G4-6-3 1-2				HR BB	6	3	1	1	1	2	3	
<b>Jose Canseco, R</b> OBP: 0.388, SLG: 0.594 (1, 10)		K			P3								G5-3		6	1	2	3	1	2	0	
<b>Mike Greenwell, L</b> OBP: 0.353, SLG: 0.452 (1, 7)		FC5-4 BB			P2		G5-3		G6-3 1B		L9			HR	5	0	2	1	1	0	1	
<b>Matt Stairs, L</b> OBP: 0.316, SLG: 0.431 <b>Willie McCree, S</b> OBP: 0.309, SLG: 0.404 (12, 8)			FC5-4 1-2		F7		G3		G6-3 1-2		G6-3			SH3-4 1B	4	0	0	0	0	0	3	
<b>Tim Lincecum, R</b> OBP: 0.430, SLG: 0.486 (1, 5)															5	0	0	0	1	1	1	
<b>Mike MacFarlane, R</b> OBP: 0.328, SLG: 0.415 (9, PR) <b>Dwayne Hoosey, S</b> OBP: 0.286, SLG: 0.429 <b>Bill Haselman, R</b> OBP: 0.331, SLG: 0.395 (10, 2)					P4				G4-3		BB			G6-4-3 1-2	3	0	2	0	1	0	0	
<b>Luis Alicea, S</b> OBP: 0.374, SLG: 0.384 (1, 4)														G5-3	6	1	2	0	0	0	3	
<b>Inning Stats</b>	R: 0 E: 0 K: 1 S: 7	H: 0 LOB: 1 BB: 0 P: 10	R: 0 E: 0 K: 2 S: 13	H: 0 LOB: 1 BB: 1 P: 21	R: 1 E: 0 K: 1 S: 9	H: 2 LOB: 1 BB: 0 P: 19	R: 0 E: 0 K: 0 S: 4	H: 0 LOB: 0 BB: 0 P: 5	R: 0 E: 0 K: 1 S: 7	H: 1 LOB: 1 BB: 1 P: 16	R: 0 E: 0 K: 0 S: 14	H: 1 LOB: 2 BB: 1 P: 23	R: 0 E: 0 K: 0 S: 8	H: 0 LOB: 0 BB: 1 P: 17	R: 0 E: 0 K: 0 S: 7	H: 1 LOB: 1 BB: 0 P: 8	R: 3 E: 0 K: 1 S: 10	H: 2 LOB: 0 BB: 1 P: 18	1B: 8 2B: 2 3B: 0 HR: 3	SF: 0 SAC: 1 DP: 3 HBP: 0	WP: 1 PB: 0 SB: 2 CS: 0	PA: 58
<b>PITCHER</b>	IP	WLS	BF	H	R	ER	SO	BB	IBB	HBP	BLK	WP	HR	S	P	ERA	WHIP					
<b>Todd Stottlemyre, R</b> ERA: 4.36 (8, 1)	7.0		26	5	3	3	6	2	0	0	0	0	0	25	39	4.50	2.000					
<b>Jim Caron, R</b> ERA: 1.91 (10, 1)	2.0		9	4	1	1	1	0	0	0	0	0	0	25	39	4.50	2.000					
<b>Mike Moyer, L</b> ERA: 3.79 <b>Mark Acie, R</b> ERA: 0.59 (11, 1) (11, 1)	1.0		4	0	0	0	0	2	0	0	0	0	0	6	13	0.00	3.000					
<b>Rick Honeycutt, L</b> ERA: 1.79 (11, 1)	1.1		4	1	0	0	0	0	0	0	0	0	0	10	18	0.00	0.000					

**Oakland Athletics @ Boston Red Sox**  
Fenway Park, Boston, MA  
Tue Sep 05 1995, 7:05 PM EDT  
Att: 27,080 - Unknown - 77 F

livebaseballscorecards.com

**AB 50**  
**R 7**  
**H 13**  
**RBI 7**  
**BB 7**  
**SO 8**  
**LOB 21**






Batter	1	2	3	4	5	6	7	8	9	AB	R	H	RBI	BB	SO	LOB	TOP										
Rickey Henderson, R OBP: 0.408, SLG: 0.454 Jose Herrera, L OBP: 0.317, SLG: 0.340	0-2 G3-1 1B 2B		1-3 K		3-2 L5			4-2 G4-6-3 BB	2-1 G4-3	2	1	1	0	0	1	0											
Mike Bordick, R OBP: 0.319, SLG: 0.346	1-1 G3-1 2-3		2-2 G1-3			4-0 BB		0-1 G4-6-3 1-2f		3	0	0	0	1	0	2											
Brent Gates, S OBP: 0.314, SLG: 0.349	1-0 FC5-4 3-H 1B			4-1 1B BB		1-3 K		2-2 1B		3	0	2	1	1	1	1											
Geronimo Berroa, R OBP: 0.359, SLG: 0.469	0-3 K			0-1 1-2 1B		3-3 K		2-2 G5-3		4	0	1	0	0	2	3											
Danny Tartabull, R OBP: 0.321, SLG: 0.362	1-0 FC5-4 1-2f			2-3 K		1-2 F8			0-0 1B G6-4-3 2B	4	1	1	0	0	1	4											
Terry Steinbach, R OBP: 0.308, SLG: 0.442 Eric Helfand, L OBP: 0.284, SLG: 0.234 George Williams, S OBP: 0.395, SLG: 0.551		0-1 G5-3		1-0 L8			0-2 K		0-1 G6-4-3 2-3 1B	2	0	0	0	0	0	2											
Stan Javier, S OBP: 0.343, SLG: 0.384		2-2 G5-3		3-3 K			4-2 FC6-4 BB		0-1 G6-4-3	2	0	0	0	1	1	2											
Scott Brosius, R OBP: 0.338, SLG: 0.469									1-2f 3-H E6 1B	1	0	0	0	0	0	1											
Craig Paquette, R OBP: 0.276, SLG: 0.447					2-1 G6-3		0-3 K		3-1 E6 1B	4	0	0	0	0	2	1											
Mike Gallego, R OBP: 0.291, SLG: 0.232						0-0 G6-3		0-0 FC6-4 1-2f	1-2 1B	4	0	1	0	0	1	1											
<b>Inning Stats</b>	R: 1 E: 0 K: 1 S: 10	H: 2 LOB: 1 BB: 0 P: 13	R: 0 E: 0 K: 1 S: 10	H: 0 LOB: 0 BB: 0 P: 14	R: 0 E: 0 K: 2 S: 10	H: 1 LOB: 2 BB: 1 P: 20	R: 0 E: 0 K: 0 S: 7	H: 0 LOB: 0 BB: 0 P: 12	R: 0 E: 0 K: 2 S: 10	H: 0 LOB: 1 BB: 1 P: 19	R: 0 E: 0 K: 0 S: 9	H: 0 LOB: 1 BB: 1 P: 13	R: 0 E: 0 K: 0 S: 10	H: 1 LOB: 1 BB: 1 P: 18	R: 1 E: 1 K: 0 S: 10	H: 3 LOB: 2 BB: 0 P: 16	1B: 5 2B: 2 3B: 0 HR: 0	SF: 0 SAC: 0 DP: 2 HBP: 0	WP: 0 PB: 0 SB: 0 CS: 0	PA: 37							
<b>PITCHER</b>	IP	WLS	BF	H	R	ER	SO	BB	IBB	HBP	BLK	WP	HR	S	P	ERA	WHIP										
Roger Clemens, R ERA: 4.02	8.0	W	31	4	1	1	10	4	0	0	0	0	0	76	125	1.12	1.000										
Rheal Cormier, L ERA: 3.97	1.0		6	3	1	1	0	0	0	0	0	0	0	10	16	9.00	3.000										

**Oakland Athletics @ Boston Red Sox**  
Fenway Park, Boston, MA  
Wed Sep 06 1995, 7:05 PM EDT  
Att: 30,454 - Unknown - 69 F


**AB 33**  
**R 2**  
**H 7**  
**RBI 1**  
**BB 4**  
**SO 10**  
**LOB 19**



Batter	1	2	3	4	5	6	7	8	9	AB	R	H	RBI	BB	SO	LOB	BOTTOM										
Willie McGee, S OBP: 0.324, SLG: 0.419	2-2 BB WP 1B	3-1 WP G5-4-3 1B	0-0 1-3 3-H 2B		4-2 BB		0-3 K			4	2	3	2	1	1	2											
John Valentin, R OBP: 0.395, SLG: 0.532	1-2 L9 1-2	0-1 G5-4-3	1-0 P2		1-2 F9		3-2 G6-3			5	0	0	0	0	0	7											
Mo Vaughn, L OBP: 0.569 Chris Donnels, L OBP: 0.305, SLG: 0.323	2-3 K	1-2 FC5-4 2-H 1B	1-3 K		2-3 K			0-0 BB P3-2 2B		5	0	2	1	0	3	4											
Jose Canseco, R OBP: 0.389, SLG: 0.593	2-1 1B BB HBP	3-1 FC5-4 1-2f		2-1 G4-3 HR 2B		2-1 G4-3		0-1 F8		4	1	1	0	0	0	2											
Tim Lincecum, R OBP: 0.431, SLG: 0.468	4-2 1B BB		1-1 G3-1 2B 2B	3-1 P4		0-3 K		2-2 BB HBP		3	1	1	0	1	1	1											
Mike Greenwell, L OBP: 0.354, SLG: 0.450	0-0 1-2 2-3 3-H 1B		0-1 G3-1	1-1 G4-3		0-0 G3-1		4-2 BB		4	0	1	1	1	0	2											
Bill Haselman, R OBP: 0.333, SLG: 0.415	0-1 F8		4-1 WP 2B BB	0-1 HR			1-1 G5-3	1-0 P3-2		4	2	1	2	1	0	6											
Dwayne Hoesy, S OBP: 0.455, SLG: 0.556		4-1 1B BB	3-2 1B 2B	3-3 K			4-2 1B BB			2	2	1	2	2	1	0											
Luis Alica, S OBP: 0.378, SLG: 0.388		1-2 CS 1B	0-0 2B 1B		3-2 G3		0-0 1-2 1B			4	0	3	0	0	0	0											
<b>Inning Stats</b>	R: 1 E: 0 K: 1 S: 16	H: 2 LOB: 3 BB: 1 P: 27	R: 2 E: 0 K: 0 S: 13	H: 3 LOB: 1 BB: 1 P: 25	R: 3 E: 0 K: 1 S: 17	H: 4 LOB: 2 BB: 1 P: 27	R: 2 E: 0 K: 1 S: 11	H: 2 LOB: 0 BB: 0 P: 20	R: 0 E: 0 K: 1 S: 13	H: 0 LOB: 1 BB: 1 P: 23	R: 0 E: 0 K: 1 S: 6	H: 0 LOB: 0 BB: 0 P: 8	R: 0 E: 0 K: 1 S: 16	H: 1 LOB: 2 BB: 1 P: 24	R: 0 E: 0 K: 0 S: 10	H: 1 LOB: 2 BB: 1 P: 17	1B: 7 2B: 6 3B: 0 HR: 1	SF: 0 SAC: 0 DP: 1 HBP: 2	WP: 3 PB: 0 SB: 0 CS: 1	PA: 43							
<b>PITCHER</b>	IP	WLS	BF	H	R	ER	SO	BB	IBB	HBP	BLK	WP	HR	S	P	ERA	WHIP										
Doug Johns, L ERA: 5.28	2.1	L	18	8	6	6	1	0	0	0	0	0	0	41	72	23.14	4.714										
John Briscoe, R ERA: 9.77	1.2		8	3	2	2	2	0	0	0	0	0	1	16	27	10.80	1.800										
Ariel Prieto, R ERA: 5.33	1.0		4	0	0	0	1	1	0	0	0	0	0	13	23	0.00	1.000										
Don Wengert, R ERA: 3.64	2.1		12	2	0	0	2	2	0	1	0	0	0	31	47	0.00	1.714										
John Wasdin, R ERA: 3.88	0.2		1	0	0	0	0	0	0	0	0	0	0	1	2	0.00	0.000										

**Oakland Athletics @ Boston Red Sox**  
Fenway Park, Boston, MA  
Wed Sep 06 1995, 7:05 PM EDT  
Att: 30,454 - Unknown - 69 F

**AB 35**  
**R 8**  
**H 13**  
**RBI 8**  
**BB 6**  
**SO 6**  
**LOB 24**





Batter	1	2	3	4	5	6	7	8	9	AB	R	H	RBI	BB	SO	LOB	TOP					
Lance Johnson, L (1, 8) OBP: 0.338, SLG: 0.424										5	1	2	0	0	0	0	Chicago White Sox @ Oakland Athletics Oakland-Alameda County Coliseum, Oakland, CA Fri Sep 08, 1995, 7:05 PM PDT Att: 12,027 - Unknown - 63 F					
Tim Raines, S (1, 7) OBP: 0.381, SLG: 0.440										4	1	1	0	1	0	2						
Dave Martinez, L (1, 3) OBP: 0.379, SLG: 0.453										4	2	2	0	1	0	2						
Frank Thomas, R (1, 10) OBP: 0.474, SLG: 0.627										5	1	1	1	0	1	4						
Robin Ventura, L (1, 5) OBP: 0.388, SLG: 0.519										1	1	0	0	3	0	0						
Lyle Mouton, R (1, 9) OBP: 0.430, SLG: 0.561										4	0	2	4	0	0	2						
Mike Cameron, R (7, PR) OBP: 0.263, SLG: 0.333										1	0	0	0	0	1	1						
Ray Durham, S (1, 4) OBP: 0.319, SLG: 0.413										5	1	2	2	0	1	4						
Ron Karkovics, R (1, 2) OBP: 0.322, SLG: 0.412										4	0	1	0	0	1	5						
Ozzie Guillen, L (1, 6) OBP: 0.267, SLG: 0.313										4	0	0	0	0	0	1						
<b>Inning Stats</b>	R: 3 E: 0 K: 0 S: 17	H: 4 LOB: 2 BB: 1 P: 31	R: 0 E: 0 K: 0 S: 6	H: 2 LOB: 2 BB: 0 P: 13	R: 0 E: 0 K: 0 S: 7	H: 1 LOB: 1 BB: 0 P: 9	R: 0 E: 0 K: 1 S: 8	H: 0 LOB: 0 BB: 0 P: 8	R: 0 E: 0 K: 1 S: 7	H: 0 LOB: 0 BB: 0 P: 11	R: 1 E: 0 K: 0 S: 10	H: 2 LOB: 1 BB: 0 P: 16	R: 3 E: 0 K: 1 S: 12	H: 1 LOB: 3 BB: 3 P: 30	R: 0 E: 1 K: 0 S: 8	H: 1 LOB: 2 BB: 0 P: 14	R: 0 E: 0 K: 1 S: 8	H: 0 LOB: 1 BB: 1 P: 17	1B: 8 2B: 2 3B: 0 HR: 1	SF: 0 SAC: 0 DP: 1 HBP: 1	WP: 1 PB: 0 CS: 0	PA: 44
<b>PITCHER</b>	IP WLS BF H R ER SO BB IBB HBP BLK WP HR S P ERA WHIP																					
Todd Van Poppel, R (1, 1) ERA: 4.57	6.2 L 33 10 7 7 2 4 0 1 0 0 1 62 109 9.45 2.100																					
Mark Acze, R (7, PR) ERA: 5.55	0.1 2 0 0 0 1 0 0 0 0 0 1 0 5 9 0.00 0.000																					
Steve Wojciechowski, L (8, 1) ERA: 5.48	1.0 6 1 0 0 0 1 0 0 0 0 0 0 8 18 0.00 2.000																					
John Briscoe, R (9, 1) ERA: 9.18	1.0 2 0 0 0 1 0 0 0 0 0 0 0 8 13 0.00 0.000																					

Batter	1	2	3	4	5	6	7	8	9	AB	R	H	RBI	BB	SO	LOB	BOTTOM					
Rickey Henderson, R (1, 7) OBP: 0.408, SLG: 0.451										4	1	1	0	1	1	1	Chicago White Sox @ Oakland Athletics Oakland-Alameda County Coliseum, Oakland, CA Fri Sep 08, 1995, 7:05 PM PDT Att: 12,027 - Unknown - 63 F					
Scott Brosius, R (1, 5) OBP: 0.338, SLG: 0.466										2	0	0	0	1	0	1						
George Williams, S (8, PH) OBP: 0.402, SLG: 0.557										1	0	1	0	0	0	0						
Mike Gallego, R (6, PR) OBP: 0.298, SLG: 0.232										0	0	0	0	1	0	0						
Brent Gates, S (1, 4) OBP: 0.311, SLG: 0.345										5	0	0	0	0	2	7						
Mark McGwire, R (1, 3) OBP: 0.437, SLG: 0.645										3	0	1	1	0	1	0						
Geronimo Berroa, R (1, 9) OBP: 0.358, SLG: 0.466										3	0	0	0	1	0	2						
Danny Tartabull, R (1, 10) OBP: 0.320, SLG: 0.364										4	0	1	0	0	1	3						
Stan Javier, S (1, 8) OBP: 0.345, SLG: 0.382										2	1	0	0	2	0	1						
Mike Bordick, R (1, 6) OBP: 0.318, SLG: 0.353										4	1	1	2	0	0	2						
Eric Helfand, L (1, 2) OBP: 0.286, SLG: 0.228										2	0	0	0	1	1	1						
Jose Herrera, L (9, PH) OBP: 0.311, SLG: 0.333										1	0	0	0	0	1	1						
<b>Inning Stats</b>	R: 0 E: 1 K: 1 S: 12	H: 0 LOB: 2 BB: 1 P: 24	R: 0 E: 0 K: 1 S: 10	H: 1 LOB: 1 BB: 0 P: 15	R: 0 E: 0 K: 0 S: 9	H: 0 LOB: 0 BB: 0 P: 15	R: 0 E: 0 K: 0 S: 6	H: 0 LOB: 0 BB: 0 P: 7	R: 2 E: 0 K: 1 S: 14	H: 1 LOB: 1 BB: 2 P: 25	R: 0 E: 0 K: 2 S: 7	H: 0 LOB: 0 BB: 0 P: 10	R: 0 E: 0 K: 0 S: 6	H: 0 LOB: 0 BB: 0 P: 10	R: 1 E: 0 K: 0 S: 8	H: 3 LOB: 3 BB: 1 P: 17	R: 0 E: 0 K: 2 S: 17	H: 0 LOB: 3 BB: 3 P: 37	1B: 3 2B: 1 3B: 0 HR: 1	SF: 0 SAC: 0 DP: 1 HBP: 1	WP: 0 PB: 0 CS: 0	PA: 39
<b>PITCHER</b>	IP WLS BF H R ER SO BB IBB HBP BLK WP HR S P ERA WHIP																					
Luis Andujar, R (1, 1) ERA: 3.8	5.0 W 21 2 2 2 3 3 0 1 0 0 0 51 86 3.60 1.000																					
Jeff Shaw, R (6, 1) ERA: 4.85	2.1 9 2 1 1 2 0 0 0 0 0 0 0 17 27 3.86 0.857																					
Matt Karchner, R (8, 1) ERA: 1.67	1.1 7 1 0 0 1 3 0 0 0 0 0 0 18 38 0.00 3.000																					
Roberto Hernandez, R (9, 1) ERA: 4.19	0.1 S 2 0 0 0 1 1 0 0 0 0 0 0 3 9 0.00 3.000																					





Batter	1	2	3	4	5	6	7	8	9	AB	R	H	RBI	BB	SO	LOB	TOP										
Lance Johnson, L OBP: 0.339, SLG: 0.425	1-2 2B 1B		0-0 G3-6 1B			0-1 L4		0-0 G1-3		4	1	2	0	0	0	0											
Tim Raines, S OBP: 0.381, SLG: 0.441 Mike Cameron, R OBP: 0.250, SLG: 0.316	0-0 1B SF7 2B		0-2 G3-6 1-2			2-1 G4-3			3-2 P3	3	1	1	1	0	0	1											
Dave Martinez, L OBP: 0.384, SLG: 0.456	2-0 CS G4-1 1B			1-0 F7		1-0 1B			4-1 BB	3	0	2	0	1	0	0											
Frank Thomas, R OBP: 0.472, SLG: 0.624	0-0 SF7			4-1 WP BB		2-2 P3			1-3 K	2	0	0	1	1	1	2											
Robin Ventura, L OBP: 0.386, SLG: 0.516 Barry Lyons, R OBP: 0.353, SLG: 0.645	2-1 G4-1			1-3 K					1-2 F8	3	0	0	0	0	1	2											
Lyle Mouton, R OBP: 0.420, SLG: 0.547	2-0 CS	0-1 L4		2-3 K		2-2 L6				3	0	0	0	0	1	1											
Doug Brady, S		3-2 P6			2-2 F9		1-1 G3			3	0	0	0	0	0	0											
Ron Karkovics, R OBP: 0.321, SLG: 0.409 Chris Snopce, R OBP: 0.452, SLG: 0.292		1-0 G5-3			2-1 F7			2-2 G6-3		2	0	0	0	0	0	0											
Ozzie Guillen, L OBP: 0.265, SLG: 0.310			2-0 G6-3		0-0 G4-3			1-0 G4-3		3	0	0	0	0	0	0											
<b>Inning Stats</b>	R: 2 E: 0 K: 0 S: 9	H: 3 LOB: 0 BB: 0 P: 16	R: 0 E: 0 K: 0 S: 6	H: 0 LOB: 3 BB: 0 P: 10	R: 0 E: 0 K: 2 S: 5	H: 1 LOB: 0 BB: 0 P: 7	R: 0 E: 0 K: 2 S: 8	H: 0 LOB: 1 BB: 1 P: 16	R: 0 E: 0 K: 0 S: 6	H: 0 LOB: 0 BB: 0 P: 10	R: 0 E: 0 K: 0 S: 10	H: 1 LOB: 1 BB: 0 P: 15	R: 0 E: 0 K: 0 S: 7	H: 0 LOB: 0 BB: 0 P: 11	R: 0 E: 0 K: 0 S: 5	H: 0 LOB: 0 BB: 1 P: 8	R: 0 E: 0 K: 1 S: 10	H: 0 LOB: 1 BB: 1 P: 19	1B: 4 2B: 1 3B: 0 HR: 0	SF: 1 SAC: 0 DP: 1 HBP: 0	WP: 1 PB: 0 SB: 0 CS: 1	PA: 33					
<b>PITCHER</b>	IP	WLS	BF	H	R	ER	SO	BB	IBB	HBP	BLK	WP	HR	S	P	ERA	WHIP										
Steve Ontiveros, R ERA: 4.33	6.0	W	22	5	2	2	2	1	0	0	0	1	0	44	74	3.00	1.000										
Mark Acie, R ERA: 5.44	1.0		3	0	0	0	0	0	0	0	0	0	0	7	11	0.00	0.000										
Mike Mohler, L ERA: 3.57	1.0		3	0	0	0	0	0	0	0	0	0	0	5	8	0.00	0.000										
Don Wengert, R ERA: 2.93	1.0		4	0	0	0	1	1	0	0	0	0	0	10	19	0.00	1.000										

Chicago White Sox @ Oakland Athletics  
Oakland-Alameda County Coliseum, Oakland, CA  
Sat Sep 09 1995, 3:33 AM PDT  
Att: 25,450 - Sunny - 65 F

AB 29  
R 2  
H 5  
RBI 2  
BB 2  
SO 3  
LOB 7



Batter	1	2	3	4	5	6	7	8	9	AB	R	H	RBI	BB	SO	LOB	BOTTOM										
Rickey Henderson, R OBP: 0.411, SLG: 0.456 Jose Herrera, L OBP: 0.311, SLG: 0.333	0-2 HR 1B	1-1 S 1B 2B		0-2 G5-3	3-2 1-2 1B			2-2 P4		5	2	3	2	0	0	0											
Geromino Berros, R OBP: 0.359, SLG: 0.471	3-1 SAFE 1B SAFE 1B SAFE 1B SAFE 1B SAFE HR	3-0 BB 1B 2H 1B		3-1 F7	1-3 K			3-2 G6-3		5	1	2	3	0	1	2											
Brent Gates, S OBP: 0.310, SLG: 0.344	0-1 G3	1-2 BB 1B		3-2 L7		0-1 G4-3		0-3 K		5	0	1	0	0	1	0											
Mark McGwire, R OBP: 0.440, SLG: 0.647 Scott Brosius, R OBP: 0.336, SLG: 0.466	1-0 P3	4-2 BB			1-1 HR 2B	4-2 G5-4-3 BB				2	1	1	0	2	0	0											
George Williams, S OBP: 0.384, SLG: 0.527	2-2 G3-1	0-1 G4-3			1-1 F9	0-0 G5-4-3	1-2 1-2			4	0	0	0	0	0	5											
Terry Steinbach, R OBP: 0.307, SLG: 0.448		0-0 F9	1-3 K		1-0 HR		0-0 G6-3			4	1	1	2	0	1	0											
Stan Javier, S OBP: 0.349, SLG: 0.394		4-2 S 1B 2B BB	2-1 F7		2-1 HR 1B 3B		0-1 3B			3	2	2	0	1	0	0											
Mike Bordick, R OBP: 0.323, SLG: 0.358		1-2 S 2B 1B	2-1 F7		2-1 FC1-6 1B		1-2 G5-3			4	1	3	1	0	0	1											
Craig Paquette, R OBP: 0.272, SLG: 0.440		1-2 L7	0-3 K		3-1 FC1-6 1B		0-3 K			4	0	0	0	0	2	5											
<b>Inning Stats</b>	R: 2 E: 0 K: 0 S: 11	H: 2 LOB: 0 BB: 0 P: 17	R: 3 E: 0 K: 0 S: 24	H: 4 LOB: 2 BB: 2 P: 39	R: 0 E: 0 K: 2 S: 10	H: 1 LOB: 1 BB: 0 P: 15	R: 0 E: 0 K: 0 S: 8	H: 0 LOB: 0 BB: 0 P: 14	R: 3 E: 0 K: 1 S: 20	H: 5 LOB: 2 BB: 0 P: 32	R: 0 E: 0 K: 0 S: 5	H: 0 LOB: 1 BB: 1 P: 9	R: 0 E: 0 K: 1 S: 9	H: 1 LOB: 1 BB: 0 P: 10	R: 0 E: 0 K: 1 S: 13	H: 0 LOB: 0 BB: 0 P: 18	1B: 7 2B: 2 3B: 2 HR: 2	SF: 0 SAC: 0 DP: 1 HBP: 0	WP: 0 PB: 0 SB: 3 CS: 0	PA: 39							
<b>PITCHER</b>	IP	WLS	BF	H	R	ER	SO	BB	IBB	HBP	BLK	WP	HR	S	P	ERA	WHIP										
Jason Bere, R ERA: 7.13	1.2	L	12	6	5	5	0	1	0	0	0	0	1	30	47	9.00	4.200										
Brian Keyser, R ERA: 4.3	3.0		16	6	3	3	2	1	0	0	0	0	1	39	65	9.00	2.333										
Rodney Bolton, R ERA: 7.2	1.1		4	0	0	0	1	1	0	0	0	0	0	9	14	0.00	0.750										
Larry Thomas, L ERA: 2.25	1.0		4	1	0	0	1	0	0	0	0	0	0	9	10	0.00	1.000										
Andrew Lorraine, L ERA:	1.0		3	0	0	0	1	0	0	0	0	0	0	13	18	0.00	0.000										

Chicago White Sox @ Oakland Athletics  
Oakland-Alameda County Coliseum, Oakland, CA  
Sat Sep 09 1995, 3:33 AM PDT  
Att: 25,450 - Sunny - 65 F

AB 36  
R 8  
H 13  
RBI 8  
BB 3  
SO 5  
LOB 13





Batter	1	2	3	4	5	6	7	8	9	AB	R	H	RBI	BB	SO	LOB	TOP								
Lance Johnson, L OBP: 0.340, SLG: 0.425			CS	F7			L9		G6-3	5	1	2	0	0	0	0	Chicago White Sox @ Oakland Athletics Oakland-Alameda County Coliseum, Oakland, CA Sun Sep 10 1995, 3:33 AM PDT Att: 17,675 - Cloudy - 68 F								
Tim Raines, S OBP: 0.380, SLG: 0.438	K	K					G3			3	0	0	0	1	2	4									
Dave Martinez, L OBP: 0.386, SLG: 0.458		F5		K2						3	0	1	1	1	1	4									
Frank Thomas, R OBP: 0.471, SLG: 0.620	K				F8		K			4	1	1	0	0	2	2									
Robin Ventura, L OBP: 0.387, SLG: 0.513	K				K					2	1	0	0	2	2	1									
Lyle Mouton, R OBP: 0.407, SLG: 0.529		G4-3	K		F9			K		4	0	0	0	0	2	3									
Mike Cameron, R OBP: 0.250, SLG: 0.316										0	0	0	0	0	0	0									
Ray Durham, S OBP: 0.321, SLG: 0.412					G1-3					3	2	1	0	1	0	1									
Michael LaValliere, L OBP: 0.294, SLG: 0.319					L8				F8	4	0	2	2	0	0	0									
Ozzie Guillen, L OBP: 0.264, SLG: 0.310					G5-3				F7	4	0	1	2	0	0	1									
<b>Inning Stats</b>	R: 1 E: 0 K: 3 S: 11	H: 2 LOB: 1 BB: 0 P: 11	R: 1 E: 0 K: 1 S: 8	H: 3 LOB: 3 BB: 1 P: 12	R: 3 E: 0 K: 1 S: 7	H: 3 LOB: 0 BB: 1 P: 11	R: 0 E: 0 K: 1 S: 4	H: 0 LOB: 1 BB: 1 P: 8	R: 0 E: 0 K: 1 S: 5	H: 0 LOB: 0 BB: 0 P: 5	R: 0 E: 0 K: 1 S: 5	H: 0 LOB: 1 BB: 1 P: 9	R: 0 E: 0 K: 1 S: 4	H: 0 LOB: 0 BB: 0 P: 8	R: 0 E: 0 K: 0 S: 3	H: 0 LOB: 0 BB: 0 P: 3	R: 0 E: 0 K: 1 S: 4	H: 0 LOB: 0 BB: 0 P: 3	1B: 7 2B: 2 3B: 0 HR: 0	SF: 0 SAC: 0 DP: 2 HBP: 0	WP: 0 PB: 0 SB: 0 CS: 1	PA: 38			
<b>PITCHER</b>	IP	WLS	BF	H	R	ER	SO	BB	IBB	HBP	BLK	WP	HR	S	P	ERA	WHIP								
Todd Stottlemyre, R ERA: 4.44	7.0	L	31	8	5	5	8	4	0	0	0	0	0	43	59	6.43	1.714								
Jim Corsi, R ERA: 1.86	1.0		3	0	0	0	1	1	0	0	0	0	0	4	8	0.00	1.000								
Rick Honeycutt, L ERA: 1.74	1.0		3	0	0	0	0	0	0	0	0	0	0	3	3	0.00	0.000								

Batter	1	2	3	4	5	6	7	8	9	AB	R	H	RBI	BB	SO	LOB	BOTTOM								
Rickey Henderson, R OBP: 0.409, SLG: 0.454	K		G5-4-3		G6-3					4	0	1	0	0	1	1	Chicago White Sox @ Oakland Athletics Oakland-Alameda County Coliseum, Oakland, CA Sun Sep 10 1995, 3:33 AM PDT Att: 17,675 - Cloudy - 68 F								
Gerónimo Berroa, R OBP: 0.358, SLG: 0.469	G6-3					G4-3				4	1	1	0	0	0	1									
Brent Gates, S OBP: 0.314, SLG: 0.352	G3									4	1	3	0	0	0	0									
Mark McGwire, R OBP: 0.438, SLG: 0.640		F9				K		K		3	0	0	0	1	2	2									
Danny Tartabull, R OBP: 0.323, SLG: 0.371				F9					K	4	0	2	1	0	1	3									
Terry Steinbach, R OBP: 0.306, SLG: 0.446	K			G6-3		K				4	1	1	1	0	2	4									
Stan Javier, S OBP: 0.348, SLG: 0.393	F7			L1				G4-3		4	0	1	0	0	0	3									
Mike Bordick, R OBP: 0.322, SLG: 0.357			L8		K			G5-3		4	0	1	1	0	1	0									
Mike Gallego, R OBP: 0.296, SLG: 0.232					P6			K		4	0	1	0	0	1	2									
<b>Inning Stats</b>	R: 0 E: 0 K: 1 S: 5	H: 0 LOB: 0 BB: 0 P: 5	R: 0 E: 0 K: 1 S: 6	H: 1 LOB: 1 BB: 0 P: 6	R: 0 E: 0 K: 0 S: 3	H: 1 LOB: 0 BB: 0 P: 3	R: 1 E: 0 K: 0 S: 5	H: 2 LOB: 2 BB: 1 P: 9	R: 0 E: 0 K: 1 S: 5	H: 0 LOB: 0 BB: 0 P: 5	R: 1 E: 0 K: 2 S: 9	H: 2 LOB: 1 BB: 0 P: 9	R: 0 E: 0 K: 1 S: 5	H: 0 LOB: 0 BB: 0 P: 5	R: 0 E: 0 K: 1 S: 6	H: 2 LOB: 1 BB: 0 P: 6	R: 1 E: 0 K: 1 S: 7	H: 3 LOB: 1 BB: 0 P: 7	1B: 8 2B: 4 3B: 0 HR: 0	SF: 0 SAC: 0 DP: 3 HBP: 0	WP: 0 PB: 0 SB: 0 CS: 0	PA: 36			
<b>PITCHER</b>	IP	WLS	BF	H	R	ER	SO	BB	IBB	HBP	BLK	WP	HR	S	P	ERA	WHIP								
Alex Fernández, R ERA: 4.4	7.0	W	27	6	2	2	6	1	0	0	0	0	0	38	42	2.57	1.000								
41 Bill Simas, R ERA: 2.31	1.0		4	2	0	0	1	0	0	0	0	0	0	6	6	0.00	2.000								
Roberto Hernandez, R ERA: 4.28	1.0	S	5	3	1	1	1	0	0	0	0	0	0	7	7	9.00	3.000								





Batter	1	2	3	4	5	6	7	8	9	AB	R	H	RBI	BB	SO	LOB	TOP				
<b>Johnny Damon, L</b> (1, 8) OBP: 0.371, SLG: 0.525	1-3 K		0-3 K			1-2 2B SF9 1B	1-0 P6			4	1	1	0	0	2	1	<b>Kansas City Royals @ Oakland Athletics</b> Oakland-Alameda County Coliseum, Oakland, CA Tue Sep 12 1995, 7:05 PM PDT Alt: 8,553 - Unknown - 66 F <a href="http://livebaseballscorecards.com">livebaseballscorecards.com</a>				
<b>Tom Goodwin, L</b> (1, 7) OBP: 0.343, SLG: 0.337	1-0 F7		2-0 FC4-6			1 SAFE 0-1 B5		0-0 F8		4	0	0	0	0	0	2					
<b>Wally Joyner, L</b> (1, 3) OBP: 0.392, SLG: 0.440	3-2 1B			0-1 F7		0-1 SF9 1B 2B		2-2 L4		4	1	2	0	0	0	0					
<b>Gary Gaetti, R</b> (1, 5) OBP: 0.351, SLG: 0.562	0-3 K			0-3 K		0-1 SF9		0-0 F8		3	0	0	1	0	2	1					
<b>Bob Hamelin, L</b> (1, 10) OBP: 0.291, SLG: 0.328		0-1 L7		2-0 P7		1B BB		1-2 HR		3	1	1	1	1	0	0					
<b>Keith Lockhart, L</b> (1, 4) OBP: 0.348, SLG: 0.450	1-0 F8				1-1 2B	2-2 1B		0-0 L9		4	0	2	1	0	0	0					
<b>Jon Nunnally, L</b> (1, 9) OBP: 0.356, SLG: 0.487					4-2 BB	1-2 L8		2-3 K		3	0	0	0	1	2	2					
<b>Greg Gagne, R</b> (1, 6) OBP: 0.320, SLG: 0.392			2-3 K		1 SAFE 0-3 K		1-0 L5	2-3 K		4	0	0	0	0	3	1					
<b>Brent Mayne, L</b> (1, 2) OBP: 0.282, SLG: 0.294			0-1 FC4-6 1B		2-3 K		2-3 K			3	0	1	0	0	2	1					
<b>Inning Stats</b>	R: 0 H: 1 E: 0 K: 2 S: 14	H: 1 LOB: 1 BB: 0 P: 19	R: 0 H: 0 E: 0 K: 1 S: 7	H: 0 LOB: 0 BB: 0 P: 8	R: 0 H: 1 E: 0 K: 2 S: 9	H: 1 LOB: 1 BB: 0 P: 13	R: 0 H: 0 E: 0 K: 1 S: 6	H: 0 LOB: 0 BB: 0 P: 8	R: 0 H: 1 E: 0 K: 2 S: 10	H: 1 LOB: 1 BB: 1 P: 17	R: 2 H: 3 E: 0 K: 0 S: 21	H: 3 LOB: 2 BB: 1 P: 29	R: 0 H: 0 E: 0 K: 1 S: 5	H: 0 LOB: 0 BB: 0 P: 9	R: 0 H: 0 E: 0 K: 0 S: 5	H: 0 LOB: 0 BB: 0 P: 7	R: 1 H: 1 E: 0 K: 2 S: 11	H: 1 LOB: 0 BB: 0 P: 16	1B: 4 2B: 2 3B: 0 HR: 1	SF: 1 SAC: 0 DP: 0 HBP: 0	WP: 0 PA: 35 SB: 0 CS: 0
<b>PITCHER</b>	IP	WLS	BF	H	R	ER	SO	BB	IBB	HBP	BLK	WP	HR	S	P	ERA	WHIP				
<b>Todd Van Poppel, R</b> (1, 1) ERA: 4.49	8.0	L	32	7	3	3	9	2	0	0	0	0	1	80	114	3.38	1.125				
<b>Mike Mohler, L</b> (9, 1) ERA: 3.35	1.0	S	3	0	0	0	2	0	0	0	0	0	0	8	12	0.00	0.000				

Batter	1	2	3	4	5	6	7	8	9	AB	R	H	RBI	BB	SO	LOB	BOTTOM				
<b>Rickey Henderson, R</b> (1, 7) OBP: 0.408, SLG: 0.450	1-1 F9		1-1 G5-4-3			4-1 BB		0-2 F9		3	0	0	0	1	0	1	<b>Kansas City Royals @ Oakland Athletics</b> Oakland-Alameda County Coliseum, Oakland, CA Tue Sep 12 1995, 7:05 PM PDT Alt: 8,553 - Unknown - 66 F <a href="http://livebaseballscorecards.com">livebaseballscorecards.com</a>				
<b>Jason Giambi, L</b> (1, 5) OBP: 0.378, SLG: 0.418	2-0 G6-3			2-2 CS HBP	0-0 L1-3		1-2 BB	1-2 G4-3		3	0	0	0	0	0	3					
<b>Brent Gates, S</b> (1, 4) OBP: 0.315, SLG: 0.351	2-2 L7			3-2 FC6-4 1B		4-1 BB		0-1 L7		3	0	1	0	1	0	0					
<b>Mark McGwire, R</b> (1, 3) OBP: 0.439, SLG: 0.649		0-1 FC6-4 1B		1-3 K		3-1 L7		0-1 HR		4	1	2	1	0	1	2					
<b>Geronimo Berroa, R</b> (1, 9) OBP: 0.355, SLG: 0.465		0-0 P3		1-2 FC6-4		0-0 L5		3-2 P3		4	0	0	0	0	0	3					
<b>Danny Tartabull, R</b> (1, 10) OBP: 0.322, SLG: 0.369			0-1 FC6-4		2-1 L8 1B FC1-2 1B	0-3 K		1-3 K		4	0	1	0	0	2	2					
<b>Terry Steinbach, R</b> (1, 2) OBP: 0.311, SLG: 0.451	1-3 K				1-1 BB FC1-2 1B		4-2 L5-3 BB		0-0 2B	3	0	2	0	1	1	1					
<b>Stan Javier, S</b> (1, 8) OBP: 0.345, SLG: 0.389			0-0 L8		0-0 L8		2-3 K		0-3 K	4	0	0	0	0	2	4					
<b>Mike Bordick, R</b> (1, 6) OBP: 0.322, SLG: 0.355			4-0 G5-4-3 BB		0-2 FC1-2 BB		1-0 L5-3			2	0	0	0	1	0	3					
<b>Inning Stats</b>	R: 0 H: 0 E: 0 K: 0 S: 6	H: 0 LOB: 0 BB: 0 P: 11	R: 0 H: 1 E: 0 K: 1 S: 8	H: 1 LOB: 1 BB: 0 P: 9	R: 0 H: 0 E: 0 K: 0 S: 3	H: 0 LOB: 0 BB: 1 P: 8	R: 0 H: 1 E: 0 K: 1 S: 14	H: 1 LOB: 0 BB: 0 P: 21	R: 0 H: 2 E: 0 K: 0 S: 10	H: 2 LOB: 3 BB: 1 P: 17	R: 0 H: 0 E: 0 K: 1 S: 7	H: 0 LOB: 1 BB: 1 P: 14	R: 0 H: 0 E: 0 K: 1 S: 6	H: 0 LOB: 0 BB: 1 P: 13	R: 0 H: 0 E: 0 K: 0 S: 8	H: 0 LOB: 0 BB: 0 P: 9	R: 1 H: 2 E: 0 K: 2 S: 13	H: 2 LOB: 1 BB: 0 P: 17	1B: 4 2B: 2 3B: 0 HR: 1	SF: 0 SAC: 0 DP: 2 HBP: 1	WP: 0 PA: 35 SB: 0 CS: 1
<b>PITCHER</b>	IP	WLS	BF	H	R	ER	SO	BB	IBB	HBP	BLK	WP	HR	S	P	ERA	WHIP				
<b>Tom Gordon, R</b> (1, 1) ERA: 4.02	8.1	W	32	5	1	1	4	4	0	1	0	0	0	7	111	1.08	1.080				
<b>Jeff Montgomery, R</b> (9, 1) ERA: 3.15	0.2	S	3	1	0	0	2	0	0	0	0	0	0	7	8	0.00	1.500				





Batter	1	2	3	4	5	6	7	8	9	AB	R	H	RBI	BB	SO	LOB	TOP								
Johnny Damon, L (1, 8) OBP: 0.372, SLG: 0.520	G6-3		FC1-5 WP				G5-3																		
Greg Gagne, R (1, 6) OBP: 0.319, SLG: 0.389	F7		K				G6-3																		
Bob Hamelin, L (9, PH) OBP: 0.289, SLG: 0.326																									
Wally Joyner, L (1, 3) OBP: 0.394, SLG: 0.441	K						F7																		
Tom Goodwin, L (9, PR) OBP: 0.343, SLG: 0.337																									
Gary Gaetti, R (1, 5) OBP: 0.351, SLG: 0.566																									
Juan Samuel, R (1, 10) OBP: 0.371, SLG: 0.534																									
Michael Tucker, L (8, PH) OBP: 0.321, SLG: 0.349																									
Joe Randa, R (8, PH) OBP: 0.236, SLG: 0.204																									
Brent Cookson, R (1, 7) OBP: 0.233, SLG: 0.214																									
Les Norman, R (1, 9) OBP: 0.258, SLG: 0.276																									
Brent Mayne, L (1, 2) OBP: 0.282, SLG: 0.294																									
Keith Lockhart, L (9, PH) OBP: 0.347, SLG: 0.448																									
David Howard, S (1, 4) OBP: 0.303, SLG: 0.336																									
<b>Inning Stats</b>	R: 0 E: 0 K: 1 S: 9	H: 0 LOB: 0 BB: 0 P: 14	R: 1 E: 0 K: 1 S: 11	H: 1 LOB: 0 BB: 0 P: 18	R: 0 E: 0 K: 2 S: 12	H: 2 LOB: 3 BB: 1 P: 22	R: 0 E: 0 K: 1 S: 7	H: 0 LOB: 0 BB: 0 P: 10	R: 0 E: 0 K: 0 S: 14	H: 2 LOB: 2 BB: 0 P: 21	R: 2 E: 0 K: 0 S: 10	H: 1 LOB: 0 BB: 1 P: 20	R: 0 E: 0 K: 3 S: 10	H: 1 LOB: 2 BB: 1 P: 19	R: 0 E: 0 K: 3 S: 12	H: 0 LOB: 0 BB: 0 P: 16	R: 2 E: 0 K: 1 S: 22	H: 3 LOB: 2 BB: 0 P: 30	1B: 8 2B: 0 3B: 0 HR: 2	SF: 0 SAC: 0 DP: 0 HBP: 0	WP: 1 PB: 0 SB: 1 CS: 1	PA: 40			
<b>PITCHER</b>	IP	WLS	BF	H	R	ER	SO	BB	IBB	HBP	BLK	WP	HR	S	P	ERA	WHIP								
Doug Johns, L (1, 1) ERA: 5.14	6.0	W	26	6	3	3	5	2	0	0	0	1	2	63	105	4.50	1.333								
Jim Corsi, R (7, 1) ERA: 1.82	1.0		5	1	0	0	2	1	0	0	0	0	0	10	19	0.00	2.000								
Rick Honeycutt, L (8, 1) ERA: 1.17	1.0		3	0	0	0	3	0	0	0	0	0	0	12	16	0.00	0.000								
Dennis Eckersley, R (9, 1) ERA: 4.02	1.0	S	6	3	2	2	1	0	0	0	0	0	0	22	30	18.00	3.000								

Kansas City Royals @ Oakland Athletics  
Oakland-Alameda County Coliseum, Oakland, CA

Wed Sep 13 1995, 3:33 AM PDT  
Att: 8,138 - Sunny - 60 F



AB 37  
R 5  
H 10  
RBI 5  
BB 3  
SO 11  
LOB 16

Batter	1	2	3	4	5	6	7	8	9	AB	R	H	RBI	BB	SO	LOB	BOTTOM								
Rickey Henderson, R (1, 7) OBP: 0.408, SLG: 0.451	F7		G4-3																						
Scott Brosius, R (1, 8) OBP: 0.336, SLG: 0.462																									
Stan Javier, S (7, PH) OBP: 0.345, SLG: 0.389																									
Geronimo Berroa, R (1, 9) OBP: 0.358, SLG: 0.468																									
Mark McGwire, R (1, 3) OBP: 0.439, SLG: 0.657																									
Terry Steinbach, R (1, 2) OBP: 0.311, SLG: 0.449																									
Danny Tartabull, R (1, 10) OBP: 0.328, SLG: 0.389																									
Craig Paquette, R (1, 5) OBP: 0.269, SLG: 0.435																									
Mike Gallego, R (1, 4) OBP: 0.295, SLG: 0.233																									
Mike Bordick, R (1, 6) OBP: 0.321, SLG: 0.354																									
<b>Inning Stats</b>	R: 0 E: 0 K: 1 S: 9	H: 0 LOB: 0 BB: 0 P: 13	R: 0 E: 0 K: 0 S: 6	H: 1 LOB: 1 BB: 0 P: 11	R: 0 E: 0 K: 0 S: 5	H: 0 LOB: 0 BB: 0 P: 7	R: 1 E: 0 K: 1 S: 13	H: 2 LOB: 2 BB: 1 P: 19	R: 0 E: 0 K: 0 S: 7	H: 0 LOB: 1 BB: 1 P: 16	R: 3 E: 0 K: 1 S: 18	H: 4 LOB: 1 BB: 0 P: 27	R: 1 E: 0 K: 0 S: 13	H: 2 LOB: 1 BB: 0 P: 20	R: 0 E: 0 K: 1 S: 12	H: 2 LOB: 1 BB: 0 P: 20	R: 1 E: 0 K: 0 S: 12	H: 2 LOB: 1 BB: 0 P: 20	1B: 8 2B: 1 3B: 0 HR: 2	SF: 0 SAC: 2 DP: 0 HBP: 0	WP: 1 PB: 0 SB: 1 CS: 0	PA: 37			
<b>PITCHER</b>	IP	WLS	BF	H	R	ER	SO	BB	IBB	HBP	BLK	WP	HR	S	P	ERA	WHIP								
Jason Jacobs, L (1, 1) ERA: 6.1	5.1	L	24	6	4	4	2	2	0	0	0	0	2	49	82	6.75	1.500								
Rick Huisman, R (8, 1) ERA: 2.7	1.2		8	3	1	1	1	0	0	0	0	0	0	22	31	5.40	1.800								
Hipolito Pichardo, R (8, 1) ERA: 4.43	1.0		5	2	1	1	1	0	0	0	0	1	0	12	20	9.00	2.000								

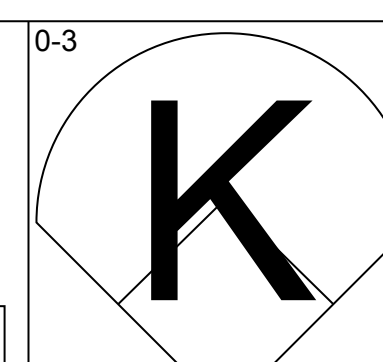
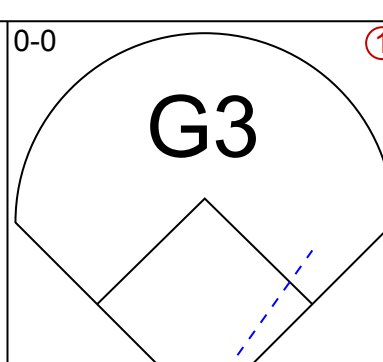
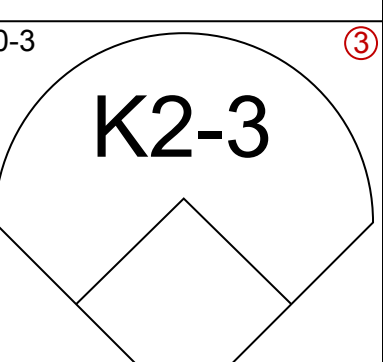
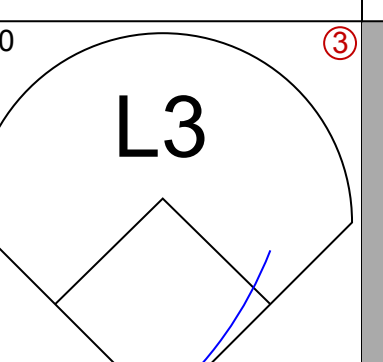
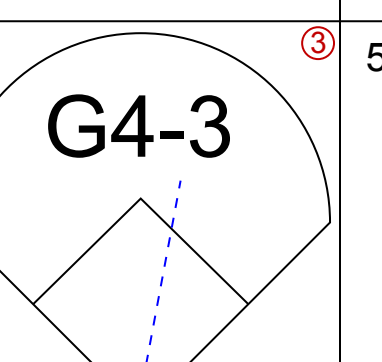
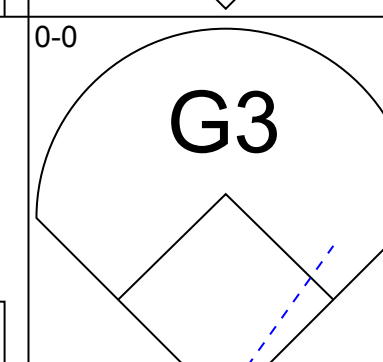
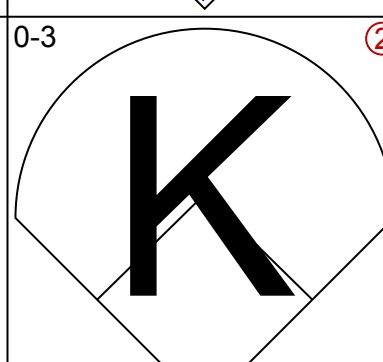
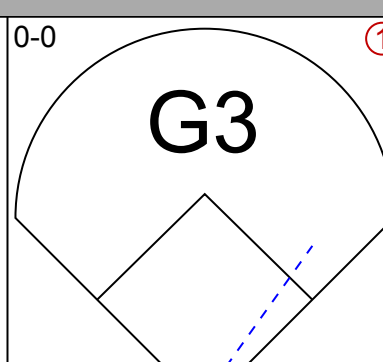
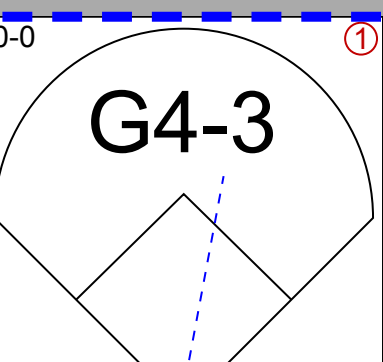
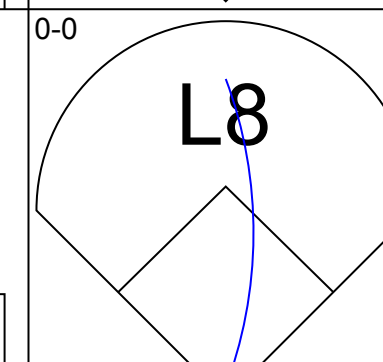
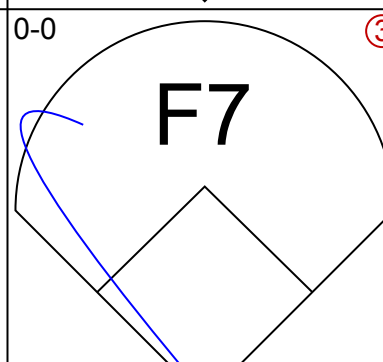
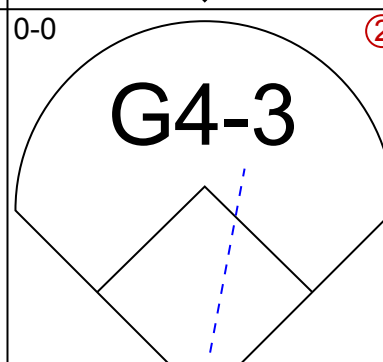
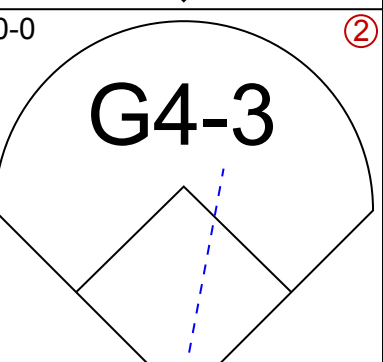
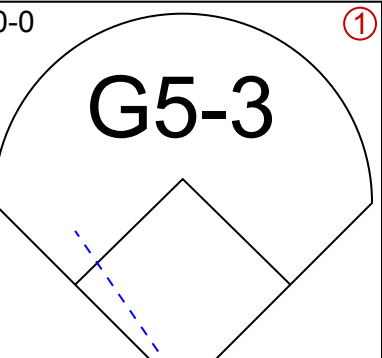
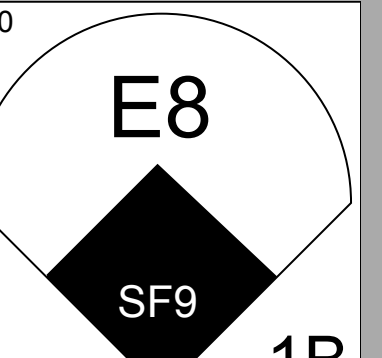
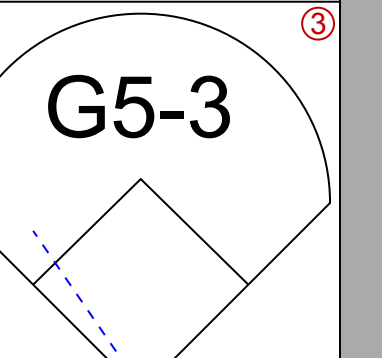
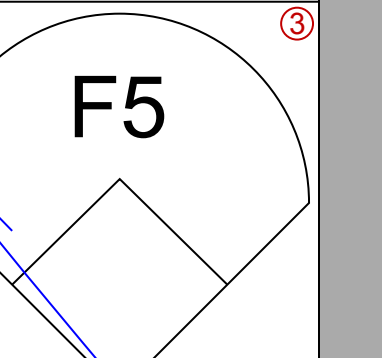
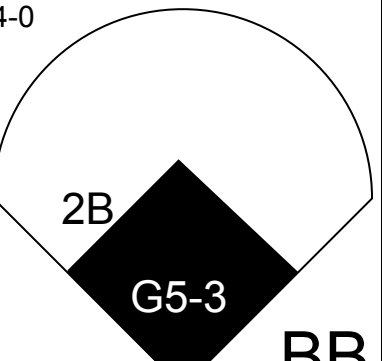
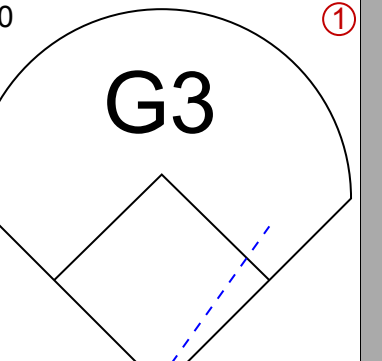
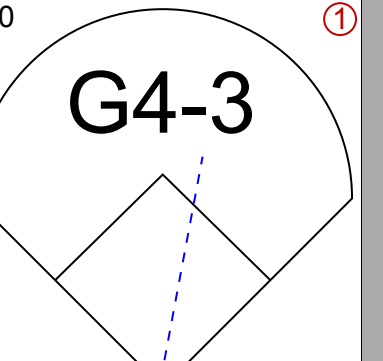
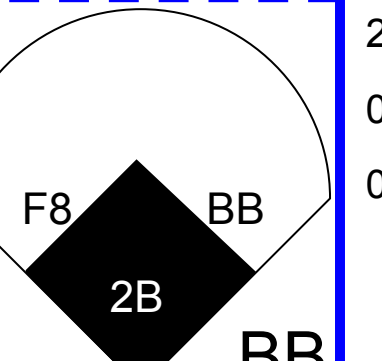
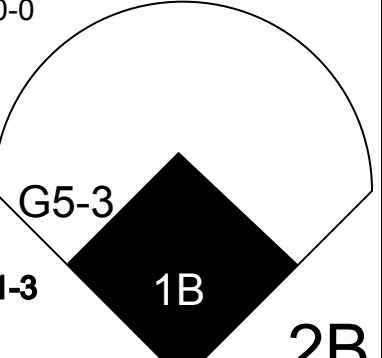
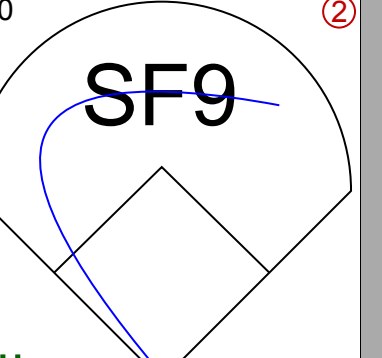
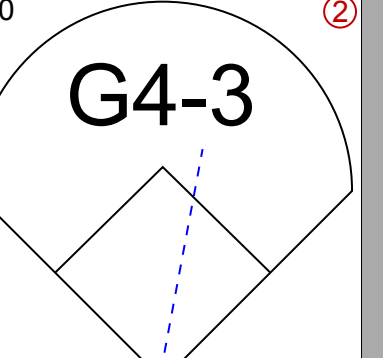
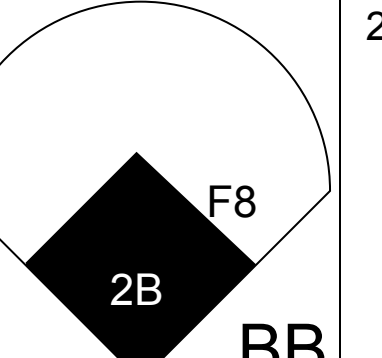
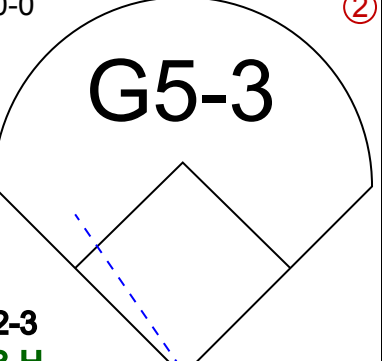
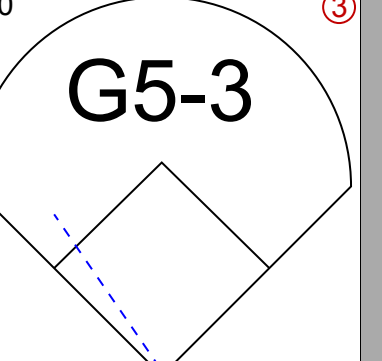
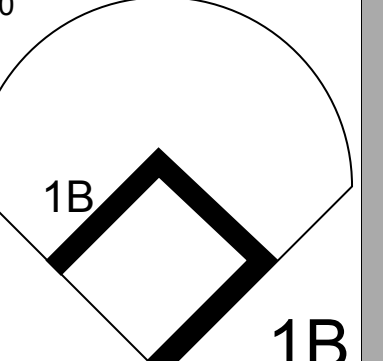
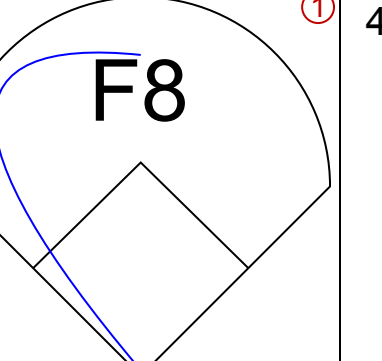
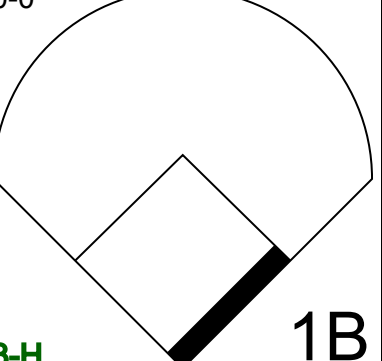
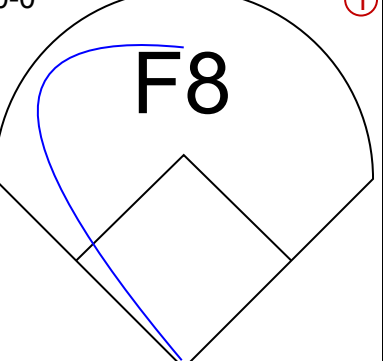
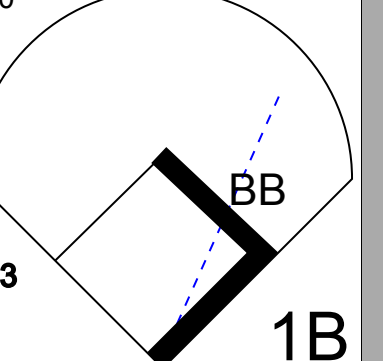
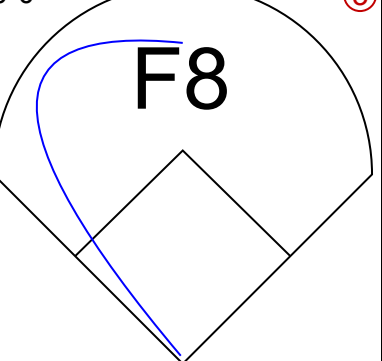
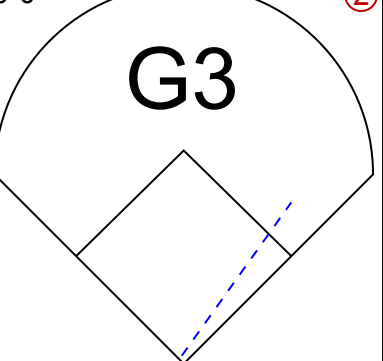
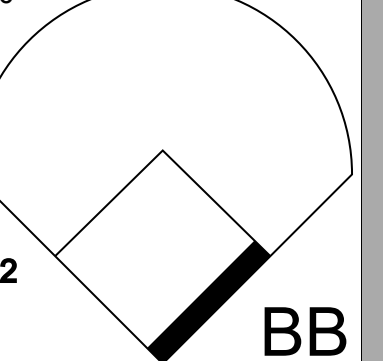
Kansas City Royals @ Oakland Athletics  
Oakland-Alameda County Coliseum, Oakland, CA

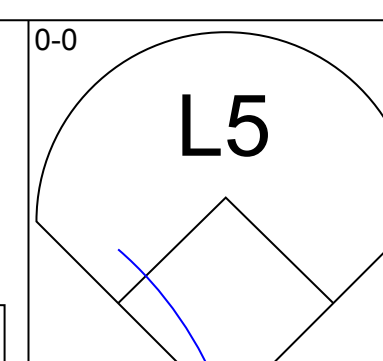
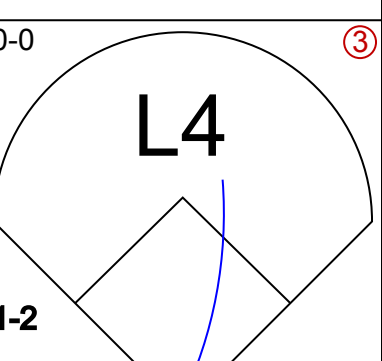
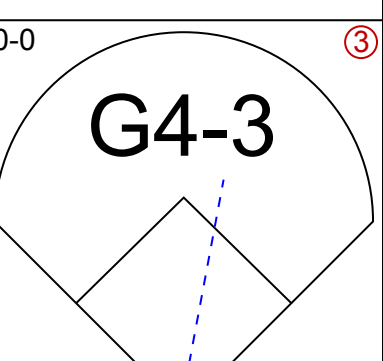
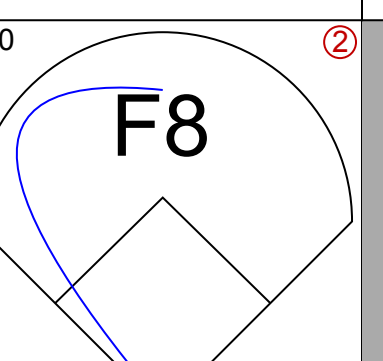
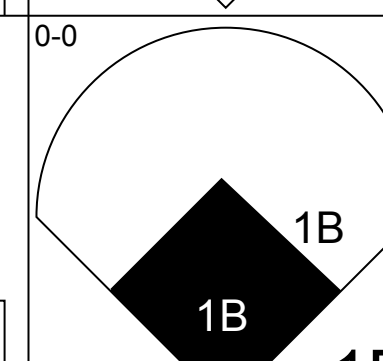
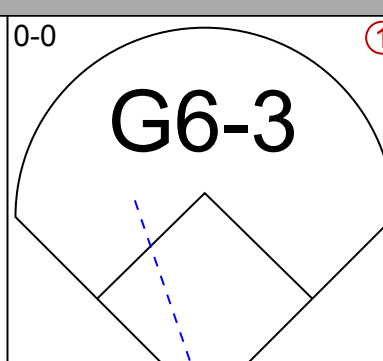
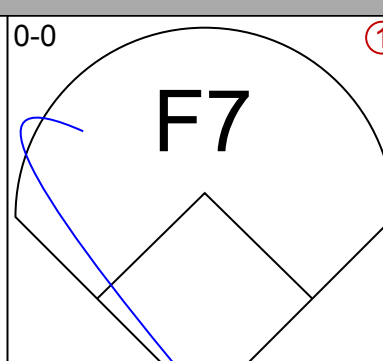
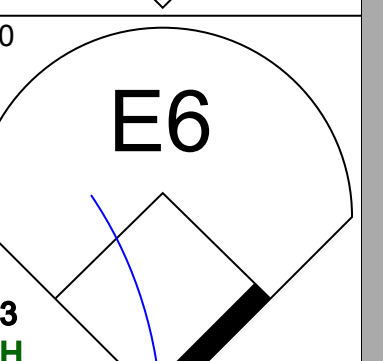
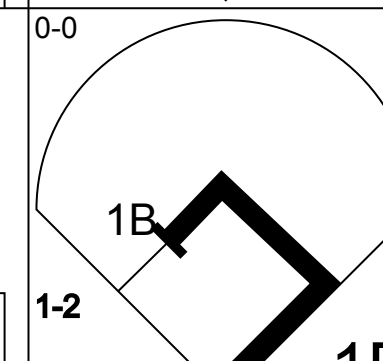
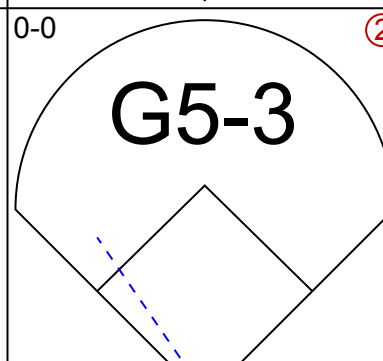
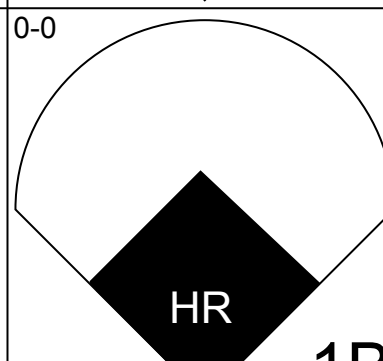
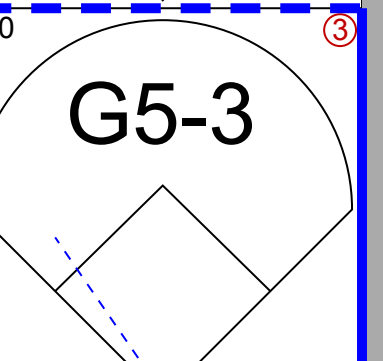
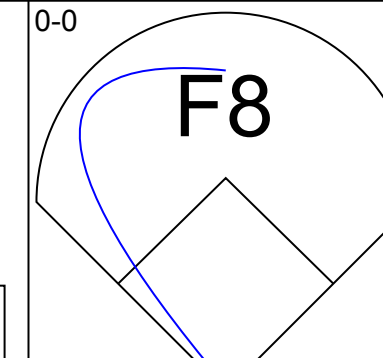
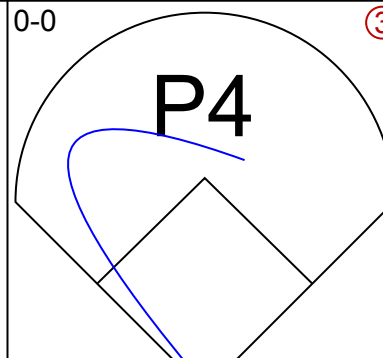
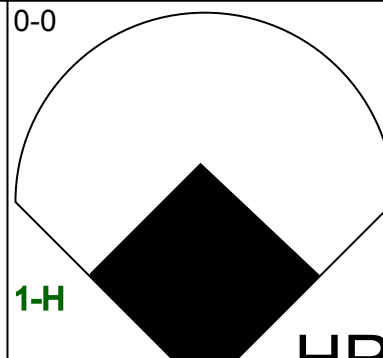
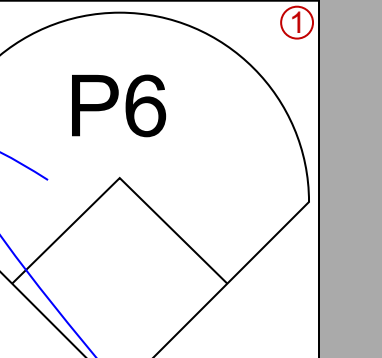
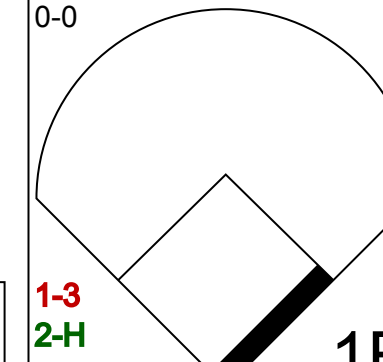
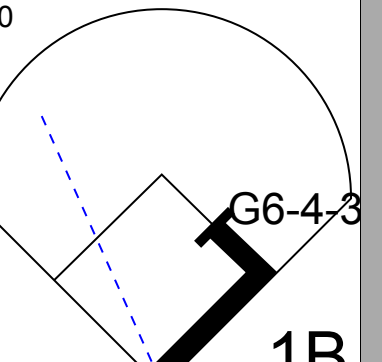
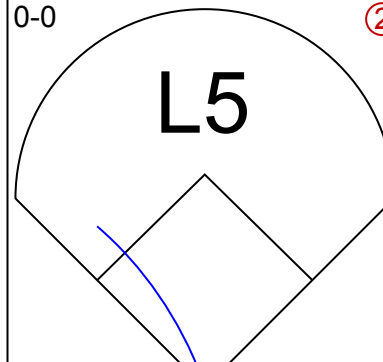
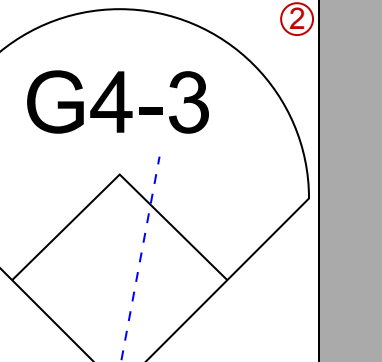
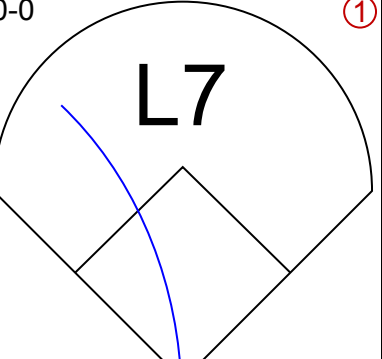
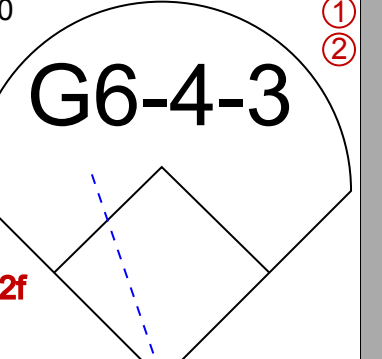
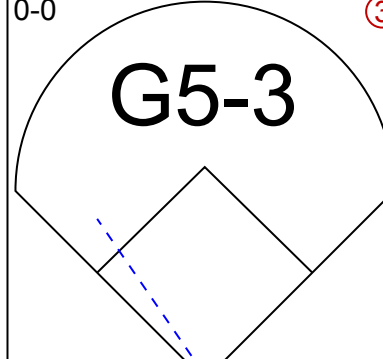
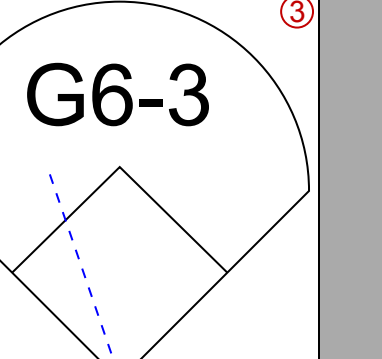
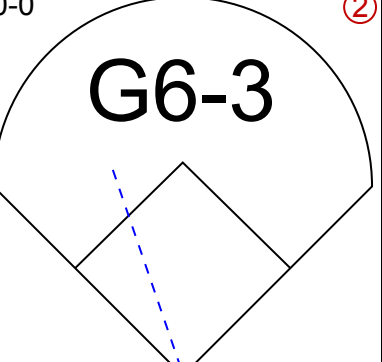
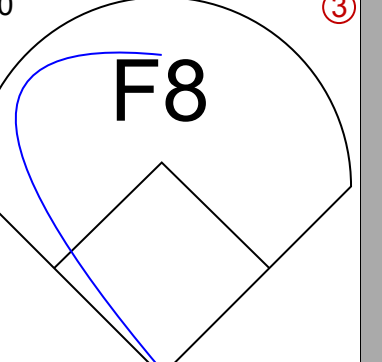
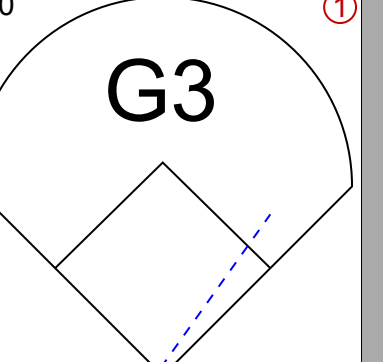
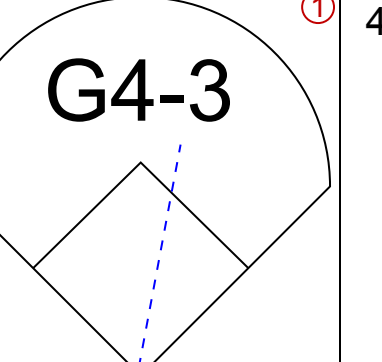
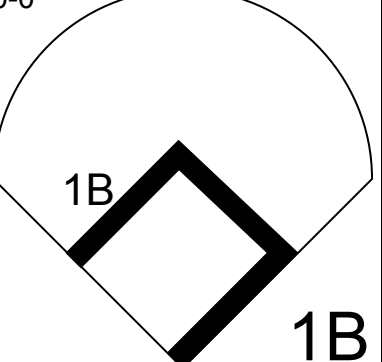
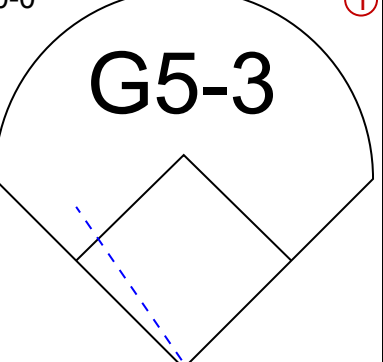
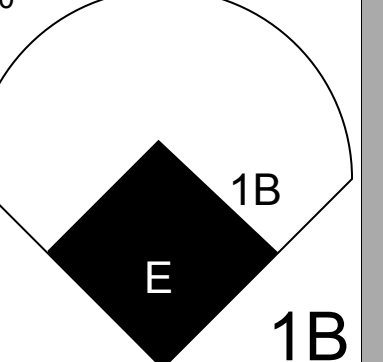
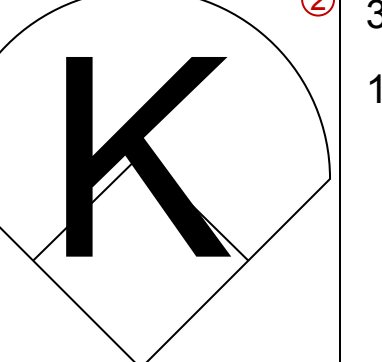
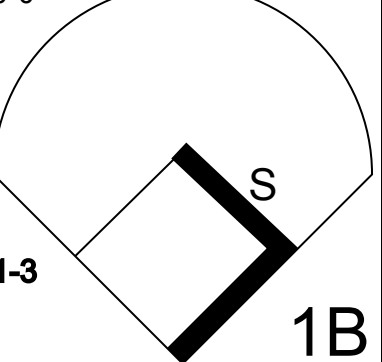
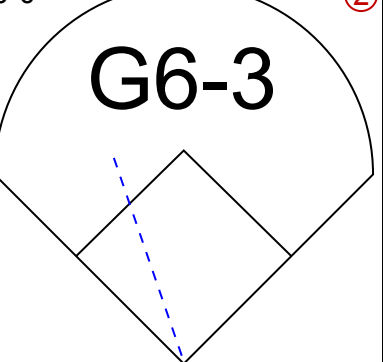
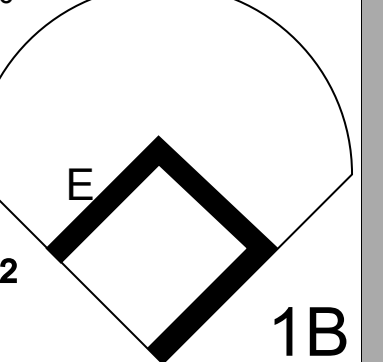
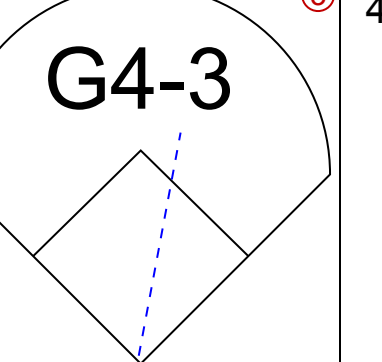
Wed Sep 13 1995, 3:33 AM PDT  
Att: 8,138 - Sunny - 60 F




AB 33  
R 6  
H 11  
RBI 6  
BB 2  
SO 4  
LOB 11




Batter	1	2	3	4	5	6	7	8	9	AB	R	H	RBI	BB	SO	LOB	TOP										
Johnny Damon, L (1.8) OBP: 0.359, SLG: 0.500										5	0	0	0	0	2	4	<b>Kansas City Royals @ Oakland Athletics</b> Oakland-Alameda County Coliseum, Oakland, CA Thu Sep 14 1995, 3:33 AM PDT Att: 8,429 - Cloudy - 63 F										
Tom Goodwin, L (1.7) OBP: 0.341, SLG: 0.334										4	0	0	0	0	1	0											
Wally Joyner, L (1.3) OBP: 0.391, SLG: 0.437										4	0	0	0	0	0	0											
Gary Gaetti, R (1.5) OBP: 0.351, SLG: 0.563										4	1	1	0	0	0	0											
Bob Hamelin, L (1.10) OBP: 0.290, SLG: 0.322 Juan Samuel, R (9, PH) OBP: 0.371, SLG: 0.534 David Howard, S (9, PH) OBP: 0.306, SLG: 0.336										2	1	0	0	1	0	1											
Keith Lockhart, L (1.4) OBP: 0.348, SLG: 0.453										2	2	1	1	1	0	0											
Greg Gagne, R (1.6) OBP: 0.318, SLG: 0.388										4	0	1	1	0	0	3											
Michael Tucker, L (1.9) OBP: 0.331, SLG: 0.367 Jon Nunnally, L (9.9) OBP: 0.356, SLG: 0.487										4	0	3	3	0	0	0											
Brent Mayne, L (1.2) OBP: 0.283, SLG: 0.292 Joe Vitiello, R (9, PH) OBP: 0.324, SLG: 0.352 Henry Mercedes, R (9.2) OBP: 0.389, SLG: 0.345										2	0	0	0	1	0	1											
<b>Inning Stats</b>	R: 0 E: 0 K: 1 S: 5	H: 0 LOB: 0 BB: 0 P: 5	R: 2 E: 0 K: 0 S: 5	H: 2 LOB: 1 BB: 1 P: 9	R: 0 E: 0 K: 1 S: 5	H: 0 LOB: 0 BB: 0 P: 5	R: 1 E: 1 K: 0 S: 4	H: 1 LOB: 0 BB: 0 P: 4	R: 0 E: 0 K: 0 S: 5	H: 0 LOB: 0 BB: 0 P: 5	R: 0 E: 0 K: 0 S: 3	H: 2 LOB: 2 BB: 1 P: 9	R: 0 E: 0 K: 0 S: 3	H: 0 LOB: 0 BB: 0 P: 3	R: 2 E: 0 K: 0 S: 4	H: 1 LOB: 1 BB: 2 P: 12		1B: 4 2B: 2 3B: 0 HR: 0	SF: 1 SAC: 0 DP: 0 HBP: 0	WP: 0 PB: 0 SB: 0 CS: 0	PA: 37						
<b>PITCHER</b>	IP	WLS	BF	H	R	ER	SO	BB	IBB	HBP	BLK	WP	HR	S	P	ERA	WHIP										
Steve Ontiveros, R (1.1) ERA: 4.22	7.0		28	5	3	2	3	2	0	0	0	0	0	32	40	2.57	1.000										
Rik Honeycutt, L (8.1) ERA: 1.66	1.0		3	0	0	0	0	0	0	0	0	0	0	3	3	0.00	0.000										
Dennis Eckersley, R (9.1) ERA: 4.37	0.1	L	4	1	2	2	0	2	0	0	0	0	0	2	10	54.00	9.000										
Mike Mohler, L (9.1) ERA: 3.26	0.2		2	0	0	0	0	0	0	0	0	0	0	2	2	0.00	0.000										

Batter	1	2	3	4	5	6	7	8	9	AB	R	H	RBI	BB	SO	LOB	BOTTOM										
Rickey Henderson, R (1.7) OBP: 0.404, SLG: 0.446										4	0	0	0	0	0	4	<b>Kansas City Royals @ Oakland Athletics</b> Oakland-Alameda County Coliseum, Oakland, CA Thu Sep 14 1995, 3:33 AM PDT Att: 8,429 - Cloudy - 63 F										
Jason Giambi, L (1.5) OBP: 0.376, SLG: 0.414										4	1	1	0	0	0	1											
Gerónimo Berroa, R (1.9) OBP: 0.359, SLG: 0.468 Stan Javier, S (8.8) OBP: 0.345, SLG: 0.389										4	1	2	0	0	0	2											
Mark McGwire, R (1.3) OBP: 0.437, SLG: 0.662										4	1	1	2	0	0	2											
Danny Tartabull, R (1.10) OBP: 0.331, SLG: 0.391										4	0	2	1	0	0	0											
Terry Steinbach, R (1.2) OBP: 0.307, SLG: 0.444										4	0	0	0	0	0	1											
Brent Gates, S (1.4) OBP: 0.313, SLG: 0.348										4	0	0	0	0	0	0											
Mike Bordick, R (1.6) OBP: 0.324, SLG: 0.356 George Williams, S (9, PH) OBP: 0.379, SLG: 0.520										3	1	2	0	0	0	0											
Jose Herrera, L (1.8) OBP: 0.323, SLG: 0.345										4	0	2	0	0	0	0											
<b>Inning Stats</b>	R: 1 E: 0 K: 0 S: 5	H: 3 LOB: 2 BB: 0 P: 5	R: 0 E: 0 K: 0 S: 5	H: 2 LOB: 2 BB: 0 P: 5	R: 0 E: 0 K: 0 S: 3	H: 0 LOB: 0 BB: 0 P: 3	R: 0 E: 0 K: 0 S: 3	H: 1 LOB: 0 BB: 0 P: 3	R: 0 E: 0 K: 0 S: 5	H: 0 LOB: 0 BB: 0 P: 5	R: 2 E: 0 K: 0 S: 6	H: 2 LOB: 2 BB: 0 P: 6	R: 0 E: 0 K: 0 S: 3	H: 0 LOB: 0 BB: 0 P: 3	R: 0 E: 0 K: 1 S: 5	H: 0 LOB: 0 BB: 0 P: 5		1B: 9 2B: 0 3B: 0 HR: 1	SF: 0 SAC: 0 DP: 1 HBP: 0	WP: 0 PB: 0 SB: 1 CS: 0	PA: 36						
<b>PITCHER</b>	IP	WLS	BF	H	R	ER	SO	BB	IBB	HBP	BLK	WP	HR	S	P	ERA	WHIP										
Mark Gubicza, R (1.1) ERA: 3.72	6.2		29	10	4	3	0	0	0	0	0	0	0	29	29	4.05	1.500										
Jim Converse, R (7.1) ERA: 7.89	1.1	W	4	0	0	0	0	0	0	0	0	0	0	4	4	0.00	0.000										
Jeff Montgomery, R (9.1) ERA: 3.12	1.0	S	3	0	0	0	1	0	0	0	0	0	0	5	5	0.00	0.000										

**AB 32**  
**R 5**  
**H 6**  
**RBI 5**  
**BB 4**  
**SO 3**  
**LOB 10**



**AB 36**  
**R 4**  
**H 10**  
**RBI 3**  
**BB 0**  
**SO 1**  
**LOB 10**





Batter	1	2	3	4	5	6	7	8	9	AB	R	H	RBI	BB	SO	LOB	TOP								
<b>Chuck Knoblauch R</b> (1, 4) OBP: 0.421, SLG: 0.498										5	0	1	0	0	0	1									
<b>Rich Becker L</b> (1, 8) OBP: 0.305, SLG: 0.305										5	0	0	0	0	0	3	1								
<b>Kirby Puckett R</b> (1, 10) OBP: 0.378, SLG: 0.531										4	1	1	0	0	1	1									
<b>Marty Cordova R</b> (1, 7) OBP: 0.355, SLG: 0.481										4	0	1	0	0	2	2									
<b>Scott Leius R</b> (1, 5) OBP: 0.335, SLG: 0.349										3	2	2	0	1	1	0									
<b>Dan Masteller L</b> (1, 3) OBP: 0.297, SLG: 0.335										4	1	3	1	0	0	2									
<b>Pat Meares R</b> (1, 6) OBP: 0.298, SLG: 0.427										4	1	2	2	0	0	3									
<b>Matt Walbeck S</b> (1, 2) OBP: 0.287, SLG: 0.301										4	0	1	1	0	0	4									
<b>Matt Lawton L</b> (1, 9) OBP: 0.292, SLG: 0.150										4	0	0	0	0	0	1									
<b>Inning Stats</b>	R: 0 E: 0 K: 1 S: 7	H: 1 LOB: 1 BB: 0 P: 12	R: 3 E: 0 K: 0 S: 11	H: 4 LOB: 0 BB: 0 P: 18	R: 0 E: 0 K: 3 S: 10	H: 0 LOB: 0 BB: 0 P: 15	R: 0 E: 0 K: 1 S: 9	H: 2 LOB: 1 BB: 0 P: 15	R: 0 E: 0 K: 1 S: 6	H: 0 LOB: 0 BB: 0 P: 8	R: 0 E: 0 K: 0 S: 6	H: 2 LOB: 2 BB: 0 P: 10	R: 0 E: 0 K: 0 S: 8	H: 0 LOB: 0 BB: 0 P: 12	R: 2 E: 1 K: 1 S: 21	H: 2 LOB: 2 BB: 1 P: 33	R: 0 E: 0 K: 0 S: 6	H: 0 LOB: 0 BB: 0 P: 8	1B: 9 2B: 2 3B: 0 HR: 0	SF: 0 SAC: 0 DP: 2 HBP: 0	WP: 0 PB: 0 SB: 1 CS: 0	PA: 38			
<b>PITCHER</b>	IP	WLS	BF	H	R	ER	SO	BB	IBB	HBP	BLK	WP	HR	S	P	ERA	WHIP								
<b>Todd Stottlemyre R</b> (1, 1) ERA: 4.42	9.0	W	38	11	5	4	7	1	0	0	0	0	0	84	131	4.00	1.333								

Minnesota Twins @ Oakland Athletics  
Oakland-Alameda County Coliseum, Oakland, CA

livebaseballscores.com



AB 37  
R 5  
H 11  
RBI 4  
BB 1  
SO 7  
LOB 15

Fri Sep 15 1995, 7:05 PM PDT  
Att: 12,126 - Unknown - 62 F

Batter	1	2	3	4	5	6	7	8	9	AB	R	H	RBI	BB	SO	LOB	BOTTOM								
<b>Rickey Henderson R</b> (1, 7) OBP: 0.406, SLG: 0.448										5	0	3	1	0	0	2									
<b>Geronimo Berros R</b> (1, 9) OBP: 0.360, SLG: 0.473										5	1	2	2	0	0	3									
<b>Brent Gates S</b> (1, 4) OBP: 0.313, SLG: 0.355										5	1	2	1	0	1	2									
<b>Mark McGwire R</b> (1, 10) OBP: 0.433, SLG: 0.652										4	0	0	0	0	2	2									
<b>Terry Steinbach R</b> (1, 2) OBP: 0.307, SLG: 0.441										4	1	1	0	0	1	0									
<b>Jason Giambi L</b> (1, 3) OBP: 0.378, SLG: 0.422										4	2	2	0	0	0	0									
<b>Craig Paquette R</b> (1, 5) ERA: 5.92										2	0	0	0	0	1	2									
<b>Scott Brosius R</b> (6, 5) OBP: 0.337, SLG: 0.461										1	0	0	0	1	0	0									
<b>Stan Javier S</b> (1, 8) OBP: 0.348, SLG: 0.389										2	0	1	1	2	1	0									
<b>Mike Bordick R</b> (1, 6) OBP: 0.325, SLG: 0.358										4	1	2	1	0	0	4									
<b>Inning Stats</b>	R: 1 E: 0 K: 0 S: 9	H: 1 LOB: 0 BB: 0 P: 16	R: 0 E: 0 K: 1 S: 8	H: 0 LOB: 0 BB: 0 P: 11	R: 1 E: 0 K: 1 S: 19	H: 3 LOB: 2 BB: 1 P: 29	R: 2 E: 0 K: 0 S: 15	H: 3 LOB: 1 BB: 1 P: 22	R: 0 E: 0 K: 1 S: 9	H: 0 LOB: 0 BB: 0 P: 12	R: 0 E: 0 K: 0 S: 6	H: 0 LOB: 0 BB: 0 P: 8	R: 0 E: 0 K: 2 S: 13	H: 2 LOB: 2 BB: 0 P: 16	R: 1 E: 0 K: 1 S: 19	H: 2 LOB: 2 BB: 1 P: 33	R: 1 E: 0 K: 0 S: 4	H: 2 LOB: 0 BB: 0 P: 7	1B: 10 2B: 3 3B: 0 HR: 2	SF: 0 SAC: 0 DP: 2 HBP: 0	WP: 2 PB: 0 SB: 1 CS: 0	PA: 40			
<b>PITCHER</b>	IP	WLS	BF	H	R	ER	SO	BB	IBB	HBP	BLK	WP	HR	S	P	ERA	WHIP								
<b>Mike Trombley R</b> (1, 1) ERA: 5.92	7.0		30	9	4	4	5	2	0	0	0	0	0	114	114	5.14	1.571								
<b>Erik Schultstrom R</b> (8, 1) ERA: 6.1	0.2	L	5	2	1	1	1	1	0	0	0	1	0	15	26	13.50	4.500								
<b>Pat Mahomes R</b> (8, 1) ERA: 6.66	1.0	L	4	2	1	1	0	0	0	0	0	0	1	8	14	9.00	2.000								

Minnesota Twins @ Oakland Athletics  
Oakland-Alameda County Coliseum, Oakland, CA

livebaseballscores.com



AB 36  
R 6  
H 13  
RBI 6  
BB 3  
SO 6  
LOB 15


Fri Sep 15 1995, 7:05 PM PDT  
Att: 12,126 - Unknown - 62 F




Batter	1	2	3	4	5	6	7	8	9	AB	R	H	RBI	BB	SO	LOB	TOP											
Chuck Knoblauch R (1,4) OBP: 0.418, SLG: 0.494	F9		P6		P8			L9		4	0	0	0	0	0	2	<b>Minnesota Twins @ Oakland Athletics</b> Oakland-Alameda County Coliseum, Oakland, CA Sat Sep 16 1995, 3:33 AM PDT Att: 18,151 - Sunny - 70 F											
Rich Becker L (1,8) OBP: 0.303, SLG: 0.302	L7		K		G4-3			K		4	0	0	0	0	2	1												
Kirby Puckett R (1,9) OBP: 0.377, SLG: 0.529	P4				F9		F9		FC5-4 1B	4	0	1	0	0	0	0												
Marty Cordova R (1,7) OBP: 0.356, SLG: 0.482		L7						FC5-4 BB	FC5-4 BB	3	0	1	0	0	0	1												
Pedro Munoz R (1,10) OBP: 0.343, SLG: 0.513		G4-3			L7			FC5-4 BB	FC5-4 BB	3	0	0	0	1	0	2												
Dan Masteller L (1,3) OBP: 0.293, SLG: 0.331										2	0	0	0	0	0	1												
Jeff Reboulet R (7,PH) OBP: 0.367, SLG: 0.411										1	0	0	0	0	1	0												
Denny Hocking S (9,PH) OBP: 0.351, SLG: 0.455										0	0	0	0	0	0	0												
Ron Coomer R (9,PH) OBP: 0.332, SLG: 0.345										1	0	0	0	0	0	2												
Scott Leius R (1,5) OBP: 0.332, SLG: 0.345										4	0	0	0	0	0	2												
Matt Walbeck S (1,2) OBP: 0.287, SLG: 0.304										3	1	1	0	0	0	0												
Pat Meares R (1,6) OBP: 0.301, SLG: 0.429										3	0	2	1	0	0	0												
<b>Inning Stats</b>	R: 0 E: 0 K: 0 S: 6	H: 0 LOB: 0 BB: 0 P: 10	R: 0 E: 0 K: 0 S: 8	H: 0 LOB: 0 BB: 0 P: 11	R: 1 E: 0 K: 1 S: 11	H: 2 LOB: 1 BB: 0 P: 17	R: 0 E: 0 K: 0 S: 10	H: 1 LOB: 1 BB: 0 P: 13	R: 0 E: 0 K: 1 S: 13	H: 0 LOB: 1 BB: 0 P: 18	R: 0 E: 0 K: 1 S: 7	H: 0 LOB: 0 BB: 0 P: 13	R: 0 E: 0 K: 1 S: 7	H: 0 LOB: 0 BB: 0 P: 11	R: 0 E: 0 K: 0 S: 10	H: 1 LOB: 2 BB: 1 P: 18	1B: 3 2B: 2 3B: 0 HR: 0	SF: 0 SAC: 0 DP: 0 HBP: 1	WP: 0 PB: 0 SB: 3 CS: 0	PA: 34								
<b>PITCHER</b>	IP	WLS	BF	H	R	ER	SO	BB	IBB	HBP	BLK	WP	HR	S	P	ERA	WHIP											
John Wasdin R (1,1) ERA: 2.7	6.0	W	23	4	1	1	1	0	0	0	0	0	0	0	59	87	1.50	0.667										
Mike Mohler L (7,1) ERA: 3.1	1.0		3	0	0	0	1	0	0	0	0	0	0	7	13	0.00	0.000											
Carlos Reyes R (8,1) ERA: 5.0	1.0		3	0	0	0	1	0	0	0	0	0	0	7	11	0.00	0.000											
Mark Acree R (9,1) ERA: 5.4	0.1		3	1	0	0	0	1	0	0	0	0	0	7	11	0.00	6.000											
Steve Wojciechowski L (9,1) ERA: 5.4	0.2		2	0	0	0	0	0	0	0	0	0	0	3	7	0.00	0.000											

Batter	1	2	3	4	5	6	7	8	9	AB	R	H	RBI	BB	SO	LOB	BOTTOM											
Rickey Henderson R (1,7) OBP: 0.407, SLG: 0.447	F8		2B		G4-3			BB		3	1	1	0	1	0	0	<b>Minnesota Twins @ Oakland Athletics</b> Oakland-Alameda County Coliseum, Oakland, CA Sat Sep 16 1995, 3:33 AM PDT Att: 18,151 - Sunny - 70 F											
Gerónimo Berroa R (1,9) OBP: 0.361, SLG: 0.475	K		HR		F8			BB		3	1	1	2	1	1	0												
Brent Gates S (1,4) OBP: 0.313, SLG: 0.353	K		HR		K2-3			L7		3	1	0	0	1	2	2												
Mark McGwire R (1,3) OBP: 0.431, SLG: 0.657	P4		HR		G4-3		P3			4	1	1	3	0	0	2												
Jason Giambi L (1,5) OBP: 0.371, SLG: 0.412	L9		F9		G4-3			G6-3		4	0	0	0	0	0	0												
Danny Tartabull R (1,10) OBP: 0.333, SLG: 0.390										3	1	1	0	1	0	0												
Scott Brosius R (8,FR) OBP: 0.337, SLG: 0.461	G6-3				P8			BB		0	0	0	0	0	0	0												
Stan Javier S (1,8) OBP: 0.350, SLG: 0.389			BB		P6			G4-6-3		3	1	1	0	1	0	1												
Mike Bordick R (1,6) OBP: 0.328, SLG: 0.360			F9		F9			BB		3	0	2	1	0	0	1												
Eric Helfand L (1,2) OBP: 0.277, SLG: 0.220			P5		K			G6-3		3	0	0	0	0	1	2												
<b>Inning Stats</b>	R: 0 E: 0 K: 2 S: 8	H: 0 LOB: 0 BB: 0 P: 10	R: 0 E: 0 K: 0 S: 6	H: 0 LOB: 0 BB: 0 P: 9	R: 5 E: 0 K: 0 S: 13	H: 2 LOB: 0 BB: 3 P: 32	R: 0 E: 0 K: 1 S: 10	H: 1 LOB: 1 BB: 0 P: 14	R: 0 E: 0 K: 0 S: 9	H: 3 LOB: 2 BB: 0 P: 15	R: 0 E: 0 K: 0 S: 10	H: 1 LOB: 2 BB: 1 P: 18	R: 0 E: 0 K: 0 S: 6	H: 0 LOB: 1 BB: 1 P: 11	R: 0 E: 0 K: 0 S: 10	H: 1 LOB: 1 BB: 1 P: 18	1B: 5 2B: 1 3B: 0 HR: 1	SF: 0 SAC: 0 DP: 1 HBP: 0	WP: 0 PB: 0 SB: 0 CS: 0	PA: 34								
<b>PITCHER</b>	IP	WLS	BF	H	R	ER	SO	BB	IBB	HBP	BLK	WP	HR	S	P	ERA	WHIP											
Brad Radke R (1,1) ERA: 5.37	6.0	L	26	6	6	6	4	3	0	0	0	0	0	1	55	92	9.00	1.500										
Scott Klingsbeck R (7,1) ERA: 7.13	2.0		8	1	0	0	0	2	0	0	0	0	0	16	29	0.00	1.500											

**AB 32**  
**R 1**  
**H 5**  
**RBI 1**  
**BB 1**  
**SO 3**  
**LOB 11**



**AB 29**  
**R 6**  
**H 7**  
**RBI 6**  
**BB 5**  
**SO 4**  
**LOB 8**





Batter	1	2	3	4	5	6	7	8	9	AB	R	H	RBI	BB	SO	LOB	TOP					
Matt Lawton, L (1, 8) OBP: 0.286, SLG: 0.167	F8		P6		K			G5-4-3 1B		4	0	1	0	0	1	0	<b>Minnesota Twins @ Oakland Athletics</b> Oakland-Alameda County Coliseum, Oakland, CA Sun Sep 17, 1995, 3:33 AM PDT Att: 30,112 - Sunny - 67 F <a href="http://livebaseballscores.com">livebaseballscores.com</a>					
Pat Meares, R (1, 6) OBP: 0.303, SLG: 0.433	P3		F9 2B			F8 1B		G5-4-3 1-2		4	0	2	0	0	0	1						
Kirby Puckett, R (1, 9) OBP: 0.376, SLG: 0.526	E4 FC6-4		F9 2-3		K				1B	4	0	1	0	0	1	2						
Marty Cordova, R (1, 7) OBP: 0.354, SLG: 0.478	FC6-4 1-2		G4-3			F8 1-2			K	4	0	0	0	0	1	4						
Dan Masteller, L (1, 3) OBP: 0.292, SLG: 0.335		1B 2B		P6		F8			F7	4	1	1	0	0	0	2						
Scott Leius, R (1, 5) Steve Dunn, L (9, FH)		2H 1B		K			P5		K	3	0	1	1	0	1	0						
Chip Hale, L (1, 10) OBP: 0.343, SLG: 0.372		F7		F8			G4-3			3	0	0	0	0	0	1						
Matt Walbeck, S (1, 2) OBP: 0.285, SLG: 0.301		F7			F7		F8			3	0	0	0	0	0	1						
Brian Raabe, R (1, 4)		P3			G6-3			F8		3	0	0	0	0	0	1						
<b>Inning Stats</b>	R: 0 E: 1 K: 0 S: 9	H: 0 LOB: 1 BB: 0 P: 12	R: 1 E: 0 K: 0 S: 9	H: 2 LOB: 1 BB: 0 P: 13	R: 0 E: 0 K: 0 S: 6	H: 1 LOB: 1 BB: 0 P: 8	R: 0 E: 0 K: 1 S: 10	H: 0 LOB: 0 BB: 0 P: 12	R: 0 E: 0 K: 1 S: 7	H: 0 LOB: 0 BB: 0 P: 8	R: 0 E: 0 K: 0 S: 12	H: 1 LOB: 1 BB: 0 P: 18	R: 0 E: 0 K: 0 S: 5	H: 0 LOB: 0 BB: 0 P: 6	R: 0 E: 0 K: 0 S: 7	H: 1 LOB: 0 BB: 0 P: 9	R: 0 E: 0 K: 2 S: 12	H: 1 LOB: 1 BB: 0 P: 17	1B: 4 2B: 2 3B: 0 HR: 0	SF: 0 SAC: 0 DP: 1 HBP: 0	WP: 0 PB: 0 SB: 0 CS: 0	PA: 33
<b>PITCHER</b> Todd Van Poppel, R (1, 1) ERA: 4.24	IP: 9.0 WLS: W BF: 33 H: 6 R: 1 ER: 1 SO: 5 BB: 0 IBB: 0 HBP: 0 BLK: 0 WP: 0 HR: 0 S: 77 P: 103 ERA: 1.00 WHIP: 0.667															<b>PITCHER</b>						

Batter	1	2	3	4	5	6	7	8	9	AB	R	H	RBI	BB	SO	LOB	BOTTOM					
Rickey Henderson, R (1, 7) OBP: 0.408, SLG: 0.446	G6-4-3 BB		1B SF7 1B		F7		FC6-4 1-2			3	1	1	0	1	0	1	<b>Minnesota Twins @ Oakland Athletics</b> Oakland-Alameda County Coliseum, Oakland, CA Sun Sep 17, 1995, 3:33 AM PDT Att: 30,112 - Sunny - 67 F <a href="http://livebaseballscores.com">livebaseballscores.com</a>					
Geronimo Berros, R (1, 9) OBP: 0.360, SLG: 0.473	G6-4-3 1-2		1B E 1B		P6		G5-4-3 1-2			4	1	1	0	0	0	2						
Brent Gates, S (1, 4) OBP: 0.313, SLG: 0.355	G3-1		SF7					K		3	0	1	1	0	1	0						
Mark McGwire, R (1, 3) OBP: 0.434, SLG: 0.668		HR	E9 1B 1B					K		3	2	2	1	1	1	0						
Jason Giambi, L (1, 5) OBP: 0.373, SLG: 0.414		G1-3	G6-4-3 1B		F8			1B		4	0	2	1	0	0	2						
Danny Tartabull, R (1, 10) OBP: 0.332, SLG: 0.388		K	G6-4-3 1-2				K			4	0	1	0	0	2	1						
Terry Steinbach, R (1, 2) OBP: 0.306, SLG: 0.442		PB 2B			F7		G6-3		F9	4	0	1	0	0	0	2						
Stan Javier, S (1, 8) OBP: 0.349, SLG: 0.387			G4-3 BB							2	0	0	0	1	1	0						
Mike Bordick, R (1, 6) OBP: 0.328, SLG: 0.358		G4-3			F9			FC6-4 BB		2	0	0	0	1	0	2						
<b>Inning Stats</b>	R: 0 E: 0 K: 0 S: 7	H: 0 LOB: 0 BB: 1 P: 12	R: 1 E: 1 K: 1 S: 14	H: 2 LOB: 2 BB: 1 P: 24	R: 3 E: 1 K: 0 S: 21	H: 4 LOB: 0 BB: 0 P: 33	R: 0 E: 0 K: 0 S: 4	H: 0 LOB: 0 BB: 0 P: 6	R: 0 E: 0 K: 0 S: 11	H: 1 LOB: 2 BB: 1 P: 17	R: 0 E: 0 K: 2 S: 7	H: 0 LOB: 0 BB: 0 P: 13	R: 0 E: 0 K: 0 S: 6	H: 0 LOB: 0 BB: 1 P: 12	R: 0 E: 0 K: 2 S: 15	H: 2 LOB: 2 BB: 0 P: 22	R: 0 E: 0 K: 2 S: 15	H: 2 LOB: 2 BB: 0 P: 22	1B: 6 2B: 2 3B: 0 HR: 1	SF: 1 SAC: 0 DP: 3 HBP: 0	WP: 0 PB: 1 SB: 0 CS: 0	PA: 34
<b>PITCHER</b> Frankie Rodriguez, R (1, 1) ERA: 5.96 Dave Stevens, R (8, 1) ERA: 5.4	IP: 7.0 WLS: L BF: 29 H: 7 R: 4 ER: 3 SO: 3 BB: 4 IBB: 0 HBP: 0 BLK: 0 WP: 0 HR: 1 S: 70 P: 117 ERA: 3.86 WHIP: 1.571															<b>PITCHER</b>						





Batter	1	2	3	4	5	6	7	8	9	AB	R	H	RBI	BB	SO	LOB	TOP					
<b>Tony Phillips, S</b> OBP: 0.397, SLG: 0.476 (1, 5)	F9																					
<b>Jim Edmonds, L</b> OBP: 0.392, SLG: 0.548 (1, 8)	1B																					
<b>Tim Salmon, R</b> OBP: 0.429, SLG: 0.598 (1, 9)	F8																					
<b>Chili Davis, S</b> OBP: 0.436, SLG: 0.514 (1, 10)																						
<b>J.T. Snow, L</b> OBP: 0.354, SLG: 0.459 (1, 3)	F9																					
<b>16 Garrett Anderson, L</b> OBP: 0.396, SLG: 0.515 (1, 7)	G6-3																					
<b>Spike Owen, S</b> OBP: 0.293, SLG: 0.319 (1, 6)																						
<b>Greg Myers, L</b> OBP: 0.310, SLG: 0.413 (1, 2)																						
<b>Andy Allanson, R</b> OBP: 0.276, SLG: 0.377 (3, 2)																						
<b>Damon Easley, R</b> OBP: 0.288, SLG: 0.302 (1, 4)																						
<b>Rene Gonzales, R</b> (9, PH) OBP: 0.313, SLG: 0.500																						
<b>Inning Stats</b>	R: 0 E: 0 K: 0 S: 5	H: 1 LOB: 0 BB: 0 P: 7	R: 0 E: 0 K: 0 S: 7	H: 0 LOB: 0 BB: 0 P: 11	R: 0 E: 0 K: 0 S: 4	H: 0 LOB: 0 BB: 1 P: 8	R: 0 E: 0 K: 0 S: 10	H: 0 LOB: 2 BB: 1 P: 17	R: 0 E: 0 K: 1 S: 9	H: 0 LOB: 0 BB: 0 P: 13	R: 0 E: 0 K: 0 S: 6	H: 0 LOB: 0 BB: 0 P: 10	R: 0 E: 0 K: 0 S: 5	H: 1 LOB: 0 BB: 1 P: 9	R: 0 E: 0 K: 0 S: 5	H: 0 LOB: 0 BB: 0 P: 9	R: 0 E: 0 K: 1 S: 9	H: 0 LOB: 0 BB: 0 P: 11	1B: 2 2B: 0 3B: 0 HR: 0	SF: 0 SAC: 0 DP: 1 HBP: 1	WP: 0 PB: 0 SB: 0 CS: 1	PA: 29
<b>PITCHER</b> <b>Doug Johns, L</b> ERA: 4.09 (1, 1)	IP: 9.0 WLS: W BF: 29 H: 2 R: 0 ER: 0 SO: 2 BB: 2 IBB: 0 HBP: 1 BLK: 0 WP: 0 HR: 0 S: 60 P: 95 ERA: 0.00 WHIP: 0.444															<b>PITCHER</b> <b>Doug Johns, L</b> ERA: 4.09 (1, 1)	IP: 9.0 WLS: W BF: 29 H: 2 R: 0 ER: 0 SO: 2 BB: 2 IBB: 0 HBP: 1 BLK: 0 WP: 0 HR: 0 S: 60 P: 95 ERA: 0.00 WHIP: 0.444					

California Angels @ Oakland Athletics  
Oakland-Alameda County Coliseum, Oakland, CA

AB 26  
R 0  
H 2  
RBI 0  
BB 2  
SO 2  
LOB 5



WP: 0 PA: 29  
PB: 0  
SB: 0  
CS: 1

Batter	1	2	3	4	5	6	7	8	9	AB	R	H	RBI	BB	SO	LOB	BOTTOM			
<b>Rickey Henderson, R</b> OBP: 0.404, SLG: 0.442 (1, 7)	G5-3																			
<b>Gerónimo Berroa, R</b> OBP: 0.395, SLG: 0.473 (1, 9)	K																			
<b>Brent Gates, S</b> OBP: 0.314, SLG: 0.355 (1, 4)	BB																			
<b>Mark McGwire, R</b> OBP: 0.440, SLG: 0.668 (1, 3)	BB																			
<b>Danny Tartabull, R</b> OBP: 0.327, SLG: 0.381 (1, 10)	G4-3																			
<b>Terry Steinbach, R</b> OBP: 0.306, SLG: 0.440 (1, 2)																				
<b>Stan Javier, S</b> OBP: 0.351, SLG: 0.387 (1, 8)																				
<b>Mike Bordick, R</b> OBP: 0.329, SLG: 0.358 (1, 6)																				
<b>Craig Paquette, R</b> OBP: 0.267, SLG: 0.440 (1, 5)	G4-3																			
<b>Inning Stats</b>	R: 0 E: 0 K: 1 S: 19	H: 0 LOB: 2 BB: 2 P: 31	R: 1 E: 0 K: 0 S: 14	H: 0 LOB: 1 BB: 2 P: 27	R: 0 E: 0 K: 2 S: 8	H: 0 LOB: 0 BB: 0 P: 12	R: 0 E: 0 K: 0 S: 7	H: 0 LOB: 0 BB: 0 P: 12	R: 0 E: 0 K: 1 S: 5	H: 0 LOB: 0 BB: 0 P: 9	R: 2 E: 0 K: 0 S: 10	H: 3 LOB: 1 BB: 1 P: 22	R: 1 E: 0 K: 1 S: 12	H: 2 LOB: 2 BB: 1 P: 24	R: 0 E: 0 K: 1 S: 12	H: 1 LOB: 1 BB: 0 P: 17	1B: 4 2B: 1 3B: 0 HR: 1	SF: 0 SAC: 0 DP: 0 HBP: 1	WP: 0 PB: 0 SB: 3 CS: 0	PA: 36
<b>PITCHER</b> <b>Chuck Finley, L</b> ERA: 4.32 (1, 1)	IP: 6.1 WLS: L BF: 29 H: 5 R: 4 ER: 4 SO: 4 BB: 5 IBB: 0 HBP: 1 BLK: 0 WP: 0 HR: 1 S: 69 P: 124 ERA: 5.68 WHIP: 1.579															<b>PITCHER</b> <b>John Habyan, R</b> ERA: 3.65 (7, 1)	IP: 1.2 WLS: 7 BF: 1 H: 0 R: 0 ER: 0 SO: 2 BB: 1 IBB: 0 HBP: 0 BLK: 0 WP: 0 HR: 0 S: 18 P: 30 ERA: 0.00 WHIP: 1.200			

California Angels @ Oakland Athletics  
Oakland-Alameda County Coliseum, Oakland, CA

AB 29  
R 4  
H 6  
RBI 4  
BB 6  
SO 6  
LOB 12



WP: 0 PA: 36  
PB: 0  
SB: 3  
CS: 0



Batter	1	2	3	4	5	6	7	8	9	10	AB	R	H	RBI	BB	SO	LOB								
<b>Tony Phillips, S</b> OBP: 0.394, SLG: 0.471 (1, 5)	G4-3		G4-3			G1-3		G5-3		G3	5	0	0	0	0	0	3								
<b>Jim Edmonds, L</b> OBP: 0.358, SLG: 0.543 (1, 8)	F7		K			K			K	G4-3	5	0	0	0	0	3	3								
<b>Tim Salmon, R</b> OBP: 0.431, SLG: 0.601 (1, 9)	1B			G4-6-3		F8			HR		4	1	3	0	0	0	0								
<b>Chili Davis, S</b> OBP: 0.432, SLG: 0.509 (1, 10)	G3-1		G4-6-3			G6-3			K		4	0	0	0	0	1	3								
<b>J.T. Snow, L</b> OBP: 0.355, SLG: 0.465 (1, 3)		G6-3		G3-1		G3-1			HR		4	1	2	2	0	0	0								
<b>16 Garret Anderson, L</b> OBP: 0.358, SLG: 0.515 (1, 7)		K		SH1-4		G3-1			HR		4	0	2	0	0	1	1								
<b>Damion Easley, R</b> OBP: 0.288, SLG: 0.301 (1, 4)		G5-4-3				SH1-4			1B		1	0	0	0	0	0	1								
<b>Mike Aldrete, L</b> OBP: 0.339, SLG: 0.390 (7, PH)		G5-4-3							F8		1	0	0	0	0	1	1								
<b>Rex Hudler, R</b> OBP: 0.270, SLG: 0.374 (7, 4)											0	0	0	0	0	0	0								
<b>Greg Myers, L</b> OBP: 0.309, SLG: 0.412 (9, PH)											1	0	0	0	0	0	1								
<b>Rene Gonzales, R</b> OBP: 0.313, SLG: 0.500 (9, 4)											0	0	0	0	0	0	0								
<b>Jorge Fabregas, L</b> OBP: 0.301, SLG: 0.308 (1, 2)			L9			P5			G4-3		3	0	0	0	1	0	1								
<b>Gary Disarcina, R</b> OBP: 0.355, SLG: 0.473 (10, PR)										G3	0	0	0	0	0	0	0								
<b>Andy Allanson, R</b> OBP: 0.276, SLG: 0.377 (10, 2)										SH1-4	0	0	0	0	0	0	0								
<b>Dick Schofield, R</b> OBP: 0.314, SLG: 0.200 (1, 6)						P7			G6-3		2	0	1	0	0	0	1								
<b>Spike Owen, S</b> OBP: 0.292, SLG: 0.317 (8, 6)										SH1-4	1	0	0	0	0	0	0								
<b>Inning Stats</b>	R: 0 E: 0 K: 0 S: 6	H: 1 LOB: 1 BB: 0 P: 9	R: 0 E: 0 K: 1 S: 9	H: 0 LOB: 0 BB: 0 P: 14	R: 0 E: 0 K: 1 S: 11	H: 1 LOB: 1 BB: 0 P: 17	R: 0 E: 0 K: 0 S: 6	H: 1 LOB: 0 BB: 0 P: 11	R: 0 E: 0 K: 0 S: 11	H: 1 LOB: 1 BB: 0 P: 18	R: 0 E: 0 K: 1 S: 6	H: 0 LOB: 0 BB: 0 P: 9	R: 0 E: 0 K: 1 S: 8	H: 1 LOB: 1 BB: 0 P: 14	R: 0 E: 0 K: 0 S: 10	H: 0 LOB: 0 BB: 0 P: 15	R: 2 E: 0 K: 2 S: 16	H: 3 LOB: 1 BB: 0 P: 20	R: 0 E: 0 K: 0 S: 4	H: 0 LOB: 2 BB: 1 P: 11	1B: 6 2B: 1 3B: 0 HR: 1	SF: 0 SAC: 2 DP: 2 HBP: 0	WP: 1 PB: 0 SB: 0 CS: 0	PA: 38	
<b>PITCHER</b>	IP	WLS	BF	H	R	ER	SO	BB	IBB	HBP	BLK	WP	HR	S	P	ERA	WHIP								
<b>Steve Ontiveros, R</b> ERA: 4.01 (1, 1)	6.0		21	4	0	0	3	0	0	0	0	1	0	49	78	0.00	0.667								
<b>Jim Corsi, R</b> ERA: 1.73 (7, 1)	2.0		7	1	0	0	1	0	0	0	0	0	0	18	29	0.00	0.500								
<b>Dennis Eckerley, R</b> ERA: 4.66 (9, 1)	1.0		6	3	2	2	0	0	0	0	0	0	1	16	20	18.00	3.000								
<b>Carlos Reyes, R</b> ERA: 4.95 (10, 1)	1.0	W	4	0	0	0	0	1	0	0	0	0	0	4	11	0.00	1.000								

**California Angels @ Oakland Athletics**  
Oakland-Alameda County Coliseum, Oakland, CA

Tue Sep 19 1995, 7:05 PM PDT  
Att: 10,524 - Unknown - 75 F

AB	35
R	2
H	8
RBI	2
BB	1
SO	6
LOB	15



Batter	1	2	3	4	5	6	7	8	9	10	AB	R	H	RBI	BB	SO	LOB								
<b>Rickey Henderson, R</b> OBP: 0.404, SLG: 0.438 (1, 7)	K		F7			G6-3				SH5-4	3	1	0	0	2	1	0								
<b>Geronimo Berroa, R</b> OBP: 0.357, SLG: 0.489 (1, 9)	K					L6				SH5-4	4	0	0	0	0	3	2								
<b>Stan Javier, S</b> OBP: 0.351, SLG: 0.387 (9, 8)	K										0	0	0	0	0	0	0								
<b>Brent Gates, S</b> OBP: 0.315, SLG: 0.355 (1, 4)	K										3	0	1	0	1	2	0								
<b>Mike Bordick, R</b> OBP: 0.329, SLG: 0.358 (9, 6)											0	0	0	0	0	0	0								
<b>Jason Giambi, L</b> OBP: 0.376, SLG: 0.414 (10, PH)											0	0	0	0	1	0	0								
<b>Mark McGwire, R</b> OBP: 0.437, SLG: 0.659 (1, 3)		K									4	0	0	0	1	3	4								
<b>Terry Steinbach, R</b> OBP: 0.309, SLG: 0.450 (1, 2)		K									5	1	3	2	0	1	0								
<b>Danny Tartabull, R</b> OBP: 0.330, SLG: 0.378 (1, 10)		L9									2	0	0	0	2	1	0								
<b>Scott Brosius, R</b> OBP: 0.338, SLG: 0.460 (1, 8)											3	1	1	0	1	0	3								
<b>Mike Gallego, R</b> OBP: 0.302, SLG: 0.243 (9, 4)											4	0	2	0	0	1	2								
<b>Craig Paquette, R</b> OBP: 0.263, SLG: 0.434 (1, 5)											4	0	0	0	0	1	2								
<b>Inning Stats</b>	R: 0 E: 0 K: 3 S: 10	H: 0 LOB: 0 BB: 0 P: 13	R: 0 E: 0 K: 2 S: 8	H: 0 LOB: 0 BB: 0 P: 14	R: 1 E: 0 K: 0 S: 9	H: 1 LOB: 0 BB: 1 P: 19	R: 0 E: 0 K: 2 S: 15	H: 2 LOB: 3 BB: 1 P: 26	R: 0 E: 0 K: 3 S: 14	H: 1 LOB: 3 BB: 2 P: 26	R: 0 E: 0 K: 0 S: 9	H: 1 LOB: 1 BB: 1 P: 16	R: 0 E: 0 K: 2 S: 8	H: 0 LOB: 0 BB: 0 P: 13	R: 1 E: 0 K: 1 S: 6	H: 1 LOB: 3 BB: 3 P: 20	1B: 6 2B: 0 3B: 0 HR: 1	SF: 0 SAC: 1 DP: 2 HBP: 0	WP: 1 PB: 0 SB: 1 CS: 0	PA: 41					
<b>PITCHER</b>	IP	WLS	BF	H	R	ER	SO	BB	IBB	HBP	BLK	WP	HR	S	P	ERA	WHIP								
<b>Jim Abbott, L</b> ERA: 3.68 (1, 1)	7.0		29	5	1	1	10	5	0	0	0	1	0	73	127	1.29	1.429								
<b>Troy Percival, R</b> ERA: 2.11 (8, 1)	2.1	L	12	2	2	2	3	2	1	0	0	0	1	23	48	7.71	1.714								

**California Angels @ Oakland Athletics**  
Oakland-Alameda County Coliseum, Oakland, CA

Tue Sep 19 1995, 7:05 PM PDT  
Att: 10,524 - Unknown - 75 F

AB	32
R	3
H	7
RBI	2
BB	8
SO	13
LOB	13





Batter	1	2	3	4	5	6	7	8	9	AB	R	H	RBI	BB	SO	LOB	TOP													
Tony Phillips, S OBP: 0.394, SLG: 0.470 (1, 5)										5	1	2	1	0	2	4	<b>California Angels @ Oakland Athletics</b> Oakland-Alameda County Coliseum, Oakland, CA Wed Sep 20 1995, 3:33 AM PDT Att: 11,854 - Sunny - 68 F													
Jim Edmonds, L OBP: 0.395, SLG: 0.539 Dave Gallagher, R OBP: 0.374, SLG: 0.404 (1, 8) (9, PH)										4	0	0	0	0	3	4														
Tim Salmon, R OBP: 0.433, SLG: 0.611 (1, 9)										5	1	3	3	0	0	0														
Chili Davis, S OBP: 0.432, SLG: 0.508 (1, 10)										5	0	2	0	0	1	2														
J.T. Snow, L OBP: 0.353, SLG: 0.465 (1, 3)										5	0	1	0	0	2	3														
16 Garret Anderson, L OBP: 0.395, SLG: 0.523 (1, 7)										4	1	2	1	0	1	1														
Spike Owen, S OBP: 0.296, SLG: 0.321 (1, 6)										4	1	2	0	0	0	1														
Jorge Fabregas, L OBP: 0.300, SLG: 0.307 (1, 2)										4	0	1	0	0	2	2														
Damion Easley, R OBP: 0.289, SLG: 0.303 Orlando Palmeiro, L OBP: 0.351, SLG: 0.350 Rex Hudler, R OBP: 0.270, SLG: 0.374 Mike Aldrete, L OBP: 0.343, SLG: 0.395 (1, 4) (7, PH) (7, 4) (9, PH)										2	0	1	0	0	1	0														
<b>Inning Stats</b>	R: 0 E: 0 K: 3 S: 11	H: 1 LOB: 1 BB: 0 P: 19	R: 0 E: 0 K: 2 S: 12	H: 0 LOB: 0 BB: 0 P: 17	R: 0 E: 0 K: 3 S: 12	H: 1 LOB: 1 BB: 0 P: 18	R: 0 E: 0 K: 0 S: 4	H: 1 LOB: 0 BB: 0 P: 5	R: 0 E: 0 K: 0 S: 9	H: 3 LOB: 3 BB: 0 P: 22	R: 0 E: 0 K: 1 S: 9	H: 1 LOB: 1 BB: 0 P: 13	R: 0 E: 0 K: 1 S: 9	H: 1 LOB: 1 BB: 0 P: 10	R: 0 E: 0 K: 1 S: 10	H: 1 LOB: 1 BB: 0 P: 14		R: 6 E: 1 K: 0 S: 18	H: 7 LOB: 0 BB: 0 P: 29	1B: 11 2B: 3 3B: 0 HR: 2	SF: 0 SAC: 0 DP: 2 HBP: 0	WP: 0 PB: 0 SB: 0 CS: 0	PA: 41							
<b>PITCHER</b>	IP	WLS	BF	H	R	ER	SO	BB	IBB	HBP	BLK	WP	HR	S	P	ERA	WHIP													
Todd Stottlemyre, R ERA: 4.37 Rick Honeycutt, L ERA: 2.26 Dennis Eckersley, R ERA: 4.59 (1, 1) (9, 1) (9, 1)	8.1	W	36	12	3	3	12	0	0	0	0	0	1	91	134	3.24	1.440													
																		AB	R	H	RBI	BB	SO	LOB	WP	HR	S	P	ERA	WHIP

AB	41
R	6
H	16
RBI	6
BB	0
SO	12
LOB	18



Batter	1	2	3	4	5	6	7	8	9	AB	R	H	RBI	BB	SO	LOB	BOTTOM													
Rickey Henderson, R OBP: 0.404, SLG: 0.438 Jose Herrera, L OBP: 0.329, SLG: 0.350 (1, 7) (6, 8) (7, 9)										3	0	1	0	0	0	0	<b>California Angels @ Oakland Athletics</b> Oakland-Alameda County Coliseum, Oakland, CA Wed Sep 20 1995, 3:33 AM PDT Att: 11,854 - Sunny - 68 F													
Gerónimo Berroa, R OBP: 0.358, SLG: 0.470 Scott Brosius, R OBP: 0.337, SLG: 0.459 (1, 9) (6, FR) (7, 8)										4	1	2	2	0	1	1														
Brent Gates, S OBP: 0.316, SLG: 0.357 (1, 4)										5	1	2	0	0	1	1														
Mark McGwire, R OBP: 0.439, SLG: 0.668 George Williams, S OBP: 0.398, SLG: 0.520 Craig Paquette, R OBP: 0.262, SLG: 0.432 (1, 3) (7, PH) (8, 5)										2	2	1	3	1	1	0														
Jason Giambi, L OBP: 0.371, SLG: 0.407 (1, 5) (8, 3)										3	0	0	0	0	1	1														
Danny Tartabull, R OBP: 0.332, SLG: 0.384 (1, 10)										4	1	2	1	0	0	1														
Terry Steinbach, R OBP: 0.314, SLG: 0.453 (1, 2)										4	0	3	1	0	0	1														
Stan Javier, S OBP: 0.350, SLG: 0.385 (1, 8) (6, 7)										4	1	1	1	0	1	2														
Mike Bordick, R OBP: 0.329, SLG: 0.355 (1, 6)										3	1	0	0	1	1	3														
<b>Inning Stats</b>	R: 3 E: 0 K: 1 S: 16	H: 4 LOB: 1 BB: 0 P: 22	R: 0 E: 0 K: 0 S: 9	H: 1 LOB: 1 BB: 0 P: 14	R: 0 E: 0 K: 1 S: 7	H: 0 LOB: 0 BB: 0 P: 9	R: 0 E: 0 K: 2 S: 11	H: 1 LOB: 1 BB: 0 P: 14	R: 0 E: 0 K: 2 S: 8	H: 0 LOB: 0 BB: 0 P: 12	R: 5 E: 0 K: 0 S: 21	H: 4 LOB: 1 BB: 2 P: 36	R: 1 E: 0 K: 0 S: 10	H: 2 LOB: 2 BB: 1 P: 18	R: 0 E: 0 K: 1 S: 12	H: 1 LOB: 1 BB: 0 P: 14		1B: 10 2B: 2 3B: 0 HR: 1	SF: 0 SAC: 1 DP: 0 HBP: 0	WP: 0 PB: 0 SB: 0 CS: 0	PA: 40									
<b>PITCHER</b>	IP	WLS	BF	H	R	ER	SO	BB	IBB	HBP	BLK	WP	HR	S	P	ERA	WHIP													
Shawn Boskie, R ERA: 5.37 Mike Bielecki, R ERA: 5.97 Mike James, R ERA: 2.89 Rich Monteleone, R ERA: Lee Smith, R ERA: 3.57 (1, 1) (6, 1) (6, 1) (7, 1) (8, 1)	5.1	L	25	8	6	6	6	1	0	0	0	0	0	10	15	54.00	9.000													
																		AB	R	H	RBI	BB	SO	LOB	WP	HR	S	P	ERA	WHIP





Batter	1	2	3	4	5	6	7	8	9	AB	R	H	RBI	BB	SO	LOB	TOP										
<b>Rickey Henderson, R</b> OBP: 0.404, SLG: 0.442 (1, 7)	G5-3			L8			S		F8	5	1	2	3	0	0	0	<b>Oakland Athletics @ Seattle Mariners</b> The Kingdome, Seattle, WA Fri Sep 22 1995, 10:05 PM EDT Att: 51,500 - Unknown - 68 F										
<b>Geronimo Berroa, R</b> OBP: 0.355, SLG: 0.465 (1, 9)	K	K		L8			K		G6-3	5	0	0	0	0	3	2											
<b>Brent Gates, S</b> OBP: 0.319, SLG: 0.360 (1, 4)										4	1	3	1	0	0	0											
<b>Mark McGwire, R</b> OBP: 0.437, SLG: 0.672 (1, 3)	K									4	1	1	2	0	1	2											
<b>Jason Giambi, L</b> OBP: 0.364, SLG: 0.398 (1, 5)										4	0	0	0	0	0	1											
<b>Danny Tartabull, R</b> OBP: 0.334, SLG: 0.383 <b>Jose Herrera, L</b> OBP: 0.328, SLG: 0.350 (8, FR)										3	1	1	0	1	1	0											
<b>Terry Steinbach, R</b> OBP: 0.318, SLG: 0.456 (1, 2)										0	0	0	0	0	0	0											
<b>Stan Javier, S</b> OBP: 0.351, SLG: 0.385 (1, 8)										4	2	3	0	0	0	0											
<b>Mike Bordick, R</b> OBP: 0.326, SLG: 0.352 (1, 6)										3	1	1	1	1	0	1											
<b>Inning Stats</b>	R: 0 E: 0 K: 2 S: 13	H: 1 LOB: 1 BB: 0 P: 17	R: 3 E: 0 K: 2 S: 14	H: 2 LOB: 1 BB: 2 P: 27	R: 3 E: 1 K: 2 S: 17	H: 4 LOB: 1 BB: 0 P: 25	R: 0 E: 0 K: 0 S: 8	H: 0 LOB: 0 BB: 0 P: 15	R: 0 E: 0 K: 1 S: 5	H: 0 LOB: 0 BB: 0 P: 9	R: 0 E: 0 K: 1 S: 6	H: 0 LOB: 0 BB: 0 P: 13	R: 1 E: 0 K: 1 S: 16	H: 2 LOB: 1 BB: 0 P: 26	R: 0 E: 0 K: 0 S: 8	H: 2 LOB: 1 BB: 0 P: 12		R: 0 E: 0 K: 0 S: 5	H: 0 LOB: 0 BB: 0 P: 8	1B: 8 2B: 2 3B: 0 HR: 1	SF: 0 SAC: 0 DP: 1 HBP: 0	WP: 0 PB: 0 SB: 1 CS: 1	PA: 38				
<b>PITCHER</b>	IP	WLS	BF	H	R	ER	SO	BB	IBB	HBP	BLK	WP	HR	S	P	ERA	WHIP										
<b>Tim Belcher, R</b> ERA: 4.46 (1, 1)	6.1		29	8	7	6	8	2	0	0	0	0	1	70	116	8.53	1.579										
<b>Bill Riskey, R</b> ERA: 3.24 (7, 1)	0.2		3	1	0	0	0	0	0	0	0	0	0	11	16	0.00	1.500										
<b>Jeff Nelson, R</b> ERA: 2.08 (8, 1)	1.0	W	3	2	0	0	0	0	0	0	0	0	0	8	12	0.00	2.000										
<b>Norm Charlton, L</b> ERA: 3.38 (9, 1)	1.0	S	3	0	0	0	0	0	0	0	0	0	0	5	8	0.00	0.000										

Batter	1	2	3	4	5	6	7	8	9	AB	R	H	RBI	BB	SO	LOB	BOTTOM										
<b>Vince Coleman, S</b> OBP: 0.347, SLG: 0.405 <b>Felix Fermin, R</b> OBP: 0.240, SLG: 0.233 (9, 6)	F7						K		F7	5	1	2	4	0	1	1	<b>Oakland Athletics @ Seattle Mariners</b> The Kingdome, Seattle, WA Fri Sep 22 1995, 10:05 PM EDT Att: 51,500 - Unknown - 68 F										
<b>Joey Cora, S</b> OBP: 0.357, SLG: 0.376 (1, 4)	F8						G6-3			4	0	0	0	0	0	2											
<b>Ken Griffey Jr., L</b> OBP: 0.377, SLG: 0.472 (1, 8)	F8									4	1	1	1	0	0	0											
<b>Edgar Martinez, R</b> OBP: 0.483, SLG: 0.640 (1, 10)										4	1	2	1	0	0	0											
<b>Tino Martinez, L</b> OBP: 0.371, SLG: 0.553 <b>Rich Amaral, R</b> OBP: 0.342, SLG: 0.386 <b>Doug Strange, S</b> OBP: 0.328, SLG: 0.401 (8, FR)										3	1	1	0	1	0	1											
<b>Jay Buhner, R</b> OBP: 0.351, SLG: 0.560 (1, 9)										0	1	0	0	0	0	0											
<b>Mike Blowers, R</b> OBP: 0.335, SLG: 0.478 (9, 3)										0	0	0	0	0	0	0											
<b>Luis Sojo, R</b> OBP: 0.335, SLG: 0.429 <b>Alex Diaz, S</b> OBP: 0.289, SLG: 0.337 (8, PH)										2	1	1	0	1	0	0											
<b>Dan Wilson, R</b> OBP: 0.337, SLG: 0.419 (1, 2)										1	1	1	3	0	0	0											
<b>Inning Stats</b>	R: 0 E: 0 K: 0 S: 7	H: 0 LOB: 0 BB: 0 P: 9	R: 0 E: 0 K: 1 S: 9	H: 1 LOB: 1 BB: 0 P: 13	R: 0 E: 0 K: 0 S: 10	H: 2 LOB: 1 BB: 0 P: 16	R: 6 E: 0 K: 0 S: 22	H: 4 LOB: 0 BB: 2 P: 35	R: 0 E: 0 K: 0 S: 11	H: 0 LOB: 0 BB: 0 P: 16	R: 0 E: 0 K: 0 S: 6	H: 1 LOB: 1 BB: 0 P: 9	R: 0 E: 0 K: 1 S: 9	H: 0 LOB: 0 BB: 0 P: 13	R: 4 E: 0 K: 0 S: 12	H: 3 LOB: 1 BB: 1 P: 23		R: 0 E: 0 K: 0 S: 5	H: 0 LOB: 0 BB: 0 P: 8	1B: 5 2B: 3 3B: 0 HR: 4	SF: 0 SAC: 1 DP: 1 HBP: 0	WP: 0 PB: 0 SB: 2 CS: 0	PA: 37				
<b>PITCHER</b>	IP	WLS	BF	H	R	ER	SO	BB	IBB	HBP	BLK	WP	HR	S	P	ERA	WHIP										
<b>Todd Van Poppel, R</b> ERA: 4.46 (1, 1)	6.0		27	8	6	6	1	2	0	0	0	0	2	65	98	9.00	1.667										
<b>Mike Mohler, L</b> ERA: 2.95 (7, 1)	1.0		3	0	0	0	1	0	0	0	0	0	0	9	13	0.00	0.000										
<b>Jim Corsi, R</b> ERA: 2.36 (8, 1)	0.1	L	4	2	3	3	0	1	0	0	0	0	1	6	14	81.00	9.000										
<b>Rick Honeycutt, L</b> ERA: 2.45 (8, 1)	0.2		3	1	1	1	0	0	0	0	0	0	1	6	9	13.50	1.500										

AB 36  
R 7  
H 11  
RBI 7  
BB 2  
SO 8  
LOB 10



AB 33  
R 10  
H 11  
RBI 10  
BB 3  
SO 2  
LOB 9





Batter	1	2	3	4	5	6	7	8	9	AB	R	H	RBI	BB	SO	LOB	TOP		
Mike Gallego, R OBP: 0.292, SLG: 0.234 (1, 5)										4	0	0	0	0	4	1			
Geronimo Berroa, R OBP: 0.354, SLG: 0.463 (1, 9)										4	0	1	0	0	0	0			
Brent Gates, S OBP: 0.319, SLG: 0.358 (1, 4)										3	0	0	0	1	3	1			
Mark McGwire, R OBP: 0.435, SLG: 0.666 (1, 3)										3	0	0	0	1	1	3			
Terry Steinbach, R OBP: 0.318, SLG: 0.455 Eric Helfand, L OBP: 0.274, SLG: 0.217 (1, 2) (6, 2)										3	0	1	0	0	0	2			
Danny Tartabull, R OBP: 0.337, SLG: 0.383 (1, 10)										3	0	1	0	1	1	2			
Stan Javier, S OBP: 0.349, SLG: 0.382 Jose Herrera, L OBP: 0.324, SLG: 0.344 (1, 8) (7, 8)										3	0	0	0	0	2	4			
Mike Bordick, R OBP: 0.326, SLG: 0.351 (1, 6)										3	0	1	0	0	1	2			
Craig Paquette, R OBP: 0.259, SLG: 0.428 (1, 7)										3	0	0	0	0	3	1			
<b>Inning Stats</b>	R: 0 H: 0 E: 0 K: 2 S: 10	H: 0 LOB: 0 BB: 0 P: 12	R: 0 H: 1 E: 0 K: 2 S: 13	LOB: 2 BB: 1 P: 22	R: 0 H: 0 E: 0 K: 2 S: 9	H: 0 LOB: 0 BB: 0 P: 13	R: 0 H: 0 E: 0 K: 1 S: 7	H: 0 LOB: 2 BB: 2 P: 17	R: 0 H: 2 E: 0 K: 2 S: 12	H: 1 LOB: 1 BB: 0 P: 19	R: 0 H: 1 E: 0 K: 3 S: 14	H: 0 LOB: 0 BB: 0 P: 20	R: 0 H: 0 E: 0 K: 1 S: 5	H: 0 LOB: 0 BB: 0 P: 5	1B: 4 2B: 0 3B: 0 HR: 0	SF: 0 SAC: 0 DP: 1 HBP: 0	WP: 0 PB: 1 SB: 0 CS: 0	PA: 34	
<b>PITCHER</b>	IP WLS BF H R ER SO BB IBB HBP BLK WP HR S P ERA WHIP																		
Randy Johnson, L ERA: 2.56 Bobby Ayala, R ERA: 4.41 (1, 1) (8, 1)	7.1 W 30 4 0 0 15 3 0 0 0 0 0 80 127 0.00 0.955	1.2 L 4 0 0 0 1 0 0 0 0 0 0 6 7 0.00 0.000																	

Oakland Athletics @ Seattle Mariners  
The Kingdome, Seattle, WA  
Sat Sep 23 1995, 10:05 PM EDT  
Att: 54,589 - Dome

AB 31  
R 0  
H 4  
RBI 0  
BB 3  
SO 16  
LOB 16

Batter	1	2	3	4	5	6	7	8	9	AB	R	H	RBI	BB	SO	LOB	BOTTOM			
Vince Coleman, S OBP: 0.349, SLG: 0.409 (1, 7)										4	2	2	0	0	1	0				
Luis Sejo, R OBP: 0.336, SLG: 0.428 Alex Rodriguez, R OBP: 0.264, SLG: 0.413 (1, 6) (5, 6)										1	0	0	0	1	0	1				
Ken Griffey Jr., L OBP: 0.382, SLG: 0.478 (1, 8)										3	1	2	1	1	0	0				
Edgar Martinez, R OBP: 0.481, SLG: 0.639 (1, 10)										4	1	1	1	0	1	2				
Jay Buhner, R OBP: 0.352, SLG: 0.573 (1, 9)										4	2	2	4	0	0	1				
Mike Blowers, R OBP: 0.335, SLG: 0.477 (1, 5)										3	0	1	0	0	1	0				
Tino Martinez, L OBP: 0.369, SLG: 0.550 (1, 3)										3	0	0	0	0	0	1				
Felix Fermin, R OBP: 0.237, SLG: 0.230 (1, 4)										3	0	0	0	0	0	1				
Dan Wilson, R OBP: 0.335, SLG: 0.416 (1, 2)										3	0	0	0	0	0	0				
<b>Inning Stats</b>	R: 4 H: 3 E: 0 K: 0 S: 19	H: 3 LOB: 0 BB: 1 P: 32	R: 0 H: 0 E: 0 K: 0 S: 13	H: 0 LOB: 0 BB: 0 P: 18	R: 0 H: 1 E: 0 K: 0 S: 4	LOB: 0 BB: 1 P: 12	R: 1 H: 1 E: 0 K: 1 S: 10	H: 1 LOB: 0 BB: 0 P: 15	R: 2 H: 3 E: 0 K: 0 S: 13	H: 3 LOB: 1 BB: 0 P: 24	R: 0 H: 1 E: 0 K: 0 S: 6	H: 0 LOB: 0 BB: 0 P: 10	R: 0 H: 0 E: 0 K: 1 S: 11	H: 0 LOB: 0 BB: 0 P: 17	R: 0 H: 0 E: 0 K: 1 S: 10	H: 0 LOB: 0 BB: 0 P: 15	1B: 3 2B: 3 3B: 1 HR: 2	SF: 0 SAC: 0 DP: 2 HBP: 0	WP: 0 PB: 0 SB: 1 CS: 0	PA: 32
<b>PITCHER</b>	IP WLS BF H R ER SO BB IBB HBP BLK WP HR S P ERA WHIP																			
Doug Johns, L ERA: 4.84 Mark Acree, R ERA: 5.51 Ariel Prieto, R ERA: 5.14 John Wasdin, R ERA: 2.51 (1, 1) (5, 1) (6, 1) (8, 1)	4.1 L 19 6 2 1 1 0 0 0 0 0 0 9 17 13.50 3.000	2.0 L 6 1 0 0 1 0 0 0 0 0 0 17 27 0.00 0.500	1.0 L 3 0 0 0 1 0 0 0 0 0 0 10 15 0.00 0.000																	

Oakland Athletics @ Seattle Mariners  
The Kingdome, Seattle, WA  
Sat Sep 23 1995, 10:05 PM EDT  
Att: 54,589 - Dome

AB 30  
R 7  
H 9  
RBI 7  
BB 2  
SO 3  
LOB 6



Batter	1	2	3	4	5	6	7	8	9	AB	R	H	RBI	BB	SO	LOB	TOP								
Rickey Henderson, R OBP: 0.407, SLG: 0.447 Stan Javier, S OBP: 0.347, SLG: 0.380	G4-3 1B		G4-3 2B	1B BB		L7		K		2	0	2	0	1	0	0									
Gerónimo Berroa, R OBP: 0.353, SLG: 0.461	G3 1-2		G4-3 2-3	1B 1-H 2-H		K		G1-3		5	0	1	1	0	1	4									
Brent Gates, S OBP: 0.318, SLG: 0.357	G4-3 2-3		K		HR 1B			F8		5	1	1	0	0	2	2									
Mark McGwire, R OBP: 0.434, SLG: 0.670	K			K 1-H	HR 1B			G4-3		4	2	1	2	1	2	1									
Danny Tartabull, R OBP: 0.338, SLG: 0.392		G5-3		1B 2B BB		G6-3		K		4	2	1	2	1	1	0									
Terry Steinbach, R OBP: 0.319, SLG: 0.455	K			1B 2B BB		FC3-6 1B		G6-3		5	1	2	0	0	1	0									
Scott Brosius, R OBP: 0.341, SLG: 0.459	1B			1B 2B BB		FC3-6 1B		K2-3		4	1	2	0	1	1	1									
Mike Gallego, R OBP: 0.285, SLG: 0.228 Jose Herrera, L OBP: 0.324, SLG: 0.344 Craig Paquette, R OBP: 0.259, SLG: 0.426	K			K		E4		K		3	0	0	0	0	2	5									
Mike Bordick, R OBP: 0.327, SLG: 0.354			G5-3	1B 2B		K				3	1	1	3	1	1	2									
<b>Inning Stats</b>	R: 0 E: 0 K: 1 S: 8	H: 1 LOB: 1 BB: 0 P: 10	R: 0 E: 0 K: 2 S: 13	H: 1 LOB: 1 BB: 0 P: 17	R: 0 E: 0 K: 1 S: 9	H: 1 LOB: 1 BB: 0 P: 13	R: 4 E: 0 K: 2 S: 15	H: 3 LOB: 2 BB: 3 P: 34	R: 2 E: 0 K: 1 S: 14	H: 3 LOB: 0 BB: 0 P: 23	R: 0 E: 0 K: 1 S: 7	H: 0 LOB: 0 BB: 0 P: 11	R: 0 E: 0 K: 1 S: 6	H: 0 LOB: 0 BB: 0 P: 8	R: 0 E: 0 K: 2 S: 11	H: 1 LOB: 2 BB: 1 P: 22	R: 2 E: 0 K: 2 S: 13	H: 1 LOB: 0 BB: 1 P: 21	1B: 7 2B: 2 3B: 0 HR: 2	SF: 0 SAC: 0 DP: 0 HBP: 0	WP: 0 PB: 0 SB: 0 CS: 0	PA: 43			
<b>PITCHER</b>	IP	WLS	BF	H	R	ER	SO	BB	IBB	HBP	BLK	WP	HR	S	P	ERA	WHIP								
Chris Bosio, R ERA: 5.02	4.0		20	6	4	4	6	3	0	0	0	0	0	45	74	9.00	2.250								
Bob Wells, R ERA: 5.75	0.0		2	2	2	2	0	0	0	0	0	0	1	4	8	∞	∞								
Jeff Nelson, R ERA: 2.0	3.0		11	1	0	0	3	0	0	0	0	0	0	23	34	0.00	0.333								
Bill Risley, R ERA: 3.24	0.0		1	1	0	0	0	0	0	0	0	0	0	3	5	∞	∞								
Norm Charlton, L ERA: 3.55	2.0	W	9	1	2	2	4	2	0	0	0	0	1	21	38	9.00	1.500								

Oakland Athletics @ Seattle Mariners  
The Kingdome, Seattle, WA  
Sun Sep 24 1995, 6:33 AM EDT  
Att: 46,714 - Dome - 68 F

livebaseballscores.com

AB 38  
R 8  
H 11  
RBI 8  
BB 5  
SO 13  
LOB 18



Batter	1	2	3	4	5	6	7	8	9	AB	R	H	RBI	BB	SO	LOB	BOTTOM								
Vince Coleman, S OBP: 0.347, SLG: 0.406	G3		BB 1B	G4-3		K		E6 FC5		5	1	1	0	0	1	3									
Joey Cora, S OBP: 0.358, SLG: 0.374 Rich Amaral, R OBP: 0.341, SLG: 0.384 Felix Fermin, R OBP: 0.237, SLG: 0.230	G1-3		1B BB		G4-3		1B 2B BB	FC5		2	1	0	0	2	0	0									
Ken Griffey Jr., L OBP: 0.386, SLG: 0.479				1B 1-3 2-H		E6 CS		1B		4	1	2	1	1	0	0									
Edgar Martinez, R OBP: 0.480, SLG: 0.639 Darren Bragg, L OBP: 0.331, SLG: 0.345	K			K		K		2B		5	0	2	2	0	3	4									
Tino Martinez, L OBP: 0.371, SLG: 0.561				2B 1B BB		CS		K		4	3	2	3	1	2	1									
Jay Buhner, R OBP: 0.350, SLG: 0.568 Alex Diaz, S OBP: 0.289, SLG: 0.337	F9			K		K		E5 SH3-4 1B		4	0	0	0	0	2	1									
Mike Blowers, R OBP: 0.333, SLG: 0.474	K			L6		P4		SH3-4		3	0	0	0	0	1	1									
Dan Wilson, R OBP: 0.337, SLG: 0.420				F7		F7		FC5 E 1B		4	1	2	1	0	0	0									
Alex Rodriguez, R OBP: 0.264, SLG: 0.408				G6-3				K		4	0	1	2	0	2	2									
<b>Inning Stats</b>	R: 0 E: 0 K: 1 S: 8	H: 0 LOB: 1 BB: 1 P: 15	R: 0 E: 0 K: 2 S: 7	H: 0 LOB: 0 BB: 0 P: 12	R: 1 E: 0 K: 1 S: 20	H: 2 LOB: 1 BB: 1 P: 31	R: 2 E: 0 K: 1 S: 11	H: 2 LOB: 1 BB: 1 P: 19	R: 0 E: 1 K: 1 S: 6	H: 0 LOB: 0 BB: 0 P: 8	R: 1 E: 0 K: 1 S: 7	H: 1 LOB: 0 BB: 0 P: 11	R: 2 E: 0 K: 3 S: 17	H: 2 LOB: 1 BB: 1 P: 25	R: 1 E: 2 K: 1 S: 13	H: 1 LOB: 2 BB: 0 P: 21	R: 2 E: 0 K: 0 S: 6	H: 2 LOB: 1 BB: 0 P: 9	1B: 6 2B: 2 3B: 0 HR: 2	SF: 0 SAC: 1 DP: 0 HBP: 0	WP: 0 PB: 0 SB: 0 CS: 1	PA: 42			
<b>PITCHER</b>	IP	WLS	BF	H	R	ER	SO	BB	IBB	HBP	BLK	WP	HR	S	P	ERA	WHIP								
Steve Ontiveros, R ERA: 4.15	6.2		29	5	5	5	9	4	0	0	0	0	0	10	13	27.00	6.000								
Mike Mohler, L ERA: 3.32	0.1		3	2	1	1	1	0	0	0	0	0	0	8	14	0.00	1.500								
Jim Corsi, R ERA: 2.32	0.2		4	1	1	0	1	0	0	0	0	0	0	7	10	0.00	0.000								
Rick Honeycutt, L ERA: 2.42	0.2		3	0	0	0	0	0	0	0	0	0	0	4	6	∞	∞								
Dennis Eckersley, R ERA: 4.98	0.0	L	2	2	2	2	0	0	0	0	0	0	1	4	6	∞	∞								

Oakland Athletics @ Seattle Mariners  
The Kingdome, Seattle, WA  
Sun Sep 24 1995, 6:33 AM EDT  
Att: 46,714 - Dome - 68 F

livebaseballscores.com

AB 36  
R 9  
H 10  
RBI 9  
BB 4  
SO 11  
LOB 14









Batter	1	2	3	4	5	6	7	8	9	AB	R	H	RBI	BB	SO	LOB	TOP				
Scott Brosius, R (1, 8) OBP: 0.342, SLG: 0.460	0-3 K		2-1 1B 2B		0-0 1B		0-0 FC5-4			4	1	2	0	0	1	1					
Geronimo Berroa, R (1, 9) OBP: 0.354, SLG: 0.458	2-2 F9		2-1 FC6-4 1B		1-2 G4-3			1-0 F7		4	0	1	1	0	0	1					
Jose Herrera, L (8, 9) OBP: 0.306, SLG: 0.323										0	0	0	0	0	0	0					
Brent Gates, S (1, 4) OBP: 0.313, SLG: 0.351	2-2 P3		0-0 FC6-4			0-1 G5-3		1-0 G5-3		4	0	0	0	0	0	1					
Mark McGwire, R (1, 3) OBP: 0.442, SLG: 0.688		3-2 F8		3-2 G5-3		4-2 FC6-4 BB		4-0 BB		2	0	0	0	2	0	0					
Danny Tartabull, R (1, 10) OBP: 0.334, SLG: 0.387	1-2 F8		0-0 1B		2-1 P6			3-2 G5-3		4	0	1	0	0	0	2					
Terry Steinbach, R (1, 2) OBP: 0.316, SLG: 0.449	2-3 K		1-1 F6		1-0 FC6-4				0-1 G1-3	3	0	0	0	0	1	2					
Craig Paquette, R (7, 5) OBP: 0.258, SLG: 0.424										1	0	0	0	0	0	0					
Stan Javier, S (1, 7) OBP: 0.351, SLG: 0.387			1-2 1B 2B G6-4-3		0-0 F7				0-3 K	4	1	1	0	0	1	1					
Mike Gallego, R (1, 5) OBP: 0.286, SLG: 0.231			2-2 G6-4-3 1B		0-0 F9				0-0 P4	3	0	1	0	0	0	0					
George Williams, S (9, PH) OBP: 0.389, SLG: 0.513			2-3 G6-4-3 1B		0-0 F9					1	0	0	0	0	0	0					
Mike Bordick, R (1, 6) OBP: 0.325, SLG: 0.351			0-2 G6-4-3		2-1 F8					3	0	1	0	0	0	1					
Eric Helfand, L (7, 2) OBP: 0.274, SLG: 0.217			1-2 G6-4-3		2-1 F8					0	0	0	0	0	0	0					
<b>Inning Stats</b>	R: 0 E: 0 K: 1 S: 9	H: 0 LOB: 0 BB: 0 P: 13	R: 0 E: 0 K: 1 S: 9	H: 0 LOB: 0 BB: 0 P: 15	R: 2 E: 0 K: 0 S: 16	H: 4 LOB: 1 BB: 0 P: 23	R: 0 E: 0 K: 0 S: 7	H: 1 LOB: 1 BB: 0 P: 11	R: 0 E: 0 K: 0 S: 8	H: 0 LOB: 1 BB: 1 P: 14	R: 0 E: 0 K: 0 S: 7	H: 1 LOB: 1 BB: 0 P: 12	R: 0 E: 0 K: 0 S: 6	H: 0 LOB: 1 BB: 1 P: 15	R: 0 E: 0 K: 1 S: 6	H: 0 LOB: 0 BB: 0 P: 6	1B: 5 2B: 2 3B: 0 HR: 0	SF: 0 SAC: 0 DP: 1 HBP: 0	WP: 0 PB: 0 SB: 0 CS: 0	PA: 35	
<b>PITCHER</b>	IP WLS BF H R ER SO BB IBB HBP BLK WP HR S P ERA WHIP	8.0 W 32 7 2 2 2 2 0 0 0 0 0 0 69 114 2.25 1.125	1.0 L 3 0 0 0 1 0 0 0 0 0 0 6 6 0.00 0.000																		

Oakland Athletics @ Texas Rangers  
The Ballpark at Arlington, Arlington, TX  
Wed Sep 27 1995, 8:05 PM EDT  
Att: 18,369 - Unknown - 80 F

AB 33  
R 2  
H 7  
RBI 1  
BB 2  
SO 3  
LOB 9



Batter	1	2	3	4	5	6	7	8	9	AB	R	H	RBI	BB	SO	LOB	BOTTOM				
Otis Nixon, S (1, 8) OBP: 0.358, SLG: 0.340	1-3 K	2-3 K		0-0 SF7		0-0 L9		0-1 F6		4	0	0	1	0	2	1					
Mark McLemore, S (1, 4) OBP: 0.346, SLG: 0.358	1-0 F8	1-2 G3		3-H K			4-2 FC5-4 BB	0-0 G4-3		4	0	0	0	1	1	1					
Will Clark, L (1, 3) OBP: 0.389, SLG: 0.478	0-2 HR		1-1 F7		2-2 HR 2B		4-0 FC5-4 BB	1-2 BB		3	2	2	1	1	0	0					
Juan Gonzalez, R (1, 10) OBP: 0.317, SLG: 0.595	2-1 1B		1-0 L1		1-3 K		1-1 FC5-4	1-2 BB		4	1	1	0	0	1	3					
Mickey Tettleton, S (1, 9) OBP: 0.386, SLG: 0.480	3-1 29 HR 1B		4-0 FC4		1-1 HR		2-0 L9			3	2	2	2	1	0	1					
Lou Frazier, S (8, 7) OBP: 0.287, SLG: 0.233	1-2 29 HR 1B		1-2 BB		2-H HR					0	0	0	0	0	0	0					
Ivan Rodriguez, R (1, 2) OBP: 0.329, SLG: 0.447	2-0 29 HR 1B		0-1 FC4		0-3 K			0-0 F9		4	1	1	1	0	1	1					
29 Rusty Greer, L (1, 7) OBP: 0.358, SLG: 0.430	2-1 HR			2-2 F6	1-0 L4-3			2-0 2B 1B		4	2	2	3	0	0	0					
Mike Pagliarulo, L (1, 5) OBP: 0.270, SLG: 0.348	0-3 K			2-2 1B E 1B		1-2 F8		0-0 1B 2B		4	2	2	1	0	1	0					
Benji Gil, R (1, 6) OBP: 0.260, SLG: 0.336		2-3 K		0-2 E1 SF7 1B		1-3 K		0-0 1B		4	1	2	1	0	2	0					
<b>Inning Stats</b>	R: 5 E: 0 K: 2 S: 17	H: 5 LOB: 0 BB: 0 P: 28	R: 0 E: 0 K: 2 S: 9	H: 0 LOB: 0 BB: 0 P: 14	R: 0 E: 0 K: 0 S: 5	H: 0 LOB: 1 BB: 1 P: 11	R: 2 E: 1 K: 1 S: 14	H: 2 LOB: 0 BB: 0 P: 19	R: 2 E: 0 K: 1 S: 7	H: 0 LOB: 0 BB: 2 P: 9	R: 0 E: 0 K: 0 S: 5	H: 0 LOB: 1 BB: 2 P: 16	R: 2 E: 0 K: 0 S: 7	H: 3 LOB: 1 BB: 0 P: 9	1B: 7 2B: 2 3B: 0 HR: 3	SF: 1 SAC: 0 DP: 1 HBP: 0	WP: 0 PB: 0 SB: 0 CS: 0	PA: 38			
<b>PITCHER</b>	IP WLS BF H R ER SO BB IBB HBP BLK WP HR S P ERA WHIP	4.1 L 23 9 9 7 6 1 0 0 0 0 0 3 53 84 14.54 2.308	1.2 5 0 0 0 2 0 0 0 0 0 0 5 16 0.00 2.000	1.0 4 0 0 0 0 2 0 0 0 0 0 7 9 18.00 3.000																	

Oakland Athletics @ Texas Rangers  
The Ballpark at Arlington, Arlington, TX  
Wed Sep 27 1995, 8:05 PM EDT  
Att: 18,369 - Unknown - 80 F

AB 34  
R 11  
H 12  
RBI 10  
BB 3  
SO 8  
LOB 7









Batter	1	2	3	4	5	6	7	8	9	AB	R	H	RBI	BB	SO	LOB	TOP								
<b>Stan Javier, S</b> OBP: 0.351, SLG: 0.389 (1, 7)	B1-3		E7			G2-3		K		5	0	3	3	0	1	0	<b>Oakland Athletics @ California Angels</b> Anaheim Stadium, Anaheim, CA Fri Sep 29 1995, 10:05 PM EDT Att: 24,793 - Unknown - 68 F								
<b>Gerónimo Berroa, R</b> OBP: 0.352, SLG: 0.454 (1, 9)	G6-3		F9			G2-3		K		5	0	0	0	0	1	4									
<b>Brent Gates, S</b> OBP: 0.309, SLG: 0.347 (1, 4)	G5-3		G4-3					K		5	0	0	0	0	2	2									
<b>Mark McGwire, R</b> OBP: 0.444, SLG: 0.695 (1, 3)		F9							P4	4	2	2	1	1	0	0									
<b>Danny Tartabull, R</b> OBP: 0.334, SLG: 0.380 (1, 10)	F9									4	0	0	0	1	2	2									
<b>Terry Steinbach, R</b> OBP: 0.321, SLG: 0.453 (1, 2)										5	1	2	1	0	0	2									
<b>Scott Brosius, R</b> OBP: 0.342, SLG: 0.457 (1, 8)	G5-3									5	1	3	1	0	0	2									
<b>Mike Gallego, R</b> OBP: 0.292, SLG: 0.233 (1, 5)			G6-3			F7				3	1	1	0	1	0	1									
<b>Mike Bordick, R</b> OBP: 0.326, SLG: 0.350 (1, 6)										3	1	1	0	1	1	3									
<b>Inning Stats</b>	R: 0 E: 0 K: 0 S: 6	H: 0 LOB: 0 BB: 0 P: 9	R: 0 E: 0 K: 0 S: 8	H: 1 LOB: 1 BB: 0 P: 11	R: 1 E: 1 K: 0 S: 8	H: 2 LOB: 1 BB: 0 P: 14	R: 3 E: 0 K: 0 S: 15	H: 4 LOB: 2 BB: 1 P: 25	R: 2 E: 0 K: 2 S: 19	H: 3 LOB: 1 BB: 0 P: 28	R: 0 E: 0 K: 0 S: 11	H: 1 LOB: 1 BB: 0 P: 17	R: 0 E: 0 K: 2 S: 12	H: 1 LOB: 3 BB: 2 P: 20	R: 0 E: 0 K: 3 S: 9	H: 0 LOB: 0 BB: 0 P: 12	R: 0 E: 0 K: 0 S: 9	H: 0 LOB: 1 BB: 1 P: 16	1B: 8 2B: 3 3B: 0 HR: 1	SF: 0 SAC: 0 DP: 0 HBP: 0	WP: 0 PB: 0 SB: 0 CS: 0	PA: 43			
<b>PITCHER</b>	IP	WLS	BF	H	R	ER	SO	BB	IBB	HBP	BLK	WP	HR	S	P	ERA	WHIP								
<b>Jim Abbott, L</b> ERA: 3.7 (1, 1)	4.2	2	24	9	6	6	2	1	0	0	0	0	1	47	75	11.57	2.143								
<b>John Habyan, R</b> ERA: 3.49 (5, 1)	2.0	W	11	3	0	0	1	2	0	0	0	0	0	29	46	0.00	2.500								
<b>Mike James, R</b> ERA: 3.4 (7, 1)	0.1		1	0	0	0	1	0	0	0	0	0	0	3	3	0.00	0.000								
<b>Troy Percival, R</b> ERA: 1.99 (8, 1)	1.0	S	3	0	0	0	3	0	0	0	0	0	0	9	12	0.00	0.000								
<b>Lee Smith, R</b> ERA: 3.47 (9, 1)	1.0	S	4	0	0	0	0	1	0	0	0	0	0	9	16	0.00	1.000								

Batter	1	2	3	4	5	6	7	8	9	AB	R	H	RBI	BB	SO	LOB	BOTTOM									
<b>Tony Phillips, S</b> OBP: 0.393, SLG: 0.454 (1, 5)	K									4	0	1	1	2	1	3	<b>Oakland Athletics @ California Angels</b> Anaheim Stadium, Anaheim, CA Fri Sep 29 1995, 10:05 PM EDT Att: 24,793 - Unknown - 68 F									
<b>Rene Gonzales, R</b> OBP: 0.294, SLG: 0.471 (9, 5)	G3									0	0	0	0	0	0	0										
<b>Gary Disarcina, R</b> OBP: 0.350, SLG: 0.464 (1, 6)										3	2	1	0	1	1	1										
<b>Spike Owen, S</b> OBP: 0.289, SLG: 0.313 (8, PH)	E6									1	0	0	0	0	0	3										
<b>Dick Schofield, R</b> OBP: 0.314, SLG: 0.200 (9, 6)	1B									0	0	0	0	0	0	0										
<b>Jim Edmonds, L</b> OBP: 0.349, SLG: 0.526 (1, 8)										5	0	1	1	0	0	6										
<b>Tim Salmon, R</b> OBP: 0.432, SLG: 0.599 (1, 9)	SF9									3	1	1	2	1	0	3										
<b>Chili Davis, S</b> OBP: 0.427, SLG: 0.507 (1, 10)	G3-1									3	1	1	1	1	0	3										
<b>J.T. Snow, L</b> OBP: 0.353, SLG: 0.463 (1, 3)										4	3	4	2	0	0	0										
<b>16 Garret Anderson, L</b> OBP: 0.356, SLG: 0.514 (1, 7)	G5-3									4	1	2	0	1	0	2										
<b>Rex Hudler, R</b> OBP: 0.298, SLG: 0.399 (1, 4)										4	1	4	2	1	0	0										
<b>Greg Myers, L</b> OBP: 0.304, SLG: 0.418 (1, 2)										1	0	0	0	0	1	2										
<b>Jorge Fabregas, L</b> OBP: 0.298, SLG: 0.304 (3, PH)	K									2	0	0	0	0	1	4										
<b>Eduardo Perez, R</b> OBP: 0.306, SLG: 0.300 (6, PH)										1	0	0	0	0	0	2										
<b>Andy Allanson, R</b> OBP: 0.275, SLG: 0.361 (7, 2)										0	0	0	0	0	0	0										
<b>Inning Stats</b>	R: 1 E: 1 K: 1 S: 12	H: 1 LOB: 1 BB: 0 P: 19	R: 0 E: 0 K: 1 S: 15	H: 2 LOB: 2 BB: 0 P: 22	R: 3 E: 0 K: 0 S: 20	H: 4 LOB: 2 BB: 1 P: 32	R: 0 E: 0 K: 1 S: 6	H: 0 LOB: 2 BB: 2 P: 18	R: 3 E: 1 K: 1 S: 18	H: 3 LOB: 2 BB: 1 P: 33	R: 0 E: 0 K: 0 S: 6	H: 0 LOB: 2 BB: 2 P: 15	R: 0 E: 0 K: 0 S: 6	H: 1 LOB: 1 BB: 0 P: 9	R: 2 E: 0 K: 0 S: 13	H: 4 LOB: 3 BB: 1 P: 27	1B: 11 2B: 3 3B: 0 HR: 1	SF: 3 SAC: 3 DP: 0 HBP: 0	WP: 1 PB: 0 SB: 1 CS: 0	PA: 48						
<b>PITCHER</b>	IP	WLS	BF	H	R	ER	SO	BB	IBB	HBP	BLK	WP	HR	S	P	ERA	WHIP									
<b>Steve Ontiveros, R</b> ERA: 4.37 (1, 1)	4.0	L	26	10	7	5	3	3	0	0	0	0	0	16	31	0.00	1.500									
<b>John Briscoe, R</b> ERA: 8.35 (5, 1)	1.1		7	0	0	0	1	2	0	0	0	0	0	3	8	0.00	0.000									
<b>Mike Mohler, L</b> ERA: 3.22 (6, 1)	0.2		3	0	0	0	0	0	1	0	0	0	0	6	9	0.00	1.000									
<b>Ariel Prieto, R</b> ERA: 4.97 (7, 1)	1.0		4	1	0	0	0	0	0	0	0	0	0	1	8	15	∞	∞								
<b>Carlos Reyes, R</b> ERA: 5.09 (8, 1)	0.0		4	4	2	2	0	0	0	0	0	0	1	8	15	∞	∞									
<b>PITCHER</b>	IP	WLS	BF	H	R	ER	SO	BB	IBB	HBP	BLK	WP	HR	S	P	ERA	WHIP									
<b>Don Wengert, R</b> ERA: 3.34 (8, 1)	1.0		4	0	0	0	0	0	0	0	0	0	0	5	12	0.00	0.000									

AB	39
R	6
H	12
RBI	6
BB	4
SO	7
LOB	16





Batter	1	2	3	4	5	6	7	8	9	AB	R	H	RBI	BB	SO	LOB	TOP										
<b>Stan Javier, S</b> (1, 7) OBP: 0.354, SLG: 0.388	4-2 BB FC9-6 1B	0-0 1B		0-1 F7			1-0 G1		4-1 BB	3	1	1	1	2	0	0											
<b>Jose Herrera, L</b> (1, 8) OBP: 0.295, SLG: 0.314	1-0 SAFE BB	0-0 3-H 1B		2-3 K2-3			1-2 P5		3-1 P4	4	0	1	0	0	1	1											
<b>Terry Steinbach, R</b> (9, PH) OBP: 0.320, SLG: 0.452	FC9-6 BB 1-2 1B									1	0	0	0	0	0	2											
<b>Brent Gates, S</b> (1, 4) OBP: 0.308, SLG: 0.344	4-1 FC9-6 BB 1-2 2-3			0-1 E4 S FC5-2 1B			0-1 F7		1-3 K	4	0	0	0	1	1	2											
<b>Mark McGwire, R</b> (1, 3) OBP: 0.443, SLG: 0.689	1-1 FC9-6 G6-3 1-2 2-3 3-H			1-0 FC5-2 S 1B			3-1 G5-3		0-3 K	4	0	1	1	0	1	2											
<b>Gerónimo Berroa, R</b> (1, 9) OBP: 0.351, SLG: 0.452	0-2 G6-3 1-2			3-3 K			3-3 K		0-1 1B	4	0	1	0	0	2	4											
<b>George Williams, S</b> (1, 10) OBP: 0.383, SLG: 0.494		1-1 F7		4-1 FC5-2 BB			2-1 L6		1-3 K	3	0	0	0	1	1	1											
<b>Scott Brosius, R</b> (1, 5) OBP: 0.343, SLG: 0.457		1-1 2B 1B		2-0 FC5-2 FC4-6 1-2 2-3 3-H			2-2 1B 1B		3-2 F9	4	1	2	0	0	0	4											
<b>Mike Bordick, R</b> (1, 6) OBP: 0.328, SLG: 0.354		2-2 G3-1 1-H 1B 2B		0-1 FC4-6 1-2			0-0 1B 1-3		1-1 F9	4	1	2	1	0	0	3											
<b>Eric Helfand, L</b> (1, 2) OBP: 0.265, SLG: 0.209		1-1 G3-1		1-0 F7			1-1 G1-3		0-0 BB 1B	3	0	0	0	0	0	2											
<b>Danny Tartabull, R</b> (9, PH) OBP: 0.336, SLG: 0.383		2-3								1	0	1	0	0	0	0											
<b>Inning Stats</b>	R: 1 E: 0 K: 0 S: 9	H: 1 LOB: 1 BB: 2 P: 19	R: 2 E: 0 K: 0 S: 12	H: 3 LOB: 1 BB: 0 P: 17	R: 0 E: 1 K: 1 S: 10	H: 1 LOB: 3 BB: 1 P: 20	R: 0 E: 0 K: 1 S: 6	H: 0 LOB: 0 BB: 0 P: 9	R: 0 E: 0 K: 1 S: 7	H: 2 LOB: 1 BB: 0 P: 14	R: 0 E: 0 K: 0 S: 6	H: 0 LOB: 0 BB: 0 P: 8	R: 0 E: 0 K: 2 S: 13	H: 1 LOB: 1 BB: 0 P: 17	R: 0 E: 0 K: 1 S: 10	H: 1 LOB: 2 BB: 1 P: 19	1B: 8 2B: 1 3B: 0 HR: 0	SF: 0 SAC: 0 DP: 1 HBP: 0	WP: 0 PB: 0 SB: 2 CS: 0	PA: 39							
<b>PITCHER</b>	IP	WLS	BF	H	R	ER	SO	BB	IBB	HBP	BLK	WP	HR	S	P	ERA	WHIP										
<b>Shawn Boskie, R</b> (1, 1) ERA: 5.64	1.2		10	4	3	3	0	2	0	0	0	0	0	20	35	16.20	3.600										
<b>Mike Harkey, R</b> (2, 1) ERA: 5.44	6.2	W	27	5	0	0	5	2	0	0	0	0	0	56	91	0.00	1.050										
<b>Bob Patterson, L</b> (9, 1) ERA: 3.06	0.2		2	0	0	0	1	0	0	0	0	0	0	6	10	0.00	0.000										

Oakland Athletics @ California Angels  
Anaheim Stadium, Anaheim, CA

Sat Sep 30 1995, 10:05 PM EDT  
Att: 27,026 - Unknown - 78 F

AB 35  
R 3  
H 9  
RBI 3  
BB 4  
SO 6  
LOB 21



Batter	1	2	3	4	5	6	7	8	9	AB	R	H	RBI	BB	SO	LOB	BOTTOM										
<b>Tony Phillips, S</b> (1, 5) OBP: 0.393, SLG: 0.453				1-0 F7				2-1 G1-6-3 1B		4	0	1	0	1	1	2											
<b>Rene Gonzales, R</b> (9, 5) OBP: 0.294, SLG: 0.471				2-2 G5-4-3 1-2				BB		0	0	0	0	0	0	0											
<b>Gary Disarcina, R</b> (1, 6) OBP: 0.348, SLG: 0.463	0-0 G5-3			2-1 G5-3			1-1 HR 2B		1-1 G1-6-3 1-2	5	1	1	0	0	0	2											
<b>Jim Edmonds, L</b> (1, 8) OBP: 0.350, SLG: 0.531	3-2 HR			1-1 HR 1B			2-3 K		0-2 F7	4	2	2	1	0	1	2											
<b>Tim Salmon, R</b> (1, 9) OBP: 0.431, SLG: 0.597	1-1 G6-3			0-0 HR 1B			3-2 FC1 HR		0-1 F9	4	2	1	0	0	0	2											
<b>Chili Davis, S</b> (1, 10) OBP: 0.427, SLG: 0.514		1-0 S 1B		1-1 HR 1-H 2-H			3-3 K		3-2 F8	4	1	2	3	0	1	2											
<b>J.T. Snow, L</b> (1, 3) OBP: 0.355, SLG: 0.469		3-3 K		0-0 16 1B FC6-4 1B			3-2 HR		4-0 BB	3	2	2	3	1	1	1											
<b>16 Garret Anderson, L</b> (1, 7) OBP: 0.357, SLG: 0.512		3-2 P6		0-0 FC6-4 1B			4-2 BB		0-0 F7	3	0	1	0	1	0	2											
<b>Andy Allanson, R</b> (1, 2) OBP: 0.262, SLG: 0.342		0-3 K		3-2 FC6-4 1B			0-0 G5-3		0-2 G6-3	4	0	0	1	0	1	4											
<b>Rex Hudler, R</b> (1, 4) OBP: 0.302, SLG: 0.415				1-2 G6-3			1-2 HR		0-3 K	4	1	2	1	0	1	0											
<b>Damion Easley, R</b> (9, 4) OBP: 0.288, SLG: 0.300				1-2 G5-4-3 1B						0	0	0	0	0	0	0											
<b>Inning Stats</b>	R: 1 E: 0 K: 1 S: 9	H: 1 LOB: 0 BB: 0 P: 14	R: 0 E: 0 K: 2 S: 14	H: 1 LOB: 0 BB: 0 P: 21	R: 0 E: 0 K: 0 S: 6	H: 0 LOB: 0 BB: 0 P: 10	R: 4 E: 0 K: 0 S: 17	H: 6 LOB: 1 BB: 0 P: 24	R: 3 E: 0 K: 2 S: 20	H: 2 LOB: 1 BB: 1 P: 36	R: 1 E: 0 K: 0 S: 11	H: 1 LOB: 1 BB: 1 P: 17	R: 0 E: 0 K: 0 S: 8	H: 0 LOB: 1 BB: 1 P: 15	R: 0 E: 0 K: 1 S: 7	H: 1 LOB: 0 BB: 0 P: 10	1B: 7 2B: 1 3B: 0 HR: 4	SF: 0 SAC: 0 DP: 2 HBP: 0	WP: 0 PB: 0 SB: 1 CS: 0	PA: 38							
<b>PITCHER</b>	IP	WLS	BF	H	R	ER	SO	BB	IBB	HBP	BLK	WP	HR	S	P	ERA	WHIP										
<b>John Wasdin, R</b> (1, 1) ERA: 4.67	3.0	L	15	6	5	5	3	0	0	0	0	0	0	2	35	15.00	2.000										
<b>Mark Acne, R</b> (4, 1) ERA: 5.71	2.0		11	4	3	3	2	1	0	0	0	0	1	31	52	13.50	2.500										
<b>Steve Wojciechowski, L</b> (6, 1) ERA: 5.15	2.0		9	1	1	1	0	2	0	0	0	0	1	19	32	4.50	1.500										
<b>Dennis Eckersley, R</b> (8, 1) ERA: 4.86	1.0		3	1	0	0	1	0	0	0	0	0	0	7	10	0.00	1.000										

Oakland Athletics @ California Angels  
Anaheim Stadium, Anaheim, CA

Sat Sep 30 1995, 10:05 PM EDT  
Att: 27,026 - Unknown - 78 F

AB 35  
R 9  
H 12  
RBI 9  
BB 3  
SO 6  
LOB 17





Batter	1	2	3	4	5	6	7	8	9	AB	R	H	RBI	BB	SO	LOB	TOP																			
<b>Stan Javier, S</b> OBP: 0.353, SLG: 0.387 (1, 7)	B1		K			SF8 1B		K2-3		4	1	1	0	0	2	1	<b>Oakland Athletics @ California Angels</b> Anaheim Stadium, Anaheim, CA Sun Oct 01 1995, 6:33 AM EDT Att: 34,716 - Sunny - 80 F																			
<b>Geronimo Berroa, R</b> OBP: 0.351, SLG: 0.451 (1, 9)	K		PO	F8		K		E 1B		4	0	1	0	0	2	1																				
<b>Brent Gates, S</b> OBP: 0.308, SLG: 0.344 (1, 4)	K			F7		WP 1B		FC3		4	0	1	0	0	1	1																				
<b>Mark McGwire, R</b> OBP: 0.441, SLG: 0.685 (1, 3)		K		BB		SF8		F4		2	0	0	1	1	1	2																				
<b>Terry Steinbach, R</b> OBP: 0.322, SLG: 0.458 (1, 2)		HR		FC1-6-4		BB		K		3	1	1	1	1	1	3																				
<b>Danny Tartabull, R</b> OBP: 0.335, SLG: 0.379 (1, 10)		G5-3				P3		K		3	0	0	0	1	1	2																				
<b>Craig Paquette, R</b> OBP: 0.256, SLG: 0.417 (1, 5)						G5-3 BB		F9		3	0	0	0	1	2	1																				
<b>Mike Bordick, R</b> OBP: 0.325, SLG: 0.350 (1, 6)				G6-3		G5-3		F9		4	0	0	0	0	1	2																				
<b>Scott Brosius, R</b> OBP: 0.342, SLG: 0.454 (1, 8)				PO WP BB		G6-3		F7		3	0	0	0	1	1	2																				
<b>Inning Stats</b>	R: 0 E: 0 K: 2 S: 9	H: 0 LOB: 0 BB: 0 P: 12	R: 1 E: 0 K: 2 S: 10	H: 1 LOB: 0 BB: 0 P: 14	R: 0 E: 0 K: 1 S: 5	H: 0 LOB: 0 BB: 1 P: 9	R: 0 E: 0 K: 0 S: 12	H: 0 LOB: 1 BB: 1 P: 18	R: 0 E: 0 K: 0 S: 8	H: 0 LOB: 1 BB: 1 P: 17	R: 1 E: 0 K: 2 S: 15	H: 2 LOB: 2 BB: 1 P: 26	R: 0 E: 0 K: 1 S: 5	H: 0 LOB: 0 BB: 0 P: 6	R: 0 E: 1 K: 2 S: 15	H: 1 LOB: 2 BB: 1 P: 21	R: 0 E: 0 K: 2 S: 13	H: 0 LOB: 1 BB: 1 P: 21	1B: 3 2B: 0 3B: 0 HR: 1	SF: 1 SAC: 0 DP: 0 HBP: 0	WP: 2 PB: 0 SB: 1 CS: 0	PA: 37														
<b>PITCHER</b>	IP	WLS	BF	H	R	ER	SO	BB	IBB	HBP	BLK	WP	HR	S	P	ERA	WHIP	<b>PITCHER</b>		IP	WLS	BF	H	R	ER	SO	BB	IBB	HBP	BLK	WP	HR	S	P	ERA	WHIP
<b>Chuck Finley, L</b> ERA: 4.21 (1, 1)	7.1	W	29	4	2	2	9	4	0	0	0	2	1	69	109	2.46	1.091																			
<b>Troy Percival, R</b> ERA: 1.95 (8, 1)	1.2		7	0	0	0	3	1	0	0	0	0	0	23	35	0.00	0.600																			

AB	30
R	2
H	4
RBI	2
BB	5
SO	12
LOB	15



Batter	1	2	3	4	5	6	7	8	9	AB	R	H	RBI	BB	SO	LOB	BOTTOM																			
<b>Tony Phillips, S</b> OBP: 0.395, SLG: 0.455 (1, 5)	G1-4-3 1B			K		G6-4-3 BB		K		4	1	2	0	1	2	2	<b>Oakland Athletics @ California Angels</b> Anaheim Stadium, Anaheim, CA Sun Oct 01 1995, 6:33 AM EDT Att: 34,716 - Sunny - 80 F																			
<b>Rene Gonzales, R</b> OBP: 0.294, SLG: 0.471 (9, 5)										0	0	0	0	0	0	0																				
<b>Gary Disarcina, R</b> OBP: 0.346, SLG: 0.462 (1, 6)	G1-4-3	G6-3		FC4-2 CS		G6-4-3		3B		5	1	1	0	0	0	5																				
<b>Jim Edmonds, L</b> OBP: 0.354, SLG: 0.539 (1, 8)	BB 1B			CS				P6		5	3	4	3	0	0	0																				
<b>Tim Salmon, R</b> OBP: 0.432, SLG: 0.598 (1, 9)	K			2B		G6-3 1B		G1-3		5	1	3	2	0	1	2																				
<b>Chili Davis, S</b> OBP: 0.430, SLG: 0.517 (1, 10)	1B BB			F9 16 SF9		G6-3				2	1	1	1	2	0	1																				
<b>J.T. Snow, L</b> OBP: 0.355, SLG: 0.468 (1, 3)				F9		K		K		4	0	1	1	0	2	4																				
<b>16 Garret Anderson, L</b> OBP: 0.354, SLG: 0.508 (1, 7)	F9			SF9		G4-3		G1-3		3	0	0	1	0	0	5																				
<b>Andy Allanson, R</b> OBP: 0.250, SLG: 0.325 (1, 2)		G6-3		K				F9		4	0	0	0	0	2	0																				
<b>Rex Hudler, R</b> OBP: 0.309, SLG: 0.418 (1, 4)		F8		WP FC4-2 1B		BB BB		2B 3B 1B		3	1	2	0	1	0	0																				
<b>Inning Stats</b>	R: 2 E: 0 K: 1 S: 15	H: 3 LOB: 2 BB: 1 P: 25	R: 0 E: 0 K: 0 S: 8	H: 1 LOB: 1 BB: 0 P: 13	R: 3 E: 0 K: 1 S: 13	H: 3 LOB: 0 BB: 0 P: 17	R: 0 E: 0 K: 1 S: 13	H: 1 LOB: 0 BB: 0 P: 20	R: 1 E: 0 K: 1 S: 15	H: 2 LOB: 1 BB: 0 P: 26	R: 0 E: 0 K: 0 S: 4	H: 0 LOB: 2 BB: 2 P: 12	R: 0 E: 0 K: 1 S: 13	H: 1 LOB: 2 BB: 1 P: 23	R: 2 E: 0 K: 2 S: 18	H: 3 LOB: 1 BB: 0 P: 27	R: 0 E: 0 K: 2 S: 13	H: 0 LOB: 1 BB: 1 P: 21	1B: 8 2B: 5 3B: 1 HR: 0	SF: 1 SAC: 0 DP: 1 HBP: 0	WP: 1 PB: 0 SB: 1 CS: 1	PA: 41														
<b>PITCHER</b>	IP	WLS	BF	H	R	ER	SO	BB	IBB	HBP	BLK	WP	HR	S	P	ERA	WHIP	<b>PITCHER</b>		IP	WLS	BF	H	R	ER	SO	BB	IBB	HBP	BLK	WP	HR	S	P	ERA	WHIP
<b>Todd Stottlemire, R</b> ERA: 4.55 (1, 1)	4.0	L	22	10	6	6	3	1	0	0	0	0	0	56	86	13.50	2.750																			
<b>Mike Mohler, L</b> ERA: 3.04 (5, 1)	1.1		6	0	0	0	1	2	0	0	0	0	0	10	25	0.00	1.500																			
<b>Jim Corsi, R</b> ERA: 2.2 (6, 1)	1.2		6	1	0	0	1	1	0	0	0	0	0	15	25	0.00	1.200																			
<b>Todd Van Poppel, R</b> ERA: 4.88 (8, 1)	0.2		5	3	2	2	0	0	0	0	0	0	0	16	24	27.00	4.500																			
<b>Dennis Eckersley, R</b> ERA: 4.83 (8, 1)	0.1		1	0	0	0	0	0	0	0	0	0	0	2	3	0.00	0.000																			

