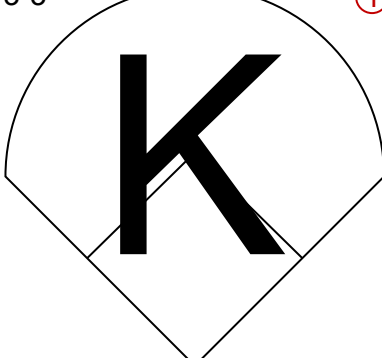
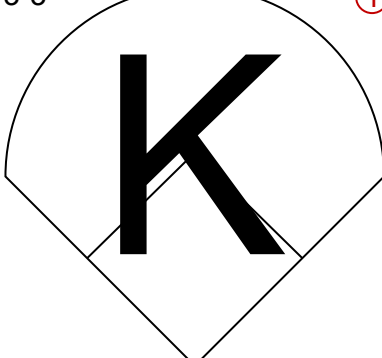
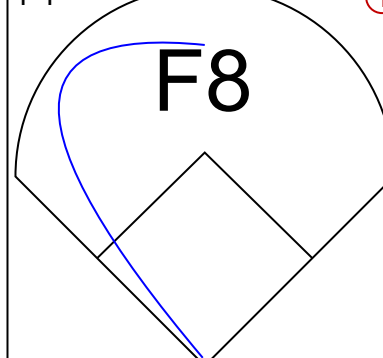
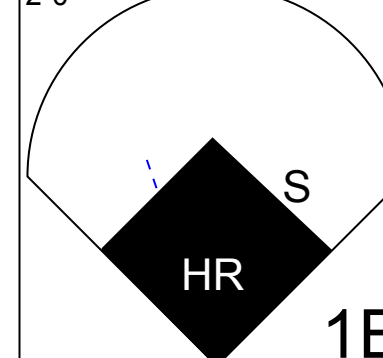
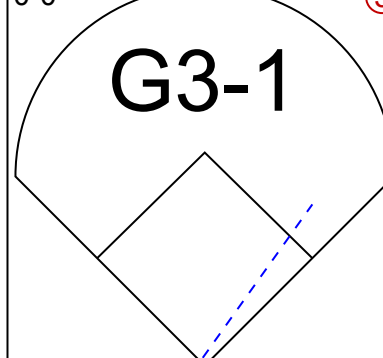
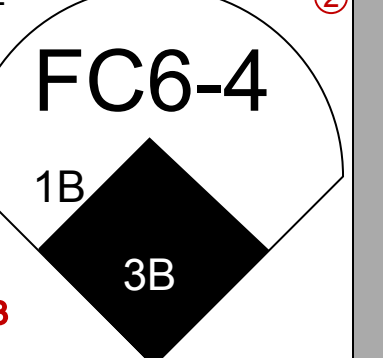


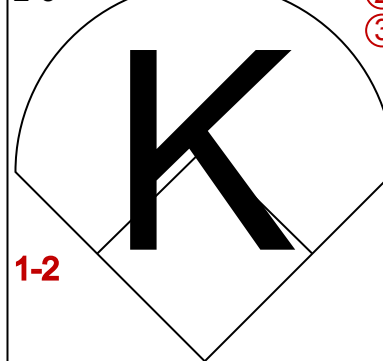
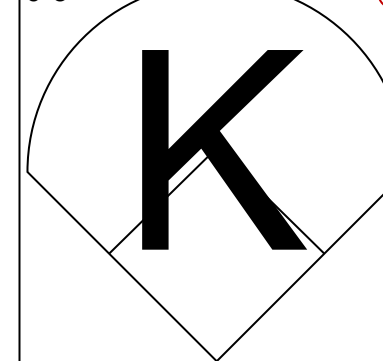
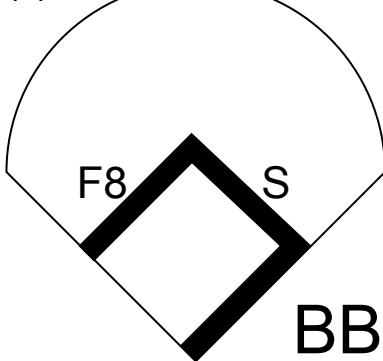
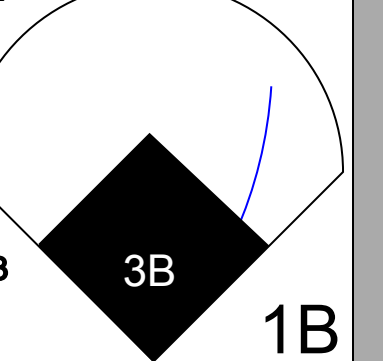
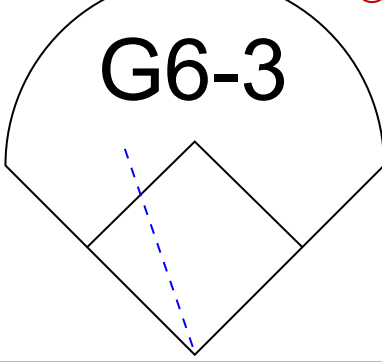
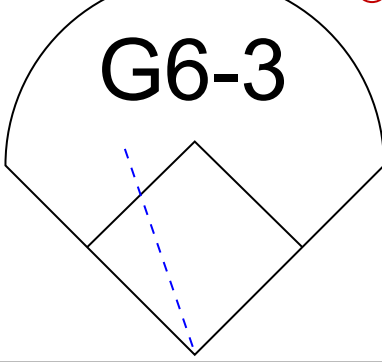
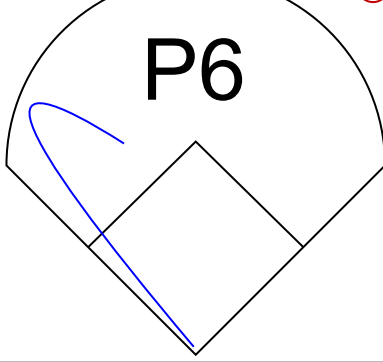
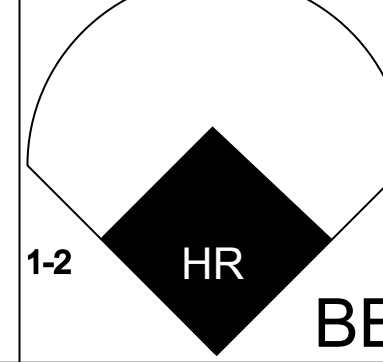
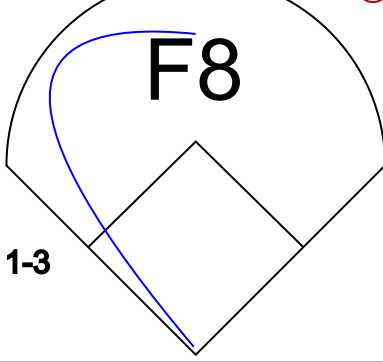
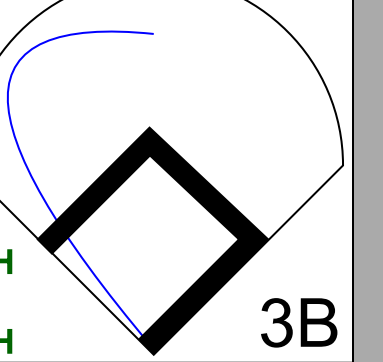
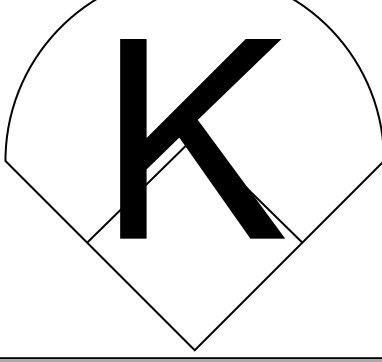
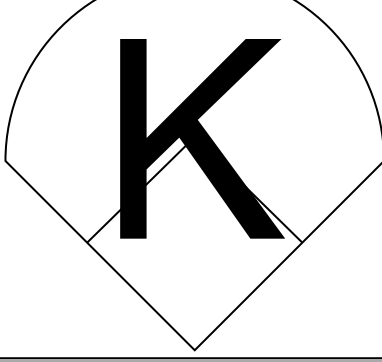
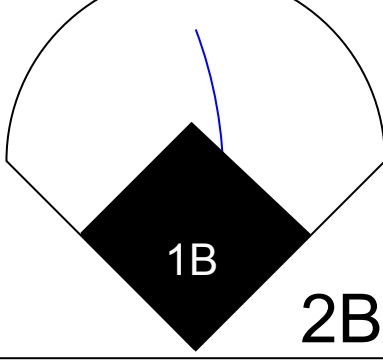
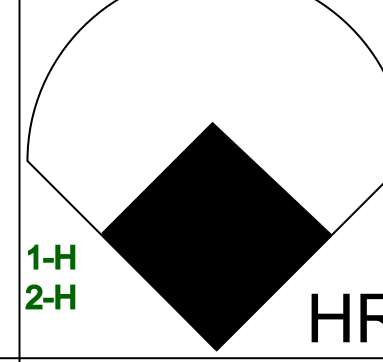
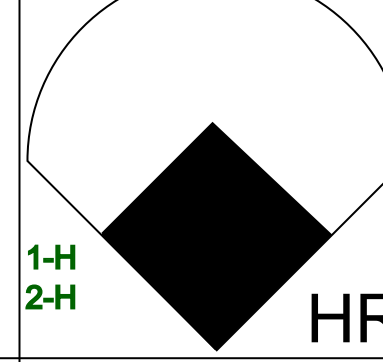
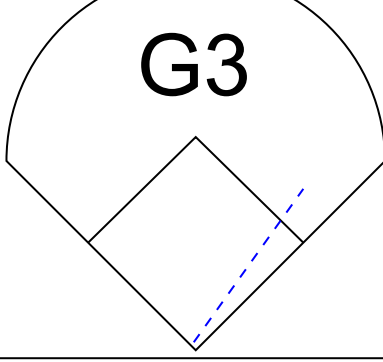
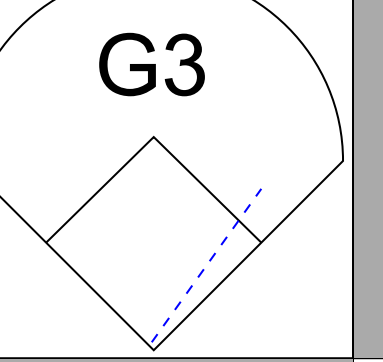
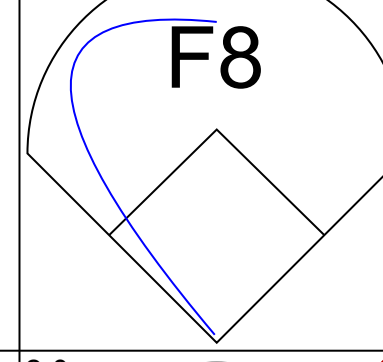
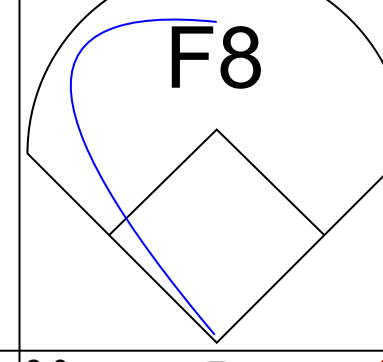
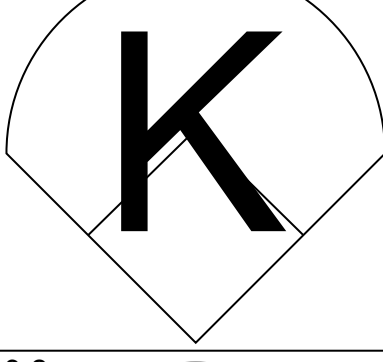

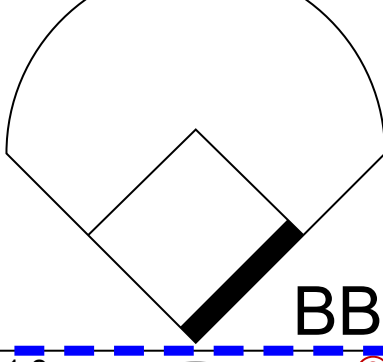
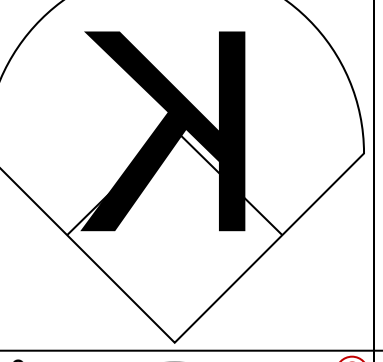
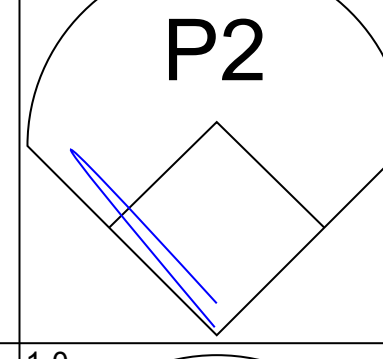
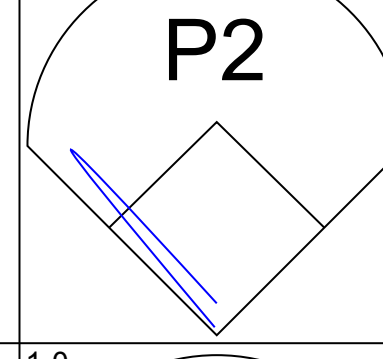
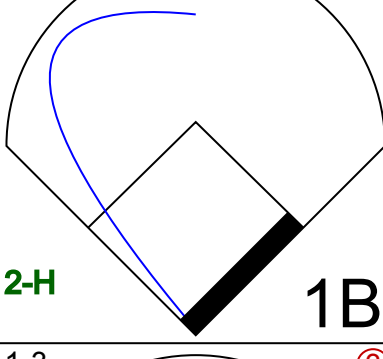
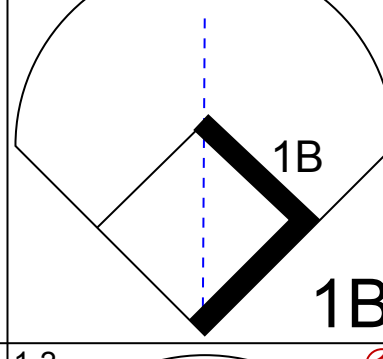
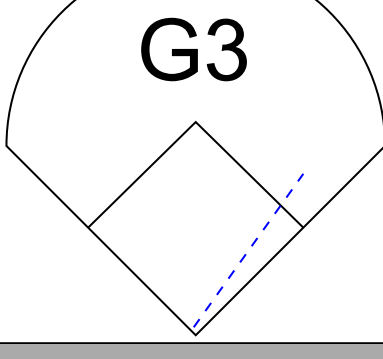
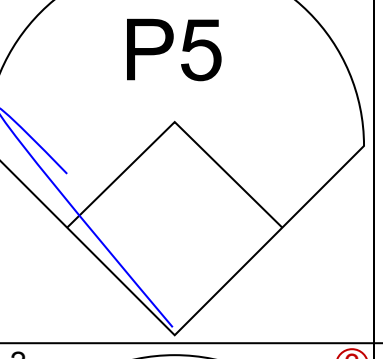
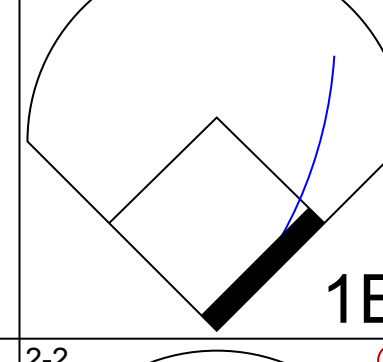
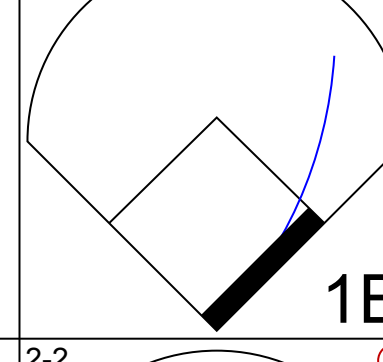
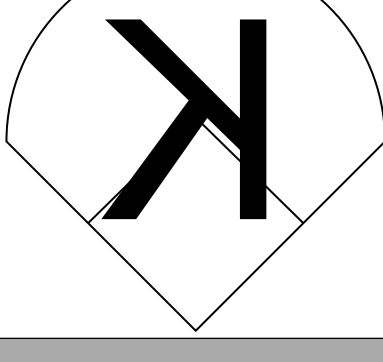
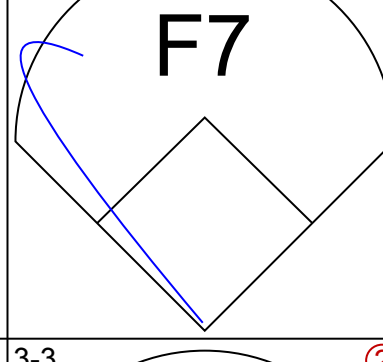
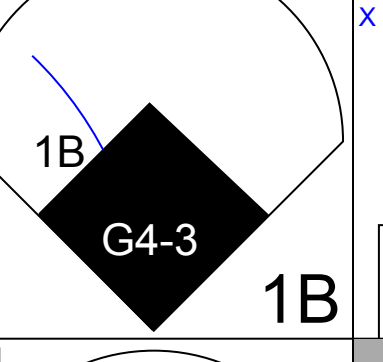
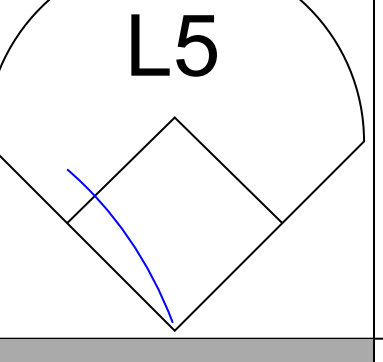
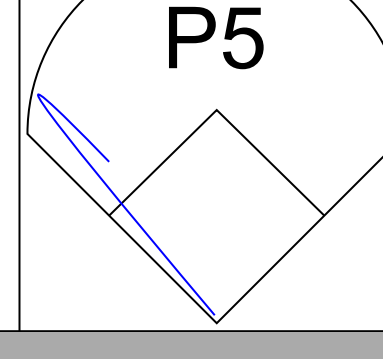
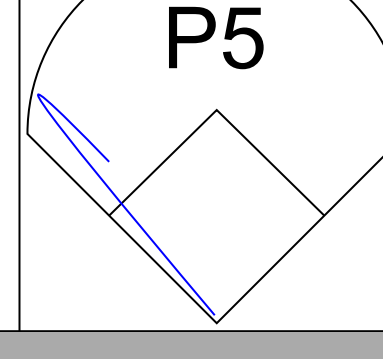
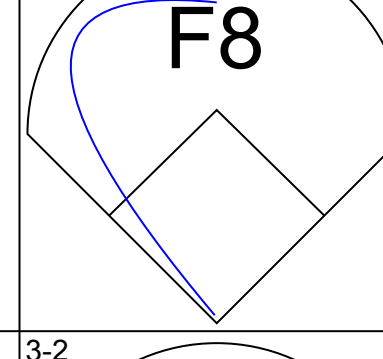
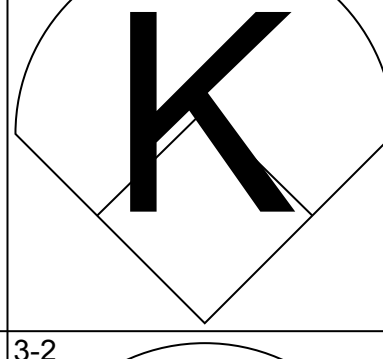
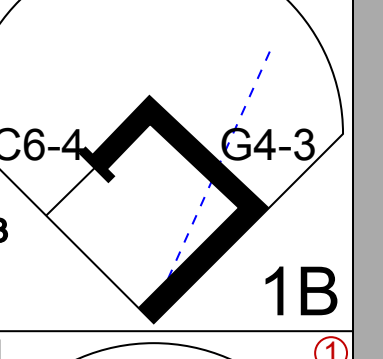

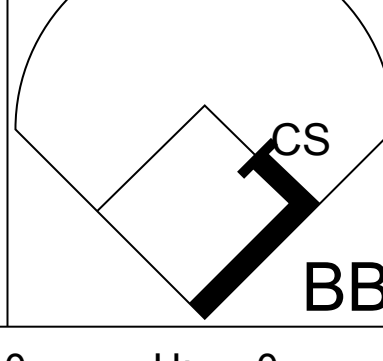
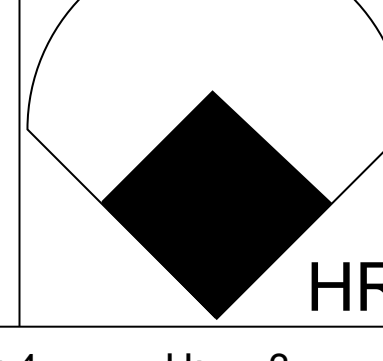
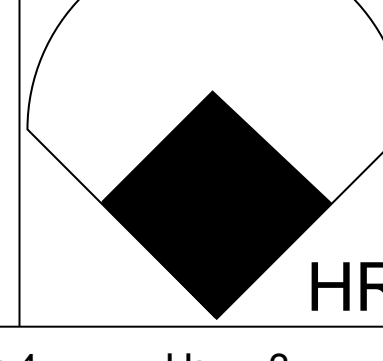
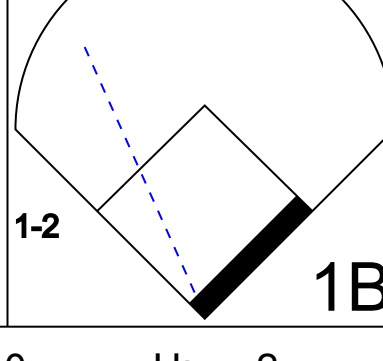
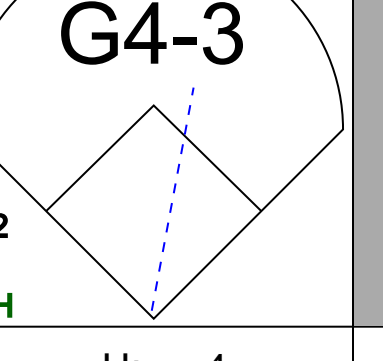
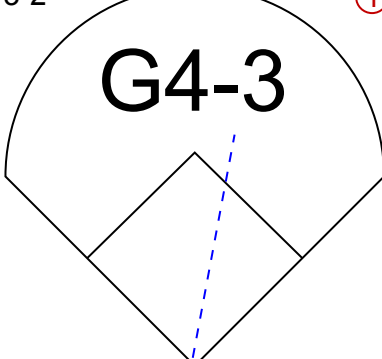
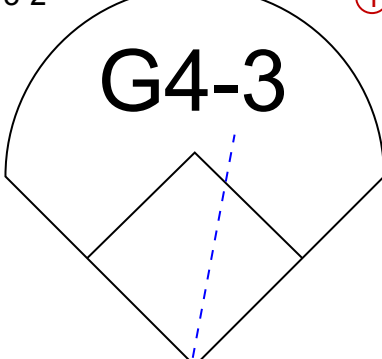
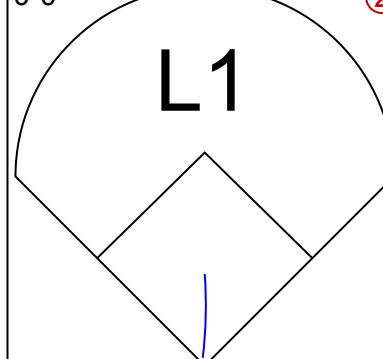
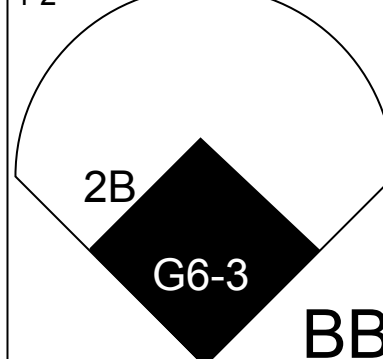
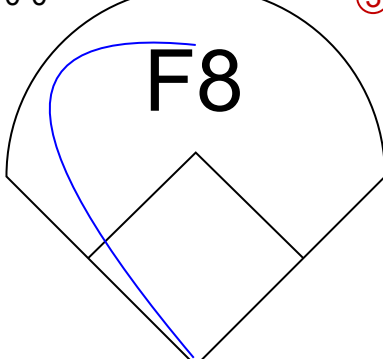

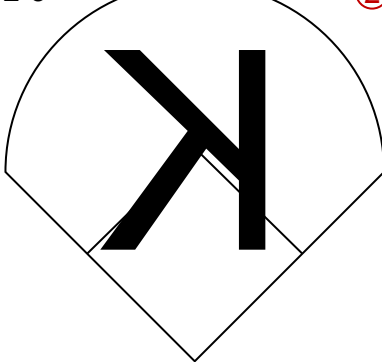
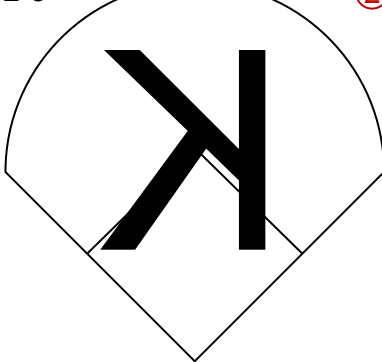
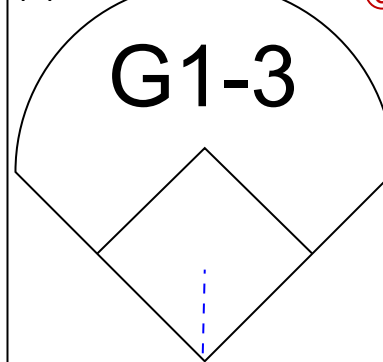
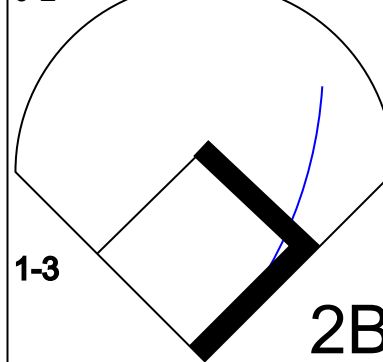
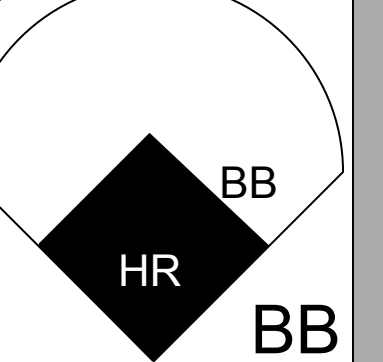
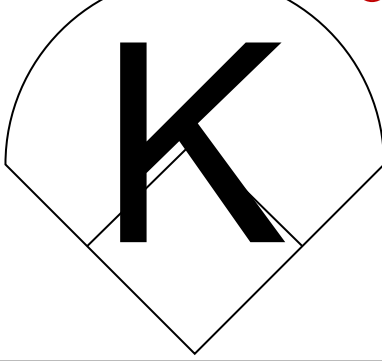
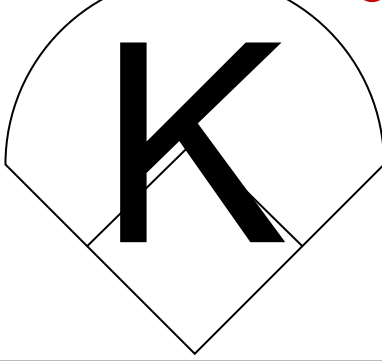
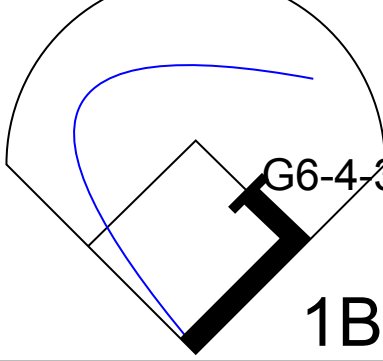
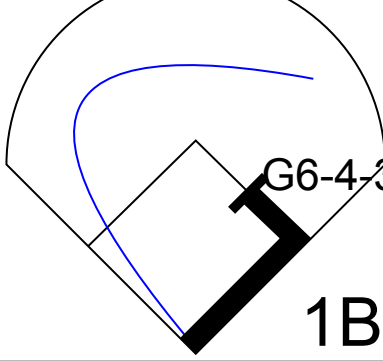

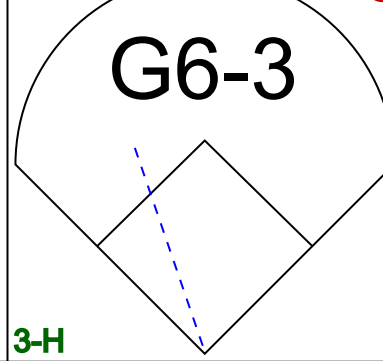
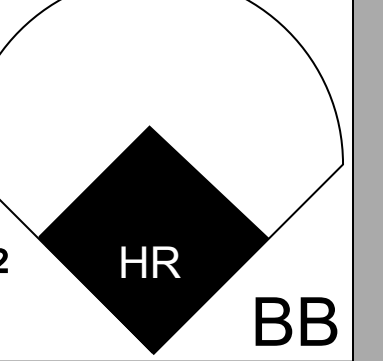
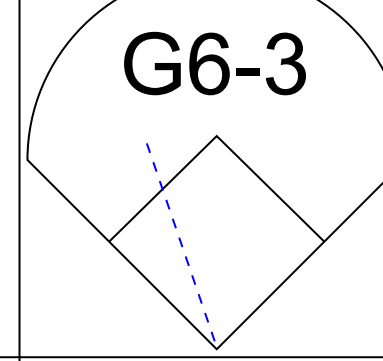
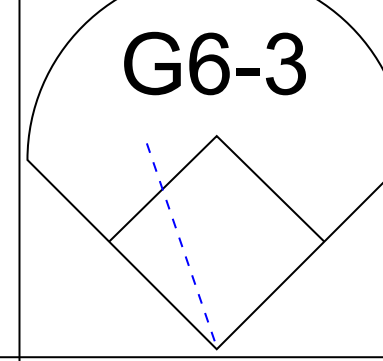
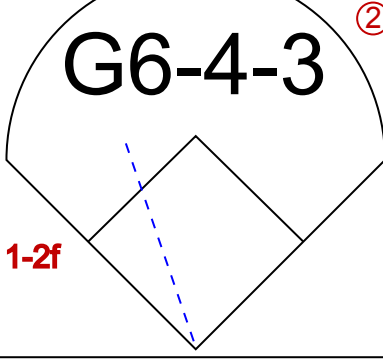
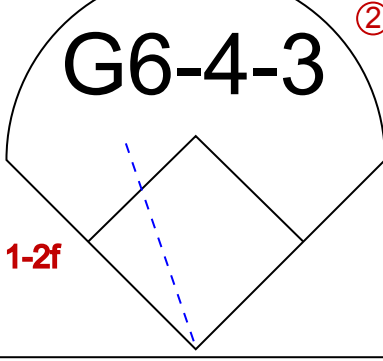

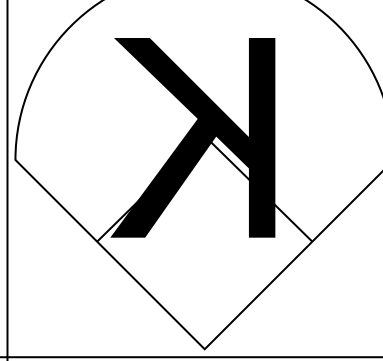

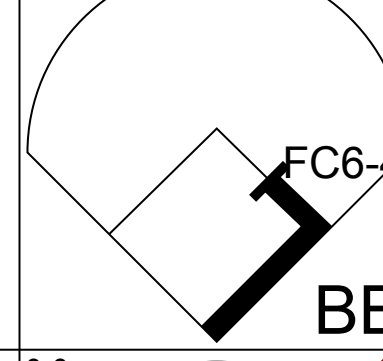
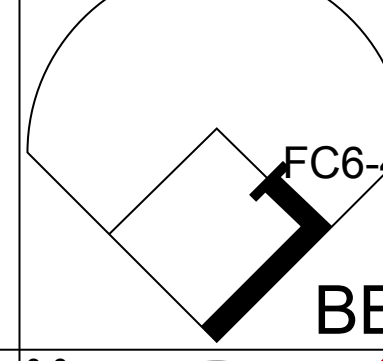
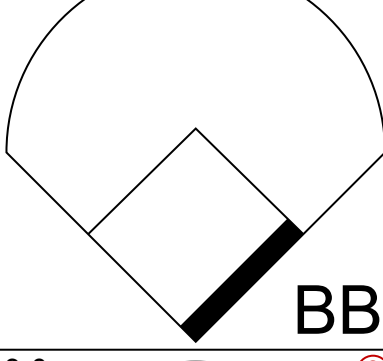
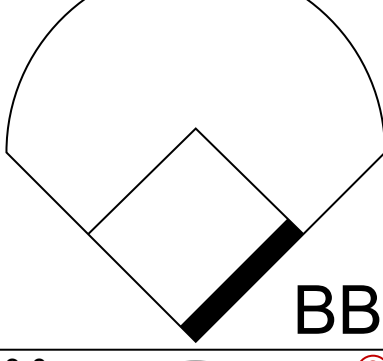
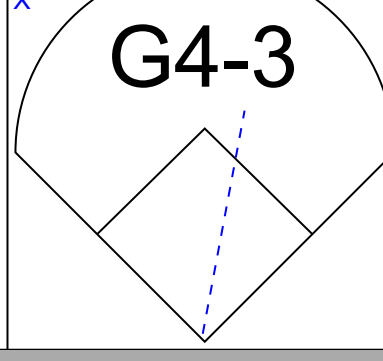
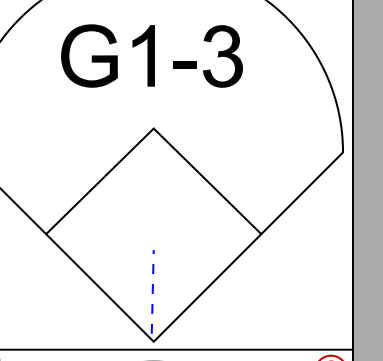
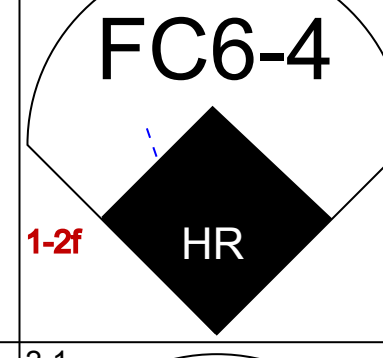
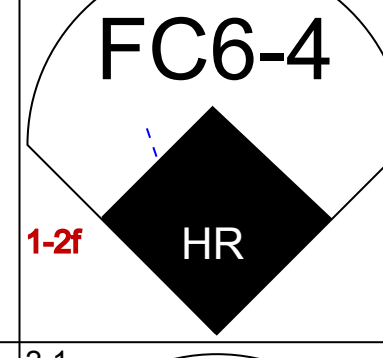
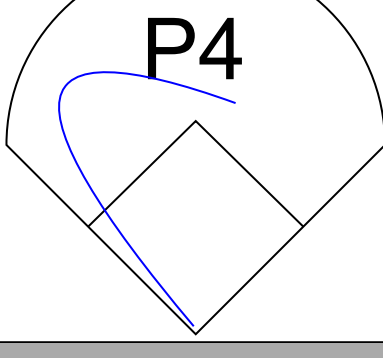

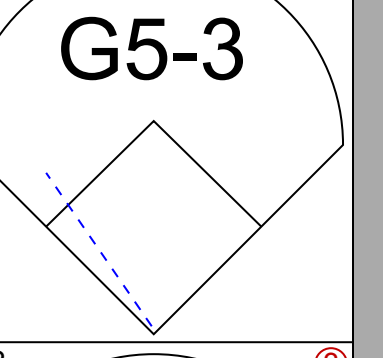
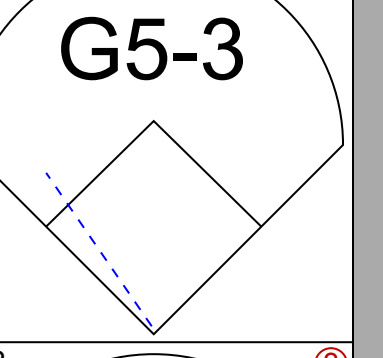
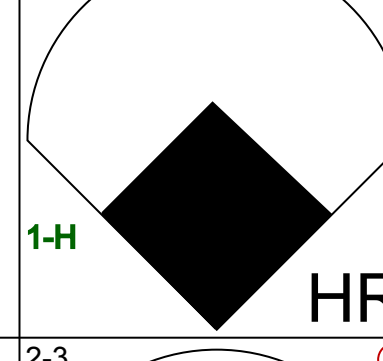
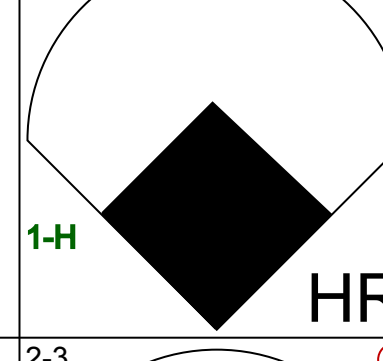
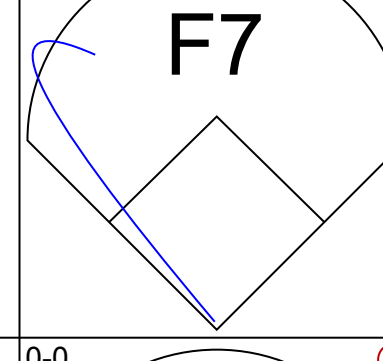
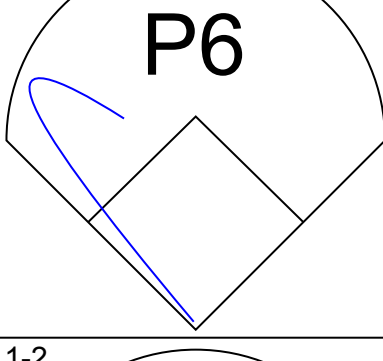
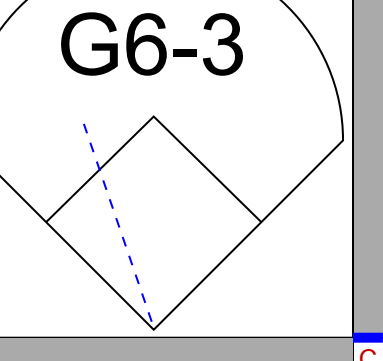
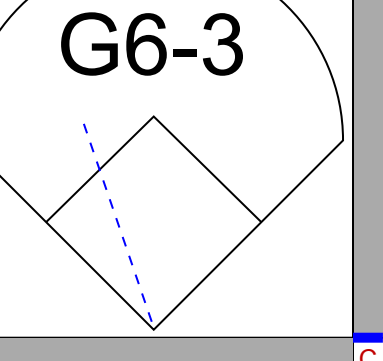
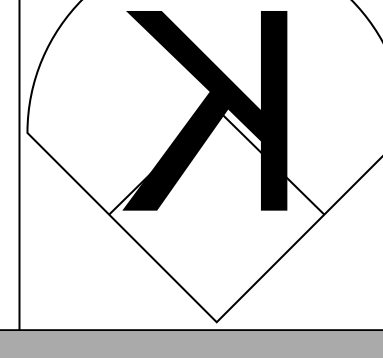
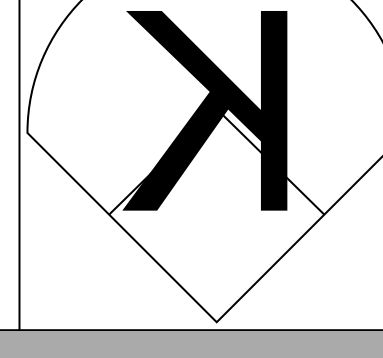
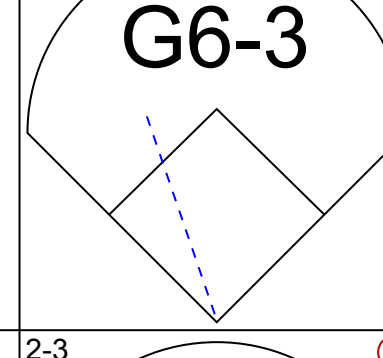


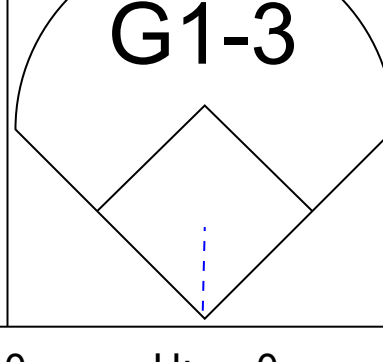
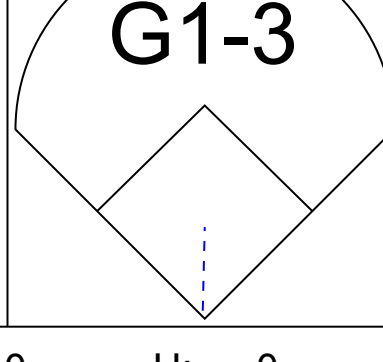
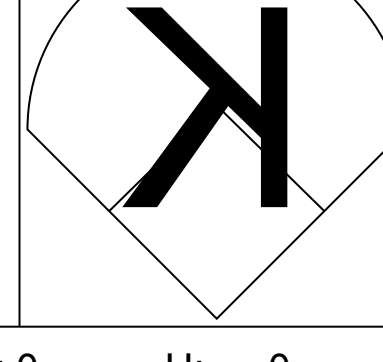
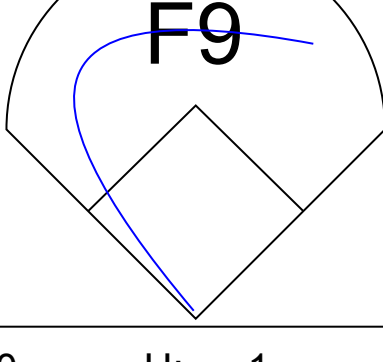
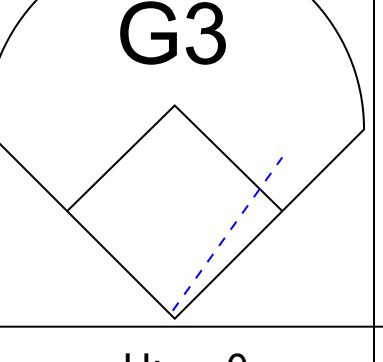


Oakland Athletics - 1996

Batter	1	2	3	4	5	6	7	8	9	AB	R	H	RBI	BB	SO	LOB	TOP	
Otis Nixon, S <small>OBP: 0.200, SLG: 0.200</small> 										5	2	1	0	0	1	4	Toronto Blue Jays @ Oakland Athletics Cashman Field, Las Vegas, NV <small>Mon Apr 01 1996, 10:05 PM EST Att: 7,294 - Unknown</small>	
Domingo Cadeno, S <small>OBP: 0.333, SLG: 1.333</small> Tilson Brito, R <small>(7, PH) OBP: 1.000, SLG: 1.000</small> 										3	1	1	1	0	2	2		
Joe Carter, R <small>OBP: 0.400, SLG: 0.750</small> 										4	1	1	2	1	0	1		
John Olerud, L <small>OBP: 0.400, SLG: 1.200</small> 										5	2	2	3	0	1	2		
Ed Sprague, R 											4	0	0	0	1	3		1
Carlos Delgado, L <small>OBP: 0.400, SLG: 0.400</small> 										5	0	2	1	0	0	2		
Shawn Green, L <small>OBP: 0.400, SLG: 0.400</small> 										5	1	2	0	0	1	2		
Sandy Martinez, L <small>OBP: 0.250, SLG: 0.250</small> 										4	0	1	0	0	1	2		
Alex Gonzalez, R <small>OBP: 0.750, SLG: 1.667</small> 									3	1	2	2	1	0	1			
Inning Stats <small>R: 1 H: 1 E: 0 LOB: 0 K: 2 S: 11</small>	<small>R: 0 H: 1 E: 0 LOB: 1 K: 0 S: 7</small>	<small>R: 0 H: 0 E: 0 LOB: 0 K: 1 S: 9</small>	<small>R: 1 H: 2 E: 0 LOB: 1 K: 2 S: 13</small>	<small>R: 4 H: 3 E: 0 LOB: 0 K: 2 S: 14</small>	<small>R: 0 H: 2 E: 0 LOB: 2 K: 1 S: 14</small>	<small>R: 0 H: 0 E: 0 LOB: 2 K: 0 S: 9</small>	<small>R: 3 H: 4 E: 0 LOB: 1 K: 0 S: 17</small>	<small>R: 0 H: 0 E: 0 LOB: 0 K: 1 S: 8</small>	<small>1B: 8 SF: 0 2B: 1 SAC: 0 3B: 1 DP: 0 HR: 3 HBP: 0</small>	<small>WP: 0 PA: 43</small>								
PITCHER Carlos Reyes, R <small>ERA: 10.8</small> Mike Mohler, L <small>ERA:</small> John Briscoe, R <small>ERA:</small> Buddy Groom, L <small>ERA: 27.0</small> Don Wengert, R <small>ERA:</small>	<small>IP: 5.0 WLS: L BF: 23 H: 7 R: 6 ER: 6 SO: 7 BB: 2 IBB: 0 HBP: 0 BLK: 0 WP: 0 HR: 3 S: 54 P: 93 ERA: 10.80 WHIP: 1.800</small>																	

Batter	1	2	3	4	5	6	7	8	9	AB	R	H	RBI	BB	SO	LOB	BOTTOM	
Ernie Young, R <small>(1, 8)</small> 											4	1	0	0	1	1	2	Toronto Blue Jays @ Oakland Athletics Cashman Field, Las Vegas, NV <small>Mon Apr 01 1996, 10:05 PM EST Att: 7,294 - Unknown</small>
Brent Gates, S <small>OBP: 0.500, SLG: 0.667</small> 										3	1	1	0	1	1	0		
Jason Giambi, L <small>OBP: 0.500, SLG: 0.333</small> 										3	1	1	1	1	1	1		
Geronimo Berroa, R <small>OBP: 0.250, SLG: 1.000</small> 										4	1	1	3	0	1	2		
Phil Plantier, L <small>(1, 7)</small> 									2	0	0	0	2	0	1			
Pedro Munoz, R <small>(1, 9)</small> 										3	1	0	0	1	0	2		
Terry Steinbach, R <small>OBP: 0.250, SLG: 1.000</small> 										4	1	1	2	0	0	1		
Torey Lovullo, S <small>OBP: 0.250, SLG: 0.250</small> 									4	0	1	0	0	1	0			
Mike Bordick, R Matt Stairs, L <small>(8, PH)</small> 											3	0	0	0	0	1	2	
Inning Stats <small>R: 0 H: 0 E: 0 LOB: 0 K: 2 S: 12</small>	<small>R: 2 H: 1 E: 0 LOB: 1 K: 1 S: 9</small>	<small>R: 0 H: 0 E: 0 LOB: 0 K: 0 S: 5</small>	<small>R: 0 H: 1 E: 0 LOB: 1 K: 0 S: 6</small>	<small>R: 0 H: 0 E: 0 LOB: 0 K: 1 S: 5</small>	<small>R: 1 H: 1 E: 0 LOB: 1 K: 1 S: 16</small>	<small>R: 0 H: 1 E: 0 LOB: 2 K: 0 S: 11</small>	<small>R: 3 H: 1 E: 0 LOB: 0 K: 0 S: 11</small>	<small>R: 0 H: 0 E: 0 LOB: 0 K: 1 S: 7</small>	<small>1B: 2 SF: 0 2B: 1 SAC: 0 3B: 0 DP: 1 HR: 2 HBP: 0</small>	<small>WP: 0 PA: 37</small>								
PITCHER Erik Hanson, R <small>ERA: 3.86</small> Tony Castillo, L <small>ERA: 27.0</small> Mike Timlin, R <small>ERA:</small>	<small>IP: 7.0 WLS: W BF: 28 H: 4 R: 3 ER: 3 SO: 5 BB: 4 IBB: 0 HBP: 0 BLK: 0 WP: 0 HR: 1 S: 64 P: 110 ERA: 3.86 WHIP: 1.143</small>																	

AB	39
R	9
H	13
RBI	9
BB	4
SO	9
LOB	17



Batter	1	2	3	4	5	6	7	8	9	AB	R	H	RBI	BB	SO	LOB	TOP								
Otis Nixon, S <small>OBP: 0.273, SLG: 0.111</small> (1, 8)	L5		BB 1B				F9		G4-3	4	1	0	0	2	1	2	Toronto Blue Jays @ Oakland Athletics Cashman Field, Las Vegas, NV Wed Apr 03 1996, 10:05 PM EST Alt. 8,050 - Unknown - 67 F livebaseballscores.com								
Tilson Brito, R <small>OBP: 0.625, SLG: 0.400</small> (1, 4)	FC4-6 1B BB		1B BB						G4-3	4	2	1	0	2	2	3									
Joe Carter, R <small>OBP: 0.455, SLG: 0.600</small> (1, 7)	FC4-6 1B		BB 1B	F8					G6-3	6	1	3	1	0	0	3									
John Olerud, L <small>OBP: 0.600, SLG: 1.000</small> (1, 10)	FC4-6 FC6-4		BB						1B BB	2	3	1	0	3	0	2									
Ed Sprague, R <small>OBP: 0.400, SLG: 0.571</small> (1, 5)	FC6-4		BB						F8	3	2	1	4	2	0	3									
Carlos Delgado, L <small>OBP: 0.500, SLG: 0.778</small> (1, 3)		L4-3 BB	K						1B	4	1	2	3	1	2	3									
Shawn Green, L <small>OBP: 0.400, SLG: 0.333</small> (1, 9)	L4-3		P6						1B	4	0	1	1	1	1	4									
Sandy Martinez, L <small>OBP: 0.222, SLG: 0.222</small> (1, 2)	F9								K	5	0	1	0	0	1	3									
Alex Gonzalez, R <small>OBP: 0.500, SLG: 0.857</small> (1, 6)			G6-3	SH2-3 1B					G4-3 1B	4	0	1	0	0	2	1									
Inning Stats	R: 0 E: 0 K: 0 S: 9	H: 1 LOB: 2 BB: 1 P: 14	R: 0 E: 0 K: 0 S: 5	H: 0 LOB: 0 BB: 1 P: 11	R: 2 E: 0 K: 1 S: 14	H: 1 LOB: 3 BB: 4 P: 33	R: 0 E: 0 K: 1 S: 9	H: 1 LOB: 2 BB: 1 P: 21	R: 3 E: 0 K: 2 S: 18	H: 2 LOB: 1 BB: 2 P: 33	R: 4 E: 0 K: 2 S: 21	H: 3 LOB: 0 BB: 0 P: 32	R: 0 E: 0 K: 2 S: 8	H: 0 LOB: 0 BB: 0 P: 14	R: 1 E: 0 K: 1 S: 13	H: 2 LOB: 2 BB: 1 P: 23	R: 0 E: 0 K: 0 S: 10	H: 1 LOB: 1 BB: 0 P: 14	1B: 9 2B: 1 3B: 0 HR: 2	SF: 0 SAC: 1 DP: 1 HBP: 0	WP: 1 PB: 0 SB: 0 CS: 0	PA: 48			
PITCHER	IP	WLS	BF	H	R	ER	SO	BB	IBB	HBP	BLK	WP	HR	S	P	ERA	WHIP								
Ariel Prieto, R <small>ERA: 11.25</small> (1, 1)	4.0	L	24	5	5	5	2	8	0	0	0	0	1	45	91	11.25	3.250								
Steve Montgomery, R <small>ERA: 36.0</small> (5, 1)	1.0		8	3	4	4	2	2	0	0	0	1	1	22	41	36.00	5.000								
Mike Mohler, L <small>ERA: 4.5</small> (6, 1)	2.0		6	0	0	0	4	0	0	0	0	0	0	17	26	0.00	0.000								
Aaron Small, R <small>ERA: 4.5</small> (8, 1)	2.0		10	3	1	1	1	1	0	0	0	0	0	23	37	4.50	2.000								

Batter	1	2	3	4	5	6	7	8	9	AB	R	H	RBI	BB	SO	LOB	BOTTOM								
Ernie Young, R <small>OBP: 0.667, SLG: 0.500</small> (1, 8)	K		F8						G6-3	2	0	0	0	0	1	1	Toronto Blue Jays @ Oakland Athletics Cashman Field, Las Vegas, NV Wed Apr 03 1996, 10:05 PM EST Alt. 8,050 - Unknown - 67 F livebaseballscores.com								
Allen Battle, R <small>OBP: 0.667, SLG: 0.500</small> (4, 8)										2	0	1	0	1	0	0									
Brent Gates, S <small>OBP: 0.222, SLG: 0.250</small> (1, 4)	G5-3		FC4-6 BB						G4-3	5	1	0	0	0	0	4									
Jason Giambi, L <small>OBP: 0.556, SLG: 0.500</small> (1, 3)	F8								K	3	0	1	1	2	1	0									
Geronomo Berroa, R <small>OBP: 0.125, SLG: 0.500</small> (1, 10)		F7	G4-3							4	0	0	1	0	1	5									
Phil Plantier, L <small>OBP: 0.500, SLG: 0.800</small> (1, 7)		PB 1B BB								3	2	1	1	1	1	3									
Pedro Munoz, R <small>OBP: 0.375, SLG: 0.286</small> (1, 9)		G6-3								4	0	2	0	0	0	1									
Terry Steinbach, R <small>OBP: 0.250, SLG: 0.625</small> (1, 2)										4	0	1	1	0	3	2									
Scott Brosius, R <small>OBP: 0.250, SLG: 0.250</small> (1, 5)										4	0	1	0	0	2	2									
Mike Bordick, R (1, 6)										2	1	0	0	2	1	3									
Inning Stats	R: 0 E: 0 K: 1 S: 8	H: 0 LOB: 0 BB: 0 P: 13	R: 1 E: 0 K: 1 S: 13	H: 1 LOB: 1 BB: 1 P: 23	R: 0 E: 0 K: 0 S: 6	H: 0 LOB: 2 BB: 2 P: 17	R: 1 E: 0 K: 2 S: 14	H: 1 LOB: 0 BB: 0 P: 19	R: 2 E: 0 K: 1 S: 13	H: 2 LOB: 1 BB: 1 P: 26	R: 0 E: 0 K: 1 S: 9	H: 2 LOB: 1 BB: 0 P: 16	R: 0 E: 0 K: 1 S: 7	H: 0 LOB: 2 BB: 2 P: 18	R: 0 E: 0 K: 2 S: 9	H: 1 LOB: 1 BB: 0 P: 11	R: 0 E: 0 K: 1 S: 8	H: 0 LOB: 0 BB: 0 P: 11	1B: 5 2B: 1 3B: 0 HR: 1	SF: 0 SAC: 0 DP: 1 HBP: 0	WP: 1 PB: 1 SB: 0 CS: 0	PA: 39			
PITCHER	IP	WLS	BF	H	R	ER	SO	BB	IBB	HBP	BLK	WP	HR	S	P	ERA	WHIP								
Pat Hentgen, R <small>ERA: 4.5</small> (1, 1)	6.0	W	27	6	4	3	6	4	0	0	0	0	0	63	114	4.50	1.667								
Brian Bohannon, L <small>ERA: 4.5</small> (7, 1)	1.0		5	0	0	0	1	2	0	0	0	1	0	7	18	0.00	2.000								
Giovanni Carrara, R <small>ERA: 4.5</small> (8, 1)	1.0		4	1	0	0	2	0	0	0	0	0	0	9	11	0.00	1.000								
Tim Crabtree, R <small>ERA: 4.5</small> (9, 1)	1.0		3	0	0	0	1	0	0	0	0	0	0	8	11	0.00	0.000								

AB 36
R 10
H 11
RBI 9
BB 11
SO 9
LOB 24



AB 33
R 4
H 7
RBI 4
BB 6
SO 10
LOB 21



Batter	1	2	3	4	5	6	7	8	9	10	11	12	13	14	15	AB	R	H	RBI	BB	SO	LOB	TOP				
Chad Curtis, R OBP: 0.455, SLG: 0.529 (1.8)	F8	F8			HR 1B	G6-3		BB 1B		SH1-4 BB		F8			P6	7	1	2	0	1	0	2					
Bobby Higginson, L OBP: 0.563, SLG: 0.769 (1.9)	FC4 1B		P3-1		HR 1B	HR 1B		FC5-4 BB		SH1-4			F7		1B 1B	6	3	4	3	1	0	0					
Travis Fryman, R OBP: 0.435, SLG: 0.850 (1.5)	F8		F8		HR 1B	HR 1B		FC5-4 BB		SH1-4			K		G5-3	7	2	2	3	1	1	4					
Cecil Fielder, R OBP: 0.348, SLG: 0.353 (1.3)	FC4		G5-3		F8	G6-3		FC5-2 BB		G5-4-3			F7		1B BB	6	0	0	0	2	0	3					
Melvin Nieves, S OBP: 0.391, SLG: 0.474 (1.7)		E3 2B G4-3			F7	1B 2B		FC5-2 BB		F8			SH5-4 L1-5 BB		1B	6	2	2	1	2	1	0					
Eddie Williams, R OBP: 0.263, SLG: 0.412 Curtis Pride, L (14. PH)		G4-3 E 2B			F9	K		FC5-2 FC5-2		F7			SH5-4 BB		F8	5	1	1	0	0	1	1					
Mark Lewis, R OBP: 0.316, SLG: 0.294 (1.4)		G4-3			BB	1B		FC5-2 FC5-2		K			SH5-4			5	0	1	2	1	1	4					
John Flaherty, R OBP: 0.313, SLG: 0.286 (1.2)		E6 FC4-6			P4	F7		G6-3		FC5-2			F8		IBB	6	0	0	1	1	0	5					
Alan Trammell, R OBP: 0.385, SLG: 0.333 Kimera Barteel, R Chris Gomez, R (12. PH)		FC4-6				1B HR 1B		G6-3		K			CS BB		L1-5	5	1	1	0	1	1	4					
Inning Stats	R: 0 E: 0 K: 0 S: 9	H: 1 LOB: 1 BB: 0 P: 12	R: 2 E: 2 K: 0 S: 14	H: 1 LOB: 1 BB: 0 P: 21	R: 0 E: 0 K: 0 S: 8	H: 0 LOB: 0 BB: 0 P: 14	R: 0 E: 0 K: 0 S: 13	H: 0 LOB: 1 BB: 1 P: 22	R: 5 E: 0 K: 1 S: 19	H: 6 LOB: 1 BB: 0 P: 31	R: 2 E: 0 K: 0 S: 10	H: 2 LOB: 0 BB: 0 P: 15	R: 0 E: 0 K: 1 S: 6	H: 0 LOB: 1 BB: 2 P: 9	R: 0 E: 0 K: 1 S: 7	H: 0 LOB: 0 BB: 0 P: 9	R: 0 E: 0 K: 0 S: 5	H: 0 LOB: 1 BB: 1 P: 12	R: 0 E: 0 K: 0 S: 9	H: 0 LOB: 2 BB: 3 P: 25	R: 1 E: 0 K: 0 S: 16	H: 2 LOB: 2 BB: 1 P: 30	1B: 8 2B: 3 3B: 0 HR: 3	SF: 0 SAC: 2 DP: 2 HBP: 0	WP: 0 PB: 1 SB: 1 CS: 1	PA: 69	
PITCHER	IP 4.1	WLS 23	BF 11	H 3	R 2	ER 2	SO 2	BB 0	IBB 0	HBP 0	BLK 0	WP 0	HR 1	S 23	P 36	ERA 6.75	WHIP 1.125										
Todd Van Poppel, R ERA: 10.38 Don Wengert, R ERA: 4.5 Buddy Groom, L ERA: 13.5 Jim Corsi, R ERA: John Briscoe, R ERA:	(1.1)	(5.1)	(8.1)	(9.1)	(11.1)	(1.1)	(15.1)																				
PITCHER	IP 4.1	WLS 10	BF 11	H 3	R 2	ER 2	SO 2	BB 0	IBB 0	HBP 0	BLK 0	WP 0	HR 1	S 23	P 36	ERA 6.75	WHIP 1.125										
Aaron Small, R ERA: 6.0	(15.1)																										

Detroit Tigers @ Oakland Athletics
Cashman Field, Las Vegas, NV
Thu Apr 04 1996 6:33 AM EST
Att: 8,346 - Cloudy

AB 55
R 10
H 13
RBI 10
BB 11
SO 5
LOB 28



Batter	1	2	3	4	5	6	7	8	9	10	11	12	13	14	15	AB	R	H	RBI	BB	SO	LOB	BOTTOM				
Allen Battle, R OBP: 0.456, SLG: 0.333 (1.8)	G5-3		1B SF8 1B		G4-3 1B			G6-3		IBB SH BB		F7			G5-3	7	2	2	0	1	1	1					
Brent Gates, S OBP: 0.250, SLG: 0.333 (1.4)	P8		FC6-4 1B		G4-3			G4-3		SH BB IBB		G5-3			G5-3	7	1	2	0	0	1	2					
Jason Giambi, L OBP: 0.563, SLG: 0.500 (1.3)			SF8		G5-3			G3 1B		BB IBB		1B		P6		4	1	2	2	2	0	1					
Gerónimo Berroa, R OBP: 0.182, SLG: 0.455 Matt Stairs, L Ernie Young, R (12. PH)		BB	FC6-4		G5-3			G3 1B		BB IBB		1B			K	3	0	1	0	0	0	2					
Phil Plantier, L OBP: 0.333, SLG: 0.364 (1.7)		G3-1			L3			G3		BB		K		P5		6	0	0	1	1	2	4					
Pedro Munoz, R OBP: 0.467, SLG: 0.385 (1.10)		FC5-4 1B			G4-3			G4-6-3		HR 1B		K			G5-3 SH1-3 1B	6	1	3	2	1	1	4					
Terry Steinbach, R OBP: 0.182, SLG: 0.455 George Williams, S (8.2)		K			K			F9		HR BB		K		SH1-3		3	0	0	0	0	2	1					
Scott Brosius, R OBP: 0.455, SLG: 1.000 (1.5)		FC5-4			HR			F8		HR		F8			SH3 BB	5	2	2	4	2	0	1					
Mike Bordick, R Torey Lovullo, S Rafael Bourimigal, R (8. PH)			G6-3		G6-3			F8		F8		G4-3			SH3	3	0	0	0	0	0	0					
Inning Stats	R: 0 E: 0 K: 0 S: 7	H: 0 LOB: 1 BB: 1 P: 15	R: 0 E: 0 K: 1 S: 9	H: 1 LOB: 1 BB: 0 P: 14	R: 1 E: 0 K: 0 S: 14	H: 2 LOB: 1 BB: 0 P: 21	R: 0 E: 0 K: 0 S: 8	H: 0 LOB: 0 BB: 0 P: 14	R: 1 E: 0 K: 1 S: 6	H: 2 LOB: 1 BB: 0 P: 14	R: 0 E: 0 K: 0 S: 5	H: 1 LOB: 0 BB: 0 P: 11	R: 0 E: 0 K: 0 S: 6	H: 0 LOB: 1 BB: 1 P: 11	R: 0 E: 0 K: 2 S: 11	H: 0 LOB: 1 BB: 1 P: 18	R: 0 E: 0 K: 0 S: 9	H: 0 LOB: 1 BB: 1 P: 17	R: 0 E: 0 K: 0 S: 9	H: 0 LOB: 1 BB: 1 P: 16	1B: 10 2B: 1 3B: 0 HR: 2	SF: 1 SAC: 3 DP: 2 HBP: 0	WP: 0 PB: 0 SB: 0 CS: 0	PA: 65			
PITCHER	IP 7.1	WLS 8	BF 30	H 8	R 4	ER 4	SO 3	BB 1	IBB 0	HBP 0	BLK 0	WP 0	HR 1	S 65	P 110	ERA 4.91	WHIP 1.227										
Omar Olivares, R Randy Veres, R Brian Williams, R Mike Myers, L Richie Lewis, R (12.1)	(1.1)	(8.1)	(9.1)	(11.1)	(12.1)	(1.1)	(13.1)																				
Greg Keagle, R ERA: 1.5	(13.1)																										

Detroit Tigers @ Oakland Athletics
Cashman Field, Las Vegas, NV
Thu Apr 04 1996 6:33 AM EST
Att: 8,346 - Cloudy

AB 53
R 9
H 13
RBI 9
BB 8
SO 11
LOB 26



Batter	1	2	3	4	5	6	7	8	9	AB	R	H	RBI	BB	SO	LOB	TOP								
Chad Curtis, R OBP: 0.500, SLG: 0.619 (1, 8)	1-1 G1-6-3 1B		1-2 E2 G4-6-3			1-2 3B 1B		2-2 2B		4	1	3	0	0	0	0									
Mark Lewis, R OBP: 0.348, SLG: 0.400 (1, 4)	1-2 G1-6-3 1-2f		1-0 G4-6-3 1-2f			3-1 G3-1 1-H		4-2 BB G6-4-3		3	1	1	1	1	0	2									
Travis Fryman, R OBP: 0.370, SLG: 0.708 (1, 5)	1-1 E4			0-0 E4		1-0 L5		3-2 G6-4-3 1-2f		4	0	0	0	0	0	3									
Cecil Fielder, R OBP: 0.296, SLG: 0.286 (1, 3)	1-2 G1-3			1-0 G6-3		1-2 G3-1			1-3 K	4	0	0	1	0	1	2									
Eddie Williams, R OBP: 0.261, SLG: 0.350 (1, 10)		4-1 BB		0-3 K		3-H F9 2-0			2-3 K	3	0	0	0	1	2	1									
Melvin Nieves, S OBP: 0.346, SLG: 0.409 (1, 7)		2-3 K		0-1 G4-1			0-1 G5-3		0-3 K	3	0	0	0	0	1	2									
Kimera Barteel, R (7, 7)										1	0	0	0	0	1	0									
Danny Bautista, R OBP: 0.250, SLG: 0.250 (1, 9)		0-3 K			1-0 L5		2-1 G5-3			3	0	0	0	0	1	1									
Mark Parent, R OBP: 0.143, SLG: 0.143 (1, 2)		1-0 F8			1-1 P3		3-2 P6			3	0	0	0	0	0	1									
Alan Trammell, R OBP: 0.313, SLG: 0.267 (1, 6)				3-1 G5-3		1-0 G1-3			1-1 L5	3	0	0	0	0	0	0									
Chris Gomez, R OBP: 0.600, SLG: 0.333 (8, 6)										0	0	0	0	0	0	0									
Inning Stats	R: 0 E: 1 K: 0 S: 11	H: 1 LOB: 1 BB: 0 P: 15	R: 0 E: 0 K: 2 S: 8	H: 0 LOB: 1 BB: 1 P: 15	R: 0 E: 1 K: 1 S: 6	H: 0 LOB: 1 BB: 0 P: 11	R: 0 E: 1 K: 1 S: 7	H: 0 LOB: 1 BB: 0 P: 8	R: 0 E: 0 K: 0 S: 4	H: 0 LOB: 0 BB: 0 P: 7	R: 2 E: 0 K: 0 S: 11	H: 2 LOB: 0 BB: 0 P: 19	R: 0 E: 0 K: 0 S: 7	H: 0 LOB: 0 BB: 0 P: 12	R: 0 E: 0 K: 0 S: 16	H: 1 LOB: 1 BB: 1 P: 26	R: 0 E: 0 K: 3 S: 10	H: 0 LOB: 0 BB: 0 P: 13	1B: 2 2B: 1 3B: 1 HR: 0	SF: 0 SAC: 0 DP: 3 HBP: 0	WP: 0 PB: 0 SB: 0 CS: 0	PA: 33			
PITCHER	IP	WLS	BF	H	R	ER	SO	BB	IBB	HBP	BLK	WP	HR	S	P	ERA	WHIP								
Doug Johns, L ERA: 2.57 (1, 1)	7.0	W	26	3	2	2	3	1	0	0	0	0	0	54	87	2.57	0.571								
Buddy Groom, L ERA: 6.75 (8, 1)	2.0		7	1	0	0	3	1	0	0	0	0	0	26	39	0.00	1.000								

Detroit Tigers @ Oakland Athletics
Cashman Field, Las Vegas, NV
Fri Apr 05 1996, 10:05 PM EST
Att: 11,149 - Unknown - 71 F

livebaseballscores.com

AB	31
R	2
H	4
RBI	2
BB	2
SO	6
LOB	12




Batter	1	2	3	4	5	6	7	8	9	AB	R	H	RBI	BB	SO	LOB	BOTTOM								
Allen Battle, R OBP: 0.438, SLG: 0.385 (1, 8)	0-1 F8		0-0 2B				1-2 F9			4	1	1	0	1	0	1									
Brent Gates, S OBP: 0.333, SLG: 0.450 (1, 4)	0-2 CS 1B		1-1 1B 2-H					2-2 G4-3		5	1	3	1	0	0	2									
Jason Giambi, L OBP: 0.571, SLG: 0.571 (1, 3)	1-3 K 1-2		1-1 1B					4-1 1B HR BB		4	2	2	1	1	1	4									
Geronimo Berroa, R OBP: 0.188, SLG: 0.375 (1, 10)		1-0 G6-3	1-3 K		1-2 BB 1B	2-3 K		3-3 K		5	1	1	1	0	3	3									
Phil Plantier, L OBP: 0.316, SLG: 0.286 (1, 7)		3-1 G4-3	2-2 G6-3		4-1 BB 1B	1-3 K		0-0 1B		3	1	0	0	1	1	2									
Ernie Young, R OBP: 0.200, SLG: 0.111 (8, 7)					1-2 BB 1B			1-3 HR		1	1	1	0	0	0	0									
Pedro Munoz, R OBP: 0.474, SLG: 0.412 (1, 9)		1-0 F8		1-2 1B	2-2 BB 1B	1-3 K		0-1 HR		4	1	2	1	0	1	0									
Matt Stairs, L OBP: 0.500, SLG: 1.250 (8, 9)					1-2 BB 1B			1-H HR		1	1	1	3	0	0	0									
Terry Steinbach, R OBP: 0.250, SLG: 0.625 (1, 2)			1-1 HR 1B	1-3 K	0-3 K		2-2 G5-3	1-0 HR		5	2	2	1	0	2	3									
Scott Brosius, R OBP: 0.438, SLG: 1.000 (1, 5)			3-2 HR	3-2 P6	4-0 1B E BB		3-2 F9	3-3 K		4	2	1	2	1	1	1									
Mike Bordick, R OBP: 0.286, SLG: 0.333 (1, 6)			1-0 G6-3	1-3 K	1-0 E BB		3-2 3B			4	0	2	2	0	1	1									
Inning Stats	R: 0 E: 0 K: 1 S: 10	H: 1 LOB: 0 BB: 0 P: 11	R: 0 E: 0 K: 0 S: 4	H: 0 LOB: 0 BB: 0 P: 9	R: 3 E: 0 K: 1 S: 17	H: 5 LOB: 2 BB: 0 P: 27	R: 0 E: 0 K: 2 S: 12	H: 1 LOB: 1 BB: 0 P: 18	R: 6 E: 1 K: 1 S: 30	H: 5 LOB: 3 BB: 3 P: 51	R: 0 E: 0 K: 3 S: 10	H: 0 LOB: 0 BB: 0 P: 14	R: 0 E: 0 K: 0 S: 13	H: 1 LOB: 1 BB: 0 P: 22	R: 4 E: 0 K: 2 S: 15	H: 3 LOB: 0 BB: 1 P: 28	1B: 9 2B: 3 3B: 1 HR: 3	SF: 0 SAC: 0 DP: 0 HBP: 0	WP: 0 PB: 0 SB: 0 CS: 1	PA: 44					
PITCHER	IP	WLS	BF	H	R	ER	SO	BB	IBB	HBP	BLK	WP	HR	S	P	ERA	WHIP								
Greg Gohr, R ERA: 16.62 (1, 1)	4.1	L	24	11	8	8	4	1	0	0	0	0	0	64	96	16.61	2.769								
Scott Aldred, L ERA: 13.5 (5, 1)	1.2		9	1	1	0	4	2	0	0	0	0	0	19	34	0.00	1.800								
Mike Christopher, R ERA: 14.4 (7, 1)	2.0		11	4	4	4	2	1	0	0	0	0	2	28	50	18.00	2.500								

Detroit Tigers @ Oakland Athletics
Cashman Field, Las Vegas, NV
Fri Apr 05 1996, 10:05 PM EST
Att: 11,149 - Unknown - 71 F

livebaseballscores.com

AB	40
R	13
H	16
RBI	12
BB	4
SO	10
LOB	17



Batter	1	2	3	4	5	6	7	8	9	AB	R	H	RBI	BB	SO	LOB	TOP										
Chad Curtis, R OBP: 0.528, SLG: 0.714 (1, 8)										4	2	3	1	1	1	1											
Bobby Higginson, L OBP: 0.492, SLG: 0.818 (1, 9)										5	1	1	2	0	0	3											
Travis Fryman, R OBP: 0.324, SLG: 0.545 (1, 5)										4	1	0	0	1	1	1											
Cecil Fielder, R OBP: 0.333, SLG: 0.414 (1, 3)										3	1	2	0	1	0	1											
Melvin Nieves, S OBP: 0.400, SLG: 0.677 (1, 7)										4	0	1	1	0	2	2											
Curtis Pride, L (1, 10)										4	0	0	0	0	0	2											
Mark Lewis, R OBP: 0.387, SLG: 0.429 (1, 4)										4	1	2	1	0	0	1											
John Flaherty, R OBP: 0.333, SLG: 0.333 (1, 2)										4	0	1	0	0	1	2											
Alan Trammell, R OBP: 0.300, SLG: 0.263 (1, 6)										4	0	1	1	0	1	1											
Inning Stats	R: 0 E: 0 K: 1 S: 7	H: 0 LOB: 1 BB: 1 P: 17	R: 0 E: 0 K: 1 S: 7	H: 1 LOB: 1 BB: 0 P: 12	R: 0 E: 0 K: 0 S: 6	H: 2 LOB: 0 BB: 0 P: 11	R: 2 E: 0 K: 0 S: 21	H: 2 LOB: 1 BB: 1 P: 36	R: 2 E: 0 K: 0 S: 6	H: 2 LOB: 1 BB: 1 P: 14	R: 0 E: 0 K: 1 S: 7	H: 1 LOB: 0 BB: 0 P: 10	R: 0 E: 0 K: 1 S: 7	H: 0 LOB: 0 BB: 0 P: 11	R: 1 E: 0 K: 1 S: 11	H: 1 LOB: 0 BB: 0 P: 21	1B: 7 2B: 2 3B: 1 HR: 2	SF: 0 SAC: 0 DP: 0 HBP: 0	WP: 1 PB: 0 SB: 1 CS: 0	PA: 39							
PITCHER	IP	WLS	BF	H	R	ER	SO	BB	IBB	HBP	BLK	WP	HR	S	P	ERA	WHIP										
Ariel Prieto, R ERA: 9.0 (1, 1)	3.0		14	5	2	2	2	2	0	0	0	1	0	27	55	6.00	2.333										
Don Wengert, R ERA: 6.43 (4, 1)	3.0		14	4	3	3	1	1	0	0	0	0	1	32	53	9.00	1.667										
John Briscoe, R ERA: (7, 1)	2.0		7	1	0	0	2	0	0	0	0	0	0	14	21	0.00	0.500										
Jim Corsi, R ERA: 3.0 (9, 1)	1.0	W	4	1	1	1	1	0	0	0	0	0	1	11	21	9.00	1.000										

Detroit Tigers @ Oakland Athletics
Cashman Field, Las Vegas, NV
Sun Apr 07 1996, 6:33 AM EDT
Att: 9,723 - Sunny - 82 F

AB 36
R 6
H 11
RBI 6
BB 3
SO 6
LOB 14


Batter	1	2	3	4	5	6	7	8	9	AB	R	H	RBI	BB	SO	LOB	BOTTOM										
Ernie Young, R OBP: 0.267, SLG: 0.214 (1, 8)										5	0	2	1	0	0	2											
Brent Gates, S OBP: 0.323, SLG: 0.357 (1, 4)										4	1	1	0	1	0	1											
Jason Giambi, L OBP: 0.452, SLG: 0.417 (1, 3)										5	0	2	0	0	0	3											
Geronimo Berroa, R OBP: 0.200, SLG: 0.480 (1, 9)										5	1	1	2	0	0	4											
Phil Plantier, L OBP: 0.435, SLG: 0.563 (1, 7)										2	2	2	1	2	0	0											
Allen Battle, R OBP: 0.381, SLG: 0.389 (8, PR) (9, 7)										0	1	0	0	0	0	0											
Pedro Munoz, R OBP: 0.444, SLG: 0.375 (1, 10)										4	0	2	0	0	1	2											
Terry Steinbach, R OBP: 0.300, SLG: 0.556 (1, 2)										2	1	0	0	1	0	1											
Scott Brosius, R OBP: 0.417, SLG: 0.789 (1, 5)										3	0	1	1	0	1	0											
Mike Bordick, R OBP: 0.333, SLG: 0.250 (1, 6)										3	1	0	1	0	0	1											
Torey Lovullo, S OBP: 0.197, SLG: 0.167 (8, PH)										1	0	0	0	0	1	2											
Rafael Bourdigal, R (9, 6)										0	0	0	0	0	0	0											
Inning Stats	R: 0 E: 0 K: 0 S: 11	H: 1 LOB: 0 BB: 0 P: 16	R: 1 E: 0 K: 1 S: 6	H: 2 LOB: 0 BB: 0 P: 13	R: 0 E: 0 K: 0 S: 9	H: 1 LOB: 2 BB: 1 P: 15	R: 3 E: 1 K: 0 S: 8	H: 2 LOB: 1 BB: 1 P: 19	R: 0 E: 0 K: 0 S: 7	H: 0 LOB: 0 BB: 0 P: 11	R: 0 E: 0 K: 0 S: 9	H: 1 LOB: 1 BB: 0 P: 13	R: 1 E: 0 K: 1 S: 16	H: 2 LOB: 2 BB: 1 P: 28	R: 2 E: 0 K: 0 S: 7	H: 2 LOB: 0 BB: 0 P: 10	1B: 9 2B: 1 3B: 0 HR: 2	SF: 1 SAC: 0 DP: 1 HBP: 1	WP: 1 PB: 0 SB: 0 CS: 0	PA: 40							
PITCHER	IP	WLS	BF	H	R	ER	SO	BB	IBB	HBP	BLK	WP	HR	S	P	ERA	WHIP										
Clint Sodowsky, R ERA: 5.25 (1, 1)	7.0		31	7	4	4	2	3	0	1	0	0	0	7	14	27.00	9.000										
Randy Veres, R ERA: 14.73 (8, 1)	0.1		4	2	1	1	0	1	0	0	0	0	0	7	14	27.00	9.000										
Mike Myers, L ERA: 7.2 (8, 1)	0.2		2	0	0	0	1	0	0	0	0	0	0	9	14	0.00	0.000										
Brian Williams, R ERA: 5.4 (9, 1)	0.1	L	3	2	2	2	0	0	0	0	0	0	1	7	10	54.00	6.000										

Detroit Tigers @ Oakland Athletics
Cashman Field, Las Vegas, NV
Sun Apr 07 1996, 6:33 AM EDT
Att: 9,723 - Sunny - 82 F

AB 34
R 7
H 11
RBI 6
BB 4
SO 3
LOB 16


Batter	1	2	3	4	5	6	7	8	9	AB	R	H	RBI	BB	SO	LOB	TOP								
Ernie Young, R OBP: 0.278, SLG: 0.235 Allen Battle, R OBP: 0.364, SLG: 0.368	3-3 K		3-3 K		1-1 E7 2H 1B			1-0 F9		3	0	1	1	0	2	0	Oakland Athletics @ Milwaukee Brewers Milwaukee County Stadium, Milwaukee, WI Tue Apr 09 1996, 4:33 AM EDT Att: 42,090 - Cloudy - 44 F								
Brent Gates, S OBP: 0.343, SLG: 0.375	1-2 1B		1-1 1B		1-0 G4-3			0-1 G5-3		4	0	2	0	0	0	1									
Jason Giambi, L OBP: 0.429, SLG: 0.393	1-2 1B		0-3 K			1-1 L9		1-0 E8 HR		4	1	1	0	0	1	1									
Geronomo Berroa, R OBP: 0.207, SLG: 0.552	2-3 K			1-3 K		0-0 G5-3		0-0 HR 1H		4	1	1	2	0	2	2									
Phil Plantier, L OBP: 0.370, SLG: 0.450	2-3 K			2-2 G3		3-1 G3		2-2 G3-1		4	0	0	0	0	1	2									
Pedro Munoz, R OBP: 0.400, SLG: 0.333 Matt Stairs, L OBP: 0.333, SLG: 0.667		1-1 F7		1-3 K			2-2 G3		2-1 F8	3	0	0	0	0	1	0									
Terry Steinbach, R OBP: 0.304, SLG: 0.571 George Williams, S OBP: 0.500, SLG: 1.000		1-1 6-3			1-0 1B 2B		0-0 L8		0-0 HR	3	1	1	0	0	0	0									
Scott Brosius, R OBP: 0.370, SLG: 0.682 Torey Lovullo, S OBP: 0.143, SLG: 0.143		1-3 K			0-0 P9		1-1 P3		1-2 G3	3	0	0	0	0	1	1									
Rafael Bourimigal, R			2-2 G5-3		1-0 G6-3			0-0 F7		3	0	0	0	0	0	1									
Inning Stats	R: 0 E: 0 K: 3 S: 18	H: 2 LOB: 2 BB: 0 P: 27	R: 0 E: 0 K: 1 S: 7	H: 0 LOB: 0 BB: 0 P: 10	R: 0 E: 0 K: 2 S: 12	H: 1 LOB: 1 BB: 0 P: 18	R: 0 E: 0 K: 2 S: 9	H: 0 LOB: 0 BB: 0 P: 13	R: 1 E: 1 K: 0 S: 6	H: 2 LOB: 1 BB: 0 P: 10	R: 0 E: 0 K: 0 S: 5	H: 0 LOB: 0 BB: 0 P: 9	R: 0 E: 0 K: 0 S: 7	H: 0 LOB: 0 BB: 0 P: 10	R: 0 E: 0 K: 0 S: 4	H: 0 LOB: 0 BB: 0 P: 5		R: 3 E: 1 K: 0 S: 11	H: 2 LOB: 0 BB: 0 P: 17	1B: 4 2B: 1 3B: 0 HR: 2	SF: 0 SAC: 0 DP: 0 HBP: 0	WP: 0 PB: 0 SB: 0 CS: 0	PA: 35		
PITCHER	IP	WLS	BF	H	R	ER	SO	BB	IBB	HBP	BLK	WP	HR	S	P	ERA	WHIP								
Ben McDonald, R ERA: 0.75	(1, 1)	6.0	W	23	5	1	1	8	0	0	0	0	0	57	87	1.50	0.833								
Cris Carpenter, R ERA: 6.75	(7, 1)	1.0		3	0	0	0	0	0	0	0	0	0	7	10	0.00	0.000								
Graeme Lloyd, L ERA:	(8, 1)	1.0		3	0	0	0	0	0	0	0	0	0	4	5	0.00	0.000								
Mike Fetters, R ERA: 9.0	(9, 1)	1.0		6	2	3	1	0	0	0	0	0	2	11	17	9.00	2.000								

AB	35
R	4
H	7
RBI	4
BB	0
SO	8
LOB	8




Batter	1	2	3	4	5	6	7	8	9	AB	R	H	RBI	BB	SO	LOB	BOTTOM									
Fernando Vina, L OBP: 0.444, SLG: 0.500	1-1 G4-3		3-2 G3 HR	1-2 HR 1B		4-2 1B FC3-6 BB		0-0 G5-3		4	3	2	2	1	0	0	Oakland Athletics @ Milwaukee Brewers Milwaukee County Stadium, Milwaukee, WI Tue Apr 09 1996, 4:33 AM EDT Att: 42,090 - Cloudy - 44 F									
Jose Valentin, S OBP: 0.346, SLG: 0.542	2-3 K		3-1 G3	2-1 HR 1B		0-0 FC3-6 1B		3-2 3-1		5	1	2	2	0	1	1										
Kevin Seitzer, R OBP: 0.517, SLG: 0.875	1-0 1B		2-3 HR	4-2 BB		1-2 FC3-6 1B		4-2 1B BB		3	1	2	3	2	0	1										
Greg Vaughn, R OBP: 0.345, SLG: 0.769 Matt Mieske, R OBP: 0.375, SLG: 0.286	0-3 K		2-2 P5	1-1 P5		1-2 L8		2-0 1B		4	0	0	0	0	1	3										
John Jaha, R OBP: 0.414, SLG: 0.409		4-2 HR BB	0-2 F8		1-3 K	0-1 P5		1-1 L9		4	1	0	0	1	1	3										
Turner Ward, S OBP: 0.364, SLG: 0.556		2-1 HR 1H		3-1 P6	4-1 2B BB		4-1 G4-3 BB			2	2	1	2	2	0	0										
Jeff Cirillo, R OBP: 0.269, SLG: 0.400		0-2 L8		1-3 K	0-1 2B		1-0 G4-3			4	0	1	1	0	1	1										
David Hulse, L OBP: 0.333, SLG: 0.333		0-1 CS 1B		0-0 1B 1B	1-3 K2-3		2-3 K			4	1	2	0	0	2	2										
Mike Matheny, R OBP: 0.364, SLG: 0.550 Jesse Levis, L	1-2 P5		3-2 1B 1B	1-3 1B 1B		3-2 G4-3		3-2 G4-3		3	1	1	0	0	0	2										
Inning Stats	R: 0 E: 0 K: 2 S: 9	H: 1 LOB: 1 BB: 0 P: 13	R: 2 E: 0 K: 0 S: 13	H: 2 LOB: 1 BB: 1 P: 22	R: 2 E: 0 K: 0 S: 15	H: 2 LOB: 0 BB: 0 P: 25	R: 4 E: 0 K: 1 S: 20	H: 4 LOB: 1 BB: 1 P: 35	R: 1 E: 0 K: 2 S: 12	H: 1 LOB: 1 BB: 1 P: 21	R: 1 E: 0 K: 0 S: 11	H: 1 LOB: 1 BB: 1 P: 19	R: 0 E: 0 K: 1 S: 8	H: 0 LOB: 1 BB: 1 P: 18	R: 0 E: 0 K: 0 S: 9	H: 1 LOB: 2 BB: 1 P: 19		1B: 7 2B: 2 3B: 0 HR: 3	SF: 0 SAC: 0 DP: 0 HBP: 0	WP: 0 PB: 0 SB: 0 CS: 1	PA: 41					
PITCHER	IP	WLS	BF	H	R	ER	SO	BB	IBB	HBP	BLK	WP	HR	S	P	ERA	WHIP									
Todd Van Poppel, R ERA: 13.5	(1, 1)	3.2	L	19	8	7	7	3	1	0	0	0	0	0	0	0	17.18	2.455								
Steve Montgomery, R ERA: 13.5	(4, 1)	2.1		13	3	3	3	2	3	0	0	0	0	1	29	53	11.57	2.571								
Aaron Small, R ERA: 3.0	(7, 1)	2.0		9	1	0	0	1	2	0	0	0	0	0	17	37	0.00	1.500								

AB	35
R	10
H	12
RBI	10
BB	6
SO	6
LOB	14



Batter	1	2	3	4	5	6	7	8	9	AB	R	H	RBI	BB	SO	LOB	TOP			
Ernie Young, R OBP: 0.333, SLG: 0.409 (1, 8)	G6-3		1B WP BB		G6-3		1 SAFE 0-1	1-3 2-H 3-H	K	5	3	2	3	1	1	1	Oakland Athletics @ Milwaukee Brewers Milwaukee County Stadium, Milwaukee, WI Thu Apr 11 1996, 4:33 AM EDT Att: 12,236 - Sunny - 70 F			
Allen Battle, R OBP: 0.407, SLG: 0.409 (1, 7)	FC1-6 1B		WP 1-3 2-H		F7		0-0	1B IBB		3	0	2	2	1	0	0				
Brent Gates, S OBP: 0.325, SLG: 0.351 (1, 4)	FC1-6 1-2		G5-3		G5-3		0-0	1-3 2-H 3-H	1B	5	0	1	2	0	0	3				
Gerónimo Berroa, R OBP: 0.206, SLG: 0.485 (1, 10)	FC6-4 1-2				G6-3			K		4	0	0	0	1	2	3				
Pedro Muñoz, R OBP: 0.400, SLG: 0.323 (1, 9)		L5	K		1B BB					4	1	1	0	1	1	4				
Terry Steinbach, R OBP: 0.321, SLG: 0.538 (1, 2)	F9				G6-3			1B 1B	K2-3	5	1	2	0	0	1	0				
Jason Giambi, L OBP: 0.375, SLG: 0.375 (8, 3)	G4-3				G3-1			1B 2B	WP BB SF8	4	1	1	1	0	0	2				
Scott Brosius, R OBP: 0.375, SLG: 0.615 (1, 5)			G4-3		P9		2-1	1-2 2-3	SF8 WP BB	4	1	1	0	1	0	0				
Mike Bordick, R OBP: 0.385, SLG: 0.316 (1, 6)			1B E		L9		4-2	2B 1B	SF8	3	3	2	2	1	0	0				
Inning Stats	R: 0 E: 0 K: 0 S: 8	H: 1 LOB: 1 BB: 0 P: 9	R: 0 E: 0 K: 0 S: 8	H: 0 LOB: 0 BB: 0 P: 11	R: 2 E: 1 K: 1 S: 20	H: 2 LOB: 2 BB: 2 P: 34	R: 0 E: 0 K: 0 S: 4	H: 0 LOB: 0 BB: 0 P: 6	R: 0 E: 0 K: 0 S: 8	H: 1 LOB: 2 BB: 1 P: 10	R: 2 E: 0 K: 0 S: 13	H: 1 LOB: 1 BB: 1 P: 19	R: 6 E: 0 K: 2 S: 20	H: 7 LOB: 2 BB: 1 P: 36	R: 1 E: 0 K: 2 S: 16	H: 1 LOB: 1 BB: 1 P: 28		1B: 11 2B: 1 3B: 1 HR: 0	SF: 2 SAC: 0 DP: 0 HBP: 0	WP: 2 PB: 0 CS: 1 SB: 0
PITCHER	IP WLS BF H R ER SO BB IBB HBP BLK WP HR S P ERA WHIP																			
Scott Karl, L ERA: 3.6 (1, 1)	6.1 L 27 4 3 3 1 4 0 0 0 0 1 0 67 104 4.26 1.263																			
Cris Carpenter, R ERA: 12.27 (7, 1)	1.0 6 3 3 3 1 0 0 0 0 0 0 0 13 15 27.00 3.000																			
Graeme Lloyd, L ERA: 5.4 (8, 1)	0.0 2 2 0 0 0 0 0 0 0 0 0 0 9 9 ∞ ∞																			
Mark Kiefer, R ERA: 9.82 (9, 1)	0.2 6 3 4 4 1 0 1 0 0 0 0 0 9 18 54.00 4.500																			
Angel Miranda, L ERA: 7.71 (9, 1)	1.0 5 1 1 1 2 1 0 0 0 1 0 0 16 28 9.00 2.000																			
Chuck Carr, S OBP: 0.346, SLG: 0.478 (1, 8)	G6-3				G1-6-3 1B		1 SAFE 0-1		G4-6-3	2	0	1	0	0	0	0	Oakland Athletics @ Milwaukee Brewers Milwaukee County Stadium, Milwaukee, WI Thu Apr 11 1996, 4:33 AM EDT Att: 12,236 - Sunny - 70 F			
Turner Ward, S OBP: 0.308, SLG: 0.455 (6, 8)										2	0	0	0	0	0	2				
Jeff Cirillo, R OBP: 0.241, SLG: 0.357 (9, FH)	P4				G1-6-3				4-3	3	0	0	0	0	1	1				
Jesse Levis, L (9, FH)										1	0	0	0	0	0	0				
Kevin Seitzer, R OBP: 0.500, SLG: 0.815 (1, 10)	G1-3				G3-1					3	0	1	0	0	0	0				
Greg Vaughn, R OBP: 0.344, SLG: 0.714 (1, 7)										2	0	0	0	1	0	1				
John Jaha, R OBP: 0.438, SLG: 0.440 (1, 3)										3	0	2	0	0	1	1				
Matt Mieske, R OBP: 0.316, SLG: 0.235 (1, 9)										3	0	0	0	0	1	2				
Mike Matheny, R OBP: 0.320, SLG: 0.478 (1, 2)										3	0	0	0	0	1	1				
Pat Listach, S OBP: 0.174, SLG: 0.095 (1, 4)										3	0	0	0	0	0	0				
Jose Valentin, S OBP: 0.357, SLG: 0.538 (1, 6)										2	0	1	0	0	1	0				
Mark Loretta, R OBP: 1.000, SLG: 1.000 (9, 6)										1	0	1	0	0	0	0				
Inning Stats	R: 0 E: 0 K: 0 S: 7	H: 0 LOB: 0 BB: 0 P: 11	R: 0 E: 0 K: 0 S: 4	H: 1 LOB: 0 BB: 1 P: 12	R: 0 E: 0 K: 1 S: 8	H: 0 LOB: 0 BB: 0 P: 13	R: 0 E: 0 K: 0 S: 5	H: 1 LOB: 0 BB: 0 P: 6	R: 0 E: 0 K: 0 S: 11	H: 1 LOB: 1 BB: 0 P: 15	R: 0 E: 0 K: 2 S: 16	H: 1 LOB: 1 BB: 0 P: 25	R: 0 E: 0 K: 1 S: 6	H: 0 LOB: 0 BB: 0 P: 10	R: 0 E: 0 K: 0 S: 5	H: 1 LOB: 0 BB: 0 P: 9	1B: 6 2B: 0 3B: 0 HR: 0	SF: 0 SAC: 0 DP: 4 HBP: 0	WP: 1 PB: 0 CS: 1 SB: 0	PA: 29
PITCHER	IP WLS BF H R ER SO BB IBB HBP BLK WP HR S P ERA WHIP																			
Doug Johns, L ERA: 1.2 (1, 1)	8.0 W 26 5 0 0 5 1 0 0 0 0 0 0 5 9 0.00 1.000																			
Jim Corsi, R ERA: 2.25 (9, 1)	1.0 3 1 0 0 0 0 0 0 0 0 0 0 5 9 0.00 1.000																			

AB	38
R	11
H	13
RBI	10
BB	6
SO	5
LOB	13



BOTTOM

AB	28
R	0
H	6
RBI	0
BB	1
SO	5
LOB	8

WP	1	PA	29
PB	0		
CS	1		
SB	0		

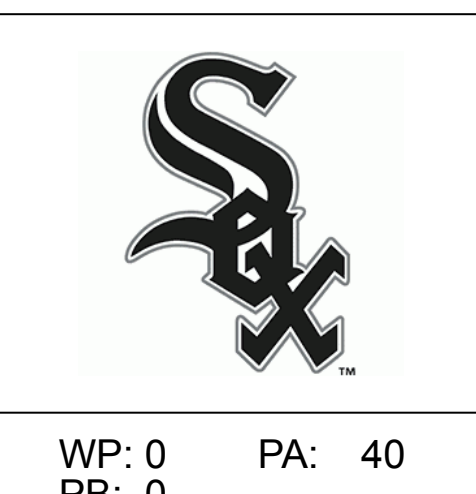
Batter	1	2	3	4	5	6	7	8	9	AB	R	H	RBI	BB	SO	LOB	TOP				
Ernie Young, R OBP: 0.310, SLG: 0.346 (1, 8)										4	0	0	0	1	2	8	Oakland Athletics @ Chicago White Sox Comiskey Park, Chicago, IL Fri Apr 12 1996, 4:33 AM EDT Att: 13,623 - Overcast - 45 F				
Brent Gates, S OBP: 0.333, SLG: 0.341 (1, 4)										4	1	1	0	1	0	1					
Jason Giambi, L OBP: 0.386, SLG: 0.351 (1, 3)										5	0	1	0	0	2	4					
Geronomo Berroa, R OBP: 0.231, SLG: 0.553 (1, 10)										5	2	2	2	0	0	1					
Phil Plantier, L OBP: 0.387, SLG: 0.583 Allen Battle, R OBP: 0.393, SLG: 0.391 (7, PR) (7, 7)										4	1	2	1	0	1	1					
Pedro Munoz, R OBP: 0.450, SLG: 0.417 (1, 9)										5	2	4	0	0	0	0					
Terry Steinbach, R OBP: 0.364, SLG: 0.533 (1, 2)										4	0	2	1	1	1	1					
Scott Brosius, R OBP: 0.405, SLG: 0.600 (1, 5)										4	0	2	3	1	1	1					
Mike Bordick, R OBP: 0.367, SLG: 0.304 (1, 6)										4	0	1	0	0	2	5					
Inning Stats	R: 0 E: 0 K: 1 S: 6	H: 0 LOB: 0 BB: 0 P: 9	R: 1 E: 0 K: 1 S: 10	H: 1 LOB: 0 BB: 0 P: 15	R: 0 E: 0 K: 0 S: 8	H: 1 LOB: 0 BB: 0 P: 10	R: 1 E: 0 K: 3 S: 17	H: 3 LOB: 3 BB: 1 P: 27	R: 2 E: 0 K: 1 S: 21	H: 4 LOB: 2 BB: 1 P: 31	R: 3 E: 0 K: 2 S: 15	H: 5 LOB: 3 BB: 1 P: 31	R: 0 E: 0 K: 0 S: 8	H: 0 LOB: 0 BB: 0 P: 10	R: 0 E: 0 K: 1 S: 7	H: 1 LOB: 1 BB: 0 P: 11		1B: 12 2B: 2 3B: 0 HR: 2	SF: 0 SAC: 0 DP: 2 HBP: 0	WP: 1 PB: 0 SB: 0 CS: 0	PA: 44
PITCHER	IP	WLS	BF	H	R	ER	SO	BB	IBB	HBP	BLK	WP	HR	S	P	ERA	WHIP				
Alex Fernandez, R ERA: 5.03 Brian Keyser, R ERA: 1.42	(1, 1) (7, 1)	6.1 2.2	L 13	31 4	11 1	6 1	6 3	6 0	2 1	0 0	0 0	1 0	2 0	75 25	118 41	8.53 3.38	2.053 1.500				

AB	40
R	7
H	15
RBI	7
BB	4
SO	9
LOB	22



Batter	1	2	3	4	5	6	7	8	9	AB	R	H	RBI	BB	SO	LOB	BOTTOM					
Tony Phillips, S OBP: 0.391, SLG: 0.564 (1, 7)										3	2	1	1	2	0	0	Oakland Athletics @ Chicago White Sox Comiskey Park, Chicago, IL Fri Apr 12 1996, 4:33 AM EDT Att: 13,623 - Overcast - 45 F					
Dave Martinez, L OBP: 0.283, SLG: 0.176 Lyle Mouton, R OBP: 0.333, SLG: 0.545 (8, PH)										4	0	1	0	0	0	3						
Frank Thomas, R OBP: 0.467, SLG: 0.649 (1, 3)										3	0	1	0	2	1	0						
Harold Baines, L OBP: 0.387, SLG: 0.423 (1, 10)										4	0	2	1	1	1	2						
Danny Tartabull, R OBP: 0.231, SLG: 0.212 (1, 9)										4	0	0	0	0	1	5						
Robin Ventura, L OBP: 0.270, SLG: 0.361 (1, 5)										4	0	0	0	0	0	3						
Ron Karkovics, R OBP: 0.333, SLG: 0.292 (1, 2)										3	0	1	0	1	0	2						
Ray Durham, S OBP: 0.395, SLG: 0.548 (1, 4)										3	0	0	0	1	0	3						
Ozzie Guillen, L OBP: 0.303, SLG: 0.419 (1, 6)										4	0	0	0	0	0	2						
Inning Stats	R: 0 E: 0 K: 0 S: 5	H: 0 LOB: 0 BB: 0 P: 9	R: 0 E: 0 K: 0 S: 7	H: 1 LOB: 2 BB: 1 P: 16	R: 1 E: 0 K: 0 S: 6	H: 1 LOB: 2 BB: 2 P: 20	R: 0 E: 0 K: 0 S: 7	H: 0 LOB: 1 BB: 1 P: 15	R: 0 E: 0 K: 0 S: 9	H: 1 LOB: 0 BB: 0 P: 16	R: 0 E: 0 K: 0 S: 8	H: 0 LOB: 0 BB: 0 P: 12	R: 0 E: 0 K: 0 S: 8	H: 1 LOB: 2 BB: 1 P: 16	R: 0 E: 0 K: 1 S: 10	H: 1 LOB: 2 BB: 1 P: 19		R: 1 E: 0 K: 1 S: 14	H: 1 LOB: 2 BB: 2 P: 27	1B: 4 2B: 1 3B: 0 HR: 1	SF: 0 SAC: 0 DP: 0 HBP: 0	WP: 0 PB: 0 SB: 0 CS: 0
PITCHER	IP	WLS	BF	H	R	ER	SO	BB	IBB	HBP	BLK	WP	HR	S	P	ERA	WHIP					
Carlos Reyes, R ERA: 6.19 John Briscoe, R ERA Buddy Groom, L ERA: 7.2	(1, 1) (7, 1) (9, 1)	6.0 2.0 1.0	W 10 6	24 2 1	3 0 1	1 0 1	1 0 1	3 2 1	0 0 0	0 0 0	0 0 0	0 0 1	0 18 14	0 35 27	1 3	1.50 0.00 9.00	1.000 2.000 3.000					


AB	32
R	2
H	6
RBI	2
BB	8
SO	3
LOB	20



Batter	1	2	3	4	5	6	7	8	9	AB	R	H	RBI	BB	SO	LOB	TOP								
Allen Battle, R OBP: 0.410, SLG: 0.375 (1, 8)										4	3	1	1	1	0	3	Oakland Athletics @ Chicago White Sox Comiskey Park, Chicago, IL Sun Apr 14 1996, 4:33 AM EDT Att: 15,236 - Overcast - 38 F								
Brent Gates, S OBP: 0.394, SLG: 0.367 (1, 4) Rafael Bourrigal, R (8, 4)										2	0	1	2	2	0	0									
Jason Giambi, L OBP: 0.364, SLG: 0.333 (1, 3)										5	0	2	3	0	0	2									
Geronomo Berroa, R OBP: 0.180, SLG: 0.429 (1, 10)										5	0	0	0	0	2	5									
Phil Plantier, L OBP: 0.310, SLG: 0.412 (1, 7)										5	0	0	0	0	0	0									
Pedro Munoz, R OBP: 0.451, SLG: 0.478 (1, 9)										5	1	2	0	0	2	0									
George Williams, S OBP: 0.462, SLG: 0.890 (1, 2)										4	3	1	0	1	0	1									
Scott Brosius, R OBP: 0.479, SLG: 0.611 (1, 5)										3	2	2	0	2	0	1									
Mike Bordick, R OBP: 0.400, SLG: 0.344 (1, 6)										5	1	4	3	0	1	2									
Inning Stats	R: 0 E: 0 K: 0 S: 10	H: 1 LOB: 1 BB: 0 P: 13	R: 0 E: 0 K: 1 S: 12	H: 2 LOB: 2 BB: 0 P: 19	R: 0 E: 0 K: 0 S: 5	H: 0 LOB: 0 BB: 0 P: 9	R: 0 E: 0 K: 1 S: 8	H: 0 LOB: 0 BB: 0 P: 11	R: 2 E: 0 K: 0 S: 14	H: 2 LOB: 1 BB: 1 P: 26	R: 0 E: 0 K: 1 S: 5	H: 0 LOB: 0 BB: 0 P: 8	R: 2 E: 0 K: 1 S: 15	H: 3 LOB: 2 BB: 1 P: 25	R: 5 E: 0 K: 0 S: 19	H: 3 LOB: 4 BB: 4 P: 44		R: 1 E: 1 K: 1 S: 11	H: 2 LOB: 2 BB: 0 P: 15	1B: 11 2B: 2 3B: 0 HR: 0	SF: 0 SAC: 1 DP: 1 HBP: 0	WP: 1 PB: 0 CS: 0	PA: 45		
PITCHER	IP	WLS	BF	H	R	ER	SO	BB	IBB	HBP	BLK	WP	HR	S	P	ERA	WHIP								
Kevin Tapani, R ERA: 4.66 (1, 1)	6.2		28	7	4	4	3	1	0	0	0	1	0	62	98	5.40	1.200								
Larry Thomas, L ERA: 1.93 (7, 1)	0.0		2	1	0	0	0	1	0	0	0	0	0	3	7	∞	∞								
41 Bill Simas, R ERA: 7.71 (7, 1)	0.2	L	7	2	5	5	1	3	0	0	0	0	0	13	30	67.50	7.500								
Joe Magrane, L ERA: 3.86 (8, 1)	1.2		8	3	1	0	1	1	0	0	0	0	0	21	35	0.00	2.400								

Batter	1	2	3	4	5	6	7	8	9	AB	R	H	RBI	BB	SO	LOB	BOTTOM								
Tony Phillips, S OBP: 0.379, SLG: 0.500 (1, 7)										4	0	1	1	1	0	0	Oakland Athletics @ Chicago White Sox Comiskey Park, Chicago, IL Sun Apr 14 1996, 4:33 AM EDT Att: 15,236 - Overcast - 38 F								
Ray Durham, S OBP: 0.341, SLG: 0.459 (1, 4)										6	0	0	0	0	2	6									
Frank Thomas, R OBP: 0.518, SLG: 0.659 (1, 3)										2	1	1	0	3	0	0									
Harold Baines, L OBP: 0.405, SLG: 0.486 (1, 10)										4	1	1	0	1	1	3									
Robin Ventura, L OBP: 0.313, SLG: 0.409 (1, 5)										4	2	2	2	1	0	4									
Danny Tartabull, R OBP: 0.273, SLG: 0.263 (1, 9)										5	0	3	1	0	1	1									
Chad Kreuter, S ERA: 11.88 (1, 2) Ron Karkovice, R OBP: 0.324, SLG: 0.300 (8, 2)										2	0	1	1	1	0	0									
Darren Lewis, R OBP: 0.394, SLG: 0.346 (1, 8)										1	0	1	0	3	0	0									
Ozzie Guillen, L OBP: 0.286, SLG: 0.368 (1, 6)										4	0	1	0	1	0	6									
Inning Stats	R: 0 E: 0 K: 0 S: 4	H: 0 LOB: 0 BB: 0 P: 6	R: 1 E: 0 K: 0 S: 10	H: 2 LOB: 2 BB: 1 P: 18	R: 0 E: 0 K: 1 S: 9	H: 1 LOB: 1 BB: 0 P: 15	R: 1 E: 0 K: 1 S: 10	H: 2 LOB: 3 BB: 2 P: 26	R: 2 E: 0 K: 0 S: 16	H: 3 LOB: 2 BB: 2 P: 34	R: 0 E: 0 K: 1 S: 10	H: 0 LOB: 2 BB: 2 P: 15	R: 0 E: 0 K: 1 S: 10	H: 1 LOB: 2 BB: 1 P: 19	R: 0 E: 0 K: 1 S: 13	H: 1 LOB: 2 BB: 1 P: 21		R: 1 E: 0 K: 0 S: 9	H: 1 LOB: 2 BB: 2 P: 25	1B: 9 2B: 1 3B: 0 HR: 1	SF: 2 SAC: 1 DP: 0 HBP: 0	WP: 1 PB: 1 CS: 2	PA: 47		
PITCHER	IP	WLS	BF	H	R	ER	SO	BB	IBB	HBP	BLK	WP	HR	S	P	ERA	WHIP								
Todd Van Poppel, R ERA: 11.88 (1, 1)	5.0		27	8	4	4	2	4	1	0	0	0	0	49	99	7.20	2.400								
Steve Montgomery, R ERA: 10.29 (6, 1)	1.2		8	0	0	0	1	3	0	0	0	0	0	13	30	0.00	1.800								
Buddy Groom, L ERA: 7.11 (7, 1)	1.1	W	7	3	1	1	1	1	0	0	0	0	0	18	30	6.75	3.000								
John Briscoe, R ERA: (9, 1)	1.0		5	0	0	0	0	2	0	0	0	1	0	6	20	0.00	2.000								

AB 38
R 10
H 13
RBI 9
BB 6
SO 5
LOB 14



AB 33
R 5
H 11
RBI 5
BB 11
SO 4
LOB 21



Batter	1	2	3	4	5	6	7	8	9	AB	R	H	RBI	BB	SO	LOB	TOP								
Ernie Young, R OBP: 0.353, SLG: 0.321	4-2 G1-3 2B BB	4-0 HBP BB		0-1 L6		0-0 F7	4-1 BB			2	1	0	0	3	0	2									
Allen Battle, R OBP: 0.364, SLG: 0.324	1-0 G1-3	0-3 K		1-1 G1-3			G6-3			5	0	0	0	0	2	7									
Brent Gates, S OBP: 0.350, SLG: 0.340	0-1 L9	3-1 HBP		2-1 G3			1-2 L7	3-2 F9		4	0	0	1	0	0	2									
Gerónimo Berroa, R OBP: 0.200, SLG: 0.444 Matt Stairs, L OBP: 0.333, SLG: 0.667	0-0 2H 2B	0-0 G4-3			1-1 F8		2-2 2B	3-2 F7		5	1	2	1	0	0	3									
Pedro Muñoz, R OBP: 0.446, SLG: 0.510	1-1 L7			1-1 2B		0-0 P4	0-1 1B	1-3 K		5	1	2	1	0	1	1									
Terry Steinbach, R OBP: 0.409, SLG: 0.568		1-2 HR		1-1 G1-3		2-0 L8	4-1 1B		1-2 F9	4	2	1	1	1	0	1									
Jason Giambi, L OBP: 0.367, SLG: 0.340		2-1 2B HBP 1B		3-2 F9			1-3 K	2-1 1B	2-3 K	5	2	2	1	0	2	1									
Scott Brosius, R OBP: 0.491, SLG: 0.610		1-3 K		3-3 K			1-1 1B	0-0 1B	2-0 1B	5	1	3	1	0	2	2									
Mike Bordick, R OBP: 0.422, SLG: 0.389		0-0 HBP 2B			4-2 BB		2-3 K	1-1 1B	0-0 G6-3	4	0	2	2	1	1	2									
Inning Stats	R: 1 E: 0 K: 0 S: 8	H: 1 LOB: 1 BB: 1 P: 14	R: 2 E: 0 K: 2 S: 15	H: 3 LOB: 3 BB: 1 P: 26	R: 0 E: 0 K: 1 S: 10	H: 1 LOB: 1 BB: 0 P: 18	R: 0 E: 1 K: 0 S: 9	H: 0 LOB: 1 BB: 1 P: 16	R: 0 E: 0 K: 0 S: 4	H: 0 LOB: 0 BB: 0 P: 7	R: 0 E: 0 K: 2 S: 10	H: 1 LOB: 1 BB: 0 P: 14	R: 5 E: 0 K: 1 S: 22	H: 5 LOB: 2 BB: 2 P: 41	R: 0 E: 0 K: 1 S: 15	H: 0 LOB: 0 BB: 0 P: 22	R: 0 E: 0 K: 1 S: 8	H: 1 LOB: 1 BB: 0 P: 13	1B: 7 2B: 4 3B: 0 HR: 1	SF: 0 SAC: 0 DP: 0 HBP: 1	WP: 0 PB: 0 SB: 0 CS: 0	PA: 45			
PITCHER	IP	WLS	BF	H	R	ER	SO	BB	IBB	HBP	BLK	WP	HR	S	P	ERA	WHIP								
Darren Oliver, L ERA: 5.06	(1, 1)	5.1	26	6	3	3	4	3	0	1	0	0	1	51	88	5.06	1.688								
Gil Herrería, R ERA: 5.73	(6, 1)	1.1	L	11	5	5	5	2	0	0	0	0	0	23	41	33.75	5.250								
Dennis Cook, L ERA:	(7, 1)	2.1		8	1	0	0	3	0	0	0	0	0	27	42	0.00	0.429								

Oakland Athletics @ Texas Rangers
The Ballpark at Arlington, Arlington, TX
Mon Apr 15 1996, 8:05 PM EDT
Att: 19,312 - Unknown - 67 F

AB 39
R 8
H 12
RBI 8
BB 5
SO 8
LOB 21



Batter	1	2	3	4	5	6	7	8	9	AB	R	H	RBI	BB	SO	LOB	BOTTOM									
Darryl Hamilton, L OBP: 0.309, SLG: 0.286	4-2 CS BB	1-1 FC1-4-6			1-1 F8				1-1 F7	4	0	0	0	1	1	1										
Damon Buford, R OBP: 0.333, SLG: 0.333	3-2 2B 1B	3-3 K			2-0 F7				3-3 K	4	1	1	0	0	2	1										
Will Clark, L OBP: 0.453, SLG: 0.488	3-1 F9			2-1 G3		3-1 L8			0-0 E4 WP 1B	4	0	1	0	0	0	1										
Mickey Tettleton, S OBP: 0.453, SLG: 0.575	4-0 2B BB			2-0 HR			3-3 K		1-3 K	3	2	1	1	1	2	1										
Ivan Rodríguez, R OBP: 0.354, SLG: 0.432	1-2 2B			1-3 K			2-0 WP 2B		1-0 G5-3	4	0	2	2	0	1	0										
29 Rusty Greer, L OBP: 0.404, SLG: 0.467	4-1 BB			1-0 L8			4-0 WP BB		3-3 K	2	0	0	0	2	1	0										
Craig Worthington, R OBP: 0.294, SLG: 0.364	2-1 F9			4-2 G4-6-3 BB			4-1 BB		0-2 F9	2	0	0	0	2	0	2										
Mark McLemore, S OBP: 0.380, SLG: 0.250		1-1 L5-3		0-0 G4-6-3			1-0 F8		2-3 K	4	0	0	0	0	1	4										
Kevin Elster, R OBP: 0.231, SLG: 0.351		0-0 1B		2-1 G1-3			0-1 F7		0-2 G5-3	4	0	1	0	0	0	3										
Inning Stats	R: 2 E: 0 K: 0 S: 14	H: 2 LOB: 2 BB: 3 P: 35	R: 0 E: 0 K: 1 S: 8	H: 1 LOB: 0 BB: 0 P: 13	R: 1 E: 0 K: 1 S: 7	H: 1 LOB: 0 BB: 0 P: 13	R: 0 E: 0 K: 0 S: 6	H: 0 LOB: 0 BB: 1 P: 12	R: 0 E: 0 K: 0 S: 5	H: 0 LOB: 0 BB: 0 P: 11	R: 0 E: 0 K: 1 S: 9	H: 1 LOB: 3 BB: 2 P: 23	R: 0 E: 1 K: 3 S: 14	H: 1 LOB: 1 BB: 0 P: 21	R: 0 E: 0 K: 1 S: 8	H: 0 LOB: 0 BB: 0 P: 12	R: 0 E: 0 K: 1 S: 8	H: 0 LOB: 0 BB: 0 P: 11	1B: 3 2B: 2 3B: 0 HR: 1	SF: 0 SAC: 0 DP: 1 HBP: 0	WP: 2 PB: 0 SB: 1 CS: 1	PA: 37				
PITCHER	IP	WLS	BF	H	R	ER	SO	BB	IBB	HBP	BLK	WP	HR	S	P	ERA	WHIP									
Steve Wojciechowski, L ERA: 10.8	(1, 1)	1.2		10	3	2	2	0	3	0	0	0	1	19	42	10.80	3.600									
Aaron Small, R ERA: 2.79	(2, 1)	3.2		13	2	1	1	3	1	0	0	0	1	26	52	2.46	0.818									
Mike Mohler, L ERA:	(6, 1)	3.2	W	14	1	0	0	5	2	0	0	0	2	0	34	57	0.00	0.818								

Oakland Athletics @ Texas Rangers
The Ballpark at Arlington, Arlington, TX
Mon Apr 15 1996, 8:05 PM EDT
Att: 19,312 - Unknown - 67 F

AB 31
R 3
H 6
RBI 3
BB 6
SO 8
LOB 13



Batter	1	2	3	4	5	6	7	8	9	AB	R	H	RBI	BB	SO	LOB	TOP										
Allen Battle, R OBP: 0.367, SLG: 0.405 (1, 8)										5	1	2	2	0	1	3	Oakland Athletics @ Texas Rangers The Ballpark at Arlington, Arlington, TX Tue Apr 16 1996, 8:05 PM EDT Att: 20,948 - Unknown - 74 F AB 30 R 3 H 6 RBI 2 BB 8 SO 2 LOB 20										
Brent Gates, S OBP: 0.323, SLG: 0.310 (1, 4)										5	0	0	0	0	0	4											
Jason Giambi, L OBP: 0.381, SLG: 0.345 (7, PH)										2	0	1	0	1	0	0											
Torey Lovullo, S OBP: 0.333, SLG: 0.250 (7, 3)										0	0	0	0	1	0	0											
Phil Plantier, L OBP: 0.304, SLG: 0.378 (1, 7)										3	0	0	0	1	0	3											
Matt Stairs, L OBP: 0.308, SLG: 0.500 (1, 9)										3	0	0	0	1	0	4											
Terry Steinbach, R OBP: 0.417, SLG: 0.575 (1, 2)										3	0	1	0	1	0	1											
George Williams, S OBP: 0.412, SLG: 0.615 (8, PR)										3	0	0	0	1	0	2											
Steve Wojciechowski, L OBP: 0.491, SLG: 0.622 (1, 5)										4	2	2	0	0	1	2											
Mike Bordick, R OBP: 0.429, SLG: 0.368 (1, 6)										2	0	0	0	2	0	1											
Inning Stats	R: 0 E: 0 K: 0 S: 10	H: 1 LOB: 2 BB: 2 P: 22	R: 0 E: 0 K: 1 S: 7	H: 0 LOB: 0 BB: 1 P: 10	R: 0 E: 0 K: 0 S: 4	H: 0 LOB: 0 BB: 1 P: 10	R: 0 E: 0 K: 0 S: 8	H: 1 LOB: 1 BB: 0 P: 11	R: 2 E: 0 K: 0 S: 8	H: 2 LOB: 0 BB: 0 P: 13	R: 0 E: 0 K: 0 S: 10	H: 1 LOB: 2 BB: 2 P: 18	R: 1 E: 1 K: 0 S: 12	H: 1 LOB: 2 BB: 2 P: 25	R: 0 E: 0 K: 0 S: 3	H: 0 LOB: 2 BB: 2 P: 11	R: 0 E: 0 K: 1 S: 8	H: 0 LOB: 0 BB: 0 P: 11	1B: 3 2B: 3 3B: 0 HR: 1	SF: 0 SAC: 0 DP: 3 HBP: 0	WP: 1 PB: 0 SB: 0 CS: 0	PA: 38					
PITCHER	IP	WLS	BF	H	R	ER	SO	BB	IBB	HBP	BLK	WP	HR	S	P	ERA	WHIP										
Bobby Witt, R ERA: 4.32 (1, 1)	6.0	W	27	6	3	2	1	5	0	0	0	0	1	51	93	3.00	1.833										
Rick Helling, R ERA: (7, 1)	1.1		7	0	0	0	0	3	0	0	0	1	0	9	25	0.00	2.250										
Mark Brandenburg, R ERA: 2.57 (8, 1)	0.2		1	0	0	0	0	0	0	0	0	0	0	2	2	0.00	0.000										
Mike Henneman, R ERA: 8.31 (9, 1)	1.0	S	3	0	0	0	1	0	0	0	0	0	0	8	11	0.00	0.000										

Batter	1	2	3	4	5	6	7	8	9	AB	R	H	RBI	BB	SO	LOB	BOTTOM										
Darryl Hamilton, L OBP: 0.350, SLG: 0.321 (1, 8)										4	1	3	0	1	0	0	Oakland Athletics @ Texas Rangers The Ballpark at Arlington, Arlington, TX Tue Apr 16 1996, 8:05 PM EDT Att: 20,948 - Unknown - 74 F AB 32 R 5 H 12 RBI 5 BB 6 SO 5 LOB 23										
Damon Buford, R OBP: 0.357, SLG: 0.308 (1, 9)										4	1	1	0	1	1	2											
Will Clark, L OBP: 0.439, SLG: 0.489 (1, 3)										4	1	1	1	1	0	3											
Mickey Tettleton, S OBP: 0.474, SLG: 0.628 (1, 10)										3	1	2	0	1	0	1											
Ivan Rodriguez, R OBP: 0.385, SLG: 0.426 (1, 2)										3	1	1	1	1	1	2											
29 Rusty Greer, L OBP: 0.411, SLG: 0.490 (1, 7)										4	0	2	2	0	0	3											
Craig Worthington, R OBP: 0.333, SLG: 0.357 (1, 5)										3	0	1	1	1	1	4											
Mark McLemore, S OBP: 0.370, SLG: 0.233 (1, 4)										3	0	0	0	1	0	5											
Kevin Elster, R OBP: 0.233, SLG: 0.341 (1, 6)										4	0	1	0	0	1	3											
Inning Stats	R: 3 E: 1 K: 0 S: 14	H: 2 LOB: 3 BB: 3 P: 30	R: 0 E: 0 K: 1 S: 8	H: 0 LOB: 1 BB: 1 P: 14	R: 1 E: 0 K: 1 S: 9	H: 2 LOB: 1 BB: 0 P: 15	R: 0 E: 0 K: 0 S: 6	H: 2 LOB: 0 BB: 0 P: 11	R: 1 E: 0 K: 1 S: 14	H: 2 LOB: 3 BB: 2 P: 33	R: 0 E: 0 K: 0 S: 7	H: 1 LOB: 0 BB: 0 P: 10	R: 0 E: 0 K: 0 S: 16	H: 2 LOB: 2 BB: 0 P: 24	R: 0 E: 0 K: 2 S: 10	H: 1 LOB: 0 BB: 0 P: 14		R: 0 E: 0 K: 1 S: 8	H: 0 LOB: 0 BB: 0 P: 11	1B: 8 2B: 4 3B: 0 HR: 0	SF: 0 SAC: 0 DP: 1 HBP: 0	WP: 0 PB: 0 SB: 3 CS: 1	PA: 39				
PITCHER	IP	WLS	BF	H	R	ER	SO	BB	IBB	HBP	BLK	WP	HR	S	P	ERA	WHIP										
Doug Johns, L ERA: 3.26 (1, 1)	4.1	L	24	8	5	5	2	4	1	0	0	0	0	46	90	10.38	2.769										
Don Wengert, R ERA: 4.91 (5, 1)	2.2		11	3	0	0	1	0	1	0	0	0	0	28	47	0.00	1.125										
Buddy Groom, L ERA: 6.14 (8, 1)	1.0		3	1	0	0	2	0	0	0	0	0	0	10	14	0.00	1.000										

Batter	1	2	3	4	5	6	7	8	9	AB	R	H	RBI	BB	SO	LOB	TOP			
Ernie Young, R OBP: 0.368, SLG: 0.344 (1, 8)										4	1	2	0	0	1	0	Oakland Athletics @ Texas Rangers The Ballpark at Arlington, Arlington, TX Wed Apr 17 1996, 8:05 PM EDT Att: 24,120 - Unknown - 66 F			
Brent Gates, S OBP: 0.399, SLG: 0.295 Rafael Bourimigal, R (8, PH) (8, 4)										3	0	0	0	0	1	2				
Jason Giambi, L OBP: 0.394, SLG: 0.368 Torey Lovullo, S OBP: 0.300, SLG: 0.222 (8, PH) (8, 3)										2	0	1	0	1	0	0				
Geronimo Berroa, R OBP: 0.203, SLG: 0.439 (1, 10)										3	0	1	1	0	1	1				
Pedro Munoz, R OBP: 0.417, SLG: 0.473 (1, 9)										4	0	0	0	0	2	2				
Terry Steinbach, R OBP: 0.392, SLG: 0.535 George Williams, S OBP: 0.389, SLG: 0.571 (8, 2)										3	0	0	0	0	1	0				
Phil Plantier, L OBP: 0.300, SLG: 0.350 (1, 7)										3	0	0	0	1	0	1				
Scott Brosius, R OBP: 0.483, SLG: 0.596 (1, 5)										2	0	0	0	1	0	1				
Mike Bordick, R OBP: 0.404, SLG: 0.341 (1, 6)										3	0	0	0	0	2	2				
Inning Stats	R: 0 E: 0 K: 3 S: 9	H: 0 LOB: 1 BB: 1 P: 13	R: 0 E: 0 K: 0 S: 3	H: 0 LOB: 0 BB: 0 P: 3	R: 0 E: 0 K: 1 S: 6	H: 1 LOB: 1 BB: 0 P: 6	R: 0 E: 0 K: 1 S: 5	H: 0 LOB: 0 BB: 0 P: 5	R: 0 E: 0 K: 0 S: 3	H: 0 LOB: 1 BB: 1 P: 7	R: 0 E: 0 K: 2 S: 7	H: 0 LOB: 1 BB: 1 P: 11	R: 0 E: 0 K: 1 S: 5	H: 0 LOB: 0 BB: 0 P: 5	R: 0 E: 0 K: 1 S: 6	H: 1 LOB: 1 BB: 0 P: 6		1B: 3 2B: 1 3B: 0 HR: 0	SF: 1 SAC: 0 DP: 0 HBP: 0	WP: 0 PB: 0 SB: 0 CS: 0
PITCHER Ken Hill, R ERA: 3.07 (1, 1)	IP: 9.0 WLS: W BF: 34 H: 4 R: 1 ER: 1 SO: 9 BB: 3 IBB: 0 HBP: 0 BLK: 0 WP: 0 HR: 0 S: 49 P: 61 ERA: 1.00 WHIP: 0.778															PITCHER IP: WLS: BF: H: R: ER: SO: BB: IBB: HBP: BLK: WP: HR: S: P: ERA: WHIP:				

Batter	1	2	3	4	5	6	7	8	9	AB	R	H	RBI	BB	SO	LOB	BOTTOM			
Darryl Hamilton, L OBP: 0.354, SLG: 0.316 (1, 8)										4	3	1	1	1	0	1	Oakland Athletics @ Texas Rangers The Ballpark at Arlington, Arlington, TX Wed Apr 17 1996, 8:05 PM EDT Att: 24,120 - Unknown - 66 F			
Ivan Rodriguez, R OBP: 0.386, SLG: 0.481 (1, 2)										5	2	3	3	0	0	0				
Will Clark, L OBP: 0.426, SLG: 0.479 Dave Valle, R OBP: 0.375, SLG: 0.167 (8, 3)										3	0	1	2	0	0	1				
Juan Gonzalez, R OBP: 0.463, SLG: 0.583 Warren Newson, L OBP: 0.545, SLG: 0.714 (8, PH) (9, 9)										4	0	1	2	0	1	2				
Mickey Tettleton, S OBP: 0.452, SLG: 0.574 (1, 10)										4	1	0	0	1	1	3				
Dean Palmer, R OBP: 0.293, SLG: 0.432 (1, 5)										5	1	3	2	0	0	1				
29 Rusty Greer, L OBP: 0.417, SLG: 0.481 (1, 7)										3	2	1	0	1	0	2				
Kurt Stillwell, S OBP: 0.250, SLG: 0.273 (1, 4)										4	2	2	0	0	1	3				
Kevin Elster, R OBP: 0.255, SLG: 0.372 (1, 6)										2	1	1	2	1	0	1				
Inning Stats	R: 2 E: 0 K: 0 S: 5	H: 3 LOB: 0 BB: 0 P: 5	R: 5 E: 0 K: 1 S: 10	H: 5 LOB: 1 BB: 1 P: 14	R: 0 E: 0 K: 0 S: 4	H: 1 LOB: 1 BB: 0 P: 4	R: 0 E: 0 K: 0 S: 3	H: 0 LOB: 0 BB: 0 P: 3	R: 0 E: 1 K: 2 S: 9	H: 1 LOB: 2 BB: 0 P: 9	R: 1 E: 0 K: 0 S: 4	H: 1 LOB: 1 BB: 1 P: 8	R: 4 E: 0 K: 0 S: 5	H: 2 LOB: 0 BB: 2 P: 13	R: 0 E: 0 K: 0 S: 3	H: 0 LOB: 1 BB: 1 P: 7		1B: 7 2B: 5 3B: 0 HR: 1	SF: 2 SAC: 0 DP: 1 HBP: 0	WP: 0 PB: 0 SB: 0 CS: 0
PITCHER Carlos Reyes, R ERA: 8.02 John Briscoe, R ERA: 3.18 Jim Corsi, R ERA: 5.14 (6, 1) (8, 1)	IP: 5.1 WLS: L BF: 29 H: 11 R: 8 ER: 8 SO: 3 BB: 2 IBB: 0 HBP: 0 BLK: 0 WP: 0 HR: 0 S: 33 P: 41 ERA: 13.50 WHIP: 2.438															PITCHER IP: WLS: BF: H: R: ER: SO: BB: IBB: HBP: BLK: WP: HR: S: P: ERA: WHIP:				

AB	30
R	1
H	4
RBI	1
BB	3
SO	9
LOB	10



Batter	1	2	3	4	5	6	7	8	9	AB	R	H	RBI	BB	SO	LOB	TOP										
Tony Phillips, S OBP: 0.351, SLG: 0.431 (1, 7)										4	0	0	0	0	1	1	Chicago White Sox @ Oakland Athletics Oakland-Alameda County Coliseum, Oakland, CA Fri Apr 19 1996, 7:05 PM PDT Att: 31,320 - Unknown - 56 F livebaseballscorecards.com										
Ray Durham, S OBP: 0.386, SLG: 0.563 (1, 4)										3	2	2	0	0	1	0											
Frank Thomas, R OBP: 0.486, SLG: 0.770 (1, 3)										3	1	2	3	0	0	0											
Harold Baines, L OBP: 0.411, SLG: 0.511 (1, 10)										4	1	1	0	0	1	2											
Robin Ventura, L OBP: 0.333, SLG: 0.383 (1, 5)										3	0	1	0	1	1	0											
Danny Tartabull, R OBP: 0.279, SLG: 0.264 Dave Martinez, L OBP: 0.276, SLG: 0.308 (9, 9)										4	0	1	1	0	0	3											
Ron Karkovics, R OBP: 0.314, SLG: 0.370 (1, 2)										0	0	0	0	0	0	0											
Darren Lewis, R OBP: 0.432, SLG: 0.382 (1, 8)										4	0	0	0	0	2	2											
Ozzie Guillen, L OBP: 0.259, SLG: 0.327 (1, 6)										3	0	0	0	1	0	0											
Inning Stats	R: 1 E: 0 K: 2 S: 10	H: 1 LOB: 0 BB: 0 P: 14	R: 0 E: 0 K: 1 S: 9	H: 0 LOB: 0 BB: 0 P: 13	R: 0 E: 0 K: 0 S: 5	H: 0 LOB: 0 BB: 0 P: 9	R: 0 E: 0 K: 0 S: 6	H: 1 LOB: 2 BB: 1 P: 15	R: 0 E: 0 K: 1 S: 13	H: 0 LOB: 1 BB: 0 P: 20	R: 1 E: 0 K: 1 S: 13	H: 3 LOB: 2 BB: 0 P: 19	R: 0 E: 0 K: 0 S: 8	H: 0 LOB: 0 BB: 0 P: 14	R: 2 E: 0 K: 1 S: 13	H: 2 LOB: 0 BB: 0 P: 21		R: 0 E: 0 K: 0 S: 9	H: 0 LOB: 0 BB: 0 P: 16	1B: 4 2B: 1 3B: 1 HR: 1	SF: 1 SAC: 0 DP: 1 HBP: 1	WP: 0 PB: 0 SB: 1 CS: 0	PA: 36				
PITCHER	IP	WLS	BF	H	R	ER	SO	BB	IBB	HBP	BLK	WP	HR	S	P	ERA	WHIP										
Ariel Prieto, R ERA: 4.95 (1, 1)	7.0		28	5	2	2	6	2	0	1	0	0	0	61	104	2.57	1.000										
John Briscoe, R ERA: 4.75 (8, 1)	0.0	L	2	2	2	2	0	0	0	0	0	0	1	5	8	∞	∞										
Mike Mohler, L ERA: (8, 1)	2.0		6	0	0	0	1	0	0	0	0	0	0	17	29	0.00	0.000										

Batter	1	2	3	4	5	6	7	8	9	AB	R	H	RBI	BB	SO	LOB	BOTTOM										
Ernie Young, R OBP: 0.348, SLG: 0.324 (1, 8)										5	0	1	0	0	3	0	Chicago White Sox @ Oakland Athletics Oakland-Alameda County Coliseum, Oakland, CA Fri Apr 19 1996, 7:05 PM PDT Att: 31,320 - Unknown - 56 F livebaseballscorecards.com										
Allen Battie, R OBP: 0.389, SLG: 0.435 (1, 7)										4	0	2	0	1	0	1											
Brent Gates, S OBP: 0.288, SLG: 0.273 (1, 4)										5	0	0	0	0	3	4											
Geronimo Berroa, R OBP: 0.206, SLG: 0.426 Matt Stairs, L OBP: 0.306, SLG: 0.500 (8, 9)										4	1	1	0	0	1	1											
Pedro Munoz, R OBP: 0.391, SLG: 0.441 (1, 10)										4	0	0	0	0	2	1											
Terry Steinbach, R OBP: 0.400, SLG: 0.511 (1, 2)										2	0	0	0	2	2	1											
Scott Brosius, R OBP: 0.500, SLG: 0.653 (1, 5)										2	1	1	2	2	0	1											
Torey Lovullo, S OBP: 0.286, SLG: 0.308 (1, 3)										4	0	1	0	0	1	3											
Mike Bordick, R OBP: 0.393, SLG: 0.400 (1, 6)										4	1	1	1	0	1	1											
Inning Stats	R: 0 E: 0 K: 2 S: 9	H: 0 LOB: 0 BB: 0 P: 15	R: 0 E: 0 K: 2 S: 11	H: 0 LOB: 2 BB: 2 P: 25	R: 1 E: 1 K: 0 S: 11	H: 1 LOB: 0 BB: 0 P: 14	R: 0 E: 0 K: 1 S: 11	H: 0 LOB: 1 BB: 1 P: 19	R: 0 E: 0 K: 1 S: 16	H: 2 LOB: 2 BB: 0 P: 25	R: 2 E: 0 K: 2 S: 14	H: 3 LOB: 1 BB: 0 P: 24	R: 0 E: 0 K: 1 S: 11	H: 1 LOB: 1 BB: 0 P: 18	R: 0 E: 0 K: 1 S: 9	H: 0 LOB: 1 BB: 1 P: 17		R: 0 E: 0 K: 2 S: 12	H: 0 LOB: 1 BB: 1 P: 18	1B: 3 2B: 2 3B: 0 HR: 2	SF: 0 SAC: 0 DP: 1 HBP: 0	WP: 0 PB: 0 SB: 2 CS: 0	PA: 39				
PITCHER	IP	WLS	BF	H	R	ER	SO	BB	IBB	HBP	BLK	WP	HR	S	P	ERA	WHIP										
Wilson Alvarez, L ERA: 4.24 (1, 1)	5.1		23	4	2	2	6	3	0	0	0	0	1	62	106	3.38	1.312										
Kirk McCaskill, R ERA: 8.53 (6, 1)	1.0		6	3	1	1	3	0	0	0	0	0	1	16	25	9.00	3.000										
Larry Thomas, L ERA: 4.26 (7, 1)	0.1		1	0	0	0	1	0	0	0	0	0	0	3	4	0.00	0.000										
Matt Karchner, R ERA: 1.59 (7, 1)	1.1	W	5	0	0	0	1	1	0	0	0	0	0	11	22	0.00	0.750										
Roberto Hernandez, R ERA: (9, 1)	1.0	S	4	0	0	0	2	1	0	0	0	0	0	12	18	0.00	1.000										

Batter	1	2	3	4	5	6	7	8	9	AB	R	H	RBI	BB	SO	LOB	TOP										
Tony Phillips, S OBP: 0.354, SLG: 0.471	P5		K			F7	HR	G6-4-3 1B		5	1	2	4	0	1	0	Chicago White Sox @ Oakland Athletics Oakland-Alameda County Coliseum, Oakland, CA Sat Apr 20 1996, 3:33 AM PDT Att: 16,480 - Overcast - 65 F										
Ray Durham, S OBP: 0.397, SLG: 0.566	K			K		1B	BB	G6-4-3		5	1	2	0	0	2	2											
Frank Thomas, R OBP: 0.481, SLG: 0.734	K			BB	BB	G5-3	BB	P3		3	1	0	0	2	1	1											
Harold Baines, L OBP: 0.407, SLG: 0.500		F8		L8		1B		G4-3 WP		3	0	1	1	0	0	1											
Lyle Mouton, R OBP: 0.381, SLG: 0.412						2H	1B	BB		0	0	0	0	2	0	0											
Robin Ventura, L OBP: 0.338, SLG: 0.365		BB		BB		F8	K	G4-3		3	1	0	0	2	1	5											
Dave Martinez, L OBP: 0.294, SLG: 0.419		K		CS		1B	3B	F7		5	1	2	2	0	1	5											
Chad Kreuter, S OBP: 0.389, SLG: 0.429	F8			CS		G4-3	HR	G4-3		4	1	1	1	0	0	1											
Darren Lewis, R OBP: 0.438, SLG: 0.361			F9			G4-3	HR	FC6 1B		2	2	0	0	2	0	0											
Ozzie Guillen, L OBP: 0.241, SLG: 0.302			P6			F9	K	FC6 1B		4	0	0	0	0	1	3											
Inning Stats	R: 0 H: 0 E: 0 K: 2 S: 7	H: 0 LOB: 0 BB: 0 P: 9	R: 0 H: 0 E: 0 K: 1 S: 10	H: 0 LOB: 1 BB: 1 P: 20	R: 0 H: 0 E: 0 K: 1 S: 7	H: 0 LOB: 0 BB: 0 P: 8	R: 2 H: 1 E: 0 K: 1 S: 13	H: 1 LOB: 0 BB: 2 P: 29	R: 0 H: 0 E: 0 K: 0 S: 8	H: 0 LOB: 0 BB: 0 P: 10	R: 1 H: 2 E: 0 K: 0 S: 12	H: 2 LOB: 1 BB: 0 P: 19	R: 4 H: 4 E: 0 K: 2 S: 24	H: 4 LOB: 3 BB: 3 P: 46	R: 1 H: 1 E: 0 K: 0 S: 7	H: 1 LOB: 1 BB: 1 P: 12	R: 0 H: 0 E: 0 K: 0 S: 7	H: 0 LOB: 1 BB: 1 P: 16	1B: 4 2B: 2 3B: 1 HR: 1	SF: 0 SAC: 0 DP: 1 HBP: 0	WP: 1 PA: 43 PB: 0 CS: 1						
PITCHER	IP	WLS	BF	H	R	ER	SO	BB	IBB	HBP	BLK	WP	HR	S	P	ERA	WHIP										
Todd Van Poppel, R ERA: 9.95	(1, 1)	6.0	L	25	5	5	5	3	0	0	0	0	0	64	105	7.50	1.333										
Don Wengert, R ERA: 5.73	(7, 1)	0.0		1	0	0	0	1	0	0	0	0	0	3	7	∞	∞										
Buddy Groom, L ERA: 6.48	(7, 1)	1.0		7	2	2	2	1	1	0	0	0	1	14	29	18.00	3.000										
Steve Wojciechowski, L ERA: 10.13	(8, 1)	1.0		5	1	1	1	1	0	0	0	0	0	7	12	9.00	2.000										
Aaron Small, R ERA: 2.51	(9, 1)	1.0		4	0	0	0	1	0	0	0	1	0	7	16	0.00	1.000										


Batter	1	2	3	4	5	6	7	8	9	AB	R	H	RBI	BB	SO	LOB	BOTTOM											
Ernie Young, R OBP: 0.340, SLG: 0.317	K	L8			F8		SH5-3		G5-4-3 1B	4	0	1	0	0	1	2	Chicago White Sox @ Oakland Athletics Oakland-Alameda County Coliseum, Oakland, CA Sat Apr 20 1996, 3:33 AM PDT Att: 16,480 - Overcast - 65 F											
Brent Gates, S OBP: 0.295, SLG: 0.271	G5-3 1B		P6		1B		L7		G5-4-3	4	1	1	0	1	0	3												
Jason Giambi, L OBP: 0.400, SLG: 0.367	G5-3		K		1B			1B	WP G1-3 BB	3	1	1	0	1	1	1												
Geronimo Berroa, R OBP: 0.239, SLG: 0.492	1B		HR		P5			G1-3 1B		4	1	3	2	0	0	2												
Pedro Munoz, R OBP: 0.368, SLG: 0.413	K		F9		F7		F9	G1-3		4	0	0	1	0	1	2												
Terry Steinbach, R OBP: 0.390, SLG: 0.479		1B		G6-3		F9		G1-3		3	0	0	0	1	0	1												
Phil Planter, L OBP: 0.276, SLG: 0.318	K		K		L4			G4-3		4	0	0	0	0	2	2												
Scott Brosius, R OBP: 0.471, SLG: 0.604		P3		K		K		P5		4	0	0	0	0	2	1												
Mike Bordick, R OBP: 0.417, SLG: 0.429		1B		G6-3		SH5-3 1B		1B		4	0	3	0	0	0	0												
Inning Stats	R: 1 H: 2 E: 0 K: 2 S: 15	H: 2 LOB: 1 BB: 0 P: 22	R: 0 H: 1 E: 0 K: 1 S: 12	H: 1 LOB: 2 BB: 1 P: 19	R: 1 H: 1 E: 0 K: 1 S: 11	H: 1 LOB: 0 BB: 0 P: 16	R: 0 H: 0 E: 0 K: 2 S: 10	H: 0 LOB: 0 BB: 0 P: 16	R: 0 H: 1 E: 0 K: 0 S: 7	H: 1 LOB: 2 BB: 1 P: 15	R: 0 H: 0 E: 0 K: 0 S: 6	H: 0 LOB: 0 BB: 0 P: 9	R: 0 H: 1 E: 0 K: 1 S: 8	H: 1 LOB: 1 BB: 0 P: 13	R: 1 H: 1 E: 0 K: 0 S: 14	H: 1 LOB: 1 BB: 1 P: 23	R: 0 H: 2 E: 0 K: 0 S: 4	H: 2 LOB: 1 BB: 0 P: 8	1B: 8 2B: 0 3B: 0 HR: 1	SF: 0 SAC: 1 DP: 1 HBP: 0	WP: 1 PA: 38 PB: 0 CS: 0							
PITCHER	IP	WLS	BF	H	R	ER	SO	BB	IBB	HBP	BLK	WP	HR	S	P	ERA	WHIP											
Kevin Tapani, R ERA: 3.78	(1, 1)	7.0	W	29	6	2	2	7	0	0	0	0	0	69	110	2.57	1.143											
Joe Magrane, L ERA: 3.95	(8, 1)	2.0		9	3	1	1	0	1	0	0	0	1	0	18	31	4.50	2.000										




Batter	1	2	3	4	5	6	7	8	9	AB	R	H	RBI	BB	SO	LOB	TOP										
Tony Phillips, S OBP: 0.368, SLG: 0.473 (1, 7)	G6-3		HR				FC6 WP 1B		K	4	1	2	1	1	1	1	Chicago White Sox @ Oakland Athletics Oakland-Alameda County Coliseum, Oakland, CA Sun Apr 21 1996, 3:33 AM PDT Att: 16,125 - Cloudy - 59 F										
Robin Ventura, L OBP: 0.316, SLG: 0.338 (1, 5)	F9		P4				FC6 1B		K	5	0	0	0	0	1	4											
Frank Thomas, R OBP: 0.494, SLG: 0.779 (1, 3)	FC5-4 1B		HR				G4-6-3 1B			4	1	3	2	0	0	0											
Lyle Mouton, R OBP: 0.333, SLG: 0.350 (1, 10) Harold Baines, L OBP: 0.400, SLG: 0.490 (7, PH)	FC5-4 1-2		K				G4-6-3 1-2			3	0	0	0	0	1	1											
Danny Tartabull, R OBP: 0.277, SLG: 0.263 (1, 9)	FC6-4 1B		G6-3						K	4	0	1	0	0	2	0											
Chris Snopce, R OBP: 0.294, SLG: 0.688 (8, PH) Ozzie Guillen, L OBP: 0.237, SLG: 0.296 (8, 6)	P3		HR				P3		F7	3	1	1	1	0	0	1											
Ron Karkovics, R OBP: 0.309, SLG: 0.420 (1, 2)	FC6-4 2B 1-2		L7				HR		K	4	1	1	1	0	1	1											
Ray Durham, S OBP: 0.394, SLG: 0.571 (1, 4)	F8 1-3		F8				K		B4-3 BB	3	0	1	0	1	1	0											
Darren Lewis, R OBP: 0.423, SLG: 0.333 (1, 8)	G4-3		WP S 1B BB				L4		B4-3 1-2	3	1	0	0	1	0	3											
Inning Stats	R: 0 E: 0 K: 0 S: 8	H: 1 LOB: 1 BB: 0 P: 9	R: 0 E: 0 K: 0 S: 10	H: 2 LOB: 2 BB: 0 P: 14	R: 2 E: 0 K: 1 S: 15	H: 1 LOB: 0 BB: 1 P: 30	R: 2 E: 0 K: 0 S: 11	H: 2 LOB: 1 BB: 0 P: 20	R: 0 E: 0 K: 1 S: 6	H: 0 LOB: 0 BB: 0 P: 9	R: 1 E: 0 K: 1 S: 10	H: 1 LOB: 0 BB: 0 P: 12	R: 0 E: 0 K: 0 S: 8	H: 2 LOB: 1 BB: 0 P: 19	R: 0 E: 0 K: 2 S: 9	H: 0 LOB: 0 BB: 0 P: 13		R: 0 E: 0 K: 2 S: 10	H: 0 LOB: 1 BB: 1 P: 20	1B: 5 2B: 1 3B: 0 HR: 3	SF: 0 SAC: 0 DP: 1 HBP: 0	WP: 2 PB: 0 SB: 2 CS: 0	PA: 38				
PITCHER	IP	WLS	BF	H	R	ER	SO	BB	IBB	HBP	BLK	WP	HR	S	P	ERA	WHIP										
Doug Johns, L ERA: 4.26 (1, 1)	6.0		27	7	5	5	3	2	0	0	0	1	3	60	94	7.50	1.500										
Jim Corsi, R ERA: 3.72 (7, 1)	2.2	W	10	2	0	0	3	1	0	0	0	1	0	24	47	0.00	1.125										
Mike Mohler, L ERA: (9, 1)	0.1	S	1	0	0	0	1	0	0	0	0	0	0	3	5	0.00	0.000										

Batter	1	2	3	4	5	6	7	8	9	AB	R	H	RBI	BB	SO	LOB	BOTTOM										
Ernie Young, R OBP: 0.327, SLG: 0.326 (1, 8)	K						G6-3		F7	5	1	1	0	0	2	1	Chicago White Sox @ Oakland Athletics Oakland-Alameda County Coliseum, Oakland, CA Sun Apr 21 1996, 3:33 AM PDT Att: 16,125 - Cloudy - 59 F										
Allen Battie, R OBP: 0.379, SLG: 0.408 (1, 7)	S 1B BB		K				SH1-3		G5-3	3	1	0	0	1	2	1											
Jason Giambi, L OBP: 0.419, SLG: 0.403 (1, 3)	1B 2B BB		CS BB				SF9		2B	2	2	2	1	1	0	0											
Geronimo Berroa, R OBP: 0.282, SLG: 0.544 (1, 10)	2B 1B		CS BB				2B		2B	3	2	3	2	1	0	0											
Terry Steinbach, R OBP: 0.397, SLG: 0.490 (1, 2)	G4-3 1-1 2H		K				G5-3		2B IBB	3	0	1	2	1	1	3											
Matt Stairs, L OBP: 0.250, SLG: 0.400 (1, 9) Pedro Munoz, R OBP: 0.377, SLG: 0.438 (7, PH)	G4-3 2-3		K				P9		2B	3	0	0	0	0	1	2											
Scott Brosius, R OBP: 0.458, SLG: 0.571 (1, 5)	P2		F7				K		IBB	3	0	0	0	1	1	1											
Brent Gates, S OBP: 0.305, SLG: 0.274 (1, 4)			G1-5-3 1B				BB		K	3	0	1	0	1	1	3											
Mike Bordick, R OBP: 0.391, SLG: 0.396 (1, 6)	F7		G5-3				K		K	4	0	0	0	0	2	2											
Inning Stats	R: 3 E: 0 K: 1 S: 19	H: 2 LOB: 1 BB: 2 P: 32	R: 0 E: 0 K: 2 S: 9	H: 1 LOB: 0 BB: 0 P: 16	R: 0 E: 0 K: 2 S: 12	H: 1 LOB: 1 BB: 1 P: 23	R: 0 E: 0 K: 0 S: 7	H: 0 LOB: 0 BB: 0 P: 12	R: 1 E: 0 K: 0 S: 11	H: 2 LOB: 1 BB: 0 P: 17	R: 0 E: 0 K: 2 S: 11	H: 0 LOB: 1 BB: 1 P: 19	R: 2 E: 0 K: 2 S: 15	H: 3 LOB: 3 BB: 2 P: 33	R: 0 E: 0 K: 1 S: 5	H: 0 LOB: 0 BB: 0 P: 8		R: 0 E: 0 K: 1 S: 5	H: 0 LOB: 0 BB: 0 P: 8	1B: 3 2B: 7 3B: 0 HR: 0	SF: 1 SAC: 1 DP: 1 HBP: 0	WP: 0 PB: 0 SB: 0 CS: 2	PA: 38				
PITCHER	IP	WLS	BF	H	R	ER	SO	BB	IBB	HBP	BLK	WP	HR	S	P	ERA	WHIP										
Jason Bere, R ERA: 11.85 (1, 1)	4.1		16	3	1	1	4	1	0	0	0	0	0	37	65	2.08	0.923										
Brian Keyser, R ERA: 1.32 (5, 1)	2.0	L	11	3	2	2	3	1	1	0	0	0	0	28	48	9.00	2.000										
Larry Thomas, L ERA: 3.52 (7, 1)	1.1		6	1	0	0	2	0	0	0	0	0	0	9	20	0.00	0.750										

AB 35
R 5
H 9
RBI 5
BB 3
SO 7
LOB 13



AB 30
R 6
H 9
RBI 6
BB 6
SO 10
LOB 13



Batter	1	2	3	4	5	6	7	8	9	AB	R	H	RBI	BB	SO	LOB	TOP										
David Hulse, L (1, 8) OBP: 0.182, SLG: 0.156 Pat Listach, S (9, PH) OBP: 0.311, SLG: 0.333	B1-3		F8		G3-1			L7	1B	4	0	0	0	0	0	2											
Fernando Vina, L (1, 4) OBP: 0.384, SLG: 0.548 Matt Mieske, R (9, PH) OBP: 0.316, SLG: 0.400	B5-3		P7			L8		F7	G4-3	4	0	0	0	0	0	2											
Kevin Seitzer, R (1, 10) OBP: 0.446, SLG: 0.623	G6-3			F8		P3			BB	3	0	0	0	1	0	0											
Greg Vaughn, R (1, 7) OBP: 0.397, SLG: 0.661		G5-3		K		P6		F8		4	0	0	0	0	1	1											
John Jaha, R (1, 3) OBP: 0.360, SLG: 0.439		G5-3		HR			FC4-6 HBP		BB DI 1B	3	2	2	1	0	0	0											
Jose Valentin, S (1, 6) OBP: 0.397, SLG: 0.565		G1-3					F8		K	4	0	1	0	0	1	2											
Jeff Cirillo, R (1, 5) OBP: 0.306, SLG: 0.339			BB BB	K			FC4-6 1B		P4	3	0	1	0	1	1	2											
Turner Ward, S (1, 9) OBP: 0.306, SLG: 0.222					G4-3		FC4-6 FC5-4		1B BB	2	0	0	0	2	0	2											
Mike Matheny, R (1, 2) OBP: 0.286, SLG: 0.396 Jesse Levis, L (9, PH) OBP: 0.429, SLG: 0.333			K		G5-3		FC5-4		1B	3	0	0	0	0	1	4											
									BB	0	0	0	0	0	1	0	0										
Inning Stats	R: 0 E: 0 K: 0 S: 5	H: 0 LOB: 0 BB: 0 P: 9	R: 0 E: 0 K: 0 S: 9	H: 0 LOB: 0 BB: 0 P: 13	R: 0 E: 0 K: 1 S: 10	H: 0 LOB: 2 BB: 2 P: 23	R: 1 E: 0 K: 2 S: 12	H: 2 LOB: 1 BB: 0 P: 21	R: 0 E: 0 K: 0 S: 6	H: 0 LOB: 0 BB: 0 P: 9	R: 0 E: 0 K: 0 S: 12	H: 1 LOB: 2 BB: 0 P: 23	R: 0 E: 0 K: 0 S: 5	H: 0 LOB: 1 BB: 1 P: 11	R: 1 E: 0 K: 1 S: 18	H: 2 LOB: 3 BB: 2 P: 34	1B: 4 2B: 0 3B: 0 HR: 1	SF: 0 SAC: 0 DP: 0 HBP: 1	WP: 0 PB: 0 SB: 0 CS: 0	PA: 38							
PITCHER	IP	WLS	BF	H	R	ER	SO	BB	IBB	HBP	BLK	WP	HR	S	P	ERA	WHIP										
Carlos Reyes, R (1, 1) ERA: 6.84	5.0	W	19	2	1	1	3	2	0	0	0	0	1	42	75	1.80	0.800										
Don Wengert, R (6, 1) ERA: 4.91	3.2		17	2	1	1	1	3	0	1	0	0	0	34	68	2.46	1.364										
Buddy Groom, L (9, 1) ERA: 6.48	0.0	S	1	1	0	0	0	0	0	0	0	0	0	3	5	∞	∞										
John Briscoe, R (9, 1) ERA: 4.63	0.1	S	1	0	0	0	0	0	0	0	0	0	0	3	5	0.00	0.000										

Milwaukee Brewers @ Oakland Athletics
Oakland-Alameda County Coliseum, Oakland, CA
Mon Apr 22 1996, 7:05 PM PDT
Att: 6,021 - Unknown - 65 F

AB 32
R 2
H 5
RBI 2
BB 5
SO 4
LOB 18



Batter	1	2	3	4	5	6	7	8	9	AB	R	H	RBI	BB	SO	LOB	BOTTOM										
Ernie Young, R (1, 8) OBP: 0.333, SLG: 0.333	BB 1B			FC5 BB 1B		G6-3		F9		5	1	2	0	0	0	3											
Allen Battie, R (1, 7) OBP: 0.349, SLG: 0.370	E5 2B	G6-3		F9		L9		G4-3		5	1	0	0	0	0	2											
Jason Giambi, L (1, 3) OBP: 0.449, SLG: 0.438	HR 2B	G6-4-3 1B		BB		HR BB				2	2	2	2	2	0	0											
Geronimo Berroa, R (1, 10) OBP: 0.280, SLG: 0.569	F7	G6-4-3		K		HR				4	1	1	2	0	1	4											
Pedro Munoz, R (1, 9) OBP: 0.397, SLG: 0.507 Matt Stairs, L (7, PR) OBP: 0.250, SLG: 0.400	HR IBB			FC5		2B				3	1	2	2	1	0	2											
George Williams, S (1, 2) OBP: 0.384, SLG: 0.471	K	G4-3			G6-4-3 BB	P6				3	0	0	0	1	1	3											
Scott Brosius, R (1, 5) OBP: 0.447, SLG: 0.542	BB BB		G5-3		G6-4-3	F7				3	0	0	0	1	0	2											
Brent Gates, S (1, 4) OBP: 0.302, SLG: 0.263	BB		P6		G1-3	P5				3	0	0	0	1	0	1											
Mike Bordick, R (1, 6) OBP: 0.382, SLG: 0.375	FC6-4 BB		F7			F8		F8		3	0	0	0	1	0	0											
Inning Stats	R: 4 E: 1 K: 1 S: 21	H: 3 LOB: 3 BB: 3 P: 43	R: 0 E: 0 K: 0 S: 9	H: 1 LOB: 1 BB: 1 P: 21	R: 0 E: 0 K: 0 S: 8	H: 0 LOB: 0 BB: 0 P: 12	R: 0 E: 0 K: 1 S: 12	H: 1 LOB: 1 BB: 1 P: 22	R: 0 E: 0 K: 0 S: 7	H: 0 LOB: 0 BB: 1 P: 11	R: 0 E: 0 K: 0 S: 8	H: 0 LOB: 0 BB: 0 P: 11	R: 2 E: 0 K: 0 S: 16	H: 2 LOB: 1 BB: 1 P: 27	R: 0 E: 0 K: 0 S: 6	H: 0 LOB: 0 BB: 0 P: 7	1B: 3 2B: 2 3B: 0 HR: 2	SF: 0 SAC: 0 DP: 1 HBP: 0	WP: 0 PB: 0 SB: 0 CS: 0	PA: 38							
PITCHER	IP	WLS	BF	H	R	ER	SO	BB	IBB	HBP	BLK	WP	HR	S	P	ERA	WHIP										
Ricky Bones, R (1, 1) ERA: 4.35	5.0	L	26	5	4	3	2	5	1	0	0	0	1	20	33	18.00	3.000										
Mike Potts, L (6, 1) ERA: 6.0	1.0		6	2	2	2	0	1	0	0	0	0	0	10	12	0.00	0.000										
Cris Carpenter, R (7, 1) ERA: 7.71	2.0		6	0	0	0	0	0	0	0	0	0	0	10	12	0.00	0.000										

Milwaukee Brewers @ Oakland Athletics
Oakland-Alameda County Coliseum, Oakland, CA
Mon Apr 22 1996, 7:05 PM PDT
Att: 6,021 - Unknown - 65 F

AB 31
R 6
H 7
RBI 6
BB 7
SO 2
LOB 17



Batter	1	2	3	4	5	6	7	8	9	AB	R	H	RBI	BB	SO	LOB	TOP								
Pat Listach, S OBP: 0.320, SLG: 0.348 (1, 4)										4	1	1	0	1	1	4									
Jeff Cirillo, R OBP: 0.308, SLG: 0.328 Mark Loretta, R OBP: 0.533, SLG: 0.500 (1, 5) (6, 5)										2	0	0	0	1	0	1									
Kevin Seitzer, R OBP: 0.429, SLG: 0.594 David Hulse, L OBP: 0.200, SLG: 0.176 (1, 3) (7, 7)										3	0	0	0	0	1	3									
Greg Vaughn, R OBP: 0.408, SLG: 0.677 Tim Unroe, R OBP: 1.000, SLG: 1.000 (1, 7) (6, 7) (7, 3)										3	0	2	0	0	0	0									
John Jaha, R OBP: 0.363, SLG: 0.420 (1, 10)										3	1	0	1	2	1	3									
Matt Mieske, R OBP: 0.302, SLG: 0.378 (1, 9)										2	0	0	2	1	0	1									
Jose Valentin, S OBP: 0.370, SLG: 0.522 (1, 6)										5	0	0	0	0	2	6									
Turner Ward, S OBP: 0.325, SLG: 0.207 (1, 8)										2	0	0	0	2	1	0									
Jesse Levis, L OBP: 0.353, SLG: 0.267 Mike Matheny, R OBP: 0.298, SLG: 0.407 (1, 2) (8, PH) (6, 2)										3	0	0	0	0	0	2									
Inning Stats	R: 1 E: 1 K: 0 S: 10	H: 1 LOB: 1 BB: 1 P: 18	R: 0 E: 0 K: 0 S: 7	H: 0 LOB: 0 BB: 0 P: 11	R: 0 E: 0 K: 0 S: 7	H: 0 LOB: 1 BB: 1 P: 15	R: 0 E: 0 K: 1 S: 9	H: 1 LOB: 1 BB: 0 P: 16	R: 0 E: 0 K: 1 S: 5	H: 0 LOB: 0 BB: 0 P: 6	R: 0 E: 0 K: 0 S: 11	H: 1 LOB: 1 BB: 0 P: 17	R: 0 E: 0 K: 0 S: 6	H: 0 LOB: 2 BB: 2 P: 14	R: 4 E: 0 K: 2 S: 21	H: 3 LOB: 3 BB: 3 P: 36	R: 1 E: 0 K: 2 S: 15	H: 2 LOB: 2 BB: 1 P: 24	1B: 6 2B: 2 3B: 0 HR: 0	SF: 2 SAC: 0 DP: 1 HBP: 0	WP: 2 PB: 1 SB: 1 CS: 0	PA: 43			
PITCHER	IP	WLS	BF	H	R	ER	SO	BB	IBB	HBP	BLK	WP	HR	S	P	ERA	WHIP								
Steve Wojciechowski, L ERA: 3.12 Aaron Small, R ERA: 5.11 Buddy Groom, L ERA: 6.48 John Briscoe, R ERA: 5.11 Mike Mohler, L ERA:	6.0	W	23	3	1	0	3	2	0	0	0	1	0	49	83	0.00	0.833								
	1.2		12	2	4	4	1	5	0	0	0	0	0	20	41	21.60	4.200								
	0.0		1	1	0	0	0	0	0	0	0	0	0	3	4	∞	∞								
	0.2	S	5	2	1	1	2	1	0	0	0	1	0	14	23	13.50	4.500								
	0.2	S	2	0	0	0	1	0	0	0	0	0	0	5	6	0.00	0.000								

Milwaukee Brewers @ Oakland Athletics
Oakland-Alameda County Coliseum, Oakland, CA
Tue Apr 23 1996, 3:33 AM PDT
Att: 7,026 - Sunny - 64 F

AB 33
R 6
H 8
RBI 5
BB 8
SO 7
LOB 21



Batter	1	2	3	4	5	6	7	8	9	AB	R	H	RBI	BB	SO	LOB	BOTTOM								
Allen Battle, R OBP: 0.338, SLG: 0.356 (1, 8)										5	1	1	0	0	0	0									
Jason Giambi, L OBP: 0.458, SLG: 0.536 (1, 3)										5	2	3	3	0	0	0									
Geronimo Berroa, R OBP: 0.278, SLG: 0.566 Ernie Young, R OBP: 0.333, SLG: 0.333 (1, 9) (7, 7)										4	1	1	1	0	0	1									
Mark McGwire, R OBP: 0.296, SLG: 0.308 (1, 10)										1	1	0	0	2	0	0									
Torey Lovullo, S OBP: 0.296, SLG: 0.308 (7, PR)										4	1	1	1	0	0	2									
Phil Plantier, L OBP: 0.276, SLG: 0.313 (1, 7) (7, 9)										4	0	0	0	0	0	3									
Terry Steinbach, R OBP: 0.373, SLG: 0.455 (1, 2)										4	0	0	0	0	0	3									
Scott Brosius, R OBP: 0.475, SLG: 0.661 (1, 5)										3	2	3	4	1	0	0									
Brent Gates, S OBP: 0.292, SLG: 0.253 Rafael Bourquiel, R (1, 4) (7, 4)										3	0	0	0	0	1	1									
Mike Bordick, R OBP: 0.375, SLG: 0.383 (1, 6)										4	1	1	0	0	0	1									
Inning Stats	R: 5 E: 0 K: 0 S: 19	H: 4 LOB: 0 BB: 1 P: 31	R: 0 E: 0 K: 0 S: 8	H: 1 LOB: 0 BB: 0 P: 13	R: 0 E: 0 K: 0 S: 6	H: 0 LOB: 0 BB: 0 P: 8	R: 4 E: 0 K: 0 S: 17	H: 4 LOB: 1 BB: 1 P: 30	R: 0 E: 0 K: 1 S: 8	H: 0 LOB: 1 BB: 1 P: 16	R: 0 E: 0 K: 0 S: 7	H: 0 LOB: 0 BB: 0 P: 12	R: 0 E: 0 K: 0 S: 12	H: 1 LOB: 2 BB: 0 P: 23	R: 0 E: 0 K: 0 S: 8	H: 0 LOB: 0 BB: 0 P: 13	1B: 3 2B: 3 3B: 1 HR: 3	SF: 0 SAC: 0 DP: 0 HBP: 1	WP: 0 PB: 0 SB: 0 CS: 0	PA: 38					
PITCHER	IP	WLS	BF	H	R	ER	SO	BB	IBB	HBP	BLK	WP	HR	S	P	ERA	WHIP								
Steve Sparks, R ERA: 6.51 Mark Kiefer, R ERA: 7.99	7.0	L	35	10	9	9	1	3	0	0	0	0	0	8	13	0.00	0.000								

Milwaukee Brewers @ Oakland Athletics
Oakland-Alameda County Coliseum, Oakland, CA
Tue Apr 23 1996, 3:33 AM PDT
Att: 7,026 - Sunny - 64 F

AB 34
R 9
H 10
RBI 9
BB 3
SO 1
LOB 10



Batter	1	2	3	4	5	6	7	8	9	10	11	AB	R	H	RBI	BB	SO	LOB	TOP											
Ernie Young, R OBP: 0.328, SLG: 0.339 (1, 8)	3-1 2B		1-0 P3		2-2 SF9			2-1 G1-3		2-3 K		4	1	1	1	0	1	2												
Jason Giambi, L OBP: 0.430, SLG: 0.506 (1, 3)	1-2 F9 FC6-5 2B		0-0 F9		3-3 K			2-2 G3-1		0-2 G3		5	0	1	1	0	1	3												
Geronimo Berroa, R OBP: 0.261, SLG: 0.518 (9, PR)	0-0 F9				1-0 L5			0-2 F9		0-2 1B		4	0	1	0	0	0	1												
Allen Battle, R OBP: 0.329, SLG: 0.344 (9, 8)	2-3 F9										1-1 F8		1	0	0	0	0	0												
Pedro Munoz, R OBP: 0.378, SLG: 0.459 (1, 10)	1-0 FC6-5				0-0 G6-3			1-1 G3		1-1 F8		4	1	0	0	1	0	2												
Phil Plantier, L OBP: 0.270, SLG: 0.321 (1, 7)	2-1 P4				2-3 K			0-3 K		2-3 K		5	0	1	1	0	3	2												
Terry Steinbach, R OBP: 0.364, SLG: 0.506 (1, 2)			0-0 F9		3-1 HR			1-2 G6-3		2-1 G5-3		5	1	1	1	0	0	3												
Scott Brosius, R OBP: 0.472, SLG: 0.629 (1, 5)			2-3 K		2-2 G4-3			0-0 G6-3		1-1 1B PB 1B		5	0	1	0	0	1	1												
Brent Gates, S OBP: 0.309, SLG: 0.287 (1, 4)			2-3 K		1-0 WP SF9 1B			0-3 K		3-3 K		4	1	1	0	0	3	1												
Mike Bordick, R OBP: 0.400, SLG: 0.418 (1, 6)			2-1 F9		3-2 WP 1B			0-3 K2-3		0-0 1B		4	0	2	0	0	1	0												
Inning Stats	R: 1 E: 0 K: 0 S: 9	H: 2 LOB: 1 BB: 0 P: 16	R: 0 E: 0 K: 2 S: 10	H: 0 LOB: 0 BB: 0 P: 14	R: 0 E: 0 K: 0 S: 4	H: 0 LOB: 0 BB: 0 P: 7	R: 0 E: 0 K: 1 S: 5	H: 0 LOB: 0 BB: 0 P: 8	R: 2 E: 0 K: 1 S: 16	H: 3 LOB: 1 BB: 0 P: 30	R: 0 E: 0 K: 1 S: 8	H: 0 LOB: 0 BB: 0 P: 9	R: 0 E: 0 K: 1 S: 7	H: 0 LOB: 0 BB: 0 P: 8	R: 0 E: 0 K: 1 S: 8	H: 1 LOB: 2 BB: 0 P: 12	R: 0 E: 0 K: 1 S: 11	H: 1 LOB: 2 BB: 0 P: 15	R: 0 E: 0 K: 2 S: 13	H: 2 LOB: 2 BB: 1 P: 19	R: 1 E: 0 K: 0 S: 11	H: 1 LOB: 1 BB: 1 P: 20	1B: 5 2B: 3 3B: 0 HR: 1	SF: 1 SAC: 0 DP: 0 HBP: 0	WP: 1 PB: 1 SB: 1 CS: 0	PA: 43				
PITCHER	IP 9.0	WLS 2	BF 33	H 6	R 3	ER 3	SO 8	BB 0	IBB 0	HBP 0	BLK 0	WP 0	HR 1	S 78	P 119	ERA 3.00	WHIP 0.667													
Juan Guzman, R ERA: 1.88 (1, 1)																														
Tim Crabtree, R ERA: 1.23 (10, 1)																														

Oakland Athletics @ Toronto Blue Jays
SkyDome, Toronto, ON
Thu Apr 25 1996, 7:05 PM EDT
Att: 26,163 - Dome - 68 F

AB 41
R 4
H 9
RBI 4
BB 1
SO 10
LOB 15



Batter	1	2	3	4	5	6	7	8	9	10	11	AB	R	H	RBI	BB	SO	LOB	BOTTOM											
Otis Nixon, S OBP: 0.376, SLG: 0.356 (1, 8)	0-1 B1-3				0-0 G5-3			1-2 FC6-4		0-1 G6-3		4	0	0	0	1	0	3												
Domingo Cedeno, S OBP: 0.463, SLG: 0.714 (1, 4)	0-0 2B				1-0 P6			0-0 B4-3		0-3 K		5	0	2	0	0	1	3												
Carlos Delgado, L OBP: 0.364, SLG: 0.431 (1, 3)	1-2 L4				2-1 P6			4-0 L4-6 BB BB		1-1 G3-6-3		4	0	0	0	1	1	1												
Joe Carter, R OBP: 0.368, SLG: 0.580 (1, 7)					0-0 F8			4-1 SAFE BB		4-2 BB		3	0	0	0	2	0	0												
Ed Sprague, R OBP: 0.344, SLG: 0.524 (1, 5)					0-0 1B 1B			2-0 L4-6		0-2 P4		5	1	1	0	0	0	3												
John Olerud, L OBP: 0.354, SLG: 0.418 (1, 10)					4-2 1B BB			3-2 F7		0-0 HBP 1B		4	1	1	0	1	1	0												
Shawn Green, L OBP: 0.301, SLG: 0.431 (1, 9)					1-1 BB 1B			1-1 HR		0-0 P5		4	1	2	2	0	0	1												
Robert Perez, R OBP: 0.308, SLG: 0.462 (11, PH)					1-2 2H 1B					0-1 P5		1	0	0	0	0	0	0												
Charlie O'Brien, R OBP: 0.429, SLG: 0.561 (1, 2)					0-0 P3			3-2 2B		1-3 K		4	0	1	0	0	1	2												
Alex Gonzalez, R OBP: 0.300, SLG: 0.440 (1, 6)					1-2 1B			0-0 F8		0-3 K		4	0	1	1	0	1	3												
Inning Stats	R: 0 E: 0 K: 0 S: 6	H: 1 LOB: 0 BB: 0 P: 7	R: 2 E: 0 K: 0 S: 15	H: 3 LOB: 3 BB: 2 P: 26	R: 0 E: 0 K: 0 S: 6	H: 0 LOB: 0 BB: 0 P: 9	R: 1 E: 0 K: 0 S: 14	H: 2 LOB: 1 BB: 0 P: 21	R: 0 E: 0 K: 1 S: 14	H: 1 LOB: 2 BB: 0 P: 19	R: 0 E: 0 K: 1 S: 10	H: 1 LOB: 1 BB: 1 P: 15	R: 0 E: 0 K: 1 S: 8	H: 0 LOB: 0 BB: 0 P: 12	R: 0 E: 0 K: 1 S: 9	H: 0 LOB: 0 BB: 0 P: 12	R: 0 E: 0 K: 1 S: 11	H: 0 LOB: 0 BB: 0 P: 16	R: 0 E: 0 K: 1 S: 9	H: 0 LOB: 0 BB: 0 P: 12	1B: 5 2B: 3 3B: 0 HR: 1	SF: 0 SAC: 0 DP: 2 HBP: 1	WP: 0 PB: 0 SB: 0 CS: 0	PA: 44						
PITCHER	IP 6.0	WLS 2	BF 28	H 7	R 3	ER 3	SO 1	BB 4	IBB 0	HBP 0	BLK 0	WP 0	HR 1	S 58	P 95	ERA 4.50	WHIP 1.833													
Todd Van Poppel, R ERA: 8.64 (7, 1)																														
Don Wengert, R ERA: 4.32 (9, 1)																														

Oakland Athletics @ Toronto Blue Jays
SkyDome, Toronto, ON
Thu Apr 25 1996, 7:05 PM EDT
Att: 26,163 - Dome - 68 F

AB 38
R 3
H 8
RBI 3
BB 5
SO 5
LOB 16



Batter	1	2	3	4	5	6	7	8	9	AB	R	H	RBI	BB	SO	LOB	TOP								
Ernie Young, R OBP: 0.347, SLG: 0.328 (1, 8)	1-1 HBP	0-0 FC5-4		4-1 BB		2-2 G5-3		4-0 BB		2	0	0	0	2	0	2	Oakland Athletics @ Detroit Tigers Tiger Stadium, Detroit, MI Fri Apr 26 1996, 7:05 PM EDT Att: 7,941 - Unknown - 44 F								
Jason Giambi, L OBP: 0.423, SLG: 0.494 Torey Lovullo, S OBP: 0.267, SLG: 0.286 (1, 3)	2-3 K		3-3 K	2-0 P6		1-2 1B		3-2 F7		4	0	1	0	0	2	4									
Geronimo Berroa, R OBP: 0.258, SLG: 0.500 (1, 7)	2-0 1B		0-2 F8		0-0 P2	3-2 P3		1-1 G5-4-3		5	0	1	0	0	0	2									
Mark McGwire, R (1, 10)	3-2 F7		1-1 G6-3		1-3 K	1-3 K			4-2 FC4-6 BB	4	0	0	0	1	2	3									
Pedro Munoz, R OBP: 0.372, SLG: 0.487 Allen Battle, R OBP: 0.324, SLG: 0.339 (1, 9)	1-3 K			2-3 K	2-0 E8 2B		0-1 HR		0-2 FC4-6 BB	4	2	1	1	0	2	2									
Terry Steinbach, R OBP: 0.383, SLG: 0.574 George Williams, S OBP: 0.348, SLG: 0.444 (1, 2)		1-2 G6-3		4-0 2B BB	1-0 1B 2B		1-2 HR		1-0 L8	3	3	2	2	1	0	0									
Scott Brosius, R OBP: 0.479, SLG: 0.616 (1, 5)		4-2 1B BB		0-0 F8	0-1 1B		2-2 F7		4-2 1B BB	3	0	1	1	2	0	1									
Brent Gates, S OBP: 0.324, SLG: 0.308 (1, 4)		0-1 FC5-4 1B		2-0 BB	4-2 1B BB		0-0 P6		2-3 K	4	0	2	1	1	1	2									
Mike Bordick, R OBP: 0.398, SLG: 0.406 Rafael Bourdigal, R (7, PH)	0-1 F9		4-2 BB		1-0 F8		1-2 F7			2	0	0	0	1	0	4									
Inning Stats	R: 0 E: 0 K: 2 S: 11	H: 1 LOB: 2 BB: 0 P: 20	R: 0 E: 0 K: 0 S: 11	H: 1 LOB: 2 BB: 1 P: 16	R: 0 E: 0 K: 1 S: 10	H: 0 LOB: 0 BB: 0 P: 14	R: 1 E: 0 K: 1 S: 12	H: 1 LOB: 3 BB: 3 P: 30	R: 2 E: 1 K: 1 S: 13	H: 2 LOB: 1 BB: 1 P: 20	R: 0 E: 0 K: 1 S: 13	H: 1 LOB: 1 BB: 0 P: 20	R: 2 E: 0 K: 0 S: 16	H: 2 LOB: 2 BB: 0 P: 20	R: 0 E: 0 K: 0 S: 5	H: 0 LOB: 0 BB: 1 P: 13		R: 0 E: 0 K: 1 S: 14	H: 0 LOB: 2 BB: 2 P: 25	1B: 4 2B: 2 3B: 0 HR: 2	SF: 0 SAC: 0 DP: 1 HBP: 1	WP: 0 PB: 0 SB: 0 CS: 0	PA: 44		
PITCHER	IP	WLS	BF	H	R	ER	SO	BB	IBB	HBP	BLK	WP	HR	S	P	ERA	WHIP								
Greg Keagle, R ERA: 3.97	(1, 1)	4.2	26	5	3	1	5	5	0	1	0	0	0	54	98	1.93	2.143								
Mike Christopher, R ERA: 8.57	(5, 1)	2.1	W 10	3	2	2	1	0	0	0	0	0	2	30	42	7.71	1.286								
Gregg Olson, R ERA:	(8, 1)	1.0		3	0	0	0	1	0	0	0	0	0	5	13	0.00	1.000								
Richie Lewis, R ERA: 2.77	(9, 1)	1.0		5	0	0	1	2	0	0	0	0	0	14	25	0.00	2.000								

Batter	1	2	3	4	5	6	7	8	9	AB	R	H	RBI	BB	SO	LOB	BOTTOM								
Chad Curtis, R OBP: 0.391, SLG: 0.380 Kimera Barteo, R OBP: 0.273, SLG: 0.273 (1, 8)	0-0 1B		1-2 G4-3	0-0 G4-6-3		4-2 BB	3-2 F8			4	1	0	0	1	0	2	Oakland Athletics @ Detroit Tigers Tiger Stadium, Detroit, MI Fri Apr 26 1996, 7:05 PM EDT Att: 7,941 - Unknown - 44 F								
Mark Lewis, R OBP: 0.340, SLG: 0.505 (1, 4)	3-2 G6-3		3-2 G6-3		4-1 2B BB	0-2 G4-6-3	3-2 G5-3			4	1	0	0	1	0	2									
Travis Fryman, R OBP: 0.371, SLG: 0.556 (1, 5)	2-1 1B		2-2 G5-3		2-1 FC6-4 1B 2B	2-1 BB BB	4-2 BB BB			4	2	3	2	1	0	0									
Cecil Fielder, R OBP: 0.356, SLG: 0.575 Tim Hyers, L OBP: 0.296, SLG: 0.176 (1, 3)	4-2 1B			1-2 BB	0-1 FC6-4 2B	4-2 BB BB	4-2 BB BB			2	3	1	0	2	0	1									
Eddie Williams, R OBP: 0.325, SLG: 0.362 (1, 10)	1-2 BB			4-1 1B	2-3 2B	1-2 2B BB	1-2 BB			0	0	0	0	1	0	0									
Eddie Williams, R OBP: 0.325, SLG: 0.362 (1, 10)	2-2 CS			4-2 SH1-3 1B	2-0 1B 2B	4-0 BB BB	1-3 K			3	3	2	2	2	1	2									
Danny Bautista, R OBP: 0.410, SLG: 0.441 (1, 7)	1-3 1B			1-2 2B BB	1-1 1B 2B	1-2 2B BB				4	3	2	3	1	1	2									
Chris Gomez, R OBP: 0.474, SLG: 0.379 (1, 6)	1-0 CS		2-3 K	1-0 SH1-3	4-1 BB	3-1 BB	4-2 BB			2	1	1	3	2	1	0									
John Flaherty, R OBP: 0.273, SLG: 0.377 (1, 2)		1-2 G4-3		2-0 2B	0-0 FC5-4	2-0 1B	1-0 P3			5	0	2	3	0	0	2									
Bobby Higginson, L OBP: 0.305, SLG: 0.500 (1, 9)		2-1 G4-3		4-1 2B	1-3 K	1-0 G3				4	0	0	0	1	2	3									
Inning Stats	R: 2 E: 1 K: 0 S: 16	H: 2 LOB: 1 BB: 1 P: 30	R: 0 E: 0 K: 1 S: 8	H: 0 LOB: 0 BB: 0 P: 13	R: 0 E: 0 K: 0 S: 9	H: 0 LOB: 0 BB: 0 P: 15	R: 3 E: 0 K: 0 S: 12	H: 3 LOB: 1 BB: 2 P: 24	R: 4 E: 1 K: 1 S: 14	H: 3 LOB: 1 BB: 2 P: 28	R: 5 E: 0 K: 0 S: 16	H: 3 LOB: 1 BB: 4 P: 37	R: 0 E: 0 K: 1 S: 16	H: 0 LOB: 2 BB: 2 P: 31	R: 0 E: 0 K: 2 S: 10	H: 0 LOB: 1 BB: 1 P: 17	1B: 7 2B: 4 3B: 0 HR: 0	SF: 0 SAC: 1 DP: 2 HBP: 0	WP: 0 PB: 0 SB: 1 CS: 1	PA: 46					
PITCHER	IP	WLS	BF	H	R	ER	SO	BB	IBB	HBP	BLK	WP	HR	S	P	ERA	WHIP								
Doug Johns, L ERA: 5.52	(1, 1)	4.0	L 21	6	7	6	1	4	0	0	0	0	0	27	56	27.00	5.000								
Aaron Small, R ERA: 8.19	(5, 1)	2.0		5	7	6	1	5	0	0	0	0	0	26	48	0.00	1.500								
John Briscoe, R ERA: 4.4	(7, 1)	2.0		9	0	0	3	3	0	0	0	0	0	26	48	0.00	1.500								



Batter	1	2	3	4	5	6	7	8	9	AB	R	H	RBI	BB	SO	LOB	TOP										
Ernie Young, R OBP: 0.338, SLG: 0.323 (1, 8)	0-0 HR 1B		2-3 K		2-1 L9		3-2 SF9		1-1 F9	4	1	1	1	0	1	1	Oakland Athletics @ Detroit Tigers Tiger Stadium, Detroit, MI Sat Apr 27 1996, 3:33 AM EDT Att: 13,067 - Cloudy - 53 F										
Allen Battle, R OBP: 0.307, SLG: 0.318 (1, 7)	2-2 F9		3-2 G6-3		0-0 FC5-4		0-0 L6			4	0	0	0	0	0	3											
Jason Giambi, L OBP: 0.416, SLG: 0.517 (1, 10)	0-0 P5		3-2 HR			1-1 G4-3		3-3 K		4	1	1	1	0	1	1											
Mark McGwire, R OBP: 0.412, SLG: 0.364 Torey Lovullo, S OBP: 0.313, SLG: 0.286 (1, 3)	3-2 HR		1-0 G5-3			0-0 F8		1-0 CS HBP		3	1	1	2	0	0	0											
Gerónimo Berroa, R OBP: 0.268, SLG: 0.500 Phil Plantier, L OBP: 0.270, SLG: 0.321 (1, 9)	0-0 F7			2-3 K		2-2 1B		3-2 WP BB 1B		4	0	2	0	0	1	0											
George Williams, S OBP: 0.333, SLG: 0.381 (1, 2)		2-2 G3-1		2-2 P3		2-3 K		4-1 FC6-4 BB		3	0	0	0	1	1	1											
Scott Brosius, R OBP: 0.480, SLG: 0.610 (1, 5)		3-2 1B		3-2 F8			1-0 1B SH1-3 SF9	2-2 FC6-4		4	1	2	0	0	0	2											
Brent Gates, S OBP: 0.314, SLG: 0.298 (1, 4)		0-1 F8			2-2 G3		0-1 SH1-3		3-3 K	3	0	0	0	0	1	1											
Mike Bordick, R OBP: 0.391, SLG: 0.397 (1, 6)		2-1 G4-3			1-2 E6 FC5-4		1-0 SF9		0-0 G5-3	4	0	1	0	0	0	1											
Inning Stats	R: 2 H: 2 E: 0 K: 0 S: 10	H: 2 LOB: 0 BB: 0 P: 15	R: 0 H: 1 E: 0 K: 0 S: 11	H: 1 LOB: 1 BB: 0 P: 18	R: 1 H: 1 E: 0 K: 1 S: 14	H: 1 LOB: 0 BB: 0 P: 23	R: 0 H: 0 E: 0 K: 1 S: 9	H: 0 LOB: 0 BB: 0 P: 16	R: 0 H: 1 E: 0 K: 1 S: 11	H: 1 LOB: 1 BB: 0 P: 16	R: 1 H: 2 E: 0 K: 0 S: 8	H: 2 LOB: 1 BB: 0 P: 13	R: 0 H: 1 E: 0 K: 1 S: 10	H: 1 LOB: 2 BB: 0 P: 23	R: 0 H: 0 E: 0 K: 1 S: 8	H: 0 LOB: 0 BB: 0 P: 12		1B: 6 2B: 0 3B: 0 HR: 2	SF: 1 SAC: 1 DP: 0 HBP: 1	WP: 1 PB: 0 SB: 0 CS: 1	PA: 37						
PITCHER	IP	WLS	BF	H	R	ER	SO	BB	IBB	HBP	BLK	WP	HR	S	P	ERA	WHIP										
Felipe Lira, R ERA: 6.06 (1, 1)	7.0	L	29	7	4	4	3	0	0	0	0	0	2	74	117	5.14	1.000										
Mike Myers, L ERA: 6.75 (8, 1)	0.1		2	0	0	0	1	0	0	1	0	0	0	3	7	0.00	0.000										
Randy Veres, R ERA: 10.47 (8, 1)	1.2	S	6	1	0	0	1	1	0	0	0	1	0	15	28	0.00	1.200										

Batter	1	2	3	4	5	6	7	8	9	AB	R	H	RBI	BB	SO	LOB	BOTTOM										
Chad Curtis, R OBP: 0.397, SLG: 0.368 (1, 8)	1-2 F8		3-2 G4-6-3			2-2 P5		4-1 FC9-4-6 BB		3	0	0	0	1	0	1	Oakland Athletics @ Detroit Tigers Tiger Stadium, Detroit, MI Sat Apr 27 1996, 3:33 AM EDT Att: 13,067 - Cloudy - 53 F										
Alan Trammell, R OBP: 0.365, SLG: 0.400 (1, 6)	1-3 K			2-2 F7		2-2 G5-3		3-1 FC9-4-6		4	0	0	0	0	1	2											
Travis Fryman, R OBP: 0.358, SLG: 0.532 (1, 5)	3-3 K			0-0 L7		0-1 L6		3-3 K		4	0	0	0	0	2	2											
Cecil Fielder, R OBP: 0.352, SLG: 0.560 (1, 3)		2-1 L8		1-2 1B			3-1 F9		1-2 G5-3	4	0	1	0	0	0	0											
Bobby Higginson, L OBP: 0.386, SLG: 0.473 (1, 9)		0-1 G3-1		1-1 G3			2-2 F7		2-2 F8	4	0	0	0	0	0	1											
Eddie Williams, R OBP: 0.333, SLG: 0.370 (1, 10)		0-2 1B			1-3 K		0-0 FC5-4 1B		0-3 K	4	0	2	0	0	2	0											
Mark Lewis, R OBP: 0.330, SLG: 0.490 (1, 4)		3-2 L7			0-1 F8		1-2 FC5-4			3	0	0	0	0	0	2											
Mark Parent, R OBP: 0.268, SLG: 0.552 Tim Hyers, L OBP: 0.273, SLG: 0.167 John Flaherty, R OBP: 0.273, SLG: 0.377 (1, 2)			0-0 F8			3-3 K		1-0 F8		2	0	0	0	0	1	0											
Danny Bautista, R OBP: 0.452, SLG: 0.595 (1, 7)			0-1 1B			2-1 HR		1-2 FC9-4-6 2B		3	1	3	1	0	0	0											
Inning Stats	R: 0 H: 0 E: 0 K: 2 S: 10	H: 1 LOB: 1 BB: 0 P: 15	R: 0 H: 1 E: 0 K: 0 S: 6	H: 1 LOB: 0 BB: 0 P: 9	R: 0 H: 1 E: 0 K: 0 S: 10	H: 1 LOB: 0 BB: 0 P: 14	R: 0 H: 0 E: 0 K: 2 S: 10	H: 0 LOB: 0 BB: 0 P: 14	R: 1 H: 1 E: 0 K: 0 S: 13	H: 1 LOB: 1 BB: 0 P: 19	R: 0 H: 1 E: 0 K: 0 S: 9	H: 1 LOB: 1 BB: 0 P: 15	R: 0 H: 1 E: 0 K: 1 S: 10	H: 1 LOB: 2 BB: 1 P: 22	R: 0 H: 0 E: 0 K: 1 S: 11	H: 0 LOB: 0 BB: 0 P: 14		1B: 4 2B: 1 3B: 0 HR: 1	SF: 0 SAC: 0 DP: 1 HBP: 0	WP: 0 PB: 0 SB: 0 CS: 0	PA: 33						
PITCHER	IP	WLS	BF	H	R	ER	SO	BB	IBB	HBP	BLK	WP	HR	S	P	ERA	WHIP										
Carlos Reyes, R ERA: 5.61 (1, 1)	7.1	W	27	6	1	1	4	0	0	0	0	0	1	72	107	1.23	0.818										
Don Wengert, R ERA: 4.24 (8, 1)	0.1		2	0	0	0	0	1	0	0	0	0	0	3	10	0.00	3.000										
Billy Taylor, R ERA: (8, 1)	1.1	S	4	0	0	0	2	0	0	0	0	0	0	14	20	0.00	0.000										



Batter	1	2	3	4	5	6	7	8	9	AB	R	H	RBI	BB	SO	LOB	TOP								
Allen Battle, R OBP: 0.300, SLG: 0.310 (1, 8)	G4-3		B1-3	L7				G6-3		5	0	1	0	0	0	2	Oakland Athletics @ Detroit Tigers Tiger Stadium, Detroit, MI Sun Apr 28 1996, 3:33 AM EDT Att: 8,907 - Cloudy - 57 F								
Jason Giambi, L OBP: 0.419, SLG: 0.544 Phil Plantier, L OBP: 0.281, SLG: 0.321 (1, 10)	BB		HR		P3	F8		G6-4-3 BB		3	1	1	1	1	0	1									
Geronimo Berroa, R OBP: 0.265, SLG: 0.485 Ernie Young, R OBP: 0.338, SLG: 0.323 (1, 7)	F9		F7		HR	P6		G6-4-3 1-2		5	1	1	0	0	0	3									
Mark McGwire, R OBP: 0.429, SLG: 0.571 Torey Lovullo, S OBP: 0.353, SLG: 0.286 (1, 3)	P3		K		HR			G5-4-3 BB		3	1	1	2	1	1	1									
Pedro Munoz, R OBP: 0.363, SLG: 0.506 (1, 9)		K		HR	P6	F8		G5-4-3 1-2		5	1	1	1	0	1	3									
Terry Steinbach, R OBP: 0.384, SLG: 0.556 (1, 2)		K		1B HBP	BB	BB		G4-3		4	0	1	0	0	2	0									
Scott Brosius, R OBP: 0.490, SLG: 0.688 (1, 5)		HR								3	2	2	2	1	1	1									
Brent Gates, S OBP: 0.330, SLG: 0.302 (1, 4)		BB						G4-3		2	0	1	0	2	0	0									
Rafael Bourrigal, R (1, 6)	L7				P3	K		F8		4	0	0	0	0	1	6									
Inning Stats	R: 0 E: 0 K: 0 S: 6	H: 0 LOB: 1 BB: 1 P: 10	R: 1 E: 0 K: 2 S: 11	H: 1 LOB: 1 BB: 1 P: 20	R: 1 E: 0 K: 1 S: 11	H: 1 LOB: 0 BB: 0 P: 15	R: 1 E: 0 K: 1 S: 11	H: 2 LOB: 2 BB: 0 P: 18	R: 2 E: 0 K: 1 S: 17	H: 3 LOB: 3 BB: 2 P: 29	R: 0 E: 0 K: 0 S: 9	H: 1 LOB: 2 BB: 1 P: 19	R: 1 E: 0 K: 0 S: 16	H: 1 LOB: 0 BB: 0 P: 22	R: 0 E: 0 K: 0 S: 6	H: 0 LOB: 0 BB: 1 P: 11		R: 0 E: 0 K: 0 S: 3	H: 0 LOB: 0 BB: 1 P: 8	1B: 4 2B: 0 3B: 0 HR: 5	SF: 0 SAC: 0 DP: 2 HBP: 1	WP: 0 PB: 0 SB: 0 CS: 0	PA: 42		
PITCHER	IP	WLS	BF	H	R	ER	SO	BB	IBB	HBP	BLK	WP	HR	S	P	ERA	WHIP								
Greg Gohr, R ERA: 7.76 (1, 1)	4.2	L	25	7	5	5	4	3	0	1	0	0	4	50	80	9.64	2.143								
Richie Lewis, R ERA: 2.93 (5, 1)	2.1		11	2	1	1	2	2	0	0	0	0	1	31	53	3.86	1.714								
Gregg Olson, R ERA: (8, 1)	1.0		3	0	0	0	0	1	0	0	0	0	0	6	11	0.00	1.000								
Brian Williams, R ERA: 8.68 (9, 1)	1.0		3	0	0	0	0	1	0	0	0	0	0	3	8	0.00	1.000								

AB	34
R	6
H	9
RBI	6
BB	7
SO	6
LOB	17



Batter	1	2	3	4	5	6	7	8	9	AB	R	H	RBI	BB	SO	LOB	BOTTOM								
Chad Curtis, R OBP: 0.374, SLG: 0.354 (1, 7)	G6-3		G5-3		L7			F9		4	0	0	0	0	0	2	Oakland Athletics @ Detroit Tigers Tiger Stadium, Detroit, MI Sun Apr 28 1996, 3:33 AM EDT Att: 8,907 - Cloudy - 57 F								
Mark Lewis, R OBP: 0.327, SLG: 0.481 (1, 4)	F9		L7		K			1B		4	0	1	0	0	1	2									
Travis Fryman, R OBP: 0.363, SLG: 0.531 (1, 5)	HR			1B				G4-3		4	1	2	0	0	0	1									
Cecil Fielder, R OBP: 0.348, SLG: 0.579 (1, 3)	HR			K				F9		4	1	1	2	0	2	1									
Eddie Williams, R OBP: 0.341, SLG: 0.416 (1, 10)	G6-3			L3				G5-3		4	1	2	1	0	0	0									
Danny Bautista, R OBP: 0.435, SLG: 0.550 (1, 9)		K		L3				G5-3		3	0	0	0	1	1	2									
Chris Gomez, R OBP: 0.429, SLG: 0.333 (1, 6)	F9				G6-3			G5-3		4	0	0	0	0	0	1									
John Flaherty, R OBP: 0.286, SLG: 0.375 (1, 2)		K			1B			F7		3	0	1	0	1	1	0									
Kimera Batee, R OBP: 0.286, SLG: 0.286 Mark Parent, R OBP: 0.259, SLG: 0.552 Bobby Higginson, L OBP: 0.382, SLG: 0.467 (1, 8)	P3							F8		3	0	1	0	0	0	0									
								F7		1	0	0	0	0	0	2									
Inning Stats	R: 2 E: 0 K: 0 S: 10	H: 2 LOB: 0 BB: 0 P: 15	R: 0 E: 0 K: 2 S: 11	H: 0 LOB: 0 BB: 0 P: 17	R: 0 E: 0 K: 1 S: 9	H: 0 LOB: 0 BB: 0 P: 14	R: 0 E: 0 K: 1 S: 8	H: 2 LOB: 1 BB: 0 P: 13	R: 0 E: 0 K: 1 S: 11	H: 2 LOB: 2 BB: 0 P: 17	R: 0 E: 0 K: 0 S: 6	H: 0 LOB: 0 BB: 0 P: 10	R: 0 E: 0 K: 0 S: 9	H: 0 LOB: 0 BB: 0 P: 12	R: 0 E: 0 K: 0 S: 10	H: 1 LOB: 1 BB: 0 P: 16	R: 1 E: 0 K: 0 S: 15	H: 1 LOB: 2 BB: 2 P: 32	1B: 6 2B: 1 3B: 0 HR: 2	SF: 0 SAC: 0 DP: 1 HBP: 0	WP: 0 PB: 0 SB: 0 CS: 0	PA: 36			
PITCHER	IP	WLS	BF	H	R	ER	SO	BB	IBB	HBP	BLK	WP	HR	S	P	ERA	WHIP								
Steve Wojciechowski, L ERA: 2.97 (1, 1)	7.0	W	26	6	2	2	4	0	0	0	0	0	1	64	98	2.57	0.857								
Mike Mather, L ERA: 0.52 (8, 1)	1.2		9	2	1	1	1	2	0	0	0	0	1	22	42	5.40	2.400								
Billy Taylor, R ERA: (9, 1)	0.1	S	1	0	0	0	0	0	0	0	0	0	0	3	6	0.00	0.000								

AB	34
R	3
H	8
RBI	3
BB	2
SO	5
LOB	11



Batter	1	2	3	4	5	6	7	8	9	AB	R	H	RBI	BB	SO	LOB	TOP										
Rex Hudler, R OBP: 0.441, SLG: 0.813 (1, 4)	1-2 FC6-4 1B	0-2 HR		3-2 G4-3		0-2 FC6-4 1B			1-3 K2-3	5	2	3	2	0	1	0											
Jim Edmonds, L OBP: 0.407, SLG: 0.695 (1, 8)	1-0 FC6-4 1B	0-1 HR		4-0 1B BB		1-1 FC6-4 1-2			3-1 F8	4	1	2	1	1	0	1											
Tim Salmon, R OBP: 0.372, SLG: 0.455 (1, 9)	0-0 FC6-4 HR	1-0 2B		0-1 1B			3-2 G5-3 1B		3-2 L5	5	1	3	1	0	0	1											
Chili Davis, S OBP: 0.378, SLG: 0.580 (1, 10)	3-2 L7	0-0 G3		0-0 G6-3			1 SAFE 0-0 G5-3			4	0	0	0	0	0	5											
J.T. Snow, L OBP: 0.350, SLG: 0.326 (1, 3)	3-2 2H HR		1-0 16 G3 1B		2-0 L5		4-1 16 G1-6-3 BB			3	1	2	2	1	0	0											
16 Garret Anderson, L OBP: 0.301, SLG: 0.381 (1, 7)	1-0 P5		0-1 G3		1-0 G4-3		2-0 G1-6-3			4	0	0	0	0	0	3											
George Arias, R OBP: 0.284, SLG: 0.288 (1, 5)		0-0 G6-3 HR	4-0 G4-6-3 BB		0-3 K			2-2 P5		3	1	1	0	1	1	0											
Jorge Fabregas, L OBP: 0.365, SLG: 0.333 (1, 2)		1-3 K	2-2 G4-6-3		2-1 G6-3			2-2 G5-4-3 1B		4	0	1	0	0	1	3											
Gary Disarcina, R OBP: 0.205, SLG: 0.200 (1, 6)	0-1 G6-3		0-0 G5-3		1-2 G4-3			3-1 G5-4-3		4	0	0	0	0	0	2											
Inning Stats	R: 3 E: 0 K: 0 S: 16	H: 3 LOB: 0 BB: 0 P: 25	R: 3 E: 0 K: 1 S: 17	H: 4 LOB: 1 BB: 0 P: 19	R: 0 E: 0 K: 0 S: 6	H: 1 LOB: 1 BB: 1 P: 13	R: 0 E: 0 K: 0 S: 9	H: 1 LOB: 2 BB: 1 P: 16	R: 0 E: 0 K: 1 S: 5	H: 0 LOB: 0 BB: 0 P: 8	R: 0 E: 0 K: 0 S: 10	H: 1 LOB: 1 BB: 0 P: 14	R: 0 E: 0 K: 0 S: 8	H: 1 LOB: 1 BB: 1 P: 17	R: 0 E: 0 K: 0 S: 8	H: 1 LOB: 0 BB: 0 P: 15	R: 0 E: 0 K: 1 S: 8	H: 0 LOB: 0 BB: 0 P: 15	1B: 6 2B: 3 3B: 0 HR: 3	SF: 0 SAC: 0 DP: 3 HBP: 0	WP: 0 PB: 0 SB: 1 CS: 0	PA: 39					
PITCHER	IP	WLS	BF	H	R	ER	SO	BB	IBB	HBP	BLK	WP	HR	S	P	ERA	WHIP										
Todd Van Poppel, R ERA: 10.0 (1, 1)	2.0	L	13	7	6	6	1	0	0	0	0	0	3	33	44	27.00	3.500										
Don Wengert, R ERA: 3.49 (3, 1)	3.2		15	3	0	0	1	2	0	0	0	0	0	28	48	0.00	1.364										
Mike Mohler, L ERA: 0.48 (6, 1)	1.1		5	1	0	0	0	1	0	0	0	0	0	10	20	0.00	1.500										
Billy Taylor, R ERA: (8, 1)	1.0		3	1	0	0	0	0	0	0	0	0	0	8	15	0.00	1.000										
John Briscoe, R ERA: 3.89 (9, 1)	1.0		3	0	0	0	1	0	0	0	0	0	0	8	15	0.00	0.000										
Batter	1	2	3	4	5	6	7	8	9	AB	R	H	RBI	BB	SO	LOB	BOTTOM										
Allen Battle, R OBP: 0.337, SLG: 0.333 (1, 8)	1-3 K			1-0 1B HR	1-2 S 1B			1-2 G5-3		4	1	2	0	0	1	0											
Jason Giambi, L OBP: 0.416, SLG: 0.521 (1, 10)	2-0 F8			4-2 1B HR	2-2 F9			0-3 K		3	1	0	0	1	1	1											
Geronimo Berroa, R OBP: 0.270, SLG: 0.472 (1, 9)	2-2 G4-3			1-2 HR	1-2 1B			1-0 F8		4	1	2	0	0	0	0											
Mark McGwire, R OBP: 0.414, SLG: 0.619 (1, 3)		1-2 F8		0-1 HR	0-0 G5-4-3			3-3 K		4	1	1	4	0	1	1											
Terry Steinbach, R OBP: 0.368, SLG: 0.531 (1, 2)		2-2 F9		3-0 G1-6-3 1B			3-1 L9		2-3 K	4	0	1	0	0	1	0											
Phil Plantier, L OBP: 0.257, SLG: 0.288 (1, 7)		3-1 F7		1-2 G1-6-3			1-3 K		1-1 F9	4	0	0	0	0	1	1											
Scott Brosius, R OBP: 0.486, SLG: 0.690 (1, 5)			2-0 G5-3	1-3 K			3-2 2B			3	0	1	0	0	1	0											
Brent Gates, S OBP: 0.319, SLG: 0.290 (1, 4)			3-2 F9		3-2 P7		2-2 P5			3	0	0	0	0	0	1											
Mike Bordick, R OBP: 0.383, SLG: 0.388 (1, 6)			0-2 F9		1-1 G5-3		0-1 G4-3			3	0	0	0	0	0	1											
Inning Stats	R: 0 E: 0 K: 1 S: 7	H: 0 LOB: 0 BB: 0 P: 12	R: 0 E: 0 K: 0 S: 14	H: 0 LOB: 0 BB: 0 P: 20	R: 0 E: 0 K: 0 S: 9	H: 0 LOB: 0 BB: 0 P: 14	R: 4 E: 0 K: 1 S: 17	H: 4 LOB: 0 BB: 1 P: 28	R: 0 E: 0 K: 0 S: 4	H: 1 LOB: 1 BB: 0 P: 7	R: 0 E: 0 K: 1 S: 12	H: 1 LOB: 1 BB: 0 P: 18	R: 0 E: 0 K: 1 S: 7	H: 0 LOB: 0 BB: 0 P: 9	R: 0 E: 0 K: 2 S: 8	H: 0 LOB: 0 BB: 0 P: 14	1B: 5 2B: 1 3B: 0 HR: 1	SF: 0 SAC: 0 DP: 2 HBP: 0	WP: 0 PB: 0 SB: 2 CS: 0	PA: 33							
PITCHER	IP	WLS	BF	H	R	ER	SO	BB	IBB	HBP	BLK	WP	HR	S	P	ERA	WHIP										
Phil Leftwich, R ERA: 12.0 (1, 1)	3.0		14	4	4	4	2	0	0	0	0	0	0	35	53	0.00	0.750										
Shawn Boskie, R ERA: 4.97 (4, 1)	4.0	W	13	3	0	0	2	0	0	0	0	0	0	7	9	0.00	0.000										
Mike James, R ERA: 2.04 (8, 1)	1.0		3	0	0	0	1	0	0	0	0	0	0	7	9	0.00	0.000										
Troy Percival, R ERA: (9, 1)	1.0	S	3	0	0	0	2	0	0	0	0	0	0	8	14	0.00	0.000										

California Angels @ Oakland Athletics
Oakland-Alameda County Coliseum, Oakland, CA
Wed May 01 1996, 7:05 PM PDT
Att: 6,721 - Unknown - 74 F

AB	36
R	6
H	12
RBI	6
BB	3
SO	3
LOB	15



California Angels @ Oakland Athletics
Oakland-Alameda County Coliseum, Oakland, CA
Wed May 01 1996, 7:05 PM PDT
Att: 6,721 - Unknown - 74 F

AB	32
R	4
H	7
RBI	4
BB	1
SO	6
LOB	5



Batter	1	2	3	4	5	6	7	8	9	AB	R	H	RBI	BB	SO	LOB	TOP			
Rex Hudler, R OBP: 0.447, SLG: 0.857 (1, 4)										3	1	1	1	1	1	1	California Angels @ Oakland Athletics Oakland-Alameda County Coliseum, Oakland, CA Thu May 02 1996, 3:33 AM PDT Att: 9,102 - Sunny - 74 F			
Jim Edmonds, L OBP: 0.393, SLG: 0.667 (1, 8)										4	0	0	0	0	2					
Tim Salmon, R OBP: 0.376, SLG: 0.447 (1, 9)										2	1	0	0	2	0					
Chili Davis, S OBP: 0.383, SLG: 0.588 (1, 10)										4	0	2	0	0	1					
J.T. Snow, L OBP: 0.355, SLG: 0.333 (1, 3)										4	1	2	1	0	1					
16 Garret Anderson, L OBP: 0.292, SLG: 0.370 (1, 7)										3	0	0	0	0	1					
George Arias, R OBP: 0.269, SLG: 0.271 (1, 5)										4	0	0	0	0	1					
Don Slaught, R OBP: 0.474, SLG: 0.727 Jorge Fabregas, L OBP: 0.365, SLG: 0.333 (9, 2)										3	0	2	1	0	0					
Gary Disarcina, R OBP: 0.196, SLG: 0.191 (1, 6)										4	0	0	0	0	1					
Inning Stats	R: 0 E: 0 K: 1 S: 7	H: 0 LOB: 0 BB: 0 P: 9	R: 0 E: 0 K: 2 S: 14	H: 1 LOB: 1 BB: 0 P: 20	R: 0 E: 0 K: 0 S: 6	H: 0 LOB: 1 BB: 1 P: 14	R: 1 E: 0 K: 1 S: 9	H: 2 LOB: 1 BB: 1 P: 19	R: 0 E: 0 K: 0 S: 5	H: 0 LOB: 0 BB: 0 P: 10	R: 0 E: 0 K: 0 S: 4	H: 0 LOB: 1 BB: 0 P: 9	R: 1 E: 0 K: 0 S: 7	H: 1 LOB: 1 BB: 1 P: 16	R: 1 E: 0 K: 1 S: 11	H: 2 LOB: 1 BB: 0 P: 16		1B: 4 2B: 2 3B: 0 HR: 1	SF: 0 SAC: 1 DP: 2 HBP: 1	WP: 0 PB: 0 SB: 0 CS: 0
PITCHER	IP WLS BF H R ER SO BB IBB HBP BLK WP HR S P ERA WHIP																			
Doug Johns, L ERA: 5.02 Billy Taylor, R ERA:	(1, 1) (9, 1)	8.1 0.2	L 3	33 1	6 0	3 0	5 1	3 0	0 0	0 0	0 0	0 0	0 0	0 8	110 12	3.24 0.00	1.080 1.500			

Batter	1	2	3	4	5	6	7	8	9	AB	R	H	RBI	BB	SO	LOB	BOTTOM					
Allen Battle, R OBP: 0.323, SLG: 0.317 (1, 8)										4	0	0	0	0	2	2	California Angels @ Oakland Athletics Oakland-Alameda County Coliseum, Oakland, CA Thu May 02 1996, 3:33 AM PDT Att: 9,102 - Sunny - 74 F					
Jason Giambi, L OBP: 0.402, SLG: 0.500 (1, 10)										4	0	0	0	0	1	0						
Scott Brosius, R OBP: 0.487, SLG: 0.689 (1, 5)										3	0	1	0	1	0	0						
Mark McGwire, R OBP: 0.438, SLG: 0.609 Torey Lovullo, S OBP: 0.316, SLG: 0.250 (8, 3)										2	0	1	0	1	0	0						
Terry Steinbach, R OBP: 0.364, SLG: 0.512 (1, 2)										3	0	0	0	0	1	2						
Gerónimo Berroa, R OBP: 0.261, SLG: 0.455 (1, 9)										4	0	0	0	0	4							
Phil Plantier, L OBP: 0.284, SLG: 0.306 (1, 7)											3	1	2	0	1	0						
Brent Gates, S OBP: 0.308, SLG: 0.279 (1, 4)										4	0	0	0	0	2	4						
Mike Bordick, R OBP: 0.392, SLG: 0.398 (1, 6)										3	0	2	1	0	1	0						
Inning Stats	R: 0 E: 0 K: 1 S: 6	H: 0 LOB: 0 BB: 0 P: 7	R: 0 E: 0 K: 2 S: 9	H: 2 LOB: 2 BB: 0 P: 18	R: 0 E: 0 K: 2 S: 8	H: 0 LOB: 0 BB: 0 P: 11	R: 0 E: 0 K: 0 S: 4	H: 0 LOB: 0 BB: 0 P: 7	R: 1 E: 0 K: 0 S: 13	H: 1 LOB: 0 BB: 1 P: 22	R: 0 E: 0 K: 0 S: 10	H: 0 LOB: 3 BB: 2 P: 25	R: 0 E: 0 K: 0 S: 8	H: 2 LOB: 1 BB: 0 P: 11	R: 0 E: 0 K: 2 S: 8	H: 1 LOB: 1 BB: 0 P: 11		R: 0 E: 0 K: 1 S: 10	H: 0 LOB: 0 BB: 0 P: 14	1B: 5 2B: 1 3B: 0 HR: 0	SF: 0 SAC: 0 DP: 1 HBP: 1	WP: 1 PB: 0 SB: 0 CS: 1
PITCHER	IP WLS BF H R ER SO BB IBB HBP BLK WP HR S P ERA WHIP																					
Jim Abbott, L ERA: 5.68 Mike James, R ERA: 1.95 Troy Percival, R ERA:	(1, 1) (8, 1) (9, 1)	7.1 0.2 1.0	W 2 S	30 0 3	6 0 0	1 0 0	6 1 1	0 0 0	0 0 0	0 0 0	0 4 10	62 6 14	106 6 14	0.00 0.00 0.00	1.227 0.000 0.000							

livebaseballscores.com

Batter	1	2	3	4	5	6	7	8	9	AB	R	H	RBI	BB	SO	LOB	TOP								
Allen Battle, R OBP: 0.316, SLG: 0.302 (1, 8)										4	0	0	0	1	3	3	Oakland Athletics @ Kansas City Royals Kauffman Stadium, Kansas City, MO Fri May 03 1996, 7:05 PM CDT Att: 14,452 - Unknown - 63 F livebaseballscorecards.com								
Brent Gates, S OBP: 0.300, SLG: 0.274 (1, 4)										2	0	0	1	0	0	0									
Pedro Munoz, R OBP: 0.370, SLG: 0.512 (8, PH)										1	0	1	0	0	0	0									
Rafael Bourquard, R (8, PR)										0	0	0	0	0	0	0									
Jason Giambi, L OBP: 0.397, SLG: 0.490 (1, 3)										4	0	1	0	0	0	3									
Geronimo Berroa, R OBP: 0.261, SLG: 0.466 (1, 9)										4	0	1	0	0	1	2									
Phil Plantier, L OBP: 0.282, SLG: 0.292 (1, 7)										3	0	0	0	1	0	3									
Terry Steinbach, R OBP: 0.359, SLG: 0.511 (1, 2)										4	0	1	0	0	1	3									
Scott Brosius, R OBP: 0.479, SLG: 0.667 (1, 5)										3	1	0	0	1	1	3									
George Williams, S OBP: 0.323, SLG: 0.360 (1, 10)										4	0	1	0	0	2	3									
Mike Bordick, R OBP: 0.390, SLG: 0.388 (1, 6)										2	0	0	0	1	1	2									
Mark McGwire, R OBP: 0.455, SLG: 0.625 (9, PH)										1	0	1	0	0	0	0									
Torey Lovullo, S OBP: 0.316, SLG: 0.250 (9, PR)										0	0	0	0	0	0	0									
Inning Stats	R: 0 E: 0 K: 1 S: 8	H: 0 LOB: 0 BB: 0 P: 11	R: 0 E: 0 K: 1 S: 19	H: 1 LOB: 2 BB: 1 P: 30	R: 0 E: 0 K: 2 S: 9	H: 0 LOB: 0 BB: 0 P: 14	R: 0 E: 0 K: 1 S: 9	H: 1 LOB: 1 BB: 0 P: 11	R: 1 E: 0 K: 0 S: 17	H: 1 LOB: 2 BB: 2 P: 29	R: 0 E: 0 K: 1 S: 8	H: 0 LOB: 0 BB: 0 P: 12	R: 0 E: 0 K: 1 S: 9	H: 0 LOB: 1 BB: 1 P: 15	R: 0 E: 0 K: 0 S: 10	H: 1 LOB: 2 BB: 0 P: 18	R: 0 E: 0 K: 2 S: 12	H: 2 LOB: 2 BB: 0 P: 15	1B: 4 2B: 1 3B: 1 HR: 0	SF: 1 SAC: 0 DP: 0 HBP: 0	WP: 0 PB: 0 SB: 0 CS: 0	PA: 37			
PITCHER	IP	WLS	BF	H	R	ER	SO	BB	IBB	HBP	BLK	WP	HR	S	P	ERA	WHIP								
Kevin Appier, R ERA: 3.25 (1, 1)	7.0	W	28	3	1	1	7	4	0	0	0	0	0	79	122	1.29	1.000								
Jason Jacome, L ERA: 8.22 (8, 1)	0.1		2	1	0	0	0	0	0	0	0	0	0	4	8	0.00	3.000								
Hipolito Pichardo, R ERA: 9.45 (8, 1)	0.2		2	0	0	0	0	0	0	0	0	0	0	6	10	0.00	0.000								
Jeff Montgomery, R ERA: 1.47 (9, 1)	1.0	S	5	2	0	0	2	0	0	0	0	0	0	12	15	0.00	2.000								

Batter	1	2	3	4	5	6	7	8	9	AB	R	H	RBI	BB	SO	LOB	BOTTOM								
Bip Roberts, S OBP: 0.336, SLG: 0.378 (1, 4)										4	1	2	0	0	0	0	Oakland Athletics @ Kansas City Royals Kauffman Stadium, Kansas City, MO Fri May 03 1996, 7:05 PM CDT Att: 14,452 - Unknown - 63 F livebaseballscorecards.com								
Tom Goodwin, L OBP: 0.273, SLG: 0.284 (1, 7)										3	0	1	0	0	0	1									
Keith Lockhart, L OBP: 0.353, SLG: 0.419 (1, 5)										3	1	1	1	0	0	1									
Craig Paquette, R OBP: 0.400, SLG: 0.500 (9, 5)										1	0	1	1	0	0	0									
Bob Hamelin, L OBP: 0.409, SLG: 0.382 (1, 10)										2	0	0	0	1	0	0									
Joe Virello, R OBP: 0.410, SLG: 0.407 (8, PH)										0	0	0	0	1	0	0									
Les Norman, R OBP: 0.067, SLG: 0.067 (8, PR)										0	0	0	0	0	0	0									
Johnny Damon, L OBP: 0.310, SLG: 0.419 (1, 8)										4	0	0	0	0	1	3									
Michael Tucker, L OBP: 0.306, SLG: 0.420 (1, 9)										3	0	0	0	0	1	0									
Jose Offerman, S OBP: 0.382, SLG: 0.364 (1, 3)										1	1	1	0	2	0	0									
David Howard, S OBP: 0.330, SLG: 0.402 (1, 6)										3	0	1	0	0	0	2									
Sal Fasano, R OBP: 0.238, SLG: 0.184 (1, 2)										3	0	0	0	0	0	2									
Inning Stats	R: 1 E: 0 K: 0 S: 11	H: 2 LOB: 0 BB: 0 P: 18	R: 1 E: 1 K: 0 S: 9	H: 1 LOB: 1 BB: 1 P: 17	R: 0 E: 0 K: 0 S: 11	H: 1 LOB: 2 BB: 1 P: 20	R: 0 E: 0 K: 0 S: 9	H: 0 LOB: 0 BB: 1 P: 16	R: 0 E: 0 K: 0 S: 7	H: 0 LOB: 0 BB: 0 P: 12	R: 0 E: 0 K: 1 S: 12	H: 1 LOB: 1 BB: 0 P: 16	R: 1 E: 0 K: 1 S: 10	H: 2 LOB: 1 BB: 1 P: 16	1B: 6 2B: 0 3B: 0 HR: 1	SF: 0 SAC: 1 DP: 0 HBP: 0	WP: 0 PB: 0 SB: 0 CS: 3	PA: 32							
PITCHER	IP	WLS	BF	H	R	ER	SO	BB	IBB	HBP	BLK	WP	HR	S	P	ERA	WHIP								
Carlos Reyes, R ERA: 4.87 (1, 1)	7.0	L	27	5	2	1	1	3	0	0	0	0	0	64	107	1.29	1.143								
Mike Mohler, L ERA: 0.92 (8, 1)	1.0		5	2	1	1	1	1	0	0	0	0	0	10	16	9.00	3.000								



Batter	1	2	3	4	5	6	7	8	9	AB	R	H	RBI	BB	SO	LOB	TOP			
Allen Battle, R OBP: 0.299, SLG: 0.284 (1, 8)	1-1 G6-3		0-2 P3			1-3 K			2-2 F8	4	0	0	0	0	1	0				
Mike Bordick, R OBP: 0.361, SLG: 0.355 (1, 6)	1-2 F9			0-2 G5-3		1-2 G5-3			0-0 G4-3	4	0	0	0	0	0	0				
Pedro Munoz, R OBP: 0.354, SLG: 0.489 (1, 10)	0-3 K			0-0 P4			0-3 K		1-3 K	4	0	0	0	0	3	0				
Mark McGwire, R OBP: 0.425, SLG: 0.567 (1, 3)		0-0 2B		3-2 F7			0-1 F8			3	0	1	0	0	0	0				
Gerónimo Berroa, R OBP: 0.252, SLG: 0.444 (1, 7)		0-3 K			0-1 G3		1-0 1B			3	0	1	0	0	1	1				
Ernie Young, R OBP: 0.337, SLG: 0.338 (1, 9)	2-2 F9				1-0 1B		1-2 F8			3	0	1	0	0	0	2				
Jason Giambi, L OBP: 0.388, SLG: 0.500 (1, 5)		3-2 G3			1-2 F9			1-0 G3		3	0	0	0	0	0	2				
George Williams, S OBP: 0.294, SLG: 0.321 (1, 2)			2-3 K		1-1 L8			0-0 P5		3	0	0	0	0	1	1				
Brent Gates, S OBP: 0.299, SLG: 0.268 (1, 4)			1-0 F8			2-1 L9		2-3 K		3	0	0	0	0	1	0				
Inning Stats	R: 0 E: 0 K: 1 S: 8	H: 0 LOB: 0 BB: 0 P: 10	R: 0 E: 0 K: 1 S: 10	H: 1 LOB: 1 BB: 0 P: 15	R: 0 E: 0 K: 1 S: 10	H: 0 LOB: 0 BB: 0 P: 13	R: 0 E: 0 K: 0 S: 8	H: 0 LOB: 0 BB: 0 P: 11	R: 0 E: 0 K: 1 S: 9	H: 1 LOB: 1 BB: 0 P: 12	R: 0 E: 0 K: 1 S: 9	H: 1 LOB: 1 BB: 0 P: 11	R: 0 E: 0 K: 1 S: 5	H: 0 LOB: 0 BB: 0 P: 8	R: 0 E: 0 K: 1 S: 10	H: 0 LOB: 0 BB: 0 P: 13	1B: 2 2B: 1 3B: 0 HR: 0	SF: 0 SAC: 0 DP: 0 HBP: 0	WP: 0 PB: 0 SB: 0 CS: 0	PA: 30
PITCHER Chris Haney, L ERA: 5.23 (1, 1)	IP: 9.0 WLS: W BF: 30 H: 3 R: 0 ER: 0 SO: 7 BB: 0 IBB: 0 HBP: 0 BLK: 0 WP: 0 HR: 0 S: 77 P: 105 ERA: 0.00 WHIP: 0.333																			

Oakland Athletics @ Kansas City Royals
Kauffman Stadium, Kansas City, MO
Sun May 05 1996, 3:33 AM CDT
Att: 16,589 - Overcast - 61 F

AB 30
R 0
H 3
RBI 0
BB 0
SO 7
LOB 6



Batter	1	2	3	4	5	6	7	8	9	AB	R	H	RBI	BB	SO	LOB	BOTTOM			
Bip Roberts, S OBP: 0.353, SLG: 0.411 (1, 4)	2-2 FC4-6 1B		0-0 SH1-4 FC5-2 1B		2-2 G5-3	1-1 F7				4	0	2	0	0	0	2				
Tom Goodwin, L OBP: 0.280, SLG: 0.284 (1, 7)	1-0 FC4-6 2B		4-1 FC5-2 SH1-4 BB		2-1 G6-3 1B		1-1 G5-3			3	1	1	0	1	0	1				
Johnny Damon, L OBP: 0.310, SLG: 0.411 (1, 8)	4-1 2B		0-0 SH1-4		2-2 G6-3	2-1 F7				2	1	0	0	1	0	1				
Keith Lockhart, L OBP: 0.364, SLG: 0.434 (7, PH)	1-0 2B		2-1 FC5-2		4-0 BB		1-2 G6-3			2	0	1	2	1	0	2				
Craig Paquette, R OBP: 0.360, SLG: 0.478 (8, 5)	G4-1 2B		2-3 3H							1	0	0	0	0	0	0				
Michael Tucker, L OBP: 0.304, SLG: 0.407 (1, 9)	0-0 G4-1		4-0 BB		0-3 K			1-0 G3		3	0	0	0	1	1	3				
Bob Hamelin, L OBP: 0.392, SLG: 0.361 (1, 10)	2-3 G3		1-2 BB			0-2 G4-3		1-2 L4		4	0	0	0	0	1	4				
Jose Offerman, S OBP: 0.369, SLG: 0.351 (1, 3)		3-2 G6-3		0-0 G5-4-3 1B		0-1 F9		1-1 1B		4	0	2	0	0	0	0				
David Howard, S OBP: 0.323, SLG: 0.389 (1, 6)		2-2 F8		0-0 F8		0-1 HBP 1B		3-2 F9		4	0	1	0	0	0	2				
Sal Fasano, R OBP: 0.244, SLG: 0.175 (1, 2)		1-0 F8		1-2 G5-4-3		1-0 HBP				2	0	0	0	0	0	1				
Inning Stats	R: 2 E: 0 K: 0 S: 10	H: 2 LOB: 1 BB: 1 P: 20	R: 0 E: 0 K: 0 S: 10	H: 0 LOB: 0 BB: 0 P: 16	R: 0 E: 0 K: 1 S: 9	H: 1 LOB: 3 BB: 2 P: 21	R: 0 E: 0 K: 0 S: 4	H: 1 LOB: 0 BB: 0 P: 4	R: 0 E: 0 K: 0 S: 15	H: 1 LOB: 2 BB: 1 P: 25	R: 0 E: 0 K: 0 S: 9	H: 1 LOB: 2 BB: 0 P: 11	R: 0 E: 0 K: 0 S: 7	H: 0 LOB: 0 BB: 0 P: 11	R: 0 E: 0 K: 0 S: 10	H: 1 LOB: 1 BB: 0 P: 16	1B: 6 2B: 1 3B: 0 HR: 0	SF: 0 SAC: 1 DP: 1 HBP: 1	WP: 0 PB: 0 SB: 3 CS: 0	PA: 35
PITCHER Ariel Prieto, R ERA: 6.43 (1, 1)	IP: 6.0 WLS: L BF: 28 H: 6 R: 2 ER: 2 SO: 2 BB: 4 IBB: 0 HBP: 1 BLK: 0 WP: 0 HR: 0 S: 57 P: 97 ERA: 3.00 WHIP: 1.667																			
Buddy Groom, L ERA: 3.45 (7, 1)	IP: 2.0 WLS: 7 BF: 1 H: 0 R: 0 ER: 0 SO: 0 BB: 0 IBB: 0 HBP: 0 BLK: 0 WP: 0 HR: 0 S: 17 P: 27 ERA: 0.00 WHIP: 0.500																			

Oakland Athletics @ Kansas City Royals
Kauffman Stadium, Kansas City, MO
Sun May 05 1996, 3:33 AM CDT
Att: 16,589 - Overcast - 61 F

AB 29
R 2
H 7
RBI 2
BB 4
SO 2
LOB 16



Batter	1	2	3	4	5	6	7	8	9	AB	R	H	RBI	BB	SO	LOB	TOP					
Kenny Lofton, L OBP: 0.386, SLG: 0.416 (1, 8)	G6-3		2B		B5-3		BB		G1-3	4	0	1	0	1	0	2	Cleveland Indians @ Oakland Athletics Oakland-Alameda County Coliseum, Oakland, CA Mon May 06 1996, 7:05 PM PDT Att: 47,313 - Unknown - 56 F					
Julio Franco, R OBP: 0.414, SLG: 0.521 (1, 3)	K		K		1B		K			4	1	1	1	0	3	2						
Carlos Baerga, S OBP: 0.299, SLG: 0.368 (1, 4)	1B		G1-3		1B		K			4	0	2	1	0	1	2						
Albert Belle, R OBP: 0.414, SLG: 0.724 (1, 7)	P5			HR	F9			L5-3		3	1	1	1	1	0	2						
Eddie Murray, S OBP: 0.307, SLG: 0.283 (1, 10)		G4-3	1B		G3		G5-3	BB	1B	3	0	1	0	1	1	1						
Manny Ramirez, R OBP: 0.357, SLG: 0.505 (1, 9)		G4-3	1B		G6-3			L5-3		3	0	1	0	1	0	1						
Jim Thome, L OBP: 0.451, SLG: 0.535 Scott Leius, R (9, PH)		G4-3			G3		K		K	3	0	0	0	0	1	4						
Sandy Alomar Jr., R OBP: 0.330, SLG: 0.440 (1, 2)		L6			P3		G5-3		G6-3	4	0	0	0	0	0	3						
Omar Vizquel, S OBP: 0.333, SLG: 0.462 (1, 6)			G4-3		B5-3	BB	CS	1B		3	1	2	0	1	0	0						
Inning Stats	R: 0 E: 0 K: 1 S: 9	H: 1 LOB: 1 BB: 0 P: 15	R: 0 E: 0 K: 0 S: 6	H: 1 LOB: 1 BB: 1 P: 11	R: 0 E: 0 K: 1 S: 13	H: 1 LOB: 0 BB: 0 P: 19	R: 1 E: 0 K: 0 S: 10	H: 1 LOB: 0 BB: 0 P: 15	R: 2 E: 0 K: 1 S: 8	H: 2 LOB: 1 BB: 1 P: 15	R: 0 E: 0 K: 1 S: 8	H: 1 LOB: 1 BB: 1 P: 14	R: 0 E: 0 K: 2 S: 12	H: 1 LOB: 1 BB: 1 P: 21	R: 0 E: 0 K: 1 S: 7	H: 0 LOB: 0 BB: 1 P: 13	R: 0 E: 0 K: 1 S: 11	H: 1 LOB: 1 BB: 0 P: 15	1B: 6 2B: 3 3B: 0 HR: 1	SF: 0 SAC: 0 DP: 3 HBP: 0	WP: 0 PB: 0 SB: 3 CS: 1	PA: 37
PITCHER	IP	WLS	BF	H	R	ER	SO	BB	IBB	HBP	BLK	WP	HR	S	P	ERA	WHIP					
Don Wengert, R ERA: 3.86 (1, 1)	5.0		22	6	3	3	2	2	0	0	0	0	1	46	75	5.40	1.600					
Todd Van Poppel, R ERA: 9.51 (6, 1)	2.0	W	8	2	0	0	3	2	0	0	0	0	0	20	35	0.00	2.000					
Billy Taylor, R ERA: (8, 1)	1.0	S	4	1	0	0	1	0	0	0	0	0	0	7	13	0.00	1.000					
Mike Mohler, L ERA: 0.87 (9, 1)	1.0		4	1	0	0	1	0	0	0	0	0	0	11	15	0.00	1.000					

Batter	1	2	3	4	5	6	7	8	9	AB	R	H	RBI	BB	SO	LOB	BOTTOM				
Ernie Young, R OBP: 0.337, SLG: 0.338 (1, 8)	K		K		SH1-3			SH1-4		3	1	1	0	0	2	1	Cleveland Indians @ Oakland Athletics Oakland-Alameda County Coliseum, Oakland, CA Mon May 06 1996, 7:05 PM PDT Att: 47,313 - Unknown - 56 F				
Brent Gates, S OBP: 0.292, SLG: 0.261 (1, 4)	L9		L5		G3		SH1-4			3	0	0	0	0	0	2					
Jason Giambi, L OBP: 0.391, SLG: 0.517 (1, 5)	P6		2B		G3-1		1B	2B		4	1	2	2	0	0	1					
Mark McGwire, R OBP: 0.432, SLG: 0.545 (1, 3)		K					G5-3			3	0	1	1	1	1	0					
Torey Lovullo, S OBP: 0.296, SLG: 0.222 (8, PR) (9, 3)		BB						1B	1B	0	0	0	0	0	0	0					
Phil Plantier, L OBP: 0.302, SLG: 0.286 Allen Battle, R OBP: 0.299, SLG: 0.284 (8, PR) (9, 7)		F9			G3-1		K	1B	1B	4	0	1	0	0	1	2					
Terry Steinbach, R OBP: 0.376, SLG: 0.547 (1, 2)		HR					K	1B	1B	4	1	2	1	0	1	0					
George Williams, S OBP: 0.297, SLG: 0.323 Gerónimo Berroa, R OBP: 0.258, SLG: 0.448 (8, PH)		1B			K		L4	FC6-4	1B	3	0	1	0	0	1	0					
Mike Bordick, R OBP: 0.348, SLG: 0.340 (1, 6)		L8			P6		F8	FC6-4		4	0	0	0	0	0	4					
Jose Herrera, L OBP: 0.667, SLG: 0.667 (1, 9)			S		G3	SH1-3		K		3	1	2	0	0	1	0					
Inning Stats	R: 0 E: 0 K: 1 S: 7	H: 0 LOB: 0 BB: 0 P: 11	R: 1 E: 0 K: 1 S: 10	H: 2 LOB: 1 BB: 0 P: 16	R: 1 E: 0 K: 1 S: 17	H: 2 LOB: 2 BB: 1 P: 29	R: 0 E: 0 K: 1 S: 9	H: 0 LOB: 0 BB: 0 P: 13	R: 0 E: 0 K: 2 S: 12	H: 0 LOB: 0 BB: 0 P: 17	R: 0 E: 0 K: 1 S: 9	H: 0 LOB: 0 BB: 0 P: 10	R: 3 E: 0 K: 0 S: 16	H: 6 LOB: 3 BB: 0 P: 20	R: 0 E: 0 K: 0 S: 11	H: 0 LOB: 0 BB: 0 P: 15	1B: 8 2B: 2 3B: 0 HR: 1	SF: 0 SAC: 2 DP: 0 HBP: 0	WP: 0 PB: 0 SB: 1 CS: 0	PA: 35	
PITCHER	IP	WLS	BF	H	R	ER	SO	BB	IBB	HBP	BLK	WP	HR	S	P	ERA	WHIP				
Jack McDowell, R ERA: 2.9 (1, 1)	6		29	6	3	3	7	1	0	0	0	0	0	1	2	-	-				
Paul Assenmacher, L ERA: 4.05 (8, 1)	0.0	L	1	1	0	0	0	0	0	0	0	0	0	1	2	-	-				
Eric Plunk, R ERA: 3.68 (8, 1)	0.1		3	3	1	1	0	0	0	0	0	0	0	9	11	27.00	9.000				
Jim Poole, L ERA: 2.61 (8, 1)	0.1		2	1	1	1	0	0	0	0	0	0	0	3	3	27.00	3.000				



Batter	1	2	3	4	5	6	7	8	9	AB	R	H	RBI	BB	SO	LOB	TOP									
Kenny Lofton, L OBP: 0.389, SLG: 0.426	2-2 G4-3 2B		1-0 F7		3-2 CS G6-3 1B			2-1 G6-3		4	2	2	0	0	0	0										
Julio Franco, R OBP: 0.410, SLG: 0.512	2-0 G4-3		1-0 WP 1B		3-2 SAFE SAFE G6-3 1-H			1-0 G6-3		4	1	1	1	0	0	1										
Carlos Baerga, S OBP: 0.304, SLG: 0.380	1-0 3-H 2B		1-1 1-H 1B		0-0 L1			1-0 G1-6-3		4	0	2	2	0	0	0										
Albert Belle, R OBP: 0.416, SLG: 0.714	4-0 SAFE G1-6-3 IBB		3-3 SAFE SAFE K		3-2 SAFE SAFE P4			1-0 1B SF9 1B		3	1	1	0	1	1	1										
Eddie Murray, S OBP: 0.313, SLG: 0.284	3-2 G1-6-3			4-1 BB				3-2 G6-3		3	0	1	0	1	0	2										
Manny Ramirez, R OBP: 0.345, SLG: 0.490		0-1 G5-3		1-0 L7				2-1 G6-3		3	0	0	1	0	1	1										
Tony Peña, R OBP: 0.394, SLG: 0.467		2-1 F8		0-1 L8				0-0 G4-3		3	0	0	0	0	0	1										
Jeremy Burnitz, L OBP: 0.471, SLG: 0.615										0	0	0	0	0	0	0										
Sandy Alomar Jr., R OBP: 0.328, SLG: 0.435										1	0	0	0	0	0	1										
Alvaro Espinoza, R OBP: 0.308, SLG: 0.500		0-0 G4-3		0-1 L9				1-0 G4-3		4	0	0	0	0	0	2										
Omar Vizquel, S OBP: 0.325, SLG: 0.449			1-1 G6-3		1-2 G6-3			0-0 F9		3	0	0	0	0	0	0										
Inning Stats	R: 1 E: 0 K: 0 S: 10	H: 2 LOB: 1 BB: 1 P: 22	R: 0 E: 0 K: 0 S: 5	H: 0 LOB: 0 BB: 0 P: 7	R: 1 E: 0 K: 1 S: 9	H: 2 LOB: 1 BB: 0 P: 16	R: 0 E: 0 K: 0 S: 6	H: 0 LOB: 1 BB: 1 P: 11	R: 1 E: 0 K: 0 S: 12	H: 1 LOB: 0 BB: 0 P: 19	R: 0 E: 0 K: 1 S: 11	H: 0 LOB: 0 BB: 0 P: 18	R: 0 E: 0 K: 0 S: 3	H: 0 LOB: 0 BB: 0 P: 4	R: 0 E: 0 K: 0 S: 4	H: 0 LOB: 0 BB: 0 P: 8	R: 1 E: 0 K: 0 S: 11	H: 2 LOB: 1 BB: 0 P: 18	1B: 5 2B: 2 3B: 0 HR: 0	SF: 1 SAC: 0 DP: 1 HBP: 0	WP: 1 PB: 0 SB: 0 CS: 1	PA: 35				
PITCHER	IP	WLS	BF	H	R	ER	SO	BB	IBB	HBP	BLK	WP	HR	S	P	ERA	WHIP									
Doug Johns, L ERA: 4.53	(1, 1)	8.0	W	30	5	3	2	2	1	1	0	0	1	0	60	105	2.25	0.750								
Billy Taylor, R ERA: 1.53	(9, 1)	0.1		3	2	1	1	0	0	0	0	0	0	0	8	13	27.00	6.000								
Mike Mohler, L ERA: 0.84	(9, 1)	0.2		2	0	0	0	0	0	0	0	0	0	0	3	5	0.00	0.000								

Cleveland Indians @ Oakland Athletics
Oakland-Alameda County Coliseum, Oakland, CA

AB 32
R 4
H 7
RBI 4
BB 2
SO 2
LOB 9



WP: 1 PA: 35
PB: 0
SB: 0
CS: 1

Batter	1	2	3	4	5	6	7	8	9	AB	R	H	RBI	BB	SO	LOB	BOTTOM									
Ernie Young, R OBP: 0.330, SLG: 0.367	1-1 G1-3	0-0 G3		0-1 P3		3-2 F9		0-0 HR		5	1	1	1	0	0	3										
Brent Gates, S OBP: 0.311, SLG: 0.294	0-1 G4-3		0-1 HR 1B	1-1 1B 1B		4-2 1B BB		3-1 2B 3B		4	2	3	0	1	0	0										
Jason Giambi, L OBP: 0.413, SLG: 0.533	2-0 1B		0-0 HR 1B	2-0 1-3 2-H 1B		1-2 1B		4-0 2B IBB		4	2	4	1	1	0	0										
Mark McGwire, R OBP: 0.449, SLG: 0.622	2-1 1B		2-1 HR 1B	1-3 K		2-3 K		4-2 2B IBB		4	1	2	3	1	2	4										
Torey Lovullo, S OBP: 0.296, SLG: 0.222	1-3 1B		1-3 2-H HR					1-2 2B BB		0	0	0	0	0	0	0										
Phil Plantier, L OBP: 0.308, SLG: 0.307	1-3 K		1-0 G3-1		2-0 CS 1B		0-3 K	2-2 1-H 2-H 3-H 2B		5	1	2	2	0	2	4										
Terry Steinbach, R OBP: 0.371, SLG: 0.530		0-1 G4-3	1-1 G5-3		3-1 P6		1-0 P9	0-1 E8 1B		5	0	1	1	0	0	1										
George Williams, S OBP: 0.310, SLG: 0.361		3-1 E FC5 1B	3-3 K		0-0 2B		1-3 K	3-1 P6		5	0	2	0	0	2	2										
Mike Bordick, R OBP: 0.345, SLG: 0.330		0-1 L8		1-3 K	4-0 BB		1-1 F7			3	0	0	0	1	1	1										
Jose Herrera, L OBP: 0.600, SLG: 0.600		2-2 FC5		0-1 1B		0-0 G5-3		0-2 P4		2	1	1	0	0	0	1										
Geronimo Berroa, R OBP: 0.254, SLG: 0.441										2	0	0	0	0	0	2										
Allen Battle, R OBP: 0.299, SLG: 0.284		1-3 1B		1-3 1B 1B						0	0	0	0	0	0	0										
Inning Stats	R: 0 E: 0 K: 1 S: 10	H: 2 LOB: 2 BB: 0 P: 16	R: 0 E: 1 K: 0 S: 12	H: 1 LOB: 2 BB: 0 P: 17	R: 3 E: 0 K: 1 S: 11	H: 3 LOB: 0 BB: 0 P: 18	R: 1 E: 0 K: 2 S: 13	H: 3 LOB: 2 BB: 0 P: 18	R: 0 E: 0 K: 2 S: 26	H: 1 LOB: 2 BB: 1 P: 36	R: 0 E: 0 K: 1 S: 6	H: 0 LOB: 0 BB: 0 P: 9	R: 4 E: 1 K: 0 S: 17	H: 4 LOB: 2 BB: 2 P: 33	R: 0 E: 0 K: 0 S: 3	H: 0 LOB: 0 BB: 0 P: 9	R: 0 E: 0 K: 0 S: 1	H: 0 LOB: 0 BB: 0 P: 9	1B: 11 2B: 2 3B: 1 HR: 2	SF: 0 SAC: 0 DP: 0 HBP: 0	WP: 0 PB: 0 SB: 0 CS: 1	PA: 43				
PITCHER	IP	WLS	BF	H	R	ER	SO	BB	IBB	HBP	BLK	WP	HR	S	P	ERA	WHIP									
Orel Hershiser, R ERA: 5.67	(1, 1)	4.2	L	26	11	4	4	4	1	0	0	0	0	1	50	82	7.71	2.571								
Alan Embree, L ERA: 5.0	(5, 1)	2.1		9	1	0	0	3	1	0	0	0	0	0	33	46	0.00	0.857								
Julian Tavarez, R ERA: 3.93	(8, 1)	0.2		7	4	4	4	0	1	1	0	0	0	1	15	28	54.00	7.500								
Jim Poole, L ERA: 2.53	(8, 1)	0.1		1	0	0	0	0	0	0	0	0	0	0	2	5	0.00	0.000								

Cleveland Indians @ Oakland Athletics
Oakland-Alameda County Coliseum, Oakland, CA

AB 39
R 8
H 16
RBI 8
BB 4
SO 7
LOB 18



WP: 0 PA: 43
PB: 0
SB: 0
CS: 1

Batter	1	2	3	4	5	6	7	8	9	AB	R	H	RBI	BB	SO	LOB	TOP									
Kenny Lofton, L OBP: 0.396, SLG: 0.432	G4-3 2B		F9			G6-3			FC5-4 BB	3	1	1	0	2	0	2	Cleveland Indians @ Oakland Athletics Oakland-Alameda County Coliseum, Oakland, CA Wed May 08 1996, 7:05 PM PDT Alt. 9,288 - Unknown - 56 F livebaseballscorecards.com									
Julio Franco, R OBP: 0.403, SLG: 0.504	G4-3				SF8		K		FC5-4 BB	4	0	1	2	0	1	3										
Carlos Baerga, S OBP: 0.301, SLG: 0.373	P5		G4-3				G4-3		F8	5	1	1	1	0	0	4										
Albert Belle, R OBP: 0.408, SLG: 0.718	G1-3						E9		F8	5	1	1	3	0	1	3										
Eddie Murray, S OBP: 0.304, SLG: 0.275		F8					G4-3			4	0	0	0	0	1	1										
Manny Ramirez, R OBP: 0.333, SLG: 0.472	F9								L8	4	0	0	0	0	1	0										
Jim Thome, L OBP: 0.453, SLG: 0.544										4	2	2	0	0	2	0										
Alvaro Espinoza, R OBP: 0.308, SLG: 0.500										0	0	0	0	0	0	0										
Sandy Alomar Jr., R OBP: 0.312, SLG: 0.416			F8				G6-3			4	0	0	0	0	2	2										
Omar Vizquel, S OBP: 0.347, SLG: 0.473									FC5-4 BB	3	2	3	1	1	0	0										
Inning Stats	R: 0 E: 0 K: 0 S: 8	H: 1 LOB: 1 BB: 0 P: 10	R: 0 E: 0 K: 1 S: 8	H: 0 LOB: 0 BB: 0 P: 12	R: 1 E: 0 K: 0 S: 13	H: 2 LOB: 1 BB: 0 P: 21	R: 0 E: 0 K: 2 S: 8	H: 0 LOB: 0 BB: 0 P: 15	R: 5 E: 0 K: 1 S: 14	H: 3 LOB: 0 BB: 2 P: 27	R: 1 E: 0 K: 1 S: 13	H: 2 LOB: 1 BB: 0 P: 18	R: 0 E: 1 K: 1 S: 9	H: 0 LOB: 1 BB: 0 P: 13	R: 0 E: 0 K: 2 S: 9	H: 0 LOB: 0 BB: 0 P: 11	R: 0 E: 0 K: 0 S: 7	H: 1 LOB: 2 BB: 1 P: 17	1B: 5 2B: 3 3B: 0 HR: 1	SF: 1 SAC: 0 DP: 0 HBP: 0	WP: 0 PB: 0 SB: 1 CS: 0	PA: 40				
PITCHER	IP	WLS	BF	H	R	ER	SO	BB	IBB	HBP	BLK	WP	HR	S	P	ERA	WHIP									
Carlos Reyes, R ERA: 5.52	(1, 1)	5.0	L	23	6	6	6	4	2	0	0	0	0	1	51	85	10.80	1.600								
Mark Acree, R ERA: 2.25	(6, 1)	2.0		9	2	1	1	2	0	0	0	0	0	22	31	4.50	1.000									
John Briscoe, R ERA: 3.44	(8, 1)	2.0		8	1	0	0	2	1	0	0	0	0	16	28	0.00	1.000									


Batter	1	2	3	4	5	6	7	8	9	AB	R	H	RBI	BB	SO	LOB	BOTTOM								
Ernie Young, R OBP: 0.313, SLG: 0.345	B1-3		G5-3			G6-3			B2-3 L9	5	0	0	0	0	0	3	Cleveland Indians @ Oakland Athletics Oakland-Alameda County Coliseum, Oakland, CA Wed May 08 1996, 7:05 PM PDT Alt. 9,288 - Unknown - 56 F livebaseballscorecards.com								
Brent Gates, S OBP: 0.302, SLG: 0.285	F8								G3-1	4	0	0	1	0	0	0									
Jason Giambi, L OBP: 0.415, SLG: 0.565	F8									4	1	2	1	0	0	0									
Mark McGwire, R OBP: 0.453, SLG: 0.625										3	0	1	0	1	1	0									
Torey Lovullo, S OBP: 0.296, SLG: 0.222										0	0	0	0	0	0	0									
Phil Plantier, L OBP: 0.316, SLG: 0.316										4	0	2	0	0	0	3									
Terry Steinbach, R OBP: 0.397, SLG: 0.529										4	1	1	0	0	1	4									
Geronimo Berroa, R OBP: 0.261, SLG: 0.443										4	0	2	0	0	0	2									
Mike Bordick, R OBP: 0.333, SLG: 0.317										4	0	0	0	0	1	3									
Jose Herrera, L OBP: 0.556, SLG: 0.667										4	1	2	0	0	0	1									
Inning Stats	R: 0 E: 0 K: 0 S: 4	H: 0 LOB: 0 BB: 0 P: 6	R: 0 E: 0 K: 0 S: 8	H: 1 LOB: 1 BB: 0 P: 14	R: 0 E: 0 K: 0 S: 5	H: 0 LOB: 0 BB: 0 P: 8	R: 0 E: 0 K: 1 S: 11	H: 1 LOB: 2 BB: 1 P: 19	R: 0 E: 0 K: 1 S: 8	H: 1 LOB: 1 BB: 0 P: 12	R: 0 E: 0 K: 1 S: 7	H: 0 LOB: 0 BB: 0 P: 11	R: 0 E: 0 K: 0 S: 12	H: 1 LOB: 1 BB: 0 P: 20	R: 2 E: 0 K: 0 S: 12	H: 3 LOB: 1 BB: 0 P: 21	R: 1 E: 0 K: 0 S: 15	H: 3 LOB: 1 BB: 0 P: 22	1B: 5 2B: 4 3B: 0 HR: 1	SF: 0 SAC: 0 DP: 1 HBP: 0	WP: 0 PB: 0 SB: 0 CS: 0	PA: 37			
PITCHER	IP	WLS	BF	H	R	ER	SO	BB	IBB	HBP	BLK	WP	HR	S	P	ERA	WHIP								
Charles Nagy, R ERA: 4.1	(1, 1)	8.0	W	32	7	2	2	3	1	0	0	0	0	67	111	2.25	1.000								
Jose Mesa, R ERA: 2.12	(9, 1)	1.0		5	3	1	1	0	0	0	0	0	0	15	22	9.00	3.000								




Batter	1	2	3	4	5	6	7	8	9	AB	R	H	RBI	BB	SO	LOB	TOP										
Pat Meares, R OBP: 0.344, SLG: 0.514 (1, 6)	G6-3		F8		K		G5-3		F9	5	0	0	0	0	1	3	Minnesota Twins @ Oakland Athletics Oakland-Alameda County Coliseum, Oakland, CA Fri May 10 1996, 7:05 PM PDT Att: 8,278 - Unknown - 59 F										
Jeff Reboulet, R OBP: 0.246, SLG: 0.203 Chip Hale, L OBP: 0.526, SLG: 0.706 (7, PH) (7, 4)	F9			CS BB	F8				G4-3	2	0	0	0	1	0	0											
Paul Molitor, R OBP: 0.385, SLG: 0.455 (1, 3)			CS							4	1	2	0	0	1	1											
Marty Cordova, R OBP: 0.439, SLG: 0.541 (1, 7)	F7									4	1	3	2	0	0	1											
Dave Hollins, S OBP: 0.419, SLG: 0.523 (1, 5)										4	0	0	0	0	2	3											
Roberto Kelly, R OBP: 0.358, SLG: 0.373 (1, 8)										4	0	1	0	0	2	1											
Ron Coomer, R OBP: 0.304, SLG: 0.442 (1, 10)										4	1	1	1	0	0	4											
Mike Durant, R OBP: 0.410, SLG: 0.382 (1, 2)										3	1	1	0	1	1	0											
Denny Hocking, S OBP: 0.229, SLG: 0.167 (1, 9)										3	1	1	0	1	1	1											
Inning Stats	R: 0 E: 0 K: 0 S: 10	H: 1 LOB: 1 BB: 0 P: 17	R: 0 E: 0 K: 2 S: 9	H: 0 LOB: 0 BB: 0 P: 11	R: 1 E: 0 K: 0 S: 7	H: 1 LOB: 0 BB: 2 P: 17	R: 3 E: 0 K: 1 S: 11	H: 3 LOB: 0 BB: 0 P: 17	R: 0 E: 1 K: 0 S: 9	H: 2 LOB: 2 BB: 0 P: 13	R: 1 E: 0 K: 1 S: 11	H: 1 LOB: 1 BB: 1 P: 20	R: 0 E: 0 K: 2 S: 10	H: 1 LOB: 1 BB: 0 P: 15	R: 0 E: 0 K: 0 S: 10	H: 1 LOB: 1 BB: 0 P: 16	1B: 7 2B: 1 3B: 0 HR: 2	SF: 0 SAC: 0 DP: 1 HBP: 0	WP: 1 PB: 0 CS: 3	PA: 39							
PITCHER	IP	WLS	BF	H	R	ER	SO	BB	IBB	HBP	BLK	WP	HR	S	P	ERA	WHIP										
Steve Wojciechowski, L ERA: 3.49	5.1	W	24	7	4	4	5	2	0	0	0	0	2	56	90	6.75	1.688										
Todd Van Poppel, R ERA: 8.81	2.2		10	2	1	1	3	1	0	0	0	0	0	23	38	3.38	1.125										
Buddy Groom, L ERA: 9.24	1.0		4	1	0	0	0	0	0	0	0	1	0	10	16	0.00	1.000										

Batter	1	2	3	4	5	6	7	8	9	AB	R	H	RBI	BB	SO	LOB	BOTTOM										
Ernie Young, R OBP: 0.343, SLG: 0.472 (1, 8)										5	4	4	6	1	0	1	Minnesota Twins @ Oakland Athletics Oakland-Alameda County Coliseum, Oakland, CA Fri May 10 1996, 7:05 PM PDT Att: 8,278 - Unknown - 59 F										
Brent Gates, S OBP: 0.310, SLG: 0.326 (1, 4)										6	1	3	3	0	0	2											
Jason Giambi, L OBP: 0.412, SLG: 0.558 (1, 5)										5	1	1	0	1	0	3											
Mark McGwire, R OBP: 0.448, SLG: 0.581 Torey Lovullo, S OBP: 0.296, SLG: 0.222 (7, PR) (8, 3)										3	0	0	0	2	1	3											
Phil Plantier, L OBP: 0.320, SLG: 0.333 Allen Battle, R OBP: 0.299, SLG: 0.284 (7, PR) (8, 7)										0	1	0	0	0	0	0											
Phil Plantier, L OBP: 0.320, SLG: 0.333 Allen Battle, R OBP: 0.299, SLG: 0.284 (7, PR) (8, 7)										5	0	2	2	0	1	4											
Phil Plantier, L OBP: 0.320, SLG: 0.333 Allen Battle, R OBP: 0.299, SLG: 0.284 (7, PR) (8, 7)										0	1	0	0	0	0	0											
Terry Steinbach, R OBP: 0.376, SLG: 0.528 George Williams, S OBP: 0.310, SLG: 0.361 (1, 2) (8, 2)										4	1	2	1	1	0	2											
Terry Steinbach, R OBP: 0.376, SLG: 0.528 George Williams, S OBP: 0.310, SLG: 0.361 (1, 2) (8, 2)										0	0	0	0	0	0	0											
Inning Stats	R: 1 E: 0 K: 0 S: 16	H: 3 LOB: 2 BB: 0 P: 23	R: 0 E: 0 K: 1 S: 7	H: 1 LOB: 0 BB: 0 P: 13	R: 0 E: 0 K: 0 S: 6	H: 1 LOB: 2 BB: 1 P: 13	R: 4 E: 1 K: 1 S: 20	H: 3 LOB: 2 BB: 2 P: 35	R: 5 E: 0 K: 1 S: 21	H: 5 LOB: 0 BB: 0 P: 32	R: 0 E: 0 K: 0 S: 7	H: 0 LOB: 0 BB: 0 P: 12	R: 5 E: 0 K: 1 S: 19	H: 5 LOB: 3 BB: 2 P: 35	R: 0 E: 0 K: 0 S: 9	H: 0 LOB: 1 BB: 1 P: 20	1B: 8 2B: 5 3B: 0 HR: 5	SF: 0 SAC: 0 DP: 0 HBP: 1	WP: 0 PB: 0 SB: 0 CS: 1	PA: 48							
PITCHER	IP	WLS	BF	H	R	ER	SO	BB	IBB	HBP	BLK	WP	HR	S	P	ERA	WHIP										
Frankie Rodriguez, R ERA: 7.14	3.1	L	19	7	5	5	1	2	0	1	0	0	1	40	66	13.50	2.700										
Greg Hansell, R ERA: 5.57	1.0		9	5	4	4	1	1	0	0	0	0	2	22	37	36.00	6.000										
Erik Bennett, R ERA: 5.66	0.2		3	1	1	1	1	0	0	0	0	0	1	8	13	13.50	1.500										
LaTroy Hawkins, R ERA: 8.2	3.0		17	5	5	5	1	3	0	0	0	0	1	35	67	15.00	2.667										

AB 35
R 5
H 10
RBI 4
BB 3
SO 8
LOB 15



AB 41
R 15
H 18
RBI 14
BB 6
SO 4
LOB 23



Batter	1	2	3	4	5	6	7	8	9	AB	R	H	RBI	BB	SO	LOB	TOP								
Rich Becker, L OBP: 0.321, SLG: 0.303	G3-1		FC6-4 BB		G3-1		K		K	4	0	0	0	1	2	0	Minnesota Twins @ Oakland Athletics Oakland-Alameda County Coliseum, Oakland, CA Sat May 11 1996, 3:33 AM PDT Att: 15,791 - Sunny - 73 F								
Denny Hocking, S OBP: 0.250, SLG: 0.229	K		FC6-4 1B		1B 2B		2B		K	5	1	2	0	0	2	2									
Paul Molitor, R OBP: 0.386, SLG: 0.453	E6 1B		1B		2B 1B		F8		F7	5	1	2	1	0	0	1									
Marty Cordova, R OBP: 0.441, SLG: 0.549	1B		P3		1B 2B		G6-3			4	1	2	2	0	0	3									
Greg Myers, L OBP: 0.330, SLG: 0.480	G3		K		1B 2B			1B G6-4-3		4	1	2	1	0	1	4									
Dave Hollins, S OBP: 0.414, SLG: 0.513		F8			K			G6-4-3 1B		4	0	1	0	0	1	0									
Pat Meares, R OBP: 0.333, SLG: 0.496	K		K			F8		G6-4-3		4	0	0	0	0	2	1									
Scott Stahoviak, L OBP: 0.400, SLG: 0.563	G4-3					K		E5		2	0	0	0	1	1	0									
Ron Coomer, R OBP: 0.296, SLG: 0.434						K				1	0	0	0	0	0	0									
Jeff Reboulet, R OBP: 0.247, SLG: 0.206			FC6-4 BB 1B		FC5-4		F7		K	4	1	1	0	0	1	2									
Inning Stats	R: 0 E: 1 K: 1 S: 8	H: 1 LOB: 2 BB: 0 P: 14	R: 0 E: 0 K: 1 S: 10	H: 0 LOB: 0 BB: 0 P: 13	R: 1 E: 0 K: 1 S: 15	H: 2 LOB: 2 BB: 1 P: 25	R: 0 E: 0 K: 1 S: 9	H: 0 LOB: 1 BB: 1 P: 19	R: 3 E: 0 K: 1 S: 14	H: 4 LOB: 0 BB: 0 P: 21	R: 0 E: 0 K: 1 S: 10	H: 0 LOB: 0 BB: 0 P: 15	R: 0 E: 0 K: 1 S: 9	H: 1 LOB: 1 BB: 0 P: 11	R: 1 E: 1 K: 1 S: 20	H: 2 LOB: 1 BB: 0 P: 29	R: 0 E: 0 K: 2 S: 7	H: 0 LOB: 0 BB: 0 P: 11	1B: 8 2B: 2 3B: 0 HR: 0	SF: 0 SAC: 0 DP: 1 HBP: 0	WP: 0 PB: 0 SB: 0 CS: 0	PA: 39			
PITCHER	IP	WLS	BF	H	R	ER	SO	BB	IBB	HBP	BLK	WP	HR	S	P	ERA	WHIP								
Ariel Prieto, R ERA: 6.53	5.0	W	24	7	4	4	5	2	0	0	0	0	0	56	92	7.20	1.800								
Mark Acie, R ERA: 1.5	2.0		7	1	0	0	2	0	0	0	0	0	0	19	26	0.00	0.500								
Mike Mohler, L ERA: 1.21	1.0		5	2	1	1	1	0	0	0	0	0	0	20	29	9.00	2.000								
Billy Taylor, R ERA: 1.59	1.0		3	0	0	0	2	0	0	0	0	0	0	7	11	0.00	0.000								

Batter	1	2	3	4	5	6	7	8	9	AB	R	H	RBI	BB	SO	LOB	BOTTOM								
Ernie Young, R OBP: 0.348, SLG: 0.462	FC3-6 BB		G6-3		F9	2B BB		P6		2	1	0	0	2	0	0	Minnesota Twins @ Oakland Athletics Oakland-Alameda County Coliseum, Oakland, CA Sat May 11 1996, 3:33 AM PDT Att: 15,791 - Sunny - 73 F								
Allen Battle, R OBP: 0.296, SLG: 0.281										1	0	0	0	0	0	0									
Brent Gates, S OBP: 0.307, SLG: 0.328	FC3-6 G3 2B		G3		L7	WP 1-H 2B		K		5	1	1	1	0	1	1									
Jason Giambi, L OBP: 0.425, SLG: 0.571	G3			2B 1B	1B 2B			1B 1B		4	3	3	0	1	0	1									
Mark McGwire, R OBP: 0.476, SLG: 0.638				1B 2B	1B HR BB			1B 1B		4	2	3	1	1	0	2									
Torey Lovullo, S OBP: 0.296, SLG: 0.222	2B			2B	HR BB			1B		0	0	0	0	0	0	0									
Phil Plantier, L OBP: 0.333, SLG: 0.348	F9			2B E 1B	1B HR 1B			1B		5	2	3	3	0	0	1									
Terry Steinbach, R OBP: 0.388, SLG: 0.568		G6-3		E8 2B	HR			HR BB		3	2	2	4	1	0	0									
Geronimo Berroa, R OBP: 0.273, SLG: 0.489		K		G6-3	G5-3			HR		4	1	1	2	0	1	1									
Mike Bordick, R OBP: 0.349, SLG: 0.339		G1-3			G6-4-3 BB			F8		3	0	0	0	1	0	0									
Jose Herrera, L OBP: 0.333, SLG: 0.353			G3		G6-4-3			K		4	0	0	0	0	1	2									
Inning Stats	R: 1 E: 0 K: 0 S: 10	H: 1 LOB: 1 BB: 1 P: 19	R: 0 E: 0 K: 1 S: 7	H: 0 LOB: 0 BB: 0 P: 9	R: 0 E: 0 K: 0 S: 6	H: 0 LOB: 0 BB: 0 P: 7	R: 3 E: 1 K: 0 S: 16	H: 4 LOB: 1 BB: 1 P: 24	R: 4 E: 0 K: 0 S: 12	H: 3 LOB: 0 BB: 1 P: 20	R: 1 E: 0 K: 1 S: 12	H: 1 LOB: 2 BB: 2 P: 24	R: 2 E: 0 K: 0 S: 11	H: 1 LOB: 0 BB: 1 P: 19	R: 1 E: 0 K: 1 S: 11	H: 3 LOB: 2 BB: 0 P: 18	1B: 6 2B: 5 3B: 0 HR: 2	SF: 0 SAC: 0 DP: 1 HBP: 0	WP: 1 PB: 0 SB: 0 CS: 0	PA: 41					
PITCHER	IP	WLS	BF	H	R	ER	SO	BB	IBB	HBP	BLK	WP	HR	S	P	ERA	WHIP								
Brad Radke, R ERA: 5.34	4.2	L	24	8	8	8	1	3	0	0	0	1	1	24	44	11.57	2.143								
Pat Mahomes, R ERA: 6.39	2.1		12	2	3	3	1	3	0	0	0	0	0	11	18	9.00	3.000								
Greg Hansell, R ERA: 5.73	1.0		5	3	1	1	1	0	0	0	0	0	0	11	18	9.00	3.000								

AB	37
R	5
H	10
RBI	4
BB	2
SO	10
LOB	13




AB	35
R	12
H	13
RBI	11
BB	6
SO	3
LOB	8



Batter	1	2	3	4	5	6	7	8	9	AB	R	H	RBI	BB	SO	LOB	TOP	
Rich Becker, L OBP: 0.329, SLG: 0.319 (1, 9)	G3		G4-3			FC5-4 BB			WP 2B	3	1	1	0	1	0	0		
Jeff Reboulet, R OBP: 0.237, SLG: 0.197 Chip Hale, L OBP: 0.500, SLG: 0.667 (9, FH)	F8			P6		F8			F7	3	0	0	0	0	0	1		
Paul Molitor, R OBP: 0.389, SLG: 0.462 (1, 3)	1B			G3		FC5-4 1-2			PB 1B 2B 2-H	4	1	2	1	0	0	1		
Marty Cordova, R OBP: 0.426, SLG: 0.528 (1, 7)	F8			F9			G3-1		L7	4	0	0	0	0	0	2		
Greg Myers, L OBP: 0.336, SLG: 0.510 (1, 2)		K					F8			4	1	2	2	0	1	0		
Dave Hollins, S OBP: 0.403, SLG: 0.496 (1, 5)		G1				F9		G3-1		2-H 1B 3	4	0	0	0	0	1	1	
Roberto Kelly, R OBP: 0.347, SLG: 0.360 (1, 8)			K						L9	3	0	0	0	0	0	2	0	
Denny Hocking, S OBP: 0.233, SLG: 0.211 (1, 10)						F7			F8	3	0	0	0	0	1	0		
Pat Meares, R OBP: 0.326, SLG: 0.483 (1, 6)				F7					F9	3	0	0	0	0	0	0		
Inning Stats	R: 0 H: 1 E: 0 LOB: 1 K: 0 BB: 0 S: 7	H: 0 R: 1 ER: 0 SO: 13 BB: 0 IBB: 0 HBP: 0 BLK: 0	R: 0 H: 0 E: 0 LOB: 0 K: 1 BB: 0 S: 6	H: 0 R: 0 ER: 0 SO: 9 BB: 0 IBB: 0 HBP: 0 BLK: 0	R: 0 H: 0 E: 0 LOB: 0 K: 0 BB: 0 S: 6	H: 0 R: 1 ER: 0 SO: 19 BB: 0 IBB: 0 HBP: 0 BLK: 0	R: 0 H: 0 E: 0 LOB: 1 K: 0 BB: 1 S: 15	H: 0 R: 0 ER: 0 SO: 12 BB: 0 IBB: 0 HBP: 0 BLK: 0	R: 0 H: 0 E: 0 LOB: 0 K: 0 BB: 0 S: 5	H: 3 R: 2 ER: 1 SO: 26 BB: 1 IBB: 0 HBP: 0 BLK: 0	1B: 2 2B: 2 3B: 0 HR: 1	SF: 0 SAC: 0 DP: 0 HBP: 0	WP: 1 PA: 33 PB: 1 SB: 0 CS: 0					
PITCHER	IP	WLS	BF	H	R	ER	SO	BB	IBB	HBP	BLK	WP	HR	S	P	ERA	WHIP	
Don Wengert, R ERA: 3.31 John Briscoe, R ERA: 3.99	(1, 1)	7.0	W	24	2	1	4	1	0	0	0	0	1	64	92	1.29	0.429	
PITCHER	IP	WLS	BF	H	R	ER	SO	BB	IBB	HBP	BLK	WP	HR	S	P	ERA	WHIP	
Don Wengert, R ERA: 3.31 John Briscoe, R ERA: 3.99	(8, 1)	2.0		9	3	2	1	0	0	0	0	1	0	19	33	9.00	1.500	

Minnesota Twins @ Oakland Athletics
Oakland-Alameda County Coliseum, Oakland, CA
Sun May 12, 1996, 3:33 AM PDT
Att: 13,430 - Sunny - 76 F


AB	32
R	3
H	5
RBI	3
BB	1
SO	5
LOB	6





Batter	1	2	3	4	5	6	7	8	9	AB	R	H	RBI	BB	SO	LOB	BOTTOM	
Ernie Young, R OBP: 0.351, SLG: 0.500 (1, 8)	K	P3				G5-3 1B 2B	F8			5	2	3	0	1	2			
Brent Gates, S OBP: 0.323, SLG: 0.341 (1, 4)	BB 1B			1B		G5-3		FC6-4 1B		4	1	3	0	1	0	1		
Jason Giambi, L OBP: 0.424, SLG: 0.565 (1, 5)	L9			1B				FC6-4 2B 1-2		5	0	2	1	0	1	4		
Mark McGwire, R OBP: 0.471, SLG: 0.627 Torey Lovullo, S OBP: 0.296, SLG: 0.222 (9, 3)	1B E BB			P9	G5-3	K		1-1 2B		4	1	1	0	1	1	3		
Phil Plantier, L OBP: 0.327, SLG: 0.340 (1, 7)	E9 2B 1B			K		K		2-3 K		5	1	1	1	0	3	3		
Terry Steinbach, R OBP: 0.381, SLG: 0.560 (1, 2)	2B			L9		K		G5-3	F9	5	0	1	1	0	1	2		
Geronimo Berroa, R OBP: 0.272, SLG: 0.479 (1, 10)	G6-3			P7				P9		3	0	0	0	1	0	1		
Mike Bordick, R OBP: 0.353, SLG: 0.339 (1, 6)				G5-3	P3			2B BB		3	1	1	0	1	0	1		
Jose Herrera, L OBP: 0.409, SLG: 0.476 (1, 9)	F7					HR 1B		2B 1B	1-H 2B	4	2	3	1	0	0	1		
Inning Stats	R: 3 H: 3 E: 1 LOB: 1 K: 1 BB: 1 S: 17	H: 1 R: 0 ER: 0 SO: 15 BB: 1 IBB: 0 HBP: 0 BLK: 0	R: 0 H: 0 E: 0 LOB: 0 K: 1 BB: 0 S: 7	H: 0 R: 0 ER: 0 SO: 13 BB: 0 IBB: 0 HBP: 0 BLK: 0	R: 2 H: 4 E: 0 LOB: 2 K: 0 BB: 0 S: 19	H: 0 R: 0 ER: 0 SO: 16 BB: 1 IBB: 0 HBP: 0 BLK: 0	R: 2 H: 3 E: 0 LOB: 1 K: 2 BB: 0 S: 18	H: 1 R: 1 ER: 0 SO: 20 BB: 1 IBB: 0 HBP: 0 BLK: 0	R: 0 H: 2 E: 0 LOB: 2 K: 1 BB: 0 S: 12	H: 2 R: 0 ER: 0 SO: 20 BB: 0 IBB: 0 HBP: 0 BLK: 0	1B: 9 2B: 4 3B: 0 HR: 1	SF: 0 SAC: 0 DP: 0 HBP: 0	WP: 0 PA: 42 PB: 0 SB: 0 CS: 0					
PITCHER	IP	WLS	BF	H	R	ER	SO	BB	IBB	HBP	BLK	WP	HR	S	P	ERA	WHIP	
Jose Parra, R ERA: 5.82 Dan Naulty, R ERA: 1.75 Eddie Guardado, L ERA: 4.29 Erik Bennett, R ERA: 5.82 Dave Stevens, R ERA: 5.02	(1, 1)	4.0	L	22	8	5	3	2	0	0	0	0	0	13	22	18.00	3.000	
PITCHER	IP	WLS	BF	H	R	ER	SO	BB	IBB	HBP	BLK	WP	HR	S	P	ERA	WHIP	
Jose Parra, R ERA: 5.82 Dan Naulty, R ERA: 1.75 Eddie Guardado, L ERA: 4.29 Erik Bennett, R ERA: 5.82 Dave Stevens, R ERA: 5.02	(6, 1)	1.0		4	1	0	0	2	0	0	0	0	0	13	14	0.00	1.000	
Jose Parra, R ERA: 5.82 Dan Naulty, R ERA: 1.75 Eddie Guardado, L ERA: 4.29 Erik Bennett, R ERA: 5.82 Dave Stevens, R ERA: 5.02	(7, 1)	1.0		5	1	1	1	0	1	0	0	0	0	11	20	9.00	2.000	
Jose Parra, R ERA: 5.82 Dan Naulty, R ERA: 1.75 Eddie Guardado, L ERA: 4.29 Erik Bennett, R ERA: 5.82 Dave Stevens, R ERA: 5.02	(8, 1)	1.0		5	2	0	0	1	0	0	0	0	0	12	20	0.00	2.000	

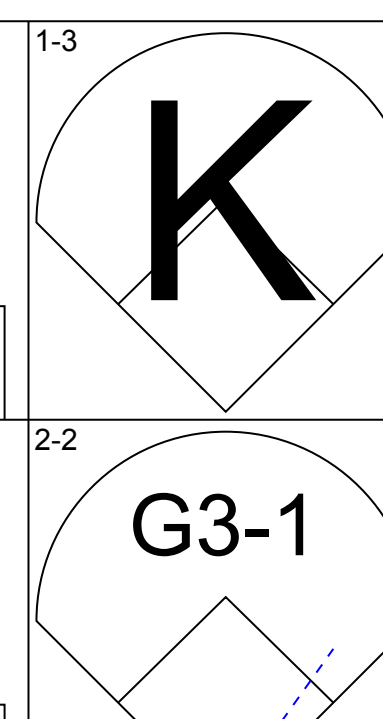
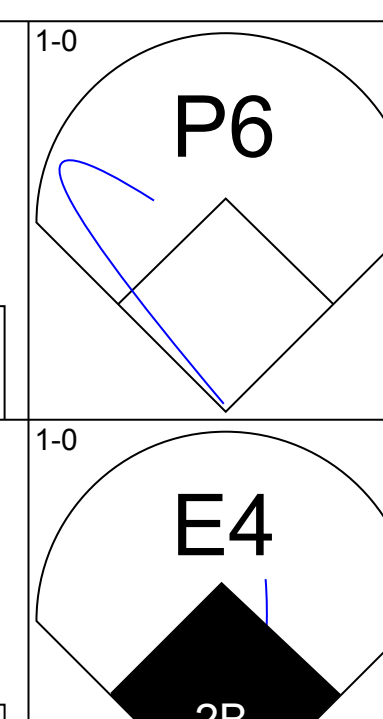
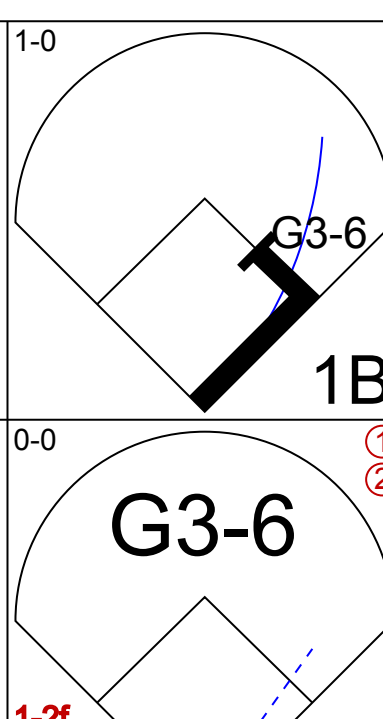
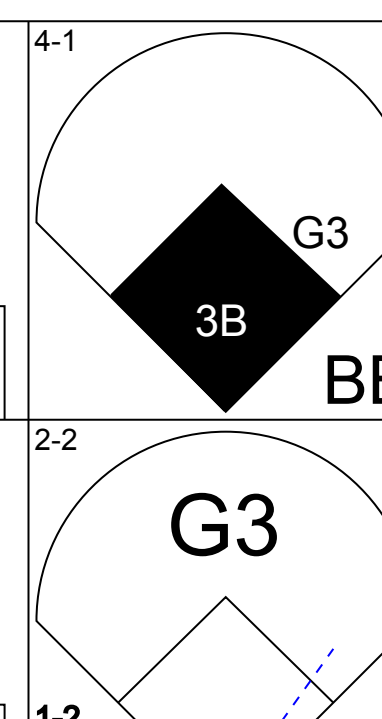
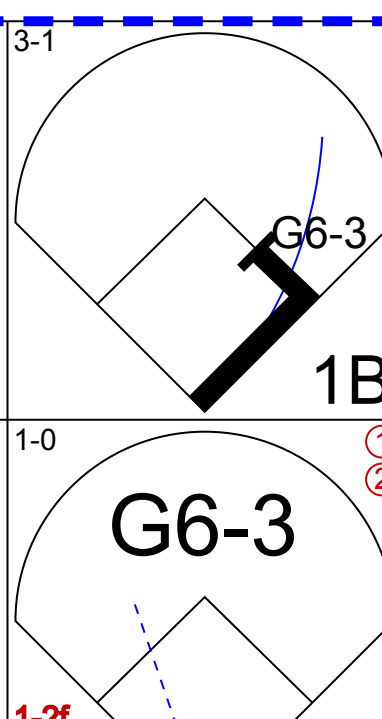
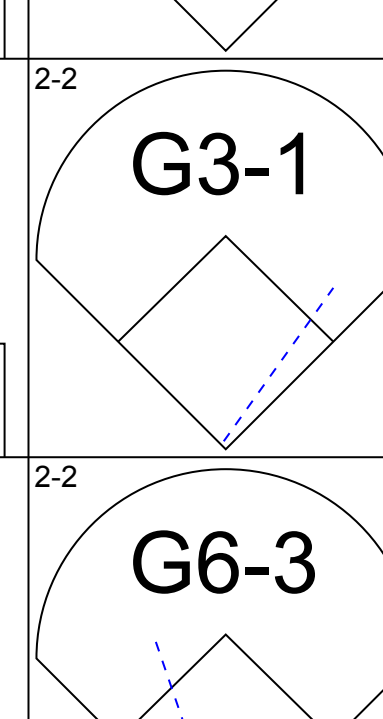
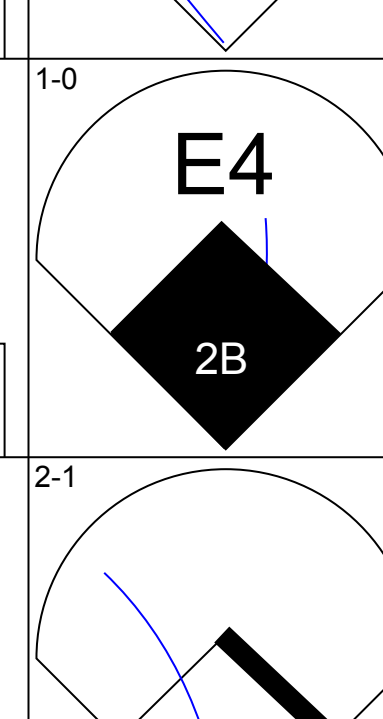
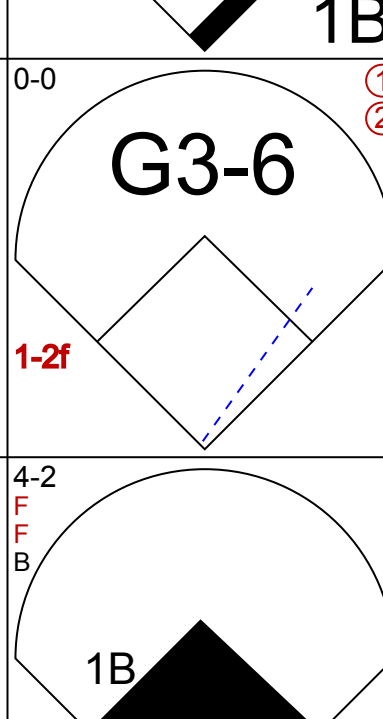
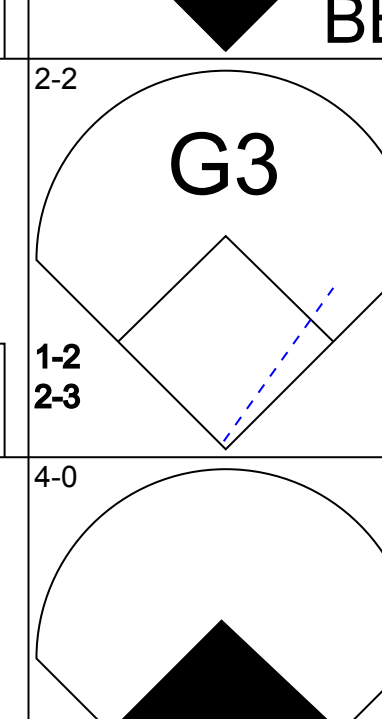
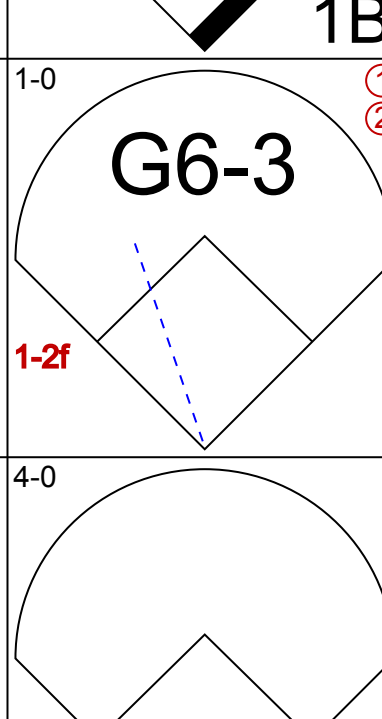
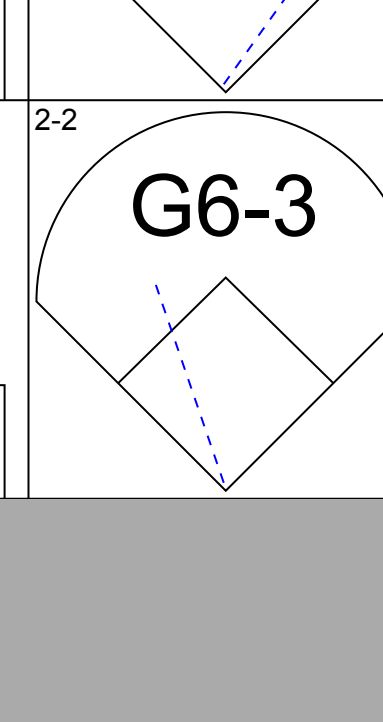
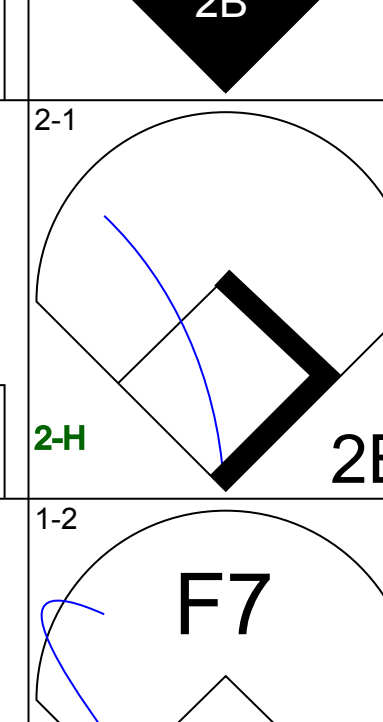
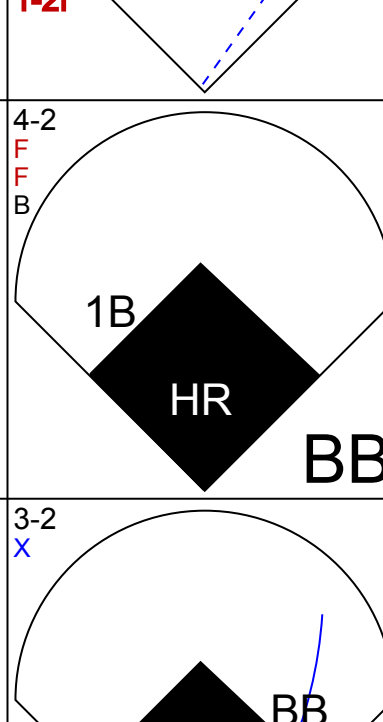
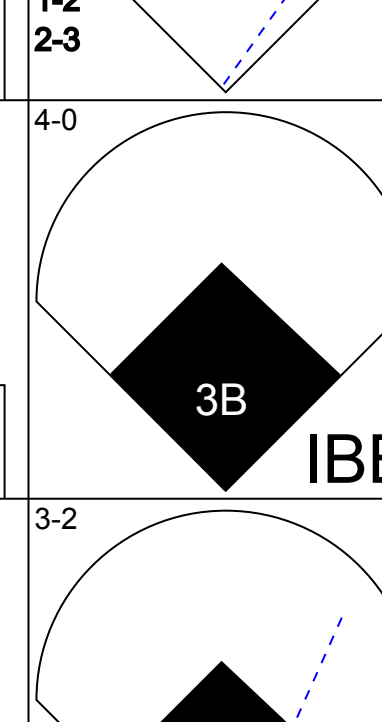
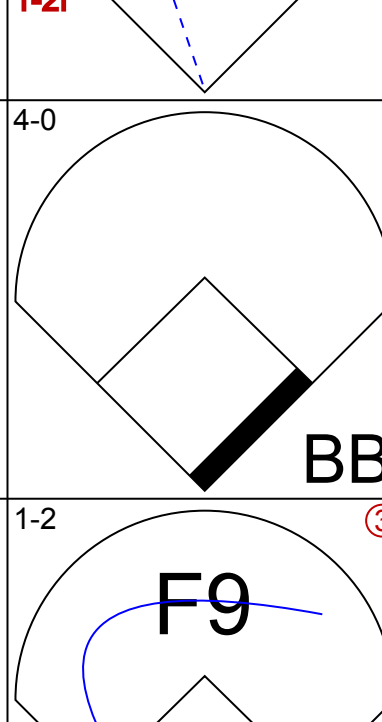
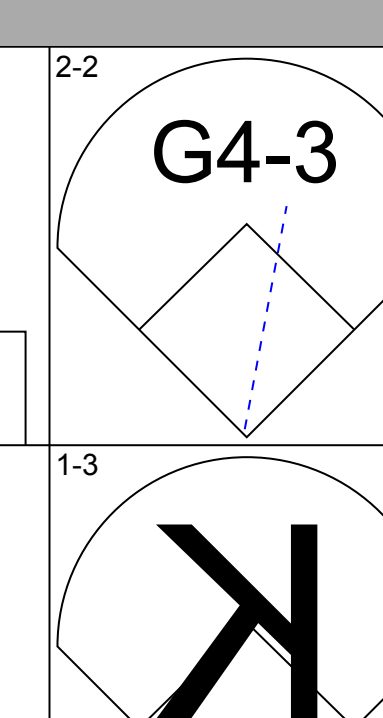
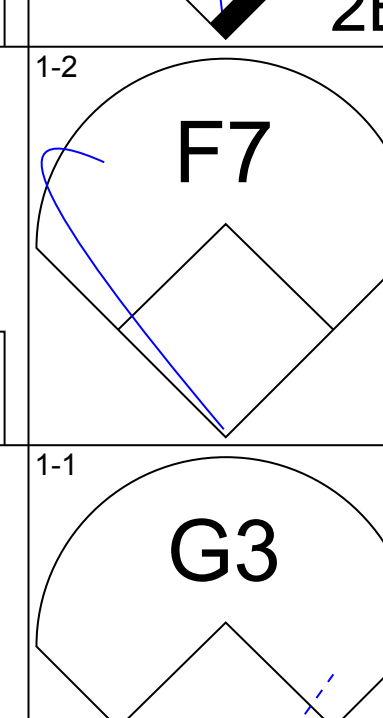
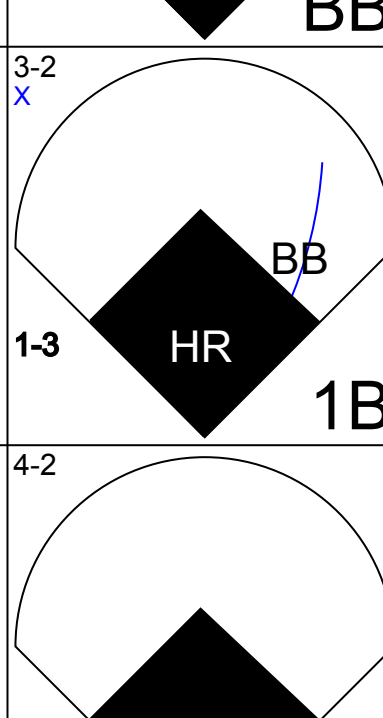
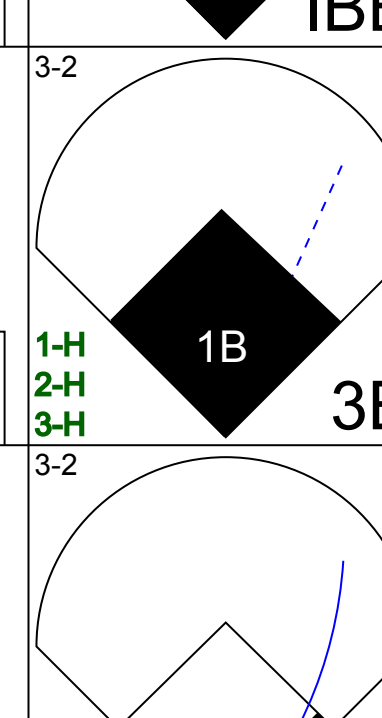
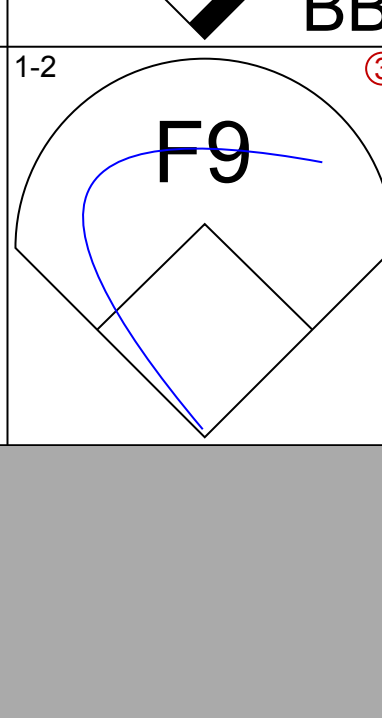

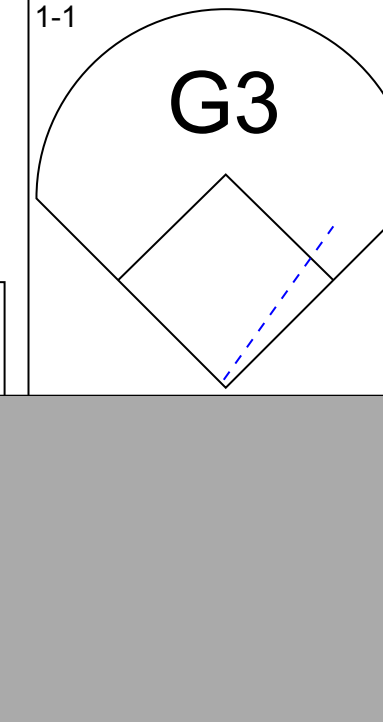
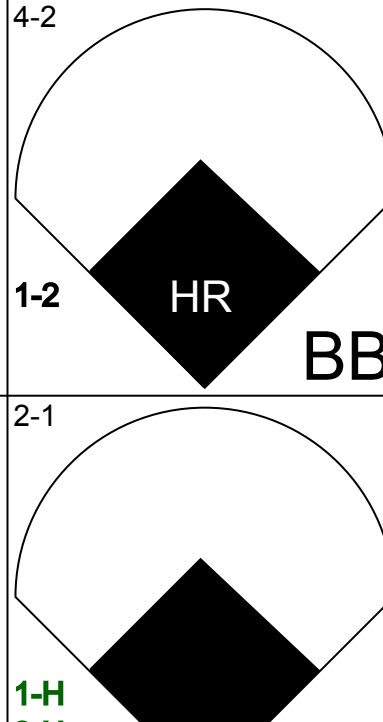
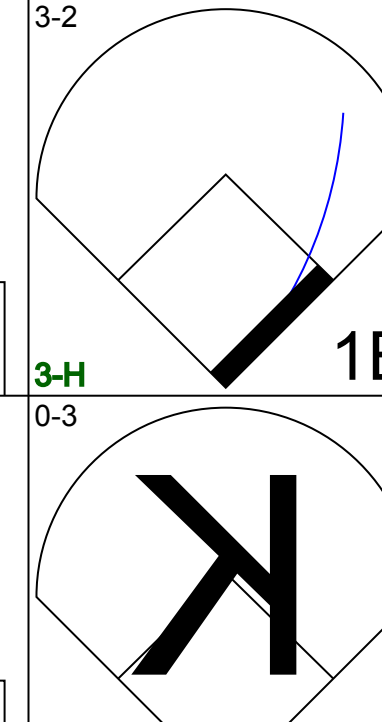

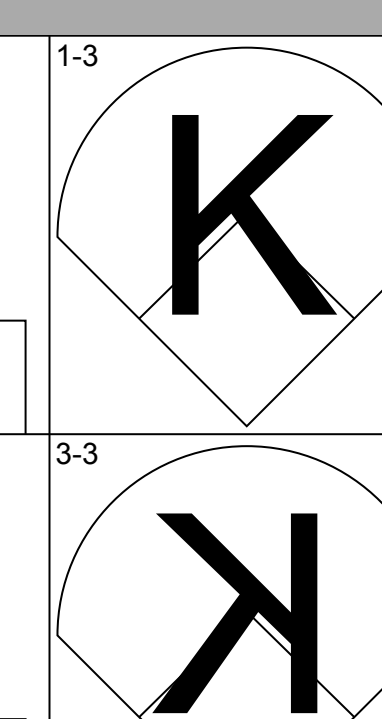
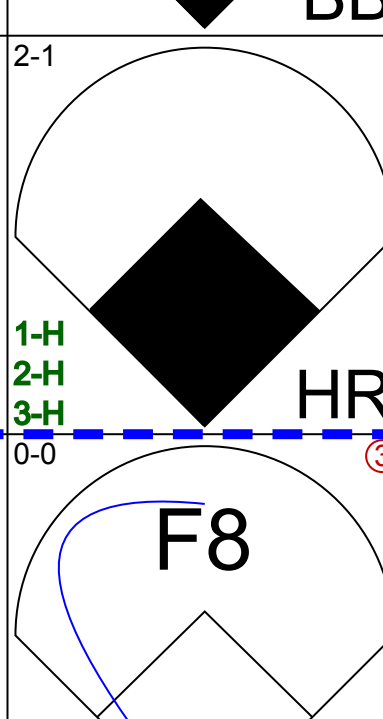
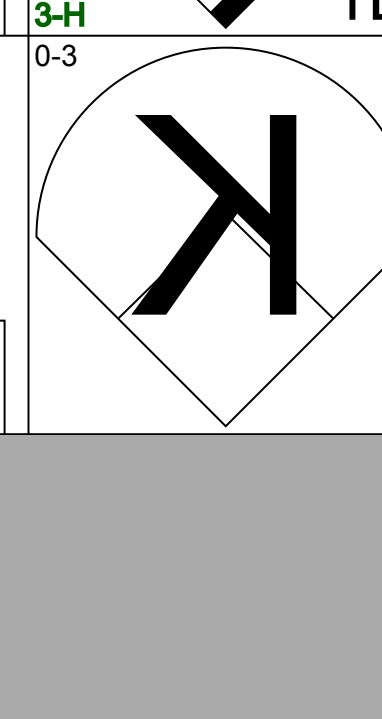
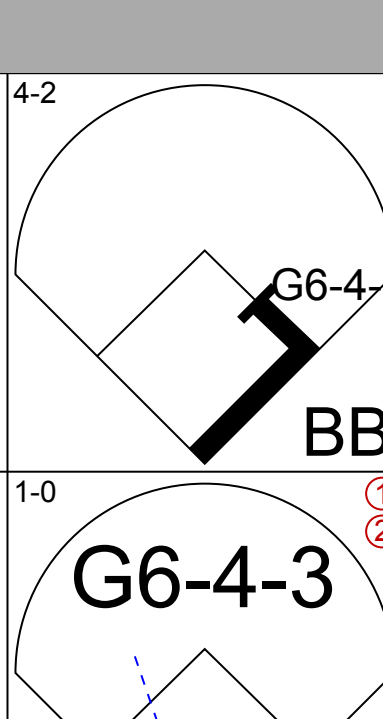
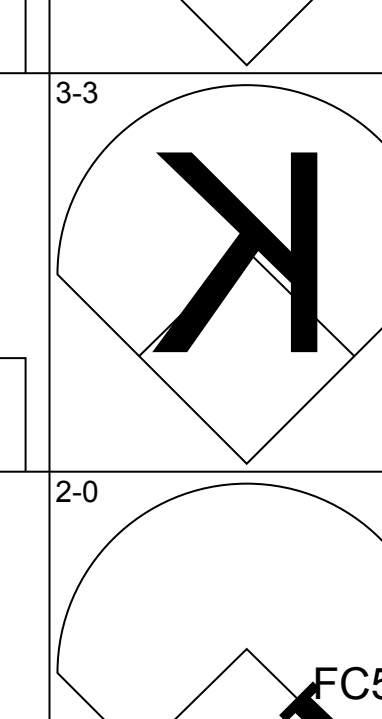
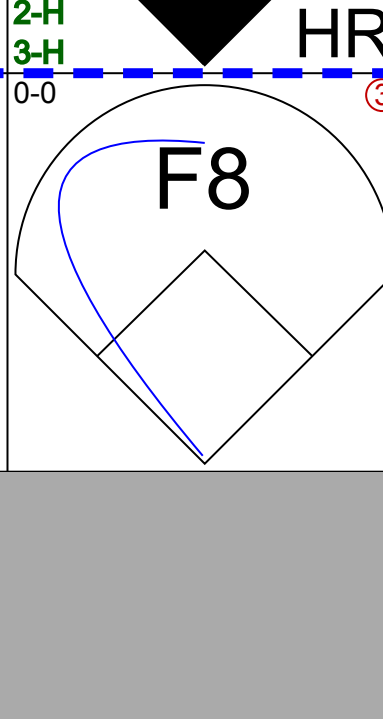
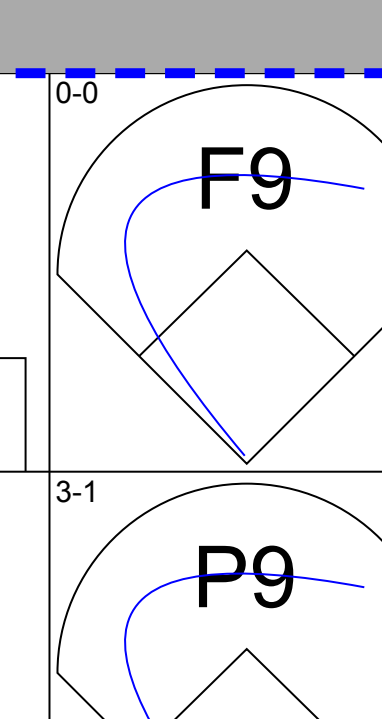
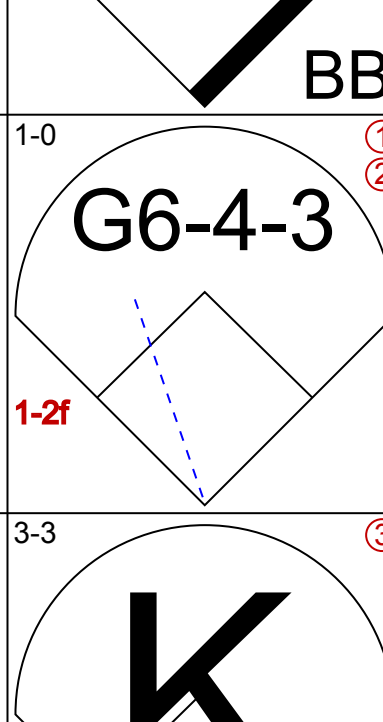
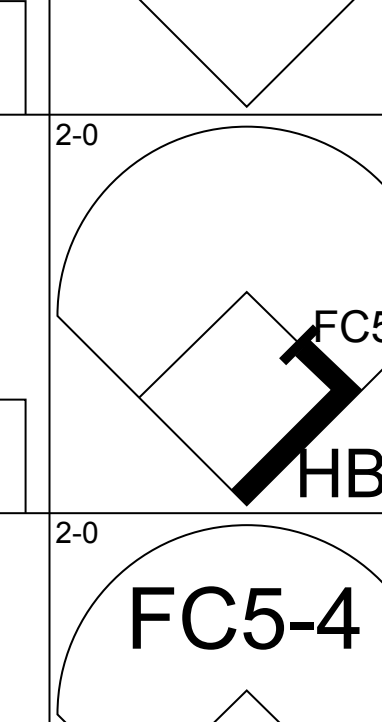

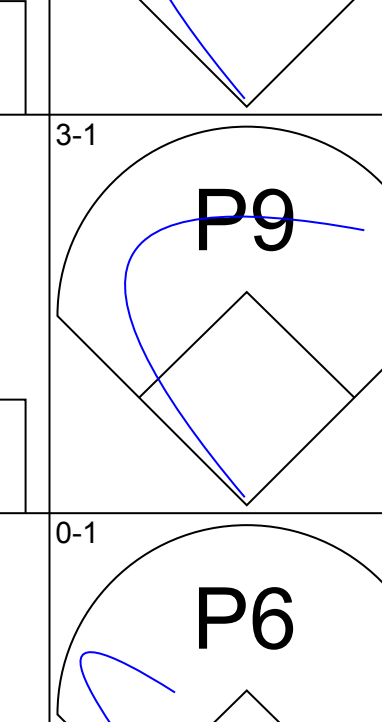
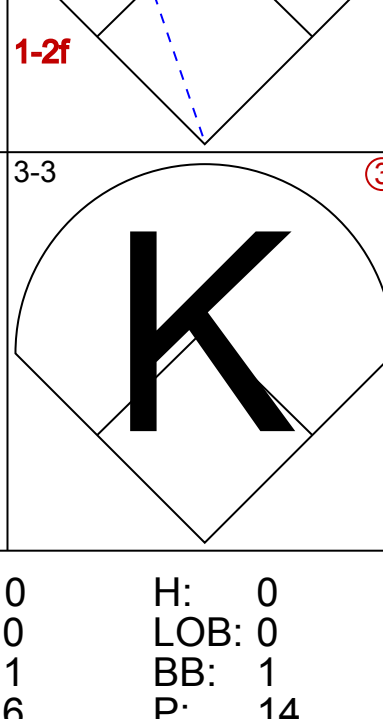
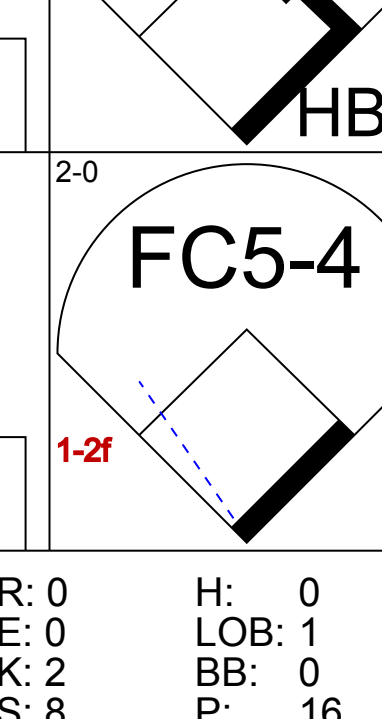

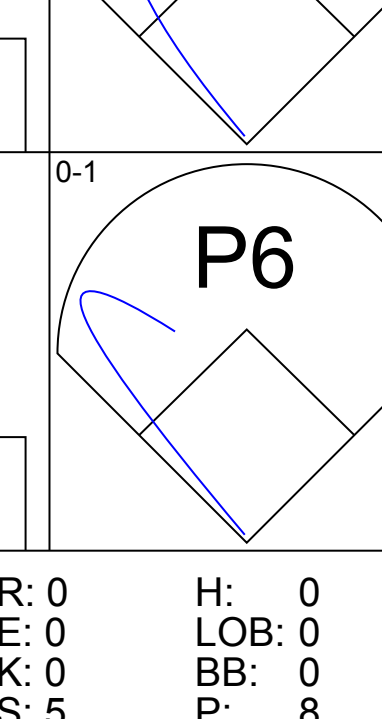
Minnesota Twins @ Oakland Athletics
Oakland-Alameda County Coliseum, Oakland, CA
Sun May 12, 1996, 3:33 AM PDT
Att: 13,430 - Sunny - 76 F

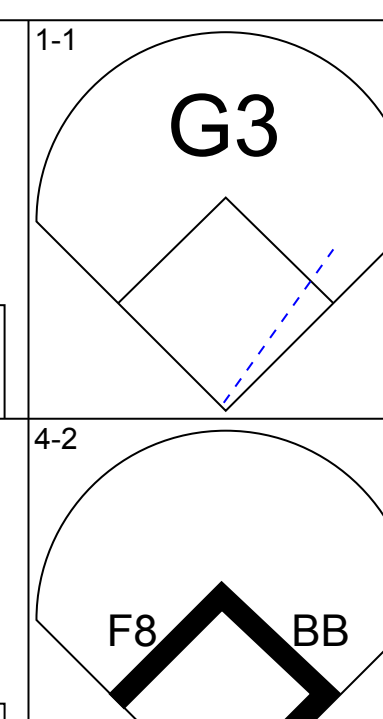
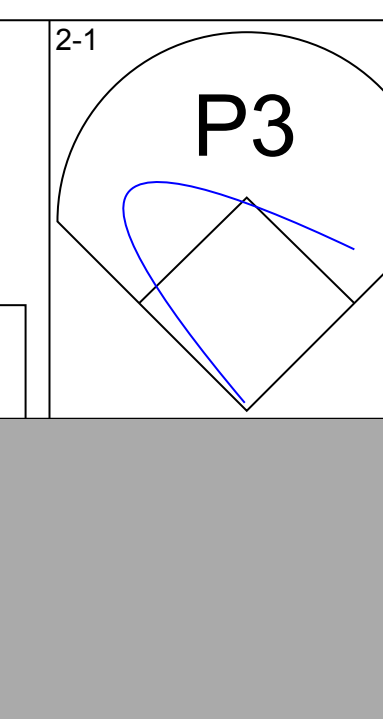
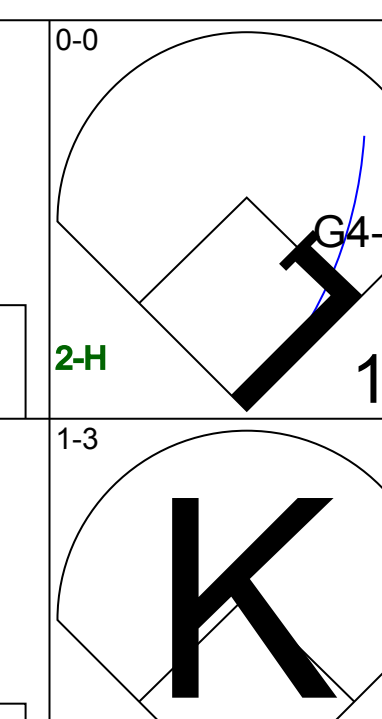
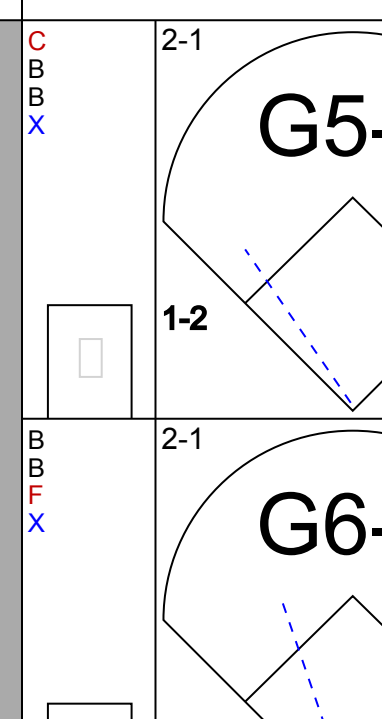
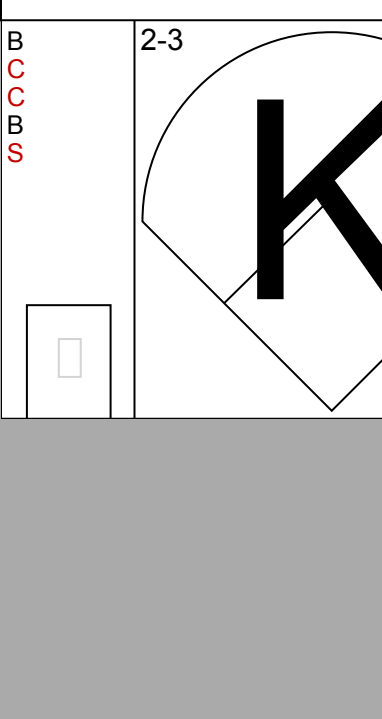
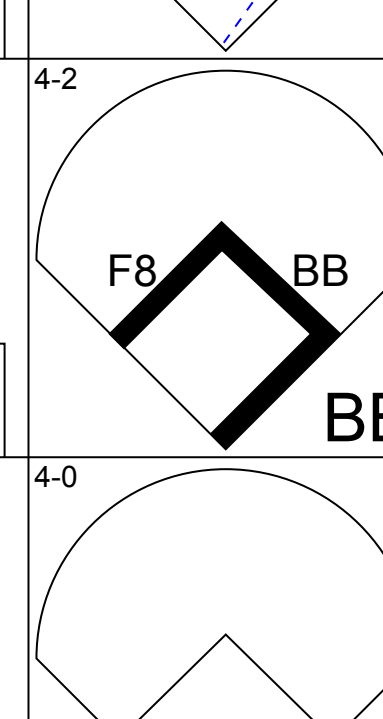
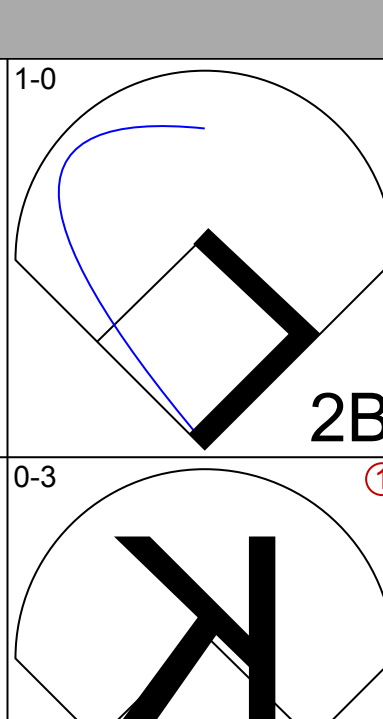
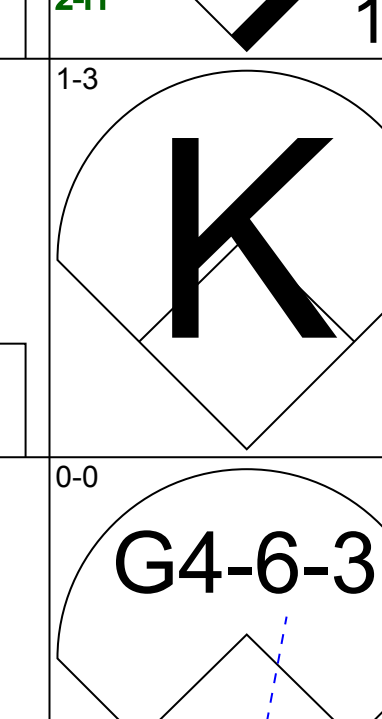
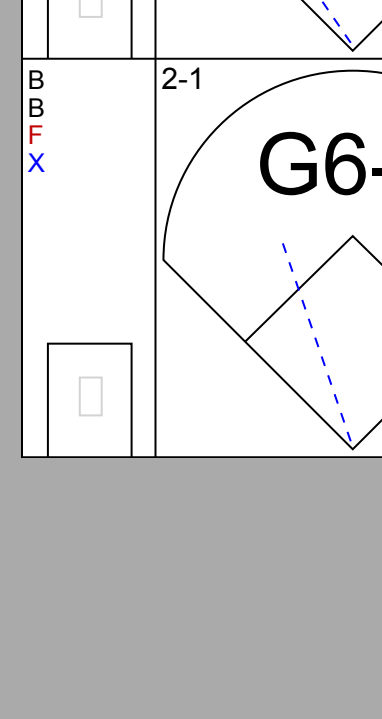
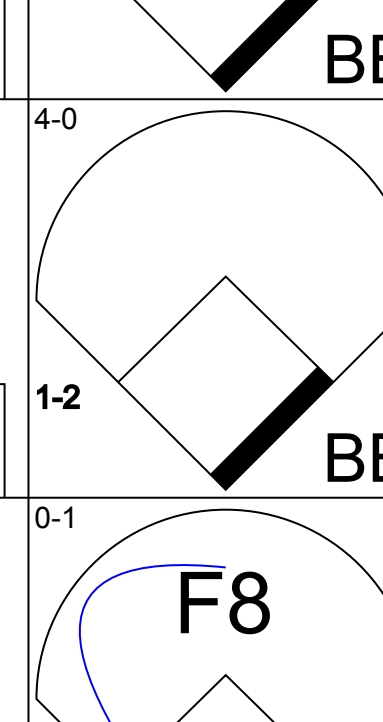
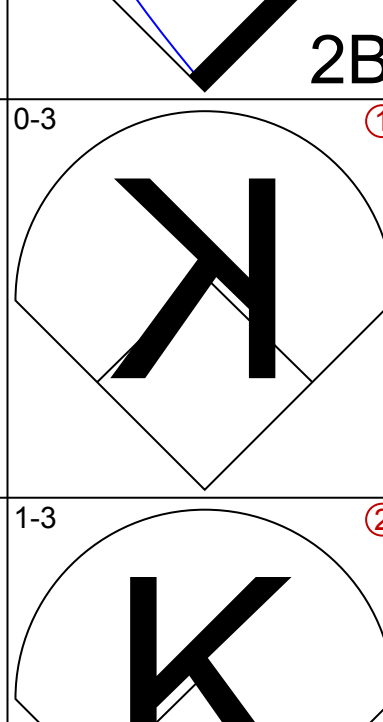
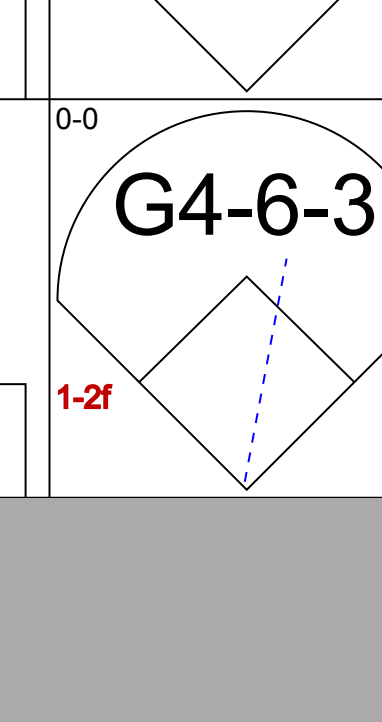
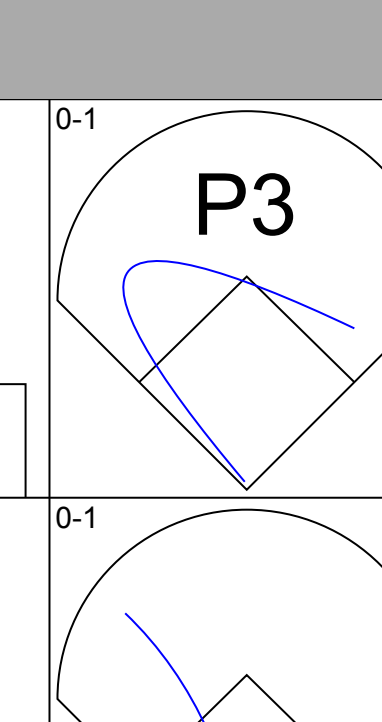
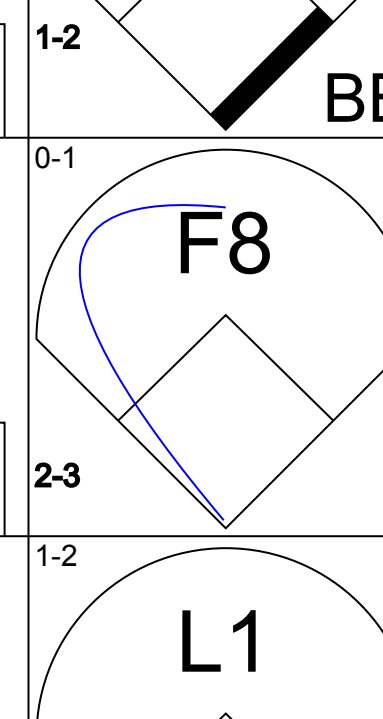
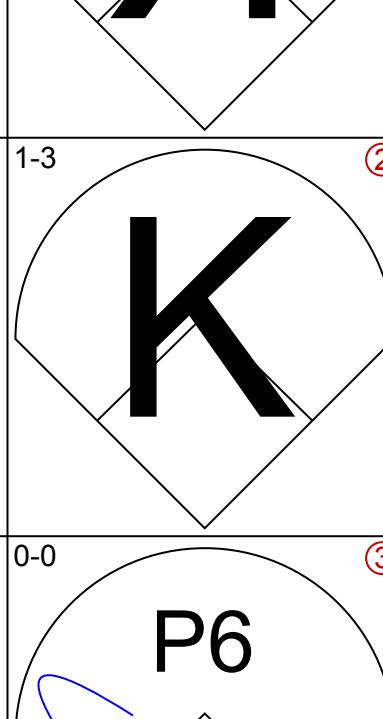
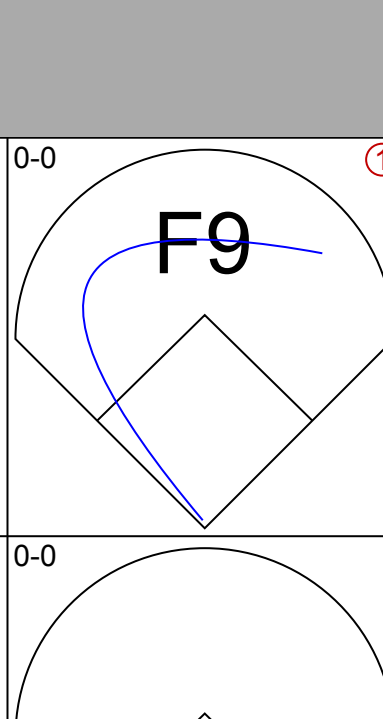
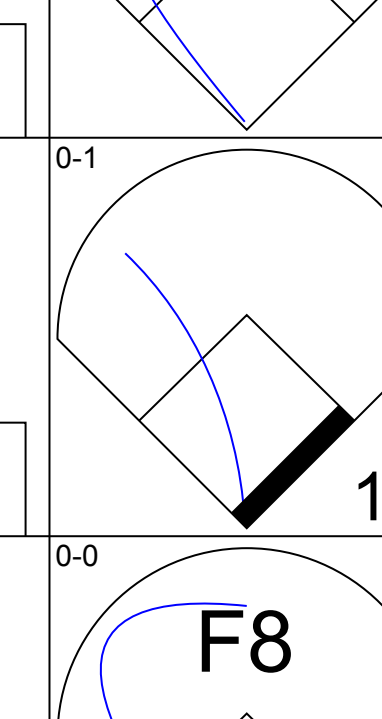
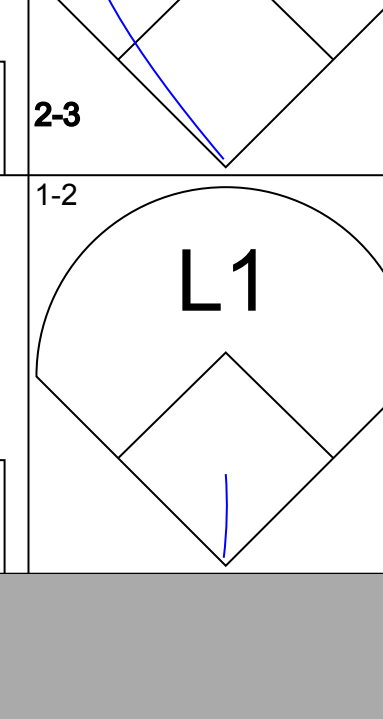
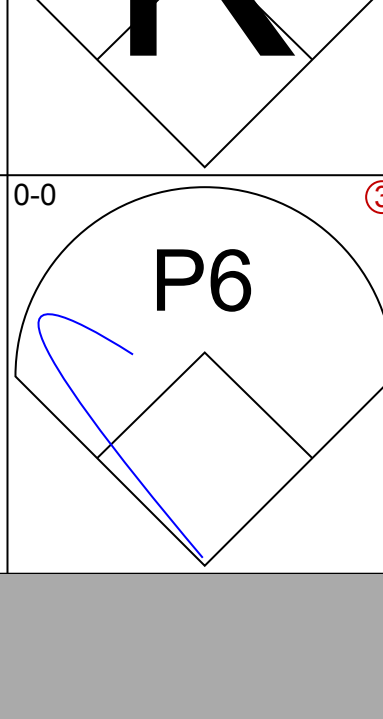
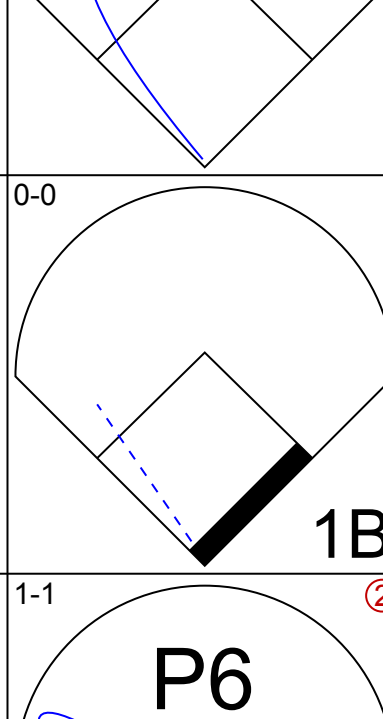
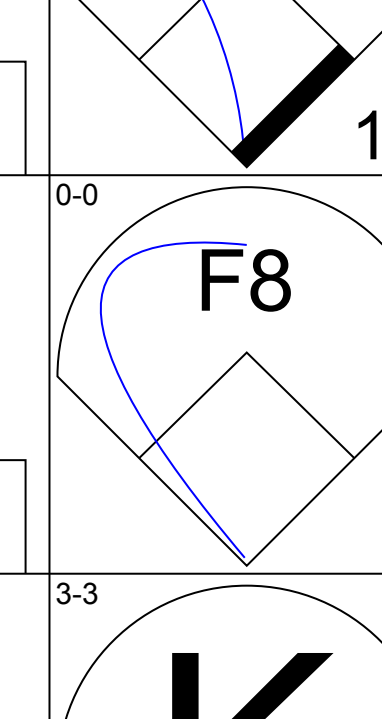
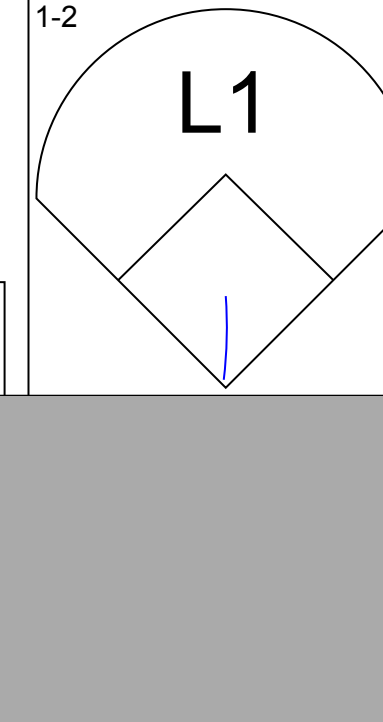
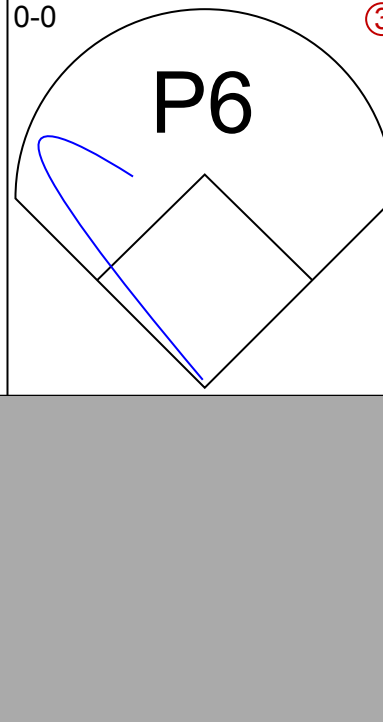
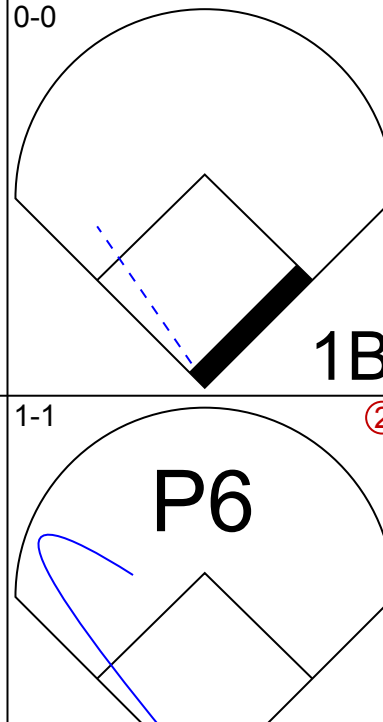
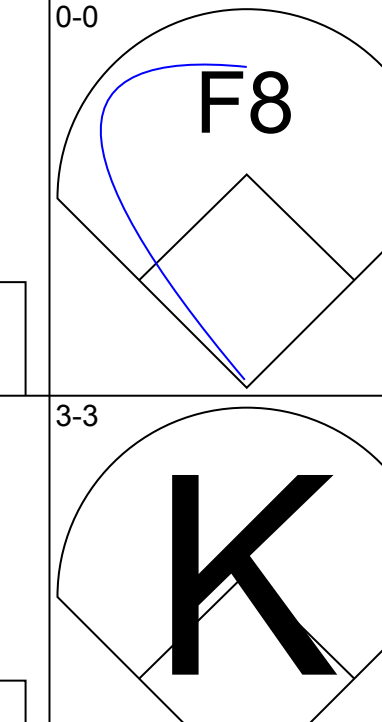
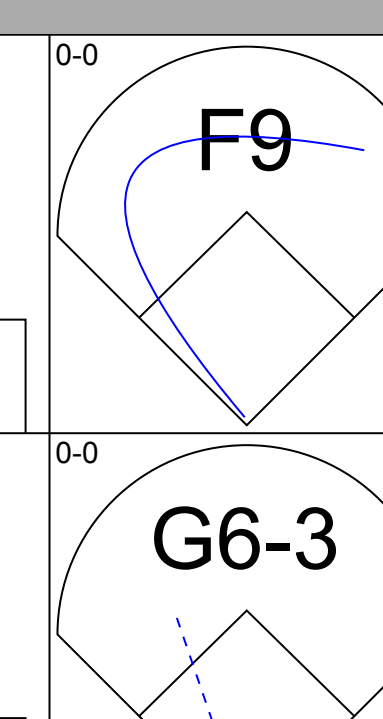
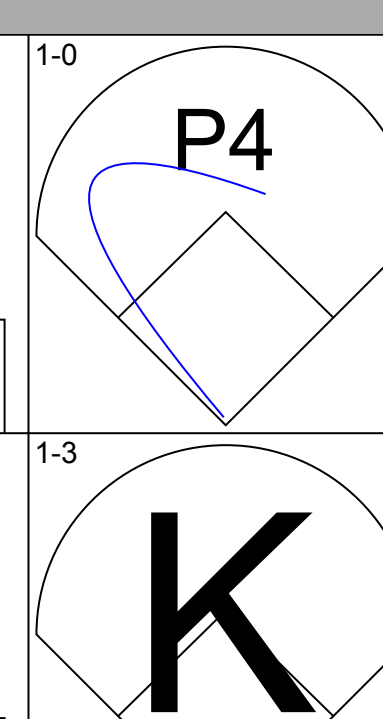
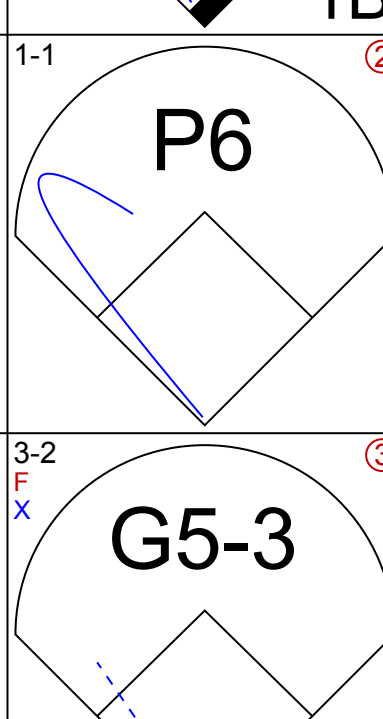
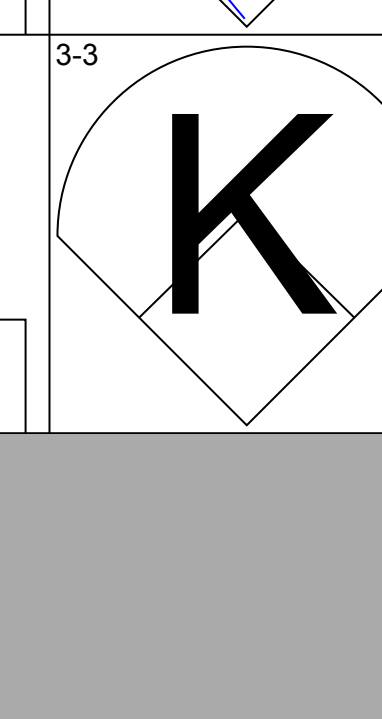
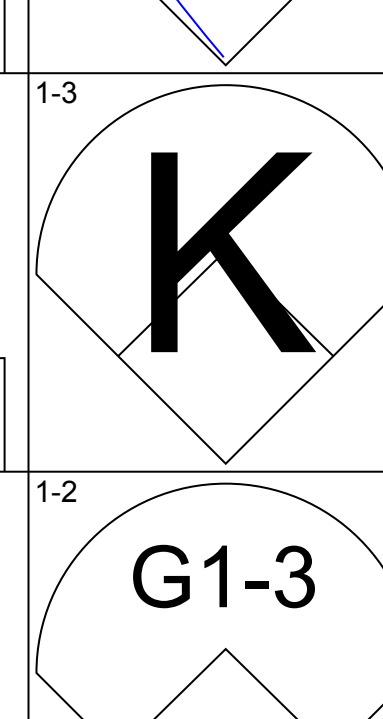
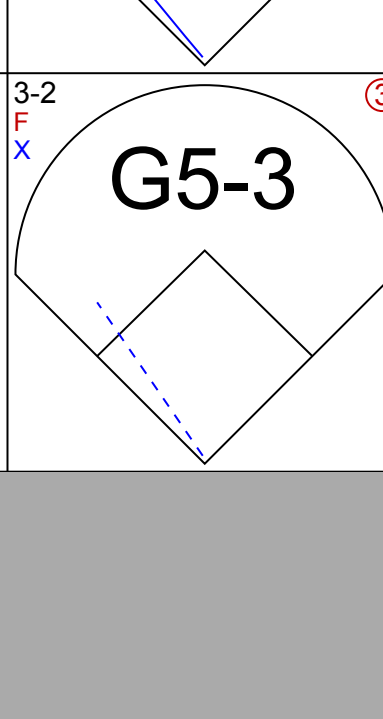
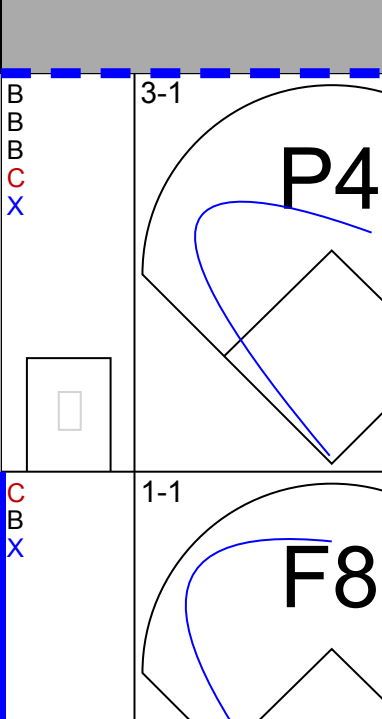
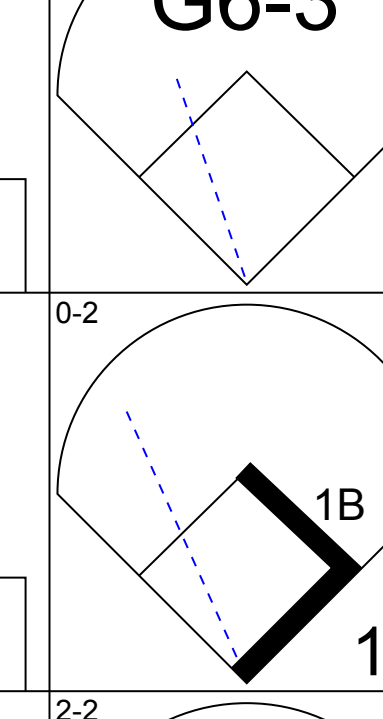
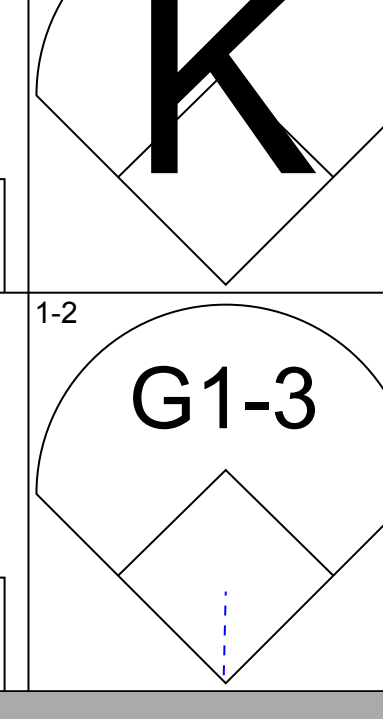
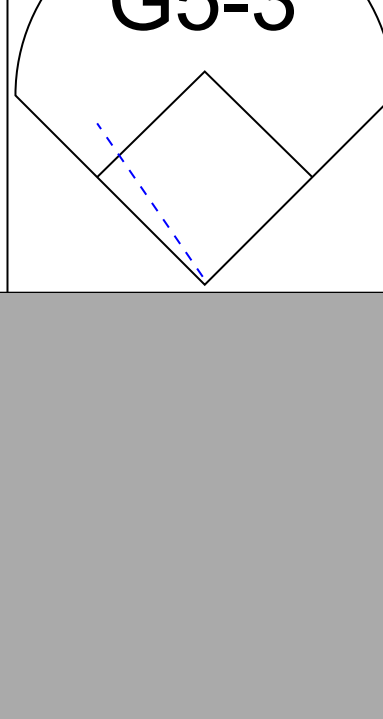
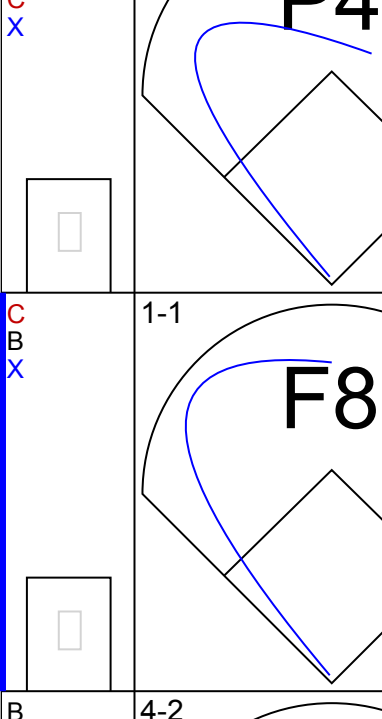
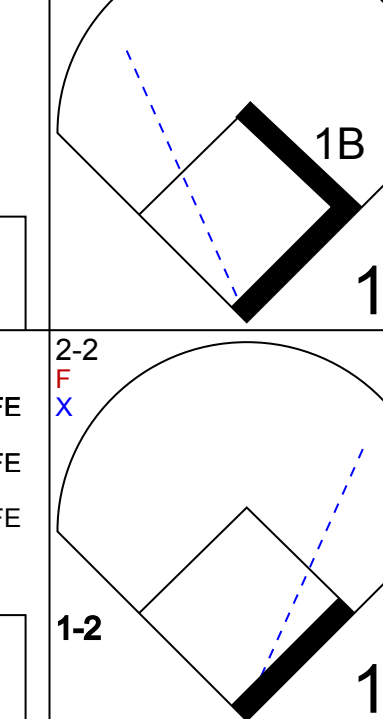
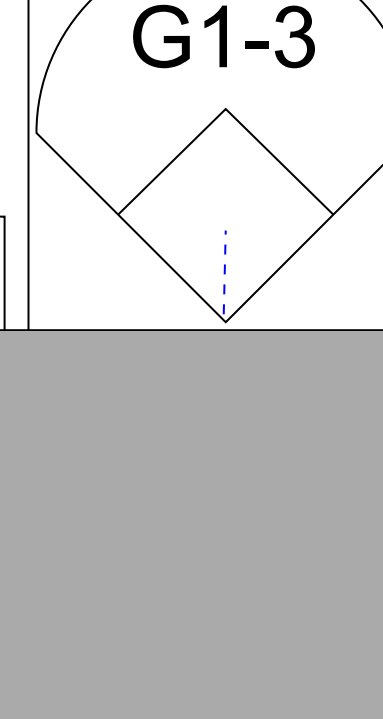

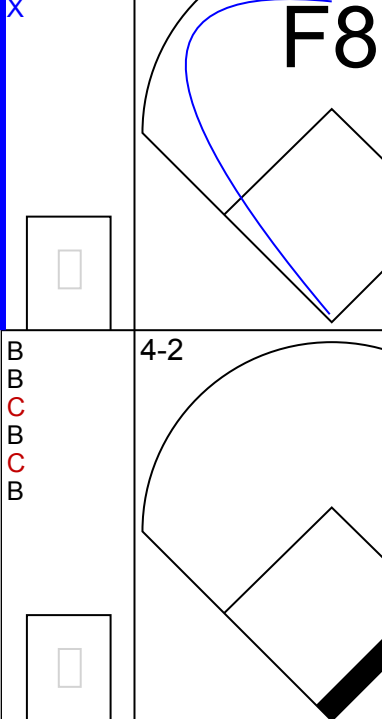
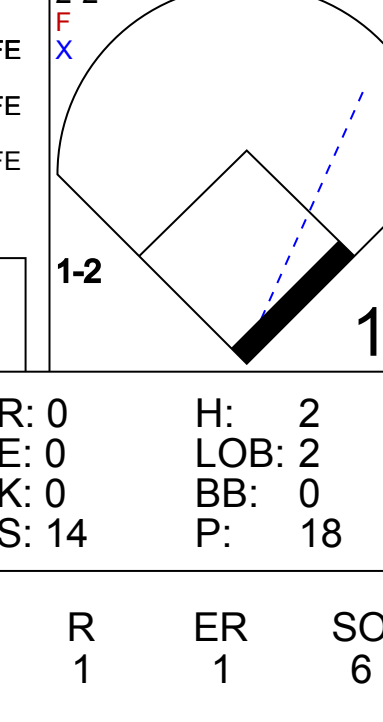

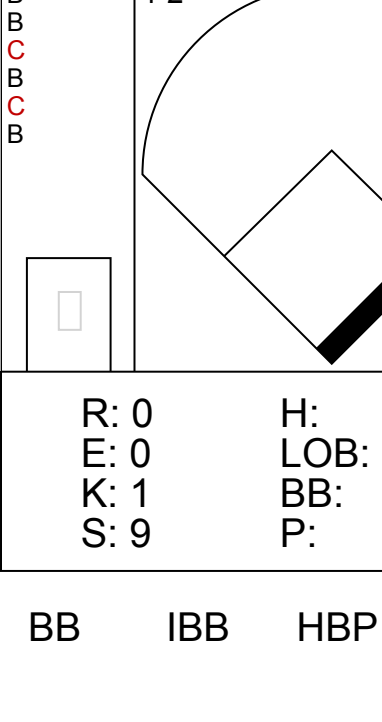
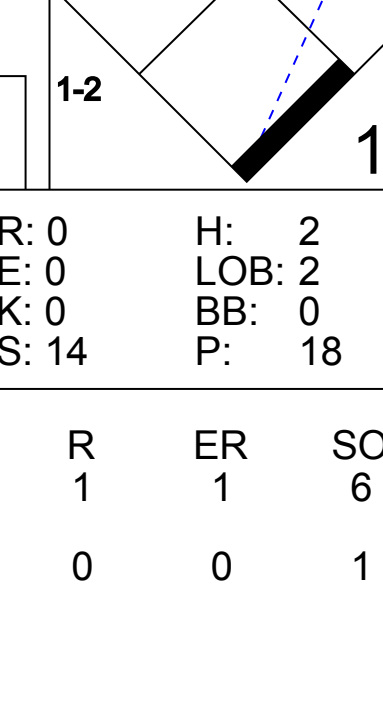
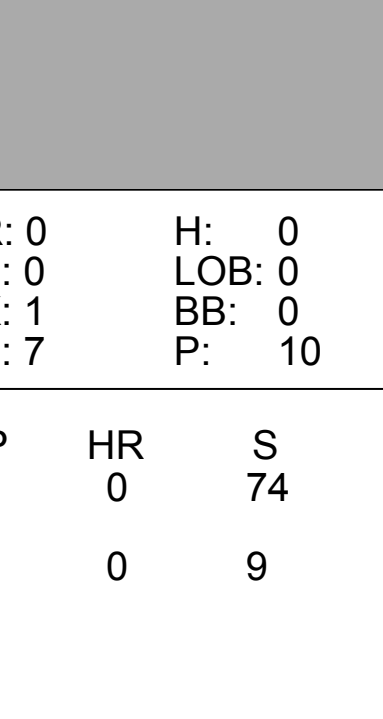
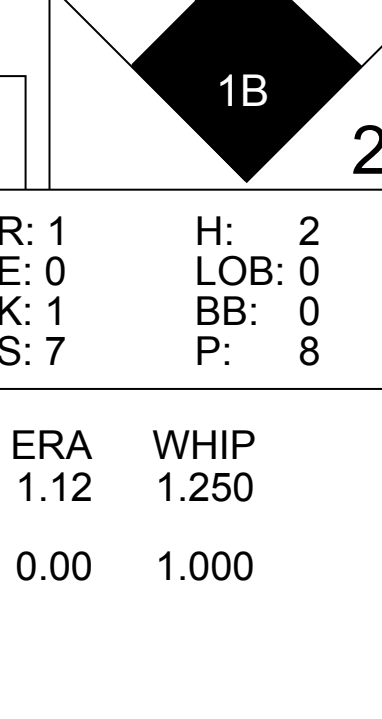
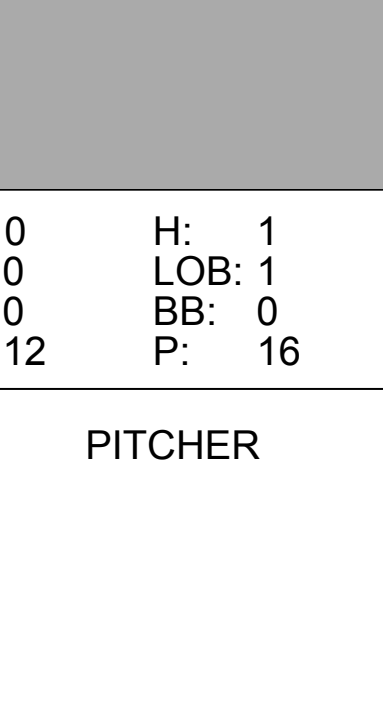
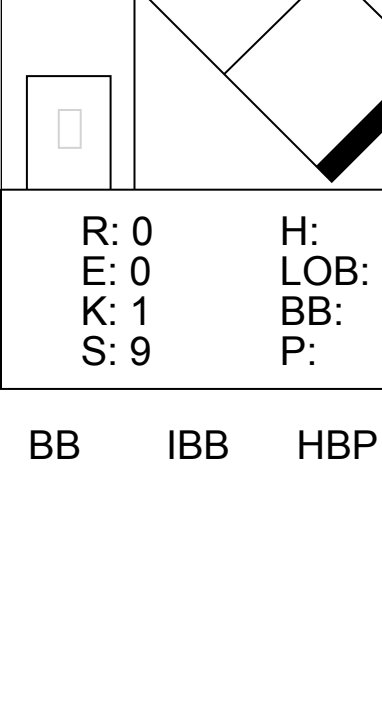
AB	38
R	8
H	14
RBI	7
BB	4
SO	7
LOB	18



Batter	1	2	3	4	5	6	7	8	9	AB	R	H	RBI	BB	SO	LOB	TOP															
Brady Anderson, L (1, 8) OBP: 0.412, SLG: 0.746 Luis Polonia, L (7, FR) OBP: 0.200, SLG: 0.200	0-0 SAFE 1B 2B	0-1 SAFE F7			1-1 SAFE F8		4-2 SAFE BB G5-3		2-2 SAFE G2-3	3	1	1	0	1	0	1	<p>Baltimore Orioles @ Oakland Athletics Oakland-Alameda County Coliseum, Oakland, CA</p> <p>Mon May 13 1996, 7:05 PM PDT Att: 8,204 - Unknown - 64 F</p> <p>livebaseballscores.com</p> <p>AB 33 R 4 H 9 RBI 3 BB 5 SO 3 LOB 16</p> 															
Mike Devereaux, R (1, 9) OBP: 0.299, SLG: 0.348	1-1 SAFE 2B G3	1-1 SAFE G6-4-3			1-1 SAFE G4-3		1-2 SAFE G5-3		1-3 SAFE K	5	1	1	0	0	1	3																
Roberto Alomar, S (1, 4) OBP: 0.444, SLG: 0.557	1-0 SAFE G3 1B		0-1 SAFE F7-4 1B		2-2 SAFE G4-3		4-0 SAFE IBB			3	1	2	1	1	0	0																
Rafael Palmeiro, L (1, 3) OBP: 0.380, SLG: 0.441	1-1 SAFE G3		1-2 SAFE F7-4 1B		4-1 SAFE BB G5-4-3		0-0 SAFE F9			3	0	0	1	1	0	5																
Bobby Bonilla, S (1, 10) OBP: 0.274, SLG: 0.295	1-2 SAFE 2B WP		0-1 SAFE P3		1-1 SAFE BB G5-4-3		1-2 SAFE F8			4	1	2	1	0	0	0																
Cal Ripken Jr., R (1, 6) OBP: 0.304, SLG: 0.352	0-1 SAFE WP FC6-2			1-3 SAFE K		2-1 SAFE BB G5-4-3		0-2 SAFE F8		4	0	1	0	0	1	2																
B.J. Surhoff, L (1, 5) OBP: 0.355, SLG: 0.550	2-2 SAFE FC6-2			3-2 SAFE G4-3		0-0 SAFE G3		4-1 SAFE BB		3	0	0	0	1	0	2																
Chris Hoiles, R (1, 2) OBP: 0.345, SLG: 0.458 Gregg Zaun, S (8, 2) OBP: 0.333, SLG: 0.394	0-1 SAFE F9		2-0 SAFE FC6-4 1B				3-2 SAFE F9	2-1 SAFE P3		4	0	1	0	0	0	2																
Jeffrey Hammonds, R (1, 7) OBP: 0.323, SLG: 0.433		0-0 SAFE G6-4-3 1B		0-0 SAFE FC6-4			4-0 SAFE BB G5-3		2-3 SAFE K	3	0	1	0	1	1	1																
Inning Stats	R: 4 E: 0 K: 0 S: 18	H: 5 LOB: 1 BB: 0 P: 24	R: 0 E: 0 K: 0 S: 5	H: 1 LOB: 0 BB: 0 P: 6	R: 0 E: 0 K: 0 S: 8	H: 1 LOB: 0 BB: 0 P: 9	R: 0 E: 0 K: 1 S: 8	H: 1 LOB: 1 BB: 0 P: 14	R: 0 E: 0 K: 0 S: 6	H: 1 LOB: 1 BB: 1 P: 13	R: 0 E: 0 K: 0 S: 12	H: 0 LOB: 3 BB: 3 P: 28	R: 0 E: 0 K: 0 S: 10	H: 0 LOB: 1 BB: 1 P: 17	R: 0 E: 0 K: 2 S: 11	H: 0 LOB: 0 BB: 0 P: 16		1B: 6 2B: 4 3B: 0 HR: 0	SF: 0 SAC: 0 DP: 3 HBP: 0	WP: 1 PB: 0 SB: 0 CS: 0	PA: 38											
PITCHER	IP WLS BF L	H R ER SO	BB IBB HBP BLK	WP HR S P	ERA WHIP	PITCHER										IP WLS BF L	H R ER SO	BB IBB HBP BLK	WP HR S P	ERA WHIP												
Doug Johns, L (1, 1) ERA: 4.61	7.0	9	4	4	1	3	1	0	0	0	1	0	65	106	5.14	1.714																
Buddy Groom, L (8, 1) ERA: 3.06	1.0	0	0	0	0	1	0	0	0	0	0	0	10	17	0.00	1.000																
Billy Taylor, R (9, 1) ERA: 1.35	1.0	0	0	0	2	0	0	0	0	0	0	0	11	16	0.00	0.000																

Batter	1	2	3	4	5	6	7	8	9	AB	R	H	RBI	BB	SO	LOB	BOTTOM															
Ernie Young, R (1, 8) OBP: 0.348, SLG: 0.520	3-3 SAFE K		0-0 SAFE G6-4-3			2-3 SAFE K		0-1 SAFE HR		4	1	1	1	0	2	1	<p>Baltimore Orioles @ Oakland Athletics Oakland-Alameda County Coliseum, Oakland, CA</p> <p>Mon May 13 1996, 7:05 PM PDT Att: 8,204 - Unknown - 64 F</p> <p>livebaseballscores.com</p> <p>AB 34 R 3 H 11 RBI 3 BB 2 SO 7 LOB 16</p> 															
Allen Battle, R (1, 7) OBP: 0.288, SLG: 0.273 Phil Plantier, L (8, PH) OBP: 0.324, SLG: 0.337	1-3 SAFE K			2-3 SAFE K		3-1 SAFE P2		1-3 SAFE K		3	0	0	0	0	2	0																
Geronimo Berroa, R (1, 9) OBP: 0.278, SLG: 0.476	1-0 SAFE G5-3			4-2 SAFE 1B BB		2-0 SAFE L8		0-2 SAFE G6-4-3 1B		3	0	1	0	1	0	0																
Mark McGwire, R (1, 3) OBP: 0.472, SLG: 0.618		1-1 SAFE G6-4-3 1B		1-2 SAFE 1B		0-0 SAFE G6-3		1-2 SAFE G6-4-3		4	0	2	0	0	0	1																
Pedro Munoz, R (1, 10) OBP: 0.340, SLG: 0.467		1-2 SAFE F8		0-0 SAFE F7		1-2 SAFE L9		0-0 SAFE F9		4	0	0	0	0	0	3																
Terry Steinbach, R (1, 2) OBP: 0.394, SLG: 0.558 Jose Herrera, L (9, FR) OBP: 0.409, SLG: 0.476		1-1 SAFE G6-4-3		1-3 SAFE K		1-1 SAFE 1B		0-0 SAFE 1B		4	1	2	0	0	1	3																
Jason Giambi, L (1, 5) OBP: 0.432, SLG: 0.574			3-1 SAFE G4-3 1B		4-0 SAFE G5-4-3 BB		0-0 SAFE 1B		3-3 SAFE K	3	1	2	0	1	1	1																
Mike Bordick, R (1, 6) OBP: 0.358, SLG: 0.345			1-2 SAFE G4-3		0-0 SAFE P6		3-2 SAFE 1B		3-2 SAFE FC6-4 1B	4	0	2	1	0	0	2																
Brent Gates, S (1, 4) OBP: 0.323, SLG: 0.340 George Williams, S (9, PH) OBP: 0.302, SLG: 0.351			1-0 SAFE G6-4-3 1B		1-1 SAFE G5-4-3		1-1 SAFE L7		0-0 SAFE FC6-4	3	0	1	1	0	0	3																
Inning Stats	R: 0 E: 0 K: 2 S: 7	H: 0 LOB: 0 BB: 0 P: 12	R: 0 E: 0 K: 0 S: 7	H: 1 LOB: 0 BB: 0 P: 10	R: 0 E: 0 K: 0 S: 7	H: 2 LOB: 0 BB: 0 P: 12	R: 0 E: 0 K: 2 S: 12	H: 1 LOB: 2 BB: 1 P: 20	R: 0 E: 0 K: 0 S: 3	H: 0 LOB: 0 BB: 1 P: 8	R: 0 E: 0 K: 1 S: 6	H: 0 LOB: 0 BB: 0 P: 13	R: 1 E: 0 K: 0 S: 12	H: 3 LOB: 2 BB: 0 P: 18	R: 1 E: 0 K: 1 S: 11	H: 2 LOB: 0 BB: 0 P: 13		R: 0 E: 0 K: 1 S: 9	H: 2 LOB: 2 BB: 0 P: 15	1B: 9 2B: 1 3B: 0 HR: 1	SF: 0 SAC: 0 DP: 4 HBP: 0	WP: 0 PB: 0 SB: 0 CS: 0	PA: 36									
PITCHER	IP WLS BF L	H R ER SO	BB IBB HBP BLK	WP HR S P	ERA WHIP	PITCHER										IP WLS BF L	H R ER SO	BB IBB HBP BLK	WP HR S P	ERA WHIP												
Rick Krivda, L (1, 1) ERA: 4.5	6.0	4	1	1	1	2	0	0	0	0	0	0	42	75	1.50	1.000																
Roger McDowell, R (7, 1) ERA: 1.99	2.0	5	2	2	1	0	0	0	0	0	1	23	31	9.00	2.500																	
Randy Myers, L (9, 1) ERA: 2.3	1.0	2	0	0	1	0	0	0	0	0	0	9	15	0.00	2.000																	

Batter	1	2	3	4	5	6	7	8	9	AB	R	H	RBI	BB	SO	LOB	TOP					
Brady Anderson, L (1, 8) OBP: 0.418, SLG: 0.738										4	1	2	0	1	1	0	Baltimore Orioles @ Oakland Athletics Oakland-Alameda County Coliseum, Oakland, CA Tue May 14 1996, 7:05 PM PDT Att: 8,466 - Unknown - 66 F					
Luis Polonia, L (1, 7) OBP: 0.100, SLG: 0.100										5	1	0	0	0	0	4						
Roberto Alomar, S (1, 4) OBP: 0.495, SLG: 0.563										2	2	1	1	3	0	0						
Rafael Palmeiro, L (1, 3) OBP: 0.381, SLG: 0.454										5	2	2	3	0	0	2						
Bobby Bonilla, S (1, 10) OBP: 0.280, SLG: 0.295										3	1	1	1	1	1	1						
B.J. Surhoff, L (1, 5) OBP: 0.352, SLG: 0.563										4	1	1	4	0	2	1						
Cal Ripken Jr., R (1, 6) OBP: 0.302, SLG: 0.345										3	0	0	0	1	1	0						
Chris Hoiles, R (1, 2) OBP: 0.350, SLG: 0.465										3	1	1	0	0	0	1						
Jeffrey Hammonds, R (1, 9) OBP: 0.314, SLG: 0.419										4	0	0	0	0	1	2						
Inning Stats	R: 0 E: 0 K: 1 S: 9	H: 0 LOB: 0 BB: 0 P: 14	R: 0 E: 0 K: 1 S: 9	H: 0 LOB: 0 BB: 0 P: 14	R: 0 E: 0 K: 1 S: 6	H: 0 LOB: 0 BB: 1 P: 14	R: 1 E: 1 K: 0 S: 9	H: 1 LOB: 1 BB: 0 P: 15	R: 0 E: 0 K: 2 S: 8	H: 0 LOB: 1 BB: 0 P: 16	R: 4 E: 0 K: 0 S: 21	H: 3 LOB: 0 BB: 2 P: 35	R: 4 E: 0 K: 1 S: 20	H: 3 LOB: 1 BB: 2 P: 38	R: 0 E: 0 K: 0 S: 5	H: 0 LOB: 0 BB: 0 P: 8	R: 0 E: 0 K: 0 S: 6	H: 1 LOB: 1 BB: 1 P: 15	1B: 4 2B: 2 3B: 1 HR: 1	SF: 0 SAC: 0 DP: 3 HBP: 1	WP: 0 PB: 0 SB: 0 CS: 0	PA: 40
PITCHER	IP	WLS	BF	H	R	ER	SO	BB	IBB	HBP	BLK	WP	HR	S	P	ERA	WHIP					
Carlos Reyes, R (1, 1) ERA: 5.61	5.2	L	24	4	5	4	5	3	0	1	0	0	0	1	61	107	6.35	1.235				
Mark Acie, R (6, 1) ERA: 6.14	1.1		9	3	4	4	1	1	1	0	0	0	0	21	39	27.00	3.000					
Todd Van Poppel, R (8, 1) ERA: 8.54	1.0		3	0	0	0	0	0	0	0	0	0	0	5	8	0.00	0.000					
John Briscoe, R (9, 1) ERA: 3.8	1.0		4	1	0	0	0	1	0	0	0	0	0	6	15	0.00	2.000					


Batter	1	2	3	4	5	6	7	8	9	AB	R	H	RBI	BB	SO	LOB	BOTTOM					
Ernie Young, R (1, 8) OBP: 0.342, SLG: 0.505										5	0	1	1	0	1	4	Baltimore Orioles @ Oakland Athletics Oakland-Alameda County Coliseum, Oakland, CA Tue May 14 1996, 7:05 PM PDT Att: 8,466 - Unknown - 66 F					
Brent Gates, S (1, 4) OBP: 0.327, SLG: 0.347										3	0	1	0	1	1	2						
Jason Giambi, L (1, 5) OBP: 0.428, SLG: 0.563										3	0	0	0	1	1	2						
Mark McGwire, R (1, 3) OBP: 0.461, SLG: 0.593										4	0	1	0	0	1	3						
Torey Lovullo, S (8, PR) OBP: 0.296, SLG: 0.222										0	0	0	0	0	0	0						
Phil Plantier, L (1, 7) OBP: 0.322, SLG: 0.333										4	0	1	0	0	0	4						
Terry Steinbach, R (1, 2) OBP: 0.376, SLG: 0.545										3	0	0	0	0	0	1						
George Williams, S (8, PH) OBP: 0.295, SLG: 0.342										4	0	0	0	0	1	1						
Geronimo Berroa, R (1, 10) OBP: 0.271, SLG: 0.463										4	0	0	0	0	1	1						
Mike Bordick, R (1, 6) OBP: 0.364, SLG: 0.347										2	0	1	0	1	0	0						
Rafael Bourdigal, R (8, 6)										1	0	0	0	0	0	0						
Jose Herrera, L (1, 9) OBP: 0.462, SLG: 0.542										3	1	2	0	1	1	1						
Inning Stats	R: 0 E: 0 K: 0 S: 9	H: 0 LOB: 2 BB: 2 P: 19	R: 0 E: 0 K: 0 S: 14	H: 2 LOB: 2 BB: 0 P: 18	R: 0 E: 0 K: 2 S: 9	H: 1 LOB: 1 BB: 0 P: 11	R: 0 E: 0 K: 1 S: 7	H: 0 LOB: 0 BB: 0 P: 10	R: 1 E: 0 K: 1 S: 7	H: 2 LOB: 0 BB: 0 P: 8	R: 0 E: 0 K: 0 S: 12	H: 1 LOB: 1 BB: 0 P: 16	R: 0 E: 0 K: 1 S: 8	H: 0 LOB: 1 BB: 1 P: 16	R: 0 E: 0 K: 1 S: 8	H: 1 LOB: 1 BB: 0 P: 11	R: 0 E: 0 K: 1 S: 9	H: 0 LOB: 1 BB: 1 P: 19	1B: 5 2B: 2 3B: 0 HR: 0	SF: 0 SAC: 0 DP: 1 HBP: 0	WP: 0 PB: 0 SB: 0 CS: 0	PA: 37
PITCHER	IP	WLS	BF	H	R	ER	SO	BB	IBB	HBP	BLK	WP	HR	S	P	ERA	WHIP					
35 Mike Mussina, R (1, 1) ERA: 3.64	8.0	W	33	7	1	1	6	3	0	0	0	0	0	74	109	1.12	1.250					
Alan Mills, R (9, 1) ERA:	1.0		4	0	0	0	1	1	0	0	0	0	0	9	19	0.00	1.000					



Batter	1	2	3	4	5	6	7	8	9	10	11	AB	R	H	RBI	BB	SO	LOB	TOP						
Alien Battle, R OBP: 0.284, SLG: 0.269 (1, 8)	F7		1B WP 1B		P3		K			K		5	1	1	0	0	2	1							
Brent Gates, S OBP: 0.329, SLG: 0.349 (1, 4)	L7		1B WP 1B		G3			P4			SH1-4 1B	5	0	2	0	0	0	0							
Jason Giambi, L OBP: 0.424, SLG: 0.574 (1, 5)	HR		F7		F9			K			SH1-4 1-2	4	1	1	1	0	1	1							
Mark McGwire, R OBP: 0.457, SLG: 0.619 Torey Lovullo, S OBP: 0.266, SLG: 0.222 (11, PR) (11, 3)	HR		K			G5-3		P3			G6-4-3 IBB	4	1	1	1	1	1	1							
Terry Steinbach, R OBP: 0.363, SLG: 0.523 (1, 2)	L6		G5-3			G4-3			F7		G6-4-3 1-2f	5	0	0	0	0	0	3							
Pedro Munoz, R OBP: 0.327, SLG: 0.448 (1, 10)			F9		F9				K			4	0	0	0	0	1	0							
Phil Plantier, L OBP: 0.311, SLG: 0.320 (1, 7)			G1-3		F1			L4-3		F7		4	0	0	0	0	0	0							
Mike Bordick, R OBP: 0.368, SLG: 0.347 (1, 6)			1B					G5-3			K	3	0	1	0	1	1	0							
Jose Herrera, L OBP: 0.400, SLG: 0.464 (1, 9)	P4				G1			E5 PB		G4-3		4	0	0	0	0	2								
Inning Stats	R: 2 E: 0 K: 1 S: 9	H: 2 LOB: 0 BB: 0 P: 16	R: 0 E: 0 K: 0 S: 9	H: 1 LOB: 1 BB: 0 P: 12	R: 1 E: 0 K: 1 S: 13	H: 2 LOB: 1 BB: 0 P: 22	R: 0 E: 0 K: 0 S: 8	H: 0 LOB: 1 BB: 1 P: 16	R: 0 E: 0 K: 0 S: 7	H: 0 LOB: 0 BB: 0 P: 9	R: 0 E: 1 K: 1 S: 17	H: 0 LOB: 1 BB: 0 P: 24	R: 0 E: 0 K: 1 S: 8	H: 0 LOB: 0 BB: 0 P: 14	R: 0 E: 0 K: 1 S: 5	H: 0 LOB: 0 BB: 0 P: 10	R: 0 E: 0 K: 2 S: 9	H: 0 LOB: 0 BB: 0 P: 12	R: 0 E: 0 K: 0 S: 8	H: 1 LOB: 2 BB: 1 P: 15	1B: 4 2B: 0 3B: 0 HR: 2	SF: 0 SAC: 1 DP: 1 HBP: 0	WP: 1 PB: 1 SB: 0 CS: 0	PA: 41	
PITCHER	IP WLS BF H R ER SO BB IBB HBP BLK WP HR S P ERA WHIP	49 Tim Wakefield, R ERA: 5.1 Eric Gunderson, L ERA: 8.1 Heathcliff Stocumb, R ERA: 3.13 Rich Garces, R ERA: 2.4 Mike Stanton, L ERA: 5.03	7.0 0.2 (8, 1) (8, 1) (10, 1) (11, 1)	28 2 0 4 1 3	3 0 0 0 0 0	2 0 0 0 0 0	3 0 0 0 0 0	2 1 0 0 0 0	2 0 0 0 0 0	1 0 0 0 0 0	0 0 0 0 0 0	0 0 0 0 0 0	5 9 15 16 11	0.00 0.00 0.00 1.00 0.00	3.86 0.857										

Oakland Athletics @ Boston Red Sox
Fenway Park, Boston, MA
Fri May 17 1996, 7:05 PM EDT
Att: 28,690 - Unknown - 57 F


AB 38
R 3
H 6
RBI 2
BB 2
SO 6
LOB 8



Batter	1	2	3	4	5	6	7	8	9	10	11	AB	R	H	RBI	BB	SO	LOB	BOTTOM						
Wil Cordero, R OBP: 0.318, SLG: 0.390 (1, 4)	F9		G6-3		L7			1B 2B	F9		HR	6	2	2	2	0	0	3							
John Valentin, R OBP: 0.335, SLG: 0.392 (1, 6)	G6-3		F9			F8		1B 1B		F9		5	0	1	1	0	0	0							
Mo Vaughn, L OBP: 0.429, SLG: 0.703 (1, 3)	HR				G5-4-3 1B BB	F8		1B 1B		WP WP 1B		4	2	3	1	1	0	0							
Jose Canseco, R OBP: 0.421, SLG: 0.554 (1, 7) (10, 9)	K				G5-4-3 1B			K		WP IBB		4	0	2	0	1	2	2							
Mike Stanley, R OBP: 0.414, SLG: 0.487 Esteban Beltre, R OBP: 0.262, SLG: 0.237 Bill Selby, L OBP: 0.340, SLG: 0.391 (1, 2) (9, PR) (10, 7)			F9		G5-4-3			G6-3		BB 1B BB	K	3	0	0	0	1	0	2							
Kevin Mitchell, R OBP: 0.327, SLG: 0.314 (1, 10)					1-2f 2-3	L5			BB BB	P4		5	0	2	1	0	0	2							
Tim Naehring, R OBP: 0.432, SLG: 0.415 (1, 5)					3H	P2			BB BB		F9	4	0	1	0	1	0	1							
Mitt Cuyler, S OBP: 0.237, SLG: 0.212 (1, 9) (9, 8)					1-2f 2-3			G5-3		G6-2-3		3	0	0	0	0	1	1							
Bill Haselman, R OBP: 0.326, SLG: 0.500 (10, 2)											K	2	0	0	0	0	1	3							
Alex Cole, L OBP: 0.315, SLG: 0.313 Troy O'Leary, L OBP: 0.331, SLG: 0.450 (1, 8) (8, PH) (9, 9) (10, 8)					G6-3			G4-3			HR 1B	2	0	0	0	0	1	0							
Inning Stats	R: 1 E: 0 K: 1 S: 11	H: 1 LOB: 0 BB: 0 P: 17	R: 0 E: 0 K: 0 S: 10	H: 1 LOB: 1 BB: 0 P: 16	R: 0 E: 0 K: 0 S: 8	H: 0 LOB: 0 BB: 0 P: 11	R: 1 E: 0 K: 0 S: 12	H: 2 LOB: 1 BB: 1 P: 18	R: 0 E: 0 K: 2 S: 8	H: 0 LOB: 0 BB: 0 P: 9	R: 0 E: 0 K: 0 S: 7	H: 0 LOB: 0 BB: 0 P: 8	R: 1 E: 0 K: 1 S: 15	H: 3 LOB: 2 BB: 0 P: 24	R: 0 E: 0 K: 0 S: 12	H: 1 LOB: 3 BB: 3 P: 28	R: 0 E: 0 K: 1 S: 8	H: 1 LOB: 2 BB: 1 P: 16	R: 2 E: 0 K: 1 S: 11	H: 2 LOB: 0 BB: 0 P: 19	1B: 9 2B: 1 3B: 0 HR: 2	SF: 0 SAC: 0 DP: 2 HBP: 0	WP: 2 PB: 0 SB: 0 CS: 0	PA: 46	
PITCHER	IP WLS BF H R ER SO BB IBB HBP BLK WP HR S P ERA WHIP	Steve Wojciechowski, L ERA: 3.5 Billy Taylor, R ERA: 3.5 Mike Mohler, L ERA: 1.16 Todd Van Poppel, R ERA: 8.57	(1, 1) (8, 1) (8, 1) (9, 1) (9, 1)	7.2 0.0 1.0 2.0	L 1 7 10	3 1 2 3	2 0 0 2	2 0 0 2	2 0 0 2	0 0 3 0	0 0 16 21	35 39	0.00 9.00	5.000 1.500											

Oakland Athletics @ Boston Red Sox
Fenway Park, Boston, MA
Fri May 17 1996, 7:05 PM EDT
Att: 28,690 - Unknown - 57 F

AB 41
R 5
H 12
RBI 5
BB 5
SO 6
LOB 16



Batter	1	2	3	4	5	6	7	8	9	10	AB	R	H	RBI	BB	SO	LOB	TOP										
Ernie Young, R OBP: 0.336, SLG: 0.486 (1, 8) (10, 9)	K		S 2B BB		F8			B2		K	4	1	0	0	1	2	0											
Brent Gates, S OBP: 0.331, SLG: 0.357 (1, 4)	K		1B 2B		G6-3			F9		BB 1B	5	2	2	1	0	1	0											
Jason Giambi, L OBP: 0.440, SLG: 0.603 (1, 5)			BB		BB 1B			HR		1B 2B BB	3	2	3	2	2	0	0											
Mark McGwire, R OBP: 0.453, SLG: 0.597 (1, 3)			BB		BB 1B			F8		2B BB 1B	4	0	1	1	1	1	2											
Torey Lovullo, S OBP: 0.286, SLG: 0.222 (10, PR) (10, 3)	K		G1-6-3 BB		BB			P5		2B BB 1B	0	0	0	0	0	0	0											
Phil Plantier, L OBP: 0.315, SLG: 0.333 (1, 7)			S 1B		G1-6-3			K		1-2 2-H 1B	5	0	2	1	0	2	3											
Gerónimo Berroa, R OBP: 0.263, SLG: 0.448 (1, 10)			F9		G5-3			K		1-3 2-H 2B	5	0	0	0	0	2	5											
George Williams, S OBP: 0.277, SLG: 0.317 (1, 2)			K		K			K			3	0	0	0	0	3	1											
Terry Steinbach, R OBP: 0.367, SLG: 0.550 (9, PH) (9, 2)			1-2 K		K			K		HR	1	1	1	1	0	0	0											
Mike Bordick, R OBP: 0.358, SLG: 0.336 (1, 6)			L7		K			G5-3		F8	4	0	0	0	0	1	1											
Jose Herrera, L OBP: 0.364, SLG: 0.419 (1, 9)			G6-3		G4-3			K			3	0	0	0	0	1	0											
Allen Battle, R OBP: 0.262, SLG: 0.267 (10, PH) (10, 8)			G6-3		G4-3			K		K	1	0	0	0	0	1	0											
Inning Stats	R: 0 E: 0 K: 3 S: 14	H: 0 LOB: 1 BB: 1 P: 22	R: 0 E: 0 K: 1 S: 8	H: 1 LOB: 1 BB: 0 P: 12	R: 2 E: 0 K: 0 S: 14	H: 2 LOB: 1 BB: 2 P: 27	R: 0 E: 0 K: 2 S: 12	H: 0 LOB: 0 BB: 0 P: 15	R: 0 E: 0 K: 0 S: 8	H: 0 LOB: 0 BB: 0 P: 12	R: 0 E: 0 K: 2 S: 9	H: 1 LOB: 1 BB: 0 P: 13	R: 0 E: 0 K: 2 S: 7	H: 0 LOB: 0 BB: 0 P: 19	R: 1 E: 0 K: 0 S: 7	H: 1 LOB: 0 BB: 0 P: 14	R: 1 E: 0 K: 1 S: 11	H: 1 LOB: 0 BB: 0 P: 19	R: 2 E: 0 K: 3 S: 15	H: 3 LOB: 3 BB: 1 P: 29	1B: 5 2B: 2 3B: 0 HR: 2	SF: 0 SAC: 0 DP: 1 HBP: 0	WP: 0 PB: 0 SB: 2 CS: 0	PA: 42				
PITCHER	IP	WLS	BF	H	R	ER	SO	BB	IBB	HBP	BLK	WP	HR	S	P	ERA	WHIP											
Roger Clemens, R ERA: 3.69 (1, 1)	7.1		28	4	2	2	10	3	0	0	0	0	0	1	4	8	2.46	0.955										
Eric Gunderson, L ERA: 4.5 (8, 1)	0.1		2	1	1	1	0	0	0	0	0	0	0	1	4	8	27.00	3.000										
Heathcliff Stocumb, R ERA: 3.09 (8, 1)	0.1		1	0	0	0	0	0	0	0	0	0	0	1	2	0.00	0.000											
Mike Stanton, L ERA: 5.23 (9, 1)	1.0		4	1	1	1	1	0	0	0	0	0	1	11	19	9.00	1.000											
Rich Garcias, R ERA: 3.38 (10, 1)	1.0	L	7	3	2	2	3	1	0	0	0	0	0	15	29	18.00	4.000											

Oakland Athletics @ Boston Red Sox
Fenway Park, Boston, MA
Sat May 18 1996, 3:33 AM EDT
Att: 31,663 - Cloudy - 62 F


AB 38
R 6
H 9
RBI 6
BB 4
SO 14
LOB 12



Batter	1	2	3	4	5	6	7	8	9	10	AB	R	H	RBI	BB	SO	LOB	BOTTOM									
Troy O'Leary, L OBP: 0.327, SLG: 0.441 (1, 7) (5, 9) (8, 7)	G4-3		F8		BB 1B			F9		K	5	0	1	2	0	1	0										
John Valentin, R OBP: 0.353, SLG: 0.407 (1, 6)	CS 1B		1B		BB 1B			1B		FC6-4 1B SF8 1B	4	1	4	0	1	0	0										
Mo Vaughn, L OBP: 0.434, SLG: 0.697 (1, 3)	K		1B		BB			K		FC6-4 1B	4	0	2	0	1	2	1										
Jose Canseco, R OBP: 0.412, SLG: 0.567 (1, 10)		HR	F7		G5-3			K		FC6-4 FC6-4	5	1	1	1	0	1	7										
Kevin Mitchell, R OBP: 0.333, SLG: 0.308 (1, 9)			G5-3		FC4-6 HBP			F6		SF8	1	0	0	0	0	0	0										
Bill Selby, L OBP: 0.333, SLG: 0.383 (5, 7)			G5-3		FC4-6 1B			F6		SF8	1	0	0	0	0	0	0										
Alex Cole, L OBP: 0.311, SLG: 0.308 (8, 8)			G5-3		FC4-6 1B			F6		SF8	1	0	0	0	0	0	0										
1B Reggie Jefferson, S OBP: 0.428, SLG: 0.706 (10, PH)			G5-3		FC4-6 1B			F6		SF8	0	0	0	1	0	0	0										
Wil Cordero, R OBP: 0.307, SLG: 0.377 (1, 4)			K		FC4-6 1B			G5-3		FC6-4	5	1	0	0	0	2	2										
Tim Lincecum, R OBP: 0.424, SLG: 0.406 (1, 5)			FC5-4 1B		K			L4		FC6-4	4	0	1	0	0	1	1										
Bill Haselman, R OBP: 0.320, SLG: 0.468 (1, 2)			FC5-4		1B BB			L8		F3	3	1	0	0	1	0	1										
Mitt Cuyler, S OBP: 0.238, SLG: 0.214 (1, 8) (8, 9)			B1		1B			L9		G5-3	4	1	1	1	0	0	0										
Inning Stats	R: 0 E: 0 K: 1 S: 9	H: 1 LOB: 1 BB: 0 P: 17	R: 1 E: 0 K: 1 S: 10	H: 2 LOB: 1 BB: 0 P: 18	R: 0 E: 0 K: 0 S: 11	H: 2 LOB: 2 BB: 0 P: 18	R: 3 E: 0 K: 1 S: 19	H: 2 LOB: 3 BB: 3 P: 42	R: 0 E: 0 K: 0 S: 5	H: 0 LOB: 0 BB: 0 P: 8	R: 0 E: 0 K: 2 S: 7	H: 1 LOB: 0 BB: 0 P: 10	R: 0 E: 0 K: 1 S: 6	H: 0 LOB: 0 BB: 0 P: 12	R: 0 E: 0 K: 1 S: 8	H: 0 LOB: 0 BB: 0 P: 12	R: 1 E: 0 K: 0 S: 14	H: 2 LOB: 1 BB: 0 P: 20	1B: 9 2B: 1 3B: 0 HR: 1	SF: 1 SAC: 0 DP: 1 HBP: 1	WP: 0 PB: 0 SB: 2 CS: 1	PA: 42					
PITCHER	IP	WLS	BF	H	R	ER	SO	BB	IBB	HBP	BLK	WP	HR	S	P	ERA	WHIP										
Ariel Prieto, R ERA: 6.37 (2, 1)	2.2		16	6	4	4	2	1	0	1	0	0	1	36	64	13.50	2.625										
Mark Acre, R ERA: 9.1 (4, 1)	2.2		10	1	0	0	0	2	0	0	0	0	0	17	36	0.00	1.125										
John Briscoe, R ERA: 3.38 (7, 1)	2.2	W	10	2	1	1	4	0	0	0	0	0	0	23	37	3.38	0.750										
Buddy Groom, L ERA: 3.1 (10, 1)	1.0	S	3	0	0	0	0	0	0	0	0	0	0	11	16	0.00	0.000										

Oakland Athletics @ Boston Red Sox
Fenway Park, Boston, MA
Sat May 18 1996, 3:33 AM EDT
Att: 31,663 - Cloudy - 62 F

AB 37
R 5
H 10
RBI 5
BB 3
SO 7
LOB 12



Batter	1	2	3	4	5	6	7	8	9	AB	R	H	RBI	BB	SO	LOB	TOP								
Ernie Young, R OBP: 0.341, SLG: 0.487 Allen Battle, R OBP: 0.280, SLG: 0.264	1-3 K		2-3 K		1-0 G6-4-3 1B			2-1 G1-6-3 1B	1-0 L6	4	0	2	1	0	2	1									
Brent Gates, S OBP: 0.324, SLG: 0.348	3-2 G6-3			3-2 L5	0-2 G6-4-3			0-1 G1-6-3 1-2f		4	0	0	0	0	0	3									
Jason Giambi, L OBP: 0.441, SLG: 0.600	1-2 G4-3			1-0 BB 1B		3-2 G4-3		1-2 1B		4	0	2	0	0	0	0									
Mark McGwire, R OBP: 0.444, SLG: 0.571 Torey Lovullo, S OBP: 0.296, SLG: 0.222		0-0 F8		4-1 SAFE BB	1-2 BB	3-3 K		1-2 F8		3	0	0	0	1	1	1									
Phil Plantier, L OBP: 0.313, SLG: 0.324	2-2 G5-3			0-3 K		1-1 F9			4-0 1B 2B BB	3	1	0	0	1	1	2									
Terry Steinbach, R OBP: 0.380, SLG: 0.538 George Williams, S OBP: 0.271, SLG: 0.310	1-0 F8			3-2 G6-3			1-2 G5-3		2-1 P5	3	0	0	0	0	0	2									
Geronimo Berroa, R OBP: 0.254, SLG: 0.446 Pedro Munoz, R OBP: 0.324, SLG: 0.443			2-2 F6		0-0 1B 1B		1-1 G6-3		2-3 K	3	1	1	0	0	0	0									
Mike Bordick, R OBP: 0.358, SLG: 0.331 Rafael Bourquiel, R OBP: 0.059, SLG: 0.059			1-0 F9		2-1 F9		4-0 BB		0-1 2B 1B	2	0	0	0	1	0	1									
Jose Herrera, L OBP: 0.405, SLG: 0.514			2-1 2B		1-2 1B		1-3 K		2-1 1-3 2-H 2B	4	0	3	1	0	1	1									
Inning Stats	R: 0 E: 0 K: 1 S: 9	H: 0 LOB: 0 BB: 0 P: 14	R: 0 E: 0 K: 0 S: 6	H: 0 LOB: 0 BB: 0 P: 9	R: 0 E: 0 K: 1 S: 10	H: 1 LOB: 1 BB: 0 P: 17	R: 0 E: 0 K: 1 S: 11	H: 1 LOB: 2 BB: 1 P: 22	R: 1 E: 0 K: 0 S: 11	H: 3 LOB: 1 BB: 0 P: 16	R: 0 E: 0 K: 1 S: 9	H: 0 LOB: 0 BB: 0 P: 16	R: 0 E: 0 K: 1 S: 9	H: 0 LOB: 1 BB: 1 P: 16	R: 0 E: 0 K: 0 S: 11	H: 2 LOB: 1 BB: 0 P: 15	R: 1 E: 0 K: 1 S: 12	H: 2 LOB: 2 BB: 0 P: 23	1B: 7 2B: 2 3B: 0 HR: 0	SF: 0 SAC: 0 DP: 2 HBP: 0	WP: 0 PB: 0 SB: 0 CS: 0	PA: 37			
PITCHER	IP	WLS	BF	H	R	ER	SO	BB	IBB	HBP	BLK	WP	HR	S	P	ERA	WHIP								
Aaron Sele, R ERA: 6.02	7.0	W	27	5	1	1	5	2	0	0	0	0	0	65	110	1.29	1.000								
Brent Knackert, R ERA: 8.44	1.0		4	2	0	0	0	0	0	0	0	0	0	11	15	0.00	2.000								
Stan Belinda, R ERA: 8.66	1.0		6	2	1	1	1	1	0	0	0	0	0	12	23	9.00	3.000								

Oakland Athletics @ Boston Red Sox
Fenway Park, Boston, MA
Sun May 19 1996, 3:33 AM EDT
Att: 32,601 - Sunny - 73 F

AB 34
R 2
H 9
RBI 2
BB 3
SO 6
LOB 15



Batter	1	2	3	4	5	6	7	8	9	AB	R	H	RBI	BB	SO	LOB	BOTTOM								
Troy O'Leary, L OBP: 0.325, SLG: 0.439	0-1 L1		2-2 G4-3	2-1 BB 1B		1-0 SF9	3-2 1B HBP			3	1	1	2	0	0	0									
John Valentin, R OBP: 0.385, SLG: 0.412 Esteban Beltre, R OBP: 0.262, SLG: 0.237	2-3 K		3-2 HR HBP	4-2 1B BB		3-2 1B	0-2 1-3 2-H 3-H 1B			3	1	2	2	1	1	0									
Mo Vaughn, L OBP: 0.433, SLG: 0.707	2-3 K		3-2 1-H HR	1-1 1-3 2-H 1B		2-2 L8	2-3 K			5	1	2	3	0	2	3									
Jose Canseco, R OBP: 0.411, SLG: 0.584 Alex Cole, L OBP: 0.311, SLG: 0.308		2-2 L8	0-1 HR	3-2 L8		3-2 G5-3	4-1 2B 1B BB			4	1	1	1	1	0	2									
Mike Stanley, R OBP: 0.421, SLG: 0.496		4-2 FC5 18 1B BB	2-2 K		1-0 G5-3	1-0 18 2B 1B	1-1 18 F7-4 2B			4	1	2	0	1	1	0									
18 Reggie Jefferson, S OBP: 0.428, SLG: 0.696		0-0 FC5 1B	2-1 L3		2-3 K	2-2 1B 2B	1-0 F7-4			5	2	2	0	0	1	3									
Wil Cordero, R OBP: 0.310, SLG: 0.384		1-0 FC5 1B 2-3f		2-2 L8 1B 2B	0-3 K	3-2 G5-3	3-2 BB 1B			5	1	2	1	0	1	4									
Tim Lincecum, R OBP: 0.444, SLG: 0.431		1-0 S 1B		0-1 G5-3		1-0 SH1-4 SF9 2B	4-1 1B 1B BB	4-2 3-H BB		3	2	2	1	2	0	1									
Mitt Cuyler, S OBP: 0.239, SLG: 0.217		3-3 K		0-1 L8		2-0 SH1-4	3-2 1B 1B	0-0 P5		4	1	1	2	0	1	5									
Inning Stats	R: 0 E: 0 K: 2 S: 8	H: 0 LOB: 0 BB: 0 P: 12	R: 1 E: 0 K: 1 S: 12	H: 2 LOB: 2 BB: 1 P: 23	R: 3 E: 0 K: 1 S: 18	H: 2 LOB: 0 BB: 0 P: 30	R: 2 E: 0 K: 0 S: 16	H: 3 LOB: 2 BB: 1 P: 28	R: 0 E: 0 K: 2 S: 8	H: 0 LOB: 0 BB: 0 P: 11	R: 1 E: 0 K: 0 S: 14	H: 2 LOB: 1 BB: 0 P: 23	R: 4 E: 0 K: 1 S: 24	H: 4 LOB: 2 BB: 1 P: 45	R: 1 E: 0 K: 0 S: 10	H: 2 LOB: 2 BB: 2 P: 23	1B: 9 2B: 5 3B: 0 HR: 2	SF: 1 SAC: 1 DP: 1 HBP: 2	WP: 0 PB: 0 SB: 1 CS: 0	PA: 45					
PITCHER	IP	WLS	BF	H	R	ER	SO	BB	IBB	HBP	BLK	WP	HR	S	P	ERA	WHIP								
Don Wengert, R ERA: 4.46	3.2	L	21	7	6	6	4	2	0	1	0	0	0	25	40	3.86	0.857								
Todd Van Poppel, R ERA: 8.27	2.1		9	2	1	1	2	0	0	0	0	0	0	33	67	27.00	5.400								
Jim Corsi, R ERA: 6.59	1.2		14	6	5	5	1	3	0	1	0	0	0	1	1	0.00	0.000								
Mike Mohler, L ERA: 1.14	0.1		1	0	0	0	0	0	0	0	0	0	0	1	1	0.00	0.000								

Oakland Athletics @ Boston Red Sox
Fenway Park, Boston, MA
Sun May 19 1996, 3:33 AM EDT
Att: 32,601 - Sunny - 73 F

AB 36
R 12
H 15
RBI 12
BB 5
SO 7
LOB 18



Batter	1	2	3	4	5	6	7	8	9	AB	R	H	RBI	BB	SO	LOB	TOP										
Ernie Young, R OBP: 0.341, SLG: 0.478 (1, 8)	G4-3			G1-3				K		2	1	0	0	1	0	0	Oakland Athletics @ Boston Red Sox Fenway Park, Boston, MA Mon May 20 1996, 7:05 PM EDT Att: 20,890 - Unknown - 94 F										
Allen Battle, R OBP: 0.277, SLG: 0.262 (8, 8)	G4-3			K		1B		G4-3		4	1	1	0	0	1	0											
Brent Gates, S OBP: 0.322, SLG: 0.346 (1, 4)	G6-3			K		HR		G4-3		3	1	1	3	0	1	0											
Jason Giambi, L OBP: 0.440, SLG: 0.614 Torey Lovullo, S OBP: 0.318, SLG: 0.263 (6, 5)	G4-3			K		HR		1B		1	0	1	0	0	0	0											
Mark McGwire, R OBP: 0.457, SLG: 0.622 (1, 3)	P3					HR		1B		4	1	3	1	0	0	0											
Phil Plantier, L OBP: 0.311, SLG: 0.322 (1, 7)	G3					HR		1B		4	0	1	0	0	1	2											
Terry Steinbach, R OBP: 0.357, SLG: 0.529 (1, 2)	G4-3					HR		1B		4	0	1	0	0	0	2											
George Williams, S OBP: 0.269, SLG: 0.289 (1, 10)				G4-3				FC4-6		3	0	0	0	1	1	1											
Mike Bordick, R OBP: 0.353, SLG: 0.326 Rafael Bourquiel, R OBP: 0.053, SLG: 0.053 (6, 6)	G4-3							FC5-4		2	0	0	0	0	0	0											
Jose Herrera, L OBP: 0.366, SLG: 0.462 (1, 9)	G6-3							K		4	0	0	0	0	2	1											
Inning Stats	R: 0 H: 0 E: 0 K: 0 S: 6	H: 0 LOB: 0 BB: 0 P: 8	R: 0 H: 0 E: 0 K: 0 S: 8	H: 0 LOB: 0 BB: 0 P: 12	R: 0 H: 0 E: 0 K: 0 S: 7	H: 0 LOB: 0 BB: 0 P: 10	R: 0 H: 0 E: 0 K: 2 S: 11	H: 0 LOB: 0 BB: 0 P: 15	R: 1 H: 1 E: 0 K: 2 S: 8	H: 1 LOB: 0 BB: 0 P: 15	R: 3 H: 4 E: 0 K: 0 S: 18	H: 4 LOB: 2 BB: 1 P: 25	R: 0 H: 0 E: 0 K: 1 S: 7	H: 0 LOB: 0 BB: 1 P: 13	R: 0 H: 2 E: 0 K: 1 S: 8	H: 2 LOB: 2 BB: 0 P: 12	R: 0 H: 1 E: 0 K: 1 S: 8	H: 1 LOB: 1 BB: 0 P: 9	1B: 6 2B: 0 3B: 0 HR: 2	SF: 0 SAC: 0 DP: 1 HBP: 0	WP: 0 PB: 0 SB: 0 CS: 0	PA: 36					
PITCHER	IP	WLS	BF	H	R	ER	SO	BB	IBB	HBP	BLK	WP	HR	S	P	ERA	WHIP										
Tom Gordon, R ERA: 6.94 (1, 1)	8.0	W	32	7	4	4	6	2	0	0	0	0	2	73	110	4.50	1.125										
Brent Knackert, R ERA: 7.11 (9, 1)	1.0		4	1	0	0	1	0	0	0	0	0	0	8	9	0.00	1.000										
Brent Knackert, R ERA: 7.11 (9, 1)	1.0		4	1	0	0	1	0	0	0	0	0	0	8	9	0.00	1.000										

Batter	1	2	3	4	5	6	7	8	9	AB	R	H	RBI	BB	SO	LOB	BOTTOM										
Wil Cordero, R OBP: 0.317, SLG: 0.395 Brent Knackert, R (9, 1)	G6-3			1B		L1-5-3		G4-6-3		6	2	3	3	0	1	1	Oakland Athletics @ Boston Red Sox Fenway Park, Boston, MA Mon May 20 1996, 7:05 PM EDT Att: 20,890 - Unknown - 94 F										
John Valentin, R OBP: 0.386, SLG: 0.424 Esteban Beltré, R OBP: 0.256, SLG: 0.231 (8, 6)	G4-3			HR		E5		G4-6-3		5	3	2	1	0	0	1											
Mo Vaughn, L OBP: 0.430, SLG: 0.712 (1, 3)	K			L9		G4-3		K		6	2	2	2	0	2	3											
Jose Canseco, R OBP: 0.411, SLG: 0.632 Alex Cole, L OBP: 0.311, SLG: 0.308 (8, 8)	G6-3			HR		HR		F7		5	2	2	4	0	0	2											
Mike Stanley, R OBP: 0.420, SLG: 0.500 (9, 2)	K			2B		K		K		5	2	2	2	0	3	0											
Tim Lincecum, R OBP: 0.442, SLG: 0.429 (9, 4)	K			G5-3		K		1B		5	1	2	1	0	2	1											
Bill Haselman, R OBP: 0.362, SLG: 0.569 32 Alex Delgado, R (9, 2)				1B		HR		1B		4	2	4	1	1	0	0											
Troy O'Leary, L OBP: 0.343, SLG: 0.454 (8, 7)				1B		1B		F7		4	1	3	2	1	0	2											
Mitt Cuyler, S OBP: 0.250, SLG: 0.219 (8, 9)				1B		P6		G4-6-3		4	1	1	0	1	0	5											
Inning Stats	R: 0 H: 0 E: 0 K: 1 S: 8	H: 0 LOB: 0 BB: 0 P: 12	R: 0 H: 0 E: 0 K: 2 S: 9	H: 0 LOB: 0 BB: 0 P: 15	R: 7 H: 7 E: 0 K: 0 S: 21	H: 7 LOB: 2 BB: 2 P: 34	R: 4 H: 6 E: 0 K: 0 S: 26	H: 6 LOB: 2 BB: 0 P: 41	R: 2 H: 1 E: 1 K: 2 S: 14	H: 1 LOB: 0 BB: 0 P: 25	R: 1 H: 1 E: 0 K: 1 S: 9	H: 1 LOB: 1 BB: 1 P: 17	R: 2 H: 4 E: 0 K: 1 S: 18	H: 4 LOB: 2 BB: 0 P: 26	R: 0 H: 2 E: 0 K: 1 S: 10	H: 2 LOB: 1 BB: 0 P: 17		1B: 12 2B: 5 3B: 0 HR: 4	SF: 0 SAC: 0 DP: 1 HBP: 0	WP: 1 PB: 0 SB: 0 CS: 0	PA: 48						
PITCHER	IP	WLS	BF	H	R	ER	SO	BB	IBB	HBP	BLK	WP	HR	S	P	ERA	WHIP										
Doug Johns, L ERA: 5.53 (3, 1)	1.0		8	5	4	4	0	0	0	0	0	0	0	22	35	36.00	5.000										
Todd Van Poppel, R ERA: 9.0 (4, 1)	1.1		7	2	2	0	2	0	0	0	0	0	1	20	33	0.00	1.500										
Billy Taylor, R ERA: 3.72 (6, 1)	2.0		12	5	3	3	2	1	0	0	0	0	2	27	43	13.50	3.000										
Mike Moehler, L ERA: 1.09 (8, 1)	1.0		4	2	0	0	1	0	0	0	0	0	0	10	17	0.00	2.000										



Batter	1	2	3	4	5	6	7	8	9	AB	R	H	RBI	BB	SO	LOB	TOP										
Ernie Young, R OBP: 0.331, SLG: 0.462 (1, 8)										4	0	0	0	0	2	1	Oakland Athletics @ New York Yankees Yankee Stadium, Bronx, NY Tue May 21 1996, 7:05 PM EDT Att: 15,614 - Unknown - 76 F livebaseballscorecards.com AB 33 R 3 H 7 RBI 3 BB 1 SO 8 LOB 7 										
Brent Gates, S OBP: 0.326, SLG: 0.349 (1, 4)										4	0	2	0	0	0	0											
Jason Giambi, L OBP: 0.435, SLG: 0.611 (1, 5)										4	0	1	0	0	0	2											
Geronimo Berroa, R OBP: 0.263, SLG: 0.438 (1, 10)										3	0	0	0	1	1	1											
Phil Plantier, L OBP: 0.301, SLG: 0.311 (1, 7)										4	0	0	0	0	0	2											
Terry Steinbach, R OBP: 0.354, SLG: 0.521 (1, 2)										4	1	1	0	0	3	0											
Torey Lovullo, S OBP: 0.346, SLG: 0.478 (1, 3)										4	2	2	2	0	1	0											
Mike Bordick, R OBP: 0.346, SLG: 0.319 (1, 6)										3	0	0	0	0	1	1											
Jose Herrera, L OBP: 0.364, SLG: 0.452 (1, 9)										3	0	1	1	0	0	0											
Inning Stats	R: 0 E: 0 K: 1 S: 15	H: 1 LOB: 2 BB: 1 P: 24	R: 0 E: 0 K: 2 S: 9	H: 0 LOB: 0 BB: 0 P: 10	R: 0 E: 0 K: 0 S: 10	H: 1 LOB: 1 BB: 0 P: 15	R: 0 E: 0 K: 1 S: 6	H: 0 LOB: 0 BB: 0 P: 12	R: 1 E: 0 K: 2 S: 10	H: 2 LOB: 0 BB: 0 P: 16	R: 0 E: 0 K: 1 S: 10	H: 0 LOB: 0 BB: 0 P: 17	R: 2 E: 0 K: 0 S: 9	H: 2 LOB: 0 BB: 0 P: 14	R: 0 E: 0 K: 1 S: 8	H: 1 LOB: 1 BB: 0 P: 11		R: 0 E: 0 K: 1 S: 6	H: 0 LOB: 0 BB: 0 P: 8	1B: 4 2B: 2 3B: 0 HR: 1	SF: 0 SAC: 0 DP: 0 HBP: 0	WP: 0 PB: 0 SB: 0 CS: 1	PA: 35				
PITCHER	IP	WLS	BF	H	R	ER	SO	BB	IBB	HBP	BLK	WP	HR	S	P	ERA	WHIP										
Dwight Gooden, R ERA: 4.38 (1, 1)	7.0	W	27	6	3	3	7	1	0	0	0	0	1	69	108	3.86	1.000										
42 Mariano Rivera, R ERA: 0.63 (8, 1)	2.0		7	1	0	0	1	0	0	0	0	0	0	14	19	0.00	0.500										

Batter	1	2	3	4	5	6	7	8	9	AB	R	H	RBI	BB	SO	LOB	BOTTOM										
Tim Raines, S OBP: 0.390, SLG: 0.405 (1, 10)										5	2	2	1	0	0	2	Oakland Athletics @ New York Yankees Yankee Stadium, Bronx, NY Tue May 21 1996, 7:05 PM EDT Att: 15,614 - Unknown - 76 F livebaseballscorecards.com AB 37 R 7 H 17 RBI 7 BB 5 SO 3 LOB 21 										
Wade Boggs, L OBP: 0.396, SLG: 0.410 (1, 5)										5	1	3	1	0	0	0											
Paul O'Neill, L OBP: 0.489, SLG: 0.580 (1, 9)										3	1	2	1	2	1	1											
Tino Martinez, L OBP: 0.330, SLG: 0.395 (1, 3)										5	0	2	1	0	0	3											
Ruben Sierra, S OBP: 0.337, SLG: 0.437 (1, 7)										5	0	2	1	0	1	4											
Joe Girardi, R OBP: 0.362, SLG: 0.381 (1, 2)										4	1	3	0	0	0	0											
Gerald Williams, R OBP: 0.434, SLG: 0.651 (1, 8)										4	1	1	0	1	0	4											
2 Derek Jeter, R OBP: 0.380, SLG: 0.346 (1, 6)										2	0	0	0	2	1	3											
Matt Howard, R OBP: 0.143, SLG: 0.154 (1, 4)										3	1	1	0	0	0	4											
Jim Leyritz, R ERA: 3.79 (7, PH)										1	0	1	2	0	0	0											
Andy Fox, L OBP: 0.262, SLG: 0.190 (8, 4)										0	0	0	0	0	0	0											
Inning Stats	R: 1 E: 0 K: 1 S: 13	H: 2 LOB: 1 BB: 0 P: 19	R: 0 E: 0 K: 0 S: 6	H: 1 LOB: 1 BB: 1 P: 13	R: 0 E: 0 K: 0 S: 8	H: 2 LOB: 2 BB: 1 P: 13	R: 0 E: 0 K: 1 S: 7	H: 0 LOB: 0 BB: 0 P: 10	R: 4 E: 0 K: 0 S: 21	H: 6 LOB: 3 BB: 1 P: 35	R: 0 E: 0 K: 0 S: 6	H: 0 LOB: 1 BB: 1 P: 12	R: 2 E: 0 K: 0 S: 10	H: 3 LOB: 2 BB: 1 P: 17	R: 0 E: 0 K: 1 S: 14	H: 3 LOB: 3 BB: 0 P: 21	1B: 16 2B: 0 3B: 0 HR: 1	SF: 0 SAC: 1 DP: 3 HBP: 0	WP: 0 PB: 0 SB: 0 CS: 0	PA: 43							
PITCHER	IP	WLS	BF	H	R	ER	SO	BB	IBB	HBP	BLK	WP	HR	S	P	ERA	WHIP										
Carlos Reyes, R ERA: 6.02 (1, 1)	4.0	L	23	11	5	5	2	2	0	0	1	1	49	78	11.25	3.250											
John Briscoe, R ERA: 3.79 (5, 1)	2.1		13	3	2	2	0	2	1	0	0	0	0	21	39	7.71	2.143										
Mark Acre, R ERA: 6.94 (7, 1)	1.2		7	3	0	0	1	0	0	0	0	0	0	15	23	0.00	1.800										

Batter	1	2	3	4	5	6	7	8	9	AB	R	H	RBI	BB	SO	LOB	TOP										
Ernie Young, R OBP: 0.319, SLG: 0.444 (1, 8)	G5-3		P2		K		P2		G6-3	5	0	0	0	0	1	4											
Mike Bordick, R OBP: 0.338, SLG: 0.309 (1, 6)	L7			G5-3		G6-3		K		4	0	0	0	0	1	0											
Terry Steinbach, R OBP: 0.346, SLG: 0.507 (1, 2)	G6-3			G5-3		K		K		4	0	0	0	0	2	0											
Mark McGwire, R OBP: 0.449, SLG: 0.641 (1, 3)		K		P5		HR		F8		4	1	1	1	0	1	0											
Gerónimo Berroa, R OBP: 0.281, SLG: 0.506 (1, 9)		HR			HR	FC6-4		HR		4	3	4	3	0	0	0											
Jose Herrera, L OBP: 0.364, SLG: 0.452 (9, 9)						1B				0	0	0	0	0	0	0											
Pedro Muñoz, R OBP: 0.321, SLG: 0.436 (1, 10)	K				1B	FC6-4		G1-3		4	0	1	0	0	1	1											
Allen Battle, R OBP: 0.285, SLG: 0.257 (1, 7)	L5				1B	BB		L6		2	0	0	0	2	0	0											
Torey Lovullo, S OBP: 0.379, SLG: 0.615 (1, 5)			F9		1B	BB		SH1-3		3	1	2	1	0	0	0											
Brent Gates, S OBP: 0.326, SLG: 0.349 (1, 4)			G6-3		F8			G1-3		0	0	0	0	0	0	0											
Rafael Bourquain, R OBP: 0.097, SLG: 0.130 (2, 4)								2B		4	0	1	0	0	0	3											
Inning Stats	R: 0 H: 0 E: 0 K: 0 S: 9	H: 0 LOB: 0 BB: 0 P: 15	R: 1 H: 1 E: 0 K: 2 S: 9	H: 1 LOB: 0 BB: 0 P: 17	R: 0 H: 0 E: 0 K: 0 S: 4	H: 0 LOB: 0 BB: 0 P: 8	R: 0 H: 0 E: 0 K: 0 S: 3	H: 0 LOB: 0 BB: 0 P: 4	R: 1 H: 3 E: 0 K: 1 S: 15	H: 3 LOB: 2 BB: 1 P: 26	R: 1 H: 2 E: 0 K: 1 S: 13	H: 2 LOB: 1 BB: 0 P: 18	R: 0 H: 0 E: 0 K: 0 S: 4	H: 0 LOB: 0 BB: 1 P: 10	R: 0 H: 0 E: 0 K: 2 S: 7	H: 0 LOB: 0 BB: 0 P: 9	R: 2 H: 3 E: 0 K: 0 S: 14	H: 3 LOB: 1 BB: 0 P: 21	1B: 3 2B: 1 3B: 0 HR: 5	SF: 0 SAC: 1 DP: 0 HBP: 0	WP: 0 PB: 0 SB: 0 CS: 0	PA: 37					
PITCHER	IP	WLS	BF	H	R	ER	SO	BB	IBB	HBP	BLK	WP	HR	S	P	ERA	WHIP										
Andy Pettitte, L ERA: 4.41 (1, 1)	7.0	L	28	6	3	3	4	2	0	0	0	0	3	57	98	3.86	1.143										
Bob Wickman, R ERA: 5.17 (8, 1)	1.2		8	3	2	2	2	0	0	0	0	0	2	18	26	10.80	1.800										
Jim Mecir, R ERA: 3.14 (9, 1)	0.1		1	0	0	0	0	0	0	0	0	0	0	3	4	0.00	0.000										

Oakland Athletics @ New York Yankees
 Yankee Stadium, Bronx, NY
 Wed May 22 1996, 7:05 PM EDT
 Att: 18,544 - Unknown - 74 F

AB	34
R	5
H	9
RBI	5
BB	2
SO	6
LOB	8





Batter	1	2	3	4	5	6	7	8	9	AB	R	H	RBI	BB	SO	LOB	BOTTOM										
Wade Boggs, L OBP: 0.386, SLG: 0.399 (1, 5)	G6-3		G5-3			G4-3		G1-3		4	0	0	0	0	0	0											
Joe Girardi, R OBP: 0.352, SLG: 0.369 (1, 2)	G6-3		F8			K		L8		4	0	0	0	0	1	0											
Paul O'Neill, L OBP: 0.489, SLG: 0.575 (1, 9)	1B		F7			G1-3		G5-4-3		3	1	1	0	1	0	0											
Ruben Sierra, S OBP: 0.335, SLG: 0.432 (1, 7)	1B		F9			G4-3		G5-4-3		4	0	1	0	0	0	1											
Tino Martinez, L OBP: 0.330, SLG: 0.394 (1, 3)	1B		F7			K				3	0	1	1	0	1	0											
Jim Leyritz, R OBP: 0.374, SLG: 0.489 (1, 10)	G4-3		L4			1B				3	0	1	0	0	0	2											
Gerald Williams, R OBP: 0.422, SLG: 0.629 (1, 8)	G6-3				L5			F7		3	0	0	0	0	0	1											
2 Derek Jeter, R OBP: 0.380, SLG: 0.345 (1, 6)			G6-4-3		L3			G3		3	0	1	0	0	0	0											
Matt Howard, R OBP: 0.125, SLG: 0.133 (1, 4)			1B		G5-3					2	0	0	0	0	0	1											
20 Jorge Posada, S (8, PH)			G6-4-3					K		1	0	0	0	0	1	0											
Andy Fox, L OBP: 0.262, SLG: 0.190 (9, 4)										0	0	0	0	0	0	0											
Inning Stats	R: 1 H: 2 E: 0 K: 0 S: 12	H: 2 LOB: 2 BB: 1 P: 23	R: 0 H: 1 E: 0 K: 0 S: 14	H: 1 LOB: 0 BB: 0 P: 17	R: 0 H: 0 E: 0 K: 0 S: 5	H: 0 LOB: 0 BB: 0 P: 9	R: 0 H: 0 E: 0 K: 0 S: 8	H: 0 LOB: 0 BB: 0 P: 13	R: 0 H: 0 E: 0 K: 1 S: 7	H: 0 LOB: 0 BB: 0 P: 7	R: 0 H: 1 E: 0 K: 1 S: 9	H: 1 LOB: 1 BB: 0 P: 13	R: 0 H: 0 E: 0 K: 1 S: 6	H: 0 LOB: 0 BB: 0 P: 11	R: 0 H: 1 E: 0 K: 0 S: 5	H: 1 LOB: 0 BB: 0 P: 6	1B: 5 2B: 0 3B: 0 HR: 0	SF: 0 SAC: 0 DP: 2 HBP: 0	WP: 0 PB: 0 SB: 0 CS: 0	PA: 31							
PITCHER	IP	WLS	BF	H	R	ER	SO	BB	IBB	HBP	BLK	WP	HR	S	P	ERA	WHIP										
Steve Wojciechowski, L ERA: 3.16 (1, 1)	6.2	W	24	4	1	1	2	1	0	0	0	0	0	60	92	1.35	0.750										
Billy Taylor, R ERA: 3.48 (7, 1)	0.2		2	0	0	0	0	0	0	0	0	0	0	2	3	0.00	0.000										
Mike Mohler, L ERA: 1.03 (8, 1)	1.2	S	5	1	0	0	1	0	0	0	0	0	0	10	15	0.00	0.600										

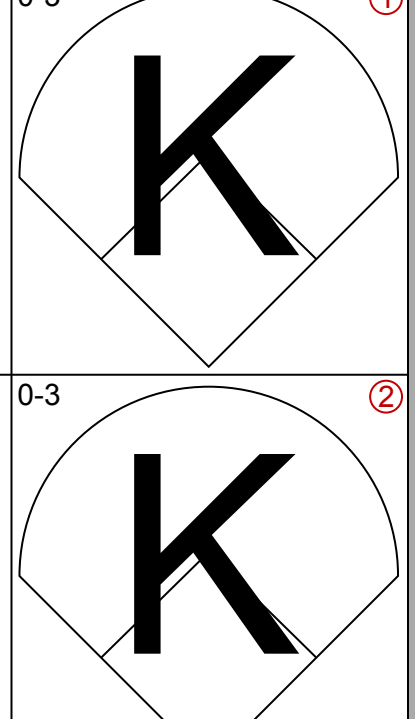
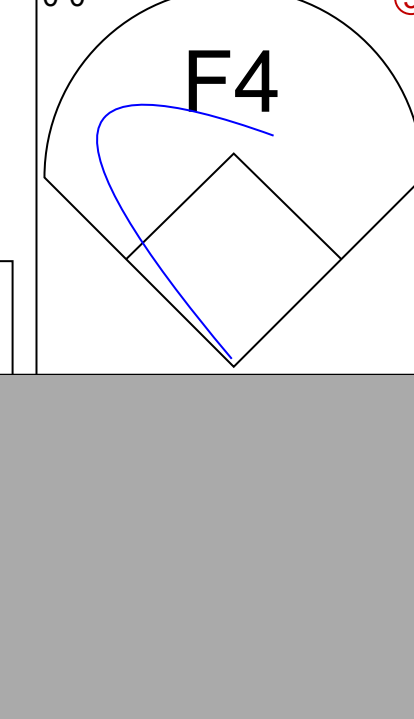
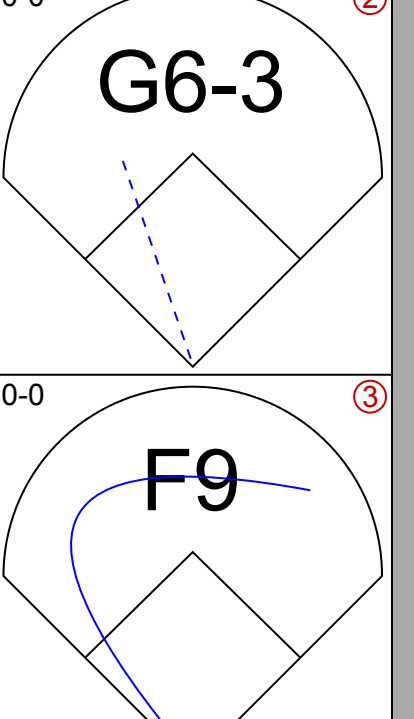
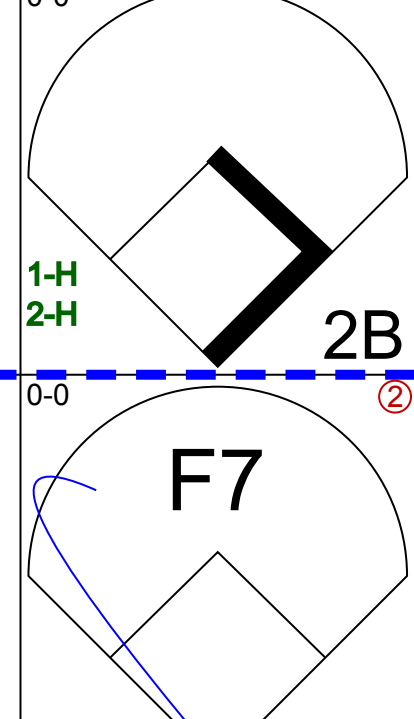
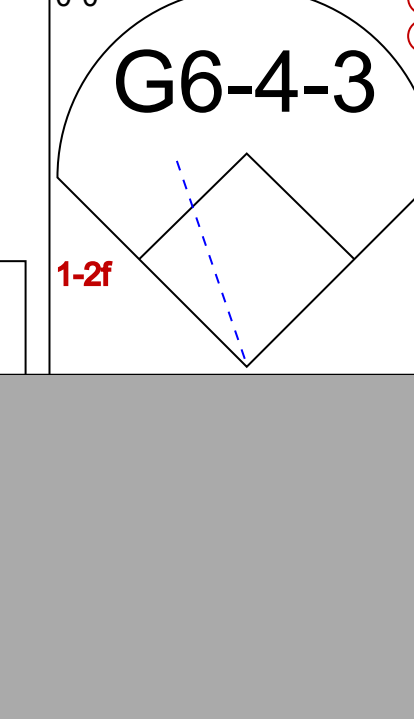
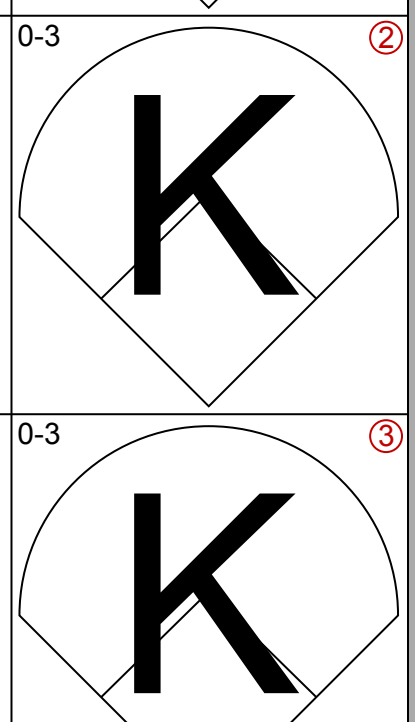
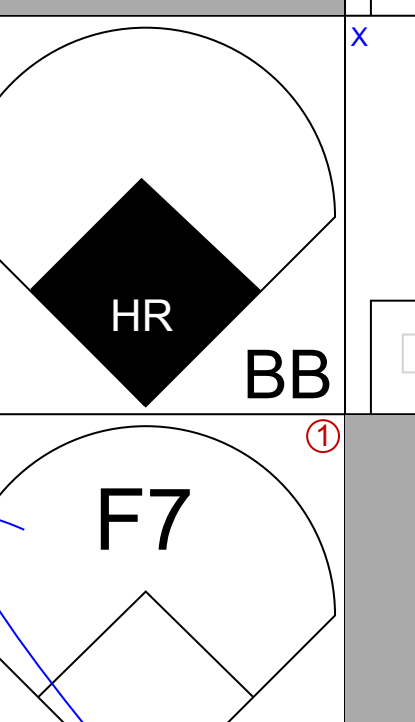
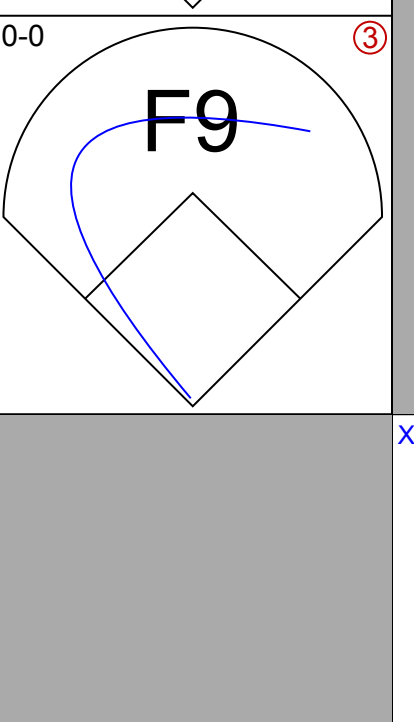
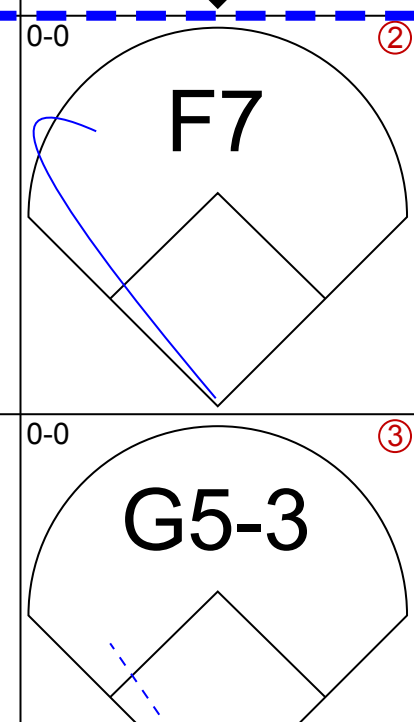
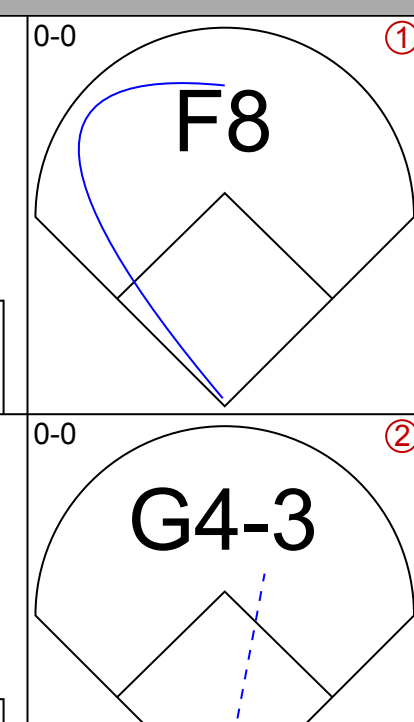
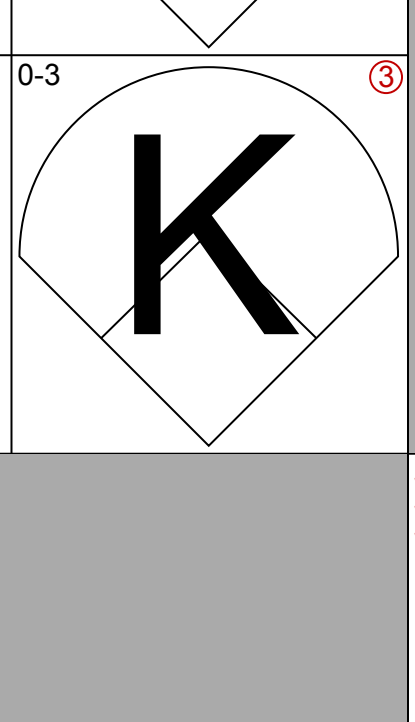
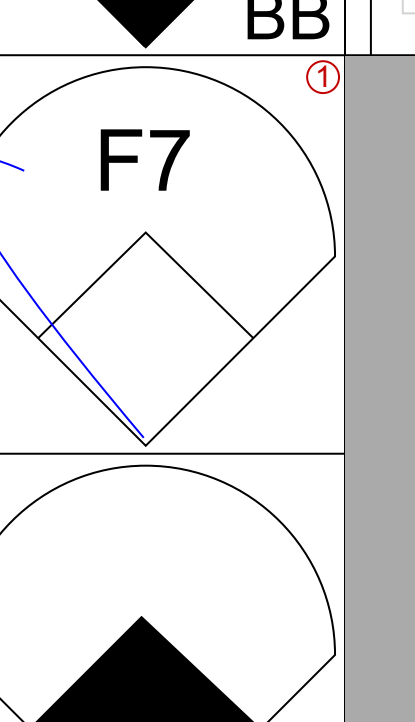
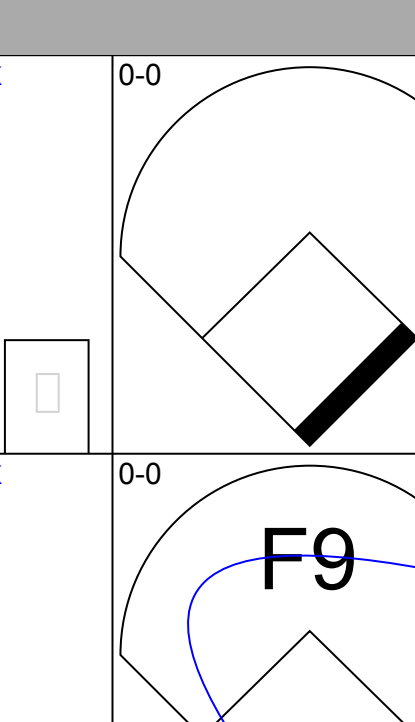
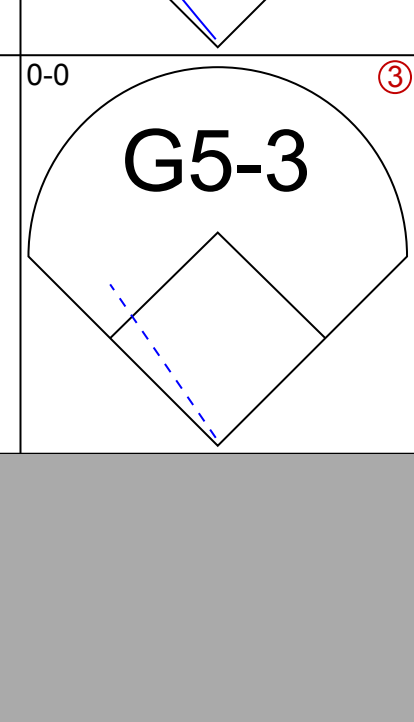
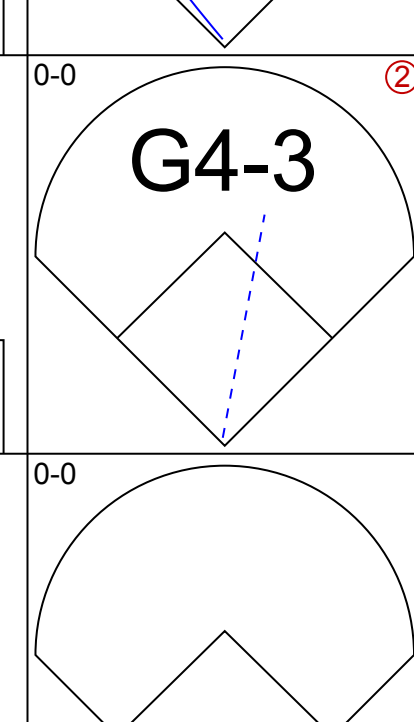
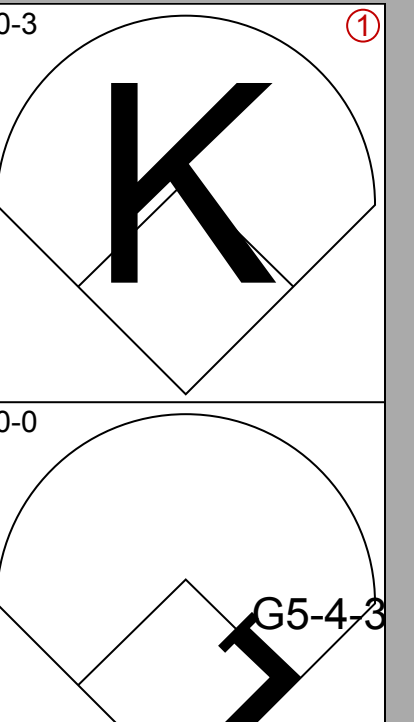
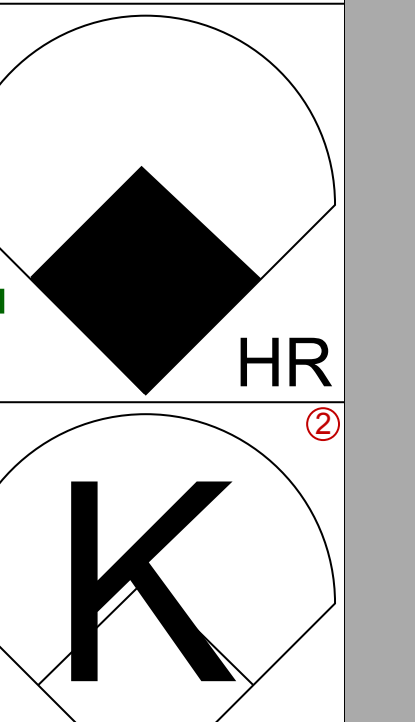
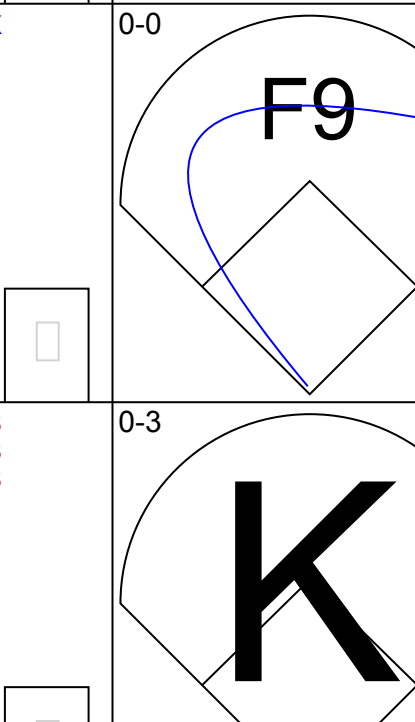
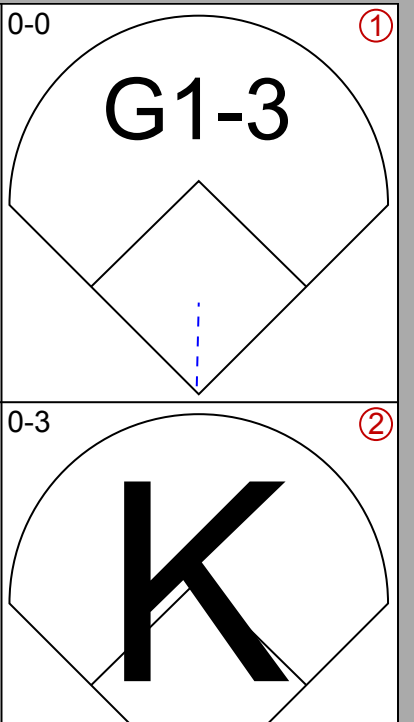
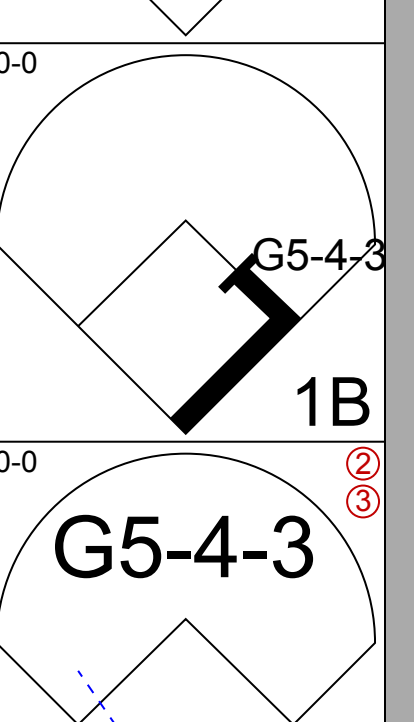
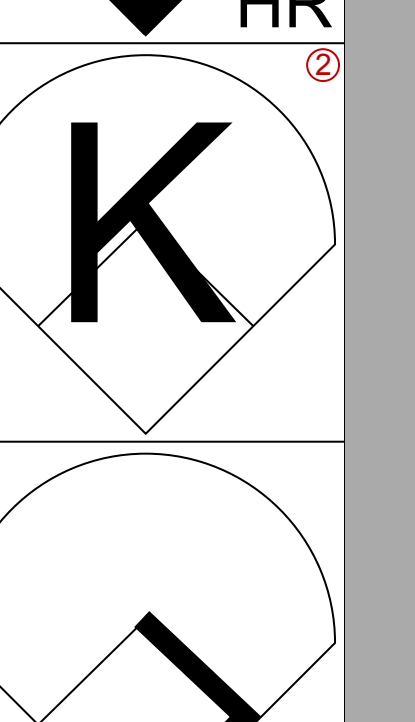
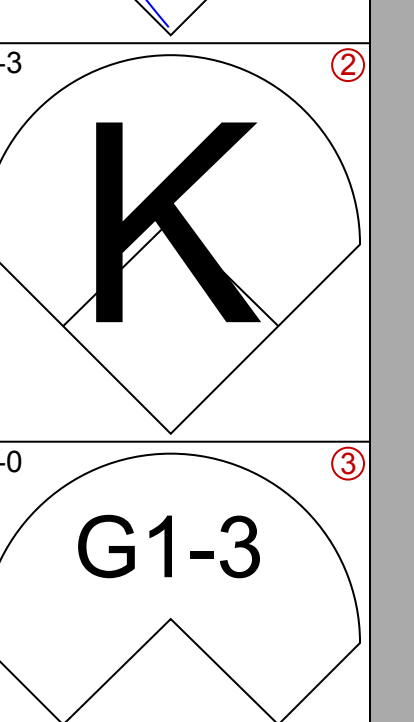
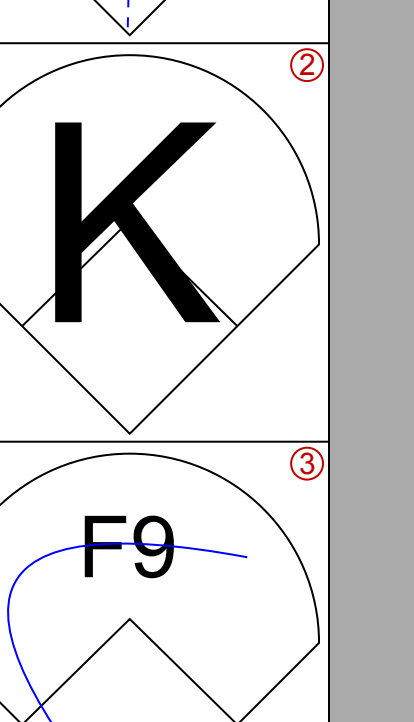
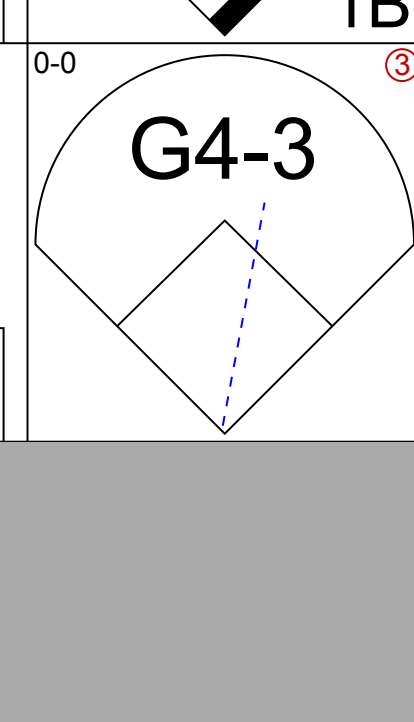
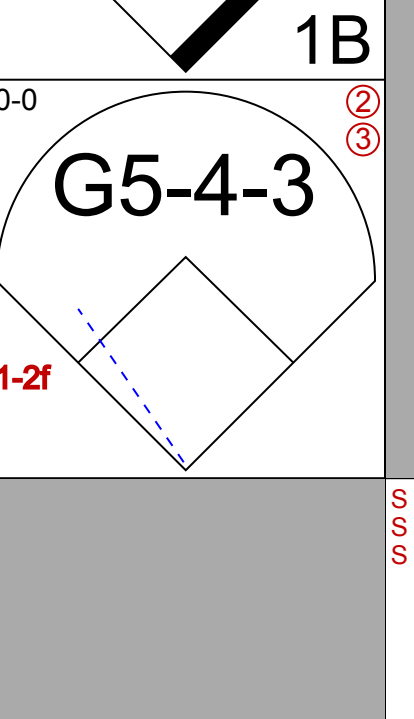
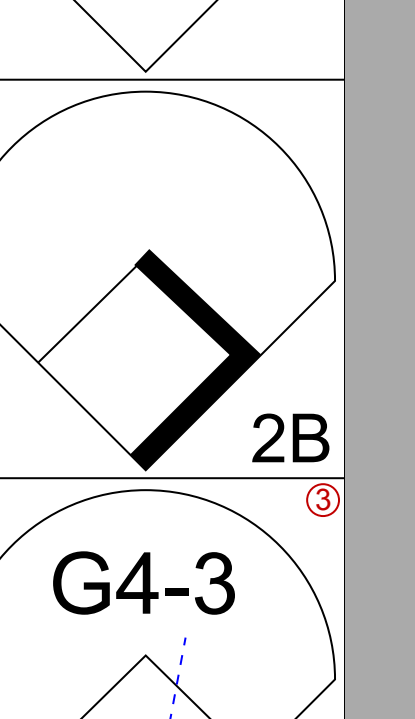
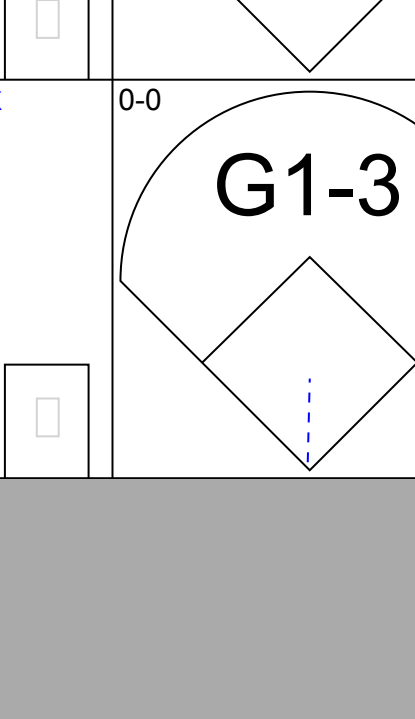
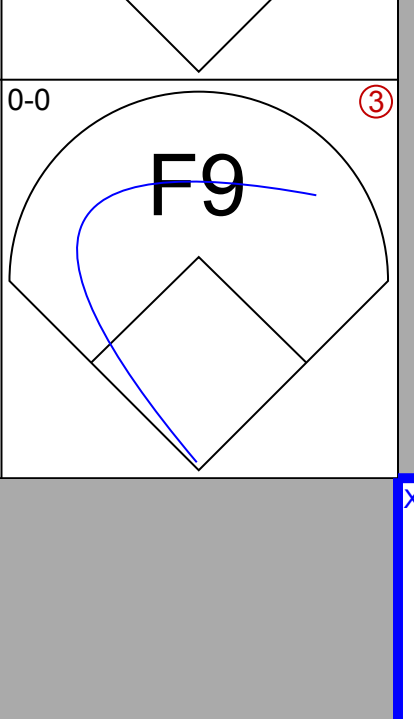
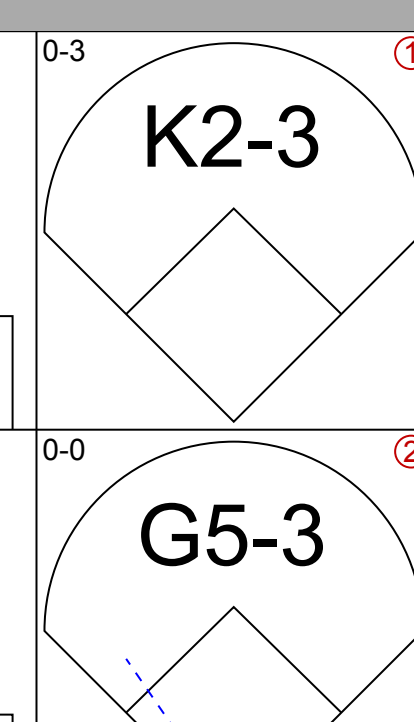
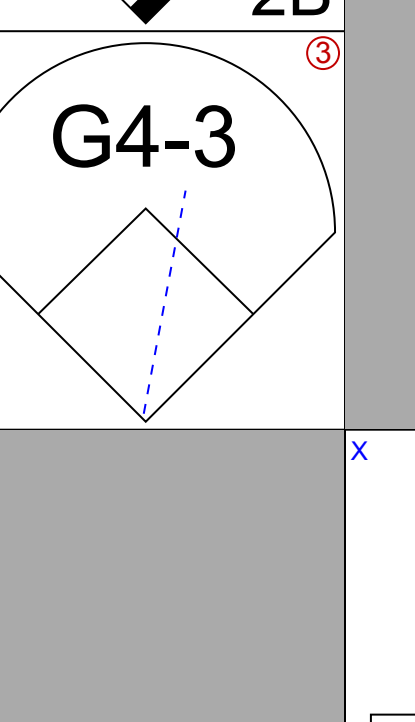
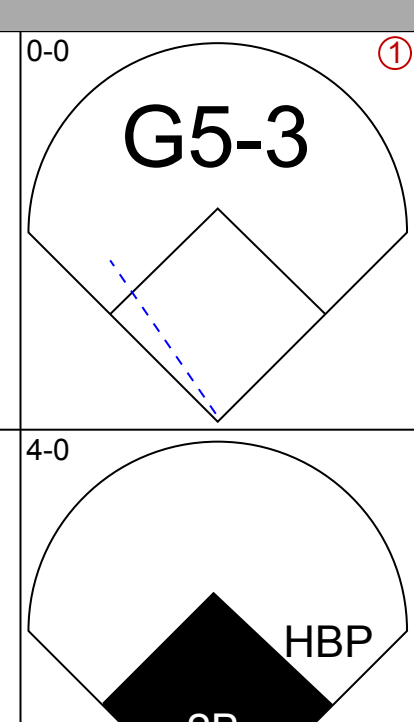
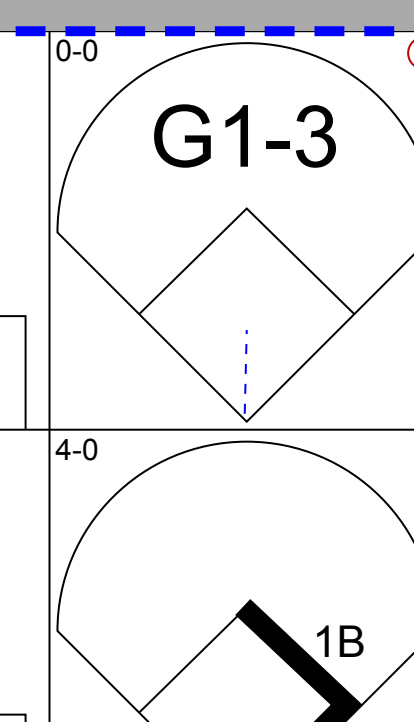
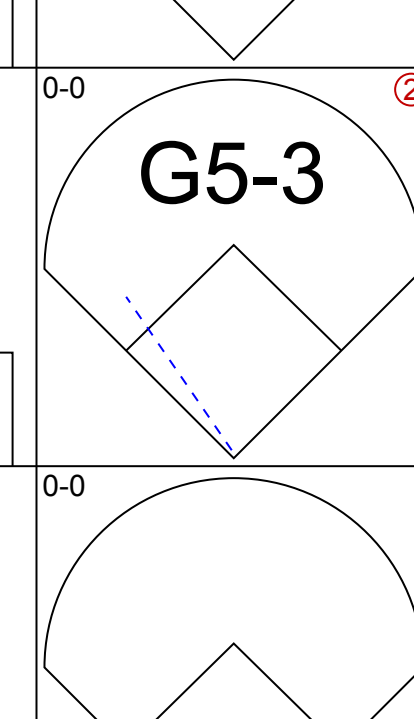
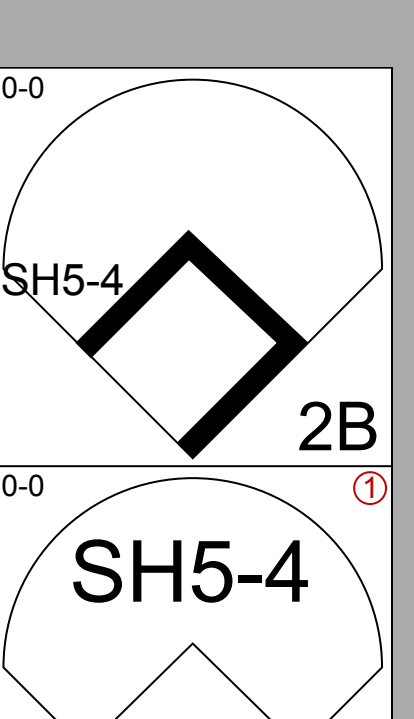
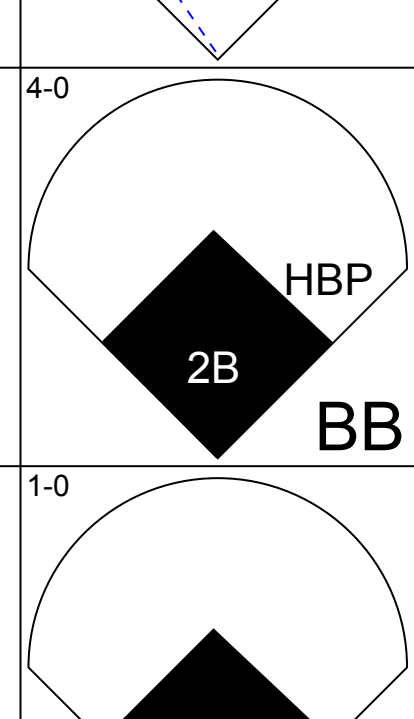

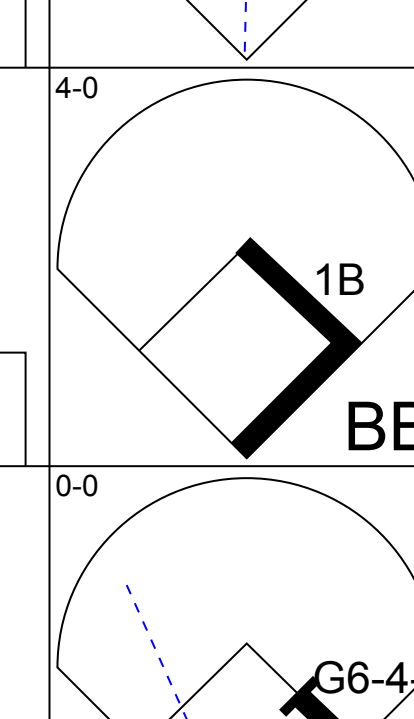
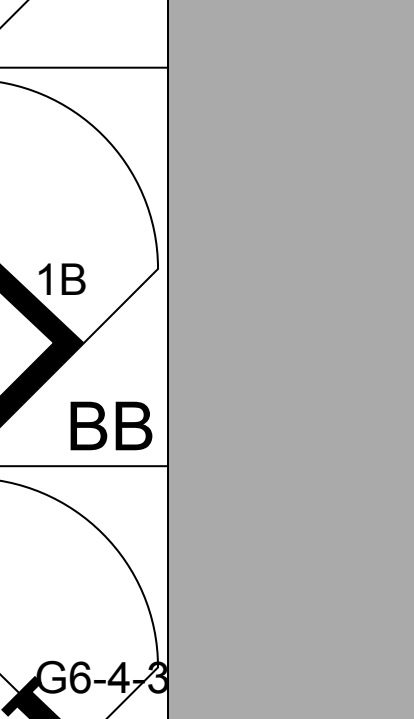
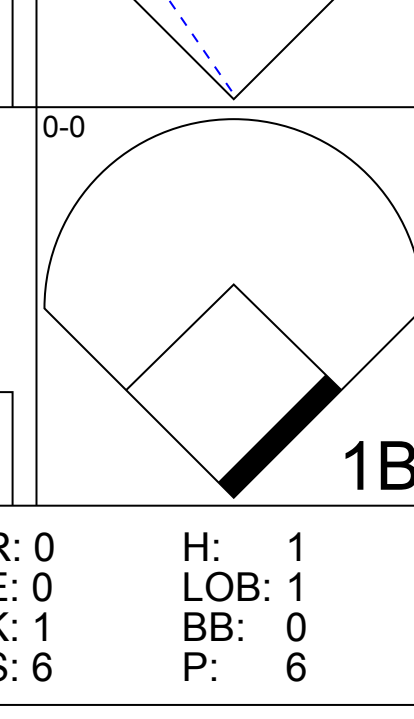
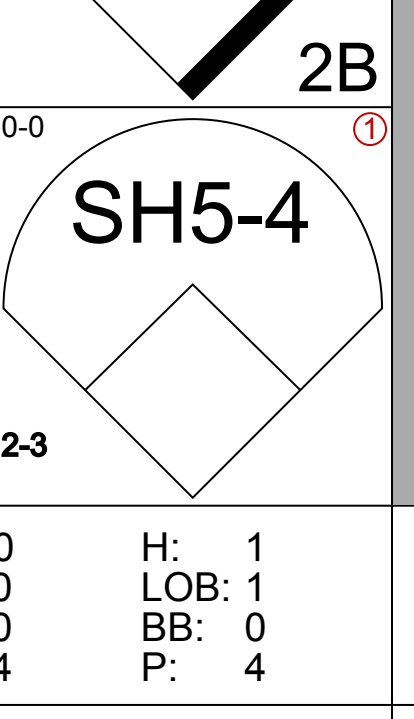
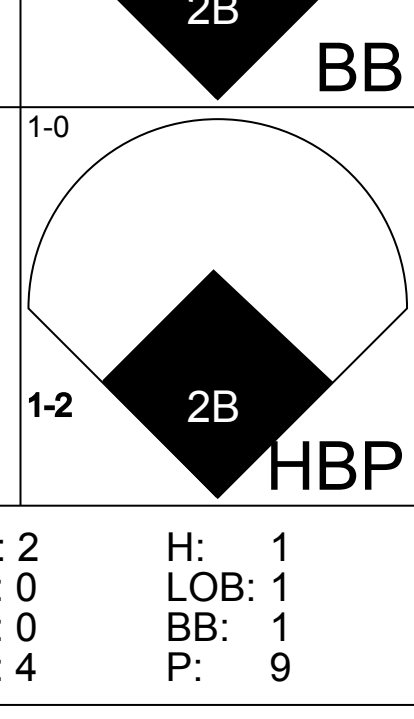
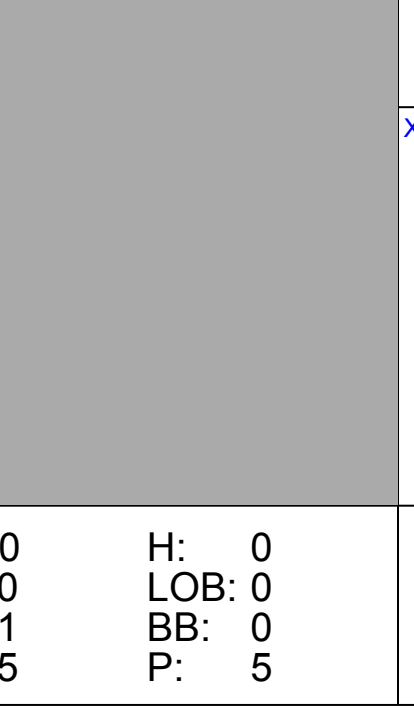
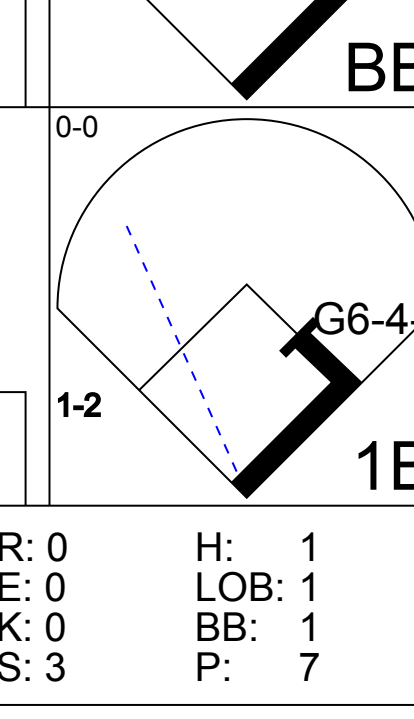
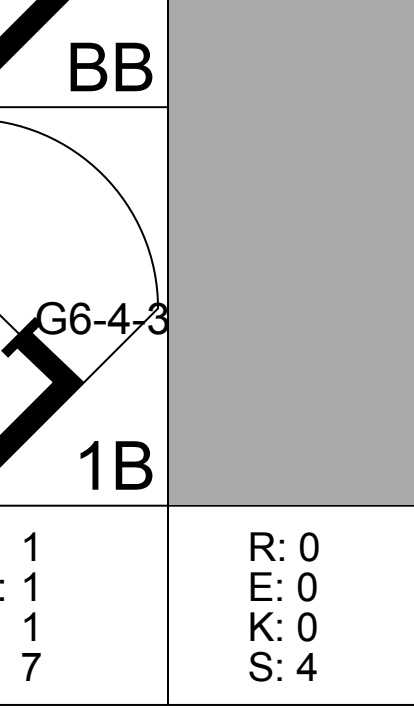
Oakland Athletics @ New York Yankees
 Yankee Stadium, Bronx, NY
 Wed May 22 1996, 7:05 PM EDT
 Att: 18,544 - Unknown - 74 F

AB	30
R	1
H	5
RBI	1
BB	1
SO	3
LOB	5



Batter	1	2	3	4	5	6	7	8	9	AB R H RBI BB SO LOB	TOP												
Allen Battle, R (1, 7) OBP: 0.283, SLG: 0.250 Jason Giambi, L (9, PH) OBP: 0.433, SLG: 0.607	G4-3		G6-3		F8		BB		K	3 0 0 0 1 0 0 1 0 0 0 0 1 1	<p>Oakland Athletics @ New York Yankees</p> <p>Yankee Stadium, Bronx, NY</p> <p>Thu May 23 1996, 3:33 AM EDT</p> <p>Att. 19,315 - Sunny - 78 F</p> <p>livebaseballscorecards.com</p> <p>AB 31 R 3 H 6 RBI 3 BB 3 SO 3 LOB 11</p> 												
Mike Bordick, R (1, 6) OBP: 0.327, SLG: 0.299	G6-3			F9	G6-3		F9		K	5 0 0 0 0 1 3													
Geronimo Berroa, R (1, 9) OBP: 0.291, SLG: 0.515				1B HBP	1B		L4			3 1 2 0 1 0 2													
Mark McGwire, R (1, 3) OBP: 0.441, SLG: 0.617	F8			HBP 1B	G1-3					3 1 0 0 0 0 2													
Pedro Munoz, R (1, 10) OBP: 0.319, SLG: 0.429		F4		SF8 HBP		F7		F8		4 1 1 0 0 0 0													
Ernie Young, R (1, 8) OBP: 0.324, SLG: 0.441	G6-3			1B		G4-3		S		3 0 1 1 0 0 0													
Torey Lovullo, S (1, 5) OBP: 0.333, SLG: 0.552	F9			HBP		G6-3		F8		3 0 0 1 0 0 1													
George Williams, S (1, 2) OBP: 0.286, SLG: 0.306			P2	1B			SH3-4		P5	4 0 2 1 0 0 0													
Rafael Bourquigal, R (1, 4) OBP: 0.090, SLG: 0.120 Phil Plantier, L (9, PH) OBP: 0.307, SLG: 0.311			L5	K			SH3-4			2 0 0 0 0 1 2 0 0 0 0 1 0 0													
Inning Stats	R: 0 E: 0 K: 0 S: 10	H: 0 LOB: 1 BB: 1 P: 19	R: 0 E: 0 K: 0 S: 5	H: 0 LOB: 0 BB: 0 P: 9	R: 0 E: 0 K: 0 S: 7	H: 0 LOB: 0 BB: 0 P: 10	R: 3 E: 0 K: 1 S: 13	H: 3 LOB: 2 BB: 0 P: 19	R: 0 E: 0 K: 0 S: 7	H: 0 LOB: 0 BB: 0 P: 10	R: 0 E: 0 K: 0 S: 9	H: 1 LOB: 1 BB: 1 P: 17	R: 0 E: 0 K: 0 S: 11	H: 1 LOB: 1 BB: 1 P: 18	R: 0 E: 0 K: 2 S: 11	H: 0 LOB: 1 BB: 1 P: 18	1B: 5 2B: 1 3B: 0 HR: 0	SF: 1 SAC: 1 DP: 0 HBP: 2	WP: 0 PB: 0 SB: 2 CS: 0	PA: 38			
PITCHER	IP WLS BF H R ER SO BB IBB HBP BLK WP HR S P ERA WHIP											PITCHER	IP WLS BF H R ER SO BB IBB HBP BLK WP HR S P ERA WHIP										
Kenny Rogers, L (1, 1) ERA: 4.25 John Wetteland, R (9, 1) ERA: 3.95	8.0 W 34 6 3 3 1 2 0 0 0 0 0 0 0 0 67 111 3.38 1.000												1.0 S 4 0 0 0 2 1 0 0 0 0 0 0 0 0 11 18 0.00 1.000										

Batter	1	2	3	4	5	6	7	8	9	AB R H RBI BB SO LOB	BOTTOM												
Wade Boggs, L (1, 5) OBP: 0.399, SLG: 0.408	1B		G4-3		IBB		FC6-4			4 0 3 1 1 0 0	<p>Oakland Athletics @ New York Yankees</p> <p>Yankee Stadium, Bronx, NY</p> <p>Thu May 23 1996, 3:33 AM EDT</p> <p>Att. 19,315 - Sunny - 78 F</p> <p>livebaseballscorecards.com</p> <p>AB 32 R 4 H 13 RBI 4 BB 4 SO 6 LOB 22</p> 												
Mariano Duncan, R (1, 4) OBP: 0.367, SLG: 0.494 Andy Fox, L (9, 4) OBP: 0.262, SLG: 0.190	K		G6-3		P5		SH1-3		K	4 0 0 0 0 2 6 0 0 0 0 0 0 0													
Paul O'Neill, L (1, 9) OBP: 0.490, SLG: 0.571	1B		G4-3		G4-3		FC6-4			3 0 1 0 1 0 3													
Ruben Sierra, S (1, 10) OBP: 0.344, SLG: 0.436	1B			1B		G6-3		FC6-4		3 1 2 0 1 0 2													
Tino Martinez, L (1, 3) OBP: 0.328, SLG: 0.390	L8			1B		K		FC6-4		4 1 1 0 0 1 5													
Jim Leyritz, R (1, 2) OBP: 0.369, SLG: 0.478			G6-4-3		F8		G6-3		K	4 0 1 0 0 1 3													
Gerald Williams, R (1, 7) OBP: 0.415, SLG: 0.613	G6-4-3			2B		G5-3		K		4 1 1 1 0 1 1													
Ruben Rivera, R (1, 8) OBP: 1.000, SLG: 1.500				2B			G6-3			2 1 2 2 1 0 0													
Derek Jeter, R (1, 6) OBP: 0.382, SLG: 0.350	K					G6-3		1B		4 0 2 0 0 1 2													
Inning Stats	R: 0 E: 0 K: 1 S: 11	H: 3 LOB: 2 BB: 0 P: 15	R: 0 E: 0 K: 1 S: 9	H: 1 LOB: 1 BB: 1 P: 17	R: 0 E: 0 K: 0 S: 8	H: 0 LOB: 0 BB: 0 P: 13	R: 3 E: 0 K: 0 S: 15	H: 5 LOB: 3 BB: 1 P: 25	R: 0 E: 0 K: 1 S: 4	H: 0 LOB: 0 BB: 1 P: 10	R: 0 E: 0 K: 0 S: 5	H: 1 LOB: 0 BB: 0 P: 10	R: 0 E: 0 K: 0 S: 9	H: 1 LOB: 2 BB: 1 P: 17	R: 1 E: 0 K: 3 S: 14	H: 2 LOB: 2 BB: 0 P: 21	1B: 12 2B: 1 3B: 0 HR: 0	SF: 0 SAC: 1 DP: 3 HBP: 1	WP: 1 PB: 0 SB: 0 CS: 0	PA: 38			
PITCHER	IP WLS BF H R ER SO BB IBB HBP BLK WP HR S P ERA WHIP											PITCHER	IP WLS BF H R ER SO BB IBB HBP BLK WP HR S P ERA WHIP										
Buddy Groom, L (1, 1) ERA: 3.6 Todd Van Poppel, R (4, 1) ERA: 8.62 Jim Corsi, R (6, 1) ERA: 5.74 Billy Taylor, R (8, 1) ERA: 4.09 Mike Motier, L (8, 1) ERA: 1.01	3.1 7 1 0 0 1 1 1 0 0 0 0 0 0 10 23 0.00 1.200												2.0 8 2 0 0 0 0 1 0 0 0 0 0 9 15 13.50 1.500										

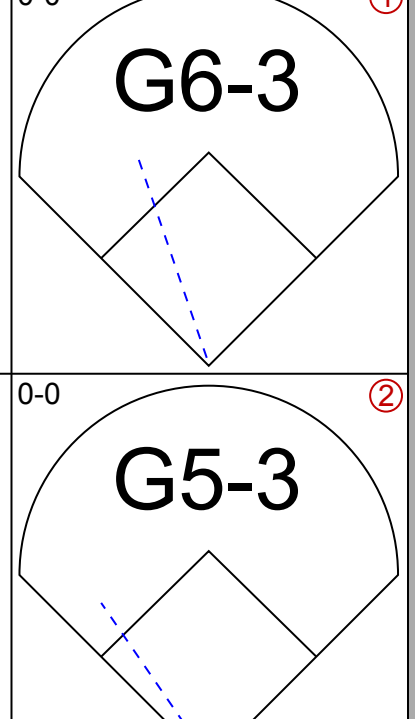
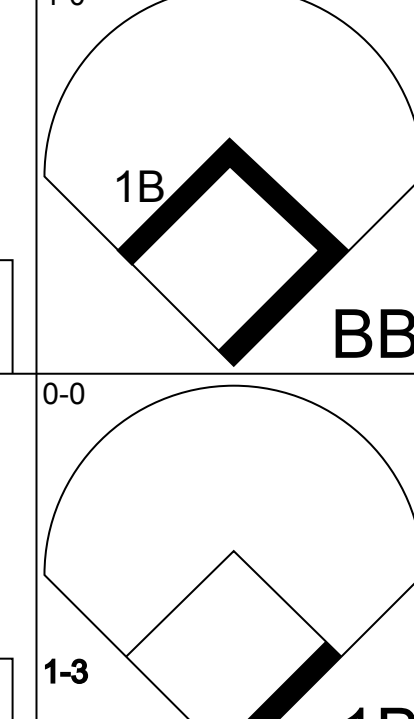
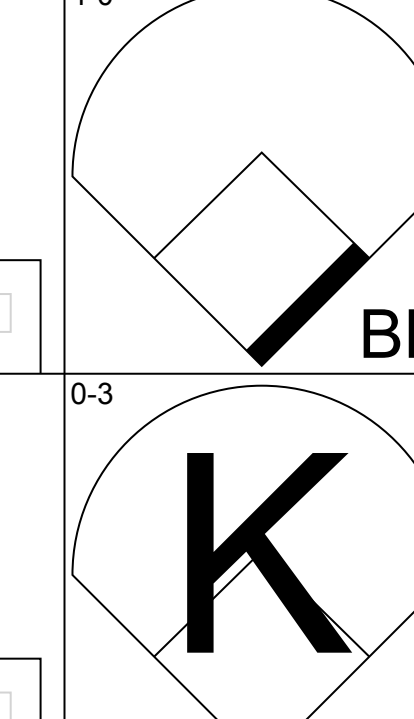
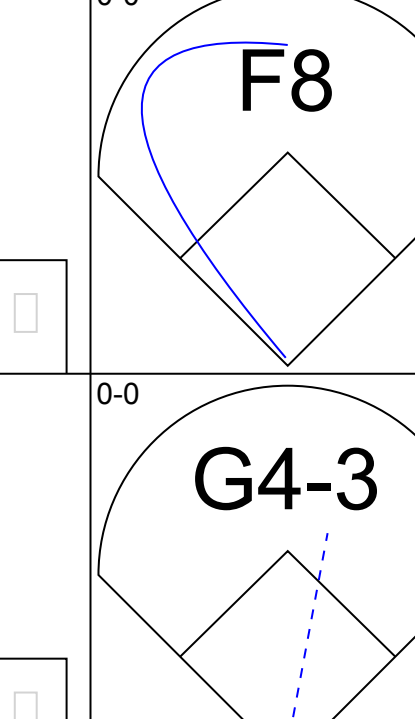
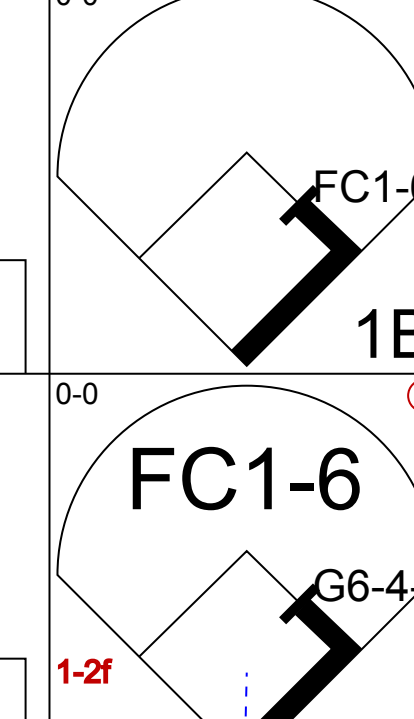
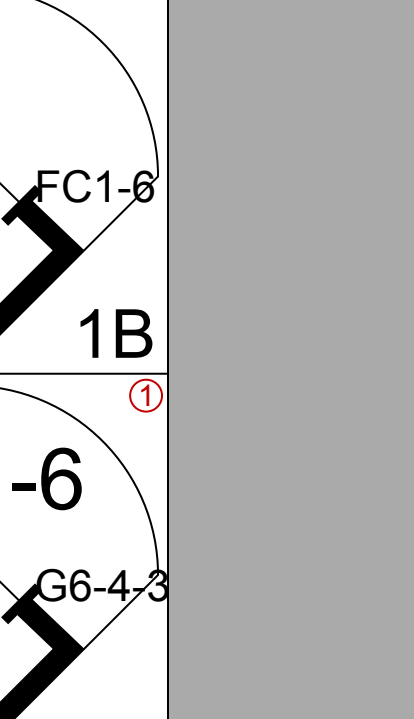
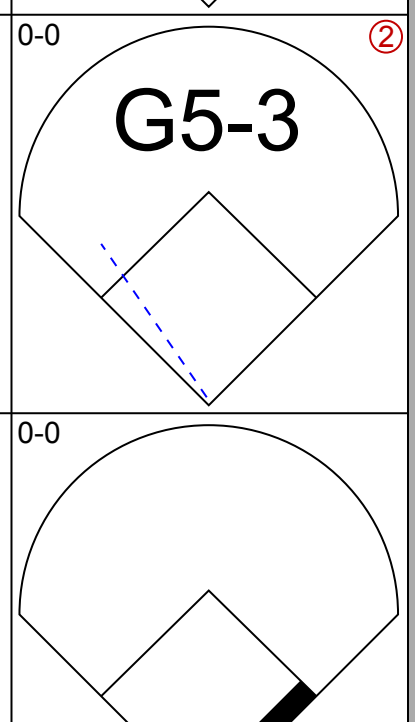
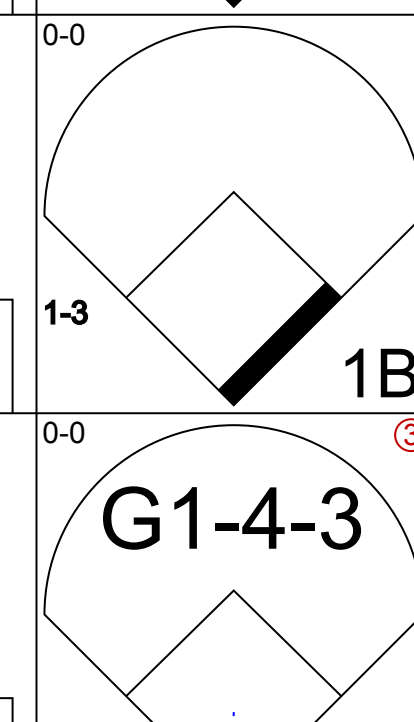
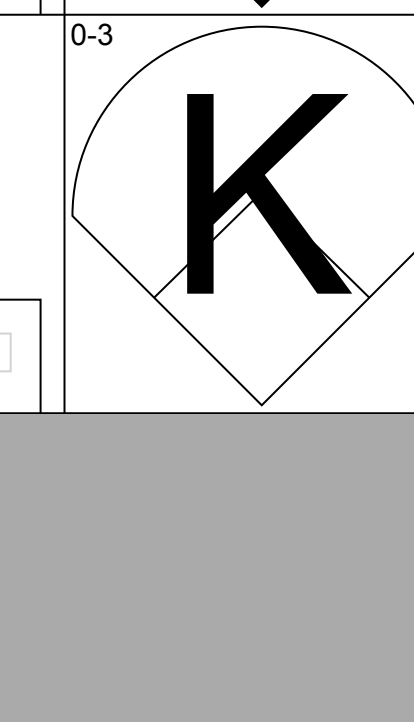
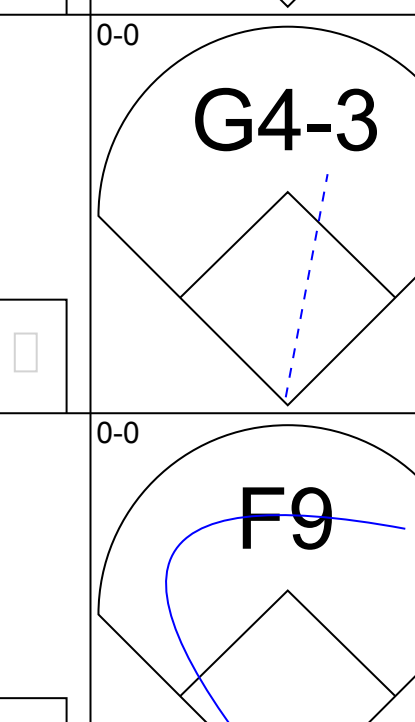
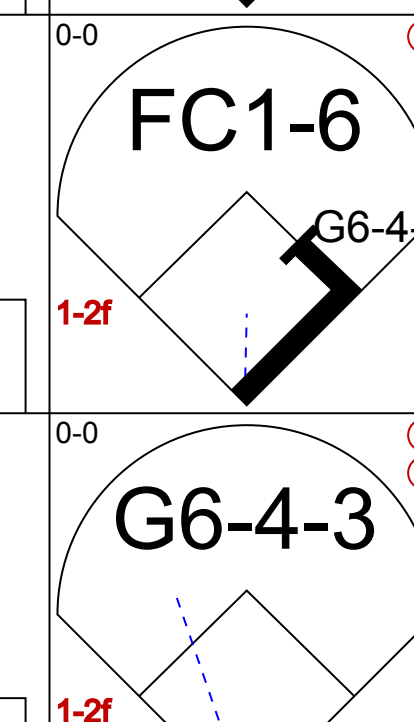
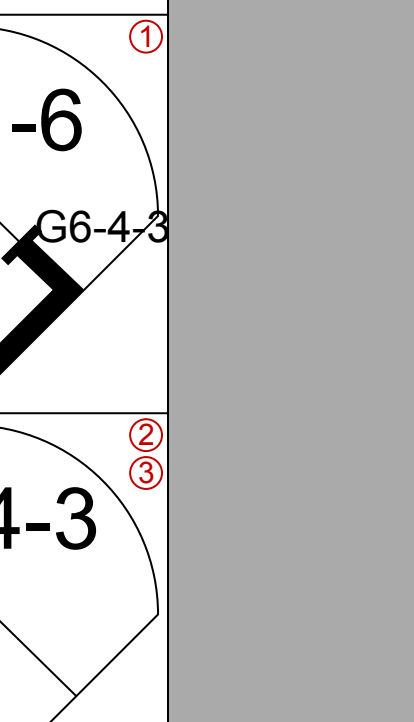
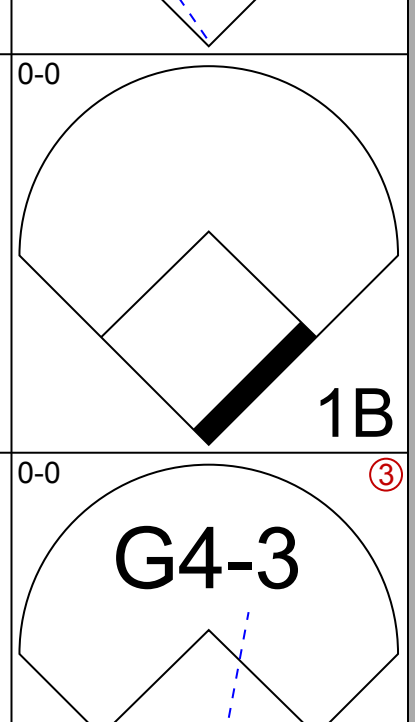
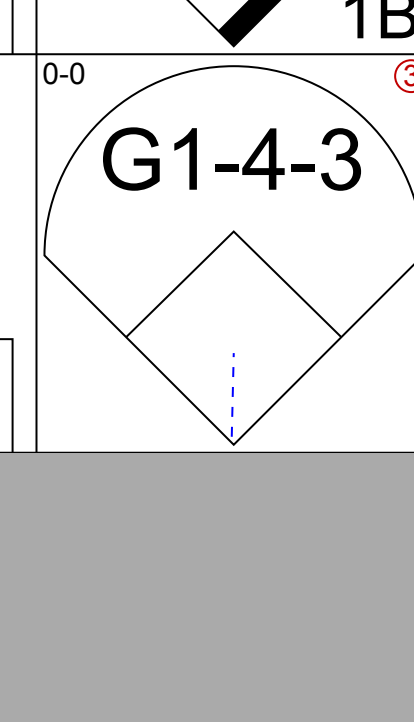
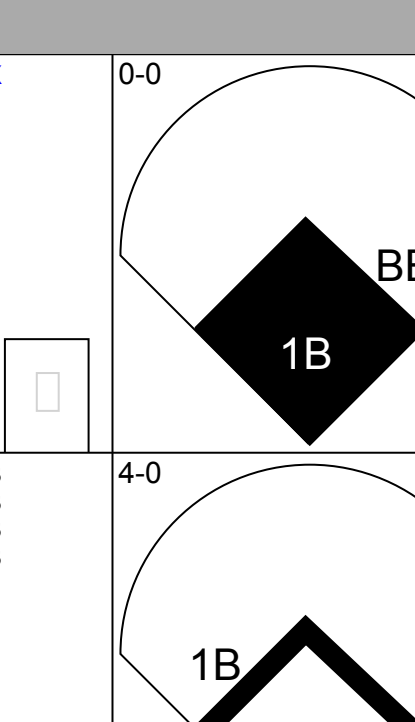
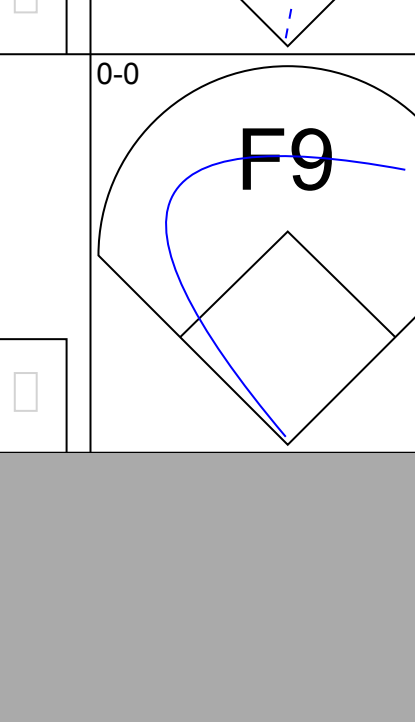
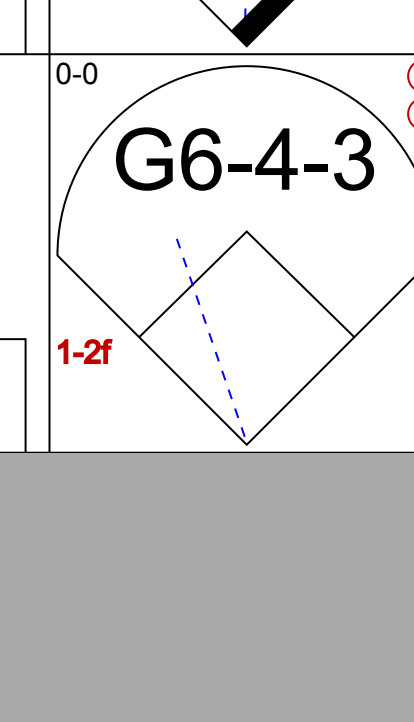
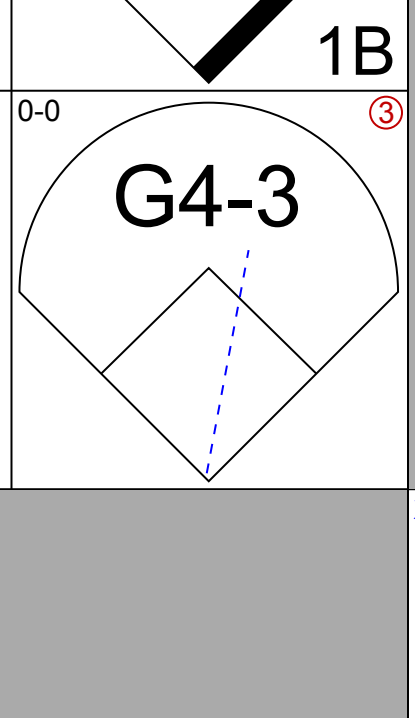
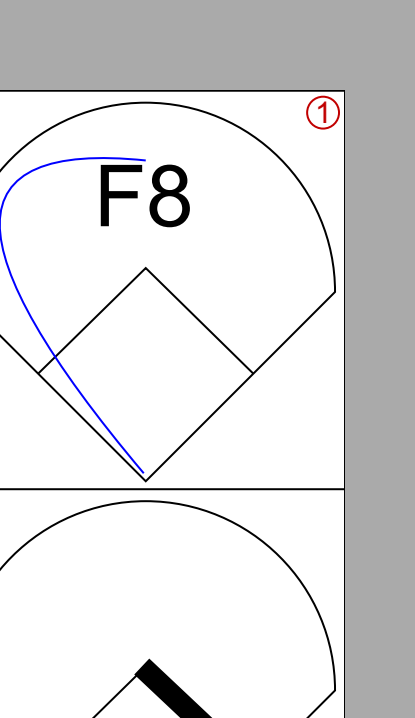
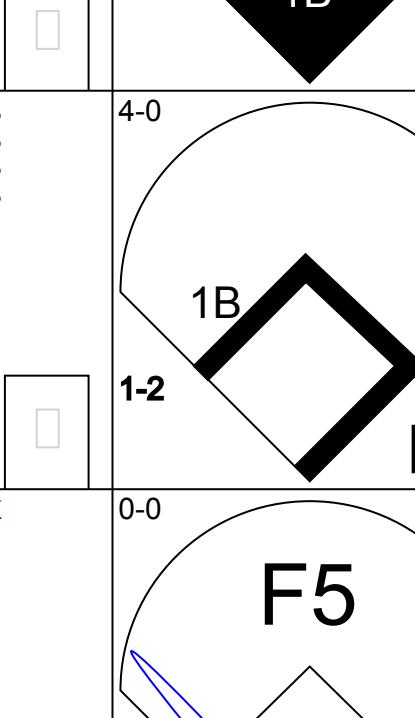

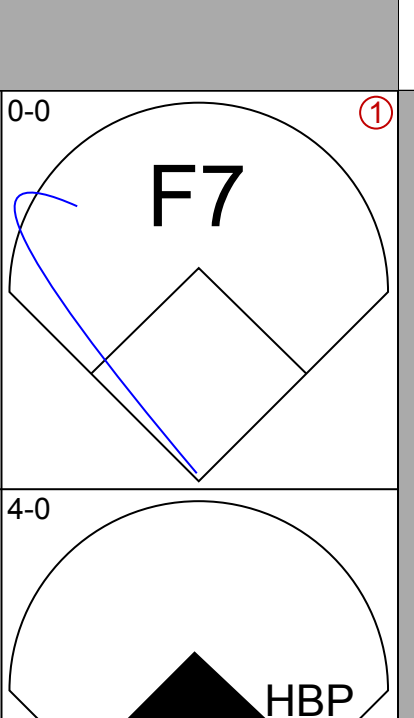
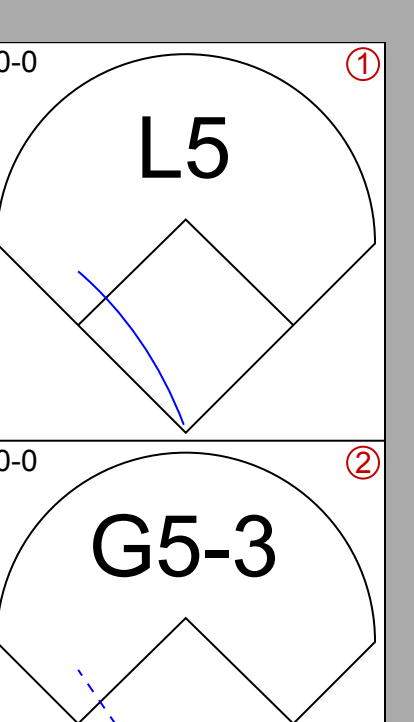

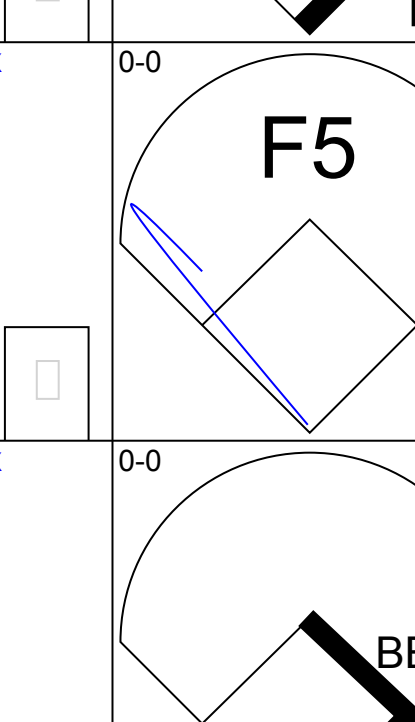
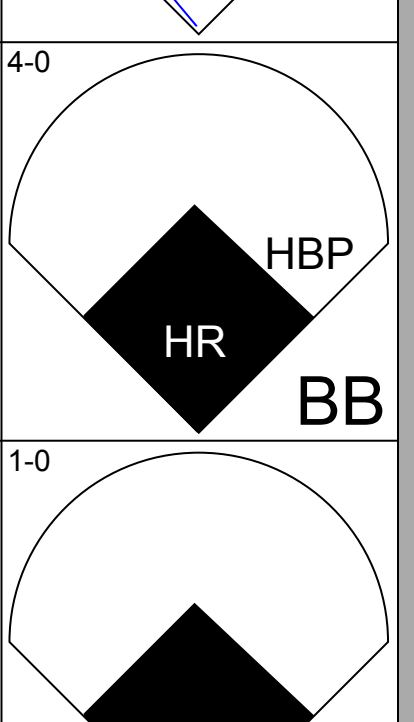
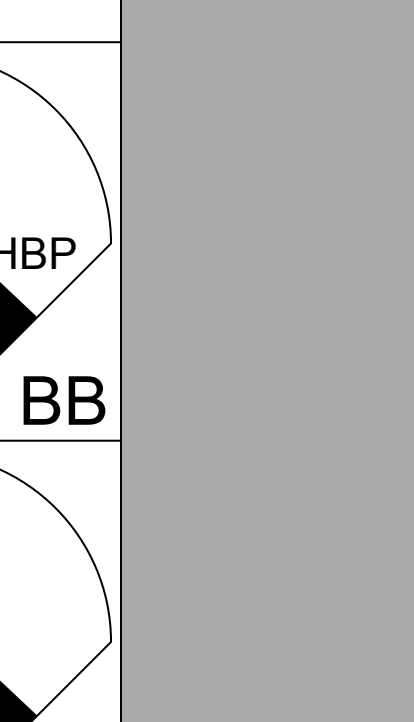

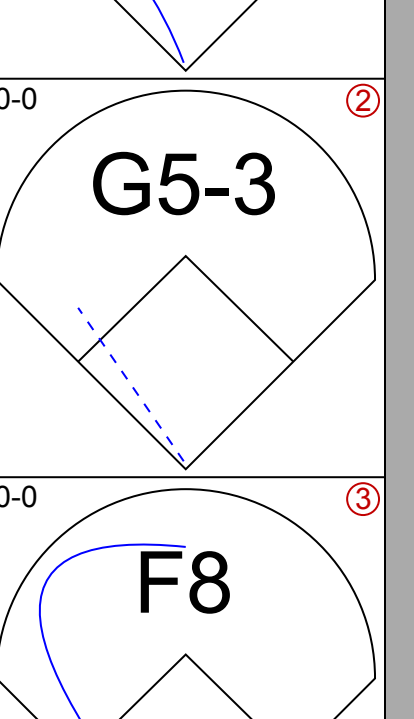
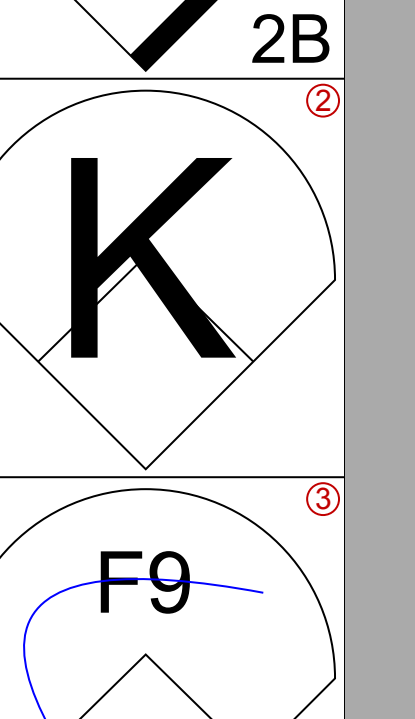
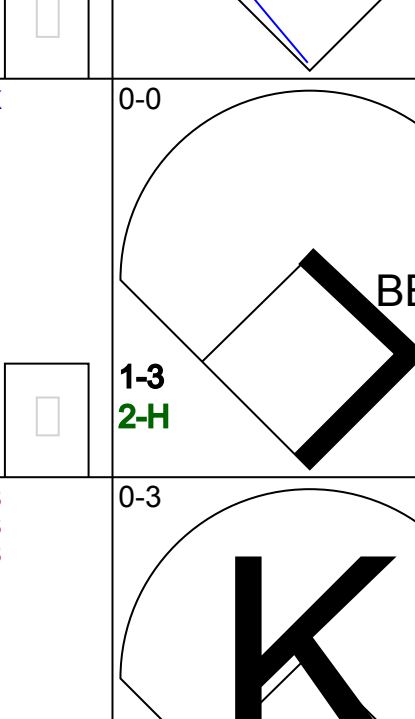

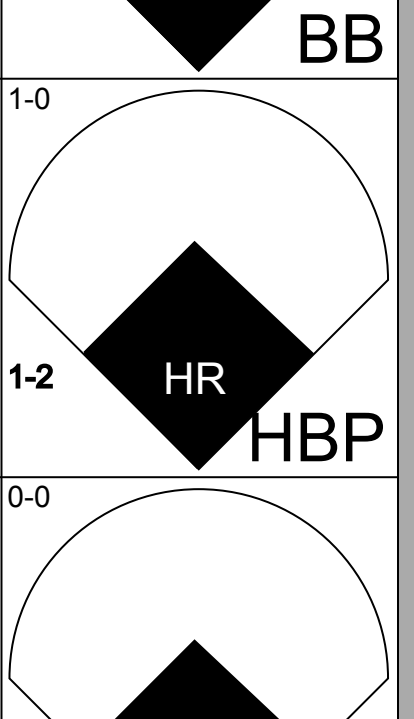
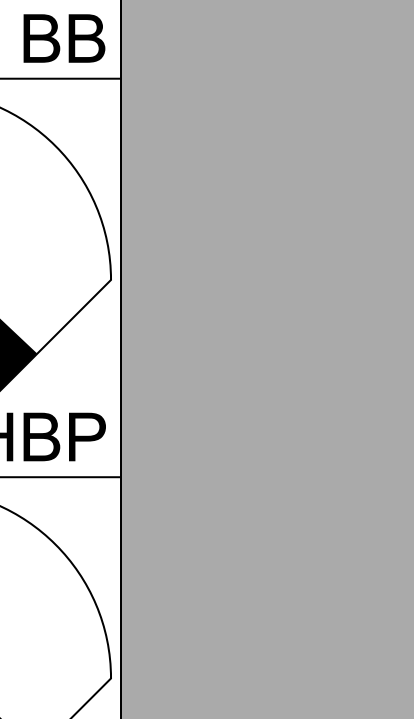
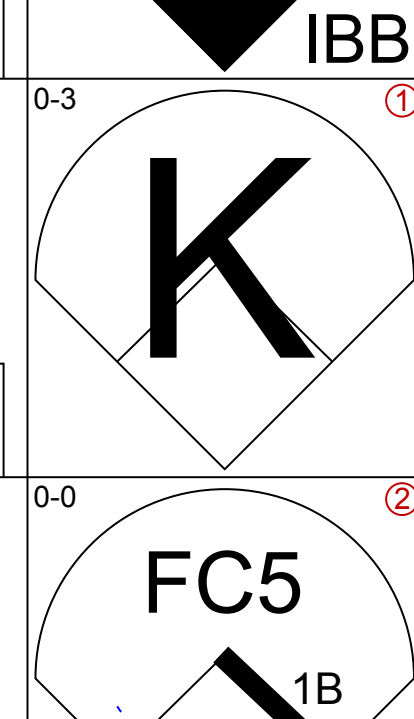
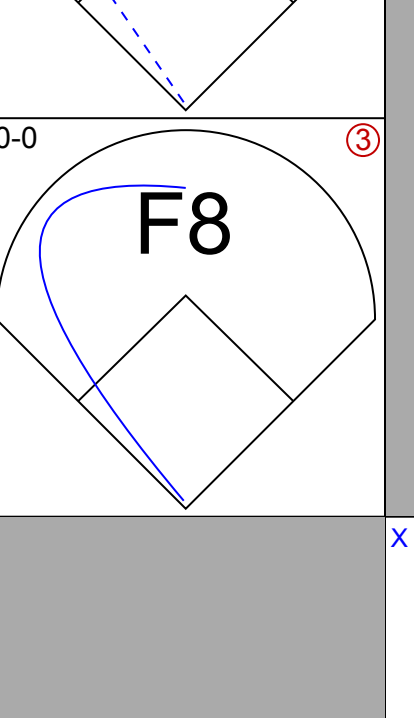
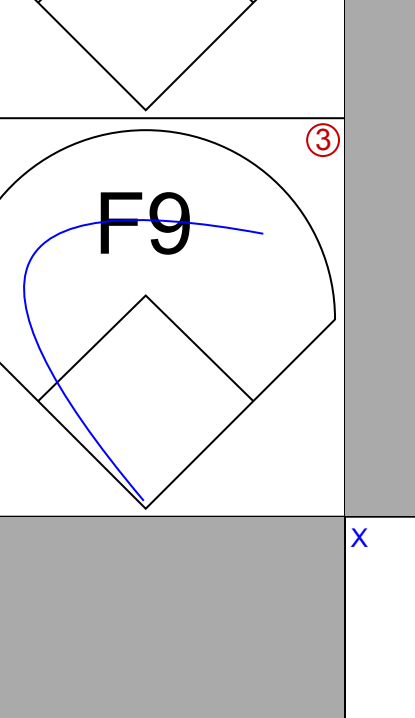
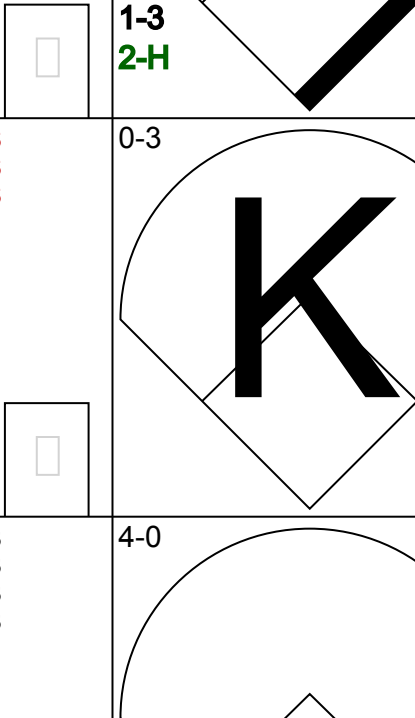
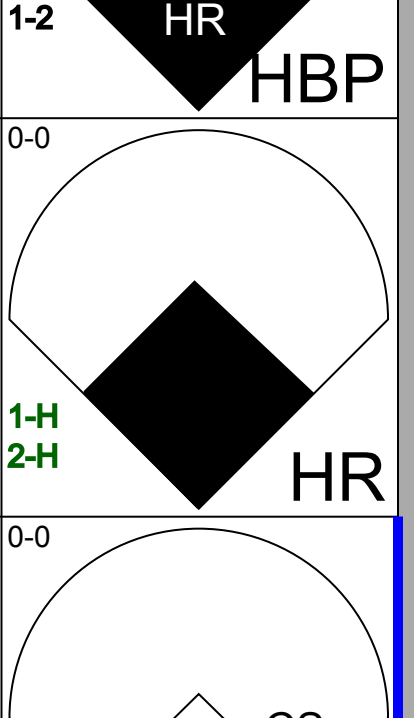
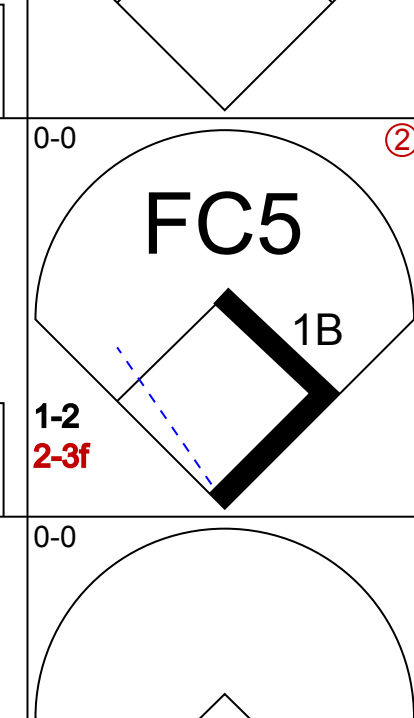
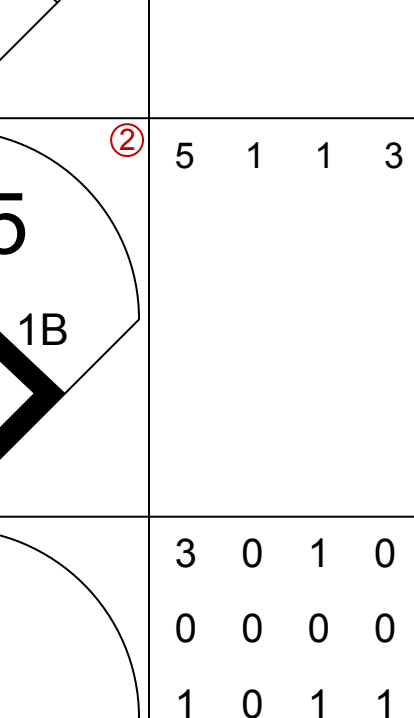

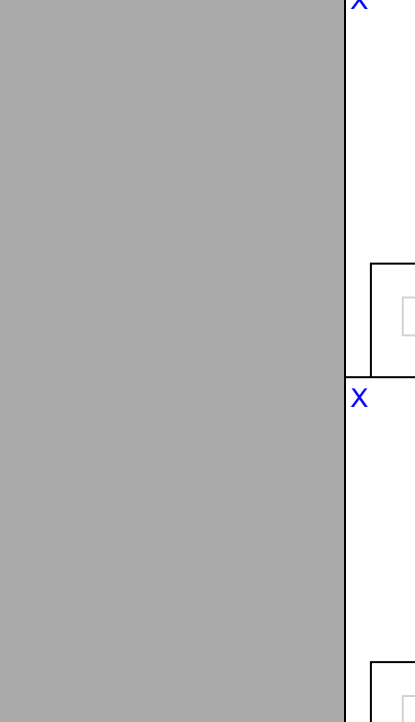
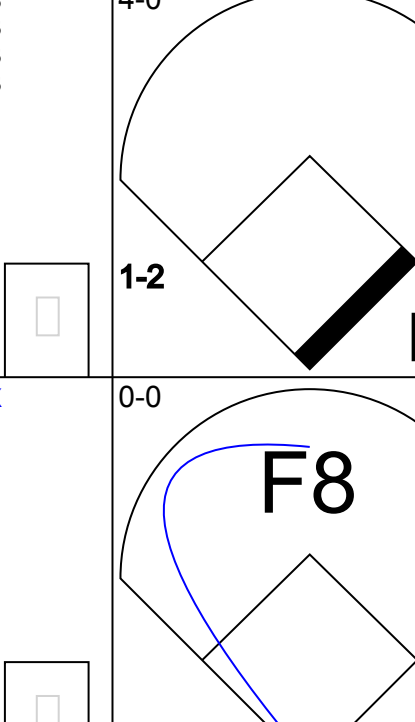
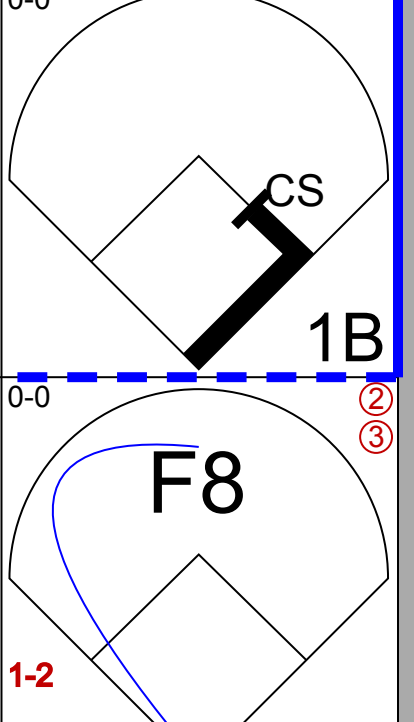
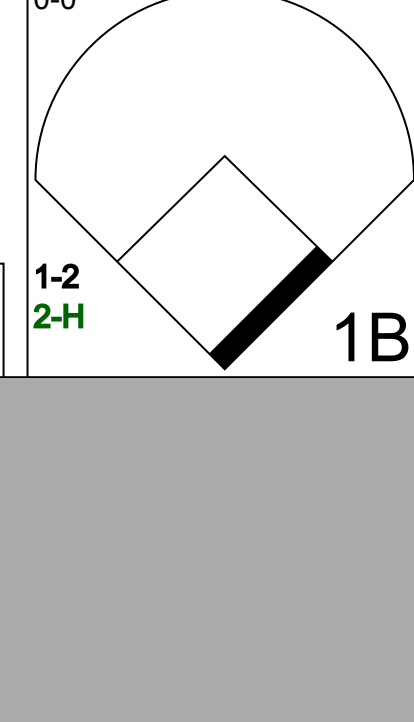
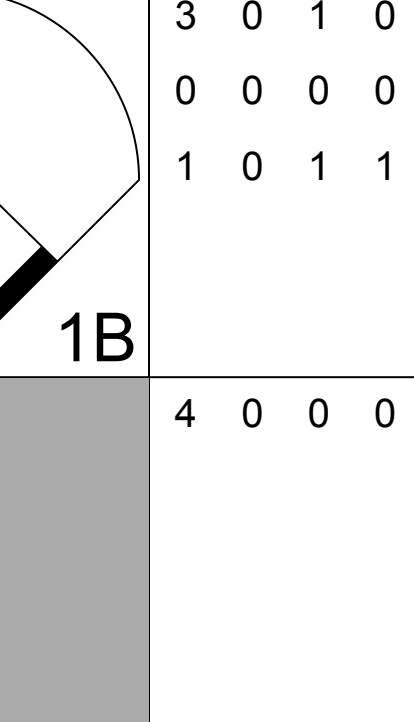
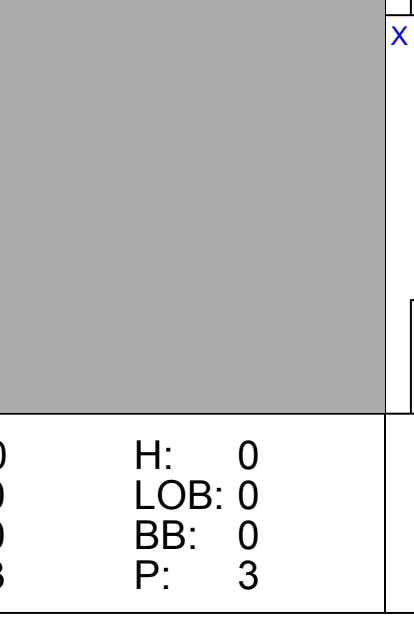
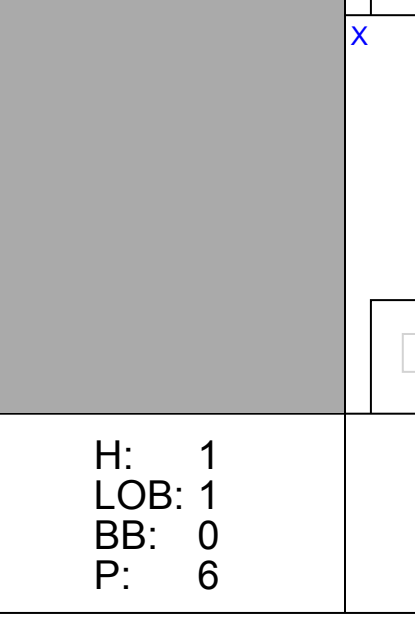
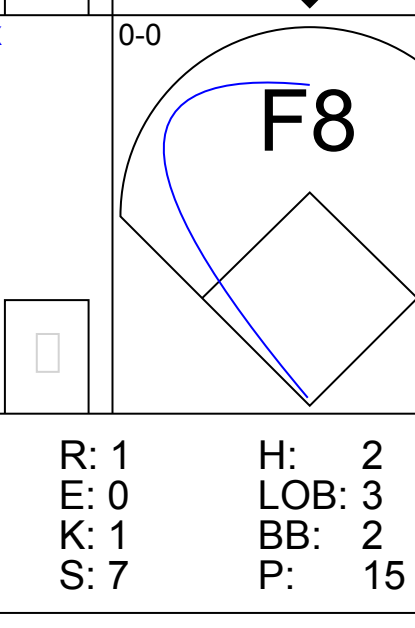
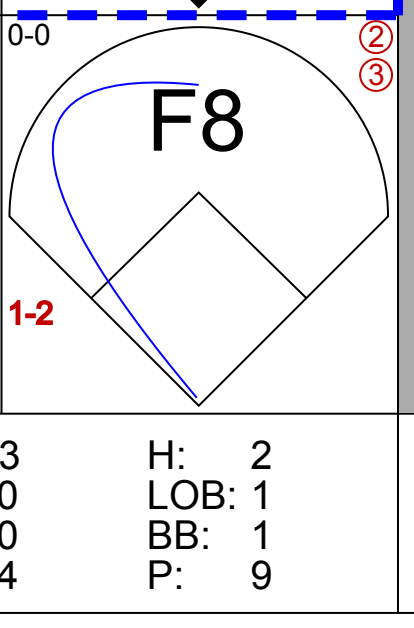
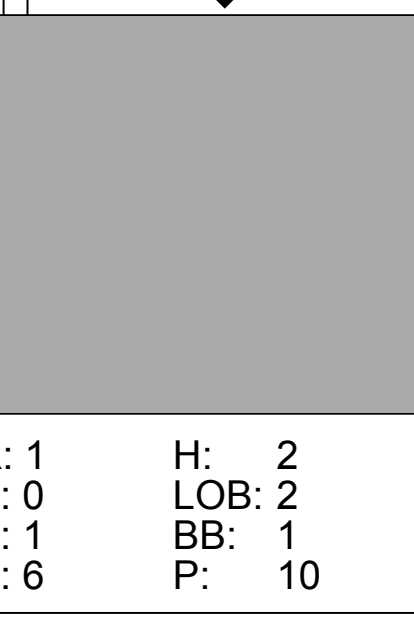
Batter	1	2	3	4	5	6	7	8	9	10	AB	R	H	RBI	BB	SO	LOB				
Ernie Young, R OBP: 0.320, SLG: 0.439 (1, 8)											5	0	1	2	0	1	4				
Torey Lovullo, S OBP: 0.316, SLG: 0.485 (1, 5)											4	1	0	0	1	1	2				
Jason Giambi, L OBP: 0.427, SLG: 0.595 (1, 10)											5	0	1	0	0	1	2				
Mark McGwire, R OBP: 0.439, SLG: 0.640 (1, 3)											5	1	2	2	0	1	1				
Phil Plantier, L OBP: 0.303, SLG: 0.306 (1, 7)											5	0	1	0	0	3	2				
Terry Steinbach, R OBP: 0.343, SLG: 0.507 (1, 2)											4	0	1	0	0	0	2				
Jose Herrera, L OBP: 0.340, SLG: 0.422 Geronimo Berroa, R OBP: 0.290, SLG: 0.512 (9, PH) (9, 9)											3	0	0	0	0	1	1				
Mike Bordick, R OBP: 0.337, SLG: 0.308 (1, 6)											2	1	1	0	2	0	0				
Rafael Bourquard, R OBP: 0.179, SLG: 0.185 (1, 4)											2	1	2	0	0	0	0				
Inning Stats	R: 0 E: 0 K: 3 S: 9	H: 0 LOB: 0 BB: 0 P: 9	R: 0 E: 0 K: 1 S: 5	H: 1 LOB: 0 BB: 0 P: 5	R: 0 E: 0 K: 1 S: 6	H: 1 LOB: 1 BB: 0 P: 6	R: 2 E: 0 K: 1 S: 7	H: 2 LOB: 1 BB: 1 P: 11	R: 0 E: 0 K: 1 S: 6	H: 1 LOB: 1 BB: 0 P: 6	R: 2 E: 0 K: 0 S: 4	H: 1 LOB: 1 BB: 1 P: 9	R: 0 E: 0 K: 1 S: 5	H: 0 LOB: 0 BB: 0 P: 5	R: 0 E: 0 K: 0 S: 3	H: 1 LOB: 1 BB: 1 P: 7	R: 0 E: 0 K: 0 S: 4	H: 1 LOB: 1 BB: 0 P: 4	1B: 5 2B: 3 3B: 0 HR: 1	SF: 0 SAC: 1 DP: 2 HBP: 1	WP: 0 PA: 41
PITCHER	IP WLS BF H R ER SO BB IBB HBP BLK WP HR S P ERA WHIP	IP WLS BF H R ER SO BB IBB HBP BLK WP HR S P ERA WHIP																			
35 Mike Mussina, R ERA: 4.34 (1, 1)	6.1	28	7	4	4	7	2	0	0	0	0	0	0	0	0	0	0	0	5.68	1.421	
Jesse Orosco, L ERA: 8.8 (7, 1)	1.2	5	0	0	0	1	0	0	0	0	0	0	0	0	0	0	0	0	0.00	0.000	
Roger McDowell, R ERA: 2.52 (9, 1)	2.0	8	2	0	0	0	1	0	0	0	0	0	0	0	0	0	0	0	0.00	1.500	

TOP

Oakland Athletics @ Baltimore Orioles
Oriole Park at Camden Yards, Baltimore, MD
Fri May 24 1996, 7:05 PM EDT
Att: 45,024 - Unknown - 81 F

AB	36
R	4
H	9
RBI	4
BB	3
SO	8
LOB	14




Batter	1	2	3	4	5	6	7	8	9	10	AB	R	H	RBI	BB	SO	LOB						
Brady Anderson, L OBP: 0.426, SLG: 0.704 (1, 8)											3	0	1	0	2	0	0						
Luis Polonia, L OBP: 0.265, SLG: 0.364 (1, 7)											5	0	1	0	0	1	2						
Roberto Alomar, S OBP: 0.469, SLG: 0.606 (1, 4)											5	1	2	0	0	0	3						
Rafael Palmeiro, L OBP: 0.411, SLG: 0.547 (1, 3)											4	0	1	0	1	0	1						
Bobby Bonilla, S OBP: 0.309, SLG: 0.348 (1, 10)											3	2	1	0	2	0	2						
Cal Ripken Jr., R OBP: 0.320, SLG: 0.362 (1, 6)											4	1	1	1	0	2	3						
Jeffrey Hammonds, R OBP: 0.327, SLG: 0.431 (1, 9)											5	1	1	3	0	1	5						
Chris Hoiles, R OBP: 0.358, SLG: 0.459 Manny Alexander, R OBP: 0.288, SLG: 0.211 Gregg Zaun, S OBP: 0.317, SLG: 0.388 (1, 2) (8, PR) (9, 2)											3	0	1	0	1	0	0						
Billy Ripken, R OBP: 0.242, SLG: 0.207 (1, 5)											4	0	0	0	0	0	4						
Inning Stats	R: 0 E: 0 K: 0 S: 4	H: 1 LOB: 1 BB: 0 P: 4	R: 0 E: 0 K: 0 S: 3	H: 0 LOB: 0 BB: 0 P: 3	R: 0 E: 0 K: 0 S: 4	H: 1 LOB: 2 BB: 1 P: 8	R: 0 E: 0 K: 1 S: 6	H: 1 LOB: 1 BB: 0 P: 6	R: 0 E: 0 K: 1 S: 5	H: 0 LOB: 1 BB: 1 P: 9	R: 1 E: 0 K: 1 S: 7	H: 2 LOB: 3 BB: 2 P: 15	R: 0 E: 0 K: 0 S: 3	H: 1 LOB: 0 BB: 0 P: 3	R: 3 E: 0 K: 0 S: 4	H: 2 LOB: 1 BB: 1 P: 9	R: 0 E: 0 K: 0 S: 3	H: 1 LOB: 0 BB: 0 P: 3	R: 1 E: 0 K: 1 S: 6	H: 2 LOB: 2 BB: 1 P: 10	1B: 7 2B: 2 3B: 0 HR: 1	SF: 0 SAC: 0 DP: 1 HBP: 1	WP: 0 PA: 44
PITCHER	IP WLS BF H R ER SO BB IBB HBP BLK WP HR S P ERA WHIP	IP WLS BF H R ER SO BB IBB HBP BLK WP HR S P ERA WHIP																					
Don Wengert, R ERA: 4.64 (1, 1)	6.0	27	5	1	1	3	4	0	0	0	0	0	0	0	0	0	0	0	1.50	1.500			
John Wasdin, R ERA: 20.25 (7, 1)	1.1	8	2	3	3	0	1	0	1	6	11	20.25	2.250										
Jim Corsi, R ERA: 5.19 (8, 1)	1.2	4	1	0	0	0	0	0	0	0	4	0.00	0.600										
Carlos Reyes, R ERA: 6.11 (10, 1)	0.2	5	2	1	1	1	0	1	0	0	6	13.50	3.000										

BOTTOM

Oakland Athletics @ Baltimore Orioles
Oriole Park at Camden Yards, Baltimore, MD
Fri May 24 1996, 7:05 PM EDT
Att: 45,024 - Unknown - 81 F

AB	37
R	5
H	10
RBI	5
BB	6
SO	4
LOB	20



Batter	1	2	3	4	5	6	7	8	9	AB	R	H	RBI	BB	SO	LOB	TOP											
Ernie Young, R OBP: 0.316, SLG: 0.431 (1, 8)	0-3 K2-3		0-0 CS 1B		0-3 K		0-0 F9		0-0 F9	5	0	1	0	0	2	2	Oakland Athletics @ Baltimore Orioles Oriole Park at Camden Yards, Baltimore, MD Sat May 25 1996, 3:33 AM EDT Att: 47,353 - Unknown - 71 F livebaseballscorecards.com											
Mike Bordick, R OBP: 0.333, SLG: 0.325 (1, 6)	0-0 6-3		0-0 CS	0-0 6-3	0-0 6-3		0-0 F9		0-0 HR	5	1	1	1	0	0	2												
Jason Giambi, L OBP: 0.421, SLG: 0.581 (1, 5)	0-0 5-3			1-0 HR HBP		0-0 6-3	0-0 4-3		0-0 F9	4	1	0	0	0	0	0												
Mark McGwire, R OBP: 0.450, SLG: 0.674 (1, 3)		0-0 F8		0-0 HR		0-0 BB HR 1B		4-0 WP BB BB		3	2	2	2	1	0	0												
Gerónimo Berroa, R OBP: 0.300, SLG: 0.512 Jose Herrera, L OBP: 0.340, SLG: 0.422 (8, PR) (8, 9)		0-0 1B		0-0 F8		4-0 HR BB		4-0 WP BB		2	1	1	0	2	0	0												
Pedro Muñoz, R OBP: 0.316, SLG: 0.450 (1, 10)	0-0 F9		0-3 K		0-0 HR		0-3 K		0-3 BB	4	1	1	3	0	2	3												
Terry Steinbach, R OBP: 0.341, SLG: 0.500 (1, 2)	0-3 K			0-0 1B		0-3 K		0-3 K		4	0	1	0	0	3	3												
Allen Battle, R OBP: 0.282, SLG: 0.250 (1, 7)			0-3 K		0-0 F9		0-0 S 1B		0-0 P4	4	0	1	0	0	1	4												
Brent Gates, S OBP: 0.324, SLG: 0.347 (1, 4)			0-0 F8		0-0 1B		0-0 F9		0-0 6-3	4	0	1	0	0	0	1												
Inning Stats	R: 0 E: 0 K: 1 S: 5	H: 0 LOB: 0 BB: 0 P: 5	R: 0 E: 0 K: 1 S: 6	H: 1 LOB: 1 BB: 0 P: 6	R: 0 E: 0 K: 1 S: 5	H: 1 LOB: 0 BB: 0 P: 5	R: 2 E: 0 K: 1 S: 6	H: 1 LOB: 0 BB: 0 P: 7	R: 0 E: 0 K: 1 S: 7	H: 2 LOB: 2 BB: 0 P: 7	R: 3 E: 0 K: 1 S: 8	H: 3 LOB: 1 BB: 1 P: 12	R: 0 E: 0 K: 0 S: 3	H: 0 LOB: 0 BB: 0 P: 3	R: 0 E: 0 K: 2 S: 7	H: 0 LOB: 2 BB: 2 P: 15		R: 1 E: 0 K: 0 S: 4	H: 1 LOB: 0 BB: 0 P: 4	1B: 6 2B: 0 3B: 0 HR: 3	SF: 0 SAC: 0 DP: 0 HBP: 1	WP: 1 PB: 0 SB: 1 CS: 1	PA: 40					
PITCHER	IP	WLS	BF	H	R	ER	SO	BB	IBB	HBP	BLK	WP	HR	S	P	ERA	WHIP											
David Wells, L ERA: 4.22 Archie Corbin, R ERA: 2.25 Alan Mills, R ERA: 8.44	(1, 1)	6.0	L	27	8	5	5	6	1	0	1	0	0	2	37	42	7.50	1.500										
	(7, 1)	1.0		5	0	0	0	0	2	0	0	0	0	0	3	11	0.00	2.000										
	(8, 1)	2.0		7	1	1	1	2	0	0	0	0	1	1	11	11	4.50	0.500										

Batter	1	2	3	4	5	6	7	8	9	AB	R	H	RBI	BB	SO	LOB	BOTTOM											
Brady Anderson, L OBP: 0.435, SLG: 0.744 (1, 8)	0-0 4-3		4-0 5-3 BB		0-0 HR		0-0 HR		0-0 1B	4	2	3	2	1	0	0	Oakland Athletics @ Baltimore Orioles Oriole Park at Camden Yards, Baltimore, MD Sat May 25 1996, 3:33 AM EDT Att: 47,353 - Unknown - 71 F livebaseballscorecards.com											
Mike Devereaux, R OBP: 0.302, SLG: 0.310 (1, 9)	0-0 5-3		0-3 K		0-0 F9		4-0 BB 1B BB		0-3 K	4	0	0	0	1	2	3												
Roberto Alomar, S OBP: 0.472, SLG: 0.603 (1, 4)	4-0 BB		0-0 5-3		0-3 K		0-0 FC5 BB 1B		0-0 1B	4	0	2	0	1	1	2												
Rafael Palmeiro, L OBP: 0.411, SLG: 0.537 (1, 3)	0-0 L4		4-0 BB		0-0 F7		4-0 BB		0-3 K	3	0	0	0	2	1	3												
Bobby Bonilla, S OBP: 0.301, SLG: 0.338 (1, 10)		0-0 F9		0-0 P4		0-0 5-3	0-0 FC5		0-3 K	5	0	0	0	0	1	8												
Cal Ripken Jr., R OBP: 0.323, SLG: 0.379 (1, 6)		0-0 F8		0-0 HR		0-0 5-3		4-0 SH1-3 BB		3	1	1	1	1	0	0												
Jeffrey Hammonds, R OBP: 0.327, SLG: 0.429 (1, 7)		0-0 1B		0-0 F9		0-3 K		0-0 SH1-3		3	0	1	0	0	1	0												
Chris Hoiles, R OBP: 0.349, SLG: 0.444 (1, 2)		0-0 F8		0-0 5-3			0-0 F7		0-0 F9	4	0	0	0	0	0	2												
Billy Ripken, R OBP: 0.250, SLG: 0.250 Luis Polonia, L OBP: 0.257, SLG: 0.353 Manny Alexander, R OBP: 0.286, SLG: 0.211 (8, PH) (8, 5)			0-0 5-3 2B		0-0 4-3		0-0 5-3		0-0 6-3	3	0	1	0	0	0	0												
Inning Stats	R: 0 E: 0 K: 0 S: 3	H: 0 LOB: 1 BB: 1 P: 7	R: 0 E: 0 K: 0 S: 4	H: 1 LOB: 1 BB: 0 P: 4	R: 0 E: 0 K: 1 S: 6	H: 1 LOB: 3 BB: 2 P: 14	R: 1 E: 0 K: 0 S: 4	H: 1 LOB: 0 BB: 0 P: 4	R: 1 E: 0 K: 1 S: 6	H: 1 LOB: 0 BB: 0 P: 6	R: 0 E: 0 K: 1 S: 5	H: 0 LOB: 0 BB: 0 P: 5	R: 1 E: 0 K: 0 S: 5	H: 2 LOB: 3 BB: 2 P: 13	R: 0 E: 0 K: 0 S: 3	H: 0 LOB: 1 BB: 1 P: 7		R: 0 E: 0 K: 3 S: 11	H: 2 LOB: 2 BB: 0 P: 11	1B: 4 2B: 1 3B: 0 HR: 3	SF: 0 SAC: 1 DP: 0 HBP: 0	WP: 0 PB: 0 SB: 0 CS: 0	PA: 41					
PITCHER	IP	WLS	BF	H	R	ER	SO	BB	IBB	HBP	BLK	WP	HR	S	P	ERA	WHIP											
Doug Johns, L ERA: 5.37 Mike Mohler, L ERA: 1.0 Billy Taylor, R ERA: 3.65 Buddy Groom, L ERA: 3.51	(1, 1)	6.2	W	29	5	3	3	3	4	0	0	0	0	0	31	47	4.05	1.350										
	(7, 1)	0.1		3	1	0	0	0	1	0	0	0	0	0	2	6	0.00	6.000										
	(8, 1)	1.1		7	2	0	0	1	1	0	0	0	0	0	8	12	0.00	2.250										
	(9, 1)	0.2	S	2	0	0	0	2	0	0	0	0	0	0	6	6	0.00	0.000										

AB 35
R 6
H 9
RBI 6
BB 3
SO 8
LOB 15



AB 34
R 3
H 8
RBI 3
BB 6
SO 6
LOB 19



Batter	1	2	3	4	5	6	7	8	9	AB	R	H	RBI	BB	SO	LOB	TOP		
Ernie Young, R OBP: 0.308, SLG: 0.418 (1, 8)	F9		F9		F9			6-3		4	0	0	0	0	0	3			
Mike Bordick, R OBP: 0.331, SLG: 0.318 (1, 6)	F9		FC6-4			BLK 1B BB		F9		3	1	0	0	1	0	2			
Jason Giambi, L OBP: 0.418, SLG: 0.574 (1, 5)	G3			3-1						4	0	1	0	0	0	1			
Mark McGwire, R OBP: 0.443, SLG: 0.656 (1, 3)		K								4	0	1	1	0	1	1			
Torey Lovullo, S OBP: 0.316, SLG: 0.485 (8, 3)				P4				5-3		0	0	0	0	0	0	0			
Gerónimo Berroa, R OBP: 0.299, SLG: 0.503 (1, 9)	F9									3	0	0	0	1	1	1			
Pedro Muñoz, R OBP: 0.306, SLG: 0.434 (1, 10)	4-6-3									4	0	0	0	0	0	2			
Terry Steinbach, R OBP: 0.339, SLG: 0.494 (1, 2)										4	0	1	0	0	0	0			
Allen Battle, R OBP: 0.293, SLG: 0.250 (1, 7)										0	0	0	0	2	0	0			
Jose Herrera, L OBP: 0.333, SLG: 0.413 (7, PH)										1	0	0	0	0	0	0			
Brent Gates, S OBP: 0.319, SLG: 0.341 (1, 4)										3	0	0	0	0	0	3			
Inning Stats	R: 0 E: 0 K: 0 S: 3	H: 0 LOB: 0 BB: 0 P: 3	R: 0 E: 0 K: 1 S: 5	H: 0 LOB: 0 BB: 0 P: 5	R: 0 E: 0 K: 0 S: 4	H: 1 LOB: 2 BB: 1 P: 8	R: 0 E: 0 K: 0 S: 3	H: 0 LOB: 1 BB: 1 P: 7	R: 0 E: 0 K: 1 S: 6	H: 0 LOB: 0 BB: 0 P: 3	R: 0 E: 0 K: 0 S: 4	H: 1 LOB: 0 BB: 0 P: 4	R: 0 E: 0 K: 0 S: 3	H: 0 LOB: 0 BB: 0 P: 3	1B: 3 2B: 0 3B: 0 HR: 0	SF: 0 SAC: 0 DP: 0 HBP: 0	WP: 0 PB: 0 SB: 0 CS: 0	PA: 34	
PITCHER	IP	WLS	BF	H	R	ER	SO	BB	IBB	HBP	BLK	WP	HR	S	P	ERA	WHIP		
Kent Mercker, L ERA: 6.7 (1, 1)	5.1	W	21	1	1	1	1	4	0	0	1	0	0	19	35	1.69	0.938		
Roger McDowell, R ERA: 2.29 (6, 1)	3.2	S	13	2	0	0	1	0	0	0	0	0	0	15	15	0.00	0.545		

Oakland Athletics @ Baltimore Orioles
 Oriole Park at Camden Yards, Baltimore, MD
 Sun May 26 1996, 3:33 AM EDT
 Att: 47,401 - Unknown - 67 F

AB 30
 R 1
 H 3
 RBI 1
 BB 4
 SO 2
 LOB 13



Batter	1	2	3	4	5	6	7	8	9	AB	R	H	RBI	BB	SO	LOB	BOTTOM			
Brady Anderson, L OBP: 0.439, SLG: 0.744 (1, 8)	FC4-6	FC6-4				F8		K		4	0	2	0	1	1	2				
Luis Polonia, L OBP: 0.250, SLG: 0.333 (1, 7)	FC4-6	FC6-4						4-3		5	0	1	2	0	0	4				
Roberto Alomar, S OBP: 0.468, SLG: 0.604 (1, 4)	1-3									3	0	1	2	0	0	2				
Rafael Palmeiro, L OBP: 0.413, SLG: 0.531 (1, 3)	4-3									2	0	0	0	2	1	1				
Bobby Bonilla, S OBP: 0.299, SLG: 0.335 (1, 10)										4	0	1	0	0	1	5				
Cal Ripken Jr., R OBP: 0.322, SLG: 0.372 (1, 6)		FC5-4	6-3							3	1	0	0	1	0	1				
Jeffrey Hammonds, R OBP: 0.325, SLG: 0.424 (1, 9)			F8							4	1	1	0	0	0	1				
Billy Ripken, R OBP: 0.275, SLG: 0.306 (1, 5)										4	2	2	0	0	0	0				
Gregg Zaun, S OBP: 0.333, SLG: 0.390 (1, 2)										3	2	1	2	0	0	0				
Inning Stats	R: 0 E: 0 K: 0 S: 4	H: 1 LOB: 1 BB: 0 P: 4	R: 4 E: 0 K: 0 S: 8	H: 5 LOB: 3 BB: 2 P: 16	R: 0 E: 0 K: 0 S: 3	H: 0 LOB: 0 BB: 0 P: 3	R: 0 E: 0 K: 0 S: 4	H: 1 LOB: 1 BB: 0 P: 4	R: 0 E: 0 K: 1 S: 5	H: 0 LOB: 1 BB: 1 P: 9	R: 2 E: 0 K: 1 S: 7	H: 2 LOB: 2 BB: 1 P: 12	R: 0 E: 0 K: 0 S: 3	H: 0 LOB: 0 BB: 0 P: 3	R: 0 E: 0 K: 1 S: 5	H: 0 LOB: 0 BB: 0 P: 5	1B: 5 2B: 4 3B: 0 HR: 0	SF: 1 SAC: 0 DP: 0 HBP: 1	WP: 0 PB: 0 SB: 0 CS: 0	PA: 38
PITCHER	IP	WLS	BF	H	R	ER	SO	BB	IBB	HBP	BLK	WP	HR	S	P	ERA	WHIP			
Bobby Chouinard, R ERA: 9.0 (1, 1)	5.0	L	26	8	5	5	1	2	0	0	0	0	0	25	37	9.00	2.000			
Todd Van Poppel, R ERA: 8.23 (6, 1)	3.0		12	1	1	1	2	1	0	1	0	0	0	14	19	3.00	0.667			

Oakland Athletics @ Baltimore Orioles
 Oriole Park at Camden Yards, Baltimore, MD
 Sun May 26 1996, 3:33 AM EDT
 Att: 47,401 - Unknown - 67 F

AB 32
 R 6
 H 9
 RBI 6
 BB 4
 SO 3
 LOB 16



Batter	1	2	3	4	5	6	7	8	9	AB	R	H	RBI	BB	SO	LOB	TOP								
Mitt Cuyler, S OBP: 0.239, SLG: 0.205 (1, 8)	G4-3	FC5-4 1B	P5			B1-3	K		K	6	1	0	0	0	2	4	Boston Red Sox @ Oakland Athletics Oakland-Alameda County Coliseum, Oakland, CA Mon May 27 1996, 3:33 AM PDT Att: 21,688 - Sunny - 61 F								
John Valentin, R OBP: 0.380, SLG: 0.446 (1, 6)	G1-3	1B	F7			1B		1B		5	0	3	1	0	0	0									
Mo Vaughn, L OBP: 0.438, SLG: 0.684 (1, 3)	K	1B				1B		K		5	0	3	1	0	2	1									
Jose Canseco, R OBP: 0.400, SLG: 0.615 (1, 10)		1B				P6		K		3	1	0	0	2	1	4									
Tim Lincecum, R OBP: 0.444, SLG: 0.505 (1, 5)		1B						1B		5	2	3	0	0	0	3									
Bill Haselman, R OBP: 0.320, SLG: 0.443 (1, 2)		F9				G4-3		K		4	1	0	0	1	1	5									
Jose Malave, R OBP: 0.417, SLG: 0.727 (1, 7)	1B	1B	HR			K				5	3	3	4	0	1	0									
Troy O'Leary, L OBP: 0.337, SLG: 0.462 (1, 9)	FC5-4 1B	1B	HR			K		E3		5	2	2	3	0	1	0									
Esteban Beltré, R OBP: 0.305, SLG: 0.296 Bill Selby, L OBP: 0.345, SLG: 0.396 (9, PH) (9, 4)	1B	FC5-4 1B	F8			G5-3		G5-3		4	0	1	1	0	0	1									
Inning Stats	R: 0 E: 0 K: 1 S: 9	H: 0 LOB: 0 BB: 0 P: 13	R: 5 E: 0 K: 0 S: 19	H: 6 LOB: 3 BB: 2 P: 37	R: 3 E: 0 K: 0 S: 12	H: 2 LOB: 0 BB: 1 P: 21	R: 0 E: 0 K: 0 S: 5	H: 1 LOB: 0 BB: 0 P: 7	R: 0 E: 0 K: 2 S: 8	H: 0 LOB: 0 BB: 0 P: 12	R: 0 E: 0 K: 0 S: 7	H: 2 LOB: 2 BB: 0 P: 11	R: 2 E: 1 K: 1 S: 10	H: 2 LOB: 1 BB: 0 P: 16	R: 0 E: 0 K: 3 S: 13	H: 2 LOB: 2 BB: 0 P: 18		R: 0 E: 0 K: 1 S: 9	H: 1 LOB: 1 BB: 0 P: 13	1B: 12 2B: 2 3B: 0 HR: 2	SF: 0 SAC: 0 DP: 1 HBP: 0	WP: 0 PB: 0 SB: 0 CS: 0	PA: 46		
PITCHER	IP	WLS	BF	H	R	ER	SO	BB	IBB	HBP	BLK	WP	HR	S	P	ERA	WHIP								
Steve Wojciechowski, L ERA: 4.06 (1, 1)	1.2	L	12	6	5	5	1	1	0	0	0	0	0	23	40	27.00	4.200								
Carlos Reyes, R ERA: 6.31 (2, 1)	5.1		25	7	5	5	3	2	0	0	0	0	2	47	77	8.44	1.688								
Buddy Groom, L ERA: 9.38 (8, 1)	1.0		5	2	0	0	3	0	0	0	0	0	0	13	18	0.00	2.000								
Jim Corsi, R ERA: 4.91 (9, 1)	1.0		4	1	0	0	1	0	0	0	0	0	0	9	13	0.00	1.000								

AB 43
R 10
H 16
RBI 10
BB 3
SO 8
LOB 18



Batter	1	2	3	4	5	6	7	8	9	AB	R	H	RBI	BB	SO	LOB	BOTTOM								
Allen Battle, R OBP: 0.307, SLG: 0.261 (1, 8)	K2-3		G3-6-3 1B							3	1	2	0	1	1	0	Boston Red Sox @ Oakland Athletics Oakland-Alameda County Coliseum, Oakland, CA Mon May 27 1996, 3:33 AM PDT Att: 21,688 - Sunny - 61 F								
Brent Gates, S OBP: 0.318, SLG: 0.345 (1, 4)	2B		G3-6-3							4	0	1	0	0	1	4									
Jason Giambi, L OBP: 0.410, SLG: 0.561 (1, 5)	F8		F8							4	0	0	0	0	0	3									
Mark McGwire, R OBP: 0.445, SLG: 0.677 (1, 3)	K									3	1	1	2	1	2	1									
Terry Steinbach, R OBP: 0.331, SLG: 0.481 (1, 2)			F7							4	0	0	0	0	1	1									
Pedro Munoz, R OBP: 0.312, SLG: 0.462 (1, 10)										4	1	2	1	0	1	0									
Torey Lovullo, S OBP: 0.310, SLG: 0.459 (1, 7)										4	0	1	0	0	1	2									
Jose Herrera, L OBP: 0.327, SLG: 0.388 (1, 9)										3	0	0	0	1	0	1									
Mike Bordick, R OBP: 0.330, SLG: 0.316 (1, 6)										4	0	1	0	0	0	4									
Inning Stats	R: 0 E: 0 K: 2 S: 13	H: 1 LOB: 1 BB: 0 P: 19	R: 1 E: 0 K: 0 S: 6	H: 2 LOB: 1 BB: 0 P: 6	R: 0 E: 0 K: 0 S: 5	H: 1 LOB: 3 BB: 2 P: 8	R: 0 E: 0 K: 0 S: 10	H: 1 LOB: 0 BB: 2 P: 21	R: 2 E: 0 K: 2 S: 14	H: 1 LOB: 0 BB: 1 P: 25	R: 0 E: 0 K: 1 S: 9	H: 0 LOB: 0 BB: 0 P: 10	R: 0 E: 0 K: 1 S: 7	H: 0 LOB: 0 BB: 0 P: 9	R: 0 E: 0 K: 1 S: 9	H: 0 LOB: 0 BB: 0 P: 13		1B: 5 2B: 1 3B: 0 HR: 2	SF: 0 SAC: 0 DP: 2 HBP: 0	WP: 0 PB: 0 SB: 0 CS: 0	PA: 36				
PITCHER	IP	WLS	BF	H	R	ER	SO	BB	IBB	HBP	BLK	WP	HR	S	P	ERA	WHIP								
49 Tim Wakefield, R ERA: 5.17 (1, 1)	9.0	W	36	8	3	3	7	3	0	0	0	0	2	79	121	3.00	1.222								

AB 33
R 3
H 8
RBI 3
BB 3
SO 7
LOB 16



Batter	1	2	3	4	5	6	7	8	9	AB	R	H	RBI	BB	SO	LOB	TOP
Troy O'Leary, L (1, 9) OBP: 0.330, SLG: 0.452	F9		K		F8		G4-6-3			4	0	0	0	0	1	1	
John Valentin, R (1, 6) OBP: 0.382, SLG: 0.447	L7		P6		1B			G4-6-3		4	0	2	0	0	0	0	
Mo Vaughn, L (1, 10) OBP: 0.439, SLG: 0.679	1B HBP		1B		F7		G4-6-3			3	0	1	0	0	0	2	
Tim Lincecum, R (1, 5) OBP: 0.442, SLG: 0.500	1-2		1B		F8			1B		3	0	1	0	0	1	2	
32 Alex DeGado, R (7, 5) OBP: 0.200, SLG: 0.200	1-2		K					1B		1	0	1	0	0	0	0	
18 Reggie Jefferson, S (1, 3) OBP: 0.388, SLG: 0.638	K				HR		G1-3	K		4	1	1	0	0	2	3	
Jose Mavea, R (1, 7) OBP: 0.375, SLG: 0.600		1B			F9		G6-3		G5-3	4	0	1	0	0	0	1	
Bill Selby, L (1, 4) OBP: 0.356, SLG: 0.462		L9			HR		G3		G4-3	4	1	2	2	0	0	1	
Bill Haselman, R (1, 2) OBP: 0.329, SLG: 0.446		G1-6-3			K				G4-3	4	0	2	0	0	1	1	
Mitt Cuyler, S (1, 8) OBP: 0.232, SLG: 0.198		1B			G3		FC3-6		G6-3	3	0	0	0	0	0	3	
Mike Stanley, R (9, PH) OBP: 0.415, SLG: 0.474	G1-6-3				G3		FC3-6		G6-3	1	0	0	0	0	0	1	
Inning Stats	R: 0 H: 1 E: 0 K: 1 S: 10	H: 2 LOB: 1 BB: 0 P: 15	R: 0 H: 1 E: 0 K: 2 S: 13	H: 1 LOB: 1 BB: 0 P: 17	R: 2 H: 2 E: 0 K: 1 S: 11	H: 2 LOB: 2 BB: 0 P: 16	R: 0 H: 0 E: 0 K: 0 S: 4	H: 1 LOB: 0 BB: 0 P: 8	R: 0 H: 2 E: 0 K: 1 S: 10	H: 1 LOB: 1 BB: 0 P: 12	1B: 9 2B: 1 3B: 0 HR: 1	SF: 0 SAC: 0 DP: 3 HBP: 1	WP: 0 PB: 0 SB: 0 CS: 0	PA: 36			
PITCHER	IP WLS BF H R ER SO BB IBB HBP BLK WP HR S P ERA WHIP																
John Wasdin, R (1, 1) ERA: 5.87	6.1 W 27 8 2 2 4 0 0 0 0 0 1 59 82 2.84 1.263																
Buddy Groom, L (7, 1) ERA: 3.18	1.2 5 2 0 0 1 0 0 0 0 0 0 11 18 0.00 1.200																
Jim Corsi, R (9, 1) ERA: 4.66	1.0 4 1 0 0 0 0 0 0 0 0 0 8 12 0.00 1.000																

Boston Red Sox @ Oakland Athletics
Oakland-Alameda County Coliseum, Oakland, CA

Tue May 28 1996, 7:05 PM PDT
Att: 9,338 - Unknown - 61 F



AB 35
R 2
H 11
RBI 2
BB 0
SO 5
LOB 15

Batter	1	2	3	4	5	6	7	8	9	AB	R	H	RBI	BB	SO	LOB	BOTTOM
Ernie Young, R (1, 8) OBP: 0.307, SLG: 0.414	K		K	1B			K			4	0	1	1	0	3	1	
Brent Gates, S (1, 4) OBP: 0.322, SLG: 0.354	G4-3		2B	1B			P3			4	0	2	2	0	0	0	
Jason Giambi, L (1, 5) OBP: 0.402, SLG: 0.549	K		K	F8			K			4	0	0	0	0	3	3	
Mark McGwire, R (1, 3) OBP: 0.447, SLG: 0.700		HR		K			K			4	1	2	1	0	2	0	
Torey Lovullo, S (9, PR) OBP: 0.310, SLG: 0.459				HR				1B		0	0	0	0	0	0	0	
Gerónimo Berroa, R (1, 10) OBP: 0.298, SLG: 0.514	K		K	HR			F9		K	4	1	1	1	0	2	1	
Terry Steinbach, R (1, 2) OBP: 0.324, SLG: 0.470	K		P3				G6-3		K	4	0	0	0	0	2	1	
Phil Plantier, L (1, 7) OBP: 0.301, SLG: 0.299	K			1B			K		P6	3	1	0	0	1	2	1	
Mike Bordick, R (1, 6) OBP: 0.335, SLG: 0.319			P2	1B			L9			2	2	1	0	1	0	0	
Jose Herrera, L (1, 9) OBP: 0.327, SLG: 0.385			P2	1B			L6			3	1	1	1	0	0	1	
Inning Stats	R: 0 H: 0 E: 0 K: 2 S: 10	H: 1 LOB: 0 BB: 0 P: 17	R: 1 H: 1 E: 0 K: 3 S: 13	H: 1 LOB: 1 BB: 1 P: 20	R: 4 H: 5 E: 0 K: 1 S: 26	H: 2 LOB: 2 BB: 1 P: 40	R: 0 H: 0 E: 0 K: 1 S: 9	H: 0 LOB: 0 BB: 0 P: 18	R: 0 H: 0 E: 0 K: 2 S: 10	H: 1 LOB: 1 BB: 0 P: 10	1B: 5 2B: 1 3B: 0 HR: 2	SF: 0 SAC: 0 DP: 0 HBP: 0	WP: 0 PB: 0 SB: 0 CS: 0	PA: 34			
PITCHER	IP WLS BF H R ER SO BB IBB HBP BLK WP HR S P ERA WHIP																
Roger Clemens, R (1, 1) ERA: 4.2	4.0 L 21 7 6 6 8 2 0 0 0 0 0 0 24 40 0.00 0.000																
Jamie Moyer, L (5, 1) ERA: 5.51	3.0 9 0 0 0 4 0 0 0 0 0 0 0 24 40 0.00 0.000																
Mike Stanton, L (8, 1) ERA: 4.5	1.0 4 1 0 0 2 0 0 0 0 0 0 0 9 10 0.00 1.000																

Boston Red Sox @ Oakland Athletics
Oakland-Alameda County Coliseum, Oakland, CA

Tue May 28 1996, 7:05 PM PDT
Att: 9,338 - Unknown - 61 F

AB 32
R 6
H 8
RBI 6
BB 2
SO 14
LOB 8



Batter	1	2	3	4	5	6	7	8	9	10	AB	R	H	RBI	BB	SO	LOB	TOP			
Bill Selby, L (1,4) OBP: 0.333, SLG: 0.429 Tim Naehring, R (9,PH) OBP: 0.438, SLG: 0.495 (9,5)	G4-3		G6-3		F7		FC4-5-2-5-1		K		4	0	0	0	0	0	2				
John Valentin, R (1,6) OBP: 0.374, SLG: 0.436	L7			G5-3		F8		F9		P5	5	0	0	0	0	0	1				
Mo Vaughn, L (1,3) OBP: 0.438, SLG: 0.687	K			P5		HR		E7		F7	5	1	2	1	0	1	0				
Jose Canseco, R (1,10) OBP: 0.406, SLG: 0.634				HR		1B		F7		K	4	3	2	1	1	1	1				
Kevin Mitchell, R (1,9) OBP: 0.349, SLG: 0.379 Troy O'Leary, L (10,PR) OBP: 0.330, SLG: 0.452 (10,9)	P4			HR		1B		L5		1B	5	1	3	2	0	0	1				
Mike Stanley, R (1,2) OBP: 0.408, SLG: 0.464	G5-3			HR		1B		L9		F7	5	0	1	1	0	0	2				
Jose Malave, R (1,7) OBP: 0.286, SLG: 0.450	K					F7		E5		F8	5	1	0	0	0	1	2				
Esteban Beltrre, R (1,5) OBP: 0.302, SLG: 0.293 (9,4)			G5-3			1B		G4-3		F8	4	0	1	0	0	0	1				
Mitt Cuyler, S (1,8) OBP: 0.242, SLG: 0.225	K					F7		BB		BB	3	0	1	1	1	1	1				
Inning Stats	R: 0 E: 0 K: 1 S: 8	H: 0 LOB: 0 BB: 0 P: 10	R: 1 E: 0 K: 1 S: 9	H: 1 LOB: 0 BB: 0 P: 14	R: 0 E: 0 K: 1 S: 10	H: 0 LOB: 0 BB: 0 P: 15	R: 2 E: 0 K: 0 S: 9	H: 2 LOB: 0 BB: 0 P: 12	R: 0 E: 0 K: 0 S: 7	H: 1 LOB: 1 BB: 0 P: 12	R: 1 E: 0 K: 0 S: 11	H: 2 LOB: 1 BB: 0 P: 17	R: 1 E: 1 K: 0 S: 10	H: 1 LOB: 1 BB: 0 P: 12	R: 0 E: 0 K: 1 S: 8	H: 0 LOB: 1 BB: 1 P: 13	R: 1 E: 0 K: 0 S: 12	H: 2 LOB: 2 BB: 1 P: 25	1B: 6 2B: 0 3B: 1 HR: 3	SF: 0 SAC: 0 DP: 0 HBP: 0	WP: 0 PA: 43
PITCHER	IP	WLS	BF	H	R	ER	SO	BB	IBB	HBP	BLK	WP	HR	S	P	ERA	WHIP				
Don Wengert, R (1,1) ERA: 4.28	6.0		24	6	4	4	3	0	0	0	0	0	3	54	80	6.00	1.000				
Billy Taylor, R (7,1) ERA: 3.14	2.0		9	2	1	0	1	0	0	0	0	0	0	19	24	0.00	1.000				
Mike Mohler, L (9,1) ERA: 1.24	2.0	W	10	2	1	1	1	2	0	0	0	0	0	20	38	4.50	2.000				

Boston Red Sox @ Oakland Athletics
Oakland-Alameda County Coliseum, Oakland, CA

Wed May 29 1996, 7:05 PM PDT
Att: 8,282 - Unknown - 56 F

AB 41
R 6
H 10
RBI 6
BB 2
SO 5
LOB 12



Batter	1	2	3	4	5	6	7	8	9	10	AB	R	H	RBI	BB	SO	LOB	BOTTOM					
Ernie Young, R (1,8) OBP: 0.304, SLG: 0.403	G1-3		G6-3		K		F9				4	0	0	0	1	1	0						
Brent Gates, S (1,4) OBP: 0.314, SLG: 0.344	K		L6		L5-3		G5-3			BB	5	0	0	0	0	2	1						
Jason Giambi, L (1,5) OBP: 0.402, SLG: 0.543	K			2B	1B		HBP		L9	F7	4	2	1	0	1	1	1						
Mark McGwire, R (1,3) Doug Johns, R (10,PR)		1B	BB	2B	2B		SH5-4		HR	BB	1	2	1	1	3	0	0						
Geronimo Berroa, R (1,10) OBP: 0.305, SLG: 0.533	F9		G6-3		G6-3		SH5-4		HR	1B	5	2	3	3	0	0	2						
George Williams, S (1,2) OBP: 0.308, SLG: 0.314 Allen Battle, R (8,PR) OBP: 0.312, SLG: 0.261 (9,7)	FC6-4		F7		F7		SH5-4		HR	BB	2	0	1	0	1	0	1						
Steve Wojciechowski, L (10,PR)	1B						SH5-4		BB	BB	0	0	0	0	0	0	0						
Phil Plantier, L (1,7) OBP: 0.302, SLG: 0.295 Pedro Munoz, R (8,PH) OBP: 0.310, SLG: 0.458 Terry Steinbach, R (9,2) OBP: 0.328, SLG: 0.473	K						G6-3		K	K	1	0	0	0	0	1	1						
Mike Bordick, R (1,6) OBP: 0.328, SLG: 0.311 Torey Lovullo, S (10,PH) OBP: 0.302, SLG: 0.447	FC6-4		F8		F8		L3		K	K	4	0	0	0	0	1	7						
Jose Herrera, L (1,9) OBP: 0.305, SLG: 0.357	P8						F7		G4-3		4	0	0	0	0	1	0						
Inning Stats	R: 0 E: 0 K: 2 S: 9	H: 0 LOB: 0 BB: 0 P: 13	R: 0 E: 0 K: 1 S: 13	H: 1 LOB: 2 BB: 1 P: 25	R: 0 E: 0 K: 0 S: 6	H: 0 LOB: 0 BB: 0 P: 9	R: 1 E: 0 K: 0 S: 15	H: 2 LOB: 2 BB: 0 P: 21	R: 0 E: 0 K: 2 S: 7	H: 0 LOB: 0 BB: 0 P: 9	R: 2 E: 0 K: 0 S: 12	H: 1 LOB: 1 BB: 1 P: 19	R: 0 E: 0 K: 0 S: 8	H: 0 LOB: 0 BB: 0 P: 15	R: 2 E: 0 K: 2 S: 13	H: 1 LOB: 2 BB: 2 P: 26	R: 0 E: 0 K: 1 S: 10	H: 0 LOB: 1 BB: 1 P: 17	R: 2 E: 1 K: 0 S: 10	H: 2 LOB: 3 BB: 1 P: 23	1B: 5 2B: 1 3B: 0 HR: 1	SF: 0 SAC: 1 DP: 0 HBP: 3	WP: 0 PA: 44
PITCHER	IP	WLS	BF	H	R	ER	SO	BB	IBB	HBP	BLK	WP	HR	S	P	ERA	WHIP						
Aaron Sele, R (1,1) ERA: 5.69	6.0		26	4	3	3	5	2	0	2	0	0	0	62	96	4.50	1.000						
Rich Garces, R (7,1) ERA: 3.32	1.1		7	1	2	2	0	2	0	0	0	0	1	14	30	13.50	2.250						
Mike Stanton, L (8,1) ERA: 4.21	1.2		6	0	0	0	3	1	0	0	0	0	0	17	28	0.00	0.600						
Heathcliff Stocumb, R (10,1) ERA: 3.2	0.0	L	5	2	2	1	0	1	0	1	0	0	0	10	23	=	=						

Boston Red Sox @ Oakland Athletics
Oakland-Alameda County Coliseum, Oakland, CA

Wed May 29 1996, 7:05 PM PDT
Att: 8,282 - Unknown - 56 F

AB 34
R 7
H 7
RBI 6
BB 6
SO 8
LOB 18



Batter	1	2	3	4	5	6	7	8	9	AB	R	H	RBI	BB	SO	LOB	TOP																											
Wade Boggs, L (1, 5) OBP: 0.399, SLG: 0.398	4-0 1B BB		0-0 L1			0-0 G1-3 1B	0-0 1B		0-0 F9-3 1B	4	1	3	0	1	0	0	New York Yankees @ Oakland Athletics Oakland-Alameda County Coliseum, Oakland, CA Fri May 31 1996, 7:05 PM PDT Att: 13,279 - Unknown - 70 F livebaseballscorecards.com																											
Joe Girardi, R (1, 2) OBP: 0.335, SLG: 0.344	0-0 1-2 1B		0-0 G6-3			0-0 F9	0-0 G1-3		0-0 F9-3	5	0	1	0	0	0	3																												
Paul O'Neill, L (1, 9) OBP: 0.473, SLG: 0.534	0-3 K		0-0 F7			0-0 G1-3		0-0 HR		4	1	1	1	0	1	3																												
Bernie Williams, S (1, 8) OBP: 0.394, SLG: 0.493	0-0 F7			0-0 G3		0-0 2B 1B		4-0 1B SF8 BB		3	1	1	1	1	0	2																												
Tino Martinez, L (1, 3) OBP: 0.338, SLG: 0.411	0-0 F5			0-0 G3-1		0-0 1-3 2B		0-0 G5-3 1B		4	0	2	0	0	0	2																												
Mariano Duncan, R (1, 4) OBP: 0.331, SLG: 0.456		0-0 F9		0-0 F9		0-0 G5-3		0-0 SF8		3	0	0	1	0	0	2																												
Andy Fox, L (8, 4) OBP: 0.275, SLG: 0.197										0	0	0	0	0	0	0																												
Gerald Williams, R (1, 10) OBP: 0.409, SLG: 0.573		0-0 G5-3			1-0 HBP		0-0 G6-3	0-0 G5-3		3	0	0	0	0	0	1																												
Ruben Rivera, R (1, 7) OBP: 0.581, SLG: 0.682		4-0 BB			0-0 F9		0-0 HR	0-3 K		3	1	1	1	1	1	2																												
2 Derek Jeter, R (1, 6) OBP: 0.371, SLG: 0.354		0-0 G4-3			0-0 L4-3		4-0 1B BB		0-3 K	3	0	0	0	1	1	2																												
Inning Stats	R: 0 E: 0 K: 1 S: 6	H: 1 LOB: 2 BB: 1 P: 10	R: 0 E: 0 K: 0 S: 3	H: 0 LOB: 1 BB: 1 P: 7	R: 0 E: 0 K: 0 S: 3	H: 0 LOB: 0 BB: 0 P: 3	R: 0 E: 0 K: 0 S: 2	H: 0 LOB: 0 BB: 0 P: 3	R: 1 E: 0 K: 0 S: 6	H: 3 LOB: 2 BB: 0 P: 6	R: 1 E: 0 K: 0 S: 4	H: 2 LOB: 1 BB: 1 P: 8	R: 2 E: 0 K: 1 S: 7	H: 2 LOB: 1 BB: 1 P: 11	R: 0 E: 0 K: 1 S: 5	H: 1 LOB: 0 BB: 0 P: 5	1B: 6 2B: 3 3B: 0 HR: 2	SF: 1 SAC: 0 DP: 2 HBP: 1	WP: 0 PB: 0 SB: 1 CS: 0	PA: 38																								
PITCHER	IP	WLS	BF	H	R	ER	SO	BB	IBB	HBP	BLK	WP	HR	S	P	ERA	WHIP	PITCHER								IP	WLS	BF	H	R	ER	SO	BB	IBB	HBP	BLK	WP	HR	S	P	ERA	WHIP		
Doug Johns, L (1, 1) ERA: 5.11	6.2	L	28	6	2	2	1	3	0	1	0	0	1	26	39	2.70	1.350																											
Billy Taylor, R (7, 1) ERA: 3.07	0.1		1	0	0	0	0	0	0	0	0	0	0	1	1	0.00	0.000																											
Buddy Groom, L (8, 1) ERA: 3.81	0.0		3	2	2	2	0	1	0	0	0	0	0	1	2	∞	∞																											
Jim Corsi, R (8, 1) ERA: 4.43	1.0		3	0	0	0	1	0	0	0	0	0	0	5	5	0.00	0.000																											
Todd Van Poppel, R (9, 1) ERA: 8.64	1.0		3	1	0	0	1	0	0	0	0	0	0	5	5	0.00	1.000																											

Batter	1	2	3	4	5	6	7	8	9	AB	R	H	RBI	BB	SO	LOB	BOTTOM																														
Allen Battle, R (1, 7) OBP: 0.312, SLG: 0.256	4-0 CS BB		0-0 L7			0-0 G6-3			0-3 K	2	0	0	0	1	0	1	New York Yankees @ Oakland Athletics Oakland-Alameda County Coliseum, Oakland, CA Fri May 31 1996, 7:05 PM PDT Att: 13,279 - Unknown - 70 F livebaseballscorecards.com																														
Phil Plantier, L (8, 7) OBP: 0.300, SLG: 0.292										1	0	0	0	0	1	1																															
Mike Bordick, R (1, 6) OBP: 0.321, SLG: 0.304	0-3 K		0-0 F9			0-0 G4-3		0-0 F8		4	0	0	0	0	1	2																															
Jason Giambi, L (1, 5) OBP: 0.394, SLG: 0.531	0-3 K			0-0 F9		0-3 K			0-0 F5	4	0	0	0	0	2	0																															
Mark McGwire, R (1, 3) OBP: 0.470, SLG: 0.702		4-0 2B G6-3 BB			0-0 1B			0-3 K		3	1	1	0	1	2	0																															
Geromimo Berroa, R (1, 9) OBP: 0.299, SLG: 0.522		0-0 L8		0-3 K			0-3 K		0-0 F7	4	0	0	0	0	2	2																															
Terry Steinbach, R (1, 2) OBP: 0.328, SLG: 0.476		0-0 1-3 2B		0-0 P5			0-0 L9			3	0	1	0	0	0	1																															
Pedro Munoz, R (1, 10) OBP: 0.302, SLG: 0.446		0-0 G6-3			0-3 K		0-3 K			3	0	0	1	0	2	1																															
Ernie Young, R (1, 8) OBP: 0.304, SLG: 0.397		3-H G6-3			0-3 K			4-0 BB		2	0	0	0	1	1	1																															
Brent Gates, S (1, 4) OBP: 0.314, SLG: 0.349			0-0 F8					0-0 F7		3	0	1	0	0	0	1																															
Inning Stats	R: 0 E: 0 K: 2 S: 6	H: 0 LOB: 0 BB: 1 P: 10	R: 1 E: 0 K: 0 S: 4	H: 1 LOB: 1 BB: 1 P: 8	R: 0 E: 0 K: 1 S: 6	H: 1 LOB: 1 BB: 0 P: 6	R: 0 E: 0 K: 2 S: 8	H: 1 LOB: 1 BB: 0 P: 8	R: 0 E: 0 K: 2 S: 7	H: 0 LOB: 0 BB: 0 P: 7	R: 0 E: 0 K: 2 S: 7	H: 0 LOB: 0 BB: 0 P: 7	R: 0 E: 0 K: 1 S: 5	H: 0 LOB: 1 BB: 1 P: 9	R: 0 E: 0 K: 1 S: 5	H: 0 LOB: 0 BB: 0 P: 5	1B: 1 2B: 3 3B: 0 HR: 0	SF: 0 SAC: 0 DP: 1 HBP: 0	WP: 0 PB: 0 SB: 0 CS: 1	PA: 32																											
PITCHER	IP	WLS	BF	H	R	ER	SO	BB	IBB	HBP	BLK	WP	HR	S	P	ERA	WHIP	PITCHER								IP	WLS	BF	H	R	ER	SO	BB	IBB	HBP	BLK	WP	HR	S	P	ERA	WHIP					
Jimmy Key, L (1, 1) ERA: 6.41	6.0	W	22	3	1	1	7	2	0	0	0	0	0	34	42	1.50	0.833																														
42 Mariano Rivera, R (7, 1) ERA: 0.98	2.0		7	0	0	0	3	1	0	0	0	0	0	12	16	0.00	0.500																														
John Wetteland, R (9, 1) ERA: 3.26	1.0	S	3	0	0	0	1	0	0	0	0	0	0	5	5	0.00	0.000																														



Batter	1	2	3	4	5	6	7	8	9	AB	R	H	RBI	BB	SO	LOB	TOP								
Wade Boggs, L (1,5) OBP: 0.304, SLG: 0.400										4	2	2	1	1	1	0	New York Yankees @ Oakland Athletics Oakland-Alameda County Coliseum, Oakland, CA Sat Jun 01 1996, 3:33 AM PDT Att: 21,354 - Sunny - 75 F								
Mariano Duncan, R (1,4) OBP: 0.333, SLG: 0.454 Matt Howard, R (9,4) OBP: 0.167, SLG: 0.125										5	1	2	0	0	1	1									
Paul O'Neill, L (1,9) OBP: 0.476, SLG: 0.536										3	2	1	2	2	1	2									
Tino Martinez, L (1,3) OBP: 0.344, SLG: 0.418										4	0	2	2	1	0	3									
Ruben Sierra, S (1,10) OBP: 0.343, SLG: 0.423										5	0	1	0	0	3	4									
Jim Levritz, R (1,2) OBP: 0.357, SLG: 0.445										2	0	0	1	0	1	1									
Gerald Williams, R (1,7) OBP: 0.405, SLG: 0.561										4	0	1	0	0	2	2									
Ruben Rivera, R (1,8) OBP: 0.571, SLG: 0.680										3	1	1	0	1	2	2									
Andy Fox, L (1,6) OBP: 0.264, SLG: 0.188										3	0	0	0	0	0	2									
Inning Stats	R: 0 E: 0 K: 2 S: 8	H: 1 LOB: 2 BB: 1 P: 12	R: 0 E: 0 K: 2 S: 7	H: 0 LOB: 1 BB: 0 P: 8	R: 0 E: 0 K: 0 S: 3	H: 0 LOB: 0 BB: 0 P: 3	R: 0 E: 0 K: 1 S: 6	H: 1 LOB: 1 BB: 0 P: 6	R: 4 E: 0 K: 0 S: 7	H: 5 LOB: 1 BB: 1 P: 11	R: 0 E: 0 K: 0 S: 2	H: 0 LOB: 0 BB: 1 P: 6	R: 0 E: 0 K: 1 S: 5	H: 0 LOB: 1 BB: 1 P: 9	R: 0 E: 0 K: 3 S: 10	H: 1 LOB: 1 BB: 0 P: 10	R: 2 E: 0 K: 2 S: 9	H: 2 LOB: 1 BB: 1 P: 13	1B: 7 2B: 4 3B: 0 HR: 0	SF: 1 SAC: 1 DP: 2 HBP: 1	WP: 1 PB: 0 SB: 0 CS: 0	PA: 41			
PITCHER	IP	WLS	BF	H	R	ER	SO	BB	IBB	HBP	BLK	WP	HR	S	P	ERA	WHIP								
Bobby Chouinard, R (1,1) ERA: 8.1	5.0	L	24	7	4	4	5	2	0	1	0	0	0	31	40	7.20	1.800								
Carlos Reyes, R (6,1) ERA: 6.02	3.0		11	1	0	0	4	2	0	0	0	0	0	17	25	0.00	1.000								
Mike Mohler, L (9,1) ERA: 1.8	1.0		6	2	2	2	2	1	0	0	0	1	0	9	13	18.00	3.000								

Batter	1	2	3	4	5	6	7	8	9	AB	R	H	RBI	BB	SO	LOB	BOTTOM								
Allen Battle, R (1,7) OBP: 0.306, SLG: 0.250 Jose Herrera, L (6,PH) OBP: 0.317, SLG: 0.357										3	0	0	0	0	1	2	New York Yankees @ Oakland Athletics Oakland-Alameda County Coliseum, Oakland, CA Sat Jun 01 1996, 3:33 AM PDT Att: 21,354 - Sunny - 75 F								
Rafael Bourquigal, R (8,PH) OBP: 0.172, SLG: 0.179 Phil Plantier, L (9,7) OBP: 0.300, SLG: 0.292										1	0	0	0	0	0	1									
Brent Gates, S (1,4) OBP: 0.325, SLG: 0.363										4	1	3	0	1	1	1									
Geronimo Berroa, R (1,9) OBP: 0.302, SLG: 0.518 (7,7) (9,9)										5	0	2	0	0	1	2									
Mark McGwire, R (1,3) OBP: 0.467, SLG: 0.694										4	0	1	1	1	1	5									
Terry Steinbach, R (1,2) OBP: 0.325, SLG: 0.468										5	1	1	0	0	1	6									
Pedro Munoz, R (1,10) OBP: 0.308, SLG: 0.446 George Williams, S (3,PH) OBP: 0.302, SLG: 0.296										0	0	0	0	1	0	0									
Ernie Young, R (1,8) OBP: 0.309, SLG: 0.419										4	1	2	1	0	2	3									
Torey Lovullo, S (1,5) OBP: 0.277, SLG: 0.405										4	0	0	1	0	1	2									
Mike Bordick, R (1,6) OBP: 0.325, SLG: 0.304										3	0	1	0	1	1	0									
Inning Stats	R: 0 E: 0 K: 1 S: 6	H: 1 LOB: 1 BB: 0 P: 6	R: 1 E: 0 K: 0 S: 4	H: 2 LOB: 2 BB: 2 P: 12	R: 0 E: 0 K: 2 S: 9	H: 2 LOB: 3 BB: 1 P: 13	R: 0 E: 0 K: 1 S: 5	H: 0 LOB: 0 BB: 0 P: 5	R: 1 E: 0 K: 1 S: 7	H: 2 LOB: 1 BB: 0 P: 7	R: 1 E: 0 K: 2 S: 8	H: 1 LOB: 1 BB: 1 P: 12	R: 0 E: 0 K: 2 S: 7	H: 0 LOB: 1 BB: 1 P: 11	R: 0 E: 0 K: 1 S: 6	H: 1 LOB: 1 BB: 0 P: 6	R: 0 E: 0 K: 0 S: 4	H: 1 LOB: 2 BB: 1 P: 8	1B: 7 2B: 2 3B: 0 HR: 1	SF: 0 SAC: 0 DP: 0 HBP: 0	WP: 0 PB: 1 SB: 0 CS: 0	PA: 42			
PITCHER	IP	WLS	BF	H	R	ER	SO	BB	IBB	HBP	BLK	WP	HR	S	P	ERA	WHIP								
Andy Pettitte, L (1,1) ERA: 4.52	5.1	W	26	8	3	3	5	3	0	0	0	0	0	33	45	5.06	2.062								
Bob Wickman, R (6,1) ERA: 4.59	1.2		7	0	0	0	4	2	0	0	0	0	0	13	21	0.00	1.200								
Jeff Nelson, R (8,1) ERA: 5.56	0.2		3	1	0	0	1	0	0	0	0	0	0	5	5	0.00	1.500								
Steve Howe, L (8,1) ERA: 5.93	0.1		1	0	0	0	0	0	0	0	0	0	0	1	1	0.00	0.000								
John Wetteland, R (9,1) ERA: 3.1	1.0	S	5	1	0	0	0	1	0	0	0	0	0	4	8	0.00	2.000								

AB 33
R 6
H 10
RBI 6
BB 5
SO 11
LOB 17




AB 36
R 3
H 10
RBI 3
BB 6
SO 10
LOB 26



Batter	1	2	3	4	5	6	7	8	9	AB	R	H	RBI	BB	SO	LOB	TOP										
Bip Roberts, S (1, 4) OBP: 0.342, SLG: 0.377	F7		F7			F8		G3		4	0	0	0	0	0	2	Kansas City Royals @ Oakland Athletics Oakland-Alameda County Coliseum, Oakland, CA Mon Jun 03 1996, 7:05 PM PDT Att: 6,465 - Unknown - 67 F										
Tom Goodwin, L (1, 8) OBP: 0.313, SLG: 0.302	P5		CS	G4-3				G4-3		4	0	1	0	0	0	0											
Keith Lockhart, L (1, 5) OBP: 0.379, SLG: 0.461	F8			K		L8			SH5-4 FC5-2 1B	4	0	1	0	0	1	2											
Joe Vittiello, R (1, 10) OBP: 0.391, SLG: 0.480 Michael Tucker, L (9, PR) OBP: 0.295, SLG: 0.372		P4			G3				FC5-2 SH5-4 1B	4	0	1	0	0	0	2											
Jose Offerman, S (1, 3) OBP: 0.380, SLG: 0.348		L9							SH5-4	1	0	0	0	2	0	0											
Johnny Damon, L (1, 9) OBP: 0.340, SLG: 0.426		G5-3								2	0	1	0	1	0	0											
Craig Paquette, R (1, 7) OBP: 0.226, SLG: 0.380			SH1-4 1B			F9				4	1	1	0	0	0	6											
Sal Fasano, R (1, 2) OBP: 0.245, SLG: 0.282 Bob Hamelin, L (7, PH) OBP: 0.390, SLG: 0.366 Mike Macfarlane, R (7, 2) OBP: 0.310, SLG: 0.419			SH1-4			L5		G4-6-3		1	0	0	0	0	0	1											
David Howard, S (1, 6) OBP: 0.292, SLG: 0.343									FC5-2 CS-4-6 1B	1	0	0	0	0	0	2											
David Howard, S (1, 6) OBP: 0.292, SLG: 0.343									G4-3	3	0	2	1	0	0	0											
Inning Stats	R: 0 E: 0 K: 0 S: 4	H: 0 LOB: 0 BB: 0 P: 6	R: 0 E: 0 K: 0 S: 5	H: 0 LOB: 0 BB: 0 P: 10	R: 0 E: 0 K: 0 S: 9	H: 2 LOB: 0 BB: 0 P: 12	R: 0 E: 0 K: 1 S: 9	H: 0 LOB: 0 BB: 0 P: 13	R: 0 E: 0 K: 0 S: 10	H: 0 LOB: 1 BB: 1 P: 17	R: 0 E: 0 K: 0 S: 14	H: 2 LOB: 2 BB: 0 P: 22	R: 0 E: 0 K: 0 S: 7	H: 1 LOB: 1 BB: 1 P: 11	R: 0 E: 0 K: 0 S: 8	H: 0 LOB: 3 BB: 1 P: 16	R: 0 E: 0 K: 0 S: 6	H: 2 LOB: 3 BB: 1 P: 11	1B: 6 2B: 1 3B: 0 HR: 0	SF: 0 SAC: 3 DP: 1 HBP: 0	WP: 0 PB: 0 SB: 0 CS: 1	PA: 36					
PITCHER	IP	WLS	BF	H	R	ER	SO	BB	IBB	HBP	BLK	WP	HR	S	P	ERA	WHIP										
John Wasdin, R (1, 1) ERA: 3.86	6.1	W	25	5	1	1	1	2	0	0	0	0	0	57	90	1.42	1.105										
Jim Corsi, R (7, 1) ERA: 4.09	1.2		6	2	0	0	0	0	0	0	0	0	0	12	21	0.00	1.200										
Mike Mohler, L (9, 1) ERA: 1.78	0.1		2	0	0	0	0	0	1	0	0	0	0	1	5	0.00	0.000										
Billy Taylor, R (9, 1) ERA: 4.7	0.2	S	2	0	0	0	0	0	0	0	0	0	0	2	2	0.00	0.000										

Batter	1	2	3	4	5	6	7	8	9	AB	R	H	RBI	BB	SO	LOB	BOTTOM										
Ernie Young, R (1, 8) OBP: 0.304, SLG: 0.415	G4-3		G5-3					K		4	0	1	0	0	1	0	Kansas City Royals @ Oakland Athletics Oakland-Alameda County Coliseum, Oakland, CA Mon Jun 03 1996, 7:05 PM PDT Att: 6,465 - Unknown - 67 F										
Brent Gates, S (1, 4) OBP: 0.332, SLG: 0.378				K						4	0	2	0	0	2	1											
Geronimo Berroa, R (1, 10) OBP: 0.299, SLG: 0.503										4	1	1	0	0	0	2											
Phil Plantier, L (1, 7) OBP: 0.301, SLG: 0.293										3	1	1	0	0	1	1											
Torey Lovullo, S (1, 3) OBP: 0.264, SLG: 0.362										2	0	0	0	0	0	0											
George Williams, S (1, 2) OBP: 0.300, SLG: 0.295										3	0	1	1	0	1	0											
Jose Herrera, L (1, 9) OBP: 0.328, SLG: 0.367										3	0	1	1	0	0	2											
Mike Bordick, R (1, 6) OBP: 0.323, SLG: 0.303										3	0	0	0	0	2	3											
Tony Batista, R (1, 5) OBP: 0.323, SLG: 0.303										3	0	0	0	0	2	0											
Inning Stats	R: 0 E: 0 K: 1 S: 8	H: 1 LOB: 1 BB: 0 P: 11	R: 0 E: 0 K: 1 S: 8	H: 1 LOB: 0 BB: 0 P: 10	R: 0 E: 0 K: 2 S: 9	H: 0 LOB: 0 BB: 0 P: 13	R: 2 E: 0 K: 0 S: 15	H: 3 LOB: 1 BB: 0 P: 24	R: 0 E: 0 K: 1 S: 9	H: 1 LOB: 1 BB: 0 P: 14	R: 0 E: 0 K: 0 S: 8	H: 0 LOB: 0 BB: 0 P: 12	R: 0 E: 0 K: 2 S: 8	H: 0 LOB: 0 BB: 0 P: 13	R: 0 E: 0 K: 2 S: 12	H: 1 LOB: 1 BB: 0 P: 18		R: 0 E: 0 K: 2 S: 8	H: 1 LOB: 1 BB: 0 P: 18	1B: 6 2B: 2 3B: 0 HR: 0	SF: 0 SAC: 1 DP: 1 HBP: 0	WP: 0 PB: 0 SB: 0 CS: 2	PA: 30				
PITCHER	IP	WLS	BF	H	R	ER	SO	BB	IBB	HBP	BLK	WP	HR	S	P	ERA	WHIP										
Kevin Appier, R (1, 1) ERA: 3.23	8.0	L	30	7	2	2	9	0	0	0	0	0	0	77	115	2.25	0.875										

AB 29
R 1
H 7
RBI 1
BB 3
SO 1
LOB 18




AB 29
R 2
H 7
RBI 2
BB 0
SO 9
LOB 9



Batter	1	2	3	4	5	6	7	8	9	AB	R	H	RBI	BB	SO	LOB	TOP								
Johnny Damon, L OBP: 0.333, SLG: 0.417	G5-3		K		FC3-6		G3			4	0	0	0	0	1	2	Kansas City Royals @ Oakland Athletics Oakland-Alameda County Coliseum, Oakland, CA Tue Jun 04 1996, 3:33 AM PDT Att: 11,524 - Sunny - 68 F								
Tom Goodwin, L OBP: 0.312, SLG: 0.301	G5-3		B1				G6-3			4	0	1	1	0	0	0									
Keith Lockhart, L OBP: 0.379, SLG: 0.465 Chris Stynes, R OBP: 0.355, SLG: 0.387	P6				G6-4-3			G5-3		3	1	1	0	0	0	2									
Bob Hamelin, L OBP: 0.395, SLG: 0.374 Joe Vitello, R OBP: 0.398, SLG: 0.476		F7			G6-3			G4-3		3	0	2	1	0	0	0									
Jose Offerman, S OBP: 0.372, SLG: 0.340		K			G6-3			G6-3		4	0	0	0	0	2	2									
Joe Randa, R OBP: 0.337, SLG: 0.387		2B			K				G6-3	4	0	1	0	0	2	1									
Craig Paquette, R OBP: 0.239, SLG: 0.398		2B							G5-3	4	1	2	0	0	0	0									
Mike Macfarlane, R OBP: 0.315, SLG: 0.430		K								4	1	2	0	0	1	4									
David Howard, S OBP: 0.291, SLG: 0.341			P8				F8		G4-3	4	0	1	1	0	0	1									
Inning Stats	R: 0 E: 0 K: 0 S: 5	H: 0 LOB: 0 BB: 0 P: 6	R: 0 E: 0 K: 2 S: 15	H: 2 LOB: 2 BB: 0 P: 24	R: 0 E: 0 K: 1 S: 7	H: 0 LOB: 0 BB: 0 P: 11	R: 1 E: 0 K: 1 S: 12	H: 2 LOB: 0 BB: 0 P: 16	R: 2 E: 1 K: 0 S: 14	H: 3 LOB: 1 BB: 0 P: 18	R: 0 E: 0 K: 2 S: 12	H: 2 LOB: 2 BB: 0 P: 21	R: 0 E: 0 K: 0 S: 10	H: 0 LOB: 0 BB: 0 P: 13	R: 0 E: 0 K: 0 S: 8	H: 0 LOB: 0 BB: 0 P: 13	R: 0 E: 0 K: 0 S: 7	H: 1 LOB: 1 BB: 0 P: 11	1B: 7 2B: 3 3B: 0 HR: 0	SF: 0 SAC: 0 DP: 2 HBP: 0	WP: 0 PB: 0 SB: 0 CS: 0	PA: 36			
PITCHER	IP	WLS	BF	H	R	ER	SO	BB	IBB	HBP	BLK	WP	HR	S	P	ERA	WHIP								
Don Wengert, R ERA: 4.14	(1, 1)	6.0	W	26	9	3	2	6	0	0	0	0	0	65	96	3.00	1.500								
Buddy Groom, L ERA: 4.31	(7, 1)	2.0		6	0	0	0	0	0	0	0	0	0	18	26	0.00	0.000								
Carlos Reyes, R ERA: 5.92	(9, 1)	1.0		4	1	0	0	0	0	0	0	0	0	7	11	0.00	1.000								

Batter	1	2	3	4	5	6	7	8	9	AB	R	H	RBI	BB	SO	LOB	BOTTOM									
Ernie Young, R OBP: 0.307, SLG: 0.411	K		K			G6-3				4	1	1	0	0	2	0	Kansas City Royals @ Oakland Athletics Oakland-Alameda County Coliseum, Oakland, CA Tue Jun 04 1996, 3:33 AM PDT Att: 11,524 - Sunny - 68 F									
Brent Gates, S OBP: 0.329, SLG: 0.374	G6-3		K			F7		G4-3		5	1	1	0	0	1	1										
Jason Giambi, L OBP: 0.404, SLG: 0.558 Torey Lovullo, S OBP: 0.264, SLG: 0.362	2B		2B			SF9		L8		5	2	4	2	0	0	1										
Mark McGwire, R OBP: 0.483, SLG: 0.750 Tony Batista, R OBP: 0.299, SLG: 0.244	K		2B			SF9		BB		4	2	3	2	1	1	1										
Geronimo Berroa, R OBP: 0.306, SLG: 0.502		G1-3	K			HR		IBB		4	1	2	0	1	1	2										
Phil Plantier, L OBP: 0.297, SLG: 0.287 Allen Battle, R OBP: 0.299, SLG: 0.244		K			2B	BB		BB		3	0	0	1	1	3	4										
Terry Steinbach, R OBP: 0.342, SLG: 0.483		1B			2B	K		FC6-4		4	0	3	0	0	1	2										
Jose Herrera, L OBP: 0.338, SLG: 0.422		1B			P7			FC6-4		4	1	2	3	0	0	2										
Mike Bordick, R OBP: 0.317, SLG: 0.296		F7			G6-3	K2-3		G1-6-3		4	0	0	0	0	1	4										
Inning Stats	R: 0 E: 0 K: 2 S: 9	H: 1 LOB: 1 BB: 0 P: 14	R: 0 E: 0 K: 1 S: 12	H: 2 LOB: 2 BB: 0 P: 20	R: 0 E: 0 K: 3 S: 14	H: 2 LOB: 2 BB: 0 P: 20	R: 0 E: 0 K: 0 S: 14	H: 1 LOB: 1 BB: 1 P: 23	R: 6 E: 0 K: 2 S: 24	H: 6 LOB: 0 BB: 0 P: 35	R: 2 E: 0 K: 1 S: 18	H: 3 LOB: 1 BB: 0 P: 27	R: 0 E: 0 K: 0 S: 9	H: 1 LOB: 0 BB: 0 P: 12	R: 0 E: 0 K: 1 S: 11	H: 0 LOB: 3 BB: 2 P: 24	1B: 10 2B: 3 3B: 0 HR: 3	SF: 1 SAC: 0 DP: 1 HBP: 1	WP: 0 PB: 0 SB: 0 CS: 0	PA: 42						
PITCHER	IP	WLS	BF	H	R	ER	SO	BB	IBB	HBP	BLK	WP	HR	S	P	ERA	WHIP									
Mark Gubicza, R ERA: 5.14	(1, 1)	4.1	L	24	11	5	5	6	1	0	0	0	0	62	96	10.38	2.769									
Julio Valera, R ERA: 4.97	(5, 1)	1.1		8	4	3	3	2	0	0	0	0	3	25	38	20.25	3.000									
Jason Jacome, L ERA: 6.04	(6, 1)	1.1		4	1	0	0	1	0	0	0	0	0	13	17	0.00	0.750									
Tim Pugh, R ERA: 8.39	(8, 1)	1.0		6	0	0	0	1	1	1	1	0	0	0	11	24	0.00	1.000								

AB 36
R 3
H 10
RBI 3
BB 0
SO 6
LOB 12



AB 37
R 8
H 16
RBI 8
SO 10
LOB 17



Batter	1	2	3	4	5	6	7	8	9	AB	R	H	RBI	BB	SO	LOB	TOP										
Chris Stynes, R OBP: 0.306, SLG: 0.333 (1, 7)	G6-3		G4-3		P3	CS	P4	F8		5	0	0	0	0	0	4	Kansas City Royals @ Oakland Athletics Oakland-Alameda County Coliseum, Oakland, CA Wed Jun 05 1996, 7:05 PM PDT Att: 8,113 - Unknown - 60 F										
Joe Randa, R OBP: 0.345, SLG: 0.397 Keith Lockhart, L OBP: 0.376, SLG: 0.462 (8, PH) (8, 5)	1B		P3		SF8		1B	G3-1		3	1	2	1	0	0	1											
Bip Roberts, S OBP: 0.344, SLG: 0.378 (1, 4)	F7			K			2B		G5-3	5	1	2	1	0	1	1											
Joe Vittiello, R OBP: 0.381, SLG: 0.465 Bob Hamelin, L OBP: 0.403, SLG: 0.388 (7, PH) (7, 3)	F7			P3	L5		2B			3	0	0	0	0	0	2											
Craig Paquette, R OBP: 0.242, SLG: 0.388 Jose Offerman, S OBP: 0.374, SLG: 0.341 (7, PH) (7, 3)	G6-3			S WP BB		G6-3	FC4-6		F8	2	0	0	0	1	0	0											
Mike Macfarlane, R OBP: 0.313, SLG: 0.419 (1, 2)	G5-3			S BB		E5	P6		CS	3	1	0	0	1	0	2											
Les Norman, R OBP: 0.229, SLG: 0.129 Tom Goodwin, L OBP: 0.311, SLG: 0.300 (1, 9) (1, 8)	F8			G6-3		1B	FC4-6			0	0	0	0	0	0	0											
Johnny Damon, L OBP: 0.341, SLG: 0.424 (1, 8) (1, 9)			G4-3		E 1B	P5		SH1-4		4	1	3	0	0	0	2											
David Howard, S OBP: 0.297, SLG: 0.346 (1, 6)			P4		E8			SH1-4		3	1	2	1	0	0	1											
Inning Stats	R: 0 E: 0 K: 0 S: 7	H: 1 LOB: 1 BB: 0 P: 10	R: 0 E: 0 K: 0 S: 7	H: 0 LOB: 0 BB: 0 P: 9	R: 0 E: 0 K: 0 S: 6	H: 1 LOB: 1 BB: 0 P: 7	R: 0 E: 0 K: 1 S: 7	H: 0 LOB: 2 BB: 2 P: 18	R: 2 E: 1 K: 0 S: 10	H: 3 LOB: 1 BB: 0 P: 14	R: 1 E: 0 K: 0 S: 10	H: 2 LOB: 1 BB: 0 P: 17	R: 2 E: 0 K: 0 S: 19	H: 4 LOB: 2 BB: 0 P: 29	R: 0 E: 0 K: 0 S: 10	H: 1 LOB: 0 BB: 1 P: 13	R: 0 E: 0 K: 0 S: 3	H: 0 LOB: 0 BB: 1 P: 7	1B: 11 2B: 1 3B: 0 HR: 0	SF: 1 SAC: 1 DP: 0 HBP: 0	WP: 1 PB: 0 CS: 4	PA: 43					
PITCHER	IP	WLS	BF	H	R	ER	SO	BB	IBB	HBP	BLK	WP	HR	S	P	ERA	WHIP										
Doug Johns, L ERA: 5.16 (1, 1)	6.1	L	30	9	5	4	1	2	0	0	0	1	0	56	87	5.68	1.737										
Jim Corsi, R ERA: 4.03 (7, 1)	0.1		3	2	0	0	0	0	0	0	0	0	0	9	16	0.00	6.000										
Buddy Groom, L ERA: 4.18 (7, 1)	1.0		4	1	0	0	0	0	0	0	0	0	0	8	10	0.00	1.000										
Billy Taylor, R ERA: 4.6 (8, 1)	0.1		1	0	0	0	0	0	0	0	0	0	0	3	4	0.00	0.000										
Mike Mohler, L ERA: 1.72 (9, 1)	1.0		3	0	0	0	0	1	0	0	0	0	0	3	7	0.00	1.000										
Batter	1	2	3	4	5	6	7	8	9	AB	R	H	RBI	BB	SO	LOB	BOTTOM										
Ernie Young, R OBP: 0.316, SLG: 0.430 (1, 8)	1B		G6-4-3		G4-3			G4-3		4	1	3	0	0	0	0	Kansas City Royals @ Oakland Athletics Oakland-Alameda County Coliseum, Oakland, CA Wed Jun 05 1996, 7:05 PM PDT Att: 8,113 - Unknown - 60 F										
Brent Gates, S OBP: 0.323, SLG: 0.367 (1, 4)	P3		F9				F9		G4-3	4	0	0	1	0	0	3											
Geronimo Berroa, R OBP: 0.309, SLG: 0.502 (9, 7)	1B		G6-4-3				G4-6-3		K	4	0	2	1	0	1	2											
Mark McGwire, R OBP: 0.477, SLG: 0.731 (1, 3)	F7			G3	G5-3		G4-6-3			3	0	0	0	1	1	2											
Terry Steinbach, R OBP: 0.340, SLG: 0.478 (1, 2)	L7			G5-3			G3-6-3		K	4	0	1	0	0	1	2											
George Williams, S OBP: 0.297, SLG: 0.281 (1, 10)		BB		G3			P2		G4-3	3	0	0	0	1	0	2											
Jason Giambi, L OBP: 0.398, SLG: 0.550 (1, 5)	P6			L8			G3-6-3			3	0	0	0	0	0	3											
Damon Mashore, R (1, 7)										2	0	0	0	0	0	1											
Jose Herrera, L OBP: 0.333, SLG: 0.415 (8, PH) (9, 9)	P4								G6-3	1	0	0	0	0	0	0											
Mike Bordick, R OBP: 0.314, SLG: 0.293 Torey Lovullo, S OBP: 0.278, SLG: 0.375 (8, PH) (9, 6)	L9								WP 1B G4-3	2	0	0	0	0	0	1											
										1	1	1	0	0	0	0											
Inning Stats	R: 1 E: 0 K: 0 S: 11	H: 2 LOB: 1 BB: 0 P: 18	R: 0 E: 0 K: 0 S: 13	H: 0 LOB: 1 BB: 1 P: 23	R: 0 E: 0 K: 0 S: 3	H: 1 LOB: 0 BB: 0 P: 6	R: 0 E: 0 K: 0 S: 10	H: 0 LOB: 1 BB: 1 P: 17	R: 0 E: 0 K: 0 S: 5	H: 0 LOB: 0 BB: 0 P: 10	R: 0 E: 0 K: 0 S: 11	H: 1 LOB: 0 BB: 0 P: 17	R: 0 E: 0 K: 0 S: 6	H: 1 LOB: 0 BB: 0 P: 9	R: 0 E: 0 K: 1 S: 12	H: 2 LOB: 1 BB: 0 P: 19	R: 0 E: 0 K: 2 S: 8	H: 0 LOB: 0 BB: 0 P: 14	1B: 6 2B: 0 3B: 1 HR: 0	SF: 0 SAC: 0 DP: 3 HBP: 0	WP: 1 PB: 0 SB: 0 CS: 0	PA: 33					
PITCHER	IP	WLS	BF	H	R	ER	SO	BB	IBB	HBP	BLK	WP	HR	S	P	ERA	WHIP										
Chris Haney, L ERA: 4.06 (1, 1)	7.0	W	25	5	1	1	0	2	0	0	0	0	0	12	19	9.00	2.000										
Hipolito Pichardo, R ERA: 5.86 (8, 1)	1.0		5	2	1	1	1	0	0	0	0	1	0	8	14	0.00	0.000										
Jeff Montgomery, R ERA: 2.96 (9, 1)	1.0	S	3	0	0	0	2	0	0	0	0	0	0	8	14	0.00	0.000										

Batter	1	2	3	4	5	6	7	8	9	AB	R	H	RBI	BB	SO	LOB	TOP			
Ernie Young, R OBP: 0.323, SLG: 0.432 (1, 8)	2-2 3B 1B	3-1 1-2 2-H 1B			0-2 G5-3		0-2 G6-3		4-1 1B BB	4	1	2	1	1	0	0	Oakland Athletics @ Minnesota Twins Hubert H. Humphrey Metrodome, Minneapolis, MN Fri Jun 07 1996, 8:05 PM EDT Att: 14,999 - Dome - 65 F livebaseballscorecards.com			
Brent Gates, S OBP: 0.321, SLG: 0.372 (1, 4)	2-2 1-H 1B 3B	0-0 G4-6-3			1-1 F7		1-1 F9	B 1 SAFE SAFE SAFE	2-2 F8	5	1	1	1	0	0	3				
Jason Giambi, L OBP: 0.398, SLG: 0.546 Tony Batista, R (9, PR) (9, 5)	1-2 1B		1-2 G6-3		2-1 L4		1-0 F9		2-0 BB 1B	5	0	2	1	0	0	0				
Mark McGwire, R OBP: 0.487, SLG: 0.752 (1, 10)	3-2 F8		4-2 G6-4-3 BB		1-1 HR			4-1 F9 BB 2B	4-1 BB BB	2	2	1	1	3	0	1				
Terry Steinbach, R OBP: 0.341, SLG: 0.471 George Williams, S OBP: 0.297, SLG: 0.281 (1, 2) (9, 2)	0-0 F9		1-0 G6-4-3		4-2 G4-3 BB BB			4-1 2B BB	3-3 BB	3	0	0	0	2	1	5				
Phil Plantier, L OBP: 0.304, SLG: 0.312 Geronimo Berroa, R OBP: 0.306, SLG: 0.498 (1, 7) (8, PH) (8, 9)	0-2 G4-3			1-1 HR		4-1 G4-3 BB		1-1 F9	2-0 F9	2	1	1	1	1	0	1				
Torey Lovullo, S OBP: 0.293, SLG: 0.404 (1, 3)		0-1 FC1-5 HBP 1B		1-0 F8		2-2 G4-3		1-2 F9	1-2 BB	4	0	2	1	0	0	2				
Jose Herrera, L OBP: 0.333, SLG: 0.403 Damon Mashore, R (8, PH) (8, 7)		1-2 FC1-5 1B HBP		1-2 G6-3		0-1 P5		1-3 3-H 2B	1-3 BB	2	1	0	0	0	0	2				
Mike Bordick, R OBP: 0.308, SLG: 0.286 (1, 6)		0-0 FC1-5 1B		0-0 G6-3		1-2 F9		2-1 G5-3		4	0	0	0	0	0	6				
Inning Stats	R: 2 E: 0 K: 0 S: 20	H: 3 LOB: 1 BB: 0 P: 28	R: 1 E: 0 K: 0 S: 8	H: 2 LOB: 1 BB: 0 P: 12	R: 0 E: 0 K: 0 S: 6	H: 0 LOB: 0 BB: 1 P: 12	R: 1 E: 0 K: 0 S: 7	H: 1 LOB: 0 BB: 0 P: 10	R: 0 E: 0 K: 0 S: 14	H: 0 LOB: 0 BB: 0 P: 8	R: 1 E: 0 K: 1 S: 13	H: 1 LOB: 3 BB: 2 P: 26	R: 0 E: 0 K: 1 S: 10	H: 1 LOB: 2 BB: 2 P: 27	1B: 5 2B: 1 3B: 1 HR: 2	SF: 0 SAC: 0 DP: 2 HBP: 1		WP: 0 PB: 0 SB: 0 CS: 0	PA: 42	
PITCHER	IP WLS BF H R ER SO BB IBB HBP BLK WP HR S P ERA WHIP	7.0 L 30 7 5 5 0 3 0 1 0 0 2 68 106 6.43 1.429	0.0 2 0 1 1 0 2 0 0 0 0 0 0 2 10 ∞ ∞	0.1 2 1 0 0 0 0 0 0 0 0 0 6 8 0.00 3.000	0.2 3 0 0 0 1 1 0 0 0 0 0 6 13 0.00 1.500	0.1 2 1 0 0 0 0 0 0 0 0 0 4 8 0.00 3.000														
PITCHER	IP WLS BF H R ER SO BB IBB HBP BLK WP HR S P ERA WHIP	0.2 3 0 0 0 1 1 0 0 0 0 0 5 14 0.00 1.500																		

Batter	1	2	3	4	5	6	7	8	9	AB	R	H	RBI	BB	SO	LOB	BOTTOM					
Chuck Knoblauch, R OBP: 0.457, SLG: 0.560 (1, 4)	0-1 G6-3		4-1 G1-3 1B BB	2-1 SF8		4-0 BB		2-1 2B 2B	2-2 F9	3	1	1	1	2	0	1	Oakland Athletics @ Minnesota Twins Hubert H. Humphrey Metrodome, Minneapolis, MN Fri Jun 07 1996, 8:05 PM EDT Att: 14,999 - Dome - 65 F livebaseballscorecards.com					
Rich Becker, L OBP: 0.339, SLG: 0.380 (1, 8)	0-0 1B		1-0 G1-3 1B BB	4-1 1B BB		0-1 F7		2-1 F8		4	0	2	0	1	0	2						
Paul Moltitor, R OBP: 0.393, SLG: 0.485 (1, 10)	1-0 1-2 1B		2-0 F7	2-2 1-3 3-H 1B		1-0 F9 1B		0-1 1B 2B		5	1	4	2	0	0	2						
Marty Cordova, R OBP: 0.382, SLG: 0.456 (1, 7)	2-3 K		0-0 G1-3	2-0 G1-3		2-1 F9 1B		2-2 1B HBP		4	0	1	0	0	1	6						
Greg Myers, L OBP: 0.324, SLG: 0.479 (1, 2)	3-1 G4-3		4-2 BB		3-1 G1-6-3 1B		1-1 F9		0-0 1-2 2-H 1B	4	0	2	1	1	0	4						
Dave Hollins, S OBP: 0.355, SLG: 0.395 (1, 5)		4-1 G5-4-3 BB		0-3 K		0-3 K		1-0 P4		4	0	0	0	1	3	8						
Roberto Kelly, R OBP: 0.363, SLG: 0.419 Chip Hale, L OBP: 0.486, SLG: 0.594 (1, 9) (9, PH)		0-1 G5-4-3		2-2 F9	0-2 G1-6-3		2-2 CI FC4-6		2-1 G3-1	3	0	0	0	0	0	2						
Scott Stahoviak, L OBP: 0.380, SLG: 0.466 Ron Coomer, R OBP: 0.407, SLG: 0.633 (1, 3) (7, PH) (8, 3)		4-0 FC6-4 BB		4-1 1B SF8 BB		2-1 G4-3		2-2 FC4-6	3-2 FC6-4 1B	1	1	0	0	2	0	0						
Pat Meares, R OBP: 0.312, SLG: 0.418 (1, 6)		0-0 FC6-4		0-1 SF8 1B		0-2 F9		3-2 L7	0-0 FC6-4	5	1	1	0	0	0	2						
Inning Stats	R: 0 E: 0 K: 1 S: 11	H: 2 LOB: 2 BB: 0 P: 17	R: 0 E: 0 K: 0 S: 4	H: 0 LOB: 2 BB: 2 P: 12	R: 0 E: 0 K: 1 S: 10	H: 1 LOB: 2 BB: 2 P: 23	R: 2 E: 0 K: 0 S: 13	H: 2 LOB: 2 BB: 2 P: 29	R: 0 E: 0 K: 1 S: 8	H: 1 LOB: 0 BB: 0 P: 11	R: 0 E: 0 K: 0 S: 7	H: 0 LOB: 1 BB: 1 P: 13	R: 0 E: 1 K: 1 S: 19	H: 2 LOB: 3 BB: 0 P: 27	R: 2 E: 0 K: 0 S: 13	H: 3 LOB: 2 BB: 0 P: 23		R: 0 E: 0 K: 0 S: 10	H: 1 LOB: 1 BB: 0 P: 17	1B: 10 2B: 2 3B: 0 HR: 0	SF: 1 SAC: 0 DP: 2 HBP: 1	WP: 0 PB: 0 SB: 1 CS: 0
PITCHER	IP WLS BF H R ER SO BB IBB HBP BLK WP HR S P ERA WHIP	2.2 8 13 3 2 2 1 3 0 0 0 0 0 18 38 18.00 5.000	1.0 2 2 2 1 3 0 0 0 0 0 0 0 5 7 0.00 0.000	3.0 W 13 3 0 0 2 1 0 0 0 0 0 30 47 0.00 1.333	0.1 1 0 0 0 0 0 0 0 0 0 0 5 7 0.00 0.000	1.0 7 3 2 2 0 0 0 1 0 13 23 18.00 3.000																
PITCHER	IP WLS BF H R ER SO BB IBB HBP BLK WP HR S P ERA WHIP	1.0 S 4 0 0 0 1 0 0 0 0 0 10 17 0.00 1.000																				

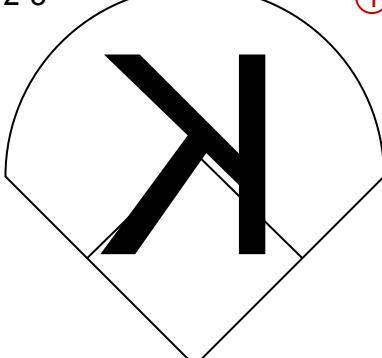
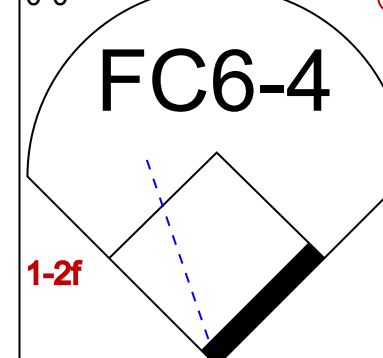
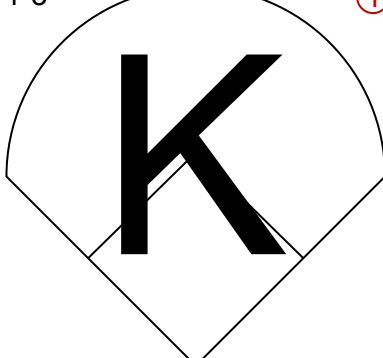
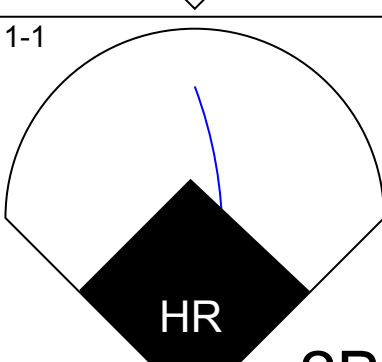
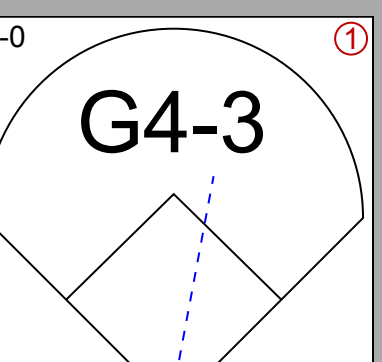
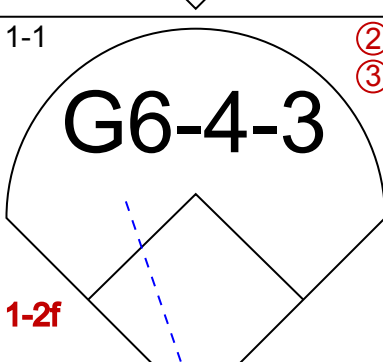
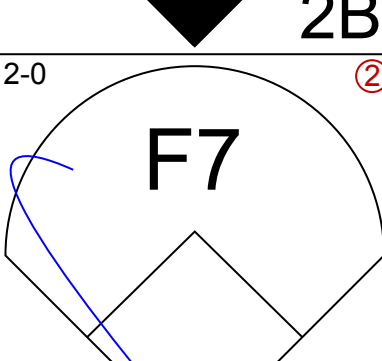
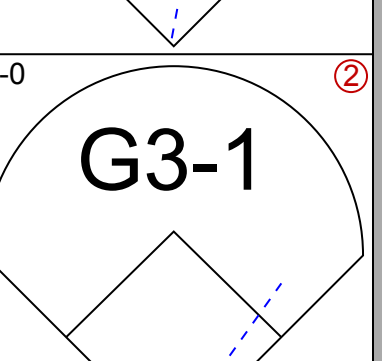
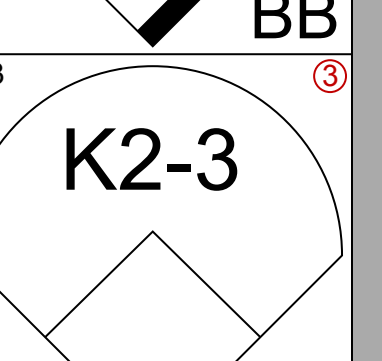
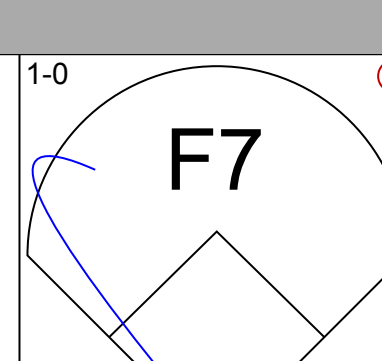
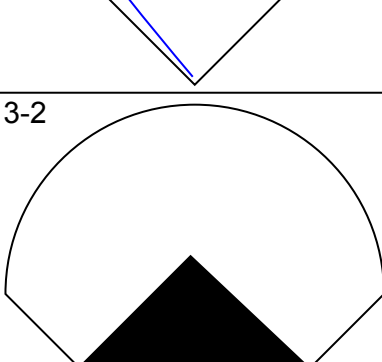
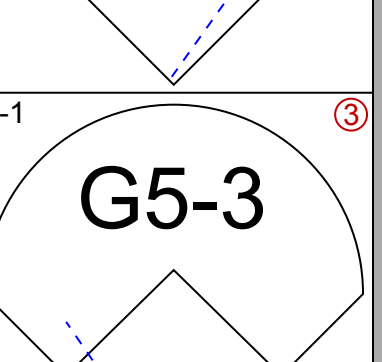
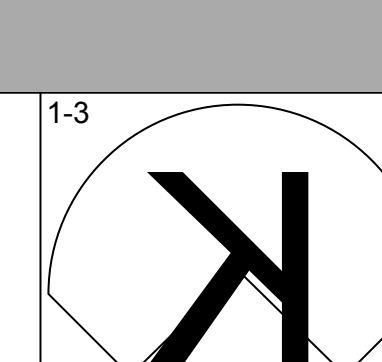
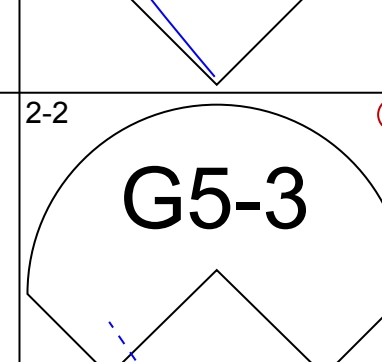
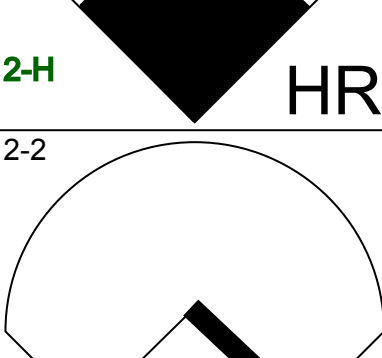
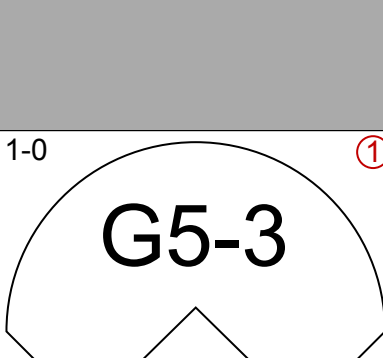
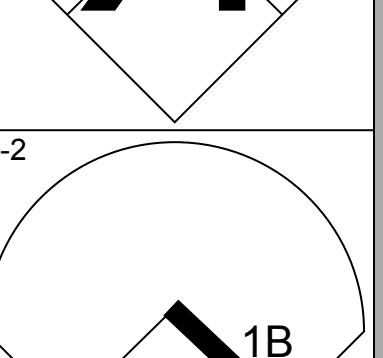
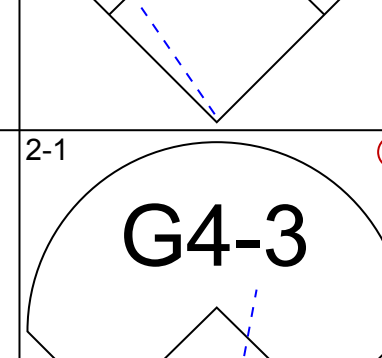
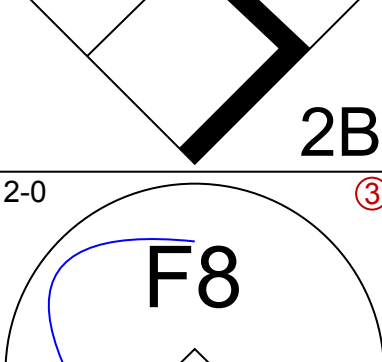
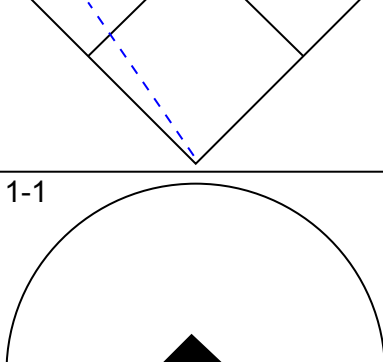
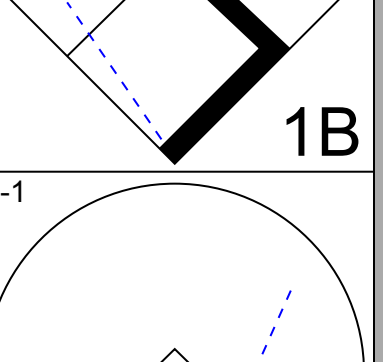
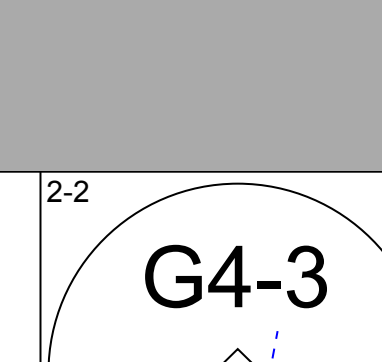
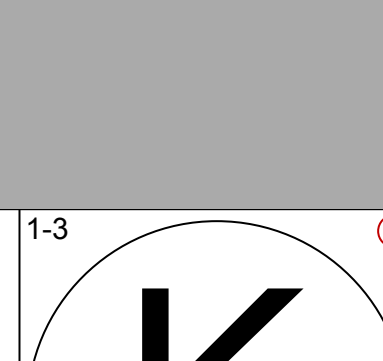
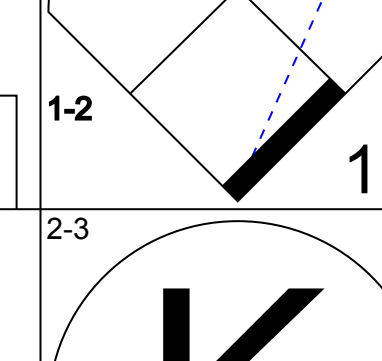
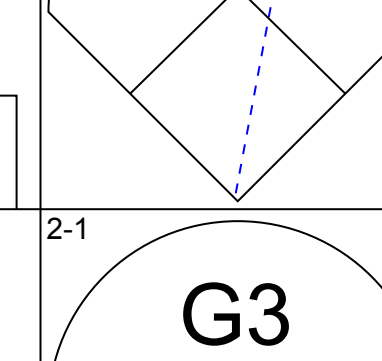

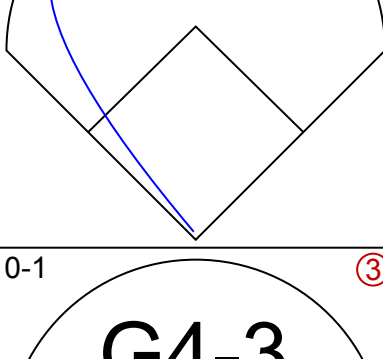
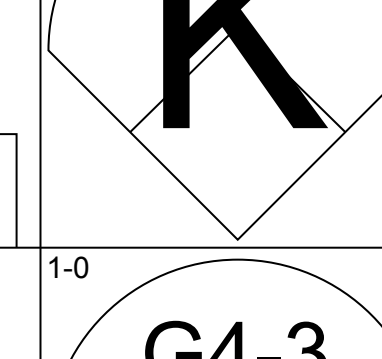
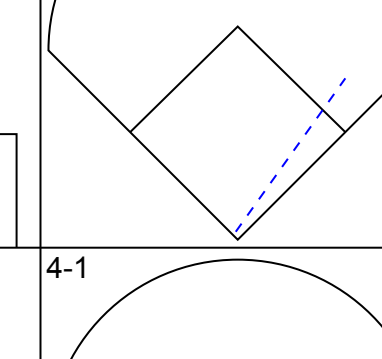
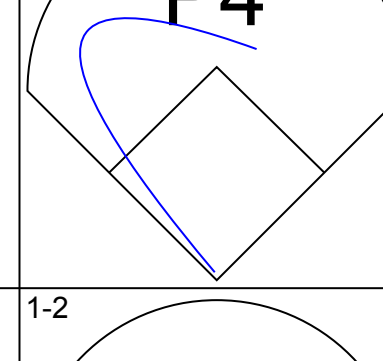
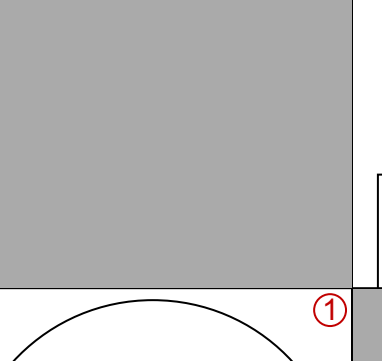
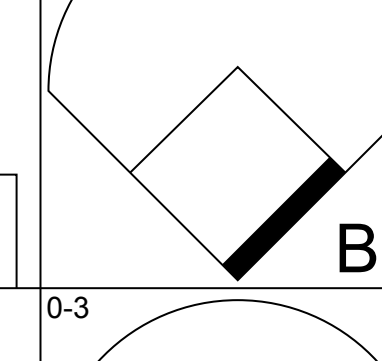
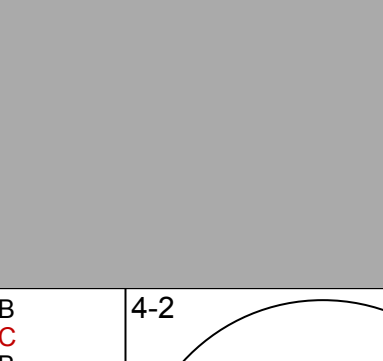


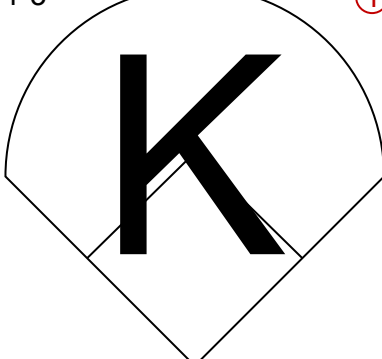
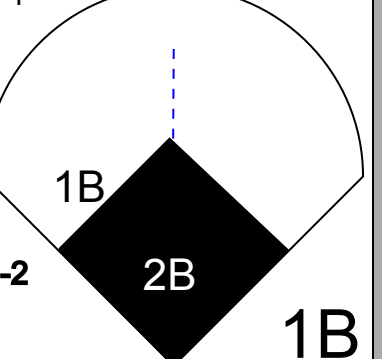
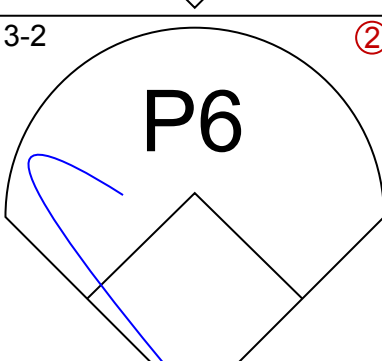
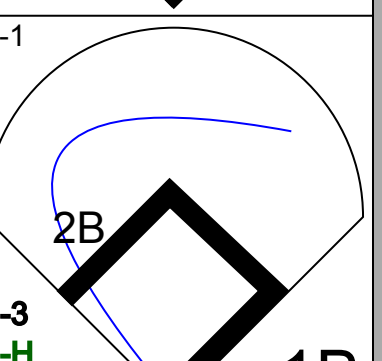
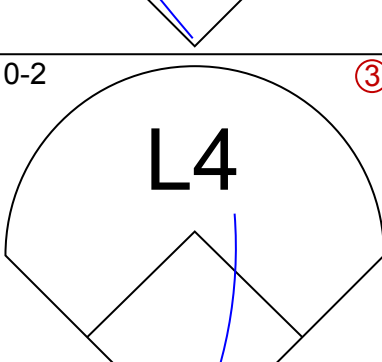
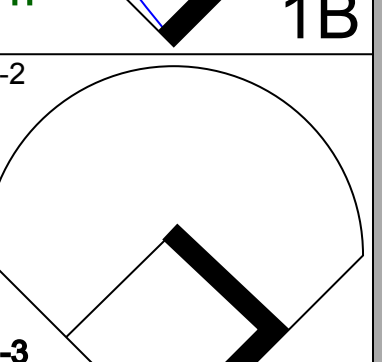
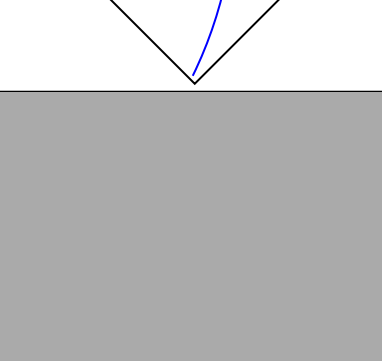
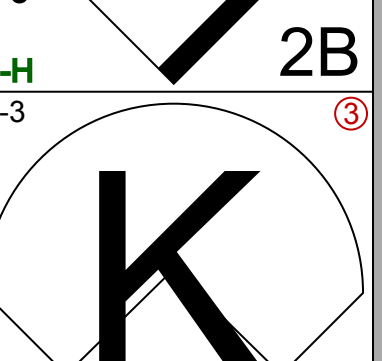

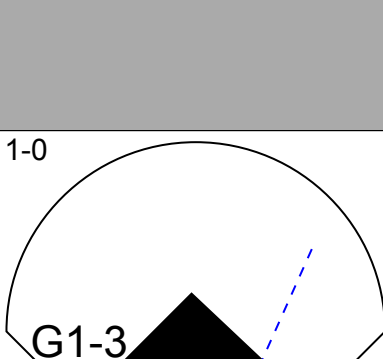

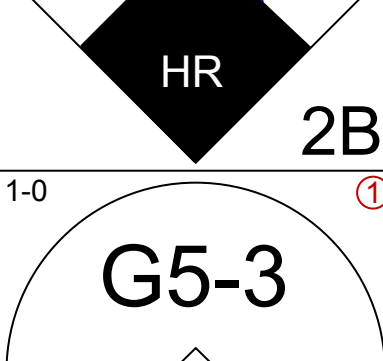
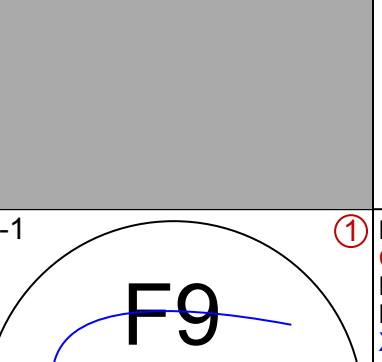
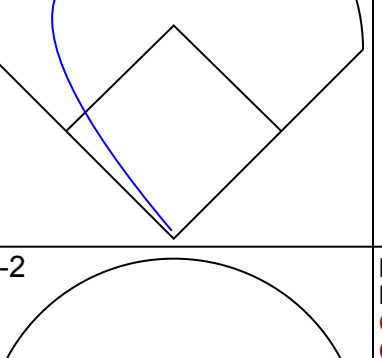
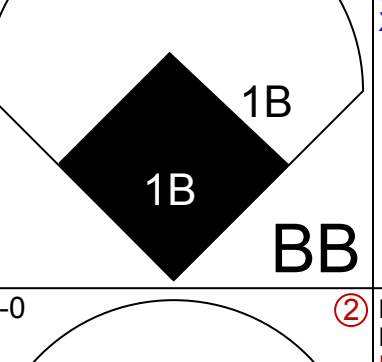
Batter	1	2	3	4	5	6	7	8	9	AB	R	H	RBI	BB	SO	LOB	TOP								
Ernie Young, R OBP: 0.317, SLG: 0.422 (1, 8)										4	0	0	1	0	2	2	Oakland Athletics @ Minnesota Twins Hubert H. Humphrey Metrodome, Minneapolis, MN Sat Jun 08 1996, 4:33 AM EDT Dome - 69 F livebaseballscorecards.com								
Brent Gates, S OBP: 0.315, SLG: 0.365 (1, 4)										4	0	0	0	0	1	1									
Geronimo Berroa, R OBP: 0.310, SLG: 0.498 (1, 9)										4	0	2	0	0	2	1									
Mark McGwire, R OBP: 0.481, SLG: 0.734 (1, 10)										3	0	0	0	1	2	1									
Terry Steinbach, R OBP: 0.335, SLG: 0.461 (1, 2)										4	0	0	0	0	1	2									
Torey Lovullo, S OBP: 0.290, SLG: 0.411 (1, 3)										4	1	1	0	0	2	0									
Jason Giambi, L OBP: 0.396, SLG: 0.541 (1, 5)										4	0	1	0	0	1	1									
Damon Mashore, R OBP: 0.286, SLG: 0.333 (1, 7)										3	1	1	0	1	0	1									
Mike Bordick, R OBP: 0.312, SLG: 0.302 (1, 6)										4	0	2	1	0	0	2									
Inning Stats	R: 0 H: 1 E: 0 K: 2 S: 14	H: 1 LOB: 1 BB: 0 P: 22	R: 0 H: 0 E: 0 K: 2 S: 8	H: 0 LOB: 0 BB: 0 P: 10	R: 1 H: 2 E: 0 K: 1 S: 11	H: 2 LOB: 1 BB: 0 P: 17	R: 0 H: 0 E: 0 K: 1 S: 7	H: 0 LOB: 0 BB: 0 P: 13	R: 0 H: 0 E: 0 K: 0 S: 8	H: 0 LOB: 0 BB: 0 P: 12	R: 0 H: 1 E: 0 K: 1 S: 11	H: 2 LOB: 1 BB: 1 P: 19	R: 0 H: 2 E: 0 K: 0 S: 9	H: 1 LOB: 1 BB: 0 P: 16	R: 0 H: 0 E: 0 K: 3 S: 9	H: 0 LOB: 0 BB: 0 P: 14		R: 0 H: 1 E: 0 K: 1 S: 11	H: 1 LOB: 2 BB: 1 P: 20	1B: 4 2B: 2 3B: 1 HR: 0	SF: 0 SAC: 0 DP: 0 HBP: 0	WP: 0 PB: 0 SB: 0 CS: 0	PA: 36		
PITCHER	IP	WLS	BF	H	R	ER	SO	BB	IBB	HBP	BLK	WP	HR	S	P	ERA	WHIP								
Rich Robertson, L ERA: 4.57 (1, 1)	6.2	W	27	6	2	2	7	1	0	0	0	0	0	67	107	2.70	1.050								
Mike Trombley, R ERA: (7, 1)	1.2		5	0	0	0	3	0	0	0	0	0	0	12	20	0.00	0.000								
Eddie Guardado, L ERA: 3.75 (9, 1)	0.2	S	4	1	0	0	1	1	0	0	0	0	0	9	16	0.00	3.000								

Batter	1	2	3	4	5	6	7	8	9	AB	R	H	RBI	BB	SO	LOB	BOTTOM								
Chuck Knoblauch, R OBP: 0.457, SLG: 0.558 (1, 4)										4	0	2	0	0	0	3	Oakland Athletics @ Minnesota Twins Hubert H. Humphrey Metrodome, Minneapolis, MN Sat Jun 08 1996, 4:33 AM EDT Dome - 69 F livebaseballscorecards.com								
Brian Raabe, R OBP: 0.197, SLG: 0.200 (1, 5)										3	0	0	1	0	0	3									
Paul Moltitor, R OBP: 0.391, SLG: 0.481 (1, 10)										4	0	1	0	0	0	1									
Marty Cordova, R OBP: 0.385, SLG: 0.459 (1, 7)										3	1	1	0	1	0	1									
Ron Coomer, R OBP: 0.400, SLG: 0.610 (5, 9)										3	0	0	0	1	0	1									
Roberto Kelly, R OBP: 0.371, SLG: 0.433 (1, 9)										2	1	2	0	0	0	0									
Pat Meares, R OBP: 0.314, SLG: 0.435 (5, 6)										2	1	1	2	0	1	3									
Jeff Reboulet, R OBP: 0.255, SLG: 0.206 (5, 3)										3	0	1	1	0	0	1									
Chip Hale, L OBP: 0.474, SLG: 0.576 (8, PH)										1	0	0	0	0	0	3									
Scott Stahovick, L OBP: 0.380, SLG: 0.466 (9, 3)										0	0	0	0	0	0	0									
Rich Becker, L OBP: 0.337, SLG: 0.384 (1, 8)										4	0	1	0	0	1	4									
Mike Durant, R OBP: 0.364, SLG: 0.339 (1, 2)										1	1	1	0	1	0	0									
Inning Stats	R: 0 H: 1 E: 0 K: 0 S: 10	H: 1 LOB: 1 BB: 0 P: 16	R: 0 H: 1 E: 0 K: 1 S: 12	H: 1 LOB: 1 BB: 0 P: 18	R: 1 H: 2 E: 0 K: 0 S: 10	H: 2 LOB: 1 BB: 0 P: 15	R: 1 H: 2 E: 0 K: 0 S: 9	H: 2 LOB: 1 BB: 0 P: 15	R: 0 H: 1 E: 0 K: 0 S: 10	H: 1 LOB: 1 BB: 1 P: 13	R: 2 H: 1 E: 0 K: 0 S: 10	H: 1 LOB: 1 BB: 1 P: 18	R: 0 H: 0 E: 1 K: 0 S: 6	H: 0 LOB: 0 BB: 0 P: 7	R: 0 H: 2 E: 0 K: 1 S: 12	H: 2 LOB: 3 BB: 1 P: 21	1B: 5 2B: 4 3B: 0 HR: 1	SF: 1 SAC: 1 DP: 1 HBP: 0	WP: 0 PB: 0 SB: 3 CS: 1	PA: 35					
PITCHER	IP	WLS	BF	H	R	ER	SO	BB	IBB	HBP	BLK	WP	HR	S	P	ERA	WHIP								
Steve Wojciechowski, L ERA: 4.91 (1, 1)	7.0	L	29	8	4	4	1	2	0	0	0	0	0	63	102	5.14	1.429								
Billy Taylor, R ERA: 5.09 (8, 1)	1.0		6	2	0	0	1	0	1	0	0	0	0	12	21	0.00	2.000								

Batter	1	2	3	4	5	6	7	8	9	AB	R	H	RBI	BB	SO	LOB	TOP											
Ernie Young, R OBP: 0.317, SLG: 0.413 (1, 8)										4	0	0	0	2	1	3	Oakland Athletics @ Minnesota Twins Hubert H. Humphrey Metrodome, Minneapolis, MN Sat Jun 08 1996, 8:05 PM EDT Att: 22,164 - Dome - G5 F AB 39 R 13 H 14 RBI 12 BB 7 SO 7 LOB 17 											
Brent Gates, S OBP: 0.311, SLG: 0.373 (1, 4)										6	1	1	2	0	1	5												
Jason Giambi, L OBP: 0.402, SLG: 0.545 (8, 5) Tony Batista, R OBP: 0.250, SLG: 0.250 (8, 5)										4	2	3	0	0	0	0												
Geronomo Berroa, R OBP: 0.312, SLG: 0.509 (1, 10)										5	2	2	2	0	1	3												
Phil Plantier, L OBP: 0.307, SLG: 0.305 (1, 7)										3	1	0	0	1	1	2												
Torey Lovullo, S OBP: 0.313, SLG: 0.467 (1, 3)										4	3	2	2	1	1	2												
George Williams, S OBP: 0.316, SLG: 0.328 (1, 2)										3	2	1	4	2	0	0												
Jose Herrera, L OBP: 0.333, SLG: 0.414 (7, 9) Damon Mashore, R OBP: 0.333, SLG: 0.375 (7, 9)										3	0	1	2	0	0	0												
Rafael Bourquigal, R OBP: 0.243, SLG: 0.257 (1, 6)										4	1	2	0	1	1	0												
Inning Stats	R: 0 E: 0 K: 0 S: 9	H: 1 LOB: 1 BB: 1 P: 20	R: 2 E: 0 K: 1 S: 23	H: 2 LOB: 2 BB: 3 P: 39	R: 0 E: 0 K: 1 S: 7	H: 0 LOB: 0 BB: 0 P: 14	R: 0 E: 0 K: 1 S: 10	H: 0 LOB: 0 BB: 0 P: 16	R: 6 E: 0 K: 1 S: 19	H: 5 LOB: 0 BB: 1 P: 35	R: 0 E: 0 K: 1 S: 10	H: 0 LOB: 0 BB: 0 P: 15	R: 1 E: 0 K: 1 S: 10	H: 1 LOB: 2 BB: 1 P: 22	R: 0 E: 0 K: 1 S: 6	H: 0 LOB: 0 BB: 0 P: 9		R: 4 E: 0 K: 0 S: 18	H: 5 LOB: 2 BB: 1 P: 31	1B: 9 2B: 1 3B: 0 HR: 4	SF: 0 SAC: 0 DP: 1 HBP: 1	WP: 1 PB: 0 SB: 1 CS: 0	PA: 47					
PITCHER	IP	WLS	BF	H	R	ER	SO	BB	IBB	HBP	BLK	WP	HR	S	P	ERA	WHIP											
Pat Mahomes, R ERA: 7.16 (1, 1)	4.1	L	22	7	6	6	4	4	0	0	0	0	1	61	112	12.46	2.538											
Greg Hansell, R ERA: 4.58 (5, 1)	2.0		10	2	3	3	1	1	0	1	0	0	0	1	23	39	13.50	1.500										
Mike Michin, L ERA: 3.97 (7, 1)	1.2		6	0	0	0	2	1	0	0	0	1	0	10	19	0.00	0.600											
Erik Bennett, R ERA: 7.9 (9, 1)	1.0		9	5	4	4	0	1	0	0	0	0	2	18	31	36.00	6.000											

Batter	1	2	3	4	5	6	7	8	9	AB	R	H	RBI	BB	SO	LOB	BOTTOM										
Chuck Knoblauch, R OBP: 0.452, SLG: 0.550 (1, 4)										5	1	1	0	0	2	2	Oakland Athletics @ Minnesota Twins Hubert H. Humphrey Metrodome, Minneapolis, MN Sat Jun 08 1996, 8:05 PM EDT Att: 22,164 - Dome - G5 F AB 38 R 7 H 14 RBI 6 BB 4 SO 4 LOB 21 										
Rich Becker, L OBP: 0.351, SLG: 0.396 (1, 8)										3	1	2	0	2	0	1											
Paul Moltitor, R OBP: 0.383, SLG: 0.472 (1, 10)										5	0	0	0	0	1	5											
Marty Cordova, R OBP: 0.394, SLG: 0.467 (1, 7)										3	1	2	1	1	0	1											
Greg Myers, L OBP: 0.326, SLG: 0.482 (1, 2)										5	0	2	1	0	0	3											
Dave Hollins, S OBP: 0.351, SLG: 0.390 (1, 5)										5	1	1	0	0	0	3											
Ron Coomer, R OBP: 0.390, SLG: 0.586 (1, 9)										5	1	1	0	0	1	4											
Scott Stahviak, L OBP: 0.397, SLG: 0.512 (1, 3)										3	2	3	2	1	0	0											
Pat Meares, R OBP: 0.317, SLG: 0.436 (1, 6)										4	0	2	2	0	0	2											
Inning Stats	R: 1 E: 0 K: 0 S: 11	H: 2 LOB: 1 BB: 1 P: 18	R: 0 E: 0 K: 1 S: 18	H: 1 LOB: 1 BB: 0 P: 27	R: 0 E: 0 K: 1 S: 8	H: 1 LOB: 1 BB: 0 P: 13	R: 2 E: 0 K: 1 S: 14	H: 3 LOB: 1 BB: 0 P: 20	R: 0 E: 0 K: 0 S: 6	H: 1 LOB: 1 BB: 1 P: 12	R: 2 E: 0 K: 0 S: 12	H: 3 LOB: 1 BB: 0 P: 14	R: 0 E: 0 K: 0 S: 13	H: 1 LOB: 2 BB: 0 P: 21	R: 0 E: 0 K: 1 S: 9	H: 0 LOB: 0 BB: 1 P: 17		R: 2 E: 1 K: 0 S: 9	H: 2 LOB: 1 BB: 1 P: 18	1B: 9 2B: 4 3B: 0 HR: 1	SF: 0 SAC: 0 DP: 3 HBP: 1	WP: 0 PB: 1 SB: 3 CS: 0	PA: 43				
PITCHER	IP	WLS	BF	H	R	ER	SO	BB	IBB	HBP	BLK	WP	HR	S	P	ERA	WHIP										
John Wasdin, R ERA: 5.12 (1, 1)	5.1	W	27	11	5	5	3	2	0	0	1	0	1	67	101	8.44	2.438										
Buddy Groom, L ERA: 3.52 (6, 1)	1.2		8	1	0	0	0	1	0	1	0	0	0	16	29	0.00	1.200										
Jim Corsi, R ERA: 3.7 (8, 1)	1.0		2	0	0	0	1	0	0	0	0	0	0	8	12	0.00	0.000										
Todd Van Poppel, R ERA: 8.14 (9, 1)	1.0		6	2	2	2	0	1	0	0	0	0	0	9	18	18.00	3.000										

Batter	1	2	3	4	5	6	7	8	9	AB	R	H	RBI	BB	SO	LOB	TOP			
Ernie Young, R OBP: 0.316, SLG: 0.410										4	0	1	0	0	2	2	Oakland Athletics @ Minnesota Twins Hubert H. Humphrey Metrodome, Minneapolis, MN Sun Jun 09 1996, 8:05 PM EDT Att: 13,291 - Dome - 64 F livebaseballscorecards.com			
Brent Gates, S OBP: 0.315, SLG: 0.377										3	1	1	0	1	0	1				
Jason Giambi, L OBP: 0.395, SLG: 0.535										4	0	0	0	0	1	2				
Mark McGwire, R OBP: 0.476, SLG: 0.742										4	1	1	2	0	1	0				
Terry Steinbach, R OBP: 0.338, SLG: 0.467										4	0	2	0	0	0	0				
Phil Plantier, L OBP: 0.312, SLG: 0.331										4	1	2	1	0	0	1				
Torey Lovullo, S OBP: 0.296, SLG: 0.438										4	0	0	0	0	2	2				
Jose Herrera, L OBP: 0.329, SLG: 0.397										3	0	0	0	1	0	2				
Mike Bordick, R OBP: 0.317, SLG: 0.304										2	0	1	0	1	0	0				
Geronimo Berroa, R (9, PH) OBP: 0.310, SLG: 0.507										1	0	0	0	0	1	1				
Inning Stats	R: 2 E: 0 K: 1 S: 14	H: 3 LOB: 1 BB: 0 P: 26	R: 0 E: 0 K: 1 S: 8	H: 1 LOB: 1 BB: 0 P: 10	R: 0 E: 0 K: 0 S: 4	H: 0 LOB: 0 BB: 0 P: 10	R: 1 E: 0 K: 0 S: 8	H: 1 LOB: 0 BB: 0 P: 11	R: 0 E: 0 K: 2 S: 12	H: 2 LOB: 2 BB: 0 P: 18	R: 0 E: 0 K: 1 S: 8	H: 0 LOB: 0 BB: 1 P: 14	R: 0 E: 0 K: 0 S: 6	H: 0 LOB: 0 BB: 0 P: 11	R: 0 E: 0 K: 1 S: 9	H: 0 LOB: 1 BB: 1 P: 17	1B: 4 2B: 2 3B: 0 HR: 2	SF: 0 SAC: 0 DP: 1 HBP: 0	WP: 0 PB: 0 SB: 0 CS: 1	PA: 36
PITCHER Frankie Rodriguez, R ERA: 5.69	IP: 9.0 WLS: W BF: 36 H: 8 R: 3 ER: 3 SO: 7 BB: 3 IBB: 0 HBP: 0 BLK: 0 WP: 0 HR: 2 S: 78 P: 135 ERA: 3.00 WHIP: 1.222															PITCHER				

Batter	1	2	3	4	5	6	7	8	9	AB	R	H	RBI	BB	SO	LOB	BOTTOM	
Chuck Knoblauch, R OBP: 0.455, SLG: 0.549										4	1	2	0	1	1	2	Oakland Athletics @ Minnesota Twins Hubert H. Humphrey Metrodome, Minneapolis, MN Sun Jun 09 1996, 8:05 PM EDT Att: 13,291 - Dome - 64 F livebaseballscorecards.com	
Rich Becker, L OBP: 0.352, SLG: 0.392										4	0	1	1	1	2	2		
Paul Moltitor, R OBP: 0.381, SLG: 0.472										4	0	1	1	0	0	2		
Marty Cordova, R OBP: 0.391, SLG: 0.468										4	0	1	0	0	1	4		
Greg Myers, L OBP: 0.324, SLG: 0.483										4	1	1	0	0	0	3		
Ron Coomer, R OBP: 0.375, SLG: 0.560										4	0	0	0	0	0	1		
Dave Hollins, S OBP: 0.354, SLG: 0.389										3	1	1	0	1	0	1		
Scott Stahviak, L OBP: 0.414, SLG: 0.545										2	2	2	2	2	0	0		
Pat Meares, R OBP: 0.316, SLG: 0.432										4	0	1	1	0	1	3		
Inning Stats	R: 0 E: 0 K: 1 S: 11	H: 0 LOB: 0 BB: 0 P: 15	R: 0 E: 0 K: 0 S: 6	H: 0 LOB: 0 BB: 0 P: 7	R: 2 E: 0 K: 1 S: 18	H: 3 LOB: 2 BB: 1 P: 30	R: 2 E: 0 K: 0 S: 9	H: 2 LOB: 0 BB: 0 P: 18	R: 0 E: 0 K: 1 S: 10	H: 2 LOB: 2 BB: 0 P: 17	R: 0 E: 0 K: 1 S: 10	H: 1 LOB: 1 BB: 0 P: 14	R: 1 E: 0 K: 1 S: 11	H: 1 LOB: 2 BB: 3 P: 28	1B: 6 2B: 3 3B: 0 HR: 1	SF: 0 SAC: 0 DP: 0 HBP: 0	WP: 0 PB: 0 SB: 0 CS: 0	PA: 38
PITCHER Don Wengert, R ERA: 4.28	IP: 6.2 WLS: L BF: 31 H: 9 R: 4 ER: 4 SO: 4 BB: 2 IBB: 0 HBP: 0 BLK: 0 WP: 1 HR: 1 S: 72 P: 118 ERA: 5.40 WHIP: 1.650															PITCHER		
Mike Mohler, L ERA: 1.93	IP: 1.1 WLS: 7 BF: 1 H: 1 R: 1 ER: 1 SO: 1 BB: 3 IBB: 0 HBP: 0 BLK: 0 WP: 0 HR: 0 S: 12 P: 30 ERA: 6.75 WHIP: 3.000															PITCHER		



Batter	1	2	3	4	5	6	7	8	9	AB	R	H	RBI	BB	SO	LOB	TOP										
Jose Herrera, L OBP: 0.345, SLG: 0.423 (1, 9)	1-2 WP S 1B	2-0 2H 2B			0-2 S 1B	1-0 P5			3-2 G5-3	5	0	3	1	0	0	2											
Brent Gates, S OBP: 0.308, SLG: 0.369 (1, 4)	1-3 K	1-2 G3			0-0 P4		2-1 G6-3		0-2 P5	5	0	0	0	0	1	3											
Jason Giambi, L OBP: 0.387, SLG: 0.523 (1, 5)	0-2 P8		2-3 K		0-3 K		0-3 K		2-2 L8	5	0	0	0	0	3	2											
Mark McGwire, R OBP: 0.476, SLG: 0.756 (1, 3)	2-3 K		2-1 F9		4-0 BB		2-2 HR			3	1	1	1	1	1	1											
Terry Steinbach, R OBP: 0.336, SLG: 0.467 (1, 2)		1-0 1B G3 2B	0-0 L5		1-1 F9		2-3 K			4	1	1	0	0	1	2											
Geronimo Berroa, R OBP: 0.314, SLG: 0.507 (1, 10)		0-0 G3 2B 1B		1-1 G5-3		2-1 B1-3 1B		2-1 E6		4	1	2	0	0	0	0											
Phil Plantier, L OBP: 0.310, SLG: 0.336 (1, 7)		0-1 G3		1-2 2B		2-0 P5		0-3 K		4	0	1	1	0	1	3											
Ernie Young, R OBP: 0.310, SLG: 0.401 (1, 8)		3-3 G5-3		2-1 P4		0-0 B1-3		1-0 F7		4	0	0	0	0	0	4											
Mike Bordick, R OBP: 0.320, SLG: 0.309 (1, 6)		1-2 2B 2B		3-3 K		1-0 HBP		0-0 G6-3		3	1	1	1	0	1	2											
Inning Stats	R: 0 E: 0 K: 2 S: 12	H: 1 LOB: 1 BB: 0 P: 16	R: 3 E: 0 K: 0 S: 13	H: 4 LOB: 1 BB: 0 P: 18	R: 0 E: 0 K: 1 S: 6	H: 0 LOB: 0 BB: 0 P: 10	R: 0 E: 0 K: 1 S: 10	H: 1 LOB: 1 BB: 0 P: 17	R: 0 E: 0 K: 0 S: 5	H: 1 LOB: 2 BB: 0 P: 11	R: 1 E: 0 K: 2 S: 11	H: 1 LOB: 0 BB: 0 P: 17	R: 0 E: 1 K: 1 S: 7	H: 0 LOB: 1 BB: 0 P: 10	R: 0 E: 0 K: 0 S: 9	H: 0 LOB: 0 BB: 0 P: 14	1B: 4 2B: 4 3B: 0 HR: 1	SF: 0 SAC: 0 DP: 0 HBP: 1	WP: 1 PB: 0 SB: 2 CS: 0	PA: 39							
PITCHER	IP	WLS	BF	H	R	ER	SO	BB	IBB	HBP	BLK	WP	HR	S	P	ERA	WHIP										
Charles Nagy, R ERA: 3.71 (1, 1)	7.0	W	32	9	4	4	7	1	0	1	0	1	1	66	103	5.14	1.429										
Paul Shuey, R ERA: 18.9 (8, 1)	1.0		4	0	0	0	1	0	0	0	0	0	0	7	10	0.00	0.000										
Jose Mesa, R ERA: 3.1 (9, 1)	1.0	S	3	0	0	0	0	0	0	0	0	0	0	9	14	0.00	0.000										

Oakland Athletics @ Cleveland Indians
Jacobs Field, Cleveland, OH
Mon Jun 10 1996, 7:05 PM EDT
Att: 42,167 - Unknown - 74 F

AB 37
R 4
H 9
RBI 4
BB 1
SO 8
LOB 19



Batter	1	2	3	4	5	6	7	8	9	AB	R	H	RBI	BB	SO	LOB	BOTTOM										
Kenny Lofton, L OBP: 0.382, SLG: 0.435 (1, 8)	1-3 K		1-0 SF8 BB 1B	3-2 HR		4-1 1B BB		2-1 G4-3		4	2	2	1	1	1	0											
Julio Franco, R OBP: 0.408, SLG: 0.467 (1, 3)	1-1 G6-3 1B		1-2 BB BB	0-1 E 2B		1-3 1B		1-1 G4-3		4	1	3	0	1	0	0											
Carlos Baerga, S OBP: 0.299, SLG: 0.401 (1, 4)	0-2 G6-3		0-2 L4	0-1 E7 1B 2H		1-2 P8		1-1 G5-3		5	0	0	0	0	0	6											
Albert Belle, R OBP: 0.412, SLG: 0.697 (1, 7)	3-3 K		0-0 SF8	0-1 1B		3-3 K				3	0	1	1	0	2	3											
Manny Ramirez, R OBP: 0.386, SLG: 0.579 (1, 9)		1-0 HR	1-2 BB BB	2-3 K		3-2 F8				3	1	1	1	1	1	2											
Eddie Murray, S OBP: 0.351, SLG: 0.380 (1, 10)		0-0 F9	4-1 BB BB		2-2 F9		1-0 2B			3	0	1	1	1	0	0											
Wayne Kirby, L OBP: 0.333, SLG: 0.357 (7, FR)			1-2 BB							0	0	0	0	0	0	0											
Sandy Alomar Jr., R OBP: 0.328, SLG: 0.430 (1, 2)		0-2 G5-3	1-1 G1-3		0-1 F9		4-0 FC4-6 BB			3	0	0	0	1	0	3											
Jim Thome, L OBP: 0.441, SLG: 0.581 (9, 5)	2-1 G4-3		2-3 K		0-0 G3		1-0 L7			4	0	0	0	0	1	2											
Omar Vizquel, S OBP: 0.342, SLG: 0.392 (1, 6)			3-2 1B SF8 2B		1-0 G5-3		3-2 F9		1-1 FC4-6	4	1	1	0	0	0	2											
Inning Stats	R: 0 E: 0 K: 2 S: 12	H: 1 LOB: 1 BB: 0 P: 17	R: 1 E: 0 K: 0 S: 7	H: 1 LOB: 0 BB: 0 P: 10	R: 2 E: 0 K: 0 S: 15	H: 2 LOB: 3 BB: 3 P: 32	R: 2 E: 1 K: 2 S: 16	H: 3 LOB: 2 BB: 0 P: 24	R: 0 E: 0 K: 1 S: 12	H: 1 LOB: 2 BB: 1 P: 24	R: 0 E: 0 K: 0 S: 7	H: 1 LOB: 2 BB: 1 P: 17	R: 0 E: 0 K: 0 S: 6	H: 0 LOB: 0 BB: 0 P: 10	1B: 4 2B: 3 3B: 0 HR: 2	SF: 1 SAC: 0 DP: 0 HBP: 0	WP: 0 PB: 0 SB: 0 CS: 0	PA: 39									
PITCHER	IP	WLS	BF	H	R	ER	SO	BB	IBB	HBP	BLK	WP	HR	S	P	ERA	WHIP										
Doug Johns, L ERA: 5.38 (1, 1)	3.2	L	21	6	5	4	3	3	0	0	0	0	0	2	45	9.82	2.455										
Carlos Reyes, R ERA: 5.45 (4, 1)	2.2		13	3	0	0	2	2	0	0	0	0	0	27	51	0.00	1.875										
Buddy Groom, L ERA: 3.75 (7, 1)	1.2		5	0	0	0	0	0	0	0	0	0	0	9	15	0.00	0.000										

Oakland Athletics @ Cleveland Indians
Jacobs Field, Cleveland, OH
Mon Jun 10 1996, 7:05 PM EDT
Att: 42,167 - Unknown - 74 F

AB 33
R 5
H 9
RBI 4
BB 5
SO 5
LOB 18



Batter	1	2	3	4	5	6	7	8	9	AB	R	H	RBI	BB	SO	LOB	TOP										
Jose Herrera, L OBP: 0.344, SLG: 0.430 (1, 9) C X	0-1 G3	1-0 L3		2-1 B5		4-0 2B BB		1-0 F8		4	1	0	0	1	0	2	Oakland Athletics @ Cleveland Indians Jacobs Field, Cleveland, OH Wed Jun 12 1996, 7:05 PM EDT Att: 40,673 - Cloudy - 71 F										
Brent Gates, S OBP: 0.313, SLG: 0.374 (1, 4) B X	1-0 HR 1B	1-0 F7		3-1 L1		2-2 2B		2-2 HBP		4	1	2	3	0	0	2											
Jason Giambi, L OBP: 0.390, SLG: 0.517 (1, 5) C B X SAFE	1-1 HR 1B		4-1 1B BB FC6-4		1-3 K		0-1 HR		3-3 K	4	2	1	0	1	1	2											
Mark McGwire, R OBP: 0.480, SLG: 0.777 Torey Lovullo, S OBP: 0.292, SLG: 0.431 (9, 3) X	0-0 HR		4-1 FC6-4 1B 1-2 BB		1-2 F8				3-3 K	4	2	2	4	1	1	0											
Gerónimo Berroa, R OBP: 0.312, SLG: 0.500 (1, 10) X	0-0 F7		2-2 FC6-4 1-2 BB		2-3 K		1-2 HR		1-1 G6-3	5	0	1	0	0	1	0											
George Williams, S OBP: 0.310, SLG: 0.310 (1, 2) C F B X	1-2 P3		2-3 K		4-2 BB 1B 2B BB		2-3 K		2-0 G3	4	1	0	0	1	2	3											
Phil Plantier, L OBP: 0.315, SLG: 0.327 Damon Mashore, R OBP: 0.267, SLG: 0.357 (8, 7) X		4-2 2B BB	1-1 FC6-4 FC5-4		0-0 L6		4-1 BB			2	1	0	1	2	0	3											
Ernie Young, R OBP: 0.300, SLG: 0.387 (1, 8) X	0-3 K		1-2 FC5-4		3-3 K		2-0 G4-3			4	0	0	0	0	2	5											
Mike Bordick, R OBP: 0.322, SLG: 0.322 (1, 6) X	0-1 2B		2-2 CS 2B		1-2 2B 1B				3-2 G6-3	4	1	3	1	0	0	0											
Inning Stats	R: 3 E: 0 K: 0 S: 10	H: 3 LOB: 0 BB: 0 P: 13	R: 1 E: 0 K: 1 S: 9	H: 1 LOB: 1 BB: 1 P: 15	R: 1 E: 0 K: 1 S: 13	H: 1 LOB: 2 BB: 2 P: 26	R: 0 E: 0 K: 0 S: 8	H: 1 LOB: 0 BB: 0 P: 15	R: 0 E: 0 K: 2 S: 9	H: 0 LOB: 0 BB: 0 P: 13	R: 3 E: 0 K: 1 S: 17	H: 2 LOB: 1 BB: 2 P: 31	R: 1 E: 0 K: 1 S: 11	H: 1 LOB: 1 BB: 1 P: 20	R: 0 E: 0 K: 0 S: 13	H: 0 LOB: 0 BB: 0 P: 22		R: 0 E: 0 K: 1 S: 6	H: 0 LOB: 0 BB: 0 P: 12	1B: 4 2B: 3 3B: 0 HR: 2	SF: 0 SAC: 0 DP: 0 HBP: 1	WP: 0 PB: 0 SB: 0 CS: 1	PA: 42				
PITCHER	IP	WLS	BF	H	R	ER	SO	BB	IBB	HBP	BLK	WP	HR	S	P	ERA	WHIP										
Jack McDowell, R ERA: 3.95 (1, 1)	5.2	L	27	7	7	7	5	4	0	0	0	0	1	60	101	11.12	1.941										
Jim Poole, L ERA: 2.95 (6, 1)	0.1		3	1	1	1	0	1	0	0	0	0	0	6	12	27.00	6.000										
Julian Tavarez, R ERA: 3.65 (7, 1)	3.0		12	1	1	1	2	1	0	1	0	0	1	30	54	3.00	0.667										

AB	35
R	9
H	9
RBI	9
BB	6
SO	7
LOB	17



Batter	1	2	3	4	5	6	7	8	9	AB	R	H	RBI	BB	SO	LOB	BOTTOM										
Kenny Lofton, L OBP: 0.380, SLG: 0.426 (1, 8) B X	4-2 1B SF9 BB	0-2 BB 1B		0-0 G6-3 S 2B 1B		1-1 P4		1-0 G1-6-3		4	1	2	0	1	0	1	Oakland Athletics @ Cleveland Indians Jacobs Field, Cleveland, OH Wed Jun 12 1996, 7:05 PM EDT Att: 40,673 - Cloudy - 71 F										
Julio Franco, R OBP: 0.411, SLG: 0.480 (1, 3) B X SAFE	3-1 BB 1B	4-1 BB		3-2 G6-3		2-1 HR		2-2 F9		4	1	2	2	1	0	1											
Carlos Baerga, S OBP: 0.294, SLG: 0.403 (1, 4) C F C X	0-3 K	0-0 L8		1-3 G3		0-2 G6-3			1-3 K	5	0	0	0	0	2	6											
Albert Belle, R OBP: 0.412, SLG: 0.700 (1, 7) F SAFE	1-2 SF9		2-2 HR		2-2 2B 2B		3-2 G5-3		3-3 K	4	2	2	2	0	1	0											
Jim Thome, L OBP: 0.440, SLG: 0.578 Herbert Perry, R OBP: 0.167, SLG: 0.162 (9, PH) B	4-0 BB		3-1 L6		2-1 1B G6-3 2B		3-3 K		0-0 F9	3	1	1	1	1	1	0											
Eddie Murray, S OBP: 0.348, SLG: 0.387 (1, 10) X	1-2 BB		2-1 L7		0-0 G6-3 WP 1B		0-0 G6-3			4	0	1	0	0	0	2											
Manny Ramirez, R OBP: 0.393, SLG: 0.582 (1, 9) C C X		0-2 G6-3		0-1 P4		1-2 G6-3		4-2 BB		3	0	0	1	1	0	1											
Sandy Alomar Jr., R OBP: 0.320, SLG: 0.419 (1, 2) X	0-0 P6		1-0 1B G3 G6-3 1B		1-0 P4		1-1 F8			4	1	1	0	0	0	2											
Omar Vizquel, S OBP: 0.345, SLG: 0.387 (1, 6) B X	4-1 BB 1B BB		3-2 G3		1-0 P4			0-1 G1-6-3 1B		3	0	1	0	1	0	2											
Inning Stats	R: 1 E: 0 K: 1 S: 15	H: 1 LOB: 3 BB: 2 P: 27	R: 0 E: 0 K: 0 S: 10	H: 1 LOB: 2 BB: 2 P: 18	R: 1 E: 0 K: 0 S: 11	H: 1 LOB: 0 BB: 0 P: 18	R: 1 E: 0 K: 0 S: 10	H: 2 LOB: 1 BB: 0 P: 19	R: 2 E: 0 K: 0 S: 13	H: 3 LOB: 1 BB: 0 P: 22	R: 1 E: 0 K: 0 S: 10	H: 1 LOB: 0 BB: 0 P: 16	R: 0 E: 0 K: 1 S: 9	H: 0 LOB: 1 BB: 1 P: 17	R: 0 E: 0 K: 0 S: 6	H: 1 LOB: 0 BB: 0 P: 9		R: 0 E: 0 K: 2 S: 9	H: 0 LOB: 0 BB: 0 P: 13	1B: 6 2B: 2 3B: 0 HR: 2	SF: 1 SAC: 0 DP: 1 HBP: 0	WP: 1 PB: 0 SB: 1 CS: 0	PA: 41				
PITCHER	IP	WLS	BF	H	R	ER	SO	BB	IBB	HBP	BLK	WP	HR	S	P	ERA	WHIP										
Bobby Chouinard, R ERA: 7.56 (1, 1)	4.0		23	7	5	5	1	4	0	0	0	0	1	51	91	11.25	2.750										
Steve Montgomery, R ERA: 9.0 (5, 1)	2.0	W	8	2	1	1	0	0	0	0	0	1	1	18	29	4.50	1.000										
Mike Mohler, L ERA: 1.72 (7, 1)	3.0	S	10	1	0	0	3	1	0	0	0	0	0	24	39	0.00	0.667										

AB	35
R	6
H	10
RBI	6
BB	5
SO	4
LOB	15



Batter	1	2	3	4	5	6	7	8	9	AB	R	H	RBI	BB	SO	LOB	TOP								
Jose Herrera, L OBP: 0.357, SLG: 0.433 (1, 9)	1-2 HBP	2-1 1B		1-0 G4-3		2-1 1B		2-0 G1-3		4	0	2	1	0	0	3									
Mike Bordick, R OBP: 0.315, SLG: 0.314 (1, 6)	0-2 P6	1-1 F8			2-2 G6-3	1-3 K			1-3 K	5	0	0	0	0	2	5									
Geronimo Berroa, R OBP: 0.313, SLG: 0.502 (1, 10)	3-2 1B		1-3 K		0-0 2B		2-3 K		2-2 F8	5	0	2	0	0	2	0									
Mark McGwire, R OBP: 0.475, SLG: 0.761 Torey Lovullo, S OBP: 0.298, SLG: 0.424 (7, 3)	0-3 K		2-1 F7		4-0 BB	G6-4-3 BB	3-3 K		0-0 P6	3	0	0	0	1	2	1									
Terry Steinbach, R OBP: 0.341, SLG: 0.481 George Williams, S OBP: 0.306, SLG: 0.306 (7, PH)		0-0 BB	0-0 FC6-4		1-2 G6-4-3		0-3 K			3	1	2	0	0	0	2									
Damon Mashore, R OBP: 0.316, SLG: 0.389 (1, 7)		1-1 BB	1-2 FC6-4		1-0 P4			1-2 1B		4	0	2	0	0	0	1									
Jason Giambi, L OBP: 0.392, SLG: 0.515 (1, 5)		4-2 BB		0-0 L9		2-0 L8		2-1 1B		3	0	1	0	1	0	0									
Ernie Young, R OBP: 0.304, SLG: 0.391 (1, 8)		4-2 BB	2-2 F9		1-0 1B			1-1 P4		3	2	1	1	1	0	2									
Rafael Bourquiel, R OBP: 0.286, SLG: 0.350 (1, 4)		1-2 BB	1-2 FC6-2-6		1-0 2B			2-2 F8		4	0	2	1	0	0	5									
Inning Stats	R: 0 E: 0 K: 1 S: 11	H: 1 LOB: 1 BB: 0 P: 15	R: 2 E: 0 K: 0 S: 19	H: 3 LOB: 2 BB: 2 P: 32	R: 0 E: 0 K: 1 S: 9	H: 1 LOB: 1 BB: 0 P: 13	R: 0 E: 0 K: 0 S: 6	H: 1 LOB: 0 BB: 0 P: 10	R: 0 E: 0 K: 0 S: 7	H: 1 LOB: 1 BB: 1 P: 14	R: 1 E: 0 K: 1 S: 11	H: 3 LOB: 2 BB: 0 P: 19	R: 0 E: 0 K: 3 S: 11	H: 0 LOB: 0 BB: 0 P: 16	R: 0 E: 0 K: 0 S: 12	H: 2 LOB: 2 BB: 0 P: 20	R: 0 E: 0 K: 1 S: 7	H: 0 LOB: 0 BB: 0 P: 10	1B: 9 2B: 3 3B: 0 HR: 0	SF: 0 SAC: 0 DP: 2 HBP: 1	WP: 0 PB: 0 SB: 0 CS: 0	PA: 40			
PITCHER	IP	WLS	BF	H	R	ER	SO	BB	IBB	HBP	BLK	WP	HR	S	P	ERA	WHIP								
Scott Karl, L ERA: 4.87 (1, 1)	7.0	W	32	10	3	3	6	3	0	1	0	0	0	74	119	3.86	1.857								
Jose Mercedes, R ERA: (8, 1)	2.0		8	2	0	0	1	0	0	0	0	0	0	19	30	0.00	1.000								
Jose Mercedes, R ERA: (9, 1)	2.0		8	2	0	0	1	0	0	0	0	0	0	19	30	0.00	1.000								

Oakland Athletics @ Milwaukee Brewers
Milwaukee County Stadium, Milwaukee, WI
Thu Jun 13 1996, 8:05 PM EDT
Att: 12,439 - Unknown - 87 F

AB 36
R 3
H 12
RBI 3
BB 3
SO 7
LOB 19



Batter	1	2	3	4	5	6	7	8	9	AB	R	H	RBI	BB	SO	LOB	BOTTOM								
Jeff Cirillo, R OBP: 0.408, SLG: 0.521 (1, 5)	1-1 G6-3		3-2 F9	1-0 G1-3	0-0 2B	3-2 SF9		4-2 L6-4		4	1	1	1	1	0	2									
Pat Listach, S OBP: 0.333, SLG: 0.342 (1, 8)	2-2 G6-3		1-1 1B	0-0 E5	2-1 2B	3-1 1B		3-2 L8		6	1	3	3	0	0	2									
Kevin Seitzer, R OBP: 0.454, SLG: 0.500 Jesse Lewis, L OBP: 0.333, SLG: 0.255 (6, PH)	2-1 P4		0-0 G5-3	1-1 1B	0-0 G6-3	0-3 K		2-2 1B		5	0	1	1	0	1	4									
John Jaha, R OBP: 0.382, SLG: 0.471 (1, 3)		2-2 P6					0-0 HR	2-2 L6-4		5	3	3	2	1	0	2									
Greg Vaughn, R OBP: 0.382, SLG: 0.502 Kevin Koslofski, L OBP: 0.333, SLG: 0.583 (7, 7)		4-1 BB					1-3 K	0-1 HR		2	1	0	0	2	1	2									
Matt Mieske, R OBP: 0.363, SLG: 0.533 (1, 9)		4-0 BB		1-2 FC5-2	3-2 1B	4-2 2B	2-2 HR			3	3	3	2	2	0	0									
Mark Loretta, R OBP: 0.452, SLG: 0.395 (1, 4)		0-2 P6		0-1 2B	1-0 F8	0-0 SF9	1-1 1B			5	2	3	2	0	0	3									
Jose Valentin, S OBP: 0.323, SLG: 0.441 (1, 6)		0-0 F9		1-2 FC5-2	0-3 K	1-0 SF9	1-3 K			5	2	1	1	0	2	6									
Mike Matheny, R OBP: 0.276, SLG: 0.374 Jose Mercedes, R (9, 1)			1-2 P3	1-1 BLK	1-0 2B	4-2 1B	3-2 G6-3			4	2	2	2	1	0	1									
Inning Stats	R: 0 E: 0 K: 0 S: 8	H: 0 LOB: 0 BB: 0 P: 13	R: 0 E: 0 K: 0 S: 10	H: 0 LOB: 2 BB: 2 P: 20	R: 0 E: 0 K: 0 S: 11	H: 1 LOB: 1 BB: 0 P: 16	R: 6 E: 1 K: 0 S: 21	H: 5 LOB: 2 BB: 2 P: 35	R: 3 E: 0 K: 1 S: 14	H: 4 LOB: 1 BB: 0 P: 21	R: 4 E: 0 K: 2 S: 20	H: 4 LOB: 2 BB: 2 P: 36	R: 3 E: 0 K: 1 S: 15	H: 4 LOB: 0 BB: 0 P: 22	R: 0 E: 0 K: 0 S: 13	H: 1 LOB: 1 BB: 1 P: 24	1B: 12 2B: 4 3B: 1 HR: 3	SF: 1 SAC: 0 DP: 2 HBP: 0	WP: 0 PB: 0 SB: 0 CS: 0	PA: 49					
PITCHER	IP	WLS	BF	H	R	ER	SO	BB	IBB	HBP	BLK	WP	HR	S	P	ERA	WHIP								
Steve Wojciechowski, L ERA: 4.87 (1, 1)	4.2	L	28	9	9	6	1	4	0	0	1	0	0	61	100	11.57	2.786								
Todd Van Poppel, R ERA: 8.42 (5, 1)	0.2		8	4	4	4	1	2	0	0	0	0	1	14	26	54.00	9.000								
Carlos Reyes, R ERA: 5.51 (6, 1)	2.2		13	6	3	3	2	1	0	0	0	0	2	37	61	10.12	2.625								

Oakland Athletics @ Milwaukee Brewers
Milwaukee County Stadium, Milwaukee, WI
Thu Jun 13 1996, 8:05 PM EDT
Att: 12,439 - Unknown - 87 F

AB 41
R 16
H 19
RBI 14
BB 7
SO 4
LOB 22



Batter	1	2	3	4	5	6	7	8	9	AB	R	H	RBI	BB	SO	LOB	TOP										
Jose Herrera, L OBP: 0.353, SLG: 0.426 (1, 9)										4	0	1	0	0	0	1	Oakland Athletics @ Milwaukee Brewers Milwaukee County Stadium, Milwaukee, WI Fri Jun 14 1996, 8:05 PM EDT Att: 14,404 - Unknown - 77 F livebaseballscores.com										
Brent Gates, S OBP: 0.316, SLG: 0.381 (1, 4)										4	0	2	0	0	0	1											
Jason Giambi, L OBP: 0.386, SLG: 0.506 (1, 5)										4	0	0	0	0	1	3											
Mark McGwire, R OBP: 0.471, SLG: 0.745 (1, 3)										3	0	0	0	1	1	2											
Geromino Berroa, R OBP: 0.313, SLG: 0.510 (1, 10)											4	1	1	1	0	1		2									
Terry Steinbach, R OBP: 0.343, SLG: 0.479 (1, 2)											3	1	1	0	1	1		0									
Phil Plantier, L OBP: 0.309, SLG: 0.319 (1, 7)											4	0	0	0	0	1		4									
Ernie Young, R OBP: 0.304, SLG: 0.390 (1, 8)										3	0	1	0	0	0	0											
Mike Bordick, R OBP: 0.311, SLG: 0.311 (1, 6)										2	0	0	1	0	0	0											
Inning Stats	R: 0 E: 0 K: 1 S: 13	H: 1 LOB: 1 BB: 0 P: 23	R: 2 E: 0 K: 0 S: 15	H: 3 LOB: 1 BB: 0 P: 24	R: 0 E: 0 K: 0 S: 5	H: 0 LOB: 0 BB: 0 P: 5	R: 0 E: 0 K: 0 S: 6	H: 0 LOB: 0 BB: 0 P: 8	R: 0 E: 0 K: 1 S: 12	H: 1 LOB: 3 BB: 2 P: 22	R: 0 E: 0 K: 0 S: 11	H: 0 LOB: 0 BB: 0 P: 15	R: 0 E: 0 K: 1 S: 7	H: 1 LOB: 0 BB: 0 P: 12	R: 0 E: 0 K: 2 S: 9	H: 0 LOB: 0 BB: 0 P: 11	1B: 4 2B: 1 3B: 0 HR: 1	SF: 1 SAC: 0 DP: 1 HBP: 0	WP: 0 PB: 0 SB: 0 CS: 0	PA: 34							
PITCHER	IP	WLS	BF	H	R	ER	SO	BB	IBB	HBP	BLK	WP	HR	S	P	ERA	WHIP										
Ricky Bones, R ERA: 5.72 (1, 1)	7.0	W	29	6	2	2	2	2	0	0	0	0	1	70	108	2.57	1.143										
Ramon Garcia, R ERA: 4.95 (8, 1)	1.0		2	0	0	0	1	0	0	0	0	0	0	4	6	0.00	0.000										
Mike Fetters, R ERA: 1.52 (9, 1)	1.0		3	0	0	0	2	0	0	0	0	0	0	9	11	0.00	0.000										


Batter	1	2	3	4	5	6	7	8	9	AB	R	H	RBI	BB	SO	LOB	BOTTOM										
Pat Listach, S OBP: 0.337, SLG: 0.349 (1, 8)										3	1	2	1	0	0	0	Oakland Athletics @ Milwaukee Brewers Milwaukee County Stadium, Milwaukee, WI Fri Jun 14 1996, 8:05 PM EDT Att: 14,404 - Unknown - 77 F livebaseballscores.com										
Fernando Vina, L OBP: 0.382, SLG: 0.416 (1, 4)										3	1	1	0	1	0	0											
Kevin Seitzer, R OBP: 0.451, SLG: 0.496 (1, 10)										4	0	1	0	0	2	3											
Dave Nilsson, L OBP: 0.443, SLG: 0.652 (1, 9)										3	1	2	0	1	0	2											
Kevin Kosiowski, L OBP: 0.353, SLG: 0.583 (9, 7)										0	0	0	0	0	0	0											
Greg Vaughn, R OBP: 0.383, SLG: 0.513 (1, 7)										3	1	1	3	1	0	2											
Matt Mieske, R OBP: 0.363, SLG: 0.533 (9, 9)										0	0	0	0	0	0	0											
John Jaha, R OBP: 0.376, SLG: 0.462 (1, 3)										4	0	0	0	0	3	3											
Jeff Cirillo, R OBP: 0.412, SLG: 0.523 (1, 5)										3	1	2	1	0	0	0											
Jose Valentin, S OBP: 0.323, SLG: 0.448 (1, 6)										3	1	1	1	0	0	1											
Mike Matheny, R OBP: 0.271, SLG: 0.368 (1, 2)										3	0	0	0	0	1	1											
Inning Stats	R: 0 E: 0 K: 1 S: 11	H: 1 LOB: 0 BB: 0 P: 13	R: 0 E: 0 K: 1 S: 6	H: 0 LOB: 0 BB: 1 P: 11	R: 0 E: 0 K: 0 S: 7	H: 0 LOB: 0 BB: 0 P: 13	R: 3 E: 0 K: 1 S: 13	H: 3 LOB: 0 BB: 0 P: 23	R: 2 E: 0 K: 0 S: 18	H: 2 LOB: 1 BB: 1 P: 27	R: 1 E: 0 K: 1 S: 10	H: 2 LOB: 1 BB: 0 P: 18	R: 0 E: 0 K: 1 S: 8	H: 0 LOB: 0 BB: 0 P: 11	R: 0 E: 0 K: 1 S: 10	H: 2 LOB: 2 BB: 1 P: 17	1B: 7 2B: 2 3B: 1 HR: 1	SF: 1 SAC: 0 DP: 2 HBP: 0	WP: 0 PB: 0 SB: 0 CS: 1	PA: 33							
PITCHER	IP	WLS	BF	H	R	ER	SO	BB	IBB	HBP	BLK	WP	HR	S	P	ERA	WHIP										
John Wasdin, R ERA: 6.12 (1, 1)	5.2	L	25	8	6	6	4	2	0	0	0	0	1	64	103	9.53	1.765										
Billy Taylor, R ERA: 4.74 (6, 1)	1.1		4	0	0	0	1	0	0	0	0	0	0	9	13	0.00	0.000										
Jim Corsi, R ERA: 3.62 (8, 1)	1.0		4	2	0	0	1	1	0	0	0	0	0	10	17	0.00	3.000										

Batter	1	2	3	4	5	6	7	8	9	AB	R	H	RBI	BB	SO	LOB	TOP										
Jose Herrera, L (1,9) OBP: 0.333, SLG: 0.400	K		K	G6-3		G4-3		E5	G1-3	6	0	0	1	0	2	3	Oakland Athletics @ Milwaukee Brewers Milwaukee County Stadium, Milwaukee, WI Sat Jun 15 1996, 8:05 PM EDT Att: 21,064 - Unknown - 73 F livebaseballscorecards.com										
Brent Gates, S (1,4) OBP: 0.316, SLG: 0.381 Rafael Bourrigal, R (1,PH) OBP: 0.319, SLG: 0.378	HR		2B			F8		B2		0	0	0	0	0	0	0											
Geronimo Berroa, R (1,10) OBP: 0.314, SLG: 0.510	F9		2B			G6-3		F8		4	0	1	1	1	0	3											
Mark McGwire, R (1,3) OBP: 0.479, SLG: 0.772	HR		2B			FC5-4		G5-4-3		4	1	3	2	1	0	1											
Terry Steinbach, R (1,2) OBP: 0.340, SLG: 0.472	K		F9			FC5-4			K	5	1	1	0	0	2	6											
Damon Mashore, R (1,7) OBP: 0.391, SLG: 0.400 Phil Plantier, L (9,PH) OBP: 0.307, SLG: 0.317						L8		SF9	G3	2	1	1	0	1	0	0											
Torey Lovullo, S (1,5) OBP: 0.308, SLG: 0.420	F7		G6-3			FC3-6		1B	HR	3	2	1	0	2	0	4											
Ernie Young, R (1,8) OBP: 0.306, SLG: 0.404	F8					FC3-6		SF9	HR	3	1	1	3	1	1	1											
Mike Bordick, R (1,6) OBP: 0.307, SLG: 0.307 Jason Giambi, L (8,PH) OBP: 0.388, SLG: 0.508 George Williams, S (9,PH) OBP: 0.302, SLG: 0.301	K					FC3-6		1B	K	3	0	0	0	0	1	3											
Inning Stats	R: 2 E: 0 K: 2 S: 15	H: 2 LOB: 0 BB: 0 P: 23	R: 0 E: 0 K: 1 S: 9	H: 1 LOB: 1 BB: 0 P: 14	R: 1 E: 0 K: 1 S: 18	H: 3 LOB: 3 BB: 1 P: 34	R: 0 E: 0 K: 1 S: 9	H: 0 LOB: 0 BB: 0 P: 11	R: 0 E: 0 K: 0 S: 8	H: 1 LOB: 1 BB: 0 P: 10	R: 0 E: 0 K: 0 S: 11	H: 0 LOB: 2 BB: 2 P: 25	R: 0 E: 0 K: 0 S: 5	H: 0 LOB: 0 BB: 1 P: 12	R: 4 E: 1 K: 1 S: 15	H: 3 LOB: 3 BB: 2 P: 32		R: 2 E: 0 K: 1 S: 13	H: 2 LOB: 0 BB: 0 P: 20	1B: 8 2B: 2 3B: 0 HR: 2	SF: 1 SAC: 0 DP: 1 HBP: 1	WP: 0 PB: 0 SB: 1 CS: 0	PA: 46				
PITCHER	IP	WLS	BF	H	R	ER	SO	BB	IBB	HBP	BLK	WP	HR	S	P	ERA	WHIP										
Brian Givens, L (1,1) ERA: 10.13	5.1	W	25	7	3	3	5	2	0	0	0	0	1	62	101	5.06	1.688										
Graeme Lloyd, L (6,1) ERA: 2.5	1.0		5	0	0	0	0	2	0	0	0	0	0	10	23	0.00	2.000										
Marshall Boze, R (7,1) ERA: 5.87	1.0		5	1	3	3	0	1	0	1	0	0	0	8	18	27.00	2.000										
Terry Burrows, L (8,1) ERA: 1.29	0.0	S	2	1	0	0	0	0	0	0	0	0	0	3	6	∞	∞										
Ramon Garcia, R (8,1) ERA: 4.99	1.2	S	9	3	3	3	2	1	0	0	0	0	1	20	33	16.20	2.400										
Batter	1	2	3	4	5	6	7	8	9	AB	R	H	RBI	BB	SO	LOB	BOTTOM										
Pat Listach, S (1,8) OBP: 0.345, SLG: 0.353	HR		K			L7		SH1-4		4	2	2	0	1	1	0	Oakland Athletics @ Milwaukee Brewers Milwaukee County Stadium, Milwaukee, WI Sat Jun 15 1996, 8:05 PM EDT Att: 21,064 - Unknown - 73 F livebaseballscorecards.com										
Fernando Vina, L (1,4) OBP: 0.384, SLG: 0.433	HR		G6-3					SH1-4		4	2	2	2	0	0	3											
Jeff Cirillo, R (1,5) OBP: 0.416, SLG: 0.530	1B		F8			1B		2B		5	2	3	1	0	0	0											
Dave Nilsson, L (1,3) OBP: 0.449, SLG: 0.681	1B		HR			P4		HR		4	2	2	2	1	0	2											
Greg Vaughn, R (1,7) OBP: 0.384, SLG: 0.524 Kevin Koslofski, L (9,7) OBP: 0.333, SLG: 0.583	P6		E			SF7		HR		3	1	1	3	1	0	2											
John Jaha, R (1,10) OBP: 0.381, SLG: 0.479	F7		E5			1B		1B		5	2	3	1	0	0	3											
Jose Valentin, S (1,6) OBP: 0.321, SLG: 0.443	K		P2			1B		F8	F7	5	1	1	1	0	1	5											
Matt Mieske, R (1,9) OBP: 0.359, SLG: 0.524	F7		F8			1B		G5-3	K	5	0	1	1	0	1	1											
Jesse Levis, L (1,2) OBP: 0.328, SLG: 0.241	P6		F8			1B		K		3	0	0	0	1	1	0											
Inning Stats	R: 2 E: 0 K: 1 S: 21	H: 3 LOB: 2 BB: 1 P: 33	R: 0 E: 0 K: 1 S: 7	H: 0 LOB: 0 BB: 0 P: 11	R: 1 E: 1 K: 0 S: 11	H: 1 LOB: 2 BB: 1 P: 23	R: 0 E: 0 K: 0 S: 7	H: 0 LOB: 0 BB: 0 P: 11	R: 4 E: 0 K: 0 S: 15	H: 5 LOB: 3 BB: 2 P: 27	R: 0 E: 0 K: 0 S: 6	H: 0 LOB: 0 BB: 0 P: 10	R: 1 E: 0 K: 1 S: 11	H: 1 LOB: 0 BB: 0 P: 16	R: 4 E: 0 K: 1 S: 14	H: 5 LOB: 1 BB: 0 P: 24		R: 4 E: 0 K: 1 S: 14	H: 5 LOB: 1 BB: 0 P: 24	1B: 9 2B: 2 3B: 0 HR: 4	SF: 1 SAC: 1 DP: 0 HBP: 0	WP: 1 PB: 0 SB: 2 CS: 0	PA: 44				
PITCHER	IP	WLS	BF	H	R	ER	SO	BB	IBB	HBP	BLK	WP	HR	S	P	ERA	WHIP										
Don Wengert, R (1,1) ERA: 4.93	4.2	L	26	9	7	7	2	2	0	0	0	0	2	58	94	13.50	2.357										
Buddy Groom, L (5,1) ERA: 3.52	1.1		6	0	0	0	0	2	0	0	0	1	0	9	21	0.00	1.500										
Steve Montgomery, R (7,1) ERA: 9.0	1.0		4	1	1	1	1	0	0	0	0	0	1	11	16	9.00	1.000										
Mike Mohler, L (8,1) ERA: 2.68	0.1		5	4	4	4	0	0	0	0	0	0	1	7	15	108.00	12.000										
Carlos Reyes, R (8,1) ERA: 5.52	0.2		3	1	0	0	1	0	0	0	0	0	0	7	9	0.00	1.500										

Batter	1	2	3	4	5	6	7	8	9	AB	R	H	RBI	BB	SO	LOB	TOP								
Ernie Young, R OBP: 0.313, SLG: 0.443 (1, 8)	G6-3		1B HR		HR	K		G5-3		5	2	2	1	0	1	3									
Rafael Bourquiel, R OBP: 0.311, SLG: 0.373 (1, 4)	F9		HR		F9		HBP		K	5	1	2	0	0	1	0									
Geronimo Berroa, R OBP: 0.322, SLG: 0.531 (7, 7)	G5-3		HR		HR		HBP		G6-3	3	2	1	3	1	0	0									
Phil Planter, L OBP: 0.307, SLG: 0.312 (9, 7)			HR		HR		HBP			0	0	0	0	0	0	0									
Mark McGwire, R OBP: 0.485, SLG: 0.786 (9, PR)		K	G5-3		HR		L7			4	1	1	2	1	1	2									
Torey Lovullo, S OBP: 0.308, SLG: 0.420 (9, 3)									BB	0	0	0	0	0	0	0									
Terry Steinbach, R OBP: 0.345, SLG: 0.478 (1, 10)	K				G6-3		F9		BB	3	0	0	0	2	1	2									
Damon Mashore, R OBP: 0.348, SLG: 0.348 (7, PH)	G6-3				F8		K		G3	3	0	0	0	0	1	1									
Jose Herrera, L OBP: 0.317, SLG: 0.375 (7, 9)										2	0	0	0	0	1	4									
George Williams, S OBP: 0.326, SLG: 0.333 (1, 2)			F8		F7		HR		K	4	1	1	1	0	1	1									
Tony Batista, R OBP: 0.500, SLG: 0.875 (1, 5)			HR		1B		G5-3		G5-3	4	1	3	1	0	0	0									
Mike Bordick, R OBP: 0.303, SLG: 0.299 (1, 6)			L9		L7		CS		BB	3	0	1	0	1	0	2									
Inning Stats	R: 0 E: 0 K: 0 S: 7	H: 0 LOB: 0 BB: 0 P: 13	R: 0 E: 0 K: 2 S: 9	H: 0 LOB: 0 BB: 0 P: 16	R: 4 E: 0 K: 0 S: 14	H: 4 LOB: 0 BB: 0 P: 21	R: 0 E: 0 K: 0 S: 8	H: 1 LOB: 2 BB: 1 P: 15	R: 3 E: 0 K: 1 S: 13	H: 2 LOB: 1 BB: 0 P: 19	R: 1 E: 0 K: 1 S: 10	H: 2 LOB: 1 BB: 0 P: 16	R: 0 E: 0 K: 1 S: 9	H: 1 LOB: 2 BB: 0 P: 13	R: 0 E: 0 K: 1 S: 13	H: 1 LOB: 1 BB: 1 P: 22	R: 0 E: 0 K: 1 S: 14	H: 0 LOB: 2 BB: 2 P: 27	1B: 6 2B: 1 3B: 0 HR: 5	SF: 0 SAC: 0 DP: 2 HBP: 1	WP: 0 PB: 0 SB: 0 CS: 1	PA: 42			
PITCHER	IP	WLS	BF	H	R	ER	SO	BB	IBB	HBP	BLK	WP	HR	S	P	ERA	WHIP								
Tom Urbani, L ERA: 9.3 (1, 1)	4.1	L	21	6	6	6	2	2	0	0	0	0	3	45	76	12.46	1.846								
A.J. Sager, R ERA: 10.8 (5, 1)	1.2		9	4	2	2	2	0	0	1	0	0	2	19	29	10.80	2.400								
Mike Walker, R ERA: 6.35 (7, 1)	3.0		12	1	0	0	3	3	0	0	0	0	0	33	57	0.00	1.333								

Oakland Athletics @ Detroit Tigers
Tiger Stadium, Detroit, MI
Tue Jun 18 1996, 7:05 PM EDT
Att: 8,543 - Unknown - 73 F


AB	36
R	8
H	11
RBI	8
BB	5
SO	7
LOB	15



Batter	1	2	3	4	5	6	7	8	9	AB	R	H	RBI	BB	SO	LOB	BOTTOM								
Chad Curtis, R OBP: 0.349, SLG: 0.374 (1, 7)	1B G5-4-3		F9		E5	G5-3			K	5	2	1	0	0	1	4									
Mark Lewis, R OBP: 0.342, SLG: 0.464 (1, 4)	G5-4-3		G6-3		1B SF7		1B		K	4	1	3	2	1	1	0									
Travis Fryman, R OBP: 0.335, SLG: 0.463 (1, 5)	G5-4-3		G6-3		SF7	HBP	P3			4	0	1	1	0	0	3									
Cecil Fielder, R OBP: 0.348, SLG: 0.473 (1, 10)	FC5-4				G6-4-3	HBP	K			1	0	0	0	2	1	1									
Tony Clark, S OBP: 0.293, SLG: 0.500 (1, 3)	FC5-4		G6-4-3		SF7		G3			3	0	0	1	0	0	3									
Andujar Cedeno, R OBP: 0.272, SLG: 0.310 (1, 6)			G5-3		L7	F8		K		4	0	0	0	0	1	2									
Raul Casanova, S ERA: 4.98 OBP: 0.169, SLG: 0.298 (3, 2)								K		1	0	1	0	0	0	0									
Mark Parent, R OBP: 0.286, SLG: 0.537 (7, 2)					E	G5-3		K		2	1	2	0	0	0	0									
Brad Ausmus, R OBP: 0.259, SLG: 0.227 (7, 2)					1B	1B				1	0	0	0	0	1	0									
Bobby Higginson, L OBP: 0.360, SLG: 0.475 (1, 9)			L9		L8	F8		G4-3		4	0	0	0	0	0	3									
Kimera Batee, R OBP: 0.302, SLG: 0.308 (9, PH)			K						K	3	1	2	0	0	1	1									
Curtis Pride, L OBP: 0.339, SLG: 0.476 (9, PH)					1B				K	1	0	0	0	0	1	0									
Inning Stats	R: 1 E: 0 K: 0 S: 13	H: 2 LOB: 1 BB: 1 P: 26	R: 0 E: 0 K: 1 S: 11	H: 1 LOB: 0 BB: 0 P: 16	R: 0 E: 0 K: 0 S: 7	H: 0 LOB: 0 BB: 1 P: 14	R: 0 E: 0 K: 0 S: 6	H: 0 LOB: 0 BB: 1 P: 14	R: 4 E: 1 K: 0 S: 16	H: 4 LOB: 2 BB: 0 P: 26	R: 0 E: 0 K: 0 S: 8	H: 2 LOB: 1 BB: 0 P: 9	R: 0 E: 0 K: 1 S: 9	H: 1 LOB: 1 BB: 0 P: 14	R: 0 E: 0 K: 2 S: 12	H: 0 LOB: 0 BB: 0 P: 14	R: 0 E: 0 K: 3 S: 10	H: 0 LOB: 0 BB: 0 P: 17	1B: 10 2B: 0 3B: 0 HR: 0	SF: 1 SAC: 0 DP: 4 HBP: 1	WP: 0 PB: 0 SB: 1 CS: 0	PA: 38			
PITCHER	IP	WLS	BF	H	R	ER	SO	BB	IBB	HBP	BLK	WP	HR	S	P	ERA	WHIP								
Steve Wojciechowski, L ERA: 8.0 (1, 1)	4.1		22	7	5	3	1	3	0	1	0	0	0	50	90	6.23	2.308								
Todd Van Poppel, R ERA: 8.0 (5, 1)	2.2	W	10	3	0	0	1	0	0	0	0	0	0	20	29	0.00	1.125								
Billy Taylor, R ERA: 4.37 (8, 1)	2.0	S	6	0	0	0	5	0	0	0	0	0	0	22	31	0.00	0.000								

Oakland Athletics @ Detroit Tigers
Tiger Stadium, Detroit, MI
Tue Jun 18 1996, 7:05 PM EDT
Att: 8,543 - Unknown - 73 F

AB	33
R	5
H	10
RBI	4
BB	3
SO	7
LOB	17



Batter	1	2	3	4	5	6	7	8	9	AB	R	H	RBI	BB	SO	LOB	TOP					
Jose Herrera, L (1, 9) OBP: 0.323, SLG: 0.383 Damon Mashore, R (6, FR) OBP: 0.333, SLG: 0.333 (6, 9)	G6-3		E8 1B 2B	F8		HBP		K		3	0	1	0	0	0	0						
Rafael Bourquiel, R (1, 4) OBP: 0.333, SLG: 0.422	G5-3		HR 1B			L8				5	2	3	2	0	0	2						
Jason Giambi, L (1, 3) OBP: 0.385, SLG: 0.514			HR 1B			SF7 3B		P6		3	1	1	3	1	1	1						
Gerónimo Berroa, R (1, 10) OBP: 0.324, SLG: 0.528	G4-3		HR 1B			K		K		5	2	2	0	0	2	2						
Terry Steinbach, R (1, 2) OBP: 0.346, SLG: 0.493			K			L7				5	1	2	3	0	1	0						
Ernie Young, R (1, 8) OBP: 0.315, SLG: 0.447	G5-3		HR 2B					G6-3		5	0	2	0	0	1	1						
Phil Plantier, L (1, 7) OBP: 0.304, SLG: 0.326			HR			F8		G3-1		5	2	1	1	0	1	3						
Tony Batista, R (1, 5) OBP: 0.500, SLG: 0.833	G6-3					F7				4	1	2	0	0	0	0						
Mike Bordick, R (1, 6) OBP: 0.302, SLG: 0.299			F8			G6-3				3	1	1	1	0	0	0						
Inning Stats	R: 0 E: 0 K: 0 S: 11	H: 0 LOB: 1 BB: 1 P: 18	R: 1 E: 0 K: 1 S: 12	H: 1 LOB: 0 BB: 0 P: 16	R: 4 E: 1 K: 0 S: 23	H: 6 LOB: 1 BB: 0 P: 32	R: 0 E: 0 K: 0 S: 7	H: 0 LOB: 0 BB: 0 P: 9	R: 1 E: 0 K: 1 S: 7	H: 1 LOB: 0 BB: 0 P: 10	R: 1 E: 0 K: 3 S: 14	H: 2 LOB: 2 BB: 0 P: 17	R: 1 E: 0 K: 3 S: 13	H: 2 LOB: 1 BB: 0 P: 22	R: 2 E: 0 K: 2 S: 12	H: 3 LOB: 1 BB: 0 P: 17	R: 0 E: 0 K: 0 S: 5	H: 0 LOB: 0 BB: 0 P: 6	1B: 7 2B: 4 3B: 1 HR: 3	SF: 2 SAC: 0 DP: 0 HBP: 1	WP: 0 PB: 0 SB: 1 CS: 0	PA: 43
PITCHER	IP	WLS	BF	H	R	ER	SO	BB	IBB	HBP	BLK	WP	HR	S	P	ERA	WHIP					
Greg Keagle, R (1, 1) ERA: 8.76	6.0	L	29	10	7	7	2	1	0	1	0	0	3	74	102	10.50	1.833					
Mike Myers, L (7, 1) ERA: 5.82	1.0		5	2	1	1	3	0	0	0	0	0	0	13	22	9.00	2.000					
Richie Lewis, R (8, 1) ERA: 3.71	1.0		6	3	2	2	2	0	0	0	0	0	0	12	17	18.00	3.000					
Gregg Olson, R (9, 1) ERA: 4.5	1.0		3	0	0	0	0	0	0	0	0	0	0	5	6	0.00	0.000					

Oakland Athletics @ Detroit Tigers
Tiger Stadium, Detroit, MI
Wed Jun 19 1996, 3:33 AM EDT
Att: 9,875 - Cloudy - 82 F

AB 39
R 10
H 15
RBI 10
BB 1
SO 7
LOB 11



Batter	1	2	3	4	5	6	7	8	9	AB	R	H	RBI	BB	SO	LOB	BOTTOM					
Curtis Pride, L (1, 7) OBP: 0.326, SLG: 0.459	G3-1		P5			G4-3		G3		4	0	0	0	0	0	2						
Chad Curtis, R (1, 8) OBP: 0.347, SLG: 0.372	F9					G3-1		L4		4	0	1	0	0	0	0						
Travis Fryman, R (1, 5) OBP: 0.333, SLG: 0.459	F9					G6-3		FC3-4 1B		4	0	1	0	0	0	2						
Cecil Fielder, R (1, 10) OBP: 0.343, SLG: 0.465			K			P6		FC3-4 1B HR		4	1	0	0	0	2	1						
Bobby Higginson, L (1, 9) OBP: 0.358, SLG: 0.469			F9			G3-1		HR 1B		4	1	1	0	0	0	0						
Tony Clark, S (1, 3) OBP: 0.289, SLG: 0.550			K			G3		HR		4	1	1	3	0	1	0						
Mark Lewis, R (1, 4) OBP: 0.342, SLG: 0.463						L9		F7		3	0	1	0	0	0	0						
Andujar Cedeno, R (1, 6) OBP: 0.267, SLG: 0.304			F8					K		3	0	0	0	0	1	1						
Brad Ausmus, R (1, 2) OBP: 0.260, SLG: 0.229			K					K		3	0	1	0	0	2	1						
Inning Stats	R: 0 E: 0 K: 0 S: 6	H: 0 LOB: 0 BB: 0 P: 10	R: 0 E: 0 K: 2 S: 9	H: 0 LOB: 0 BB: 0 P: 15	R: 0 E: 0 K: 1 S: 8	H: 1 LOB: 1 BB: 0 P: 9	R: 0 E: 0 K: 0 S: 6	H: 0 LOB: 0 BB: 0 P: 8	R: 0 E: 0 K: 2 S: 8	H: 0 LOB: 0 BB: 0 P: 13	R: 3 E: 1 K: 0 S: 15	H: 3 LOB: 0 BB: 0 P: 22	R: 0 E: 0 K: 0 S: 17	H: 2 LOB: 2 BB: 0 P: 23	R: 0 E: 0 K: 1 S: 7	H: 0 LOB: 0 BB: 0 P: 12	1B: 5 2B: 0 3B: 0 HR: 1	SF: 0 SAC: 0 DP: 0 HBP: 0	WP: 0 PB: 0 SB: 0 CS: 0	PA: 33		
PITCHER	IP	WLS	BF	H	R	ER	SO	BB	IBB	HBP	BLK	WP	HR	S	P	ERA	WHIP					
John Wasdin, R (1, 1) ERA: 5.45	8.0	W	30	6	3	3	5	0	0	0	0	0	0	7	12	0.00	0.000					
Mike Mohler, L (9, 1) ERA: 2.55	1.0		3	0	0	0	1	0	0	0	0	0	0	7	12	0.00	0.000					

Oakland Athletics @ Detroit Tigers
Tiger Stadium, Detroit, MI
Wed Jun 19 1996, 3:33 AM EDT
Att: 9,875 - Cloudy - 82 F

AB 33
R 3
H 6
RBI 3
BB 0
SO 6
LOB 7



Batter	1	2	3	4	5	6	7	8	9	AB	R	H	RBI	BB	SO	LOB	TOP									
Jacob Brumfield, R OBP: 0.311, SLG: 0.480	L7		G6-3		G5-3		HR			4	1	1	3	0	0	2										
Alex Gonzalez, R OBP: 0.284, SLG: 0.395	1B		K			HR	G1-3			4	1	2	0	0	1	0										
Juan Samuel, R OBP: 0.280, SLG: 0.469	1B		F8			HR	G4-3			4	1	2	2	0	0	0										
Joe Carter, R OBP: 0.348, SLG: 0.556	F7			P4		F9		G4-3		4	0	0	0	0	0	2										
Robert Perez, R OBP: 0.330, SLG: 0.376	1B			F8		G4-3		G4-3		4	0	1	0	0	0	0										
Charlie O'Brien, R OBP: 0.386, SLG: 0.457	K			L7		P7		P4		4	0	0	0	0	1	3										
Mike Huff, R OBP: 0.286, SLG: 0.385		P8			F7		HR	G6-3		3	1	1	0	0	0	0										
Domingo Cedeno, S OBP: 0.322, SLG: 0.353										1	0	0	0	0	0	0										
Shawn Green, L OBP: 0.291, SLG: 0.393	L4-6				G5-3	1B	F7	K		3	0	1	0	0	1	1										
Tomas Perez, S OBP: 0.306, SLG: 0.333	L4-6							G4-3		3	1	1	0	1	0	1										
Inning Stats	R: 0 H: 3 E: 0 K: 1 S: 10	H: 3 LOB: 3 BB: 0 P: 14	R: 0 H: 1 E: 0 K: 0 S: 6	H: 1 LOB: 0 BB: 0 P: 9	R: 0 H: 0 E: 0 K: 1 S: 8	H: 0 LOB: 0 BB: 0 P: 12	R: 0 H: 0 E: 0 K: 0 S: 4	H: 0 LOB: 0 BB: 0 P: 5	R: 0 H: 1 E: 0 K: 0 S: 5	H: 1 LOB: 1 BB: 0 P: 7	R: 2 H: 2 E: 0 K: 0 S: 9	H: 2 LOB: 0 BB: 0 P: 14	R: 3 H: 2 E: 0 K: 0 S: 11	H: 2 LOB: 0 BB: 1 P: 20	R: 0 H: 0 E: 0 K: 0 S: 4	H: 0 LOB: 0 BB: 0 P: 8	R: 0 H: 0 E: 0 K: 1 S: 7	H: 0 LOB: 0 BB: 0 P: 10	1B: 4 2B: 3 3B: 1 HR: 2	SF: 0 SAC: 0 DP: 2 HBP: 1	WP: 0 PB: 0 SB: 0 CS: 0	PA: 36				
PITCHER	IP	WLS	BF	H	R	ER	SO	BB	IBB	HBP	BLK	WP	HR	S	P	ERA	WHIP									
Steve Wojciechowski, L ERA: 5.02	(1, 1)	6.1	L	27	8	4	4	2	1	0	1	0	0	1	47	72	5.68	1.421								
Jim Corsi, R ERA: 3.18	(7, 1)	1.2		6	1	1	1	0	0	0	0	0	0	1	10	17	5.40	0.600								
Buddy Groom, L ERA: 3.12	(9, 1)	1.0		3	0	0	0	1	0	0	0	0	0	0	7	10	0.00	0.000								

Toronto Blue Jays @ Oakland Athletics
Oakland-Alameda County Coliseum, Oakland, CA
Sun Jun 23 1996, 3:33 AM PDT
Att: 14,407 - Sunny - 67 F

AB	34
R	5
H	9
RBI	5
BB	1
SO	3
LOB	9



Batter	1	2	3	4	5	6	7	8	9	AB	R	H	RBI	BB	SO	LOB	BOTTOM									
Rafael Bourquard, R OBP: 0.333, SLG: 0.407	G6-3		P6		1B		F7			4	0	1	0	0	0	1										
Torey Lovullo, S OBP: 0.314, SLG: 0.400	G4-6-3		L4		P7		G4-3			3	0	0	0	1	0	3										
Jason Giambi, L OBP: 0.373, SLG: 0.500	G4-6-3			G6-3		BB		G5-3		3	0	0	0	1	0	1										
Mark McGwire, R OBP: 0.468, SLG: 0.751		P8		K		K		K		4	0	0	0	0	3	1										
Geronimo Berroa, R OBP: 0.325, SLG: 0.523		HR	1B		K		K		K	4	1	1	0	0	3	1										
Terry Steinbach, R OBP: 0.347, SLG: 0.508	HR				F8		K		P9	4	1	1	2	0	1	1										
Phil Plantier, L OBP: 0.311, SLG: 0.353	G3				L3		E7	1B	G6-3	4	1	2	0	0	0	0										
Ernie Young, R OBP: 0.320, SLG: 0.446	K				S	1B	G4-3		G6-3	3	1	0	0	1	1	2										
Mike Bordick, R OBP: 0.303, SLG: 0.300					G6-3				G4-3	3	0	2	2	0	0	0										
Jose Herrera, L OBP: 0.310, SLG: 0.367						1B			G4-3	1	0	0	0	0	0	1										
Inning Stats	R: 0 H: 0 E: 0 K: 0 S: 8	H: 0 LOB: 1 BB: 1 P: 14	R: 2 H: 2 E: 0 K: 1 S: 11	H: 2 LOB: 0 BB: 0 P: 18	R: 0 H: 0 E: 0 K: 2 S: 10	H: 0 LOB: 0 BB: 0 P: 13	R: 1 H: 2 E: 0 K: 0 S: 14	H: 2 LOB: 2 BB: 1 P: 22	R: 0 H: 0 E: 0 K: 3 S: 10	H: 0 LOB: 1 BB: 1 P: 16	R: 1 H: 2 E: 1 K: 0 S: 12	H: 2 LOB: 1 BB: 0 P: 18	R: 0 H: 0 E: 0 K: 2 S: 10	H: 0 LOB: 0 BB: 0 P: 17	R: 0 H: 1 E: 0 K: 0 S: 10	H: 1 LOB: 1 BB: 0 P: 14	1B: 6 2B: 0 3B: 0 HR: 1	SF: 0 SAC: 0 DP: 1 HBP: 0	WP: 0 PB: 0 SB: 2 CS: 0	PA: 36						
PITCHER	IP	WLS	BF	H	R	ER	SO	BB	IBB	HBP	BLK	WP	HR	S	P	ERA	WHIP									
Juan Guzman, R ERA: 3.2	(1, 1)	6.2	W	28	6	4	3	6	3	0	0	0	0	1	71	111	4.05	1.350								
Tim Crabtree, R ERA: 2.39	(7, 1)	1.1		4	0	0	0	2	0	0	0	0	0	12	20	0.00	0.000									
Mike Timlin, R ERA: 2.88	(9, 1)	1.0	S	4	1	0	0	0	0	0	0	0	0	10	14	0.00	1.000									

Toronto Blue Jays @ Oakland Athletics
Oakland-Alameda County Coliseum, Oakland, CA
Sun Jun 23 1996, 3:33 AM PDT
Att: 14,407 - Sunny - 67 F

AB	33
R	4
H	7
RBI	4
BB	3
SO	8
LOB	11



Batter	1	2	3	4	5	6	7	8	9	AB	R	H	RBI	BB	SO	LOB	TOP										
Bobby Higginson, L (1, 7) OBP: 0.381, SLG: 0.551	2-0 HR		4-1 BB		0-1 F7			3-2 P6		3	1	1	1	1	0	0	Detroit Tigers @ Oakland Athletics Oakland-Alameda County Coliseum, Oakland, CA Mon Jun 24 1996, 7:05 PM PDT Att: 10,122 - Unknown - 59 F										
Chad Curtis, R (1, 8) OBP: 0.335, SLG: 0.358	1-2 G6-3		1-0 F8		2-2 F9			4-2 BB		3	0	0	0	1	0	1											
Travis Fryman, R (1, 5) OBP: 0.328, SLG: 0.457	2-1 F7		1-3 K		0-0 F8			0-3 K		4	0	0	0	0	2	2											
Cecil Fielder, R (1, 10) OBP: 0.353, SLG: 0.478	1-3 K			1-2 2B G4-3 1B		2-2 G4-3		2-3 K		4	1	1	0	0	2	0											
Melvin Nieves, S (1, 9) OBP: 0.329, SLG: 0.467		3-2 G3 1B		0-1 G4-3 1-3 2B		1-3 K		1-2 G5-3		4	0	2	0	0	1	0											
Tony Clark, S (1, 3) OBP: 0.281, SLG: 0.483		1-1 G3		2-2 G4-3			2-3 K	4-2 BB		3	0	0	1	1	1	2											
Mark Lewis, R (1, 4) OBP: 0.330, SLG: 0.441		1-0 F9		2-3 3-H 2-3 K		2-2 G4-3		1-1 F7		4	0	0	0	0	1	3											
Andujar Cedeno, R (1, 6) OBP: 0.257, SLG: 0.290		1-0 F8		3-2 L9		2-2 G6-3				3	0	0	0	0	0	2											
Brad Ausmus, R (1, 2) OBP: 0.260, SLG: 0.226			0-0 B1-3		3-3 K			0-1 P6		2	0	0	0	0	1	0											
Curtis Pride, L (8, PH) OBP: 0.325, SLG: 0.460										0	0	0	0	0	0	0											
Alan Trammell, R (8, PH) OBP: 0.301, SLG: 0.289										1	0	0	0	0	0	0											
Mark Parent, R (8, 2) OBP: 0.267, SLG: 0.500										0	0	0	0	0	0	0											
Inning Stats	R: 1 E: 0 K: 1 S: 9	H: 1 LOB: 0 BB: 0 P: 15	R: 0 E: 0 K: 0 S: 7	H: 1 LOB: 1 BB: 0 P: 13	R: 0 E: 0 K: 1 S: 6	H: 0 LOB: 1 BB: 1 P: 12	R: 1 E: 0 K: 1 S: 14	H: 2 LOB: 1 BB: 0 P: 22	R: 0 E: 0 K: 1 S: 9	H: 0 LOB: 0 BB: 0 P: 14	R: 0 E: 0 K: 1 S: 11	H: 0 LOB: 0 BB: 0 P: 17	R: 0 E: 0 K: 1 S: 14	H: 0 LOB: 1 BB: 1 P: 21	R: 0 E: 0 K: 1 S: 10	H: 0 LOB: 1 BB: 1 P: 18	1B: 2 2B: 1 3B: 0 HR: 1	SF: 0 SAC: 0 DP: 0 HBP: 0	WP: 0 PB: 0 SB: 0 CS: 0	PA: 34							
PITCHER	IP	WLS	BF	H	R	ER	SO	BB	IBB	HBP	BLK	WP	HR	S	P	ERA	WHIP										
John Wasdin, R (1, 1) ERA: 4.95	7.0	W	26	4	2	2	6	1	0	0	0	0	1	65	105	2.57	0.714										
Mike Mohler, L (8, 1) ERA: 2.59	0.2		2	0	0	0	0	0	0	0	0	0	0	6	9	0.00	0.000										
Billy Taylor, R (8, 1) ERA: 3.91	1.1	S	6	0	0	0	2	2	0	0	0	0	0	18	30	0.00	1.500										

AB	31
R	2
H	4
RBI	2
BB	3
SO	8
LOB	10



Batter	1	2	3	4	5	6	7	8	9	AB	R	H	RBI	BB	SO	LOB	BOTTOM										
Jose Herrera, L (1, 9) OBP: 0.323, SLG: 0.369	0-1 G4-6-3 HR WP 1B	4-1 G3-1 BB		1-0 G3-1		4-0 1-2 2-3 BB				2	1	1	0	2	0	1	Detroit Tigers @ Oakland Athletics Oakland-Alameda County Coliseum, Oakland, CA Mon Jun 24 1996, 7:05 PM PDT Att: 10,122 - Unknown - 59 F										
Rafael Bourquai, R (1, 4) OBP: 0.330, SLG: 0.393	4-2 G4-6-3 BB	2-2 G3-1		1-1 P3		1-1 F7				3	0	0	0	1	0	5											
Jason Giambi, L (1, 5) OBP: 0.368, SLG: 0.493	3-1 G4-6-3	1-3 K			0-2 P6		2-2 G4-3			4	0	0	0	0	1	3											
Mark McGwire, R (1, 3) OBP: 0.465, SLG: 0.757	2-1 HR	1-3 K			2-3 K		1-1 G6-3			4	1	1	2	0	2	1											
Geronimo Berroa, R (1, 10) OBP: 0.328, SLG: 0.523	3-2 BB 1B		3-3 K		1-3 K		0-0 FC6-4 1B			4	1	2	0	0	2	0											
Terry Steinbach, R (1, 2) OBP: 0.349, SLG: 0.506	4-2 1B 1B BB		1-1 F8		2-1 BB 1B		0-2 FC6-4			3	1	1	0	1	0	1											
Phil Plantier, L (1, 7) OBP: 0.309, SLG: 0.351	1-0 1B		3-2 F8		1-2 F7		1-0 P3			4	0	1	1	0	0	1											
Ernie Young, R (1, 8) OBP: 0.322, SLG: 0.444	2-0 1B			4-2 G3-1 G5-3 BB		1-3 K		0-3 K		3	0	1	1	1	2	1											
Mike Bordick, R (1, 6) OBP: 0.302, SLG: 0.299	3-3 F8			2-1 G5-3		0-1 BB 1B		0-1 G5-3		4	0	1	0	0	0	3											
Inning Stats	R: 4 E: 0 K: 0 S: 19	H: 5 LOB: 2 BB: 2 P: 38	R: 0 E: 0 K: 2 S: 10	H: 0 LOB: 1 BB: 1 P: 18	R: 0 E: 0 K: 1 S: 8	H: 0 LOB: 0 BB: 0 P: 15	R: 0 E: 0 K: 0 S: 9	H: 0 LOB: 1 BB: 1 P: 17	R: 0 E: 0 K: 2 S: 9	H: 0 LOB: 0 BB: 0 P: 12	R: 0 E: 0 K: 1 S: 15	H: 2 LOB: 3 BB: 1 P: 24	R: 0 E: 0 K: 0 S: 13	H: 1 LOB: 1 BB: 0 P: 16	R: 0 E: 0 K: 1 S: 6	H: 0 LOB: 0 BB: 0 P: 7		1B: 7 2B: 0 3B: 0 HR: 1	SF: 0 SAC: 0 DP: 1 HBP: 0	WP: 1 PB: 0 SB: 0 CS: 0	PA: 36						
PITCHER	IP	WLS	BF	H	R	ER	SO	BB	IBB	HBP	BLK	WP	HR	S	P	ERA	WHIP										
Clint Sodowsky, R (1, 1) ERA: 11.25	0.2	L	8	5	4	4	0	2	0	0	0	0	1	18	37	54.00	10.500										
Greg Keagle, R (1, 1) ERA: 7.65	7.1		28	3	0	0	7	3	0	0	0	0	0	71	110	0.00	0.818										

AB	31
R	4
H	8
RBI	4
BB	5
SO	7
LOB	16



Batter	1	2	3	4	5	6	7	8	9	AB	R	H	RBI	BB	SO	LOB	TOP										
Bobby Higginson, L OBP: 0.390, SLG: 0.583 (1, 7)	F8	CS 2B			HR	G6-4-3	FC5		G5-3 IBB	5	1	3	5	1	0	1	Detroit Tigers @ Oakland Athletics Oakland-Alameda County Coliseum, Oakland, CA Tue Jun 25 1996, 3:33 AM PDT Att: 9,652 - Sunny - 63 F										
Chad Curtis, R OBP: 0.341, SLG: 0.363 (1, 8)	2B	G3			2B BB	FC5-4 1B			G5-3	4	1	2	0	2	0	3											
Travis Fryman, R OBP: 0.325, SLG: 0.454 (1, 5)	P7		L3		BB 2B	FC5-4 1-2	FC5		K	6	0	1	0	0	1	6											
Cecil Fielder, R OBP: 0.351, SLG: 0.484 (1, 10)	G4-3		K		P6		HR		F8	5	1	1	1	0	1	3											
Melvin Nieves, S OBP: 0.335, SLG: 0.462 Kimera Barteo, R OBP: 0.328, SLG: 0.333 (8, 8)		1B 2B BB	G4-3		BB IBB		G3 1B BB		K	2	2	0	0	3	1	0											
Tony Clark, S OBP: 0.290, SLG: 0.476 (1, 3)	2B 1B				F7	K	G3		FC6-4 1B	5	1	2	0	0	1	4											
Mark Lewis, R OBP: 0.334, SLG: 0.445 (1, 4)	1B 2B				F8	1-2 2-3 3-H	BB		WP 2B 1B	4	2	2	3	1	0	1											
Mark Parent, R OBP: 0.292, SLG: 0.524 (1, 2)	L5				G4-3		G6-3 2B 1B		G5-3 2B	5	1	3	0	0	0	5											
Alan Trammell, R OBP: 0.304, SLG: 0.293 (1, 6)	2B 1B				G6-3		G6-3		F7	5	1	2	1	0	0	4											
Inning Stats	R: 0 E: 0 K: 0 S: 8	H: 1 LOB: 1 BB: 0 P: 13	R: 4 E: 0 K: 0 S: 19	H: 4 LOB: 0 BB: 1 P: 31	R: 0 E: 0 K: 1 S: 7	H: 0 LOB: 0 BB: 0 P: 10	R: 0 E: 0 K: 0 S: 9	H: 1 LOB: 1 BB: 0 P: 13	R: 2 E: 0 K: 1 S: 12	H: 2 LOB: 3 BB: 3 P: 26	R: 0 E: 0 K: 0 S: 10	H: 2 LOB: 1 BB: 0 P: 13	R: 4 E: 0 K: 0 S: 13	H: 4 LOB: 2 BB: 2 P: 27	R: 0 E: 0 K: 1 S: 7	H: 1 LOB: 1 BB: 0 P: 10		R: 0 E: 0 K: 1 S: 7	H: 1 LOB: 2 BB: 1 P: 15	1B: 8 2B: 6 3B: 0 HR: 2	SF: 0 SAC: 0 DP: 1 HBP: 0	WP: 1 PB: 0 SB: 0 CS: 1	PA: 48				
PITCHER	IP	WLS	BF	H	R	ER	SO	BB	IBB	HBP	BLK	WP	HR	S	P	ERA	WHIP										
Don Wengert, R ERA: 5.0 (1, 1)	4.0	L	21	8	6	6	1	2	0	0	0	0	1	48	77	13.50	2.500										
Steve Montgomery, R ERA: 9.22 (5, 1)	2.1		14	5	4	4	1	2	1	0	0	0	1	26	44	15.43	3.000										
Todd Van Poppel, R ERA: 7.49 (7, 1)	1.2		8	2	0	0	1	1	0	0	0	1	0	11	22	0.00	1.800										
Carlos Reyes, R ERA: 5.47 (9, 1)	1.0		5	1	0	0	1	0	1	0	0	0	0	7	15	0.00	1.000										

Batter	1	2	3	4	5	6	7	8	9	AB	R	H	RBI	BB	SO	LOB	BOTTOM										
Jose Herrera, L OBP: 0.319, SLG: 0.357 (1, 9)	K		L8		G4-3	P5		1B HR BB		4	1	0	0	1	1	2	Detroit Tigers @ Oakland Athletics Oakland-Alameda County Coliseum, Oakland, CA Tue Jun 25 1996, 3:33 AM PDT Att: 9,652 - Sunny - 63 F										
Rafael Bourimail, R OBP: 0.344, SLG: 0.416 (1, 4)	G6-3		G4-3 1B		WP HR 2B		L6	1-3 HR 1B		5	2	3	0	0	0	0											
Jason Giambi, L OBP: 0.369, SLG: 0.513 (1, 7)	F8		G4-3		HR		F7	1-3 HR HR		5	2	2	5	0	0	2											
Mark McGwire, R OBP: 0.472, SLG: 0.789 (1, 3)		HR BB			1B BB		HR	P3		3	2	2	2	2	0	0											
Geronimo Berroa, R OBP: 0.332, SLG: 0.524 (1, 10)		G6-4-3 1B	G6-3		1B		E9 1B 1B		L8	5	1	3	0	0	0	3											
Scott Brosius, R OBP: 0.468, SLG: 0.636 (1, 5)	G6-4-3				G5-3		P9		P3	5	0	1	1	0	0	3											
George Williams, S OBP: 0.324, SLG: 0.299 (1, 2)					P3		F8	G4-3	P7	4	0	0	0	1	0	1											
Damon Mashore, R OBP: 0.313, SLG: 0.310 (1, 8)	F8				F9			G6-3		4	0	1	0	0	0	1											
Mike Bordick, R OBP: 0.301, SLG: 0.298 (1, 6)			G4-3 1B		G6-3		P7	F8		4	0	1	0	0	0	1											
Inning Stats	R: 0 E: 0 K: 1 S: 5	H: 0 LOB: 0 BB: 0 P: 7	R: 1 E: 0 K: 0 S: 10	H: 2 LOB: 1 BB: 1 P: 17	R: 0 E: 0 K: 0 S: 3	H: 2 LOB: 3 BB: 1 P: 15	R: 0 E: 0 K: 0 S: 3	H: 0 LOB: 0 BB: 0 P: 6	R: 2 E: 0 K: 0 S: 15	H: 3 LOB: 2 BB: 1 P: 30	R: 0 E: 0 K: 0 S: 6	H: 1 LOB: 1 BB: 0 P: 8	R: 2 E: 0 K: 0 S: 14	H: 3 LOB: 1 BB: 0 P: 22	R: 3 E: 0 K: 0 S: 10	H: 2 LOB: 0 BB: 1 P: 19		R: 0 E: 0 K: 0 S: 6	H: 0 LOB: 0 BB: 0 P: 9	1B: 8 2B: 1 3B: 0 HR: 4	SF: 0 SAC: 0 DP: 1 HBP: 0	WP: 1 PB: 0 SB: 0 CS: 0	PA: 43				
PITCHER	IP	WLS	BF	H	R	ER	SO	BB	IBB	HBP	BLK	WP	HR	S	P	ERA	WHIP										
Omar Olivares, R ERA: 4.62 (1, 1)	7.0	W	34	11	5	4	0	3	0	0	0	0	3	61	105	5.14	2.000										
Mike Walker, R ERA: 7.5 (8, 1)	0.2		5	2	3	3	0	1	0	0	0	0	1	9	17	40.50	4.500										
Gregg Olson, R ERA: 4.4 (8, 1)	1.1	S	4	0	0	0	0	0	0	0	0	0	0	7	11	0.00	0.000										



Batter	1	2	3	4	5	6	7	8	9	AB	R	H	RBI	BB	SO	LOB	TOP							
Jose Herrera, L (1,9) OBP: 0.317, SLG: 0.376	6-3	K		1B HR	FC9-6 2B HR	HR		G2	E6	7	3	2	2	0	1	4								
Tony Batista, R (1,4) OBP: 0.429, SLG: 0.643	5-3		1B S	1B HR	1B HR	2B	1B	K	K	7	3	4	0	0	2	3								
Jason Giambi, L (1,7) OBP: 0.477, SLG: 0.802 Damon Mashore, R (6, PR) OBP: 0.324, SLG: 0.355	HR BB		F7	K	HR	HR	2B		5-3	4	2	2	3	1	1	3								
Mark McGwire, R (1,3) OBP: 0.350, SLG: 0.516 Torey Lovullo, S (6, PH) OBP: 0.307, SLG: 0.390	HR		K	HR BB	HR	BB	4-3	F7		2	2	1	2	2	1	1								
Geronomo Berroa, R (1,10) OBP: 0.477, SLG: 0.689	CS BB		BB 1B E	HR	K		F7		BB BB BB	3	3	1	4	3	1	1								
Terry Steinbach, R (1,2) OBP: 0.350, SLG: 0.516 George Williams, S (8,2) OBP: 0.330, SLG: 0.299	CS	F8	E BB 1B	F7		HR	K		BB BB E BB	5	1	2	2	0	1	0								
Scott Brosius, R (1,5) OBP: 0.330, SLG: 0.299		HR	F7	F7		F3	HR		E BB BB	4	2	2	2	2	0	0								
Ernie Young, R (1,8) OBP: 0.330, SLG: 0.455	5-3	E5	FC9-6 BB	HR	HR	BB			E BB BB	3	1	1	2	3	0	2								
Mike Bordick, R (1,6) OBP: 0.299, SLG: 0.295	1B	1-3	K	P6	F8		F8		F8	6	0	1	0	0	1	8								
Inning Stats	R: 2 E: 0 K: 0 S: 3	H: 1 LOB: 0 BB: 2 P: 11	R: 1 E: 0 K: 1 S: 7	H: 2 LOB: 1 BB: 0 P: 7	R: 2 E: 1 K: 1 S: 8	H: 2 LOB: 3 BB: 2 P: 16	R: 4 E: 0 K: 1 S: 8	H: 3 LOB: 1 BB: 1 P: 12	R: 3 E: 0 K: 2 S: 9	H: 2 LOB: 1 BB: 2 P: 17	R: 3 E: 0 K: 0 S: 8	H: 5 LOB: 2 BB: 0 P: 8	R: 1 E: 0 K: 1 S: 6	H: 1 LOB: 1 BB: 1 P: 10	R: 0 E: 0 K: 1 S: 6	H: 1 LOB: 1 BB: 0 P: 6	R: 2 E: 1 K: 1 S: 6	H: 0 LOB: 3 BB: 4 P: 22	1B: 6 2B: 3 3B: 0 HR: 8	SF: 0 SAC: 0 DP: 0 HBP: 0	WP: 0 PB: 0 SB: 1 CS: 1	PA: 58		
PITCHER	IP	WLS	BF	H	R	ER	SO	BB	IBB	HBP	BLK	WP	HR	S	P	ERA	WHIP							
Shawn Boskie, R (1,1) ERA: 4.22	3.0	L	20	7	7	6	2	4	0	0	0	0	2	20	36	18.00	3.667							
Shad Williams, R (4,1) ERA: 11.25	2.0		13	4	6	6	3	3	0	0	0	0	3	16	28	27.00	3.500							
Rich Monteleone, R (6,1) ERA: 7.88	2.0		12	5	3	3	1	1	0	0	0	0	3	13	17	13.50	3.000							
Brad Pennington, L (8,1) ERA: 4.87	1.0		8	1	2	2	1	4	0	0	0	0	0	6	22	18.00	5.000							
Mike James, R (9,1) ERA: 2.27	1.0		4	0	0	0	1	0	0	0	0	0	0	6	6	0.00	0.000							

Oakland Athletics @ California Angels
Anaheim Stadium, Anaheim, CA
Thu Jun 27 1996, 10:05 PM EDT
Att: 23,503 - Unknown - 72 F

AB 45
R 18
H 17
RBI 17
BB 12
SO 8
LOB 28



Batter	1	2	3	4	5	6	7	8	9	AB	R	H	RBI	BB	SO	LOB	BOTTOM							
Darin Erstad, L (1,8) OBP: 0.388, SLG: 0.421	4-3		4-3		1B BB		G1-6-3			3	0	0	0	1	0	2								
Don Slaught, R (1,2) OBP: 0.379, SLG: 0.491 Pat Borders, R (7,2) OBP: 0.313, SLG: 0.378	4-3			4-3	1B		P3			3	0	1	1	0	0	0								
16 Garret Anderson, L (1,7) OBP: 0.308, SLG: 0.423	5-3		E 1B 1B	L5			F7			4	0	1	0	0	0	2								
Tim Salmon, R (1,9) OBP: 0.382, SLG: 0.541 Orlando Palmeiro, L (7,9) OBP: 0.333, SLG: 0.250	P6		F8		HR		L1			3	1	1	1	0	0	1								
Chili Davis, S (1,10) OBP: 0.379, SLG: 0.516	F7		E9 FC6-4 1B	4-3			5-3			4	0	1	0	0	0	0								
Tim Lincecum, R (1,5) OBP: 0.314, SLG: 0.444 Damon Easley, R (7,5) OBP: 0.279, SLG: 0.368	2B		FC6-4	F9			F9			3	0	1	0	0	0	2								
J.T. Snow, L (1,3) OBP: 0.347, SLG: 0.394	K		6-3 4-3 1B	3-1			F8			4	1	1	0	0	1	1								
Randy Velarde, R (1,4) OBP: 0.375, SLG: 0.420			K	4-3			G1-6-3 1B			4	0	1	0	0	2	1								
Gary Disarcina, R (1,6) OBP: 0.275, SLG: 0.317			K	6-3			G1-6-3 1B			3	0	1	0	0	1	1								
Inning Stats	R: 0 E: 0 K: 0 S: 3	H: 0 LOB: 0 BB: 0 P: 3	R: 0 E: 0 K: 1 S: 6	H: 1 LOB: 1 BB: 0 P: 6	R: 0 E: 0 K: 2 S: 7	H: 0 LOB: 0 BB: 0 P: 7	R: 0 E: 1 K: 0 S: 5	H: 2 LOB: 2 BB: 0 P: 5	R: 1 E: 0 K: 0 S: 5	H: 2 LOB: 1 BB: 1 P: 9	R: 1 E: 0 K: 0 S: 4	H: 1 LOB: 0 BB: 0 P: 4	R: 0 E: 0 K: 0 S: 4	H: 2 LOB: 1 BB: 0 P: 4	R: 0 E: 0 K: 0 S: 3	H: 0 LOB: 0 BB: 0 P: 3	R: 0 E: 0 K: 1 S: 5	H: 0 LOB: 0 BB: 0 P: 5	1B: 6 2B: 1 3B: 0 HR: 1	SF: 0 SAC: 0 DP: 1 HBP: 0	WP: 0 PB: 0 SB: 0 CS: 0	PA: 35		
PITCHER	IP	WLS	BF	H	R	ER	SO	BB	IBB	HBP	BLK	WP	HR	S	P	ERA	WHIP							
Doug Johns, L (1,1) ERA: 5.81	9.0	W	35	8	2	2	4	1	0	0	0	0	1	42	46	2.00	1.000							

Oakland Athletics @ California Angels
Anaheim Stadium, Anaheim, CA
Thu Jun 27 1996, 10:05 PM EDT
Att: 23,503 - Unknown - 72 F

AB 34
R 2
H 8
RBI 2
BB 1
SO 4
LOB 11



Batter	1	2	3	4	5	6	7	8	9	AB	R	H	RBI	BB	SO	LOB	TOP								
Damon Mashore, R OBP: 0.342, SLG: 0.441 (1, 9)										3	1	1	1	1	2	0									
Rafael Bourquiel, R OBP: 0.351, SLG: 0.430 (1, 4)										4	1	2	0	0	0	1									
Scott Brosius, R OBP: 0.470, SLG: 0.673 (1, 5)										4	1	1	1	0	1	1									
Mark McGwire, R OBP: 0.477, SLG: 0.795 (1, 3)										3	1	1	0	1	1	1									
Gerónimo Berroa, R OBP: 0.338, SLG: 0.529 (1, 10)										4	0	1	0	0	3	2									
Terry Steinbach, R OBP: 0.348, SLG: 0.510 (1, 2)										3	0	0	0	1	1	2									
Jason Giambi, L OBP: 0.371, SLG: 0.533 Jose Herrera, L OBP: 0.317, SLG: 0.376 (1, 7)										4	1	1	2	0	0	2									
Ernie Young, R OBP: 0.325, SLG: 0.464 (1, 8)										4	1	1	1	0	1	1									
Mike Bordick, R OBP: 0.294, SLG: 0.290 (1, 6)										4	0	0	0	0	1	1									
Inning Stats	R: 0 E: 0 K: 1 S: 17	H: 0 LOB: 1 BB: 1 P: 30	R: 0 E: 0 K: 1 S: 10	H: 1 LOB: 0 BB: 0 P: 14	R: 0 E: 0 K: 2 S: 11	H: 0 LOB: 0 BB: 0 P: 14	R: 0 E: 0 K: 2 S: 13	H: 0 LOB: 1 BB: 1 P: 21	R: 1 E: 0 K: 0 S: 7	H: 1 LOB: 0 BB: 0 P: 13	R: 5 E: 0 K: 2 S: 18	H: 5 LOB: 0 BB: 0 P: 32	R: 0 E: 0 K: 1 S: 11	H: 1 LOB: 0 BB: 0 P: 19	R: 0 E: 0 K: 1 S: 6	H: 0 LOB: 0 BB: 0 P: 11	R: 0 E: 0 K: 0 S: 5	H: 0 LOB: 1 BB: 1 P: 13	1B: 4 2B: 1 3B: 0 HR: 3	SF: 0 SAC: 0 DP: 1 HBP: 0	WP: 1 PB: 0 SB: 1 CS: 1	PA: 37			
PITCHER	IP	WLS	BF	H	R	ER	SO	BB	IBB	HBP	BLK	WP	HR	S	P	ERA	WHIP								
Chuck Finley, L ERA: 4.73 (1, 1)	6.0	L	26	7	6	6	8	2	0	0	0	1	3	76	124	9.00	1.500								
Chuck McElroy, L ERA: 3.51 (7, 1)	2.0		6	1	0	0	2	0	0	0	0	0	0	17	30	0.00	0.500								
Jim Abbott, L ERA: 7.82 (9, 1)	1.0		4	0	0	0	0	1	0	0	0	0	0	5	13	0.00	1.000								

Oakland Athletics @ California Angels
Anaheim Stadium, Anaheim, CA
Fri Jun 28 1996, 10:05 PM EDT
Att: 32,380 - Unknown - 73 F

AB 33
R 6
H 8
RBI 5
BB 3
SO 10
LOB 11



Batter	1	2	3	4	5	6	7	8	9	AB	R	H	RBI	BB	SO	LOB	BOTTOM								
Darin Erstad, L OBP: 0.380, SLG: 0.400 (1, 8)										3	0	0	0	1	0	1									
Rex Hudler, R OBP: 0.338, SLG: 0.575 (1, 4)										4	0	0	1	0	1	3									
16 Garret Anderson, L OBP: 0.307, SLG: 0.419 (1, 7)										3	0	0	0	1	0	2									
Tim Salmon, R OBP: 0.380, SLG: 0.548 (1, 9)										4	1	1	1	0	0	1									
Chili Davis, S OBP: 0.377, SLG: 0.510 (1, 10)										3	0	0	0	1	1	1									
J.T. Snow, L OBP: 0.343, SLG: 0.388 (1, 3)										4	0	0	0	0	0	1									
Don Slaught, R OBP: 0.351, SLG: 0.491 (1, 2)										4	2	2	0	0	1	1									
Randy Velarde, R OBP: 0.373, SLG: 0.422 (1, 5)										4	0	1	0	0	0	2									
Gary Disarcina, R OBP: 0.276, SLG: 0.317 (1, 6)										3	0	1	1	0	0	1									
Inning Stats	R: 0 E: 0 K: 0 S: 9	H: 0 LOB: 0 BB: 0 P: 13	R: 0 E: 0 K: 1 S: 9	H: 0 LOB: 0 BB: 0 P: 13	R: 1 E: 0 K: 0 S: 9	H: 2 LOB: 2 BB: 1 P: 17	R: 0 E: 0 K: 0 S: 9	H: 0 LOB: 0 BB: 0 P: 13	R: 1 E: 0 K: 1 S: 12	H: 2 LOB: 1 BB: 0 P: 15	R: 1 E: 0 K: 0 S: 13	H: 1 LOB: 1 BB: 1 P: 25	R: 0 E: 0 K: 0 S: 6	H: 0 LOB: 0 BB: 0 P: 13	R: 0 E: 0 K: 0 S: 7	H: 0 LOB: 1 BB: 1 P: 16	R: 0 E: 1 K: 0 S: 5	H: 0 LOB: 0 BB: 0 P: 7	1B: 3 2B: 1 3B: 0 HR: 1	SF: 0 SAC: 0 DP: 1 HBP: 0	WP: 0 PB: 0 SB: 0 CS: 0	PA: 35			
PITCHER	IP	WLS	BF	H	R	ER	SO	BB	IBB	HBP	BLK	WP	HR	S	P	ERA	WHIP								
Bobby Chouinard, R ERA: 6.68 (1, 1)	5.1	W	23	5	3	3	2	2	0	0	0	0	0	17	37	5.06	1.312								
Jim Corsi, R ERA: 2.57 (6, 1)	2.1		8	0	0	0	1	1	0	0	0	0	0	2	3	0.00	0.429								
Mike Mohler, L ERA: 2.55 (8, 1)	0.2		2	0	0	0	0	0	0	0	0	0	0	2	3	0.00	0.000								
Billy Taylor, R ERA: 3.81 (9, 1)	0.2		2	0	0	0	0	0	0	0	0	0	0	4	5	0.00	0.000								

Oakland Athletics @ California Angels
Anaheim Stadium, Anaheim, CA
Fri Jun 28 1996, 10:05 PM EDT
Att: 32,380 - Unknown - 73 F

AB 32
R 3
H 5
RBI 3
BB 3
SO 3
LOB 13



Batter	1	2	3	4	5	6	7	8	9	AB	R	H	RBI	BB	SO	LOB	TOP										
Jose Herrera, L OBP: 0.325, SLG: 0.381 (1, 9)	2-2 G3-6-1 BB 1B	0-3 K			0-0 HR 1B	0-0 FC6-4 G3		1-1 G6-3 SH1-4 HR 1B	0-1 F7	6	2	3	0	0	1	2											
Rafael Bourimigal, R OBP: 0.347, SLG: 0.417 (1, 4)	4-1 G3-6-1 BB		2-3 K		0-2 L6	2-1 G3		1-1 SH1-4		3	0	0	0	1	1	3											
Jason Giambi, L OBP: 0.368, SLG: 0.538 Damon Mashore, R OBP: 0.342, SLG: 0.441 (1, 7) (8, 7)	0-1 G3-6-1		1-1 G4-3		3-2 HR	0-1 F8		2-2 G6-3		5	1	1	3	0	0	4											
Mark McGwire, R OBP: 0.488, SLG: 0.796 Torey Lovullo, S OBP: 0.307, SLG: 0.390 (1, 3) (8, PR) (8, 3)	4-1 BB		4-0 BB		0-2 HBP WP 1B		4-2 2B 1B BB	4-2 S HR BB		1	2	1	0	4	0	0											
Gerónimo Berroa, R OBP: 0.339, SLG: 0.540 (1, 10)	3-3 K		3-1 F7		2-1 E5 1B HBP		1-1 1B E 2B	1-2 HR BB		5	2	2	3	0	1	4											
Scott Brosius, R OBP: 0.475, SLG: 0.664 (1, 5)		4-1 E S HR BB		1-3 K	1-0 1B HBP		0-0 G5-3 E6 1B	1-3 K		3	1	1	1	1	2	1											
Terry Steinbach, R OBP: 0.350, SLG: 0.520 (1, 2)	1-2 HR		1-0 G6-3		2-1 G6-4-3 1B		0-2 G5-3		2-0 L6	5	1	2	3	0	0	2											
Ernie Young, R OBP: 0.323, SLG: 0.455 (1, 8)	3-3 K		3-2 F9		0-0 G6-4-3		1-3 K		3-3 K	5	0	0	0	0	3	5											
Mike Bordick, R OBP: 0.300, SLG: 0.300 (1, 6)	2-2 F9		0-1 1B HR		2-2 FC6-4 1B		2-2 E6		1-0 1B	5	1	3	0	0	0	1											
Inning Stats	R: 0 E: 0 K: 1 S: 10	H: 1 LOB: 2 BB: 2 P: 23	R: 2 E: 0 K: 2 S: 16	H: 1 LOB: 0 BB: 1 P: 26	R: 0 E: 0 K: 1 S: 7	H: 0 LOB: 1 BB: 1 P: 17	R: 0 E: 0 K: 1 S: 8	H: 0 LOB: 0 BB: 0 P: 13	R: 4 E: 1 K: 0 S: 17	H: 5 LOB: 2 BB: 0 P: 25	R: 0 E: 0 K: 0 S: 8	H: 1 LOB: 1 BB: 0 P: 12	R: 2 E: 1 K: 1 S: 17	H: 2 LOB: 2 BB: 1 P: 25	R: 3 E: 0 K: 1 S: 17	H: 2 LOB: 1 BB: 1 P: 27	R: 0 E: 0 K: 1 S: 7	H: 1 LOB: 1 BB: 0 P: 13	1B: 8 2B: 2 3B: 0 HR: 3	SF: 0 SAC: 1 DP: 2 HBP: 1	WP: 1 PB: 0 SB: 3 CS: 0	PA: 46					
PITCHER	IP	WLS	BF	H	R	ER	SO	BB	IBB	HBP	BLK	WP	HR	S	P	ERA	WHIP										
Jason Grimsley, R ERA: 4.81 (1, 1)	4.1		24	6	6	6	5	4	0	1	0	1	2	55	99	12.46	2.308										
Rich Monteleone, R ERA: 7.45 (5, 1)	1.2	L	9	4	2	1	0	1	0	0	0	0	0	16	27	5.40	3.000										
Chuck McElroy, L ERA: 3.9 (7, 1)	1.2		6	1	1	1	1	0	0	0	0	0	0	19	26	5.40	0.600										
Troy Percival, R ERA: 2.02 (8, 1)	0.1		3	1	2	2	1	1	0	0	0	0	1	10	16	54.00	6.000										
Shad Williams, R ERA: 10.71 (9, 1)	1.0		4	1	0	0	1	0	0	0	0	0	0	7	13	0.00	1.000										

Oakland Athletics @ California Angels
Anaheim Stadium, Anaheim, CA

Sat Jun 29 1996, 6:33 AM EDT
Att: 26,565 - Sunny - 94 F



AB 38
R 11
H 13
RBI 10
BB 6
SO 8
LOB 22

Batter	1	2	3	4	5	6	7	8	9	AB	R	H	RBI	BB	SO	LOB	BOTTOM										
Rex Hudler, R OBP: 0.351, SLG: 0.588 (1, 8)	0-1 G6-3			2-2 S 1B 2B	1-2 1B		0-2 F8		1-2 2B 2B	5	2	3	1	1	0	1											
Randy Velarde, R OBP: 0.376, SLG: 0.425 (1, 4)	1-2 G6-3	1-0 P3		1-2 1B BB	1-1 P5		2-2 1B	1-2 1B	3-1 2B 1B	5	2	2	1	1	0	2											
Tim Wallach, R OBP: 0.309, SLG: 0.434 (1, 5)	1-3 K		0-1 F9	0-0 L6		2-3 K	3-3 K		2-2 2H 1B	6	0	1	1	0	3	4											
Tim Salmon, R OBP: 0.376, SLG: 0.538 (1, 9)	1-1 F8		1-2 F8	4-0 1B BB		3-2 P4		1-2 G2-3	1-1 F9	5	0	0	0	1	0	2											
Chili Davis, S OBP: 0.384, SLG: 0.514 (1, 10)		1-0 G6-3	3-2 1B 1B	3-1 1B 1B		0-0 1B		4-1 BB		4	0	3	2	1	0	0											
16 Garret Anderson, L OBP: 0.312, SLG: 0.431 (1, 7)		0-1 HR	1-2 1B	1-2 K		0-0 1B	1-2 1B		1-3 K	5	1	3	1	0	2	3											
J.T. Snow, L OBP: 0.341, SLG: 0.385 (1, 3)		1-1 HR 1B	1-1 G5-3	0-0 G4-3		3-3 K		3-2 F9		5	1	1	0	0	1	7											
Pat Borders, R OBP: 0.341, SLG: 0.465 (1, 2)		0-0 HR		1-1 HR		3-1 F8		4-0 1B BB	1-2 1B	4	2	3	3	1	0	0											
Gary Disarcina, R OBP: 0.274, SLG: 0.312 (1, 6)		0-1 G3		4-0 WP 2B BB		2-1 G4-3		1-3 K	0-0 G1-4-6-3	4	1	0	0	1	1	2											
Inning Stats	R: 0 E: 0 K: 1 S: 10	H: 0 LOB: 1 BB: 0 P: 13	R: 3 E: 0 K: 0 S: 12	H: 3 LOB: 1 BB: 1 P: 19	R: 0 E: 0 K: 0 S: 16	H: 2 LOB: 2 BB: 0 P: 23	R: 4 E: 0 K: 1 S: 16	H: 3 LOB: 3 BB: 3 P: 37	R: 0 E: 0 K: 2 S: 14	H: 2 LOB: 2 BB: 0 P: 22	R: 0 E: 0 K: 2 S: 16	H: 1 LOB: 2 BB: 1 P: 25	R: 0 E: 0 K: 1 S: 10	H: 0 LOB: 1 BB: 1 P: 19	R: 2 E: 0 K: 0 S: 14	H: 4 LOB: 1 BB: 0 P: 22	1B: 10 2B: 3 3B: 0 HR: 3	SF: 0 SAC: 0 DP: 1 HBP: 0	WP: 1 PB: 1 SB: 2 CS: 0	PA: 49							
PITCHER	IP	WLS	BF	H	R	ER	SO	BB	IBB	HBP	BLK	WP	HR	S	P	ERA	WHIP										
Steve Wojciechowski, L ERA: 5.4 (1, 1)	3.0		19	7	6	6	1	2	0	0	0	0	0	26	52	3.38	1.500										
Carlos Reyes, R ERA: 5.4 (4, 1)	2.2		12	2	1	1	2	2	0	0	0	0	0	7	10	0.00	6.000										
Buddy Groom, L ERA: 3.09 (6, 1)	0.1	W	3	2	0	0	1	0	0	0	0	0	0	7	10	0.00	6.000										
Billy Taylor, R ERA: 3.62 (7, 1)	1.1		6	1	0	0	2	1	0	0	0	0	0	19	29	0.00	1.500										
Mike Mohler, L ERA: 2.86 (8, 1)	1.2		9	4	2	2	1	1	0	0	0	0	0	21	37	10.80	3.000										

Oakland Athletics @ California Angels
Anaheim Stadium, Anaheim, CA

Sat Jun 29 1996, 6:33 AM EDT
Att: 26,565 - Sunny - 94 F



AB 43
R 9
H 16
RBI 9
BB 6
SO 7
LOB 21

Batter	1	2	3	4	5	6	7	8	9	AB	R	H	RBI	BB	SO	LOB	TOP										
Jose Herrera, L (1, 9) OBP: 0.327, SLG: 0.382	F7		1B		WP		G3		K	5	0	2	0	0	1	0											
Tony Batista, R (1, 4) OBP: 0.406, SLG: 0.594	G6-3		1B				G5-3		G6-3	4	0	1	0	0	0	1											
Jason Giambi, L (1, 7) OBP: 0.370, SLG: 0.536																											
Damon Mashore, R (8, PR) OBP: 0.342, SLG: 0.441			K				F9		2B	3	0	1	0	1	1	3											
Gerónimo Berroa, R (1, 10) OBP: 0.341, SLG: 0.541	K								BB	0	0	0	0	0	0	0											
Scott Brosius, R (1, 5) OBP: 0.462, SLG: 0.640							F8			3	0	1	0	1	1	1											
Torey Lovullo, S (1, 3) OBP: 0.319, SLG: 0.385																											
Mark McGwire, R (8, PH) OBP: 0.490, SLG: 0.796																											
Ernie Young, R (1, 8) OBP: 0.318, SLG: 0.448																											
George Williams, S (1, 2) OBP: 0.321, SLG: 0.289																											
Rafael Bourquard, R (8, PH) OBP: 0.343, SLG: 0.412																											
Mike Bordick, R (1, 6) OBP: 0.297, SLG: 0.297																											
Terry Steinbach, R (8, PH) OBP: 0.349, SLG: 0.518																											
Inning Stats	R: 0 E: 0 K: 1 S: 6	H: 1 LOB: 1 BB: 0 P: 6	R: 0 E: 0 K: 0 S: 3	H: 0 LOB: 1 BB: 1 P: 7	R: 0 E: 0 K: 2 S: 9	H: 2 LOB: 3 BB: 1 P: 13	R: 0 E: 0 K: 2 S: 7	H: 0 LOB: 0 BB: 0 P: 7	R: 0 E: 0 K: 0 S: 4	H: 1 LOB: 1 BB: 0 P: 4	R: 0 E: 0 K: 0 S: 3	H: 0 LOB: 0 BB: 0 P: 7	R: 0 E: 0 K: 1 S: 5	H: 0 LOB: 0 BB: 0 P: 5	R: 0 E: 0 K: 1 S: 6	H: 1 LOB: 3 BB: 2 P: 14	R: 0 E: 0 K: 1 S: 5	H: 0 LOB: 0 BB: 0 P: 5	1B: 4 2B: 1 3B: 0 HR: 0	SF: 0 SAC: 0 DP: 0 HBP: 0	WP: 1 PB: 0 SB: 0 CS: 0	PA: 37					
PITCHER	IP	WLS	BF	H	R	ER	SO	BB	IBB	HBP	BLK	WP	HR	S	P	ERA	WHIP										
Ryan Hancock, R (1, 1) ERA: 1.25	7.0	W	28	4	0	0	6	3	0	0	0	1	0	37	49	0.00	1.000										
Mike James, R (8, 1) ERA: 2.25	0.1		3	1	0	0	0	1	0	0	0	0	0	2	6	0.00	6.000										
Troy Percival, R (8, 1) ERA: 1.93	1.2	S	6	0	0	0	2	0	1	0	0	0	0	9	13	0.00	0.000										

Oakland Athletics @ California Angels
Anaheim Stadium, Anaheim, CA
Sun Jun 30 1996, 10:05 PM EDT
Att: 19,284 - Unknown - 89 F

AB 32
R 0
H 5
RBI 0
BB 5
SO 8
LOB 17



Batter	1	2	3	4	5	6	7	8	9	AB	R	H	RBI	BB	SO	LOB	BOTTOM										
Darin Erstad, L (1, 8) OBP: 0.360, SLG: 0.375	G4-3		G4-3		G6-3			P8		4	0	0	0	0	0	0											
Randy Velarde, R (1, 4) OBP: 0.384, SLG: 0.432	16 G4-3 WP		E9							3	1	3	0	0	0	0											
16 Garret Anderson, L (1, 7) OBP: 0.308, SLG: 0.426	G4-3		F8		L3			HBP		4	0	0	0	0	4												
Tim Salmon, R (1, 9) OBP: 0.378, SLG: 0.536	K									3	0	1	0	1	2	1											
Chili Davis, S (1, 10) OBP: 0.380, SLG: 0.508	K									3	0	0	0	0	1	3											
J.T. Snow, L (1, 3) OBP: 0.337, SLG: 0.381										3	0	0	0	0	1	1											
Tim Wallach, R (1, 5) OBP: 0.310, SLG: 0.429										2	0	0	0	1	0	0											
Pat Borders, R (1, 2) OBP: 0.330, SLG: 0.449										3	0	0	0	0	2												
Gary Disarcina, R (1, 6) OBP: 0.271, SLG: 0.308										3	0	0	0	0	0												
Inning Stats	R: 1 E: 0 K: 2 S: 9	H: 1 LOB: 1 BB: 0 P: 9	R: 0 E: 0 K: 0 S: 3	H: 0 LOB: 0 BB: 0 P: 3	R: 0 E: 1 K: 0 S: 4	H: 1 LOB: 1 BB: 0 P: 4	R: 0 E: 0 K: 0 S: 3	H: 0 LOB: 2 BB: 2 P: 11	R: 0 E: 0 K: 1 S: 5	H: 1 LOB: 0 BB: 0 P: 5	R: 0 E: 0 K: 0 S: 3	H: 0 LOB: 0 BB: 0 P: 3	R: 0 E: 0 K: 1 S: 5	H: 0 LOB: 1 BB: 0 P: 6	R: 0 E: 0 K: 1 S: 5	H: 0 LOB: 1 BB: 0 P: 6	1B: 4 2B: 1 3B: 0 HR: 0	SF: 0 SAC: 0 DP: 1 HBP: 1	WP: 1 PB: 0 SB: 0 CS: 0	PA: 31							
PITCHER	IP	WLS	BF	H	R	ER	SO	BB	IBB	HBP	BLK	WP	HR	S	P	ERA	WHIP										
John Wasdin, R (1, 1) ERA: 4.31	8.0	L	31	4	1	1	4	2	0	1	0	1	0	36	45	1.12	0.750										

Oakland Athletics @ California Angels
Anaheim Stadium, Anaheim, CA
Sun Jun 30 1996, 10:05 PM EDT
Att: 19,284 - Unknown - 89 F

AB 28
R 1
H 4
RBI 0
BB 2
SO 4
LOB 11



Batter	1	2	3	4	5	6	7	8	9	AB	R	H	RBI	BB	SO	LOB	TOP								
Jose Herrera, L OBP: 0.329, SLG: 0.409 (1, 9)	G4-3		F8					F8		6	1	3	1	0	0	1	Oakland Athletics @ Seattle Mariners The Kingdome, Seattle, WA Tue Jul 02 1996, 10:05 PM EDT Att: 19,632 - Dome - 68 F								
Rafael Bourquiel, R OBP: 0.357, SLG: 0.419 (1, 4)	P5		2B						G5-3	4	0	1	0	1	0	1									
Jason Giambi, L OBP: 0.377, SLG: 0.548 (1, 3)	FC6-4		1B							5	2	5	1	0	0	0									
Mark McGwire, R OBP: 0.494, SLG: 0.799 (1, 10)	FC6-4		2B							3	2	1	2	2	0	3									
Geronomo Berroa, R OBP: 0.340, SLG: 0.537 Ernie Young, R OBP: 0.317, SLG: 0.446 (1, 7) (9, 8)		G6-3								4	1	0	0	1	1	3									
Scott Brosius, R OBP: 0.454, SLG: 0.615 (1, 5)	K									0	0	0	0	0	0	0									
Terry Steinbach, R OBP: 0.348, SLG: 0.532 (1, 2)	G6-3									5	2	2	5	0	1	3									
Damon Mashore, R OBP: 0.362, SLG: 0.463 (1, 8) (9, 7)			2B							5	1	2	0	0	0	0									
Mike Bordick, R OBP: 0.294, SLG: 0.292 (1, 6)	G6-3									4	0	0	0	1	0	1									
Inning Stats	R: 0 E: 0 K: 0 S: 15	H: 1 LOB: 1 BB: 0 P: 24	R: 0 E: 0 K: 1 S: 7	H: 0 LOB: 0 BB: 0 P: 10	R: 1 E: 0 K: 0 S: 20	H: 2 LOB: 2 BB: 1 P: 29	R: 0 E: 0 K: 2 S: 8	H: 0 LOB: 0 BB: 0 P: 13	R: 0 E: 0 K: 0 S: 8	H: 1 LOB: 1 BB: 0 P: 14	R: 4 E: 0 K: 0 S: 15	H: 4 LOB: 3 BB: 1 P: 20	R: 1 E: 0 K: 2 S: 19	H: 3 LOB: 3 BB: 1 P: 30	R: 0 E: 0 K: 0 S: 6	H: 1 LOB: 0 BB: 0 P: 10		R: 5 E: 0 K: 0 S: 15	H: 4 LOB: 2 BB: 3 P: 35	1B: 6 2B: 6 3B: 0 HR: 4	SF: 0 SAC: 0 DP: 0 HBP: 0	WP: 1 PB: 0 SB: 0 CS: 0	PA: 46		
PITCHER	IP	WLS	BF	H	R	ER	SO	BB	IBB	HBP	BLK	WP	HR	S	P	ERA	WHIP								
Bob Wells, R ERA: 3.45 (1, 1)	6.0		27	8	5	5	3	1	0	0	0	0	2	73	110	7.50	1.500								
Rafael Carmona, R ERA: 4.35 (7, 1)	0.0		3	3	1	1	0	0	0	0	0	0	1	7	11	∞	∞								
Michael Jackson, R ERA: 5.03 (7, 1)	2.0		7	1	0	0	2	1	0	0	0	0	0	18	29	0.00	1.000								
Norm Charlton, L ERA: 4.3 (9, 1)	1.0	L	9	4	5	5	0	3	0	0	0	1	1	15	35	45.00	7.000								

Batter	1	2	3	4	5	6	7	8	9	AB	R	H	RBI	BB	SO	LOB	BOTTOM								
Rich Amaral, R OBP: 0.357, SLG: 0.326 Joey Cora, S OBP: 0.325, SLG: 0.422 (1, 8) (6, FH) (7, 4)	F8		G6-3							3	0	0	0	0	0	2	Oakland Athletics @ Seattle Mariners The Kingdome, Seattle, WA Tue Jul 02 1996, 10:05 PM EDT Att: 19,632 - Dome - 68 F								
Alex Rodriguez, R OBP: 0.380, SLG: 0.608 (1, 6)	G6-3		G5-3							5	1	1	0	0	0	2									
Edgar Martinez, R OBP: 0.452, SLG: 0.657 (1, 10)	G6-3		BB							4	0	1	0	1	0	0									
Jay Buhner, R OBP: 0.397, SLG: 0.588 (1, 9)		2B	F7							5	1	1	0	0	2	3									
Brian Hunter, R OBP: 0.427, SLG: 0.580 (1, 3)		1B								4	2	4	2	1	0	0									
Dan Wilson, R OBP: 0.356, SLG: 0.500 (1, 2)		1B	L4							5	0	2	1	0	0	4									
Luis Sojo, R OBP: 0.284, SLG: 0.292 (1, 5)	FC1-6		P3							4	1	1	0	0	0	4									
Andy Sheets, R OBP: 0.322, SLG: 0.333 Darren Bragg, L OBP: 0.400, SLG: 0.446 (1, 4) (7, 8)	K		2B							2	0	0	0	1	1	2									
Manny Martinez, R OBP: 0.333, SLG: 0.467 (1, 7)	FC5-4		2B							4	1	2	2	0	0	2									
Inning Stats	R: 0 E: 0 K: 0 S: 6	H: 0 LOB: 0 BB: 0 P: 12	R: 2 E: 1 K: 1 S: 13	H: 3 LOB: 1 BB: 0 P: 21	R: 0 E: 0 K: 0 S: 7	H: 0 LOB: 1 BB: 1 P: 14	R: 1 E: 0 K: 0 S: 10	H: 2 LOB: 2 BB: 1 P: 17	R: 1 E: 0 K: 1 S: 17	H: 3 LOB: 1 BB: 0 P: 25	R: 2 E: 0 K: 0 S: 8	H: 2 LOB: 0 BB: 0 P: 12	R: 0 E: 0 K: 0 S: 9	H: 1 LOB: 2 BB: 1 P: 17	R: 0 E: 0 K: 0 S: 6	H: 1 LOB: 1 BB: 0 P: 10		R: 0 E: 0 K: 1 S: 12	H: 1 LOB: 1 BB: 0 P: 18	1B: 7 2B: 5 3B: 1 HR: 0	SF: 1 SAC: 0 DP: 2 HBP: 1	WP: 0 PB: 0 SB: 0 CS: 0	PA: 42		
PITCHER	IP	WLS	BF	H	R	ER	SO	BB	IBB	HBP	BLK	WP	HR	S	P	ERA	WHIP								
Doug Johns, L ERA: 6.04 (1, 1)	5.1		27	10	6	6	2	2	0	0	0	0	0	13	22	0.00	1.200								
Carlos Reyes, R ERA: 5.29 (8, 1)	1.2		7	1	0	0	0	1	0	0	0	0	0	6	10	0.00	1.000								
Mike Mohler, L ERA: 2.8 Billy Taylor, R ERA: 3.34 (9, 1)	1.0	W	4	1	0	0	0	0	0	0	0	0	0	12	18	0.00	1.000								


AB	41
R	11
H	16
RBI	11
BB	5
SO	5
LOB	15



Batter	1	2	3	4	5	6	7	8	9	AB	R	H	RBI	BB	SO	LOB	TOP			
Jose Herrera, L (1, 9) OBP: 0.333, SLG: 0.430	G4-3			F7		HR		2B 1B		4	1	2	2	0	0	0	Oakland Athletics @ Seattle Mariners The Kingdome, Seattle, WA Wed Jul 03 1996, 6:33 AM EDT Att: 36,619 - Dome - 68 F			
Rafael Bourquiel, R (1, 6) OBP: 0.353, SLG: 0.422	G4-3			G5-3		P4		2B 1B		4	0	1	1	0	0	0				
Jason Giambi, L (1, 3) OBP: 0.375, SLG: 0.544	F9			K		1B		G2-3		4	0	1	0	0	1	1				
Mark McGwire, R (1, 10)		P2			G5-4-3 BB	K			F8	3	0	0	0	1	1	1				
Gerónimo Berroa, R (1, 7) OBP: 0.336, SLG: 0.530		K			G5-4-3		G1-3		K	4	0	0	0	0	2	1				
Scott Brosius, R (1, 5) OBP: 0.455, SLG: 0.605		K					P3			2	0	0	0	2	1	0				
Terry Steinbach, R (1, 2) OBP: 0.343, SLG: 0.524				G6-3		K		G5-3	F7	4	0	0	0	0	1	2				
Tony Batista, R (1, 4) OBP: 0.400, SLG: 0.571				G5-4-3 1B		K		K		3	0	1	0	0	2	0				
Damon Mashore, R (1, 8) OBP: 0.360, SLG: 0.455				G5-4-3		E6 HR		1B 2B 1B		3	2	1	0	0	0	1				
Inning Stats	R: 0 E: 0 K: 0 S: 7	H: 0 LOB: 0 BB: 0 P: 8	R: 0 E: 0 K: 2 S: 8	H: 0 LOB: 0 BB: 0 P: 10	R: 0 E: 0 K: 0 S: 9	H: 1 LOB: 0 BB: 0 P: 12	R: 0 E: 0 K: 1 S: 8	H: 0 LOB: 0 BB: 0 P: 9	R: 0 E: 0 K: 1 S: 9	H: 0 LOB: 1 BB: 2 P: 21	R: 0 E: 0 K: 0 S: 6	H: 0 LOB: 0 BB: 0 P: 10	R: 1 E: 0 K: 1 S: 14	H: 3 LOB: 1 BB: 0 P: 19	R: 0 E: 0 K: 1 S: 8	H: 0 LOB: 1 BB: 1 P: 14	1B: 4 2B: 1 3B: 0 HR: 1	SF: 0 SAC: 0 DP: 2 HBP: 0	WP: 0 PB: 0 SB: 0 CS: 0	PA: 34
PITCHER	IP	WLS	BF	H	R	ER	SO	BB	IBB	HBP	BLK	WP	HR	S	P	ERA	WHIP			
Bob Wolcott, R (1, 1) ERA: 6.11	7.2		29	6	3	2	7	2	0	0	0	0	1	74	109	2.35	1.043			
Bobby Ayala, R (8, 1) ERA: 7.4	1.1	W	5	0	0	0	1	1	0	0	0	0	0	10	17	0.00	0.750			

Batter	1	2	3	4	5	6	7	8	9	AB	R	H	RBI	BB	SO	LOB	BOTTOM					
Joey Cora, S (1, 4) OBP: 0.323, SLG: 0.416	HR BB	K		F9			B1-3		F9	4	1	0	0	1	1	2	Oakland Athletics @ Seattle Mariners The Kingdome, Seattle, WA Wed Jul 03 1996, 6:33 AM EDT Att: 36,619 - Dome - 68 F					
Alex Rodriguez, R (1, 6) OBP: 0.394, SLG: 0.622	HR			K		K	2B		2B 1B	5	2	3	2	0	2	0						
Edgar Martínez, R (1, 10) OBP: 0.460, SLG: 0.677	HR			1B BB		2B			1B 2B	3	1	3	2	2	0	0						
Jay Buhner, R (1, 9) OBP: 0.392, SLG: 0.579	G6-3			F9		F7		K		4	0	0	0	0	1	4						
Paul Sorrento, L (1, 3) OBP: 0.404, SLG: 0.581	G3					F9		G4-3		4	0	1	0	0	0	1						
Brian Hunter, R (1, 7) OBP: 0.418, SLG: 0.565	K			F9		F8		FC6-4 1B		4	0	1	0	0	1	2						
Darren Bragg, L (1, 8) OBP: 0.397, SLG: 0.437		G5-3			CS SH1-3 BB	F7		FC6-4 1B		3	0	0	0	1	0	1						
Luis Sojo, R (1, 5) OBP: 0.260, SLG: 0.287		F9			SH1-3	G6-3		K		3	0	0	0	0	1	1						
John Marzano, R (1, 2) OBP: 0.333, SLG: 0.349 Dan Wilson, R (9, PH) OBP: 0.354, SLG: 0.498		1B					F9		F9	2	0	1	0	1	0	0						
Inning Stats	R: 3 E: 0 K: 1 S: 15	H: 2 LOB: 1 BB: 1 P: 23	R: 0 E: 0 K: 1 S: 6	H: 1 LOB: 0 BB: 0 P: 8	R: 0 E: 0 K: 1 S: 14	H: 1 LOB: 2 BB: 1 P: 20	R: 0 E: 0 K: 0 S: 8	H: 0 LOB: 2 BB: 2 P: 17	R: 0 E: 0 K: 0 S: 10	H: 1 LOB: 1 BB: 0 P: 18	R: 0 E: 0 K: 0 S: 6	H: 0 LOB: 0 BB: 0 P: 8	R: 0 E: 0 K: 1 S: 10	H: 1 LOB: 2 BB: 1 P: 21	R: 0 E: 0 K: 1 S: 9	H: 1 LOB: 1 BB: 0 P: 15	R: 1 E: 0 K: 0 S: 9	H: 2 LOB: 1 BB: 0 P: 15	1B: 4 2B: 3 3B: 0 HR: 2	SF: 0 SAC: 1 DP: 0 HBP: 0	WP: 0 PB: 0 SB: 0 CS: 1	PA: 39
PITCHER	IP	WLS	BF	H	R	ER	SO	BB	IBB	HBP	BLK	WP	HR	S	P	ERA	WHIP					
Bobby Chouinard, R (1, 1) ERA: 6.18	7.0		31	6	3	3	5	4	1	0	0	0	0	9	115	3.86	1.429					
Buddy Groom, L (8, 1) ERA: 2.96	1.0	L	4	1	0	0	1	0	0	0	0	0	0	9	15	0.00	1.000					
Carlos Reyes, R (9, 1) ERA: 5.36	0.2	L	4	2	1	1	0	0	0	0	0	0	0	9	15	13.50	3.000					

AB 31
R 3
H 6
RBI 3
BB 3
SO 8
LOB 6



AB 33
R 4
H 9
RBI 4
BB 5
SO 6
LOB 11



Batter	1	2	3	4	5	6	7	8	9	AB	R	H	RBI	BB	SO	LOB	TOP										
Darin Erstad, L (1,8) OBP: 0.390, SLG: 0.425	E1 16 1B	1-2 1-H 1B		4-0 FC6-4 BB		2-1 F8			0-0 HR	4	2	3	2	1	0	1	California Angels @ Oakland Athletics Oakland-Alameda County Coliseum, Oakland, CA Fri Jul 05 1996, 7:05 PM PDT Att: 36,129 - Unknown - 71 F livebaseballscorecards.com										
Rex Hudler, R (1,4) OBP: 0.344, SLG: 0.582	F7	2-1 F9		1-0 FC6-4			3-3 K		2-3 K	3	0	0	0	0	0	3											
Damon Easley, R (6,4) OBP: 0.267, SLG: 0.350				1-2 FC6-4						2	0	0	0	0	2	0											
16 Garret Anderson, L (1,7) OBP: 0.314, SLG: 0.425	1-2 HR 1B		1-0 F7	0-3 SAFE K			2-3 K		1-0 G4-3 1B	5	1	2	1	0	2	1											
Tim Salmon, R (1,9) OBP: 0.388, SLG: 0.555	3-H F7		1-0 HR		4-2 G4-6-3 BB		0-2 DI 1B		2-2 G4-3	2	1	1	1	0	0	1											
Otlando Palmeiro, L (5,PH) OBP: 0.340, SLG: 0.250									1-2 G4-3	2	0	1	0	1	0	1											
Chili Davis, S (1,10) OBP: 0.397, SLG: 0.515	1-H HR		2-2 F7	1-2 G4-6-3			2-1 L6		4-2 FC6-4 BB	4	1	1	2	1	0	2											
Don Slaught, R (1,2) OBP: 0.383, SLG: 0.483	0-0 F7		0-1 HR		1-2 P3				0-0 FC6-4 1B	5	1	2	0	0	0	2											
J.T. Snow, L (1,3) OBP: 0.343, SLG: 0.395		0-1 PB 1B	2-0 1-H HR			1-1 G4-3			2-0 FC3-6 P1-3	4	2	2	2	0	0	1											
Randy Velarde, R (1,5) OBP: 0.379, SLG: 0.422		1-0 F9	3-2 G4-3			1-1 G6-3			1-2 P1-3	4	0	0	0	0	0	2											
Gary Disarcina, R (1,6) OBP: 0.272, SLG: 0.307		0-1 L6		1-2 F8		3-1 1B			0-0 G2-3	4	0	1	0	0	0	2											
Inning Stats	R: 3 E: 1 K: 0 S: 15	H: 3 LOB: 0 BB: 0 P: 21	R: 1 E: 0 K: 0 S: 13	H: 2 LOB: 1 BB: 0 P: 17	R: 3 E: 0 K: 0 S: 12	H: 3 LOB: 0 BB: 1 P: 21	R: 0 E: 0 K: 1 S: 7	H: 0 LOB: 1 BB: 1 P: 13	R: 0 E: 0 K: 0 S: 12	H: 1 LOB: 1 BB: 0 P: 15	R: 0 E: 0 K: 2 S: 14	H: 1 LOB: 1 BB: 0 P: 21	R: 0 E: 0 K: 0 S: 7	H: 1 LOB: 2 BB: 1 P: 12	R: 1 E: 0 K: 1 S: 12	H: 2 LOB: 2 BB: 1 P: 21	1B: 9 2B: 0 3B: 0 HR: 4	SF: 0 SAC: 0 DP: 1 HBP: 0	WP: 0 PB: 1 SB: 1 CS: 0	PA: 42							
PITCHER	IP	WLS	BF	H	R	ER	SO	BB	IBB	HBP	BLK	WP	HR	S	P	ERA	WHIP										
John Wasdin, R (1,1) ERA: 4.75	7.0	W	32	10	7	6	3	2	0	0	0	0	3	81	126	7.71	1.714										
Todd Van Poppel, R (8,1) ERA: 7.39	2.0		10	3	1	1	1	1	0	0	0	0	1	19	33	4.50	2.000										

Batter	1	2	3	4	5	6	7	8	9	AB	R	H	RBI	BB	SO	LOB	BOTTOM										
Jose Herrera, L (1,9) OBP: 0.333, SLG: 0.429	1-1 1B	1-2 WP 2B		1-2 G6-3		0-1 G4-3	0-1 G4-3			6	3	3	1	0	0	3	California Angels @ Oakland Athletics Oakland-Alameda County Coliseum, Oakland, CA Fri Jul 05 1996, 7:05 PM PDT Att: 36,129 - Unknown - 71 F livebaseballscorecards.com										
Rafael Bourquiel, R (1,4) OBP: 0.370, SLG: 0.432	1-1 SAFE BB	2-2 E6 WP 1B		0-1 L5		0-2 G6-3		0-2 F8		4	3	1	0	1	0	2											
Tony Batista, R (7,4) OBP: 0.389, SLG: 0.556	1-3 BB	G6-4-3 WP 1B		1-2 L5		2-3 G6-3				1	0	0	0	0	0	0											
Jason Giambi, L (1,7) OBP: 0.382, SLG: 0.550	1-2 BB	4-0 G6-4-3 BB		1-2 G5-3		1-0 BB		2-1 L8		0	1	0	0	0	0	0											
Damon Mashore, R (1,PH) OBP: 0.386, SLG: 0.438	1-2 BB	1-2 G6-4-3 BB				3-H BB		2-1 L8		3	1	1	2	2	0	0											
Mark McGwire, R (1,3) OBP: 0.493, SLG: 0.768	3-3 K	0-0 G6-4-3			4-2 BB	4-1 BB		2-1 F8		2	1	0	1	3	1	5											
Torey Lovullo, S (6,PR) OBP: 0.319, SLG: 0.375		1-2 2-3 2-3			4-1 BB	1-2 BB				1	0	0	0	0	0	0											
Scott Brosius, R (1,5) OBP: 0.473, SLG: 0.636	4-2 BB	2-2 1B			4-1 L4-6 BB	3-2 P4				3	2	2	4	2	0	2											
Matt Stairs, L (1,10) OBP: 0.304, SLG: 0.524	1-2 2-3 3-H	3-H 1B			4-1 BB	1-2 BB		2-2 G4-3		4	2	2	6	1	0	1											
George Williams, S (1,2) OBP: 0.333, SLG: 0.301	4-2 BB		0-1 F7		0-0 L4-6	2-2 BB		2-2 1B HBP		3	1	1	1	1	0	3											
Ernie Young, R (1,8) OBP: 0.315, SLG: 0.442	3-3 K		0-0 F9		2-2 G4-3		1-3 K			5	0	1	0	0	2	4											
Mike Bordick, R (1,6) OBP: 0.300, SLG: 0.295	0-1 1B		3-1 G5-3		4-1 G6-3 1B BB		0-0 1B			4	2	2	0	1	0	2											
Inning Stats	R: 13 E: 0 K: 2 S: 45	H: 9 LOB: 5 BB: 5 P: 84	R: 2 E: 1 K: 0 S: 15	H: 2 LOB: 1 BB: 1 P: 26	R: 0 E: 0 K: 0 S: 5	H: 0 LOB: 0 BB: 0 P: 8	R: 0 E: 0 K: 0 S: 8	H: 0 LOB: 0 BB: 0 P: 10	R: 0 E: 0 K: 0 S: 10	H: 0 LOB: 2 BB: 3 P: 24	R: 1 E: 0 K: 0 S: 11	H: 1 LOB: 2 BB: 2 P: 23	R: 0 E: 0 K: 1 S: 12	H: 1 LOB: 2 BB: 0 P: 17	R: 0 E: 0 K: 0 S: 7	H: 0 LOB: 0 BB: 0 P: 11	1B: 9 2B: 4 3B: 0 HR: 1	SF: 0 SAC: 0 DP: 2 HBP: 2	WP: 1 PB: 0 SB: 1 CS: 0	PA: 49							
PITCHER	IP	WLS	BF	H	R	ER	SO	BB	IBB	HBP	BLK	WP	HR	S	P	ERA	WHIP										
Ryan Hancock, R (1,1) ERA: 4.43	0.2	L	10	5	8	8	2	2	0	1	0	0	0	4	16	∞	∞										
Brad Pennington, L (1,1) ERA: 6.2	0.0		3	0	0	0	0	3	0	0	0	0	0	4	16	∞	∞										
Jim Abbott, L (1,1) ERA: 7.6	5.0		27	7	8	6	0	6	0	0	0	1	0	66	114	10.80	2.600										
Rich Monteleone, R (6,1) ERA: 5.79	2.1		9	1	0	0	1	0	0	1	0	0	0	22	34	0.00	0.429										

Batter	1	2	3	4	5	6	7	8	9	AB	R	H	RBI	BB	SO	LOB	TOP					
Darin Erstad, L (1, 8) OBP: 0.391, SLG: 0.417										5	3	2	0	0	1	2						
Rex Hudler, R (1, 7) OBP: 0.346, SLG: 0.582										5	2	2	0	0	0	3						
16 Garret Anderson, L (1, 9) OBP: 0.322, SLG: 0.431										4	2	4	2	1	0	0						
Chili Davis, S (1, 10) OBP: 0.390, SLG: 0.520										4	1	4	4	0	0	0						
Don Slaught, R (1, 2) OBP: 0.378, SLG: 0.481										5	0	1	2	0	1	6						
Tim Lincecum, R (1, 5) OBP: 0.308, SLG: 0.410										4	0	1	0	1	0	1						
J.T. Snow, L (1, 3) OBP: 0.339, SLG: 0.396										5	0	0	0	0	3	4	AB 41					
Randy Velarde, R (1, 4) OBP: 0.383, SLG: 0.423										4	0	1	0	1	1	1	R 9					
Gary Disarcina, R (1, 6) OBP: 0.271, SLG: 0.301										5	1	1	0	0	0	2	H 16					
Inning Stats	R: 1 E: 0 K: 0 S: 9	H: 2 LOB: 1 BB: 0 P: 13	R: 0 E: 0 K: 0 S: 8	H: 0 LOB: 0 BB: 0 P: 13	R: 2 E: 1 K: 0 S: 13	H: 3 LOB: 3 BB: 1 P: 20	R: 2 E: 1 K: 0 S: 19	H: 4 LOB: 2 BB: 0 P: 26	R: 0 E: 0 K: 1 S: 8	H: 1 LOB: 0 BB: 0 P: 13	R: 1 E: 0 K: 2 S: 13	H: 2 LOB: 2 BB: 1 P: 22	R: 0 E: 0 K: 2 S: 8	H: 0 LOB: 0 BB: 0 P: 11	R: 3 E: 0 K: 0 S: 14	H: 4 LOB: 1 BB: 0 P: 26	R: 0 E: 0 K: 1 S: 7	H: 0 LOB: 0 BB: 1 P: 14	1B: 14 2B: 2 3B: 0 HR: 0	SF: 1 SAC: 0 DP: 2 HBP: 0	WP: 0 PB: 0 CS: 0	PA: 45
PITCHER	IP WLS BF H R ER SO BB IBB HBP BLK WP HR S P ERA WHIP																					
Doug Johns, L (1, 1) ERA: 6.18	5.0 L 27 11 6 5 1 1 0 0 0 0 0 58 86 9.00 2.400																					
Carlos Reyes, R (6, 1) ERA: 5.51	2.2 14 5 3 3 4 1 0 0 0 0 0 32 54 10.12 2.250																					
Jay Witasick, R (8, 1) ERA:	1.1 4 0 0 0 1 1 0 0 0 0 0 9 18 0.00 0.750																					

California Angels @ Oakland Athletics
Oakland-Alameda County Coliseum, Oakland, CA
Sun Jul 07 1996, 3:33 AM PDT
Att: 16,526 - Sunny - 69 F

livebaseballscores.com
AB 41
R 9
H 16
RBI 8
BB 3
SO 6
LOB 19



Batter	1	2	3	4	5	6	7	8	9	AB	R	H	RBI	BB	SO	LOB	BOTTOM			
Jose Herrera, L (1, 9) OBP: 0.337, SLG: 0.432										5	0	2	0	0	1	2				
Rafael Bourquard, R (1, 4) OBP: 0.350, SLG: 0.402										5	0	0	0	0	0	3				
Jason Giambi, L (1, 7) OBP: 0.385, SLG: 0.557										5	1	3	0	0	0	3				
Mark McGwire, R (1, 3) OBP: 0.496, SLG: 0.796										5	1	3	2	0	0	3				
Scott Brosius, R (1, 5) OBP: 0.457, SLG: 0.619										3	0	0	0	0	1	2				
Tony Batista, R (7, 5) OBP: 0.366, SLG: 0.500										1	1	0	0	1	0	2				
Terry Steinbach, R (1, 2) OBP: 0.346, SLG: 0.525										5	0	1	0	0	1	3				
Matt Stairs, L (1, 10) OBP: 0.333, SLG: 0.640										4	1	2	2	0	0	1	AB 39			
Ernie Young, R (1, 8) OBP: 0.319, SLG: 0.435										2	0	0	0	2	0	2	R 4			
Mike Bordick, R (1, 6) OBP: 0.298, SLG: 0.291										3	0	0	0	0	0	2	H 11			
Torey Lovullo, S (8, PH) OBP: 0.316, SLG: 0.370										1	0	0	0	0	1	2	RBI 4			
Inning Stats	R: 0 E: 0 K: 1 S: 13	H: 1 LOB: 1 BB: 0 P: 21	R: 1 E: 0 K: 0 S: 16	H: 1 LOB: 1 BB: 1 P: 26	R: 1 E: 0 K: 0 S: 12	H: 2 LOB: 1 BB: 0 P: 18	R: 0 E: 0 K: 0 S: 6	H: 0 LOB: 0 BB: 0 P: 9	R: 0 E: 0 K: 1 S: 7	H: 1 LOB: 1 BB: 0 P: 7	R: 0 E: 0 K: 1 S: 10	H: 1 LOB: 2 BB: 1 P: 15	R: 2 E: 0 K: 1 S: 15	H: 3 LOB: 2 BB: 1 P: 27	R: 0 E: 1 K: 1 S: 12	H: 1 LOB: 2 BB: 0 P: 16	1B: 4 2B: 5 3B: 0 HR: 2	SF: 0 SAC: 0 DP: 0 HBP: 0	WP: 1 PB: 0 CS: 0	PA: 42
PITCHER	IP WLS BF H R ER SO BB IBB HBP BLK WP HR S P ERA WHIP																			
Shawn Boskie, R (1, 1) ERA: 4.27	6.2 W 29 7 2 2 2 2 0 0 0 0 0 1 75 112 2.70 1.350																			
Chuck McElroy, L (7, 1) ERA: 4.55	0.1 5 3 2 2 0 1 0 0 0 0 0 1 6 15 54.00 12.000																			
Jason Grimsley, R (8, 1) ERA: 5.05	1.0 5 1 0 0 1 0 0 0 0 0 0 14 18 0.00 1.000																			
Troy Percival, R (9, 1) ERA: 1.76	1.0 3 0 0 0 1 0 0 0 0 0 0 8 11 0.00 0.000																			

California Angels @ Oakland Athletics
Oakland-Alameda County Coliseum, Oakland, CA
Sun Jul 07 1996, 3:33 AM PDT
Att: 16,526 - Sunny - 69 F

livebaseballscores.com
AB 39
R 4
H 11
RBI 4
BB 3
SO 4
LOB 25



Batter	1	2	3	4	5	6	7	8	9	AB	R	H	RBI	BB	SO	LOB	TOP				
Darryl Hamilton, L OBP: 0.366, SLG: 0.390 Damon Buford, R OBP: 0.337, SLG: 0.465	0-0 G3 1B	1-1 G5-3		1-1 F9		2-2 1B		0-0 2B		5	1	3	0	0	0	3					
Ivan Rodriguez, R OBP: 0.356, SLG: 0.513	0-0 G4-3 1B		1-0 HR		0-0 BB	3-2 1B		0-1 F8		5	1	4	1	0	0	2					
29 Rusty Greer, L OBP: 0.387, SLG: 0.488	2-1 G3		2-2 G3-1		4-1 BB	1-0 G4-3		0-0 2B		4	0	1	1	1	0	4					
Juan Gonzalez, R OBP: 0.377, SLG: 0.647	1-2 G4-3		3-3 K		1-2 F8		1-0 2B	3-3 K		5	0	1	1	0	2	5					
Mickey Tettleton, S OBP: 0.377, SLG: 0.481	4-0 FC4-6 BB		3-3 K		4-2 BB		1-1 2B	1-1 G4-3		3	0	1	0	2	1	2					
Dean Palmer, R OBP: 0.355, SLG: 0.537	1-2 FC4-6			2-0 P8	0-0 F8		2-3 K		1-1 G3	5	0	0	0	0	1	7					
Warren Newson, L OBP: 0.362, SLG: 0.488		1-2 G4-3		0-2 P7	1-1 G4-3		4-2 BB		2-3 K	4	0	0	0	1	1	3	AB 38				
Mark McLemore, S OBP: 0.399, SLG: 0.389		3-3 K		2-2 E6 BB		1-0 F9	3-2 G5-4-3		2-3 K	5	0	0	0	0	2	3	R 3				
Kevin Elster, R OBP: 0.333, SLG: 0.482		4-2 BB		4-2 BB		3-2 G1-3		0-0 1B		2	1	1	0	2	0	0	H 11				
	R: 1 E: 0 K: 0 S: 10	H: 2 LOB: 2 BB: 1 P: 18	R: 0 E: 0 K: 1 S: 10	H: 0 LOB: 1 BB: 1 P: 19	R: 1 E: 0 K: 2 S: 13	H: 1 LOB: 0 BB: 0 P: 22	R: 0 E: 1 K: 0 S: 12	H: 0 LOB: 2 BB: 1 P: 21	R: 0 E: 0 K: 0 S: 13	H: 1 LOB: 3 BB: 2 P: 23	R: 0 E: 0 K: 1 S: 11	H: 2 LOB: 2 BB: 0 P: 22	R: 1 E: 0 K: 1 S: 11	H: 3 LOB: 2 BB: 0 P: 15	R: 0 E: 0 K: 2 S: 8	H: 0 LOB: 0 BB: 0 P: 13	1B: 7 2B: 3 3B: 0 HR: 1	SF: 0 SAC: 0 DP: 1 HBP: 0	WP: 0 PB: 0 SB: 0 CS: 0	PA: 44	
PITCHER	IP	WLS	BF	H	R	ER	SO	BB	IBB	HBP	BLK	WP	HR	S	P	ERA	WHIP				
Bobby Chounard, R ERA: 5.89	5.0	W	25	4	2	2	3	5	0	0	0	0	1	58	103	3.60	1.800				
Buddy Groom, L ERA: 3.31	2.0		10	4	0	0	1	1	0	0	0	0	0	29	50	0.00	2.500				
Jim Corsi, R ERA: 3.6	2.0		9	3	1	1	3	0	0	0	0	0	0	19	28	4.50	1.500				

Texas Rangers @ Oakland Athletics
Oakland-Alameda County Coliseum, Oakland, CA
Thu Jul 11 1996, 3:33 AM PDT
Att: 13,437 - Sunny - 72 F

AB	38
R	3
H	11
RBI	3
BB	6
SO	7
LOB	29



Batter	1	2	3	4	5	6	7	8	9	AB	R	H	RBI	BB	SO	LOB	BOTTOM				
Damon Mashore, R OBP: 0.397, SLG: 0.396	1-3 K		3-2 G3-1	0-3 K	4-1 BB		3-3 K			4	0	0	1	1	3	4					
Rafael Bourquard, R OBP: 0.352, SLG: 0.397	0-1 F9		0-2 BB 2B		1-2 G1-3		4-1 BB			4	1	1	1	1	0	3					
Scott Brosius, R OBP: 0.461, SLG: 0.622	1-3 K		0-1 BB 2B		4-2 1B BB	1-2 2B	2-3 K			4	2	2	0	1	2	3					
Mark McGwire, R OBP: 0.498, SLG: 0.805		0-0 HR	4-2 2B BB		0-0 1B BB	0-0 G6-3		3-2 G5-3		4	2	2	1	1	0	1					
Torey Lovullo, S OBP: 0.316, SLG: 0.370			1-2 2-3 3H		1-3 1B BB	1-3 1B BB		4-2 1B BB		0	0	0	0	0	0	0					
Gerónimo Berroa, R OBP: 0.343, SLG: 0.528		2-2 G6-3	1-0 2B		4-2 BB 1B BB	2-2 F9		4-2 1B 1B BB		3	1	1	2	2	0	1					
Terry Steinbach, R OBP: 0.347, SLG: 0.523		2-2 G5-3	1-1 G4-3		0-0 1B BB	1-0 G6-3		0-2 FC5 1B		5	1	2	2	0	0	3					
Jason Giambi, L OBP: 0.389, SLG: 0.561		3-3 K		3-2 2B		4-2 1B BB		1-0 FC5-4 1B		3	0	2	0	1	1	0					
Jose Herrera, L OBP: 0.340, SLG: 0.435				3-2 2B		4-2 BB 1B BB		1-2 2-3 3H		1	0	1	0	0	0	0	AB 37				
Ernie Young, R OBP: 0.317, SLG: 0.429			4-1 G3-1 1B		2-3 K		3-3 K		0-1 F9	4	1	0	0	1	2	8	RBI 8				
Mike Bordick, R OBP: 0.300, SLG: 0.293			2-2 P5		0-0 G6-3		1-2 BB		0-1 FC5	5	0	2	1	0	0	5	BB 8				
	R: 0 E: 0 K: 2 S: 8	H: 0 LOB: 0 BB: 0 P: 10	R: 1 E: 0 K: 1 S: 13	H: 1 LOB: 0 BB: 0 P: 20	R: 3 E: 1 K: 0 S: 18	H: 3 LOB: 2 BB: 2 P: 33	R: 0 E: 0 K: 2 S: 13	H: 1 LOB: 1 BB: 0 P: 18	R: 4 E: 0 K: 1 S: 19	H: 3 LOB: 3 BB: 4 P: 40	R: 0 E: 0 K: 0 S: 8	H: 1 LOB: 1 BB: 0 P: 12	R: 0 E: 0 K: 2 S: 19	H: 2 LOB: 2 BB: 1 P: 31	R: 0 E: 0 K: 0 S: 13	H: 2 LOB: 3 BB: 1 P: 21	1B: 9 2B: 3 3B: 0 HR: 1	SF: 0 SAC: 0 DP: 0 HBP: 0	WP: 1 PB: 0 SB: 0 CS: 0	PA: 45	
PITCHER	IP	WLS	BF	H	R	ER	SO	BB	IBB	HBP	BLK	WP	HR	S	P	ERA	WHIP				
Darren Oliver, L ERA: 4.29	4.1	L	23	6	7	7	5	4	0	0	0	0	0	11	23	27.00	12.000				
Matt Whiteside, R ERA: 11.37	0.1		5	2	1	1	1	2	0	0	0	0	0	11	23	27.00	12.000				
Gil Heredia, R ERA: 6.75	2.1		11	3	0	0	2	1	0	0	0	1	0	28	44	0.00	1.714				
Mike Henneman, R ERA: 7.62	1.0		6	2	0	0	0	1	0	0	0	0	0	13	21	0.00	3.000				

Texas Rangers @ Oakland Athletics
Oakland-Alameda County Coliseum, Oakland, CA
Thu Jul 11 1996, 3:33 AM PDT
Att: 13,437 - Sunny - 72 F

AB	37
R	8
H	13
RBI	8
BB	8
SO	8
LOB	28



Batter	1	2	3	4	5	6	7	8	9	10	AB	R	H	RBI	BB	SO	LOB	TOP									
Mark McLemore, S OBP: 0.398, SLG: 0.388 (1, 4)	G6-3		K							FC6-4	6	1	2	0	0	1	3	Texas Rangers @ Oakland Athletics Oakland-Alameda County Coliseum, Oakland, CA Fri Jul 12 1996, 7:05 PM PDT Alt. 12.074 - Sunny - 65 F									
Ivan Rodriguez, R OBP: 0.357, SLG: 0.511 (1, 2)	K		G6-3						G1-3	2B	5	1	1	1	1	1	2										
29 Rusty Greer, L OBP: 0.391, SLG: 0.492 (1, 7)	K			2B						2B	4	2	2	1	2	1	2										
Juan Gonzalez, R OBP: 0.380, SLG: 0.647 (1, 9)		G5-3							G4-3	K	6	0	3	2	0	1	3										
Mickey Tettleton, S OBP: 0.376, SLG: 0.476 Rene Gonzales, R OBP: 0.375, SLG: 0.528 (1, 3) (8, 3)	K			2B						K	3	0	0	0	1	2	2										
Dean Palmer, R OBP: 0.358, SLG: 0.539 (1, 5)				P9						K	1	0	0	0	0	1	0										
Warren Newson, L OBP: 0.363, SLG: 0.491 (1, 10)				P5						1B	4	1	2	0	1	0	3										
Damon Buford, R OBP: 0.350, SLG: 0.495 (1, 8)										2B	5	2	2	0	0	2	2										
Kevin Elster, R OBP: 0.334, SLG: 0.478 (1, 6)										2B	5	1	3	2	0	1	2										
Inning Stats	R: 0 E: 0 K: 2 S: 9	H: 0 LOB: 0 BB: 0 P: 15	R: 0 E: 0 K: 1 S: 8	H: 1 LOB: 1 BB: 0 P: 11	R: 0 E: 0 K: 1 S: 13	H: 1 LOB: 1 BB: 1 P: 23	R: 1 E: 0 K: 0 S: 13	H: 1 LOB: 1 BB: 1 P: 21	R: 0 E: 0 K: 1 S: 8	H: 0 LOB: 0 BB: 0 P: 12	R: 1 E: 0 K: 0 S: 11	H: 3 LOB: 2 BB: 1 P: 17	R: 1 E: 0 K: 1 S: 18	H: 2 LOB: 2 BB: 1 P: 29	R: 0 E: 0 K: 3 S: 14	H: 2 LOB: 2 BB: 0 P: 20	R: 0 E: 0 K: 1 S: 8		H: 1 LOB: 2 BB: 1 P: 17	R: 5 E: 0 K: 2 S: 22	H: 5 LOB: 1 BB: 1 P: 39	1B: 9 2B: 7 3B: 0 HR: 0	SF: 0 SAC: 0 DP: 0 HBP: 0	WP: 0 PB: 0 SB: 1 CS: 1	PA: 49		
PITCHER	IP	WLS	BF	H	R	ER	SO	BB	IBB	HBP	BLK	WP	HR	S	P	ERA	WHIP										
John Wasdin, R ERA: 4.72 (1, 1)	6.0		26	8	3	3	5	3	0	0	0	0	0	72	113	4.50	1.833										
Mike Mohler, L ERA: 2.49 (7, 1)	1.2		8	2	0	0	3	0	1	0	0	0	0	19	31	0.00	1.200										
Billy Taylor, R ERA: 3.82 (8, 1)	1.2	L	11	4	4	4	3	2	0	0	0	0	0	24	42	21.60	3.600										
Todd Van Poppel, R ERA: 7.46 (10, 1)	0.2		4	2	1	1	1	0	0	0	0	0	0	9	18	13.50	3.000										

AB	43
R	8
H	16
RBI	8
BB	6
SO	12
LOB	20



Batter	1	2	3	4	5	6	7	8	9	10	AB	R	H	RBI	BB	SO	LOB	BOTTOM									
Jose Herrera, L OBP: 0.337, SLG: 0.429 (1, 8)	G1-3		G4-3-6								5	0	1	1	0	0	4	Texas Rangers @ Oakland Athletics Oakland-Alameda County Coliseum, Oakland, CA Fri Jul 12 1996, 7:05 PM PDT Alt. 12.074 - Sunny - 65 F									
Rafael Bourimigal, R OBP: 0.347, SLG: 0.390 (1, 4)	G6-3			F8						L4-6	5	0	1	0	0	1	3										
Jason Giambi, L OBP: 0.385, SLG: 0.554 (1, 7)	F7			F8						F7	4	0	0	0	0	0	1										
Mark McGwire, R OBP: 0.495, SLG: 0.794 (1, 3)		G5-3		HR						P3	3	1	0	0	1	0	0										
Geronimo Berroa, R OBP: 0.345, SLG: 0.546 (1, 10)											4	2	2	3	0	2	0										
Scott Brosius, R OBP: 0.457, SLG: 0.612 (1, 5)										HR	4	0	1	0	0	2	0										
Matt Stairs, L OBP: 0.290, SLG: 0.552 (1, 9)										L8	4	0	1	0	0	2	0										
Terry Steinbach, R OBP: 0.349, SLG: 0.522 (1, 2)											4	0	0	0	0	2	0										
Mike Bordick, R OBP: 0.309, SLG: 0.301 (1, 6)											3	0	3	0	1	0	0										
Inning Stats	R: 0 E: 0 K: 0 S: 6	H: 0 LOB: 0 BB: 0 P: 8	R: 0 E: 0 K: 2 S: 9	H: 0 LOB: 0 BB: 0 P: 12	R: 0 E: 0 K: 1 S: 13	H: 2 LOB: 1 BB: 0 P: 17	R: 2 E: 0 K: 0 S: 10	H: 2 LOB: 0 BB: 1 P: 18	R: 0 E: 0 K: 2 S: 13	H: 1 LOB: 1 BB: 0 P: 21	R: 0 E: 0 K: 0 S: 8	H: 0 LOB: 0 BB: 0 P: 11	R: 0 E: 0 K: 2 S: 9	H: 0 LOB: 0 BB: 1 P: 15	R: 0 E: 0 K: 2 S: 11	H: 0 LOB: 1 BB: 1 P: 20	R: 1 E: 0 K: 0 S: 8		H: 1 LOB: 0 BB: 0 P: 16	R: 1 E: 0 K: 0 S: 13	H: 3 LOB: 1 BB: 0 P: 20	1B: 8 2B: 1 3B: 0 HR: 2	SF: 0 SAC: 0 DP: 2 HBP: 0	WP: 0 PB: 0 SB: 0 CS: 2	PA: 39		
PITCHER	IP	WLS	BF	H	R	ER	SO	BB	IBB	HBP	BLK	WP	HR	S	P	ERA	WHIP										
Ken Hill, R ERA: 3.93 (9, 1)	8.0		29	6	2	2	9	2	0	0	0	0	0	79	122	2.25	1.000										
Dennis Cook, L ERA: 2.99 (9, 1)	0.1		1	0	0	0	0	0	0	0	0	0	0	3	6	0.00	0.000										
Jeff Russell, R ERA: 4.65 (9, 1)	1.2	W	8	4	2	2	0	0	0	0	0	0	1	18	30	10.80	2.400										

AB	36
R	4
H	10
RBI	4
BB	2
SO	9
LOB	8



Batter	1	2	3	4	5	6	7	8	9	AB	R	H	RBI	BB	SO	LOB	TOP					
Mark McLemore, S OBP: 0.401, SLG: 0.411 (1,4)	F9		G5-4-3		HR		1B		G1-6-3	5	1	2	1	0	0	3	Texas Rangers @ Oakland Athletics Oakland-Alameda County Coliseum, Oakland, CA Sun Jul 14 1996, 3:33 AM PDT Att: 20,704 - Sunny - 65 F livebaseballscorecards.com					
Ivan Rodriguez, R OBP: 0.354, SLG: 0.504 (1,2)	G6-3		K		G6-3		G5-3			4	0	0	0	0	1	2						
29 Rusty Greer, L OBP: 0.393, SLG: 0.492 (1,7)	1B				L8				G6-4-3	3	0	1	0	1	1	0						
Juan Gonzalez, R OBP: 0.382, SLG: 0.658 (1,9)	1B				2B		1B		G6-4-3	4	0	3	0	0	0	1						
Mickey Tettleton, S OBP: 0.375, SLG: 0.480 (1,10)	K				K		K		1B	4	0	1	0	0	3	4						
Dean Palmer, R OBP: 0.356, SLG: 0.532 (1,5)					1B		L5		P3	4	0	1	0	0	0	2						
Rene Gonzales, R OBP: 0.378, SLG: 0.509 (1,3)					1B		FC6-4		G6-3	2	0	0	0	1	0	1						
Kurt Stillwell, S OBP: 0.358, SLG: 0.354 (9, PH)	G4-3				BB		FC6-4			1	0	0	0	0	0	0						
Damon Buford, R OBP: 0.327, SLG: 0.459 (1,8)					P8				1B	3	0	0	0	0	1	3						
Warren Newson, L OBP: 0.354, SLG: 0.497 (9, PH)	L7						K		BB	0	0	0	0	1	0	0						
Kevin Elster, R OBP: 0.345, SLG: 0.497 (1,6)					G5-4-3		K		G1-6-3	4	0	3	0	0	1	0						
Inning Stats	R: 0 E: 0 K: 1 S: 12	H: 1 LOB: 2 BB: 1 P: 20	R: 0 E: 0 K: 0 S: 5	H: 0 LOB: 0 BB: 0 P: 8	R: 0 E: 0 K: 1 S: 7	H: 1 LOB: 0 BB: 0 P: 10	R: 0 E: 0 K: 2 S: 18	H: 2 LOB: 3 BB: 1 P: 32	R: 1 E: 0 K: 1 S: 8	H: 1 LOB: 0 BB: 0 P: 14	R: 0 E: 0 K: 1 S: 9	H: 1 LOB: 1 BB: 0 P: 10	R: 0 E: 0 K: 1 S: 8	H: 2 LOB: 1 BB: 0 P: 15	R: 0 E: 0 K: 0 S: 7	H: 2 LOB: 1 BB: 0 P: 10	R: 0 E: 0 K: 0 S: 9	H: 1 LOB: 1 BB: 1 P: 14	1B: 9 2B: 1 3B: 0 HR: 1	SF: 0 SAC: 0 DP: 4 HBP: 0	WP: 0 PB: 0 SB: 0 CS: 0	PA: 37
PITCHER	IP	WLS	BF	H	R	ER	SO	BB	IBB	HBP	BLK	WP	HR	S	P	ERA	WHIP					
Doug Johns, L ERA: 5.83 (1,1)	8.0	W	33	10	1	1	7	2	0	0	0	0	1	74	119	1.12	1.500					
Jim Corsi, R ERA: 3.51 (9,1)	1.0		4	1	0	0	0	1	0	0	0	0	0	9	14	0.00	2.000					

Batter	1	2	3	4	5	6	7	8	9	AB	R	H	RBI	BB	SO	LOB	BOTTOM				
Jose Herrera, L OBP: 0.337, SLG: 0.424 (1,8)	1B		FC3-6		P8		G4-1			5	1	3	0	0	0	3	Texas Rangers @ Oakland Athletics Oakland-Alameda County Coliseum, Oakland, CA Sun Jul 14 1996, 3:33 AM PDT Att: 20,704 - Sunny - 65 F livebaseballscorecards.com				
Rafael Bourquard, R OBP: 0.353, SLG: 0.407 (1,4)	BB		FC6-4		G4-3		G4-3			5	2	3	1	0	0	3					
Jason Giambi, L OBP: 0.378, SLG: 0.542 (1,7)	BB		F7		G4-3		F7			5	1	1	3	0	0	3					
Damon Mashore, R OBP: 0.397, SLG: 0.396 (8,7)	BB		FC3-6		G4-3					0	0	0	0	0	0	0					
Mark McGwire, R OBP: 0.490, SLG: 0.787 (1,3)	BB		F7		G6-3		K			3	1	0	0	1	2	2					
Torey Lovullo, S OBP: 0.316, SLG: 0.370 (8,3)	BB		K		G6-3		K			0	0	0	0	0	0	0					
Geronimo Berroa, R OBP: 0.344, SLG: 0.541 (1,10)	BB		K		G5-3		G5-3			3	0	1	2	2	0	0					
Scott Brosius, R OBP: 0.456, SLG: 0.614 (1,5)	P3		P9		HR				1B	4	1	1	1	1	0	8					
Matt Stairs, L OBP: 0.282, SLG: 0.556 (1,9)	IBB		HR		G4-3		G6-3		G4-6-3	3	1	1	1	1	0	0					
Ernie Young, R OBP: 0.319, SLG: 0.431 (9,8)									1B	1	0	1	0	0	0	0					
George Williams, S OBP: 0.339, SLG: 0.300 (1,2)	SF8		1B		P5		G4-1		K	3	1	1	1	1	1	2					
Mike Bordick, R OBP: 0.318, SLG: 0.302 (1,6)	G6-3		1B		BB		G4-1		G4-6-3	4	1	2	0	1	0	4					
Inning Stats	R: 4 E: 0 K: 0 S: 18	H: 4 LOB: 2 BB: 2 P: 35	R: 0 E: 0 K: 0 S: 17	H: 1 LOB: 3 BB: 1 P: 30	R: 3 E: 0 K: 1 S: 19	H: 4 LOB: 3 BB: 2 P: 32	R: 0 E: 0 K: 0 S: 9	H: 0 LOB: 1 BB: 1 P: 17	R: 1 E: 0 K: 0 S: 4	H: 1 LOB: 0 BB: 0 P: 6	R: 1 E: 0 K: 0 S: 12	H: 3 LOB: 2 BB: 0 P: 17	R: 0 E: 0 K: 1 S: 5	H: 0 LOB: 0 BB: 0 P: 6	R: 0 E: 0 K: 1 S: 7	H: 1 LOB: 1 BB: 1 P: 14	1B: 10 2B: 1 3B: 1 HR: 2	SF: 1 SAC: 0 DP: 1 HBP: 1	WP: 0 PB: 0 SB: 0 CS: 0	PA: 45	
PITCHER	IP	WLS	BF	H	R	ER	SO	BB	IBB	HBP	BLK	WP	HR	S	P	ERA	WHIP				
Kevin Gross, R ERA: 6.02 (1,1)	2.0	L	17	6	6	6	0	3	1	0	0	0	1	38	73	27.00	4.500				
Matt Whiteside, R ERA: 8.74 (3,1)	5.0		24	7	3	3	2	2	0	0	0	0	1	46	70	5.40	1.800				
Ed Vosberg, L ERA: 2.74 (8,1)	1.0		4	1	0	0	1	1	0	0	0	0	0	7	14	0.00	2.000				

AB 34
R 1
H 11
RBI 1
BB 3
SO 7
LOB 16



AB 36
R 9
H 14
RBI 9
BB 7
SO 3
LOB 25



Batter	1	2	3	4	5	6	7	8	9	AB	R	H	RBI	BB	SO	LOB	TOP								
Joey Cora, S OBP: 0.322, SLG: 0.409 (1,4)	1-2 1B		1-0 3B			2-1 F9		2-2 G6-4-3	1-3 K	5	0	2	0	0	1	3									
Alex Rodriguez, R OBP: 0.395, SLG: 0.628 (1,6)	1-2 P7		3-1 G4-3			1-1 G5-3		2-3 K		4	0	0	0	0	1	2									
Ken Griffey Jr., L OBP: 0.387, SLG: 0.632 (1,8)	1-3 K			0-1 G3		0-0 F9			4-0 BB HR	3	1	0	0	1	1	1									
Edgar Martinez, R OBP: 0.472, SLG: 0.686 (1,10)	1-0 G5-3			4-2 BB G6-4-3			0-2 2B		4-2 HR BB	2	2	1	0	2	0	1									
Jay Buhner, R OBP: 0.386, SLG: 0.573 (1,9)		0-0 L6		2-2 BB G6-4-3			3-1 P3		0-1 HR	4	1	1	3	0	0	2									
Paul Sorrento, L OBP: 0.393, SLG: 0.580 (1,3)	2-2 P6				0-0 HR		2-1 2B		1-1 HR G6-3	4	1	2	2	0	0	0									
Luis Sojo, R OBP: 0.256, SLG: 0.287 (1,5)	1-1 G5-3				2-1 G5-3		1-2 P6		4-1 F8 1B BB	3	0	0	0	1	0	1									
Darren Bragg, L OBP: 0.377, SLG: 0.426 (9, PH)			1-3 K		0-0 F7		2-3 K2-3		2-2 1B	3	0	0	0	0	2	1									
Rich Amaral, R OBP: 0.397, SLG: 0.355 (9, PH)									1-2 1B	1	0	1	0	0	0	0									
John Marzano, R OBP: 0.356, SLG: 0.333 (1,2)			2-2 G5-3		1-1 F8			0-1 G6-4-3 1B	1-0 F8	4	0	1	0	0	0	2									
Inning Stats	R: 0 E: 0 K: 1 S: 10	H: 1 LOB: 1 BB: 0 P: 14	R: 0 E: 0 K: 0 S: 6	H: 0 LOB: 0 BB: 0 P: 9	R: 0 E: 0 K: 1 S: 9	H: 1 LOB: 1 BB: 0 P: 16	R: 0 E: 0 K: 0 S: 8	H: 0 LOB: 0 BB: 1 P: 14	R: 1 E: 0 K: 0 S: 6	H: 1 LOB: 0 BB: 0 P: 9	R: 0 E: 0 K: 0 S: 5	H: 0 LOB: 0 BB: 0 P: 8	R: 1 E: 0 K: 1 S: 16	H: 2 LOB: 1 BB: 0 P: 24	R: 0 E: 0 K: 1 S: 9	H: 1 LOB: 0 BB: 0 P: 13	R: 3 E: 0 K: 1 S: 17	H: 2 LOB: 2 BB: 3 P: 35	1B: 3 2B: 2 3B: 1 HR: 2	SF: 0 SAC: 0 DP: 2 HBP: 0	WP: 0 PB: 0 SB: 0 CS: 0	PA: 37			
PITCHER	IP	WLS	BF	H	R	ER	SO	BB	IBB	HBP	BLK	WP	HR	S	P	ERA	WHIP								
Dave Telgheder, R ERA: 2.57 (1,1)	7.0	L	26	5	2	2	3	1	0	0	0	0	1	60	94	2.57	0.857								
Billy Taylor, R ERA: 4.45 (8,1)	1.0		6	2	3	3	1	2	0	0	0	0	1	13	25	27.00	4.000								
Buddy Groom, L ERA: 3.24 (9,1)	1.0		5	1	0	0	1	1	0	0	0	0	0	13	23	0.00	2.000								

Seattle Mariners @ Oakland Athletics
Oakland-Alameda County Coliseum, Oakland, CA

AB 33
R 5
H 8
RBI 5
BB 4
SO 5
LOB 13



WP: 0 PA: 37
PB: 0
SB: 0
CS: 0

Mon Jul 15 1996, 7:05 PM PDT
Att: 11,183 - Unknown - 63 F

Batter	1	2	3	4	5	6	7	8	9	AB	R	H	RBI	BB	SO	LOB	BOTTOM								
Jose Herrera, L OBP: 0.335, SLG: 0.421 (1,8)	1-1 G4-6-3 1B		2-1 L7			1-0 F9			2-1 P5	4	0	1	0	0	0	1									
Rafael Bourquard, R OBP: 0.350, SLG: 0.403 (1,4)	1-2 G4-6-3			0-0 G3-6-1 1B		0-1 G5-3			0-3 K	4	0	1	0	0	1	2									
Jason Giambi, L OBP: 0.374, SLG: 0.536 (1,7)	1-1 G1-3			1-1 G3-6-1			2-3 K		1-1 F7	4	0	0	0	0	1	1									
Mark McGwire, R OBP: 0.485, SLG: 0.776 (1,3)		0-1 F8		1-1 F8			1-0 P4			3	0	0	0	0	0	0									
Geronimo Berroa, R OBP: 0.344, SLG: 0.548 (1,10)		1-0 HR			2-0 G5-3		1-0 G5-3			3	1	1	1	0	0	0									
Scott Brosius, R OBP: 0.448, SLG: 0.603 (1,5)		1-3 K			0-0 P6			0-3 K		3	0	0	0	0	2	0									
Terry Steinbach, R OBP: 0.348, SLG: 0.515 (1,2)		1-0 G4-3			0-3 K			1-3 K		3	0	0	0	0	2	0									
Matt Stairs, L OBP: 0.310, SLG: 0.564 (9, PR)			0-1 L8			1-0 SH1-3 1B			1-0 1B	3	0	2	0	0	0	0									
Damon Mashore, R OBP: 0.397, SLG: 0.396 (9,9)										0	0	0	0	0	0	0									
Mike Bordick, R OBP: 0.316, SLG: 0.300 (1,6)			1-0 G3			0-0 SH1-3			1-0 F8	2	0	0	0	0	0	1									
Inning Stats	R: 0 E: 0 K: 0 S: 7	H: 1 LOB: 0 BB: 0 P: 10	R: 1 E: 0 K: 1 S: 7	H: 1 LOB: 0 BB: 0 P: 10	R: 0 E: 0 K: 0 S: 5	H: 0 LOB: 0 BB: 0 P: 8	R: 0 E: 0 K: 0 S: 5	H: 1 LOB: 0 BB: 0 P: 7	R: 0 E: 0 K: 0 S: 5	H: 1 LOB: 1 BB: 0 P: 7	R: 0 E: 0 K: 1 S: 6	H: 0 LOB: 0 BB: 0 P: 10	R: 0 E: 0 K: 2 S: 8	H: 1 LOB: 1 BB: 0 P: 11	R: 0 E: 0 K: 1 S: 7	H: 0 LOB: 0 BB: 0 P: 10	1B: 4 2B: 0 3B: 0 HR: 1	SF: 0 SAC: 1 DP: 2 HBP: 0	WP: 0 PB: 0 SB: 0 CS: 0	PA: 30					
PITCHER	IP	WLS	BF	H	R	ER	SO	BB	IBB	HBP	BLK	WP	HR	S	P	ERA	WHIP								
Bob Wolcott, R ERA: 5.65 (1,1)	9.0	W	30	5	1	1	6	0	0	0	0	0	1	55	80	1.00	0.556								

Seattle Mariners @ Oakland Athletics
Oakland-Alameda County Coliseum, Oakland, CA

AB 29
R 1
H 5
RBI 1
BB 0
SO 6
LOB 5



WP: 0 PA: 30
PB: 0
SB: 0
CS: 0

Mon Jul 15 1996, 7:05 PM PDT
Att: 11,183 - Unknown - 63 F

Batter	1	2	3	4	5	6	7	8	9	AB	R	H	RBI	BB	SO	LOB	TOP
Joey Cora, S <small>OBP: 0.320, SLG: 0.406</small> 	P6 		FC4-6 	CS 	F9 		G6-3 		G4-3 	5	1	1	0	0	0	1	Seattle Mariners @ Oakland Athletics Oakland-Alameda County Coliseum, Oakland, CA <small>Tue Jul 16 1996, 3:33 AM PDT Att: 15,206 - Overcast - 62 F</small>
Alex Rodriguez, R <small>OBP: 0.441, SLG: 0.642</small> 	F9 				BB 				G4-3 	4	1	3	3	1	0	0	
Ken Griffey Jr., L <small>OBP: 0.384, SLG: 0.624</small> 			K 		K 		K 		G4-3 	5	0	1	0	0	3	4	
Edgar Martinez, R <small>OBP: 0.467, SLG: 0.676</small> 	G4-3 		F9 		P8 		F9 		G5-3 	5	0	0	0	0	0	5	
Jay Buhner, R <small>OBP: 0.397, SLG: 0.571</small> 				SH4-3 		G6-3 		G5-3 		3	1	1	0	0	0	0	
Paul Sorrento, L <small>OBP: 0.391, SLG: 0.575</small> 	P5 			SH4-3 		L6 		P5 		4	1	1	0	0	0	1	
Dan Wilson, R <small>OBP: 0.349, SLG: 0.474</small> 	L9 			SH4-3 			BB 	G5-3 		2	0	0	0	1	0	1	
Luis Sojo, R <small>OBP: 0.257, SLG: 0.288</small> Doug Strange, S <small>OBP: 0.315, SLG: 0.356</small> 	L8 			G1-3 			BB 		L6 	3	0	1	0	0	0	3	
Rich Amaral, R <small>OBP: 0.404, SLG: 0.364</small> 				FC4-6 	CS 	G1-3 			BB 	4	1	3	2	0	0	2	
Inning Stats <small>R: 0 H: 1 E: 0 LOB: 1 K: 0 BB: 0 S: 11</small>	<small>R: 0 H: 0 E: 0 LOB: 1 K: 0 BB: 0 S: 10</small>	<small>R: 2 H: 2 E: 0 LOB: 0 K: 1 BB: 0 S: 11</small>	<small>R: 2 H: 3 E: 0 LOB: 0 K: 0 BB: 1 S: 10</small>	<small>R: 0 H: 0 E: 0 LOB: 1 K: 1 BB: 1 S: 10</small>	<small>R: 0 H: 1 E: 0 LOB: 2 K: 0 BB: 1 S: 9</small>	<small>R: 0 H: 1 E: 0 LOB: 1 K: 1 BB: 0 S: 10</small>	<small>R: 0 H: 0 E: 0 LOB: 0 K: 0 BB: 0 S: 5</small>	<small>R: 1 H: 3 E: 0 LOB: 2 K: 0 BB: 0 S: 17</small>	<small>1B: 9 SF: 0 2B: 1 SAC: 1 3B: 0 DP: 0 HR: 1 HBP: 1</small>	<small>WP: 0 PA: 41 PB: 0 SB: 0 CS: 1</small>							
PITCHER Bobby Chounard, R <small>ERA: 5.9</small>	<small>IP: 6.0 WLS: W BF: 27 H: 7 R: 4 ER: 4 SO: 2 BB: 2 IBB: 0 HBP: 1 BLK: 0 WP: 0 HR: 1 S: 61 P: 100 ERA: 6.00 WHIP: 1.500</small>	PITCHER Buddy Groom, L <small>ERA: 3.18</small>	<small>IP: 1.0 WLS: 4 BF: 1 H: 0 R: 0 ER: 0 SO: 1 BB: 0 IBB: 0 HBP: 0 BLK: 0 WP: 0 HR: 0 S: 10 P: 15 ERA: 0.00 WHIP: 1.000</small>	PITCHER Todd Van Poppel, R <small>ERA: 7.36</small>	<small>IP: 2.0 WLS: 9 BF: 3 H: 1 R: 1 ER: 1 SO: 0 BB: 0 IBB: 0 HBP: 0 BLK: 0 WP: 0 HR: 0 S: 22 P: 33 ERA: 4.50 WHIP: 1.500</small>												

Batter	1	2	3	4	5	6	7	8	9	AB	R	H	RBI	BB	SO	LOB	BOTTOM
Damon Mashore, R <small>OBP: 0.397, SLG: 0.414</small> 	B5-3 		K 		G6-3 	BB 	BB 	BB 		5	1	2	2	0	1	1	Seattle Mariners @ Oakland Athletics Oakland-Alameda County Coliseum, Oakland, CA <small>Tue Jul 16 1996, 3:33 AM PDT Att: 15,206 - Overcast - 62 F</small>
Rafael Bourquiel, R <small>OBP: 0.345, SLG: 0.396</small> 	L8 			G6-3 	F9 			G5-3 		5	0	1	1	0	0	1	
Scott Brosius, R <small>OBP: 0.458, SLG: 0.640</small> 	G4-3 			HR 	HR 				BB 	5	2	4	3	0	0	0	
Mark McGwire, R <small>OBP: 0.485, SLG: 0.784</small> Torey Lovullo, S <small>OBP: 0.323, SLG: 0.378</small> 	G5-3 			BB 	BB 	HR 	P3 		BB 	3	2	1	2	1	0	2	
Gerónimo Berroa, R <small>OBP: 0.343, SLG: 0.543</small> Tony Batista, R <small>OBP: 0.357, SLG: 0.488</small> 	G3 			BB 	BB 	L8 	K 		K 	1	0	0	0	0	1	2	
Terry Steinbach, R <small>OBP: 0.345, SLG: 0.510</small> 	K 			K 					K 	5	1	1	0	0	3	6	
Jason Giambi, L <small>ERA: 4.95</small> Jose Herrera, L <small>OBP: 0.333, SLG: 0.418</small> 			K 		BB 	BB 	BB 	BB 	F7 	3	2	1	1	1	1	0	
Ernie Young, R <small>OBP: 0.325, SLG: 0.436</small> 			K 		FC5-4 				BB 	4	2	3	2	0	1	0	
Mike Bordick, R <small>OBP: 0.319, SLG: 0.303</small> 				FC5-4 					P4 	4	1	2	1	0	0	2	
Inning Stats <small>R: 0 H: 0 E: 0 LOB: 0 K: 0 BB: 0 S: 5</small>	<small>R: 0 H: 0 E: 0 LOB: 0 K: 1 BB: 0 S: 9</small>	<small>R: 0 H: 1 E: 0 LOB: 0 K: 3 BB: 0 S: 14</small>	<small>R: 4 H: 3 E: 0 LOB: 1 K: 1 BB: 2 S: 15</small>	<small>R: 2 H: 2 E: 0 LOB: 0 K: 0 BB: 0 S: 10</small>	<small>R: 5 H: 6 E: 0 LOB: 2 K: 1 BB: 1 S: 18</small>	<small>R: 1 H: 2 E: 0 LOB: 1 K: 0 BB: 0 S: 10</small>	<small>R: 0 H: 2 E: 0 LOB: 2 K: 3 BB: 0 S: 12</small>	<small>1B: 10 SF: 0 2B: 4 SAC: 0 3B: 0 DP: 0 HR: 2 HBP: 0</small>	<small>WP: 0 PA: 43 PB: 0 SB: 0 CS: 0</small>								
PITCHER Sterling Hitchcock, L <small>ERA: 4.84</small>	<small>IP: 5.0 WLS: L BF: 23 H: 6 R: 6 ER: 6 SO: 5 BB: 2 IBB: 0 HBP: 0 BLK: 0 WP: 0 HR: 0 S: 91 P: 108 ERA: 10.80 WHIP: 1.600</small>	PITCHER Rafael Carmona, R <small>ERA: 4.84</small>	<small>IP: 0.0 WLS: 5 BF: 4 H: 5 R: 5 ER: 5 SO: 0 BB: 1 IBB: 0 HBP: 0 BLK: 0 WP: 0 HR: 0 S: 8 P: 18</small>	PITCHER Michael Jackson, R <small>ERA: 4.97</small>	<small>IP: 1.0 WLS: 5 BF: 2 H: 2 R: 0 ER: 0 SO: 1 BB: 0 IBB: 0 HBP: 0 BLK: 0 WP: 0 HR: 0 S: 10 P: 16 ERA: 0.00 WHIP: 2.000</small>	PITCHER Norm Charlton, L <small>ERA: 4.24</small>	<small>IP: 1.0 WLS: 5 BF: 2 H: 1 R: 1 ER: 1 SO: 0 BB: 0 IBB: 0 HBP: 0 BLK: 0 WP: 0 HR: 0 S: 12 P: 20 ERA: 0.00 WHIP: 2.000</small>										

Batter	1	2	3	4	5	6	7	8	9	AB	R	H	RBI	BB	SO	LOB	TOP					
Joey Cora, S OBP: 0.323, SLG: 0.410 (1, 4)										4	2	2	0	0	0	0	Seattle Mariners @ Oakland Athletics Oakland-Alameda County Coliseum, Oakland, CA Wed Jul 17 1996, 7:05 PM PDT Att: 14,387 - Unknown - 63 F livebaseballscorecards.com					
Alex Rodriguez, R OBP: 0.399, SLG: 0.637 (1, 6)										4	1	1	0	0	1	1						
Ken Griffey Jr., L OBP: 0.382, SLG: 0.619 (1, 8)										4	0	1	1	0	0	2						
Edgar Martinez, R OBP: 0.467, SLG: 0.673 (1, 10)										3	1	1	2	1	2	1						
Jay Buhner, R OBP: 0.398, SLG: 0.579 (1, 9)										4	2	2	2	0	0	2						
Paul Sorrento, L OBP: 0.390, SLG: 0.572 (1, 3)																						
Brian Hunter, R OBP: 0.376, SLG: 0.505 (9, PH)										3	0	1	0	0	0	0						
Dan Wilson, R OBP: 0.348, SLG: 0.471 (1, 2)										1	0	0	0	0	0	1						
Darren Bragg, L OBP: 0.377, SLG: 0.426 (9, PR)										4	0	1	0	0	0	2						
Luis Sojo, R OBP: 0.252, SLG: 0.282 (1, 5)										4	0	0	1	0	0	1						
Rich Amaral, R OBP: 0.398, SLG: 0.358 (1, 7)										4	0	1	0	0	0	2						
Doug Strange, S OBP: 0.310, SLG: 0.352 (9, PH)										3	0	0	0	0	2	0						
Inning Stats	R: 1 E: 0 K: 2 S: 22	H: 2 LOB: 1 BB: 0 P: 33	R: 0 E: 0 K: 0 S: 11	H: 0 LOB: 0 BB: 0 P: 15	R: 4 E: 0 K: 0 S: 12	H: 4 LOB: 0 BB: 0 P: 18	R: 0 E: 0 K: 1 S: 9	H: 0 LOB: 0 BB: 0 P: 12	R: 0 E: 0 K: 0 S: 12	H: 0 LOB: 0 BB: 0 P: 18	R: 0 E: 0 K: 1 S: 6	H: 1 LOB: 1 BB: 1 P: 11	R: 0 E: 0 K: 1 S: 5	H: 0 LOB: 0 BB: 0 P: 11	R: 0 E: 0 K: 1 S: 6	H: 0 LOB: 0 BB: 0 P: 8	R: 1 E: 0 K: 0 S: 10	H: 2 LOB: 2 BB: 0 P: 15	1B: 7 2B: 1 3B: 0 HR: 1	SF: 0 SAC: 0 DP: 1 HBP: 0	WP: 1 PB: 0 SB: 0 CS: 0	PA: 36
PITCHER	IP WLS BF H R ER SO BB IBB HBP BLK WP HR S P ERA WHIP																					
John Wasdin, R ERA: 5.02 (1, 1)	5.1	24	7	5	5	3	1	0	0	0	0	0	0	0	1	71	105	8.44	1.500			
Jim Corsi, R ERA: 3.5 (6, 1)	2.2	W 8	1	1	1	2	0	0	0	0	0	0	0	0	0	15	25	3.38	0.375			
Mike Mohler, L ERA: 2.45 (9, 1)	0.2	S 3	1	0	0	0	0	0	0	0	0	0	0	0	1	6	9	0.00	1.500			
Billy Taylor, R ERA: 4.42 (9, 1)	0.1	S 1	0	0	0	0	0	0	0	0	0	0	0	0	1	2	0.00	0.000				

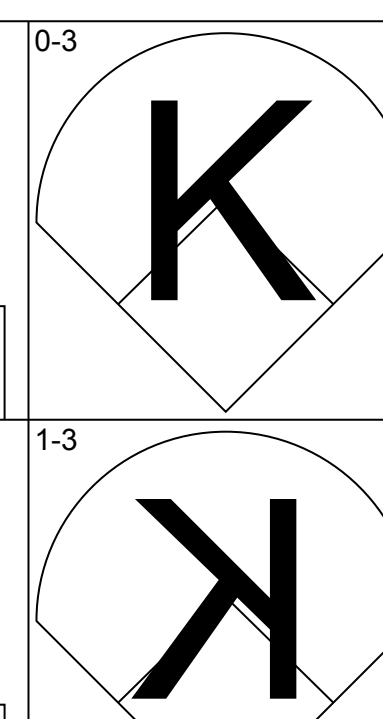
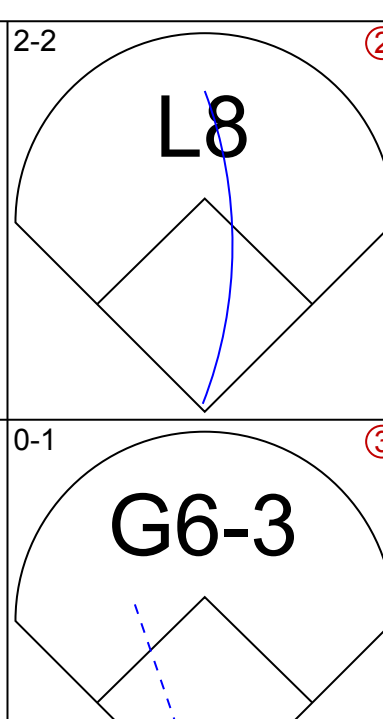
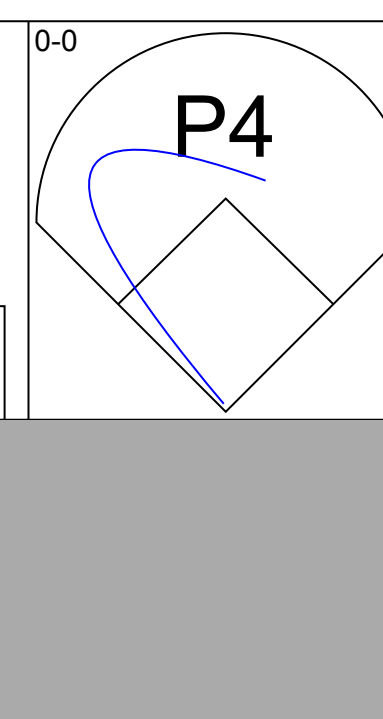
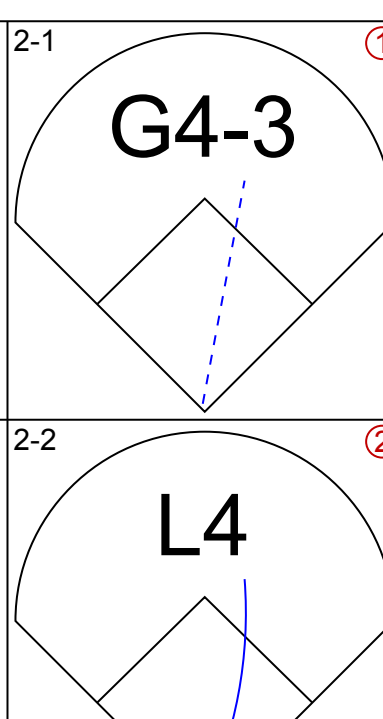
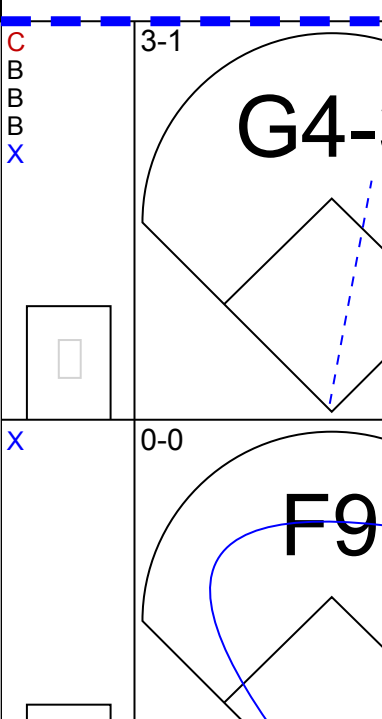
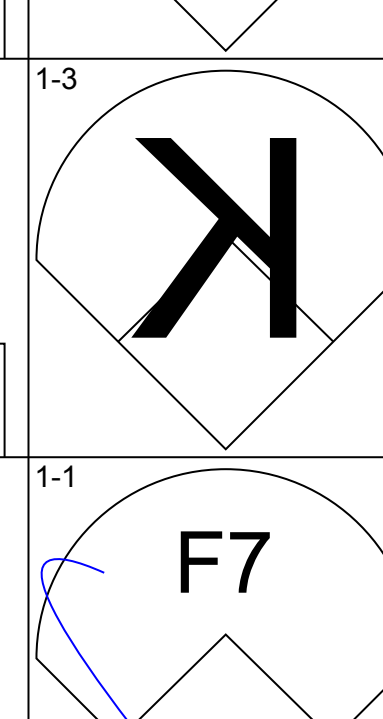
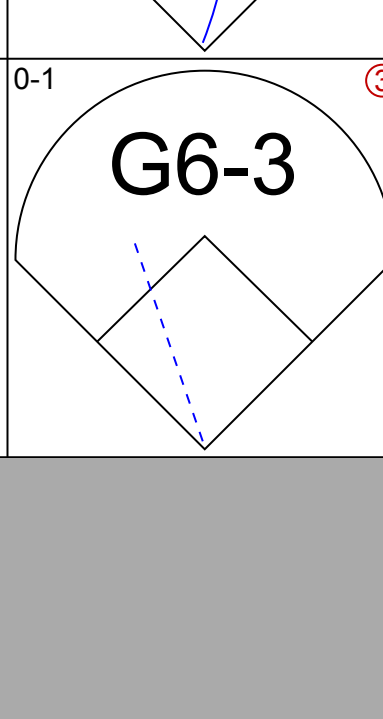
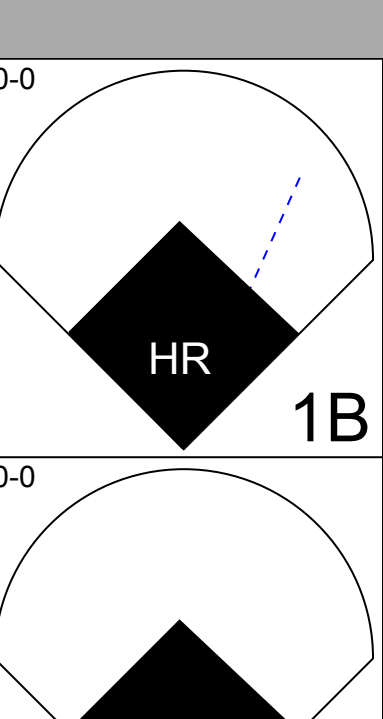
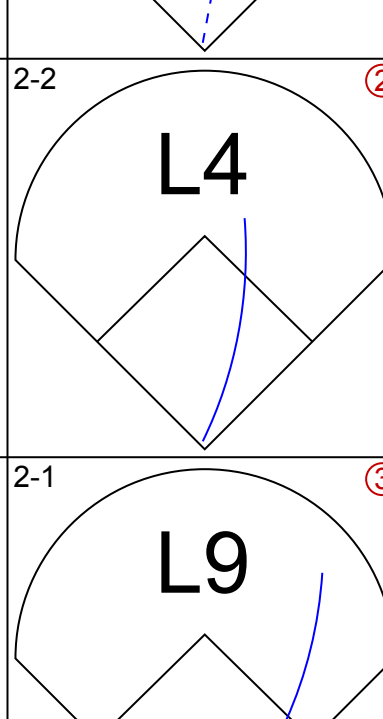
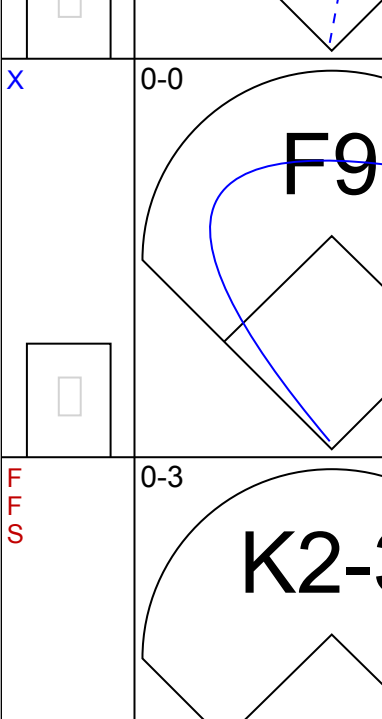
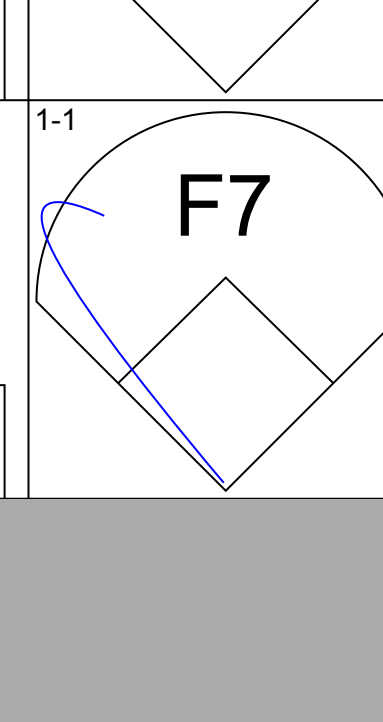
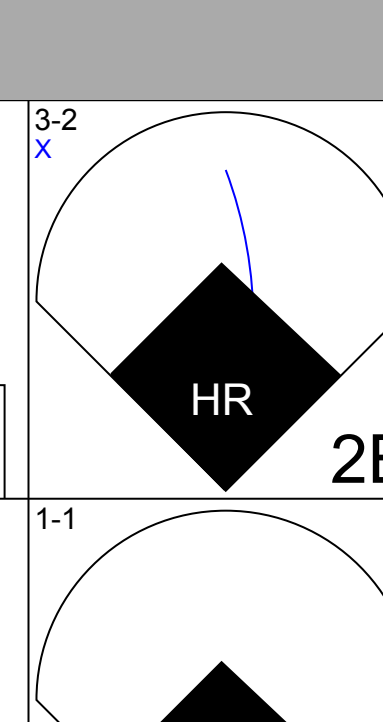
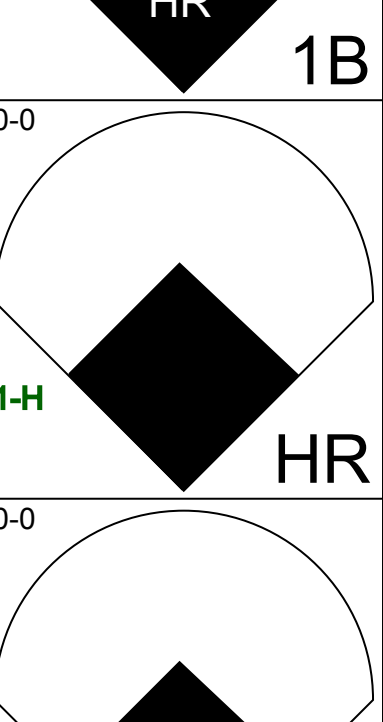
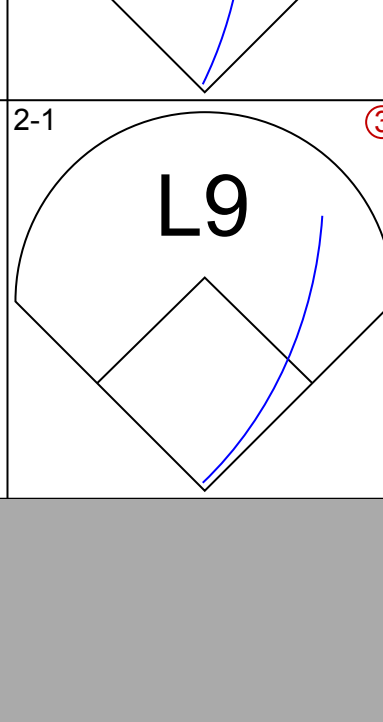
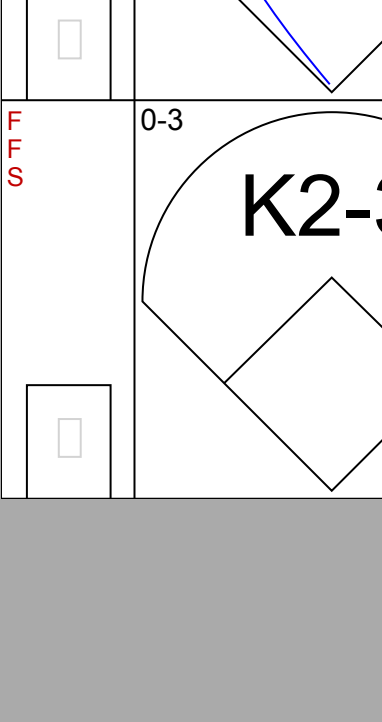
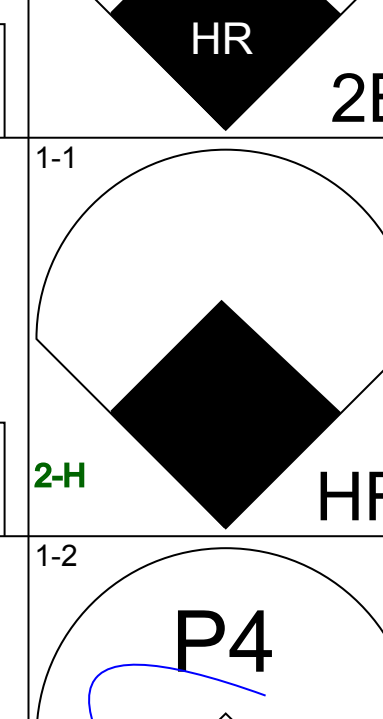
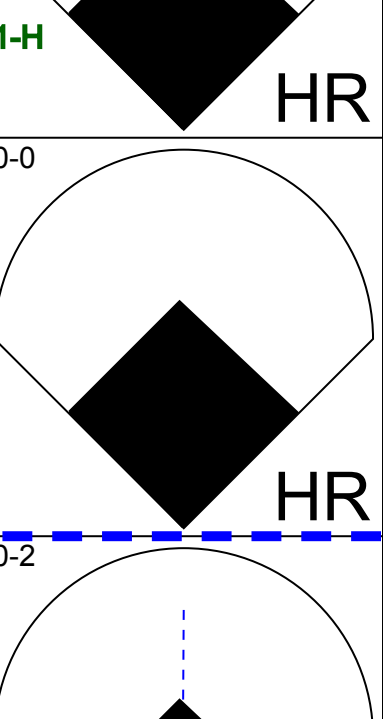
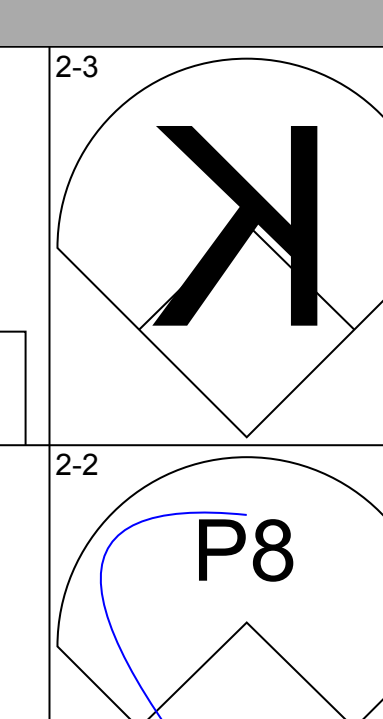
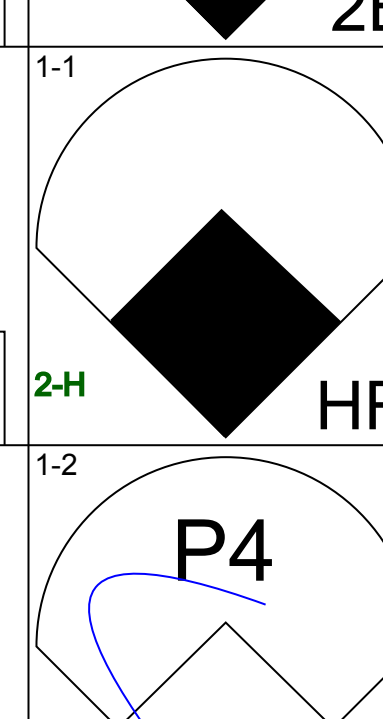
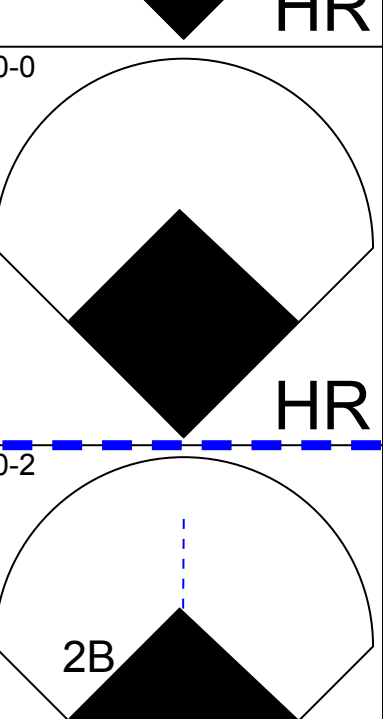
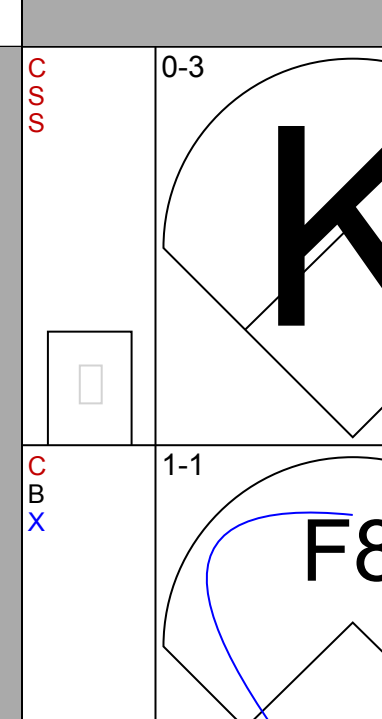
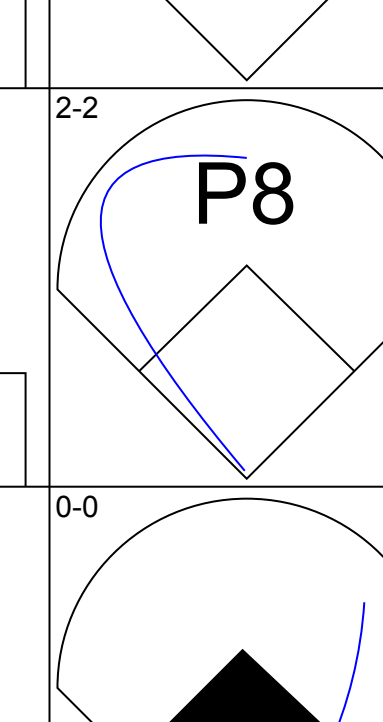
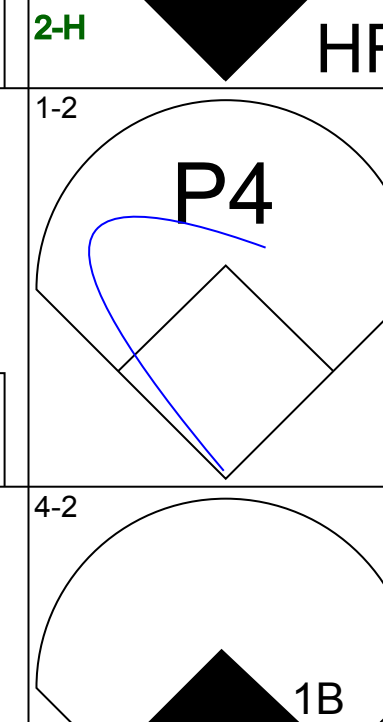
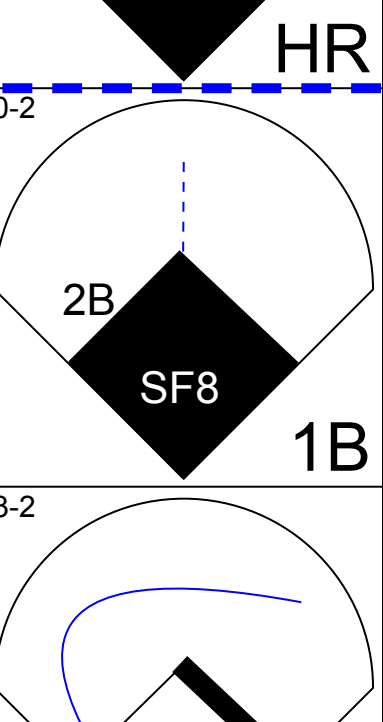

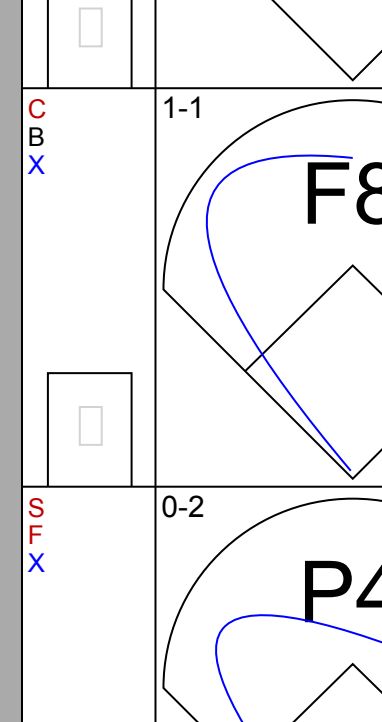
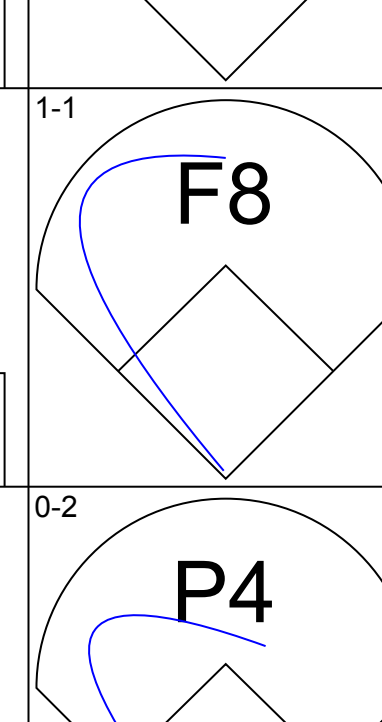
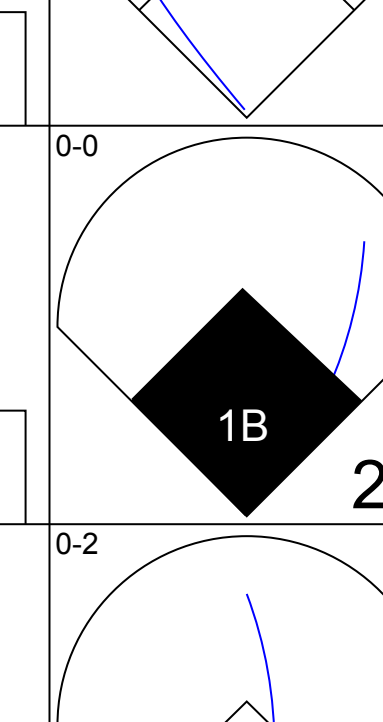
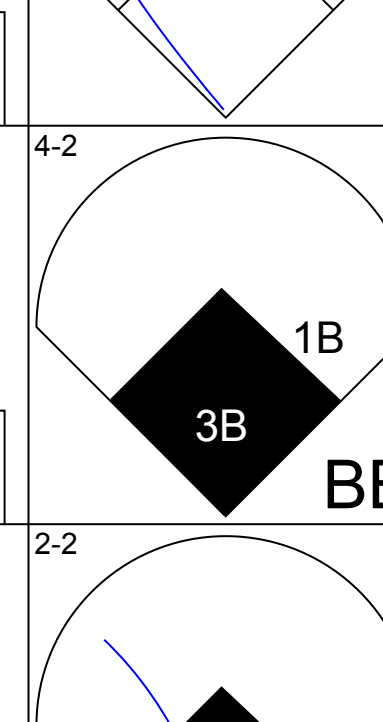
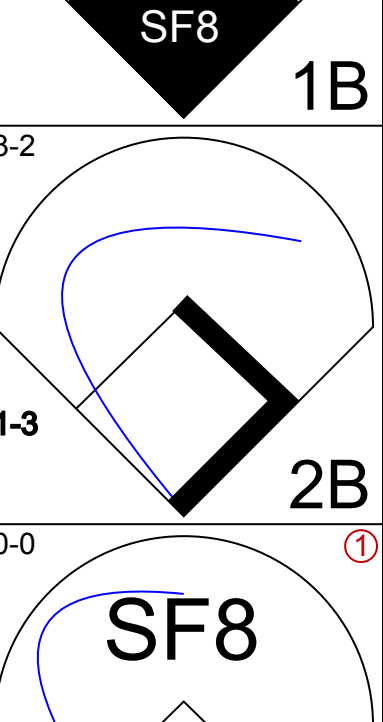

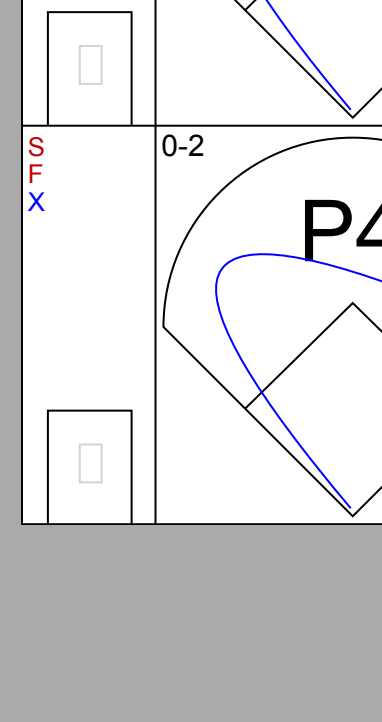
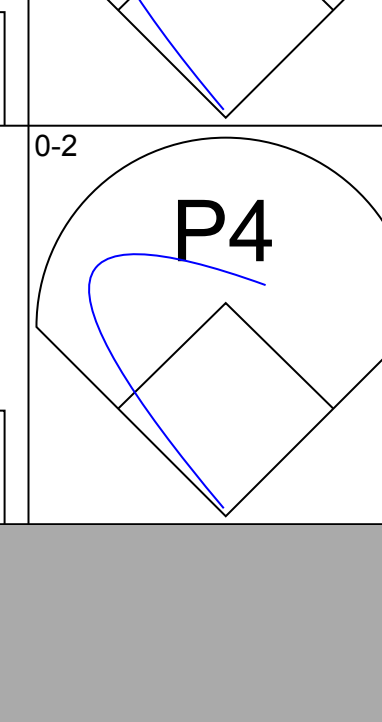
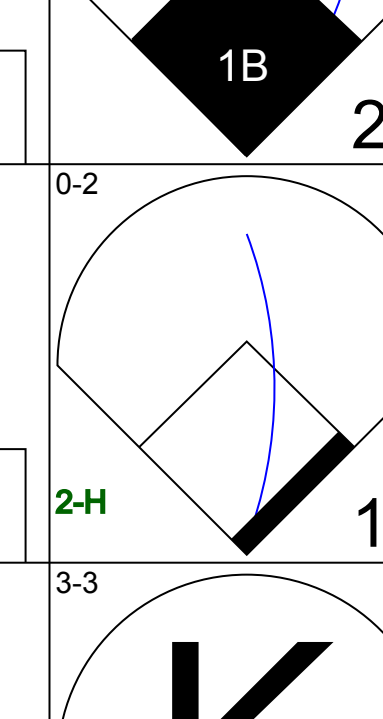
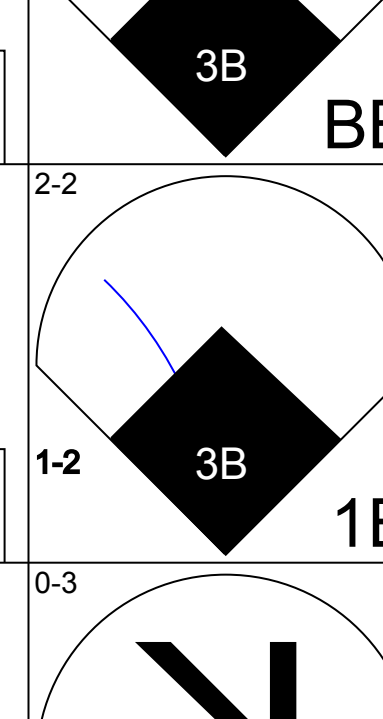
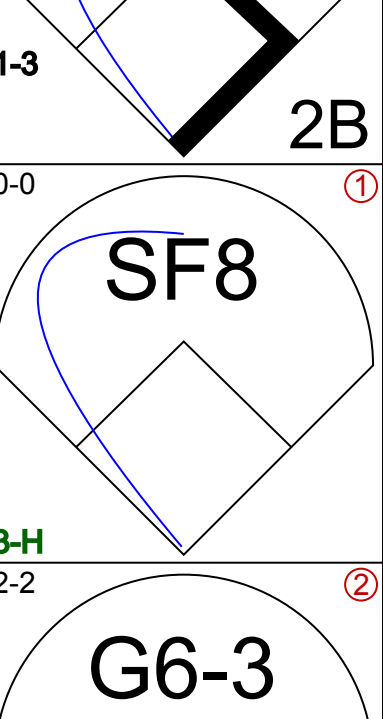

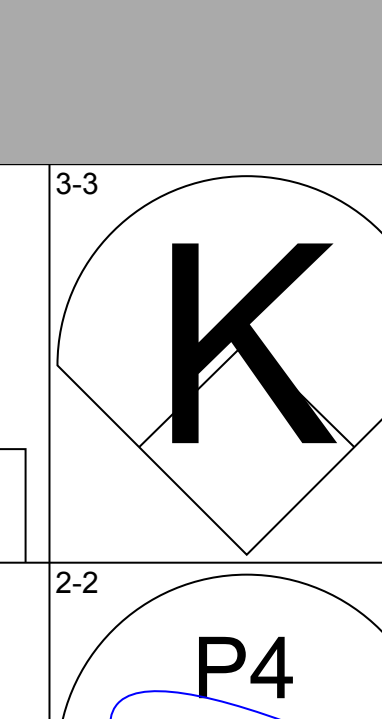
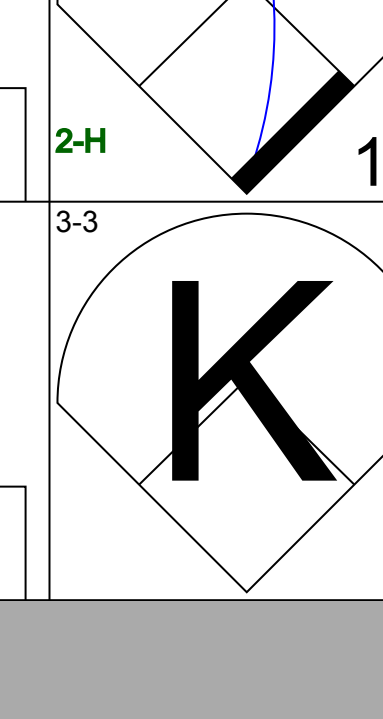
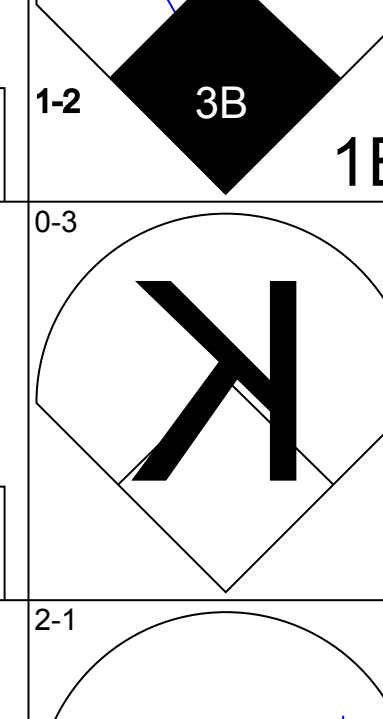
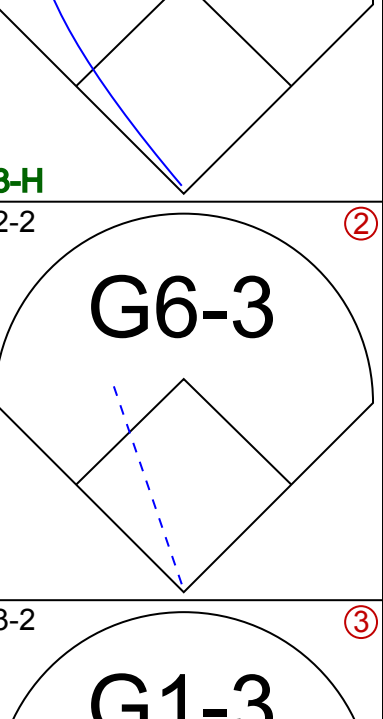
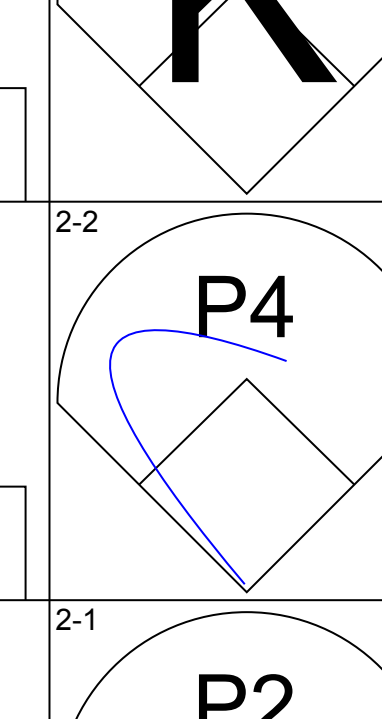
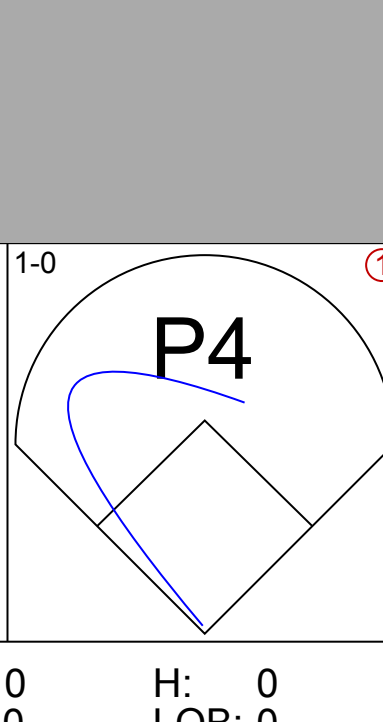
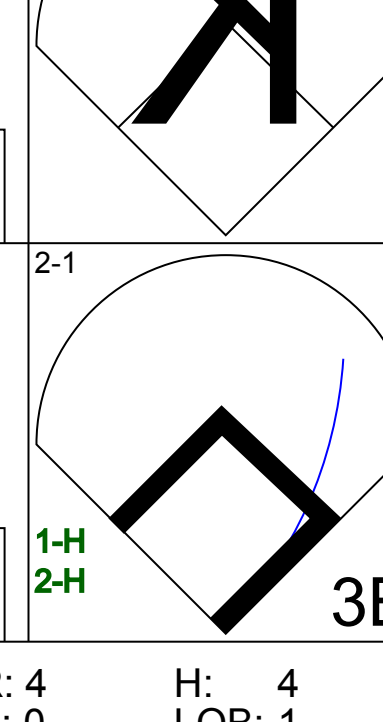
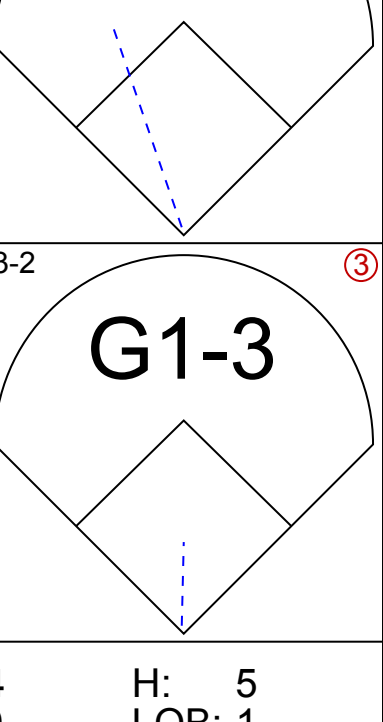
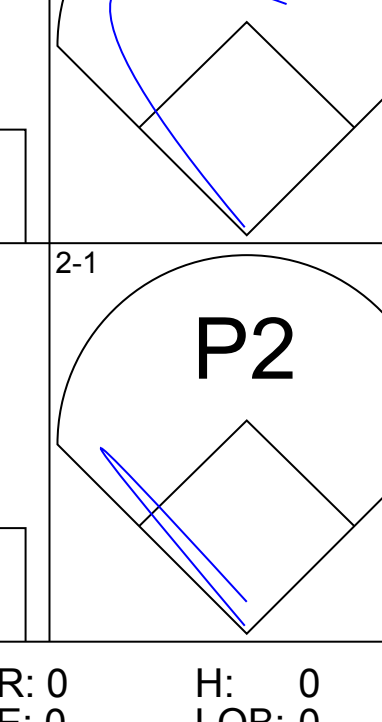
Batter	1	2	3	4	5	6	7	8	9	AB	R	H	RBI	BB	SO	LOB	BOTTOM			
Jose Herrera, L OBP: 0.329, SLG: 0.412 (1, 9)										3	0	0	0	0	2	0	Seattle Mariners @ Oakland Athletics Oakland-Alameda County Coliseum, Oakland, CA Wed Jul 17 1996, 7:05 PM PDT Att: 14,387 - Unknown - 63 F livebaseballscorecards.com			
Damon Mashore, R OBP: 0.392, SLG: 0.407 (7, PH)										4	0	0	0	0	0	1				
Rafael Bourquiel, R OBP: 0.337, SLG: 0.396 (1, 4)										4	0	0	0	0	0	1				
Jason Giambi, L OBP: 0.377, SLG: 0.538 (1, 3)										3	1	1	0	1	1	0				
Geronimo Berroa, R OBP: 0.342, SLG: 0.548 (1, 10)										4	1	1	2	0	1	1				
Scott Brosius, R OBP: 0.459, SLG: 0.661 (1, 5)										4	2	2	1	0	0	1				
Matt Stairs, L OBP: 0.326, SLG: 0.558 (1, 7)										4	1	2	0	0	0	1				
Terry Steinbach, R OBP: 0.345, SLG: 0.518 (1, 2)										3	1	1	3	0	1	1				
Ernie Young, R OBP: 0.325, SLG: 0.445 (1, 8)										3	1	1	1	0	1	0				
Mike Bordick, R OBP: 0.319, SLG: 0.303 (1, 6)										3	0	1	0	0	0	0				
Inning Stats	R: 0 E: 0 K: 1 S: 7	H: 0 LOB: 0 BB: 0 P: 11	R: 3 E: 0 K: 1 S: 14	H: 3 LOB: 0 BB: 0 P: 26	R: 2 E: 0 K: 0 S: 11	H: 2 LOB: 0 BB: 0 P: 17	R: 0 E: 0 K: 0 S: 6	H: 1 LOB: 0 BB: 0 P: 12	R: 0 E: 0 K: 1 S: 7	H: 0 LOB: 0 BB: 0 P: 10	R: 0 E: 0 K: 1 S: 7	H: 0 LOB: 1 BB: 1 P: 13	R: 1 E: 0 K: 2 S: 12	H: 2 LOB: 1 BB: 0 P: 20	R: 1 E: 0 K: 1 S: 12	H: 1 LOB: 0 BB: 0 P: 21	1B: 3 2B: 2 3B: 0 HR: 4	SF: 0 SAC: 0 DP: 1 HBP: 0	WP: 0 PB: 0 SB: 0 CS: 0	PA: 33
PITCHER	IP WLS BF H R ER SO BB IBB HBP BLK WP HR S P ERA WHIP																			
Matt Wagner, R ERA: 6.54 (1, 1)	3.0	L 14	3	5	5	2	0	0	0	0	0	0	0	0	1	26	46	2.70	1.200	
Bias Minor, R ERA: 3.43 (4, 1)	3.1	3	1	1	3	1	0	0	0	0	0	0	0	0	9	14	0.00	0.000		
Tim Davis, L ERA: 4.84 (7, 1)	1.0	3	0	0	2	0	0	0	0	0	0	0	0	0	1	9	16	13.50	1.500	
Michael Jackson, R ERA: 5.1 (8, 1)	0.2	3	1	1	1	0	0	0	0	0	0	0	0	0	1	9	16	13.50	1.500	

AB 35
R 6
H 9
RBI 6
BB 1
SO 5
LOB 12



AB 32
R 7
H 9
RBI 7
BB 1
SO 7
LOB 6



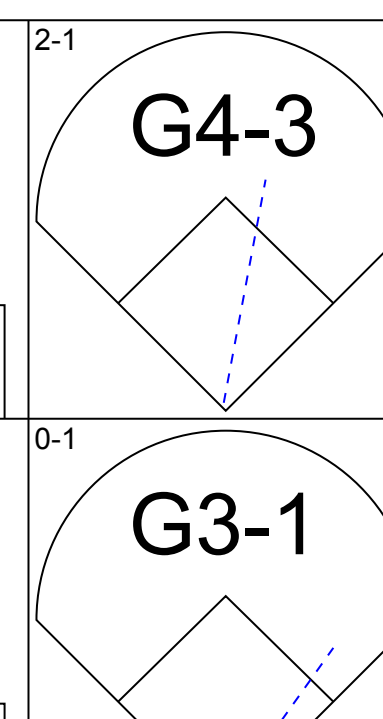
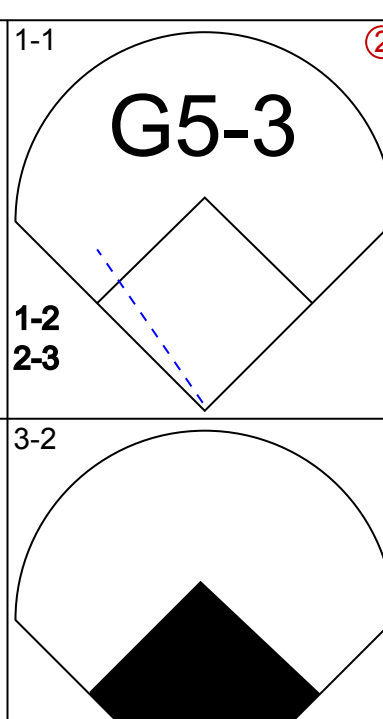
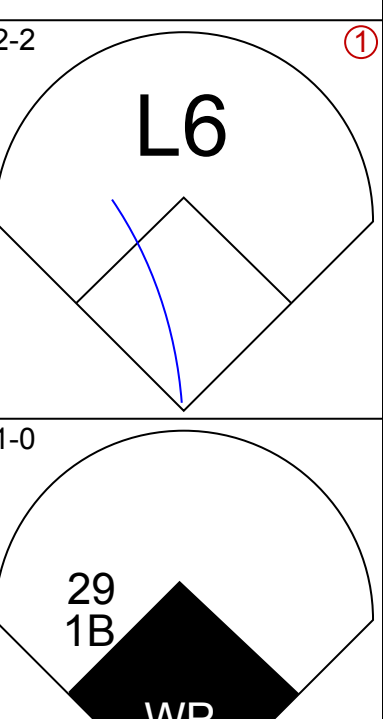
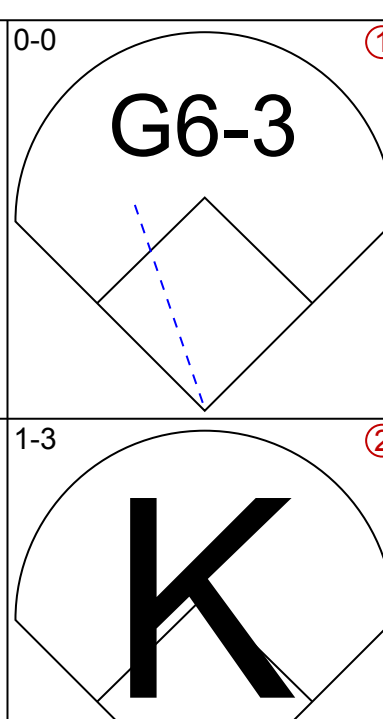
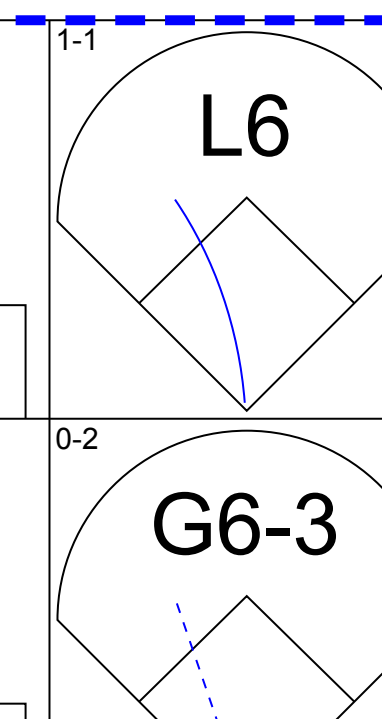
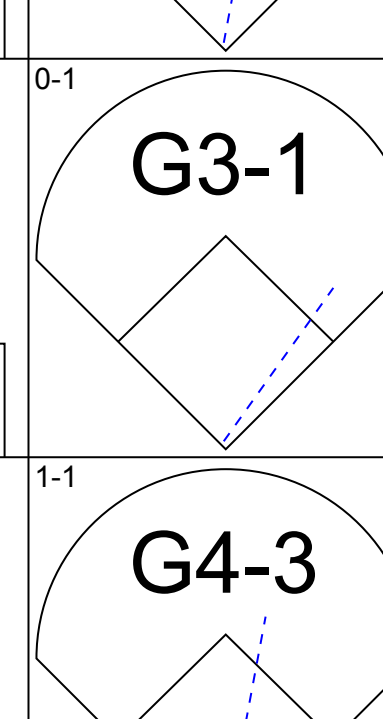
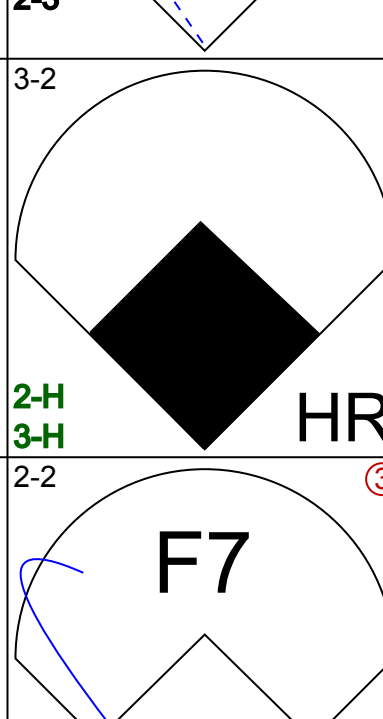
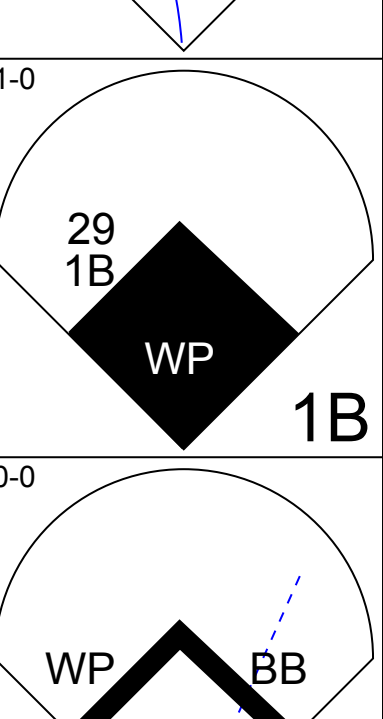
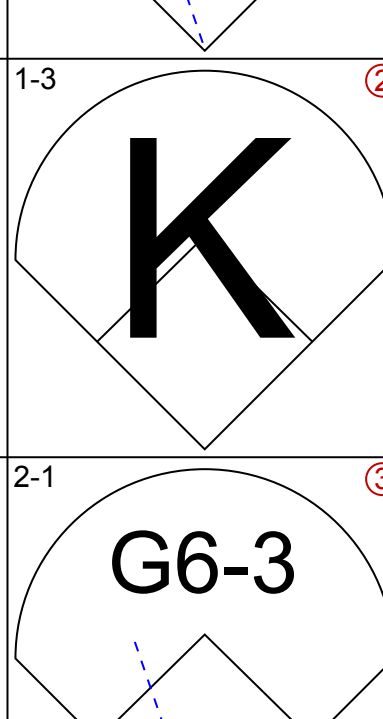
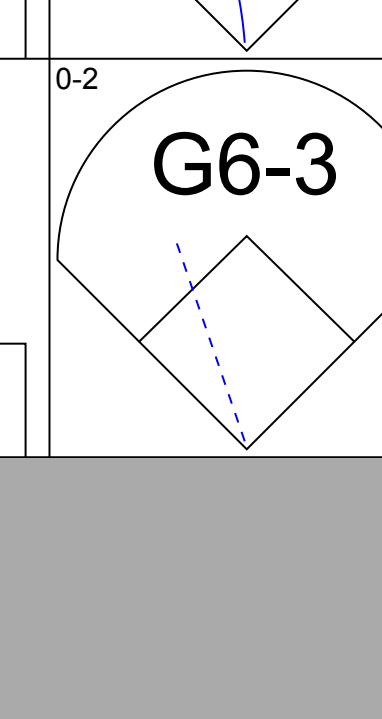
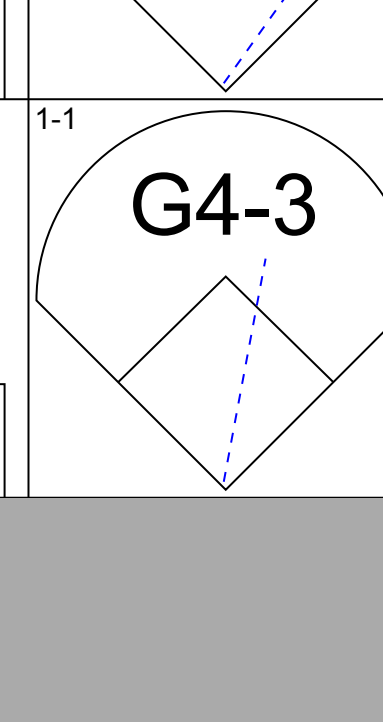
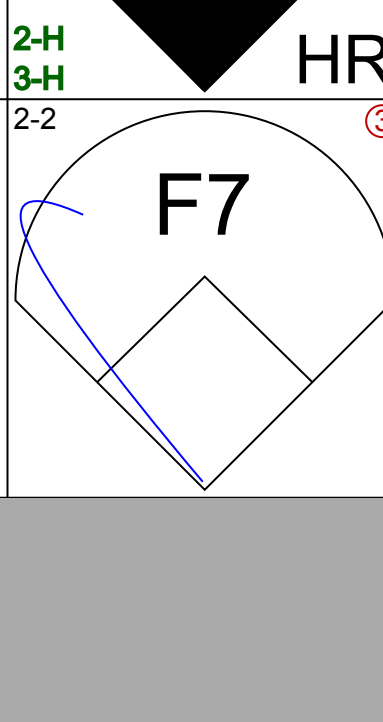
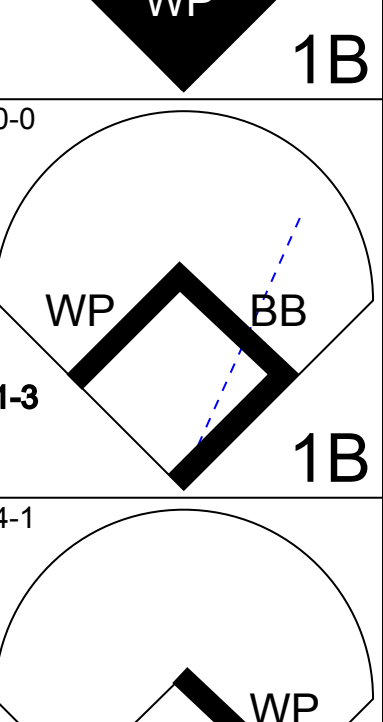
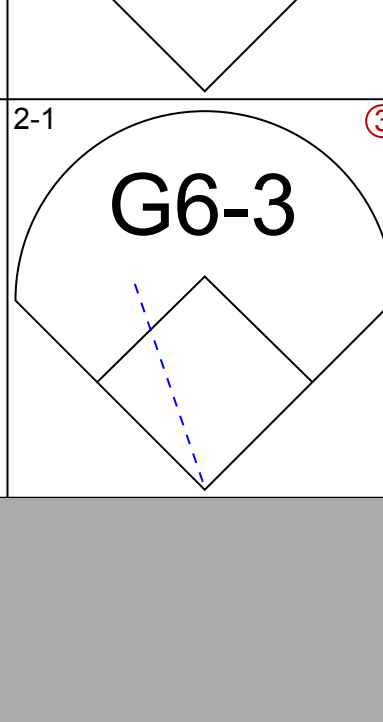

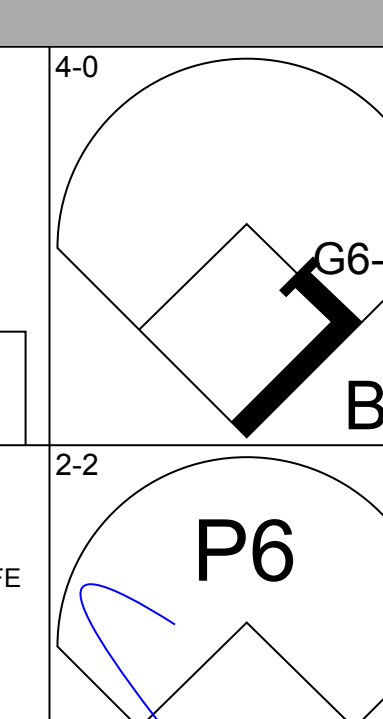
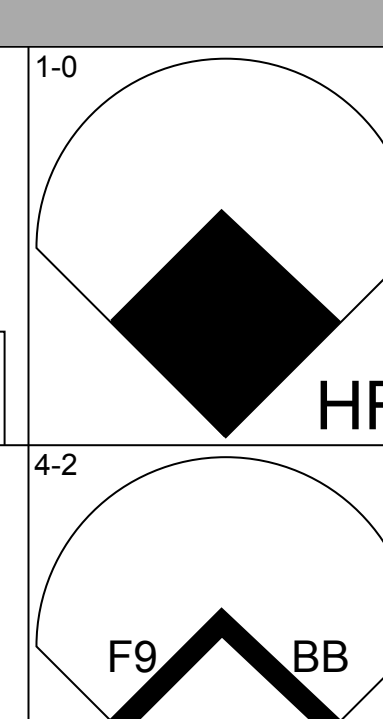
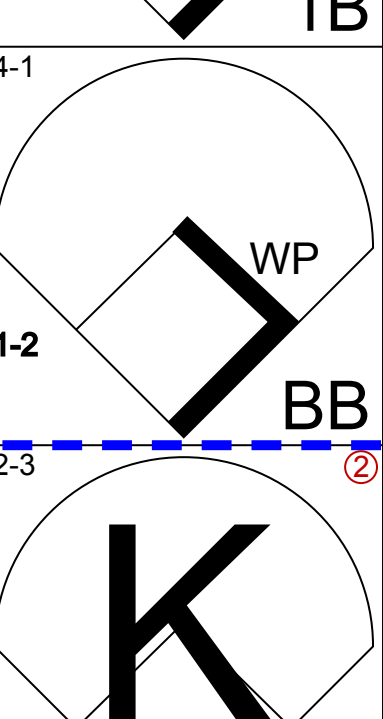

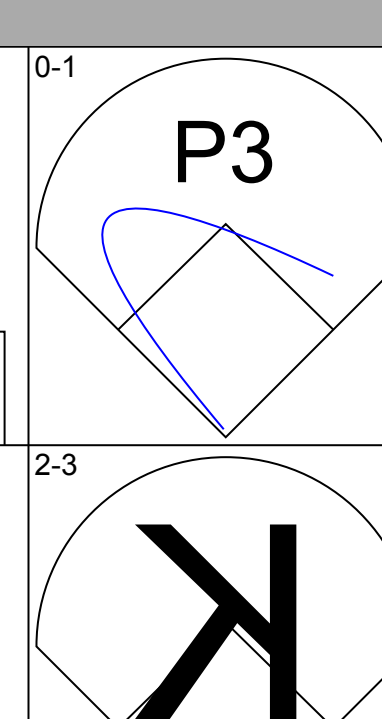
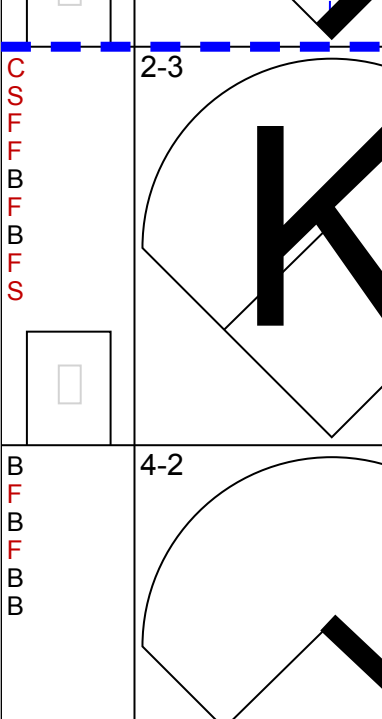
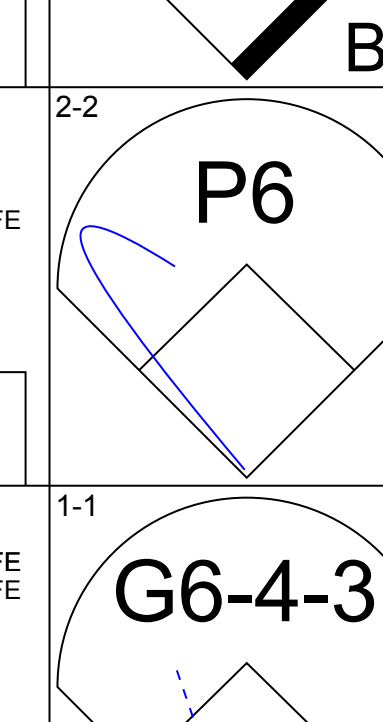
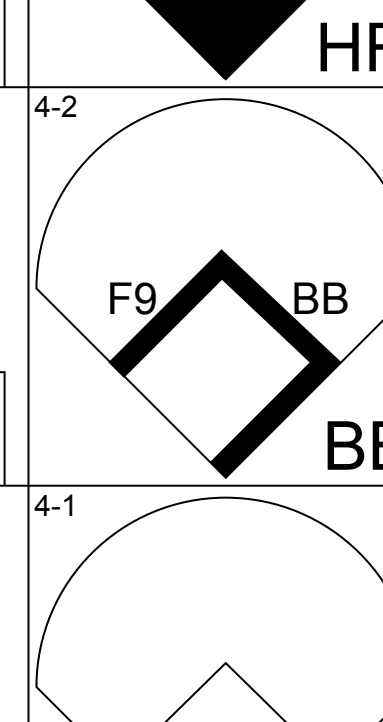
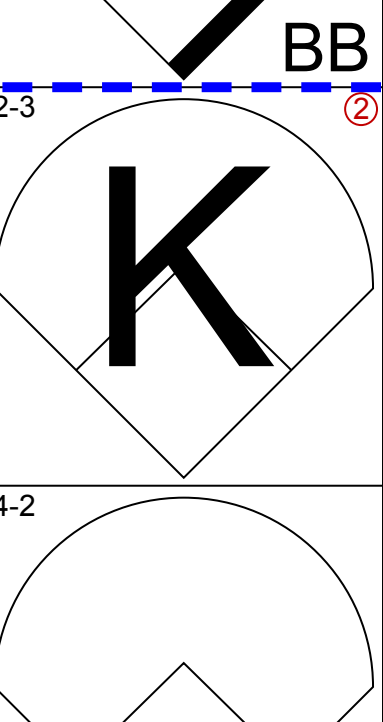

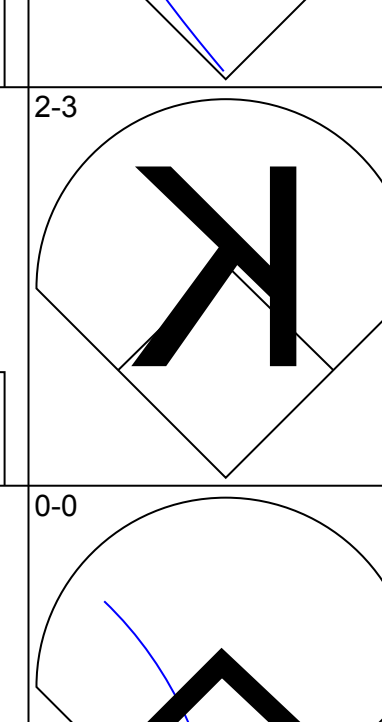
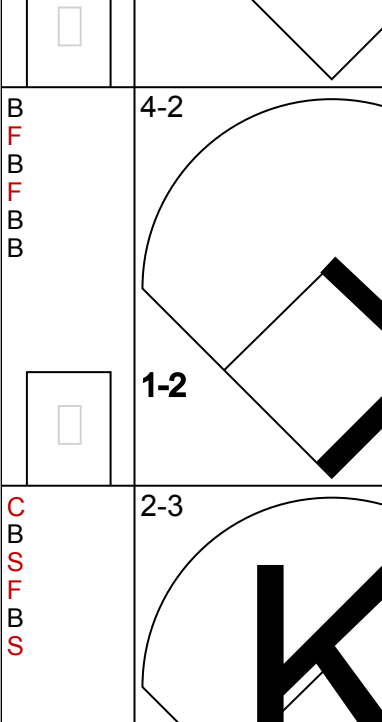
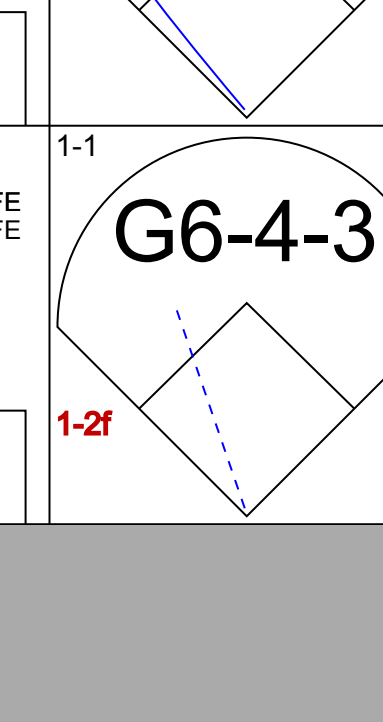
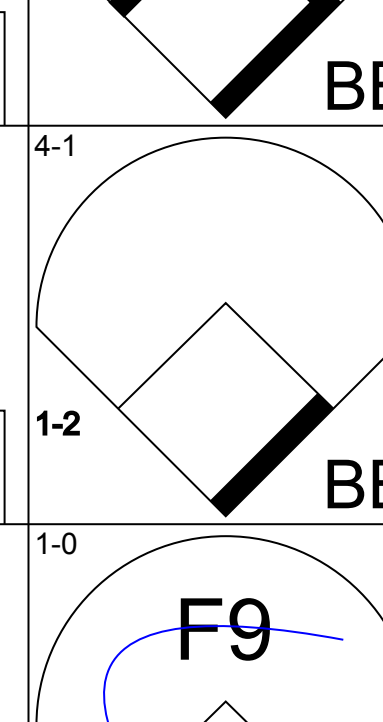
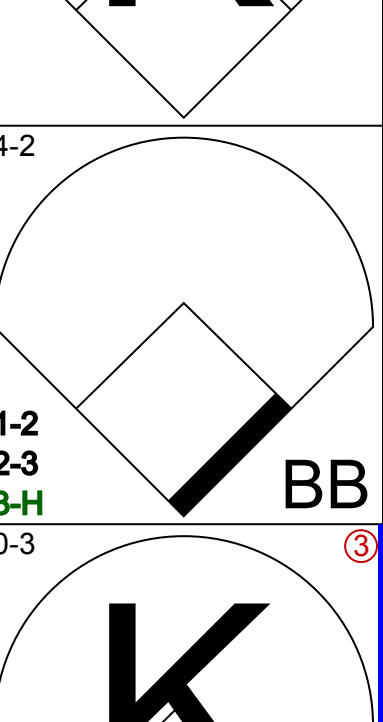

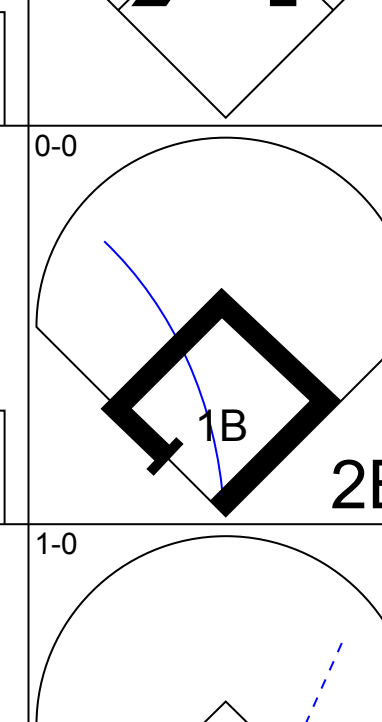
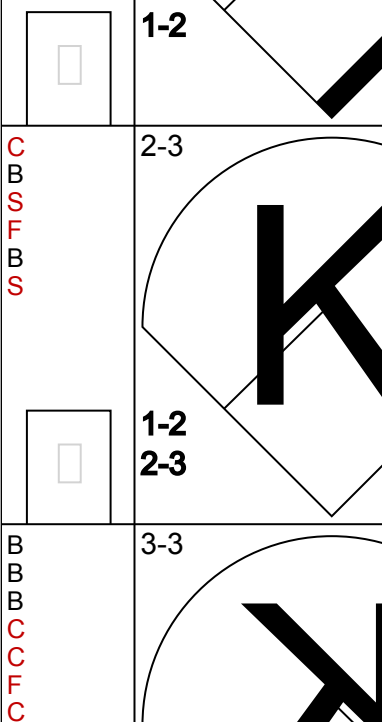
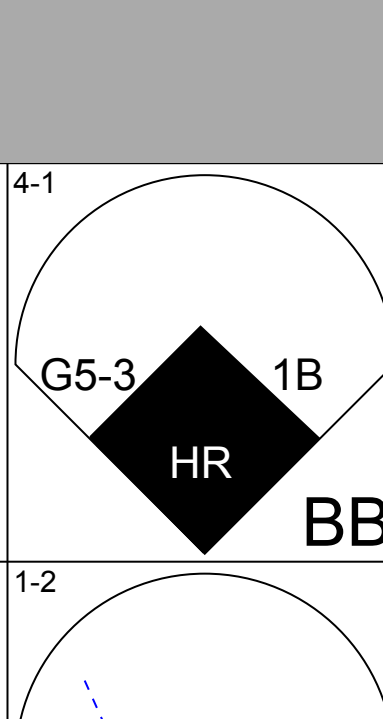
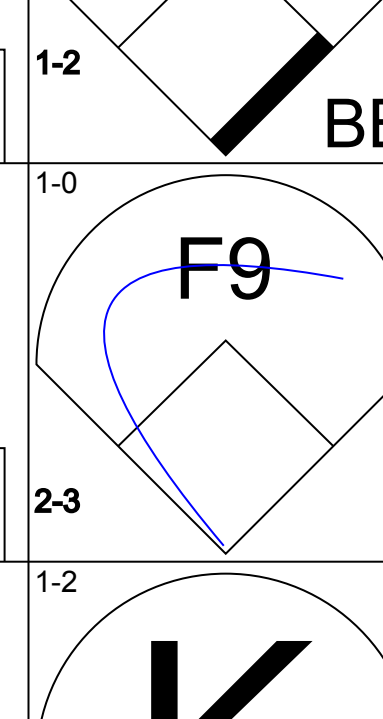
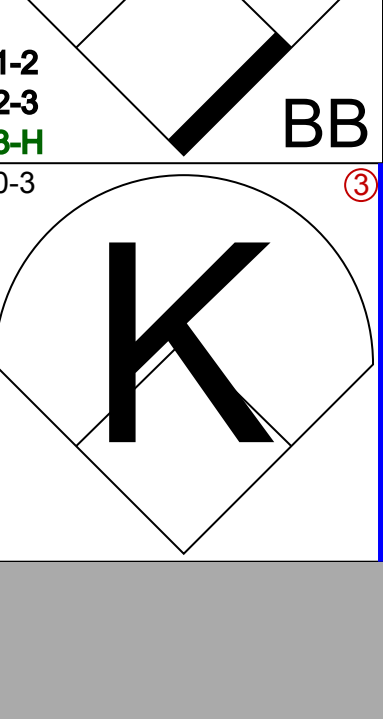
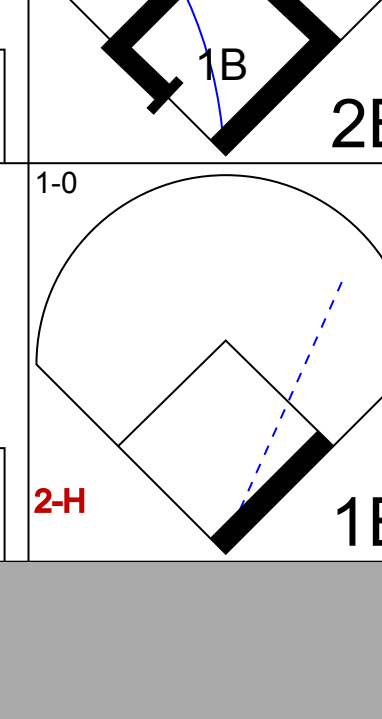
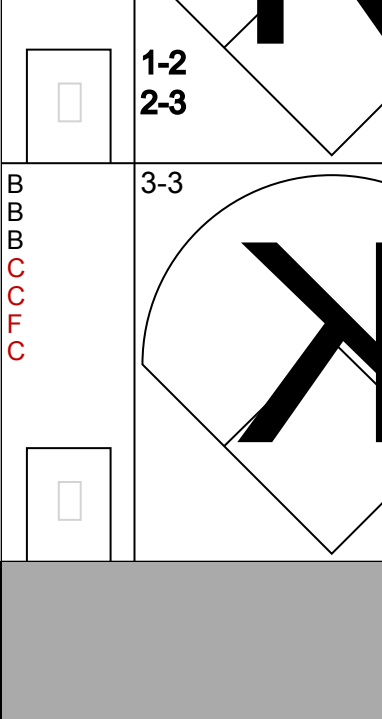
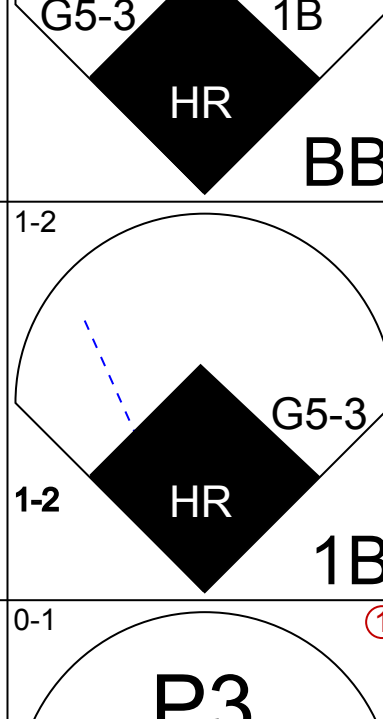
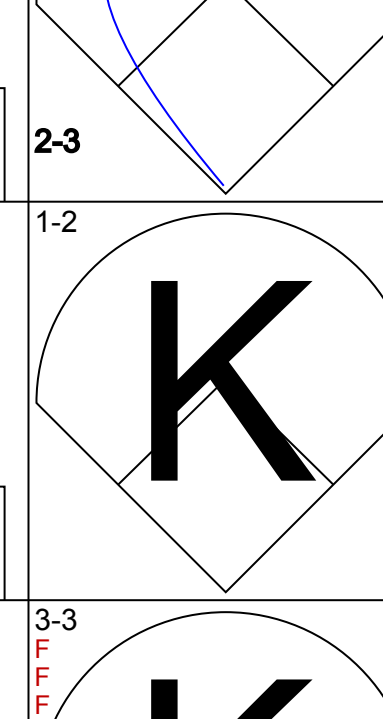

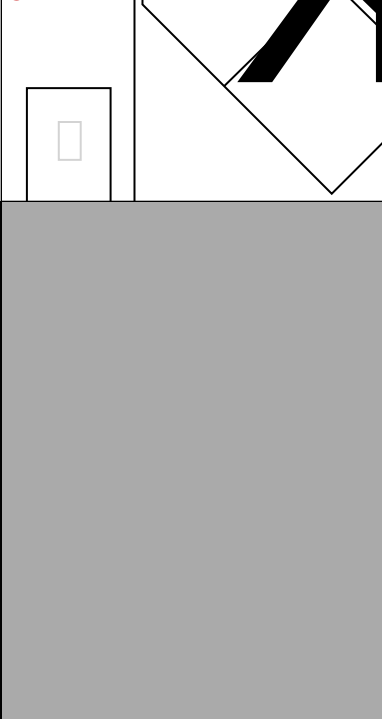
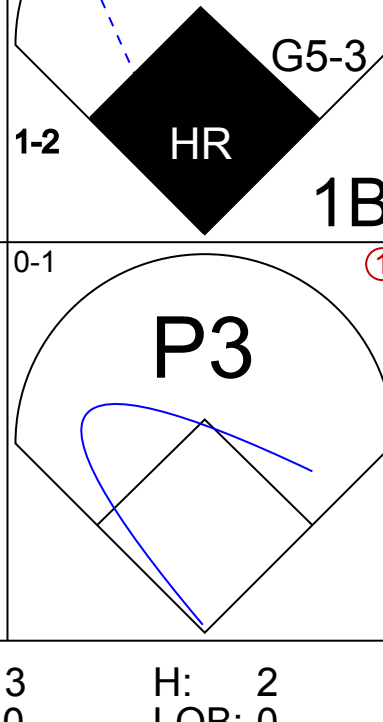
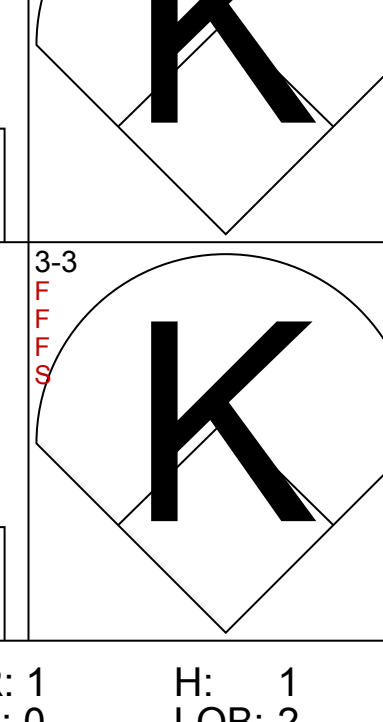



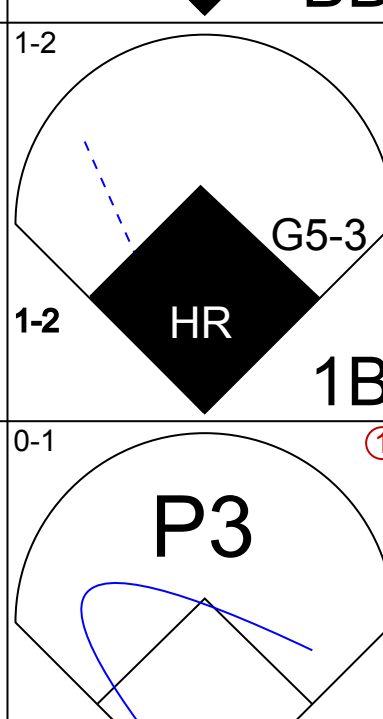
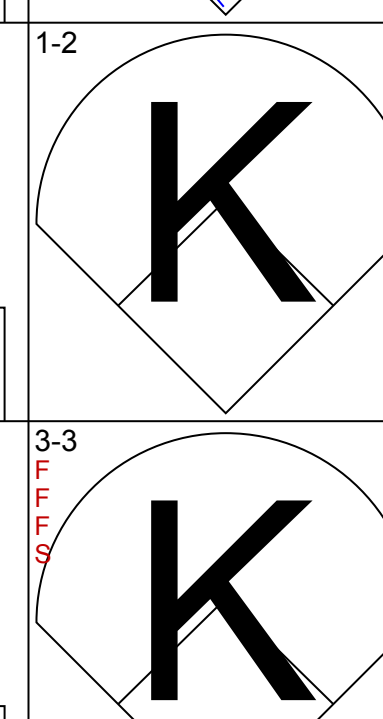

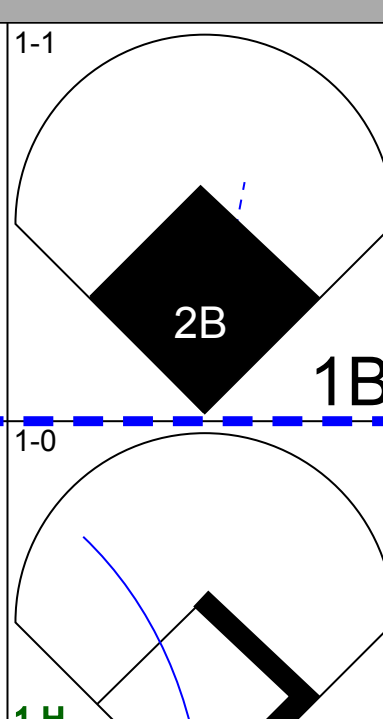

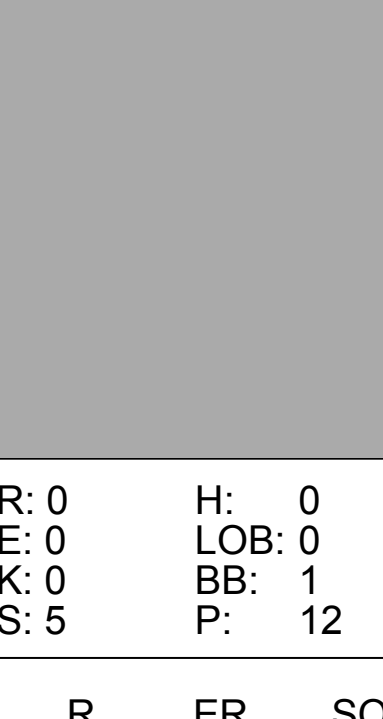
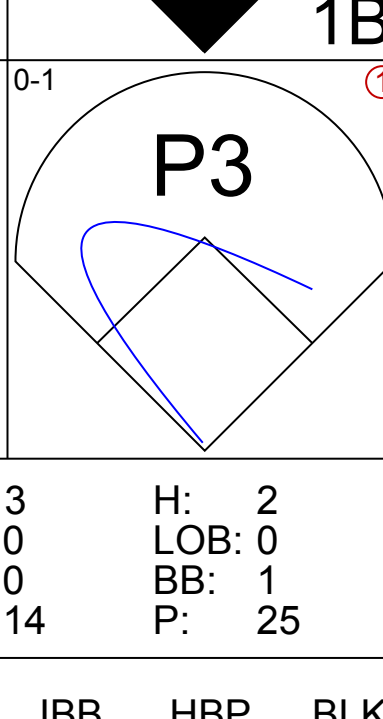
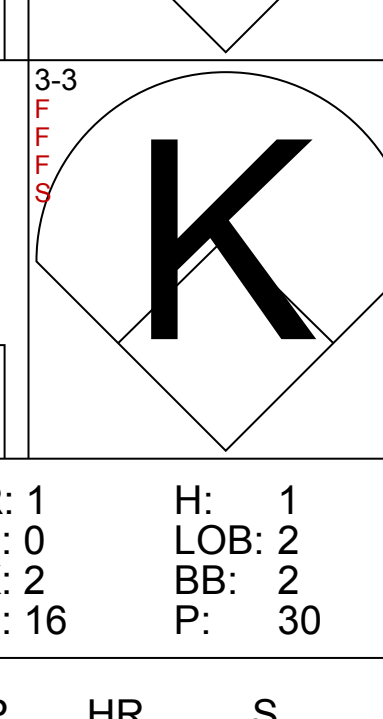
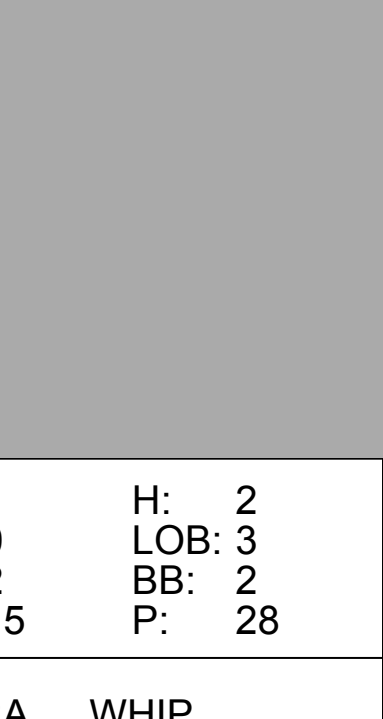
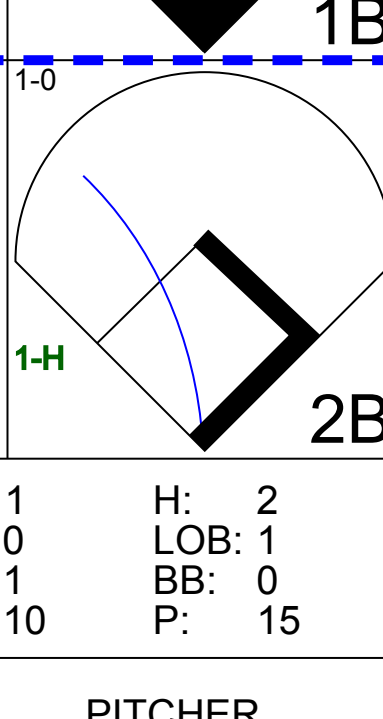
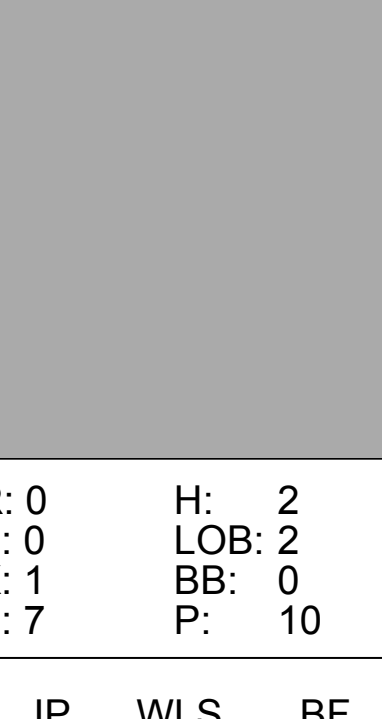
Batter	1	2	3	4	5	6	7	8	9	AB	R	H	RBI	BB	SO	LOB	TOP					
Jose Herrera, L OBP: 0.323, SLG: 0.399										5	0	0	0	0	1	1						
Tony Batista, R OBP: 0.333, SLG: 0.447										5	1	1	0	0	1	0						
Jason Giambi, L OBP: 0.372, SLG: 0.540										5	2	2	2	0	1	0						
Damon Mashore, R OBP: 0.387, SLG: 0.400										0	0	0	0	0	0	0						
Mark McGwire, R OBP: 0.483, SLG: 0.791										4	2	2	3	0	2	0						
Gerónimo Berroa, R OBP: 0.337, SLG: 0.537										4	1	1	0	0	0	0						
Scott Brosius, R OBP: 0.472, SLG: 0.692										3	2	2	0	1	0	0						
Terry Steinbach, R OBP: 0.351, SLG: 0.529										3	1	2	2	0	1	0						
Ernie Young, R OBP: 0.322, SLG: 0.438										4	0	0	0	0	2	4						
Mike Bordick, R OBP: 0.315, SLG: 0.306										4	0	1	2	0	0	1						
Inning Stats	R: 0 E: 0 K: 2 S: 9	H: 0 LOB: 0 BB: 0 P: 11	R: 1 E: 0 K: 2 S: 14	H: 2 LOB: 1 BB: 0 P: 21	R: 0 E: 0 K: 0 S: 7	H: 0 LOB: 0 BB: 0 P: 10	R: 4 E: 0 K: 1 S: 23	H: 4 LOB: 1 BB: 1 P: 36	R: 4 E: 0 K: 0 S: 20	H: 5 LOB: 1 BB: 0 P: 28	R: 0 E: 0 K: 0 S: 8	H: 0 LOB: 0 BB: 0 P: 14	R: 0 E: 0 K: 1 S: 8	H: 0 LOB: 0 BB: 0 P: 9	R: 0 E: 0 K: 1 S: 9	H: 0 LOB: 0 BB: 0 P: 16	R: 0 E: 0 K: 1 S: 6	H: 0 LOB: 0 BB: 0 P: 9	1B: 4 2B: 3 3B: 1 HR: 3	SF: 1 SAC: 0 DP: 0 HBP: 0	WP: 0 PB: 0 SB: 0 CS: 0	PA: 39
PITCHER	IP	WLS	BF	H	R	ER	SO	BB	IBB	HBP	BLK	WP	HR	S	P	ERA	WHIP					
Rick Helling, R ERA: 7.52	4.0	L	22	9	8	8	5	1	0	0	0	0	3	56	81	18.00	2.500					
Gil Heredia, R ERA: 6.12	4.0		14	2	1	1	2	0	0	0	0	0	0	42	64	2.25	0.500					
Mike Henneman, R ERA: 7.36	1.0		3	0	0	0	1	0	0	0	0	0	0	6	9	0.00	0.000					

Oakland Athletics @ Texas Rangers
The Ballpark at Arlington, Arlington, TX
Fri Jul 19 1996, 8:05 PM EDT
Att: 37,455 - Unknown - 93 F

livebaseballscores.com

AB 37
R 9
H 11
RBI 9
BB 1
SO 8
LOB 6



Batter	1	2	3	4	5	6	7	8	9	AB	R	H	RBI	BB	SO	LOB	BOTTOM				
Darryl Hamilton, L OBP: 0.361, SLG: 0.382										5	0	0	0	0	0	4					
Ivan Rodriguez, R OBP: 0.356, SLG: 0.508										5	2	2	3	0	1	2					
29 Rusty Greer, L OBP: 0.397, SLG: 0.507										5	0	2	0	0	0	1					
Juan Gonzalez, R OBP: 0.404, SLG: 0.688										3	1	1	1	2	1	1					
Dean Palmer, R OBP: 0.361, SLG: 0.535										3	0	0	0	2	2	4					
Mark McLemore, S OBP: 0.402, SLG: 0.409										3	0	1	0	2	1	3					
Rene Gonzales, R OBP: 0.333, SLG: 0.418										1	1	0	0	1	0	2					
Warren Newson, L OBP: 0.358, SLG: 0.480										1	0	0	0	0	1	3					
Kurt Stillwell, S OBP: 0.345, SLG: 0.340										2	0	1	0	0	1	2					
Damon Buford, R OBP: 0.333, SLG: 0.445										4	2	3	0	0	1	2					
Kevin Elster, R OBP: 0.336, SLG: 0.482										4	0	1	1	0	2	5					
Inning Stats	R: 0 E: 0 K: 0 S: 6	H: 0 LOB: 0 BB: 0 P: 9	R: 0 E: 0 K: 0 S: 5	H: 0 LOB: 0 BB: 1 P: 12	R: 3 E: 0 K: 0 S: 14	H: 2 LOB: 0 BB: 1 P: 25	R: 1 E: 0 K: 2 S: 16	H: 1 LOB: 2 BB: 2 P: 30	R: 1 E: 0 K: 1 S: 10	H: 2 LOB: 1 BB: 0 P: 15	R: 0 E: 0 K: 1 S: 7	H: 2 LOB: 2 BB: 0 P: 10	R: 0 E: 0 K: 1 S: 11	H: 1 LOB: 1 BB: 0 P: 16	R: 0 E: 0 K: 3 S: 19	H: 1 LOB: 2 BB: 1 P: 32	1B: 7 2B: 2 3B: 0 HR: 2	SF: 0 SAC: 0 DP: 1 HBP: 0	WP: 2 PB: 0 SB: 0 CS: 0	PA: 43	
PITCHER	IP	WLS	BF	H	R	ER	SO	BB	IBB	HBP	BLK	WP	HR	S	P	ERA	WHIP				
Doug Johns, L ERA: 5.99	4.1		22	5	5	5	2	5	0	0	0	1	0	11	18	13.50	3.000				
Carlos Reyes, R ERA: 5.65	0.2	W	4	1	1	1	2	1	0	0	0	0	0	21	32	0.00	1.714				
Jim Corsi, R ERA: 3.33	2.1		10	4	0	0	3	0	0	0	0	0	0	7	10	0.00	1.500				
Buddy Groom, L ERA: 3.1	0.2		3	1	0	0	0	0	0	0	0	0	0	7	10	0.00	1.500				
Billy Taylor, R ERA: 4.23	1.0	S	4	0	0	0	3	1	0	0	0	1	0	17	28	0.00	1.000				

Oakland Athletics @ Texas Rangers
The Ballpark at Arlington, Arlington, TX
Fri Jul 19 1996, 8:05 PM EDT
Att: 37,455 - Unknown - 93 F

livebaseballscores.com

AB 36
R 6
H 11
RBI 5
BB 7
SO 10
LOB 29



Batter	1	2	3	4	5	6	7	8	9	AB	R	H	RBI	BB	SO	LOB	TOP					
Jose Herrera, L (1, 9) OBP: 0.317, SLG: 0.392 Ernie Young, R (9, FH) OBP: 0.324, SLG: 0.440										4	0	0	0	0	2	1						
Rafael Bourquiel, R (1, 4) OBP: 0.333, SLG: 0.385										5	0	0	0	0	2	3						
Jason Giambi, L (1, 7) OBP: 0.375, SLG: 0.543										5	0	3	1	0	1	2						
Mark McGwire, R (1, 3) OBP: 0.483, SLG: 0.798										3	1	1	1	1	0	2						
Geronimo Berroa, R (1, 10) OBP: 0.344, SLG: 0.549										3	1	3	1	1	0	0						
Scott Brosius, R (1, 5) OBP: 0.468, SLG: 0.682										4	1	1	0	0	0	5						
Terry Steinbach, R (1, 2) OBP: 0.353, SLG: 0.529										4	0	2	0	0	0	0						
Damon Mashore, R (1, 8) OBP: 0.372, SLG: 0.381 Matt Stairs, L (9, FH) OBP: 0.354, SLG: 0.600										3	0	0	0	0	2	2						
Mike Bordick, R (1, 6) OBP: 0.314, SLG: 0.305										4	1	1	0	0	0	1						
Inning Stats	R: 0 E: 0 K: 2 S: 10	H: 0 LOB: 0 BB: 0 P: 18	R: 1 E: 0 K: 1 S: 12	H: 2 LOB: 1 BB: 1 P: 17	R: 1 E: 0 K: 2 S: 18	H: 3 LOB: 3 BB: 1 P: 30	R: 0 E: 0 K: 1 S: 9	H: 0 LOB: 0 BB: 0 P: 12	R: 0 E: 0 K: 0 S: 6	H: 1 LOB: 1 BB: 0 P: 10	R: 2 E: 0 K: 0 S: 10	H: 3 LOB: 0 BB: 0 P: 15	R: 0 E: 0 K: 0 S: 6	H: 1 LOB: 1 BB: 0 P: 9	R: 0 E: 0 K: 0 S: 6	H: 1 LOB: 0 BB: 0 P: 8	R: 0 E: 0 K: 1 S: 14	H: 2 LOB: 2 BB: 0 P: 21	1B: 9 2B: 2 3B: 0 HR: 2	SF: 0 SAC: 0 DP: 3 HBP: 0	WP: 0 PB: 0 SB: 0 CS: 0	PA: 39
PITCHER	IP	WLS	BF	H	R	ER	SO	BB	IBB	HBP	BLK	WP	HR	S	P	ERA	WHIP					
Bobby Witt, R (1, 1) ERA: 5.97	8.0	W	35	12	4	4	6	1	1	0	0	0	2	80	125	4.50	1.625					
Ed Vosberg, L (9, 1) ERA: 2.66	0.1		1	0	0	0	0	0	0	0	0	0	0	1	1	0.00	0.000					
Mike Henneman, R (9, 1) ERA: 7.2	0.2		3	1	0	0	1	0	0	0	0	0	0	10	14	0.00	1.500					

Oakland Athletics @ Texas Rangers
The Ballpark at Arlington, Arlington, TX
Sat Jul 20 1996, 8:05 PM EDT
Att: 46,052 - Unknown - 95 F

livebaseballscorecards.com

AB 37
R 4
H 13
RBI 3
BB 2
SO 7
LOB 16

Batter	1	2	3	4	5	6	7	8	9	AB	R	H	RBI	BB	SO	LOB	BOTTOM					
Darryl Hamilton, L (1, 8) OBP: 0.361, SLG: 0.382										5	1	2	1	0	0	3						
Ivan Rodriguez, R (1, 2) OBP: 0.356, SLG: 0.506										5	1	1	0	0	0	3						
29 Rusty Greer, L (1, 7) OBP: 0.397, SLG: 0.509										5	0	2	1	0	0	2						
Juan Gonzalez, R (1, 10) OBP: 0.401, SLG: 0.678										4	0	0	0	1	2	2						
Dean Palmer, R (1, 5) OBP: 0.362, SLG: 0.547										4	2	2	1	0	0	2						
Lee Stevens, L (1, 3) OBP: 0.750, SLG: 1.750										4	1	3	1	0	1	0						
Mark McLemore, S (1, 4) OBP: 0.403, SLG: 0.414										4	2	2	0	0	1	2						
Warren Newson, L (1, 9) OBP: 0.365, SLG: 0.483										3	1	2	1	1	0	1						
Kevin Elster, R (1, 6) OBP: 0.336, SLG: 0.482										2	0	1	1	0	0	0						
Inning Stats	R: 0 E: 0 K: 0 S: 7	H: 0 LOB: 0 BB: 0 P: 9	R: 0 E: 0 K: 1 S: 11	H: 1 LOB: 0 BB: 0 P: 17	R: 0 E: 0 K: 0 S: 14	H: 1 LOB: 2 BB: 1 P: 22	R: 1 E: 0 K: 0 S: 8	H: 2 LOB: 1 BB: 0 P: 9	R: 0 E: 0 K: 1 S: 10	H: 2 LOB: 2 BB: 0 P: 12	R: 6 E: 0 K: 0 S: 18	H: 7 LOB: 1 BB: 1 P: 33	R: 1 E: 0 K: 1 S: 11	H: 2 LOB: 1 BB: 0 P: 16	R: 0 E: 0 K: 1 S: 6	H: 0 LOB: 0 BB: 0 P: 7	1B: 8 2B: 4 3B: 2 HR: 1	SF: 1 SAC: 1 DP: 1 HBP: 0	WP: 1 PB: 0 SB: 0 CS: 0	PA: 40		
PITCHER	IP	WLS	BF	H	R	ER	SO	BB	IBB	HBP	BLK	WP	HR	S	P	ERA	WHIP					
Dave Telgheder, R (1, 1) ERA: 4.5	5.0		25	9	4	4	2	1	0	0	0	0	1	6	9	54.00	9.000					
Todd Van Poppel, R (6, 1) ERA: 7.71	0.1	L	4	3	2	2	0	0	0	0	0	0	0	6	9	54.00	9.000					
Carlos Reyes, R (6, 1) ERA: 5.66	1.1		7	3	2	2	1	0	1	0	0	0	0	16	29	13.50	2.250					
Mike Mohler, L (7, 1) ERA: 2.5	1.1		4	0	0	0	1	0	0	0	0	0	0	7	8	0.00	0.000					

Oakland Athletics @ Texas Rangers
The Ballpark at Arlington, Arlington, TX
Sat Jul 20 1996, 8:05 PM EDT
Att: 46,052 - Unknown - 95 F


livebaseballscorecards.com

AB 36
R 8
H 15
RBI 6
BB 2
SO 4
LOB 15

Batter	1	2	3	4	5	6	7	8	9	AB	R	H	RBI	BB	SO	LOB	TOP				
Damon Mashore, R OBP: 0.405, SLG: 0.456 (1, 9)										5	3	4	2	1	0	1					
Rafael Bourimjal, R OBP: 0.332, SLG: 0.382 (1, 4)										4	1	1	0	0	0	1					
Scott Brosius, R OBP: 0.480, SLG: 0.704 (1, 5)										3	2	3	4	2	0	0					
Mark McGwire, R OBP: 0.481, SLG: 0.789 (1, 3)										4	0	1	0	1	1	5					
Gerónimo Berroa, R OBP: 0.342, SLG: 0.547 (1, 10)										5	1	1	1	0	2	8					
Terry Steinbach, R OBP: 0.353, SLG: 0.546 (1, 2)										5	2	2	3	0	1	6					
Jason Giambi, L OBP: 0.376, SLG: 0.550 Jose Herrera, L OBP: 0.317, SLG: 0.392 (1, 7) (9, 9)										5	1	2	1	0	0	0					
Ernie Young, R OBP: 0.322, SLG: 0.436 (1, 8)										5	0	1	0	0	2	1					
Mike Bordick, R OBP: 0.313, SLG: 0.304 (1, 6)										5	1	1	0	0	1	2					
Inning Stats	R: 0 E: 0 K: 0 S: 5	H: 2 LOB: 3 BB: 1 P: 9	R: 0 E: 0 K: 2 S: 8	H: 1 LOB: 1 BB: 0 P: 8	R: 3 E: 0 K: 1 S: 8	H: 3 LOB: 0 BB: 0 P: 8	R: 3 E: 1 K: 1 S: 8	H: 2 LOB: 1 BB: 1 P: 12	R: 1 E: 0 K: 0 S: 5	H: 2 LOB: 1 BB: 0 P: 5	R: 1 E: 0 K: 0 S: 4	H: 2 LOB: 0 BB: 0 P: 4	R: 0 E: 0 K: 1 S: 6	H: 1 LOB: 3 BB: 2 P: 14	R: 2 E: 0 K: 1 S: 7	H: 2 LOB: 0 BB: 0 P: 7	1B: 10 2B: 1 3B: 0 HR: 5	SF: 0 SAC: 2 DP: 1 HBP: 0	WP: 1 PB: 0 SB: 0 CS: 0	PA: 47	
PITCHER	IP WLS BF H R ER SO BB IBB HBP BLK WP HR S P ERA WHIP	IP WLS BF H R ER SO BB IBB HBP BLK WP HR S P ERA WHIP	IP WLS BF H R ER SO BB IBB HBP BLK WP HR S P ERA WHIP	IP WLS BF H R ER SO BB IBB HBP BLK WP HR S P ERA WHIP	IP WLS BF H R ER SO BB IBB HBP BLK WP HR S P ERA WHIP	IP WLS BF H R ER SO BB IBB HBP BLK WP HR S P ERA WHIP	IP WLS BF H R ER SO BB IBB HBP BLK WP HR S P ERA WHIP	IP WLS BF H R ER SO BB IBB HBP BLK WP HR S P ERA WHIP	IP WLS BF H R ER SO BB IBB HBP BLK WP HR S P ERA WHIP	IP WLS BF H R ER SO BB IBB HBP BLK WP HR S P ERA WHIP	IP WLS BF H R ER SO BB IBB HBP BLK WP HR S P ERA WHIP	IP WLS BF H R ER SO BB IBB HBP BLK WP HR S P ERA WHIP	IP WLS BF H R ER SO BB IBB HBP BLK WP HR S P ERA WHIP	IP WLS BF H R ER SO BB IBB HBP BLK WP HR S P ERA WHIP	IP WLS BF H R ER SO BB IBB HBP BLK WP HR S P ERA WHIP	IP WLS BF H R ER SO BB IBB HBP BLK WP HR S P ERA WHIP	IP WLS BF H R ER SO BB IBB HBP BLK WP HR S P ERA WHIP	IP WLS BF H R ER SO BB IBB HBP BLK WP HR S P ERA WHIP	IP WLS BF H R ER SO BB IBB HBP BLK WP HR S P ERA WHIP	IP WLS BF H R ER SO BB IBB HBP BLK WP HR S P ERA WHIP	IP WLS BF H R ER SO BB IBB HBP BLK WP HR S P ERA WHIP

Oakland Athletics @ Texas Rangers
The Ballpark at Arlington, Arlington, TX
Sun Jul 21 1996, 8:05 PM EDT
Att: 36,039 - Unknown - 95 F


AB 41
R 11
H 16
RBI 11
BB 4
SO 7
LOB 24



Batter	1	2	3	4	5	6	7	8	9	AB	R	H	RBI	BB	SO	LOB	BOTTOM					
Darryl Hamilton, L OBP: 0.357, SLG: 0.377 (1, 8)										5	0	0	0	0	0	0						
Ivan Rodríguez, R OBP: 0.359, SLG: 0.508 (1, 2)										5	2	3	0	0	0	0						
29 Rusty Greer, L OBP: 0.405, SLG: 0.528 (1, 7)										5	2	5	2	0	0	0						
Juan Gonzalez, R OBP: 0.398, SLG: 0.681 (1, 10)										5	1	1	2	0	0	5						
Dean Palmer, R OBP: 0.363, SLG: 0.543 (1, 5)										4	0	1	0	1	1	1						
Lee Stevens, L OBP: 0.778, SLG: 1.625 (1, 3)										4	2	3	2	1	1	1						
Mark McLemore, S OBP: 0.403, SLG: 0.412 (1, 4)										4	0	1	0	1	0	4						
Warren Newson, L OBP: 0.358, SLG: 0.473 Dave Valle, R OBP: 0.400, SLG: 0.468 Kurt Stillwell, S OBP: 0.345, SLG: 0.340 (1, 9) (9, PH) (9, FR)										4	0	0	0	0	3	6						
Kevin Elster, R OBP: 0.334, SLG: 0.487 (1, 6)										5	1	1	2	0	0	3						
Inning Stats	R: 3 E: 0 K: 2 S: 11	H: 4 LOB: 2 BB: 1 P: 15	R: 0 E: 0 K: 0 S: 3	H: 0 LOB: 0 BB: 0 P: 3	R: 0 E: 0 K: 0 S: 3	H: 1 LOB: 0 BB: 0 P: 3	R: 2 E: 0 K: 1 S: 6	H: 1 LOB: 1 BB: 1 P: 10	R: 2 E: 0 K: 0 S: 5	H: 3 LOB: 2 BB: 1 P: 12	R: 0 E: 0 K: 0 S: 5	H: 2 LOB: 1 BB: 0 P: 5	R: 1 E: 0 K: 0 S: 5	H: 2 LOB: 1 BB: 0 P: 5	R: 0 E: 0 K: 0 S: 4	H: 1 LOB: 1 BB: 0 P: 4	R: 0 E: 0 K: 1 S: 7	H: 2 LOB: 2 BB: 0 P: 7	1B: 11 2B: 1 3B: 0 HR: 4	SF: 0 SAC: 0 DP: 1 HBP: 0	WP: 0 PB: 0 SB: 0 CS: 0	PA: 45
PITCHER	IP WLS BF H R ER SO BB IBB HBP BLK WP HR S P ERA WHIP	IP WLS BF H R ER SO BB IBB HBP BLK WP HR S P ERA WHIP	IP WLS BF H R ER SO BB IBB HBP BLK WP HR S P ERA WHIP	IP WLS BF H R ER SO BB IBB HBP BLK WP HR S P ERA WHIP	IP WLS BF H R ER SO BB IBB HBP BLK WP HR S P ERA WHIP	IP WLS BF H R ER SO BB IBB HBP BLK WP HR S P ERA WHIP	IP WLS BF H R ER SO BB IBB HBP BLK WP HR S P ERA WHIP	IP WLS BF H R ER SO BB IBB HBP BLK WP HR S P ERA WHIP	IP WLS BF H R ER SO BB IBB HBP BLK WP HR S P ERA WHIP	IP WLS BF H R ER SO BB IBB HBP BLK WP HR S P ERA WHIP	IP WLS BF H R ER SO BB IBB HBP BLK WP HR S P ERA WHIP	IP WLS BF H R ER SO BB IBB HBP BLK WP HR S P ERA WHIP	IP WLS BF H R ER SO BB IBB HBP BLK WP HR S P ERA WHIP	IP WLS BF H R ER SO BB IBB HBP BLK WP HR S P ERA WHIP	IP WLS BF H R ER SO BB IBB HBP BLK WP HR S P ERA WHIP	IP WLS BF H R ER SO BB IBB HBP BLK WP HR S P ERA WHIP	IP WLS BF H R ER SO BB IBB HBP BLK WP HR S P ERA WHIP	IP WLS BF H R ER SO BB IBB HBP BLK WP HR S P ERA WHIP	IP WLS BF H R ER SO BB IBB HBP BLK WP HR S P ERA WHIP	IP WLS BF H R ER SO BB IBB HBP BLK WP HR S P ERA WHIP	IP WLS BF H R ER SO BB IBB HBP BLK WP HR S P ERA WHIP	

Oakland Athletics @ Texas Rangers
The Ballpark at Arlington, Arlington, TX
Sun Jul 21 1996, 8:05 PM EDT
Att: 36,039 - Unknown - 95 F

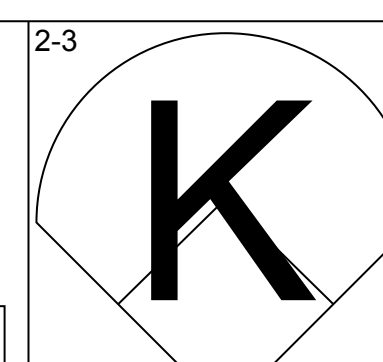
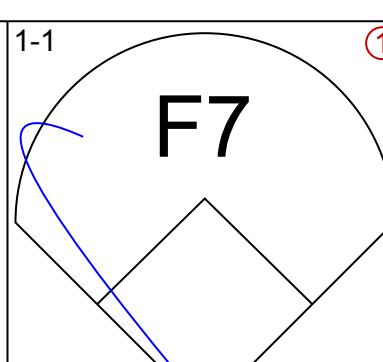
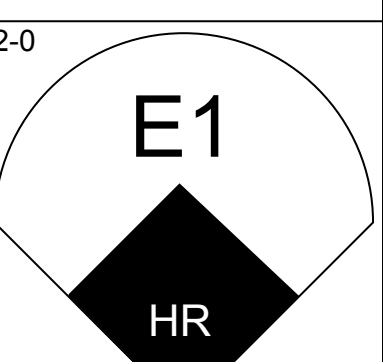
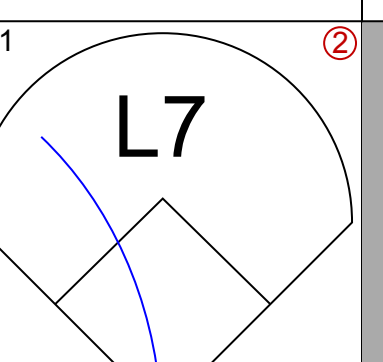
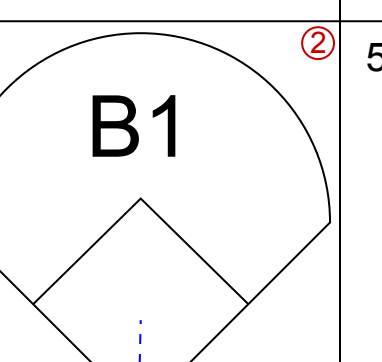
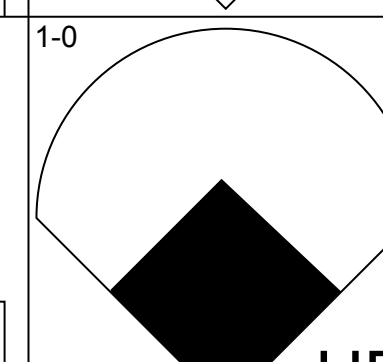
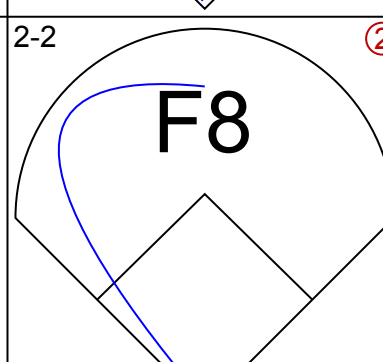
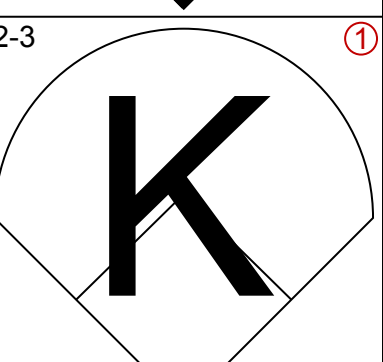
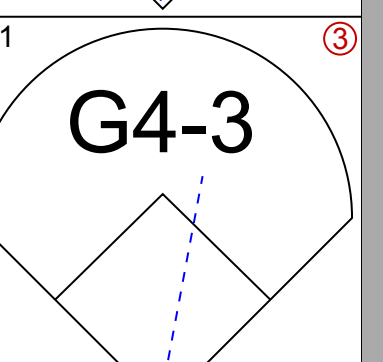
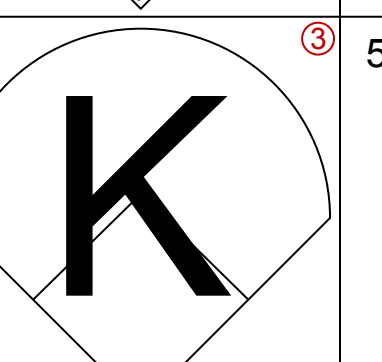
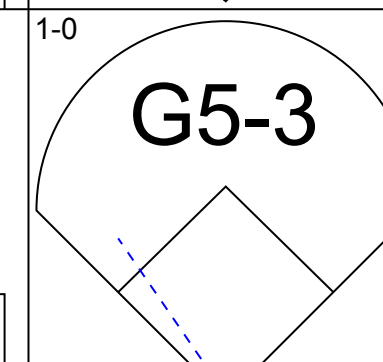
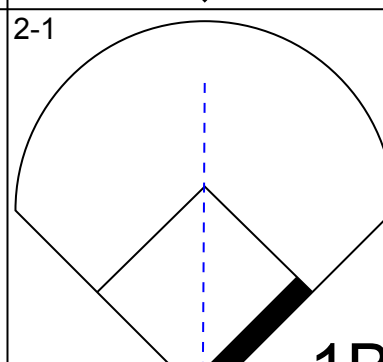
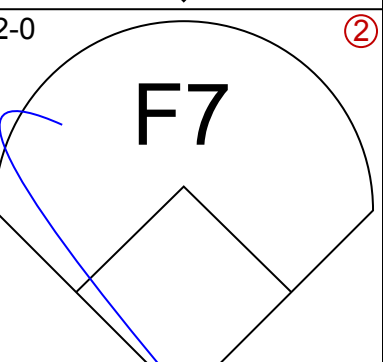
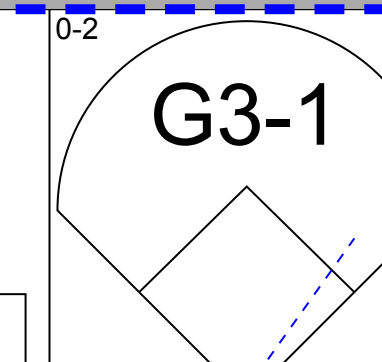
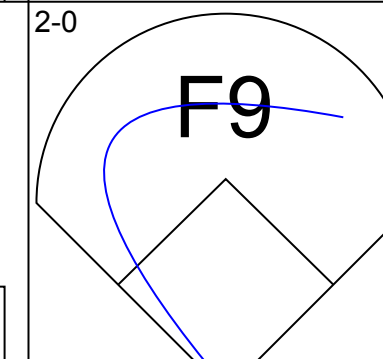
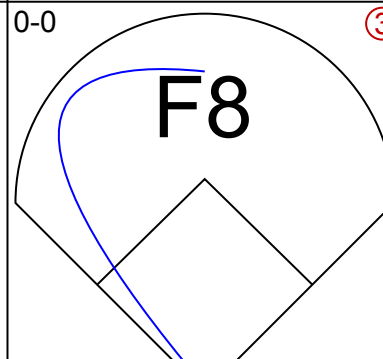
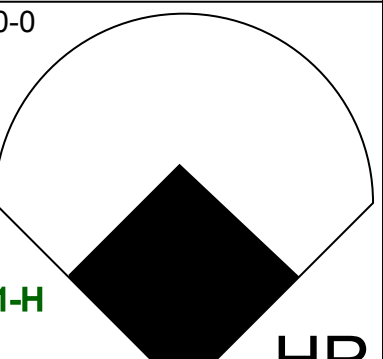
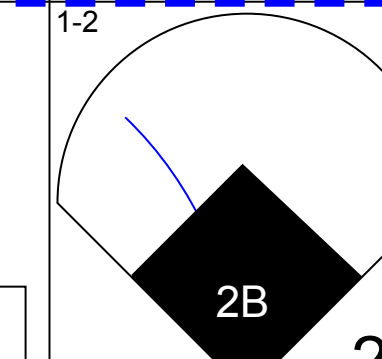
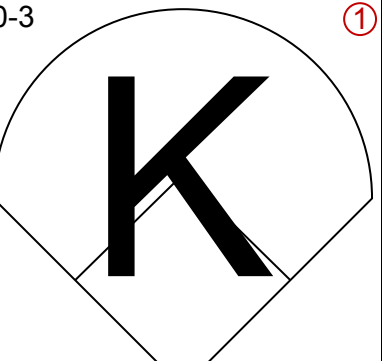
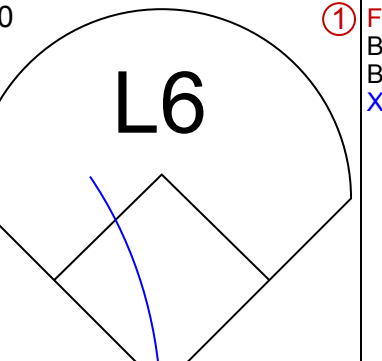

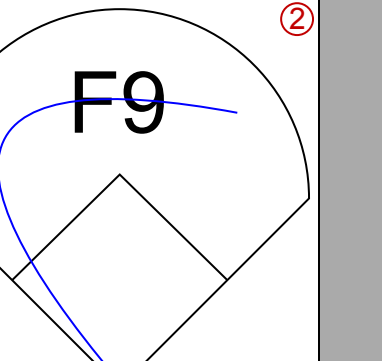
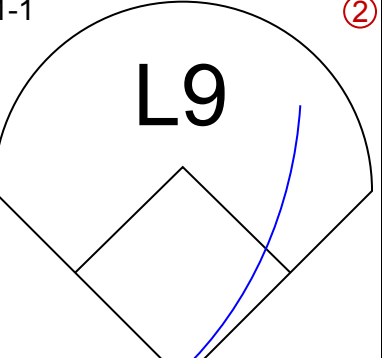
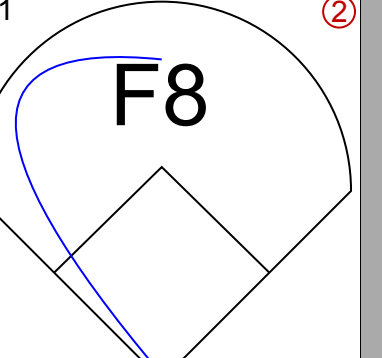
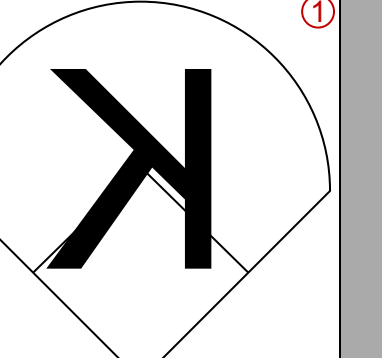
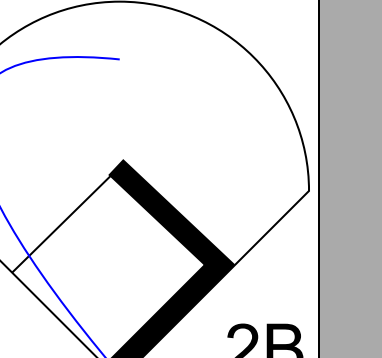
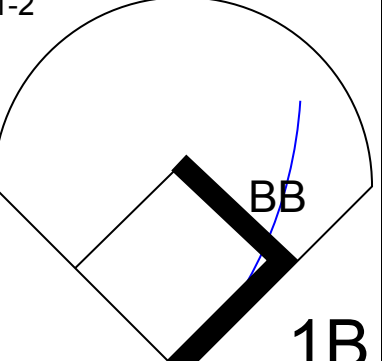
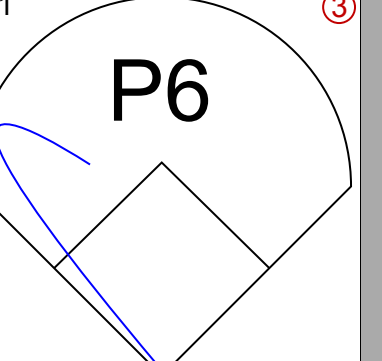
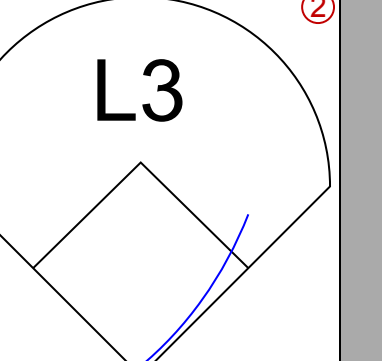
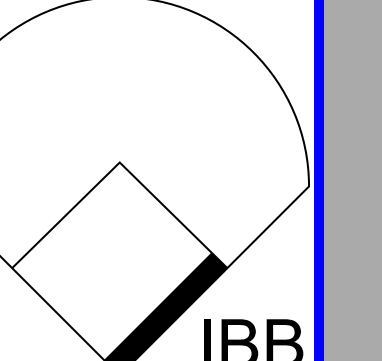
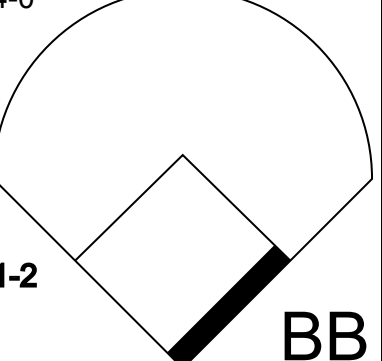
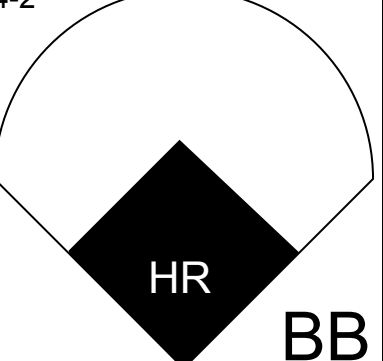
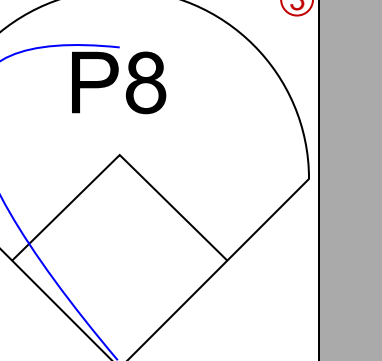

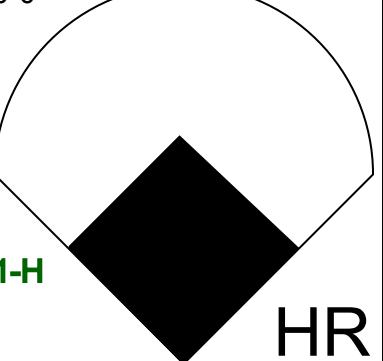
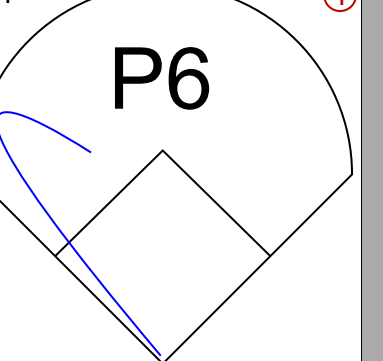
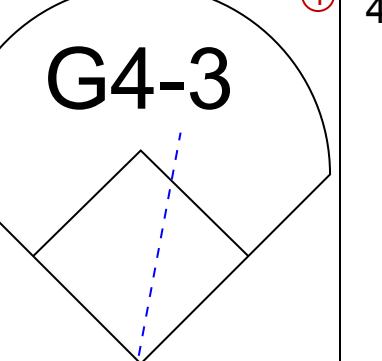
AB 42
R 8
H 16
RBI 8
BB 3
SO 5
LOB 20

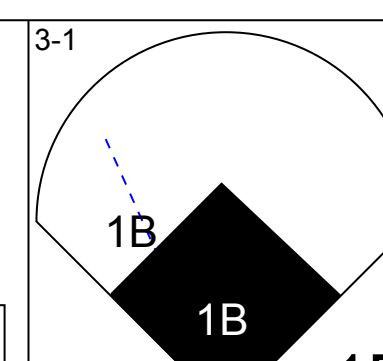
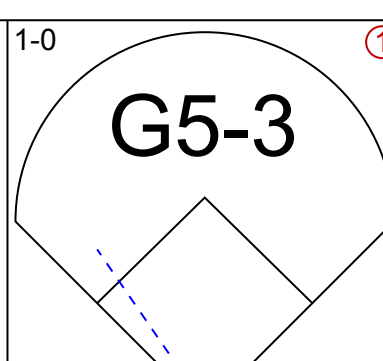
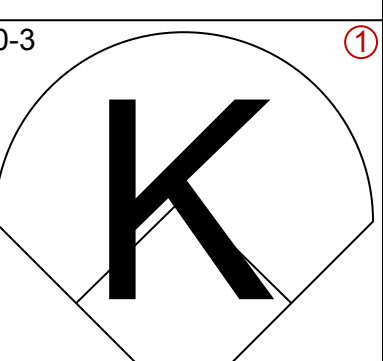
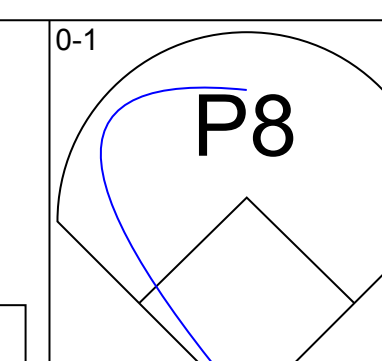
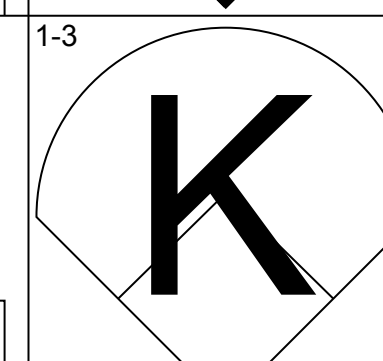
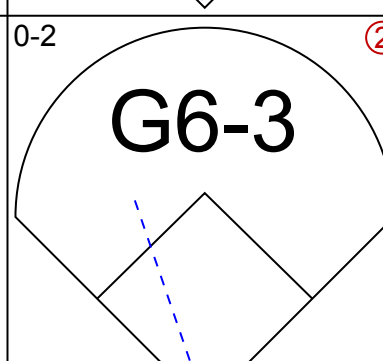
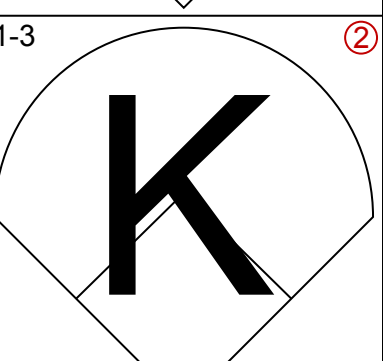
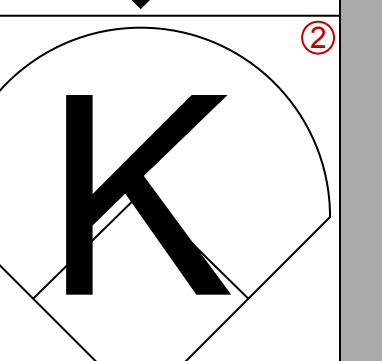
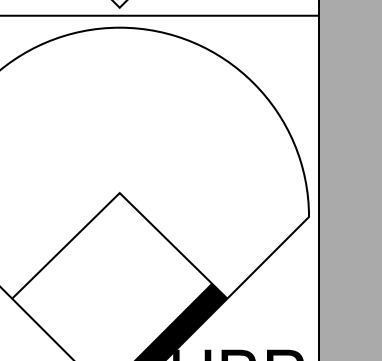
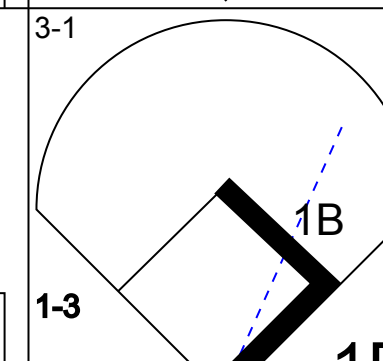
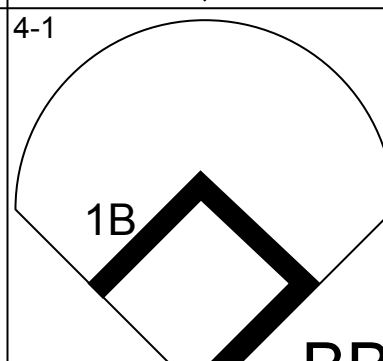
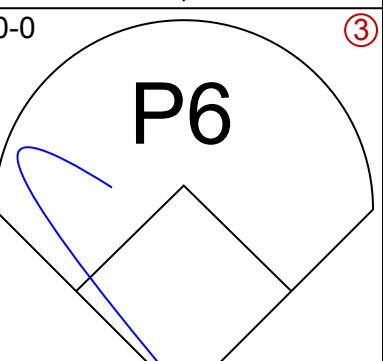

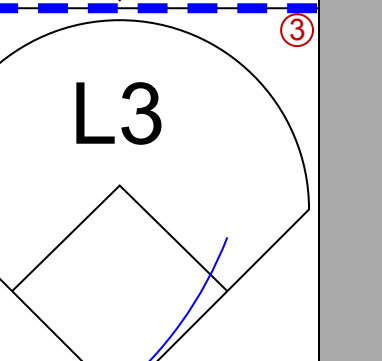
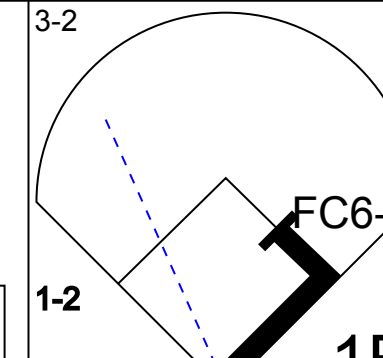
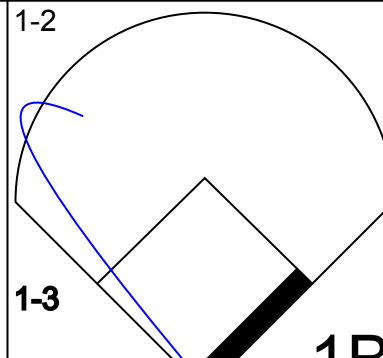
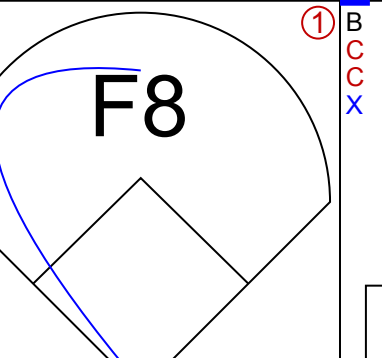

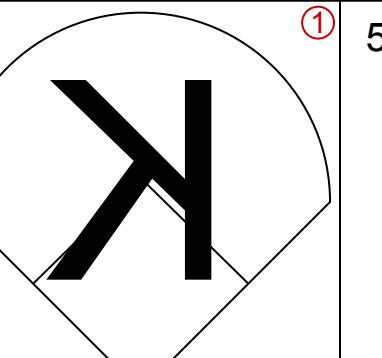
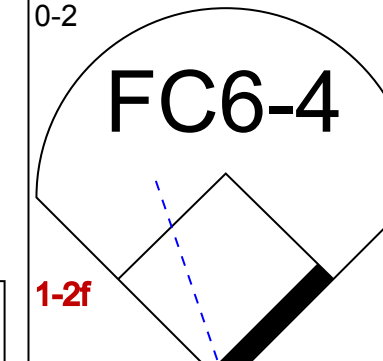
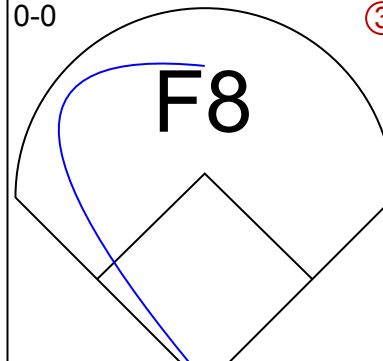
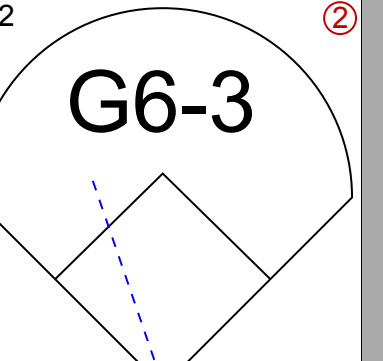
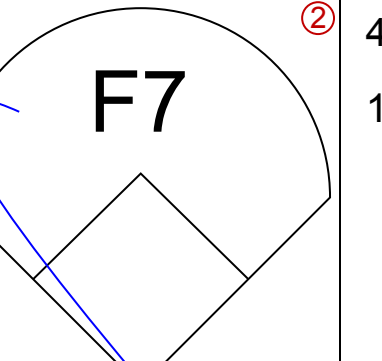
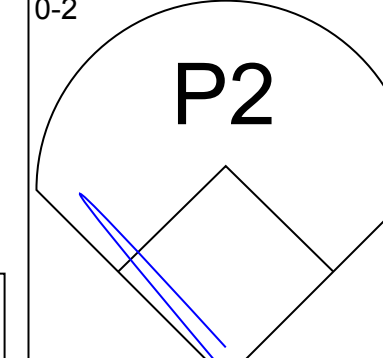
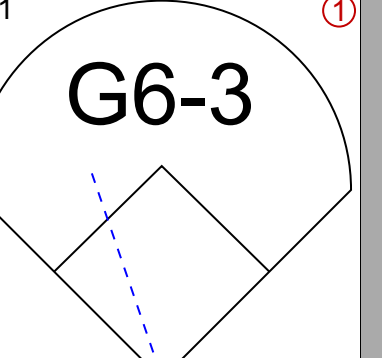
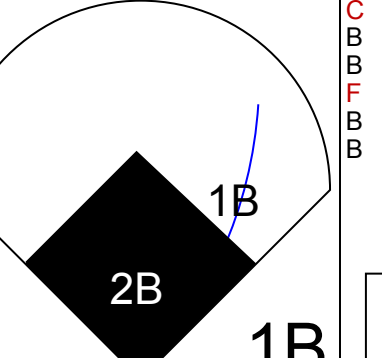
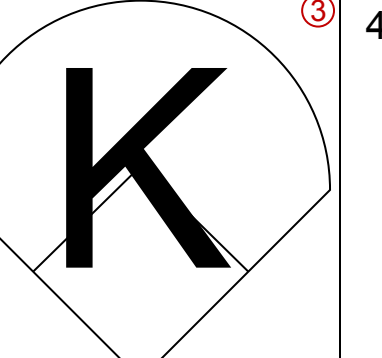
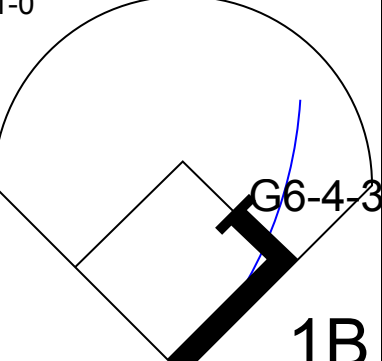
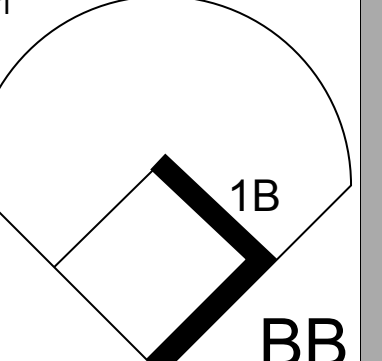
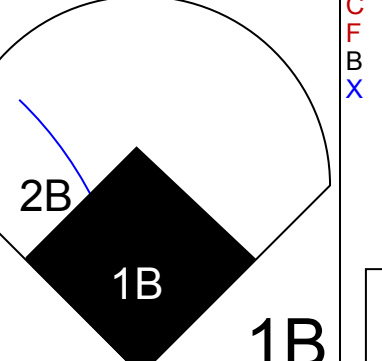

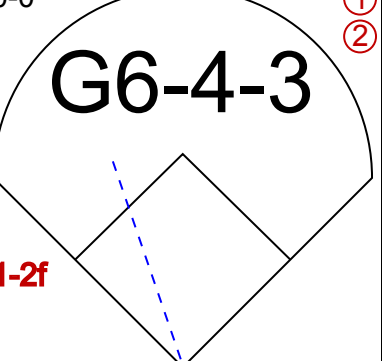
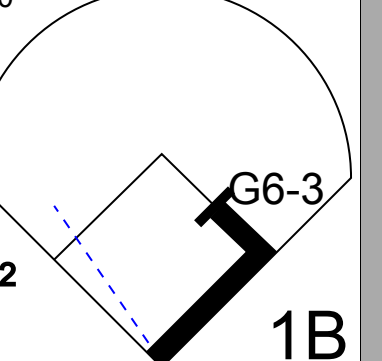
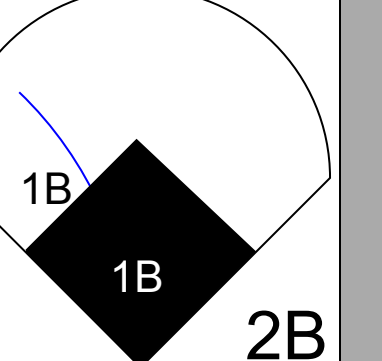
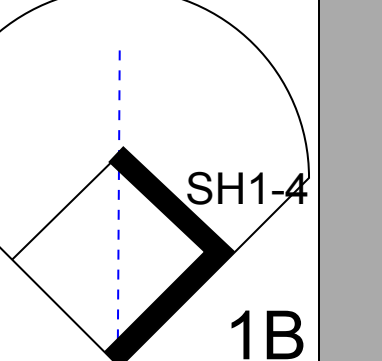
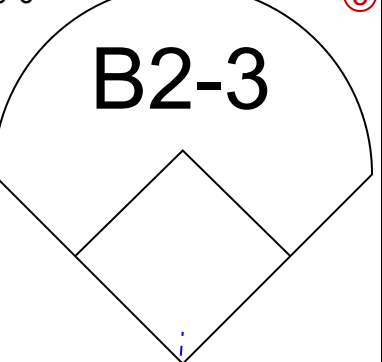
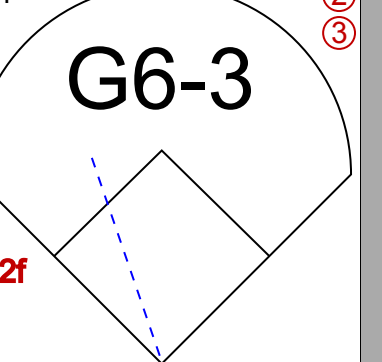
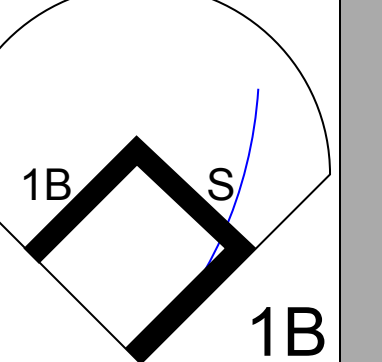
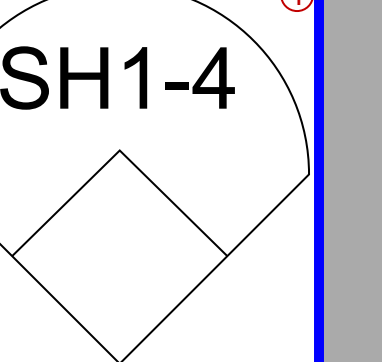


Batter	1	2	3	4	5	6	7	8	9	AB	R	H	RBI	BB	SO	LOB	TOP					
Jose Herrera, L (1, 9) OBP: 0.315, SLG: 0.387										5	0	1	0	0	1	3	<p>Oakland Athletics @ Chicago White Sox Comiskey Park, Chicago, IL Mon Jul 22 1996, 8:05 PM EDT Att: 23,572 - Unknown - 75 F</p> <p>livebaseballscores.com</p>					
Rafael Bourquiel, R (1, 4) OBP: 0.333, SLG: 0.379										4	0	1	0	1	0	2						
Jason Giambi, L (1, 7) OBP: 0.373, SLG: 0.544 Damon Mashore, R (9, PR) OBP: 0.405, SLG: 0.456										4	0	0	0	1	0	2						
Mark McGwire, R (1, 3) OBP: 0.483, SLG: 0.785										5	1	3	0	0	1	0						
Geromimo Berroa, R (1, 10) OBP: 0.343, SLG: 0.544										4	1	1	1	1	1	1						
Scott Brosius, R (1, 5) OBP: 0.476, SLG: 0.694										4	1	1	0	1	0	2						
Terry Steinbach, R (1, 2) OBP: 0.358, SLG: 0.567										4	2	3	4	0	1	2						
Ernie Young, R (1, 8) OBP: 0.325, SLG: 0.435 Matt Stairs, L (8, PH) OBP: 0.367, SLG: 0.609										1	0	0	0	2	1	2						
Mike Bordick, R (1, 6) OBP: 0.312, SLG: 0.303										4	0	1	0	0	1	3						
Inning Stats	R: 0 E: 0 K: 0 S: 9	H: 1 LOB: 0 BB: 0 P: 12	R: 0 E: 0 K: 2 S: 17	H: 2 LOB: 2 BB: 0 P: 23	R: 0 E: 0 K: 1 S: 12	H: 0 LOB: 1 BB: 1 P: 17	R: 0 E: 0 K: 1 S: 5	H: 0 LOB: 0 BB: 0 P: 6	R: 1 E: 0 K: 0 S: 8	H: 2 LOB: 1 BB: 0 P: 15	R: 0 E: 0 K: 1 S: 8	H: 0 LOB: 0 BB: 0 P: 12	R: 1 E: 0 K: 0 S: 8	H: 1 LOB: 1 BB: 1 P: 13	R: 3 E: 0 K: 1 S: 14	H: 4 LOB: 2 BB: 2 P: 25		R: 1 E: 0 K: 1 S: 17	H: 2 LOB: 2 BB: 1 P: 25	1B: 10 2B: 0 3B: 0 HR: 2	SF: 0 SAC: 0 DP: 3 HBP: 0	WP: 0 PB: 0 CS: 0
PITCHER	IP WLS BF H R ER SO BB IBB HBP BLK WP HR S P ERA WHIP																					
Kevin Tapani, R (1, 1) ERA: 3.61	7.2	32	8	4	4	4	4	4	0	0	0	0	0	2	71	106	4.70	1.565				
Matt Karchner, R (8, 1) ERA: 4.39	1.1	L 10	4	2	2	2	2	0	0	0	0	0	0	0	27	42	13.50	4.500				


Batter	1	2	3	4	5	6	7	8	9	AB	R	H	RBI	BB	SO	LOB	BOTTOM					
Tony Phillips, S (1, 7) OBP: 0.413, SLG: 0.413										5	1	1	1	0	1	3	<p>Oakland Athletics @ Chicago White Sox Comiskey Park, Chicago, IL Mon Jul 22 1996, 8:05 PM EDT Att: 23,572 - Unknown - 75 F</p> <p>livebaseballscores.com</p>					
Dave Martinez, L (1, 8) OBP: 0.375, SLG: 0.438										4	1	0	0	1	0	2						
Robin Ventura, L (1, 3) OBP: 0.377, SLG: 0.521										3	1	1	0	1	0	1						
Harold Baines, L (1, 10) OBP: 0.394, SLG: 0.528 Norberto Martin, R (8, PH) OBP: 0.394, SLG: 0.415										3	0	1	1	0	0	1						
Danny Tartabull, R (1, 9) OBP: 0.322, SLG: 0.452										4	1	1	2	0	1	2						
Chris Snopce, R (1, 5) OBP: 0.302, SLG: 0.570										3	1	0	0	1	2	1						
Ray Durham, S (1, 4) OBP: 0.356, SLG: 0.418										4	0	3	0	0	0	0						
Ron Karkovics, R (1, 2) OBP: 0.268, SLG: 0.332										3	0	0	0	0	2	3						
Ozzie Guillen, L (1, 6) OBP: 0.284, SLG: 0.375										2	0	1	1	1	0	0						
Inning Stats	R: 1 E: 0 K: 0 S: 11	H: 1 LOB: 1 BB: 1 P: 21	R: 1 E: 0 K: 1 S: 10	H: 1 LOB: 1 BB: 1 P: 19	R: 0 E: 0 K: 1 S: 6	H: 0 LOB: 0 BB: 0 P: 10	R: 0 E: 0 K: 1 S: 8	H: 1 LOB: 0 BB: 0 P: 12	R: 0 E: 0 K: 1 S: 12	H: 1 LOB: 1 BB: 0 P: 18	R: 2 E: 0 K: 1 S: 11	H: 1 LOB: 0 BB: 1 P: 18	R: 1 E: 0 K: 1 S: 13	H: 1 LOB: 0 BB: 0 P: 18	R: 0 E: 0 K: 1 S: 8	H: 1 LOB: 1 BB: 0 P: 9		R: 0 E: 0 K: 1 S: 11	H: 1 LOB: 2 BB: 1 P: 17	1B: 6 2B: 0 3B: 0 HR: 2	SF: 1 SAC: 2 DP: 0 HBP: 0	WP: 0 PB: 0 CS: 0
PITCHER	IP WLS BF H R ER SO BB IBB HBP BLK WP HR S P ERA WHIP																					
John Wasdin, R (1, 1) ERA: 5.15	7.0	29	6	5	5	5	5	3	0	0	0	0	0	2	71	116	6.43	1.286				
Buddy Groom, L (8, 1) ERA: 3.02	0.0	1	1	0	0	0	0	0	0	0	0	0	0	1	1	∞	∞					
Billy Taylor, R (8, 1) ERA: 3.98	2.0	W 8	1	0	0	1	1	0	0	0	0	0	0	18	25	0.00	1.000					



Batter	1	2	3	4	5	6	7	8	9	AB	R	H	RBI	BB	SO	LOB	TOP								
Jose Herrera, L OBP: 0.306, SLG: 0.372 (1, 8)										5	1	0	0	0	1	0	Oakland Athletics @ Chicago White Sox Comiskey Park, Chicago, IL Wed Jul 24 1996, 4:33 AM EDT Att: 23,350 - Sunny - 80 F								
Tony Batista, R OBP: 0.321, SLG: 0.481 (1, 4)										5	1	1	1	0	2	1									
Jason Giambi, L OBP: 0.375, SLG: 0.549 (1, 7)										4	0	1	0	0	0	1									
Mark McGwire, R OBP: 0.482, SLG: 0.799 Damon Mashore, R OBP: 0.405, SLG: 0.499 (8, PR)										4	1	2	2	0	0	1									
Terry Steinbach, R OBP: 0.355, SLG: 0.568 (1, 10)										4	0	0	0	0	1	1									
Scott Brosius, R OBP: 0.468, SLG: 0.675 (1, 5)										4	0	1	1	0	1	0									
Matt Stairs, L OBP: 0.393, SLG: 0.588 Ernie Young, R OBP: 0.324, SLG: 0.433 (8, PR)										3	0	1	0	1	0	0									
George Williams, S OBP: 0.343, SLG: 0.288 (1, 2)										2	1	0	0	2	0	2									
Mike Bordick, R OBP: 0.308, SLG: 0.308 (1, 6)										4	1	1	2	0	0	2									
Inning Stats	R: 1 E: 0 K: 1 S: 6	H: 1 LOB: 0 BB: 0 P: 12	R: 0 E: 0 K: 1 S: 11	H: 1 LOB: 2 BB: 1 P: 18	R: 0 E: 0 K: 0 S: 8	H: 1 LOB: 1 BB: 0 P: 13	R: 0 E: 0 K: 0 S: 5	H: 0 LOB: 0 BB: 0 P: 6	R: 4 E: 1 K: 1 S: 13	H: 2 LOB: 0 BB: 1 P: 25	R: 0 E: 0 K: 1 S: 6	H: 0 LOB: 0 BB: 0 P: 8	R: 0 E: 0 K: 0 S: 6	H: 0 LOB: 0 BB: 0 P: 12	R: 1 E: 0 K: 0 S: 13	H: 2 LOB: 2 BB: 1 P: 22		R: 0 E: 0 K: 1 S: 8	H: 0 LOB: 0 BB: 0 P: 10	1B: 2 2B: 2 3B: 0 HR: 3	SF: 0 SAC: 0 DP: 0 HBP: 0	WP: 0 PB: 0 SB: 0 CS: 0	PA: 38		
PITCHER	IP	WLS	BF	H	R	ER	SO	BB	IBB	HBP	BLK	WP	HR	S	P	ERA	WHIP								
James Baldwin, R ERA: 3.77 Larry Thomas, L ERA: 3.33 41 Bill Simas, R ERA: 4.38	(1, 1)	7.0	29	5	5	3	4	2	0	0	0	0	3	55	94	3.86	1.000								

Batter	1	2	3	4	5	6	7	8	9	AB	R	H	RBI	BB	SO	LOB	BOTTOM								
Norberto Martin, R OBP: 0.366, SLG: 0.414 Ozzie Guillen, L OBP: 0.280, SLG: 0.370 (8, 6)										4	1	2	1	0	1	0	Oakland Athletics @ Chicago White Sox Comiskey Park, Chicago, IL Wed Jul 24 1996, 4:33 AM EDT Att: 23,350 - Sunny - 80 F								
Ray Durham, S OBP: 0.355, SLG: 0.414 (1, 4)										4	0	0	0	0	3	3									
Harold Baines, L OBP: 0.392, SLG: 0.520 (1, 10)										4	0	1	0	1	0	4									
Danny Tartabull, R OBP: 0.325, SLG: 0.452 (1, 9)										5	0	2	1	0	1	0									
Lyle Mouton, R OBP: 0.345, SLG: 0.437 Dave Martinez, L OBP: 0.369, SLG: 0.430 (8, 8)										4	1	1	0	0	0	4									
Chris Snopce, R OBP: 0.304, SLG: 0.548 (1, 5)										4	1	1	0	1	1	2									
Robin Ventura, L OBP: 0.379, SLG: 0.528 (1, 3)										3	1	2	1	1	0	1									
Robert Machado, R OBP: 0.667, SLG: 1.000 Tony Phillips, S OBP: 0.412, SLG: 0.413 (8, PH)										3	1	2	1	0	0	1									
Darren Lewis, R OBP: 0.336, SLG: 0.316 Ron Karkovice, R OBP: 0.272, SLG: 0.347 (9, 2)										3	0	1	1	0	0	2									
Inning Stats	R: 1 E: 0 K: 1 S: 17	H: 3 LOB: 0 BB: 0 P: 27	R: 0 E: 0 K: 0 S: 3	H: 1 LOB: 0 BB: 0 P: 4	R: 0 E: 0 K: 0 S: 9	H: 1 LOB: 1 BB: 1 P: 15	R: 0 E: 0 K: 0 S: 6	H: 1 LOB: 1 BB: 1 P: 11	R: 4 E: 0 K: 1 S: 25	H: 6 LOB: 2 BB: 0 P: 35	R: 0 E: 0 K: 0 S: 12	H: 0 LOB: 1 BB: 1 P: 21	R: 0 E: 0 K: 0 S: 11	H: 1 LOB: 2 BB: 0 P: 18	R: 0 E: 0 K: 2 S: 9	H: 0 LOB: 0 BB: 0 P: 11		1B: 11 2B: 2 3B: 0 HR: 0	SF: 0 SAC: 1 DP: 2 HBP: 1	WP: 0 PB: 0 SB: 2 CS: 0	PA: 42				
PITCHER	IP	WLS	BF	H	R	ER	SO	BB	IBB	HBP	BLK	WP	HR	S	P	ERA	WHIP								
Doug Johns, L ERA: 6.1 Buddy Groom, L ERA: 2.99 Jim Corsi, R ERA: 3.18 Billy Taylor, R ERA: 3.86	(1, 1)	5.1	26	10	5	5	3	2	0	0	0	0	0	14	19	0.00	3.000								

AB	35
R	6
H	7
RBI	6
BB	3
SO	5
LOB	8



AB	37
R	5
H	13
RBI	5
BB	3
SO	6
LOB	18



Batter	1	2	3	4	5	6	7	8	9	AB	R	H	RBI	BB	SO	LOB	TOP								
Damon Mashore, R OBP: 0.382, SLG: 0.425 (1, 9)	G5-3		FC		K		K		L1	5	0	0	0	0	2	4	Oakland Athletics @ Toronto Blue Jays SkyDome, Toronto, ON Thu Jul 25 1996, 7:05 PM EDT Att: 30,174 - Unknown - 74 F								
Rafael Bourquard, R OBP: 0.318, SLG: 0.360 (1, 4)	F9		K		G3		5-3			4	0	0	1	0	1	3									
Scott Brosius, R OBP: 0.469, SLG: 0.675 (1, 5)			F8				P6			3	0	1	0	1	0	3									
Mark McGwire, R OBP: 0.480, SLG: 0.802 (1, 3)	K			HR	F7				F8	4	1	1	1	0	1	2									
Gerónimo Berroa, R OBP: 0.345, SLG: 0.551 (1, 10)		F9		F8		L4		6-3		4	0	0	0	0	0	0									
Terry Steinbach, R OBP: 0.354, SLG: 0.565 (1, 2)	G6-3			1B FC5-4 1B		G6-3		K		4	1	1	0	0	1	0									
Jason Giambi, L OBP: 0.376, SLG: 0.551 Jose Herrera, L OBP: 0.306, SLG: 0.372 (9, PR)	F7			FC5-4 1B		F3				4	0	2	0	0	0	0									
Ernie Young, R OBP: 0.327, SLG: 0.436 (1, 8)			FC	FC5-4			E 1B 5-3 BB		G1-3	3	1	1	1	1	0	2									
Mike Bordick, R OBP: 0.307, SLG: 0.307 (1, 6)			F3	F8			E5 5-3 1-3 1B		K	4	0	1	0	0	1	3									
Inning Stats	R: 0 E: 0 K: 1 S: 6	H: 1 LOB: 1 P: 6	R: 0 E: 0 K: 0 S: 3	H: 0 LOB: 0 BB: 3 P: 3	R: 0 E: 0 K: 1 S: 7	H: 1 LOB: 2 BB: 0 P: 7	R: 2 E: 0 K: 0 S: 6	H: 3 LOB: 1 BB: 0 P: 6	R: 0 E: 0 K: 0 S: 5	H: 0 LOB: 1 BB: 1 P: 9	R: 0 E: 0 K: 0 S: 3	H: 0 LOB: 0 BB: 0 P: 3	R: 1 E: 1 K: 1 S: 6	H: 1 LOB: 1 BB: 1 P: 10	R: 0 E: 0 K: 1 S: 5	H: 0 LOB: 0 BB: 0 P: 5		R: 0 E: 0 K: 1 S: 6	H: 1 LOB: 1 BB: 0 P: 6	1B: 3 2B: 3 3B: 0 HR: 1	SF: 0 SAC: 0 DP: 0 HBP: 0	WP: 0 PB: 0 SB: 1 CS: 0	PA: 37		
PITCHER	IP	WLS	BF	H	R	ER	SO	BB	IBB	HBP	BLK	WP	HR	S	P	ERA	WHIP								
Huck Flener, L ERA: 2.84 Paul Quanttrill, R ERA: 5.9 Tim Crabtree, R ERA: 2.63	(1, 1)	6.0	25	5	2	2	3	1	0	0	0	0	1	30	34	3.00	1.000								

AB 35
R 3
H 7
RBI 3
BB 2
SO 6
LOB 17



Batter	1	2	3	4	5	6	7	8	9	AB	R	H	RBI	BB	SO	LOB	BOTTOM								
Otis Nixon, S OBP: 0.372, SLG: 0.313 (1, 8)	G1-3		G4-3		F8		5-3		K	5	0	0	0	0	1	2	Oakland Athletics @ Toronto Blue Jays SkyDome, Toronto, ON Thu Jul 25 1996, 7:05 PM EDT Att: 30,174 - Unknown - 74 F								
Domingo Cadenó, S OBP: 0.324, SLG: 0.348 (1, 4)	F7		G4-3		G4-3		FC5-2-6-5		HR BB	4	1	0	0	1	0	2									
Carlos Delgado, L OBP: 0.376, SLG: 0.511 Jacob Brumfield, R OBP: 0.306, SLG: 0.449 (7, PH)			1B				2-3 3-H K		K	2	0	2	0	1	0	0									
Joe Carter, R OBP: 0.347, SLG: 0.552 (9, 3)							F7			4	1	2	2	1	0	1									
Ed Sprague, R OBP: 0.345, SLG: 0.534 (1, 5)	P5		F7				L6		HR	4	1	1	1	0	0	5									
John Olerud, L OBP: 0.389, SLG: 0.502 Robert Perez, R OBP: 0.384, SLG: 0.470 (8, PR)			K				F8			4	0	2	0	0	1	1									
Charlie O'Brien, R OBP: 0.378, SLG: 0.542 (1, 2)					G6-4-3 1B				1B 1B	0	0	0	0	0	0	0									
Shawn Green, L OBP: 0.313, SLG: 0.420 Juan Samuel, R OBP: 0.306, SLG: 0.465 (8, PH)			1B							4	1	2	0	0	1	2									
Alex Gonzalez, R OBP: 0.301, SLG: 0.406 (1, 6)			K							3	0	1	0	0	2	1									
										1	0	1	0	0	0	0									
Inning Stats	R: 0 E: 0 K: 0 S: 4	H: 1 LOB: 2 BB: 1 P: 8	R: 0 E: 0 K: 3 S: 10	H: 1 LOB: 0 BB: 0 P: 10	R: 0 E: 0 K: 0 S: 5	H: 2 LOB: 0 BB: 0 P: 5	R: 0 E: 0 K: 1 S: 5	H: 1 LOB: 0 BB: 0 P: 5	R: 0 E: 0 K: 0 S: 3	H: 0 LOB: 0 BB: 0 P: 3	R: 0 E: 0 K: 0 S: 3	H: 0 LOB: 1 BB: 1 P: 7	R: 1 E: 0 K: 1 S: 8	H: 3 LOB: 2 BB: 0 P: 8	R: 0 E: 0 K: 1 S: 8	H: 3 LOB: 3 BB: 0 P: 8	R: 2 E: 0 K: 2 S: 7	H: 1 LOB: 0 BB: 1 P: 11	1B: 8 2B: 2 3B: 0 HR: 2	SF: 0 SAC: 0 DP: 1 HBP: 0	WP: 0 PB: 0 SB: 1 CS: 0	PA: 40			
PITCHER	IP	WLS	BF	H	R	ER	SO	BB	IBB	HBP	BLK	WP	HR	S	P	ERA	WHIP								
Dave Telgheder, R ERA: 3.5 Mike Mohler, L ERA: 2.51 Jay Witasick, R ERA: 4.15	(1, 1)	6.0	27	8	1	1	4	2	0	0	0	0	1	12	12	5.40	1.800								

AB 37
R 4
H 12
RBI 4
BB 3
SO 8
LOB 20



Batter	1	2	3	4	5	6	7	8	9	AB	R	H	RBI	BB	SO	LOB	TOP								
Jose Herrera, L OBP: 0.304, SLG: 0.365 (1, 9)	G1-3		G4-1		K			F8	FC6-4 BB	4	0	0	0	1	1	2	Oakland Athletics @ Toronto Blue Jays SkyDome, Toronto, ON Fri Jul 26 1996, 7:05 PM EDT Att: 32,241 - Unknown - 72 F								
Rafael Bourimial, R OBP: 0.313, SLG: 0.354 (1, 4)	F8			K	F8				FC6-4 BB	3	0	0	0	0	1	2									
Mark McGwire, R OBP: 0.481, SLG: 0.814 (8, PH)										1	1	1	1	0	0	0									
Tony Batista, R OBP: 0.315, SLG: 0.472 (8, 4)										1	0	0	0	0	0	1									
Jason Giambi, L OBP: 0.377, SLG: 0.558 (1, 3)	HR			F7		F8		1B BB		3	1	1	1	1	0	0									
Geronimo Berroa, R OBP: 0.349, SLG: 0.556 (1, 10)	F8			1B 2B		CS 1B		1B		4	1	3	0	0	0	0									
Scott Brosius, R OBP: 0.465, SLG: 0.667 (1, 5)		G1-3		2H 1B		1-2 K		P3		4	0	1	1	0	1	3									
Terry Steinbach, R OBP: 0.353, SLG: 0.561 (1, 2)		K		L7			G1-3		HR 1B	4	1	1	0	0	1	1									
Matt Stairs, L OBP: 0.390, SLG: 0.566 (1, 7)					1B BB					2	0	0	0	1	2	0									
Damon Mashore, R OBP: 0.378, SLG: 0.419 (9, PH)										1	0	0	0	0	1	1									
Ernie Young, R OBP: 0.326, SLG: 0.443 (1, 8)							G6-3			4	1	1	2	0	2	1									
Mike Bordick, R OBP: 0.307, SLG: 0.307 (1, 6)								G5-3		4	0	1	0	0	2	0									
Inning Stats	R: 1 E: 0 K: 0 S: 11	H: 1 LOB: 0 BB: 0 P: 18	R: 0 E: 0 K: 2 S: 7	H: 0 LOB: 0 BB: 0 P: 13	R: 0 E: 0 K: 2 S: 9	H: 0 LOB: 0 BB: 0 P: 13	R: 1 E: 0 K: 1 S: 12	H: 2 LOB: 1 BB: 0 P: 20	R: 0 E: 0 K: 2 S: 12	H: 1 LOB: 2 BB: 1 P: 22	R: 0 E: 0 K: 1 S: 5	H: 0 LOB: 0 BB: 0 P: 8	R: 1 E: 0 K: 0 S: 10	H: 2 LOB: 2 BB: 1 P: 19	R: 2 E: 0 K: 2 S: 17	H: 2 LOB: 1 BB: 1 P: 30	1B: 5 2B: 1 3B: 0 HR: 3	SF: 0 SAC: 0 DP: 0 HBP: 0	WP: 0 PB: 0 SB: 0 CS: 1	PA: 38					
PITCHER	IP	WLS	BF	H	R	ER	SO	BB	IBB	HBP	BLK	WP	HR	S	P	ERA	WHIP								
Juan Guzman, R ERA: 2.9 (1, 1)	7.0		26	5	2	2	9	1	0	0	0	0	1	63	104	2.57	0.857								
Paul Quantrill, R ERA: 5.96 (8, 1)	0.2	W	5	2	1	1	0	1	0	0	0	0	1	9	17	13.50	4.500								
Tony Castillo, L ERA: 3.96 (8, 1)	1.1	L	7	2	2	2	2	1	0	0	0	0	1	18	32	13.50	2.250								

AB	35
R	5
H	9
RBI	5
BB	3
SO	11
LOB	11



Batter	1	2	3	4	5	6	7	8	9	AB	R	H	RBI	BB	SO	LOB	BOTTOM									
Otis Nixon, S OBP: 0.373, SLG: 0.313 (1, 8)	G4-3 1B		S SH1-3 BB		K			F9		3	0	1	0	1	1	0	Oakland Athletics @ Toronto Blue Jays SkyDome, Toronto, ON Fri Jul 26 1996, 7:05 PM EDT Att: 32,241 - Unknown - 72 F									
Tomas Perez, S OBP: 0.326, SLG: 0.356 (1, 4)	K		SH1-3		K			F9		3	0	0	0	0	2	1										
Carlos Delgado, L OBP: 0.373, SLG: 0.506 (1, 10)	G4-3		P5							3	0	0	0	0	1	2										
Robert Perez, R OBP: 0.381, SLG: 0.466 (9, PH)										1	0	0	0	0	0	0										
Joe Carter, R OBP: 0.344, SLG: 0.546 (1, 7)	K		B1-3							4	0	0	0	0	2	2										
Ed Sprague, R OBP: 0.347, SLG: 0.540 (1, 5)				HR						3	1	1	1	1	2	0										
John Olerud, L OBP: 0.388, SLG: 0.496 (1, 3)		HR BB						P7		3	1	0	0	1	1	1										
Shawn Green, L OBP: 0.313, SLG: 0.430 (1, 9)								G3-1		3	1	1	2	0	1	0										
Sandy Martinez, L OBP: 0.299, SLG: 0.344 (1, 2)								G4-3		3	0	1	0	0	0	0										
Alex Gonzalez, R OBP: 0.298, SLG: 0.403 (1, 6)		G5-4-3 1B			G4-3			K		3	0	0	0	0	1	1										
Inning Stats	R: 0 E: 0 K: 2 S: 14	H: 1 LOB: 1 BB: 0 P: 18	R: 2 E: 0 K: 1 S: 11	H: 2 LOB: 0 BB: 1 P: 19	R: 0 E: 0 K: 0 S: 9	H: 0 LOB: 1 BB: 1 P: 16	R: 1 E: 0 K: 2 S: 10	H: 1 LOB: 0 BB: 0 P: 15	R: 0 E: 0 K: 2 S: 11	H: 0 LOB: 0 BB: 0 P: 16	R: 0 E: 0 K: 3 S: 10	H: 0 LOB: 0 BB: 0 P: 15	R: 0 E: 0 K: 0 S: 6	H: 0 LOB: 0 BB: 0 P: 9	R: 0 E: 0 K: 1 S: 8	H: 0 LOB: 0 BB: 0 P: 12	R: 0 E: 0 K: 0 S: 9	H: 0 LOB: 1 BB: 1 P: 16	1B: 2 2B: 0 3B: 0 HR: 2	SF: 0 SAC: 1 DP: 1 HBP: 0	WP: 0 PB: 0 SB: 2 CS: 0	PA: 33				
PITCHER	IP	WLS	BF	H	R	ER	SO	BB	IBB	HBP	BLK	WP	HR	S	P	ERA	WHIP									
Willie Adams, R ERA: 4.73 (1, 1)	7.1		27	4	3	3	11	2	0	0	0	0	0	0	0	0	3.68	0.818								
Buddy Groom, L ERA: 2.95 (8, 1)	0.2	W	2	0	0	0	0	0	0	0	0	0	0	5	8	0.00	0.000									
Billy Taylor, R ERA: 3.77 (9, 1)	1.0	S	4	0	0	0	0	1	0	0	0	0	0	9	16	0.00	1.000									

AB	29
R	3
H	4
RBI	3
BB	3
SO	11
LOB	7



Batter	1	2	3	4	5	6	7	8	9	AB	R	H	RBI	BB	SO	LOB	TOP	
Jose Herrera, L (1, 9) OBP: 0.298, SLG: 0.357										4	0	0	0	0	2	0	Oakland Athletics @ Toronto Blue Jays SkyDome, Toronto, ON Sun Jul 28 1996, 3:33 AM EDT Att: 31,150 - Sunny - 78 F	
Tony Batista, R (1, 4) OBP: 0.238, SLG: 0.446										3	0	0	0	0	1	0		
Terry Steinbach, R (9, PH) OBP: 0.359, SLG: 0.560										1	0	1	0	0	0	0		
Rafael Bourimigal, R (9, PR) OBP: 0.322, SLG: 0.359										0	0	0	0	0	0	0		
Jason Giambi, L (1, 3) OBP: 0.373, SLG: 0.551										4	0	1	0	0	0	1		
Geronimo Berroa, R (1, 10) OBP: 0.348, SLG: 0.561										3	0	1	0	0	0	1		
Scott Brosius, R (1, 5) OBP: 0.460, SLG: 0.654										3	0	0	0	0	1	1		
Matt Stairs, L (1, 7) OBP: 0.394, SLG: 0.593										2	0	0	0	1	1	0		
Ernie Young, R (1, 8) OBP: 0.319, SLG: 0.433										3	0	0	0	0	1	1		
George Williams, S (1, 2) OBP: 0.336, SLG: 0.280										3	0	0	0	0	0	1		
Mike Bordick, R (1, 6) OBP: 0.306, SLG: 0.304										3	0	0	0	0	1	0		
Inning Stats	R: 0 E: 0 K: 0 S: 4	H: 1 LOB: 1 BB: 0 P: 4	R: 0 E: 0 K: 1 S: 5	H: 0 LOB: 0 BB: 0 P: 5	R: 0 E: 0 K: 1 S: 6	H: 1 LOB: 1 BB: 0 P: 6	R: 0 E: 0 K: 0 S: 2	H: 0 LOB: 0 BB: 1 P: 6	R: 0 E: 0 K: 1 S: 5	H: 0 LOB: 0 BB: 0 P: 5	R: 0 E: 0 K: 1 S: 5	H: 0 LOB: 0 BB: 0 P: 5	R: 0 E: 0 K: 1 S: 6	H: 1 LOB: 1 BB: 0 P: 6	1B: 1 2B: 2 3B: 0 HR: 0	SF: 0 SAC: 0 DP: 1 HBP: 0	WP: 0 PB: 0 SB: 0 CS: 0	PA: 30
PITCHER Pat Hentgen, R (1, 1) ERA: 3.56	IP: 9.0 WLS: W BF: 30	H: 3 R: 0 ER: 0 SO: 7	BB: 1 IBB: 0 HBP: 0 BLK: 0	WP: 0 HR: 0 S: 43 P: 47	ERA: 0.00 WHIP: 0.444	PITCHER											ERA: 0.00 WHIP: 0.444	

AB	29
R	0
H	3
RBI	0
BB	1
SO	7
LOB	5



Batter	1	2	3	4	5	6	7	8	9	AB	R	H	RBI	BB	SO	LOB	BOTTOM			
Otis Nixon, S (1, 8) OBP: 0.371, SLG: 0.311										4	0	1	0	0	1	1	Oakland Athletics @ Toronto Blue Jays SkyDome, Toronto, ON Sun Jul 28 1996, 3:33 AM EDT Att: 31,150 - Sunny - 78 F			
Tomas Perez, S (1, 4) OBP: 0.322, SLG: 0.347										4	0	0	0	0	1	1				
Carlos Delgado, L (1, 10) OBP: 0.371, SLG: 0.509										4	1	1	1	0	1	1				
Joe Carter, R (1, 7) OBP: 0.341, SLG: 0.547										3	0	0	0	0	0	0				
Ed Sprague, R (1, 5) OBP: 0.350, SLG: 0.541										2	0	1	0	1	0	0				
John Olerud, L (1, 3) OBP: 0.389, SLG: 0.489										3	0	0	0	0	0	2				
Shawn Green, L (1, 9) OBP: 0.313, SLG: 0.432										3	0	1	0	0	0	2				
Sandy Martinez, L (1, 2) OBP: 0.296, SLG: 0.341										2	0	0	0	0	2	2				
Alex Gonzalez, R (1, 6) OBP: 0.294, SLG: 0.396										3	0	0	0	0	0	1				
Inning Stats	R: 0 E: 0 K: 1 S: 5	H: 0 LOB: 0 BB: 0 P: 5	R: 0 E: 1 K: 1 S: 7	H: 1 LOB: 2 BB: 0 P: 7	R: 0 E: 1 K: 0 S: 4	H: 1 LOB: 1 BB: 0 P: 4	R: 0 E: 0 K: 0 S: 3	H: 0 LOB: 0 BB: 0 P: 3	R: 0 E: 1 K: 0 S: 4	H: 1 LOB: 1 BB: 0 P: 4	R: 1 E: 0 K: 0 S: 4	H: 1 LOB: 1 BB: 1 P: 8	R: 0 E: 0 K: 1 S: 5	H: 0 LOB: 0 BB: 0 P: 5	R: 0 E: 0 K: 2 S: 7	H: 0 LOB: 0 BB: 0 P: 7	1B: 3 2B: 0 3B: 0 HR: 1	SF: 0 SAC: 1 DP: 0 HBP: 0	WP: 0 PB: 0 SB: 0 CS: 0	PA: 30
PITCHER Ariel Prieto, R (1, 1) ERA: 5.74	IP: 6.0 WLS: L BF: 24	H: 4 R: 1 ER: 1 SO: 2	BB: 1 IBB: 0 HBP: 0 BLK: 0	WP: 0 HR: 1 S: 27 P: 31	ERA: 1.50 WHIP: 0.833	PITCHER											ERA: 0.00 WHIP: 0.000			
Mike Mohler, L (7, 1) ERA: 2.43	IP: 2.0 WLS: L BF: 6	H: 0 R: 0 ER: 0 SO: 3	BB: 0 IBB: 0 HBP: 0 BLK: 0	WP: 0 HR: 0 S: 12 P: 12	ERA: 0.00 WHIP: 0.000	PITCHER											ERA: 0.00 WHIP: 0.000			

AB	28
R	1
H	4
RBI	1
BB	1
SO	5
LOB	10



Batter	1	2	3	4	5	6	7	8	9	AB	R	H	RBI	BB	SO	LOB	TOP					
Tony Phillips, S OBP: 0.417, SLG: 0.428 (1, 7)	G4-3		1B		K		1B		K	4	0	1	0	1	2	0	Chicago White Sox @ Oakland Athletics Oakland-Alameda County Coliseum, Oakland, CA Tue Jul 30 1996, 7:05 PM PDT Att: 14,210 - Unknown - 65 F					
Ray Durham, S OBP: 0.355, SLG: 0.408 (1, 4)	K		1B		G4-3		1B		L5	5	0	2	1	0	1	0						
Robin Ventura, L OBP: 0.381, SLG: 0.528 (1, 5)	F7		1B		G1-3		L8			4	0	0	0	0	0	4						
Harold Baines, L OBP: 0.386, SLG: 0.516 (1, 10)		G4-3			HR				G3-1	3	1	1	1	1	0	0						
Danny Tartabull, R OBP: 0.330, SLG: 0.445 (1, 9)		FC5-4 1B			F8		P8		1B	4	0	2	0	0	0	1						
Dave Martinez, L OBP: 0.372, SLG: 0.445 (1, 3)		F7					G5-3		1B	4	0	2	0	0	0	2						
Pat Borders, R OBP: 0.299, SLG: 0.369 (1, 2)		FC5-4 1-2			G5-3				K	4	1	1	0	0	1	4						
Darren Lewis, R OBP: 0.322, SLG: 0.299 (1, 8)				G4-3	G6-3		SH1-3 1B		G6	3	0	0	0	0	0	3						
Ozzie Guillen, L OBP: 0.280, SLG: 0.366 (1, 6)				P6			L8		G4-1	4	0	0	0	0	0	1						
Inning Stats	R: 0 E: 0 K: 1 S: 6	H: 0 LOB: 0 BB: 0 P: 8	R: 0 E: 0 K: 0 S: 7	H: 1 LOB: 1 BB: 0 P: 13	R: 0 E: 0 K: 0 S: 11	H: 2 LOB: 2 BB: 0 P: 18	R: 1 E: 0 K: 0 S: 8	H: 2 LOB: 1 BB: 0 P: 12	R: 0 E: 0 K: 1 S: 6	H: 0 LOB: 0 BB: 1 P: 9	R: 0 E: 0 K: 0 S: 11	H: 0 LOB: 1 BB: 1 P: 16	R: 1 E: 0 K: 0 S: 12	H: 2 LOB: 2 BB: 1 P: 23	R: 0 E: 0 K: 1 S: 13	H: 2 LOB: 2 BB: 0 P: 17	R: 0 E: 0 K: 1 S: 9	H: 0 LOB: 0 BB: 0 P: 10	1B: 7 2B: 0 3B: 1 HR: 1	SF: 0 SAC: 1 DP: 0 HBP: 0	WP: 0 PB: 0 SB: 1 CS: 0	PA: 38
PITCHER	IP	WLS	BF	H	R	ER	SO	BB	IBB	HBP	BLK	WP	HR	S	P	ERA	WHIP					
Dave Telgheder, R ERA: 3.28 (1, 1)	6.2	L	29	7	2	2	2	1	1	0	0	0	1	60	98	2.70	1.200					
Doug Johns, L ERA: 8.05 (7, 1)	0.2		4	2	0	0	0	0	0	0	0	0	0	5	9	0.00	3.000					
Jay Witasick, R ERA: 3.6 (8, 1)	0.2		2	0	0	0	1	0	0	0	0	0	0	9	9	0.00	0.000					
Buddy Groom, L ERA: 2.89 (9, 1)	1.0		3	0	0	0	1	0	0	0	0	0	0	9	10	0.00	0.000					

Batter	1	2	3	4	5	6	7	8	9	AB	R	H	RBI	BB	SO	LOB	BOTTOM					
Damon Mashore, R OBP: 0.367, SLG: 0.395 (1, 9)	K			FC2-6 BB		F8			DI 1B	3	1	1	0	1	1	0	Chicago White Sox @ Oakland Athletics Oakland-Alameda County Coliseum, Oakland, CA Tue Jul 30 1996, 7:05 PM PDT Att: 14,210 - Unknown - 65 F					
Rafael Bourquiel, R OBP: 0.316, SLG: 0.352 (1, 4)	G1-3			FC2-6 1B		K			P3	4	0	0	0	0	1	2						
Jason Giambi, L OBP: 0.374, SLG: 0.550 (1, 3)	P7								1B	3	0	1	0	1	0	0						
Tony Batista, R OBP: 0.298, SLG: 0.446 (9, PR)				1-2 1B					BB	0	0	0	0	0	0	0						
Geronimo Berroa, R OBP: 0.347, SLG: 0.558 (1, 10)		F9		P9			F8		1B	4	0	1	1	0	0	2						
Scott Brosius, R OBP: 0.453, SLG: 0.641 (1, 5)		P3		L7			P6		F7	4	0	0	0	0	0	4						
Terry Steinbach, R OBP: 0.354, SLG: 0.555 (1, 2)		K				K			L7	3	0	0	0	0	2	0						
Matt Stairs, L OBP: 0.377, SLG: 0.565 (1, 7)				K		P5			P2	3	0	0	0	0	1	0						
Ernie Young, R OBP: 0.317, SLG: 0.429 (1, 8)				K		F9			K	3	0	0	0	0	2	0						
Mike Bordick, R OBP: 0.304, SLG: 0.301 (1, 6)				P5					L3	3	0	0	0	0	0	0						
Inning Stats	R: 0 E: 0 K: 1 S: 6	H: 0 LOB: 0 BB: 0 P: 11	R: 0 E: 0 K: 1 S: 7	H: 0 LOB: 0 BB: 0 P: 15	R: 0 E: 0 K: 2 S: 8	H: 0 LOB: 0 BB: 0 P: 11	R: 0 E: 0 K: 0 S: 8	H: 1 LOB: 2 BB: 1 P: 17	R: 0 E: 0 K: 1 S: 8	H: 0 LOB: 0 BB: 0 P: 13	R: 0 E: 0 K: 1 S: 8	H: 0 LOB: 0 BB: 0 P: 9	R: 0 E: 0 K: 0 S: 4	H: 0 LOB: 0 BB: 0 P: 6	R: 0 E: 0 K: 1 S: 5	H: 0 LOB: 0 BB: 0 P: 7	R: 1 E: 0 K: 0 S: 14	H: 2 LOB: 2 BB: 1 P: 21	1B: 3 2B: 0 3B: 0 HR: 0	SF: 0 SAC: 0 DP: 0 HBP: 0	WP: 0 PB: 0 SB: 0 CS: 0	PA: 32
PITCHER	IP	WLS	BF	H	R	ER	SO	BB	IBB	HBP	BLK	WP	HR	S	P	ERA	WHIP					
James Baldwin, R ERA: 3.48 (1, 1)	8.0	W	26	1	0	0	7	1	0	0	0	0	0	54	89	0.00	0.250					
Roberto Hernandez, R ERA: 1.29 (9, 1)	1.0	S	6	2	1	1	0	1	0	0	0	0	0	14	21	9.00	3.000					



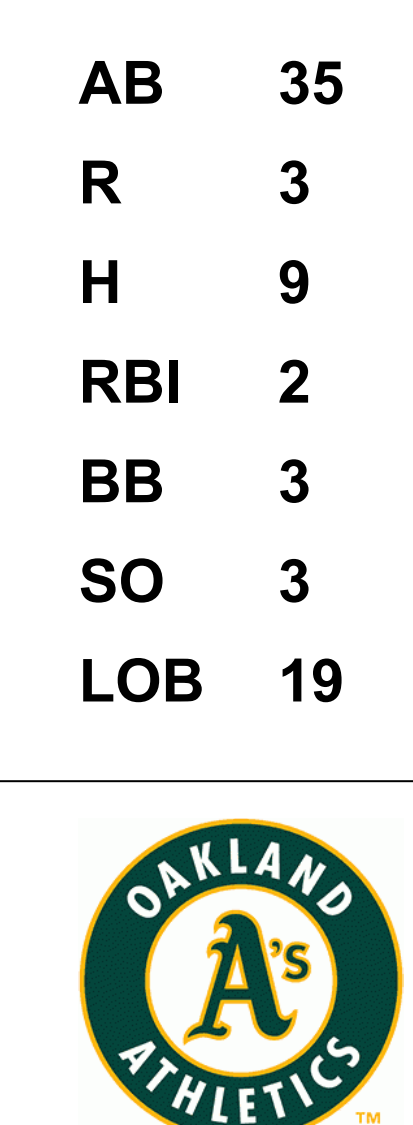
Batter	1	2	3	4	5	6	7	8	9	AB	R	H	RBI	BB	SO	LOB	TOP										
Tony Phillips, S OBP: 0.412, SLG: 0.423 (1, 7)	F8		K		G4-3		K		K	5	0	0	0	0	3	2	Chicago White Sox @ Oakland Athletics Oakland-Alameda County Coliseum, Oakland, CA Wed Jul 31 1996, 3:33 AM PDT Att: 13,127 - Sunny - 73 F livebaseballscorecards.com										
Dave Martinez, L OBP: 0.377, SLG: 0.448 (1, 8) (8, 9)	1B		1B		1B		G4-3			3	1	2	1	1	0	0											
Frank Thomas, R OBP: 0.455, SLG: 0.613 (1, 3)	1B		F8		1B				F9	4	0	2	1	0	0	1											
Harold Baines, L OBP: 0.382, SLG: 0.509 (1, 10)	F7				E7		F8		G2-3	4	1	0	0	0	0	3											
Robin Ventura, L OBP: 0.380, SLG: 0.531 (1, 5)	P9				F8		P3			4	0	1	0	0	0	4											
Lyle Mouton, R OBP: 0.351, SLG: 0.453 Darren Lewis, R OBP: 0.322, SLG: 0.299 (8, 8)	1B				G4-3				L8	4	0	1	0	0	1	2											
Ray Durham, S OBP: 0.354, SLG: 0.415 (1, 4)	K				G4-3		G4-3		K	4	1	1	2	0	2	1											
Ron Karkovics, R OBP: 0.270, SLG: 0.358 Norberto Martin, R OBP: 0.354, SLG: 0.413 (9, PH)	L6-3				G6-3		K		G4-3	3	0	0	0	0	1	1											
Ozzie Guillen, L OBP: 0.279, SLG: 0.363 (1, 6)					P7				G4-3	3	1	0	0	1	0	1											
Inning Stats	R: 0 E: 0 K: 0 S: 10	H: 1 LOB: 2 BB: 1 P: 22	R: 0 E: 0 K: 1 S: 9	H: 1 LOB: 0 BB: 0 P: 12	R: 0 E: 0 K: 1 S: 8	H: 1 LOB: 1 BB: 0 P: 9	R: 2 E: 1 K: 0 S: 9	H: 1 LOB: 0 BB: 0 P: 14	R: 2 E: 0 K: 0 S: 11	H: 2 LOB: 1 BB: 1 P: 20	R: 0 E: 0 K: 1 S: 9	H: 0 LOB: 0 BB: 0 P: 10	R: 0 E: 0 K: 1 S: 6	H: 0 LOB: 0 BB: 0 P: 9	R: 0 E: 0 K: 1 S: 12	H: 1 LOB: 1 BB: 0 P: 18		R: 0 E: 0 K: 1 S: 12	H: 1 LOB: 1 BB: 0 P: 16	1B: 6 2B: 1 3B: 1 HR: 1	SF: 0 SAC: 0 DP: 1 HBP: 0	WP: 1 PB: 0 CS: 0	PA: 37				
PITCHER	IP	WLS	BF	H	R	ER	SO	BB	IBB	HBP	BLK	WP	HR	S	P	ERA	WHIP										
Willie Adams, R ERA: 4.19 (1, 1)	6.0		26	6	4	2	3	2	0	0	0	1	1	56	87	3.00	1.333										
Mike Mohler, L ERA: 2.35 (7, 1)	1.2	W	6	1	0	0	1	0	0	0	0	0	0	15	23	0.00	0.600										
Jay Witasick, R ERA: 3.38 (8, 1)	0.1	S	4	1	0	0	2	0	0	0	0	0	0	3	4	0.00	0.000										
Billy Taylor, R ERA: 3.68 (9, 1)	1.0		4	1	0	0	2	0	0	0	0	0	0	12	16	0.00	1.000										

Batter	1	2	3	4	5	6	7	8	9	AB	R	H	RBI	BB	SO	LOB	BOTTOM										
Damon Mashore, R OBP: 0.373, SLG: 0.435 (1, 7)	K		K		CS		1B			4	1	2	1	0	2	1	Chicago White Sox @ Oakland Athletics Oakland-Alameda County Coliseum, Oakland, CA Wed Jul 31 1996, 3:33 AM PDT Att: 13,127 - Sunny - 73 F livebaseballscorecards.com										
Rafael Bourquard, R OBP: 0.316, SLG: 0.347 (1, 4)	G5-3		FC4-6				K			3	0	0	0	1	1	2											
Scott Brosius, R OBP: 0.450, SLG: 0.648 (1, 5)	K				L9		G5-4-3		HR	4	1	1	1	0	1	1											
Geronimo Berroa, R OBP: 0.346, SLG: 0.558 Jose Herrera, L OBP: 0.298, SLG: 0.357 (9, 9)	P9				G6-3		2B		F9	4	1	1	0	0	0	0											
Terry Steinbach, R OBP: 0.360, SLG: 0.566 (1, 2)	1B				HR		2B		1B	2	2	2	1	2	0	0											
Tony Batista, R OBP: 0.311, SLG: 0.458 (1, 10)	P9				K		2B		1B	3	0	1	1	1	1	1											
Jason Giambi, L OBP: 0.373, SLG: 0.547 (1, 3)	K				K		F9		E9	4	0	1	0	0	2	3											
Ernie Young, R OBP: 0.316, SLG: 0.425 (1, 8)			K				CS		K	3	0	0	0	0	3	1											
Mike Bordick, R OBP: 0.304, SLG: 0.300 (1, 6)			FC4-6		F9				P5	2	0	0	0	1	0	1											
Inning Stats	R: 0 E: 0 K: 2 S: 9	H: 0 LOB: 0 BB: 0 P: 13	R: 0 E: 0 K: 1 S: 10	H: 1 LOB: 0 BB: 0 P: 16	R: 0 E: 0 K: 2 S: 12	H: 0 LOB: 1 BB: 1 P: 19	R: 1 E: 0 K: 1 S: 8	H: 1 LOB: 0 BB: 0 P: 13	R: 0 E: 0 K: 0 S: 10	H: 0 LOB: 0 BB: 0 P: 15	R: 2 E: 0 K: 0 S: 10	H: 3 LOB: 2 BB: 2 P: 21	R: 0 E: 0 K: 2 S: 11	H: 1 LOB: 1 BB: 0 P: 18	R: 2 E: 1 K: 1 S: 12	H: 2 LOB: 1 BB: 2 P: 25		1B: 3 2B: 2 3B: 0 HR: 3	SF: 0 SAC: 0 DP: 1 HBP: 1	WP: 0 PB: 0 CS: 1	PA: 36						
PITCHER	IP	WLS	BF	H	R	ER	SO	BB	IBB	HBP	BLK	WP	HR	S	P	ERA	WHIP										
Wilson Alvarez, L ERA: 3.52 (1, 1)	7.0		29	6	3	3	9	3	0	1	0	0	2	70	115	3.86	1.286										
Matt Karchner, R ERA: 4.92 (8, 1)	0.1	L	4	1	2	1	0	2	0	0	0	0	1	7	16	27.00	9.000										
Larry Thomas, L ERA: 3.24 (8, 1)	0.1		1	1	0	0	0	0	0	0	0	0	0	2	3	0.00	3.000										
41 Bill Simas, R ERA: 4.7 (8, 1)	0.1		1	0	0	0	1	0	0	0	0	0	0	3	6	0.00	0.000										

Batter	1	2	3	4	5	6	7	8	9	AB	R	H	RBI	BB	SO	LOB	TOP										
Tony Phillips, S OBP: 0.414, SLG: 0.421 (1, 7)	0-3 K	4-2 S BB		4-1 2B BB		2-3 K			4-2 BB HR BB	2	2	0	0	3	2	0	Chicago White Sox @ Oakland Athletics Oakland-Alameda County Coliseum, Oakland, CA Thu Aug 01 1996, 3:33 AM PDT Att: 10,514 - Overcast - 62 F										
Dave Martinez, L OBP: 0.381, SLG: 0.456 (1, 8) (9, 3)	0-1 2B	1-2 G4-3		0-0 S 1-H G6-3 2B		3-1 G3			4-0 HR BB	4	3	2	1	1	0	1											
Frank Thomas, R OBP: 0.457, SLG: 0.621 Darren Lewis, R OBP: 0.322, SLG: 0.299 (1, 3) (9, 8)	4-0 2B BB		1-0 BB 1B FC4-6	2-1 G6-3		0-0 F9			2-2 HR	4	3	2	4	1	0	0											
Harold Baines, L OBP: 0.379, SLG: 0.508 (1, 10)	3-2 BB 2H 2B		0-0 P7	0-1 F9			1-2 P7		0-1 L7	5	0	1	1	0	0	1											
Robin Ventura, L OBP: 0.380, SLG: 0.528 (1, 5)	4-0 L6 BB IBB		1-2 FC4-6 BB 1B		1-2 G3		2-3 K		1-1 G4-3	4	0	1	0	1	1	0											
Danny Tartabull, R OBP: 0.333, SLG: 0.447 (1, 9)	4-1 BB		4-1 FC4-6 BB		1-2 1B 2B		2-2 G6-3		0-0 G6-3	3	0	1	1	2	0	0											
Ray Durham, S OBP: 0.353, SLG: 0.413 (1, 4)	0-0 L6		2-2 FC4-6		1-1 S 1B			2-3 K		4	0	1	1	0	1	5											
Pat Borders, R OBP: 0.290, SLG: 0.358 (1, 2)		2-1 F8	1-3 K		1-3 K			0-1 G5-3		4	0	0	0	0	2	4											
Ozzie Guillen, L OBP: 0.276, SLG: 0.359 (1, 6)		0-0 L7		0-0 F7		1-2 G4-3		0-0 G1-3		4	0	0	0	0	0	2											
Inning Stats	R: 2 E: 0 K: 1 S: 10	H: 2 LOB: 2 BB: 3 P: 25	R: 0 E: 0 K: 0 S: 8	H: 0 LOB: 1 BB: 1 P: 15	R: 1 E: 0 K: 1 S: 13	H: 2 LOB: 2 BB: 1 P: 21	R: 2 E: 0 K: 0 S: 7	H: 1 LOB: 0 BB: 1 P: 13	R: 0 E: 0 K: 1 S: 14	H: 2 LOB: 2 BB: 0 P: 19	R: 0 E: 0 K: 1 S: 9	H: 0 LOB: 0 BB: 0 P: 14	R: 0 E: 0 K: 1 S: 7	H: 0 LOB: 0 BB: 0 P: 9	R: 3 E: 0 K: 0 S: 11	H: 1 LOB: 0 BB: 2 P: 22	1B: 3 2B: 5 3B: 0 HR: 1	SF: 0 SAC: 0 DP: 1 HBP: 0	WP: 0 PB: 0 CS: 0	PA: 42							
PITCHER	IP	WLS	BF	H	R	ER	SO	BB	IBB	HBP	BLK	WP	HR	S	P	ERA	WHIP										
John Wasdin, R ERA: 5.79 (1, 1)	4.0	L	22	5	5	5	2	5	1	0	0	0	0	38	74	11.25	2.500										
Carlos Reyes, R ERA: 5.36 (5, 1)	3.0		11	2	0	0	3	0	0	0	0	0	0	29	44	0.00	0.667										
Jim Corsi, R ERA: 3.06 (8, 1)	1.0		3	0	0	0	1	0	0	0	0	0	0	7	9	0.00	0.000										
Buddy Groom, L ERA: 3.32 (9, 1)	1.0		6	1	3	3	0	2	0	0	0	0	1	11	22	27.00	3.000										

Batter	1	2	3	4	5	6	7	8	9	AB	R	H	RBI	BB	SO	LOB	BOTTOM										
Damon Mashore, R OBP: 0.383, SLG: 0.456 (1, 9)	0-0 E2 1B		2-1 P3			1-2 L8 1B		2-0 2B 2B	1-3 K	5	1	3	0	0	1	0	Chicago White Sox @ Oakland Athletics Oakland-Alameda County Coliseum, Oakland, CA Thu Aug 01 1996, 3:33 AM PDT Att: 10,514 - Overcast - 62 F										
Matt Stairs, L OBP: 0.365, SLG: 0.537 (1, 7)	1-3 K		0-1 G4-3			2-2 BB 1B		0-0 F9	1-2 P6	5	0	1	0	0	1	2											
Jason Giambi, L OBP: 0.374, SLG: 0.549 (1, 3)	2-2 P5			3-2 G4-6-3 1B		2-2 L8		3-1 1B 2H WP 2B		4	1	2	1	0	0	3											
Geronimo Berroa, R OBP: 0.345, SLG: 0.553 (1, 10)	0-1 G4-3		0-1 F8			4-2 BB		0-0 G5-3		3	0	0	0	1	0	3											
Scott Brosius, R OBP: 0.447, SLG: 0.641 (1, 5)		1-2 L9		1-2 G4-6-3		2-0 P9		1-1 WP 1B		4	0	1	0	0	0	4											
Terry Steinbach, R OBP: 0.382, SLG: 0.573 Tony Batista, R OBP: 0.311, SLG: 0.458 George Williams, S OBP: 0.336, SLG: 0.290 (1, 2) (8, FR) (9, 2)		3-1 G6-3		2-1 HR		1-0 G5-3		4-2 BB BB		3	1	1	1	1	0	3											
Ernie Young, R OBP: 0.318, SLG: 0.424 (1, 8)		2-2 1B		0-0 B1		1-3 K		4-2 BB		3	0	1	0	1	1	0											
Mike Bordick, R OBP: 0.301, SLG: 0.296 (1, 6)		0-0 F8		3-2 L7		1-0 G6-3		3-2 L9		4	0	0	0	0	0	4											
Rafael Bourquigal, R OBP: 0.309, SLG: 0.340 (1, 4)			0-2 G1-3		0-1 P3		0-2 L9		1-2 P9	4	0	0	0	0	0	0											
Inning Stats	R: 0 E: 1 K: 1 S: 10	H: 1 LOB: 1 BB: 0 P: 13	R: 0 E: 0 K: 0 S: 9	H: 1 LOB: 0 BB: 0 P: 15	R: 0 E: 0 K: 0 S: 7	H: 0 LOB: 0 BB: 0 P: 9	R: 0 E: 0 K: 0 S: 13	H: 1 LOB: 0 BB: 0 P: 17	R: 1 E: 0 K: 0 S: 8	H: 1 LOB: 0 BB: 0 P: 13	R: 0 E: 0 K: 0 S: 17	H: 2 LOB: 3 BB: 1 P: 29	R: 0 E: 0 K: 1 S: 7	H: 0 LOB: 0 BB: 0 P: 9	R: 2 E: 0 K: 0 S: 19	H: 3 LOB: 3 BB: 2 P: 36	R: 0 E: 0 K: 1 S: 12	H: 0 LOB: 0 BB: 0 P: 15	1B: 6 2B: 2 3B: 0 HR: 1	SF: 0 SAC: 0 DP: 1 HBP: 0	WP: 2 PB: 0 CS: 0	PA: 38					
PITCHER	IP	WLS	BF	H	R	ER	SO	BB	IBB	HBP	BLK	WP	HR	S	P	ERA	WHIP										
Kevin Tapani, R ERA: 3.58 (1, 1)	7.2	W	34	9	3	3	2	3	0	0	0	0	0	84	132	3.52	1.565										
Roberto Hernandez, R ERA: 1.26 (8, 1)	1.1	S	4	0	0	0	1	0	0	0	0	0	0	18	24	0.00	0.000										

AB	34
R	8
H	8
RBI	8
BB	8
SO	6
LOB	13



Batter	1	2	3	4	5	6	7	8	9	10	AB	R	H	RBI	BB	SO	LOB	TOP																												
Pat Listach, S OBP: 0.339, SLG: 0.337	(1, 8) 2-2 G6-4-3 1B		(3, 2) 3-2 F7		(0, 0) 0-0 G1-3		(0, 2) 0-2 FC6-5			(2, 1) 2-1 G5-3 1B	5	1	2	0	0	0	1																													
Fernando Vina, L OBP: 0.358, SLG: 0.410	(1, 4) 3-1 G6-4-3		(1, 0) 1-0 F8		(1, 1) 1-1 L8		(1, 0) 1-0 F7			(1, 0) 1-0 B3	5	0	0	0	0	0	0	3																												
Kevin Seltzer, R OBP: 0.419, SLG: 0.472	(1, 3) 1-3 K			(1, 0) 1-0 1B 2B	(1, 1) 1-1 F9				(0, 0) 0-0 G5-3	(1, 3) 3-2 SAFE G5-3	5	1	1	0	0	1	1																													
Dave Nilsson, L OBP: 0.408, SLG: 0.607	(8, PR) (8, 9) (10, 7)		(1, 1) 1-1 CS 1B	(2, 1) 2-1 2B 1B	(2, 0) 2-0 P4	(3, 3) 3-3 K	(4, 1) 4-1 BB			(2, 2) 2-2 1B	3	1	3	0	1	0	0																													
John Jaha, R OBP: 0.315, SLG: 0.519	(1, 10) 3-1 F9			(2, 0) 2-0 P4	(3, 3) 3-3 K	(3, 3) 3-3 K	(0, 0) 0-0 P3			(3, H) 3-2 2-3 K	5	0	0	0	0	2	6																													
Jose Valentin, S OBP: 0.338, SLG: 0.485	(1, 6) 2-1 BB 1B			(2, 1) 2-1 P6	(2, 1) 2-1 K	(1, 3) 1-3 K	(0, 1) 0-1 G4-3				4	0	1	0	0	1	4																													
Jeff Cirillo, R OBP: 0.399, SLG: 0.489	(1, 5) 4-2 SAFE SAFE BB 1B			(0, 0) 0-0 1B 2B	(1, 3) 1-3 2B	(1, 3) 1-3 K			(1, 3) 1-3 K		3	1	1	1	1	2	1																													
Marc Newfield, R OBP: 0.315, SLG: 0.387	(1, 7) 1-1 FC6-4 BB			(1, 2) 1-2 WP 1B	(1, 2) 1-2 WP 1B		(2, 1) 2-1 FC6-5 SH1-3 HBP			(3, 2) 3-2 F8	3	0	1	2	0	0	2																													
Matt Mieske, R OBP: 0.324, SLG: 0.473	(10, 9) 1-1 FC6-4			(2, H) 2-H 3-H 1B	(3, 1) 3-1 G1-3		(0, 1) 0-1 SH1-3			(1, 0) 1-0 L8	0	0	0	0	0	0	0																													
Jesse Levis, L OBP: 0.355, SLG: 0.277	(1, 2) 2-2 G4-3			(3, 1) 3-1 G1-3			(1, 2) 1-2 SH1-3				3	0	0	0	0	0	1																													
Inning Stats	R: 0 E: 0 K: 1 S: 8	H: 1 LOB: 0 BB: 0 P: 14	R: 0 E: 0 K: 10 S: 10	H: 2 LOB: 2 BB: 1 P: 21	R: 0 E: 0 K: 0 S: 7	H: 0 LOB: 0 BB: 0 P: 13	R: 3 E: 0 K: 0 S: 14	H: 4 LOB: 1 BB: 0 P: 25	R: 0 E: 0 K: 3 S: 17	H: 1 LOB: 1 BB: 0 P: 25	R: 0 E: 0 K: 0 S: 7	H: 0 LOB: 1 BB: 0 P: 10	R: 0 E: 0 K: 0 S: 5	H: 0 LOB: 1 BB: 1 P: 9	R: 0 E: 0 K: 1 S: 11	H: 0 LOB: 0 BB: 0 P: 16	R: 1 E: 0 K: 1 S: 14	H: 2 LOB: 1 BB: 0 P: 23	1B: 9 2B: 1 3B: 0 HR: 0	SF: 0 SAC: 1 DP: 1 HBP: 1	WP: 2 PB: 0 SB: 1 CS: 1	PA: 41																								
PITCHER	IP WLS BF H R ER SO BB IBB HBP BLK WP HR S P ERA WHIP	(1, 1) 7.0 5.5	(8, 1) 1.0 2.84	(9, 1) 2.0 3.72	PITCHER										(1, 1) 7.0 5.5	(8, 1) 1.0 2.84	(9, 1) 2.0 3.72											(1, 1) 7.0 5.5	(8, 1) 1.0 2.84	(9, 1) 2.0 3.72																
Ariel Prieto, R ERA: 5.5	7.0	1.0	2.0											7.0	1.0	2.0											7.0	1.0	2.0																	
Jay Wittasick, R ERA: 2.84	1.0	1.0	1.0											1.0	1.0	1.0											1.0	1.0	1.0																	
Billy Taylor, R ERA: 3.72	2.0	2.0	2.0											2.0	2.0	2.0											2.0	2.0	2.0																	
Batter	1	2	3	4	5	6	7	8	9	10	AB	R	H	RBI	BB	SO	LOB	BOTTOM																												
Damon Mashore, R OBP: 0.375, SLG: 0.442	(1, 7) 2-3 K		(1, 3) 1-3 K		(2, 3) 2-3 K		(3, 1) 3-1 FC6-5 1B WP	(0, 1) 0-1 BB			5	1	1	1	0	3	1																													
Webster Garrison, R OBP: 0.373, SLG: 0.544	(1, 4) 1-0 G6-3		(1, 0) 1-0 F8		(0, 1) 0-1 G6-3		(2, 0) 2-0 E4 WP 1B	(3, H) 3-H 1B			3	0	0	0	0	0	0																													
Rafael Bourimigal, R OBP: 0.312, SLG: 0.340	(7, PH) (7, PR) (8, 4)						(1, 3) 1-3 K	(1, 2) 1-2 BB			1	0	1	0	0	0	0																													
Scott Brosius, R OBP: 0.446, SLG: 0.632	(1, 5) 4-1 1B BB		(2, 3) 2-3 K		(4, 2) 4-2 BB BB		(1, 3) 1-3 K	(0, 1) 0-1 L7			3	0	0	0	2	2	4																													
Mark McGwire, R OBP: 0.486, SLG: 0.813	(1, 10) 0-1 1B			(0, 2) 0-2 FC3-6 1B	(4, 1) 4-1 BB		(2, 3) 2-3 3-H 4-0 IBB				3	0	2	0	2	1	0																													
Geronimo Berroa, R OBP: 0.343, SLG: 0.549	(1, 9) 1-3 K			(1, 0) 1-0 FC3-6 1B	(2, 2) 2-2 G3		(1, 2) 1-2 G5-3				5	0	1	0	0	1	7																													
Terry Steinbach, R OBP: 0.357, SLG: 0.565	(1, 2) 2-2 G5-3			(1, 0) 1-0 L7			(1, 2) 1-2 G4-3				5	0	0	0	0	1	2																													
Jason Giambi, L OBP: 0.372, SLG: 0.544	(1, 3) 2-1 G4-3			(0, 0) 0-0 FC3-6 BB			(3, 3) 3-3 K				5	0	1	0	0	1	2																													
Jose Herrera, L OBP: 0.298, SLG: 0.357	(10, PR) (10, PR)			(1, 2) 1-2 2-3 K							0	0	0	0	0	0	0																													
Ernie Young, R OBP: 0.322, SLG: 0.433	(1, 8) 3-1 HR			(4, 2) 4-2 BB			(2, 1) 2-1 G5-3				3	2	1	1	2	0	1																													
Mike Bordick, R OBP: 0.303, SLG: 0.301	(1, 6) 3-1 F9			(1, 2) 1-2 BB			(3, 2) 3-2 P6				5	0	2	0	0	1	4																													
Inning Stats	R: 0 E: 0 K: 2 S: 12	H: 1 LOB: 2 BB: 1 P: 20	R: 1 E: 0 K: 0 S: 9	H: 1 LOB: 0 BB: 0 P: 19	R: 0 E: 0 K: 2 S: 7	H: 0 LOB: 0 BB: 0 P: 11	R: 0 E: 0 K: 0 S: 12	H: 2 LOB: 3 BB: 1 P: 21	R: 0 E: 0 K: 1 S: 11	H: 0 LOB: 2 BB: 2 P: 23	R: 0 E: 0 K: 1 S: 8	H: 0 LOB: 0 BB: 0 P: 14	R: 1 E: 1 K: 1 S: 10	H: 2 LOB: 3 BB: 1 P: 21	R: 1 E: 0 K: 0 S: 13	H: 2 LOB: 3 BB: 2 P: 24	R: 0 E: 0 K: 2 S: 8	H: 0 LOB: 0 BB: 0 P: 15	R: 0 E: 0 K: 1 S: 7	H: 1 LOB: 1 BB: 0 P: 8	1B: 7 2B: 1 3B: 0 HR: 1	SF: 0 SAC: 0 DP: 0 HBP: 0	WP: 1 PB: 0 SB: 0 CS: 0	PA: 45																						
PITCHER	IP WLS BF H R ER SO BB IBB HBP BLK WP HR S P ERA WHIP	(1, 1) 6.1 4.76	(7, 1) 1.0 3.93	(8, 1) 0.1 2.36	(8, 1) 0.1 5.09	(9, 1) 1.0 4.75	PITCHER										(1, 1) 6.1 4.76	(7, 1) 1.0 3.93	(8, 1) 0.1 2.36	(8, 1) 0.1 5.09	(9, 1) 1.0 4.75											(1, 1) 6.1 4.76	(7, 1) 1.0 3.93	(8, 1) 0.1 2.36	(8, 1) 0.1 5.09	(9, 1) 1.0 4.75										
Scott Karl, L ERA: 4.76	6.1	1.0	0.1											6.1	1.0	0.1											6.1	1.0	0.1																	
Bryce Florie, R ERA: 3.93	1.0	1.0	0.1											1.0	1.0	0.1											1.0	1.0	0.1																	
Graeme Lloyd, L ERA: 2.36	0.1	0.1	0.1											0.1	0.1	0.1											0.1	0.1	0.1																	
Doug Jones, R ERA: 5.09	0.1	0.1	0.1											0.1	0.1	0.1											0.1	0.1	0.1																	
Angel Miranda, L ERA: 4.75	1.0	1.0	0.1											1.0	1.0	0.1											1.0	1.0	0.1																	
Batter	1	2	3	4	5	6	7	8	9	10	AB	R	H	RBI	BB	SO	LOB	BOTTOM																												
Mike Fetters, R ERA: 2.66	(10, 1) 1.0 S: 3										5	0	1	0	0	1	2																													
PITCHER	IP WLS BF H R ER SO BB IBB HBP BLK WP HR S P ERA WHIP	(10, 1) 1.0 2.66	PITCHER										(10, 1) 1.0 2.66																																	

Milwaukee Brewers @ Oakland Athletics
Oakland-Alameda County Coliseum, Oakland, CA

AB 37
R 4
H 10
RBI 4
BB 2
SO 6
LOB 19



WP: 2 PA: 41

Milwaukee Brewers @ Oakland Athletics
Oakland-Alameda County Coliseum, Oakland, CA

AB 38
R 3
H 9
RBI 2
BB 7
SO 10
LOB 21



WP: 1 PA: 45

Fri Aug 02 1996, 7:05 PM PDT
Att: 10,056 - Unknown - 65 F

Fri Aug 02 1996, 7:05 PM PDT
Att: 10,056 - Unknown - 65 F

livebaseballscorecards.com

livebaseballscorecards.com

Batter	1	2	3	4	5	6	7	8	9	AB	R	H	RBI	BB	SO	LOB	TOP											
Pat Listach, S OBP: 0.335, SLG: 0.331	1-1 G3-6-1 1B	0-1 G4-3			1-0 F8			1-2 G5-3		4	0	1	0	0	0	2												
Fernando Vina, L OBP: 0.357, SLG: 0.406	0-2 G3-6-1 1-2f		2-2 P8			2-1 F8-4 1B		0-0 G3		4	0	1	0	0	0	1												
Jeff Cirillo, R OBP: 0.400, SLG: 0.492	1-2 2B 1B		2-1 P4			0-3 K			1-1 1B G4-3 1B	4	2	2	0	0	1	1												
Dave Nilsson, L OBP: 0.435, SLG: 0.605	1-1 1-H 2B		2-2 G3			1-0 F8-4 1-2			1-2 F8	4	0	1	1	0	0	2												
Kevin Seitzer, R OBP: 0.420, SLG: 0.479	2-0 P4			2-1 G1-3			1-1 G6-3		2-2 G4-3 1B	4	0	1	0	0	0	1												
John Jaha, R OBP: 0.375, SLG: 0.509		2-3 K		2-3 K			1-1 G5-3		0-1 G4-3	4	0	0	1	0	2	1												
Marc Newfield, R OBP: 0.314, SLG: 0.380		1-3 K		0-0 G4-3			4-0 BB		1-2 3-H 2-2 L6	2	0	0	0	1	1	0												
Jose Valentin, S OBP: 0.335, SLG: 0.482										1	0	0	0	0	0	1												
Mark Loretta, R OBP: 0.343, SLG: 0.304		0-1 1B 1B			1-0 G6-3		2-3 K			3	0	1	0	0	1	1												
Jesse Levis, L OBP: 0.355, SLG: 0.279		2-2 1-3 1B			1-0 G6-3			0-3 K		3	0	1	0	0	1	0												
Inning Stats	R: 1 E: 0 K: 0 S: 11	H: 3 LOB: 1 BB: 0 P: 16	R: 0 E: 0 K: 2 S: 15	H: 2 LOB: 2 BB: 0 P: 20	R: 0 E: 0 K: 0 S: 10	H: 0 LOB: 0 BB: 0 P: 16	R: 0 E: 0 K: 1 S: 6	H: 0 LOB: 0 BB: 0 P: 10	R: 0 E: 0 K: 0 S: 3	H: 1 LOB: 0 BB: 0 P: 9	R: 0 E: 0 K: 1 S: 8	H: 0 LOB: 1 BB: 1 P: 16	R: 0 E: 0 K: 1 S: 7	H: 0 LOB: 0 BB: 0 P: 8	R: 1 E: 0 K: 0 S: 14	H: 2 LOB: 1 BB: 0 P: 20	1B: 7 2B: 2 3B: 0 HR: 0	SF: 0 SAC: 0 DP: 2 HBP: 0	WP: 0 PB: 0 SB: 0 CS: 0	PA: 34								
PITCHER	IP	WLS	BF	H	R	ER	SO	BB	IBB	HBP	BLK	WP	HR	S	P	ERA	WHIP											
Dave Telgheder, R ERA: 2.84	(1, 1)	7.0	W	26	6	1	1	5	1	0	0	0	0	0	59	93	1.29	1.000										
Jim Corsi, R ERA: 3.17	(8, 1)	1.0		4	1	1	1	1	0	0	0	0	0	0	9	11	9.00	1.000										
Mike Mohler, L ERA: 2.34	(9, 1)	0.1	S	3	1	0	0	0	0	0	0	0	0	0	3	4	0.00	0.000										
Billy Taylor, R ERA: 3.66	(9, 1)	0.2	S	3	1	0	0	0	0	0	0	0	0	0	9	13	0.00	1.500										

Milwaukee Brewers @ Oakland Athletics
Oakland-Alameda County Coliseum, Oakland, CA
Sun Aug 04 1996, 7:05 PM PDT
Att: 10,281 - Unknown - 66 F

AB 33
R 2
H 8
RBI 2
BB 1
SO 6
LOB 10



Batter	1	2	3	4	5	6	7	8	9	AB	R	H	RBI	BB	SO	LOB	BOTTOM											
Rafael Bourquard, R OBP: 0.306, SLG: 0.333	0-2 G6-3		1-0 G5-3		2-1 F7		0-0 G4-3			4	0	0	0	0	0	1												
Scott Brosius, R OBP: 0.455, SLG: 0.639	0-0 FC6-4 1B			1-1 P9		0-1 1B 1B		1-1 2B		4	1	3	0	0	0	0												
Jason Giambi, L OBP: 0.374, SLG: 0.542	1-0 F8			1-0 E8 2B 1B		0-1 1B SF9 1B		0-3 K		4	2	2	0	0	1	2												
Damon Mashore, R OBP: 0.368, SLG: 0.430						1-3 SF9 1B				0	0	0	0	0	0	0												
Mark McGwire, R OBP: 0.478, SLG: 0.793	2-1 FC6-4 1-2f			1-0 L4		0-1 G5-4-3 1B		3-3 K		4	0	1	1	0	1	3												
Gerónimo Berroa, R OBP: 0.339, SLG: 0.541		2-3 K		4-1 2B BB		2-0 SF9		0-0 F7		2	1	0	1	1	1	1												
Terry Steinbach, R OBP: 0.357, SLG: 0.566		3-3 K		1-2 2B		3-H G5-4-3 1-2f				3	0	1	2	0	1	1												
Matt Stairs, L OBP: 0.359, SLG: 0.521	1-0 F8			1-0 G3						3	0	0	0	0	0	1												
Jose Herrera, L OBP: 0.298, SLG: 0.357										0	0	0	0	0	0	0												
Ernie Young, R OBP: 0.324, SLG: 0.427			2-2 F9		4-0 G4-3 BB		0-1 G1-3			2	0	0	0	1	0	0												
Mike Bordick, R OBP: 0.300, SLG: 0.298			1-2 F8		1 SAFE 2-1 G4-3 1-2f		1-2 1B			3	0	1	0	0	0	1												
Inning Stats	R: 0 E: 0 K: 0 S: 7	H: 1 LOB: 1 BB: 0 P: 10	R: 0 E: 0 K: 2 S: 9	H: 0 LOB: 0 BB: 0 P: 15	R: 0 E: 0 K: 0 S: 7	H: 0 LOB: 0 BB: 0 P: 11	R: 2 E: 1 K: 0 S: 9	H: 2 LOB: 1 BB: 1 P: 18	R: 0 E: 0 K: 0 S: 4	H: 0 LOB: 0 BB: 1 P: 12	R: 2 E: 0 K: 0 S: 8	H: 3 LOB: 0 BB: 0 P: 10	R: 0 E: 0 K: 0 S: 7	H: 1 LOB: 1 BB: 0 P: 9	R: 0 E: 0 K: 2 S: 10	H: 1 LOB: 1 BB: 0 P: 14	1B: 6 2B: 2 3B: 0 HR: 0	SF: 1 SAC: 0 DP: 2 HBP: 0	WP: 0 PB: 0 SB: 0 CS: 0	PA: 32								
PITCHER	IP	WLS	BF	H	R	ER	SO	BB	IBB	HBP	BLK	WP	HR	S	P	ERA	WHIP											
Tim Van Egmond, R ERA: 4.18	(1, 1)	7.0	L	29	8	4	4	2	2	0	0	0	0	0	8	11	0.00	0.000										
Doug Jones, R ERA: 4.95	(8, 1)	1.0		3	0	0	0	2	0	0	0	0	0	0	8	11	0.00	0.000										

Milwaukee Brewers @ Oakland Athletics
Oakland-Alameda County Coliseum, Oakland, CA
Sun Aug 04 1996, 7:05 PM PDT
Att: 10,281 - Unknown - 66 F

AB 29
R 4
H 8
RBI 4
BB 2
SO 4
LOB 10



Batter	1	2	3	4	5	6	7	8	9	AB	R	H	RBI	BB	SO	LOB	TOP			
David Hulse, L (1,8) OBP: 0.283, SLG: 0.263	P6	E4 HR		L8			G5-3	G4-3		5	1	0	0	0	0	0				
Fernando Vina, L (1,4) OBP: 0.355, SLG: 0.404	G5-3	K			G3		G6-3 1B	G5-3		5	1	1	0	0	1	1				
Jeff Cirillo, R (1,5) Mark Loretta, R (8,PH) OBP: 0.350, SLG: 0.344		HR			K		G6-3 1B	HR		3	1	1	2	1	1	1				
Dave Nilsson, L (1,3) OBP: 0.435, SLG: 0.600	G3	K			BB		HR 1B	G3		4	1	1	1	1	1	1				
Kevin Seitzer, R (1,10) Jesse Lewis, L (9,PH) OBP: 0.419, SLG: 0.476 OBP: 0.352, SLG: 0.276		G6-3	F8		K		HR 1B	G6-3		4	1	1	0	0	1	1				
Jose Valentin, S (1,6) OBP: 0.338, SLG: 0.491	HBP HR	K				F8	HR	WP 1B		5	2	3	3	0	1	0				
Matt Mieske, R (1,9) OBP: 0.328, SLG: 0.481	HR HBP	K				K	HR 1B	P3		4	2	1	0	0	2	1				
Marc Newfield, R (1,7) OBP: 0.325, SLG: 0.404	HR HBP			K2-3			HR	BB		3	2	2	2	1	1	0				
Mike Matheny, R (1,2) OBP: 0.244, SLG: 0.339	HR			K			K	P2		5	1	1	4	0	3	3				
Inning Stats	R: 0 E: 0 K: 0 S: 10	H: 0 LOB: 1 BB: 1 P: 19	R: 6 E: 1 K: 2 S: 16	H: 3 LOB: 0 BB: 0 P: 27	R: 0 E: 0 K: 2 S: 8	H: 0 LOB: 0 BB: 0 P: 12	R: 0 E: 0 K: 2 S: 8	H: 0 LOB: 1 BB: 1 P: 9	R: 0 E: 0 K: 2 S: 13	H: 1 LOB: 1 BB: 0 P: 16	R: 6 E: 0 K: 1 S: 32	H: 6 LOB: 0 BB: 0 P: 40	R: 1 E: 0 K: 0 S: 8	H: 1 LOB: 0 BB: 1 P: 12	R: 0 E: 0 K: 0 S: 10	H: 1 LOB: 2 BB: 1 P: 20	1B: 6 2B: 1 3B: 0 HR: 5	SF: 0 SAC: 0 DP: 0 HBP: 2	WP: 1 PB: 0 SB: 1 CS: 0	PA: 45
PITCHER	IP	WLS	BF	H	R	ER	SO	BB	IBB	HBP	BLK	WP	HR	S	P	ERA	WHIP			
Willie Adams, R (1,1) ERA: 4.62	6.0	L	27	4	6	4	10	2	0	2	0	0	2	66	106	6.00	1.000			
Buddy Groom, L (7,1) ERA: 3.9	0.2		6	4	4	4	0	0	0	0	0	0	1	20	26	54.00	6.000			
Jay Witasick, R (7,1) ERA: 5.19	2.1		12	4	3	3	1	1	0	0	0	1	2	30	46	11.57	2.143			

Milwaukee Brewers @ Oakland Athletics
Oakland-Alameda County Coliseum, Oakland, CA
Mon Aug 05 1996, 3:33 AM PDT
Att: 8,616 - Sunny - 65 F

AB 40
R 13
H 12
RBI 13
BB 3
SO 11
LOB 8



Batter	1	2	3	4	5	6	7	8	9	AB	R	H	RBI	BB	SO	LOB	BOTTOM			
Rafael Bourquigal, R (1,4) Tony Batista, R (7,PH) OBP: 0.307, SLG: 0.338 OBP: 0.366, SLG: 0.450	P7		2B		G5-3		F9			3	0	1	0	0	0	0				
Scott Brosius, R (1,5) OBP: 0.452, SLG: 0.632	L7		F7		1B		G5-3			4	0	1	0	0	0	1				
Jason Giambi, L (1,7) OBP: 0.375, SLG: 0.541	1B		P6		P6		G4-6-3 BB			3	0	1	0	1	0	2				
Mark McGwire, R (1,3) Jose Herrera, L (8,9) OBP: 0.476, SLG: 0.799 OBP: 0.296, SLG: 0.356	P9		HR		P8		F7			3	1	1	1	0	0	2				
Geronimo Berroa, R (1,10) OBP: 0.339, SLG: 0.537	G6-3		HR BB		K		G4-6-3			3	1	0	0	1	1	1				
Terry Steinbach, R (1,2) George Williams, S (7,2) OBP: 0.357, SLG: 0.572 OBP: 0.331, SLG: 0.270	F8		HR		K		F7			3	1	1	2	0	1	0				
Matt Stairs, L (1,9) Damian Mashore, R (9,PH) OBP: 0.370, SLG: 0.521 OBP: 0.364, SLG: 0.426		BB			L6		1B			2	0	1	0	1	0	0				
Ernie Young, R (1,8) OBP: 0.323, SLG: 0.423	K		P4		P4		DI BB			3	0	0	0	1	1	2				
Mike Bordick, R (1,6) Webster Gammon, R (8,4) OBP: 0.298, SLG: 0.295	P3		F8		F8		G6-3			3	0	0	0	0	0	0				
Inning Stats	R: 0 E: 0 K: 0 S: 9	H: 1 LOB: 1 BB: 0 P: 13	R: 0 E: 0 K: 1 S: 6	H: 0 LOB: 1 BB: 1 P: 12	R: 0 E: 0 K: 0 S: 11	H: 1 LOB: 1 BB: 0 P: 14	R: 3 E: 0 K: 0 S: 19	H: 2 LOB: 0 BB: 1 P: 32	R: 0 E: 0 K: 2 S: 6	H: 1 LOB: 1 BB: 0 P: 11	R: 0 E: 0 K: 0 S: 8	H: 0 LOB: 0 BB: 0 P: 12	R: 0 E: 0 K: 0 S: 6	H: 0 LOB: 0 BB: 1 P: 14	R: 0 E: 0 K: 0 S: 8	H: 0 LOB: 1 BB: 1 P: 18	1B: 3 2B: 1 3B: 0 HR: 2	SF: 0 SAC: 0 DP: 1 HBP: 0	WP: 0 PB: 0 SB: 0 CS: 0	PA: 36
PITCHER	IP	WLS	BF	H	R	ER	SO	BB	IBB	HBP	BLK	WP	HR	S	P	ERA	WHIP			
21 Cal Eldred, R (1,1) ERA: 5.4	5.2	W	25	6	3	3	3	2	0	0	0	0	2	58	88	4.76	1.412			
Bryce Florie, R (6,1) ERA: 3.83	1.1		4	0	0	0	0	0	0	0	0	0	0	9	14	0.00	0.000			
Ron Villone, L (8,1) ERA: 2.53	2.0		7	0	0	0	0	2	0	0	0	0	0	14	32	0.00	1.000			

Milwaukee Brewers @ Oakland Athletics
Oakland-Alameda County Coliseum, Oakland, CA
Mon Aug 05 1996, 3:33 AM PDT
Att: 8,616 - Sunny - 65 F

AB 32
R 3
H 6
RBI 3
BB 4
SO 3
LOB 10



Batter	1	2	3	4	5	6	7	8	9	AB	R	H	RBI	BB	SO	LOB	TOP								
Jose Herrera, L OBP: 0.302, SLG: 0.358 (1, 9)	0-3 K		0-1 G4-6-3		1-0 1B		1-2 2B		4-2 1B BB	4	0	2	0	1	1	2	Oakland Athletics @ Kansas City Royals Kauffman Stadium, Kansas City, MO Tue Aug 06 1996, 7:05 PM CDT Att: 14,028 - Unknown - 93 F livebaseballscorecards.com								
Scott Brosius, R OBP: 0.453, SLG: 0.637 Tony Batista, R OBP: 0.317, SLG: 0.459 (1, 5) (7, 5)	2-1 1B		0-0 L5		0-1 SF7		1-1 2B		0-1 1B	3	0	2	1	0	0	1									
Jason Giambi, L OBP: 0.374, SLG: 0.538 Damon Mashore, R OBP: 0.361, SLG: 0.422 (1, 7) (7, 7)	1-3 K			0-0 1B 1B	1-1 P6		2-2 G1-3		0-3 K	4	1	1	0	0	1	4									
Mark McGwire, R OBP: 0.471, SLG: 0.787 Webster Garrison, R (1, 3) (7, 3)	1-3 K			0-0 F9	2-3 K		1-3 K		1-1 L7	4	0	0	0	0	3	5									
Geronimo Berroa, R OBP: 0.324, SLG: 0.530 (1, 10)		1-1 G4-3		3-1 F9		0-0 F9		1-3 K	2-2 P6	5	0	0	0	0	1	3									
Terry Steinbach, R OBP: 0.357, SLG: 0.570 George Williams, S OBP: 0.336, SLG: 0.286 (1, 2) (6, 2)	1-0 F7			1-0 1B 1B	1-0 F9		0-0 2B		0-0 WP	3	0	1	0	0	0	0									
Ernie Young, R OBP: 0.386, SLG: 0.541 Matt Stairs, L (1, 8) (5, 9)	3-2 G6-3			3-2 1B	1-0 2B		2-0 HBP		2-0 HBP	2	0	1	1	0	0	0									
Mike Bordick, R OBP: 0.297, SLG: 0.295 (1, 6)			0-1 G4-6-3 1B	0-0 P4		0-3 K		1-1 P4	1-2 2-3	4	0	1	0	0	1	5									
Rafael Bourquiel, R OBP: 0.310, SLG: 0.341 (1, 4)			0-2 G4-6-3 1B		0-1 SF7 1B		0-1 P6	0-1 G4-3		4	1	2	0	0	0	2									
Inning Stats	R: 0 E: 0 K: 3 S: 11	H: 1 LOB: 1 BB: 0 P: 15	R: 0 E: 0 K: 0 S: 7	H: 0 LOB: 0 BB: 0 P: 12	R: 0 E: 0 K: 0 S: 8	H: 2 LOB: 1 BB: 0 P: 8	R: 1 E: 0 K: 0 S: 10	H: 3 LOB: 2 BB: 0 P: 17	R: 1 E: 0 K: 1 S: 10	H: 2 LOB: 1 BB: 0 P: 14	R: 0 E: 0 K: 1 S: 6	H: 1 LOB: 1 BB: 0 P: 8	R: 0 E: 0 K: 1 S: 14	H: 2 LOB: 2 BB: 0 P: 19	R: 0 E: 0 K: 1 S: 9	H: 1 LOB: 2 BB: 1 P: 13		R: 0 E: 0 K: 1 S: 14	H: 1 LOB: 2 BB: 1 P: 21	1B: 10 2B: 3 3B: 0 HR: 0	SF: 1 SAC: 0 DP: 1 HBP: 1	WP: 1 PB: 0 SB: 0 CS: 0	PA: 41		
PITCHER	IP	WLS	BF	H	R	ER	SO	BB	IBB	HBP	BLK	WP	HR	S	P	ERA	WHIP								
Tim Belcher, R ERA: 3.94	7.0	W	31	11	2	2	6	0	0	0	0	0	0	66	93	2.57	1.571								
Mike Magnante, L ERA: 4.63	2.0		10	2	0	0	2	1	0	1	0	1	0	23	34	0.00	1.500								

Batter	1	2	3	4	5	6	7	8	9	AB	R	H	RBI	BB	SO	LOB	BOTTOM								
Jose Offerman, S OBP: 0.379, SLG: 0.391 (1, 3) (7, 6)	3-2 1B 3B		3-2 G3		4-2 2B HR BB		0-0 FC6-4 1B		0-1 L7	4	2	2	0	1	0	1	Oakland Athletics @ Kansas City Royals Kauffman Stadium, Kansas City, MO Tue Aug 06 1996, 7:05 PM CDT Att: 14,028 - Unknown - 93 F livebaseballscorecards.com								
Tom Goodwin, L OBP: 0.331, SLG: 0.333 (1, 8)	2-1 E S 1B		0-1 G3		2-3 K		1-0 FC6-4 HBP		0-2 P6	5	1	1	1	0	1	4									
Keith Lockhart, L OBP: 0.351, SLG: 0.440 (1, 5) (4, 4)	0-1 F9 FC6 1B		0-3 K		1-0 HR 2B		4-2 G6-4-3 HBP			3	2	2	2	0	1	0									
Bip Roberts, S OBP: 0.338, SLG: 0.365 Craig Paquette, R OBP: 0.297, SLG: 0.471 (1, 4) (4, 5)	4-2 FC6 BB		1-2 G4-3		1-2 HR		1-0 G6-4-3			1	0	0	0	1	0	0									
Bob Hamelin, L OBP: 0.390, SLG: 0.414 (1, 10)	1-2 F9		3-0 G4-3		2-3 HR		1-2 G4-3			4	0	0	0	0	1	2									
Johnny Damon, L OBP: 0.331, SLG: 0.399 (1, 9)	0-1 FC6 HR		0-1 1B 2B		0-0 G6-3		2-0 G3-1			4	1	1	1	0	0	1									
Michael Tucker, L OBP: 0.328, SLG: 0.409 (1, 7) (7, 3)	1-0 HR		0-0 1B		1-2 P6		0-3 K			4	1	2	2	0	1	0									
Mike Macfarlane, R OBP: 0.332, SLG: 0.522 (1, 2)	0-1 1B			1-3 K	1-0 2B			2-1 F8		4	0	2	0	0	1	0									
David Howard, S OBP: 0.298, SLG: 0.316 Les Norman, R OBP: 0.244, SLG: 0.139 (1, 6) (7, 7)	2-1 G4-3			4-2 PB 2B BB	0-0 L7			1-0 1B		2	1	0	0	1	0	2									
Inning Stats	R: 5 E: 0 K: 0 S: 19	H: 5 LOB: 1 BB: 1 P: 32	R: 0 E: 0 K: 1 S: 8	H: 0 LOB: 0 BB: 0 P: 11	R: 0 E: 0 K: 0 S: 7	H: 2 LOB: 2 BB: 0 P: 11	R: 4 E: 0 K: 3 S: 20	H: 2 LOB: 0 BB: 2 P: 35	R: 0 E: 0 K: 0 S: 7	H: 1 LOB: 1 BB: 0 P: 9	R: 0 E: 0 K: 0 S: 7	H: 1 LOB: 1 BB: 0 P: 13	R: 0 E: 0 K: 1 S: 7	H: 0 LOB: 0 BB: 0 P: 10	R: 0 E: 0 K: 0 S: 8	H: 1 LOB: 1 BB: 0 P: 11		1B: 6 2B: 3 3B: 1 HR: 2	SF: 0 SAC: 0 DP: 1 HBP: 1	WP: 0 PB: 1 SB: 2 CS: 0	PA: 38				
PITCHER	IP	WLS	BF	H	R	ER	SO	BB	IBB	HBP	BLK	WP	HR	S	P	ERA	WHIP								
John Wasdin, R ERA: 6.49	3.2	L	22	9	9	9	3	3	0	0	0	0	0	51	84	22.09	3.273								
Doug Johns, L ERA: 5.8	4.1		16	3	0	0	2	0	0	1	0	0	0	32	48	0.00	0.692								

Batter	1	2	3	4	5	6	7	8	9	AB	R	H	RBI	BB	SO	LOB	TOP			
Jose Herrera, L (1, 8) OBP: 0.298, SLG: 0.352	1-2 G3			2-2 G3-1		2-1 F7			1-3 K	4	0	0	0	0	1	0				
Scott Brosius, R (1, 5) OBP: 0.446, SLG: 0.626	1-2 G6-3			0-0 F7			0-2 G6-3		0-2 L5	4	0	0	0	0	0	0				
Jason Giambi, L (1, 7) OBP: 0.372, SLG: 0.534	0-1 F7			3-2 G3-1			3-2 L7			3	0	0	0	0	0	0				
Mark McGwire, R (1, 3) OBP: 0.470, SLG: 0.782		2-2 F9			4-2 G5-4-3 BB		1-0 F9			2	0	0	0	1	0	0				
Geronimo Berroa, R (1, 10) OBP: 0.335, SLG: 0.529		1-3 K		0-0 G5-4-3				0-0 1B		3	0	1	0	0	1	1				
Matt Stairs, L (1, 9) OBP: 0.384, SLG: 0.526		1-0 G3		4-0 BB				1-3 K		2	0	0	0	1	1	1				
Tony Batista, R (1, 6) OBP: 0.318, SLG: 0.453			0-1 CS 1B	0-2 G3				2-3 K		3	0	1	0	0	1	2				
George Williams, S (1, 2) OBP: 0.331, SLG: 0.281			3-3 SAFE K		1-2 G4-3			1-1 L5		2	0	0	0	0	1	1				
Terry Steinbach, R (8, PH) OBP: 0.356, SLG: 0.559			1-2 SAFE K		0-0 G5-3					1	0	0	0	0	0	1				
Rafael Bourquard, R (1, 4) OBP: 0.307, SLG: 0.338			1-2 G5-3		0-0 G5-3				0-1 G3-1	2	0	0	0	0	0	0				
Webster Gamson, R (9, PH)										1	0	0	0	0	0	0				
Inning Stats	R: 0 E: 0 K: 0 S: 8	H: 0 LOB: 0 BB: 0 P: 10	R: 0 E: 0 K: 1 S: 8	H: 0 LOB: 0 BB: 0 P: 12	R: 0 E: 0 K: 1 S: 10	H: 1 LOB: 0 BB: 0 P: 14	R: 0 E: 0 K: 0 S: 9	H: 0 LOB: 0 BB: 0 P: 14	R: 0 E: 0 K: 0 S: 6	H: 0 LOB: 1 BB: 0 P: 9	R: 0 E: 0 K: 0 S: 7	H: 0 LOB: 0 BB: 0 P: 11	R: 0 E: 0 K: 2 S: 9	H: 1 LOB: 1 BB: 0 P: 13	R: 0 E: 0 K: 1 S: 9	H: 0 LOB: 0 BB: 0 P: 10	1B: 2 2B: 1 3B: 0 HR: 0	SF: 0 SAC: 0 DP: 2 HBP: 0	WP: 0 PB: 0 SB: 0 CS: 1	PA: 29
PITCHER Kevin Appier, R (1, 1) ERA: 2.97	IP: 9.0 WLS: W BF: 29 H: 2 R: 0 ER: 0 SO: 5 BB: 2 IBB: 0 HBP: 0 BLK: 0 WP: 0 HR: 0 S: 72 P: 107 ERA: 0.00 WHIP: 0.444																			

Oakland Athletics @ Kansas City Royals
Kauffman Stadium, Kansas City, MO
Wed Aug 07 1996, 7:05 PM CDT
Att: 15,517 - Unknown - 82 F

AB 27
R 0
H 2
RBI 0
BB 2
SO 5
LOB 6



Batter	1	2	3	4	5	6	7	8	9	AB	R	H	RBI	BB	SO	LOB	BOTTOM			
Jose Offerman, S (1, 3) OBP: 0.380, SLG: 0.401	1-1 S E 2B	1-1 3B		3-2 G6-3		1-0 G4-3				4	1	2	0	0	0	1				
Tom Goodwin, L (1, 8) OBP: 0.328, SLG: 0.330	3-3 K 2H	1-1 G3			0-0 G1-6-3		0-0 F8			4	0	0	0	0	1	1				
Keith Lockhart, L (1, 4) OBP: 0.347, SLG: 0.434	1-0 F8	2-0 P4			0-1 P6		1-0 G4-3			4	0	0	0	0	0	1				
Mike Macfarlane, R (1, 2) OBP: 0.331, SLG: 0.518	2-2 E5 WP 3B		2-0 FC6-4 1B		1-1 F8		1-1 F8			4	1	1	0	0	0	0				
Michael Tucker, L (1, 7) OBP: 0.330, SLG: 0.412	4-0 3B BB		1-1 F9		0-0 SH1-4 29 SF9 2B		1-3 K			3	2	1	0	1	1	1				
Craig Panquette, R (1, 5) OBP: 0.304, SLG: 0.492	1-1 29 S 3B		1-2 F8		3-1 29 SF9 SH1-4 3B HBP		1-1 HR			3	3	2	3	0	0	1				
Johnny Damon, L (1, 9) OBP: 0.333, SLG: 0.399	4-1 29 S BB		1-1 FC6-4		0-0 SH1-4		3-2 29 G6-4-3 1B			2	0	1	0	1	0	1				
29 Mike Sweeney, R (1, 10) OBP: 0.368, SLG: 0.362	0-1 G6-3			2-2 G5-3		0-1 SF9		0-0 G6-4-3		3	0	0	1	0	0	2				
David Howard, S (1, 6) OBP: 0.298, SLG: 0.322		1-0 P5		2-2 G6-3		3-1 3H 3B				3	0	1	1	0	0	0				
Inning Stats	R: 4 E: 1 K: 1 S: 14	H: 2 LOB: 1 BB: 2 P: 30	R: 0 E: 0 K: 0 S: 6	H: 1 LOB: 1 BB: 0 P: 11	R: 0 E: 0 K: 0 S: 8	H: 1 LOB: 1 BB: 0 P: 13	R: 0 E: 0 K: 0 S: 11	H: 0 LOB: 0 BB: 0 P: 18	R: 0 E: 0 K: 0 S: 5	H: 0 LOB: 0 BB: 0 P: 6	R: 2 E: 0 K: 0 S: 7	H: 2 LOB: 1 BB: 0 P: 11	R: 0 E: 0 K: 0 S: 4	H: 0 LOB: 0 BB: 0 P: 6	R: 1 E: 0 K: 1 S: 9	H: 2 LOB: 0 BB: 0 P: 14	1B: 2 2B: 2 3B: 3 HR: 1	SF: 1 SAC: 1 DP: 1 HBP: 1	WP: 1 PB: 0 SB: 3 CS: 0	PA: 35
PITCHER Ariel Prieto, R (1, 1) ERA: 5.23	IP: 8.0 WLS: L BF: 35 H: 8 R: 7 ER: 3 SO: 2 BB: 2 IBB: 0 HBP: 1 BLK: 0 WP: 1 HR: 1 S: 64 P: 109 ERA: 3.38 WHIP: 1.250																			

Oakland Athletics @ Kansas City Royals
Kauffman Stadium, Kansas City, MO
Wed Aug 07 1996, 7:05 PM CDT
Att: 15,517 - Unknown - 82 F

AB 30
R 7
H 8
RBI 5
BB 2
SO 2
LOB 8



Batter	1	2	3	4	5	6	7	8	9	AB	R	H	RBI	BB	SO	LOB	TOP											
Jose Herrera, L OBP: 0.297, SLG: 0.351	1-3 K		2-2 G4-3			2-2 1B SH1-3 E 1B	2-3 K			4	1	1	0	0	2	0	Oakland Athletics @ Kansas City Royals Kauffman Stadium, Kansas City, MO Thu Aug 08 1996, 3:33 AM CDT Att: 19,197 - Cloudy - 83 F											
Rafael Bourquiel, R OBP: 0.303, SLG: 0.333	0-2 G5-3		3-2 F8			0-0 SH1-3		2-3 K		3	0	0	0	0	1	0												
Scott Brosius, R OBP: 0.447, SLG: 0.624	0-1 1B			1-0 F7		3-2 E 2B 1B		0-0 P3		4	1	2	0	0	0	0												
Geronimo Berroa, R OBP: 0.332, SLG: 0.524	2-3 K			2-2 G5-3		2-2 E4 2B FC6-2		0-0 F7		4	0	0	1	0	1	2												
Jason Giambi, L OBP: 0.371, SLG: 0.534		0-0 P5		1-2 P6		0-0 FC6-2 1-3 2H 2B		1-2 G6-3		4	0	1	1	0	0	0												
Terry Steinbach, R OBP: 0.352, SLG: 0.563		1-3 K			0-1 G6-3	0-2 FC6-2		1-0 L5		4	0	0	0	0	1	2												
Matt Stairs, L OBP: 0.378, SLG: 0.596		4-2 BB			1-2 G4-3	2-3 3H 0-2 G3		3-2 G3		3	0	0	0	1	0	2												
Damon Mashore, R OBP: 0.361, SLG: 0.422										0	0	0	0	0	0	0												
Ernie Young, R OBP: 0.324, SLG: 0.421		1-2 F7			1-1 HBP		0-0 F9			2	0	0	0	0	0	1												
Mike Bordick, R OBP: 0.295, SLG: 0.292				0-1 G4-3		1-2 G5-3		1-2 G4-3		3	0	0	0	0	0	1												
Inning Stats	R: 0 E: 0 K: 2 S: 13	H: 1 LOB: 1 BB: 0 P: 16	R: 0 E: 0 K: 1 S: 9	H: 0 LOB: 1 BB: 1 P: 15	R: 0 E: 0 K: 0 S: 13	H: 0 LOB: 0 BB: 0 P: 18	R: 0 E: 0 K: 0 S: 7	H: 0 LOB: 0 BB: 0 P: 11	R: 0 E: 0 K: 0 S: 9	H: 0 LOB: 1 BB: 0 P: 12	R: 2 E: 1 K: 0 S: 18	H: 3 LOB: 2 BB: 0 P: 25	R: 0 E: 0 K: 1 S: 8	H: 0 LOB: 0 BB: 0 P: 11	R: 0 E: 0 K: 1 S: 5	H: 0 LOB: 0 BB: 0 P: 7	R: 0 E: 0 K: 0 S: 8	H: 0 LOB: 0 BB: 0 P: 13	1B: 3 2B: 1 3B: 0 HR: 0	SF: 0 SAC: 1 DP: 0 HBP: 1	WP: 0 PB: 0 SB: 2 CS: 0	PA: 34						
PITCHER	IP	WLS	BF	H	R	ER	SO	BB	IBB	HBP	BLK	WP	HR	S	P	ERA	WHIP											
Doug Linton, R ERA: 5.09	(1, 1)	8.0	L	31	4	2	1	5	1	0	1	0	0	0	82	115	1.12	0.625										
Jason Jacome, L ERA: 4.5	(9, 1)	0.1		1	0	0	0	0	0	0	0	0	0	4	5	0.00	0.000											
Hipolito Pichardo, R ERA: 5.29	(9, 1)	0.2		2	0	0	0	0	0	0	0	0	0	4	8	0.00	0.000											

AB	31
R	2
H	4
RBI	2
BB	1
SO	5
LOB	8



Batter	1	2	3	4	5	6	7	8	9	AB	R	H	RBI	BB	SO	LOB	BOTTOM										
Jose Offerman, S OBP: 0.378, SLG: 0.397	1-1 G4-3		0-1 G4-3			4-0 WP G3-1 2B BB		2-3 K		3	1	0	0	1	1	1	Oakland Athletics @ Kansas City Royals Kauffman Stadium, Kansas City, MO Thu Aug 08 1996, 3:33 AM CDT Att: 19,197 - Cloudy - 83 F										
Tom Goodwin, L OBP: 0.328, SLG: 0.329	1-0 H			1-0 F7		2-1 L8		1-3 K		2	0	0	0	0	0	1											
Les Norman, R OBP: 0.244, SLG: 0.139	(8, PH)									0	0	0	0	0	0	0											
David Howard, S OBP: 0.298, SLG: 0.321	(8, PH)									1	0	0	0	0	1	1											
Keith Lockhart, L OBP: 0.343, SLG: 0.429	1-2 FC5-4 HBP			0-0 F7		1-0 G3-1		2-0 F9		4	0	0	0	0	0	3											
Mike Macfarlane, R OBP: 0.333, SLG: 0.521	0-1 CS	0-0 F9		2-2 1B		1-1 2B		2-1 P3		4	0	2	1	0	0	0											
Michael Tucker, L OBP: 0.326, SLG: 0.406	(1, 3)		1-0 F9		1-1 G3	1-1 G3-1		1-3 K		4	0	0	0	0	1	2											
Craig Panquette, R OBP: 0.303, SLG: 0.489	(1, 7)		2-2 1B		1-3 K		2-2 F7		0-2 P2	4	0	1	0	0	1	0											
Bob Hamelin, L OBP: 0.389, SLG: 0.412	(1, 10)		3-2 F7		2-2 1B		2-3 K			3	0	1	0	0	1	1											
Johnny Damon, L OBP: 0.331, SLG: 0.397	(1, 9)			2-2 G3		1-0 F7		1-2 G4-3		3	0	0	0	0	0	1											
Joe Randa, R OBP: 0.340, SLG: 0.409	(1, 5)		1-2 G6-3		0-0 G6-3			1-1 2B		3	0	1	0	0	0	1											
Inning Stats	R: 0 E: 0 K: 0 S: 6	H: 0 LOB: 0 BB: 0 P: 9	R: 0 E: 0 K: 0 S: 9	H: 1 LOB: 1 BB: 0 P: 15	R: 0 E: 0 K: 0 S: 8	H: 0 LOB: 0 BB: 0 P: 11	R: 0 E: 0 K: 0 S: 8	H: 1 LOB: 1 BB: 0 P: 12	R: 0 E: 0 K: 1 S: 9	H: 1 LOB: 1 BB: 0 P: 13	R: 1 E: 0 K: 0 S: 7	H: 1 LOB: 1 BB: 1 P: 16	R: 0 E: 0 K: 1 S: 10	H: 0 LOB: 0 BB: 0 P: 15	R: 0 E: 0 K: 2 S: 9	H: 1 LOB: 1 BB: 0 P: 15	R: 0 E: 0 K: 1 S: 8	H: 0 LOB: 0 BB: 0 P: 11	1B: 3 2B: 2 3B: 0 HR: 0	SF: 0 SAC: 0 DP: 0 HBP: 1	WP: 1 PB: 0 SB: 1 CS: 1	PA: 34					
PITCHER	IP	WLS	BF	H	R	ER	SO	BB	IBB	HBP	BLK	WP	HR	S	P	ERA	WHIP										
Don Wengert, R ERA: 4.92	(1, 1)	6.1	W	24	4	1	1	1	1	0	1	0	0	50	81	1.42	0.789										
Buddy Groom, L ERA: 3.94	(7, 1)	1.0		4	1	0	0	2	0	0	0	0	0	12	18	0.00	1.000										
Jim Corsi, R ERA: 3.15	(8, 1)	0.1		1	0	0	0	1	0	0	0	0	0	3	4	0.00	0.000										
Mike Mohler, L ERA: 2.32	(8, 1)	0.1		1	0	0	0	0	0	0	0	0	0	1	3	0.00	0.000										
Billy Taylor, R ERA: 3.59	(9, 1)	1.0	S	3	0	0	0	1	0	0	0	0	0	8	11	0.00	0.000										

AB	31
R	1
H	5
RBI	1
BB	1
SO	5
LOB	11



Batter	1	2	3	4	5	6	7	8	9	AB	R	H	RBI	BB	SO	LOB	TOP					
Kenny Lofton, L OBP: 0.380, SLG: 0.454	G4-3		1B BB			G6-3	G4-3		1-2 1B	5	2	0	1	0	2							
Omar Vizquel, S OBP: 0.396, SLG: 0.433	F7		1B			P3			G5-3	5	1	1	0	1	1	3						
Jim Thome, L OBP: 0.453, SLG: 0.591	1B BB		1B			1-2 2B BB			G4-3	4	2	3	3	1	0	0						
Albert Belle, R OBP: 0.407, SLG: 0.628	1-2 1B		K			1-1 F9			L9	5	1	2	2	0	1	3						
Manny Ramirez, R OBP: 0.396, SLG: 0.581	P8		P9			F9			1B E 1B	4	2	1	0	1	0	5						
Brian Giles, L OBP: 0.517, SLG: 0.870		P3				2B			L9	5	1	3	2	0	0	1						
Mark Carreon, R OBP: 0.340, SLG: 0.461		G5-3				2-2 P4			1-3 WP E 1B	5	1	1	0	0	0	3						
Sandy Alomar Jr., R OBP: 0.301, SLG: 0.371		P8				G5-3			E5 1B	5	0	1	1	0	0	1						
Jose Vizcaino, S OBP: 0.354, SLG: 0.385			B5-3			G1-4-3			F7	5	0	1	0	0	0	3						
Inning Stats	R: 0 E: 0 K: 0 S: 12	H: 1 LOB: 2 BB: 1 P: 20	R: 0 E: 0 K: 0 S: 6	H: 0 LOB: 0 BB: 0 P: 7	R: 1 E: 0 K: 1 S: 14	H: 2 LOB: 2 BB: 1 P: 23	R: 0 E: 0 K: 0 S: 11	H: 1 LOB: 1 BB: 0 P: 15	R: 3 E: 0 K: 0 S: 12	H: 3 LOB: 1 BB: 1 P: 23	R: 0 E: 0 K: 0 S: 9	H: 1 LOB: 1 BB: 0 P: 16	R: 4 E: 0 K: 1 S: 17	H: 4 LOB: 1 BB: 1 P: 30	R: 0 E: 0 K: 1 S: 11	H: 0 LOB: 0 BB: 0 P: 16	R: 2 E: 1 K: 0 S: 11	H: 3 LOB: 2 BB: 0 P: 15	1B: 8 2B: 5 3B: 1 HR: 1	SF: 0 SAC: 0 DP: 0 HBP: 0	WP: 1 PB: 0 CS: 1	PA: 47
PITCHER	IP	WLS	BF	H	R	ER	SO	BB	IBB	HBP	BLK	WP	HR	S	P	ERA	WHIP					
Dave Telgheder, R ERA: 3.44	5.0	L	25	7	4	4	1	3	0	0	0	0	0	55	88	7.20	2.000					
Jay Witasick, R ERA: 5.0	0.1		2	1	0	0	0	0	0	0	0	0	0	3	5	0.00	3.000					
Doug Johns, L ERA: 5.83	0.2		3	1	1	1	0	0	0	0	0	0	0	7	14	13.50	1.500					
Jim Corsi, R ERA: 3.62	0.1		5	3	3	3	0	1	0	0	0	0	1	14	25	81.00	12.000					
Carlos Reyes, R ERA: 5.16	2.2		12	3	2	0	1	0	0	0	0	1	0	24	33	0.00	1.125					

Cleveland Indians @ Oakland Athletics
Oakland-Alameda County Coliseum, Oakland, CA

AB 43
R 10
H 15
RBI 8
BB 4
SO 2
LOB 21



WP: 1 PA: 47
PB: 0
CS: 1

Batter	1	2	3	4	5	6	7	8	9	AB	R	H	RBI	BB	SO	LOB	BOTTOM					
Jose Herrera, L OBP: 0.304, SLG: 0.361	1B SF7 2B		G4-6-3 1B			E 1B		G6-3		4	2	3	0	0	0	0						
Jason Giambi, L OBP: 0.372, SLG: 0.536	1-2 1B		G4-6-3 1-2 3-H			E7 2B		G3-1		4	0	2	1	0	0	1						
Scott Brosius, R OBP: 0.444, SLG: 0.630	K		K			K		HR		4	1	1	1	0	3	3						
Mark McGwire, R OBP: 0.465, SLG: 0.774	SF7					K		K		3	0	0	1	0	3	0						
Terry Steinbach, R OBP: 0.351, SLG: 0.559	L7					E5		G6-3		4	0	1	0	0	0	1						
Geronimo Berroa, R OBP: 0.331, SLG: 0.521		G6-4-3 1B				K		P4		4	0	1	0	0	1	2						
Ernie Young, R OBP: 0.321, SLG: 0.418		G6-4-3				K				3	0	0	0	0	1	2						
Matt Stairs, L OBP: 0.374, SLG: 0.500						K		G5-3		1	0	0	0	0	1	1						
Mike Bordick, R OBP: 0.292, SLG: 0.289		G4-3						P5		4	0	0	0	0	1	1						
Rafael Bourquard, R OBP: 0.304, SLG: 0.333						F9		F8		3	1	1	0	0	0	0						
Inning Stats	R: 1 E: 0 K: 1 S: 14	H: 2 LOB: 1 BB: 0 P: 18	R: 0 E: 0 K: 0 S: 6	H: 1 LOB: 0 BB: 0 P: 10	R: 1 E: 0 K: 1 S: 9	H: 2 LOB: 0 BB: 0 P: 12	R: 0 E: 1 K: 3 S: 14	H: 0 LOB: 1 BB: 0 P: 20	R: 1 E: 1 K: 1 S: 14	H: 2 LOB: 1 BB: 0 P: 20	R: 0 E: 0 K: 1 S: 7	H: 0 LOB: 0 BB: 0 P: 10	R: 0 E: 0 K: 1 S: 6	H: 0 LOB: 0 BB: 0 P: 8	R: 1 E: 0 K: 1 S: 9	H: 1 LOB: 0 BB: 0 P: 18	R: 0 E: 0 K: 1 S: 6	H: 1 LOB: 1 BB: 0 P: 8	1B: 6 2B: 2 3B: 0 HR: 1	SF: 1 SAC: 0 DP: 2 HBP: 0	WP: 0 PB: 0 CS: 0	PA: 35
PITCHER	IP	WLS	BF	H	R	ER	SO	BB	IBB	HBP	BLK	WP	HR	S	P	ERA	WHIP					
Jack McDowell, R ERA: 4.53	5.0	W	21	7	3	3	6	0	0	0	0	0	0	13	18	0.00	0.000					
Paul Shuey, R ERA: 3.18	2.0		6	0	0	0	2	0	0	0	0	0	0	13	18	0.00	0.000					
Kent Mercker, L ERA: 7.78	1.0		4	1	1	1	1	0	0	0	0	0	1	9	18	9.00	1.000					
Julian Tavaraz, R ERA: 5.68	1.0		4	1	0	0	1	0	0	0	0	0	0	6	8	0.00	1.000					

Cleveland Indians @ Oakland Athletics
Oakland-Alameda County Coliseum, Oakland, CA

AB 34
R 4
H 9
RBI 3
BB 0
SO 10
LOB 11



WP: 0 PA: 35
PB: 0
CS: 0

Batter	1	2	3	4	5	6	7	8	9	AB	R	H	RBI	BB	SO	LOB	TOP									
Kenny Lofton, L OBP: 0.376, SLG: 0.450	1-1 F8		3-3 K		1-0 P6		1-0 G4-3-6		2-2 G5-3	5	0	0	0	0	1	3										
Omar Vizquel, S OBP: 0.365, SLG: 0.431	3-2 F7		1-0 G4-3		3-2 G6-3		0-1 1B			4	0	1	0	0	0	1										
Jim Thome, L OBP: 0.455, SLG: 0.598	4-0 FC5-4 BB			4-2 FC5-6-4 BB		0-0 HR				2	1	1	1	2	1	1										
Albert Belle, R OBP: 0.404, SLG: 0.622	1-1 FC5-4			0-0 FC5-6-4 2B		0-0 F9		1-3 K		4	0	0	0	0	1	2										
Manny Ramirez, R OBP: 0.399, SLG: 0.585		0-2 G4-6-3 1B		2-0 1B		1-2 1B		2-3 K		4	0	3	0	0	1	0										
Brian Giles, L OBP: 0.316, SLG: 0.842	2-1 G4-6-3			4-0 1B		0-0 1B		1-1 G3-1		3	0	1	0	1	0	1										
Jeff Kent, R OBP: 0.269, SLG: 0.434	1-3 K			1-3 K		1-3 K			0-3 K	3	0	0	0	0	3	5										
Casey Candaele, S OBP: 0.300, SLG: 0.450										1	0	0	0	0	1	0										
Tony Peña, R OBP: 0.269, SLG: 0.252			2-1 G5-3		2-3 K				1-1 P3	3	0	0	0	0	1	5										
Jeromy Burnitz, L OBP: 0.406, SLG: 0.556							3-2 P5			1	0	0	0	0	0	0										
Jose Vizcaino, S OBP: 0.355, SLG: 0.386			2-2 S 1B		1-2 G3		0-1 G4-3-6 1B		0-1 E6	4	0	2	0	0	0	0										
Inning Stats	R: 0 E: 0 K: 0 S: 9	H: 0 LOB: 1 BB: 1 P: 18	R: 0 E: 0 K: 1 S: 9	H: 1 LOB: 0 BB: 0 P: 12	R: 0 E: 0 K: 1 S: 11	H: 1 LOB: 3 BB: 1 P: 19	R: 0 E: 0 K: 2 S: 10	H: 1 LOB: 3 BB: 0 P: 23	R: 0 E: 0 K: 0 S: 8	H: 0 LOB: 2 BB: 0 P: 13	R: 1 E: 0 K: 1 S: 12	H: 3 LOB: 2 BB: 0 P: 17	R: 0 E: 0 K: 1 S: 8	H: 2 LOB: 1 BB: 0 P: 12	R: 0 E: 0 K: 2 S: 8	H: 0 LOB: 0 BB: 0 P: 12	R: 0 E: 1 K: 1 S: 10	H: 0 LOB: 1 BB: 0 P: 13	1B: 6 2B: 1 3B: 0 HR: 1	SF: 0 SAC: 0 DP: 2 HBP: 0	WP: 0 PB: 0 SB: 1 CS: 0	PA: 37				
PITCHER	IP	WLS	BF	H	R	ER	SO	BB	IBB	HBP	BLK	WP	HR	S	P	ERA	WHIP									
Willie Adams, R ERA: 4.02	(1, 1)	6.0	W	27	7	1	1	5	2	1	0	0	0	1	61	104	1.50	1.500								
Buddy Groom, L ERA: 3.77	(7, 1)	1.0		3	1	0	0	1	0	0	0	0	0	6	10	0.00	1.000									
Billy Taylor, R ERA: 3.44	(8, 1)	2.0		7	0	0	0	3	0	0	0	0	0	18	25	0.00	0.000									

Cleveland Indians @ Oakland Athletics
Oakland-Alameda County Coliseum, Oakland, CA

AB 34
R 1
H 8
RBI 1
BB 3
SO 9
LOB 18



Sat Aug 10 1996, 3:33 AM PDT
Att: 30,238 - Sunny - 75 F


Batter	1	2	3	4	5	6	7	8	9	AB	R	H	RBI	BB	SO	LOB	BOTTOM									
Jose Herrera, L OBP: 0.307, SLG: 0.387	1-2 HR		1-2 HR	3-2 G3			3-3 K			4	2	2	2	0	1	1										
Jason Giambi, L OBP: 0.371, SLG: 0.533	3-1 L7		0-1 P4		0-2 1B		2-1 G3			4	0	1	0	0	0	0										
Damon Mashore, R OBP: 0.361, SLG: 0.422										0	0	0	0	0	0	0										
Scott Brosius, R OBP: 0.439, SLG: 0.620	2-2 P3		1-3 K		1-1 F7			1-2 E5		4	0	0	0	0	1	1										
Mark McGwire, R OBP: 0.463, SLG: 0.766	2-3 K			4-2 2B HR BB	2-3 K			2-1 F8		3	1	0	0	1	2	2										
Gerónimo Berroa, R OBP: 0.330, SLG: 0.521		1-2 P8		0-0 HR 2B	3-3 K			0-0 G6-3		4	1	1	0	0	1	2										
Terry Steinbach, R OBP: 0.355, SLG: 0.568	3-2 FC4 1B			0-0 HR		0-0 F9		4-0 1B		3	1	2	3	1	0	0										
Matt Stairs, L OBP: 0.362, SLG: 0.482	2-3 K			2H 3H G3		0-0 F9		1-1 F7		3	0	0	0	0	1	1										
Ernie Young, R OBP: 0.321, SLG: 0.416										1	0	0	0	0	0	2										
Tony Batista, R OBP: 0.304, SLG: 0.433		0-0 FC4		1-3 K		1-2 G6-3				3	0	0	0	0	1	1										
Mike Bordick, R OBP: 0.292, SLG: 0.295			3-2 G4-3		0-0 3B		1-3 K			3	0	1	0	0	1	0										
Inning Stats	R: 1 E: 0 K: 1 S: 11	H: 1 LOB: 0 BB: 0 P: 19	R: 0 E: 0 K: 1 S: 10	H: 1 LOB: 1 BB: 0 P: 16	R: 1 E: 0 K: 1 S: 11	H: 1 LOB: 0 BB: 0 P: 16	R: 3 E: 0 K: 1 S: 13	H: 3 LOB: 1 BB: 1 P: 23	R: 0 E: 0 K: 2 S: 12	H: 1 LOB: 1 BB: 0 P: 18	R: 0 E: 0 K: 0 S: 5	H: 0 LOB: 0 BB: 0 P: 6	R: 0 E: 0 K: 2 S: 8	H: 0 LOB: 0 BB: 0 P: 14	R: 0 E: 1 K: 0 S: 8	H: 0 LOB: 2 BB: 1 P: 16	1B: 2 2B: 1 3B: 1 HR: 3	SF: 0 SAC: 0 DP: 0 HBP: 0	WP: 0 PB: 0 SB: 0 CS: 0	PA: 34						
PITCHER	IP	WLS	BF	H	R	ER	SO	BB	IBB	HBP	BLK	WP	HR	S	P	ERA	WHIP									
Charles Nagy, R ERA: 3.71	(1, 1)	8.0	L	34	7	5	5	8	1	1	0	0	0	3	78	128	5.62	1.000								


Cleveland Indians @ Oakland Athletics
Oakland-Alameda County Coliseum, Oakland, CA

AB 32
R 5
H 7
RBI 5
BB 2
SO 8
LOB 10



Sat Aug 10 1996, 3:33 AM PDT
Att: 30,238 - Sunny - 75 F

Batter	1	2	3	4	5	6	7	8	9	AB	R	H	RBI	BB	SO	LOB	TOP										
Kenny Lofton, L OBP: 0.377, SLG: 0.457 (1, 8)	2-2 HR	0-0 2B		2-2 P7			1-2 F9		2-0 F7	5	1	2	1	0	0	3	Cleveland Indians @ Oakland Athletics Oakland-Alameda County Coliseum, Oakland, CA Sun Aug 11 1996, 3:33 AM PDT Att: 21,914 - Sunny - 72 F AB 33 R 3 H 7 RBI 3 BB 4 SO 5 LOB 19 										
Omar Vizquel, S OBP: 0.383, SLG: 0.428 (1, 6)	1-1 SF8 1B	0-3 K			2-1 L7		1-1 G1-3		2-2 G4-6-3 1-2f	5	1	1	0	0	1	2											
Jim Thome, L OBP: 0.456, SLG: 0.604 (1, 5)	3-0 SAFE P6		2-2 E3 G6-4-3		0-1 HR		4-2 FC6-4 BB			3	1	1	1	1	0	1											
Albert Belle, R OBP: 0.401, SLG: 0.616 (1, 7)	0-0 E9		1-1 G6-4-3 1-2f		0-1 L4		0-0 FC6-4 1-2f			4	0	0	0	0	0	3											
Manny Ramirez, R OBP: 0.398, SLG: 0.580 (1, 9)	4-2 BB		1-3 K		1-3 K			2-3 K		3	0	0	0	1	3	0											
Brian Giles, L OBP: 0.315, SLG: 0.828 (1, 10)	2-2 SF8			4-1 FC6-4 1B BB			4-2 BB		0-1 F8	1	0	0	1	2	0	0											
Mark Carreon, R OBP: 0.342, SLG: 0.464 (1, 3)	3-H 1-2 P3			0-1 FC6-4 1B			0-1 F7		2-2 2B	4	0	2	0	0	0	3											
Sandy Alomar Jr., R OBP: 0.297, SLG: 0.367 (1, 2)		3-2 G5-3		2-0 FC6-4 1-2 2-3			1-1 F9		0-0 F9	4	0	0	0	0	0	4											
Jose Vizcaino, S OBP: 0.354, SLG: 0.385 (1, 4)		0-3 K		0-0 F7			2-2 F7		2-2 G4-6-3 1B	4	0	1	0	0	1	3											
Inning Stats	R: 2 E: 1 K: 0 S: 18	H: 2 LOB: 2 BB: 1 P: 31	R: 0 E: 0 K: 11	H: 1 LOB: 1 BB: 0 P: 14	R: 0 E: 1 K: 10	H: 0 LOB: 0 BB: 0 P: 14	R: 0 E: 0 K: 8	H: 1 LOB: 2 BB: 1 P: 16	R: 1 E: 0 K: 1 S: 9	H: 1 LOB: 0 BB: 0 P: 12	R: 0 E: 0 K: 0 S: 11	H: 0 LOB: 1 BB: 1 P: 18	R: 0 E: 0 K: 1 S: 10	H: 1 LOB: 1 BB: 0 P: 14	R: 0 E: 0 K: 1 S: 10	H: 1 LOB: 0 BB: 0 P: 13		1B: 3 2B: 2 3B: 0 HR: 2	SF: 1 SAC: 0 DP: 2 HBP: 0	WP: 0 PB: 0 SB: 0 CS: 0	PA: 38						
PITCHER	IP	WLS	BF	H	R	ER	SO	BB	IBB	HBP	BLK	WP	HR	S	P	ERA	WHIP										
John Wasdin, R ERA: 6.19 (1, 1)	7.0	W	31	5	3	2	4	4	0	0	0	0	2	75	119	2.57	1.286										
Jim Corsi, R ERA: 3.49 (8, 1)	2.0		7	2	0	0	1	0	0	0	0	0	0	17	27	0.00	1.000										

Batter	1	2	3	4	5	6	7	8	9	AB	R	H	RBI	BB	SO	LOB	BOTTOM										
Jose Herrera, L OBP: 0.312, SLG: 0.391 (1, 9)	3-2 G4-3		1-0 G1-3 1B					3-3 K		5	2	3	1	0	1	0	Cleveland Indians @ Oakland Athletics Oakland-Alameda County Coliseum, Oakland, CA Sun Aug 11 1996, 3:33 AM PDT Att: 21,914 - Sunny - 72 F AB 36 R 9 H 13 RBI 9 BB 3 SO 8 LOB 13 										
Jason Giambi, L OBP: 0.371, SLG: 0.532 (1, 7)	0-3 K		0-1 G1-3					3-3 K		3	1	1	0	0	1	1											
Damon Mashore, R OBP: 0.355, SLG: 0.413 (5, FH) (6, 7)			1-2 G1-3							2	0	0	0	0	1	2											
Scott Brosius, R OBP: 0.441, SLG: 0.631 (1, 5)	1-3 K		1-2 1B 2-H		0-0 HR		2-2 G4-3 1B			5	1	3	4	0	2	0											
Mark McGwire, R OBP: 0.463, SLG: 0.761 (1, 3)		1-1 1B 2B	1-2 F8		4-0 BB 2B		1-0 G4-3			3	2	1	0	1	0	2											
Geronimo Berroa, R OBP: 0.334, SLG: 0.522 (1, 10)		1-2 1B 2B	0-0 1B		4-1 BB 2B		1-1 G6-3			3	2	2	0	1	0	0											
Terry Steinbach, R OBP: 0.356, SLG: 0.573 (1, 2)		1-2 1B 2B	2-3 K		0-1 1B 2B		1-0 G6-3			4	1	2	4	0	1	2											
Tony Batista, R OBP: 0.288, SLG: 0.498 (1, 4)		1-2 G6-3		0-0 F9	3-2 G6-3		3-2 P2			4	0	0	0	0	0	2											
Ernie Young, R OBP: 0.320, SLG: 0.414 (1, 8)		0-0 F8		0-3 K	0-1 G5-3		0-1 1B			4	0	1	0	0	1	2											
Mike Bordick, R OBP: 0.292, SLG: 0.292 (1, 6)		2-0 P2		1-0 G4-3	4-1 1B BB		0-3 K			3	0	0	0	1	1	2											
Inning Stats	R: 0 E: 0 K: 2 S: 10	H: 0 LOB: 0 BB: 0 P: 14	R: 2 E: 0 K: 0 S: 17	H: 3 LOB: 1 BB: 0 P: 23	R: 1 E: 0 K: 1 S: 13	H: 3 LOB: 0 BB: 0 P: 18	R: 0 E: 0 K: 1 S: 5	H: 0 LOB: 0 BB: 0 P: 6	R: 6 E: 0 K: 0 S: 23	H: 5 LOB: 2 BB: 3 P: 42	R: 0 E: 0 K: 0 S: 6	H: 1 LOB: 0 BB: 0 P: 10	R: 0 E: 0 K: 1 S: 9	H: 1 LOB: 1 BB: 0 P: 13	R: 0 E: 0 K: 3 S: 9	H: 0 LOB: 0 BB: 0 P: 16	1B: 10 2B: 2 3B: 0 HR: 1	SF: 0 SAC: 0 DP: 1 HBP: 0	WP: 0 PB: 0 SB: 0 CS: 0	PA: 39							
PITCHER	IP	WLS	BF	H	R	ER	SO	BB	IBB	HBP	BLK	WP	HR	S	P	ERA	WHIP										
Albie Lopez, R ERA: 7.57 (1, 1)	4.0	L	22	9	7	7	4	1	0	0	0	0	0	23	41	9.00	2.500										
Julian Tavarez, R ERA: 5.79 (5, 1)	2.0		10	3	2	2	0	2	0	0	0	0	0	9	13	0.00	1.000										
Greg Swindell, L ERA: 7.47 (7, 1)	1.0		4	1	0	0	1	0	0	0	0	0	0	9	16	0.00	0.000										
Eric Plunk, R ERA: 2.48 (8, 1)	1.0		3	0	0	0	3	0	0	0	0	0	0	9	16	0.00	0.000										

Batter	1	2	3	4	5	6	7	8	9	AB	R	H	RBI	BB	SO	LOB	TOP										
Chuck Knoblauch, R (1, 4) OBP: 0.449, SLG: 0.537 Chip Hale, L (5, PH) OBP: 0.417, SLG: 0.460 (5, 4)	G5-3		K		G4-3		K			2	0	0	0	0	1	0	Minnesota Twins @ Oakland Athletics Oakland-Alameda County Coliseum, Oakland, CA Mon Aug 12, 1996, 7:05 PM PDT Att: 10,071 - Unknown - 74 F										
Rich Becker, L (1, 8) OBP: 0.355, SLG: 0.434	K			FC6-4 BB		L7		G3		3	0	0	0	1	1	0											
Paul Molitor, R (1, 10) OBP: 0.385, SLG: 0.461	K			FC6-4 1-2		P3		F9		4	0	0	0	0	1	1											
Scott Stahoviak, L (1, 3) OBP: 0.403, SLG: 0.491 Ron Coomer, R (8, PH) OBP: 0.344, SLG: 0.491 (8, 3)		G1		K		G1-3			1B	3	0	0	0	0	1	1											
Marty Cordova, R (1, 7) OBP: 0.373, SLG: 0.470 Matt Lawton, L (7, 7) OBP: 0.339, SLG: 0.353		G4-3		FC6-4 1-2				L9	P5	3	0	0	0	0	0	1											
Greg Myers, L (1, 2) OBP: 0.345, SLG: 0.474 Matt Walbeck, S (6, 2) OBP: 0.250, SLG: 0.331					P7			BB FC6-4 1B		1	0	0	0	1	0	0											
Roberto Kelly, R (1, 9) OBP: 0.367, SLG: 0.428		K			WP 1B			FC6-4 BB 1B	F8	4	0	2	0	0	1	1											
Dave Hollins, S (1, 5) OBP: 0.365, SLG: 0.380					F9				G4-3	3	0	1	0	1	0	0											
Jeff Reboulet, R (1, 6) OBP: 0.286, SLG: 0.246		G5-3			K			FC6-4 1-2 2-3 3-H		3	0	0	1	0	1	4											
Inning Stats	R: 0 E: 0 K: 2 S: 10	H: 0 LOB: 0 BB: 0 P: 14	R: 0 E: 0 K: 1 S: 7	H: 0 LOB: 1 BB: 1 P: 13	R: 0 E: 0 K: 1 S: 5	H: 0 LOB: 0 BB: 0 P: 8	R: 0 E: 0 K: 1 S: 9	H: 0 LOB: 1 BB: 1 P: 20	R: 0 E: 0 K: 1 S: 12	H: 2 LOB: 2 BB: 0 P: 17	R: 0 E: 0 K: 0 S: 8	H: 0 LOB: 0 BB: 0 P: 11	R: 1 E: 0 K: 1 S: 11	H: 2 LOB: 2 BB: 1 P: 17	R: 0 E: 0 K: 0 S: 7	H: 1 LOB: 1 BB: 0 P: 10		R: 0 E: 0 K: 0 S: 7	H: 0 LOB: 0 BB: 0 P: 10	1B: 5 2B: 0 3B: 0 HR: 0	SF: 0 SAC: 0 DP: 0 HBP: 0	WP: 1 PB: 0 SB: 0 CS: 0	PA: 35				
PITCHER	IP	WLS	BF	H	R	ER	SO	BB	IBB	HBP	BLK	WP	HR	S	P	ERA	WHIP										
Ariel Prieto, R (1, 1) ERA: 4.83	7.0	W	28	4	1	1	7	3	0	0	0	1	0	62	100	1.29	1.000										
Doug Johns, L (8, 1) ERA: 5.79	1.0		4	1	0	0	0	0	0	0	0	0	0	7	11	0.00	1.000										
Jay Witasick, R (9, 1) ERA: 4.5	1.0		3	0	0	0	0	0	0	0	0	0	0	7	10	0.00	0.000										

Batter	1	2	3	4	5	6	7	8	9	AB	R	H	RBI	BB	SO	LOB	BOTTOM										
Damon Mashore, R (1, 7) OBP: 0.386, SLG: 0.438 Rafael Bourquard, R (2, PH) OBP: 0.394, SLG: 0.330 (3, 4)	HR			2B BB	P3		F8			1	1	1	0	1	0	0	Minnesota Twins @ Oakland Athletics Oakland-Alameda County Coliseum, Oakland, CA Mon Aug 12, 1996, 7:05 PM PDT Att: 10,071 - Unknown - 74 F										
Tony Batista, R (1, 4) OBP: 0.295, SLG: 0.413 (3, 5)	HR	BB		1B 2B	F9		L4			4	2	1	1	1	0	2											
Scott Brosius, R (1, 5) OBP: 0.437, SLG: 0.622 (3, 7)	K			1B HR BB	L6		P5		G5-3	4	1	0	0	1	1	3											
Mark McGwire, R (1, 3) OBP: 0.469, SLG: 0.784 Jose Herrera, L (7, 9) OBP: 0.311, SLG: 0.389	HR			1B 1B BB			HR		G4-3	3	3	3	4	1	0	0											
Geronimo Berroa, R (1, 9) OBP: 0.339, SLG: 0.546 (7, 7)	HR			1B HR	1B		K		HR	5	3	4	5	0	1	0											
Terry Steinbach, R (1, 2) OBP: 0.359, SLG: 0.573	G5-4-3 1B			P3	1B		1B		F8	5	0	3	1	0	0	0											
George Williams, S (1, 10) OBP: 0.322, SLG: 0.271	G5-4-3 1-2			K	P5		K			4	0	0	0	0	2	5											
Ernie Young, R (1, 8) OBP: 0.319, SLG: 0.413		G4-3		FC5-4 1B	K				G6-3	4	0	1	0	0	1	3											
Mike Bordick, R (1, 6) OBP: 0.292, SLG: 0.290	L7			FC5-4 1-2	G4-3				BB	3	0	0	0	1	0	1											
Inning Stats	R: 4 E: 0 K: 1 S: 16	H: 4 LOB: 0 BB: 1 P: 27	R: 0 E: 0 K: 0 S: 5	H: 0 LOB: 1 BB: 1 P: 12	R: 3 E: 0 K: 1 S: 12	H: 3 LOB: 1 BB: 1 P: 23	R: 2 E: 0 K: 1 S: 21	H: 3 LOB: 3 BB: 2 P: 38	R: 0 E: 0 K: 0 S: 10	H: 0 LOB: 0 BB: 0 P: 14	R: 1 E: 0 K: 2 S: 13	H: 2 LOB: 1 BB: 0 P: 21	R: 0 E: 0 K: 0 S: 7	H: 0 LOB: 1 BB: 1 P: 12	R: 1 E: 0 K: 0 S: 9	H: 1 LOB: 0 BB: 0 P: 12		1B: 6 2B: 1 3B: 1 HR: 5	SF: 0 SAC: 0 DP: 1 HBP: 0	WP: 0 PB: 0 SB: 1 CS: 0	PA: 42						
PITCHER	IP	WLS	BF	H	R	ER	SO	BB	IBB	HBP	BLK	WP	HR	S	P	ERA	WHIP										
Rich Robertson, L (1, 1) ERA: 4.85	3.0	L	18	7	7	7	2	3	0	0	0	0	0	31	52	9.00	2.500										
Jose Parra, R (4, 1) ERA: 6.17	2.0		11	3	2	2	1	2	0	0	0	0	0	31	52	9.00	2.500										
Greg Hansell, R (6, 1) ERA: 5.43	2.0		9	2	1	1	2	1	0	0	0	0	1	20	33	4.50	1.500										
Dave Stevens, R (8, 1) ERA: 5.87	1.0		4	1	1	1	0	0	0	0	0	0	1	9	12	9.00	1.000										



Batter	1	2	3	4	5	6	7	8	9	AB	R	H	RBI	BB	SO	LOB	TOP								
Chuck Knoblauch , R (1, 4) OBP: 0.448, SLG: 0.534	2-2 1B		0-0 E5		4-1 BB		2-2 G3		0-3 K	4	0	1	0	1	1	0	Minnesota Twins @ Oakland Athletics Oakland-Alameda County Coliseum, Oakland, CA Tue Aug 13 1996, 7:05 PM PDT Att: 11,156 - Unknown - 74 F livebaseballscorecards.com								
Rich Becker , L (1, 8) OBP: 0.355, SLG: 0.434	3-2 G5-4-3 1B		2-3 K		0-1 F4			0-0 1B 2B	1-0 F7	5	1	2	0	0	1	3									
Paul Molitor , R (1, 10) OBP: 0.385, SLG: 0.460	1-3 K			0-0 CS 1B		0-0 L8		0-1 2B E 1B	0-1 L6	5	1	2	0	0	1	2									
Scott Stahoviak , L (1, 3) OBP: 0.402, SLG: 0.490	0-0 G5-4-3			1-3 K		1-1 1B		0-0 E 1B		3	0	1	0	0	1	3									
Ron Coomer , R (8, PH) OBP: 0.346, SLG: 0.500	1-2			1-3 SAFE K		0-1 1B		1-3 2H 1B 2B		1	1	1	1	0	0	0									
Marty Cordova , R (1, 7) OBP: 0.374, SLG: 0.469		3-2 K		3-3 SAFE K		0-1 1B		4-0 E 1B IBB		3	1	1	0	1	2	1									
Greg Myers , L (1, 2) OBP: 0.342, SLG: 0.469		1-1 G4-3			2-0 G4-3		0-3 K		2-0 FC6 1B E	3	0	0	0	0	1	2									
Matt Walbeck , S (8, PH) OBP: 0.248, SLG: 0.328				1-2 G4-3		1-1 E4 SF7 2B		1-0 F9		4	1	1	0	0	0	5									
Dave Hollins , S (1, 5) OBP: 0.364, SLG: 0.381					1-1 E4 SF7 2B		1-0 F9		1-1 P4	4	1	1	0	0	0	5									
Matt Lawton , L (1, 9) OBP: 0.337, SLG: 0.353				2-2 G3		1-0 SF7		2-0 G4-3	2-1 E9 F7-2 1B	3	0	1	3	0	0	0									
Jeff Reboulet , R (1, 6) OBP: 0.285, SLG: 0.246				1-1 G5-3		0-2 BB 1B		1-0 L8	3-2 F7-2	4	0	1	0	0	0	1									
Inning Stats	R: 0 H: 2 E: 0 K: 1 S: 11	WLS: 2 BF: 30 LOB: 1 BB: 0 P: 17	R: 0 H: 0 E: 0 K: 1 S: 11	LOB: 0 BB: 0 P: 16	R: 0 H: 0 E: 1 K: 1 S: 9	LOB: 1 BB: 0 P: 14	R: 0 H: 1 E: 0 K: 2 S: 8	LOB: 1 BB: 0 P: 12	R: 1 H: 2 E: 1 K: 0 S: 10	LOB: 2 BB: 1 P: 18	R: 0 H: 2 E: 0 K: 1 S: 9	LOB: 0 BB: 0 P: 11	R: 0 H: 0 E: 0 K: 0 S: 6	LOB: 0 BB: 0 P: 11	R: 5 H: 4 E: 2 K: 0 S: 14	LOB: 0 BB: 1 P: 25	R: 0 H: 0 E: 0 K: 1 S: 6	LOB: 0 BB: 0 P: 7	1B: 9 2B: 4 3B: 0 HR: 0	SF: 1 SAC: 0 DP: 3 HBP: 0	WP: 0 PB: 0 SB: 0 CS: 1	PA: 39			
PITCHER	IP	WLS	BF	H	R	ER	SO	BB	IBB	HBP	BLK	WP	HR	S	P	ERA	WHIP								
Don Wengert , R (1, 1) ERA: 4.78	7.0	L	30	9	3	3	6	1	0	0	0	0	0	67	102	3.86	1.429								
Mike Mohler , L (8, 1) ERA: 2.57	1.0		6	2	3	1	0	0	1	0	0	0	0	11	22	9.00	2.000								
Jay Witasick , R (9, 1) ERA: 4.09	1.0		3	0	0	0	1	0	0	0	0	0	0	6	7	0.00	0.000								

Batter	1	2	3	4	5	6	7	8	9	AB	R	H	RBI	BB	SO	LOB	BOTTOM								
Jose Herrera , L (1, 9) OBP: 0.306, SLG: 0.383	2-3 K		0-0 B2		1-3 K		2-0 G6-3			4	0	0	0	0	2	3	Minnesota Twins @ Oakland Athletics Oakland-Alameda County Coliseum, Oakland, CA Tue Aug 13 1996, 7:05 PM PDT Att: 11,156 - Unknown - 74 F livebaseballscorecards.com								
Jason Giambi , L (1, 7) OBP: 0.368, SLG: 0.527	1-2 G4-3		1-2 L8		2-3 K		3-3 K			4	0	0	0	0	2	2									
Scott Brosius , R (1, 5) OBP: 0.438, SLG: 0.620	2-3 K			1-2 S 1B		2-2 HR 1B		1-3 K		4	1	2	0	0	2	0									
Mark McGwire , R (1, 3) OBP: 0.466, SLG: 0.787		2-3 K		2-3 SAFE K		1-0 HR 1B		0-3 K		4	1	1	2	0	3	1									
Gerónimo Berroa , R (1, 10) OBP: 0.338, SLG: 0.542		4-2 FC5-4 BB		1-0 G5-3		0-0 G5		2-2 F6		3	0	0	0	1	0	1									
Terry Steinbach , R (1, 2) OBP: 0.381, SLG: 0.571		1-1 FC5-4		4-2 BB		0-3 K		0-0 G6-4-3 1B		3	0	1	0	1	1	1									
Tony Batista , R (1, 4) OBP: 0.293, SLG: 0.495		1-0 L9		0-1 P3		2-2 G1-4-3 1B		1-1 G6-4-3		4	0	1	0	0	0	4									
Ernie Young , R (1, 8) OBP: 0.319, SLG: 0.415			3-2 L8 2B		1-2 P6		3-2 P4			3	0	1	0	0	0	1									
Mike Bordick , R (1, 6) OBP: 0.292, SLG: 0.289			4-1 BB		1-0 G4-3		1-0 G1-4-3			2	0	0	0	1	0	1									
Inning Stats	R: 0 H: 0 E: 0 K: 2 S: 9	WLS: 0 BF: 28 LOB: 0 BB: 0 P: 14	R: 0 H: 0 E: 0 K: 1 S: 8	LOB: 1 BB: 1 P: 16	R: 0 H: 1 E: 0 K: 0 S: 8	LOB: 1 BB: 1 P: 16	R: 0 H: 1 E: 0 K: 1 S: 11	LOB: 2 BB: 1 P: 19	R: 0 H: 2 E: 0 K: 2 S: 14	LOB: 0 BB: 0 P: 19	R: 0 H: 1 E: 0 K: 0 S: 10	LOB: 1 BB: 0 P: 18	R: 0 H: 0 E: 0 K: 3 S: 9	LOB: 0 BB: 0 P: 13	R: 0 H: 1 E: 0 K: 0 S: 6	LOB: 0 BB: 0 P: 9		1B: 4 2B: 2 3B: 0 HR: 1	SF: 0 SAC: 0 DP: 2 HBP: 0	WP: 0 PB: 0 SB: 1 CS: 0	PA: 34				
PITCHER	IP	WLS	BF	H	R	ER	SO	BB	IBB	HBP	BLK	WP	HR	S	P	ERA	WHIP								
Rick Aguilera , R (1, 1) ERA: 5.58	7.0	W	28	5	2	2	7	3	0	0	0	0	0	68	113	2.57	1.143								
Eddie Guardado , L (8, 1) ERA: 4.92	0.1		1	0	0	0	1	0	0	0	0	0	0	3	6	0.00	0.000								
Mike Trombley , R (8, 1) ERA: 3.11	1.2		5	1	0	0	2	0	0	0	0	0	0	12	16	0.00	0.600								



Batter	1	2	3	4	5	6	7	8	9	AB	R	H	RBI	BB	SO	LOB	TOP						
Chuck Knoblauch, R OBP: 0.451, SLG: 0.544 (1, 4)										5	3	3	2	0	0	1	Minnesota Twins @ Oakland Athletics Oakland-Alameda County Coliseum, Oakland, CA Wed Aug 14 1996, 3:33 AM PDT Att. 12,729 - Sunny - 69 F						
Rich Becker, L OBP: 0.355, SLG: 0.433 (1, 8)										3	2	1	0	2	1	1							
Paul Molitor, R OBP: 0.386, SLG: 0.458 (1, 10)										4	0	1	1	1	1	6							
Scott Stahoviak, L OBP: 0.402, SLG: 0.488 (1, 3)										3	1	1	1	1	2	1							
Marty Cordova, R OBP: 0.372, SLG: 0.467 (1, 7)										4	0	1	3	0	2	2							
Matt Lawton, L OBP: 0.338, SLG: 0.354 (1, 9)										5	2	2	0	0	0	2							
Dave Hollins, S OBP: 0.365, SLG: 0.382 (1, 5)										4	3	1	1	1	1	1							
Matt Walbeck, S OBP: 0.262, SLG: 0.347 (1, 2)										5	1	3	4	0	0	0							
Pat Meares, R OBP: 0.301, SLG: 0.403 (1, 6)										4	1	1	1	1	0	1							
Inning Stats	R: 5 E: 0 K: 0 S: 19	H: 5 LOB: 1 BB: 1 P: 36	R: 2 E: 0 K: 1 S: 13	H: 2 LOB: 2 BB: 2 P: 27	R: 0 E: 0 K: 0 S: 8	H: 0 LOB: 0 BB: 0 P: 10	R: 1 E: 0 K: 1 S: 8	H: 1 LOB: 1 BB: 1 P: 18	R: 2 E: 0 K: 0 S: 12	H: 3 LOB: 2 BB: 2 P: 27	R: 2 E: 1 K: 1 S: 14	H: 2 LOB: 1 BB: 0 P: 19	R: 1 E: 0 K: 2 S: 13	H: 1 LOB: 1 BB: 0 P: 20	R: 0 E: 0 K: 1 S: 6	H: 0 LOB: 0 BB: 0 P: 10	R: 0 E: 0 K: 1 S: 8	H: 0 LOB: 0 BB: 0 P: 11	1B: 10 2B: 3 3B: 0 HR: 1	SF: 2 SAC: 1 DP: 1 HBP: 1	WP: 1 PB: 0 SB: 2 CS: 0	PA: 47	
PITCHER	IP WLS BF H R ER SO BB IBB HBP BLK WP HR S P ERA WHIP	IP WLS BF H R ER SO BB IBB HBP BLK WP HR S P ERA WHIP																					
Dave Telgheder, R ERA: 4.97 (1, 1)	1.1 L 11 6 7 7 0 2 0 0 0 0 0 1 25 49 47.25 6.000																						
Carlos Reyes, R ERA: 5.27 (2, 1)	3.0 17 5 3 3 2 2 1 0 0 0 0 0 31 61 9.00 2.333																						
Buddy Groom, L ERA: 3.75 (5, 1)	2.2 13 3 3 1 3 1 0 1 0 0 1 0 31 47 3.38 1.500																						
Doug Johns, L ERA: 5.75 (8, 1)	1.0 3 0 0 0 1 0 0 0 0 0 0 0 6 10 0.00 0.000																						
Jim Corsi, R ERA: 3.43 (9, 1)	1.0 3 0 0 0 1 0 0 0 0 0 0 0 8 11 0.00 0.000																						
Allen Battle, R OBP: 0.293, SLG: 0.238 (7, FH) (8, 9)										3	0	0	0	0	0	1	Minnesota Twins @ Oakland Athletics Oakland-Alameda County Coliseum, Oakland, CA Wed Aug 14 1996, 3:33 AM PDT Att. 12,729 - Sunny - 69 F						
Tony Batista, R OBP: 0.279, SLG: 0.386 (1, 4)										4	0	0	0	0	0	1							
Scott Brosius, R OBP: 0.442, SLG: 0.625 (1, 5)										4	2	3	0	0	0	1							
Mark McGwire, R OBP: 0.464, SLG: 0.779 (1, 3)										3	1	0	0	1	2	3							
Gerónimo Berroa, R OBP: 0.340, SLG: 0.549 (8, 7)										4	2	2	3	0	1	0							
Terry Steinbach, R OBP: 0.357, SLG: 0.565 (1, 10)										4	1	0	1	0	0	1							
George Williams, S OBP: 0.314, SLG: 0.262 (1, 2)										4	0	0	0	0	0	2							
Ernie Young, R OBP: 0.319, SLG: 0.413 (1, 8)										4	1	1	1	0	0	0							
Mike Bordick, R OBP: 0.292, SLG: 0.291 (1, 6)										4	0	1	2	0	0	0							
Inning Stats	R: 0 E: 0 K: 1 S: 8	H: 1 LOB: 0 BB: 0 P: 16	R: 0 E: 0 K: 0 S: 7	H: 0 LOB: 0 BB: 0 P: 9	R: 0 E: 0 K: 0 S: 6	H: 0 LOB: 0 BB: 0 P: 12	R: 5 E: 1 K: 0 S: 20	H: 4 LOB: 1 BB: 1 P: 37	R: 2 E: 0 K: 1 S: 8	H: 2 LOB: 0 BB: 0 P: 12	R: 0 E: 0 K: 0 S: 5	H: 0 LOB: 0 BB: 0 P: 8	R: 0 E: 0 K: 1 S: 6	H: 0 LOB: 0 BB: 0 P: 10	R: 0 E: 0 K: 1 S: 7	H: 0 LOB: 0 BB: 0 P: 11	1B: 4 2B: 2 3B: 0 HR: 1	SF: 0 SAC: 0 DP: 0 HBP: 0	WP: 0 PB: 0 SB: 0 CS: 0	PA: 37			
PITCHER	IP WLS BF H R ER SO BB IBB HBP BLK WP HR S P ERA WHIP	IP WLS BF H R ER SO BB IBB HBP BLK WP HR S P ERA WHIP																					
Scott Aldred, L ERA: 6.99 (1, 1)	4.0 19 5 5 2 1 1 0 0 0 0 0 1 41 74 4.50 1.500																						
Frankie Rodriguez, R ERA: 5.26 (5, 1)	5.0 W 18 2 2 2 3 0 0 0 0 0 0 1 34 53 3.60 0.400																						
AB	R	H	RBI	BB	SO	LOB	WP	HR	S	P	ERA	WHIP					AB	R	H	RBI	BB	SO	LOB
37	13	14	13	6	7	15										36	7	7	7	1	4	9	

Batter	1	2	3	4	5	6	7	8	9	AB	R	H	RBI	BB	SO	LOB	TOP										
Roberto Alomar, S (1,4) OBP: 0.427, SLG: 0.572	G3		1-H 2B		G1-3		1-2 2-H 1B	1-2 1B	1-1 HR	6	3	4	4	0	0	0	Baltimore Orioles @ Oakland Athletics Oakland-Alameda County Coliseum, Oakland, CA Thu Aug 15 1996, 7:05 PM PDT Att: 14,026 - Unknown - 69 F										
Brady Anderson, L (1,8) OBP: 0.399, SLG: 0.651 Mike Devereaux, R (7, FR) OBP: 0.311, SLG: 0.341	K						1-2 2-3 HR	1B	1B	2	0	0	0	2	2	1											
Rafael Palmeiro, L (1,3) OBP: 0.390, SLG: 0.547	HR		P7		G4-3		1-2 2-H 3-H HR	P5	BB	6	3	3	3	0	0	5											
Bobby Bonilla, S (1,9) OBP: 0.356, SLG: 0.468	G6-3				G6-3		1-0 2-H HR	1B	BB	5	2	2	5	1	0	0											
Cal Ripken Jr., R (1,6) OBP: 0.347, SLG: 0.466 Manny Alexander, R (9,6) OBP: 0.152, SLG: 0.111		G6-3		F8		F9	G6-3	K	1B	5	1	0	1	1	1	3											
B.J. Surhoff, L (1,5) OBP: 0.353, SLG: 0.509	F8						G6-3	G4-3	BB	0	0	0	0	0	0	0											
Eddie Murray, S (1,10) OBP: 0.335, SLG: 0.436	K				1B				1B	5	0	2	2	1	0	2											
Chris Hoiles, R (1,2) OBP: 0.361, SLG: 0.493 Cesar Devezar, R (9, PH) OBP: 0.273, SLG: 0.336			FC5-4 1B		HR		1-1 WP 1B	HR	K	5	3	4	2	0	1	0											
Jeffrey Hammonds, R (1,7) OBP: 0.301, SLG: 0.383 Billy Ripken, R (7,5) OBP: 0.273, SLG: 0.336			FC5-4 2B		K		0-0 F8	1B	1B	3	1	0	0	0	1	3											
Inning Stats	R: 1 E: 0 K: 1 S: 13	H: 1 LOB: 0 BB: 0 P: 18	R: 0 E: 0 K: 1 S: 9	H: 0 LOB: 0 BB: 0 P: 12	R: 1 E: 0 K: 1 S: 13	H: 2 LOB: 1 BB: 0 P: 19	R: 0 E: 0 K: 1 S: 13	H: 1 LOB: 1 BB: 0 P: 21	R: 1 E: 0 K: 1 S: 14	H: 1 LOB: 1 BB: 1 P: 25	R: 0 E: 0 K: 0 S: 8	H: 0 LOB: 0 BB: 0 P: 11	R: 6 E: 0 K: 1 S: 17	H: 4 LOB: 2 BB: 3 P: 35	R: 3 E: 0 K: 1 S: 24	H: 4 LOB: 2 BB: 1 P: 40		R: 6 E: 0 K: 1 S: 23	H: 6 LOB: 2 BB: 2 P: 40	1B: 13 2B: 1 3B: 0 HR: 5	SF: 0 SAC: 0 DP: 0 HBP: 0	WP: 1 PA: 53 FB: 0 CS: 0					
PITCHER	IP	WLS	BF	H	R	ER	SO	BB	IBB	HBP	BLK	WP	HR	S	P	ERA	WHIP										
Willie Adams, R (1,1) ERA: 4.54	6.1	L	27	6	5	5	5	2	0	0	0	0	2	73	114	7.11	1.263										
Mike Mohler, L (7,1) ERA: 3.11	0.2		7	3	4	4	1	2	0	0	0	1	1	14	27	54.00	7.500										
Jay Witasick, R (8,1) ERA: 6.0	1.0		8	4	3	3	1	1	0	0	0	0	1	24	40	27.00	5.000										
Billy Taylor, R (9,1) ERA: 4.47	0.2		8	4	6	6	1	2	0	0	0	0	1	15	28	81.00	9.000										
Jim Corsi, R (9,1) ERA: 3.41	0.1		3	2	0	0	0	0	0	0	0	0	0	8	12	0.00	6.000										

Batter	1	2	3	4	5	6	7	8	9	AB	R	H	RBI	BB	SO	LOB	BOTTOM										
Jose Herrera, L (1,8) OBP: 0.302, SLG: 0.377	G4-3		K		K		1-1 1B		K	5	0	1	1	0	3	2	Baltimore Orioles @ Oakland Athletics Oakland-Alameda County Coliseum, Oakland, CA Thu Aug 15 1996, 7:05 PM PDT Att: 14,026 - Unknown - 69 F										
Rafael Bourquiel, R (1,4) OBP: 0.302, SLG: 0.328	G6-4-3 1B		FC5		P8		3-H 2-0 F8		F7	5	0	1	0	0	0	3											
Scott Brosius, R (1,3) OBP: 0.440, SLG: 0.620	G6-4-3		2-H 1B		G4-3		0-3 K		K	4	0	1	1	0	2	1											
Geronimo Berroa, R (1,10) OBP: 0.341, SLG: 0.557		HR	G4-3				1-3 K		G4-3 2B	4	1	2	1	0	1	1											
Phil Plantier, L (1,7) OBP: 0.308, SLG: 0.354	L5				F9		3-2 2B		G4-3	4	0	1	0	0	0	1											
Terry Steinbach, R (1,2) OBP: 0.355, SLG: 0.561 Izzy Molina, R (8, PH) OBP: 0.278, SLG: 0.379	K				F9		0-2 P3		P7	3	0	0	0	0	1	1											
Matt Stairs, L (1,9) OBP: 0.367, SLG: 0.517	E4				G4-3		1-2 G4-6-3 1B		HR	4	2	2	1	0	0	0											
Tony Batista, R (1,5) OBP: 0.278, SLG: 0.379	FC6-4				P5		1-2 G4-6-3 1B		K	4	0	1	0	0	1	1											
Mike Bordick, R (1,6) OBP: 0.296, SLG: 0.303			FC5 1B		E7		0-0 G4-6-3		HR	4	2	3	1	0	0	2											
Inning Stats	R: 0 E: 0 K: 0 S: 8	H: 1 LOB: 0 BB: 0 P: 9	R: 1 E: 1 K: 1 S: 13	H: 1 LOB: 1 BB: 0 P: 17	R: 1 E: 0 K: 1 S: 11	H: 2 LOB: 1 BB: 0 P: 17	R: 0 E: 0 K: 0 S: 6	H: 0 LOB: 0 BB: 0 P: 7	R: 0 E: 0 K: 1 S: 8	H: 1 LOB: 1 BB: 0 P: 12	R: 0 E: 0 K: 2 S: 12	H: 1 LOB: 1 BB: 0 P: 16	R: 1 E: 0 K: 0 S: 10	H: 3 LOB: 1 BB: 0 P: 15	R: 0 E: 0 K: 1 S: 10	H: 1 LOB: 1 BB: 0 P: 13		R: 2 E: 0 K: 2 S: 15	H: 2 LOB: 0 BB: 0 P: 22	1B: 7 2B: 2 3B: 0 HR: 3	SF: 0 SAC: 0 DP: 2 HBP: 0	WP: 0 PA: 38 FB: 0 CS: 0					
PITCHER	IP	WLS	BF	H	R	ER	SO	BB	IBB	HBP	BLK	WP	HR	S	P	ERA	WHIP										
35 Mike Mussina, R (1,1) ERA: 4.93	7.0	W	29	9	3	3	5	0	0	0	0	0	2	25	93	3.86	1.286										
Esteban Yan, R (8,1) ERA: 6.0	2.0		9	3	2	2	3	0	0	0	0	0	2	25	35	9.00	1.500										



Batter	1	2	3	4	5	6	7	8	9	AB	R	H	RBI	BB	SO	LOB	TOP										
Roberto Alomar, S OBP: 0.427, SLG: 0.568 Billy Ripken, R OBP: 0.279, SLG: 0.342	0-0 F7		1-2 F8			2-2 G6-3	4-0 2B IBB	4-0 E 1B BB	1-1 1B	3	2	0	0	2	0	1											
Brady Anderson, L OBP: 0.400, SLG: 0.648	1-1 G3-1		0-1 G4-3			4-0 BB	2-3 K	1-0 E 1B BB	0-0 1B	5	1	2	1	1	1	4											
Rafael Palmeiro, L OBP: 0.391, SLG: 0.549	0-0 G6-3			1-0 P5		1-1 SAFE SAFE	0-0 F8	2-0 1B	3-2 1B	6	1	3	6	0	0	1											
Bobby Bonilla, S OBP: 0.356, SLG: 0.467		0-0 P9		1-1 G3-1			0-0 F9	0-0 FC5-4 1B	0-3 K	6	0	2	1	0	1	2											
Cal Ripken Jr., R OBP: 0.347, SLG: 0.467		1-2 G3-1		2-2 F7			1-3 1B	0-0 FC5-4 1B	1-1 L4	6	1	2	0	0	0	4											
B.J. Surhoff, L OBP: 0.356, SLG: 0.508		4-1 BB			0-2 G6-3		1-3 2B 1B		0-0 HR	4	2	2	0	1	0	2											
Eddie Murray, S OBP: 0.336, SLG: 0.438		0-2 P5			0-2 F7		1-3 3H 2B 1B	1-0 1B 2B	0-2 P7	5	2	2	1	0	0	2											
Chris Hoiles, R OBP: 0.367, SLG: 0.510			1-1 2B		2-0 G6-3		4-0 2B 2B BB	1-2 1B 2B	0-0 HR	4	2	3	3	1	0	0											
Brent Bowers, L OBP: 0.400, SLG: 0.800			0-3 K			0-1 L9	0-0 2B 2B	1-2 G4-6-3 1B	0-0 1B 2B	5	2	2	2	0	1	2											
Inning Stats	R: 0 E: 0 K: 0 S: 4	H: 0 LOB: 0 BB: 0 P: 5	R: 0 E: 0 K: 0 S: 10	H: 0 LOB: 1 BB: 1 P: 15	R: 0 E: 0 K: 1 S: 10	H: 1 LOB: 1 BB: 0 P: 12	R: 0 E: 0 K: 0 S: 7	H: 0 LOB: 0 BB: 0 P: 11	R: 0 E: 0 K: 0 S: 8	H: 0 LOB: 1 BB: 1 P: 15	R: 0 E: 0 K: 1 S: 24	H: 7 LOB: 2 BB: 2 P: 41	R: 3 E: 1 K: 0 S: 11	H: 5 LOB: 2 BB: 1 P: 21	R: 4 E: 0 K: 1 S: 17	H: 6 LOB: 2 BB: 0 P: 22	1B: 12 2B: 6 3B: 0 HR: 1	SF: 0 SAC: 0 DP: 1 HBP: 0	WP: 0 PB: 0 SB: 0 CS: 0	PA: 50							
PITCHER	IP	WLS	BF	H	R	ER	SO	BB	IBB	HBP	BLK	WP	HR	S	P	ERA	WHIP										
John Wasdin, R ERA: 6.34	6.1	L	28	5	6	6	1	3	1	0	0	0	0	62	95	8.53	1.263										
Buddy Groom, L ERA: 3.89	0.1		3	2	1	1	1	0	0	0	0	0	0	6	9	27.00	6.000										
Paul Fletcher, R ERA: 20.25	1.1		10	6	3	3	0	1	0	0	0	0	0	14	26	20.25	5.250										
Don Wengert, R ERA: 5.06	0.1		7	6	4	4	0	0	0	0	0	0	1	12	16	108.00	18.000										
Carlos Reyes, R ERA: 5.24	0.2		2	0	0	0	1	0	0	0	0	0	0	5	6	0.00	0.000										

Baltimore Orioles @ Oakland Athletics
Oakland-Alameda County Coliseum, Oakland, CA

AB 45
R 14
H 19
RBI 14
BB 5
SO 3
LOB 18



WP: 0 PA: 50
PB: 0
SB: 0
CS: 0

Batter	1	2	3	4	5	6	7	8	9	AB	R	H	RBI	BB	SO	LOB	BOTTOM										
Rafael Bourquigal, R OBP: 0.297, SLG: 0.322	1-1 G5-3		0-0 G6-3		2-1 G6-3			0-1 G5-3		4	0	0	0	0	0	1											
Scott Brosius, R OBP: 0.437, SLG: 0.615	1-2 1B			2-2 G3-1		2-2 G6-3		2-1 P5		4	0	1	0	0	0	0											
Geronimo Berroa, R OBP: 0.342, SLG: 0.570	1-2 P4			0-3 K		0-1 HR		3-2 HR		4	2	2	2	0	1	1											
Mark McGwire, R OBP: 0.462, SLG: 0.772	0-1 F8			3-1 FC6-4 1B		0-1 G6-3		1-3 K		4	0	1	0	0	1	1											
Phil Plantier, L OBP: 0.307, SLG: 0.351				0-0 FC6-4		1-1 G4-3		0-0 1B		4	0	1	0	0	1	1											
Terry Steinbach, R OBP: 0.352, SLG: 0.555				1-3 K		2-3 K		0-1 G5-3		4	0	0	0	0	2	1											
Matt Stairs, L OBP: 0.363, SLG: 0.516				1-1 G1-3		2-2 1B 2B		0-3 K		4	1	1	0	0	1	1											
Ernie Young, R OBP: 0.316, SLG: 0.409			3-2 G1-3		3-2 P9		3-2 G6-3			3	0	0	0	0	0	1											
Mike Bordick, R OBP: 0.296, SLG: 0.303			1-2 G1-3		1-1 2H 1B		3-1 G4-3			3	0	1	1	0	0	0											
Inning Stats	R: 0 E: 0 K: 0 S: 12	H: 1 LOB: 1 BB: 0 P: 15	R: 0 E: 0 K: 2 S: 9	H: 0 LOB: 0 BB: 0 P: 11	R: 0 E: 0 K: 1 S: 13	H: 1 LOB: 1 BB: 0 P: 18	R: 1 E: 0 K: 1 S: 15	H: 2 LOB: 1 BB: 0 P: 25	R: 1 E: 0 K: 0 S: 9	H: 1 LOB: 0 BB: 0 P: 12	R: 0 E: 0 K: 1 S: 8	H: 0 LOB: 0 BB: 0 P: 11	R: 0 E: 0 K: 0 S: 6	H: 0 LOB: 0 BB: 0 P: 11	R: 1 E: 0 K: 1 S: 15	H: 2 LOB: 1 BB: 0 P: 21	1B: 4 2B: 1 3B: 0 HR: 2	SF: 0 SAC: 0 DP: 0 HBP: 0	WP: 0 PB: 0 SB: 0 CS: 0	PA: 34							
PITCHER	IP	WLS	BF	H	R	ER	SO	BB	IBB	HBP	BLK	WP	HR	S	P	ERA	WHIP										
Scott Erickson, R ERA: 5.04	9.0	W	34	7	3	3	6	0	0	0	0	0	2	95	136	3.00	0.778										

Baltimore Orioles @ Oakland Athletics
Oakland-Alameda County Coliseum, Oakland, CA

AB 34
R 3
H 7
RBI 3
BB 0
SO 6
LOB 7



WP: 0 PA: 34
PB: 0
SB: 0
CS: 0

Batter	1	2	3	4	5	6	7	8	9	10	AB	R	H	RBI	BB	SO	LOB	TOP							
Roberto Alomar, S OBP: 0.429, SLG: 0.571 (1, 4)	F8		G5-4-3 1B		FC1-5 2B		F7			2B 1B	5	1	3	0	0	0	0								
Brady Anderson, L OBP: 0.400, SLG: 0.644 (1, 8)	P8		G5-4-3 BB		FC1-5 2B					K	4	1	1	0	1	1	2								
Cal Ripken Jr., R OBP: 0.345, SLG: 0.464 (1, 6)	G5-3		G5-4-3		F8					F8	5	0	1	0	0	0	4								
Rafael Palmeiro, L OBP: 0.391, SLG: 0.551 (1, 3)		P4	L5							G4-3	5	0	2	2	0	0	2								
Bobby Bonilla, S OBP: 0.357, SLG: 0.470 (1, 9)																									
Brent Bowers, L OBP: 0.333, SLG: 0.667 (9, 7)					P4																				
Eddie Murray, S OBP: 0.335, SLG: 0.443 (1, 10)																									
Mike Devereaux, R OBP: 0.314, SLG: 0.347 (1, 7)																									
Billy Ripken, R OBP: 0.286, SLG: 0.341 (1, 5)																									
Cesar Devezar, R (1, 2)																									
Inning Stats	R: 0 E: 0 K: 0 S: 4	H: 0 LOB: 0 BB: 0 P: 7	R: 2 E: 0 K: 0 S: 9	H: 3 LOB: 1 BB: 0 P: 14	R: 0 E: 0 K: 0 S: 9	H: 1 LOB: 1 BB: 1 P: 16	R: 1 E: 0 K: 0 S: 10	H: 1 LOB: 1 BB: 0 P: 18	R: 1 E: 0 K: 1 S: 13	H: 2 LOB: 1 BB: 0 P: 19	R: 0 E: 0 K: 1 S: 8	H: 1 LOB: 0 BB: 0 P: 11	R: 0 E: 0 K: 0 S: 4	H: 1 LOB: 1 BB: 1 P: 11	R: 0 E: 0 K: 0 S: 8	H: 0 LOB: 0 BB: 0 P: 11	R: 1 E: 0 K: 2 S: 12	H: 2 LOB: 1 BB: 0 P: 20	1B: 6 2B: 4 3B: 1 HR: 1	SF: 0 SAC: 0 DP: 3 HBP: 0	WP: 1 PB: 0 SB: 1 CS: 0	PA: 41			
PITCHER	IP	WLS	BF	H	R	ER	SO	BB	IBB	HBP	BLK	WP	HR	S	P	ERA	WHIP								
Doug Johns, L ERA: 5.79 (1, 1)	5.1		24	7	4	4	2	2	0	0	0	0	1	48	79	6.75	1.688								
Bobby Chouinard, R ERA: 6.17 (6, 1)	3.2		12	3	0	0	1	0	1	0	0	0	0	23	37	0.00	0.818								
Mike Mohler, L ERA: 3.2 (10, 1)	1.0	L	5	2	1	1	2	0	0	0	0	1	0	12	20	9.00	2.000								

Baltimore Orioles @ Oakland Athletics
Oakland-Alameda County Coliseum, Oakland, CA
Fri Aug 16 1996, 7:05 PM PDT
Att: 15,645 - Unknown - 69 F

AB 38
R 5
H 12
RBI 5
BB 3
SO 5
LOB 16



Batter	1	2	3	4	5	6	7	8	9	10	AB	R	H	RBI	BB	SO	LOB	BOTTOM							
Rafael Bourquard, R OBP: 0.298, SLG: 0.319 (1, 4)	P7		F7		HBP 1B					F9	5	0	1	1	1	0	0								
Scott Brosius, R OBP: 0.440, SLG: 0.610 (1, 5)	G6-3		1B BB		FC6-4 HBP						2	1	0	0	2	1	0								
Geronimo Berroa, R OBP: 0.343, SLG: 0.575 (1, 9)			1B		FC6-4						5	1	2	1	0	1	6								
Mark McGwire, R OBP: 0.454, SLG: 0.768 (1, 3)			1B							HR	3	0	1	1	2	1	0								
Terry Steinbach, R OBP: 0.349, SLG: 0.548 (1, 10)			1B								5	0	0	0	0	2	6								
Ernie Young, R OBP: 0.317, SLG: 0.412 (1, 8)											5	0	2	0	0	0	1								
Phil Plantier, L OBP: 0.306, SLG: 0.346 (1, 7)											3	0	0	0	1	1	1								
Tony Batista, R OBP: 0.275, SLG: 0.375 (9, PH)											1	0	0	0	0	1	1								
Jose Herrera, L OBP: 0.302, SLG: 0.377 (10, 9)											0	0	0	0	0	0	0								
Mike Bordick, R OBP: 0.297, SLG: 0.304 (1, 6)											5	2	2	0	0	1	2								
Izzy Molina, R OBP: 0.167, SLG: 0.167 (1, 2)											5	0	1	0	0	0	1								
Inning Stats	R: 0 E: 0 K: 1 S: 9	H: 0 LOB: 0 BB: 0 P: 14	R: 0 E: 0 K: 1 S: 11	H: 1 LOB: 2 BB: 1 P: 21	R: 1 E: 0 K: 1 S: 14	H: 2 LOB: 2 BB: 1 P: 26	R: 1 E: 0 K: 0 S: 17	H: 3 LOB: 3 BB: 0 P: 26	R: 0 E: 0 K: 0 S: 8	H: 0 LOB: 1 BB: 1 P: 14	R: 1 E: 0 K: 1 S: 14	H: 1 LOB: 3 BB: 3 P: 32	R: 0 E: 0 K: 2 S: 9	H: 0 LOB: 0 BB: 0 P: 16	R: 0 E: 0 K: 1 S: 10	H: 0 LOB: 0 BB: 0 P: 14	R: 1 E: 0 K: 0 S: 14	H: 2 LOB: 1 BB: 0 P: 18	R: 0 E: 0 K: 0 S: 5	H: 0 LOB: 0 BB: 0 P: 8	1B: 7 2B: 1 3B: 0 HR: 1	SF: 0 SAC: 0 DP: 0 HBP: 1	WP: 1 PB: 0 SB: 1 CS: 0	PA: 46	
PITCHER	IP	WLS	BF	H	R	ER	SO	BB	IBB	HBP	BLK	WP	HR	S	P	ERA	WHIP								
Rick Knvda, L ERA: 5.09 (1, 1)	3.2		19	6	2	2	3	2	0	0	0	0	0	48	80	4.91	2.182								
Nerio Rodriguez, R ERA: 5.4 (4, 1)	1.2		8	1	1	1	0	1	0	1	0	0	0	14	26	5.40	1.200								
Alan Mills, R ERA: 4.58 (6, 1)	1.0		6	0	0	0	1	2	1	0	0	1	0	14	33	0.00	2.000								
Jesse Orosco, L ERA: 3.83 (7, 1)	1.2		5	0	0	0	3	0	0	0	0	0	0	16	24	0.00	0.000								
Randy Myers, L ERA: 3.71 (9, 1)	2.0	W	8	2	1	1	1	0	0	0	0	0	1	19	26	4.50	1.000								

Baltimore Orioles @ Oakland Athletics
Oakland-Alameda County Coliseum, Oakland, CA
Fri Aug 16 1996, 7:05 PM PDT
Att: 15,645 - Unknown - 69 F

AB 39
R 4
H 9
RBI 3
BB 6
SO 8
LOB 18




Batter	1	2	3	4	5	6	7	8	9	AB	R	H	RBI	BB	SO	LOB	TOP										
Roberto Alomar, S (1, 4) OBP: 0.425, SLG: 0.566	2-1 G4-3		1-2 G5-3			2-0 F7			3-2 L8	4	0	0	0	0	0	0	Baltimore Orioles @ Oakland Athletics Oakland-Alameda County Coliseum, Oakland, CA Sat Aug 17 1996, 3:33 AM PDT Att: 20,231 - Sunny - 70 F										
Brady Anderson, L (1, 8) OBP: 0.401, SLG: 0.643	2-2 P6			0-1 CS 1B		2-1 L9			0-0 G4-3 1B	4	0	2	0	0	0	0											
Rafael Palmeiro, L (1, 3) OBP: 0.392, SLG: 0.557	2-0 P2			3-3 SAFE SAFE 1-2 K			1-0 HR		1-2 G4-3 1B	4	1	2	1	0	1	1											
Bobby Bonilla, S (1, 9) OBP: 0.354, SLG: 0.466		1-1 G3-1		3-2 G3			1-2 F9		1-2 G4-3	4	0	0	0	0	0	2											
Cal Ripken Jr., R (1, 6) OBP: 0.343, SLG: 0.460		3-2 L7			1-1 G5-3		2-1 P6		3-1 P6	4	0	0	0	0	0	2											
B.J. Surhoff, L (1, 5) OBP: 0.358, SLG: 0.508		4-2 BB			1-0 FC5-4 1B		2-2 P5			2	0	1	0	1	0	0											
Eddie Murray, S (1, 10) OBP: 0.333, SLG: 0.440		0-0 L7			2-3 K			1-0 G5-3		3	0	0	0	0	1	2											
Chris Hoiles, R (1, 2) OBP: 0.364, SLG: 0.505			2-3 K		1-1 FC5-4			3-3 K		3	0	0	0	0	2	1											
Brent Bowers, L (1, 7) OBP: 0.222, SLG: 0.444			2-3 K			0-3 K		0-1 G4-1		3	0	0	0	0	2	0											
Inning Stats	R: 0 E: 0 K: 0 S: 6	H: 0 LOB: 0 BB: 0 P: 12	R: 0 E: 0 K: 0 S: 10	H: 0 LOB: 1 BB: 1 P: 18	R: 0 E: 0 K: 2 S: 9	H: 0 LOB: 0 BB: 0 P: 14	R: 0 E: 0 K: 1 S: 11	H: 1 LOB: 0 BB: 0 P: 17	R: 0 E: 0 K: 1 S: 10	H: 1 LOB: 0 BB: 0 P: 15	R: 0 E: 0 K: 1 S: 6	H: 0 LOB: 0 BB: 0 P: 10	R: 1 E: 0 K: 0 S: 10	H: 1 LOB: 0 BB: 0 P: 16	R: 0 E: 0 K: 1 S: 6	H: 0 LOB: 0 BB: 0 P: 10	R: 0 E: 0 K: 0 S: 12	H: 2 LOB: 2 BB: 0 P: 20	1B: 4 2B: 1 3B: 0 HR: 1	SF: 0 SAC: 0 DP: 1 HBP: 0	WP: 0 PB: 0 SB: 0 CS: 1	PA: 32					
PITCHER	IP	WLS	BF	H	R	ER	SO	BB	IBB	HBP	BLK	WP	HR	S	P	ERA	WHIP										
Ariel Prieto, R (1, 1) ERA: 4.42	8.1	W	29	4	1	1	6	1	0	0	0	0	1	72	119	1.08	0.600										
Buddy Groom, L (9, 1) ERA: 3.89	0.0		1	1	0	0	0	0	0	0	0	0	0	3	4	∞	∞										
Mark Acre, R (9, 1) ERA: 6.57	0.2	S	2	0	0	0	0	0	0	0	0	0	0	5	9	0.00	0.000										


Batter	1	2	3	4	5	6	7	8	9	AB	R	H	RBI	BB	SO	LOB	BOTTOM										
Rafael Bourquigal, R (1, 4) OBP: 0.293, SLG: 0.314	3-2 F8		0-1 F8		0-2 E5 SF8		1-3 K			4	1	0	0	0	1	0	Baltimore Orioles @ Oakland Athletics Oakland-Alameda County Coliseum, Oakland, CA Sat Aug 17 1996, 3:33 AM PDT Att: 20,231 - Sunny - 70 F										
Jason Giambi, L (1, 10) OBP: 0.369, SLG: 0.527	1-2 G4-6-3 1B		4-0 BB		1-1 SF8			3-2 P5		2	0	1	1	1	0	0											
Scott Brosius, R (1, 5) OBP: 0.435, SLG: 0.601	2-2 G4-6-3 1-2 K		2-3 K		3-H G1-3			3-2 P8		4	0	0	0	0	1	2											
Mark McGwire, R (1, 3) OBP: 0.464, SLG: 0.763		3-1 F8		4-2 HR BB	3-0 P4			4-0 BB		2	1	0	0	2	0	0											
Gerónimo Berroa, R (1, 9) OBP: 0.342, SLG: 0.571		4-1 BB BB		3-2 F9		2-0 G6-3		1-0 G5-3		3	0	0	0	1	0	2											
Jose Herrera, L (9, 9) OBP: 0.302, SLG: 0.377										0	0	0	0	0	0	0											
Terry Steinbach, R (1, 2) OBP: 0.348, SLG: 0.554		0-3 SAFE SAFE K		1-1 HR		1-3 K				3	1	1	2	0	2	1											
Phil Plantier, L (1, 7) OBP: 0.311, SLG: 0.357		4-0 BB		2-1 HR		2-2 G4-3				2	0	1	0	1	0	0											
Ernie Young, R (1, 8) OBP: 0.315, SLG: 0.409		0-2 P2		2-3 K			3-2 P9			3	0	0	0	0	1	3											
Mike Bordick, R (1, 6) OBP: 0.295, SLG: 0.302			1-1 L9		1-1 F9		2-3 K			3	0	0	0	0	1	1											
Inning Stats	R: 0 E: 0 K: 0 S: 12	H: 1 LOB: 0 BB: 0 P: 18	R: 0 E: 0 K: 1 S: 9	H: 0 LOB: 2 BB: 2 P: 20	R: 0 E: 0 K: 1 S: 11	H: 0 LOB: 1 BB: 1 P: 18	R: 2 E: 0 K: 1 S: 15	H: 2 LOB: 1 BB: 1 P: 28	R: 1 E: 1 K: 0 S: 7	H: 0 LOB: 0 BB: 0 P: 12	R: 0 E: 0 K: 1 S: 7	H: 0 LOB: 0 BB: 0 P: 12	R: 0 E: 0 K: 2 S: 11	H: 0 LOB: 0 BB: 0 P: 17	R: 0 E: 0 K: 0 S: 8	H: 0 LOB: 1 BB: 1 P: 19	R: 0 E: 0 K: 0 S: 12	H: 0 LOB: 1 BB: 1 P: 20	1B: 1 2B: 0 3B: 1 HR: 1	SF: 1 SAC: 0 DP: 1 HBP: 0	WP: 0 PB: 0 SB: 0 CS: 0	PA: 32					
PITCHER	IP	WLS	BF	H	R	ER	SO	BB	IBB	HBP	BLK	WP	HR	S	P	ERA	WHIP										
Rocky Coppinger, R (1, 1) ERA: 4.63	7.0	L	28	3	3	2	6	4	0	0	0	0	1	72	125	2.57	1.000										
Mike Milchin, L (8, 1) ERA: 7.94	0.1		1	0	0	0	0	0	0	0	0	0	0	4	7	0.00	0.000										
Archie Corbin, R (8, 1) ERA: 1.8	0.2		3	0	0	0	0	1	0	0	0	0	0	4	12	0.00	1.500										


AB	31
R	1
H	5
RBI	1
BB	1
SO	6
LOB	8



AB	26
R	3
H	3
RBI	3
BB	5
SO	6
LOB	9



Batter	1	2	3	4	5	6	7	8	9	AB	R	H	RBI	BB	SO	LOB	TOP										
Roberto Alomar, S OBP: 0.427, SLG: 0.565 (1, 4)	1-1 FC6-4 1B		3-2 F7		2-1 G6-3		4-1 G4-3 BB		0-2 2B 1B	4	1	2	0	1	0	0	Baltimore Orioles @ Oakland Athletics Oakland-Alameda County Coliseum, Oakland, CA Sun Aug 18, 1996, 3:33 AM PDT Att: 18,122 - Sunny - 67 F AB 35 R 6 H 10 RBI 6 BB 5 SO 1 LOB 19 										
Brady Anderson, L OBP: 0.399, SLG: 0.640 (1, 8)	1-2 FC6-4 CS			1-0 G4-3		1-0 F7	0-2 G4-3		0-0 G6-3 1-H 2-H 3-H	5	0	1	4	0	0	3											
Rafael Palmeiro, L OBP: 0.392, SLG: 0.557 (1, 3)	1-0 F7			4-1 FC6-4 1B BB		2-1 2B	1-1 F8		2-3 G6-3	4	0	1	0	1	0	4											
Bobby Bonilla, S OBP: 0.355, SLG: 0.464 (1, 9)	2-1 CS	4-2 FC4-6 BB BB		0-0 FC6-4 1B		3-2 G4-3		0-1 G5-3	1-1 F7	4	0	1	0	1	0	2											
Cal Ripken Jr., R OBP: 0.342, SLG: 0.457 (1, 6)		4-2 FC4-6 BB		0-2 FC6-4		0-1 P7		0-0 G6-3		3	0	0	0	1	0	3											
B.J. Surhoff, L OBP: 0.357, SLG: 0.513 (1, 5)		0-0 FC4-6 G4-6-3		3-1 L6			2-1 HR	2-3 K		4	1	1	1	0	1	4											
Eddie Murray, S OBP: 0.333, SLG: 0.437 (1, 10)		2-2 G4-6-3			0-0 F7		4-0 BB 1B G4-3 BB	0-0 G4-3		3	1	0	0	1	0	2											
Chris Hoiles, R OBP: 0.363, SLG: 0.503 Cesar Devezar, R OBP: 0.200, SLG: 0.286 (1, 2) (4, 2)			1-1 F8		1-2 G6-3 3B		1-2 L9	2-2 1B 2B 1B		1	0	0	0	0	0	0											
Brent Bowers, L OBP: 0.308, SLG: 0.462 (1, 7)			1-1 G3		3-2 G6-3		0-0 G4-3 BB 1B	1-0 2B 1B		4	1	2	1	0	0	0											
Inning Stats	R: 0 E: 0 K: 0 S: 7	H: 1 LOB: 0 BB: 0 P: 12	R: 0 E: 0 K: 0 S: 8	H: 0 LOB: 1 BB: 2 P: 18	R: 0 E: 0 K: 0 S: 7	H: 0 LOB: 0 BB: 0 P: 12	R: 0 E: 0 K: 0 S: 8	H: 1 LOB: 2 BB: 1 P: 16	R: 1 E: 0 K: 0 S: 9	H: 1 LOB: 0 BB: 0 P: 15	R: 0 E: 0 K: 0 S: 8	H: 1 LOB: 1 BB: 0 P: 14	R: 2 E: 0 K: 0 S: 13	H: 2 LOB: 2 BB: 2 P: 25	R: 0 E: 0 K: 1 S: 6	H: 0 LOB: 0 BB: 0 P: 8		R: 3 E: 0 K: 0 S: 15	H: 4 LOB: 1 BB: 0 P: 22	1B: 6 2B: 2 3B: 1 HR: 1	SF: 0 SAC: 0 DP: 1 HBP: 0	WP: 0 PB: 0 SB: 0 CS: 1	PA: 41				
PITCHER	IP	WLS	BF	H	R	ER	SO	BB	IBB	HBP	BLK	WP	HR	S	P	ERA	WHIP										
Don Wengert, R ERA: 5.02 (1, 1)	6.1	W	27	6	3	3	0	4	0	0	0	0	1	54	101	4.26	1.579										
Carlos Reyes, R ERA: 5.22 (7, 1)	0.1		2	0	0	0	0	1	0	0	0	0	0	4	8	0.00	3.000										
Doug Johns, L ERA: 5.77 (7, 1)	0.1		1	0	0	0	0	0	0	0	0	0	0	2	3	0.00	0.000										
Jim Corsi, R ERA: 3.75 (8, 1)	2.0		10	4	3	3	1	0	0	0	0	0	0	21	30	13.50	2.000										


Batter	1	2	3	4	5	6	7	8	9	AB	R	H	RBI	BB	SO	LOB	BOTTOM											
Tony Batista, R OBP: 0.292, SLG: 0.380 (1, 4) (9, 5)	0-1 2B 1B	4-1 S HR BB	0-3 K			0-0 P2		0-1 BB 1B		4	2	2	0	1	1	0	Baltimore Orioles @ Oakland Athletics Oakland-Alameda County Coliseum, Oakland, CA Sun Aug 18, 1996, 3:33 AM PDT Att: 18,122 - Sunny - 67 F AB 37 R 9 H 15 RBI 8 BB 4 SO 6 LOB 18 											
Jason Giambi, L OBP: 0.371, SLG: 0.529 (1, 10)	1-1 1B 2B	4-2 HR HBP	1-0 F8			2-2 1B		1-1 F8		4	3	2	0	0	0	1												
Scott Brosius, R OBP: 0.440, SLG: 0.615 (1, 5) (9, 3)	0-0 1B G4-3	1-2 HR		1-1 1B		0-1 1B		0-2 BB 1B		5	2	4	4	0	0	1												
Mark McGwire, R OBP: 0.468, SLG: 0.772 Rafael Bourquiel, R OBP: 0.293, SLG: 0.314 (1, 3) (9, 4)	0-1 G4-3	2-1 HR		2-2 1B		4-0 1B IBB		0-1 F7		4	1	3	2	1	0	2												
Geronimo Berroa, R OBP: 0.341, SLG: 0.567 Jose Herrera, L OBP: 0.305, SLG: 0.377 (1, 9) (7, 9)	0-0 G4-3	4-2 G4-3 BB		0-3 K		2-0 P4		4-1 BB		3	0	0	0	1	1	5												
Terry Steinbach, R OBP: 0.348, SLG: 0.560 (1, 2)	2-1 HR	0-1 G4-3		2-3 K		1-2 1B		0-1 F7		5	1	2	2	0	1	5												
Phil Plantier, L OBP: 0.310, SLG: 0.355 (1, 7)	1-0 1B 1B	0-1 G3			3-2 F9		1-3 K			4	0	1	0	0	1	1												
Ernie Young, R OBP: 0.314, SLG: 0.407 (1, 8)	1-0 1B	1-2 F9			3-2 F7		1-3 K			4	0	1	0	0	1	1												
Mike Bordick, R OBP: 0.293, SLG: 0.299 (1, 6)	0-3 K		2-1 G6-3		1-1 F9		1-2 G6-3			4	0	0	0	0	1	2												
Inning Stats	R: 4 E: 0 K: 1 S: 15	H: 7 LOB: 2 BB: 0 P: 20	R: 4 E: 0 K: 0 S: 18	H: 2 LOB: 1 BB: 2 P: 34	R: 0 E: 0 K: 1 S: 7	H: 0 LOB: 0 BB: 0 P: 10	R: 0 E: 0 K: 2 S: 11	H: 2 LOB: 1 BB: 0 P: 16	R: 0 E: 0 K: 0 S: 15	H: 0 LOB: 0 BB: 0 P: 22	R: 1 E: 1 K: 0 S: 10	H: 2 LOB: 2 BB: 1 P: 19	R: 0 E: 0 K: 2 S: 9	H: 0 LOB: 0 BB: 0 P: 12	R: 0 E: 0 K: 0 S: 12	H: 2 LOB: 3 BB: 1 P: 17		1B: 11 2B: 1 3B: 0 HR: 3	SF: 0 SAC: 0 DP: 1 HBP: 1	WP: 0 PB: 0 SB: 1 CS: 0	PA: 42							
PITCHER	IP	WLS	BF	H	R	ER	SO	BB	IBB	HBP	BLK	WP	HR	S	P	ERA	WHIP											
David Wells, L ERA: 4.96 (1, 1)	1.0	L	12	8	7	7	1	0	0	0	0	0	0	2	22	36	63.00	9.000										
Esteban Yan, R ERA: 3.38 (2, 1)	5.0		21	5	2	1	3	1	1	0	0	0	1	54	85	1.80	1.200											
Nerio Rodriguez, R ERA: 2.45 (7, 1)	2.0		9	2	0	0	2	1	0	0	0	0	0	21	29	0.00	1.500											

Batter	1	2	3	4	5	6	7	8	9	AB	R	H	RBI	BB	SO	LOB	TOP								
Jose Herrera, L OBP: 0.310, SLG: 0.379 (1, 8)	0-1 S 1B		1-1 2B SF7 1B	2-2 F9			2-1 G4-3		4-2 WP DI BB	4	1	2	0	1	0	1									
Jason Giambi, L OBP: 0.370, SLG: 0.530 (1, 10)	1-1 F7		1-2 E 2B		2-0 E9 E 2B		0-1 P5		3-2 K	5	2	2	0	0	1	2									
Scott Brosius, R OBP: 0.436, SLG: 0.621 (1, 5)	3-3 K		0-0 SF7		1-0 P5		2-1 HR		2-2 G5-3	4	1	1	2	0	1	3									
Mark McGwire, R OBP: 0.474, SLG: 0.769 (1, 3)	4-1 FC5-4 BB		4-2 HBP BB		4-0 E BB		2-2 1B			1	0	1	0	3	0	0									
Terry Steinbach, R OBP: 0.344, SLG: 0.550 (1, 2)	0-1 FC5-4		3-2 HBP		0-2 E5 G3-6-3		0-0 P3			3	0	0	1	0	0	4									
Matt Stairs, L OBP: 0.349, SLG: 0.495 (8, PH)		2-1 P2	3-3 K		0-1 G3-6-3				1-2 F8	3	0	0	0	0	1	4									
Geronimo Berroa, R OBP: 0.340, SLG: 0.562 (8, 7)										1	0	0	0	0	0	0									
Phil Plantier, L OBP: 0.305, SLG: 0.349 (8, PH)		1-0 G4-3			2-2 F7		1-0 F8		0-0 F8	3	0	0	0	0	0	0									
Ernie Young, R OBP: 0.314, SLG: 0.404 (8, 8)										1	0	0	0	0	0	0									
Mike Bordick, R OBP: 0.292, SLG: 0.309 (1, 6)		0-3 K			3-1 2B		1-0 F8		1-1 G3	4	0	1	0	0	1	0									
Rafael Bourimigal, R OBP: 0.290, SLG: 0.310 (9, PH)			2-2 P3		1-3 K		0-1 F8		3-2 G6-3	3	0	0	0	0	1	1									
Tony Batista, R OBP: 0.307, SLG: 0.385 (9, PH)										1	0	0	0	0	0	0									
Inning Stats	R: 0 E: 0 K: 1 S: 10	H: 1 LOB: 2 BB: 1 P: 18	R: 0 E: 0 K: 1 S: 6	H: 0 LOB: 0 BB: 0 P: 9	R: 2 E: 1 K: 1 S: 19	H: 2 LOB: 2 BB: 1 P: 33	R: 0 E: 0 K: 1 S: 12	H: 1 LOB: 1 BB: 0 P: 20	R: 1 E: 2 K: 0 S: 7	H: 1 LOB: 1 BB: 1 P: 14	R: 0 E: 0 K: 0 S: 4	H: 0 LOB: 0 BB: 0 P: 6	R: 1 E: 0 K: 0 S: 10	H: 2 LOB: 1 BB: 0 P: 16	R: 0 E: 0 K: 0 S: 6	H: 0 LOB: 0 BB: 0 P: 8	R: 0 E: 0 K: 1 S: 17	H: 0 LOB: 1 BB: 1 P: 29	1B: 3 2B: 3 3B: 0 HR: 1	SF: 1 SAC: 0 DP: 1 HBP: 1	WP: 1 PB: 0 SB: 1 CS: 0	PA: 39			
PITCHER	IP	WLS	BF	H	R	ER	SO	BB	IBB	HBP	BLK	WP	HR	S	P	ERA	WHIP								
49 Tim Wakefield, R ERA: 5.5	7.0		32	7	4	2	4	3	0	1	0	0	1	68	116	2.57	1.429								
Vaughn Eshelman, L ERA: 6.38	0.1	W	2	0	0	0	0	0	0	0	0	0	0	3	4	0.00	0.000								
Mark Brandenburg, R ERA: 3.2	0.2	S	4	0	0	0	1	1	0	0	0	1	0	17	29	0.00	1.000								
Heathcliff Stocumb, R ERA: 3.86	1.0																								

Oakland Athletics @ Boston Red Sox
Fenway Park, Boston, MA
Wed Aug 21 1996, 7:05 PM EDT
Att: 26,362 - Unknown - 83 F

livebaseballscorecards.com

AB 33
R 4
H 7
RBI 3
BB 4
SO 5
LOB 15



Batter	1	2	3	4	5	6	7	8	9	AB	R	H	RBI	BB	SO	LOB	BOTTOM								
Darren Bragg, L OBP: 0.363, SLG: 0.417 (1, 9)	2-0 F7		2-1 G6-3		4-1 G4-3 BB		1-0 FC1-6 G4-3	1-0 P4		4	0	0	0	1	0	3									
Jeff Erye, R OBP: 0.382, SLG: 0.361 (1, 4)	1-2 F8		2-2 F8		1-2 G4-3		1-0 G4-3			4	0	0	0	0	0	2									
Tim Naehring, R OBP: 0.375, SLG: 0.470 (1, 5)	2-1 G5-3			2-2 2B 1B		0-0 BB 2B	1-3 K			4	1	2	0	0	1	1									
Mo Vaughn, L OBP: 0.422, SLG: 0.598 (1, 3)		3-2 WP 1B 2B		2-2 1B S 2B		4-0 BB IBB		0-0 WP 1B 1B		3	3	3	1	1	0	0									
John Valentin, R OBP: 0.388, SLG: 0.449 (1, 6)		3-2 18 CS 2H 1B		0-0 S 1B		0-1 F7		1-2 WP 1B 1B		4	1	3	1	0	0	2									
18 Reggie Jefferson, S OBP: 0.374, SLG: 0.597 (8, PH)		1-3 K		0-3 K		0-1 F7		4-1 1B IBB		3	0	0	0	0	2	5									
Wii Cordero, R OBP: 0.320, SLG: 0.411 (8, PH)		1-2 K						1-2 2-3 IBB		0	0	0	0	1	0	0									
Mike Stanley, R OBP: 0.384, SLG: 0.512 (1, 2)		0-0 F9		3-3 K		4-2 BB		2-0 1B		3	0	1	2	1	1	1									
Troy O'Leary, L OBP: 0.330, SLG: 0.431 (1, 7)			1-0 HR		3-1 P4		0-1 F8		1-1 F9	4	1	1	1	0	0	6									
Lee Tinsley, S OBP: 0.284, SLG: 0.307 (1, 8)			2-3 K		0-3 K		3-2 FC1-6 2B		1-3 K	4	0	1	0	0	3	2									
Inning Stats	R: 0 E: 0 K: 0 S: 6	H: 0 LOB: 0 BB: 0 P: 11	R: 1 E: 0 K: 1 S: 14	H: 2 LOB: 0 BB: 0 P: 21	R: 1 E: 0 K: 1 S: 10	H: 1 LOB: 1 BB: 0 P: 17	R: 2 E: 0 K: 2 S: 17	H: 3 LOB: 1 BB: 0 P: 27	R: 0 E: 0 K: 1 S: 10	H: 1 LOB: 3 BB: 2 P: 19	R: 0 E: 0 K: 1 S: 10	H: 1 LOB: 1 BB: 0 P: 16	R: 0 E: 0 K: 1 S: 12	H: 3 LOB: 2 BB: 1 P: 22	R: 2 E: 0 K: 1 S: 17	H: 3 LOB: 2 BB: 1 P: 29	1B: 6 2B: 4 3B: 0 HR: 1	SF: 0 SAC: 0 DP: 1 HBP: 0	WP: 2 PB: 0 SB: 2 CS: 1	PA: 37					
PITCHER	IP	WLS	BF	H	R	ER	SO	BB	IBB	HBP	BLK	WP	HR	S	P	ERA	WHIP								
John Wasdin, R ERA: 6.32	6.0		26	7	4	4	5	2	1	0	0	0	1	68	110	6.00	1.500								
Dave Teighehder, R ERA: 4.55	1.0		4	1	0	0	1	0	0	0	0	0	0	10	16	0.00	1.000								
Doug Johns, L ERA: 5.83	0.0	L	1	1	1	1	0	0	0	0	0	0	0	1	1	∞	∞								
Jim Corsi, R ERA: 3.5	0.0		1	1	0	0	0	0	0	0	0	0	0	3	4	∞	∞								
Buddy Groom, L ERA: 3.88	0.0		1	0	0	0	0	0	1	0	0	1	0	1	5	∞	∞								

Oakland Athletics @ Boston Red Sox
Fenway Park, Boston, MA
Wed Aug 21 1996, 7:05 PM EDT
Att: 26,362 - Unknown - 83 F

livebaseballscorecards.com


AB 33
R 6
H 11
RBI 5
BB 4
SO 7
LOB 22



Batter	1	2	3	4	5	6	7	8	9	AB	R	H	RBI	BB	SO	LOB	TOP					
Jose Herrera, L (1, 8) OBP: 0.305, SLG: 0.372										5	0	0	0	0	2	3						
Scott Brosius, R (1, 5) OBP: 0.433, SLG: 0.616										4	0	1	0	0	1	1						
Jason Giambi, L (1, 10) OBP: 0.369, SLG: 0.527										4	0	1	0	0	2	2						
Mark McGwire, R (1, 3) OBP: 0.471, SLG: 0.762										4	0	1	0	0	0	2						
Gerónimo Berroa, R (1, 9) OBP: 0.337, SLG: 0.557										4	0	0	0	0	3	2						
Phil Plantier, L (1, 7) OBP: 0.304, SLG: 0.347										4	0	1	0	0	3	1						
Tony Batista, R (1, 4) OBP: 0.314, SLG: 0.384										3	0	1	0	1	0	0						
Mike Bordick, R (1, 6) OBP: 0.333, SLG: 0.306										3	0	0	0	0	0	3						
Matt Stairs, L (9, PH) OBP: 0.355, SLG: 0.521										1	1	1	0	0	0	0						
Rafael Bourquigal, R (9, 6) OBP: 0.290, SLG: 0.310										0	0	0	0	0	0	0						
Izzy Molina, R (1, 2) OBP: 0.333, SLG: 0.375										2	0	1	0	1	0	0						
Terry Steinbach, R (9, PH) OBP: 0.346, SLG: 0.551										1	0	1	1	0	0	0						
Inning Stats	R: 0 E: 0 K: 2 S: 10	H: 1 LOB: 1 BB: 0 P: 15	R: 0 E: 0 K: 2 S: 13	H: 0 LOB: 1 BB: 1 P: 20	R: 0 E: 0 K: 2 S: 11	H: 1 LOB: 0 BB: 0 P: 17	R: 0 E: 0 K: 1 S: 12	H: 2 LOB: 2 BB: 0 P: 17	R: 0 E: 0 K: 0 S: 6	H: 0 LOB: 0 BB: 0 P: 8	R: 0 E: 0 K: 1 S: 6	H: 1 LOB: 1 BB: 0 P: 11	R: 0 E: 0 K: 0 S: 8	H: 0 LOB: 1 BB: 1 P: 14	R: 0 E: 0 K: 2 S: 10	H: 1 LOB: 1 BB: 0 P: 15	R: 1 E: 0 K: 1 S: 12	H: 2 LOB: 1 BB: 0 P: 17	1B: 6 2B: 1 3B: 1 HR: 0	SF: 0 SAC: 0 DP: 0 HBP: 0	WP: 0 PB: 0 SB: 0 CS: 0	PA: 37
PITCHER Roger Clemens, R (1, 1) ERA: 3.84	IP: 9.0 WLS: W BF: 37 H: 8 R: 1 ER: 1 SO: 11 BB: 2 IBB: 0 HBP: 0 BLK: 0 WP: 0 HR: 0 S: 88 P: 134 ERA: 1.00 WHIP: 1.111															PITCHER						

Oakland Athletics @ Boston Red Sox
Fenway Park, Boston, MA
Thu Aug 22 1996, 7:05 PM EDT
Att: 30,503 - Unknown - 81 F


AB	35
R	1
H	8
RBI	1
BB	2
SO	11
LOB	14



Batter	1	2	3	4	5	6	7	8	9	AB	R	H	RBI	BB	SO	LOB	BOTTOM					
Darren Bragg, L (1, 9) OBP: 0.365, SLG: 0.425										4	0	2	1	0	0	2						
Jeff Frye, R (1, 4) OBP: 0.383, SLG: 0.360										3	0	1	0	1	0	1						
Tim Lincecum, R (1, 5) OBP: 0.374, SLG: 0.468										4	0	1	0	0	1	3						
Mo Vaughn, L (1, 3) OBP: 0.421, SLG: 0.596										4	0	1	0	0	0	1						
John Valentin, R (1, 6) OBP: 0.385, SLG: 0.445										4	0	0	0	0	0	2						
18 Reggie Jefferson, S (1, 10) OBP: 0.376, SLG: 0.603										4	0	2	0	0	1	0						
Troy O'Leary, L (1, 7) OBP: 0.334, SLG: 0.438										2	1	1	1	1	1	1						
Bill Haselman, R (1, 2) OBP: 0.292, SLG: 0.372										3	0	0	0	0	0	4						
Lee Tinsley, S (1, 8) OBP: 0.289, SLG: 0.305										1	1	0	0	2	1	0						
Inning Stats	R: 0 E: 0 K: 0 S: 5	H: 1 LOB: 0 BB: 0 P: 7	R: 0 E: 0 K: 0 S: 7	H: 1 LOB: 2 BB: 0 P: 13	R: 0 E: 0 K: 1 S: 10	H: 1 LOB: 1 BB: 1 P: 20	R: 0 E: 0 K: 1 S: 9	H: 0 LOB: 0 BB: 0 P: 15	R: 1 E: 0 K: 0 S: 9	H: 1 LOB: 1 BB: 2 P: 20	R: 0 E: 0 K: 0 S: 7	H: 1 LOB: 0 BB: 0 P: 10	R: 0 E: 0 K: 1 S: 11	H: 1 LOB: 2 BB: 1 P: 18	R: 0 E: 0 K: 1 S: 12	H: 1 LOB: 1 BB: 0 P: 17	R: 1 E: 0 K: 0 S: 4	H: 1 LOB: 0 BB: 0 P: 6	1B: 3 2B: 4 3B: 0 HR: 1	SF: 0 SAC: 0 DP: 4 HBP: 1	WP: 0 PB: 0 SB: 0 CS: 0	PA: 34
PITCHER Ariel Prieto, R (1, 1) ERA: 4.11	IP: 8.0 WLS: L BF: 2 H: 7 R: 1 ER: 1 SO: 4 BB: 4 IBB: 0 HBP: 1 BLK: 0 WP: 0 HR: 1 S: 70 P: 120 ERA: 1.12 WHIP: 1.375															PITCHER						
Mark Acre, R (9, 1) ERA: 6.59	IP: 0.1 WLS: L BF: 2 H: 1 R: 1 ER: 1 SO: 0 BB: 0 IBB: 0 HBP: 0 BLK: 0 WP: 0 HR: 1 S: 4 P: 6 ERA: 27.00 WHIP: 3.000															PITCHER						

Oakland Athletics @ Boston Red Sox
Fenway Park, Boston, MA
Thu Aug 22 1996, 7:05 PM EDT
Att: 30,503 - Unknown - 81 F

AB	29
R	2
H	8
RBI	2
BB	4
SO	4
LOB	14



Batter	1	2	3	4	5	6	7	8	9	AB	R	H	RBI	BB	SO	LOB	TOP										
Tony Batista, R OBP: 0.318, SLG: 0.394	1-3 K		0-3 K						2-3 K	5	1	2	1	0	3	1	Oakland Athletics @ New York Yankees Yankee Stadium, Bronx, NY Fri Aug 23 1996, 7:05 PM EDT Att: 34,244 - Unknown - 87 F										
Scott Brosius, R OBP: 0.430, SLG: 0.609	0-0 G5-3		2-0 1B						1-3 K	5	0	1	0	0	2	3											
Jason Giambi, L OBP: 0.372, SLG: 0.527 Rafael Bourquard, R OBP: 0.290, SLG: 0.310	4-0 2B		1-0 F8						2-2 1B	4	0	2	1	1	1	2											
Mark McGwire, R OBP: 0.468, SLG: 0.757	1-0 2B		2-1 F8						1-3 K	5	0	1	0	0	3	4											
Geronomo Berroa, R OBP: 0.337, SLG: 0.554	2-2 F7								1-3 K	3	1	0	0	1	2	2											
Terry Steinbach, R OBP: 0.343, SLG: 0.546		0-0 G5-3							3-1 P6	4	0	0	0	0	1	1											
Phil Plantier, L OBP: 0.307, SLG: 0.351		2-3 K							4-2 BB	3	0	1	1	1	1	0											
Ernie Young, R OBP: 0.319, SLG: 0.410 Matt Stairs, L OBP: 0.352, SLG: 0.515		0-0 WP							3-2 L8	2	1	2	0	1	0	0											
Mike Bordick, R OBP: 0.291, SLG: 0.307 Jose Herrera, L OBP: 0.307, SLG: 0.375		2-2 F8							1-2 1B	3	0	1	0	0	0	3											
Inning Stats	R: 0 E: 0 K: 1 S: 8	H: 1 LOB: 2 BB: 1 P: 16	R: 0 E: 0 K: 1 S: 8	H: 1 LOB: 1 BB: 0 P: 12	R: 0 E: 0 K: 1 S: 7	H: 0 LOB: 0 BB: 0 P: 11	R: 2 E: 0 K: 0 S: 11	H: 4 LOB: 1 BB: 0 P: 18	R: 1 E: 0 K: 2 S: 17	H: 1 LOB: 2 BB: 2 P: 31	R: 0 E: 0 K: 3 S: 14	H: 1 LOB: 1 BB: 0 P: 22	R: 0 E: 0 K: 1 S: 15	H: 0 LOB: 1 BB: 1 P: 28	R: 0 E: 0 K: 3 S: 19	H: 2 LOB: 2 BB: 0 P: 26		1B: 7 2B: 4 3B: 0 HR: 0	SF: 0 SAC: 0 DP: 0 HBP: 0	WP: 1 PB: 1 SB: 1 CS: 0	PA: 40						
PITCHER	IP	WLS	BF	H	R	ER	SO	BB	IBB	HBP	BLK	WP	HR	S	P	ERA	WHIP										
Dwight Gooden, R ERA: 4.22	5.0	W	21	7	2	2	4	1	0	0	0	1	0	41	69	3.60	1.600										
Jeff Nelson, R ERA: 4.55	1.1		8	2	1	1	3	2	0	0	0	0	0	23	43	6.75	3.000										
Graeme Lloyd, L ERA: 2.81	0.1		1	0	0	0	1	0	0	0	0	0	0	3	4	0.00	0.000										
42 Mariano Rivera, R ERA: 1.93	2.1	S	10	2	0	0	5	1	0	0	0	0	0	39	60	0.00	1.286										

Batter	1	2	3	4	5	6	7	8	9	AB	R	H	RBI	BB	SO	LOB	BOTTOM										
Derek Jeter, R OBP: 0.369, SLG: 0.427	2-2 F8-3 HBP		1-0 SF8						0-0 G4-3	2	0	0	1	0	0	0	Oakland Athletics @ New York Yankees Yankee Stadium, Bronx, NY Fri Aug 23 1996, 7:05 PM EDT Att: 34,244 - Unknown - 87 F										
Wade Boggs, L OBP: 0.390, SLG: 0.398	3-2 F8-3		3-1 2B						1-2 F8	4	0	1	2	0	0	1											
Daryl Strawberry, L OBP: 0.377, SLG: 0.511	4-2 2B		0-3 K						2-1 G5-3	3	0	0	0	1	2	1											
Cecil Fielder, R OBP: 0.358, SLG: 0.494	2-2 2B		1-1 G1-3						0-0 HR	4	1	2	1	0	1	1											
Tino Martinez, L OBP: 0.374, SLG: 0.480	4-2 BB		3-2 G4-3						1-1 G3-1	3	0	0	0	1	0	1											
Bernie Williams, S OBP: 0.385, SLG: 0.528	0-2 G3		1-2 2B						1-2 L8	4	1	1	0	0	0	4											
Paul O'Neill, L OBP: 0.416, SLG: 0.468		4-2 1B							2-1 F7	3	1	1	0	1	0	1											
Joe Girardi, R OBP: 0.352, SLG: 0.377		0-1 2B							3-2 F9	4	1	1	1	0	0	1											
Andy Fox, L OBP: 0.276, SLG: 0.253		3-2 2B							0-0 G4-3	3	1	1	0	0	0	1											
Inning Stats	R: 0 E: 0 K: 0 S: 20	H: 1 LOB: 3 BB: 2 P: 35	R: 3 E: 0 K: 1 S: 19	H: 3 LOB: 1 BB: 1 P: 31	R: 1 E: 0 K: 0 S: 13	H: 2 LOB: 1 BB: 0 P: 18	R: 0 E: 0 K: 1 S: 7	H: 0 LOB: 0 BB: 0 P: 14	R: 0 E: 0 K: 0 S: 14	H: 0 LOB: 1 BB: 0 P: 19	R: 0 E: 0 K: 0 S: 3	H: 0 LOB: 0 BB: 0 P: 3	R: 1 E: 0 K: 0 S: 8	H: 1 LOB: 0 BB: 0 P: 12	R: 0 E: 0 K: 0 S: 8	H: 0 LOB: 0 BB: 0 P: 14		1B: 3 2B: 4 3B: 0 HR: 1	SF: 1 SAC: 0 DP: 1 HBP: 1	WP: 1 PB: 0 SB: 1 CS: 0	PA: 35						
PITCHER	IP	WLS	BF	H	R	ER	SO	BB	IBB	HBP	BLK	WP	HR	S	P	ERA	WHIP										
Don Wengert, R ERA: 5.18	1.1	L	11	4	3	3	0	3	0	0	0	1	1	59	87	2.70	0.450										
Doug Johns, L ERA: 5.7	6.2		24	3	2	2	3	0	0	0	0	0	0	33	59	20.25	5.250										

AB	36
R	3
H	11
RBI	3
BB	4
SO	13
LOB	17



Batter	1	2	3	4	5	6	7	8	9	AB	R	H	RBI	BB	SO	LOB	TOP					
Jose Herrera, L (1,9) OBP: 0.306, SLG: 0.373										4	1	1	0	0	1	1	<p>Oakland Athletics @ New York Yankees Yankee Stadium, Bronx, NY</p> <p>Sat Aug 24 1996, 7:05 PM EDT Att: 32,125 - Unknown - 75 F</p> <p>livebaseballscores.com</p>					
Izzy Molina, R (9,PH) OBP: 0.400, SLG: 0.444										1	0	1	0	0	0	0						
Phil Plantier, L (9,PR) OBP: 0.307, SLG: 0.351										0	0	0	0	0	0	0						
Scott Brosius, R (1,5) OBP: 0.433, SLG: 0.609										5	2	3	1	0	0	0						
Jason Giambi, L (1,7) OBP: 0.368, SLG: 0.521										5	0	0	0	0	1	5						
Mark McGwire, R (1,3) OBP: 0.471, SLG: 0.757										4	0	3	1	0	0	0						
Rafael Bourquiel, R (8,PR) OBP: 0.290, SLG: 0.310										0	0	0	0	0	0	0						
Gerónimo Berroa, R (1,10) OBP: 0.336, SLG: 0.553										4	0	1	1	0	0	2						
Terry Steinbach, R (1,2) OBP: 0.340, SLG: 0.541										4	0	0	0	0	0	4						
Tony Batista, R (1,4) OBP: 0.316, SLG: 0.389										4	1	1	0	0	1	2						
Ernie Young, R (1,8) OBP: 0.319, SLG: 0.412										3	0	1	1	0	0	0						
Matt Stearns, L (9,PH) OBP: 0.349, SLG: 0.510										1	0	0	0	0	0	0						
Mike Bordick, R (1,6) OBP: 0.293, SLG: 0.308										4	0	2	0	0	0	1						
Inning Stats	R: 0 E: 0 K: 1 S: 7	H: 0 LOB: 0 BB: 0 P: 10	R: 0 E: 0 K: 0 S: 10	H: 1 LOB: 0 BB: 0 P: 14	R: 0 E: 0 K: 0 S: 15	H: 1 LOB: 1 BB: 0 P: 23	R: 1 E: 0 K: 0 S: 16	H: 3 LOB: 2 BB: 0 P: 24	R: 0 E: 0 K: 0 S: 4	H: 0 LOB: 0 BB: 0 P: 7	R: 0 E: 0 K: 0 S: 5	H: 0 LOB: 0 BB: 0 P: 9	R: 1 E: 0 K: 0 S: 9	H: 2 LOB: 1 BB: 0 P: 11	R: 2 E: 0 K: 0 S: 16	H: 3 LOB: 1 BB: 0 P: 22	R: 0 E: 0 K: 2 S: 15	H: 3 LOB: 3 BB: 0 P: 20	1B: 11 2B: 2 3B: 0 HR: 0	SF: 0 SAC: 0 DP: 1 HBP: 0	WP: 2 PB: 2 SB: 0 CS: 1	PA: 39
PITCHER	IP WLS BF H R ER SO BB IBB HBP BLK WP HR S P ERA WHIP																					
Wally Whitehurst, R (1,1) ERA: 2.57	7.0 W 27 7 2 2 1 0 0 0 0 0 0 0 66 98 2.57 1.000																					
Graeme Lloyd, L (8,1) ERA: 3.14	0.1 3 2 2 2 0 0 0 0 0 0 2 0 0 11 14 54.00 6.000																					
Brian Boehringer, R (8,1) ERA: 7.08	1.0 4 1 0 0 1 0 0 0 0 0 0 0 11 14 0.00 1.000																					
Dale Polley, L (9,1) ERA: 9.0	0.1 3 2 0 0 0 0 0 0 0 0 0 0 6 9 0.00 6.000																					
Dave Pavlas, R (9,1) ERA: 2.81	0.1 S 2 1 0 0 1 0 0 0 0 0 0 0 5 6 0.00 3.000																					

Batter	1	2	3	4	5	6	7	8	9	AB	R	H	RBI	BB	SO	LOB	BOTTOM	
2 Derek Jeter, R (1,6) OBP: 0.370, SLG: 0.425										2	2	0	0	2	0	3	<p>Oakland Athletics @ New York Yankees Yankee Stadium, Bronx, NY</p> <p>Sat Aug 24 1996, 7:05 PM EDT Att: 32,125 - Unknown - 75 F</p> <p>livebaseballscores.com</p>	
Wade Boggs, L (1,5) OBP: 0.393, SLG: 0.401										4	1	3	0	0	0	1		
Darryl Strawberry, L (1,7) OBP: 0.374, SLG: 0.514										3	1	1	2	0	0	1		
Cecil Fielder, R (1,10) OBP: 0.355, SLG: 0.490										4	0	0	0	0	1	4		
Tino Martinez, L (1,3) OBP: 0.371, SLG: 0.476										4	0	0	0	0	0	2		
Bernie Williams, S (1,8) OBP: 0.388, SLG: 0.531										3	1	2	0	1	0	0		
Paul O'Neill, L (1,9) OBP: 0.417, SLG: 0.469										3	0	1	3	1	0	1		
Luis Sojo, R (1,4) OBP: 0.245, SLG: 0.268										3	0	1	0	0	1	2		
Joe Girardi, R (1,2) OBP: 0.349, SLG: 0.374										3	0	0	0	0	1	3		
Inning Stats	R: 1 E: 0 K: 0 S: 10	H: 1 LOB: 0 BB: 1 P: 16	R: 0 E: 0 K: 0 S: 10	H: 0 LOB: 0 BB: 0 P: 13	R: 0 E: 0 K: 1 S: 7	H: 0 LOB: 0 BB: 0 P: 10	R: 0 E: 0 K: 1 S: 10	H: 1 LOB: 2 BB: 1 P: 19	R: 3 E: 0 K: 1 S: 17	H: 3 LOB: 1 BB: 1 P: 31	R: 1 E: 0 K: 0 S: 8	H: 1 LOB: 1 BB: 1 P: 17	R: 0 E: 0 K: 0 S: 6	H: 1 LOB: 1 BB: 0 P: 11	1B: 4 2B: 4 3B: 0 HR: 0	SF: 1 SAC: 1 DP: 1 HBP: 0		WP: 0 PB: 0 SB: 0 CS: 0
PITCHER	IP WLS BF H R ER SO BB IBB HBP BLK WP HR S P ERA WHIP																	
Dave Telgheder, R (1,1) ERA: 4.87	5.1 L 22 5 3 3 3 2 0 1 0 0 0 0 0 6 11 5.06 1.312																	
Buddy Groom, L (6,1) ERA: 4.0	0.1 3 1 1 1 0 0 0 1 0 0 0 0 0 6 11 27.00 3.000																	
Jim Corsi, R (6,1) ERA: 3.96	1.1 6 1 1 1 1 1 0 0 0 0 0 0 11 23 6.75 1.500																	
Mike Mohler, L (8,1) ERA: 3.26	0.2 3 1 0 0 0 0 0 0 0 0 0 0 4 8 0.00 1.500																	
Mark Acers, R (8,1) ERA: 6.43	0.1 1 0 0 0 0 0 0 0 0 0 0 0 2 3 0.00 0.000																	


Batter	1	2	3	4	5	6	7	8	9	AB	R	H	RBI	BB	SO	LOB	TOP										
Tony Batista, R OBP: 0.319, SLG: 0.384 (1, 4)	G5-3		K			1B 2B	FC4-6		HBP 1B BB	4	2	1	0	1	1	1	Oakland Athletics @ New York Yankees Yankee Stadium, Bronx, NY Sun Aug 25 1996, 3:33 AM EDT Att: 50,808 - Sunny - 80 F										
Jason Giambi, L OBP: 0.397, SLG: 0.519 Phil Plantier, L OBP: 0.306, SLG: 0.350 (1, 7) (7, 7)	K		G4-3			2B 1B	G4-3		K	4	1	1	0	0	1	1											
Scott Brosius, R OBP: 0.429, SLG: 0.601 (1, 5)	K			F8		F8		K	1B HBP	4	0	0	0	0	2	2											
Mark McGwire, R OBP: 0.477, SLG: 0.771 (1, 3)		HR		1B BB		1B 2B		BB BB	FC6-4 1B	3	2	3	4	2	0	0											
Gerónimo Berroa, R OBP: 0.338, SLG: 0.553 (1, 10)		FC6 BB		G6-4-3 1B		1B		K	FC6-4	4	0	2	0	1	1	3											
Brian Leshar, R OBP: 0.500, SLG: 0.333 (1, 9)		K		G6-4-3		G6-4-3 1B				3	0	1	1	1	1	3											
Ernie Young, R OBP: 0.316, SLG: 0.407 (1, 8)		F8			F8	G6-4-3			K	4	0	0	0	0	1	5											
Mike Bordick, R OBP: 0.291, SLG: 0.306 Matt Stairs, L OBP: 0.355, SLG: 0.545 Rafael Bourquiel, R OBP: 0.290, SLG: 0.310 (1, 6) (9, PH) (9, 6)		FC6				K			G5-3	3	0	0	0	0	1	1											
Izzy Molina, R OBP: 0.357, SLG: 0.385 (1, 2)			P2		P2				HR	4	0	1	0	0	1	0											
Inning Stats	R: 0 E: 0 K: 2 S: 9	H: 0 LOB: 0 BB: 0 P: 14	R: 1 E: 0 K: 1 S: 10	H: 1 LOB: 1 BB: 1 P: 17	R: 0 E: 0 K: 1 S: 14	H: 0 LOB: 0 BB: 0 P: 20	R: 0 E: 0 K: 0 S: 9	H: 1 LOB: 1 BB: 1 P: 15	R: 0 E: 0 K: 1 S: 9	H: 0 LOB: 0 BB: 0 P: 12	R: 3 E: 0 K: 0 S: 15	H: 5 LOB: 1 BB: 0 P: 22	R: 0 E: 0 K: 0 S: 12	H: 1 LOB: 2 BB: 0 P: 20	R: 0 E: 0 K: 3 S: 18	H: 0 LOB: 2 BB: 2 P: 33		R: 2 E: 0 K: 2 S: 14	H: 2 LOB: 2 BB: 1 P: 23	1B: 7 2B: 1 3B: 0 HR: 2	SF: 0 SAC: 0 DP: 2 HBP: 1	WP: 0 PB: 0 SB: 0 CS: 0	PA: 41				
PITCHER	IP	WLS	BF	H	R	ER	SO	BB	IBB	HBP	BLK	WP	HR	S	P	ERA	WHIP										
Andy Pettitte, L ERA: 4.32 Jeff Nelson, R ERA: 4.75 Dale Polley, L ERA: 8.82 Dave Pavias, R ERA: 2.53 (1, 1) (8, 1) (9, 1) (9, 1)	7.0		29	8	4	4	5	2	0	0	0	0	1	78	120	5.14	1.429										


AB	35
R	6
H	10
RBI	6
BB	5
SO	10
LOB	17




Batter	1	2	3	4	5	6	7	8	9	AB	R	H	RBI	BB	SO	LOB	BOTTOM										
Derek Jeter, R OBP: 0.368, SLG: 0.423 (1, 6)	G4-3 1B		G6-3		G4-3		G4-3		FC6-4	5	1	1	0	0	0	3	Oakland Athletics @ New York Yankees Yankee Stadium, Bronx, NY Sun Aug 25 1996, 3:33 AM EDT Att: 50,808 - Sunny - 80 F										
Wade Boggs, L OBP: 0.390, SLG: 0.398 (1, 5)	F7		G4-3		G6-3		G1-3			4	0	0	0	0	0	3											
Darryl Strawberry, L OBP: 0.371, SLG: 0.528 (1, 7)	G4-3			HR	K			F7		4	1	1	1	0	1	1											
Cecil Fielder, R OBP: 0.356, SLG: 0.490 (1, 3)	2H 1B		F7			1B		F8		4	0	2	1	0	0	0											
Tino Martinez, L OBP: 0.370, SLG: 0.480 (1, 10)	G3			K	L8			HR		4	1	1	1	0	1	2											
Bernie Williams, S OBP: 0.387, SLG: 0.529 (1, 8)		G3-1		G4-3 1B		K		G4-3		4	1	1	0	0	1	1											
Paul O'Neill, L OBP: 0.415, SLG: 0.470 (1, 9)				G4-3		F8			G3	4	0	1	0	0	0	2											
Jim Leyritz, R OBP: 0.352, SLG: 0.378 Joe Girardi, R OBP: 0.351, SLG: 0.376 (1, 2) (7, PR) (8, 2)									G4-3 HBP	2	0	2	1	0	0	0											
Luis Sojo, R OBP: 0.243, SLG: 0.266 Tim Raines, S OBP: 0.369, SLG: 0.382 (1, 4) (9, PH)		G5-4-3							G4-3 1B	1	0	1	0	0	0	0											
Inning Stats	R: 1 E: 0 K: 0 S: 9	H: 2 LOB: 1 BB: 0 P: 16	R: 0 E: 0 K: 0 S: 6	H: 1 LOB: 0 BB: 0 P: 10	R: 1 E: 0 K: 0 S: 8	H: 1 LOB: 0 BB: 0 P: 13	R: 1 E: 0 K: 1 S: 13	H: 2 LOB: 1 BB: 0 P: 20	R: 0 E: 0 K: 1 S: 7	H: 0 LOB: 0 BB: 0 P: 9	R: 0 E: 0 K: 1 S: 10	H: 1 LOB: 1 BB: 0 P: 15	R: 0 E: 0 K: 0 S: 8	H: 1 LOB: 2 BB: 0 P: 12	R: 1 E: 0 K: 0 S: 9	H: 1 LOB: 0 BB: 0 P: 15		R: 0 E: 0 K: 0 S: 9	H: 1 LOB: 1 BB: 0 P: 12	1B: 7 2B: 1 3B: 0 HR: 2	SF: 0 SAC: 1 DP: 1 HBP: 1	WP: 0 PB: 0 SB: 0 CS: 0	PA: 37				
PITCHER	IP	WLS	BF	H	R	ER	SO	BB	IBB	HBP	BLK	WP	HR	S	P	ERA	WHIP										
Willie Adams, R ERA: 4.38 Mike Mohler, L ERA: 3.31 Mark Acre, R ERA: 6.14 (1, 1) (7, 1) (9, 1)	6.2	W	6	1	1	1	0	0	0	0	0	0	1	14	22	5.40	0.600										

AB	35
R	4
H	10
RBI	4
BB	0
SO	3
LOB	16



Batter	1	2	3	4	5	6	7	8	9	10	AB	R	H	RBI	BB	SO	LOB	TOP							
Tony Batista, R OBP: 0.320, SLG: 0.436 (1, 4)	1-1 HR		0-1 F8	2-2 SF8		3-2 F7		0-0 HR		1-3 K	5	2	2	4	0	1	1	Oakland Athletics @ Baltimore Orioles Oriole Park at Camden Yards, Baltimore, MD Mon Aug 26 1996, 7:05 PM EDT Att: 43,361 - Unknown - 87 F livebaseballscores.com AB 41 R 11 H 13 RBI 11 BB 4 SO 13 LOB 12 							
Scott Brosius, R OBP: 0.426, SLG: 0.598 (1, 5)	1-2 F7		0-0 1B 2B	3-H K		2-1 F9		3-H L7			5	1	1	0	0	1	1								
Jason Giambi, L OBP: 0.358, SLG: 0.516 Brian Leshar, R OBP: 0.400, SLG: 0.250 (9, PH) (9, 9)	1-3 K		4-0 1B BB		1-3 K		2-3 K		1-3 K		3	1	0	0	1	3	0								
Gerónimo Berroa, R OBP: 0.339, SLG: 0.351 (1, 10)	1-3 K		1-2 1B		0-0 1B HR		0-3 K		3-2 F8		5	1	2	0	0	2	0								
Matt Stairs, L OBP: 0.377, SLG: 0.588 Mark McGwire, R OBP: 0.476, SLG: 0.769 (9, PH) (9, 3)		4-2 S BB	0-2 G1-6-3 1B		1 SAFE 0-0 HR 1B		1-2 HR		1-2 HR		3	2	3	3	1	0	0								
Terry Steinbach, R OBP: 0.340, SLG: 0.545 Rafael Bourquiel, R OBP: 0.290, SLG: 0.310 Izzy Molina, R OBP: 0.357, SLG: 0.385 (1, 2) (10, PR) (10, 2)		1-2 P4 BB	1-2 G1-6-3 1B		3-2 HR		0-3 K		3-3 K		4	1	1	3	1	1	3								
Phil Plantier, L OBP: 0.304, SLG: 0.346 (1, 7)		3-3 K		3-2 F8		1-3 K		1-0 F9 WP HR 1B		3-2 P3	5	1	1	0	0	2	2								
Ernie Young, R OBP: 0.317, SLG: 0.407 Jose Herrera, L OBP: 0.305, SLG: 0.372 (1, 8) (10, PH) (10, 8)		4-0 BB		3-1 1B SF6 1B		2-1 G1-3		3-3 K		3-2 G4-3	3	1	1	0	1	1	1								
Mike Bordick, R OBP: 0.292, SLG: 0.307 (1, 6)		0-0 L9		0-1 1B		1-1 P4		0-0 F9		0-0 1B	5	0	2	1	0	0	3								
Inning Stats	R: 1 E: 0 K: 2 S: 11	H: 1 LOB: 0 P: 15	R: 0 E: 0 K: 1 S: 11	H: 0 LOB: 2 BB: 2 P: 23	R: 2 E: 0 K: 1 S: 12	H: 3 LOB: 1 BB: 1 P: 17	R: 1 E: 0 K: 1 S: 13	H: 2 LOB: 0 BB: 0 P: 22	R: 3 E: 0 K: 2 S: 16	H: 3 LOB: 0 BB: 0 P: 23	R: 0 E: 0 K: 0 S: 8	H: 0 LOB: 0 BB: 0 P: 14	R: 1 E: 0 K: 3 S: 15	H: 1 LOB: 0 BB: 0 P: 18	R: 2 E: 0 K: 1 S: 10	H: 2 LOB: 0 BB: 0 P: 16	R: 0 E: 0 K: 2 S: 14		H: 0 LOB: 0 BB: 0 P: 21	R: 1 E: 0 K: 1 S: 12	H: 1 LOB: 1 BB: 1 P: 23	1B: 8 2B: 1 3B: 0 HR: 4	SF: 1 SAC: 0 DP: 1 HBP: 0	WP: 1 PB: 0 SB: 1 CS: 0	PA: 46
PITCHER	IP	WLS	BF	H	R	ER	SO	BB	IBB	HBP	BLK	WP	HR	S	P	ERA	WHIP								
Rocky Coppinger, R ERA: 5.66 (1, 1)	5.0		26	9	7	7	6	3	0	0	0	0	2	63	100	12.60	2.400								
Terry Mathews, R ERA: 4.81 (6, 1)	2.0		7	1	1	1	3	0	0	0	0	0	1	23	32	4.50	0.500								
Alan Mills, R ERA: 4.66 (8, 1)	1.0		5	2	2	2	1	0	0	0	0	1	1	10	16	18.00	2.000								
Jesse Orosco, L ERA: 3.55 (9, 1)	0.2		2	0	0	0	1	0	0	0	0	0	0	11	15	0.00	0.000								
Armando Benitez, R ERA: 7.71 (9, 1)	0.2		3	0	1	1	1	1	0	0	0	0	0	7	17	13.50	1.500								

Batter	1	2	3	4	5	6	7	8	9	10	AB	R	H	RBI	BB	SO	LOB	BOTTOM							
Roberto Alomar, S OBP: 0.422, SLG: 0.548 (1, 4)	2-1 L8		K			4-2 FC6-4 BB			2-1 3B 1B	0-3 K	5	1	1	0	1	2	4	Oakland Athletics @ Baltimore Orioles Oriole Park at Camden Yards, Baltimore, MD Mon Aug 26 1996, 7:05 PM EDT Att: 43,361 - Unknown - 87 F livebaseballscores.com AB 41 R 12 H 13 RBI 12 BB 6 SO 5 LOB 19 							
Brady Anderson, L OBP: 0.400, SLG: 0.641 (1, 8)	2-2 BLK 1B HBP		1-0 F7	2-2 G4-3		1-3 K		2-0 2B 3B	2-2 BB 3B		5	3	2	2	0	1	2								
Rafael Palmeiro, L OBP: 0.389, SLG: 0.551 (1, 3)	3-2 G4-6-3 1B		0-1 HR	1-2 G3		0-1 FC6-4		1-0 2B	4-0 BB IBB		5	1	3	4	1	0	1								
Bobby Bonilla, S OBP: 0.360, SLG: 0.471 (1, 9)	0-0 G4-6-3		3-2 HR	1-0 G3		0-1 L4		4-0 IBB	4-0 BB IBB		4	1	1	1	2	0	1								
Cal Ripken Jr., R OBP: 0.347, SLG: 0.463 (1, 6)		1-0 E5 G5-3 1B	1-0 2B HR 1B		1-0 F9		2-1 G6-3		2-1 B2	4-1 BB	5	1	1	1	1	0	2								
B.J. Surhoff, L OBP: 0.352, SLG: 0.504 (1, 5)		1-1 1B	2-0 HR 2B		2-2 L7		1-1 G3		0-2 F8		5	1	2	0	0	0	2								
Eddie Murray, S OBP: 0.333, SLG: 0.429 (1, 10)		0-2 P6	4-0 HR IBB		1-0 FC6-4 1B				1-0 L9	1-0 F9	4	1	1	0	1	0	4								
Chris Hoiles, R OBP: 0.352, SLG: 0.494 Manny Alexander, R OBP: 0.149, SLG: 0.109 (1, 2) (10, PR)		1-2 G5-3	3-1 HR		1-0 FC6-4				3-3 K		4	1	1	4	0	1	3								
Brent Bowers, L OBP: 0.267, SLG: 0.333 Mike Devereaux, R OBP: 0.313, SLG: 0.361 (1, 7) (8, PH) (9, 7)			E6 HR		1-0 G3				3-3 K		3	1	1	0	0	0	0								
Inning Stats	R: 1 E: 0 K: 0 S: 9	H: 1 LOB: 0 BB: 0 P: 16	R: 0 E: 1 K: 0 S: 9	H: 1 LOB: 1 BB: 0 P: 12	R: 7 E: 1 K: 1 S: 28	H: 6 LOB: 1 BB: 1 P: 47	R: 0 E: 0 K: 0 S: 7	H: 0 LOB: 0 BB: 0 P: 11	R: 0 E: 0 K: 0 S: 8	H: 1 LOB: 1 BB: 1 P: 13	R: 0 E: 0 K: 0 S: 6	H: 0 LOB: 0 BB: 0 P: 9	R: 0 E: 0 K: 2 S: 7	H: 0 LOB: 0 BB: 0 P: 13	R: 2 E: 0 K: 0 S: 11	H: 3 LOB: 2 BB: 1 P: 23	R: 2 E: 0 K: 1 S: 8		H: 1 LOB: 3 BB: 3 P: 24	1B: 6 2B: 2 3B: 2 HR: 3	SF: 0 SAC: 1 DP: 2 HBP: 2	WP: 0 PB: 0 SB: 0 CS: 0	PA: 50		
PITCHER	IP	WLS	BF	H	R	ER	SO	BB	IBB	HBP	BLK	WP	HR	S	P	ERA	WHIP								
John Wasdin, R ERA: 6.25 (1, 1)	2.2		16	6	7	2	1	0	1	0	1	0	2	38	62	6.75	2.250								
Carlos Reyes, R ERA: 5.16 (3, 1)	2.2		12	3	1	0	0	1	0	0	0	0	1	26	45	0.00	1.500								
Buddy Groom, L ERA: 3.97 (6, 1)	2.2		9	1	1	1	3	0	0	0	0	0	0	20	32	3.38	0.375								
Doug Johns, L ERA: 5.76 (9, 1)	0.0		3	2	1	1	0	0	1	0	0	0	0	2	9	∞	∞								
Mark Acre, R ERA: 6.61 (9, 1)	1.2	L	10	1	2	2	1	1	2	1	0	0	0	15	34	10.80	1.200								

Batter	1	2	3	4	5	6	7	8	9	AB	R	H	RBI	BB	SO	LOB	TOP					
Tony Batista, R (1,4) OBP: 0.318, SLG: 0.438										4	0	1	0	0	1	0	Oakland Athletics @ Baltimore Orioles Oriole Park at Camden Yards, Baltimore, MD Tue Aug 27 1996, 7:05 PM EDT Att: 43,641 - Overcast - 79 F					
Mike Bordick, R (1,6) OBP: 0.292, SLG: 0.307										4	0	1	0	0	0	1						
Scott Brosius, R (1,5) OBP: 0.422, SLG: 0.591										4	0	0	0	0	2	2						
Mark McGwire, R (1,3) OBP: 0.474, SLG: 0.762										4	0	1	0	0	0	1						
Terry Steinbach, R (1,2) OBP: 0.340, SLG: 0.547										4	0	1	0	0	0	2						
Matt Stairs, L (1,7) OBP: 0.394, SLG: 0.566										4	0	0	0	0	0	1						
Brian Leshar, R (1,9) OBP: 0.444, SLG: 0.750										4	1	2	1	0	1	0						
Ernie Young, R (1,8) OBP: 0.317, SLG: 0.405										2	0	0	0	1	1	0						
Izzy Molina, R (1,10) OBP: 0.294, SLG: 0.313										3	0	0	0	0	0	2						
Inning Stats	R: 0 E: 0 K: 0 S: 5	H: 2 LOB: 2 BB: 0 P: 5	R: 0 E: 0 K: 1 S: 5	H: 0 LOB: 0 BB: 0 P: 5	R: 0 E: 0 K: 0 S: 3	H: 0 LOB: 0 BB: 0 P: 3	R: 0 E: 0 K: 1 S: 6	H: 1 LOB: 1 BB: 0 P: 6	R: 1 E: 0 K: 0 S: 6	H: 1 LOB: 0 BB: 0 P: 6	R: 0 E: 0 K: 0 S: 3	H: 0 LOB: 0 BB: 0 P: 3	R: 0 E: 0 K: 0 S: 4	H: 1 LOB: 2 BB: 1 P: 8	R: 0 E: 0 K: 0 S: 8	H: 1 LOB: 1 BB: 0 P: 8		R: 0 E: 0 K: 0 S: 3	H: 0 LOB: 0 BB: 0 P: 3	1B: 3 2B: 1 3B: 1 HR: 1	SF: 0 SAC: 0 DP: 0 HBP: 0	WP: 0 PB: 0 SB: 0 CS: 0
PITCHER	IP WLS BF H R ER SO BB IBB HBP BLK WP HR S P ERA WHIP																					
David Wells, L (1,1) ERA: 4.7	7.1 W 29 6 1 1 4 1 0 0 0 0 1 36 40 1.23 0.955																					
Alan Mills, R (8,1) ERA: 4.58	0.2 2 0 0 0 1 0 0 0 0 0 0 4 4 0.00 0.000																					
Randy Myers, L (9,1) ERA: 3.42	1.0 S 3 0 0 0 0 0 0 0 0 0 0 3 3 0.00 0.000																					

Batter	1	2	3	4	5	6	7	8	9	AB	R	H	RBI	BB	SO	LOB	BOTTOM			
Roberto Alomar, S (1,4) OBP: 0.425, SLG: 0.549										3	1	2	0	1	1	3	Oakland Athletics @ Baltimore Orioles Oriole Park at Camden Yards, Baltimore, MD Tue Aug 27 1996, 7:05 PM EDT Att: 43,641 - Overcast - 79 F			
Brady Anderson, L (1,8) OBP: 0.397, SLG: 0.636										4	0	0	0	0	1	6				
Rafael Palmeiro, L (1,3) OBP: 0.391, SLG: 0.550										1	1	0	0	3	0	0				
Bobby Bonilla, S (1,9) OBP: 0.359, SLG: 0.471										4	0	1	2	0	0	3				
Brent Bowers, L (8, PR) OBP: 0.297, SLG: 0.333										0	0	0	0	0	0	0				
Cal Ripken Jr., R (1,6) OBP: 0.347, SLG: 0.463										4	1	1	0	0	1	2				
B.J. Surhoff, L (1,5) OBP: 0.354, SLG: 0.503										3	0	1	0	1	0	1				
Eddie Murray, S (1,10) OBP: 0.332, SLG: 0.428										3	0	1	1	0	0	2				
Mark Parent, R (1,2) OBP: 0.261, SLG: 0.491										2	0	0	0	1	0	0				
Mike Devereaux, R (1,7) OBP: 0.311, SLG: 0.358										3	0	0	0	0	0	3				
Inning Stats	R: 0 E: 0 K: 0 S: 2	H: 0 LOB: 1 BB: 2 P: 10	R: 1 E: 0 K: 0 S: 4	H: 1 LOB: 0 BB: 0 P: 4	R: 0 E: 0 K: 0 S: 3	H: 1 LOB: 0 BB: 0 P: 3	R: 0 E: 0 K: 1 S: 5	H: 0 LOB: 0 BB: 0 P: 5	R: 0 E: 0 K: 0 S: 3	H: 0 LOB: 0 BB: 0 P: 3	R: 2 E: 0 K: 0 S: 5	H: 2 LOB: 1 BB: 1 P: 9	R: 0 E: 0 K: 2 S: 9	H: 2 LOB: 3 BB: 1 P: 13	R: 0 E: 0 K: 0 S: 3	H: 0 LOB: 2 BB: 2 P: 11	1B: 4 2B: 3 3B: 0 HR: 0	SF: 1 SAC: 0 DP: 2 HBP: 0	WP: 1 PB: 0 SB: 0 CS: 0	PA: 34
PITCHER	IP WLS BF H R ER SO BB IBB HBP BLK WP HR S P ERA WHIP																			
Ariel Prieto, R (1,1) ERA: 4.05	8.0 L 34 6 3 3 3 6 0 0 0 1 0 34 58 3.38 1.500																			

AB 33
R 1
H 6
RBI 1
BB 1
SO 5
LOB 9



AB 27
R 3
H 6
RBI 3
BB 6
SO 3
LOB 20



Batter	1	2	3	4	5	6	7	8	9	AB	R	H	RBI	BB	SO	LOB	TOP					
Tony Batista, R (1,4) OBP: 0.321, SLG: 0.437	L5		G1-3		2B 1B		FC5-4 BB 1B		F9	5	1	2	0	0	0	0						
Jose Herrera, L (1,9) OBP: 0.313, SLG: 0.380	K			1B 1B	1B 2B		FC5-4 BB		FC5-4 1B	4	0	3	2	1	1	0						
Scott Brosius, R (1,5) OBP: 0.421, SLG: 0.588	F7			1B	G6-4-3 1B		FC5-4		FC5-4 WP BB	5	0	2	1	0	0	3						
Mark McGwire, R (1,3) OBP: 0.471, SLG: 0.754		F8		K	G6-4-3 1B		K		WP BB	4	0	0	0	1	2	6						
Matt Stairs, L (1,10) OBP: 0.369, SLG: 0.560 Geronimo Berroa, R (9,PH) OBP: 0.338, SLG: 0.550	FC6-4 BB			K			F8		1B 1B	3	0	1	0	1	1	2						
Terry Steinbach, R (1,2) OBP: 0.337, SLG: 0.542	K			K			F8		1B 1B	4	0	0	0	0	3	4						
Brian Leshar, R (1,7) OBP: 0.385, SLG: 0.667	FC6-4				P5		2B		F9	4	0	1	0	0	0	2						
Ernie Young, R (1,8) OBP: 0.319, SLG: 0.408			G6-3		1B 2B		F8		1B	4	1	2	0	0	0	1						
Mike Bordick, R (1,6) OBP: 0.291, SLG: 0.305			G1-3		1B 2B BB		L5		G3	3	1	0	0	1	0	2						
Inning Stats	R: 0 E: 0 K: 1 S: 5	H: 0 LOB: 0 BB: 0 P: 5	R: 0 E: 0 K: 1 S: 5	H: 0 LOB: 1 BB: 1 P: 9	R: 0 E: 0 K: 0 S: 3	H: 0 LOB: 0 BB: 0 P: 3	R: 0 E: 0 K: 3 S: 11	H: 2 LOB: 2 BB: 0 P: 11	R: 3 E: 0 K: 0 S: 6	H: 4 LOB: 1 BB: 1 P: 10	R: 0 E: 0 K: 0 S: 4	H: 1 LOB: 1 BB: 0 P: 4	R: 0 E: 0 K: 1 S: 6	H: 1 LOB: 2 BB: 1 P: 10	R: 0 E: 0 K: 1 S: 7	H: 2 LOB: 2 BB: 0 P: 7	R: 0 E: 0 K: 1 S: 6	H: 1 LOB: 2 BB: 1 P: 10	1B: 8 2B: 3 3B: 0 HR: 0	SF: 0 SAC: 0 DP: 1 HBP: 0	WP: 1 PB: 0 SB: 0 CS: 0	PA: 41
PITCHER	IP	WLS	BF	H	R	ER	SO	BB	IBB	HBP	BLK	WP	HR	S	P	ERA	WHIP					
35 Mike Mussina, R (1,1) ERA: 4.79	6.1	L	29	8	3	3	5	3	0	0	0	0	0	36	48	4.26	1.737					
Armando Benitez, R (7,1) ERA: 6.75	0.2		2	0	0	0	1	0	0	0	0	0	0	4	4	0.00	0.000					
Archie Corbin, R (8,1) ERA: 1.32	1.2		9	3	0	0	1	1	0	0	0	0	0	10	14	0.00	2.400					
Jesse Orosco, L (9,1) ERA: 3.52	0.1		1	0	0	0	1	0	0	0	0	1	0	3	3	0.00	0.000					

Oakland Athletics @ Baltimore Orioles
 Oriole Park at Camden Yards, Baltimore, MD
 Wed Aug 28 1996, 3:33 AM EDT
 Att: 45,282 - Overcast - 87 F

AB 37
 R 3
 H 11
 RBI 3
 BB 4
 SO 8
 LOB 22



Batter	1	2	3	4	5	6	7	8	9	AB	R	H	RBI	BB	SO	LOB	BOTTOM					
Roberto Alomar, S (1,4) OBP: 0.423, SLG: 0.546	G3-6-3 1B	G6-3			G6-4-3		G4-3			4	0	1	0	0	0	5						
Brady Anderson, L (1,8) OBP: 0.394, SLG: 0.630	G3-6-3 1-2		P2		G4-3			F9		4	0	0	0	0	0	1						
Rafael Palmeiro, L (1,3) OBP: 0.390, SLG: 0.546	1B HBP		F8			G3		F7		3	0	0	0	0	0	0						
Bobby Bonilla, S (1,9) OBP: 0.360, SLG: 0.471	1-2 1B		FC6-4 1B			G4-3		G4-3		4	0	2	0	0	0	0						
Cal Ripken Jr., R (1,6) OBP: 0.346, SLG: 0.462	F7		FC6-4			P5			G6-3 1B	4	0	1	0	0	0	3						
B.J. Surhoff, L (1,5) OBP: 0.351, SLG: 0.499		L4			F9		G4-3		F8	4	0	0	0	0	0	1						
Eddie Murray, S (1,10) OBP: 0.331, SLG: 0.427		G3 1B		K			G4-3		G6-3	4	0	1	0	0	1	1						
Chris Hoiles, R (1,2) OBP: 0.353, SLG: 0.494		G3 1B		K			1B 1B		K	4	0	2	0	0	2	1						
Brent Bowers, L (1,7) OBP: 0.303, SLG: 0.364		G3			G6-4-3 1B		1-2 1B			3	0	2	0	0	0	2						
Inning Stats	R: 0 E: 0 K: 0 S: 4	H: 2 LOB: 2 BB: 0 P: 5	R: 0 E: 0 K: 0 S: 5	H: 2 LOB: 2 BB: 0 P: 5	R: 0 E: 0 K: 2 S: 7	H: 1 LOB: 0 BB: 0 P: 4	R: 0 E: 0 K: 0 S: 3	H: 0 LOB: 0 BB: 0 P: 7	R: 0 E: 0 K: 0 S: 3	H: 0 LOB: 0 BB: 0 P: 3	R: 0 E: 0 K: 0 S: 5	H: 2 LOB: 2 BB: 0 P: 5	R: 0 E: 0 K: 0 S: 3	H: 0 LOB: 0 BB: 0 P: 3	R: 0 E: 0 K: 1 S: 6	H: 1 LOB: 1 BB: 0 P: 6	R: 0 E: 0 K: 0 S: 6	H: 1 LOB: 1 BB: 0 P: 6	1B: 9 2B: 0 3B: 0 HR: 0	SF: 0 SAC: 0 DP: 2 HBP: 1	WP: 0 PB: 0 SB: 0 CS: 0	PA: 35
PITCHER	IP	WLS	BF	H	R	ER	SO	BB	IBB	HBP	BLK	WP	HR	S	P	ERA	WHIP					
Don Wengert, R (1,1) ERA: 4.84	9.0	W	35	9	0	0	3	0	0	1	0	0	0	40	41	0.00	1.000					

Oakland Athletics @ Baltimore Orioles
 Oriole Park at Camden Yards, Baltimore, MD
 Wed Aug 28 1996, 3:33 AM EDT
 Att: 45,282 - Overcast - 87 F

AB 34
 R 0
 H 9
 RBI 0
 BB 0
 SO 3
 LOB 14



Batter	1	2	3	4	5	6	7	8	9	AB	R	H	RBI	BB	SO	LOB	TOP				
Darren Bragg, L (1, 8) OBP: 0.367, SLG: 0.430	G1-3		G3-1				G4-3			4	0	1	0	0	0	0	Boston Red Sox @ Oakland Athletics Oakland-Alameda County Coliseum, Oakland, CA Fri Aug 30 1996, 7:05 PM PDT Att: 17,182 - Unknown - 76 F				
Jeff Frye, R (1, 4) OBP: 0.380, SLG: 0.382			F9							3	0	1	0	1	1	0					
Tim Lincecum, R (1, 5) OBP: 0.366, SLG: 0.454										3	0	0	0	0	1	3					
Jeff Manto, R (7, 5) OBP: 0.327, SLG: 0.417			G1-3							0	0	0	0	1	0	0					
Mo Vaughn, L (1, 3) OBP: 0.416, SLG: 0.586										4	0	1	0	0	1	1					
18 Reggie Jefferson, S (1, 10) OBP: 0.380, SLG: 0.604										4	0	1	0	0	1	2					
Mike Stanley, R (1, 2) OBP: 0.385, SLG: 0.517										3	0	1	0	1	0	3					
Troy O'Leary, L (1, 9) OBP: 0.333, SLG: 0.452										4	0	1	0	0	1	2					
John Valentin, R (1, 6) OBP: 0.385, SLG: 0.442										4	0	1	0	0	0	2					
Mike Greenwell, L (1, 7) OBP: 0.300, SLG: 0.381										4	0	0	0	0	1	2					
Inning Stats	R: 0 H: 1 E: 0 K: 2 S: 11	H: 1 LOB: 1 BB: 0 P: 16	R: 0 H: 1 E: 0 K: 1 S: 11	H: 1 LOB: 2 BB: 1 P: 22	R: 0 H: 0 E: 0 K: 0 S: 11	H: 0 LOB: 0 BB: 0 P: 16	R: 0 H: 2 E: 0 K: 0 S: 9	H: 2 LOB: 2 BB: 0 P: 15	R: 0 H: 1 E: 0 K: 0 S: 6	H: 1 LOB: 1 BB: 1 P: 14	R: 0 H: 0 E: 0 K: 0 S: 7	H: 0 LOB: 0 BB: 0 P: 8	R: 0 H: 1 E: 0 K: 2 S: 12	H: 1 LOB: 2 BB: 1 P: 21	R: 0 H: 0 E: 0 K: 1 S: 7	H: 0 LOB: 0 BB: 0 P: 11	1B: 5 2B: 1 3B: 1 HR: 0	SF: 0 SAC: 0 DP: 1 HBP: 0	WP: 0 PB: 0 SB: 0 CS: 0	PA: 36	
PITCHER	IP WLS BF H R ER SO BB IBB HBP BLK WP HR S P ERA WHIP																				
Dave Telgheder, R (1, 1) ERA: 4.13	8.0 W 33	H 7 R 0 ER 0 SO 5	BB 3 IBB 0 HBP 0 BLK 0	WP 0 HR 0 S 75 P 126	ERA 0.00 WHIP 1.250																
Buddy Groom, L (9, 1) ERA: 3.92	1.0	W 3	H 0 R 0 ER 0 SO 1	BB 0 IBB 0 HBP 0 BLK 0	WP 0 HR 0 S 7 P 11	ERA 0.00 WHIP 0.000															

Batter	1	2	3	4	5	6	7	8	9	AB	R	H	RBI	BB	SO	LOB	BOTTOM				
Tony Batista, R (1, 4) OBP: 0.312, SLG: 0.423	G6-3									4	0	0	0	0	0	1	Boston Red Sox @ Oakland Athletics Oakland-Alameda County Coliseum, Oakland, CA Fri Aug 30 1996, 7:05 PM PDT Att: 17,182 - Unknown - 76 F				
Matt Stairs, L (1, 10) OBP: 0.365, SLG: 0.558										4	1	1	0	0	0	0					
Scott Brosius, R (1, 5) OBP: 0.422, SLG: 0.587										4	1	2	0	0	1	1					
Mark McGwire, R (1, 3) OBP: 0.471, SLG: 0.759										4	2	2	3	0	1	1					
Geronimo Berroa, R (1, 9) OBP: 0.338, SLG: 0.548										4	1	1	0	0	2	0					
Ernie Young, R (8, 9) OBP: 0.319, SLG: 0.408										0	0	0	0	0	0	0					
Terry Steinbach, R (1, 2) OBP: 0.340, SLG: 0.545										3	1	2	1	1	0	0					
Brian Leshar, R (1, 7) OBP: 0.294, SLG: 0.533										3	0	0	1	0	1	2					
Kerwin Moore, S (1, 8)										2	1	0	0	2	1	0					
Mike Bordick, R (1, 6) OBP: 0.291, SLG: 0.307										3	0	1	2	0	0	2					
Inning Stats	R: 0 H: 0 E: 0 K: 0 S: 8	H: 0 LOB: 0 BB: 0 P: 11	R: 0 H: 0 E: 0 K: 2 S: 8	H: 0 LOB: 0 BB: 0 P: 15	R: 0 H: 0 E: 0 K: 0 S: 5	H: 0 LOB: 0 BB: 0 P: 8	R: 0 H: 1 E: 0 K: 0 S: 10	H: 1 LOB: 1 BB: 0 P: 13	R: 2 H: 2 E: 0 K: 0 S: 13	H: 2 LOB: 2 BB: 1 P: 26	R: 2 H: 2 E: 0 K: 2 S: 13	H: 2 LOB: 0 BB: 0 P: 20	R: 0 H: 0 E: 0 K: 1 S: 7	H: 0 LOB: 0 BB: 1 P: 13	R: 0 H: 0 E: 0 K: 1 S: 7	H: 0 LOB: 0 BB: 1 P: 13	1B: 5 2B: 3 3B: 0 HR: 1	SF: 1 SAC: 0 DP: 1 HBP: 0	WP: 1 PB: 0 SB: 1 CS: 0	PA: 35	
PITCHER	IP WLS BF H R ER SO BB IBB HBP BLK WP HR S P ERA WHIP																				
Mike Maddux, R (1, 1) ERA: 4.18	5.1 L 23	H 6 R 5 ER 5 SO 3	BB 1 IBB 0 HBP 0 BLK 0	WP 0 HR 0 S 55 P 83	ERA 0.00 WHIP 1.312																
Mark Brandenburg, R (6, 1) ERA: 3.54	0.2	W 4	H 1 R 0 ER 0 SO 0	BB 1 IBB 0 HBP 0 BLK 0	WP 0 HR 0 S 6 P 10	ERA 0.00 WHIP 3.000															
Reggie Harris, R (7, 1) ERA: 18.0	1.0	W 5	H 2 R 2 ER 2 SO 2	BB 0 IBB 0 HBP 0 BLK 0	WP 0 HR 1 S 13 P 20	ERA 18.00 WHIP 2.000															
Pat Mahomes, R (8, 1) ERA: 7.04	1.0	W 3	H 0 R 0 ER 0 SO 1	BB 1 IBB 0 HBP 0 BLK 0	WP 0 HR 0 S 7 P 13	ERA 0.00 WHIP 1.000															



Batter	1	2	3	4	5	6	7	8	9	AB	R	H	RBI	BB	SO	LOB	TOP					
Darren Bragg, L OBP: 0.363, SLG: 0.425	2-3 K		3-1 F8			1-1 G6-3		0-2 G5-3		4	0	0	0	0	1	0	Boston Red Sox @ Oakland Athletics Oakland-Alameda County Coliseum, Oakland, CA Sat Aug 31 1996, 7:05 PM PDT Att: 32,116 - Unknown - 70 F livebaseballscorecards.com					
Jeff Frye, R OBP: 0.379, SLG: 0.382 Nomar Garciaparra, R (7, 4)	1-2 G1-3		0-2 P3			0-0 1B		2-1 L7		3	0	1	0	0	0	0						
Mo Vaughn, L OBP: 0.417, SLG: 0.585	4-1 BB		2-3 K			3-0 L7			1-0 G5-4-3 1B	3	0	1	0	1	1							
18 Reggie Jefferson, S OBP: 0.379, SLG: 0.599	1-3 K			2-3 K		2-3 K			0-0 G5-4-3 1B	4	0	1	0	0	3	2						
Mike Stanley, R OBP: 0.386, SLG: 0.511		0-1 L9		3-3 K		0-0 G6-3			1-2 G5-4-3	4	0	0	0	0	1	2						
Troy O'Leary, L OBP: 0.333, SLG: 0.450		1-1 E 1B		0-0 F8		2-1 G3			1-2 2-3 K	4	0	1	0	0	1	1						
John Valentin, R OBP: 0.385, SLG: 0.441		0-2 E7 1B			1-1 L8		0-0 1B			3	0	1	0	0	0	1						
Jeff Manto, R OBP: 0.317, SLG: 0.402		3-3 K			1-0 G5-3		0-0 L6			3	0	0	0	0	1	3						
Lee Tinsley, S OBP: 0.279, SLG: 0.294		2-2 F8			2-3 K			0-1 G4-3		3	0	0	0	0	1	2						
Inning Stats	R: 0 E: 0 K: 2 S: 10	H: 0 LOB: 1 BB: 1 P: 18	R: 0 E: 1 K: 1 S: 16	H: 1 LOB: 2 BB: 0 P: 22	R: 0 E: 0 K: 1 S: 12	H: 0 LOB: 0 BB: 0 P: 17	R: 0 E: 0 K: 2 S: 8	H: 0 LOB: 0 BB: 0 P: 13	R: 0 E: 0 K: 1 S: 7	H: 0 LOB: 0 BB: 0 P: 11	R: 0 E: 0 K: 1 S: 7	H: 1 LOB: 1 BB: 0 P: 13	R: 0 E: 0 K: 0 S: 5	H: 1 LOB: 1 BB: 0 P: 7	R: 0 E: 0 K: 0 S: 7	H: 0 LOB: 0 BB: 0 P: 9		R: 0 E: 0 K: 1 S: 9	H: 2 LOB: 1 BB: 0 P: 13	1B: 5 2B: 0 3B: 0 HR: 0	SF: 0 SAC: 0 DP: 1 HBP: 0	WP: 0 PB: 0 SB: 0 CS: 0
PITCHER Willie Adams, R ERA: 3.73	(1, 1)	IP: 9.0 WLS: W BF: 33	H: 5 R: 0 ER: 0 SO: 9	BB: 1 IBB: 0 HBP: 0 BLK: 0	WP: 0 HR: 0 S: 81 P: 123	ERA: 0.00 WHIP: 0.667	PITCHER	IP: 9.0 WLS: W BF: 33	H: 5 R: 0 ER: 0 SO: 9	BB: 1 IBB: 0 HBP: 0 BLK: 0	WP: 0 HR: 0 S: 81 P: 123	ERA: 0.00 WHIP: 0.667	PITCHER	IP: 9.0 WLS: W BF: 33	H: 5 R: 0 ER: 0 SO: 9	BB: 1 IBB: 0 HBP: 0 BLK: 0	WP: 0 HR: 0 S: 81 P: 123	ERA: 0.00 WHIP: 0.667				

Batter	1	2	3	4	5	6	7	8	9	AB	R	H	RBI	BB	SO	LOB	BOTTOM			
Tony Batista, R OBP: 0.315, SLG: 0.422	2-2 S HR 1B			1-0 G5-3		2-2 E6		2-3 K		5	1	2	2	0	1	0	Boston Red Sox @ Oakland Athletics Oakland-Alameda County Coliseum, Oakland, CA Sat Aug 31 1996, 7:05 PM PDT Att: 32,116 - Unknown - 70 F livebaseballscorecards.com			
Scott Brosius, R OBP: 0.417, SLG: 0.578	1 SAFE L4	1 SAFE 3-2 F8		1-0 F8		0-3 K		3-2 L4		5	0	0	0	0	1	3				
Jason Giambi, L OBP: 0.367, SLG: 0.515	0-1 F9		4-2 HBP HR BB		1-1 G6-4-3 1B		2-2 G4-3			3	1	1	0	1	0	1				
Mark McGwire, R OBP: 0.473, SLG: 0.766 Rafael Bourquiel, R OBP: 0.290, SLG: 0.310	1-2 2H HR		1-0 HR HBP		0-1 G6-4-3		4-1 BB 1B BB			2	2	1	2	1	0	1				
Geronimo Berroa, R OBP: 0.341, SLG: 0.556 Ernie Young, R OBP: 0.319, SLG: 0.408	2-2 G5-3		0-0 HR		0-0 1B		1-1 BB 1B			4	1	3	3	0	0	0				
Terry Steinbach, R OBP: 0.342, SLG: 0.543		4-2 WP BB 1B BB	2-1 L5		0-0 F8		4-0 1B		1-2 2-3 BB	2	1	0	0	2	0	1				
Brian Leshar, R OBP: 0.286, SLG: 0.632		0-2 F8	1-1 F8		0-0 HR		0-1 P4			4	1	1	1	0	0	4				
Kerwin Moore, S		3-3 K	0-0 G1-3		2-0 P4		2-1 G3-1			4	0	0	0	0	1	4				
Mike Bordick, R OBP: 0.291, SLG: 0.305		4-1 WP 1B BB		1-0 G3		3-2 G6-3		2-0 G3		3	1	0	0	1	0	0				
Inning Stats	R: 2 E: 0 K: 0 S: 15	H: 2 LOB: 0 BB: 0 P: 23	R: 2 E: 0 K: 1 S: 19	H: 1 LOB: 1 BB: 2 P: 34	R: 3 E: 0 K: 0 S: 8	H: 1 LOB: 0 BB: 1 P: 16	R: 0 E: 0 K: 0 S: 3	H: 0 LOB: 0 BB: 0 P: 6	R: 0 E: 0 K: 1 S: 6	H: 2 LOB: 1 BB: 0 P: 7	R: 1 E: 1 K: 1 S: 14	H: 1 LOB: 1 BB: 0 P: 21	R: 0 E: 0 K: 0 S: 10	H: 1 LOB: 3 BB: 2 P: 23	R: 0 E: 0 K: 1 S: 7	H: 0 LOB: 0 BB: 0 P: 14		1B: 5 2B: 0 3B: 0 HR: 3	SF: 0 SAC: 0 DP: 1 HBP: 1	WP: 1 PB: 0 SB: 1 CS: 0
PITCHER 49 Tim Wakefield, R ERA: 5.49 Vaughn Eshelman, L ERA: 6.29 Kerry Lacy, R ERA:	(1, 1)	IP: 6.0 WLS: L BF: 29	H: 7 R: 8 ER: 8 SO: 2	BB: 3 IBB: 0 HBP: 1 BLK: 0	WP: 1 HR: 3 S: 65 P: 107	ERA: 12.00 WHIP: 1.667	PITCHER	IP: 1.0 WLS: L BF: 6	H: 1 R: 0 ER: 0 SO: 0	BB: 2 IBB: 0 HBP: 0 BLK: 0	WP: 0 HR: 0 S: 7 P: 14	ERA: 0.00 WHIP: 3.000	PITCHER	IP: 1.0 WLS: L BF: 3	H: 0 R: 0 ER: 0 SO: 1	BB: 0 IBB: 0 HBP: 0 BLK: 0	WP: 0 HR: 0 S: 7 P: 14	ERA: 0.00 WHIP: 0.000		

Batter	1	2	3	4	5	6	7	8	9	AB	R	H	RBI	BB	SO	LOB	TOP					
Darren Bragg, L OBP: 0.368, SLG: 0.422 (1, 8)										2	1	0	0	3	0	0						
Jeff Frys, R OBP: 0.380, SLG: 0.385 (1, 4)										5	1	2	2	0	0	2						
John Valentin, R OBP: 0.383, SLG: 0.443 (1, 10)										5	0	1	1	1	0	5						
Mo Vaughn, L OBP: 0.415, SLG: 0.581 (1, 3)										5	0	1	1	0	2	2						
Tim Lincecum, R OBP: 0.366, SLG: 0.456 (1, 5)										5	2	2	0	0	0	2						
Troy O'Leary, L OBP: 0.325, SLG: 0.445 (1, 9)										5	0	0	0	0	1	2						
Nomar Garciaparra, R OBP: 0.550, SLG: 1.000 (1, 6)										5	2	3	2	0	0	0						
Mike Greenwell, L OBP: 0.308, SLG: 0.391 (8, PR)										3	0	2	2	1	0	0						
Lee Tinsley, S OBP: 0.276, SLG: 0.293 (8, 8)										1	1	0	0	0	1	2						
Bill Haselman, R OBP: 0.299, SLG: 0.369 (1, 2)										5	1	1	0	0	3	4						
Inning Stats	R: 1 E: 0 K: 0 S: 11	H: 1 LOB: 1 BB: 1 P: 21	R: 0 E: 0 K: 0 S: 5	H: 0 LOB: 1 BB: 1 P: 14	R: 0 E: 1 K: 0 S: 14	H: 0 LOB: 0 BB: 0 P: 18	R: 1 E: 0 K: 0 S: 5	H: 1 LOB: 0 BB: 0 P: 8	R: 0 E: 0 K: 0 S: 15	H: 0 LOB: 1 BB: 1 P: 26	R: 2 E: 0 K: 2 S: 16	H: 3 LOB: 1 BB: 0 P: 21	R: 1 E: 0 K: 1 S: 23	H: 2 LOB: 1 BB: 0 P: 30	R: 2 E: 0 K: 0 S: 11	H: 3 LOB: 3 BB: 1 P: 18	R: 1 E: 1 K: 3 S: 17	H: 2 LOB: 2 BB: 0 P: 17	1B: 7 2B: 3 3B: 1 HR: 1	SF: 0 SAC: 0 DP: 0 HBP: 0	WP: 0 PB: 0 SB: 0 CS: 1	PA: 45
PITCHER	IP WLS BF H R ER SO BB IBB HBP BLK WP HR S P ERA WHIP																					
John Wasdin, R ERA: 6.24	(1, 1) 6.0 L 27 5 4 4 3 3 0 0 0 0 0 1 66 108 6.00 1.333																					
Mike Mohler, L ERA: 3.41	(7, 1) 0.2 4 2 1 1 1 0 0 0 0 0 0 0 18 23 13.50 3.000																					
Jim Corsi, R ERA: 3.94	(7, 1) 0.1 1 0 0 0 0 0 0 0 0 0 0 0 5 7 0.00 0.000																					
Doug Johns, L ERA: 5.85	(8, 1) 0.2 5 2 2 2 0 1 0 0 0 0 0 0 7 12 27.00 4.500																					
Mark Acre, R ERA: 6.62	(8, 1) 1.1 8 3 1 1 3 0 0 0 0 0 0 0 21 23 6.75 2.250																					

Boston Red Sox @ Oakland Athletics
Oakland-Alameda County Coliseum, Oakland, CA
Sun Sep 01 1996, 3:33 AM PDT
Att: 15,021 - Sunny - 70 F

livebaseballscores.com

AB 41
R 8
H 12
RBI 8
BB 4
SO 7
LOB 19



Batter	1	2	3	4	5	6	7	8	9	AB	R	H	RBI	BB	SO	LOB	BOTTOM					
Tony Batista, R OBP: 0.324, SLG: 0.435 (1, 4)										3	0	1	2	1	0	0						
Scott Brosius, R OBP: 0.417, SLG: 0.574 (1, 5)										4	0	1	0	1	0	3						
Jason Giambi, L OBP: 0.366, SLG: 0.514 (1, 7)										4	0	1	0	0	1	5						
Mark McGwire, R OBP: 0.471, SLG: 0.763 (1, 3)										4	0	1	0	0	2	2						
Geronimo Berroa, R OBP: 0.338, SLG: 0.551 (1, 10)										4	0	0	0	0	0	2						
Matt Stairs, L OBP: 0.359, SLG: 0.548 (7, PH)										2	0	0	0	0	0	1						
Ernie Young, R OBP: 0.322, SLG: 0.417 (8, 8)										1	2	1	1	1	0	0						
Jose Herrera, L OBP: 0.311, SLG: 0.378 (7, PH)										2	0	0	0	0	0	1						
Brian Leshar, R OBP: 0.304, SLG: 0.600 (8, 9)										1	1	0	0	1	1	0						
AB 33																						
R 3																						
H 6																						
RBI 3																						
BB 4																						
SO 6																						
LOB 19																						
Mike Bordick, R OBP: 0.291, SLG: 0.305 (1, 6)										4	0	1	0	0	0	2						
Izzy Molina, R OBP: 0.263, SLG: 0.278 (7, PH)										2	0	0	0	0	1	1						
Terry Steinbach, R OBP: 0.340, SLG: 0.540 (8, 2)										2	0	0	0	0	1	2						
AB 33																						
R 3																						
H 6																						
RBI 3																						
BB 4																						
SO 6																						
LOB 19																						
Inning Stats	R: 0 E: 0 K: 1 S: 8	H: 1 LOB: 0 BB: 0 P: 16	R: 0 E: 0 K: 0 S: 4	H: 0 LOB: 0 BB: 0 P: 8	R: 0 E: 0 K: 2 S: 15	H: 1 LOB: 2 BB: 0 P: 23	R: 0 E: 0 K: 0 S: 8	H: 1 LOB: 1 BB: 0 P: 14	R: 0 E: 0 K: 0 S: 9	H: 0 LOB: 0 BB: 0 P: 14	R: 0 E: 0 K: 0 S: 10	H: 1 LOB: 1 BB: 0 P: 18	R: 2 E: 0 K: 1 S: 13	H: 1 LOB: 2 BB: 3 P: 27	R: 1 E: 0 K: 2 S: 15	H: 1 LOB: 0 BB: 0 P: 20	R: 0 E: 0 K: 0 S: 7	H: 0 LOB: 1 BB: 1 P: 13	1B: 2 2B: 2 3B: 1 HR: 1	SF: 0 SAC: 0 DP: 0 HBP: 1	WP: 0 PB: 0 SB: 0 CS: 0	PA: 38
PITCHER	IP WLS BF H R ER SO BB IBB HBP BLK WP HR S P ERA WHIP																					
Aaron Sele, R ERA: 5.35	(1, 1) 6.0 W 23 4 0 0 3 0 0 0 0 0 0 0 54 93 0.00 0.667																					
Eric Surdestrom, L ERA: 6.91	(7, 1) 0.0 1 0 1 1 0 1 0 0 0 0 0 0 2 6 - - -																					
Kerry Lacy, R ERA: 1.69	(7, 1) 0.2 5 1 1 1 1 2 0 0 0 0 0 0 10 20 13.50 4.500																					
Vaughn Eshelman, L ERA: 6.27	(7, 1) 0.1 1 0 0 0 0 0 0 0 0 0 0 0 1 1 0.00 0.000																					
Mark Brandenburg, R ERA: 3.63	(8, 1) 1.0 4 1 1 1 2 0 0 0 0 0 0 1 15 20 9.00 1.000																					

Boston Red Sox @ Oakland Athletics
Oakland-Alameda County Coliseum, Oakland, CA
Sun Sep 01 1996, 3:33 AM PDT
Att: 15,021 - Sunny - 70 F

livebaseballscores.com

AB 33
R 3
H 6
RBI 3
BB 4
SO 6
LOB 19



Batter	1	2	3	4	5	6	7	8	9	AB	R	H	RBI	BB	SO	LOB	TOP					
2 Derek Jeter, R OBP: 0.366, SLG: 0.414	L9		K			F8	1B		G5-4-3	5	0	1	1	0	1	4	New York Yankees @ Oakland Athletics Oakland-Alameda County Coliseum, Oakland, CA Mon Sep 02 1996, 3:33 AM PDT Att: 20,159 - Sunny - 72 F					
Bernie Williams, S OBP: 0.379, SLG: 0.514	G3			G4-3		G3	1B			4	0	1	1	0	0	2						
Paul O'Neill, L OBP: 0.410, SLG: 0.463	K			G6-3		G4-6-3	1B			3	0	1	0	1	1	2						
Cecil Fielder, R OBP: 0.351, SLG: 0.479		G6-3		G6-3		HBP				3	1	1	2	0	0	1						
Tino Martinez, L OBP: 0.367, SLG: 0.479	F7					G4-3				4	0	0	0	0	2	3						
Darryl Strawberry, L OBP: 0.372, SLG: 0.522 Ruben Rivera, R OBP: 0.377, SLG: 0.418	K					K				3	0	0	0	0	3	0						
Charlie Hayes, R OBP: 0.299, SLG: 0.373				P3		F9				4	1	1	1	0	1	0						
Mariano Duncan, R OBP: 0.339, SLG: 0.486 Andy Fox, L OBP: 0.272, SLG: 0.248				G4-3		G3	1B			3	1	2	0	0	0	0						
Joe Girardi, R OBP: 0.355, SLG: 0.385						HBP	1B			1	1	0	0	0	0	0						
Inning Stats	R: 0 H: 0 E: 0 K: 1 S: 7	H: 0 LOB: 0 BB: 0 P: 12	R: 0 H: 0 E: 0 K: 1 S: 7	H: 0 LOB: 0 BB: 0 P: 11	R: 0 H: 1 E: 0 K: 1 S: 7	H: 1 LOB: 1 BB: 0 P: 14	R: 0 H: 1 E: 0 K: 2 S: 5	H: 1 LOB: 0 BB: 0 P: 7	R: 0 H: 0 E: 0 K: 2 S: 7	H: 0 LOB: 0 BB: 0 P: 11	R: 1 H: 2 E: 0 K: 0 S: 12	H: 2 LOB: 3 BB: 1 P: 22	R: 3 H: 5 E: 0 K: 1 S: 21	H: 5 LOB: 2 BB: 0 P: 29	R: 1 H: 1 E: 0 K: 2 S: 12	H: 1 LOB: 0 BB: 0 P: 20		R: 0 H: 0 E: 0 K: 0 S: 7	H: 0 LOB: 0 BB: 1 P: 14	1B: 7 2B: 1 3B: 0 HR: 2	SF: 0 SAC: 0 DP: 3 HBP: 1	WP: 0 PB: 0 SB: 0 CS: 0
PITCHER	IP	WLS	BF	H	R	ER	SO	BB	IBB	HBP	BLK	WP	HR	S	P	ERA	WHIP					
Ariel Prieto, R ERA: 4.15	(1, 1)	6.1	L	28	8	4	4	6	0	1	1	0	1	57	93	5.68	1.263					
Buddy Groom, L ERA: 3.99	(7, 1)	1.0		4	2	1	1	1	0	0	0	0	1	17	25	9.00	2.000					
Carlos Reyes, R ERA: 5.09	(8, 1)	1.2		5	0	0	0	1	1	0	0	0	0	11	22	0.00	0.600					

AB	34
R	5
H	10
RBI	5
BB	2
SO	8
LOB	12




Batter	1	2	3	4	5	6	7	8	9	AB	R	H	RBI	BB	SO	LOB	BOTTOM					
Jose Herrera, L OBP: 0.313, SLG: 0.377	CS		K			F7			FC4-6	3	0	1	0	1	1	0	New York Yankees @ Oakland Athletics Oakland-Alameda County Coliseum, Oakland, CA Mon Sep 02 1996, 3:33 AM PDT Att: 20,159 - Sunny - 72 F					
Tony Batista, R OBP: 0.316, SLG: 0.423	K			P6		K				4	0	0	0	0	3	2						
Jason Giambi, L OBP: 0.367, SLG: 0.512						L6			FC4-6	2	0	0	0	2	0	1						
Mark McGwire, R OBP: 0.468, SLG: 0.757	P2			F8		G5-3				3	0	0	0	0	0	2						
Geronimo Berroa, R OBP: 0.336, SLG: 0.548				K		F8				3	0	0	0	0	1	1						
Scott Brosius, R OBP: 0.414, SLG: 0.569						P4				3	0	0	0	0	0	0						
Terry Steinbach, R OBP: 0.338, SLG: 0.537				K		K				3	0	0	0	0	2	0						
Kerwin Moore, S						F9				2	0	0	0	0	0	0						
Matt Stairs, L OBP: 0.357, SLG: 0.543						F9				1	0	0	0	0	0	0						
Mike Bordick, R OBP: 0.289, SLG: 0.303						F9				3	0	0	0	0	0	0						
Inning Stats	R: 0 H: 0 E: 0 K: 1 S: 7	H: 0 LOB: 1 BB: 2 P: 18	R: 0 H: 0 E: 0 K: 1 S: 7	H: 0 LOB: 0 BB: 0 P: 11	R: 0 H: 0 E: 0 K: 1 S: 7	H: 0 LOB: 0 BB: 0 P: 8	R: 0 H: 0 E: 0 K: 1 S: 8	H: 0 LOB: 1 BB: 1 P: 12	R: 0 H: 0 E: 0 K: 1 S: 8	H: 0 LOB: 0 BB: 0 P: 11	R: 0 H: 0 E: 0 K: 1 S: 8	H: 0 LOB: 0 BB: 0 P: 12	R: 0 H: 0 E: 0 K: 0 S: 10	H: 0 LOB: 0 BB: 0 P: 13	R: 0 H: 0 E: 0 K: 0 S: 7	H: 0 LOB: 0 BB: 0 P: 11	R: 0 H: 1 E: 0 K: 1 S: 12	H: 1 LOB: 1 BB: 0 P: 15	1B: 1 2B: 0 3B: 0 HR: 0	SF: 0 SAC: 0 DP: 0 HBP: 0	WP: 0 PB: 0 SB: 0 CS: 1	PA: 30
PITCHER	IP	WLS	BF	H	R	ER	SO	BB	IBB	HBP	BLK	WP	HR	S	P	ERA	WHIP					
David Cone, R ERA: 1.72	(1, 1)	7.0	W	23	0	0	0	6	3	0	0	0	0	55	85	0.00	0.429					
42 Mariano Rivera, R ERA: 1.85	(8, 1)	2.0		7	1	0	0	1	0	0	0	0	0	19	26	0.00	0.500					




Batter	1	2	3	4	5	6	7	8	9	AB	R	H	RBI	BB	SO	LOB	TOP								
2 Derek Jeter, R OBP: 0.366, SLG: 0.413	F9		K		K		1B SF7 BB	K		4	1	1	2	1	2	1	New York Yankees @ Oakland Athletics Oakland-Alameda County Coliseum, Oakland, CA Tue Sep 03 1996, 7:05 PM PDT Att: 11,621 - Unknown - 63 F								
Bernie Williams, S OBP: 0.381, SLG: 0.513	P6		K			HR BB	HR BB			3	2	1	0	2	1	0									
Paul O'Neill, L OBP: 0.408, SLG: 0.467	G4-3				P8		HR	SF7	G3	4	1	1	3	0	0	2									
Cecil Fielder, R OBP: 0.353, SLG: 0.480 Andy Fox, L OBP: 0.272, SLG: 0.248	F9			FC3-6 WP		G6-3		HR BB	FC6-4	4	1	2	0	1	0	0									
Tino Martinez, L OBP: 0.369, SLG: 0.486	K			FC3-6		G4-3		HR	K	4	2	2	3	1	2	1									
Darryl Strawberry, L OBP: 0.359, SLG: 0.509 Ruben Rivera, R OBP: 0.377, SLG: 0.418 Tim Lincecum, S OBP: 0.350, SLG: 0.361	F8			FC3-6		G4-3		HR	L9	4	0	0	0	0	0	3									
Charlie Hayes, R OBP: 0.300, SLG: 0.373			SH5-4	FC5-4		FC5		F8	FC6-4	5	1	2	1	0	0	3									
Mariano Duncan, R OBP: 0.341, SLG: 0.486			SH5-4		G5-3			P7		4	1	2	0	0	0	0									
Joe Girardi, R OBP: 0.355, SLG: 0.384			SH5-4		K		FC5			3	0	1	0	0	1	2									
Inning Stats	R: 0 E: 0 K: 0 S: 6	H: 0 LOB: 0 BB: 0 P: 9	R: 0 E: 0 K: 1 S: 12	H: 0 LOB: 0 BB: 0 P: 20	R: 2 E: 0 K: 1 S: 10	H: 3 LOB: 0 BB: 0 P: 13	R: 0 E: 0 K: 0 S: 10	H: 1 LOB: 2 BB: 0 P: 16	R: 0 E: 0 K: 2 S: 10	H: 0 LOB: 0 BB: 0 P: 14	R: 3 E: 0 K: 0 S: 17	H: 4 LOB: 2 BB: 1 P: 26	R: 4 E: 0 K: 0 S: 18	H: 2 LOB: 0 BB: 2 P: 37	R: 0 E: 0 K: 1 S: 12	H: 1 LOB: 2 BB: 0 P: 21		R: 0 E: 0 K: 1 S: 9	H: 1 LOB: 1 BB: 0 P: 14	1B: 9 2B: 1 3B: 0 HR: 2	SF: 1 SAC: 1 DP: 0 HBP: 0	WP: 1 PB: 0 SB: 1 CS: 0	PA: 43		
PITCHER	IP	WLS	BF	H	R	ER	SO	BB	IBB	HBP	BLK	WP	HR	S	P	ERA	WHIP								
Don Wengert, R ERA: 4.97	(1, 1)	5.2	25	7	5	5	4	2	0	0	0	1	1	61	91	7.94	1.588								
Jim Corsi, R ERA: 4.21	(6, 1)	0.1	4	2	2	2	0	1	0	0	0	0	0	8	18	54.00	9.000								
Mike Mohler, L ERA: 3.63	(7, 1)	0.2	4	1	2	2	0	1	0	0	0	0	1	9	19	27.00	3.000								
Mark Acree, R ERA: 6.27	(7, 1)	1.0	W	5	1	0	0	1	0	0	0	0	0	14	25	0.00	2.000								
Doug Johns, L ERA: 5.8	(8, 1)	1.1	S	5	1	0	0	1	0	0	0	0	0	12	17	0.00	0.750								

Batter	1	2	3	4	5	6	7	8	9	AB	R	H	RBI	BB	SO	LOB	BOTTOM								
Tony Batista, R OBP: 0.318, SLG: 0.422	K		FC5	P4		BB BB				5	1	2	1	0	1	4	New York Yankees @ Oakland Athletics Oakland-Alameda County Coliseum, Oakland, CA Tue Sep 03 1996, 7:05 PM PDT Att: 11,621 - Unknown - 63 F								
Scott Brosius, R OBP: 0.411, SLG: 0.572	HR		K	F8		F3		K		5	1	1	1	0	2	6									
Jason Giambi, L OBP: 0.366, SLG: 0.508 Kerwin Moore, S	F8			K		K		F7		4	1	0	0	1	2	1									
Mark McGwire, R OBP: 0.470, SLG: 0.753	F8			1B BB		1B SF9		BB		3	3	1	0	2	1	0									
Geronomo Berroa, R OBP: 0.342, SLG: 0.550			G5-4-3	1B		1B		BB		3	2	3	1	2	0	0									
Terry Steinbach, R OBP: 0.339, SLG: 0.536	G5-4-3			1B		SF9		WP		4	1	2	3	0	1	2									
Brian Leshar, R OBP: 0.286, SLG: 0.560	G3			E6		K		K		5	0	1	2	0	2	4									
Ernie Young, R OBP: 0.324, SLG: 0.419			F8	1B		K		SH1-4		3	1	1	0	1	1	1									
Mike Bordick, R OBP: 0.291, SLG: 0.305			FC5	1B		G3-1		SH1-4		3	0	2	1	0	0	0									
Inning Stats	R: 1 E: 0 K: 1 S: 12	H: 1 LOB: 0 BB: 0 P: 20	R: 0 E: 0 K: 0 S: 11	H: 1 LOB: 0 BB: 0 P: 19	R: 0 E: 0 K: 1 S: 15	H: 1 LOB: 1 BB: 0 P: 24	R: 3 E: 1 K: 1 S: 21	H: 3 LOB: 3 BB: 2 P: 43	R: 2 E: 0 K: 2 S: 19	H: 2 LOB: 1 BB: 1 P: 29	R: 3 E: 0 K: 1 S: 18	H: 2 LOB: 3 BB: 3 P: 34	R: 1 E: 0 K: 1 S: 10	H: 2 LOB: 1 BB: 0 P: 15	R: 0 E: 0 K: 3 S: 11	H: 1 LOB: 1 BB: 0 P: 18		1B: 10 2B: 2 3B: 0 HR: 1	SF: 1 SAC: 1 DP: 1 HBP: 0	WP: 1 PB: 0 SB: 0 CS: 0	PA: 43				
PITCHER	IP	WLS	BF	H	R	ER	SO	BB	IBB	HBP	BLK	WP	HR	S	P	ERA	WHIP								
Dwight Gooden, R ERA: 4.88	(1, 1)	4.2	25	8	6	5	4	3	0	0	0	0	0	75	132	9.64	2.357								
Ricky Bones, R ERA: 5.98	(5, 1)	1.0	7	1	3	3	1	3	0	0	0	0	0	12	25	27.00	4.000								
Dave Pavlas, R ERA: 0.14	(6, 1)	0.1	2	1	0	0	1	0	0	0	0	1	0	9	12	0.00	3.000								
Brian Boehringer, R ERA: 5.88	(7, 1)	2.0	L	9	3	1	1	4	0	0	0	0	0	21	33	4.50	1.500								

AB 36
R 9
H 12
RBI 9
BB 5
SO 6
LOB 13



AB 35
R 10
H 13
RBI 9
BB 6
SO 10
LOB 18



Batter	1	2	3	4	5	6	7	8	9	AB	R	H	RBI	BB	SO	LOB	TOP																				
Tim Raines, S OBP: 0.351, SLG: 0.373	G3	SF7		2B		G4-3		2B		4	1	2	2	0	0	1	New York Yankees @ Oakland Athletics Oakland-Alameda County Coliseum, Oakland, CA Wed Sep 04 1996, 7:05 PM PDT Alt: 9,892 - Unknown - 64 F																				
Wade Boggs, L OBP: 0.397, SLG: 0.391 Charlie Hayes, R OBP: 0.302, SLG: 0.377	K	G4-3		BB		F7		2B		3	0	0	0	1	1	2																					
Paul O'Neill, L OBP: 0.409, SLG: 0.474 Ruben Rivera, R OBP: 0.386, SLG: 0.418	G3		HR					BB		4	1	2	1	0	0	2																					
Cecil Fielder, R OBP: 0.354, SLG: 0.478		F9 1B 2B BB	G6-3		FC3-6 1B		P3	G5-4-3 BB		4	1	1	0	1	0	3																					
Tino Martinez, L OBP: 0.370, SLG: 0.491	2B 1B		HR		FC3-6 G3-1		G5-4-3		F7	5	2	2	1	0	0	2																					
Bernie Williams, S OBP: 0.382, SLG: 0.516	F9		F9		G3-1			2B	2B	5	1	2	0	0	0	3																					
Mariano Duncan, R OBP: 0.270, SLG: 0.247 Andy Fox, L	2B		K		F8			K	P8	4	1	1	1	0	2	2																					
Jim Leyritz, R OBP: 0.355, SLG: 0.393	2B				G5-3		G1-3	2B 1B	G3	5	2	2	2	0	0	1																					
Derek Jeter, R OBP: 0.369, SLG: 0.416	SF7 1B				P4		G4-3 1B	2B 1B		4	1	3	1	0	0	0																					
Inning Stats	R: 0 E: 0 K: 1 S: 9	H: 0 LOB: 0 BB: 0 P: 15	R: 4 E: 0 K: 0 S: 18	H: 4 LOB: 1 BB: 1 P: 32	R: 2 E: 0 K: 1 S: 12	H: 2 LOB: 2 BB: 1 P: 18	R: 0 E: 0 K: 0 S: 8	H: 1 LOB: 2 BB: 1 P: 18	R: 0 E: 0 K: 0 S: 6	H: 1 LOB: 1 BB: 0 P: 8	R: 0 E: 0 K: 0 S: 7	H: 1 LOB: 0 BB: 0 P: 15	R: 0 E: 0 K: 0 S: 4	H: 1 LOB: 0 BB: 0 P: 6	R: 4 E: 0 K: 1 S: 16	H: 5 LOB: 1 BB: 1 P: 32		R: 0 E: 0 K: 0 S: 8	H: 1 LOB: 1 BB: 0 P: 14	1B: 8 2B: 6 3B: 0 HR: 2	SF: 1 SAC: 0 DP: 2 HBP: 0	WP: 0 PB: 0 SB: 1 CS: 0	PA: 44														
PITCHER	IP	WLS	BF	H	R	ER	SO	BB	IBB	HBP	BLK	WP	HR	S	P	ERA	WHIP	PITCHER		IP	WLS	BF	H	R	ER	SO	BB	IBB	HBP	BLK	WP	HR	S	P	ERA	WHIP	
Dave Telgheder, R ERA: 4.94	2.1	L	14	6	6	6	1	1	0	0	0	0	2	34	57	23.14	3.000	Mike Mohler, L ERA: 3.88		1.0		4	1	0	0	0	0	0	0	0	0	0	8	14	0.00	1.000	
Carlos Reyes, R ERA: 4.94	3.1		14	3	0	0	1	0	0	0	0	0	0	23	43	0.00	1.200																				
Buddy Groom, L ERA: 3.91	1.1		4	1	0	0	0	0	0	0	0	0	0	7	12	0.00	0.750																				
Jim Corsi, R ERA: 4.62	0.1		4	3	3	3	1	0	0	0	0	0	0	8	14	81.00	9.000																				
Doug Johns, L ERA: 5.83	0.2		4	2	1	1	0	1	0	0	0	0	0	8	18	13.50	4.500																				

AB	40
R	10
H	16
RBI	10
BB	3
SO	3
LOB	17



Batter	1	2	3	4	5	6	7	8	9	AB	R	H	RBI	BB	SO	LOB	BOTTOM																			
Tony Batista, R OBP: 0.317, SLG: 0.430	K		1B		G4-3		G1-3			4	1	1	1	0	1	2	New York Yankees @ Oakland Athletics Oakland-Alameda County Coliseum, Oakland, CA Wed Sep 04 1996, 7:05 PM PDT Alt: 9,892 - Unknown - 64 F																			
Scott Brosius, R OBP: 0.405, SLG: 0.569	G3-1		3B		L8			K		4	0	1	1	0	1	0																				
Geronimo Berroa, R OBP: 0.342, SLG: 0.548	K		F7				G5-4-3 1B	K		4	0	1	0	0	2	1																				
Mark McGwire, R OBP: 0.468, SLG: 0.751		K			F9 2B		F9	K		4	1	1	0	0	2	1																				
Terry Steinbach, R OBP: 0.336, SLG: 0.532		K			F9		G5-4-3		G6-3	4	0	0	0	0	1	2																				
Brian Leshar, R OBP: 0.298, SLG: 0.500 Matt Stairs, L OBP: 0.362, SLG: 0.556		K			K		G4-3		2B	3	0	0	0	0	2	1																				
Jason Giambi, L OBP: 0.367, SLG: 0.510			K		2B		1B		F9	4	0	2	1	0	1	1																				
Ernie Young, R OBP: 0.322, SLG: 0.416 Jose Herrera, L OBP: 0.315, SLG: 0.376			G6-3		G5-3		P3		L3	3	0	0	0	0	0	2																				
Mike Bordick, R OBP: 0.294, SLG: 0.306							G1-3			2	1	1	0	1	0	0																				
Inning Stats	R: 0 E: 0 K: 2 S: 7	H: 0 LOB: 0 BB: 0 P: 8	R: 0 E: 0 K: 3 S: 10	H: 0 LOB: 0 BB: 0 P: 14	R: 2 E: 0 K: 1 S: 9	H: 2 LOB: 1 BB: 1 P: 18	R: 1 E: 0 K: 1 S: 8	H: 2 LOB: 1 BB: 0 P: 13	R: 0 E: 0 K: 0 S: 8	H: 0 LOB: 0 BB: 0 P: 9	R: 0 E: 0 K: 0 S: 6	H: 1 LOB: 0 BB: 0 P: 10	R: 0 E: 0 K: 0 S: 8	H: 2 LOB: 2 BB: 0 P: 14	R: 0 E: 0 K: 3 S: 9	H: 0 LOB: 0 BB: 0 P: 13		R: 0 E: 0 K: 0 S: 9	H: 1 LOB: 1 BB: 0 P: 16	1B: 4 2B: 3 3B: 1 HR: 0	SF: 0 SAC: 0 DP: 1 HBP: 0	WP: 0 PB: 0 SB: 0 CS: 0	PA: 35													
PITCHER	IP	WLS	BF	H	R	ER	SO	BB	IBB	HBP	BLK	WP	HR	S	P	ERA	WHIP	PITCHER		IP	WLS	BF	H	R	ER	SO	BB	IBB	HBP	BLK	WP	HR	S	P	ERA	WHIP
Andy Pettitte, L ERA: 4.21	1.0		3	0	0	0	3	0	0	0	0	0	0	9	13	0.00	0.000	Mike Mohler, L ERA: 3.88		1.0		4	1	0	0	0	0	0	0	0	8	14	0.00	1.000		
Mariano Rivera, R ERA: 1.53	1.0		3	0	0	0	3	0	0	0	0	0	0	9	13	0.00	0.000																			
Dave Pavias, R ERA: 2.93	1.0		4	1	0	0	0	0	0	0	0	0	0	9	16	0.00	1.000																			

AB	34
R	3
H	8
RBI	3
BB	1
SO	10
LOB	11



Batter	1	2	3	4	5	6	7	8	9	AB	R	H	RBI	BB	SO	LOB	TOP					
Jose Offerman, S (1, 6) OBP: 0.372, SLG: 0.395	4-2 1B 1B BB		1-2 G4-3	1-2 F7			3-3 K		2-1 F9	4	1	0	0	1	1	3	Kansas City Royals @ Oakland Athletics Oakland-Alameda County Coliseum, Oakland, CA Sat Sep 07 1996, 3:33 AM PDT Att: 13,175 - Sunny - 76 F livebaseballscorecards.com					
Tom Goodwin, L (1, 8) OBP: 0.330, SLG: 0.329	0-1 G5-4-3 1B		2-1 FC4 1B	3-2 G4-3			3-2 L9		0-1 L3	5	1	2	0	0	0	2						
Bip Roberts, S (1, 7) OBP: 0.334, SLG: 0.360	0-1 G5-4-3 1B		4-0 FC4 1B	1-2 IBB	0-2 G4-3		3-3 K			3	0	1	1	1	1	0						
Craig Paquette, R (1, 3) OBP: 0.304, SLG: 0.458	1-1 G5-4-3		0-2 FC4 2B		1-0 G6-3			0-0 P3		4	1	0	1	0	0	3						
Jon Nunnally, L (1, 9) OBP: 0.273, SLG: 0.458	2-1 G4-3		0-1 2B		2-3 K			2-2 P6		4	0	1	1	0	1	1						
29 Mike Sweeney, R (1, 10) OBP: 0.365, SLG: 0.391		1-1 F8	0-0 G6-3			1-1 G5-3		2-1 HR		4	1	1	1	0	0	1						
Mike Macfarlane, R (1, 2) OBP: 0.327, SLG: 0.480		0-0 1B		1-0 P3		0-0 P2		1-2 L7		4	0	1	0	0	0	0						
Keith Lockhart, L (1, 4) OBP: 0.323, SLG: 0.400		3-2 G1-3		2-1 1B		4-1 BB			2-2 P5	3	0	1	0	1	0	0						
Joe Randa, R (1, 5) OBP: 0.344, SLG: 0.424			0-1 FC4 1B	0-0 1B		1-2 L8		3-2 HR		4	2	3	1	0	0	1						
Inning Stats	R: 1 E: 0 K: 0 S: 10	H: 2 LOB: 1 BB: 1 P: 17	R: 0 E: 0 K: 0 S: 7	H: 1 LOB: 0 BB: 0 P: 11	R: 3 E: 0 K: 0 S: 14	H: 3 LOB: 1 BB: 1 P: 21	R: 0 E: 0 K: 0 S: 10	H: 2 LOB: 0 BB: 0 P: 17	R: 0 E: 0 K: 1 S: 7	H: 0 LOB: 0 BB: 0 P: 10	R: 0 E: 0 K: 0 S: 7	H: 0 LOB: 1 BB: 1 P: 15	R: 0 E: 0 K: 2 S: 9	H: 0 LOB: 0 BB: 0 P: 18	R: 1 E: 0 K: 0 S: 11	H: 1 LOB: 0 BB: 0 P: 16	R: 1 E: 0 K: 0 S: 16	H: 1 LOB: 0 BB: 0 P: 23	1B: 7 2B: 1 3B: 0 HR: 2	SF: 0 SAC: 0 DP: 1 HBP: 0	WP: 0 PB: 0 SB: 2 CS: 0	PA: 38
PITCHER	IP	WLS	BF	H	R	ER	SO	BB	IBB	HBP	BLK	WP	HR	S	P	ERA	WHIP					
Ariel Prieto, R (1, 1) ERA: 4.22	7.0	W	30	8	4	4	3	2	1	0	0	0	0	64	109	5.14	1.429					
Mark Acree, R (8, 1) ERA: 6.1	1.0		4	1	1	1	0	0	0	0	0	0	1	11	16	9.00	1.000					
John Wasdin, R (9, 1) ERA: 6.26	1.0		4	1	1	1	0	0	0	0	0	0	1	16	23	9.00	1.000					

Batter	1	2	3	4	5	6	7	8	9	AB	R	H	RBI	BB	SO	LOB	BOTTOM				
Tony Batista, R (1, 4) OBP: 0.326, SLG: 0.431	3-2 P5		0-1 1B	0-0 1B		1-0 SH5-3 2B 1B	1-2 SF7	2-0 1B		5	1	4	1	0	0	0	Kansas City Royals @ Oakland Athletics Oakland-Alameda County Coliseum, Oakland, CA Sat Sep 07 1996, 3:33 AM PDT Att: 13,175 - Sunny - 76 F livebaseballscorecards.com				
Jose Herrera, L (1, 9) OBP: 0.317, SLG: 0.377	0-3 K		1-0 1B	0-0 G4-3		0-0 SH5-3	4-2 1B HR	0-0 1B	1-2 2-3 1B	4	1	2	1	1	1	1					
Scott Brosius, R (1, 5) OBP: 0.411, SLG: 0.569	0-1 1B		1-0 F7		1-1 2B HBP	2-2 FC4 2B	1-1 HR	1-1 L8		5	2	3	2	0	0	5					
Mark McGwire, R (1, 3) OBP: 0.471, SLG: 0.761	0-0 F7		3-3 K		0-0 2B 1B	4-0 FC4 IBB	2-2 HR			4	2	2	3	1	1	3					
Rafael Bourquiel, R (8, 4) OBP: 0.290, SLG: 0.310					1-2 1B 1B	1-2 1B 1B				0	0	0	0	0	0	0					
Geronimo Berroa, R (1, 10) OBP: 0.343, SLG: 0.549		1-1 P4		1-2 2B 1B	2-1 1B G5-4-3 2B	0-1 FC4	2-0 F8			5	2	2	1	0	0	2					
Jason Giambi, L (1, 7) OBP: 0.367, SLG: 0.506		2-1 G4-3		4-1 2B SF9 BB	2-2 G5-4-3 1B	2-3 K		0-0 G6-3		3	1	1	1	1	1	2					
Kerwin Moore, S (8, 8)				1-2 SF9 BB	2-3 1B					1	0	0	0	0	0	0					
Terry Steinbach, R (1, 2) ERA: 3.94		4-0 BB		0-0 SF9 G6-3 2B	0-0 G5-4-3		1-1 SH1-4 BB	0-3 K		4	2	2	1	1	1	1					
Izzy Molina, R (9, 2) OBP: 0.263, SLG: 0.278				1-3 2H 3H	2-2 G5-4-3		1-1 SH1-4 BB			0	0	0	0	0	0	0					
Ernie Young, R (1, 8) OBP: 0.324, SLG: 0.421		0-3 K		0-0 SF9	0-0 SF9		4-1 SH1-4 BB	0-2 1B 1B		3	2	2	1	1	1	1					
Mike Bordick, R (1, 6) OBP: 0.297, SLG: 0.311			0-1 F9	0-0 G6-3	0-0 L9		0-0 SH1-4	2-0 1B 1B		4	0	1	1	0	0	1					
Inning Stats	R: 0 E: 0 K: 1 S: 12	H: 1 LOB: 0 BB: 0 P: 15	R: 0 E: 0 K: 1 S: 7	H: 0 LOB: 1 BB: 1 P: 14	R: 0 E: 0 K: 1 S: 10	H: 2 LOB: 2 BB: 0 P: 15	R: 3 E: 0 K: 0 S: 15	H: 4 LOB: 1 BB: 1 P: 25	R: 1 E: 0 K: 1 S: 10	H: 2 LOB: 2 BB: 1 P: 19	R: 5 E: 0 K: 0 S: 15	H: 3 LOB: 0 BB: 2 P: 30	R: 1 E: 0 K: 1 S: 13	H: 4 LOB: 3 BB: 0 P: 18	R: 1 E: 0 K: 1 S: 16	H: 4 LOB: 0 BB: 0 P: 23	1B: 14 2B: 3 3B: 1 HR: 1	SF: 2 SAC: 2 DP: 1 HBP: 1	WP: 0 PB: 0 SB: 0 CS: 0	PA: 48	
PITCHER	IP	WLS	BF	H	R	ER	SO	BB	IBB	HBP	BLK	WP	HR	S	P	ERA	WHIP				
Tim Belcher, R (1, 1) ERA: 5.14	4.0	L	24	9	6	6	3	2	0	1	0	0	0	14	26	5.40	1.800				
Doug Linton, R (5, 1) ERA: 5.14	1.2		8	3	1	1	0	0	1	0	0	0	0	3	5	0.00	0.000				
Mike Magnante, L (6, 1) ERA: 5.01	0.1		1	0	0	0	1	0	0	0	0	0	0	3	5	0.00	0.000				
Rick Huisman, R (7, 1) ERA: 3.81	0.2		6	2	4	4	0	2	0	0	0	0	0	11	22	54.00	6.000				
Hipolito Pichardo, R (7, 1) ERA: 5.81	0.1		2	1	1	1	0	0	0	0	0	0	1	4	8	27.00	3.000				
Jason Jacome, L (8, 1) ERA: 4.44	1.0		7	4	1	1	1	0	0	0	0	0	0	13	18	9.00	4.000				

Batter	1	2	3	4	5	6	7	8	9	10	AB	R	H	RBI	BB	SO	LOB								
Jose Offerman, S (1, 6) OBP: 0.377, SLG: 0.406	3-1 G4-3 2B		4-0 1-2 BB		1-1 1-H E 2B	1-2 1B			2-0 2B		4	1	4	1	1	0	0								
Tom Goodwin, L (1, 8) 29 Mike Sweeney, R (9, PH) Johnny Damon, L (9, 8) OBP: 0.316, SLG: 0.371	1-2 L5		1-1 2-H 1B		0-0 E8 2B 1B	2-1 SAFE P5			1-2 G6-3		4	1	2	1	0	0	2								
Bip Roberts, S (1, 7) OBP: 0.335, SLG: 0.364	0-0 G4-3			3-2 G4-3 1B	1-0 G3-1 2B			0-1 B5-3	1-2 F9		5	1	2	1	0	0	2								
Bob Hamelin, L (1, 10) Joe Vitiello, R (7, PH) Les Norman, R (10, PR) OBP: 0.235, SLG: 0.114	1-2 L5			3-1 G4-3 1B	1-0 G3-1 2B			2-3 K	4-1 G3 SH3 BB		3	0	0	0	0	0	3								
Craig Paquette, R (1, 3) (3, 5) OBP: 0.301, SLG: 0.453		1-1 F8		0-1 F8	0-0 L7			2-3 K	1-1 SH3		4	0	0	0	0	1	2								
Jon Nunnally, L (1, 9) OBP: 0.296, SLG: 0.500		0-0 F7		1-2 HR		4-1 HR BB		1-1 L8	4-0 G3 IBB		3	2	1	2	2	0	0								
Mike Macfarlane, R (1, 2) OBP: 0.328, SLG: 0.488		1-2 P3		0-1 1B		1-0 HR		2-0 G6-3	0-1 G3		5	1	2	2	0	0	2								
Keith Lockhart, L (1, 4) OBP: 0.324, SLG: 0.398			1-0 P5		0-0 2B 1B	3-3 K		1-3 K	4-0 FC6-4 IBB		4	1	1	0	1	2	0								
Joe Randa, R (1, 5) Kevin Young, R (3, PR) OBP: 0.308, SLG: 0.459			0-1 1B		2-3 K	2-0 G6-3		3-2 P3	0-0 FC6-4		1	0	1	0	0	0	0								
Inning Stats	R: 0 E: 0 K: 0 S: 9	H: 1 LOB: 1 BB: 0 P: 14	R: 0 E: 0 K: 0 S: 6	H: 0 LOB: 0 BB: 0 P: 8	R: 0 E: 0 K: 0 S: 5	H: 2 LOB: 2 BB: 1 P: 11	R: 2 E: 0 K: 0 S: 12	H: 3 LOB: 1 BB: 0 P: 19	R: 3 E: 1 K: 1 S: 10	H: 4 LOB: 1 BB: 0 P: 15	R: 2 E: 0 K: 1 S: 11	H: 2 LOB: 1 BB: 1 P: 24	R: 0 E: 0 K: 2 S: 10	H: 0 LOB: 0 BB: 0 P: 14	R: 0 E: 0 K: 1 S: 6	H: 0 LOB: 0 BB: 0 P: 10	R: 0 E: 0 K: 0 S: 10	H: 1 LOB: 1 BB: 0 P: 17	R: 0 E: 0 K: 0 S: 6	H: 0 LOB: 3 BB: 3 P: 19	1B: 7 2B: 4 3B: 0 HR: 2	SF: 0 SAC: 1 DP: 0 HBP: 0	WP: 0 PB: 0 SB: 0 CS: 0	PA: 45	
PITCHER	IP	WLS	BF	H	R	ER	SO	BB	IBB	HBP	BLK	WP	HR	S	P	ERA	WHIP								
Don Wengert, R (1, 1) ERA: 5.12	4.1		21	10	5	5	1	1	0	0	0	0	1	40	64	10.38	2.538								
Doug Johns, L (5, 1) ERA: 5.88	1.2		8	2	2	2	1	1	0	0	0	0	1	13	27	10.80	1.800								
Buddy Groom, L (7, 1) ERA: 3.8	2.0		6	0	0	0	3	0	0	0	0	0	0	16	24	0.00	0.000								
Mike Mohler, L (9, 1) ERA: 3.48	1.0		4	1	0	0	0	0	0	0	0	0	0	10	17	0.00	1.000								
Jim Corsi, R (10, 1) ERA: 4.55	1.0	W	6	0	0	0	0	1	2	0	0	0	0	6	19	0.00	1.000								

TOP

Kansas City Royals @ Oakland Athletics
Oakland-Alameda County Coliseum, Oakland, CA

Sun Sep 08 1996, 3:33 AM PDT
Att. 17,208 - Sunny - 77 F

AB	39
R	7
H	13
RBI	7
BB	5
SO	5
LOB	16

Batter	1	2	3	4	5	6	7	8	9	10	AB	R	H	RBI	BB	SO	LOB								
Tony Batista, R (1, 4) OBP: 0.331, SLG: 0.448	3-1 F9		1-3 K		0-0 2B 1B	4-0 1-2 BB		0-3 K		1-0 HR	5	2	2	2	1	2	0								
Jose Herrera, L (1, 8) (8, 9) OBP: 0.318, SLG: 0.378	2-1 F7		0-0 B2-3		0-0 2B 1B	0-0 G3		2-1 G6-3 1B			5	1	2	0	0	0	3								
Scott Brosius, R (1, 5) OBP: 0.410, SLG: 0.570	1-2 1B			0-0 G3-1	1-2 2B			1-2 L4	0-1 G6-3		5	0	2	2	0	0	1								
Mark McGwire, R (1, 3) OBP: 0.472, SLG: 0.758	0-3 K			2-2 WP 1B	1-3 K			2-0 BB 1B HBP	4-0 IBB		3	1	1	0	1	2	2								
Geronimo Berroa, R (1, 10) OBP: 0.343, SLG: 0.547		0-1 F9		1-3 K		4-2 2B 1B BB		2-0 2B 1B	3-1 P4		4	2	1	0	1	1	3								
Jason Giambi, L (1, 7) Kerwin Moore, S (7, PR) (8, 8) OBP: 0.368, SLG: 0.507		3-3 K		2-2 K		2-0 1B 2B		4-1 1B 2B BB		3	0	1	0	1	2	1	1								
Matt Stairs, L (1, 9) OBP: 0.364, SLG: 0.555		3-1 K			0-3 K			2-0 L9	1-2 F9		2	0	1	0	0	1	0								
Brian Leshar, R (6, PH) (7, 9) (8, 7) OBP: 0.263, SLG: 0.543		1B						1-2 F9		3	0	0	0	0	0	5									
Mike Bordick, R (1, 6) OBP: 0.300, SLG: 0.319		3-2 P1			3-1 1B 2B	1-2 1B		1-1 1B	1-0 G4-3		5	1	3	4	0	0	1								
Izzy Molina, R (1, 2) Terry Steinbach, R (6, PH) (7, 2) OBP: 0.238, SLG: 0.250			1-3 K		0-2 G5-3	1-2 L4		0-3 K		3-1 G6-3	2	0	0	0	0	1	1								
Inning Stats	R: 0 E: 0 K: 1 S: 10	H: 1 LOB: 1 BB: 0 P: 16	R: 0 E: 0 K: 1 S: 18	H: 1 LOB: 1 BB: 0 P: 27	R: 0 E: 0 K: 2 S: 7	H: 0 LOB: 0 BB: 0 P: 9	R: 0 E: 0 K: 2 S: 12	H: 1 LOB: 1 BB: 0 P: 17	R: 3 E: 0 K: 2 S: 16	H: 4 LOB: 1 BB: 0 P: 21	R: 1 E: 0 K: 0 S: 11	H: 2 LOB: 2 BB: 2 P: 25	R: 3 E: 0 K: 1 S: 13	H: 2 LOB: 2 BB: 1 P: 24	R: 0 E: 0 K: 1 S: 9	H: 1 LOB: 2 BB: 1 P: 18	R: 0 E: 0 K: 1 S: 5	H: 0 LOB: 0 BB: 0 P: 9	R: 1 E: 0 K: 0 S: 3	H: 1 LOB: 0 BB: 0 P: 7	1B: 8 2B: 4 3B: 0 HR: 1	SF: 0 SAC: 0 DP: 0 HBP: 1	WP: 1 PB: 0 SB: 1 CS: 0	PA: 46	
PITCHER	IP	WLS	BF	H	R	ER	SO	BB	IBB	HBP	BLK	WP	HR	S	P	ERA	WHIP								
Kevin Appler, R (1, 1) ERA: 3.41	5.0		23	7	4	4	8	1	0	0	0	0	0	1	3										
Jason Jacome, L (8, 1) ERA: 4.44	0.0		1	1	0	0	0	0	0	0	0	0	0	1	3										
Bob Scanlan, R (8, 1) ERA: 10.35	1.1		8	2	2	2	0	1	0	1	0	0	0	12	25	13.50	2.250								
Mike Magrane, L (7, 1) ERA: 5.19	0.0		1	0	0	0	0	1	0	0	0	0	0	1	5										
Hipolito Pichardo, R (7, 1) ERA: 3.07	3.0	L	13	3	2	2	3	0	1	0	0	0	1	25	44	6.00	1.000								

BOTTOM

Kansas City Royals @ Oakland Athletics
Oakland-Alameda County Coliseum, Oakland, CA

Sun Sep 08 1996, 3:33 AM PDT
Att. 17,208 - Sunny - 77 F

AB	41
R	8
H	13
RBI	8
BB	4
SO	11
LOB	21

Batter	1	2	3	4	5	6	7	8	9	AB	R	H	RBI	BB	SO	LOB	TOP										
Tony Batista, R OBP: 0.337, SLG: 0.447 (1, 4)	4-2 G5-3 BB	1-0 2H 1B		2-0 1-2 3H 1B	1-2 FC6-4 BB	2-3 K			2-1 F8	5	0	2	1	1	1	4											
Scott Brosius, R OBP: 0.410, SLG: 0.565 (1, 5)	0-3 K		2-0 F9	4-1 1-2 2-3 BB	4-1 1-2 BB		1-0 F8			3	0	0	0	2	1	1											
Geronimo Berroa, R OBP: 0.342, SLG: 0.544 Kerwin Moore, S (7, 8)	1-2 G5-3		4-1 1B BB	1-0 SF9 K	2-3 K		2-2 F9			3	0	0	1	1	1	3											
Mark McGwire, R OBP: 0.471, SLG: 0.753 (1, 10)	4-2 FC4-6 BB		0-0 1-2 1B	1-0 F8		0-0 L4		0-0 G6-3		4	0	1	0	1	0	2											
Terry Steinbach, R OBP: 0.335, SLG: 0.522 (1, 2)	1-1 FC4-6		0-0 F8		4-1 BB HR BB	4-2 1B BB		1-3 K		3	2	0	0	2	1	4											
Brian Leshar, R OBP: 0.302, SLG: 0.538 (1, 7)		2-2 PB 2B 1B	3-2 G5-3		4-2 HR BB	0-2 BB 1B		1-2 F9		4	2	2	0	1	0	2											
Jason Giambi, L OBP: 0.368, SLG: 0.506 (1, 3)		3-1 F7		0-0 1B 1B	0-1 F7	0-1 BB 1B		2-3 K		5	1	2	1	0	1	3											
Ernie Young, R OBP: 0.325, SLG: 0.427 (7, 9)		1-3 K		3-1 P4	2-2 HR	4-0 1-2 2-3 BB		3-2 F8		4	1	1	3	1	1	2											
Mike Bordick, R OBP: 0.302, SLG: 0.324 (1, 6)		3-1 2H 1B 2B		1 SAFE 0-2 S 1B SF9 1B	0-2 FC6-4 1B	3-1 P6		0-1 G1-3		5	1	3	1	0	0	3											
Inning Stats	R: 0 E: 0 K: 1 S: 13	H: 0 LOB: 2 BB: 2 P: 23	R: 1 E: 0 K: 1 S: 13	H: 3 LOB: 2 BB: 0 P: 23	R: 0 E: 0 K: 0 S: 9	H: 1 LOB: 2 BB: 1 P: 18	R: 2 E: 0 K: 0 S: 10	H: 3 LOB: 2 BB: 1 P: 21	R: 3 E: 0 K: 1 S: 21	H: 2 LOB: 2 BB: 3 P: 38	R: 1 E: 0 K: 1 S: 15	H: 2 LOB: 3 BB: 2 P: 28	R: 0 E: 0 K: 2 S: 10	H: 0 LOB: 0 BB: 0 P: 14	R: 0 E: 0 K: 0 S: 7	H: 0 LOB: 0 BB: 0 P: 12	1B: 9 2B: 1 3B: 0 HR: 1	SF: 1 SAC: 0 DP: 0 HBP: 0	WP: 0 PB: 1 SB: 2 CS: 0	PA: 46							
PITCHER	IP	WLS	BF	H	R	ER	SO	BB	IBB	HBP	BLK	WP	HR	S	P	ERA	WHIP										
Rich Robertson, L ERA: 4.85 Jose Pina, R ERA: 6.16 Greg Hansell, R ERA: 5.47 Scott Klasingbeck, R ERA: 8.05	4.1	L	25	7	5	5	2	6	0	0	0	0	0	50	98	10.38	3.000										
	0.2		5	2	1	1	1	1	0	0	0	0	1	16	25	13.50	4.500										
	2.0		10	2	1	1	1	2	0	0	0	0	0	20	36	4.50	2.000										
	2.0		6	0	0	0	2	0	0	0	0	0	0	17	26	0.00	0.000										

Oakland Athletics @ Minnesota Twins
Hubert H. Humphrey Metrodome, Minneapolis, MN
Tue Sep 10 1996, 8:05 PM EDT
Att. 9,676 - Dome - 68 F

AB 36
R 7
H 11
RBI 7
BB 9
SO 6
LOB 24



Batter	1	2	3	4	5	6	7	8	9	AB	R	H	RBI	BB	SO	LOB	BOTTOM										
Chuck Knoblauch, R OBP: 0.449, SLG: 0.518 (1, 4)	1-2 S 1B		4-2 BB		2-3 K			4-1 BB		2	0	1	0	2	1	1											
Rich Becker, L OBP: 0.386, SLG: 0.441 (1, 8)	1-3 K		2-3 K			0-0 G3 WP 1B		1-0 F7		4	0	1	0	0	2	3											
Paul Moltis, R OBP: 0.391, SLG: 0.464 (1, 10)	4-1 G4-6-3 BB			2-1 G6-3		1-3 K		1-0 G6-4-3		3	0	0	0	1	1	2											
Todd Walker, L OBP: 0.368, SLG: 0.400 (1, 5)	0-0 G4-6-3			1-1 2B		2-1 G3		0-3 K		4	0	1	0	0	1	3											
Marty Cordova, R OBP: 0.365, SLG: 0.473 (1, 7)		1-2 G5-3		1-2 P3		0-0 G6-3		1-0 F7		4	0	0	0	0	0	2											
Scott Stahowiak, L OBP: 0.391, SLG: 0.484 (1, 3)		0-0 F7		1-1 F7			2-0 F7		2-1 F8	4	0	0	0	0	0	1											
Matt Walbeck, S OBP: 0.259, SLG: 0.320 Brent Brede, L (8, 9)		3-2 G4-3			1-0 G3		1-3 K			3	0	0	0	0	1	0											
Matt Lawton, L OBP: 0.342, SLG: 0.368 Mike Durant, R OBP: 0.286, SLG: 0.247 (8, 2)			1-2 G6-3				1-0 G1-3			2	0	0	0	0	0	0											
Pat Meares, R OBP: 0.302, SLG: 0.397 Chip Hale, L OBP: 0.360, SLG: 0.385 Denny Hocking, S OBP: 0.244, SLG: 0.271 (8, 6)			1-1 G6-3				1-3 HBP K		1-1 G3	2	0	0	0	0	1	1											
Inning Stats	R: 0 E: 0 K: 1 S: 8	H: 1 LOB: 1 BB: 1 P: 14	R: 0 E: 0 K: 0 S: 7	H: 0 LOB: 0 BB: 0 P: 11	R: 0 E: 0 K: 1 S: 12	H: 0 LOB: 1 BB: 1 P: 19	R: 0 E: 0 K: 0 S: 9	H: 1 LOB: 0 BB: 0 P: 14	R: 0 E: 0 K: 2 S: 7	H: 0 LOB: 1 BB: 0 P: 12	R: 0 E: 0 K: 1 S: 7	H: 1 LOB: 1 BB: 0 P: 10	R: 0 E: 0 K: 1 S: 5	H: 0 LOB: 0 BB: 1 P: 9	R: 0 E: 0 K: 0 S: 5	H: 0 LOB: 1 BB: 1 P: 12	R: 0 E: 0 K: 1 S: 6	H: 0 LOB: 0 BB: 0 P: 9	1B: 2 2B: 1 3B: 0 HR: 0	SF: 0 SAC: 0 DP: 1 HBP: 1	WP: 1 PB: 0 SB: 1 CS: 0	PA: 33					
PITCHER	IP	WLS	BF	H	R	ER	SO	BB	IBB	HBP	BLK	WP	HR	S	P	ERA	WHIP										
Dave Telgheder, R ERA: 4.24	9.0	W	33	3	0	0	7	3	0	1	0	1	0	66	110	0.00	0.667										

Oakland Athletics @ Minnesota Twins
Hubert H. Humphrey Metrodome, Minneapolis, MN
Tue Sep 10 1996, 8:05 PM EDT
Att. 9,676 - Dome - 68 F

AB 29
R 0
H 3
RBI 0
BB 3
SO 7
LOB 13



Batter	1	2	3	4	5	6	7	8	9	AB	R	H	RBI	BB	SO	LOB	TOP			
Tony Batista, R OBP: 0.335, SLG: 0.443 (1, 4)	0-0 4-3		0-3 K		0-0 1B			0-3 K		4	0	1	0	0	2	2	Oakland Athletics @ Minnesota Twins Hubert H. Humphrey Metrodome, Minneapolis, MN Wed Sep 11, 1996, 8:05 PM EDT Att: 9,493 - Dome livebaseballscorecards.com			
Matt Stairs, L OBP: 0.360, SLG: 0.569 (1, 7)	0-0 HR		0-0 P4		0-0 5-3			0-0 4-3		4	1	1	1	0	0	3				
Scott Brosius, R OBP: 0.406, SLG: 0.559 (1, 5)	0-3 K		0-0 L4			0-0 F7		0-0 P4		4	0	0	0	0	1	2				
Mark McGwire, R OBP: 0.470, SLG: 0.747 (1, 10)	0-0 F8			0-3 K		0-3 K			4-0 FC6-4 BB	3	0	0	0	1	2	0				
Gerónimo Berroa, R OBP: 0.343, SLG: 0.548 (1, 9)		0-0 P4		0-0 HR		1-0 FC4-6 HBP		0-0 FC6-4 G4-6-3		3	1	1	1	0	0	1				
Jason Giambi, L OBP: 0.366, SLG: 0.502 (1, 3)		0-3 K		0-0 4-3		0-0 FC4-6		0-0 G4-6-3		4	0	0	0	0	1	2				
Terry Steinbach, R OBP: 0.333, SLG: 0.519 (1, 2)		0-3 K		0-0 6-3			0-0 F8			3	0	0	0	0	1	0				
Ernie Young, R OBP: 0.325, SLG: 0.426 (1, 8)			0-0 1B		0-0 1B		0-0 F9		0-0 6-3	3	0	1	0	0	0	0				
Mike Bordick, R OBP: 0.303, SLG: 0.324 (1, 6)			0-0 1-2 1B		0-0 1B		0-0 F8		0-0 F9	3	0	1	0	0	0	0				
Inning Stats	R: 1 E: 0 K: 1 S: 6	H: 1 LOB: 0 BB: 0 P: 6	R: 0 E: 0 K: 2 S: 7	H: 0 LOB: 0 BB: 0 P: 7	R: 0 E: 0 K: 1 S: 7	H: 2 LOB: 2 BB: 0 P: 7	R: 1 E: 0 K: 1 S: 6	H: 1 LOB: 1 BB: 0 P: 6	R: 0 E: 0 K: 0 S: 4	H: 0 LOB: 1 BB: 0 P: 6	R: 0 E: 0 K: 0 S: 3	H: 0 LOB: 0 BB: 0 P: 3	R: 0 E: 0 K: 1 S: 5	H: 0 LOB: 0 BB: 1 P: 5	R: 0 E: 0 K: 0 S: 2	H: 0 LOB: 0 BB: 1 P: 6	1B: 3 2B: 0 3B: 0 HR: 2	SF: 0 SAC: 0 DP: 1 HBP: 1	WP: 0 PB: 0 SB: 0 CS: 0	PA: 33
PITCHER Brad Radke, R ERA: 4.36 (1, 1)	IP: 9.0 WLS: W BF: 33 H: 5 R: 2 ER: 2 SO: 7 BB: 1 IBB: 0 HBP: 1 BLK: 0 WP: 0 HR: 2 S: 45 P: 50 ERA: 2.00 WHIP: 0.667															PITCHER				

Batter	1	2	3	4	5	6	7	8	9	AB	R	H	RBI	BB	SO	LOB	BOTTOM			
Chuck Knoblauch, R OBP: 0.454, SLG: 0.518 (1, 4)	1-0 1B E	4-0 1B 1-2 BB		4-0 1B SF7 BB	4-0 1-2 BB		4-0 1-2 BB			0	3	0	0	4	0	0	Oakland Athletics @ Minnesota Twins Hubert H. Humphrey Metrodome, Minneapolis, MN Wed Sep 11, 1996, 8:05 PM EDT Att: 9,493 - Dome livebaseballscorecards.com			
Rich Becker, L OBP: 0.370, SLG: 0.443 (1, 8)	0-0 FC4-6 1B	0-0 1B 1-3 2-H 1B		0-0 2B SF7 1B	0-0 7-3		0-0 6-3			5	1	3	1	0	0	4				
Paul Moltitor, R OBP: 0.393, SLG: 0.466 (1, 10)	0-3 K	0-0 1B 1-3 3-H 1B		0-0 P5		0-0 4-3 1B		0-0 S SF9 2B		5	1	3	1	0	1	4				
Todd Walker, L OBP: 0.326, SLG: 0.359 Jeff Reboulet, R OBP: 0.236, SLG: 0.255 (9, 5)	0-0 FC4-6 1-2 2-H BB	0-0 F2		0-0 SF7		0-0 4-3		0-3 K		4	0	0	1	0	1	5				
Marty Cordova, R OBP: 0.365, SLG: 0.475 (1, 7)	4-0 1-2 BB		0-0 L9	0-0 3B 2B		0-0 6-3		0-0 SF9		3	1	1	2	1	0	1				
Brent Bredie, L OBP: 0.333, SLG: 0.667 (1, 9)	0-3 K		0-0 1B	0-0 2-H 3B		0-0 4-3		0-0 6-3		5	0	2	1	0	1	3				
Ron Coomer, R OBP: 0.348, SLG: 0.517 (1, 3)		0-0 6-3		0-0 1B	0-0 F9		0-0 F7			4	0	1	0	0	0	1				
Greg Myers, L OBP: 0.333, SLG: 0.452 (1, 2)		0-0 P4		0-3 K		0-0 G3		0-0 BB 1B		4	0	1	0	0	1	2				
Pat Meares, R OBP: 0.303, SLG: 0.395 (1, 6)		1-0 BB 1B HBP		0-3 K		1-0 BB HBP		0-0 F8		2	1	0	0	0	1	3				
Inning Stats	R: 1 E: 1 K: 2 S: 8	H: 1 LOB: 2 BB: 1 P: 13	R: 2 E: 0 K: 0 S: 5	H: 2 LOB: 1 BB: 1 P: 10	R: 0 E: 0 K: 2 S: 9	H: 2 LOB: 2 BB: 0 P: 9	R: 3 E: 0 K: 0 S: 6	H: 3 LOB: 1 BB: 1 P: 10	R: 0 E: 0 K: 0 S: 2	H: 0 LOB: 1 BB: 1 P: 7	R: 0 E: 0 K: 0 S: 4	H: 1 LOB: 1 BB: 0 P: 4	R: 0 E: 0 K: 0 S: 4	H: 1 LOB: 2 BB: 1 P: 8	R: 1 E: 0 K: 1 S: 6	H: 1 LOB: 0 BB: 0 P: 6	1B: 8 2B: 3 3B: 1 HR: 0	SF: 2 SAC: 0 DP: 1 HBP: 3	WP: 0 PB: 0 SB: 1 CS: 0	PA: 42
PITCHER Willie Adams, R ERA: 3.93 Carlos Reyes, R ERA: 4.81 Doug Johns, L ERA: 5.87 John Wasdin, R ERA: 6.28 (8, 1)	IP: 3.2 WLS: L BF: 23 H: 7 R: 6 ER: 5 SO: 4 BB: 3 IBB: 0 HBP: 2 BLK: 0 WP: 0 HR: 0 S: 26 P: 40 ERA: 12.27 WHIP: 2.727															PITCHER				

Batter	1	2	3	4	5	6	7	8	9	AB	R	H	RBI	BB	SO	LOB	TOP					
Tony Batista, R OBP: 0.330, SLG: 0.432 (1, 4)										4	0	2	0	0	1	1	Oakland Athletics @ Cleveland Indians Jacobs Field, Cleveland, OH Sat Sep 14 1996, 3:33 AM EDT Overcast - 69 F					
Jose Herrera, L OBP: 0.319, SLG: 0.382 Kerwin Moore, S OBP: 0.200, SLG: 0.154 (1, 8)										1	1	0	0	0	0	1						
Scott Brosius, R OBP: 0.400, SLG: 0.547 (1, 5)										3	0	0	0	1	1	1						
Mark McGwire, R OBP: 0.472, SLG: 0.751 (1, 3)										4	1	2	2	0	2	3						
Geronimo Berroa, R OBP: 0.340, SLG: 0.542 (1, 10)										4	0	0	0	0	1	3						
Jason Giambi, L OBP: 0.382, SLG: 0.494 (1, 7)											4	0	0	0	0	0		0				
Terry Steinbach, R OBP: 0.329, SLG: 0.511 (1, 2)											4	0	1	0	0	0		0				
Brian Leshar, R OBP: 0.294, SLG: 0.553 (1, 9)											4	0	1	0	0	0		1				
Mike Bordick, R OBP: 0.302, SLG: 0.323 (1, 6)										3	0	1	0	0	0	1						
Inning Stats	R: 2 E: 0 K: 1 S: 10	H: 2 LOB: 0 BB: 0 P: 15	R: 0 E: 0 K: 0 S: 8	H: 1 LOB: 1 BB: 0 P: 13	R: 0 E: 0 K: 1 S: 5	H: 0 LOB: 0 BB: 0 P: 8	R: 0 E: 0 K: 2 S: 8	H: 0 LOB: 0 BB: 0 P: 8	R: 0 E: 0 K: 1 S: 8	H: 1 LOB: 1 BB: 0 P: 12	R: 0 E: 0 K: 0 S: 6	H: 1 LOB: 1 BB: 0 P: 8	R: 0 E: 0 K: 0 S: 11	H: 1 LOB: 1 BB: 0 P: 19	R: 0 E: 0 K: 1 S: 12	H: 2 LOB: 3 BB: 1 P: 20	R: 0 E: 0 K: 0 S: 4	H: 0 LOB: 0 BB: 0 P: 6	1B: 6 2B: 1 3B: 0 HR: 1	SF: 0 SAC: 0 DP: 0 HBP: 0	WP: 0 PB: 0 SB: 1 CS: 0	PA: 35
PITCHER	IP	WLS	BF	H	R	ER	SO	BB	IBB	HBP	BLK	WP	HR	S	P	ERA	WHIP					
Charles Nagy, R ERA: 3.33 Julian Tavarez, R ERA: 5.47	(1, 1)	8.0	W	32	8	2	2	7	1	0	0	0	0	1	68	103	2.25	1.125				
(9, 1)	1.0	3	0	0	0	0	0	0	0	0	0	0	0	4	6	0.00	0.000					

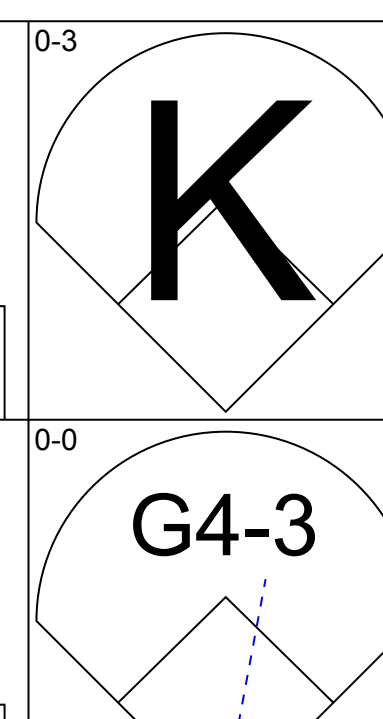
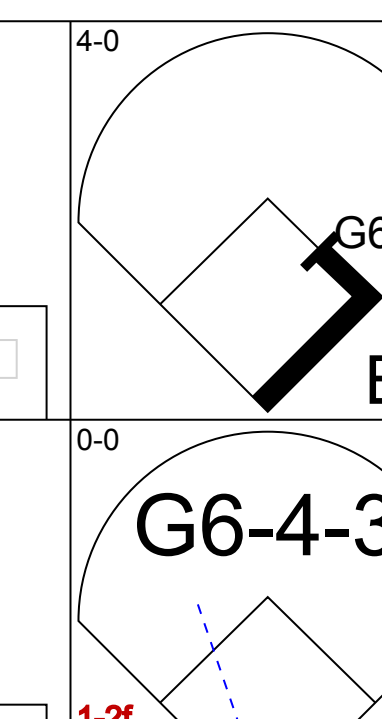

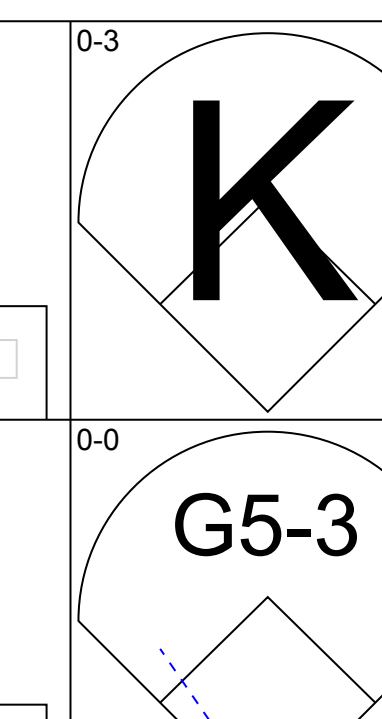
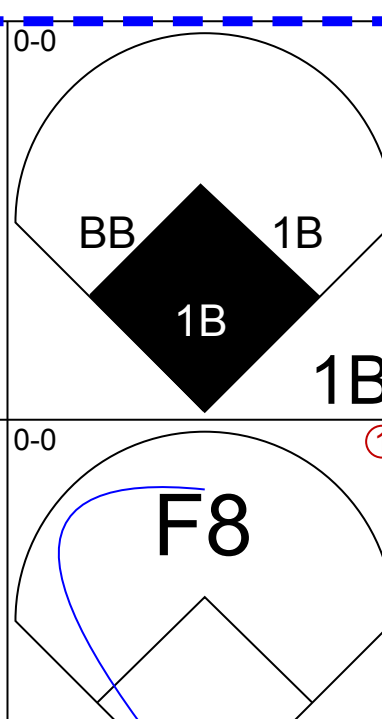
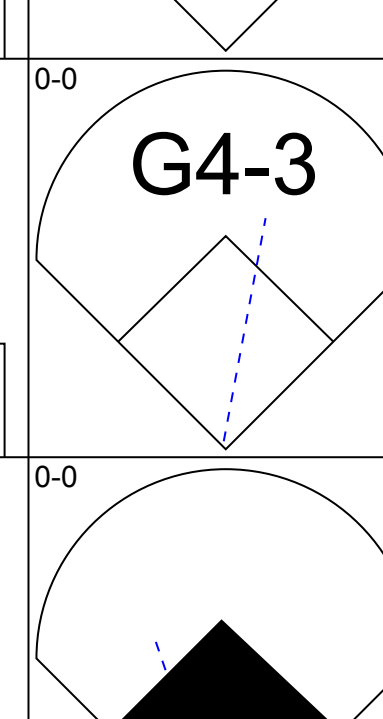
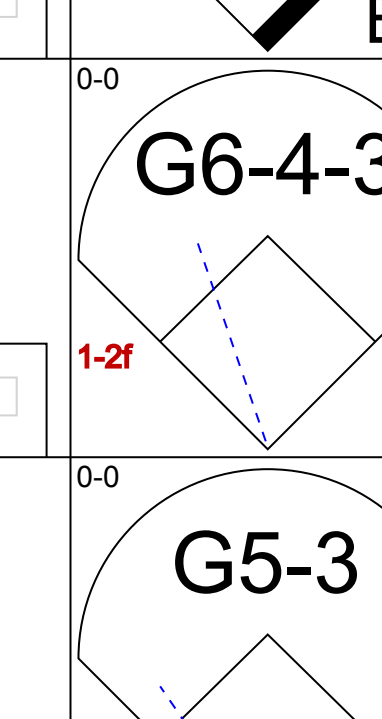
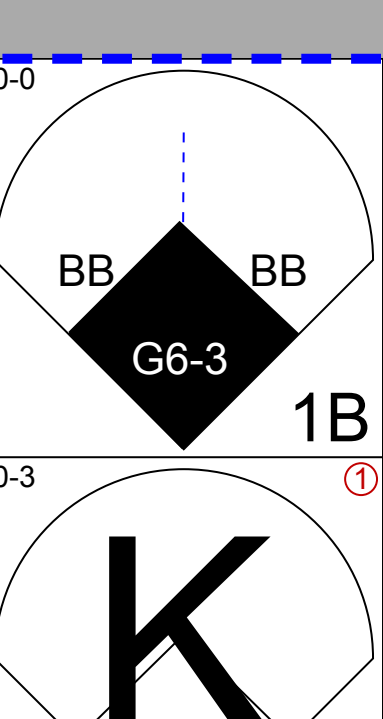
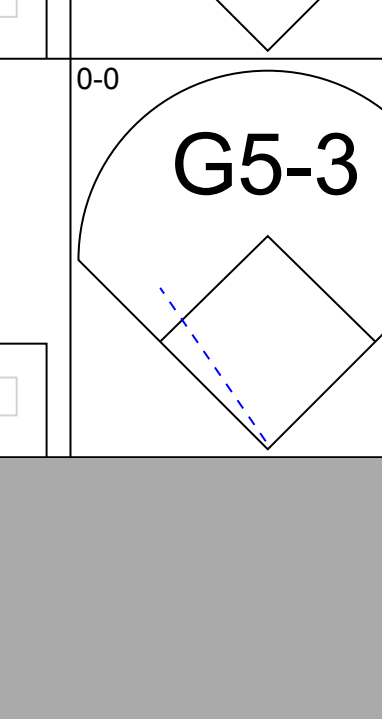
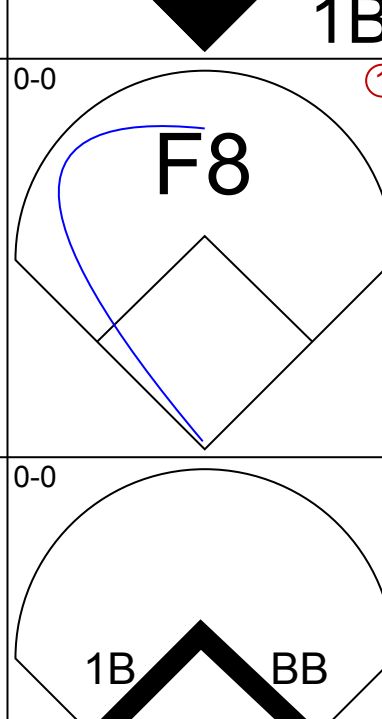
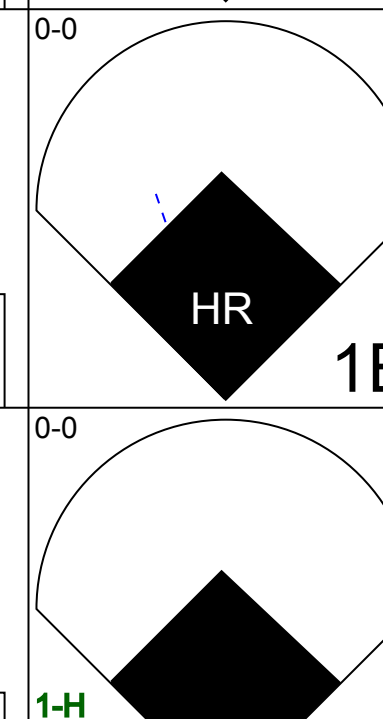
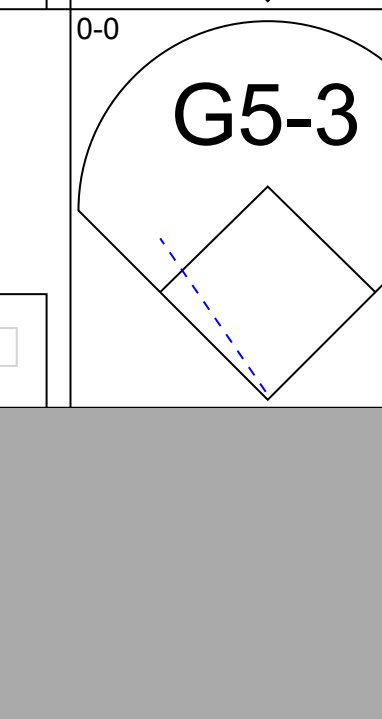
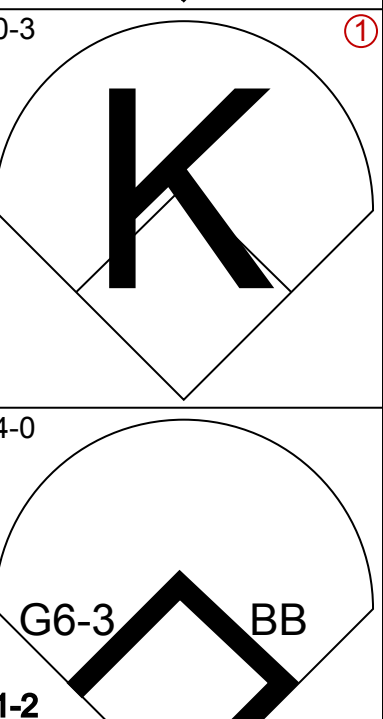
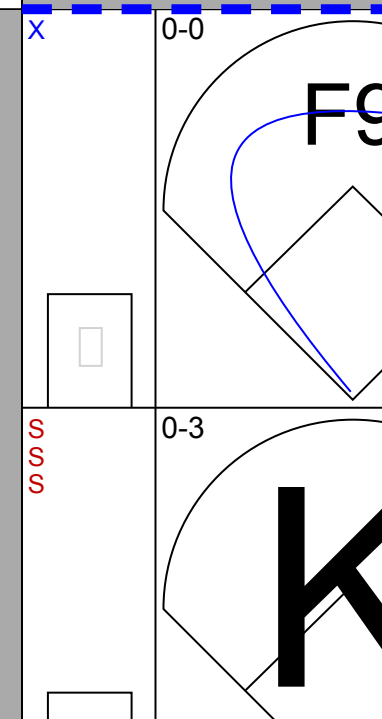
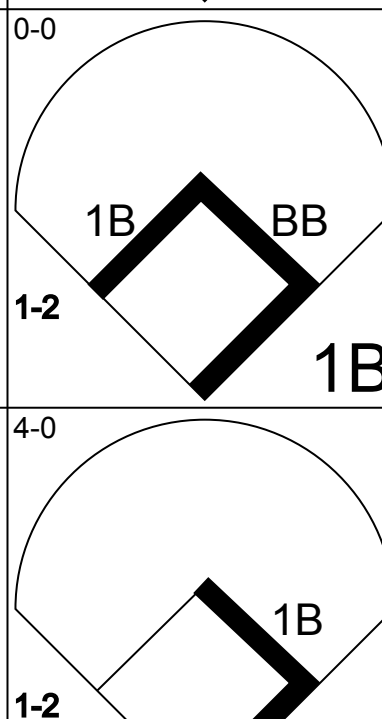
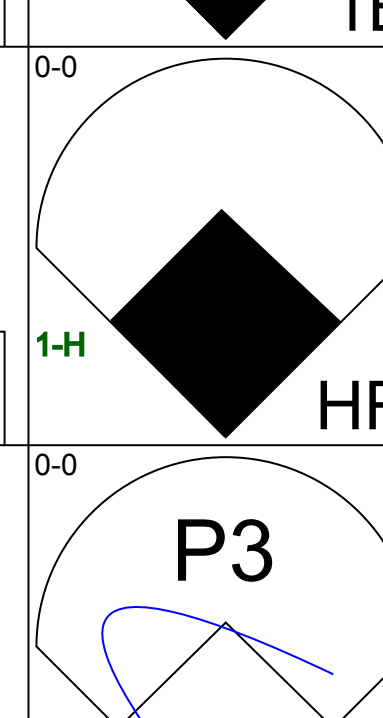
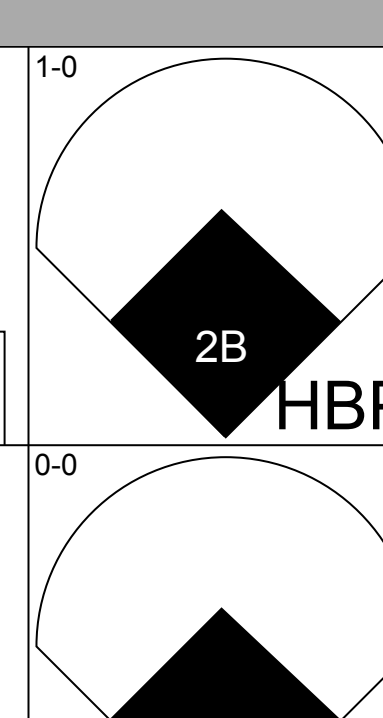
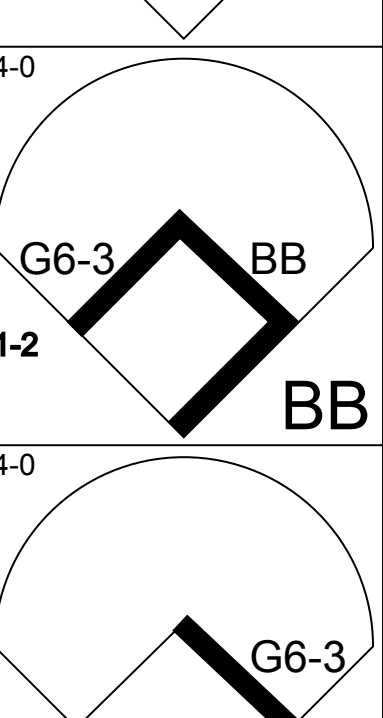
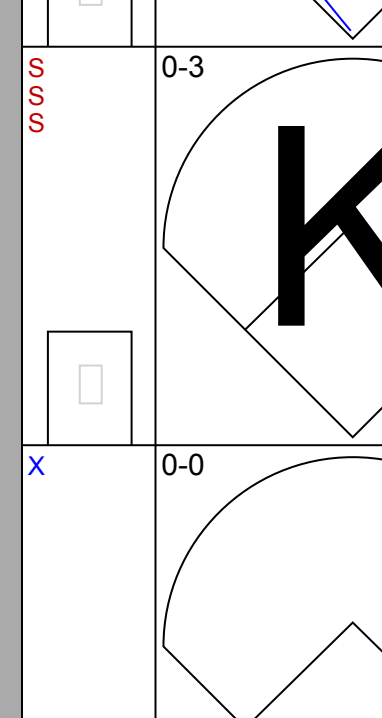
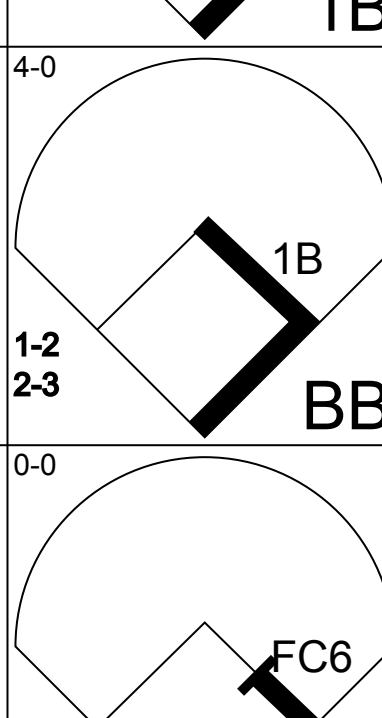
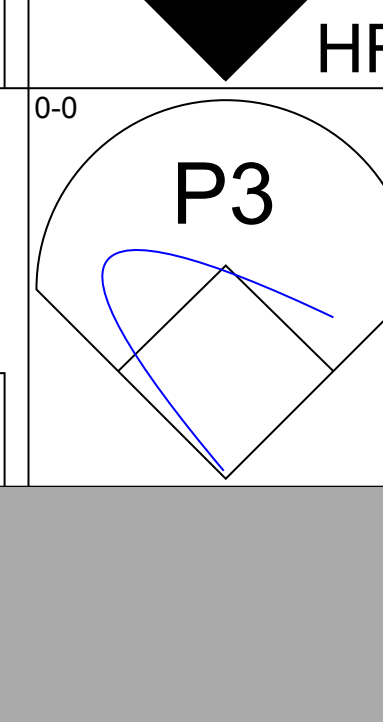
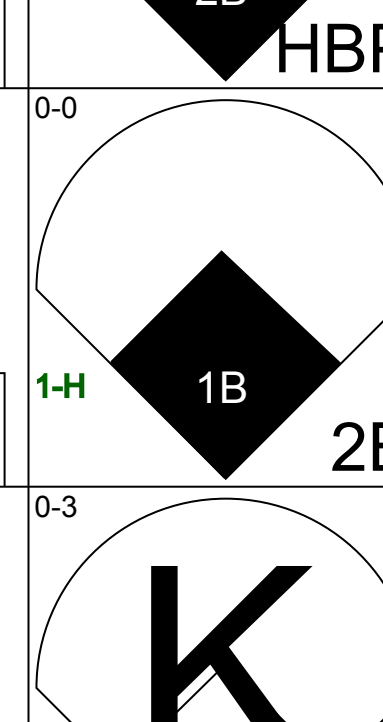
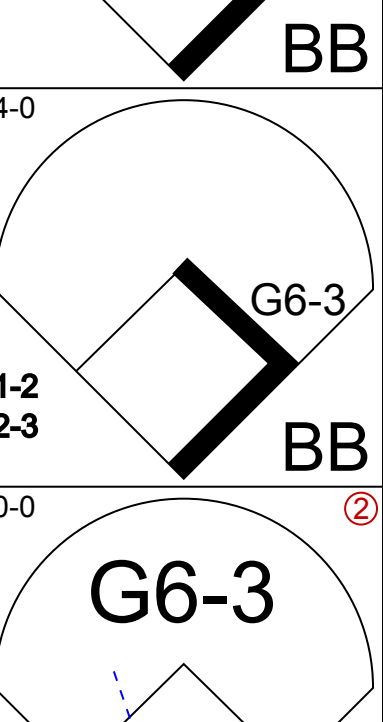
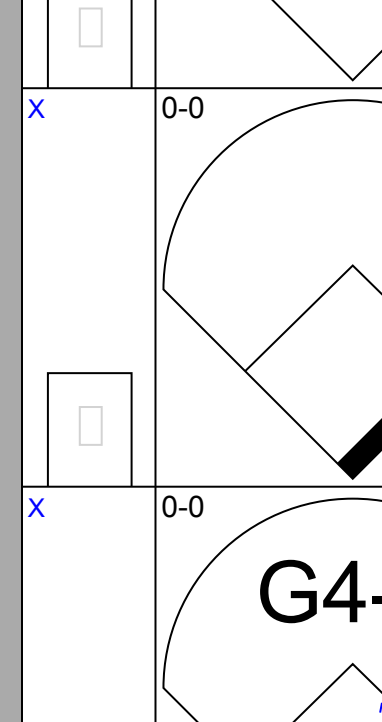
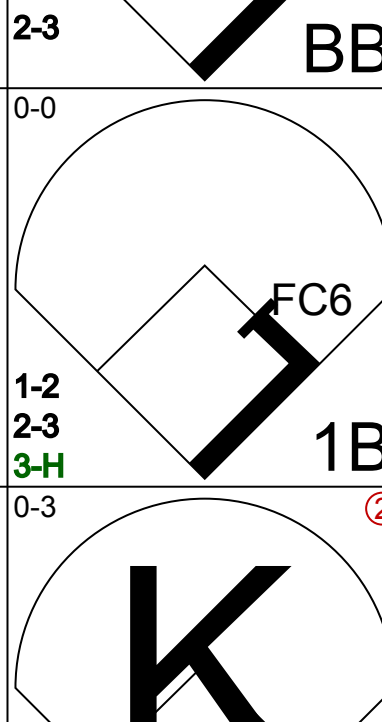
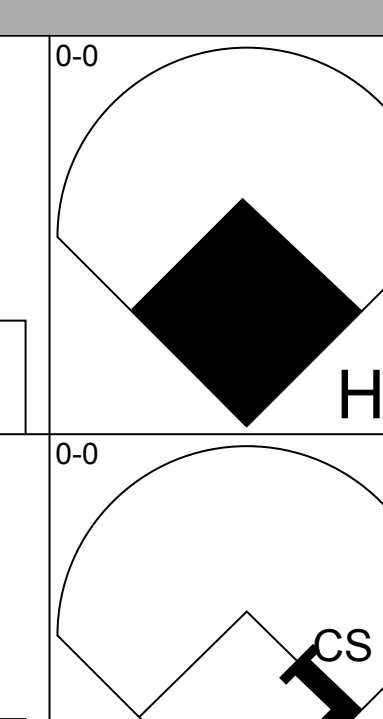
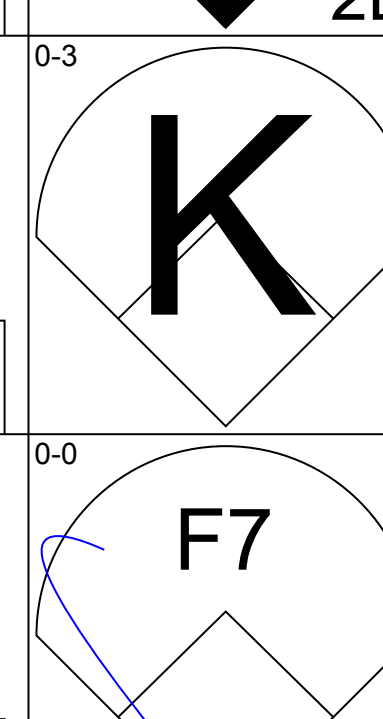
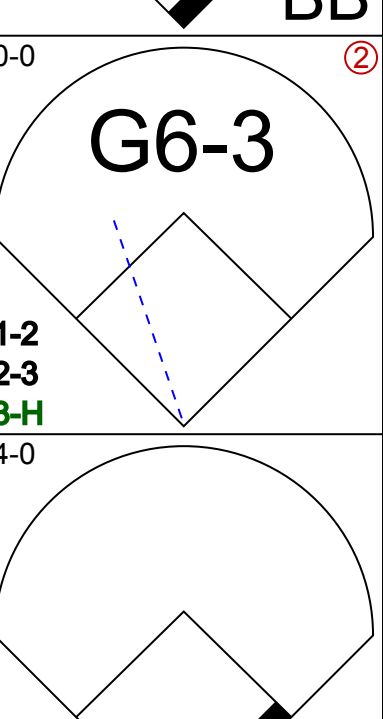
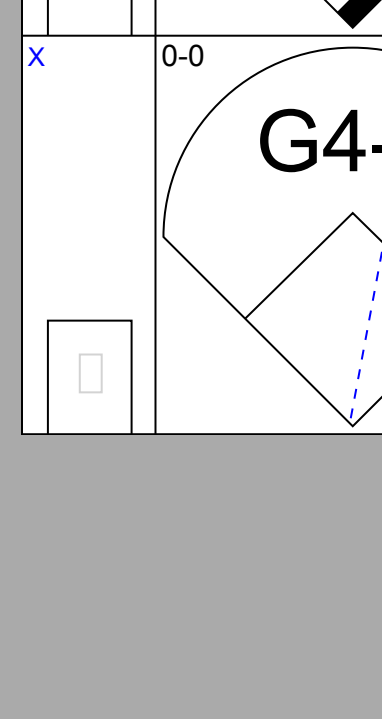
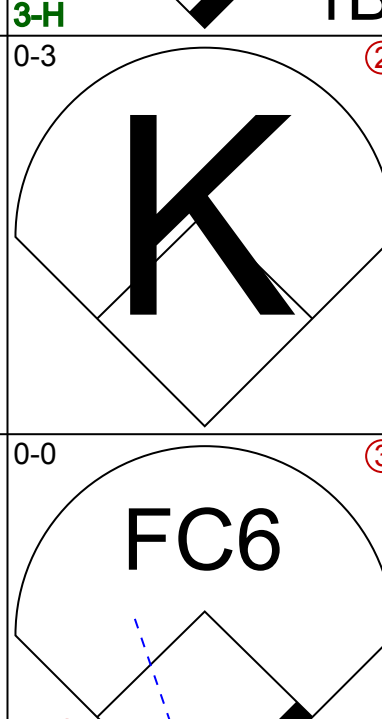
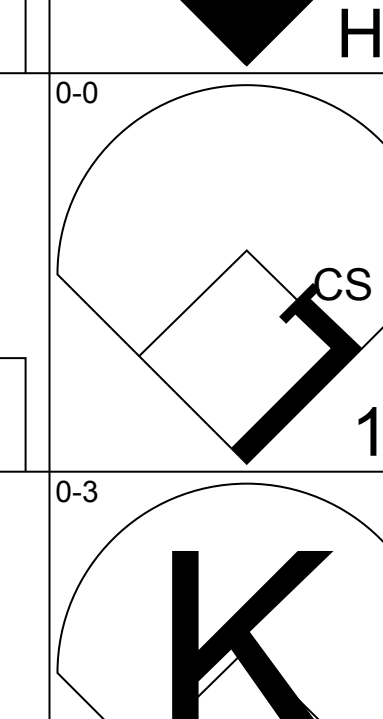
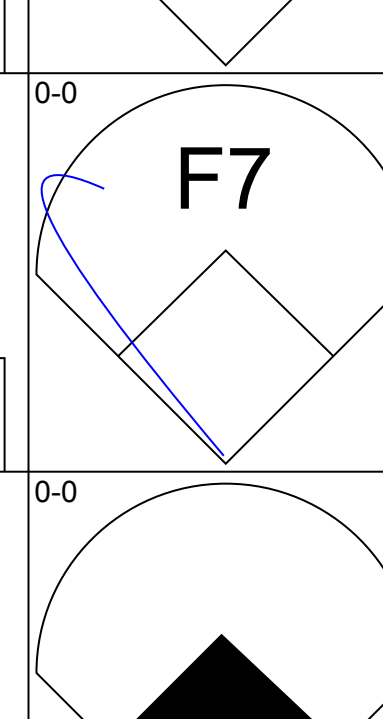
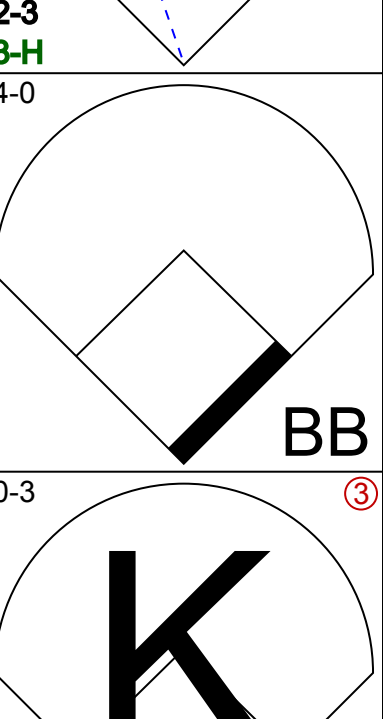
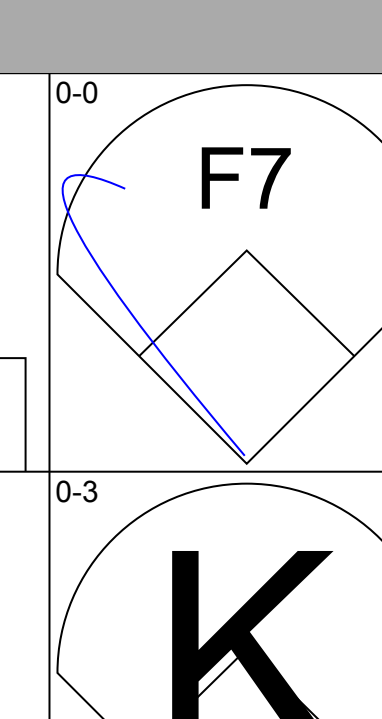
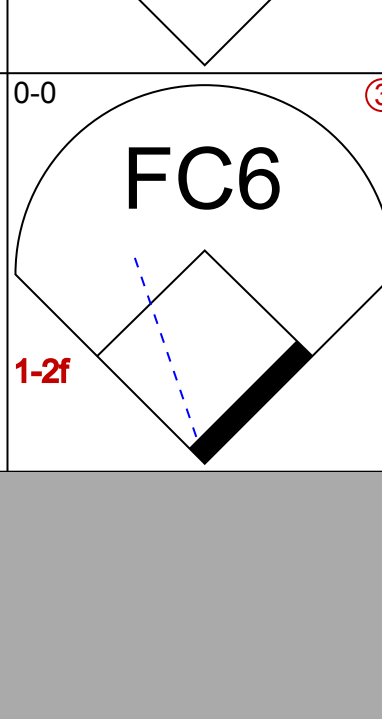

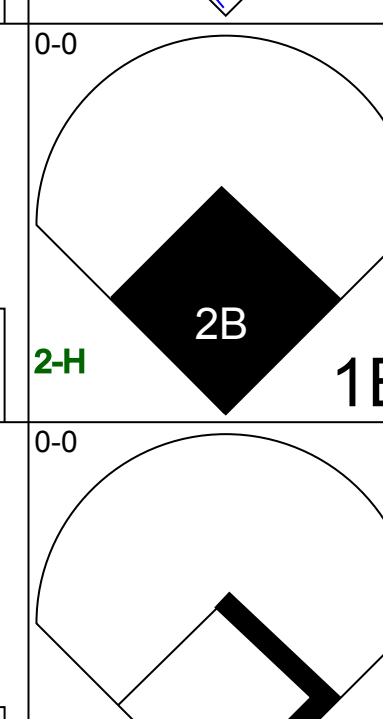
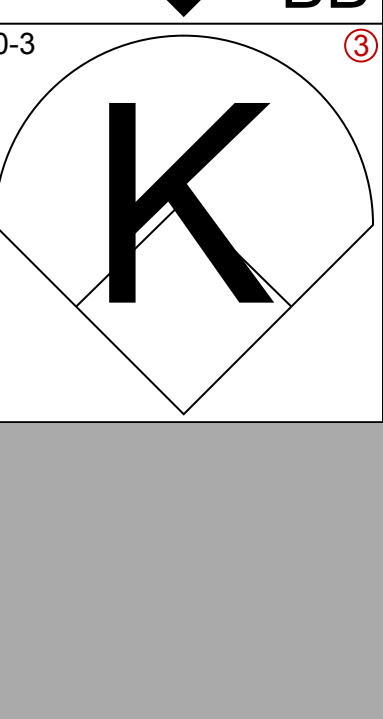
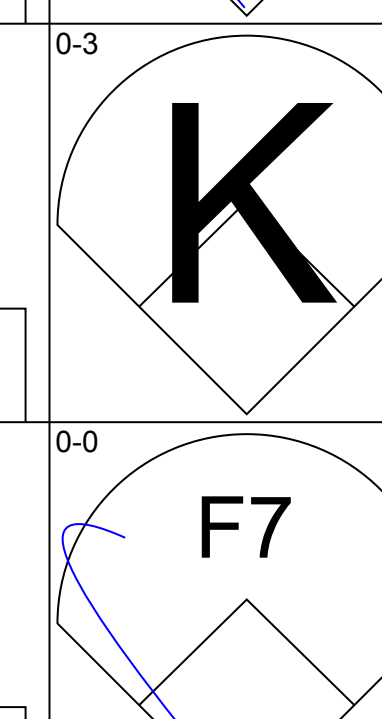
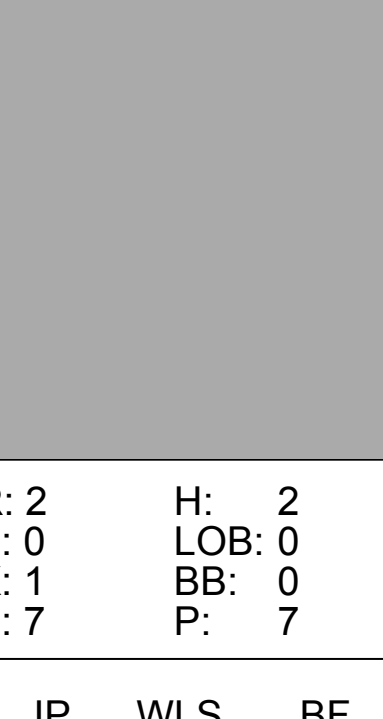
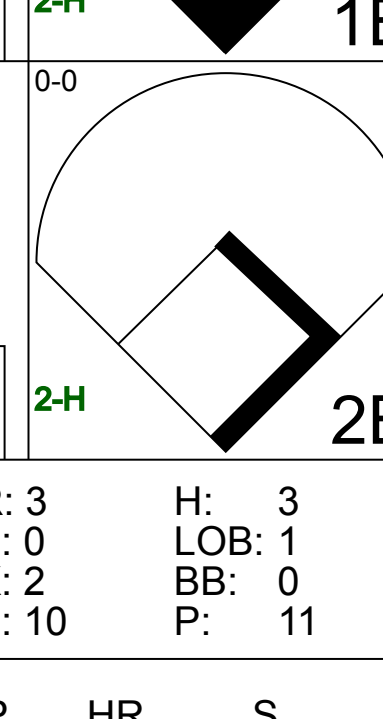
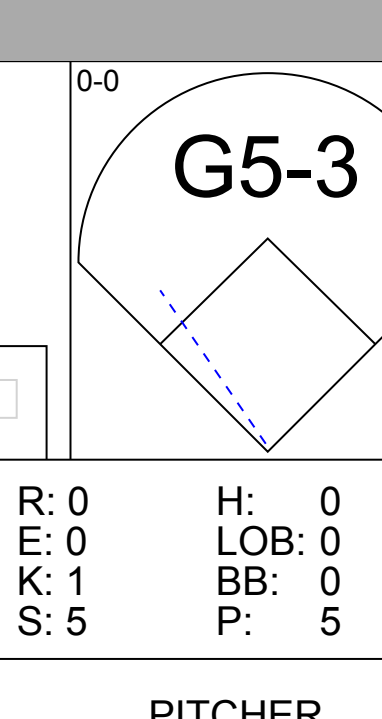
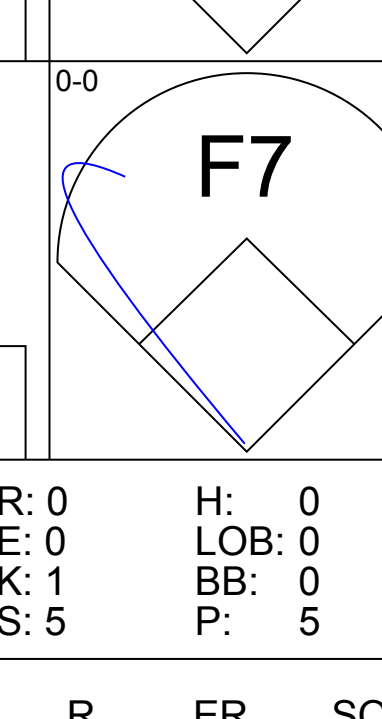
AB	34
R	2
H	8
RBI	2
BB	1
SO	7
LOB	11

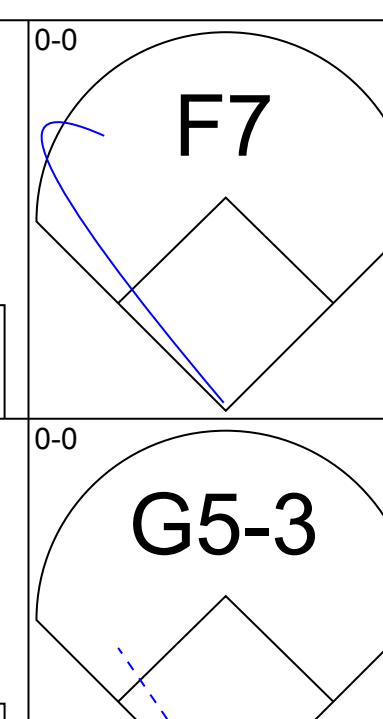
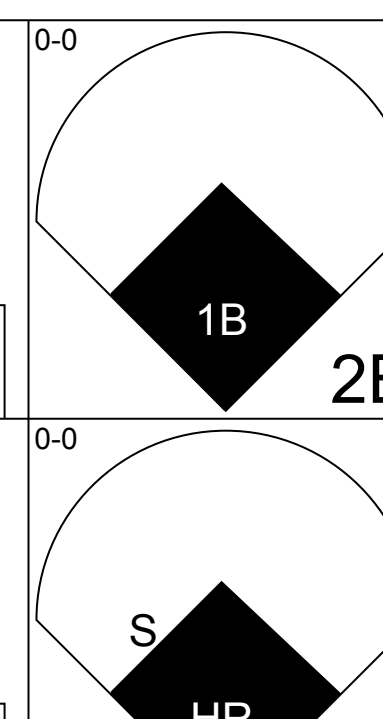
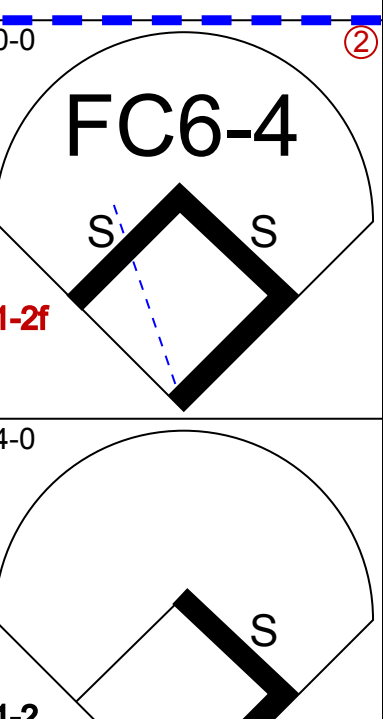
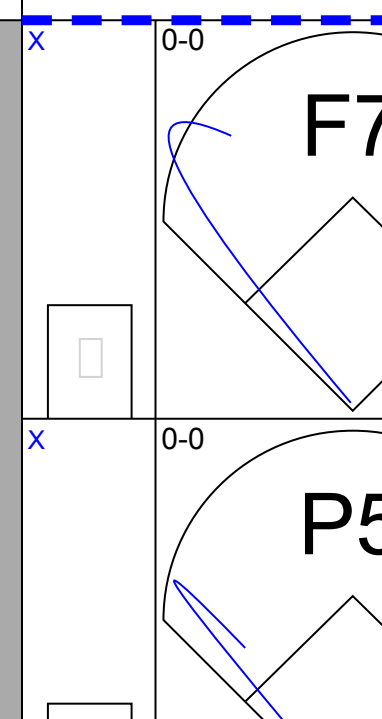
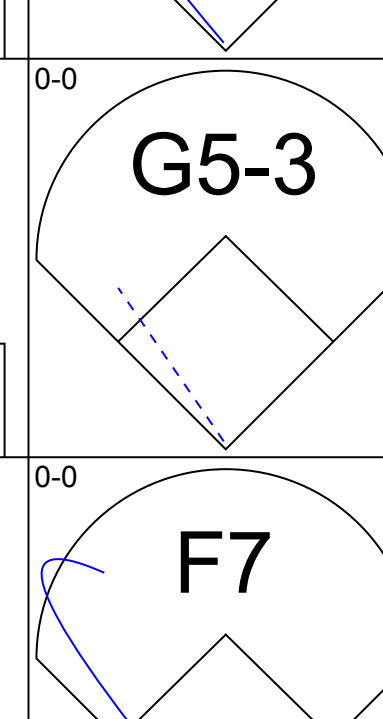
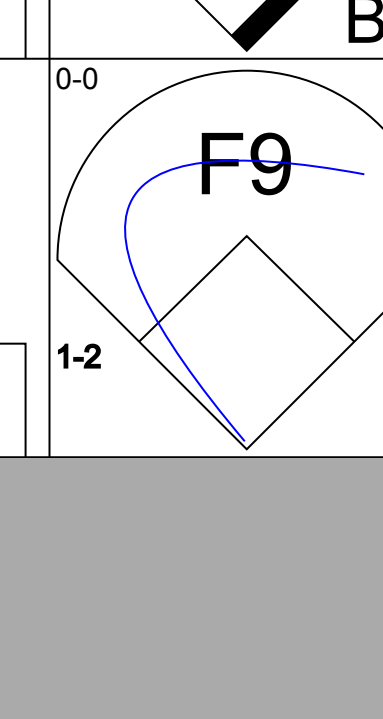
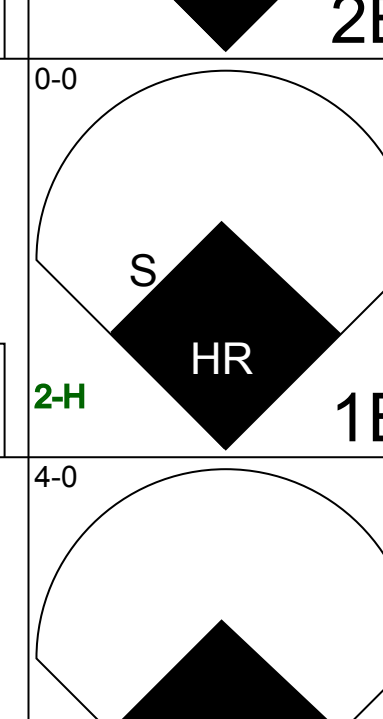
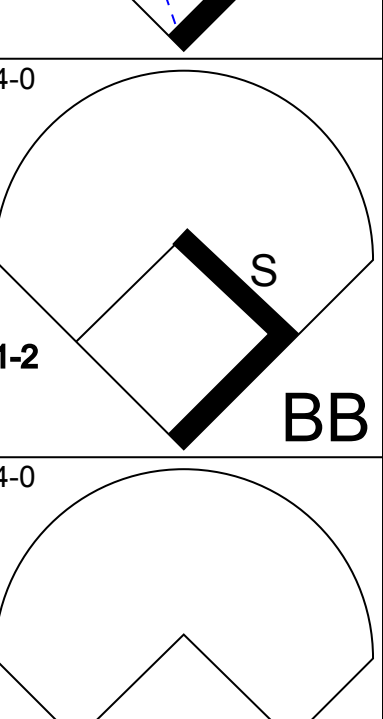
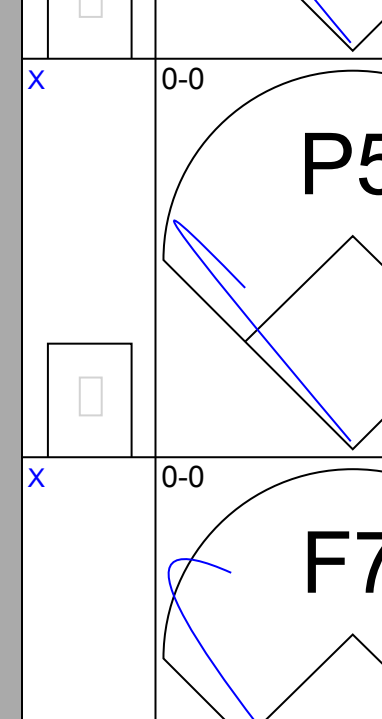
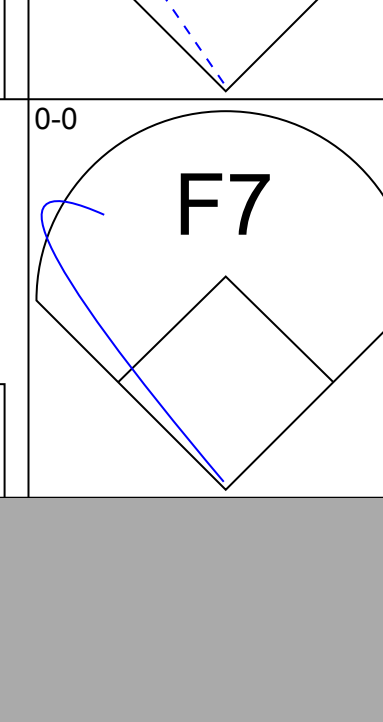
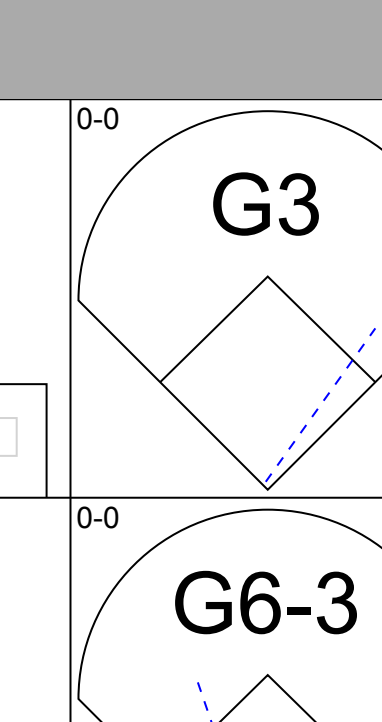
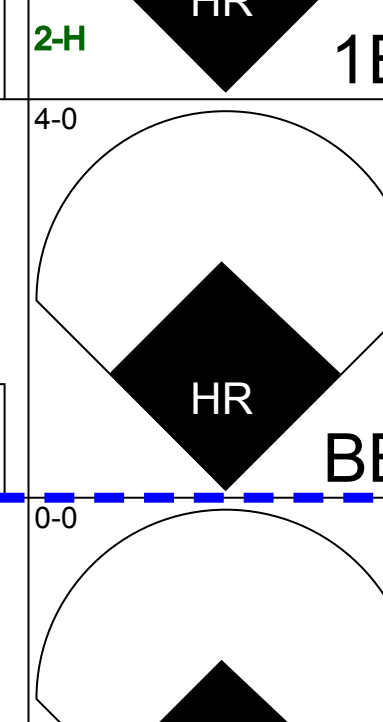
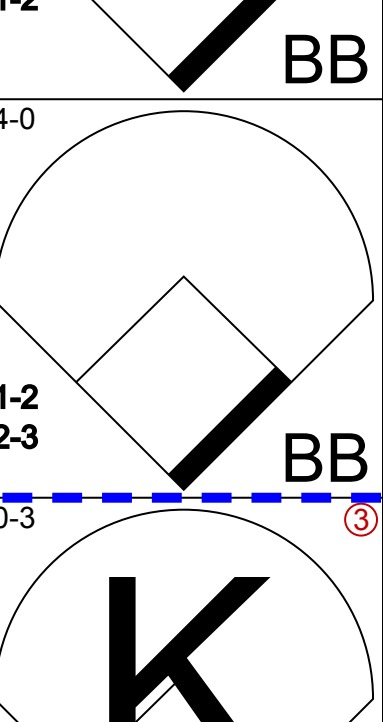
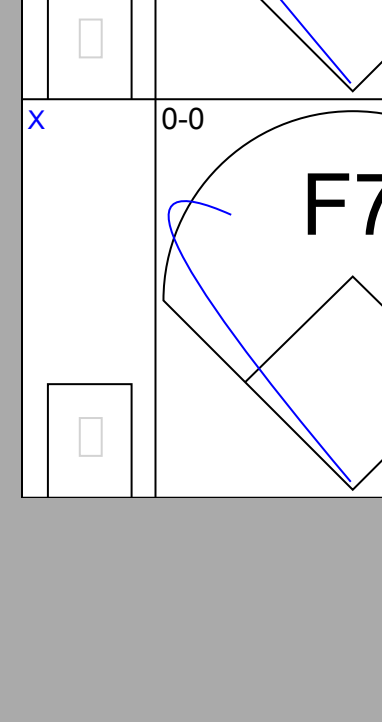
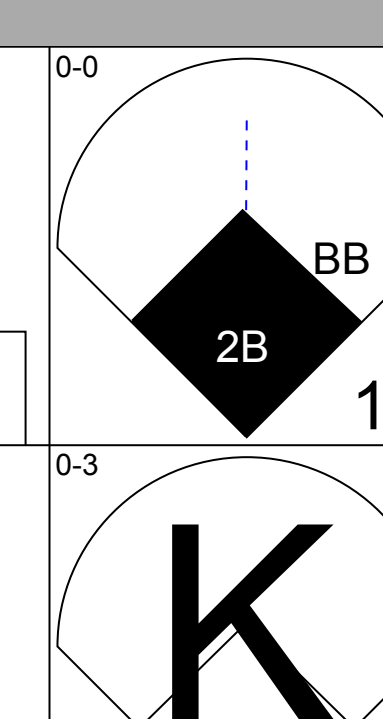
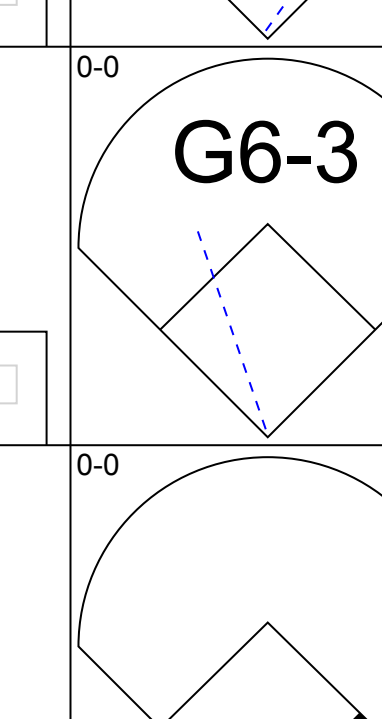
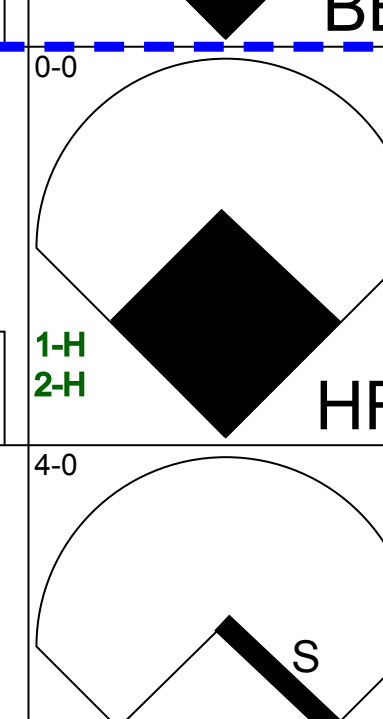
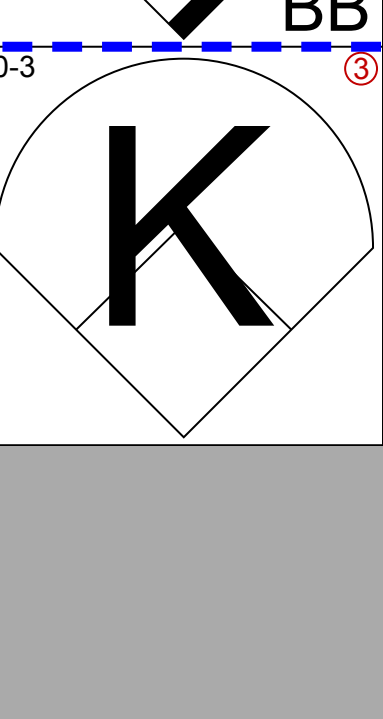
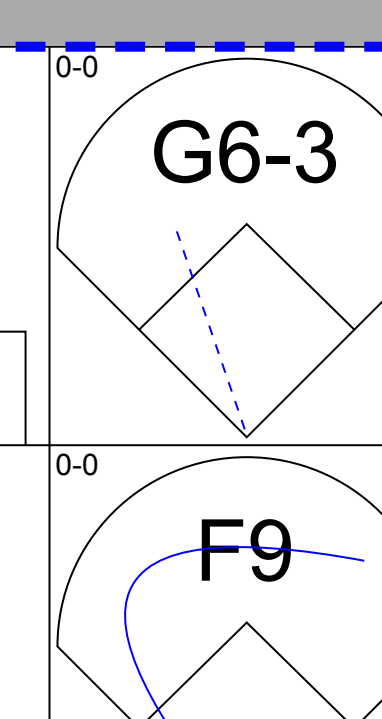

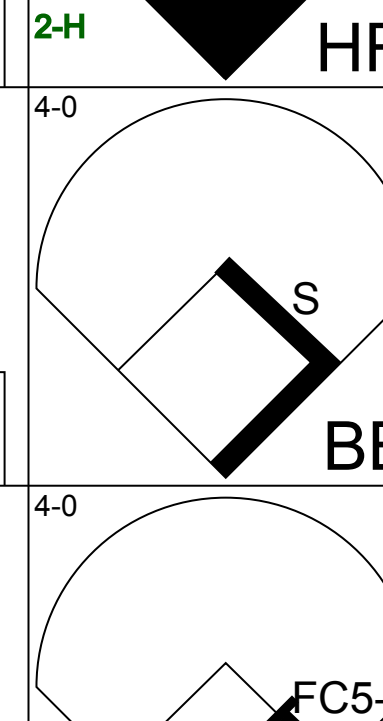
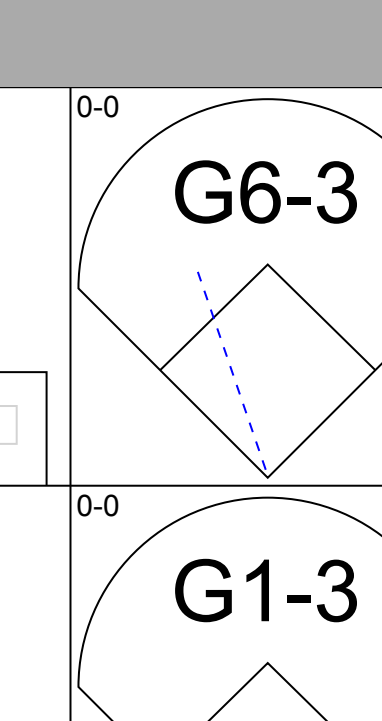
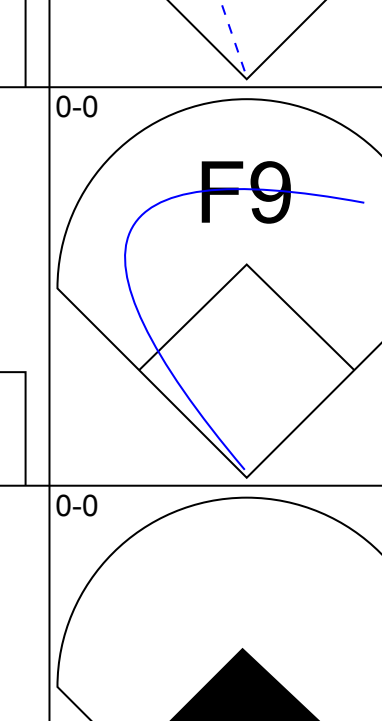
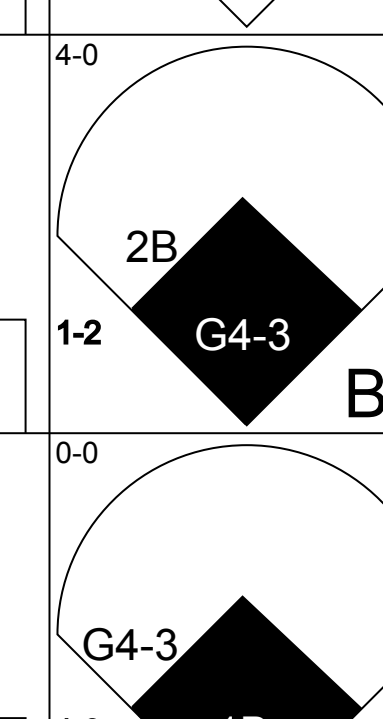
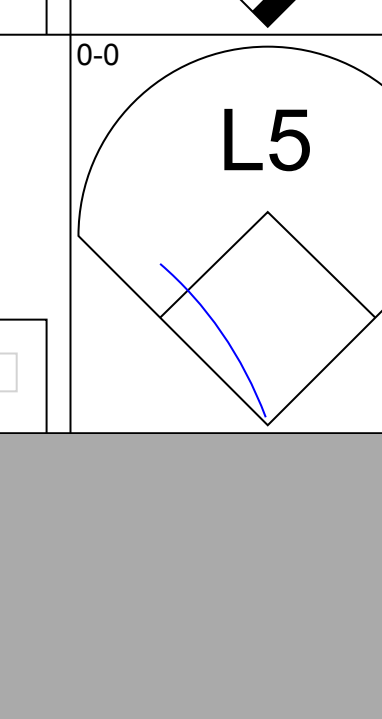
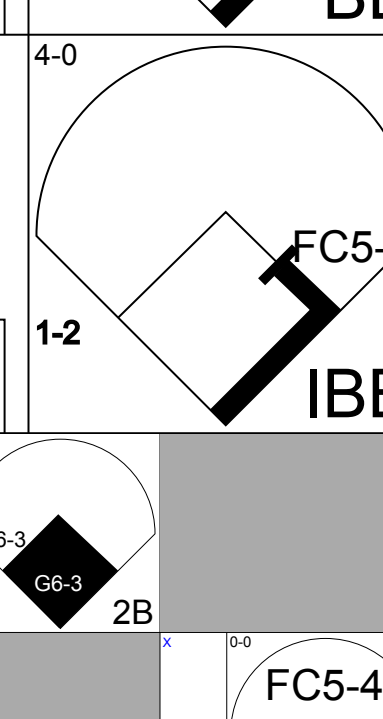
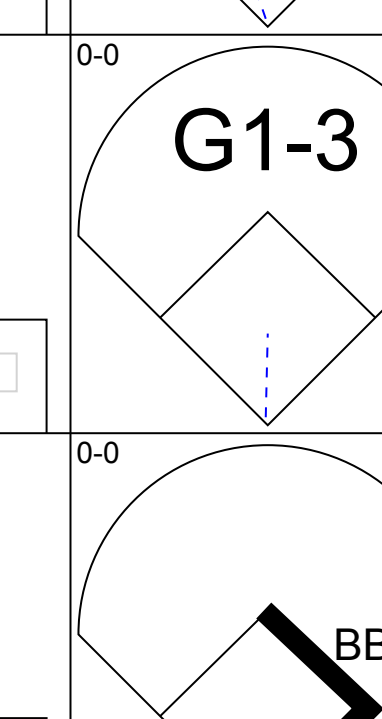
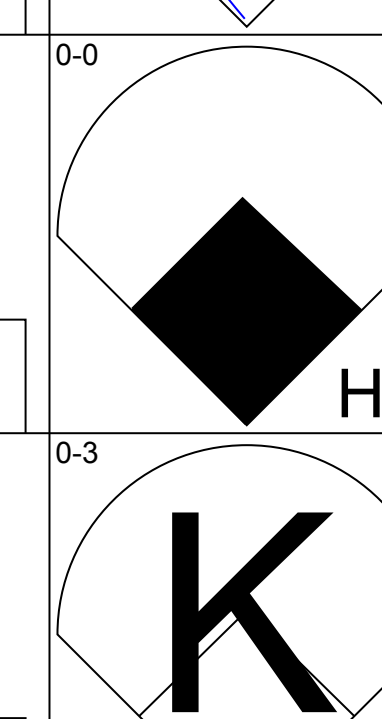
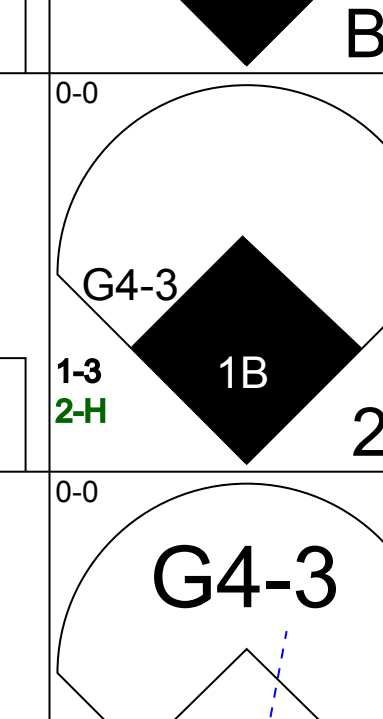
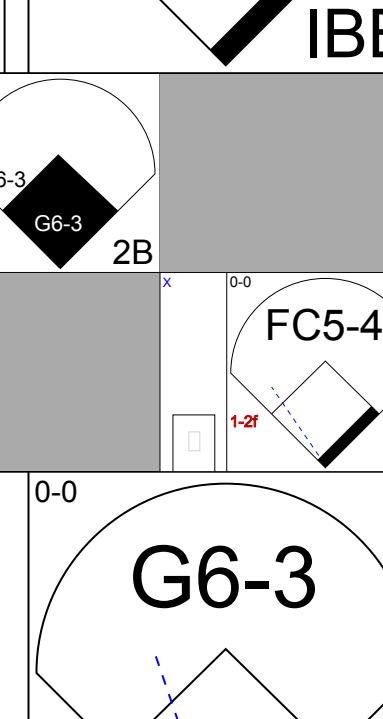
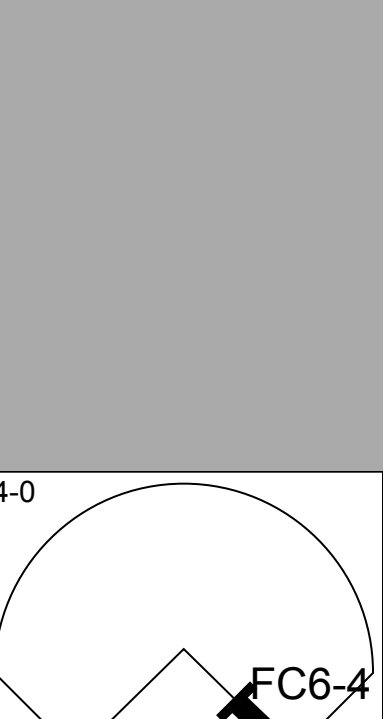
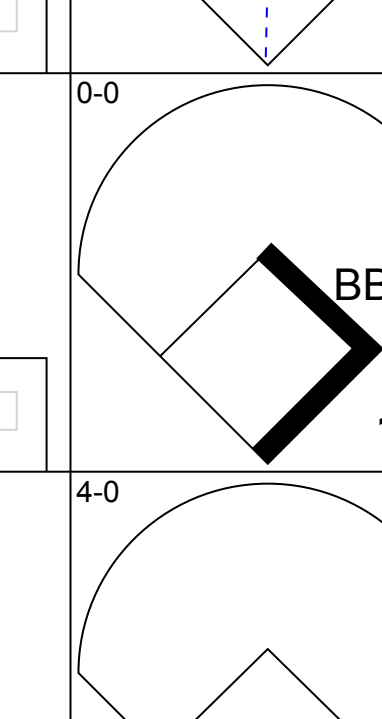
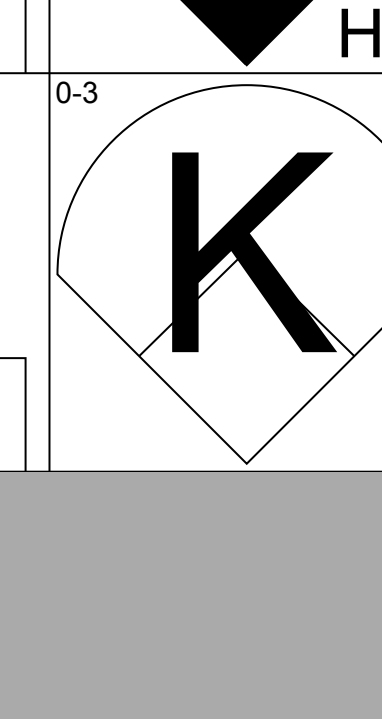
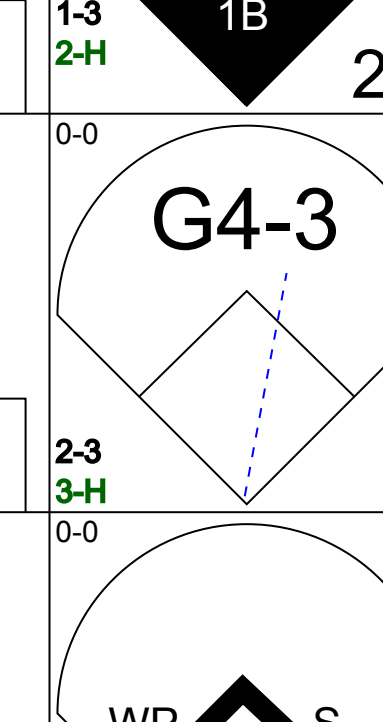
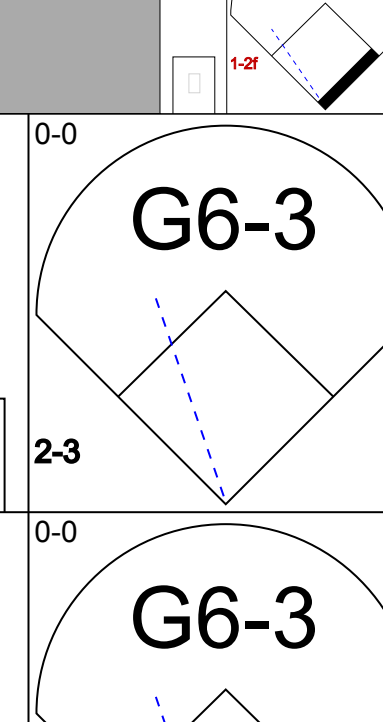
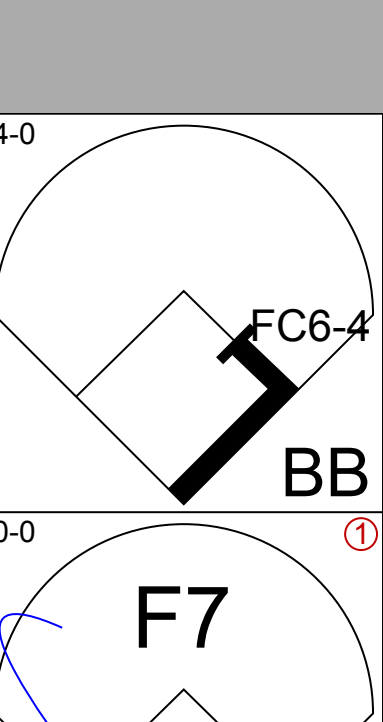
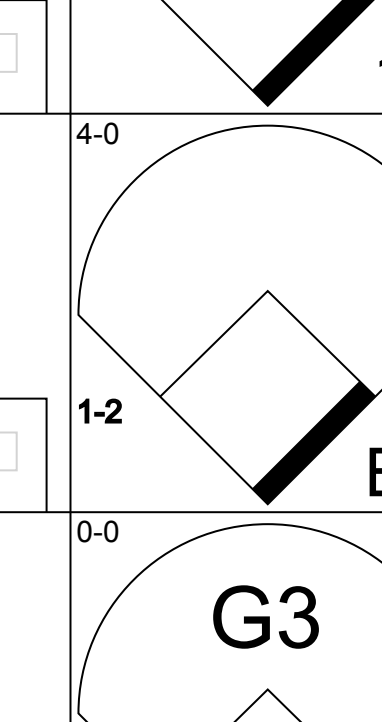
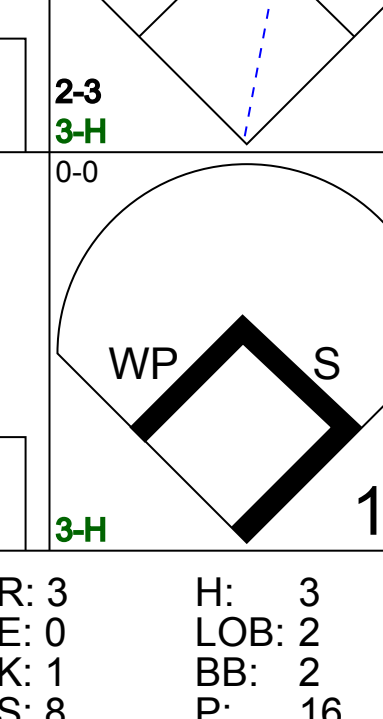
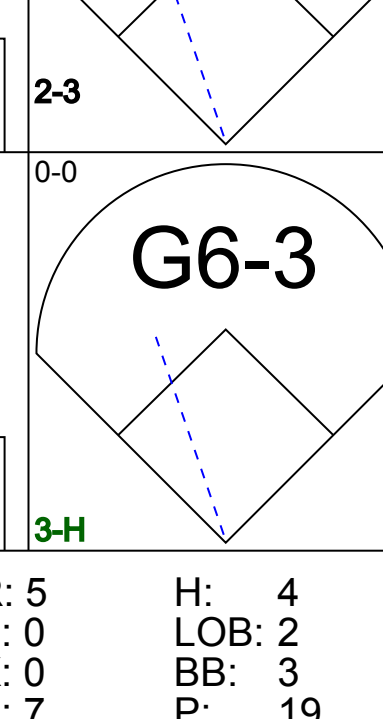
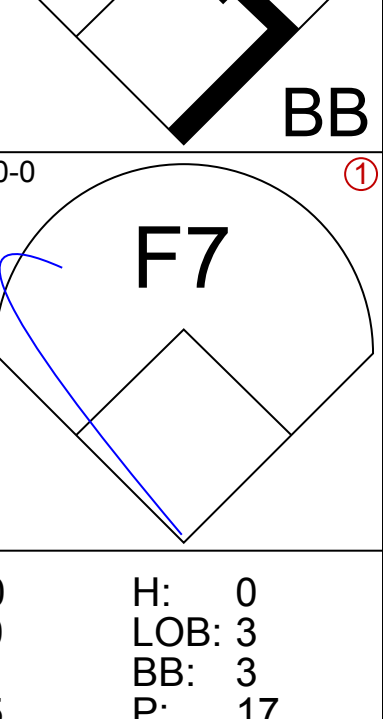
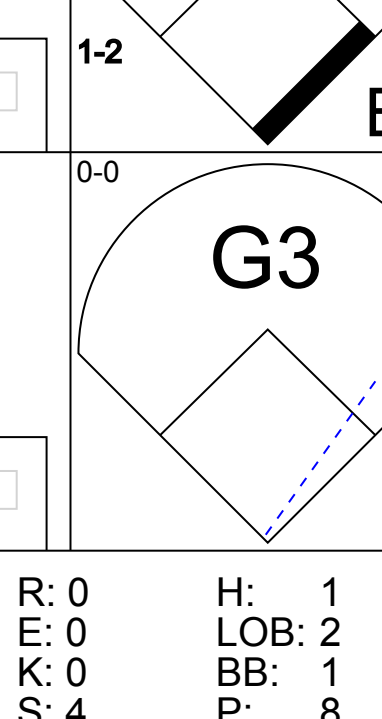


Batter	1	2	3	4	5	6	7	8	9	AB	R	H	RBI	BB	SO	LOB	BOTTOM					
Kenny Lofton, L OBP: 0.371, SLG: 0.451 Ryan Thompson, R OBP: 0.500, SLG: 0.500 (8, PH)										3	3	2	0	1	1	2	Oakland Athletics @ Cleveland Indians Jacobs Field, Cleveland, OH Sat Sep 14 1996, 3:33 AM EDT Overcast - 69 F					
Kevin Seitzer, R OBP: 0.413, SLG: 0.456 (1, 10)										4	0	3	3	1	0	2						
Jim Thome, L OBP: 0.655, SLG: 0.630 Geronimo Pena, S Jeff Kent, R OBP: 0.315, SLG: 0.420 (8, PH)										3	0	0	2	1	1	2						
Albert Belle, R OBP: 0.403, SLG: 0.621 Brian Giles, L OBP: 0.402, SLG: 0.604 (8, PH)											4	1	1	0	0	1		3				
Julio Franco, R OBP: 0.413, SLG: 0.492 (1, 3)											4	1	1	2	0	0		1				
Manny Ramirez, R OBP: 0.397, SLG: 0.576 (1, 9)											3	1	2	1	1	1		0				
Sandy Alomar Jr., R OBP: 0.292, SLG: 0.399 (1, 2)											4	1	1	0	0	0		1				
Omar Vizquel, S OBP: 0.371, SLG: 0.430 Damian Jackson, R OBP: 1.000, SLG: 2.000 (8, PH)										2	1	2	0	1	0	0		0				
Jose Vizcaino, S OBP: 0.342, SLG: 0.366 Casey Candaele, S OBP: 0.294, SLG: 0.364 (8, PH)										2	0	1	0	0	0	2						
Inning Stats	R: 1 E: 0 K: 0 S: 9	H: 2 LOB: 0 BB: 0 P: 13	R: 0 E: 0 K: 0 S: 14	H: 1 LOB: 2 BB: 1 P: 24	R: 1 E: 0 K: 0 S: 8	H: 1 LOB: 1 BB: 1 P: 16	R: 4 E: 0 K: 1 S: 17	H: 4 LOB: 1 BB: 2 P: 35	R: 0 E: 0 K: 1 S: 6	H: 0 LOB: 0 BB: 0 P: 10	R: 0 E: 1 K: 1 S: 14	H: 1 LOB: 1 BB: 1 P: 22	R: 2 E: 0 K: 1 S: 18	H: 3 LOB: 0 BB: 0 P: 25	R: 1 E: 0 K: 0 S: 8	H: 3 LOB: 1 BB: 0 P: 11	1B: 10 2B: 3 3B: 0 HR: 2	SF: 0 SAC: 1 DP: 3 HBP: 0	WP: 0 PB: 0 SB: 2 CS: 0	PA: 39		
PITCHER	IP	WLS	BF	H	R	ER	SO	BB	IBB	HBP	BLK	WP	HR	S	P	ERA	WHIP					
Don Wengert, R ERA: 5.35 John Waddell, R ERA: 6.29 Doug Johns, L ERA: 5.89	(1, 1)	3.2	L	21	8	6	6	0	3	1	0	0	0	1	45	83	14.73	3.000				
(4, 1)	3.1	13	4	2	2	4	1	0	0	0	0	0	1	41	62	5.40	1.500					
(8, 1)	1.0	5	3	1	1	0	0	0	0	0	0	0	0	8	11	9.00	3.000					

AB	33
R	9
H	15
RBI	9
BB	5
SO	4
LOB	16



Batter	1	2	3	4	5	6	7	8	9	AB	R	H	RBI	BB	SO	LOB	TOP					
Tony Batista, R OBP: 0.332, SLG: 0.428 (1, 4)										4	1	1	0	1	3	1	Oakland Athletics @ Cleveland Indians Jacobs Field, Cleveland, OH Sat Sep 14 1996, 3:38 AM EDT Att: 42,233 - Cloudy - 61 F					
Rafael Bourquard, R OBP: 0.299, SLG: 0.309 Terry Steinbach, R OBP: 0.209, SLG: 0.510 (9, PH)										4	1	1	0	0	0	1						
Scott Brosius, R OBP: 0.400, SLG: 0.545 (1, 3) (8, 8)										5	1	2	0	0	1	1						
Mark McGwire, R OBP: 0.475, SLG: 0.757 Kerwin Moore, S OBP: 0.200, SLG: 0.154 (9, PR)										2	2	1	2	2	1	0						
Gerónimo Berroa, R OBP: 0.344, SLG: 0.545 (1, 9)										4	1	3	2	1	0	0						
Matt Stairs, L OBP: 0.352, SLG: 0.574 (1, 7)										5	1	1	2	0	2	7						
Scott Spiezio, S OBP: 0.400, SLG: 0.250 (1, 5)										4	0	1	0	1	0	4						
Ernie Young, R OBP: 0.324, SLG: 0.421 Jason Giambi, L OBP: 0.361, SLG: 0.493 (8, PH) (8, 3)										3	1	1	1	0	2	4						
Izzy Molina, R OBP: 0.240, SLG: 0.292 (1, 2)										4	0	1	1	0	0	0						
Inning Stats	R: 2 E: 0 K: 1 S: 7	H: 2 LOB: 0 BB: 0 P: 7	R: 1 E: 0 K: 1 S: 6	H: 2 LOB: 0 BB: 0 P: 6	R: 0 E: 0 K: 0 S: 2	H: 0 LOB: 0 BB: 1 P: 6	R: 3 E: 0 K: 2 S: 10	H: 3 LOB: 1 BB: 0 P: 11	R: 1 E: 0 K: 2 S: 8	H: 1 LOB: 3 BB: 3 P: 20	R: 0 E: 0 K: 1 S: 5	H: 0 LOB: 0 BB: 0 P: 5	R: 0 E: 0 K: 1 S: 6	H: 1 LOB: 1 BB: 0 P: 6	R: 0 E: 0 K: 1 S: 5	H: 0 LOB: 0 BB: 0 P: 5		R: 1 E: 0 K: 1 S: 8	H: 3 LOB: 3 BB: 1 P: 12	1B: 8 2B: 3 3B: 0 HR: 2	SF: 0 SAC: 0 DP: 2 HBP: 1	WP: 0 PB: 0 SB: 0 CS: 1
PITCHER	IP	WLS	BF	H	R	ER	SO	BB	IBB	HBP	BLK	WP	HR	S	P	ERA	WHIP					
Chad Ogea, R ERA: 5.08 (1, 1)	4.0		19	7	6	6	4	1	0	1	0	0	2	25	30	13.50	2.000					
Danny Graves, R ERA: 4.94 (5, 1)	2.0		10	1	1	1	3	3	0	0	0	0	0	13	25	4.50	2.000					
Eric Plunk, R ERA: 2.39 (7, 1)	2.0	W	7	1	0	0	2	0	0	0	0	0	0	11	11	0.00	0.500					
Jose Mesa, R ERA: 3.72 (9, 1)	1.0	S	7	3	1	1	1	1	0	0	0	0	0	8	12	9.00	4.000					

Batter	1	2	3	4	5	6	7	8	9	AB	R	H	RBI	BB	SO	LOB	BOTTOM				
Kenny Lofton, L OBP: 0.371, SLG: 0.451 (1, 8)										4	1	1	0	1	0	1	Oakland Athletics @ Cleveland Indians Jacobs Field, Cleveland, OH Sat Sep 14 1996, 3:38 AM EDT Att: 42,233 - Cloudy - 61 F				
Omar Vizquel, S OBP: 0.371, SLG: 0.429 (1, 6)										4	1	1	1	1	0	2					
Jim Thome, L OBP: 0.455, SLG: 0.626 (1, 5)										3	1	0	0	2	0	0					
Albert Belle, R OBP: 0.403, SLG: 0.624 (1, 7)										5	2	2	3	0	1	3					
Julio Franco, R OBP: 0.413, SLG: 0.490 (1, 10)										4	0	1	0	1	1	1					
Manny Ramirez, R OBP: 0.399, SLG: 0.580 (1, 9)										3	2	1	1	2	0	1					
Jeff Kent, R OBP: 0.319, SLG: 0.427 (1, 3)										5	2	3	1	0	1	2					
Tony Peña, R OBP: 0.257, SLG: 0.234 (1, 2)										2	0	0	1	2	0	2					
Jose Vizcaino, S OBP: 0.341, SLG: 0.365 (1, 4)										4	0	1	2	0	0	3					
Inning Stats	R: 0 E: 0 K: 0 S: 3	H: 0 LOB: 0 BB: 0 P: 3	R: 3 E: 0 K: 1 S: 8	H: 3 LOB: 2 BB: 2 P: 16	R: 0 E: 0 K: 0 S: 4	H: 1 LOB: 1 BB: 0 P: 4	R: 5 E: 0 K: 0 S: 7	H: 4 LOB: 2 BB: 3 P: 19	R: 0 E: 0 K: 1 S: 5	H: 0 LOB: 3 BB: 3 P: 17	R: 0 E: 0 K: 0 S: 4	H: 1 LOB: 2 BB: 1 P: 8	R: 0 E: 0 K: 0 S: 3	H: 0 LOB: 0 BB: 0 P: 3	R: 1 E: 0 K: 1 S: 6	H: 1 LOB: 0 BB: 0 P: 6		1B: 5 2B: 3 3B: 0 HR: 2	SF: 0 SAC: 0 DP: 0 HBP: 0	WP: 1 PB: 0 SB: 7 CS: 0	PA: 43
PITCHER	IP	WLS	BF	H	R	ER	SO	BB	IBB	HBP	BLK	WP	HR	S	P	ERA	WHIP				
Aaron Small, R ERA: 10.0 (1, 1)	3.2	L	21	7	7	7	1	3	0	0	0	0	1	3	15	13.50	4.500				
Carlos Reyes, R ERA: 4.99 (4, 1)	0.2		6	1	1	1	0	2	1	0	0	0	0	1	9	0.00	6.000				
Buddy Groom, L ERA: 3.73 (5, 1)	0.1		3	0	0	0	0	2	0	0	0	0	0	1	9	0.00	6.000				
Jim Corsi, R ERA: 4.34 (5, 1)	1.1		6	1	0	0	1	1	0	0	0	0	0	7	11	0.00	1.500				
Mike Moehler, L ERA: 3.51 (7, 1)	1.0		3	0	0	0	0	0	0	0	0	0	0	3	3	0.00	0.000				

AB	37
R	8
H	12
RBI	8
BB	5
SO	10
LOB	19



Batter	1	2	3	4	5	6	7	8	9	10	AB	R	H	RBI	BB	SO	LOB	TOP	
Tony Batista, R OBP: 0.332, SLG: 0.430 (1, 4)	K		1B 2B		5-3	1B			6-3	FC6-4	6	1	2	1	0	1	3		
Jason Giambi, L OBP: 0.360, SLG: 0.490 (1, 7)	L6		L4		F8						4	0	0	0	1	0	1		
Kevin Moore, S OBP: 0.200, SLG: 0.154 (9, PR)											0	0	0	0	0	0	0		
Scott Brosius, R OBP: 0.398, SLG: 0.541 (1, 3)	F7		6-3 WP CS 1B		6-3				K		5	0	1	1	0	2	1		
Geronimo Berroa, R OBP: 0.346, SLG: 0.548 (1, 10)			6-3			1B 2B				6-3	5	3	3	0	0	0	1		
Brian Leshar, R OBP: 0.304, SLG: 0.529 (1, 9)			1B 2B		CS	F8				6-3	4	1	1	0	1	1	1		
Terry Steinbach, R OBP: 0.329, SLG: 0.515 (1, 2)			1B		F8					K	4	1	1	0	1	1	1		
Scott Spiezio, S OBP: 0.556, SLG: 0.571 (1, 5)			K		F7					K	5	1	2	1	0	2	3		
Ernie Young, R OBP: 0.328, SLG: 0.430 (9, 7)			4-3							E8	3	2	2	2	1	0	0		
Mike Bordick, R OBP: 0.302, SLG: 0.323 (1, 6)			2B		HR					HR	3	2	2	2	1	0	0		
Mark McQuire, R OBP: 0.474, SLG: 0.755 (10, PH)			1B							SH3	5	1	2	1	0	2	3		
Rafael Bourquard, R OBP: 0.299, SLG: 0.309 (10, 6)			2B		HR					1B	3	2	2	2	1	0	0		
Mike Bordick, R OBP: 0.302, SLG: 0.323 (1, 6)			4-3							SH3	3	2	2	2	1	0	0		
Mark McQuire, R OBP: 0.474, SLG: 0.755 (10, PH)			2B		HR					1B	5	1	2	1	0	2	3		
Rafael Bourquard, R OBP: 0.299, SLG: 0.309 (10, 6)			1B		HR					SH3	3	2	2	2	1	0	0		
Ernie Young, R OBP: 0.328, SLG: 0.430 (9, 7)			4-3							1B	3	2	2	3	2	0	1		
Mike Bordick, R OBP: 0.302, SLG: 0.323 (1, 6)			2B		HR					FC6-4	3	2	2	3	2	0	1		
Mark McQuire, R OBP: 0.474, SLG: 0.755 (10, PH)			1B		HR					IBB	5	1	2	1	0	2	3		
Rafael Bourquard, R OBP: 0.299, SLG: 0.309 (10, 6)			P1		F8					K	4	0	1	0	0	0	1		
Inning Stats	R: 0 E: 0 K: 1 S: 5	H: 0 LOB: 0 BB: 0 P: 5	R: 2 E: 0 K: 1 S: 8	H: 3 LOB: 1 BB: 0 P: 8	R: 1 E: 0 K: 0 S: 4	H: 2 LOB: 0 BB: 0 P: 5	R: 2 E: 0 K: 0 S: 5	H: 2 LOB: 0 BB: 0 P: 5	R: 0 E: 0 K: 1 S: 5	H: 0 LOB: 0 BB: 0 P: 5	R: 1 E: 0 K: 1 S: 5	H: 1 LOB: 0 BB: 1 P: 9	R: 0 E: 0 K: 1 S: 5	H: 0 LOB: 1 BB: 1 P: 9	R: 1 E: 1 K: 1 S: 7	H: 2 LOB: 3 BB: 2 P: 15	1B: 9 2B: 3 3B: 0 HR: 2	SF: 0 SAC: 1 DP: 0 HBP: 0	WP: 1 PA: 48
PITCHER	IP	WLS	BF	H	R	ER	SO	BB	IBB	HBP	BLK	WP	HR	S	P	ERA	WHIP		
Orel Hershey, R ERA: 4.13 (1, 1)	6.0		28	11	8	7	3	1	0	0	0	0	1	33	37	10.50	2.000		
Alan Embree, L ERA: 3.35 (7, 1)	0.1		1	0	0	0	0	0	0	0	0	0	0	1	1	0.00	0.000		
Paul Shuey, R ERA: 2.98 (7, 1)	1.2		6	1	1	1	2	1	0	0	0	0	1	9	13	5.40	1.200		
Paul Assenmacher, L ERA: 2.27 (9, 1)	1.0		4	0	0	0	1	1	0	0	0	0	0	5	9	0.00	1.000		
Jose Mesa, R ERA: 3.66 (10, 1)	1.0	L	7	2	1	0	1	1	1	0	0	0	0	7	15	0.00	3.000		

Oakland Athletics @ Cleveland Indians
Jacobs Field, Cleveland, OH
Sun Sep 15 1996, 3:33 AM EDT
Att: 42,226 - Overcast - 65 F

AB 40
R 10
H 14
RBI 8
BB 5
SO 7
LOB 15



Batter	1	2	3	4	5	6	7	8	9	10	AB	R	H	RBI	BB	SO	LOB	BOTTOM					
Kenny Lofton, L OBP: 0.372, SLG: 0.450 (1, 8)	4-3		F8	4-3		HR 1B					4	1	1	2	2	0	1						
Kevin Seltzer, R OBP: 0.412, SLG: 0.454 (1, 10)	FC5-4 BB		FC3-6 1B	6-3		K			F9	4-3	5	0	1	0	1	1	5						
Jim Thome, L OBP: 0.452, SLG: 0.627 (1, 5)	K		FC3-6 1B			F9					6	1	1	2	0	3	4						
Albert Belle, R OBP: 0.404, SLG: 0.622 (1, 7)	FC5-4		P3			FC7-5 1B					5	1	2	0	1	0	3						
Julio Franco, R OBP: 0.414, SLG: 0.486 (1, 3)			K			HR 1B					5	2	2	0	1	1	1						
Manny Ramirez, R OBP: 0.397, SLG: 0.582 (1, 9)			F9			FC7-5 1B					5	1	1	2	0	2	4						
Sandy Alomar Jr., R OBP: 0.294, SLG: 0.392 (1, 2)						HR					4	1	2	0	0	1	2						
Brian Giles, L OBP: 0.407, SLG: 0.604 (9, PH)						HR					0	0	0	0	1	0	0						
Tony Peña, R OBP: 0.257, SLG: 0.234 (10, 2)						FC6-4					0	0	0	0	0	0	0						
Omar Vizquel, S OBP: 0.373, SLG: 0.433 (1, 6)			F9			FC6-4					4	2	3	1	0	0	1						
Jose Vizcaino, S OBP: 0.342, SLG: 0.366 (1, 4)						E5 SH1-4 4-3 1B					4	0	2	1	0	1	1						
Inning Stats	R: 0 E: 0 K: 1 S: 5	H: 0 LOB: 1 BB: 1 P: 9	R: 0 E: 0 K: 1 S: 6	H: 1 LOB: 1 BB: 0 P: 6	R: 0 E: 0 K: 0 S: 5	H: 2 LOB: 2 BB: 0 P: 5	R: 4 E: 1 K: 0 S: 7	H: 4 LOB: 0 BB: 0 P: 7	R: 0 E: 0 K: 0 S: 4	H: 1 LOB: 2 BB: 1 P: 8	R: 3 E: 0 K: 1 S: 9	H: 4 LOB: 1 BB: 0 P: 9	R: 0 E: 0 K: 2 S: 7	H: 1 LOB: 0 BB: 0 P: 7	R: 0 E: 0 K: 2 S: 7	H: 0 LOB: 1 BB: 1 P: 11	R: 2 E: 0 K: 1 S: 7	H: 2 LOB: 3 BB: 3 P: 19	R: 0 E: 0 K: 1 S: 5	H: 0 LOB: 0 BB: 0 P: 5	1B: 11 2B: 2 3B: 0 HR: 2	SF: 1 SAC: 1 DP: 0 HBP: 0	WP: 0 PA: 51
PITCHER	IP	WLS	BF	H	R	ER	SO	BB	IBB	HBP	BLK	WP	HR	S	P	ERA	WHIP						
Dave Telgheder, R ERA: 4.54 (1, 1)	5.2		29	10	6	5	3	2	0	0	0	0	1	33	41	7.94	2.118						
Buddy Groom, L ERA: 3.80 (6, 1)	0.0		1	1	1	1	0	0	0	0	0	0	1	1	1	∞	∞						
Mark Adre, R ERA: 6.23 (6, 1)	1.0		5	2	0	0	2	0	0	0	0	0	0	9	9	0.00	2.000						
Mike Mohler, L ERA: 3.45 (7, 1)	1.1		4	0	0	0	2	1	0	0	0	0	0	7	11	0.00	0.750						
Billy Taylor, R ERA: 4.70 (9, 1)	0.2		6	2	2	2	1	2	0	0	0	0	0	6	14	27.00	6.000						
PITCHER	IP	WLS	BF	H	R	ER	SO	BB	IBB	HBP	BLK	WP	HR	S	P	ERA	WHIP						
Doug Johns, L ERA: 5.89 (9, 1)	0.0		1	0	0	0	0	1	0	0	0	0	0	0	0	0.00	∞						
Carlos Reyes, R ERA: 4.88 (9, 1)	1.1	W	4	0	0	0	1	0	0	0	0	0	0	6	6	0.00	0.000						

Oakland Athletics @ Cleveland Indians
Jacobs Field, Cleveland, OH
Sun Sep 15 1996, 3:33 AM EDT
Att: 42,226 - Overcast - 65 F

AB 42
R 9
H 15
RBI 8
BB 6
SO 9
LOB 22



Batter	1	2	3	4	5	6	7	8	9	AB	R	H	RBI	BB	SO	LOB	TOP					
Tony Batista, R OBP: 0.329, SLG: 0.424 (1, 4)	L6		P3		SF8		P2		F9	5	0	1	0	0	0	1						
Jason Giambi, L OBP: 0.357, SLG: 0.487 Kerwin Moore, S OBP: 0.200, SLG: 0.154 (1, 7)	G4-3		F9		SF8		K			3	0	0	1	0	1	0						
Scott Brosius, R OBP: 0.395, SLG: 0.537 (1, 5)	K		G6-3		SF8		F9			3	0	0	1	0	1	0						
Mark McGwire, R OBP: 0.473, SLG: 0.749 (1, 3)		F9		F8				F8		3	0	0	0	1	0	0						
Gerónimo Berroa, R OBP: 0.346, SLG: 0.545 (1, 10)		HR		K		F7		K		3	1	0	0	1	2	2						
Terry Steinbach, R OBP: 0.330, SLG: 0.520 (1, 2)		HR					P4		K	3	1	1	2	1	1	0						
Brian Leshar, R OBP: 0.300, SLG: 0.564 (1, 9)		HR		P3			L7		G6-3	4	1	1	1	0	0	1						
Ernie Young, R OBP: 0.330, SLG: 0.430 (1, 8)		F7							K	3	1	1	0	0	1	0						
Mike Bordick, R OBP: 0.303, SLG: 0.323 (1, 6)		L6								3	1	1	0	1	0	1						
Inning Stats	R: 0 E: 0 K: 1 S: 7	H: 0 LOB: 0 BB: 0 P: 12	R: 3 E: 0 K: 0 S: 15	H: 2 LOB: 0 BB: 1 P: 25	R: 0 E: 0 K: 0 S: 8	H: 0 LOB: 1 BB: 1 P: 11	R: 0 E: 0 K: 1 S: 13	H: 0 LOB: 1 BB: 1 P: 22	R: 2 E: 0 K: 0 S: 11	H: 2 LOB: 2 BB: 2 P: 24	R: 0 E: 0 K: 0 S: 5	H: 0 LOB: 1 BB: 0 P: 11	R: 0 E: 0 K: 1 S: 5	H: 0 LOB: 0 BB: 0 P: 7	R: 0 E: 0 K: 2 S: 8	H: 0 LOB: 0 BB: 0 P: 13	R: 0 E: 0 K: 1 S: 10	H: 1 LOB: 1 BB: 0 P: 14	1B: 3 2B: 0 3B: 0 HR: 2	SF: 2 SAC: 0 DP: 0 HBP: 1	WP: 0 PB: 0 SB: 0 CS: 0	PA: 37
PITCHER	IP	WLS	BF	H	R	ER	SO	BB	IBB	HBP	BLK	WP	HR	S	P	ERA	WHIP					
Dennis Springer, R ERA: 5.47 (1, 1)	4.0	L	19	4	5	5	2	3	0	0	0	0	2	48	82	11.25	1.750					
Darrell May, L ERA: 7.59 (5, 1)	0.1		1	0	0	0	0	0	0	0	0	0	0	1	1	0.00	0.000					
Pep Harris, R ERA: 4.15 (5, 1)	3.2		13	0	0	0	3	1	0	1	0	0	0	23	42	0.00	0.273					
Mike James, R ERA: 2.88 (9, 1)	1.0		4	1	0	0	1	0	0	0	0	0	0	10	14	0.00	1.000					

Oakland Athletics @ California Angels
Anaheim Stadium, Anaheim, CA
Tue Sep 17 1996, 10:05 PM EDT
Att: 17,827 - Unknown - 68 F

AB 30
R 5
H 5
RBI 5
BB 4
SO 6
LOB 5



Batter	1	2	3	4	5	6	7	8	9	AB	R	H	RBI	BB	SO	LOB	BOTTOM						
Randy Velarde, R OBP: 0.378, SLG: 0.422 (1, 4)	G6-3		K		G6-3		K		F7	5	0	0	0	0	2	0							
16 Garret Anderson, L OBP: 0.314, SLG: 0.405 (1, 7)	L8		1B		1B		F8			3	0	1	0	2	0	0							
Tim Salmon, R OBP: 0.381, SLG: 0.497 (1, 9)	E5		1B		1B		1B		K	4	0	2	0	1	1	1							
Chili Davis, S OBP: 0.385, SLG: 0.500 (1, 10)	G4-3				L8				F7	4	0	1	0	1	0	4							
Jim Edmonds, L OBP: 0.374, SLG: 0.584 (1, 8)		K	G4-3		K		F8			4	0	0	0	0	2	7							
J.T. Snow, L OBP: 0.329, SLG: 0.388 (1, 3)	G1-3				K		K		HR	4	1	1	1	0	2	0							
Gary Disarcina, R OBP: 0.295, SLG: 0.357 (1, 6)		2B			K		G1-3		L8	4	0	1	0	0	1	0							
Jorge Fabregas, L OBP: 0.333, SLG: 0.343 Todd Greene, R OBP: 0.250, SLG: 0.267 (8, PH)	G4-3				1B				G6-4-3	3	0	2	0	0	0	1							
George Arias, R OBP: 0.276, SLG: 0.329 (1, 5)			P2		K		L1		G6-4-3	4	0	0	0	0	1	3							
Inning Stats	R: 0 E: 1 K: 0 S: 9	H: 0 LOB: 1 BB: 0 P: 15	R: 0 E: 0 K: 1 S: 7	H: 1 LOB: 1 BB: 0 P: 13	R: 0 E: 0 K: 1 S: 14	H: 1 LOB: 3 BB: 2 P: 29	R: 0 E: 0 K: 3 S: 13	H: 1 LOB: 1 BB: 0 P: 19	R: 0 E: 0 K: 1 S: 11	H: 2 LOB: 2 BB: 0 P: 16	R: 0 E: 0 K: 1 S: 8	H: 1 LOB: 1 BB: 0 P: 13	R: 0 E: 0 K: 1 S: 19	H: 1 LOB: 2 BB: 1 P: 27	R: 1 E: 0 K: 0 S: 11	H: 1 LOB: 1 BB: 1 P: 20	R: 0 E: 0 K: 1 S: 9	H: 0 LOB: 1 BB: 1 P: 16	1B: 6 2B: 1 3B: 0 HR: 1	SF: 0 SAC: 0 DP: 1 HBP: 0	WP: 0 PB: 0 SB: 0 CS: 0	PA: 40	
PITCHER	IP	WLS	BF	H	R	ER	SO	BB	IBB	HBP	BLK	WP	HR	S	P	ERA	WHIP						
Ariel Prieto, R ERA: 3.86 (1, 1)	6.2	W	31	7	0	0	8	3	0	0	0	0	1	15	25	6.75	1.500						
Mike Mohler, L ERA: 3.51 (7, 1)	1.1		5	1	1	1	0	1	0	0	0	0	0	1	15	25	6.75	1.500					
Billy Taylor, R ERA: 4.67 (9, 1)	1.0		4	0	0	0	1	1	0	0	0	0	0	9	16	0.00	1.000						

Oakland Athletics @ California Angels
Anaheim Stadium, Anaheim, CA
Tue Sep 17 1996, 10:05 PM EDT
Att: 17,827 - Unknown - 68 F

AB 35
R 1
H 8
RBI 1
BB 5
SO 9
LOB 16



Batter	1	2	3	4	5	6	7	8	9	AB	R	H	RBI	BB	SO	LOB	TOP											
Tony Batista, R OBP: 0.330, SLG: 0.421 (1, 4)										4	0	1	0	1	1	3	Oakland Athletics @ California Angels Anaheim Stadium, Anaheim, CA Wed Sep 18 1996, 10:05 PM EDT Att: 18,213 - Unknown - 72 F livebaseballscorecards.com											
Scott Brosius, R OBP: 0.397, SLG: 0.535 (1, 7) (8, 8)										3	0	1	0	2	1	2												
Geronimo Berroa, R OBP: 0.346, SLG: 0.544 (1, 10)										4	0	1	0	1	1	2												
Mark McGwire, R OBP: 0.472, SLG: 0.744 (1, 3)										3	0	0	0	2	1	5												
Brian Leshar, R OBP: 0.286, SLG: 0.534 (1, 9) Jason Giambi, L OBP: 0.357, SLG: 0.486 (8, PH)										3	0	0	0	0	2	4												
Terry Steinbach, R OBP: 0.332, SLG: 0.519 (1, 2) Kerwin Moore, S OBP: 0.200, SLG: 0.154 (8, PR) Izzy Molina, R OBP: 0.240, SLG: 0.292 (8, 2)										3	0	1	0	1	2	2												
Scott Spiezio, S OBP: 0.385, SLG: 0.364 (1, 5)										4	0	0	0	0	3	3												
Ernie Young, R OBP: 0.332, SLG: 0.438 (1, 8) Matt Stairs, L OBP: 0.350, SLG: 0.569 (8, PH)										3	1	2	1	0	0	0												
Mike Bordick, R OBP: 0.303, SLG: 0.321 (1, 6)										3	0	0	0	1	0	2												
Inning Stats	R: 0 E: 0 K: 1 S: 16	H: 1 LOB: 2 BB: 1 P: 29	R: 0 E: 0 K: 1 S: 10	H: 2 LOB: 2 BB: 0 P: 16	R: 0 E: 0 K: 2 S: 11	H: 1 LOB: 2 BB: 1 P: 20	R: 1 E: 0 K: 0 S: 9	H: 1 LOB: 1 BB: 1 P: 20	R: 0 E: 0 K: 3 S: 11	H: 0 LOB: 0 BB: 0 P: 15	R: 0 E: 0 K: 2 S: 7	H: 0 LOB: 0 BB: 0 P: 11	R: 0 E: 0 K: 1 S: 9	H: 0 LOB: 1 BB: 1 P: 16	R: 0 E: 0 K: 2 S: 15	H: 0 LOB: 2 BB: 2 P: 29		R: 0 E: 0 K: 0 S: 10	H: 1 LOB: 2 BB: 2 P: 21	1B: 4 2B: 1 3B: 0 HR: 1	SF: 0 SAC: 0 DP: 1 HBP: 0	WP: 0 PB: 0 SB: 1 CS: 0	PA: 40					
PITCHER	IP	WLS	BF	H	R	ER	SO	BB	IBB	HBP	BLK	WP	HR	S	P	ERA		WHIP										
Chuck Finley, L ERA: 4.17	(1, 1)	6.2	W	29	5	1	1	10	4	0	0	0	0	1	72	126		1.35	1.350									
Mike James, R ERA: 2.57	(7, 1)	0.1		2	0	0	0	0	1	0	0	0	0	0	2	6	0.00	3.000										
Troy Percival, R ERA: 2.31	(8, 1)	2.0	S	9	1	0	0	2	3	0	0	0	0	0	24	45	0.00	2.000										

Batter	1	2	3	4	5	6	7	8	9	AB	R	H	RBI	BB	SO	LOB	BOTTOM											
Randy Velarde, R OBP: 0.377, SLG: 0.421 (1, 4)										4	0	1	0	0	1	1	Oakland Athletics @ California Angels Anaheim Stadium, Anaheim, CA Wed Sep 18 1996, 10:05 PM EDT Att: 18,213 - Unknown - 72 F livebaseballscorecards.com											
16 Garret Anderson, L OBP: 0.314, SLG: 0.404 (1, 7)										4	1	1	0	0	1	1												
Tim Salmon, R OBP: 0.380, SLG: 0.499 (1, 9)										4	1	1	1	0	2	0												
Chili Davis, S OBP: 0.386, SLG: 0.500 (1, 10)										4	1	2	1	0	1	0												
Jim Edmonds, L OBP: 0.375, SLG: 0.586 (1, 8)										4	0	2	1	0	1	0												
J.T. Snow, L OBP: 0.329, SLG: 0.387 (1, 3)										2	0	0	0	1	0	1												
Gary Disarcina, R OBP: 0.295, SLG: 0.357 (1, 6)										3	0	1	0	0	0	3												
Jorge Fabregas, L OBP: 0.331, SLG: 0.340 (1, 2)										2	0	0	0	0	0	0												
George Arias, R OBP: 0.272, SLG: 0.325 (1, 5)										3	0	0	0	0	0	2												
Inning Stats	R: 0 E: 0 K: 1 S: 6	H: 0 LOB: 0 BB: 0 P: 10	R: 0 E: 0 K: 0 S: 7	H: 0 LOB: 0 BB: 0 P: 14	R: 0 E: 0 K: 1 S: 8	H: 1 LOB: 1 BB: 0 P: 9	R: 1 E: 0 K: 1 S: 12	H: 2 LOB: 1 BB: 0 P: 17	R: 0 E: 0 K: 0 S: 8	H: 0 LOB: 0 BB: 0 P: 12	R: 2 E: 0 K: 0 S: 13	H: 4 LOB: 2 BB: 1 P: 26	R: 0 E: 0 K: 0 S: 5	H: 1 LOB: 1 BB: 0 P: 10	R: 0 E: 0 K: 3 S: 11	H: 0 LOB: 0 BB: 0 P: 15		1B: 6 2B: 2 3B: 1 HR: 0	SF: 0 SAC: 1 DP: 2 HBP: 0	WP: 0 PB: 0 SB: 2 CS: 0	PA: 32							
PITCHER	IP	WLS	BF	H	R	ER	SO	BB	IBB	HBP	BLK	WP	HR	S	P	ERA		WHIP										
Willie Adams, R ERA: 4.01	(1, 1)	5.1	L	24	7	3	3	3	0	0	0	0	0	11	19	5.06		1.312										
Jim Corsi, R ERA: 4.21	(6, 1)	2.0		6	1	0	0	1	0	0	0	0	0	6	8	0.00	0.500											
Buddy Groom, L ERA: 3.82	(8, 1)	0.2		2	0	0	0	2	0	0	0	0	0	6	8	0.00	0.000											

Batter	1	2	3	4	5	6	7	8	9	AB	R	H	RBI	BB	SO	LOB	TOP										
Tony Batista, R OBP: 0.329, SLG: 0.417 (1, 4)										4	0	1	0	0	1	1	Oakland Athletics @ Seattle Mariners The Kingdome, Seattle, WA Fri Sep 20 1996, 10:05 PM EDT Att: 56,535 - Dome - 68 F										
Scott Brosius, R OBP: 0.396, SLG: 0.531 Scott Spiezio, S OBP: 0.385, SLG: 0.364 (1, 5) (7, 5)										3	1	0	0	1	0	2											
Jason Giambi, L OBP: 0.356, SLG: 0.484 (1, 3)										4	0	1	0	0	0	4											
Mark McGwire, R OBP: 0.473, SLG: 0.745 Jose Herrera, L OBP: 0.318, SLG: 0.381 (1, 10) (8, PH)										2	0	1	2	1	1	1											
Gerónimo Berroa, R OBP: 0.344, SLG: 0.540 Brian Leshar, R OBP: 0.286, SLG: 0.534 (1, 9) (8, 9)										4	0	0	0	0	0	2											
Terry Steinbach, R OBP: 0.333, SLG: 0.519 George Williams, S OBP: 0.321, SLG: 0.266 (1, 2) (2, 2)										0	0	0	0	0	0	0											
Matt Stairs, L OBP: 0.347, SLG: 0.556 (1, 7)										3	0	0	0	1	2	4											
Ernie Young, R OBP: 0.330, SLG: 0.435 Kerwin Moore, S OBP: 0.186, SLG: 0.143 (1, 8) (8, 8)										3	0	0	0	0	2	4											
Mike Bordick, R OBP: 0.305, SLG: 0.320 Rafael Bourquiel, R OBP: 0.259, SLG: 0.308 (1, 6) (7, 6)										1	1	0	0	2	1	0											
Inning Stats	R: 0 H: 1 E: 0 K: 2 S: 11	H: 1 LOB: 1 BB: 0 P: 18	R: 0 H: 0 E: 0 K: 2 S: 11	H: 0 LOB: 1 BB: 0 P: 17	R: 2 H: 1 E: 0 K: 0 S: 12	H: 1 LOB: 1 BB: 2 P: 27	R: 0 H: 1 E: 0 K: 0 S: 9	H: 1 LOB: 0 BB: 0 P: 14	R: 0 H: 0 E: 0 K: 2 S: 10	H: 0 LOB: 2 BB: 1 P: 26	R: 0 H: 0 E: 0 K: 1 S: 10	H: 0 LOB: 0 BB: 0 P: 15	R: 0 H: 0 E: 0 K: 1 S: 9	H: 0 LOB: 1 BB: 1 P: 14	R: 0 H: 0 E: 0 K: 1 S: 9	H: 0 LOB: 1 BB: 1 P: 16		1B: 3 2B: 1 3B: 0 HR: 0	SF: 0 SAC: 0 DP: 2 HBP: 1	WP: 0 PB: 0 SB: 0 CS: 0	PA: 36						
PITCHER	IP	WLS	BF	H	R	ER	SO	BB	IBB	HBP	BLK	WP	HR	S	P	ERA	WHIP										
Salomon Torres, R ERA: 5.4 (1, 1)	2.2		13	2	2	2	4	2	0	1	0	0	0	33	60	6.75	1.500										
Rafael Carmona, R ERA: 4.43 (3, 1)	2.2	W	11	2	0	0	0	3	0	0	0	0	0	26	49	0.00	1.875										
Rusty Meacham, R ERA: 4.69 (6, 1)	3.2	S	12	0	0	0	4	1	0	0	0	0	0	35	57	0.00	0.273										

Batter	1	2	3	4	5	6	7	8	9	AB	R	H	RBI	BB	SO	LOB	BOTTOM											
Joey Cora, S OBP: 0.344, SLG: 0.419 (1, 4)										4	1	2	1	1	0	1	Oakland Athletics @ Seattle Mariners The Kingdome, Seattle, WA Fri Sep 20 1996, 10:05 PM EDT Att: 56,535 - Dome - 68 F											
Ricky Jordan, R OBP: 0.290, SLG: 0.357 (8, PH) Rich Amaral, R OBP: 0.394, SLG: 0.360 (9, 4)										1	0	0	0	0	0	0												
Alex Rodriguez, R OBP: 0.423, SLG: 0.647 Andy Sheets, R OBP: 0.265, SLG: 0.257 (1, 6) (7, PH) (8, 6)										3	2	1	1	1	0	1												
Ken Griffey Jr., L OBP: 0.369, SLG: 0.636 Alex Diaz, S OBP: 0.260, SLG: 0.292 (1, 8) (7, PH) (8, 8)										5	2	2	1	0	0	4												
Edgar Martinez, R OBP: 0.472, SLG: 0.612 (1, 10)										2	3	1	0	2	1	1												
Jay Buhner, R OBP: 0.369, SLG: 0.563 (1, 9)										4	1	1	3	1	0	4												
Paul Sorrento, L OBP: 0.368, SLG: 0.502 (1, 3)										3	1	1	2	2	1	2												
Mark Whiten, S OBP: 0.369, SLG: 0.471 Brian Hunter, R OBP: 0.329, SLG: 0.414 (1, 7) (8, PH) (9, 7)										4	1	2	2	0	0	4												
Dave Hollins, S OBP: 0.369, SLG: 0.402 Doug Strange, S OBP: 0.295, SLG: 0.345 (1, 5) (8, PH) (9, 5)										4	0	0	0	0	1	5												
Dan Wilson, R OBP: 0.331, SLG: 0.441 John Marzano, R OBP: 0.319, SLG: 0.294 (1, 2) (6, PH) (7, 2)										3	1	1	1	0	1	3												
Inning Stats	R: 2 H: 2 E: 0 K: 0 S: 15	H: 2 LOB: 2 BB: 2 P: 31	R: 1 H: 1 E: 0 K: 1 S: 10	H: 1 LOB: 0 BB: 0 P: 16	R: 5 H: 3 E: 0 K: 1 S: 16	H: 3 LOB: 3 BB: 3 P: 37	R: 1 H: 2 E: 1 K: 0 S: 8	H: 2 LOB: 3 BB: 1 P: 16	R: 3 H: 2 E: 0 K: 1 S: 13	H: 2 LOB: 1 BB: 0 P: 20	R: 0 H: 2 E: 1 K: 2 S: 10	H: 1 LOB: 2 BB: 0 P: 19	R: 0 H: 1 E: 0 K: 0 S: 9	H: 1 LOB: 1 BB: 0 P: 16	1B: 10 2B: 2 3B: 0 HR: 3	SF: 0 SAC: 0 DP: 1 HBP: 1	WP: 3 PB: 0 SB: 0 CS: 0	PA: 47										
PITCHER	IP	WLS	BF	H	R	ER	SO	BB	IBB	HBP	BLK	WP	HR	S	P	ERA	WHIP											
Don Wengert, R ERA: 5.68 (1, 1)	2.1	L	16	5	7	7	1	3	0	1	0	1	1	9	21	27.00	6.000											
Doug Johns, L ERA: 5.99 (3, 1)	0.2		6	2	2	2	1	2	0	0	0	0	0	1	20	34	13.50	2.500										
Carlos Reyes, R ERA: 4.95 (4, 1)	2.0		12	3	3	3	1	2	0	0	0	0	0	6	6	0.00	1.500											
Bobby Chouinard, R ERA: 6.1 (6, 1)	0.2		2	1	0	0	0	0	0	0	0	0	0	6	6	0.00	1.500											
Aaron Small, R ERA: 9.31 (6, 1)	1.1		7	2	0	0	2	0	0	0	0	0	0	16	26	0.00	1.500											

AB	29
R	2
H	4
RBI	2
BB	6
SO	8
LOB	20



Batter	1	2	3	4	5	6	7	8	9	AB	R	H	RBI	BB	SO	LOB	TOP										
Tony Batista, R OBP: 0.330, SLG: 0.436 (1, 4)	G6-3		G6-3		L8		HR		2B	5	1	2	2	0	0	0	Oakland Athletics @ Seattle Mariners The Kingdome, Seattle, WA Sat Sep 21 1996, 10:05 PM EDT Att: 56,103 - Dome - 68 F										
Scott Brosius, R OBP: 0.396, SLG: 0.533 (1, 5)	2B		1B		G6-3		1B		F8	4	0	2	0	1	0	1											
Geronimo Berroa, R OBP: 0.345, SLG: 0.540 (1, 9) (8, 7)	G5-3		1B			F9	1B			4	0	2	0	0	0	1											
Mark McGwire, R OBP: 0.471, SLG: 0.739 (1, 10)	IBB		P4			F7	K			3	0	0	0	1	1	4											
Terry Steinbach, R OBP: 0.334, SLG: 0.520 (1, 2)	P3				2B				K	3	0	1	0	1	1	2											
Brian Leshar, R OBP: 0.273, SLG: 0.508 (8, PH) (8, 9)		P4			L7				G6-3	3	0	0	0	0	0	2											
Jose Herrera, L OBP: 0.317, SLG: 0.379 (8, 9)						F8				1	0	0	0	0	0	0											
Jason Giambi, L OBP: 0.355, SLG: 0.481 (1, 3)	F9				G6-4-3 BB		L7		K	3	0	0	0	1	1	0											
Ernie Young, R OBP: 0.328, SLG: 0.432 (9, PH) Kerwin Moore, S OBP: 0.176, SLG: 0.133	K				G6-4-3 1-2		G1-3		K	3	0	0	0	0	1	2											
Mike Bordick, R OBP: 0.305, SLG: 0.319 (1, 6)			P4				HR		K	4	1	1	0	0	1	0											
Inning Stats	R: 0 E: 0 K: 0 S: 10	H: 1 LOB: 2 BB: 1 P: 21	R: 0 E: 0 K: 1 S: 10	H: 0 LOB: 0 BB: 0 P: 16	R: 0 E: 0 K: 0 S: 13	H: 2 LOB: 2 BB: 0 P: 22	R: 0 E: 0 K: 0 S: 9	H: 1 LOB: 1 BB: 1 P: 17	R: 0 E: 0 K: 0 S: 10	H: 0 LOB: 0 BB: 0 P: 13	R: 0 E: 0 K: 0 S: 12	H: 0 LOB: 1 BB: 1 P: 21	R: 2 E: 0 K: 1 S: 15	H: 3 LOB: 2 BB: 1 P: 25	R: 0 E: 0 K: 2 S: 10	H: 0 LOB: 0 BB: 0 P: 16	R: 0 E: 0 K: 2 S: 11	H: 1 LOB: 1 BB: 0 P: 16	1B: 4 2B: 3 3B: 0 HR: 1	SF: 0 SAC: 0 DP: 1 HBP: 0	WP: 0 PB: 0 SB: 0 CS: 0	PA: 38					
PITCHER	IP	WLS	BF	H	R	ER	SO	BB	IBB	HBP	BLK	WP	HR	S	P	ERA	WHIP										
Jamie Moyer, L ERA: 3.99	6.2	W	28	6	2	2	1	2	1	0	0	0	0	10	20	2.70	1.200										
Michael Jackson, R ERA: 3.71	0.2		4	1	0	0	2	1	0	0	0	0	0	7	10	0.00	3.000										
40 Greg McCarthy, L ERA: 2.35	0.2		2	0	0	0	1	0	0	0	0	0	0	7	20	0.00	0.000										
Bob Milacki, R ERA: 6.86	1.0		4	1	0	0	2	0	0	0	0	0	0	11	16	0.00	1.000										

AB	34
R	2
H	8
RBI	2
BB	4
SO	6
LOB	12



Batter	1	2	3	4	5	6	7	8	9	AB	R	H	RBI	BB	SO	LOB	BOTTOM										
Joey Cora, S OBP: 0.341, SLG: 0.415 (1, 4)	L9		F8	FC6-4 BB		G6-3	FC6-4			5	0	0	0	0	0	3	Oakland Athletics @ Seattle Mariners The Kingdome, Seattle, WA Sat Sep 21 1996, 10:05 PM EDT Att: 56,103 - Dome - 68 F										
Alex Rodriguez, R OBP: 0.423, SLG: 0.649 (1, 6)	G4-3		HR	BB		G4-3			G6-3	4	1	1	1	1	0	0											
Ken Griffey Jr., L OBP: 0.397, SLG: 0.637 (1, 8)	F8		HR	HR		G4-3			F8	5	1	1	1	0	0	2											
Edgar Martinez, R OBP: 0.477, SLG: 0.620 (1, 10)		HR	HR	HR		HBP 1B BB	3B BB		2B 1B	3	4	3	1	2	0	0											
Jay Buhner, R OBP: 0.369, SLG: 0.569 (1, 9)		HR	F8			L8	K		2B	5	1	2	2	0	1	2											
Paul Sorrento, L OBP: 0.370, SLG: 0.514 (1, 3)		BB	HR			K	1B 3B		G4-3	4	2	2	2	1	1	3											
Mark Whiten, S OBP: 0.370, SLG: 0.470 (1, 7)		K	G5-3			1B HBP BB	1B BB		1B	3	0	1	1	1	1	1											
Dave Hollins, S OBP: 0.372, SLG: 0.402 (1, 5)		K				FC6-4 BB	1B HBP		FC6-4 1B	2	0	1	0	1	1	1											
Dan Wilson, R OBP: 0.331, SLG: 0.439 (1, 2)	L8					K	1-3 2-3 3-H		P6	4	0	1	1	0	1	4											
Inning Stats	R: 0 E: 0 K: 0 S: 7	H: 0 LOB: 0 BB: 0 P: 14	R: 2 E: 0 K: 2 S: 18	H: 2 LOB: 1 BB: 1 P: 32	R: 4 E: 0 K: 0 S: 9	H: 4 LOB: 0 BB: 0 P: 16	R: 0 E: 0 K: 1 S: 8	H: 0 LOB: 2 BB: 2 P: 21	R: 1 E: 0 K: 1 S: 10	H: 1 LOB: 3 BB: 2 P: 25	R: 0 E: 0 K: 0 S: 6	H: 0 LOB: 0 BB: 0 P: 9	R: 2 E: 0 K: 1 S: 12	H: 3 LOB: 2 BB: 1 P: 25	R: 0 E: 0 K: 0 S: 8	H: 2 LOB: 2 BB: 0 P: 12		1B: 5 2B: 1 3B: 1 HR: 5	SF: 0 SAC: 0 DP: 0 HBP: 1	WP: 0 PB: 0 SB: 0 CS: 0	PA: 42						
PITCHER	IP	WLS	BF	H	R	ER	SO	BB	IBB	HBP	BLK	WP	HR	S	P	ERA	WHIP										
Dave Telgheder, R ERA: 5.13	2.2	L	15	6	6	6	2	1	0	0	0	0	0	19	48	3.86	2.143										
Buddy Groom, L ERA: 3.92	2.1		12	1	1	1	2	4	0	1	0	0	0	9	18	6.75	0.750										
Jim Corsi, R ERA: 4.26	1.1		5	0	1	1	1	1	0	0	0	0	0	9	16	13.50	4.500										
Mike Mohler, L ERA: 3.59	0.2		5	3	1	1	0	0	0	0	0	0	0	8	12	0.00	2.000										
Mark Aore, R ERA: 5.7	1.0		5	2	0	0	0	0	0	0	0	0	0	8	12	0.00	2.000										

AB	35
R	9
H	12
RBI	9
BB	6
SO	5
LOB	16



Batter	1	2	3	4	5	6	7	8	9	AB	R	H	RBI	BB	SO	LOB	TOP											
Darryl Hamilton, L OBP: 0.351, SLG: 0.386	1-1 E 1B	2-3 K		0-0 1B		1-1 SH5-3		2-3 K		4	1	2	0	0	2	1	Texas Rangers @ Oakland Athletics Oakland-Alameda County Coliseum, Oakland, CA Tue Sep 24 1996, 3:33 AM PDT Att: 9,694 - Sunny - 60 F											
Ivan Rodriguez, R OBP: 0.340, SLG: 0.474	0-1 E6 BB 1B	0-0 F8			2-1 E 2B	1-1 F7		0-0 G6-3		5	1	1	0	0	0	3												
29 Rusty Greer, L OBP: 0.400, SLG: 0.533	0-2 L6		2-2 L9		1-1 E 2B	3-1 2B			3-1 G4-3	5	1	2	1	0	0	2												
Juan Gonzalez, R OBP: 0.373, SLG: 0.656	2-2 BB 1B		3-3 K		1-0 L5	1-2 F8			2-1 P8	5	0	1	1	0	1	3												
Will Clark, L OBP: 0.379, SLG: 0.438	4-2 BB		2-0 F8		4-0 E IBB		3-1 G6-4-3 1B		1-2 G6-3	3	1	1	0	2	0	0												
Dean Palmer, R OBP: 0.352, SLG: 0.530	1-1 P3			0-1 HR 1B	2-2 E7 E 1B		0-1 G6-4-3			4	1	2	2	0	0	4												
Mickey Tettleton, S OBP: 0.367, SLG: 0.457	2-3 K		2-2 HR	1-3 HR	3-2 E1 G4-6-3		4-1 BB			3	1	1	2	1	1	4												
Mark McLemore, S OBP: 0.390, SLG: 0.382		2-2 G3-1		3-3 K	3-2 G4-6-3		1-0 G4-3			4	0	0	0	0	1	3												
Kevin Elster, R OBP: 0.313, SLG: 0.454		0-0 1B		2-2 L9		1-2 E6 SH5-3 2B		1-0 G6-3		4	1	1	0	0	0	0												
Inning Stats	R: 1 E: 1 K: 1 S: 19	H: 2 LOB: 3 BB: 1 P: 29	R: 0 E: 0 K: 1 S: 8	H: 1 LOB: 1 BB: 0 P: 12	R: 0 E: 0 K: 1 S: 11	H: 0 LOB: 0 BB: 0 P: 18	R: 2 E: 0 K: 1 S: 12	H: 3 LOB: 1 BB: 0 P: 19	R: 3 E: 2 K: 0 S: 15	H: 3 LOB: 1 BB: 1 P: 31	R: 1 E: 1 K: 0 S: 12	H: 1 LOB: 1 BB: 0 P: 19	R: 0 E: 0 K: 0 S: 6	H: 1 LOB: 1 BB: 1 P: 14	R: 0 E: 0 K: 1 S: 5	H: 0 LOB: 0 BB: 0 P: 8	R: 0 E: 0 K: 0 S: 7	H: 0 LOB: 0 BB: 0 P: 13	1B: 8 2B: 2 3B: 0 HR: 1	SF: 0 SAC: 1 DP: 2 HBP: 0	WP: 0 PB: 0 SB: 0 CS: 0	PA: 41						
PITCHER	IP WLS BF H R ER SO BB IBB HBP BLK WP HR S P ERA WHIP	IP WLS BF H R ER SO BB IBB HBP BLK WP HR S P ERA WHIP																										
Aaron Small, R ERA: 9.51	(1, 1) 4.1 L 24 9 6 5 4	(5, 1) 3.0 12 2 1 0 0	(8, 1) 1.0 3 0 0 0 1	(9, 1) 0.2 2 0 0 0 0	(1, 1) 4.1 L 24 9 6 5 4	(5, 1) 3.0 12 2 1 0 0	(8, 1) 1.0 3 0 0 0 1	(9, 1) 0.2 2 0 0 0 0	(1, 1) 4.1 L 24 9 6 5 4	(5, 1) 3.0 12 2 1 0 0	(8, 1) 1.0 3 0 0 0 1	(9, 1) 0.2 2 0 0 0 0	(1, 1) 4.1 L 24 9 6 5 4	(5, 1) 3.0 12 2 1 0 0	(8, 1) 1.0 3 0 0 0 1	(9, 1) 0.2 2 0 0 0 0	(1, 1) 4.1 L 24 9 6 5 4	(5, 1) 3.0 12 2 1 0 0	(8, 1) 1.0 3 0 0 0 1	(9, 1) 0.2 2 0 0 0 0	(1, 1) 4.1 L 24 9 6 5 4	(5, 1) 3.0 12 2 1 0 0	(8, 1) 1.0 3 0 0 0 1	(9, 1) 0.2 2 0 0 0 0	(1, 1) 4.1 L 24 9 6 5 4	(5, 1) 3.0 12 2 1 0 0	(8, 1) 1.0 3 0 0 0 1	(9, 1) 0.2 2 0 0 0 0

AB	37
R	7
H	11
RBI	6
BB	3
SO	5
LOB	20



Batter	1	2	3	4	5	6	7	8	9	AB	R	H	RBI	BB	SO	LOB	BOTTOM											
Tony Batista, R OBP: 0.340, SLG: 0.439	1-1 FC5-4 FC6-4 2B	1-0 F7			4-0 1B BB BB		2-2 P6			3	2	1	0	1	0	1	Texas Rangers @ Oakland Athletics Oakland-Alameda County Coliseum, Oakland, CA Tue Sep 24 1996, 3:33 AM PDT Att: 9,694 - Sunny - 60 F											
Matt Stairs, L OBP: 0.351, SLG: 0.547	4-2 FC5-4 BB		1-0 P5		4-2 BB 1B SF9 BB		1-3 K			2	1	0	0	2	1	0												
Scott Brosius, R OBP: 0.395, SLG: 0.528	1-2 FC5-4 FC6-4 BB 1-2 2-3		1-1 P3		2-2 SF9 BB 1-2 2-3 1B		1-2 G6-3			4	0	1	0	0	0	2												
Mark McGwire, R OBP: 0.471, SLG: 0.743	4-2 SAFE SAFE FC6-4 1-2 BB		1-1 F8		4-0 1-2 2-3 3-H BB			3-3 K		2	0	0	1	2	1	0												
Gerónimo Berroa, R OBP: 0.346, SLG: 0.539	1-2 FC6-4			2-1 SH5-3 1B	2-1 SF9		1-3 K			3	0	1	2	0	1	2												
Jose Herrera, L OBP: 0.322, SLG: 0.383	1-2 1-2 2-3 3-H			0-0 SH5-3	2-3 K		2-3 K			1	0	0	0	0	0	2												
Brian Leshar, R OBP: 0.270, SLG: 0.485	1-2 G1-3			1-2 SH5-3	1-2 K					2	0	0	0	0	2	2												
Ernie Young, R OBP: 0.329, SLG: 0.432		2-0 P3		1-0 G6-3		0-0 F8			1-3 K	4	0	0	0	0	1	1												
Mike Bordick, R OBP: 0.302, SLG: 0.315		1-2 G5-3		2-1 G5-3		1-3 K			1-0 F7	4	0	0	0	0	1	1												
George Williams, S OBP: 0.319, SLG: 0.266		1-2 1B			2-2 P4		2-0 F7		0-0 G4-3	4	0	1	0	0	0	0												
Inning Stats	R: 1 E: 0 K: 0 S: 19	H: 1 LOB: 2 BB: 2 P: 30	R: 0 E: 0 K: 0 S: 10	H: 1 LOB: 1 BB: 0 P: 15	R: 0 E: 0 K: 0 S: 5	H: 0 LOB: 0 BB: 0 P: 8	R: 0 E: 0 K: 0 S: 6	H: 1 LOB: 1 BB: 0 P: 11	R: 2 E: 0 K: 1 S: 13	H: 1 LOB: 2 BB: 3 P: 33	R: 0 E: 0 K: 1 S: 6	H: 0 LOB: 0 BB: 0 P: 9	R: 0 E: 0 K: 1 S: 10	H: 0 LOB: 0 BB: 0 P: 14	R: 0 E: 0 K: 3 S: 10	H: 0 LOB: 0 BB: 0 P: 16	R: 0 E: 0 K: 1 S: 5	H: 0 LOB: 0 BB: 0 P: 7	1B: 3 2B: 1 3B: 0 HR: 0	SF: 1 SAC: 1 DP: 0 HBP: 0	WP: 0 PB: 0 SB: 0 CS: 0	PA: 36						
PITCHER	IP WLS BF H R ER SO BB IBB HBP BLK WP HR S P ERA WHIP	IP WLS BF H R ER SO BB IBB HBP BLK WP HR S P ERA WHIP																										
Roger Pavlik, R ERA: 5.28	(1, 1) 4.1 L 24 9 6 5 4	(5, 1) 3.0 12 2 1 0 0	(8, 1) 1.0 3 0 0 0 1	(9, 1) 0.2 2 0 0 0 0	(1, 1) 4.1 L 24 9 6 5 4	(5, 1) 3.0 12 2 1 0 0	(8, 1) 1.0 3 0 0 0 1	(9, 1) 0.2 2 0 0 0 0	(1, 1) 4.1 L 24 9 6 5 4	(5, 1) 3.0 12 2 1 0 0	(8, 1) 1.0 3 0 0 0 1	(9, 1) 0.2 2 0 0 0 0	(1, 1) 4.1 L 24 9 6 5 4	(5, 1) 3.0 12 2 1 0 0	(8, 1) 1.0 3 0 0 0 1	(9, 1) 0.2 2 0 0 0 0	(1, 1) 4.1 L 24 9 6 5 4	(5, 1) 3.0 12 2 1 0 0	(8, 1) 1.0 3 0 0 0 1	(9, 1) 0.2 2 0 0 0 0	(1, 1) 4.1 L 24 9 6 5 4	(5, 1) 3.0 12 2 1 0 0	(8, 1) 1.0 3 0 0 0 1	(9, 1) 0.2 2 0 0 0 0	(1, 1) 4.1 L 24 9 6 5 4	(5, 1) 3.0 12 2 1 0 0	(8, 1) 1.0 3 0 0 0 1	(9, 1) 0.2 2 0 0 0 0



Batter	1	2	3	4	5	6	7	8	9	AB	R	H	RBI	BB	SO	LOB	TOP								
Joey Cora, S OBP: 0.337, SLG: 0.415 (1,4)	F8		G4-3		G3		P5	F9		5	0	0	0	0	0	3									
Alex Rodriguez, R OBP: 0.418, SLG: 0.638 (1,6)	G5-3		F9		2B		G5-3		K	5	0	1	0	0	1	0									
Ken Griffey Jr., L OBP: 0.399, SLG: 0.640 (1,8)	1B		FC6-4		1B			HR	F9	4	1	3	1	1	0	0									
Edgar Martinez, R OBP: 0.470, SLG: 0.606 (8, PR)	L8		FC6-4		F8			1B	BB	4	0	1	0	0	0	4									
Alex Diaz, S OBP: 0.266, SLG: 0.297 (1,10)								1B	1B	1	1	1	0	0	0	0									
Jay Buhner, R OBP: 0.369, SLG: 0.562 (9, PR)		L9			K			1B	1B	3	1	1	0	2	1	0									
Rich Amaral, R OBP: 0.390, SLG: 0.356 (1,3)					K			1B	1B	0	0	0	0	0	0	0									
Paul Sorrento, L OBP: 0.370, SLG: 0.511 (1,7)	P5				K			P5	G3	5	0	0	0	0	1	5									
Mark Whiten, S OBP: 0.372, SLG: 0.471 (1,5)					HR			G4-3	1B	3	2	3	1	1	0	0									
Dave Hollins, S OBP: 0.382, SLG: 0.417 (1,2)					2B			1B	1B	3	0	2	2	1	0	2									
Dan Wilson, R OBP: 0.328, SLG: 0.442 (1,2)					1B			L3	G4-3	4	0	0	1	0	1	3									
					F8			G6-3	G4-3																
Inning Stats	R: 0 E: 0 K: 0 S: 10	H: 1 LOB: 1 BB: 0 P: 13	R: 1 E: 0 K: 1 S: 10	H: 1 LOB: 1 BB: 1 P: 21	R: 0 E: 0 K: 0 S: 8	H: 1 LOB: 1 BB: 0 P: 14	R: 1 E: 0 K: 2 S: 12	H: 2 LOB: 1 BB: 0 P: 20	R: 0 E: 0 K: 0 S: 5	H: 1 LOB: 2 BB: 1 P: 13	R: 0 E: 0 K: 0 S: 10	H: 2 LOB: 1 BB: 0 P: 16	R: 0 E: 0 K: 0 S: 8	H: 0 LOB: 0 BB: 0 P: 13	R: 3 E: 0 K: 0 S: 16	H: 3 LOB: 2 BB: 2 P: 30	R: 0 E: 0 K: 1 S: 11	H: 1 LOB: 2 BB: 1 P: 20	1B: 8 2B: 3 3B: 0 HR: 2	SF: 0 SAC: 0 DP: 1 HBP: 0	WP: 0 PB: 1 SB: 1 CS: 0	PA: 42			
PITCHER	IP	WLS	BF	H	R	ER	SO	BB	IBB	HBP	BLK	WP	HR	S	P	ERA	WHIP								
Don Wengert, R ERA: 5.58 (1,1)	6.0		26	8	2	2	3	1	1	0	0	0	1	55	97	3.00	1.500								
Jim Corsi, R ERA: 4.11 (7,1)	1.0		3	0	0	0	0	0	0	0	0	0	0	2	13	0.00	0.000								
Mike Mohler, L ERA: 3.73 (8,1)	0.0		1	1	1	0	0	0	0	0	0	0	1	2	3	∞	∞								
Billy Taylor, R ERA: 4.53 (8,1)	2.0	W	12	3	2	2	1	2	1	0	0	0	0	25	47	9.00	2.500								

Seattle Mariners @ Oakland Athletics
Oakland-Alameda County Coliseum, Oakland, CA

AB 37
R 5
H 12
RBI 5
BB 5
SO 4
LOB 17



WP: 0 PA: 42
PB: 1
SB: 1
CS: 0

Batter	1	2	3	4	5	6	7	8	9	AB	R	H	RBI	BB	SO	LOB	BOTTOM								
Tony Batista, R OBP: 0.341, SLG: 0.439 (1,4)	G6-3		G6-3		SF9		G6-3	1B		5	0	2	2	0	0	0									
Scott Brosius, R OBP: 0.395, SLG: 0.524 (1,5)	P5				SF9		P2	1B		3	0	0	0	2	0	0									
Geronimo Berroa, R OBP: 0.344, SLG: 0.536 (1,9)	G5-3				1B		K	BB		3	1	0	1	1	2	2									
Jose Herrera, L OBP: 0.322, SLG: 0.383 (9,9)					1B		K	BB		0	0	0	0	0	0	0									
Mark McGwire, R OBP: 0.471, SLG: 0.740 (1,3)		G3			1B		P2	1B		3	1	1	0	1	0	2									
Terry Steinbach, R OBP: 0.335, SLG: 0.521 (1,2)	G5-3				1B			BB		4	1	2	1	0	1	1									
Brian Leshar, R OBP: 0.273, SLG: 0.479 (1,7)					1B		F8	BB		3	0	1	1	0	0	2									
Matt Stairs, L OBP: 0.355, SLG: 0.547 (8, PH)					1B			1B		0	0	0	0	1	0	0									
Kerwin Moore, S OBP: 0.176, SLG: 0.133 (9,8)					1B			BB		0	1	0	0	0	0	0									
Scott Spiezio, S OBP: 0.409, SLG: 0.579 (1,10)	F9				FC5			1B		4	1	2	0	0	0	3									
Ernie Young, R OBP: 0.329, SLG: 0.430 (9,7)					G1			K		4	1	1	0	0	1	3									
Mike Bordick, R OBP: 0.301, SLG: 0.313 (1,6)					F8			1B		3	1	0	1	1	0	2									
					F8			F9	P4																
Inning Stats	R: 0 E: 0 K: 0 S: 5	H: 0 LOB: 0 BB: 0 P: 7	R: 0 E: 0 K: 0 S: 8	H: 1 LOB: 1 BB: 0 P: 13	R: 0 E: 0 K: 0 S: 7	H: 0 LOB: 0 BB: 0 P: 12	R: 1 E: 0 K: 0 S: 11	H: 2 LOB: 2 BB: 1 P: 21	R: 1 E: 1 K: 0 S: 9	H: 1 LOB: 2 BB: 1 P: 18	R: 1 E: 0 K: 0 S: 12	H: 3 LOB: 1 BB: 0 P: 18	R: 0 E: 0 K: 1 S: 11	H: 0 LOB: 0 BB: 0 P: 14	R: 4 E: 0 K: 3 S: 22	H: 2 LOB: 2 BB: 4 P: 45	R: 0 E: 0 K: 1 S: 11	H: 1 LOB: 1 BB: 1 P: 20	1B: 7 2B: 1 3B: 0 HR: 1	SF: 1 SAC: 0 DP: 0 HBP: 0	WP: 1 PB: 0 SB: 2 CS: 0	PA: 39			
PITCHER	IP	WLS	BF	H	R	ER	SO	BB	IBB	HBP	BLK	WP	HR	S	P	ERA	WHIP								
Jamie Moyer, L ERA: 3.98 (1,1)	5.0		23	5	3	2	0	1	1	0	0	0	0	22	31	0.00	1.000								
Bobby Ayala, R ERA: 5.29 (6,1)	2.0		7	2	0	0	1	0	0	0	0	0	0	6	11	27.00	3.000								
Michael Jackson, R ERA: 3.64 (8,1)	0.1	L	2	0	1	1	1	1	0	0	0	0	0	6	11	27.00	3.000								
Norm Charlton, L ERA: 4.08 (8,1)	0.1	L	5	2	2	2	1	2	0	0	0	0	0	10	22	54.00	12.000								
Rafael Carmona, R ERA: 4.33 (8,1)	0.1		2	0	1	1	1	1	0	0	0	1	0	6	12	27.00	3.000								

Seattle Mariners @ Oakland Athletics
Oakland-Alameda County Coliseum, Oakland, CA

AB 32
R 7
H 9
RBI 6
BB 6
SO 4
LOB 15



WP: 1 PA: 39
PB: 0
SB: 2
CS: 0

Batter	1	2	3	4	5	6	7	8	9	10	AB	R	H	RBI	BB	SO	LOB	TOP	
Joey Cora, S OBP: 0.340, SLG: 0.417 (1,4)	SH1-3 SF8 2B		G4-3		F8			G5-3		2B 1B	5	2	2	0	0	0	0		
Alex Rodriguez, R OBP: 0.417, SLG: 0.635 Andy Sheets, R OBP: 0.269, SLG: 0.271 (6,6)	SH1-3		G5-3			G6-3		K		1B BB 2B	2	0	0	0	0	0	0		
Ken Griffey Jr., L OBP: 0.395, SLG: 0.632 (1,8)	SF8			P2		P9		G4-3		BB 1B IBB	3	0	0	1	1	0	0		
Edgar Martinez, R OBP: 0.454, SLG: 0.595 (1,10)	G4-3			L4		G6-3			L8	P8	5	0	0	0	0	0	2		
Jay Buhner, R OBP: 0.369, SLG: 0.557 (1,9)		K							P3	BB 1B	3	1	1	0	2	1	0		
Paul Sorrento, L OBP: 0.371, SLG: 0.510 (1,3)					BB			G3		BB 1B	4	0	2	1	1	0	2		
Mark Whiten, S OBP: 0.376, SLG: 0.480 (1,7)		1B							2B	BB	4	1	2	2	1	0	4		
Dave Hollins, S OBP: 0.377, SLG: 0.411 (1,5)									G5-3		4	0	0	0	0	0	4		
Dan Wilson, R OBP: 0.330, SLG: 0.444 Alex Diaz, S OBP: 0.263, SLG: 0.293 Chris Widger, R OBP: 0.111, SLG: 0.111 (10,PH)											3	0	0	0	0	0	1		
Inning Stats	R: 1 E: 0 K: 0 S: 7	H: 1 LOB: 0 BB: 0 P: 9	R: 0 E: 0 K: 1 S: 10	H: 1 LOB: 1 BB: 0 P: 14	R: 0 E: 0 K: 0 S: 7	H: 0 LOB: 0 BB: 0 P: 11	R: 0 E: 0 K: 0 S: 15	H: 0 LOB: 1 BB: 1 P: 23	R: 1 E: 0 K: 1 S: 19	H: 1 LOB: 1 BB: 1 P: 27	R: 0 E: 0 K: 1 S: 10	H: 0 LOB: 0 BB: 0 P: 15	R: 0 E: 0 K: 0 S: 7	H: 1 LOB: 2 BB: 1 P: 15	R: 2 E: 0 K: 0 S: 16	H: 3 LOB: 3 BB: 2 P: 33	1B: 3 2B: 4 3B: 0 HR: 1	SF: 1 SAC: 1 DP: 0 HBP: 0	WP: 0 PA: 43 PB: 0 SB: 0 CS: 0
PITCHER	IP	WLS	BF	H	R	ER	SO	BB	IBB	HBP	BLK	WP	HR	S	P	ERA	WHIP		
John Wasdin, R ERA: 5.98 (1,1)	7.0		27	4	3	3	1	2	0	0	0	0	1	73	108	3.86	0.857		
Mike Mohler, L ERA: 3.71 (8,1)	0.1		1	0	0	0	0	0	0	0	0	0	0	5	7	0.00	0.000		
Billy Taylor, R ERA: 4.4 (8,1)	1.2		7	1	0	0	1	0	1	0	0	0	0	12	23	0.00	0.600		
Mark Acre, R ERA: 6.12 (10,1)	0.2	L	6	3	2	2	0	1	0	0	0	0	0	10	21	27.00	4.500		
Buddy Groom, L ERA: 3.94 (10,1)	0.1		2	0	0	0	0	1	0	0	0	0	0	6	12	0.00	3.000		

Seattle Mariners @ Oakland Athletics
Oakland-Alameda County Coliseum, Oakland, CA

AB 36
R 5
H 8
RBI 5
BB 5
SO 2
LOB 13



WP: 0 PA: 43
PB: 0
SB: 0
CS: 0

Sat Sep 28 1996, 3:33 AM PDT
Alt. 30.057 - Sunny - 64 F

Batter	1	2	3	4	5	6	7	8	9	10	AB	R	H	RBI	BB	SO	LOB	BOTTOM			
Tony Batista, R OBP: 0.352, SLG: 0.438 (1,4)	CS 1B		G5-3		G6-3 1-2 2-H 1B			G6-3		WP BB BB	4	0	2	1	1	0	0				
Scott Brosius, R OBP: 0.392, SLG: 0.515 (1,5)	F9		L6		G6-3 1-2 2-3			BB BB		F8	4	0	0	0	1	0	4				
Geronimo Berroa, R OBP: 0.346, SLG: 0.535 (1,9)	L8 1-2		G4-3			K				WP BB	3	0	0	0	2	1	1				
Mark McGwire, R OBP: 0.467, SLG: 0.730 (1,3)		G6-3		G5-3		G6-3		F7		G6-4-3 IBB	4	0	0	0	1	0	2				
Terry Steinbach, R OBP: 0.342, SLG: 0.529 Izzy Molina, R OBP: 0.240, SLG: 0.292 George Williams, S OBP: 0.315, SLG: 0.262 (8,PH)	1B WP BB									1-2 2-3 IBB	2	2	2	1	1	0	0				
Brian Leshar, R OBP: 0.282, SLG: 0.462 Kerwin Moore, S OBP: 0.167, SLG: 0.125 (10,8)	P3							F8		G6-4-3 IBB	2	0	0	0	0	0	5				
Scott Spiezio, S OBP: 0.379, SLG: 0.615 (1,10)										1-2 2-3 IBB	3	0	1	0	0	1	1				
Ernie Young, R OBP: 0.328, SLG: 0.427 (10,7)										1-2 2-3 IBB	4	1	2	1	0	1	2				
Mike Bordick, R OBP: 0.306, SLG: 0.315 (1,6)										1-2 2-3 IBB	4	0	1	0	0	0	4				
Inning Stats	R: 0 E: 0 K: 0 S: 9	H: 2 LOB: 2 BB: 1 P: 14	R: 1 E: 0 K: 0 S: 16	H: 2 LOB: 2 BB: 1 P: 29	R: 0 E: 0 K: 0 S: 10	H: 0 LOB: 0 BB: 0 P: 14	R: 0 E: 0 K: 1 S: 13	H: 1 LOB: 1 BB: 0 P: 22	R: 1 E: 0 K: 0 S: 8	H: 3 LOB: 0 BB: 0 P: 10	R: 0 E: 0 K: 1 S: 10	H: 0 LOB: 0 BB: 0 P: 12	R: 0 E: 0 K: 0 S: 8	H: 0 LOB: 2 BB: 2 P: 20	R: 0 E: 0 K: 0 S: 6	H: 0 LOB: 2 BB: 1 P: 13	R: 0 E: 0 K: 0 S: 6	H: 0 LOB: 2 BB: 3 P: 19	1B: 7 2B: 0 3B: 0 HR: 1	SF: 0 SAC: 1 DP: 2 HBP: 0	WP: 2 PA: 41 PB: 0 SB: 0 CS: 2
PITCHER	IP	WLS	BF	H	R	ER	SO	BB	IBB	HBP	BLK	WP	HR	S	P	ERA	WHIP				
Sterling Hitchcock, L ERA: 5.35 (1,1)	7.1		29	8	3	3	3	2	0	0	0	0	1	78	121	3.68	1.364				
Michael Jackson, R ERA: 3.63 (8,1)	0.1		2	0	0	0	0	1	0	0	0	0	0	2	6	0.00	3.000				
40 Greg McCarthy, L ERA: 1.96 (8,1)	0.2		3	0	0	0	0	1	0	0	0	0	0	6	11	0.00	1.500				
Rafael Carmona, R ERA: 4.28 Norm Charlton, L ERA: 4.94 (10,1)	1.0	W	5	0	0	0	0	2	0	0	0	0	0	9	19	0.00	2.000				
0.2	S	2	0	0	0	0	0	0	1	0	0	1	0	1	5	0.00	0.000				

Seattle Mariners @ Oakland Athletics
Oakland-Alameda County Coliseum, Oakland, CA

AB 33
R 3
H 8
RBI 3
BB 7
SO 3
LOB 21



WP: 2 PA: 41
PB: 0
SB: 0
CS: 2

Sat Sep 28 1996, 3:33 AM PDT
Alt. 30.057 - Sunny - 64 F

Batter	1	2	3	4	5	6	7	8	9	AB	R	H	RBI	BB	SO	LOB	TOP										
Ken Griffey Jr. L OBP: 0.392, SLG: 0.628 (1, 10)	G1-3		P5		F8			K		4	0	0	0	0	1	1	Seattle Mariners @ Oakland Athletics Oakland-Alameda County Coliseum, Oakland, CA Sun Sep 29 1996, 3:33 AM PDT Att: 34,462 - Sunny - 65 F										
Alex Diaz S OBP: 0.274, SLG: 0.304 (1, 8)	1B		1B		F8		F7	F7		4	0	2	0	0	0	0											
Alex Rodriguez R OBP: 0.414, SLG: 0.631 (1, 6)	K		G6-3		F8		G4-3	G4-3		4	0	0	0	0	1	3											
Mark Whiten S OBP: 0.372, SLG: 0.476 (1, 9)	CS	G4-3		G1-3		K			P6	4	0	0	0	0	1	0											
Paul Sorrento L OBP: 0.370, SLG: 0.507 (1, 3)		1B		K			K	K		4	0	1	0	0	3	0											
Doug Strange S OBP: 0.290, SLG: 0.333 (1, 5)		L8		P5			F7			4	0	0	0	0	1	1											
Brian Hunter R OBP: 0.327, SLG: 0.424 (1, 7)		F7			HR		1B	1B		3	1	2	1	0	0	1											
Chris Widger R OBP: 0.250, SLG: 0.182 (1, 2)			1B	HBP		K		1B		2	0	1	0	0	1	0											
Andy Sheets R OBP: 0.262, SLG: 0.264 (1, 4)			F8		P3		F7			3	0	0	0	0	0	3											
Inning Stats	R: 0 E: 0 K: 1 S: 6	H: 1 LOB: 0 BB: 0 P: 9	R: 0 E: 0 K: 0 S: 9	H: 1 LOB: 1 BB: 0 P: 14	R: 0 E: 0 K: 0 S: 8	H: 0 LOB: 0 BB: 0 P: 11	R: 0 E: 0 K: 1 S: 7	H: 0 LOB: 0 BB: 0 P: 10	R: 1 E: 0 K: 1 S: 10	H: 1 LOB: 0 BB: 0 P: 13	R: 0 E: 0 K: 1 S: 9	H: 0 LOB: 0 BB: 0 P: 12	R: 0 E: 0 K: 1 S: 10	H: 2 LOB: 2 BB: 0 P: 15	R: 0 E: 0 K: 2 S: 7	H: 0 LOB: 0 BB: 0 P: 14	R: 0 E: 0 K: 1 S: 10	H: 0 LOB: 0 BB: 0 P: 14	1B: 5 2B: 0 3B: 0 HR: 1	SF: 0 SAC: 0 DP: 0 HBP: 1	WP: 0 PB: 0 SB: 0 CS: 1	PA: 34					
PITCHER	IP	WLS	BF	H	R	ER	SO	BB	IBB	HBP	BLK	WP	HR	S	P	ERA	WHIP										
Aaron Small R ERA: 8.16 (1, 1)	5.0	W	19	4	1	1	3	0	0	1	0	0	1	40	57	1.80	0.800										
Carlos Reyes R ERA: 4.79 (6, 1)	2.0		8	2	0	0	2	0	0	0	0	0	0	19	27	0.00	1.000										
Mike Mohler L ERA: 3.67 (8, 1)	1.0	S	3	0	0	0	1	0	0	0	0	0	0	7	12	0.00	0.000										
Billy Taylor R ERA: 4.33 (9, 1)	1.0		3	0	0	0	2	0	0	0	0	0	0	10	14	0.00	0.000										

Batter	1	2	3	4	5	6	7	8	9	AB	R	H	RBI	BB	SO	LOB	BOTTOM										
Tony Batista R OBP: 0.350, SLG: 0.433 (1, 4)	F7		FC5-4 BB		K		G6-3			3	0	0	0	1	1	1	Seattle Mariners @ Oakland Athletics Oakland-Alameda County Coliseum, Oakland, CA Sun Sep 29 1996, 3:33 AM PDT Att: 34,462 - Sunny - 65 F										
Jose Herrera L OBP: 0.318, SLG: 0.378 (1, 9)	F8		FC5-4 1B SF8		G4-3		L8			4	1	0	0	0	0	2											
Scott Spiezio S OBP: 0.394, SLG: 0.586 (1, 5)	BB		E8 WP 1B		G4-3			F9		3	1	1	0	1	0	0											
Geronimo Berroa R OBP: 0.344, SLG: 0.532 (1, 10)	F8		SF8		G5-3		K			3	0	0	1	0	1	1											
Matt Stairs L OBP: 0.367, SLG: 0.547 Scott Brosius R OBP: 0.393, SLG: 0.516 (8, PH) (9, 3)		G4-6-3 1B 2B BB		FC6-4 BB		FC6-4 BB		FC4 1B		0	1	0	0	3	0	0											
Brian Leshar R OBP: 0.281, SLG: 0.451 Kerwin Moore S OBP: 0.167, SLG: 0.125 (1, 3) (9, 8)		G4-6-3 1B		FC6-4		FC6-4		FC4		4	0	1	0	0	0	3											
Ernie Young R OBP: 0.326, SLG: 0.424 (1, 8) (9, 7)		G4-6-3		K		P6				3	0	0	0	0	1	3											
Mike Bordick R OBP: 0.307, SLG: 0.318 Rafael Bourgeois R OBP: 0.290, SLG: 0.313 (1, 6) (4, 6)		2B		G5-3		G6-3 2B				1	0	1	1	0	0	0											
George Williams S OBP: 0.311, SLG: 0.258 Izzy Molina R OBP: 0.231, SLG: 0.280 (7, PH) (8, 2)		P8		P5		F8				2	0	0	0	0	0	1											
Inning Stats	R: 0 E: 0 K: 0 S: 10	H: 0 LOB: 1 BB: 1 P: 19	R: 1 E: 0 K: 0 S: 10	H: 2 LOB: 1 BB: 1 P: 19	R: 2 E: 2 K: 0 S: 10	H: 1 LOB: 1 BB: 2 P: 25	R: 0 E: 0 K: 1 S: 7	H: 0 LOB: 0 BB: 0 P: 10	R: 0 E: 0 K: 0 S: 6	H: 0 LOB: 1 BB: 1 P: 7	R: 0 E: 0 K: 0 S: 5	H: 1 LOB: 1 BB: 0 P: 6	R: 0 E: 0 K: 1 S: 15	H: 1 LOB: 1 BB: 0 P: 18	R: 0 E: 0 K: 1 S: 15	H: 1 LOB: 1 BB: 0 P: 18	1B: 3 2B: 2 3B: 0 HR: 0	SF: 1 SAC: 0 DP: 1 HBP: 0	WP: 1 PB: 0 SB: 0 CS: 0	PA: 33							
PITCHER	IP	WLS	BF	H	R	ER	SO	BB	IBB	HBP	BLK	WP	HR	S	P	ERA	WHIP										
Salomon Torres R ERA: 4.59 (1, 1)	6.0	L	25	3	3	1	2	5	0	0	0	0	0	50	93	1.50	1.333										
Tim Davis L ERA: 4.01 (7, 1)	2.0		8	2	0	0	1	0	0	0	0	0	0	20	24	0.00	1.000										

