

Oakland Athletics - 1997

Batter	1	2	3	4	5	6	7	8	9	AB	R	H	RBI	BB	SO	LOB	TOP					
Marquis Grissom, R (1, 8)										5	0	0	0	0	1	4	Cleveland Indians @ Oakland Athletics Oakland-Alameda County Coliseum, Oakland, CA Wed Apr 02 1997, 7:05 PM PST Att: 41,235 - Unknown - 68 F					
Omar Vizquel, S (1, 6) OBP: 0.400, SLG: 0.400										5	2	2	0	0	0	1						
Jim Thome, L (1, 3) OBP: 1.000, SLG: 3.000										2	3	2	2	3	0	0						
Matt Williams, R (1, 5)										4	0	0	0	1	1	3						
David Justice, L (1, 7) OBP: 0.800, SLG: 2.000										4	2	3	3	1	0	2						
Manny Ramirez, R (1, 9) OBP: 0.400, SLG: 0.400										5	1	2	1	0	0	2						
Brian Giles, L (9, 9)										0	0	0	0	0	0	0						
Julio Franco, R (1, 4) OBP: 0.200, SLG: 0.200										5	0	1	1	0	1	3						
Kevin Mitchell, R (1, 10) OBP: 0.400, SLG: 1.000										4	1	1	1	1	1	3						
Sandy Alomar Jr., R (1, 2) OBP: 0.500, SLG: 0.750										4	0	2	1	0	1	0						
Inning Stats	R: 4 E: 0 K: 0 S: 16	H: 4 LOB: 3 BB: 3 P: 32	R: 0 E: 0 K: 0 S: 5	H: 0 LOB: 0 BB: 1 P: 11	R: 0 E: 0 K: 0 S: 4	H: 0 LOB: 0 BB: 1 P: 10	R: 2 E: 0 K: 0 S: 15	H: 3 LOB: 1 BB: 0 P: 24	R: 0 E: 0 K: 1 S: 11	H: 1 LOB: 1 BB: 0 P: 13	R: 0 E: 0 K: 1 S: 8	H: 0 LOB: 0 BB: 0 P: 10	R: 2 E: 0 K: 1 S: 15	H: 1 LOB: 0 BB: 1 P: 28	R: 0 E: 0 K: 1 S: 9	H: 1 LOB: 1 BB: 0 P: 15	R: 1 E: 0 K: 1 S: 16	H: 3 LOB: 2 BB: 0 P: 24	1B: 7 2B: 2 3B: 1 HR: 3	SF: 0 SAC: 0 DP: 2 HBP: 0	WP: 1 PB: 0 SB: 2 CS: 1	PA: 44
PITCHER	IP WLS BF H R ER SO BB IBB HBP BLK WP HR S P ERA WHIP															ERA WHIP						
Ariel Prieto, R (1, 1) ERA: 4.5	4.0	23	8	6	2	0	4	1	0	0	0	1	1	44	83	4.50	3.000	Mark Acre, R (9, 1) ERA: 0.00 WHIP: 1.500				
Don Wengert, R (5, 1) ERA: 3.95	2.1	L 8	0	1	1	3	1	0	0	0	0	0	0	22	31	3.86	0.429					
Billy Brewer, L (7, 1) ERA: 3.95	0.0		1	1	1	0	0	0	0	0	0	0	1	5	7	∞	∞					
Richie Lewis, R (7, 1) ERA: 27.0	1.2		6	1	0	1	0	0	0	0	0	0	0	12	22	0.00	0.600					
Buddy Groom, L (9, 1) ERA: 27.0	0.1		3	2	1	1	0	0	0	0	0	0	1	7	13	27.00	6.000					
Batter	1	2	3	4	5	6	7	8	9	AB	R	H	RBI	BB	SO	LOB	BOTTOM					
Tony Batista, R (1, 6)										5	1	0	0	0	2	2	Cleveland Indians @ Oakland Athletics Oakland-Alameda County Coliseum, Oakland, CA Wed Apr 02 1997, 7:05 PM PST Att: 41,235 - Unknown - 68 F					
Scott Brosius, R (1, 5) OBP: 0.400, SLG: 0.750										4	2	1	0	1	1	1						
Jose Canseco, R (1, 9) OBP: 0.400, SLG: 0.250										4	0	1	0	1	1	1						
Mark McGwire, R (1, 3) OBP: 0.250, SLG: 0.500										4	0	1	3	0	0	2						
Gerónimo Berroa, R (1, 10) OBP: 0.500, SLG: 1.500										4	2	2	1	0	0	2						
Jason Giambi, L (1, 7)										4	0	0	0	0	0	1						
Ernie Young, R (1, 8) OBP: 0.500, SLG: 1.250										4	1	2	1	0	0	0						
Scott Spiezio, S (1, 4) OBP: 0.500, SLG: 1.000										4	1	2	0	0	0	1						
George Williams, S (1, 2) OBP: 0.500, SLG: 0.500										4	0	2	0	0	1	2						
Inning Stats	R: 0 E: 0 K: 1 S: 9	H: 0 LOB: 0 BB: 0 P: 17	R: 0 E: 0 K: 0 S: 6	H: 0 LOB: 0 BB: 0 P: 10	R: 1 E: 0 K: 0 S: 9	H: 2 LOB: 0 BB: 0 P: 16	R: 2 E: 0 K: 1 S: 10	H: 2 LOB: 0 BB: 0 P: 14	R: 3 E: 1 K: 2 S: 14	H: 2 LOB: 2 BB: 2 P: 26	R: 0 E: 0 K: 0 S: 4	H: 1 LOB: 0 BB: 0 P: 7	R: 0 E: 0 K: 0 S: 11	H: 2 LOB: 2 BB: 0 P: 15	R: 0 E: 0 K: 0 S: 13	H: 2 LOB: 1 BB: 0 P: 25		R: 1 E: 0 K: 1 S: 6	H: 0 LOB: 0 BB: 0 P: 9	1B: 4 2B: 4 3B: 1 HR: 2	SF: 0 SAC: 0 DP: 1 HBP: 0	WP: 2 PB: 0 SB: 0 CS: 1
PITCHER	IP WLS BF H R ER SO BB IBB HBP BLK WP HR S P ERA WHIP															ERA WHIP						
Charles Nagy, R (1, 1) ERA: 10.73	5.1	25	7	6	6	4	2	0	0	0	0	0	0	1	3	0.00	0.000	Paul Shuey, R (9, 1) ERA: 0.00 WHIP: 0.000				
Steve Kline, L (6, 1) ERA: 9.0	0.2	W 1	0	0	0	0	0	0	0	0	0	0	0	1	3	0.00	0.000					
Eric Plunk, R (7, 1) ERA: 9.0	1.0		6	3	1	1	0	0	0	0	0	0	0	14	21	9.00	3.000					
Paul Assenmacher, L (8, 1) ERA: 9.0	0.1		1	0	0	0	0	0	0	0	0	0	0	2	3	0.00	0.000					
Michael Jackson, R (8, 1) ERA: 9.0	0.2		3	1	0	0	0	0	0	0	0	0	0	8	16	0.00	1.500					

AB	38
R	9
H	13
RBI	9
BB	6
SO	5
LOB	18



AB	37
R	7
H	11
RBI	5
BB	2
SO	5
LOB	12



Batter	1	2	3	4	5	6	7	8	9	AB R H RBI BB SO LOB	TOP																
2 Derek Jeter, R OBP: 0.438, SLG: 0.538 (1, 6)	G6-3		2B		1B		SF8		G1-6-3 BB	4 1 3 0 1 0 0	New York Yankees @ Oakland Athletics Oakland-Alameda County Coliseum, Oakland, CA Fri Apr 04 1997, 7:05 PM PST Att: 17,330 - Unknown - 58 F livebaseballscorecards.com																
Wade Boggs, L OBP: 0.507, SLG: 0.300 (1, 5)	G4-6-3 1B		BB		G6-3		SF8		K	3 0 1 1 1 1 2																	
Bernie Williams, S OBP: 0.313, SLG: 0.167 (1, 8)	G4-6-3 1-2		G3		K		G4-3		G1-6-3 1-2	5 0 0 0 0 1 5																	
Tino Martinez, L OBP: 0.600, SLG: 1.231 (1, 3)			G4-6-3 1B		L8 1B		G3-1			3 1 2 0 1 0 0																	
Cecil Fielder, R OBP: 0.214, SLG: 0.250 (1, 10)	G4-6-3 1-2		G6-3		L6		FC6-4 BB		F6	4 0 0 0 0 0 4																	
Paul O'Neill, L OBP: 0.500, SLG: 0.538 (1, 9)			2B		1B		G3-1		G4-3	4 0 2 0 0 0 0																	
Darryl Strawberry, L (1, 7)			F7		L8		G4-3		2B BB	3 0 0 0 1 0 3																	
Mariano Duncan, R OBP: 0.500, SLG: 0.667 (8, PR)			G4-3		1B					4 0 3 1 0 0 0																	
Pat Kelly, R OBP: 0.697, SLG: 1.000 (8, 4)					1B					0 0 0 0 0 0 0																	
20 Jorge Posada, S OBP: 0.100, SLG: 0.100 (1, 2)			F7		L9		G5-3		F8	4 0 0 0 0 0 5																	
Inning Stats	R: 0 E: 0 K: 0 S: 5	H: 1 LOB: 0 BB: 0 P: 9	R: 0 E: 0 K: 0 S: 5	H: 2 LOB: 1 BB: 0 P: 8	R: 0 E: 0 K: 0 S: 6	H: 1 LOB: 2 BB: 1 P: 13	R: 1 E: 0 K: 0 S: 12	H: 3 LOB: 2 BB: 0 P: 19	R: 0 E: 0 K: 0 S: 7	H: 1 LOB: 1 BB: 0 P: 12	R: 1 E: 0 K: 0 S: 8	H: 1 LOB: 0 BB: 0 P: 12	R: 0 E: 0 K: 0 S: 6	H: 1 LOB: 2 BB: 1 P: 10	R: 0 E: 0 K: 1 S: 5	H: 0 LOB: 0 BB: 1 P: 11	1B: 7 2B: 3 3B: 1 HR: 0	SF: 1 SAC: 0 DP: 3 HBP: 0	WP: 0 PB: 0 SB: 1 CS: 0	PA: 39							
PITCHER	IP WLS BF H R ER SO BB IBB HBP BLK WP HR S P ERA WHIP											PITCHER	IP WLS BF H R ER SO BB IBB HBP BLK WP HR S P ERA WHIP														
Steve Karsay, R ERA: 2.45 (1, 1)	7.1	32	10	2	2	1	2	0	0	0	0	0	0	55	94	2.46	1.636										
Billy Brewer, L ERA: 27.0 (8, 1)	0.1	2	0	0	0	0	1	0	0	0	0	0	0	2	6	0.00	3.000										
Mark Acree, R ERA: (8, 1)	0.1	W	2	1	0	0	0	0	0	0	0	0	0	2	2	0.00	3.000										
Billy Taylor, R ERA: (9, 1)	1.0	S	3	0	0	0	1	0	0	0	0	0	0	5	11	0.00	1.000										

Batter	1	2	3	4	5	6	7	8	9	AB R H RBI BB SO LOB	BOTTOM																
Tony Batista, R OBP: 0.286, SLG: 0.182 (1, 6)	1B 2B		K				L9		FC4-6 BB	3 1 1 0 2 1 0	New York Yankees @ Oakland Athletics Oakland-Alameda County Coliseum, Oakland, CA Fri Apr 04 1997, 7:05 PM PST Att: 17,330 - Unknown - 58 F livebaseballscorecards.com																
Scott Brosius, R OBP: 0.287, SLG: 0.357 (1, 5)	K		L8		F8		1B		FC4-6 1-2 2-3	5 0 1 0 0 1 4																	
Jose Canseco, R OBP: 0.200, SLG: 0.077 (1, 9)	K		F9		L5		K		L7	5 0 0 0 0 2 5																	
Mark McGwire, R OBP: 0.462, SLG: 0.800 (1, 3)	1B BB				G6-3		F9			2 0 0 0 2 0 1																	
Geronimo Berroa, R OBP: 0.692, SLG: 1.400 (1, 10)					1B		FC5-2 2B		HR BB	3 1 3 1 1 0 0																	
Jason Giambi, L OBP: 0.385, SLG: 0.545 (1, 7)					F7		FC5-2 HBP		HR 1-H	3 1 1 2 0 1 3																	
Damon Mashore, R (9, 7)										0 0 0 0 0 0 0																	
Ernie Young, R OBP: 0.385, SLG: 0.583 (1, 8)			K		1B		FC5-2		K2-3	4 0 1 0 0 2 3																	
Scott Spiezio, S OBP: 0.385, SLG: 0.545 (1, 4)			K		G1-3		L3		1B 2B	4 1 1 0 0 1 5																	
Izzy Molina, R OBP: 0.250, SLG: 0.250 (1, 2)			P3		G3-1		K		FC4-6 2-H	4 0 1 1 0 1 3																	
Inning Stats	R: 1 E: 0 K: 3 S: 19	H: 2 LOB: 2 BB: 1 P: 25	R: 0 E: 0 K: 2 S: 8	H: 0 LOB: 0 BB: 0 P: 13	R: 0 E: 0 K: 1 S: 8	H: 0 LOB: 0 BB: 0 P: 10	R: 0 E: 0 K: 0 S: 8	H: 2 LOB: 2 BB: 0 P: 11	R: 0 E: 0 K: 1 S: 10	H: 1 LOB: 3 BB: 1 P: 20	R: 0 E: 0 K: 1 S: 7	H: 1 LOB: 1 BB: 0 P: 8	R: 3 E: 0 K: 1 S: 17	H: 3 LOB: 2 BB: 2 P: 30	R: 1 E: 0 K: 1 HR: 1	SF: 0 SAC: 0 DP: 0 HBP: 1	WP: 0 PB: 0 SB: 2 CS: 0	PA: 39									
PITCHER	IP WLS BF H R ER SO BB IBB HBP BLK WP HR S P ERA WHIP											PITCHER	IP WLS BF H R ER SO BB IBB HBP BLK WP HR S P ERA WHIP														
David Wells, L ERA: 1.29 (1, 1)	7.0	31	6	1	1	8	3	0	0	0	0	0	1	10	19	81.00	9.000										
David Weathers, R ERA: 11.57 (8, 1)	0.1	L	4	2	3	3	1	0	0	0	0	0	0	7	11	0.00	3.000										
Jeff Nelson, R ERA: (8, 1)	0.2		4	1	0	0	0	1	0	0	0	0	0	7	11	0.00	3.000										

Batter	1	2	3	4	5	6	7	8	9	AB	R	H	RBI	BB	SO	LOB	TOP											
2 Derek Jeter, R OBP: 0.500, SLG: 0.632										6	2	4	1	0	1	3	New York Yankees @ Oakland Athletics Oakland-Alameda County Coliseum, Oakland, CA Sat Apr 05 1997, 3:33 AM PST Att: 25,438 - Sunny - 62 F AB 37 R 10 H 13 RBI 10 BB 9 SO 5 LOB 25											
Charlie Hayes, R OBP: 0.667, SLG: 0.750										4	2	2	0	2	0	1												
Bernie Williams, S OBP: 0.364, SLG: 0.235										5	1	2	2	1	1	4												
Cecil Fielder, R OBP: 0.250, SLG: 0.200										4	1	0	1	2	1	5												
Tino Martinez, L OBP: 0.500, SLG: 1.000										4	0	1	1	0	0	3												
Mark Whiten, S OBP: 0.625, SLG: 0.500										3	1	0	0	1	1	2												
Paul O'Neill, L OBP: 0.579, SLG: 0.813										3	2	2	4	2	0	1												
20 Jorge Posada, S OBP: 0.200, SLG: 0.200										5	1	2	0	0	0	3												
Pat Kelly, R OBP: 0.400, SLG: 0.500										2	0	0	0	0	1	1												
Darryl Strawberry, L Luis Sojo, R										0	0	0	0	1	0	0												
Inning Stats	R: 0 E: 0 K: 1 S: 10	H: 0 LOB: 2 BB: 2 P: 22	R: 0 E: 0 K: 1 S: 10	H: 0 LOB: 1 BB: 0 P: 17	R: 6 E: 0 K: 0 S: 21	H: 4 LOB: 0 BB: 2 P: 41	R: 0 E: 0 K: 1 S: 9	H: 1 LOB: 1 BB: 0 P: 15	R: 0 E: 0 K: 0 S: 11	H: 1 LOB: 3 BB: 2 P: 24	R: 0 E: 0 K: 1 S: 7	H: 1 LOB: 0 BB: 0 P: 9	R: 0 E: 0 K: 1 S: 9	H: 1 LOB: 2 BB: 1 P: 16	R: 2 E: 0 K: 0 S: 11	H: 2 LOB: 1 BB: 1 P: 26	R: 2 E: 0 K: 1 S: 15	H: 3 LOB: 2 BB: 1 P: 27	1B: 9 2B: 3 3B: 0 HR: 1	SF: 3 SAC: 0 DP: 1 HBP: 1	WP: 0 PB: 0 SB: 1 CS: 0	PA: 49						
PITCHER	IP	WLS	BF	H	R	ER	SO	BB	IBB	HBP	BLK	WP	HR	S	P	ERA	WHIP											
Mike Mohler, L	(1, 1)	3.0	L	19	5	6	6	2	4	0	1	0	0	1	42	81	18.00	3.000										
Don Wengert, R	(4, 1)	3.0		12	2	0	0	1	2	0	0	0	0	0	26	47	0.00	1.333										
Buddy Groom, L	(7, 1)	1.0		5	1	0	0	1	1	0	0	0	0	0	9	16	0.00	2.000										
Richie Lewis, R	(8, 1)	0.1		4	2	2	2	0	1	0	0	0	0	0	8	20	54.00	9.000										
Billy Brewer, L	(8, 1)	1.2		9	3	2	2	1	1	0	0	0	0	0	18	33	10.80	2.400										
Batter	1	2	3	4	5	6	7	8	9	AB	R	H	RBI	BB	SO	LOB	BOTTOM											
Tony Batista, R OBP: 0.316, SLG: 0.200										4	2	1	0	0	1	2	New York Yankees @ Oakland Athletics Oakland-Alameda County Coliseum, Oakland, CA Sat Apr 05 1997, 3:33 AM PST Att: 25,438 - Sunny - 62 F AB 35 R 5 H 10 RBI 5 BB 1 SO 7 LOB 15											
Scott Brosius, R OBP: 0.211, SLG: 0.278										4	0	0	0	0	0	2												
Jose Canseco, R OBP: 0.263, SLG: 0.353										4	1	2	3	0	0	0												
Mark McGwire, R OBP: 0.471, SLG: 0.769										3	0	1	0	1	1	1												
Gerónimo Berroa, R OBP: 0.647, SLG: 1.357										4	1	2	1	0	0	2												
Jason Giambi, L OBP: 0.412, SLG: 0.600										4	0	2	0	0	0	1												
Ernie Young, R OBP: 0.313, SLG: 0.467										3	0	0	0	0	1	2												
Matt Stairs, L OBP: 1.000, SLG: 1.000										1	0	1	0	0	0	0												
Scott Spiezio, S OBP: 0.353, SLG: 0.667										4	1	1	1	1	0	3												
Izzy Molina, R OBP: 0.143, SLG: 0.143										3	0	0	0	0	0	0												
George Williams, S OBP: 0.667, SLG: 0.500										1	0	0	0	0	1	2												
Inning Stats	R: 1 E: 0 K: 0 S: 8	H: 2 LOB: 0 BB: 0 P: 14	R: 0 E: 0 K: 2 S: 10	H: 1 LOB: 1 BB: 0 P: 15	R: 2 E: 0 K: 1 S: 8	H: 1 LOB: 0 BB: 0 P: 15	R: 2 E: 0 K: 0 S: 10	H: 2 LOB: 0 BB: 0 P: 19	R: 0 E: 0 K: 0 S: 5	H: 0 LOB: 0 BB: 0 P: 6	R: 0 E: 0 K: 0 S: 10	H: 1 LOB: 1 BB: 1 P: 20	R: 0 E: 0 K: 1 S: 8	H: 0 LOB: 0 BB: 0 P: 11	R: 0 E: 0 K: 0 S: 6	H: 1 LOB: 1 BB: 0 P: 14	R: 0 E: 0 K: 3 S: 16	H: 2 LOB: 2 BB: 0 P: 25	1B: 5 2B: 2 3B: 0 HR: 3	SF: 0 SAC: 0 DP: 2 HBP: 1	WP: 0 PB: 0 SB: 2 CS: 0	PA: 37						
PITCHER	IP	WLS	BF	H	R	ER	SO	BB	IBB	HBP	BLK	WP	HR	S	P	ERA	WHIP											
Dwight Gooden, R	(1, 1)	5.2	W	23	6	5	5	3	1	0	0	0	0	1	45	78	7.94	1.235										
Graeme Lloyd, L	(6, 1)	0.0		1	1	0	0	0	0	0	0	0	0	1	3	-	-											
Brian Boehringer, R	(6, 1)	2.0		7	1	0	0	1	0	0	0	0	0	17	28	0.00	0.500											
42 Mariano Rivera, R	(8, 1)	1.1	S	6	2	0	0	3	0	0	0	0	0	18	30	0.00	1.500											

Batter	1	2	3	4	5	6	7	8	9	AB	R	H	RBI	BB	SO	LOB	TOP					
2 Derek Jeter, R OBP: 0.500, SLG: 0.609	F8		1B			G5-3		1B G1-4-3 1B		4	0	2	0	0	0	0						
Wade Boggs, L OBP: 0.450, SLG: 0.286	F7		L8			G1-3 1B		G1-4-3 1-2		4	0	1	0	0	0	2						
Bernie Williams, S OBP: 0.385, SLG: 0.300	2B		L9			G1-3 1-2		1B BB		3	0	1	0	1	0	2						
Tino Martinez, L OBP: 0.500, SLG: 0.900	G3-1				G4-3			2-0 1-2 2-3 1B		3	0	1	0	1	0	1						
Cecil Fielder, R OBP: 0.250, SLG: 0.211		G4-3 1B 1B		P4		P6		2-1 L8		4	0	1	0	0	0	5						
Paul O'Neill, L OBP: 0.522, SLG: 0.700		G4-3 1B		P6			G4-3		F7	4	0	1	0	0	0	0						
Darryl Strawberry, L OBP: 0.522, SLG: 0.700		G4-3 1-2 2-3			G4-3		G1-4-3		G3-1	4	0	0	0	0	0	2						
Mariano Duncan, R OBP: 0.357, SLG: 0.462		G5-3			G4-3		K		G6-3	4	0	0	0	0	1	1						
Joe Girardi, R OBP: 0.167, SLG: 0.167			F8		G1-4-3			B5-3		3	0	0	0	0	0	0						
Inning Stats	R: 0 H: 1 E: 0 K: 0 S: 11	H: 1 LOB: 1 BB: 0 P: 16	R: 0 H: 2 E: 0 K: 0 S: 7	H: 2 LOB: 1 BB: 0 P: 12	R: 0 H: 1 E: 0 K: 0 S: 8	H: 1 LOB: 1 BB: 0 P: 13	R: 0 H: 0 E: 0 K: 0 S: 5	H: 0 LOB: 0 BB: 0 P: 6	R: 0 H: 0 E: 0 K: 0 S: 7	H: 0 LOB: 0 BB: 0 P: 8	R: 0 H: 1 E: 0 K: 0 S: 10	H: 0 LOB: 2 BB: 1 P: 20	R: 0 H: 0 E: 0 K: 1 S: 8	H: 0 LOB: 0 BB: 0 P: 11	R: 0 H: 2 E: 0 K: 0 S: 14	H: 2 LOB: 3 BB: 1 P: 26	R: 0 H: 0 E: 0 K: 0 S: 7	H: 0 LOB: 0 BB: 0 P: 10	1B: 6 2B: 1 3B: 0 HR: 0	SF: 0 SAC: 0 DP: 1 HBP: 0	WP: 0 PB: 0 SB: 0 CS: 0	PA: 35
PITCHER	IP	WLS	BF	H	R	ER	SO	BB	IBB	HBP	BLK	WP	HR	S	P	ERA	WHIP					
Dave Telgheder, R ERA: 0.00	(1, 1)	7.2	30	6	0	0	1	1	1	0	0	0	0	67	105	0.00	0.913					
Buddy Groom, L ERA: 6.75	(8, 1)	0.0	1	1	0	0	0	0	0	0	0	0	0	1	3	∞	∞					
Mark Acree, R ERA: 0.00	(8, 1)	0.1	W	1	0	0	0	0	0	0	0	0	0	2	4	0.00	0.000					
Billy Taylor, R ERA: 0.00	(9, 1)	1.0	S	3	0	0	0	0	0	0	0	0	0	7	10	0.00	0.000					

New York Yankees @ Oakland Athletics
Oakland-Alameda County Coliseum, Oakland, CA

AB 33
R 0
H 7
RBI 0
BB 2
SO 1
LOB 13



WP: 0 PA: 35
PB: 0
SB: 0
CS: 0

New York Yankees @ Oakland Athletics
Oakland-Alameda County Coliseum, Oakland, CA

AB 30
R 3
H 4
RBI 1
BB 5
SO 10
LOB 24



WP: 1 PA: 35
PB: 1
SB: 0
CS: 0

Batter	1	2	3	4	5	6	7	8	9	AB	R	H	RBI	BB	SO	LOB	BOTTOM					
Tony Batista, R OBP: 0.304, SLG: 0.211	P3		F9			F9		E E 1B		4	1	1	0	0	0	1						
Scott Brosius, R OBP: 0.174, SLG: 0.227	L7			K		K		L9		4	0	0	0	0	2	3						
Jose Canseco, R OBP: 0.261, SLG: 0.333	K			L9 1B 1B		K		E5 E		4	1	1	1	0	2	2						
Mark McGwire, R OBP: 0.524, SLG: 0.733		F8		1B 1B			BB BB	E E IBB		2	0	1	0	2	0	0						
Geronimo Berroa, R OBP: 0.571, SLG: 1.118		K		L9			BB	K		3	0	0	0	1	2	5						
Jason Giambi, L OBP: 0.333, SLG: 0.474					K		BB			4	0	0	0	0	2	5						
Izzy Molina, R OBP: 0.143, SLG: 0.143	F9				K		K	E3 WP		0	0	0	0	0	0	0						
Ernie Young, R OBP: 0.276, SLG: 0.412					G5-3					2	0	0	0	0	1	0						
Matt Stairs, L OBP: 0.500, SLG: 0.500						K		F8		1	0	0	0	0	0	2						
Damon Mashore, R OBP: 0.143, SLG: 0.143										0	0	0	0	1	0	0						
Scott Spiezio, S OBP: 0.333, SLG: 0.556				G4-3 PB BB		P6		L8	F9	3	0	0	0	1	0	5						
George Williams, S OBP: 0.583, SLG: 0.556				G4-3		K				3	0	1	0	0	1	1						
Rafael Bourdigal, R								1B E 2B		0	1	0	0	0	0	0						
Inning Stats	R: 0 H: 0 E: 0 K: 1 S: 10	H: 0 LOB: 0 BB: 0 P: 13	R: 0 H: 0 E: 0 K: 1 S: 9	H: 0 LOB: 0 BB: 0 P: 14	R: 0 H: 0 E: 0 K: 0 S: 7	H: 0 LOB: 1 BB: 1 P: 14	R: 0 H: 2 E: 0 K: 2 S: 16	H: 2 LOB: 0 BB: 0 P: 28	R: 0 H: 0 E: 0 K: 2 S: 7	H: 0 LOB: 0 BB: 0 P: 12	R: 0 H: 0 E: 0 K: 2 S: 11	H: 0 LOB: 0 BB: 0 P: 17	R: 0 H: 0 E: 0 K: 1 S: 10	H: 0 LOB: 2 BB: 2 P: 21	R: 3 H: 2 E: 2 K: 1 S: 16	H: 2 LOB: 2 BB: 2 P: 37	R: 0 H: 0 E: 0 K: 0 S: 7	H: 0 LOB: 0 BB: 0 P: 10	1B: 3 2B: 1 3B: 0 HR: 0	SF: 0 SAC: 0 DP: 0 HBP: 0	WP: 1 PB: 1 SB: 0 CS: 0	PA: 35
PITCHER	IP	WLS	BF	H	R	ER	SO	BB	IBB	HBP	BLK	WP	HR	S	P	ERA	WHIP					
David Cone, R ERA: 2.77	(1, 1)	7.0	26	2	0	0	9	3	0	0	0	0	0	10	21	13.50	3.000					
Jeff Nelson, R ERA: 4.5	(8, 1)	0.2	L	6	2	3	1	0	1	0	0	0	0	3	6	∞	∞					
Mike Stanton, L ERA: 10.13	(8, 1)	0.0	1	0	0	0	0	0	0	0	0	0	0	3	6	∞	∞					
David Weathers, R ERA: 10.13	(8, 1)	0.1	2	0	0	0	0	1	0	0	0	1	0	3	10	0.00	3.000					

WP: 1 PA: 35
PB: 1
SB: 0
CS: 0

Batter	1	2	3	4	5	6	7	8	9	AB	R	H	RBI	BB	SO	LOB	TOP										
Nomar Garciaparra, R OBP: 0.333, SLG: 0.448	(1, 6) K		(2, 3) K		(3, 2) G5-3		(3, 1) K		(2, 1) FC4-6	5	0	0	0	0	0	3	6										
John Valentin, R OBP: 0.287, SLG: 0.286	(1, 4) L8		(3, 2) L5			(1, 2) G4-3		(1, 1) K	(3, 2) FC6-4	5	0	0	0	0	0	1	3										
Mo Vaughn, L OBP: 0.500, SLG: 0.368	(1, 3) BB			(1, 1) K		(1, 0) 1B		(2, 1) G4-3		3	1	1	0	1	1	0											
Wil Cordero, R OBP: 0.423, SLG: 0.636	(1, 7) G1-3			(1, 1) F8		(3, 3) K		(4, 1) 1B	(3, 2) BB	3	0	0	0	1	1	2											
18 Reggie Jefferson, S OBP: 0.375, SLG: 0.375 Mike Stanley, R OBP: 0.316, SLG: 0.375 Jeff Frye, R OBP: 0.500, SLG: 0.500		(2, 3) K		(2, 3) K		(1, 0) E8		(3, 2) S	(1, 3) 1B	3	0	0	0	0	2	0											
Tim Lincecum, R OBP: 0.321, SLG: 0.720	(1, 5) L3			(2, 0) 1B		(2, 0) HR		(1, 3) K	(2, 3) K	4	1	2	1	0	2	3											
Troy O'Leary, L OBP: 0.333, SLG: 0.286	(1, 9) L3			(2, 0) 1B		(2, 2) G4-3		(2, 1) G3	(0, 0) FC4-6	4	0	2	0	0	0	1											
Bill Haselman, R OBP: 0.500, SLG: 0.611 Scott Hatteberg, L (9, PH)			(4, 2) BB		(4, 1) G5-3		(1, 3) K	(4, 1) FC4-6	(1, 2) BB	1	0	0	0	2	1	1											
Darren Bragg, L OBP: 0.333, SLG: 0.600	(1, 8) K		(2, 3) K		(4, 2) BB		(0, 0) G3	(0, 1) F7		3	0	0	0	1	1	4											
Inning Stats	R: 0 E: 0 K: 1 S: 10	H: 0 LOB: 1 BB: 1 P: 20	R: 0 E: 0 K: 1 S: 5	H: 1 LOB: 0 BB: 0 P: 11	R: 0 E: 0 K: 2 S: 12	H: 0 LOB: 1 BB: 1 P: 22	R: 0 E: 0 K: 2 S: 9	H: 0 LOB: 0 BB: 0 P: 15	R: 1 E: 0 K: 0 S: 8	H: 1 LOB: 1 BB: 2 P: 21	R: 1 E: 1 K: 2 S: 12	H: 1 LOB: 1 BB: 0 P: 19	R: 0 E: 0 K: 2 S: 9	H: 1 LOB: 1 BB: 0 P: 13	R: 0 E: 0 K: 2 S: 12	H: 1 LOB: 3 BB: 1 P: 23	R: 0 E: 0 K: 0 S: 8	H: 1 LOB: 2 BB: 1 P: 15	1B: 5 2B: 1 3B: 0 HR: 1	SF: 0 SAC: 0 DP: 2 HBP: 0	WP: 0 PB: 0 SB: 2 CS: 0	PA: 38					
PITCHER	IP	WLS	BF	H	R	ER	SO	BB	IBB	HBP	BLK	WP	HR	S	P	ERA	WHIP										
Ariel Prieto, R ERA: 2.7	(1, 1) 6.0		24	3	2	1	8	4	0	0	0	0	1	56	108	1.50	1.167										
Richie Lewis, R ERA: 3.85	(7, 1) 1.2	W	7	1	0	0	3	1	0	0	0	0	0	15	25	0.00	1.200										
Buddy Groom, L ERA: 6.75	(8, 1) 0.0		1	1	0	0	0	0	0	0	0	0	0	3	6	∞	∞										
Billy Taylor, R ERA:	(8, 1) 1.1	S	6	1	0	0	1	1	0	0	0	0	0	11	20	0.00	1.500										

Boston Red Sox @ Oakland Athletics
Oakland-Alameda County Coliseum, Oakland, CA
Mon Apr 07 1997, 7:05 PM PDT
Att: 8,482 - Unknown - 59 F

AB 32
R 2
H 6
RBI 1
BB 6
SO 12
LOB 20



Batter	1	2	3	4	5	6	7	8	9	AB	R	H	RBI	BB	SO	LOB	BOTTOM										
Tony Batista, R OBP: 0.259, SLG: 0.174	(1, 6) K		(2, 3) K		(1, 0) G4-3			(3, 2) G6-3		4	0	0	0	0	2	0											
Scott Brosius, R OBP: 0.222, SLG: 0.240	(1, 5) S		(0, 1) F7			(3, 1) L7		(4, 1) S	(3, 1) BB	3	1	1	0	1	0	0											
Jose Canseco, R OBP: 0.296, SLG: 0.333	(1, 10) K			(1, 2) HR		(1, 3) K		(4, 2) S	(1, 2) BB	3	2	1	0	1	2	1											
Mark McGwire, R OBP: 0.560, SLG: 0.889 Dave Magadan, L (8, PR)	(1, 3) BB			(0, 0) HR		(0, 0) F9		(3, 1) FC5-4	(1, 2) 1B	3	1	2	3	1	0	0											
Geronimo Berroa, R OBP: 0.560, SLG: 1.000	(1, 9) G3-1			(1, 0) P4		(2, 2) HR		(1, 0) FC5-4	(1, 2) 1B	4	1	2	1	0	0	2											
Jason Giambi, L OBP: 0.375, SLG: 0.636 Damon Mashore, R (8, 7)		(0, 0) P5		(3, 1) G1-6-3		(3, 1) HR		(1, 2) FC5-4	(1, 2) FC6-4	3	1	2	2	0	0	0											
Ernie Young, R OBP: 0.227, SLG: 0.333	(1, 8) G4-3			(2, 2) G1-6-3		(0, 0) F9		(1, 2) FC6-4		4	0	0	0	0	0	4											
Scott Spiezio, S OBP: 0.292, SLG: 0.476	(1, 4) K			(2, 3) K		(0, 1) P6				3	0	0	0	0	2	0											
Izzy Molina, R OBP: 0.100, SLG: 0.100			(0, 2) G6-3		(2, 2) L8		(2, 2) F9			3	0	0	0	0	0	0											
Inning Stats	R: 0 E: 0 K: 2 S: 14	H: 1 LOB: 2 BB: 1 P: 24	R: 0 E: 0 K: 1 S: 5	H: 0 LOB: 0 BB: 0 P: 8	R: 0 E: 0 K: 1 S: 8	H: 0 LOB: 0 BB: 0 P: 11	R: 2 E: 0 K: 0 S: 11	H: 3 LOB: 0 BB: 0 P: 18	R: 0 E: 0 K: 1 S: 9	H: 0 LOB: 0 BB: 0 P: 14	R: 0 E: 0 K: 1 S: 6	H: 0 LOB: 0 BB: 0 P: 10	R: 2 E: 0 K: 0 S: 14	H: 2 LOB: 0 BB: 0 P: 21	R: 2 E: 0 K: 0 S: 17	H: 2 LOB: 3 BB: 2 P: 33	R: 2 E: 0 K: 0 S: 14	H: 2 LOB: 2 BB: 2 P: 33	1B: 6 2B: 0 3B: 0 HR: 2	SF: 0 SAC: 0 DP: 1 HBP: 0	WP: 0 PB: 0 SB: 2 CS: 0	PA: 34					
PITCHER	IP	WLS	BF	H	R	ER	SO	BB	IBB	HBP	BLK	WP	HR	S	P	ERA	WHIP										
Tom Gordon, R ERA: 4.63	(1, 1) 7.0	L	27	4	4	4	6	1	0	0	0	0	2	67	106	5.14	1.000										
Pat Mahomes, R ERA: 10.13	(8, 1) 0.1		5	2	2	2	0	2	0	0	0	0	0	13	28	54.00	12.000										
Vaughn Eshelman, L ERA: 20.25	(8, 1) 0.2		2	0	0	0	0	0	0	0	0	0	0	4	5	0.00	0.000										

Boston Red Sox @ Oakland Athletics
Oakland-Alameda County Coliseum, Oakland, CA
Mon Apr 07 1997, 7:05 PM PDT
Att: 8,482 - Unknown - 59 F


AB 31
R 6
H 8
RBI 6
BB 3
SO 6
LOB 9



Batter	1	2	3	4	5	6	7	8	9	AB	R	H	RBI	BB	SO	LOB	TOP										
Nomar Garciaparra, R OBP: 0.306, SLG: 0.400	0-0 FC3-6 1B HBP	0-1 L8	2-1 FC5-4			0-2 G6-3	3-2 G5-3	1-3 K		6	1	1	0	0	1	6											
John Valentin, R OBP: 0.306, SLG: 0.281	2-1 FC3-6 HBP	1-1 P8				1-2 G6-3	4-1 G4-3 BB	0-1 FC6-4		4	0	1	0	1	0	4											
Mo Vaughn, L OBP: 0.471, SLG: 0.333	2-2 L7		4-2 HR BB			1-0 F7		1-0 L9		5	2	1	0	1	0	4											
18 Reggie Jefferson, S OBP: 0.357, SLG: 0.786	3-0 FC3-6 1B 2-3		2-2 HR			2-2 FC3-6		2-1 G4-3		6	2	2	4	0	1	4											
Tim Lincecum, R OBP: 0.324, SLG: 0.677	3-2 1B 3-H		1-3 K			2-3 K		1-1 L8		6	1	2	1	0	2	1											
Troy O'Leary, L OBP: 0.400, SLG: 0.333	0-3 K		2-0 FC4-6 1B			0-1 B1-3		4-2 2B		4	2	2	0	1	1	2											
Wil Cordero, R OBP: 0.452, SLG: 0.654		1-0 F9 BB 1B	2-1 FC4-6 1B			2-3 K		2-1 L8		4	3	2	1	1	1	1											
Bill Haselman, R OBP: 0.556, SLG: 0.636		4-0 1B	3-2 1B			0-3 K		3-1 1B		4	1	3	1	1	1	0											
Darren Bragg, L OBP: 0.391, SLG: 0.750	3-1 F9		0-1 FC5-4 1B			0-1 G3-1		1-1 HR		5	1	3	5	0	0	2											
Inning Stats	R: 1 E: 0 K: 1 S: 12	H: 2 LOB: 2 BB: 0 P: 22	R: 0 E: 0 K: 0 S: 7	H: 1 LOB: 2 BB: 1 P: 16	R: 3 E: 0 K: 1 S: 18	H: 4 LOB: 2 BB: 1 P: 34	R: 0 E: 0 K: 1 S: 11	H: 1 LOB: 1 BB: 0 P: 19	R: 0 E: 0 K: 2 S: 9	H: 0 LOB: 0 BB: 0 P: 11	R: 0 E: 0 K: 0 S: 8	H: 0 LOB: 0 BB: 0 P: 9	R: 7 E: 0 K: 1 S: 18	H: 6 LOB: 1 BB: 2 P: 36	R: 2 E: 0 K: 1 S: 15	H: 3 LOB: 2 BB: 1 P: 27	R: 0 E: 0 K: 0 S: 5	H: 0 LOB: 0 BB: 0 P: 9	1B: 12 2B: 2 3B: 0 HR: 3	SF: 0 SAC: 0 DP: 0 HBP: 1	WP: 1 PB: 0 SB: 0 CS: 0	PA: 50					
PITCHER	IP	WLS	BF	H	R	ER	SO	BB	IBB	HBP	BLK	WP	HR	S	P	ERA	WHIP										
Willie Adams, R ERA: 10.29	3.0		19	7	4	4	2	2	0	1	0	0	1	37	72	12.00	3.000										
Don Wengert, R ERA: 5.4	3.0	L	14	5	4	4	3	0	0	0	0	0	1	34	49	12.00	1.667										
Richie Lewis, R ERA: 9.0	0.1		5	2	3	3	0	2	0	0	0	1	1	8	21	81.00	12.000										
Buddy Groom, L ERA: 11.57	1.0		7	3	2	2	1	1	0	0	0	0	0	14	26	18.00	4.000										
Mark Acre, R ERA:	1.2		5	0	0	0	1	0	0	0	0	0	0	10	15	0.00	0.000										

Boston Red Sox @ Oakland Athletics
Oakland-Alameda County Coliseum, Oakland, CA
Tue Apr 08 1997, 7:05 PM PDT
Att: 9,010 - Unknown - 59 F


AB 44
R 13
H 17
RBI 12
BB 5
SO 7
LOB 24



Batter	1	2	3	4	5	6	7	8	9	AB	R	H	RBI	BB	SO	LOB	BOTTOM										
Tony Batista, R OBP: 0.281, SLG: 0.214	2-2 BB 2B 1B	1-1 P7				0-1 F7		3-3 K		5	1	2	0	0	1	1											
Dave Magadan, L OBP: 0.500, SLG: 0.333	4-2 SAFE 2B E BB	1-0 P4				1-0 G4-3		1-2 BB		3	2	1	0	2	0	0											
Jose Canseco, R OBP: 0.375, SLG: 0.586	2-1 E 2B		3-2 HR			2-1 G6-3 1B		1-0 P6		5	2	4	3	0	0	3											
Mark McGwire, R OBP: 0.533, SLG: 0.762	0-3 K		0-0 P4			4-0 G6-3 BB		4-2 G5-4-3 BB		3	0	0	0	2	2	1											
Geronimo Berroa, R OBP: 0.500, SLG: 0.846	3-2 L6		1-1 S 1B			2-0 G6-3		1-1 G5-4-3		5	1	1	0	0	0	4											
Jason Giambi, L OBP: 0.345, SLG: 0.630	2-2 2B 3B		3-2 P9			2-3 K		2-2 L6		5	1	1	0	0	1	3											
Damon Mashore, R OBP: 0.500, SLG: 0.600	3-1 2B		2-2 1B			1-0 G6-3		1-3 K		4	0	2	2	0	1	0											
Scott Spiezio, S OBP: 0.259, SLG: 0.417	2-2 F8		1-1 P3			3-2 G5-3		0-1 E6		3	0	0	0	0	0	2											
Rafael Bourquard, R OBP: 1.000, SLG: 1.000										1	0	1	0	0	0	0											
George Williams, S OBP: 0.500, SLG: 0.417		2-2 P4				3-2 G5-3		1-1 P3		3	0	0	0	1	0	1											
Inning Stats	R: 4 E: 1 K: 1 S: 25	H: 4 LOB: 1 BB: 1 P: 43	R: 0 E: 0 K: 0 S: 6	H: 0 LOB: 0 BB: 0 P: 10	R: 2 E: 0 K: 0 S: 14	H: 3 LOB: 1 BB: 0 P: 24	R: 0 E: 0 K: 0 S: 8	H: 0 LOB: 0 BB: 0 P: 12	R: 0 E: 0 K: 0 S: 7	H: 1 LOB: 1 BB: 1 P: 17	R: 0 E: 0 K: 0 S: 11	H: 1 LOB: 3 BB: 2 P: 25	R: 0 E: 0 K: 2 S: 14	H: 0 LOB: 0 BB: 1 P: 16	R: 0 E: 1 K: 2 S: 14	H: 1 LOB: 1 BB: 0 P: 19	R: 1 E: 0 K: 1 S: 13	H: 2 LOB: 1 BB: 0 P: 15	1B: 7 2B: 3 3B: 1 HR: 1	SF: 0 SAC: 0 DP: 2 HBP: 0	WP: 0 PB: 0 SB: 1 CS: 0	PA: 42					
PITCHER	IP	WLS	BF	H	R	ER	SO	BB	IBB	HBP	BLK	WP	HR	S	P	ERA	WHIP										
49 Tim Wakefield, R ERA: 7.2	2.2		16	7	6	6	1	1	0	0	0	0	0	27	55	0.00	1.667										
Chris Hammond, L ERA: 8.31	3.0		13	2	0	0	1	3	0	0	0	0	0	27	55	0.00	1.667										
Ricky Tricek, R ERA: 4.5	0.1	W	1	0	0	0	0	0	0	0	0	0	0	1	2	0.00	0.000										
Butch Henry, L ERA: 2.45	3.0	S	12	3	1	1	3	1	0	0	0	0	0	36	50	3.00	1.333										

Boston Red Sox @ Oakland Athletics
Oakland-Alameda County Coliseum, Oakland, CA
Tue Apr 08 1997, 7:05 PM PDT
Att: 9,010 - Unknown - 59 F

AB 37
R 7
H 12
RBI 5
BB 5
SO 5
LOB 15



Batter	1	2	3	4	5	6	7	8	9	10	AB	R	H	RBI	BB	SO	LOB	TOP										
Nomar Garciaparra, R OBP: 0.341, SLG: 0.425			L8					BB 1B			5	1	3	1	0	1	0	Boston Red Sox @ Oakland Athletics Oakland-Alameda County Coliseum, Oakland, CA Wed Apr 09 1997, 3:33 AM PDT Att. 11,057 - Sunny - 60 F										
John Valentin, R OBP: 0.317, SLG: 0.278			L8		G6-3		BB 1B				4	1	1	0	1	1	3											
Mo Vaughn, L OBP: 0.410, SLG: 0.276			K		F7		L9				5	0	0	0	0	1	4											
18 Reggie Jefferson, S OBP: 0.389, SLG: 0.776 Jeff Frye, R OBP: 0.333, SLG: 0.333					P5		FC6-4 1B				4	0	2	2	0	0	1											
Tim Lincecum, R OBP: 0.365, SLG: 0.676							1B				3	0	2	0	2	0	0											
Troy O'Leary, L OBP: 0.320, SLG: 0.281					P7		P5				5	0	0	0	0	1	6											
Wil Cordero, R OBP: 0.417, SLG: 0.581					K		FC6-4				5	0	1	0	0	2	3											
Scott Hatteberg, L OBP: 0.500, SLG: 0.500 Shane Mack, R OBP: 0.429, SLG: 0.333 Bill Haselman, R OBP: 0.536, SLG: 0.609							SH5-3 1B				3	1	1	0	1	1	2											
Darren Bragg, L OBP: 0.348, SLG: 0.652					SH5-3						3	0	0	0	0	3												
Inning Stats	R: 0 E: 1 K: 1 S: 10	H: 1 LOB: 1 P: 17	R: 0 E: 0 K: 1 S: 14	H: 1 LOB: 2 BB: 2 P: 28	R: 0 E: 0 K: 1 S: 8	H: 0 LOB: 0 BB: 0 P: 11	R: 0 E: 0 K: 1 S: 6	H: 1 LOB: 1 BB: 0 P: 10	R: 1 E: 0 K: 0 S: 11	H: 2 LOB: 1 BB: 0 P: 19	R: 0 E: 0 K: 1 S: 13	H: 2 LOB: 2 BB: 0 P: 20	R: 2 E: 0 K: 0 S: 12	H: 2 LOB: 2 BB: 2 P: 24	R: 0 E: 1 K: 1 S: 14	H: 1 LOB: 2 BB: 0 P: 19	R: 0 E: 0 K: 0 S: 10		H: 0 LOB: 0 BB: 0 P: 15	R: 0 E: 0 K: 1 S: 6	H: 0 LOB: 0 BB: 0 P: 9	1B: 8 2B: 2 3B: 0 HR: 0	SF: 0 SAC: 1 DP: 0 HBP: 0	WP: 0 PB: 0 SB: 1 CS: 1	PA: 44			
PITCHER	IP WLS BF H R ER SO BB IBB HBP BLK WP HR S P ERA WHIP	6.0 2.03	12 3 2 1 5 2 0 0 0 0 0 0 0 0 62 105 1.50 1.500	2.0 3.6	3.0 0.0 0.0 1.0 0.0 0.0 0.0 0.0 0.0 0.0 0.0 0.0 0.0 10 15 0.00 0.000	1.0 3.0	3.0 0.0 0.0 0.0 0.0 0.0 0.0 0.0 0.0 0.0 0.0 0.0 0.0 6 9 0.00 0.000																					

AB	39
R	3
H	10
RBI	3
BB	4
SO	7
LOB	22



Batter	1	2	3	4	5	6	7	8	9	10	AB	R	H	RBI	BB	SO	LOB	BOTTOM									
Rafael Bourquignon, R OBP: 0.667, SLG: 0.800 Matt Stairs, L OBP: 0.333, SLG: 0.333											4	0	2	0	0	0	1	Boston Red Sox @ Oakland Athletics Oakland-Alameda County Coliseum, Oakland, CA Wed Apr 09 1997, 3:33 AM PDT Att. 11,057 - Sunny - 60 F									
Scott Brosius, R OBP: 0.242, SLG: 0.241			P5		SF8		E 2B 1B				4	1	1	2	1	1	2										
Jose Canseco, R OBP: 0.378, SLG: 0.531			K		G2-3		E3 2B G5-2-3				3	0	0	0	2	1	3										
Mark McGwire, R OBP: 0.514, SLG: 0.720							F9				4	0	1	1	1	2	1										
Geronimo Berroa, R OBP: 0.514, SLG: 0.933											4	1	2	1	1	2	3										
Jason Giambi, L OBP: 0.324, SLG: 0.548											4	0	0	0	1	2	4										
Ernie Young, R OBP: 0.259, SLG: 0.292											3	1	0	0	2	0	2										
Scott Spiezio, S OBP: 0.313, SLG: 0.483											5	1	3	0	0	0	0										
Izzy Molina, R OBP: 0.143, SLG: 0.143 Damon Mashore, R OBP: 0.500, SLG: 0.800 George Williams, S OBP: 0.529, SLG: 0.417											4	0	1	0	0	0	3										
Inning Stats	R: 0 E: 0 K: 1 S: 13	H: 0 LOB: 2 BB: 2 P: 25	R: 0 E: 0 K: 0 S: 5	H: 0 LOB: 0 BB: 1 P: 11	R: 0 E: 0 K: 1 S: 10	H: 1 LOB: 1 BB: 0 P: 21	R: 0 E: 0 K: 2 S: 10	H: 1 LOB: 1 BB: 0 P: 14	R: 1 E: 0 K: 0 S: 7	H: 2 LOB: 1 BB: 0 P: 16	R: 1 E: 0 K: 1 S: 15	H: 2 LOB: 2 BB: 1 P: 27	R: 0 E: 0 K: 0 S: 13	H: 1 LOB: 2 BB: 0 P: 22	R: 0 E: 0 K: 3 S: 12	H: 0 LOB: 1 BB: 1 P: 20	R: 1 E: 0 K: 0 S: 7		H: 1 LOB: 3 BB: 3 P: 23	1B: 5 2B: 4 3B: 0 HR: 1	SF: 1 SAC: 0 DP: 2 HBP: 1	WP: 0 PB: 0 SB: 2 CS: 1	PA: 47				
PITCHER	IP WLS BF H R ER SO BB IBB HBP BLK WP HR S P ERA WHIP	6.0 4.91	6 2 1 1 0 0 0 0 0 0 0 0 0 0 60 3.00 1.667	1.0 6 2 1 1 3 4 0 0 0 0 0 0 0 26 54 3.38 2.250																							

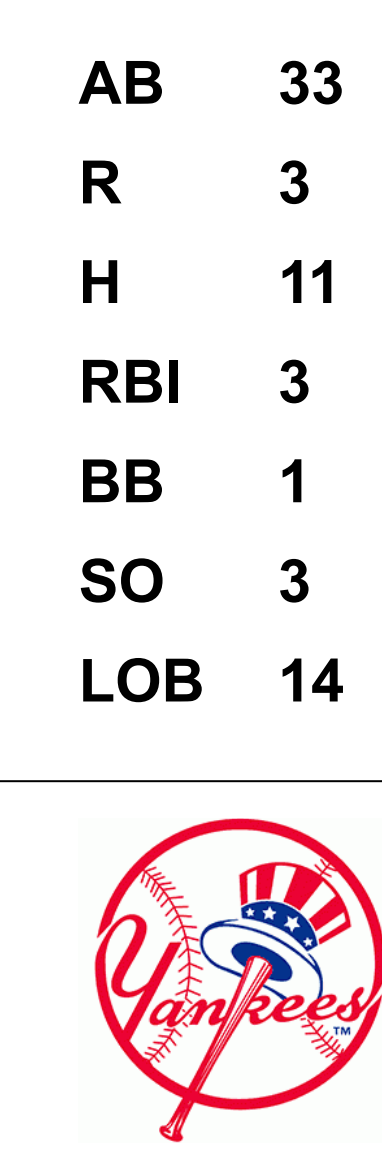
AB	36
R	4
H	10
RBI	4
BB	9
SO	8
LOB	22



Batter	1	2	3	4	5	6	7	8	9	AB	R	H	RBI	BB	SO	LOB	TOP										
Tony Batista, R (1, 6) OBP: 0.256, SLG: 0.200 George Williams, S (9, PH) OBP: 0.478, SLG: 0.313	G6-3		F9		1B		F8		F8	4	0	1	0	0	0	1	Oakland Athletics @ New York Yankees Yankee Stadium, Bronx, NY Sun Apr 13 1997, 3:33 AM EDT Cloudy - 54 F										
Scott Brosius, R (1, 5) OBP: 0.279, SLG: 0.243	G1-3			1B	1B					2	2	1	0	2	0												
Jose Canseco, R (1, 10) OBP: 0.340, SLG: 0.476	G6-3			SF7	1B		F7			4	0	2	0	0	0	2											
Mark McGwire, R (1, 3) OBP: 0.477, SLG: 0.719			F9		K		K			3	0	0	1	0	2	4											
Gerónimo Berroa, R (1, 9) OBP: 0.500, SLG: 0.811			E4		BB					3	0	1	0	1	1	0											
Jason Giambi, L (1, 7) OBP: 0.302, SLG: 0.474	G4-3			SF7			F7		G2-6-3	3	0	0	1	0	0	3											
Ernie Young, R (1, 8) OBP: 0.250, SLG: 0.250 Dave Magadan, L (9, PH) OBP: 0.571, SLG: 0.400 Damon Mashore, R (9, PR) OBP: 0.500, SLG: 0.500			K		BB		G6-3			2	0	0	0	1	1	0											
Scott Spiezio, S (1, 4) OBP: 0.293, SLG: 0.405				F9			G5-3		P6	3	0	0	0	1	0	4											
Izzy Molina, R (1, 2) OBP: 0.118, SLG: 0.118 Matt Stairs, L (9, PH) OBP: 0.400, SLG: 0.250			F9				F9		P5	3	0	0	0	0	0	1											
Inning Stats	R: 0 E: 0 K: 0 S: 6	H: 0 LOB: 0 BB: 0 P: 8	R: 0 E: 1 K: 0 S: 5	H: 0 LOB: 0 BB: 0 P: 7	R: 0 E: 0 K: 1 S: 12	H: 2 LOB: 3 BB: 1 P: 17	R: 1 E: 0 K: 1 S: 13	H: 2 LOB: 3 BB: 2 P: 23	R: 0 E: 0 K: 1 S: 19	H: 2 LOB: 2 BB: 0 P: 22	R: 0 E: 0 K: 0 S: 5	H: 0 LOB: 0 BB: 0 P: 10	R: 0 E: 0 K: 0 S: 6	H: 0 LOB: 0 BB: 0 P: 12	R: 1 E: 0 K: 0 S: 7	H: 1 LOB: 1 BB: 2 P: 16		R: 0 E: 0 K: 0 S: 12	H: 1 LOB: 1 BB: 0 P: 16	1B: 5 2B: 1 3B: 0 HR: 0	SF: 2 SAC: 0 DP: 1 HBP: 0	WP: 0 PB: 0 SB: 0 CS: 1	PA: 37				
PITCHER	IP	WLS	BF	H	R	ER	SO	BB	IBB	HBP	BLK	WP	HR	S	P	ERA	WHIP										
Andy Pettite, L (1, 1) ERA: 2.79 Brian Boehringer, R (8, 1) ERA: 1.42 Mike Stanton, L (8, 1) ERA: 42 Mariano Rivera, R (9, 1) ERA: 2.25	7.0	W	28	4	1	1	4	3	0	0	0	0	0	66	99	1.29	1.000										

Batter	1	2	3	4	5	6	7	8	9	AB	R	H	RBI	BB	SO	LOB	BOTTOM										
2 Derek Jeter, R (1, 6) OBP: 0.529, SLG: 0.682	1B				F9					4	2	2	1	0	1	1	Oakland Athletics @ New York Yankees Yankee Stadium, Bronx, NY Sun Apr 13 1997, 3:33 AM EDT Cloudy - 54 F										
Wade Boggs, L (1, 5) OBP: 0.452, SLG: 0.452	1B		F9		G3-1		F9			4	0	1	0	0	0	0											
Bernie Williams, S (1, 8) OBP: 0.423, SLG: 0.500	F7		CS		HR					4	1	3	1	0	0	2											
Tino Martinez, L (1, 3) OBP: 0.360, SLG: 0.622	SF8		2B		G4-3		L7			3	0	1	1	0	0	1											
Cecil Fielder, R (1, 10) OBP: 0.200, SLG: 0.200			F8				G5-3			4	0	2	0	0	0	1											
Paul O'Neill, L (1, 9) OBP: 0.466, SLG: 0.714	G3				L4		G3			4	0	0	0	0	0	3											
Mark Whiten, S (1, 7) OBP: 0.636, SLG: 0.600					K		FC1			3	0	1	0	1	1	1											
Mariano Duncan, R (1, 4) OBP: 0.414, SLG: 0.481 Pat Kelly, R (8, 4) OBP: 0.273, SLG: 0.300	F7				FC6-4		K			3	0	1	0	0	1	2											
Joe Girardi, R (1, 2) OBP: 0.167, SLG: 0.261	P3				FC6-4		G5-3			3	0	0	0	0	0	2											
Inning Stats	R: 1 E: 0 K: 0 S: 16	H: 3 LOB: 2 BB: 0 P: 28	R: 0 E: 0 K: 1 S: 13	H: 0 LOB: 1 BB: 1 P: 22	R: 0 E: 0 K: 0 S: 8	H: 2 LOB: 1 BB: 0 P: 16	R: 0 E: 0 K: 1 S: 7	H: 1 LOB: 0 BB: 0 P: 11	R: 1 E: 0 K: 0 S: 9	H: 1 LOB: 0 BB: 0 P: 15	R: 0 E: 0 K: 1 S: 8	H: 1 LOB: 1 BB: 0 P: 10	R: 1 E: 0 K: 0 S: 15	H: 2 LOB: 1 BB: 0 P: 19	R: 0 E: 0 K: 0 S: 6	H: 1 LOB: 1 BB: 0 P: 7		1B: 6 2B: 2 3B: 1 HR: 2	SF: 1 SAC: 0 DP: 0 HBP: 0	WP: 1 PB: 0 SB: 1 CS: 1	PA: 35						
PITCHER	IP	WLS	BF	H	R	ER	SO	BB	IBB	HBP	BLK	WP	HR	S	P	ERA	WHIP										
Dave Telgheder, R (1, 1) ERA: 1.56 Buddy Groom, L (7, 1) ERA: 10.13 Don Wengert, R (8, 1) ERA: 4.82	6.2	L	30	10	3	3	3	1	0	0	0	0	0	1	1	0.00	0.000										


AB	30
R	2
H	6
RBI	2
BB	5
SO	4
LOB	17



Batter	1	2	3	4	5	6	7	8	9	AB	R	H	RBI	BB	SO	LOB	TOP								
Damon Mashore, R OBP: 0.412, SLG: 0.467 (1, 8)	1-2 2B		0-0 G6-3			2-1 G1-3		1-0 L8		4	0	1	0	0	0	1									
Jason Giambi, L OBP: 0.308, SLG: 0.432 (1, 7)	2-3 K			0-0 G5-3			0-2 F8		3-1 F7	4	0	0	0	0	1	1									
Jose Canseco, R OBP: 0.321, SLG: 0.408 (1, 10)	3-3 K			0-0 P5			1-0 G2-3		1-1 G6-3	4	0	0	0	0	1	1									
Mark McGwire, R OBP: 0.500, SLG: 0.676 Dave Magadan, L OBP: 0.525, SLG: 0.400 (7, PR) (7, 3)	0-1 F8			1-1 P6			4-1 BB		4-2 BB	2	0	0	0	1	0	1									
Geronimo Berroa, R OBP: 0.500, SLG: 0.756 Matt Stairs, L OBP: 0.333, SLG: 0.200 (9, PH)		1-0 G5-3			1-1 F8		0-2 F7		0-1 L8	3	0	0	0	0	0	1									
Scott Brosius, R OBP: 0.285, SLG: 0.222 (1, 5)	2-0 F9				0-1 G5-3			1-2 K		3	0	0	0	0	1	0									
Tony Batista, R OBP: 0.282, SLG: 0.289 (1, 6)	2-2 P2				1-0 G6-3			2-0 HR		3	1	1	1	0	0	0									
Scott Spiezio, S OBP: 0.306, SLG: 0.422 Rafael Bourquiel, R OBP: 0.538, SLG: 0.500 (8, 4)			2-2 L9			0-1 G3		1-2 G1-6-3		3	0	0	0	0	0	0									
Izzy Molina, R OBP: 0.136, SLG: 0.136 (1, 2)			2-1 F4			2-1 F8		0-0 1B		3	0	1	0	0	0	0									
Inning Stats	R: 0 E: 0 K: 2 S: 13	H: 1 LOB: 1 BB: 0 P: 19	R: 0 E: 0 K: 0 S: 5	H: 0 LOB: 0 BB: 0 P: 10	R: 0 E: 0 K: 0 S: 6	H: 0 LOB: 0 BB: 0 P: 10	R: 0 E: 0 K: 0 S: 4	H: 0 LOB: 0 BB: 0 P: 5	R: 0 E: 0 K: 0 S: 5	H: 0 LOB: 0 BB: 0 P: 7	R: 0 E: 0 K: 0 S: 6	H: 0 LOB: 1 BB: 1 P: 10	R: 0 E: 0 K: 0 S: 10	H: 0 LOB: 1 BB: 1 P: 15	R: 1 E: 0 K: 0 S: 11	H: 2 LOB: 1 BB: 0 P: 16	R: 0 E: 0 K: 0 S: 8	H: 0 LOB: 1 BB: 1 P: 16	1B: 1 2B: 1 3B: 0 HR: 1	SF: 0 SAC: 0 DP: 0 HBP: 0	WP: 0 PB: 0 SB: 0 CS: 0	PA: 32			
PITCHER	IP	WLS	BF	H	R	ER	SO	BB	IBB	HBP	BLK	WP	HR	S	P	ERA	WHIP								
49 Tim Wakefield, R ERA: 4.24 Ricky Tricek, R ERA: 3.72	7.0	W	23	1	0	0	2	1	0	0	0	0	0	49	76	0.00	0.286								

Oakland Athletics @ Boston Red Sox
Fenway Park, Boston, MA
Mon Apr 14 1997, 7:05 PM EDT
Att: 18,166 - Unknown - 54 F


AB	30
R	1
H	3
RBI	1
BB	2
SO	3
LOB	6



Batter	1	2	3	4	5	6	7	8	9	AB	R	H	RBI	BB	SO	LOB	BOTTOM								
Nomar Garciaparra, R OBP: 0.317, SLG: 0.386 (1, 6)	1-0 F9	1-1 G5-3		0-0 G5-3		4-2 BB		1-1 2B		4	0	1	1	1	0	2									
John Valentin, R OBP: 0.293, SLG: 0.392 (1, 4)	0-3 K	2-2 SF7			2-2 3B	0-0 P6		1-2 F9		4	1	1	1	0	1	3									
Mo Vaughn, L OBP: 0.429, SLG: 0.372 (1, 3)	2-0 HR	0-0 G6-3			2-3 K		1-2 F7	3-3 K		5	1	1	1	0	2	3									
Troy O'Leary, L OBP: 0.343, SLG: 0.323 (1, 9)	0-1 G4-3		1-0 P6		0-0 SF8		0-3 K			4	1	1	1	0	1	0									
Tim Lincecum, R OBP: 0.382, SLG: 0.660 (1, 5)		0-1 1B	2-2 WP		2-2 SF8		1-3 K			3	1	2	1	0	1	0									
Mike Stanley, R OBP: 0.303, SLG: 0.379 (1, 10)		0-1 1B	2-2 G5-3		0-1 L9			0-2 F9		4	1	1	0	0	0	1									
Wil Cordero, R OBP: 0.346, SLG: 0.511 (1, 7)		1-1 1B	3-2 G4-3		0-3 K			0-0 WP		4	2	2	1	0	1	1									
Bill Haselman, R OBP: 0.395, SLG: 0.500 (1, 2)		3-2 1B		0-2 G6-3		0-0 P6		2-0 HR		4	2	2	3	0	0	0									
Darren Bragg, L OBP: 0.429, SLG: 0.710 (1, 8)		0-0 S		1-2 P6		2-0 2B		1-2 2B		4	1	3	1	0	0	0									
Inning Stats	R: 1 E: 0 K: 1 S: 7	H: 1 LOB: 0 BB: 0 P: 10	R: 4 E: 0 K: 0 S: 16	H: 5 LOB: 1 BB: 0 P: 23	R: 0 E: 0 K: 0 S: 13	H: 1 LOB: 1 BB: 0 P: 21	R: 0 E: 0 K: 0 S: 10	H: 0 LOB: 0 BB: 0 P: 11	R: 2 E: 0 K: 1 S: 12	H: 2 LOB: 0 BB: 0 P: 18	R: 0 E: 0 K: 1 S: 8	H: 1 LOB: 2 BB: 1 P: 14	R: 0 E: 0 K: 2 S: 10	H: 0 LOB: 0 BB: 0 P: 12	R: 3 E: 0 K: 1 S: 16	H: 4 LOB: 1 BB: 0 P: 24	R: 0 E: 0 K: 0 S: 8	H: 0 LOB: 0 BB: 1 P: 16	1B: 7 2B: 4 3B: 1 HR: 2	SF: 2 SAC: 0 DP: 0 HBP: 0	WP: 2 PB: 0 SB: 1 CS: 0	PA: 39			
PITCHER	IP	WLS	BF	H	R	ER	SO	BB	IBB	HBP	BLK	WP	HR	S	P	ERA	WHIP								
Willie Adams, R ERA: 11.25 Mark Acres, R ERA: 3.0 Buddy Groom, L ERA: 7.36 Richie Lewis, R ERA: 9.39	5.0	L	24	9	7	7	2	1	0	0	0	0	0	8	14	0.00	2.000								

Oakland Athletics @ Boston Red Sox
Fenway Park, Boston, MA
Mon Apr 14 1997, 7:05 PM EDT
Att: 18,166 - Unknown - 54 F

AB	36
R	10
H	14
RBI	10
BB	1
SO	6
LOB	10



Batter	1	2	3	4	5	6	7	8	9	AB	R	H	RBI	BB	SO	LOB	TOP					
Damon Mashore, R OBP: 0.370, SLG: 0.400										5	1	3	0	0	2	1	Oakland Athletics @ Toronto Blue Jays SkyDome, Toronto, ON Wed Apr 16 1997, 7:05 PM EDT Att: 26,139 - Dome					
Dave Magadan, L OBP: 0.915, SLG: 0.375										2	0	1	0	2	0	1						
Jason Giambi, L OBP: 0.323, SLG: 0.423										5	0	1	0	0	0	5						
Ernie Young, R OBP: 0.250, SLG: 0.250										0	0	0	0	0	0	0						
Jose Canseco, R OBP: 0.318, SLG: 0.397										4	0	1	1	0	1	4						
Matt Stairs, L OBP: 0.364, SLG: 0.400										4	0	1	1	0	1	4						
Scott Brosius, R OBP: 0.237, SLG: 0.192										3	0	0	0	1	0	2						
Scott Spiezio, S OBP: 0.333, SLG: 0.412										3	0	0	0	1	1	0						
Rafael Bourimigal, R OBP: 0.500, SLG: 0.462										3	0	1	0	0	0	2						
Mark McQuire, R OBP: 0.483, SLG: 0.690										1	1	1	1	0	0	0						
Izzy Molina, R OBP: 0.138, SLG: 0.138										4	1	1	0	0	0	1						
Inning Stats	R: 0 E: 0 K: 1 S: 15	H: 1 LOB: 2 BB: 1 P: 27	R: 0 E: 0 K: 1 S: 8	H: 1 LOB: 1 BB: 0 P: 10	R: 1 E: 1 K: 0 S: 14	H: 2 LOB: 2 BB: 1 P: 24	R: 0 E: 0 K: 0 S: 6	H: 0 LOB: 0 BB: 0 P: 9	R: 0 E: 0 K: 0 S: 18	H: 1 LOB: 1 BB: 0 P: 26	R: 0 E: 0 K: 0 S: 6	H: 0 LOB: 1 BB: 2 P: 15	R: 1 E: 0 K: 2 S: 13	H: 3 LOB: 2 BB: 0 P: 17	R: 1 E: 0 K: 0 S: 8	H: 1 LOB: 0 BB: 0 P: 12	R: 0 E: 0 K: 1 S: 9	H: 1 LOB: 1 BB: 0 P: 18	1B: 8 2B: 2 3B: 0 HR: 1	SF: 1 SAC: 1 DP: 1 HBP: 0	WP: 0 PB: 0 SB: 0 CS: 0	PA: 40
PITCHER	IP WLS BF H R ER SO BB IBB HBP BLK WP HR S P ERA WHIP																					
Robert Person, R ERA: 3.0	(1, 1) 5.0 22 5 1 1 2 2 0 0 0 0 0 0 61 96 1.80 1.400																					
Luis Andujar, R ERA: 2.09	(6, 1) 2.0 10 3 1 1 2 2 0 0 0 0 0 0 19 32 4.50 2.500																					
Tim Crabtree, R ERA: 3.38	(8, 1) 2.0 W 8 2 1 1 1 0 0 0 0 0 0 1 17 30 4.50 1.000																					

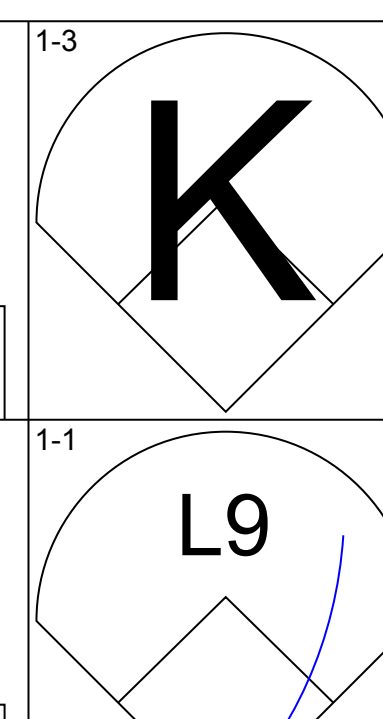
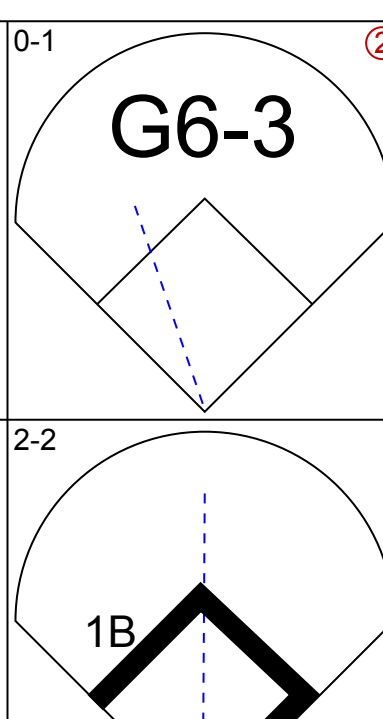
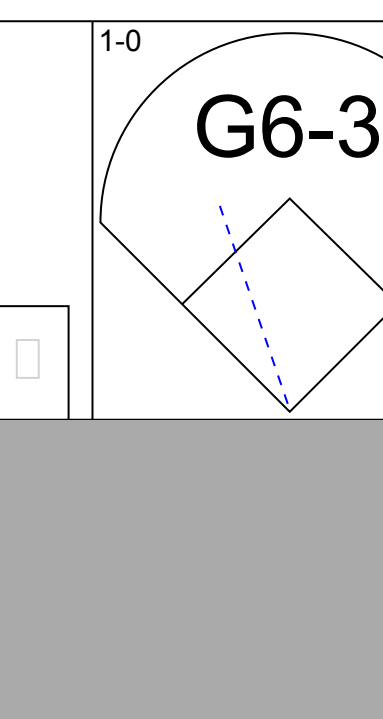
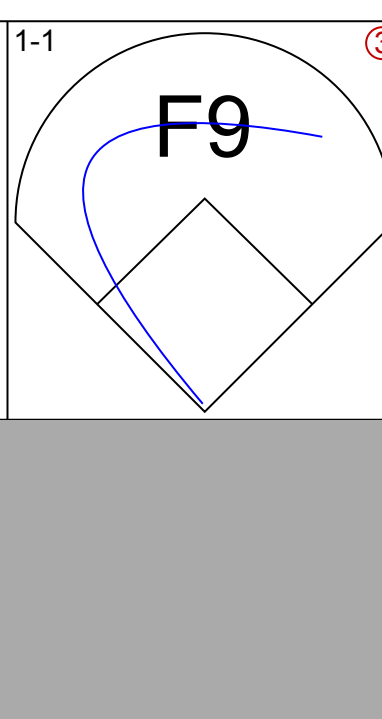
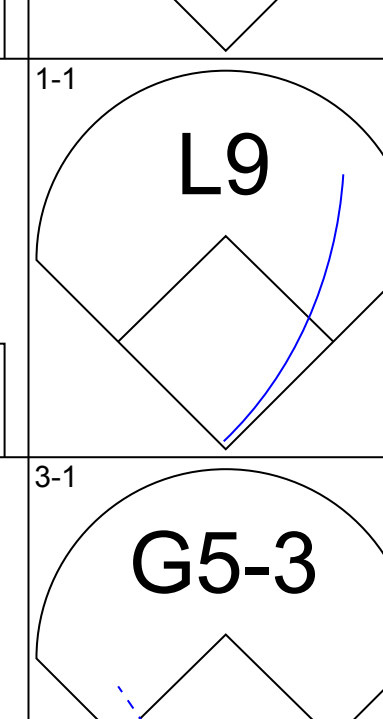
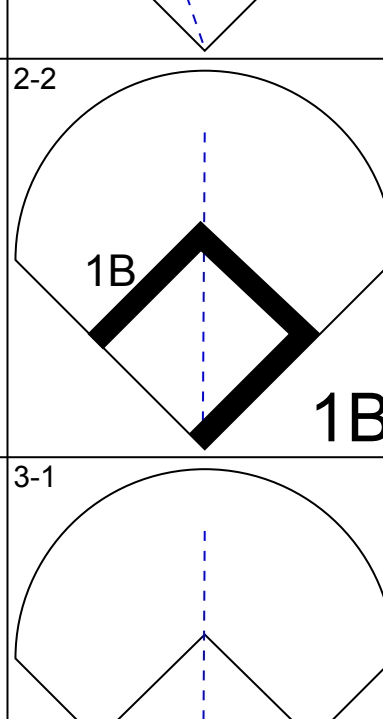
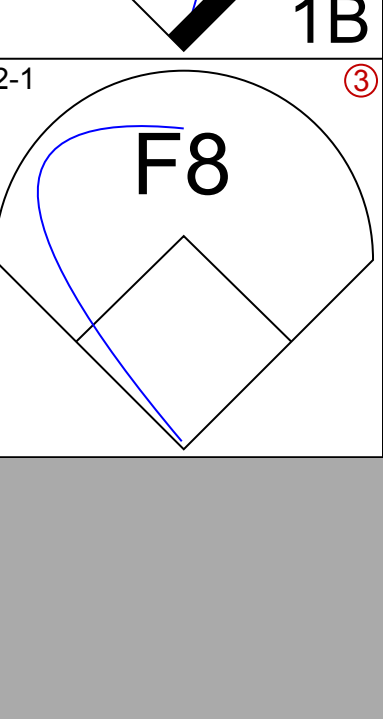
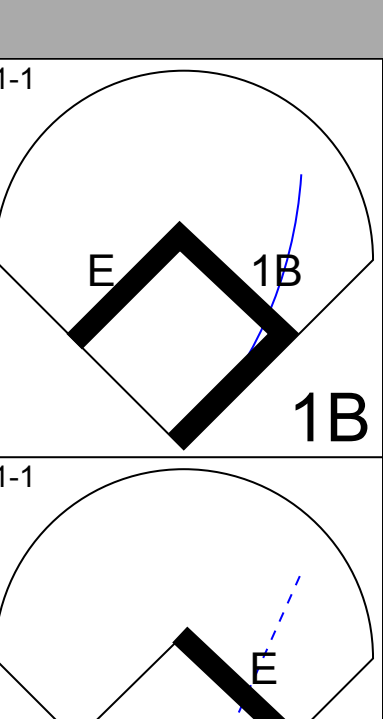
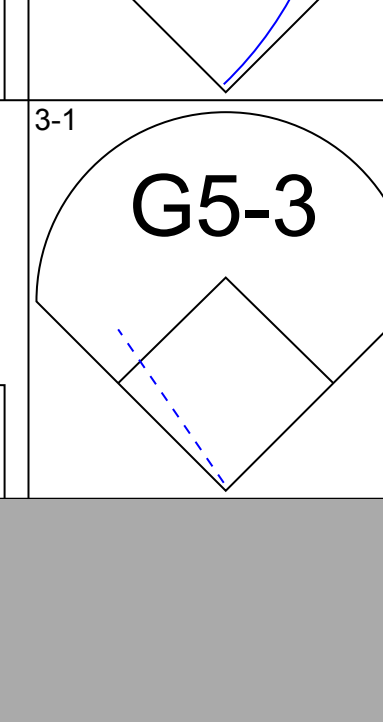
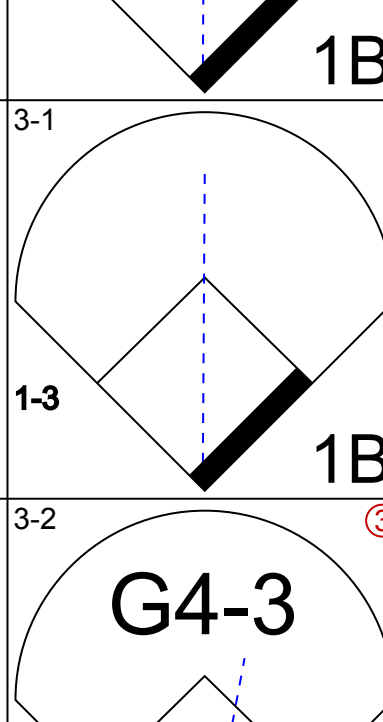
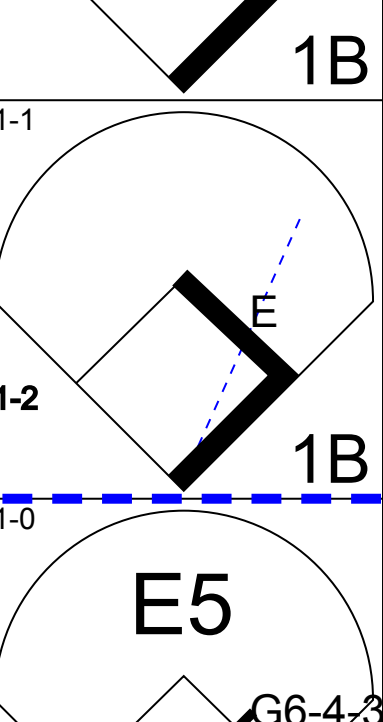
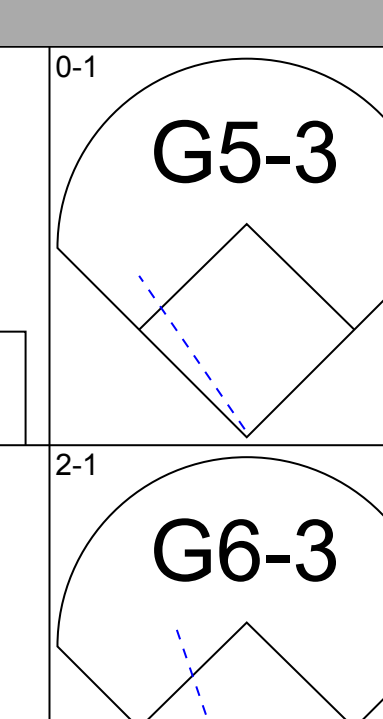
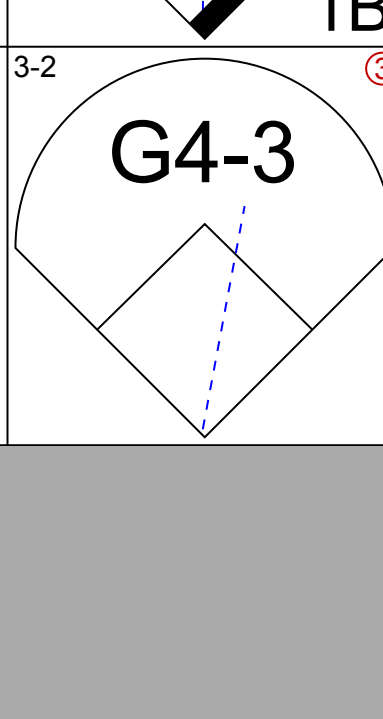
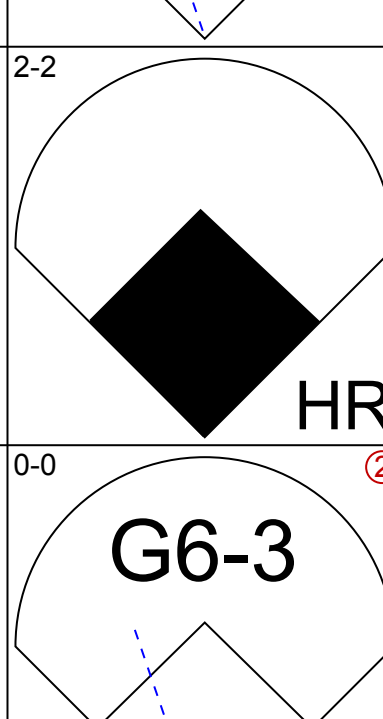
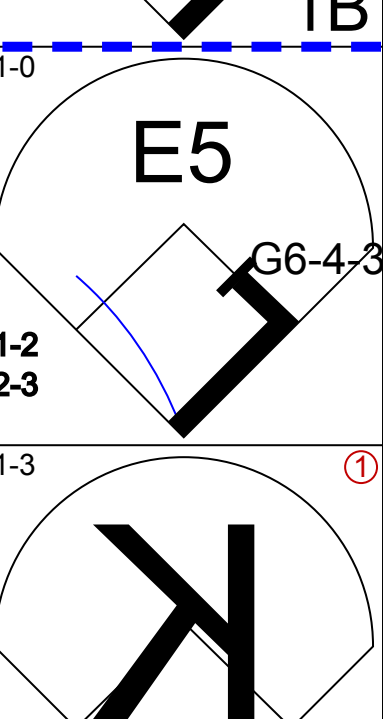
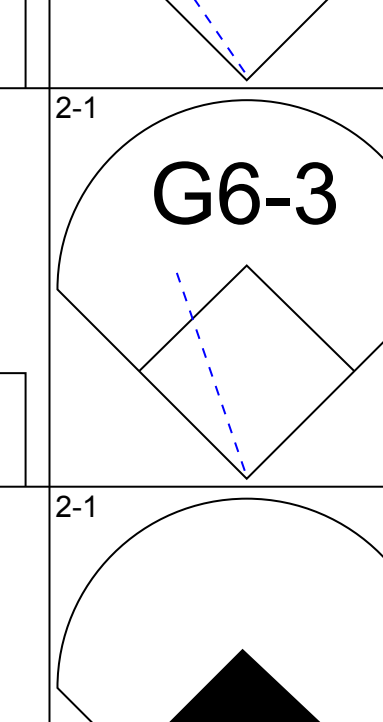
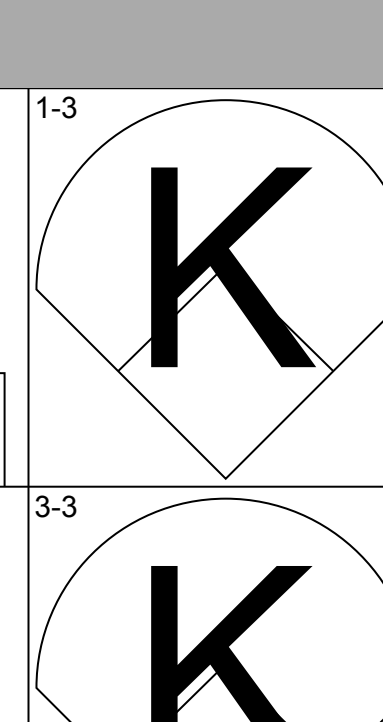
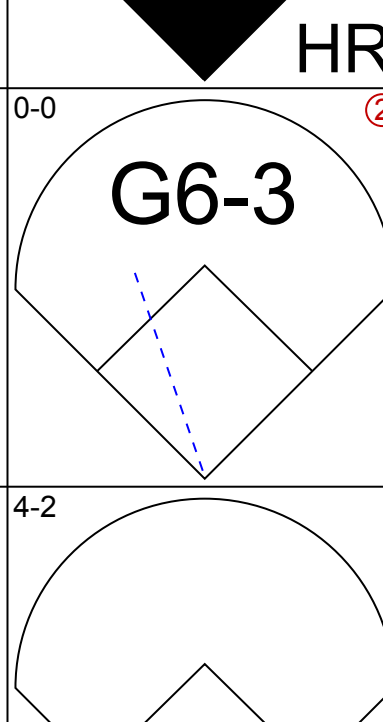
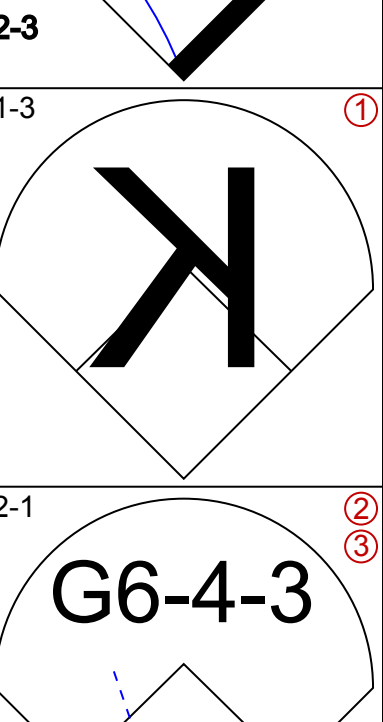
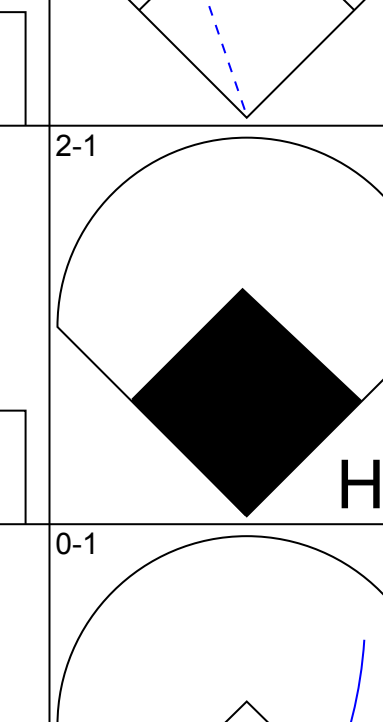
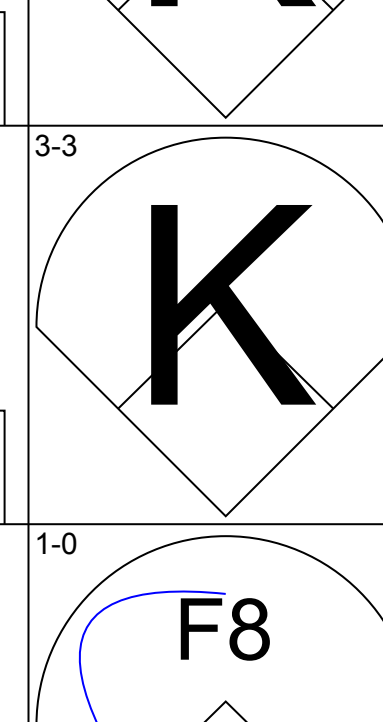
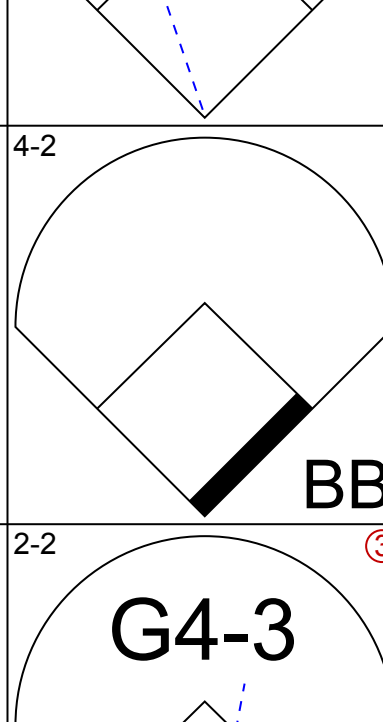
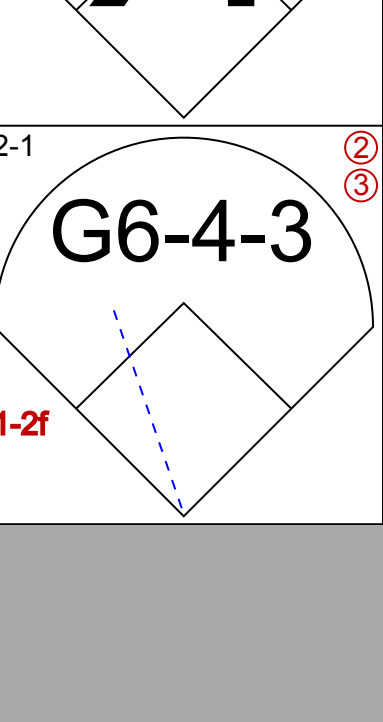
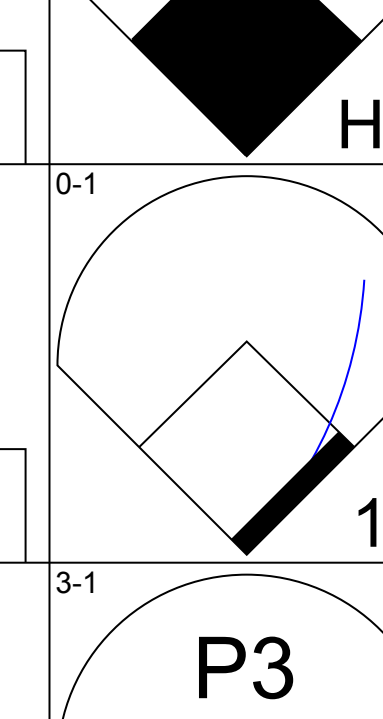
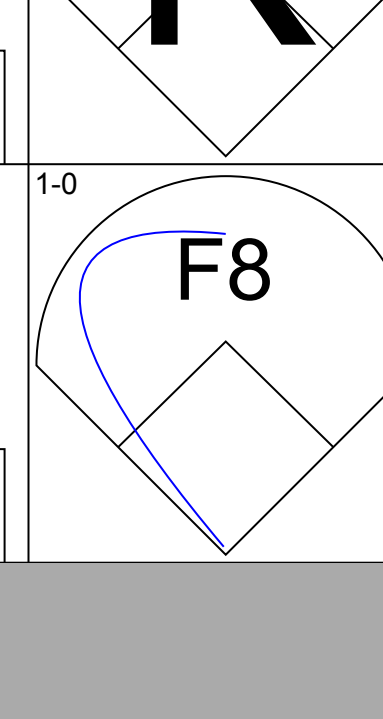
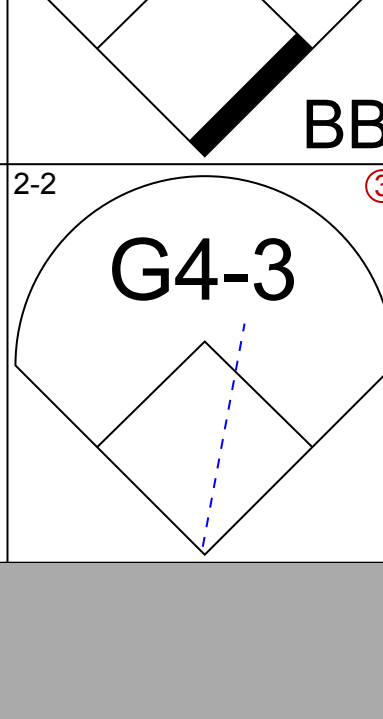
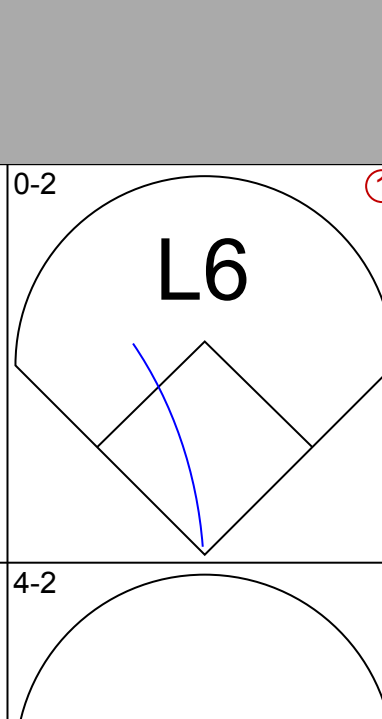
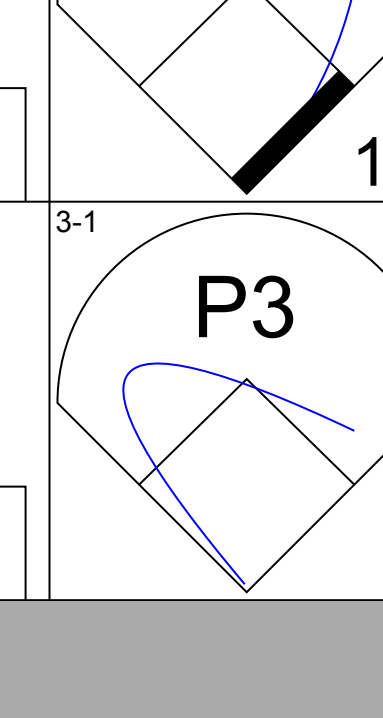
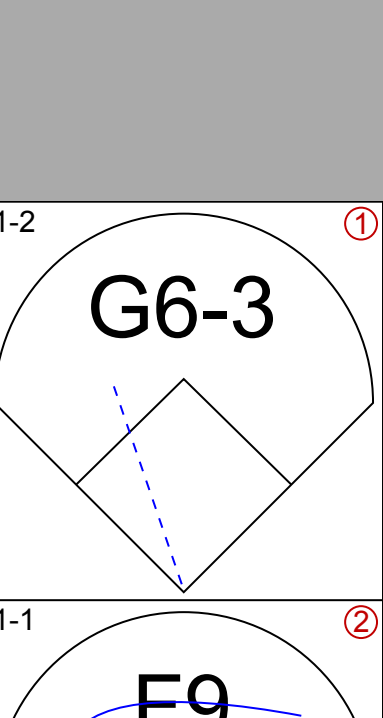
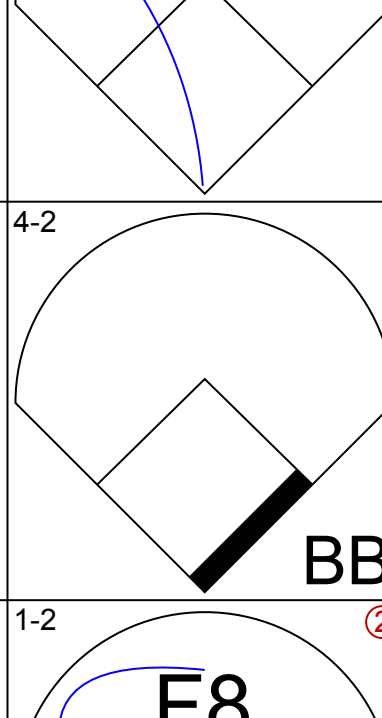
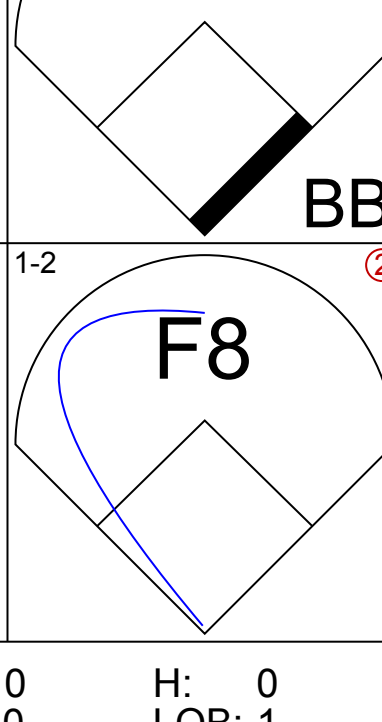
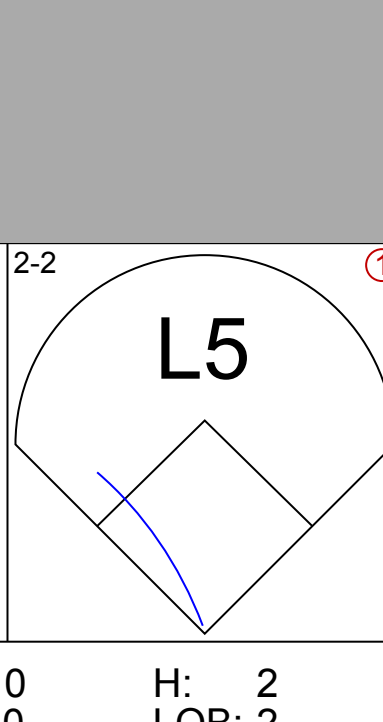
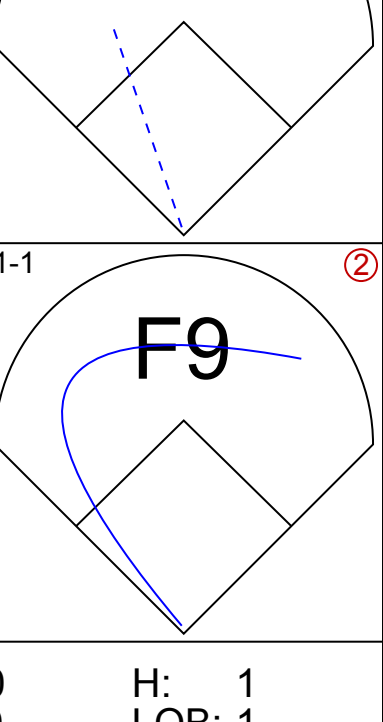
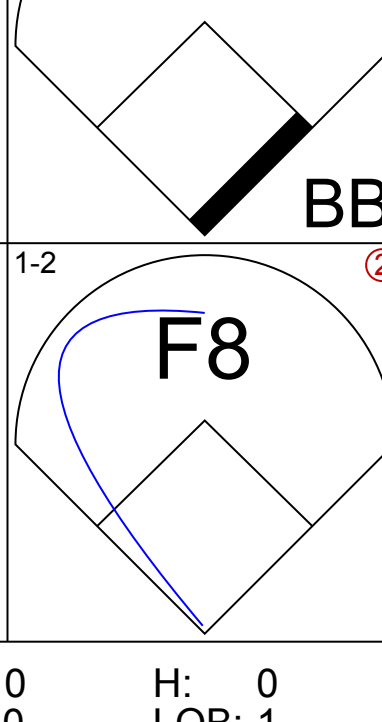
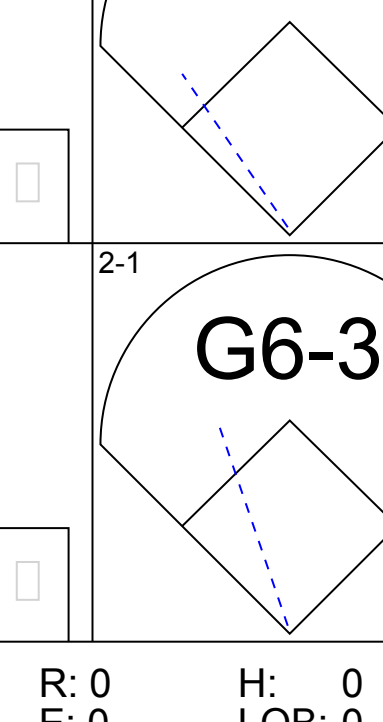
AB	34
R	3
H	10
RBI	3
BB	4
SO	5
LOB	20



Batter	1	2	3	4	5	6	7	8	9	AB	R	H	RBI	BB	SO	LOB	BOTTOM					
Otis Nixon, S OBP: 0.327, SLG: 0.195										5	0	1	2	0	1	3	Oakland Athletics @ Toronto Blue Jays SkyDome, Toronto, ON Wed Apr 16 1997, 7:05 PM EDT Att: 26,139 - Dome					
Carlos Garcia, R OBP: 0.200, SLG: 0.190										4	1	1	0	0	0	2						
Orlando Merced, S OBP: 0.239, SLG: 0.262										4	0	0	1	0	0	0						
Joe Carter, R OBP: 0.348, SLG: 0.390										3	0	0	0	1	1	0						
Ed Sprague, R OBP: 0.311, SLG: 0.500										4	0	1	0	0	1	1						
Juan Samuel, R OBP: 0.385, SLG: 0.313										3	1	2	0	0	0	0						
Carlos Delgado, L OBP: 0.346, SLG: 0.417										1	1	1	0	0	0	0						
Robert Perez, R OBP: 0.353										3	0	0	0	0	2	3						
Shawn Green, L OBP: 0.346, SLG: 0.333										1	0	0	0	0	0	1						
Charlie O'Brien, R OBP: 0.563, SLG: 0.909										2	1	1	1	2	0	0						
Alex Gonzalez, R OBP: 0.385, SLG: 0.500										4	0	2	0	0	1	3						
Inning Stats	R: 1 E: 0 K: 0 S: 10	H: 1 LOB: 0 BB: 0 P: 15	R: 0 E: 0 K: 1 S: 7	H: 0 LOB: 0 BB: 0 P: 12	R: 0 E: 0 K: 0 S: 6	H: 1 LOB: 1 BB: 1 P: 12	R: 0 E: 0 K: 0 S: 4	H: 0 LOB: 0 BB: 0 P: 5	R: 2 E: 0 K: 1 S: 13	H: 3 LOB: 1 BB: 0 P: 21	R: 0 E: 0 K: 2 S: 13	H: 2 LOB: 2 BB: 0 P: 22	R: 0 E: 0 K: 1 S: 5	H: 0 LOB: 0 BB: 0 P: 7	R: 0 E: 0 K: 0 S: 7	H: 0 LOB: 1 BB: 1 P: 15	R: 1 E: 1 K: 1 S: 10	H: 2 LOB: 3 BB: 1 P: 18	1B: 7 2B: 1 3B: 1 HR: 0	SF: 0 SAC: 0 DP: 1 HBP: 0	WP: 0 PB: 0 SB: 1 CS: 0	PA: 37
PITCHER	IP WLS BF H R ER SO BB IBB HBP BLK WP HR S P ERA WHIP																					
Mike Mohler, L ERA: 5.29	(1, 1) 7.2 31 7 3 3 5 2 0 0 0 0 0 0 106 3.52 1.174																					
Billy Taylor, R ERA: 1.17	(8, 1) 0.2 L 6 2 1 1 1 0 1 0 0 0 0 0 12 21 13.50 3.000																					

AB	34
R	4
H	9
RBI	4
BB	3
SO	6
LOB	13

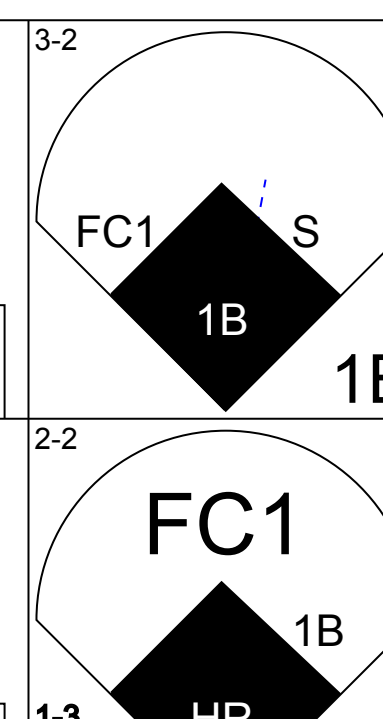
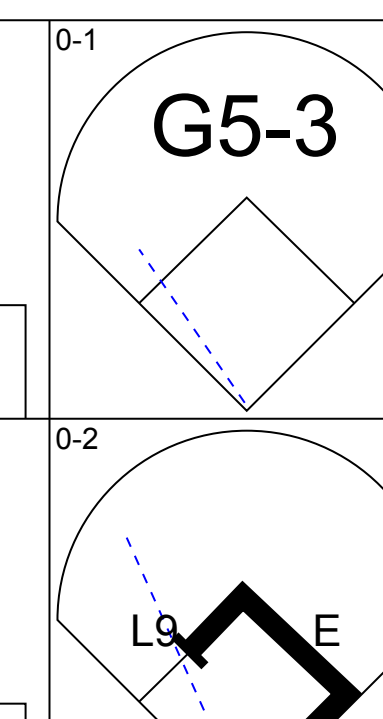
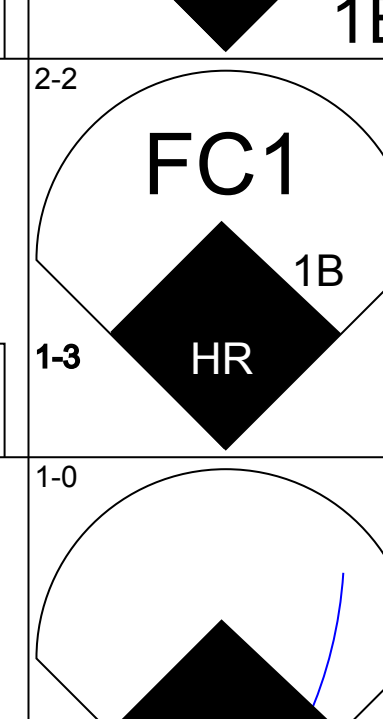
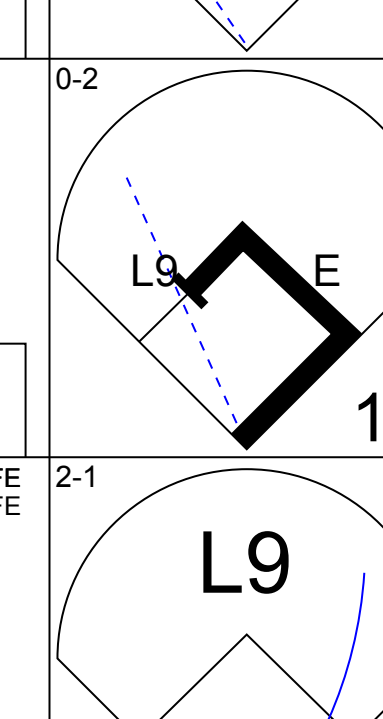
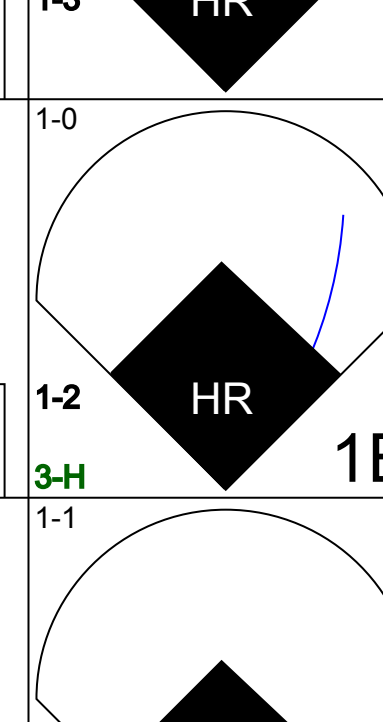
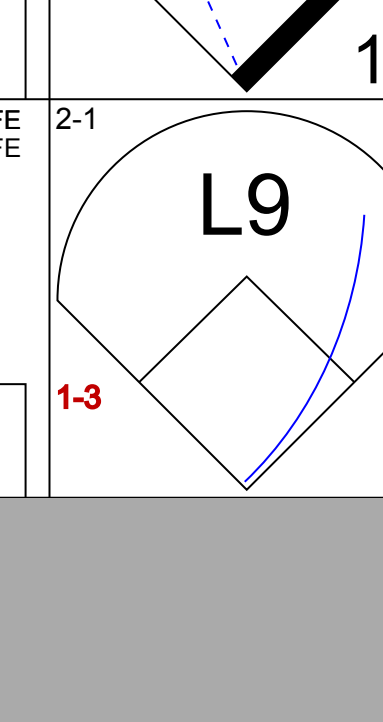
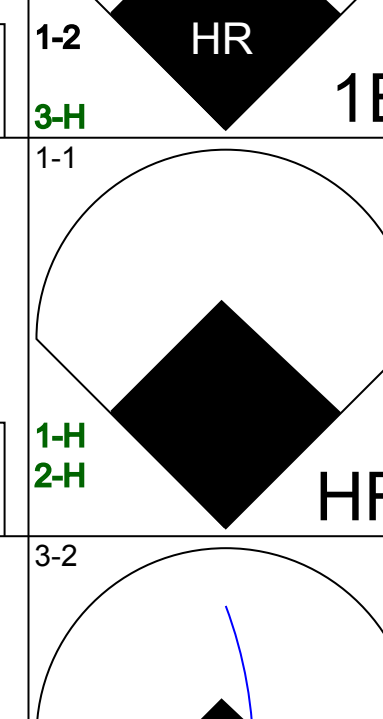
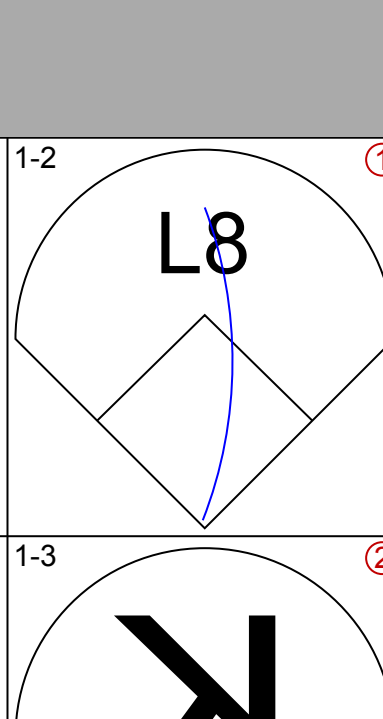
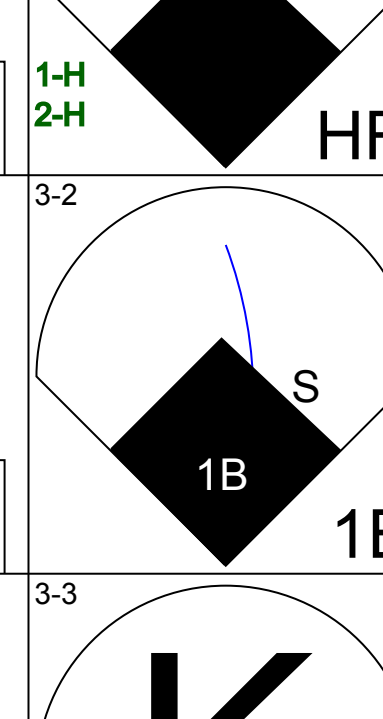
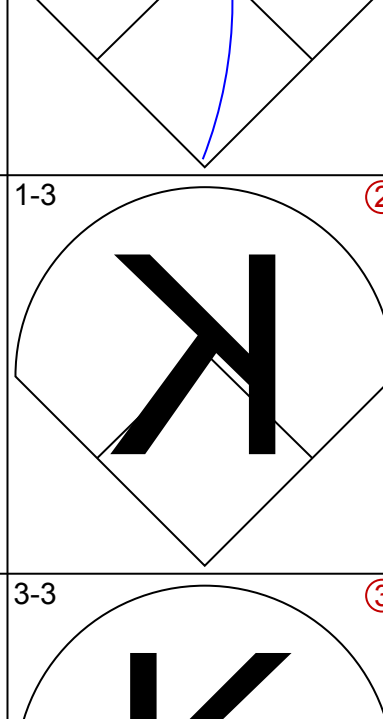
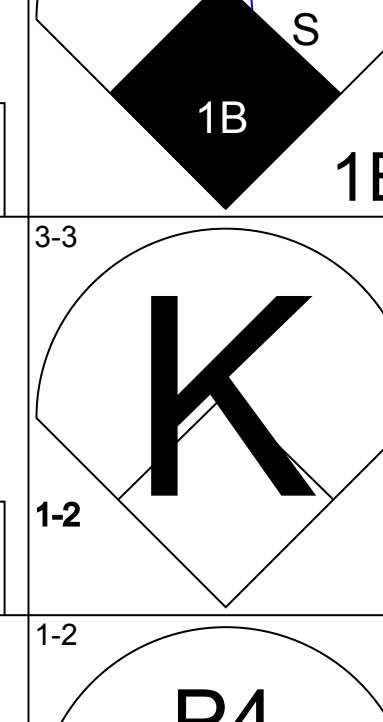
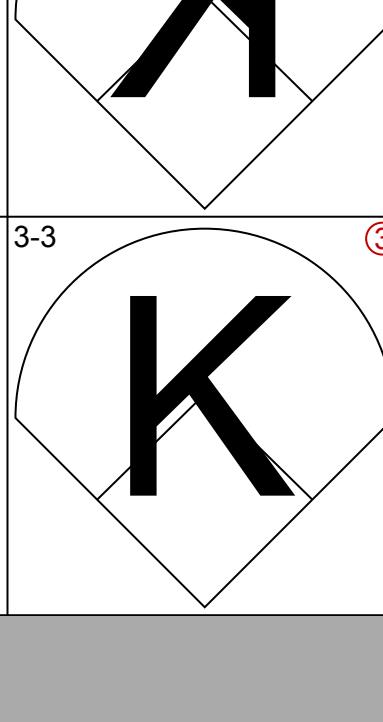
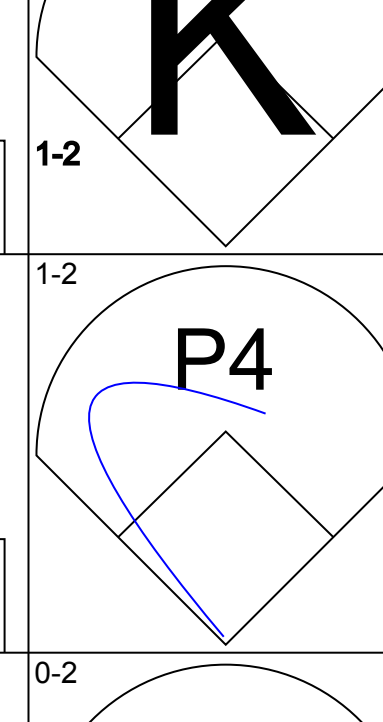
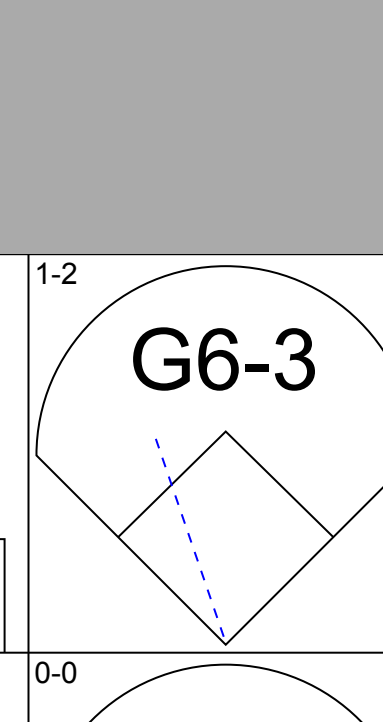
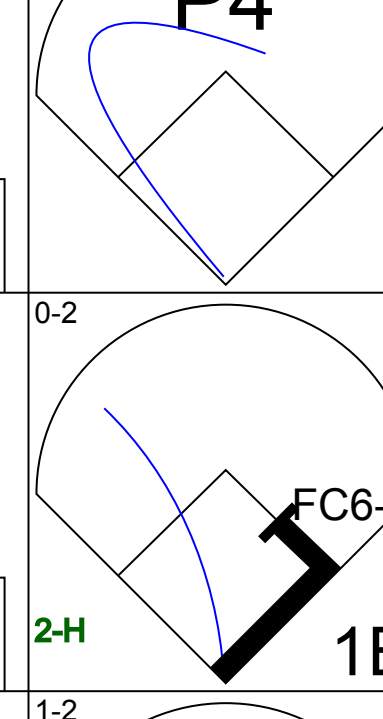
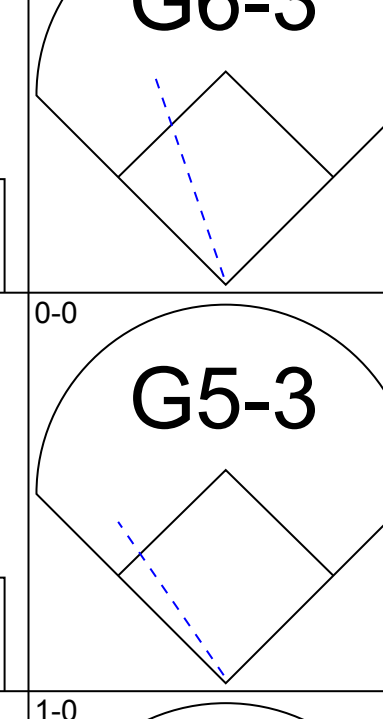
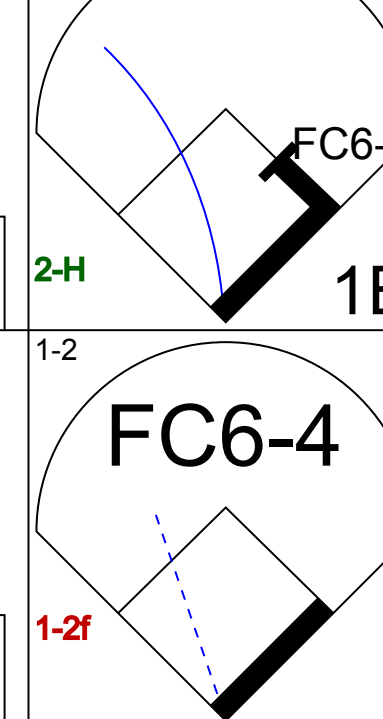
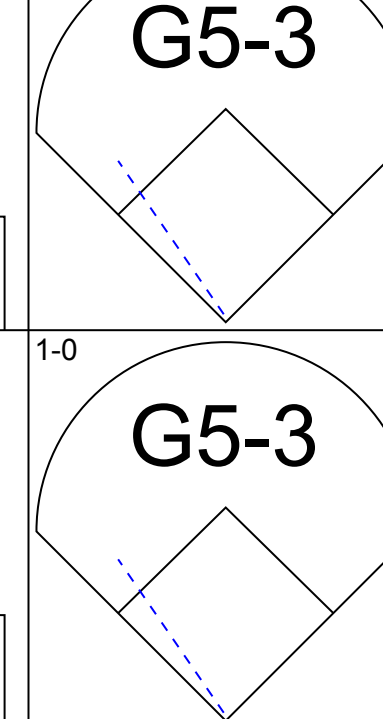


Batter	1	2	3	4	5	6	7	8	9	AB	R	H	RBI	BB	SO	LOB	TOP					
Damon Mashore, R OBP: 0.500, SLG: 0.500 (1, 8)										5	0	1	0	0	0	1						
Jason Giambi, L OBP: 0.323, SLG: 0.406 (1, 7)										4	0	2	0	0	0	1						
Jose Canseco, R OBP: 0.309, SLG: 0.370 (1, 10)										4	0	2	0	0	0	0						
Mark McGwire, R OBP: 0.413, SLG: 0.661 (1, 3)									4	1	1	1	0	0	4							
Gerónimo Berroa, R OBP: 0.473, SLG: 0.677 (1, 9)									4	0	0	0	0	0	2	3						
Dave Magadan, L OBP: 0.550, SLG: 0.571 (1, 5)									3	1	1	1	1	1	3							
Scott Spiezio, S OBP: 0.333, SLG: 0.441 (1, 4)										4	0	1	0	0	0	1						
Rafael Bourimigal, R OBP: 0.400, SLG: 0.320 (1, 6)										3	0	0	0	0	0	1						
Scott Brosius, R OBP: 0.270, SLG: 0.219 (9, PH)										0	0	0	0	1	0	0						
Brent Mayne, L (1, 2)										3	0	0	0	0	0	0						
Matt Stairs, L OBP: 0.353, SLG: 0.286 (9, PH)										1	0	0	0	0	0	1						
Inning Stats	R: 0 E: 0 K: 1 S: 7	H: 0 LOB: 0 BB: 0 P: 12	R: 1 E: 0 K: 0 S: 10	H: 2 LOB: 1 BB: 0 P: 17	R: 0 E: 0 K: 2 S: 15	H: 2 LOB: 2 BB: 0 P: 24	R: 0 E: 0 K: 2 S: 7	H: 0 LOB: 0 BB: 0 P: 12	R: 0 E: 0 K: 0 S: 12	H: 1 LOB: 1 BB: 0 P: 16	R: 1 E: 0 K: 0 S: 12	H: 1 LOB: 1 BB: 1 P: 20	R: 0 E: 0 K: 0 S: 5	H: 0 LOB: 0 BB: 0 P: 8	R: 0 E: 1 K: 1 S: 10	H: 2 LOB: 2 BB: 0 P: 16	R: 0 E: 0 K: 0 S: 12	H: 0 LOB: 1 BB: 1 P: 18	1B: 6 2B: 0 3B: 0 HR: 2	SF: 0 SAC: 0 DP: 1 HBP: 0	WP: 0 PB: 0 SB: 0 CS: 0	PA: 37
PITCHER	IP	WLS	BF	H	R	ER	SO	BB	IBB	HBP	BLK	WP	HR	S	P	ERA	WHIP					
Brian Moehler, R ERA: 3.38 (1, 1)	7.0	W	30	8	2	2	3	1	0	0	0	0	2	72	115	2.57	1.286					
Dan Miceli, R ERA: 9.53 (8, 1)	2.0		7	0	0	0	1	1	0	0	0	0	0	18	28	0.00	0.500					

Oakland Athletics @ Detroit Tigers
Tiger Stadium, Detroit, MI
Sun Apr 20 1997, 3:33 AM EDT
Att: 9,281 - Cloudy - 49 F

AB	35
R	2
H	8
RBI	2
BB	2
SO	4
LOB	15



Batter	1	2	3	4	5	6	7	8	9	AB	R	H	RBI	BB	SO	LOB	BOTTOM				
Brian Hunter, R OBP: 0.299, SLG: 0.282 (1, 8)										4	2	3	1	0	0	0					
Damion Easley, R OBP: 0.377, SLG: 0.462 (1, 4)										4	2	2	1	0	0	1					
Travis Fryman, R OBP: 0.398, SLG: 0.467 (1, 5)										4	1	1	1	0	0	1					
Tony Clark, S OBP: 0.430, SLG: 0.676 (1, 3)										4	2	2	3	0	1	0					
Bobby Higginson, L OBP: 0.372, SLG: 0.424 (1, 7)										4	1	2	1	0	1	0					
Curtis Pride, L OBP: 0.375, SLG: 0.389 (1, 10)										4	0	1	0	0	3	1					
Bubba Trammell, R OBP: 0.397, SLG: 0.396 (1, 9)										4	0	0	0	0	1	3					
Brian Johnson, R OBP: 0.300, SLG: 0.410 (1, 2)										3	1	1	1	1	0	2					
Deivi Cruz, R OBP: 0.266, SLG: 0.323 (1, 6)										3	0	0	0	0	0	3					
Inning Stats	R: 5 E: 0 K: 1 S: 29	H: 5 LOB: 1 BB: 0 P: 44	R: 0 E: 1 K: 0 S: 7	H: 1 LOB: 1 BB: 0 P: 9	R: 0 E: 0 K: 2 S: 10	H: 0 LOB: 0 BB: 0 P: 15	R: 0 E: 0 K: 0 S: 5	H: 0 LOB: 0 BB: 0 P: 7	R: 1 E: 0 K: 1 S: 8	H: 1 LOB: 0 BB: 0 P: 11	R: 0 E: 0 K: 1 S: 5	H: 0 LOB: 0 BB: 0 P: 9	R: 2 E: 0 K: 0 S: 6	H: 2 LOB: 1 BB: 1 P: 12	R: 1 E: 0 K: 1 S: 12	H: 3 LOB: 2 BB: 0 P: 17	1B: 8 2B: 1 3B: 0 HR: 3	SF: 0 SAC: 1 DP: 0 HBP: 0	WP: 0 PB: 0 SB: 2 CS: 2	PA: 36	
PITCHER	IP	WLS	BF	H	R	ER	SO	BB	IBB	HBP	BLK	WP	HR	S	P	ERA	WHIP				
Steve Karsay, R ERA: 3.75 (1, 1)	6.0	L	25	7	6	6	5	0	0	0	0	0	1	6	12	18.00	3.000				
Richie Lewis, R ERA: 9.0 (7, 1)	1.0		5	2	2	2	0	1	0	0	0	0	0	6	12	18.00	3.000				
Billy Taylor, R ERA: 2.08 (8, 1)	1.0		6	3	1	1	1	0	0	0	0	0	0	12	17	9.00	3.000				

Oakland Athletics @ Detroit Tigers
Tiger Stadium, Detroit, MI
Sun Apr 20 1997, 3:33 AM EDT
Att: 9,281 - Cloudy - 49 F

AB	34
R	9
H	12
RBI	8
BB	1
SO	6
LOB	11



Batter	1	2	3	4	5	6	7	8	9	AB	R	H	RBI	BB	SO	LOB	TOP									
Chuck Knoblauch, R OBP: 0.425, SLG: 0.302	P5		PO	P6	1B		FC4-3			4	0	2	1	0	0	0	Minnesota Twins @ Oakland Athletics Oakland-Alameda County Coliseum, Oakland, CA Tue Apr 22 1997, 3:33 AM PDT Att: 8,192 - Sunny - 64 F									
Rich Becker, L OBP: 0.305, SLG: 0.230	G3			K	F8		FC4-3			4	0	0	0	0	1	2										
Roberto Kelly, R OBP: 0.407, SLG: 0.458	F7			G5-3			G6-3			4	0	1	0	0	0	1										
Terry Steinbach, R OBP: 0.344, SLG: 0.358		G6-3			SH		G1-3		P3	4	1	1	0	0	0	1										
Greg Colbrunn, R OBP: 0.300, SLG: 0.477	F8			SH	BB		K		F8	3	1	0	0	1	1	1										
Matt Lawton, L OBP: 0.427, SLG: 0.455	G4-3			SH	2B		FC6-4		F8	2	1	0	0	0	0	0										
Ron Coomer, R OBP: 0.361, SLG: 0.588			G6-3		1B		FC6-4			4	1	1	3	0	1	2										
Pat Meares, R OBP: 0.295, SLG: 0.436			P4		B1				P9	3	0	0	0	1	0	1										
Denny Hocking, S OBP: 0.409, SLG: 0.525			PO		G6-3				G4-6-3	4	1	2	1	0	0	2										
Inning Stats	R: 0 E: 0 K: 0 S: 9	H: 0 LOB: 0 BB: 0 P: 13	R: 0 E: 0 K: 0 S: 4	H: 0 LOB: 0 BB: 0 P: 8	R: 0 E: 0 K: 0 S: 6	H: 1 LOB: 0 BB: 0 P: 12	R: 0 E: 0 K: 1 S: 6	H: 0 LOB: 0 BB: 0 P: 9	R: 4 E: 1 K: 0 S: 12	H: 3 LOB: 1 BB: 1 P: 23	R: 0 E: 0 K: 1 S: 13	H: 1 LOB: 2 BB: 0 P: 19	R: 1 E: 0 K: 0 S: 11	H: 2 LOB: 1 BB: 0 P: 16	R: 0 E: 0 K: 0 S: 5	H: 0 LOB: 0 BB: 0 P: 9	R: 0 E: 0 K: 1 S: 8	H: 0 LOB: 0 BB: 1 P: 14	1B: 3 2B: 3 3B: 0 HR: 1	SF: 0 SAC: 1 DP: 1 HBP: 1	WP: 0 PB: 0 SB: 0 CS: 0	PA: 37				
PITCHER	IP	WLS	BF	H	R	ER	SO	BB	IBB	HBP	BLK	WP	HR	S	P	ERA	WHIP									
Mike Mohler, L ERA: 4.94	(1, 1)	6.2	L	29	7	5	3	2	1	0	1	0	0	1	57	95	4.05	1.200								
Mark Acre, R ERA: 1.93	(7, 1)	2.1		7	0	0	0	1	1	0	0	0	0	0	17	28	0.00	0.429								

AB	32
R	5
H	7
RBI	5
BB	2
SO	3
LOB	10



Batter	1	2	3	4	5	6	7	8	9	AB	R	H	RBI	BB	SO	LOB	BOTTOM									
Damon Mashore, R OBP: 0.481, SLG: 0.465	HBP		G4-3		K			K		3	0	0	0	1	2	2	Minnesota Twins @ Oakland Athletics Oakland-Alameda County Coliseum, Oakland, CA Tue Apr 22 1997, 3:33 AM PDT Att: 8,192 - Sunny - 64 F									
Jason Giambi, L OBP: 0.313, SLG: 0.382	F8		L3				F7		K	4	0	0	0	0	1	2										
Jose Canseco, R OBP: 0.318, SLG: 0.408	HBP		G1-3				L8		HR	3	1	1	1	0	0	1										
Mark McGwire, R OBP: 0.405, SLG: 0.683	P2				K		HR		P5	4	1	1	1	0	1	2										
Geronimo Berroa, R OBP: 0.449, SLG: 0.636	K		G5-3		G5-3				F9	4	0	0	0	0	1	2										
Scott Brosius, R OBP: 0.269, SLG: 0.221	G6-3				P3		G5-3		2B	4	1	1	0	0	0	0										
Scott Spiezio, S OBP: 0.329, SLG: 0.444	G4-3				P4		K		2B	4	0	1	1	0	1	0										
Rafael Bourimigal, R OBP: 0.424, SLG: 0.308	G1-3								F7	1	0	0	0	2	0	0										
Dave Magadan, L OBP: 0.524, SLG: 0.533										1	0	0	0	0	0	1										
Izzy Molina, R OBP: 0.190, SLG: 0.195										3	0	1	0	0	1	2										
Matt Stairs, L OBP: 0.333, SLG: 0.267									G4-3	1	0	0	0	0	0	1										
Inning Stats	R: 0 E: 0 K: 1 S: 14	H: 0 LOB: 2 BB: 1 P: 24	R: 0 E: 0 K: 0 S: 9	H: 0 LOB: 0 BB: 0 P: 12	R: 0 E: 0 K: 0 S: 7	H: 1 LOB: 1 BB: 0 P: 13	R: 0 E: 0 K: 1 S: 9	H: 0 LOB: 0 BB: 0 P: 11	R: 0 E: 0 K: 2 S: 10	H: 0 LOB: 1 BB: 1 P: 18	R: 1 E: 0 K: 0 S: 7	H: 1 LOB: 0 BB: 0 P: 16	R: 0 E: 0 K: 1 S: 10	H: 0 LOB: 1 BB: 1 P: 16	R: 1 E: 0 K: 2 S: 10	H: 1 LOB: 0 BB: 0 P: 16	R: 1 E: 0 K: 0 S: 12	H: 2 LOB: 1 BB: 0 P: 18	1B: 1 2B: 2 3B: 0 HR: 2	SF: 0 SAC: 0 DP: 0 HBP: 1	WP: 0 PB: 0 SB: 0 CS: 0	PA: 36				
PITCHER	IP	WLS	BF	H	R	ER	SO	BB	IBB	HBP	BLK	WP	HR	S	P	ERA	WHIP									
Brad Radke, R ERA: 5.93	(1, 1)	7.2	W	30	3	2	2	7	3	0	1	0	0	2	74	122	2.35	0.783								
Dan Naulty, R ERA: 1.09	(8, 1)	0.1		1	0	0	0	0	0	0	0	0	0	2	4	0.00	0.000									
Rick Aguilera, R ERA: 6.14	(9, 1)	1.0	S	5	2	1	1	0	0	0	0	0	0	12	18	9.00	2.000									

AB	32
R	3
H	5
RBI	3
BB	3
SO	7
LOB	13



Batter	1	2	3	4	5	6	7	8	9	AB	R	H	RBI	BB	SO	LOB	TOP										
Chuck Knoblauch R (1,4) OBP: 0.435, SLG: 0.348	1-0 HR		0-1 F8		2-1 L8		4-2 FC1-6 BB		4-0 G4-6-3 BB	3	1	1	1	2	0	3	Minnesota Twins @ Oakland Athletics Oakland-Alameda County Coliseum, Oakland, CA Wed Apr 23 1997, 7:05 PM PDT Att: 8,494 - Unknown - 57 F										
Rich Becker L (1,8) OBP: 0.312, SLG: 0.231	1-3 K		2-1 CS	0-1 P5	4-2 BB	1-0 FC1-6 BB	1-2 BB	0-1 G4-6-3	4	0	1	0	1	1	1												
Roberto Kelly R (1,10) OBP: 0.375, SLG: 0.414	0-0 F9		1-0 G5-3	2-2 G1-3	0-1 FC1-6 S	1-2 BB	1-2 BB	1-2 BB	5	0	1	0	0	0	5												
Matt Lawton L (1,7) OBP: 0.425, SLG: 0.451	2-3 K		1-1 1B	0-0 1B	0-0 1B FC1-5	3-3 K	0-1 G3	5	0	2	0	0	2	3													
Terry Steinbach R (1,2) OBP: 0.354, SLG: 0.368		0-1 G6-4-3 1B	0-0 1B	1-2 1B	2-0 L6	3-3 K		4	0	2	0	0	1	3													
Todd Walker L (1,5) OBP: 0.353, SLG: 0.378	1-0 F9		2-2 F8		1-3 BB FC1-5 1B		1-2 G6-3	4	0	1	0	0	0	3													
Greg Colbrunn R (1,3) OBP: 0.297, SLG: 0.464		0-0 G6-4-3		2-2 BB 1B	0-1 FC1-5 BB	2-2 F8	2-2 F8	4	0	1	0	0	0	3													
Brent Brede L (1,9) OBP: 0.333, SLG: 0.323			2-2 CS 1B		0-1 F8	4-1 BB	4-2 BB	2	0	1	0	2	0	1													
Pat Meares R (1,6) OBP: 0.292, SLG: 0.424			1-3 K		2-2 BB	0-2 G6-3	1-1 P3	4	0	1	0	0	1	5													
Inning Stats	R: 1 E: 0 K: 2 S: 9	H: 1 LOB: 0 BB: 0 P: 13	R: 0 E: 0 K: 0 S: 4	H: 1 LOB: 0 BB: 0 P: 5	R: 0 E: 0 K: 1 S: 9	H: 1 LOB: 0 BB: 0 P: 14	R: 0 E: 0 K: 0 S: 9	H: 2 LOB: 2 BB: 0 P: 13	R: 0 E: 0 K: 0 S: 18	H: 2 LOB: 3 BB: 1 P: 30	R: 0 E: 0 K: 2 S: 12	H: 1 LOB: 2 BB: 1 P: 23	R: 0 E: 0 K: 0 S: 10	H: 0 LOB: 1 BB: 1 P: 18	R: 0 E: 0 K: 0 S: 8	H: 1 LOB: 1 BB: 1 P: 13	1B: 10 2B: 0 3B: 0 HR: 1	SF: 0 SAC: 0 DP: 2 HBP: 0	WP: 0 PB: 0 SB: 1 CS: 1	PA: 41							
PITCHER	IP	WLS	BF	H	R	ER	SO	BB	IBB	HBP	BLK	WP	HR	S	P	ERA	WHIP										
Ariel Prieto R (1,1) ERA: 2.05	6.0	W	28	9	1	1	3	3	0	0	0	0	1	62	100	1.50	2.000										
Aaron Small R (7,1) ERA: 2.13	3.0	S	12	2	0	0	2	2	0	0	0	0	0	28	48	0.00	1.333										

Batter	1	2	3	4	5	6	7	8	9	AB	R	H	RBI	BB	SO	LOB	BOTTOM										
Damon Mashore R (1,8) OBP: 0.464, SLG: 0.447	3-1 CS 1B		0-1 G6-3		2-3 K		3-1 L8		4	0	1	0	0	1	1		Minnesota Twins @ Oakland Athletics Oakland-Alameda County Coliseum, Oakland, CA Wed Apr 23 1997, 7:05 PM PDT Att: 8,494 - Unknown - 57 F										
Tony Batista R (1,6) OBP: 0.220, SLG: 0.239	0-2 F7		0-0 G1-3		3-1 P6		1-0 P5		4	0	0	0	0	2													
Jose Canseco R (1,10) OBP: 0.326, SLG: 0.405	4-2 HR BB		0-1 BB HR 1B		0-1 G5-3		0-3 K		3	2	1	0	1	1	0												
Mark McGwire R (1,3) OBP: 0.434, SLG: 0.758	3-2 K		4-1 BB HR BB		2-1 K		2-2 G5-4-3 1B		3	2	3	2	1	0	0												
Dave Magadan L (8, PR) OBP: 0.524, SLG: 0.533	1-H HR		1-2 HR BB		2-2 2B		2-0 G5-4-3 1B		0	0	0	0	0	0	0												
Geronimo Berroa R (1,9) OBP: 0.427, SLG: 0.600	1-1 P9		1-0 P3		1-0 P5		2-0 G5-4-3		4	0	0	0	0	0	4												
Matt Stairs L (9,9) OBP: 0.333, SLG: 0.267			1-0 P3		2-2 P5		1-2 G5-4-3		0	0	0	0	0	0	0												
Scott Brosius R (1,5) OBP: 0.259, SLG: 0.211		3-1 G4-3		1-0 P3		2-2 P5		3	0	0	0	0	0	3													
Jason Giambi L (1,7) OBP: 0.313, SLG: 0.371		1-2 L8		4-1 HR BB		2-2 L9		2	1	0	0	1	0	1													
Ernie Young R (7,8) OBP: 0.306, SLG: 0.290			3-2 G4-3		3-2 HR		4-1 G4-3 BB		0	0	0	0	0	0	0												
Scott Spiezio S (1,4) OBP: 0.341, SLG: 0.486			1-1 G6-3		3-2 G5-3		0-0 G4-3		3	0	0	0	0	0	1												
Izzy Molina R (1,2) OBP: 0.178, SLG: 0.182																											
Inning Stats	R: 2 E: 0 K: 0 S: 16	H: 2 LOB: 0 BB: 1 P: 27	R: 0 E: 0 K: 0 S: 8	H: 0 LOB: 0 BB: 0 P: 15	R: 0 E: 0 K: 0 S: 5	H: 0 LOB: 0 BB: 0 P: 6	R: 4 E: 0 K: 0 S: 13	H: 2 LOB: 2 BB: 2 P: 29	R: 0 E: 0 K: 1 S: 7	H: 0 LOB: 0 BB: 0 P: 12	R: 0 E: 0 K: 0 S: 14	H: 1 LOB: 1 BB: 0 P: 22	R: 0 E: 0 K: 0 S: 5	H: 0 LOB: 1 BB: 1 P: 13	R: 0 E: 0 K: 1 S: 8	H: 1 LOB: 1 BB: 0 P: 12	1B: 3 2B: 1 3B: 0 HR: 2	SF: 0 SAC: 0 DP: 1 HBP: 0	WP: 0 PB: 0 SB: 0 CS: 1	PA: 32							
PITCHER	IP	WLS	BF	H	R	ER	SO	BB	IBB	HBP	BLK	WP	HR	S	P	ERA	WHIP										
Rich Robertson L (1,1) ERA: 7.36	4.0	L	18	4	6	6	0	0	0	0	0	0	0	21	34	0.00	0.500										
Mike Trombley R (5,1) ERA: 2.13	2.0		7	1	0	0	1	0	0	0	0	0	0	13	25	0.00	1.000										
Todd Ritchie R (7,1) ERA: 4.5	2.0		7	1	0	0	1	1	0	0	0	0	0	13	25	0.00	1.000										

AB	35
R	1
H	11
RBI	1
BB	5
SO	5
LOB	27



AB	28
R	6
H	6
RBI	6
BB	4
SO	2
LOB	12



Batter	1	2	3	4	5	6	7	8	9	AB	R	H	RBI	BB	SO	LOB	TOP					
Bip Roberts, S OBP: 0.400, SLG: 0.455										5	2	3	2	0	0	3	Kansas City Royals @ Oakland Athletics Oakland-Alameda County Coliseum, Oakland, CA Fri Apr 25 1997, 7:05 PM PDT Att: 10,768 - Unknown - 69 F livebaseballscorecards.com					
Tom Goodwin, L OBP: 0.203, SLG: 0.178										4	1	1	0	0	0	3						
Jay Bell, R OBP: 0.321, SLG: 0.519										5	0	1	0	0	0	3						
Jeff King, R OBP: 0.468, SLG: 0.625 Scott Cooper, L OBP: 0.296, SLG: 0.444										1	2	0	0	2	0	0						
Chili Davis, S OBP: 0.436, SLG: 0.469 29 Mike Sweeney, R OBP: 0.320, SLG: 0.435										4	1	2	5	0	1	2						
Craig Paquette, R OBP: 0.303, SLG: 0.486										4	0	1	1	1	0	3						
Mike Macfarlane, R OBP: 0.132, SLG: 0.194										3	2	0	0	2	1	3						
David Howard, S OBP: 0.370, SLG: 0.452 Shane Halter, R OBP: 0.250										2	0	1	0	0	0	0						
Johnny Damon, L OBP: 0.355, SLG: 0.536										4	2	3	2	0	0	1						
Inning Stats	R: 1 E: 0 K: 0 S: 11	H: 2 LOB: 2 BB: 1 P: 21	R: 2 E: 0 K: 0 S: 9	H: 2 LOB: 0 BB: 1 P: 16	R: 0 E: 0 K: 0 S: 6	H: 0 LOB: 0 BB: 0 P: 6	R: 1 E: 0 K: 0 S: 5	H: 1 LOB: 2 BB: 1 P: 9	R: 1 E: 0 K: 1 S: 10	H: 2 LOB: 1 BB: 0 P: 18	R: 5 E: 0 K: 0 S: 17	H: 4 LOB: 1 BB: 2 P: 35	R: 0 E: 0 K: 0 S: 5	H: 1 LOB: 0 BB: 0 P: 6	R: 0 E: 0 K: 0 S: 6	H: 0 LOB: 1 BB: 0 P: 12		R: 0 E: 0 K: 1 S: 12	H: 1 LOB: 1 BB: 0 P: 17	1B: 6 2B: 5 3B: 1 HR: 1	SF: 0 SAC: 2 DP: 1 HBP: 1	WP: 0 PB: 0 SB: 0 CS: 3
PITCHER	IP	WLS	BF	H	R	ER	SO	BB	IBB	HBP	BLK	WP	HR	S	P	ERA	WHIP					
Willie Adams, R ERA: 8.28	(1, 1)	5.1	L	28	9	7	7	1	3	0	1	0	0	46	80	11.81	2.250					
Richie Lewis, R ERA: 9.42	(6, 1)	3.2		16	4	3	3	1	2	0	0	0	0	1	35	60	7.36	1.636				

Batter	1	2	3	4	5	6	7	8	9	AB	R	H	RBI	BB	SO	LOB	BOTTOM					
Damon Mashore, R OBP: 0.448, SLG: 0.439										4	1	1	0	0	0	1	Kansas City Royals @ Oakland Athletics Oakland-Alameda County Coliseum, Oakland, CA Fri Apr 25 1997, 7:05 PM PDT Att: 10,768 - Unknown - 69 F livebaseballscorecards.com					
Jason Giambi, L OBP: 0.326, SLG: 0.392										4	0	1	0	0	0	1						
Jose Canseco, R OBP: 0.323, SLG: 0.393										4	0	1	1	0	2	0						
Mark McGwire, R OBP: 0.440, SLG: 0.736 Dave Magadan, L OBP: 0.256, SLG: 0.444										2	0	0	0	0	2	0						
Matt Stairs, L OBP: 0.417, SLG: 0.650										3	1	2	1	1	0	0						
Scott Spiezio, S OBP: 0.348, SLG: 0.488										4	0	1	0	0	2	2						
Scott Brosius, R OBP: 0.264, SLG: 0.213										4	1	1	0	0	2	2						
Tony Batista, R OBP: 0.218, SLG: 0.235										4	0	0	0	0	2	3						
Brent Mayne, L OBP: 0.333, SLG: 0.545										3	0	1	1	0	0	0						
Inning Stats	R: 0 E: 0 K: 1 S: 9	H: 0 LOB: 0 BB: 0 P: 14	R: 0 E: 0 K: 2 S: 8	H: 0 LOB: 0 BB: 0 P: 11	R: 1 E: 0 K: 0 S: 12	H: 2 LOB: 1 BB: 0 P: 17	R: 0 E: 0 K: 2 S: 12	H: 1 LOB: 1 BB: 0 P: 16	R: 0 E: 0 K: 1 S: 9	H: 0 LOB: 0 BB: 0 P: 15	R: 0 E: 0 K: 0 S: 3	H: 0 LOB: 0 BB: 0 P: 4	R: 1 E: 0 K: 1 S: 13	H: 2 LOB: 1 BB: 0 P: 19	R: 1 E: 0 K: 0 S: 12	H: 3 LOB: 1 BB: 0 P: 17		R: 0 E: 0 K: 3 S: 11	H: 0 LOB: 1 BB: 1 P: 23	1B: 7 2B: 0 3B: 0 HR: 1	SF: 0 SAC: 0 DP: 1 HBP: 0	WP: 0 PB: 0 SB: 0 CS: 0
PITCHER	IP	WLS	BF	H	R	ER	SO	BB	IBB	HBP	BLK	WP	HR	S	P	ERA	WHIP					
Kevin Appier, R ERA: 2.95	(1, 1)	7.0	W	26	5	2	2	7	0	0	0	0	0	12	66	9.00	3.000					
Jason Jacome, L ERA: 8.75	(8, 1)	1.0		5	3	1	1	0	0	0	0	0	0	11	23	0.00	1.000					
Mitch Williams, L ERA: 12.0	(9, 1)	1.0		4	0	0	0	3	1	0	0	0	0	11	23	0.00	1.000					



Batter	1	2	3	4	5	6	7	8	9	10	11	AB	R	H	RBI	BB	SO	LOB	TOP					
Bip Roberts, S OBP: 0.419, SLG: 0.494 (1, 7)	G6-3								F9		G4-3 HR	6	2	4	1	0	0	0						
Tom Goodwin, L OBP: 0.193, SLG: 0.171 (7, PH)	K								F8		G4-3	3	0	0	0	0	0	2						
Joe Vitello, R OBP: 0.488, SLG: 0.412 (7, 9)	K								F8		G4-3	1	0	0	0	0	0	2						
Shane Halter, R OBP: 0.200, SLG: 0.200 (7, 9)	K								F8		G4-3	2	0	0	0	0	0	1						
Jay Bell, R OBP: 0.344, SLG: 0.566 (1, 6)																								
Jeff King, R OBP: 0.482, SLG: 0.617 (1, 3)	K																							
Chili Davis, S OBP: 0.422, SLG: 0.432 (1, 10)																								
Craig Paquette, R OBP: 0.253, SLG: 0.462 (1, 5)	K																							
Tim Spehr, R OBP: 0.200, SLG: 0.444 (6, PH)	K																							
Scott Cooper, L OBP: 0.518, SLG: 0.444 (6, 2)	K																							
29 Mike Sweeney, R OBP: 0.296, SLG: 0.400 (6, 2)	K																							
David Howard, S OBP: 0.373, SLG: 0.447 (1, 4)																								
Johnny Damon, L OBP: 0.333, SLG: 0.485 (7, 8)	K																							
Inning Stats	R: 0 E: 0 K: 2 S: 12	H: 1 LOB: 1 BB: 0 P: 19	R: 0 E: 0 K: 3 S: 10	H: 0 LOB: 0 BB: 0 P: 16	R: 0 E: 0 K: 2 S: 16	H: 1 LOB: 1 BB: 0 P: 20	R: 1 E: 0 K: 1 S: 13	H: 3 LOB: 1 BB: 0 P: 18	R: 0 E: 0 K: 2 S: 14	H: 1 LOB: 3 BB: 2 P: 27	R: 2 E: 0 K: 0 S: 16	H: 3 LOB: 1 BB: 0 P: 24	R: 0 E: 0 K: 1 S: 7	H: 1 LOB: 1 BB: 0 P: 8	R: 0 E: 0 K: 0 S: 8	H: 0 LOB: 1 BB: 1 P: 17	R: 0 E: 0 K: 1 S: 5	H: 0 LOB: 0 BB: 0 P: 6	R: 3 E: 0 K: 0 S: 22	H: 3 LOB: 2 BB: 2 P: 35	1B: 11 2B: 2 3B: 0 HR: 1	SF: 1 SAC: 0 DP: 1 HBP: 0	WP: 0 PB: 0 SB: 1 CS: 0	PA: 51
PITCHER	IP ERA WLS BF H R ER SO BB IBB HBP BLK WP HR S P ERA WHIP																							
Steve Karsay, R ERA: 3.3 (1, 1)	6.0	0.0	2	2	2	0	0	0	0	0	0	0	0	0	4	6	∞	∞						
Buddy Groom, L ERA: 9.53 (7, 1)	0.0	2	2	2	2	0	0	0	0	0	0	0	0	0	4	6	∞	∞						
Mark Acie, R ERA: 1.74 (7, 1)	1.0	4	1	0	0	0	0	0	0	0	0	0	0	12	18	0.00	1.000							
Aaron Small, R ERA: 3.24 (8, 1)	4.0	W	19	4	3	3	2	3	0	0	0	0	0	1	42	66	6.75	1.750						

Kansas City Royals @ Oakland Athletics
Oakland-Alameda County Coliseum, Oakland, CA

Sat Apr 26 1997, 3:33 AM PDT
Att: 21,097 - Sunny - 68 F

livebaseballscorecards.com

AB 45
R 6
H 14
RBI 6
BB 5
SO 14
LOB 20



Batter	1	2	3	4	5	6	7	8	9	10	11	AB	R	H	RBI	BB	SO	LOB	BOTTOM					
Damon Mashore, R OBP: 0.466, SLG: 0.500 (1, 8)	P3																							
Tony Batista, R OBP: 0.207, SLG: 0.222 (7, PH)	P4																							
Dave Magadan, L OBP: 0.480, SLG: 0.474 (7, PR)	P4																							
Rafael Bourquard, R OBP: 0.425, SLG: 0.313 (8, 6)	P4																							
Mark McGwire, R OBP: 0.480, SLG: 0.797 (1, 3)																								
Jose Canseco, R OBP: 0.305, SLG: 0.368 (1, 10)	K																							
Scott Spiezio, S OBP: 0.367, SLG: 0.506 (1, 4)																								
Scott Brosius, R OBP: 0.258, SLG: 0.200 (1, 5)	L9																							
Jason Giambi, L OBP: 0.327, SLG: 0.424 (1, 7)																								
Ernie Young, R OBP: 0.273, SLG: 0.237 (1, 9)	K																							
Matt Stairs, L OBP: 0.423, SLG: 0.773 (10, PH)	K																							
Brian Bevil, R ERA: 13.5 (7, 1)																								
Jamie Walker, L ERA: 7.94 (7, 1)																								
Hipolito Richardo, R ERA: (8, 1)																								
Brent Mayne, L OBP: 0.357, SLG: 0.615 (9, 2)	K																							
Inning Stats	R: 0 E: 0 K: 1 S: 9	H: 0 LOB: 1 BB: 1 P: 16	R: 0 E: 0 K: 2 S: 13	H: 1 LOB: 2 BB: 1 P: 23	R: 2 E: 0 K: 1 S: 19	H: 3 LOB: 1 BB: 0 P: 25	R: 0 E: 0 K: 0 S: 8	H: 1 LOB: 2 BB: 1 P: 14	R: 0 E: 0 K: 0 S: 8	H: 1 LOB: 2 BB: 1 P: 11	R: 0 E: 0 K: 1 S: 13	H: 2 LOB: 3 BB: 0 P: 19	R: 1 E: 0 K: 1 S: 8	H: 2 LOB: 2 BB: 1 P: 20	R: 0 E: 0 K: 0 S: 12	H: 0 LOB: 0 BB: 0 P: 8	R: 0 E: 0 K: 0 S: 6	H: 2 LOB: 3 BB: 1 P: 22	R: 4 E: 0 K: 0 S: 14	H: 4 LOB: 2 BB: 2 P: 31	1B: 8 2B: 3 3B: 0 HR: 4	SF: 0 SAC: 1 DP: 0 HBP: 0	WP: 1 PB: 0 SB: 0 CS: 0	PA: 58
PITCHER	IP ERA WLS BF H R ER SO BB IBB HBP BLK WP HR S P ERA WHIP																							
50 José Rosado, L ERA: 2.59 (7, 1)	0.1	5	2	1	0	5	3	0	0	0	0	0	0	4	14	27.00	9.000							
Brian Bevil, R ERA: 13.5 (7, 1)	0.1	5	2	1	0	5	3	0	0	0	0	0	0	4	14	27.00	9.000							
Jamie Walker, L ERA: 7.94 (7, 1)	1.1	6	0	0	0	1	0	1	0	0	0	0	0	10	16	0.00	0.000							
Hipolito Richardo, R ERA: (8, 1)	1.1	4	0	0	0	1	0	0	0	0	0	0	0	12	17	0.00	0.000							
Jason Jacome, L ERA: 9.45 (10, 1)	1.1	10	5	3	3	0	0	1	0	0	0	0	2	19	34	20.25	3.750							


Kansas City Royals @ Oakland Athletics
Oakland-Alameda County Coliseum, Oakland, CA


Sat Apr 26 1997, 3:33 AM PDT
Att: 21,097 - Sunny - 68 F

livebaseballscorecards.com

AB 48
R 7
H 15
RBI 6
BB 9
SO 7
LOB 34



Batter	1	2	3	4	5	6	7	8	9	AB	R	H	RBI	BB	SO	LOB	TOP								
Damon Mashore, R OBP: 0.444, SLG: 0.464 (1, 8)	G6-3		G1-3							3	1	1	0	1	0	0	Oakland Athletics @ Cleveland Indians Jacobs Field, Cleveland, OH Tue Apr 29 1997, 7:05 PM EDT Att: 40,421 - Sunny - 62 F AB 32 R 4 H 8 RBI 4 BB 3 SO 3 LOB 9 								
Jason Giambi, L OBP: 0.314, SLG: 0.413 (1, 7)	F7			G1-3						4	1	1	1	0	0	1									
Jose Canseco, R OBP: 0.310, SLG: 0.408 (1, 9)	HR			G5-3						4	1	1	1	0	1	1									
Mark McGwire, R OBP: 0.462, SLG: 0.741 (1, 3)	F7									3	0	1	0	1	0	0									
Geronimo Berroa, R OBP: 0.438, SLG: 0.592 (1, 10)				L9						4	0	1	1	0	0	1									
Scott Spiezio, S OBP: 0.349, SLG: 0.474 (1, 4)	F9									4	0	1	0	0	0	2									
Scott Brosius, R OBP: 0.257, SLG: 0.236 (1, 5)	K									4	1	1	1	0	1	1									
Tony Batista, R OBP: 0.234, SLG: 0.254 Dave Magadan, L OBP: 0.353, SLG: 0.417 (9, PH)				G1-3						2	0	1	0	1	0	0									
Izzy Molina, R OBP: 0.176, SLG: 0.180 Matt Stairs, L OBP: 0.419, SLG: 0.692 (9, PH)				G5-3						2	0	0	0	0	0	1									
Inning Stats	R: 1 E: 0 K: 0 S: 8	H: 1 LOB: 0 BB: 0 P: 15	R: 0 E: 0 K: 1 S: 7	H: 0 LOB: 0 BB: 0 P: 13	R: 0 E: 0 K: 0 S: 6	H: 0 LOB: 0 BB: 0 P: 7	R: 0 E: 0 K: 0 S: 6	H: 1 LOB: 1 BB: 0 P: 8	R: 0 E: 0 K: 0 S: 6	H: 1 LOB: 1 BB: 0 P: 10	R: 2 E: 0 K: 0 S: 9	H: 2 LOB: 1 BB: 2 P: 18	R: 1 E: 0 K: 0 S: 10	H: 2 LOB: 1 BB: 1 P: 17	R: 0 E: 0 K: 1 S: 9	H: 0 LOB: 0 BB: 0 P: 13		R: 0 E: 0 K: 1 S: 11	H: 1 LOB: 1 BB: 0 P: 16	1B: 4 2B: 2 3B: 0 HR: 2	SF: 0 SAC: 1 DP: 1 HBP: 0	WP: 0 PB: 0 SB: 0 CS: 0	PA: 36		
PITCHER	IP	WLS	BF	H	R	ER	SO	BB	IBB	HBP	BLK	WP	HR	S	P	ERA	WHIP								
Charles Nagy, R ERA: 4.99 Michael Jackson, R ERA: 4.02	7.0	W	29	7	4	4	1	3	0	0	0	0	2	52	88	5.14	1.429								

Batter	1	2	3	4	5	6	7	8	9	AB	R	H	RBI	BB	SO	LOB	BOTTOM								
Omar Vizquel, S OBP: 0.363, SLG: 0.359 (1, 6)	G4-3									3	1	1	0	2	1	0	Oakland Athletics @ Cleveland Indians Jacobs Field, Cleveland, OH Tue Apr 29 1997, 7:05 PM EDT Att: 40,421 - Sunny - 62 F AB 35 R 10 H 12 RBI 9 BB 7 SO 4 LOB 20 								
Tony Fernandez, S OBP: 0.358, SLG: 0.440 (1, 4)	B1-3									4	2	1	0	1	0	2									
Jim Thome, L OBP: 0.515, SLG: 0.632 (1, 3)	2B									3	1	2	0	2	0	2									
Matt Williams, R OBP: 0.357, SLG: 0.594 (1, 5)	E9									4	2	2	3	1	1	4									
David Justice, L OBP: 0.490, SLG: 0.713 (1, 7)										5	0	3	2	0	0	5									
Manny Ramirez, R OBP: 0.376, SLG: 0.511 (1, 9)	F8									5	0	0	0	0	0	7									
Julio Franco, R OBP: 0.429, SLG: 0.493 (1, 10)										4	1	1	1	0	0	0									
Brian Giles, L OBP: 0.380, SLG: 0.634 (1, 8)										3	2	1	1	1	1	0									
Sandy Alomar Jr., R OBP: 0.427, SLG: 0.814 (1, 2)	P6									4	1	1	2	0	1	0									
Inning Stats	R: 2 E: 1 K: 0 S: 10	H: 3 LOB: 1 BB: 0 P: 18	R: 1 E: 0 K: 1 S: 8	H: 1 LOB: 0 BB: 0 P: 11	R: 1 E: 0 K: 1 S: 12	H: 2 LOB: 1 BB: 1 P: 22	R: 0 E: 0 K: 0 S: 9	H: 0 LOB: 0 BB: 0 P: 13	R: 0 E: 0 K: 0 S: 6	H: 0 LOB: 2 BB: 2 P: 20	R: 0 E: 0 K: 1 S: 8	H: 0 LOB: 0 BB: 0 P: 11	R: 3 E: 0 K: 1 S: 12	H: 4 LOB: 1 BB: 0 P: 22	R: 3 E: 0 K: 0 S: 16	H: 2 LOB: 3 BB: 4 P: 36		1B: 6 2B: 2 3B: 0 HR: 4	SF: 0 SAC: 0 DP: 1 HBP: 0	WP: 0 PB: 1 SB: 0 CS: 0	PA: 42				
PITCHER	IP	WLS	BF	H	R	ER	SO	BB	IBB	HBP	BLK	WP	HR	S	P	ERA	WHIP								
Ariel Prieto, R ERA: 3.55 Aaron Small, R ERA: 3.18 Richie Lewis, R ERA: 10.57	6.2	L	31	9	7	7	4	2	1	0	0	0	0	4	8	0.00	3.000								

Batter	1	2	3	4	5	6	7	8	9	10	AB	R	H	RBI	BB	SO	LOB	TOP							
Damon Mashore, R OBP: 0.437, SLG: 0.453 (8, 7)	G6-3		SF9 1B		G5-3		K		P2	PB 1B	6	1	2	0	0	1	1								
Jason Giambi, L OBP: 0.312, SLG: 0.406 Ernie Young, R OBP: 0.283, SLG: 0.231 (8, 8)	G4-3		HR 1B		F7		F7			K	4	1	1	1	0	0	0								
Jose Canseco, R OBP: 0.311, SLG: 0.430 (1, 9)	K		SF9		P9				HR	BB FC5-4 BB	4	1	1	2	1	2	2								
Mark McGwire, R OBP: 0.464, SLG: 0.793 (1, 3)			HR						G6-3	HR FC5-4	6	3	3	3	0	1	3								
Geronimo Berroa, R OBP: 0.447, SLG: 0.625 (1, 10)	P4		G6-3							HR	4	1	2	1	1	0	0								
Scott Spiezo, S OBP: 0.342, SLG: 0.471 (1, 4)	K								P4	E7 2B	5	1	1	0	0	1	3								
Scott Brosius, R OBP: 0.264, SLG: 0.245 (1, 5)			G1-3 1B		P6				F9	P3	5	1	2	1	0	0	3								
Rafael Bourquard, R OBP: 0.422, SLG: 0.351 (1, 6)			G1-3		G6-3 1B				K	1B PB 2B	5	1	2	1	0	1	2								
Brent Mayne, L OBP: 0.333, SLG: 0.474 (1, 2)			1B 1B		G6-3				E7 WP	PB 1B HBP	4	1	1	1	0	0	2								
Inning Stats	R: 0 E: 0 K: 1 S: 9	H: 0 LOB: 0 BB: 0 P: 12	R: 0 E: 0 K: 2 S: 7	H: 0 LOB: 0 BB: 0 P: 9	R: 5 E: 0 K: 0 S: 17	H: 5 LOB: 0 BB: 0 P: 25	R: 0 E: 0 K: 0 S: 9	H: 2 LOB: 1 BB: 0 P: 15	R: 0 E: 0 K: 0 S: 7	H: 0 LOB: 0 BB: 0 P: 13	R: 1 E: 0 K: 0 S: 15	H: 3 LOB: 1 BB: 0 P: 22	R: 0 E: 0 K: 1 S: 9	H: 0 LOB: 0 BB: 0 P: 15	R: 1 E: 0 K: 0 S: 10	H: 1 LOB: 1 BB: 1 P: 18	R: 0 E: 1 K: 2 S: 13	H: 0 LOB: 2 BB: 1 P: 23	R: 4 E: 1 K: 1 S: 20	H: 4 LOB: 3 BB: 1 P: 35	1B: 9 2B: 2 3B: 0 HR: 4	SF: 1 SAC: 0 DP: 2 HBP: 1	WP: 1 PB: 1 SB: 0 CS: 0	PA: 49	
PITCHER	IP WLS BF H R ER SO	IP WLS BF H R ER SO	IP WLS BF H R ER SO	IP WLS BF H R ER SO	IP WLS BF H R ER SO	IP WLS BF H R ER SO	IP WLS BF H R ER SO	IP WLS BF H R ER SO	IP WLS BF H R ER SO	IP WLS BF H R ER SO	IP WLS BF H R ER SO	IP WLS BF H R ER SO	IP WLS BF H R ER SO	IP WLS BF H R ER SO	IP WLS BF H R ER SO	IP WLS BF H R ER SO	IP WLS BF H R ER SO	IP WLS BF H R ER SO	IP WLS BF H R ER SO	IP WLS BF H R ER SO	ERA WHIP	ERA WHIP			
Orel Hershiser, R ERA: 6.08 (1, 1)	6.0	26	10	6	6	3	0	0	0	0	0	0	0	0	0	0	0	0	0	0	9.00	1.667			
Steve Kline, L ERA: 2.55 (7, 1)	1.0	3	0	0	0	1	0	0	0	0	0	0	0	0	0	0	0	0	0	0	0.00	0.000			
Eric Plunk, R ERA: 4.8 (8, 1)	2.0	10	1	1	1	2	2	0	0	0	0	1	1	23	41	4.50	1.500								
Jose Mesa, R ERA: 6.43 (10, 1)	0.1	L	6	3	4	2	0	0	0	1	0	0	2	14	24	54.00	9.000								
Albie Lopez, R ERA: 7.63 (10, 1)	0.2	4	1	0	0	1	1	0	0	0	0	0	0	6	11	0.00	3.000								

Oakland Athletics @ Cleveland Indians
Jacobs Field, Cleveland, OH
Wed Apr 30 1997, 7:05 PM EDT
Att. 40,463 - Cloudy - 72 F

AB	44
R	11
H	15
RBI	10
BB	3
SO	7
LOB	19



Batter	1	2	3	4	5	6	7	8	9	10	AB	R	H	RBI	BB	SO	LOB	BOTTOM						
Omar Vizquel, S OBP: 0.361, SLG: 0.371 (1, 6)	F8	L6			G1-6-3 BB	L1-3				F8	5	1	1	0	1	0	3							
Tony Fernandez, S OBP: 0.356, SLG: 0.446 (1, 4)	E3 1B		G6-3		F9			K		2B 3B	6	2	2	1	0	1	1							
Jim Thome, L OBP: 0.505, SLG: 0.600 (1, 3)	K		G4-3		G1-6-3			K		2B BB	4	0	0	0	2	2	2							
Matt Williams, R OBP: 0.356, SLG: 0.589 (1, 5)	1B		K2-3		G1-3	G5-3			G4-3	2B	6	0	2	3	0	1	2							
David Justice, L OBP: 0.509, SLG: 0.747 (1, 7)	FC5-4 1B				2B BB			G4-3		FC6-2 IBB	3	2	2	1	3	0	0							
Manny Ramirez, R OBP: 0.361, SLG: 0.554 Chad Curtis, R OBP: 0.370, SLG: 0.682 (8, PR)	FC5-4				2B			E4 BB 1B	FC6-2	F8	4	1	2	2	0	0	2							
Kevin Seitzer, R OBP: 0.261, SLG: 0.381 Kevin Mitchell, R OBP: 0.297, SLG: 0.407 (9, PH)					2B						1	0	0	0	0	0	3							
Julio Franco, R OBP: 0.438, SLG: 0.407 (1, 10)			G6-4-3 BB		G1-3	1B 1B			G5-3		4	2	2	0	1	0	4							
Brian Giles, L OBP: 0.400, SLG: 0.622 (9, 9)					F7	1B 1B				G4-3	4	0	2	0	1	0	1							
Sandy Alomar Jr., R OBP: 0.425, SLG: 0.787 (1, 2)	G6-4-3				G5-3	1B 1B			G6-4-3	BB 1B 2B	5	1	2	1	0	0	5							
Inning Stats	R: 1 E: 1 K: 1 S: 17	H: 2 LOB: 2 BB: 0 P: 27	R: 1 E: 0 K: 0 S: 6	H: 1 LOB: 0 BB: 1 P: 10	R: 0 E: 0 K: 1 S: 7	H: 0 LOB: 0 BB: 0 P: 14	R: 1 E: 0 K: 0 S: 14	H: 1 LOB: 1 BB: 1 P: 23	R: 0 E: 0 K: 0 S: 6	H: 0 LOB: 0 BB: 0 P: 13	R: 3 E: 0 K: 0 S: 17	H: 5 LOB: 1 BB: 0 P: 27	R: 0 E: 0 K: 2 S: 10	H: 0 LOB: 0 BB: 0 P: 14	R: 0 E: 1 K: 0 S: 14	H: 1 LOB: 2 BB: 1 P: 22	R: 1 E: 0 K: 0 S: 9	H: 2 LOB: 3 BB: 2 P: 21	R: 2 E: 0 K: 0 S: 14	H: 3 LOB: 3 BB: 2 P: 25	1B: 9 2B: 4 3B: 1 HR: 2	SF: 0 SAC: 0 DP: 4 HBP: 0	WP: 0 PB: 0 SB: 0 CS: 0	PA: 51
PITCHER	IP WLS BF H R ER SO	IP WLS BF H R ER SO	IP WLS BF H R ER SO	IP WLS BF H R ER SO	IP WLS BF H R ER SO	IP WLS BF H R ER SO	IP WLS BF H R ER SO	IP WLS BF H R ER SO	IP WLS BF H R ER SO	IP WLS BF H R ER SO	IP WLS BF H R ER SO	IP WLS BF H R ER SO	IP WLS BF H R ER SO	IP WLS BF H R ER SO	IP WLS BF H R ER SO	IP WLS BF H R ER SO	IP WLS BF H R ER SO	IP WLS BF H R ER SO	IP WLS BF H R ER SO	IP WLS BF H R ER SO	ERA WHIP	ERA WHIP		
Dave Telgheder, R ERA: 4.24 (1, 1)	5.1	24	6	5	4	2	3	0	0	0	6.75	1.688												
Aaron Small, R ERA: 3.32 (6, 1)	2.0	11	4	1	1	2	1	0	0	0	4.50	2.500												
Billy Taylor, R ERA: 7.5 (8, 1)	1.2	W	8	2	1	1	0	2	0	0	5.40	1.200												
Mark Acre, R ERA: 3.09 (10, 1)	0.2	4	2	2	2	0	0	0	0	0	27.00	3.000												
Buddy Groom, L ERA: 9.95 (10, 1)	0.0	1	0	0	0	0	1	0	0	0	∞	∞												

Oakland Athletics @ Cleveland Indians
Jacobs Field, Cleveland, OH
Wed Apr 30 1997, 7:05 PM EDT
Att. 40,463 - Cloudy - 72 F

AB	43
R	9
H	15
RBI	8
BB	8
SO	4
LOB	26



Batter	1	2	3	4	5	6	7	8	9	AB	R	H	RBI	BB	SO	LOB	TOP										
Damon Mashore, R OBP: 0.418, SLG: 0.430 (1, 8)	1-2 G6-3		2-3 K			0-3 K		1-3 K		4	0	0	0	0	3	0	Oakland Athletics @ Cleveland Indians Jacobs Field, Cleveland, OH Thu May 01 1997, 7:05 PM EDT Att: 42,398 - Overcast - 50 F										
Jason Giambi, L OBP: 0.310, SLG: 0.400 (1, 7)	2-2 1B		1-1 F7			2-3 K		3-2 F8		4	0	1	0	0	1	0											
Jose Canseco, R OBP: 0.309, SLG: 0.418 (1, 9)	2-3 K			4-2 CS G4-3 BB		2-3 K		1-2 F8		3	0	0	0	1	2	0											
Mark McGwire, R OBP: 0.457, SLG: 0.767 (1, 3)		4-2 G3-1 BB		0-0 G4-3			1-3 K		1-2 G4-3	3	0	0	0	1	1	1											
Geronimo Berroa, R OBP: 0.449, SLG: 0.631 (1, 10)		0-2 G3-1		3-3 K		3-2 1B 2B		3-1 BB 1B		4	1	2	0	0	1	2											
Scott Spiezio, S OBP: 0.348, SLG: 0.462 (1, 4)		3-3 K			0-0 G4-3		4-2 1B BB		4-1 BB	2	0	0	0	2	1	1											
Scott Brosius, R OBP: 0.273, SLG: 0.240 (7, 6)		4-2 BB			4-2 E BB		0-1 L6		1-0 P4	2	0	0	0	2	0	4											
Rafael Bourimigal, R OBP: 0.404, SLG: 0.333 Dave Megadán, L OBP: 0.338, SLG: 0.423 (7, 5)		0-3 K			1-1 E4 G6-4-3		3-2 1B 2H		1-3 K	2	0	0	0	0	1	3											
Brent Mayne, L OBP: 0.292, SLG: 0.409 (1, 2)			3-2 G4-3		1-1 G6-4-3		3-2 L5			3	0	0	0	0	0	4											
Inning Stats	R: 0 E: 0 K: 1 S: 12	H: 1 LOB: 0 BB: 0 P: 17	R: 0 E: 0 K: 2 S: 14	H: 0 LOB: 2 BB: 2 P: 25	R: 0 E: 0 K: 1 S: 9	H: 0 LOB: 0 BB: 0 P: 15	R: 0 E: 0 K: 1 S: 6	H: 0 LOB: 0 BB: 1 P: 13	R: 0 E: 1 K: 0 S: 7	H: 0 LOB: 1 BB: 1 P: 13	R: 0 E: 0 K: 3 S: 10	H: 0 LOB: 0 BB: 0 P: 14	R: 1 E: 0 K: 1 S: 21	H: 2 LOB: 2 BB: 1 P: 35	R: 0 E: 0 K: 1 S: 10	H: 0 LOB: 0 BB: 1 P: 15		R: 0 E: 0 K: 1 S: 10	H: 1 LOB: 2 BB: 1 P: 20	1B: 3 2B: 1 3B: 0 HR: 0	SF: 0 SAC: 0 DP: 1 HBP: 0	WP: 0 PB: 0 SB: 0 CS: 1	PA: 35				
PITCHER	IP	WLS	BF	H	R	ER	SO	BB	IBB	HBP	BLK	WP	HR	S	P	ERA	WHIP										
Jack McDowell, R ERA: 6.75 Michael Jackson, R ERA: 3.57	(1, 1) (8, 1)	7.0 2.0	W 8	27 1	3 0	1 0	9 2	5 1	0 0	0 0	0 0	0 0	0 0	79 20	132 35	1.29 0.00	1.143 1.000										

AB	29
R	1
H	4
RBI	1
BB	6
SO	11
LOB	17



Batter	1	2	3	4	5	6	7	8	9	AB	R	H	RBI	BB	SO	LOB	BOTTOM										
Omar Vizquel, S OBP: 0.366, SLG: 0.400 (1, 6)	1-2 G6-3		4-2 2B G3 BB		3-2 HR		0-3 K			3	2	1	1	1	1	0	Oakland Athletics @ Cleveland Indians Jacobs Field, Cleveland, OH Thu May 01 1997, 7:05 PM EDT Att: 42,398 - Overcast - 50 F										
Tony Fernandez, S OBP: 0.346, SLG: 0.450 (1, 4)	2-2 G4-3		1-0 G3 2B		3-2 G3		3-2 G4-3			4	0	1	0	0	0	0											
Jim Thome, L OBP: 0.504, SLG: 0.585 (1, 3)	4-2 1B BB		1-0 G3		4-2 HR BB		3-3 K			2	1	0	1	2	1	1											
Matt Williams, R OBP: 0.352, SLG: 0.577 (1, 5)	0-1 1B		2-3 3-H 3-3 K		1-3 K			1-0 G6-3		4	0	1	0	0	2	2											
David Justice, L OBP: 0.518, SLG: 0.816 (1, 7)	1-2 F7			2-0 HR 1B	2-1 1-H HR			1-1 HR		4	3	3	3	0	0	2											
Manny Ramirez, R OBP: 0.376, SLG: 0.573 (1, 9)		0-3 K		0-2 1-H HR	1-3 K			1-0 G6-3		4	1	1	2	0	2	0											
Julio Franco, R OBP: 0.430, SLG: 0.490 (1, 10)		2-2 G5-3		1-0 G6-3 1B		3-1 G5-3		1-0 G4-3		4	0	1	0	0	0	0											
Brian Giles, L OBP: 0.379, SLG: 0.583 (1, 8)		0-0 P6		2-0 G6-3		2-1 G3				3	0	0	0	0	0	1											
Sandy Alomar Jr., R OBP: 0.410, SLG: 0.756 (1, 2)			1-2 P6		0-2 G6-3		0-0 G5-3			3	0	0	0	0	0	0											
Inning Stats	R: 0 E: 0 K: 0 S: 15	H: 1 LOB: 2 BB: 1 P: 23	R: 0 E: 0 K: 1 S: 8	H: 0 LOB: 0 BB: 0 P: 10	R: 1 E: 0 K: 1 S: 11	H: 1 LOB: 1 BB: 1 P: 21	R: 2 E: 0 K: 0 S: 10	H: 3 LOB: 0 BB: 0 P: 15	R: 3 E: 0 K: 2 S: 18	H: 2 LOB: 0 BB: 1 P: 32	R: 0 E: 0 K: 0 S: 5	H: 0 LOB: 0 BB: 0 P: 10	R: 0 E: 0 K: 2 S: 9	H: 0 LOB: 0 BB: 0 P: 15	R: 1 E: 0 K: 0 S: 5	H: 1 LOB: 0 BB: 0 P: 9		1B: 3 2B: 1 3B: 0 HR: 4	SF: 0 SAC: 0 DP: 1 HBP: 0	WP: 0 PB: 0 SB: 0 CS: 0	PA: 34						
PITCHER	IP	WLS	BF	H	R	ER	SO	BB	IBB	HBP	BLK	WP	HR	S	P	ERA	WHIP										
Willie Adams, R ERA: 8.42 Richie Lewis, R ERA: 9.87	(1, 1) (7, 1)	6.0 2.0	L 7	27 1	6 1	4 1	2 2	3 0	0 0	0 0	0 0	0 0	1 1	14 24	11 24	9.00 4.50	1.667 0.500										

AB	31
R	7
H	8
RBI	7
BB	3
SO	6
LOB	6



Batter	1	2	3	4	5	6	7	8	9	AB	R	H	RBI	BB	SO	LOB	TOP											
Damon Mashore, R OBP: 0.411, SLG: 0.422 (1, 7)										4	1	1	0	0	1	0	<p>Oakland Athletics @ Baltimore Orioles Oriole Park at Camden Yards, Baltimore, MD</p> <p>Fri May 02 1997, 7:05 PM EDT Att: 46,181 - Unknown - 71 F</p> <p>livebaseballscorecards.com</p>											
Rafael Bourquiel, R OBP: 0.400, SLG: 0.357 Dave Magadan, L OBP: 0.424, SLG: 0.407 (1, 6) (9, PH)										3	0	2	0	0	0	0												
Jose Canseco, R OBP: 0.307, SLG: 0.412 (1, 9)										4	0	1	1	0	1	2												
Mark McGwire, R OBP: 0.450, SLG: 0.742 (1, 3)										3	0	0	0	1	2	1												
Geronimo Berroa, R OBP: 0.441, SLG: 0.614 (1, 10)										4	0	1	0	0	2	3												
Scott Brosius, R OBP: 0.285, SLG: 0.232 (1, 5)										3	0	0	0	0	3													
Scott Spiezio, S OBP: 0.339, SLG: 0.449 (1, 4)										3	0	0	0	0	1													
Ernie Young, R OBP: 0.265, SLG: 0.214 (1, 8)										3	0	0	0	0	0													
Izzy Molina, R OBP: 0.167, SLG: 0.170 (1, 2)										3	0	0	0	0	0													
Inning Stats	R: 1 E: 0 K: 1 S: 7	H: 2 LOB: 2 BB: 1 P: 11	R: 0 E: 0 K: 0 S: 3	H: 0 LOB: 0 BB: 0 P: 3	R: 0 E: 0 K: 2 S: 7	H: 0 LOB: 0 BB: 0 P: 7	R: 0 E: 0 K: 0 S: 3	H: 0 LOB: 0 BB: 0 P: 3	R: 0 E: 0 K: 0 S: 3	H: 1 LOB: 0 BB: 0 P: 3	R: 0 E: 0 K: 0 S: 4	H: 1 LOB: 1 BB: 0 P: 4	R: 0 E: 0 K: 0 S: 3	H: 0 LOB: 0 BB: 0 P: 3	R: 0 E: 0 K: 1 S: 6	H: 1 LOB: 1 BB: 0 P: 6	1B: 5 2B: 0 3B: 0 HR: 0	SF: 0 SAC: 0 DP: 1 HBP: 0	WP: 0 PB: 0 SB: 0 CS: 0	PA: 32								
PITCHER	IP	WLS	BF	H	R	ER	SO	BB	IBB	HBP	BLK	WP	HR	S	P	ERA	WHIP											
Jimmy Key, L ERA: 2.21 Armando Benitez, R ERA: 6.0	(1, 1)	8.0	W	28	4	1	1	5	1	0	0	0	0	0	37	41	1.12	0.625										

Batter	1	2	3	4	5	6	7	8	9	AB	R	H	RBI	BB	SO	LOB	BOTTOM											
Brady Anderson, L OBP: 0.482, SLG: 0.511 (1, 8)										5	0	1	0	0	0	2	<p>Oakland Athletics @ Baltimore Orioles Oriole Park at Camden Yards, Baltimore, MD</p> <p>Fri May 02 1997, 7:05 PM EDT Att: 46,181 - Unknown - 71 F</p> <p>livebaseballscorecards.com</p>											
Roberto Alomar, S OBP: 0.304, SLG: 0.443 Jeff Reboulet, R OBP: 0.351, SLG: 0.364 (1, 4) (8, FR) (9, 4)										4	1	2	1	1	0	0												
Eric Davis, R OBP: 0.403, SLG: 0.696 (1, 9)										5	1	2	1	0	1	2												
Rafael Palmeiro, L OBP: 0.359, SLG: 0.500 (1, 3)										4	1	1	0	1	1	4												
Cal Ripken Jr., R OBP: 0.351, SLG: 0.520 (1, 5)										4	2	2	0	0	1	3												
B.J. Surhoff, L OBP: 0.387, SLG: 0.455 (1, 7)										4	0	1	2	0	0	2												
Pete Incaviglia, R OBP: 0.340, SLG: 0.458 (1, 10)										4	0	1	0	0	0	1												
Chris Hoiles, R OBP: 0.417, SLG: 0.479 (1, 2)										3	2	1	0	0	0	2												
Mike Bordick, R OBP: 0.258, SLG: 0.247 (1, 6)										4	0	2	3	0	1	0												
Inning Stats	R: 0 E: 0 K: 1 S: 7	H: 2 LOB: 1 BB: 0 P: 7	R: 1 E: 0 K: 0 S: 5	H: 2 LOB: 1 BB: 0 P: 5	R: 0 E: 0 K: 0 S: 3	H: 0 LOB: 0 BB: 0 P: 3	R: 1 E: 0 K: 0 S: 4	H: 1 LOB: 0 BB: 0 P: 4	R: 2 E: 0 K: 1 S: 8	H: 3 LOB: 2 BB: 1 P: 12	R: 0 E: 0 K: 2 S: 8	H: 1 LOB: 2 BB: 1 P: 12	R: 0 E: 0 K: 2 S: 8	H: 1 LOB: 2 BB: 1 P: 12	1B: 7 2B: 4 3B: 0 HR: 2	SF: 0 SAC: 0 DP: 0 HBP: 1	WP: 0 PB: 0 SB: 0 CS: 0	PA: 40										
PITCHER	IP	WLS	BF	H	R	ER	SO	BB	IBB	HBP	BLK	WP	HR	S	P	ERA	WHIP											
Steve Karsay, R ERA: 4.0 Mark Acre, R ERA: 3.95	(1, 1)	6.0	L	28	4	2	2	3	2	0	0	0	0	0	16	24	9.00	3.000										

Batter	1	2	3	4	5	6	7	8	9	AB	R	H	RBI	BB	SO	LOB	TOP											
Damon Mashore, R OBP: 0.410, SLG: 0.425 (1, 8)										4	1	1	0	1	2	1	Oakland Athletics @ Baltimore Orioles Oriole Park at Camden Yards, Baltimore, MD Sat May 03 1997, 3:33 AM EDT Att: 45,750 - Sunny - 73 F											
Jason Giambi, L OBP: 0.314, SLG: 0.429 Ernie Young, R OBP: 0.265, SLG: 0.214 (1, 7)										5	1	2	2	0	1	2												
Geronimo Berroa, R OBP: 0.430, SLG: 0.587 (1, 10)										4	0	0	0	1	0	1												
Mark McGwire, R OBP: 0.452, SLG: 0.726 (1, 3)										2	0	0	0	2	1	1												
Matt Stairs, L OBP: 0.400, SLG: 0.621 (1, 9)										3	0	0	0	1	1	4												
Scott Spiezio, S OBP: 0.336, SLG: 0.468 (1, 4)										4	1	1	1	0	1	3												
Scott Brosius, R OBP: 0.274, SLG: 0.243 (7, 6)										4	1	2	0	0	0	3												
Rafael Bourimigal, R OBP: 0.404, SLG: 0.341 Dave Magadan, L OBP: 0.400, SLG: 0.379 (7, PH)										2	0	0	0	0	0	1												
Brent Mayne, L OBP: 0.296, SLG: 0.440 Izzy Molina, R OBP: 0.164, SLG: 0.167 (9, PH)										2	0	0	0	0	0	1												
										3	0	1	1	0	1	1												
Inning Stats	R: 0 E: 0 K: 2 S: 7	H: 0 LOB: 0 BB: 0 P: 7	R: 0 E: 0 K: 1 S: 5	H: 0 LOB: 1 BB: 1 P: 9	R: 0 E: 0 K: 1 S: 5	H: 0 LOB: 1 BB: 1 P: 9	R: 1 E: 0 K: 0 S: 5	H: 2 LOB: 1 BB: 0 P: 5	R: 0 E: 0 K: 0 S: 4	H: 1 LOB: 1 BB: 0 P: 4	R: 1 E: 0 K: 1 S: 7	H: 2 LOB: 2 BB: 1 P: 11	R: 0 E: 0 K: 0 S: 3	H: 0 LOB: 2 BB: 2 P: 11	R: 2 E: 0 K: 0 S: 5	H: 2 LOB: 0 BB: 0 P: 5	1B: 3 2B: 2 3B: 0 HR: 2	SF: 0 SAC: 0 DP: 0 HBP: 0	WP: 0 PB: 0 SB: 0 CS: 0	PA: 39								
PITCHER	IP	WLS	BF	H	R	ER	SO	BB	IBB	HBP	BLK	WP	HR	S	P	ERA	WHIP											
35 Mike Mussina, R ERA: 3.99 Terry Mathews, R ERA: 2.19 Jesse Orosco, L ERA: Armando Benitez, R ERA: 6.0 Arthur Rhodes, L ERA: 2.87	6.1		25	4	2	2	7	2	0	0	0	0	0	1	37	45	2.84	0.947										
PITCHER	IP	WLS	BF	H	R	ER	SO	BB	IBB	HBP	BLK	WP	HR	S	P	ERA	WHIP											
Randy Myers, L ERA: 1.5	1.0	L	5	2	2	2	0	0	0	0	0	0	0	1	5	5	18.00	2.000										

AB 34
R 4
H 7
RBI 4
BB 5
SO 7
LOB 18



Batter	1	2	3	4	5	6	7	8	9	AB	R	H	RBI	BB	SO	LOB	BOTTOM											
Brady Anderson, L OBP: 0.478, SLG: 0.500 (1, 8)										4	0	1	0	1	0	1	Oakland Athletics @ Baltimore Orioles Oriole Park at Camden Yards, Baltimore, MD Sat May 03 1997, 3:33 AM EDT Att: 45,750 - Sunny - 73 F											
Roberto Alomar, S OBP: 0.313, SLG: 0.438 Jeff Reboulet, R OBP: 0.351, SLG: 0.364 (9, FR)										3	0	1	0	1	0	1												
Eric Davis, R OBP: 0.402, SLG: 0.671 (1, 9)										4	1	1	0	1	0	3												
Rafael Palmeiro, L OBP: 0.361, SLG: 0.491 (1, 3)										4	0	1	0	1	0	3												
Cal Ripken Jr., R OBP: 0.353, SLG: 0.538 (1, 5)										4	1	1	2	1	0	3												
Pete Incaviglia, R OBP: 0.345, SLG: 0.509 (1, 10)										5	1	2	1	0	0	4												
B.J. Surhoff, L OBP: 0.392, SLG: 0.457 (1, 7)										4	0	2	0	0	1	2												
Chris Hoiles, R OBP: 0.409, SLG: 0.459 Lenny Webster, R OBP: 0.222, SLG: 0.133 (9, 2)										3	0	0	0	1	1	2												
Mike Bordick, R OBP: 0.247, SLG: 0.236 (1, 6)										4	0	0	0	0	0	3												
Inning Stats	R: 0 E: 0 K: 0 S: 3	H: 0 LOB: 0 BB: 0 P: 3	R: 0 E: 0 K: 0 S: 4	H: 1 LOB: 1 BB: 0 P: 4	R: 0 E: 0 K: 1 S: 6	H: 1 LOB: 1 BB: 0 P: 6	R: 0 E: 0 K: 1 S: 5	H: 0 LOB: 1 BB: 1 P: 9	R: 3 E: 0 K: 0 S: 6	H: 3 LOB: 1 BB: 1 P: 10	R: 0 E: 0 K: 0 S: 4	H: 1 LOB: 2 BB: 1 P: 8	R: 0 E: 0 K: 0 S: 4	H: 1 LOB: 1 BB: 0 P: 4	R: 0 E: 0 K: 0 S: 4	H: 1 LOB: 3 BB: 2 P: 12		1B: 7 2B: 0 3B: 0 HR: 2	SF: 0 SAC: 1 DP: 0 HBP: 0	WP: 0 PB: 0 SB: 0 CS: 0	PA: 42							
PITCHER	IP	WLS	BF	H	R	ER	SO	BB	IBB	HBP	BLK	WP	HR	S	P	ERA	WHIP											
Mike Mohler, L ERA: 4.71 Aaron Small, R ERA: 3.05 Buddy Groom, L ERA: 9.45 Billy Taylor, R ERA: 7.11	6.1		29	7	3	3	2	3	0	0	0	0	0	2	30	42	4.26	1.579										
PITCHER	IP	WLS	BF	H	R	ER	SO	BB	IBB	HBP	BLK	WP	HR	S	P	ERA	WHIP											
	1.2	W	7	1	0	0	0	0	1	0	0	0	0	6	10	0.00	0.600											
	0.1		2	0	0	0	0	1	0	0	0	0	0	1	5	0.00	3.000											
	0.2	S	4	1	0	0	0	1	0	0	0	0	0	3	7	0.00	3.000											

AB 35
R 3
H 9
RBI 3
BB 6
SO 2
LOB 22



Batter	1	2	3	4	5	6	7	8	9	AB	R	H	RBI	BB	SO	LOB	TOP					
Damon Mashore, R (1,8) OBP: 0.413, SLG: 0.422										3	0	1	0	1	2	1	<p>Oakland Athletics @ Baltimore Orioles Oriole Park at Camden Yards, Baltimore, MD</p> <p>Sun May 04 1997, 3:33 AM EDT Att: 47,001 - Sunny - 65 F</p> <p>livebaseballscores.com</p> <p>AB 28 R 0 H 4 RBI 0 BB 4 SO 10 LOB 16</p>					
Jason Giambi, L (1,7) OBP: 0.303, SLG: 0.413										4	0	0	0	0	1	3						
Geronimo Berroa, R (1,9) OBP: 0.418, SLG: 0.588 Ernie Young, R (9,PH) OBP: 0.280, SLG: 0.209										3	0	0	0	0	2	2						
Mark McGwire, R (1,3) OBP: 0.449, SLG: 0.714 Dave Magadan, L (7,PR) OBP: 0.389, SLG: 0.367										3	0	1	0	0	2	1						
Matt Stairs, L (1,10) OBP: 0.410, SLG: 0.581										2	0	0	0	2	1	0						
Scott Spiezio, S (1,4) OBP: 0.344, SLG: 0.469										2	0	1	0	1	0	2						
Scott Brosius, R (1,5) OBP: 0.267, SLG: 0.236										3	0	0	0	0	1	4						
Rafael Bourimigal, R (1,6) OBP: 0.382, SLG: 0.319 Tony Batista, R (8,6) OBP: 0.234, SLG: 0.254										3	0	0	0	0	0	3						
Izzy Molina, R (1,2) OBP: 0.172, SLG: 0.175										3	0	1	0	0	1	0						
Inning Stats	R: 0 E: 0 K: 1 S: 5	H: 0 LOB: 1 BB: 1 P: 9	R: 0 E: 0 K: 1 S: 4	H: 0 LOB: 1 BB: 2 P: 12	R: 0 E: 0 K: 1 S: 5	H: 0 LOB: 0 BB: 0 P: 5	R: 0 E: 0 K: 3 S: 9	H: 0 LOB: 0 BB: 0 P: 9	R: 0 E: 0 K: 0 S: 3	H: 1 LOB: 0 BB: 0 P: 3	R: 0 E: 0 K: 3 S: 10	H: 1 LOB: 0 BB: 0 P: 10	R: 0 E: 0 K: 0 S: 4	H: 1 LOB: 2 BB: 1 P: 8	R: 0 E: 0 K: 1 S: 5	H: 1 LOB: 0 BB: 0 P: 5		R: 0 E: 0 K: 0 S: 3	H: 0 LOB: 0 BB: 0 P: 3	1B: 4 2B: 1 3B: 0 HR: 0	SF: 0 SAC: 0 DP: 2 HBP: 0	WP: 0 PB: 0 SB: 2 CS: 2
PITCHER	IP WLS BF H R ER SO BB IBB HBP BLK WP HR S P ERA WHIP																					
Rocky Coppinger, R (1,1) ERA: 4.76	6.0 W 23 3 0 0 9 4 0 0 0 0 0 0 0 37 53 0.00 1.167																					
Mike Johnson, R (7,1) ERA: 1.64	3.0 S 9 1 0 0 1 0 0 0 0 0 0 0 0 11 11 0.00 0.333																					

Batter	1	2	3	4	5	6	7	8	9	AB	R	H	RBI	BB	SO	LOB	BOTTOM			
Brady Anderson, L (1,8) OBP: 0.492, SLG: 0.500										2	2	1	0	2	0	0	<p>Oakland Athletics @ Baltimore Orioles Oriole Park at Camden Yards, Baltimore, MD</p> <p>Sun May 04 1997, 3:33 AM EDT Att: 47,001 - Sunny - 65 F</p> <p>livebaseballscores.com</p> <p>AB 37 R 11 H 15 RBI 11 BB 4 SO 5 LOB 22</p>			
Roberto Alomar, S (1,4) OBP: 0.318, SLG: 0.474										5	1	2	5	0	1	4				
Eric Davis, R (1,9) OBP: 0.419, SLG: 0.684 Tony Tarasco, L (7,9) OBP: 0.208, SLG: 0.208										3	2	2	1	1	0	3				
Rafael Palmeiro, L (1,3) OBP: 0.354, SLG: 0.473										4	0	0	0	1	2	4				
Cal Ripken Jr., R (1,5) OBP: 0.367, SLG: 0.560 Jeff Reboulet, R (7,PH) OBP: 0.342, SLG: 0.353										3	2	3	2	0	0	0				
B.J. Surhoff, L (1,7) OBP: 0.393, SLG: 0.480										5	0	2	2	0	1	2				
Pete Incaviglia, R (1,10) OBP: 0.365, SLG: 0.561										4	1	2	1	0	0	2				
Lenny Webster, R (1,2) OBP: 0.217, SLG: 0.150										5	1	1	0	0	0	3				
Mike Bordick, R (1,6) OBP: 0.257, SLG: 0.247										4	2	2	0	0	0	0				
Inning Stats	R: 2 E: 0 K: 0 S: 4	H: 1 LOB: 2 BB: 2 P: 12	R: 0 E: 0 K: 1 S: 7	H: 2 LOB: 3 BB: 0 P: 8	R: 0 E: 0 K: 2 S: 8	H: 1 LOB: 1 BB: 0 P: 8	R: 0 E: 0 K: 0 S: 3	H: 0 LOB: 0 BB: 0 P: 3	R: 2 E: 0 K: 0 S: 5	H: 2 LOB: 1 BB: 1 P: 9	R: 5 E: 1 K: 0 S: 8	H: 5 LOB: 2 BB: 1 P: 13	R: 1 E: 0 K: 2 S: 10	H: 3 LOB: 0 BB: 0 P: 10	R: 1 E: 0 K: 0 S: 4	H: 1 LOB: 0 BB: 0 P: 4		1B: 10 2B: 2 3B: 1 HR: 2	SF: 1 SAC: 1 DP: 1 HBP: 2	WP: 1 PB: 0 SB: 2 CS: 0
PITCHER	IP WLS BF H R ER SO BB IBB HBP BLK WP HR S P ERA WHIP																			
Ariel Prieto, R (1,1) ERA: 4.5	5.0 L 28 7 7 7 3 4 0 0 1 0 0 0 2 29 46 12.60 2.200																			
Don Wengert, R (6,1) ERA: 5.14	3.0 17 8 4 3 2 0 0 1 0 0 0 2 20 21 9.00 2.667																			

Batter	1	2	3	4	5	6	7	8	9	AB	R	H	RBI	BB	SO	LOB	TOP					
Damon Mashore, R OBP: 0.409, SLG: 0.410 (1, 8)										4	1	1	0	1	2	3	Oakland Athletics @ Milwaukee Brewers Milwaukee County Stadium, Milwaukee, WI Tue May 06 1997, 8:05 PM EDT Att: 8,015 - Unknown - 65 F					
Jason Giambi, L OBP: 0.313, SLG: 0.419 Ernie Young, R OBP: 0.255, SLG: 0.205 (1, 7) (7, PR)										4	0	2	2	0	0	1						
Jose Canseco, R OBP: 0.307, SLG: 0.393 (1, 9)										4	1	1	0	1	1	2						
Mark McGwire, R OBP: 0.451, SLG: 0.728 Dave Magadan, L OBP: 0.315, SLG: 0.382 (1, 3)										1	0	0	0	0	1	1						
Gerónimo Berroa, R OBP: 0.425, SLG: 0.571 (1, 10)										5	1	3	2	0	1	0						
Scott Spiezio, S OBP: 0.351, SLG: 0.475 (1, 4)										4	0	1	0	0	0	4						
Scott Brosius, R OBP: 0.260, SLG: 0.250 (1, 5)										5	0	0	1	0	1	8						
Brent Mayne, L OBP: 0.333, SLG: 0.444 George Williams, S OBP: 0.436, SLG: 0.261 (1, 2) (7, PH)										2	0	1	0	1	0	0						
Tony Batista, R OBP: 0.250, SLG: 0.270 (1, 6)										4	1	2	1	0	0	3						
Inning Stats	R: 0 E: 0 K: 1 S: 9	H: 1 LOB: 1 BB: 0 P: 16	R: 0 E: 1 K: 1 S: 12	H: 2 LOB: 2 BB: 0 P: 17	R: 0 E: 0 K: 2 S: 9	H: 0 LOB: 0 BB: 0 P: 16	R: 0 E: 0 K: 2 S: 11	H: 0 LOB: 0 BB: 0 P: 16	R: 2 E: 1 K: 0 S: 8	H: 2 LOB: 1 BB: 0 P: 14	R: 2 E: 0 K: 1 S: 13	H: 3 LOB: 3 BB: 1 P: 23	R: 2 E: 0 K: 0 S: 15	H: 3 LOB: 3 BB: 1 P: 29	R: 0 E: 0 K: 0 S: 10	H: 0 LOB: 0 BB: 1 P: 18		R: 0 E: 0 K: 0 S: 8	H: 1 LOB: 2 BB: 1 P: 16	1B: 10 2B: 2 3B: 0 HR: 0	SF: 0 SAC: 1 DP: 2 HBP: 0	WP: 0 PB: 0 SB: 0 CS: 0
PITCHER	IP WLS BF H R ER SO BB IBB HBP BLK WP HR S P ERA WHIP																					
Ben McDonald, R ERA: 4.53 (1, 1)	5.2	L	27	8	4	2	6	1	0	0	0	0	0	0	59	98	3.18	1.588				
Bryce Florie, R ERA: 5.74 (6, 1)	0.1	L	5	3	2	2	1	1	0	0	0	0	0	0	10	20	54.00	12.000				
Ron Villone, L ERA: 3.97 (7, 1)	3.0		11	1	0	0	0	2	0	0	0	0	0	26	47	0.00	1.000					

Batter	1	2	3	4	5	6	7	8	9	AB	R	H	RBI	BB	SO	LOB	BOTTOM					
Jeremy Burnitz, L OBP: 0.410, SLG: 0.571 (1, 9)										5	1	1	0	0	1	2	Oakland Athletics @ Milwaukee Brewers Milwaukee County Stadium, Milwaukee, WI Tue May 06 1997, 8:05 PM EDT Att: 8,015 - Unknown - 65 F					
Jeff Cirillo, R OBP: 0.380, SLG: 0.392 (1, 5)										4	2	1	0	0	1	1						
Dave Nilsson, L OBP: 0.395, SLG: 0.480 (1, 10)										5	1	2	1	0	0	1						
John Jaha, R OBP: 0.358, SLG: 0.520 Chuck Carr, S OBP: 0.192, SLG: 0.111 (1, 3) (9, PR)										3	0	1	0	2	1	1						
Marc Newfield, R OBP: 0.376, SLG: 0.411 Mark Loretta, R OBP: 0.294, SLG: 0.240 (1, 7) (9, PR)										3	1	1	1	1	0	3						
Jose Valentin, S OBP: 0.226, SLG: 0.276 (1, 6)										5	0	2	2	0	1	5						
Gerald Williams, R OBP: 0.362, SLG: 0.459 (1, 8)										4	0	1	0	0	0	2						
Jeff Huson, L OBP: 0.233, SLG: 0.250 (1, 4)										4	0	0	0	0	0	3						
Mike Matheny, R OBP: 0.319, SLG: 0.379 Jesse Levis, L OBP: 0.333, SLG: 0.367 (1, 2) (8, PH)										2	0	0	0	1	0	1						
Inning Stats	R: 0 E: 0 K: 1 S: 6	H: 0 LOB: 0 BB: 0 P: 9	R: 0 E: 0 K: 0 S: 11	H: 2 LOB: 2 BB: 0 P: 13	R: 2 E: 0 K: 0 S: 13	H: 2 LOB: 1 BB: 1 P: 25	R: 0 E: 1 K: 0 S: 12	H: 0 LOB: 1 BB: 0 P: 16	R: 2 E: 1 K: 1 S: 12	H: 3 LOB: 1 BB: 0 P: 19	R: 0 E: 0 K: 1 S: 10	H: 0 LOB: 1 BB: 1 P: 17	R: 1 E: 0 K: 0 S: 11	H: 2 LOB: 1 BB: 0 P: 13	R: 0 E: 0 K: 0 S: 8	H: 0 LOB: 0 BB: 0 P: 11		R: 0 E: 0 K: 0 S: 10	H: 0 LOB: 2 BB: 2 P: 22	1B: 6 2B: 3 3B: 0 HR: 0	SF: 1 SAC: 0 DP: 0 HBP: 1	WP: 1 PB: 0 SB: 1 CS: 0
PITCHER	IP WLS BF H R ER SO BB IBB HBP BLK WP HR S P ERA WHIP																					
Willie Adams, R ERA: 8.03 (1, 1)	6.0	W	29	7	4	4	3	1	1	0	0	0	0	0	19	24	4.50	1.000				
Aaron Small, R ERA: 3.18 (7, 1)	2.0		8	2	1	1	1	0	0	0	0	0	0	19	24	4.50	1.000					
Billy Taylor, R ERA: 6.59 (9, 1)	1.0	S	5	0	0	0	0	2	0	0	0	0	0	10	22	0.00	2.000					

Batter	1	2	3	4	5	6	7	8	9	AB	R	H	RBI	BB	SO	LOB	TOP																	
Damon Mashore, R OBP: 0.403, SLG: 0.398 (1, 8)										3	0	0	0	1	2	2	Oakland Athletics @ Milwaukee Brewers Milwaukee County Stadium, Milwaukee, WI Wed May 07 1997, 4:33 AM EDT Att: 10,044 - Overcast - 55 F																	
Jason Giambi, L OBP: 0.311, SLG: 0.413 (1, 10)										4	0	1	0	0	1	0																		
Jose Canseco, R OBP: 0.305, SLG: 0.389 (1, 7)										4	0	1	0	0	2	2																		
Mark McGwire, R OBP: 0.453, SLG: 0.714 (1, 3)										2	0	0	0	2	0	0																		
Gerónimo Berroa, R OBP: 0.411, SLG: 0.550 (1, 9)										4	0	0	0	0	1	3																		
Scott Spiezio, S OBP: 0.355, SLG: 0.472 (1, 4)										3	0	1	0	1	0	0																		
Scott Brosius, R OBP: 0.259, SLG: 0.244 (1, 5)										3	0	0	0	1	1	4																		
George Williams, S OBP: 0.400, SLG: 0.231 (9, PH)										3	0	0	0	0	2	1																		
Dave Magadan, L OBP: 0.329, SLG: 0.382 (9, FR)										0	0	0	0	1	0	0																		
Mike Mohler, R (9, FR)										0	0	0	0	0	0	0																		
Tony Batista, R OBP: 0.254, SLG: 0.262 (9, PH)										2	0	0	0	0	1	1																		
Matt Stairs, L OBP: 0.439, SLG: 0.606 (9, PH)										1	0	1	0	0	0	0																		
Inning Stats	R: 0 E: 0 K: 3 S: 10	H: 0 LOB: 0 BB: 0 P: 14	R: 0 E: 0 K: 1 S: 9	H: 0 LOB: 0 BB: 0 P: 14	R: 0 E: 0 K: 2 S: 11	H: 0 LOB: 1 BB: 0 P: 19	R: 0 E: 0 K: 1 S: 14	H: 1 LOB: 3 BB: 2 P: 24	R: 0 E: 0 K: 0 S: 10	H: 0 LOB: 0 BB: 1 P: 15	R: 0 E: 0 K: 2 S: 10	H: 0 LOB: 1 BB: 1 P: 18	R: 0 E: 0 K: 1 S: 8	H: 0 LOB: 0 BB: 0 P: 12	R: 0 E: 1 K: 0 S: 14	H: 2 LOB: 2 BB: 1 P: 22	1B: 4 2B: 0 3B: 0 HR: 0	SF: 0 SAC: 0 DP: 1 HBP: 1	WP: 0 PB: 0 SB: 1 CS: 0	PA: 36														
PITCHER	IP WLS BF H R ER SO BB IBB HBP BLK WP HR S P ERA WHIP																																	
Jeff D'Amico, R ERA: 4.97 (1, 1)	6.0	W	24	2	0	0	7	4	0	1	0	0	0	0	61	106	0.00	1.000																
Mike Fetters, R ERA: (7, 1)	2.0	W	7	0	0	0	3	1	0	0	0	0	0	0	18	30	0.00	0.500																
Doug Jones, R ERA: 2.08 (9, 1)	1.0	S	5	2	0	0	0	1	0	0	0	0	0	0	14	22	0.00	3.000																

Batter	1	2	3	4	5	6	7	8	9	AB	R	H	RBI	BB	SO	LOB	BOTTOM																	
Jeremy Burnitz, L OBP: 0.409, SLG: 0.554 (1, 9)										4	1	1	0	1	1	4	Oakland Athletics @ Milwaukee Brewers Milwaukee County Stadium, Milwaukee, WI Wed May 07 1997, 4:33 AM EDT Att: 10,044 - Overcast - 55 F																	
Jeff Cirillo, R OBP: 0.373, SLG: 0.383 (1, 5)										5	0	1	1	0	0	5																		
Dave Nilsson, L OBP: 0.407, SLG: 0.505 (1, 10)										3	0	2	0	1	0	1																		
John Jaha, R OBP: 0.371, SLG: 0.519 (1, 3)										2	0	1	0	2	0	1																		
Marc Newfield, R OBP: 0.360, SLG: 0.390 (8, 8)										4	0	0	0	0	0	8																		
Chuck Carr, S OBP: 0.132, SLG: 0.111 (8, 8)										0	0	0	0	0	0	0																		
Jose Valentin, S OBP: 0.286, SLG: 0.290 (1, 6)										2	0	1	0	2	0	0																		
Gerald Williams, R OBP: 0.347, SLG: 0.438 (8, 7)										4	0	0	0	0	1	6																		
Jeff Huson, L OBP: 0.235, SLG: 0.226 (1, 4)										3	0	0	0	1	0	0																		
Mike Matheny, R OBP: 0.324, SLG: 0.382 (7, PH)										2	0	1	0	0	0	0																		
Jesse Levis, L OBP: 0.343, SLG: 0.355 (8, 2)										1	0	0	0	1	0	0																		
Inning Stats	R: 0 E: 0 K: 0 S: 12	H: 1 LOB: 2 BB: 1 P: 21	R: 0 E: 0 K: 0 S: 14	H: 0 LOB: 0 BB: 0 P: 20	R: 0 E: 0 K: 1 S: 7	H: 0 LOB: 0 BB: 0 P: 10	R: 0 E: 0 K: 0 S: 16	H: 2 LOB: 2 BB: 1 P: 24	R: 0 E: 0 K: 0 S: 9	H: 1 LOB: 1 BB: 0 P: 16	R: 0 E: 0 K: 0 S: 17	H: 1 LOB: 2 BB: 1 P: 29	R: 1 E: 0 K: 0 S: 15	H: 1 LOB: 3 BB: 3 P: 31	R: 0 E: 0 K: 1 S: 15	H: 1 LOB: 3 BB: 2 P: 32	1B: 5 2B: 2 3B: 0 HR: 0	SF: 0 SAC: 0 DP: 1 HBP: 0	WP: 0 PB: 0 SB: 4 CS: 0	PA: 38														
PITCHER	IP WLS BF H R ER SO BB IBB HBP BLK WP HR S P ERA WHIP																																	
Steve Karsay, R ERA: 3.45 (1, 1)	6.0	L	6	1	1	1	0	2	1	0	0	0	0	0	12	27	13.50	4.500																
Steve Montgomery, R ERA: 13.5 (7, 1)	0.2	L	6	1	1	1	0	2	1	0	0	0	0	0	10	19	0.00	3.000																
Aaron Small, R ERA: 3.09 (8, 1)	0.1	2	0	0	0	0	0	1	0	0	0	0	0	0	5	11	0.00	3.000																
Buddy Groom, L ERA: 7.88 (8, 1)	0.1	1	0	0	0	0	0	0	0	0	0	0	0	3	6	0.00	0.000																	
Don Wiengert, R ERA: 5.06 (8, 1)	0.1	1	0	0	0	0	0	0	0	0	0	0	0	3	6	0.00	0.000																	

AB 29
R 0
H 4
RBI 0
BB 6
SO 10
LOB 13


AB 30
R 1
H 7
RBI 1
BB 8
SO 2
LOB 25

Batter	1	2	3	4	5	6	7	8	9	AB	R	H	RBI	BB	SO	LOB	TOP								
Damon Mashore, R OBP: 0.396, SLG: 0.368 (1, 8)	1-3 K	0-0 F9		4-2 PB 1B BB		1-1 F8		0-2 G3-6		4	1	0	0	1	1	1									
Jason Giambi, L OBP: 0.307, SLG: 0.391 (1, 10)	1-1 F8		4-1 HR BB	1-3 K		1-3 K		1-1 G6-3		4	1	0	0	1	2	2									
Jose Canseco, R OBP: 0.301, SLG: 0.393 (1, 7)	1-1 F9		1-2 HR	1-1 1B			2-3 K		3-2 P4	5	1	2	4	0	1	0									
Mark McGwire, R OBP: 0.421, SLG: 0.641 (1, 3)		1-2 F4	0-3 K	0-0 P5			4-1 BB BB		0-1 G6-3	4	0	0	0	1	1	1									
Geronimo Berroa, R OBP: 0.399, SLG: 0.512 (1, 9)		2-3 K	4-2 S BB		0-0 L7		4-1 BB		1-3 K	3	0	0	0	2	2	0									
Scott Spiezio, S OBP: 0.360, SLG: 0.500 (1, 4)	1-1 1B		3-3 K	1-2 K	1-1 L8		4-0 BB			3	1	1	0	1	1	1									
Dave Magadan, L OBP: 0.487, SLG: 0.487 (7, PH)	4-1 1B HR BB		3-3 K		0-0 1B		2-3 K			2	1	1	0	1	1	1									
Scott Brosius, R OBP: 0.257, SLG: 0.230 (7, 5)										1	0	0	0	0	1	3									
George Williams, S OBP: 0.432, SLG: 0.273 (1, 2)	0-0 HR 1B			2-1 PB WP 1B	0-2 G3		2-3 K			4	2	2	1	0	1	4									
Tony Batista, R OBP: 0.263, SLG: 0.292 (1, 6)	0-1 HR			0-1 P2		1-2 G6-3		4-1 G3-6 BB		3	1	1	3	1	0	1									
Inning Stats	R: 0 E: 0 K: 1 S: 7	H: 0 LOB: 0 BB: 0 P: 10	R: 4 E: 0 K: 1 S: 13	H: 3 LOB: 0 BB: 1 P: 21	R: 2 E: 0 K: 3 S: 15	H: 1 LOB: 1 BB: 2 P: 30	R: 2 E: 0 K: 1 S: 14	H: 2 LOB: 1 BB: 1 P: 22	R: 0 E: 0 K: 0 S: 7	H: 1 LOB: 0 BB: 0 P: 8	R: 0 E: 0 K: 1 S: 8	H: 0 LOB: 0 BB: 0 P: 11	R: 0 E: 0 K: 3 S: 11	H: 0 LOB: 3 BB: 3 P: 29	R: 0 E: 0 K: 0 S: 7	H: 0 LOB: 0 BB: 0 P: 12	R: 0 E: 0 K: 1 S: 8	H: 0 LOB: 0 BB: 0 P: 12	1B: 4 2B: 1 3B: 0 HR: 2	SF: 0 SAC: 0 DP: 1 HBP: 0	WP: 1 PB: 1 SB: 1 CS: 0	PA: 41			
PITCHER	IP	WLS	BF	H	R	ER	SO	BB	IBB	HBP	BLK	WP	HR	S	P	ERA	WHIP								
Doug Drabek, R ERA: 7.25 (1, 1)	2.1		14	4	6	6	3	3	0	0	0	0	2	29	49	23.14	3.000								
Carlos Castillo, R ERA: 3.39 (3, 1)	4.0		18	3	2	1	5	3	0	0	0	1	0	40	68	2.25	1.500								
Mike Bertotti, L ERA: 7.36 (7, 1)	0.0		1	0	0	0	0	1	0	0	0	0	0	4	4	∞	∞								
Al Levine, R ERA: 3.68 (7, 1)	2.2	W	8	0	0	0	3	1	0	0	0	0	0	21	34	0.00	0.375								

Oakland Athletics @ Chicago White Sox
Comiskey Park, Chicago, IL
Sat May 10 1997, 8:05 PM EDT
Att: 28,816 - Sunny - 52 F

livebaseballscores.com

AB 33
R 8
H 7
RBI 8
BB 8
SO 11
LOB 14




Batter	1	2	3	4	5	6	7	8	9	AB	R	H	RBI	BB	SO	LOB	BOTTOM								
Tony Phillips, S OBP: 0.414, SLG: 0.369 (1, 5)	0-0 1B HR 2B	1-0 G4-3			3-2 BB 1B		2-0 G6-4-3	1-3 K		5	1	2	0	0	1	3									
Ray Durham, S OBP: 0.397, SLG: 0.395 (1, 4)	2-1 HR 1B	1-3 K			1-0 1B		0-0 S 1B	2-3 K		5	2	3	0	0	2	2									
Frank Thomas, R OBP: 0.483, SLG: 0.518 (1, 3)	1-1 HR		0-0 P3		4-0 G6-4-3 BB		4-1 1B E BB		4-1 1B BB	2	3	1	3	3	0	0									
Albert Belle, R OBP: 0.297, SLG: 0.415 (1, 7)	3-2 F9		1-0 G6-3		1-0 G6-4-3		1-1 E 1B		1-3 K	5	1	1	1	0	1	4									
Harold Baines, L OBP: 0.430, SLG: 0.467 (1, 10)	2-2 G4-3		3-1 G3			2-2 2B	2-1 E6		4-2 1B 1B	4	0	2	2	1	0	0									
Lyle Mouton, R OBP: 0.397, SLG: 0.469 (1, 9)	1-1 HR 1B			1-2 G6-3		1-1 G5-3	1-3 K		0-2 1B	5	1	2	0	0	1	2									
Dave Martinez, L OBP: 0.336, SLG: 0.407 (1, 8)	2-2 HR			1-1 G4-6-3 1B		3-1 F7		3-2 1B	2-0 1B	5	1	4	3	0	0	1									
Tony Peña, R OBP: 0.219, SLG: 0.143 (1, 2)	2-2 K			2-2 G4-6-3		1-1 F9		1 SAFE 1 SAFE K	0-3 K	4	0	0	0	0	2	3									
Ozzie Guillen, L OBP: 0.311, SLG: 0.340 (1, 6)		0-0 F7			0-2 P3		0-1 G6-4-3 1B		0-0 1B	4	0	2	0	0	0	0									
Inning Stats	R: 5 E: 0 K: 1 S: 21	H: 5 LOB: 0 BB: 0 P: 34	R: 0 E: 0 K: 1 S: 5	H: 0 LOB: 0 BB: 0 P: 7	R: 0 E: 0 K: 0 S: 4	H: 0 LOB: 0 BB: 0 P: 8	R: 0 E: 0 K: 0 S: 8	H: 1 LOB: 0 BB: 0 P: 12	R: 0 E: 0 K: 0 S: 8	H: 2 LOB: 2 BB: 1 P: 17	R: 0 E: 0 K: 0 S: 10	H: 1 LOB: 1 BB: 0 P: 17	R: 3 E: 1 K: 1 S: 12	H: 4 LOB: 1 BB: 1 P: 22	R: 0 E: 0 K: 3 S: 13	H: 2 LOB: 2 BB: 0 P: 19	R: 1 E: 0 K: 1 S: 10	H: 2 LOB: 2 BB: 2 P: 21	1B: 12 2B: 3 3B: 0 HR: 2	SF: 0 SAC: 0 DP: 3 HBP: 0	WP: 0 PB: 0 SB: 1 CS: 0	PA: 43			
PITCHER	IP	WLS	BF	H	R	ER	SO	BB	IBB	HBP	BLK	WP	HR	S	P	ERA	WHIP								
Dave Tegheder, R ERA: 5.44 (1, 1)	6.0		26	9	5	5	2	1	0	0	0	0	2	56	95	7.50	1.667								
Steve Montgomery, R ERA: 20.25 (7, 1)	0.2		4	2	2	2	0	1	0	0	0	0	0	5	11	27.00	4.500								
Mark Acre, R ERA: 6.74 (7, 1)	0.0		1	1	0	0	0	0	0	0	0	0	0	2	3	∞	∞								
Buddy Groom, L ERA: 7.56 (7, 1)	0.0		1	1	1	0	0	0	0	0	0	0	0	2	4	∞	∞								
Billy Taylor, R ERA: 6.46 (7, 1)	1.2	L	11	4	1	1	5	2	0	0	0	0	0	26	44	5.40	3.600								

Oakland Athletics @ Chicago White Sox
Comiskey Park, Chicago, IL
Sat May 10 1997, 8:05 PM EDT
Att: 28,816 - Sunny - 52 F

livebaseballscores.com

AB 39
R 9
H 17
RBI 9
BB 4
SO 7
LOB 15



Batter	1	2	3	4	5	6	7	8	9	AB	R	H	RBI	BB	SO	LOB	TOP				
Brady Anderson, L (1, 8) OBP: 0.487, SLG: 0.500	1-1 F7		1-0 1B		1-2 FC1-5 2B	3-3 K			2-0 G4-3	5	0	2	0	0	1	1					
Roberto Alomar, S (1, 4) OBP: 0.325, SLG: 0.437	2-1 P6		2-0 F8		3-2 FC1-5 2B SF7			2-1 G4-3	4	1	0	0	0	0	2						
Eric Davis, R (1, 10) OBP: 0.440, SLG: 0.730	3-1 E5			2-3 K	2-1 2B			4-1 G1-6-3 BB	3	0	1	0	1	1	0						
Rafael Palmeiro, L (1, 3) OBP: 0.325, SLG: 0.410	3-3 K			1-0 2B	4-0 2B			1-0 G1-6-3	3	1	1	0	1	1	2						
Cal Ripken Jr., R (1, 5) OBP: 0.344, SLG: 0.507		1-3 K		1-2 G5-3	2-2 SF7			0-1 L4	3	0	0	1	0	1	1						
B.J. Surhoff, L (1, 7) OBP: 0.393, SLG: 0.535	3-1 F8		2-0 HR	2-0 HR	3-0 F9			2-2 F9	4	1	1	1	0	0	2						
Chris Hoiles, R (1, 2) OBP: 0.437, SLG: 0.536	2-0 P6			2-0 HR		1-0 HBP		3-2 G6-3	2	1	0	0	0	0	0						
Tony Tarasco, L (1, 9) OBP: 0.275, SLG: 0.359			0-2 F7	0-0 HR	2-2 F7			0-0 G4-1	4	1	1	3	0	0	1						
Mike Bordick, R (1, 6) OBP: 0.236, SLG: 0.246			1-1 G2-3	1-1 G5-3	1-2 F8			3-2 P3	4	0	0	0	0	0	1						
Inning Stats	R: 0 E: 1 K: 1 S: 9	H: 0 LOB: 1 BB: 0 P: 18	R: 0 E: 0 K: 1 S: 6	H: 0 LOB: 0 BB: 0 P: 12	R: 0 E: 0 K: 0 S: 7	H: 1 LOB: 1 BB: 0 P: 11	R: 4 E: 0 K: 1 S: 13	H: 3 LOB: 1 BB: 0 P: 22	R: 1 E: 0 K: 0 S: 14	H: 2 LOB: 2 BB: 1 P: 26	R: 0 E: 0 K: 0 S: 4	H: 0 LOB: 0 BB: 1 P: 11	R: 0 E: 0 K: 0 S: 9	H: 0 LOB: 0 BB: 0 P: 14	R: 0 E: 0 K: 0 S: 7	H: 0 LOB: 0 BB: 0 P: 12	1B: 1 2B: 4 3B: 0 HR: 1	SF: 1 SAC: 0 DP: 1 HBP: 2	WP: 0 PB: 0 SB: 0 CS: 0	PA: 37	
PITCHER	IP	WLS	BF	H	R	ER	SO	BB	IBB	HBP	BLK	WP	HR	S	P	ERA	WHIP				
Steve Karsay, R (1, 1) ERA: 3.94	6.0	L	28	6	5	5	4	0	1	2	0	0	1	59	106	7.50	1.000				
Carlos Reyes, R (7, 1) ERA:	3.0		9	0	0	0	0	1	0	0	0	0	0	20	37	0.00	0.333				

Baltimore Orioles @ Oakland Athletics
Oakland-Alameda County Coliseum, Oakland, CA
Mon May 12 1997, 7:05 PM PDT
Att: 11,352 - Cloudy - 67 F

AB 32
R 5
H 6
RBI 5
BB 2
SO 4
LOB 10



Batter	1	2	3	4	5	6	7	8	9	AB	R	H	RBI	BB	SO	LOB	BOTTOM					
Damon Mashore, R (1, 8) OBP: 0.394, SLG: 0.385	1-0 F8			2-2 G5-3		0-0 L4		2-2 1B		4	0	1	0	0	0	0						
Rafael Bourquard, R (1, 6) OBP: 0.351, SLG: 0.321	2-1 G5-3			3-2 2B		1-1 F9		0-0 G3	3	1	1	0	0	0	0	0						
Dave Magadan, L (8, PH) OBP: 0.440, SLG: 0.463									1	0	0	0	0	0	2							
Jose Canseco, R (1, 10) OBP: 0.305, SLG: 0.395	2-1 P3			3-2 2B		2-2 G3-1			3-2 L7	4	0	1	1	0	0	0						
Mark McGwire, R (1, 3) OBP: 0.406, SLG: 0.608		0-0 G6-3		3-2 L7		3-1 1B			1-3 K	4	0	1	0	0	1							
Geronimo Berroa, R (1, 9) OBP: 0.390, SLG: 0.500		2-1 G1-3		2-2 L9		0-0 G6-4-3			1-3 K	4	0	0	0	0	1	2						
Scott Spiezio, S (1, 4) OBP: 0.344, SLG: 0.476		3-2 G5-3				1-2 G6-3				3	0	0	0	0	0	0						
Scott Brosius, R (1, 5) OBP: 0.258, SLG: 0.233			2-0 F9		3-2 G4-3			0-0 FC4-6 1B	3	0	1	0	0	0	0	0						
Jason Giambi, L (1, 7) OBP: 0.307, SLG: 0.397			2-2 L6		3-1 2B			1-0 F9	3	0	1	0	0	0	1							
George Williams, S (1, 2) OBP: 0.400, SLG: 0.282			1-2 P4		2-1 G3-1			1-1 FC4-6 1B	3	0	0	0	0	0	2							
Inning Stats	R: 0 E: 0 K: 0 S: 5	H: 0 LOB: 0 BB: 0 P: 10	R: 0 E: 0 K: 0 S: 7	H: 0 LOB: 0 BB: 0 P: 12	R: 0 E: 0 K: 0 S: 8	H: 0 LOB: 0 BB: 0 P: 13	R: 1 E: 0 K: 0 S: 16	H: 2 LOB: 1 BB: 0 P: 29	R: 0 E: 0 K: 0 S: 8	H: 1 LOB: 1 BB: 0 P: 16	R: 0 E: 0 K: 0 S: 6	H: 0 LOB: 0 BB: 0 P: 9	R: 0 E: 0 K: 0 S: 4	H: 1 LOB: 0 BB: 0 P: 8	R: 0 E: 0 K: 0 S: 8	H: 2 LOB: 2 BB: 0 P: 12	R: 0 E: 0 K: 2 S: 10	H: 0 LOB: 0 BB: 0 P: 15	1B: 3 2B: 3 3B: 0 HR: 0	SF: 0 SAC: 0 DP: 1 HBP: 0	WP: 0 PB: 0 SB: 0 CS: 0	PA: 32
PITCHER	IP	WLS	BF	H	R	ER	SO	BB	IBB	HBP	BLK	WP	HR	S	P	ERA	WHIP					
Jimmy Key, L (1, 1) ERA: 1.82	7.2	W	28	6	1	1	0	0	0	0	0	0	0	61	108	1.17	0.783					
Armando Benitez, R (8, 1) ERA: 4.6	1.1	S	4	0	0	0	2	0	0	0	0	0	0	11	16	0.00	0.000					

Baltimore Orioles @ Oakland Athletics
Oakland-Alameda County Coliseum, Oakland, CA
Mon May 12 1997, 7:05 PM PDT
Att: 11,352 - Cloudy - 67 F

AB 32
R 1
H 6
RBI 1
BB 0
SO 2
LOB 8



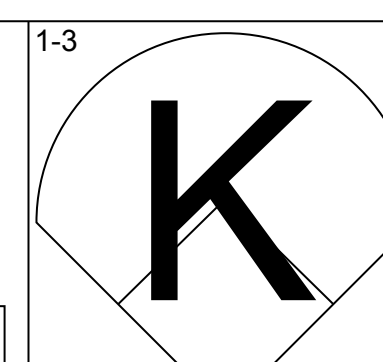
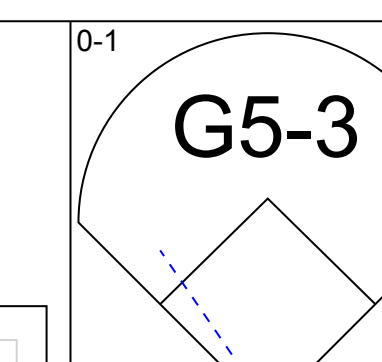
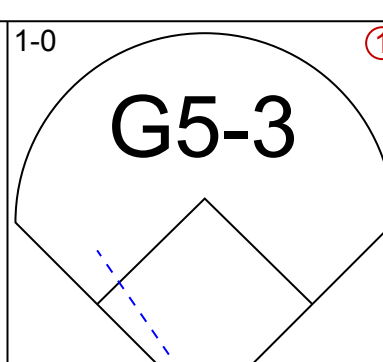
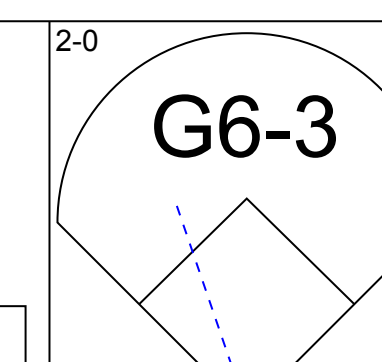
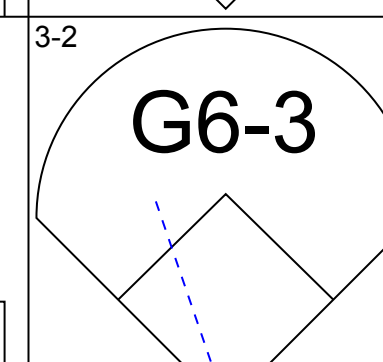
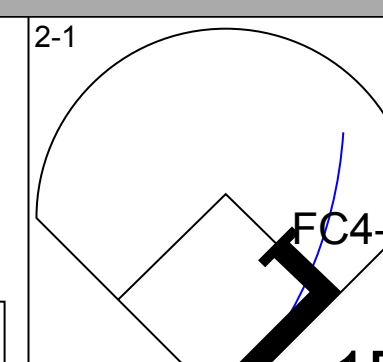
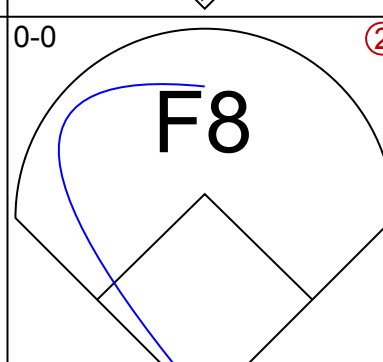
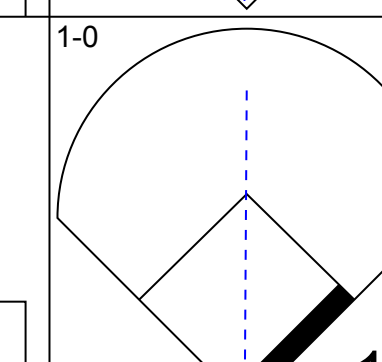
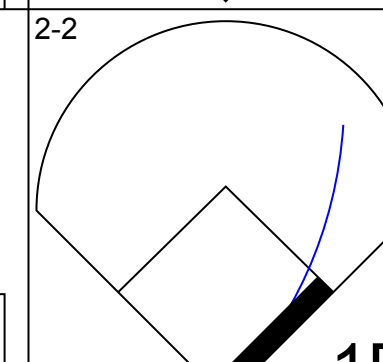
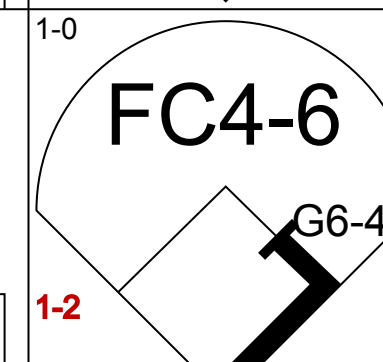
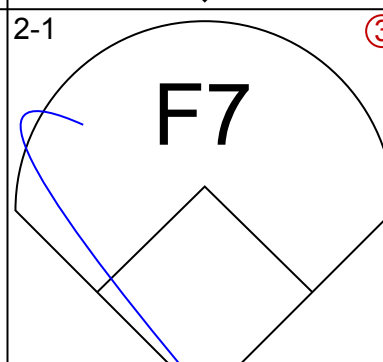
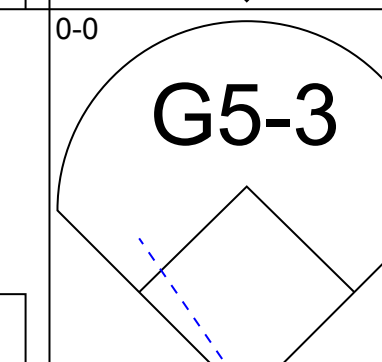
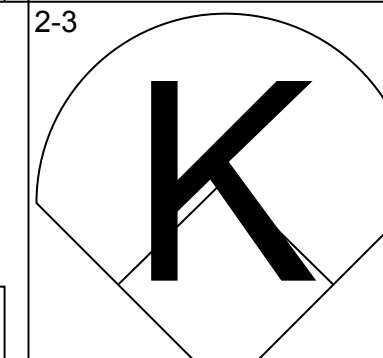
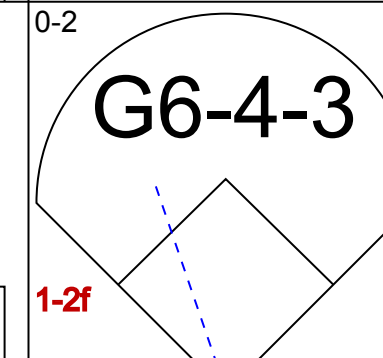
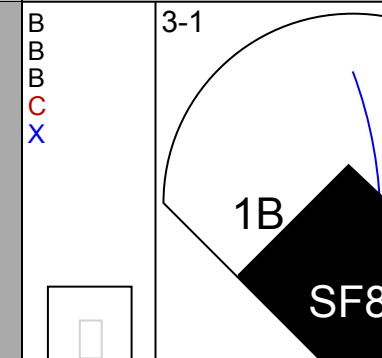
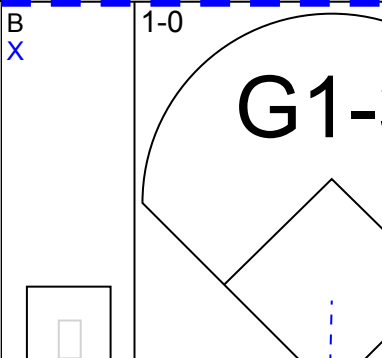
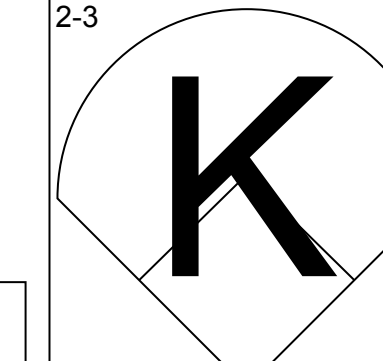
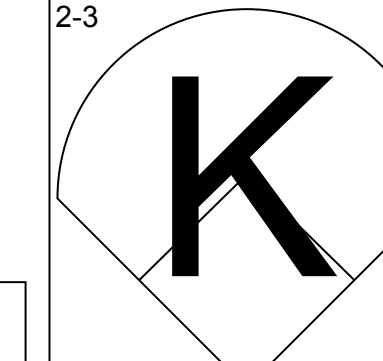
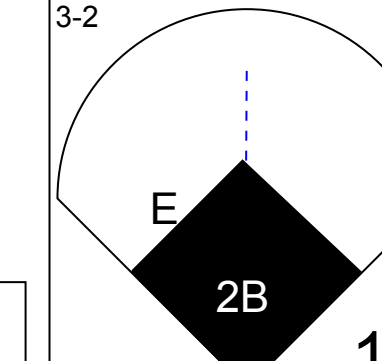
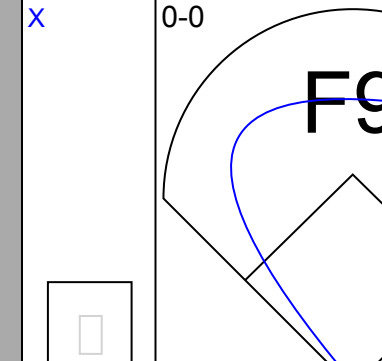
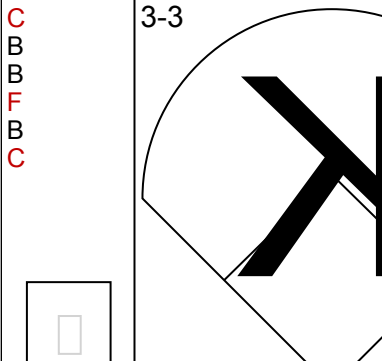
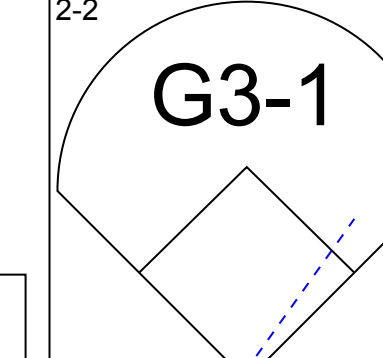
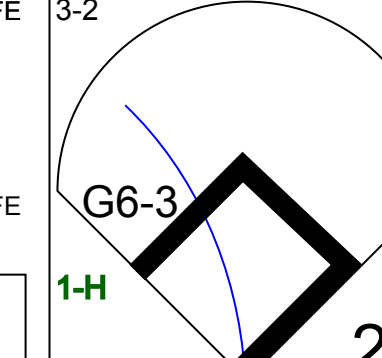
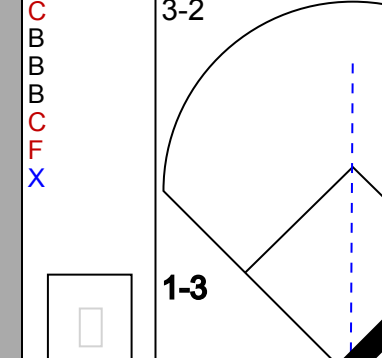
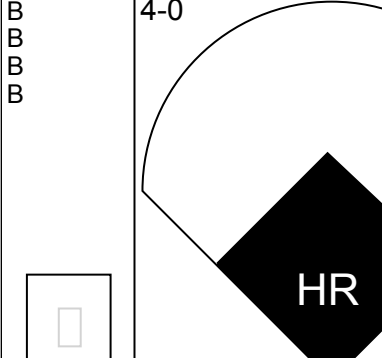
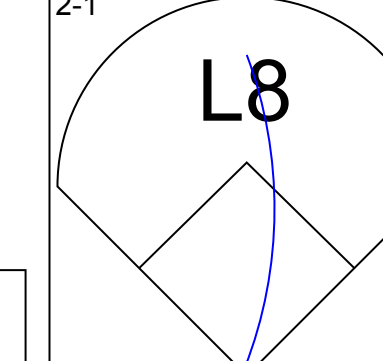
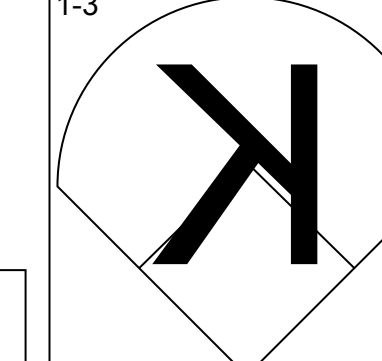
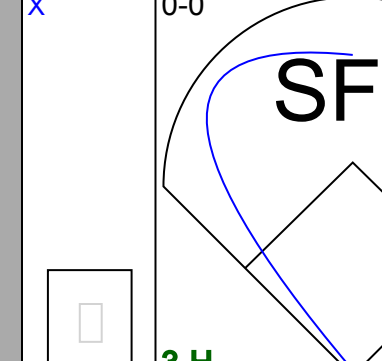
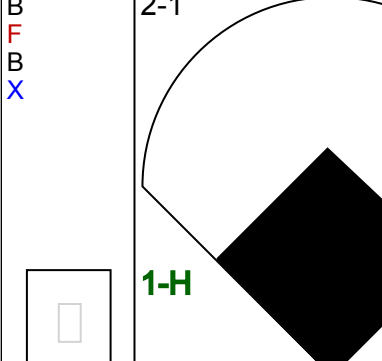
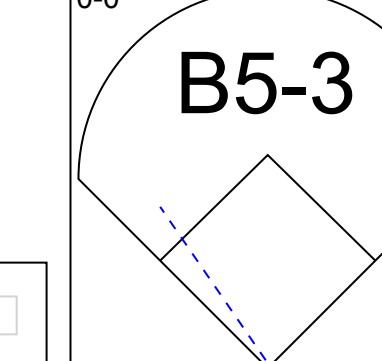
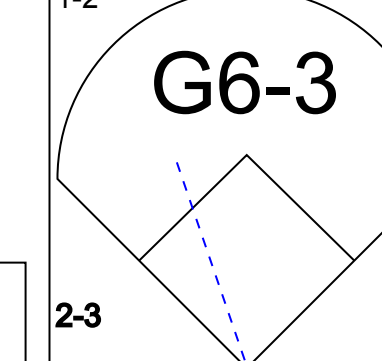
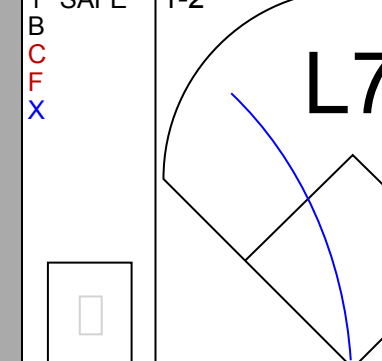
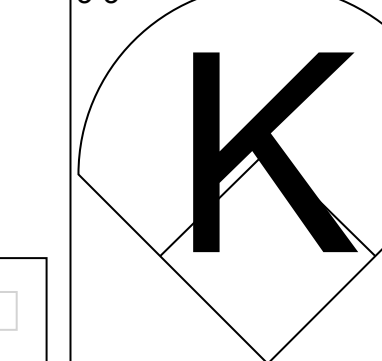
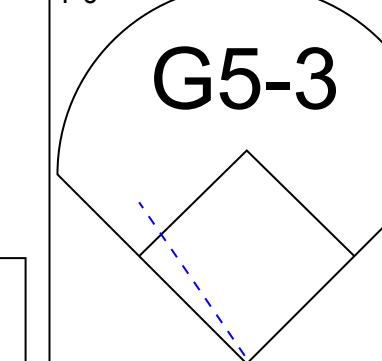
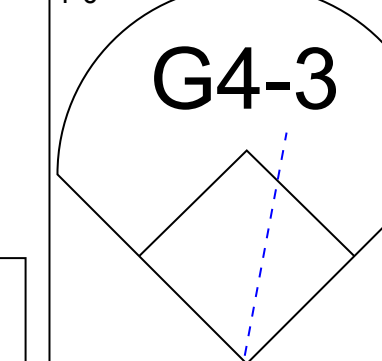
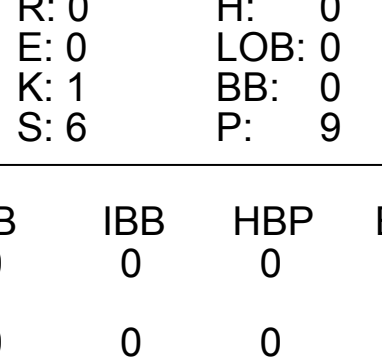
Batter	1	2	3	4	5	6	7	8	9	AB	R	H	RBI	BB	SO	LOB	TOP					
Brady Anderson, L (1, 8) OBP: 0.479, SLG: 0.496	G6-3	P5			G3			F8		5	0	1	0	0	0	2	Baltimore Orioles @ Oakland Athletics Oakland-Alameda County Coliseum, Oakland, CA Tue May 13 1997, 3:33 AM PDT Att: 14,854 - Cloudy - 73 F					
Roberto Alomar, S (1, 4) OBP: 0.336, SLG: 0.434	G5-3		BB					FC6-4		3	1	1	0	2	0	1						
Eric Davis, R (1, 10) OBP: 0.438, SLG: 0.710			BB					FC6-4		4	1	1	0	1	0	5						
Rafael Palmeiro, L (1, 3) OBP: 0.321, SLG: 0.410	F9		BB							5	1	1	1	0	0	4						
Cal Ripken Jr., R (1, 5) OBP: 0.346, SLG: 0.503		BB								5	1	2	0	0	1	5						
Pete Incaviglia, R (1, 9) OBP: 0.337, SLG: 0.455		BB								2	2	1	0	2	1	1						
Tony Tarasco, L (7, 9) OBP: 0.268, SLG: 0.350		BB								1	0	0	0	0	0	0						
B.J. Surhoff, L (1, 7) OBP: 0.405, SLG: 0.581										4	1	3	4	0	0	1						
Chris Hoiles, R (1, 2) OBP: 0.431, SLG: 0.525										4	0	1	1	0	0	2						
Mike Bordick, R (1, 6) OBP: 0.244, SLG: 0.254										4	0	2	0	0	0	2						
Inning Stats	R: 0 E: 0 K: 0 S: 13	H: 1 LOB: 1 BB: 0 P: 20	R: 2 E: 0 K: 0 S: 8	H: 3 LOB: 1 BB: 1 P: 20	R: 3 E: 0 K: 0 S: 14	H: 2 LOB: 3 BB: 1 P: 32	R: 0 E: 0 K: 1 S: 11	H: 2 LOB: 0 BB: 1 P: 19	R: 2 E: 0 K: 0 S: 13	H: 2 LOB: 0 BB: 0 P: 24	R: 0 E: 0 K: 0 S: 9	H: 1 LOB: 0 BB: 0 P: 14	R: 0 E: 0 K: 1 S: 9	H: 1 LOB: 1 BB: 0 P: 12	R: 0 E: 0 K: 0 S: 6	H: 1 LOB: 0 BB: 0 P: 12	R: 0 E: 0 K: 0 S: 8	H: 0 LOB: 0 BB: 0 P: 14	1B: 9 2B: 3 3B: 0 HR: 1	SF: 0 SAC: 0 DP: 2 HBP: 0	WP: 0 PB: 0 SB: 0 CS: 0	PA: 42
PITCHER	IP	WLS	BF	H	R	ER	SO	BB	IBB	HBP	BLK	WP	HR	S	P	ERA	WHIP					
Mike Mohler, L (1, 1) ERA: 6.6	2.2	L	16	6	5	5	0	3	1	0	0	0	0	33	69	16.88	3.375					
Steve Montgomery, R (3, 1) ERA: 12.27	2.1		12	4	2	2	1	1	0	0	0	0	1	26	46	7.71	2.143					
Buddy Groom, L (6, 1) ERA: 6.1	2.0		7	2	0	0	1	0	0	0	0	0	0	18	26	0.00	1.000					
Don Wengert, R (8, 1) ERA: 4.71	1.0		4	1	0	0	0	0	0	0	0	0	0	6	12	0.00	1.000					
Aaron Small, R (9, 1) ERA: 2.7	1.0		3	0	0	0	0	0	0	0	0	0	0	8	14	0.00	0.000					

AB	37
R	7
H	13
RBI	6
BB	5
SO	2
LOB	23



Batter	1	2	3	4	5	6	7	8	9	AB	R	H	RBI	BB	SO	LOB	BOTTOM				
Damon Mashore, R (1, 8) OBP: 0.388, SLG: 0.386			G6-3		G4-3			G5-3		5	0	1	0	0	0	1	Baltimore Orioles @ Oakland Athletics Oakland-Alameda County Coliseum, Oakland, CA Tue May 13 1997, 3:33 AM PDT Att: 14,854 - Cloudy - 73 F				
Dave Magadan, L (1, 3) OBP: 0.407, SLG: 0.422										4	0	0	0	0	1	2					
Jason Giambi, L (1, 10) OBP: 0.308, SLG: 0.396										3	1	1	0	0	1	1					
George Williams, S (6, PH) OBP: 0.412, SLG: 0.282										0	0	0	0	1	0	0					
Jose Canseco, R (1, 7) OBP: 0.298, SLG: 0.384										4	0	0	0	0	0	3					
Gerónimo Berroa, R (1, 9) OBP: 0.387, SLG: 0.492										4	0	1	0	0	1	1					
Scott Spiezio, S (1, 4) OBP: 0.354, SLG: 0.483										2	0	1	1	2	0	0					
Scott Brosius, R (1, 5) OBP: 0.258, SLG: 0.234										4	1	1	0	0	0	5					
Brent Mayne, L (1, 2) OBP: 0.351, SLG: 0.515										4	1	2	2	0	1	0					
Tony Batista, R (1, 6) OBP: 0.253, SLG: 0.291										3	0	0	0	0	1	1					
Matt Stairs, L (9, PH) OBP: 0.419, SLG: 0.571										1	0	0	0	0	0	0					
Inning Stats	R: 0 E: 0 K: 1 S: 9	H: 1 LOB: 0 BB: 0 P: 12	R: 2 E: 0 K: 1 S: 10	H: 2 LOB: 0 BB: 0 P: 16	R: 0 E: 0 K: 0 S: 10	H: 0 LOB: 1 BB: 1 P: 19	R: 0 E: 0 K: 0 S: 12	H: 2 LOB: 1 BB: 0 P: 21	R: 0 E: 0 K: 0 S: 6	H: 0 LOB: 0 BB: 0 P: 11	R: 0 E: 0 K: 0 S: 13	H: 1 LOB: 2 BB: 2 P: 25	R: 0 E: 0 K: 1 S: 7	H: 0 LOB: 0 BB: 0 P: 13	1B: 4 2B: 2 3B: 0 HR: 1	SF: 0 SAC: 0 DP: 0 HBP: 0	WP: 0 PB: 0 SB: 0 CS: 0	PA: 37			
PITCHER	IP	WLS	BF	H	R	ER	SO	BB	IBB	HBP	BLK	WP	HR	S	P	ERA	WHIP				
35 Mike Mussina, R (1, 1) ERA: 3.68	6.0	W	25	6	3	3	4	1	0	0	0	0	0	59	99	4.50	1.167				
Jesse Orosco, L (7, 1) ERA: 1.33	1.1		5	0	0	0	0	1	0	0	0	0	0	13	24	0.00	0.750				
Terry Mathews, R (8, 1) ERA: 2.65	1.2		7	1	0	0	1	1	0	0	0	0	0	13	25	0.00	1.200				

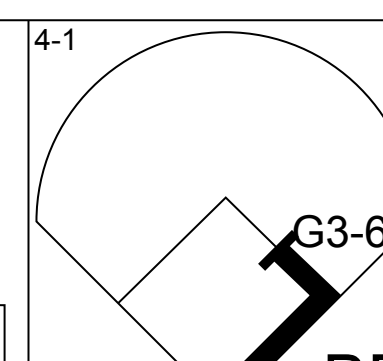
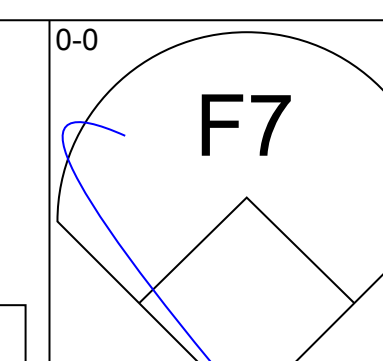
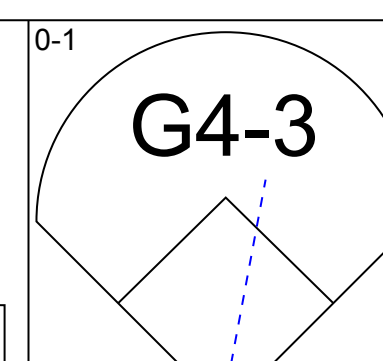
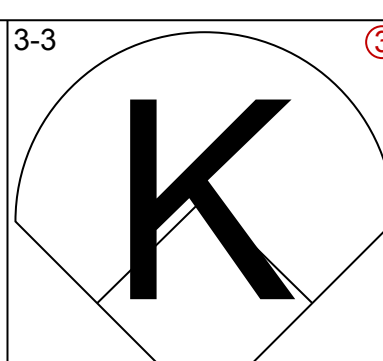
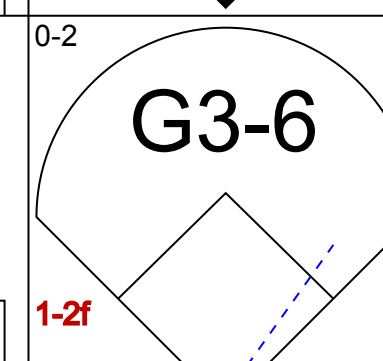
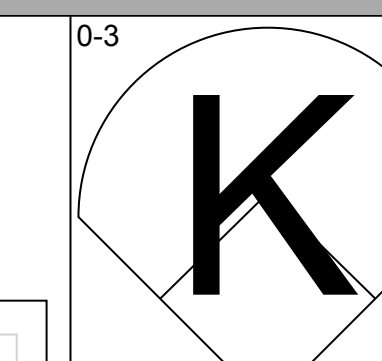
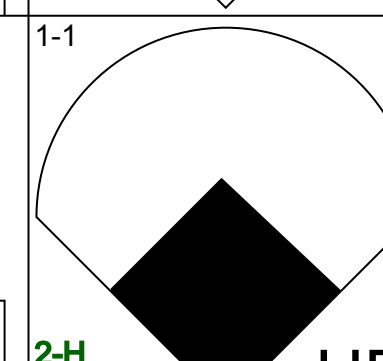
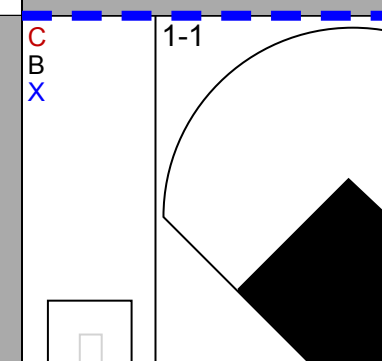
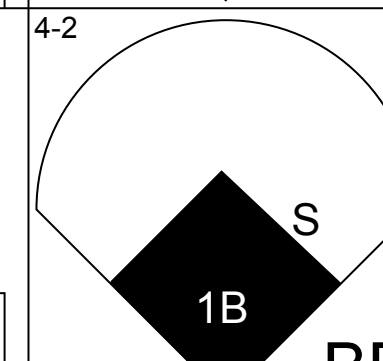
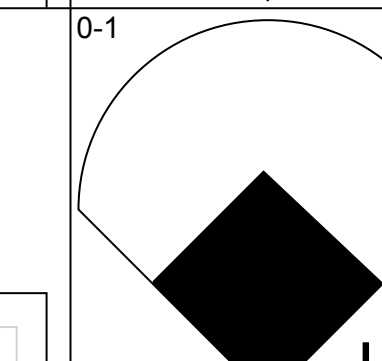
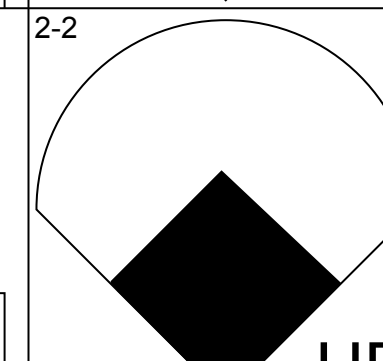
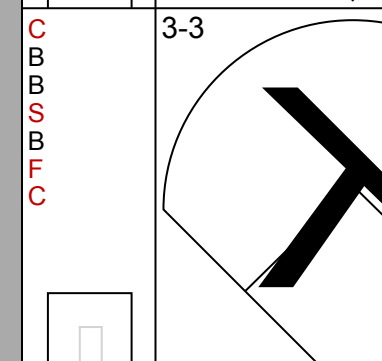
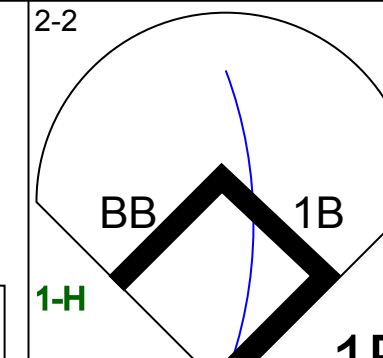
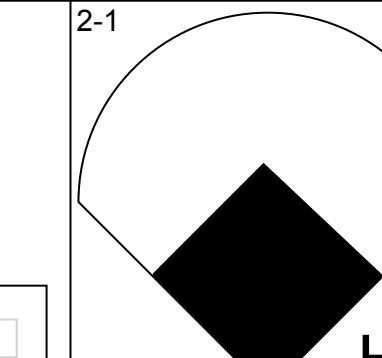
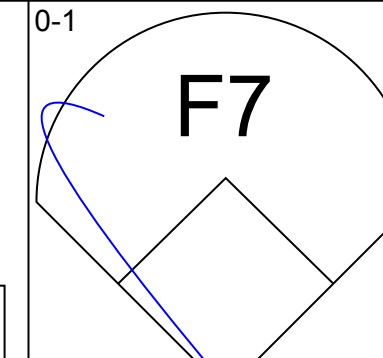
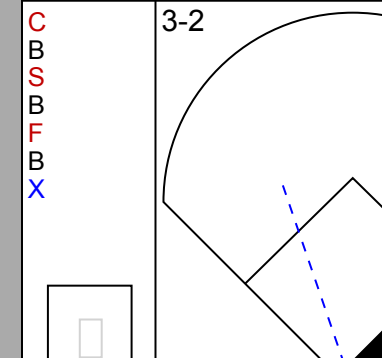
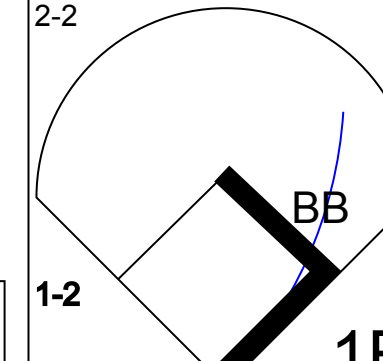
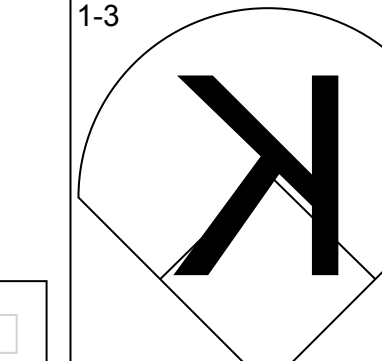
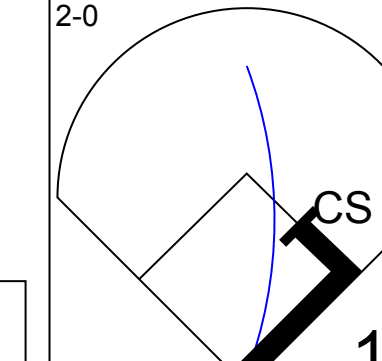
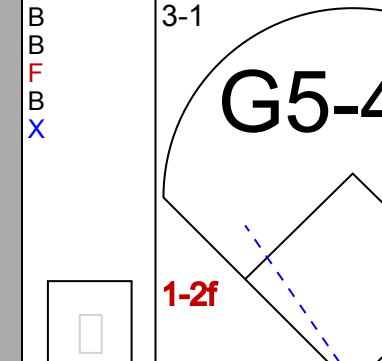
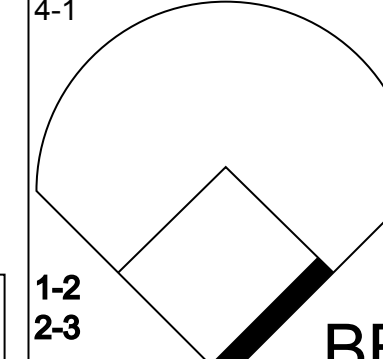
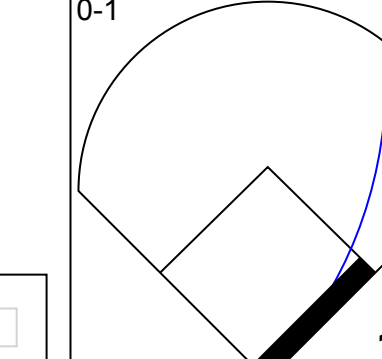
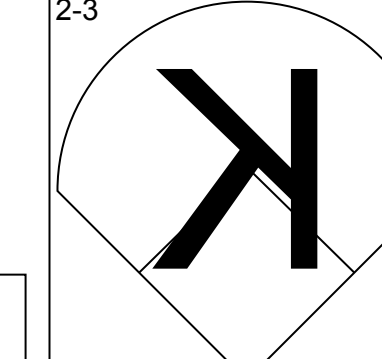
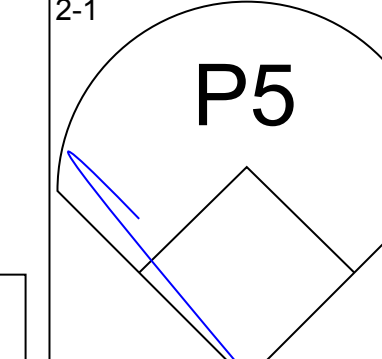
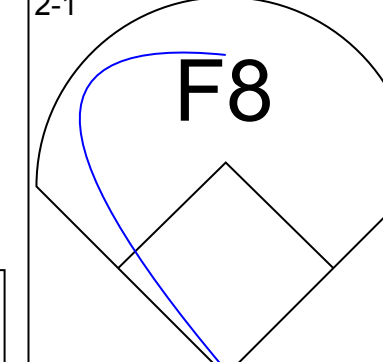
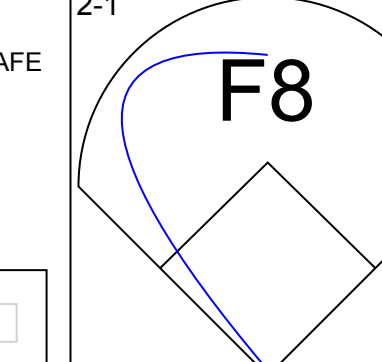
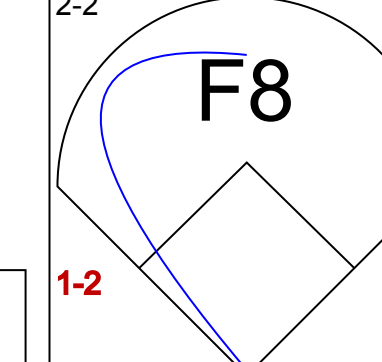
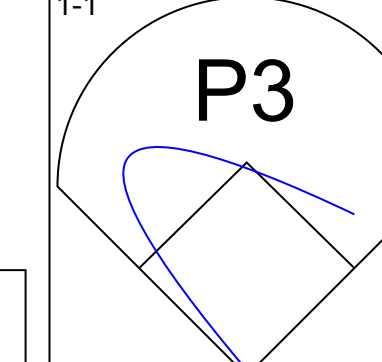
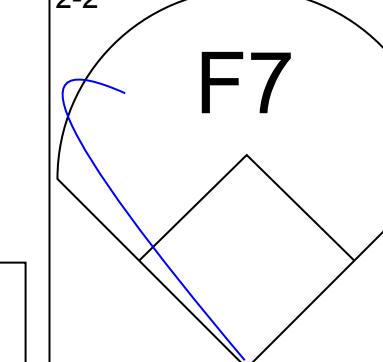
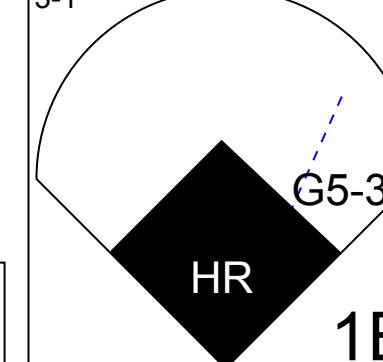
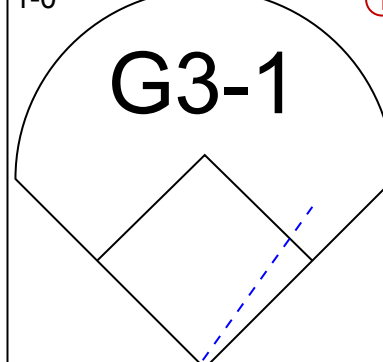
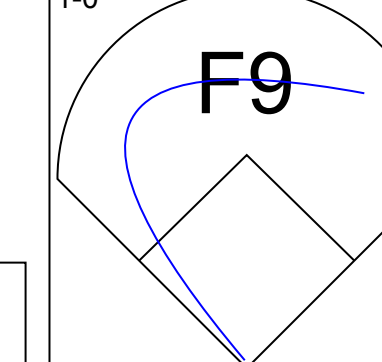

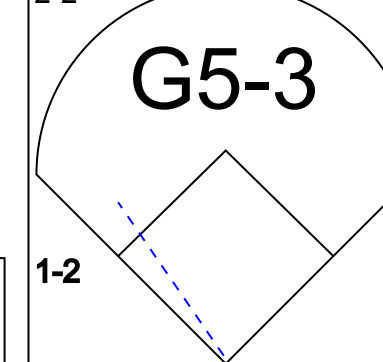
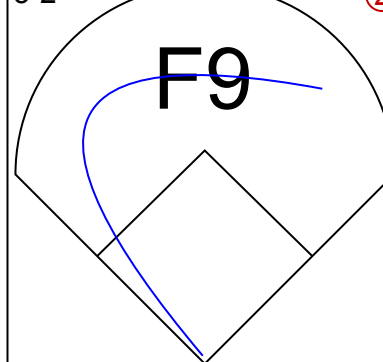


Batter	1	2	3	4	5	6	7	8	9	AB	R	H	RBI	BB	SO	LOB	TOP					
Gerald Williams, R (1, 7) OBP: 0.336, SLG: 0.431										4	0	0	0	0	1	0						
Jeff Huson, L (1, 4) OBP: 0.283, SLG: 0.257										4	0	2	0	0	0	0						
Dave Nilsson, L (1, 10) OBP: 0.405, SLG: 0.484										4	0	1	0	0	0	2						
John Jaha, R (1, 3) OBP: 0.355, SLG: 0.487										4	1	1	0	0	1	2						
Jeremy Burnitz, L (1, 8) OBP: 0.425, SLG: 0.557										4	1	1	0	0	2	1						
Matt Mieske, R (1, 9) OBP: 0.402, SLG: 0.541										3	1	2	1	1	0	0						
Jose Valentin, S (1, 6) OBP: 0.321, SLG: 0.378										3	1	1	3	0	1	1						
Mark Loretta, R (1, 5) OBP: 0.324, SLG: 0.266										4	0	0	0	0	0	2						
Mike Matheny, R (1, 2) OBP: 0.289, SLG: 0.317										2	0	0	0	0	1	1						
Jesse Levis, L (8, PH) OBP: 0.375, SLG: 0.389										1	0	0	0	0	0	0						
Inning Stats	R: 0 E: 0 K: 2 S: 13	H: 1 LOB: 1 BB: 0 P: 21	R: 0 E: 0 K: 1 S: 9	H: 0 LOB: 0 BB: 0 P: 15	R: 0 E: 0 K: 1 S: 6	H: 0 LOB: 0 BB: 0 P: 9	R: 0 E: 0 K: 0 S: 6	H: 1 LOB: 1 BB: 0 P: 9	R: 1 E: 1 K: 1 S: 15	H: 2 LOB: 1 BB: 0 P: 24	R: 0 E: 0 K: 0 S: 4	H: 0 LOB: 0 BB: 0 P: 7	R: 1 E: 0 K: 0 S: 11	H: 2 LOB: 1 BB: 0 P: 18	R: 0 E: 0 K: 0 S: 4	H: 1 LOB: 1 BB: 0 P: 8	R: 2 E: 0 K: 1 S: 7	H: 1 LOB: 0 BB: 1 P: 17	1B: 6 2B: 1 3B: 0 HR: 1	SF: 1 SAC: 0 DP: 1 HBP: 0	WP: 0 PB: 0 SB: 0 CS: 0	PA: 35
PITCHER	IP WLS BF H R ER SO BB IBB HBP BLK WP HR S P ERA WHIP																					
Ariel Prieto, R (1, 1) ERA: 4.03	6.1 W 24 6 2 2 5 0 0 0 0 0 0 60 98 2.84 0.947																					
Aaron Small, R (7, 1) ERA: 2.54	1.2 6 1 0 0 0 0 0 0 0 0 0 8 13 0.00 0.600																					
Billy Taylor, R (9, 1) ERA: 7.16	1.0 5 1 2 2 1 1 0 0 0 0 0 1 7 17 18.00 2.000																					

Milwaukee Brewers @ Oakland Athletics
Oakland-Alameda County Coliseum, Oakland, CA
Wed May 14 1997, 7:05 PM PDT
Att. 6,319 - Unknown - 67 F

AB 33
R 4
H 8
RBI 4
BB 1
SO 6
LOB 9



Batter	1	2	3	4	5	6	7	8	9	AB	R	H	RBI	BB	SO	LOB	BOTTOM			
Damon Mashore, R (1, 8) OBP: 0.384, SLG: 0.377										3	0	0	0	1	1	1				
Matt Stairs, L (1, 9) OBP: 0.426, SLG: 0.718										4	2	2	3	0	1	1				
Jose Canseco, R (1, 7) OBP: 0.308, SLG: 0.429										3	3	2	2	1	1	0				
Mark McGwire, R (1, 3) OBP: 0.415, SLG: 0.636										4	1	3	2	0	0	0				
Geronimo Berroa, R (1, 10) OBP: 0.390, SLG: 0.493										4	0	2	0	0	1	1				
Scott Spiezio, S (1, 4) OBP: 0.358, SLG: 0.480										3	0	1	0	1	1	1				
Scott Brosius, R (1, 5) OBP: 0.252, SLG: 0.227										4	0	0	0	0	0	5				
Brent Mayne, L (1, 2) OBP: 0.341, SLG: 0.486										4	1	1	0	0	0	0				
Tony Batista, R (1, 6) OBP: 0.244, SLG: 0.280										3	0	0	0	0	0	1				
Inning Stats	R: 1 E: 0 K: 0 S: 16	H: 2 LOB: 3 BB: 3 P: 34	R: 0 E: 0 K: 0 S: 6	H: 0 LOB: 0 BB: 0 P: 8	R: 2 E: 0 K: 2 S: 14	H: 3 LOB: 1 BB: 0 P: 19	R: 3 E: 0 K: 0 S: 16	H: 3 LOB: 0 BB: 0 P: 23	R: 0 E: 0 K: 1 S: 8	H: 1 LOB: 0 BB: 0 P: 14	R: 0 E: 0 K: 1 S: 7	H: 0 LOB: 0 BB: 0 P: 14	R: 1 E: 0 K: 1 S: 12	H: 2 LOB: 0 BB: 0 P: 22	R: 0 E: 0 K: 0 S: 5	H: 0 LOB: 0 BB: 0 P: 9	1B: 6 2B: 0 3B: 0 HR: 5	SF: 0 SAC: 0 DP: 2 HBP: 0	WP: 0 PB: 0 SB: 1 CS: 1	PA: 35
PITCHER	IP WLS BF H R ER SO BB IBB HBP BLK WP HR S P ERA WHIP																			
21 Cal Eldred, R (1, 1) ERA: 4.94	6.0 L 28 9 6 6 4 3 0 0 0 0 0 4 67 112 9.00 2.000																			
Joel Adamson, L (7, 1) ERA: 4.5	2.0 7 2 1 1 1 0 0 0 0 0 0 1 17 31 4.50 1.000																			

Milwaukee Brewers @ Oakland Athletics
Oakland-Alameda County Coliseum, Oakland, CA
Wed May 14 1997, 7:05 PM PDT
Att. 6,319 - Unknown - 67 F

AB 32
R 7
H 11
RBI 7
BB 3
SO 5
LOB 10




Batter	1	2	3	4	5	6	7	8	9	AB	R	H	RBI	BB	SO	LOB	TOP										
Jeromy Burnitz, L OBP: 0.423, SLG: 0.559 (1, 8)	F8	2B				F8			P5	5	2	1	0	0	2		Milwaukee Brewers @ Oakland Athletics Oakland-Alameda County Coliseum, Oakland, CA Thu May 15 1997, 7:05 PM PDT Att: 6,765 - Unknown - 77 F livebaseballscorecards.com										
Jeff Cirillo, R OBP: 0.379, SLG: 0.398 (1, 5)	G5-3	2B				K		G3	G5-3	5	0	2	1	0	1	1											
Matt Mieske, R OBP: 0.414, SLG: 0.557 (1, 9)	1B					1B		G3	G1-3	5	0	3	1	0	0	1											
Dave Nilsson, L OBP: 0.401, SLG: 0.477 (1, 3)	G4-3					G4-3		FC5-2		4	0	1	0	0	1	3											
John Jaha, R OBP: 0.345, SLG: 0.471 (1, 10)		G6-3				G4-3		P4		4	0	0	0	0	1	4											
Jose Valentin, S OBP: 0.351, SLG: 0.417 (1, 6)		1B				FC1-5		2B		3	1	2	0	1	0	1											
Gerald Williams, R OBP: 0.341, SLG: 0.433 (1, 7)	1B	SF7				FC1-5		G5-3		4	1	2	0	0	0	1											
Jeff Huson, L OBP: 0.286, SLG: 0.263 (1, 4)	2B					FC1-5		G5-4-3		3	1	1	1	1	0	2											
Jesse Levis, L OBP: 0.341, SLG: 0.359 (1, 2)	SF7					K		G5-4-3		3	0	0	1	0	1	4											
Inning Stats	R: 0 E: 0 K: 0 S: 10	H: 1 LOB: 1 BB: 0 P: 15	R: 4 E: 0 K: 0 S: 18	H: 4 LOB: 1 BB: 1 P: 27	R: 0 E: 0 K: 2 S: 8	H: 1 LOB: 1 BB: 0 P: 15	R: 0 E: 0 K: 0 S: 5	H: 0 LOB: 0 BB: 0 P: 8	R: 1 E: 0 K: 1 S: 12	H: 3 LOB: 1 BB: 0 P: 20	R: 0 E: 0 K: 1 S: 9	H: 2 LOB: 2 BB: 0 P: 11	R: 0 E: 0 K: 0 S: 11	H: 1 LOB: 1 BB: 0 P: 17	R: 0 E: 0 K: 0 S: 9	H: 1 LOB: 1 BB: 1 P: 17	R: 0 E: 0 K: 0 S: 7	H: 0 LOB: 0 BB: 0 P: 11	1B: 8 2B: 5 3B: 0 HR: 0	SF: 1 SAC: 0 DP: 2 HBP: 0	WP: 1 PB: 1 SB: 0 CS: 0	PA: 39					
PITCHER	IP	WLS	BF	H	R	ER	SO	BB	IBB	HBP	BLK	WP	HR	S	P	ERA	WHIP										
Dave Telgheder, R ERA: 5.98 (1, 1)	2.0		11	5	4	4	0	1	0	0	0	0	0	28	42	18.00	3.000										
Carlos Reyes, R ERA: 1.5 (3, 1)	3.0	L	12	4	1	1	3	0	0	0	0	1	0	25	43	3.00	1.333										
Buddy Groom, L ERA: 5.56 (6, 1)	1.0		5	2	0	0	1	0	0	0	0	0	0	9	11	0.00	2.000										
Don Wengert, R ERA: 4.4 (7, 1)	2.0	W	8	2	0	0	0	1	0	0	0	0	0	20	34	0.00	1.500										
Billy Taylor, R ERA: 6.75 (9, 1)	1.0	S	3	0	0	0	0	0	0	0	0	0	0	7	11	0.00	0.000										

Batter	1	2	3	4	5	6	7	8	9	AB	R	H	RBI	BB	SO	LOB	BOTTOM										
Damon Mashore, R OBP: 0.391, SLG: 0.388 (1, 8)	2B	1B				G5-3		1B		4	2	2	0	1	1	1	Milwaukee Brewers @ Oakland Athletics Oakland-Alameda County Coliseum, Oakland, CA Thu May 15 1997, 7:05 PM PDT Att: 6,765 - Unknown - 77 F livebaseballscorecards.com										
Pat Lannon, R OBP: 0.667, SLG: 1.000 (1, 7)	1B	BB				K		1B		3	1	2	3	0	1	0											
Matt Stairs, L OBP: 0.449, SLG: 0.725 (7, PH) (8, 9)	FC6-4	1B						BB		1	0	1	0	1	0	0											
Jose Canseco, R OBP: 0.311, SLG: 0.424 (1, 9) (6, 7)	K	BB				G1-4-3		P3		4	0	1	0	1	2	5											
Mark McGwire, R OBP: 0.411, SLG: 0.624 (1, 3)	FC6-4	F7				G1-4-3		L8		4	0	1	0	0	0	5											
Geronimo Berroa, R OBP: 0.386, SLG: 0.482 (1, 10)	FC6-4	BB				F9		G5-3		3	0	0	2	1	0	2											
Scott Spiezio, S OBP: 0.355, SLG: 0.474 (1, 4)	P8	K				P3		SH1-3		4	1	1	0	0	1	4											
Scott Brosius, R OBP: 0.247, SLG: 0.222 (1, 5)		P4				K		SH1-3		3	0	0	0	0	1	0											
George Williams, S OBP: 0.436, SLG: 0.326 (1, 2)	BB	1B				G4-3		FC6-4		4	1	3	1	0	0	0											
Rafael Bourquigal, R OBP: 0.354, SLG: 0.316 (1, 6)	BB	1B				K		FC6-4		4	1	1	0	0	1	2											
Inning Stats	R: 2 E: 0 K: 1 S: 21	H: 3 LOB: 1 BB: 0 P: 31	R: 3 E: 0 K: 1 S: 24	H: 3 LOB: 3 BB: 3 P: 47	R: 0 E: 0 K: 1 S: 12	H: 1 LOB: 1 BB: 0 P: 19	R: 0 E: 0 K: 1 S: 7	H: 0 LOB: 0 BB: 0 P: 10	R: 0 E: 0 K: 1 S: 6	H: 0 LOB: 0 BB: 0 P: 7	R: 0 E: 0 K: 1 S: 7	H: 1 LOB: 1 BB: 0 P: 10	R: 1 E: 0 K: 0 S: 14	H: 3 LOB: 3 BB: 1 P: 24	R: 0 E: 0 K: 0 S: 14	H: 0 LOB: 0 BB: 0 P: 11	1B: 10 2B: 2 3B: 0 HR: 0	SF: 0 SAC: 1 DP: 1 HBP: 0	WP: 0 PB: 0 SB: 0 CS: 0	PA: 39							
PITCHER	IP	WLS	BF	H	R	ER	SO	BB	IBB	HBP	BLK	WP	HR	S	P	ERA	WHIP										
Scott Karl, L ERA: 5.69 (1, 1)	5.0		25	8	5	5	5	3	0	0	0	0	0	24	31	9.00	2.200										
Bob Wickman, R ERA: 4.99 (6, 1)	2.2	L	12	4	1	1	2	0	0	0	0	0	0	3	10	0.00	3.000										
Ron Villone, L ERA: 3.21 (8, 1)	0.1		2	0	0	0	0	1	0	0	0	0	0	3	10	0.00	3.000										

Batter	1	2	3	4	5	6	7	8	9	AB	R	H	RBI	BB	SO	LOB	TOP																						
Tony Phillips, S OBP: 0.440, SLG: 0.403	G6-3		E7				P9			4	0	2	1	1	0	0	Chicago White Sox @ Oakland Athletics Oakland-Alameda County Coliseum, Oakland, CA Fri May 16 1997, 7:05 PM PDT Att: 14,237 - Unknown - 80 F																						
Ray Durham, S OBP: 0.379, SLG: 0.387	K		G4-3			SF7	F8			3	1	0	1	1	1																								
Frank Thomas, R OBP: 0.477, SLG: 0.544										3	1	2	1	2	1																								
Albert Belle, R OBP: 0.310, SLG: 0.439	F8									4	0	1	1	0	2	4																							
Harold Baines, L OBP: 0.429, SLG: 0.528		L6								4	1	2	0	1	0	0																							
Mike Cameron, R OBP: 0.281, SLG: 0.364		P3								4	0	0	0	0	0	3																							
Dave Martinez, L OBP: 0.320, SLG: 0.389										3	0	0	1	0	0	0																							
Chad Kreuter, S OBP: 0.356, SLG: 0.405										3	1	1	0	1	1	0																							
Ozzie Guillen, L OBP: 0.317, SLG: 0.350										4	2	2	0	0	0	1																							
Inning Stats	R: 0 E: 0 K: 1 S: 15	H: 0 LOB: 1 BB: 1 P: 24	R: 0 E: 0 K: 0 S: 7	H: 0 LOB: 0 BB: 0 P: 11	R: 1 E: 1 K: 2 S: 13	H: 2 LOB: 2 BB: 1 P: 22	R: 0 E: 0 K: 0 S: 5	H: 0 LOB: 0 BB: 0 P: 8	R: 2 E: 0 K: 2 S: 13	H: 2 LOB: 1 BB: 1 P: 23	R: 1 E: 0 K: 0 S: 9	H: 2 LOB: 1 BB: 1 P: 15	R: 1 E: 0 K: 0 S: 9	H: 2 LOB: 2 BB: 2 P: 20	R: 0 E: 0 K: 0 S: 7	H: 0 LOB: 0 BB: 0 P: 10	R: 1 E: 0 K: 0 S: 10	H: 2 LOB: 2 BB: 2 P: 23	1B: 4 2B: 4 3B: 1 HR: 1	SF: 3 SAC: 0 DP: 0 HBP: 0	WP: 0 PB: 0 SB: 1 CS: 1	PA: 41																	
PITCHER	IP	WLS	BF	H	R	ER	SO	BB	IBB	HBP	BLK	WP	HR	S	P	ERA	WHIP	PITCHER				IP	WLS	BF	H	R	ER	SO	BB	IBB	HBP	BLK	WP	HR	S	P	ERA	WHIP	
Wille Adams, R ERA: 8.43	(1, 1)	6.0	L	27	6	4	4	5	3	0	0	0	0	0	62	103	6.00	1.500																					
Steve Montgomery, R ERA: 9.95	(7, 1)	2.2		13	3	2	2	0	2	1	0	0	0	1	22	47	6.75	1.875																					
Mike Mohler, L ERA: 6.55	(9, 1)	0.1		1	1	0	0	0	0	0	0	0	0	0	4	6	0.00	3.000																					

AB	32
R	6
H	10
RBI	5
BB	6
SO	5
LOB	10




Batter	1	2	3	4	5	6	7	8	9	AB	R	H	RBI	BB	SO	LOB	BOTTOM																						
Damon Mashore, R OBP: 0.391, SLG: 0.380	K		K							3	1	0	0	2	2	0	Chicago White Sox @ Oakland Athletics Oakland-Alameda County Coliseum, Oakland, CA Fri May 16 1997, 7:05 PM PDT Att: 14,237 - Unknown - 80 F																						
Pat Lannon, R OBP: 0.500, SLG: 0.667										3	0	1	0	0	0	0																							
Matt Stairs, L OBP: 0.451, SLG: 0.714										2	0	1	0	0	0	1																							
Jose Canseco, R OBP: 0.313, SLG: 0.416										3	0	0	0	2	0	1																							
Mark McGwire, R OBP: 0.410, SLG: 0.623										5	1	2	1	0	1	4																							
Geronomo Berroa, R OBP: 0.393, SLG: 0.486										5	0	3	0	0	0	2																							
Scott Spiezio, S OBP: 0.353, SLG: 0.468										4	0	1	1	0	1	2																							
Scott Brosius, R OBP: 0.247, SLG: 0.230										4	0	1	0	0	0	4																							
George Williams, S OBP: 0.424, SLG: 0.340										4	0	1	0	0	0	1																							
Tony Batista, R OBP: 0.239, SLG: 0.274										2	0	0	0	0	2	2																							
Rafael Bourquigal, R OBP: 0.349, SLG: 0.310										1	0	0	0	0	0	0																							
Dave Magadan, L OBP: 0.400, SLG: 0.413										1	0	0	0	0	0	0																							
Inning Stats	R: 0 E: 0 K: 1 S: 11	H: 1 LOB: 1 BB: 0 P: 15	R: 0 E: 0 K: 1 S: 13	H: 2 LOB: 2 BB: 0 P: 17	R: 0 E: 0 K: 1 S: 9	H: 0 LOB: 0 BB: 0 P: 13	R: 0 E: 0 K: 1 S: 9	H: 1 LOB: 1 BB: 0 P: 14	R: 0 E: 0 K: 1 S: 8	H: 0 LOB: 0 BB: 0 P: 12	R: 1 E: 0 K: 0 S: 14	H: 3 LOB: 2 BB: 0 P: 28	R: 0 E: 0 K: 1 S: 13	H: 1 LOB: 3 BB: 2 P: 24	R: 0 E: 0 K: 0 S: 8	H: 1 LOB: 1 BB: 0 P: 16	R: 1 E: 0 K: 0 S: 15	H: 1 LOB: 2 BB: 2 P: 25	1B: 7 2B: 3 3B: 0 HR: 0	SF: 0 SAC: 0 DP: 0 HBP: 0	WP: 0 PB: 0 SB: 0 CS: 0	PA: 41																	
PITCHER	IP	WLS	BF	H	R	ER	SO	BB	IBB	HBP	BLK	WP	HR	S	P	ERA	WHIP	PITCHER				IP	WLS	BF	H	R	ER	SO	BB	IBB	HBP	BLK	WP	HR	S	P	ERA	WHIP	
Wilson Alvarez, L ERA: 3.49	(1, 1)	6.2	W	28	7	1	1	5	1	0	0	0	0	0	67	108	1.35	1.200																					
Al Levine, R ERA: 6.23	(7, 1)	1.1		7	2	0	0	1	1	0	0	0	0	0	18	31	0.00	2.250																					
Larry Thomas, L ERA: 13.5	(9, 1)	0.2		3	0	1	1	0	1	0	0	0	0	0	8	13	13.50	1.500																					
41 Bill Simas, R ERA: 1.15	(9, 1)	0.0		2	1	0	0	0	1	0	0	0	0	0	6	11	=	=																					
Roberto Hernandez, R ERA: 3.94	(9, 1)	0.1	S	1	0	0	0	0	0	0	0	0	0	1	1	0.00	0.000																						

AB	37
R	2
H	10
RBI	2
BB	4
SO	6
LOB	17



Batter	1	2	3	4	5	6	7	8	9	AB	R	H	RBI	BB	SO	LOB	TOP								
Ray Durham, S OBP: 0.383, SLG: 0.404	G6-3		2B		2B	2B	G3		G4-3	6	2	3	0	0	0	2	Chicago White Sox @ Oakland Athletics Oakland-Alameda County Coliseum, Oakland, CA Sat May 17 1997, 3:33 AM PDT Att: 20,140 - Sunny - 85 F								
Mike Cameron, R OBP: 0.250, SLG: 0.308	K		K		2B	K		G4-3	4	1	0	0	1	3	2										
Frank Thomas, R OBP: 0.492, SLG: 0.568	BB		2B		1B	BB		1B	3	1	3	3	2	0	0										
Albert Belle, R OBP: 0.318, SLG: 0.437	K		K		1B	BB		1B	3	1	1	0	2	2	2										
Harold Baines, L OBP: 0.435, SLG: 0.545		2B		SH1-3	2B	K		BB	4	0	2	0	1	1	5										
Chris Snopce, R OBP: 0.317, SLG: 0.357	K		SH1-3		1B	FC6-4		G4-6-3	4	1	1	1	0	1	7										
Dave Martinez, L OBP: 0.323, SLG: 0.415	P2		F8		HR			SH1-4	5	1	2	3	0	0	2										
Ron Karkovics, R OBP: 0.274, SLG: 0.371	F8		K		K			SH1-4	3	0	1	0	0	1	1										
Ozzie Guillen, L OBP: 0.305, SLG: 0.336	G6-3		G3		G3		FC4-6	G6-3	5	0	0	0	0	0	4										
Inning Stats	R: 0 E: 0 K: 2 S: 12	H: 0 LOB: 1 BB: 1 P: 18	R: 0 E: 0 K: 1 S: 12	H: 1 LOB: 1 BB: 0 P: 18	R: 1 E: 0 K: 2 S: 11	H: 2 LOB: 1 BB: 0 P: 13	R: 0 E: 0 K: 0 S: 7	H: 1 LOB: 2 BB: 0 P: 12	R: 6 E: 0 K: 1 S: 19	H: 4 LOB: 0 BB: 2 P: 36	R: 0 E: 0 K: 2 S: 11	H: 1 LOB: 3 BB: 2 P: 23	R: 0 E: 0 K: 0 S: 13	H: 1 LOB: 1 BB: 0 P: 20	R: 0 E: 0 K: 0 S: 7	H: 2 LOB: 2 BB: 1 P: 13	R: 0 E: 0 K: 0 S: 6	H: 1 LOB: 1 BB: 0 P: 10	1B: 6 2B: 6 3B: 0 HR: 1	SF: 0 SAC: 2 DP: 1 HBP: 1	WP: 0 PB: 0 CS: 0	PA: 46			
PITCHER	IP	WLS	BF	H	R	ER	SO	BB	IBB	HBP	BLK	WP	HR	S	P	ERA	WHIP								
Steve Karsay, R ERA: 4.82	4.1	L	25	8	7	7	5	3	0	1	0	0	1	56	88	14.54	2.538								
Carlos Reyes, R ERA: 1.17	1.2		8	1	0	0	3	2	0	0	0	0	0	16	32	0.00	1.800								
Buddy Groom, L ERA: 5.11	1.0		4	1	0	0	0	0	0	0	0	0	0	13	20	0.00	1.000								
Don Wengert, R ERA: 4.26	1.0		5	2	0	0	0	1	0	0	0	0	0	7	13	0.00	3.000								
Aaron Small, R ERA: 2.45	1.0		4	1	0	0	0	0	0	0	0	0	0	6	10	0.00	1.000								

AB	37
R	7
H	13
RBI	7
BB	6
SO	8
LOB	25



Batter	1	2	3	4	5	6	7	8	9	AB	R	H	RBI	BB	SO	LOB	BOTTOM								
Damon Mashore, R OBP: 0.392, SLG: 0.371	K		K		BB		F9		CS	3	0	0	0	2	2	1	Chicago White Sox @ Oakland Athletics Oakland-Alameda County Coliseum, Oakland, CA Sat May 17 1997, 3:33 AM PDT Att: 20,140 - Sunny - 85 F								
Jason Giambi, L OBP: 0.304, SLG: 0.389	F7				G4-3			G1-6-3	5	0	1	0	0	2	2										
Matt Stairs, L OBP: 0.436, SLG: 0.667	L6				L6		BB	G1-6-3	3	1	0	0	1	0	1										
Mark McGwire, R OBP: 0.412, SLG: 0.641	G6-3				HR		F8	1B	4	2	2	1	0	0	1										
Gerónimo Berroa, R OBP: 0.395, SLG: 0.483	K				HR		E8	1B	3	2	1	0	1	1	0										
Scott Spiezio, S OBP: 0.356, SLG: 0.488	F7				HR		F9	1B	4	1	2	2	0	0	1										
Dave Magadan, L OBP: 0.307, SLG: 0.420			FC1-6		G4-3		K	1B	4	0	2	2	0	1	1										
Brent Mayne, L OBP: 0.311, SLG: 0.439			L7		G4-3		F8	F9	4	0	0	0	0	0	3										
Rafael Bourquigal, R OBP: 0.333, SLG: 0.295			FC1-6		F8		P6		3	0	0	0	0	0	1										
Jose Canseco, R OBP: 0.311, SLG: 0.414								K	1	0	0	0	0	1	0										
Inning Stats	R: 0 E: 0 K: 1 S: 9	H: 0 LOB: 0 BB: 0 P: 11	R: 0 E: 0 K: 1 S: 9	H: 0 LOB: 0 BB: 0 P: 14	R: 0 E: 0 K: 1 S: 11	H: 1 LOB: 0 BB: 0 P: 14	R: 3 E: 0 K: 1 S: 17	H: 3 LOB: 0 BB: 0 P: 23	R: 0 E: 0 K: 0 S: 7	H: 0 LOB: 1 BB: 1 P: 14	R: 1 E: 1 K: 1 S: 11	H: 0 LOB: 1 BB: 1 P: 23	R: 0 E: 0 K: 0 S: 6	H: 0 LOB: 0 BB: 0 P: 11	R: 2 E: 0 K: 0 S: 15	H: 4 LOB: 2 BB: 1 P: 25	R: 0 E: 0 K: 2 S: 6	H: 0 LOB: 0 BB: 1 P: 13	1B: 6 2B: 0 3B: 0 HR: 2	SF: 0 SAC: 0 DP: 1 HBP: 0	WP: 0 PB: 0 CS: 1	PA: 38			
PITCHER	IP	WLS	BF	H	R	ER	SO	BB	IBB	HBP	BLK	WP	HR	S	P	ERA	WHIP								
Danny Darwin, R ERA: 3.12	6.0	W	25	4	4	3	5	2	0	0	0	0	0	64	99	4.50	1.000								
Matt Karchner, R ERA: 4.91	1.2		7	2	2	2	0	1	0	0	0	0	0	14	26	10.80	1.800								
Roberto Hernandez, R ERA: 3.63	1.1	S	6	2	0	0	2	1	0	0	0	0	0	13	23	0.00	2.250								

AB	34
R	6
H	8
RBI	5
BB	4
SO	7
LOB	11

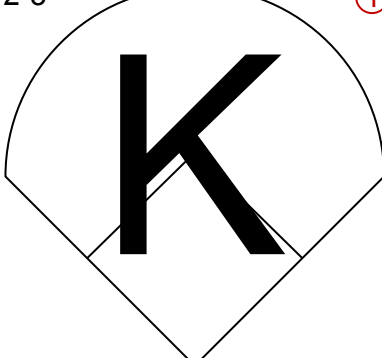
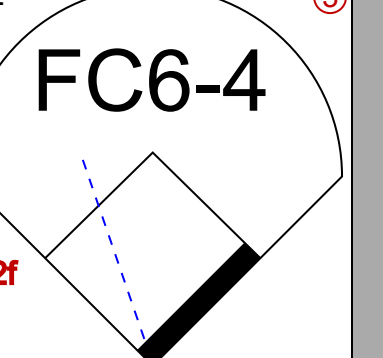
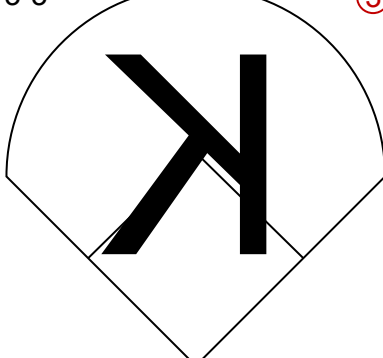
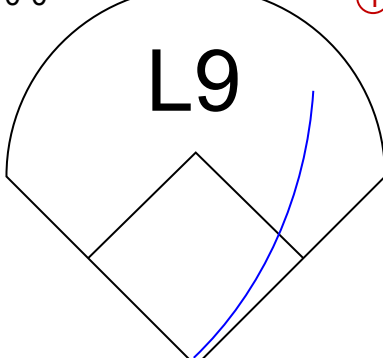
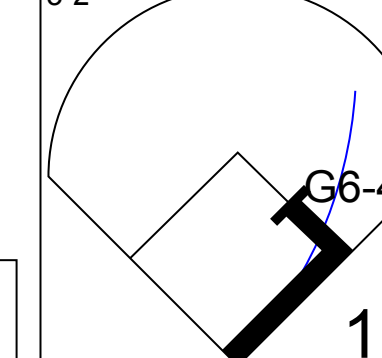

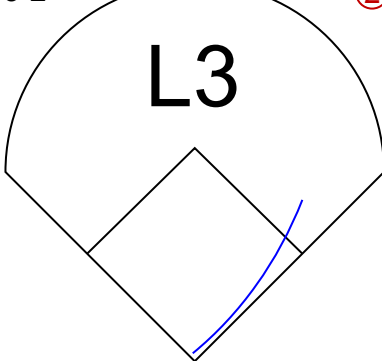
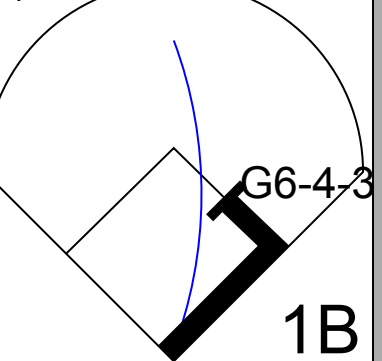
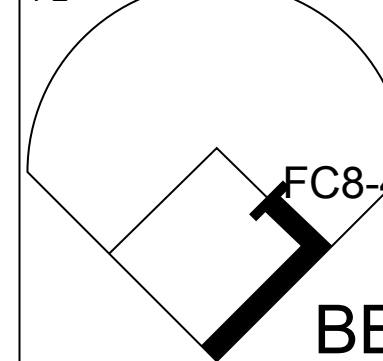
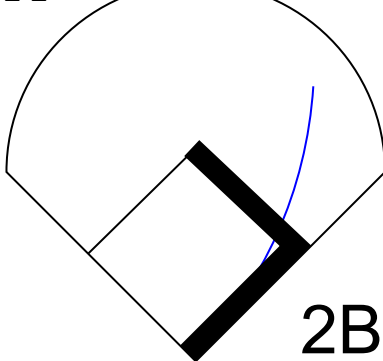
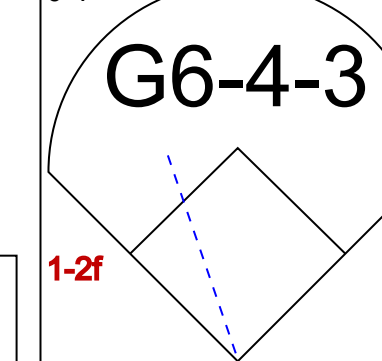

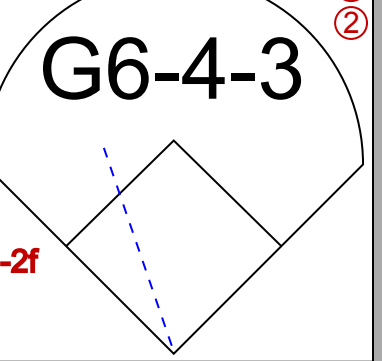
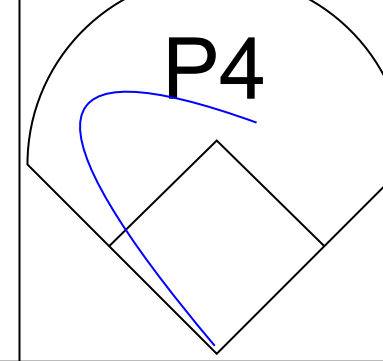
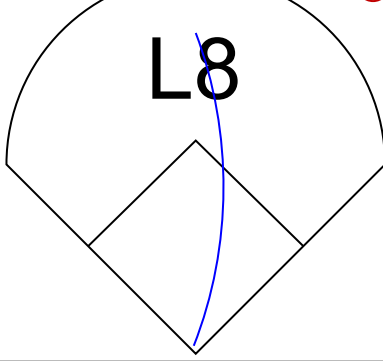
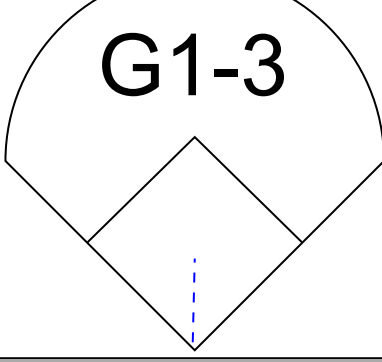
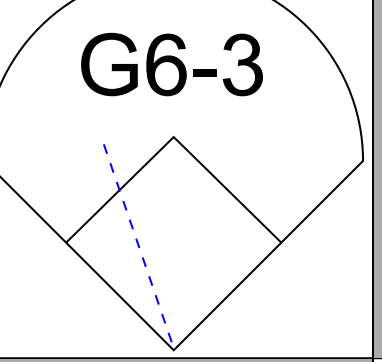
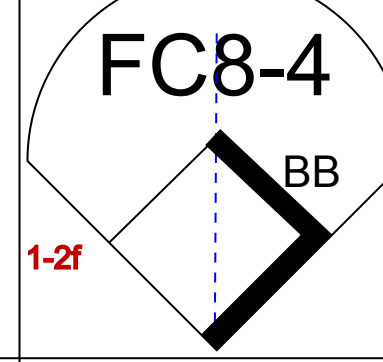
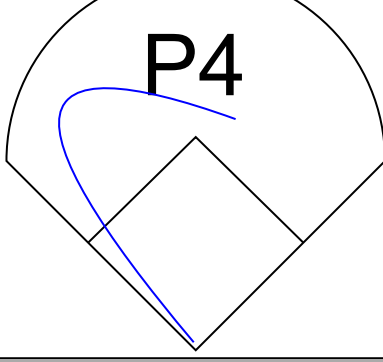
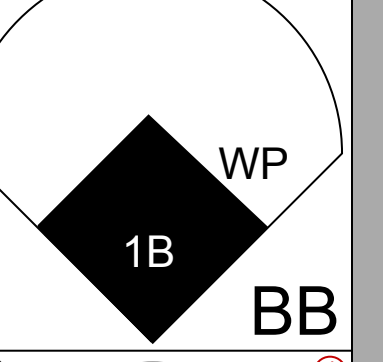
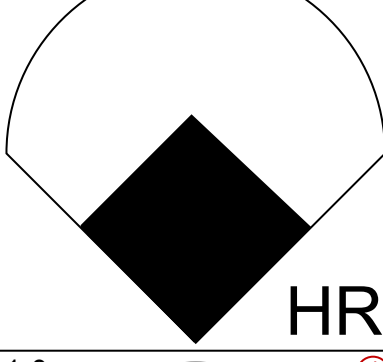
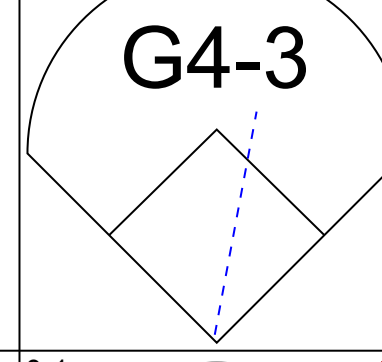

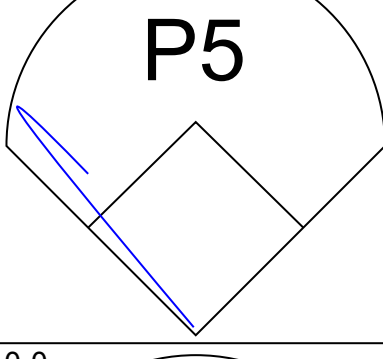
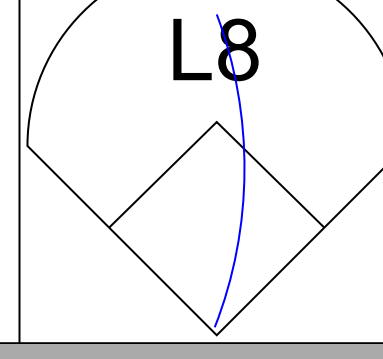
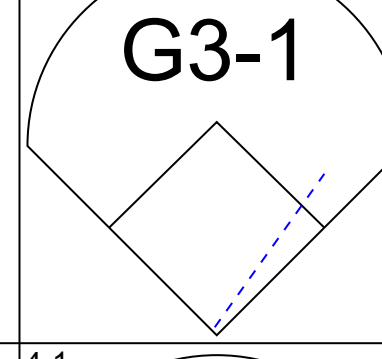
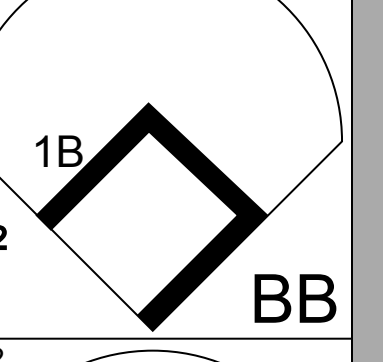
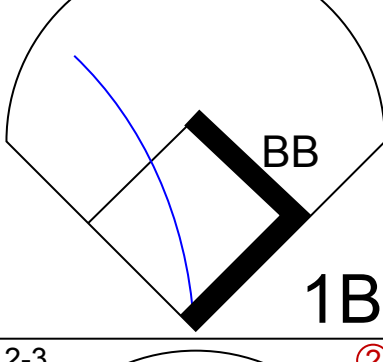
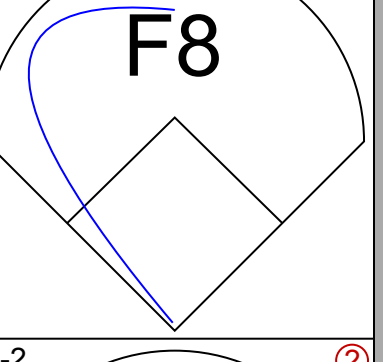
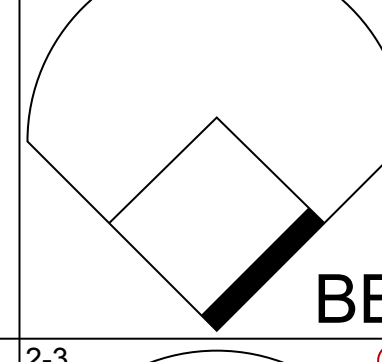
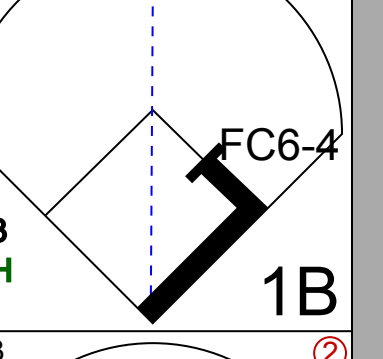
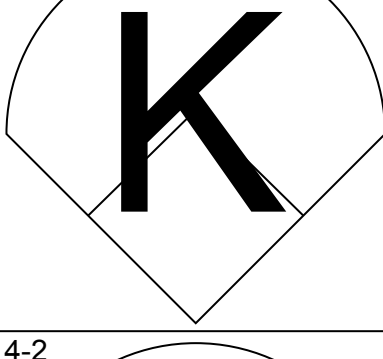
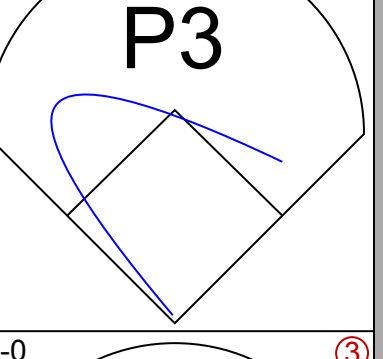


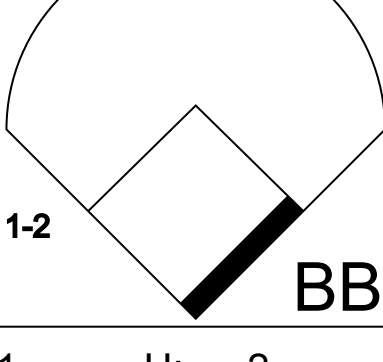
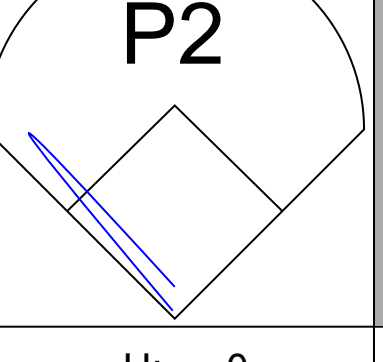
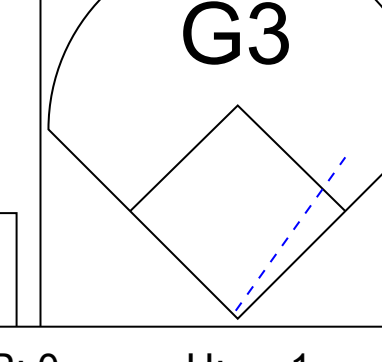


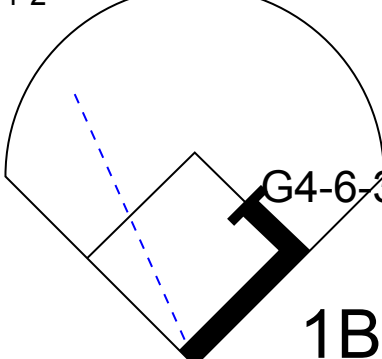
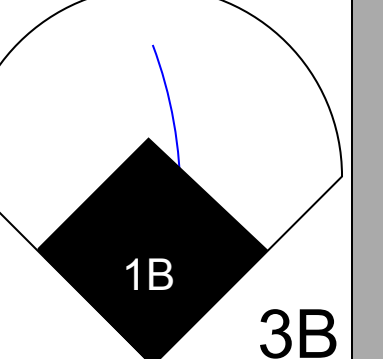
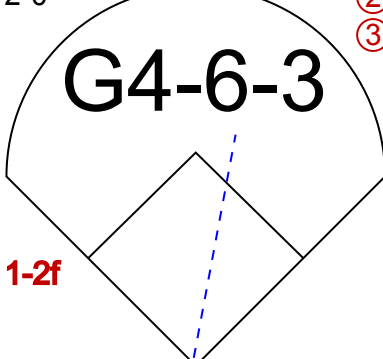
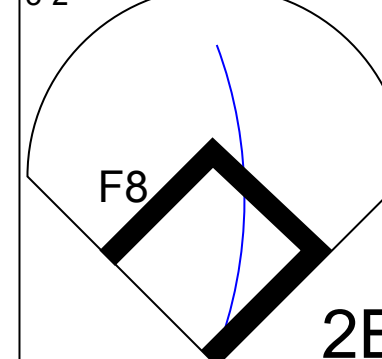

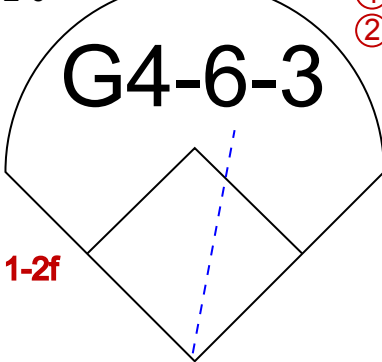
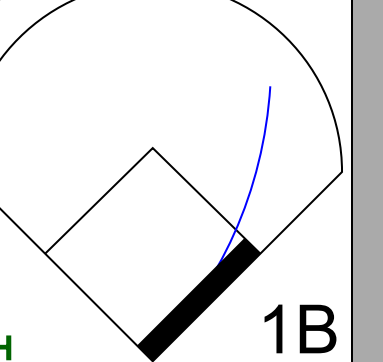
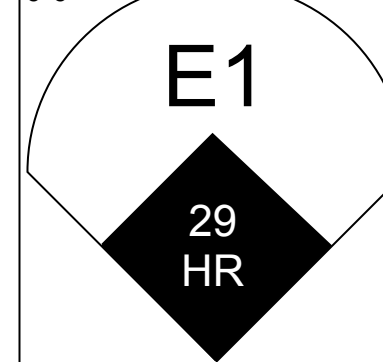
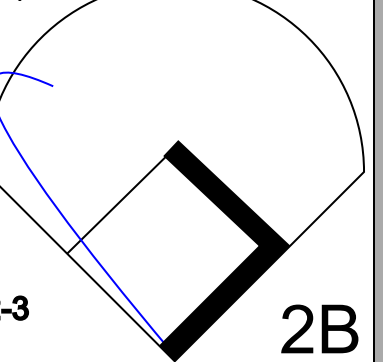
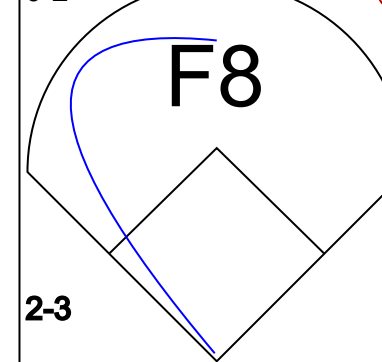
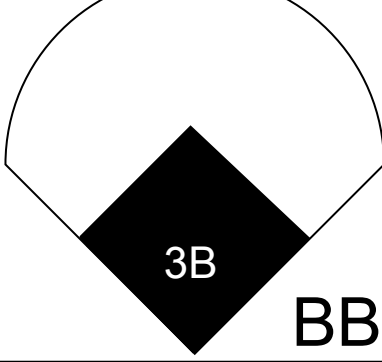
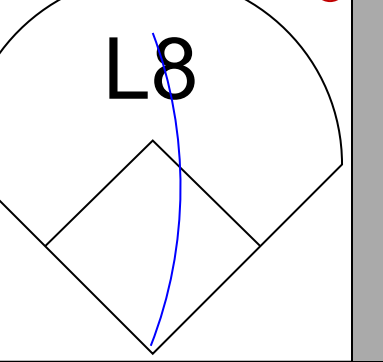
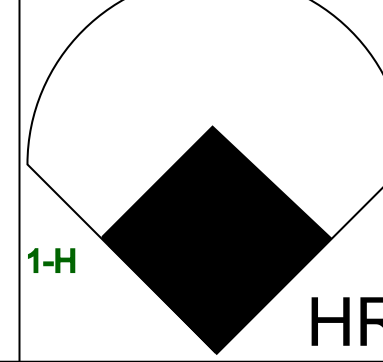
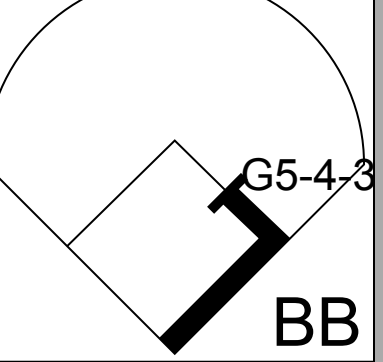
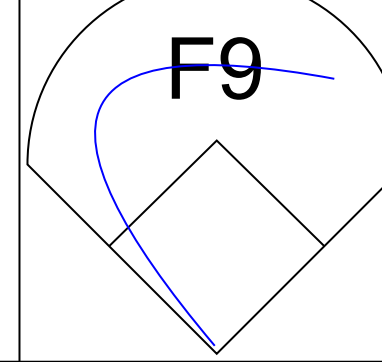
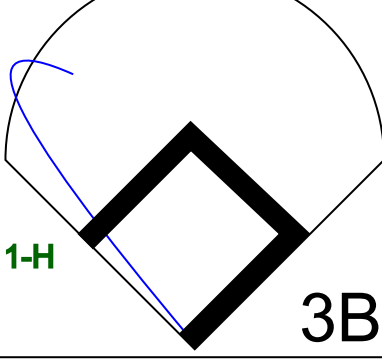
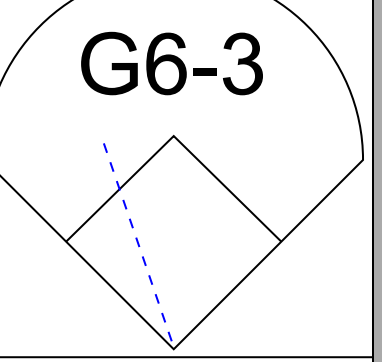
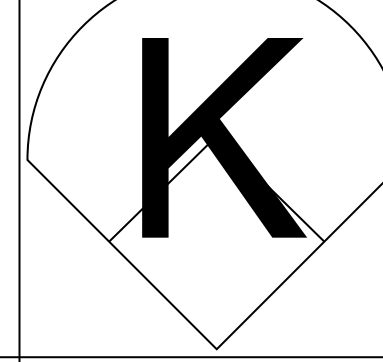
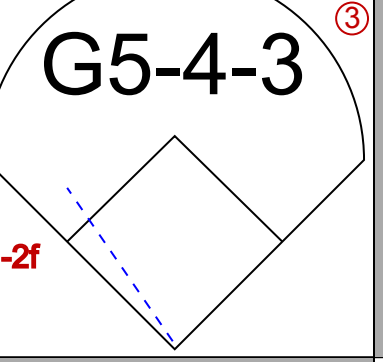
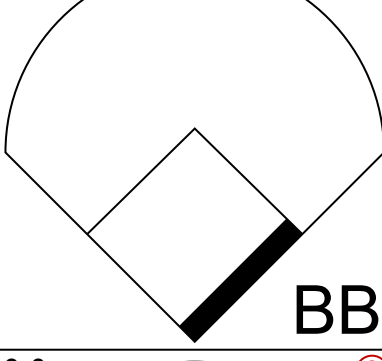
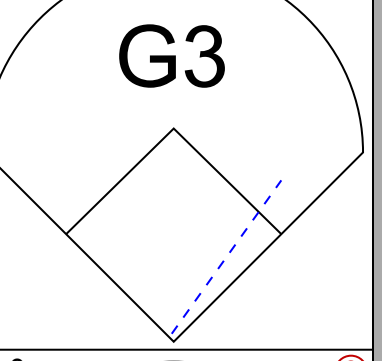
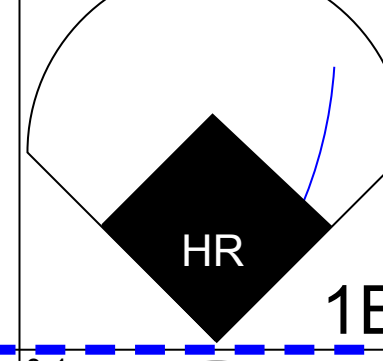
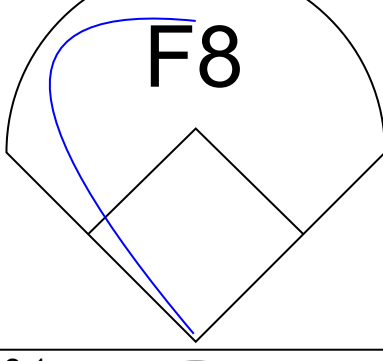
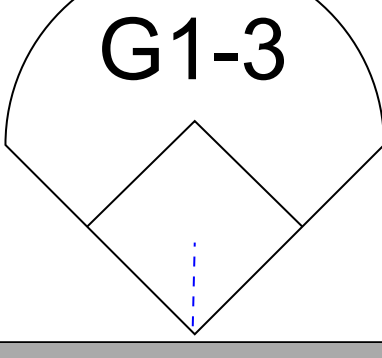
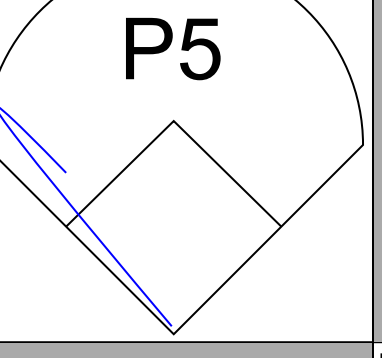
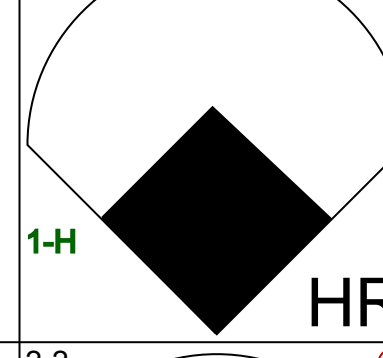
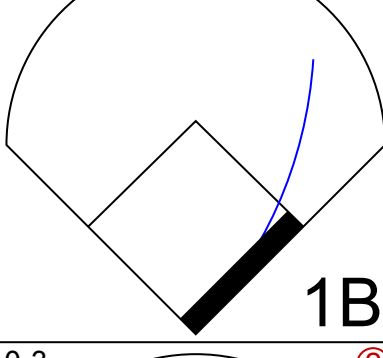
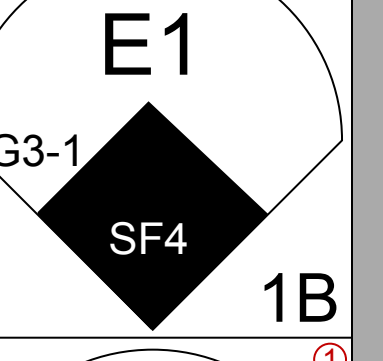
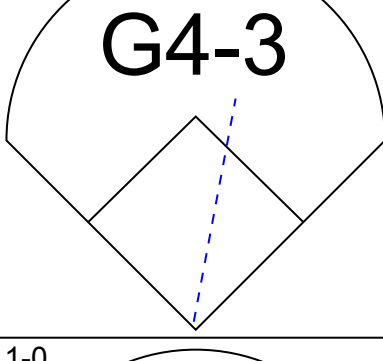
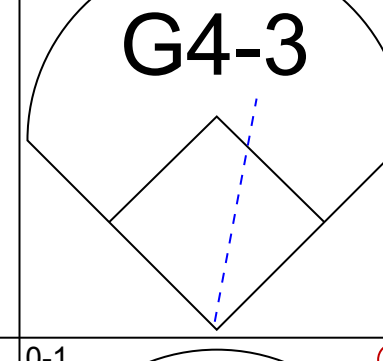
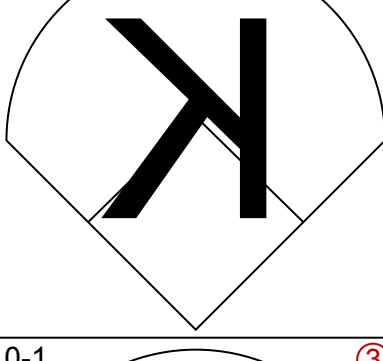
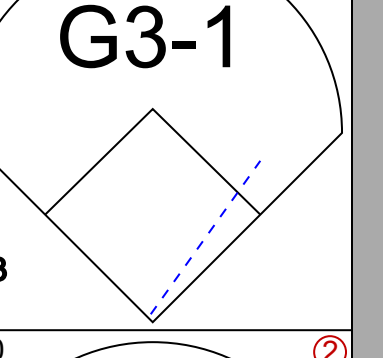
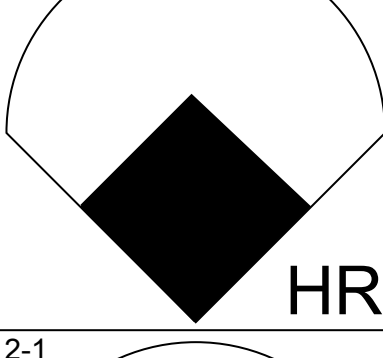
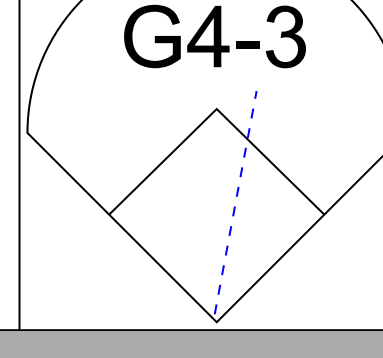
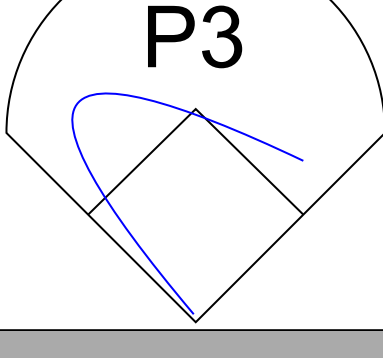
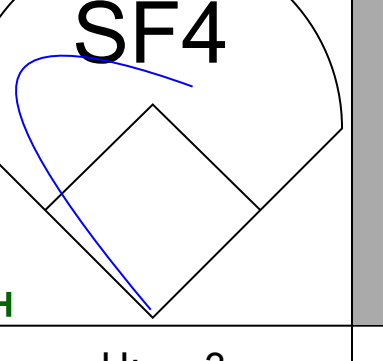
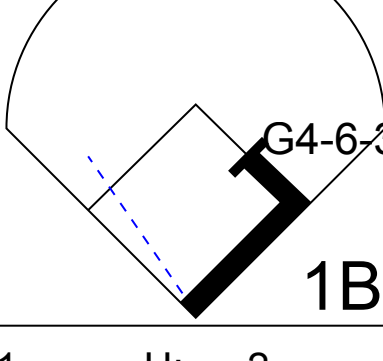
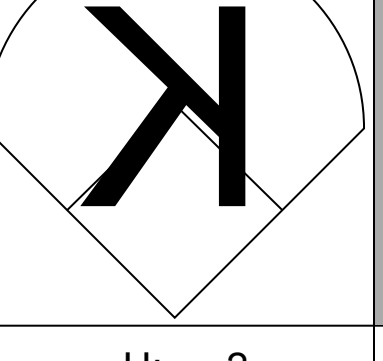
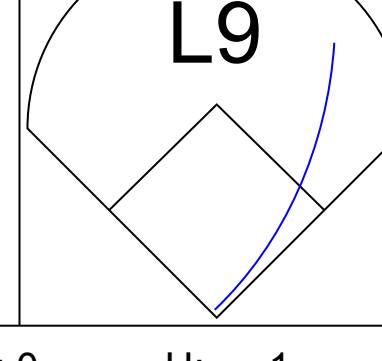
Batter	1	2	3	4	5	6	7	8	9	AB	R	H	RBI	BB	SO	LOB	TOP											
Ray Durham, S OBP: 0.378, SLG: 0.398	P4		K		F9		1B	F8		5	1	1	0	0	1	3	Chicago White Sox @ Oakland Athletics Oakland-Alameda County Coliseum, Oakland, CA Sun May 18 1997, 3:33 AM PDT Att: 45,227 - Sunny - 85 F											
Mike Cameron, R OBP: 0.273, SLG: 0.323	G4-3		P3		G1-3		1B	1B		5	2	2	1	0	0	2												
Frank Thomas, R OBP: 0.505, SLG: 0.580					G5-3	BB	1B	SH1-4	BB	4	3	4	2	1	0	0												
Albert Belle, R OBP: 0.332, SLG: 0.438	L6				G1-3	G5-3	1B	BB	SH1-4	2	2	1	1	2	0	1												
Chris Snopek, R OBP: 0.315, SLG: 0.353					G5-3			SH1-4		4	0	1	2	0	0	4												
Harold Baines, L OBP: 0.418, SLG: 0.526	L8				G1-3			SF7		4	0	0	2	0	0	3												
Norberto Martin, R OBP: 0.351, SLG: 0.473	L8				2-3	3-H	1B	G4-3		5	0	2	2	0	1	1												
Ron Karkovice, R OBP: 0.269, SLG: 0.348					F9			B5-3		4	0	0	0	1	0	2												
Darren Lewis, R OBP: 0.293, SLG: 0.171					K					2	2	1	0	2	1	1												
Inning Stats	R: 0 E: 0 K: 0 S: 10	H: 0 LOB: 1 BB: 1 P: 21	R: 0 E: 0 K: 0 S: 4	H: 0 LOB: 0 BB: 0 P: 6	R: 0 E: 0 K: 2 S: 14	H: 0 LOB: 1 BB: 1 P: 24	R: 2 E: 0 K: 0 S: 14	H: 2 LOB: 1 BB: 1 P: 26	R: 0 E: 0 K: 0 S: 9	H: 1 LOB: 0 BB: 0 P: 12	R: 2 E: 0 K: 0 S: 10	H: 2 LOB: 1 BB: 1 P: 16	R: 4 E: 0 K: 0 S: 13	H: 4 LOB: 1 BB: 1 P: 23	R: 2 E: 0 K: 1 S: 13	H: 3 LOB: 2 BB: 1 P: 22		R: 0 E: 0 K: 1 S: 7	H: 0 LOB: 0 BB: 0 P: 7	1B: 12 2B: 0 3B: 0 HR: 0	SF: 1 SAC: 1 DP: 1 HBP: 1	WP: 0 PB: 0 CS: 1	PA: 44					
PITCHER	IP	WLS	BF	H	R	ER	SO	BB	IBB	HBP	BLK	WP	HR	S	P	ERA	WHIP											
Mike Mohler, L ERA: 6.52	(1, 1)	5.2	L	25	5	4	4	2	4	0	0	0	0	0	59	103	6.35	1.588										
Aaron Small, R ERA: 3.64	(6, 1)	0.1		6	3	4	4	0	1	0	1	0	0	0	11	19	108.00	12.000										
Mike Quist, R ERA: 9.0	(7, 1)	2.0		10	4	2	2	0	1	0	0	0	0	17	28	9.00	2.500											
Billy Taylor, R ERA: 6.38	(9, 1)	1.0		3	0	0	0	1	0	0	0	0	0	7	7	0.00	0.000											

Batter	1	2	3	4	5	6	7	8	9	AB	R	H	RBI	BB	SO	LOB	BOTTOM										
Damon Mashore, R OBP: 0.386, SLG: 0.361	F8			L8		E	HBP		K	4	1	0	0	0	2	2	Chicago White Sox @ Oakland Athletics Oakland-Alameda County Coliseum, Oakland, CA Sun May 18 1997, 3:33 AM PDT Att: 45,227 - Sunny - 85 F										
Jason Giambi, L OBP: 0.313, SLG: 0.409	G3-1			F8	1B	E6	1B	2B	F7	5	2	3	1	0	0	1											
Jose Canseco, R OBP: 0.321, SLG: 0.440	G5-3			F8	1B	1B	2B	HR		4	1	3	3	0	0	0											
Mark McGwire, R OBP: 0.403, SLG: 0.623				F9		F8		HR		4	0	0	0	0	0	3											
Dave Magadan, L OBP: 0.407, SLG: 0.420				F8		F8		E6	G3-1	0	0	0	0	0	0	0											
Geronimo Berroa, R OBP: 0.398, SLG: 0.477				P8				HR		2	0	0	0	2	0	3											
Scott Spiezio, S OBP: 0.348, SLG: 0.476				G4-6-3		L8		F8		4	0	0	0	0	0	4											
George Williams, S OBP: 0.429, SLG: 0.327				G6-4-3		F7			K	2	0	0	0	2	1	1											
Scott Brosius, R OBP: 0.247, SLG: 0.225				G6-4-3		K				3	0	0	0	1	1	2											
Scott Sheldon, R OBP: 0.429, SLG: 0.652				K		F7			P5	3	0	0	0	0	1	1											
Matt Stairs, L OBP: 0.429, SLG: 0.652				K		F7			P5	1	0	0	0	0	0	1											
Inning Stats	R: 0 E: 0 K: 0 S: 7	H: 0 LOB: 0 BB: 0 P: 11	R: 0 E: 0 K: 0 S: 6	H: 0 LOB: 0 BB: 1 P: 13	R: 0 E: 0 K: 1 S: 9	H: 0 LOB: 0 BB: 1 P: 16	R: 0 E: 0 K: 0 S: 14	H: 2 LOB: 2 BB: 0 P: 20	R: 0 E: 0 K: 1 S: 7	H: 0 LOB: 0 BB: 0 P: 10	R: 2 E: 1 K: 0 S: 15	H: 2 LOB: 2 BB: 1 P: 23	R: 0 E: 0 K: 1 S: 10	H: 0 LOB: 1 BB: 1 P: 19	R: 2 E: 1 K: 1 S: 9	H: 2 LOB: 1 BB: 0 P: 16	R: 0 E: 0 K: 1 S: 11	H: 0 LOB: 1 BB: 1 P: 19	1B: 3 2B: 2 3B: 0 HR: 1	SF: 0 SAC: 0 DP: 2 HBP: 1	WP: 0 PB: 0 CS: 0	PA: 38					
PITCHER	IP	WLS	BF	H	R	ER	SO	BB	IBB	HBP	BLK	WP	HR	S	P	ERA	WHIP										
James Baldwin, R ERA: 4.4	(1, 1)	7.0	W	28	4	2	2	3	4	0	1	0	0	68	112	2.57	1.143										
Al Levine, R ERA: 6.87	(8, 1)	1.0		6	2	2	2	1	0	0	0	0	1	9	16	18.00	2.000										
Carlos Castillo, R ERA: 4.03	(9, 1)	1.0		4	0	0	0	1	1	0	0	0	0	11	19	0.00	1.000										

AB	35
R	10
H	12
RBI	10
BB	6
SO	3
LOB	17



Batter	1	2	3	4	5	6	7	8	9	AB	R	H	RBI	BB	SO	LOB	TOP				
Damon Mashore, R OBP: 0.381, SLG: 0.356 (1, 8)										5	0	1	0	0	2	4	<p>Oakland Athletics @ Texas Rangers The Ballpark at Arlington, Arlington, TX Tue May 20 1997, 8:05 PM EDT Att: 29,745 - Unknown - 68 F</p> <p>livebaseballscorecards.com</p> <p>AB 32 R 3 H 7 RBI 3 BB 6 SO 5 LOB 17</p> 				
Jason Giambi, L OBP: 0.324, SLG: 0.421 Pat Lennon, R OBP: 0.429, SLG: 0.571 (1, 10) (9, PH)										3	0	2	0	1	0	0					
Jose Canseco, R OBP: 0.319, SLG: 0.453 (1, 7)										4	1	1	1	0	0	3					
Mark McGwire, R OBP: 0.395, SLG: 0.607 (1, 3)										4	0	0	0	0	0	2					
Geronomo Berroa, R OBP: 0.406, SLG: 0.497 (1, 9)										2	2	1	1	2	0	0					
Scott Spiezio, S OBP: 0.341, SLG: 0.464 (1, 4)										4	0	0	0	0	0	3					
George Williams, S OBP: 0.448, SLG: 0.333 (1, 2)										2	0	1	0	2	0	0					
Scott Brosius, R OBP: 0.247, SLG: 0.226 (1, 5)										4	0	1	1	0	2	2					
Scott Sheldon, R Dave Magadan, L OBP: 0.300, SLG: 0.412 (1, 6) (9, PH)										2	0	0	0	1	1	2					
Inning Stats	R: 1 E: 0 K: 1 S: 14	H: 1 LOB: 0 BB: 0 P: 24	R: 1 E: 0 K: 1 S: 14	H: 1 LOB: 2 BB: 2 P: 28	R: 0 E: 0 K: 0 S: 5	H: 1 LOB: 0 BB: 0 P: 7	R: 1 E: 0 K: 2 S: 12	H: 2 LOB: 2 BB: 1 P: 22	R: 0 E: 0 K: 0 S: 13	H: 0 LOB: 0 BB: 2 P: 27	R: 0 E: 0 K: 0 S: 8	H: 1 LOB: 1 BB: 0 P: 11	R: 0 E: 0 K: 1 S: 7	H: 0 LOB: 0 BB: 1 P: 13	R: 0 E: 0 K: 0 S: 7	H: 1 LOB: 0 BB: 0 P: 12		1B: 4 2B: 1 3B: 0 HR: 2	SF: 0 SAC: 0 DP: 2 HBP: 0	WP: 1 PB: 0 SB: 0 CS: 0	PA: 38
PITCHER	IP	WLS	BF	H	R	ER	SO	BB	IBB	HBP	BLK	WP	HR	S	P	ERA	WHIP				
Bobby Witt, R ERA: 3.03 (1, 1)	7.0	W	31	6	3	3	4	5	0	0	0	1	2	71	126	3.86	1.571				
Matt Whiteside, R ERA: 5.4 (8, 1)	1.0		4	0	0	0	1	1	0	0	0	0	0	7	13	0.00	1.000				
Eric Gunderson, L ERA: 1.08 (9, 1)	1.0		3	1	0	0	0	0	0	0	0	0	0	7	12	0.00	1.000				

Batter	1	2	3	4	5	6	7	8	9	AB	R	H	RBI	BB	SO	LOB	BOTTOM				
Warren Newson, L OBP: 0.391, SLG: 0.456 (1, 7) (8, 9)										5	1	4	0	0	0	1	<p>Oakland Athletics @ Texas Rangers The Ballpark at Arlington, Arlington, TX Tue May 20 1997, 8:05 PM EDT Att: 29,745 - Unknown - 68 F</p> <p>livebaseballscorecards.com</p> <p>AB 35 R 8 H 14 RBI 8 BB 3 SO 3 LOB 13</p> 				
Ivan Rodriguez, R OBP: 0.385, SLG: 0.485 (1, 2)										5	1	2	1	0	0	2					
29 Rusty Greer, L OBP: 0.424, SLG: 0.483 (1, 8) (8, 7)										3	2	1	2	2	0	2					
Juan Gonzalez, R OBP: 0.325, SLG: 0.577 (1, 10)										4	0	1	1	0	1	3					
Willi Clark, L OBP: 0.443, SLG: 0.544 (1, 3)										3	1	1	0	1	0	0					
Lee Stevens, L OBP: 0.352, SLG: 0.571 Damon Buford, R OBP: 0.321, SLG: 0.368 (1, 9) (7, PR) (8, 8)										4	1	2	2	0	0	2					
Domingo Cedeno, S OBP: 0.190, SLG: 0.105 (1, 4)										4	1	1	0	0	1	1					
Billy Ripken, R OBP: 0.309, SLG: 0.397 (1, 5)										4	1	1	1	0	0	2					
Benji Gil, R OBP: 0.282, SLG: 0.333 (1, 6)										3	0	1	1	0	1	0					
Inning Stats	R: 1 E: 0 K: 0 S: 8	H: 2 LOB: 2 BB: 2 P: 21	R: 2 E: 1 K: 0 S: 12	H: 3 LOB: 1 BB: 0 P: 22	R: 0 E: 0 K: 0 S: 4	H: 0 LOB: 0 BB: 0 P: 8	R: 1 E: 0 K: 0 S: 7	H: 2 LOB: 0 BB: 0 P: 15	R: 4 E: 1 K: 1 S: 16	H: 3 LOB: 0 BB: 0 P: 23	R: 0 E: 0 K: 1 S: 11	H: 2 LOB: 2 BB: 1 P: 21	R: 0 E: 0 K: 1 S: 8	H: 1 LOB: 1 BB: 0 P: 11	R: 0 E: 0 K: 0 S: 10	H: 1 LOB: 1 BB: 0 P: 16		1B: 6 2B: 3 3B: 2 HR: 3	SF: 1 SAC: 0 DP: 3 HBP: 0	WP: 0 PB: 0 SB: 0 CS: 0	PA: 39
PITCHER	IP	WLS	BF	H	R	ER	SO	BB	IBB	HBP	BLK	WP	HR	S	P	ERA	WHIP				
Ariel Prieto, R ERA: 4.69 (1, 1)	4.1	L	23	9	6	6	1	2	0	0	0	0	1	37	79	12.46	2.538				
Don Wengert, R ERA: 4.05 (5, 1)	3.2		16	5	1	1	2	1	0	0	0	0	1	37	58	2.46	1.636				

Batter	1	2	3	4	5	6	7	8	9	AB	R	H	RBI	BB	SO	LOB	TOP											
Damon Mashore, R OBP: 0.384, SLG: 0.363 (1, 8)	1-2 1B	0-0 1B		2-1 1B HR		1-2 G4-3	3-2 G6-3			5	1	3	0	0	0	2												
Dave Magadan, L OBP: 0.300, SLG: 0.411 (1, 3) (7, 5)	1-3 SAFE 1B	2-2 F9		3-2 1B HR		1-1 1B		0-1 L7		5	1	2	0	0	1	3												
Geronimo Berroa, R OBP: 0.408, SLG: 0.541 (1, 9)	2-0 1B BB		0-1 HR	0-3 1B K		1-3 1B K		0-0 F7		5	1	2	1	0	2	3												
Jose Canseco, R OBP: 0.318, SLG: 0.444 (1, 7)	1-3 1B K		4-2 1B S BB	4-2 1B HR BB		2-1 F9		0-0 G5-3		3	2	0	0	2	1	3												
Jason Giambi, L OBP: 0.333, SLG: 0.440 (1, 10)	4-2 1B BB		3-1 F9	0-1 1B HR			2-2 P6		1-3 1B K	4	1	1	4	1	1	1												
Scott Spiezio, S OBP: 0.335, SLG: 0.458 (1, 4)	1-2 L9		2-2 1B S	2-1 F8			1-0 L7		0-1 P5	5	0	1	0	0	0	3												
Brent Mayne, L OBP: 0.292, SLG: 0.409 George Williams, S OBP: 0.425, SLG: 0.316 (7, PH) (7, 2)		1-1 G3	0-3 1B K		0-1 F8		1-0 1B 1B		3-2 G4-3	3	0	0	0	0	1	2	AB 40											
Scott Brosius, R OBP: 0.243, SLG: 0.228 Matt Stairs, L OBP: 0.439, SLG: 0.660 (7, PH) (7, 3)		1-0 G6-3	2-2 G6-3		1-3 K		3-1 1B 1B			3	0	0	0	0	1	1	R 7											
Rafael Bourquigal, R OBP: 0.342, SLG: 0.308 Mark McGwire, R OBP: 0.395, SLG: 0.597 Scott Sheldon, R OBP: 0.222, SLG: 0.125 (7, PH) (7, PH) (7, 6)		1-1 1B		0-0 B5-3	0-2 F9		2-0 1B			3	0	1	0	0	0	0	H 13											
Inning Stats	R: 0 E: 0 K: 2 S: 17	H: 2 LOB: 3 BB: 1 P: 27	R: 0 E: 0 K: 0 S: 9	H: 2 LOB: 2 BB: 0 P: 14	R: 2 E: 0 K: 1 S: 16	H: 2 LOB: 1 BB: 1 P: 27	R: 4 E: 0 K: 1 S: 16	H: 3 LOB: 0 BB: 1 P: 27	R: 0 E: 0 K: 1 S: 9	H: 0 LOB: 0 BB: 0 P: 10	R: 0 E: 0 K: 1 S: 10	H: 1 LOB: 1 BB: 0 P: 15	R: 1 E: 0 K: 0 S: 14	H: 3 LOB: 2 BB: 0 P: 26	R: 0 E: 0 K: 0 S: 4	H: 0 LOB: 0 BB: 0 P: 4	R: 0 E: 0 K: 1 S: 9	H: 0 LOB: 0 BB: 0 P: 13	1B: 11 2B: 5 3B: 0 HR: 2	SF: 0 SAC: 0 DP: 0 HBP: 0	WP: 0 PB: 0 SB: 2 CS: 0	PA: 43						
PITCHER	IP	WLS	BF	H	R	ER	SO	BB	IBB	HBP	BLK	WP	HR	S	P	ERA	WHIP											
John Burkett, R ERA: 5.01 Matt Whiteside, R ERA: 4.82 Eric Gunderson, L ERA: 1.56 Xavier Hernandez, R ERA: 4.01 John Weteland, R ERA: 1.47	(1, 1) (6, 1) (7, 1) (7, 1) (9, 1)	5.0 1.0 0.2 1.1 1.0	W L S	27 4 3 6 3	9 1 1 2 0	6 0 1 0 0	6 0 1 0 0	5 1 0 0 1	3 0 0 0 0	0 0 0 0 0	0 0 0 0 0	0 0 0 0 0	0 0 0 0 0	2 0 7 11 9	67 10 15 19 13	105 10 15 19 13	10.80 0.00 13.50 0.00 0.00	2.400 1.000 1.500 1.500 0.000										

Oakland Athletics @ Texas Rangers
The Ballpark at Arlington, Arlington, TX
Thu May 22 1997, 4:33 AM EDT
Att: 36,204 - Cloudy - 66 F

livebaseballscores.com

AB 40
R 7
H 13
RBI 6
BB 3
SO 7
LOB 18



Batter	1	2	3	4	5	6	7	8	9	AB	R	H	RBI	BB	SO	LOB	BOTTOM										
Warren Newson, L OBP: 0.372, SLG: 0.415 (1, 7) (7, 9)	4-1 HR 29 1B	2-0 P7		0-3 K		2-1 G4-3	0-0 G1-3			3	1	0	0	1	1	0											
Mike Devereaux, R OBP: 0.255, SLG: 0.240 (7, PH) (8, 9)	1B HR						1-2 1B			1	0	0	0	0	0	1											
Ivan Rodriguez, R OBP: 0.383, SLG: 0.500 (1, 2)	0-1 F7	1-0 G6-3		3-1 F9		0-0 HR	0-0 F9			5	1	1	1	0	0	2											
29 Rusty Greer, L OBP: 0.425, SLG: 0.481 (7, 7)	1-0 HR	1-2 G3		2-2 2B 1B		3-2 F7		2-2 G4-3 1B		5	2	3	0	0	0	0											
Juan Gonzalez, R OBP: 0.349, SLG: 0.654 (1, 10)	2-0 HR		3-2 HR	1-1 2B		4-2 BB		1-3 K		4	2	3	5	1	1	1											
Willi Clark, L OBP: 0.458, SLG: 0.564 (1, 3)	2-2 2B		3-2 G4-1 1B	4-0 2B		1-2 G6-3		1-0 G4-3		4	2	2	0	1	0	2											
Lee Stevens, L OBP: 0.348, SLG: 0.551 Damon Buford, R OBP: 0.324, SLG: 0.394 (1, 9) (7, 8)	2-3 K		1-2 G4-1	3-2 P4			2-2 HR	2-2 G1-3		3	0	0	0	0	1	4											
Domingo Cedenio, S OBP: 0.241, SLG: 0.333 (1, 4)	1-2 2B		1-2 G3		1-0 F7		0-0 1B 2B			4	1	2	1	0	0	1	AB 38										
Billy Ripken, R OBP: 0.329, SLG: 0.406 (1, 5)	4-1 BB		1-1 1B		2-0 G5-3		2-2 FC3-B 1B			3	0	2	2	1	0	0	R 10										
Benji Gil, R OBP: 0.266, SLG: 0.313 (1, 6)	3-2 P2		3-1 P1		1-1 P5		0-0 FC3-6 G1-3			4	0	0	0	0	0	4	H 14										
Inning Stats	R: 4 E: 0 K: 1 S: 19	H: 4 LOB: 2 BB: 2 P: 38	R: 0 E: 0 K: 0 S: 5	H: 0 LOB: 0 BB: 0 P: 9	R: 2 E: 0 K: 0 S: 17	H: 3 LOB: 1 BB: 0 P: 27	R: 1 E: 0 K: 1 S: 14	H: 2 LOB: 2 BB: 1 P: 27	R: 0 E: 0 K: 0 S: 4	H: 0 LOB: 0 BB: 0 P: 8	R: 1 E: 0 K: 0 S: 16	H: 1 LOB: 1 BB: 1 P: 26	R: 2 E: 0 K: 0 S: 11	H: 3 LOB: 1 BB: 0 P: 15	R: 0 E: 0 K: 1 S: 10	H: 1 LOB: 1 BB: 0 P: 16	1B: 5 2B: 5 3B: 0 HR: 4	SF: 0 SAC: 0 DP: 0 HBP: 0	WP: 0 PB: 0 SB: 0 CS: 0	PA: 42							
PITCHER	IP	WLS	BF	H	R	ER	SO	BB	IBB	HBP	BLK	WP	HR	S	P	ERA	WHIP										
Willie Adams, R ERA: 9.0 Mike Oquist, R ERA: 8.1 Buddy Groom, L ERA: 6.23 Carlos Reyes, R ERA: 0.96	(1, 1) (2, 1) (6, 1) (7, 1)	1.0 4.2 0.2 1.2	L	9 22 5 6	6 4 3 1	4 4 2 0	4 4 0 1	1 1 0 1	1 1 0 0	0 0 0 0	0 0 0 0	0 0 0 0	0 0 1 0	2 52 13 12	19 92 18 18	38 7.71 27.00 0.00	6.000 1.500 4.500 0.600										

Oakland Athletics @ Texas Rangers
The Ballpark at Arlington, Arlington, TX
Thu May 22 1997, 4:33 AM EDT
Att: 36,204 - Cloudy - 66 F

livebaseballscores.com

AB 38
R 10
H 14
RBI 10
BB 4
SO 3
LOB 16



Batter	1	2	3	4	5	6	7	8	9	AB R H RBI BB SO LOB	TOP												
Damon Mashore, R OBP: 0.389, SLG: 0.363	G6-3		K		2B		BB		FC3-6 BB SF7	3 2 1 0 2 1 1	Oakland Athletics @ Minnesota Twins Hubert H. Humphrey Metrodome, Minneapolis, MN Fri May 23 1997, 8:05 PM EDT Att: 36,568 - Dome												
Jason Giambi, L OBP: 0.335, SLG: 0.444	G3		SF7		1B		F8		FC3-6 BB	3 1 1 3 1 0 1													
Matt Stairs, L OBP: 0.419, SLG: 0.615	K		G1-3		1B		F8		FC3-6 WP	5 0 1 0 0 1 3													
Mark McGwire, R OBP: 0.390, SLG: 0.592		G5-3 1B		K	SF8		F8		SF7	3 1 1 2 0 1 1													
Geronomo Berroa, R OBP: 0.402, SLG: 0.530	G5-3		K		1B				K	5 0 1 0 0 2 2													
Scott Spiezio, S OBP: 0.328, SLG: 0.448	F7		F7		P6				P5	4 0 0 0 0 0 3													
George Williams, S OBP: 0.442, SLG: 0.361		1B			2B		K		E	4 2 3 1 0 1 0													
Scott Brosius, R OBP: 0.249, SLG: 0.241	G5-3		2B		F9		E9		1B	4 1 2 1 0 0 1													
Rafael Bourquiel, R OBP: 0.342, SLG: 0.309			SF7 1B		SH1-5-4		G4-3		F8	3 1 1 0 0 0 1													
Inning Stats	R: 0 E: 0 K: 1 S: 5	H: 0 LOB: 0 BB: 0 P: 10	R: 1 E: 0 K: 0 S: 9	H: 2 LOB: 1 BB: 0 P: 13	R: 1 E: 0 K: 1 S: 14	H: 1 LOB: 0 BB: 0 P: 19	R: 0 E: 0 K: 2 S: 10	H: 0 LOB: 0 BB: 0 P: 12	R: 4 E: 0 K: 0 S: 17	H: 5 LOB: 2 BB: 1 P: 29	R: 0 E: 0 K: 1 S: 8	H: 0 LOB: 0 BB: 0 P: 10	R: 0 E: 0 K: 0 S: 5	H: 0 LOB: 1 BB: 1 P: 11	R: 1 E: 0 K: 0 S: 14	H: 2 LOB: 1 BB: 0 P: 22	R: 1 E: 0 K: 1 S: 8	H: 1 LOB: 1 BB: 1 P: 16	1B: 8 2B: 3 3B: 0 HR: 0	SF: 3 SAC: 1 DP: 0 HBP: 0	WP: 1 PB: 0 CS: 1	PA: 41	
PITCHER	IP WLS BF H R ER SO BB IBB HBP BLK WP HR S P ERA WHIP											PITCHER	IP WLS BF H R ER SO BB IBB HBP BLK WP HR S P ERA WHIP										
Brad Radke, R ERA: 5.37	(1, 1) 4.2 L 23 8 6 5 4 1 0 0 0 0 0 0 54 82 9.64 1.929																						
Todd Ritchie, R ERA: 3.52	(5, 1) 3.1 13 2 1 0 1 1 0 0 0 0 0 0 28 44 0.00 0.900																						
Mike Trombley, R ERA: 3.41	(9, 1) 1.0 5 1 1 1 1 1 0 0 0 1 0 0 8 16 9.00 2.000																						

AB	34
R	8
H	11
RBI	7
BB	3
SO	6
LOB	13



Batter	1	2	3	4	5	6	7	8	9	AB R H RBI BB SO LOB	BOTTOM												
Chuck Knoblauch, R OBP: 0.418, SLG: 0.396	G5-3		S 2B 1B		G6-3			F8	K	5 1 1 0 0 1 2	Oakland Athletics @ Minnesota Twins Hubert H. Humphrey Metrodome, Minneapolis, MN Fri May 23 1997, 8:05 PM EDT Att: 36,568 - Dome												
Rich Becker, L OBP: 0.350, SLG: 0.297	G4-3		K		G3		G3	FC4-6 HBP 1B BB	1B 2B	5 1 1 1 0 1 2													
Paul Moltor, R OBP: 0.349, SLG: 0.374			1B		2B		1B	BB HBP BB	1B	5 1 5 1 0 0 0													
Scott Stahoviak, L OBP: 0.400, SLG: 0.706	K		F8		K		K	BB BB HBP	G1-3	4 0 0 0 0 2 5													
Terry Steinbach, R OBP: 0.333, SLG: 0.366		G5-3		K	G5-3		G5-3	BB BB		3 0 0 1 1 1 1													
Ron Coomer, R OBP: 0.310, SLG: 0.444		F8		F8			K	BB BB		3 0 0 0 0 1 0													
Greg Myers, L OBP: 0.325, SLG: 0.386										0 0 0 1 1 0 0													
Matt Lawton, L OBP: 0.376, SLG: 0.433								BB		0 0 0 0 0 0 0													
Darrin Jackson, R OBP: 0.350, SLG: 0.526								BB BB		2 0 0 0 1 0 0													
Denny Hocking, S OBP: 0.333, SLG: 0.383		BB BB		G6-3			G5-3	G4-3		1 0 0 0 0 0 3													
Todd Walker, L OBP: 0.264, SLG: 0.269		BB			K		P8		G3-1	3 0 0 0 1 1 0													
Pat Meares, R OBP: 0.331, SLG: 0.477		2-5		P5	L5			FC4-6 1B	2B	4 1 2 0 0 0 0													
Inning Stats	R: 0 E: 0 K: 1 S: 11	H: 1 LOB: 1 BB: 0 P: 16	R: 0 E: 0 K: 0 S: 13	H: 0 LOB: 2 BB: 2 P: 24	R: 1 E: 0 K: 1 S: 11	H: 2 LOB: 1 BB: 0 P: 14	R: 0 E: 0 K: 1 S: 7	H: 0 LOB: 0 BB: 0 P: 10	R: 0 E: 0 K: 1 S: 8	H: 1 LOB: 1 BB: 0 P: 10	R: 0 E: 0 K: 1 S: 5	H: 0 LOB: 0 BB: 0 P: 6	R: 2 E: 0 K: 0 S: 9	H: 2 LOB: 3 BB: 2 P: 25	R: 1 E: 0 K: 1 S: 14	H: 3 LOB: 2 BB: 0 P: 21	1B: 6 2B: 3 3B: 0 HR: 0	SF: 0 SAC: 0 DP: 0 HBP: 1	WP: 0 PB: 0 CS: 0	PA: 40			
PITCHER	IP WLS BF H R ER SO BB IBB HBP BLK WP HR S P ERA WHIP											PITCHER	IP WLS BF H R ER SO BB IBB HBP BLK WP HR S P ERA WHIP										
Steve Karsay, R ERA: 4.65	(1, 1) 7.2 W 32 6 3 3 6 2 0 1 0 0 0 0 103 3.52 1.043																						
Aaron Small, R ERA: 3.56	(8, 1) 0.0 2 0 0 0 0 2 0 0 0 0 0 0 8 - - -																						
Billy Taylor, R ERA: 6.1	(8, 1) 1.1 S 7 3 1 1 1 0 0 0 0 0 0 0 17 26 6.75 2.250																						

AB	35
R	4
H	9
RBI	4
BB	4
SO	7
LOB	13



Batter	1	2	3	4	5	6	7	8	9	AB	R	H	RBI	BB	SO	LOB	TOP										
Damon Mashore, R OBP: 0.385, SLG: 0.364 (1, 8)										5	1	1	0	0	2	1	Oakland Athletics @ Minnesota Twins Hubert H. Humphrey Metrodome, Minneapolis, MN Sat May 24 1997, 8:05 PM EDT Att: 35,745 - Dome - 72 F livebaseballscorecards.com										
Pat Lennon, R OBP: 0.455, SLG: 0.444 Matt Stairs, L OBP: 0.413, SLG: 0.604 (1, 7)										2	1	0	0	2	0	1											
Jose Canseco, R OBP: 0.327, SLG: 0.453 (1, 9)										3	1	2	1	1	1	0											
Mark McGwire, R OBP: 0.392, SLG: 0.615 (1, 3)										4	1	2	2	0	0	4											
Geronimo Berroa, R OBP: 0.399, SLG: 0.521 (1, 10)										3	0	0	0	1	0	1											
George Williams, S OBP: 0.432, SLG: 0.344 (1, 2)										3	0	0	1	1	1	3											
Scott Brosius, R OBP: 0.245, SLG: 0.237 Dave Magadan, L OBP: 0.300, SLG: 0.411 Scott Spiezio, S OBP: 0.327, SLG: 0.445 (1, 5)										3	0	0	0	0	0	1											
Scott Sheldon, R OBP: 0.333, SLG: 0.273 (8, 5)										3	0	2	0	0	0	1											
Jason Giambi, L OBP: 0.339, SLG: 0.448 (9, 4)										1	0	1	0	0	0	0											
Rafael Bourquard, R OBP: 0.325, SLG: 0.292 (1, 6)										4	0	0	0	0	0	3											
Inning Stats	R: 2 E: 0 K: 1 S: 10	H: 3 LOB: 1 BB: 0 P: 17	R: 0 E: 0 K: 0 S: 8	H: 1 LOB: 0 BB: 0 P: 8	R: 0 E: 0 K: 2 S: 7	H: 0 LOB: 0 BB: 0 P: 9	R: 1 E: 0 K: 0 S: 9	H: 1 LOB: 1 BB: 1 P: 16	R: 0 E: 0 K: 0 S: 10	H: 0 LOB: 0 BB: 0 P: 21	R: 0 E: 0 K: 0 S: 6	H: 0 LOB: 0 BB: 0 P: 12	R: 0 E: 0 K: 0 S: 6	H: 1 LOB: 0 BB: 0 P: 8	R: 1 E: 0 K: 0 S: 14	H: 1 LOB: 2 BB: 2 P: 30	R: 0 E: 0 K: 1 S: 12	H: 1 LOB: 1 BB: 0 P: 15	1B: 4 2B: 3 3B: 0 HR: 1	SF: 0 SAC: 0 DP: 2 HBP: 0	WP: 1 PB: 0 SB: 0 CS: 0	PA: 38					
PITCHER	IP	WLS	BF	H	R	ER	SO	BB	IBB	HBP	BLK	WP	HR	S	P	ERA	WHIP										
Rich Robertson, L ERA: 5.8 (1, 1)	7.0	W	29	6	4	4	3	4	0	0	0	1	1	58	97	5.14	1.429										
Dan Naulty, R ERA: 5.03 (8, 1)	0.2		4	1	0	0	0	1	0	0	0	0	0	8	17	0.00	3.000										
Eddie Guardado, L ERA: 5.11 (8, 1)	0.1		1	0	0	0	0	0	0	0	0	0	0	4	7	0.00	0.000										
Rick Aguilera, R ERA: 4.98 (9, 1)	1.0	S	4	1	0	0	1	0	0	0	0	0	0	12	15	0.00	1.000										

Batter	1	2	3	4	5	6	7	8	9	AB	R	H	RBI	BB	SO	LOB	BOTTOM										
Chuck Knoblauch, R OBP: 0.417, SLG: 0.399 (1, 4)										4	1	1	0	1	1	0	Oakland Athletics @ Minnesota Twins Hubert H. Humphrey Metrodome, Minneapolis, MN Sat May 24 1997, 8:05 PM EDT Att: 35,745 - Dome - 72 F livebaseballscorecards.com										
Darin Jackson, R OBP: 0.280, SLG: 0.435 (1, 8)										4	0	0	1	0	0	2											
Paul Moltor, R OBP: 0.361, SLG: 0.381 (1, 10)										3	2	2	0	1	0	0											
Terry Steinbach, R OBP: 0.344, SLG: 0.385 (1, 2)										4	2	3	1	0	0	1											
Roberto Kelly, R OBP: 0.333, SLG: 0.394 (1, 9)									4	2	3	1	0	0	1												
Ron Coomer, R OBP: 0.330, SLG: 0.471 (1, 5)									4	0	3	3	0	0	1												
Greg Colbrunn, R OBP: 0.291, SLG: 0.403 (1, 3)										4	0	0	0	0	2	5											
Pat Meares, R OBP: 0.336, SLG: 0.478 (1, 6)										2	0	1	1	0	0	0											
Denny Hocking, S OBP: 0.319, SLG: 0.365 (1, 7)										4	0	0	0	0	0	4											
Inning Stats	R: 1 E: 0 K: 0 S: 8	H: 0 LOB: 0 BB: 2 P: 19	R: 1 E: 0 K: 0 S: 11	H: 2 LOB: 1 BB: 0 P: 17	R: 0 E: 0 K: 0 S: 9	H: 0 LOB: 0 BB: 0 P: 13	R: 2 E: 0 K: 1 S: 14	H: 3 LOB: 1 BB: 0 P: 22	R: 2 E: 0 K: 2 S: 17	H: 4 LOB: 2 BB: 0 P: 30	R: 0 E: 0 K: 0 S: 5	H: 0 LOB: 0 BB: 0 P: 8	R: 1 E: 0 K: 0 S: 8	H: 2 LOB: 1 BB: 0 P: 13	R: 0 E: 0 K: 0 S: 12	H: 2 LOB: 2 BB: 0 P: 16		R: 0 E: 0 K: 0 S: 12	H: 2 LOB: 2 BB: 0 P: 16	1B: 9 2B: 4 3B: 0 HR: 0	SF: 2 SAC: 0 DP: 1 HBP: 1	WP: 1 PB: 0 SB: 1 CS: 1	PA: 38				
PITCHER	IP	WLS	BF	H	R	ER	SO	BB	IBB	HBP	BLK	WP	HR	S	P	ERA	WHIP										
Mike Mohler, L ERA: 6.79 (1, 1)	4.2	L	24	9	6	5	2	2	0	0	0	0	0	28	42	2.70	1.200										
Don Wengert, R ERA: 3.96 (5, 1)	3.1		14	4	1	1	1	0	0	0	0	0	0	28	42	2.70	1.200										

Batter	1	2	3	4	5	6	7	8	9	10	AB	R	H	RBI	BB	SO	LOB	TOP				
Damon Mashore, R OBP: 0.383, SLG: 0.365 (1, 8)	G4-3	K		2B		FC5		K										5 0 1 0 1 2 3				
Jason Giambi, L OBP: 0.339, SLG: 0.446 Pat Lennon, R OBP: 0.429, SLG: 0.364 (6, PH)	F7		HR	G4-3				G5-3		G6-3								3 1 1 0 0 0 1 2 0 0 1 1 0 1				
Jose Canseco, R OBP: 0.329, SLG: 0.454 Gerónimo Berroa, R OBP: 0.398, SLG: 0.535 (3, 9)	1B		K			K				HR								2 0 1 0 0 1 1 3 1 1 1 0 2 3				
Mark McGwire, R OBP: 0.397, SLG: 0.633 Scott Sheldon, R OBP: 0.333, SLG: 0.273 (9, PR)	1B		HR			G6-3		K		SH1-3								5 1 3 2 0 1 3 0 1 0 0 0 0 0				
Matt Stairs, L OBP: 0.412, SLG: 0.579 (1, 7)	G4-3		K			1B				G4-3								4 0 1 0 1 2 2				
Scott Spiezio, S OBP: 0.325, SLG: 0.441 (1, 4)		G1-3	E5			F8		F7		SH1-3								4 1 1 0 0 0 1				
George Williams, S OBP: 0.430, SLG: 0.338 (1, 2)	G1-3	G3-4-3				SH5-3				G4-3								4 1 1 1 1 0 4				
Scott Brosius, R OBP: 0.244, SLG: 0.231 (8, 6)	K					G4-3												4 0 0 0 1 2 4				
Rafael Bourquard, R OBP: 0.329, SLG: 0.297 Dave Magadan, L OBP: 0.368, SLG: 0.397 (8, PH)	1B					G6-3		SH5-3										2 0 1 1 0 0 0 2 0 0 0 0 1 0				
Inning Stats	R: 0 E: 0 K: 0 S: 12	H: 2 LOB: 2 BB: 0 P: 18	R: 1 E: 0 K: 2 S: 15	H: 2 LOB: 1 BB: 0 P: 20	R: 2 E: 1 K: 2 S: 13	H: 2 LOB: 1 BB: 0 P: 11	R: 0 E: 0 K: 0 S: 7	H: 1 LOB: 1 BB: 0 P: 15	R: 1 E: 0 K: 1 S: 11	H: 1 LOB: 1 BB: 0 P: 15	R: 0 E: 0 K: 2 S: 9	H: 0 LOB: 1 BB: 1 P: 17	R: 0 E: 0 K: 2 S: 10	H: 0 LOB: 0 BB: 0 P: 14	R: 2 E: 0 K: 0 S: 10	H: 2 LOB: 2 BB: 1 P: 16	R: 0 E: 0 K: 0 S: 2	H: 0 LOB: 0 BB: 1 P: 6	1B: 8 2B: 1 3B: 0 HR: 2	SF: 0 SAC: 2 DP: 1 HBP: 0	WP: 0 PB: 0 SB: 0 CS: 0	PA: 47
PITCHER	IP	WLS	BF	H	R	ER	SO	BB	IBB	HBP	BLK	WP	HR	S	P	ERA	WHIP					
Bob Tewksbury, R ERA: 3.54 (1, 1)	5.0		24	8	3	3	5	0	0	0	0	0	0	13	22	5.40	1.600					
Greg Swindell, L ERA: 5.1 (6, 1)	0.1		5	1	1	1	0	2	0	0	0	0	0	13	22	27.00	9.000					
Mike Trombley, R ERA: 3.23 (6, 1)	1.2		6	0	0	0	4	1	0	0	0	0	0	15	24	0.00	0.600					
Eddie Guardado, L ERA: 4.97 (8, 1)	0.1		1	0	0	0	1	0	0	0	0	0	0	3	3	0.00	0.000					
Dan Naulty, R ERA: 4.87 (8, 1)	0.2		2	0	0	0	1	0	0	0	0	0	0	7	11	0.00	0.000					
PITCHER	IP	WLS	BF	H	R	ER	SO	BB	IBB	HBP	BLK	WP	HR	S	P	ERA	WHIP					
Rick Aguilera, R ERA: 5.32 (9, 1)	2.0		9	2	2	2	0	2	0	0	0	0	0	12	22	9.00	2.000					

Oakland Athletics @ Minnesota Twins
Hubert H. Humphrey Metrodome, Minneapolis, MN
Sun May 25 1997, 8:05 PM EDT
Att: 37,408 - Dome

AB	40
R	6
H	11
RBI	6
BB	5
SO	11
LOB	23



Batter	1	2	3	4	5	6	7	8	9	10	AB	R	H	RBI	BB	SO	LOB	BOTTOM						
Chuck Knoblauch, R OBP: 0.426, SLG: 0.400 (1, 4)	1B		1B		HR				G6-3									2 2 1 0 3 0 0						
Darin Jackson, R OBP: 0.310, SLG: 0.556 (1, 8)	BB		F7		HR			SH3		F8								4 1 2 2 0 0 1						
Paul Molitor, R OBP: 0.355, SLG: 0.374 (1, 10)	L8		1B		F9			G1-3		K								5 0 1 1 0 1 3						
Terry Steinbach, R OBP: 0.346, SLG: 0.377 Matt Lawton, L OBP: 0.378, SLG: 0.433 (10, PR)	G6-4-3		K		WP			K										3 0 0 0 2 2 4 0 1 0 0 0 0 0						
Roberto Kelly, R OBP: 0.331, SLG: 0.407 (1, 9)		K			E			G5-3		SH1-4								4 1 1 0 0 1 1						
Scott Stahovick, L OBP: 0.360, SLG: 0.571 (1, 3)	K		K		K			G1-4-3		1B								4 0 0 0 1 3 1						
Ron Coomer, R OBP: 0.326, SLG: 0.455 Denny Hocking, S OBP: 0.315, SLG: 0.360 (8, PR)	G4-3				E5			G4-3		3B								3 0 0 1 1 0 0 1 1 0 0 0 1 2						
Rich Becker, L OBP: 0.356, SLG: 0.319 (1, 7)			K		L4-3					1B								5 0 3 2 0 1 1						
Pat Meares, R OBP: 0.333, SLG: 0.493 (1, 6)			IHR		G5-3			G5-3		G5-3								4 1 1 1 0 0 3						
Inning Stats	R: 0 E: 0 K: 0 S: 7	H: 1 LOB: 1 BB: 1 P: 16	R: 0 E: 0 K: 2 S: 10	H: 0 LOB: 0 BB: 0 P: 16	R: 2 E: 0 K: 2 S: 14	H: 2 LOB: 1 BB: 1 P: 27	R: 1 E: 1 K: 1 S: 8	H: 1 LOB: 0 BB: 0 P: 11	R: 2 E: 0 K: 0 S: 8	H: 2 LOB: 1 BB: 1 P: 20	R: 0 E: 0 K: 1 S: 12	H: 1 LOB: 1 BB: 0 P: 15	R: 0 E: 0 K: 1 S: 9	H: 0 LOB: 1 BB: 1 P: 15	R: 1 E: 0 K: 0 S: 9	H: 1 LOB: 2 BB: 1 P: 20	R: 0 E: 0 K: 1 S: 12	H: 0 LOB: 0 BB: 0 P: 15	R: 1 E: 0 K: 1 S: 16	H: 1 LOB: 2 BB: 2 P: 26	1B: 5 2B: 1 3B: 2 HR: 2	SF: 0 SAC: 2 DP: 2 HBP: 0	WP: 1 PB: 0 SB: 1 CS: 0	PA: 44
PITCHER	IP	WLS	BF	H	R	ER	SO	BB	IBB	HBP	BLK	WP	HR	S	P	ERA	WHIP							
Ariel Prieto, R ERA: 4.96 (1, 1)	6.0		28	7	5	5	6	4	0	0	0	1	1	60	110	7.50	1.833							
Aaron Small, R ERA: 3.82 (7, 1)	2.0		8	1	1	1	1	1	0	0	0	0	0	16	30	4.50	1.000							
Billy Taylor, R ERA: 6.04 (9, 1)	1.2	L	8	1	1	1	2	2	0	0	0	0	0	28	41	5.40	1.800							

Oakland Athletics @ Minnesota Twins
Hubert H. Humphrey Metrodome, Minneapolis, MN
Sun May 25 1997, 8:05 PM EDT
Att: 37,408 - Dome

AB	35
R	7
H	9
RBI	7
BB	7
SO	9
LOB	16



Batter	1	2	3	4	5	6	7	8	9	10	11	AB	R	H	RBI	BB	SO	LOB	TOP						
Damon Mashore, R OBP: 0.379, SLG: 0.356 (1, 8)	1-3 K		0-1 B5-3		1-2 F9			0-3 K		4-0 BB		4	0	0	0	1	2	1							
Dave Magadan, L OBP: 0.319, SLG: 0.381 (8, 5)	3-2 1B		1-1 E4		1-3 K			1-1 F7		2-1 F9		5	0	1	0	0	1	1							
Geronimo Berroa, R OBP: 0.388, SLG: 0.520 (1, 9)	2-2 L5		0-1 P3								2-2 F8	5	0	0	0	0	2	2							
Jose Canseco, R OBP: 0.325, SLG: 0.444 (1, 7)	0-3 K			1-3 K							4-1 1B BB	4	1	0	0	1	2	1							
Jason Giambi, L OBP: 0.340, SLG: 0.441 Pat Lennon, R OBP: 0.429, SLG: 0.364 (1, 10) (11, PR)	1-0 G4-3		3-3 K		1-0 F8			4-2 1B BB		3-1 SAFE SAFE SAFE SAFE 1B	4	0	1	0	1	1	0								
Scott Spiezio, S OBP: 0.332, SLG: 0.445 (1, 4)	2-3 K		0-0 1B 1B		2-1 L7			1-2 1B		1-2 2H 1B	5	0	3	1	0	1	0								
Brent Mayne, L OBP: 0.283, SLG: 0.388 (1, 2)	2-1 G6-3		1-1 1B		0-1 G4-3			0-3 SAFE K2-3		1-3 K	5	0	1	0	0	2	4								
Scott Brosius, R OBP: 0.237, SLG: 0.225 (8, 6)			2-2 G6-3		0-2 G5-3			3-2 P4		1-2 G1-3	5	0	0	0	0	0	4								
Rafael Bourimigal, R Matt Stairs, L OBP: 0.400, SLG: 0.559 (8, PH) (8, 3)	2-2 B5-3 E 1B				2-1 F7			3-2 F9		2-0 F8	2	1	1	0	0	0	0								
Inning Stats	R: 0 E: 0 K: 2 S: 12	H: 1 LOB: 1 BB: 0 P: 18	R: 0 E: 0 K: 1 S: 7	H: 0 LOB: 0 BB: 0 P: 12	R: 1 E: 1 K: 0 S: 14	H: 1 LOB: 1 BB: 0 P: 19	R: 0 E: 0 K: 2 S: 15	H: 2 LOB: 2 BB: 0 P: 20	R: 0 E: 0 K: 1 S: 9	H: 0 LOB: 0 BB: 0 P: 13	R: 0 E: 0 K: 1 S: 6	H: 0 LOB: 0 BB: 0 P: 9	R: 0 E: 0 K: 1 S: 10	H: 0 LOB: 0 BB: 0 P: 14	R: 0 E: 0 K: 1 S: 16	H: 1 LOB: 2 BB: 1 P: 23	R: 0 E: 0 K: 0 S: 7	H: 0 LOB: 1 BB: 1 P: 16	R: 1 E: 0 K: 1 S: 14	H: 2 LOB: 2 BB: 1 P: 25	1B: 7 2B: 0 3B: 0 HR: 0	SF: 0 SAC: 0 DP: 0 HBP: 0	WP: 0 PB: 0 SB: 0 CS: 0	PA: 44	
PITCHER	IP 9.0	WLS 2.0	BF 34	H 5	R 1	ER 1	SO 10	BB 2	IBB 0	HBP 0	BLK 0	WP 0	HR 0	S 21	P 41	ERA 4.50	WHIP 2.000								
Kevin Appier, R ERA: 2.26 Mike Williams, R ERA: 7.71 (1, 1) (10, 1)																									

Oakland Athletics @ Kansas City Royals
Kauffman Stadium, Kansas City, MO
Mon May 26 1997, 3:33 AM CDT
Att. 31,300 - Overcast - 63 F

livebaseallscorecards.com

AB 41
R 2
H 7
RBI 1
BB 3
SO 11
LOB 13



Batter	1	2	3	4	5	6	7	8	9	10	11	AB	R	H	RBI	BB	SO	LOB	BOTTOM						
Jose Offerman, S OBP: 0.390, SLG: 0.444 (1, 4)	0-1 G1-3		2-2 1B		0-0 G1-6-3			4-0 BB		4-1 BB		3	0	1	0	2	0	1							
Jay Bell, R OBP: 0.379, SLG: 0.506 (1, 6)	3-2 F7		0-0 L5-3		3-2 G6-3 1B 2B		3-2 F9			1-0 L6-3		5	1	1	0	0	0	4							
Bip Roberts, S OBP: 0.372, SLG: 0.439 (1, 7)	0-1 FC6-4 1B		2-2 G3		0-0 G6-3			0-1 F7		0-0 2B		5	0	2	0	0	0	1							
Jeff King, R OBP: 0.389, SLG: 0.399 (1, 3)	2-2 FC6-4			1-2 G4-3 2B		1-0 P4		1-1 F7		4-0 BB		4	0	2	1	1	0	1							
Chili Davis, S OBP: 0.430, SLG: 0.460 (1, 10)		1-0 2B		0-0 G4-3		0-0 P4		1-1 F9		2-1 G4-3		5	0	1	0	0	0	4							
Craig Paquette, R Shane Halter, R OBP: 0.261, SLG: 0.373 OBP: 0.400, SLG: 0.294 (1, 5) (9, PR) (10, 9)		1-2 HBP		2-3 G1-3		2-2 G5-3				0-0 SH2-4 1B		3	0	1	0	0	0	2							
Mike MacFarlane, R 29 Mike Sweeney, R OBP: 0.197, SLG: 0.213 OBP: 0.329, SLG: 0.443 (1, 2) (11, PR)		1-0 P6		3-1 G5-3		1-1 G5-3				0-0 SH2-4 1B		4	0	1	0	0	0	3							
Tom Goodwin, L Scott Cooper, L OBP: 0.307, SLG: 0.305 OBP: 0.254, SLG: 0.310 (1, 8) (9, PH) (10, 5)		1-1 F7			1-2 F8		2-2 G4-3		3-2 P6		1-2 L7	3	0	0	0	0	0	2							
Johnny Damon, L Joe Vitello, R David Howard, S OBP: 0.387, SLG: 0.480 OBP: 0.382, SLG: 0.368 OBP: 0.333, SLG: 0.406 (1, 9) (9, PH) (10, 8)		0-0 P5			4-1 G1-6-3 BB		4-1 BB BB		2-2 G5-3		1-3 K	1	0	0	0	2	0	2							
Inning Stats	R: 0 E: 0 K: 0 S: 13	H: 1 LOB: 1 BB: 0 P: 18	R: 0 E: 0 K: 0 S: 7	H: 1 LOB: 2 BB: 0 P: 11	R: 0 E: 0 K: 0 S: 9	H: 1 LOB: 1 BB: 0 P: 13	R: 0 E: 0 K: 0 S: 7	H: 1 LOB: 1 BB: 0 P: 11	R: 1 E: 0 K: 0 S: 13	H: 2 LOB: 1 BB: 0 P: 20	R: 0 E: 0 K: 0 S: 9	H: 0 LOB: 0 BB: 0 P: 23	R: 0 E: 0 K: 0 S: 6	H: 0 LOB: 0 BB: 0 P: 8	R: 0 E: 0 K: 0 S: 8	H: 1 LOB: 1 BB: 0 P: 13	R: 0 E: 0 K: 0 S: 5	H: 1 LOB: 2 BB: 2 P: 16	R: 0 E: 0 K: 1 S: 13	H: 1 LOB: 1 BB: 0 P: 17	1B: 5 2B: 6 3B: 0 HR: 0	SF: 0 SAC: 1 DP: 3 HBP: 1	WP: 0 PB: 0 SB: 1 CS: 0	PA: 45	
PITCHER	IP 7.0	WLS 1.2	BF 29	H 6	R 1	ER 1	SO 0	BB 3	IBB 0	HBP 1	BLK 0	WP 0	HR 0	S 67	P 110	ERA 1.29	WHIP 1.286								
Dave Teggheder, R ERA: 5.16 Carlos Reyes, R ERA: 0.82 Buddy Groom, L ERA: 6.09 Willie Adams, R ERA: 8.82 Aaron Small, R ERA: 5.51 (1, 1) (8, 1) (9, 1) (10, 1) (11, 1)																									

Oakland Athletics @ Kansas City Royals
Kauffman Stadium, Kansas City, MO
Mon May 26 1997, 3:33 AM CDT
Att. 31,300 - Overcast - 63 F

livebaseallscorecards.com

AB 38
R 1
H 9
RBI 1
BB 5
SO 1
LOB 24



Batter	1	2	3	4	5	6	7	8	9	10	AB	R	H	RBI	BB	SO	LOB	TOP									
Damon Mashore, R OBP: 0.370, SLG: 0.346 (1, 8)	G5-3		F9		K			G6-3		B1	5	0	0	0	0	1	4										
Pat Lennon, R OBP: 0.444, SLG: 0.429 Jason Giambi, L OBP: 0.344, SLG: 0.441 (10, PH)	2B		G6-3		K			FC5-4 BB		2B FC5-2 HBP	3	0	1	0	1	1	0										
Jose Canseco, R OBP: 0.323, SLG: 0.443 (1, 9)	K		P3		L7			FC5-4 HR		FC5-2 1B	5	2	1	2	0	1	2										
Mark McGwire, R OBP: 0.402, SLG: 0.645 (1, 3)	G6-3				BB			HR		FC5-2 1B	3	2	1	2	2	1	1										
Geronimo Berroa, R OBP: 0.353, SLG: 0.508 (1, 10)			K		P6			G5-4-3 BB		FC5-2 1B	4	1	0	0	1	1	4										
Scott Spiezio, S OBP: 0.333, SLG: 0.459 (1, 4)	L7				F7			F7		WP 1B	5	1	2	3	0	0	1										
George Williams, S OBP: 0.429, SLG: 0.333 (1, 2)	K				E BB			G5-4-3		WP 1B	4	0	1	1	1	1	1										
Scott Brosius, R OBP: 0.236, SLG: 0.230 (1, 5)			F8		E5			K		G4-3	5	1	1	0	0	1	3										
Scott Sheldon, R OBP: 0.267, SLG: 0.214 Matt Stairs, L OBP: 0.408, SLG: 0.559 Rafael Bourimigal, R OBP: 0.333, SLG: 0.303 (10, PR)	K				L9			F8		HBP 2B IBB	3	0	0	0	0	1	2										
Inning Stats	R: 0 E: 0 K: 1 S: 12	H: 1 LOB: 1 BB: 0 P: 15	R: 0 E: 0 K: 2 S: 8	H: 0 LOB: 0 BB: 0 P: 15	R: 0 E: 0 K: 1 S: 5	H: 0 LOB: 0 BB: 0 P: 7	R: 0 E: 0 K: 0 S: 6	H: 0 LOB: 1 BB: 1 P: 12	R: 0 E: 1 K: 1 S: 13	H: 0 LOB: 2 BB: 1 P: 19	R: 0 E: 0 K: 0 S: 7	H: 0 LOB: 0 BB: 1 P: 10	R: 0 E: 0 K: 0 S: 4	H: 0 LOB: 0 BB: 1 P: 9	R: 0 E: 0 K: 1 S: 9	H: 0 LOB: 0 BB: 0 P: 12	R: 3 E: 0 K: 0 S: 13	H: 2 LOB: 0 BB: 2 P: 22	R: 5 E: 0 K: 0 S: 18	H: 4 LOB: 3 BB: 2 P: 39	1B: 2 2B: 3 3B: 0 HR: 2	SF: 0 SAC: 0 DP: 1 HBP: 1	WP: 1 PB: 0 SB: 0 CS: 0	PA: 44			
PITCHER	IP	WLS	BF	H	R	ER	SO	BB	IBB	HBP	BLK	WP	HR	S	P	ERA	WHIP										
50 José Rosado, L ERA: 3.3	8.0		29	1	1	1	8	4	0	0	0	0	0	68	107	1.12	0.625										
Hipolito Pichardo, R ERA: 3.96	1.1	L	8	3	4	4	0	0	1	0	0	0	2	16	30	27.00	2.250										
Jamie Walker, L ERA: 6.49	0.0		1	0	0	0	0	0	0	1	0	0	0	1	5	∞	∞										
Jeff Montgomery, R ERA: 9.0	0.2		6	3	3	3	0	0	1	0	0	1	0	10	18	40.50	4.500										

Oakland Athletics @ Kansas City Royals
Kauffman Stadium, Kansas City, MO
Tue May 27 1997, 7:05 PM CDT
Att: 11,886 - Unknown - 56 F

AB 37
R 8
H 7
RBI 8
BB 6
SO 8
LOB 18



Batter	1	2	3	4	5	6	7	8	9	10	AB	R	H	RBI	BB	SO	LOB	BOTTOM									
Jose Offerman, S OBP: 0.380, SLG: 0.426 (1, 4)	G4-3		K		FC4-2-5			F8		K	5	0	0	0	1	2	4										
Jay Bell, R OBP: 0.379, SLG: 0.497 (1, 6)	L6-4 BB		G5-3		K			BB 1B		IBB	3	0	0	0	2	2	4										
Bip Roberts, S OBP: 0.379, SLG: 0.437 (1, 7)	BB				G4-3 IHR BB			L7		K	3	1	1	0	2	1	0										
Jeff King, R OBP: 0.389, SLG: 0.401 (1, 3)	L6-4				F7			P2		1B 2B	4	1	1	0	1	0	3										
Chili Davis, S OBP: 0.423, SLG: 0.450 (1, 10)			P6		G4-3			F8		1B BB 1B	5	1	1	1	0	0	4										
Craig Paquette, R OBP: 0.262, SLG: 0.392 Scott Cooper, L OBP: 0.277, SLG: 0.373 (9, PH)	F9				IHR			F7		1B BB	3	1	1	2	0	0	0										
Mike Macfarlane, R OBP: 0.197, SLG: 0.212 Shane Halter, R OBP: 0.400, SLG: 0.294 (10, PR)	G6-3				P6			K		P2 1B	5	0	1	0	0	1	0										
Tom Goodwin, L OBP: 0.304, SLG: 0.302 (1, 8)					F7			G4-3		G4-3 F7	5	0	1	0	0	0	3										
Johnny Damon, L OBP: 0.377, SLG: 0.505 (1, 9)					F7			K		1B	5	0	3	2	0	1	1										
Inning Stats	R: 0 E: 0 K: 0 S: 5	H: 0 LOB: 1 BB: 2 P: 16	R: 0 E: 0 K: 0 S: 6	H: 0 LOB: 0 BB: 0 P: 10	R: 0 E: 0 K: 1 S: 13	H: 1 LOB: 1 BB: 1 P: 16	R: 2 E: 0 K: 0 S: 11	H: 1 LOB: 1 BB: 1 P: 22	R: 0 E: 0 K: 1 S: 10	H: 1 LOB: 3 BB: 2 P: 17	R: 0 E: 0 K: 0 S: 4	H: 0 LOB: 0 BB: 0 P: 7	R: 0 E: 0 K: 1 S: 8	H: 0 LOB: 0 BB: 1 P: 12	R: 0 E: 0 K: 1 S: 13	H: 1 LOB: 3 BB: 2 P: 27	R: 1 E: 0 K: 1 S: 14	H: 2 LOB: 2 BB: 1 P: 26	R: 3 E: 0 K: 2 S: 22	H: 4 LOB: 2 BB: 1 P: 35	1B: 6 2B: 2 3B: 1 HR: 2	SF: 0 SAC: 0 DP: 1 HBP: 0	WP: 0 PB: 0 SB: 2 CS: 0	PA: 46			
PITCHER	IP	WLS	BF	H	R	ER	SO	BB	IBB	HBP	BLK	WP	HR	S	P	ERA	WHIP										
Mike Oquist, R ERA: 5.02	7.2		31	4	2	2	4	5	0	0	0	0	0	69	125	2.35	1.174										
Mike Mohler, L ERA: 6.75	0.1		0	0	0	0	0	0	0	0	0	0	0	1	2	0.00	0.000										
Billy Taylor, R ERA: 6.17	1.0	W	6	2	1	1	1	0	1	0	0	0	1	14	26	9.00	2.000										
Aaron Small, R ERA: 4.28	0.1		5	3	3	3	1	1	0	0	0	0	0	14	23	81.00	12.000										
Dane Johnson, R ERA:	0.2	S	3	1	0	0	1	0	0	0	0	0	0	8	12	0.00	1.500										

Oakland Athletics @ Kansas City Royals
Kauffman Stadium, Kansas City, MO
Tue May 27 1997, 7:05 PM CDT
Att: 11,886 - Unknown - 56 F

AB 39
R 6
H 10
RBI 6
BB 7
SO 7
LOB 19



Batter	1	2	3	4	5	6	7	8	9	AB	R	H	RBI	BB	SO	LOB	TOP								
Tony Phillips, S OBP: 0.432, SLG: 0.365	1-0 P5	1-1 G3			2-2 2B		0-3 K		4-0 G4-3 1B 1-2 BB	4	1	1	0	1	1	1	Anaheim Angels @ Oakland Athletics Oakland-Alameda County Coliseum, Oakland, CA Thu May 29 1997, 3:33 AM PDT Att: 10,335 - Cloudy - 76 F								
Darin Erstad, L OBP: 0.349, SLG: 0.462	3-2 G6-3		2-2 16 2B		1-2 CS		2-2 G4-3		1-0 G4-3	5	1	3	1	0	0	0									
Dave Hollins, S OBP: 0.386, SLG: 0.440	2-3 K		2-3 K		3-2 1B 16 1B 2-3 HBP		1-1 F8		0-0 G4-3	4	1	0	0	0	2	3									
Jim Edmonds, L OBP: 0.376, SLG: 0.536		2-2 16 G3-1 1B	1-2 F9		1-0 CS 16 1B				0-0 G3	5	1	2	0	0	1	2									
16 Garret Anderson, L OBP: 0.370, SLG: 0.404	0-1 G3-1		0-0 2B		0-0 1B				1-0 F8	4	0	2	2	0	0	1									
Jack Howell, L OBP: 0.360, SLG: 0.600	3-2 P4		1-0 F9		3-2 P5				4-2 E BB	3	0	0	0	1	0	4									
Chad Kreuter, S OBP: 0.328, SLG: 0.356	1-1 2B 1B			1-1 G1-3	2-2 CS		2-1 G5-3		1-1 E5 FC5-4	4	1	1	1	0	0	1									
Luis Alicea, S OBP: 0.404, SLG: 0.458	2-1 1B			1-1 P4			2-2 G3-1		1-1 FC5-4	2	1	1	0	0	0	0									
Craig Grebeck, R OBP: 0.321, SLG: 0.318	1-3 1B 2B								1-2 1B	2	0	0	0	0	0	2									
Gary Disarcina, R OBP: 0.278, SLG: 0.376	0-0 1B			2-0 L4			1-1 P3		0-1 1B BB G4-3 1B	4	1	2	2	0	0	0									
Inning Stats	R: 0 E: 0 K: 1 S: 7	H: 0 LOB: 0 BB: 0 P: 13	R: 3 E: 0 K: 0 S: 16	H: 4 LOB: 1 BB: 0 P: 25	R: 1 E: 0 K: 1 S: 11	H: 2 LOB: 1 BB: 0 P: 17	R: 0 E: 0 K: 0 S: 5	H: 0 LOB: 0 BB: 0 P: 9	R: 2 E: 0 K: 0 S: 15	H: 4 LOB: 1 BB: 0 P: 27	R: 0 E: 0 K: 0 S: 7	H: 0 LOB: 0 BB: 0 P: 12	R: 0 E: 0 K: 1 S: 9	H: 0 LOB: 0 BB: 0 P: 12	R: 0 E: 1 K: 0 S: 9	H: 0 LOB: 2 BB: 1 P: 16	R: 1 E: 0 K: 1 S: 7	H: 2 LOB: 1 BB: 1 P: 13	1B: 7 2B: 5 3B: 0 HR: 0	SF: 0 SAC: 0 DP: 1 HBP: 1	WP: 0 PB: 0 SB: 0 CS: 2	PA: 41			
PITCHER	IP	WLS	BF	H	R	ER	SO	BB	IBB	HBP	BLK	WP	HR	S	P	ERA	WHIP								
Don Wengert, R ERA: 4.81	(1, 1)	4.1	L	21	8	6	6	2	0	0	1	0	0	47	78	12.46	1.846								
Buddy Groom, L ERA: 4.86	(5, 1)	3.1		13	2	0	0	1	1	0	0	0	0	30	50	0.00	0.900								
Carlos Reyes, R ERA: 1.42	(8, 1)	1.1		6	2	1	1	1	1	0	0	0	0	9	16	6.75	2.250								

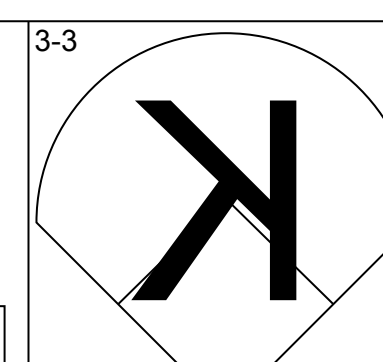
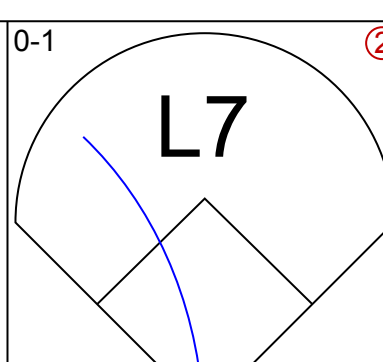
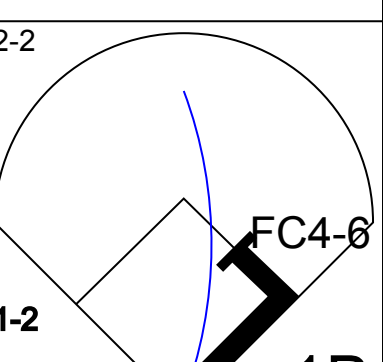
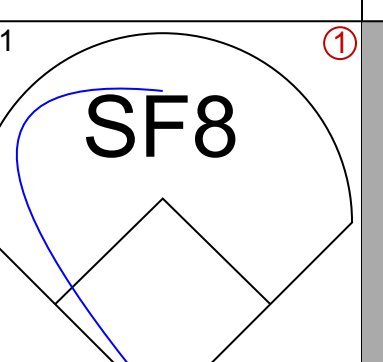
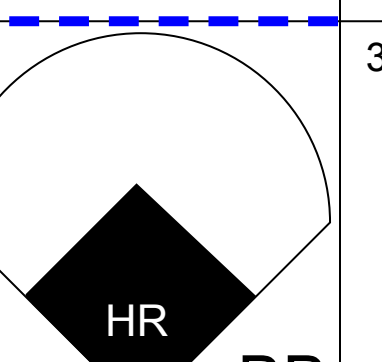
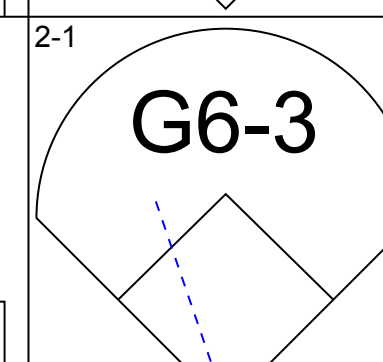
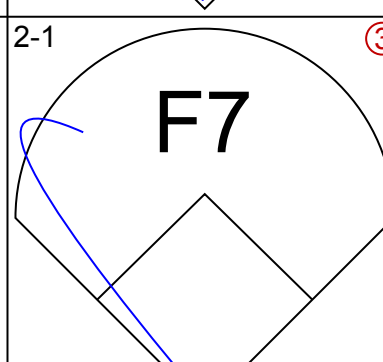
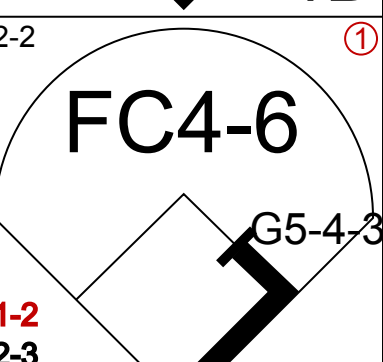
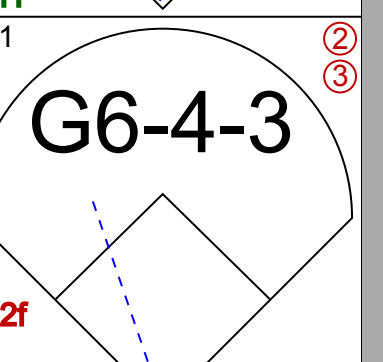
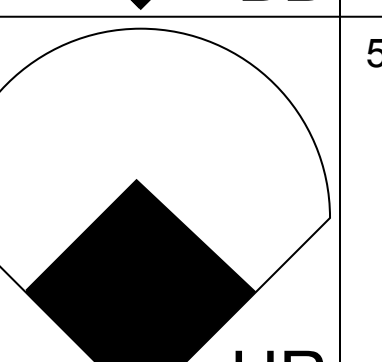
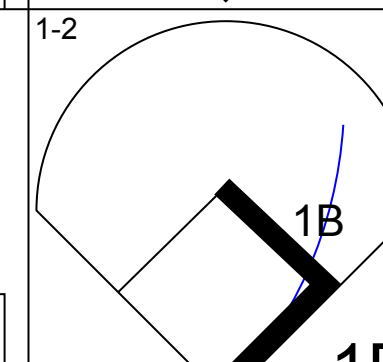
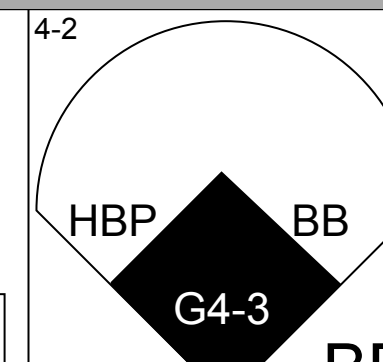
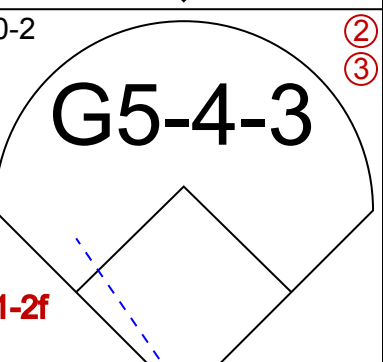
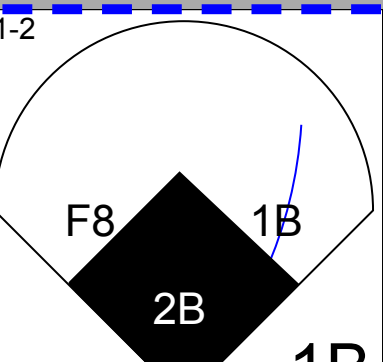
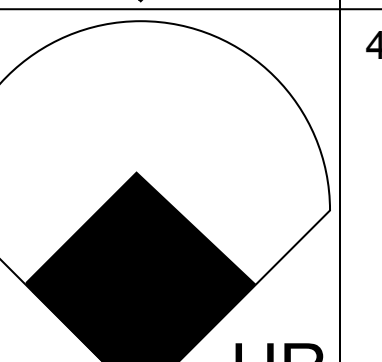
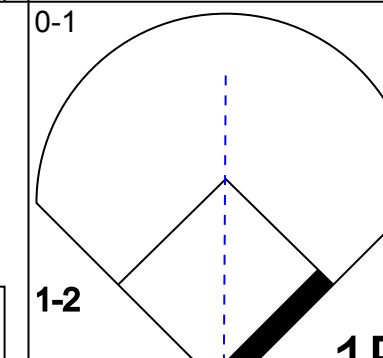
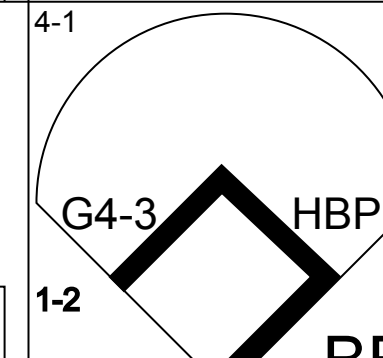
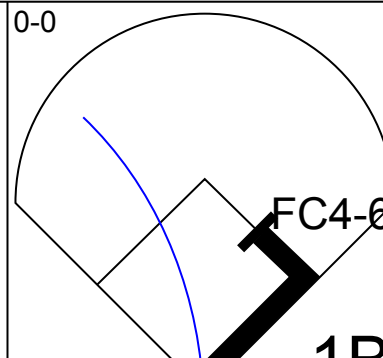
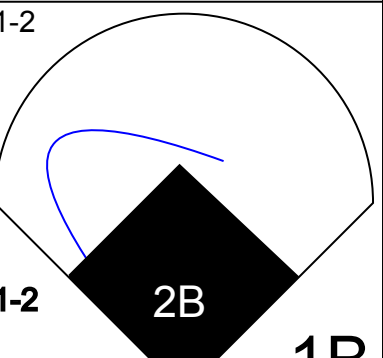
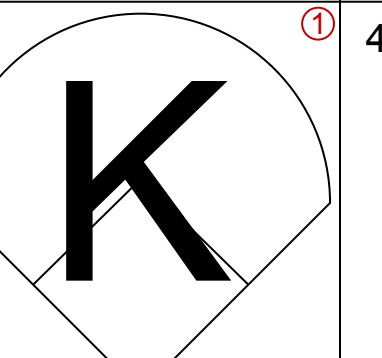
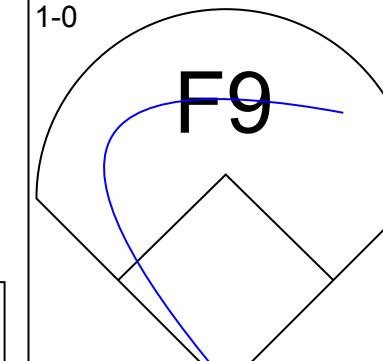
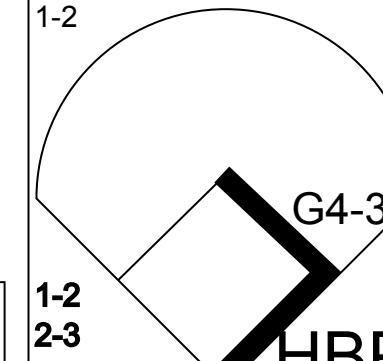
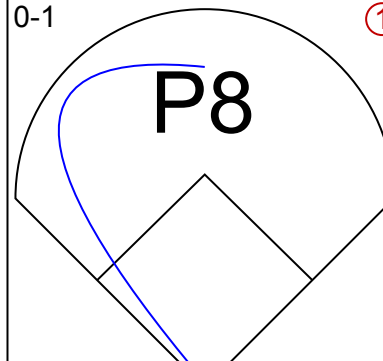
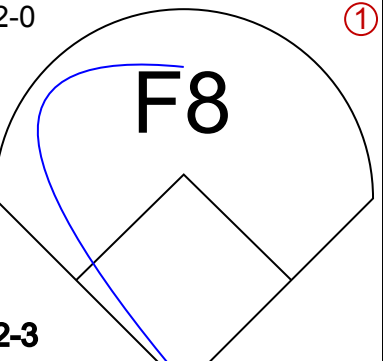
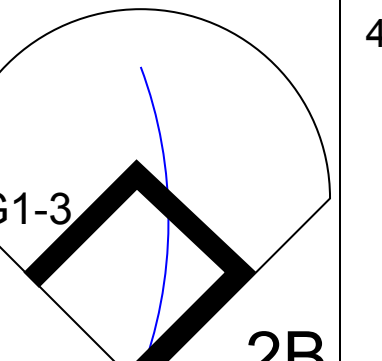
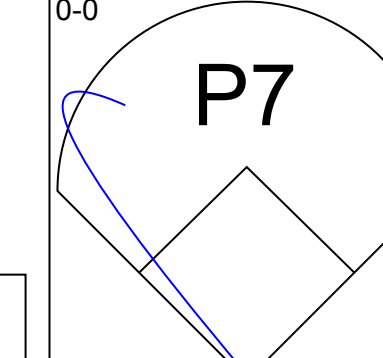
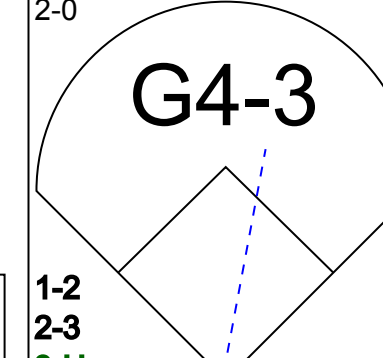
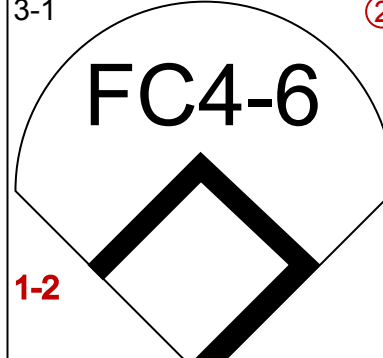
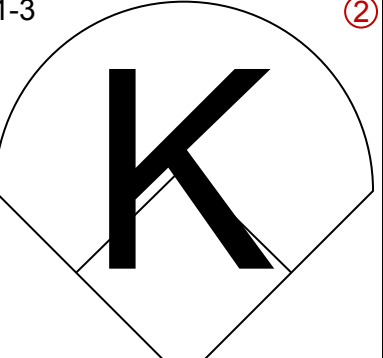
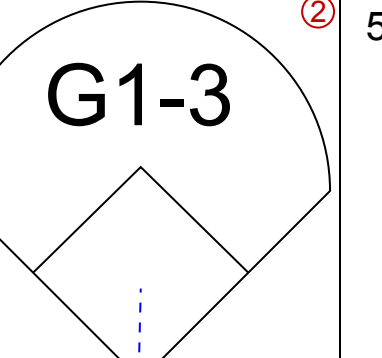
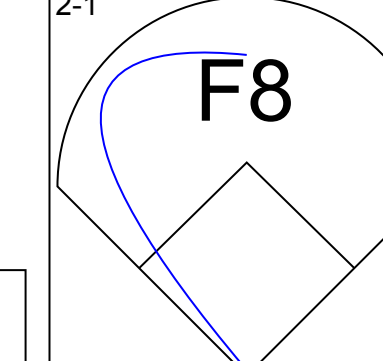
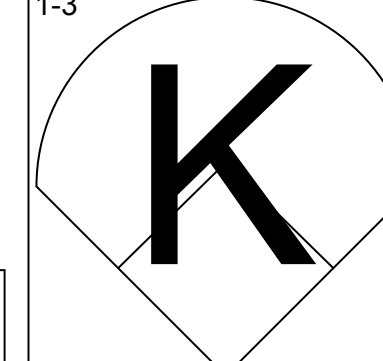
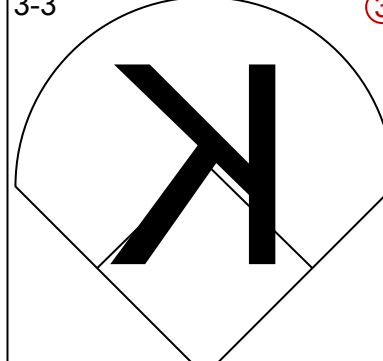
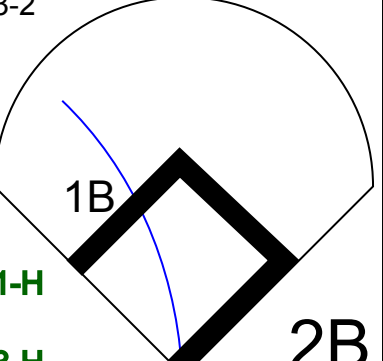
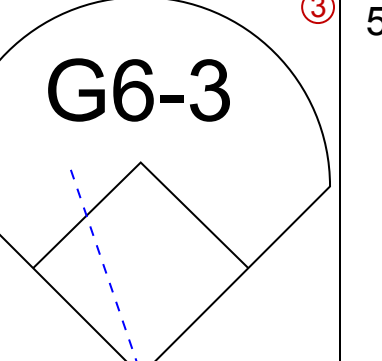
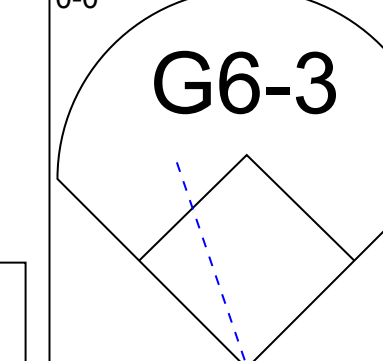
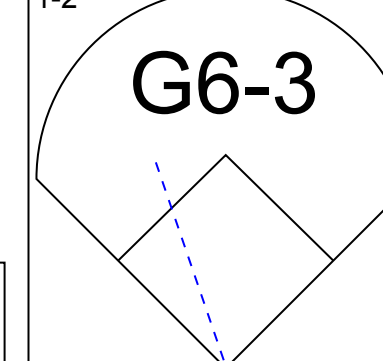
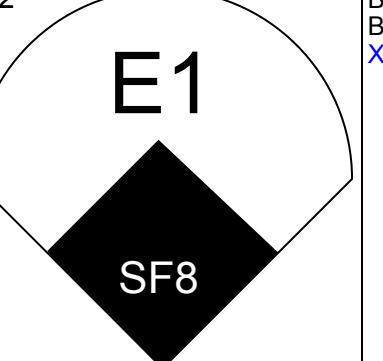
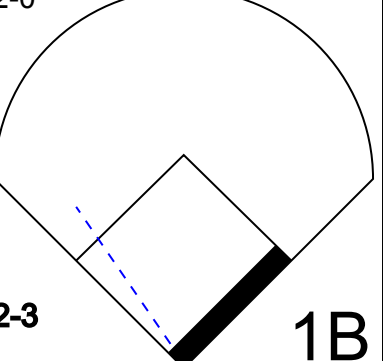
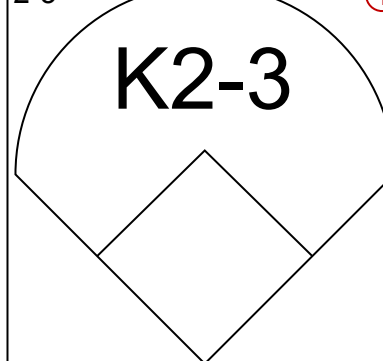
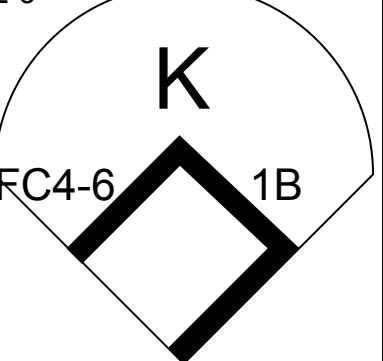
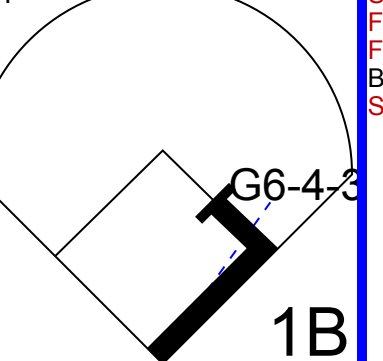
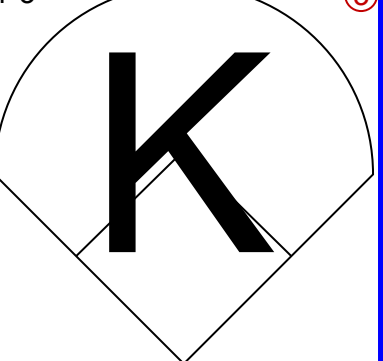
Batter	1	2	3	4	5	6	7	8	9	AB	R	H	RBI	BB	SO	LOB	BOTTOM								
Damon Mashore, R OBP: 0.368, SLG: 0.342	3-1 G6-3		2-2 F9		4-0 BB		2-1 P3		3 0 0 0 1 0 1	3	0	0	0	1	0	1	Anaheim Angels @ Oakland Athletics Oakland-Alameda County Coliseum, Oakland, CA Thu May 29 1997, 3:33 AM PDT Att: 10,335 - Cloudy - 76 F								
Pat Lannon, R OBP: 0.435, SLG: 0.474	2-1 F9		2-2 CS		0-3 K		0-0 G3-1		4 0 1 0 0 1 1	4	0	1	0	0	1	1									
Jose Canseco, R OBP: 0.319, SLG: 0.433	3-2 P4		0-1 1B		0-3 K		3-3 K		4 0 1 0 0 2 1	4	0	1	0	0	2	1									
Mark McGwire, R OBP: 0.404, SLG: 0.674		2-2 P6	0-1 F7		1-1 F9		2-1 F8		4 0 0 0 0 0 1	4	0	0	0	0	0	1									
Geronimo Berroa, R OBP: 0.386, SLG: 0.519		2-2 HR		4-2 BB	1-1 F7		2-2 G1-6-3 1B		3 1 2 1 1 0 0	3	1	2	1	1	0	0									
George Williams, S OBP: 0.420, SLG: 0.325	1-0 P3		1-1 K		1-0 F7		1-1 F8		4 0 0 0 0 1 2	4	0	0	0	0	1	2									
Scott Spiezio, S OBP: 0.329, SLG: 0.446	3-2 1B 1B		0-1 P6		4-2 FC5-4 BB		3-1 G1-6-3		3 0 1 0 1 0 2	3	0	1	0	1	0	2									
Scott Brosius, R OBP: 0.236, SLG: 0.229	1-0 1B		2-2 F8		1-1 F8				3 0 1 0 0 0 2	3	0	1	0	0	0	2									
Rafael Bourquigal, R OBP: 0.322, SLG: 0.291	0-1 F7				0-1 P6		2-1 FC5-4		3 0 0 0 0 0 3	3	0	0	0	0	0	3									
Inning Stats	R: 0 E: 0 K: 0 S: 7	H: 0 LOB: 0 BB: 0 P: 15	R: 1 E: 0 K: 0 S: 15	H: 3 LOB: 2 BB: 0 P: 24	R: 0 E: 0 K: 1 S: 11	H: 2 LOB: 1 BB: 0 P: 15	R: 0 E: 0 K: 1 S: 11	H: 0 LOB: 1 BB: 1 P: 20	R: 0 E: 0 K: 2 S: 8	H: 0 LOB: 1 BB: 1 P: 12	R: 0 E: 0 K: 0 S: 5	H: 0 LOB: 0 BB: 0 P: 8	R: 0 E: 0 K: 0 S: 8	H: 0 LOB: 1 BB: 1 P: 17	R: 0 E: 0 K: 1 S: 7	H: 0 LOB: 0 BB: 0 P: 12		R: 0 E: 0 K: 0 S: 7	H: 1 LOB: 0 BB: 0 P: 13	1B: 5 2B: 0 3B: 0 HR: 1	SF: 0 SAC: 0 DP: 1 HBP: 0	WP: 0 PB: 0 SB: 0 CS: 1	PA: 34		
PITCHER	IP	WLS	BF	H	R	ER	SO	BB	IBB	HBP	BLK	WP	HR	S	P	ERA	WHIP								
Allen Watson, L ERA: 5.58	(1, 1)	7.0	W	28	5	1	1	3	3	0	0	0	0	65	111	1.29	1.143								
Rich DeLucia, R ERA: 3.27	(8, 1)	2.0		6	1	0	0	1	0	0	0	0	0	14	25	0.00	0.500								

AB 37
R 7
H 12
RBI 6
BB 2
SO 4
LOB 14



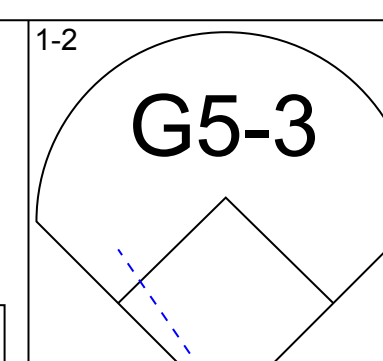
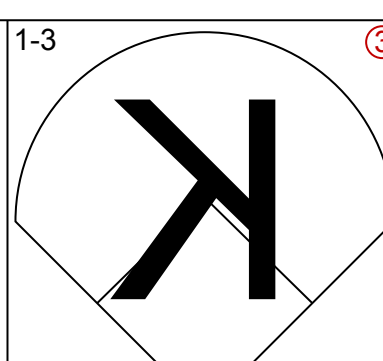
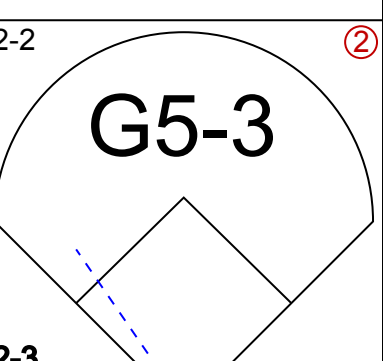
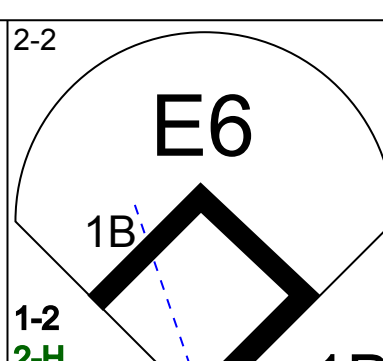
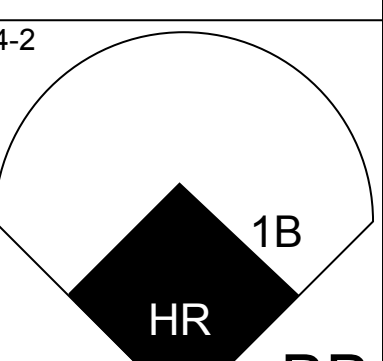
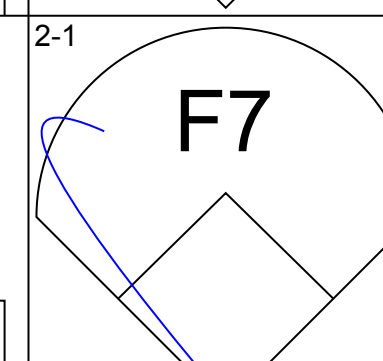
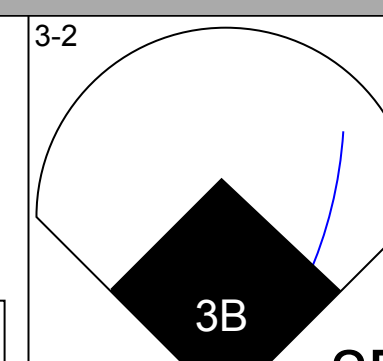
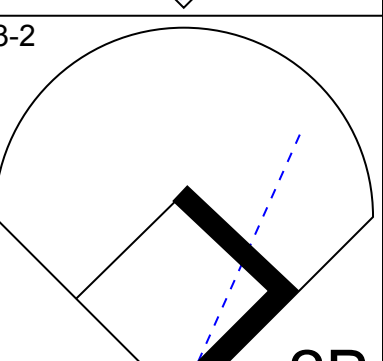
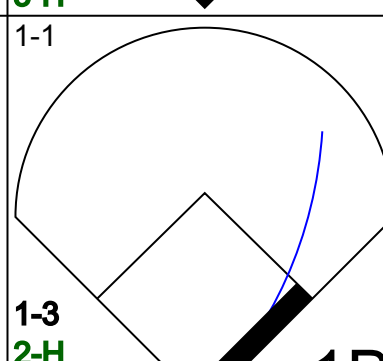

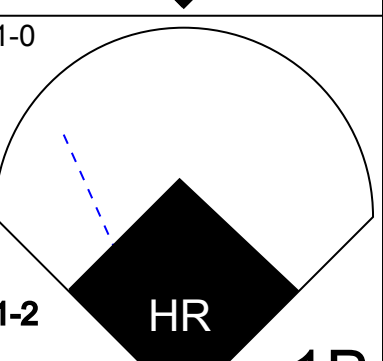
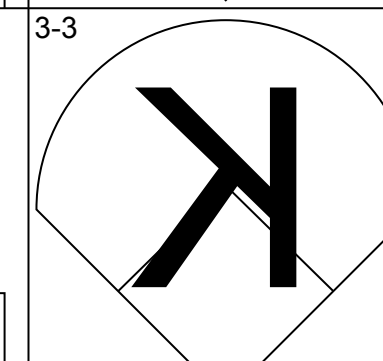
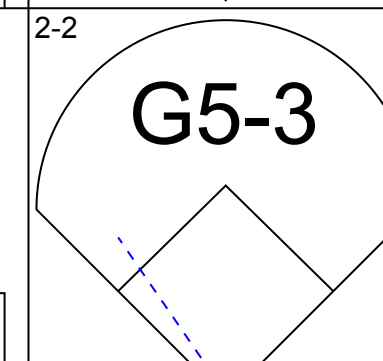
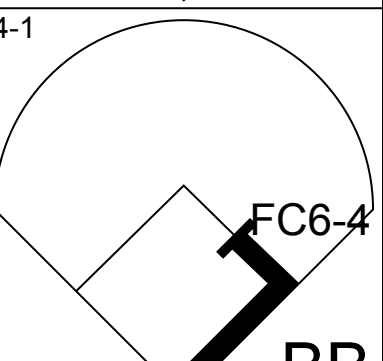
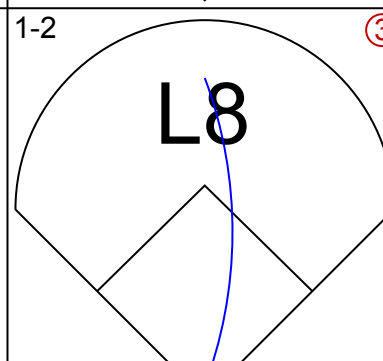
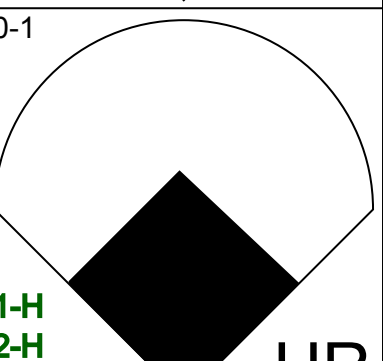
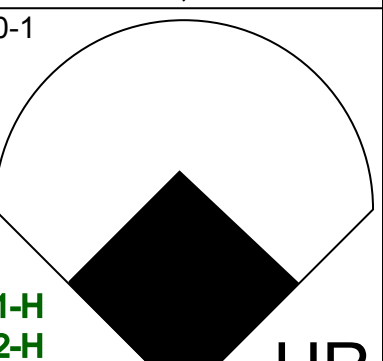
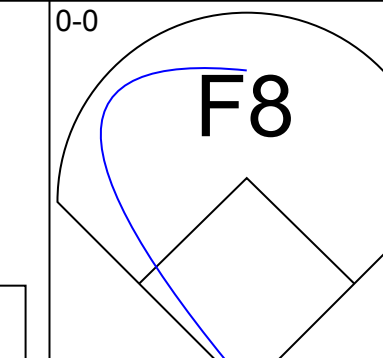
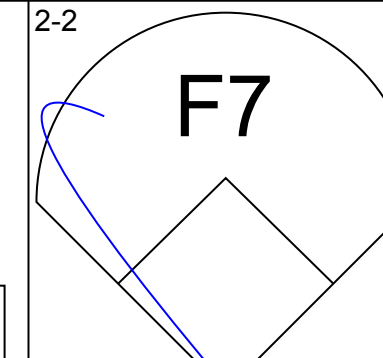
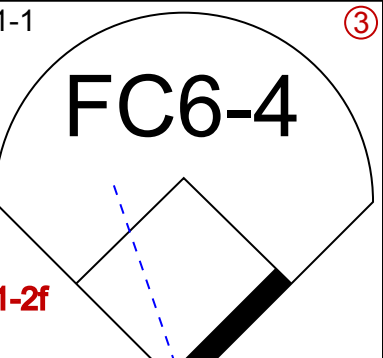
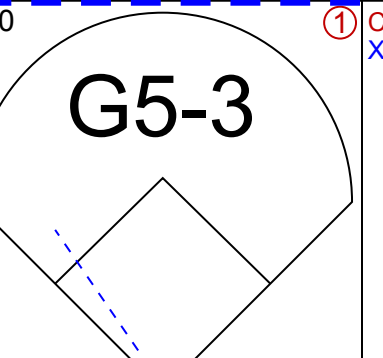
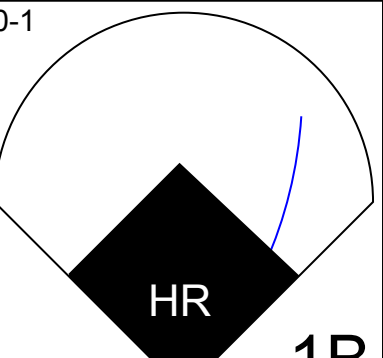
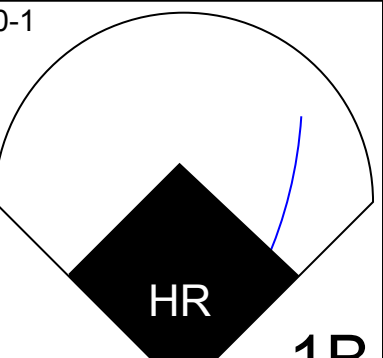
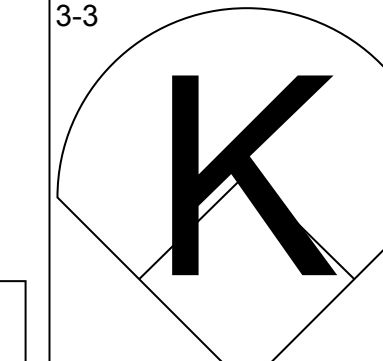
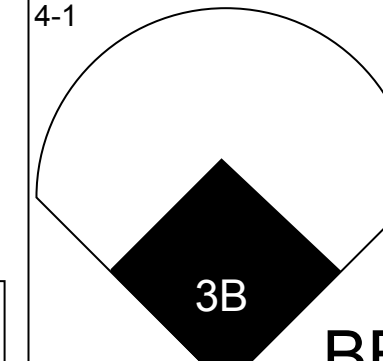
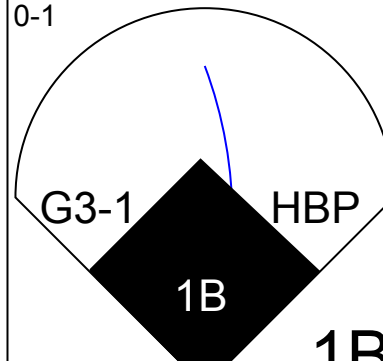
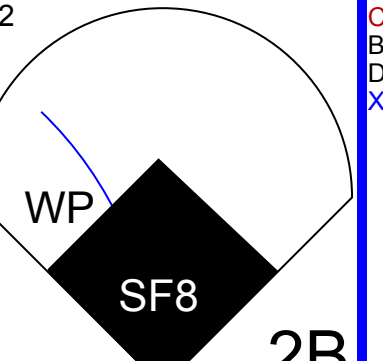
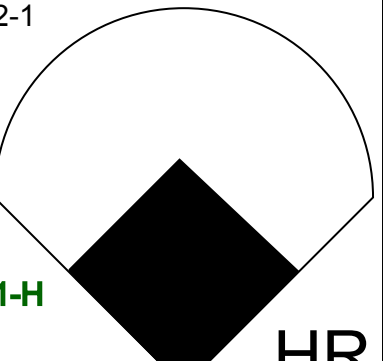
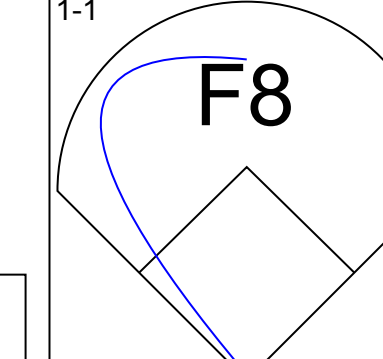
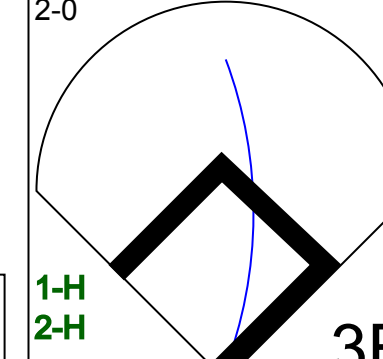
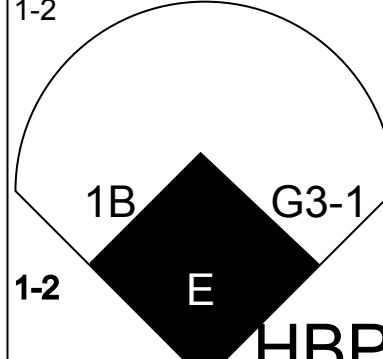
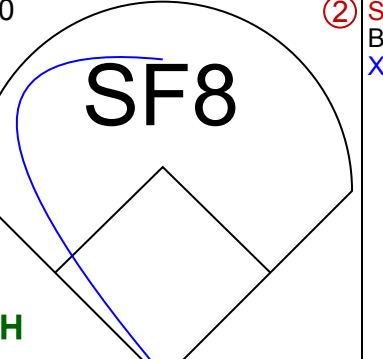
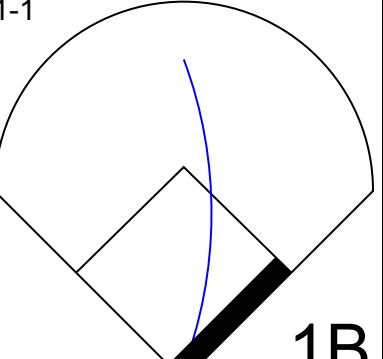
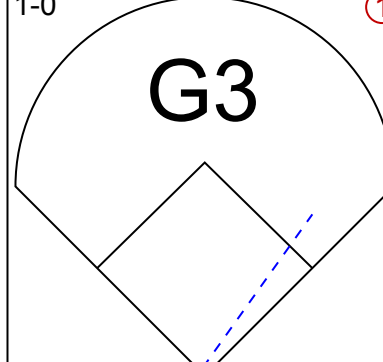
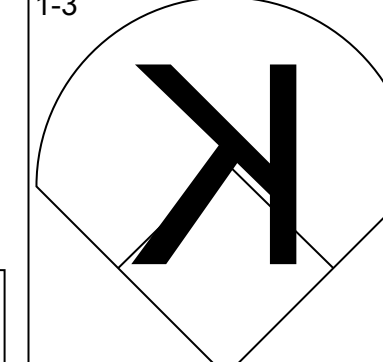
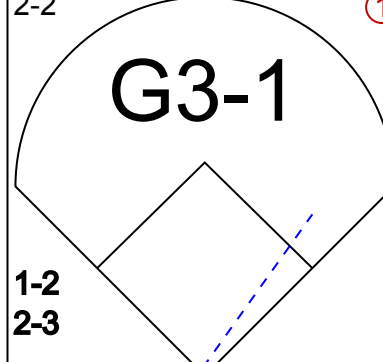
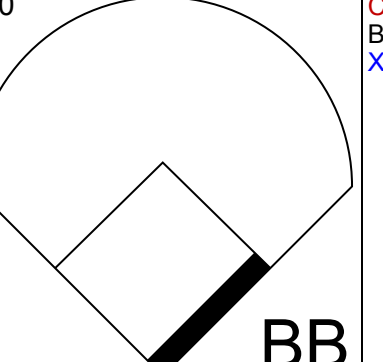
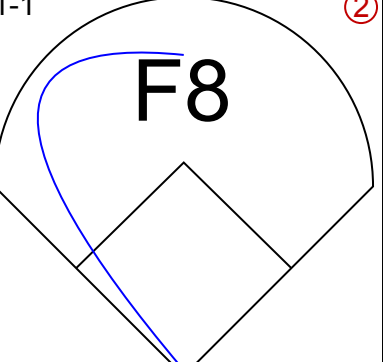
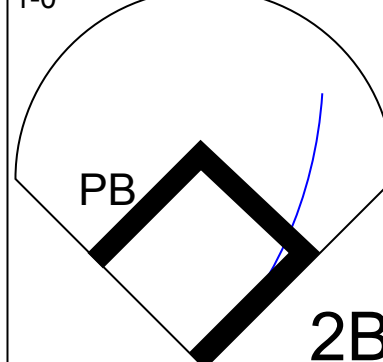
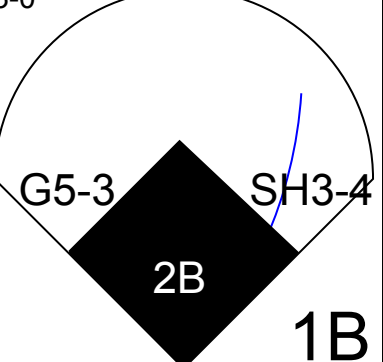
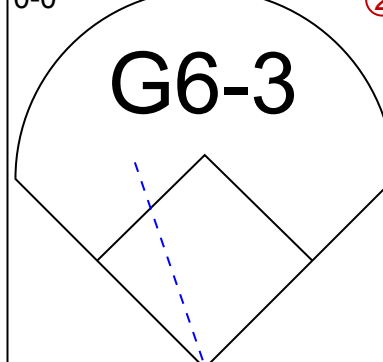
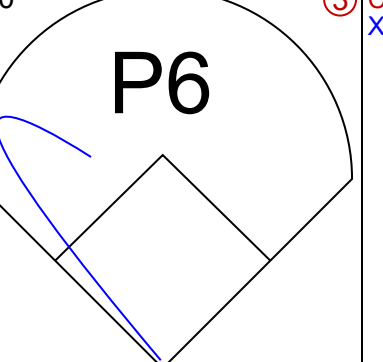
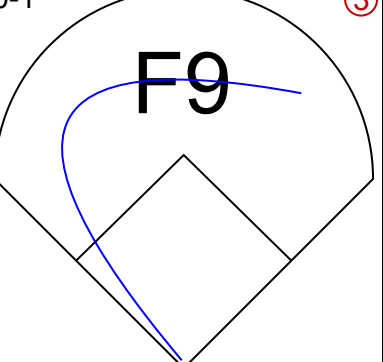
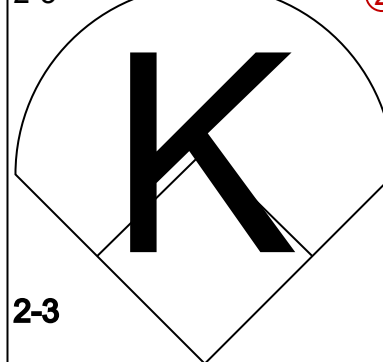
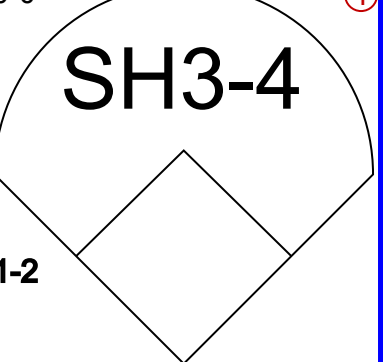
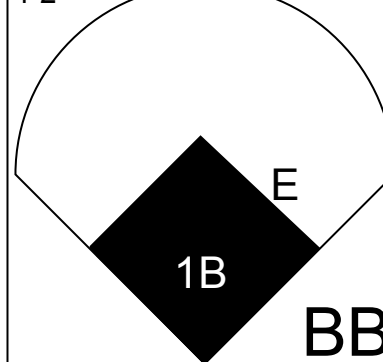
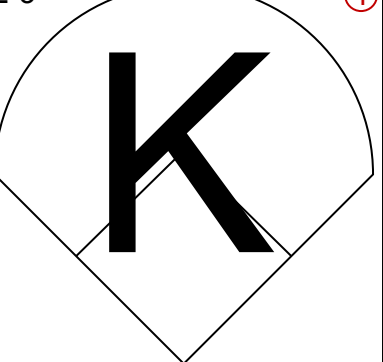
AB 31
R 1
H 6
RBI 1
BB 3
SO 4
LOB 13




Batter	1	2	3	4	5	6	7	8	9	AB	R	H	RBI	BB	SO	LOB	TOP
Otis Nixon, S <small>OBP: 0.343, SLG: 0.294</small> 										3	1	1	1	1	1	0	Toronto Blue Jays @ Oakland Athletics Oakland-Alameda County Coliseum, Oakland, CA Fri May 30 1997, 7:05 PM PDT Att: 11,004 - Unknown - 72 F
Orlando Merced, S <small>OBP: 0.314, SLG: 0.429</small> 									5	1	1	2	0	0	3		
Joe Carter, R <small>OBP: 0.317, SLG: 0.420</small> 									4	3	3	1	1	0	2		
Ed Sprague, R <small>OBP: 0.351, SLG: 0.538</small> 									4	1	3	0	1	1	0		
Carlos Delgado, L <small>OBP: 0.373, SLG: 0.568</small> 									4	0	1	0	0	0	5		
Ruben Sierra, S <small>OBP: 0.294, SLG: 0.385</small> 									5	0	0	1	0	1	6		
Benito Santiago, R <small>OBP: 0.228, SLG: 0.294</small> 									5	0	1	2	0	2	4		
Alex Gonzalez, R <small>OBP: 0.300, SLG: 0.359</small> 									4	1	1	0	0	0	2		
Tilson Brito, R <small>OBP: 0.263, SLG: 0.243</small> Shawn Green, L <small>OBP: 0.291, SLG: 0.380</small> Carlos Garcia, R <small>OBP: 0.233, SLG: 0.275</small> 									3	0	1	0	0	2	0		
Inning Stats <small>R: 0, H: 2, ER: 0, SO: 5, BB: 2, IBB: 0, HBP: 1, BLK: 0, WP: 1, HR: 0, S: 68, P: 113, ERA: 1.29, WHIP: 1.000</small> <small>K: 1, LOB: 2, S: 12, P: 19</small>		<small>R: 0, H: 0, ER: 0, SO: 4, BB: 0, IBB: 0, HBP: 0, BLK: 0, WP: 0, HR: 0, S: 7, P: 11</small>	<small>R: 1, H: 0, ER: 0, SO: 13, BB: 0, IBB: 0, HBP: 0, BLK: 0, WP: 0, HR: 0, S: 26, P: 18</small>	<small>R: 0, H: 1, ER: 0, SO: 12, BB: 0, IBB: 0, HBP: 0, BLK: 0, WP: 0, HR: 0, S: 17, P: 17</small>	<small>R: 1, H: 1, ER: 1, SO: 9, BB: 0, IBB: 0, HBP: 0, BLK: 0, WP: 0, HR: 0, S: 16, P: 16</small>	<small>R: 2, H: 4, ER: 0, SO: 18, BB: 0, IBB: 0, HBP: 0, BLK: 0, WP: 0, HR: 2, S: 34, P: 34</small>	<small>1B: 8, SF: 1, 2B: 2, SAC: 0, 3B: 0, DP: 2, HR: 2, HBP: 1</small>	<small>WP: 1, PA: 43, FB: 0, SB: 0, CS: 0</small>									
PITCHER <small>IP WLS BF H R ER SO BB IBB HBP BLK WP HR S P ERA WHIP</small> Ariel Prieto, R (1, 1) 7.0 W 29 5 2 1 5 2 0 0 1 0 0 68 113 1.29 1.000 Aaron Small, R (8, 1) 1.0 7 4 2 2 2 0 0 0 0 0 0 18 29 18.00 4.000 Mike Mohler, L (9, 1) 0.1 5 3 3 3 1 1 0 0 0 0 2 16 29 81.00 12.000 Billy Taylor, R (9, 1) 0.2 2 0 0 0 0 0 0 0 0 0 0 4 5 0.00 0.000																	


AB	38
R	7
H	12
RBI	7
BB	3
SO	8
LOB	24



Batter	1	2	3	4	5	6	7	8	9	AB	R	H	RBI	BB	SO	LOB	BOTTOM
Damon Mashore, R <small>OBP: 0.369, SLG: 0.340</small> 										4	1	1	1	1	1	2	Toronto Blue Jays @ Oakland Athletics Oakland-Alameda County Coliseum, Oakland, CA Fri May 30 1997, 7:05 PM PDT Att: 11,004 - Unknown - 72 F
Jason Giambi, L <small>OBP: 0.355, SLG: 0.483</small> Pat Lennson, R <small>OBP: 0.458, SLG: 0.500</small> 									4	1	3	2	0	0	0		
Jose Canseco, R <small>OBP: 0.320, SLG: 0.444</small> 									4	1	1	3	1	1	3		
Mark McGwire, R <small>OBP: 0.399, SLG: 0.661</small> 									5	1	1	0	0	0	3		
Gerónimo Berroa, R <small>OBP: 0.393, SLG: 0.526</small> Matt Stairs, L <small>OBP: 0.425, SLG: 0.623</small> 									3	3	2	0	1	1	0		
Scott Spiezio, S <small>OBP: 0.335, SLG: 0.459</small> 									3	1	2	3	0	0	0		
George Williams, S <small>OBP: 0.410, SLG: 0.310</small> 									4	0	0	0	1	1	4		
Scott Brosius, R <small>OBP: 0.239, SLG: 0.238</small> 									5	1	2	0	0	0	4		
Scott Sheldon, R <small>OBP: 0.263, SLG: 0.389</small> Dave Magadan, L <small>OBP: 0.357, SLG: 0.375</small> Rafael Bourquard, R <small>OBP: 0.319, SLG: 0.288</small> 									1	0	0	0	0	1	1		
Inning Stats <small>R: 0, H: 0, ER: 0, SO: 6, BB: 1, IBB: 0, HBP: 0, BLK: 0, WP: 0, HR: 0, S: 14, P: 14</small>		<small>R: 0, H: 0, ER: 0, SO: 6, BB: 0, IBB: 0, HBP: 0, BLK: 0, WP: 0, HR: 0, S: 10, P: 10</small>	<small>R: 0, H: 1, ER: 0, SO: 11, BB: 0, IBB: 0, HBP: 0, BLK: 0, WP: 0, HR: 0, S: 16, P: 16</small>	<small>R: 2, H: 2, ER: 0, SO: 15, BB: 0, IBB: 0, HBP: 0, BLK: 0, WP: 0, HR: 0, S: 29, P: 29</small>	<small>R: 1, H: 2, ER: 0, SO: 12, BB: 0, IBB: 0, HBP: 0, BLK: 0, WP: 0, HR: 0, S: 25, P: 25</small>	<small>R: 3, H: 3, ER: 1, SO: 20, BB: 0, IBB: 0, HBP: 0, BLK: 0, WP: 0, HR: 0, S: 31, P: 31</small>	<small>R: 1, H: 1, ER: 0, SO: 6, BB: 0, IBB: 0, HBP: 0, BLK: 0, WP: 0, HR: 0, S: 15, P: 15</small>	<small>R: 5, H: 5, ER: 0, SO: 18, BB: 0, IBB: 0, HBP: 0, BLK: 0, WP: 0, HR: 0, S: 29, P: 29</small>	<small>1B: 7, SF: 1, 2B: 4, SAC: 1, 3B: 1, DP: 0, HR: 2, HBP: 1</small>	<small>WP: 1, PA: 44, FB: 1, SB: 0, CS: 0</small>							
PITCHER <small>IP WLS BF H R ER SO BB IBB HBP BLK WP HR S P ERA WHIP</small> Pat Hentgen, R (1, 1) 6.0 L 30 8 6 6 5 3 0 0 1 0 0 72 125 9.00 1.833 Tim Crabtree, R (7, 1) 1.1 11 5 6 6 1 2 0 0 0 0 1 2 18 36 40.50 5.250 Paul Quantrill, R (8, 1) 0.2 3 1 0 0 0 0 0 0 0 0 0 6 8 0.00 1.500																	



Batter	1	2	3	4	5	6	7	8	9	AB	R	H	RBI	BB	SO	LOB	TOP								
Jacob Brumfield, R OBP: 0.247, SLG: 0.288 (1, 8)	G5-3		G5-4-3	1B			P3	F8		5	1	1	1	1	0	4	<p>Toronto Blue Jays @ Oakland Athletics Oakland-Alameda County Coliseum, Oakland, CA</p> <p>Sat May 31, 1997, 3:33 AM PDT Att: 15,027 - Sunny - 75 F</p> <p>livebaseballscores.com</p> <p>AB 45 R 13 H 19 RBI 13 BB 4 SO 5 LOB 19</p> 								
Orlando Merced, S OBP: 0.312, SLG: 0.423 Shawn Green, L OBP: 0.298, SLG: 0.387 (1, 9) (8, 7)	K		E4	HR	1B		L5		1B	5	1	1	2	0	2	4									
Joe Carter, R OBP: 0.314, SLG: 0.430 Robert Perez, R OBP: 0.220, SLG: 0.366 (1, 10) (9, PH)	F9		F7	HR			L7	L8	K	5	1	1	3	0	0	2									
Ed Sprague, R OBP: 0.352, SLG: 0.548 Carlos Garcia, R OBP: 0.232, SLG: 0.273 (1, 5) (8, 4)		G6		HR		G5-3		2B	P8	4	2	1	1	1	0	0									
Carlos Delgado, L OBP: 0.378, SLG: 0.580 (1, 3)		1B				P5		E	K	6	2	3	0	0	1	1									
Ruben Sierra, S OBP: 0.290, SLG: 0.380 (1, 7) (8, 9)	P3						F9	SF8		4	1	1	1	0	1	2									
Charlie O'Brien, R OBP: 0.337, SLG: 0.429 (1, 2)		1B		1B	BB		F9	HR	G5-3	4	2	3	1	1	0	0									
Alex Gonzalez, R OBP: 0.314, SLG: 0.386 (1, 6)	P4			1B	1B		HR		G5-3	4	2	3	3	1	0	2									
Tilson Brito, R OBP: 0.326, SLG: 0.333 (1, 4) (8, 5)				1B	1B			G5-3		5	1	4	1	0	0	2									
Inning Stats	R: 0 E: 0 K: 1 S: 10	H: 0 LOB: 0 BB: 0 P: 13	R: 0 E: 0 K: 0 S: 12	H: 2 LOB: 2 BB: 0 P: 15	R: 0 E: 1 K: 0 S: 7	H: 1 LOB: 1 BB: 0 P: 11	R: 8 E: 0 K: 1 S: 21	H: 7 LOB: 0 BB: 1 P: 32	R: 0 E: 0 K: 1 S: 16	H: 2 LOB: 3 BB: 1 P: 28	R: 0 E: 0 K: 0 S: 6	H: 0 LOB: 0 BB: 0 P: 10	R: 3 E: 0 K: 0 S: 12	H: 4 LOB: 1 BB: 0 P: 16	R: 2 E: 1 K: 0 S: 13	H: 2 LOB: 2 BB: 2 P: 30	R: 0 E: 0 K: 2 S: 9	H: 1 LOB: 1 BB: 0 P: 11	1B: 13 2B: 3 3B: 0 HR: 3	SF: 1 SAC: 0 DP: 1 HBP: 0	WP: 0 PB: 0 SB: 0 CS: 0	PA: 50			
PITCHER	IP	WLS	BF	H	R	ER	SO	BB	IBB	HBP	BLK	WP	HR	S	P	ERA	WHIP								
Dave Telgheder, R ERA: 5.88 (1, 1)	3.1	L	20	9	7	7	2	1	0	0	0	0	1	45	65	18.90	3.000								
Carlos Reyes, R ERA: 3.79 (4, 1)	4.0		22	8	6	5	1	2	0	0	0	0	2	42	70	11.25	2.500								
Dane Johnson, R ERA: (8, 1)	1.2		8	2	0	0	2	1	0	0	0	0	0	19	31	0.00	1.800								

Batter	1	2	3	4	5	6	7	8	9	AB	R	H	RBI	BB	SO	LOB	BOTTOM								
Damon Mashore, R OBP: 0.377, SLG: 0.347 Pat Lennon, R OBP: 0.440, SLG: 0.476 (1, 8) (6, 8)	2B				1B			F9		2	1	2	0	1	0	0	<p>Toronto Blue Jays @ Oakland Athletics Oakland-Alameda County Coliseum, Oakland, CA</p> <p>Sat May 31, 1997, 3:33 AM PDT Att: 15,027 - Sunny - 75 F</p> <p>livebaseballscores.com</p> <p>AB 32 R 3 H 11 RBI 3 BB 3 SO 4 LOB 15</p> 								
Jason Giambi, L OBP: 0.362, SLG: 0.492 (1, 7)	1B				1B					3	0	2	1	1	0	3									
Jose Canseco, R OBP: 0.315, SLG: 0.435 (1, 10)	G6-3				K			G5-4-3	BB	4	0	0	1	0	2	4									
Mark McGwire, R OBP: 0.394, SLG: 0.651 Dave Magadan, L OBP: 0.362, SLG: 0.369 (1, 3) (7, 3)	G5-3				P8			G3		3	0	0	0	0	0	3									
Matt Stairs, L OBP: 0.429, SLG: 0.625 (1, 9)	L6				F7					1	0	0	1	0	1	1									
Scott Spiezio, S OBP: 0.330, SLG: 0.452 Scott Sheldon, R OBP: 0.300, SLG: 0.421 (1, 4) (7, 6)	G6-3				K			G4-6-3		3	0	0	0	0	1	1									
Scott Brosius, R OBP: 0.235, SLG: 0.235 (1, 5)	P3				K			F9		3	0	0	1	0	1	0									
Brent Mayne, L OBP: 0.316, SLG: 0.415 (1, 2)	1B				P5					4	0	3	0	0	0	0									
Rafael Bourquigal, R OBP: 0.326, SLG: 0.298 (1, 6) (7, 4)	BB				1B			G6-4-3		4	1	2	0	0	0	3									
Inning Stats	R: 1 E: 0 K: 0 S: 8	H: 2 LOB: 1 BB: 0 P: 15	R: 0 E: 0 K: 0 S: 12	H: 2 LOB: 3 BB: 1 P: 23	R: 0 E: 0 K: 1 S: 6	H: 0 LOB: 0 BB: 0 P: 11	R: 0 E: 0 K: 2 S: 8	H: 0 LOB: 0 BB: 0 P: 9	R: 1 E: 0 K: 1 S: 10	H: 3 LOB: 1 BB: 0 P: 17	R: 0 E: 0 K: 0 S: 7	H: 0 LOB: 0 BB: 1 P: 14	R: 0 E: 0 K: 0 S: 3	H: 1 LOB: 0 BB: 0 P: 5	R: 0 E: 0 K: 0 S: 8	H: 0 LOB: 0 BB: 1 P: 16	R: 1 E: 0 K: 0 S: 11	H: 3 LOB: 1 BB: 0 P: 19	1B: 9 2B: 2 3B: 0 HR: 0	SF: 1 SAC: 0 DP: 5 HBP: 0	WP: 0 PB: 0 SB: 0 CS: 0	PA: 36			
PITCHER	IP	WLS	BF	H	R	ER	SO	BB	IBB	HBP	BLK	WP	HR	S	P	ERA	WHIP								
Roger Clemens, R ERA: 1.85 (1, 1)	8.0	W	31	8	2	2	4	3	0	0	0	0	0	62	110	2.25	1.375								
Mike Timlin, R ERA: 2.66 (9, 1)	1.0		5	3	1	1	0	0	0	0	0	0	0	11	19	9.00	3.000								

Batter	1	2	3	4	5	6	7	8	9	AB	R	H	RBI	BB	SO	LOB	TOP																																							
Otis Nixon, S <small>OBP: 0.349, SLG: 0.299</small> (1, 8)										4	0	2	2	1	0	0	Toronto Blue Jays @ Oakland Athletics Oakland-Alameda County Coliseum, Oakland, CA Sun Jun 01 1997, 3:33 AM PDT Att: 21,127 - Cloudy - 73 F																																							
Orlando Merced, S <small>OBP: 0.314, SLG: 0.423</small> (1, 9) (6, 3)										5	0	2	0	0	0	3																																								
Joe Carter, R <small>OBP: 0.312, SLG: 0.421</small> (1, 10)										4	0	0	0	1	1	1																																								
Ed Sprague, R <small>OBP: 0.347, SLG: 0.539</small> Juan Samuel, R <small>OBP: 0.250, SLG: 0.220</small> (1, 5) (6, 5)										3	0	0	0	0	0	1																																								
Carlos Delgado, L <small>OBP: 0.390, SLG: 0.586</small> Robert Perez, R <small>OBP: 0.214, SLG: 0.357</small> (1, 3) (6, 9)										2	0	2	0	0	0	0																																								
Shawn Green, L <small>OBP: 0.296, SLG: 0.381</small> (1, 7)										4	0	1	0	0	0	2																																								
Benito Santiago, R <small>OBP: 0.237, SLG: 0.301</small> (1, 2)										4	1	2	0	0	0	3																																								
Alex Gonzalez, R <small>OBP: 0.314, SLG: 0.391</small> (1, 6)										3	1	1	0	0	1	1																																								
Tilson Brito, R <small>OBP: 0.298, SLG: 0.304</small> (1, 4)										4	0	0	0	0	2	5																																								
Inning Stats	R: 0 H: 1 E: 0 K: 0 S: 8	H: 1 LOB: 1 BB: 0 P: 11	R: 0 H: 1 E: 0 K: 0 S: 6	H: 1 LOB: 2 BB: 0 P: 14	R: 0 H: 0 E: 0 K: 0 S: 4	H: 0 LOB: 0 BB: 0 P: 5	R: 0 H: 1 E: 0 K: 0 S: 13	H: 1 LOB: 1 BB: 0 P: 19	R: 0 H: 1 E: 0 K: 1 S: 9	H: 1 LOB: 1 BB: 0 P: 14	R: 0 H: 1 E: 0 K: 1 S: 15	H: 1 LOB: 2 BB: 1 P: 22	R: 0 H: 0 E: 0 K: 1 S: 10	H: 0 LOB: 0 BB: 0 P: 12	R: 2 H: 4 E: 0 K: 0 S: 14	H: 4 LOB: 3 BB: 1 P: 25		1B: 9 2B: 1 3B: 0 HR: 0	SF: 0 SAC: 1 DP: 0 HBP: 1	WP: 0 PB: 0 SB: 0 CS: 0	PA: 40																																			
PITCHER	IP WLS BF H R ER SO BB IBB HBP BLK WP HR S P ERA WHIP	IP WLS BF H R ER SO BB IBB HBP BLK WP HR S P ERA WHIP	IP WLS BF H R ER SO BB IBB HBP BLK WP HR S P ERA WHIP	IP WLS BF H R ER SO BB IBB HBP BLK WP HR S P ERA WHIP	IP WLS BF H R ER SO BB IBB HBP BLK WP HR S P ERA WHIP	IP WLS BF H R ER SO BB IBB HBP BLK WP HR S P ERA WHIP	IP WLS BF H R ER SO BB IBB HBP BLK WP HR S P ERA WHIP	IP WLS BF H R ER SO BB IBB HBP BLK WP HR S P ERA WHIP	IP WLS BF H R ER SO BB IBB HBP BLK WP HR S P ERA WHIP	IP WLS BF H R ER SO BB IBB HBP BLK WP HR S P ERA WHIP	IP WLS BF H R ER SO BB IBB HBP BLK WP HR S P ERA WHIP	IP WLS BF H R ER SO BB IBB HBP BLK WP HR S P ERA WHIP	IP WLS BF H R ER SO BB IBB HBP BLK WP HR S P ERA WHIP	IP WLS BF H R ER SO BB IBB HBP BLK WP HR S P ERA WHIP	IP WLS BF H R ER SO BB IBB HBP BLK WP HR S P ERA WHIP	IP WLS BF H R ER SO BB IBB HBP BLK WP HR S P ERA WHIP	IP WLS BF H R ER SO BB IBB HBP BLK WP HR S P ERA WHIP	IP WLS BF H R ER SO BB IBB HBP BLK WP HR S P ERA WHIP	IP WLS BF H R ER SO BB IBB HBP BLK WP HR S P ERA WHIP	IP WLS BF H R ER SO BB IBB HBP BLK WP HR S P ERA WHIP	IP WLS BF H R ER SO BB IBB HBP BLK WP HR S P ERA WHIP	IP WLS BF H R ER SO BB IBB HBP BLK WP HR S P ERA WHIP																																		
Mike Quist, R <small>ERA: 3.91</small> (1, 1)	8.2 W 39 10 2 2 5 2 0 0 0 0 0 0 0 0 0 2.08 1.385	0.1 1 0 0 0 0 0 0 0 0 0 0 0 0 0 0 0.00 0.000	0.1 1 0 0 0 0 0 0 0 0 0 0 0 0 0 0 0.00 0.000	0.1 1 0 0 0 0 0 0 0 0 0 0 0 0 0 0 0.00 0.000	0.1 1 0 0 0 0 0 0 0 0 0 0 0 0 0 0 0.00 0.000	0.1 1 0 0 0 0 0 0 0 0 0 0 0 0 0 0 0.00 0.000	0.1 1 0 0 0 0 0 0 0 0 0 0 0 0 0 0 0.00 0.000	0.1 1 0 0 0 0 0 0 0 0 0 0 0 0 0 0 0.00 0.000	0.1 1 0 0 0 0 0 0 0 0 0 0 0 0 0 0 0.00 0.000	0.1 1 0 0 0 0 0 0 0 0 0 0 0 0 0 0 0.00 0.000	0.1 1 0 0 0 0 0 0 0 0 0 0 0 0 0 0 0.00 0.000	0.1 1 0 0 0 0 0 0 0 0 0 0 0 0 0 0 0.00 0.000	0.1 1 0 0 0 0 0 0 0 0 0 0 0 0 0 0 0.00 0.000	0.1 1 0 0 0 0 0 0 0 0 0 0 0 0 0 0 0.00 0.000	0.1 1 0 0 0 0 0 0 0 0 0 0 0 0 0 0 0.00 0.000	0.1 1 0 0 0 0 0 0 0 0 0 0 0 0 0 0 0.00 0.000	0.1 1 0 0 0 0 0 0 0 0 0 0 0 0 0 0 0.00 0.000	0.1 1 0 0 0 0 0 0 0 0 0 0 0 0 0 0 0.00 0.000	0.1 1 0 0 0 0 0 0 0 0 0 0 0 0 0 0 0.00 0.000	0.1 1 0 0 0 0 0 0 0 0 0 0 0 0 0 0 0.00 0.000	0.1 1 0 0 0 0 0 0 0 0 0 0 0 0 0 0 0.00 0.000	0.1 1 0 0 0 0 0 0 0 0 0 0 0 0 0 0 0.00 0.000	0.1 1 0 0 0 0 0 0 0 0 0 0 0 0 0 0 0.00 0.000	0.1 1 0 0 0 0 0 0 0 0 0 0 0 0 0 0 0.00 0.000	0.1 1 0 0 0 0 0 0 0 0 0 0 0 0 0 0 0.00 0.000	0.1 1 0 0 0 0 0 0 0 0 0 0 0 0 0 0 0.00 0.000	0.1 1 0 0 0 0 0 0 0 0 0 0 0 0 0 0 0.00 0.000	0.1 1 0 0 0 0 0 0 0 0 0 0 0 0 0 0 0.00 0.000	0.1 1 0 0 0 0 0 0 0 0 0 0 0 0 0 0 0.00 0.000	0.1 1 0 0 0 0 0 0 0 0 0 0 0 0 0 0 0.00 0.000	0.1 1 0 0 0 0 0 0 0 0 0 0 0 0 0 0 0.00 0.000	0.1 1 0 0 0 0 0 0 0 0 0 0 0 0 0 0 0.00 0.000	0.1 1 0 0 0 0 0 0 0 0 0 0 0 0 0 0 0.00 0.000	0.1 1 0 0 0 0 0 0 0 0 0 0 0 0 0 0 0.00 0.000	0.1 1 0 0 0 0 0 0 0 0 0 0 0 0 0 0 0.00 0.000	0.1 1 0 0 0 0 0 0 0 0 0 0 0 0 0 0 0.00 0.000	0.1 1 0 0 0 0 0 0 0 0 0 0 0 0 0 0 0.00 0.000	0.1 1 0 0 0 0 0 0 0 0 0 0 0 0 0 0 0.00 0.000	0.1 1 0 0 0 0 0 0 0 0 0 0 0 0 0 0 0.00 0.000	0.1 1 0 0 0 0 0 0 0 0 0 0 0 0 0 0 0.00 0.000	0.1 1 0 0 0 0 0 0 0 0 0 0 0 0 0 0 0.00 0.000	0.1 1 0 0 0 0 0 0 0 0 0 0 0 0 0 0 0.00 0.000	0.1 1 0 0 0 0 0 0 0 0 0 0 0 0 0 0 0.00 0.000	0.1 1 0 0 0 0 0 0 0 0 0 0 0 0 0 0 0.00 0.000	0.1 1 0 0 0 0 0 0 0 0 0 0 0 0 0 0 0.00 0.000	0.1 1 0 0 0 0 0 0 0 0 0 0 0 0 0 0 0.00 0.000	0.1 1 0 0 0 0 0 0 0 0 0 0 0 0 0 0 0.00 0.000	0.1 1 0 0 0 0 0 0 0 0 0 0 0 0 0 0 0.00 0.000	0.1 1 0 0 0 0 0 0 0 0 0 0 0 0 0 0 0.00 0.000	0.1 1 0 0 0 0 0 0 0 0 0 0 0 0 0 0 0.00 0.000	0.1 1 0 0 0 0 0 0 0 0 0 0 0 0 0 0 0.00 0.000	0.1 1 0 0 0 0 0 0 0 0 0 0 0 0 0 0 0.00 0.000	0.1 1 0 0 0 0 0 0 0 0 0 0 0 0 0 0 0.00 0.000	0.1 1 0 0 0 0 0 0 0 0 0 0 0 0 0 0 0.00 0.000	0.1 1 0 0 0 0 0 0 0 0 0 0 0 0 0 0 0.00 0.000	0.1 1 0

Batter	1	2	3	4	5	6	7	8	9	AB	R	H	RBI	BB	SO	LOB	TOP								
Brian Hunter, R (1, 8) OBP: 0.313, SLG: 0.345	2-2 SF7 3B		0-1 F8	1-1 G6-3		1-3 K			0-0 G5-3	5	1	1	0	0	1	0									
Bobby Higginson, L (1, 7) OBP: 0.392, SLG: 0.445	0-2 G3-1		2-0		1-0 F8		1-2 F8		4-2 FC6-4 BB	4	0	1	0	1	0	1									
Melvin Nieves, S (1, 9) OBP: 0.368, SLG: 0.473	2-1 SF7		3-3 K		4-1 2B BB		0-3 K		0-2 FC6-4 1-2	3	1	0	1	1	2	2									
Tony Clark, S (1, 3) OBP: 0.391, SLG: 0.603	2-2 G4-3			4-2 2B 1B BB	2-2 1-H 2B		1-2 G3			3	1	1	1	1	0	0									
Travis Fryman, R (1, 5) OBP: 0.356, SLG: 0.456		1-1 G1-3		1-0 1B 2B BB	4-0 FC5-4 BB		2-2 2B 1B			3	2	2	0	1	0	0									
Bob Hamelin, L (1, 10) OBP: 0.398, SLG: 0.566		2-0 HR		1-2 G4-3 1B	2-3 K		1 SAFE 0-3 K			4	1	2	3	0	2	3									
Damon Easley, R (1, 4) OBP: 0.353, SLG: 0.415		0-3 K		1-1 G4-3 1-2	1-0 FC5-4		1 SAFE 1-1 G3-2 2B			4	0	1	1	0	1	3									
Raul Casanova, S (1, 2) OBP: 0.324, SLG: 0.308		1-0 G6-3		2-2 HR 1B		2-1 G3		2-0 G3-2		4	1	1	0	0	0	1									
Deivi Cruz, R (1, 6) OBP: 0.223, SLG: 0.301			1-1 G1-3	1-1 1-H HR		1-0 F8		0-3 K2-3		4	1	1	2	0	1	0									
Inning Stats	R: 1 E: 0 K: 0 S: 12	H: 1 LOB: 0 BB: 0 P: 18	R: 1 E: 0 K: 1 S: 7	H: 1 LOB: 0 BB: 0 P: 11	R: 0 E: 0 K: 1 S: 9	H: 1 LOB: 1 BB: 0 P: 15	R: 4 E: 0 K: 0 S: 17	H: 4 LOB: 0 BB: 1 P: 28	R: 1 E: 0 K: 1 S: 9	H: 1 LOB: 2 BB: 2 P: 23	R: 0 E: 0 K: 1 S: 6	H: 0 LOB: 0 BB: 0 P: 10	R: 0 E: 0 K: 1 S: 9	H: 0 LOB: 0 BB: 0 P: 11	R: 1 E: 0 K: 1 S: 9	H: 2 LOB: 2 BB: 0 P: 14	R: 0 E: 0 K: 1 S: 11	H: 0 LOB: 1 BB: 1 P: 15	1B: 4 2B: 4 3B: 1 HR: 2	SF: 1 SAC: 0 DP: 2 HBP: 0	WP: 0 PB: 0 SB: 1 CS: 0	PA: 39			
PITCHER	IP WLS BF H R ER SO BB IBB HBP BLK WP HR S P ERA WHIP	4.1 L 23 8 7 7 3 3 0 0 0 0 2 50 88 14.54 2.538	2.2 8 0 0 0 0 0 0 0 0 0 0 19 28 0.00 0.000	1.0 4 2 1 1 1 0 0 0 0 0 0 9 14 9.00 2.000	1.0 4 0 0 0 0 1 0 0 0 0 0 11 15 0.00 1.000																				

Detroit Tigers @ Oakland Athletics
Oakland-Alameda County Coliseum, Oakland, CA
Mon Jun 02 1997, 7:05 PM PDT
Att: 6,480 - Unknown - 67 F

livebaseballscores.com

AB	34
R	8
H	10
RBI	8
BB	4
SO	7
LOB	10



Batter	1	2	3	4	5	6	7	8	9	AB	R	H	RBI	BB	SO	LOB	BOTTOM								
Damon Mashore, R (1, 8) OBP: 0.378, SLG: 0.348	0-1 G4-3		1-2 P3			1-0 1B G4-6-3 2B		2-1 G6-3	4-1 BB	4	1	1	0	1	0	0									
Jason Giambi, L (1, 10) OBP: 0.358, SLG: 0.487	3-1 F8		1-1 F8			0-1 G4-6-3 1B		2-2 P7	1-3 K	4	0	1	0	0	0	0									
Pat Lennon, R (9, FH) OBP: 0.429, SLG: 0.435						2-3 G4-6-3 1B		1-3 SAFE SAFE K		1	0	0	0	0	1	1									
Geronimo Berroa, R (1, 9) OBP: 0.395, SLG: 0.535	0-1 L4		1-1 G5-3			0-0 G4-6-3 1-2 3-H K		2-1 BB 1B	0-0 P4	5	1	1	0	0	0	2									
Mark McGwire, R (1, 3) OBP: 0.393, SLG: 0.668		0-1 HR		3-2 G6-3		1-0 K		4-2 2B BB		3	1	1	1	1	1	0									
Jose Canseco, R (1, 7) OBP: 0.322, SLG: 0.443		4-2 FC4-6 BB		3-3 K		2-0 1B 1B		0-1 1B 1B	1-3 2-H 2B	3	1	2	1	1	1	0									
Scott Spiezio, S (1, 4) OBP: 0.324, SLG: 0.440		1-0 FC4-6 1B		1-1 G4-3		2-2 1B 1B		0-0 L4		4	1	1	0	0	0	3									
George Williams, S (1, 2) OBP: 0.416, SLG: 0.311		2-3 K			2-3 K		1-0 1B 1B		4-2 HR BB	3	1	1	1	1	2	1									
Scott Brosius, R (1, 5) OBP: 0.241, SLG: 0.246		3-2 SAFE SAFE K		1-1 L3		1-3 K		3-2 BB		3	0	1	1	0	1	2									
Matt Stairs, L (9, FH) OBP: 0.432, SLG: 0.716		1-H 1B 1B						1-H HR		1	1	1	2	0	0	0									
Scott Sheldon, R (1, 6) OBP: 0.308, SLG: 0.375		3-2 K		0-3 K		2-1 G6-3		2-2 F8		2	0	1	0	0	1	0									
Dave Magadan, L (7, PH) OBP: 0.372, SLG: 0.358		1-H 1B				1-2 2-H 1B				2	0	0	0	0	0	2									
Inning Stats	R: 0 E: 0 K: 0 S: 6	H: 0 LOB: 0 BB: 0 P: 9	R: 2 E: 0 K: 1 S: 14	H: 3 LOB: 2 BB: 1 P: 27	R: 0 E: 0 K: 1 S: 7	H: 0 LOB: 0 BB: 0 P: 10	R: 0 E: 0 K: 1 S: 8	H: 0 LOB: 0 BB: 0 P: 15	R: 0 E: 0 K: 2 S: 8	H: 0 LOB: 0 BB: 0 P: 11	R: 1 E: 0 K: 1 S: 7	H: 2 LOB: 0 BB: 0 P: 11	R: 1 E: 0 K: 1 S: 10	H: 3 LOB: 1 BB: 0 P: 18	R: 1 E: 0 K: 0 S: 13	H: 2 LOB: 2 BB: 1 P: 23	R: 2 E: 0 K: 1 S: 14	H: 1 LOB: 1 BB: 2 P: 28	1B: 7 2B: 2 3B: 0 HR: 2	SF: 0 SAC: 0 DP: 2 HBP: 0	WP: 0 PB: 0 SB: 2 CS: 0	PA: 39			
PITCHER	IP WLS BF H R ER SO BB IBB HBP BLK WP HR S P ERA WHIP	6.0 W 24 7 4 4 4 1 0 0 0 0 1 54 91 6.00 1.333	1.2 8 3 1 1 1 1 0 0 0 0 0 18 32 5.40 2.400	0.2 5 1 2 2 0 2 0 0 0 0 0 1 10 23 27.00 4.500	0.1 1 0 0 0 0 1 0 0 0 0 0 4 5 0.00 0.000																				

Detroit Tigers @ Oakland Athletics
Oakland-Alameda County Coliseum, Oakland, CA
Mon Jun 02 1997, 7:05 PM PDT
Att: 6,480 - Unknown - 67 F

livebaseballscores.com

AB	35
R	7
H	11
RBI	6
BB	4
SO	7
LOB	11



Batter	1	2	3	4	5	6	7	8	9	AB	R	H	RBI	BB	SO	LOB	TOP																			
Jason McDonald, S OBP: 0.200, SLG: 0.400	G6-3	PO	1B 2B		K			L8	F9	5	1	1	0	0	1	1	Oakland Athletics @ Toronto Blue Jays SkyDome, Toronto, ON Thu Jun 05 1997, 7:05 PM EDT Att: 30,189 - Unknown - 69 F																			
Jason Giambi, L OBP: 0.363, SLG: 0.503	WP 1B		1B		F7			F8		4	0	2	1	0	0	0																				
Gerónimo Berroa, R OBP: 0.394, SLG: 0.527 Matt Stairs, L OBP: 0.439, SLG: 0.721	FC5-4 BB		F7		F7			1B HR 1B		3	1	1	0	1	0	0																				
Mark McGwire, R OBP: 0.397, SLG: 0.682 Damon Mashore, R OBP: 0.390, SLG: 0.351	F7		2B					1B HR 1B		4	0	2	0	0	0	2																				
Jose Canseco, R OBP: 0.320, SLG: 0.447	FC5-4		K					1B HR		4	1	1	3	0	1	3																				
Scott Spiezio, S OBP: 0.321, SLG: 0.433		PO BB BB			K			F8		3	0	0	0	1	1																					
Scott Brosius, R OBP: 0.250, SLG: 0.294		P6			F9					4	0	1	0	0	0	1																				
George Williams, S OBP: 0.419, SLG: 0.304		1 SAFE BB BB 1 SAFE						G6-3		2	0	0	0	2	0	1																				
Rafael Bourquigal, R OBP: 0.323, SLG: 0.287 Dave Magadan, L OBP: 0.370, SLG: 0.348		P6			F7			F7		2	0	0	0	0	0	3																				
Inning Stats	R: 0 E: 0 K: 0 S: 12	H: 1 LOB: 2 BB: 1 P: 20	R: 0 E: 0 K: 0 S: 12	H: 0 LOB: 1 BB: 2 P: 22	R: 1 E: 0 K: 1 S: 12	H: 3 LOB: 1 BB: 0 P: 17	R: 0 E: 0 K: 1 S: 10	H: 0 LOB: 1 BB: 1 P: 16	R: 0 E: 0 K: 0 S: 8	H: 0 LOB: 0 BB: 0 P: 13	R: 0 E: 0 K: 0 S: 4	H: 0 LOB: 0 BB: 0 P: 6	R: 0 E: 0 K: 1 S: 8	H: 0 LOB: 0 BB: 0 P: 15	R: 3 E: 0 K: 0 S: 14	H: 3 LOB: 1 BB: 0 P: 22	R: 0 E: 0 K: 0 S: 10	H: 1 LOB: 1 BB: 0 P: 16	1B: 4 2B: 3 3B: 0 HR: 1	SF: 0 SAC: 0 DP: 0 HBP: 0	WP: 1 PB: 0 SB: 0 CS: 0	PA: 38														
PITCHER	IP	WLS	BF	H	R	ER	SO	BB	IBB	HBP	BLK	WP	HR	S	P	ERA	WHIP	PITCHER		IP	WLS	BF	H	R	ER	SO	BB	IBB	HBP	BLK	WP	HR	S	P	ERA	WHIP
Pat Hentgen, R ERA: 3.04	(1, 1)	8.0	L	33	7	4	4	4	4	4	4	1	1	80	131	4.50	1.375			(9, 1)	1.0	4	1	0	0	0	0	0	0	0	0	0	10	16	0.00	1.000

AB	33
R	4
H	8
RBI	4
BB	4
SO	4
LOB	13



Batter	1	2	3	4	5	6	7	8	9	AB	R	H	RBI	BB	SO	LOB	BOTTOM																			
Otis Nixon, S OBP: 0.348, SLG: 0.293	1B FC5-4 BB		G4-3			G6-3		FC6-4		4	1	1	0	1	0	3	Oakland Athletics @ Toronto Blue Jays SkyDome, Toronto, ON Thu Jun 05 1997, 7:05 PM EDT Att: 30,189 - Unknown - 69 F																			
Orlando Merced, S OBP: 0.310, SLG: 0.414	FC5-4 1B		K		L8			F8		5	0	2	0	0	1	1																				
Joe Carter, R OBP: 0.303, SLG: 0.405	FC5-4 WP 1-2 3-H		FC5-4 1B		G5-3			K		5	0	1	1	0	1	3																				
Ed Sprague, R OBP: 0.341, SLG: 0.515	WP BB		FC5-4					P6		4	0	0	0	1	1	2																				
Carlos Delgado, L OBP: 0.401, SLG: 0.630	K				G6-3			HR BB		3	1	1	1	1	1	2																				
Carlos Garcia, R OBP: 0.227, SLG: 0.267	G5-3				G5-3			K2-3 F8		4	0	0	0	0	1	4																				
Benito Santiago, R OBP: 0.240, SLG: 0.306		G6-3						L5		4	1	2	0	0	0	0																				
Alex Gonzalez, R OBP: 0.307, SLG: 0.384		K			K			K		4	0	1	1	0	3	1																				
Tilson Brito, R OBP: 0.333, SLG: 0.302		F8						FC6-4 BB		2	0	0	0	2	0	0																				
Inning Stats	R: 1 E: 0 K: 1 S: 13	H: 1 LOB: 2 BB: 2 P: 25	R: 0 E: 0 K: 1 S: 8	H: 0 LOB: 0 BB: 0 P: 10	R: 0 E: 0 K: 1 S: 9	H: 1 LOB: 1 BB: 0 P: 13	R: 0 E: 0 K: 1 S: 8	H: 1 LOB: 1 BB: 0 P: 16	R: 0 E: 0 K: 1 S: 7	H: 1 LOB: 1 BB: 0 P: 11	R: 2 E: 0 K: 1 S: 16	H: 3 LOB: 2 BB: 1 P: 28	R: 0 E: 0 K: 1 S: 11	H: 1 LOB: 2 BB: 1 P: 19	R: 0 E: 0 K: 1 S: 10	H: 0 LOB: 1 BB: 1 P: 21	R: 0 E: 0 K: 1 S: 8	H: 0 LOB: 0 BB: 0 P: 11	1B: 5 2B: 2 3B: 0 HR: 1	SF: 0 SAC: 0 DP: 0 HBP: 0	WP: 1 PB: 0 SB: 1 CS: 0	PA: 40														
PITCHER	IP	WLS	BF	H	R	ER	SO	BB	IBB	HBP	BLK	WP	HR	S	P	ERA	WHIP	PITCHER		IP	WLS	BF	H	R	ER	SO	BB	IBB	HBP	BLK	WP	HR	S	P	ERA	WHIP
Ariel Prieto, R ERA: 4.54	(1, 1)	6.2		31	8	3	3	6	3	0	0	0	0	3	7	4.05	1.650			(9, 1)	0.2	S	2	0	0	0	0	0	0	0	0	5	6	0.00	0.000	
Buddy Groom, L ERA: 5.09	(7, 1)	0.0	1	0	0	0	0	1	0	0	0	0	0	3	7	∞	∞																			
Carlos Reyes, R ERA: 3.32	(7, 1)	0.1	W	1	0	0	0	0	0	0	0	0	0	1	2	0.00	0.000																			
Aaron Small, R ERA: 4.3	(8, 1)	1.0	4	0	0	0	1	1	0	0	0	0	0	10	21	0.00	1.000																			
Mike Moñier, L ERA: 7.06	(9, 1)	0.1	1	0	0	0	0	0	0	0	0	0	0	3	5	0.00	0.000																			

AB	35
R	3
H	8
RBI	3
BB	5
SO	8
LOB	16

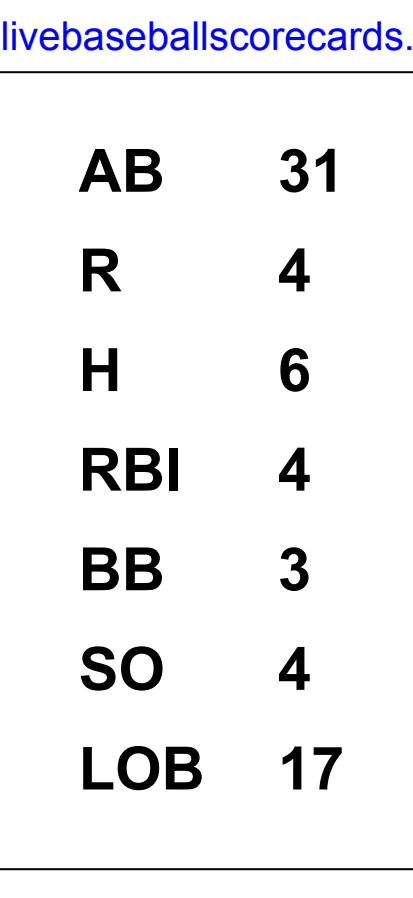


Batter	1	2	3	4	5	6	7	8	9	AB	R	H	RBI	BB	SO	LOB	TOP					
Damon Mashore, R OBP: 0.377, SLG: 0.348 Jason McDonald, S OBP: 0.286, SLG: 0.571 (5, 8)	K		G4-6-3		L7			2B		2	0	0	0	0	1	1	Oakland Athletics @ Toronto Blue Jays SkyDome, Toronto, ON Fri Jun 06 1997, 7:05 PM EDT Att: 32,208 - Sunny - 73 F					
Matt Stairs, L OBP: 0.419, SLG: 0.681 (1, 9)	K			P5		G6-3		F9		4	0	0	0	0	1	1						
Jason Giambi, L OBP: 0.361, SLG: 0.498 (1, 7)	FC6-4 1B			K		G3		G6-3		4	0	1	0	0	1	1						
Mark McGwire, R OBP: 0.398, SLG: 0.691 (1, 3)	FC6-4 1-2			2B BB		K			HR	3	1	1	1	1	1	1						
Jose Canseco, R OBP: 0.323, SLG: 0.453 (1, 10)		K				G5-3		1B	1B	4	0	2	0	0	1	0						
Scott Spiezio, S OBP: 0.320, SLG: 0.427 (1, 4)	G4-3			K			BB	P4		3	0	0	0	1	1	3						
Brent Mayne, L OBP: 0.313, SLG: 0.400 Geronimo Berroa, R OBP: 0.397, SLG: 0.529 (8, PH)	K					F7		G1-6-3 1B		3	0	1	0	0	1	1						
Scott Brosius, R OBP: 0.246, SLG: 0.288 (8, 6)			P3		K			G1-6-3 1-2		4	0	0	0	0	1	4						
Rafael Bourquiel, R OBP: 0.327, SLG: 0.292 Dave Magadan, L OBP: 0.356, SLG: 0.343 (8, PH)			G4-6-3 1B		F7			G3		2	0	1	0	0	0	1						
										1	0	0	0	0	0	0						
Inning Stats	R: 0 E: 0 K: 2 S: 13	H: 1 LOB: 1 BB: 0 P: 19	R: 0 E: 0 K: 2 S: 12	H: 0 LOB: 0 BB: 0 P: 18	R: 0 E: 0 K: 0 S: 6	H: 1 LOB: 0 BB: 0 P: 9	R: 0 E: 0 K: 2 S: 14	H: 1 LOB: 2 BB: 1 P: 28	R: 0 E: 0 K: 1 S: 8	H: 0 LOB: 0 BB: 1 P: 14	R: 0 E: 0 K: 0 S: 10	H: 0 LOB: 1 BB: 0 P: 9	R: 0 E: 0 K: 0 S: 10	H: 1 LOB: 1 BB: 0 P: 18	R: 1 E: 0 K: 0 S: 11	H: 3 LOB: 1 BB: 0 P: 18	1B: 5 2B: 2 3B: 0 HR: 1	SF: 0 SAC: 0 DP: 2 HBP: 0	WP: 0 PB: 0 SB: 1 CS: 0	PA: 35		
PITCHER	IP WLS BF H R ER SO BB IBB HBP BLK WP HR S P ERA WHIP	IP WLS BF H R ER SO BB IBB HBP BLK WP HR S P ERA WHIP	IP WLS BF H R ER SO BB IBB HBP BLK WP HR S P ERA WHIP	IP WLS BF H R ER SO BB IBB HBP BLK WP HR S P ERA WHIP	IP WLS BF H R ER SO BB IBB HBP BLK WP HR S P ERA WHIP	IP WLS BF H R ER SO BB IBB HBP BLK WP HR S P ERA WHIP	IP WLS BF H R ER SO BB IBB HBP BLK WP HR S P ERA WHIP	IP WLS BF H R ER SO BB IBB HBP BLK WP HR S P ERA WHIP	IP WLS BF H R ER SO BB IBB HBP BLK WP HR S P ERA WHIP	IP WLS BF H R ER SO BB IBB HBP BLK WP HR S P ERA WHIP	IP WLS BF H R ER SO BB IBB HBP BLK WP HR S P ERA WHIP	IP WLS BF H R ER SO BB IBB HBP BLK WP HR S P ERA WHIP	IP WLS BF H R ER SO BB IBB HBP BLK WP HR S P ERA WHIP	IP WLS BF H R ER SO BB IBB HBP BLK WP HR S P ERA WHIP	IP WLS BF H R ER SO BB IBB HBP BLK WP HR S P ERA WHIP	IP WLS BF H R ER SO BB IBB HBP BLK WP HR S P ERA WHIP	IP WLS BF H R ER SO BB IBB HBP BLK WP HR S P ERA WHIP	IP WLS BF H R ER SO BB IBB HBP BLK WP HR S P ERA WHIP	IP WLS BF H R ER SO BB IBB HBP BLK WP HR S P ERA WHIP	IP WLS BF H R ER SO BB IBB HBP BLK WP HR S P ERA WHIP	IP WLS BF H R ER SO BB IBB HBP BLK WP HR S P ERA WHIP	IP WLS BF H R ER SO BB IBB HBP BLK WP HR S P ERA WHIP

AB	33
R	1
H	8
RBI	1
BB	2
SO	8
LOB	14



Batter	1	2	3	4	5	6	7	8	9	AB	R	H	RBI	BB	SO	LOB	BOTTOM					
Otis Nixon, S OBP: 0.347, SLG: 0.292 (1, 8)	BB HR 1B	F7		G4-3		F8				4	1	1	0	0	0	3	Oakland Athletics @ Toronto Blue Jays SkyDome, Toronto, ON Fri Jun 06 1997, 7:05 PM EDT Att: 32,208 - Sunny - 73 F					
Orlando Merced, S OBP: 0.318, SLG: 0.420 (1, 9)	BB HR BB			BB		G4-3		2B		2	1	1	0	2	0	0						
Joe Carter, R OBP: 0.302, SLG: 0.399 (1, 7)	HR BB		F8		K		G2-3			3	1	0	0	1	1	2						
Ed Sprague, R OBP: 0.339, SLG: 0.507 (1, 10)	P3		F8		FC4-6 HBP		G5-3			3	0	0	0	0	0	4						
Carlos Delgado, L OBP: 0.398, SLG: 0.640 (1, 3)	HR		K		FC4-6 1-2		F8			4	1	1	4	0	1	3						
Benito Santiago, R OBP: 0.241, SLG: 0.305 (1, 2)	L4			G5-3	G5-3		FC6-4 1B			4	0	1	0	0	0	2						
Alex Gonzalez, R OBP: 0.300, SLG: 0.376 (1, 6)	L4			P6		G4-3		F7		4	0	0	0	0	0	1						
Carlos Garcia, R OBP: 0.228, SLG: 0.267 (1, 4)		K		2B 1B		E3		FC6-4 1-2		4	0	1	0	0	1	1						
Tilson Brito, R OBP: 0.333, SLG: 0.321 (1, 5)	F9			1B 2B		K				3	0	1	0	0	1	1						
Inning Stats	R: 4 E: 0 K: 0 S: 15	H: 2 LOB: 0 BB: 2 P: 26	R: 0 E: 0 K: 1 S: 8	H: 0 LOB: 0 BB: 0 P: 14	R: 0 E: 0 K: 1 S: 7	H: 0 LOB: 1 BB: 1 P: 15	R: 0 E: 0 K: 0 S: 10	H: 2 LOB: 2 BB: 0 P: 15	R: 0 E: 1 K: 1 S: 9	H: 0 LOB: 1 BB: 0 P: 12	R: 0 E: 0 K: 0 S: 4	H: 0 LOB: 0 BB: 0 P: 6	R: 0 E: 0 K: 0 S: 7	H: 1 LOB: 1 BB: 0 P: 11	R: 0 E: 0 K: 0 S: 11	H: 3 LOB: 1 BB: 0 P: 18	1B: 3 2B: 2 3B: 0 HR: 1	SF: 0 SAC: 0 DP: 0 HBP: 1	WP: 0 PB: 0 SB: 1 CS: 0	PA: 35		
PITCHER	IP WLS BF H R ER SO BB IBB HBP BLK WP HR S P ERA WHIP	IP WLS BF H R ER SO BB IBB HBP BLK WP HR S P ERA WHIP	IP WLS BF H R ER SO BB IBB HBP BLK WP HR S P ERA WHIP	IP WLS BF H R ER SO BB IBB HBP BLK WP HR S P ERA WHIP	IP WLS BF H R ER SO BB IBB HBP BLK WP HR S P ERA WHIP	IP WLS BF H R ER SO BB IBB HBP BLK WP HR S P ERA WHIP	IP WLS BF H R ER SO BB IBB HBP BLK WP HR S P ERA WHIP	IP WLS BF H R ER SO BB IBB HBP BLK WP HR S P ERA WHIP	IP WLS BF H R ER SO BB IBB HBP BLK WP HR S P ERA WHIP	IP WLS BF H R ER SO BB IBB HBP BLK WP HR S P ERA WHIP	IP WLS BF H R ER SO BB IBB HBP BLK WP HR S P ERA WHIP	IP WLS BF H R ER SO BB IBB HBP BLK WP HR S P ERA WHIP	IP WLS BF H R ER SO BB IBB HBP BLK WP HR S P ERA WHIP	IP WLS BF H R ER SO BB IBB HBP BLK WP HR S P ERA WHIP	IP WLS BF H R ER SO BB IBB HBP BLK WP HR S P ERA WHIP	IP WLS BF H R ER SO BB IBB HBP BLK WP HR S P ERA WHIP	IP WLS BF H R ER SO BB IBB HBP BLK WP HR S P ERA WHIP	IP WLS BF H R ER SO BB IBB HBP BLK WP HR S P ERA WHIP	IP WLS BF H R ER SO BB IBB HBP BLK WP HR S P ERA WHIP	IP WLS BF H R ER SO BB IBB HBP BLK WP HR S P ERA WHIP	IP WLS BF H R ER SO BB IBB HBP BLK WP HR S P ERA WHIP	IP WLS BF H R ER SO BB IBB HBP BLK WP HR S P ERA WHIP



Batter	1	2	3	4	5	6	7	8	9	AB	R	H	RBI	BB	SO	LOB	TOP								
Jason McDonald, S OBP: 0.273, SLG: 0.545										4	0	1	0	0	1	1	Oakland Athletics @ Toronto Blue Jays SkyDome, Toronto, ON Sat Jun 07 1997, 3:33 AM EDT Att: 28,490 - Dome								
Jason Giambi, L OBP: 0.359, SLG: 0.498										4	0	1	1	0	0	1									
Geronimo Berroa, R OBP: 0.402, SLG: 0.531										3	0	2	0	1	1	0									
Mark McGwire, R OBP: 0.392, SLG: 0.678										4	0	0	0	0	2	4									
Jose Canseco, R OBP: 0.318, SLG: 0.445										4	0	0	0	0	1	1									
Dave Magadan, L OBP: 0.380, SLG: 0.338										4	0	1	0	0	0	1									
Scott Spiezio, S OBP: 0.316, SLG: 0.422										3	0	0	0	0	2	0									
Scott Brosius, R OBP: 0.247, SLG: 0.294										3	1	1	0	0	1	0									
George Williams, S OBP: 0.408, SLG: 0.295										3	0	0	0	0	1	1									
Inning Stats	R: 0 E: 0 K: 1 S: 6	H: 1 LOB: 1 BB: 0 P: 6	R: 0 E: 0 K: 2 S: 7	H: 0 LOB: 0 BB: 0 P: 7	R: 0 E: 0 K: 0 S: 3	H: 0 LOB: 0 BB: 0 P: 3	R: 0 E: 0 K: 1 S: 5	H: 0 LOB: 0 BB: 0 P: 5	R: 0 E: 0 K: 1 S: 5	H: 0 LOB: 0 BB: 0 P: 5	R: 1 E: 0 K: 1 S: 7	H: 2 LOB: 2 BB: 1 P: 11	R: 0 E: 0 K: 0 S: 3	H: 1 LOB: 0 BB: 0 P: 3	R: 0 E: 0 K: 2 S: 8	H: 1 LOB: 1 BB: 0 P: 8	R: 0 E: 0 K: 1 S: 6	H: 1 LOB: 1 BB: 0 P: 6	1B: 3 2B: 3 3B: 0 HR: 0	SF: 0 SAC: 0 DP: 0 HBP: 0	WP: 0 PB: 0 SB: 0 CS: 0	PA: 33			
PITCHER	IP	WLS	BF	H	R	ER	SO	BB	IBB	HBP	BLK	WP	HR	S	P	ERA	WHIP								
Robert Person, R ERA: 5.35	(1, 1)	7.2	W	28	5	1	1	8	1	0	0	0	0	43	47	1.17	0.783								
Paul Spoljarc, L ERA: 2.16	(8, 1)	0.1		1	0	0	0	0	0	0	0	0	0	1	1	0.00	0.000								
Paul Quantrill, R ERA: 1.72	(9, 1)	1.0	S	4	1	0	0	1	0	0	0	0	0	6	6	0.00	1.000								

AB	32
R	1
H	6
RBI	1
BB	1
SO	9
LOB	9



Batter	1	2	3	4	5	6	7	8	9	AB	R	H	RBI	BB	SO	LOB	BOTTOM								
Otis Nixon, S OBP: 0.349, SLG: 0.293	 									3	1	1	0	1	0	0	Oakland Athletics @ Toronto Blue Jays SkyDome, Toronto, ON Sat Jun 07 1997, 3:33 AM EDT Att: 28,490 - Dome								
Orlando Merced, S OBP: 0.321, SLG: 0.416										2	0	0	0	2	0	1									
Joe Carter, R OBP: 0.297, SLG: 0.392										4	0	0	1	0	0	3									
Ed Sprague, R OBP: 0.338, SLG: 0.502										4	0	1	0	0	2	0									
Carlos Delgado, L OBP: 0.394, SLG: 0.649										4	1	1	1	0	3	1									
Ruben Sierra, S OBP: 0.290, SLG: 0.398										4	1	2	1	0	1	0									
Benito Santiago, R OBP: 0.243, SLG: 0.305										3	0	1	0	0	1	0									
Alex Gonzalez, R OBP: 0.296, SLG: 0.370										3	0	0	0	0	1	2									
Carlos Garcia, R OBP: 0.224, SLG: 0.262										3	0	0	0	0	1	0									
Inning Stats	R: 1 E: 0 K: 1 S: 6	H: 1 LOB: 1 BB: 1 P: 10	R: 0 E: 0 K: 1 S: 5	H: 0 LOB: 0 BB: 0 P: 5	R: 0 E: 0 K: 1 S: 5	H: 0 LOB: 0 BB: 0 P: 5	R: 1 E: 0 K: 1 S: 8	H: 3 LOB: 2 BB: 0 P: 8	R: 0 E: 0 K: 0 S: 3	H: 0 LOB: 1 BB: 1 P: 7	R: 1 E: 0 K: 2 S: 8	H: 1 LOB: 0 BB: 0 P: 8	R: 0 E: 0 K: 0 S: 4	H: 1 LOB: 2 BB: 1 P: 8	R: 0 E: 0 K: 3 S: 9	H: 0 LOB: 0 BB: 0 P: 9	1B: 4 2B: 0 3B: 0 HR: 2	SF: 0 SAC: 0 DP: 0 HBP: 0	WP: 0 PB: 0 SB: 4 CS: 0	PA: 33					
PITCHER	IP	WLS	BF	H	R	ER	SO	BB	IBB	HBP	BLK	WP	HR	S	P	ERA	WHIP								
Steve Karsay, R ERA: 5.66	(1, 1)	6.0	L	25	5	3	3	6	2	0	0	0	0	35	43	4.50	1.167								
Dane Johnson, R ERA: 5.0	(7, 1)	1.1		6	1	0	0	1	1	0	0	0	0	7	11	0.00	1.500								
Buddy Groom, L ERA: 5.0	(8, 1)	0.1		1	0	0	0	1	0	0	0	0	0	3	3	0.00	0.000								
Carlos Reyes, R ERA: 3.26	(8, 1)	0.1		1	0	0	0	1	0	0	0	0	0	3	3	0.00	0.000								

AB	30
R	3
H	6
RBI	3
BB	3
SO	9
LOB	7



Batter	1	2	3	4	5	6	7	8	9	AB	R	H	RBI	BB	SO	LOB	TOP										
Jason McDonald, S OBP: 0.250, SLG: 0.400	G1-3		F8	1B HR BB	G4-3			K		4	1	0	0	1	1	1											
Jason Giambi, L OBP: 0.366, SLG: 0.502 Pat Lennon, R OBP: 0.414, SLG: 0.417	1B		HR	1B 1-2 2-H HR	G4-3			K		4	2	3	1	0	0	0											
Geronimo Berroa, R OBP: 0.399, SLG: 0.537 Matt Stairs, L OBP: 0.419, SLG: 0.681	K		F8	HR	G1-3			G6-3		5	1	1	3	0	1	2											
Mark McGwire, R OBP: 0.388, SLG: 0.681	F3		HR	K	F8			F7		5	1	1	2	0	1	1											
Jose Canseco, R OBP: 0.320, SLG: 0.448		F7		BB				K		3	0	1	0	1	1	0											
Dave Magadan, L OBP: 0.367, SLG: 0.338	1B		K	L4				G5-4-3 BB		3	0	1	0	1	1	2											
Scott Brosius, R OBP: 0.247, SLG: 0.293	1B		G6-3		K			G5-4-3		4	0	1	0	0	1	1											
George Williams, S OBP: 0.403, SLG: 0.286	K		K	CS 2B BB	G3-1			K		3	1	0	0	1	2	2											
Rafael Bourquigal, R OBP: 0.333, SLG: 0.312	K		K	1B 2B				P6		4	1	2	1	0	1	2											
Inning Stats	R: 0 E: 0 K: 1 S: 6	H: 1 LOB: 1 BB: 0 P: 6	R: 0 E: 0 K: 2 S: 9	H: 2 LOB: 2 BB: 0 P: 9	R: 2 E: 0 K: 1 S: 7	H: 2 LOB: 1 BB: 2 P: 11	R: 5 E: 0 K: 1 S: 9	H: 4 LOB: 1 BB: 2 P: 17	R: 0 E: 0 K: 0 S: 3	H: 0 LOB: 0 BB: 0 P: 3	R: 0 E: 0 K: 1 S: 4	H: 0 LOB: 0 BB: 1 P: 8	R: 0 E: 0 K: 2 S: 7	H: 0 LOB: 0 BB: 0 P: 7	R: 0 E: 0 K: 1 S: 5	H: 0 LOB: 0 BB: 0 P: 5	1B: 6 2B: 2 3B: 0 HR: 2	SF: 0 SAC: 0 DP: 1 HBP: 0	WP: 0 PB: 0 SB: 0 CS: 1	PA: 40							
PITCHER	IP	WLS	BF	H	R	ER	SO	BB	IBB	HBP	BLK	WP	HR	S	P	ERA	WHIP										
Luis Andujar, R ERA: 6.0	4.0	L	24	9	7	6	5	3	0	0	0	0	2	31	43	13.50	3.000										
Mike Timlin, R ERA: 2.51	2.0		7	1	0	0	1	0	0	0	0	0	0	9	9	0.00	0.500										
Paul Spoljaric, L ERA: 2.0	2.0		6	0	0	0	3	1	0	0	0	0	0	11	15	0.00	0.500										
Dan Plesac, L ERA: 5.06	1.0		3	0	0	0	1	0	0	0	0	0	0	5	5	0.00	0.000										

Oakland Athletics @ Toronto Blue Jays
SkyDome, Toronto, ON
Sun Jun 08 1997, 3:33 AM EDT
Att: 29,404 - Cloudy - 68 F

AB	36
R	7
H	10
RBI	7
BB	4
SO	10
LOB	11



Batter	1	2	3	4	5	6	7	8	9	AB	R	H	RBI	BB	SO	LOB	BOTTOM										
Otis Nixon, S OBP: 0.355, SLG: 0.300	K		F8			G3 SF7 1B	1B 2B 1B		1B 1B	5	3	3	0	0	1	0											
Orlando Merced, S OBP: 0.322, SLG: 0.416	G6-3			G3-1		G3	2B 1B		G4-3 BB 1B	5	1	2	0	0	0	1											
Joe Carter, R OBP: 0.295, SLG: 0.389	K			P6		SF7	P3		BB G4-3 1B	4	0	1	2	0	1	2											
Ed Sprague, R OBP: 0.339, SLG: 0.502		K		F8		1B 1B BB	2B		G4-3	4	1	1	1	1	1	2											
Carlos Delgado, L OBP: 0.394, SLG: 0.639 Juan Samuel, R OBP: 0.255, SLG: 0.227	K				F5	WP 1B	F2		BB IBB	4	0	1	0	1	1	2											
Ruben Sierra, S OBP: 0.288, SLG: 0.395 Shawn Green, L OBP: 0.306, SLG: 0.384 Jacob Brumfield, R OBP: 0.242, SLG: 0.291		E1			FC4-6 BB	WP 1B			G4-3	1	0	0	0	0	0	0											
Charlie O'Brien, R OBP: 0.364, SLG: 0.444		P4			FC4-6 BB	1-2 2-3 BB			2B	2	0	1	1	3	0	1											
Alex Gonzalez, R OBP: 0.289, SLG: 0.360			K		FC4-6	K			F7	5	0	0	0	0	3	9											
Carlos Garcia, R OBP: 0.219, SLG: 0.257			G6-3		F9		G4-3		K	4	0	0	0	0	1	3											
Inning Stats	R: 0 E: 0 K: 2 S: 7	H: 0 LOB: 0 BB: 0 P: 7	R: 0 E: 0 K: 2 S: 8	H: 0 LOB: 0 BB: 0 P: 8	R: 0 E: 0 K: 1 S: 5	H: 0 LOB: 0 BB: 0 P: 5	R: 0 E: 0 K: 0 S: 3	H: 0 LOB: 0 BB: 0 P: 3	R: 0 E: 0 K: 0 S: 3	H: 0 LOB: 2 BB: 2 P: 11	R: 2 E: 0 K: 1 S: 8	H: 3 LOB: 3 BB: 2 P: 16	R: 1 E: 0 K: 0 S: 6	H: 3 LOB: 2 BB: 0 P: 6	R: 0 E: 0 K: 1 S: 6	H: 1 LOB: 1 BB: 0 P: 6	R: 2 E: 0 K: 2 S: 10	H: 3 LOB: 3 BB: 2 P: 18	1B: 8 2B: 2 3B: 0 HR: 0	SF: 1 SAC: 0 DP: 0 HBP: 0	WP: 1 PB: 0 SB: 1 CS: 0	PA: 44					
PITCHER	IP	WLS	BF	H	R	ER	SO	BB	IBB	HBP	BLK	WP	HR	S	P	ERA	WHIP										
Don Wengert, R ERA: 5.13	1.1		6	3	1	1	1	1	0	0	0	1	0	7	11	13.50	6.000										
Aaron Small, R ERA: 4.49	0.2		1	0	0	0	0	0	0	0	0	0	0	1	1	∞	∞										
Mike Mohler, L ERA: 7.06	0.0		1	0	0	0	0	0	0	0	0	0	0	2	2	0.00	3.000										
Carlos Reyes, R ERA: 3.2	0.1		2	1	0	0	0	0	0	0	0	0	0	9	9	13.50	2.250										
Buddy Groom, L ERA: 5.59	1.1		7	3	2	2	1	0	0	0	0	0	0	9	9	13.50	2.250										

Oakland Athletics @ Toronto Blue Jays
SkyDome, Toronto, ON
Sun Jun 08 1997, 3:33 AM EDT
Att: 29,404 - Cloudy - 68 F

AB	37
R	5
H	10
RBI	5
BB	6
SO	9
LOB	23



Batter	1	2	3	4	5	6	7	8	9	AB	R	H	RBI	BB	SO	LOB	TOP										
Damon Mashore, R OBP: 0.378, SLG: 0.346			G3-1		G4-3		G5-3		BB	4	1	1	0	1	0	0	Oakland Athletics @ Detroit Tigers Tiger Stadium, Detroit, MI Tue Jun 10 1997, 7:05 PM EDT Att: 10,019 - Unknown - 81 F										
Jason Giambi, L OBP: 0.397, SLG: 0.509			G4-3		G6-3	2B	K	G6-3		5	1	2	1	0	1	1											
Gerónimo Berroa, R OBP: 0.396, SLG: 0.546	K		G5-3		G6-3			HR		4	1	1	1	0	1	2											
Mark McGwire, R OBP: 0.384, SLG: 0.671	L6-4			K		K		G6-3		3	0	0	0	0	2	2											
Matt Stairs, L OBP: 0.419, SLG: 0.681										0	0	0	0	0	0	0											
Pat Lennson, R OBP: 0.400, SLG: 0.400										1	0	0	0	0	0	0											
Jose Canseco, R OBP: 0.327, SLG: 0.470		K		FC6-4	1B			HR		4	1	3	2	0	1	0											
Dave Magadan, L OBP: 0.383, SLG: 0.375								HR		3	0	2	0	1	1	1											
Rafael Bourquigal, R OBP: 0.333, SLG: 0.312	1B	2B		K				2B		0	0	0	0	0	0	0											
Scott Brosius, R OBP: 0.243, SLG: 0.288		K		FC6-4		G2-3		G6-3		4	0	0	0	0	1	5											
Mark Bellhorn, S OBP: 0.250, SLG: 0.250						G4-3		G4-3		4	0	1	0	0	0	0											
Brent Mayne, L OBP: 0.294, SLG: 0.375	G4-3				F7		G6-3		K	4	0	0	0	0	1	2											
Inning Stats	R: 1 E: 0 K: 1 S: 12	H: 2 LOB: 0 BB: 0 P: 18	R: 0 E: 0 K: 2 S: 19	H: 2 LOB: 2 BB: 0 P: 30	R: 0 E: 0 K: 0 S: 8	H: 0 LOB: 0 BB: 0 P: 12	R: 0 E: 0 K: 2 S: 11	H: 1 LOB: 1 BB: 0 P: 19	R: 0 E: 0 K: 0 S: 11	H: 0 LOB: 0 BB: 0 P: 16	R: 1 E: 0 K: 1 S: 12	H: 2 LOB: 2 BB: 1 P: 23	R: 0 E: 0 K: 0 S: 7	H: 0 LOB: 0 BB: 0 P: 13	R: 2 E: 0 K: 1 S: 14	H: 3 LOB: 1 BB: 0 P: 24	R: 0 E: 0 K: 1 S: 16	H: 0 LOB: 1 BB: 1 P: 27	1B: 3 2B: 6 3B: 0 HR: 2	SF: 0 SAC: 0 DP: 1 HBP: 0	WP: 0 PB: 0 SB: 0 CS: 0	PA: 38					
PITCHER	IP	WLS	BF	H	R	ER	SO	BB	IBB	HBP	BLK	WP	HR	S	P	ERA	WHIP										
Willie Blair, R ERA: 4.91	5.2	W	24	7	2	2	6	1	0	0	0	0	0	70	114	3.18	1.412										
A.J. Sager, R ERA: 3.66	1.1		4	0	0	0	0	0	0	0	0	0	0	10	17	0.00	0.000										
Mike Myers, L ERA: 6.35	0.1		2	1	1	1	1	0	0	0	0	0	1	4	5	27.00	3.000										
Dan Miceli, R ERA: 5.87	0.1		3	2	1	1	0	0	0	0	0	0	1	8	15	27.00	6.000										
Todd Jones, R ERA: 3.79	1.1	S	5	0	0	0	1	1	0	0	0	0	0	18	31	0.00	0.750										

Batter	1	2	3	4	5	6	7	8	9	AB	R	H	RBI	BB	SO	LOB	BOTTOM											
Brian Hunter, R OBP: 0.298, SLG: 0.331	K				F9		F8-2			4	0	1	1	0	1	2	Oakland Athletics @ Detroit Tigers Tiger Stadium, Detroit, MI Tue Jun 10 1997, 7:05 PM EDT Att: 10,019 - Unknown - 81 F											
Bobby Higginson, L OBP: 0.352, SLG: 0.451	HR		G6-3		G6-3		F7			4	1	1	1	0	0	1												
Travis Fryman, R OBP: 0.352, SLG: 0.451			P4							3	1	2	0	0	0	0												
Tony Clark, S OBP: 0.379, SLG: 0.573			G1-3							4	0	1	1	0	0	2												
Bob Hamelin, L OBP: 0.459, SLG: 0.697										1	1	1	0	3	0	0												
Melvin Nieves, S OBP: 0.397, SLG: 0.479								K		4	1	3	0	0	1	2												
Raul Casanova, S OBP: 0.341, SLG: 0.358						G3				3	0	0	0	1	0	5												
Damon Easley, R OBP: 0.350, SLG: 0.413										3	1	2	2	0	0	2												
Deivi Cruz, R OBP: 0.215, SLG: 0.292					G6-3					3	1	1	0	0	0	1												
Inning Stats	R: 1 E: 0 K: 1 S: 8	H: 1 LOB: 0 BB: 0 P: 17	R: 3 E: 1 K: 0 S: 12	H: 2 LOB: 1 BB: 2 P: 26	R: 0 E: 0 K: 0 S: 6	H: 2 LOB: 0 BB: 0 P: 8	R: 1 E: 0 K: 0 S: 7	H: 1 LOB: 0 BB: 0 P: 10	R: 0 E: 0 K: 0 S: 5	H: 2 LOB: 2 BB: 1 P: 12	R: 0 E: 0 K: 0 S: 9	H: 2 LOB: 1 BB: 0 P: 14	R: 1 E: 0 K: 1 S: 13	H: 2 LOB: 1 BB: 1 P: 26	1B: 6 2B: 5 3B: 1 HR: 2	SF: 0 SAC: 0 DP: 5 HBP: 1		WP: 1 PB: 0 SB: 0 CS: 0	PA: 34									
PITCHER	IP	WLS	BF	H	R	ER	SO	BB	IBB	HBP	BLK	WP	HR	S	P	ERA		WHIP										
Ariel Prieto, R ERA: 4.78	5.2	L	24	8	5	5	1	3	0	1	0	0	0	6	9	0.00		2.000										
Carlos Reyes, R ERA: 3.05	1.0		4	2	0	0	0	0	0	0	0	0	0	4	7	0.00	0.000											
Buddy Groom, L ERA: 5.49	0.1		1	0	0	0	0	0	0	0	0	0	0	4	7	0.00	0.000											
Dane Johnson, R ERA: 1.29	0.0		3	2	1	1	0	1	0	0	0	1	0	8	18	∞	∞											
Mike Møller, L ERA: 6.94	1.0		2	0	0	0	1	0	0	0	0	0	0	5	8	0.00	0.000											

AB 36
R 4
H 10
RBI 4
BB 2
SO 8
LOB 13



AB 29
R 6
H 12
RBI 5
BB 4
SO 2
LOB 15



Batter	1	2	3	4	5	6	7	8	9	AB	R	H	RBI	BB	SO	LOB	TOP								
Damon Mashore, R OBP: 0.370, SLG: 0.338 (1, 8)										5	0	0	0	0	1	3									
Matt Stairs, L OBP: 0.429, SLG: 0.684 (1, 10)										4	0	2	1	1	1	1									
Geronomo Berroa, R OBP: 0.394, SLG: 0.554 (1, 9)										4	1	1	1	0	1	4									
Mark McGwire, R OBP: 0.382, SLG: 0.664 (1, 3)										4	0	1	0	0	1	0									
Jose Canseco, R OBP: 0.330, SLG: 0.466 Jason McDonald, S OBP: 0.250, SLG: 0.400 (1, 7)										2	0	0	0	2	0	1									
Dave Magadan, L OBP: 0.398, SLG: 0.373 Rafael Bourimigal, R OBP: 0.333, SLG: 0.312 (1, 5)										3	0	1	0	1	1	2									
Scott Brosius, R OBP: 0.239, SLG: 0.283 (8, 5)										4	0	0	0	0	0	5									
George Williams, S OBP: 0.406, SLG: 0.304 (1, 2)										4	1	2	0	0	0	2									
Mark Bellhorn, S OBP: 0.250, SLG: 0.143 (1, 4)										3	0	0	0	1	2	2									
Inning Stats	R: 0 E: 0 K: 0 S: 5	H: 0 LOB: 0 BB: 1 P: 11	R: 0 E: 0 K: 1 S: 10	H: 1 LOB: 2 BB: 1 P: 20	R: 0 E: 0 K: 1 S: 9	H: 0 LOB: 0 BB: 0 P: 13	R: 1 E: 0 K: 0 S: 21	H: 1 LOB: 1 BB: 1 P: 33	R: 1 E: 0 K: 1 S: 11	H: 2 LOB: 1 BB: 0 P: 21	R: 0 E: 0 K: 1 S: 10	H: 0 LOB: 1 BB: 1 P: 18	R: 0 E: 0 K: 1 S: 10	H: 2 LOB: 2 BB: 0 P: 20	R: 0 E: 0 K: 0 S: 9	H: 1 LOB: 1 BB: 0 P: 15	R: 0 E: 0 K: 1 S: 12	H: 0 LOB: 1 BB: 1 P: 19	1B: 4 2B: 2 3B: 0 HR: 1	SF: 0 SAC: 0 DP: 1 HBP: 0	WP: 0 PB: 0 SB: 1 CS: 0	PA: 38			
PITCHER	IP	WLS	BF	H	R	ER	SO	BB	IBB	HBP	BLK	WP	HR	S	P	ERA	WHIP								
Felipe Lira, R ERA: 5.56 (1, 1)	6.0		25	4	2	2	4	4	0	0	0	0	1	66	116	3.00	1.333								
Doug Brocail, R ERA: 6.12 (7, 1)	2.0	W	9	3	0	0	1	0	0	0	0	0	0	19	35	0.00	1.500								
Todd Jones, R ERA: 3.62 (9, 1)	1.0	S	4	0	0	0	2	1	0	0	0	0	0	12	19	0.00	1.000								

Oakland Athletics @ Detroit Tigers
Tiger Stadium, Detroit, MI
Wed Jun 11, 1997, 3:33 AM EDT
Att: 11,534 - Sunny - 80 F

AB 33
R 2
H 7
RBI 2
BB 5
SO 7
LOB 20





Batter	1	2	3	4	5	6	7	8	9	AB	R	H	RBI	BB	SO	LOB	BOTTOM								
Brian Hunter, R OBP: 0.297, SLG: 0.327 (1, 8)										3	1	0	0	1	0	2									
Damion Easley, R OBP: 0.354, SLG: 0.414 (1, 4)										2	0	1	0	0	0	0									
Travis Fryman, R OBP: 0.351, SLG: 0.449 Phil Nevin, R OBP: 0.349, SLG: 0.358 (3, 5)										1	0	0	0	0	1	1									
Tony Clark, S OBP: 0.381, SLG: 0.567 (1, 3)										2	1	0	0	2	0	0									
Bob Hamelin, L OBP: 0.455, SLG: 0.676 Jody Reed, R OBP: 0.341, SLG: 0.260 (8, PH)										2	0	0	0	1	0	2									
Melvin Nieves, S OBP: 0.370, SLG: 0.476 (1, 9)										3	0	1	0	1	2	1									
Curtis Pride, L OBP: 0.320, SLG: 0.341 (1, 7)										4	1	2	2	0	1	2									
Brian Johnson, R OBP: 0.228, SLG: 0.288 (1, 2)										4	0	2	0	0	2										
Orlando Miller, R OBP: 0.333, SLG: 0.667 Deivi Cruz, R OBP: 0.215, SLG: 0.292 (9, 6)										3	0	1	1	0	0	2									
Inning Stats	R: 0 E: 0 K: 1 S: 6	H: 0 LOB: 1 BB: 0 P: 10	R: 0 E: 0 K: 2 S: 10	H: 0 LOB: 1 BB: 1 P: 16	R: 0 E: 0 K: 0 S: 10	H: 0 LOB: 0 BB: 0 P: 13	R: 0 E: 0 K: 0 S: 14	H: 1 LOB: 1 BB: 1 P: 21	R: 1 E: 0 K: 1 S: 15	H: 3 LOB: 1 BB: 0 P: 21	R: 0 E: 0 K: 0 S: 10	H: 0 LOB: 0 BB: 0 P: 14	R: 0 E: 0 K: 0 S: 15	H: 2 LOB: 2 BB: 0 P: 25	R: 3 E: 0 K: 0 S: 14	H: 2 LOB: 2 BB: 3 P: 30	1B: 7 2B: 3 3B: 0 HR: 0	SF: 1 SAC: 1 DP: 3 HBP: 1	WP: 0 PB: 0 SB: 1 CS: 1	PA: 35					
PITCHER	IP	WLS	BF	H	R	ER	SO	BB	IBB	HBP	BLK	WP	HR	S	P	ERA	WHIP								
Mike Oquist, R ERA: 3.58 (7, 1)	0.2	L	5	1	3	3	0	1	1	0	0	0	0	7	17	40.50	3.000								
Mike Mohler, L ERA: 6.9 (8, 1)	0.1		3	1	0	0	0	0	1	0	0	0	0	6	13	0.00	3.000								
Billy Taylor, R ERA: 6.33 (8, 1)	0.1		1	0	0	0	0	0	0	0	0	0	0	2	3	0.00	0.000								

Oakland Athletics @ Detroit Tigers
Tiger Stadium, Detroit, MI
Wed Jun 11, 1997, 3:33 AM EDT
Att: 11,534 - Sunny - 80 F

AB 27
R 4
H 8
RBI 4
BB 5
SO 4
LOB 13



Batter	1	2	3	4	5	6	7	8	9	AB	R	H	RBI	BB	SO	LOB	TOP								
Brett Butler, L OBP: 0.441, SLG: 0.388 (1, 8)	K2-3		P8		G4-3		SF8 3B		G4-3	5	1	1	2	0	1	1	Los Angeles Dodgers @ Oakland Athletics Oakland-Alameda County Coliseum, Oakland, CA Thu Jun 12 1997, 7:05 PM PDT Att: 28,201 - Unknown - 66 F AB 36 R 4 H 10 RBI 4 BB 0 SO 8 LOB 12 								
Wilton Guerrero, S OBP: 0.303, SLG: 0.408 (1, 4)	K			K	L8		SF8			3	0	0	1	0	2	1									
Mike Piazza, R OBP: 0.431, SLG: 0.569 (1, 10)	FC6 1B			1B 1B		E9 1B	FC6-4 1B			4	1	3	0	0	0	0									
Todd Zeile, R OBP: 0.323, SLG: 0.416 (1, 5)	FC6			K		L4	FC6-4			4	0	0	0	0	1	4									
Raul Mondesi, R OBP: 0.335, SLG: 0.510 (1, 9)		G5-3		FC5-4 1B		S FC6-2 1B		L7		4	0	2	1	0	0	0									
Eric Karros, R OBP: 0.316, SLG: 0.392 (1, 3)	F9			FC5-4		FC6-2				4	0	1	0	0	0	3									
Todd Hollandsworth, L OBP: 0.279, SLG: 0.324 (1, 7)	K2-3				L9	G4-3		G4-3		4	0	0	0	0	1	2									
Tom Prince, R OBP: 0.289, SLG: 0.242 Eric Anthony, L OBP: 0.335, SLG: 0.473 (9, PH)			K		1B G4-3 1B		3B 1B		K	3	2	2	0	0	1	0									
Greg Gagne, R OBP: 0.299, SLG: 0.364 (1, 6)	G4-3			G4-3		G4-3 1B	F9		K	4	0	1	0	0	1	1									
Inning Stats	R: 0 E: 0 K: 2 S: 10	H: 1 LOB: 1 BB: 0 P: 16	R: 0 E: 0 K: 1 S: 5	H: 0 LOB: 0 BB: 0 P: 5	R: 0 E: 0 K: 1 S: 6	H: 0 LOB: 0 BB: 0 P: 10	R: 0 E: 0 K: 2 S: 12	H: 2 LOB: 2 BB: 0 P: 15	R: 1 E: 0 K: 0 S: 7	H: 2 LOB: 1 BB: 0 P: 13	R: 1 E: 1 K: 0 S: 8	H: 1 LOB: 1 BB: 0 P: 15	R: 2 E: 0 K: 0 S: 9	H: 3 LOB: 1 BB: 0 P: 14	R: 0 E: 0 K: 0 S: 3	H: 1 LOB: 0 BB: 0 P: 3		R: 0 E: 0 K: 2 S: 10	H: 0 LOB: 0 BB: 0 P: 15	1B: 9 2B: 0 3B: 1 HR: 0	SF: 1 SAC: 0 DP: 1 HBP: 0	WP: 0 PB: 0 SB: 1 CS: 0	PA: 37		
PITCHER	IP	WLS	BF	H	R	ER	SO	BB	IBB	HBP	BLK	WP	HR	S	P	ERA	WHIP								
Dave Telgheder, R ERA: 5.73 (1, 1)	6.1	W	28	8	4	3	6	0	0	0	0	0	0	53	83	4.26	1.263								
Buddy Groom, L ERA: 5.4 (7, 1)	0.1		1	0	0	0	0	0	0	0	0	0	0	1	1	0.00	0.000								
Aaron Small, R ERA: 4.91 (7, 1)	1.1	S	5	2	0	0	0	0	0	0	0	0	0	6	7	0.00	1.500								
Billy Taylor, R ERA: 6.11 (9, 1)	1.0	S	3	0	0	0	2	0	0	0	0	0	0	10	15	0.00	0.000								

Batter	1	2	3	4	5	6	7	8	9	AB	R	H	RBI	BB	SO	LOB	BOTTOM								
Damon Mashore, R OBP: 0.364, SLG: 0.332 (1, 8)	K		G6-3			K	K			4	0	0	0	0	3	1	Los Angeles Dodgers @ Oakland Athletics Oakland-Alameda County Coliseum, Oakland, CA Thu Jun 12 1997, 7:05 PM PDT Att: 28,201 - Unknown - 66 F AB 29 R 5 H 6 RBI 5 BB 5 SO 11 LOB 14 								
Rafael Bourquiel, R OBP: 0.330, SLG: 0.302 (1, 6)	P6		G6-3			HBP BB BB	G6-3			3	1	0	0	1	0	1									
Geronimo Berroa, R OBP: 0.395, SLG: 0.551 (1, 10)	K			P9		BB 1B HBP BB				3	1	1	0	1	1	0									
Mark McGwire, R OBP: 0.380, SLG: 0.655 (1, 3)		K		K		BB 1B HBP	P9			3	1	0	0	0	2	1									
Jose Canseco, R OBP: 0.336, SLG: 0.466 Jason McDonald, S OBP: 0.250, SLG: 0.400 (8, PR)	K			BB		1B 2B BB		SH1-4 1B		2	1	1	1	2	1	0									
Matt Stairs, L OBP: 0.430, SLG: 0.718 Pat Lennon, R OBP: 0.438, SLG: 0.444 (6, PH)		HR		K2-3		2B 1B		SH1-4 1B		2	1	1	1	0	1	1									
Brent Mayne, L OBP: 0.286, SLG: 0.364 George Williams, S OBP: 0.411, SLG: 0.320 (6, PH)		G6-3			G4-3	1-3 2-3 3-H	2B		SH1-4	2	0	0	0	0	0	0									
Scott Brosius, R OBP: 0.235, SLG: 0.278 (1, 5)			K		G6-3	K		P6		4	0	0	0	0	2	5									
Mark Bellhorn, S OBP: 0.250, SLG: 0.100 (1, 4)			G6-3 BB		P5	G4-3		K		3	0	0	0	1	1	5									
Inning Stats	R: 0 E: 0 K: 2 S: 10	H: 0 LOB: 0 BB: 0 P: 17	R: 1 E: 0 K: 2 S: 11	H: 1 LOB: 0 BB: 0 P: 16	R: 0 E: 0 K: 1 S: 9	H: 0 LOB: 1 BB: 1 P: 17	R: 0 E: 0 K: 2 S: 13	H: 0 LOB: 1 BB: 1 P: 23	R: 0 E: 0 K: 0 S: 5	H: 0 LOB: 0 BB: 0 P: 8	R: 4 E: 0 K: 2 S: 17	H: 2 LOB: 2 BB: 3 P: 41	R: 0 E: 0 K: 1 S: 9	H: 1 LOB: 1 BB: 0 P: 13	R: 0 E: 0 K: 1 S: 11	H: 2 LOB: 3 BB: 0 P: 18		R: 0 E: 0 K: 1 S: 11	H: 2 LOB: 3 BB: 0 P: 18	1B: 4 2B: 1 3B: 0 HR: 1	SF: 0 SAC: 1 DP: 0 HBP: 1	WP: 0 PB: 0 SB: 0 CS: 0	PA: 36		
PITCHER	IP	WLS	BF	H	R	ER	SO	BB	IBB	HBP	BLK	WP	HR	S	P	ERA	WHIP								
Hideo Nomo, R ERA: 3.67 (1, 1)	5.1	L	23	1	5	5	8	5	0	0	0	0	0	15	24	0.00	2.250								
Mark Guthrie, L ERA: 2.12 (6, 1)	1.1		7	3	0	0	2	0	0	0	0	0	0	15	24	0.00	2.250								
Antonio Osuna, R ERA: 3.31 (7, 1)	1.1		6	2	0	0	1	0	0	0	0	0	0	14	22	0.00	1.500								

Batter	1	2	3	4	5	6	7	8	9	AB	R	H	RBI	BB	SO	LOB	TOP								
Brett Butler, L OBP: 0.435, SLG: 0.384 (1, 8)	1-1 E6 1B	2-1 F8			1-1 SAFE F8				0-0 SH1-4	4	0	1	0	0	0	1									
Todd Zeile, R OBP: 0.325, SLG: 0.413 (1, 5)	2-2 SAFE BB 1B 1-2		0-2 F8		1-1 SAFE L9		0-1 G1-4-3		4-1 2B BB	4	2	1	0	1	0	2									
Mike Piazza, R OBP: 0.430, SLG: 0.570 (1, 10)	0-1 BB 1B 1-2		1-1 L9		2-0 P4			1-0 G4-3	1-0 BB 2B	5	1	2	1	0	0	1									
Raul Mondesi, R OBP: 0.343, SLG: 0.514 (1, 9)	2-3 K		2-0 1B		0-1 G5-4-3 1B			0-0 HR 1B	0-0 BB IBB	4	1	3	0	1	1	2									
Eric Karros, R OBP: 0.321, SLG: 0.403 (1, 3)	4-2 1B 1-2 BB		1-0 F7		0-0 G5-4-3 1-2			0-2 HR 1B	4-2 BB	3	1	1	3	2	0	2									
Karim Garcia, L OBP: 0.750, SLG: 0.500 (1, 7)	1-1 FC6-4 1B		2-0 L7		4-0 FC6-4 BB			4-2 FC6-4 BB	0-3 K	2	0	1	2	2	0	0									
Billy Ashley, R OBP: 0.276, SLG: 0.389 (9, PH)	1-2 2-H 3-H		1-2 P5		0-0 FC6-4 1-2			0-0 FC6-4 1-2	1-3 K	5	0	0	0	0	1	7									
Roger Cedeno, S OBP: 0.259, SLG: 0.250 (9, 7)	0-0 FC6-4		1-2 P9					0-1 P4		4	0	0	0	0	1	1									
Greg Gagne, R OBP: 0.293, SLG: 0.356 (1, 6)	1-2 1-2		2-3 K		2-1 1B			1-2 G1-3	1-2 SH1-4 2B	4	1	2	0	0	1	0									
Tom Prince, R OBP: 0.262, SLG: 0.216 (1, 2)		1-2 G6-3						0-3 K	0-1 P4	4	0	0	0	0	1	1									
Wilton Guerrero, S OBP: 0.307, SLG: 0.415 (1, 4)		2-3 K						1-2 G1-3	1-2 SH1-4 2B	4	1	2	0	0	1	0									
Inning Stats	R: 2 E: 1 K: 1 S: 21	H: 3 LOB: 2 BB: 1 P: 31	R: 0 E: 0 K: 1 S: 9	H: 0 LOB: 0 BB: 0 P: 14	R: 0 E: 0 K: 0 S: 8	H: 1 LOB: 1 BB: 0 P: 12	R: 0 E: 0 K: 0 S: 8	H: 0 LOB: 0 BB: 0 P: 11	R: 0 E: 0 K: 0 S: 8	H: 1 LOB: 1 BB: 0 P: 13	R: 0 E: 0 K: 0 S: 4	H: 1 LOB: 1 BB: 1 P: 8	R: 0 E: 0 K: 1 S: 9	H: 1 LOB: 1 BB: 0 P: 10	R: 2 E: 0 K: 0 S: 11	H: 2 LOB: 1 BB: 1 P: 16	R: 2 E: 0 K: 2 S: 14	H: 2 LOB: 3 BB: 3 P: 29	1B: 8 2B: 2 3B: 0 HR: 1	SF: 0 SAC: 1 DP: 1 HBP: 0	WP: 0 PB: 0 SB: 0 CS: 0	PA: 43			
PITCHER	IP	WLS	BF	H	R	ER	SO	BB	IBB	HBP	BLK	WP	HR	S	P	ERA	WHIP								
Steve Karsay, R ERA: 5.59 (1, 1)	7.1		33	9	4	4	3	3	0	0	0	0	1	75	112	4.91	1.636								
Aaron Small, R ERA: 5.23 (8, 1)	1.0	L	5	1	2	2	0	1	0	0	0	0	0	8	13	18.00	2.000								
Dane Johnson, R ERA: 1.29 (9, 1)	0.0		3	1	0	0	0	1	1	0	0	0	0	3	12	∞	∞								
Mike Mohler, L ERA: 6.82 (9, 1)	0.2		2	0	0	0	2	0	0	0	0	0	0	6	7	0.00	0.000								

Los Angeles Dodgers @ Oakland Athletics
Oakland-Alameda County Coliseum, Oakland, CA

AB 36
R 6
H 11
RBI 6
BB 6
SO 5
LOB 19



WP: 0 PA: 43
PB: 0
SB: 0
CS: 0

Fri Jun 13 1997, 7:05 PM PDT
Att: 28,235 - Unknown - 70 F

livebaseballscorecards.com

Batter	1	2	3	4	5	6	7	8	9	AB	R	H	RBI	BB	SO	LOB	BOTTOM								
Damon Mashore, R OBP: 0.365, SLG: 0.330 (1, 8)	2-1 L9		0-1 G6-3 1B		4-2 G4-3 SH5-4 1-2 BB		0-3 K		2-3 K	4	0	1	0	1	2	2									
Rafael Bourquiel, R OBP: 0.339, SLG: 0.306 (1, 6)	1-2 1B		0-1 G6-3 1-2		1-1 SH5-4		4-2 FC5-4 BB		1-0 L7	2	0	1	0	1	0	1									
Dave Magadan, L OBP: 0.384, SLG: 0.369 (9, PH)			1-2		1-2 2-3																				
Geronimo Berroa, R OBP: 0.369, SLG: 0.541 (1, 9)	2-3 K		0-2 G6-3		1-0 G4-3		0-0 FC5-4 1-2		0-0 K	4	0	0	1	0	1	4									
Jason McDonald, S OBP: 0.250, SLG: 0.400 (8, 8)					2-3 3-H		1-2			0	0	0	0	0	0	0									
Mark McGwire, R OBP: 0.378, SLG: 0.646 (1, 3)	1-0 G4-3		3-3 K		0-0 G6-3				4-1 BB	3	0	0	0	1	1	2									
Jose Canseco, R OBP: 0.331, SLG: 0.459 (1, 10)			1-0 G6-3		1-0 G6-3		3-1 G6-3		3-3 K	4	0	0	0	0	2	1									
Matt Stairs, L OBP: 0.423, SLG: 0.707 (1, 7)			1-3 K		2-1 1B 2B		2-2 F9		0-0 L7	4	1	1	0	0	1	1									
George Williams, S OBP: 0.414, SLG: 0.321 (1, 2)			4-1 FC6-4 BB		0-0 2B 1B		1-3 K		0-0 G3	3	1	1	0	1	1	1									
Scott Brosius, R OBP: 0.243, SLG: 0.294 (1, 5)			0-1 FC6-4		0-0 1B 2B		0-2 L8 2B		1-1 WP 1B	4	1	3	1	0	0	1									
Mark Bellhorn, S OBP: 0.250, SLG: 0.143 (1, 4)			0-2 G6-3		2-1 SH5-4 BB G4-3 1B		3-2 L8		0-3 K	4	1	1	2	0	1	2									
Inning Stats	R: 0 E: 0 K: 1 S: 9	H: 1 LOB: 1 BB: 0 P: 15	R: 0 E: 0 K: 2 S: 9	H: 0 LOB: 1 BB: 1 P: 15	R: 0 E: 0 K: 0 S: 7	H: 1 LOB: 0 BB: 0 P: 7	R: 0 E: 0 K: 1 S: 7	H: 0 LOB: 0 BB: 0 P: 11	R: 4 E: 0 K: 0 S: 13	H: 4 LOB: 1 BB: 1 P: 21	R: 0 E: 0 K: 1 S: 8	H: 0 LOB: 0 BB: 0 P: 14	R: 0 E: 0 K: 1 S: 13	H: 1 LOB: 2 BB: 1 P: 20	R: 0 E: 0 K: 1 S: 6	H: 0 LOB: 1 BB: 1 P: 13	R: 0 E: 0 K: 2 S: 12	H: 1 LOB: 1 BB: 0 P: 16	1B: 5 2B: 3 3B: 0 HR: 0	SF: 0 SAC: 1 DP: 1 HBP: 0	WP: 1 PB: 0 SB: 0 CS: 0	PA: 38			
PITCHER	IP	WLS	BF	H	R	ER	SO	BB	IBB	HBP	BLK	WP	HR	S	P	ERA	WHIP								
Pedro Astacio, R ERA: 3.64 (1, 1)	7.0		30	7	4	4	6	3	0	0	0	0	0	66	103	5.14	1.429								
Darren Hall, R ERA: 1.9 (8, 1)	1.0	W	4	0	0	0	1	1	0	0	0	0	0	6	13	0.00	1.000								
Todd Worrell, R ERA: 4.62 (9, 1)	1.0	S	4	1	0	0	2	0	0	0	0	1	0	12	16	0.00	1.000								

Los Angeles Dodgers @ Oakland Athletics
Oakland-Alameda County Coliseum, Oakland, CA

AB 33
R 4
H 8
RBI 4
BB 4
SO 9
LOB 16



WP: 1 PA: 38
PB: 0
SB: 0
CS: 0

Fri Jun 13 1997, 7:05 PM PDT
Att: 28,235 - Unknown - 70 F

livebaseballscorecards.com


Batter	1	2	3	4	5	6	7	8	9	AB	R	H	RBI	BB	SO	LOB	TOP										
Eric Young Sr., R OBP: 0.385, SLG: 0.434 (1, 4)										5	0	0	0	0	0	4	Colorado Rockies @ Oakland Athletics Oakland-Alameda County Coliseum, Oakland, CA Sat Jun 14 1997, 3:33 AM PDT Att: 25,139 - Sunny - 74 F										
Quinton McCracken, S OBP: 0.403, SLG: 0.437 (1, 8)										5	0	1	0	0	0	2											
Larry Walker, L OBP: 0.509, SLG: 0.765 (1, 9)										3	3	2	1	1	1	1											
Andres Galarraga, R OBP: 0.418, SLG: 0.628 (1, 3)										4	2	1	2	1	0	1											
Dante Bichette, R OBP: 0.335, SLG: 0.445 (1, 10)										4	1	1	0	1	0	2											
Ellis Burks, R OBP: 0.321, SLG: 0.500 (1, 7)										5	1	2	3	0	0	1											
Vinny Castilla, R OBP: 0.368, SLG: 0.557 (1, 5)										4	0	1	0	0	0	1											
Kirt Manwaring, R OBP: 0.327, SLG: 0.320 (1, 2)										2	0	0	0	1	2	2											
Walt Weiss, S OBP: 0.347, SLG: 0.356 (1, 6)										4	0	1	0	0	0	4											
Inning Stats	R: 0 E: 0 K: 0 S: 7	H: 0 LOB: 1 BB: 0 P: 11	R: 1 E: 1 K: 1 S: 12	H: 1 LOB: 2 BB: 1 P: 20	R: 3 E: 0 K: 0 S: 15	H: 3 LOB: 2 BB: 1 P: 29	R: 0 E: 0 K: 1 S: 8	H: 1 LOB: 0 BB: 0 P: 12	R: 0 E: 0 K: 0 S: 4	H: 0 LOB: 0 BB: 0 P: 7	R: 0 E: 0 K: 0 S: 9	H: 1 LOB: 2 BB: 1 P: 17	R: 1 E: 0 K: 0 S: 9	H: 1 LOB: 0 BB: 0 P: 14	R: 0 E: 0 K: 1 S: 8	H: 0 LOB: 0 BB: 0 P: 11	R: 2 E: 0 K: 0 S: 11	H: 2 LOB: 1 BB: 1 P: 22	1B: 4 2B: 2 3B: 0 HR: 3	SF: 0 SAC: 0 DP: 0 HBP: 2	WP: 0 PB: 0 SB: 0 CS: 1	PA: 42					
PITCHER	IP	WLS	BF	H	R	ER	SO	BB	IBB	HBP	BLK	WP	HR	S	P	ERA	WHIP										
Don Wengert, R ERA: 5.06 (1, 1)	6.0	L	29	6	4	3	2	3	0	2	0	0	1	55	96	4.50	1.500										
Carlos Reyes, R ERA: 3.6 (7, 1)	3.0		13	3	3	3	1	1	0	0	0	0	2	28	47	9.00	1.333										


AB	36
R	7
H	9
RBI	6
BB	4
SO	3
LOB	18



Batter	1	2	3	4	5	6	7	8	9	AB	R	H	RBI	BB	SO	LOB	BOTTOM										
Jason McDonald, S OBP: 0.300, SLG: 0.421 (1, 8)										4	1	2	0	0	0	0	Colorado Rockies @ Oakland Athletics Oakland-Alameda County Coliseum, Oakland, CA Sat Jun 14 1997, 3:33 AM PDT Att: 25,139 - Sunny - 74 F										
Rafael Bourquard, R OBP: 0.330, SLG: 0.297 (1, 6)										3	0	0	0	0	1	2											
Dave Magadan, L (8, PH) OBP: 0.380, SLG: 0.365 (9, 5)										4	0	0	0	0	1	0											
Geronimo Berroa, R OBP: 0.383, SLG: 0.532 (1, 9)										4	0	0	0	0	1	0											
Mark McGwire, R OBP: 0.380, SLG: 0.642 (1, 3)										3	0	1	0	1	0	0											
Jose Canseco, R OBP: 0.330, SLG: 0.453 (1, 10)										3	0	0	0	1	1	1											
Matt Stairs, L OBP: 0.416, SLG: 0.686 (1, 7)										4	0	1	0	0	1	3											
George Williams, S OBP: 0.423, SLG: 0.333 (1, 2)										4	0	2	0	0	0	0											
Scott Brosius, R OBP: 0.247, SLG: 0.298 (9, 6)										4	0	2	0	0	0	0											
Mark Bellhorn, S OBP: 0.250, SLG: 0.167 (1, 4)										4	0	1	0	0	1	4											
Inning Stats	R: 0 E: 1 K: 2 S: 13	H: 1 LOB: 3 BB: 1 P: 23	R: 0 E: 0 K: 0 S: 7	H: 0 LOB: 0 BB: 0 P: 10	R: 0 E: 0 K: 0 S: 5	H: 0 LOB: 0 BB: 0 P: 7	R: 0 E: 0 K: 0 S: 3	H: 2 LOB: 2 BB: 1 P: 8	R: 0 E: 0 K: 0 S: 5	H: 2 LOB: 1 BB: 0 P: 8	R: 0 E: 0 K: 2 S: 10	H: 0 LOB: 0 BB: 0 P: 17	R: 0 E: 0 K: 0 S: 6	H: 1 LOB: 1 BB: 1 P: 13	R: 1 E: 1 K: 0 S: 9	H: 1 LOB: 0 BB: 0 P: 13	R: 0 E: 0 K: 1 S: 9	H: 1 LOB: 2 BB: 1 P: 17	1B: 7 2B: 1 3B: 0 HR: 0	SF: 0 SAC: 0 DP: 3 HBP: 0	WP: 0 PB: 0 SB: 0 CS: 0	PA: 36					
PITCHER	IP	WLS	BF	H	R	ER	SO	BB	IBB	HBP	BLK	WP	HR	S	P	ERA	WHIP										
Roger Bailey, R ERA: 3.1 (1, 1)	9.0	W	36	8	1	0	5	4	0	0	0	0	0	67	116	0.00	1.333										



Batter	1	2	3	4	5	6	7	8	9	AB	R	H	RBI	BB	SO	LOB	TOP										
Quinton McCracken, S OBP: 0.396, SLG: 0.423	2-3 K	2-3 K			1-3 K		4-2 1B BB		2-2 G4-3	4	0	0	0	1	3	2	Colorado Rockies @ Oakland Athletics Oakland-Alameda County Coliseum, Oakland, CA Sun Jun 15 1997, 3:33 AM PDT Att: 24,333 - Sunny - 74 F AB 33 R 2 H 8 RBI 2 BB 5 SO 15 LOB 21 										
John Vander Wal, L OBP: 0.294, SLG: 0.188	0-1 S 1B	0-0 G4-3			1-3 K2-3		0-0 P5		2-3 K	5	0	1	0	0	2	4											
Larry Walker, L OBP: 0.512, SLG: 0.777	0-0 S 1B			0-1 HR		0-3 K		3-2 1B		4	1	3	1	0	1	0											
Andres Galarraga, R OBP: 0.416, SLG: 0.622	0-3 K			1-0 G4-3		3-2 G6-4-3 1B		1-3 K		4	0	1	0	0	2	5											
Ellis Burks, R OBP: 0.320, SLG: 0.493	4-2 1B BB			1-3 K		2-1 G6-4-3 1B		1-3 K		3	0	0	0	1	2	4											
Vinny Castilla, R OBP: 0.396, SLG: 0.556	0-0 F9			0-3 K		0-2 1B 2B		1-0 G5-3		4	1	1	0	0	1	3											
Jason Bates, S OBP: 0.326, SLG: 0.392				4-1 CS BB		3-2 2H 1B		2-1 G3		3	0	1	1	1	1	0											
Kirt Manwaring, R OBP: 0.326, SLG: 0.314				1-3 K		0-0 L6		3-3 K		3	0	0	0	1	2	2											
Walt Weiss, S OBP: 0.350, SLG: 0.355				3-3 K		0-0 1B BB		2-1 G3		3	0	1	0	1	1	1											
Inning Stats	R: 0 E: 0 K: 2 S: 12	H: 2 LOB: 3 BB: 1 P: 18	R: 0 E: 0 K: 2 S: 12	H: 0 LOB: 2 BB: 2 P: 23	R: 1 E: 0 K: 2 S: 9	H: 1 LOB: 0 BB: 0 P: 11	R: 0 E: 0 K: 2 S: 9	H: 0 LOB: 1 BB: 1 P: 17	R: 0 E: 0 K: 3 S: 11	H: 0 LOB: 0 BB: 0 P: 13	R: 1 E: 0 K: 0 S: 13	H: 3 LOB: 1 BB: 0 P: 21	R: 0 E: 0 K: 2 S: 14	H: 2 LOB: 3 BB: 1 P: 23	R: 0 E: 0 K: 1 S: 6	H: 0 LOB: 0 BB: 0 P: 12	R: 0 E: 0 K: 1 S: 10	H: 0 LOB: 0 BB: 0 P: 16	1B: 6 2B: 2 3B: 0 HR: 1	SF: 0 SAC: 0 DP: 2 HBP: 0	WP: 0 PB: 0 SB: 2 CS: 1	PA: 38					
PITCHER	IP	WLS	BF	H	R	ER	SO	BB	IBB	HBP	BLK	WP	HR	S	P	ERA	WHIP										
Ariel Prieto, R ERA: 4.64	6.1	W	29	7	2	2	11	5	0	0	0	0	1	71	112	2.84	1.895										
Mike Mohler, L ERA: 6.82	0.0		1	1	0	0	0	0	0	0	0	0	0	3	6	∞	∞										
Dane Johnson, R ERA: 1.04	1.2		5	0	0	0	3	0	0	0	0	0	0	12	20	0.00	0.000										
Billy Taylor, R ERA: 5.9	1.0	S	3	0	0	0	1	0	0	0	0	0	0	10	16	0.00	0.000										

Batter	1	2	3	4	5	6	7	8	9	AB	R	H	RBI	BB	SO	LOB	BOTTOM										
Jason McDonald, S OBP: 0.320, SLG: 0.391	4-0 S HR BB	0-0 B1		2-0 S 2B 1B		3-2 F8		1-0 L8-4		4	2	1	0	1	0	2	Colorado Rockies @ Oakland Athletics Oakland-Alameda County Coliseum, Oakland, CA Sun Jun 15 1997, 3:33 AM PDT Att: 24,333 - Sunny - 74 F AB 32 R 5 H 10 RBI 5 BB 4 SO 7 LOB 17 										
Damon Mashore, R OBP: 0.383, SLG: 0.326	4-1 S HR BB	1-3 K		1-2 K		1-1 L3				3	1	0	0	1	2	3											
Matt Stairs, L OBP: 0.419, SLG: 0.722	1-1 S HR	0-0 G3-1		2-0 S 2B		0-1 G3-1				4	1	2	5	0	0	1											
Mark McGwire, R OBP: 0.378, SLG: 0.639	2-1 P9			3-2 P3 K		1-0 2B				4	0	1	0	0	1	1											
Jose Canseco, R OBP: 0.329, SLG: 0.450	2-3 K			3-1 L8		2-0 1B		3-2 F8		4	0	1	0	0	1	1											
Dave Magadan, L OBP: 0.365, SLG: 0.364	0-1 BB			4-1 FC4-6 BB		3-2 F8		1-3 K		3	0	1	0	1	1	2											
Rafael Bourquard, R OBP: 0.330, SLG: 0.297										0	0	0	0	0	0	0											
Brent Mayne, L OBP: 0.284, SLG: 0.348	4-2 1B BB			0-0 FC4-6		0-0 P7		3-1 G3		3	0	0	0	1	0	3											
Scott Brosius, R OBP: 0.251, SLG: 0.301	2-3 K			3-2 P5		2-0 1B		0-1 L8-4 SH1 1B		4	0	2	0	0	1	2											
Mark Bellhorn, S OBP: 0.304, SLG: 0.238				2-1 1B S 2B 1B		3-3 K		1-2 SH1		3	1	2	0	0	1	2											
Inning Stats	R: 3 E: 0 K: 2 S: 19	H: 2 LOB: 2 BB: 3 P: 38	R: 0 E: 0 K: 1 S: 6	H: 1 LOB: 1 BB: 0 P: 9	R: 0 E: 0 K: 0 S: 7	H: 0 LOB: 1 BB: 1 P: 17	R: 2 E: 0 K: 2 S: 14	H: 3 LOB: 1 BB: 0 P: 25	R: 0 E: 0 K: 1 S: 12	H: 2 LOB: 2 BB: 0 P: 22	R: 0 E: 0 K: 0 S: 8	H: 0 LOB: 0 BB: 0 P: 12	R: 0 E: 0 K: 1 S: 9	H: 1 LOB: 1 BB: 0 P: 17	R: 0 E: 0 K: 0 S: 4	H: 1 LOB: 0 BB: 0 P: 7	R: 0 E: 0 K: 0 S: 4	H: 1 LOB: 0 BB: 0 P: 7	1B: 7 2B: 3 3B: 0 HR: 1	SF: 0 SAC: 1 DP: 1 HBP: 0	WP: 0 PB: 0 SB: 3 CS: 0	PA: 37					
PITCHER	IP	WLS	BF	H	R	ER	SO	BB	IBB	HBP	BLK	WP	HR	S	P	ERA	WHIP										
Kevin Ritz, R ERA: 6.33	4.0	L	22	6	5	5	5	4	0	0	0	0	0	46	89	11.25	2.500										
Jerry Dipoto, R ERA: 7.07	2.0		8	2	0	0	1	0	0	0	0	0	0	20	34	0.00	1.000										
Mike DeJean, R ERA: 4.1	1.0		4	1	0	0	1	0	0	0	0	0	0	9	17	0.00	1.000										
Curt Leskanic, R ERA: 5.73	1.0		3	1	0	0	0	0	0	0	0	0	0	4	7	0.00	1.000										

Batter	1	2	3	4	5	6	7	8	9	AB	R	H	RBI	BB	SO	LOB	TOP					
Jason McDonald, S OBP: 0.333, SLG: 0.393	F8		G1-3 E		K		HBP 1B	SH5-4	F9	5	2	2	1	0	1	2						
Dave Magadan, L OBP: 0.380, SLG: 0.352	F7		G1-3		G3		FC5-4 HBP	2B		3	0	0	0	0	0	1						
Damon Mashore, R OBP: 0.366, SLG: 0.326								IBB		0	1	0	0	1	0	0						
Geronimo Berroa, R OBP: 0.363, SLG: 0.330	F9				K		FC5-4 HBP			3	0	1	2	1	1	0						
Rafael Bourimigal, R OBP: 0.336, SLG: 0.314			E					2B		1	0	1	3	0	0	0						
Mark McGwire, R OBP: 0.378, SLG: 0.647		HR	E9 1B			K	F7	K		5	1	2	2	0	2	3						
Jose Canseco, R OBP: 0.331, SLG: 0.446		CS BB			K		FC5-4 BB	F9		2	0	0	0	2	1	2						
Aaron Small, R										1	0	0	0	0	0	1						
George Williams, S OBP: 0.415, SLG: 0.321	F9				K					4	0	0	0	1	2	4						
Scott Brosius, R OBP: 0.246, SLG: 0.295	K				F7		E6 P3		F8	5	1	0	0	0	1	4						
Mark Bellhorn, S OBP: 0.393, SLG: 0.400			E4 3B		L3		1B 1B	SH5-4 2B	1B	4	3	3	0	1	0	0						
Mike Oquist, R										2	0	0	0	0	0	0						
Buddy Groom, L										0	0	0	0	0	0	0						
Dane Johnson, R										0	0	0	0	0	0	0						
Matt Stairs, L OBP: 0.435, SLG: 0.731							HBP 1B	SH5-4 2B	1B	3	2	3	1	0	0	0						
Inning Stats	R: 0 E: 0 K: 0 S: 7	H: 0 LOB: 0 BB: 0 P: 10	R: 1 E: 0 K: 1 S: 9	H: 1 LOB: 0 BB: 1 P: 16	R: 2 E: 2 K: 1 S: 15	H: 3 LOB: 3 BB: 2 P: 30	R: 0 E: 0 K: 0 S: 10	H: 0 LOB: 0 BB: 0 P: 16	R: 0 E: 0 K: 2 S: 11	H: 0 LOB: 0 BB: 0 P: 16	R: 0 E: 0 K: 2 S: 7	H: 0 LOB: 0 BB: 0 P: 14	R: 4 E: 1 K: 0 S: 20	H: 4 LOB: 3 BB: 1 P: 29	R: 3 E: 0 K: 1 S: 11	H: 2 LOB: 1 BB: 2 P: 22	R: 0 E: 0 K: 1 S: 11	H: 2 LOB: 2 BB: 0 P: 18	1B: 9 2B: 1 3B: 1 HR: 1	SF: 0 SAC: 1 DP: 0 HBP: 1	WP: 0 PA: 46	
PITCHER	IP	WLS	BF	H	R	ER	SO	BB	IBB	HBP	BLK	WP	HR	S	P	ERA	WHIP				ERA	WHIP
Joey Hamilton, R ERA: 4.81	5.0		21	4	3	3	4	3	0	0	0	0	1	52	88	5.40	1.400				0.00	2.000
Pete Smith, R ERA: 4.74	1.0	L	7	3	4	3	2	0	0	0	1	0	0	15	24	27.00	3.000					
Tim Worrell, R ERA: 5.14	1.0		6	1	0	0	0	1	0	1	0	0	0	12	19	0.00	2.000					
Heath Murray, L ERA: 6.93	0.1		3	1	2	2	0	1	0	0	0	0	0	5	9	54.00	6.000					
Rich Batchelor, R ERA: 4.59	0.2		4	1	1	1	1	0	1	0	0	0	0	6	13	13.50	1.500					

Oakland Athletics @ San Diego Padres
Qualcomm Stadium, San Diego, CA
Tue Jun 17 1997, 10:05 PM EDT
Att: 22,816 - Unknown - 73 F

AB 38
R 10
H 12
RBI 9
BB 6
SO 8
LOB 17



Batter	1	2	3	4	5	6	7	8	9	AB	R	H	RBI	BB	SO	LOB	BOTTOM					
Rickey Henderson, R OBP: 0.421, SLG: 0.352	G6-3		G5-3			1B FC4-6	G5-3		F9	5	1	1	0	0	0	1						
Tony Gwynn, L OBP: 0.431, SLG: 0.581	K				BB 1B	FC4-6 1B	F8		P3	5	0	2	0	0	1	1						
Steve Finley, L OBP: 0.301, SLG: 0.447	1B				F9	FC4-6 1B		F8		4	1	1	1	0	0	2						
Ken Caminiti, S OBP: 0.324, SLG: 0.379	G4-3				P3	E 1B			FC6-4 1B	3	1	1	0	1	0	2						
Wally Joyner, L OBP: 0.387, SLG: 0.478		G4-3			BB	E 1B		FC6-4 1B		3	0	1	1	1	0	1						
Quirova Veras, S OBP: 0.328, SLG: 0.333		K			G3-1	E4 G5-3			1B	4	0	1	0	0	1	4						
Chris Gomez, R OBP: 0.319, SLG: 0.340			K		G5-3	E6		G4-3		4	0	0	1	0	1	4						
John Flaherty, R OBP: 0.283, SLG: 0.335			P4		F9	G5-3			F9 2B	4	0	1	0	0	0	3						
Joey Hamilton, R ERA: 4.81			G5-3							1	0	0	0	0	0	0						
Greg Vaughn, R ERA: 3.56										1	0	0	0	0	0	0						
Pete Smith, R ERA: 4.74										0	0	0	0	0	0	0						
Tim Worrell, R ERA: 5.14										0	0	0	0	0	0	0						
Heath Murray, L ERA: 6.93										0	0	0	0	0	0	0						
Rich Batchelor, R ERA: 4.59										0	0	0	0	0	0	0						
Doug Bochtler, R ERA: 3.0										0	0	0	0	0	0	0						
Mark Maguire, R ERA: 4.87										0	0	0	0	0	0	0						
Inning Stats	R: 0 E: 0 K: 1 S: 12	H: 1 LOB: 1 BB: 0 P: 22	R: 0 E: 0 K: 2 S: 8	H: 0 LOB: 0 BB: 0 P: 9	R: 0 E: 0 K: 0 S: 6	H: 0 LOB: 0 BB: 0 P: 9	R: 0 E: 0 K: 0 S: 14	H: 1 LOB: 2 BB: 1 P: 25	R: 0 E: 0 K: 0 S: 10	H: 0 LOB: 0 BB: 0 P: 15	R: 3 E: 2 K: 0 S: 15	H: 3 LOB: 2 BB: 1 P: 26	R: 0 E: 0 K: 0 S: 7	H: 0 LOB: 0 BB: 0 P: 12	R: 0 E: 0 K: 0 S: 7	H: 2 LOB: 2 BB: 0 P: 9	R: 0 E: 0 K: 1 S: 8	H: 1 LOB: 1 BB: 0 P: 11	1B: 7 2B: 1 3B: 0 HR: 0	SF: 0 SAC: 0 DP: 1 HBP: 0	WP: 0 PA: 38	
PITCHER	IP	WLS	BF	H	R	ER	SO	BB	IBB	HBP	BLK	WP	HR	S	P	ERA	WHIP				ERA	WHIP
Mike Oquist, R ERA: 3.56	5.1		23	5	3	2	4	2	0	0	0	0	0	2	4							
Buddy Groom, L ERA: 5.4	0.0		1	0	0	0	0	0	0	0	0	0	0	2	4							
Dane Johnson, R ERA: 0.96	0.2	W	2	0	0	0	0	0	0	0	0	0	0	4	8	0.00	0.000					
Aaron Small, R ERA: 4.87	3.0	S	12	3	0	0	1	0	0	0	0	0	0	22	32	0.00	1.000					

Oakland Athletics @ San Diego Padres
Qualcomm Stadium, San Diego, CA
Tue Jun 17 1997, 10:05 PM EDT
Att: 22,816 - Unknown - 73 F

AB 36
R 3
H 8
RBI 3
BB 2
SO 5
LOB 19



Batter	1	2	3	4	5	6	7	8	9	AB	R	H	RBI	BB	SO	LOB	TOP		
Jason McDonald, S OBP: 0.343, SLG: 0.469	F8		K		F9		1B BB	HR		4	2	1	2	1	1	0	Oakland Athletics @ San Diego Padres Qualcomm Stadium, San Diego, CA Wed Jun 18 1997, 10:05 PM EDT Att: 19,908 - Unknown - 67 F		
Dave Magadan, L OBP: 0.275, SLG: 0.347 Rafael Bournival, R OBP: 0.333, SLG: 0.311	K		L5		L7		WP 1B	P2		4	0	1	0	0	1	0			
Geronimo Berroa, R OBP: 0.389, SLG: 0.535	F8		HR 1B		F8		WP 1B			5	2	3	2	0	0	0			
Mark McGwire, R OBP: 0.385, SLG: 0.668		WP HR 2B	HR			WP 1B	SF7			3	2	3	3	1	0	0			
Jose Canseco, R OBP: 0.337, SLG: 0.472 Carlos Reyes, S		2H HR	HR			K		FC5-2 SH1-4 IBB		3	2	2	3	1	1	1			
George Williams, S OBP: 0.420, SLG: 0.327		2H HR	HR			K		FC5-2 SH1-4 1B		0	0	0	0	0	0	0			
Scott Brosius, R OBP: 0.243, SLG: 0.290		K	G5-3			F7	L9	SH1-4		4	0	0	0	0	1	3			
Brent Mayne, L OBP: 0.332, SLG: 0.333 Damon Mashore, R OBP: 0.364, SLG: 0.325		G4-3			F8		G4-3	HR SH1-4 BB		3	0	0	0	0	1	0			
Mark Bellhorn, S OBP: 0.375, SLG: 0.379		1B			P6		G4-3	SH1-4		4	0	1	0	0	0	2			
Dave Telgheder, R Mike Mohler, R Dane Johnson, R Matt Stairs, L Billy Taylor, R Buddy Groom, L		K			G4-3		1B BB 1B	P6		2	0	0	0	0	1	1			
Inning Stats	R: 0 E: 0 K: 1 S: 6	H: 0 LOB: 0 BB: 0 P: 10	R: 2 E: 0 K: 2 S: 16	H: 3 LOB: 1 BB: 0 P: 25	R: 3 E: 0 K: 1 S: 10	H: 3 LOB: 0 BB: 0 P: 20	R: 0 E: 0 K: 0 S: 9	H: 0 LOB: 0 BB: 0 P: 13	R: 0 E: 0 K: 1 S: 7	H: 1 LOB: 1 BB: 0 P: 11	R: 3 E: 0 K: 0 S: 18	H: 2 LOB: 2 BB: 3 P: 39	R: 2 E: 0 K: 0 S: 10	H: 1 LOB: 1 BB: 1 P: 19	R: 1 E: 0 K: 0 S: 8	H: 2 LOB: 2 BB: 1 P: 16	1B: 6 2B: 2 3B: 0 HR: 4	SF: 1 SAC: 2 DP: 0 HBP: 0	WP: 3 PA: 44
PITCHER	IP WLS BF H R ER SO BB IBB HBP BLK WP HR S P ERA WHIP	5.0 6.04	1.0 4.0	0.1 5.2	1.0 L 5.0	0.2 3.1	5.0 6.04	1.0 4.0	0.1 5.2	1.0 4.0	0.1 5.2	1.0 4.0	0.1 5.2	1.0 4.0	0.1 5.2	1.0 4.0	1.0 4.0	9.00 1.200	9.00 1.200

AB	36
R	11
H	12
RBI	11
BB	5
SO	5
LOB	12



Batter	1	2	3	4	5	6	7	8	9	AB	R	H	RBI	BB	SO	LOB	BOTTOM				
Rickey Henderson, R OBP: 0.421, SLG: 0.375	F8		HR		F9		G4-3			4	1	1	1	1	0	0	Oakland Athletics @ San Diego Padres Qualcomm Stadium, San Diego, CA Wed Jun 18 1997, 10:05 PM EDT Att: 19,908 - Unknown - 67 F				
Quiro Velaz, S OBP: 0.328, SLG: 0.335	PO S 1B		G6-3			F8	S 2B 1B			5	1	2	0	0	0	2					
Tony Gwynn, L OBP: 0.428, SLG: 0.577 Chris Jones, R OBP: 0.304, SLG: 0.435	L4				P4		1B BB			2	0	0	0	0	0	1					
Ken Caminiti, S OBP: 0.329, SLG: 0.399 Andy Ashby, R OBP: 0.130, SLG: 0.091 Archi Cianfrocco, R OBP: 0.338, SLG: 0.371	PO 2-3		HR		K		1B 1B			3	1	2	1	0	1	0					
Steve Finley, L OBP: 0.307, SLG: 0.455		L3			2B 1B		1B 1B			5	3	3	1	0	0	3					
Wally Joyner, L OBP: 0.388, SLG: 0.481		CS BB			1H 2B		K			3	0	1	1	1	1	3					
Chris Gomez, R OBP: 0.318, SLG: 0.339		G6-3			K		1B E 1B			4	1	1	2	0	1	2					
Carlos Hernandez, R OBP: 0.273, SLG: 0.364 Pete Smith, R			K		G6-3		E8 1B			4	0	1	1	0	1	0					
Will Cunnane, R OBP: 0.456, SLG: 0.600 Greg Vaughn, R OBP: 0.291, SLG: 0.305 Rich Batchelor, R			K		K		G4-3			1	0	0	0	0	1	0					
Mark Sweeney, L OBP: 0.329, SLG: 0.399 Tim Worrell, R OBP: 0.294, SLG: 0.200 Doug Bochtler, R OBP: 0.295, SLG: 0.300 Trevor Hoffman, R OBP: 0.260, SLG: 0.300 John Flaherty, R OBP: 0.286, SLG: 0.338			K		K		G4-3			1	0	0	0	0	0	0					
Inning Stats	R: 0 E: 0 K: 0 S: 9	H: 1 LOB: 0 BB: 0 P: 15	R: 1 E: 0 K: 0 S: 11	H: 1 LOB: 0 BB: 1 P: 19	R: 1 E: 0 K: 2 S: 12	H: 1 LOB: 0 BB: 0 P: 17	R: 1 E: 0 K: 2 S: 12	H: 2 LOB: 1 BB: 0 P: 20	R: 0 E: 0 K: 1 S: 7	H: 0 LOB: 0 BB: 0 P: 12	R: 4 E: 1 K: 1 S: 18	H: 4 LOB: 1 BB: 1 P: 35	R: 1 E: 0 K: 0 S: 11	H: 2 LOB: 1 BB: 0 P: 19	R: 1 E: 0 K: 0 S: 5	H: 1 LOB: 3 BB: 2 P: 6	R: 0 E: 0 K: 0 S: 13	H: 1 LOB: 3 BB: 2 P: 23	1B: 8 2B: 3 3B: 0 HR: 2	SF: 0 SAC: 0 DP: 0 HBP: 0	WP: 0 PA: 42
PITCHER	IP WLS BF H R ER SO BB IBB HBP BLK WP HR S P ERA WHIP	5.0 5.71	0.2 5.2	0.1 3.2	1.0 W 4.2	1.2 9.2	0.1 1.2	0.1 1.2	0.1 1.2	0.1 1.2	0.1 1.2	0.1 1.2	0.1 1.2	0.1 1.2	0.1 1.2	0.1 1.2	0.1 1.2	0.00 0.000	0.00 0.000		

AB	37
R	9
H	13
RBI	8
BB	4
SO	6
LOB	15



Batter	1	2	3	4	5	6	7	8	9	AB	R	H	RBI	BB	SO	LOB	TOP				
Damon Mashore, R OBP: 0.369, SLG: 0.325 (1, 8)	2-2 CS 1B HBP		0-1 FC1-5-2 1B 1B		4-2 BB		3-3 K		1-1 E3 FC6-4	3	1	1	0	1	1	1	Oakland Athletics @ Anaheim Angels Anaheim Stadium, Anaheim, CA Thu Jun 19 1997, 10:05 PM EDT Att: 17,034 - Unknown - 76 F				
Pat Lennon, R OBP: 0.429, SLG: 0.433 Matt Stairs, L OBP: 0.429, SLG: 0.708 (7, 7)	0-1 G5-3 1B		2-2 FC1-5-2 1B		1-3 K		3-1 G3		0-0 F7	3	1	1	0	0	1	3					
Gerónimo Berroa, R OBP: 0.387, SLG: 0.531 Dave Magadan, L OBP: 0.372, SLG: 0.344 (1, 9)	2-2 G5-3		1-3 3-H 0-2 2-H 3-H 1B		0-3 K			2-3 K	2-1 FC6-4	4	0	1	2	0	2	3					
Mark McGwire, R OBP: 0.384, SLG: 0.661 Jason McDonald, S OBP: 0.343, SLG: 0.469 (8, 8)	1-1 F9		2-2 P3			1-3 K		2-1 1B 1B		4	0	1	0	0	1	2					
Jose Canseco, R OBP: 0.336, SLG: 0.469 (1, 10)		1-3 K	2-3 K			0-0 1B		1-0 F7		4	0	1	0	0	2	2					
Scott Brosius, R OBP: 0.246, SLG: 0.291 (1, 5)		4-2 S BB		0-3 K		2-2 F8		3-2 1B		3	0	1	0	1	1	1					
George Williams, S OBP: 0.408, SLG: 0.316 (1, 2)		1-2 F7		1-3 K		1-2 G3		2-3 K		4	0	0	0	0	2	4					
Rafael Bourquim, R OBP: 0.339, SLG: 0.318 (1, 6)		1-0 F9		1-0 F8			2-2 SH3-4 1B		2-1 SH5-3 E 1B	4	1	2	0	0	0	1					
Mark Bellhorn, S OBP: 0.382, SLG: 0.387 (1, 4)			1-2 1B FC1-2-2 1B		2-3 K		1-2 SH3-4		1-0 SH5-3	2	0	1	0	0	1	0					
Inning Stats	R: 0 E: 0 K: 0 S: 10	H: 1 LOB: 1 BB: 0 P: 15	R: 0 E: 0 K: 1 S: 11	H: 0 LOB: 1 BB: 1 P: 18	R: 2 E: 0 K: 1 S: 19	H: 3 LOB: 1 BB: 0 P: 26	R: 0 E: 0 K: 2 S: 7	H: 0 LOB: 0 BB: 1 P: 9	R: 0 E: 0 K: 3 S: 12	H: 1 LOB: 1 BB: 0 P: 15	R: 0 E: 0 K: 1 S: 11	H: 1 LOB: 1 BB: 0 P: 20	R: 0 E: 0 K: 2 S: 12	H: 2 LOB: 2 BB: 0 P: 22	R: 1 E: 1 K: 0 S: 8	H: 1 LOB: 1 BB: 0 P: 14		1B: 9 2B: 0 3B: 0 HR: 0	SF: 0 SAC: 2 DP: 0 HBP: 1	WP: 0 PB: 0 SB: 1 CS: 1	PA: 39
PITCHER	IP WLS BF H R ER SO BB IBB HBP BLK WP HR S P ERA WHIP	IP WLS BF H R ER SO BB IBB HBP BLK WP HR S P ERA WHIP	IP WLS BF H R ER SO BB IBB HBP BLK WP HR S P ERA WHIP	IP WLS BF H R ER SO BB IBB HBP BLK WP HR S P ERA WHIP	IP WLS BF H R ER SO BB IBB HBP BLK WP HR S P ERA WHIP	IP WLS BF H R ER SO BB IBB HBP BLK WP HR S P ERA WHIP	IP WLS BF H R ER SO BB IBB HBP BLK WP HR S P ERA WHIP	IP WLS BF H R ER SO BB IBB HBP BLK WP HR S P ERA WHIP	IP WLS BF H R ER SO BB IBB HBP BLK WP HR S P ERA WHIP	IP WLS BF H R ER SO BB IBB HBP BLK WP HR S P ERA WHIP	IP WLS BF H R ER SO BB IBB HBP BLK WP HR S P ERA WHIP	IP WLS BF H R ER SO BB IBB HBP BLK WP HR S P ERA WHIP	IP WLS BF H R ER SO BB IBB HBP BLK WP HR S P ERA WHIP	IP WLS BF H R ER SO BB IBB HBP BLK WP HR S P ERA WHIP	IP WLS BF H R ER SO BB IBB HBP BLK WP HR S P ERA WHIP	IP WLS BF H R ER SO BB IBB HBP BLK WP HR S P ERA WHIP	IP WLS BF H R ER SO BB IBB HBP BLK WP HR S P ERA WHIP	IP WLS BF H R ER SO BB IBB HBP BLK WP HR S P ERA WHIP	IP WLS BF H R ER SO BB IBB HBP BLK WP HR S P ERA WHIP	IP WLS BF H R ER SO BB IBB HBP BLK WP HR S P ERA WHIP	IP WLS BF H R ER SO BB IBB HBP BLK WP HR S P ERA WHIP

AB 34
R 3
H 9
RBI 2
BB 2
SO 11
LOB 20



Batter	1	2	3	4	5	6	7	8	9	AB	R	H	RBI	BB	SO	LOB	BOTTOM					
Tony Phillips, S OBP: 0.420, SLG: 0.382 (1, 9)	3-2 WP 1B		4-1 F7 1B BB	0-0 G3		4-2 BB		3-3 K		3	1	1	0	2	1	2	Oakland Athletics @ Anaheim Angels Anaheim Stadium, Anaheim, CA Thu Jun 19 1997, 10:05 PM EDT Att: 17,034 - Unknown - 76 F					
Darin Erstad, L OBP: 0.359, SLG: 0.464 (1, 10)	2-2 WP 1B		2-1 F7		0-3 K	2-3 K			1-1 HBP BB 1B	5	1	2	0	0	2	4						
Dave Hollins, S OBP: 0.376, SLG: 0.461 (1, 5)	2-0 F9		1-0 F8		0-2 G6-3		1-1 SH5-4 HBP		1-3 K	4	0	0	0	0	1	4						
Jim Edmonds, L OBP: 0.376, SLG: 0.527 Orlando Palmeiro, L OBP: 0.342, SLG: 0.258 (5, 8)	4-2 G5-4-3 BB		2-2 1B 2-H 1B		0-2 F9		0-0 SH5-4		4-1 HBP BB 1B	1	0	1	1	1	0	0						
Jim Leyritz, R OBP: 0.357, SLG: 0.435 (1, 3)	0-1 G5-4-3		0-0 1B		1-0 G3	1-3 K		1-2 16 1B		4	0	1	0	0	1	4						
16 Garret Anderson, L OBP: 0.345, SLG: 0.384 (1, 7)		2-1 BB 1B	2-1 G4-3		2-0 F7	1-0 F7		1-1 1B		5	0	2	2	0	0	3						
Chad Kreuter, S OBP: 0.330, SLG: 0.363 (1, 2)		1-3 K		2-1 G6-3		4-2 HBP BB		0-0 1B		3	1	1	0	1	1	1						
Luis Alicea, S OBP: 0.397, SLG: 0.421 (1, 4)		4-1 G1-6-3 BB		0-0 F7		1-2 E HBP		0-0 B2		2	0	0	0	1	0	1						
Gary Disarcina, R OBP: 0.276, SLG: 0.349 (1, 6)		0-1 G1-6-3		0-1 1B		0-1 E1 BB		0-3 K		4	0	1	0	0	1	4						
Inning Stats	R: 0 E: 0 K: 0 S: 12	H: 2 LOB: 2 BB: 1 P: 23	R: 0 E: 0 K: 1 S: 8	H: 1 LOB: 1 BB: 1 P: 15	R: 1 E: 0 K: 0 S: 10	H: 2 LOB: 2 BB: 1 P: 21	R: 0 E: 0 K: 0 S: 6	H: 1 LOB: 1 BB: 0 P: 8	R: 0 E: 0 K: 1 S: 10	H: 0 LOB: 0 BB: 0 P: 10	R: 1 E: 1 K: 1 S: 14	H: 0 LOB: 3 BB: 2 P: 28	R: 0 E: 0 K: 1 S: 6	H: 0 LOB: 1 BB: 0 P: 9	R: 0 E: 0 K: 2 S: 9	H: 1 LOB: 1 BB: 0 P: 12		R: 2 E: 0 K: 1 S: 10	H: 2 LOB: 2 BB: 1 P: 19	1B: 9 2B: 0 3B: 0 HR: 0	SF: 0 SAC: 1 DP: 2 HBP: 3	WP: 1 PB: 0 SB: 0 CS: 0
PITCHER	IP WLS BF H R ER SO BB IBB HBP BLK WP HR S P ERA WHIP	IP WLS BF H R ER SO BB IBB HBP BLK WP HR S P ERA WHIP	IP WLS BF H R ER SO BB IBB HBP BLK WP HR S P ERA WHIP	IP WLS BF H R ER SO BB IBB HBP BLK WP HR S P ERA WHIP	IP WLS BF H R ER SO BB IBB HBP BLK WP HR S P ERA WHIP	IP WLS BF H R ER SO BB IBB HBP BLK WP HR S P ERA WHIP	IP WLS BF H R ER SO BB IBB HBP BLK WP HR S P ERA WHIP	IP WLS BF H R ER SO BB IBB HBP BLK WP HR S P ERA WHIP	IP WLS BF H R ER SO BB IBB HBP BLK WP HR S P ERA WHIP	IP WLS BF H R ER SO BB IBB HBP BLK WP HR S P ERA WHIP	IP WLS BF H R ER SO BB IBB HBP BLK WP HR S P ERA WHIP	IP WLS BF H R ER SO BB IBB HBP BLK WP HR S P ERA WHIP	IP WLS BF H R ER SO BB IBB HBP BLK WP HR S P ERA WHIP	IP WLS BF H R ER SO BB IBB HBP BLK WP HR S P ERA WHIP	IP WLS BF H R ER SO BB IBB HBP BLK WP HR S P ERA WHIP	IP WLS BF H R ER SO BB IBB HBP BLK WP HR S P ERA WHIP	IP WLS BF H R ER SO BB IBB HBP BLK WP HR S P ERA WHIP	IP WLS BF H R ER SO BB IBB HBP BLK WP HR S P ERA WHIP	IP WLS BF H R ER SO BB IBB HBP BLK WP HR S P ERA WHIP	IP WLS BF H R ER SO BB IBB HBP BLK WP HR S P ERA WHIP	IP WLS BF H R ER SO BB IBB HBP BLK WP HR S P ERA WHIP	

AB 32
R 4
H 9
RBI 3
BB 6
SO 7
LOB 23



Batter	1	2	3	4	5	6	7	8	9	AB	R	H	RBI	BB	SO	LOB	TOP									
Jason McDonald, S OBP: 0.333, SLG: 0.444										4	1	1	0	0	2	0	Oakland Athletics @ Anaheim Angels Anaheim Stadium, Anaheim, CA Fri Jun 20 1997, 10:05 PM EDT Att: 19,503 - Unknown - 71 F									
Jason Giambi, L OBP: 0.365, SLG: 0.505										4	0	1	1	0	0	0										
Matt Stairs, L OBP: 0.422, SLG: 0.694										2	0	0	1	1	1	0										
Mark McGwire, R OBP: 0.382, SLG: 0.653										3	0	0	0	1	2	2										
Jose Canseco, R OBP: 0.334, SLG: 0.464										3	0	0	0	1	0	1										
Dave Magadan, L OBP: 0.385, SLG: 0.347										2	0	1	0	2	1	0										
George Williams, S OBP: 0.397, SLG: 0.306										4	0	0	0	0	2	5										
Scott Brosius, R OBP: 0.250, SLG: 0.291										3	1	1	0	1	1	0										
Mark Bellhorn, S OBP: 0.351, SLG: 0.353										3	0	0	0	0	2	2										
Inning Stats	R: 0 E: 0 K: 2 S: 7	H: 0 LOB: 0 BB: 0 P: 13	R: 0 E: 0 K: 2 S: 10	H: 0 LOB: 1 BB: 1 P: 20	R: 2 E: 0 K: 1 S: 12	H: 3 LOB: 1 BB: 0 P: 20	R: 0 E: 0 K: 0 S: 4	H: 1 LOB: 0 BB: 0 P: 4	R: 0 E: 0 K: 2 S: 6	H: 0 LOB: 0 BB: 1 P: 15	R: 0 E: 0 K: 1 S: 12	H: 0 LOB: 3 BB: 3 P: 30	R: 0 E: 0 K: 0 S: 6	H: 0 LOB: 0 BB: 0 P: 9	R: 0 E: 0 K: 1 S: 11	H: 0 LOB: 1 BB: 1 P: 17	R: 0 E: 0 K: 2 S: 10	H: 0 LOB: 0 BB: 0 P: 13	1B: 4 2B: 2 3B: 0 HR: 0	SF: 1 SAC: 0 DP: 2 HBP: 0	WP: 0 PB: 0 SB: 1 CS: 1	PA: 35				
PITCHER	IP	WLS	BF	H	R	ER	SO	BB	IBB	HBP	BLK	WP	HR	S	P	ERA	WHIP									
Kevin Gross, R ERA: 3.18	(1, 1)	5.2	W	24	4	2	2	7	5	0	0	0	0	0	47	95	3.18	1.588								
Pep Harris, R ERA: 4.04	(6, 1)	2.1		8	0	0	0	2	1	0	0	0	0	0	21	33	0.00	0.429								
Troy Percival, R ERA: 4.15	(9, 1)	1.0	S	3	0	0	0	2	0	0	0	0	0	0	10	13	0.00	0.000								

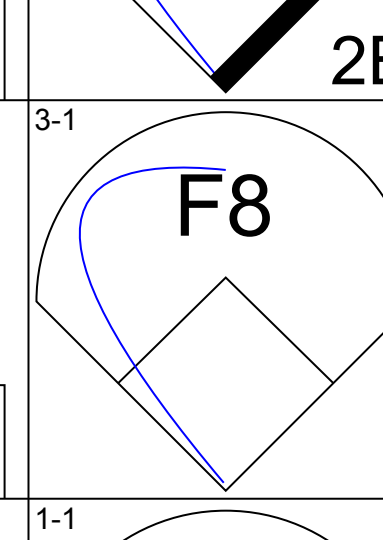
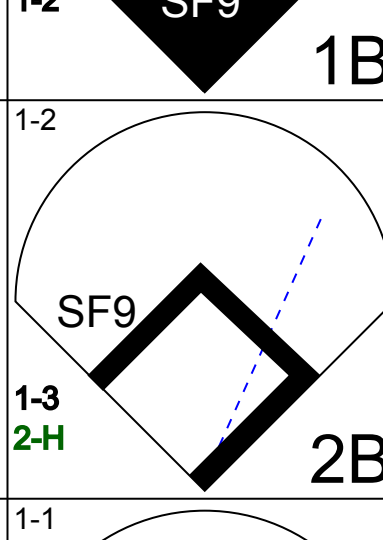


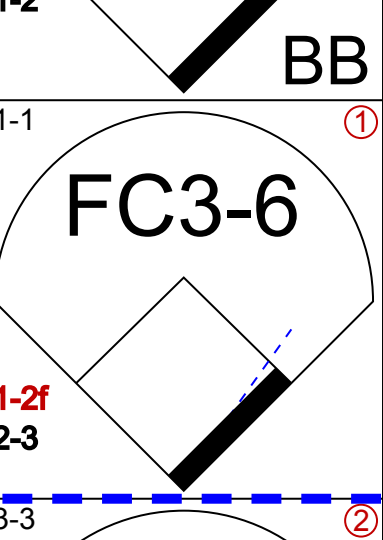
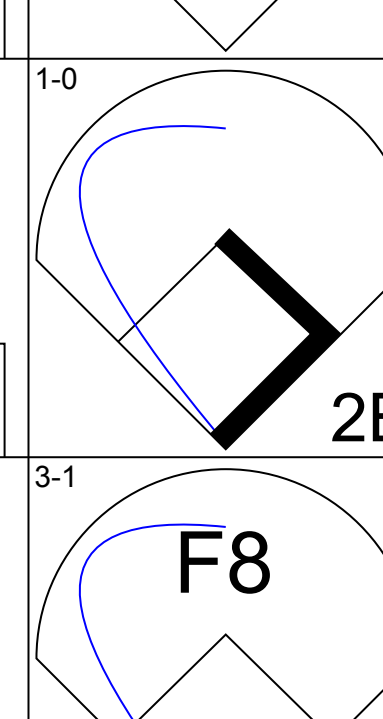
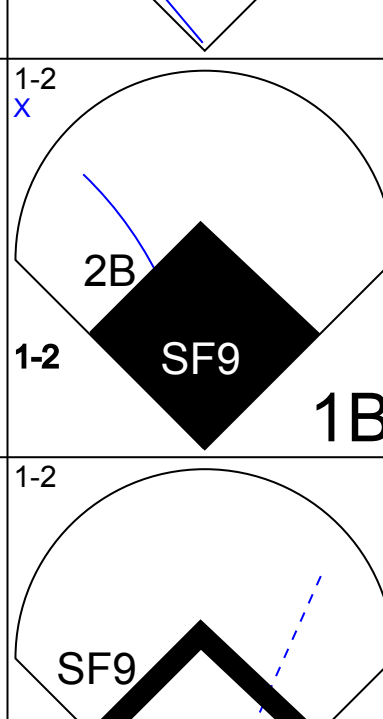
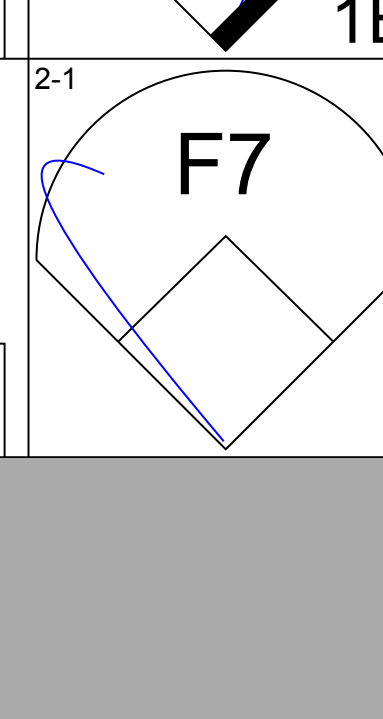

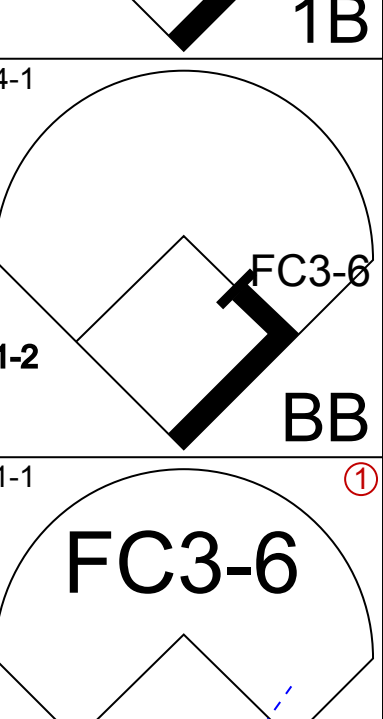
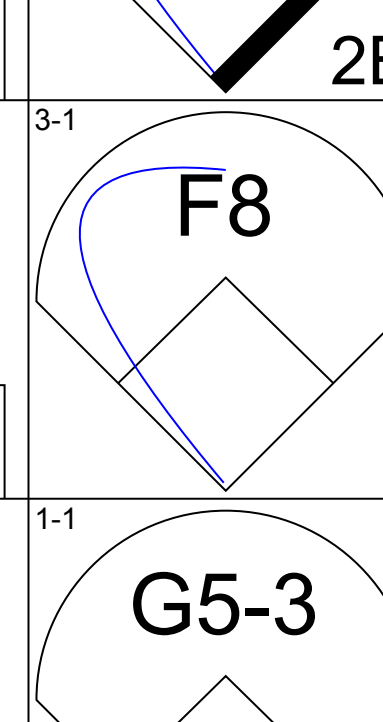
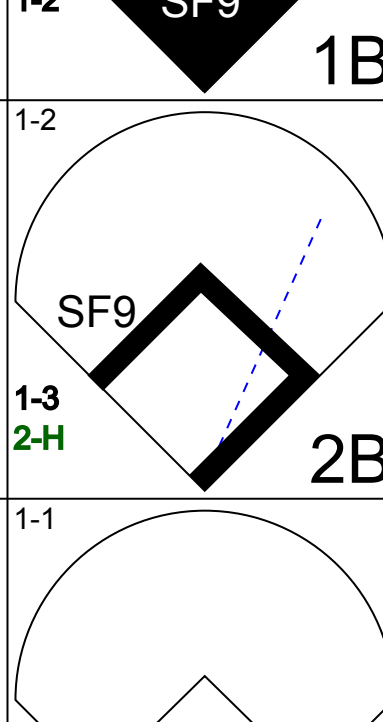

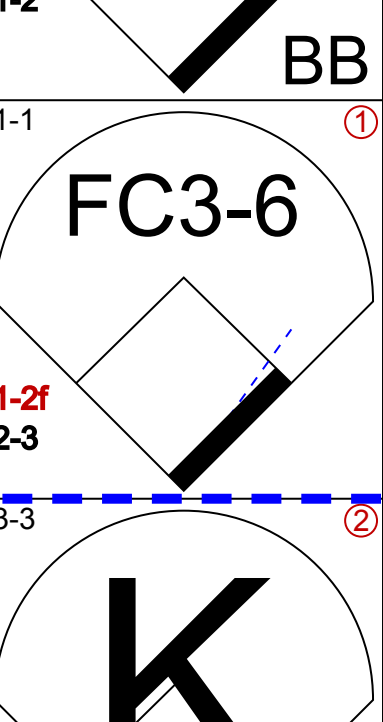

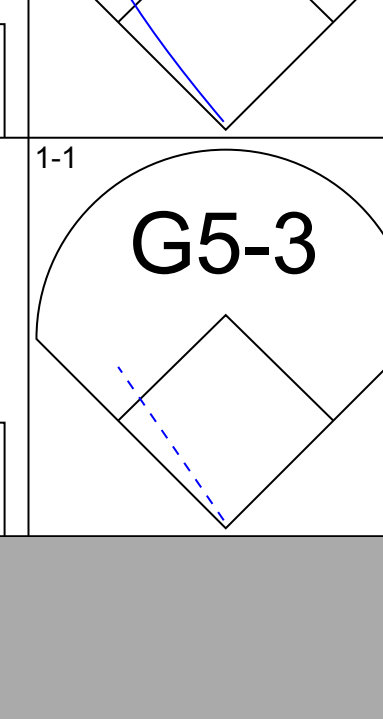
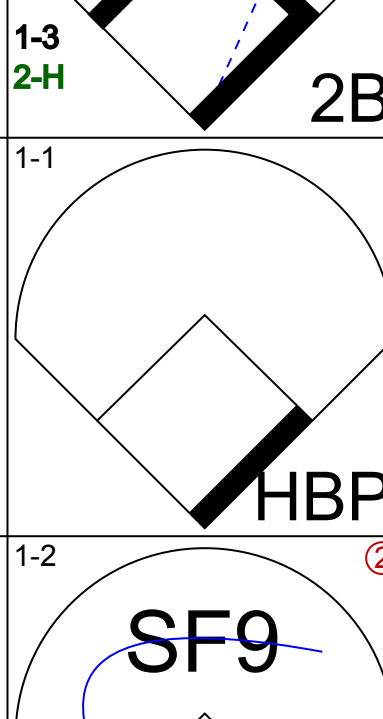

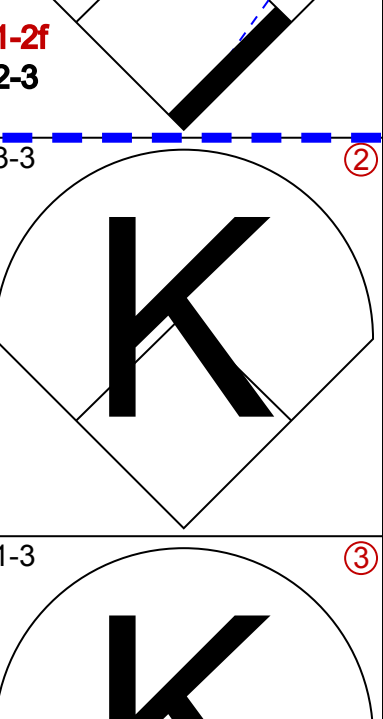

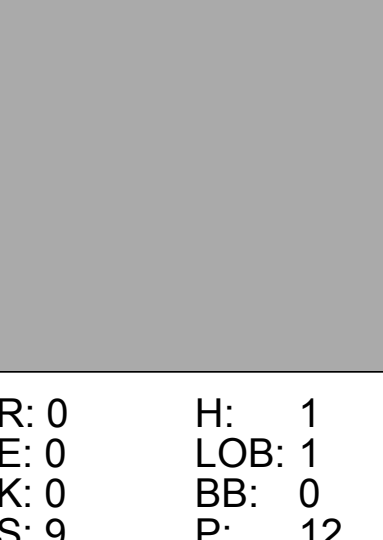
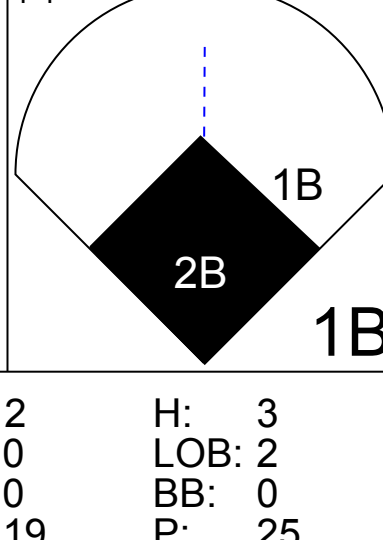
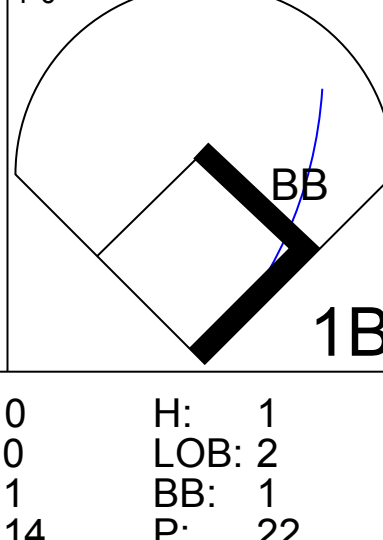
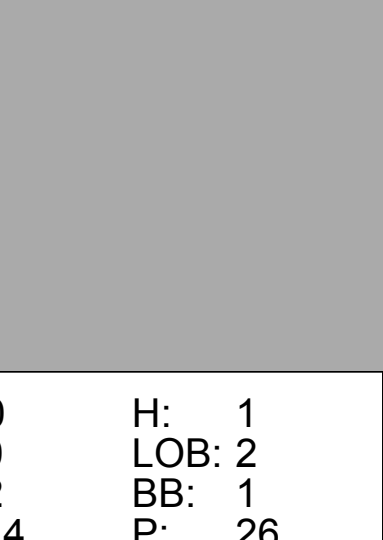
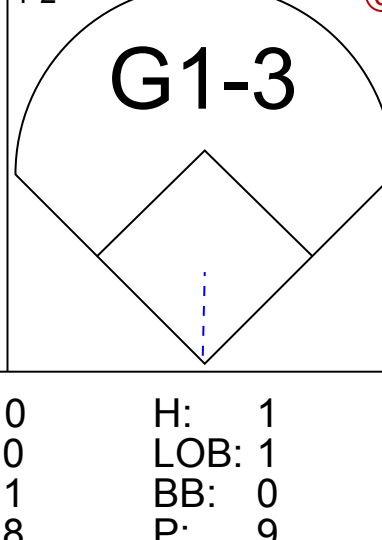









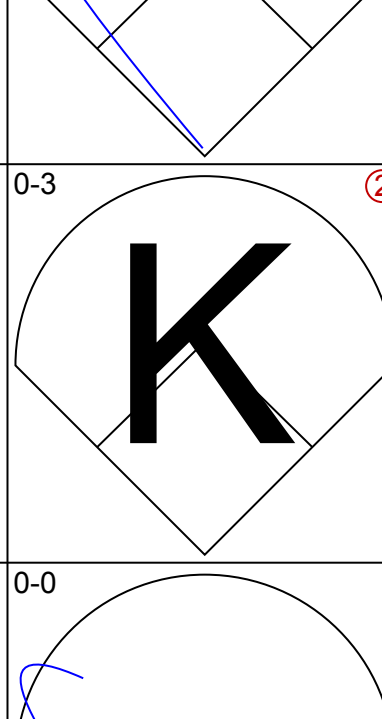
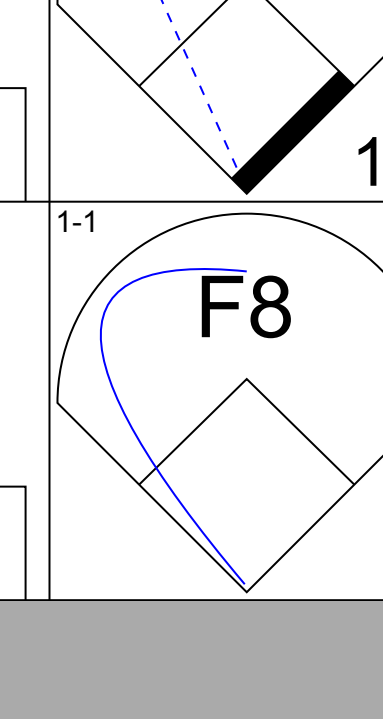

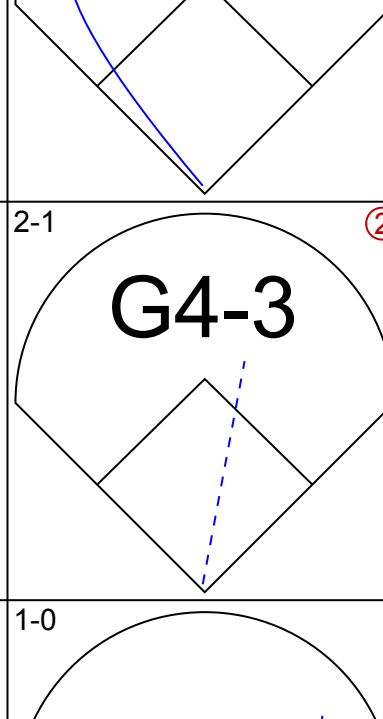

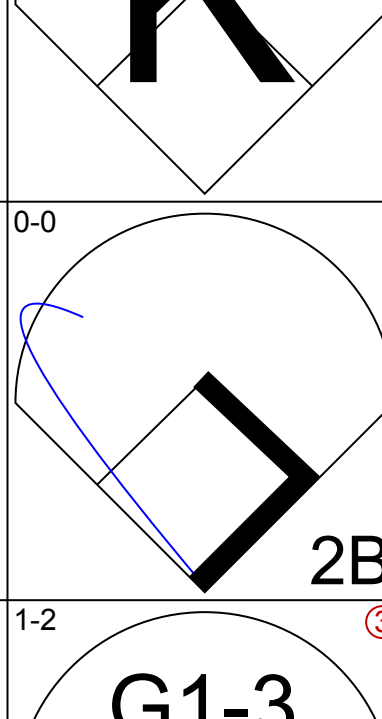
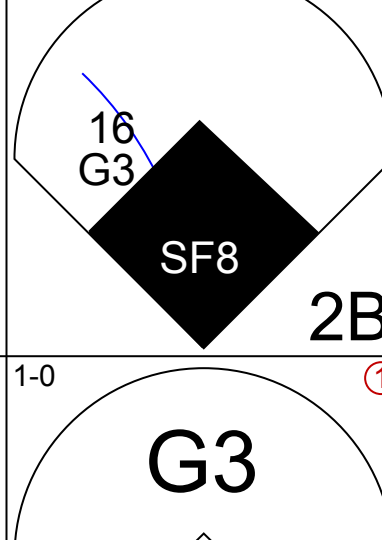
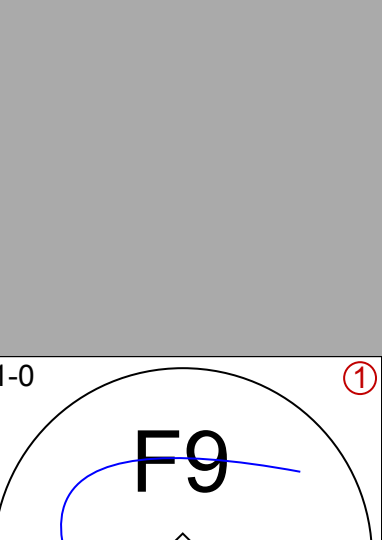
AB	28
R	2
H	4
RBI	2
BB	6
SO	11
LOB	10




Batter	1	2	3	4	5	6	7	8	9	AB	R	H	RBI	BB	SO	LOB	BOTTOM									
Tony Phillips, S OBP: 0.415, SLG: 0.376										4	0	0	0	0	0	0	Oakland Athletics @ Anaheim Angels Anaheim Stadium, Anaheim, CA Fri Jun 20 1997, 10:05 PM EDT Att: 19,503 - Unknown - 71 F									
Darin Erstad, L OBP: 0.353, SLG: 0.456										4	0	0	0	0	0	0										
Dave Hollins, S OBP: 0.378, SLG: 0.460										3	2	1	0	1	0	0										
Jack Howell, L OBP: 0.338, SLG: 0.508										4	2	2	0	0	0	2										
Tim Salmon, R OBP: 0.393, SLG: 0.486										3	1	2	3	1	0	1										
16 Garret Anderson, L OBP: 0.340, SLG: 0.380										3	0	0	1	0	0	2										
Jim Leyritz, R OBP: 0.357, SLG: 0.433										3	0	1	1	0	0	0										
Luis Alicea, S OBP: 0.392, SLG: 0.414										3	0	0	0	0	0	2										
Gary Disarcina, R OBP: 0.273, SLG: 0.344										3	0	0	0	0	0	0										
Inning Stats	R: 3 E: 1 K: 0 S: 9	H: 1 LOB: 0 BB: 1 P: 16	R: 0 E: 0 K: 0 S: 6	H: 0 LOB: 0 BB: 0 P: 9	R: 0 E: 1 K: 0 S: 6	H: 0 LOB: 1 BB: 0 P: 12	R: 0 E: 0 K: 0 S: 5	H: 1 LOB: 0 BB: 0 P: 6	R: 0 E: 0 K: 0 S: 6	H: 0 LOB: 0 BB: 0 P: 10	R: 2 E: 0 K: 0 S: 15	H: 3 LOB: 2 BB: 1 P: 28	R: 0 E: 0 K: 0 S: 4	H: 0 LOB: 0 BB: 0 P: 6	R: 0 E: 0 K: 0 S: 11	H: 1 LOB: 1 BB: 0 P: 17	R: 0 E: 0 K: 0 S: 10	H: 0 LOB: 0 BB: 0 P: 13	1B: 5 2B: 0 3B: 0 HR: 1	SF: 1 SAC: 0 DP: 1 HBP: 0	WP: 0 PB: 0 SB: 1 CS: 0	PA: 33				
PITCHER	IP	WLS	BF	H	R	ER	SO	BB	IBB	HBP	BLK	WP	HR	S	P	ERA	WHIP									
Don Wengert, R ERA: 4.73	(1, 1)	8.0	L	33	6	5	2	0	2	0	0	0	0	1	62	104	2.25	1.000								

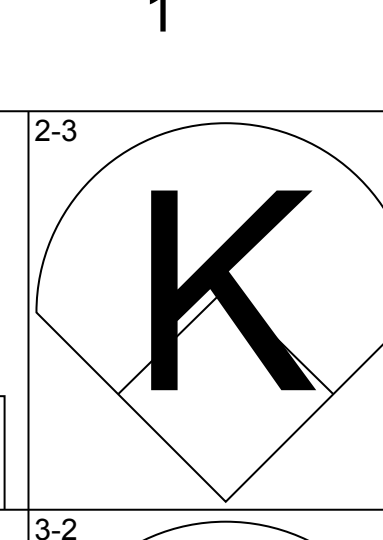
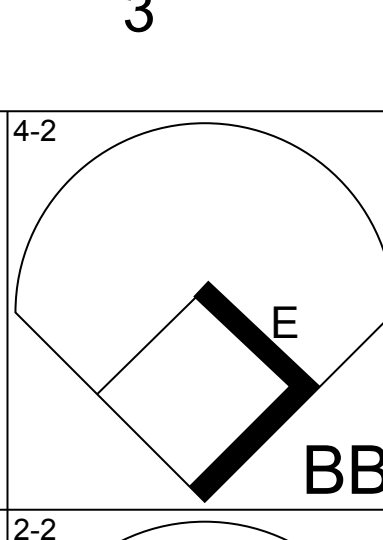


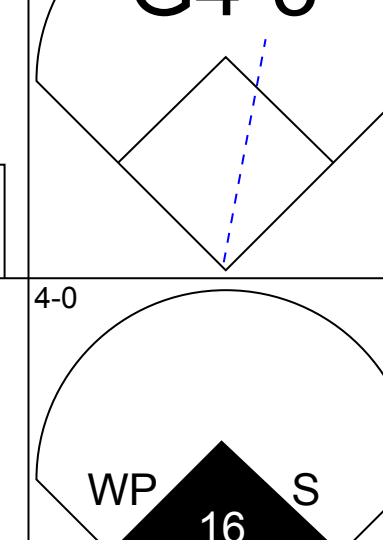
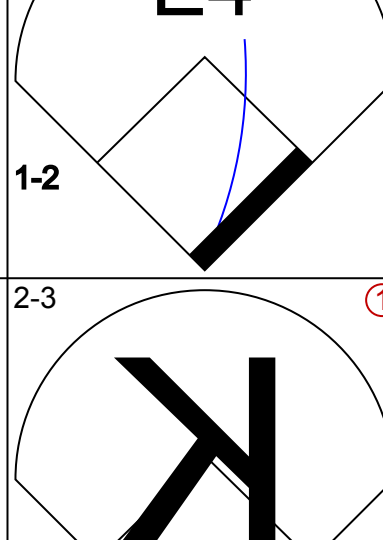


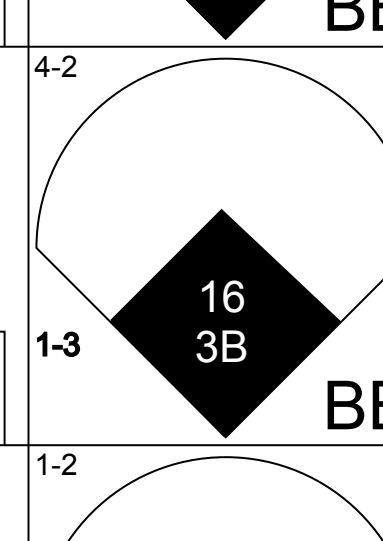
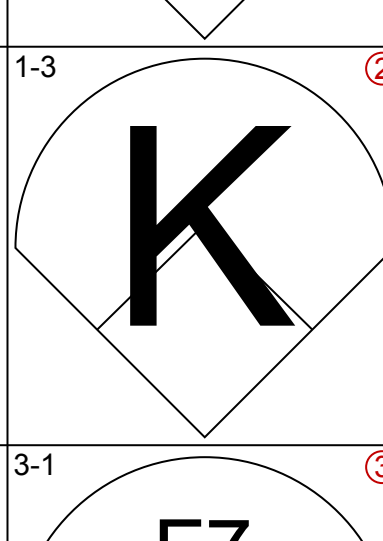
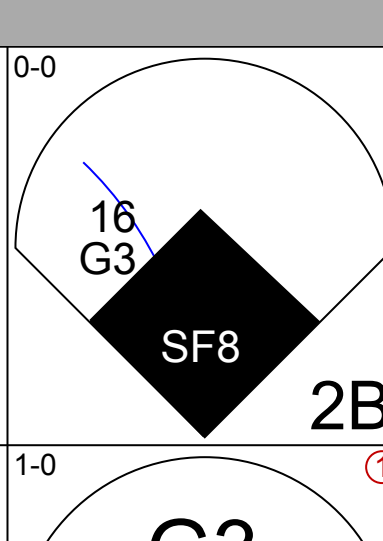
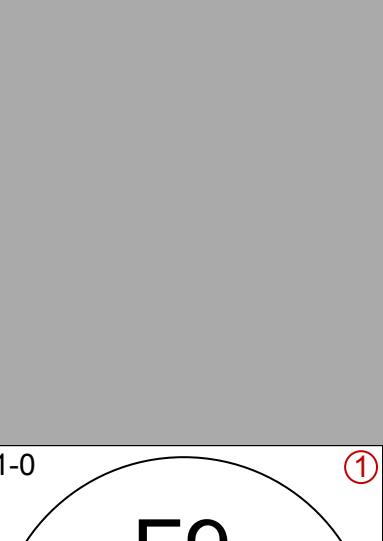
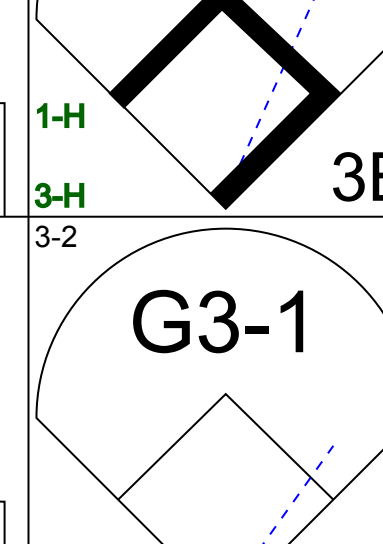
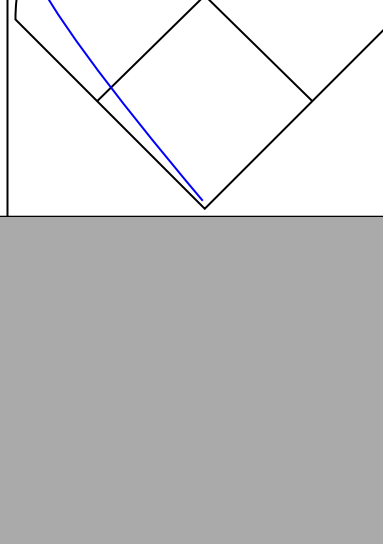
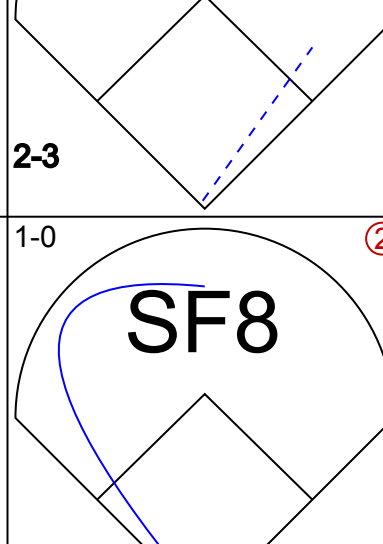
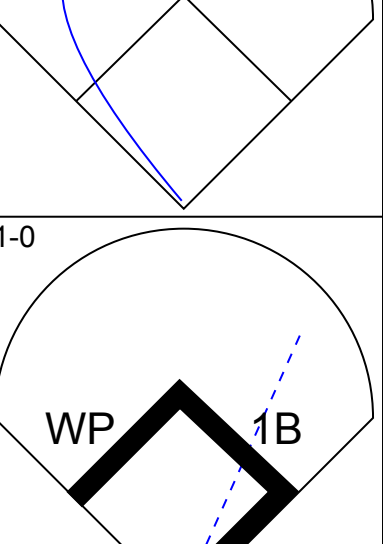


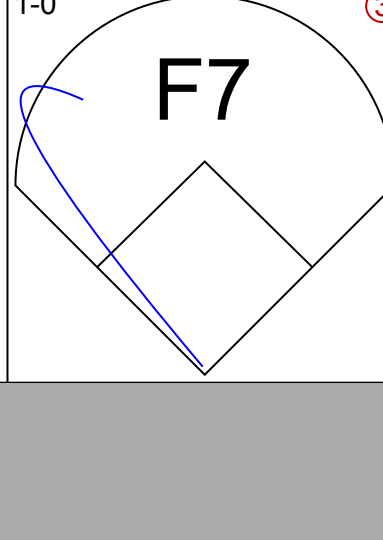
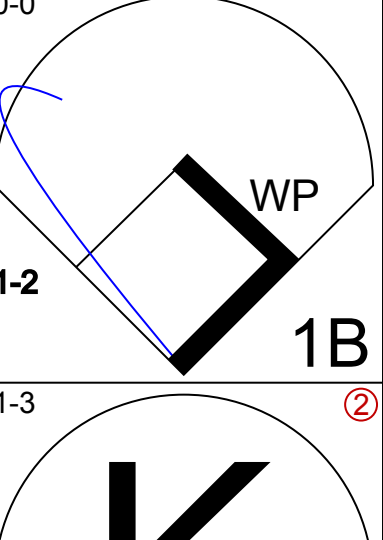

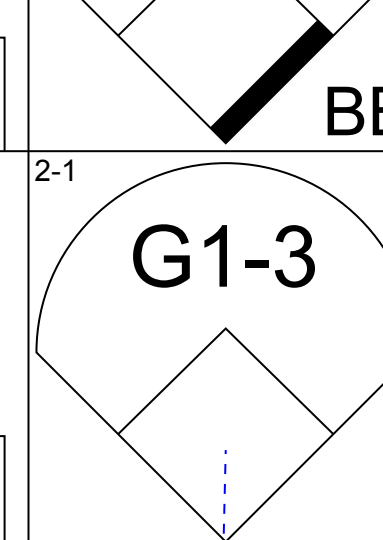

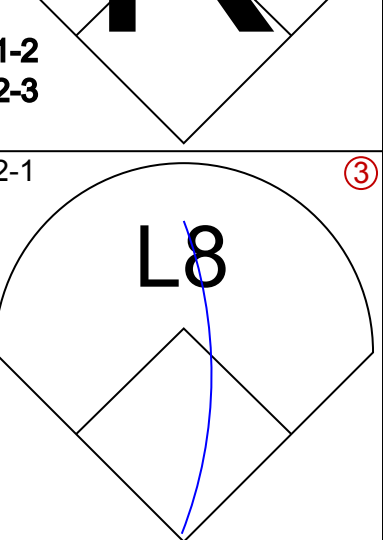
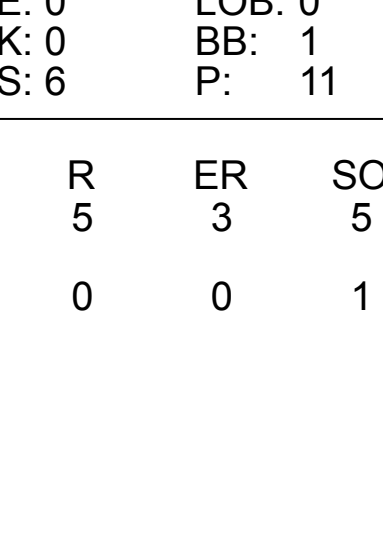
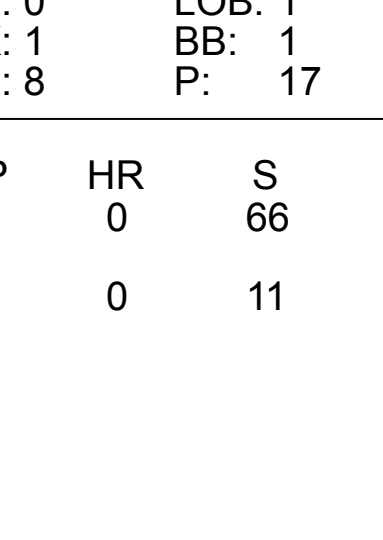
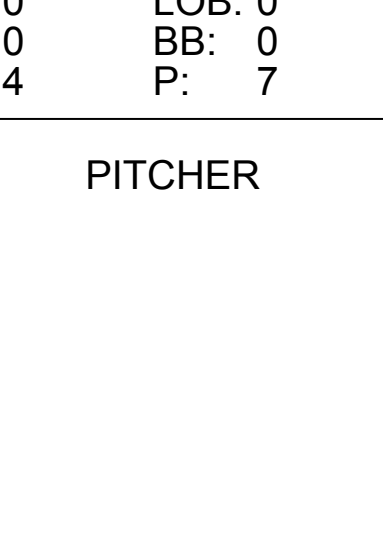
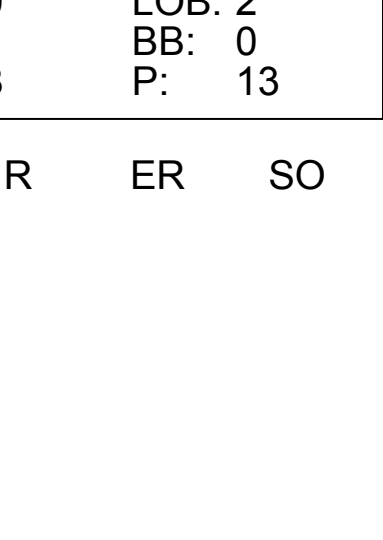
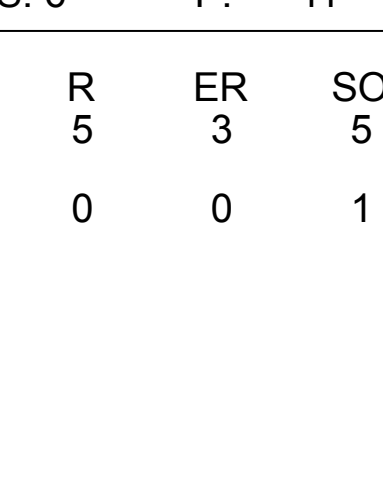
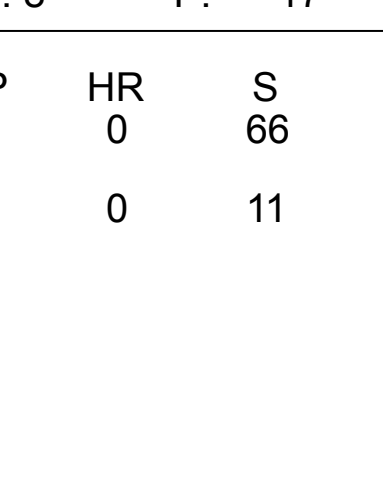






AB	30
R	5
H	6
RBI	5
BB	2
SO	0
LOB	7



Batter	1	2	3	4	5	6	7	8	9	AB	R	H	RBI	BB	SO	LOB	TOP					
Jason McDonald, S (1, 8) OBP: 0.364, SLG: 0.450										4	0	2	0	1	1	1	Oakland Athletics @ Anaheim Angels Anaheim Stadium, Anaheim, CA Sat Jun 21 1997, 10:05 PM EDT Att: 24,481 - Unknown - 71 F					
Jason Giambi, L (1, 10) OBP: 0.367, SLG: 0.509 Pat Lennon, R (8, PH) OBP: 0.444, SLG: 0.433										4	1	2	0	0	1	4						
Matt Stairs, L (1, 7) OBP: 0.430, SLG: 0.699										5	1	3	1	0	0	3						
Mark McGwire, R (1, 3) OBP: 0.382, SLG: 0.647										4	0	1	0	0	1	4						
Jose Canseco, R (1, 9) OBP: 0.329, SLG: 0.457										4	0	0	1	0	1	5						
Dave Magadan, L (1, 5) OBP: 0.369, SLG: 0.330										5	0	0	0	0	0	5						
Scott Brosius, R (1, 6) OBP: 0.253, SLG: 0.291										4	0	1	0	1	1	0						
Brent Mayne, L (1, 2) OBP: 0.272, SLG: 0.320 Gerónimo Berroa, R (7, PH) OBP: 0.389, SLG: 0.531 George Williams, S (7, 2) OBP: 0.401, SLG: 0.320										3	0	0	0	0	0	1						
Mark Bellhorn, S (1, 4) OBP: 0.381, SLG: 0.368										4	1	2	0	1	0	4						
Inning Stats	R: 0 E: 0 K: 1 S: 8	H: 1 LOB: 0 BB: 0 P: 15	R: 0 E: 0 K: 0 S: 9	H: 1 LOB: 1 BB: 0 P: 12	R: 2 E: 0 K: 0 S: 19	H: 3 LOB: 2 BB: 0 P: 25	R: 0 E: 0 K: 0 S: 9	H: 1 LOB: 2 BB: 1 P: 16	R: 0 E: 0 K: 0 S: 6	H: 1 LOB: 1 BB: 0 P: 9	R: 0 E: 0 K: 0 S: 14	H: 1 LOB: 2 BB: 1 P: 22	R: 1 E: 0 K: 0 S: 18	H: 2 LOB: 3 BB: 2 P: 34	R: 0 E: 0 K: 2 S: 14	H: 1 LOB: 2 BB: 1 P: 26		R: 0 E: 0 K: 1 S: 8	H: 1 LOB: 1 BB: 0 P: 9	1B: 9 2B: 3 3B: 0 HR: 0	SF: 1 SAC: 0 DP: 0 HBP: 1	WP: 0 PB: 0 SB: 0 CS: 0
PITCHER	IP	WLS	BF	H	R	ER	SO	BB	IBB	HBP	BLK	WP	HR	S	P	ERA	WHIP					
Jason Dickson, R (1, 1) ERA: 3.38	6.0		31	10	3	3	2	2	0	1	0	0	0	67	102	4.50	2.000					
Rich DeLucia, R (7, 1) ERA: 2.53	1.0	W	5	0	0	0	0	2	0	0	0	0	0	16	31	0.00	2.000					
Mike Holtz, L (8, 1) ERA: 1.37	0.1		3	1	0	0	0	1	0	0	0	0	0	7	15	0.00	6.000					
Mike James, R (8, 1) ERA: 4.11	0.2		2	0	0	0	2	0	0	0	0	0	0	7	11	0.00	0.000					
Troy Percival, R (9, 1) ERA: 3.93	1.0	S	4	1	0	0	1	0	0	0	0	0	0	8	9	0.00	1.000					

AB	38
R	3
H	12
RBI	3
BB	5
SO	5
LOB	27



Batter	1	2	3	4	5	6	7	8	9	AB	R	H	RBI	BB	SO	LOB	BOTTOM				
Tony Phillips, S (1, 7) OBP: 0.413, SLG: 0.371										3	1	0	0	1	2	0	Oakland Athletics @ Anaheim Angels Anaheim Stadium, Anaheim, CA Sat Jun 21 1997, 10:05 PM EDT Att: 24,481 - Unknown - 71 F				
Darin Erstad, L (1, 10) OBP: 0.352, SLG: 0.453										4	1	1	0	0	0	1					
Dave Hollins, S (1, 5) OBP: 0.380, SLG: 0.462										3	1	1	1	1	1	2					
Tim Salmon, R (1, 9) OBP: 0.395, SLG: 0.488										3	2	1	0	1	1	3					
16 Garret Anderson, L (1, 8) OBP: 0.339, SLG: 0.385										4	0	1	2	0	0	3					
Jack Howell, L (1, 3) OBP: 0.333, SLG: 0.500										3	0	1	1	0	0	1					
Chad Kreuter, S (1, 2) OBP: 0.336, SLG: 0.362										3	0	1	0	1	1	0					
Luis Alicea, S (1, 4) OBP: 0.390, SLG: 0.408										3	0	0	0	1	1	3					
Gary Disarcina, R (1, 6) OBP: 0.268, SLG: 0.339										4	0	0	0	0	0	4					
Inning Stats	R: 2 E: 0 K: 1 S: 17	H: 1 LOB: 2 BB: 2 P: 34	R: 0 E: 0 K: 0 S: 6	H: 0 LOB: 0 BB: 1 P: 11	R: 0 E: 1 K: 2 S: 16	H: 0 LOB: 2 BB: 1 P: 28	R: 0 E: 0 K: 1 S: 8	H: 0 LOB: 1 BB: 1 P: 17	R: 0 E: 0 K: 0 S: 4	H: 0 LOB: 0 BB: 0 P: 10	R: 1 E: 0 K: 0 S: 4	H: 1 LOB: 0 BB: 0 P: 7	R: 2 E: 2 K: 1 S: 14	H: 2 LOB: 1 BB: 0 P: 20	R: 0 E: 0 K: 1 S: 8	H: 2 LOB: 2 BB: 0 P: 13		1B: 3 2B: 3 3B: 1 HR: 0	SF: 1 SAC: 0 DP: 1 HBP: 0	WP: 2 PB: 0 SB: 1 CS: 0	PA: 36
PITCHER	IP	WLS	BF	H	R	ER	SO	BB	IBB	HBP	BLK	WP	HR	S	P	ERA	WHIP				
Ariel Prieto, R (1, 1) ERA: 4.6	6.2	L	30	4	5	3	5	5	0	0	0	1	0	66	123	4.05	1.350				
Dane Johnson, R (7, 1) ERA: 0.82	1.1		6	2	0	0	1	0	0	0	0	1	0	11	17	0.00	1.500				



Batter	1	2	3	4	5	6	7	8	9	AB	R	H	RBI	BB	SO	LOB	TOP										
Jason McDonald, S (1.8) OBP: 0.340, SLG: 0.435	G4-3		F7 G6-3 2B		G4-3		K		K	5	1	1	0	0	2	2	<p>Oakland Athletics @ Seattle Mariners</p> <p>The Kingdome, Seattle, WA</p> <p>Mon Jun 23 1997, 10:05 PM EDT</p> <p>Att: 27,857 - Dome - 68 F</p>										
Jason Giambi, L (1.7) OBP: 0.365, SLG: 0.518	G1-3		F7 2-3		HR		K			4	1	1	1	0	1	1											
Geronimo Berroa, R (1.9) OBP: 0.392, SLG: 0.538			G6-3		K					1	0	0	0	0	1	0											
Damon Mashore, R (2.9) OBP: 0.367, SLG: 0.340	K		L8		HR					3	0	0	1	0	2	0											
Jose Canseco, R (1.10) OBP: 0.326, SLG: 0.471			K		HR					4	1	1	1	0	2	0											
Matt Stairs, L (1.3) OBP: 0.437, SLG: 0.717	G4-3				G4-3					3	1	1	1	1	0	0											
Dave Magadan, L (1.5) OBP: 0.376, SLG: 0.333										1	0	1	0	1	0	0											
Scott Brosius, R (6.5) OBP: 0.247, SLG: 0.284	1B BB									2	0	0	0	0	1	0											
Rafael Bournival, R (1.6) OBP: 0.339, SLG: 0.319										3	0	1	0	0	2	2											
Mark McGwire, R (9.5) OBP: 0.388, SLG: 0.643										1	0	1	0	0	0	0											
Pat Lennan, R (9.5) OBP: 0.425, SLG: 0.412										0	0	0	0	0	0	0											
Brent Mayne, L (1.2) OBP: 0.265, SLG: 0.312										2	0	0	0	0	0	4											
George Williams, S (6.5) OBP: 0.386, SLG: 0.395	L6									2	0	0	0	0	1	1											
Mark Bellhorn, S (1.4) OBP: 0.380, SLG: 0.409										4	1	1	1	0	1	4											
Inning Stats	R: 0 E: 0 K: 1 S: 8	H: 0 LOB: 0 BB: 0 P: 11	R: 0 E: 0 K: 1 S: 11	H: 1 LOB: 2 BB: 1 P: 19	R: 2 E: 0 K: 0 S: 9	H: 2 LOB: 0 BB: 0 P: 14	R: 0 E: 0 K: 1 S: 9	H: 1 LOB: 2 BB: 1 P: 18	R: 2 E: 0 K: 1 S: 10	H: 2 LOB: 0 BB: 0 P: 14	R: 0 E: 0 K: 2 S: 10	H: 0 LOB: 0 BB: 0 P: 11	R: 0 E: 0 K: 3 S: 9	H: 0 LOB: 0 BB: 0 P: 16	R: 1 E: 0 K: 3 S: 12	H: 1 LOB: 0 BB: 0 P: 14	R: 0 E: 0 K: 1 S: 9	H: 1 LOB: 2 BB: 0 P: 14	1B: 3 2B: 1 3B: 0 HR: 4	SF: 0 SAC: 0 DP: 0 HBP: 0	WP: 0 PB: 0 SB: 0 CS: 0	PA: 37					
PITCHER	IP	WLS	BF	H	R	ER	SO	BB	IBB	HBP	BLK	WP	HR	S	P	ERA	WHIP										
Derek Lowe, R (1.1) ERA: 5.7	5.0	W	23	6	4	4	4	2	0	0	0	0	3	47	76	7.20	1.600										
39 Greg McCarthy, L (6.1) ERA: 3.5	2.0		6	0	0	0	5	0	0	0	0	0	0	19	27	0.00	0.000										
Scott Sanders, R (8.1) ERA: 6.75	1.0	S	3	2	1	1	3	0	0	0	0	0	1	14	17	9.00	2.000										
Norm Charlton, L (9.1) ERA: 7.0	1.0	S	3	0	0	0	1	0	0	0	0	0	0	7	11	0.00	0.000										

AB 35
R 5
H 8
RBI 5
BB 2
SO 13
LOB 14



Batter	1	2	3	4	5	6	7	8	9	AB	R	H	RBI	BB	SO	LOB	BOTTOM											
Joey Cora, S (1.4) OBP: 0.409, SLG: 0.519	BB 1B HBP	1B 2B	F9		G4-3			G6-3		4	2	1	0	0	0	2	<p>Oakland Athletics @ Seattle Mariners</p> <p>The Kingdome, Seattle, WA</p> <p>Mon Jun 23 1997, 10:05 PM EDT</p> <p>Att: 27,857 - Dome - 68 F</p>											
José Cruz Jr., S (1.7) OBP: 0.318, SLG: 0.468		1B 2B			G4-3			K		5	2	2	0	0	2	0												
Rob Ducey, L (9.7) OBP: 0.279, SLG: 0.352	1B BB	1B 2B						K		0	0	0	0	0	0	0												
Ken Griffey Jr., L (1.8) OBP: 0.388, SLG: 0.665	F9	1B 2B						F9		4	1	2	1	0	0	2												
Edgar Martinez, R (1.10) OBP: 0.441, SLG: 0.513	1B BB	1B 2B			G1-3 2B			G6-3		3	0	2	2	1	0	0												
Jay Buhner, R (1.9) OBP: 0.382, SLG: 0.502	1B BB	G1-4-3			G1-3 BB			K		3	0	1	2	1	1	2												
Paul Sorrento, L (1.3) OBP: 0.337, SLG: 0.466	K				G1-3			E3 FC5-4		4	0	0	0	0	2	4												
Dan Wilson, R (1.2) OBP: 0.328, SLG: 0.435	P6				G1-3			K		4	0	1	0	0	1	5												
Russ Davis, R (1.5) OBP: 0.360, SLG: 0.542		E8 G4-3 2B			K			FC5-4		4	1	2	0	0	1	1												
Alvaro Espinoza, R (1.6) OBP: 0.238, SLG: 0.217		G4-3			L9			G4-3		4	0	0	1	0	0	2												
Inning Stats	R: 2 E: 0 K: 1 S: 15	H: 2 LOB: 2 BB: 1 P: 25	R: 3 E: 1 K: 0 S: 14	H: 5 LOB: 1 BB: 0 P: 23	R: 0 E: 0 K: 1 S: 11	H: 2 LOB: 2 BB: 0 P: 18	R: 1 E: 0 K: 0 S: 14	H: 2 LOB: 2 BB: 1 P: 24	R: 0 E: 0 K: 1 S: 9	H: 0 LOB: 0 BB: 0 P: 12	R: 0 E: 0 K: 2 S: 7	H: 0 LOB: 0 BB: 0 P: 9	R: 0 E: 1 K: 2 S: 9	H: 0 LOB: 1 BB: 0 P: 14	R: 0 E: 0 K: 1 S: 5	H: 0 LOB: 0 BB: 0 P: 8		1B: 8 2B: 3 3B: 0 HR: 0	SF: 0 SAC: 0 DP: 1 HBP: 1	WP: 0 PB: 0 SB: 1 CS: 0	PA: 38							
PITCHER	IP	WLS	BF	H	R	ER	SO	BB	IBB	HBP	BLK	WP	HR	S	P	ERA		WHIP										
Dave Telgheder, R (1.1) ERA: 6.02	5.0	L	28	11	6	6	3	2	0	1	0	0	0	63	102	10.80		2.600										
Carlos Reyes, R (6.1) ERA: 3.49	3.0		10	0	0	0	4	0	0	0	0	0	0	21	31	0.00		0.000										

AB 35
R 6
H 11
RBI 6
BB 2
SO 7
LOB 18



Batter	1	2	3	4	5	6	7	8	9	AB	R	H	RBI	BB	SO	LOB	TOP					
Jason McDonald, S (1, 8) OBP: 0.309, SLG: 0.392	0-3 K		2-3 K	2-3 K			3-2 F8		2-0 L7	5	0	0	0	0	3	1						
Rafael Bourquiel, R (1, 6) OBP: 0.352, SLG: 0.333	0-1 FC5-4 1B		0-1 2B		1-3 K		3-2 G6-4-3 1B			4	1	3	0	0	1	0						
Geronimo Berroa, R (1, 10) OBP: 0.390, SLG: 0.538	1-1 FC5-4 1-2		1-0 2B		2-3 K		0-0 G6-4-3 1-2			4	1	1	1	0	1	2						
Mark McGwire, R (1, 3) OBP: 0.389, SLG: 0.656	3-3 K		0-0 2B		3-2 HR			0-3 K		4	1	2	2	0	2	1						
Jose Canseco, R (1, 9) OBP: 0.325, SLG: 0.471		3-3 K	0-3 K		1-0 2B			1-3 K		4	0	1	0	0	3	1						
Damon Mashore, R (8, 9) OBP: 0.367, SLG: 0.340										0	0	0	0	0	0	0						
Pat Lennon, R (1, 7) OBP: 0.406, SLG: 0.395	2-1 1B		1-3 K		0-3 K			1-3 K		4	0	1	0	0	3	2						
Scott Brosius, R (1, 5) OBP: 0.247, SLG: 0.284	1-2 1B			1-2 P3		2-3 K			2-2 F8	4	0	1	0	0	1	0						
George Williams, S (1, 2) OBP: 0.389, SLG: 0.333	0-3 K		1-0 1B		0-0 F9			0-0 HR		4	1	2	1	0	1	2						
Mark Bellhorn, S (1, 4) OBP: 0.352, SLG: 0.375	3-3 K		0-3 K		0-3 K			0-3 K		4	0	0	0	0	4	3						
Inning Stats	R: 0 E: 0 K: 2 S: 10	H: 1 LOB: 1 BB: 0 P: 14	R: 0 E: 0 K: 3 S: 16	H: 2 LOB: 2 BB: 0 P: 25	R: 2 E: 0 K: 3 S: 13	H: 3 LOB: 1 BB: 0 P: 17	R: 0 E: 0 K: 2 S: 12	H: 1 LOB: 1 BB: 0 P: 16	R: 1 E: 0 K: 3 S: 13	H: 2 LOB: 1 BB: 0 P: 20	R: 0 E: 0 K: 0 S: 9	H: 0 LOB: 0 BB: 0 P: 11	R: 0 E: 0 K: 0 S: 7	H: 1 LOB: 0 BB: 0 P: 13	R: 0 E: 0 K: 3 S: 9	H: 0 LOB: 0 BB: 0 P: 11	R: 1 E: 0 K: 0 S: 11	H: 1 LOB: 0 BB: 0 P: 15	1B: 6 2B: 3 3B: 0 HR: 2	SF: 0 SAC: 0 DP: 1 HBP: 0	WP: 0 PB: 0 SB: 0 CS: 0	PA: 37
PITCHER Randy Johnson, L (1, 1) ERA: 2.33	IP: 9.0 WLS: L BF: 37 H: 11 R: 4 ER: 4 SO: 19 BB: 0 IBB: 0 HBP: 0 BLK: 0 WP: 0 HR: 2 S: 100 P: 142 ERA: 4.00 WHIP: 1.222															PITCHER	IP: 9.0 WLS: L BF: 37 H: 11 R: 4 ER: 4 SO: 19 BB: 0 IBB: 0 HBP: 0 BLK: 0 WP: 0 HR: 2 S: 100 P: 142 ERA: 4.00 WHIP: 1.222					

Oakland Athletics @ Seattle Mariners
The Kingdome, Seattle, WA
Tue Jun 24 1997, 10:05 PM EDT
Att: 34,801 - Dome - 68 F

AB 37
R 4
H 11
RBI 4
BB 0
SO 19
LOB 12



Batter	1	2	3	4	5	6	7	8	9	AB	R	H	RBI	BB	SO	LOB	BOTTOM					
Joey Cora, S (1, 4) OBP: 0.403, SLG: 0.511	2-1 F7		1-3 K		1-0 P6			1-2 P2		4	0	0	0	0	1	1						
José Cruz Jr., S (1, 7) OBP: 0.303, SLG: 0.444	1-3 K		1-2 G5-6-3		0-0 L4		1-2 G4-3			4	0	0	0	0	1	0						
Ken Griffey Jr., L (1, 8) OBP: 0.395, SLG: 0.679	0-2 WP 2B			2-0 1B		4-2 BB		0-0 G6-3 3B		3	1	3	0	1	0	0						
Edgar Martinez, R (1, 10) OBP: 0.439, SLG: 0.507	4-2 BB			0-2 K		0-0 F9		1-1 G6-3		3	0	0	1	1	1	2						
Jay Buhner, R (1, 9) OBP: 0.381, SLG: 0.502	2-2 G6-3			2-2 F9		2-1 F8		3-2 2B		4	0	1	0	0	0	4						
Paul Sorrento, L (1, 3) OBP: 0.336, SLG: 0.460		2-2 F7		2-0 G4-3		4-1 G5-4-3 BB		1-0 G4-3		3	0	0	0	1	0	2						
Dan Wilson, R (1, 2) OBP: 0.325, SLG: 0.430		1-0 G6-3			1-3 K		0-1 F8		0-1 G6-3	3	0	0	0	0	1	1						
Brent Gates, S (8, PH) OBP: 0.313, SLG: 0.434										1	0	0	0	0	0	1						
Russ Davis, R (1, 5) OBP: 0.359, SLG: 0.544		0-2 G6-3			1-2 2B		1-1 G5-4-3			3	0	1	0	0	0	1						
Alvaro Espinoza, R (1, 6) OBP: 0.231, SLG: 0.210			0-3 K		1-2 G5-3			2-2 G5-3		2	0	0	0	0	1	1						
Rich Amaral, R (8, PH) OBP: 0.300, SLG: 0.284										1	0	0	0	0	0	0						
Inning Stats	R: 0 E: 0 K: 1 S: 15	H: 1 LOB: 2 BB: 1 P: 24	R: 0 E: 0 K: 0 S: 7	H: 0 LOB: 0 BB: 0 P: 10	R: 0 E: 0 K: 2 S: 10	H: 0 LOB: 0 BB: 0 P: 12	R: 0 E: 0 K: 1 S: 8	H: 1 LOB: 1 BB: 0 P: 14	R: 0 E: 0 K: 1 S: 10	H: 1 LOB: 1 BB: 0 P: 14	R: 0 E: 0 K: 0 S: 7	H: 0 LOB: 1 BB: 1 P: 13	R: 0 E: 0 K: 0 S: 5	H: 0 LOB: 0 BB: 1 P: 10	R: 0 E: 0 K: 0 S: 10	H: 0 LOB: 0 BB: 0 P: 14	R: 1 E: 0 K: 0 S: 9	H: 2 LOB: 1 BB: 0 P: 14	1B: 1 2B: 3 3B: 1 HR: 0	SF: 0 SAC: 0 DP: 1 HBP: 0	WP: 1 PB: 0 SB: 0 CS: 0	PA: 34
PITCHER Steve Karsay, R (1, 1) ERA: 4.99	IP: 6.0 WLS: W BF: 23 H: 3 R: 0 ER: 0 SO: 5 BB: 2 IBB: 0 HBP: 0 BLK: 0 WP: 1 HR: 0 S: 57 P: 87 ERA: 0.00 WHIP: 0.833															PITCHER	IP: 6.0 WLS: W BF: 23 H: 3 R: 0 ER: 0 SO: 5 BB: 2 IBB: 0 HBP: 0 BLK: 0 WP: 1 HR: 0 S: 57 P: 87 ERA: 0.00 WHIP: 0.833					
Mike Mohler, L (7, 1) ERA: 6.85	2.0 6 0 0 0 0 1 0 0 0 0 0 0 15 24 0.00 0.500																					
Billy Taylor, R (8, 1) ERA: 6.19	1.0 5 2 1 1 0 0 0 0 0 0 0 0 9 14 9.00 2.000																					

Oakland Athletics @ Seattle Mariners
The Kingdome, Seattle, WA
Tue Jun 24 1997, 10:05 PM EDT
Att: 34,801 - Dome - 68 F

AB 31
R 1
H 5
RBI 1
BB 3
SO 5
LOB 13



Batter	1	2	3	4	5	6	7	8	9	AB	R	H	RBI	BB	SO	LOB	TOP					
Jason McDonald, S (1, 8) OBP: 0.288, SLG: 0.364	F9		FC3-6		SH5-3		K		G6-3	4	0	0	0	0	1	2						
Jason Giambi, L (1, 7) OBP: 0.384, SLG: 0.646	G4-1		G3-6-3		F7			P6		4	0	0	0	1	0	2						
Geronimo Berroa, R (1, 10) OBP: 0.393, SLG: 0.543		2B						1B		5	0	3	0	0	1	1						
Mark McGwire, R (1, 3) OBP: 0.384, SLG: 0.646																						
Dave Magadan, L (8, 3) OBP: 0.376, SLG: 0.333	K																					
Matt Stairs, L (1, 9) OBP: 0.442, SLG: 0.725																						
Pat Lennon, R (8, PH) OBP: 0.422, SLG: 0.410																						
Scott Spiezio, S (1, 4) OBP: 0.311, SLG: 0.415																						
George Williams, S (1, 2) OBP: 0.380, SLG: 0.326																						
Scott Brosius, R (1, 5) OBP: 0.251, SLG: 0.287																						
Rafael Bourimigal, R (1, 6) OBP: 0.371, SLG: 0.388																						
Inning Stats	R: 0 H: 1 E: 0 K: 1 S: 13	H: 1 LOB: 1 BB: 0 P: 21	R: 1 H: 1 E: 0 K: 0 S: 8	LOB: 0 BB: 0 P: 15	R: 0 H: 1 E: 0 K: 0 S: 7	LOB: 0 BB: 0 P: 11	R: 0 H: 2 E: 0 K: 1 S: 14	LOB: 2 BB: 0 P: 19	R: 0 H: 1 E: 0 K: 1 S: 9	LOB: 1 BB: 0 P: 14	R: 0 H: 0 E: 0 K: 1 S: 6	LOB: 0 BB: 0 P: 9	R: 1 H: 2 E: 0 K: 1 S: 11	LOB: 1 BB: 0 P: 17	R: 0 H: 2 E: 0 K: 0 S: 13	LOB: 2 BB: 0 P: 18	R: 2 H: 2 E: 0 K: 2 S: 18	LOB: 1 BB: 1 P: 28	1B: 8 2B: 3 3B: 0 HR: 1	SF: 1 SAC: 1 DP: 1 HBP: 0	WP: 0 PB: 0 SB: 0 CS: 0	PA: 39
PITCHER	IP	WLS	BF	H	R	ER	SO	BB	IBB	HBP	BLK	WP	HR	S	P	ERA	WHIP					
Bob Wolcott, R (1, 1) ERA: 5.34	7.2	W	31	9	2	2	5	0	0	0	0	0	0	77	118	2.35	1.174					
Norm Charlton, L (8, 1) ERA: 8.94	0.1		2	1	0	0	0	0	0	0	0	0	0	4	6	0.00	3.000					
Scott Sanders, R (9, 1) ERA: 6.95	1.0		6	2	2	2	2	1	0	0	0	0	1	18	28	18.00	3.000					

Oakland Athletics @ Seattle Mariners
The Kingdome, Seattle, WA
Wed Jun 25 1997, 10:05 PM EDT
Att: 27,662 - Dome - 68 F


AB 36
R 4
H 12
RBI 4
BB 1
SO 7
LOB 15





Batter	1	2	3	4	5	6	7	8	9	AB	R	H	RBI	BB	SO	LOB	BOTTOM					
Rob Ducey, L (1, 7) OBP: 0.288, SLG: 0.373	G6-3									5	1	2	0	0	2	2						
Brent Gates, S (1, 4) OBP: 0.307, SLG: 0.413	G6-3									4	0	0	0	1	0	3						
Ken Griffey Jr., L (1, 8) OBP: 0.397, SLG: 0.684										1	0	1	1	0	0	0						
José Cruz Jr., S (1, PR) OBP: 0.293, SLG: 0.429										3	1	0	0	0	2	2						
Edgar Martinez, R (1, 10) OBP: 0.445, SLG: 0.540										4	3	4	3	0	0	0						
Jay Buhner, R (1, 9) OBP: 0.382, SLG: 0.498										2	1	0	0	2	0	1						
Paul Sorrento, L (1, 3) OBP: 0.343, SLG: 0.480										3	2	2	3	1	0	1						
Russ Davis, R (1, 5) OBP: 0.353, SLG: 0.534										4	0	0	0	0	2	4						
John Marzano, R (1, 2) OBP: 0.359, SLG: 0.382										4	1	3	2	0	0	0						
Alvaro Espinoza, R (1, 6) OBP: 0.221, SLG: 0.200										3	0	0	0	0	1	1						
Inning Stats	R: 2 H: 3 E: 0 K: 1 S: 21	H: 3 LOB: 3 BB: 1 P: 29	R: 0 H: 1 E: 0 K: 1 S: 11	LOB: 1 BB: 0 P: 16	R: 3 H: 2 E: 0 K: 1 S: 10	LOB: 0 BB: 1 P: 19	R: 0 H: 1 E: 0 K: 1 S: 11	LOB: 1 BB: 1 P: 18	R: 3 H: 3 E: 0 K: 2 S: 9	LOB: 0 BB: 0 P: 12	R: 1 H: 1 E: 0 K: 0 S: 11	LOB: 0 BB: 1 P: 22	R: 0 H: 1 E: 0 K: 0 S: 9	LOB: 1 BB: 0 P: 13	R: 0 H: 1 E: 0 K: 0 S: 9	LOB: 0 BB: 0 P: 13	1B: 3 2B: 5 3B: 0 HR: 4	SF: 0 SAC: 1 DP: 2 HBP: 0	WP: 0 PB: 0 SB: 0 CS: 0	PA: 38		
PITCHER	IP	WLS	BF	H	R	ER	SO	BB	IBB	HBP	BLK	WP	HR	S	P	ERA	WHIP					
Don Wengert, R (1, 1) ERA: 5.32	4.1	L	24	9	7	7	4	3	0	0	0	0	2	59	95	14.54	2.769					
Dane Johnson, R (5, 1) ERA: 2.13	1.2		8	2	2	2	3	1	0	0	0	0	2	21	33	10.80	1.800					
Buddy Groom, L (7, 1) ERA: 4.94	2.0		6	1	0	0	0	0	0	0	0	0	0	15	23	0.00	0.500					

Oakland Athletics @ Seattle Mariners
The Kingdome, Seattle, WA
Wed Jun 25 1997, 10:05 PM EDT
Att: 27,662 - Dome - 68 F

AB 33
R 9
H 12
RBI 9
BB 4
SO 7
LOB 14



Batter	1	2	3	4	5	6	7	8	9	AB	R	H	RBI	BB	SO	LOB	TOP			
Mark McLemore, S OBP: 0.308, SLG: 0.276	4-1 CS BB		1-0 1B		1-2 FC6-4		2-1 L7		3-2 G1-3	4	0	1	0	1	0	4	Texas Rangers @ Oakland Athletics Oakland-Alameda County Coliseum, Oakland, CA Thu Jun 26 1997, 7:05 PM PDT Alt: 8,350 - Unknown - 67 F AB 36 R 3 H 10 RBI 3 BB 2 SO 7 LOB 20 			
Ivan Rodriguez, R OBP: 0.394, SLG: 0.540	1-2 SAFE G3-1		0-1 G4-3			3-2 P4		0-1 WP 2B	0-3 K	5	1	1	0	0	1	3				
29 Rusty Greer, L OBP: 0.438, SLG: 0.542	1-2 G6-3			2-0 L7		2-2 1B		2-3 K		4	0	1	0	0	1	1				
Juan Gonzalez, R OBP: 0.301, SLG: 0.505		2-2 FC4-6 1B		0-0 P9		1-1 L6		1-2 G5-3		4	0	1	0	0	0	2				
Will Clark, L OBP: 0.433, SLG: 0.513		0-1 FC4-6 G1-3		2-3 K		2-2 G1		3-2 2H 2B		4	0	1	1	0	1	2				
Lee Stevens, L OBP: 0.335, SLG: 0.515	0-1 G1-3				0-0 G3			0-2 E G1-3	3-2 G5-3	3	1	1	0	0	0	1				
Mike Simms, R OBP: 0.295, SLG: 0.500	1-2 G1-3							1-3 K		1	0	0	0	0	0	1				
Dean Palmer, R OBP: 0.287, SLG: 0.377	3-3 K				4-1 1B BB				1-1 HR	3	1	1	1	1	2	2				
Domingo Cedeño, S OBP: 0.340, SLG: 0.479			2-3 K		0-0 1B FC6-4		2-1 E9 G1-3	1-3 G1-3	0-0 G1-3	4	0	3	0	0	1	0				
Damon Buford, R OBP: 0.296, SLG: 0.338			2-2 L8		2-2 P7		0-2 G1-3		2-3 SAFE K	2	0	0	0	0	0	2				
Warren Newson, L OBP: 0.368, SLG: 0.459							2-3 3H			1	0	0	1	0	0	1				
Mickey Tettleton, S OBP: 0.167, SLG: 0.359										1	0	0	0	0	1	1				
Inning Stats	R: 0 E: 0 K: 0 S: 7	H: 0 LOB: 0 BB: 1 P: 13	R: 0 E: 0 K: 1 S: 14	H: 1 LOB: 1 BB: 0 P: 19	R: 0 E: 0 K: 1 S: 9	H: 1 LOB: 1 BB: 0 P: 14	R: 0 E: 0 K: 1 S: 5	H: 0 LOB: 0 BB: 0 P: 9	R: 0 E: 0 K: 0 S: 13	H: 1 LOB: 2 BB: 1 P: 20	R: 1 E: 1 K: 1 S: 13	H: 2 LOB: 1 BB: 0 P: 18	R: 1 E: 0 K: 1 S: 15	H: 2 LOB: 1 BB: 0 P: 24	R: 1 E: 0 K: 2 S: 12	H: 2 LOB: 1 BB: 0 P: 18	1B: 7 2B: 2 3B: 0 HR: 1	SF: 0 SAC: 0 DP: 0 HBP: 0	WP: 1 PB: 0 SB: 0 CS: 1	PA: 38
PITCHER	IP WLS BF H R ER SO	IP WLS BF H R ER SO	IP WLS BF H R ER SO	IP WLS BF H R ER SO	IP WLS BF H R ER SO	IP WLS BF H R ER SO	IP WLS BF H R ER SO	IP WLS BF H R ER SO	IP WLS BF H R ER SO	IP WLS BF H R ER SO	IP WLS BF H R ER SO	IP WLS BF H R ER SO	IP WLS BF H R ER SO	IP WLS BF H R ER SO	IP WLS BF H R ER SO	IP WLS BF H R ER SO	ERA WHIP	ERA WHIP	ERA WHIP	
Ariel Prieto, R ERA: 4.28	(1, 1)	7.0	W	28	6	1	0	4	2	0	0	0	0	0	0	0	0	0.00	1.143	
Aaron Small, R ERA: 5.17	(8, 1)	0.2		4	2	1	1	1	0	0	0	0	0	1	0	12	18	13.50	3.000	
Mike Mohler, L ERA: 6.89	(8, 1)	1.0		5	2	1	1	1	0	0	0	0	0	0	1	12	21	9.00	2.000	
Billy Taylor, R ERA: 6.12	(9, 1)	0.1	S	1	0	0	0	1	0	0	0	0	0	0	0	3	3	0.00	0.000	

Batter	1	2	3	4	5	6	7	8	9	AB	R	H	RBI	BB	SO	LOB	BOTTOM			
Jason McDonald, S OBP: 0.286, SLG: 0.356	3-2 BB HR 1B		3-2 G5-3		0-0 F8		2-1 P9			4	1	1	0	0	0	2	Texas Rangers @ Oakland Athletics Oakland-Alameda County Coliseum, Oakland, CA Thu Jun 26 1997, 7:05 PM PDT Alt: 8,350 - Unknown - 67 F AB 31 R 6 H 8 RBI 6 BB 4 SO 5 LOB 16 			
Rafael Bourquiel, R OBP: 0.375, SLG: 0.400	2-2 SAFE HR BB 1B		3-2 G5-3		2-1 1H 3H 2B		1-0 P9			4	1	2	2	0	0	0				
Geronimo Berroa, R OBP: 0.395, SLG: 0.540	4-1 HR BB		0-1 1B		1-3 K					3	1	1	0	1	2	1				
Mark McGwire, R OBP: 0.386, SLG: 0.654	0-0 HR		3-3 K		4-2 G3 1B BB		0-0 P3			3	1	1	4	1	1	1				
Jose Canseco, R OBP: 0.324, SLG: 0.466	4-2 HR		3-2 L8		0-1 P5		1-0 L5			3	0	0	0	1	0	2				
Damon Mashore, R OBP: 0.367, SLG: 0.340										0	0	0	0	0	0	0				
Jason Giambi, L OBP: 0.382, SLG: 0.506	0-1 L8		1-1 L9		2-0 G3			1-2 G6-4-3		3	0	1	0	0	0	2				
Matt Stairs, L OBP: 0.446, SLG: 0.727					1-2 1B					1	0	1	0	0	0	0				
Scott Spiezio, S OBP: 0.307, SLG: 0.408	1-3 K				2-0 P7		0-1 G3		1-1 G6-4-3	4	0	0	0	0	1	4				
Scott Brosius, R OBP: 0.254, SLG: 0.285	2-1 F8				4-2 F8 1B BB		3-3 K		1-1 HBP	2	1	0	0	1	1	3				
Brent Mayne, L OBP: 0.264, SLG: 0.309		3-1 G4-3			0-0 1B 2B		1-1 P3		1-2 L7	4	1	1	0	0	0	1				
Inning Stats	R: 4 E: 0 K: 1 S: 21	H: 3 LOB: 1 BB: 2 P: 37	R: 0 E: 0 K: 0 S: 9	H: 0 LOB: 0 BB: 0 P: 18	R: 0 E: 0 K: 1 S: 10	H: 1 LOB: 1 BB: 0 P: 17	R: 2 E: 0 K: 1 S: 11	H: 2 LOB: 1 BB: 1 P: 21	R: 0 E: 0 K: 0 S: 11	H: 0 LOB: 0 BB: 0 P: 20	R: 0 E: 0 K: 0 S: 5	H: 0 LOB: 0 BB: 0 P: 9	R: 0 E: 0 K: 1 S: 5	H: 0 LOB: 0 BB: 0 P: 7	R: 0 E: 0 K: 0 S: 12	H: 1 LOB: 1 BB: 0 P: 16	1B: 6 2B: 1 3B: 0 HR: 1	SF: 0 SAC: 0 DP: 1 HBP: 1	WP: 0 PB: 0 SB: 0 CS: 0	PA: 36
PITCHER	IP WLS BF H R ER SO	IP WLS BF H R ER SO	IP WLS BF H R ER SO	IP WLS BF H R ER SO	IP WLS BF H R ER SO	IP WLS BF H R ER SO	IP WLS BF H R ER SO	IP WLS BF H R ER SO	IP WLS BF H R ER SO	IP WLS BF H R ER SO	IP WLS BF H R ER SO	IP WLS BF H R ER SO	IP WLS BF H R ER SO	IP WLS BF H R ER SO	IP WLS BF H R ER SO	IP WLS BF H R ER SO	ERA WHIP	ERA WHIP	ERA WHIP	
Julio Santana, R ERA: 6.03	(1, 1)	4.1	L	24	7	6	6	3	4	0	0	0	0	0	0	0	0	12.46	2.538	
Ed Vosberg, L ERA: 5.92	(5, 1)	1.2		5	0	0	0	1	0	0	0	0	0	0	10	17	0.00	0.000		
Matt Whiteside, R ERA: 6.35	(7, 1)	1.0		3	0	0	0	1	0	0	0	0	0	5	7	0.00	0.000			
Eric Gunderson, L ERA: 1.88	(8, 1)	1.0		4	1	0	0	0	0	0	1	0	0	12	16	0.00	1.000			


Batter	1	2	3	4	5	6	7	8	9	AB	R	H	RBI	BB	SO	LOB	TOP										
Mark McLemore, S (1, 4) OBP: 0.315, SLG: 0.281	L4		E1 HR			1B 29 WP	1B			4	2	2	0	0	0	0											
Ivan Rodriguez, R (1, 2) OBP: 0.391, SLG: 0.554	2B 29 BB	1B	HR			1B 29 WP	1B			5	2	4	2	0	1	1											
29 Rusty Greer, L (1, 7) OBP: 0.435, SLG: 0.534	1B	BB	F8			G6-3	1B			4	0	0	0	1	1	4											
Juan Gonzalez, R (1, 9) OBP: 0.309, SLG: 0.510	1B	BB	1B			1B	1B			4	0	3	1	0	0	2											
Will Clark, L (1, 3) OBP: 0.426, SLG: 0.504	K		F8			L8				4	0	0	0	0	1	4											
Lee Stevens, L (1, 10) OBP: 0.330, SLG: 0.506										3	0	0	0	0	1	0											
Mike Simms, R (8, PH) OBP: 0.291, SLG: 0.493										1	0	0	0	0	0	0											
Dean Palmer, R (1, 5) OBP: 0.287, SLG: 0.373										3	0	0	0	1	0	0											
Domingo Cedeño, S (1, 6) OBP: 0.327, SLG: 0.459										4	0	0	0	0	1	1											
Damon Buford, R (1, 8) OBP: 0.293, SLG: 0.333										3	0	0	0	0	1	0											
Warren Newson, L (9, PH) OBP: 0.366, SLG: 0.455										1	0	0	0	0	0	0											
Inning Stats	R: 0 E: 0 K: 1 S: 14	H: 2 LOB: 2 BB: 1 P: 27	R: 0 E: 0 K: 1 S: 6	H: 0 LOB: 0 BB: 0 P: 9	R: 2 E: 1 K: 0 S: 10	H: 2 LOB: 1 BB: 0 P: 18	R: 0 E: 0 K: 1 S: 10	H: 0 LOB: 0 BB: 0 P: 14	R: 2 E: 0 K: 0 S: 15	H: 3 LOB: 1 BB: 0 P: 25	R: 0 E: 0 K: 0 S: 7	H: 0 LOB: 0 BB: 0 P: 10	R: 0 E: 0 K: 1 S: 10	H: 2 LOB: 2 BB: 0 P: 16	R: 0 E: 0 K: 0 S: 6	H: 0 LOB: 1 BB: 1 P: 13	R: 0 E: 0 K: 2 S: 13	H: 0 LOB: 1 BB: 0 P: 18	1B: 8 2B: 0 3B: 0 HR: 1	SF: 0 SAC: 0 DP: 0 HBP: 1	WP: 1 PB: 0 SB: 0 CS: 0	PA: 39					
PITCHER	IP	WLS	BF	H	R	ER	SO	BB	IBB	HBP	BLK	WP	HR	S	P	ERA	WHIP										
Mike Oquist, R (1, 1) ERA: 4.17	6.0	W	26	7	4	3	3	1	0	0	0	1	1	62	103	4.50	1.333										
Aaron Small, R (7, 1) ERA: 5.09	1.0		5	2	0	0	1	0	0	0	0	0	0	10	16	0.00	2.000										
Buddy Groom, L (8, 1) ERA: 4.74	1.0		4	0	0	0	0	1	0	0	0	0	0	6	13	0.00	1.000										
Billy Taylor, R (9, 1) ERA: 5.94	1.0	S	4	0	0	0	2	0	0	1	0	0	0	13	18	0.00	0.000										

Texas Rangers @ Oakland Athletics
Oakland-Alameda County Coliseum, Oakland, CA

Fri Jun 27 1997, 7:05 PM PDT
Att: 12,046 - Unknown - 62 F

livebaseballscorecards.com

AB 36
R 4
H 9
RBI 3
BB 2
SO 6
LOB 12




Batter	1	2	3	4	5	6	7	8	9	AB	R	H	RBI	BB	SO	LOB	BOTTOM										
Damon Mashore, R (1, 8) OBP: 0.367, SLG: 0.336	F8					SH 2B HBP	K			3	1	0	0	1	2	3											
Rafael Bourquim, R (1, 6) OBP: 0.393, SLG: 0.414	2B 1B		BB			SH 2B 1B	E7			3	1	3	0	1	0	0											
Matt Stairs, L (1, 9) OBP: 0.444, SLG: 0.730	2B 1-2	2B	L9			1B 2B	L7			5	1	2	2	0	0	5											
Mark McGwire, R (1, 3) OBP: 0.381, SLG: 0.644	G5-3					K	K			4	0	0	0	0	3	6											
Jose Canseco, R (1, 10) OBP: 0.323, SLG: 0.463			F8			1B	K			4	0	1	2	0	1	1											
Jason Giambi, L (1, 7) OBP: 0.380, SLG: 0.506			L9			P8				4	0	1	0	0	0	1											
Jason McDonald, S (7, FR) OBP: 0.286, SLG: 0.356						F7	P8			0	0	0	0	0	0	0											
Scott Spiezio, S (1, 4) OBP: 0.306, SLG: 0.405			1B 1B			L9	G3-1			4	1	1	0	0	0	2											
Scott Brosius, R (1, 5) OBP: 0.257, SLG: 0.288			1B E			K				4	2	2	0	0	1	1											
George Williams, S (1, 2) OBP: 0.388, SLG: 0.338			E4				SH 2B HBP			4	1	3	1	0	0	0											
Inning Stats	R: 0 E: 0 K: 0 S: 12	H: 2 LOB: 1 BB: 0 P: 18	R: 2 E: 1 K: 1 S: 11	H: 3 LOB: 1 BB: 0 P: 15	R: 0 E: 0 K: 1 S: 7	H: 0 LOB: 0 BB: 0 P: 11	R: 4 E: 1 K: 1 S: 19	H: 3 LOB: 1 BB: 0 P: 29	R: 1 E: 1 K: 2 S: 12	H: 3 LOB: 2 BB: 0 P: 17	R: 0 E: 0 K: 1 S: 12	H: 1 LOB: 1 BB: 0 P: 16	R: 0 E: 0 K: 0 S: 10	H: 1 LOB: 1 BB: 1 P: 17	1B: 10 2B: 3 3B: 0 HR: 0	SF: 0 SAC: 1 DP: 1 HBP: 1	WP: 0 PB: 0 SB: 0 CS: 0	PA: 39									
PITCHER	IP	WLS	BF	H	R	ER	SO	BB	IBB	HBP	BLK	WP	HR	S	P	ERA	WHIP										
John Burkett, R (1, 1) ERA: 4.92	5.1	L	29	11	7	4	5	1	0	1	0	0	0	66	102	6.75	2.250										
Ed Vosberg, L (6, 1) ERA: 5.73	0.1		1	0	0	0	0	0	0	0	0	0	0	1	1	0.00	0.000										
Matt Whiteside, R (6, 1) ERA: 6.0	1.1		5	1	0	0	2	0	0	0	0	0	0	15	20	0.00	0.750										
Danny Patterson, R (8, 1) ERA: 2.84	1.0		4	1	0	0	0	1	0	0	0	0	0	10	17	0.00	2.000										

Texas Rangers @ Oakland Athletics
Oakland-Alameda County Coliseum, Oakland, CA

Fri Jun 27 1997, 7:05 PM PDT
Att: 12,046 - Unknown - 62 F

livebaseballscorecards.com


AB 35
R 7
H 13
RBI 5
BB 2
SO 7
LOB 19




Batter	1	2	3	4	5	6	7	8	9	AB	R	H	RBI	BB	SO	LOB	TOP										
Mark McLemore, S (1, 4) OBP: 0.314, SLG: 0.280	1-2 G4-3		1-1 G4-3 1B		1-0 G3			3-2 G6-3		4	0	1	0	0	0	0	Texas Rangers @ Oakland Athletics Oakland-Alameda County Coliseum, Oakland, CA Sat Jun 28 1997, 7:05 PM PDT Att: 35,188 - Unknown - 63 F livebaseballscorecards.com										
Ivan Rodriguez, R (1, 2) OBP: 0.366, SLG: 0.547	1-2 G5-3		1-0 G4-3		0-1 F8			2-1 P4		4	0	0	0	0	0	1											
29 Rusty Greer, L (1, 7) OBP: 0.432, SLG: 0.533	1-0 L8		1-0 F8			2-2 G6-3		3-2 2B		4	0	1	0	0	0	1											
Juan Gonzalez, R (1, 9) OBP: 0.312, SLG: 0.537		1-1 HR		1-1 HR		1-0 F8		0-3 K		4	2	2	2	0	1	1											
Will Clark, L (1, 3) OBP: 0.431, SLG: 0.513		2-1 L8-6-5 2B		2-1 WP 1B		1-0 1B		2-1 L5		4	0	3	0	0	0	0											
Lee Stevens, L (1, 10) OBP: 0.324, SLG: 0.497 Mickey Tettleton, S (9, PH) OBP: 0.163, SLG: 0.350	0-0 L8-6-5		0-1 P5		0-1 F8			3-3 K		3	0	0	0	0	0	3											
Dean Palmer, R (1, 5) OBP: 0.286, SLG: 0.369	4-0 BB		2-2 G6-3		1-2 1B		1-0 L4		1-3 K	3	0	0	0	1	1												
Domingo Cedeño, S (1, 6) OBP: 0.318, SLG: 0.446	1-1 L3		2-1 G1-3				1-0 L5			3	0	0	0	0	0	2											
Damon Buford, R (1, 8) OBP: 0.290, SLG: 0.329			1-3 K		2-2 L7		0-0 B1-3			3	0	0	0	0	1	0											
Inning Stats	R: 0 E: 0 K: 0 S: 7	H: 0 LOB: 0 BB: 0 P: 10	R: 1 E: 0 K: 0 S: 7	H: 2 LOB: 1 BB: 1 P: 15	R: 0 E: 0 K: 1 S: 7	H: 1 LOB: 1 BB: 0 P: 11	R: 1 E: 0 K: 0 S: 11	H: 2 LOB: 1 BB: 0 P: 18	R: 0 E: 0 K: 0 S: 7	H: 1 LOB: 1 BB: 0 P: 11	R: 0 E: 0 K: 0 S: 3	H: 0 LOB: 0 BB: 0 P: 5	R: 0 E: 0 K: 1 S: 11	H: 1 LOB: 1 BB: 0 P: 19	R: 0 E: 0 K: 2 S: 9	H: 0 LOB: 0 BB: 0 P: 15		1B: 3 2B: 3 3B: 0 HR: 2	SF: 0 SAC: 0 DP: 1 HBP: 0	WP: 1 PB: 0 SB: 0 CS: 0	PA: 34						
PITCHER	IP	WLS	BF	H	R	ER	SO	BB	IBB	HBP	BLK	WP	HR	S	P	ERA	WHIP										
Brad Rigby, R (1, 1) ERA: 2.25	8.0	L	31	7	2	2	2	1	0	0	0	1	2	60	99	2.25	1.000										
Mike Mohler, L (9, 1) ERA: 6.82	0.2		2	0	0	0	1	0	0	0	0	0	0	6	11	0.00	0.000										
Dane Johnson, R (9, 1) ERA: 2.08	0.1		1	0	0	0	1	0	0	0	0	0	0	3	4	0.00	0.000										

Batter	1	2	3	4	5	6	7	8	9	AB	R	H	RBI	BB	SO	LOB	BOTTOM										
Damon Mashore, R (1, 8) OBP: 0.369, SLG: 0.333	4-1 G6-4-3 BB	2-2 K			4-1 BB BB		1-3 K			2	0	0	0	2	2	2	Texas Rangers @ Oakland Athletics Oakland-Alameda County Coliseum, Oakland, CA Sat Jun 28 1997, 7:05 PM PDT Att: 35,188 - Unknown - 63 F livebaseballscorecards.com										
Rafael Bourquard, R (1, 6) OBP: 0.369, SLG: 0.405	2-1 G6-4-3 1-2		3-3 K		4-1 BB BB		0-1 G5-3			3	0	0	0	1	1	1											
Pat Lennon, R (1, 9) OBP: 0.458, SLG: 0.439 Jason McDonald, S (9, PH) OBP: 0.297, SLG: 0.356	0-0 WP BB 1B		1-0 1B		4-0 1-2 2-3 BB		4-2 F8 G2-3 BB			2	0	2	0	1	0	0											
Mark McGwire, R (1, 3) OBP: 0.379, SLG: 0.637	4-1 WP BB		1-2 F7		3-3 K		2-2 G2-3		1-2 1B	3	0	0	0	1	1	5											
Jose Canseco, R (1, 10) OBP: 0.319, SLG: 0.457	1-3 K		1-1 F9		1-3 K		0-1 F8		2-3 F8	4	0	0	0	0	2	7											
Jason Giambi, L (1, 7) OBP: 0.366, SLG: 0.508		4-2 1B HBP		2-1 G6-4-3 1B		0-0 G3-6 1B		0-2 F8		3	0	2	0	0	0	1											
Scott Brosius, R (1, 5) OBP: 0.255, SLG: 0.285 Dave Magadan, L (9, PH) OBP: 0.373, SLG: 0.330	2-3 K		0-0 G6-4-3 1-2		0-1 F8		3-2 G5-3			3	0	0	0	0	1	3											
Scott Spiezio, S (1, 4) OBP: 0.305, SLG: 0.402	3-2 1B		1-0 F9		0-0 G3-6 1-2		0-0 G3-6		1-3 K	4	0	1	0	0	1	1											
George Williams, S (1, 2) OBP: 0.379, SLG: 0.329	1-3 K		0-2 F7				0-0 F8		1-3 K	4	0	0	0	0	2	2											
Inning Stats	R: 0 E: 0 K: 1 S: 8	H: 1 LOB: 2 BB: 2 P: 19	R: 0 E: 0 K: 3 S: 17	H: 1 LOB: 0 BB: 0 P: 29	R: 0 E: 0 K: 1 S: 12	H: 1 LOB: 1 BB: 0 P: 18	R: 0 E: 0 K: 0 S: 4	H: 1 LOB: 0 BB: 0 P: 7	R: 0 E: 0 K: 2 S: 12	H: 0 LOB: 3 BB: 3 P: 28	R: 0 E: 0 K: 0 S: 4	H: 1 LOB: 0 BB: 0 P: 4	R: 0 E: 0 K: 1 S: 6	H: 0 LOB: 0 BB: 0 P: 7	R: 0 E: 0 K: 0 S: 11	H: 0 LOB: 1 BB: 1 P: 17		R: 0 E: 0 K: 2 S: 10	H: 0 LOB: 0 BB: 0 P: 15	1B: 5 2B: 0 3B: 0 HR: 0	SF: 0 SAC: 0 DP: 3 HBP: 1	WP: 1 PB: 0 SB: 0 CS: 0	PA: 36				
PITCHER	IP	WLS	BF	H	R	ER	SO	BB	IBB	HBP	BLK	WP	HR	S	P	ERA	WHIP										
Darren Oliver, L (1, 1) ERA: 4.15	5.0	W	24	5	0	0	7	5	0	1	0	0	0	17	24	0.00	0.375										
Danny Patterson, R (6, 1) ERA: 2.43	2.2		8	0	0	0	1	1	0	0	0	0	0	3	3	0.00	0.000										
Eric Gunderson, L (8, 1) ERA: 1.86	0.1		1	0	0	0	0	0	0	0	0	0	0	3	3	0.00	0.000										
John Wetteland, R (9, 1) ERA: 2.59	1.0	S	3	0	0	0	2	0	0	0	0	0	0	10	15	0.00	0.000										



Batter	1	2	3	4	5	6	7	8	9	AB	R	H	RBI	BB	SO	LOB	TOP								
Mark McLemore, S OBP: 0.325, SLG: 0.286 (1, 4)	0-1 1B 29 S		4-2 29 F8 1B SF7	3-2 1B FC6		4-1 BB		1-1 G4-3		3	2	1	2	0	0		Texas Rangers @ Oakland Athletics Oakland-Alameda County Coliseum, Oakland, CA Sun Jun 29 1997, 7:05 PM PDT Att: 13,254 - Sunny - 69 F AB 36 R 5 H 10 RBI 5 BB 4 SO 2 LOB 19 								
Ivan Rodriguez, R OBP: 0.385, SLG: 0.541 (1, 2)	1 SAFE F9		0-1 1B SF7	0-1 1B FC6		1-2 L5		2-3 K		5	0	1	0	0	1	4									
29 Rusty Greer, L OBP: 0.432, SLG: 0.540 (1, 7)	2-2 G5-3		3-2 F8		2-1 HR		3-1 F9		4-0 BB	4	1	1	1	1	0	3									
Juan Gonzalez, R OBP: 0.314, SLG: 0.550 (1, 9)	0-2 1B 2H		1-0 SF7		0-1 F8		3-0 HR		0-2 F7	4	1	2	3	0	0	1									
Will Clark, L OBP: 0.427, SLG: 0.504 (1, 3)	1-0 G4-3		1-0 BB		0-0 G6-3		0-0 G1-3		0-0 F7	4	0	0	0	1	0	2									
Lee Stevens, L OBP: 0.328, SLG: 0.503 (1, 10)		2-1 1B	2-1 F7		0-0 P5		1-1 2B			4	0	2	0	0	0	2									
Dean Palmer, R OBP: 0.286, SLG: 0.367 (1, 5)		0-3 K		0-0 P3		0-0 1B G3		2-1 G3		4	0	1	0	0	1	2									
Domingo Cedeño, S OBP: 0.315, SLG: 0.438 (1, 6)		0-0 F7		2-1 1B S		0-0 G3		1-1 G6-3		4	1	1	0	0	0	2									
Damon Buford, R OBP: 0.285, SLG: 0.324 (1, 8)		1-1 G1-3		0-0 F7		2-1 G5-3		0-0 B5-3		4	0	0	0	0	0	3									
Inning Stats	R: 1 E: 0 K: 0 S: 14	H: 2 LOB: 1 BB: 0 P: 17	R: 0 E: 0 K: 1 S: 8	H: 1 LOB: 1 BB: 0 P: 11	R: 1 E: 0 K: 0 S: 14	H: 1 LOB: 2 BB: 2 P: 28	R: 1 E: 0 K: 0 S: 9	H: 2 LOB: 1 BB: 0 P: 14	R: 1 E: 0 K: 0 S: 6	H: 1 LOB: 0 BB: 0 P: 8	R: 1 E: 0 K: 0 S: 8	H: 2 LOB: 1 BB: 0 P: 17	R: 0 E: 0 K: 1 S: 5	H: 0 LOB: 0 BB: 0 P: 7	R: 0 E: 0 K: 1 S: 9	H: 0 LOB: 1 BB: 1 P: 15	1B: 7 2B: 1 3B: 0 HR: 2	SF: 1 SAC: 0 DP: 0 HBP: 0	WP: 0 PB: 0 SB: 2 CS: 0	PA: 41					
PITCHER	IP	WLS	BF	H	R	ER	SO	BB	IBB	HBP	BLK	WP	HR	S	P	ERA	WHIP								
Steve Karsay, R ERA: 5.1 (1, 1)	5.0		24	7	4	4	1	2	0	0	0	0	1	51	78	7.20	1.800								
Carlos Reyes, R ERA: 3.45 (6, 1)	3.0	W	13	3	1	1	0	1	0	0	0	0	1	21	39	3.00	1.333								
Billy Taylor, R ERA: 5.82 (9, 1)	0.2		3	0	0	0	1	1	0	0	0	0	0	8	14	0.00	1.500								
Buddy Groom, L ERA: 4.68 (9, 1)	0.1	S	1	0	0	0	0	0	0	0	0	0	0	1	1	0.00	0.000								

Batter	1	2	3	4	5	6	7	8	9	AB	R	H	RBI	BB	SO	LOB	BOTTOM								
Jason McDonald, S OBP: 0.304, SLG: 0.349 (1, 8)	1-0 CS 1B		4-1 1-2 BB BB		2-1 G1-3		3-1 G3	2-1 FC3-6		4	0	1	0	1	0	1	Texas Rangers @ Oakland Athletics Oakland-Alameda County Coliseum, Oakland, CA Sun Jun 29 1997, 7:05 PM PDT Att: 13,254 - Sunny - 69 F AB 32 R 7 H 11 RBI 6 BB 5 SO 4 LOB 15 								
Rafael Bourquiel, R OBP: 0.376, SLG: 0.390 (1, 6)	1-2 F7		0-1 P3		0-3 K		0-0 F9	1-3 K		5	0	0	0	0	2	5									
Matt Stairs, L OBP: 0.453, SLG: 0.754 (1, 9)	0-0 G1-3		4-1 1-2 2-3 BB		1-0 1B		1-2 HR	1-2 HR		3	1	2	1	1	0	0									
Mark McGwire, R OBP: 0.378, SLG: 0.643 (1, 3)		0-0 HR	0-0 FC1-2		1-1 G6-3		1-3 K	1-3 K		4	1	1	1	0	1	4									
Jose Canseco, R OBP: 0.324, SLG: 0.468 (1, 10)		0-1 G5-3		0-0 1B SF9		0-1 G5-3 BB		1-1 1B		4	2	3	0	0	0	0									
Jason Giambi, L OBP: 0.371, SLG: 0.510 (1, 7)		1-2 F7		1-1 E		4-0 G5-3		2-1 BB		3	0	2	1	1	0	0									
Damon Mashore, R OBP: 0.369, SLG: 0.333 (8, FR) (9, 7)				2-3 1B		1-2 BB		2H 1B		0	1	0	0	0	0	0									
Scott Spiezio, S OBP: 0.304, SLG: 0.399 (1, 4)		1-1 L8		0-0 SF9		1-2 G5-3		4-2 1B BB		2	1	0	1	1	0	2									
Scott Brosius, R OBP: 0.282, SLG: 0.282 (8, PH) (9, 5)			2-0 G6-3		1-2 K		2-2 P2	1-0 1B E		3	0	0	0	0	1	2									
Brent Mayne, L OBP: 0.267, SLG: 0.301 (1, 2)			4-1 BB FC1-2		0-0 G1-3		0-1 P5	3-2 1B FC3-6		2	0	0	0	1	0	1									
Mark Bellhorn, S OBP: 0.364, SLG: 0.388 (8, PH) (9, 2)								1-2 1B		1	0	1	1	0	0	0									
George Williams, S OBP: 0.379, SLG: 0.329 (8, 1)								3H 1B		0	0	0	0	0	0	0									
Inning Stats	R: 0 E: 0 K: 0 S: 5	H: 1 LOB: 0 BB: 0 P: 7	R: 1 E: 0 K: 0 S: 8	H: 1 LOB: 0 BB: 0 P: 10	R: 0 E: 0 K: 0 S: 7	H: 0 LOB: 3 BB: 3 P: 21	R: 1 E: 1 K: 1 S: 8	H: 2 LOB: 1 BB: 0 P: 11	R: 0 E: 0 K: 1 S: 8	H: 1 LOB: 1 BB: 0 P: 12	R: 0 E: 0 K: 0 S: 13	H: 1 LOB: 1 BB: 1 P: 20	R: 0 E: 0 K: 2 S: 5	H: 0 LOB: 0 BB: 0 P: 8	R: 5 E: 1 K: 2 S: 25	H: 5 LOB: 2 BB: 1 P: 41	1B: 7 2B: 2 3B: 0 HR: 2	SF: 1 SAC: 0 DP: 1 HBP: 0	WP: 0 PB: 0 SB: 0 CS: 1	PA: 38					
PITCHER	IP	WLS	BF	H	R	ER	SO	BB	IBB	HBP	BLK	WP	HR	S	P	ERA	WHIP								
Ken Hill, R ERA: 4.07 (1, 1)	7.0		30	7	3	3	2	4	0	0	0	0	2	58	94	3.86	1.571								
Xavier Hernandez, R ERA: 3.79 (8, 1)	0.1	L	4	2	1	1	1	1	0	0	0	0	0	9	17	27.00	9.000								
John Wetteland, R ERA: 2.53 (8, 1)	0.2		4	2	3	2	1	0	0	0	0	0	0	12	19	27.00	3.000								

Batter	1	2	3	4	5	6	7	8	9	AB	R	H	RBI	BB	SO	LOB	TOP		
Rickey Henderson, R OBP: 0.453, SLG: 0.379	G6-3	HR		K	BB	WP		G3		4	3	1	1	2	1	0	San Diego Padres @ Oakland Athletics Oakland-Alameda County Coliseum, Oakland, CA Mon Jun 30 1997, 7:05 PM PDT Att: 15,274 - Unknown - 70 F		
Quilvio Veras, S OBP: 0.330, SLG: 0.333	G1-3	F7		F	BB			G5-3		5	1	1	0	1	0	3			
Tony Gwynn, L OBP: 0.430, SLG: 0.598 Mark Sweeney, L OBP: 0.326, SLG: 0.289	L3	HR		F8	BB	SF8			1B	3	2	1	4	1	0	1			
Ken Caminiti, S OBP: 0.332, SLG: 0.382 Jorge Velazquez, R OBP: 0.273, SLG: 0.300		1B		1B	BB			F8	1B	4	2	2	1	1	1	1			
Wally Joyner, L OBP: 0.407, SLG: 0.509		1B		G5-3	HR			FC6-4		6	2	5	2	0	0	0			
Greg Vaughn, R OBP: 0.304, SLG: 0.372	HR	1B		HR	1B	FC4-6		K	1B	5	2	3	4	1	2	4			
Chris Jones, R OBP: 0.322, SLG: 0.500	HR	1B		WP	2B	FC4-6		FC6-4		6	1	3	3	0	0	6			
Chris Gomez, R OBP: 0.322, SLG: 0.348	G5-3	G5-3		G4-3	G5-3					4	0	0	0	1	0	3			
John Flaherty, R OBP: 0.281, SLG: 0.345	HR			K	K			F7		5	2	2	0	0	2	4			
Inning Stats	R: 0 E: 0 K: 0 S: 3	H: 0 LOB: 0 BB: 0 P: 3	R: 7 E: 0 K: 1 S: 11	H: 6 LOB: 0 BB: 1 P: 15	R: 0 E: 0 K: 1 S: 7	H: 2 LOB: 2 BB: 0 P: 7	R: 4 E: 1 K: 2 S: 11	H: 4 LOB: 2 BB: 2 P: 19	R: 2 E: 0 K: 1 S: 5	H: 2 LOB: 1 BB: 1 P: 9	R: 0 E: 0 K: 0 S: 3	H: 1 LOB: 1 BB: 1 P: 7	R: 0 E: 0 K: 0 S: 3	H: 0 LOB: 0 BB: 0 P: 3	R: 0 E: 0 K: 1 S: 7	H: 2 LOB: 2 BB: 0 P: 7		1B: 12 2B: 4 3B: 0 HR: 3	SF: 1 SAC: 0 DP: 1 HBP: 0
PITCHER	IP	WLS	BF	H	R	ER	SO	BB	IBB	HBP	BLK	WP	HR	S	P	ERA	WHIP		
Don Wengert, R ERA: 5.96	3.0	L	18	8	7	7	2	1	0	0	0	0	2	21	25	21.00	3.000		
Dane Johnson, R ERA: 5.65	1.1		12	4	6	6	2	4	0	0	0	1	1	12	28	40.50	6.000		
Buddy Groom, L ERA: 5.06	1.2		10	4	2	2	1	1	0	0	0	1	0	11	15	10.80	3.000		
Carlos Reyes, R ERA: 3.15	3.0		12	3	0	0	1	1	0	0	0	0	0	13	17	0.00	1.333		

Batter	1	2	3	4	5	6	7	8	9	AB	R	H	RBI	BB	SO	LOB	BOTTOM		
Jason McDonald, S OBP: 0.297, SLG: 0.328	K		E6		G4-3		G3		G3-1	4	2	0	0	1	1	0	San Diego Padres @ Oakland Athletics Oakland-Alameda County Coliseum, Oakland, CA Mon Jun 30 1997, 7:05 PM PDT Att: 15,274 - Unknown - 70 F		
Rafael Bourquain, R OBP: 0.306, SLG: 0.379 Damon Mashore, R OBP: 0.371, SLG: 0.333	P3		G6-3		G4-3		E5		G3-6	4	0	0	1	0	0	2			
Matt Stairs, L OBP: 0.458, SLG: 0.756	G1-3		2B		2B				G3-6-1	5	1	3	2	0	0	1			
Mark McGwire, R OBP: 0.380, SLG: 0.650 Dave Magadan, L OBP: 0.375, SLG: 0.333		2B	2B		F9		G4-3			3	0	2	1	0	0	1			
Jose Canseco, R OBP: 0.321, SLG: 0.463 Pat Lennon, R OBP: 0.449, SLG: 0.429	K		G5-3		K			P4		3	0	0	0	0	2	3			
Jason Giambi, L OBP: 0.370, SLG: 0.510	K				F7		G4-3		1B	4	1	1	0	0	1	1			
Scott Spiezio, S OBP: 0.303, SLG: 0.397	F8				F8		G3		1B	4	0	1	1	0	0	1			
Scott Brosius, R OBP: 0.253, SLG: 0.282 Mark Bellhorn, S OBP: 0.357, SLG: 0.380			E		K		K		F7	3	1	1	0	0	2	0			
George Williams, S OBP: 0.376, SLG: 0.322		P6			G4-3		F7		K	3	1	0	0	1	1	2			
Inning Stats	R: 0 E: 0 K: 1 S: 5	H: 1 LOB: 1 BB: 0 P: 5	R: 3 E: 1 K: 0 S: 7	H: 3 LOB: 1 BB: 0 P: 7	R: 0 E: 0 K: 1 S: 5	H: 0 LOB: 0 BB: 0 P: 5	R: 2 E: 0 K: 1 S: 6	H: 1 LOB: 1 BB: 2 P: 14	R: 0 E: 0 K: 1 S: 5	H: 0 LOB: 0 BB: 0 P: 5	R: 0 E: 0 K: 0 S: 5	H: 1 LOB: 2 BB: 0 P: 5	R: 1 E: 0 K: 1 S: 7	H: 2 LOB: 1 BB: 0 P: 7	R: 0 E: 0 K: 0 S: 2	H: 0 LOB: 0 BB: 1 P: 6		1B: 4 2B: 4 3B: 0 HR: 0	SF: 0 SAC: 0 DP: 1 HBP: 0
PITCHER	IP	WLS	BF	H	R	ER	SO	BB	IBB	HBP	BLK	WP	HR	S	P	ERA	WHIP		
Andy Ashby, R ERA: 3.43	7.0	W	31	6	5	2	6	2	0	0	0	0	0	41	49	2.57	1.143		
Will Cunnane, R ERA: 6.99	2.0		8	2	1	1	1	1	0	0	0	0	0	9	13	4.50	1.500		



Batter	1	2	3	4	5	6	7	8	9	AB	R	H	RBI	BB	SO	LOB	TOP																
Damon Mashore, R OBP: 0.365, SLG: 0.327 (1, 8)	G6-3	K			SH1-4			L9		4	0	0	0	0	1	4	Oakland Athletics @ San Francisco Giants 3Com Park at Candlestick Point, San Francisco, CA Wed Jul 02 1997, 6:33 AM EDT Att: 26,506 - Sunny - 78 F livebaseballscorecards.com																
Scott Brosius, R OBP: 0.281, SLG: 0.304 (1, 5)	PB 1B 2B		K			1B HR	F8	F7		5	2	2	1	0	1	0																	
Pat Lennon, R OBP: 0.429, SLG: 0.408 Matt Stairs, L OBP: 0.444, SLG: 0.721 (6, PH) (6, 9)	2H 1B		G1-3			HR	1B	K		3	1	2	1	0	0	0																	
Mark McGwire, R OBP: 0.382, SLG: 0.656 (1, 3)	P4		K			HR	1B			2	0	0	0	0	1	0																	
Jose Canseco, R OBP: 0.325, SLG: 0.459 Jason McDonald, S OBP: 0.309, SLG: 0.319 (1, 9) (6, 8)	F8		K			HR	BB	F8		4	1	1	3	1	1	1																	
Scott Spiezio, S OBP: 0.307, SLG: 0.404 (1, 4)		P3																															
George Williams, S OBP: 0.383, SLG: 0.327 (1, 2)		FC5-4 1B								4	0	2	0	0	2	0																	
Tony Batista, R OBP: 0.250, SLG: 0.341 (1, 6)		FC5-4 1B								4	1	2	1	0	0	2																	
Mike Quist, R OBP: 0.333, SLG: 0.333 Mark Bellhorn, S OBP: 0.379, SLG: 0.392 Dane Johnson, R OBP: 0.391, SLG: 0.369 Dave Magadan, L OBP: 0.391, SLG: 0.369 Buddy Groom, L (7, 1)										1	0	1	0	0	0	0																	
										1	1	1	0	1	0	0																	
										0	0	0	0	0	0	0																	
										0	0	0	0	0	0	0																	
										0	0	0	0	0	0	0																	
Inning Stats	R: 1 E: 0 K: 0 S: 12	H: 2 LOB: 1 BB: 0 P: 21	R: 0 E: 0 K: 1 S: 10	H: 2 LOB: 2 BB: 0 P: 16	R: 0 E: 0 K: 2 S: 9	H: 0 LOB: 0 BB: 0 P: 14	R: 0 E: 0 K: 1 S: 9	H: 1 LOB: 1 BB: 0 P: 16	R: 6 E: 0 K: 1 S: 28	H: 6 LOB: 2 BB: 2 P: 49	R: 0 E: 0 K: 2 S: 9	H: 0 LOB: 1 BB: 1 P: 15	R: 1 E: 0 K: 1 S: 9	H: 1 LOB: 0 BB: 0 P: 16	R: 0 E: 0 K: 0 S: 6	H: 0 LOB: 0 BB: 0 P: 8	R: 0 E: 0 K: 0 S: 8	H: 0 LOB: 0 BB: 0 P: 14	1B: 7 2B: 1 3B: 1 HR: 3	SF: 0 SAC: 1 DP: 0 HBP: 0	WP: 0 PB: 1 SB: 0 CS: 0	PA: 42											
PITCHER	IP WLS BF H R ER SO BB IBB HBP BLK WP HR S P ERA WHIP																																
Kirk Rueter, L ERA: 3.8 Dan Carlson, R ERA: 8.74 Jim Poole, L ERA: 5.52	(1, 1) (5, 1) (9, 1)	4.1 3.2 1.0	L W S	22 17 3	9 3 0	5 3 0	5 3 0	4 3 0	0 3 0	0 0 0	0 0 0	0 0 0	0 2 0	1 43 8	82 73 14	10.38 7.36 0.00	2.077 1.636 0.000																

Batter	1	2	3	4	5	6	7	8	9	AB	R	H	RBI	BB	SO	LOB	BOTTOM															
Darryl Hamilton, L OBP: 0.339, SLG: 0.368 Jim Poole, L (1, 8) (9, 1)	G6-3		F8							3	0	0	0	1	0	1	Oakland Athletics @ San Francisco Giants 3Com Park at Candlestick Point, San Francisco, CA Wed Jul 02 1997, 6:33 AM EDT Att: 26,506 - Sunny - 78 F livebaseballscorecards.com															
Jose Vizcaino, S OBP: 0.335, SLG: 0.321 (1, 6)	1B		B5-3					FC6-4 1B		4	0	2	0	0	0	1																
Stan Javier, S OBP: 0.383, SLG: 0.457 (1, 9) (9, 8)	F8		G3					FC6-4 S		4	0	0	0	0	0	2																
Barry Bonds, L OBP: 0.422, SLG: 0.540 Marvin Benard, L OBP: 0.347, SLG: 0.270 (1, 7) (9, 7)	1B							K		3	0	1	0	0	2	1																
Jeff Kent, R OBP: 0.317, SLG: 0.502 (1, 4)	G3							K		1	0	0	0	0	1	0																
J.T. Snow, L OBP: 0.407, SLG: 0.491 (1, 3)										3	1	1	1	0	1	0																
Mark Lewis, R OBP: 0.337, SLG: 0.438 (1, 5)										3	0	1	0	0	1	0																
Marcus Jensen, S OBP: 0.228, SLG: 0.222 (1, 2)										3	0	0	0	0	1	1																
Kirk Rueter, L OBP: 0.176, SLG: 0.097 Dan Carlson, R ERA: 4.95 Glenallen Hill, R OBP: 0.275, SLG: 0.432 (1, 1) (5, 1) (8, PH) (9, 9)										1	0	0	0	0	0	0																
										1	0	0	0	0	0	1																
										1	0	0	0	0	0	0																
Inning Stats	R: 0 E: 0 K: 0 S: 10	H: 2 LOB: 2 BB: 0 P: 17	R: 1 E: 0 K: 1 S: 11	H: 1 LOB: 0 BB: 0 P: 16	R: 0 E: 0 K: 0 S: 4	H: 0 LOB: 0 BB: 0 P: 8	R: 0 E: 0 K: 2 S: 9	H: 0 LOB: 0 BB: 0 P: 12	R: 0 E: 0 K: 1 S: 8	H: 1 LOB: 1 BB: 0 P: 11	R: 0 E: 0 K: 2 S: 9	H: 1 LOB: 1 BB: 0 P: 15	R: 0 E: 0 K: 0 S: 9	H: 0 LOB: 0 BB: 0 P: 12	R: 0 E: 0 K: 0 S: 7	H: 0 LOB: 1 BB: 1 P: 15	R: 0 E: 0 K: 1 S: 6	H: 0 LOB: 0 BB: 0 P: 8	1B: 4 2B: 0 3B: 0 HR: 1	SF: 0 SAC: 0 DP: 1 HBP: 0	WP: 0 PB: 0 SB: 1 CS: 0	PA: 32										
PITCHER	IP WLS BF H R ER SO BB IBB HBP BLK WP HR S P ERA WHIP																															
Mike Quist, R ERA: 4.03 Dane Johnson, R ERA: 4.55 Buddy Groom, L ERA: 4.55	(1, 1) (5, 1) (7, 1)	4.0 2.0 3.0	W L S	15 8 9	3 2 0	1 0 0	1 0 0	3 3 1	0 0 1	0 0 0	0 0 0	0 0 0	0 17 22	26 35	0.00 0.00 0.00	1.000 0.333																



Batter	1	2	3	4	5	6	7	8	9	AB	R	H	RBI	BB	SO	LOB	TOP										
Damon Mashore, R (1, 8) OBP: 0.365, SLG: 0.324	G6-3																2										
Matt Stairs, L (7, PH) OBP: 0.447, SLG: 0.723																	1										
Mike Mohler, R (7, 1)																	0										
Aaron Small, R (7, 1)																	0										
Scott Brosius, R (1, 5) OBP: 0.284, SLG: 0.306	G6-3																4										
Jason Giambi, L (1, 7) OBP: 0.365, SLG: 0.510	G4-3																4										
Mark McGwire, R (1, 3) OBP: 0.378, SLG: 0.647																	4										
Pat Lennon, R (1, 9) OBP: 0.433, SLG: 0.392																	2										
Scott Spiezio, S (1, 4) OBP: 0.306, SLG: 0.399																	3										
George Williams, S (1, 2) OBP: 0.380, SLG: 0.325																	4										
Tony Batista, R (1, 6) OBP: 0.250, SLG: 0.348																	4										
Brad Rigby, R (1, 1)																	1										
Mark Bellhorn, S (5, PH) OBP: 0.390, SLG: 0.462																	1										
Carlos Reyes, S (5, 1)																	0										
Jason McDonald, S (7, PH) OBP: 0.313, SLG: 0.315																	1										
Inning Stats	R: 0 E: 0 K: 0 S: 9	H: 0 LOB: 0 BB: 0 P: 15	R: 1 E: 0 K: 2 S: 12	H: 1 LOB: 2 BB: 2 P: 22	R: 0 E: 0 K: 1 S: 9	H: 0 LOB: 0 BB: 1 P: 17	R: 0 E: 0 K: 2 S: 9	H: 0 LOB: 1 BB: 1 P: 17	R: 1 E: 0 K: 1 S: 16	H: 2 LOB: 1 BB: 0 P: 25	R: 0 E: 0 K: 1 S: 8	H: 0 LOB: 0 BB: 0 P: 8	R: 2 E: 0 K: 0 S: 12	H: 3 LOB: 2 BB: 1 P: 24	R: 0 E: 0 K: 1 S: 7	H: 0 LOB: 0 BB: 0 P: 11	R: 0 E: 0 K: 1 S: 9	H: 0 LOB: 0 BB: 0 P: 11	1B: 4 2B: 1 3B: 0 HR: 1	SF: 0 SAC: 0 DP: 0 HBP: 0	WP: 0 PB: 0 SB: 0 CS: 1	PA: 36					
PITCHER	IP	WLS	BF	H	R	ER	SO	BB	IBB	HBP	BLK	WP	HR	S	P	ERA	WHIP										
Doug Creek, L (1, 1) ERA: 5.4	6.2	W	27	4	4	4	7	5	0	0	0	0	1	70	120	5.40	1.350										
Julian Tavarez, R (7, 1) ERA: 4.9	0.1		3	2	0	0	0	0	0	0	0	0	0	5	8	0.00	6.000										
Doug Henry, R (8, 1) ERA: 3.51	1.0	S	3	0	0	0	1	0	0	0	0	0	0	7	11	0.00	0.000										
Rod Beck, R (9, 1) ERA: 2.52	1.0	S	3	0	0	0	1	0	0	0	0	0	0	9	11	0.00	0.000										

Oakland Athletics @ San Francisco Giants
3Com Park at Candlestick Point, San Francisco, CA

Thu Jul 03 1997, 10:05 PM EDT
Att: 47,719 - Unknown - 62 F

AB 31
R 4
H 6
RBI 4
BB 5
SO 9
LOB 10



Batter	1	2	3	4	5	6	7	8	9	AB	R	H	RBI	BB	SO	LOB	BOTTOM										
Stan Javier, S (1, 8) OBP: 0.381, SLG: 0.455																	3										
Jose Vizcaino, S (1, 6) OBP: 0.337, SLG: 0.320																	4										
Barry Bonds, L (1, 7) OBP: 0.426, SLG: 0.553																	3										
Jeff Kent, R (1, 4) OBP: 0.316, SLG: 0.498																	4										
J.T. Snow, L (1, 3) OBP: 0.408, SLG: 0.513																	4										
Glenallen Hill, R (1, 9) OBP: 0.275, SLG: 0.430																	4										
Doug Henry, R (8, 1)																	0										
Rod Beck, R (9, 1)																	0										
Mark Lewis, R (1, 5) OBP: 0.335, SLG: 0.433																	4										
Damon Berryhill, S (1, 2) OBP: 0.389, SLG: 0.393																	4										
Doug Creek, L (1, 1)																	2										
Julian Tavarez, L (7, 1)																	0										
Marvin Benard, L (8, 9) OBP: 0.342, SLG: 0.266																	1										
Inning Stats	R: 2 E: 0 K: 2 S: 13	H: 2 LOB: 0 BB: 0 P: 26	R: 0 E: 0 K: 0 S: 7	H: 1 LOB: 0 BB: 0 P: 11	R: 0 E: 0 K: 0 S: 6	H: 2 LOB: 1 BB: 0 P: 8	R: 3 E: 1 K: 0 S: 17	H: 4 LOB: 3 BB: 1 P: 28	R: 1 E: 0 K: 1 S: 12	H: 1 LOB: 0 BB: 0 P: 17	R: 0 E: 0 K: 1 S: 6	H: 0 LOB: 0 BB: 0 P: 9	R: 0 E: 0 K: 1 S: 12	H: 1 LOB: 1 BB: 0 P: 19	R: 0 E: 0 K: 0 S: 5	H: 1 LOB: 0 BB: 0 P: 6	R: 0 E: 0 K: 0 S: 9	H: 0 LOB: 0 BB: 0 P: 11	1B: 9 2B: 0 3B: 0 HR: 3	SF: 1 SAC: 1 DP: 1 HBP: 0	WP: 0 PB: 0 SB: 0 CS: 1	PA: 37					
PITCHER	IP	WLS	BF	H	R	ER	SO	BB	IBB	HBP	BLK	WP	HR	S	P	ERA	WHIP										
Brad Rigby, R (1, 1) ERA: 5.25	4.0	L	22	9	5	5	2	0	0	0	0	0	1	43	73	11.25	2.250										
Carlos Reyes, R (5, 1) ERA: 3.22	2.0		7	1	1	1	2	0	0	0	0	0	0	18	26	4.50	0.500										
Mike Mohler, L (7, 1) ERA: 6.68	0.2		3	1	0	0	1	0	0	0	0	0	0	11	16	0.00	1.500										
Aaron Small, R (7, 1) ERA: 4.73	1.1		4	1	0	0	0	0	0	0	0	0	0	6	9	0.00	0.750										

Oakland Athletics @ San Francisco Giants
3Com Park at Candlestick Point, San Francisco, CA

Thu Jul 03 1997, 10:05 PM EDT
Att: 47,719 - Unknown - 62 F

AB 33
R 6
H 12
RBI 6
BB 1
SO 5
LOB 10



Batter	1	2	3	4	5	6	7	8	9	AB	R	H	RBI	BB	SO	LOB	TOP				
Jason McDonald, S (1,8) OBP: 0.330, SLG: 0.390	0-1 HR		4-2 1B BB		0-0 G4-3 3B		2-1 G4-3		0-0 G3-1-3	4	3	2	1	1	0	0					
Scott Brosius, R (1,9) OBP: 0.266, SLG: 0.308	0-0 B1-3		2-0 BB BB 1B		0-1 G4-3		0-2		0-1 G6-3	5	0	2	1	0	0	0					
Dave Magadan, L (1,5) OBP: 0.394, SLG: 0.368	3-2 G4-3		4-2 BB BB		3-H 1-2 2B 1B		3-2 F7			3	1	1	0	1	0	1					
Mark McGwire, R (1,3) OBP: 0.382, SLG: 0.651	1-3 K		4-2 BB BB		0-0 1-H 2B				2-2 2B 1B	3	1	2	2	1	1	0					
Jose Canseco, R (1,10) OBP: 0.324, SLG: 0.459		3-3 K	0-2 G5-3		0-3 K				0-0 1B SF8 2B	4	1	1	0	0	2	4					
Pat Lannon, R (1,7) OBP: 0.444, SLG: 0.407		2-3 K		0-0 L9-3 1B		0-0 G5-4-3 1B			2-2 G6-4-3 1B	3	0	2	0	0	1	0					
Matt Stairs, L (8, PH) OBP: 0.447, SLG: 0.723									2-3 3-H 1B	1	0	0	0	0	0	0					
Mark Bellhorn, S (8, PH) OBP: 0.400, SLG: 0.472									1-1 SF8	3	0	0	1	0	1	2					
Damon Mashore, R (8, 7) OBP: 0.365, SLG: 0.324									3-H 2-0 G6-4-3	4	0	0	0	0	0	3					
Scott Spiezio, S (1,4) OBP: 0.302, SLG: 0.395		1-1 G1		1-0 F8		2-3 K			1-1 SF8	3	0	0	1	0	1	2					
Tony Batista, R (1,6) OBP: 0.240, SLG: 0.333			2-1 F8	3-2 L9-3		0-0 G5-4-3			2-0 G6-4-3	4	0	0	0	0	0	3					
Brent Mayne, L (1,2) OBP: 0.260, SLG: 0.287			1-2 G4-3		1-2 G6-3				1-2 G3	3	0	0	0	0	0	0					
George Williams, S (9, PH) OBP: 0.378, SLG: 0.323										1	0	0	0	0	0	0					
Inning Stats	R: 1 E: 0 K: 1 S: 9	H: 1 LOB: 0 BB: 0 P: 13	R: 0 E: 0 K: 2 S: 8	H: 0 LOB: 0 BB: 0 P: 14	R: 1 E: 0 K: 0 S: 18	H: 1 LOB: 3 BB: 3 P: 35	R: 0 E: 0 K: 0 S: 5	H: 1 LOB: 0 BB: 0 P: 9	R: 2 E: 0 K: 1 S: 13	H: 3 LOB: 1 BB: 0 P: 15	R: 0 E: 0 K: 0 S: 10	H: 1 LOB: 1 BB: 0 P: 16	R: 2 E: 0 K: 0 S: 11	H: 3 LOB: 0 BB: 0 P: 18	R: 0 E: 0 K: 0 S: 6	H: 0 LOB: 0 BB: 0 P: 7	1B: 7 2B: 3 3B: 1 HR: 1	SF: 1 SAC: 0 DP: 3 HBP: 0	WP: 0 PB: 0 SB: 0 CS: 0	PA: 38	
PITCHER	IP WLS BF H R ER SO BB IBB HBP BLK WP HR S P ERA WHIP	IP WLS BF H R ER SO BB IBB HBP BLK WP HR S P ERA WHIP	IP WLS BF H R ER SO BB IBB HBP BLK WP HR S P ERA WHIP	IP WLS BF H R ER SO BB IBB HBP BLK WP HR S P ERA WHIP	IP WLS BF H R ER SO BB IBB HBP BLK WP HR S P ERA WHIP	IP WLS BF H R ER SO BB IBB HBP BLK WP HR S P ERA WHIP	IP WLS BF H R ER SO BB IBB HBP BLK WP HR S P ERA WHIP	IP WLS BF H R ER SO BB IBB HBP BLK WP HR S P ERA WHIP	IP WLS BF H R ER SO BB IBB HBP BLK WP HR S P ERA WHIP	IP WLS BF H R ER SO BB IBB HBP BLK WP HR S P ERA WHIP	IP WLS BF H R ER SO BB IBB HBP BLK WP HR S P ERA WHIP	IP WLS BF H R ER SO BB IBB HBP BLK WP HR S P ERA WHIP	IP WLS BF H R ER SO BB IBB HBP BLK WP HR S P ERA WHIP	IP WLS BF H R ER SO BB IBB HBP BLK WP HR S P ERA WHIP	IP WLS BF H R ER SO BB IBB HBP BLK WP HR S P ERA WHIP	IP WLS BF H R ER SO BB IBB HBP BLK WP HR S P ERA WHIP	IP WLS BF H R ER SO BB IBB HBP BLK WP HR S P ERA WHIP	IP WLS BF H R ER SO BB IBB HBP BLK WP HR S P ERA WHIP	IP WLS BF H R ER SO BB IBB HBP BLK WP HR S P ERA WHIP	IP WLS BF H R ER SO BB IBB HBP BLK WP HR S P ERA WHIP	IP WLS BF H R ER SO BB IBB HBP BLK WP HR S P ERA WHIP

Oakland Athletics @ Texas Rangers
The Ballpark at Arlington, Arlington, TX
Fri Jul 04 1997, 8:05 PM EDT
Att: 46,934 - Unknown - 85 F

AB 34
R 6
H 11
RBI 6
BB 3
SO 5
LOB 10



Batter	1	2	3	4	5	6	7	8	9	AB	R	H	RBI	BB	SO	LOB	BOTTOM				
Mark McLemore, S (1,4) OBP: 0.335, SLG: 0.291	3-3 K		1-3 K	1-2 G4-6-3		4-0 BB		0-2 F7		4	0	0	0	1	2	2					
Ivan Rodriguez, R (1,2) OBP: 0.376, SLG: 0.537	2-0 G1-3		2-2 29 1B HBP	3-2 G5-3		0-1 P5				3	1	0	0	0	0	2					
29 Rusty Greer, L (1,7) OBP: 0.419, SLG: 0.531	1-0 F7		0-1 1B HR 1B		3-1 HR		1-0 F8			4	2	2	2	0	0	2					
Juan Gonzalez, R (1,9) OBP: 0.320, SLG: 0.555		1-0 G5-3	1-3 K	3-2 G6-3		1-0 L6				4	0	0	0	0	1	2					
Willi Clark, L (1,3) OBP: 0.421, SLG: 0.506		0-0 3B 1B	2-1 HR 1B	3-2 G4-3 2B		0-0 G6-3				4	2	3	1	0	0	0					
Lee Stevens, L (1,10) OBP: 0.346, SLG: 0.543		1-0 1-H 3B	2-2 1-H HR	2-2 G4-3		1-2 2B				4	1	3	4	0	0	1					
Domingo Cedenno, S (1,5) OBP: 0.328, SLG: 0.431		2-0 P5	4-1 BB	2-2 F8		0-0 G6-3				3	0	0	0	1	0	3					
Damon Buford, R (1,8) OBP: 0.280, SLG: 0.320		1-1 G5-3	1-1 F8		0-1 1B		3-2 G6-3			4	0	1	0	0	0	2					
Benji Gil, R (1,6) OBP: 0.286, SLG: 0.331			1-0 29 1B 2B	2-1 G4-6-3 1B		1-3 K		0-0 G6-3		4	1	2	0	0	1	1					
Inning Stats	R: 0 E: 0 K: 1 S: 6	H: 0 LOB: 0 BB: 0 P: 12	R: 1 E: 0 K: 0 S: 6	H: 2 LOB: 1 BB: 0 P: 11	R: 5 E: 0 K: 2 S: 21	H: 4 LOB: 1 BB: 1 P: 35	R: 0 E: 0 K: 0 S: 11	H: 1 LOB: 0 BB: 0 P: 17	R: 1 E: 0 K: 0 S: 15	H: 2 LOB: 1 BB: 0 P: 27	R: 0 E: 0 K: 1 S: 8	H: 1 LOB: 2 BB: 1 P: 14	R: 0 E: 0 K: 0 S: 6	H: 1 LOB: 1 BB: 0 P: 8	R: 0 E: 0 K: 0 S: 7	H: 0 LOB: 0 BB: 0 P: 10	1B: 5 2B: 3 3B: 1 HR: 2	SF: 0 SAC: 0 DP: 1 HBP: 1	WP: 0 PB: 0 SB: 1 CS: 0	PA: 37	
PITCHER	IP WLS BF H R ER SO BB IBB HBP BLK WP HR S P ERA WHIP	IP WLS BF H R ER SO BB IBB HBP BLK WP HR S P ERA WHIP	IP WLS BF H R ER SO BB IBB HBP BLK WP HR S P ERA WHIP	IP WLS BF H R ER SO BB IBB HBP BLK WP HR S P ERA WHIP	IP WLS BF H R ER SO BB IBB HBP BLK WP HR S P ERA WHIP	IP WLS BF H R ER SO BB IBB HBP BLK WP HR S P ERA WHIP	IP WLS BF H R ER SO BB IBB HBP BLK WP HR S P ERA WHIP	IP WLS BF H R ER SO BB IBB HBP BLK WP HR S P ERA WHIP	IP WLS BF H R ER SO BB IBB HBP BLK WP HR S P ERA WHIP	IP WLS BF H R ER SO BB IBB HBP BLK WP HR S P ERA WHIP	IP WLS BF H R ER SO BB IBB HBP BLK WP HR S P ERA WHIP	IP WLS BF H R ER SO BB IBB HBP BLK WP HR S P ERA WHIP	IP WLS BF H R ER SO BB IBB HBP BLK WP HR S P ERA WHIP	IP WLS BF H R ER SO BB IBB HBP BLK WP HR S P ERA WHIP	IP WLS BF H R ER SO BB IBB HBP BLK WP HR S P ERA WHIP	IP WLS BF H R ER SO BB IBB HBP BLK WP HR S P ERA WHIP	IP WLS BF H R ER SO BB IBB HBP BLK WP HR S P ERA WHIP	IP WLS BF H R ER SO BB IBB HBP BLK WP HR S P ERA WHIP	IP WLS BF H R ER SO BB IBB HBP BLK WP HR S P ERA WHIP	IP WLS BF H R ER SO BB IBB HBP BLK WP HR S P ERA WHIP	IP WLS BF H R ER SO BB IBB HBP BLK WP HR S P ERA WHIP

Oakland Athletics @ Texas Rangers
The Ballpark at Arlington, Arlington, TX
Fri Jul 04 1997, 8:05 PM EDT
Att: 46,934 - Unknown - 85 F

AB 34
R 7
H 11
RBI 7
BB 2
SO 4
LOB 15



Batter	1	2	3	4	5	6	7	8	9	AB	R	H	RBI	BB	SO	LOB	TOP					
Jason McDonald, S (1, 8) OBP: 0.320, SLG: 0.365										4	1	1	0	1	0	0	<p>Oakland Athletics @ Texas Rangers The Ballpark at Arlington, Arlington, TX Sun Jul 06 1997, 8:05 PM EDT Att: 38,361 - Unknown - 75 F</p> <p>livebaseballscorecards.com</p> <p>AB 35 R 9 H 9 RBI 9 BB 5 SO 7 LOB 12</p>					
Mark Bellhorn, S (1, 4) OBP: 0.406, SLG: 0.464 Scott Spiezio, S (6, 4) OBP: 0.298, SLG: 0.389										3	1	1	0	1	1	2						
Matt Stairs, L (1, 9) OBP: 0.437, SLG: 0.696										4	1	0	0	1	0	3						
Mark McGwire, R (1, 3) OBP: 0.389, SLG: 0.662										4	1	2	2	1	2	1						
Jose Canseco, R (1, 10) OBP: 0.321, SLG: 0.462										5	1	1	3	0	1	2						
Jason Giambi, L (1, 7) OBP: 0.358, SLG: 0.496 Damon Mashore, R (7, 7) OBP: 0.365, SLG: 0.323										3	0	0	0	1	0	1						
Scott Brosius, R (1, 5) OBP: 0.263, SLG: 0.303										4	1	1	0	0	0	1						
George Williams, S (1, 2) OBP: 0.381, SLG: 0.338										3	2	2	0	0	1	0						
Tony Batista, R (1, 6) OBP: 0.245, SLG: 0.356										4	1	1	4	0	1	2						
Inning Stats	R: 0 E: 0 K: 2 S: 13	H: 1 LOB: 1 BB: 0 P: 25	R: 0 E: 0 K: 0 S: 10	H: 1 LOB: 2 BB: 1 P: 16	R: 4 E: 0 K: 0 S: 16	H: 3 LOB: 0 BB: 1 P: 29	R: 0 E: 0 K: 0 S: 13	H: 1 LOB: 1 BB: 1 P: 22	R: 0 E: 0 K: 1 S: 6	H: 0 LOB: 0 BB: 1 P: 13	R: 4 E: 1 K: 0 S: 15	H: 3 LOB: 1 BB: 1 P: 31	R: 0 E: 0 K: 1 S: 6	H: 0 LOB: 0 BB: 0 P: 8	R: 0 E: 0 K: 2 S: 7	H: 0 LOB: 0 BB: 0 P: 9		R: 0 E: 0 K: 1 S: 7	H: 0 LOB: 0 BB: 0 P: 14	1B: 5 2B: 1 3B: 1 HR: 2	SF: 0 SAC: 1 DP: 1 HBP: 0	WP: 0 PB: 0 SB: 1 CS: 0
PITCHER	IP WLS BF H R ER SO BB IBB HBP BLK WP HR S P ERA WHIP																					
Julio Santana, R (1, 1) ERA: 6.51	3.2		20	6	5	5	2	3	0	0	0	0	0	0	1	51	91	12.27	2.455			
Matt Whiteside, R (4, 1) ERA: 9.23	1.1	L	2	2	4	2	1	2	0	0	0	0	0	0	1	15	32	13.50	3.000			
Eric Gunderson, L (6, 1) ERA: 1.78	0.2		2	0	0	0	0	0	0	0	0	0	0	0	0	3	5	0.00	0.000			
Danny Patterson, R (6, 1) ERA: 2.78	2.1		8	1	0	0	3	0	0	0	0	0	0	0	17	25	0.00	0.429				
John Wetteland, R (9, 1) ERA: 2.57	1.0		3	0	0	0	1	0	0	0	0	0	0	0	7	14	0.00	0.000				


Batter	1	2	3	4	5	6	7	8	9	AB	R	H	RBI	BB	SO	LOB	BOTTOM					
Mark McLemore, S (1, 4) OBP: 0.350, SLG: 0.297										2	1	1	0	3	0	0	<p>Oakland Athletics @ Texas Rangers The Ballpark at Arlington, Arlington, TX Sun Jul 06 1997, 8:05 PM EDT Att: 38,361 - Unknown - 75 F</p> <p>livebaseballscorecards.com</p> <p>AB 36 R 8 H 11 RBI 6 BB 7 SO 10 LOB 19</p>					
Domingo Cadeno, S (1, 5) OBP: 0.350, SLG: 0.470										5	2	3	2	0	1	3						
29 Rusty Greer, L (1, 7) OBP: 0.423, SLG: 0.538										4	1	1	2	1	0	5						
Juan Gonzalez, R (1, 9) OBP: 0.325, SLG: 0.578										5	1	2	0	0	0	2						
Willi Clark, L (1, 3) OBP: 0.415, SLG: 0.496										5	1	2	0	0	1	3						
Warren Newson, L (1, 10) OBP: 0.362, SLG: 0.443 Mike Simms, R (7, PH) OBP: 0.284, SLG: 0.480											2	0	0	0	1	1		2				
Damon Buford, R (1, 8) OBP: 0.283, SLG: 0.327 Ivan Rodriguez, R (9, PH) OBP: 0.375, SLG: 0.531										3	1	1	1	1	2	0						
Benji Gil, R (1, 6) OBP: 0.281, SLG: 0.330 Lee Stevens, L (9, PH) OBP: 0.336, SLG: 0.528										3	0	0	0	0	1	2						
Henry Mercedes, R (1, 2) OBP: 0.304, SLG: 0.333										3	1	1	1	1	2	2						
Inning Stats	R: 2 E: 0 K: 1 S: 18	H: 2 LOB: 1 BB: 1 P: 29	R: 1 E: 0 K: 1 S: 11	H: 1 LOB: 2 BB: 2 P: 23	R: 1 E: 0 K: 1 S: 9	H: 2 LOB: 0 BB: 0 P: 15	R: 0 E: 0 K: 1 S: 9	H: 1 LOB: 2 BB: 1 P: 14	R: 1 E: 0 K: 2 S: 16	H: 2 LOB: 2 BB: 1 P: 26	R: 0 E: 0 K: 1 S: 12	H: 1 LOB: 2 BB: 1 P: 20	R: 0 E: 0 K: 2 S: 10	H: 0 LOB: 0 BB: 0 P: 15	R: 3 E: 0 K: 0 S: 12	H: 2 LOB: 0 BB: 1 P: 17		R: 0 E: 0 K: 1 S: 8	H: 0 LOB: 0 BB: 0 P: 12	1B: 7 2B: 3 3B: 0 HR: 1	SF: 0 SAC: 1 DP: 1 HBP: 0	WP: 0 PB: 0 SB: 0 CS: 0
PITCHER	IP WLS BF H R ER SO BB IBB HBP BLK WP HR S P ERA WHIP																					
Ariel Prieto, R (1, 1) ERA: 4.73	4.1		25	8	5	5	4	5	0	0	1	1	0	0	0	57	100	10.38	3.000			
Dane Johnson, R (5, 1) ERA: 4.12	1.1	W	6	1	0	0	2	1	0	0	0	0	0	0	15	22	0.00	1.500				
Buddy Groom, L (6, 1) ERA: 4.4	0.1		1	0	0	0	1	0	0	0	0	0	0	0	3	5	0.00	0.000				
Aaron Small, R (7, 1) ERA: 5.13	1.1		7	2	3	3	2	1	0	0	0	0	0	1	18	28	20.25	2.250				
Billy Taylor, R (8, 1) ERA: 5.4	1.2	S	5	0	0	0	1	0	0	0	0	0	0	12	16	0.00	0.000					


Batter	1	2	3	4	5	6	7	8	9	AB	R	H	RBI	BB	SO	LOB	TOP																				
Tony Phillips, S OBP: 0.421, SLG: 0.399 Craig Grebeck, R OBP: 0.377, SLG: 0.430 (6, 4)	P8		G3 SF8 2B		WP PB 2B	1B 1B		L9		4	2	3	0	0	0	0	Anaheim Angels @ Oakland Athletics Oakland-Alameda County Coliseum, Oakland, CA Thu Jul 10 1997, 3:33 AM PDT Att: 10,827 - Cloudy - 70 F																				
Darin Erstad, L OBP: 0.355, SLG: 0.467 (1, 3)	K		G3		K	P5		K		5	0	0	0	0	3	4																					
Tim Salmon, R OBP: 0.390, SLG: 0.494 (1, 9)	G6-3		BB		2B BB	1B			G4-6-3 1B	3	1	2	1	2	0	0																					
Jim Edmonds, L OBP: 0.361, SLG: 0.515 (1, 8)		HR	SF8		2B	P4		G4-6-3		4	1	2	3	0	0	3																					
16 Garret Anderson, L OBP: 0.336, SLG: 0.385 (1, 7)	FC4-6 1B BB		G3		BB	G3-1		G4-3		3	1	0	0	2	0	3																					
Jim Leyritz, R OBP: 0.356, SLG: 0.431 (1, 10)	FC4-6 1B				G5-3	G4-3		G1-3		4	0	1	0	0	0	2																					
Jack Howell, L OBP: 0.321, SLG: 0.487 (1, 5)	FC4-6 G5-3 1B				F9			G6-3		4	1	1	1	0	0	2																					
Chad Kreuter, S OBP: 0.309, SLG: 0.373 (1, 2)	1B				P8			K		4	1	2	2	0	1	0																					
Gary Disarcina, R OBP: 0.282, SLG: 0.357 (1, 6)	G5-3				G5-3	1B 2B		L8		4	1	1	0	0	0	2																					
Inning Stats	R: 0 E: 0 K: 1 S: 8	H: 0 LOB: 0 BB: 0 P: 14	R: 2 E: 0 K: 0 S: 9	H: 3 LOB: 1 BB: 1 P: 17	R: 1 E: 0 K: 0 S: 7	H: 1 LOB: 1 BB: 1 P: 17	R: 0 E: 0 K: 0 S: 8	H: 0 LOB: 0 BB: 0 P: 12	R: 2 E: 0 K: 1 S: 11	H: 2 LOB: 2 BB: 2 P: 23	R: 3 E: 0 K: 0 S: 22	H: 5 LOB: 2 BB: 0 P: 39	R: 0 E: 0 K: 1 S: 7	H: 0 LOB: 0 BB: 0 P: 10	R: 0 E: 0 K: 1 S: 6	H: 0 LOB: 0 BB: 0 P: 9	R: 0 E: 0 K: 0 S: 7	H: 1 LOB: 0 BB: 0 P: 10	1B: 5 2B: 4 3B: 0 HR: 3	SF: 1 SAC: 0 DP: 2 HBP: 0	WP: 1 PB: 1 CS: 0	PA: 41															
PITCHER	IP	WLS	BF	H	R	ER	SO	BB	IBB	HBP	BLK	WP	HR	S	P	ERA	WHIP	PITCHER		IP	WLS	BF	H	R	ER	SO	BB	IBB	HBP	BLK	WP	HR	S	P	ERA	WHIP	
Brad Rigby, R ERA: 6.88 Don Wengert, R ERA: 6.35 Carlos Reyes, R ERA: 3.6 Buddy Groom, L ERA: 4.26 Aaron Small, R ERA: 5.03	(1, 1)	5.0	L	25	7	6	6	2	4	0	0	0	1	2	48	91	10.80	2.200	Mike Mohler, L ERA: 6.59		(9, 1)	1.0		2	0	0	0	0	0	0	0	0	0	6	8	0.00	0.000


AB	36
R	8
H	12
RBI	7
BB	4
SO	4
LOB	16



Batter	1	2	3	4	5	6	7	8	9	AB	R	H	RBI	BB	SO	LOB	BOTTOM																			
Damon Mashore, R OBP: 0.362, SLG: 0.319 Jason McDonald, S OBP: 0.316, SLG: 0.360 (8, 8)	K		L8		K		L9			3	0	0	0	0	2	0	Anaheim Angels @ Oakland Athletics Oakland-Alameda County Coliseum, Oakland, CA Thu Jul 10 1997, 3:33 AM PDT Att: 10,827 - Cloudy - 70 F																			
Scott Brosius, R OBP: 0.283, SLG: 0.306 (9, 9)	BB 2B		P9		K		L7			4	1	1	0	0	1	0																				
Pat Lennon, R OBP: 0.439, SLG: 0.404 Dave Magadan, L OBP: 0.391, SLG: 0.365 (9, 5)	BB 1B		G6-3		G6-3		G3			3	0	1	0	0	0	0																				
Mark McGwire, R OBP: 0.388, SLG: 0.656 (1, 3)	BB 2B				K		K			3	0	0	0	1	3	0																				
Jose Canseco, R OBP: 0.323, SLG: 0.459 (1, 10)	G4-6-3 BB				K		HR BB		G5-3	2	1	0	1	2	1	0																				
Jason Giambi, L OBP: 0.360, SLG: 0.506 (1, 7)	G4-6-3				BB		HR		F7	3	1	1	2	1	0	3																				
Scott Spiezio, S OBP: 0.297, SLG: 0.398 (1, 4)			K		P4		HR		F8	4	1	1	1	0	1	1																				
Tony Batista, R OBP: 0.239, SLG: 0.346 (1, 6)	G5-3				P2		P3			3	0	0	0	0	0	0																				
George Williams, S OBP: 0.376, SLG: 0.331 (1, 2)	G5-3				K		K			3	0	0	0	0	2	0																				
Inning Stats	R: 1 E: 0 K: 1 S: 13	H: 2 LOB: 2 BB: 2 P: 25	R: 0 E: 0 K: 1 S: 8	H: 0 LOB: 0 BB: 0 P: 12	R: 0 E: 0 K: 0 S: 4	H: 0 LOB: 0 BB: 0 P: 6	R: 0 E: 0 K: 2 S: 13	H: 0 LOB: 1 BB: 1 P: 22	R: 0 E: 0 K: 2 S: 11	H: 0 LOB: 0 BB: 0 P: 14	R: 3 E: 0 K: 1 S: 15	H: 2 LOB: 1 BB: 1 P: 28	R: 0 E: 0 K: 1 S: 7	H: 0 LOB: 0 BB: 0 P: 11	R: 0 E: 0 K: 0 S: 10	H: 0 LOB: 0 BB: 0 P: 15	R: 0 E: 0 K: 0 S: 10	H: 0 LOB: 0 BB: 0 P: 15	1B: 1 2B: 1 3B: 0 HR: 2	SF: 0 SAC: 0 DP: 1 HBP: 0	WP: 0 PB: 0 CS: 0	PA: 34														
PITCHER	IP	WLS	BF	H	R	ER	SO	BB	IBB	HBP	BLK	WP	HR	S	P	ERA	WHIP	PITCHER		IP	WLS	BF	H	R	ER	SO	BB	IBB	HBP	BLK	WP	HR	S	P	ERA	WHIP
Allen Watson, L ERA: 5.27 Rich DeLucia, R ERA: 2.41	(1, 1)	6.0	W	25	4	4	4	8	4	0	0	0	0	2	66	107	6.00	1.333	Rich DeLucia, R ERA: 2.41		(7, 1)	3.0	S	9	0	0	0	2	0	0	0	0	25	40	0.00	0.000



Batter	1	2	3	4	5	6	7	8	9	AB	R	H	RBI	BB	SO	LOB	TOP					
Tony Phillips, S OBP: 0.421, SLG: 0.416 Craig Grebeck, R OBP: 0.380, SLG: 0.426	2-1 1B 3B	0-3 K		1-2 P5	2-2 HR		1-1 G5-3		4-0 BB BB	4	2	2	3	0	1	0	Anaheim Angels @ Oakland Athletics Oakland-Alameda County Coliseum, Oakland, CA Fri Jul 11 1997, 7:05 PM PDT Att: 12,586 - Unknown - 64 F livebaseballscorecards.com AB 44 R 14 H 17 RBI 13 BB 6 SO 8 LOB 26 					
Darin Erstad, L OBP: 0.355, SLG: 0.468	1-2 1B 16 BB S 3H	0-3 K		1-1 G4-3	1-1 G6-3		1-0 1B		1-3 K	6	2	2	1	0	2	2						
Dave Hollins, S OBP: 0.376, SLG: 0.446 Jack Howell, L OBP: 0.318, SLG: 0.481	4-2 16 BB 1B G4-3	1-1 P5		0-0 G6-3		3-2 G4-3	0-2 G4-6-3 1B		1-3 K	4	1	1	1	1	0	0						
Jim Edmonds, L OBP: 0.364, SLG: 0.526 Otlando Palmeiro, L OBP: 0.364, SLG: 0.284	2-2 G4-3 16 BB WP		0-0 G3-1		2-2 HR	3-2 16 BB 1B	3-1 G4-6-3		4-2 BB	3	2	2	1	0	0	0						
Tim Salmon, R OBP: 0.395, SLG: 0.505	1-3 K		4-2 16 BB 2B		2-1 HR	0-0 16 BB 1B		3-2 16 FC4-6 1B	3-2 F8	5	2	3	1	1	1	6						
16 Garret Anderson, L OBP: 0.340, SLG: 0.389	4-0 WP 1B G4-3 1B BB		0-0 1B 2B		1-3 K	1-1 BB 1B		2-2 FC4-6		4	2	2	3	1	1	1						
Jim Leyritz, R OBP: 0.360, SLG: 0.432	1-2 G4-3 1B BB		2-1 1B		3-2 HR 1B	4-2 FC6-4 BB		2-3 K		4	1	2	2	1	1	3						
Todd Greene, R OBP: 0.250, SLG: 0.269	1-0 1B		0-0 P6		1-3 K	0-0 L6		2-2 G4-3		5	0	1	1	0	1	6						
Gary Disarcina, R OBP: 0.280, SLG: 0.355	1-1 G5-3		1-2 P6		0-0 HR 1B	0-1 FC6-4		3-1 E4 BB BB		5	1	1	0	0	0	5						
Inning Stats	R: 5 E: 0 K: 1 S: 25	H: 4 LOB: 1 BB: 2 P: 42	R: 0 E: 0 K: 2 S: 8	H: 0 LOB: 0 BB: 0 P: 9	R: 2 E: 0 K: 0 S: 12	H: 2 LOB: 1 BB: 1 P: 19	R: 0 E: 0 K: 0 S: 6	H: 0 LOB: 0 BB: 0 P: 8	R: 5 E: 0 K: 2 S: 21	H: 5 LOB: 0 BB: 0 P: 33	R: 1 E: 0 K: 0 S: 17	H: 3 LOB: 3 BB: 1 P: 28	R: 1 E: 0 K: 0 S: 8	H: 2 LOB: 0 BB: 0 P: 13	R: 0 E: 0 K: 1 S: 13	H: 1 LOB: 1 BB: 0 P: 22		R: 0 E: 1 K: 2 S: 14	H: 0 LOB: 2 BB: 2 P: 30	1B: 11 2B: 2 3B: 1 HR: 3	SF: 0 SAC: 0 DP: 1 HBP: 0	WP: 1 PB: 0 SB: 1 CS: 0
PITCHER	IP WLS BF H R ER SO	BB IBB HBP BLK	WP HR S P	ERA WHIP	PITCHER	IP WLS BF H R ER SO	BB IBB HBP BLK	WP HR S P	ERA WHIP													
Steve Karsay, R ERA: 5.95	2.1 L	16 6	7 7	3 3	3 0	0 0	0 0	0 0	1 0	39 63	27.00 3.857											
Carlos Reyes, R ERA: 4.46	2.1	12 5	5 5	2 2	0 0	0 0	0 0	0 0	3 31	45 66	19.29 2.143											
Don Wengert, R ERA: 6.31	3.1	16 6	2 2	2 2	1 1	0 0	0 0	0 0	4 40	66 30	5.40 2.100											
Dane Johnson, R ERA: 3.92	1.0	6 0	0 0	0 0	2 2	0 0	0 0	0 0	0 0	14 30	0.00 2.000											

Batter	1	2	3	4	5	6	7	8	9	AB	R	H	RBI	BB	SO	LOB	BOTTOM					
Jason McDonald, S OBP: 0.301, SLG: 0.341	1-0 G3		2-3 K		2-3 K		2-1 FC4-6		1-3 K	5	0	0	0	0	3	3	Anaheim Angels @ Oakland Athletics Oakland-Alameda County Coliseum, Oakland, CA Fri Jul 11 1997, 7:05 PM PDT Att: 12,586 - Unknown - 64 F livebaseballscorecards.com AB 35 R 4 H 8 RBI 4 BB 4 SO 10 LOB 13 					
Scott Brosius, R OBP: 0.288, SLG: 0.317	2-1 BB BB 1B		3-2 HR		1-0 F8		3-2 G5-3		4-0 BB	4	1	2	1	1	0	0						
Matt Stairs, L OBP: 0.355, SLG: 0.686 Pat Lennon, R OBP: 0.441, SLG: 0.407	4-1 1B BB		0-0 G6-3		1-2 F8		0-1 2B 1B		1-2 L8	2	0	0	0	1	0	0						
Mark McGwire, R OBP: 0.385, SLG: 0.649 Dave Magadan, L OBP: 0.398, SLG: 0.362	1-2 L7		0-0 P7		2-3 K		1-3 K		1-3 K	3	0	0	0	0	1	2						
Jose Canseco, R OBP: 0.325, SLG: 0.461	4-2 BB		2-1 L7		1-3 K		3-2 K		1-1 2B	3	0	1	1	1	1	0						
Jason Giambi, L OBP: 0.355, SLG: 0.498	0-3 K		1-1 P9		0-0 P6		2-3 K		0-0 K	4	0	0	0	0	2	4						
Scott Spiezio, S OBP: 0.395, SLG: 0.395 Mark Bellhorn, S OBP: 0.409, SLG: 0.456		2-2 G5-3		1-0 G3		2-1 L7		4-2 2B G4-3 BB		2	0	0	0	0	0	0						
Tony Batista, R OBP: 0.248, SLG: 0.361		2-3 K		0-0 P6		1-0 E 1B 1B		0-2 G4-3 2B		4	0	2	0	0	1	0						
George Williams, S OBP: 0.378, SLG: 0.353		2-3 K		2-1 HR		3-2 E3 FC4-6 1B		0-0 G4-3		4	1	2	2	0	1	1						
Inning Stats	R: 0 E: 1 K: 1 S: 12	H: 1 LOB: 3 BB: 2 P: 24	R: 0 E: 0 K: 2 S: 9	H: 0 LOB: 0 BB: 0 P: 15	R: 1 E: 0 K: 1 S: 8	H: 1 LOB: 0 BB: 0 P: 13	R: 0 E: 0 K: 0 S: 5	H: 0 LOB: 0 BB: 0 P: 9	R: 1 E: 0 K: 1 S: 7	H: 1 LOB: 0 BB: 0 P: 12	R: 0 E: 0 K: 2 S: 9	H: 0 LOB: 0 BB: 0 P: 13	R: 0 E: 1 K: 0 S: 10	H: 2 LOB: 2 BB: 0 P: 18	R: 1 E: 0 K: 2 S: 19	H: 2 LOB: 1 BB: 0 P: 28		R: 0 E: 0 K: 1 S: 13	H: 1 LOB: 2 BB: 2 P: 23	1B: 4 2B: 2 3B: 0 HR: 2	SF: 0 SAC: 0 DP: 0 HBP: 0	WP: 0 PB: 0 SB: 0 CS: 0
PITCHER	IP WLS BF H R ER SO	BB IBB HBP BLK	WP HR S P	ERA WHIP	PITCHER	IP WLS BF H R ER SO	BB IBB HBP BLK	WP HR S P	ERA WHIP													
Jason Dickson, R ERA: 3.37	7.0 W	28 5	2 2	2 2	0 0	0 0	0 0	0 0	2 19	60 28	2.57 9.00											
Mike Holtz, L ERA: 1.57	1.0	5 2	1 1	1 2	0 0	0 0	0 0	0 0	0 19	28 23	9.00 3.000											
Pep Harris, R ERA: 4.34	1.0	6 1	1 1	1 1	2 0	0 0	0 0	0 0	0 13	23 23	9.00 3.000											

Batter	1	2	3	4	5	6	7	8	9	AB	R	H	RBI	BB	SO	LOB	TOP										
Tony Phillips, S OBP: 0.423, SLG: 0.419 (1, 4)	4-2 CS BB	2-2 1B		3-2 SF8		2-2 2B		1-2 G3-1		3	0	2	2	1	0	0	Anaheim Angels @ Oakland Athletics Oakland-Alameda County Coliseum, Oakland, CA Sun Jul 13 1997, 3:33 AM PDT Att: 15,164 - Sunny - 86 F										
Darin Erstad, L OBP: 0.349, SLG: 0.458 (1, 3)	2-3 K	0-1 BB 1B		1-2 F9		2-1 F7		0-1 G4-3		5	0	1	1	0	1	2											
Dave Hollins, S OBP: 0.382, SLG: 0.445 (1, 5)	1-1 2B	1-2 BB		4-0 BB 1-2 BB		4-0 BB 1B BB		0-0 G6-3		2	1	1	0	3	0	0											
Jim Edmonds, L OBP: 0.362, SLG: 0.519 (1, 8)	1-0 L9	0-3 K		2-3 K		4-2 BB 1B BB			4-1 CS BB	3	0	0	0	2	2	6											
Tim Salmon, R OBP: 0.393, SLG: 0.498 (1, 9)		4-0 16 1B SF8 BB	1-3 K		2-0 G5-3	3-1 BB 1B		3-3 K		4	1	1	1	1	2	1											
16 Garret Anderson, L OBP: 0.343, SLG: 0.391 (1, 7)	2-1 WP BB 1B	1-0 G4-6-3 1B		1-2 BB 1B		0-0 P6		1-1 G4-3		5	1	3	0	0	0	2											
Jim Leyritz, R OBP: 0.357, SLG: 0.426 (1, 10)	0-2 SF8	0-0 G4-6-3		4-2 FC6-4 BB		2-3 K				2	0	0	1	1	1	1											
Chad Kreuter, S OBP: 0.315, SLG: 0.380 (1, 2)	4-1 1B BB			3-2 SH SF8 2B		2-0 F9		3-1 F8		3	2	1	0	1	0	2											
Gary Disarcina, R OBP: 0.283, SLG: 0.355 (1, 6)	2-1 L7			1-1 SH BB		0-0 FC6-4		1-0 G5-3		3	0	0	0	0	0	4											
Inning Stats	R: 0 E: 0 K: 1 S: 10	H: 1 LOB: 1 BB: 1 P: 18	R: 3 E: 0 K: 1 S: 17	H: 3 LOB: 3 BB: 3 P: 35	R: 0 E: 0 K: 1 S: 5	H: 1 LOB: 0 BB: 0 P: 7	R: 1 E: 0 K: 1 S: 17	H: 1 LOB: 2 BB: 1 P: 31	R: 0 E: 0 K: 0 S: 8	H: 1 LOB: 2 BB: 1 P: 17	R: 1 E: 0 K: 0 S: 13	H: 2 LOB: 2 BB: 2 P: 28	R: 0 E: 0 K: 1 S: 6	H: 0 LOB: 0 BB: 0 P: 12	R: 0 E: 0 K: 0 S: 6	H: 0 LOB: 0 BB: 0 P: 7	R: 0 E: 0 K: 1 S: 7	H: 0 LOB: 0 BB: 1 P: 15	1B: 6 2B: 3 3B: 0 HR: 0	SF: 2 SAC: 1 DP: 1 HBP: 0	WP: 1 PB: 0 CS: 2	PA: 42					
PITCHER	IP	WLS	BF	H	R	ER	SO	BB	IBB	HBP	BLK	WP	HR	S	P	ERA	WHIP										
Mike Oquist, R ERA: 4.38 (1, 1)	3.2	L	20	6	4	4	3	4	0	0	0	1	0	46	82	9.82	2.727										
Mike Mohler, L ERA: 6.5 (4, 1)	2.1		13	3	1	1	1	4	0	0	0	0	0	24	54	3.86	3.000										
Dane Johnson, R ERA: 3.42 (7, 1)	3.0		9	0	0	0	2	1	0	0	0	0	0	19	34	0.00	0.333										

Batter	1	2	3	4	5	6	7	8	9	AB	R	H	RBI	BB	SO	LOB	BOTTOM										
Jason McDonald, S OBP: 0.309, SLG: 0.333 (1, 8)	2-3 K			0-0 G3	4-0 1B BB		1-3 K		2-2 P5	4	0	0	0	1	2	1	Anaheim Angels @ Oakland Athletics Oakland-Alameda County Coliseum, Oakland, CA Sun Jul 13 1997, 3:33 AM PDT Att: 15,164 - Sunny - 86 F										
Mark Bellhorn, S OBP: 0.408, SLG: 0.443 (1, 5)	2-2 G3-1			4-1 G5-3 BB	3-2 BB 1-3 2H 1B		1-2 P6		1-2 G1	4	0	1	1	1	0	1											
Jason Giambi, L OBP: 0.361, SLG: 0.493 (1, 7)	3-2 G3-1			0-0 G5-3	4-1 BB		4-2 BB			2	0	0	0	2	0	1											
Jose Canseco, R OBP: 0.331, SLG: 0.460 (1, 10)		4-0 G6-4-3 BB		0-0 G5-3	3-2 G6-3		3-2 P6			3	0	0	0	1	0	5											
Scott Brosius, R OBP: 0.266, SLG: 0.311 (1, 9)		1-2 G6-4-3		4-2 S 2B BB		2-1 F9		1-1 P6		3	1	0	0	1	0	1											
Dave Magadan, L OBP: 0.382, SLG: 0.353 (1, 3)	2-1 G3			2-1 L9	4-0 BB		0-1 F8			3	0	0	0	1	0	1											
Scott Spiezio, S OBP: 0.290, SLG: 0.386 (1, 4)			1-1 P5		3-2 F9		1-1 F8		3-2 F8	4	0	1	0	0	0	1											
Tony Batista, R OBP: 0.252, SLG: 0.368 (9, PH)			0-1 G5-3		1-0 1B 2B		2-2 F7		1-3 K	3	1	1	1	0	0	2											
Brent Mayne, L OBP: 0.270, SLG: 0.289 (1, 2)			1-1 F8		2-2 1B WP		1-2 G1-3		1-2 HBP	3	1	1	1	0	0	2											
Inning Stats	R: 0 E: 0 K: 1 S: 12	H: 0 LOB: 0 BB: 0 P: 19	R: 0 E: 0 K: 0 S: 5	H: 0 LOB: 0 BB: 1 P: 12	R: 0 E: 0 K: 0 S: 4	H: 0 LOB: 0 BB: 1 P: 8	R: 0 E: 0 K: 0 S: 4	H: 0 LOB: 1 BB: 1 P: 8	R: 3 E: 0 K: 0 S: 18	H: 3 LOB: 3 BB: 3 P: 44	R: 0 E: 0 K: 0 S: 10	H: 1 LOB: 2 BB: 1 P: 20	R: 0 E: 0 K: 0 S: 11	H: 0 LOB: 0 BB: 1 P: 20	R: 0 E: 0 K: 0 S: 8	H: 0 LOB: 0 BB: 0 P: 12	R: 0 E: 0 K: 1 S: 12	H: 0 LOB: 1 BB: 0 P: 17	1B: 3 2B: 1 3B: 0 HR: 0	SF: 0 SAC: 0 DP: 1 HBP: 1	WP: 1 PB: 0 CS: 0	PA: 38					
PITCHER	IP	WLS	BF	H	R	ER	SO	BB	IBB	HBP	BLK	WP	HR	S	P	ERA	WHIP										
Dennis Springer, R ERA: 5.81 (1, 1)	4.2		21	3	3	3	1	5	0	0	0	1	0	42	85	5.79	1.714										
Shigetoshi Hasegawa, R ERA: 4.06 (5, 1)	2.1	W	10	1	0	0	1	2	0	0	0	0	0	24	46	0.00	1.286										
Rich DeLucia, R ERA: 2.35 (8, 1)	1.0		3	0	0	0	0	0	0	0	0	0	0	8	12	0.00	0.000										
Troy Percival, R ERA: 2.96 (9, 1)	1.0	S	4	0	0	0	1	0	0	1	0	0	0	12	17	0.00	0.000										



Batter	1	2	3	4	5	6	7	8	9	AB	R	H	RBI	BB	SO	LOB	TOP				
Rich Amaral, R OBP: 0.317, SLG: 0.313 Paul Sorrento, L OBP: 0.348, SLG: 0.522 (8, 3)	1-2 HR	3-2 CS 1B				2-2 F8	1-0 G1-3	2-3 K		4	1	2	1	0	0	2					
Alex Rodriguez, R OBP: 0.399, SLG: 0.509 (1, 6)	3-1 F9	1-1 G1-6-3				0-1 G4-3	0-1 P5	0-1 F8		5	0	0	0	0	0	2					
Ken Griffey Jr., L OBP: 0.378, SLG: 0.627 (1, 8)	3-3 K		0-0 G4-3			1-2 G3	0-2 G1-3		1-1 CS 1B	5	0	2	0	0	1	0					
Edgar Martinez, R OBP: 0.451, SLG: 0.546 (1, 10)	1-0 HR		3-3 K			4-2 SH1-4 1B	4-0 G1-3		0-1 1B	3	2	2	0	2	1	0					
Jay Buhner, R OBP: 0.389, SLG: 0.520 (1, 9)	0-2 HR		1-3 K			0-0 1B	3-0 G1-3		2-3 K	5	2	2	2	0	2	4					
Dan Wilson, R OBP: 0.336, SLG: 0.440 (1, 2)	0-1 1B			1-0 2B		0-0 SH1-4	0-0 F8		1-2 G5-3	4	0	2	0	0	0	4					
Mike Blowers, R OBP: 0.327, SLG: 0.391 Brent Gates, S OBP: 0.287, SLG: 0.384 (8, 4)	2-0 1B			1-1 G6-3		0-0 1B		2-3 K		4	0	2	1	0	1	1					
Russ Davis, R OBP: 0.346, SLG: 0.526 (1, 5)	0-0 G4-3			1-1 G6-3		2-3 K		2-2 E6 WP 2B		4	1	0	0	0	1	5					
José Cruz Jr., S OBP: 0.319, SLG: 0.571 (1, 7)		0-2 G3		1-3 K		1-0 1B		2-2 1B		4	0	2	2	0	1	1					
Inning Stats	R: 3 H: 5 E: 0 K: 1 S: 17	H: 5 R: 1 ER: 0 LOB: 0 BB: 0 P: 27	R: 0 H: 1 E: 0 K: 0 S: 8	H: 1 R: 0 ER: 0 LOB: 0 BB: 0 P: 12	R: 0 H: 1 E: 0 K: 1 S: 8	H: 1 R: 0 ER: 0 LOB: 1 BB: 0 P: 12	R: 0 H: 0 E: 0 K: 0 S: 8	H: 0 R: 0 ER: 0 LOB: 0 BB: 0 P: 11	R: 2 H: 3 E: 0 K: 1 S: 10	H: 3 R: 0 ER: 0 LOB: 2 BB: 1 P: 16	R: 0 H: 1 E: 0 K: 0 S: 8	H: 1 R: 0 ER: 0 LOB: 2 BB: 1 P: 15	R: 1 H: 1 E: 1 K: 2 S: 16	H: 1 R: 0 ER: 0 LOB: 1 BB: 0 P: 24	R: 0 H: 2 E: 0 K: 1 S: 11	H: 2 R: 0 ER: 0 LOB: 1 BB: 0 P: 15	1B: 9 2B: 3 3B: 0 HR: 2	SF: 0 SAC: 1 DP: 0 HBP: 0	WP: 1 PB: 0 SB: 0 CS: 2	PA: 42	
PITCHER	IP	WLS	BF	H	R	ER	SO	BB	IBB	HBP	BLK	WP	HR	S	P	ERA	WHIP				
Steve Wojciechowski, L ERA: 5.44 Aaron Small, R ERA: 4.76 Buddy Groom, L ERA: 4.04 Don Wengert, R ERA: 6.24	(1, 1) (6, 1) (8, 1) (9, 1)	5.1 2.0 0.2 1.0	L 11 3 3	25 9 1 1	9 3 0 0	5 1 0 0	5 2 0 1	4 0 0 1	0 1 0 0	0 0 0 0	0 0 0 0	0 1 0 0	2 24 7 9	54 83 10 12	39 33 10 12	0.00 0.00 0.00 0.00	1.875 1.500 1.500 1.000				

Seattle Mariners @ Oakland Athletics
Oakland-Alameda County Coliseum, Oakland, CA
Mon Jul 14 1997, 7:05 PM PDT
Att: 16,357 - Unknown - 65 F

AB 39
R 6
H 14
RBI 6
BB 2
SO 8
LOB 20



Batter	1	2	3	4	5	6	7	8	9	AB	R	H	RBI	BB	SO	LOB	BOTTOM				
Jason McDonald, S OBP: 0.307, SLG: 0.330 Mark Bellhorn, S OBP: 0.403, SLG: 0.435 (9, PH)	3-1 G6-3		0-0 1B					1-3 K	1-3 K	4	0	1	0	0	1	0					
Scott Brosius, R OBP: 0.284, SLG: 0.308 (8, 6)	0-0 B1-3		1-1 G6-3			0-0 G6-3		3-2 P3		4	0	0	0	0	0	1					
Matt Stairs, L OBP: 0.446, SLG: 0.725 (1, 9)	3-1 HR			2-1 HR		2-1 G6-4-3 1B		4-2 2B	BB	3	2	3	2	1	0	0					
Mark McGwire, R OBP: 0.381, SLG: 0.643 (1, 3)	1-0 P4			1-0 L7		1-2 G6-4-3		0-0 2B		4	0	1	0	0	0	1					
Jose Canseco, R OBP: 0.327, SLG: 0.455 (1, 10)		0-3 K		2-3 K		1-0 F7		2-3 K		4	0	0	0	0	3	2					
Jason Giambi, L OBP: 0.360, SLG: 0.493 (1, 7)		3-2 G4-3		3-2 2B		1-2 F9			0-3 K	4	0	1	0	0	1	0					
Scott Spiezio, S OBP: 0.292, SLG: 0.388 (1, 4)		1-0 P8		1-3 K		0-0 1B			1-2 1B	4	0	2	0	0	1	1					
George Williams, S OBP: 0.383, SLG: 0.356 (1, 2)			3-2 G4-3		2-1 G4-3		0-0 1B		2-2 P7	4	0	1	0	0	0	1					
Tony Batista, R OBP: 0.256, SLG: 0.371 Dave Magadan, L OBP: 0.384, SLG: 0.355 (7, PH)			2-2 1B		2-3 K		2-1 L8		0-1 1B	2	0	1	0	0	1	0					
Inning Stats	R: 1 H: 1 E: 0 K: 0 S: 6	H: 1 R: 0 ER: 0 LOB: 0 BB: 0 P: 13	R: 0 H: 0 E: 0 K: 1 S: 7	H: 0 R: 0 ER: 0 LOB: 0 BB: 0 P: 11	R: 0 H: 2 E: 0 K: 0 S: 11	H: 2 R: 1 ER: 0 LOB: 1 BB: 0 P: 17	R: 0 H: 0 E: 0 K: 1 S: 6	H: 0 R: 0 ER: 0 LOB: 0 BB: 0 P: 11	R: 0 H: 1 E: 0 K: 0 S: 6	H: 1 R: 0 ER: 0 LOB: 2 BB: 0 P: 9	R: 0 H: 2 E: 0 K: 0 S: 8	H: 2 R: 0 ER: 0 LOB: 2 BB: 0 P: 12	R: 0 H: 1 E: 0 K: 2 S: 15	H: 1 R: 0 ER: 0 LOB: 1 BB: 1 P: 25	R: 0 H: 2 E: 0 K: 2 S: 15	H: 2 R: 0 ER: 0 LOB: 2 BB: 0 P: 19	1B: 7 2B: 2 3B: 0 HR: 2	SF: 0 SAC: 0 DP: 1 HBP: 0	WP: 0 PB: 0 SB: 0 CS: 0	PA: 37	
PITCHER	IP	WLS	BF	H	R	ER	SO	BB	IBB	HBP	BLK	WP	HR	S	P	ERA	WHIP				
Bob Wolcott, R ERA: 5.26 Scott Sanders, R ERA: 6.37	(1, 1) (8, 1)	7.0 2.0	W 10	27 3	8 0	2 0	2 4	2 1	0 0	0 0	0 0	0 0	2 30	57 44	95 44	2.57 0.00	1.143 2.000				

Seattle Mariners @ Oakland Athletics
Oakland-Alameda County Coliseum, Oakland, CA
Mon Jul 14 1997, 7:05 PM PDT
Att: 16,357 - Unknown - 65 F

AB 36
R 2
H 11
RBI 2
BB 1
SO 8
LOB 10



Batter	1	2	3	4	5	6	7	8	9	AB	R	H	RBI	BB	SO	LOB	TOP					
Joey Cora, S OBP: 0.395, SLG: 0.506 (1, 4)	F9		1B SF7	P4			L8	L9		5	1	1	0	0	0	2						
Alex Rodriguez, R OBP: 0.354, SLG: 0.501 (1, 6)	F9		P6		E6		F8		G1-3	5	0	0	0	0	0	1						
Ken Griffey Jr., L OBP: 0.376, SLG: 0.627 (1, 8)	2B		1B		G3-6					5	0	2	0	0	2	1						
Edgar Martinez, R OBP: 0.448, SLG: 0.539 (1, 10)	P8		1B		G6-3					4	0	0	0	1	2	1						
Paul Sorrento, L OBP: 0.346, SLG: 0.522 Mike Blowers, R OBP: 0.333, SLG: 0.398 (8, 3)			1B		G4-3			2B		2	0	1	1	0	0	0						
Dan Wilson, R OBP: 0.340, SLG: 0.439 (1, 2)	F9		L9		G3			2B		3	1	1	0	1	0	3						
José Cruz Jr., S OBP: 0.324, SLG: 0.566 (1, 7)			1B		F7			2B		3	1	1	0	1	0	1						
Russ Davis, R OBP: 0.348, SLG: 0.529 (1, 5)	P4				F9			1B		4	1	2	2	0	0	3						
Rob Ducey, L OBP: 0.303, SLG: 0.427 Rich Amaral, R OBP: 0.315, SLG: 0.310 (7, 9)	G4-3				F8			2B		2	0	0	0	0	0	3						
Jay Buhner, R OBP: 0.390, SLG: 0.522 (8, 9)							G6-3	1B		1	0	1	2	0	0	0						
Inning Stats	R: 0 E: 0 K: 0 S: 12	H: 1 LOB: 1 BB: 0 P: 18	R: 0 E: 1 K: 0 S: 14	H: 2 LOB: 2 BB: 0 P: 20	R: 1 E: 0 K: 0 S: 9	H: 2 LOB: 2 BB: 1 P: 17	R: 0 E: 0 K: 0 S: 14	H: 1 LOB: 0 BB: 0 P: 22	R: 0 E: 1 K: 0 S: 7	H: 0 LOB: 0 BB: 0 P: 13	R: 0 E: 0 K: 0 S: 11	H: 1 LOB: 1 BB: 0 P: 20	R: 0 E: 0 K: 0 S: 5	H: 0 LOB: 0 BB: 0 P: 11	R: 4 E: 0 K: 2 S: 24	H: 3 LOB: 1 BB: 2 P: 41	R: 0 E: 0 K: 2 S: 9	H: 0 LOB: 0 BB: 0 P: 14	1B: 7 2B: 3 3B: 0 HR: 0	SF: 1 SAC: 0 DP: 1 HBP: 0	WP: 0 PB: 0 SB: 0 CS: 0	PA: 40
PITCHER	IP WLS BF H R ER SO BB IBB HBP BLK WP HR S P ERA WHIP																					
Brad Rigby, R ERA: 6.0 (1, 1)	4.0	19	6	1	1	0	0	1	0	0	0	0	0	0	0	49	77	2.25	1.750			
Mike Mohler, L ERA: 6.32 (5, 1)	2.0	7	1	0	0	0	0	0	0	0	0	0	0	0	18	33	0.00	0.500				
Dane Johnson, R ERA: 3.28 (7, 1)	1.0	3	0	0	0	0	0	0	0	0	0	0	0	5	11	0.00	0.000					
Buddy Groom, L ERA: 4.71 (8, 1)	0.2	5	1	3	3	2	2	0	0	0	0	0	0	16	29	40.50	4.500					
Billy Taylor, R ERA: 5.31 (8, 1)	1.1	6	2	1	1	2	0	0	0	0	0	0	0	17	26	6.75	1.500					

Seattle Mariners @ Oakland Athletics
Oakland-Alameda County Coliseum, Oakland, CA
Tue Jul 15 1997, 3:33 AM PDT
Att: 20,093 - Sunny - 68 F

AB	36
R	5
H	10
RBI	5
BB	3
SO	4
LOB	15



Batter	1	2	3	4	5	6	7	8	9	AB	R	H	RBI	BB	SO	LOB	BOTTOM			
Damon Mashore, R OBP: 0.365, SLG: 0.320 (1, 8)	HR			G6-3		G1-3		SH1-4		4	1	1	0	0	1	2				
Mark Bellhorn, S OBP: 0.408, SLG: 0.431 Scott Spiezio, S OBP: 0.295, SLG: 0.388 (1, 4)	G5-3		S				1B			3	1	1	0	1	1	2				
Matt Stairs, L OBP: 0.451, SLG: 0.740 (1, 9)	HR		FC6-4				1B			4	2	2	2	1	2	2				
Mark McGwire, R OBP: 0.386, SLG: 0.657 (1, 3)	HR		FC6-4				1B			4	1	3	4	0	0	1				
Pat Lennon, R OBP: 0.419, SLG: 0.375 Dave Magadan, L OBP: 0.361, SLG: 0.352 Jason McDonald, S OBP: 0.304, SLG: 0.327 (1, 7)	L1		K							3	0	0	0	0	2	2				
Jason Giambi, L OBP: 0.365, SLG: 0.493 (1, 10)	HBP		1B							1	0	0	0	0	0	1				
Scott Brosius, R OBP: 0.263, SLG: 0.305 (1, 5)	F7		L6							2	0	1	0	1	0	1				
George Williams, S OBP: 0.385, SLG: 0.376 (1, 2)										4	1	2	1	0	1	3				
Tony Batista, R OBP: 0.258, SLG: 0.370 (1, 6)										3	1	1	0	0	1	0				
Inning Stats	R: 3 E: 0 K: 0 S: 18	H: 3 LOB: 1 BB: 0 P: 32	R: 0 E: 0 K: 2 S: 8	H: 0 LOB: 0 BB: 0 P: 11	R: 1 E: 0 K: 1 S: 13	H: 2 LOB: 2 BB: 1 P: 26	R: 0 E: 0 K: 1 S: 7	H: 1 LOB: 1 BB: 0 P: 9	R: 0 E: 0 K: 2 S: 13	H: 1 LOB: 1 BB: 0 P: 17	R: 1 E: 0 K: 0 S: 7	H: 1 LOB: 0 BB: 0 P: 12	R: 1 E: 0 K: 1 S: 10	H: 1 LOB: 3 BB: 3 P: 30	R: 2 E: 0 K: 1 S: 12	H: 2 LOB: 1 BB: 1 P: 19	1B: 7 2B: 1 3B: 0 HR: 3	SF: 0 SAC: 2 DP: 2 HBP: 2	WP: 2 PB: 0 SB: 1 CS: 0	PA: 41
PITCHER	IP WLS BF H R ER SO BB IBB HBP BLK WP HR S P ERA WHIP																			
Jamie Moyer, L ERA: 4.7 (1, 1)	6.0	28	8	5	5	0	0	1	0	1	0	0	0	1	0	10	30	9.00	3.000	
Mike Maddux, R ERA: 10.13 (7, 1)	1.0	7	1	1	1	1	2	1	1	0	1	0	0	10	30	9.00	3.000			
Norm Charlton, L ERA: 8.06 (8, 1)	1.0	6	2	2	2	1	1	0	0	0	1	0	0	12	19	18.00	3.000			

Seattle Mariners @ Oakland Athletics
Oakland-Alameda County Coliseum, Oakland, CA
Tue Jul 15 1997, 3:33 AM PDT
Att: 20,093 - Sunny - 68 F

AB	32
R	8
H	11
RBI	7
BB	5
SO	8
LOB	20



Batter	1	2	3	4	5	6	7	8	9	AB	R	H	RBI	BB	SO	LOB	TOP										
Bip Roberts, S (1, 7) OBP: 0.366, SLG: 0.413 Ryan Long, R (8, 7)	G1-3 2B 1B	FC4-6 1B		G5-3			K		G3 WP HBP	4	2	1	0	0	1	2											
Tom Goodwin, L (1, 8) OBP: 0.310, SLG: 0.337	G1-3			L7			G6-3		G3	5	0	1	2	0	0	2											
Jay Bell, R (1, 6) OBP: 0.368, SLG: 0.460 David Howard, S (7, 6)				K			G1-3		G3	3	0	1	1	1	1	0											
Jeff King, R (1, 3) OBP: 0.366, SLG: 0.469 Craig Paquette, R (8, 5) OBP: 0.256, SLG: 0.388	K	K			P6				F7	4	0	0	0	0	2	3											
Chili Davis, S (1, 10) OBP: 0.405, SLG: 0.502				G6-3		P5			E 1B	3	0	1	0	1	0	0											
Johnny Damon, L (1, 9) OBP: 0.350, SLG: 0.420	L7			G1-3		P5			FC6	4	0	0	0	0	0	3											
29 Mike Sweeney, R (1, 2) OBP: 0.347, SLG: 0.430		FC4-6 1B 1B		WP 1B BB			F9		F9	3	1	1	0	1	0	2											
Scott Cooper, L (1, 5) OBP: 0.286, SLG: 0.311 (8, 3)		F8		WP 1B			L8		F8	4	0	1	0	0	0	3											
Shane Halter, R (1, 4) OBP: 0.395, SLG: 0.278		FC4-6 1B		G6-3			G1-3		K	4	0	1	0	0	1	2											
Inning Stats	R: 1 E: 0 K: 1 S: 12	H: 2 LOB: 2 BB: 1 P: 22	R: 2 E: 0 K: 1 S: 16	H: 3 LOB: 2 BB: 1 P: 31	R: 0 E: 0 K: 0 S: 12	H: 1 LOB: 2 BB: 1 P: 23	R: 0 E: 0 K: 1 S: 9	H: 0 LOB: 0 BB: 0 P: 14	R: 0 E: 0 K: 0 S: 8	H: 0 LOB: 0 BB: 0 P: 12	R: 0 E: 0 K: 1 S: 7	H: 0 LOB: 0 BB: 0 P: 11	R: 0 E: 0 K: 1 S: 8	H: 0 LOB: 0 BB: 0 P: 12	R: 0 E: 1 K: 0 S: 9	H: 1 LOB: 2 BB: 0 P: 17	R: 0 E: 0 K: 1 S: 7	H: 0 LOB: 1 BB: 0 P: 11	1B: 6 2B: 1 3B: 0 HR: 0	SF: 0 SAC: 0 DP: 0 HBP: 1	WP: 2 PB: 0 SB: 2 CS: 0	PA: 39					
PITCHER	IP	WLS	BF	H	R	ER	SO	BB	IBB	HBP	BLK	WP	HR	S	P	ERA	WHIP										
Carlos Reyes, R (1, 1) ERA: 4.76	3.0		18	6	3	3	2	2	1	0	0	1	0	40	76	9.00	2.667										
Don Wengert, R (4, 1) ERA: 5.91	4.2	W	16	1	0	0	2	0	0	0	0	0	0	39	62	0.00	0.214										
Tim Kubinski, L (8, 1) ERA:	0.1		1	0	0	0	0	0	0	0	0	0	0	2	4	0.00	0.000										
Gary Haught, R (9, 1) ERA:	1.0		4	0	0	0	1	0	0	1	0	1	0	7	11	0.00	0.000										

Kansas City Royals @ Oakland Athletics
Oakland-Alameda County Coliseum, Oakland, CA

AB 35
R 3
H 7
RBI 3
BB 3
SO 5
LOB 18



Wed Jul 16 1997, 7:05 PM PDT
Att: 8,791 - Unknown - 63 F

Batter	1	2	3	4	5	6	7	8	9	AB	R	H	RBI	BB	SO	LOB	BOTTOM										
Damon Mashore, R (1, 8) OBP: 0.368, SLG: 0.318	BB BB BB			K	BB 1B BB		1B HBP		K	2	2	0	0	2	2	1											
Pat Lannon, R (1, 7) OBP: 0.416, SLG: 0.358	BB BB			K	1B HR BB		K		G6-3	3	1	0	0	2	2	3											
Matt Stairs, L (1, 9) OBP: 0.455, SLG: 0.733	P4			BB	HR 1B		HBP BB 1B		P5	4	2	2	3	1	0	3											
Mark McGwire, R (1, 3) OBP: 0.392, SLG: 0.676 Dave Magadan, L (9, 3) OBP: 0.391, SLG: 0.352	BB			P8	HR		BB HBP IBB		HR	3	2	2	4	2	0	1											
Jose Canseco, R (1, 10) OBP: 0.323, SLG: 0.448	K			K	K		K		K	5	0	0	0	0	5	6											
George Williams, S (1, 2) OBP: 0.385, SLG: 0.374	F8			1B 1B			BB HBP		K	4	1	1	1	0	2	3											
Scott Brosius, R (1, 5) OBP: 0.265, SLG: 0.304		G5-3		1B FC5-4 1B			BB BB		F7	4	1	1	1	1	1	0											
Scott Spiezio, S (1, 4) OBP: 0.297, SLG: 0.389		G5-4-3 1B		FC5-4 1B		G4-3	G4-3			4	0	2	1	0	0	3											
Tony Batista, R (1, 6) OBP: 0.265, SLG: 0.364		G5-4-3		FC5-4 BB BB 1B			HBP 1B BB		PB G6-3 BB	2	2	0	1	2	0	2											
Inning Stats	R: 0 E: 0 K: 1 S: 16	H: 0 LOB: 3 BB: 3 P: 34	R: 0 E: 0 K: 0 S: 9	H: 1 LOB: 0 BB: 0 P: 12	R: 0 E: 0 K: 2 S: 14	H: 0 LOB: 1 BB: 1 P: 22	R: 7 E: 0 K: 2 S: 15	H: 5 LOB: 0 BB: 2 P: 29	R: 0 E: 0 K: 2 S: 8	H: 0 LOB: 0 BB: 0 P: 12	R: 3 E: 0 K: 1 S: 10	H: 1 LOB: 3 BB: 3 P: 37	R: 0 E: 0 K: 1 S: 8	H: 0 LOB: 1 BB: 1 P: 18	R: 1 E: 0 K: 2 S: 8	H: 1 LOB: 0 BB: 0 P: 11	1B: 6 2B: 0 3B: 0 HR: 2	SF: 0 SAC: 0 DP: 1 HBP: 2	WP: 0 PB: 1 SB: 0 CS: 0	PA: 43							
PITCHER	IP	WLS	BF	H	R	ER	SO	BB	IBB	HBP	BLK	WP	HR	S	P	ERA	WHIP										
50 José Rosado, L (1, 1) ERA: 3.87	3.2	L	21	5	6	6	4	6	0	0	0	0	1	17	33	16.20	1.200										
Mike Perez, R (4, 1) ERA: 6.0	1.2		8	1	3	3	4	1	0	1	0	0	0	3	4	∞	∞										
Jamie Walker, L (6, 1) ERA: 6.3	0.0		1	1	0	0	0	0	0	0	0	0	0	3	4	∞	∞										
Hector Carrasco, R (6, 1) ERA: 3.57	1.2		9	0	1	1	2	2	1	1	0	0	0	17	38	5.40	1.200										
Jeff Montgomery, R (8, 1) ERA: 6.53	1.0		4	1	1	1	2	0	0	0	0	0	1	8	11	9.00	1.000										

Kansas City Royals @ Oakland Athletics
Oakland-Alameda County Coliseum, Oakland, CA

AB 31
R 11
H 8
RBI 11
BB 10
SO 12
LOB 22




Wed Jul 16 1997, 7:05 PM PDT
Att: 8,791 - Unknown - 63 F

Batter	1	2	3	4	5	6	7	8	9	AB	R	H	RBI	BB	SO	LOB	TOP					
Tom Goodwin, L OBP: 0.307, SLG: 0.334 Ryan Long, R (6, 9)	F8		G4-3			G4-3		F9		3	0	0	0	0	0	0						
Rod Myers, L OBP: 0.385, SLG: 0.364 (1, 9) (6, 8)	K			P4		P6			BB	3	0	0	0	1	1	0						
Jay Bell, R OBP: 0.368, SLG: 0.457 Shane Halter, R (7, PR) (7, 4)	P5			K			1B BB	G6-3		2	0	0	0	1	1	0						
Jeff King, R OBP: 0.366, SLG: 0.468 Craig Paquette, R (7, PR) (7, 5)		P7		G6-3			1B BB		L9	3	0	1	0	0	0	0						
Chili Davis, S OBP: 0.410, SLG: 0.510 (1, 10)		WP 1B				F9 G4-3 2B			P5	4	1	3	1	0	0	0						
Scott Cooper, L OBP: 0.277, SLG: 0.301 (1, 5) (7, 3)		P8				F9			P4	4	0	0	0	0	1	4						
Johnny Damon, L OBP: 0.346, SLG: 0.415 (1, 7)				G4-3						3	0	0	1	0	1	3						
Mike Macfarlane, R OBP: 0.269, SLG: 0.287 (1, 2)			P5			G5-3			HR	3	1	1	1	0	0	0						
David Howard, S OBP: 0.291, SLG: 0.333 (1, 4) (7, 6)		P7							G4-3	3	0	0	0	0	0	0						
Inning Stats	R: 0 E: 0 K: 1 S: 10	H: 0 LOB: 0 BB: 0 P: 16	R: 0 E: 0 K: 1 S: 8	H: 1 LOB: 1 BB: 0 P: 12	R: 0 E: 0 K: 0 S: 7	H: 0 LOB: 0 BB: 0 P: 13	R: 0 E: 0 K: 1 S: 10	H: 0 LOB: 0 BB: 0 P: 13	R: 1 E: 0 K: 0 S: 5	H: 1 LOB: 0 BB: 0 P: 11	R: 0 E: 0 K: 0 S: 5	H: 0 LOB: 0 BB: 0 P: 8	R: 1 E: 0 K: 1 S: 9	H: 2 LOB: 2 BB: 1 P: 18	R: 1 E: 0 K: 0 S: 14	H: 1 LOB: 1 BB: 1 P: 21	R: 0 E: 0 K: 0 S: 7	H: 0 LOB: 0 BB: 0 P: 9	1B: 3 2B: 1 3B: 0 HR: 1	SF: 0 SAC: 0 DP: 1 HBP: 0	WP: 1 PB: 0 SB: 0 CS: 0	PA: 33
PITCHER	IP	WLS	BF	H	R	ER	SO	BB	IBB	HBP	BLK	WP	HR	S	P	ERA	WHIP					
Steve Karsay, R ERA: 5.8 Mike Mohler, L ERA: 6.24 Aaron Small, R ERA: 4.76	(1, 1) (7, 1) (8, 1)	6.0 1.0 2.0	W 2 8	23 0 1	4 0 1	2 0 1	3 1 0	1 0 1	0 0 0	0 0 0	0 0 0	1 0 0	0 5 21	51 8 30	83	3.00 0.00 4.50	0.833 0.000 1.000					

Kansas City Royals @ Oakland Athletics
Oakland-Alameda County Coliseum, Oakland, CA
Thu Jul 17 1997, 3:33 AM PDT
Att: 9,489 - Sunny - 68 F


AB	31
R	3
H	5
RBI	3
BB	2
SO	4
LOB	8



Batter	1	2	3	4	5	6	7	8	9	AB	R	H	RBI	BB	SO	LOB	BOTTOM					
Mark Bellhorn, S OBP: 0.395, SLG: 0.414 (1, 5)	G6-3		B5	K	G4-3					5	0	1	0	0	1	2						
Scott Spiezio, S OBP: 0.299, SLG: 0.396 (1, 4)	L3		1B HR	SF8 3B		F9	F9			5	2	2	1	0	0	2						
Matt Stairs, L OBP: 0.454, SLG: 0.747 (1, 9)	G3		1B HR	SF8		HR		G3		4	2	2	3	0	0	0						
Mark McGwire, R OBP: 0.395, SLG: 0.683 Pat Lennon, R OBP: 0.425, SLG: 0.412 (1, 3) (7, 7)		1B 2B	K	BB BB 1B		WP 2B		HR		4	1	3	0	0	1	2						
Jason Giambi, L OBP: 0.365, SLG: 0.500 (1, 7) (7, 3)		K	HR	BB BB		G3		K		4	1	1	3	1	2	2						
Dave Magadan, L OBP: 0.395, SLG: 0.368 (1, 10)		1B	HR	HR HBP		G5-3		2B		3	1	2	1	1	0	1						
Scott Brosius, R OBP: 0.264, SLG: 0.311 (1, 8)	F8		HR	F7			L7	K		5	1	1	2	0	1	5						
Tony Batista, R OBP: 0.257, SLG: 0.352 (1, 6)	P8		G6-3		L8		G4-3			4	0	0	0	0	0	1						
Brent Mayne, L OBP: 0.288, SLG: 0.319 (1, 2)			1B 1B	3B 2B	G6-3		1B			4	2	3	0	0	0	0						
Inning Stats	R: 0 E: 0 K: 0 S: 10	H: 2 LOB: 1 BB: 0 P: 18	R: 1 E: 0 K: 1 S: 12	H: 2 LOB: 1 BB: 0 P: 20	R: 6 E: 0 K: 1 S: 22	H: 5 LOB: 0 BB: 0 P: 39	R: 2 E: 0 K: 1 S: 21	H: 3 LOB: 3 BB: 2 P: 35	R: 0 E: 0 K: 0 S: 11	H: 0 LOB: 0 BB: 0 P: 16	R: 1 E: 0 K: 0 S: 11	H: 2 LOB: 1 BB: 0 P: 18	R: 0 E: 0 K: 0 S: 8	H: 2 LOB: 2 BB: 0 P: 13	R: 1 E: 0 K: 2 S: 13	H: 2 LOB: 1 BB: 0 P: 24	R: 0 E: 0 K: 0 S: 7	H: 0 LOB: 0 BB: 0 P: 9	1B: 7 2B: 4 3B: 1 HR: 4	SF: 1 SAC: 0 DP: 0 HBP: 1	WP: 1 PB: 0 SB: 0 CS: 0	PA: 43
PITCHER	IP	WLS	BF	H	R	ER	SO	BB	IBB	HBP	BLK	WP	HR	S	P	ERA	WHIP					
Tim Belcher, R ERA: 4.8 Jamie Walker, L ERA: 5.96 Larry Casian, L ERA: 6.0 Hector Carrasco, R ERA: 3.67	(1, 1) (4, 1) (7, 1) (8, 1)	3.1 2.2 1.0 1.0	L 13 5 5	20 3 2 2	9 1 0 1	9 1 0 1	3 0 0 2	0 2 0 0	0 0 0 0	0 1 0 0	0 1 8 13	0 1 8 24	24.30 3.38 0.00 9.00	2.700 1.875 2.000 2.000								

Kansas City Royals @ Oakland Athletics
Oakland-Alameda County Coliseum, Oakland, CA
Thu Jul 17 1997, 3:33 AM PDT
Att: 9,489 - Sunny - 68 F

AB	39
R	11
H	16
RBI	11
BB	2
SO	5
LOB	15



Batter	1	2	3	4	5	6	7	8	9	AB	R	H	RBI	BB	SO	LOB	TOP								
Chuck Knoblauch R (1,4) OBP: 0.408, SLG: 0.423	L7		S 1B		CS 1B	K			2B HBP	4	2	2	1	0	1	2									
Pat Meares R (1,6) OBP: 0.331, SLG: 0.445	G4-3		2H 1B		K		F7-4 1B		2B	5	0	3	2	0	1	1									
Roberto Kelly R (1,10) OBP: 0.352, SLG: 0.429	G6-3		G5-3		1B	1B	F7-4 1B		F8	5	1	1	0	0	0	3									
Terry Steinbach R (1,2) OBP: 0.336, SLG: 0.444		G6-3		G4-3 1B		1B	K			4	2	2	0	0	1	0									
Ron Coomer R (1,5) OBP: 0.339, SLG: 0.463	G6-3			P5		2B 1B			F9	4	1	1	1	0	0	1									
Marty Cordova R (1,7) OBP: 0.335, SLG: 0.455			1B	G4-3		1B 2B			K	4	0	2	2	0	1	1									
Greg Colbrunn R (1,3) Scott Stahoviak L (6,PH) OBP: 0.320, SLG: 0.473			G6-3	2H 1B		P4			F7	2	0	1	1	0	0	0									
Darrin Jackson R (1,8) OBP: 0.253, SLG: 0.351			G5-3	P4		K			G5-3	4	0	0	0	0	1	2									
Denny Hocking S (1,9) OBP: 0.315, SLG: 0.358			S 1B		P3				P5	4	1	2	0	0	0	0									
Inning Stats	R: 0 E: 0 K: 0 S: 3	H: 0 LOB: 0 BB: 0 P: 6	R: 0 E: 0 K: 0 S: 7	H: 1 LOB: 1 BB: 0 P: 9	R: 2 E: 0 K: 0 S: 19	H: 3 LOB: 1 BB: 0 P: 23	R: 1 E: 0 K: 0 S: 8	H: 2 LOB: 1 BB: 0 P: 12	R: 0 E: 0 K: 1 S: 9	H: 1 LOB: 0 BB: 0 P: 15	R: 3 E: 0 K: 2 S: 21	H: 5 LOB: 2 BB: 0 P: 33	R: 0 E: 0 K: 1 S: 8	H: 1 LOB: 0 BB: 0 P: 12	R: 0 E: 0 K: 1 S: 7	H: 0 LOB: 0 BB: 0 P: 9	R: 1 E: 0 K: 0 S: 8	H: 1 LOB: 1 BB: 0 P: 12	1B: 12 2B: 3 HR: 0	SF: 0 SAC: 0 DP: 1 HBP: 1	WP: 0 PB: 0 SB: 2 CS: 1	PA: 39			
PITCHER	IP	WLS	BF	H	R	ER	SO	BB	IBB	HBP	BLK	WP	HR	S	P	ERA	WHIP								
Steve Wojciechowski L (1,1) ERA: 7.84	5.0	L	21	8	4	4	1	0	0	0	0	0	0	49	70	7.20	1.600								
Dane Johnson R (6,1) ERA: 3.86	1.0		7	4	2	2	2	0	0	0	0	0	0	18	28	18.00	4.000								
Gary Haught R (7,1) ERA: 2.25	3.0		11	2	1	1	2	0	0	1	0	0	0	23	33	3.00	0.667								

Minnesota Twins @ Oakland Athletics
Oakland-Alameda County Coliseum, Oakland, CA

AB 38
R 7
H 14
RBI 7
BB 0
SO 5
LOB 11



WP: 0 PA: 39
PB: 0
SB: 2
CS: 1

Fri Jul 18, 1997, 7:05 PM PDT
Att: 10,463 - Unknown - 68 F

Batter	1	2	3	4	5	6	7	8	9	AB	R	H	RBI	BB	SO	LOB	BOTTOM								
Mark Bellhorn S (1,5) OBP: 0.384, SLG: 0.400	K		G4-6-3 1B		P2		F7		K	5	0	1	0	0	2	1									
Scott Spiezio S (1,4) OBP: 0.295, SLG: 0.391	F8		G4-6-3 1B		F7		F8			4	0	0	0	0	0	3									
Matt Stairs L (1,9) OBP: 0.465, SLG: 0.769		BB		F9 FC6 1B		BB			HR	2	2	2	1	2	0	0									
Mark McGwire R (1,3) OBP: 0.396, SLG: 0.681	L7			F8 E 1B	G5-3				G6-4-3 1B	4	0	2	0	0	0	3									
Jason Giambi L (1,7) OBP: 0.361, SLG: 0.493		L3		F9		L8			K	4	0	0	0	0	1	3									
Jose Canseco R (1,10) OBP: 0.322, SLG: 0.446		G5-4-3 1B		FC6		F8			G6-4-3	4	0	1	1	0	0	2									
Scott Brosius R (1,8) OBP: 0.267, SLG: 0.320		G5-4-3		F8		BB			HR	3	1	1	1	1	0	3									
Tony Batista R (1,6) OBP: 0.252, SLG: 0.344			G5-3		L7		F9		K	3	0	0	0	0	0	3									
Dave Magadan L (9,PH) OBP: 0.392, SLG: 0.365										1	0	0	0	0	1	0									
Brent Mayne L (1,2) OBP: 0.299, SLG: 0.323										2	0	1	0	1	0	0									
George Williams S (9,PH) OBP: 0.384, SLG: 0.372									P6	1	0	0	0	0	0	0									
Inning Stats	R: 0 E: 0 K: 1 S: 7	H: 0 LOB: 1 BB: 1 P: 15	R: 0 E: 0 K: 0 S: 7	H: 1 LOB: 0 BB: 0 P: 9	R: 0 E: 0 K: 0 S: 7	H: 1 LOB: 1 BB: 1 P: 12	R: 1 E: 1 K: 0 S: 9	H: 2 LOB: 2 BB: 0 P: 11	R: 0 E: 0 K: 0 S: 9	H: 1 LOB: 2 BB: 1 P: 18	R: 0 E: 0 K: 0 S: 8	H: 0 LOB: 0 BB: 1 P: 15	R: 0 E: 0 K: 0 S: 6	H: 0 LOB: 0 BB: 0 P: 12	R: 1 E: 0 K: 1 S: 7	H: 2 LOB: 0 BB: 0 P: 10	R: 1 E: 0 K: 2 S: 12	H: 1 LOB: 0 BB: 0 P: 17	1B: 6 2B: 0 3B: 0 HR: 2	SF: 0 SAC: 0 DP: 3 HBP: 0	WP: 0 PB: 0 SB: 0 CS: 0	PA: 37			
PITCHER	IP	WLS	BF	H	R	ER	SO	BB	IBB	HBP	BLK	WP	HR	S	P	ERA	WHIP								
LaTroy Hawkins R (1,1) ERA: 5.31	8.0	W	34	8	3	3	2	4	0	0	0	0	0	62	105	3.38	1.500								
Eddie Guardado L (9,1) ERA: 4.05	1.0		3	0	0	0	2	0	0	0	0	0	0	10	14	0.00	0.000								

Minnesota Twins @ Oakland Athletics
Oakland-Alameda County Coliseum, Oakland, CA

AB 33
R 3
H 8
RBI 3
BB 4
SO 4
LOB 18



WP: 0 PA: 37
PB: 0
SB: 0
CS: 0

Fri Jul 18, 1997, 7:05 PM PDT
Att: 10,463 - Unknown - 68 F

Batter	1	2	3	4	5	6	7	8	9	AB	R	H	RBI	BB	SO	LOB	TOP		
Chuck Knoblauch, R (1, 4) <small>OBP: 0.410, SLG: 0.429</small>										5	1	3	0	0	0	1	Minnesota Twins @ Oakland Athletics Oakland-Alameda County Coliseum, Oakland, CA Sat Jul 19 1997, 3:33 AM PDT Att: 14,763 - Sunny - 73 F		
Rich Becker, L (1, 8) <small>OBP: 0.381, SLG: 0.396</small> Roberto Kelly, R (7, PH) <small>OBP: 0.353, SLG: 0.429</small>										3	0	0	0	0	0	2			
Paul Molitor, R (1, 10) <small>OBP: 0.363, SLG: 0.434</small>										4	0	1	2	1	1	0			
Scott Stahoviak, L (1, 3) <small>OBP: 0.318, SLG: 0.474</small>										4	1	1	0	0	0	4			
Marty Cordova, R (1, 7) <small>OBP: 0.328, SLG: 0.444</small> Darrin Jackson, R (7, 8) <small>OBP: 0.253, SLG: 0.351</small>										4	0	0	1	0	1	2			
Matt Lawton, L (1, 9) <small>OBP: 0.348, SLG: 0.400</small>										4	0	1	1	0	3	1			
Ron Coomer, R (1, 5) <small>OBP: 0.342, SLG: 0.461</small>										3	1	1	0	1	0	1			
Greg Myers, L (1, 2) <small>OBP: 0.331, SLG: 0.417</small>										3	2	1	0	1	0	1			
Pat Meares, R (1, 6) <small>OBP: 0.333, SLG: 0.449</small>										4	1	2	1	0	0	0			
Inning Stats	R: 0 H: 1 E: 0 K: 0 S: 7	H: 1 LOB: 1 BB: 1 P: 12	R: 0 H: 0 E: 0 K: 1 S: 7	H: 0 LOB: 0 BB: 0 P: 12	R: 0 H: 0 E: 0 K: 0 S: 5	H: 0 LOB: 0 BB: 0 P: 6	R: 2 H: 1 E: 1 K: 1 S: 14	H: 2 LOB: 1 BB: 0 P: 17	R: 4 H: 5 E: 0 K: 1 S: 24	H: 5 LOB: 1 BB: 0 P: 34	R: 0 H: 0 E: 0 K: 0 S: 7	H: 0 LOB: 0 BB: 0 P: 10	R: 0 H: 1 E: 0 K: 1 S: 8	H: 1 LOB: 0 BB: 0 P: 11	1B: 7 2B: 5 3B: 0 HR: 0	SF: 0 SAC: 0 DP: 2 HBP: 0		WP: 1 PA: 39 FB: 0 SB: 0 CS: 0	
PITCHER	IP WLS BF H R ER SO BB IBB HBP BLK WP HR S P ERA WHIP																		
Brad Rigby, R (1, 1) <small>ERA: 5.54</small>	5.0	L	20	3	2	2	2	3	0	0	0	0	0	1	0	42	71	3.60	1.200
Don Wengert, L (6, 1) <small>ERA: 6.25</small>	1.0		8	5	4	4	1	0	0	0	0	0	0	0	0	18	28	36.00	5.000
Buddy Groom, L (7, 1) <small>ERA: 4.95</small>	0.0		1	1	0	0	0	0	0	0	0	0	0	0	2	3			
Aaron Small, R (7, 1) <small>ERA: 4.6</small>	2.0		7	1	1	1	1	0	0	0	0	0	0	0	22	30	4.50	0.500	
Billy Taylor, R (9, 1) <small>ERA: 5.19</small>	1.0		3	1	0	0	1	0	0	0	0	0	0	0	8	11	0.00	1.000	

Batter	1	2	3	4	5	6	7	8	9	AB	R	H	RBI	BB	SO	LOB	BOTTOM	
Mark Bellhorn, S (1, 5) <small>OBP: 0.385, SLG: 0.413</small>										5	0	2	0	0	2	3	Minnesota Twins @ Oakland Athletics Oakland-Alameda County Coliseum, Oakland, CA Sat Jul 19 1997, 3:33 AM PDT Att: 14,763 - Sunny - 73 F	
Scott Spiezio, S (1, 4) <small>OBP: 0.291, SLG: 0.384</small>										5	0	0	0	0	1	4		
Matt Stairs, L (1, 9) <small>OBP: 0.468, SLG: 0.764</small> Pat Lennon, R (7, 9) <small>OBP: 0.427, SLG: 0.414</small>										1	0	0	0	2	0	0		
Mark McGwire, R (1, 3) <small>OBP: 0.396, SLG: 0.675</small>										3	0	0	0	2	2	3		
Jason Giambi, L (1, 7) <small>OBP: 0.364, SLG: 0.509</small> Damon Mashore, R (9, PR) <small>OBP: 0.368, SLG: 0.318</small>										5	3	3	1	0	1	3		
Jose Canseco, R (1, 10) <small>OBP: 0.326, SLG: 0.460</small>										0	0	0	0	0	0	0		
Scott Brosius, R (1, 8) <small>OBP: 0.266, SLG: 0.318</small>										5	0	1	0	0	0	4		
Tony Batista, R (1, 6) <small>OBP: 0.259, SLG: 0.356</small>										4	0	2	1	0	0	1		
Brent Mayne, L (1, 2) <small>OBP: 0.300, SLG: 0.316</small> George Williams, S (8, PH) <small>OBP: 0.382, SLG: 0.370</small>										2	0	0	0	1	0	1		
Inning Stats	R: 0 H: 0 E: 0 K: 1 S: 9	H: 1 LOB: 0 BB: 0 P: 14	R: 0 H: 1 E: 0 K: 0 S: 9	H: 1 LOB: 2 BB: 1 P: 17	R: 2 H: 3 E: 0 K: 1 S: 27	H: 3 LOB: 2 BB: 1 P: 40	R: 0 H: 1 E: 0 K: 1 S: 7	H: 1 LOB: 1 BB: 0 P: 12	R: 3 H: 3 E: 0 K: 0 S: 16	H: 3 LOB: 1 BB: 1 P: 30	R: 0 H: 1 E: 0 K: 2 S: 13	H: 1 LOB: 1 BB: 0 P: 17	R: 0 H: 1 E: 0 K: 1 S: 9	H: 1 LOB: 0 BB: 0 P: 16	1B: 6 2B: 5 3B: 0 HR: 2	SF: 0 SAC: 0 DP: 1 HBP: 0		WP: 0 PA: 43 FB: 0 SB: 1 CS: 1
PITCHER	IP WLS BF H R ER SO BB IBB HBP BLK WP HR S P ERA WHIP																	
Dave Stevens, R (1, 1) <small>ERA: 7.99</small>	4.2		24	6	3	3	4	4	0	0	0	0	0	0	64	106	5.79	2.143
Greg Swindell, L (5, 1) <small>ERA: 3.86</small>	1.2	W	5	1	0	0	1	0	0	0	0	0	0	10	17	0.00	0.600	
Mike Trombley, R (7, 1) <small>ERA: 5.23</small>	0.1		3	1	0	0	0	1	0	0	0	0	0	9	18	0.00	6.000	
Frankie Rodriguez, R (7, 1) <small>ERA: 4.7</small>	0.1		3	2	3	3	0	0	0	0	0	0	0	1	6	10	81.00	6.000
Eddie Guardado, L (8, 1) <small>ERA: 3.8</small>	1.0		4	1	0	0	2	0	0	0	0	0	0	13	17	0.00	1.000	

Batter	1	2	3	4	5	6	7	8	9	AB	R	H	RBI	BB	SO	LOB	TOP		
Chuck Knoblauch, R OBP: 0.406, SLG: 0.424 (1, 4)	L7		G4-3		G5-3		P3			4	0	0	0	0	0	1	Minnesota Twins @ Oakland Athletics Oakland-Alameda County Coliseum, Oakland, CA Sun Jul 20 1997, 3:33 AM PDT Att: 20,651 - Sunny - 67 F		
Rich Becker, L OBP: 0.395, SLG: 0.402 (1, 8)	2B		1B		BB		P6			3	0	2	0	1	0	0			
Paul Molitor, R OBP: 0.358, SLG: 0.429 (1, 10)	L4		FC5-4		P8		G5-3			4	0	0	0	0	0	3			
Terry Steinbach, R OBP: 0.331, SLG: 0.438 (1, 2)	P9		FC4		F7		P9			4	0	0	0	0	0	2			
Scott Stahowiak, L OBP: 0.316, SLG: 0.475 (1, 3)	1B FC4-6		K		F8		K			4	1	1	0	0	2	0			
Ron Coomer, R OBP: 0.344, SLG: 0.462 (1, 5)	FC4-6 1B		S 1B		K		F7			4	0	2	0	0	1	0			
Matt Lawton, L OBP: 0.346, SLG: 0.396 (1, 7)	FC4-6 FC4-6		P6		WP G3 BB		G3			3	0	0	1	1	0	2			
Roberto Kelly, R OBP: 0.348, SLG: 0.423 (1, 9)	FC4-6 FC4-6		G6-3		K		K			3	0	0	0	0	1	3			
Pat Meares, R OBP: 0.330, SLG: 0.445 (1, 6)	FC6-4		P3		G3		G3			3	0	0	0	0	0	2			
Inning Stats	R: 0 E: 0 K: 0 S: 10	H: 1 LOB: 1 BB: 0 P: 16	R: 1 E: 0 K: 0 S: 10	H: 2 LOB: 1 BB: 0 P: 17	R: 0 E: 0 K: 0 S: 11	H: 1 LOB: 1 BB: 0 P: 14	R: 0 E: 0 K: 1 S: 11	H: 1 LOB: 1 BB: 0 P: 17	R: 0 E: 0 K: 0 S: 7	H: 0 LOB: 1 BB: 1 P: 14	R: 0 E: 0 K: 1 S: 7	H: 0 LOB: 1 BB: 1 P: 10	R: 0 E: 0 K: 0 S: 5	H: 0 LOB: 0 BB: 0 P: 8	R: 0 E: 0 K: 1 S: 10	H: 0 LOB: 0 BB: 0 P: 18	1B: 3 2B: 2 3B: 0 HR: 0	SF: 0 SAC: 0 DP: 0 HBP: 0	WP: 1 PA: 34 PB: 0 SB: 1 CS: 0
PITCHER	IP	WLS	BF	H	R	ER	SO	BB	IBB	HBP	BLK	WP	HR	S	P	ERA	WHIP		
Carlos Reyes, R ERA: 4.38 (1, 1)	6.0	L	24	5	1	1	2	1	0	0	0	0	0	56	88	1.50	1.000		
Dane Johnson, R ERA: 3.58 (7, 1)	2.0		7	0	0	0	1	1	0	0	0	1	0	12	22	0.00	0.500		
Billy Taylor, R ERA: 5.05 (9, 1)	1.0		3	0	0	0	1	0	0	0	0	0	0	10	18	0.00	0.000		

AB	32
R	1
H	5
RBI	1
BB	2
SO	4
LOB	13



Batter	1	2	3	4	5	6	7	8	9	AB	R	H	RBI	BB	SO	LOB	BOTTOM				
Mark Bellhorn, S OBP: 0.368, SLG: 0.393 (1, 5)	K		G4-3		P6		K		K	4	0	0	0	0	2	0	Minnesota Twins @ Oakland Athletics Oakland-Alameda County Coliseum, Oakland, CA Sun Jul 20 1997, 3:33 AM PDT Att: 20,651 - Sunny - 67 F				
Scott Brosius, R OBP: 0.286, SLG: 0.318 (1, 8) (9, 6)	1B 1B		G6-3		K		L8			4	0	1	0	0	1	0					
Jason Giambi, L OBP: 0.363, SLG: 0.505 (1, 7)	G1-4-3 1B		K		G3-1		K			4	0	1	0	0	2	0					
Mark McGwire, R OBP: 0.396, SLG: 0.672 (1, 3)	G1-4-3		1B		K		K			3	0	1	0	0	1	2					
Jose Canseco, R OBP: 0.323, SLG: 0.456 (1, 10)	K		P4		G4-3		G4-3			3	0	0	0	0	1	1					
Pat Lannon, R OBP: 0.412, SLG: 0.397 (1, 9)	K		G6-3		G1-3		G1-3			3	0	0	0	0	1	0					
Scott Spiezio, S OBP: 0.291, SLG: 0.384 (1, 4)	P4		CS 1B		G6-3		G6-3			3	0	1	0	0	0	0					
Tony Batista, R OBP: 0.255, SLG: 0.351 (8, PH)	G1-4-3		G6-3		G6-3		G6-3			2	0	0	0	0	0	1					
Dave Magadan, L OBP: 0.396, SLG: 0.370 (8, PR)	G1-4-3		G6-3		G6-3		G6-3			1	0	1	0	0	0	0					
Damon Mashore, R OBP: 0.368, SLG: 0.318 (9, 8)	G6-3		G6-3		G6-3		G6-3			0	0	0	0	0	0	0					
Brent Mayne, L OBP: 0.292, SLG: 0.307 (1, 2)	K		K		K		G3			3	0	0	0	0	2	1					
Inning Stats	R: 0 E: 0 K: 1 S: 8	H: 2 LOB: 1 BB: 0 P: 11	R: 0 E: 0 K: 2 S: 11	H: 0 LOB: 0 BB: 0 P: 13	R: 0 E: 0 K: 1 S: 9	H: 0 LOB: 0 BB: 0 P: 14	R: 0 E: 0 K: 1 S: 12	H: 1 LOB: 1 BB: 0 P: 18	R: 0 E: 0 K: 0 S: 5	H: 1 LOB: 0 BB: 0 P: 7	R: 0 E: 0 K: 2 S: 11	H: 0 LOB: 0 BB: 0 P: 18	R: 0 E: 0 K: 1 S: 6	H: 0 LOB: 0 BB: 0 P: 9	R: 0 E: 0 K: 0 S: 9	H: 1 LOB: 1 BB: 0 P: 13	R: 0 E: 0 K: 2 S: 7	H: 0 LOB: 0 BB: 0 P: 10	1B: 5 2B: 0 3B: 0 HR: 0	SF: 0 SAC: 0 DP: 1 HBP: 0	WP: 0 PA: 30 PB: 0 SB: 0 CS: 1
PITCHER	IP	WLS	BF	H	R	ER	SO	BB	IBB	HBP	BLK	WP	HR	S	P	ERA	WHIP				
Brad Radke, R ERA: 3.88 (1, 1)	9.0	W	30	5	0	0	10	0	0	0	0	0	0	78	113	0.00	0.556				

AB	30
R	0
H	5
RBI	0
BB	0
SO	10
LOB	5



Batter	1	2	3	4	5	6	7	8	9	AB	R	H	RBI	BB	SO	LOB	TOP				
Damon Mashore, R (1, 8) OBP: 0.372, SLG: 0.335										5	1	2	1	0	1	3					
Tony Batista, R (1, 6) OBP: 0.287, SLG: 0.355										4	0	2	1	1	0	0					
Jason Giambi, L (1, 7) OBP: 0.358, SLG: 0.493										4	0	0	0	0	2	3					
Ernie Young, R (7, 8) OBP: 0.255, SLG: 0.191										1	0	0	0	0	0	1					
Mark McGwire, R (1, 3) OBP: 0.392, SLG: 0.660										5	0	1	0	0	2	2					
Jose Canseco, R (1, 10) OBP: 0.327, SLG: 0.462										3	1	1	1	0	1	3					
Dave Magadan, L (1, 5) OBP: 0.307, SLG: 0.383										2	1	1	0	2	0	1					
Scott Spiezio, S (1, 4) OBP: 0.293, SLG: 0.388										4	0	1	0	0	0	3					
Scott Brosius, R (1, 9) OBP: 0.266, SLG: 0.328										3	1	1	2	0	1	2					
Brent Mayne, L (1, 2) OBP: 0.298, SLG: 0.321										4	1	2	0	0	0	2					
Inning Stats	R: 0 E: 0 K: 2 S: 11	H: 1 LOB: 1 BB: 0 P: 18	R: 0 E: 0 K: 0 S: 6	H: 0 LOB: 1 BB: 0 P: 10	R: 2 E: 0 K: 2 S: 22	H: 4 LOB: 2 BB: 0 P: 30	R: 1 E: 0 K: 0 S: 6	H: 1 LOB: 1 BB: 1 P: 13	R: 0 E: 0 K: 1 S: 8	H: 1 LOB: 1 BB: 0 P: 13	R: 1 E: 0 K: 1 S: 8	H: 1 LOB: 0 BB: 0 P: 12	R: 1 E: 0 K: 0 S: 19	H: 2 LOB: 2 BB: 1 P: 29	R: 0 E: 0 K: 1 S: 5	H: 0 LOB: 0 BB: 1 P: 14	1B: 5 2B: 4 3B: 0 HR: 3	SF: 1 SAC: 0 DP: 2 HBP: 1	WP: 0 PB: 0 SB: 0 CS: 1	PA: 40	
PITCHER	IP WLS BF H R ER SO BB IBB HBP BLK WP HR S P ERA WHIP	IP WLS BF H R ER SO BB IBB HBP BLK WP HR S P ERA WHIP	IP WLS BF H R ER SO BB IBB HBP BLK WP HR S P ERA WHIP	IP WLS BF H R ER SO BB IBB HBP BLK WP HR S P ERA WHIP	IP WLS BF H R ER SO BB IBB HBP BLK WP HR S P ERA WHIP	IP WLS BF H R ER SO BB IBB HBP BLK WP HR S P ERA WHIP	IP WLS BF H R ER SO BB IBB HBP BLK WP HR S P ERA WHIP	IP WLS BF H R ER SO BB IBB HBP BLK WP HR S P ERA WHIP	IP WLS BF H R ER SO BB IBB HBP BLK WP HR S P ERA WHIP	IP WLS BF H R ER SO BB IBB HBP BLK WP HR S P ERA WHIP	IP WLS BF H R ER SO BB IBB HBP BLK WP HR S P ERA WHIP	IP WLS BF H R ER SO BB IBB HBP BLK WP HR S P ERA WHIP	IP WLS BF H R ER SO BB IBB HBP BLK WP HR S P ERA WHIP	IP WLS BF H R ER SO BB IBB HBP BLK WP HR S P ERA WHIP	IP WLS BF H R ER SO BB IBB HBP BLK WP HR S P ERA WHIP	IP WLS BF H R ER SO BB IBB HBP BLK WP HR S P ERA WHIP	IP WLS BF H R ER SO BB IBB HBP BLK WP HR S P ERA WHIP	IP WLS BF H R ER SO BB IBB HBP BLK WP HR S P ERA WHIP	IP WLS BF H R ER SO BB IBB HBP BLK WP HR S P ERA WHIP	IP WLS BF H R ER SO BB IBB HBP BLK WP HR S P ERA WHIP	IP WLS BF H R ER SO BB IBB HBP BLK WP HR S P ERA WHIP

Oakland Athletics @ Boston Red Sox
Fenway Park, Boston, MA
Wed Jul 23 1997, 7:05 PM EDT
Att: 29,213 - Unknown - 69 F

AB	35
R	5
H	11
RBI	5
BB	3
SO	7
LOB	20



Batter	1	2	3	4	5	6	7	8	9	AB	R	H	RBI	BB	SO	LOB	BOTTOM					
Nomar Garciaparra, R (1, 6) OBP: 0.344, SLG: 0.499										4	1	2	1	0	0	0						
Jeff Fyfe, R (1, 4) OBP: 0.338, SLG: 0.405										4	0	3	0	0	0	0						
Mo Vaughn, L (1, 3) OBP: 0.445, SLG: 0.598										4	0	1	0	0	1	3						
18 Reggie Jefferson, S (1, 10) OBP: 0.383, SLG: 0.514										3	0	1	0	0	0	0						
Mike Stanley, R (8, PH) OBP: 0.384, SLG: 0.520										1	0	0	0	0	0	1						
Wil Cordero, R (1, 7) OBP: 0.328, SLG: 0.459										4	0	1	0	0	1	2						
Scott Hattberg, L (1, 2) OBP: 0.385, SLG: 0.443										3	0	0	0	1	1	1						
Troy O'Leary, L (1, 9) OBP: 0.363, SLG: 0.495										4	1	3	0	0	0	0						
Darren Bragg, L (1, 8) OBP: 0.348, SLG: 0.413										3	0	0	1	1	1	1						
Mike Benjamin, R (1, 5) OBP: 0.205, SLG: 0.214										2	0	0	0	0	1	3						
John Valentin, R (7, PH) (8, 5) OBP: 0.361, SLG: 0.484										1	0	0	0	0	0	0						
Inning Stats	R: 0 E: 0 K: 0 S: 5	H: 0 LOB: 0 BB: 0 P: 7	R: 0 E: 0 K: 0 S: 9	H: 1 LOB: 3 BB: 2 P: 21	R: 1 E: 0 K: 1 S: 14	H: 4 LOB: 1 BB: 0 P: 21	R: 0 E: 0 K: 1 S: 7	H: 0 LOB: 0 BB: 0 P: 12	R: 0 E: 0 K: 1 S: 11	H: 2 LOB: 1 BB: 0 P: 15	R: 0 E: 0 K: 1 S: 7	H: 1 LOB: 1 BB: 0 P: 12	R: 1 E: 0 K: 0 S: 10	H: 1 LOB: 0 BB: 0 P: 17	R: 0 E: 0 K: 1 S: 9	H: 1 LOB: 1 BB: 0 P: 11	R: 0 E: 0 K: 0 S: 6	H: 1 LOB: 0 BB: 0 P: 10	1B: 8 2B: 2 3B: 1 HR: 1	SF: 0 SAC: 0 DP: 3 HBP: 0	WP: 1 PB: 0 SB: 0 CS: 1	PA: 35
PITCHER	IP WLS BF H R ER SO BB IBB HBP BLK WP HR S P ERA WHIP	IP WLS BF H R ER SO BB IBB HBP BLK WP HR S P ERA WHIP	IP WLS BF H R ER SO BB IBB HBP BLK WP HR S P ERA WHIP	IP WLS BF H R ER SO BB IBB HBP BLK WP HR S P ERA WHIP	IP WLS BF H R ER SO BB IBB HBP BLK WP HR S P ERA WHIP	IP WLS BF H R ER SO BB IBB HBP BLK WP HR S P ERA WHIP	IP WLS BF H R ER SO BB IBB HBP BLK WP HR S P ERA WHIP	IP WLS BF H R ER SO BB IBB HBP BLK WP HR S P ERA WHIP	IP WLS BF H R ER SO BB IBB HBP BLK WP HR S P ERA WHIP	IP WLS BF H R ER SO BB IBB HBP BLK WP HR S P ERA WHIP	IP WLS BF H R ER SO BB IBB HBP BLK WP HR S P ERA WHIP	IP WLS BF H R ER SO BB IBB HBP BLK WP HR S P ERA WHIP	IP WLS BF H R ER SO BB IBB HBP BLK WP HR S P ERA WHIP	IP WLS BF H R ER SO BB IBB HBP BLK WP HR S P ERA WHIP	IP WLS BF H R ER SO BB IBB HBP BLK WP HR S P ERA WHIP	IP WLS BF H R ER SO BB IBB HBP BLK WP HR S P ERA WHIP	IP WLS BF H R ER SO BB IBB HBP BLK WP HR S P ERA WHIP	IP WLS BF H R ER SO BB IBB HBP BLK WP HR S P ERA WHIP	IP WLS BF H R ER SO BB IBB HBP BLK WP HR S P ERA WHIP	IP WLS BF H R ER SO BB IBB HBP BLK WP HR S P ERA WHIP	IP WLS BF H R ER SO BB IBB HBP BLK WP HR S P ERA WHIP	

Oakland Athletics @ Boston Red Sox
Fenway Park, Boston, MA
Wed Jul 23 1997, 7:05 PM EDT
Att: 29,213 - Unknown - 69 F

AB	33
R	2
H	11
RBI	2
BB	2
SO	5
LOB	11



Batter	1	2	3	4	5	6	7	8	9	AB	R	H	RBI	BB	SO	LOB	TOP	
Damon Mashore, R OBP: 0.370, SLG: 0.330 (1, 8)										4	0	0	0	1	2	3		
Scott Brosius, R OBP: 0.263, SLG: 0.324 (1, 5) (8, 6)										4	1	1	0	0	0	2		
Jason Giambi, L OBP: 0.361, SLG: 0.495 (1, 7)										3	0	1	0	1	0	2		
Mark McGwire, R OBP: 0.387, SLG: 0.648 (1, 3)										4	0	0	1	0	2	2		
Jose Canseco, R OBP: 0.325, SLG: 0.464 (1, 10)										4	1	1	1	0	2	1		
Scott Spiezio, S OBP: 0.296, SLG: 0.389 (1, 4)										4	0	2	0	0	1	0		
Ernie Young, R OBP: 0.237, SLG: 0.176 (1, 9)										4	0	0	0	0	2	1		
Tony Batista, R OBP: 0.263, SLG: 0.343 (8, PH)										1	0	0	0	1	1	0		
Mark Bellhorn, S OBP: 0.376, SLG: 0.407 (8, 5)										1	0	1	0	1	0	0		
Brent Mayne, L OBP: 0.298, SLG: 0.321 (1, 2)										2	0	0	0	0	0	1		
Pat Lennon, R OBP: 0.396, SLG: 0.372 (9, PH)										0	0	0	0	1	0	0		
Izzy Molina, R OBP: 0.167, SLG: 0.169 (9, 2)										0	0	0	0	0	0	0		
Inning Stats	R: 1 E: 0 K: 2 S: 9	H: 2 LOB: 1 BB: 0 P: 9	R: 0 E: 0 K: 1 S: 5	H: 0 LOB: 1 BB: 1 P: 9	R: 0 E: 0 K: 0 S: 3	H: 1 LOB: 0 BB: 0 P: 5	R: 0 E: 0 K: 1 S: 5	H: 0 LOB: 0 BB: 0 P: 5	R: 0 E: 0 K: 1 S: 5	H: 0 LOB: 0 BB: 0 P: 5	R: 0 E: 0 K: 1 S: 4	H: 1 LOB: 2 BB: 1 P: 8	R: 1 E: 0 K: 3 S: 11	H: 2 LOB: 3 BB: 2 P: 19	1B: 4 2B: 1 3B: 0 HR: 1	SF: 0 SAC: 1 DP: 0 HBP: 0	WP: 0 PB: 0 SB: 0 CS: 1	PA: 38
PITCHER	IP WLS BF H R ER SO BB IBB HBP BLK WP HR S P ERA WHIP																	
Charles Nagy, R ERA: 4.26 (1, 1)	8.0	30	4	1	1	7	3	0	0	0	0	0	0	41	53	1.12	0.875	
Michael Jackson, R ERA: 2.25 (9, 1)	0.2	L	5	2	1	1	2	1	0	0	0	0	1	8	12	13.50	4.500	
Paul Assenmacher, L ERA: 4.33 (9, 1)	0.0		1	0	0	0	1	0	0	0	0	0	0	4				
Jose Mesa, R ERA: 3.72 (9, 1)	0.1		1	0	0	0	1	0	0	0	0	0	0	3	3	0.00	0.000	

Oakland Athletics @ Cleveland Indians
Jacobs Field, Cleveland, OH
Fri Jul 25 1997, 7:05 PM EDT
Att: 42,945 - Unknown - 77 F

AB 31
R 2
H 6
RBI 2
BB 5
SO 10
LOB 12



Batter	1	2	3	4	5	6	7	8	9	AB	R	H	RBI	BB	SO	LOB	BOTTOM			
Marquis Grissom, R OBP: 0.326, SLG: 0.376 (1, 8)										3	0	0	0	1	2	1				
Tony Fernandez, S OBP: 0.336, SLG: 0.413 (1, 4)										4	0	0	0	0	0	2				
Jim Thome, L OBP: 0.437, SLG: 0.608 (1, 3)										2	0	0	0	2	0	1				
Manny Ramirez, R OBP: 0.413, SLG: 0.532 (1, 9)										4	1	2	0	0	1	1				
David Justice, L OBP: 0.417, SLG: 0.604 (1, 10)										3	0	2	0	1	0	0				
Matt Williams, R OBP: 0.287, SLG: 0.470 (1, 5)										4	0	0	0	0	0	4				
Brian Giles, L OBP: 0.377, SLG: 0.492 (1, 7)										3	0	0	0	0	0	1				
Sandy Alomar Jr., R OBP: 0.378, SLG: 0.568 (1, 2)										3	0	0	0	0	1	1				
Omar Vizquel, S OBP: 0.337, SLG: 0.357 (1, 6)										3	0	1	0	0	1	0				
Inning Stats	R: 0 E: 0 K: 0 S: 2	H: 0 LOB: 2 BB: 2 P: 10	R: 0 E: 0 K: 0 S: 4	H: 1 LOB: 1 BB: 0 P: 4	R: 0 E: 0 K: 1 S: 6	H: 1 LOB: 1 BB: 0 P: 6	R: 1 E: 0 K: 0 S: 4	H: 2 LOB: 0 BB: 0 P: 4	R: 0 E: 0 K: 1 S: 5	H: 0 LOB: 0 BB: 0 P: 5	R: 0 E: 0 K: 1 S: 3	H: 0 LOB: 2 BB: 2 P: 11	R: 0 E: 0 K: 1 S: 5	H: 0 LOB: 0 BB: 0 P: 5	R: 0 E: 0 K: 1 S: 5	H: 0 LOB: 0 BB: 0 P: 5	1B: 5 2B: 0 3B: 0 HR: 0	SF: 0 SAC: 0 DP: 2 HBP: 0	WP: 0 PB: 0 SB: 0 CS: 0	PA: 33
PITCHER	IP WLS BF H R ER SO BB IBB HBP BLK WP HR S P ERA WHIP																			
Carlos Reyes, R ERA: 4.15 (6, 1)	5.0	19	4	1	1	2	2	0	0	0	0	0	0	21	29	1.80	1.200			
Dane Johnson, R ERA: 3.3 (8, 1)	2.0	8	1	0	0	1	1	1	0	0	0	0	0	8	16	0.00	1.000			
Aaron Small, R ERA: 4.43 (9, 1)	1.0	W	3	0	0	0	1	0	0	0	0	0	0	5	5	0.00	0.000			
Billy Taylor, R ERA: 4.74 (9, 1)	1.0	S	3	0	0	0	1	0	0	0	0	0	0	5	5	0.00	0.000			

Oakland Athletics @ Cleveland Indians
Jacobs Field, Cleveland, OH
Fri Jul 25 1997, 7:05 PM EDT
Att: 42,945 - Unknown - 77 F

AB 29
R 1
H 5
RBI 0
BB 4
SO 5
LOB 11



Batter	1	2	3	4	5	6	7	8	9	AB	R	H	RBI	BB	SO	LOB	TOP								
Mark Bellhorn, S OBP: 0.363, SLG: 0.389 (1, 5)										4	0	0	0	0	3	0									
Damon Mashore, R OBP: 0.370, SLG: 0.330 Pat Lennon, R OBP: 0.391, SLG: 0.367 (1, 8) (8, 9)										3	0	1	0	0	2	0									
Jason Giambi, L OBP: 0.362, SLG: 0.500 (1, 7)										3	1	1	0	1	0	1									
Jose Canseco, R OBP: 0.322, SLG: 0.459 (1, 10)										4	0	0	0	0	2	3									
Dave Magadan, L OBP: 0.394, SLG: 0.376 (1, 3)										4	1	1	1	0	0	0									
Scott Spiezio, S OBP: 0.295, SLG: 0.387 (1, 4)										4	1	1	1	0	0	0									
Ernie Young, R OBP: 0.254, SLG: 0.185 (1, 9) (8, 8)										3	0	1	0	1	0	0									
Tony Batista, R OBP: 0.263, SLG: 0.340 (1, 6)										4	0	1	0	0	0	2									
Brent Mayne, L OBP: 0.291, SLG: 0.313 (1, 2)										3	0	0	0	0	0	2									
Inning Stats	R: 0 E: 0 K: 2 S: 10	H: 0 LOB: 1 BB: 1 P: 18	R: 0 E: 0 K: 0 S: 5	H: 0 LOB: 1 BB: 1 P: 11	R: 0 E: 0 K: 1 S: 10	H: 0 LOB: 0 BB: 0 P: 15	R: 0 E: 0 K: 1 S: 9	H: 0 LOB: 0 BB: 0 P: 15	R: 0 E: 0 K: 0 S: 8	H: 2 LOB: 1 BB: 0 P: 12	R: 0 E: 0 K: 2 S: 13	H: 1 LOB: 1 BB: 0 P: 23	R: 0 E: 0 K: 0 S: 8	H: 0 LOB: 0 BB: 0 P: 12	R: 0 E: 0 K: 1 S: 6	H: 0 LOB: 0 BB: 0 P: 8	R: 3 E: 1 K: 1 S: 19	H: 3 LOB: 1 BB: 0 P: 32	1B: 4 2B: 1 3B: 1 HR: 0	SF: 0 SAC: 0 DP: 1 HBP: 0	WP: 0 PB: 0 SB: 0 CS: 0	PA: 35			
PITCHER	IP	WLS	BF	H	R	ER	SO	BB	IBB	HBP	BLK	WP	HR	S	P	ERA	WHIP								
Jaret Wright, R ERA: 3.56 Jose Mesa, R ERA: 3.7 (1, 1) (9, 1)	8.2	W	33	6	3	2	8	2	0	0	0	0	0	82	134	2.08	0.923								

Oakland Athletics @ Cleveland Indians
Jacobs Field, Cleveland, OH
Sat Jul 26 1997, 3:33 AM EDT
Att: 42,925 - Cloudy - 80 F

AB 33
R 3
H 6
RBI 2
BB 2
SO 8
LOB 8



Batter	1	2	3	4	5	6	7	8	9	AB	R	H	RBI	BB	SO	LOB	BOTTOM									
Marquis Grissom, R OBP: 0.325, SLG: 0.382 (1, 8)										5	1	1	1	0	1	2										
Tony Fernandez, S OBP: 0.338, SLG: 0.430 (1, 4)										4	1	2	1	0	0	0										
Jim Thome, L OBP: 0.440, SLG: 0.618 (1, 3)										3	1	2	1	1	0	0										
Manny Ramirez, R OBP: 0.411, SLG: 0.529 (1, 9)										4	0	1	0	0	1	2										
David Justice, L OBP: 0.415, SLG: 0.597 (1, 10)										3	0	0	0	1	1	2										
Matt Williams, R OBP: 0.289, SLG: 0.478 (1, 5)										4	2	2	1	0	1	3										
Brian Giles, L OBP: 0.374, SLG: 0.487 (1, 7)										4	0	1	0	0	2	1										
Pat Borders, R OBP: 0.347, SLG: 0.455 (1, 2)										4	1	1	0	0	2	2										
Omar Vizquel, S OBP: 0.339, SLG: 0.364 (1, 6)										4	0	2	2	0	1	1										
Inning Stats	R: 0 E: 0 K: 1 S: 16	H: 2 LOB: 3 BB: 1 P: 23	R: 0 E: 0 K: 0 S: 6	H: 1 LOB: 0 BB: 0 P: 9	R: 0 E: 0 K: 0 S: 8	H: 1 LOB: 2 BB: 1 P: 17	R: 1 E: 0 K: 1 S: 16	H: 2 LOB: 1 BB: 0 P: 24	R: 1 E: 0 K: 2 S: 9	H: 1 LOB: 0 BB: 0 P: 15	R: 1 E: 0 K: 3 S: 12	H: 1 LOB: 0 BB: 0 P: 16	R: 2 E: 0 K: 0 S: 9	H: 2 LOB: 0 BB: 0 P: 11	R: 1 E: 0 K: 2 S: 12	H: 2 LOB: 1 BB: 0 P: 21	1B: 6 2B: 2 3B: 1 HR: 4	SF: 0 SAC: 0 DP: 1 HBP: 0	WP: 0 PB: 0 SB: 0 CS: 0	PA: 37						
PITCHER	IP	WLS	BF	H	R	ER	SO	BB	IBB	HBP	BLK	WP	HR	S	P	ERA	WHIP									
Steve Karsay, R ERA: 5.72 Gary Haught, R ERA: 5.87 Don Wengert, R ERA: 5.95 Tim Kubinski, L ERA: 6.75 (1, 1) (5, 1) (7, 1) (8, 1)	4.1	L	21	7	2	2	2	2	0	0	0	0	0	3	23	32	16.20	1.800								

Oakland Athletics @ Cleveland Indians
Jacobs Field, Cleveland, OH
Sat Jul 26 1997, 3:33 AM EDT
Att: 42,925 - Cloudy - 80 F

AB 35
R 6
H 12
RBI 6
BB 2
SO 9
LOB 13



Batter	1	2	3	4	5	6	7	8	9	AB	R	H	RBI	BB	SO	LOB	TOP											
Mark Bellhorn, S (1.5) OBP: 0.358, SLG: 0.394	F7			G6-3 2B		F9		K		4	1	1	0	0	1	0	Oakland Athletics @ Cleveland Indians Jacobs Field, Cleveland, OH Sun Jul 27 1997, 3:33 AM EDT Att: 42,885 - Sunny - 79 F											
Scott Brosius, R (1.8) OBP: 0.281, SLG: 0.321	K			G6-3 2H		F8		K		4	0	0	1	0	2	0												
Jason Giambi, L (1.7) OBP: 0.367, SLG: 0.505	K			1B		1B				3	1	2	0	1	1	0												
Mark McGwire, R (1.3) OBP: 0.388, SLG: 0.645		G5-3		G6-4-3 1B						3	0	1	1	1	1	1												
Ernie Young, R (9, PR) OBP: 0.254, SLG: 0.185						K				0	0	0	0	0	0	0												
Jose Canseco, R (1.10) OBP: 0.319, SLG: 0.454	F9			G6-4-3 1-2f						4	0	0	0	0	1	3												
Pat Lennon, R (1.9) OBP: 0.383, SLG: 0.358										2	0	0	0	0	0	0												
Matt Stairs, L (7, PH) OBP: 0.464, SLG: 0.755	L3					G6-3		K		2	0	0	0	0	1	2												
Scott Spiezio, S (1.4) OBP: 0.298, SLG: 0.389										4	0	2	0	0	0	2												
Tony Batista, R (1.6) OBP: 0.264, SLG: 0.336										2	0	0	0	1	0	2												
Izzy Molina, R (1.2) OBP: 0.159, SLG: 0.161										3	0	0	0	0	1	2												
Inning Stats	R: 0 E: 0 K: 2 S: 9	H: 0 LOB: 0 BB: 0 P: 13	R: 0 E: 0 K: 0 S: 7	H: 0 LOB: 0 BB: 0 P: 11	R: 0 E: 0 K: 0 S: 6	H: 1 LOB: 0 BB: 0 P: 8	R: 2 E: 0 K: 0 S: 9	H: 3 LOB: 0 BB: 0 P: 16	R: 0 E: 0 K: 1 S: 10	H: 0 LOB: 1 BB: 0 P: 15	R: 0 E: 0 K: 0 S: 6	H: 1 LOB: 1 BB: 0 P: 9	R: 0 E: 0 K: 3 S: 10	H: 0 LOB: 0 BB: 0 P: 11	R: 0 E: 0 K: 2 S: 12	H: 0 LOB: 2 BB: 2 P: 25		1B: 4 2B: 2 3B: 0 HR: 0	SF: 0 SAC: 0 DP: 2 HBP: 0	WP: 0 PB: 1 SB: 0 CS: 0	PA: 34							
PITCHER	IP	WLS	BF	H	R	ER	SO	BB	IBB	HBP	BLK	WP	HR	S	P	ERA	WHIP											
Jason Jacome, L (1.1) ERA: 6.29	5.0	W	18	4	2	2	2	1	0	0	0	0	0	0	26	63	3.60	1.000										
Jose Mesa, R (6.1) ERA: 3.48	3.0		11	2	0	0	4	0	0	0	0	0	0	7	17	0.00	0.667											
Michael Jackson, R (9.1) ERA: 2.24	0.1		3	0	0	0	1	2	0	0	0	0	0	5	8	0.00	0.000											
Paul Assenmacher, L (9.1) ERA: 4.23	0.2	S	2	0	0	0	1	0	0	0	0	0	0	5	8	0.00	0.000											

Batter	1	2	3	4	5	6	7	8	9	AB	R	H	RBI	BB	SO	LOB	BOTTOM											
Marquis Grissom, R (1.8) OBP: 0.323, SLG: 0.379	WP SF7 1B	F9		K		K		F8		5	1	1	0	0	2	3	Oakland Athletics @ Cleveland Indians Jacobs Field, Cleveland, OH Sun Jul 27 1997, 3:33 AM EDT Att: 42,885 - Sunny - 79 F											
Tony Fernandez, S (1.4) OBP: 0.336, SLG: 0.426	SF7 WP E 1B	G4-3		L7		G4-3		F7		5	1	1	0	0	0	3												
Jim Thome, L (1.3) OBP: 0.439, SLG: 0.616	SF7 1-3 2H			BB SF8 1B		P4		K		3	1	1	1	1	1	1												
Manny Ramirez, R (1.9) OBP: 0.409, SLG: 0.524	P3			K		K				3	1	0	0	1	2	3												
David Justice, L (1.10) OBP: 0.419, SLG: 0.596	E6			SF8 BB		FC6-4 1B		G6-4-3 BB		2	0	1	0	2	0	0												
Matt Williams, R (1.5) OBP: 0.289, SLG: 0.475	L9			BB		FC6-4 BB		G6-4-3		3	0	0	0	1	0	4												
Brian Giles, L (1.7) OBP: 0.381, SLG: 0.489				SF8		FC6-4 BB		1B		1	0	1	2	2	0	0												
Sandy Alomar Jr., R (1.2) OBP: 0.380, SLG: 0.565				FC1-5 BB		FC6-4 BB		K		3	0	1	0	1	1	3												
Omar Vizquel, S (1.6) OBP: 0.338, SLG: 0.363				FC1-5 1B		F8		S 1B		4	0	1	0	0	0	7												
Inning Stats	R: 2 E: 1 K: 0 S: 12	H: 2 LOB: 1 BB: 0 P: 21	R: 0 E: 0 K: 0 S: 9	H: 1 LOB: 2 BB: 1 P: 16	R: 1 E: 0 K: 1 S: 14	H: 1 LOB: 3 BB: 3 P: 28	R: 0 E: 0 K: 2 S: 10	H: 0 LOB: 1 BB: 1 P: 18	R: 0 E: 0 K: 1 S: 9	H: 0 LOB: 0 BB: 0 P: 13	R: 1 E: 0 K: 1 S: 10	H: 1 LOB: 1 BB: 2 P: 23	R: 0 E: 0 K: 1 S: 12	H: 1 LOB: 1 BB: 0 P: 19	1B: 7 2B: 0 3B: 0 HR: 0	SF: 2 SAC: 0 DP: 1 HBP: 0		WP: 1 PB: 0 SB: 1 CS: 0	PA: 39									
PITCHER	IP	WLS	BF	H	R	ER	SO	BB	IBB	HBP	BLK	WP	HR	S	P	ERA		WHIP										
Jimmy Haynes, R (1.1) ERA: 4.15	4.1	L	25	5	3	2	3	6	0	0	0	0	0	52	96	4.15		2.538										
Don Wengert, R (5.1) ERA: 5.69	2.2		10	1	1	1	2	2	0	0	0	0	0	23	41	3.38	1.125											
Aaron Small, R (8.1) ERA: 4.38	0.2		3	1	0	0	0	0	0	0	0	0	0	8	12	0.00	1.500											
Buddy Groom, L (8.1) ERA: 4.97	0.1		1	0	0	0	1	0	0	0	0	0	0	4	7	0.00	0.000											

AB	31
R	2
H	6
RBI	2
BB	3
SO	8
LOB	12



AB	29
R	4
H	7
RBI	3
BB	8
SO	6
LOB	24



Batter	1	2	3	4	5	6	7	8	9	AB	R	H	RBI	BB	SO	LOB	TOP	
Scott Spiezio, S (1, 4) OBP: 0.297, SLG: 0.385										3	0	0	0	1	1	0	Oakland Athletics @ New York Yankees Yankee Stadium, Bronx, NY Mon Jul 28 1997, 7:05 PM EDT Att: 25,570 - Unknown - 85 F	
Dave Magadan, L (1, 5) OBP: 0.397, SLG: 0.375										3	0	1	1	1	0	1		
Matt Stairs, L (1, 10) OBP: 0.464, SLG: 0.747										3	0	1	0	1	0	1		
Mark McGwire, R (1, 3) OBP: 0.384, SLG: 0.638										4	0	0	0	0	2	5		
Jason Giambi, L (1, 7) OBP: 0.363, SLG: 0.498										4	0	0	0	0	0	0		
Scott Brosius, R (1, 9) OBP: 0.281, SLG: 0.323										4	1	1	0	0	1	0		
Brent Mayne, L (1, 2) OBP: 0.290, SLG: 0.311										4	0	1	0	0	0	1		
Ernie Young, R (1, 8) OBP: 0.273, SLG: 0.281									3	2	2	2	0	0	1			
Tony Batista, R (1, 6) OBP: 0.259, SLG: 0.329									3	0	0	0	0	0	1			
Inning Stats	R: 0 H: 1 E: 0 K: 1 S: 11	H: 0 LOB: 0 BB: 0 P: 13	R: 1 H: 1 E: 0 K: 1 S: 14	H: 1 LOB: 2 BB: 2 P: 27	R: 2 H: 2 E: 0 K: 0 S: 11	H: 2 LOB: 0 BB: 0 P: 16	R: 0 H: 0 E: 0 K: 2 S: 9	H: 0 LOB: 0 BB: 0 P: 14	R: 0 H: 1 E: 0 K: 0 S: 8	H: 1 LOB: 1 BB: 1 P: 16	R: 0 H: 0 E: 0 K: 0 S: 6	H: 0 LOB: 0 BB: 0 P: 10	1B: 3 2B: 3 3B: 0 HR: 1	SF: 0 SAC: 0 DP: 2 HBP: 0	WP: 0 PB: 0 SB: 0 CS: 0	PA: 34		
PITCHER	IP WLS BF H R ER SO BB IBB HBP BLK WP HR S P ERA WHIP																	
David Cone, R (1, 1) ERA: 2.53	8.0	31	6	3	3	4	3	0	0	0	0	0	0	1	77	121	3.38	1.125
42 Mariano Rivera, R (9, 1) ERA: 1.91	1.0	W	3	0	0	0	0	0	0	0	0	0	0	0	6	10	0.00	0.000

Batter	1	2	3	4	5	6	7	8	9	AB	R	H	RBI	BB	SO	LOB	BOTTOM	
2 Derek Jeter, R (1, 6) OBP: 0.368, SLG: 0.387										4	0	1	0	0	0	3	Oakland Athletics @ New York Yankees Yankee Stadium, Bronx, NY Mon Jul 28 1997, 7:05 PM EDT Att: 25,570 - Unknown - 85 F	
Pat Kelly, R (1, 4) OBP: 0.355, SLG: 0.400										3	0	0	0	0	3	2		
Mark Whiten, S (8, 7) OBP: 0.343, SLG: 0.374										2	0	1	1	0	0	0		
Paul O'Neill, L (1, 9) OBP: 0.416, SLG: 0.543										4	1	1	0	0	1	1		
Tino Martinez, L (1, 3) OBP: 0.372, SLG: 0.626										3	0	1	0	1	0	0		
Charlie Hayes, R (1, 5) OBP: 0.359, SLG: 0.442										4	1	1	2	0	0	2		
Wade Boggs, L (1, 10) OBP: 0.376, SLG: 0.363										2	1	0	0	2	0	1		
Chad Curtis, R (1, 8) OBP: 0.373, SLG: 0.494										1	0	1	0	2	0	0		
Joe Girardi, R (1, 2) OBP: 0.306, SLG: 0.317										4	0	1	1	0	1	6		
Scott Pose, L (1, 7) OBP: 0.317, SLG: 0.278										2	0	0	0	0	0	0		
Luis Sojo, R (7, PH) OBP: 0.341, SLG: 0.346										1	1	0	0	1	0	2		
Inning Stats	R: 0 H: 0 E: 0 K: 1 S: 9	H: 2 LOB: 1 BB: 0 P: 13	R: 1 H: 2 E: 0 K: 0 S: 12	H: 2 LOB: 1 BB: 0 P: 18	R: 0 H: 0 E: 1 K: 1 S: 14	H: 0 LOB: 2 BB: 2 P: 21	R: 0 H: 1 E: 0 K: 1 S: 8	H: 0 LOB: 0 BB: 0 P: 12	R: 1 H: 1 E: 0 K: 0 S: 12	H: 1 LOB: 1 BB: 1 P: 23	R: 1 H: 2 E: 0 K: 1 S: 17	H: 2 LOB: 2 BB: 2 P: 32	R: 1 H: 1 E: 0 K: 0 S: 3	H: 1 LOB: 1 BB: 1 P: 8	1B: 5 2B: 1 3B: 0 HR: 1	SF: 0 SAC: 1 DP: 1 HBP: 1	WP: 0 PB: 0 SB: 0 CS: 0	PA: 39
PITCHER	IP WLS BF H R ER SO BB IBB HBP BLK WP HR S P ERA WHIP																	
Brad Rigby, R (1, 1) ERA: 4.62	5.0	20	3	1	1	3	2	0	0	0	0	0	0	0	7	10	0.00	0.000
Mike Mohler, L (6, 1) ERA: 6.1	0.2	2	0	0	0	1	0	0	0	0	0	0	0	0	7	10	0.00	0.000
Dane Johnson, R (6, 1) ERA: 3.56	0.1	4	1	1	1	0	1	0	1	0	0	0	0	9	15	27.00	6.000	
Buddy Groom, L (7, 1) ERA: 5.03	1.1	5	2	1	1	0	0	0	0	0	0	0	0	13	21	6.75	1.500	
Billy Taylor, R (8, 1) ERA: 4.67	0.2	4	0	0	0	1	1	1	0	0	0	0	0	9	21	0.00	1.500	



Batter	1	2	3	4	5	6	7	8	9	AB	R	H	RBI	BB	SO	LOB	TOP								
Scott Spiezio, S OBP: 0.296, SLG: 0.382	F7	F7		SF8 WP 1B		P4		G5-3		5	0	1	0	0	0	1									
Dave Magadan, L OBP: 0.397, SLG: 0.372	FC4-6 BB		BB 1B	K		G1-3			G1-3	4	1	1	0	1	1	2									
Matt Stairs, L OBP: 0.463, SLG: 0.739	FC4-6 1B 2B		F7	SF8						3	1	1	1	1	0	2									
Mark McGwire, R OBP: 0.382, SLG: 0.632	2B 1B		K	K						5	0	1	0	0	4	4									
Jose Canseco, R OBP: 0.322, SLG: 0.456	1-3 2H 2B		BB 1B BB			K				3	1	1	1	2	2	1									
Jason Giambi, L OBP: 0.382, SLG: 0.495	K		1B BB			P4				2	0	0	0	1	1	2									
Pat Lennon, R OBP: 0.379, SLG: 0.354	K		1-2 2-3 BB							1	0	0	0	0	1	2									
Scott Brosius, R OBP: 0.263, SLG: 0.323		G5-3	1-2 2-H 3-H 1B			S HBP				3	0	1	2	0	1	2									
Ernie Young, R OBP: 0.271, SLG: 0.279		1B	F7			K				4	0	1	0	0	2	3									
Brent Mayne, L OBP: 0.291, SLG: 0.311	L7									3	1	1	0	0	0	1									
Tony Batista, R OBP: 0.287, SLG: 0.327				WP 1B SF8 1B						1	0	0	0	0	1	0									
Izzy Molina, R OBP: 0.159, SLG: 0.161						G4-3				0	0	0	0	0	0	0									
Inning Stats	R: 1 E: 0 K: 1 S: 7	H: 2 LOB: 2 BB: 1 P: 11	R: 0 E: 0 K: 0 S: 7	H: 1 LOB: 1 BB: 0 P: 12	R: 2 E: 0 K: 1 S: 19	H: 2 LOB: 2 BB: 2 P: 36	R: 1 E: 0 K: 2 S: 12	H: 2 LOB: 1 BB: 0 P: 21	R: 0 E: 0 K: 0 S: 9	H: 0 LOB: 1 BB: 0 P: 12	R: 0 E: 0 K: 0 S: 6	H: 0 LOB: 0 BB: 0 P: 8	R: 0 E: 0 K: 3 S: 17	H: 0 LOB: 2 BB: 2 P: 30	R: 0 E: 0 K: 2 S: 14	H: 0 LOB: 0 BB: 0 P: 20	R: 0 E: 0 K: 2 S: 11	H: 1 LOB: 1 BB: 0 P: 14	1B: 7 2B: 1 3B: 0 HR: 0	SF: 1 SAC: 0 DP: 0 HBP: 1	WP: 1 PB: 0 SB: 2 CS: 0	PA: 41			
PITCHER	IP	WLS	BF	H	R	ER	SO	BB	IBB	HBP	BLK	WP	HR	S	P	ERA	WHIP								
Dwight Gooden, R ERA: 4.35	(1, 1)	5.0	W	26	7	4	4	6	3	0	1	0	0	54	92	7.20	2.000								
Kenny Rogers, L ERA: 5.44	(6, 1)	1.0		4	0	0	0	0	1	0	0	0	0	7	13	0.00	1.000								
Jeff Nelson, R ERA: 2.57	(7, 1)	0.1		2	0	0	0	1	0	0	0	0	0	7	12	0.00	3.000								
Mike Stanton, L ERA: 2.45	(7, 1)	1.2		5	0	0	0	4	0	0	0	0	0	23	33	0.00	0.000								
42 Mariano Rivera, R ERA: 1.88	(9, 1)	1.0	S	4	1	0	0	2	0	0	0	0	0	11	14	0.00	1.000								

Oakland Athletics @ New York Yankees
Yankee Stadium, Bronx, NY
Tue Jul 29 1997, 7:05 PM EDT
Att: 33,341 - Unknown - 80 F


AB 34
R 4
H 8
RBI 4
BB 5
SO 13
LOB 20



Batter	1	2	3	4	5	6	7	8	9	AB	R	H	RBI	BB	SO	LOB	BOTTOM								
2 Derek Jeter, R OBP: 0.369, SLG: 0.387	1B HR	1B SF7 BB		K			G6-3			3	2	1	0	1	1	0									
Luis Sojo, R OBP: 0.351, SLG: 0.352	1B HR	1-3 2-H 3-H 1B		P4						3	1	2	2	1	0	0									
Paul O'Neill, L OBP: 0.414, SLG: 0.550	1-2 HR	SF7		G3			F8			3	1	1	4	0	0	1									
Tino Martinez, L OBP: 0.371, SLG: 0.622	F9				G3		F9			3	0	0	0	0	0	1									
Ivan Cruz, L OBP: 0.357, SLG: 0.333		F9			P5					3	0	1	0	1	0	2									
Pat Kelly, R OBP: 0.355, SLG: 0.400	2B							1B SF9 BB		0	1	0	0	0	0	0									
Wade Boggs, L OBP: 0.377, SLG: 0.361	F7	F9			F8			1B 1B		4	0	1	0	0	0	3									
Chad Curtis, R OBP: 0.365, SLG: 0.484	K		G2-3			G6-3		SF9		3	0	0	1	0	1	1									
Joe Girardi, R OBP: 0.309, SLG: 0.320		2 BB 1B 1B	G5-3			G5-3		3-H 2-1 1B		4	1	2	0	0	0	0									
Scott Pose, L OBP: 0.313, SLG: 0.276		2 BB 1B	G1-3			G1-3		G4-6-3		4	1	1	0	0	0	2									
Inning Stats	R: 3 E: 0 K: 1 S: 19	H: 4 LOB: 1 BB: 0 P: 30	R: 3 E: 0 K: 0 S: 12	H: 3 LOB: 2 BB: 1 P: 23	R: 0 E: 0 K: 0 S: 5	H: 0 LOB: 0 BB: 0 P: 9	R: 0 E: 0 K: 1 S: 6	H: 0 LOB: 0 BB: 0 P: 12	R: 0 E: 0 K: 0 S: 8	H: 0 LOB: 0 BB: 0 P: 12	R: 0 E: 0 K: 0 S: 6	H: 0 LOB: 1 BB: 1 P: 14	R: 1 E: 0 K: 0 S: 10	H: 2 LOB: 2 BB: 1 P: 21	R: 0 E: 0 K: 0 S: 10	H: 0 LOB: 1 BB: 1 P: 14	1B: 7 2B: 1 3B: 0 HR: 1	SF: 2 SAC: 0 DP: 1 HBP: 1	WP: 0 PB: 0 SB: 0 CS: 0	PA: 36					
PITCHER	IP	WLS	BF	H	R	ER	SO	BB	IBB	HBP	BLK	WP	HR	S	P	ERA	WHIP								
Carlos Reyes, R ERA: 5.02	(1, 1)	1.0	L	11	7	6	1	25	42	54.00	8.000														
Tim Kubinski, L ERA: 2.7	(2, 1)	4.0		13	0	0	0	1	0	0	1	0	0	26	49	0.00	0.000								
Gary Haught, R ERA: 5.59	(6, 1)	2.0		9	1	1	1	0	2	0	0	0	0	20	38	4.50	1.500								
Dane Johnson, R ERA: 3.45	(8, 1)	1.0		3	1	0	0	0	0	0	0	0	0	4	9	0.00	1.000								

Oakland Athletics @ New York Yankees
Yankee Stadium, Bronx, NY
Tue Jul 29 1997, 7:05 PM EDT
Att: 33,341 - Unknown - 80 F

AB 30
R 7
H 9
RBI 7
BB 3
SO 2
LOB 10



Batter	1	2	3	4	5	6	7	8	9	AB	R	H	RBI	BB	SO	LOB	TOP		
Mark Bellhorn, S OBP: 0.345, SLG: 0.378	(1, 5) K		(3, 3) K		(0, 3) K			(1, 3) K		4	0	0	0	0	4	3	<p>Oakland Athletics @ New York Yankees Yankee Stadium, Bronx, NY Wed Jul 30 1997, 3:33 AM EDT Att: 35,480 - Sunny - 76 F</p> <p>livebaseballscores.com</p>		
Tony Batista, R OBP: 0.251, SLG: 0.318	(1, 6) P3			(2, 2) G6-3		(2, 3) K		(1, 2) F7		4	0	0	0	0	1	1			
Pat Lennon, R OBP: 0.374, SLG: 0.341	(1, 7) K			(4, 2) BB		(1, 3) K			(1, 2) G1-3	3	0	0	0	1	2	0			
Mark McGwire, R OBP: 0.383, SLG: 0.628		(4, 2) FC3-6 BB		(0, 0) F8		(0, 0) G5-3			(4, 1) BB	2	0	0	0	2	0	1			
Jose Canseco, R OBP: 0.322, SLG: 0.456	(1, 10) FC3-6			(2, 3) K			(1, 3) K		(1, 3) K	0	0	0	0	0	0	0			
Matt Stairs, L OBP: 0.456, SLG: 0.726	(2, PH) 1-2									3	0	0	0	0	2	2			
Jason Giambi, L OBP: 0.361, SLG: 0.494	(9, PH) K									1	0	0	0	0	1	1			
Scott Brosius, R OBP: 0.261, SLG: 0.320	(1, 9) K				(1, 3) K		(1, 1) P3		(1, 0) L8	4	0	0	0	0	2	2			
Scott Spiezio, S OBP: 0.296, SLG: 0.382	(1, 4) K				(2, 2) 1B S		(0, 3) K			3	0	1	0	0	2	1			
Ernie Young, R OBP: 0.260, SLG: 0.266	(1, 8) G5-3			(1, 2) G5-3		(3, 3) K		(2, 3) K		3	0	0	0	0	2	1			
Izzy Molina, R OBP: 0.182, SLG: 0.185	(1, 2) F8			(0, 0) F8		(1, 1) 1B		(0, 0) 1B		3	0	2	0	0	0	0			
Inning Stats	R: 0 H: 0 E: 0 K: 2 S: 9	H: 0 LOB: 0 BB: 0 P: 12	R: 0 H: 0 E: 0 K: 2 S: 15	H: 0 LOB: 1 BB: 1 P: 19	R: 0 H: 0 E: 0 K: 1 S: 10	H: 0 LOB: 0 BB: 0 P: 14	R: 0 H: 0 E: 0 K: 1 S: 13	H: 2 LOB: 2 BB: 0 P: 21	R: 0 H: 0 E: 0 K: 3 S: 15	H: 0 LOB: 0 BB: 0 P: 10	R: 0 H: 0 E: 0 K: 2 S: 8	H: 0 LOB: 0 BB: 0 P: 10	R: 0 H: 1 E: 0 K: 2 S: 10	H: 1 LOB: 1 BB: 0 P: 14	R: 0 H: 0 E: 0 K: 1 S: 9	H: 0 LOB: 1 BB: 1 P: 16	1B: 3 2B: 0 3B: 0 HR: 0	SF: 0 SAC: 0 DP: 0 HBP: 0	WP: 0 PA: 33 PB: 0 SB: 1 CS: 0
PITCHER David Wells, L ERA: 3.68	(1, 1)	IP: 9.0 WLS: W BF: 33 H: 3 R: 0 ER: 0 SO: 16 BB: 3 IBB: 0 HBP: 0 BLK: 0 WP: 0 HR: 0 S: 96 P: 138 ERA: 0.00 WHIP: 0.667																	

Batter	1	2	3	4	5	6	7	8	9	AB	R	H	RBI	BB	SO	LOB	BOTTOM		
2 Derek Jeter, R OBP: 0.371, SLG: 0.392	(1, 6) G4-3 WP	(0, 1) 2B		(0, 0) 1B		(0, 0) L8		(2, 1) G6-3		5	3	3	0	0	0	0	<p>Oakland Athletics @ New York Yankees Yankee Stadium, Bronx, NY Wed Jul 30 1997, 3:33 AM EDT Att: 35,480 - Sunny - 76 F</p> <p>livebaseballscores.com</p>		
Luis Sojo, R OBP: 0.363, SLG: 0.390	(1, 4) G4-3	(0, 0) G6-3 1-H		(1, 2) G3 1B		(1, 2) 1B		(0, 0) HR		5	1	4	2	0	0	1			
Paul O'Neill, L OBP: 0.414, SLG: 0.546	(1, 9) HR	(1, 1) G6-3		(0, 2) G3 1B		(1, 0) F7		(3, 2) G5-3		4	1	1	1	1	0	2			
Tino Martinez, L OBP: 0.372, SLG: 0.628	(1, 3) HR	(3, 3) K		(1, 2) F7		(2, 2) FC4-6 1B				4	1	2	2	0	1	3			
Ivan Cruz, L OBP: 0.333, SLG: 0.313	(1, 10) 1B		(2, 3) K	(3, 2) G3		(2, 2) FC4-6				4	0	1	0	0	1	4			
Wade Boggs, L OBP: 0.373, SLG: 0.357	(1, 5) F9		(2, 2) E7	(0, 1) F8			(0, 1) G5-3			3	1	0	0	0	0	3			
Pat Kelly, R OBP: 0.352, SLG: 0.396	(5, 4) F9		(2, 2) E							1	0	0	0	0	0	0			
Chad Curtis, R OBP: 0.363, SLG: 0.478	(1, 8) 1B		(0, 1) F7		(0, 0) P4		(1, 1) G5-3			4	0	1	0	0	0	1			
Joe Girardi, R OBP: 0.308, SLG: 0.319	(1, 2) L8		(1, 1) E6		(1, 3) K		(1, 3) K			4	0	1	0	0	2	2			
Scott Pose, L OBP: 0.294, SLG: 0.258			(2, 3) K	(2, 2) G1-3				(2, 1) G4-3		4	0	0	0	0	2	1			
Inning Stats	R: 3 H: 4 E: 0 K: 0 S: 17	H: 4 LOB: 2 BB: 1 P: 32	R: 1 H: 2 E: 0 K: 2 S: 13	H: 2 LOB: 1 BB: 0 P: 19	R: 1 H: 1 E: 2 K: 1 S: 14	H: 1 LOB: 0 BB: 0 P: 21	R: 1 H: 3 E: 0 K: 0 S: 14	H: 0 LOB: 2 BB: 0 P: 19	R: 0 H: 0 E: 0 K: 2 S: 10	H: 0 LOB: 0 BB: 0 P: 14	R: 0 H: 2 E: 0 K: 0 S: 12	H: 0 LOB: 0 BB: 0 P: 18	R: 0 H: 0 E: 0 K: 1 S: 8	H: 0 LOB: 0 BB: 0 P: 10	R: 1 H: 1 E: 0 K: 0 S: 8	H: 1 LOB: 0 BB: 0 P: 15	1B: 9 2B: 2 3B: 0 HR: 2	SF: 0 SAC: 0 DP: 0 HBP: 0	WP: 1 PA: 39 PB: 0 SB: 0 CS: 0
PITCHER Steve Karsay, R ERA: 5.94 Don Wengert, R ERA: 5.65 Buddy Groom, L ERA: 5.13	(1, 1)	IP: 3.0 WLS: L BF: 20 H: 9 R: 6 ER: 5 SO: 3 BB: 1 IBB: 0 HBP: 0 BLK: 0 WP: 1 HR: 1 S: 48 P: 77 ERA: 15.00 WHIP: 3.333																	


Batter	1	2	3	4	5	6	7	8	9	AB	R	H	RBI	BB	SO	LOB	TOP				
Brady Anderson, L (1, 8) OBP: 0.414, SLG: 0.461	F8		G4-3					SH1-4 1B HBP		3	0	1	0	0	0	0	Baltimore Orioles @ Oakland Athletics Oakland-Alameda County Coliseum, Oakland, CA Fri Aug 01 1997, 7:05 PM PDT Att: 14,187 - Unknown - 63 F				
Jeff Reboulet, R (1, 4) OBP: 0.323, SLG: 0.342	K		K			1B		SH1-4		3	0	1	0	0	2	3					
Rafael Palmeiro, L (1, 3) OBP: 0.338, SLG: 0.473	K		G3-1			P2		1B BB		3	0	0	0	1	1	3					
Geronimo Berroa, R (1, 9) OBP: 0.371, SLG: 0.495		G5-3		L7		HR		1B		4	1	2	1	0	0	0					
B.J. Surhoff, L (1, 7) OBP: 0.358, SLG: 0.481	P9		G3-1			G6-3		P5		4	0	0	0	0	0	2					
Cal Ripken Jr., R (1, 5) OBP: 0.322, SLG: 0.408	G5-3			BB			G5-3		F7	3	0	0	0	1	0	0					
Harold Baines, L (1, 10) OBP: 0.379, SLG: 0.463			F8		G4-3		FC4-6 BB	G6-3 S		3	0	1	0	1	0	1					
Jeffrey Hammonds, R (9, PR) OBP: 0.324, SLG: 0.512								1B		0	0	0	0	0	0	0					
Lenny Webster, R (1, 2) OBP: 0.301, SLG: 0.339			1B E BB		G5-4-3 1B		FC4-6 FC6-4	G6-3		3	0	1	0	1	0	2					
Mike Bordick, R (1, 6) OBP: 0.273, SLG: 0.293			E6 1B		G5-4-3		FC6-4		2-3 K	3	0	0	0	0	0	3					
Tony Tarasco, L (9, PH) OBP: 0.337, SLG: 0.436					1-2 K					1	0	0	0	0	1	2					
Aaron Ledesma, R (9, 6) OBP: 0.571, SLG: 0.500					1-2 K					0	0	0	0	0	0	0					
Inning Stats	R: 0 H: 0 E: 0 K: 2 S: 7	H: 0 LOB: 0 BB: 0 P: 12	R: 0 H: 0 E: 0 K: 0 S: 5	H: 0 LOB: 0 BB: 0 P: 10	R: 0 H: 1 E: 1 K: 1 S: 13	LOB: 3 BB: 1 P: 26	R: 0 H: 0 E: 0 K: 0 S: 11	H: 0 LOB: 1 BB: 1 P: 22	R: 0 H: 1 E: 0 K: 0 S: 4	H: 2 LOB: 0 BB: 0 P: 14	R: 0 H: 0 E: 0 K: 0 S: 4	H: 0 LOB: 1 BB: 1 P: 9	R: 0 H: 1 E: 0 K: 0 S: 10	H: 1 LOB: 2 BB: 1 P: 23	R: 0 H: 1 E: 0 K: 1 S: 14	H: 1 LOB: 2 BB: 0 P: 19	1B: 5 2B: 0 3B: 0 HR: 1	SF: 0 SAC: 1 DP: 1 HBP: 1	WP: 0 PB: 0 SB: 1 CS: 0	PA: 36	
PITCHER	IP	WLS	BF	H	R	ER	SO	BB	IBB	HBP	BLK	WP	HR	S	P	ERA	WHIP				
Brad Rigby, R (1, 1) ERA: 4.09	7.0		27	4	1	1	3	3	0	0	0	0	1	54	99	1.29	1.000				
Mike Mohler, L (8, 1) ERA: 8.03	0.1		3	0	0	0	0	1	0	1	0	0	0	4	11	0.00	3.000				
T.J. Mathews, R (8, 1) ERA: 2.08	1.2	W	6	2	0	0	1	0	0	0	0	0	0	20	31	0.00	1.200				

Batter	1	2	3	4	5	6	7	8	9	AB	R	H	RBI	BB	SO	LOB	BOTTOM					
Scott Brosius, R (1, 9) OBP: 0.264, SLG: 0.321	FC4-6 1B		K			K		G5-3		4	0	1	0	0	2	2	Baltimore Orioles @ Oakland Athletics Oakland-Alameda County Coliseum, Oakland, CA Fri Aug 01 1997, 7:05 PM PDT Att: 14,187 - Unknown - 63 F					
Rafael Bourquard, R (1, 6) OBP: 0.348, SLG: 0.358	K			K		L9		G5-3		4	0	0	0	0	2	3						
Jason Giambi, L (1, 3) OBP: 0.358, SLG: 0.483	FC4-6			G4-3					4-1 BLK 1B BB	2	0	0	0	2	0	1						
Steve Karsay, R (9, PR)						BB				0	1	0	0	0	0	0						
Matt Stairs, L (1, 10) OBP: 0.446, SLG: 0.706	G3			F8		G3			1-1 1B	4	0	1	1	0	0	3						
Brian Leshar, R (1, 7)			K			G4-3		G6-3		3	0	0	0	0	1	0						
Dave Magadan, L (1, 5) OBP: 0.395, SLG: 0.370			K			G4-6-3 1B		G6-3		3	0	1	0	0	1	0						
Scott Spiezio, S (1, 4) OBP: 0.293, SLG: 0.377			G6-3			G4-6-3		L9		3	0	0	0	0	0	1						
Brent Mayne, L (1, 2) OBP: 0.307, SLG: 0.331						G6-3 BB		SH 2B		2	1	2	0	1	0	0						
Ernie Young, R (1, 8) OBP: 0.266, SLG: 0.250			G6-3			SH WP		SH1-4		1	0	0	0	0	0	1						
Inning Stats	R: 0 H: 1 E: 0 K: 1 S: 8	H: 0 LOB: 0 BB: 0 P: 12	R: 0 H: 0 E: 0 K: 2 S: 10	H: 0 LOB: 0 BB: 0 P: 14	R: 0 H: 0 E: 0 K: 1 S: 5	LOB: 0 BB: 1 P: 10	R: 0 H: 0 E: 0 K: 1 S: 5	H: 0 LOB: 0 BB: 0 P: 8	R: 0 H: 1 E: 0 K: 0 S: 9	H: 1 LOB: 0 BB: 0 P: 15	R: 1 H: 1 E: 1 K: 1 S: 12	H: 1 LOB: 2 BB: 1 P: 20	R: 0 H: 0 E: 0 K: 0 S: 6	H: 0 LOB: 0 BB: 0 P: 11	R: 0 H: 1 E: 0 K: 0 S: 5	H: 1 LOB: 1 BB: 0 P: 7	R: 1 H: 1 E: 0 K: 0 S: 3	H: 1 LOB: 1 BB: 1 P: 9	1B: 4 2B: 1 3B: 0 HR: 0	SF: 0 SAC: 2 DP: 2 HBP: 0	WP: 1 PB: 0 SB: 0 CS: 0	PA: 31
PITCHER	IP	WLS	BF	H	R	ER	SO	BB	IBB	HBP	BLK	WP	HR	S	P	ERA	WHIP					
Scott Erickson, R (1, 1) ERA: 3.5	8.0		29	4	1	0	6	2	0	0	0	0	0	60	97	0.00	0.750					
Jesse Orosco, L (9, 1) ERA: 2.41	0.0	L	2	1	1	1	0	1	0	0	1	0	0	3	9	∞	∞					



Batter	1	2	3	4	5	6	7	8	9	AB	R	H	RBI	BB	SO	LOB	TOP									
Brady Anderson, L (1.8) OBP: 0.413, SLG: 0.471	F8		F8		G6-3	K		HR		6	1	2	2	0	1	2	Baltimore Orioles @ Oakland Athletics Oakland-Alameda County Coliseum, Oakland, CA Sat Aug 02 1997, 3:33 AM PDT Att: 21,938 - Sunny - 66 F									
Jeff Reboulet, R (1.4) OBP: 0.336, SLG: 0.356	F9		G4-6-3 BB		G5-3		G3-1 SF7	G1-6-3	BB	4	1	2	0	2	0	0										
Rafael Palmeiro, L (1.3) OBP: 0.334, SLG: 0.466	G3		G4-6-3 1-2		K		G3-1	G1-6-3	K	6	0	0	0	0	2	5										
Geronomo Berroa, R (1.9) Tony Tarasco, L (7.9) OBP: 0.372, SLG: 0.493 OBP: 0.341, SLG: 0.447		4-3		E SF7		K	BB		1B 2B	3	1	1	0	1	1	0										
B.J. Surhoff, L (1.7) OBP: 0.355, SLG: 0.478	G6-3			E7 SF7		P4	SF7		L7	4	1	1	1	0	0	1										
Cal Ripken Jr., R (1.5) Aaron Ledesma, R (8.5) OBP: 0.325, SLG: 0.409 OBP: 0.625, SLG: 0.500				SF7		BB 1B	BB		1B 2B HBP	1	1	1	1	2	0	0										
Harold Baines, L (1.10) OBP: 0.381, SLG: 0.464	F8			E BB		1B	BB		2B SF8	4	2	2	0	1	1	3										
Chris Hoiles, R (1.2) OBP: 0.390, SLG: 0.448			HR BB	E5		1B			3B 2B	3	3	2	3	2	0	1										
Mike Bordick, R (1.6) OBP: 0.275, SLG: 0.304			1-H HR	G6-4-3		1B			SF8	4	1	2	5	0	0	2										
Inning Stats	R: 0 E: 0 K: 0 S: 7	H: 0 LOB: 0 BB: 0 P: 12	R: 0 E: 0 K: 0 S: 10	H: 1 LOB: 1 BB: 0 P: 19	R: 2 E: 0 K: 0 S: 11	H: 1 LOB: 0 BB: 2 P: 23	R: 2 E: 2 K: 0 S: 11	H: 2 LOB: 1 BB: 1 P: 25	R: 0 E: 0 K: 1 S: 6	H: 0 LOB: 0 BB: 0 P: 11	R: 2 E: 0 K: 2 S: 15	H: 2 LOB: 2 BB: 2 P: 31	R: 1 E: 0 K: 1 S: 11	H: 1 LOB: 2 BB: 2 P: 23	R: 2 E: 0 K: 0 S: 17	H: 3 LOB: 0 BB: 0 P: 20		R: 4 E: 0 K: 1 S: 20	H: 4 LOB: 2 BB: 1 P: 30	1B: 7 2B: 3 3B: 1 HR: 3	SF: 3 SAC: 0 DP: 3 HBP: 1	WP: 0 PB: 0 SB: 0 CS: 0	PA: 48			
PITCHER	IP WLS BF H R ER SO BB IBB HBP BLK WP HR S P ERA WHIP	IP WLS BF H R ER SO BB IBB HBP BLK WP HR S P ERA WHIP	IP WLS BF H R ER SO BB IBB HBP BLK WP HR S P ERA WHIP	IP WLS BF H R ER SO BB IBB HBP BLK WP HR S P ERA WHIP	IP WLS BF H R ER SO BB IBB HBP BLK WP HR S P ERA WHIP	IP WLS BF H R ER SO BB IBB HBP BLK WP HR S P ERA WHIP	IP WLS BF H R ER SO BB IBB HBP BLK WP HR S P ERA WHIP	IP WLS BF H R ER SO BB IBB HBP BLK WP HR S P ERA WHIP	IP WLS BF H R ER SO BB IBB HBP BLK WP HR S P ERA WHIP	IP WLS BF H R ER SO BB IBB HBP BLK WP HR S P ERA WHIP	IP WLS BF H R ER SO BB IBB HBP BLK WP HR S P ERA WHIP	IP WLS BF H R ER SO BB IBB HBP BLK WP HR S P ERA WHIP	IP WLS BF H R ER SO BB IBB HBP BLK WP HR S P ERA WHIP	IP WLS BF H R ER SO BB IBB HBP BLK WP HR S P ERA WHIP	IP WLS BF H R ER SO BB IBB HBP BLK WP HR S P ERA WHIP	IP WLS BF H R ER SO BB IBB HBP BLK WP HR S P ERA WHIP	IP WLS BF H R ER SO BB IBB HBP BLK WP HR S P ERA WHIP	IP WLS BF H R ER SO BB IBB HBP BLK WP HR S P ERA WHIP	IP WLS BF H R ER SO BB IBB HBP BLK WP HR S P ERA WHIP	IP WLS BF H R ER SO BB IBB HBP BLK WP HR S P ERA WHIP	IP WLS BF H R ER SO BB IBB HBP BLK WP HR S P ERA WHIP	IP WLS BF H R ER SO BB IBB HBP BLK WP HR S P ERA WHIP	IP WLS BF H R ER SO BB IBB HBP BLK WP HR S P ERA WHIP	IP WLS BF H R ER SO BB IBB HBP BLK WP HR S P ERA WHIP	IP WLS BF H R ER SO BB IBB HBP BLK WP HR S P ERA WHIP	
Scott Brosius, R (1.9) OBP: 0.264, SLG: 0.319	1B E	L7		F7			G1-3		F9	5	1	1	0	0	0	4	Baltimore Orioles @ Oakland Athletics Oakland-Alameda County Coliseum, Oakland, CA Sat Aug 02 1997, 3:33 AM PDT Att: 21,938 - Sunny - 66 F									
Rafael Bourquiel, R (1.6) OBP: 0.352, SLG: 0.362	E 1B		G2-3		F7		G4-3			4	1	2	0	0	0	0										
Jason Giambi, L (1.3) OBP: 0.357, SLG: 0.481	E9 1H 2H		G2-3		K			K		4	1	1	1	0	2	1										
Matt Stairs, L (1.10) OBP: 0.442, SLG: 0.696	G4-3		L3		1B			F7		4	0	1	1	0	0	1										
Brian Leshar, R (1.7) OBP: 0.397, SLG: 0.373	K		BB		G6-3			K		3	0	0	0	1	2	1										
Dave Magadan, L (1.5) OBP: 0.397, SLG: 0.373	G4-3		L9				G4 1B		WP BB	4	0	2	0	0	0	2										
Scott Spiezio, S (1.4) OBP: 0.293, SLG: 0.374		G3		G3-1		F9		WP BB		3	0	0	0	1	0	1										
Brent Mayne, L (1.2) Izzy Molina, R (9.2) OBP: 0.300, SLG: 0.323 OBP: 0.186, SLG: 0.176		G3-1		K		G4		K		3	0	0	0	0	1	1										
Ernie Young, R (1.8) OBP: 0.265, SLG: 0.250				E5				K		4	0	1	0	0	2	2										
Inning Stats	R: 3 E: 1 K: 1 S: 18	H: 3 LOB: 0 BB: 0 P: 26	R: 0 E: 0 K: 0 S: 12	H: 1 LOB: 1 BB: 0 P: 19	R: 0 E: 0 K: 0 S: 5	H: 0 LOB: 1 BB: 1 P: 12	R: 0 E: 1 K: 1 S: 11	H: 0 LOB: 1 BB: 0 P: 18	R: 0 E: 0 K: 0 S: 10	H: 1 LOB: 0 BB: 0 P: 14	R: 0 E: 0 K: 0 S: 6	H: 1 LOB: 0 BB: 0 P: 9	R: 0 E: 0 K: 1 S: 10	H: 0 LOB: 0 BB: 0 P: 12	R: 0 E: 0 K: 2 S: 10	H: 0 LOB: 0 BB: 0 P: 17		R: 0 E: 0 K: 2 S: 11	H: 1 LOB: 2 BB: 1 P: 21	1B: 8 2B: 1 3B: 0 HR: 0	SF: 0 SAC: 0 DP: 1 HBP: 0	WP: 1 PB: 0 SB: 0 CS: 0	PA: 37			
PITCHER	IP WLS BF H R ER SO BB IBB HBP BLK WP HR S P ERA WHIP	IP WLS BF H R ER SO BB IBB HBP BLK WP HR S P ERA WHIP	IP WLS BF H R ER SO BB IBB HBP BLK WP HR S P ERA WHIP	IP WLS BF H R ER SO BB IBB HBP BLK WP HR S P ERA WHIP	IP WLS BF H R ER SO BB IBB HBP BLK WP HR S P ERA WHIP	IP WLS BF H R ER SO BB IBB HBP BLK WP HR S P ERA WHIP	IP WLS BF H R ER SO BB IBB HBP BLK WP HR S P ERA WHIP	IP WLS BF H R ER SO BB IBB HBP BLK WP HR S P ERA WHIP	IP WLS BF H R ER SO BB IBB HBP BLK WP HR S P ERA WHIP	IP WLS BF H R ER SO BB IBB HBP BLK WP HR S P ERA WHIP	IP WLS BF H R ER SO BB IBB HBP BLK WP HR S P ERA WHIP	IP WLS BF H R ER SO BB IBB HBP BLK WP HR S P ERA WHIP	IP WLS BF H R ER SO BB IBB HBP BLK WP HR S P ERA WHIP	IP WLS BF H R ER SO BB IBB HBP BLK WP HR S P ERA WHIP	IP WLS BF H R ER SO BB IBB HBP BLK WP HR S P ERA WHIP	IP WLS BF H R ER SO BB IBB HBP BLK WP HR S P ERA WHIP	IP WLS BF H R ER SO BB IBB HBP BLK WP HR S P ERA WHIP	IP WLS BF H R ER SO BB IBB HBP BLK WP HR S P ERA WHIP	IP WLS BF H R ER SO BB IBB HBP BLK WP HR S P ERA WHIP	IP WLS BF H R ER SO BB IBB HBP BLK WP HR S P ERA WHIP	IP WLS BF H R ER SO BB IBB HBP BLK WP HR S P ERA WHIP	IP WLS BF H R ER SO BB IBB HBP BLK WP HR S P ERA WHIP	IP WLS BF H R ER SO BB IBB HBP BLK WP HR S P ERA WHIP	IP WLS BF H R ER SO BB IBB HBP BLK WP HR S P ERA WHIP	IP WLS BF H R ER SO BB IBB HBP BLK WP HR S P ERA WHIP	
35 Mike Mussina, R (1.1) Jesse Orosco, L (8.1) Alan Mills, R (9.1) ERA: 3.19 ERA: 2.34 ERA: 3.63	IP WLS BF H R ER SO BB IBB HBP BLK WP HR S P ERA WHIP	IP WLS BF H R ER SO BB IBB HBP BLK WP HR S P ERA WHIP	IP WLS BF H R ER SO BB IBB HBP BLK WP HR S P ERA WHIP	IP WLS BF H R ER SO BB IBB HBP BLK WP HR S P ERA WHIP	IP WLS BF H R ER SO BB IBB HBP BLK WP HR S P ERA WHIP	IP WLS BF H R ER SO BB IBB HBP BLK WP HR S P ERA WHIP	IP WLS BF H R ER SO BB IBB HBP BLK WP HR S P ERA WHIP	IP WLS BF H R ER SO BB IBB HBP BLK WP HR S P ERA WHIP	IP WLS BF H R ER SO BB IBB HBP BLK WP HR S P ERA WHIP	IP WLS BF H R ER SO BB IBB HBP BLK WP HR S P ERA WHIP	IP WLS BF H R ER SO BB IBB HBP BLK WP HR S P ERA WHIP	IP WLS BF H R ER SO BB IBB HBP BLK WP HR S P ERA WHIP	IP WLS BF H R ER SO BB IBB HBP BLK WP HR S P ERA WHIP	IP WLS BF H R ER SO BB IBB HBP BLK WP HR S P ERA WHIP	IP WLS BF H R ER SO BB IBB HBP BLK WP HR S P ERA WHIP	IP WLS BF H R ER SO BB IBB HBP BLK WP HR S P ERA WHIP	IP WLS BF H R ER SO BB IBB HBP BLK WP HR S P ERA WHIP	IP WLS BF H R ER SO BB IBB HBP BLK WP HR S P ERA WHIP	IP WLS BF H R ER SO BB IBB HBP BLK WP HR S P ERA WHIP	IP WLS BF H R ER SO BB IBB HBP BLK WP HR S P ERA WHIP	IP WLS BF H R ER SO BB IBB HBP BLK WP HR S P ERA WHIP	IP WLS BF H R ER SO BB IBB HBP BLK WP HR S P ERA WHIP	IP WLS BF H R ER SO BB IBB HBP BLK WP HR S P ERA WHIP	IP WLS BF H R ER SO BB IBB HBP BLK WP HR S P ERA WHIP	IP WLS BF H R ER SO BB IBB HBP BLK WP HR S P ERA WHIP	IP WLS BF H R ER SO BB IBB HBP BLK WP HR S P ERA WHIP

AB 36
R 13
H 14
RBI 12
BB 8
SO 5
LOB 14



AB 35
R 3
H 8
RBI 2
BB 2
SO 8
LOB 15



Batter	1	2	3	4	5	6	7	8	9	AB	R	H	RBI	BB	SO	LOB	TOP																				
Brady Anderson, L OBP: 0.412, SLG: 0.473 (1, 8)	0-0 SH1 2B		2-2 F9		0-0 1B 1B	2-2 P3		2-3 K		5	1	2	0	0	1	2	Baltimore Orioles @ Oakland Athletics Oakland-Alameda County Coliseum, Oakland, CA Sun Aug 03 1997, 3:33 AM PDT Att: 17,066 - Sunny - 69 F																				
Jeff Reboulet, R OBP: 0.343, SLG: 0.361 (1, 4)	0-0 SH1 2-3		1-1 G4-3		3-2 HBP 1B SF9	0-2 FC6-4		0-2 G3 1B		4	1	2	1	0	0	1																					
Rafael Palmeiro, L OBP: 0.333, SLG: 0.463 (1, 3)	3-2 L3			3-2 G4-3	2-1 SF9 HBP 1B		1-2 G3-1	3-2 G3		5	0	1	1	0	0	3																					
Geronimo Berroa, R OBP: 0.375, SLG: 0.493 Tony Tarasco, L OBP: 0.339, SLG: 0.444 (1, 9) (7, 9)	0-3 K			3-2 2B FC5-2 1B	1-0 BB HBP		4-2 2B BB	1-1 G4-3		2	1	1	0	1	1	1																					
B.J. Surhoff, L OBP: 0.356, SLG: 0.484 (1, 7)		3-2 P5		2-0 2B	1-1 SF9		2-2 HR 2B	2-2 L5		4	1	2	2	0	0	0																					
Cal Ripken Jr., R OBP: 0.326, SLG: 0.415 (1, 5)		1-0 HR		1-0 FC5-2	4-1 FC6-4 BB		2-3 K	2-2 F8		4	1	1	1	1	1	3																					
Harold Baines, L OBP: 0.379, SLG: 0.469 (1, 10)		1-1 G4-3		3-H G4-3	0-0 FC6-4 BB		2-2 HR	1-1 P6		5	1	1	2	0	0	5																					
Chris Hoiles, R OBP: 0.384, SLG: 0.440 (1, 2)		3-1 P3			2-1 F7	0-1 P5		F7		4	0	0	0	0	0	0																					
Mike Bordick, R OBP: 0.280, SLG: 0.305 (1, 6)			2-3 K		1-0 1B 1B	4-1 FC6-4 BB		4-2 G3 1B BB		2	1	1	0	2	1	0																					
Inning Stats	R: 0 E: 0 K: 1 S: 8	H: 1 LOB: 1 BB: 0 P: 11	R: 1 E: 0 K: 0 S: 8	H: 1 LOB: 0 BB: 0 P: 16	R: 0 E: 0 K: 1 S: 8	H: 0 LOB: 0 BB: 0 P: 13	R: 0 E: 0 K: 0 S: 12	H: 2 LOB: 2 BB: 0 P: 23	R: 3 E: 0 K: 0 S: 13	H: 4 LOB: 3 BB: 1 P: 27	R: 0 E: 0 K: 0 S: 10	H: 0 LOB: 1 BB: 1 P: 16	R: 3 E: 0 K: 1 S: 24	H: 2 LOB: 0 BB: 1 P: 37	R: 0 E: 0 K: 1 S: 15	H: 1 LOB: 2 BB: 1 P: 25		R: 0 E: 0 K: 0 S: 10	H: 0 LOB: 0 BB: 0 P: 15	1B: 6 2B: 3 3B: 0 HR: 2	SF: 1 SAC: 1 DP: 0 HBP: 1	WP: 0 PB: 0 SB: 0 CS: 0	PA: 43														
PITCHER	IP	WLS	BF	H	R	ER	SO	BB	IBB	HBP	BLK	WP	HR	S	P	ERA	WHIP	PITCHER		IP	WLS	BF	H	R	ER	SO	BB	IBB	HBP	BLK	WP	HR	S	P	ERA	WHIP	
Don Wengert, R ERA: 5.76 (1, 1)	4.1		22	8	4	4	2	0	0	1	0	0	1	45	81	8.31	1.846	Billy Taylor, R ERA: 4.4 (9, 1)		0.2		2	0	0	0	0	0	0	0	0	0	7	10	0.00	0.000		
Mike Mohler, L ERA: 5.87 (5, 1)	2.0	L	8	0	0	0	0	2	0	0	0	0	0	17	29	0.00	1.000																				
T.J. Mathews, R ERA: 2.61 (7, 1)	0.2		5	2	3	3	1	1	0	0	0	0	1	21	33	40.50	4.500																				
Aaron Small, R ERA: 4.88 (8, 1)	0.1		3	1	0	0	1	1	0	0	0	0	0	9	15	0.00	6.000																				
Buddy Groom, L ERA: 5.23 (8, 1)	1.0		3	0	0	0	0	0	0	0	0	0	0	9	15	0.00	0.000																				

Batter	1	2	3	4	5	6	7	8	9	AB	R	H	RBI	BB	SO	LOB	BOTTOM																					
Scott Brosius, R OBP: 0.265, SLG: 0.326 (1, 5) (9, 9)	3-1 HR			1-1 F7			1-3 K		4-2 G6-4-3 BB	4	1	1	1	1	2	1	Baltimore Orioles @ Oakland Athletics Oakland-Alameda County Coliseum, Oakland, CA Sun Aug 03 1997, 3:33 AM PDT Att: 17,066 - Sunny - 69 F																					
Rafael Bourquiel, R OBP: 0.347, SLG: 0.357 (1, 6)	1-2 P3		1-1 S 1B		2-1 G6-3		1-1 L9	2-1 G6-4-3		5	0	1	0	0	0	1																						
Matt Stairs, L OBP: 0.441, SLG: 0.685 (1, 10)	4-1 G6-3 2B BB		2-3 K		4-0 BB		2-0 G3	2-3 K		3	1	0	0	2	2	1																						
Brian Leshar, R OBP: 0.182, SLG: 0.100 (1, 9) (9, 7)	0-0 G6-3		1-2 G1-3		2-3 K		2-2 HBP 1B 1B		4	1	1	0	0	1	3																							
Jason Giambi, L OBP: 0.358, SLG: 0.478 (1, 3)	4-2 2B BB		2-3 K		3-2 F8		2-0 1B HBP		2	1	0	0	1	1	2																							
Pat Lannon, R OBP: 0.374, SLG: 0.376 Dave Magadan, L OBP: 0.300, SLG: 0.377 (1, 7) (8, PH) (9, 5)	0-0 2B			0-0 SF9 3B		1-3 K	0-1 1B		3	1	2	2	0	1	0																							
Tony Batista, R OBP: 0.249, SLG: 0.314 Scott Spiezio, S OBP: 0.291, SLG: 0.372 (1, 4) (6, PH) (7, 4)	2-3 K			3-2 G5-3		0-2 G4-3		0-0 P3		2	0	0	0	0	1	2																						
Ernie Young, R OBP: 0.264, SLG: 0.267 (1, 8)		1-0 G5-3		0-0 SF9		1-2 2B		0-3 K		3	0	1	1	0	1	2																						
Izzy Molina, R OBP: 0.189, SLG: 0.208 (1, 2)		1-1 L8		3-H 3B		1-0 P2		0-3 K		4	0	1	0	0	1	3																						
Inning Stats	R: 3 E: 0 K: 1 S: 13	H: 2 LOB: 1 BB: 2 P: 27	R: 0 E: 0 K: 1 S: 6	H: 0 LOB: 0 BB: 0 P: 11	R: 0 E: 0 K: 2 S: 12	H: 1 LOB: 1 BB: 0 P: 18	R: 1 E: 0 K: 0 S: 8	H: 2 LOB: 1 BB: 0 P: 12	R: 0 E: 0 K: 1 S: 10	H: 0 LOB: 1 BB: 1 P: 21	R: 0 E: 0 K: 1 S: 11	H: 1 LOB: 0 BB: 0 P: 14	R: 0 E: 0 K: 1 S: 7	H: 0 LOB: 0 BB: 0 P: 11	R: 1 E: 0 K: 2 S: 14	H: 2 LOB: 2 BB: 0 P: 18		R: 0 E: 0 K: 1 S: 8	H: 0 LOB: 0 BB: 1 P: 16	1B: 3 2B: 2 3B: 2 HR: 1	SF: 1 SAC: 0 DP: 1 HBP: 1	WP: 0 PB: 0 SB: 1 CS: 0	PA: 39															
PITCHER	IP	WLS	BF	H	R	ER	SO	BB	IBB	HBP	BLK	WP	HR	S	P	ERA	WHIP	PITCHER		IP	WLS	BF	H	R	ER	SO	BB	IBB	HBP	BLK	WP	HR	S	P	ERA	WHIP		
Rick Krivda, L ERA: 6.75 (1, 1)	4.0		19	5	4	4	4	2	0	0	0	0	0	21	68	9.00	1.750	Armando Benitez, R ERA: 2.63 (8, 1)		1.0	S	3	0	0	0	1	1	0	0	0	0	0	0	0	0	0	0	
Shawn Boskie, R ERA: 5.53 (5, 1)	2.0	W	8	1	0	0	2	1	0	0	0	0	0	21	35	0.00	1.000	Randy Myers, L ERA: 1.49 (9, 1)		1.0		3	0	0	0	1	1	0	0	0	0	0	0	0	0	0	0	0
Arthur Rhodes, L ERA: 2.86 (7, 1)	1.0		5	1	1	1	1	0	0	1	0	0	0	12	20	9.00	1.000																					
Armando Benitez, R ERA: 2.63 (8, 1)	1.0		4	1	0	0	2	0	0	0	0	0	0	9	9	0.00	1.000																					
Randy Myers, L ERA: 1.49 (9, 1)	1.0	S	3	0	0	0	1	1	0	0	0	0	0	8	16	0.00	1.000																					

AB 36
R 7
H 11
RBI 7
BB 4
SO 4
LOB 17



AB 33
R 5
H 8
RBI 5
BB 4
SO 10
LOB 17



Batter	1	2	3	4	5	6	7	8	9	AB	R	H	RBI	BB	SO	LOB	TOP			
Ray Durham, S OBP: 0.323, SLG: 0.346	G4-3		F8	G5-3			G3-1		K	5	0	0	0	0	1	1				
Dave Martinez, L OBP: 0.339, SLG: 0.401	E6		L8					BB	1B	4	0	1	0	0	1	0				
Frank Thomas, R OBP: 0.459, SLG: 0.640	G4-6-3						F8	BB	BB	3	0	2	0	1	0	0				
Albert Belle, R OBP: 0.330, SLG: 0.483	G4-6-3						F7	P3		4	0	0	0	0	1	5				
Robin Ventura, L OBP: 0.394, SLG: 0.639							F7	P7		4	2	2	1	0	0	2				
Mike Cameron, R OBP: 0.358, SLG: 0.474	G4-3						G6-3			3	1	1	0	1	0	0				
Jorge Fabregas, L OBP: 0.280, SLG: 0.352	FC6-4						F8	L7		3	0	1	1	0	0	3				
34 Mario Valdez, L OBP: 0.343, SLG: 0.310																				
Ozzie Guillen, L OBP: 0.304, SLG: 0.345	FC6-4						F8	G6-3		4	0	1	0	0	0	2				
Inning Stats	R: 0 E: 1 K: 0 S: 11	H: 1 LOB: 1 BB: 0 P: 16	R: 1 E: 0 K: 0 S: 10	H: 2 LOB: 1 BB: 1 P: 17	R: 0 E: 0 K: 1 S: 8	H: 1 LOB: 1 BB: 0 P: 14	R: 2 E: 1 K: 1 S: 9	H: 3 LOB: 1 BB: 0 P: 14	R: 0 E: 0 K: 0 S: 5	H: 0 LOB: 0 BB: 0 P: 10	R: 0 E: 0 K: 0 S: 6	H: 0 LOB: 0 BB: 0 P: 11	R: 0 E: 0 K: 0 S: 15	H: 1 LOB: 3 BB: 2 P: 31	R: 0 E: 0 K: 1 S: 6	H: 0 LOB: 0 BB: 0 P: 8	1B: 5 2B: 2 3B: 0 HR: 1	SF: 1 SAC: 0 DP: 1 HBP: 0	WP: 0 PB: 0 SB: 1 CS: 0	PA: 37
PITCHER	IP	WLS	BF	H	R	ER	SO	BB	IBB	HBP	BLK	WP	HR	S	P	ERA	WHIP			
Steve Karsay, R ERA: 5.77	7.0	L	28	7	3	2	3	1	0	0	0	0	1	58	94	2.57	1.143			
Dane Johnson, R ERA: 4.01	0.1		3	1	0	0	0	1	0	0	0	0	0	7	14	0.00	6.000			
Mike Mohler, L ERA: 5.75	1.2		6	0	0	0	1	1	0	0	0	0	0	14	25	0.00	0.600			

Chicago White Sox @ Oakland Athletics
Oakland-Alameda County Coliseum, Oakland, CA

AB 33
R 3
H 8
RBI 2
BB 3
SO 4
LOB 13



WP: 0 PA: 37
PB: 0
SB: 1
CS: 0

Chicago White Sox @ Oakland Athletics
Oakland-Alameda County Coliseum, Oakland, CA

AB 35
R 0
H 7
RBI 0
BB 1
SO 6
LOB 17



WP: 0 PA: 36
PB: 0
SB: 0
CS: 0

Batter	1	2	3	4	5	6	7	8	9	AB	R	H	RBI	BB	SO	LOB	BOTTOM			
Scott Brosius, R OBP: 0.267, SLG: 0.328	G3-1									3	0	1	0	1	1	0				
Rafael Bourquard, R OBP: 0.351, SLG: 0.306	G6-3									4	0	2	0	0	0	2				
Dave Magadan, L OBP: 0.394, SLG: 0.370	G3-1									3	0	0	0	0	0	2				
Pat Lennon, R OBP: 0.370, SLG: 0.372										1	0	0	0	0	0	1				
Matt Stairs, L OBP: 0.434, SLG: 0.670	F9									4	0	0	0	0	1	4				
Jason Giambi, L OBP: 0.355, SLG: 0.472	F7									4	0	0	0	0	0	2				
Brian Leshar, R OBP: 0.200, SLG: 0.143										4	0	1	0	0	1	0				
Scott Spiezio, S OBP: 0.291, SLG: 0.370										4	0	1	0	0	1	0				
Brent Mayne, L OBP: 0.308, SLG: 0.338										3	0	2	0	0	0	0				
Tony Batista, R OBP: 0.247, SLG: 0.313										1	0	0	0	0	1	2				
Ernie Young, R OBP: 0.253, SLG: 0.253										4	0	0	0	0	1	4				
Inning Stats	R: 0 E: 0 K: 0 S: 8	H: 1 LOB: 1 BB: 0 P: 12	R: 0 E: 0 K: 2 S: 11	H: 0 LOB: 0 BB: 0 P: 16	R: 0 E: 0 K: 0 S: 10	H: 0 LOB: 1 BB: 1 P: 18	R: 0 E: 0 K: 0 S: 7	H: 0 LOB: 0 BB: 0 P: 8	R: 0 E: 1 K: 0 S: 15	H: 1 LOB: 2 BB: 0 P: 22	R: 0 E: 0 K: 1 S: 10	H: 1 LOB: 1 BB: 0 P: 14	R: 0 E: 0 K: 2 S: 11	H: 1 LOB: 1 BB: 0 P: 17	R: 0 E: 0 K: 1 S: 14	H: 2 LOB: 2 BB: 0 P: 20	1B: 4 2B: 3 3B: 0 HR: 0	SF: 0 SAC: 0 DP: 0 HBP: 0	WP: 0 PB: 0 SB: 0 CS: 0	PA: 36
PITCHER	IP	WLS	BF	H	R	ER	SO	BB	IBB	HBP	BLK	WP	HR	S	P	ERA	WHIP			
Doug Drabek, R ERA: 5.74	7.0	W	27	4	0	0	3	1	0	0	0	0	0	72	106	0.00	0.714			
Neelson Cruz, R ERA:	0.1		2	1	0	0	1	0	0	0	0	0	0	7	10	0.00	3.000			
Tony Castillo, L ERA: 5.15	1.0	S	5	2	0	0	1	0	0	0	0	0	0	13	20	0.00	2.000			
Matt Karchner, R ERA: 2.8	0.2		2	0	0	0	1	0	0	0	0	0	0	5	7	0.00	0.000			

Chicago White Sox @ Oakland Athletics
Oakland-Alameda County Coliseum, Oakland, CA

AB 35
R 0
H 7
RBI 0
BB 1
SO 6
LOB 17

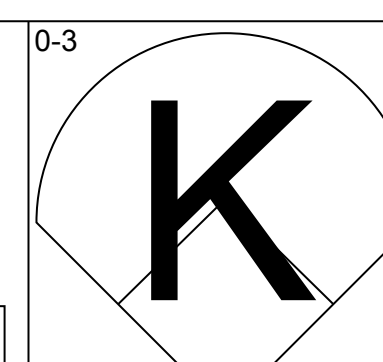
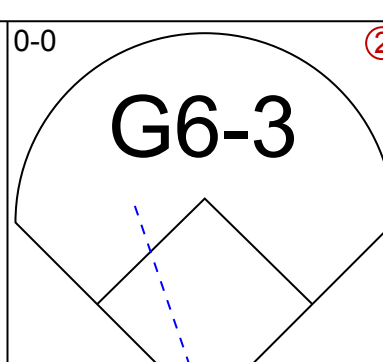
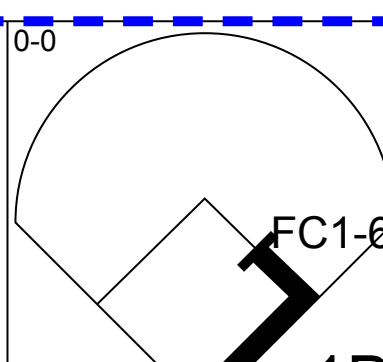
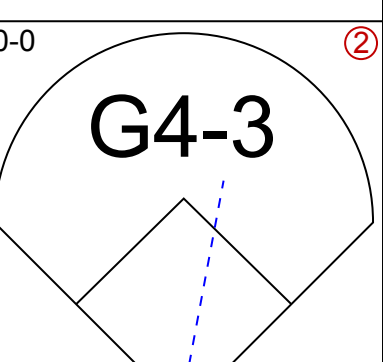
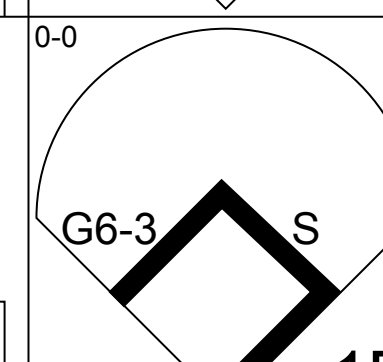
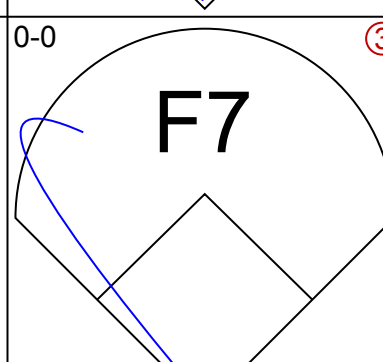
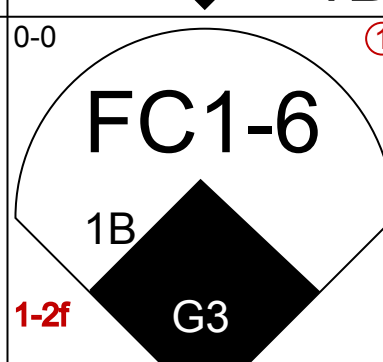
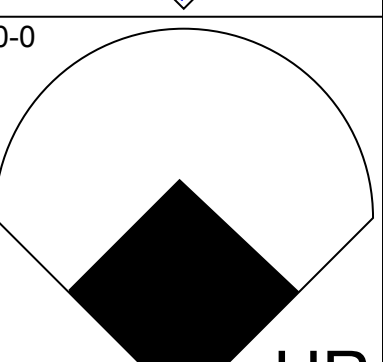
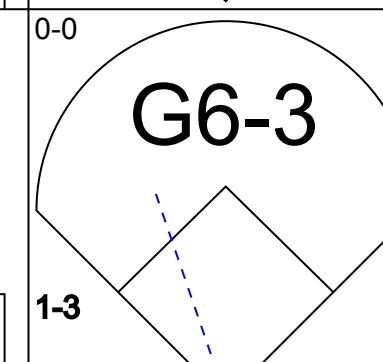
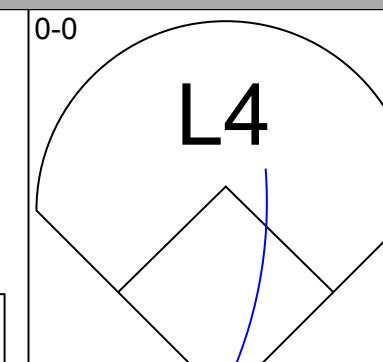
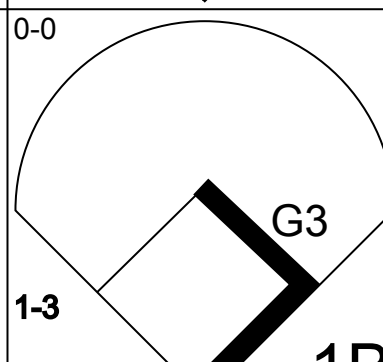
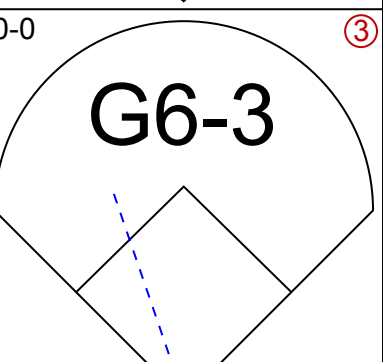
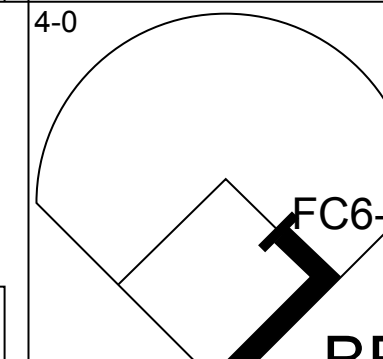
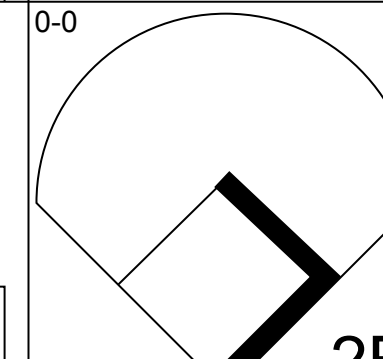
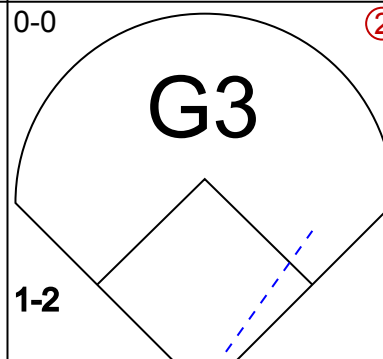
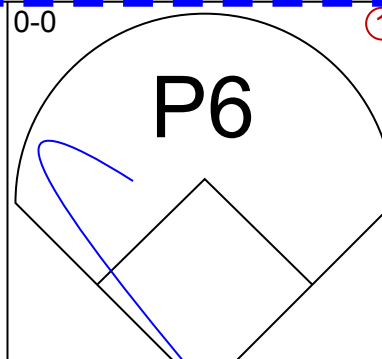
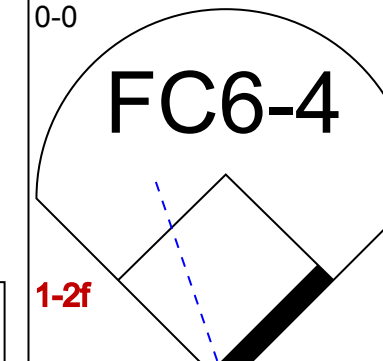
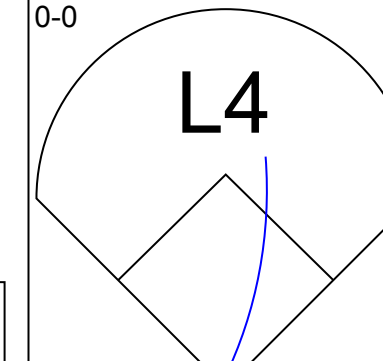
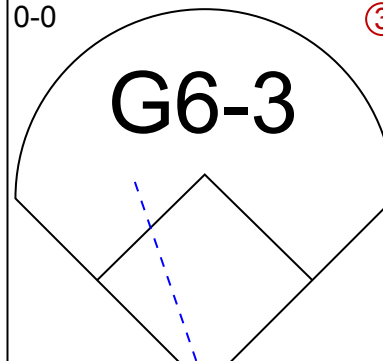
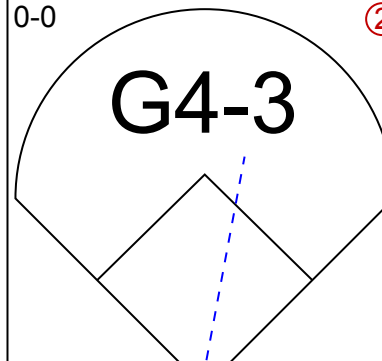
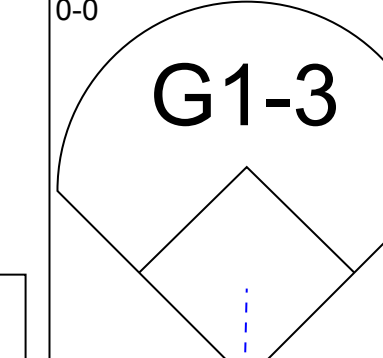
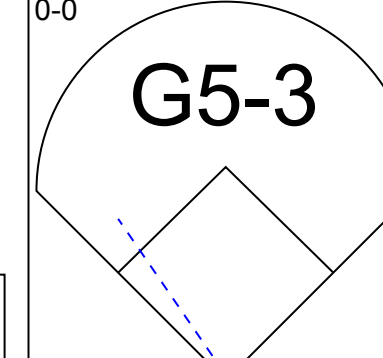
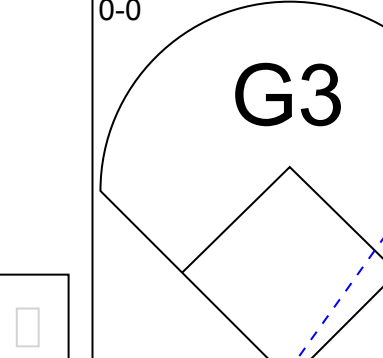
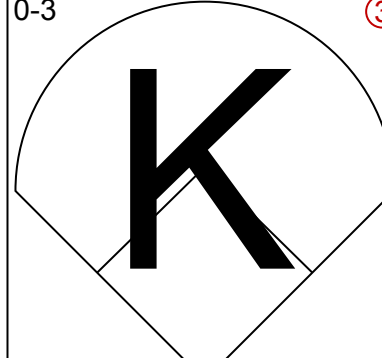
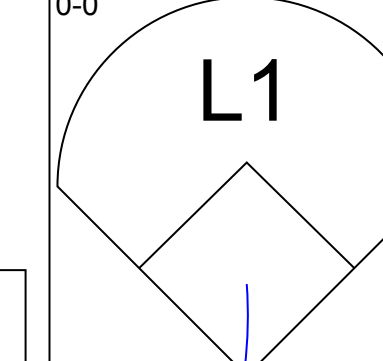
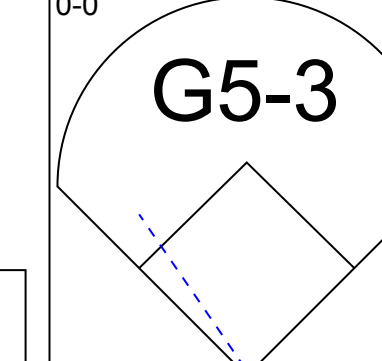
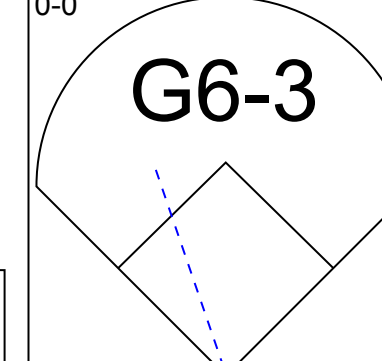
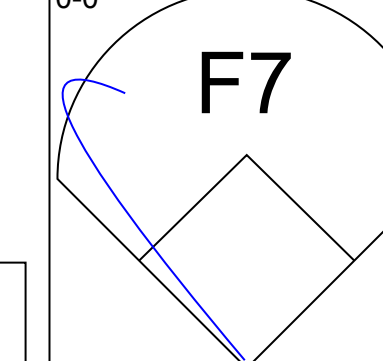
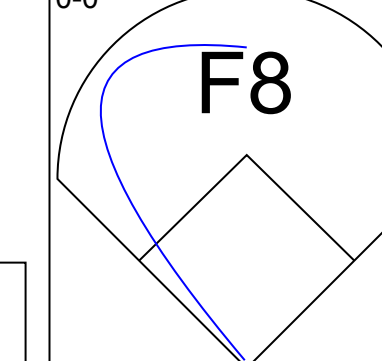
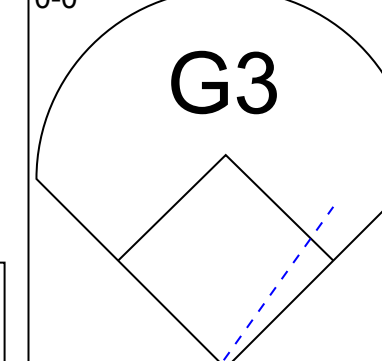

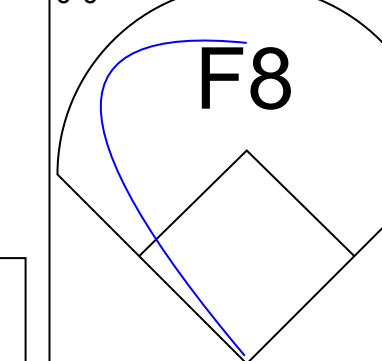
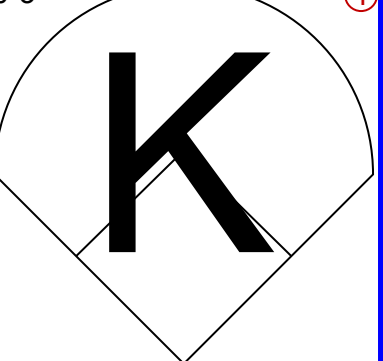


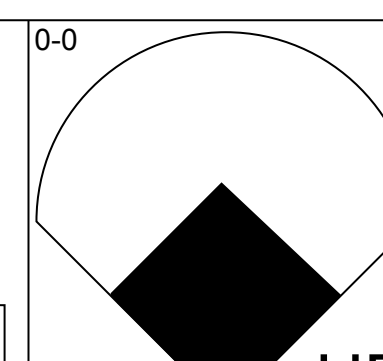
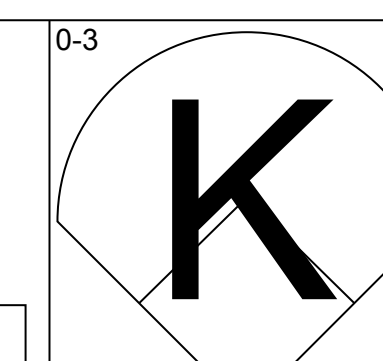
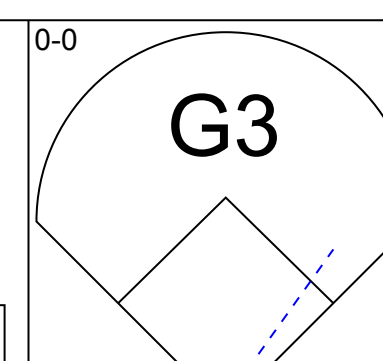
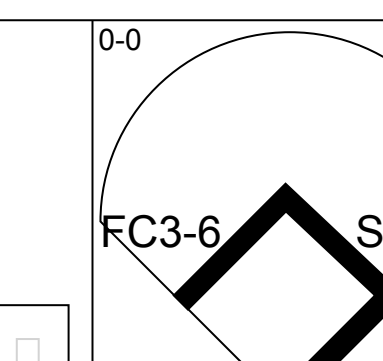
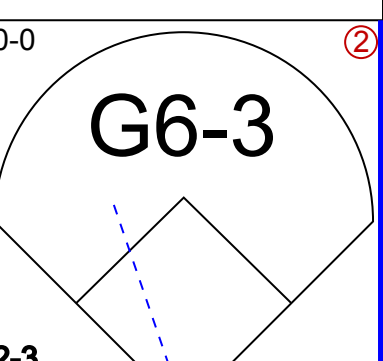
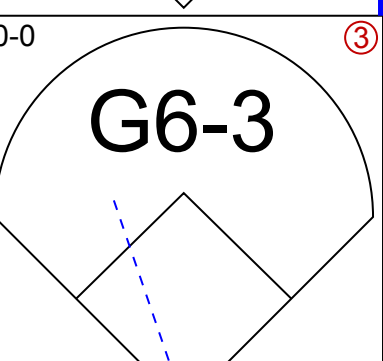
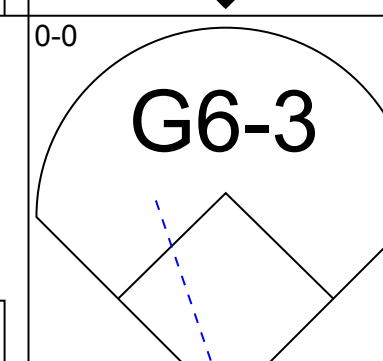
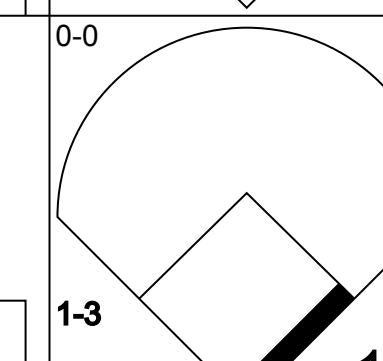
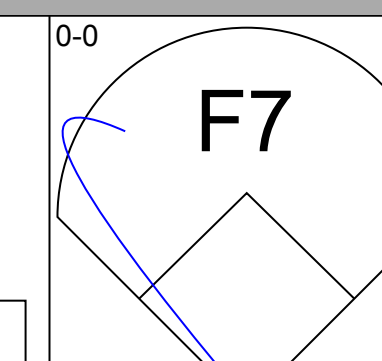
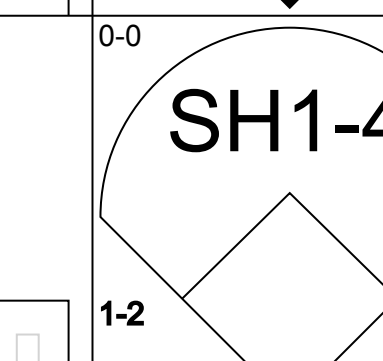
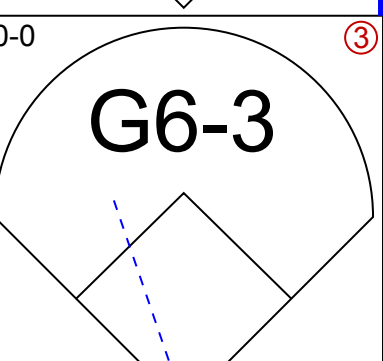
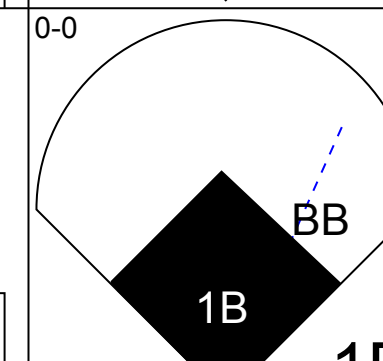
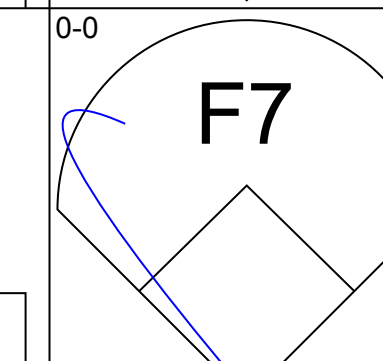
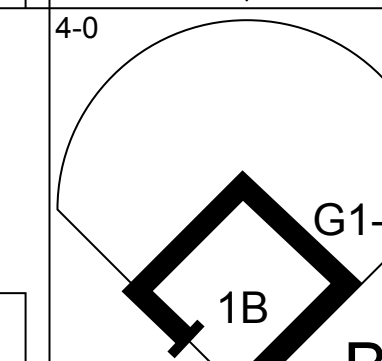
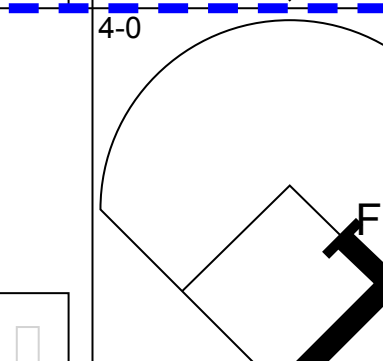
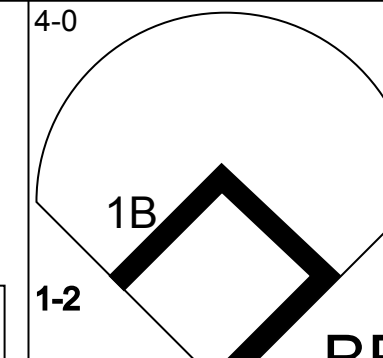
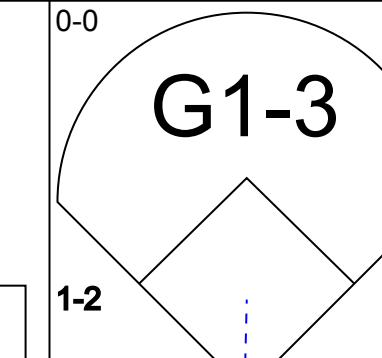
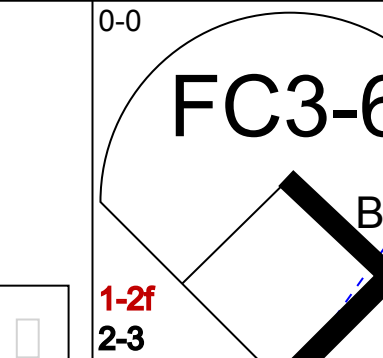
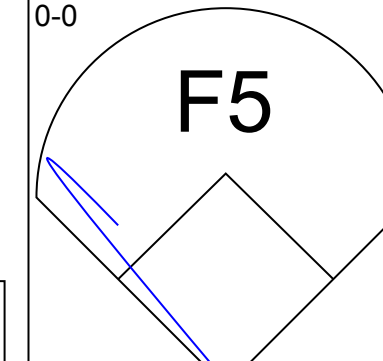
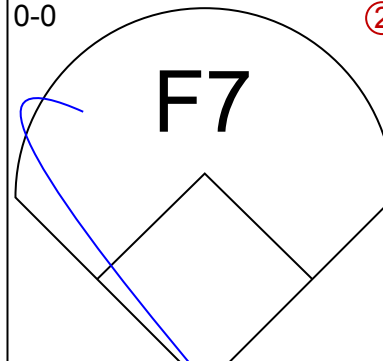
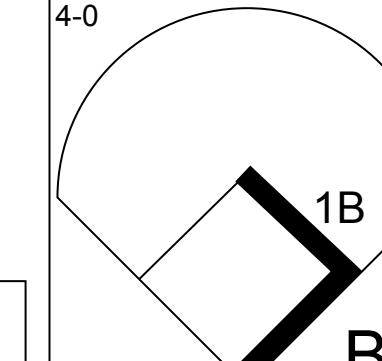
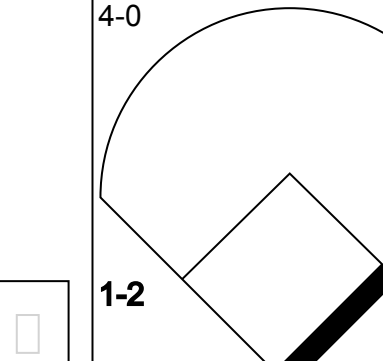
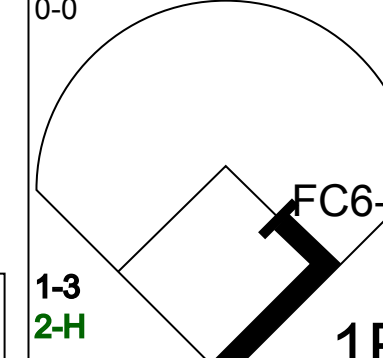
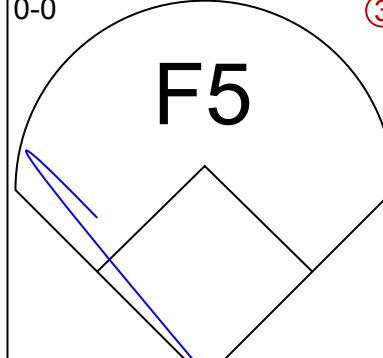
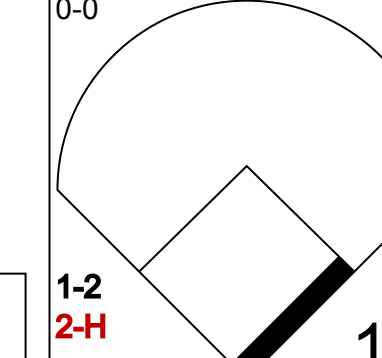
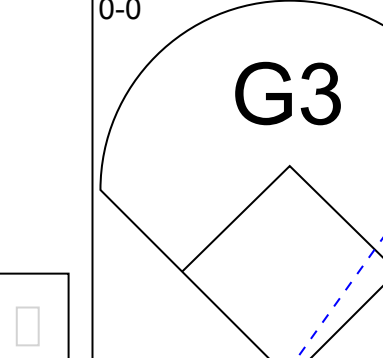
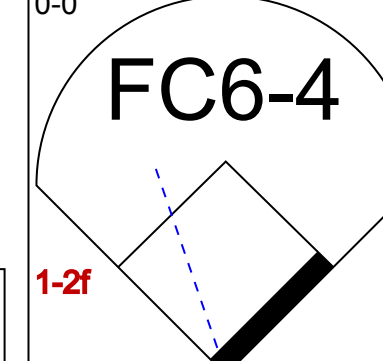




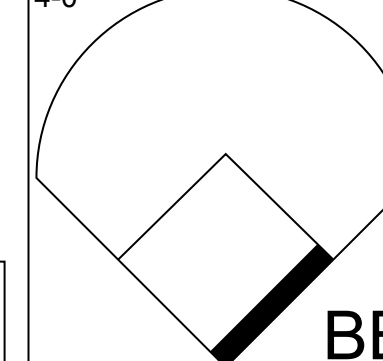
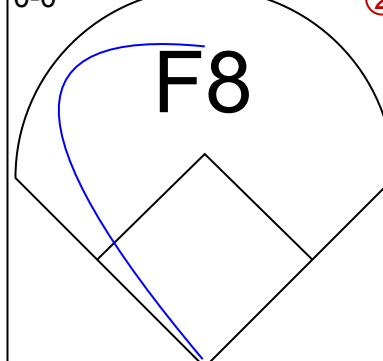
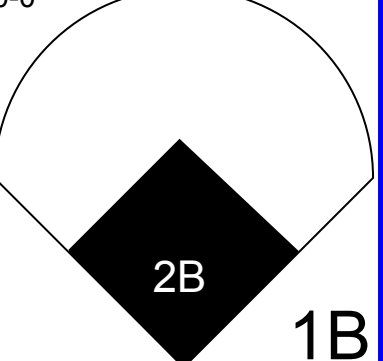
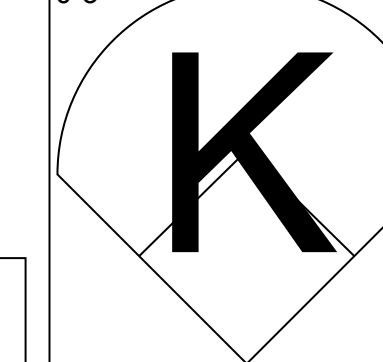
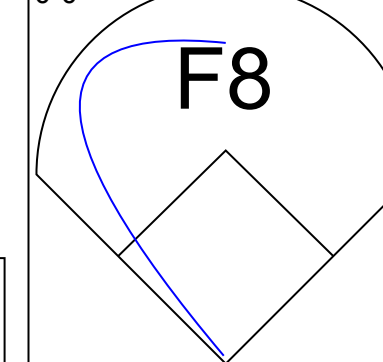
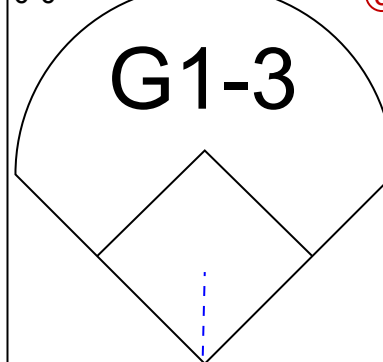
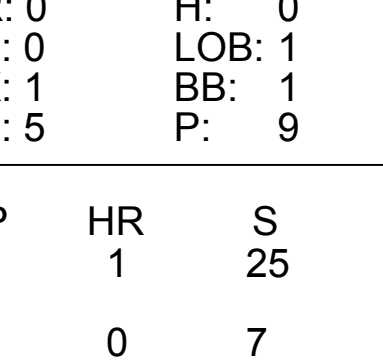
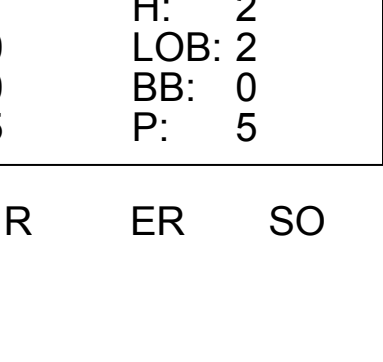




WP: 0 PA: 36
PB: 0
SB: 0
CS: 0

Tue Aug 05 1997, 3:33 AM PDT
Att: 11,676 - Sunny - 83 F

livebaseballscores.com

livebaseballscores.com

Batter	1	2	3	4	5	6	7	8	9	AB	R	H	RBI	BB	SO	LOB	TOP								
Fernando Vina, L (1,4) OBP: 0.303, SLG: 0.375										4	0	1	0	0	1	0	Milwaukee Brewers @ Oakland Athletics Oakland-Alameda County Coliseum, Oakland, CA Sat Aug 09 1997, 7:05 PM PDT Att: 11,171 - Unknown - 67 F								
Jose Valentin, S (1,6) OBP: 0.319, SLG: 0.417										4	2	2	1	0	0	1									
Mark Loretta, R (1,5) OBP: 0.352, SLG: 0.399										4	0	1	0	0	0	1									
Dave Nilsson, L (1,3) OBP: 0.356, SLG: 0.490										3	0	1	1	1	0	1									
Jeromy Burnitz, L (1,9) OBP: 0.379, SLG: 0.568										4	0	0	0	0	0	4									
18 Todd Dunn, R (1,7) OBP: 0.283, SLG: 0.355										4	0	0	0	0	1	1									
Gerald Williams, R (1,8) OBP: 0.293, SLG: 0.389										3	0	0	0	0	0	0									
Brian Banks, S (1,10) OBP: 0.375, SLG: 0.375										3	0	0	0	0	0	0									
Mike Matheny, R (1,2) OBP: 0.285, SLG: 0.344										2	0	0	0	0	1	0									
Jeff Cirillo, R (8,PH) OBP: 0.356, SLG: 0.415										1	0	0	0	0	1	0									
Jesse Lewis, L (8,2) OBP: 0.359, SLG: 0.357										0	0	0	0	0	0	0									
Inning Stats	R: 0 E: 0 K: 1 S: 6	H: 1 LOB: 2 BB: 1 P: 10	R: 0 E: 0 K: 0 S: 3	H: 0 LOB: 0 BB: 0 P: 3	R: 0 E: 0 K: 1 S: 5	H: 0 LOB: 0 BB: 0 P: 5	R: 0 E: 0 K: 0 S: 4	H: 1 LOB: 1 BB: 0 P: 4	R: 0 E: 0 K: 0 S: 3	H: 0 LOB: 0 BB: 0 P: 3	R: 1 E: 0 K: 0 S: 5	H: 2 LOB: 1 BB: 0 P: 5	R: 0 E: 0 K: 0 S: 3	H: 0 LOB: 0 BB: 0 P: 3	R: 1 E: 0 K: 1 S: 6	H: 1 LOB: 0 BB: 0 P: 6	R: 0 E: 0 K: 1 S: 5	H: 0 LOB: 0 BB: 0 P: 5	1B: 3 2B: 1 3B: 0 HR: 1	SF: 0 SAC: 0 DP: 0 HBP: 0	WP: 0 PB: 0 SB: 1 CS: 0	PA: 33			
PITCHER	IP	WLS	BF	H	R	ER	SO	BB	IBB	HBP	BLK	WP	HR	S	P	ERA	WHIP								
Willie Adams, R (1,1) ERA: 8.0	5.0		18	2	0	0	2	1	0	0	0	0	0	21	25	0.00	0.600								
Mike Mohler, L (6,1) ERA: 5.72	1.0		5	2	1	1	0	0	0	0	0	0	0	5	5	9.00	2.000								
T.J. Mathews, R (7,1) ERA: 2.61	2.0	W	7	1	1	1	0	0	0	0	0	0	1	9	9	4.50	0.500								
Billy Taylor, R (9,1) ERA: 4.53	1.0	S	3	0	0	0	1	0	0	0	0	0	0	5	5	0.00	0.000								


Batter	1	2	3	4	5	6	7	8	9	AB	R	H	RBI	BB	SO	LOB	BOTTOM								
Mark Bellhorn, S (1,5) OBP: 0.353, SLG: 0.406										5	1	2	1	0	1	4	Milwaukee Brewers @ Oakland Athletics Oakland-Alameda County Coliseum, Oakland, CA Sat Aug 09 1997, 7:05 PM PDT Att: 11,171 - Unknown - 67 F								
Izzy Molina, R (9,2) OBP: 0.189, SLG: 0.208										0	0	0	0	0	0	0									
Rafael Bourimial, R (1,6) OBP: 0.340, SLG: 0.354										4	0	1	0	0	0	2									
Dave Magadan, L (1,10) OBP: 0.397, SLG: 0.372										2	1	1	0	1	0	2									
Pat Lennon, R (7,PH) OBP: 0.369, SLG: 0.365										0	0	0	0	1	0	0									
Matt Stairs, L (1,9) OBP: 0.424, SLG: 0.643										3	0	0	0	1	0	3									
Jason Giambi, L (1,3) OBP: 0.358, SLG: 0.466										2	0	0	0	2	0	2									
Scott Spiezio, S (1,4) OBP: 0.291, SLG: 0.368										4	0	2	1	0	0	3									
Brian Leshar, R (1,7) OBP: 0.179, SLG: 0.185										4	0	0	0	0	2	2									
Brent Mayne, L (1,2) OBP: 0.316, SLG: 0.336										2	0	1	0	2	0	0									
Tyson Brito, R (8,PR) OBP: 0.291, SLG: 0.246										0	1	0	0	0	0	0									
Ernie Young, R (1,8) OBP: 0.272, SLG: 0.300										4	0	1	1	0	1	2									
Inning Stats	R: 2 E: 0 K: 0 S: 6	H: 3 LOB: 2 BB: 1 P: 10	R: 0 E: 0 K: 2 S: 8	H: 1 LOB: 2 BB: 1 P: 12	R: 0 E: 0 K: 0 S: 3	H: 0 LOB: 0 BB: 0 P: 3	R: 0 E: 0 K: 1 S: 5	H: 0 LOB: 1 BB: 1 P: 9	R: 0 E: 0 K: 0 S: 3	H: 1 LOB: 2 BB: 2 P: 11	R: 0 E: 0 K: 1 S: 5	H: 0 LOB: 0 BB: 0 P: 5	R: 0 E: 0 K: 0 S: 4	H: 1 LOB: 3 BB: 2 P: 12	R: 1 E: 0 K: 0 S: 5	H: 2 LOB: 2 BB: 0 P: 5	R: 0 E: 0 K: 0 S: 5	H: 0 LOB: 0 BB: 0 P: 5	1B: 6 2B: 1 3B: 0 HR: 1	SF: 0 SAC: 1 DP: 0 HBP: 0	WP: 0 PB: 0 SB: 0 CS: 0	PA: 38			
PITCHER	IP	WLS	BF	H	R	ER	SO	BB	IBB	HBP	BLK	WP	HR	S	P	ERA	WHIP								
Jose Mercedes, R (1,1) ERA: 4.43	5.0		24	5	2	2	3	5	0	0	0	0	0	7	7	0.00	0.750								
Al Reyes, R (6,1) ERA: 6.43	1.1		5	1	0	0	1	0	0	0	0	0	0	7	7	0.00	0.750								
Joel Adamson, L (7,1) ERA: 3.56	0.1		3	0	0	0	0	2	0	0	0	0	0	1	9	0.00	6.000								
Bob Wickman, R (7,1) ERA: 2.59	1.1	L	6	2	1	1	0	0	0	0	0	0	0	6	6	6.75	1.500								


AB	32
R	2
H	5
RBI	2
BB	1
SO	4
LOB	8



AB	30
R	3
H	8
RBI	3
BB	7
SO	4
LOB	20




Batter	1	2	3	4	5	6	7	8	9	AB	R	H	RBI	BB	SO	LOB	TOP											
Fernando Vina, L OBP: 0.306, SLG: 0.376 (1, 4)	F7		BB 1B				P5		FC5-4 1B	5	1	2	0	0	0	3	Milwaukee Brewers @ Oakland Athletics Oakland-Alameda County Coliseum, Oakland, CA Sun Aug 10 1997, 3:33 AM PDT Overcast - 71 F AB 37 R 3 H 11 RBI 3 BB 3 SO 3 LOB 18 											
Jose Valentin, S OBP: 0.320, SLG: 0.416 (1, 6)	F8		BB 1B				P4		1B 2B	5	1	2	1	0	0	3												
Dave Nilsson, L OBP: 0.357, SLG: 0.488 18 Todd Dunn, R OBP: 0.263, SLG: 0.355 (1, 10)	P5		BB				G4-3		2B 1B	4	0	1	0	1	1	2												
Jeff Cirillo, R OBP: 0.359, SLG: 0.421 (1, 5)		G3 2B					L4		1B 2B	4	1	2	1	1	1	3												
Jeremy Burnitz, L OBP: 0.380, SLG: 0.570 (1, 9)		G3					1B 2B			4	0	2	1	0	1	1												
Jack Voigt, R OBP: 0.327, SLG: 0.556 Brian Banks, S OBP: 0.333, SLG: 0.333 (8, 7)	FC6-2-5						F7		P3	3	0	0	0	0	0	2												
Jeff Huson, L OBP: 0.261, SLG: 0.246 (1, 3)	G5-3						G4-3		G4-3	1	0	0	0	0	0	1												
Gerald Williams, R OBP: 0.292, SLG: 0.390 (1, 8)			G6-3				1B 2B		F7	4	0	1	0	0	0	0												
Mike Matheny, R OBP: 0.283, SLG: 0.341 Jesse Levis, L OBP: 0.367, SLG: 0.362 (7, 2)	P6						G4-3		FC5-4 BB	2	0	0	0	0	0	0												
Inning Stats	R: 0 E: 0 K: 0 S: 9	H: 0 LOB: 0 BB: 0 P: 15	R: 0 E: 0 K: 0 S: 12	H: 1 LOB: 1 BB: 0 P: 18	R: 0 E: 0 K: 1 S: 13	H: 2 LOB: 3 BB: 1 P: 18	R: 0 E: 0 K: 1 S: 13	H: 0 LOB: 0 BB: 0 P: 21	R: 0 E: 0 K: 1 S: 10	H: 1 LOB: 1 BB: 0 P: 15	R: 1 E: 0 K: 1 S: 9	H: 1 LOB: 1 BB: 1 P: 19	R: 0 E: 0 K: 0 S: 10	H: 2 LOB: 2 BB: 0 P: 15	R: 0 E: 0 K: 0 S: 7	H: 1 LOB: 1 BB: 0 P: 8		R: 2 E: 0 K: 0 S: 12	H: 3 LOB: 2 BB: 1 P: 22	1B: 7 2B: 4 3B: 0 HR: 0	SF: 0 SAC: 0 DP: 0 HBP: 0	WP: 0 PB: 0 SB: 1 CS: 0	PA: 40					
PITCHER	IP	WLS	BF	H	R	ER	SO	BB	IBB	HBP	BLK	WP	HR	S	P	ERA	WHIP											
Don Wengert, R ERA: 5.5 (1, 1)	5.0		20	4	0	0	2	1	0	0	0	0	0	0	57	87	0.00	1.000										
Buddy Groom, L ERA: 5.09 (6, 1)	1.0		5	1	1	1	1	1	0	0	0	0	0	0	9	19	9.00	2.000										
Aaron Small, R ERA: 4.74 (7, 1)	0.0		2	2	0	0	0	0	0	0	0	0	0	3	4	∞	∞											
Mike Mohler, L ERA: 5.66 (7, 1)	1.0		3	0	0	0	0	0	0	0	0	0	0	7	11	0.00	0.000											
T.J. Mathews, R ERA: 2.66 (8, 1)	1.0		4	1	0	0	0	0	0	0	0	0	0	7	8	0.00	1.000											


Batter	1	2	3	4	5	6	7	8	9	AB	R	H	RBI	BB	SO	LOB	BOTTOM										
Mark Bellhorn, S OBP: 0.347, SLG: 0.391 (1, 5)	P6		FC5-4 BB				FC4-6 1B		K	4	1	0	0	1	1	2	Milwaukee Brewers @ Oakland Athletics Oakland-Alameda County Coliseum, Oakland, CA Sun Aug 10 1997, 3:33 AM PDT Overcast - 71 F AB 36 R 4 H 10 RBI 4 BB 3 SO 5 LOB 16 										
Rafael Bournival, R OBP: 0.342, SLG: 0.352 (1, 6)			FC5-4 FC6-4				F8		2B 1B	4	1	1	0	1	0	3											
Pat Lennon, R OBP: 0.360, SLG: 0.354 Dave Magadan, L OBP: 0.400, SLG: 0.376 Jason McDonald, S OBP: 0.310, SLG: 0.343 (7, PH)	K		FC6-4				G6-3		E5 1B	3	0	0	0	0	1	2											
Matt Stairs, L OBP: 0.421, SLG: 0.635 (1, 10)	G5-3						G6-3		2B	4	1	1	0	0	0	3											
Brian Leshar, R OBP: 0.219, SLG: 0.300 (1, 7)			G4-3 BB				HR 1B		L9	3	1	1	2	1	0	0											
Jason Giambi, L OBP: 0.360, SLG: 0.466 (1, 3)	F8						FC5-4 1B		P6	4	0	2	0	0	0	1											
Scott Spiezio, S OBP: 0.291, SLG: 0.370 (1, 4)	G4-3						F8		2B	4	0	1	0	0	0	3											
Ernie Young, R OBP: 0.271, SLG: 0.298 (8, 9)	F8						P4		K	4	0	1	0	0	1	2											
Izzy Molina, R OBP: 0.184, SLG: 0.203 Brent Mayne, L OBP: 0.318, SLG: 0.338 (7, PH)			G1-3				K		K	2	0	1	0	0	1	0											
Inning Stats	R: 0 E: 0 K: 1 S: 10	H: 0 LOB: 1 BB: 1 P: 19	R: 0 E: 0 K: 0 S: 10	H: 0 LOB: 1 BB: 1 P: 19	R: 0 E: 0 K: 0 S: 9	H: 1 LOB: 0 BB: 0 P: 14	R: 0 E: 0 K: 1 S: 10	H: 0 LOB: 0 BB: 0 P: 16	R: 2 E: 0 K: 0 S: 13	H: 3 LOB: 1 BB: 0 P: 17	R: 1 E: 1 K: 0 S: 18	H: 3 LOB: 2 BB: 0 P: 24	R: 0 E: 0 K: 1 S: 14	H: 1 LOB: 0 BB: 0 P: 24	R: 1 E: 0 K: 2 S: 13	H: 2 LOB: 1 BB: 0 P: 20		1B: 7 2B: 2 3B: 0 HR: 1	SF: 0 SAC: 0 DP: 0 HBP: 0	WP: 0 PB: 0 SB: 2 CS: 0	PA: 39						
PITCHER	IP	WLS	BF	H	R	ER	SO	BB	IBB	HBP	BLK	WP	HR	S	P	ERA	WHIP										
Scott Karl, L ERA: 4.45 (1, 1)	6.0		25	4	2	2	2	3	0	0	0	0	0	10	61	3.00	1.167										
Mike Fetters, R ERA: 3.51 (7, 1)	0.2		4	2	1	1	0	0	0	0	0	0	0	10	14	13.50	3.000										
Ron Villone, L ERA: 4.91 (7, 1)	1.1		6	2	0	0	1	0	0	0	0	0	0	22	34	0.00	1.500										
Bob Wickman, R ERA: 2.7 (9, 1)	0.2	L	4	2	1	1	2	0	0	0	0	0	0	13	20	13.50	3.000										

Batter	1	2	3	4	5	6	7	8	9	AB	R	H	RBI	BB	SO	LOB	TOP								
Fernando Vina, L (1.4) OBP: 0.302, SLG: 0.366	F7		F9	G3-1	F9					4	0	0	0	1	0	2	Milwaukee Brewers @ Oakland Athletics Oakland-Alameda County Coliseum, Oakland, CA Sun Aug 10 1997, 3:38 AM PDT Att: 15,926 - Cloudy - 73 F								
Jose Valentin, S (1.10) OBP: 0.322, SLG: 0.416			BB 1B	G4-3		P2	P5			5	1	2	0	0	0	3									
Dave Nilsson, L (1.3) OBP: 0.359, SLG: 0.487	L7		1B HR		2B 1B	G3-1		F9 1B BB		3	2	1	0	2	0	1									
Jeff Cirillo, R (1.5) OBP: 0.361, SLG: 0.426	K		HR 1B		1H 2B	F9		G6-4-3 1B		5	1	3	2	0	1	1									
Jeremy Burnitz, L (1.9) OBP: 0.378, SLG: 0.563		K	F8		K		S 2B BB	F9		4	1	0	0	1	2	4									
Mark Loretta, R (1.6) OBP: 0.359, SLG: 0.404	HBP 1B		HR 1B		1B 1B		2B BB	G6-4-3		4	2	3	0	1	0	2									
Brian Banks, S (1.7) OBP: 0.429, SLG: 0.714	K		HR		1B 1B		2B		G6-3	5	2	3	5	0	1	1									
Gerald Williams, R (1.8) OBP: 0.294, SLG: 0.388			F8		1B 1B		K		K	4	0	1	1	0	2	2									
Jesse Levis, L (1.2) OBP: 0.362, SLG: 0.356	G4-3			G3-1			G4-3	G4-3		5	0	1	1	0	0	4									
Inning Stats	R: 0 E: 0 K: 1 S: 12	H: 1 LOB: 1 BB: 0 P: 20	R: 0 E: 0 K: 2 S: 15	H: 1 LOB: 2 BB: 0 P: 25	R: 5 E: 0 K: 0 S: 13	H: 4 LOB: 0 BB: 1 P: 22	R: 0 E: 0 K: 0 S: 10	H: 0 LOB: 0 BB: 0 P: 16	R: 3 E: 0 K: 1 S: 18	H: 6 LOB: 2 BB: 0 P: 26	R: 0 E: 0 K: 0 S: 6	H: 0 LOB: 0 BB: 0 P: 8	R: 1 E: 0 K: 1 S: 14	H: 1 LOB: 3 BB: 3 P: 32	R: 0 E: 0 K: 0 S: 6	H: 1 LOB: 1 BB: 1 P: 12	R: 0 E: 0 K: 1 S: 8	H: 0 LOB: 0 BB: 0 P: 10	1B: 11 2B: 2 3B: 0 HR: 1	SF: 0 SAC: 0 DP: 1 HBP: 1	WP: 0 PB: 0 SB: 1 CS: 0	PA: 45			
PITCHER	IP	WLS	BF	H	R	ER	SO	BB	IBB	HBP	BLK	WP	HR	S	P	ERA	WHIP								
Jimmy Haynes, R (1.1) ERA: 4.58	4.1	L	22	8	6	6	3	1	0	1	0	0	1	54	89	12.46	2.077								
Carlos Reyes, R (5.1) ERA: 5.34	1.2		9	4	2	2	1	0	0	0	0	0	0	20	28	10.80	2.400								
John Johnstone, R (7.1) ERA: 2.55	1.0		9	2	1	1	1	4	0	0	0	0	0	17	40	9.00	6.000								
Aaron Small, R (8.1) ERA: 4.61	2.0		5	0	0	0	1	0	0	0	0	0	0	11	14	0.00	0.000								

Batter	1	2	3	4	5	6	7	8	9	AB	R	H	RBI	BB	SO	LOB	BOTTOM								
Jason McDonald, S (1.8) OBP: 0.314, SLG: 0.349	G6-3		2B BB		G4-3	K			1B 2B	4	1	1	0	1	1	1	Milwaukee Brewers @ Oakland Athletics Oakland-Alameda County Coliseum, Oakland, CA Sun Aug 10 1997, 3:38 AM PDT Att: 15,926 - Cloudy - 73 F								
Mark Bellhorn, S (1.5) OBP: 0.349, SLG: 0.400	K		2B		F7		G5-3		1B 2H 1B	5	0	2	1	0	1	0									
Dave Magadan, L (1.3) OBP: 0.305, SLG: 0.379	1B		K		1B BB		G4-3		1B	4	1	2	0	1	1	2									
Matt Stairs, L (1.9) OBP: 0.417, SLG: 0.625	G4-3		K		E6 1B		G4-3		F7	5	0	1	0	0	1	5									
Jason Giambi, L (1.10) OBP: 0.356, SLG: 0.461		G6-3	G4-3		F7			K		4	0	0	0	0	1	3									
Scott Spiezio, S (1.4) OBP: 0.291, SLG: 0.371	G4-3			WP G3 2B		K		G5-3		4	1	1	0	0	1	0									
Brian Leshar, R (1.7) OBP: 0.250, SLG: 0.394				K		HR		G6-3		3	1	1	1	1	1	1									
Brent Mayne, L (1.2) OBP: 0.311, SLG: 0.329	F7			G3		K			P5	4	0	0	1	0	1	1									
Tilson Brito, R (1.6) OBP: 0.287, SLG: 0.277			HR		G6-3				F7	4	1	2	1	0	0	0									
Inning Stats	R: 0 E: 0 K: 1 S: 10	H: 1 LOB: 1 BB: 0 P: 15	R: 0 E: 0 K: 0 S: 14	H: 0 LOB: 1 BB: 1 P: 22	R: 1 E: 0 K: 2 S: 15	H: 2 LOB: 2 BB: 1 P: 24	R: 1 E: 0 K: 1 S: 10	H: 1 LOB: 0 BB: 0 P: 16	R: 1 E: 0 K: 0 S: 9	H: 1 LOB: 1 BB: 1 P: 15	R: 1 E: 0 K: 3 S: 15	H: 2 LOB: 1 BB: 0 P: 22	R: 0 E: 0 K: 0 S: 8	H: 0 LOB: 0 BB: 0 P: 13	R: 0 E: 0 K: 1 S: 9	H: 0 LOB: 0 BB: 0 P: 14	R: 1 E: 0 K: 0 S: 11	H: 3 LOB: 2 BB: 0 P: 16	1B: 5 2B: 3 3B: 0 HR: 2	SF: 0 SAC: 0 DP: 0 HBP: 0	WP: 1 PB: 0 SB: 0 CS: 0	PA: 40			
PITCHER	IP	WLS	BF	H	R	ER	SO	BB	IBB	HBP	BLK	WP	HR	S	P	ERA	WHIP								
Bryce Florie, R (1.1) ERA: 4.45	5.0	W	23	5	3	2	4	3	0	0	0	0	1	58	92	3.60	1.600								
Joel Adamson, L (6.1) ERA: 3.52	3.0		11	2	1	1	4	0	0	0	0	0	1	32	49	3.00	0.667								
Mike Fetters, R (9.1) ERA: 3.64	1.0		6	3	1	1	0	0	0	0	0	0	0	11	16	9.00	3.000								



Batter	1	2	3	4	5	6	7	8	9	AB	R	H	RBI	BB	SO	LOB	TOP					
Mark Bellhorn, S OBP: 0.338, SLG: 0.387	L8		K			K			G3-1	4	0	0	0	0	2	0	<p>Oakland Athletics @ Baltimore Orioles Oriole Park at Camden Yards, Baltimore, MD</p> <p>Tue Aug 12 1997, 7:05 PM EDT Att: 46,925 - Unknown - 89 F</p> <p>livebaseballscores.com</p> <p>AB 28 R 0 H 3 RBI 0 BB 1 SO 8 LOB 6</p> 					
Tilson Brito, R OBP: 0.279, SLG: 0.269	G3		K			K			K2-3	4	0	0	0	0	3	0						
Dave Magadan, L OBP: 0.302, SLG: 0.372	E 1B BB				G4-3				K	3	0	0	0	1	1	0						
Matt Stairs, L OBP: 0.424, SLG: 0.629	E9				G4-6-3 1B				HBP	2	0	2	0	0	0	0						
Jason Giambi, L OBP: 0.354, SLG: 0.457	FC5-6-4				G4-6-3				L5	3	0	0	0	0	0	4						
Scott Spiezio, S OBP: 0.288, SLG: 0.368		G3				L7			G4-3	3	0	0	0	0	0	1						
Brian Leshar, R OBP: 0.256, SLG: 0.389		K				G1-6-3 1B			G5-3	3	0	1	0	0	1	0						
Brent Mayne, L OBP: 0.305, SLG: 0.322		G4-3				G1-6-3			G4-1	3	0	0	0	0	0	1						
Izzy Molina, R OBP: 0.184, SLG: 0.203										0	0	0	0	0	0	0						
Ernie Young, R OBP: 0.264, SLG: 0.289			K						G4-3	3	0	0	0	0	1	0						
Inning Stats	R: 0 E: 1 K: 0 S: 7	H: 1 LOB: 2 BB: 1 P: 17	R: 0 E: 0 K: 1 S: 5	H: 0 LOB: 0 BB: 0 P: 9	R: 0 E: 0 K: 3 S: 11	H: 0 LOB: 0 BB: 0 P: 17	R: 0 E: 0 K: 0 S: 6	H: 1 LOB: 0 BB: 0 P: 9	R: 0 E: 0 K: 0 S: 7	H: 1 LOB: 0 BB: 0 P: 10	R: 0 E: 0 K: 2 S: 7	H: 0 LOB: 0 BB: 0 P: 10	R: 0 E: 0 K: 1 S: 5	H: 0 LOB: 1 BB: 0 P: 9	R: 0 E: 0 K: 0 S: 9	H: 0 LOB: 0 BB: 0 P: 15	R: 0 E: 0 K: 1 S: 6	H: 0 LOB: 0 BB: 0 P: 6	1B: 3 2B: 0 3B: 0 HR: 0	SF: 0 SAC: 0 DP: 2 HBP: 1	WP: 0 PB: 0 SB: 0 CS: 0	PA: 30
PITCHER Scott Erickson, R ERA: 3.33	IP: 9.0 WLS: W BF: 30 H: 3 R: 0 ER: 0 SO: 8 BB: 1 IBB: 0 HBP: 1 BLK: 0 WP: 0 HR: 0 S: 63 P: 102 ERA: 0.00 WHIP: 0.444															PITCHER						

Batter	1	2	3	4	5	6	7	8	9	AB	R	H	RBI	BB	SO	LOB	BOTTOM			
Brady Anderson, L OBP: 0.417, SLG: 0.493	1B FC6-4								G4-3	4	1	2	0	0	1	3	<p>Oakland Athletics @ Baltimore Orioles Oriole Park at Camden Yards, Baltimore, MD</p> <p>Tue Aug 12 1997, 7:05 PM EDT Att: 46,925 - Unknown - 89 F</p> <p>livebaseballscores.com</p> <p>AB 32 R 8 H 11 RBI 8 BB 5 SO 5 LOB 18</p> 			
Tony Tarasco, L OBP: 0.331, SLG: 0.432	1B	G3								1	0	0	0	0	0	0				
Jeff Reboulet, R OBP: 0.318, SLG: 0.333	1B									3	2	1	0	1	0	2				
Chris Hoiles, R OBP: 0.385, SLG: 0.438	FC6-4 HR	L9							K	1	0	0	0	0	1	0				
B.J. Surhoff, L OBP: 0.359, SLG: 0.477	FC6-4 HBP	G3							K	4	0	0	0	0	1	3				
Gerónimo Berroa, R OBP: 0.379, SLG: 0.487	FC6-4 HR									2	2	0	2	1	0	2				
Jeffrey Hammonds, R OBP: 0.317, SLG: 0.500	HR	G3							SF7	0	0	0	0	0	0	0				
Rafael Palmeiro, L OBP: 0.328, SLG: 0.459	HR									4	1	3	3	0	0	1				
Cal Ripken Jr., R OBP: 0.336, SLG: 0.432	K									3	1	2	0	1	1	0				
Aaron Ledesma, R OBP: 0.500, SLG: 0.400	K									0	0	0	0	0	0	0				
Harold Baines, L OBP: 0.377, SLG: 0.462	F9									3	0	0	0	1	0	2				
Lenny Webster, R OBP: 0.313, SLG: 0.346										3	1	2	1	1	0	2				
Mike Bordick, R OBP: 0.280, SLG: 0.316										4	0	1	2	0	1	3				
Inning Stats	R: 4 E: 0 K: 1 S: 15	H: 3 LOB: 0 BB: 0 P: 24	R: 1 E: 0 K: 0 S: 9	H: 2 LOB: 1 BB: 0 P: 10	R: 0 E: 0 K: 0 S: 9	H: 2 LOB: 2 BB: 0 P: 11	R: 0 E: 0 K: 1 S: 11	H: 1 LOB: 1 BB: 0 P: 16	R: 2 E: 0 K: 1 S: 13	H: 1 LOB: 2 BB: 3 P: 26	R: 1 E: 0 K: 0 S: 11	H: 2 LOB: 2 BB: 1 P: 20	R: 0 E: 0 K: 2 S: 7	H: 0 LOB: 0 BB: 1 P: 14	R: 0 E: 0 K: 2 S: 15	H: 0 LOB: 0 BB: 0 P: 21	1B: 7 2B: 2 3B: 1 HR: 1	SF: 1 SAC: 0 DP: 1 HBP: 1	WP: 0 PB: 0 SB: 1 CS: 0	PA: 39
PITCHER Carlos Reyes, R ERA: 5.94	IP: 4.1 WLS: L BF: 25 H: 8 R: 7 ER: 7 SO: 2 BB: 3 IBB: 0 HBP: 1 BLK: 0 WP: 0 HR: 1 S: 51 P: 80 ERA: 14.54 WHIP: 2.538															PITCHER				
John Johnstone, R ERA: 2.79	IP: 1.2 WLS: 8 BF: 3 H: 1 R: 1 ER: 1 SO: 1 BB: 0 IBB: 0 HBP: 0 BLK: 0 WP: 0 HR: 0 S: 17 P: 27 ERA: 5.40 WHIP: 2.400																			
Dane Johnson, R ERA: 3.58	IP: 2.0 WLS: 6 BF: 0 H: 0 R: 0 ER: 0 SO: 2 BB: 1 IBB: 0 HBP: 0 BLK: 0 WP: 0 HR: 0 S: 22 P: 35 ERA: 0.00 WHIP: 0.500																			

Batter	1	2	3	4	5	6	7	8	9	AB	R	H	RBI	BB	SO	LOB	TOP										
Jason McDonald, S OBP: 0.310, SLG: 0.369	0-1 F6		1-0 HR	2-3 K		3 SAFE P2			3-1 G4-3	5	1	1	1	0	1	2											
Rafael Bourquiel, R OBP: 0.348, SLG: 0.355	1-2 HR		1-2 P4		2-2 BB		2-3 K		1-2 BB	4	1	2	0	0	1	0											
Mark Bellhorn, S OBP: 0.348, SLG: 0.410	0-0 HR		1-2 G4-3		2-2 L8		4-2 BB		4-2 BB	3	1	1	2	2	0	1											
Tilson Brito, R OBP: 0.279, SLG: 0.269	1-H HR				1-1 SAFE		G1-6-3 BB		1-2 BB	0	0	0	0	0	0	0											
Matt Stairs, L OBP: 0.420, SLG: 0.617	1-2 G4-3		4-0 1B		2-0 L8		1-1 G1-6-3		3-3 K	4	0	0	0	1	1	5											
Jason Giambi, L OBP: 0.355, SLG: 0.456	3-3 K		2-2 1B		4-2 BB		2-3 K			3	0	1	0	1	2	0											
Scott Spiezio, S OBP: 0.286, SLG: 0.364		0-3 K	3-3 K		1-3 BB		1-3 K			4	0	0	0	0	4	4											
Brent Mayne, L OBP: 0.310, SLG: 0.346	1-2 1B			2-1 HR		3-2 L5		2-1 F8		4	1	2	1	0	0	0											
Brian Leshar, R OBP: 0.256, SLG: 0.400	0-3 K		0-3 K		0-0 2B			1-1 G1-3		4	0	1	0	0	2	1											
Ernie Young, R OBP: 0.263, SLG: 0.280	1-2 G6-3		3-3 K		1-2 K		2-3 K		4-2 G4-3	3	0	0	0	1	2	2											
Inning Stats	R: 2 E: 0 K: 1 S: 13	H: 2 LOB: 0 BB: 0 P: 18	R: 0 E: 0 K: 2 S: 14	H: 1 LOB: 1 BB: 0 P: 16	R: 1 E: 0 K: 1 S: 17	H: 2 LOB: 2 BB: 1 P: 29	R: 1 E: 0 K: 3 S: 16	H: 1 LOB: 0 BB: 0 P: 23	R: 0 E: 0 K: 1 S: 13	H: 1 LOB: 2 BB: 1 P: 24	R: 0 E: 0 K: 1 S: 8	H: 0 LOB: 0 BB: 1 P: 15	R: 0 E: 0 K: 2 S: 8	H: 0 LOB: 0 BB: 0 P: 13	R: 0 E: 0 K: 1 S: 15	H: 0 LOB: 3 BB: 2 P: 31	1B: 4 2B: 1 3B: 0 HR: 3	SF: 0 SAC: 0 DP: 1 HBP: 1	WP: 0 PB: 0 SB: 1 CS: 0	PA: 40							
PITCHER	IP	WLS	BF	H	R	ER	SO	BB	IBB	HBP	BLK	WP	HR	S	P	ERA	WHIP										
35 Mike Mussina, R ERA: 3.28	5.0	L	24	7	4	4	8	2	0	0	0	0	3	73	110	7.20	1.800										
Arthur Rhodes, L ERA: 3.09	3.0		10	1	0	0	4	1	0	0	0	0	0	24	42	0.00	0.667										
Alan Mills, R ERA: 3.15	0.2		0	0	0	0	0	2	0	1	0	0	0	10	23	0.00	3.000										
Jesse Orosco, L ERA: 2.25	0.1		1	0	0	0	1	0	0	0	0	0	0	5	8	0.00	0.000										

Oakland Athletics @ Baltimore Orioles
 Oriole Park at Camden Yards, Baltimore, MD
 Wed Aug 13 1997, 7:05 PM EDT
 Att: 46,808 - Unknown - 91 F

AB 34
 R 4
 H 8
 RBI 4
 BB 5
 SO 13
 LOB 15



Batter	1	2	3	4	5	6	7	8	9	AB	R	H	RBI	BB	SO	LOB	BOTTOM										
Brady Anderson, L OBP: 0.415, SLG: 0.492	2-0 E	1-1 G3-1		0-1 G4-3			2-3 K		0-0 F8	5	1	1	0	0	1	3											
Jeff Reboulet, R OBP: 0.320, SLG: 0.331	1-2 E9		4-1 2B		3-1 G5-3		0-3 K		1-1 G1-3	4	1	1	1	1	1	3											
B.J. Surhoff, L OBP: 0.358, SLG: 0.475	2-H 1B		2-0 BB		0-0 1B		1-2 F8			4	0	1	0	0	1	2											
Geronimo Berroa, R OBP: 0.380, SLG: 0.490	2-3 K		2-1 F7		1-0 P3			2-3 K		4	0	2	1	0	1	1											
Rafael Palmeiro, L OBP: 0.327, SLG: 0.456	3-H 1B		1-3 2B		1-3 2B		0-0 F7		0-1 F7	3	0	0	0	0	0	2											
Cal Ripken Jr., R OBP: 0.335, SLG: 0.431	1-1 P5		1-1 HBP		0-0 F7		1-2 F8		0-0 G6-3	4	0	1	0	0	0	4											
Jeffrey Hammonds, R OBP: 0.316, SLG: 0.497	2-0 P6		0-2 P3			0-2 1B			0-0 G6-3	4	0	1	0	0	0	4											
Chris Hoiles, R OBP: 0.384, SLG: 0.432	1-0 G3	1-0 1B	3-3 K		1-1 P5		1-1 P5		0-0 G5-3	4	0	1	0	0	1	4											
Mike Bordick, R OBP: 0.278, SLG: 0.313	3-0 F8			1-1 P3		3-2 K		3-2 K		3	0	0	0	0	1	2											
Harold Baines, L OBP: 0.378, SLG: 0.463	1-1 G3			1-3 K		0-0 F8			2-2 F8	1	0	1	0	0	0	0											
Aaron Ledesma, R OBP: 0.500, SLG: 0.400	1-3 1B				1-3 K		0-0 F8		1-2 1B	0	0	0	0	0	0	0											
Inning Stats	R: 2 E: 1 K: 1 S: 14	H: 3 LOB: 1 BB: 0 P: 25	R: 0 E: 0 K: 0 S: 7	H: 1 LOB: 0 BB: 0 P: 15	R: 0 E: 0 K: 1 S: 11	H: 0 LOB: 0 BB: 0 P: 9	R: 0 E: 0 K: 1 S: 5	H: 1 LOB: 1 BB: 0 P: 9	R: 0 E: 0 K: 1 S: 11	H: 1 LOB: 3 BB: 0 P: 15	R: 0 E: 0 K: 2 S: 11	H: 0 LOB: 0 BB: 0 P: 14	R: 0 E: 0 K: 1 S: 6	H: 0 LOB: 0 BB: 0 P: 8	R: 0 E: 0 K: 0 S: 10	H: 1 LOB: 3 BB: 0 P: 16	1B: 6 2B: 2 3B: 0 HR: 0	SF: 0 SAC: 0 DP: 0 HBP: 2	WP: 0 PB: 1 SB: 1 CS: 0	PA: 38							
PITCHER	IP	WLS	BF	H	R	ER	SO	BB	IBB	HBP	BLK	WP	HR	S	P	ERA	WHIP										
Andrew Lorraine, L ERA: 1.8	5.0	W	23	6	2	1	3	1	0	1	0	0	0	11	15	0.00	1.000										
T.J. Matthews, R ERA: 2.52	1.0		4	1	0	0	1	0	0	0	0	0	0	11	15	0.00	1.000										
Buddy Groom, L ERA: 4.91	1.2		5	0	0	0	3	0	0	0	0	0	0	16	21	0.00	0.000										
Aaron Small, R ERA: 4.58	0.1		1	0	0	0	0	0	0	0	0	0	0	1	1	0.00	0.000										
Billy Taylor, R ERA: 4.76	0.1		3	1	0	0	0	0	0	1	0	0	0	7	12	0.00	3.000										

Oakland Athletics @ Baltimore Orioles
 Oriole Park at Camden Yards, Baltimore, MD
 Wed Aug 13 1997, 7:05 PM EDT
 Att: 46,808 - Unknown - 91 F

AB 35
 R 2
 H 8
 RBI 2
 BB 1
 SO 7
 LOB 23




Batter	1	2	3	4	5	6	7	8	9	AB	R	H	RBI	BB	SO	LOB	TOP					
Mark Bellhorn, S (1, 5) <small>OBP: 0.350, SLG: 0.400</small> Jason McDonald, S (8, 8) <small>OBP: 0.307, SLG: 0.366</small>										3	1	0	0	2	2	0	Oakland Athletics @ Chicago White Sox Comiskey Park, Chicago, IL Thu Aug 14 1997, 8:05 PM EDT Att: 21,570 - Unknown - 74 F AB 40 R 12 H 15 RBI 11 BB 5 SO 6 LOB 14 					
Rafael Bourquard, R (1, 6) <small>OBP: 0.347, SLG: 0.353</small>										4	1	1	0	0	0	1						
Dave Magadan, L (1, 10) <small>OBP: 0.302, SLG: 0.373</small>										5	2	2	1	0	1	2						
Matt Stairs, L (1, 9) <small>OBP: 0.423, SLG: 0.633</small> Tilson Brito, R (8, PR) <small>OBP: 0.279, SLG: 0.269</small>										4	2	2	3	1	0	1						
Jason Giambi, L (1, 3) <small>OBP: 0.358, SLG: 0.472</small>										5	2	3	3	0	1	2						
Scott Spiezio, S (1, 4) <small>OBP: 0.287, SLG: 0.362</small>										3	1	0	0	2	0	0						
Brent Mayne, L (1, 2) <small>OBP: 0.318, SLG: 0.361</small>										5	1	3	0	0	0	2						
Brian Leshar, R (1, 7) <small>OBP: 0.271, SLG: 0.400</small>										5	1	2	1	0	0	2						
Ernie Young, R (1, 8) <small>OBP: 0.269, SLG: 0.314</small>										5	1	2	3	0	1	3						
Inning Stats	R: 3 E: 0 K: 2 S: 18	H: 3 LOB: 0 BB: 0 P: 27	R: 0 E: 0 K: 1 S: 6	H: 0 LOB: 0 BB: 0 P: 9	R: 2 E: 0 K: 1 S: 10	H: 2 LOB: 0 BB: 0 P: 14	R: 0 E: 0 K: 0 S: 12	H: 1 LOB: 1 BB: 0 P: 18	R: 0 E: 0 K: 1 S: 11	H: 0 LOB: 0 BB: 0 P: 19	R: 2 E: 1 K: 0 S: 19	H: 3 LOB: 1 BB: 1 P: 30	R: 2 E: 0 K: 0 S: 13	H: 2 LOB: 2 BB: 2 P: 25	R: 2 E: 0 K: 0 S: 10	H: 2 LOB: 2 BB: 2 P: 23	R: 1 E: 0 K: 1 S: 12	H: 2 LOB: 1 BB: 0 P: 20	1B: 8 2B: 4 3B: 0 HR: 3	SF: 0 SAC: 1 DP: 1 HBP: 0	WP: 0 PB: 0 SB: 0 CS: 0	PA: 46
PITCHER	IP WLS BF H R ER SO BB IBB HBP BLK WP HR S P ERA WHIP																					
Carlos Castillo, R (1, 1) <small>ERA: 3.92</small> Chuck McElroy, L (4, 1) <small>ERA: 3.47</small> 41 Bill Simas, R (6, 1) <small>ERA: 4.14</small> Chris Clemons, R (8, 1) <small>ERA: 8.53</small>	3.0 L 14 5 5 5 4 0 0 0 0 0 2 34 50 15.00 1.667																					

Batter	1	2	3	4	5	6	7	8	9	AB	R	H	RBI	BB	SO	LOB	BOTTOM					
Ray Durham, S (1, 4) <small>OBP: 0.329, SLG: 0.361</small>										4	0	1	0	1	0	2	Oakland Athletics @ Chicago White Sox Comiskey Park, Chicago, IL Thu Aug 14 1997, 8:05 PM EDT Att: 21,570 - Unknown - 74 F AB 33 R 5 H 9 RBI 5 BB 6 SO 3 LOB 17 					
Dave Martinez, L (1, 9) <small>OBP: 0.344, SLG: 0.401</small>										4	2	1	0	1	0	2						
Frank Thomas, R (1, 10) <small>OBP: 0.455, SLG: 0.639</small>										3	2	1	2	2	0	1						
Albert Belle, R (1, 7) <small>OBP: 0.328, SLG: 0.479</small>										5	0	1	0	0	1	5						
Robin Ventura, L (1, 5) <small>OBP: 0.471, SLG: 0.617</small>										4	1	2	1	0	1	2						
Mike Cameron, R (1, 8) <small>OBP: 0.342, SLG: 0.448</small>										4	0	1	1	0	0	2						
Jorge Fabregas, L (1, 2) <small>OBP: 0.271, SLG: 0.332</small>										3	0	0	1	0	1	0						
34 Mario Valdez, L (1, 3) <small>OBP: 0.386, SLG: 0.348</small>										2	0	1	0	2	0	1						
Ozzie Guillen, L (1, 6) <small>OBP: 0.293, SLG: 0.330</small>										4	0	1	0	0	0	2						
Inning Stats	R: 2 E: 0 K: 1 S: 9	H: 1 LOB: 1 BB: 1 P: 17	R: 0 E: 0 K: 1 S: 11	H: 0 LOB: 1 BB: 1 P: 18	R: 0 E: 0 K: 1 S: 10	H: 0 LOB: 2 BB: 2 P: 22	R: 0 E: 1 K: 0 S: 12	H: 1 LOB: 2 BB: 1 P: 21	R: 3 E: 1 K: 0 S: 13	H: 3 LOB: 1 BB: 1 P: 22	R: 0 E: 0 K: 0 S: 6	H: 0 LOB: 0 BB: 0 P: 9	R: 0 E: 0 K: 0 S: 4	H: 2 LOB: 1 BB: 0 P: 5	R: 0 E: 0 K: 0 S: 6	H: 1 LOB: 0 BB: 0 P: 10	R: 0 E: 0 K: 0 S: 8	H: 1 LOB: 1 BB: 0 P: 14	1B: 6 2B: 2 3B: 0 HR: 1	SF: 1 SAC: 0 DP: 2 HBP: 0	WP: 0 PB: 0 SB: 0 CS: 0	PA: 40
PITCHER	IP WLS BF H R ER SO BB IBB HBP BLK WP HR S P ERA WHIP																					
Willie Adams, R (1, 1) <small>ERA: 8.18</small> Buddy Groom, L (5, 1) <small>ERA: 4.74</small> Aaron Small, R (7, 1) <small>ERA: 4.46</small> John Johnstone, R (9, 1) <small>ERA: 2.86</small>	4.1 W 5 0 0 0 3 6 0 0 0 0 0 8 96 0.00 0.000																					

Batter	1	2	3	4	5	6	7	8	9	AB	R	H	RBI	BB	SO	LOB	TOP								
Mark Bellhorn, S (1, 5) <small>OBP: 0.358, SLG: 0.419</small> Scott Spiezio, S (7, 4) <small>OBP: 0.286, SLG: 0.361</small>	4-2 1B WP BB		1-3 K		1-1 2B 2B	0-1 G1-3	3-1 2B		2-0 L7	4	2	2	2	1	1	2									
Rafael Bourimial, R (1, 6) <small>OBP: 0.353, SLG: 0.351</small>	0-0 1B WP		2-1 G6-3		0-0 HR 2B	4-0 FC4-6 IBB	1-1 L8			4	1	2	1	1	0	2									
Dave Magadan, L (1, 10) <small>OBP: 0.402, SLG: 0.367</small>	4-1 1B BB		2-3 K		4-1 HR BB	1-1 FC4-6		3-3 K		3	1	0	1	2	2	2									
Matt Stairs, L (1, 9) <small>OBP: 0.423, SLG: 0.646</small> Jason McDonald, S (8, 8) <small>OBP: 0.307, SLG: 0.356</small>	1-1 P4				0-0 G4-3 2B	1-0 HR		0-0 G4-3		5	1	2	3	0	0	4									
Jason Giambi, L (1, 3) <small>OBP: 0.356, SLG: 0.476</small>	3-3 K				0-2 G4-3	1-1 P5		2-2 HR		5	1	1	1	0	1	3									
Brent Mayne, L (1, 2) <small>OBP: 0.315, SLG: 0.356</small>	1-1 G3				0-0 F8	1-1 G6-3		0-1 G1-3		5	1	1	0	0	0	3									
Brian Leshar, R (1, 7) <small>OBP: 0.283, SLG: 0.400</small>		2-3 K			3-3 K		0-1 1B HBP 1B	1-0 1B		5	2	2	0	0	3	2									
Ernie Young, R (1, 8) <small>OBP: 0.282, SLG: 0.321</small>		3-3 K			0-0 G4-3 2B 1B	1-2 FC4-6 HBP	1-2 2B 1B		2-3 K	4	2	2	0	0	2	1									
Tilson Brito, R (1, 4) <small>OBP: 0.283, SLG: 0.288</small>		0-1 G1-3			1-2 G4-3	1-0 E7 FC4-6 1B	0-0 L5		0-0 3B	5	0	2	1	0	0	3									
Inning Stats	R: 1 E: 0 K: 1 S: 12	H: 1 LOB: 2 BB: 2 P: 25	R: 0 E: 0 K: 2 S: 9	H: 0 LOB: 0 BB: 0 P: 14	R: 0 E: 0 K: 1 S: 8	H: 0 LOB: 1 BB: 0 P: 13	R: 0 E: 0 K: 1 S: 9	H: 1 LOB: 1 BB: 0 P: 12	R: 5 E: 0 K: 0 S: 13	H: 4 LOB: 0 BB: 1 P: 22	R: 2 E: 1 K: 0 S: 8	H: 2 LOB: 2 BB: 1 P: 15	R: 2 E: 0 K: 0 S: 12	H: 4 LOB: 2 BB: 0 P: 20	R: 0 E: 0 K: 1 S: 10	H: 0 LOB: 0 BB: 0 P: 15	R: 1 E: 0 K: 2 S: 14	H: 2 LOB: 1 BB: 0 P: 23	1B: 7 2B: 4 3B: 1 HR: 2	SF: 0 SAC: 0 DP: 0 HBP: 1	WP: 2 PB: 0 SB: 0 CS: 0	PA: 46			
PITCHER	IP	WLS	BF	H	R	ER	SO	BB	IBB	HBP	BLK	WP	HR	S	P	ERA	WHIP								
James Baldwin, R (1, 1) <small>ERA: 5.11</small> Tony Castillo, L (6, 1) <small>ERA: 5.13</small> Keith Foulke, R (7, 1) <small>ERA: 7.99</small>	5.0	L	26	7	8	8	6	3	0	1	0	2	1	53	89	14.40	2.000								

Oakland Athletics @ Chicago White Sox
 Comiskey Park, Chicago, IL
 Fri Aug 15 1997, 8:05 PM EDT
 Att: 29,652 - Unknown - 84 F


AB 41
R 11
H 14
RBI 9
BB 4
SO 9
LOB 23



Batter	1	2	3	4	5	6	7	8	9	AB	R	H	RBI	BB	SO	LOB	BOTTOM								
Ray Durham, S (1, 4) <small>OBP: 0.330, SLG: 0.362</small>	2-2 G1-3		0-2 E 1B		2-2 HR 1B		3-2 P6		3-3 K	5	2	2	0	0	1	3									
Mike Cameron, R (1, 8) <small>OBP: 0.348, SLG: 0.478</small>	1-1 HR		1-1 BB 1B		0-0 HR			3-3 K		4	2	3	4	0	1	0									
Frank Thomas, R (1, 10) <small>OBP: 0.453, SLG: 0.634</small>	2-1 F8		4-1 BB		0-0 L7			2-3 K		3	0	0	0	1	1	0									
Albert Belle, R (1, 7) <small>OBP: 0.325, SLG: 0.475</small> Darren Lewis, R (9, 8) <small>OBP: 0.308, SLG: 0.221</small>	3-0 G4-3		0-0 G5-3		1-3 K		1-0 F8			4	0	0	0	0	1	2									
Robin Ventura, L (1, 5) <small>OBP: 0.486, SLG: 0.629</small> Chuck McElroy, L (9, PR)		4-1 G4-6-3 BB		4-0 G4-6-3 BB		1-3 K		2-2 F8 3B 2B		2	0	1	0	2	1	0									
Lyle Mouton, R (1, 9) <small>OBP: 0.300, SLG: 0.358</small>		2-3 K		0-0 G4-6-3		0-0 G1-3		4-1 3B BB		3	1	0	0	1	1	2									
Jorge Fabregas, L (1, 2) <small>OBP: 0.271, SLG: 0.335</small>		2-1 G4-6-3		1-3 K			1-2 2B		2-1 F8	4	0	1	0	0	1	3									
34 Mario Valdez, L (1, 3) <small>OBP: 0.361, SLG: 0.320</small>			1-3 K		0-0 G4-3		2-1 F8		1-3 K	4	0	0	0	0	2	4									
Ozzie Guillen, L (1, 6) <small>OBP: 0.293, SLG: 0.334</small>			1-3 K2-3		3-2 P6		0-1 P5		0-0 3B	4	0	1	2	0	1	1									
Inning Stats	R: 1 E: 0 K: 0 S: 8	H: 1 LOB: 0 BB: 0 P: 16	R: 0 E: 0 K: 1 S: 7	H: 0 LOB: 1 BB: 1 P: 15	R: 1 E: 0 K: 2 S: 13	H: 2 LOB: 1 BB: 1 P: 19	R: 0 E: 0 K: 1 S: 5	H: 0 LOB: 0 BB: 1 P: 10	R: 2 E: 0 K: 0 S: 10	H: 2 LOB: 0 BB: 0 P: 15	R: 0 E: 0 K: 2 S: 7	H: 0 LOB: 0 BB: 0 P: 9	R: 0 E: 0 K: 0 S: 14	H: 1 LOB: 1 BB: 0 P: 20	R: 0 E: 0 K: 2 S: 7	H: 0 LOB: 0 BB: 0 P: 13	R: 2 E: 0 K: 2 S: 15	H: 2 LOB: 2 BB: 1 P: 27	1B: 3 2B: 2 3B: 1 HR: 2	SF: 0 SAC: 0 DP: 2 HBP: 0	WP: 0 PB: 0 SB: 0 CS: 0	PA: 37			
PITCHER	IP	WLS	BF	H	R	ER	SO	BB	IBB	HBP	BLK	WP	HR	S	P	ERA	WHIP								
Jimmy Haynes, R (1, 1) <small>ERA: 4.74</small> T.J. Mathews, R (6, 1) <small>ERA: 2.43</small> Dane Johnson, R (8, 1) <small>ERA: 3.89</small> Mike Mohler, L (9, 1) <small>ERA: 5.59</small>	5.0	W	21	5	4	3	4	3	0	0	0	0	0	21	29	0.00	0.500								

Oakland Athletics @ Chicago White Sox
 Comiskey Park, Chicago, IL
 Fri Aug 15 1997, 8:05 PM EDT
 Att: 29,652 - Unknown - 84 F

AB 33
R 6
H 8
RBI 6
BB 4
SO 10
LOB 15




Batter	1	2	3	4	5	6	7	8	9	AB	R	H	RBI	BB	SO	LOB	TOP				
Mark Bellhorn, S OBP: 0.353, SLG: 0.418 (1, 5)	G4-3	K		F9			G4-3		E	5	0	1	0	0	1	1	Oakland Athletics @ Milwaukee Brewers Milwaukee County Stadium, Milwaukee, WI Sat Aug 16 1997, 8:05 PM EDT Att: 17,031 - Unknown - 77 F livebaseballscorecards.com				
Rafael Bourquard, R OBP: 0.344, SLG: 0.352 (1, 6)	F7	G4-3			L5		G6-3		E3	5	0	0	0	0	0	1					
Dave Magadan, L OBP: 0.397, SLG: 0.363 (1, 10)	HR		G4-3		G4-3		G3		FC1-2-5	5	1	1	0	0	0	2					
Matt Stairs, L OBP: 0.426, SLG: 0.661 (1, 9)	HR				F9			1B	F9	4	2	2	2	1	0	2					
Jason Giambi, L OBP: 0.357, SLG: 0.477 (1, 3)			FC4-6				G3		L9	3	0	1	0	1	0	2					
Brent Mayne, L OBP: 0.319, SLG: 0.355 (1, 2)	K						G3		E	3	0	1	1	0	1	2					
Jason McDonald, S OBP: 0.307, SLG: 0.366 (8, PR)									E	0	0	0	0	0	0	0					
Izzy Molina, R OBP: 0.194, SLG: 0.203 (8, 2)	K								E	0	0	0	0	0	0	0					
Scott Spiezio, S OBP: 0.286, SLG: 0.359 (1, 4)		HR	G4-3				P5		K	4	1	1	0	0	1	4					
Brian Leshar, R OBP: 0.298, SLG: 0.453 (1, 7)		HR			F8				P5	3	1	1	2	1	0	2					
Ernie Young, R OBP: 0.281, SLG: 0.319 (1, 8)			G4-3		G5-3		K		G6-3	4	0	1	0	0	1	2					
Inning Stats	R: 2 E: 0 K: 1 S: 13	H: 2 LOB: 1 BB: 1 P: 25	R: 2 E: 0 K: 1 S: 16	H: 3 LOB: 0 BB: 0 P: 20	R: 0 E: 0 K: 0 S: 12	H: 0 LOB: 2 BB: 1 P: 22	R: 0 E: 0 K: 0 S: 9	H: 0 LOB: 0 BB: 0 P: 11	R: 0 E: 0 K: 1 S: 7	H: 1 LOB: 2 BB: 1 P: 18	R: 0 E: 0 K: 0 S: 7	H: 0 LOB: 0 BB: 0 P: 10	R: 1 E: 0 K: 1 S: 9	H: 2 LOB: 2 BB: 0 P: 15	R: 0 E: 1 K: 0 S: 10	H: 1 LOB: 2 BB: 0 P: 17	1B: 4 2B: 3 3B: 0 HR: 2	SF: 0 SAC: 0 DP: 0 HBP: 1	WP: 0 PB: 0 SB: 0 CS: 1	PA: 40	
PITCHER	IP	WLS	BF	H	R	ER	SO	BB	IBB	HBP	BLK	WP	HR	S	P	ERA	WHIP				
21 Cal Eldred, R ERA: 5.18 (1, 1)	6.0		27	6	4	4	3	3	0	1	0	0	2	65	107	6.00	1.500				
Mike Fetters, R ERA: 3.8 (7, 1)	2.0		8	2	1	1	1	0	0	0	1	0	0	16	25	4.50	1.000				
Doug Jones, R ERA: 2.4 (9, 1)	1.0	W	5	1	0	0	0	0	0	0	0	0	0	10	17	0.00	1.000				

Batter	1	2	3	4	5	6	7	8	9	AB	R	H	RBI	BB	SO	LOB	BOTTOM				
Fernando Vina, L OBP: 0.307, SLG: 0.353 (1, 4)	P6		F7		HR		1B		BB	3	2	1	0	1	0	0	Oakland Athletics @ Milwaukee Brewers Milwaukee County Stadium, Milwaukee, WI Sat Aug 16 1997, 8:05 PM EDT Att: 17,031 - Unknown - 77 F livebaseballscorecards.com				
Jose Valentin, S OBP: 0.329, SLG: 0.429 (1, 6)	K			P6	HR		CS		1B	4	1	2	3	1	1	0					
Dave Nilsson, L OBP: 0.351, SLG: 0.473 (1, 3)	F7			G6-3	L8		B4-3		1B	5	0	1	1	0	0	2					
Julio Franco, R OBP: 0.367, SLG: 0.365 (1, 10)		G6-3					G4-3		L1-3	3	0	0	0	1	0	0					
Jeremy Burnitz, L OBP: 0.373, SLG: 0.553 (1, 9)		K		G4-3			L8			3	0	0	0	1	1	1					
Jeff Cirillo, R OBP: 0.359, SLG: 0.418 (1, 5)		L4			G5-3		2B		K	4	0	1	0	0	1	1					
Gerald Williams, R OBP: 0.298, SLG: 0.391 (1, 8)				G6-3	SF9		F8		P4	3	2	2	0	0	0	1					
Brian Banks, S OBP: 0.250, SLG: 0.355 (1, 7)				G6-3			F8			3	0	0	0	0	0	4					
Jack Voigt, R OBP: 0.314, SLG: 0.518 (9, PH)							L8		K	1	0	0	0	0	1	0					
Mike Matheny, R OBP: 0.287, SLG: 0.352 (1, 2)				SF9			HR		F8	3	1	1	2	0	0	0					
Inning Stats	R: 0 E: 0 K: 1 S: 9	H: 0 LOB: 0 BB: 0 P: 15	R: 0 E: 0 K: 1 S: 9	H: 0 LOB: 0 BB: 0 P: 15	R: 1 E: 0 K: 0 S: 6	H: 1 LOB: 0 BB: 0 P: 10	R: 0 E: 0 K: 0 S: 8	H: 0 LOB: 1 BB: 1 P: 18	R: 4 E: 0 K: 0 S: 12	H: 2 LOB: 0 BB: 0 P: 21	R: 0 E: 0 K: 0 S: 8	H: 2 LOB: 2 BB: 0 P: 10	R: 0 E: 0 K: 1 S: 11	H: 0 LOB: 1 BB: 1 P: 22	R: 1 E: 0 K: 1 S: 9	H: 1 LOB: 2 BB: 2 P: 21	1B: 5 2B: 2 3B: 0 HR: 1	SF: 1 SAC: 0 DP: 0 HBP: 2	WP: 0 PB: 0 SB: 0 CS: 1	PA: 39	
PITCHER	IP	WLS	BF	H	R	ER	SO	BB	IBB	HBP	BLK	WP	HR	S	P	ERA	WHIP				
Don Wengert, R ERA: 5.66 (1, 1)	4.2		20	3	5	5	2	0	0	0	0	0	0	20	26	9.64	0.857				
Buddy Groom, L ERA: 4.53 (5, 1)	2.1		10	4	0	0	0	0	0	0	0	0	0	11	22	0.00	1.714				
Aaron Small, R ERA: 4.4 (8, 1)	1.0		4	0	0	0	1	1	0	0	0	0	0	9	21	13.50	4.500				
Mike Mohler, L ERA: 5.65 (9, 1)	0.2	L	5	1	1	1	1	2	0	0	0	0	0	9	21	13.50	4.500				

Batter	1	2	3	4	5	6	7	8	9	AB	R	H	RBI	BB	SO	LOB	TOP								
Mark Bellhorn, S (1, 5) OBP: 0.344, SLG: 0.406	F9		K		L3			G4-3		4	0	0	0	0	1	1	Oakland Athletics @ Milwaukee Brewers Milwaukee County Stadium, Milwaukee, WI Sun Aug 17 1997, 8:05 PM EDT Att: 22,283 - Unknown - 62 F								
Scott Spiezio, S (1, 4) OBP: 0.283, SLG: 0.356	K		P4		L8			G4-3		4	0	0	0	0	1	1									
Dave Magadan, L (1, 10) OBP: 0.308, SLG: 0.388	2B			2B		G4-3		3B		3	1	3	0	1	0	0									
Matt Stairs, L (1, 9) OBP: 0.423, SLG: 0.658	G4-3			2B		G4-3		G6-3		4	1	1	1	0	0	2									
Jason Giambi, L (1, 3) OBP: 0.356, SLG: 0.478		F7		1B		G4-3			F8	4	0	1	1	0	0	0									
Brent Mayne, L (1, 2) OBP: 0.317, SLG: 0.353	K			2B		F8			F7	4	0	1	0	0	1	0									
Brian Leshar, R (1, 7) OBP: 0.279, SLG: 0.421		F7		K					G6-3	4	0	0	0	0	2	2									
Ernie Young, R (1, 8) OBP: 0.275, SLG: 0.310			P4		FC5-4					3	0	0	0	0	0	2									
Tilson Brito, R (1, 6) OBP: 0.284, SLG: 0.289										3	0	1	0	0	1	0									
Inning Stats	R: 0 E: 0 K: 1 S: 11	H: 1 LOB: 1 BB: 0 P: 18	R: 0 E: 0 K: 1 S: 6	H: 0 LOB: 0 BB: 0 P: 9	R: 0 E: 0 K: 1 S: 10	H: 1 LOB: 1 BB: 0 P: 13	R: 1 E: 0 K: 1 S: 18	H: 4 LOB: 2 BB: 0 P: 28	R: 0 E: 0 K: 0 S: 9	H: 0 LOB: 0 BB: 0 P: 13	R: 1 E: 0 K: 0 S: 12	H: 1 LOB: 0 BB: 0 P: 19	R: 0 E: 0 K: 1 S: 10	H: 0 LOB: 0 BB: 0 P: 12	R: 0 E: 0 K: 0 S: 9	H: 0 LOB: 1 BB: 1 P: 19	R: 0 E: 0 K: 0 S: 11	H: 0 LOB: 0 BB: 0 P: 13	1B: 3 2B: 3 3B: 1 HR: 0	SF: 0 SAC: 0 DP: 0 HBP: 0	WP: 1 PB: 0 SB: 0 CS: 0	PA: 34			
PITCHER	IP	WLS	BF	H	R	ER	SO	BB	IBB	HBP	BLK	WP	HR	S	P	ERA	WHIP								
Steve Woodard, R (1, 1) ERA: 3.41	5.0	W	21	7	2	2	5	0	0	0	0	0	0	58	88	3.60	1.400								
Mark Davis, L (6, 1) ERA: 5.4	1.0		3	0	0	0	0	0	0	0	0	0	0	8	12	0.00	0.000								
Bob Wickman, R (7, 1) ERA: 2.51	2.0		7	0	0	0	1	1	0	0	0	1	0	19	31	0.00	0.500								
Doug Jones, R (9, 1) ERA: 2.35	1.0	S	3	0	0	0	0	0	0	0	0	0	0	11	13	0.00	0.000								

Batter	1	2	3	4	5	6	7	8	9	AB	R	H	RBI	BB	SO	LOB	BOTTOM								
Fernando Vina, L (1, 4) OBP: 0.310, SLG: 0.355	FC3-6 1B 2B	G1-3		F7		E8		K		5	1	2	1	0	1	2	Oakland Athletics @ Milwaukee Brewers Milwaukee County Stadium, Milwaukee, WI Sun Aug 17 1997, 8:05 PM EDT Att: 22,283 - Unknown - 62 F								
Jose Valentin, S (1, 6) OBP: 0.330, SLG: 0.437	FC3-6 1B				L8	L7		K		5	1	2	1	0	1	3									
Dave Nilsson, L (1, 3) OBP: 0.350, SLG: 0.470	FC3-6 2B G4-3		F8		P6		1B	HBP		3	1	0	0	0	0	2									
Julio Franco, R (1, 10) OBP: 0.369, SLG: 0.368	G4-3 2B				G6-3		K			3	0	1	1	1	1	1									
Jeromy Burnitz, L (1, 9) OBP: 0.374, SLG: 0.552	G4-3		P4			2B	SF8	1B	1B	4	1	2	1	0	0	2									
Jeff Cirillo, R (1, 5) OBP: 0.361, SLG: 0.420	FC6-4 BB		F9			1B	2B		P3	3	1	1	0	1	0	3									
Gerald Williams, R (1, 8) OBP: 0.295, SLG: 0.388	FC6-4			K		G6-3		K		4	0	0	0	0	2	6									
Jesse Levis, L (1, 2) OBP: 0.353, SLG: 0.346			F8		P4					2	0	0	0	0	0	0									
Jack Voigt, R (6, PH) OBP: 0.320, SLG: 0.518						E	1B			0	0	0	0	1	0	0									
Mike Matheny, R (7, 2) OBP: 0.289, SLG: 0.352										0	0	0	0	1	0	0									
Brian Banks, S (1, 7) OBP: 0.250, SLG: 0.353		K				SF8		K		3	0	1	1	0	2	1									
Inning Stats	R: 2 E: 0 K: 0 S: 14	H: 3 LOB: 2 BB: 1 P: 25	R: 0 E: 0 K: 1 S: 5	H: 0 LOB: 0 BB: 0 P: 7	R: 1 E: 0 K: 0 S: 11	H: 1 LOB: 1 BB: 1 P: 20	R: 0 E: 0 K: 1 S: 10	H: 1 LOB: 0 BB: 0 P: 16	R: 0 E: 1 K: 0 S: 15	H: 3 LOB: 2 BB: 1 P: 27	R: 0 E: 0 K: 2 S: 12	H: 1 LOB: 0 BB: 0 P: 16	R: 0 E: 0 K: 3 S: 12	H: 0 LOB: 1 BB: 1 P: 20	R: 0 E: 0 K: 0 S: 11	H: 0 LOB: 0 BB: 0 P: 13	1B: 6 2B: 2 3B: 0 HR: 1	SF: 1 SAC: 0 DP: 0 HBP: 1	WP: 0 PB: 0 SB: 1 CS: 0	PA: 38					
PITCHER	IP	WLS	BF	H	R	ER	SO	BB	IBB	HBP	BLK	WP	HR	S	P	ERA	WHIP								
Ariel Prieto, R (1, 1) ERA: 4.99	5.0	L	22	5	3	3	2	2	0	0	0	0	0	9	14	54.00	6.000								
Carlos Reyes, R (6, 1) ERA: 6.19	0.1		3	2	2	2	0	0	0	0	0	0	0	9	14	54.00	6.000								
Mike Mohler, L (6, 1) ERA: 5.59	1.0		7	2	0	0	1	0	1	1	0	0	0	12	22	0.00	2.000								
John Johnstone, R (7, 1) ERA: 2.57	0.2		2	0	0	0	1	0	0	0	0	0	0	6	7	0.00	0.000								
Billy Taylor, R (8, 1) ERA: 4.67	1.0		4	0	0	0	3	1	0	0	0	0	0	12	20	0.00	1.000								

AB 33
R 2
H 7
RBI 2
BB 1
SO 6
LOB 8



AB 32
R 5
H 9
RBI 5
BB 4
SO 7
LOB 20



Batter	1	2	3	4	5	6	7	8	9	AB	R	H	RBI	BB	SO	LOB	TOP										
Nomar Garciaparra, R OBP: 0.352, SLG: 0.526 Mike Benjamin, R OBP: 0.289, SLG: 0.352	1-2 SF9 3B		1-0 G3-1		0-0 P3		1-2 G5-3		1-1 F8	3	1	1	0	0	0	1											
John Valentin, R OBP: 0.377, SLG: 0.505	0-1 SF9		1-0 L5		0-0 G5-3		2-0 1B		2-2 G4-3	4	0	1	2	0	0	3											
Mo Vaughn, L OBP: 0.439, SLG: 0.575	3-H K		1-3 K		0-0 HR		3-3 K			4	1	1	1	0	3	2											
Wil Cordero, R OBP: 0.321, SLG: 0.445 Jose Malave, R OBP: 0.348, SLG: 0.397	2-0 1B				0-0 P4		0-3 K		0-0 G4-3	2	0	1	0	0	0	0											
18 Reggie Jefferson, S OBP: 0.385, SLG: 0.526	3-1 F7				2-0 1B SF8		1-3 K		0-0 F9	4	1	1	0	0	1	1											
Bill Haselman, R OBP: 0.297, SLG: 0.396		2-0 G6-3			2-1 1B		2-2 G4-3		1-0 P8	4	0	1	0	0	0	0											
Troy O'Leary, L OBP: 0.366, SLG: 0.505		2-1 G4-3			2-1 SF8		1-2 2B		1-0 G4-3	3	1	1	1	0	0	0											
Jeff Frye, R OBP: 0.349, SLG: 0.427		1-3 K			3-H P2		2-1 2B		4-2 BB	3	1	1	1	1	1	1											
Jesus Tavarez, S OBP: 0.236, SLG: 0.280			1-0 G3-1 1B		1-2 F9		2-0 1B 2B		4-0 BB	3	1	2	1	1	0	0											
Inning Stats	R: 1 E: 0 K: 1 S: 12	H: 2 LOB: 1 BB: 0 P: 19	R: 0 E: 0 K: 1 S: 6	H: 0 LOB: 0 BB: 0 P: 11	R: 0 E: 0 K: 1 S: 8	H: 1 LOB: 1 BB: 0 P: 12	R: 1 E: 0 K: 0 S: 11	H: 2 LOB: 1 BB: 0 P: 17	R: 0 E: 0 K: 2 S: 10	H: 0 LOB: 0 BB: 0 P: 8	R: 3 E: 0 K: 1 S: 14	H: 4 LOB: 1 BB: 0 P: 25	R: 0 E: 0 K: 0 S: 3	H: 0 LOB: 0 BB: 0 P: 5	R: 0 E: 0 K: 0 S: 8	H: 0 LOB: 1 BB: 2 P: 19	1B: 5 2B: 3 3B: 1 HR: 1	SF: 2 SAC: 0 DP: 1 HBP: 0	WP: 0 PB: 0 SB: 1 CS: 0	PA: 38							
PITCHER	IP	WLS	BF	H	R	ER	SO	BB	IBB	HBP	BLK	WP	HR	S	P	ERA	WHIP										
Andrew Lorraine, L ERA: 5.73	6.0	W	27	9	6	6	5	0	0	0	0	0	1	60	91	9.00	1.500										
John Johnstone, R ERA: 2.35	2.0		9	1	0	0	1	2	0	0	0	0	0	14	30	0.00	1.500										
Mike Mohler, L ERA: 5.52	1.0		2	0	0	0	0	0	0	0	0	0	0	5	8	0.00	0.000										

Boston Red Sox @ Oakland Athletics
Oakland-Alameda County Coliseum, Oakland, CA

AB 34
R 6
H 10
RBI 6
BB 2
SO 6
LOB 12



WP: 0 PA: 38
PB: 0
SB: 1
CS: 0

Thu Aug 21 1997, 3:33 AM PDT
Att: 11,570 - Sunny - 74 F

Batter	1	2	3	4	5	6	7	8	9	AB	R	H	RBI	BB	SO	LOB	BOTTOM										
Jason McDonald, S OBP: 0.314, SLG: 0.395	3-2 G1-3	4-2 1B BB	0-0 HR	0-0 P4		0-1 2H 2B		3-2 F7		5	2	2	2	1	0	5											
Rafael Bourquain, R OBP: 0.353, SLG: 0.354 Tony Batista, R OBP: 0.246, SLG: 0.309	1-2 G6-3	4-1 1B BB	1-2 F7	0-0 F8		1-2 G5-3				1	1	0	0	1	0	0											
Mark Bellhorn, S OBP: 0.358, SLG: 0.420	2-2 HR	0-0 1B 2H	0-1 HR		4-2 BB		1-2 G4-3			4	2	4	2	1	0	0											
Jose Canseco, R OBP: 0.326, SLG: 0.470	2-2 G5-3	0-2 1B	3-2 HR		4-2 BB		3-2 G4-3			4	1	2	3	1	0	1											
Brian Leshar, R OBP: 0.227, SLG: 0.338		0-0 G6-3	0-0 L1		0-0 G4-6-3		2-2 P6			5	0	0	0	0	1	4											
Jason Giambi, L OBP: 0.355, SLG: 0.492		0-2 HR	0-0 HR	1-2 G4-3	1-1 G4-3			2-2 1B		5	2	3	1	0	0	1											
George Williams, S OBP: 0.391, SLG: 0.583		0-0 HR	4-2 HR	2-0 BB		1-0 2B		0-2 P4		4	3	3	0	1	0	1											
Scott Spiezio, S OBP: 0.283, SLG: 0.362		0-0 HR	0-1 F9	4-0 BB		0-0 G6-3		3-2 L8		4	1	1	3	1	0	3											
Ernie Young, R OBP: 0.284, SLG: 0.336		2-3 K	1-1 HR	4-0 BB		0-0 G6-3		0-0 1B		4	1	2	2	1	1	1											
Inning Stats	R: 1 E: 0 K: 0 S: 12	H: 1 LOB: 0 BB: 0 P: 20	R: 5 E: 0 K: 2 S: 25	H: 5 LOB: 2 BB: 2 P: 38	R: 6 E: 0 K: 0 S: 18	H: 5 LOB: 0 BB: 1 P: 27	R: 0 E: 0 K: 0 S: 7	H: 1 LOB: 3 BB: 2 P: 18	R: 0 E: 0 K: 0 S: 8	H: 2 LOB: 1 BB: 0 P: 10	R: 0 E: 0 K: 0 S: 12	H: 1 LOB: 0 BB: 0 P: 18	R: 0 E: 0 K: 0 S: 14	H: 2 LOB: 2 BB: 0 P: 22	1B: 9 2B: 2 3B: 0 HR: 6	SF: 0 SAC: 0 DP: 2 HBP: 0	WP: 0 PB: 0 SB: 1 CS: 0	PA: 46									
PITCHER	IP	WLS	BF	H	R	ER	SO	BB	IBB	HBP	BLK	WP	HR	S	P	ERA	WHIP										
Steve Avery, L ERA: 5.92	2.0	L	16	7	8	8	2	3	0	0	0	0	3	29	54	12.00	3.000										
Kerry Lacy, R ERA: 6.11	3.0		17	5	4	4	0	4	0	0	0	0	0	34	50	3.00	1.667										
Mark Brandenburg, R ERA: 6.33	3.0		13	5	1	1	0	0	0	0	0	0	0	34	50	3.00	1.667										


Boston Red Sox @ Oakland Athletics
Oakland-Alameda County Coliseum, Oakland, CA

AB 39
R 13
H 17
RBI 13
BB 7
SO 2
LOB 20



WP: 0 PA: 46
PB: 0
SB: 1
CS: 0

Thu Aug 21 1997, 3:33 AM PDT
Att: 11,570 - Sunny - 74 F

Batter	1	2	3	4	5	6	7	8	9	AB	R	H	RBI	BB	SO	LOB	TOP										
Brian Giles, L (1, 7) OBP: 0.376, SLG: 0.496	1-1 P5	1-1		0-0 G4-3				0-1 SH5-4		4	0	2	1	0	0	2	Cleveland Indians @ Oakland Athletics Oakland-Alameda County Coliseum, Oakland, CA Fri Aug 22 1997, 7:05 PM PDT Att: 11,451 - Unknown - 72 F										
Omar Vizquel, S (1, 6) OBP: 0.354, SLG: 0.374	4-2 F8 BB	1-2 G3			1-1 G6-3	2-2 G1-3		2-2 L5		4	0	0	0	1	0	5											
Manny Ramirez, R (1, 9) OBP: 0.419, SLG: 0.556	4-2 BB		1-2 G1-3		0-2 HR		0-1 G6-3		2-2 HR	4	2	2	1	1	0	0											
Jim Thome, L (1, 3) OBP: 0.432, SLG: 0.597	0-0 F8		3-1 P8		0-0 P6		1-1 G4-3		4-2 BB	4	0	0	0	1	0	3											
David Justice, L (1, 10) OBP: 0.432, SLG: 0.615	1-2 P6		0-1 F9		3-2 HR		4-2 1B		4-0 BB	3	1	1	2	2	0	2											
Matt Williams, R (1, 5) OBP: 0.289, SLG: 0.469		2-2 F7		0-3 K	1-0 F8		1-0 1B		0-3 K	5	0	1	0	0	2	2											
Sandy Alomar Jr., R (1, 2) OBP: 0.359, SLG: 0.543		0-0 3B		0-0 F8		0-1 F8	3-1 F8		0-3 K	5	1	1	0	0	1	4											
Jeff Branson, L (1, 4) OBP: 0.255, SLG: 0.301		0-3 K		4-2 1B		1-3 K		1-0 SH5-4 1B	3-3 K	4	0	1	0	1	3	3											
Marquis Grissom, R (1, 8) OBP: 0.308, SLG: 0.374	1-0 1B		1-0 3B		0-0 1B	1-1 1B		1-2 CS SH5-4 1B		4	1	4	1	0	0	0											
Inning Stats	R: 0 E: 0 K: 0 S: 13	H: 0 LOB: 2 BB: 2 P: 23	R: 2 E: 0 K: 1 S: 15	H: 3 LOB: 1 BB: 0 P: 20	R: 0 E: 0 K: 1 S: 8	H: 0 LOB: 0 BB: 0 P: 12	R: 0 E: 0 K: 1 S: 8	H: 1 LOB: 2 BB: 1 P: 12	R: 2 E: 0 K: 0 S: 10	H: 2 LOB: 0 BB: 0 P: 15	R: 0 E: 0 K: 1 S: 12	H: 2 LOB: 2 BB: 0 P: 18	R: 0 E: 0 K: 0 S: 9	H: 1 LOB: 2 BB: 1 P: 18	R: 0 E: 0 K: 0 S: 9	H: 2 LOB: 1 BB: 0 P: 13		R: 1 E: 0 K: 3 S: 15	H: 1 LOB: 2 BB: 2 P: 28	1B: 7 2B: 2 3B: 1 HR: 2	SF: 0 SAC: 1 DP: 0 HBP: 0	WP: 0 PB: 0 SB: 0 CS: 2	PA: 44				
PITCHER	IP	WLS	BF	H	R	ER	SO	BB	IBB	HBP	BLK	WP	HR	S	P	ERA	WHIP										
Ariel Prieto, R (1, 1) ERA: 5.04	6.0	L	29	8	4	4	3	3	0	0	0	0	1	66	100	6.00	1.833										
Dane Johnson, R (7, 1) ERA: 4.2	1.0		7	3	0	0	0	1	0	0	0	0	0	12	24	0.00	4.000										
Mike Mohler, L (8, 1) ERA: 5.56	1.0		5	1	1	1	0	2	0	0	0	0	1	11	22	9.00	3.000										
Billy Taylor, R (9, 1) ERA: 4.8	1.0		3	0	0	0	3	0	0	0	0	0	0	10	13	0.00	0.000										

Batter	1	2	3	4	5	6	7	8	9	AB	R	H	RBI	BB	SO	LOB	BOTTOM										
Jason McDonald, S (1, 7) OBP: 0.303, SLG: 0.380	2-2 G4-3		0-0 B5-3						0-0 E3	5	0	0	0	0	2	4	Cleveland Indians @ Oakland Athletics Oakland-Alameda County Coliseum, Oakland, CA Fri Aug 22 1997, 7:05 PM PDT Att: 11,451 - Unknown - 72 F										
Mark Bellhorn, S (1, 5) OBP: 0.314, SLG: 0.413	0-1 G1-3		1-0 F8		3-1 L8			2-1 HR 1B	1-2 P6	5	1	1	0	0	0	4											
Matt Stairs, L (1, 9) OBP: 0.429, SLG: 0.667	4-2 HBP			0-0 G5-4-3 1B		1-0 F7		2-0 HR		3	1	2	2	1	0	0											
Jose Canseco, R (1, 10) OBP: 0.327, SLG: 0.467	1-0 BB			0-0 G5-4-3		4-1 S		1-2 P5		2	0	0	0	1	0	1											
Jason Giambi, L (1, 3) OBP: 0.355, SLG: 0.487	1-2 HBP			1-2 G4-3		1-0 F7		0-0 F8		4	0	0	0	0	0	3											
Scott Spiezio, S (1, 4) OBP: 0.281, SLG: 0.358		1-1 G4-3			0-0 F8	0-2 F9		3-3 K		4	0	0	0	0	1	1											
Brent Mayne, L (1, 2) ERA: 4.75		3-2 F8			1-2 BB		2-1 G3		1-1 F7	3	1	1	0	0	0	0											
George Williams, S (9, PH) OBP: 0.389, SLG: 0.381										1	0	0	0	0	0	0											
Ernie Young, R (1, 8) OBP: 0.285, SLG: 0.331		3-3 K			4-2 1B		1-3 K		4-2 E	2	0	0	0	1	2	0											
Dave Magadan, L (9, PH) OBP: 0.404, SLG: 0.386					1-2 1B					0	0	0	0	1	0	0											
Tony Batista, R (1, 6) OBP: 0.253, SLG: 0.315			2-2 P9			1-2 1B				3	0	2	1	0	0	0											
Brian Leshar, R (9, PH) OBP: 0.224, SLG: 0.333										1	0	0	0	0	1	1											
Inning Stats	R: 0 E: 0 K: 0 S: 13	H: 0 LOB: 2 BB: 1 P: 21	R: 0 E: 0 K: 1 S: 9	H: 0 LOB: 0 BB: 0 P: 16	R: 0 E: 0 K: 0 S: 5	H: 0 LOB: 0 BB: 0 P: 8	R: 0 E: 0 K: 0 S: 4	H: 1 LOB: 0 BB: 0 P: 4	R: 1 E: 0 K: 1 S: 12	H: 2 LOB: 1 BB: 1 P: 21	R: 0 E: 0 K: 2 S: 6	H: 0 LOB: 1 BB: 1 P: 12	R: 0 E: 0 K: 2 S: 10	H: 1 LOB: 0 BB: 0 P: 17	R: 2 E: 0 K: 1 S: 10	H: 2 LOB: 0 BB: 0 P: 18	R: 0 E: 1 K: 1 S: 13	H: 0 LOB: 2 BB: 1 P: 21	1B: 5 2B: 0 3B: 0 HR: 1	SF: 0 SAC: 0 DP: 1 HBP: 1	WP: 0 PB: 0 SB: 1 CS: 0	PA: 38					
PITCHER	IP	WLS	BF	H	R	ER	SO	BB	IBB	HBP	BLK	WP	HR	S	P	ERA	WHIP										
Jaret Wright, R (1, 1) ERA: 5.73	6.0	W	24	3	1	1	2	3	0	1	0	0	1	13	24	18.00	3.000										
Eric Plunk, R (8, 1) ERA: 4.92	0.1		1	0	0	0	0	0	0	0	0	0	0	3	4	0.00	0.000										
Paul Assenmacher, L (8, 1) ERA: 3.28	0.2		2	0	0	0	1	0	0	0	0	0	0	4	7	0.00	0.000										
Jose Mesa, R (9, 1) ERA: 2.85	1.0	S	5	0	0	0	1	1	0	0	0	0	0	13	21	0.00	1.000										



Batter	1	2	3	4	5	6	7	8	9	AB	R	H	RBI	BB	SO	LOB	TOP					
Brian Giles, L OBP: 0.373, SLG: 0.493	G4-3	SF8				G4-3		G1-3		4	0	1	1	0	0	2	Cleveland Indians @ Oakland Athletics Oakland-Alameda County Coliseum, Oakland, CA Sat Aug 23 1997, 7:05 PM PDT Att: 17,066 - Sunny - 70 F					
Omar Vizquel, S OBP: 0.392, SLG: 0.373	BB	F7		G4-3			F9		F7	5	0	1	0	0	0	2						
Manny Ramirez, R OBP: 0.419, SLG: 0.553	G6-4-3				G5-3		K		HR	4	1	1	0	1	2	0						
Jim Thome, L OBP: 0.433, SLG: 0.612	G6-4-3			G1-3	G4-3				HR	5	2	3	3	0	0	2						
David Justice, L OBP: 0.436, SLG: 0.626				G1-3			F7		FC1-6	5	1	4	1	0	0	0						
Matt Williams, R OBP: 0.288, SLG: 0.469				G1-3					FC1-6	5	1	1	0	0	1	4						
Sandy Alomar Jr., R OBP: 0.359, SLG: 0.543				G6-3			G5-3		1B	5	2	3	1	0	0	2						
Jeff Branson, L OBP: 0.260, SLG: 0.304				G4-3					F7	5	0	2	0	0	1	3						
Marquis Grissom, R OBP: 0.308, SLG: 0.374				G4-3			F8		E6	3	0	1	0	0	0	1						
Inning Stats	R: 0 E: 0 K: 0 S: 7	H: 1 LOB: 1 BB: 1 P: 16	R: 3 E: 0 K: 0 S: 12	H: 4 LOB: 1 BB: 0 P: 16	R: 0 E: 0 K: 1 S: 11	H: 2 LOB: 2 BB: 0 P: 18	R: 0 E: 0 K: 0 S: 9	H: 1 LOB: 1 BB: 0 P: 14	R: 0 E: 0 K: 0 S: 8	H: 1 LOB: 1 BB: 0 P: 11	R: 1 E: 0 K: 1 S: 12	H: 1 LOB: 0 BB: 0 P: 19	R: 1 E: 1 K: 2 S: 12	H: 2 LOB: 2 BB: 0 P: 15	R: 2 E: 0 K: 0 S: 19	H: 4 LOB: 2 BB: 0 P: 26	1B: 13 2B: 1 3B: 0 HR: 3	SF: 1 SAC: 1 DP: 1 HBP: 0	WP: 0 PB: 0 SB: 1 CS: 0	PA: 44		
PITCHER	IP	WLS	BF	H	R	ER	SO	BB	IBB	HBP	BLK	WP	HR	S	P	ERA	WHIP					
Brad Rigby, R ERA: 3.75	(1, 1)	6.2	L	31	11	4	4	2	1	0	0	0	0	2	61	94	5.40	1.800				
Buddy Groom, L ERA: 4.25	(7, 1)	0.1		1	0	0	0	0	0	0	0	0	0	5	8	0.00	0.000					
Aaron Small, R ERA: 4.23	(8, 1)	1.0		5	2	1	0	2	0	0	0	0	0	12	15	0.00	2.000					
T.J. Mathews, R ERA: 2.85	(9, 1)	1.0		7	4	2	2	0	0	0	0	0	1	19	26	18.00	4.000					

Batter	1	2	3	4	5	6	7	8	9	AB	R	H	RBI	BB	SO	LOB	BOTTOM					
Mark Bellhorn, S OBP: 0.355, SLG: 0.409	2B	F8			P2		K		G3	4	1	1	0	1	1	3	Cleveland Indians @ Oakland Athletics Oakland-Alameda County Coliseum, Oakland, CA Sat Aug 23 1997, 7:05 PM PDT Att: 17,066 - Sunny - 70 F					
Scott Spiezio, S OBP: 0.280, SLG: 0.359	BB	K			K		F7		G3	5	0	1	2	0	2	5						
Matt Stairs, L OBP: 0.421, SLG: 0.653	K				FC4				F8	5	0	0	0	0	1	4						
Jose Canseco, R OBP: 0.327, SLG: 0.466										1	0	0	0	0	1	1						
Dave Magadan, L OBP: 0.403, SLG: 0.382										2	0	0	0	1	1	0						
Jason Giambi, L OBP: 0.354, SLG: 0.484	BB				F7		G4-6-3		F8	3	0	0	0	1	0	1						
Brent Mayne, L OBP: 0.313, SLG: 0.343	BB				F8		G1-3		K	3	0	0	0	1	1	0						
Brian Leshner, R ERA: 4.85	L7				G5-3		K		1B	3	0	0	0	0	1	3						
Ernie Young, R OBP: 0.286, SLG: 0.326									1B	2	1	0	0	0	0	0						
George Williams, S OBP: 0.392, SLG: 0.384									2B	1	1	1	0	0	0	0						
Tony Batista, R OBP: 0.269, SLG: 0.337									G3	4	0	4	1	0	0	0						
Inning Stats	R: 1 E: 0 K: 2 S: 13	H: 2 LOB: 3 BB: 2 P: 28	R: 0 E: 0 K: 1 S: 8	H: 1 LOB: 0 BB: 0 P: 10	R: 0 E: 0 K: 0 S: 4	H: 0 LOB: 0 BB: 0 P: 6	R: 0 E: 0 K: 0 S: 14	H: 1 LOB: 1 BB: 0 P: 17	R: 0 E: 0 K: 0 S: 4	H: 0 LOB: 0 BB: 1 P: 9	R: 1 E: 0 K: 2 S: 15	H: 1 LOB: 1 BB: 0 P: 19	R: 0 E: 0 K: 0 S: 7	H: 0 LOB: 0 BB: 0 P: 10	R: 2 E: 0 K: 1 S: 18	H: 3 LOB: 2 BB: 1 P: 27	1B: 6 2B: 2 3B: 0 HR: 0	SF: 0 SAC: 0 DP: 1 HBP: 1	WP: 1 PB: 0 SB: 0 CS: 0	PA: 39		
PITCHER	IP	WLS	BF	H	R	ER	SO	BB	IBB	HBP	BLK	WP	HR	S	P	ERA	WHIP					
Orel Hershiser, R ERA: 4.85	(1, 1)	6.1	W	27	5	2	2	6	2	1	1	0	0	58	95	2.84	1.105					
Paul Assenmacher, L ERA: 3.11	(7, 1)	2.0		6	0	0	0	2	0	0	0	0	1	0	17	23	0.00	0.000				
Michael Jackson, R ERA: 3.15	(9, 1)	0.0		3	3	1	1	0	0	0	0	0	0	10	10	∞	∞					
Jose Mesa, R ERA: 2.82	(9, 1)	0.2	S	3	0	1	1	0	1	0	0	0	0	5	12	13.50	1.500					



Batter	1	2	3	4	5	6	7	8	9	AB	R	H	RBI	BB	SO	LOB	TOP									
Brian Giles, L (1, 7) OBP: 0.371, SLG: 0.486	F7	G6-3			L3		BB		F7	4	0	0	0	1	0	4	Cleveland Indians @ Oakland Athletics Oakland-Alameda County Coliseum, Oakland, CA Sun Aug 24 1997, 3:33 AM PDT Att: 20,074 - Sunny - 78 F									
Tony Fernandez, S (1, 6) OBP: 0.316, SLG: 0.407	L8		F9		K		K			4	0	0	0	0	2	2										
Manny Ramirez, R (1, 9) OBP: 0.420, SLG: 0.550	BB		BB		K				K	2	0	0	0	2	2	1										
Jim Thome, L (1, 3) OBP: 0.432, SLG: 0.608	K		P9			P5			1B	4	0	1	0	0	1	2										
David Justice, L (1, 10) OBP: 0.436, SLG: 0.635		HBP	L3			HR			L9	4	1	2	1	0	0	2										
Matt Williams, R (1, 5) OBP: 0.290, SLG: 0.468		HBP			G5-3				1B	3	0	1	0	1	0	0										
Sandy Alomar Jr., R (1, 2) OBP: 0.355, SLG: 0.538	F8				G1-3				1B	4	0	0	0	0	1	4										
Jeff Branson, L (1, 4) OBP: 0.253, SLG: 0.296	F9				G4-3		G1-3		P5	4	0	0	0	0	0	2										
Marquis Grissom, R (1, 8) OBP: 0.310, SLG: 0.373	HBP					P3			K	3	0	1	0	0	1	0	C									
Inning Stats	R: 0 E: 0 K: 1 S: 13	H: 0 LOB: 1 BB: 1 P: 23	R: 0 E: 0 K: 0 S: 13	H: 1 LOB: 3 BB: 1 P: 30	R: 0 E: 0 K: 0 S: 7	H: 0 LOB: 1 BB: 1 P: 14	R: 0 E: 0 K: 0 S: 4	H: 0 LOB: 0 BB: 0 P: 7	R: 0 E: 1 K: 2 S: 11	H: 1 LOB: 0 BB: 0 P: 17	R: 1 E: 0 K: 0 S: 13	H: 1 LOB: 0 BB: 0 P: 20	R: 0 E: 0 K: 1 S: 8	H: 0 LOB: 1 BB: 1 P: 14	R: 0 E: 0 K: 2 S: 14	H: 2 LOB: 2 BB: 0 P: 19		R: 0 E: 0 K: 1 S: 13	H: 0 LOB: 0 BB: 0 P: 18	1B: 3 2B: 1 3B: 0 HR: 1	SF: 0 SAC: 0 DP: 0 HBP: 1	WP: 0 PB: 0 CS: 0	PA: 37			
PITCHER	IP	WLS	BF	H	R	ER	SO	BB	IBB	HBP	BLK	WP	HR	S	P	ERA		WHIP								
Jimmy Haynes, R (1, 1) ERA: 4.76	5.0	W	21	2	0	0	3	3	0	1	0	0	0	48	91	0.00		1.000								
Buddy Groom, L (6, 1) ERA: 4.39	0.1		2	1	1	1	0	0	0	0	0	0	1	7	13	27.00		3.000								
Billy Taylor, R (6, 1) ERA: 4.63	2.0		7	0	0	0	2	1	0	0	0	0	0	18	27	0.00		0.500								
Mike Mohler, L (8, 1) ERA: 5.54	0.1		2	1	0	0	0	0	0	0	0	0	0	4	6	0.00		3.000								
T.J. Mathews, R (8, 1) ERA: 2.59	1.1	S	5	1	0	0	2	0	0	0	0	0	0	19	25	0.00		0.750								

Batter	1	2	3	4	5	6	7	8	9	AB	R	H	RBI	BB	SO	LOB	BOTTOM									
Mark Bellhorn, S (1, 5) OBP: 0.358, SLG: 0.429	1B				L5					4	1	2	1	0	1	2	Cleveland Indians @ Oakland Athletics Oakland-Alameda County Coliseum, Oakland, CA Sun Aug 24 1997, 3:33 AM PDT Att: 20,074 - Sunny - 78 F									
Scott Spiezio, S (8, 4) OBP: 0.280, SLG: 0.359	1B	K					HR			0	0	0	0	0	0	0										
Rafael Bourquiel, R (1, 4) OBP: 0.351, SLG: 0.352	G5-4-3				G6-3		F8			4	0	1	0	0	1	0										
Matt Stairs, L (1, 9) OBP: 0.422, SLG: 0.661	K					BB	K			3	2	1	1	1	2	2										
Jose Canseco, R (1, 10) OBP: 0.324, SLG: 0.461	G5-4-3				F9				K	4	0	0	0	0	1	3										
Brian Leshar, R (1, 7) OBP: 0.220, SLG: 0.312		1B			F7					2	1	0	0	1	0	1										
Jason McDonald, S (8, PH) OBP: 0.306, SLG: 0.382		SF9					P9			1	0	0	0	0	0	0										
Jason Giambi, L (1, 3) OBP: 0.356, SLG: 0.481	L7				G6-4-3		1B		K	2	0	0	0	2	1	1										
George Williams, S (1, 2) OBP: 0.396, SLG: 0.589	SF9				G6-4-3		1B			3	0	2	1	0	0	1										
Tony Batista, R (1, 6) OBP: 0.270, SLG: 0.333					F8				F8	2	0	0	0	1	0	2										
Ernie Young, R (1, 8) OBP: 0.280, SLG: 0.321	SF9								K	2	0	0	1	0	2	0	OAKLAND ATHLETICS									
Inning Stats	R: 0 E: 1 K: 1 S: 9	H: 2 LOB: 1 BB: 0 P: 15	R: 0 E: 0 K: 1 S: 11	H: 1 LOB: 2 BB: 2 P: 25	R: 1 E: 0 K: 1 S: 9	H: 1 LOB: 0 BB: 0 P: 14	R: 0 E: 0 K: 0 S: 9	H: 0 LOB: 1 BB: 1 P: 16	R: 0 E: 0 K: 1 S: 8	H: 0 LOB: 0 BB: 0 P: 11	R: 1 E: 0 K: 0 S: 11	H: 1 LOB: 2 BB: 2 P: 22	R: 1 E: 0 K: 2 S: 12	H: 1 LOB: 0 BB: 0 P: 18	R: 0 E: 0 K: 2 S: 8	H: 0 LOB: 0 BB: 0 P: 9		1B: 4 2B: 0 3B: 0 HR: 2	SF: 1 SAC: 0 DP: 2 HBP: 0	WP: 0 PB: 0 CS: 0	PA: 33					
PITCHER	IP	WLS	BF	H	R	ER	SO	BB	IBB	HBP	BLK	WP	HR	S	P	ERA		WHIP								
John Smiley, L (1, 1) ERA: 5.18	5.2	L	25	5	3	3	4	5	0	0	0	0	0	10	16	9.00		1.765								
Eric Plunk, R (6, 1) ERA: 5.0	1.0		4	1	1	1	1	0	0	0	0	0	1	10	16	9.00		1.000								
Jason Jacome, L (7, 1) ERA: 5.68	0.1		1	0	0	0	1	0	0	0	0	0	0	3	3	0.00		0.000								
Paul Shuey, R (8, 1) ERA: 5.97	1.0		3	0	0	0	2	0	0	0	0	0	0	8	9	0.00		0.000								

Batter	1	2	3	4	5	6	7	8	9	AB	R	H	RBI	BB	SO	LOB	TOP				
2 Derek Jeter, R OBP: 0.376, SLG: 0.413	F9		G3				K			4	1	1	1	1	1	1	New York Yankees @ Oakland Athletics Oakland-Alameda County Coliseum, Oakland, CA Wed Aug 27 1997, 7:05 PM PDT Att: 18,079 - Unknown - 72 F				
Chad Curtis, R OBP: 0.376, SLG: 0.504	F7		G5-3			F8		G6-3		5	0	0	0	0	0	5					
Bernie Williams, S OBP: 0.418, SLG: 0.536			G5-3					K		5	1	3	2	0	1	0					
Tino Martinez, L OBP: 0.381, SLG: 0.612	K							G4-3		3	2	1	0	2	1	1					
Mike Stanley, R OBP: 0.394, SLG: 0.502										4	2	2	1	1	1	2					
Paul O'Neill, L OBP: 0.401, SLG: 0.524										5	0	4	1	0	0	2					
Charlie Hayes, R OBP: 0.339, SLG: 0.421										2	0	0	1	2	0	2					
Joe Girardi, R OBP: 0.320, SLG: 0.343										5	0	2	1	0	1	7					
Rey Sanchez, R OBP: 0.320, SLG: 0.359	L7									4	1	1	0	0	1	5					
Inning Stats	R: 0 E: 0 K: 1 S: 12	H: 1 LOB: 1 BB: 0 P: 20	R: 1 E: 0 K: 0 S: 13	H: 2 LOB: 1 BB: 1 P: 22	R: 0 E: 0 K: 0 S: 6	H: 0 LOB: 0 BB: 0 P: 8	R: 2 E: 0 K: 2 S: 20	H: 3 LOB: 2 BB: 2 P: 38	R: 2 E: 0 K: 0 S: 11	H: 3 LOB: 1 BB: 1 P: 22	R: 2 E: 0 K: 0 S: 13	H: 1 LOB: 1 BB: 0 P: 15	R: 0 E: 0 K: 1 S: 7	H: 0 LOB: 0 BB: 0 P: 11	R: 0 E: 0 K: 1 S: 11	H: 1 LOB: 1 BB: 1 P: 21	1B: 10 2B: 4 3B: 0 HR: 0	SF: 1 SAC: 0 DP: 3 HBP: 0	WP: 0 PB: 0 SB: 2 CS: 0	PA: 44	
PITCHER	IP	WLS	BF	H	R	ER	SO	BB	IBB	HBP	BLK	WP	HR	S	P	ERA	WHIP				
Andrew Lorraine, L ERA: 6.6	4.0		21	7	4	4	3	3	0	0	0	0	0	52	91	9.00	2.500				
Mike Mohler, L ERA: 5.59	0.0		3	2	0	0	0	1	0	0	0	0	0	6	12	∞	∞				
Aaron Small, R ERA: 4.29	2.0		9	3	3	3	0	0	1	0	0	0	0	17	29	13.50	1.500				
Billy Taylor, R ERA: 4.47	2.0		7	1	0	0	2	0	0	0	0	0	0	16	26	0.00	0.500				
T.J. Mathews, R ERA: 2.55	1.0	W	4	1	0	0	1	1	0	0	0	0	0	11	21	0.00	2.000				

Batter	1	2	3	4	5	6	7	8	9	AB	R	H	RBI	BB	SO	LOB	BOTTOM					
Jason McDonald, S OBP: 0.316, SLG: 0.380	P6								E9	5	1	2	0	1	2	0	New York Yankees @ Oakland Athletics Oakland-Alameda County Coliseum, Oakland, CA Wed Aug 27 1997, 7:05 PM PDT Att: 18,079 - Unknown - 72 F					
Mark Bellhorn, S OBP: 0.355, SLG: 0.412										3	1	0	0	2	1	3						
Dave Magadan, L OBP: 0.218, SLG: 0.414										5	2	5	2	0	0	0						
Brian Leshar, R OBP: 0.233, SLG: 0.321										0	1	0	0	0	0	0						
Matt Stairs, L OBP: 0.421, SLG: 0.661										3	1	1	2	2	1	1						
Jason Giambi, L OBP: 0.358, SLG: 0.482										3	1	2	0	2	0	2						
Brent Mayne, L OBP: 0.313, SLG: 0.339										2	0	0	0	1	0	4						
George Williams, S OBP: 0.394, SLG: 0.387										2	0	1	1	0	1	2						
Scott Spiezio, S OBP: 0.283, SLG: 0.359										5	0	2	1	0	2	6						
Ernie Young, R OBP: 0.296, SLG: 0.360										5	1	2	1	0	3	4						
Miguel Tejada, R OBP: 0.376, SLG: 0.504	F7									5	0	0	0	0	1	4						
Inning Stats	R: 3 E: 0 K: 0 S: 19	H: 5 LOB: 3 BB: 2 P: 37	R: 1 E: 0 K: 3 S: 11	H: 1 LOB: 0 BB: 0 P: 16	R: 0 E: 0 K: 0 S: 7	H: 1 LOB: 0 BB: 0 P: 11	R: 2 E: 0 K: 1 S: 18	H: 2 LOB: 3 BB: 3 P: 40	R: 0 E: 0 K: 2 S: 12	H: 1 LOB: 2 BB: 1 P: 18	R: 0 E: 0 K: 2 S: 17	H: 1 LOB: 1 BB: 1 P: 26	R: 0 E: 1 K: 1 S: 8	H: 1 LOB: 1 BB: 0 P: 11	R: 1 E: 0 K: 2 S: 17	H: 2 LOB: 3 BB: 1 P: 27	R: 1 E: 1 K: 0 S: 5	H: 1 LOB: 0 BB: 0 P: 7	1B: 11 2B: 2 3B: 0 HR: 3	SF: 0 SAC: 0 DP: 1 HBP: 0	WP: 0 PB: 0 SB: 1 CS: 0	PA: 46
PITCHER	IP	WLS	BF	H	R	ER	SO	BB	IBB	HBP	BLK	WP	HR	S	P	ERA	WHIP					
Hideki Irabu, R ERA: 7.07	3.1		18	8	5	5	3	2	0	0	0	0	0	38	71	13.50	3.000					
Kenny Rogers, L ERA: 5.49	2.0		14	3	1	1	3	5	0	0	0	0	0	38	68	4.50	4.000					
Mike Stanton, L ERA: 2.72	2.1		11	3	1	1	4	1	0	0	0	0	0	28	42	3.86	1.714					
Jeff Nelson, R ERA: 2.65	0.2	L	3	1	1	0	1	0	0	0	0	0	0	8	12	0.00	1.500					



Batter	1	2	3	4	5	6	7	8	9	AB	R	H	RBI	BB	SO	LOB	TOP										
Jason McDonald, S (1, 7) OBP: 0.314, SLG: 0.376	F7		K			K		FC6-4		4	0	1	1	0	2	1	Oakland Athletics @ Los Angeles Dodgers Dodger Stadium, Los Angeles, CA Thu Aug 28 1997, 7:05 PM PDT Att: 51,392 - Unknown - 74 F										
Mark Bellhorn, S (1, 5) OBP: 0.348, SLG: 0.402	G3		F9			F9		K		4	0	0	0	0	1	3											
Jason Giambi, L (1, 3) OBP: 0.355, SLG: 0.477 Dane Johnson, R (8, 1)	K			F8		K		FC6-4		4	0	0	0	0	2	2											
Matt Stairs, L (1, 9) OBP: 0.416, SLG: 0.651		P3		K			F8		F7	4	0	0	0	0	1	0											
Brent Mayne, L (1, 2) OBP: 0.314, SLG: 0.339 George Williams, S (9, PH) OBP: 0.392, SLG: 0.385		1B		G6-3		K2-3		P3		3	0	1	0	0	1	0											
Scott Spiezio, S (1, 4) OBP: 0.281, SLG: 0.356		P5			G4-3		K		G5-3	4	0	0	0	0	1	1											
Ernie Young, R (1, 8) OBP: 0.302, SLG: 0.362		K			G6-3			G5-3		2	1	1	0	1	1	1											
Miguel Tejada, R (1, 6) OBP: 0.125, SLG: 0.375					G6-3			G5-3		3	0	1	0	0	0	2											
Eric Ludwick, R (1, 1) Don Wengert, R (6, 1) Dave Magadan, L (8, PH) OBP: 0.420, SLG: 0.414				K		G6-3			1B	2	0	0	0	0	1	2											
									BB	0	0	0	0	0	0	0											
									BB	0	0	0	0	1	0	0											
Inning Stats	R: 0 E: 0 K: 1 S: 6	H: 0 LOB: 0 BB: 0 P: 11	R: 0 E: 0 K: 1 S: 11	H: 1 LOB: 1 BB: 0 P: 20	R: 0 E: 0 K: 2 S: 10	H: 1 LOB: 1 BB: 0 P: 16	R: 0 E: 0 K: 1 S: 9	H: 0 LOB: 0 BB: 0 P: 15	R: 0 E: 0 K: 2 S: 10	H: 1 LOB: 1 BB: 0 P: 15	R: 0 E: 0 K: 2 S: 9	H: 0 LOB: 0 BB: 0 P: 14	R: 0 E: 0 K: 2 S: 8	H: 0 LOB: 0 BB: 0 P: 11	R: 1 E: 0 K: 1 S: 13	H: 1 LOB: 2 BB: 2 P: 28	R: 0 E: 0 K: 0 S: 8	H: 0 LOB: 0 BB: 0 P: 12	1B: 3 2B: 0 3B: 1 HR: 0	SF: 0 SAC: 0 DP: 0 HBP: 0	WP: 0 PB: 0 SB: 0 CS: 0	PA: 33					
PITCHER	IP	WLS	BF	H	R	ER	SO	BB	IBB	HBP	BLK	WP	HR	S	P	ERA	WHIP										
Hideo Nomo, R (1, 1) ERA: 4.02	7.1	W	28	4	1	1	9	2	0	0	0	0	0	69	119	1.23	0.818										
Mark Guthrie, L (8, 1) ERA: 4.04	1.2		5	0	0	0	1	0	0	0	0	0	0	15	23	0.00	0.000										

Batter	1	2	3	4	5	6	7	8	9	AB	R	H	RBI	BB	SO	LOB	BOTTOM										
Eric Young Sr., R (1, 4) OBP: 0.367, SLG: 0.417	S	F8		F9		FC4-6		F9		4	2	0	0	1	0	5	Oakland Athletics @ Los Angeles Dodgers Dodger Stadium, Los Angeles, CA Thu Aug 28 1997, 7:05 PM PDT Att: 51,392 - Unknown - 74 F										
Otis Nixon, S (1, 8) OBP: 0.336, SLG: 0.296	B3		S		E3	E7		G3		4	1	1	1	1	0	2											
Mike Piazza, R (1, 2) OBP: 0.432, SLG: 0.626	1B		L4		1B	FC5-4				2	2	1	0	2	0	1											
Eric Karros, R (1, 3) OBP: 0.329, SLG: 0.451	K		F9		K	FC5-4				4	0	0	0	0	2	7											
Raul Mondesi, R (1, 9) OBP: 0.360, SLG: 0.543	1B		P4		1B			FC4-6		3	1	2	2	1	0	1											
Todd Zeile, R (1, 5) OBP: 0.348, SLG: 0.427 Juan Castro, R (7, PR) OBP: 0.212, SLG: 0.200	1B			1B	G3			FC4-6		4	0	2	2	0	0	1											
Greg Gagne, R (1, 6) OBP: 0.311, SLG: 0.375	F8		K		K	FC4-6		G1-6-3		4	1	1	0	0	1	3											
Darren Lewis, R (1, 7) OBP: 0.337, SLG: 0.259		G4-3		SH1-4		FC4-6		K		4	0	2	0	0	1	0											
Hideo Nomo, R (1, 1) ERA: 8.76 Don Wengert, R (6, 1) ERA: 5.79 Dane Johnson, R (8, 1) ERA: 4.85		P3		SH1-4		K				2	0	0	0	0	1	2											
										1	0	1	0	0	0	0											
Inning Stats	R: 3 E: 0 K: 1 S: 14	H: 1 LOB: 1 BB: 3 P: 32	R: 0 E: 0 K: 0 S: 8	H: 0 LOB: 0 BB: 0 P: 12	R: 0 E: 0 K: 0 S: 7	H: 0 LOB: 1 BB: 1 P: 12	R: 0 E: 0 K: 1 S: 10	H: 2 LOB: 2 BB: 0 P: 15	R: 2 E: 1 K: 1 S: 16	H: 3 LOB: 2 BB: 1 P: 24	R: 0 E: 0 K: 0 S: 7	H: 1 LOB: 1 BB: 0 P: 10	R: 0 E: 0 K: 1 S: 6	H: 1 LOB: 1 BB: 0 P: 9	1B: 9 2B: 1 3B: 0 HR: 0	SF: 0 SAC: 1 DP: 1 HBP: 0	WP: 0 PB: 0 SB: 7 CS: 0	PA: 38									
PITCHER	IP	WLS	BF	H	R	ER	SO	BB	IBB	HBP	BLK	WP	HR	S	P	ERA	WHIP										
Eric Ludwick, R (1, 1) ERA: 8.76	5.2	L	29	8	7	5	4	3	1	0	0	0	0	62	102	7.94	1.941										
Don Wengert, R (6, 1) ERA: 5.79	1.1		5	1	0	0	0	1	0	0	0	0	0	10	17	0.00	1.500										
Dane Johnson, R (8, 1) ERA: 4.85	1.0		4	1	0	0	1	0	0	0	0	0	0	6	9	0.00	1.000										



Batter	1	2	3	4	5	6	7	8	9	AB	R	H	RBI	BB	SO	LOB	TOP										
Mark Bellhorn, S OBP: 0.341, SLG: 0.388	(1, 5) P5		(3, 2) P2			(1, 2) F7	(3, 1) FC6-4		(0, 0) E4	5	0	0	0	0	0	4											
Miguel Tejada, R OBP: 0.276, SLG: 0.529	(1, 6) G4-6-3 1B			(1, 3) K		(2, 2) F9		(1, 0) L7	(3, 2) G6-3	5	0	1	0	0	1	2											
Jason Giambi, L OBP: 0.355, SLG: 0.473	(1, 3) G4-6-3 1-2			(2, 1) F9		(4, 1) BB		(3, 2) L4		3	0	0	0	1	0	1											
Matt Stairs, L OBP: 0.413, SLG: 0.643		(2, 1) G4-3 1B		(2, 3) K		(3, 0) F8		(1, 0) G1-6-3		4	1	1	0	0	1	1											
Scott Brosius, R OBP: 0.264, SLG: 0.325	(1, 7) G4-3			(1, 2) L9		(2, 3) K		(2, 1) P3		4	0	0	0	0	1	1											
Brent Mayne, L OBP: 0.316, SLG: 0.352	(1, 2) G3			(4, 2) FC6-4 BB		(3, 2) BB 1B		(3, 2) F8		3	0	1	0	1	0	1											
Scott Spiezio, S OBP: 0.280, SLG: 0.354	(1, 4) G4-6-3 1B			(2, 1) FC6-4 1B		(2, 2) F9		(0, 1) 1B 1B		4	1	2	1	0	0	2											
Ernie Young, R OBP: 0.302, SLG: 0.358			(0, 0) L9		(0, 0) 1B	(3, 2) BB 1B		(1, 0) 1B E 1B		3	0	2	0	0	0	0											
Dave Magadan, L OBP: 0.325, SLG: 0.420				(1, 2) 1B		(1, 2) BB 1B		(1, 3) 1B E 1B		1	0	1	0	0	0	0											
Brian Leshar, R OBP: 0.230, SLG: 0.317			(0, 1) G6-3		(1, 3) K	(4, 2) FC6-4 BB		(1, 3) 1B E 1B		2	0	0	0	0	1	2											
Jimmy Haynes, R Jason McDonald, S Buddy Groom, L Aaron Small, R George Williams, S Mike Mohler, R	(1, 1) (7, PH) (7, 1) (8, 1) (9, PH) (9, 1)									0	0	0	0	0	0	0											
Inning Stats	R: 0 E: 0 K: 0 S: 7	H: 1 LOB: 0 BB: 0 P: 10	R: 1 E: 0 K: 0 S: 7	H: 2 LOB: 1 BB: 0 P: 12	R: 0 E: 0 K: 0 S: 6	H: 0 LOB: 0 BB: 0 P: 8	R: 0 E: 0 K: 2 S: 8	H: 0 LOB: 0 BB: 0 P: 13	R: 0 E: 0 K: 1 S: 12	H: 1 LOB: 2 BB: 1 P: 20	R: 0 E: 0 K: 0 S: 9	H: 0 LOB: 1 BB: 1 P: 21	R: 0 E: 0 K: 1 S: 17	H: 2 LOB: 3 BB: 1 P: 32	R: 0 E: 0 K: 0 S: 5	H: 0 LOB: 0 BB: 0 P: 10	R: 2 E: 1 K: 0 S: 16	H: 3 LOB: 2 BB: 0 P: 27	1B: 8 2B: 1 3B: 0 HR: 0	SF: 0 SAC: 0 DP: 1 HBP: 0	WP: 0 PB: 0 SB: 0 CS: 0	PA: 38					
PITCHER	IP	WLS	BF	H	R	ER	SO	BB	IBB	HBP	BLK	WP	HR	S	P	ERA	WHIP										
Frank Castillo, R ERA: 5.21	(1, 1) 6.2	27	6	1	1	4	3	0	0	0	0	0	0	64	113	1.35	1.350										
Mike Munoz, L ERA: 4.51	(7, 1) 1.1	4	0	0	0	0	0	0	0	0	0	0	0	7	13	0.00	0.000										
Jerry Dipoto, R ERA: 4.3	(9, 1) 1.0	W	7	3	2	1	0	0	0	0	0	0	0	16	27	9.00	3.000										

Oakland Athletics @ Colorado Rockies
Coors Field, Denver, CO
Sat Aug 30 1997, 7:05 PM MDT
Att: 48,308 - Unknown - 82 F

AB	35
R	3
H	9
RBI	2
BB	3
SO	4
LOB	14



Batter	1	2	3	4	5	6	7	8	9	AB	R	H	RBI	BB	SO	LOB	BOTTOM										
Walt Weiss, S OBP: 0.360, SLG: 0.372	(1, 6) K		(0, 0) G4-3		(3, 1) 2B	(3, 2) G4-3		(0, 0) 1B		5	0	2	1	0	1	1											
Ellis Burks, R OBP: 0.343, SLG: 0.541	(1, 8) BB		(2, 1) F8		(2, 1) G5-3	(3, 2) G5-3		(3, H) 1B		3	0	0	0	1	0	2											
Larry Walker, L OBP: 0.462, SLG: 0.709	(1, 9) F7			(0, 0) G6-3 1B		(2, 1) 2B 1B	(1, 3) K			4	2	2	0	0	1	1											
Dante Bichette, R OBP: 0.348, SLG: 0.512	(1, 7) K			(2, 2) G6-3		(1, 2) 1B 2B		(1, 3) K		4	1	1	0	0	2	2											
Jerry Dipoto, R OBP: 0.125, SLG: 0.125				(2, 3) 1B		(1, 3) 1B 2B				0	0	0	0	0	0	0											
Andres Galarraga, R OBP: 0.389, SLG: 0.583		(1, 0) L6		(4, 1) 1B BB		(0, 0) 1B S		(0, 1) G6-3		3	0	1	2	1	0	0											
Vinny Castilla, R OBP: 0.358, SLG: 0.572		(0, 3) K		(3, 0) G1-6-3 1B		(0, 1) F8		(2, 2) 2B		4	0	2	1	0	1	1											
Kirt Manwaring, R OBP: 0.304, SLG: 0.291		(1, 1) G3		(1, 1) G1-6-3 1-2		(1, 3) K		(1, 3) K		4	0	0	0	0	2	4											
Nelfi Perez, S OBP: 0.348, SLG: 0.469			(3, 1) SH1-4 1B		(1, 3) K2-3	(4, 0) IBB		(1, 1) E8 SH1-4 1B		3	1	2	0	1	1	0											
Frank Castillo, R OBP: 0.135, SLG: 0.135	(1, 1) SH1-4				(2, 2) G4-3	(1, 0) G1-3				2	0	0	0	0	0	2											
Mike Munoz, L Quinton McCracken, S	(7, 1) (9, 8)									0	0	0	0	0	0	0											
Inning Stats	R: 0 E: 0 K: 2 S: 12	H: 0 LOB: 1 BB: 1 P: 19	R: 0 E: 0 K: 1 S: 6	H: 0 LOB: 0 BB: 0 P: 8	R: 0 E: 0 K: 0 S: 6	H: 1 LOB: 1 BB: 0 P: 11	R: 1 E: 0 K: 0 S: 9	H: 2 LOB: 1 BB: 1 P: 19	R: 0 E: 0 K: 1 S: 11	H: 1 LOB: 1 BB: 0 P: 19	R: 2 E: 0 K: 1 S: 12	H: 3 LOB: 2 BB: 1 P: 21	R: 0 E: 0 K: 1 S: 10	H: 0 LOB: 0 BB: 0 P: 17	R: 0 E: 0 K: 2 S: 11	H: 1 LOB: 1 BB: 0 P: 15	R: 1 E: 1 K: 0 S: 4	H: 2 LOB: 1 BB: 0 P: 5	1B: 6 2B: 4 3B: 0 HR: 0	SF: 0 SAC: 2 DP: 1 HBP: 0	WP: 0 PB: 0 SB: 1 CS: 0	PA: 37					
PITCHER	IP	WLS	BF	H	R	ER	SO	BB	IBB	HBP	BLK	WP	HR	S	P	ERA	WHIP										
Jimmy Haynes, R ERA: 4.73	(1, 1) 6.0	27	7	3	3	5	2	0	0	0	0	0	0	10	17	0.00	0.000										
Buddy Groom, L ERA: 4.63	(7, 1) 1.0	3	0	0	0	1	0	0	0	0	0	0	0	11	15	0.00	1.000										
Aaron Small, R ERA: 4.24	(8, 1) 1.0	L	4	1	0	0	2	0	0	0	0	0	0	4	5	0.00	6.000										
Mike Mohler, L ERA: 5.56	(9, 1) 0.1	L	3	2	1	0	0	0	0	0	0	0	0	4	5	0.00	6.000										

Oakland Athletics @ Colorado Rockies
Coors Field, Denver, CO
Sat Aug 30 1997, 7:05 PM MDT
Att: 48,308 - Unknown - 82 F

AB	32
R	4
H	10
RBI	4
BB	3
SO	8
LOB	13



Batter	1	2	3	4	5	6	7	8	9	AB	R	H	RBI	BB	SO	LOB	TOP					
Jason McDonald, S (1, 8) OBP: 0.321, SLG: 0.372	F9		CS			K			G6-3	4	0	1	0	1	1	0						
Mark Bellhorn, S (1, 5) OBP: 0.333, SLG: 0.378	P6		G4-1						G6-3	5	0	0	0	0	0	3						
Jason Giambi, L (1, 3) OBP: 0.357, SLG: 0.477									G4-3	5	2	3	0	0	0	0						
Matt Stairs, L (1, 9) OBP: 0.414, SLG: 0.663	G4-3								G4-3	4	2	2	3	0	0	2						
George Williams, S (1, 2) OBP: 0.397, SLG: 0.388										0	0	0	0	1	0	0						
Brent Mayne, L (2, PR) OBP: 0.326, SLG: 0.367										3	0	3	1	0	0	0						
Scott Brosius, R (1, 7) OBP: 0.282, SLG: 0.322										4	0	0	0	0	1	4						
Scott Spiezio, S (1, 4) OBP: 0.345, SLG: 0.351										3	0	0	0	0	0	2						
Tim Kubinski, L (8, 1)										0	0	0	0	0	0	0						
Miguel Tejada, R (1, 6) OBP: 0.318, SLG: 0.500										3	0	1	0	1	0	0						
Mike Oquist, R (1, 1) OBP: 0.250, SLG: 0.250										1	0	0	0	0	0	2						
Don Wengert, R (5, 1)										0	0	0	0	0	0	0						
Rafael Bourimigal, R (5, 4) OBP: 0.345, SLG: 0.343										2	0	0	0	0	0	0						
Dane Johnson, R (5, 1)										0	0	0	0	0	0	0						
Brian Leshar, R (8, PH) OBP: 0.227, SLG: 0.313										1	0	0	0	0	0	0						
Inning Stats	R: 0 E: 0 K: 0 S: 13	H: 1 LOB: 1 BB: 0 P: 20	R: 0 E: 0 K: 1 S: 13	H: 1 LOB: 2 BB: 1 P: 22	R: 2 E: 0 K: 0 S: 11	H: 4 LOB: 1 BB: 0 P: 15	R: 0 E: 0 K: 0 S: 10	H: 0 LOB: 2 BB: 2 P: 27	R: 1 E: 0 K: 0 S: 8	H: 2 LOB: 1 BB: 0 P: 11	R: 0 E: 0 K: 1 S: 9	H: 0 LOB: 0 BB: 0 P: 13	R: 1 E: 0 K: 0 S: 11	H: 2 LOB: 1 BB: 0 P: 16	R: 0 E: 0 K: 0 S: 7	H: 0 LOB: 0 BB: 0 P: 11	R: 0 E: 0 K: 0 S: 6	H: 0 LOB: 0 BB: 0 P: 11	1B: 6 2B: 2 3B: 0 HR: 2	SF: 0 SAC: 1 DP: 0 HBP: 0	WP: 0 PB: 0 SB: 1 CS: 1	PA: 39
PITCHER	IP WLS BF H R ER SO BB IBB HBP BLK WP HR S P ERA WHIP																					
Roger Bailey, R (1, 1) ERA: 4.34	4.0	W	20	6	2	2	1	3	0	0	0	0	0	0	1	47	84	4.50	2.250			
Darren Holmes, R (5, 1) ERA: 4.99	3.0		13	4	2	2	1	0	0	0	0	0	0	0	1	28	40	6.00	1.333			
Curt Leskancic, R (8, 1) ERA: 6.75	1.0		3	0	0	0	0	0	0	0	0	0	0	0	7	11	0.00	0.000				
Mike DeJean, R (9, 1) ERA: 4.2	1.0		3	0	0	0	0	0	0	0	0	0	0	6	11	0.00	0.000					

Oakland Athletics @ Colorado Rockies
Coors Field, Denver, CO
Sun Aug 31 1997, 3:33 AM MDT
Att: 48,041 - Sunny - 75 F

AB 35
R 4
H 10
RBI 4
BB 3
SO 2
LOB 13



Batter	1	2	3	4	5	6	7	8	9	AB	R	H	RBI	BB	SO	LOB	BOTTOM			
Walt Weiss, S (1, 6) OBP: 0.363, SLG: 0.378										3	1	2	2	1	0	0				
Neftali Perez, S (1, 4) OBP: 0.345, SLG: 0.463	F8		F8						G3	5	1	1	0	0	0	4				
Larry Walker, L (1, 9) OBP: 0.464, SLG: 0.722										4	2	3	4	0	0	1				
Harvey Pulliam, R (6, 9) OBP: 0.304, SLG: 0.377										1	0	0	0	0	1	0				
Andres Galarraga, R (1, 3) OBP: 0.388, SLG: 0.580										4	1	1	0	0	2	2				
Curt Leskancic, R (8, PH) OBP: 0.333, SLG: 0.290										0	0	0	0	0	0	0				
Kirt Manwaring, R (8, PH) OBP: 0.333, SLG: 0.290										1	0	0	0	0	0	0				
Mike DeJean, R (9, 1) OBP: 0.500, SLG: 1.000										0	0	0	0	0	0	0				
Dante Bichette, R (1, 7) OBP: 0.347, SLG: 0.508										5	1	1	0	0	0	1				
Vinny Castilla, R (1, 5) OBP: 0.359, SLG: 0.573										4	2	2	1	0	1	0				
Jeff Reed, L (1, 2) OBP: 0.405, SLG: 0.534										3	1	2	0	1	1	1				
Quinton McCracken, S (1, 8) OBP: 0.365, SLG: 0.355										3	1	1	2	1	0	2				
Roger Bailey, R (1, 1) OBP: 0.250, SLG: 0.241										1	0	0	0	0	0	0				
Jason Bates, S (4, PH) OBP: 0.348, SLG: 0.446										1	0	0	0	0	1	2				
Darren Holmes, R (5, 1) OBP: 0.150, SLG: 0.316										0	0	0	1	0	0	0				
17 Todd Helton, L (7, PH) OBP: 0.371, SLG: 0.536										1	0	0	0	0	0	0				
Inning Stats	R: 0 E: 0 K: 1 S: 8	H: 0 LOB: 1 BB: 1 P: 14	R: 0 E: 0 K: 0 S: 10	H: 1 LOB: 0 BB: 0 P: 16	R: 2 E: 1 K: 0 S: 15	H: 2 LOB: 1 BB: 0 P: 22	R: 1 E: 0 K: 2 S: 13	H: 2 LOB: 2 BB: 1 P: 22	R: 7 E: 0 K: 1 S: 25	H: 7 LOB: 1 BB: 1 P: 38	R: 0 E: 0 K: 1 S: 9	H: 1 LOB: 0 BB: 0 P: 11	R: 0 E: 0 K: 0 S: 4	H: 0 LOB: 0 BB: 0 P: 7	R: 0 E: 0 K: 1 S: 5	H: 0 LOB: 0 BB: 0 P: 5	1B: 7 2B: 4 3B: 0 HR: 2	SF: 2 SAC: 0 DP: 0 HBP: 0	WP: 0 PB: 0 SB: 0 CS: 0	PA: 41
PITCHER	IP WLS BF H R ER SO BB IBB HBP BLK WP HR S P ERA WHIP																			
Mike Oquist, R (1, 1) ERA: 5.04	4.0	L	22	7	5	5	3	2	0	0	0	0	0	0	5	9	5.00	2.250		
Don Wengert, R (5, 1) ERA: 6.07	0.0		4	3	2	2	0	1	0	0	0	0	0	5	9	6.00	1.000			
Dane Johnson, R (5, 1) ERA: 4.53	3.0		12	3	3	2	2	0	0	0	0	0	0	26	36	6.00	1.000			
Tim Kubinski, L (8, 1) ERA: 2.16	1.0		3	0	0	0	1	0	0	0	0	0	0	5	5	0.00	0.000			

Oakland Athletics @ Colorado Rockies
Coors Field, Denver, CO
Sun Aug 31 1997, 3:33 AM MDT
Att: 48,041 - Sunny - 75 F

AB 36
R 10
H 13
RBI 10
BB 3
SO 6
LOB 13



Batter	1	2	3	4	5	6	7	8	9	AB	R	H	RBI	BB	SO	LOB	TOP							
Stan Javier, S OBP: 0.369, SLG: 0.393 (1, 8) (7, 9)	G4-3	FC5			F9			G3-1		5	0	1	0	0	0	4								
Bill Mueller, S OBP: 0.373, SLG: 0.448 (1, 5)	FC6-4 BB		P3	P4		L8			K	4	0	0	0	1	1	1								
Barry Bonds, L OBP: 0.438, SLG: 0.562 (1, 7)	P6			F8	F8				HR	5	2	2	1	0	0	2								
Jeff Kent, R OBP: 0.327, SLG: 0.493 (1, 4)	FC6-4								P4	4	2	1	1	1	1	1								
Glenallen Hill, R OBP: 0.291, SLG: 0.431 Darryl Hamilton, L OBP: 0.348, SLG: 0.367 (1, 9) (7, 8)										3	1	1	0	1	1	0								
Mark Lewis, R OBP: 0.308, SLG: 0.435 (1, 10)										0	1	0	0	1	0	0								
J.T. Snow, L OBP: 0.395, SLG: 0.521 (1, 3)										5	2	2	1	0	1	3								
Brian Johnson, R OBP: 0.298, SLG: 0.432 (1, 2)										4	0	2	4	1	0	2								
Jose Vizcaino, S OBP: 0.327, SLG: 0.346 (1, 6)										4	0	0	1	0	2	5								
Inning Stats	R: 0 E: 0 K: 0 S: 5	H: 0 LOB: 1 BB: 1 P: 12	R: 1 E: 0 K: 1 S: 12	H: 2 LOB: 2 BB: 1 P: 22	R: 2 E: 0 K: 0 S: 15	H: 4 LOB: 1 BB: 0 P: 30	R: 0 E: 0 K: 1 S: 8	H: 1 LOB: 1 BB: 0 P: 15	R: 2 E: 1 K: 1 S: 18	H: 1 LOB: 2 BB: 2 P: 35	R: 0 E: 0 K: 1 S: 5	H: 0 LOB: 0 BB: 0 P: 9	R: 0 E: 0 K: 1 S: 7	H: 0 LOB: 0 BB: 0 P: 11	R: 0 E: 0 K: 1 S: 6	H: 0 LOB: 0 BB: 0 P: 10	R: 3 E: 1 K: 1 S: 15	H: 2 LOB: 1 BB: 1 P: 24	1B: 7 2B: 1 3B: 1 HR: 1	SF: 1 SAC: 0 DP: 0 HBP: 0	WP: 1 PB: 0 CS: 2	PA: 44		
PITCHER	IP	WLS	BF	H	R	ER	SO	BB	IBB	HBP	BLK	WP	HR	S	P	ERA	WHIP							
Andrew Lorraine, L ERA: 7.27 (1, 1)	2.1	L	15	6	3	3	1	2	0	0	0	0	0	29	59	11.57	3.429							
Buddy Groom, L ERA: 4.66 (3, 1)	1.2		10	2	2	1	1	2	0	0	0	1	0	21	41	5.40	2.400							
Aaron Small, R ERA: 4.09 (5, 1)	3.0		9	0	0	0	3	0	0	0	0	0	0	20	34	0.00	0.000							
Billy Taylor, R ERA: 4.26 (8, 1)	1.0		3	0	0	0	1	0	0	0	0	0	0	6	10	0.00	0.000							
T.J. Mathews, R ERA: 2.79 (9, 1)	1.0		7	2	3	1	1	1	0	0	0	0	1	15	24	9.00	3.000							

San Francisco Giants @ Oakland Athletics
Oakland-Alameda County Coliseum, Oakland, CA
Mon Sep 01 1997, 7:05 PM PDT
Att: 50,792 - Cloudy - 78 F

AB 38
R 8
H 10
RBI 8
BB 5
SO 7
LOB 20



Batter	1	2	3	4	5	6	7	8	9	AB	R	H	RBI	BB	SO	LOB	BOTTOM							
Mark Bellhorn, S OBP: 0.326, SLG: 0.368 (1, 10)		FC6-4								5	0	0	0	0	2	4								
Miguel Tejada, R OBP: 0.295, SLG: 0.400 (1, 6)	P3		P3		P6					5	0	0	0	0	0	2								
Scott Brosius, R OBP: 0.261, SLG: 0.319 (1, 5) (9, 7)										4	0	0	0	1	1	1								
Matt Stairs, L OBP: 0.415, SLG: 0.671 (1, 9)										4	1	2	1	0	1	1								
Brian Leshar, R OBP: 0.231, SLG: 0.337 Jason McDonald, S OBP: 0.325, SLG: 0.377 (1, 7) (8, PH) (9, 8)										3	1	1	0	0	0	1								
Jason Giambi, L OBP: 0.360, SLG: 0.478 (1, 3)										1	0	1	0	0	0	0								
Scott Spiezio, S OBP: 0.280, SLG: 0.355 (1, 4)										3	0	2	1	1	0	0								
Ernie Young, R OBP: 0.297, SLG: 0.351 Dave Magadan, L OBP: 0.423, SLG: 0.418 (1, 8) (8, PH) (9, 5)										4	0	2	0	0	0	4								
Izzy Molina, R OBP: 0.195, SLG: 0.213 Brent Mayne, L OBP: 0.329, SLG: 0.371 (1, 2) (9, PH)										3	0	1	0	0	1	1								
Inning Stats	R: 0 E: 0 K: 2 S: 10	H: 0 LOB: 0 BB: 0 P: 16	R: 1 E: 0 K: 2 S: 14	H: 4 LOB: 3 BB: 0 P: 23	R: 0 E: 0 K: 2 S: 9	H: 1 LOB: 1 BB: 1 P: 18	R: 0 E: 0 K: 2 S: 10	H: 1 LOB: 1 BB: 0 P: 16	R: 0 E: 0 K: 1 S: 9	H: 2 LOB: 1 BB: 0 P: 14	R: 0 E: 1 K: 0 S: 7	H: 0 LOB: 0 BB: 0 P: 9	R: 0 E: 0 K: 0 S: 17	H: 2 LOB: 3 BB: 1 P: 26	R: 0 E: 0 K: 0 S: 6	H: 1 LOB: 1 BB: 0 P: 7	1B: 7 2B: 1 3B: 1 HR: 1	SF: 0 SAC: 0 DP: 1 HBP: 0	WP: 0 PB: 0 SB: 0 CS: 0	PA: 39				
PITCHER	IP	WLS	BF	H	R	ER	SO	BB	IBB	HBP	BLK	WP	HR	S	P	ERA	WHIP							
Kirk Rueter, L ERA: 3.69 (1, 1)	7.0	W	29	7	2	2	7	1	0	0	0	0	0	69	112	2.57	1.143							
Roberto Hernandez, R ERA: 2.32 (8, 1)	1.0		6	2	0	0	0	1	0	0	0	0	0	17	26	0.00	3.000							
Rod Beck, R ERA: 3.49 (9, 1)	1.0		4	1	0	0	0	0	0	0	0	0	0	6	7	0.00	1.000							

San Francisco Giants @ Oakland Athletics
Oakland-Alameda County Coliseum, Oakland, CA
Mon Sep 01 1997, 7:05 PM PDT
Att: 50,792 - Cloudy - 78 F

AB 37
R 2
H 10
RBI 2
BB 2
SO 7
LOB 21



Batter	1	2	3	4	5	6	7	8	9	AB	R	H	RBI	BB	SO	LOB	TOP				
Miguel Tejada, R OBP: 0.195, SLG: 0.282	P2	P3		F9	F9		K		G6-3	6	0	0	0	0	1	4					
Scott Spiezio, S OBP: 0.284, SLG: 0.358	BB 1B BB		L9	BB		1B 1B		FC4 1B WP 1B	F9	4	2	2	0	2	0	0					
Ben Grieve, L OBP: 0.500, SLG: 0.733	BB 1B		HR	K		K		K		5	1	2	0	0	3	4					
Matt Stairs, L OBP: 0.409, SLG: 0.653	K		K		F7	1B SF9 1B		FC4 1B		5	1	2	0	0	2	3					
Brian Leshar, R OBP: 0.260, SLG: 0.389 Jason McDonald, S OBP: 0.333, SLG: 0.387	BB		HR	1B 1B	1B 1B	1B 1B	1B 1B	FC4 WP 1B		4	3	3	3	1	0	2					
Jason Giambi, L OBP: 0.366, SLG: 0.490	G4-3		2B		1B 1B	SF9		1B 1B		4	1	3	2	0	0	3					
Scott Brosius, R OBP: 0.258, SLG: 0.314		G6-3	G3		1B 1B	F7		K		5	0	1	1	0	1	3					
Ernie Young, R OBP: 0.292, SLG: 0.340		FC5-4 BB		G6-3	K		F8		K	4	0	0	0	1	2	2					
Izzy Molina, R OBP: 0.218, SLG: 0.271	FC5-4			BB 1B	1B 1B		K		HR	5	1	3	2	0	1	1					
Inning Stats	R: 0 E: 0 K: 1 S: 14	H: 1 LOB: 3 BB: 2 P: 26	R: 0 E: 0 K: 0 S: 10	H: 0 LOB: 1 BB: 1 P: 17	R: 2 E: 0 K: 1 S: 17	H: 3 LOB: 1 BB: 0 P: 22	R: 0 E: 0 K: 1 S: 8	H: 1 LOB: 2 BB: 1 P: 17	R: 2 E: 0 K: 1 S: 18	H: 4 LOB: 1 BB: 0 P: 26	R: 0 E: 0 K: 2 S: 19	H: 0 LOB: 0 BB: 0 P: 11	R: 2 E: 0 K: 2 S: 15	H: 3 LOB: 1 BB: 0 P: 22	R: 1 E: 0 K: 1 S: 14	H: 1 LOB: 0 BB: 0 P: 21	1B: 13 2B: 1 3B: 0 HR: 2	SF: 1 SAC: 0 DP: 0 HBP: 0	WP: 1 PB: 0 SB: 0 CS: 0	PA: 47	
PITCHER	IP	WLS	BF	H	R	ER	SO	BB	IBB	HBP	BLK	WP	HR	S	P	ERA	WHIP				
Glendon Rusch, L ERA: 5.66	4.2		27	9	4	4	4	4	0	0	0	0	0	20	31	7.71	2.786				
Hector Carrasco, R ERA: 4.39	1.1	L	7	3	2	2	1	0	0	0	0	0	0	20	31	13.50	2.250				
Scott Service, R ERA: 5.73	1.0		3	0	0	0	2	0	0	0	0	0	0	8	11	0.00	0.000				
Matt Whisenant, L ERA: 5.82	0.2		5	3	2	2	1	0	0	0	0	1	0	12	18	27.00	4.500				
Brian Bevil, R ERA: 9.72	1.1		5	1	1	1	2	0	0	0	0	0	1	17	25	6.75	0.750				

Oakland Athletics @ Kansas City Royals
Kauffman Stadium, Kansas City, MO

AB 42
R 9
H 16
RBI 8
BB 4
SO 10
LOB 22



WP: 1 PA: 47
PB: 0
SB: 0
CS: 0

Fri Sep 05 1997, 7:05 PM CDT
Att: 13,299 - Unknown - 78 F

Batter	1	2	3	4	5	6	7	8	9	AB	R	H	RBI	BB	SO	LOB	BOTTOM					
Rod Myers, L OBP: 0.353, SLG: 0.345	P6	1-H 2B			F7		G5-3 1B BB	1-2 2-H 1B		4	1	2	2	1	0	0						
Shane Halter, R OBP: 0.350, SLG: 0.415 Larry Sutton, L OBP: 0.353, SLG: 0.531 Mike Macfarlane, R OBP: 0.307, SLG: 0.383 Jed Hansen, R OBP: 0.355, SLG: 0.400	HR 2B	G5-3		2B 1B		G5-3 1B	K			4	1	2	0	0	0	2						
Jay Bell, R OBP: 0.367, SLG: 0.458	HR BB		G6-3		2B		G5-3 1B 2-H 1B	FC4-6 1B		4	1	3	1	1	0	0						
Chili Davis, S OBP: 0.401, SLG: 0.540	F8		P6		IBB		1B	FC4-6 1B 1B		4	0	1	0	1	0	3						
Jeff King, R OBP: 0.336, SLG: 0.425	HR		K		K		G5-3	F7		5	1	1	3	0	2	6						
Scott Cooper, L OBP: 0.278, SLG: 0.312	G6-3			F8	F7		G5-3	G6-3	1B 1B	5	0	1	0	0	0	3						
Jermaine Dye, R OBP: 0.269, SLG: 0.364		K		K		F8		L9	1B 1B	5	0	1	0	0	2	0						
Yamil Benitez, R OBP: 0.305, SLG: 0.462	F9			FC4-6 1B		K		G4-3		5	1	2	0	0	1	3						
29 Mike Sweeney, R OBP: 0.312, SLG: 0.376	2B 1B			FC4-6 1B		F7		1B 1B		4	1	2	0	0	0	1						
Inning Stats	R: 3 E: 0 K: 0 S: 11	H: 2 LOB: 0 BB: 1 P: 21	R: 1 E: 0 K: 1 S: 10	H: 2 LOB: 0 BB: 0 P: 13	R: 0 E: 0 K: 1 S: 9	H: 0 LOB: 0 BB: 0 P: 16	R: 0 E: 0 K: 1 S: 10	H: 1 LOB: 0 BB: 0 P: 16	R: 0 E: 0 K: 1 S: 9	H: 2 LOB: 3 BB: 1 P: 20	R: 0 E: 0 K: 1 S: 5	H: 0 LOB: 0 BB: 0 P: 7	R: 1 E: 0 K: 0 S: 12	H: 2 LOB: 1 BB: 1 P: 24	R: 1 E: 0 K: 1 S: 19	H: 3 LOB: 2 BB: 0 P: 26	R: 0 E: 0 K: 0 S: 15	H: 3 LOB: 3 BB: 0 P: 21	1B: 11 2B: 3 3B: 0 HR: 1	SF: 0 SAC: 0 DP: 1 HBP: 0	WP: 0 PB: 0 SB: 0 CS: 0	PA: 44
PITCHER	IP	WLS	BF	H	R	ER	SO	BB	IBB	HBP	BLK	WP	HR	S	P	ERA	WHIP					
Mike Oquist, R ERA: 5.2	6.1		30	8	5	5	5	2	1	0	0	0	0	22	32	6.75	3.000					
Aaron Small, R ERA: 4.02	1.1		7	4	1	1	0	0	0	0	0	0	0	22	32	6.75	3.000					
Tim Kubinski, L ERA: 2.08	0.1		1	0	0	0	1	0	0	0	0	0	0	3	4	0.00	0.000					
Billy Taylor, R ERA: 4.48	1.0	S	6	3	0	0	0	0	0	0	0	0	0	15	21	0.00	3.000					

Oakland Athletics @ Kansas City Royals
Kauffman Stadium, Kansas City, MO

AB 41
R 6
H 15
RBI 6
BB 3
SO 6
LOB 20



WP: 0 PA: 44
PB: 0
SB: 0
CS: 0

Fri Sep 05 1997, 7:05 PM CDT
Att: 13,299 - Unknown - 78 F

Batter	1	2	3	4	5	6	7	8	9	AB	R	H	RBI	BB	SO	LOB	TOP								
Jason McDonald, S OBP: 0.341, SLG: 0.390 (1, 8)	B1-3		1B				L5-3			4	1	2	0	1	0	1	Oakland Athletics @ Kansas City Royals Kauffman Stadium, Kansas City, MO Sat Sep 06 1997, 7:05 PM CDT Att: 18,853 - Unknown - 83 F livebaseballscorecards.com								
Dave Magadan, L OBP: 0.292, SLG: 0.422 (1, 10)	G6-3		BB				F7		G3-1	5	0	2	2	0	0	2									
Ben Grieve, L OBP: 0.429, SLG: 0.579 (1, 9)	G6-3		BB				L6		G4-3	4	0	0	0	1	1	1									
Matt Stairs, L OBP: 0.403, SLG: 0.642 Ernie Young, R OBP: 0.292, SLG: 0.340 (8, 8)		F7	K				F8		K	5	0	0	0	0	2	3									
Jason Giambi, L OBP: 0.367, SLG: 0.491 (1, 3)							G1-3		K	0	0	0	0	0	0	0									
Brent Mayne, L OBP: 0.335, SLG: 0.400 (1, 2)							G4-3		G6-3	5	1	2	1	0	0	1									
Mark Bellhorn, S OBP: 0.332, SLG: 0.376 Scott Brosius, R OBP: 0.257, SLG: 0.313 (7, 5)							G4-3		G6-4-3	5	1	2	1	0	0	1									
Scott Spiezio, S OBP: 0.286, SLG: 0.368 (1, 4)							G4-3		G5-3	3	3	2	0	1	1	1									
Miguel Tejada, R OBP: 0.244, SLG: 0.349 (1, 6)							G4-3		G5-3	1	0	0	0	0	0	0									
Inning Stats	R: 0 E: 0 K: 0 S: 5	H: 0 LOB: 0 BB: 0 P: 9	R: 1 E: 0 K: 1 S: 13	H: 2 LOB: 1 BB: 0 P: 20	R: 0 E: 0 K: 1 S: 14	H: 2 LOB: 3 BB: 1 P: 26	R: 3 E: 0 K: 0 S: 18	H: 4 LOB: 1 BB: 0 P: 26	R: 3 E: 0 K: 0 S: 20	H: 3 LOB: 2 BB: 2 P: 33	R: 0 E: 0 K: 2 S: 9	H: 0 LOB: 0 BB: 0 P: 13	R: 2 E: 0 K: 0 S: 8	H: 3 LOB: 0 BB: 0 P: 11	R: 0 E: 0 K: 1 S: 12	H: 0 LOB: 0 BB: 0 P: 18		R: 0 E: 0 K: 0 S: 6	H: 1 LOB: 0 BB: 0 P: 12	1B: 8 2B: 7 3B: 0 HR: 1	SF: 0 SAC: 0 DP: 2 HBP: 0	WP: 1 PB: 0 SB: 0 CS: 0	PA: 43		
PITCHER	IP	WLS	BF	H	R	ER	SO	BB	IBB	HBP	BLK	WP	HR	S	P	ERA	WHIP								
Kevin Appier, R ERA: 3.47 (1, 1)	4.2	L	27	11	7	7	2	2	0	0	0	0	0	63	101	13.50	2.786								
Jamie Walker, L ERA: 5.13 (5, 1)	1.2		9	3	2	2	2	1	0	0	0	1	1	23	36	10.80	2.400								
Ricky Bones, R ERA: 7.44 (7, 1)	2.2		7	1	0	0	1	0	0	0	0	0	0	19	31	0.00	0.375								

Batter	1	2	3	4	5	6	7	8	9	AB	R	H	RBI	BB	SO	LOB	BOTTOM								
Jose Offerman, S OBP: 0.365, SLG: 0.406 (1, 4)	G5-3		K							5	0	1	0	0	1	3	Oakland Athletics @ Kansas City Royals Kauffman Stadium, Kansas City, MO Sat Sep 06 1997, 7:05 PM CDT Att: 18,853 - Unknown - 83 F livebaseballscorecards.com								
Rod Myers, L OBP: 0.333, SLG: 0.324 (1, 8)	G4-3		P6						FC5-4	5	1	1	0	0	0	1									
Jay Bell, R OBP: 0.369, SLG: 0.465 (1, 5)	1B		F8						SF8	5	0	3	0	0	0	0									
Chili Davis, S OBP: 0.403, SLG: 0.540 (1, 10)	2B		F8						SF8	4	0	2	0	1	0	2									
Jeff King, R OBP: 0.338, SLG: 0.425 (1, 3)			BB						BB	2	0	1	1	2	0	0									
Yamil Benitez, R OBP: 0.295, SLG: 0.447 (1, 7)			F8						SF8	5	0	0	0	0	0	8									
Jermaine Dye, R OBP: 0.276, SLG: 0.369 (1, 9)			BB						G3-1	3	1	2	0	1	0	0									
Mike Macfarlane, R OBP: 0.310, SLG: 0.398 Andy Stewart, R (8, PR) (9, 2)			F8						P2	4	1	2	2	0	0	2									
Felix Martinez, S OBP: 0.364, SLG: 0.333 (1, 6)			F8						G6-3	3	0	0	0	1	1	2									
Inning Stats	R: 0 E: 0 K: 0 S: 7	H: 2 LOB: 2 BB: 0 P: 13	R: 0 E: 0 K: 1 S: 11	H: 0 LOB: 3 BB: 3 P: 24	R: 0 E: 0 K: 0 S: 7	H: 2 LOB: 0 BB: 0 P: 9	R: 0 E: 0 K: 0 S: 3	H: 0 LOB: 0 BB: 0 P: 4	R: 0 E: 0 K: 0 S: 9	H: 2 LOB: 3 BB: 1 P: 16	R: 2 E: 0 K: 1 S: 14	H: 2 LOB: 0 BB: 0 P: 17	R: 0 E: 0 K: 0 S: 11	H: 0 LOB: 0 BB: 0 P: 17	R: 0 E: 1 K: 0 S: 8	H: 2 LOB: 2 BB: 0 P: 10		R: 1 E: 0 K: 0 S: 13	H: 2 LOB: 2 BB: 1 P: 25	1B: 8 2B: 3 3B: 0 HR: 1	SF: 1 SAC: 0 DP: 1 HBP: 0	WP: 0 PB: 0 SB: 0 CS: 0	PA: 42		
PITCHER	IP	WLS	BF	H	R	ER	SO	BB	IBB	HBP	BLK	WP	HR	S	P	ERA	WHIP								
Andrew Lorraine, L ERA: 6.17 (1, 1)	6.0	W	29	4	2	2	2	4	0	0	0	0	0	51	83	3.00	2.000								
Don Wengert, R ERA: 6.06 (7, 1)	3.0	S	13	4	1	1	0	1	0	0	0	0	0	32	52	3.00	1.667								

Batter	1	2	3	4	5	6	7	8	9	AB	R	H	RBI	BB	SO	LOB	TOP			
Jason McDonald, S OBP: 0.342, SLG: 0.383	G6-3		E WP BB	F8			P7			3	1	0	0	1	0	2	<p>Oakland Athletics @ Minnesota Twins</p> <p>Hubert H. Humphrey Metrodome, Minneapolis, MN</p> <p>Mon Sep 08 1997, 8:05 PM EDT</p> <p>Att. 9,363 - Dome - 70 F</p>			
Scott Spiezio, S OBP: 0.287, SLG: 0.373	HR		F8		F8			G6-3		4	1	1	1	0	0	1				
Ben Grieve, L OBP: 0.433, SLG: 0.519	1B		E4 WP		F9			G4-3		4	0	1	0	0	0	1				
Brian Leshar, R OBP: 0.240, SLG: 0.361	F8		P3		F7			F7		4	0	0	0	0	0	2				
Jason Giambi, L OBP: 0.366, SLG: 0.487	K		K						K	4	0	0	0	0	3	2				
Mark Bellhorn, S OBP: 0.328, SLG: 0.366		G5-3		G6-3 1B BB			K		L8	3	0	0	0	1	1	0				
Miguel Tejada, R OBP: 0.278, SLG: 0.385	F8			G6-3 1B			F8		FC5-4 1B	4	0	2	0	0	0	0				
Ernie Young, R OBP: 0.299, SLG: 0.345	1B			G6-3			P3		FC5-4	4	0	1	0	0	0	3				
Izzy Molina, R OBP: 0.223, SLG: 0.283	F9			L4			G6-3			3	0	0	0	0	0	3				
Inning Stats	R: 1 E: 0 K: 1 S: 11	H: 2 LOB: 1 BB: 0 P: 18	R: 0 E: 0 K: 0 S: 8	H: 1 LOB: 1 BB: 1 P: 11	R: 1 E: 1 K: 1 S: 13	H: 0 LOB: 1 BB: 1 P: 20	R: 0 E: 0 K: 0 S: 10	H: 1 LOB: 0 BB: 1 P: 19	R: 0 E: 0 K: 1 S: 6	H: 0 LOB: 0 BB: 0 P: 9	R: 0 E: 0 K: 0 S: 6	H: 0 LOB: 0 BB: 0 P: 10	R: 0 E: 0 K: 0 S: 8	H: 0 LOB: 0 BB: 0 P: 12	R: 0 E: 0 K: 1 S: 11	H: 1 LOB: 1 BB: 0 P: 14	1B: 4 2B: 0 3B: 0 HR: 1	SF: 0 SAC: 0 DP: 0 HBP: 0	WP: 1 PB: 0 SB: 0 CS: 0	PA: 35
PITCHER Dan Serafini, L ERA: 1.59	IP: 9.0 WLS: W BF: 35 H: 5 R: 2 ER: 1 SO: 4 BB: 2 IBB: 0 HBP: 0 BLK: 0 WP: 1 HR: 1 S: 77 P: 121 ERA: 1.00 WHIP: 0.778															PITCHER				

AB	33
R	2
H	5
RBI	1
BB	2
SO	4
LOB	14



Batter	1	2	3	4	5	6	7	8	9	AB	R	H	RBI	BB	SO	LOB	BOTTOM			
Brent Brede, L OBP: 0.395, SLG: 0.423	G3-1			2B BB 1B			1B			5	2	4	2	0	0	0	<p>Oakland Athletics @ Minnesota Twins</p> <p>Hubert H. Humphrey Metrodome, Minneapolis, MN</p> <p>Mon Sep 08 1997, 8:05 PM EDT</p> <p>Att. 9,363 - Dome - 70 F</p>			
Pat Meares, R OBP: 0.314, SLG: 0.407	F7			SF9			G3-1		K	4	0	0	1	0	1	4				
Scott Stahviak, L OBP: 0.303, SLG: 0.420	HR			F8			L9		K	4	2	1	1	1	1	0				
Ron Coomer, R OBP: 0.326, SLG: 0.424	1B			G1-3			FC3-6 1B		1B	5	1	4	2	0	0	0				
David Ortiz, L OBP: 0.375, SLG: 0.500	1B			K			FC3-6		K	5	0	2	1	0	2	3				
Marty Cordova, R OBP: 0.293, SLG: 0.406	1B			1B			F7		G3	5	0	2	0	0	1	2				
Todd Walker, L OBP: 0.260, SLG: 0.280	F7			G3					G4-3	4	1	1	0	0	0	4				
Denny Hocking, S OBP: 0.303, SLG: 0.369							PB S 1B		1B	0	0	0	0	0	0	0				
Damian Miller, R OBP: 0.216, SLG: 0.343				K			F9		G1-3	4	0	0	0	0	1	1				
Rich Becker, L OBP: 0.358, SLG: 0.404	G4-3			1B SF9 BB			1B		1B	2	1	1	0	2	0	0				
Inning Stats	R: 2 E: 0 K: 0 S: 16	H: 4 LOB: 2 BB: 0 P: 27	R: 1 E: 0 K: 0 S: 8	H: 1 LOB: 0 BB: 0 P: 14	R: 0 E: 0 K: 0 S: 10	H: 2 LOB: 2 BB: 0 P: 17	R: 3 E: 0 K: 2 S: 12	H: 2 LOB: 1 BB: 2 P: 22	R: 1 E: 0 K: 0 S: 12	H: 2 LOB: 2 BB: 1 P: 23	R: 0 E: 0 K: 0 S: 9	H: 1 LOB: 1 BB: 0 P: 13	R: 0 E: 0 K: 1 S: 13	H: 2 LOB: 2 BB: 0 P: 19	R: 0 E: 0 K: 3 S: 13	H: 1 LOB: 1 BB: 0 P: 17	1B: 12 2B: 1 3B: 0 HR: 2	SF: 1 SAC: 0 DP: 0 HBP: 0	WP: 1 PB: 1 SB: 1 CS: 0	PA: 42
PITCHER Dave Telgheder, R ERA: 6.11	IP: 3.1 WLS: L BF: 17 H: 7 R: 3 ER: 3 SO: 1 BB: 0 IBB: 0 HBP: 0 BLK: 0 WP: 1 HR: 2 S: 37 P: 62 ERA: 8.10 WHIP: 2.100															PITCHER				
Tim Kubinski, L ERA: 3.97	2.2	16	5	4	3	1	3	0	0	0	0	0	30	54	10.12	3.000				
Mike Mohler, L ERA: 5.42	1.0	5	2	0	0	1	0	0	0	0	0	13	19	0.00	2.000					
Aaron Small, R ERA: 3.97	1.0	4	1	0	0	3	0	0	0	0	0	13	17	0.00	1.000					

AB	38
R	7
H	15
RBI	7
BB	3
SO	6
LOB	14



Batter	1	2	3	4	5	6	7	8	9	AB	R	H	RBI	BB	SO	LOB	TOP										
Jason McDonald, S OBP: 0.349, SLG: 0.392 (1, 8)	G3-1		G4-3														4 2 2 0 1 0 0										
Dave Magadan, L OBP: 0.430, SLG: 0.423 Brian Leshar, R OBP: 0.248, SLG: 0.361 (1, 10)	G6-3			L6													4 1 2 2 0 0 0 0 0 0 0 1 0 0										
Ben Grieve, L OBP: 0.457, SLG: 0.531 (1, 9)				G6-3													5 0 3 2 0 1 2										
Matt Stairs, L OBP: 0.404, SLG: 0.640 Ernie Young, R OBP: 0.296, SLG: 0.343 (1, 7)	F7			F7													4 0 2 0 0 0 1 1 0 0 0 0 1 2										
Jason Giambi, L OBP: 0.363, SLG: 0.483 (1, 3)																	4 0 0 0 0 0 2										
Scott Spiezio, S OBP: 0.286, SLG: 0.374 (1, 4)																	4 0 1 0 0 0 2										
Mark Bellhorn, S OBP: 0.361, SLG: 0.361 Scott Brosius, R OBP: 0.258, SLG: 0.319 (1, 5)																	3 0 0 0 0 2 1 1 1 1 1 0 0 0										
Miguel Tejada, R OBP: 0.276, SLG: 0.375 (1, 6)																	4 1 1 0 0 0 1										
Izzy Molina, R OBP: 0.214, SLG: 0.271 (1, 2)																	4 0 0 0 0 1 1										
Inning Stats	R: 0 H: 1 E: 0 K: 0 S: 14	H: 1 LOB: 1 BB: 0 P: 23	R: 0 H: 0 E: 0 K: 1 S: 9	H: 0 LOB: 0 BB: 0 P: 15	R: 0 H: 0 E: 0 K: 0 S: 8	H: 0 LOB: 0 BB: 0 P: 10	R: 0 H: 0 E: 0 K: 0 S: 5	H: 0 LOB: 0 BB: 0 P: 6	R: 0 H: 1 E: 0 K: 1 S: 9	H: 1 LOB: 1 BB: 0 P: 11	R: 2 H: 4 E: 0 K: 1 S: 20	H: 4 LOB: 2 BB: 0 P: 29	R: 2 H: 4 E: 0 K: 0 S: 20	H: 4 LOB: 2 BB: 1 P: 32	R: 1 H: 1 E: 0 K: 0 S: 7	H: 1 LOB: 0 BB: 0 P: 12	R: 0 H: 1 E: 0 K: 2 S: 12	H: 1 LOB: 2 BB: 1 P: 18	1B: 9 2B: 2 3B: 0 HR: 1	SF: 0 SAC: 0 DP: 0 HBP: 0	WP: 0 PB: 0 SB: 4 CS: 0	PA: 40					
PITCHER	IP	WLS	BF	H	R	ER	SO	BB	IBB	HBP	BLK	WP	HR	S	P	ERA	WHIP										
LaTroy Hawkins, R ERA: 5.82 (1, 1)	5.1	L	22	6	2	2	3	0	0	0	0	0	0	61	89	3.38	1.125										
Greg Swindell, L ERA: 3.75 (6, 1)	1.2		9	4	2	2	0	1	0	0	0	0	0	24	37	10.80	3.000										
Todd Ritchie, R ERA: 4.95 (8, 1)	1.1		5	1	1	1	0	0	0	0	0	0	1	10	16	6.75	0.750										
Eddie Guardado, L ERA: 3.12 (9, 1)	0.2		4	1	0	0	2	1	0	0	0	0	0	9	14	0.00	3.000										

Oakland Athletics @ Minnesota Twins
Hubert H. Humphrey Metrodome, Minneapolis, MN
Tue Sep 09 1997, 4:33 AM EDT
Att: 9,705 - Dome

AB 38
R 5
H 12
RBI 5
BB 2
SO 5
LOB 12



Batter	1	2	3	4	5	6	7	8	9	AB	R	H	RBI	BB	SO	LOB	BOTTOM										
Chuck Knoblauch, R OBP: 0.393, SLG: 0.424 (1, 4)	F9																4 1 2 0 0 0 0										
Rich Becker, L OBP: 0.355, SLG: 0.399 (1, 8)	P3																4 0 0 0 0 1 2										
Paul Moltor, R OBP: 0.355, SLG: 0.438 (1, 10)																	4 0 2 1 0 0 0										
Ron Coomer, R OBP: 0.326, SLG: 0.422 Brent Bredt, L OBP: 0.362, SLG: 0.420 (1, 5)	F9																2 0 0 0 1 1 1 1 0 0 0 0 0 0										
Scott Stahoviak, L OBP: 0.302, SLG: 0.415 (1, 3)																	3 0 0 0 1 1 2										
Terry Steinbach, R OBP: 0.313, SLG: 0.412 (1, 2)																	4 0 0 0 0 1 3										
Matt Lawton, L OBP: 0.356, SLG: 0.382 (1, 9)																	3 0 0 0 0 2 0										
Marty Cordova, R OBP: 0.290, SLG: 0.402 (1, 7)																	3 0 0 0 0 2 0										
Pat Meares, R OBP: 0.312, SLG: 0.404 (1, 6)																	3 0 0 0 0 2 0										
Inning Stats	R: 0 H: 1 E: 0 K: 0 S: 10	H: 0 LOB: 0 BB: 0 P: 16	R: 0 H: 0 E: 0 K: 1 S: 6	H: 0 LOB: 0 BB: 0 P: 8	R: 0 H: 1 E: 0 K: 3 S: 15	H: 1 LOB: 1 BB: 0 P: 21	R: 0 H: 0 E: 0 K: 1 S: 9	H: 0 LOB: 1 BB: 1 P: 16	R: 0 H: 0 E: 0 K: 1 S: 10	H: 0 LOB: 0 BB: 0 P: 14	R: 1 H: 2 E: 0 K: 1 S: 11	H: 2 LOB: 2 BB: 1 P: 20	R: 0 H: 0 E: 0 K: 2 S: 8	H: 0 LOB: 0 BB: 0 P: 11	R: 0 H: 0 E: 0 K: 0 S: 8	H: 0 LOB: 0 BB: 0 P: 17	R: 0 H: 0 E: 0 K: 1 S: 7	H: 0 LOB: 0 BB: 0 P: 10	1B: 3 2B: 1 3B: 0 HR: 0	SF: 0 SAC: 0 DP: 0 HBP: 0	WP: 0 PB: 0 SB: 1 CS: 0	PA: 33					
PITCHER	IP	WLS	BF	H	R	ER	SO	BB	IBB	HBP	BLK	WP	HR	S	P	ERA	WHIP										
Jimmy Haynes, R ERA: 4.17 (1, 1)	8.0	W	30	4	1	1	9	2	0	0	0	0	0	77	123	1.12	0.750										
Billy Taylor, R ERA: 4.41 (9, 1)	1.0		3	0	0	0	1	0	0	0	0	0	0	7	10	0.00	0.000										

Oakland Athletics @ Minnesota Twins
Hubert H. Humphrey Metrodome, Minneapolis, MN
Tue Sep 09 1997, 4:33 AM EDT
Att: 9,705 - Dome

AB 31
R 1
H 4
RBI 1
BB 2
SO 10
LOB 8



Batter	1	2	3	4	5	6	7	8	9	AB	R	H	RBI	BB	SO	LOB	TOP								
Shannon Stewart, R OBP: 0.360, SLG: 0.414	F8		G6-3			G5-3			1B 2B	4	1	1	0	0	0	1									
Mariano Duncan, R OBP: 0.272, SLG: 0.285	G5-3			K			P3		G4-3 1B	4	0	1	2	0	1	0									
José Cruz Jr., S OBP: 0.322, SLG: 0.517	K			K			K		G4-3	4	0	0	0	0	3	1									
Joe Carter, R OBP: 0.295, SLG: 0.412		K			F7		P3		G6-3	4	0	0	0	0	1	1									
Carlos Delgado, L OBP: 0.336, SLG: 0.524		K				P4			P6	3	0	0	0	0	1	0									
Shawn Green, L OBP: 0.341, SLG: 0.487	G3					K2-3			G4-3	3	0	0	0	0	1	0									
Tom Evans, R OBP: 0.345, SLG: 0.423						K			G5-3	3	0	1	0	0	1	0									
Sandy Martinez, L (1, 2)						K			P6 2B 1B BB	2	1	0	0	1	1	1									
Tomas Perez, S OBP: 0.276, SLG: 0.281									P5	2	0	0	0	0	1	1									
Rich Butler, L OBP: 0.266, SLG: 0.167										1	0	0	0	0	0	1									
Carlos Garcia, R OBP: 0.247, SLG: 0.298										0	0	0	0	0	0	0									
Inning Stats	R: 0 E: 0 K: 1 S: 7	H: 0 LOB: 0 BB: 0 P: 12	R: 0 E: 0 K: 2 S: 8	H: 0 LOB: 0 BB: 0 P: 11	R: 0 E: 0 K: 1 S: 12	H: 1 LOB: 1 BB: 0 P: 19	R: 0 E: 0 K: 2 S: 9	H: 0 LOB: 0 BB: 0 P: 15	R: 0 E: 0 K: 2 S: 8	H: 0 LOB: 0 BB: 0 P: 14	R: 0 E: 0 K: 1 S: 5	H: 0 LOB: 0 BB: 0 P: 7	R: 0 E: 0 K: 1 S: 9	H: 0 LOB: 0 BB: 0 P: 11	R: 0 E: 0 K: 0 S: 8	H: 0 LOB: 0 BB: 0 P: 15	R: 2 E: 0 K: 0 S: 13	H: 2 LOB: 1 BB: 1 P: 24	1B: 2 2B: 1 3B: 0 HR: 0	SF: 0 SAC: 0 DP: 0 HBP: 0	WP: 0 PB: 0 SB: 0 CS: 0	PA: 31			
PITCHER	IP	WLS	BF	H	R	ER	SO	BB	IBB	HBP	BLK	WP	HR	S	P	ERA	WHIP								
Mike Quist, R ERA: 4.92	8.1		28	2	2	2	10	1	0	0	0	0	0	71	115	2.16	0.360								
T.J. Mathews, R ERA: 3.08	0.2	W	3	1	0	0	0	0	0	0	0	0	0	8	13	0.00	1.500								

Toronto Blue Jays @ Oakland Athletics
Oakland-Alameda County Coliseum, Oakland, CA
Wed Sep 10 1997, 7:05 PM PDT
Att. 4,764 - Unknown - 70 F

AB 30
R 2
H 3
RBI 2
BB 1
SO 10
LOB 6



Batter	1	2	3	4	5	6	7	8	9	AB	R	H	RBI	BB	SO	LOB	BOTTOM								
Jason McDonald, S OBP: 0.347, SLG: 0.385	P9		B4-3					F8		3	0	0	0	1	0	0									
Dave Magadan, L OBP: 0.424, SLG: 0.416	P7		P8				K	G4-3		4	0	0	0	0	1	3									
Ben Grieve, L OBP: 0.410, SLG: 0.472	K						F7		G4-3	4	0	0	0	0	1	0									
Matt Stairs, L OBP: 0.405, SLG: 0.636							F7		P8	2	0	0	0	2	0	0									
Jason Giambi, L OBP: 0.362, SLG: 0.481							K		E9 1B	4	0	1	0	0	1	2									
Ernie Young, R OBP: 0.298, SLG: 0.343										0	1	0	0	0	0	0									
Scott Spiezio, S OBP: 0.286, SLG: 0.372	G3						F8		1B IBB	3	0	0	0	1	0	0									
Brent Mayne, L OBP: 0.335, SLG: 0.399							K			3	1	1	0	0	1	0									
Brian Leshar, R OBP: 0.255, SLG: 0.367										1	0	1	1	0	0	0									
Mark Bellhorn, S OBP: 0.325, SLG: 0.362										2	0	1	0	0	1	0									
Scott Brosius, R OBP: 0.258, SLG: 0.319										0	0	0	0	0	0	0									
Miguel Tejada, R OBP: 0.295, SLG: 0.424										3	1	2	1	0	1	0									
Inning Stats	R: 0 E: 0 K: 1 S: 8	H: 0 LOB: 0 BB: 0 P: 14	R: 0 E: 0 K: 0 S: 5	H: 0 LOB: 0 BB: 1 P: 11	R: 2 E: 0 K: 0 S: 9	H: 2 LOB: 0 BB: 0 P: 15	R: 0 E: 0 K: 1 S: 6	H: 0 LOB: 0 BB: 1 P: 16	R: 0 E: 0 K: 2 S: 11	H: 2 LOB: 3 BB: 1 P: 21	R: 0 E: 0 K: 0 S: 5	H: 0 LOB: 0 BB: 0 P: 6	R: 0 E: 0 K: 1 S: 8	H: 0 LOB: 0 BB: 0 P: 13	R: 0 E: 0 K: 1 S: 8	H: 0 LOB: 0 BB: 0 P: 12	R: 1 E: 1 K: 0 S: 8	H: 2 LOB: 2 BB: 1 P: 15	1B: 5 2B: 0 3B: 1 HR: 0	SF: 0 SAC: 1 DP: 1 HBP: 0	WP: 1 PB: 0 SB: 0 CS: 1	PA: 34			
PITCHER	IP	WLS	BF	H	R	ER	SO	BB	IBB	HBP	BLK	WP	HR	S	P	ERA	WHIP								
Woody Williams, R ERA: 4.36	8.0		29	4	2	2	6	4	2	2	0	0	0	60	108	2.25	0.875								
Dan Plesac, L ERA: 3.92	0.2	L	4	1	1	1	0	0	1	0	0	0	0	6	12	13.50	1.500								
Paul Quantrill, R ERA: 2.03	0.0		1	1	0	0	0	0	0	0	0	0	0	2	3	∞	∞								

Toronto Blue Jays @ Oakland Athletics
Oakland-Alameda County Coliseum, Oakland, CA
Wed Sep 10 1997, 7:05 PM PDT
Att. 4,764 - Unknown - 70 F

AB 29
R 3
H 6
RBI 2
BB 4
SO 6
LOB 5



Batter	1	2	3	4	5	6	7	8	9	AB	R	H	RBI	BB	SO	LOB	TOP					
Shannon Stewart, R OBP: 0.353, SLG: 0.413	1-2 F8	2-1 1B		1-0 G6-3		1-0 G6-3		1-2 G5-3		5	0	1	1	0	0	1						
Mariano Duncan, R OBP: 0.274, SLG: 0.293	2-1 G3-1	1-0 P4		1-2 2B		3-2 2B		1-0 G6-3		5	0	2	1	0	0	1						
José Cruz Jr., S OBP: 0.323, SLG: 0.518	0-1 2B	1-2 1B		3-H F8		0-2 F9			3-3 K	5	0	2	0	0	1	2						
Joe Carter, R OBP: 0.293, SLG: 0.408	0-0 F7	2-1 F7			1-3 K		0-1 F9		0-0 P3	5	0	0	0	0	1	3						
Carlos Delgado, L OBP: 0.336, SLG: 0.525		2-2 E 1B	2-2 F8		3-2 1B		1-3 K		1-2 G3-1	5	2	2	0	0	1	0						
Benito Santiago, R OBP: 0.276, SLG: 0.382		1-1 E6 1B	0-0 L6		2-2 E 1B		0-0 HR			4	2	3	2	0	0	0						
Shawn Green, L OBP: 0.342, SLG: 0.485		1-0 E G4-3 1B	2-3 K		2-1 E5		4-2 BB			3	1	1	2	1	1	1						
Tom Evans, R OBP: 0.364, SLG: 0.433		0-0 E7 G4-3 2B		1-2 G6-3 SH3-4 2B	0-0 L9-2		3-3 K			4	2	2	0	0	1	3						
Tomas Perez, S OBP: 0.269, SLG: 0.273		1-0 G4-3		1-1 SH3-4		1-3 K		1-1 P6		3	0	0	1	0	1	1						
Inning Stats	R: 0 E: 0 K: 0 S: 8	H: 1 LOB: 1 BB: 0 P: 11	R: 4 E: 2 K: 0 S: 18	H: 6 LOB: 2 BB: 0 P: 29	R: 0 E: 0 K: 1 S: 7	H: 0 LOB: 0 BB: 0 P: 11	R: 1 E: 0 K: 0 S: 12	H: 2 LOB: 1 BB: 0 P: 17	R: 1 E: 0 K: 1 S: 14	H: 2 LOB: 1 BB: 0 P: 20	R: 0 E: 0 K: 1 S: 14	H: 1 LOB: 1 BB: 0 P: 19	R: 1 E: 0 K: 2 S: 12	H: 1 LOB: 1 BB: 1 P: 20	R: 0 E: 0 K: 0 S: 9	H: 0 LOB: 0 BB: 0 P: 12	R: 0 E: 0 K: 1 S: 9	H: 0 LOB: 0 BB: 0 P: 13	1B: 7 2B: 6 3B: 0 HR: 1	SF: 0 SAC: 1 DP: 1 HBP: 0	WP: 0 PB: 0 SB: 0 CS: 0	PA: 41
PITCHER	IP WLS BF H R ER SO BB IBB HBP BLK WP HR S P ERA WHIP	IP WLS BF H R ER SO BB IBB HBP BLK WP HR S P ERA WHIP																				
Andrew Lorraine, L ERA: 7.3	(1, 1) 1.1 10 6 4 4 0 0 0 0 0 0 0 0 20 30 27.00 4.500	(2, 1) 3.2 16 5 2 2 2 0 0 0 0 0 0 0 0 37 58 4.91 1.364																				
Don Wengert, R ERA: 6.02	(6, 1) 1.1 5 1 0 0 1 0 0 0 0 0 0 0 16 21 0.00 0.750	(7, 1) 0.1 3 1 1 1 1 1 0 0 0 0 0 1 7 12 27.00 6.000																				
Buddy Groom, L ERA: 4.83	(7, 1) 1.1 4 0 0 0 1 0 0 0 0 0 0 0 12 18 0.00 0.000																					
Billy Taylor, R ERA: 4.31																						

Toronto Blue Jays @ Oakland Athletics
Oakland-Alameda County Coliseum, Oakland, CA

AB	39
R	7
H	13
RBI	7
BB	1
SO	6
LOB	12



WP	0	PA	41
PB	0		
SB	0		
CS	0		

Batter	1	2	3	4	5	6	7	8	9	AB	R	H	RBI	BB	SO	LOB	BOTTOM					
Jason McDonald, S OBP: 0.348, SLG: 0.391	3-2 F7		0-0 G1-3		2-0 2B	2-3 K			1-2 PB 1B	5	1	2	0	0	1	0						
Dave Magadan, L OBP: 0.427, SLG: 0.415	1-0 BB 1B		4-2 BB		3-2 G6-3		0-3 K		4-1 1B	3	1	1	0	2	1	1						
Ben Grieve, L OBP: 0.409, SLG: 0.450	4-1 1B		3-1 F7		3-1 P6		1-3 K		2-3 3-H 0-2 1B	4	1	1	1	1	1	2						
Matt Stairs, L OBP: 0.401, SLG: 0.627	0-1 F7		1-3 K		0-1 G4-3		1-2 F8			4	0	0	0	0	1	3						
Jason Giambi, L OBP: 0.363, SLG: 0.481	0-1 1B		0-0 F8		1-0 P7			0-1 G1-6-3 1B		4	0	2	1	0	0	0						
Ernie Young, R OBP: 0.298, SLG: 0.343	1-2 2-H CS 1B									0	0	0	0	0	0	0						
Scott Spiezio, S OBP: 0.288, SLG: 0.373	2-0 1B		1-1 G3-1		0-0 1B			0-0 B3		4	1	2	1	0	0	1						
Brent Mayne, L OBP: 0.338, SLG: 0.398	1-2 CS	0-2 G4-3		2-1 HBP		0-2 1B		1 SAFE 0-2 G1-6-3 1B		3	1	1	0	0	0	1						
Mark Bellhorn, S OBP: 0.324, SLG: 0.360		1-3 K2-3		0-0 F7		1-0 1B		0-3 K		4	1	1	1	0	2	1						
Miguel Tejada, R OBP: 0.292, SLG: 0.460		0-1 L6			1-3 K		1-2 HR	1-2 E5 1B		4	2	1	3	0	1	0						
Inning Stats	R: 2 E: 0 K: 0 S: 12	H: 3 LOB: 1 BB: 1 P: 23	R: 0 E: 0 K: 1 S: 8	H: 0 LOB: 0 BB: 0 P: 9	R: 0 E: 0 K: 1 S: 9	H: 0 LOB: 1 BB: 1 P: 17	R: 0 E: 0 K: 0 S: 5	H: 0 LOB: 1 BB: 0 P: 8	R: 0 E: 0 K: 1 S: 9	H: 1 LOB: 1 BB: 0 P: 18	R: 4 E: 0 K: 1 S: 19	H: 4 LOB: 0 BB: 0 P: 26	R: 0 E: 0 K: 2 S: 9	H: 0 LOB: 0 BB: 0 P: 11	R: 0 E: 0 K: 0 S: 6	H: 1 LOB: 1 BB: 0 P: 6	R: 2 E: 1 K: 1 S: 14	H: 2 LOB: 2 BB: 1 P: 20	1B: 9 2B: 1 3B: 0 HR: 1	SF: 0 SAC: 0 DP: 1 HBP: 1	WP: 0 PB: 1 SB: 0 CS: 1	PA: 40
PITCHER	IP WLS BF H R ER SO BB IBB HBP BLK WP HR S P ERA WHIP	IP WLS BF H R ER SO BB IBB HBP BLK WP HR S P ERA WHIP																				
Pat Hentgen, R ERA: 3.55	(1, 1) 6.0 28 8 6 6 4 2 0 0 0 0 0 0 11 62 9.00 1.667	(7, 1) 1.0 4 1 0 0 2 0 0 0 0 0 0 0 4 4 0.00 0.000																				
Dan Plesac, L ERA: 3.53	(8, 1) 1.0 2 0 0 0 0 0 0 0 0 0 0 0 4 4 0.00 0.000	(9, 1) 0.1 L 5 2 2 0 1 1 0 0 0 0 0 14 20 0.00 9.000																				
Kelvin Escobar, R ERA: 2.03																						

Toronto Blue Jays @ Oakland Athletics
Oakland-Alameda County Coliseum, Oakland, CA

AB	35
R	8
H	11
RBI	7
BB	3
SO	7
LOB	9



WP	0	PA	40
PB	1		
SB	0		
CS	1		

Batter	1	2	3	4	5	6	7	8	9	AB	R	H	RBI	BB	SO	LOB	TOP					
Brian Hunter, R OBP: 0.332, SLG: 0.353 (1, 8)										5	1	1	0	0	1	4						
Damion Easley, R OBP: 0.358, SLG: 0.472 (1, 4)										4	2	1	0	1	1	3						
Bobby Higginson, L OBP: 0.378, SLG: 0.523 (1, 7)										5	0	3	2	0	1	1						
Tony Clark, S OBP: 0.383, SLG: 0.520 (1, 3)										5	2	2	1	0	0	3						
Travis Fryman, R OBP: 0.331, SLG: 0.445 (1, 5)										5	2	4	2	0	0	0						
Bob Hamelin, L OBP: 0.374, SLG: 0.504 Jimmy Hurst, R (9, PH)										4	0	0	0	0	0	3						
Juan Encarnacion, R OBP: 0.343, SLG: 0.433 (1, 9)										5	0	2	0	0	1	5						
Raul Casanova, S OBP: 0.299, SLG: 0.336 (1, 2)										5	0	1	1	0	2	7						
Deivi Cruz, R OBP: 0.267, SLG: 0.318 Orlando Miller, R OBP: 0.282, SLG: 0.376 (9, 6)										4	0	2	1	0	0	3						
Inning Stats	R: 3 E: 0 K: 0 S: 16	H: 2 LOB: 0 BB: 1 P: 31	R: 0 E: 1 K: 1 S: 12	H: 1 LOB: 2 BB: 0 P: 16	R: 0 E: 0 K: 0 S: 8	H: 1 LOB: 0 BB: 0 P: 11	R: 0 E: 0 K: 1 S: 8	H: 1 LOB: 1 BB: 0 P: 11	R: 0 E: 0 K: 0 S: 5	H: 0 LOB: 0 BB: 0 P: 8	R: 1 E: 0 K: 0 S: 8	H: 3 LOB: 2 BB: 0 P: 10	R: 1 E: 1 K: 1 S: 13	H: 2 LOB: 0 BB: 0 P: 18	R: 1 E: 0 K: 0 S: 8	H: 3 LOB: 3 BB: 1 P: 15	R: 1 E: 0 K: 2 S: 14	H: 3 LOB: 3 BB: 1 P: 27	1B: 14 2B: 1 3B: 0 HR: 1	SF: 0 SAC: 0 DP: 1 HBP: 0	WP: 1 PB: 0 SB: 2 CS: 1	PA: 44
PITCHER	IP	WLS	BF	H	R	ER	SO	BB	IBB	HBP	BLK	WP	HR	S	P	ERA	WHIP					
Eric Ludwick, R ERA: 7.33 (1, 1)	6.0	L	28	9	5	5	3	1	0	0	0	0	1	60	91	7.50	1.667					
Aaron Small, R ERA: 3.99 (7, 1)	2.0		9	4	1	1	1	0	0	0	0	0	0	18	29	4.50	2.000					
Mike Mohler, L ERA: 5.46 (9, 1)	1.0		7	3	1	1	2	1	0	0	0	1	0	14	27	9.00	4.000					

Detroit Tigers @ Oakland Athletics
Oakland-Alameda County Coliseum, Oakland, CA

AB 42
R 7
H 16
RBI 7
BB 2
SO 6
LOB 29



Fri Sep 12, 1997, 7:05 PM PDT
Att: 11,775 - Unknown - 70 F

livebaseballscores.com

Batter	1	2	3	4	5	6	7	8	9	AB	R	H	RBI	BB	SO	LOB	BOTTOM				
Jason McDonald, S OBP: 0.351, SLG: 0.393 (1, 8)										4	1	2	0	0	0	1					
Dave Magadan, L OBP: 0.425, SLG: 0.409 (1, 10)										3	0	0	0	1	0	1					
Ben Grieve, L OBP: 0.396, SLG: 0.419 (1, 9)										3	0	0	0	1	2	2					
Matt Stairs, L OBP: 0.399, SLG: 0.626 (1, 7)										4	0	1	0	0	2	4					
Jason Giambi, L OBP: 0.363, SLG: 0.479 (1, 3)										4	0	1	1	0	1	3					
Scott Spiezio, S OBP: 0.287, SLG: 0.378 (1, 4)										4	1	1	1	0	2	2					
Brent Mayne, L OBP: 0.344, SLG: 0.409 (1, 2)										4	0	3	0	0	0	0					
Mark Bellhorn, S OBP: 0.319, SLG: 0.353 (1, 5)										4	0	0	0	0	2	3					
Miguel Tejada, R OBP: 0.275, SLG: 0.433 (1, 6)										4	0	0	0	0	2	3					
Inning Stats	R: 0 E: 0 K: 1 S: 8	H: 0 LOB: 0 BB: 0 P: 11	R: 0 E: 0 K: 2 S: 10	H: 0 LOB: 0 BB: 0 P: 15	R: 0 E: 0 K: 1 S: 11	H: 1 LOB: 1 BB: 0 P: 16	R: 0 E: 0 K: 2 S: 12	H: 1 LOB: 1 BB: 0 P: 21	R: 1 E: 0 K: 0 S: 7	H: 1 LOB: 2 BB: 1 P: 14	R: 0 E: 0 K: 1 S: 11	H: 1 LOB: 1 BB: 0 P: 17	R: 1 E: 0 K: 2 S: 13	H: 2 LOB: 2 BB: 1 P: 25	R: 0 E: 0 K: 0 S: 4	H: 1 LOB: 0 BB: 0 P: 6	1B: 5 2B: 2 3B: 0 HR: 1	SF: 0 SAC: 0 DP: 1 HBP: 0	WP: 1 PB: 0 SB: 1 CS: 0	PA: 36	
PITCHER	IP	WLS	BF	H	R	ER	SO	BB	IBB	HBP	BLK	WP	HR	S	P	ERA	WHIP				
Greg Keagle, R ERA: 5.97 (1, 1)	7.0	W	27	5	1	1	9	1	0	0	0	0	1	68	111	1.29	0.857				
Mike Myers, L ERA: 6.14 (8, 1)	0.2		5	2	1	1	1	1	0	0	0	0	0	10	21	13.50	4.500				
Dan Miceli, R ERA: 5.21 (8, 1)	1.1	S	4	1	0	0	1	0	0	0	0	0	0	7	10	0.00	0.750				

Detroit Tigers @ Oakland Athletics
Oakland-Alameda County Coliseum, Oakland, CA

AB 34
R 2
H 8
RBI 2
BB 2
SO 11
LOB 19



Fri Sep 12, 1997, 7:05 PM PDT
Att: 11,775 - Unknown - 70 F

livebaseballscores.com

Batter	1	2	3	4	5	6	7	8	9	AB	R	H	RBI	BB	SO	LOB	TOP								
Brian Hunter, R (1, 8) OBP: 0.333, SLG: 0.358	G6-3		F7		2B		SH5-4		2B	4	1	2	0	0	0	1	Detroit Tigers @ Oakland Athletics Oakland-Alameda County Coliseum, Oakland, CA Sat Sep 13 1997, 3:33 AM PDT Att: 20,482 - Sunny - 71 F								
Damion Easley, R (1, 4) OBP: 0.356, SLG: 0.471	G3-1		L8		2B		G5-3		P2	5	0	1	2	0	0	3									
Bobby Higginson, L (1, 7) OBP: 0.377, SLG: 0.521	P6		FC6		F8		F9			4	0	1	0	0	0	2									
Tony Clark, S (1, 3)		G3	FC6			G3		F7		4	0	1	0	0	0	2									
Travis Fryman, R (1, 5) OBP: 0.328, SLG: 0.442	L4			P9		G1-3		K		4	0	0	0	0	1	1									
Bob Hamelin, L (1, 10) OBP: 0.375, SLG: 0.502 Kimera Batee, R (8, PR)	G3		L9		FC6-4		S	1B		3	0	1	0	1	0	1									
Melvin Nieves, S (1, 9) OBP: 0.316, SLG: 0.451				K		FC6-4		K		3	0	0	0	1	2	2									
Orlando Miller, R (1, 6) OBP: 0.283, SLG: 0.375 Frank Catalanotto, L (8, PH) OBP: 0.300, SLG: 0.125	P3				G1-6-3		SH5-4	BB	F7	3	1	1	0	0	0	2									
Matt Walbeck, S (1, 2) OBP: 0.318, SLG: 0.347			1B		F8		G5-3	1B		1	0	0	0	0	0	0									
			1B				SH5-4	BB	F8	3	0	1	0	1	0	0									
Inning Stats	R: 0 E: 0 K: 0 S: 8	H: 0 LOB: 0 BB: 0 P: 13	R: 0 E: 0 K: 0 S: 9	H: 1 LOB: 2 BB: 1 P: 17	R: 0 E: 0 K: 0 S: 12	H: 2 LOB: 0 BB: 0 P: 20	R: 0 E: 0 K: 1 S: 6	H: 0 LOB: 0 BB: 0 P: 12	R: 1 E: 0 K: 0 S: 9	H: 2 LOB: 1 BB: 1 P: 12	R: 0 E: 0 K: 0 S: 9	H: 0 LOB: 1 BB: 1 P: 15	R: 1 E: 0 K: 0 S: 12	H: 1 LOB: 1 BB: 1 P: 23	R: 0 E: 0 K: 2 S: 11	H: 1 LOB: 2 BB: 0 P: 18	R: 0 E: 0 K: 0 S: 16	H: 1 LOB: 1 BB: 0 P: 21	1B: 5 2B: 3 3B: 0 HR: 0	SF: 0 SAC: 1 DP: 0 HBP: 0	WP: 0 PB: 0 SB: 1 CS: 0	PA: 38			
PITCHER	IP	WLS	BF	H	R	ER	SO	BB	IBB	HBP	BLK	WP	HR	S	P	ERA	WHIP								
Dave Telgheder, R (1, 1) ERA: 5.87	5.0	W	21	5	1	1	1	1	0	0	0	0	0	44	74	1.80	1.200								
Buddy Groom, L (6, 1) ERA: 4.75	1.0		4	0	0	0	1	0	0	0	0	0	0	9	15	0.00	1.000								
Jay Witasick, R (7, 1) ERA: 1.35	1.0		5	1	1	0	1	0	0	0	0	0	0	12	23	9.00	2.000								
Mike Mohler, L (8, 1) ERA: 5.44	0.1		1	0	0	0	0	0	0	0	0	0	0	1	1	0.00	0.000								
Billy Taylor, R (8, 1) ERA: 4.27	0.2		3	1	0	0	2	0	0	0	0	0	0	10	17	0.00	1.500								

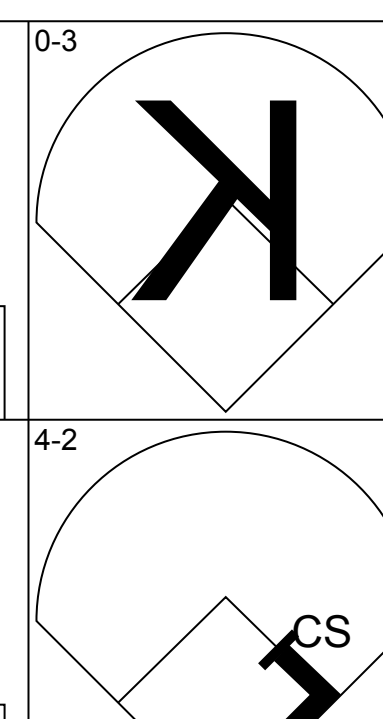
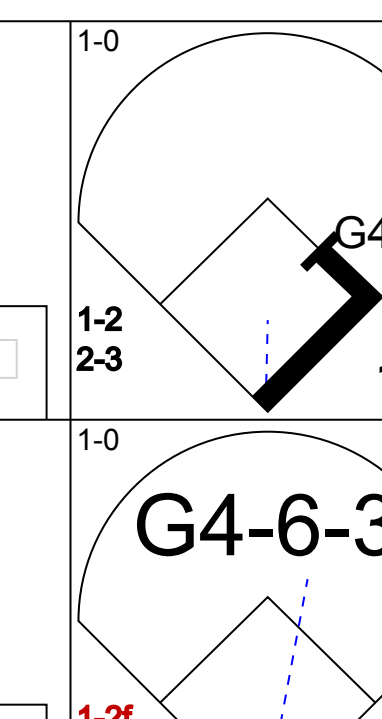
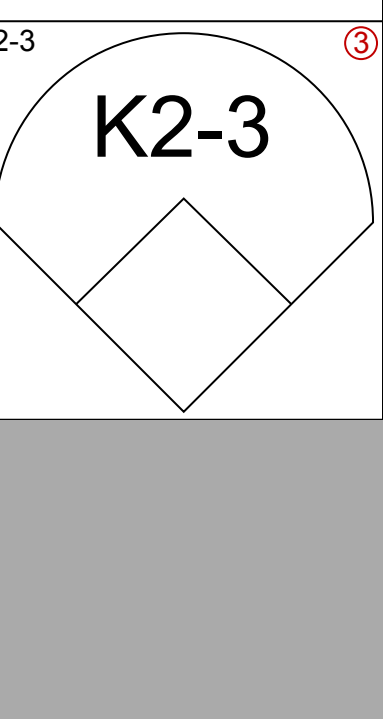
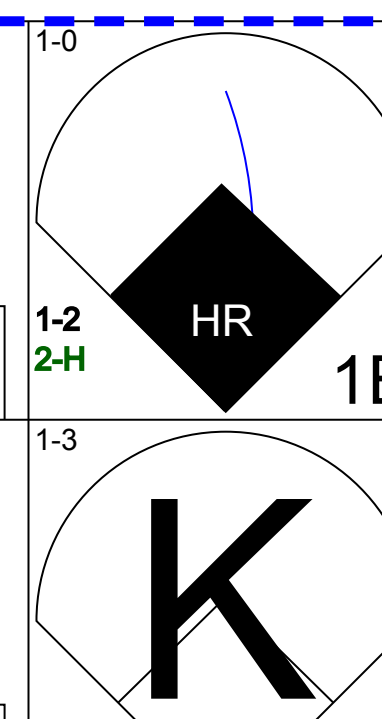
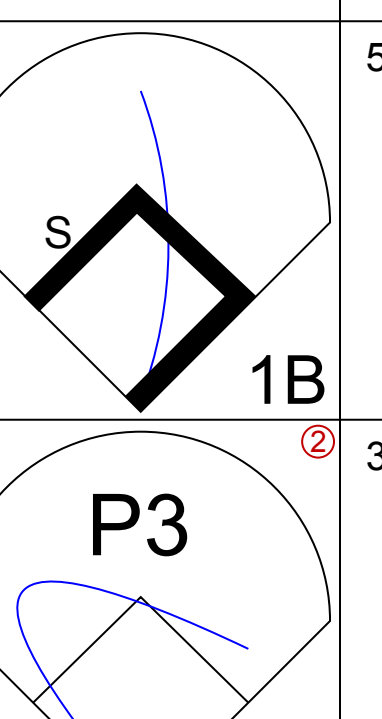
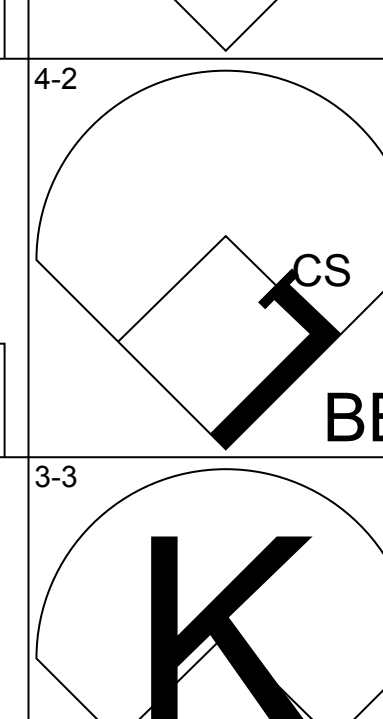
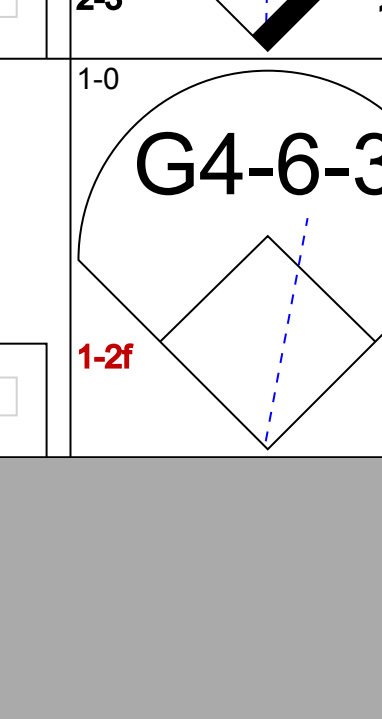
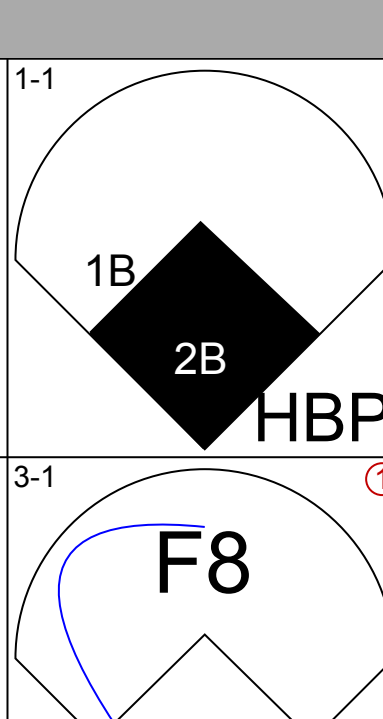
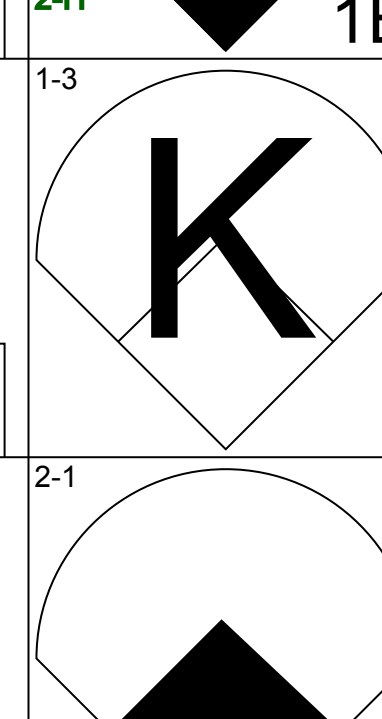
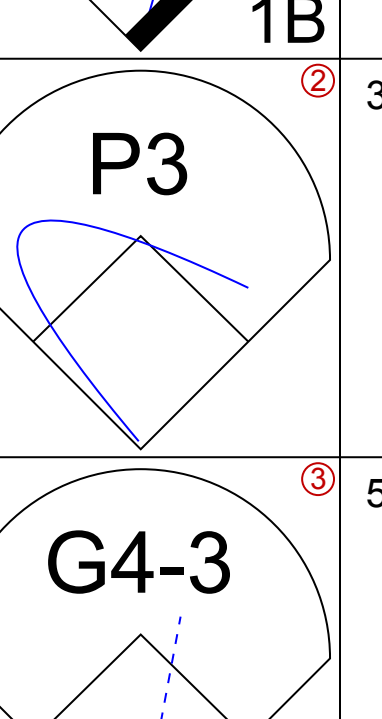
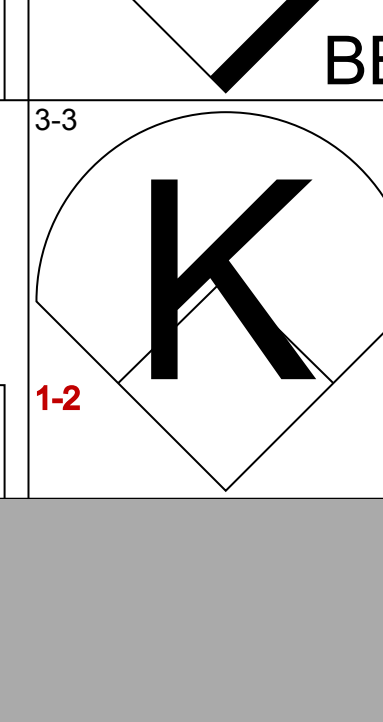
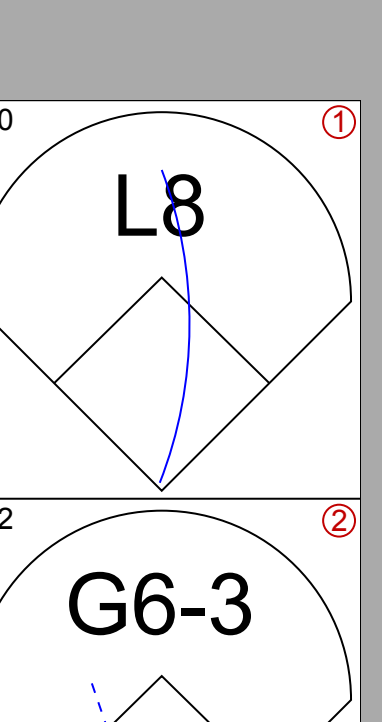
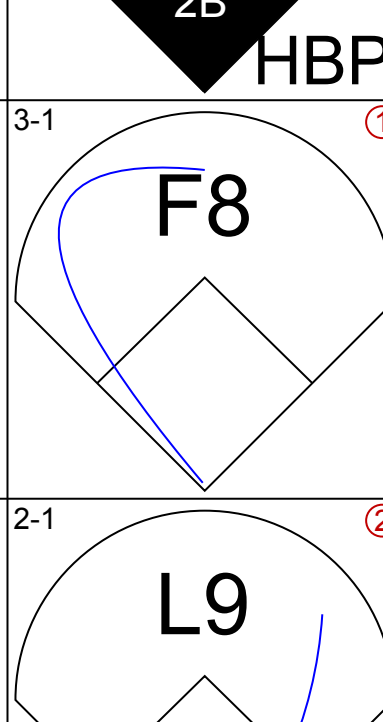
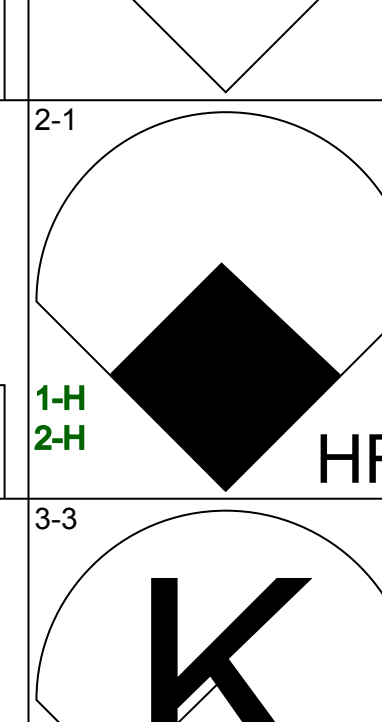
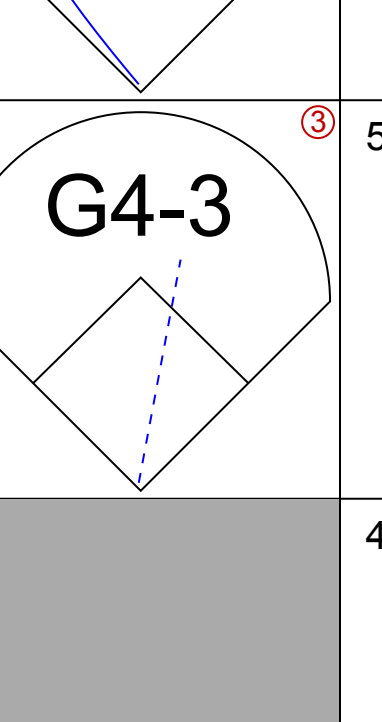
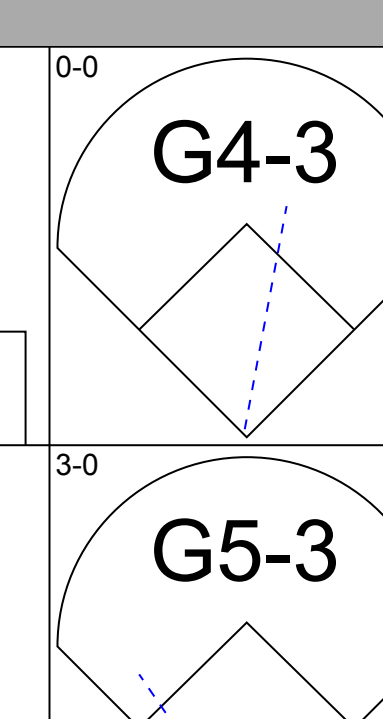
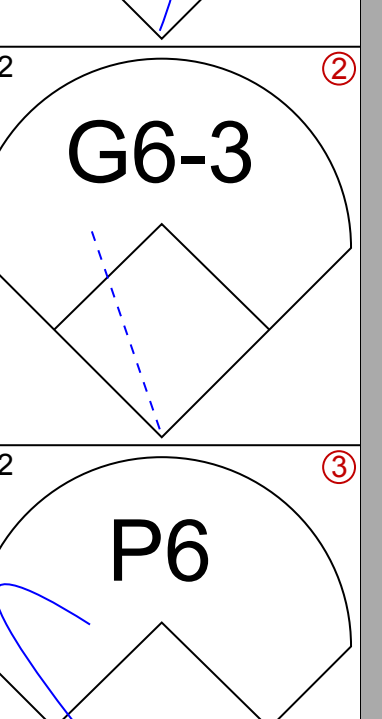
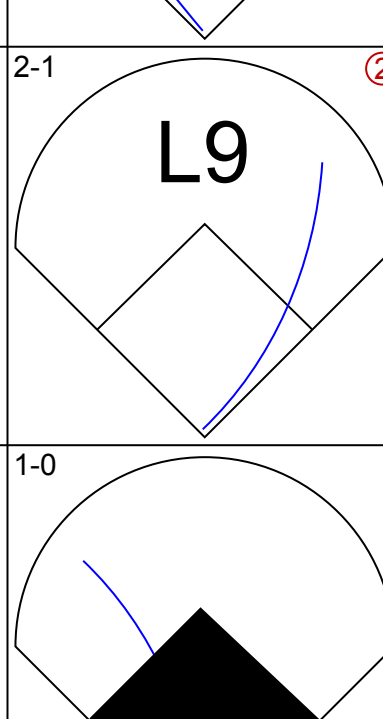
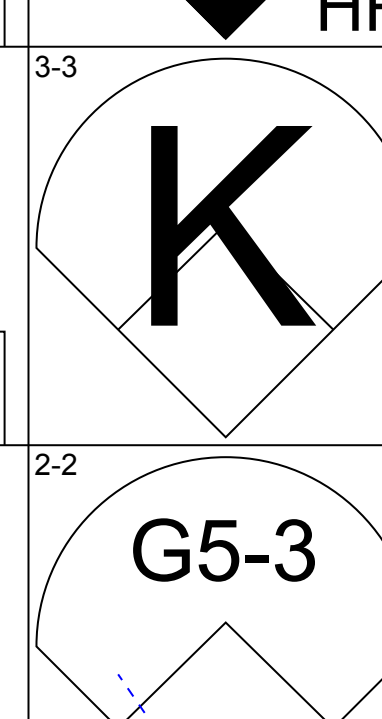
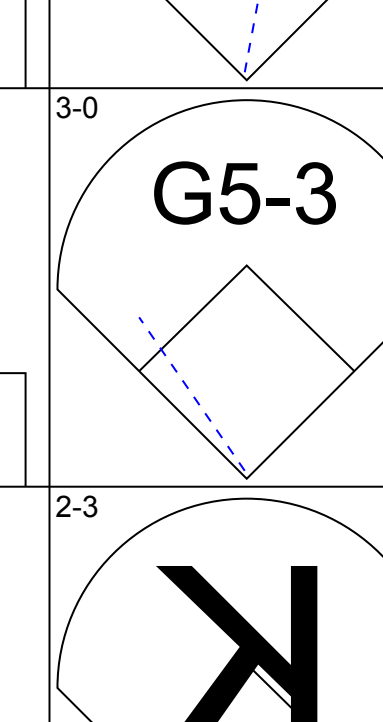
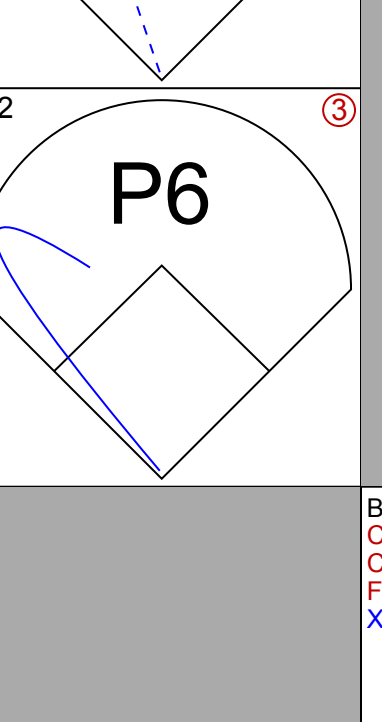
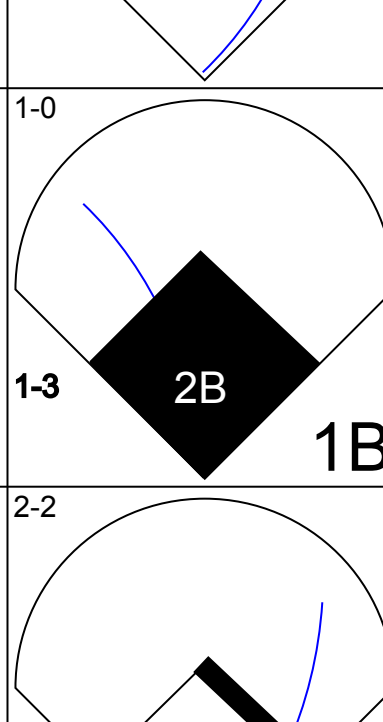
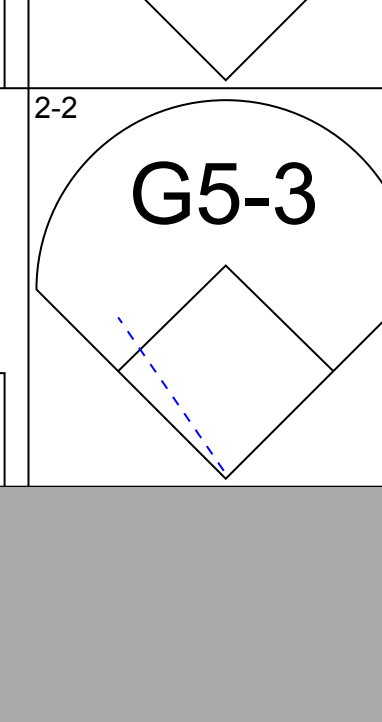

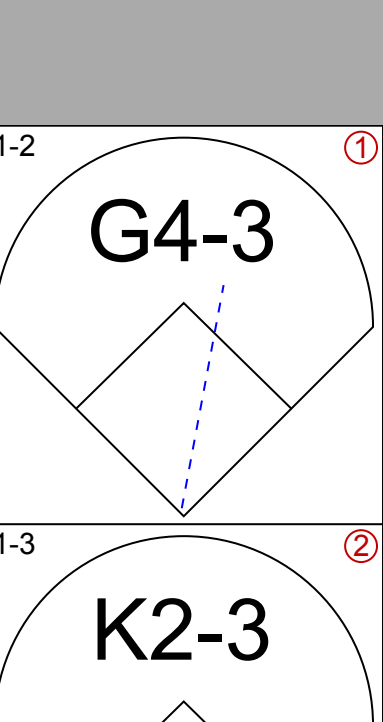
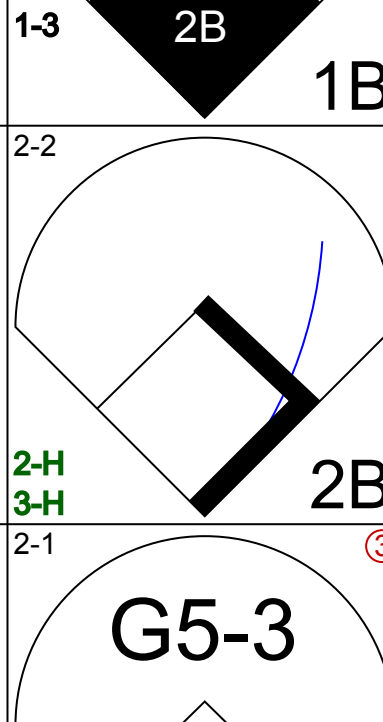
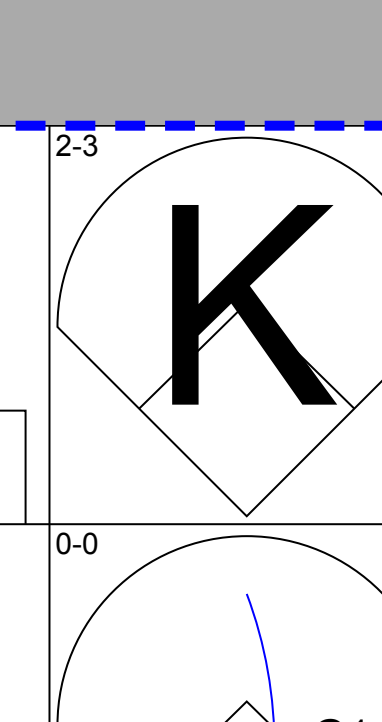
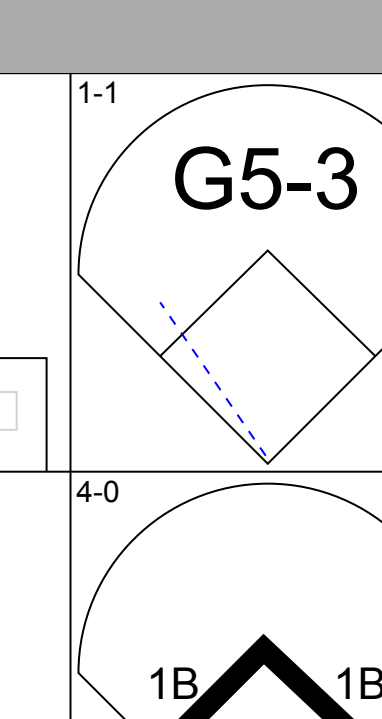
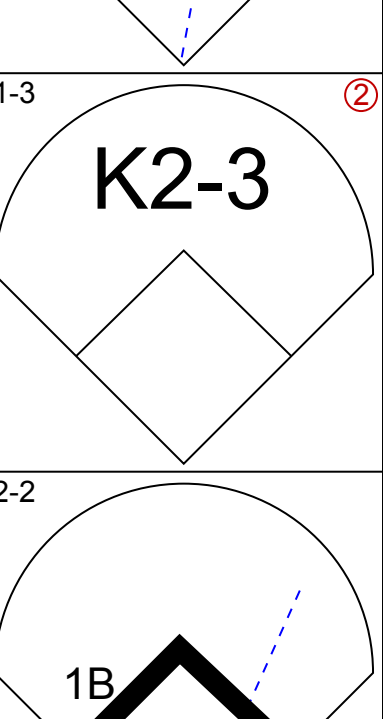
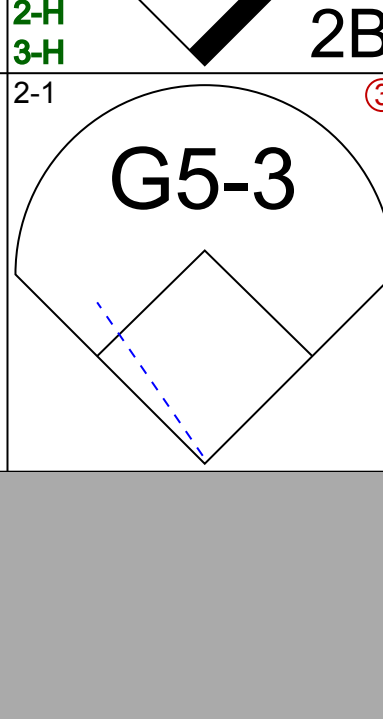
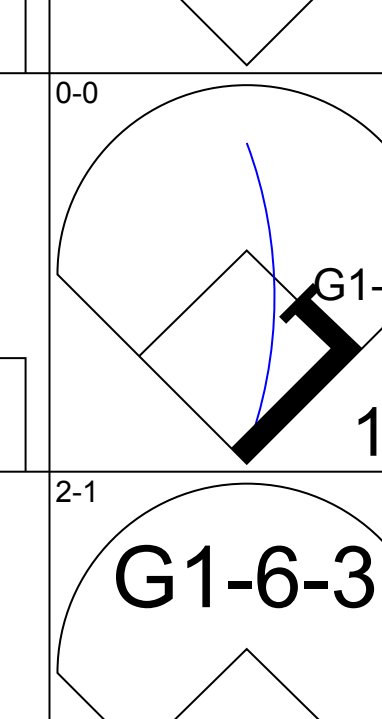
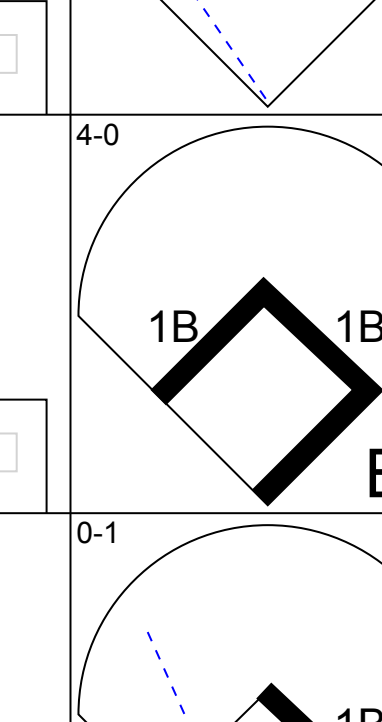
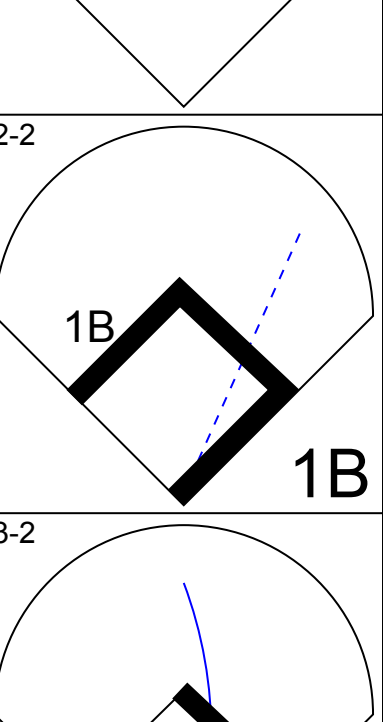
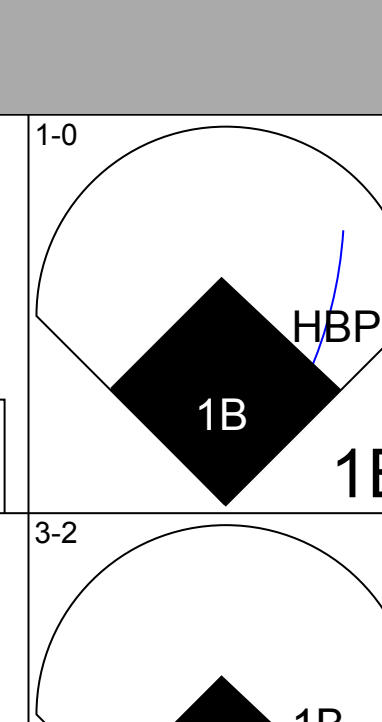
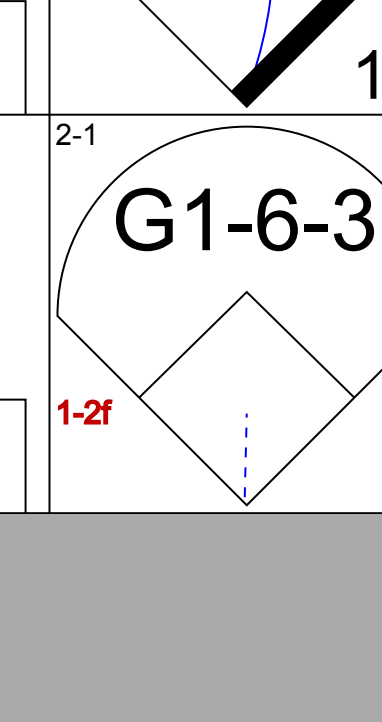
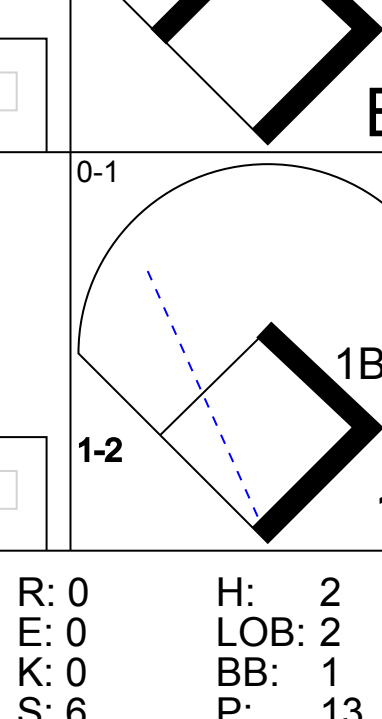
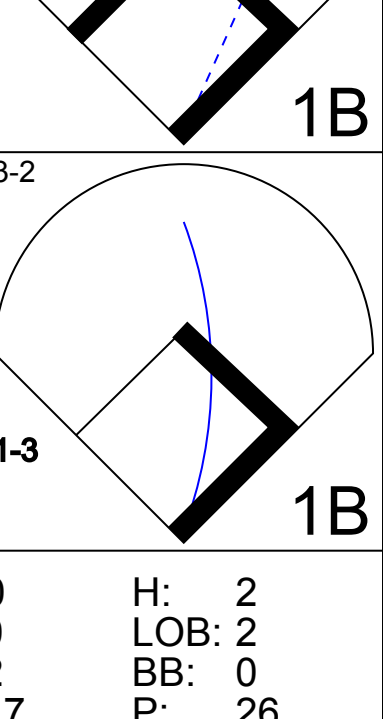
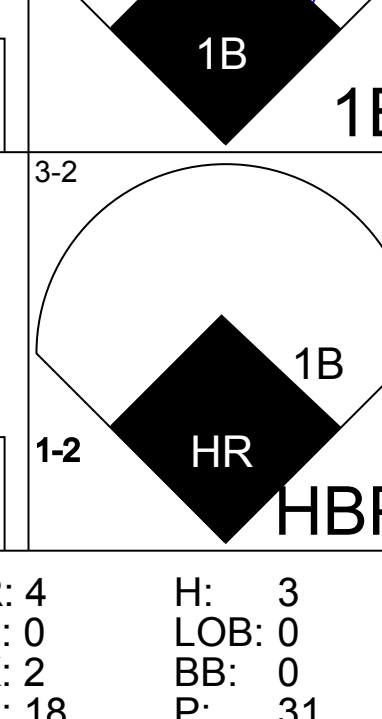
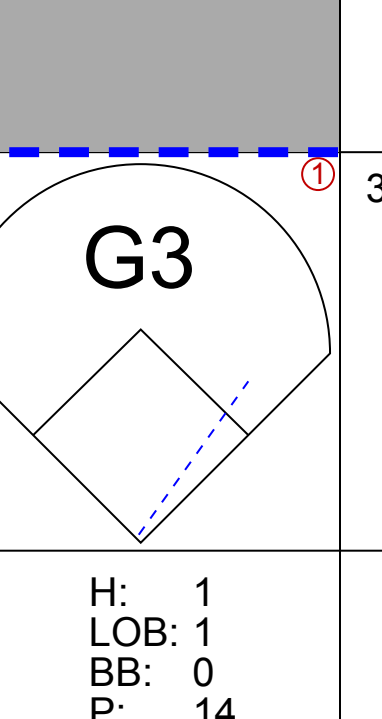
Batter	1	2	3	4	5	6	7	8	9	AB	R	H	RBI	BB	SO	LOB	BOTTOM								
Jason McDonald, S (1, 8) OBP: 0.354, SLG: 0.407	L3		1B		G3		K			4	1	2	0	0	1	1	Detroit Tigers @ Oakland Athletics Oakland-Alameda County Coliseum, Oakland, CA Sat Sep 13 1997, 3:33 AM PDT Att: 20,482 - Sunny - 71 F								
Dave Magadan, L (1, 10) OBP: 0.426, SLG: 0.408		BB	1B		L6		L3			3	0	1	0	1	0	2									
Ben Grieve, L (1, 9) OBP: 0.385, SLG: 0.468	P9		K		G3			HR		4	1	1	2	0	1	3									
Matt Stairs, L (1, 7) OBP: 0.397, SLG: 0.620 Ernie Young, R (8, PR) OBP: 0.296, SLG: 0.343	P9		G3		G5-3		BB	BLK	BB	3	0	0	0	1	0	3									
Jason Giambi, L (1, 3) OBP: 0.362, SLG: 0.479			F9		F8		G4-3		P5	4	0	1	0	0	0	1									
Scott Spiezio, S (1, 4) OBP: 0.289, SLG: 0.380		F9		HR		F8		BB	BB	3	1	1	0	1	0	1									
Brent Mayne, L (1, 2) OBP: 0.340, SLG: 0.404 Brian Leshar, R (8, PH) OBP: 0.252, SLG: 0.364 Izzy Molina, R (9, 2) OBP: 0.214, SLG: 0.271		K		K		F9		F9		3	0	0	0	0	2	2									
Tilson Brito, R (1, 5) OBP: 0.289, SLG: 0.310	G6-3				HR		P2			3	1	1	2	1	0	1									
Miguel Tejada, R (1, 6) OBP: 0.260, SLG: 0.408			K		G6-3		K		F9	4	0	0	0	0	2	3									
										1B: 2 2B: 2 3B: 1 HR: 2	SF: 0 SAC: 0 DP: 0 HBP: 0	WP: 1 PB: 0 SB: 1 CS: 0	PA: 36												
PITCHER	IP	WLS	BF	H	R	ER	SO	BB	IBB	HBP	BLK	WP	HR	S	P	ERA	WHIP								
Willie Blair, R (1, 1) ERA: 4.01	7.0	L	30	7	4	4	6	1	0	0	0	0	0	70	113	5.14	1.143								
Roberto Duran, L (8, 1) ERA: 7.11	0.1		3	0	0	0	0	2	0	0	1	0	0	7	17	0.00	6.000								
Kevin Jarvis, R (8, 1) ERA: 7.34	0.2		3	0	0	0	0	1	0	0	0	0	0	5	10	0.00	1.500								

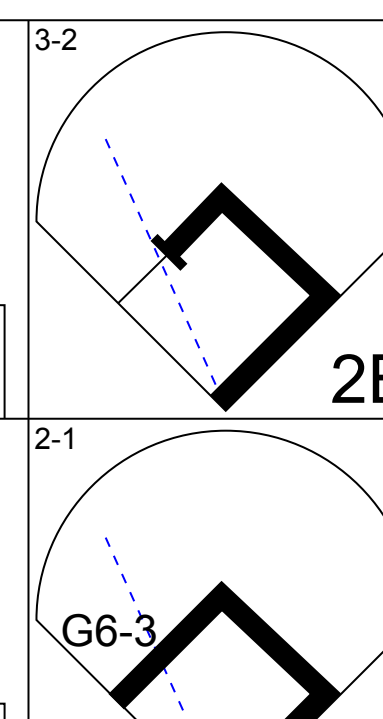
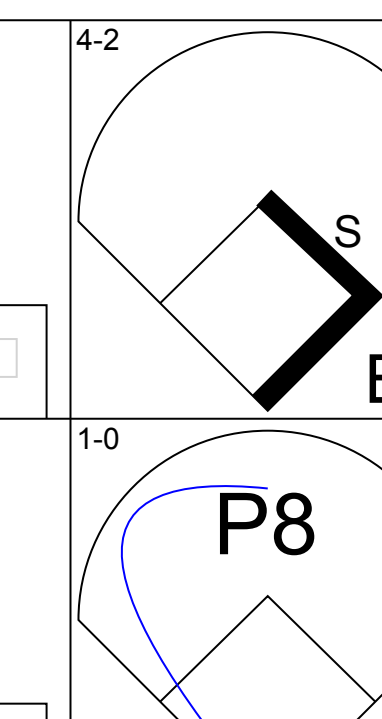
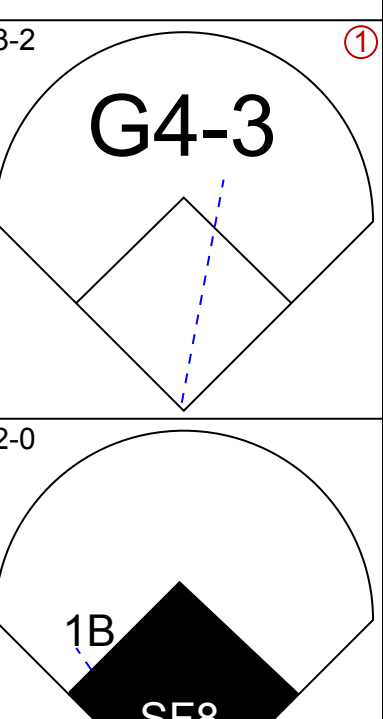
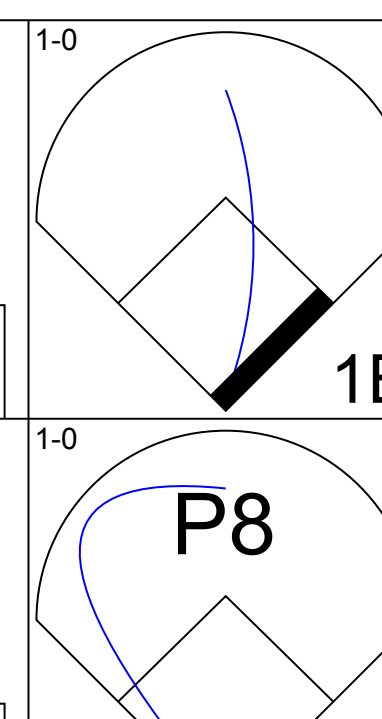
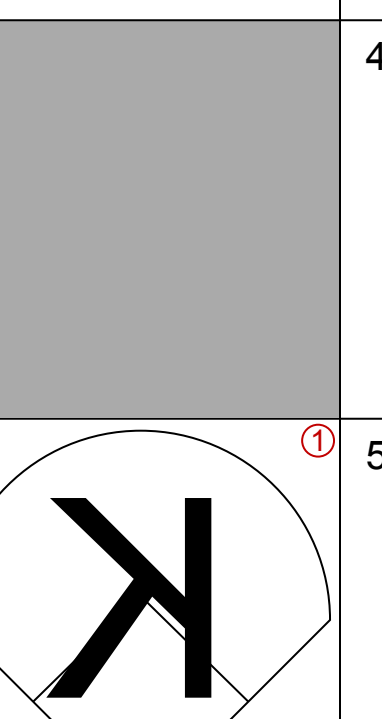
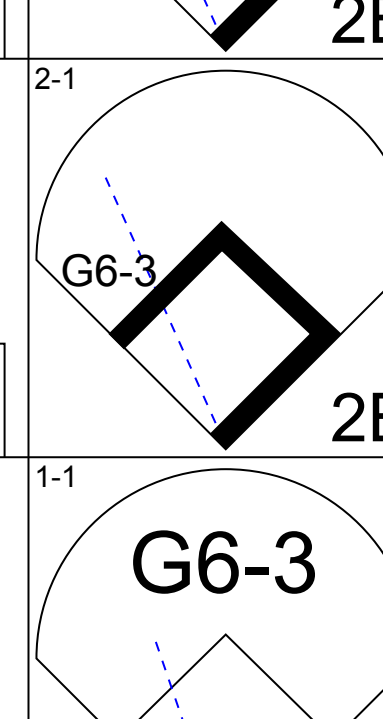
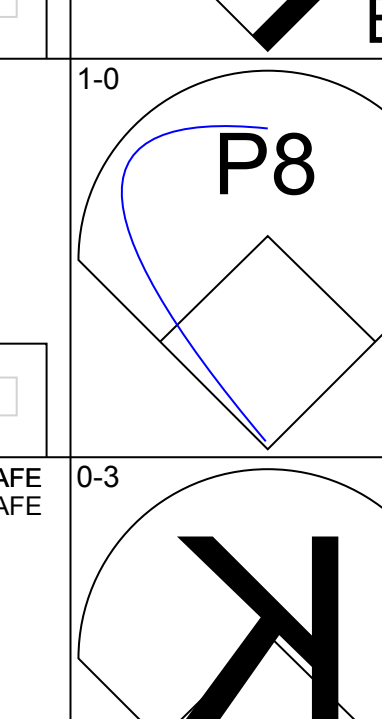
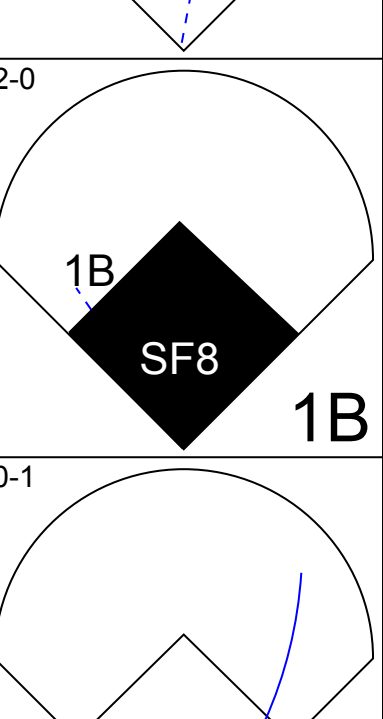
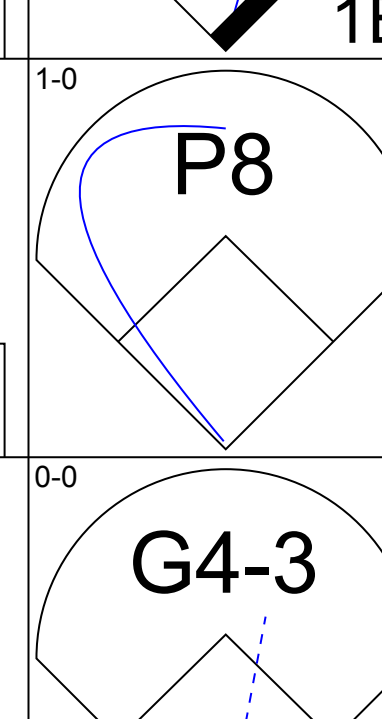

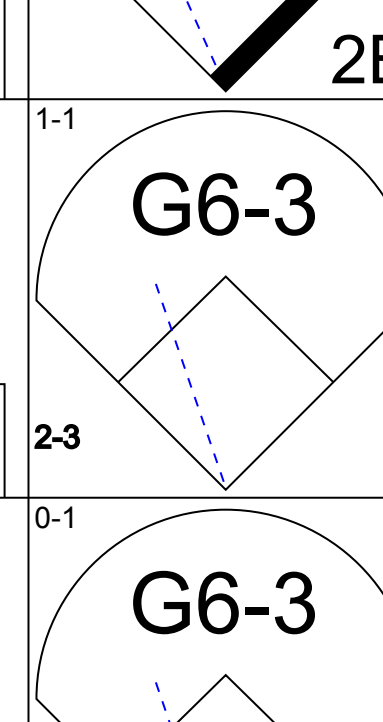
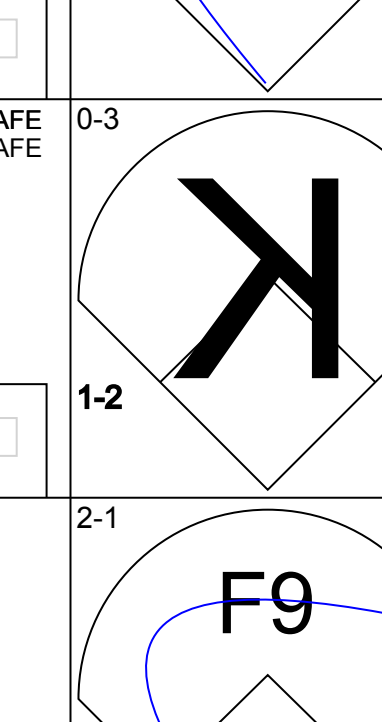
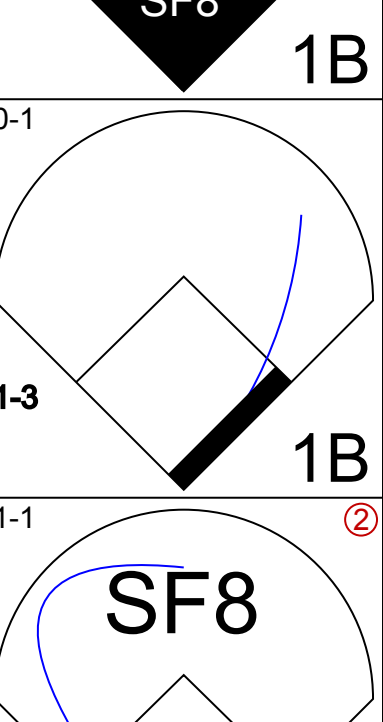
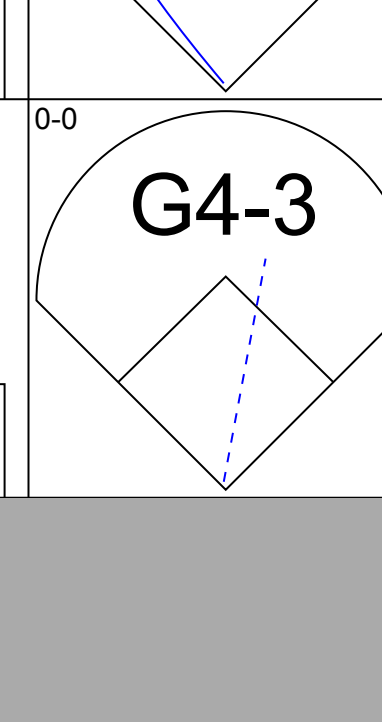
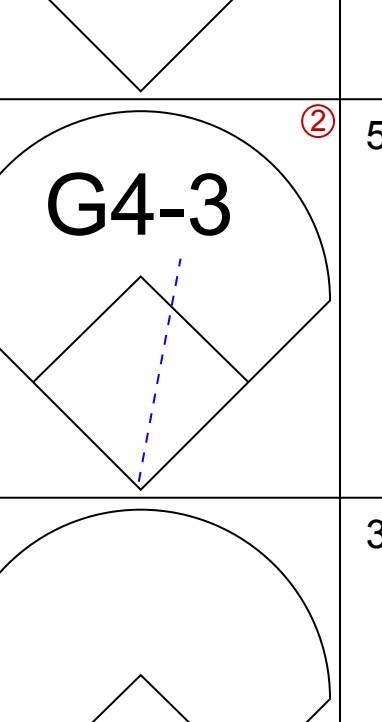
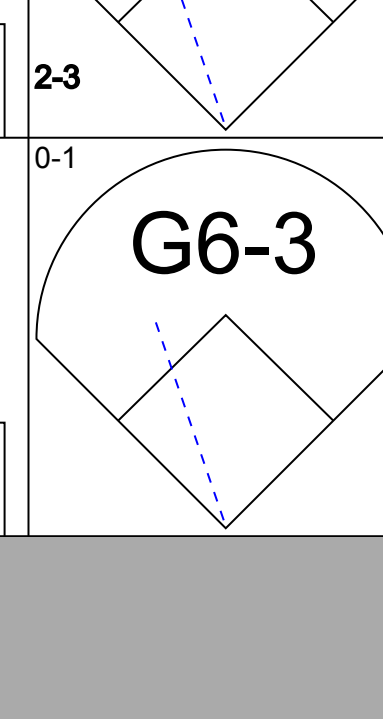
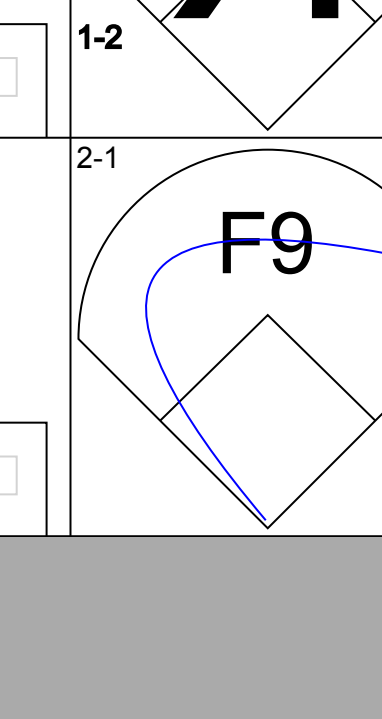
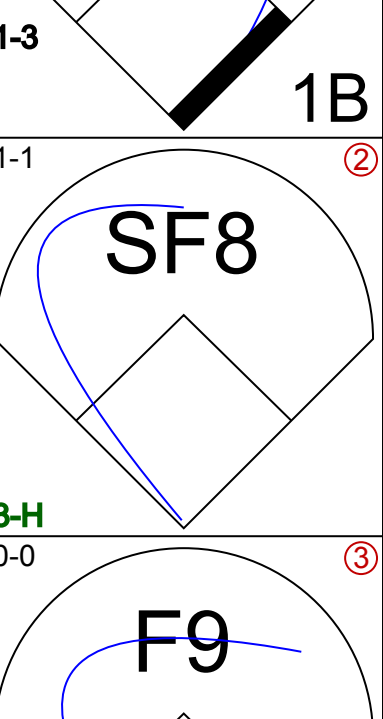
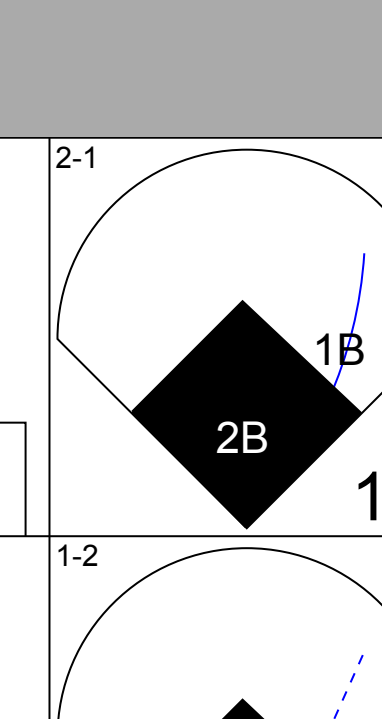
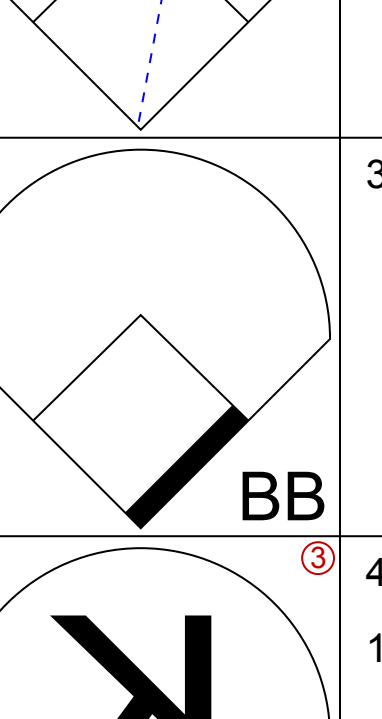
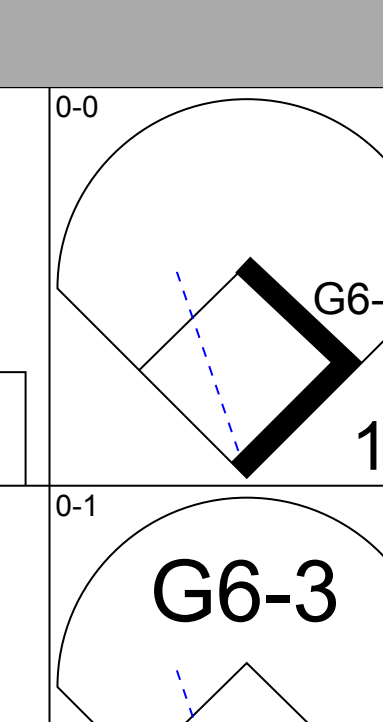
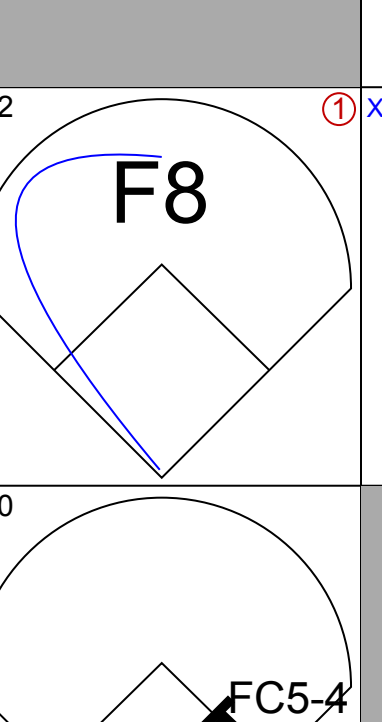
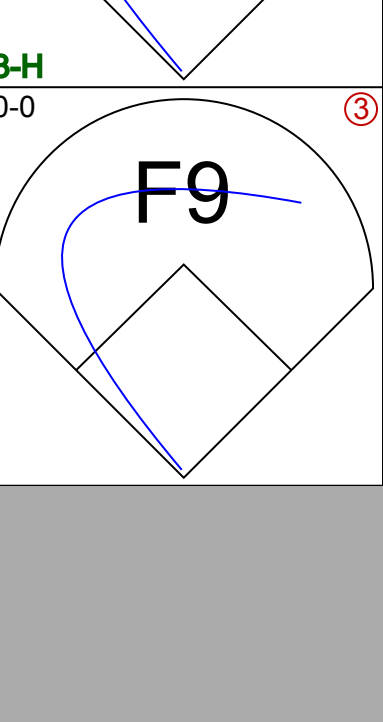
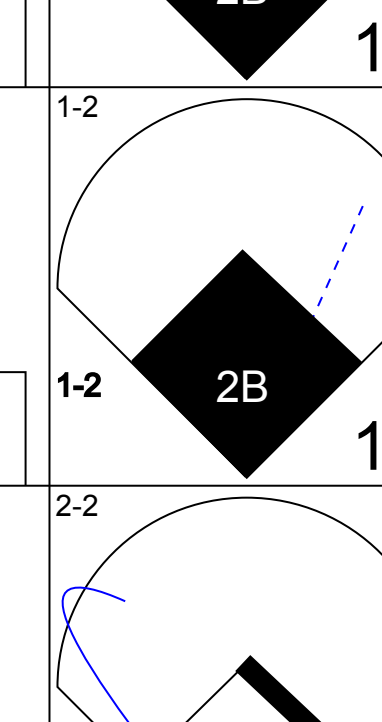
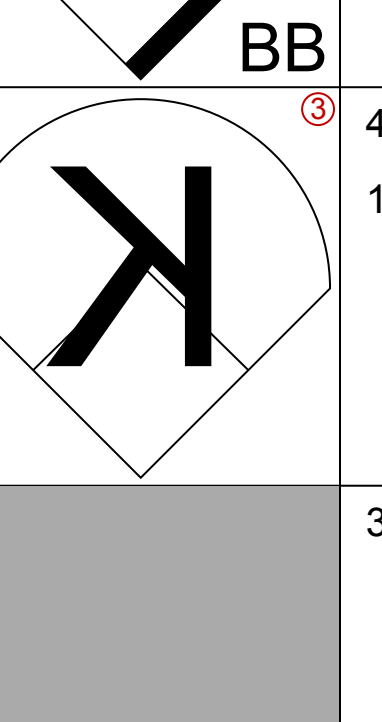
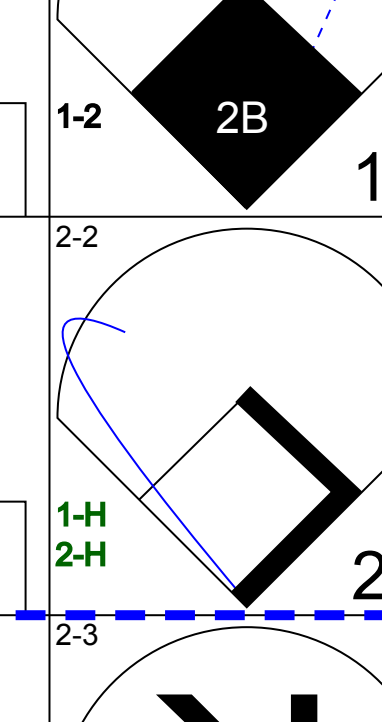
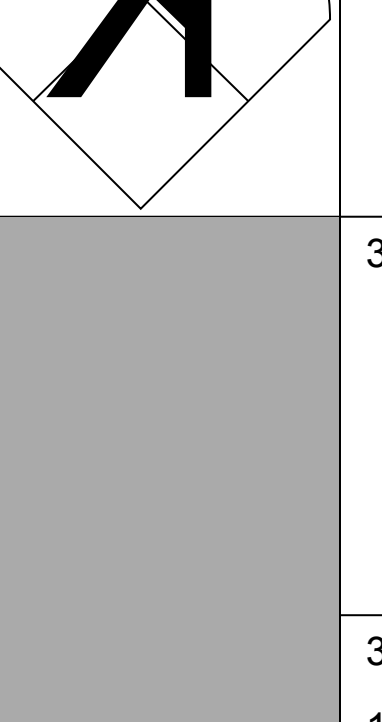

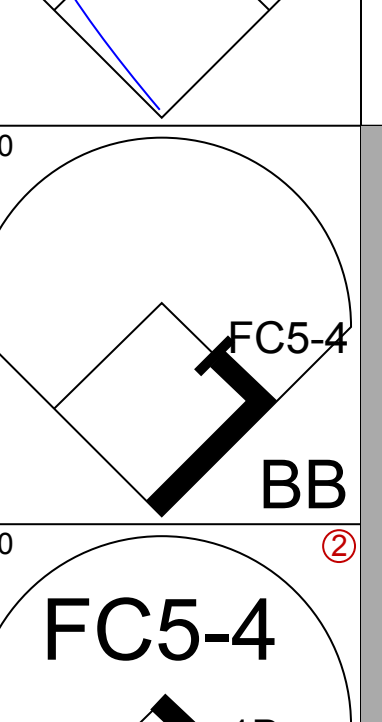
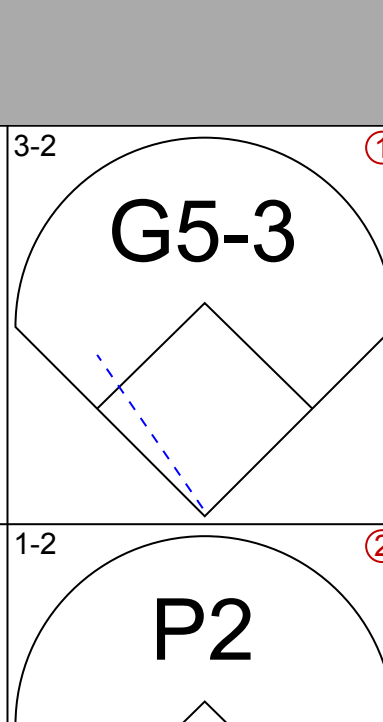
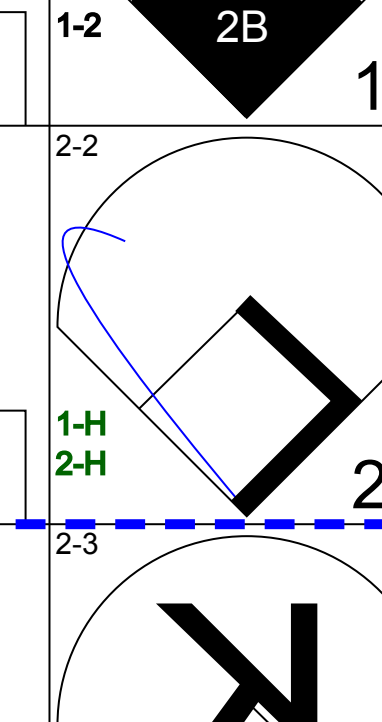
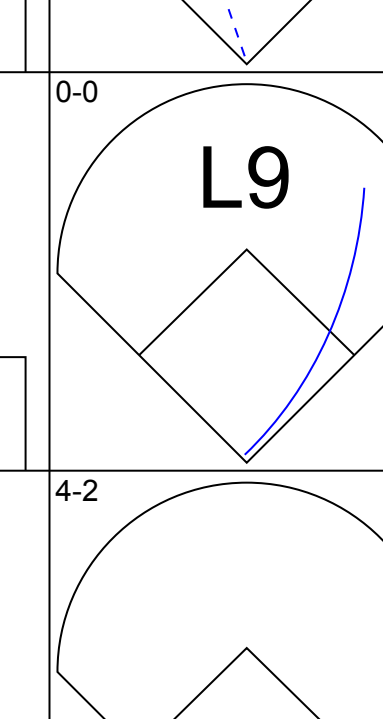
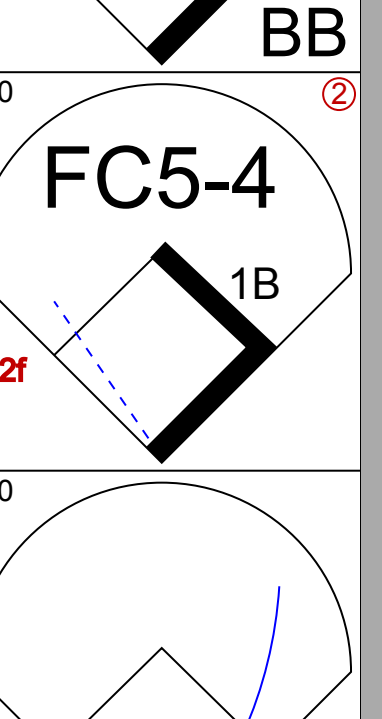
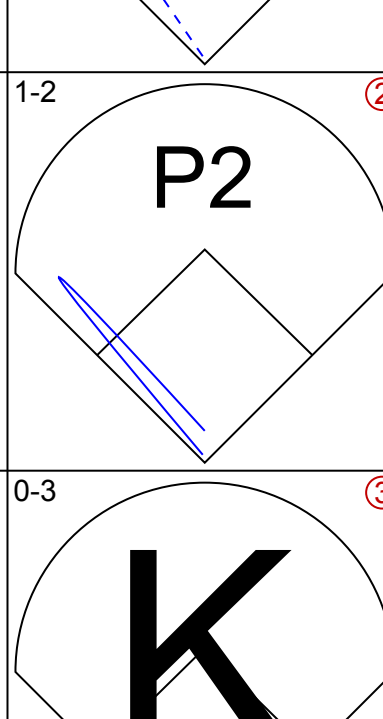
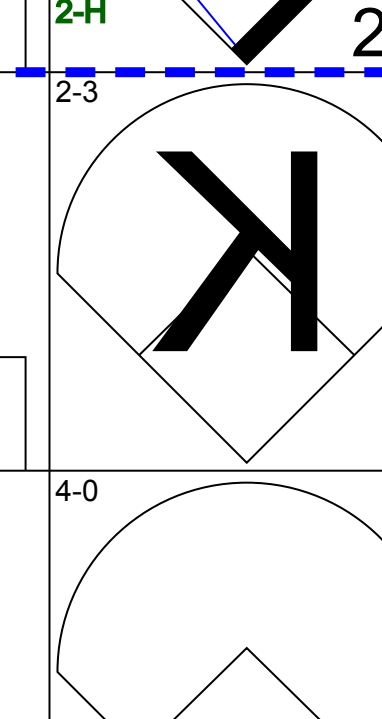
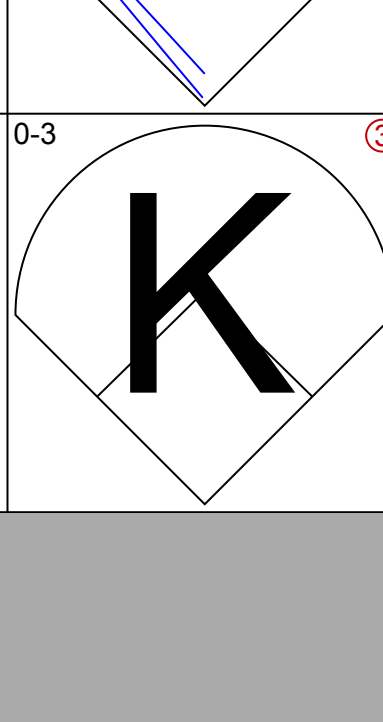
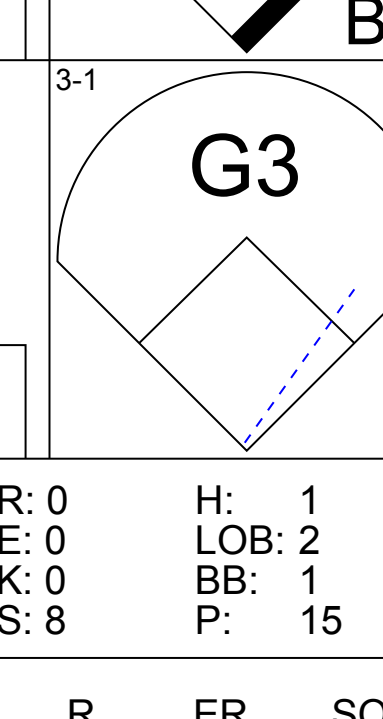
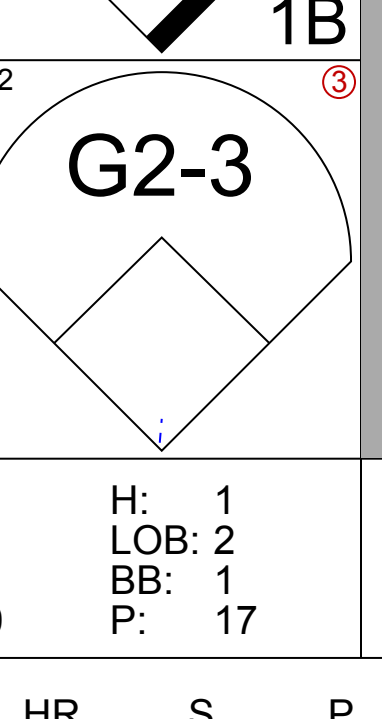
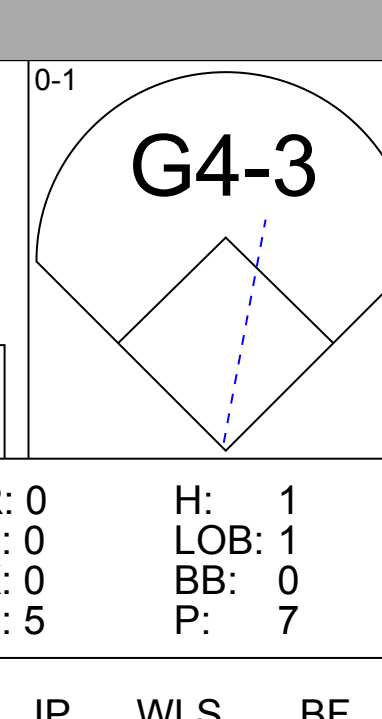
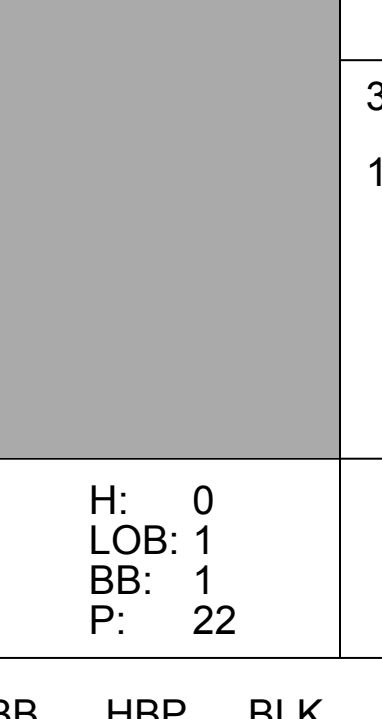
AB	34
R	2
H	8
RBI	2
BB	3
SO	3
LOB	14



AB	32
R	4
H	7
RBI	4
BB	4
SO	6
LOB	19



Batter	1	2	3	4	5	6	7	8	9	AB	R	H	RBI	BB	SO	LOB	TOP					
Brian Hunter, R OBP: 0.335, SLG: 0.360 (1, 8)			 1B				 1B		 1B	5	1	3	1	0	2	2	Detroit Tigers @ Oakland Athletics Oakland-Alameda County Coliseum, Oakland, CA Mon Sep 15 1997, 7:05 PM PDT Att. 4,651 - Unknown - 68 F					
Damion Easley, R OBP: 0.357, SLG: 0.468 (1, 4)	 BB		 1-2 2-3			 2B HBP			 1-3	3	1	0	0	1	1	6						
Bobby Higginson, L OBP: 0.374, SLG: 0.523 (1, 7)	 1-2						 1-H 2-H		 2-2	5	1	1	3	0	1	3						
Bob Hamelin, L OBP: 0.372, SLG: 0.503 (1, 3)										4	0	0	0	0	1	1						
Travis Fryman, R OBP: 0.328, SLG: 0.440 (1, 5)						 2B				4	1	1	0	0	0	0						
Frank Catalanotto, L OBP: 0.412, SLG: 0.467 (1, 10)						 2-H 3-H				4	0	1	2	0	2	0						
Jimmy Hurst, R OBP: 0.333, SLG: 0.200 (1, 9)								 1B		4	0	1	0	0	1	1						
Raul Casanova, S OBP: 0.310, SLG: 0.345 (1, 2)			 1B BB		 1B		 1B	 1-2		3	1	2	0	1	0	1						
Orlando Miller, R OBP: 0.289, SLG: 0.369 (1, 6)			 1-2		 1-3		 1B		 0-1	3	1	2	0	0	0	0						
Inning Stats	R: 0 E: 0 K: 2 S: 10	H: 0 LOB: 1 BB: 1 P: 17	R: 0 E: 0 K: 1 S: 5	H: 0 LOB: 0 BB: 0 P: 10	R: 0 E: 0 K: 0 S: 6	H: 2 LOB: 2 BB: 1 P: 13	R: 0 E: 0 K: 0 S: 7	H: 0 LOB: 0 BB: 0 P: 13	R: 0 E: 0 K: 2 S: 17	H: 2 LOB: 1 BB: 0 P: 26	R: 2 E: 0 K: 0 S: 11	H: 2 LOB: 1 BB: 0 P: 22	R: 4 E: 0 K: 2 S: 18	H: 3 LOB: 0 BB: 0 P: 31	R: 0 E: 0 K: 1 S: 6	H: 1 LOB: 0 BB: 0 P: 10	R: 0 E: 0 K: 0 S: 8	H: 1 LOB: 1 BB: 0 P: 14	1B: 9 2B: 2 3B: 0 HR: 1	SF: 0 SAC: 0 DP: 3 HBP: 2	WP: 0 PB: 0 SB: 2 CS: 1	PA: 39
PITCHER	IP	WLS	BF	H	R	ER	SO	BB	IBB	HBP	BLK	WP	HR	S	P	ERA	WHIP					
Mike Oquist, R ERA: 4.99 (1, 1)	6.0	L	27	7	4	4	5	2	0	2	0	0	0	60	109	6.00	1.500					
Jay Witasick, R ERA: 3.52 (7, 1)	1.0	5	2	2	2	2	0	0	0	0	0	0	1	14	23	18.00	2.000					
Andrew Lorraine, L ERA: 7.01 (8, 1)	1.0	3	1	0	0	1	0	0	0	0	0	0	0	6	10	0.00	1.000					
T.J. Mathews, R ERA: 2.94 (9, 1)	1.0	4	1	0	0	0	0	0	0	0	0	0	0	8	14	0.00	1.000					

Batter	1	2	3	4	5	6	7	8	9	AB	R	H	RBI	BB	SO	LOB	BOTTOM					
Jason McDonald, S OBP: 0.367, SLG: 0.418 (1, 7) (9, 8)	 2B		 BB				 1B			4	0	2	0	1	1	2	Detroit Tigers @ Oakland Athletics Oakland-Alameda County Coliseum, Oakland, CA Mon Sep 15 1997, 7:05 PM PDT Att. 4,651 - Unknown - 68 F					
Tilson Brito, R OBP: 0.292, SLG: 0.318 (1, 5) (9, 6)	 2B				 SF8 1B					5	1	2	0	0	1	2						
Ben Grieve, L OBP: 0.361, SLG: 0.482 (1, 9)	 2-3		 1-2		 1-3					5	0	1	0	0	1	3						
Brian Leshar, R OBP: 0.254, SLG: 0.356 (1, 3)					 3-H 1B			 1B		3	1	1	1	1	0	2						
Pat Lennon, R OBP: 0.364, SLG: 0.359 (1, 10)		 1B						 1B		4	1	2	0	0	0	1						
Jason Giambi, L OBP: 0.363, SLG: 0.484 (9, PH)								 1B		1	0	0	0	0	1	1						
Scott Spiezio, S OBP: 0.294, SLG: 0.391 (1, 4)	 1-2			 BB				 1-H 2-H		3	0	1	2	1	0	1						
Miguel Tejada, R OBP: 0.238, SLG: 0.372 (1, 6)										3	0	0	0	0	0	2						
Dave Magadan, L OBP: 0.422, SLG: 0.404 (9, 5)					 1B 1-2					1	0	0	0	0	1	1						
Ernie Young, R OBP: 0.304, SLG: 0.345 (8, PH)										2	0	1	0	1	1	0						
Matt Stairs, L OBP: 0.395, SLG: 0.612 (9, 7)										0	0	0	0	1	0	0						
Izzy Molina, R OBP: 0.208, SLG: 0.263 (8, PH)										3	0	0	0	0	0	4						
Brent Mayne, L OBP: 0.333, SLG: 0.396 (9, 2)										1	0	0	0	0	0	2						
Inning Stats	R: 0 E: 0 K: 0 S: 9	H: 2 LOB: 1 BB: 0 P: 15	R: 0 E: 0 K: 0 S: 8	H: 1 LOB: 2 BB: 1 P: 15	R: 0 E: 0 K: 1 S: 9	H: 0 LOB: 1 BB: 1 P: 16	R: 0 E: 0 K: 0 S: 10	H: 1 LOB: 2 BB: 1 P: 17	R: 1 E: 0 K: 0 S: 10	H: 2 LOB: 1 BB: 0 P: 16	R: 0 E: 0 K: 1 S: 10	H: 0 LOB: 0 BB: 0 P: 14	R: 0 E: 0 K: 0 S: 5	H: 1 LOB: 1 BB: 0 P: 7	R: 2 E: 0 K: 2 S: 15	H: 3 LOB: 2 BB: 1 P: 30	R: 0 E: 0 K: 2 S: 10	H: 0 LOB: 1 BB: 1 P: 22	1B: 7 2B: 3 3B: 0 HR: 0	SF: 1 SAC: 0 DP: 0 HBP: 0	WP: 0 PB: 0 SB: 1 CS: 0	PA: 41
PITCHER	IP	WLS	BF	H	R	ER	SO	BB	IBB	HBP	BLK	WP	HR	S	P	ERA	WHIP					
Justin Thompson, L ERA: 3.0 (1, 1)	7.0	W	33	10	3	3	2	3	0	0	0	0	0	69	113	3.86	1.857					
Doug Brocail, R ERA: 3.3 (8, 1)	0.1	2	0	0	0	0	1	1	0	0	0	0	0	3	9	0.00	3.000					
Mike Myers, L ERA: 6.1 (8, 1)	0.1	1	0	0	0	0	0	0	0	0	0	0	0	1	3	0.00	0.000					
Todd Jones, R ERA: 2.92 (8, 1)	1.1	S	5	0	0	0	3	1	0	0	0	0	0	13	27	0.00	0.750					



Batter	1	2	3	4	5	6	7	8	9	AB	R	H	RBI	BB	SO	LOB	TOP					
Jason McDonald, S OBP: 0.377, SLG: 0.419										2	2	1	0	3	0	1	Oakland Athletics @ Anaheim Angels Anaheim Stadium, Anaheim, CA Wed Sep 17 1997, 10:05 PM EDT Att: 16,800 - Unknown - 76 F					
Scott Spiezio, S OBP: 0.297, SLG: 0.395										5	2	3	0	0	0	3						
Ben Grieve, L OBP: 0.379, SLG: 0.500										4	0	2	2	1	1	2						
Brian Leshar, R OBP: 0.248, SLG: 0.346										3	0	0	0	0	0	1						
Dave Magadan, L OBP: 0.322, SLG: 0.405										2	0	1	2	0	0	1						
Matt Stairs, L OBP: 0.395, SLG: 0.607										4	0	1	0	1	1	1						
Pat Lennon, R OBP: 0.361, SLG: 0.355										4	0	1	0	0	1	3						
Jason Giambi, L OBP: 0.363, SLG: 0.483										1	0	0	0	0	1	1						
Scott Brosius, R OBP: 0.256, SLG: 0.316										4	0	0	0	0	1	2						
Miguel Tejada, R OBP: 0.238, SLG: 0.358										3	0	0	0	0	1	0						
Izzy Molina, R OBP: 0.204, SLG: 0.257										2	0	0	0	0	0	1						
Brent Mayne, L OBP: 0.335, SLG: 0.397										2	0	1	0	0	0	0						
Inning Stats	R: 1 E: 0 K: 0 S: 11	H: 1 LOB: 0 BB: 1 P: 21	R: 0 E: 0 K: 1 S: 9	H: 0 LOB: 0 BB: 0 P: 17	R: 0 E: 0 K: 1 S: 16	H: 2 LOB: 2 BB: 0 P: 25	R: 0 E: 0 K: 1 S: 5	H: 0 LOB: 0 BB: 0 P: 7	R: 0 E: 0 K: 0 S: 12	H: 2 LOB: 2 BB: 0 P: 18	R: 0 E: 0 K: 0 S: 12	H: 2 LOB: 3 BB: 0 P: 19	R: 2 E: 0 K: 2 S: 18	H: 2 LOB: 3 BB: 3 P: 36	R: 0 E: 0 K: 0 S: 6	H: 1 LOB: 1 BB: 0 P: 7	R: 1 E: 0 K: 1 S: 14	H: 2 LOB: 1 BB: 0 P: 22	1B: 8 2B: 2 3B: 0 HR: 0	SF: 0 SAC: 0 DP: 1 HBP: 1	WP: 0 PB: 0 SB: 1 CS: 0	PA: 42
PITCHER	IP WLS BF H R ER SO BB IBB HBP BLK WP HR S P ERA WHIP																					
Allen Watson, L ERA: 5.03	(1, 1) 6.0 W 25 5 1 1 3 2 0 0 1 0 0 0 0 65 107 1.50 1.167																					
Mike James, R ERA: 4.43	(7, 1) 0.2 6 2 2 2 1 2 0 0 0 0 0 0 14 25 27.00 6.000																					
Mike Holtz, L ERA: 2.41	(7, 1) 1.1 8 3 1 1 1 1 0 0 0 0 0 0 17 28 6.75 3.000																					
Troy Percival, R ERA: 3.31	(9, 1) 1.0 3 0 0 0 1 0 0 0 0 0 0 0 7 12 0.00 0.000																					

AB	36
R	4
H	10
RBI	4
BB	5
SO	6
LOB	16



Batter	1	2	3	4	5	6	7	8	9	AB	R	H	RBI	BB	SO	LOB	BOTTOM			
Tony Phillips, S OBP: 0.393, SLG: 0.391										3	2	1	0	2	1	2	Oakland Athletics @ Anaheim Angels Anaheim Stadium, Anaheim, CA Wed Sep 17 1997, 10:05 PM EDT Att: 16,800 - Unknown - 76 F			
Jim Edmonds, L OBP: 0.397, SLG: 0.487										4	2	2	0	1	0	1				
16 Garret Anderson, L OBP: 0.331, SLG: 0.403										4	1	3	2	1	0	0				
Tim Salmon, R OBP: 0.391, SLG: 0.521										4	1	2	4	1	1	2				
Dave Hollins, S OBP: 0.362, SLG: 0.432										5	2	2	1	0	1	5				
Jack Howell, L OBP: 0.331, SLG: 0.574										4	0	1	0	1	0	1				
Luis Alicaia, S OBP: 0.365, SLG: 0.375										5	0	1	1	0	0	4				
Chad Kreuter, S OBP: 0.314, SLG: 0.339										4	0	2	0	1	1	1				
Gary Disarcina, R OBP: 0.266, SLG: 0.312										4	0	0	0	0	1	4				
Inning Stats	R: 4 E: 0 K: 0 S: 11	H: 3 LOB: 0 BB: 1 P: 25	R: 1 E: 0 K: 0 S: 8	H: 1 LOB: 3 BB: 4 P: 27	R: 0 E: 0 K: 0 S: 5	H: 0 LOB: 1 BB: 1 P: 11	R: 1 E: 0 K: 1 S: 18	H: 3 LOB: 3 BB: 1 P: 30	R: 1 E: 0 K: 2 S: 13	H: 3 LOB: 2 BB: 0 P: 19	R: 1 E: 0 K: 0 S: 10	H: 3 LOB: 2 BB: 0 P: 12	R: 0 E: 0 K: 0 S: 10	H: 0 LOB: 0 BB: 0 P: 15	R: 0 E: 0 K: 1 S: 10	H: 1 LOB: 1 BB: 0 P: 15		1B: 12 2B: 0 3B: 0 HR: 2	SF: 0 SAC: 0 DP: 0 HBP: 0	WP: 0 PB: 0 SB: 2 CS: 1
PITCHER	IP WLS BF H R ER SO BB IBB HBP BLK WP HR S P ERA WHIP																			
Eric Ludwick, R ERA: 8.76	(1, 1) 1.1 L 10 4 5 5 0 0 2 0 0 0 0 0 2 17 38 33.75 4.500																			
Andrew Lorraine, L ERA: 6.83	(2, 1) 2.0 10 1 1 1 1 4 0 0 0 0 0 0 13 34 4.50 2.500																			
Carlos Reyes, R ERA: 6.27	(4, 1) 2.0 14 7 2 2 2 0 1 0 0 0 0 0 30 46 9.00 3.500																			
Mike Mohler, L ERA: 5.29	(6, 1) 2.2 10 2 0 0 2 0 0 0 0 0 0 0 25 36 0.00 0.750																			

AB	37
R	8
H	14
RBI	8
BB	7
SO	5
LOB	20



Batter	1	2	3	4	5	6	7	8	9	AB	R	H	RBI	BB	SO	LOB	TOP								
Jason McDonald, S OBP: 0.373, SLG: 0.413	G3			K	2B		P3		G3	5	1	1	1	0	1	1									
Dave Magadan, L OBP: 0.322, SLG: 0.402	G3			K	2B			G3	BB	4	1	1	0	1	1	0									
Ben Grieve, L OBP: 0.408, SLG: 0.524	F7			FC4-6	2B			BB	BB	3	0	2	2	2	0	0									
Matt Stairs, L OBP: 0.392, SLG: 0.602		K		FC4-6	K			F8	FC6-4	3	0	0	0	0	2	2									
Brian Leshar, R OBP: 0.246, SLG: 0.343				1-2						1	0	0	0	0	0	1									
Ernie Young, R OBP: 0.302, SLG: 0.343										1	0	0	0	0	0	3									
Jason Giambi, L OBP: 0.360, SLG: 0.479		P6			F7			L6		4	0	0	0	0	0	1									
Scott Spiezio, S OBP: 0.298, SLG: 0.394					1B					3	2	1	0	1	0	0									
Brent Mayne, L OBP: 0.333, SLG: 0.395					2B				WP	4	1	1	0	0	1	1									
Scott Brosius, R OBP: 0.258, SLG: 0.322					1B				BB	4	2	2	3	0	1	0									
Miguel Tejada, R OBP: 0.239, SLG: 0.353					2B				1B	4	0	1	1	0	0	1									
Inning Stats	R: 0 E: 0 K: 0 S: 11	H: 0 LOB: 0 BB: 0 P: 16	R: 0 E: 0 K: 1 S: 7	H: 0 LOB: 0 BB: 0 P: 9	R: 0 E: 0 K: 0 S: 9	H: 0 LOB: 0 BB: 0 P: 16	R: 0 E: 0 K: 2 S: 11	H: 1 LOB: 1 BB: 0 P: 17	R: 5 E: 0 K: 1 S: 20	H: 6 LOB: 1 BB: 0 P: 32	R: 0 E: 0 K: 0 S: 5	H: 0 LOB: 0 BB: 0 P: 8	R: 0 E: 0 K: 1 S: 7	H: 0 LOB: 0 BB: 0 P: 10	R: 0 E: 0 K: 0 S: 9	H: 0 LOB: 1 BB: 1 P: 20	R: 2 E: 1 K: 1 S: 14	H: 2 LOB: 3 BB: 3 P: 31	1B: 6 2B: 3 3B: 0 HR: 0	SF: 0 SAC: 0 DP: 0 HBP: 0	WP: 2 PB: 0 SB: 0 CS: 0	PA: 40			
PITCHER	IP	WLS	BF	H	R	ER	SO	BB	IBB	HBP	BLK	WP	HR	S	P	ERA	WHIP								
Jason Dickson, R ERA: 4.19	4.2	L	21	7	5	5	3	0	0	0	0	0	0	55	85	9.64	1.500								
Darrell May, L ERA: 5.03	3.1		11	0	0	0	2	1	0	0	0	0	0	24	43	0.00	0.300								
Greg Cadaret, L ERA: 3.0	0.1		3	1	2	2	1	1	0	0	0	1	0	6	11	54.00	6.000								
Pep Harris, R ERA: 3.82	0.2		5	1	0	0	0	2	0	0	0	1	0	8	20	0.00	4.500								

Oakland Athletics @ Anaheim Angels
Anaheim Stadium, Anaheim, CA
Thu Sep 18 1997, 6:33 AM EDT
Att: 26,689 - Sunny - 83 F

AB 36
R 7
H 9
RBI 7
BB 4
SO 6
LOB 10



Batter	1	2	3	4	5	6	7	8	9	AB	R	H	RBI	BB	SO	LOB	BOTTOM								
Rickey Henderson, R OBP: 0.402, SLG: 0.345	BB		L1-3		K		FC5-4		G5-3	4	0	0	0	1	1	2									
Tony Phillips, S OBP: 0.393, SLG: 0.390	F9		G4-3		1B		G6-3		K	4	0	1	0	1	1	2									
16 Garret Anderson, L OBP: 0.330, SLG: 0.403	2B		G4-3		G4-3		F8		F9	5	0	1	0	0	0	3									
Tim Salmon, R OBP: 0.392, SLG: 0.523	G6-3		F8				1B			4	2	2	0	0	0	2									
Jim Edmonds, L OBP: 0.356, SLG: 0.485			K		F8		1B		K	4	0	1	0	0	2	1									
Dave Hollins, S OBP: 0.361, SLG: 0.433	G4-3				2B		G1-6-3		E6	4	0	1	0	0	0	2									
Luis Alica, S OBP: 0.368, SLG: 0.378					F8		2B		BB	2	0	1	1	2	0	1									
Chris Turner, R OBP: 0.409, SLG: 0.444										2	0	0	0	0	1	2									
Chad Kessler, S OBP: 0.313, SLG: 0.338					L5				FC3-6	1	0	0	0	0	1	1									
Jack Howell, L OBP: 0.359, SLG: 0.570										1	0	0	0	0	0	2									
Orlando Palmeiro, L OBP: 0.299, SLG: 0.250										0	0	0	0	0	0	0									
7 Angelo Encarnacion, R OBP: 0.375, SLG: 0.750										0	0	0	0	0	0	0									
Gary Disarcina, R OBP: 0.267, SLG: 0.315					G5-3				F8	4	1	2	0	0	0	2									
Inning Stats	R: 0 E: 0 K: 0 S: 13	H: 1 LOB: 1 BB: 1 P: 22	R: 0 E: 0 K: 2 S: 11	H: 0 LOB: 1 BB: 1 P: 20	R: 1 E: 0 K: 0 S: 10	H: 1 LOB: 1 BB: 1 P: 19	R: 0 E: 0 K: 0 S: 12	H: 1 LOB: 0 BB: 0 P: 16	R: 0 E: 0 K: 1 S: 13	H: 1 LOB: 1 BB: 0 P: 19	R: 1 E: 0 K: 0 S: 12	H: 3 LOB: 1 BB: 0 P: 19	R: 0 E: 0 K: 1 S: 10	H: 1 LOB: 1 BB: 0 P: 12	R: 1 E: 1 K: 1 S: 14	H: 1 LOB: 2 BB: 1 P: 21	R: 0 E: 0 K: 1 S: 6	H: 0 LOB: 0 BB: 0 P: 9	1B: 4 2B: 5 3B: 0 HR: 0	SF: 0 SAC: 0 DP: 1 HBP: 0	WP: 1 PB: 0 SB: 2 CS: 1	PA: 39			
PITCHER	IP	WLS	BF	H	R	ER	SO	BB	IBB	HBP	BLK	WP	HR	S	P	ERA	WHIP								
Dave Telgheder, R ERA: 5.65	5.0	W	21	4	1	1	3	3	0	0	0	0	0	12	19	9.00	3.000								
Buddy Groom, L ERA: 5.0	1.0		5	3	1	1	1	0	0	0	0	0	0	24	33	0.00	1.500								
Billy Taylor, R ERA: 4.1	2.0		10	2	1	0	1	1	0	0	0	0	0	6	9	0.00	0.000								
T.J. Mathews, R ERA: 2.9	1.0		3	0	0	0	1	0	0	0	0	0	0	6	9	0.00	0.000								

Oakland Athletics @ Anaheim Angels
Anaheim Stadium, Anaheim, CA
Thu Sep 18 1997, 6:33 AM EDT
Att: 26,689 - Sunny - 83 F

AB 35
R 3
H 9
RBI 1
BB 4
SO 6
LOB 20



Batter	1	2	3	4	5	6	7	8	9	AB	R	H	RBI	BB	SO	LOB	TOP								
Joey Cora, S OBP: 0.358, SLG: 0.440	1-1 P5	2-1 G6-3		2-0 P3		1-0 G3-1			0-0 HR	5	1	1	0	0	0	0									
Roberto Kelly, R OBP: 0.332, SLG: 0.465	1-2 BB 2B	0-2 1B		2-0 G6-3			2-3 K		1-1 HR	5	2	3	2	0	1	0									
Ken Griffey Jr., L OBP: 0.380, SLG: 0.644	4-1 BB 2B	1-3 K			2-1 F9		1-1 P6		3-2 HR	4	2	1	1	1	1	1									
Edgar Martinez, R OBP: 0.455, SLG: 0.552 Giomar Guevara, S (9, PR)	4-0 2B	2-3 K			2-1 1B		2-0 HR		2-1 G6-3 1B	4	2	3	1	1	1	1									
Alex Rodriguez, R OBP: 0.349, SLG: 0.500	0-0 1B 2B		1-3 K		1-0 1B		1-3 K		2-0 G6-3	5	1	2	3	0	2	1									
Jay Buhner, R OBP: 0.381, SLG: 0.500	4-2 FC5 1B BB		3-3 K		1-3 K			1-1 HR	2-3 K	4	1	1	1	1	3	3									
Paul Sorrento, L OBP: 0.342, SLG: 0.518	2-3 K		4-2 BB		3-3 K2-3			3-3 K		3	0	0	0	1	3	4									
Dan Wilson, R OBP: 0.320, SLG: 0.420	1-0 1B		0-0 P3			0-1 G6-3		0-1 L8		4	0	1	1	0	0	1									
Andy Sheets, R OBP: 0.333, SLG: 0.462	1-2 FC5		1-3 K			2-3 K		0-1 G6-3		4	0	0	0	0	2	2									
Inning Stats	R: 4 E: 0 K: 1 S: 16	H: 3 LOB: 2 BB: 3 P: 34	R: 0 E: 0 K: 2 S: 13	H: 1 LOB: 1 BB: 0 P: 18	R: 0 E: 0 K: 2 S: 10	H: 0 LOB: 1 BB: 1 P: 18	R: 0 E: 0 K: 1 S: 5	H: 0 LOB: 0 BB: 0 P: 10	R: 0 E: 0 K: 2 S: 11	H: 2 LOB: 2 BB: 0 P: 20	R: 0 E: 0 K: 1 S: 6	H: 0 LOB: 0 BB: 0 P: 9	R: 1 E: 0 K: 2 S: 10	H: 1 LOB: 0 BB: 0 P: 16	R: 1 E: 0 K: 1 S: 9	H: 1 LOB: 0 BB: 0 P: 13	R: 3 E: 0 K: 1 S: 12	H: 4 LOB: 1 BB: 0 P: 22	1B: 6 2B: 2 3B: 0 HR: 4	SF: 0 SAC: 0 DP: 1 HBP: 0	WP: 0 PB: 0 SB: 0 CS: 0	PA: 42			
PITCHER	IP WLS BF H R ER SO BB IBB HBP BLK WP HR S P ERA WHIP	IP WLS BF H R ER SO BB IBB HBP BLK WP HR S P ERA WHIP	IP WLS BF H R ER SO BB IBB HBP BLK WP HR S P ERA WHIP	IP WLS BF H R ER SO BB IBB HBP BLK WP HR S P ERA WHIP	IP WLS BF H R ER SO BB IBB HBP BLK WP HR S P ERA WHIP	IP WLS BF H R ER SO BB IBB HBP BLK WP HR S P ERA WHIP	IP WLS BF H R ER SO BB IBB HBP BLK WP HR S P ERA WHIP	IP WLS BF H R ER SO BB IBB HBP BLK WP HR S P ERA WHIP	IP WLS BF H R ER SO BB IBB HBP BLK WP HR S P ERA WHIP	IP WLS BF H R ER SO BB IBB HBP BLK WP HR S P ERA WHIP	IP WLS BF H R ER SO BB IBB HBP BLK WP HR S P ERA WHIP	IP WLS BF H R ER SO BB IBB HBP BLK WP HR S P ERA WHIP	IP WLS BF H R ER SO BB IBB HBP BLK WP HR S P ERA WHIP	IP WLS BF H R ER SO BB IBB HBP BLK WP HR S P ERA WHIP	IP WLS BF H R ER SO BB IBB HBP BLK WP HR S P ERA WHIP	IP WLS BF H R ER SO BB IBB HBP BLK WP HR S P ERA WHIP	IP WLS BF H R ER SO BB IBB HBP BLK WP HR S P ERA WHIP	IP WLS BF H R ER SO BB IBB HBP BLK WP HR S P ERA WHIP	IP WLS BF H R ER SO BB IBB HBP BLK WP HR S P ERA WHIP	IP WLS BF H R ER SO BB IBB HBP BLK WP HR S P ERA WHIP	IP WLS BF H R ER SO BB IBB HBP BLK WP HR S P ERA WHIP	IP WLS BF H R ER SO BB IBB HBP BLK WP HR S P ERA WHIP	IP WLS BF H R ER SO BB IBB HBP BLK WP HR S P ERA WHIP	IP WLS BF H R ER SO BB IBB HBP BLK WP HR S P ERA WHIP	IP WLS BF H R ER SO BB IBB HBP BLK WP HR S P ERA WHIP

Seattle Mariners @ Oakland Athletics
Oakland-Alameda County Coliseum, Oakland, CA

AB 38
R 9
H 12
RBI 9
BB 4
SO 13
LOB 13



WP: 0 PA: 42
PB: 0
SB: 0
CS: 0

Batter	1	2	3	4	5	6	7	8	9	AB	R	H	RBI	BB	SO	LOB	BOTTOM									
Jason McDonald, S OBP: 0.369, SLG: 0.408	0-0 L4		2-2 FC6-4 1B		0-1 G5-3		0-0 G1-3		2-0 P6	5	0	1	0	0	0	1										
Dave Magadan, L OBP: 0.416, SLG: 0.396	3-2 L6		1-1 FC6-4 1B		3-2 G3-1			2-2 L4		4	1	0	1	0	0	1										
Ben Grieve, L OBP: 0.400, SLG: 0.500	2-3 K		0-0 G4-3 1B		1-1 L9			4-2 BB		3	0	0	0	1	1	1										
Brian Leshar, R OBP: 0.254, SLG: 0.348		2-2 S 1B	1-1 CS 1B			0-0 P8		1-3 K		4	0	2	1	0	1	1										
Jason Giambi, L OBP: 0.358, SLG: 0.475	3-2 P5		1-1 CS	2-3 K		2-2 P4		2-3 K		4	0	0	0	0	2	2										
Scott Spiezio, S OBP: 0.298, SLG: 0.392	4-2 S BB			2-0 F9		2-3 K			0-1 P5	3	0	0	0	1	1	0										
Scott Brosius, R OBP: 0.260, SLG: 0.323	3-3 K			0-0 1B			0-1 G1-3		2-2 HR 1B	4	1	2	0	0	1	2										
Brent Mayne, L OBP: 0.340, SLG: 0.414	0-3 K			2-1 1B			0-1 1B		0-1 HR	4	1	3	2	0	1	2										
Miguel Tejada, R OBP: 0.242, SLG: 0.352 Matt Stairs, L (9, PH)			1-2 1B FC6-4 1B		1-1 P6		2-0 P3		2-3 K	3	1	1	0	0	0	3										
Inning Stats	R: 0 E: 0 K: 1 S: 9	H: 0 LOB: 0 BB: 0 P: 14	R: 0 E: 0 K: 2 S: 16	H: 1 LOB: 2 BB: 1 P: 28	R: 2 E: 1 K: 0 S: 13	H: 3 LOB: 0 BB: 0 P: 19	R: 0 E: 0 K: 1 S: 9	H: 2 LOB: 2 BB: 0 P: 16	R: 0 E: 0 K: 1 S: 7	H: 0 LOB: 0 BB: 0 P: 11	R: 0 E: 0 K: 1 S: 7	H: 0 LOB: 0 BB: 0 P: 11	R: 0 E: 0 K: 0 S: 6	H: 1 LOB: 1 BB: 0 P: 8	R: 0 E: 0 K: 2 S: 15	H: 0 LOB: 1 BB: 1 P: 24	R: 2 E: 0 K: 1 S: 12	H: 2 LOB: 0 BB: 0 P: 18	1B: 8 2B: 0 3B: 0 HR: 1	SF: 0 SAC: 0 DP: 0 HBP: 0	WP: 0 PB: 0 SB: 3 CS: 1	PA: 38				
PITCHER	IP WLS BF H R ER SO BB IBB HBP BLK WP HR S P ERA WHIP	IP WLS BF H R ER SO BB IBB HBP BLK WP HR S P ERA WHIP	IP WLS BF H R ER SO BB IBB HBP BLK WP HR S P ERA WHIP	IP WLS BF H R ER SO BB IBB HBP BLK WP HR S P ERA WHIP	IP WLS BF H R ER SO BB IBB HBP BLK WP HR S P ERA WHIP	IP WLS BF H R ER SO BB IBB HBP BLK WP HR S P ERA WHIP	IP WLS BF H R ER SO BB IBB HBP BLK WP HR S P ERA WHIP	IP WLS BF H R ER SO BB IBB HBP BLK WP HR S P ERA WHIP	IP WLS BF H R ER SO BB IBB HBP BLK WP HR S P ERA WHIP	IP WLS BF H R ER SO BB IBB HBP BLK WP HR S P ERA WHIP	IP WLS BF H R ER SO BB IBB HBP BLK WP HR S P ERA WHIP	IP WLS BF H R ER SO BB IBB HBP BLK WP HR S P ERA WHIP	IP WLS BF H R ER SO BB IBB HBP BLK WP HR S P ERA WHIP	IP WLS BF H R ER SO BB IBB HBP BLK WP HR S P ERA WHIP	IP WLS BF H R ER SO BB IBB HBP BLK WP HR S P ERA WHIP	IP WLS BF H R ER SO BB IBB HBP BLK WP HR S P ERA WHIP	IP WLS BF H R ER SO BB IBB HBP BLK WP HR S P ERA WHIP	IP WLS BF H R ER SO BB IBB HBP BLK WP HR S P ERA WHIP	IP WLS BF H R ER SO BB IBB HBP BLK WP HR S P ERA WHIP	IP WLS BF H R ER SO BB IBB HBP BLK WP HR S P ERA WHIP	IP WLS BF H R ER SO BB IBB HBP BLK WP HR S P ERA WHIP	IP WLS BF H R ER SO BB IBB HBP BLK WP HR S P ERA WHIP	IP WLS BF H R ER SO BB IBB HBP BLK WP HR S P ERA WHIP	IP WLS BF H R ER SO BB IBB HBP BLK WP HR S P ERA WHIP	IP WLS BF H R ER SO BB IBB HBP BLK WP HR S P ERA WHIP	IP WLS BF H R ER SO BB IBB HBP BLK WP HR S P ERA WHIP

Seattle Mariners @ Oakland Athletics
Oakland-Alameda County Coliseum, Oakland, CA

AB 35
R 4
H 9
RBI 4
BB 2
SO 8
LOB 13



WP: 0 PA: 38
PB: 0
SB: 0
CS: 1

Batter	1	2	3	4	5	6	7	8	9	AB	R	H	RBI	BB	SO	LOB	TOP			
Joey Cora, S OBP: 0.360, SLG: 0.439 Giomar Guevara, S (9.4)	F8		1B SF9	1B HBP		P5		1B		4	2	2	0	0	0	0	Seattle Mariners @ Oakland Athletics Oakland-Alameda County Coliseum, Oakland, CA Sun Sep 21 1997, 3:33 AM PDT Att: 20,737 - Sunny - 77 F			
Roberto Kelly, R OBP: 0.333, SLG: 0.465	F7		1B SF9	1B FC5-2		G4-3		1B		5	0	3	2	0	0					
Ken Griffey Jr., L OBP: 0.380, SLG: 0.638	F7		1B SF9	1B FC5-2		F8		K		4	0	1	2	0	1					
Edgar Martinez, R OBP: 0.455, SLG: 0.555		L3	1B BB	1B FC5-2					HR	4	1	1	0	1	0					
Alex Rodriguez, R OBP: 0.346, SLG: 0.492		G1-3	1B BB	1B G4-3					K	4	0	0	0	1	1					
Jay Buhner, R OBP: 0.380, SLG: 0.506			1B K						K	5	2	2	3	0	3					
Paul Sorrento, L OBP: 0.339, SLG: 0.509			1B K						HR	5	0	0	0	0	3					
Dan Wilson, R OBP: 0.323, SLG: 0.428			1B K						G4-3	5	3	4	1	0	0					
Andy Sheets, R OBP: 0.329, SLG: 0.449			1B K	1B E7	1B K				F9	4	1	1	0	0	2					
Inning Stats	R: 0 E: 0 K: 0 S: 6	H: 0 LOB: 0 BB: 0 P: 8	R: 1 E: 0 K: 1 S: 10	H: 1 LOB: 0 BB: 0 P: 16	R: 2 E: 0 K: 2 S: 17	H: 3 LOB: 3 BB: 2 P: 34	R: 3 E: 1 K: 0 S: 18	H: 4 LOB: 2 BB: 0 P: 29	R: 0 E: 0 K: 3 S: 10	H: 1 LOB: 1 BB: 0 P: 15	R: 0 E: 0 K: 1 S: 7	H: 0 LOB: 0 BB: 0 P: 10	R: 1 E: 0 K: 2 S: 15	H: 3 LOB: 2 BB: 0 P: 26	R: 2 E: 0 K: 1 S: 13	H: 2 LOB: 0 BB: 0 P: 22	1B: 11 2B: 0 3B: 0 HR: 3	SF: 1 SAC: 0 DP: 0 HBP: 1	WP: 0 PB: 0 SB: 2 CS: 0	PA: 44
PITCHER	IP WLS BF H R ER SO BB IBB HBP BLK WP HR S P ERA WHIP																			
Brad Rigby, R ERA: 4.24	3.1 L 20 7 6 6 3 1 1 1 0 0 1 44 78 16.20 2.400																			
Mike Mohler, L ERA: 5.11	2.2 10 2 0 0 3 0 0 0 0 0 0 23 35 0.00 0.750																			
Don Wengert, R ERA: 5.95	1.2 8 3 1 1 2 0 0 0 0 0 1 19 31 5.40 1.800																			
Andrew Lorraine, L ERA: 6.75	0.1 1 0 0 0 1 0 0 0 0 0 0 3 5 0.00 0.000																			
Jay Witasick, R ERA: 5.0	1.0 5 2 2 2 1 0 0 0 0 0 1 13 22 18.00 2.000																			

Batter	1	2	3	4	5	6	7	8	9	AB	R	H	RBI	BB	SO	LOB	BOTTOM			
Jason McDonald, S OBP: 0.359, SLG: 0.394	CS	P2		K		G3			F9	5	0	1	0	0	1	3	Seattle Mariners @ Oakland Athletics Oakland-Alameda County Coliseum, Oakland, CA Sun Sep 21 1997, 3:33 AM PDT Att: 20,737 - Sunny - 77 F			
Dave Magadan, L OBP: 0.420, SLG: 0.395	BB	BB		BB		G4-3			1B	2	0	1	1	3	0					
Ben Grievie, L OBP: 0.372, SLG: 0.447	L9	L8		F8					1B	5	0	1	0	0	5					
Matt Stairs, L OBP: 0.384, SLG: 0.582	L9			K		F8			L7	5	0	0	0	1	3					
Jason Giambi, L OBP: 0.365, SLG: 0.494		L9	1B	BB		FC6-4			G4-3	4	1	3	0	1	0					
Scott Spiezio, S OBP: 0.300, SLG: 0.390	L9	L9		L9		FC6-4			P3	4	0	1	0	0	3					
Brent Mayne, L OBP: 0.346, SLG: 0.416		L9	1B	BB		FC6-4			K	2	1	1	1	1	0					
Mark Bellhorn, S OBP: 0.321, SLG: 0.357 Izzy Molina, R OBP: 0.217, SLG: 0.291	HBP	HBP	BB	1B		FC6-4			K	0	0	0	0	0	0					
Scott Brosius, R OBP: 0.261, SLG: 0.321	BB	HBP		K		FC6-4			G5-4-3	3	0	1	0	0	1					
Miguel Tejada, R OBP: 0.250, SLG: 0.347 Rafael Bourquiel, R OBP: 0.343, SLG: 0.341	BB	HBP		K		K			G5-4-3	2	0	0	0	0	2					
Inning Stats	R: 0 E: 0 K: 0 S: 7	H: 1 LOB: 1 BB: 1 P: 15	R: 2 E: 0 K: 0 S: 15	H: 2 LOB: 3 BB: 1 P: 28	R: 0 E: 0 K: 2 S: 11	H: 0 LOB: 2 BB: 2 P: 24	R: 0 E: 0 K: 2 S: 13	H: 0 LOB: 1 BB: 1 P: 19	R: 0 E: 0 K: 1 S: 10	H: 2 LOB: 2 BB: 0 P: 19	R: 0 E: 0 K: 1 S: 8	H: 1 LOB: 1 BB: 0 P: 13	R: 0 E: 0 K: 1 S: 7	H: 1 LOB: 0 BB: 0 P: 11	R: 0 E: 0 K: 0 S: 9	H: 2 LOB: 2 BB: 0 P: 14	1B: 8 2B: 1 3B: 0 HR: 0	SF: 0 SAC: 0 DP: 1 HBP: 2	WP: 0 PB: 0 SB: 0 CS: 1	PA: 41
PITCHER	IP WLS BF H R ER SO BB IBB HBP BLK WP HR S P ERA WHIP																			
27 Ken Cloude, R ERA: 4.68	6.0 W 29 5 2 2 5 5 0 2 0 0 0 69 119 3.00 1.667																			
Paul Spoljaric, L ERA: 3.07	1.1 5 1 0 0 1 0 0 0 0 0 0 11 18 0.00 0.750																			
Mike Timlin, R ERA: 3.31	0.2 2 1 0 0 0 0 0 0 0 0 0 4 6 0.00 1.500																			
Bob Wells, R ERA: 5.88	1.0 5 2 0 0 0 0 0 0 0 0 0 9 14 0.00 2.000																			

AB	40
R	9
H	14
RBI	8
BB	2
SO	10
LOB	12



AB	34
R	2
H	9
RBI	2
BB	5
SO	6
LOB	23



Batter	1	2	3	4	5	6	7	8	9	AB R H RBI BB SO LOB	TOP											
Joey Cora, S OBP: 0.361, SLG: 0.444 (1, 4)										5 1 2 2 0 0 2	Seattle Mariners @ Oakland Athletics Oakland-Alameda County Coliseum, Oakland, CA Mon Sep 22 1997, 7:05 PM PDT Att: 11,275 - Unknown - 62 F											
Roberto Kelly, R OBP: 0.332, SLG: 0.462 (1, 7)										4 0 1 0 0 0 1												
Ken Griffey Jr., L OBP: 0.380, SLG: 0.647 (1, 8)										4 2 2 2 0 0 2												
Edgar Martinez, R OBP: 0.457, SLG: 0.557 (1, 10)										2 0 1 0 2 0 0												
Alex Rodriguez, R OBP: 0.349, SLG: 0.493 (1, 6)										3 0 2 0 1 1 1												
Jay Buhner, R OBP: 0.381, SLG: 0.504 (1, 9)										2 0 0 0 2 1 3												
Paul Sorrento, L OBP: 0.338, SLG: 0.506 (1, 3)										3 0 0 0 1 0 6												
Dan Wilson, R OBP: 0.323, SLG: 0.425 (1, 2)										3 1 0 0 1 1 2												
Andy Sheets, R OBP: 0.342, SLG: 0.451 (1, 5)										2 0 1 0 1 1 0												
Inning Stats	R: 0 E: 0 K: 0 S: 6	H: 1 LOB: 0 BB: 0 P: 11	R: 0 E: 0 K: 1 S: 9	H: 1 LOB: 1 BB: 1 P: 18	R: 0 E: 0 K: 1 S: 7	H: 0 LOB: 0 BB: 1 P: 16	R: 1 E: 0 K: 1 S: 17	H: 1 LOB: 0 BB: 2 P: 30	R: 3 E: 0 K: 0 S: 11	H: 2 LOB: 0 BB: 1 P: 18	R: 0 E: 0 K: 0 S: 6	H: 1 LOB: 1 BB: 1 P: 12	R: 0 E: 0 K: 0 S: 7	H: 2 LOB: 0 BB: 0 P: 14	R: 0 E: 0 K: 0 S: 10	H: 1 LOB: 1 BB: 2 P: 21	R: 0 E: 0 K: 1 S: 10	H: 0 LOB: 0 BB: 0 P: 15	1B: 5 2B: 3 3B: 0 HR: 3	SF: 0 SAC: 1 DP: 5 HBP: 0	WP: 0 PB: 0 SB: 0 CS: 1	PA: 38
PITCHER	IP WLS BF H R ER SO BB IBB HBP BLK WP HR S P ERA WHIP											IP WLS BF H R ER SO BB IBB HBP BLK WP HR S P ERA WHIP										
Eric Ludwick, R ERA: 8.59 (1, 1)	4.2 L 21 5 4 4 3 5 0 0 0 0 0 3 48 91 7.71 2.143																					
Buddy Groom, L ERA: 4.92 (5, 1)	0.2 4 1 0 0 0 1 0 0 0 0 0 0 7 12 0.00 3.000																					
Aaron Small, R ERA: 4.17 (6, 1)	1.1 4 2 0 0 0 0 0 0 0 0 0 0 6 13 0.00 1.500																					
Andrew Lorraine, L ERA: 6.67 (7, 1)	0.1 1 0 0 0 0 0 0 0 0 0 0 0 2 3 0.00 0.000																					
Billy Taylor, R ERA: 3.93 (8, 1)	2.0 7 1 0 0 1 1 1 0 0 0 0 0 20 36 0.00 1.000																					

Batter	1	2	3	4	5	6	7	8	9	AB R H RBI BB SO LOB	BOTTOM											
Jason McDonald, S OBP: 0.360, SLG: 0.392 (1, 7)										4 1 1 0 1 2 2	Seattle Mariners @ Oakland Athletics Oakland-Alameda County Coliseum, Oakland, CA Mon Sep 22 1997, 7:05 PM PDT Att: 11,275 - Unknown - 62 F											
Rafael Bourquard, R OBP: 0.342, SLG: 0.336 (7, PR)										3 0 0 0 1 0 1												
Miguel Tejada, R OBP: 0.250, SLG: 0.347 (8, 6)										0 0 0 0 0 0 0												
Scott Spiezio, S OBP: 0.301, SLG: 0.390 (9, PH)										0 0 0 0 1 0 0												
Mark Bellhorn, S OBP: 0.321, SLG: 0.357 (9, PR)										0 0 0 0 0 0 0												
Pat Lennon, R OBP: 0.368, SLG: 0.382 (1, 10)										3 1 2 0 0 1 1												
Matt Stairs, L OBP: 0.382, SLG: 0.579 (7, PH)										2 0 0 0 0 1 4												
Brian Leshar, R OBP: 0.260, SLG: 0.350 (1, 9)										3 0 2 2 0 0 1												
Ben Grievie, L OBP: 0.394, SLG: 0.436 (8, 9)										2 0 0 0 0 2 4												
Jason Giambi, L OBP: 0.366, SLG: 0.494 (1, 3)										4 0 2 0 0 2 1												
Tilson Brito, R OBP: 0.287, SLG: 0.312 (1, 4)										3 0 0 0 0 1 2												
Scott Brosius, R OBP: 0.261, SLG: 0.320 (9, 7)										4 0 1 0 0 1 2												
Ernie Young, R OBP: 0.303, SLG: 0.349 (8, PH)										3 0 1 0 0 1 2												
Dave Magadan, L OBP: 0.419, SLG: 0.393 (9, 5)										1 0 0 0 0 1 1												
Izzy Molina, R OBP: 0.220, SLG: 0.302 (9, PH)										3 0 1 0 0 0 1												
Brent Mayne, L OBP: 0.345, SLG: 0.414 (9, PH)										1 0 0 0 0 0 0												
Inning Stats	R: 1 E: 0 K: 1 S: 18	H: 3 LOB: 2 BB: 0 P: 28	R: 0 E: 0 K: 1 S: 9	H: 1 LOB: 0 BB: 0 P: 17	R: 0 E: 0 K: 1 S: 7	H: 1 LOB: 0 BB: 0 P: 12	R: 0 E: 0 K: 1 S: 8	H: 0 LOB: 0 BB: 0 P: 11	R: 0 E: 0 K: 0 S: 8	H: 0 LOB: 0 BB: 0 P: 13	R: 1 E: 0 K: 1 S: 13	H: 3 LOB: 2 BB: 0 P: 19	R: 0 E: 0 K: 2 S: 10	H: 1 LOB: 2 BB: 1 P: 17	R: 0 E: 0 K: 3 S: 13	H: 1 LOB: 1 BB: 0 P: 16	R: 0 E: 0 K: 2 S: 11	H: 0 LOB: 2 BB: 2 P: 22	1B: 6 2B: 4 3B: 0 HR: 0	SF: 0 SAC: 1 DP: 0 HBP: 0	WP: 1 PB: 0 SB: 0 CS: 0	PA: 40
PITCHER	IP WLS BF H R ER SO BB IBB HBP BLK WP HR S P ERA WHIP											IP WLS BF H R ER SO BB IBB HBP BLK WP HR S P ERA WHIP										
Jeff Fassero, L ERA: 3.65 (1, 1)	6.1 W 29 9 2 2 6 1 0 0 0 0 0 0 18 23 0.00 0.600																					
Bobby Ayala, R ERA: 3.9 (7, 1)	1.2 6 1 0 0 4 0 0 0 0 0 0 0 18 23 0.00 0.600																					
Heathcliff Slocumb, R ERA: 6.36 (9, 1)	1.0 S 5 0 0 0 2 2 0 0 0 0 0 0 11 22 0.00 2.000																					

AB	28
R	4
H	9
RBI	4
BB	8
SO	4
LOB	17



AB	36
R	2
H	10
RBI	2
BB	3
SO	12
LOB	22



Batter	1	2	3	4	5	6	7	8	9	AB	R	H	RBI	BB	SO	LOB	TOP											
Tom Goodwin, L OBP: 0.314, SLG: 0.336	4-2 1B SF8 BB	2-0 FC6-5		0-1 G6-3		2-2 F8		0-1 FC6-5 E 29 S	1-1 SF7	4	2	0	1	1	0	3												
Ivan Rodriguez, R OBP: 0.361, SLG: 0.482	1-0 SF8 1B	3-3 K		1-2 G6-3		2-3 K		4-2 29 S 1B BB	0-1 G5-4-3	5	1	1	0	1	2	3												
29 Rusty Greer, L OBP: 0.406, SLG: 0.530	3-3 K		4-2 1B 1B BB	1-3 K2-3			1-1 E4 FC6-4 1B	4-2 1B 1B BB		3	2	0	0	2	2	2												
Juan Gonzalez, R OBP: 0.330, SLG: 0.582	0-1 SF8		1-3 K		2-2 G6-3		1-1 FC6-4 1B	0-1 FC6-4 1B		4	0	2	2	0	1	1												
Lee Stevens, L OBP: 0.336, SLG: 0.502	3-2 G4-3		0-0 BB 1B	3-2 1B 1B			0-0 FC6-4	0-0 FC6-4 1B		5	0	3	1	0	0	3												
Domingo Cadeno, S OBP: 0.338, SLG: 0.403		0-0 F7	2-2 F7		0-0 1B		0-3 K	0-2 FC6-4		5	0	1	0	0	1	6												
Fernando Tatis, R OBP: 0.286, SLG: 0.388		4-1 1B E BB	2-0 BB 1B	1-2 2-H 1B	1-0 G6-4-3 1B		2-3 K	2-2 P2		4	1	2	1	1	1	4												
Alex Diaz, S OBP: 0.259, SLG: 0.299	1-0 FC6-5 E 1B	1-3 1B	4-0 1B	1-2 2-3 BB	0-0 G6-4-3			0-0 S E 1B	1-1 1B SF7 1B	4	2	3	0	1	0	3												
Billy Ripken, R OBP: 0.291, SLG: 0.366	0-1 E5 FC6-5 3-H	0-0 L5			0-1 G3-1			3-1 FC3 FC6-5 1-H	0-2 G5-4-3 1B	5	0	1	1	0	0	4												
Inning Stats	R: 1 E: 0 K: 1 S: 12	H: 1 LOB: 1 BB: 1 P: 23	R: 1 E: 1 K: 1 S: 10	H: 1 LOB: 2 BB: 1 P: 20	R: 1 E: 0 K: 1 S: 11	H: 2 LOB: 3 BB: 2 P: 24	R: 0 E: 0 K: 1 S: 8	H: 0 LOB: 0 BB: 0 P: 10	R: 0 E: 0 K: 0 S: 7	H: 3 LOB: 2 BB: 0 P: 10	R: 0 E: 1 K: 2 S: 11	H: 1 LOB: 2 BB: 0 P: 15	R: 4 E: 1 K: 0 S: 18	H: 3 LOB: 2 BB: 2 P: 31	R: 1 E: 0 K: 0 S: 9	H: 2 LOB: 0 BB: 0 P: 11	1B: 13 2B: 0 3B: 0 HR: 0	SF: 2 SAC: 0 DP: 2 HBP: 0	WP: 0 PB: 0 SB: 4 CS: 0	PA: 47								
PITCHER	IP	WLS	BF	H	R	ER	SO	BB	IBB	HBP	BLK	WP	HR	S	P	ERA	WHIP											
Jimmy Haynes, R ERA: 4.42	(1, 1)	7.0	L	34	8	3	3	7	4	0	0	0	0	0	68	115	3.86	1.714										
Aaron Small, R ERA: 4.34	(8, 1)	0.1		4	1	3	2	0	1	0	0	0	0	0	7	14	54.00	6.000										
Buddy Groom, L ERA: 5.06	(8, 1)	0.0		1	0	0	0	0	1	0	0	0	0	0	2	6	∞	∞										
Billy Taylor, R ERA: 3.89	(8, 1)	0.2		4	2	1	1	0	0	0	0	0	0	9	11	13.50	3.000											
T.J. Mathews, R ERA: 2.88	(9, 1)	1.0		4	2	1	1	0	0	0	0	0	0	9	11	9.00	2.000											
Batter	1	2	3	4	5	6	7	8	9	AB	R	H	RBI	BB	SO	LOB	BOTTOM											
Jason McDonald, S OBP: 0.355, SLG: 0.379	1-1 G3		1-0 F7			2-3 K			4-1 1B HR BB	3	1	0	0	1	1	0												
Tilson Brito, R OBP: 0.291, SLG: 0.323	1-0 WP G6-3 2B		1-0 P3			2-1 G5-3			0-2 HR 1B	4	2	2	0	0	0	0												
Ben Grieve, L OBP: 0.385, SLG: 0.482	2-0 G6-3			1-1 G5-4-3 HBP			3-3 K		1-0 HR 2-H	3	1	1	4	0	1	0												
Brian Leshar, R OBP: 0.260, SLG: 0.347	1-2 1B		3-2 G5-4-3			0-3 K			1-3 K	3	0	1	0	0	1	1												
Dave Magadan, L OBP: 0.419, SLG: 0.397			1-2 1B				2-0 1B			1	0	0	0	0	1	0												
Jason Giambi, L OBP: 0.366, SLG: 0.498	1-2 F9		1-0 G6-3				2-2 F9		0-0 1B	4	0	2	0	0	0	1												
Pat Lennon, R OBP: 0.372, SLG: 0.386		3-2 G6-3		3-1 L3 1B			2-2 F9		0-3 K	3	0	1	0	0	0	1												
Matt Stairs, L OBP: 0.384, SLG: 0.578				1-2 L3					0-1 F8	1	0	0	0	0	1	1												
Scott Spiezio, S OBP: 0.296, SLG: 0.383		0-0 G4-3		1-2 L3					2-0 P3	4	0	0	0	0	0	2												
Tony Batista, R OBP: 0.265, SLG: 0.322		3-2 L7		1-0 G6-3					0-3 K	3	0	0	0	0	1	0												
Izzy Molina, R OBP: 0.214, SLG: 0.294			1-1 L9						0-0 G5-3	3	0	0	0	0	0	0												
Inning Stats	R: 1 E: 0 K: 0 S: 10	H: 2 LOB: 1 BB: 0 P: 16	R: 0 E: 0 K: 0 S: 8	H: 0 LOB: 0 BB: 0 P: 14	R: 0 E: 0 K: 0 S: 4	H: 0 LOB: 0 BB: 0 P: 7	R: 0 E: 0 K: 0 S: 5	H: 0 LOB: 0 BB: 0 P: 10	R: 0 E: 0 K: 1 S: 7	H: 0 LOB: 0 BB: 0 P: 12	R: 0 E: 0 K: 2 S: 10	H: 1 LOB: 1 BB: 0 P: 17	R: 0 E: 0 K: 1 S: 5	H: 0 LOB: 0 BB: 0 P: 7	R: 3 E: 0 K: 2 S: 14	H: 3 LOB: 1 BB: 1 P: 20	1B: 5 2B: 2 3B: 0 HR: 1	SF: 0 SAC: 0 DP: 2 HBP: 1	WP: 1 PB: 0 SB: 0 CS: 0	PA: 34								
PITCHER	IP	WLS	BF	H	R	ER	SO	BB	IBB	HBP	BLK	WP	HR	S	P	ERA	WHIP											
Darren Oliver, L ERA: 4.2	(1, 1)	8.0	W	30	6	4	4	4	1	0	0	0	1	60	104	4.50	0.875											
Danny Patterson, R ERA: 3.56	(9, 1)	1.0		4	1	0	0	2	0	0	0	0	0	9	10	0.00	1.000											

Texas Rangers @ Oakland Athletics
Oakland-Alameda County Coliseum, Oakland, CA
Wed Sep 24 1997, 7:05 PM PDT
Att: 12,190 - Unknown - 79 F

AB 39
R 8
H 13
RBI 6
BB 6
SO 7
LOB 29



Texas Rangers @ Oakland Athletics
Oakland-Alameda County Coliseum, Oakland, CA
Wed Sep 24 1997, 7:05 PM PDT
Att: 12,190 - Unknown - 79 F

AB 32
R 4
H 7
RBI 4
BB 1
SO 6
LOB 6



Batter	1	2	3	4	5	6	7	8	9	AB	R	H	RBI	BB	SO	LOB	TOP																			
Jason McDonald, S OBP: 0.361, SLG: 0.394 (1, 7)										3	2	2	2	1	1	0	Oakland Athletics @ Seattle Mariners The Kingdome, Seattle, WA Sun Sep 28 1997, 6:33 AM EDT Att: 55,910 - Dome - 72 F																			
Rafael Bourquiel, R OBP: 0.339, SLG: 0.333 Tilson Brito, R OBP: 0.285, SLG: 0.314 (1, 6) (5, 6)										2	0	0	0	0	0	1																				
Pat Lennon, R OBP: 0.374, SLG: 0.388 Matt Stairs, L OBP: 0.386, SLG: 0.582 (1, 10) (6, PH)										2	0	1	0	0	0	1																				
Brian Leshar, R OBP: 0.275, SLG: 0.366 (1, 9) (7, 7)										5	0	1	0	0	2	3																				
Jason Giambi, L OBP: 0.362, SLG: 0.495 (1, 3)										4	0	0	1	0	0	1																				
Scott Spiezio, S OBP: 0.300, SLG: 0.388 (1, 4)										3	0	0	0	2	1	1																				
Scott Brosius, R OBP: 0.259, SLG: 0.317 (1, 5)										4	0	0	0	0	2	4																				
Ernie Young, R OBP: 0.303, SLG: 0.349 Brent Mayne, L OBP: 0.343, SLG: 0.406 (1, 8) (7, PH) (7, 2)										2	0	0	0	0	1	1																				
Izzy Molina, R OBP: 0.219, SLG: 0.324 Ben Grieve, L OBP: 0.402, SLG: 0.473 (1, 2) (7, PH) (7, 9)										2	1	1	1	0	0	0																				
										2	1	1	0	0	1	1																				
Inning Stats	R: 0 E: 0 K: 2 S: 11	H: 1 LOB: 1 BB: 0 P: 18	R: 0 E: 1 K: 0 S: 9	H: 0 LOB: 1 BB: 0 P: 15	R: 1 E: 0 K: 0 S: 9	H: 1 LOB: 0 BB: 1 P: 18	R: 0 E: 0 K: 0 S: 7	H: 0 LOB: 0 BB: 0 P: 10	R: 0 E: 0 K: 1 S: 8	H: 0 LOB: 0 BB: 0 P: 13	R: 2 E: 0 K: 2 S: 24	H: 3 LOB: 2 BB: 1 P: 34	R: 5 E: 0 K: 1 S: 26	H: 5 LOB: 1 BB: 1 P: 42	R: 1 E: 0 K: 1 S: 10	H: 0 LOB: 0 BB: 0 P: 21	R: 0 E: 0 K: 1 S: 10	H: 1 LOB: 1 BB: 0 P: 14	1B: 7 2B: 1 3B: 1 HR: 2	SF: 2 SAC: 0 DP: 0 HBP: 0	WP: 2 PB: 0 SB: 2 CS: 1	PA: 42														
PITCHER	IP	WLS	BF	H	R	ER	SO	BB	IBB	HBP	BLK	WP	HR	S	P	ERA	WHIP	PITCHER		IP	WLS	BF	H	R	ER	SO	BB	IBB	HBP	BLK	WP	HR	S	P	ERA	WHIP
Jeff Fassero, L ERA: 3.61	(1, 1)	5.0	18	2	1	1	3	1	0	0	0	0	1	44	74	1.80	0.600	Heathcliff Slocumb, R ERA: 5.16		(9, 1)	1.0	4	1	0	0	1	0	0	0	0	0	10	14	0.00	1.000	
27 Ken Cloude, R ERA: 5.12	(6, 1)	1.0	8	4	3	3	2	1	0	0	0	1	0	30	41	27.00	5.000																			
Norm Charlton, L ERA: 7.27	(7, 1)	1.0	L	8	4	4	4	1	0	0	0	0	1	20	35	36.00	5.000																			
Mark Holzemer, L ERA: 6.0	(8, 1)	0.0	1	0	1	1	0	1	0	0	0	0	0	4	∞	∞	∞																			
Bob Wells, R ERA: 5.75	(8, 1)	1.0	3	0	0	0	1	0	0	0	0	1	0	10	17	0.00	0.000																			

AB	36
R	9
H	11
RBI	9
BB	4
SO	8
LOB	13



AB	37
R	7
H	11
RBI	6
BB	6
SO	8
LOB	20

