

# Oakland Athletics - 1998

Batter	1	2	3	4	5	6	7	8	9	AB	R	H	RBI	BB	SO	LOB	TOP										
Nomar Garciaparra, R (1.6)	L1		F8		G6-3		FC5-2			4	0	0	0	0	0	3	<b>Boston Red Sox @ Oakland Athletics</b> Network Associates Coliseum, Oakland, CA Wed Apr 01 1998, 10:05 PM EST Att: 36,915 - Cloudy - 56 F										
John Valentin, R (1.5) OBP: 0.250, SLG: 0.333	K			F8		1B	SF8			3	0	1	1	0	1	0											
Mo Vaughn, L (1.3) OBP: 0.500, SLG: 0.500	1B			L9	1B	K	G4-1			4	0	2	0	0	1	3											
18 Reggie Jefferson, S (1.10) Jim Leyritz, R (8. PH)	F8			PB	1B	F7		K		3	0	1	0	0	0	2											
Troy O'Leary, L (1.7) OBP: 0.250, SLG: 0.250		G4-3		L9		1B		K		4	0	1	0	0	1	2											
Scott Hatteberg, L (1.2)	P4			G3		G4-3		G6-3		4	0	0	0	0	0	4											
Darren Lewis, R (1.8) OBP: 0.250, SLG: 0.250	F3				E4	WP	2B	F8		4	1	1	0	0	0	0											
Darren Bragg, L (1.9) OBP: 0.250, SLG: 0.667			K		SF8		FC5-2	K		3	1	1	1	0	2	0											
Donnie Sadler, R (1.4)			G5-3		F8		FC5-2	F8		3	0	0	0	0	0	0											
							HBP																				
<b>Inning Stats</b>	R: 0 E: 0 K: 1 S: 6	H: 1 LOB: 1 BB: 0 P: 6	R: 0 E: 0 K: 0 S: 3	H: 0 LOB: 0 BB: 0 P: 3	R: 0 E: 0 K: 1 S: 5	H: 0 LOB: 0 BB: 0 P: 5	R: 0 E: 0 K: 0 S: 5	H: 2 LOB: 2 BB: 0 P: 5	R: 1 E: 1 K: 0 S: 4	H: 0 LOB: 0 BB: 0 P: 4	R: 0 E: 0 K: 1 S: 7	H: 2 LOB: 2 BB: 0 P: 7	R: 1 E: 0 K: 0 S: 5	H: 2 LOB: 2 BB: 0 P: 6	R: 0 E: 0 K: 2 S: 7	H: 0 LOB: 0 BB: 0 P: 7	R: 0 E: 0 K: 1 S: 5	H: 0 LOB: 0 BB: 0 P: 5	1B: 6 2B: 1 3B: 0 HR: 0	SF: 2 SAC: 0 DP: 0 HBP: 1	WP: 1 PB: 1 SB: 0 CS: 0	PA: 36					
<b>PITCHER</b>	IP	WLS	BF	H	R	ER	SO	BB	IBB	HBP	BLK	WP	HR	S	P	ERA	WHIP										
Tom Candiotti, R (1.1) ERA: 1.29	7.0	L	30	7	2	1	3	0	0	1	0	1	0	35	36	1.29	1.000										
Mike Mohler, L (8.1) ERA:	1.0		3	0	0	0	2	0	0	0	0	0	0	7	7	0.00	0.000										
T.J. Mathews, R (9.1) ERA:	1.0		3	0	0	0	1	0	0	0	0	0	0	5	5	0.00	0.000										

AB	33
R	2
H	7
RBI	2
BB	0
SO	6
LOB	14



Batter	1	2	3	4	5	6	7	8	9	AB	R	H	RBI	BB	SO	LOB	BOTTOM										
Rickey Henderson, R (1.7) OBP: 0.500, SLG: 0.333	F7			G4-3		BB		G3-1		3	0	1	0	1	0	0	<b>Boston Red Sox @ Oakland Athletics</b> Network Associates Coliseum, Oakland, CA Wed Apr 01 1998, 10:05 PM EST Att: 36,915 - Cloudy - 56 F										
Dave Magadan, L (1.5)	K			G4-3		F8		G3-1		4	0	0	0	0	1	2											
Ben Grieve, L (1.9) OBP: 0.250, SLG: 0.250	G4-3			BB	1B	K		G4-3		4	0	1	0	0	1	2											
Matt Stairs, L (1.10) OBP: 0.500, SLG: 0.333		K		BB	1B	SH5-4	1B	G6-3		3	0	1	0	1	1	0											
Jason Giambi, L (1.3) OBP: 0.250, SLG: 0.250		K		K		SH5-4	1B	G5-3		4	0	1	0	0	2	2											
Scott Spiezio, S (1.4)		L9			K	SH5-4		K		3	0	0	0	0	2	0											
A.J. Hinch, R (1.2)			G5-3		K		K			3	0	0	0	0	2	2											
Jason McDonald, S (1.8)			K		K		K			3	0	0	0	0	3	2											
Rafael Bourimigal, R (1.6) Shane Mack, R (8. PH) Jason Wood, R (9.6)			F7			F9		F7		2	0	0	0	0	0	0											
										1	0	0	0	0	0	0											
										0	0	0	0	0	0	0											
<b>Inning Stats</b>	R: 0 E: 0 K: 1 S: 5	H: 0 LOB: 0 BB: 0 P: 5	R: 0 E: 0 K: 2 S: 7	H: 0 LOB: 0 BB: 0 P: 7	R: 0 E: 0 K: 1 S: 5	H: 0 LOB: 0 BB: 0 P: 5	R: 0 E: 0 K: 1 S: 6	H: 1 LOB: 2 BB: 1 P: 10	R: 0 E: 0 K: 3 S: 9	H: 0 LOB: 0 BB: 0 P: 9	R: 0 E: 0 K: 1 S: 5	H: 0 LOB: 1 BB: 1 P: 9	R: 0 E: 0 K: 2 S: 9	H: 2 LOB: 2 BB: 0 P: 9	R: 0 E: 0 K: 0 S: 4	H: 1 LOB: 1 BB: 0 P: 4	R: 0 E: 0 K: 1 S: 5	H: 0 LOB: 0 BB: 0 P: 5	1B: 4 2B: 0 3B: 0 HR: 0	SF: 0 SAC: 1 DP: 0 HBP: 0	WP: 0 PB: 0 SB: 1 CS: 0	PA: 33					
<b>PITCHER</b>	IP	WLS	BF	H	R	ER	SO	BB	IBB	HBP	BLK	WP	HR	S	P	ERA	WHIP										
Pedro Martinez, R (1.1) ERA:	7.0	W	26	3	0	0	11	2	0	0	0	0	0	46	54	0.00	0.714										
Dennis Eckerley, R (8.1) ERA:	0.2		3	1	0	0	0	0	0	0	0	0	0	3	3	0.00	1.500										
Tom Gordon, R (8.1) ERA:	1.1	S	4	0	0	0	1	0	0	0	0	0	0	6	6	0.00	0.000										





Batter	1	2	3	4	5	6	7	8	9	AB	R	H	RBI	BB	SO	LOB	TOP										
Nomar Garciaparra, R OBP: 0.222, SLG: 0.222	G6-3		L9	L7			1B	CS		5	1	2	1	0	0	2											
John Valentin, R OBP: 0.222, SLG: 0.250	G6-3		L9		G6-3		1B	F9		5	1	1	0	0	0	1											
Mo Vaughn, L OBP: 0.444, SLG: 0.375	BB			G3	K		1B		K	4	0	1	1	1	2	0											
Jim Leyritz, R OBP: 0.500, SLG: 0.400 Midre Cummings, L (9, PR)	G4-3			BB	F9		1B	S		4	1	2	1	1	0	1											
Jason Varitek, S OBP: 0.200, SLG: 0.200		P3		1B		G5-3	F8		K	5	1	1	0	0	1	3											
Damon Buford, R OBP: 0.400, SLG: 0.500	F9			HBP		1B	K		K2-3	4	1	1	0	1	2	3											
Troy O'Leary, L OBP: 0.500, SLG: 0.333				SF8		1B	L8			2	0	1	1	2	0	2											
Darren Lewis, R OBP: 0.375, SLG: 0.286	G3-1					1B		G6-3		3	0	1	1	0	0	1											
Donnie Sadler, R 18 Reggie Jefferson, S OBP: 0.250, SLG: 0.250 Mike Benjamin, R OBP: 1.000, SLG: 2.000			L3	SF8		P3-2		WP		1	0	0	1	0	0	0											
										1	0	0	0	0	0	3											
										1	1	1	0	0	0	0											
<b>Inning Stats</b>	R: 0 E: 0 K: 0 S: 3	H: 0 LOB: 1 BB: 1 P: 7	R: 0 E: 0 K: 0 S: 3	H: 0 LOB: 1 BB: 1 P: 7	R: 0 E: 0 K: 0 S: 3	H: 0 LOB: 0 BB: 0 P: 3	R: 3 E: 0 K: 0 S: 5	H: 2 LOB: 2 BB: 2 P: 14	R: 0 E: 0 K: 1 S: 5	H: 0 LOB: 0 BB: 0 P: 5	R: 0 E: 0 K: 0 S: 4	H: 2 LOB: 2 BB: 1 P: 8	R: 2 E: 0 K: 1 S: 9	H: 4 LOB: 0 BB: 0 P: 9	R: 1 E: 0 K: 0 S: 4	H: 2 LOB: 0 BB: 0 P: 4	R: 0 E: 0 K: 3 S: 10	H: 1 LOB: 2 BB: 0 P: 10	1B: 9 2B: 3 3B: 0 HR: 0	SF: 1 SAC: 0 DP: 1 HBP: 1	WP: 1 PB: 0 SB: 1 CS: 1	PA: 42					
<b>PITCHER</b>	IP	WLS	BF	H	R	ER	SO	BB	IBB	HBP	BLK	WP	HR	S	P	ERA	WHIP										
Kenny Rogers, L ERA: 5.06	5.1		26	4	3	3	1	5	0	1	0	0	0	22	43	5.06	1.688										
Billy Taylor, R ERA: 27.0	0.2	L	3	2	2	2	0	0	0	0	0	0	0	3	3	27.00	3.000										
Buddy Groom, L ERA:	1.1		6	2	0	0	1	0	0	0	0	0	0	8	8	0.00	1.500										
Aaron Small, R ERA: 13.5	0.2		3	2	1	1	0	0	0	0	0	1	0	3	3	13.50	3.000										
Mike Fetters, R ERA:	1.0		4	1	0	0	3	0	0	0	0	0	0	10	10	0.00	1.000										

**Boston Red Sox @ Oakland Athletics**  
 Network Associates Coliseum, Oakland, CA  
 Thu Apr 02 1998, 6:33 AM EST  
 Att: 7,313 - Cloudy - 56 F

AB 35  
 R 6  
 H 11  
 RBI 6  
 BB 5  
 SO 5  
 LOB 16



Batter	1	2	3	4	5	6	7	8	9	AB	R	H	RBI	BB	SO	LOB	BOTTOM										
Rickey Henderson, R OBP: 0.222, SLG: 0.125	P6		F7		G6-3		F7		K	5	0	0	0	0	1	0											
Jason McDonald, S OBP: 0.250, SLG: 0.250	S		G3		K		S		L3	5	0	2	0	0	1	0											
Ben Grieve, L OBP: 0.250, SLG: 0.143	P6		L5			FC4-6	K			3	1	0	0	1	1	2											
Matt Stairs, L OBP: 0.571, SLG: 0.500 Kevin Mitchell, R (7, PH)	K				2B		P3			3	1	2	0	0	1	1											
					1B					1	0	0	0	0	0	1											
Jason Giambi, L OBP: 0.500, SLG: 0.571		F9				FC4-6		E		3	1	2	1	1	0	2											
		SF8				F8		BB																			
Mike Blowers, R OBP: 0.500, SLG: 0.333					G5-3			K		3	0	1	1	0	1	2											
Scott Spiezio, S		F9			P7		F8		E6	4	0	0	0	0	0	6											
A.J. Hinch, R																											
Dave Magadan, L (8, PH) Izzy Molina, R (9, 2)		SF8			K				G5-4-3	1	0	0	1	0	1	1											
Rafael Bourquigal, R Shane Mack, R (9, PH)		3-H							L9	3	0	0	0	0	0	4											
<b>Inning Stats</b>	R: 0 E: 0 K: 1 S: 6	H: 1 LOB: 1 BB: 0 P: 6	R: 1 E: 0 K: 0 S: 4	H: 1 LOB: 0 BB: 0 P: 5	R: 0 E: 0 K: 0 S: 3	H: 0 LOB: 0 BB: 0 P: 3	R: 1 E: 0 K: 1 S: 7	H: 2 LOB: 1 BB: 0 P: 7	R: 0 E: 0 K: 1 S: 5	H: 0 LOB: 0 BB: 0 P: 5	R: 1 E: 0 K: 0 S: 5	H: 2 LOB: 3 BB: 1 P: 10	R: 0 E: 0 K: 1 S: 6	H: 1 LOB: 1 BB: 0 P: 6	R: 0 E: 1 K: 1 S: 5	H: 0 LOB: 1 BB: 1 P: 9	R: 0 E: 0 K: 1 S: 5	H: 0 LOB: 0 BB: 0 P: 5	1B: 6 2B: 1 3B: 0 HR: 0	SF: 1 SAC: 0 DP: 1 HBP: 2	WP: 0 PB: 0 SB: 2 CS: 0	PA: 38					
<b>PITCHER</b>	IP	WLS	BF	H	R	ER	SO	BB	IBB	HBP	BLK	WP	HR	S	P	ERA	WHIP										
49 Tim Wakefield, R ERA: 4.76	5.2		25	6	3	3	3	1	0	1	0	0	0	29	34	4.76	1.235										
John Wasdin, R ERA:	1.0	W	5	1	0	0	1	0	0	1	0	0	0	6	7	0.00	1.000										
Steve Avery, L ERA:	0.1		1	0	0	0	0	0	0	0	0	0	0	1	1	0.00	0.000										
Jim Corsi, R ERA:	1.0		4	0	0	0	1	1	0	0	0	0	0	5	9	0.00	1.000										
Tom Gordon, R ERA:	1.0	S	3	0	0	0	1	0	0	0	0	0	0	5	5	0.00	0.000										

**Boston Red Sox @ Oakland Athletics**  
 Network Associates Coliseum, Oakland, CA  
 Thu Apr 02 1998, 6:33 AM EST  
 Att: 7,313 - Cloudy - 56 F

AB 33  
 R 3  
 H 7  
 RBI 3  
 BB 2  
 SO 6  
 LOB 21









Batter	1	2	3	4	5	6	7	8	9	10	AB	R	H	RBI	BB	SO	LOB
Chuck Knoblauch, R OBP: 0.579, SLG: 0.417	(1,4) 4-0 FC5-4 BB		(1,0) 0-0 F9		(1,0) 0-0 G5-4-3		(1,0) 0-3 K	(1,0) 4-0 BB		(1,0) 0-0 SF9	3	0	0	1	2	1	2
2 Derek Jeter, R OBP: 0.211, SLG: 0.176	(1,6) 0-0 FC5-4 1B FC4-6		(1,0) 0-0 G4-3		(1,0) 0-3 K		(1,0) 0-3 K	(1,0) 0-0 G5-3		(1,0) 2-3 3-H BB	6	1	1	1	0	2	3
Paul O'Neill, L OBP: 0.421, SLG: 0.400	(1,9) 0-0 FC4-6 1B			(1,0) 0-0 G6-3		(1,0) 0-3 K	(1,0) 4-0 BB		(1,0) 0-0 G4-3	(1,0) 4-0 BB	4	0	1	0	2	1	0
Bernie Williams, S OBP: 0.333, SLG: 0.250	(1,8) 0-0 FC4-6 1B			(1,0) 4-0 BB		(1,0) 0-0 2B 20 E 1B	(1,0) 4-0 BB		(1,0) 0-0 G6-3	(1,0) 0-0 G4-6-3 BB	4	1	1	1	2	0	3
Tino Martinez, L Homer Bush, R Dale Sveum, S	(1,3) 0-0 F7			(1,0) 0-0 F8		(1,0) 0-0 20 E 2B	(1,0) 0-0 P3		(1,0) 4-0 BB		4	0	1	0	1	0	4
Darryl Strawberry, L Chad Curtis, R	(1,10) 0-0 P6			(1,0) 0-3 K		(1,0) 4-0 20 E BB		(1,0) 0-3 K	(1,0) 0-0 HR		2	0	0	0	0	1	1
Tim Lincecum, S Tim Lincecum, S	(1,7) 0-0 G6-3			(1,0) 0-0 1B 20 1B G5-4-3		(1,0) 0-0 P5		(1,0) 4-0 20 S BB	(1,0) 0-3 K		4	2	1	0	1	1	4
20 Jorge Posada, S OBP: 0.667, SLG: 1.200	(1,2) 0-3 K			(1,0) 0-0 G5-4-3 1B		(1,0) 0-0 E5		(1,0) 0-0 HR		(1,0) 0-0 2B SF9 1B	5	2	3	2	0	1	2
Scott Brosius, R OBP: 0.471, SLG: 0.462	(1,5) 0-3 K			(1,0) 0-0 G5-4-3 1B		(1,0) 0-0 F7		(1,0) 0-0 P5		(1,0) 0-3 SF9 2 1B 2B	5	1	2	0	0	1	3

Inning Stats	R: 1	H: 1	R: 0	H: 0	R: 0	H: 0	R: 0	H: 3	R: 1	H: 2	R: 0	H: 0	R: 2	H: 1	R: 2	H: 1	R: 2	H: 3	1B: 7	SF: 1	WP: 0	PA: 49														
PITCHER	IP	WLS	BF	H	R	ER	SO	BB	IBB	HBP	BLK	WP	HR	S	P	ERA	WHIP	IP	WLS	BF	H	R	ER	SO	BB	IBB	HBP	BLK	WP	HR	S	P	ERA	WHIP		
Mike Quist, R ERA: 3.38	5.1	22	5	3	2	5	2	2	0	0	0	0	0	30	38	3.38	1.312	10.1	5	2	1	1	0	0	1	0	0	0	0	4	8	9.00	3.000			
Buddy Groom, L ERA: 6.0	0.1	4	1	0	0	0	1	0	0	0	0	0	0	3	7	0.00	6.000																			
T.J. Mathews, R ERA: 6.0	2.0	11	1	2	2	3	4	0	0	0	0	0	1	13	29	9.00	2.500																			
Mike Fetters, R ERA: 4.5	1.0	3	0	0	0	0	0	0	0	0	0	0	0	3	3	0.00	0.000																			
Mike Mohler, L ERA: 6.75	0.1	L	4	2	3	3	1	1	0	0	0	0	1	5	9	81.00	9.000																			


**TOP**

**New York Yankees @ Oakland Athletics**  
Network Associates Coliseum, Oakland, CA

Sun Apr 05 1998, 6:33 AM EDT  
Att: 18,109 - Cloudy - 55 F

livebaseballscores.com

AB	39
R	9
H	11
RBI	7
BB	9
SO	9
LOB	22



Batter	1	2	3	4	5	6	7	8	9	10	AB	R	H	RBI	BB	SO	LOB
Rickey Henderson, R OBP: 0.300, SLG: 0.176	(1,7) 0-0 1B 1B		(1,0) 0-0 L9		(1,0) 0-3 K		(1,0) 4-0 1B BB	(1,0) 0-3 K		(1,0) 0-0 G1-3	5	1	1	0	1	2	3
Jason McDonald, S OBP: 0.385, SLG: 0.385	(1,8) 0-0 1B G4-6-3 1B		(1,0) 0-0 G4-3		(1,0) 0-0 1B		(1,0) 0-0 1B 1-3 2-H		(1,0) 0-0 G6-3		5	1	3	1	0	0	0
Ben Griever, L OBP: 0.294, SLG: 0.333	(1,9) 0-0 G4-6-3 1B		(1,0) 0-0 G1-3		(1,0) 0-0 G1-3		(1,0) 1-0 HBP		(1,0) 0-0 G3		4	0	1	1	0	0	1
Matt Stairs, L OBP: 0.375, SLG: 0.429	(1,10) 0-0 G4-6-3 1B			(1,0) 0-0 SF8 3B		(1,0) 0-0 F9	(1,0) 0-0 G3-1		(1,0) 4-0 HR BB		4	2	1	0	1	0	4
Jason Giambi, L OBP: 0.471, SLG: 0.714	(1,3) 0-0 1B			(1,0) 0-0 SF8		(1,0) 0-3 K		(1,0) 0-3 K	(1,0) 0-0 HR		4	1	2	3	0	2	0
Mike Blowers, R OBP: 0.300, SLG: 0.125 Jason Wood, R	(1,5) 0-0 F8			(1,0) 0-0 E5 G3		(1,0) 0-0 P6		(1,0) 4-0 BB 1B BB	(1,0) 0-3 K		3	0	0	0	1	0	1
Scott Spiezio, S OBP: 0.250, SLG: 0.467	(1,4) 0-0 L9			(1,0) 0-0 G3		(1,0) 0-0 G3-1 SH5-4 1B		(1,0) 4-0 1B BB		(1,0) 0-0 G6-3	4	1	1	0	1	0	1
A.J. Hinch, R OBP: 0.357, SLG: 0.273	(1,2) 0-0 G6-4-3 1B			(1,0) 0-0 G5-3		(1,0) 0-0 SH5-4	(1,0) 0-0 P2		(1,0) 0-0 G6-3		4	0	1	0	0	0	3
Rafael Bournigal, R Kevin Mitchell, R Jorge Velandia, R Dave Magadan, L	(1,6) 0-0 G6-4-3			(1,0) 0-0 G5-3		(1,0) 0-0 G6-3	(1,0) 0-0 1B		(1,0) 0-0 1B		2	0	0	0	0	0	1
											1	0	0	0	0	0	0
											2	0	2	1	0	0	0

Inning Stats	R: 2	H: 4	R: 0	H: 1	R: 0	H: 1	R: 0	H: 1	R: 0	H: 0	R: 1	H: 2	R: 1	H: 1	R: 2	H: 1	R: 0	H: 1	1B: 10	SF: 1	WP: 0	PA: 46													
PITCHER	IP	WLS	BF	H	R	ER	SO	BB	IBB	HBP	BLK	WP	HR	S	P	ERA	WHIP	IP	WLS	BF	H	R	ER	SO	BB	IBB	HBP	BLK	WP	HR	S	P	ERA	WHIP	
Ramiro Mendoza, R ERA: 5.4	6.2	28	8	4	4	2	2	0	0	0	0	0	0	31	35	5.40	1.350																		
Mike Stanton, L ERA: 13.5	0.2	6	1	1	1	1	2	0	1	0	0	0	0	5	14	13.50	4.500																		
42 Mariano Rivera, R ERA: 13.5	1.1	5	1	0	0	1	0	0	0	0	0	0	0	7	7	0.00	0.750																		
Graeme Lloyd, L ERA: 9.0	0.0	2	1	2	2	0	1	0	0	0	0	0	1	1	5	∞	∞																		
Jeff Nelson, R ERA: 5.4	1.1	W	5	1	0	0	1	0	0	0	0	0	0	7	7	0.00	0.750																		


**BOTTOM**

**New York Yankees @ Oakland Athletics**  
Network Associates Coliseum, Oakland, CA

Sun Apr 05 1998, 6:33 AM EDT  
Att: 18,109 - Cloudy - 55 F

livebaseballscores.com

AB	39
R	7
H	12
RBI	6
BB	4
SO	5
LOB	15






Batter	1	2	3	4	5	6	7	8	9	AB	R	H	RBI	BB	SO	LOB	TOP				
<b>Kenny Lofton, L</b> OBP: 0.419, SLG: 0.462 (1, 8)	G6-3 S BB	K		E8 1B		K		P6		4	0	1	1	1	2	2	<b>Cleveland Indians @ Oakland Athletics</b> Network Associates Coliseum, Oakland, CA Tue Apr 07 1998, Postponed Att. 6,963 - Overcast - 52 F				
<b>Jeff Branson, L</b> OBP: 0.143, SLG: 0.143 (1, 4)	P2		F8	F7				L7		5	0	1	0	0	0	2					
<b>David Justice, L</b> OBP: 0.440, SLG: 0.789 (1, 10)	G6-3		FC6-4 BB		HR		SF7		G4-3	3	1	1	2	1	0	1					
<b>Manny Ramirez, R</b> OBP: 0.379, SLG: 0.800 (1, 9)	L8		FC6-4 BB		E		G5-3		G6-3	5	0	1	0	0	0	3					
<b>Jim Thome, L</b> OBP: 0.292, SLG: 0.238 <b>Shawon Dunston, R</b> OBP: 0.278, SLG: 0.313 (9, PH) (9, 6)		F7	G5-3		E4		G4-3		E6 CS	4	0	0	0	0	0	2					
<b>Travis Fryman, R</b> OBP: 0.256, SLG: 0.435 (9, 5)				K	K		F8		CS	3	1	0	0	1	2	2					
<b>Brian Giles, L</b> OBP: 0.600, SLG: 1.000 (1, 7)	P4 PB BB		G3	L8						3	0	0	0	1	0	3					
<b>Jeff Manto, R</b> OBP: 0.286, SLG: 0.167 (9, 3)	K 2B		K	L5			G5-3			3	2	0	0	1	1	4					
<b>Pat Borders, R</b> OBP: 0.263, SLG: 0.316 (1, 2)								L3		4	2	3	2	0	0	0					
<b>Inning Stats</b>	R: 0 E: 0 K: 0 S: 8	H: 0 LOB: 1 BB: 1 P: 14	R: 2 E: 0 K: 2 S: 15	H: 1 LOB: 1 BB: 1 P: 26	R: 0 E: 0 K: 0 S: 8	H: 0 LOB: 1 BB: 1 P: 13	R: 2 E: 1 K: 1 S: 12	H: 2 LOB: 1 BB: 1 P: 24	R: 1 E: 0 K: 1 S: 15	H: 2 LOB: 2 BB: 0 P: 20	R: 0 E: 0 K: 0 S: 10	H: 0 LOB: 1 BB: 1 P: 19	R: 0 E: 0 K: 0 S: 7	H: 0 LOB: 0 BB: 0 P: 10	R: 0 E: 1 K: 0 S: 8	H: 0 LOB: 0 BB: 0 P: 11		1B: 5 2B: 1 3B: 0 HR: 1	SF: 1 SAC: 0 DP: 0 HBP: 0	WP: 0 PB: 1 SB: 2 CS: 1	PA: 42
<b>PITCHER</b>	IP	WLS	BF	H	R	ER	SO	BB	IBB	HBP	BLK	WP	HR	S	P	ERA	WHIP				
<b>Tom Candiotti, R</b> ERA: 2.45 (1, 1)	4.0	L	21	4	5	2	3	4	0	0	0	0	1	44	79	4.50	2.000				
<b>Aaron Small, R</b> ERA: 4.91 (5, 1)	3.0		14	3	1	1	2	1	0	0	0	0	0	36	57	3.00	1.333				
<b>Jim Dougherty, R</b> ERA: (8, 1)	2.0		6	0	0	0	0	0	0	0	0	0	0	15	21	0.00	0.000				

AB	35
R	6
H	7
RBI	5
BB	5
SO	5
LOB	19



Batter	1	2	3	4	5	6	7	8	9	AB	R	H	RBI	BB	SO	LOB	BOTTOM				
<b>Rickey Henderson, R</b> OBP: 0.240, SLG: 0.136 (1, 7)	L8				G6-3		G5-3	F7		5	0	0	0	0	1	2	<b>Cleveland Indians @ Oakland Athletics</b> Network Associates Coliseum, Oakland, CA Tue Apr 07 1998, Postponed Att. 6,963 - Overcast - 52 F				
<b>Jason McDonald, S</b> OBP: 0.444, SLG: 0.444 (1, 8)			G3 S		G6-4-3 1B		G6-3	L8		5	1	3	0	0	0	2					
<b>Ben Grieve, L</b> OBP: 0.364, SLG: 0.450 (1, 9)			G3		G6-4-3					5	1	3	1	0	0	2					
<b>Matt Stairs, L</b> OBP: 0.429, SLG: 0.412 (1, 10)	K									3	1	1	0	2	2	2					
<b>Jason Giambi, L</b> OBP: 0.455, SLG: 0.789 (1, 3)			K				G4-3	F8		5	1	2	2	0	1	5					
<b>Dave Magadan, L</b> OBP: 0.357, SLG: 0.385 <b>Shane Mack, R</b> ERA: 5.4 (8, FR)										3	0	1	1	1	1	2					
<b>Mike Blowers, R</b> OBP: 0.364, SLG: 0.222 (9, 5)										0	1	0	0	0	0	0					
<b>Scott Spiezio, S</b> OBP: 0.238, SLG: 0.400 (1, 4)	F8				G6-3		K			5	0	1	0	0	1	4					
<b>A.J. Hinch, R</b> OBP: 0.333, SLG: 0.267 (1, 2)			K				E4	K		4	0	1	0	0	2	2					
<b>Rafael Bourquigal, R</b> OBP: 0.231, SLG: 0.231 <b>Kevin Mitchell, R</b> OBP: 0.236, SLG: 0.167 <b>Jorge Velandia, R</b> ERA: 3.88 (9, 6)		G1-3			G4-6-3		L7			3	0	0	0	0	0	2					
<b>Inning Stats</b>	R: 2 E: 0 K: 1 S: 20	H: 4 LOB: 2 BB: 0 P: 32	R: 0 E: 0 K: 2 S: 8	H: 0 LOB: 0 BB: 0 P: 13	R: 0 E: 0 K: 0 S: 9	H: 1 LOB: 0 BB: 0 P: 15	R: 0 E: 0 K: 0 S: 6	H: 1 LOB: 1 BB: 0 P: 8	R: 2 E: 1 K: 1 S: 15	H: 2 LOB: 1 BB: 0 P: 23	R: 0 E: 0 K: 0 S: 12	H: 1 LOB: 2 BB: 1 P: 22	R: 1 E: 0 K: 1 S: 13	H: 2 LOB: 2 BB: 1 P: 18	R: 0 E: 0 K: 1 S: 14	H: 2 LOB: 2 BB: 0 P: 21	1B: 11 2B: 2 3B: 0 HR: 1	SF: 0 SAC: 0 DP: 2 HBP: 0	WP: 0 PB: 0 SB: 1 CS: 0	PA: 43	
<b>PITCHER</b>	IP	WLS	BF	H	R	ER	SO	BB	IBB	HBP	BLK	WP	HR	S	P	ERA	WHIP				
<b>Jaret Wright, R</b> ERA: 6.0 (1, 1)	4.0		18	6	2	2	5	1	0	0	0	0	1	30	49	6.75	1.875				
<b>Rick Knieda, L</b> ERA: 6.75 (7, 1)	0.1	W	13	4	2	2	1	1	0	0	0	0	0	4	9	27.00	3.000				
<b>Eric Plunk, R</b> ERA: 6.75 (8, 1)	0.2		4	2	0	0	1	0	0	0	0	0	0	11	11	0.00	3.000				
<b>Paul Assenmacher, L</b> ERA: 3.88 (8, 1)	1.0		4	1	0	0	1	0	0	0	0	0	0	9	15	0.00	1.000				
<b>PITCHER</b>	IP	WLS	BF	H	R	ER	SO	BB	IBB	HBP	BLK	WP	HR	S	P	ERA	WHIP				
<b>Michael Jackson, R</b> ERA: (9, 1)	0.1	S	2	1	0	0	0	0	0	0	0	0	0	6	8	0.00	3.000				





Batter	1	2	3	4	5	6	7	8	9	AB	R	H	RBI	BB	SO	LOB	TOP										
<b>Kenny Lofton, L</b> OBP: 0.400, SLG: 0.414 (1, 8)	4-2 CS BB		1-2 L4			3-2 G3		2-2 G6-3		3	0	0	0	1	0	1											
<b>Shawon Dunston, R</b> OBP: 0.273, SLG: 0.263 (1, 6)	1-0 G6-3		2-1 FC6-4			4-1 2B SF8 BB		1-0 L4		3	1	0	0	1	0	2											
<b>David Justice, L</b> OBP: 0.483, SLG: 0.864 (1, 10)	1-2 2B			4-0 BB		2-2 SF8 2B		1-1 G6-3		3	0	2	0	1	0	0											
<b>Manny Ramirez, R</b> OBP: 0.333, SLG: 0.714 (1, 9)	0-1 F7			0-3 BB		0-0 SF8		1-1 G6-3		3	0	0	1	0	1	2											
<b>Gerónimo Berroa, R</b> OBP: 0.294, SLG: 0.333 (1, 7)		1-0 F9		0-1 P3		0-1 BB		2-2 G5-3		3	0	0	0	1	0	1											
<b>Travis Fryman, R</b> OBP: 0.258, SLG: 0.407 (1, 5)		1-0 G5-4-3 1B		3-1 G1-3		3-2 G5-3		1-1 F7		4	0	1	0	0	0	3											
<b>Jeff Manto, R</b> OBP: 0.200, SLG: 0.111 (1, 3)		2-2 G5-4-3			3-3 BB		0-0 G6-3			3	0	0	0	0	1	1											
<b>Pat Borders, R</b> OBP: 0.227, SLG: 0.273 (1, 2)			2-3 K		2-1 F8		1-3 K			3	0	0	0	0	2	0											
<b>Jeff Branson, L</b> OBP: 0.200, SLG: 0.200 (1, 4)			1-2 FC6-4 1B		0-0 F8		1-3 K			3	0	1	0	0	1	0											
<b>Inning Stats</b>	R: 0 E: 0 K: 0 S: 8	H: 1 LOB: 1 BB: 1 P: 14	R: 0 E: 0 K: 0 S: 5	H: 1 LOB: 0 BB: 0 P: 9	R: 0 E: 0 K: 1 S: 16	H: 1 LOB: 0 BB: 0 P: 22	R: 0 E: 0 K: 1 S: 7	H: 0 LOB: 1 BB: 1 P: 14	R: 0 E: 0 K: 1 S: 7	H: 0 LOB: 0 BB: 0 P: 12	R: 1 E: 0 K: 0 S: 14	H: 1 LOB: 2 BB: 2 P: 30	R: 0 E: 0 K: 0 S: 7	H: 0 LOB: 0 BB: 0 P: 9	R: 0 E: 0 K: 0 S: 7	H: 0 LOB: 0 BB: 0 P: 11	R: 0 E: 0 K: 0 S: 7	H: 0 LOB: 0 BB: 0 P: 11	1B: 2 2B: 2 3B: 0 HR: 0	SF: 1 SAC: 0 DP: 1 HBP: 0	WP: 0 PB: 0 SB: 0 CS: 1	PA: 33					
<b>PITCHER</b>	IP	WLS	BF	H	R	ER	SO	BB	IBB	HBP	BLK	WP	HR	S	P	ERA	WHIP										
<b>Kenny Rogers, L</b> ERA: 2.92 (1, 1)	7.0	W	27	4	1	1	5	4	0	0	0	0	0	64	110	1.29	1.143										
<b>Mike Mohler, L</b> ERA: 4.91 (8, 1)	1.0		3	0	0	0	0	0	0	0	0	0	0	7	11	0.00	0.000										
<b>Billy Taylor, R</b> ERA: 6.23 (9, 1)	1.0	S	3	0	0	0	0	0	0	0	0	0	0	7	11	0.00	0.000										

Cleveland Indians @ Oakland Athletics  
Network Associates Coliseum, Oakland, CA  
Wed Apr 08 1998, 6:33 AM EDT  
Att: 8,361 - Cloudy - 57 F

AB	28
R	1
H	4
RBI	1
BB	4
SO	5
LOB	10



Batter	1	2	3	4	5	6	7	8	9	AB	R	H	RBI	BB	SO	LOB	BOTTOM										
<b>Rickey Henderson, R</b> OBP: 0.276, SLG: 0.192 (1, 7)	2-2 1B SF7 1B		1-0 F7			3-2 F8		2-1 S 1B		4	2	2	0	0	0	0											
<b>Jason McDonald, S</b> OBP: 0.409, SLG: 0.409 (1, 8)	2-1 L7		1-3 K			3-2 S 1B		1-3 K		4	0	1	0	0	2	2											
<b>Ben Grieve, L</b> OBP: 0.385, SLG: 0.435 (1, 9)	2-2 1B			1-1 G4-3		2-2 F9		4-1 1B 1B BB		3	0	1	0	1	0	1											
<b>Matt Stairs, L</b> OBP: 0.440, SLG: 0.500 (1, 10)	0-0 SF7			0-3 K		1-2 1B 2B		0-0 1B 1B		3	1	2	2	0	1	0											
<b>Jason Giambi, L</b> OBP: 0.423, SLG: 0.696 (1, 3)	3-H F9			1-3 K		3-2 L5		1-0 1B		4	0	1	0	0	1	2											
<b>Mike Blowers, R</b> OBP: 0.308, SLG: 0.182 (1, 5)		3-2 G6-3			1-3 K		4-0 1B IBB		0-0 L4	2	0	0	0	0	1	0											
<b>Dave Magadan, L</b> OBP: 0.375, SLG: 0.357 (7, PH)										1	0	0	0	1	0	3											
<b>Jason Wood, R</b> (9, 5)										0	0	0	0	0	0	0											
<b>Scott Spiezio, S</b> OBP: 0.200, SLG: 0.333 (1, 4)		2-0 G5-3			0-0 F7		1-1 P6		1-1 F7	4	0	0	0	0	0	5											
<b>A.J. Hinch, R</b> OBP: 0.333, SLG: 0.278 (1, 2)		1-1 F7			1-0 G6-3		3-1 1B			3	0	1	1	0	0	0											
<b>Rafael Bourquigal, R</b> OBP: 0.200, SLG: 0.200 ERA: 1.93 (1, 6)			0-1 G6-3			0-1 G4-3		3-3 K		2	0	0	0	0	0	0											
<b>Kevin Mitchell, R</b> OBP: 0.250, SLG: 0.143 (7, PH)										1	0	0	0	0	1	2											
<b>Jorge Velandía, R</b> (8, 6)										0	0	0	0	0	0	0											
<b>Inning Stats</b>	R: 1 E: 0 K: 0 S: 11	H: 2 LOB: 1 BB: 0 P: 19	R: 0 E: 0 K: 0 S: 6	H: 0 LOB: 0 BB: 0 P: 12	R: 0 E: 0 K: 1 S: 6	H: 0 LOB: 0 BB: 0 P: 8	R: 0 E: 0 K: 2 S: 8	H: 0 LOB: 0 BB: 0 P: 10	R: 0 E: 0 K: 1 S: 5	H: 0 LOB: 0 BB: 0 P: 7	R: 0 E: 0 K: 0 S: 11	H: 1 LOB: 1 BB: 0 P: 19	R: 1 E: 0 K: 1 S: 14	H: 2 LOB: 2 BB: 1 P: 29	R: 1 E: 0 K: 1 S: 11	H: 3 LOB: 3 BB: 1 P: 20	1B: 7 2B: 1 3B: 0 HR: 0	SF: 1 SAC: 0 DP: 0 HBP: 0	WP: 0 PB: 0 SB: 0 CS: 0	PA: 34							
<b>PITCHER</b>	IP	WLS	BF	H	R	ER	SO	BB	IBB	HBP	BLK	WP	HR	S	P	ERA	WHIP										
<b>Dave Burba, R</b> ERA: 1.93 (1, 1)	7.0	L	27	5	2	2	5	0	1	0	0	0	0	61	104	2.57	0.714										
<b>Paul Assenmacher, L</b> ERA: 5.4 (8, 1)	1.0		7	3	1	1	1	1	0	0	0	0	0	11	20	9.00	4.000										

Cleveland Indians @ Oakland Athletics  
Network Associates Coliseum, Oakland, CA  
Wed Apr 08 1998, 6:33 AM EDT  
Att: 8,361 - Cloudy - 57 F

AB	31
R	3
H	8
RBI	3
BB	2
SO	6
LOB	15





Batter	1	2	3	4	5	6	7	8	9	AB	R	H	RBI	BB	SO	LOB	TOP										
<b>Rickey Henderson, R</b> OBP: 0.286, SLG: 0.194	P4	K		E3 SH1-3 PB	1B E	F8		BB		5	1	1	0	1	1	3	<b>Oakland Athletics @ New York Yankees</b> Yankee Stadium, Bronx, NY Fri Apr 10 1998, 3:33 AM EDT Att: 56,717 - Sunny - 47 F										
<b>Jason McDonald, S</b> OBP: 0.407, SLG: 0.385	P6	1B 2B BB		SH1-3	1B HBP	FC4-6		F7		4	2	1	2	1	0	3											
<b>Ben Grieve, L</b> OBP: 0.438, SLG: 0.444	1B	2B 1B		G4-6-3 BB	1B HBP	F8		G4-3		4	2	2	2	1	0	1											
<b>Matt Stairs, L</b> OBP: 0.419, SLG: 0.500	1B	2B		G4-6-3	E5 1B		K	F7		6	1	2	3	0	1	4											
<b>Jason Giambi, L</b> OBP: 0.438, SLG: 0.655	K	F8			1B		L3	1B		6	1	3	2	0	1	3											
<b>Dave Magadan, L</b> OBP: 0.300, SLG: 0.444 <b>Jack Voigt, R</b> (7, PH)	K	K			2B		F8			4	1	2	1	0	2	0											
<b>Scott Spiezio, S</b> OBP: 0.200, SLG: 0.286	1B BB	F7			1B			L7		4	1	0	1	1	0	3											
<b>A.J. Hinch, R</b> OBP: 0.423, SLG: 0.364	BB 1B 1B	1B			1B			BB		4	2	3	1	1	1	2											
<b>Rafael Bourquiel, R</b> OBP: 0.300, SLG: 0.263	1B BB 1B	F8			1B			F7		4	2	2	1	1	0	2											
<b>Inning Stats</b>	R: 0 E: 0 K: 1 S: 12	H: 2 LOB: 2 BB: 0 P: 19	R: 5 E: 0 K: 2 S: 21	H: 4 LOB: 1 BB: 2 P: 40	R: 0 E: 0 K: 1 S: 12	H: 1 LOB: 0 BB: 0 P: 14	R: 0 E: 1 K: 0 S: 6	H: 0 LOB: 1 BB: 1 P: 13	R: 8 E: 1 K: 1 S: 26	H: 8 LOB: 2 BB: 0 P: 44	R: 0 E: 0 K: 0 S: 7	H: 0 LOB: 1 BB: 1 P: 17	R: 0 E: 0 K: 1 S: 8	H: 0 LOB: 0 BB: 0 P: 14	R: 0 E: 0 K: 0 S: 10	H: 0 LOB: 2 BB: 2 P: 19		R: 0 E: 0 K: 1 S: 12	H: 1 LOB: 1 BB: 0 P: 18	1B: 14 2B: 2 3B: 0 HR: 0	SF: 0 SAC: 1 DP: 1 HBP: 1	WP: 0 PB: 1 SB: 2 CS: 0	PA: 51				
<b>PITCHER</b>	IP	WLS	BF	H	R	ER	SO	BB	IBB	HBP	BLK	WP	HR	S	P	ERA	WHIP										
<b>David Cone, R</b> ERA: 14.9	4.1		27	11	9	9	4	3	0	0	0	0	0	63	107	18.69	3.231										
<b>Darren Holmes, R</b> ERA: 13.5	0.0		3	2	0	0	0	0	0	1	0	0	0	6	12	∞	∞										
<b>52 Mike Buddie, R</b> ERA: 11.25	1.1	W	8	2	4	3	1	1	0	0	0	0	0	13	24	20.25	2.250										
<b>Graeme Lloyd, L</b> ERA: 4.5	1.2		5	0	0	0	1	0	0	0	0	0	0	12	20	0.00	0.000										
<b>Jeff Nelson, R</b> ERA: 4.05	1.2		8	1	0	0	1	2	0	0	0	0	0	20	35	0.00	1.800										

Batter	1	2	3	4	5	6	7	8	9	AB	R	H	RBI	BB	SO	LOB	BOTTOM											
<b>Chuck Knoblauch, R</b> OBP: 0.450, SLG: 0.452	F9	G6-3	G6-3	FC5-4	1B		FC1-6-4			6	0	1	2	0	0	7	<b>Oakland Athletics @ New York Yankees</b> Yankee Stadium, Bronx, NY Fri Apr 10 1998, 3:33 AM EDT Att: 56,717 - Sunny - 47 F											
<b>2 Derek Jeter, R</b> OBP: 0.250, SLG: 0.229	G4-3		F9	BB	G4-3		G5-3			5	1	0	0	1	0	5												
<b>Paul O'Neill, L</b> OBP: 0.400, SLG: 0.344	G3		HR BB	G6-3	BB		L7	G6-3		4	2	0	0	2	0	1												
<b>Bernie Williams, S</b> OBP: 0.421, SLG: 0.375	BB SF9 BB	1B BB	HR BB	BB 2B BB	E2 2B 1B		G1-3	CS 1B		3	4	2	0	3	0	0												
<b>Tino Martinez, L</b> OBP: 0.378, SLG: 0.438	SF9 BB 1B	BB	HR	2B 1B BB	1B 2B		BB	F8		4	4	3	5	2	0	1												
<b>Daryl Strawberry, L</b> OBP: 0.384, SLG: 0.750 <b>Shane Spencer, R</b> (8, PH)	1B BB	1B	S BB	1B 2B	CS 1B		K	CS		3	2	2	3	2	1	1												
<b>Chad Curtis, R</b> OBP: 0.524, SLG: 0.857	SF9	1B 1B	1B BB	E FC5-4 IBB	1B BB		G4-3 1B			2	4	2	1	2	0	0												
<b>Scott Brosius, R</b> OBP: 0.429, SLG: 0.393	SF8	1B 1B	1B 1B	FC5-4 1B	F8		G4-3			4	0	2	4	0	0	2												
<b>Joe Girardi, R</b> OBP: 0.357, SLG: 0.308	1B	1B	G6-3 1B	E3 FC5-4	1B		1B			5	0	4	2	0	0	2												
<b>Inning Stats</b>	R: 0 E: 0 K: 0 S: 10	H: 0 LOB: 0 BB: 0 P: 16	R: 2 E: 0 K: 0 S: 9	H: 2 LOB: 2 BB: 2 P: 23	R: 5 E: 0 K: 0 S: 25	H: 4 LOB: 1 BB: 3 P: 47	R: 5 E: 1 K: 0 S: 14	H: 2 LOB: 2 BB: 4 P: 37	R: 4 E: 1 K: 0 S: 18	H: 5 LOB: 2 BB: 2 P: 31	R: 0 E: 0 K: 1 S: 12	H: 0 LOB: 1 BB: 1 P: 17	R: 1 E: 0 K: 0 S: 10	H: 2 LOB: 1 BB: 0 P: 16	R: 0 E: 0 K: 0 S: 8	H: 1 LOB: 0 BB: 0 P: 12		1B: 13 2B: 2 3B: 0 HR: 1	SF: 2 SAC: 0 DP: 1 HBP: 0	WP: 0 PB: 0 SB: 2 CS: 2	PA: 51							
<b>PITCHER</b>	IP	WLS	BF	H	R	ER	SO	BB	IBB	HBP	BLK	WP	HR	S	P	ERA	WHIP											
<b>Jimmy Haynes, R</b> ERA: 9.72	2.1		15	3	6	6	0	5	0	0	0	0	0	1	34	72	23.14	3.429										
<b>Aaron Small, R</b> ERA: 13.5	1.0		10	4	6	5	0	3	1	0	0	0	0	15	38	45.00	7.000											
<b>Jim Dougherty, R</b> ERA: 10.8	1.1	L	11	5	4	4	0	2	0	0	0	0	0	23	38	27.00	5.250											
<b>T.J. Mathews, R</b> ERA: 4.5	1.0		5	1	0	0	0	1	0	0	0	0	0	12	19	0.00	2.000											
<b>Buddy Groom, L</b> ERA: 2.25	2.1		9	3	1	1	1	0	0	0	0	0	0	22	32	3.86	1.286											

AB	43
R	13
H	16
RBI	13
BB	6
SO	7
LOB	22





Batter	1	2	3	4	5	6	7	8	9	AB	R	H	RBI	BB	SO	LOB	TOP					
Rickey Henderson, R OBP: 0.282, SLG: 0.200	G5-3		G5-3														4 0 1 0 0 1 0					
Jason McDonald, S OBP: 0.387, SLG: 0.345	K		1B														3 0 0 0 1 1 1					
Ben Grieve, L OBP: 0.417, SLG: 0.419	K		1B														4 0 1 0 0 2 1					
Kevin Mitchell, R OBP: 0.250, SLG: 0.182																	4 1 1 0 0 1 2					
Jason Giambi, L OBP: 0.444, SLG: 0.625																	3 0 1 0 1 1 2					
Mike Blowers, R OBP: 0.353, SLG: 0.214																	3 0 1 0 1 1 2					
Scott Spiezio, S OBP: 0.235, SLG: 0.290																	3 0 1 0 1 0 3					
A.J. Hinch, R OBP: 0.367, SLG: 0.320																	3 0 0 1 0 2 3					
Rafael Bourimigal, R OBP: 0.261, SLG: 0.227																	3 0 0 0 0 1 2					
<b>Inning Stats</b>	R: 0 E: 0 K: 2 S: 9	H: 0 LOB: 0 BB: 0 P: 14	R: 1 E: 1 K: 1 S: 13	H: 2 LOB: 2 BB: 1 P: 21	R: 0 E: 0 K: 1 S: 12	H: 1 LOB: 2 BB: 1 P: 22	R: 0 E: 0 K: 0 S: 7	H: 1 LOB: 0 BB: 0 P: 13	R: 0 E: 0 K: 2 S: 12	H: 0 LOB: 1 BB: 0 P: 22	R: 0 E: 0 K: 1 S: 14	H: 0 LOB: 0 BB: 2 P: 26	R: 0 E: 0 K: 1 S: 8	H: 0 LOB: 0 BB: 0 P: 12	R: 0 E: 0 K: 1 S: 9	H: 1 LOB: 0 BB: 0 P: 15	R: 0 E: 0 K: 1 S: 8	H: 1 LOB: 0 BB: 0 P: 9	1B: 6 2B: 0 3B: 0 HR: 0	SF: 1 SAC: 0 DP: 2 HBP: 0	WP: 0 PB: 0 SB: 0 CS: 0	PA: 35
<b>PITCHER</b>	IP WLS BF H R ER SO BB IBB HBP BLK WP HR S P ERA WHIP																					
Andy Pettitte, L ERA: 4.26	(1, 1) 6.0 W 26 5 1 1 7 4 0 0 0 0 0 0 67 118 1.50 1.500																					
Jeff Nelson, R ERA: 3.52	(7, 1) 1.0 3 0 0 0 1 0 0 0 0 0 0 0 8 12 0.00 0.000																					
Mike Stanton, L ERA: 3.18	(8, 1) 2.0 S 6 1 0 0 2 0 0 0 0 0 0 0 0 17 24 0.00 0.500																					

Oakland Athletics @ New York Yankees  
Yankee Stadium, Bronx, NY  
Sat Apr 11 1998, 3:33 AM EDT  
Att: 33,238 - Sunny - 55 F

AB 30  
R 1  
H 6  
RBI 1  
BB 4  
SO 10  
LOB 16



Batter	1	2	3	4	5	6	7	8	9	AB	R	H	RBI	BB	SO	LOB	BOTTOM					
Chuck Knoblauch, R OBP: 0.455, SLG: 0.441	G3																3 0 1 0 0 0 0					
2 Derek Jeter, R OBP: 0.297, SLG: 0.275																	5 2 2 0 0 1 2					
Paul O'Neill, L OBP: 0.409, SLG: 0.343																	3 1 1 0 1 1 2					
Bernie Williams, S OBP: 0.429, SLG: 0.371																	3 0 1 0 1 1 4					
Tino Martinez, L OBP: 0.390, SLG: 0.429																	3 0 1 2 1 1 2					
Darryl Strawberry, L OBP: 0.385, SLG: 0.696																	3 0 1 0 1 1 3					
Chad Curtis, R OBP: 0.560, SLG: 0.800																	1 0 0 1 3 0 2					
Scott Brosius, R OBP: 0.385, SLG: 0.344																	4 0 0 0 0 0 6					
Joe Girardi, R OBP: 0.333, SLG: 0.294																	4 0 1 0 0 0 2					
<b>Inning Stats</b>	R: 0 E: 0 K: 1 S: 11	H: 1 LOB: 2 BB: 1 P: 20	R: 0 E: 0 K: 0 S: 11	H: 0 LOB: 2 BB: 2 P: 21	R: 2 E: 0 K: 1 S: 14	H: 3 LOB: 2 BB: 1 P: 23	R: 0 E: 0 K: 0 S: 7	H: 0 LOB: 0 BB: 0 P: 13	R: 1 E: 0 K: 2 S: 14	H: 2 LOB: 3 BB: 2 P: 27	R: 0 E: 0 K: 1 S: 11	H: 2 LOB: 0 BB: 0 P: 16	R: 0 E: 0 K: 0 S: 8	H: 0 LOB: 1 BB: 1 P: 13	R: 0 E: 0 K: 0 S: 7	H: 0 LOB: 0 BB: 0 P: 11	R: 0 E: 0 K: 0 S: 7	H: 0 LOB: 0 BB: 0 P: 11	1B: 7 2B: 2 3B: 0 HR: 0	SF: 0 SAC: 1 DP: 1 HBP: 1	WP: 0 PB: 0 SB: 0 CS: 1	PA: 39
<b>PITCHER</b>	IP WLS BF H R ER SO BB IBB HBP BLK WP HR S P ERA WHIP																					
Tom Candiotti, R ERA: 2.84	(1, 1) 8.0 L 38 8 3 3 5 7 0 0 1 0 0 0 0 83 144 3.38 1.875																					

Oakland Athletics @ New York Yankees  
Yankee Stadium, Bronx, NY  
Sat Apr 11 1998, 3:33 AM EDT  
Att: 33,238 - Sunny - 55 F

AB 29  
R 3  
H 8  
RBI 3  
BB 7  
SO 5  
LOB 23





Batter	1	2	3	4	5	6	7	8	9	AB	R	H	RBI	BB	SO	LOB	TOP										
Rickey Henderson, R OBP: 0.295, SLG: 0.275 (1, 7)	G6-3		G3 1B 2B		CS 2B	F8			K	5	1	2	0	0	1	2											
Jason McDonald, S OBP: 0.371, SLG: 0.333 (1, 8)	G1-3		G3		L6		F9 FC7-2 1B			4	0	1	1	0	0	2											
Ben Grieve, L OBP: 0.425, SLG: 0.412 (1, 9)	1B HBP		G3 1B			G1-3	F9			3	0	1	1	0	0	1											
Matt Stairs, L OBP: 0.429, SLG: 0.533 (1, 10)	1-3 1B		G3			G3 2B 2B	FC7-2			4	1	2	0	0	0	2											
Jason Giambi, L OBP: 0.400, SLG: 0.556 (1, 3)	K		F8			G3		G6-3		4	0	0	0	0	1	4											
Dave Magadan, L OBP: 0.375, SLG: 0.455 (1, 5)		F8		K		HBP BB 2B		F8		4	1	1	1	0	1	0											
Scott Spiezio, S OBP: 0.237, SLG: 0.265 (1, 4)		F8		G6-3		BB HBP WP IBB		K		3	1	0	0	1	1	0											
Mike Macfarlane, R OBP: 0.143, SLG: 0.077 A.J. Hinch, R OBP: 0.355, SLG: 0.308 (9, PH)		K		F7		WP BB HBP		F8		2	0	0	0	0	1	0											
Rafael Bourimjal, R OBP: 0.308, SLG: 0.250 Mike Blowers, R OBP: 0.333, SLG: 0.200 (9, PH)			2B G3 1B		G1-3	WP BB		K		2	1	1	1	1	0	0											
<b>Inning Stats</b>	R: 0 E: 0 K: 1 S: 6	H: 1 LOB: 2 BB: 0 P: 7	R: 0 E: 0 K: 1 S: 5	H: 0 LOB: 0 BB: 0 P: 5	R: 2 E: 0 K: 0 S: 6	H: 3 LOB: 1 BB: 0 P: 6	R: 0 E: 0 K: 1 S: 5	H: 0 LOB: 0 BB: 0 P: 5	R: 0 E: 0 K: 0 S: 3	H: 1 LOB: 0 BB: 0 P: 3	R: 3 E: 0 K: 0 S: 5	H: 2 LOB: 2 BB: 2 P: 14	R: 0 E: 0 K: 0 S: 3	H: 1 LOB: 0 BB: 0 P: 3	R: 0 E: 0 K: 1 S: 5	H: 0 LOB: 0 BB: 0 P: 5	R: 0 E: 0 K: 2 S: 7	H: 0 LOB: 0 BB: 0 P: 7	1B: 4 2B: 5 3B: 0 HR: 0	SF: 0 SAC: 0 DP: 1 HBP: 2	WP: 1 PB: 0 SB: 1 CS: 1	PA: 37					
<b>PITCHER</b>	IP	WLS	BF	H	R	ER	SO	BB	IBB	HBP	BLK	WP	HR	S	P	ERA	WHIP										
Ramiro Mendoza, R ERA: 6.57 (1, 1)	5.2		27	7	5	5	3	1	1	2	0	0	0	29	39	7.94	1.412										
52 Mike Buddie, R ERA: 10.38 (6, 1)	0.1	W	1	0	0	0	0	0	0	0	0	1	0	1	1	0.00	0.000										
Graeme Lloyd, L ERA: 3.0 (7, 1)	2.0		6	1	0	0	1	0	0	0	0	0	0	8	8	0.00	0.500										
Mike Stanton, L ERA: 2.7 (9, 1)	1.0	S	3	0	0	0	2	0	0	0	0	0	0	7	7	0.00	0.000										

Oakland Athletics @ New York Yankees  
Yankee Stadium, Bronx, NY  
Sun Apr 12 1998, 3:33 AM EDT  
Att: 27,057 - Sunny - 52 F

AB 33  
R 5  
H 8  
RBI 4  
BB 2  
SO 6  
LOB 11



Batter	1	2	3	4	5	6	7	8	9	AB	R	H	RBI	BB	SO	LOB	BOTTOM										
Chuck Knoblauch, R OBP: 0.429, SLG: 0.395 (1, 4)	K		G4-3		G5-3	1B 2B 1B HBP	F8			4	1	0	0	0	1	1											
2 Derek Jeter, R OBP: 0.250, SLG: 0.267 (1, 6)	F7		K		K	1B 1B		K		5	1	1	0	0	3	0											
Paul O'Neill, L OBP: 0.449, SLG: 0.400 (1, 9)	BB 1B		G1-3		1B 2B 1B	1B 1B	1B	FC4-6 1B		5	1	4	1	0	0	0											
Bernie Williams, S OBP: 0.447, SLG: 0.385 (1, 8)	1-2 BB			F8	2B 1B	1-2 2B 1B	1B	FC4-6		4	1	2	2	1	0	1											
Tino Martinez, L OBP: 0.391, SLG: 0.436 (1, 3)	F7		1B 1B BB	1B BB	1-1 2H 2B	1B 2B	K	G1-3		4	1	1	2	1	1	5											
Darryl Strawberry, L OBP: 0.433, SLG: 0.808 (1, 10)		S BB		1B	P5		HR			3	1	2	1	1	0	1											
Chad Curtis, R OBP: 0.586, SLG: 0.765 (1, 7)		K		20 BB 1B		2 1B BB	S BB	S BB		2	1	1	1	2	1	1											
20 Jorge Posada, S OBP: 0.348, SLG: 0.600 (1, 2)	F7			3H 1B		K	F7			3	0	0	0	1	1	3											
Scott Brosius, R OBP: 0.349, SLG: 0.306 (1, 5)	K			F8		F7	F8			4	0	0	0	0	1	5											
<b>Inning Stats</b>	R: 0 E: 0 K: 1 S: 6	H: 1 LOB: 1 BB: 1 P: 10	R: 0 E: 0 K: 2 S: 7	H: 0 LOB: 1 BB: 1 P: 11	R: 0 E: 0 K: 1 S: 5	H: 0 LOB: 0 BB: 0 P: 5	R: 1 E: 0 K: 0 S: 4	H: 2 LOB: 2 BB: 2 P: 12	R: 2 E: 0 K: 1 S: 8	H: 3 LOB: 1 BB: 0 P: 8	R: 3 E: 0 K: 2 S: 10	H: 3 LOB: 2 BB: 1 P: 15	R: 1 E: 0 K: 0 S: 4	H: 1 LOB: 1 BB: 1 P: 8	R: 0 E: 0 K: 1 S: 6	H: 1 LOB: 1 BB: 0 P: 6	1B: 9 2B: 1 3B: 0 HR: 1	SF: 0 SAC: 0 DP: 0 HBP: 1	WP: 0 PB: 0 SB: 3 CS: 0	PA: 41							
<b>PITCHER</b>	IP	WLS	BF	H	R	ER	SO	BB	IBB	HBP	BLK	WP	HR	S	P	ERA	WHIP										
Mike Oquist, R ERA: 5.23 (1, 1)	5.0		25	4	4	4	5	5	0	0	0	0	0	30	50	7.20	2.200										
Buddy Groom, L ERA: 2.09 (6, 1)	0.1	L	4	2	0	0	0	0	0	1	0	0	0	3	4	0.00	6.000										
T.J. Mathews, R ERA: 8.31 (6, 1)	0.1		1	1	2	2	0	0	0	0	0	0	0	1	1	∞	∞										
Jim Dougherty, R ERA: 10.8 (6, 1)	1.1		6	1	1	1	1	1	0	0	0	0	1	7	11	6.75	1.500										
Mike Monier, L ERA: 5.4 (6, 1)	1.0		4	1	0	0	0	0	0	0	0	0	0	6	6	0.00	1.000										

Oakland Athletics @ New York Yankees  
Yankee Stadium, Bronx, NY  
Sun Apr 12 1998, 3:33 AM EDT  
Att: 27,057 - Sunny - 52 F

AB 34  
R 7  
H 11  
RBI 7  
BB 6  
SO 8  
LOB 17





Batter	1	2	3	4	5	6	7	8	9	AB	R	H	RBI	BB	SO	LOB	TOP								
Rickey Henderson, R OBP: 0.313, SLG: 0.279	4-2 F9 BB		2-1 CS 1B			3-3 K		1-2 G5-3		3	0	1	0	1	1	0									
Jason McDonald, S OBP: 0.333, SLG: 0.297 Jorge Velandia, R (8, 6)	3-2 F9 1-2		3-3 K 1-2			2-2 G3-1		3-2 G3-1		4	0	0	0	0	1	2									
Ben Grieve, L OBP: 0.432, SLG: 0.432	4-2 HR BB			1-3 K			3-1 WP 2B		0-3 K	3	2	1	0	1	2	0									
Matt Stairs, L OBP: 0.436, SLG: 0.606	3-1 HR			2-2 G5-3			4-2 2B BB		1-1 G3-1	3	1	1	2	1	0	0									
Dave Magadan, L OBP: 0.357, SLG: 0.462	2-2 L7			3-2 F8			0-2 BB		2-2 G5-3	4	0	1	1	0	0	0									
Mike Blowers, R OBP: 0.286, SLG: 0.167		1-1 G6-3			1-3 K		1-3 K			3	0	0	0	0	2	2									
A.J. Hinch, R OBP: 0.324, SLG: 0.276		1-0 P6			2-3 K		1-3 K			3	0	0	0	0	2	2									
Scott Spiezio, S OBP: 0.220, SLG: 0.243		1-3 K			2-2 G3		0-0 F9			3	0	0	0	0	1	2									
Rafael Bourimjal, R OBP: 0.286, SLG: 0.231 Jack Voigt, R (8, 8)			0-1 F8			0-2 P5		1-3 K		2	0	0	0	0	0	0									
<b>Inning Stats</b>	R: 2 E: 0 K: 0 S: 13	H: 1 LOB: 0 BB: 2 P: 29	R: 0 E: 0 K: 1 S: 6	H: 0 LOB: 0 BB: 0 P: 9	R: 0 E: 0 K: 1 S: 9	H: 1 LOB: 0 BB: 0 P: 13	R: 0 E: 0 K: 1 S: 9	H: 0 LOB: 0 BB: 0 P: 15	R: 0 E: 0 K: 2 S: 10	H: 0 LOB: 0 BB: 0 P: 15	R: 0 E: 0 K: 1 S: 11	H: 0 LOB: 0 BB: 0 P: 16	R: 1 E: 0 K: 2 S: 15	H: 2 LOB: 2 BB: 1 P: 24	R: 0 E: 0 K: 1 S: 15	H: 0 LOB: 0 BB: 0 P: 20	R: 0 E: 0 K: 1 S: 9	H: 0 LOB: 0 BB: 0 P: 12	1B: 1 2B: 2 3B: 0 HR: 1	SF: 0 SAC: 0 DP: 0 HBP: 0	WP: 1 PB: 0 SB: 0 CS: 1	PA: 32			
<b>PITCHER</b>	IP	WLS	BF	H	R	ER	SO	BB	IBB	HBP	BLK	WP	HR	S	P	ERA	WHIP								
Bret Saberhagen, R ERA: 3.27	6.0	W	20	2	2	2	6	2	0	0	0	0	1	58	97	3.00	0.667								
Steve Avery, L ERA: 6.75	0.0		3	2	1	1	0	1	0	0	0	1	0	7	14	∞	∞								
Derek Lowe, R ERA: 4.5	2.0		6	0	0	0	3	0	0	0	0	0	0	23	30	0.00	0.000								
Tom Gordon, R ERA: 4.5	1.0	S	3	0	0	0	1	0	0	0	0	0	0	9	12	0.00	0.000								

Oakland Athletics @ Boston Red Sox  
Fenway Park, Boston, MA  
Mon Apr 13 1998, 7:05 PM EDT  
Att: 18,011 - Sunny - 61 F

AB	29
R	3
H	4
RBI	3
BB	3
SO	10
LOB	8



Batter	1	2	3	4	5	6	7	8	9	AB	R	H	RBI	BB	SO	LOB	BOTTOM								
Nomar Garciaparra, R OBP: 0.333, SLG: 0.444	2-2 2B G6-4-3 1B	1-2 S 1B		0-1 F9		2-0 F9		0-1 L6		5	1	2	1	0	0	3									
John Valentin, R OBP: 0.304, SLG: 0.404	2-1 G6-4-3 WP 2B	3-H L6			0-0 G6-3	2-2 E4 WP				4	1	1	0	0	0	1									
Mo Vaughn, L OBP: 0.429, SLG: 0.653	4-0 G6-4-3 BB		3-2 HR		0-0 BB 2B	1-2 G4-3				3	2	2	1	1	0	1									
Jim Leyritz, R OBP: 0.432, SLG: 0.656	1-1 G6-4-3		1-0 HR		3-1 F9		1-2 G6-3			4	0	1	0	0	0	3									
Troy O'Leary, L OBP: 0.425, SLG: 0.500	4-0 E BB		0-1 G3-6-3		4-1 2B BB		0-3 K			2	0	0	0	2	1	1									
Damon Buford, R OBP: 0.286, SLG: 0.375	3-H K		2-2 E5 CS		0-0 E 2B		2-2 P1			4	0	1	1	0	1	1									
Darren Lewis, R OBP: 0.316, SLG: 0.242		2-1 G6-3	0-1 CS	3-2 2B	1-1 G6-3			0-0 G4-3 G4-3 1B		4	0	2	0	0	2										
Jason Varitek, S OBP: 0.259, SLG: 0.240		1-0 G4-3 1B 2B		0-3 K		1-0 FC1-6 1B		0-0 G4-3		4	1	2	0	0	1	2									
Mark Lemke, S (1, 4)		0-2 G4-3		0-0 F8		1-1 FC1-6 E		0-0 G4-3		4	1	0	0	0	0	4									
<b>Inning Stats</b>	R: 2 E: 1 K: 1 S: 10	H: 2 LOB: 1 BB: 2 P: 25	R: 1 E: 0 K: 0 S: 11	H: 2 LOB: 1 BB: 0 P: 18	R: 1 E: 1 K: 0 S: 12	H: 2 LOB: 0 BB: 0 P: 18	R: 0 E: 0 K: 1 S: 9	H: 1 LOB: 1 BB: 0 P: 12	R: 1 E: 1 K: 0 S: 8	H: 2 LOB: 2 BB: 1 P: 16	R: 1 E: 1 K: 0 S: 10	H: 1 LOB: 1 BB: 0 P: 17	R: 0 E: 0 K: 1 S: 11	H: 0 LOB: 0 BB: 0 P: 14	R: 0 E: 0 K: 0 S: 5	H: 1 LOB: 1 BB: 0 P: 5	1B: 6 2B: 4 3B: 0 HR: 1	SF: 0 SAC: 0 DP: 2 HBP: 0	WP: 2 PB: 0 SB: 1 CS: 1	PA: 38					
<b>PITCHER</b>	IP	WLS	BF	H	R	ER	SO	BB	IBB	HBP	BLK	WP	HR	S	P	ERA	WHIP								
Kenny Rogers, L ERA: 4.42	6.0	L	30	10	6	5	2	3	0	0	0	0	1	60	106	7.50	2.167								
Jim Dougherty, R ERA: 6.75	2.0		7	1	0	0	1	0	0	0	0	0	0	16	19	0.00	0.500								

Oakland Athletics @ Boston Red Sox  
Fenway Park, Boston, MA  
Mon Apr 13 1998, 7:05 PM EDT  
Att: 18,011 - Sunny - 61 F

AB	34
R	6
H	11
RBI	3
BB	3
SO	3
LOB	18





Batter	1	2	3	4	5	6	7	8	9	AB	R	H	RBI	BB	SO	LOB	TOP				
<b>Rickey Henderson, R</b> OBP: 0.321, SLG: 0.277 (1, 7)	<b>K</b>		<b>G5-3</b>		<b>G5-3</b>		<b>1B</b>	<b>1B</b>		4	0	1	1	1	1	0	<b>Oakland Athletics @ Boston Red Sox</b> Fenway Park, Boston, MA Tue Apr 14 1998, 7:05 PM EDT Att: 18,490 - Unknown - 59 F				
<b>Jason McDonald, S</b> OBP: 0.333, SLG: 0.297 (8, 8)	<b>K</b>						<b>1B</b>	<b>1B</b>		0	0	0	0	0	0	0					
<b>Rafael Bourquard, R</b> OBP: 0.300, SLG: 0.258 (1, 4)	<b>F8</b>		<b>P4</b>		<b>L1-3</b>		<b>G4-6-3</b>	<b>BB</b>		5	0	2	2	0	0	0					
<b>Ben Grieve, L</b> OBP: 0.429, SLG: 0.400 (1, 9)	<b>1B</b>		<b>FC5-4</b>		<b>K</b>		<b>K</b>	<b>FC3-2</b>		3	0	0	0	2	2	4					
<b>Kevin Mitchell, R</b> OBP: 0.294, SLG: 0.200 (1, 10)	<b>1B</b>		<b>FC5-4</b>				<b>G6-3</b>	<b>G4-6-3</b>		4	0	1	0	1	0	3					
<b>Jason Giambi, L</b> OBP: 0.400, SLG: 0.550 (1, 3)	<b>G3-1</b>							<b>G6-3</b>		4	1	1	0	1	0	5					
<b>Mike Blowers, R</b> OBP: 0.304, SLG: 0.200 (1, 5)								<b>1B</b>		2	0	1	1	0	1	0					
<b>Dave Magadan, L</b> OBP: 0.387, SLG: 0.464 (6, PH)								<b>1B</b>		2	1	1	0	1	0	0					
<b>Jack Voigt, R</b> (1, 8)								<b>1B</b>		2	0	0	0	0	1	1					
<b>Matt Stairs, L</b> OBP: 0.429, SLG: 0.583 (6, PH)	<b>K</b>		<b>P4</b>		<b>F7</b>		<b>BB</b>	<b>1B</b>		3	1	1	0	0	1	2					
<b>A.J. Hinch, R</b> OBP: 0.359, SLG: 0.412 (1, 2)								<b>1B</b>		5	2	3	2	0	1	1					
<b>Jorge Velandia, R</b> (1, 6)								<b>1B</b>		2	0	0	0	0	1	1					
<b>Scott Spiezio, S</b> OBP: 0.233, SLG: 0.237 (6, PH)	<b>K</b>		<b>G5-3</b>		<b>P5</b>		<b>1B</b>	<b>BB</b>		1	1	0	0	1	0	3					
<b>Inning Stats</b>	R: 0 E: 0 K: 1 S: 14	H: 1 LOB: 2 BB: 1 P: 24	R: 1 E: 0 K: 3 S: 13	H: 1 LOB: 0 BB: 2 P: 21	R: 0 E: 0 K: 0 S: 10	H: 0 LOB: 1 BB: 1 P: 19	R: 1 E: 0 K: 0 S: 10	H: 2 LOB: 1 BB: 1 P: 14	R: 0 E: 0 K: 1 S: 11	H: 1 LOB: 3 BB: 2 P: 29	R: 0 E: 0 K: 0 S: 11	H: 2 LOB: 1 BB: 0 P: 17	R: 4 E: 0 K: 0 S: 22	H: 4 LOB: 3 BB: 3 P: 35	R: 0 E: 0 K: 2 S: 9	H: 0 LOB: 0 BB: 0 P: 11	1B: 9 2B: 1 3B: 0 HR: 1	SF: 0 SAC: 0 DP: 1 HBP: 0	WP: 0 PB: 0 SB: 0 CS: 0	PA: 44	
<b>PITCHER</b>	IP	WLS	BF	H	R	ER	SO	BB	IBB	HBP	BLK	WP	HR	S	P	ERA	WHIP				
<b>Butch Henry, L</b> ERA: 3.6 (1, 1)	5.0		21	4	2	2	5	2	0	0	0	0	1	58	94	3.60	1.200				
<b>John Wastin, R</b> ERA: 3.52 (6, 1)	1.0		6	1	0	0	0	2	0	0	0	0	0	13	29	0.00	3.000				
<b>Jim Corsi, R</b> ERA: 3.52 (7, 1)	1.0		4	2	0	0	1	0	0	0	0	0	0	11	17	0.00	2.000				
<b>Dennis Eckersley, R</b> ERA: 14.54 (8, 1)	0.1		4	3	3	3	0	0	0	0	0	0	0	8	9	81.00	9.000				
<b>Steve Avery, L</b> ERA: 9.0 (8, 1)	0.0		1	0	0	0	0	1	0	0	0	0	0	2	6	=	=				
<b>Tom Gordon, R</b> ERA: 3.52 (8, 1)	1.2		W	8	1	1	2	2	0	0	0	0	0	21	31	5.40	1.800				

AB	37
R	6
H	11
RBI	6
BB	7
SO	8
LOB	20



Batter	1	2	3	4	5	6	7	8	9	AB	R	H	RBI	BB	SO	LOB	BOTTOM				
<b>Nomar Garciaparra, R</b> OBP: 0.355, SLG: 0.534 (1, 6)	<b>BB</b>		<b>FC6</b>		<b>2B</b>		<b>F8</b>			4	2	2	5	1	0	2	<b>Oakland Athletics @ Boston Red Sox</b> Fenway Park, Boston, MA Tue Apr 14 1998, 7:05 PM EDT Att: 18,490 - Unknown - 59 F				
<b>18 Reggie Jefferson, S</b> OBP: 0.292, SLG: 0.238 (1, 10)	<b>K</b>				<b>2B</b>		<b>G5-3</b>			4	0	0	0	1	2	2					
<b>John Valentin, R</b> OBP: 0.295, SLG: 0.404 (1, 5)	<b>K</b>		<b>G5-3</b>		<b>2B</b>		<b>G4-3</b>			5	0	1	1	0	1	2					
<b>Mo Vaughn, L</b> OBP: 0.450, SLG: 0.712 (1, 3)	<b>K</b>				<b>HR</b>		<b>G4-6-3</b>			3	1	2	1	1	1	1					
<b>Troy O'Leary, L</b> OBP: 0.405, SLG: 0.553 (1, 7)			<b>HR</b>		<b>P2</b>		<b>F8</b>			4	1	1	1	0	0	4					
<b>Scott Hatteberg, L</b> OBP: 0.310, SLG: 0.519 (1, 2)	<b>K</b>				<b>G4-3</b>		<b>G4-6-3</b>			4	1	1	0	0	1	1					
<b>Darren Bragg, L</b> OBP: 0.385, SLG: 0.450 (1, 9)					<b>3B</b>					1	1	1	0	2	0	0					
<b>Jason Varitek, S</b> OBP: 0.250, SLG: 0.231 (8, PH)					<b>1B</b>					1	0	0	0	0	0	0					
<b>Mark Lemke, S</b> (9, 4)					<b>3B</b>					0	0	0	0	0	0	0					
<b>Darren Lewis, R</b> OBP: 0.317, SLG: 0.250 (1, 8)					<b>G4-3</b>					3	0	1	0	0	1	3					
<b>Midge Cummings, L</b> OBP: 0.286, SLG: 0.398 (8, PH)					<b>G4-3</b>					0	1	0	0	1	0	0					
<b>Mike Benjamin, R</b> OBP: 0.318, SLG: 0.350 (1, 4)					<b>G5-3</b>					3	0	0	0	0	1	5					
<b>Jim Leyritz, R</b> OBP: 0.447, SLG: 0.656 (8, PH)										0	0	0	0	1	0	0					
<b>Damon Buford, R</b> OBP: 0.286, SLG: 0.375 (8, PR)										0	1	0	0	0	0	0					
<b>Inning Stats</b>	R: 0 E: 0 K: 3 S: 11	H: 0 LOB: 1 BB: 1 P: 20	R: 1 E: 0 K: 2 S: 16	H: 2 LOB: 2 BB: 1 P: 25	R: 1 E: 0 K: 0 S: 7	H: 1 LOB: 0 BB: 0 P: 11	R: 3 E: 0 K: 0 S: 13	H: 3 LOB: 3 BB: 3 P: 27	R: 0 E: 0 K: 1 S: 10	H: 1 LOB: 0 BB: 0 P: 17	R: 0 E: 0 K: 0 S: 7	H: 0 LOB: 0 BB: 0 P: 11	R: 0 E: 0 K: 0 S: 5	H: 1 LOB: 1 BB: 0 P: 7	R: 3 E: 0 K: 1 S: 14	H: 1 LOB: 1 BB: 2 P: 27	1B: 3 2B: 2 3B: 1 HR: 3	SF: 0 SAC: 0 DP: 1 HBP: 0	WP: 0 PB: 0 SB: 0 CS: 0	PA: 39	
<b>PITCHER</b>	IP	WLS	BF	H	R	ER	SO	BB	IBB	HBP	BLK	WP	HR	S	P	ERA	WHIP				
<b>Ariel Prieto, R</b> ERA: 12.27 (1, 1)	3.2		22	6	5	5	5	4	1	0	0	0	0	23	36	0.00	0.600				
<b>Buddy Groom, L</b> ERA: 1.17 (4, 1)	3.1		11	2	0	0	1	0	0	0	0	0	0	7	14	81.00	9.000				
<b>Billy Taylor, R</b> ERA: 9.53 (8, 1)	0.1	L	4	1	3	3	0	2	0	0	0	0	1	7	14	81.00	9.000				
<b>Mike Mohler, L</b> ERA: 4.76 (8, 1)	0.2		2	0	0	0	1	0	0	0	0	0	0	7	13	0.00	0.000				

AB	32
R	8
H	9
RBI	8
BB	7
SO	7
LOB	20













Batter	1	2	3	4	5	6	7	8	9	10	11	12	AB	R	H	RBI	BB	SO	LOB	TOP				
Johny Damon, L OBP: 0.391, SLG: 0.433	F7	G3			2B		F7			G3		1B	6	1	2	1	0	0	3					
Jose Offerman, S OBP: 0.362, SLG: 0.431	1B		G3					P7			G5-3	1B	5	1	2	1	0	1	1					
Hal Morris, L OBP: 0.470, SLG: 0.635	1B		K				FC4-6	1B		FC3-6	1B	1B	6	0	4	1	0	1	1					
Dean Palmer, R OBP: 0.329, SLG: 0.621	SF8		G5-3				F8	FC3-6		CS		G4-3	5	0	0	1	0	0	5					
Jeff King, R OBP: 0.355, SLG: 0.455	K			G5-3			P4	CS			F7		5	0	0	0	0	2	3					
Shane Mack, R OBP: 0.462, SLG: 0.679			G5-3		P3		FC4-6			F7		1B	5	1	1	0	0	0	1					
Larry Sutton, L OBP: 0.208, SLG: 0.282	1B			K				K				SH1-4	4	0	1	0	0	3	0					
Sal Fasano, R OBP: 0.167, SLG: 0.167					F8								3	0	1	0	0	0	0					
Terry Pendleton, S OBP: 0.214, SLG: 0.220								P8					1	0	0	0	0	1	0					
29 Mike Sweeney, R OBP: 0.311, SLG: 0.317										K		1B	1	1	1	0	0	0	0					
Shane Halter, R OBP: 0.345, SLG: 0.464					P2					F7		1B	4	0	1	0	1	0	2					
<b>Inning Stats</b>	R: 1 E: 0 K: 1 S: 15	H: 2 LOB: 1 BB: 0 P: 24	R: 0 E: 0 K: 10	H: 2 LOB: 2 BB: 0 P: 13	R: 0 E: 0 K: 1 S: 8	H: 0 LOB: 0 BB: 0 P: 12	R: 0 E: 0 K: 1 S: 6	H: 0 LOB: 0 BB: 0 P: 10	R: 0 E: 0 K: 1 S: 9	H: 1 LOB: 1 BB: 0 P: 15	R: 0 E: 0 K: 1 S: 7	H: 1 LOB: 1 BB: 0 P: 10	R: 0 E: 0 K: 2 S: 8	H: 0 LOB: 0 BB: 0 P: 11	R: 0 E: 0 K: 1 S: 8	H: 0 LOB: 0 BB: 0 P: 10	R: 0 E: 0 K: 0 S: 9	H: 0 LOB: 1 BB: 0 P: 16	R: 3 E: 0 K: 0 S: 13	H: 5 LOB: 2 BB: 1 P: 22	1B: 12 2B: 1 3B: 0 HR: 0	SF: 1 SAC: 1 DP: 0 HBP: 1	WP: 0 PB: 0 SB: 1 CS: 1	PA: 50
<b>PITCHER</b>	IP WLS BF H R ER SO BB IBB HBP BLK WP HR S P ERA WHIP	IP WLS BF H R ER SO BB IBB HBP BLK WP HR S P ERA WHIP	IP WLS BF H R ER SO BB IBB HBP BLK WP HR S P ERA WHIP	IP WLS BF H R ER SO BB IBB HBP BLK WP HR S P ERA WHIP	IP WLS BF H R ER SO BB IBB HBP BLK WP HR S P ERA WHIP	IP WLS BF H R ER SO BB IBB HBP BLK WP HR S P ERA WHIP	IP WLS BF H R ER SO BB IBB HBP BLK WP HR S P ERA WHIP	IP WLS BF H R ER SO BB IBB HBP BLK WP HR S P ERA WHIP	IP WLS BF H R ER SO BB IBB HBP BLK WP HR S P ERA WHIP	IP WLS BF H R ER SO BB IBB HBP BLK WP HR S P ERA WHIP	IP WLS BF H R ER SO BB IBB HBP BLK WP HR S P ERA WHIP	IP WLS BF H R ER SO BB IBB HBP BLK WP HR S P ERA WHIP	IP WLS BF H R ER SO BB IBB HBP BLK WP HR S P ERA WHIP	IP WLS BF H R ER SO BB IBB HBP BLK WP HR S P ERA WHIP	IP WLS BF H R ER SO BB IBB HBP BLK WP HR S P ERA WHIP	IP WLS BF H R ER SO BB IBB HBP BLK WP HR S P ERA WHIP	IP WLS BF H R ER SO BB IBB HBP BLK WP HR S P ERA WHIP	IP WLS BF H R ER SO BB IBB HBP BLK WP HR S P ERA WHIP	IP WLS BF H R ER SO BB IBB HBP BLK WP HR S P ERA WHIP	IP WLS BF H R ER SO BB IBB HBP BLK WP HR S P ERA WHIP				

Kansas City Royals @ Oakland Athletics  
Network Associates Coliseum, Oakland, CA

Fri Apr 17 1998, 10:05 PM EDT  
Att. 7,402 - Unknown - 59 F

AB 45  
R 4  
H 13  
RBI 4  
BB 1  
SO 8  
LOB 16



Batter	1	2	3	4	5	6	7	8	9	10	11	12	AB	R	H	RBI	BB	SO	LOB	BOTTOM				
Rickey Henderson, R OBP: 0.313, SLG: 0.238	G4-3								F9			G3	4	0	0	0	2	3	4					
Jason McDonald, S OBP: 0.382, SLG: 0.388	F9		G1-3		G4-3		P6					G4-3	4	0	0	0	2	0	4					
Ben Grievie, L OBP: 0.359, SLG: 0.333	G4-3		G1-3		L7							G3	6	0	0	0	0	1	7					
Matt Stairs, L OBP: 0.404, SLG: 0.563	K						F7						5	0	0	0	1	4	3					
Jason Giambi, L OBP: 0.441, SLG: 0.640		K			F7						L4		5	0	1	0	0	2	1					
Dave Magadan, L OBP: 0.366, SLG: 0.425		1B			F7		G4-6-3				P5		4	0	0	0	1	0	2					
Kurt Abbott, R OBP: 0.200, SLG: 0.200		1B											5	0	2	0	0	3	0					
Mike Macfarlane, R OBP: 0.250, SLG: 0.304													5	1	2	0	0	1	3					
Scott Spiezio, S OBP: 0.286, SLG: 0.300													4	0	2	1	1	0	2					
<b>Inning Stats</b>	R: 0 E: 0 K: 1 S: 12	H: 0 LOB: 1 BB: 1 P: 24	R: 0 E: 0 K: 1 S: 7	H: 1 LOB: 2 BB: 1 P: 15	R: 0 E: 0 K: 2 S: 13	H: 0 LOB: 1 BB: 1 P: 22	R: 0 E: 0 K: 0 S: 10	H: 1 LOB: 1 BB: 0 P: 15	R: 0 E: 0 K: 2 S: 11	H: 1 LOB: 1 BB: 0 P: 16	R: 0 E: 0 K: 2 S: 9	H: 0 LOB: 1 BB: 1 P: 20	R: 0 E: 0 K: 1 S: 15	H: 1 LOB: 3 BB: 2 P: 29	R: 0 E: 0 K: 1 S: 8	H: 0 LOB: 0 BB: 0 P: 12	R: 0 E: 0 K: 0 S: 9	H: 0 LOB: 0 BB: 0 P: 11	R: 0 E: 0 K: 1 S: 10	H: 0 LOB: 1 BB: 1 P: 16	1B: 5 2B: 2 3B: 0 HR: 0	SF: 0 SAC: 0 DP: 1 HBP: 0	WP: 0 PB: 0 SB: 0 CS: 0	PA: 49
<b>PITCHER</b>	IP WLS BF H R ER SO BB IBB HBP BLK WP HR S P ERA WHIP	IP WLS BF H R ER SO BB IBB HBP BLK WP HR S P ERA WHIP	IP WLS BF H R ER SO BB IBB HBP BLK WP HR S P ERA WHIP	IP WLS BF H R ER SO BB IBB HBP BLK WP HR S P ERA WHIP	IP WLS BF H R ER SO BB IBB HBP BLK WP HR S P ERA WHIP	IP WLS BF H R ER SO BB IBB HBP BLK WP HR S P ERA WHIP	IP WLS BF H R ER SO BB IBB HBP BLK WP HR S P ERA WHIP	IP WLS BF H R ER SO BB IBB HBP BLK WP HR S P ERA WHIP	IP WLS BF H R ER SO BB IBB HBP BLK WP HR S P ERA WHIP	IP WLS BF H R ER SO BB IBB HBP BLK WP HR S P ERA WHIP	IP WLS BF H R ER SO BB IBB HBP BLK WP HR S P ERA WHIP	IP WLS BF H R ER SO BB IBB HBP BLK WP HR S P ERA WHIP	IP WLS BF H R ER SO BB IBB HBP BLK WP HR S P ERA WHIP	IP WLS BF H R ER SO BB IBB HBP BLK WP HR S P ERA WHIP	IP WLS BF H R ER SO BB IBB HBP BLK WP HR S P ERA WHIP	IP WLS BF H R ER SO BB IBB HBP BLK WP HR S P ERA WHIP	IP WLS BF H R ER SO BB IBB HBP BLK WP HR S P ERA WHIP	IP WLS BF H R ER SO BB IBB HBP BLK WP HR S P ERA WHIP	IP WLS BF H R ER SO BB IBB HBP BLK WP HR S P ERA WHIP	IP WLS BF H R ER SO BB IBB HBP BLK WP HR S P ERA WHIP				

Kansas City Royals @ Oakland Athletics  
Network Associates Coliseum, Oakland, CA

Fri Apr 17 1998, 10:05 PM EDT  
Att. 7,402 - Unknown - 59 F

AB 42  
R 1  
H 7  
RBI 1  
BB 7  
SO 14  
LOB 26






Batter	1	2	3	4	5	6	7	8	9	AB	R	H	RBI	BB	SO	LOB	TOP								
<b>Johnny Damon, L</b> OBP: 0.346, SLG: 0.423										4	0	1	0	0	0	1	<b>Kansas City Royals @ Oakland Athletics</b> Network Associates Coliseum, Oakland, CA Sat Apr 18 1998, 6:33 AM EDT Att: 10,274 - Cloudy - 62 F								
<b>Jose Offerman, S</b> OBP: 0.370, SLG: 0.435										4	1	2	0	0	0	1									
<b>Hal Morris, L</b> OBP: 0.486, SLG: 0.631										2	0	1	0	2	1	0									
<b>Dean Palmer, R</b> OBP: 0.324, SLG: 0.614										4	0	1	1	0	1	4									
<b>Jeff King, R</b> OBP: 0.348, SLG: 0.431											3	0	0	0	1	1		0							
<b>Shane Mack, R</b> OBP: 0.429, SLG: 0.625											4	0	1	0	0	0		1							
<b>Ernie Young, R</b> OBP: 0.259, SLG: 0.320																									
<b>Larry Sutton, L</b> OBP: 0.204, SLG: 0.256											3	1	1	1	0	1		1							
<b>Sal Fasano, R</b> OBP: 0.222, SLG: 0.125																									
<b>29 Mike Sweeney, R</b> OBP: 0.304, SLG: 0.310											1	0	0	0	0	1		1							
<b>Shane Halter, R</b> OBP: 0.313, SLG: 0.419										3	0	0	0	0	0	1									
<b>Inning Stats</b>	R: 0 E: 0 K: 0 S: 12	H: 1 LOB: 1 BB: 1 P: 20	R: 0 E: 0 K: 1 S: 7	H: 0 LOB: 0 BB: 0 P: 10	R: 0 E: 0 K: 0 S: 5	H: 0 LOB: 0 BB: 0 P: 8	R: 0 E: 0 K: 2 S: 7	H: 0 LOB: 0 BB: 0 P: 8	R: 1 E: 0 K: 1 S: 8	H: 1 LOB: 0 BB: 0 P: 10	R: 1 E: 0 K: 0 S: 16	H: 3 LOB: 2 BB: 0 P: 21	R: 0 E: 0 K: 0 S: 6	H: 0 LOB: 0 BB: 1 P: 12	R: 0 E: 0 K: 0 S: 15	H: 1 LOB: 3 BB: 1 P: 29	R: 0 E: 0 K: 2 S: 11	H: 1 LOB: 1 BB: 0 P: 19	1B: 5 2B: 1 3B: 0 HR: 1	SF: 0 SAC: 0 DP: 2 HBP: 1	WP: 0 PB: 0 SB: 2 CS: 0	PA: 35			
<b>PITCHER</b>	IP	WLS	BF	H	R	ER	SO	BB	IBB	HBP	BLK	WP	HR	S	P	ERA	WHIP								
<b>Kenny Rogers, L</b> ERA: 3.91	(1, 1)	7.0	W	26	5	2	2	4	2	0	1	0	1	62	91	2.57	1.000								
<b>T.J. Mathews, R</b> ERA: 8.1	(8, 1)	0.1		1	0	0	0	0	0	0	0	0	0	3	5	0.00	0.000								
<b>Buddy Groom, L</b> ERA: 2.08	(8, 1)	0.1		3	1	0	0	0	1	0	0	0	0	9	18	0.00	6.000								
<b>Billy Taylor, R</b> ERA: 6.0	(8, 1)	1.1	S	5	1	0	0	2	0	0	0	0	0	13	23	0.00	0.750								

Batter	1	2	3	4	5	6	7	8	9	AB	R	H	RBI	BB	SO	LOB	BOTTOM								
<b>Rickey Henderson, R</b> OBP: 0.309, SLG: 0.224										3	0	0	0	1	0	0	<b>Kansas City Royals @ Oakland Athletics</b> Network Associates Coliseum, Oakland, CA Sat Apr 18 1998, 6:33 AM EDT Att: 10,274 - Cloudy - 62 F								
<b>Jason McDonald, S</b> OBP: 0.404, SLG: 0.431										2	0	2	0	0	0	0									
<b>Jack Voigt, R</b> OBP: 0.309, SLG: 0.224										2	0	0	0	0	0	1									
<b>Jason Giambi, L</b> OBP: 0.444, SLG: 0.630										4	0	2	0	0	0	2									
<b>Dave Magadan, L</b> OBP: 0.386, SLG: 0.425										0	0	0	0	0	0	0									
<b>Kevin Mitchell, R</b> OBP: 0.250, SLG: 0.167											3	0	0	0	0	2									
<b>Matt Stairs, L</b> OBP: 0.397, SLG: 0.551											1	0	0	0	0	2									
<b>Ben Grieve, L</b> OBP: 0.338, SLG: 0.310											4	0	0	0	1	3									
<b>Mike Blowers, R</b> OBP: 0.259, SLG: 0.167											3	0	0	0	0	1									
<b>Kurt Abbott, R</b> OBP: 0.231, SLG: 0.308											3	1	1	0	0	1									
<b>Mike Macfarlane, R</b> OBP: 0.296, SLG: 0.292											1	1	0	0	2	1									
<b>Rafael Bourquigal, R</b> OBP: 0.325, SLG: 0.395											3	1	1	3	0	0	1								
<b>Inning Stats</b>	R: 0 E: 0 K: 0 S: 6	H: 1 LOB: 0 BB: 0 P: 10	R: 0 E: 0 K: 2 S: 7	H: 0 LOB: 0 BB: 0 P: 11	R: 0 E: 0 K: 2 S: 10	H: 0 LOB: 0 BB: 0 P: 13	R: 0 E: 0 K: 0 S: 9	H: 1 LOB: 1 BB: 0 P: 15	R: 3 E: 0 K: 0 S: 14	H: 2 LOB: 0 BB: 1 P: 25	R: 0 E: 0 K: 0 S: 7	H: 1 LOB: 1 BB: 0 P: 14	R: 0 E: 0 K: 0 S: 13	H: 0 LOB: 1 BB: 1 P: 20	R: 0 E: 0 K: 0 S: 9	H: 1 LOB: 2 BB: 1 P: 20	R: 0 E: 0 K: 0 S: 9	H: 1 LOB: 1 BB: 1 P: 20	1B: 3 2B: 2 3B: 0 HR: 1	SF: 0 SAC: 0 DP: 1 HBP: 0	WP: 0 PB: 0 SB: 0 CS: 0	PA: 32			
<b>PITCHER</b>	IP	WLS	BF	H	R	ER	SO	BB	IBB	HBP	BLK	WP	HR	S	P	ERA	WHIP								
<b>Glendon Rusch, L</b> ERA: 6.29	(1, 1)	7.0	L	27	5	3	3	4	2	0	0	0	1	66	108	3.86	1.000								
<b>47 Brian Bevil, R</b> ERA: 5.59	(8, 1)	0.1		3	1	0	0	0	1	0	0	0	0	3	9	0.00	6.000								
<b>Matt Whisenant, L</b> ERA: 14.29	(8, 1)	0.2		2	0	0	0	0	0	0	0	0	0	6	11	0.00	0.000								

**AB 31**  
**R 2**  
**H 7**  
**RBI 2**  
**BB 3**  
**SO 6**  
**LOB 11**



**AB 29**  
**R 3**  
**H 6**  
**RBI 3**  
**BB 3**  
**SO 4**  
**LOB 11**







Batter	1	2	3	4	5	6	7	8	9	AB	R	H	RBI	BB	SO	LOB	TOP								
<b>Johnny Damon, L</b> OBP: 0.325, SLG: 0.395	2-1 F8	2-0 G4-3		2-3 K		2-0 G4-3		3-2 L7		5	0	0	0	0	1	2	<b>Kansas City Royals @ Oakland Athletics</b> Network Associates Coliseum, Oakland, CA Sun Apr 19 1998, 6:33 AM EDT Att: 14,127 - Sunny - 62 F								
<b>Jose Offerman, S</b> OBP: 0.372, SLG: 0.446	1-3 K		0-0 L7 2B		1-1 3B 1B	1-0 F7		2-1 G4-3		5	2	2	0	0	1	1									
<b>Hal Morris, L</b> OBP: 0.480, SLG: 0.609	3-2 1B		0-0 L7		0-2 F7	4-0		2-3 K		4	0	1	0	1	1	2									
<b>Dean Palmer, R</b> OBP: 0.342, SLG: 0.640	0-0 1B		2-1 L7		0-2 F7	3-1 IBB			2-1 L7	5	2	3	2	0	0	2									
<b>Jeff King, R</b> OBP: 0.352, SLG: 0.429	0-1 FC5-4		0-0 G4-3		0-0 1B 3B		1-2 E6 1B		1-2 G1-3 1B	5	1	2	1	0	0	3									
<b>Shane Mack, R</b> OBP: 0.450, SLG: 0.611		1-1 29 FC6-4 FC4-6 HBP	0-1 1B S		3-1 1B	1-3 K		2-2 29 G6-4-3 1B	2-1 G1-3	4	2	2	0	0	1	2									
<b>Larry Sutton, L</b> OBP: 0.278, SLG: 0.319	1-2 1B	1-1 29 FC6-4 1B	1-1 29 CS 1B		2-1 29 FC5-4 1B	1-3 1B		0-0 29 G6-4-3 1B	4-1 29 FC5-4 BB	4	0	4	3	1	0	0									
<b>29 Mike Sweeney, R</b> OBP: 0.275, SLG: 0.277	0-2 FC6-4 1B	1-2 FC6-4 1B	3-1 CS 1B	0-1 G1-3	1-0 FC5-4 1B	1-0 FC5-4 1B		1-0 G6-4-3 1B	1-0 FC5-4 BB	5	0	0	0	0	0	8									
<b>Felix Martinez, S</b> OBP: 0.182, SLG: 0.146	2-2 FC4-6 1B			0-0 F8		1-2 G4-3 1B		1-1 F7		4	0	1	1	0	0	2									
<b>Inning Stats</b>	R: 0 E: 0 K: 1 S: 14	H: 2 LOB: 2 BB: 0 P: 20	R: 1 E: 0 K: 0 S: 11	H: 1 LOB: 1 BB: 0 P: 17	R: 3 E: 0 K: 0 S: 10	H: 4 LOB: 0 BB: 0 P: 16	R: 0 E: 0 K: 1 S: 6	H: 0 LOB: 0 BB: 0 P: 8	R: 2 E: 0 K: 1 S: 15	H: 4 LOB: 2 BB: 1 P: 20	R: 0 E: 0 K: 0 S: 7	H: 1 LOB: 2 BB: 1 P: 18	R: 1 E: 1 K: 0 S: 10	H: 2 LOB: 1 BB: 0 P: 15	R: 0 E: 0 K: 1 S: 9	H: 0 LOB: 0 BB: 1 P: 16	R: 0 E: 0 K: 0 S: 9	H: 1 LOB: 2 BB: 1 P: 19	1B: 13 2B: 1 3B: 1 HR: 0	SF: 0 SAC: 0 DP: 1 HBP: 1	WP: 0 PB: 0 SB: 2 CS: 1	PA: 45			
<b>PITCHER</b>	IP	WLS	BF	H	R	ER	SO	BB	IBB	HBP	BLK	WP	HR	S	P	ERA	WHIP								
<b>Ariel Prieto, R</b> ERA: 11.88	4.2	L	25	11	6	6	3	0	0	1	0	0	0	55	79	11.57	2.357								
<b>Aaron Small, R</b> ERA: 7.93	3.1		14	3	1	0	1	0	1	0	0	0	0	27	51	0.00	0.900								
<b>Jim Dougherty, R</b> ERA: 7.04	1.0		5	1	0	0	0	1	0	0	0	0	0	9	19	0.00	2.000								

Batter	1	2	3	4	5	6	7	8	9	AB	R	H	RBI	BB	SO	LOB	BOTTOM								
<b>Rickey Henderson, R</b> OBP: 0.315, SLG: 0.238	1-0 1B G4-6-3		3-2 CS BB 1B		2-3 K		0-1 E5 G4-6-3		1-2 G3	5	1	2	0	0	1	3	<b>Kansas City Royals @ Oakland Athletics</b> Network Associates Coliseum, Oakland, CA Sun Apr 19 1998, 6:33 AM EDT Att: 14,127 - Sunny - 62 F								
<b>Dave Magadan, L</b> OBP: 0.417, SLG: 0.442	2-2 1B G4-6-3		4-1 1B		1-1 1B		1-2 G4-6-3			3	0	2	1	1	0	2									
<b>Jason Giambi, L</b> OBP: 0.418, SLG: 0.586	1-3 1B		1-2 BB		1-3 2H 1B		1-2 G6-3			4	0	0	0	0	1	6									
<b>Matt Stairs, L</b> OBP: 0.403, SLG: 0.623	3-1 K		2-3 1B		2-2 G4-3		0-0 HR		0-0 2B	4	1	2	1	0	1	0									
<b>Ben Grieve, L</b> OBP: 0.333, SLG: 0.306		2-2 L6 BB 1B		2-0 G6-3		2-1 F8		2-3 K		4	0	1	0	0	1	1									
<b>A.J. Hinch, R</b> OBP: 0.319, SLG: 0.341		4-0 BB		0-0 G4-3		2-3 K2-3		2-2 G1-3		3	0	0	0	1	1	1									
<b>Kurt Abbott, R</b> OBP: 0.294, SLG: 0.412		2-3 K			2-2 1B 1B		2-1 2B		2-0 G4-3	4	1	2	0	0	1	3									
<b>Mike Blowers, R</b> OBP: 0.226, SLG: 0.143		0-1 L6			1-1 L9		0-1 F9		3-3 K	4	0	0	0	0	1	4									
<b>Scott Spiezo, S</b> OBP: 0.305, SLG: 0.308			1-0 F9		2-1 1B 1B		4-1 G4-6-3 E BB		2-1 G6-3	2	0	1	0	1	0	0									
<b>Rafael Bourimigal, R</b> OBP: 0.317, SLG: 0.385					1-2 1B					1	0	0	0	0	0	0									
<b>Inning Stats</b>	R: 1 E: 0 K: 1 S: 9	H: 2 LOB: 0 BB: 0 P: 17	R: 0 E: 0 K: 1 S: 8	H: 1 LOB: 1 BB: 1 P: 16	R: 0 E: 0 K: 0 S: 5	H: 0 LOB: 0 BB: 0 P: 9	R: 1 E: 0 K: 1 S: 16	H: 3 LOB: 2 BB: 0 P: 25	R: 1 E: 0 K: 1 S: 10	H: 2 LOB: 1 BB: 0 P: 16	R: 0 E: 1 K: 0 S: 9	H: 0 LOB: 1 BB: 1 P: 16	R: 0 E: 0 K: 1 S: 8	H: 1 LOB: 0 BB: 0 P: 14	R: 0 E: 0 K: 1 S: 8	H: 0 LOB: 0 BB: 0 P: 14	1B: 7 2B: 4 3B: 0 HR: 1	SF: 0 SAC: 0 DP: 4 HBP: 0	WP: 0 PB: 0 SB: 0 CS: 1	PA: 37					
<b>PITCHER</b>	IP	WLS	BF	H	R	ER	SO	BB	IBB	HBP	BLK	WP	HR	S	P	ERA	WHIP								
<b>Pat Rapp, R</b> ERA: 2.45	5.2	W	25	9	3	3	5	2	0	0	0	0	0	55	100	4.76	1.941								
<b>47 Brian Bevil, R</b> ERA: 5.4	0.1		3	0	0	0	0	1	0	0	0	0	0	5	9	0.00	3.000								
<b>50 José Rosado, L</b> ERA: 3.55	3.0	S	9	1	0	0	2	0	0	0	0	0	0	22	37	0.00	0.333								

**AB** 41  
**R** 7  
**H** 15  
**RBI** 7  
**BB** 2  
**SO** 4  
**LOB** 22



**AB** 34  
**R** 3  
**H** 10  
**RBI** 2  
**BB** 3  
**SO** 7  
**LOB** 20





Batter	1	2	3	4	5	6	7	8	9	AB	R	H	RBI	BB	SO	LOB	TOP
<b>Otis Nixon, S</b> <small>OBP: 0.232, SLG: 0.188</small> 										5	0	0	0	0	0	2	
<b>Todd Walker, L</b> <small>OBP: 0.382, SLG: 0.490</small> 										5	1	3	0	0	0	0	
<b>Paul Molitor, R</b> <small>OBP: 0.353, SLG: 0.416</small> 										4	0	1	0	1	1	2	
<b>David Ortiz, L</b> <small>OBP: 0.429, SLG: 0.649</small> 										3	0	1	0	1	0	1	
<b>Marty Cordova, R</b> <small>OBP: 0.358, SLG: 0.315</small> 										3	0	0	1	0	1	3	
<b>Matt Lawton, L</b> <small>OBP: 0.412, SLG: 0.481</small> <b>Alex Ochoa, R</b> <small>OBP: 0.289, SLG: 0.500</small> 										3	1	3	0	0	0	0	
<b>Terry Steinbach, R</b> <small>OBP: 0.491, SLG: 0.439</small> 										2	0	1	0	2	0	0	
<b>Pat Meares, R</b> <small>OBP: 0.433, SLG: 0.684</small> 										4	0	1	1	0	0	6	
<b>Denny Hocking, S</b> <small>OBP: 0.296, SLG: 0.095</small> 										4	0	0	0	0	1	3	
<b>Inning Stats</b> <small>R: 0 H: 1 E: 0 LOB: 2 K: 0 BB: 1 S: 14</small>	<small>R: 1 H: 2 E: 0 LOB: 1 K: 0 BB: 0 S: 13</small>	<small>R: 0 H: 1 E: 0 LOB: 1 K: 1 BB: 0 S: 9</small>	<small>R: 0 H: 1 E: 0 LOB: 1 K: 0 BB: 0 S: 7</small>	<small>R: 0 H: 0 E: 0 LOB: 0 K: 0 BB: 0 S: 7</small>	<small>R: 0 H: 1 E: 0 LOB: 0 K: 0 BB: 0 S: 4</small>	<small>R: 0 H: 1 E: 0 LOB: 1 K: 0 BB: 0 S: 15</small>	<small>R: 1 H: 2 E: 0 LOB: 2 K: 1 BB: 2 S: 18</small>	<small>R: 0 H: 1 E: 0 LOB: 1 K: 1 BB: 0 S: 9</small>	<small>1B: 9 SF: 1 2B: 2 SAC: 0 3B: 0 DP: 1 HR: 0 HBP: 0</small>	<small>WP: 0 PA: 40 FB: 0 SB: 1 CS: 1</small>							
<b>PITCHER</b> <b>Jimmy Haynes, R</b> <small>ERA: 5.64</small> <b>T.J. Mathews, R</b> <small>ERA: 7.71</small> <b>Buddy Groom, L</b> <small>ERA: 1.86</small> <b>Billy Taylor, R</b> <small>ERA: 5.59</small>	<small>IP: 7.0 WLS: 31 BF: 9 R: 2 ER: 2 SO: 2 BB: 3 IBB: 0 HBP: 0 BLK: 0 WP: 0 HR: 0 S: 77 P: 126 ERA: 2.57 WHIP: 1.714</small>	<small>IP: 0.1 WLS: 1 BF: 0 R: 0 ER: 0 SO: 0 BB: 0 IBB: 0 HBP: 0 BLK: 0 WP: 0 HR: 2 S: 3 P: 8 ERA: 0.00 WHIP: 0.000</small>	<small>IP: 1.0 WLS: 4 BF: 0 R: 0 ER: 0 SO: 2 BB: 1 IBB: 0 HBP: 0 BLK: 0 WP: 0 HR: 11 S: 18 P: 38 ERA: 0.00 WHIP: 1.000</small>	<small>IP: 0.2 WLS: 3 BF: 1 R: 0 ER: 0 SO: 0 BB: 0 IBB: 0 HBP: 0 BLK: 0 WP: 0 HR: 6 S: 10 P: 10 ERA: 0.00 WHIP: 1.500</small>	<b>PITCHER</b> <small>IP: 2.0 WLS: 3 BF: 1 R: 0 ER: 0 SO: 2 BB: 0 IBB: 0 HBP: 0 BLK: 0 WP: 0 HR: 3 S: 18 P: 20 ERA: 0.00 WHIP: 1.500</small>	<small>IP: 1.3 WLS: 1 BF: 1 R: 0 ER: 0 SO: 1 BB: 0 IBB: 0 HBP: 0 BLK: 0 WP: 0 HR: 2 S: 11 P: 16 ERA: 0.00 WHIP: 1.286</small>	<small>IP: 1.0 WLS: 5 BF: 2 R: 2 ER: 2 SO: 2 BB: 0 IBB: 0 HBP: 0 BLK: 0 WP: 0 HR: 16 S: 16 P: 16 ERA: 18.00 WHIP: 2.000</small>	<small>IP: 1.8 WLS: 1 BF: 28 H: 6 R: 2 ER: 2 SO: 7 BB: 0 IBB: 0 HBP: 0 BLK: 0 WP: 0 HR: 11 S: 16 P: 122 ERA: 1.29 WHIP: 1.286</small>	<small>IP: 1.0 WLS: 5 BF: 2 R: 2 ER: 2 SO: 2 BB: 0 IBB: 0 HBP: 0 BLK: 0 WP: 0 HR: 11 S: 16 P: 16 ERA: 18.00 WHIP: 2.000</small>								

**Minnesota Twins @ Oakland Athletics**  
 Network Associates Coliseum, Oakland, CA  
 Mon Apr 20 1998, 10:05 PM EDT  
 Att: 5,000 - Unknown - 66 F

**AB 34**  
**R 2**  
**H 10**  
**RBI 2**  
**BB 4**  
**SO 4**  
**LOB 19**

Batter	1	2	3	4	5	6	7	8	9	AB	R	H	RBI	BB	SO	LOB	BOTTOM
<b>Rickey Henderson, R</b> <small>OBP: 0.312, SLG: 0.254</small> 										4	0	1	0	0	1	1	
<b>Dave Magadan, L</b> <small>OBP: 0.351, SLG: 0.489</small> <b>Kevin Mitchell, R</b> <small>OBP: 0.238, SLG: 0.158</small> <b>Mike Blowers, R</b> <small>OBP: 0.226, SLG: 0.143</small> 										2	0	2	0	1	0	0	
<b>Jason Giambi, L</b> <small>OBP: 0.408, SLG: 0.565</small> 										4	1	1	0	0	3	4	
<b>Matt Stairs, L</b> <small>OBP: 0.379, SLG: 0.579</small> 										4	0	0	0	0	2	4	
<b>Ben Grieve, L</b> <small>OBP: 0.342, SLG: 0.379</small> 										4	1	2	2	0	0	0	
<b>Kurt Abbott, R</b> <small>OBP: 0.286, SLG: 0.350</small> 										3	1	0	0	1	1	1	
<b>A.J. Hinch, R</b> <small>OBP: 0.320, SLG: 0.341</small> 										3	0	1	0	0	0	1	
<b>Scott Spiezio, S</b> <small>OBP: 0.306, SLG: 0.296</small> 										2	0	0	0	1	0	2	
<b>Ryan Christenson, R</b> <small>OBP: 0.333, SLG: 0.333</small> 										3	0	1	0	0	1	2	
<b>Inning Stats</b> <small>R: 0 H: 1 E: 0 LOB: 1 K: 2 BB: 0 S: 14</small>	<small>R: 1 H: 1 E: 0 LOB: 0 K: 0 BB: 1 S: 12</small>	<small>R: 0 H: 1 E: 0 LOB: 2 K: 1 BB: 1 S: 12</small>	<small>R: 0 H: 1 E: 0 LOB: 2 K: 1 BB: 1 S: 12</small>	<small>R: 0 H: 1 E: 0 LOB: 2 K: 1 BB: 1 S: 12</small>	<small>R: 0 H: 1 E: 0 LOB: 1 K: 2 BB: 0 S: 11</small>	<small>R: 0 H: 0 E: 0 LOB: 0 K: 1 BB: 0 S: 6</small>	<small>R: 0 H: 1 E: 0 LOB: 1 K: 0 BB: 0 S: 8</small>	<small>R: 2 H: 2 E: 0 LOB: 0 K: 2 BB: 0 S: 11</small>	<small>1B: 4 SF: 0 2B: 4 SAC: 0 3B: 0 DP: 1 HR: 1 HBP: 0</small>	<small>WP: 0 PA: 34 FB: 0 SB: 0 CS: 3</small>							
<b>PITCHER</b> <b>Brad Radke, R</b> <small>ERA: 2.57</small> <b>Greg Swindell, L</b> <small>ERA: 8.31</small>	<small>IP: 7.0 WLS: 28 BF: 6 H: 1 R: 1 ER: 1 SO: 7 BB: 0 IBB: 0 HBP: 0 BLK: 0 WP: 0 HR: 0 S: 75 P: 122 ERA: 1.29 WHIP: 1.286</small>	<small>IP: 1.0 WLS: 5 BF: 2 H: 2 R: 2 ER: 2 SO: 2 BB: 0 IBB: 0 HBP: 0 BLK: 0 WP: 0 HR: 11 S: 16 P: 16 ERA: 18.00 WHIP: 2.000</small>	<small>IP: 1.8 WLS: 1 BF: 28 H: 6 R: 2 ER: 2 SO: 7 BB: 0 IBB: 0 HBP: 0 BLK: 0 WP: 0 HR: 11 S: 16 P: 122 ERA: 1.29 WHIP: 1.286</small>	<small>IP: 1.0 WLS: 5 BF: 2 H: 2 R: 2 ER: 2 SO: 2 BB: 0 IBB: 0 HBP: 0 BLK: 0 WP: 0 HR: 11 S: 16 P: 16 ERA: 18.00 WHIP: 2.000</small>	<b>PITCHER</b> <small>IP: 1.2 WLS: 1 BF: 1 H: 0 R: 0 ER: 0 SO: 2 BB: 0 IBB: 0 HBP: 0 BLK: 0 WP: 0 HR: 3 S: 18 P: 20 ERA: 0.00 WHIP: 1.500</small>	<small>IP: 1.3 WLS: 1 BF: 1 H: 0 R: 0 ER: 0 SO: 1 BB: 0 IBB: 0 HBP: 0 BLK: 0 WP: 0 HR: 2 S: 11 P: 16 ERA: 0.00 WHIP: 1.286</small>	<small>IP: 1.0 WLS: 5 BF: 2 H: 2 R: 2 ER: 2 SO: 2 BB: 0 IBB: 0 HBP: 0 BLK: 0 WP: 0 HR: 16 S: 16 P: 16 ERA: 18.00 WHIP: 2.000</small>	<small>IP: 1.8 WLS: 1 BF: 28 H: 6 R: 2 ER: 2 SO: 7 BB: 0 IBB: 0 HBP: 0 BLK: 0 WP: 0 HR: 11 S: 16 P: 122 ERA: 1.29 WHIP: 1.286</small>	<small>IP: 1.0 WLS: 5 BF: 2 H: 2 R: 2 ER: 2 SO: 2 BB: 0 IBB: 0 HBP: 0 BLK: 0 WP: 0 HR: 16 S: 16 P: 16 ERA: 18.00 WHIP: 2.000</small>								

**Minnesota Twins @ Oakland Athletics**  
 Network Associates Coliseum, Oakland, CA  
 Mon Apr 20 1998, 10:05 PM EDT  
 Att: 5,000 - Unknown - 66 F

**AB 30**  
**R 3**  
**H 8**  
**RBI 2**  
**BB 3**  
**SO 9**  
**LOB 15**




Batter	1	2	3	4	5	6	7	8	9	10	11	12	AB	R	H	RBI	BB	SO	LOB					
<b>Olis Nixon, S</b> OBP: 0.267, SLG: 0.229 (1, 8)	1-1 1B		1-1 1B		0-1 FC3-4 2H 1B		1-0 1B		1-0 P1-5			2-1 F7	6	0	4	1	0	0	2					
<b>Brent Gates, S</b> OBP: 0.171, SLG: 0.161 (1, 4)	2-1 P5		1-0 F9		3-0 FC3-4 1-2f		1-0 G3		3-3 K			0-1 F9	6	0	0	0	0	1	6					
<b>Paul Molitor, R</b> OBP: 0.330, SLG: 0.386 (1, 10)	1-0 F8					1-1 E5 G4-3 2B			1-1 G6-3			1-2 G6-3	6	1	0	0	0	0	2					
<b>Orlando Merced, S</b> OBP: 0.303, SLG: 0.500 <b>Alex Ochoa, R</b> OBP: 0.282, SLG: 0.487 <b>David Ortiz, L</b> OBP: 0.429, SLG: 0.649 (10, 3)	0-0 L6			1-2 P2		1-1 G4-3			2-2 1B G1-4-3 2B			0-0 G3	4	1	1	0	0	0	2					
<b>Ron Coomer, R</b> OBP: 0.351, SLG: 0.500 <b>Denny Hocking, S</b> OBP: 0.296, SLG: 0.091 (8, 5)		2-2 P5		0-0 G4-3		0-1 G5-3			0-0 G1-4-3 1B			2-3 G5-3	4	0	1	0	0	0	1					
<b>Matt Lawton, L</b> OBP: 0.387, SLG: 0.475 (1, 9)		3-2 G3-1			2-1 G3-1	2-1 G4-3 2B			0-1 G1-4-3			1-2 G5-3	5	0	1	2	0	0	1					
<b>Marty Cordova, R</b> OBP: 0.333, SLG: 0.288 (1, 7)		2-3 K			3-2 E6 2B	1-0 G4-3			1-1 G6-3			0-0 G6-3	5	1	0	0	0	1	2					
<b>Javier Valentin, S</b> OBP: 0.185, SLG: 0.200 (1, 2)			1-1 G1-3		1-2 P6			0-1 G3			1-1 G4-3		0-0 F7	5	0	0	0	0	1					
<b>Pat Meares, R</b> OBP: 0.444, SLG: 0.694 (1, 6)		2-2 P3			0-1 1B 2B			0-1 P3			0-0 1B	0-2 1B	5	1	3	1	0	0	0					
<b>Inning Stats</b>	R: 0 E: 0 K: 0 S: 7	H: 1 LOB: 1 BB: 0 P: 10	R: 0 E: 0 K: 1 S: 10	H: 0 LOB: 0 BB: 0 P: 17	R: 0 E: 0 K: 0 S: 8	H: 1 LOB: 1 BB: 0 P: 13	R: 0 E: 0 K: 0 S: 5	H: 0 LOB: 0 BB: 0 P: 6	R: 2 E: 1 K: 0 S: 16	H: 2 LOB: 1 BB: 0 P: 23	R: 1 E: 1 K: 0 S: 9	H: 1 LOB: 1 BB: 0 P: 14	R: 0 E: 0 K: 1 S: 6	H: 1 LOB: 0 BB: 0 P: 13	R: 0 E: 0 K: 1 S: 5	H: 0 LOB: 0 BB: 0 P: 7	R: 0 E: 0 K: 0 S: 6	H: 0 LOB: 0 BB: 0 P: 7	R: 0 E: 0 K: 0 S: 12	H: 1 LOB: 1 BB: 0 P: 14	1B: 7 2B: 3 3B: 0 HR: 0	SF: 0 SAC: 0 DP: 0 HBP: 0	WP: 0 PB: 0 SB: 0 CS: 1	PA: 48
<b>PITCHER</b>	IP WLS BF H R ER SO BB IBB HBP BLK WP HR S P ERA WHIP	<b>PITCHER</b>												IP WLS BF H R ER SO BB IBB HBP BLK WP HR S P ERA WHIP										
<b>Tom Candiotti, R</b> ERA: 2.83 <b>Mike Mohler, L</b> ERA: 4.15 <b>T.J. Mathews, R</b> ERA: 6.23	(1, 1) 9.0 1.1 (10, 1) 1.2	38 4 0 1 0 0 0 0 0 0 0 0 0 0 14 16 0.00 0.600													118 118 12 0 9 12 0.00 0.600									

**TOP**

**Minnesota Twins @ Oakland Athletics**  
Network Associates Coliseum, Oakland, CA

Tue Apr 21 1998, 10:05 PM EDT  
Att: 5,829 - Unknown - 82 F

AB	48
R	4
H	10
RBI	4
BB	0
SO	3
LOB	17




Batter	1	2	3	4	5	6	7	8	9	10	11	12	AB	R	H	RBI	BB	SO	LOB									
<b>Rickey Henderson, R</b> OBP: 0.299, SLG: 0.233 (1, 7)	2-2 L9	1-2 FC6-4 1-2f		0-0 G4-3			1-2 L8		1-1 F9			2-0 G5-3	6	0	0	1	0	0	4									
<b>Dave Magadan, L</b> OBP: 0.439, SLG: 0.471 (8, 3)	3-1 FC6-4 1B		1-3 K	0-2 L3			0-0 F7		1-1 1B 1B			1-1 L7	6	0	2	1	0	1	0									
<b>Jason Giambi, L</b> OBP: 0.403, SLG: 0.544 (1, 10)	2-1 L7		0-2 2B 1B		2-0 G4-3		2-3 K		1-2 1B 1B			0-3 K	6	1	2	0	0	2	1									
<b>Matt Stairs, L</b> OBP: 0.377, SLG: 0.567 <b>Mike Blowers, R</b> OBP: 0.235, SLG: 0.133 (8, 5)	0-0 FC6-4 1-2f		3-1 2B 1B		2-2 G3		1-3 K		0-0 G6-3			4-0 2B BB	3	0	1	0	0	0	1									
<b>Ben Grievs, L</b> OBP: 0.366, SLG: 0.417 (1, 9)		2-1 BB 1B	0-0 K		1-3 K		1-1 G1-3 1B		0-0 P6			0-2 2B 1B	6	0	4	1	0	1	0									
<b>Kurt Abbott, R</b> OBP: 0.296, SLG: 0.360 (1, 6)		0-3 K	3-3 K			0-1 G4-3		2-2 G1-3		4-2 1B BB		0-1 1B 2B	5	0	1	1	1	2	4									
<b>A.J. Hinch, R</b> OBP: 0.327, SLG: 0.408 (1, 2)		1-2 BB 1B	1-2 G4-3			0-0 HR		1-3 K		2-2 L7		1-3 2H 2B	5	1	2	1	0	1	4									
<b>Scott Spiezio, S</b> OBP: 0.343, SLG: 0.345 (1, 4)		4-0 FC6-4 BB		2-0 F9 G4-3 2B		2-0 P5		0-1 F9 SH1-4 1B		1-0 1B		1-3 1B	4	2	3	0	1	0	0									
<b>Ryan Christenson, R</b> OBP: 0.143, SLG: 0.143 (1, 8)		1-3 K		1-2 F9		1-0 G6-3			0-0 SH1-4 1B		1-0 F7		4	0	0	0	0	1	6									
<b>Inning Stats</b>	R: 0 E: 0 K: 0 S: 8	H: 1 LOB: 1 BB: 15	R: 0 E: 0 K: 2 S: 14	H: 2 LOB: 3 BB: 1	R: 1 E: 0 K: 2 S: 15	H: 3 LOB: 2 BB: 24	R: 1 E: 0 K: 0 S: 8	H: 1 LOB: 0 BB: 0 P: 11	R: 0 E: 0 K: 1 S: 7	H: 0 LOB: 0 BB: 0 P: 12	R: 1 E: 0 K: 0 S: 5	H: 1 LOB: 0 BB: 0 P: 8	R: 0 E: 0 K: 1 S: 7	H: 0 LOB: 0 BB: 0 P: 10	R: 0 E: 0 K: 0 S: 11	H: 1 LOB: 1 BB: 0 P: 16	R: 1 E: 0 K: 0 S: 11	H: 3 LOB: 2 BB: 0 P: 14	R: 0 E: 0 K: 0 S: 10	H: 1 LOB: 2 BB: 18	R: 0 E: 0 K: 0 S: 6	H: 0 LOB: 0 BB: 0 P: 9	R: 1 E: 0 K: 0 S: 5	H: 2 LOB: 2 BB: 1	1B: 11 2B: 3 3B: 0 HR: 1	SF: 0 SAC: 1 DP: 0 HBP: 0	WP: 0 PB: 0 SB: 0 CS: 0	PA: 51
<b>PITCHER</b>	IP WLS BF H R ER SO BB IBB HBP BLK WP HR S P ERA WHIP	<b>PITCHER</b>												IP WLS BF H R ER SO BB IBB HBP BLK WP HR S P ERA WHIP														
<b>Mike Morgan, R</b> ERA: 3.16 <b>Eddie Guardado, L</b> ERA: 1.0 <b>Mike Trombley, R</b> ERA: 3.55 <b>Rick Aguilera, R</b> ERA: 4.97 <b>Hector Carrasco, R</b> ERA: 9.0	(1, 1) 6.0 1.0 (8, 1) 1.0 (9, 1) 3.0 (12, 1) 0.0	27 3 4 14 3	8 0 1 4 2	3 0 0 1 1	5 1 2 1 0	0 0 0 0 0	0 0 0 0 0	0 0 0 0 0	0 0 0 0 0	0 0 0 0 0	0 0 0 0 0	0 0 0 0 0	0 0 0 0 0	1 0 0 0 0	1 0 0 0 0	5 7 11 27 5	1 0 0 0 0	57 7 10 41 9	93 16 10 41 9	4.50 0.00 0.00 3.00 ∞	1.500 0.000 1.000 1.667 ∞							

**BOTTOM**

**Minnesota Twins @ Oakland Athletics**  
Network Associates Coliseum, Oakland, CA

Tue Apr 21 1998, 10:05 PM EDT  
Att: 5,829 - Unknown - 82 F

AB	47
R	5
H	15
RBI	5
BB	3
SO	9
LOB	22





Batter	1	2	3	4	5	6	7	8	9	AB	R	H	RBI	BB	SO	LOB	TOP
<b>Otis Nixon, S</b> <small>OBP: 0.250, SLG: 0.213</small> 										5	0	0	0	0	0	4	
<b>Matt Lawton, L</b> <small>OBP: 0.397, SLG: 0.460</small> 										4	0	1	0	1	1	2	
<b>Ron Coomer, R</b> <small>OBP: 0.474</small> <b>Denny Hocking, S</b> <small>OBP: 0.276, SLG: 0.087</small> 										4	0	0	0	0	2	2	
<b>David Ortiz, L</b> <small>OBP: 0.403, SLG: 0.607</small> 										4	0	0	0	0	1	2	
<b>Alex Ochoa, R</b> <small>OBP: 0.302, SLG: 0.512</small> 										4	1	2	1	0	1	0	
<b>Orlando Merced, S</b> <small>OBP: 0.324, SLG: 0.486</small> 										3	2	1	0	1	1	1	
<b>Terry Steinbach, R</b> <small>OBP: 0.475, SLG: 0.409</small> 										3	0	0	0	1	2	3	
<b>Todd Walker, L</b> <small>OBP: 0.390, SLG: 0.500</small> 										3	0	1	2	1	0	3	
<b>Pat Meares, R</b> <small>OBP: 0.447, SLG: 0.682</small> 										4	0	2	1	0	0	1	
<b>Inning Stats</b> <small>R: 0 H: 1 E: 0 LOB: 1 K: 2 S: 13</small>	<small>R: 1 H: 1 E: 0 LOB: 2 K: 1 S: 11</small>	<small>R: 0 H: 0 E: 0 LOB: 0 K: 1 S: 6</small>	<small>R: 0 H: 0 E: 0 LOB: 1 K: 1 S: 9</small>	<small>R: 0 H: 0 E: 0 LOB: 1 K: 1 S: 17</small>	<small>R: 0 H: 0 E: 0 LOB: 0 K: 1 S: 9</small>	<small>R: 0 H: 1 E: 0 LOB: 2 K: 0 S: 5</small>	<small>R: 3 H: 3 E: 1 LOB: 1 K: 1 S: 20</small>	<small>R: 0 H: 0 E: 0 LOB: 0 K: 0 S: 8</small>	<small>1B: 5 SF: 0 2B: 2 SAC: 0 3B: 0 DP: 0 HR: 0 HBP: 0</small>	<small>WP: 0 PA: 39</small>							
<b>PITCHER</b> <small>IP WLS BF H R ER SO BB IBB HBP BLK WP HR S P ERA WHIP</small>	<small>7.0 29 4 1 1 7 4 0 0 0 0 0 0 70 109 1.29 1.143</small>	<small>0.2 L 5 2 3 0 1 0 0 0 0 0 0 0 13 17 0.00 3.000</small>	<small>0.1 2 1 0 0 0 0 0 0 0 0 0 0 7 11 0.00 3.000</small>	<small>1.0 3 0 0 0 0 0 0 0 0 0 0 0 8 10 0.00 0.000</small>													

Minnesota Twins @ Oakland Athletics  
 Network Associates Coliseum, Oakland, CA  
 Wed Apr 22 1998, 6:33 AM EDT  
 Att: 7,491 - Cloudy - 66 F

AB 35  
 R 4  
 H 7  
 RBI 4  
 BB 4  
 SO 8  
 LOB 18



Batter	1	2	3	4	5	6	7	8	9	AB	R	H	RBI	BB	SO	LOB	BOTTOM
<b>Ryan Christenson, R</b> <small>OBP: 0.091, SLG: 0.091</small> <b>Rickey Henderson, R</b> <small>OBP: 0.296, SLG: 0.230</small> 										4	0	0	0	0	1	3	
<b>Jack Voigt, R</b> <small>OBP: 0.188, SLG: 0.071</small> 										4	0	1	0	0	0	2	
<b>Jason Giambi, L</b> <small>OBP: 0.383, SLG: 0.514</small> 										4	0	0	0	0	1	2	
<b>Kevin Mitchell, R</b> <small>OBP: 0.280, SLG: 0.182</small> 										3	1	1	0	1	1	0	
<b>Ben Grieve, L</b> <small>OBP: 0.372, SLG: 0.421</small> 										4	1	2	0	0	0	1	
<b>Mike Blowers, R</b> <small>OBP: 0.283, SLG: 0.206</small> 										4	0	2	2	0	2	1	
<b>Scott Spiezio, S</b> <small>OBP: 0.352, SLG: 0.355</small> 										4	0	2	0	0	1	1	
<b>Mike Macfarlane, R</b> <small>OBP: 0.300, SLG: 0.296</small> <b>Dave Magadan, L</b> <small>OBP: 0.431, SLG: 0.462</small> 										3	0	1	0	0	0	4	
<b>Rafael Bourquigal, R</b> <small>OBP: 0.333, SLG: 0.419</small> 										4	0	2	0	0	0	2	
<b>Inning Stats</b> <small>R: 0 H: 0 E: 0 LOB: 0 K: 0 S: 8</small>	<small>R: 0 H: 0 E: 0 LOB: 0 K: 2 S: 10</small>	<small>R: 0 H: 2 E: 0 LOB: 2 K: 0 S: 9</small>	<small>R: 2 H: 4 E: 0 LOB: 2 K: 0 S: 16</small>	<small>R: 0 H: 0 E: 0 LOB: 0 K: 1 S: 9</small>	<small>R: 0 H: 2 E: 0 LOB: 2 K: 0 S: 12</small>	<small>R: 0 H: 2 E: 0 LOB: 1 K: 1 S: 8</small>	<small>R: 0 H: 1 E: 0 LOB: 1 K: 2 S: 10</small>	<small>R: 0 H: 0 E: 0 LOB: 0 K: 0 S: 9</small>	<small>1B: 9 SF: 0 2B: 2 SAC: 0 3B: 0 DP: 2 HR: 0 HBP: 0</small>	<small>WP: 0 PA: 37</small>							
<b>PITCHER</b> <small>IP WLS BF H R ER SO BB IBB HBP BLK WP HR S P ERA WHIP</small>	<small>5.2 25 8 2 2 3 1 0 0 0 0 0 0 10 15 0.00 3.000</small>	<small>0.2 4 2 0 0 1 0 0 0 0 0 0 0 10 15 0.00 3.000</small>	<small>1.2 W 5 1 0 0 2 0 0 0 0 0 0 0 11 13 0.00 0.600</small>	<small>1.0 S 3 0 0 0 0 0 0 0 0 0 0 0 9 15 0.00 0.000</small>													

Minnesota Twins @ Oakland Athletics  
 Network Associates Coliseum, Oakland, CA  
 Wed Apr 22 1998, 6:33 AM EDT  
 Att: 7,491 - Cloudy - 66 F

AB 36  
 R 2  
 H 11  
 RBI 2  
 BB 1  
 SO 6  
 LOB 16









Batter	1	2	3	4	5	6	7	8	9	AB	R	H	RBI	BB	SO	LOB	TOP					
<b>Rickey Henderson, R</b> OBP: 0.323, SLG: 0.259 (1,7)	F7		F8-6-3 1B			G4-3		G4-6-3 1B		4	0	2	0	0	0	0						
<b>Rafael Bourquiel, R</b> OBP: 0.300, SLG: 0.383 (1,4)	G5-3		F8-6-3			F8		G4-6-3		4	0	0	0	0	0	3						
<b>Ben Grieve, L</b> OBP: 0.358, SLG: 0.412 (1,9)	F7			F9		G3		G3		4	0	0	0	0	0	0						
<b>Kevin Mitchell, R</b> OBP: 0.267, SLG: 0.222 (1,10)		L3		K			F8		G4-3	4	0	0	0	0	1	0						
<b>Mike Blowers, R</b> OBP: 0.256, SLG: 0.231 (1,5)		2B		G6-3			K		K	4	0	1	0	0	2	0						
<b>A.J. Hinch, R</b> OBP: 0.344, SLG: 0.466 (1,2)		F9			G6-4-3 1B		1B			4	1	3	1	0	0	1						
<b>Kurt Abbott, R</b> OBP: 0.361, SLG: 0.455 (1,6)				K	G6-4-3 1B		1B		HR	4	0	2	0	0	2	1						
<b>Jack Voigt, R</b> OBP: 0.200, SLG: 0.059 (1,3)			K		G6-4-3		F8			3	0	0	0	0	1	4						
<b>Ryan Christenson, R</b> OBP: 0.263, SLG: 0.333 (1,8)			1B BB		K			1B G4-6-3		2	1	1	0	1	1	1						
<b>Inning Stats</b>	R: 0 E: 0 K: 0 S: 8	H: 0 LOB: 0 BB: 0 P: 14	R: 0 E: 0 K: 1 S: 11	H: 1 LOB: 1 BB: 0 P: 18	R: 0 E: 0 K: 1 S: 10	H: 1 LOB: 1 BB: 1 P: 17	R: 0 E: 0 K: 1 S: 11	H: 0 LOB: 0 BB: 0 P: 17	R: 0 E: 0 K: 1 S: 11	H: 2 LOB: 1 BB: 0 P: 14	R: 0 E: 0 K: 0 S: 6	H: 0 LOB: 0 BB: 0 P: 9	R: 0 E: 0 K: 1 S: 12	H: 2 LOB: 2 BB: 0 P: 16	R: 1 E: 0 K: 0 S: 11	H: 2 LOB: 0 BB: 0 P: 17	R: 1 E: 0 K: 2 S: 13	H: 1 LOB: 0 BB: 0 P: 16	1B: 7 2B: 2 3B: 0 HR: 1	SF: 0 SAC: 0 DP: 3 HBP: 0	WP: 0 PB: 0 SB: 0 CS: 0	PA: 34
<b>PITCHER</b>	IP	WLS	BF	H	R	ER	SO	BB	IBB	HBP	BLK	WP	HR	S	P	ERA	WHIP					
<b>Jimmy Key, L</b> ERA: 3.34 (1,1)	7.0	W	26	6	0	0	5	1	0	0	0	0	0	69	105	0.00	1.000					
<b>Arthur Rhodes, L</b> ERA: 4.91 (8,1)	2.0		8	3	2	2	2	0	0	0	0	0	1	24	33	9.00	1.500					

Oakland Athletics @ Baltimore Orioles  
 Oriole Park at Camden Yards, Baltimore, MD

AB 33  
 R 2  
 H 9  
 RBI 1  
 BB 1  
 SO 7  
 LOB 10



Sat Apr 25 1998, 3:33 AM EDT  
 Att: 46,026 - Sunny - 73 F

Batter	1	2	3	4	5	6	7	8	9	AB	R	H	RBI	BB	SO	LOB	BOTTOM					
<b>Roberto Alomar, S</b> OBP: 0.352, SLG: 0.366 (1,4)	G5-3		K		4-2 BB		2B 1B	FC5 1B		3	1	1	0	1	1	1						
<b>Jeff Reboulet, R</b> OBP: 0.571, SLG: 0.500 (8,PH)							1B	1B		1	0	1	0	0	0	0						
<b>B.J. Surhoff, L</b> OBP: 0.372, SLG: 0.473 (1,7)			FC6-4		K		SF7	BB FC5 1B		4	0	2	2	0	1	2						
<b>Joe Carter, R</b> OBP: 0.378, SLG: 0.441 (1,9)	K2-3		F8			2B 1B	1B 2B	FC5 BB		5	2	2	1	0	1	4						
<b>Rafael Palmeiro, L</b> OBP: 0.406, SLG: 0.418 (1,3)	L3				G3		1B 2B	1B IBB		3	2	1	0	2	0	1						
<b>Cal Ripken Jr., R</b> OBP: 0.351, SLG: 0.400 (1,5)		G4-3		P4		G4-6-3 1B	FC6-4 1B	P4		5	0	2	3	0	0	3						
<b>Harold Baines, L</b> OBP: 0.367, SLG: 0.511 (1,10)						G4-6-3	FC6-4 1B	K		3	0	2	0	0	0	1						
<b>Eric Davis, R</b> OBP: 0.368, SLG: 0.404 (7,PH)			2B		1B		FC6-4 1B			2	0	1	2	0	1	3						
<b>23 Chris Hoiles, R</b> OBP: 0.333, SLG: 0.488 (1,2)		P6		K		G5-3	FC6-4			4	0	0	0	0	1	4						
<b>Jeffrey Hammonds, R</b> OBP: 0.333, SLG: 0.354 (1,8)		F7			F8		K			4	1	1	0	0	1	3						
<b>Mike Bordick, R</b> OBP: 0.267, SLG: 0.327 (1,6)					F9			1B 2B BB	1B	3	2	2	0	1	0	0						
<b>Inning Stats</b>	R: 0 E: 0 K: 1 S: 10	H: 1 LOB: 1 BB: 0 P: 17	R: 0 E: 0 K: 0 S: 7	H: 1 LOB: 1 BB: 0 P: 13	R: 0 E: 0 K: 1 S: 12	H: 1 LOB: 1 BB: 0 P: 18	R: 0 E: 0 K: 1 S: 11	H: 1 LOB: 1 BB: 0 P: 19	R: 0 E: 0 K: 1 S: 9	H: 0 LOB: 1 BB: 1 P: 17	R: 2 E: 0 K: 0 S: 11	H: 3 LOB: 0 BB: 0 P: 16	R: 5 E: 0 K: 1 S: 16	H: 5 LOB: 2 BB: 2 P: 32	R: 1 E: 0 K: 1 S: 13	H: 3 LOB: 3 BB: 1 P: 24	1B: 11 2B: 4 3B: 0 HR: 0	SF: 1 SAC: 0 DP: 1 HBP: 0	WP: 0 PB: 0 SB: 1 CS: 0	PA: 42		
<b>PITCHER</b>	IP	WLS	BF	H	R	ER	SO	BB	IBB	HBP	BLK	WP	HR	S	P	ERA	WHIP					
<b>Jimmy Haynes, R</b> ERA: 6.59 (1,1)	6.1	L	31	10	7	7	4	2	1	0	0	0	0	66	114	9.95	1.895					
<b>Jim Dougherty, R</b> ERA: 7.04 (7,1)	0.0		1	1	0	0	0	0	0	0	0	0	0	1	3	∞	∞					
<b>Mike Mohler, L</b> ERA: 3.86 (7,1)	0.2		3	1	0	0	1	0	0	0	0	0	0	9	15	0.00	1.500					
<b>Aaron Small, R</b> ERA: 8.0 (8,1)	1.0		7	3	1	1	1	1	0	0	0	0	0	13	24	9.00	4.000					

Oakland Athletics @ Baltimore Orioles  
 Oriole Park at Camden Yards, Baltimore, MD

AB 37  
 R 8  
 H 15  
 RBI 8  
 BB 4  
 SO 6  
 LOB 22



Sat Apr 25 1998, 3:33 AM EDT  
 Att: 46,026 - Sunny - 73 F



Batter	1	2	3	4	5	6	7	8	9	AB	R	H	RBI	BB	SO	LOB	TOP																																
<b>Rickey Henderson, R</b> OBP: 0.337, SLG: 0.306 (1, 7)	F9		1B	F9		BB	HR			4	2	2	4	1	0	1	<b>Oakland Athletics @ Baltimore Orioles</b> Oriole Park at Camden Yards, Baltimore, MD Sun Apr 26 1998, 3:33 AM EDT Att: 43,339 - Cloudy - 57 F																																
<b>Dave Magadan, L</b> OBP: 0.346, SLG: 0.448 (7, 3)	F9		1B	CS	4-3	BB	1B			4	1	2	2	1	0	0																																	
<b>Ben Grieve, L</b> OBP: 0.360, SLG: 0.404 (1, 9)	K		2B		BB	G6-4-3	K			4	2	1	1	1	2	4																																	
<b>Kevin Mitchell, R</b> OBP: 0.286, SLG: 0.226 (1, 10)		1B	L5		BB		K	F8		4	1	1	0	1	1	2																																	
<b>Jason Giambi, L</b> OBP: 0.382, SLG: 0.519 <b>Mike Blowers, R</b> OBP: 0.250, SLG: 0.225 (7, 5)	F7		2B		BB		1B	G4-3		3	1	2	3	1	0	1																																	
<b>A.J. Hinch, R</b> OBP: 0.346, SLG: 0.460 (1, 2)	F7		K		BB		1B	K		1	0	0	0	0	0	0																																	
<b>Scott Spiezio, S</b> OBP: 0.333, SLG: 0.375 (1, 4)	P4		G5-3		F9		F7		P5	5	0	0	0	0	0	5																																	
<b>Kurt Abbott, R</b> OBP: 0.400, SLG: 0.486 <b>Rafael Bourquiel, R</b> OBP: 0.300, SLG: 0.375 (8, 6)			1B	K		SH1-4	BB	K		4	2	3	1	0	1	0																																	
<b>Ryan Christenson, R</b> OBP: 0.348, SLG: 0.381 (1, 8)			1B	CS		SH1-4	HR	K		3	2	2	0	1	1	0																																	
<b>Inning Stats</b>	R: 0 E: 0 K: 1 S: 12	H: 0 LOB: 0 BB: 0 P: 16	R: 0 E: 0 K: 0 S: 8	H: 1 LOB: 1 BB: 0 P: 15	R: 5 E: 0 K: 1 S: 23	H: 6 LOB: 1 BB: 0 P: 32	R: 0 E: 0 K: 1 S: 6	H: 1 LOB: 0 BB: 0 P: 10	R: 2 E: 0 K: 0 S: 13	H: 2 LOB: 1 BB: 2 P: 22	R: 0 E: 0 K: 0 S: 9	H: 1 LOB: 2 BB: 2 P: 20	R: 5 E: 0 K: 2 S: 16	H: 4 LOB: 1 BB: 2 P: 31	R: 0 E: 0 K: 1 S: 8	H: 0 LOB: 0 BB: 0 P: 10		R: 0 E: 0 K: 2 S: 9	H: 0 LOB: 0 BB: 0 P: 12	1B: 12 2B: 2 HR: 1	SF: 0 SAC: 1 HBP: 0	WP: 0 PB: 0 SB: 0 CS: 1	PA: 46																										
<b>PITCHER</b>	IP	WLS	BF	H	R	ER	SO	BB	IBB	HBP	BLK	WP	HR	S	P	ERA	WHIP	<b>PITCHER</b>		IP	WLS	BF	H	R	ER	SO	BB	IBB	HBP	BLK	WP	HR	S	P	ERA	WHIP													
<b>Doug Drabek, R</b> ERA: 8.74 <b>Norm Charlton, L</b> ERA: 3.72 <b>Terry Mathews, R</b> ERA: 6.0 <b>Doug Johns, L</b> ERA: 5.4 <b>Alan Mills, R</b> ERA: 3.97	(1, 1)	2.1	L	14	7	5	5	1	0	0	0	0	0	36	54	19.29	3.000	<b>Jesse Orosco, L</b> ERA: 7.2 <b>Armando Benitez, R</b> ERA: 3.96		(8, 1)	1.0	3	0	0	0	1	0	0	0	0	0	8	10	0.00	0.000	(9, 1)	1.0	3	0	0	0	2	0	0	0	9	12	0.00	0.000
Batter	1	2	3	4	5	6	7	8	9	AB	R	H	RBI	BB	SO	LOB	BOTTOM																																
<b>Roberto Alomar, S</b> OBP: 0.344, SLG: 0.356 (1, 4)				F7			K		G6-3	5	1	1	0	0	1	4	<b>Oakland Athletics @ Baltimore Orioles</b> Oriole Park at Camden Yards, Baltimore, MD Sun Apr 26 1998, 3:33 AM EDT Att: 43,339 - Cloudy - 57 F																																
<b>Eric Davis, R</b> OBP: 0.361, SLG: 0.411 (1, 8)		P3		G3-1			F8			4	1	1	0	0	0	0																																	
<b>Harold Baines, L</b> OBP: 0.365, SLG: 0.500 <b>23 Chris Hoiles, R</b> OBP: 0.347, SLG: 0.488 (8, PH)					G4-3			BB		3	1	1	2	0	0	0																																	
<b>Rafael Palmeiro, L</b> OBP: 0.420, SLG: 0.439 (1, 3)									BB	3	1	2	0	1	0	1																																	
<b>Joe Carter, R</b> OBP: 0.372, SLG: 0.423 (1, 9)										3	0	0	0	1	2	3																																	
<b>Cal Ripken Jr., R</b> OBP: 0.337, SLG: 0.382 (1, 5)										4	0	0	0	0	0	3																																	
<b>B.J. Surhoff, L</b> OBP: 0.360, SLG: 0.461 <b>Jeffrey Hammonds, R</b> OBP: 0.328, SLG: 0.347 (9, 7)										2	0	0	1	0	0	0																																	
<b>Lenny Webster, R</b> OBP: 0.333, SLG: 0.634 (1, 2)										4	0	1	0	0	1	2																																	
<b>Jeff Reboulet, R</b> OBP: 0.500, SLG: 0.375 <b>Ozzie Guillen, L</b> OBP: 0.133, SLG: 0.071 (8, PH)										2	0	0	0	1	0	0																																	
<b>Inning Stats</b>	R: 4 E: 1 K: 0 S: 16	H: 4 LOB: 3 BB: 2 P: 33	R: 0 E: 0 K: 1 S: 11	H: 1 LOB: 1 BB: 0 P: 16	R: 0 E: 0 K: 1 S: 7	H: 0 LOB: 0 BB: 0 P: 12	R: 0 E: 0 K: 0 S: 5	H: 0 LOB: 0 BB: 0 P: 6	R: 0 E: 0 K: 0 S: 2	H: 0 LOB: 0 BB: 1 P: 10	R: 0 E: 0 K: 0 S: 7	H: 0 LOB: 0 BB: 0 P: 9	R: 0 E: 0 K: 1 S: 7	H: 0 LOB: 1 BB: 1 P: 13	R: 0 E: 0 K: 0 S: 6	H: 1 LOB: 1 BB: 0 P: 10		1B: 3 2B: 3 HR: 0	SF: 1 SAC: 0 HBP: 0	WP: 0 PB: 0 SB: 0 CS: 0	PA: 37																												
<b>PITCHER</b>	IP	WLS	BF	H	R	ER	SO	BB	IBB	HBP	BLK	WP	HR	S	P	ERA	WHIP	<b>PITCHER</b>		IP	WLS	BF	H	R	ER	SO	BB	IBB	HBP	BLK	WP	HR	S	P	ERA	WHIP													
<b>Tom Candiotti, R</b> ERA: 3.0 <b>Buddy Groom, L</b> ERA: 1.54 <b>Mike Fetters, R</b> ERA: 3.0	(1, 1)	7.0	W	29	5	4	3	3	0	0	0	0	0	55	100	3.86	1.143	<b>Tom Candiotti, R</b> ERA: 3.0 <b>Buddy Groom, L</b> ERA: 1.54 <b>Mike Fetters, R</b> ERA: 3.0		(8, 1)	1.0	4	0	0	0	1	1	0	0	0	0	7	13	0.00	1.000	(9, 1)	1.0	4	1	0	0	0	0	0	6	10	0.00	1.000	



Batter	1	2	3	4	5	6	7	8	9	AB	R	H	RBI	BB	SO	LOB	TOP					
Rickey Henderson, R OBP: 0.350, SLG: 0.299 (1, 7)	P6					F8-3				2	2	0	0	3	0	1	<b>Oakland Athletics @ Tampa Bay Devil Rays</b> Tropicana Field, St. Petersburg, FL Mon Apr 27 1998, 7:05 PM EDT Att: 22,013 - Dome - 72 F <a href="http://livebaseballscorecards.com">livebaseballscorecards.com</a>					
Kurt Abbott, R OBP: 0.378, SLG: 0.452 (1, 6) (9, 5)	K		K				F9		P6	5	1	1	1	0	2	5						
Ben Grieve, L OBP: 0.371, SLG: 0.396 (1, 9)	G4-3		F7							2	1	0	0	3	0	3						
Kevin Mitchell, R OBP: 0.300, SLG: 0.250 (1, 10)		G4-3			K					5	1	2	3	0	1	1						
Jason Giambi, L OBP: 0.394, SLG: 0.518 Rafael Bourquiel, R OBP: 0.300, SLG: 0.375 (1, 3) (9, PR) (9, 6)			F7		K					4	0	2	2	1	1	0						
Mike Blowers, R OBP: 0.281, SLG: 0.220 Dave Magadan, L OBP: 0.329, SLG: 0.433 (1, 5) (5, PH) (5, 5) (9, 3)										1	0	0	0	1	1	0						
Scott Spiezio, S OBP: 0.329, SLG: 0.368 (1, 4)										2	0	0	1	0	0	4						
Mike Macfarlane, R OBP: 0.324, SLG: 0.300 (1, 2)										4	0	1	0	0	0	3						
Ryan Christenson, R OBP: 0.346, SLG: 0.375 Matt Stairs, L OBP: 0.352, SLG: 0.548 Jack Voigt, R OBP: 0.200, SLG: 0.059 (1, 8) (9, PH) (9, PR) (9, 8)										3	0	1	0	0	1	3						
<b>Inning Stats</b>	R: 0 E: 0 K: 1 S: 10	H: 0 LOB: 0 BB: 0 P: 16	R: 0 E: 0 K: 1 S: 8	H: 0 LOB: 0 BB: 0 P: 12	R: 0 E: 0 K: 2 S: 17	H: 1 LOB: 3 BB: 2 P: 30	R: 0 E: 0 K: 2 S: 8	H: 0 LOB: 1 BB: 1 P: 15	R: 5 E: 0 K: 1 S: 21	H: 4 LOB: 1 BB: 2 P: 35	R: 0 E: 0 K: 0 S: 4	H: 1 LOB: 0 BB: 0 P: 4	R: 0 E: 0 K: 0 S: 5	H: 0 LOB: 0 BB: 1 P: 10	R: 0 E: 0 K: 0 S: 8	H: 1 LOB: 0 BB: 0 P: 12		R: 2 E: 0 K: 0 S: 17	H: 1 LOB: 3 BB: 4 P: 36	1B: 8 2B: 1 3B: 0 HR: 0	SF: 1 SAC: 0 DP: 3 HBP: 0	WP: 0 PB: 0 CS: 0
<b>PITCHER</b>	IP	WLS	BF	H	R	ER	SO	BB	IBB	HBP	BLK	WP	HR	S	P	ERA	WHIP					
Tony Saunders, L ERA: 5.02 Albie Lopez, R ERA: 2.16 Jim Mecir, R ERA: 2.19 Roberto Hernandez, R ERA: 5.06 52 Ramon Tatis, L ERA: 21.21 (1, 1) (5, 1) (8, 1) (9, 1) (9, 1)	4.1		23	5	5	5	7	5	0	0	0	0	0	60	102	10.38	2.308					

Batter	1	2	3	4	5	6	7	8	9	AB	R	H	RBI	BB	SO	LOB	BOTTOM					
Quinton McCracken, S OBP: 0.358, SLG: 0.444 (1, 8)	B1									5	0	2	0	0	1	0	<b>Oakland Athletics @ Tampa Bay Devil Rays</b> Tropicana Field, St. Petersburg, FL Mon Apr 27 1998, 7:05 PM EDT Att: 22,013 - Dome - 72 F <a href="http://livebaseballscorecards.com">livebaseballscorecards.com</a>					
Miguel Cairo, R OBP: 0.360, SLG: 0.444 (1, 4)	G4-3									3	2	1	1	1	1	1						
Dave Martinez, L OBP: 0.412, SLG: 0.389 (1, 9)										3	2	0	0	2	1	3						
Fred McGriff, L OBP: 0.425, SLG: 0.617 (1, 3)										2	2	2	5	2	0	0						
Paul Sorrento, L OBP: 0.310, SLG: 0.382 (1, 10)	G3									4	0	1	0	0	1	3						
Bobby Smith, R OBP: 0.414, SLG: 0.548 (1, 5)										4	0	0	0	0	1	2						
Rich Butler, L OBP: 0.333, SLG: 0.397 (1, 7)										4	0	0	0	0	1	2						
John Flaherty, R OBP: 0.250, SLG: 0.255 (1, 2)										4	0	0	0	0	0	2						
Kevin Stocker, S OBP: 0.342, SLG: 0.382 (1, 6)										4	0	0	0	0	0	0						
<b>Inning Stats</b>	R: 2 E: 0 K: 0 S: 9	H: 1 LOB: 0 BB: 1 P: 17	R: 0 E: 0 K: 0 S: 6	H: 0 LOB: 0 BB: 0 P: 9	R: 3 E: 0 K: 1 S: 14	H: 1 LOB: 0 BB: 2 P: 29	R: 0 E: 0 K: 1 S: 7	H: 0 LOB: 0 BB: 0 P: 11	R: 1 E: 0 K: 2 S: 8	H: 1 LOB: 0 BB: 0 P: 9	R: 0 E: 0 K: 0 S: 8	H: 1 LOB: 2 BB: 1 P: 15	R: 0 E: 1 K: 0 S: 9	H: 1 LOB: 3 BB: 1 P: 20	R: 0 E: 0 K: 1 S: 7	H: 0 LOB: 0 BB: 0 P: 9		R: 0 E: 0 K: 1 S: 9	H: 1 LOB: 1 BB: 0 P: 9	1B: 2 2B: 1 3B: 0 HR: 3	SF: 0 SAC: 1 DP: 0 HBP: 0	WP: 0 PB: 0 CS: 0
<b>PITCHER</b>	IP	WLS	BF	H	R	ER	SO	BB	IBB	HBP	BLK	WP	HR	S	P	ERA	WHIP					
Mike Oquist, R ERA: 4.15 Mike Mohler, L ERA: 3.19 T.J. Mathews, R ERA: 5.23 Billy Taylor, R ERA: 4.91 (1, 1) (6, 1) (8, 1) (9, 1)	5.0		21	3	6	6	4	3	0	0	0	0	0	17	35	0.00	1.500					





Batter	1	2	3	4	5	6	7	8	9	AB	R	H	RBI	BB	SO	LOB	TOP										
<b>Rickey Henderson, R</b> OBP: 0.352, SLG: 0.330	2-3 K		4-0 1B 2B S BB	2-1 HR		1-2 L5			3-2 G5-3	4	2	1	1	1	1	0	<b>Oakland Athletics @ Tampa Bay Devil Rays</b> Tropicana Field, St. Petersburg, FL Tue Apr 28 1998, 3:33 AM EDT Att: 22,847 - Dome - 72 F <a href="http://livebaseballscorecards.com">livebaseballscorecards.com</a>										
<b>Dave Magadan, L</b> OBP: 0.440, SLG: 0.446	3-2 1B		2-1 2B G6-3 1B	3-2 F8		1-1 F7			1-1 1B	5	1	3	0	0	0	0											
<b>Mike Blowers, R</b> OBP: 0.261, SLG: 0.220										0	0	0	0	0	0	0											
<b>Ben Grieve, L</b> OBP: 0.373, SLG: 0.396	1-1 1B		0-3 K	0-2 1B					1-0 G4-3	5	0	2	0	0	1	3											
<b>Matt Stairs, L</b> OBP: 0.385, SLG: 0.545	2-2 F7		0-0 1-3 3-H 2B	0-3 K					3-3 K	4	0	1	1	0	2	3											
<b>Jason Giambi, L</b> OBP: 0.388, SLG: 0.500	4-1 1-2 BB		0-1 G6-3		1-1 F8				1-0 F8	3	0	0	1	1	0	1											
<b>A.J. Hinch, R</b> OBP: 0.356, SLG: 0.470	2-3 K		3-4 4-0 BB		1-1 F8 2B				2-3 K	3	0	1	0	1	2	3											
<b>Scott Spiezio, S</b> OBP: 0.315, SLG: 0.350		1-1 L3	1-0 P5		2-1 F8				1-1 F7	4	0	0	0	0	0	3											
<b>Rafael Bourimigal, R</b> OBP: 0.278, SLG: 0.346		2-1 P4		0-1 P4	1-0 G5-3				0-3 K	4	0	0	0	0	1	1											
<b>Ryan Christenson, R</b> OBP: 0.333, SLG: 0.464		0-3 K		1-0 HR		0-1 F8			0-0 G1-3	4	1	1	1	0	1	0											
<b>Inning Stats</b>	R: 0 E: 0 K: 2 S: 20	H: 2 LOB: 3 BB: 1 P: 34	R: 0 E: 0 K: 1 S: 7	H: 0 LOB: 0 BB: 0 P: 10	R: 2 E: 0 K: 1 S: 9	H: 2 LOB: 2 BB: 2 P: 20	R: 2 E: 0 K: 1 S: 14	H: 3 LOB: 1 BB: 0 P: 20	R: 0 E: 0 K: 0 S: 7	H: 1 LOB: 1 BB: 0 P: 12	R: 0 E: 0 K: 1 S: 8	H: 0 LOB: 0 BB: 0 P: 14	R: 0 E: 0 K: 2 S: 8	H: 0 LOB: 0 BB: 0 P: 11	R: 0 E: 0 K: 0 S: 7	H: 1 LOB: 1 BB: 0 P: 12	1B: 5 2B: 2 3B: 0 HR: 2	SF: 0 SAC: 0 DP: 0 HBP: 0	WP: 0 PB: 0 SB: 1 CS: 1	PA: 39							
<b>PITCHER</b>	IP	WLS	BF	H	R	ER	SO	BB	IBB	HBP	BLK	WP	HR	S	P	ERA	WHIP										
<b>Jason Johnson, R</b> ERA: 5.59	4.1	L	24	8	4	4	5	3	0	0	0	0	2	54	90	8.31	2.538										
<b>Eddie Gaillard, R</b> ERA: 3.39	1.2		5	0	0	0	0	0	0	0	0	0	0	10	15	0.00	0.000										
<b>52 Ramon Tatis, L</b> ERA: 17.47	1.0		3	0	0	0	1	0	0	0	0	0	0	8	14	0.00	0.000										
<b>Esteban Yan, R</b> ERA:	2.0		7	1	0	0	2	0	0	0	0	0	0	15	23	0.00	0.500										
<b>Batter</b>	<b>1</b>	<b>2</b>	<b>3</b>	<b>4</b>	<b>5</b>	<b>6</b>	<b>7</b>	<b>8</b>	<b>9</b>	<b>AB</b>	<b>R</b>	<b>H</b>	<b>RBI</b>	<b>BB</b>	<b>SO</b>	<b>LOB</b>	<b>BOTTOM</b>										
<b>Quinton McCracken, S</b> OBP: 0.354, SLG: 0.432	1-1 G3		2-3 K		2-2 G3		4-1 1-2 2-3 BB			3	0	0	0	1	1	0	<b>Oakland Athletics @ Tampa Bay Devil Rays</b> Tropicana Field, St. Petersburg, FL Tue Apr 28 1998, 3:33 AM EDT Att: 22,847 - Dome - 72 F <a href="http://livebaseballscorecards.com">livebaseballscorecards.com</a>										
<b>Miguel Cairo, R</b> OBP: 0.342, SLG: 0.421	1-2 E5 F9 2B WP		2-2 G5-3		1-1 G5-3		0-1 P3			4	1	0	0	0	0	3											
<b>Dave Martinez, L</b> OBP: 0.398, SLG: 0.373	1-2 F9		3-2 G4-3		0-0 G4-3		3-2 L7			3	0	0	0	0	0	1											
<b>Jerome Walton, R</b> OBP: 0.333, SLG: 0.444	1-3 1-3									1	0	0	0	0	0	3											
<b>Fred McGriff, L</b> OBP: 0.436, SLG: 0.649	4-1 2B BB				0-0 HR		2-3 K		1-1 FC5-4 1B	3	1	2	1	1	1	0											
<b>Mike Kelly, R</b> OBP: 0.316, SLG: 0.737	0-1 1-3 3-H 2B				1-0 G4-3 CS 2B		0-0 1B		2-0 FC5-4 G5-4-3	4	1	3	1	0	0	1											
<b>Paul Sorrento, L</b> OBP: 0.297, SLG: 0.363	1-1 G5-3				3-0 G4-3		1-2 G4-3		0-0 G5-4-3	4	0	0	0	0	0	5											
<b>Bobby Smith, R</b> OBP: 0.419, SLG: 0.538		0-1 F9		4-2 CS BB		2-1 BB SH1-4 1B			1-3 K	3	0	1	0	1	1	0											
<b>John Flaherty, R</b> OBP: 0.241, SLG: 0.245		0-1 L8		3-2 P6		0-0 SH1-4			1-2 P8	2	0	0	0	0	0	1											
<b>Rich Butler, L</b> OBP: 0.329, SLG: 0.391				1-2 3-H		1-2				1	0	0	0	0	0	0											
<b>Kevin Stocker, S</b> OBP: 0.338, SLG: 0.366		0-0 L7			1-2 F7		4-1 BB BB		1-3 K	3	0	0	0	1	1	0											
<b>Inning Stats</b>	R: 1 E: 1 K: 0 S: 14	H: 1 LOB: 2 BB: 1 P: 22	R: 0 E: 0 K: 0 S: 5	H: 0 LOB: 0 BB: 0 P: 5	R: 0 E: 0 K: 1 S: 10	H: 0 LOB: 0 BB: 0 P: 17	R: 2 E: 0 K: 0 S: 10	H: 2 LOB: 0 BB: 1 P: 21	R: 0 E: 0 K: 1 S: 9	H: 1 LOB: 1 BB: 0 P: 12	R: 0 E: 0 K: 0 S: 10	H: 1 LOB: 3 BB: 2 P: 23	R: 0 E: 0 K: 0 S: 4	H: 1 LOB: 0 BB: 0 P: 7	R: 0 E: 0 K: 2 S: 10	H: 0 LOB: 0 BB: 0 P: 13	1B: 3 2B: 2 3B: 0 HR: 1	SF: 0 SAC: 1 DP: 1 HBP: 0	WP: 1 PB: 0 SB: 0 CS: 2	PA: 36							
<b>PITCHER</b>	IP	WLS	BF	H	R	ER	SO	BB	IBB	HBP	BLK	WP	HR	S	P	ERA	WHIP										
<b>Dave Telgheder, R</b> ERA: 5.4	3.1		16	3	3	2	1	2	0	0	0	0	0	22	32	0.00	0.375										
<b>Aaron Small, R</b> ERA: 6.17	2.2	W	8	1	0	0	1	0	0	0	0	0	0	7	17	0.00	4.500										
<b>T.J. Mathews, R</b> ERA: 4.91	0.2		5	1	0	0	0	2	0	0	0	0	0	5	9	0.00	3.000										
<b>Buddy Groom, L</b> ERA: 1.5	0.1		2	1	0	0	0	0	0	0	0	0	0	5	9	0.00	3.000										
<b>Billy Taylor, R</b> ERA: 4.15	2.0	S	5	0	0	0	2	0	0	0	0	0	0	12	17	0.00	0.000										



Batter	1	2	3	4	5	6	7	8	9	AB	R	H	RBI	BB	SO	LOB	TOP						
Rickey Henderson, R OBP: 0.360, SLG: 0.344	3-3 K		4-2 2B BB	2-3 K		3-3 K		2-2 1B 2B	1-1 FC6-4 1B	5	2	2	1	1	3	2							
Dave Magadan, L OBP: 0.430, SLG: 0.435 Mike Blowers, R OBP: 0.271, SLG: 0.233	1-2 1B		F8		G1-3	G6-3		3-1 1B FC4 1B	3-2 FC6-4 2B 1B	4	0	1	0	0	0	3							
Ben Grieve, L OBP: 0.405, SLG: 0.446	2-2 1B		1-1 HR 2B		1B HBP			1-1 BB FC4 1B	2-0 1B 2B	5	4	5	2	0	0	0							
Matt Stairs, L OBP: 0.378, SLG: 0.571 Kevin Mitchell, R OBP: 0.310, SLG: 0.243	1-2 FC4-3-6		0-0 HR		F9			3-2 FC4 SF9 WP 1B	4-2 1B BB	4	1	1	2	0	0	4							
Jason Giambi, L OBP: 0.398, SLG: 0.511 Jack Voigt, R OBP: 0.238, SLG: 0.111	2-1 G4-3		3-2 HR 2B		3-2 1B			4-2 SF9 BB 1B	2-3 K 1B	4	0	2	0	1	1	4							
A.J. Hinch, R OBP: 0.354, SLG: 0.449		4-1 G1-3 BB	1-3 K		0-0 L7			4-2 FC6-4 BB	2-1 SF9 F8	3	0	0	1	2	1	5							
Scott Spiezio, S OBP: 0.309, SLG: 0.345		0-3 K	3-1 G1-3		0-2 2B 1B			0-0 SF9	0-0 F9	4	0	1	1	0	1	3							
Rafael Bourimigal, R OBP: 0.271, SLG: 0.351		1-1 G1-3		3-2 P6		1-0 2B		2-3 FC6-4 1-2	3-1 F7	5	0	1	0	0	0	3							
Ryan Christenson, R OBP: 0.343, SLG: 0.438		3-3 K	2-3 K		2-3 K			2-2 2B 1B	4-1 FC6-4 2B BB	4	2	1	0	1	3	3							
<b>Inning Stats</b>	R: 0 E: 0 K: 1 S: 15	H: 2 LOB: 2 BB: 0 P: 24	R: 0 E: 0 K: 2 S: 11	H: 0 LOB: 1 BB: 1 P: 19	R: 3 E: 0 K: 1 S: 20	H: 3 LOB: 1 BB: 1 P: 33	R: 0 E: 0 K: 2 S: 13	H: 0 LOB: 0 BB: 0 P: 20	R: 0 E: 0 K: 0 S: 14	H: 1 LOB: 2 BB: 0 P: 22	R: 1 E: 0 K: 0 S: 11	H: 1 LOB: 2 BB: 2 P: 21	R: 4 E: 0 K: 1 S: 25	H: 4 LOB: 1 BB: 0 P: 40	R: 3 E: 0 K: 0 S: 16	H: 3 LOB: 2 BB: 2 P: 34	1B: 10 2B: 5 HR: 1	SF: 2 SAC: 0 DP: 0 HBP: 1	WP: 1 PA: 51 PB: 0 SB: 1 CS: 0				
<b>PITCHER</b>	IP WLS BF H R ER SO BB IBB HBP BLK WP HR S P ERA WHIP	IP WLS BF H R ER SO BB IBB HBP BLK WP HR S P ERA WHIP	IP WLS BF H R ER SO BB IBB HBP BLK WP HR S P ERA WHIP	IP WLS BF H R ER SO BB IBB HBP BLK WP HR S P ERA WHIP	IP WLS BF H R ER SO BB IBB HBP BLK WP HR S P ERA WHIP	IP WLS BF H R ER SO BB IBB HBP BLK WP HR S P ERA WHIP	IP WLS BF H R ER SO BB IBB HBP BLK WP HR S P ERA WHIP	IP WLS BF H R ER SO BB IBB HBP BLK WP HR S P ERA WHIP	IP WLS BF H R ER SO BB IBB HBP BLK WP HR S P ERA WHIP	IP WLS BF H R ER SO BB IBB HBP BLK WP HR S P ERA WHIP	IP WLS BF H R ER SO BB IBB HBP BLK WP HR S P ERA WHIP	IP WLS BF H R ER SO BB IBB HBP BLK WP HR S P ERA WHIP	IP WLS BF H R ER SO BB IBB HBP BLK WP HR S P ERA WHIP	IP WLS BF H R ER SO BB IBB HBP BLK WP HR S P ERA WHIP	IP WLS BF H R ER SO BB IBB HBP BLK WP HR S P ERA WHIP	IP WLS BF H R ER SO BB IBB HBP BLK WP HR S P ERA WHIP	IP WLS BF H R ER SO BB IBB HBP BLK WP HR S P ERA WHIP	IP WLS BF H R ER SO BB IBB HBP BLK WP HR S P ERA WHIP	IP WLS BF H R ER SO BB IBB HBP BLK WP HR S P ERA WHIP				
Jaret Wright, R ERA: 6.23	(1, 1)	5.0	L	24	6	3	3	6	2	0	0	0	0	0	0	0	0	0	0	11	17	0.00	3.000
Eric Plunk, R ERA: 6.08	(6, 1)	0.2		4	2	0	0	2	0	0	0	0	0	0	0	0	0	0	0	10	17	13.50	3.000
Alvin Morman, L ERA: 3.0	(6, 1)	0.2		4	1	1	1	0	1	0	0	0	0	0	0	0	0	0	0	10	17	13.50	3.000
Jose Mesa, R ERA: 3.86	(7, 1)	0.2		5	2	2	2	0	1	0	0	0	0	0	0	0	0	0	0	16	26	27.00	4.500
Tom Martin, L ERA: 11.42	(8, 1)	2.0		14	5	5	5	1	2	0	0	0	0	1	0	29	58	22.50	3.500				
<b>Inning Stats</b>	R: 0 E: 0 K: 1 S: 6	H: 0 LOB: 0 BB: 0 P: 10	R: 2 E: 0 K: 0 S: 10	H: 3 LOB: 0 BB: 0 P: 15	R: 0 E: 0 K: 0 S: 6	H: 0 LOB: 0 BB: 0 P: 8	R: 0 E: 0 K: 0 S: 7	H: 1 LOB: 2 BB: 1 P: 15	R: 0 E: 0 K: 0 S: 5	H: 0 LOB: 0 BB: 0 P: 7	R: 0 E: 0 K: 0 S: 10	H: 0 LOB: 1 BB: 1 P: 20	R: 0 E: 0 K: 1 S: 7	H: 0 LOB: 1 BB: 1 P: 17	R: 0 E: 0 K: 0 S: 10	H: 0 LOB: 1 BB: 1 P: 18	R: 2 E: 0 K: 0 S: 14	H: 2 LOB: 1 BB: 1 P: 23	1B: 4 2B: 2 HR: 0	SF: 0 SAC: 0 DP: 0 HBP: 0	WP: 0 PA: 38 PB: 0 SB: 0 CS: 1		
<b>PITCHER</b>	IP WLS BF H R ER SO BB IBB HBP BLK WP HR S P ERA WHIP	IP WLS BF H R ER SO BB IBB HBP BLK WP HR S P ERA WHIP	IP WLS BF H R ER SO BB IBB HBP BLK WP HR S P ERA WHIP	IP WLS BF H R ER SO BB IBB HBP BLK WP HR S P ERA WHIP	IP WLS BF H R ER SO BB IBB HBP BLK WP HR S P ERA WHIP	IP WLS BF H R ER SO BB IBB HBP BLK WP HR S P ERA WHIP	IP WLS BF H R ER SO BB IBB HBP BLK WP HR S P ERA WHIP	IP WLS BF H R ER SO BB IBB HBP BLK WP HR S P ERA WHIP	IP WLS BF H R ER SO BB IBB HBP BLK WP HR S P ERA WHIP	IP WLS BF H R ER SO BB IBB HBP BLK WP HR S P ERA WHIP	IP WLS BF H R ER SO BB IBB HBP BLK WP HR S P ERA WHIP	IP WLS BF H R ER SO BB IBB HBP BLK WP HR S P ERA WHIP	IP WLS BF H R ER SO BB IBB HBP BLK WP HR S P ERA WHIP	IP WLS BF H R ER SO BB IBB HBP BLK WP HR S P ERA WHIP	IP WLS BF H R ER SO BB IBB HBP BLK WP HR S P ERA WHIP	IP WLS BF H R ER SO BB IBB HBP BLK WP HR S P ERA WHIP	IP WLS BF H R ER SO BB IBB HBP BLK WP HR S P ERA WHIP	IP WLS BF H R ER SO BB IBB HBP BLK WP HR S P ERA WHIP	IP WLS BF H R ER SO BB IBB HBP BLK WP HR S P ERA WHIP				
Kenny Lofton, L OBP: 0.355, SLG: 0.398	1-0 B4-3		1-0 G4-3		0-1 G1-3			4-2 FC5-4 BB	1-2 G4-3	4	0	0	0	1	0	1							
Omar Vizquel, S OBP: 0.383, SLG: 0.341	2-1 G6-3		1-1 L8		2-2 G5-3			0-0 FC5-4 1-2		4	0	0	0	0	0	1							
David Justice, L OBP: 0.410, SLG: 0.697	1-3 K			2-1 G3		4-1 BB		1-0 P6		3	0	0	0	1	1	1							
Manny Ramirez, R OBP: 0.330, SLG: 0.538		0-2 2B G6-3 1B		2-0 G3-1 BB 1B		2-1 F8		3-2 G6-3		4	1	2	0	0	0	2							
Geronimo Berroa, R OBP: 0.288, SLG: 0.319		1-0 G6-3 1B 2B		4-1 G3-1 BB		2-2 F9		1-2 L3		3	1	1	0	1	0	1							
Sandy Alomar Jr., R OBP: 0.224, SLG: 0.328		0-0 P4		0-1 G3-1		1-0 G5-3		2-2 G6-3		4	0	0	0	0	0	4							
Jim Thome, L OBP: 0.427, SLG: 0.568		2-2 G6-3		0-0 G4-3		3-3 K		0-1 BB 2B 1B		4	1	1	1	0	1	3							
Travis Fryman, R OBP: 0.286, SLG: 0.344		2-1 CS 1B		1-1 G5-3		4-1 BB		4-0 2B BB		2	1	1	1	2	0	0							
Shawon Dunston, R OBP: 0.247, SLG: 0.329		0-0 CS		0-2 L5		1-0 F7		1-1 2B BB		4	0	1	2	0	0	1							
<b>Inning Stats</b>	R: 0 E: 0 K: 1 S: 6	H: 0 LOB: 0 BB: 0 P: 10	R: 2 E: 0 K: 0 S: 10	H: 3 LOB: 0 BB: 0 P: 15	R: 0 E: 0 K: 0 S: 6	H: 0 LOB: 0 BB: 0 P: 8	R: 0 E: 0 K: 0 S: 7	H: 1 LOB: 2 BB: 1 P: 15	R: 0 E: 0 K: 0 S: 5	H: 0 LOB: 0 BB: 0 P: 7	R: 0 E: 0 K: 0 S: 10	H: 0 LOB: 1 BB: 1 P: 20	R: 0 E: 0 K: 1 S: 7	H: 0 LOB: 1 BB: 1 P: 17	R: 0 E: 0 K: 0 S: 10	H: 0 LOB: 1 BB: 1 P: 18	R: 2 E: 0 K: 0 S: 14	H: 2 LOB: 1 BB: 1 P: 23	1B: 4 2B: 2 HR: 0	SF: 0 SAC: 0 DP: 0 HBP: 0	WP: 0 PA: 38 PB: 0 SB: 0 CS: 1		
<b>PITCHER</b>	IP WLS BF H R ER SO BB IBB HBP BLK WP HR S P ERA WHIP	IP WLS BF H R ER SO BB IBB HBP BLK WP HR S P ERA WHIP	IP WLS BF H R ER SO BB IBB HBP BLK WP HR S P ERA WHIP	IP WLS BF H R ER SO BB IBB HBP BLK WP HR S P ERA WHIP	IP WLS BF H R ER SO BB IBB HBP BLK WP HR S P ERA WHIP	IP WLS BF H R ER SO BB IBB HBP BLK WP HR S P ERA WHIP	IP WLS BF H R ER SO BB IBB HBP BLK WP HR S P ERA WHIP	IP WLS BF H R ER SO BB IBB HBP BLK WP HR S P ERA WHIP	IP WLS BF H R ER SO BB IBB HBP BLK WP HR S P ERA WHIP	IP WLS BF H R ER SO BB IBB HBP BLK WP HR S P ERA WHIP	IP WLS BF H R ER SO BB IBB HBP BLK WP HR S P ERA WHIP	IP WLS BF H R ER SO BB IBB HBP BLK WP HR S P ERA WHIP	IP WLS BF H R ER SO BB IBB HBP BLK WP HR S P ERA WHIP	IP WLS BF H R ER SO BB IBB HBP BLK WP HR S P ERA WHIP	IP WLS BF H R ER SO BB IBB HBP BLK WP HR S P ERA WHIP	IP WLS BF H R ER SO BB IBB HBP BLK WP HR S P ERA WHIP	IP WLS BF H R ER SO BB IBB HBP BLK WP HR S P ERA WHIP	IP WLS BF H R ER SO BB IBB HBP BLK WP HR S P ERA WHIP	IP WLS BF H R ER SO BB IBB HBP BLK WP HR S P ERA WHIP				
Kenny Rogers, L ERA: 3.05	(1, 1)	7.0	W	27	4	2	2	2	3	0	0	0	0	0	0	0	0	0	0	10	18	0.00	1.000
Mike Mohler, L ERA: 2.92	(8, 1)	1.0		4	0	0	0	0	1	0	0	0	0	0	0	0	0	0	0	14	23	18.00	3.000
Mike Fetters, R ERA: 6.75	(9, 1)	1.0		6	2	2	2	0	1	0	0	0	0	0	0	0	0	0	0	14	23	18.00	3.000

Oakland Athletics @ Cleveland Indians  
Jacobs Field, Cleveland, OH  
Wed Apr 29 1998, 7:05 PM EDT  
Att: 42,190 - Cloudy - 63 F

AB	42
R	11
H	16
RBI	11
BB	6
SO	9
LOB	30



Oakland Athletics @ Cleveland Indians  
Jacobs Field, Cleveland, OH  
Wed Apr 29 1998, 7:05 PM EDT  
Att: 42,190 - Cloudy - 63 F

AB	32
R	4
H	6
RBI	4
BB	5
SO	2
LOB	14









Batter	1	2	3	4	5	6	7	8	9	AB	R	H	RBI	BB	SO	LOB	TOP										
Shannon Stewart, R OBP: 0.380, SLG: 0.345	G5-3			K2-3 1B		F7 2B 1B		F7		4	1	2	1	0	0	0	<b>Toronto Blue Jays @ Oakland Athletics</b> Network Associates Coliseum, Oakland, CA Fri May 01 1998, 10:05 PM EDT Att: 7,078 - Cloudy - 63 F										
Tony Fernandez, S OBP: 0.359, SLG: 0.329	B1-3			K2-3 1-2		BB CS 2B		K2-3		4	0	1	1	0	2	1											
Shawn Green, L OBP: 0.289, SLG: 0.408	K			G3-1		F9			K	4	0	0	0	0	2	1											
Jose Canseco, R OBP: 0.263, SLG: 0.481		K				F7 1B		F7		3	0	1	0	1	1	0											
Carlos Delgado, L OBP: 0.364, SLG: 0.357				L7 BB		CS		G3-1		3	0	1	0	1	0	1											
Ed Sprague, R OBP: 0.340, SLG: 0.438	G5-4-3					P6				3	0	0	0	0	1	3											
José Cruz Jr., S OBP: 0.295, SLG: 0.273				F9		F9				3	0	0	0	0	1	2											
Darrin Fletcher, L OBP: 0.278, SLG: 0.290				G4-3						2	1	1	0	0	0	0											
Juan Samuel, R OBP: 0.195, SLG: 0.200										1	0	0	0	0	0	1											
Kevin Brown, R OBP: 0.417, SLG: 0.421						1B 3B		G6-3		0	0	0	0	0	0	0											
Alex Gonzalez, R OBP: 0.229, SLG: 0.272				G6-3		L6				3	0	0	0	0	1	1											
<b>Inning Stats</b>	R: 0 E: 0 K: 1 S: 7	H: 0 LOB: 0 BB: 0 P: 11	R: 0 E: 0 K: 1 S: 8	H: 0 LOB: 0 BB: 1 P: 15	R: 0 E: 0 K: 0 S: 6	H: 0 LOB: 0 BB: 0 P: 9	R: 0 E: 0 K: 1 S: 9	H: 1 LOB: 0 BB: 0 P: 12	R: 0 E: 0 K: 0 S: 12	H: 1 LOB: 1 BB: 0 P: 19	R: 2 E: 0 K: 0 S: 13	H: 3 LOB: 1 BB: 1 P: 24	R: 0 E: 0 K: 2 S: 11	H: 1 LOB: 1 BB: 0 P: 15	R: 0 E: 0 K: 2 S: 9	H: 0 LOB: 0 BB: 0 P: 13	R: 0 E: 0 K: 1 S: 5	H: 0 LOB: 0 BB: 0 P: 10	1B: 3 2B: 2 3B: 1 HR: 0	SF: 0 SAC: 0 DP: 1 HBP: 0	WP: 0 PB: 0 SB: 2 CS: 1	PA: 33					
<b>PITCHER</b>	IP	WLS	BF	H	R	ER	SO	BB	IBB	HBP	BLK	WP	HR	S	P	ERA	WHIP										
Tom Candiotti, R ERA: 3.0	6.0	W	23	6	2	2	3	2	0	0	0	0	0	57	92	3.00	1.333										
T.J. Mathews, R ERA: 4.55	0.2		2	0	0	0	2	0	0	0	0	0	0	6	9	0.00	0.000										
Buddy Groom, L ERA: 1.38	0.1		1	0	0	0	0	0	0	0	0	0	0	3	4	0.00	0.000										
Mike Fetters, R ERA: 5.4	1.0	S	3	0	0	0	2	0	0	0	0	0	0	9	13	0.00	0.000										
Billy Taylor, R ERA: 3.6	1.0	S	3	0	0	0	1	0	0	0	0	0	0	5	10	0.00	0.000										

Batter	1	2	3	4	5	6	7	8	9	AB	R	H	RBI	BB	SO	LOB	BOTTOM										
Rickey Henderson, R OBP: 0.355, SLG: 0.327	K					G3 1B BB		G5-3		4	1	1	0	1	1	2	<b>Toronto Blue Jays @ Oakland Athletics</b> Network Associates Coliseum, Oakland, CA Fri May 01 1998, 10:05 PM EDT Att: 7,078 - Cloudy - 63 F										
Dave Magadan, L OBP: 0.420, SLG: 0.436				L7		L4		G4-3		5	1	2	0	0	0	2											
Ben Grieve, L OBP: 0.405, SLG: 0.459	L7			G4-3		L7 1B		F8		4	1	1	1	1	0	2											
Matt Stairs, L OBP: 0.407, SLG: 0.597				G6-3		L7				3	0	1	1	1	0	2											
Jason Giambi, L OBP: 0.396, SLG: 0.495						F7				3	0	1	1	1	0	2											
Mike Blowers, R OBP: 0.286, SLG: 0.273	P6									0	0	0	0	0	0	0											
A.J. Hinch, R OBP: 0.345, SLG: 0.468						K		SH1-4		3	1	2	1	0	1	2											
Scott Spiezio, S OBP: 0.314, SLG: 0.374				FC6-4 1B BB		HR		L9		3	1	1	1	1	0	3											
Kurt Abbott, R OBP: 0.358, SLG: 0.469						G5-3				4	0	0	0	0	0	4											
Ryan Christenson, R OBP: 0.372, SLG: 0.421						F9				2	0	1	0	2	0	0											
<b>Inning Stats</b>	R: 0 E: 0 K: 1 S: 17	H: 1 LOB: 2 BB: 1 P: 30	R: 0 E: 0 K: 0 S: 9	H: 2 LOB: 1 BB: 1 P: 14	R: 0 E: 0 K: 0 S: 5	H: 0 LOB: 0 BB: 0 P: 10	R: 2 E: 0 K: 0 S: 15	H: 2 LOB: 0 BB: 0 P: 23	R: 2 E: 0 K: 1 S: 14	H: 3 LOB: 2 BB: 1 P: 23	R: 0 E: 1 K: 0 S: 12	H: 1 LOB: 1 BB: 0 P: 15	R: 1 E: 0 K: 0 S: 8	H: 1 LOB: 3 BB: 3 P: 24	R: 0 E: 0 K: 0 S: 13	H: 0 LOB: 1 BB: 1 P: 25	1B: 6 2B: 2 3B: 0 HR: 2	SF: 0 SAC: 1 DP: 1 HBP: 0	WP: 0 PB: 0 SB: 0 CS: 0	PA: 39							
<b>PITCHER</b>	IP	WLS	BF	H	R	ER	SO	BB	IBB	HBP	BLK	WP	HR	S	P	ERA	WHIP										
Erik Hanson, R ERA: 5.01	4.1	L	23	8	4	4	1	3	0	0	0	0	0	21	35	5.40	1.800										
Carlos Almanzar, R ERA: 4.09	1.2		9	2	1	1	1	1	1	0	0	0	0	11	23	0.00	0.750										
Chris Carpenter, R ERA: 4.74	1.1		5	0	0	0	0	1	1	0	0	0	0	6	11	0.00	0.000										
Steve Sinclair, L ERA:	0.2		2	0	0	0	0	0	0	0	0	0	0	6	11	0.00	0.000										


AB	30
R	2
H	6
RBI	2
BB	2
SO	8
LOB	10




AB	31
R	5
H	10
RBI	5
BB	7
SO	2
LOB	19





Batter	1	2	3	4	5	6	7	8	9	AB R H RBI BB SO LOB	TOP																
Shannon Stewart, R OBP: 0.390, SLG: 0.391 (1, 8)	1-0 1B		3-2 1-H 2B 3B		2-3 K	1-1 2B			0-0 G5-3	5 1 3 2 0 1 4	<p>Toronto Blue Jays @ Oakland Athletics</p> <p>Network Associates Coliseum, Oakland, CA</p> <p>Sat May 02, 1998, 6:33 AM EDT</p> <p>Att: 10,729 - Cloudy - 67 F</p> <p>livebaseballscorecards.com</p> <p>AB 34 R 7 H 11 RBI 7 BB 2 SO 8 LOB 14</p> 																
Felipe Crespo, S OBP: 0.344, SLG: 0.370 (1, 9) (7, 7)	1-2 CS 1B		1-2 2B		3-2 L4		0-3 K	1-0 SF7	4 0 2 2 0 1 2																		
Jose Canseco, R OBP: 0.262, SLG: 0.473 Shawn Green, L OBP: 0.287, SLG: 0.404 (1, 7) (7, 9)	3-3 K		0-0 L8		3-2 1B		0-3 K	3-H 2-3 K	4 0 1 1 0 2 3 1 0 0 0 0 1 1																		
Carlos Delgado, L OBP: 0.324, SLG: 0.313 (1, 3)	1-1 F9		1-1 F8		2-3 3-H 0-0 F9		2-2 P6		4 0 0 0 0 0 4																		
Mike Stanley, R OBP: 0.306, SLG: 0.358 (1, 10)		0-0 G6-3		1-3 K		1-1 F9		1-3 K	4 0 0 0 0 2 0																		
Ed Sprague, R OBP: 0.337, SLG: 0.441 (1, 5)		0-0 L9		2-2 L9		0-1 1B SF9 2B		0-0 4-3	4 1 1 0 0 0 0																		
Tony Fernandez, S OBP: 0.354, SLG: 0.325 (1, 4)		2-2 F8		1-3 K		1-1 2-3 SF9 2B 1B		1-1 L7	4 1 1 0 0 1 0																		
Darrin Fletcher, L OBP: 0.289, SLG: 0.296 (1, 2)			0-1 P6		4-0 SH 1B BB	1-1 SAFE SF9		1-1 2B SF7 1B	2 2 1 1 1 0 0																		
Alex Gonzalez, R OBP: 0.250, SLG: 0.305 (1, 6)			4-1 3B BB		0-0 SH 1B	1-1 3-H 2B 2B		1-0 2B	2 2 2 1 1 0 0																		
<b>Inning Stats</b>	R: 0 E: 0 K: 1 S: 9	H: 2 LOB: 1 BB: 0 P: 15	R: 0 E: 0 K: 0 S: 6	H: 0 LOB: 0 BB: 0 P: 8	R: 2 E: 0 K: 0 S: 12	H: 2 LOB: 1 BB: 1 P: 21	R: 0 E: 0 K: 2 S: 10	H: 0 LOB: 0 BB: 0 P: 14	R: 1 E: 1 K: 1 S: 15	H: 1 LOB: 2 BB: 1 P: 27	R: 0 E: 0 K: 0 S: 9	H: 0 LOB: 0 BB: 0 P: 11	R: 0 E: 0 K: 1 S: 6	H: 0 LOB: 0 BB: 0 P: 8	R: 1 E: 0 K: 1 S: 8	H: 2 LOB: 1 BB: 0 P: 13	1B: 5 2B: 6 3B: 1 HR: 0	SF: 2 SAC: 1 DP: 1 HBP: 0	WP: 0 PB: 0 SB: 1 CS: 1	PA: 39							
<b>PITCHER</b>	IP WLS BF H R ER SO BB IBB HBP BLK WP HR S P ERA WHIP	IP WLS BF H R ER SO BB IBB HBP BLK WP HR S P ERA WHIP											IP WLS BF H R ER SO BB IBB HBP BLK WP HR S P ERA WHIP														
Mike Oquist, R ERA: 4.71 (1, 1)	6.0 L	28	9	6	5	4	2	0	0	0	0	0	0	64	102	7.50	1.833										
Aaron Small, R ERA: 5.27 (7, 1)	2.0	6	0	0	0	3	0	0	0	0	0	0	0	15	19	0.00	0.000										
Mike Mohler, L ERA: 3.38 (9, 1)	1.0	5	2	1	1	1	0	0	0	0	0	0	0	8	13	9.00	2.000										

Batter	1	2	3	4	5	6	7	8	9	AB R H RBI BB SO LOB	BOTTOM																
Rickey Henderson, R OBP: 0.346, SLG: 0.318 Jack Voigt, R OBP: 0.251, SLG: 0.150 (1, 7) (7, 7) (9, 8)	2-3 K		1-3 K			1 SAFE 2-3 K			0-2 G3	3 0 0 0 0 3 2 1 0 0 0 0 0 0	<p>Toronto Blue Jays @ Oakland Athletics</p> <p>Network Associates Coliseum, Oakland, CA</p> <p>Sat May 02, 1998, 6:33 AM EDT</p> <p>Att: 10,729 - Cloudy - 67 F</p> <p>livebaseballscorecards.com</p> <p>AB 28 R 0 H 1 RBI 0 BB 2 SO 8 LOB 8</p> 																
Rafael Bourquard, R OBP: 0.254, SLG: 0.328 (1, 6)	3-1 P5		3-2 F9		3-2 G6-3			1-0 G6-3	4 0 0 0 0 0 1																		
Ben Grieve, L OBP: 0.400, SLG: 0.451 (1, 9)	1-1 G3		1-2 G4-3		2-1 1B			2-2 F7	4 0 1 0 0 0 0																		
Matt Stairs, L OBP: 0.394, SLG: 0.575 (1, 10)		2-3 K		1-1 F7		1-3 K			3 0 0 0 0 2 1																		
Jason Giambi, L OBP: 0.386, SLG: 0.480 (1, 3)		2-0 L7		0-0 L9		0-3 K			3 0 0 0 0 1 1																		
Dave Magadan, L OBP: 0.307, SLG: 0.420 (1, 5)		2-2 G4-3		2-2 G6-3		1-0 G1-3			3 0 0 0 0 0 1																		
Scott Spiezio, S OBP: 0.305, SLG: 0.362 (1, 4)			2-2 P5		1-1 G5-3		1-2 G3-1		3 0 0 0 0 0 0																		
Mike Macfarlane, R OBP: 0.351, SLG: 0.290 (1, 2)			4-2 BB		4-1 FC3-6 BB		2-3 K		1 0 0 0 2 1 0																		
Ryan Christenson, R OBP: 0.356, SLG: 0.400 Kevin Mitchell, R OBP: 0.302, SLG: 0.237 (1, 8) (8, PH) (9, 7)			1-3 K		1-1 FC3-6		2-2 G6-3		2 0 0 0 0 1 2 1 0 0 0 0 0 0																		
<b>Inning Stats</b>	R: 0 E: 0 K: 1 S: 9	H: 0 LOB: 0 BB: 0 P: 15	R: 0 E: 0 K: 1 S: 7	H: 0 LOB: 0 BB: 0 P: 13	R: 0 E: 0 K: 2 S: 12	H: 0 LOB: 1 BB: 1 P: 20	R: 0 E: 0 K: 0 S: 8	H: 0 LOB: 0 BB: 0 P: 13	R: 0 E: 0 K: 1 S: 15	H: 0 LOB: 1 BB: 1 P: 25	R: 0 E: 0 K: 2 S: 9	H: 1 LOB: 1 BB: 0 P: 13	R: 0 E: 0 K: 1 S: 11	H: 0 LOB: 0 BB: 0 P: 16	R: 0 E: 0 K: 0 S: 7	H: 0 LOB: 0 BB: 0 P: 10	1B: 1 2B: 0 3B: 0 HR: 0	SF: 0 SAC: 0 DP: 0 HBP: 0	WP: 0 PB: 0 SB: 0 CS: 0	PA: 30							
<b>PITCHER</b>	IP WLS BF H R ER SO BB IBB HBP BLK WP HR S P ERA WHIP	IP WLS BF H R ER SO BB IBB HBP BLK WP HR S P ERA WHIP											IP WLS BF H R ER SO BB IBB HBP BLK WP HR S P ERA WHIP														
Roger Clemens, R ERA: 2.88 (1, 1)	7.0 W	24	1	0	0	7	2	0	0	0	0	0	0	66	108	0.00	0.429										
Paul Quantrill, R ERA: 2.33 (8, 1)	2.0	6	0	0	0	1	0	0	0	0	0	0	0	18	26	0.00	0.000										







Batter	1	2	3	4	5	6	7	8	9	AB	R	H	RBI	BB	SO	LOB	TOP										
Shannon Stewart, R (1.7) OBP: 0.357, SLG: 0.353	F9		G6-3		L9		L8		K	5	0	0	0	0	1	3											
José Cruz Jr., S (1.8) OBP: 0.293, SLG: 0.263	G4-3			F9		G6-3				3	1	0	0	1	0	0											
Jose Canseco, R (1.9) OBP: 0.269, SLG: 0.471	P5			K			FC5-4		P5	3	0	0	0	1	1	1											
Carlos Delgado, L (1.3) OBP: 0.348, SLG: 0.425		K				FC5-4		5-3		4	0	1	0	0	1	2											
Mike Stanley, R (1.10) OBP: 0.319, SLG: 0.356	F8			K		F7				4	0	1	1	0	1	2											
Ed Sprague, R (1.5) OBP: 0.321, SLG: 0.446	G6-3				G4-3				F9	4	1	1	1	0	0	1											
Tony Fernandez, S (1.4) OBP: 0.356, SLG: 0.364					G3		P9		L3	4	1	1	1	0	0	0											
Kevin Brown, R (1.2) OBP: 0.444, SLG: 0.500			G6-3		E8				G3	3	1	2	0	0	0	0											
Darin Fletcher, L (9, PH) OBP: 0.295, SLG: 0.333										1	0	0	0	0	0	0											
Alex Gonzalez, R (1.6) OBP: 0.269, SLG: 0.321			G5-3				G5-3			4	0	2	1	0	0	1											
<b>Inning Stats</b>	R: 0 E: 0 K: 0 S: 4	H: 0 LOB: 0 BB: 0 P: 5	R: 0 E: 0 K: 1 S: 9	H: 0 LOB: 0 BB: 0 P: 14	R: 1 E: 0 K: 0 S: 12	H: 1 LOB: 0 BB: 0 P: 18	R: 0 E: 0 K: 2 S: 9	H: 1 LOB: 1 BB: 0 P: 15	R: 1 E: 1 K: 0 S: 6	H: 2 LOB: 1 BB: 0 P: 8	R: 0 E: 0 K: 0 S: 8	H: 0 LOB: 1 BB: 1 P: 14	R: 1 E: 0 K: 0 S: 9	H: 2 LOB: 0 BB: 0 P: 16	R: 1 E: 0 K: 0 S: 13	H: 1 LOB: 1 BB: 0 P: 24	R: 0 E: 0 K: 1 S: 10	H: 1 LOB: 1 BB: 0 P: 12	1B: 5 2B: 1 3B: 0 HR: 2	SF: 0 SAC: 0 DP: 0 HBP: 0	WP: 0 PA: 37 PB: 0 SB: 1 CS: 1						
<b>PITCHER</b>	IP	WLS	BF	H	R	ER	SO	BB	IBB	HBP	BLK	WP	HR	S	P	ERA	WHIP										
Kenny Rogers, L (1.1) ERA: 3.17	7.0	W	29	6	4	3	3	2	0	0	0	0	2	60	97	3.86	1.143										
Mike Fetters, R (8.1) ERA: 5.06	0.1		1	0	0	0	0	0	0	0	0	0	0	2	5	0.00	0.000										
Buddy Groom, L (8.1) ERA: 1.26	0.1		1	0	0	0	0	0	0	0	0	0	0	4	6	0.00	0.000										
Billy Taylor, R (8.1) ERA: 3.31	1.1		6	2	0	0	1	0	0	0	0	0	0	14	18	0.00	1.500										

Toronto Blue Jays @ Oakland Athletics  
Network Associates Coliseum, Oakland, CA  
Mon May 04 1998, 10:05 PM EDT  
Att: 5,206 - Cloudy - 68 F

AB 35  
R 4  
H 8  
RBI 4  
BB 2  
SO 4  
LOB 10



Batter	1	2	3	4	5	6	7	8	9	AB	R	H	RBI	BB	SO	LOB	BOTTOM										
Rickey Henderson, R (1.7) OBP: 0.360, SLG: 0.319	FC6-4	P3		S		CS				2	1	1	0	3	0	0											
Dave Magadan, L (1.5) OBP: 0.398, SLG: 0.420	FC6-4	G3								4	1	1	1	0	1	4											
Mike Blowers, R (7, PH) OBP: 0.294, SLG: 0.283	1B									1	0	0	0	0	1	1											
Ben Grieve, L (1.9) OBP: 0.380, SLG: 0.430										4	1	1	0	1	0	0											
Ryan Christenson, R (8.8) OBP: 0.333, SLG: 0.372										0	0	0	0	0	0	0											
Matt Stairs, L (1.10) OBP: 0.392, SLG: 0.568										5	2	3	0	0	1	2											
Jason Giambi, L (1.3) OBP: 0.390, SLG: 0.472										4	0	2	2	1	0	2											
Jack Voigt, R (9.3) OBP: 0.250, SLG: 0.143										0	0	0	0	0	0	0											
A.J. Hinch, R (1.2) OBP: 0.333, SLG: 0.429										3	1	0	0	2	0	2											
Scott Spiezio, S (1.4) OBP: 0.313, SLG: 0.416										4	1	2	2	0	1	6											
Kurt Abbott, R (1.6) OBP: 0.367, SLG: 0.444										3	0	1	2	1	0	4											
Jason McDonald, S (1.8) OBP: 0.410, SLG: 0.426										3	0	1	0	0	1	3											
<b>Inning Stats</b>	R: 2 E: 0 K: 1 S: 20	H: 2 LOB: 3 BB: 3 P: 38	R: 0 E: 0 K: 0 S: 8	H: 0 LOB: 0 BB: 0 P: 12	R: 1 E: 0 K: 1 S: 14	H: 1 LOB: 3 BB: 3 P: 30	R: 1 E: 0 K: 0 S: 9	H: 2 LOB: 1 BB: 1 P: 17	R: 0 E: 0 K: 1 S: 8	H: 1 LOB: 3 BB: 1 P: 21	R: 3 E: 0 K: 0 S: 22	H: 5 LOB: 1 BB: 0 P: 30	R: 0 E: 0 K: 1 S: 8	H: 1 LOB: 0 BB: 0 P: 14	R: 0 E: 0 K: 1 S: 9	H: 0 LOB: 0 BB: 0 P: 15	1B: 8 2B: 4 3B: 0 HR: 0	SF: 0 SAC: 0 DP: 1 HBP: 1	WP: 0 PA: 43 PB: 0 SB: 1 CS: 2								
<b>PITCHER</b>	IP	WLS	BF	H	R	ER	SO	BB	IBB	HBP	BLK	WP	HR	S	P	ERA	WHIP										
Pat Hentgen, R (1.1) ERA: 6.45	3.0	L	20	4	4	4	2	7	0	0	0	0	0	44	89	12.00	3.667										
Chris Carpenter, R (4.1) ERA: 5.32	3.0		16	7	3	3	1	1	0	1	0	0	0	37	59	9.00	2.667										
Steve Sinclair, L (7.1) ERA:	2.0		6	1	0	0	2	0	0	0	0	0	0	17	29	0.00	0.500										

Toronto Blue Jays @ Oakland Athletics  
Network Associates Coliseum, Oakland, CA  
Mon May 04 1998, 10:05 PM EDT  
Att: 5,206 - Cloudy - 68 F

AB 33  
R 7  
H 12  
RBI 7  
BB 8  
SO 5  
LOB 24





Batter	1	2	3	4	5	6	7	8	9	AB	R	H	RBI	BB	SO	LOB	TOP										
<b>Brian Hunter, R</b> OBP: 0.352, SLG: 0.424 (1, 8)										5	1	1	1	0	3	1											
<b>Joe Randa, R</b> OBP: 0.266, SLG: 0.269 (1, 5)										4	1	2	3	1	0	0											
<b>Bobby Higginson, L</b> OBP: 0.388, SLG: 0.524 (1, 9)										5	1	1	2	0	1	2											
<b>Tony Clark, S</b> OBP: 0.264, SLG: 0.320 (1, 3)										4	0	0	0	0	3	1											
<b>Luis Gonzalez, L</b> OBP: 0.371, SLG: 0.467 (1, 7)										3	1	0	0	1	0	0											
<b>Damion Easley, R</b> OBP: 0.395, SLG: 0.600 (8, 6)										3	1	1	0	1	0	0											
<b>Andy Tomberlin, L</b> OBP: 0.227, SLG: 0.407 (9, PH)										3	0	0	0	0	1	3											
<b>Jeff Manto, R</b> OBP: 0.172, SLG: 0.040 (8, 4)										0	1	0	0	1	0	0											
<b>Paul Bako, L</b> OBP: 0.462, SLG: 0.455 (1, 2)										3	1	2	0	1	0	0											
<b>Deivi Cruz, R</b> OBP: 0.227, SLG: 0.296 (8, PH)										2	1	1	2	0	0	0											
<b>Frank Catalanotto, L</b> OBP: 0.314, SLG: 0.333 (8, 4)										2	2	1	1	0	0	1											
<b>Inning Stats</b>	R: 0 E: 0 K: 2 S: 11	H: 0 LOB: 1 BB: 1 P: 19	R: 3 E: 1 K: 0 S: 16	H: 2 LOB: 0 BB: 2 P: 30	R: 0 E: 0 K: 1 S: 6	H: 0 LOB: 0 BB: 0 P: 8	R: 0 E: 0 K: 1 S: 6	H: 0 LOB: 0 BB: 0 P: 9	R: 0 E: 0 K: 1 S: 8	H: 0 LOB: 0 BB: 0 P: 10	R: 0 E: 0 K: 1 S: 9	H: 0 LOB: 0 BB: 0 P: 16	R: 0 E: 0 K: 0 S: 6	H: 1 LOB: 0 BB: 0 P: 13	R: 3 E: 0 K: 1 S: 17	H: 2 LOB: 0 BB: 1 P: 27	R: 4 E: 0 K: 1 S: 20	H: 4 LOB: 1 BB: 1 P: 30	1B: 5 2B: 3 3B: 0 HR: 1	SF: 0 SAC: 0 DP: 1 HBP: 0	WP: 0 PB: 0 SB: 0 CS: 0	PA: 39					
<b>PITCHER</b>	IP	WLS	BF	H	R	ER	SO	BB	IBB	HBP	BLK	WP	HR	S	P	ERA	WHIP										
<b>Jimmy Haynes, R</b> ERA: 5.09	(1, 1)	6.0	22	2	3	2	6	3	0	0	0	0	0	56	92	3.00	0.833										
<b>Mike Mohler, L</b> ERA: 3.77	(7, 1)	1.0	4	1	1	1	0	1	0	0	0	0	0	8	19	9.00	2.000										
<b>Mike Fetters, R</b> ERA: 6.0	(8, 1)	0.2	3	1	0	0	1	0	0	0	0	0	0	10	14	0.00	1.500										
<b>Buddy Groom, L</b> ERA: 3.52	(8, 1)	1.0	L	7	3	5	5	1	0	0	0	0	1	18	30	45.00	4.000										
<b>Aaron Small, R</b> ERA: 6.19	(9, 1)	0.1	3	2	1	1	1	0	0	0	0	0	0	7	7	27.00	6.000										

**Detroit Tigers @ Oakland Athletics**  
Network Associates Coliseum, Oakland, CA  
Wed May 06 1998, 6:33 AM EDT  
Att: 5,355 - Cloudy - 60 F

AB 34  
R 10  
H 9  
RBI 9  
BB 5  
SO 8  
LOB 8



Batter	1	2	3	4	5	6	7	8	9	AB	R	H	RBI	BB	SO	LOB	BOTTOM										
<b>Rickey Henderson, R</b> OBP: 0.376, SLG: 0.333 (1, 7)										4	0	3	0	1	0	3											
<b>Dave Magadan, L</b> OBP: 0.396, SLG: 0.418 (7, PH)										3	0	1	0	0	0	1											
<b>Mike Blowers, R</b> OBP: 0.302, SLG: 0.292 (8, 5)										2	0	1	1	0	0	1											
<b>Ben Grieve, L</b> OBP: 0.386, SLG: 0.432 (1, 9)										4	1	1	0	0	0	4											
<b>Ryan Christenson, R</b> OBP: 0.327, SLG: 0.364 (8, 8)										1	0	0	0	0	1	0											
<b>Matt Stairs, L</b> OBP: 0.390, SLG: 0.593 (1, 10)										3	1	1	2	0	0	0											
<b>Jack Voigt, R</b> OBP: 0.240, SLG: 0.136 (7, PH)										1	0	0	0	0	0	2											
<b>Jason Giambi, L</b> OBP: 0.394, SLG: 0.468 (1, 3)										3	1	1	0	1	1	0											
<b>A.J. Hinch, R</b> OBP: 0.340, SLG: 0.425 (1, 2)										3	0	1	0	1	0	3											
<b>Scott Spiezio, S</b> OBP: 0.302, SLG: 0.490 (1, 4)										4	0	0	0	0	1	3											
<b>Kurt Abbott, R</b> OBP: 0.375, SLG: 0.474 (1, 6)										3	1	1	0	1	1	0											
<b>Jason McDonald, S</b> OBP: 0.415, SLG: 0.411 (8, 9)										2	1	0	1	2	0	0											
<b>Inning Stats</b>	R: 2 E: 0 K: 0 S: 13	H: 2 LOB: 0 BB: 1 P: 23	R: 0 E: 0 K: 1 S: 5	H: 0 LOB: 0 BB: 0 P: 8	R: 0 E: 0 K: 0 S: 6	H: 2 LOB: 1 BB: 0 P: 10	R: 0 E: 0 K: 0 S: 16	H: 1 LOB: 3 BB: 3 P: 36	R: 0 E: 0 K: 0 S: 6	H: 0 LOB: 0 BB: 0 P: 12	R: 0 E: 0 K: 1 S: 6	H: 1 LOB: 0 BB: 0 P: 10	R: 2 E: 0 K: 0 S: 18	H: 3 LOB: 3 BB: 2 P: 38	R: 0 E: 0 K: 1 S: 7	H: 0 LOB: 0 BB: 0 P: 12	R: 0 E: 0 K: 1 S: 7	H: 1 LOB: 0 BB: 0 P: 11	1B: 7 2B: 2 3B: 1 HR: 1	SF: 0 SAC: 0 DP: 4 HBP: 0	WP: 0 PB: 1 SB: 0 CS: 0	PA: 39					
<b>PITCHER</b>	IP	WLS	BF	H	R	ER	SO	BB	IBB	HBP	BLK	WP	HR	S	P	ERA	WHIP										
<b>Greg Keagle, R</b> ERA: 5.23	(1, 1)	3.2	18	5	3	3	1	4	0	0	0	0	0	19	35	7.71	1.714										
<b>Byoye Florie, R</b> ERA: 4.05	(4, 1)	2.1	10	3	2	2	1	1	0	0	0	0	0	5	11	0.00	3.000										
<b>44 Sean Runyan, L</b> ERA: 5.59	(7, 1)	0.1	2	1	0	0	0	0	0	0	0	0	0	22	40	0.00	0.750										
<b>Doug Brocail, R</b> ERA: 6.39	(7, 1)	2.2	W	9	1	0	2	1	0	0	0	0	0	22	40	0.00	0.750										

**Detroit Tigers @ Oakland Athletics**  
Network Associates Coliseum, Oakland, CA  
Wed May 06 1998, 6:33 AM EDT  
Att: 5,355 - Cloudy - 60 F

AB 33  
R 5  
H 10  
RBI 4  
BB 6  
SO 4  
LOB 17





Batter	1	2	3	4	5	6	7	8	9	AB	R	H	RBI	BB	SO	LOB	TOP				
<b>Brian Hunter, R</b> OBP: 0.338, SLG: 0.407 (1, 8)	G6-3	L7			F9		L8	G5-3		5	0	0	0	0	0	3	<b>Detroit Tigers @ Oakland Athletics</b> Network Associates Coliseum, Oakland, CA Thu May 07 1998, 6:33 AM EDT Att: 7,119 - Cloudy - 63 F				
<b>Joe Randa, R</b> OBP: 0.270, SLG: 0.277 (1, 5)	HBP		G5-3		P3		HR	BB		4	1	2	0	0	0	0					
<b>Bobby Higginson, L</b> OBP: 0.405, SLG: 0.560 (1, 9)	1B		F8				HR	BB		4	1	3	2	1	0	0					
<b>Tony Clark, S</b> OBP: 0.278, SLG: 0.321 (1, 3)	K2-3				F9		HR	BB		3	0	1	1	2	1	2					
<b>Luis Gonzalez, L</b> OBP: 0.373, SLG: 0.468 (1, 7)		G5-3				P4	FC4-6	F7		4	1	1	0	1	0	4					
<b>Damon Easley, R</b> OBP: 0.395, SLG: 0.583 (1, 4)		G5-3			P2		HR	F8		3	1	0	0	1	0	1					
<b>Andy Tomberlin, L</b> OBP: 0.400, SLG: 0.500 (1, 10)		2B			K		HR	K		5	1	2	3	0	3	2					
<b>Joe Oliver, R</b> OBP: 0.250, SLG: 0.362 (1, 2)		1B					F8	K		5	0	2	0	0	1	0					
<b>Deivi Cruz, R</b> OBP: 0.231, SLG: 0.280 (1, 6)		P4			FC6-4		G5-3	G5-3		4	1	1	0	0	0	3					
<b>Inning Stats</b>	R: 0 E: 0 K: 1 S: 5	H: 1 LOB: 1 BB: 0 P: 6	R: 1 E: 0 K: 0 S: 5	H: 2 LOB: 2 BB: 1 P: 9	R: 0 E: 0 K: 0 S: 4	H: 2 LOB: 1 BB: 0 P: 6	R: 0 E: 0 K: 1 S: 6	H: 1 LOB: 0 BB: 0 P: 4	R: 2 E: 0 K: 0 S: 4	H: 1 LOB: 0 BB: 2 P: 5	R: 2 E: 1 K: 1 S: 7	H: 2 LOB: 2 BB: 2 P: 15	R: 1 E: 0 K: 1 S: 7	H: 2 LOB: 3 BB: 2 P: 15	R: 0 E: 0 K: 1 S: 5	H: 0 LOB: 0 BB: 0 P: 5	1B: 8 2B: 2 3B: 0 HR: 2	SF: 0 SAC: 0 DP: 0 HBP: 2	WP: 0 PB: 0 SB: 0 CS: 0	PA: 44	
<b>PITCHER</b>	IP	WLS	BF	H	R	ER	SO	BB	IBB	HBP	BLK	WP	HR	S	P	ERA	WHIP				
<b>Tom Candiotti, R</b> ERA: 3.48 (1, 1)	6.1	L	31	10	5	5	2	2	0	2	0	0	2	31	41	7.11	1.895				
<b>Mike Mohler, L</b> ERA: 3.5 (7, 1)	0.2		3	0	0	0	1	0	1	0	0	0	0	4	8	0.00	0.000				
<b>T.J. Mathews, R</b> ERA: 5.27 (8, 1)	0.2		6	2	1	1	1	1	1	0	0	0	0	6	14	13.50	4.500				
<b>Buddy Groom, L</b> ERA: 3.45 (8, 1)	0.1		1	0	0	0	0	0	0	0	0	0	0	1	1	0.00	0.000				
<b>Dave Telgheder, R</b> ERA: 5.23 (9, 1)	1.0		3	0	0	0	1	0	0	0	0	0	0	5	5	0.00	0.000				

Batter	1	2	3	4	5	6	7	8	9	AB	R	H	RBI	BB	SO	LOB	BOTTOM				
<b>Rickey Henderson, R</b> OBP: 0.386, SLG: 0.331 (1, 7)	FC1-4		CS		E		G5-3			1	0	0	0	3	0	0	<b>Detroit Tigers @ Oakland Athletics</b> Network Associates Coliseum, Oakland, CA Thu May 07 1998, 6:33 AM EDT Att: 7,119 - Cloudy - 63 F				
<b>Jason McDonald, S</b> OBP: 0.406, SLG: 0.400 (1, 9)	K		HR		E3			G3		4	1	1	0	0	1	3					
<b>Ben Grieve, L</b> OBP: 0.381, SLG: 0.453 (1, 10)	FC1-4		HR		SF8			G6-3		3	1	1	3	0	0	1					
<b>Mike Blowers, R</b> OBP: 0.281, SLG: 0.269 (1, 5)	FC6-4		K		FC6-4			K		4	0	0	0	0	2	3					
<b>Jason Giambi, L</b> OBP: 0.389, SLG: 0.456 (1, 3)		FC4-6			G6-3		L7			3	0	0	0	1	0	0					
<b>Kurt Abbott, R</b> OBP: 0.353, SLG: 0.443 (1, 6)		FC4-6			G5-3		K			4	0	0	0	0	1	1					
<b>A.J. Hinch, R</b> OBP: 0.327, SLG: 0.407 (1, 2)		F8			P3		G6-3			4	0	0	0	0	1	1					
<b>Scott Spiezio, S</b> OBP: 0.303, SLG: 0.398 (1, 4)		G5-3					G5-3			3	1	1	0	0	0	1					
<b>Ryan Christenson, R</b> OBP: 0.308, SLG: 0.340 (1, 8)			G4-3		G5-3		G4-3			3	0	0	0	0	0	1					
<b>Inning Stats</b>	R: 0 E: 0 K: 1 S: 5	H: 0 LOB: 1 BB: 1 P: 9	R: 0 E: 0 K: 0 S: 3	H: 0 LOB: 1 BB: 1 P: 7	R: 2 E: 0 K: 1 S: 6	H: 2 LOB: 0 BB: 1 P: 10	R: 0 E: 0 K: 0 S: 3	H: 0 LOB: 0 BB: 0 P: 3	R: 1 E: 1 K: 0 S: 5	H: 1 LOB: 2 BB: 1 P: 9	R: 0 E: 0 K: 1 S: 5	H: 0 LOB: 0 BB: 0 P: 5	R: 0 E: 0 K: 1 S: 3	H: 0 LOB: 0 BB: 0 P: 3	R: 0 E: 0 K: 1 S: 5	H: 0 LOB: 0 BB: 0 P: 5	1B: 2 2B: 0 3B: 0 HR: 1	SF: 1 SAC: 0 DP: 0 HBP: 0	WP: 0 PB: 0 SB: 0 CS: 1	PA: 34	
<b>PITCHER</b>	IP	WLS	BF	H	R	ER	SO	BB	IBB	HBP	BLK	WP	HR	S	P	ERA	WHIP				
<b>Justin Thompson, L</b> ERA: 4.26 (1, 1)	8.0	W	31	3	3	2	4	4	0	0	0	0	1	35	51	2.25	0.875				
<b>Todd Jones, R</b> ERA: 2.45 (9, 1)	1.0	S	3	0	0	0	1	0	0	0	0	0	0	5	5	0.00	0.000				

AB 37  
R 6  
H 12  
RBI 6  
BB 5  
SO 5  
LOB 15



AB 29  
R 3  
H 3  
RBI 3  
BB 4  
SO 5  
LOB 11





Batter	1	2	3	4	5	6	7	8	9	AB	R	H	RBI	BB	SO	LOB	TOP				
Ray Durham, S OBP: 0.370, SLG: 0.424 (1, 4)	G3		G4-3 2B		G5-3		BB		F9	4	1	1	1	1	0	1					
Maggio Ordonez, R OBP: 0.295, SLG: 0.412 (8, 9)	F8		G4-3			P8	G3		G6-3	5	0	0	1	0	0	4					
Frank Thomas, R OBP: 0.396, SLG: 0.491 (1, 10)	F8		G5-3			1B BB			2B BB	2	1	0	1	2	0	0					
Albert Belle, R OBP: 0.336, SLG: 0.513 (1, 7)		G6-3	G6-3			L8			P5	4	0	0	0	0	0	2					
Robin Ventura, L OBP: 0.399, SLG: 0.513 (1, 5)		BB		G1-3		1B			SF7 2B	3	1	2	1	1	0	0					
Wil Cordero, R OBP: 0.286, SLG: 0.472 (1, 3)	K			K		F7			SF7	3	0	0	1	0	2	3					
Ruben Sierra, S OBP: 0.255, SLG: 0.556 Mike Cameron, R OBP: 0.287, SLG: 0.274 (8, 8)	K			G4-3			G3		L8	4	0	0	0	0	1	1	AB 31				
Chad Kreuter, S OBP: 0.390, SLG: 0.298 (1, 2)			HBP 2B 1B		F7		BB BB		L9	3	1	1	0	1	0	0	R 5				
Mike Caruso, S OBP: 0.290, SLG: 0.393 (1, 6)			G4-3 HBP		F8		K		F9 S 1B	3	1	1	0	0	1	1	H 5				
<b>Inning Stats</b>	R: 0 E: 0 K: 0 S: 6	H: 0 LOB: 0 BB: 0 P: 8	R: 0 E: 0 K: 2 S: 9	H: 0 LOB: 1 BB: 1 P: 16	R: 3 E: 0 K: 0 S: 14	H: 2 LOB: 0 BB: 0 P: 22	R: 0 E: 0 K: 1 S: 8	H: 0 LOB: 0 BB: 0 P: 9	R: 0 E: 0 K: 0 S: 12	H: 1 LOB: 2 BB: 1 P: 19	R: 0 E: 0 K: 1 S: 6	H: 0 LOB: 2 BB: 2 P: 16	R: 0 E: 0 K: 0 S: 9	H: 1 LOB: 1 BB: 0 P: 16	R: 0 E: 0 K: 0 S: 9	H: 1 LOB: 1 BB: 0 P: 12	1B: 3 2B: 2 3B: 0 HR: 0	SF: 1 SAC: 0 DP: 0 HBP: 1	WP: 0 PB: 0 SB: 1 CS: 0	PA: 38	
<b>PITCHER</b>	IP	WLS	BF	H	R	ER	SO	BB	IBB	HBP	BLK	WP	HR	S	P	ERA	WHIP				
Mike Quist, R ERA: 4.57 (1, 1)	7.0		29	3	3	3	4	4	0	1	0	0	0	62	102	3.86	1.000				
Mike Fetters, R ERA: 7.71 (8, 1)	1.0	L	5	1	2	2	0	1	0	0	0	0	0	9	16	18.00	2.000				
Billy Taylor, R ERA: 3.12 (9, 1)	1.0		4	1	0	0	0	0	0	0	0	0	0	9	12	0.00	1.000				

Chicago White Sox @ Oakland Athletics  
 Network Associates Coliseum, Oakland, CA  
 Fri May 08 1998, 10:05 PM EDT  
 Att: 9,509 - Cloudy - 61 F



Batter	1	2	3	4	5	6	7	8	9	AB	R	H	RBI	BB	SO	LOB	BOTTOM					
Rickey Henderson, R OBP: 0.389, SLG: 0.361 (1, 7)	P3		HR		G4-3 SH5-4 1B		L8			4	1	2	1	0	0	0						
Jason McDonald, S OBP: 0.389, SLG: 0.381 (1, 8)	G6-3		K		SH5-4				K	3	0	0	0	0	2	0						
Ben Grieve, L OBP: 0.371, SLG: 0.439 (1, 9)	G4-3		G5-3		G4-3				L8	4	0	0	1	0	0	1						
Mike Blowers, R OBP: 0.279, SLG: 0.255 (1, 5)		FC6-4 BB	L7		P9				F9	3	0	0	0	1	0	1						
Jason Giambi, L OBP: 0.378, SLG: 0.441 (1, 10)	FC6-4 1B			P5		F7			F8	4	1	0	0	0	0	1						
Scott Spiezio, S OBP: 0.301, SLG: 0.393 (1, 4)	G5-3 1B			G5-3		F7			F8	4	0	1	0	0	0	0						
Mike Macfarlane, R OBP: 0.366, SLG: 0.343 (1, 2)	G5-3 1B			G5-3		L6			G5-3	4	0	2	1	0	0	0	AB 32					
Jack Voigt, R OBP: 0.214, SLG: 0.120 (1, 3)	G5-3			K			G5-3			3	0	0	0	0	1	3	R 3					
Rafael Bourquigal, R OBP: 0.242, SLG: 0.313 (1, 6)	F8				E4 SH5-4 1B G4-3		F8			3	1	0	0	0	0	2	H 5					
<b>Inning Stats</b>	R: 0 E: 0 K: 0 S: 5	H: 0 LOB: 0 BB: 0 P: 7	R: 1 E: 0 K: 0 S: 12	H: 2 LOB: 2 BB: 1 P: 18	R: 1 E: 0 K: 1 S: 11	H: 1 LOB: 0 BB: 0 P: 20	R: 0 E: 0 K: 1 S: 11	H: 1 LOB: 1 BB: 0 P: 18	R: 1 E: 1 K: 0 S: 11	H: 1 LOB: 1 BB: 0 P: 16	R: 0 E: 0 K: 0 S: 5	H: 0 LOB: 0 BB: 0 P: 8	R: 0 E: 0 K: 1 S: 4	H: 0 LOB: 0 BB: 0 P: 8	R: 0 E: 0 K: 0 S: 8	H: 0 LOB: 0 BB: 0 P: 11	R: 0 E: 0 K: 0 S: 13	H: 0 LOB: 0 BB: 0 P: 18	1B: 3 2B: 1 3B: 0 HR: 1	SF: 0 SAC: 1 DP: 0 HBP: 0	WP: 0 PB: 0 SB: 0 CS: 0	PA: 34
<b>PITCHER</b>	IP	WLS	BF	H	R	ER	SO	BB	IBB	HBP	BLK	WP	HR	S	P	ERA	WHIP					
Mike Siroka, L ERA: 3.73 (1, 1)	9.0	W	34	5	3	2	3	1	0	0	0	0	1	80	124	2.00	0.667					

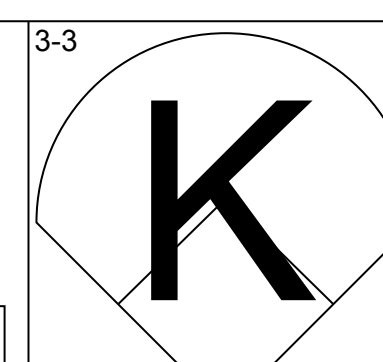
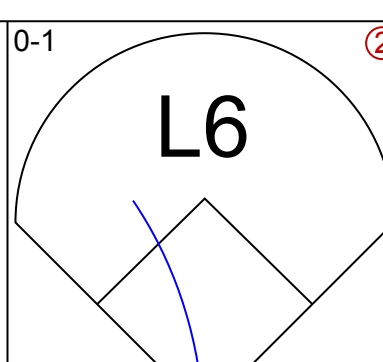
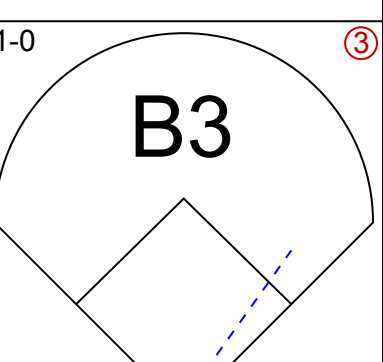
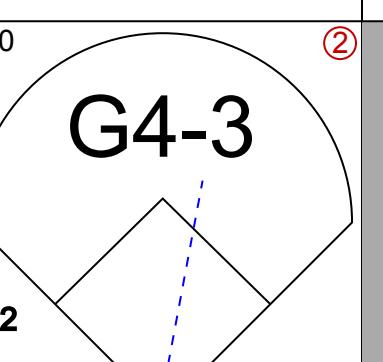
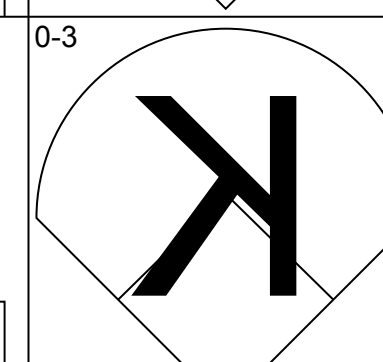
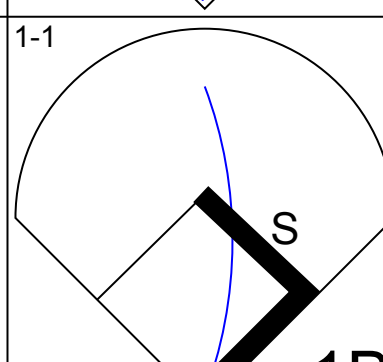
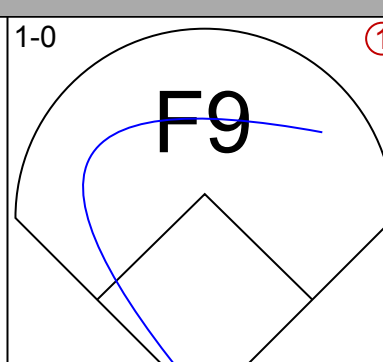
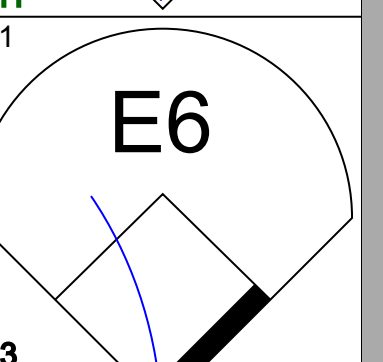
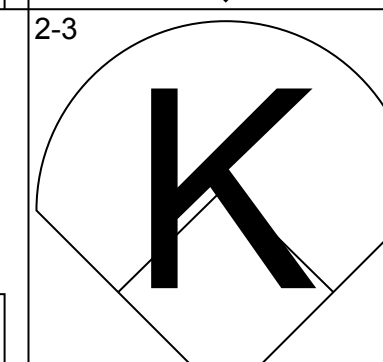
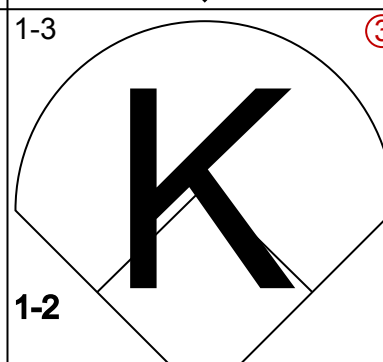
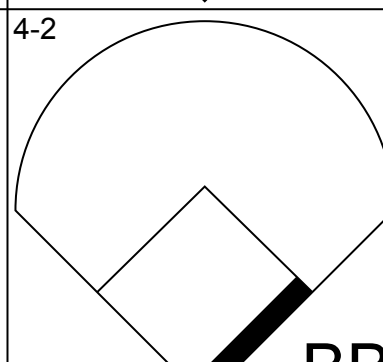
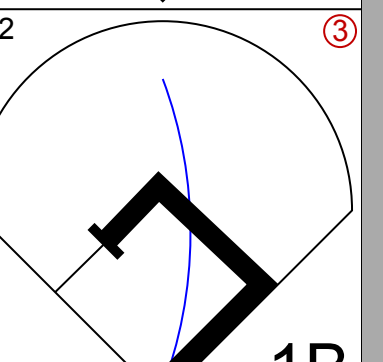
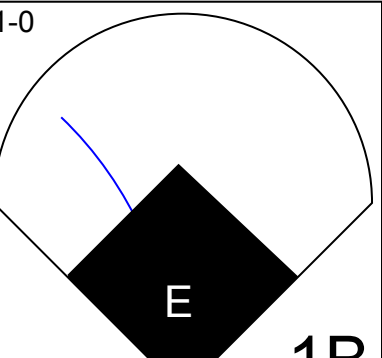
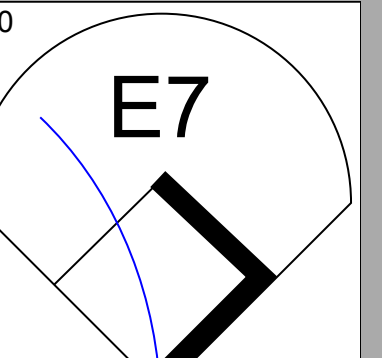
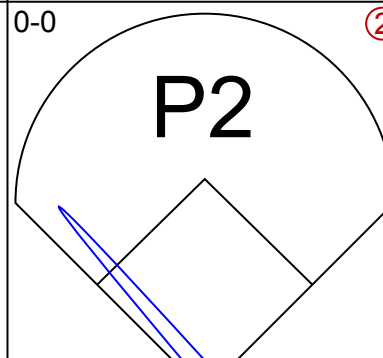
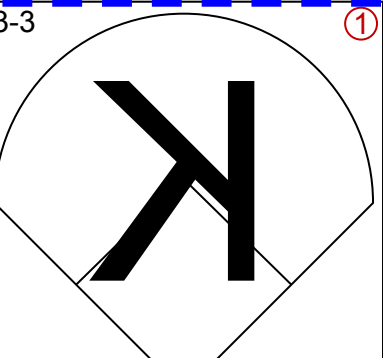
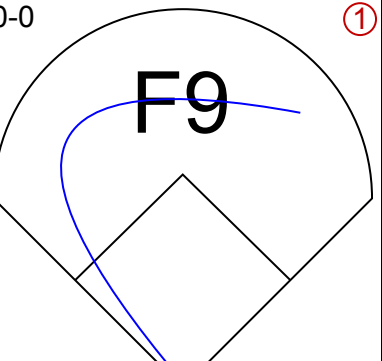
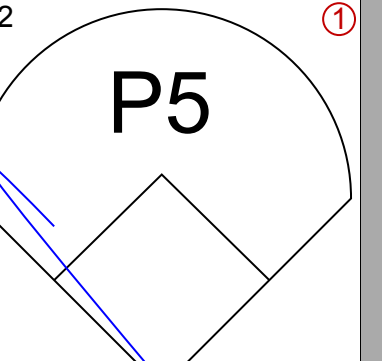
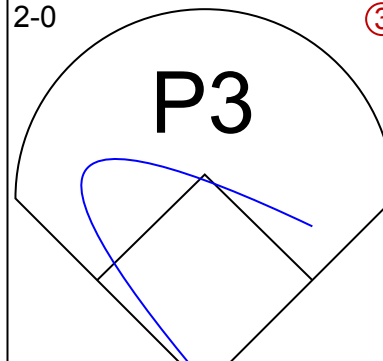
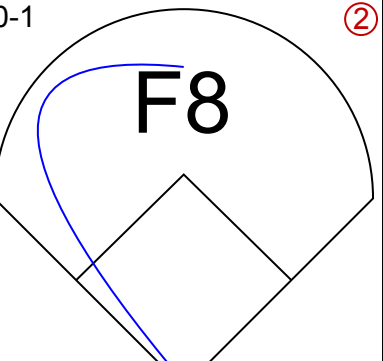
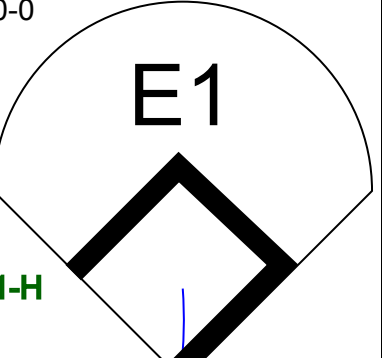
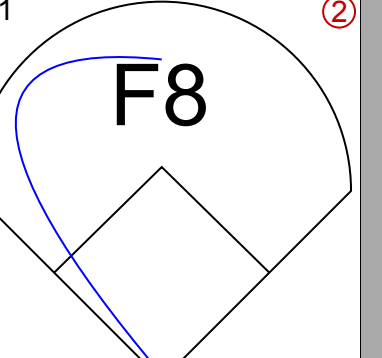
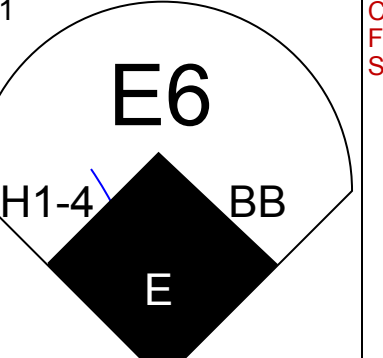
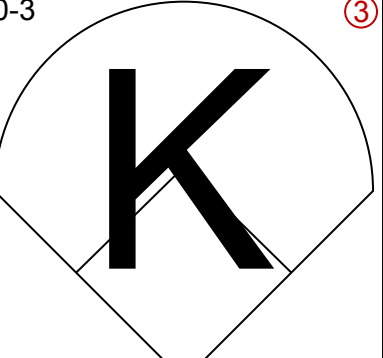
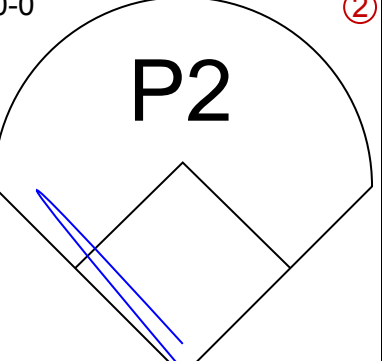

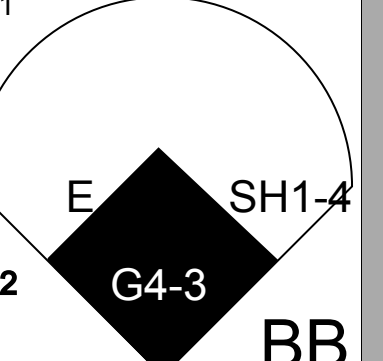

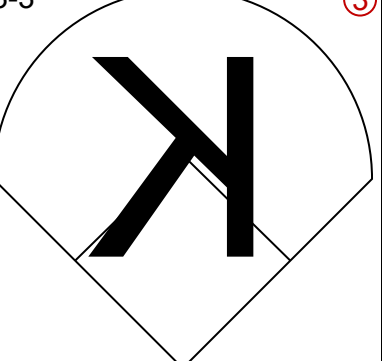
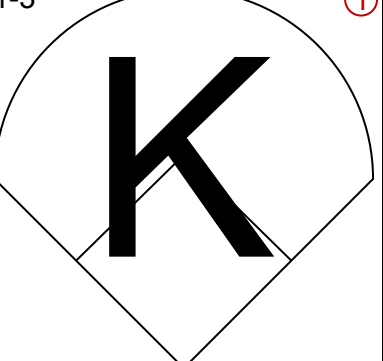
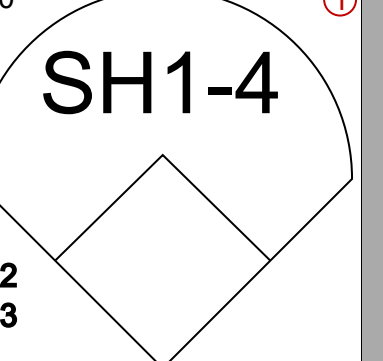

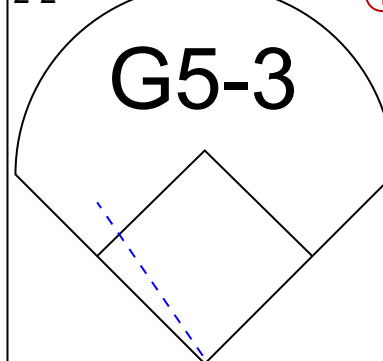
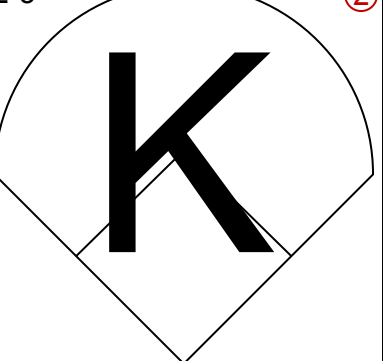
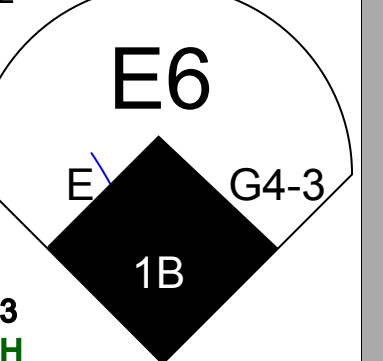

Chicago White Sox @ Oakland Athletics  
 Network Associates Coliseum, Oakland, CA  
 Fri May 08 1998, 10:05 PM EDT  
 Att: 9,509 - Cloudy - 61 F

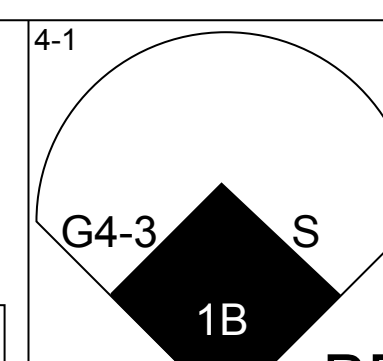
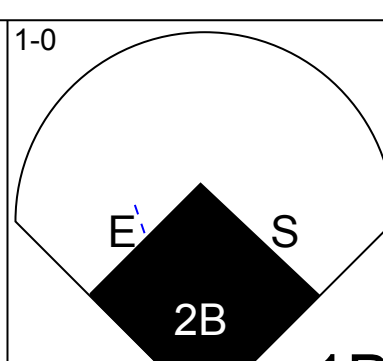
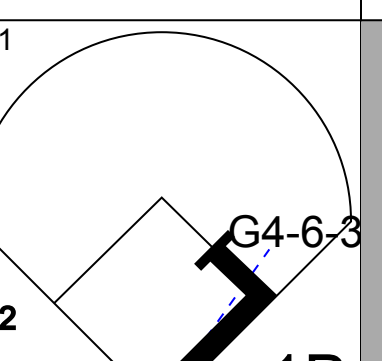
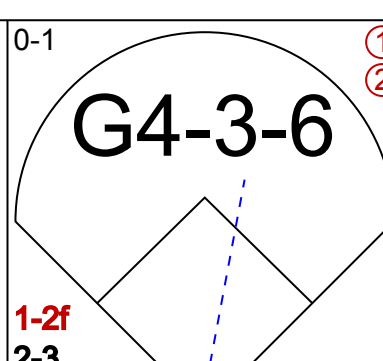
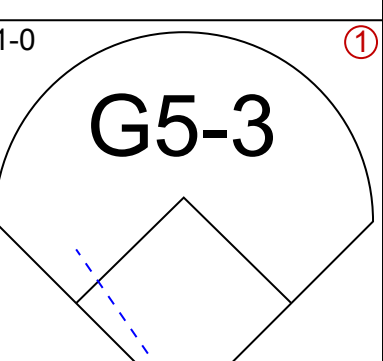
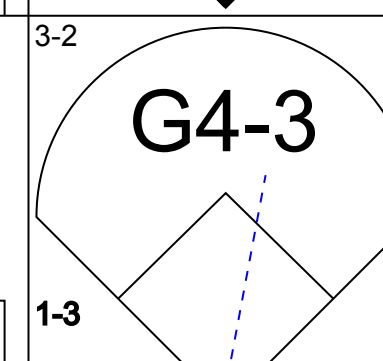
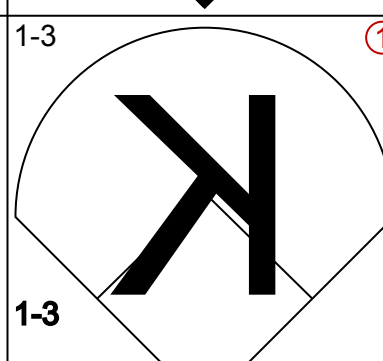
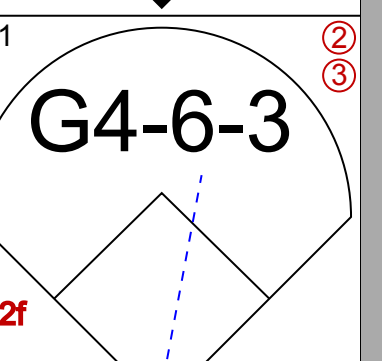
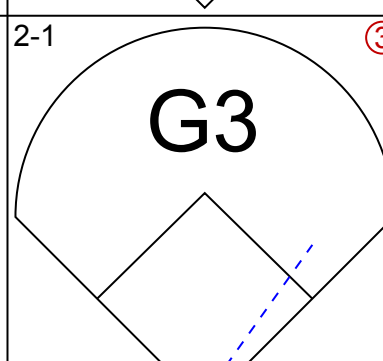
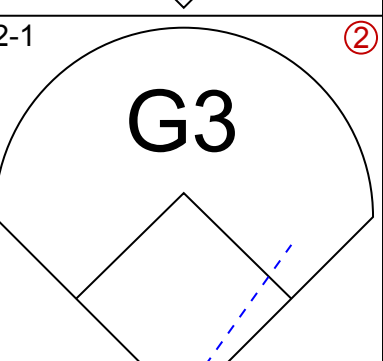
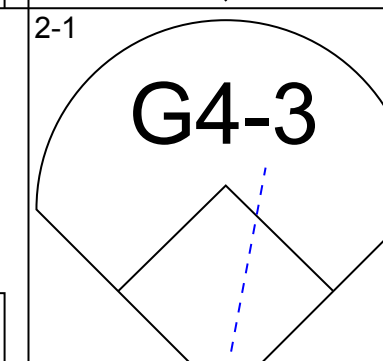
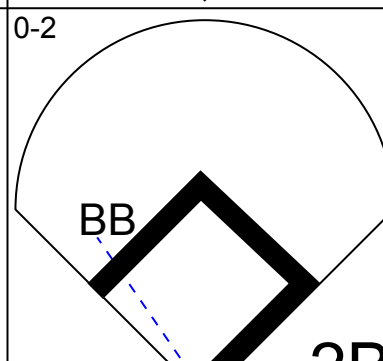
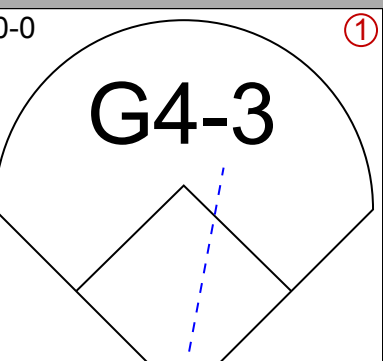
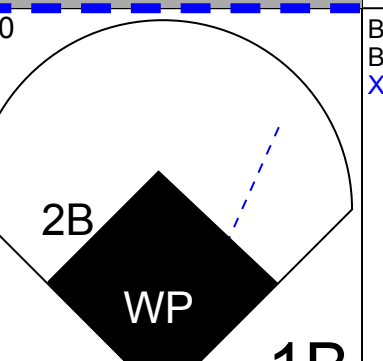
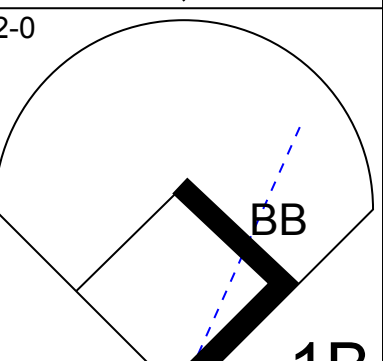
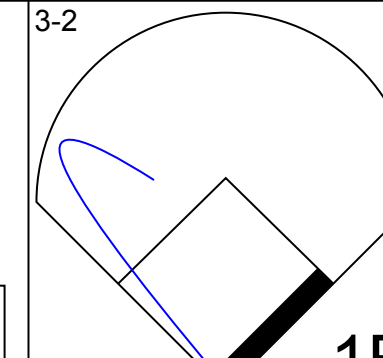
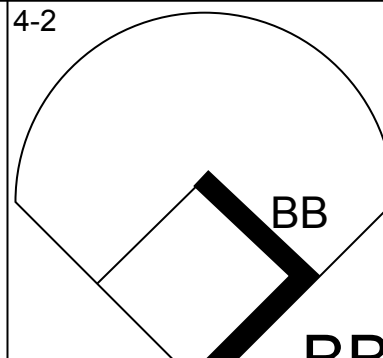
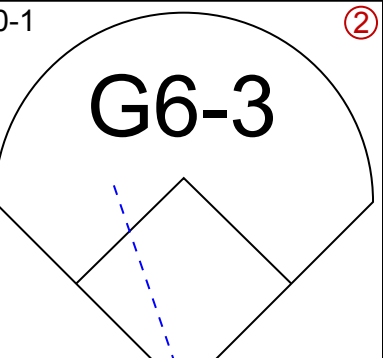
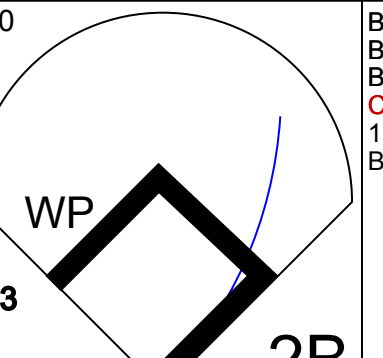
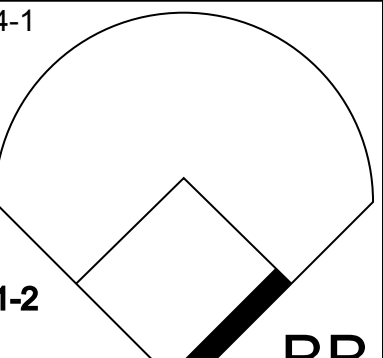
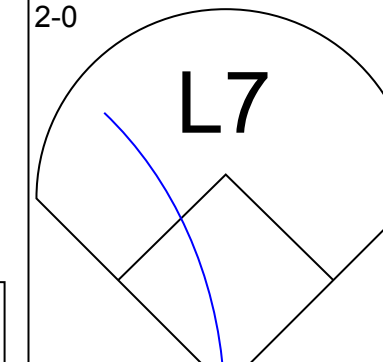
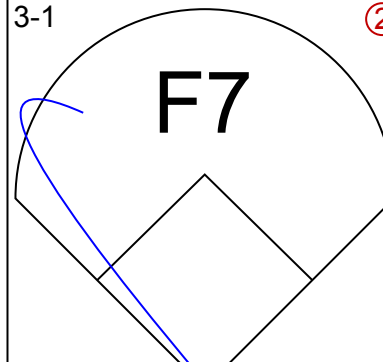
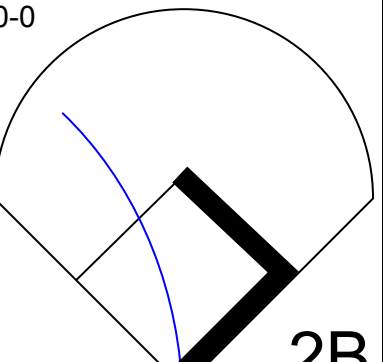
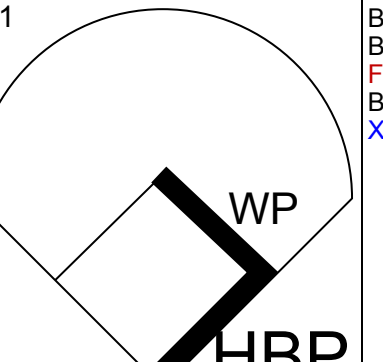
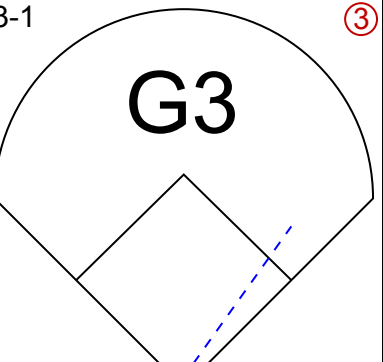
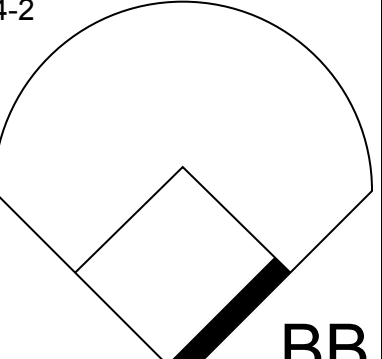
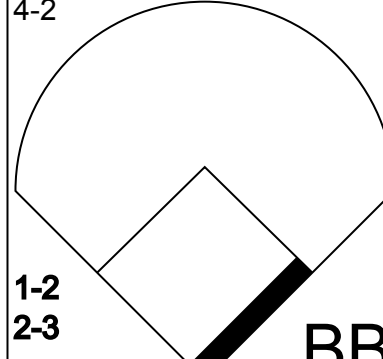
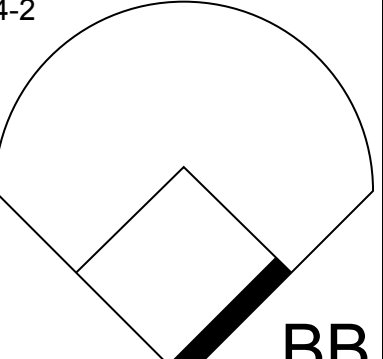
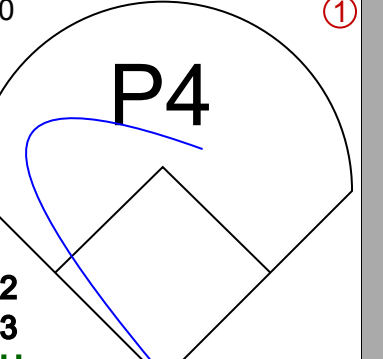

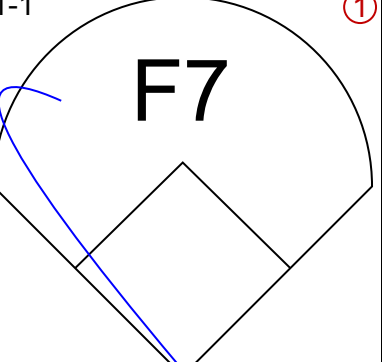
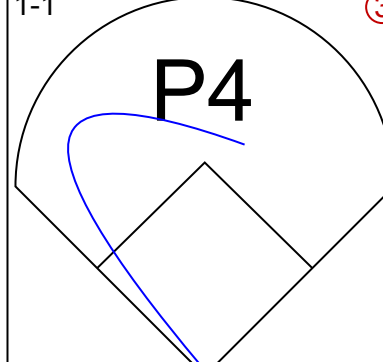
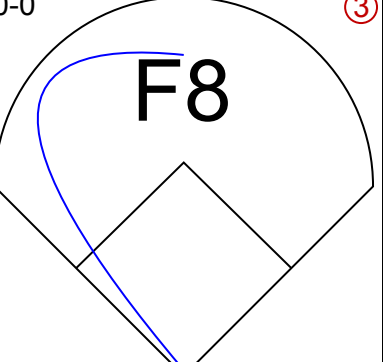
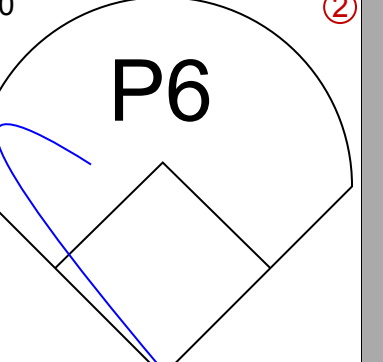

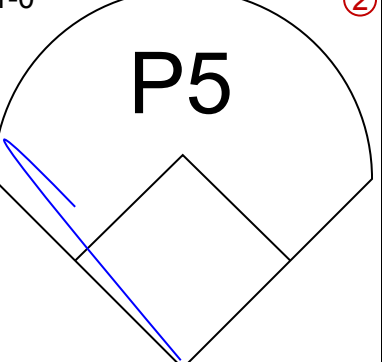


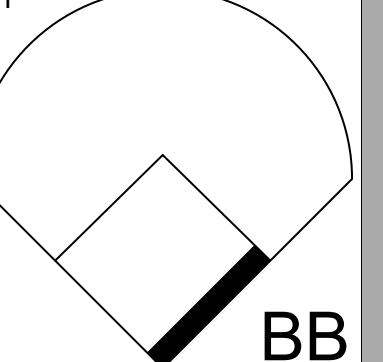

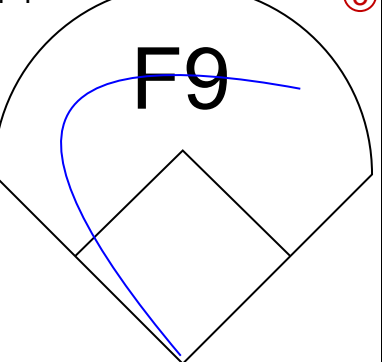
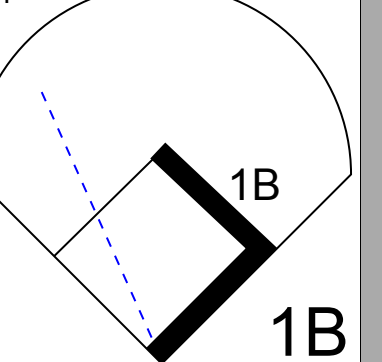
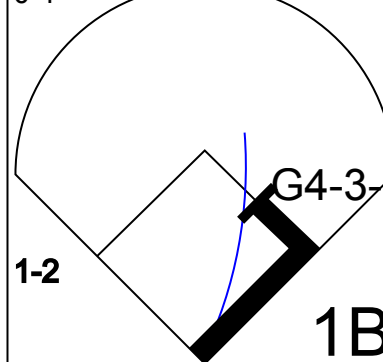
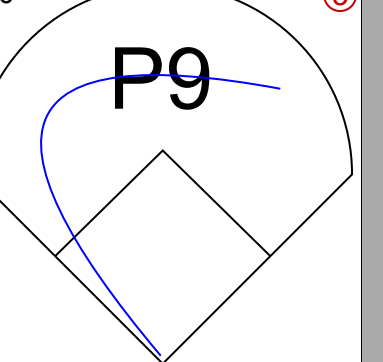



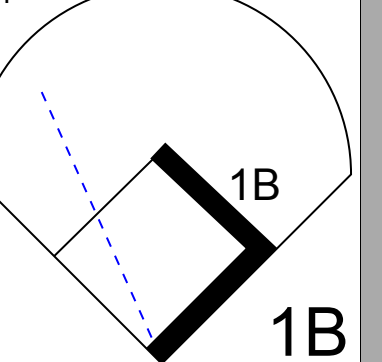
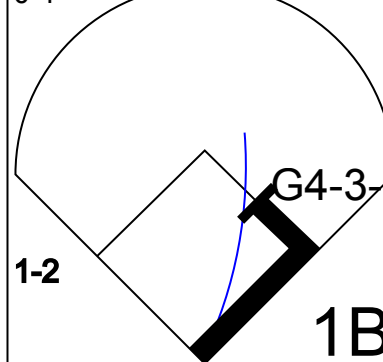
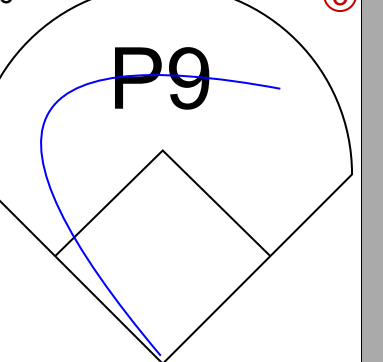











Batter	1	2	3	4	5	6	7	8	9	AB	R	H	RBI	BB	SO	LOB	TOP				
Ray Durham, S OBP: 0.374, SLG: 0.433										4	0	0	1	0	1	1	Chicago White Sox @ Oakland Athletics Network Associates Coliseum, Oakland, CA Sun May 10 1998, 6:33 AM EDT Att: 13,309 - Cloudy - 60 F				
Magglio Ordonez, R OBP: 0.293, SLG: 0.407										4	0	1	0	0	1	1					
Frank Thomas, R OBP: 0.392, SLG: 0.476										3	0	1	1	1	2	1					
Albert Belle, R OBP: 0.336, SLG: 0.496										4	1	1	0	0	1	1					
Robin Ventura, L OBP: 0.388, SLG: 0.492										4	0	0	0	0	0	3					
Wil Cordero, R OBP: 0.279, SLG: 0.452										4	1	0	0	0	1	1					
Mike Cameron, R OBP: 0.287, SLG: 0.280										3	1	0	0	1	2	2					
Charlie O'Brien, R OBP: 0.308, SLG: 0.379										3	0	0	0	0	3	1					
Chris Snopce, R OBP: 0.295, SLG: 0.225										4	1	0	0	0	1	1					
<b>Inning Stats</b>	R: 0 H: 0 E: 0 K: 3 S: 9	H: 0 LOB: 0 BB: 0 P: 14	R: 1 H: 1 E: 1 K: 1 S: 7	H: 1 LOB: 1 BB: 0 P: 11	R: 0 H: 1 E: 0 K: 1 S: 11	H: 1 LOB: 1 BB: 0 P: 15	R: 0 H: 0 E: 1 K: 1 S: 9	H: 0 LOB: 0 BB: 0 P: 12	R: 0 H: 0 E: 0 K: 0 S: 6	H: 0 LOB: 1 BB: 1 P: 13	R: 3 H: 1 E: 3 K: 0 S: 14	H: 1 LOB: 1 BB: 1 P: 22	R: 0 H: 0 E: 0 K: 2 S: 10	H: 0 LOB: 0 BB: 0 P: 13	R: 0 H: 0 E: 0 K: 2 S: 9	H: 0 LOB: 0 BB: 0 P: 14	1B: 3 2B: 0 3B: 0 HR: 0	SF: 0 SAC: 1 DP: 0 HBP: 0	WP: 0 PB: 0 CS: 1	PA: 36	
<b>PITCHER</b>	IP	WLS	BF	H	R	ER	SO	BB	IBB	HBP	BLK	WP	HR	S	P	ERA	WHIP				
Blake Stein, R ERA: 4.5	(1, 1)	7.0	L	30	3	4	0	8	2	0	0	0	0	63	98	0.00	0.714				
T.J. Mathews, R ERA: 2.95	(8, 1)	1.0		3	0	0	0	2	0	0	0	0	0	10	13	0.00	0.000				
Billy Taylor, R ERA: 2.95	(9, 1)	1.0		3	0	0	0	2	0	0	0	0	0	9	14	0.00	0.000				

Batter	1	2	3	4	5	6	7	8	9	AB	R	H	RBI	BB	SO	LOB	BOTTOM					
Rickey Henderson, R OBP: 0.403, SLG: 0.374										4	2	2	0	1	0	2	Chicago White Sox @ Oakland Athletics Network Associates Coliseum, Oakland, CA Sun May 10 1998, 6:33 AM EDT Att: 13,309 - Cloudy - 60 F					
Jason McDonald, S OBP: 0.378, SLG: 0.352										5	0	0	0	0	1	5						
Ben Grieve, L OBP: 0.391, SLG: 0.468										5	1	3	1	0	0	1						
Matt Stairs, L OBP: 0.417, SLG: 0.657										3	0	2	1	2	0	0						
Jason Giambi, L OBP: 0.393, SLG: 0.452										4	0	1	0	0	0	5						
Dave Magadan, L OBP: 0.400, SLG: 0.396										2	0	0	0	3	0	2						
Mike Macfarlane, R OBP: 0.320, SLG: 0.318										4	0	0	0	0	0	8						
A.J. Hinch, R OBP: 0.324, SLG: 0.402										1	0	0	0	0	0	0						
Scott Spiezio, S OBP: 0.308, SLG: 0.397										4	0	2	0	1	0	1						
Kurt Abbott, R OBP: 0.368, SLG: 0.441										5	0	2	0	0	1	5						
<b>Inning Stats</b>	R: 1 H: 1 E: 0 K: 0 S: 10	H: 1 LOB: 1 BB: 1 P: 24	R: 0 H: 0 E: 0 K: 0 S: 7	H: 0 LOB: 1 BB: 1 P: 14	R: 1 H: 2 E: 0 K: 1 S: 16	H: 2 LOB: 3 BB: 2 P: 30	R: 0 H: 2 E: 0 K: 0 S: 9	H: 2 LOB: 1 BB: 0 P: 14	R: 0 H: 1 E: 0 K: 0 S: 7	H: 1 LOB: 2 BB: 1 P: 11	R: 0 H: 2 E: 0 K: 0 S: 8	H: 2 LOB: 3 BB: 1 P: 17	R: 0 H: 1 E: 0 K: 0 S: 7	H: 1 LOB: 2 BB: 1 P: 19	R: 0 H: 1 E: 0 K: 1 S: 8	H: 1 LOB: 1 BB: 0 P: 9	1B: 8 2B: 4 3B: 0 HR: 0	SF: 0 SAC: 0 DP: 2 HBP: 1	WP: 1 PB: 0 CS: 0	PA: 45		
<b>PITCHER</b>	IP	WLS	BF	H	R	ER	SO	BB	IBB	HBP	BLK	WP	HR	S	P	ERA	WHIP					
Jaime Navarro, R ERA: 5.06	(1, 1)	6.0	W	29	8	2	2	1	0	0	0	0	0	57	105	3.00	2.167					
Larry Casian, L ERA: 3.18	(7, 1)	0.0		3	2	1	1	0	0	0	1	0	0	3	6	∞	∞					
Keith Foulke, R ERA: 3.18	(7, 1)	2.0		9	1	0	0	0	2	0	0	0	1	0	11	30	0.00	1.500				
41 Bill Simas, R ERA: 3.18	(9, 1)	1.0	S	4	1	0	0	1	0	0	0	0	0	8	9	0.00	1.000					

AB	33
R	4
H	3
RBI	2
BB	2
SO	12
LOB	12



AB	37
R	3
H	12
RBI	2
BB	7
SO	2
LOB	29





Batter	1	2	3	4	5	6	7	8	9	10	AB	R	H	RBI	BB	SO	LOB	TOP						
Rickey Henderson, R OBP: 0.390, SLG: 0.360	P4		P3		K		G5-3		G6-3		5	0	0	0	0	1	2							
Jason McDonald, S OBP: 0.368, SLG: 0.355	P4		F9		G4-3						5	0	1	0	0	1	1							
Ben Grievie, L OBP: 0.386, SLG: 0.466	G4-3			1B							5	1	1	0	0	3	1							
Matt Stairs, L OBP: 0.408, SLG: 0.635		F2		P8		HR			F7		5	1	1	0	0	0	1							
Jason Giambi, L OBP: 0.393, SLG: 0.469		P3		G4-3		HR					4	1	1	2	0	1	1							
Dave Magadan, L OBP: 0.307, SLG: 0.404											3	0	2	1	0	0	0							
Mike Blowers, R OBP: 0.286, SLG: 0.281				1B							1	0	0	0	0	1	0							
A.J. Hinch, R OBP: 0.330, SLG: 0.400				1B							3	0	1	0	1	0	1							
Scott Spiezio, S OBP: 0.309, SLG: 0.390			F9						SH3		2	0	0	0	1	0	0							
Kurt Abbott, R OBP: 0.363, SLG: 0.431				1B					F9		4	0	1	0	0	0	4							
<b>Inning Stats</b>	R: 0 E: 0 K: 0 S: 7	H: 0 LOB: 0 BB: 0 P: 11	R: 0 E: 0 K: 0 S: 8	H: 1 LOB: 1 BB: 0 P: 12	R: 0 E: 0 K: 0 S: 8	H: 1 LOB: 1 BB: 0 P: 10	R: 1 E: 0 K: 0 S: 12	H: 3 LOB: 3 BB: 1 P: 25	R: 0 E: 0 K: 2 S: 7	H: 0 LOB: 0 BB: 0 P: 8	R: 2 E: 0 K: 0 S: 12	H: 2 LOB: 0 BB: 0 P: 23	R: 0 E: 0 K: 1 S: 6	H: 1 LOB: 1 BB: 0 P: 6	R: 0 E: 0 K: 2 S: 10	H: 0 LOB: 0 BB: 0 P: 17	R: 0 E: 0 K: 0 S: 7	H: 0 LOB: 1 BB: 0 P: 14	R: 0 E: 0 K: 2 S: 7	H: 0 LOB: 0 BB: 0 P: 13	1B: 5 2B: 2 3B: 0 HR: 1	SF: 0 SAC: 1 DP: 0 HBP: 0	WP: 0 PB: 0 SB: 0 CS: 0	PA: 40
<b>PITCHER</b>	IP	WLS	BF	H	R	ER	SO	BB	IBB	HBP	BLK	WP	HR	S	P	ERA	WHIP							
Erik Hanson, R ERA: 5.25	6.2		29	8	3	3	2	1	0	0	0	0	0	57	92	4.05	1.350							
Dan Plesac, L ERA: 3.95	7.1	1.0	3	0	0	0	2	0	0	0	0	0	0	10	14	0.00	0.000							
Bill Riskey, R ERA: 2.91	8.1	1.1	5	0	0	0	1	1	0	0	0	0	0	10	20	0.00	0.750							
Randy Myers, L ERA: 1.32	10.1	1.0	W	3	0	0	2	0	0	0	0	0	0	7	13	0.00	0.000							

Oakland Athletics @ Toronto Blue Jays  
SkyDome, Toronto, ON  
Tue May 12 1998, 7:05 PM EDT  
Att. 25,636 - Dome - 72 F


AB 37  
R 3  
H 8  
RBI 3  
BB 2  
SO 7  
LOB 11



Batter	1	2	3	4	5	6	7	8	9	10	AB	R	H	RBI	BB	SO	LOB	BOTTOM						
Shannon Stewart, R OBP: 0.377, SLG: 0.406	G6-3		HR		F8				FC5-2-5		5	1	2	2	0	0	5							
Shawn Green, L OBP: 0.295, SLG: 0.406	G3		6-3		P3		G4-3		G3		5	0	0	0	0	0	5							
Jose Canseco, R OBP: 0.286, SLG: 0.490	E6		F3			F7		F9		HR	5	1	1	1	0	0	0							
Carlos Delgado, L OBP: 0.438, SLG: 0.538	F7			G4-6-3		G4-3					3	0	1	0	1	0	1							
Darrin Fletcher, L OBP: 0.291, SLG: 0.406			K		G4-6-3		L9		F7		3	0	0	0	0	1	1							
Juan Samuel, R OBP: 0.194, SLG: 0.179											1	0	0	0	0	0	1							
Kevin Brown, R OBP: 0.438, SLG: 0.481											0	0	0	0	0	0	0							
Tony Fernandez, S OBP: 0.364, SLG: 0.409				G4-3			SH1-4		G4-3		4	1	2	0	0	0	1							
5 Ed Sprague, R OBP: 0.291, SLG: 0.383											2	1	0	0	2	0	1							
Craig Grebeck, R OBP: 0.433, SLG: 0.560											0	0	0	0	0	0	0							
Felipe Crespo, S OBP: 0.308, SLG: 0.324											2	0	1	0	0	0	1							
Alex Gonzalez, R OBP: 0.287, SLG: 0.333											4	0	1	1	0	1	4							
<b>Inning Stats</b>	R: 0 E: 1 K: 0 S: 10	H: 0 LOB: 1 BB: 0 P: 16	R: 0 E: 0 K: 1 S: 9	H: 1 LOB: 1 BB: 0 P: 12	R: 0 E: 0 K: 1 S: 6	H: 1 LOB: 0 BB: 0 P: 6	R: 0 E: 0 K: 0 S: 6	H: 0 LOB: 0 BB: 1 P: 11	R: 0 E: 0 K: 0 S: 12	H: 2 LOB: 2 BB: 0 P: 18	R: 0 E: 0 K: 0 S: 8	H: 0 LOB: 0 BB: 0 P: 13	R: 2 E: 0 K: 0 S: 14	H: 2 LOB: 1 BB: 1 P: 24	R: 0 E: 0 K: 0 S: 10	H: 1 LOB: 1 BB: 0 P: 16	R: 0 E: 1 K: 0 S: 8	H: 0 LOB: 2 BB: 1 P: 14	R: 1 E: 0 K: 0 S: 3	H: 1 LOB: 0 BB: 0 P: 6	1B: 6 2B: 0 3B: 0 HR: 2	SF: 0 SAC: 2 DP: 1 HBP: 0	WP: 1 PB: 0 SB: 0 CS: 0	PA: 39
<b>PITCHER</b>	IP	WLS	BF	H	R	ER	SO	BB	IBB	HBP	BLK	WP	HR	S	P	ERA	WHIP							
Tom Candiotti, R ERA: 3.54	6.2		28	6	3	3	2	2	0	0	0	1	1	61	95	4.05	1.200							
Buddy Groom, L ERA: 3.86	7.1	0.2	3	1	0	0	0	0	0	0	0	0	0	12	18	0.00	1.500							
Mike Fetters, R ERA: 4.91	8.1	1.2	7	0	0	0	0	1	0	0	0	0	0	10	17	0.00	0.600							
Billy Taylor, R ERA: 3.44	10.1	0.0	L	1	1	1	0	0	0	0	0	0	1	3	6	∞	∞							

Oakland Athletics @ Toronto Blue Jays  
SkyDome, Toronto, ON  
Tue May 12 1998, 7:05 PM EDT  
Att. 25,636 - Dome - 72 F

AB 34  
R 4  
H 8  
RBI 4  
BB 3  
SO 2  
LOB 20









Batter	1	2	3	4	5	6	7	8	9	AB	R	H	RBI	BB	SO	LOB	TOP								
Rickey Henderson, R OBP: 0.387, SLG: 0.353	F8		K				F9			3	0	0	0	1	1	2									
Jason McDonald, S OBP: 0.356, SLG: 0.337	1B		K			G4-3		G6-3		4	0	1	1	0	1	2									
Ben Grieve, L OBP: 0.383, SLG: 0.481	F7							K		4	1	1	1	0	1	2									
Matt Stairs, L OBP: 0.411, SLG: 0.634	F9							K		4	0	1	0	0	0	1									
Jason Giambi, L OBP: 0.380, SLG: 0.445		F5							L7	4	0	0	0	0	0	1									
Dave Magadan, L OBP: 0.392, SLG: 0.415	F7									3	1	1	1	0	0	1									
Mike Blowers, R OBP: 0.277, SLG: 0.271									P3	1	0	0	0	0	0	0									
A.J. Hinch, R OBP: 0.319, SLG: 0.376	F8									4	0	0	0	0	1	0									
Scott Spiezio, S OBP: 0.315, SLG: 0.415										3	1	2	0	0	0	0									
Kurt Abbott, R OBP: 0.345, SLG: 0.405										3	0	1	0	0	1	2									
<b>Inning Stats</b>	R: 0 E: 0 K: 0 S: 8	H: 1 LOB: 1 BB: 0 P: 13	R: 0 E: 0 K: 0 S: 10	H: 0 LOB: 0 BB: 0 P: 15	R: 0 E: 0 K: 2 S: 9	H: 1 LOB: 1 BB: 0 P: 14	R: 2 E: 0 K: 0 S: 11	H: 2 LOB: 0 BB: 0 P: 20	R: 1 E: 0 K: 1 S: 11	H: 1 LOB: 1 BB: 1 P: 19	R: 0 E: 0 K: 0 S: 10	H: 1 LOB: 0 BB: 0 P: 16	R: 0 E: 0 K: 2 S: 14	H: 1 LOB: 1 BB: 1 P: 25	R: 0 E: 0 K: 1 S: 9	H: 0 LOB: 0 BB: 0 P: 13	R: 0 E: 0 K: 1 S: 7	H: 0 LOB: 0 BB: 0 P: 13	1B: 4 2B: 0 3B: 1 HR: 2	SF: 0 SAC: 0 DP: 0 HBP: 0	WP: 0 PB: 0 SB: 2 CS: 1	PA: 34			
<b>PITCHER</b>	IP	WLS	BF	H	R	ER	SO	BB	IBB	HBP	BLK	WP	HR	S	P	ERA	WHIP								
Greg Keagle, R ERA: 5.35	4.1		19	5	3	3	3	1	0	0	0	0	2	46	76	6.23	1.385								
A.J. Sager, R ERA: 4.32	2.2	W	9	2	0	0	0	0	0	0	0	0	0	21	34	0.00	0.750								
44 Sean Runyan, L ERA: 4.63	1.1		4	0	0	0	1	0	0	0	0	0	0	13	21	0.00	0.000								
Doug Brocail, R ERA: 6.08	0.2		2	0	0	0	1	0	0	0	0	0	0	4	7	0.00	0.000								

Oakland Athletics @ Detroit Tigers  
Tiger Stadium, Detroit, MI  
Thu May 14 1998, 7:05 PM EDT  
Att: 9,260 - Cloudy - 82 F

AB	33
R	3
H	7
RBI	3
BB	1
SO	5
LOB	11



Batter	1	2	3	4	5	6	7	8	9	AB	R	H	RBI	BB	SO	LOB	BOTTOM								
Brian Hunter, R OBP: 0.331, SLG: 0.370	F8		G5-3			E8				4	2	2	0	0	0	0									
Joe Randa, R OBP: 0.304, SLG: 0.298	G6-3									2	1	0	0	2	1	0									
Bobby Higginson, L OBP: 0.309, SLG: 0.569	F7									4	1	2	4	0	1	0									
Tony Clark, S OBP: 0.293, SLG: 0.362										4	0	1	0	0	1	2									
Damon Easley, R OBP: 0.389, SLG: 0.587		F9								3	3	1	2	0	0	1									
Luis Gonzalez, L OBP: 0.396, SLG: 0.483										4	0	1	0	0	0	2									
Jeff Manto, R OBP: 0.243, SLG: 0.242										3	0	1	1	0	1	2									
Andy Tomberlin, L OBP: 0.333, SLG: 0.410										1	0	0	0	0	1	1									
Joe Oliver, R OBP: 0.293, SLG: 0.423										4	0	2	1	0	1	0									
Deivi Cruz, R OBP: 0.239, SLG: 0.289										4	1	0	0	0	0	3									
<b>Inning Stats</b>	R: 0 E: 0 K: 0 S: 6	H: 0 LOB: 0 BB: 0 P: 9	R: 0 E: 0 K: 0 S: 8	H: 2 LOB: 1 BB: 0 P: 13	R: 0 E: 0 K: 2 S: 7	H: 0 LOB: 0 BB: 0 P: 9	R: 1 E: 1 K: 1 S: 14	H: 3 LOB: 0 BB: 1 P: 27	R: 2 E: 1 K: 2 S: 14	H: 2 LOB: 1 BB: 1 P: 25	R: 1 E: 0 K: 1 S: 9	H: 1 LOB: 1 BB: 0 P: 13	R: 1 E: 0 K: 1 S: 9	H: 1 LOB: 1 BB: 0 P: 13	1B: 7 2B: 2 3B: 0 HR: 1	SF: 0 SAC: 0 DP: 2 HBP: 1	WP: 0 PB: 0 SB: 1 CS: 0	PA: 36							
<b>PITCHER</b>	IP	WLS	BF	H	R	ER	SO	BB	IBB	HBP	BLK	WP	HR	S	P	ERA	WHIP								
Kenny Rogers, L ERA: 3.9	6.0	L	25	7	5	4	3	1	0	0	0	0	0	8	14	27.00	6.000								
T.J. Mathews, R ERA: 5.9	0.1		4	1	2	1	1	1	0	0	0	0	0	3	6	0.00	3.000								
Buddy Groom, L ERA: 3.78	0.1		1	1	0	0	0	0	0	0	0	0	0	3	6	0.00	3.000								
Aaron Small, R ERA: 6.5	1.1		6	1	1	1	2	0	0	1	0	0	0	12	18	6.75	0.750								

Oakland Athletics @ Detroit Tigers  
Tiger Stadium, Detroit, MI  
Thu May 14 1998, 7:05 PM EDT  
Att: 9,260 - Cloudy - 82 F

AB	33
R	8
H	10
RBI	8
BB	2
SO	6
LOB	11





Batter	1	2	3	4	5	6	7	8	9	AB	R	H	RBI	BB	SO	LOB	TOP										
Rickey Henderson, R OBP: 0.387, SLG: 0.350	L7		1B		K			K	BB HBP	4	0	1	0	0	2	0											
Dave Magadan, L OBP: 0.390, SLG: 0.422	K		G4-3			WP G3		WP BB SF8	BB	3	1	1	0	0	1	0											
Mike Blowers, R OBP: 0.299, SLG: 0.271	K		G4-3					BB WP	BB	0	1	0	0	2	0	0											
Ben Grieve, L OBP: 0.389, SLG: 0.490			G4-3			G3 WP		BB WP	G4-3	3	0	1	0	2	0	2											
Matt Stairs, L OBP: 0.421, SLG: 0.632		1B BB SF9		1B		K		BB		2	1	1	0	2	1	2											
Jason Giambi, L OBP: 0.370, SLG: 0.436	F9			F8		G3		SF8		3	0	0	2	0	0	3											
Scott Spiezio, S OBP: 0.320, SLG: 0.409	1B BB			F7		K				2	0	0	0	2	1	2											
A.J. Hinch, R OBP: 0.317, SLG: 0.371				K				F7		4	0	1	0	0	1	4											
Jason McDonald, S OBP: 0.354, SLG: 0.337	SF9					CS 1B		G6-3		3	0	1	1	0	1	0											
Rafael Bourimigal, R OBP: 0.232, SLG: 0.299	F8			G5-3				K		3	0	0	0	0	1	3											
Jack Voigt, R OBP: 0.242, SLG: 0.172	F8			G5-3				F9		1	0	0	0	0	0	0											
<b>Inning Stats</b>	R: 0 E: 0 K: 1 S: 7	H: 1 LOB: 1 BB: 0 P: 8	R: 1 E: 0 K: 0 S: 13	H: 1 LOB: 2 BB: 2 P: 27	R: 0 E: 0 K: 0 S: 6	H: 1 LOB: 1 BB: 0 P: 9	R: 0 E: 0 K: 1 S: 9	H: 3 LOB: 1 BB: 0 P: 13	R: 0 E: 0 K: 1 S: 8	H: 1 LOB: 0 BB: 0 P: 14	R: 1 E: 0 K: 2 S: 12	H: 1 LOB: 1 BB: 0 P: 21	R: 0 E: 0 K: 1 S: 10	H: 0 LOB: 0 BB: 0 P: 12	R: 1 E: 0 K: 1 S: 12	H: 0 LOB: 3 BB: 4 P: 31	R: 0 E: 0 K: 1 S: 8	H: 0 LOB: 2 BB: 1 P: 17	1B: 4 2B: 1 3B: 1 HR: 0	SF: 2 SAC: 0 DP: 0 HBP: 1	WP: 2 PB: 0 SB: 0 CS: 1	PA: 39					
<b>PITCHER</b>	IP	WLS	BF	H	R	ER	SO	BB	IBB	HBP	BLK	WP	HR	S	P	ERA	WHIP										
Frank Castillo, R ERA: 8.31	5.0	W	21	6	2	2	3	3	0	0	0	0	0	47	82	3.60	1.800										
Bryce Florie, R ERA: 2.93	2.0		6	0	0	0	3	0	0	0	0	1	0	18	22	0.00	0.000										
Roberto Duran, L ERA: 4.76	0.1		4	0	1	1	1	3	0	0	0	1	0	9	22	27.00	9.000										
44 Sean Runyan, L ERA: 4.5	0.1		2	0	0	0	0	1	0	0	0	0	0	2	8	0.00	3.000										
Doug Brocail, R ERA: 5.65	1.0		4	0	0	0	1	0	0	1	0	0	0	5	7	0.00	0.000										

Oakland Athletics @ Detroit Tigers  
Tiger Stadium, Detroit, MI  
Fri May 15 1998, 7:05 PM EDT  
Att: 13,106 - Cloudy - 84 F

AB	28
R	3
H	6
RBI	3
BB	8
SO	8
LOB	16



Batter	1	2	3	4	5	6	7	8	9	AB	R	H	RBI	BB	SO	LOB	BOTTOM										
Brian Hunter, R OBP: 0.323, SLG: 0.360	P9	P2			G6-3	P3				4	0	0	0	0	0	1											
Bjo Roberts, S OBP: 0.345, SLG: 0.232	1B BB		G5-3		G4-3		G4-3			3	1	0	0	1	0	0											
Bobby Higginson, L OBP: 0.312, SLG: 0.564	1B FC3-6		G3			K	G5-4-3 HBP			3	1	1	0	0	1	0											
Tony Clark, S OBP: 0.292, SLG: 0.359	FC3-6 1B		G4-3		G4-3	E9 1B 2B	G5-4-3			4	1	1	1	0	0	1											
Luis Gonzalez, L OBP: 0.370, SLG: 0.483	FC3-6 CS			CS 1B		2B 1B		P6		4	1	2	1	0	0	1											
Damion Easley, R OBP: 0.405, SLG: 0.602	CS	2B BB		CS 1B 1B		1B HR 2B		BLK F9 HBP		2	2	2	2	1	0	0											
Joe Randa, R OBP: 0.309, SLG: 0.304		P9		E2 1B		HR 1B		F9		4	1	2	0	0	0	2											
Paul Bako, L OBP: 0.440, SLG: 0.591	K			F8		HR				3	1	1	3	1	1	2											
Deivi Cruz, R OBP: 0.240, SLG: 0.306		1-H 2B			G5-3	L6		L8		4	0	1	1	0	0	2											
<b>Inning Stats</b>	R: 2 E: 0 K: 0 S: 13	H: 2 LOB: 0 BB: 1 P: 22	R: 1 E: 0 K: 1 S: 11	H: 1 LOB: 1 BB: 1 P: 16	R: 0 E: 0 K: 0 S: 8	H: 0 LOB: 0 BB: 0 P: 12	R: 0 E: 1 K: 0 S: 5	H: 3 LOB: 1 BB: 0 P: 8	R: 0 E: 0 K: 0 S: 5	H: 0 LOB: 0 BB: 0 P: 6	R: 5 E: 1 K: 1 S: 12	H: 4 LOB: 0 BB: 0 P: 16	R: 0 E: 0 K: 0 S: 4	H: 0 LOB: 0 BB: 0 P: 6	R: 0 E: 0 K: 0 S: 5	H: 0 LOB: 2 BB: 1 P: 14	R: 0 E: 0 K: 0 S: 5	H: 0 LOB: 1 BB: 1 P: 14	1B: 7 2B: 2 3B: 0 HR: 1	SF: 0 SAC: 0 DP: 1 HBP: 2	WP: 0 PB: 0 SB: 0 CS: 3	PA: 37					
<b>PITCHER</b>	IP	WLS	BF	H	R	ER	SO	BB	IBB	HBP	BLK	WP	HR	S	P	ERA	WHIP										
Mike Oquist, R ERA: 5.18	5.1	L	25	9	7	6	2	2	0	0	0	0	1	8	10	5.40	2.062										
Mike Mohler, L ERA: 3.73	1.2		6	1	1	1	0	0	0	1	0	0	0	8	10	5.40	0.600										
Dave Telgheder, R ERA: 4.76	1.0		5	0	0	0	0	1	0	1	1	0	0	5	14	0.00	1.000										

Oakland Athletics @ Detroit Tigers  
Tiger Stadium, Detroit, MI  
Fri May 15 1998, 7:05 PM EDT  
Att: 13,106 - Cloudy - 84 F

AB	31
R	8
H	10
RBI	8
BB	3
SO	2
LOB	9





Batter	1	2	3	4	5	6	7	8	9	AB	R	H	RBI	BB	SO	LOB	TOP			
Rickey Henderson, R OBP: 0.385, SLG: 0.349	(1, 7) P5		(1, 1) F7	(3, 2) E6		(1, 2) E	(1, 0) L4		(0, 2) G1-3	6	1	2	1	0	0	2				
Jason McDonald, S OBP: 0.343, SLG: 0.337	(1, 8) G1-3 HR		(2, 1) F8	(2, 3) K		(1, 0) K		(1, 0) G3-1	(2, 3) G1-3	6	1	1	1	0	2	4				
Ben Grieve, L OBP: 0.398, SLG: 0.534	(1, 9) G1-3		(3, 2) HR		(2, 2) 1B	(1, 0) E6		(2, 2) F9	(3, 1) K	6	2	4	2	0	1	2				
Matt Stairs, L OBP: 0.420, SLG: 0.644	(1, 10) HR		(2, 3) K		(2, 3) K	(2, 1) G6-3		(4, 2) BB		4	1	1	2	1	2	2				
Jason Giambi, L OBP: 0.365, SLG: 0.428	(1, 3) F7			(0, 2) G3	(2, 2) 1B		(0, 0) F7			5	0	1	1	0	0	2				
Jack Voigt, R OBP: 0.242, SLG: 0.172										0	0	0	0	0	0	0				
Mike Blowers, R OBP: 0.333, SLG: 0.302		(3, 1) G4-6-3		(4, 1) 1B	(0, 0) 1B	(3, 1) G4-3		(2, 3) K		4	2	3	0	1	1	2				
Scott Spiezio, S OBP: 0.322, SLG: 0.404		(1, 2) G4-6-3		(0, 0) FC6-4	(2, 0) F9		(2, 2) G4-3		(4, 2) G5-3	4	1	1	0	1	0	4				
Mike Macfarlane, R OBP: 0.345, SLG: 0.354		(0, 1) 2B		(2, 1) FC6-4	(1, 0) F8		(4, 2) 2B		(3, 1) 1B	4	3	2	0	1	0	3				
Rafael Bourquard, R OBP: 0.243, SLG: 0.333		(0, 1) G6-3		(1, 1) E		(1, 2) G1-3		(1, 0) G5-3		5	0	2	3	0	0	3				
<b>Inning Stats</b>	R: 2 H: 2 E: 0 K: 0 S: 18	H: 2 R: 0 ER: 0 K: 0 S: 9	LOB: 1 BB: 0 P: 13	H: 1 R: 1 ER: 0 K: 1 S: 11	LOB: 0 BB: 0 P: 19	H: 2 R: 2 ER: 0 K: 1 S: 15	LOB: 2 BB: 1 P: 27	H: 3 R: 1 ER: 0 K: 1 S: 13	LOB: 1 BB: 0 P: 22	H: 2 R: 2 ER: 1 K: 1 S: 12	H: 2 R: 0 ER: 0 K: 0 S: 14	LOB: 1 BB: 1 P: 24	H: 1 R: 0 ER: 0 K: 1 S: 12	LOB: 2 BB: 1 P: 21	H: 2 R: 2 ER: 0 K: 1 S: 17	LOB: 1 BB: 1 P: 27	1B: 8 2B: 7 3B: 0 HR: 2	SF: 0 SAC: 0 DP: 1 HBP: 0	WP: 0 PB: 0 SB: 1 CS: 0	PA: 48
<b>PITCHER</b>	IP WLS BF H R ER SO BB IBB HBP BLK WP HR S P ERA WHIP																			
Carlos Castillo, R ERA: 5.88	(1, 1) 3.2 L 19 7 5 5 1 1 0 0 0 0 0 2 50 81 12.27 2.182																			
Tony Castillo, L ERA: 5.59	(4, 1) 2.1 12 5 2 2 3 0 0 0 0 0 0 28 44 7.71 2.143																			
James Baldwin, R ERA: 8.56	(7, 1) 2.0 11 3 2 2 1 2 0 0 0 0 0 26 45 9.00 2.500																			
Larry Casian, L ERA: 13.5	(9, 1) 1.0 6 2 2 2 1 1 0 0 0 0 0 17 27 18.00 3.000																			

Oakland Athletics @ Chicago White Sox  
Comiskey Park, Chicago, IL  
Sat May 16 1998, 8:05 PM EDT  
Att: 24,024 - Unknown - 82 F

AB	44
R	11
H	17
RBI	10
BB	4
SO	6
LOB	24



Batter	1	2	3	4	5	6	7	8	9	AB	R	H	RBI	BB	SO	LOB	BOTTOM			
Ray Durham, S OBP: 0.384, SLG: 0.453	(1, 4) HR		(2, 3) K		(1, 1) L3			(1, 1) B1-3		4	1	1	1	0	1	0				
Magglio Ordonez, R OBP: 0.293, SLG: 0.412	(1, 8) WP		(1, 2) P2-5		(3, 3) K			(1, 1) HBP		3	1	2	0	0	1	0				
Frank Thomas, R OBP: 0.385, SLG: 0.465	(1, 10) G5-4-3		(2, 2) P2-5		(0, 0) G4-3			(1, 1) F9		4	0	1	1	0	0	2				
Albert Belle, R OBP: 0.337, SLG: 0.521	(1, 7) G5-4-3			(3, 1) G5-3		(2, 2) F7		(0, 0) P4		4	0	0	0	0	0	2				
Robin Ventura, L OBP: 0.370, SLG: 0.465	(1, 5) G4-3			(3, 3) K		(1, 1) G4-3			(0, 1) 1B	4	1	1	0	0	1	0				
Wil Cordero, R OBP: 0.286, SLG: 0.425		(0, 2) F9		(1, 2) 25 1B				(1, 2) 25 WP	(3, 2) G1-6-3	4	0	3	1	0	0	0				
25 Jeff Abbott, R OBP: 0.326, SLG: 0.605		(2, 1) G6-3		(1, 1) 1B				(3, 3) K	(1, 0) G1-6-3	4	0	2	0	0	1	1				
Chad Kreuter, S OBP: 0.382, SLG: 0.309		(4, 2) BB		(1, 2) 1B				(0, 2) F8	(1, 1) G1-6-3	3	0	0	0	1	0	5				
Mike Caruso, S OBP: 0.276, SLG: 0.360		(0, 0) F9			(0, 0) B2			(1, 0) F7	(2, 0) G3	4	0	0	0	0	0	3				
<b>Inning Stats</b>	R: 2 H: 3 E: 0 K: 0 S: 11	H: 0 R: 0 ER: 0 K: 0 S: 9	LOB: 1 BB: 1 P: 15	H: 1 R: 0 ER: 0 K: 1 S: 9	LOB: 0 BB: 0 P: 14	H: 2 R: 0 ER: 0 K: 1 S: 12	LOB: 2 BB: 0 P: 21	H: 0 R: 0 ER: 0 K: 1 S: 10	LOB: 0 BB: 0 P: 14	H: 0 R: 0 ER: 0 K: 0 S: 6	H: 1 R: 0 ER: 0 K: 1 S: 10	LOB: 1 BB: 0 P: 15	H: 0 R: 0 ER: 0 K: 0 S: 6	LOB: 1 BB: 0 P: 9	H: 3 R: 1 ER: 0 K: 0 S: 11	LOB: 1 BB: 0 P: 18	1B: 6 2B: 3 3B: 1 HR: 1	SF: 0 SAC: 0 DP: 3 HBP: 1	WP: 2 PB: 0 SB: 0 CS: 0	PA: 36
<b>PITCHER</b>	IP WLS BF H R ER SO BB IBB HBP BLK WP HR S P ERA WHIP																			
Blake Stein, R ERA: 1.29	(1, 1) 7.0 W 27 7 2 2 4 1 0 0 0 0 0 67 105 2.57 1.143																			
T.J. Mathews, R ERA: 4.96	(8, 1) 1.0 4 0 0 0 0 0 0 0 1 0 0 6 9 0.00 0.000																			
Billy Taylor, R ERA: 3.72	(9, 1) 1.0 5 3 1 1 0 0 0 0 0 0 0 11 18 9.00 3.000																			

Oakland Athletics @ Chicago White Sox  
Comiskey Park, Chicago, IL  
Sat May 16 1998, 8:05 PM EDT  
Att: 24,024 - Unknown - 82 F

AB	34
R	3
H	10
RBI	3
BB	1
SO	4
LOB	13













Batter	1	2	3	4	5	6	7	8	9	10	AB	R	H	RBI	BB	SO	LOB	TOP							
Rickey Henderson, R OBP: 0.389, SLG: 0.379	(1, 8) 3-3 K		(3, 2) F9		(2, 2) S 1B			(4, 2) FC2-6 BB	(1, 0) SF8		3	0	1	1	1	1	0								
Jack Voigt, R OBP: 0.229, SLG: 0.186	(1, 7) 1-3 K		(2, 2) G6-3		(2, 2) G5-3			(0, 1) FC2-6 WP	(4, 2) 3-H BB		4	0	0	0	0	1	2								
Jason McDonald, S OBP: 0.349, SLG: 0.330	(9, PH) 1-2 K				(1, 2) G4-3			(1, 2) BB			0	0	0	0	1	0	0								
Ben Grieve, L OBP: 0.403, SLG: 0.523	(1, 9) 2-0 E2 1B		(4, 1) BB			(0, 0) G4-3		(0, 0) P2	(4, 0) BB		3	0	0	0	2	0	1								
Mike Blowers, R OBP: 0.368, SLG: 0.461	(1, 5) 1-1 G4-3		(1, 2) G4-3			(0, 1) G5-3		(3, 2) G5-3	(1, 0) P4		5	0	1	0	0	0	5								
Jason Giambi, L OBP: 0.359, SLG: 0.414	(1, 3) 2-0 F7			(1, 3) K					(0, 0) 2B	(3, 2) F7		5	1	1	0	0	2	2							
Kurt Abbott, R OBP: 0.351, SLG: 0.416		(1, 1) G6-3		(2, 2) G6-3				(1, 3) K	(1, 0) F7	(2, 2) G5-3		5	0	2	0	0	1	1							
Scott Spiezio, S OBP: 0.331, SLG: 0.430	(1, 4) 1-1 F8			(0, 3) K					(4, 2) 2B	(0, 1) G5-3		4	1	0	0	1	2	2							
A.J. Hinch, R OBP: 0.244, SLG: 0.348	(1, 2) 0-1 F8				(0, 3) K				(0, 0) BB	(1, 2) F8		3	0	0	0	0	1	1							
Mike Macfarlane, R OBP: 0.339, SLG: 0.418	(9, PH) 1-2 F8								(1, 3) 2-H 2B		2	1	1	1	0	0	1								
Rafael Bourquard, R OBP: 0.244, SLG: 0.313	(1, 6) 1-0 P4				(2, 1) G6-3				(1, 2) 1B		3	0	0	0	0	0	2								
Matt Stairs, L OBP: 0.429, SLG: 0.647	(9, PH) 1-2 P4								(2, 3) 2-H 2B		1	0	1	1	0	0	0								
Mark Bellhorn, S OBP: 0.333, SLG: 0.667	(9, 6) 1-2 BB								(2, 3) 3-H 1B		0	0	0	0	0	0	0								
<b>Inning Stats</b>	R: 0 E: 1 K: 2 S: 11	H: 1 LOB: 2 BB: 0 P: 20	R: 0 E: 0 K: 0 S: 7	H: 1 LOB: 1 BB: 0 P: 10	R: 0 E: 0 K: 0 S: 10	H: 0 LOB: 1 BB: 1 P: 20	R: 0 E: 0 K: 2 S: 9	H: 0 LOB: 0 BB: 0 P: 12	R: 0 E: 0 K: 1 S: 13	H: 1 LOB: 1 BB: 0 P: 19	R: 0 E: 0 K: 1 S: 6	H: 0 LOB: 0 BB: 0 P: 8	R: 0 E: 1 K: 2 S: 8	H: 0 LOB: 1 BB: 0 P: 9	R: 0 E: 0 K: 0 S: 14	H: 0 LOB: 1 BB: 1 P: 21	R: 0 E: 0 K: 0 S: 14	H: 3 LOB: 3 BB: 3 P: 30	R: 0 E: 0 K: 0 S: 17	H: 1 LOB: 1 BB: 0 P: 23	1B: 5 2B: 2 3B: 0 HR: 0	SF: 1 SAC: 0 DP: 0 HBP: 0	WP: 1 PB: 0 SB: 2 CS: 0	PA: 44	
<b>PITCHER</b>	IP	WLS	BF	H	R	ER	SO	BB	IBB	HBP	BLK	WP	HR	S	P	ERA	WHIP								
Chuck Finley, L ERA: 2.56	(1, 1) 8.0		32	4	1	1	8	2	0	0	0	1	0	79	120	1.12	0.750								
Troy Percival, R ERA: 4.91	(9, 1) 0.2		7	2	2	2	0	3	0	0	0	0	0	12	27	27.00	7.500								
Shigetoshi Hasegawa, R ERA: 4.15	(9, 1) 1.1	W	5	1	0	0	0	0	0	0	0	0	0	18	25	0.00	0.750								

Oakland Athletics @ Anaheim Angels  
Edison International Field, Anaheim, CA  
Tue May 19 1998, 10:05 PM EDT  
Att: 17,275 - Unknown - 69 F

AB 38  
R 3  
H 7  
RBI 3  
BB 5  
SO 8  
LOB 17



Batter	1	2	3	4	5	6	7	8	9	10	AB	R	H	RBI	BB	SO	LOB	BOTTOM							
Darin Erstad, L OBP: 0.393, SLG: 0.573	(1, 7) 1-2 L3		(1, 2) F7		(1, 1) G4-3			(1, 0) 1B		(2, 2) SH3		5	2	2	0	0	1								
Jim Edmonds, L OBP: 0.358, SLG: 0.513	(1, 8) 2-2 G1-3		(2, 3) K			(0, 3) K		(1, 3) 2B		(1, 0) SH3		4	1	1	0	0	2	1							
Tim Salmon, R OBP: 0.371, SLG: 0.531	(1, 10) 0-0 P4			(2, 3) K				(3, 2) 1B		(4, 0) E		3	0	1	1	1	0								
Norberto Martin, R OBP: 0.238, SLG: 0.277	(10, PR) 1-2 P4							(1, 3) 1B		(1, 2) IBB		0	0	0	0	0	0								
Cecil Fielder, R OBP: 0.359, SLG: 0.442	(1, 3) 1-0 G5-3			(4, 0) BB		(0, 0) F9		(1, 0) 2B		(2, 2) E5		4	0	1	1	1	0	2							
Dave Hollins, S OBP: 0.335, SLG: 0.415	(1, 5) 1-0 G3-1			(4, 1) BB		(2, 1) 1B		(2, 1) 16 FC6-4		(1, 2) 2-H		3	0	2	0	1	0	0							
16 Garret Anderson, L OBP: 0.289, SLG: 0.388	(1, 9) 1-3 K			(1, 1) FC6-4		(0, 2) P6		(1, 2) 1B		(1, 2) 16 G6-3		4	0	0	0	0	1	6							
Phil Nevin, R OBP: 0.354, SLG: 0.418	(1, 2) 4-0 11 1B		(4, 0) G4-3					(1, 3) K		(0, 0) G5-3		3	1	0	0	1	2								
11 Justin Baughman, R OBP: 0.333, SLG: 0.333	(1, 4) 0-2 G4-3							(1, 3) K		(1, 2) G4-3		4	0	1	0	0	1	0							
Gary Disarcina, R OBP: 0.338, SLG: 0.414	(1, 6) 1-0 G4-3							(1, 2) F7		(1, 1) G1-3		4	0	0	1	0	0	1							
<b>Inning Stats</b>	R: 0 E: 0 K: 0 S: 8	H: 0 LOB: 0 BB: 0 P: 11	R: 0 E: 0 K: 1 S: 5	H: 0 LOB: 0 BB: 0 P: 8	R: 1 E: 0 K: 1 S: 10	H: 1 LOB: 1 BB: 1 P: 18	R: 0 E: 0 K: 1 S: 7	H: 0 LOB: 2 BB: 2 P: 19	R: 0 E: 0 K: 0 S: 6	H: 2 LOB: 2 BB: 0 P: 8	R: 0 E: 0 K: 2 S: 15	H: 0 LOB: 0 BB: 0 P: 9	R: 2 E: 0 K: 0 S: 11	H: 4 LOB: 1 BB: 0 P: 21	R: 0 E: 0 K: 0 S: 7	H: 0 LOB: 0 BB: 0 P: 9	R: 1 E: 1 K: 0 S: 9	H: 1 LOB: 2 BB: 1 P: 18	1B: 7 2B: 1 3B: 0 HR: 0	SF: 1 SAC: 1 DP: 1 HBP: 0	WP: 0 PB: 0 SB: 0 CS: 0	PA: 40			
<b>PITCHER</b>	IP	WLS	BF	H	R	ER	SO	BB	IBB	HBP	BLK	WP	HR	S	P	ERA	WHIP								
Kenny Rogers, L ERA: 3.88	(1, 1) 7.1		31	6	3	3	6	3	0	0	0	0	0	66	109	3.88	1.227								
T.J. Mathews, R ERA: 4.76	(8, 1) 0.2		2	1	0	0	0	0	0	0	0	0	0	3	5	0.00	1.500								
Billy Taylor, R ERA: 3.32	(9, 1) 1.1	L	7	1	1	0	0	0	1	0	0	0	0	16	27	0.00	0.750								

Oakland Athletics @ Anaheim Angels  
Edison International Field, Anaheim, CA  
Tue May 19 1998, 10:05 PM EDT  
Att: 17,275 - Unknown - 69 F

AB 34  
R 4  
H 8  
RBI 3  
BB 4  
SO 6  
LOB 13









Batter	1	2	3	4	5	6	7	8	9	AB	R	H	RBI	BB	SO	LOB	TOP								
Rickey Henderson, R OBP: 0.376, SLG: 0.385	G5-3	K			F8		FC5-4 1B			4	0	1	0	0	1	3	<b>Oakland Athletics @ Anaheim Angels</b> Edison International Field, Anaheim, CA Thu May 21 1998, 10:05 PM EDT Att: 20,075 - Unknown - 81 F								
Jason McDonald, S OBP: 0.350, SLG: 0.327	P6	K			SH1-3		F9			3	0	0	0	0	1	4									
Ben Grieve, L OBP: 0.414, SLG: 0.541	HR			K			FC5-4 1B			4	1	2	2	0	1	2									
Matt Stairs, L OBP: 0.423, SLG: 0.622	S 1B			G4-3			F7		F9	4	0	1	0	0	0	1									
Jason Giambi, L OBP: 0.363, SLG: 0.405	1-2 BB			L6			G4-1		F7	3	0	0	0	1	0	0									
Mike Blowers, R OBP: 0.358, SLG: 0.452	G6-3			G6-3			P6		K	4	0	0	0	0	1	2									
Scott Spiezio, S OBP: 0.324, SLG: 0.417		SH2-3 1B		F9			K		L3	4	0	1	0	0	1	0									
Kurt Abbott, R OBP: 0.352, SLG: 0.406	SH2-3 1B			F9			G6-3		F9	4	0	1	0	0	0	0									
Mike MacFarlane, R OBP: 0.364, SLG: 0.441	SH2-3				SH1-3 1B		1B		F8	3	1	2	0	0	0	0									
<b>Inning Stats</b>	R: 1 H: 2 E: 0 K: 0 S: 20	H: 2 LOB: 2 BB: 1 P: 32	R: 0 H: 2 E: 0 K: 2 S: 17	H: 2 LOB: 2 BB: 0 P: 23	R: 0 H: 0 E: 0 K: 1 S: 6	H: 0 LOB: 0 BB: 0 P: 8	R: 0 H: 0 E: 0 K: 0 S: 5	H: 0 LOB: 1 BB: 0 P: 9	R: 1 H: 2 E: 0 K: 0 S: 9	H: 2 LOB: 1 BB: 0 P: 11	R: 0 H: 0 E: 0 K: 1 S: 6	H: 0 LOB: 0 BB: 0 P: 13	R: 0 H: 2 E: 0 K: 0 S: 11	H: 2 LOB: 2 BB: 0 P: 18	R: 0 H: 0 E: 0 K: 1 S: 7	H: 0 LOB: 0 BB: 0 P: 11	R: 0 H: 0 E: 0 K: 0 S: 5	H: 0 LOB: 0 BB: 0 P: 6	1B: 7 2B: 0 3B: 0 HR: 1	SF: 0 SAC: 2 DP: 0 HBP: 0	WP: 0 PB: 0 SB: 1 CS: 0	PA: 36			
<b>PITCHER</b>	IP	WLS	BF	H	R	ER	SO	BB	IBB	HBP	BLK	WP	HR	S	P	ERA	WHIP								
Jack McDowell, R ERA: 4.0	(1, 1)	5.0	22	6	2	2	3	1	0	0	0	0	1	57	83	3.60	1.400								
Jason Dickson, R ERA: 7.18	(6, 1)	4.0	W	14	2	0	0	2	0	0	0	0	0	29	48	0.00	0.500								

AB	33
R	2
H	8
RBI	2
BB	1
SO	5
LOB	12



Batter	1	2	3	4	5	6	7	8	9	AB	R	H	RBI	BB	SO	LOB	BOTTOM								
Darin Erstad, L OBP: 0.405, SLG: 0.599	HR 1B		WP 2B		K		1B	K		5	2	3	0	0	2	1	<b>Oakland Athletics @ Anaheim Angels</b> Edison International Field, Anaheim, CA Thu May 21 1998, 10:05 PM EDT Att: 20,075 - Unknown - 81 F								
Jim Edmonds, L OBP: 0.374, SLG: 0.563	HR		F8			HR	1B SF9	2B		5	3	4	5	0	0	1									
Tim Salmon, R OBP: 0.387, SLG: 0.554							1B	2B		3	0	1	1	1	1	1									
Norberto Martin, R OBP: 0.236, SLG: 0.275	G4-6-3 BB		K			G1-3	3B	F9		1	1	0	0	0	0	1									
Cecil Fielder, R OBP: 0.349, SLG: 0.429	G4-6-3					F8	SF9			3	0	1	1	0	0	1									
Dave Hollins, S OBP: 0.326, SLG: 0.413	F8					F8	16 SF8	3B		4	1	1	1	0	0	1									
16 Garret Anderson, L OBP: 0.293, SLG: 0.404		G3			F8		HR	SF8		3	1	1	2	0	0	1									
Matt Walbeck, S OBP: 0.324, SLG: 0.379		K			K		1B BB	G4-3		3	1	0	0	1	2	2									
11 Justin Baughman, R OBP: 0.333, SLG: 0.333		G5-3					G1-6-3 1B	G6-3		4	1	2	0	0	0	0									
Gary Disarcina, R OBP: 0.329, SLG: 0.407					F9		G1-6-3 1B	E6		4	2	1	2	0	0	1									
<b>Inning Stats</b>	R: 2 H: 2 E: 0 K: 0 S: 7	H: 2 LOB: 0 BB: 1 P: 14	R: 0 H: 0 E: 0 K: 1 S: 6	H: 0 LOB: 0 BB: 0 P: 10	R: 0 H: 1 E: 0 K: 1 S: 9	H: 1 LOB: 1 BB: 0 P: 13	R: 0 H: 1 E: 0 K: 1 S: 9	H: 1 LOB: 0 BB: 0 P: 15	R: 0 H: 1 E: 0 K: 1 S: 8	H: 1 LOB: 0 BB: 0 P: 9	R: 1 H: 1 E: 0 K: 0 S: 10	H: 1 LOB: 0 BB: 0 P: 10	R: 8 H: 7 E: 0 K: 0 S: 20	H: 7 LOB: 1 BB: 1 P: 30	R: 1 H: 1 E: 1 K: 1 S: 9	H: 1 LOB: 1 BB: 0 P: 15	1B: 7 2B: 3 3B: 1 HR: 3	SF: 2 SAC: 0 DP: 2 HBP: 0	WP: 1 PB: 0 SB: 1 CS: 0	PA: 39					
<b>PITCHER</b>	IP	WLS	BF	H	R	ER	SO	BB	IBB	HBP	BLK	WP	HR	S	P	ERA	WHIP								
Blake Stein, R ERA: 4.05	(1, 1)	6.0	L	27	7	7	4	2	0	0	0	0	0	6	81	10.50	1.833								
Buddy Groom, L ERA: 4.79	(7, 1)	0.0		2	2	0	0	0	0	0	0	0	0	6	8	∞	∞								
T.J. Mathews, R ERA: 5.5	(7, 1)	1.0		5	2	4	4	0	0	0	0	0	0	9	12	36.00	2.000								
Dave Telgheder, R ERA: 4.38	(8, 1)	1.0		5	1	1	0	1	0	0	0	0	0	9	15	0.00	1.000								





Batter	1	2	3	4	5	6	7	8	9	AB	R	H	RBI	BB	SO	LOB	TOP										
<b>Brady Anderson, L</b> OBP: 0.258, SLG: 0.299 (1, 8)										5	1	2	0	0	0	3											
<b>Jeffrey Hammonds, R</b> OBP: 0.358, SLG: 0.432 (1, 9)										5	1	2	0	0	0	2											
<b>Rafael Palmeiro, L</b> OBP: 0.383, SLG: 0.503 (1, 3)										5	1	1	3	0	1	2											
<b>Harold Baines, L</b> OBP: 0.347, SLG: 0.450 <b>Joe Carter, R</b> OBP: 0.319, SLG: 0.388 (9, PH)										3	0	1	0	1	1	0											
<b>B.J. Surhoff, L</b> OBP: 0.330, SLG: 0.467 (1, 7)										5	1	2	0	0	0	3											
<b>Cal Ripken Jr., R</b> OBP: 0.321, SLG: 0.348 (1, 5)										5	1	3	0	0	0	3											
<b>23 Chris Hoiles, R</b> OBP: 0.292, SLG: 0.317 <b>Lenny Webster, R</b> OBP: 0.280, SLG: 0.450 (3, 2)										1	0	0	0	0	0	1											
<b>Jeff Reboulet, R</b> OBP: 0.385, SLG: 0.200 <b>Roberto Alomar, S</b> OBP: 0.366, SLG: 0.416 (7, PH)										1	0	0	0	2	0	0											
<b>Mike Bordick, R</b> OBP: 0.343, SLG: 0.438 (1, 6)										4	0	1	1	0	1	1											
<b>Inning Stats</b>	R: 0 E: 0 K: 0 S: 3	H: 1 LOB: 0 BB: 0 P: 3	R: 2 E: 0 K: 0 S: 6	H: 3 LOB: 2 BB: 1 P: 10	R: 0 E: 0 K: 1 S: 6	H: 1 LOB: 2 BB: 1 P: 10	R: 0 E: 0 K: 0 S: 3	H: 0 LOB: 0 BB: 0 P: 3	R: 3 E: 0 K: 1 S: 9	H: 4 LOB: 1 BB: 0 P: 9	R: 0 E: 0 K: 1 S: 5	H: 0 LOB: 1 BB: 1 P: 9	R: 0 E: 0 K: 1 S: 7	H: 2 LOB: 3 BB: 1 P: 11	R: 0 E: 0 K: 0 S: 3	H: 0 LOB: 1 BB: 0 P: 3	R: 0 E: 0 K: 0 S: 4	H: 1 LOB: 1 BB: 0 P: 4	1B: 9 2B: 2 3B: 0 HR: 1	SF: 0 SAC: 0 DP: 1 HBP: 0	WP: 1 PB: 0 SB: 0 CS: 0	PA: 42					
<b>PITCHER</b>	IP	WLS	BF	H	R	ER	SO	BB	IBB	HBP	BLK	WP	HR	S	P	ERA	WHIP										
<b>Tom Candiotti, R</b> ERA: 4.31 (1, 1)	5.0	W	26	9	5	5	2	3	0	0	0	1	1	27	39	9.00	2.400										
<b>Aaron Small, R</b> ERA: 5.73 (6, 1)	1.0		3	0	0	0	1	0	0	0	0	0	0	5	5	0.00	0.000										
<b>Mike Mohler, L</b> ERA: 3.57 (7, 1)	0.2		3	1	0	0	1	0	0	0	0	0	0	5	5	0.00	1.500										
<b>Mike Fetters, R</b> ERA: 3.68 (7, 1)	1.1		6	1	0	0	0	1	0	0	0	0	0	5	9	0.00	1.500										
<b>Buddy Groom, L</b> ERA: 4.5 (9, 1)	1.0		4	1	0	0	0	0	0	0	0	0	0	4	4	0.00	1.000										

**Baltimore Orioles @ Oakland Athletics**  
Network Associates Coliseum, Oakland, CA  
Fri May 22 1998, 10:05 PM EDT  
Att: 11,035 - Unknown - 63 F

**AB 38**  
**R 5**  
**H 12**  
**RBI 4**  
**BB 4**  
**SO 4**  
**LOB 19**



Batter	1	2	3	4	5	6	7	8	9	AB	R	H	RBI	BB	SO	LOB	BOTTOM										
<b>Rickey Henderson, R</b> OBP: 0.386, SLG: 0.366 (1, 7)										2	1	1	0	3	0	1											
<b>Kurt Abbott, R</b> OBP: 0.349, SLG: 0.410 <b>Rafael Bourquigal, R</b> OBP: 0.241, SLG: 0.313 (7, 6)										4	1	1	0	0	2	2											
<b>Ben Grieve, L</b> OBP: 0.414, SLG: 0.551 (1, 9)										4	1	1	1	0	1	3											
<b>Matt Stairs, L</b> OBP: 0.412, SLG: 0.603 (1, 10)										4	0	0	0	0	0	3											
<b>Jason Giambi, L</b> OBP: 0.366, SLG: 0.404 <b>Jack Voigt, R</b> OBP: 0.229, SLG: 0.186 (8, 3)										3	2	1	1	1	0	2											
<b>Scott Spiezio, S</b> OBP: 0.328, SLG: 0.419 (1, 4)										4	2	2	1	0	0	1											
<b>Mike Blowers, R</b> OBP: 0.384, SLG: 0.477 (1, 5)										4	1	2	3	0	2	0											
<b>Jason McDonald, S</b> OBP: 0.355, SLG: 0.337 (1, 8)										3	1	1	2	1	0	1											
<b>A.J. Hinch, R</b> OBP: 0.291, SLG: 0.336 (1, 2)										4	0	1	0	0	1	1											
<b>Inning Stats</b>	R: 4 E: 0 K: 0 S: 6	H: 3 LOB: 1 BB: 1 P: 11	R: 0 E: 0 K: 1 S: 5	H: 0 LOB: 1 BB: 1 P: 9	R: 3 E: 0 K: 1 S: 8	H: 3 LOB: 1 BB: 1 P: 12	R: 0 E: 0 K: 1 S: 5	H: 0 LOB: 0 BB: 0 P: 5	R: 0 E: 0 K: 1 S: 5	H: 1 LOB: 1 BB: 0 P: 5	R: 0 E: 0 K: 1 S: 6	H: 1 LOB: 0 BB: 0 P: 6	R: 1 E: 0 K: 0 S: 4	H: 1 LOB: 0 BB: 0 P: 4	R: 1 E: 0 K: 1 S: 6	H: 1 LOB: 2 BB: 2 P: 14	R: 0 E: 0 K: 1 S: 4	H: 0 LOB: 1 BB: 0 P: 4	1B: 5 2B: 4 3B: 0 HR: 1	SF: 1 SAC: 0 DP: 1 HBP: 1	WP: 0 PB: 0 SB: 2 CS: 0	PA: 39					
<b>PITCHER</b>	IP	WLS	BF	H	R	ER	SO	BB	IBB	HBP	BLK	WP	HR	S	P	ERA	WHIP										
<b>Scott Kamieniecki, R</b> ERA: 6.75 (1, 1)	3.0	L	19	6	7	7	2	3	0	1	0	0	1	18	32	21.00	3.000										
<b>Sidney Ponson, R</b> ERA: 6.08 (4, 1)	3.1		12	3	1	1	3	0	0	0	0	0	1	18	18	2.70	0.900										
<b>Norm Charlton, L</b> ERA: 7.15 (7, 1)	0.2		2	0	0	0	0	0	0	0	0	0	0	2	2	0.00	0.000										
<b>Alan Mills, R</b> ERA: 5.6 (8, 1)	0.2		5	1	1	1	1	2	0	0	0	0	0	5	13	13.50	4.500										
<b>Jesse Ornesco, L</b> ERA: 6.17 (8, 1)	0.1		1	0	0	0	0	0	0	0	0	0	0	1	1	0.00	0.000										

**Baltimore Orioles @ Oakland Athletics**  
Network Associates Coliseum, Oakland, CA  
Fri May 22 1998, 10:05 PM EDT  
Att: 11,035 - Unknown - 63 F

**AB 32**  
**R 9**  
**H 10**  
**RBI 9**  
**BB 5**  
**SO 6**  
**LOB 14**









Batter	1	2	3	4	5	6	7	8	9	AB	R	H	RBI	BB	SO	LOB	TOP										
<b>Roberto Alomar, S</b> OBP: 0.365, SLG: 0.403 (1, 4)	G6-3		B1-3				F5			4	0	1	0	1	0	0	<b>Baltimore Orioles @ Oakland Athletics</b> Network Associates Coliseum, Oakland, CA Sun May 24, 1998, 6:33 AM EDT Att: 23,187 - Cloudy - 64 F										
<b>Jeffrey Hammonds, R</b> OBP: 0.368, SLG: 0.471 (1, 8) (9, 9)	G1-4-3			FC5-4	K		FC1-5	L9		5	0	3	0	0	1	4											
<b>Joe Carter, R</b> OBP: 0.311, SLG: 0.377 (1, 10)	G1-4-3			FC5-4	G1-3		FC1-5			4	0	0	0	0	0	5											
<b>Rafael Palmeiro, L</b> OBP: 0.381, SLG: 0.522 (1, 3)		HR		F7		L7		F9		4	1	1	1	0	0	2											
<b>Eric Davis, R</b> OBP: 0.364, SLG: 0.583 <b>Brady Anderson, L</b> OBP: 0.264, SLG: 0.306 (9, 8)	F9			BB	BB		CS	G1-3		2	0	0	0	2	0	1											
<b>Cal Ripken Jr., R</b> OBP: 0.328, SLG: 0.344 <b>Jeff Reboulet, R</b> OBP: 0.370, SLG: 0.190 (9, 5) (9, 5)	G5-3			BB	BB		BB			0	0	0	0	0	0	0											
<b>B.J. Surhoff, L</b> OBP: 0.328, SLG: 0.457 (1, 7)	P5			BB	BB		BB	SH3	BB	1	0	0	0	3	0	0											
<b>Lenny Webster, R</b> OBP: 0.270, SLG: 0.425 <b>Harold Baines, L</b> OBP: 0.347, SLG: 0.462 <b>23 Chris Hoiles, R</b> OBP: 0.292, SLG: 0.317 (9, PH) (9, 2)	F7			E6	SH1		L7			3	0	0	0	0	0	0											
<b>Mike Bordick, R</b> OBP: 0.340, SLG: 0.437 (1, 6)	G6-3			SH1			G5-3	F7		3	0	0	0	0	0	2											
<b>Inning Stats</b>	R: 0 E: 0 K: 0 S: 6	H: 1 LOB: 0 BB: 0 P: 8	R: 1 E: 0 K: 0 S: 8	H: 1 LOB: 0 BB: 0 P: 15	R: 0 E: 0 K: 0 S: 5	H: 0 LOB: 0 BB: 0 P: 7	R: 0 E: 0 K: 0 S: 10	H: 1 LOB: 3 BB: 2 P: 22	R: 0 E: 1 K: 1 S: 10	H: 0 LOB: 2 BB: 0 P: 16	R: 0 E: 0 K: 0 S: 7	H: 0 LOB: 0 BB: 0 P: 20	R: 0 E: 0 K: 0 S: 6	H: 0 LOB: 0 BB: 0 P: 10	R: 0 E: 0 K: 0 S: 10	H: 1 LOB: 1 BB: 0 P: 16		R: 1 E: 0 K: 0 S: 9	H: 1 LOB: 2 BB: 2 P: 19	1B: 3 2B: 2 3B: 0 HR: 1	SF: 0 SAC: 2 DP: 1 HBP: 0	WP: 0 PB: 0 SB: 1 CS: 1	PA: 38				
<b>PITCHER</b>	IP	WLS	BF	H	R	ER	SO	BB	IBB	HBP	BLK	WP	HR	S	P	ERA	WHIP										
<b>Kenny Rogers, L</b> ERA: 3.58 <b>Billy Taylor, R</b> ERA: 3.57 (1, 1) (9, 1)	8.0		32	5	1	1	1	4	0	0	0	0	0	62	114	1.12	1.125										

Batter	1	2	3	4	5	6	7	8	9	AB	R	H	RBI	BB	SO	LOB	BOTTOM										
<b>Rickey Henderson, R</b> OBP: 0.376, SLG: 0.354 (1, 7)	F5-3		G6-3				L8			4	0	0	0	0	0	5	<b>Baltimore Orioles @ Oakland Athletics</b> Network Associates Coliseum, Oakland, CA Sun May 24, 1998, 6:33 AM EDT Att: 23,187 - Cloudy - 64 F										
<b>Mark Bellhorn, S</b> OBP: 0.222, SLG: 0.250 (1, 5)	F8		L5				F9			4	0	0	0	0	1	1											
<b>Ben Grieve, L</b> OBP: 0.408, SLG: 0.539 (1, 9)	G4-3			G4-3			G4-3	1B		4	0	1	0	0	1	0											
<b>Mike Blowers, R</b> OBP: 0.349, SLG: 0.453 (1, 10)		2B	G4-3	1B			G4-3	G4-3		4	1	1	0	0	0	1											
<b>Jason Giambi, L</b> OBP: 0.353, SLG: 0.387 (1, 3)			K				G4-3			4	0	0	0	0	3	2											
<b>Kurt Abbott, R</b> OBP: 0.342, SLG: 0.407 (1, 6)							G6-3			4	0	1	0	0	0	0											
<b>Scott Spiezio, S</b> OBP: 0.326, SLG: 0.413 (1, 4)							G6-3			4	0	1	1	0	0	1											
<b>A.J. Hinch, R</b> OBP: 0.299, SLG: 0.344 (1, 2)							F8			3	0	2	0	0	0	1											
<b>Ryan Christenson, R</b> OBP: 0.327, SLG: 0.380 (1, 8)							FC3-6			3	0	2	0	0	0	2											
<b>Inning Stats</b>	R: 0 E: 0 K: 0 S: 7	H: 0 LOB: 0 BB: 0 P: 11	R: 1 E: 0 K: 1 S: 9	H: 2 LOB: 1 BB: 0 P: 11	R: 0 E: 0 K: 0 S: 9	H: 1 LOB: 0 BB: 0 P: 12	R: 0 E: 0 K: 0 S: 10	H: 0 LOB: 0 BB: 0 P: 16	R: 0 E: 0 K: 0 S: 8	H: 2 LOB: 2 BB: 0 P: 12	R: 0 E: 0 K: 1 S: 7	H: 1 LOB: 1 BB: 0 P: 10	R: 0 E: 0 K: 0 S: 11	H: 2 LOB: 2 BB: 0 P: 17	R: 0 E: 0 K: 2 S: 8	H: 0 LOB: 0 BB: 0 P: 14		R: 0 E: 0 K: 1 S: 5	H: 0 LOB: 0 BB: 0 P: 5	1B: 6 2B: 3 3B: 0 HR: 0	SF: 0 SAC: 0 DP: 1 HBP: 0	WP: 0 PB: 0 SB: 0 CS: 0	PA: 34				
<b>PITCHER</b>	IP	WLS	BF	H	R	ER	SO	BB	IBB	HBP	BLK	WP	HR	S	P	ERA	WHIP										
<b>Doug Johns, L</b> ERA: 3.8 <b>Jesse Orosco, L</b> ERA: 5.54 <b>Sidney Ponson, R</b> ERA: 5.92 (1, 1) (8, 1) (9, 1)	7.0	W	4	0	0	0	3	0	0	0	0	0	0	11	17	0.00	0.000										









Batter	1	2	3	4	5	6	7	8	9	AB	R	H	RBI	BB	SO	LOB	TOP					
Randy Winn, S OBP: 0.500, SLG: 0.500 (1, 7)	K G1-3 SH1-3		P1		G6-3		E BB	1B BB		3	1	0	0	2	1	1						
Quinton McCracken, S OBP: 0.358, SLG: 0.466 (1, 8)	SH1-3		BB 1B		HR		K	P3		4	1	2	1	0	1	2						
Wade Boggs, L OBP: 0.364, SLG: 0.424 (1, 5)	G1-3		F9		1B		BB 1B	1B		5	0	3	0	0	0	2						
Fred McGriff, L OBP: 0.349, SLG: 0.428 (1, 3)	G1-3		BB		G4-3		BB	G3		3	0	0	0	2	0	4						
Paul Sorrento, L OBP: 0.309, SLG: 0.417 (1, 10)		G4-3	K			HR	K		G6-3	5	1	1	1	0	2	4						
Dave Martinez, L OBP: 0.342, SLG: 0.331 (1, 9)		CS 1B		F8		SH1-3 1B	F7		G3-1	5	0	2	0	0	0	2						
Mike DiFelice, R OBP: 0.262, SLG: 0.361 (1, 2)		F7		G4-3		SH1-3		F8		4	0	1	0	0	0	1						
Kevin Stocker, S OBP: 0.304, SLG: 0.404 (1, 6)			E 1B	G4-3		K		F7		5	2	2	0	0	1	2						
Miguel Cairo, R OBP: 0.312, SLG: 0.370 (1, 4)			E5 1B		G6-3 1B	P3		HR		4	2	3	2	0	0	1						
<b>Inning Stats</b>	R: 0 E: 0 K: 1 S: 6	H: 0 LOB: 1 BB: 0 P: 6	R: 0 E: 0 K: 0 S: 3	H: 1 LOB: 0 BB: 0 P: 3	R: 2 E: 1 K: 1 S: 8	H: 3 LOB: 2 BB: 1 P: 12	R: 0 E: 0 K: 0 S: 3	H: 0 LOB: 0 BB: 0 P: 3	R: 1 E: 0 K: 0 S: 5	H: 3 LOB: 1 BB: 0 P: 5	R: 1 E: 0 K: 1 S: 7	H: 2 LOB: 1 BB: 0 P: 7	R: 1 E: 0 K: 2 S: 8	H: 1 LOB: 2 BB: 2 P: 16	R: 2 E: 0 K: 0 S: 6	H: 3 LOB: 2 BB: 1 P: 10	R: 0 E: 0 K: 0 S: 4	H: 1 LOB: 1 BB: 0 P: 4	1B: 10 2B: 1 3B: 0 HR: 3	SF: 0 SAC: 2 DP: 1 HBP: 0	WP: 0 PB: 1 SB: 0 CS: 1	PA: 44
<b>PITCHER</b>	IP	WLS	BF	H	R	ER	SO	BB	IBB	HBP	BLK	WP	HR	S	P	ERA	WHIP					
Tom Candiotti, R ERA: 4.38 (1, 1)	5.0	L	24	9	4	3	2	1	0	0	0	0	2	27	31	5.40	2.000					
Aaron Small, R ERA: 5.49 (6, 1)	1.0		4	0	1	0	1	1	0	0	0	0	0	5	9	0.00	1.000					
Mike Mohler, L ERA: 3.38 (7, 1)	1.0		5	1	0	0	2	1	0	0	0	0	0	8	12	0.00	2.000					
Mike Fetters, R ERA: 4.6 (8, 1)	1.0		7	3	2	2	0	1	0	0	0	0	1	6	10	18.00	4.000					
Billy Taylor, R ERA: 3.42 (9, 1)	1.0		4	1	0	0	0	0	0	0	0	0	0	4	4	0.00	1.000					

Tampa Bay Devil Rays @ Oakland Athletics  
Network Associates Coliseum, Oakland, CA  
Tue May 26 1998, 6:33 AM EDT  
Att: 9,801 - Cloudy - 59 F

AB 38  
R 7  
H 14  
RBI 4  
BB 4  
SO 5  
LOB 19



Batter	1	2	3	4	5	6	7	8	9	AB	R	H	RBI	BB	SO	LOB	BOTTOM					
Rickey Henderson, R OBP: 0.372, SLG: 0.351 (1, 7)	K	FC5-4			K		K		F8	5	0	0	0	0	3	4						
Kurt Abbott, R OBP: 0.336, SLG: 0.393 (1, 6)					F7					0	0	0	0	0	0	0						
Rafael Bourquard, R OBP: 0.242, SLG: 0.310 (1, PR) (2, 6)	BLK HR HBP	F6					F9			3	1	0	0	0	0	2						
Ben Grieve, L OBP: 0.397, SLG: 0.517 (1, 9)	K		K		G6-3			G3		4	0	0	0	0	2	1						
Matt Stairs, L OBP: 0.412, SLG: 0.606 (1, 10)		HR				G4-3		P6		3	1	1	2	1	0	0						
Jason Giambi, L OBP: 0.356, SLG: 0.395 (1, 3)	1B		L4					F8		4	0	2	0	0	0	1						
Mike Blowers, R OBP: 0.351, SLG: 0.436 (1, 5)	1B		K			K			F9	4	0	1	0	0	2	2						
Scott Spiezio, S OBP: 0.333, SLG: 0.431 (1, 4)	6-3					K			K	4	0	1	0	0	2	3						
A.J. Hinch, R OBP: 0.305, SLG: 0.344 (1, 2)		FC5-4 1B		K			L6		BB HBP	3	0	1	0	0	1	1						
Ryan Christenson, R OBP: 0.323, SLG: 0.345 (1, 8)										2	0	0	0	1	1	1						
Mike Macfarlane, R OBP: 0.365, SLG: 0.515 (9, PH)	F9				K				BB	0	0	0	0	1	0	0						
<b>Inning Stats</b>	R: 2 E: 0 K: 2 S: 10	H: 3 LOB: 2 BB: 0 P: 11	R: 0 E: 1 K: 0 S: 4	H: 1 LOB: 1 BB: 0 P: 4	R: 0 E: 0 K: 2 S: 7	H: 0 LOB: 1 BB: 1 P: 11	R: 0 E: 0 K: 2 S: 7	H: 1 LOB: 0 BB: 0 P: 7	R: 0 E: 0 K: 1 S: 5	H: 0 LOB: 0 BB: 0 P: 5	R: 0 E: 0 K: 2 S: 8	H: 1 LOB: 1 BB: 0 P: 8	R: 0 E: 0 K: 1 S: 5	H: 0 LOB: 1 BB: 1 P: 9	R: 0 E: 0 K: 0 S: 3	H: 0 LOB: 0 BB: 0 P: 3	R: 0 E: 0 K: 1 S: 5	H: 0 LOB: 2 BB: 1 P: 10	1B: 4 2B: 1 3B: 0 HR: 1	SF: 0 SAC: 0 DP: 0 HBP: 2	WP: 0 PB: 0 SB: 0 CS: 1	PA: 37
<b>PITCHER</b>	IP	WLS	BF	H	R	ER	SO	BB	IBB	HBP	BLK	WP	HR	S	P	ERA	WHIP					
Rolando Arrojo, R ERA: 3.44 (1, 1)	5.0	W	21	5	2	2	7	1	0	1	1	1	1	33	38	3.60	1.200					
Scott Aldred, L ERA: (6, 1)	0.1		2	1	0	0	0	0	0	0	0	0	0	2	2	0.00	3.000					
Albie Lopez, R ERA: 2.86 (6, 1)	1.2		6	0	0	0	3	1	0	0	0	0	0	11	15	0.00	0.600					
Jim Mecir, R ERA: 2.81 (8, 1)	1.0		3	0	0	0	0	0	0	0	0	0	0	3	3	0.00	0.000					
Roberto Hernandez, R ERA: 5.01 (9, 1)	1.0		5	0	0	0	1	1	0	1	0	0	0	5	10	0.00	1.000					

Tampa Bay Devil Rays @ Oakland Athletics  
Network Associates Coliseum, Oakland, CA  
Tue May 26 1998, 6:33 AM EDT  
Att: 9,801 - Cloudy - 59 F

AB 32  
R 2  
H 6  
RBI 2  
BB 3  
SO 11  
LOB 15





Batter	1	2	3	4	5	6	7	8	9	AB	R	H	RBI	BB	SO	LOB	TOP										
Rickey Henderson, R OBP: 0.368, SLG: 0.344	0-1 G4-3	3-1 F8		3-2 L4			4-2 S S BB		1-2 G6-3	4	0	0	0	1	0	1											
Rafael Bourquiel, R OBP: 0.240, SLG: 0.315	2-2 K		1-0 F8		2-2 1B 2B		2-1 F7		0-1 G6-3	5	1	1	0	0	1	1											
Ben Grieve, L OBP: 0.407, SLG: 0.520	4-1 BB		4-1 1B BB		3-2 2H 1B		4-2 BB			1	0	1	1	3	0	0											
Matt Stairs, L OBP: 0.402, SLG: 0.589	2-3 K		2-3 K		1-1 G4-3		0-1 F9			4	0	0	0	0	2	5											
Jason Giambi, L OBP: 0.359, SLG: 0.398		2-1 BB 2B 1B	0-0 BB 1B		2-3 K				0-0 G6-3	4	1	2	0	0	1	0											
Scott Spiezio, S OBP: 0.342, SLG: 0.432		4-2 2B G6-3 BB	4-1 BB			2-0 P5		2-2 BB 1B		2	1	1	0	2	0	0											
Mike Blowers, R OBP: 0.347, SLG: 0.438		1-1 2B	1-3 K			2-2 G6-3		1-3 K		4	0	1	1	0	2	4											
Mike MacFarlane, R OBP: 0.346, SLG: 0.486		1-1 G6-3		0-0 G6-3		0-0 F9		2-1 P6		4	0	0	1	0	0	2											
Ryan Christenson, R OBP: 0.308, SLG: 0.328		3-H G1-3		1-2 G5-3					1-2 G5-6-3	3	0	0	0	0	1	1											
Jack Voigt, R OBP: 0.236, SLG: 0.220										1	0	0	0	0	0	0											
<b>Inning Stats</b>	R: 0 E: 0 K: 2 S: 9	H: 0 LOB: 1 BB: 1 P: 17	R: 2 E: 0 K: 0 S: 14	H: 2 LOB: 1 BB: 1 P: 25	R: 0 E: 0 K: 2 S: 11	H: 1 LOB: 3 BB: 2 P: 23	R: 0 E: 0 K: 0 S: 8	H: 0 LOB: 0 BB: 0 P: 12	R: 1 E: 0 K: 1 S: 13	H: 2 LOB: 0 BB: 0 P: 21	R: 0 E: 0 K: 0 S: 6	H: 0 LOB: 0 BB: 0 P: 10	R: 0 E: 0 K: 1 S: 11	H: 0 LOB: 2 BB: 2 P: 22	R: 0 E: 0 K: 1 S: 10	H: 1 LOB: 1 BB: 0 P: 15	R: 0 E: 0 K: 0 S: 9	H: 0 LOB: 0 BB: 0 P: 11	1B: 4 2B: 2 3B: 0 HR: 0	SF: 0 SAC: 0 DP: 1 HBP: 0	WP: 0 PB: 0 SB: 2 CS: 0	PA: 38					
<b>PITCHER</b>	IP	WLS	BF	H	R	ER	SO	BB	IBB	HBP	BLK	WP	HR	S	P	ERA	WHIP										
Pat Rapp, R ERA: 3.94	(1, 1)	6.0	26	5	3	3	5	4	0	0	0	0	0	61	108	4.50	1.500										
Scott Service, R ERA: 3.86	(7, 1)	0.2	3	0	0	0	1	1	0	0	0	0	0	7	14	0.00	1.500										
Chris Haney, L ERA: 7.75	(7, 1)	0.2	W	4	1	0	0	1	0	0	0	0	0	9	15	0.00	3.000										
Hipolito Pichardo, R ERA: 4.06	(8, 1)	0.2	2	0	0	0	1	0	0	0	0	0	0	5	8	0.00	0.000										
Jeff Montgomery, R ERA: 7.54	(9, 1)	1.0	S	3	0	0	0	0	0	0	0	0	0	9	11	0.00	0.000										

Oakland Athletics @ Kansas City Royals  
Kauffman Stadium, Kansas City, MO  
Fri May 29 1998, 7:05 PM CDT  
Att: 14,749 - Unknown - 86 F

AB 32  
R 3  
H 6  
RBI 3  
BB 6  
SO 7  
LOB 14



Batter	1	2	3	4	5	6	7	8	9	AB	R	H	RBI	BB	SO	LOB	BOTTOM										
Johnny Damon, L OBP: 0.339, SLG: 0.423	3-2 1B 1B		1-1 F9		0-0 1B 3B		1-2 L8	1-3 K		5	1	2	0	0	1	0											
Jose Offerman, S OBP: 0.404, SLG: 0.429	2-1 P6		3-1 F7		4-0 1B BB		4-2 1B 3B BB			2	2	0	0	2	0	1											
Hal Morris, L OBP: 0.417, SLG: 0.514	1-1 SAFE SAFE SAFE 1-2 1B		0-0 G3		4-0 1B BB		0-1 SAFE 1-3 3B 1B			3	1	2	0	1	0	0											
Dean Palmer, R OBP: 0.328, SLG: 0.530	3-3 K			2-2 F9	0-3 K		4-2 3B BB			3	1	0	0	1	2	5											
Jeff King, R OBP: 0.320, SLG: 0.451	0-1 P2			1-1 FC5-4 1B	2-1 1-3 2H 3H 1B		1-0 SAFE 1-H 2-H 3H 3B			4	0	3	5	0	0	2											
Jeff Conine, R OBP: 0.259, SLG: 0.368		2-2 1B		2-2 FC5-4 2B	0-2 F9		1-3 K			4	0	1	0	0	1	4											
Jermaine Dye, R OBP: 0.284, SLG: 0.310		1-0 F9		0-0 K		2-3 K	0-1 G5-3			4	0	1	0	0	1	2											
Sal Fasano, R OBP: 0.246, SLG: 0.170		2-3 K		3-3 K		2-1 F7		1-3 K		4	0	0	0	0	3	3											
Shane Halter, R OBP: 0.299, SLG: 0.394		0-3 K			0-1 P3	3-1 P6		1-2 G5-3		4	0	0	0	0	1	1											
<b>Inning Stats</b>	R: 0 E: 0 K: 1 S: 14	H: 2 LOB: 2 BB: 0 P: 23	R: 0 E: 0 K: 2 S: 10	H: 1 LOB: 0 BB: 0 P: 15	R: 0 E: 0 K: 0 S: 5	H: 0 LOB: 0 BB: 0 P: 9	R: 0 E: 0 K: 1 S: 15	H: 2 LOB: 2 BB: 0 P: 23	R: 2 E: 0 K: 1 S: 12	H: 2 LOB: 2 BB: 2 P: 22	R: 0 E: 0 K: 1 S: 7	H: 0 LOB: 0 BB: 0 P: 14	R: 3 E: 0 K: 1 S: 16	H: 2 LOB: 1 BB: 2 P: 27	R: 0 E: 0 K: 2 S: 9	H: 0 LOB: 0 BB: 0 P: 12	1B: 6 2B: 1 3B: 2 HR: 0	SF: 0 SAC: 0 DP: 0 HBP: 0	WP: 0 PB: 0 SB: 0 CS: 0	PA: 37							
<b>PITCHER</b>	IP	WLS	BF	H	R	ER	SO	BB	IBB	HBP	BLK	WP	HR	S	P	ERA	WHIP										
Blake Stein, R ERA: 3.96	(1, 1)	5.0	24	7	2	2	5	2	0	0	0	0	0	56	92	3.60	1.800										
Aaron Small, R ERA: 5.25	(6, 1)	1.0	3	0	0	0	1	0	0	0	0	0	0	7	14	0.00	0.000										
Mike Mohler, L ERA: 4.26	(7, 1)	0.1	L	3	1	2	2	1	0	0	0	0	0	8	13	54.00	6.000										
Mike Fetters, R ERA: 4.67	(7, 1)	1.2	7	1	1	1	3	1	0	0	0	0	0	17	26	5.40	1.200										

Oakland Athletics @ Kansas City Royals  
Kauffman Stadium, Kansas City, MO  
Fri May 29 1998, 7:05 PM CDT  
Att: 14,749 - Unknown - 86 F

AB 33  
R 5  
H 9  
RBI 5  
BB 4  
SO 9  
LOB 18









Batter	1	2	3	4	5	6	7	8	9	AB	R	H	RBI	BB	SO	LOB	TOP										
Rickey Henderson, R OBP: 0.363, SLG: 0.335	G4-3		F8		P4		F8			4	0	0	0	0	0	2											
Scott Spiezio, S OBP: 0.341, SLG: 0.432	G4-3			G4-3 2B	F8			L5-3 1B		4	1	2	0	0	0	1											
Ben Grieve, L OBP: 0.400, SLG: 0.507	G6-3			G4-3 2B	G4-3			L5-3 1B		4	0	0	0	0	0	3											
Matt Stairs, L OBP: 0.408, SLG: 0.603								G6-3		4	1	2	1	0	0	0											
Jason Giambi, L OBP: 0.358, SLG: 0.395	G6-3			G4-3 1B	F9			G5-3		4	0	1	1	0	0	1											
Mike Blowers, R OBP: 0.339, SLG: 0.474	K			G4-6-3 1B	F9			K		4	0	0	0	0	2	2											
A.J. Hinch, R OBP: 0.304, SLG: 0.341	K							G4-3		4	1	1	0	0	1	1											
Ryan Christenson, R OBP: 0.315, SLG: 0.333			K		E5 2B			P5		3	1	1	0	0	1	0											
Miguel Tejada, R OBP: 0.429, SLG: 0.714			K							3	0	2	2	0	1	0											
<b>Inning Stats</b>	R: 0 E: 0 K: 0 S: 7	H: 0 LOB: 0 BB: 0 P: 11	R: 0 E: 0 K: 2 S: 9	H: 1 LOB: 1 BB: 0 P: 17	R: 0 E: 0 K: 2 S: 9	H: 0 LOB: 0 BB: 0 P: 14	R: 2 E: 0 K: 0 S: 14	H: 3 LOB: 0 BB: 0 P: 22	R: 2 E: 1 K: 0 S: 15	H: 3 LOB: 1 BB: 0 P: 26	R: 0 E: 0 K: 0 S: 8	H: 0 LOB: 0 BB: 0 P: 13	R: 0 E: 0 K: 0 S: 5	H: 1 LOB: 1 BB: 0 P: 8	R: 0 E: 0 K: 0 S: 6	H: 1 LOB: 0 BB: 0 P: 10	R: 0 E: 0 K: 1 S: 10	H: 0 LOB: 0 BB: 0 P: 15	1B: 5 2B: 5 3B: 0 HR: 0	SF: 0 SAC: 0 DP: 2 HBP: 0	WP: 0 PB: 0 SB: 0 CS: 0	PA: 34					
<b>PITCHER</b>	IP	WLS	BF	H	R	ER	SO	BB	IBB	HBP	BLK	WP	HR	S	P	ERA	WHIP										
Tim Lincecum, R ERA: 4.36	8.0	W	31	9	4	4	4	0	0	0	0	0	0	73	121	4.50	1.125										
Matt Whisenant, L ERA: 6.75	1.0		3	0	0	0	1	0	0	0	0	0	0	10	15	0.00	0.000										

Oakland Athletics @ Kansas City Royals  
Kauffman Stadium, Kansas City, MO  
Sun May 31 1998, 3:33 AM CDT  
Att: 27,126 - Sunny - 83 F

AB 34  
R 4  
H 9  
RBI 4  
BB 0  
SO 5  
LOB 10



Batter	1	2	3	4	5	6	7	8	9	AB	R	H	RBI	BB	SO	LOB	BOTTOM										
Johnny Damon, L OBP: 0.348, SLG: 0.440	G6-3		G3		G6-4-3 BB		FC1-5 1B	HR		4	2	1	1	1	0	3											
Jose Offerman, S OBP: 0.403, SLG: 0.434			G4-3		G6-4-3		E8 2B	F8		5	1	2	1	0	0	2											
Jeff King, R OBP: 0.325, SLG: 0.474				G6-3 1B			HR 2B	F8		4	3	3	2	1	0	0											
Dean Palmer, R OBP: 0.329, SLG: 0.553	G6-4-3			G6-3			HR 2B	L7		5	1	1	2	0	0	3											
Jeff Conine, R OBP: 0.270, SLG: 0.375			F8 1B		G6-3 1B		F8			4	0	2	1	0	1	0											
Jermaine Dye, R OBP: 0.293, SLG: 0.364		F8 1B		P3			L6-3	1B 29 1B		4	1	1	0	0	0	2											
Terry Pendleton, S OBP: 0.329, SLG: 0.380		L6-3								4	1	3	0	0	0	0											
29 Mike Sweeney, R OBP: 0.307, SLG: 0.330			L4		F8					4	0	2	2	0	0	2											
Shane Halter, R OBP: 0.306, SLG: 0.391										3	1	1	0	1	0	2											
<b>Inning Stats</b>	R: 0 E: 0 K: 0 S: 11	H: 1 LOB: 1 BB: 1 P: 18	R: 0 E: 0 K: 0 S: 6	H: 1 LOB: 0 BB: 0 P: 8	R: 0 E: 0 K: 0 S: 9	H: 1 LOB: 1 BB: 0 P: 14	R: 1 E: 0 K: 0 S: 12	H: 3 LOB: 2 BB: 0 P: 21	R: 0 E: 0 K: 1 S: 9	H: 0 LOB: 0 BB: 1 P: 12	R: 1 E: 0 K: 0 S: 9	H: 1 LOB: 0 BB: 0 P: 14	R: 7 E: 1 K: 0 S: 29	H: 8 LOB: 2 BB: 1 P: 50	R: 1 E: 0 K: 0 S: 9	H: 1 LOB: 0 BB: 0 P: 13	1B: 9 2B: 3 3B: 1 HR: 3	SF: 0 SAC: 0 DP: 2 HBP: 0	WP: 0 PB: 0 SB: 0 CS: 0	PA: 40							
<b>PITCHER</b>	IP	WLS	BF	H	R	ER	SO	BB	IBB	HBP	BLK	WP	HR	S	P	ERA	WHIP										
Kenny Rogers, L ERA: 3.76	6.0	L	26	9	4	4	1	2	0	0	0	0	0	56	94	6.00	1.833										
T.J. Mathews, R ERA: 5.68	0.0		1	0	0	0	0	1	0	0	0	0	0	4	4	∞	∞										
Buddy Groom, L ERA: 4.87	0.1		2	1	1	1	0	0	0	0	0	0	0	4	7	27.00	3.000										
Aaron Small, R ERA: 6.29	0.1		5	4	3	3	0	0	0	0	0	0	1	16	23	81.00	12.000										
Dave Telgheder, R ERA: 3.44	1.1		6	2	2	2	0	0	0	0	0	0	1	15	22	13.50	1.500										

Oakland Athletics @ Kansas City Royals  
Kauffman Stadium, Kansas City, MO  
Sun May 31 1998, 3:33 AM CDT  
Att: 27,126 - Sunny - 83 F

AB 37  
R 10  
H 16  
RBI 9  
BB 3  
SO 1  
LOB 14





Batter	1	2	3	4	5	6	7	8	9	AB	R	H	RBI	BB	SO	LOB	TOP					
Rickey Henderson, R OBP: 0.360, SLG: 0.337 (1, 7)	P4		K			S 2B		E6	G5-3	5	1	1	0	0	1	1						
Scott Spiezio, S OBP: 0.352, SLG: 0.460 (1, 4)	BB			HR	G3-1 2B	G5-3			HR	4	2	3	2	1	0	2						
Ben Grieve, L OBP: 0.400, SLG: 0.519 (1, 9)	F7			HR	G3-1		G6-3		BB 1B	5	2	2	2	0	0	2						
Mike Blowers, R OBP: 0.333, SLG: 0.462 (1, 5)	K			HR	G4-3 1B	K		G3	K	5	0	1	0	0	3	3						
Jason Giambi, L OBP: 0.359, SLG: 0.392 Jack Voigt, R OBP: 0.236, SLG: 0.220 (9, PR) (9, 3)	K			G4-3		HR 1B		G4-3	1B BB	4	1	1	0	1	1	1						
Matt Stairs, L OBP: 0.408, SLG: 0.615 (1, 10)	F7			F7		HR		K	1B BB	5	1	2	3	0	1	1						
Mike Macfarlane, R OBP: 0.357, SLG: 0.520 (1, 2)	K				BB	F8		HR	G1	4	1	1	1	1	1	2						
Ryan Christenson, R OBP: 0.312, SLG: 0.329 (1, 8)			K	K		G5-3			G6-3 1B	4	0	1	0	0	2	2						
Miguel Tejada, R OBP: 0.364, SLG: 0.500 (1, 6)	F7				L7			G6-3		3	0	0	0	1	0	1						
<b>Inning Stats</b>	R: 0 E: 0 K: 1 S: 7	H: 0 LOB: 1 BB: 1 P: 13	R: 0 E: 0 K: 2 S: 8	H: 0 LOB: 0 BB: 0 P: 14	R: 0 E: 0 K: 2 S: 9	H: 0 LOB: 0 BB: 0 P: 13	R: 2 E: 0 K: 1 S: 17	H: 3 LOB: 2 BB: 1 P: 30	R: 1 E: 0 K: 1 S: 14	H: 2 LOB: 1 BB: 0 P: 22	R: 2 E: 1 K: 0 S: 13	H: 2 LOB: 2 BB: 1 P: 25	R: 0 E: 0 K: 0 S: 7	H: 0 LOB: 0 BB: 0 P: 11	R: 1 E: 0 K: 1 S: 8	H: 2 LOB: 0 BB: 0 P: 9	R: 2 E: 0 K: 1 S: 14	H: 3 LOB: 2 BB: 1 P: 22	1B: 6 2B: 2 3B: 0 HR: 4	SF: 0 SAC: 0 DP: 1 HBP: 0	WP: 0 PB: 0 SB: 2 CS: 0	PA: 43
<b>PITCHER</b>	IP	WLS	BF	H	R	ER	SO	BB	IBB	HBP	BLK	WP	HR	S	P	ERA	WHIP					
Eric Milton, L ERA: 5.55 (1, 1)	6.0	L	29	7	5	5	7	3	0	0	0	0	2	68	117	7.50	1.667					
Eddie Guardado, L ERA: 3.0 (7, 1)	1.1		5	1	1	1	1	0	0	0	0	0	1	12	17	6.75	0.750					
Hector Carrasco, R ERA: 5.4 (8, 1)	1.2		9	4	2	2	1	1	0	0	0	0	1	17	25	10.80	3.000					

Oakland Athletics @ Minnesota Twins  
Hubert H. Humphrey Metrodome, Minneapolis, MN  
Mon Jun 01 1998, 8:05 PM EDT  
Att. 7,918 - Dome - 72 F

AB 39  
R 8  
H 12  
RBI 8  
BB 4  
SO 9  
LOB 15




Batter	1	2	3	4	5	6	7	8	9	AB	R	H	RBI	BB	SO	LOB	BOTTOM					
Otis Nixon, S OBP: 0.301, SLG: 0.286 (1, 8)	S 1B		G1-6-3		F7	S 2B		G4-3		5	0	2	0	0	0	3						
Todd Walker, L OBP: 0.412, SLG: 0.571 (1, 4)	K		2B BB		1B HR		G3		SF9 3B	4	3	2	0	1	1	1						
Paul Moltor, R OBP: 0.338, SLG: 0.367 (1, 10)	G5-3		1B HR		1B HR		1B		SF9	4	1	3	2	0	0	1						
Orlando Merced, S OBP: 0.296, SLG: 0.413 (1, 3)	G6-3		F8		HR		P7		G4-3	5	1	1	3	0	0	3						
Ron Coomer, R OBP: 0.307, SLG: 0.455 (1, 5)		E BB		P3	G5-3		F9		BB	3	0	0	0	2	0	1						
Matt Lawton, L OBP: 0.332, SLG: 0.362 (1, 9)	E6		1B		G4-3		G4-3		F8	5	0	1	0	0	0	2						
Marty Cordova, R OBP: 0.350, SLG: 0.392 (1, 7)	G6-4-3		F9		G4-3		G4-3		K	4	0	0	0	0	1	3						
Terry Steinbach, R OBP: 0.396, SLG: 0.446 (1, 2)	F8		1B		2B 1B		BB BB			3	0	2	0	1	0	1						
Pat Meares, R OBP: 0.322, SLG: 0.416 (1, 6)			G1-6-3 1B		F8		F8		BB	3	0	1	0	1	0	3						
<b>Inning Stats</b>	R: 0 E: 0 K: 1 S: 8	H: 1 LOB: 1 BB: 0 P: 12	R: 0 E: 1 K: 0 S: 8	H: 0 LOB: 1 BB: 1 P: 16	R: 1 E: 0 K: 0 S: 11	H: 2 LOB: 1 BB: 1 P: 22	R: 0 E: 0 K: 0 S: 13	H: 2 LOB: 2 BB: 0 P: 18	R: 3 E: 0 K: 0 S: 15	H: 3 LOB: 0 BB: 0 P: 20	R: 0 E: 0 K: 0 S: 8	H: 2 LOB: 2 BB: 0 P: 12	R: 0 E: 0 K: 0 S: 5	H: 1 LOB: 1 BB: 0 P: 8	R: 0 E: 0 K: 1 S: 10	H: 0 LOB: 2 BB: 2 P: 24	R: 1 E: 0 K: 0 S: 10	H: 1 LOB: 1 BB: 1 P: 20	1B: 8 2B: 2 3B: 1 HR: 1	SF: 1 SAC: 0 DP: 2 HBP: 0	WP: 0 PB: 0 SB: 1 CS: 0	PA: 42
<b>PITCHER</b>	IP	WLS	BF	H	R	ER	SO	BB	IBB	HBP	BLK	WP	HR	S	P	ERA	WHIP					
Mike Oquist, R ERA: 4.98 (1, 1)	5.2	W	27	9	4	4	1	2	0	0	0	0	0	61	96	6.35	1.941					
Buddy Groom, L ERA: 4.64 (6, 1)	1.0		4	2	0	0	0	0	0	0	0	0	0	6	11	0.00	2.000					
Mike Fetters, R ERA: 4.42 (7, 1)	1.0	S	6	1	0	0	1	2	0	0	0	0	0	10	24	0.00	2.000					
Billy Taylor, R ERA: 3.33 (8, 1)	1.1		6	1	1	1	0	1	0	0	0	0	0	11	21	6.75	1.500					


Oakland Athletics @ Minnesota Twins  
Hubert H. Humphrey Metrodome, Minneapolis, MN  
Mon Jun 01 1998, 8:05 PM EDT  
Att. 7,918 - Dome - 72 F

AB 36  
R 5  
H 12  
RBI 5  
BB 5  
SO 2  
LOB 18





Batter	1	2	3	4	5	6	7	8	9	AB R H RBI BB SO LOB	TOP												
Rickey Henderson, R OBP: 0.362, SLG: 0.351 Kurt Abbott, R OBP: 0.339, SLG: 0.376	4-0 G4-3 BB		1-0 G5-3		2-2 HR		1-1 G3		1-3 K	3 2 1 1 1 0 0 1 0 0 0 0 1 0	<p>Oakland Athletics @ Minnesota Twins</p> <p>Hubert H. Humphrey Metrodome, Minneapolis, MN</p> <p>Tue Jun 02 1998, 4:33 AM EDT Att: 10,820 - Dome - 72 F</p> <p>livebaseballscores.com</p> <p>AB 33 R 3 H 6 RBI 3 BB 5 SO 7 LOB 10</p> 												
Scott Spiezio, S OBP: 0.355, SLG: 0.458 Jack Voigt, R OBP: 0.232, SLG: 0.216	1-1 G4-3 1-H		0-0 BB 1B		1-1 G5-3		4-1 BB 1B BB		3-2 P4	3 1 1 1 1 0 0 1 0 0 0 0 0 0													
Ben Grievie, L OBP: 0.390, SLG: 0.511 Rafael Bourimial, R OBP: 0.240, SLG: 0.315	3-1 G4-3		1-0 F7		1-1 F7		4-1 1B 1-2 BB			3 0 0 0 1 0 1 0 0 0 0 0 0 0													
Mike Blowers, R OBP: 0.338, SLG: 0.463	0-3 K		1-2 BB 1B		3-2 F9		3-2 1B 2-H			4 0 2 1 0 1 0													
Jason Giambi, L OBP: 0.357, SLG: 0.386		2-3 K	4-0 BB 1-2 2-3 BB			1-3 K			1-3 K	3 0 0 0 1 3 2													
Matt Stairs, L OBP: 0.404, SLG: 0.606		1-1 1B S	2-2 P2			2-1 F8			2-2 F7	4 0 1 0 0 0 3													
A.J. Hinch, R OBP: 0.303, SLG: 0.338		1-0 P4		0-2 G5-3		2-2 1B			0-0 P5	4 0 1 0 0 0 1													
Ryan Christenson, R OBP: 0.309, SLG: 0.315		4-2 1-2 BB		2-2 G4-3		2-2 K			2-2 G4-3	3 0 0 0 1 1 1													
Miguel Tejada, R OBP: 0.267, SLG: 0.357		1-1 F9		1-3 K			1-1 F9		2-2 G4-3	4 0 0 0 0 1 2													
<b>Inning Stats</b>	R: 1 E: 0 K: 1 S: 7	H: 0 LOB: 0 BB: 1 P: 15	R: 0 E: 0 K: 1 S: 13	H: 1 LOB: 2 BB: 1 P: 22	R: 0 E: 0 K: 0 S: 9	H: 2 LOB: 3 BB: 1 P: 18	R: 0 E: 0 K: 1 S: 10	H: 0 LOB: 0 BB: 0 P: 13	R: 1 E: 0 K: 0 S: 12	H: 1 LOB: 1 BB: 0 P: 19		R: 0 E: 0 K: 2 S: 11	H: 1 LOB: 1 BB: 0 P: 18	R: 1 E: 0 K: 1 S: 15	H: 1 LOB: 2 BB: 2 P: 29	R: 0 E: 0 K: 0 S: 9	H: 0 LOB: 0 BB: 0 P: 13	R: 0 E: 0 K: 1 S: 10	H: 0 LOB: 0 BB: 0 P: 16	1B: 5 2B: 0 3B: 0 HR: 1	SF: 0 SAC: 0 DP: 0 HBP: 0	WP: 0 PB: 0 SB: 2 CS: 0	PA: 38
<b>PITCHER</b>	IP WLS BF H R ER SO BB IBB HBP BLK WP HR S P ERA WHIP											<b>PITCHER</b>	IP WLS BF H R ER SO BB IBB HBP BLK WP HR S P ERA WHIP										
Dan Serafini, L ERA: 4.05	(1, 1) 6.2 W 29 5 3 3 5 4 0 0 0 0 0 1 67 116 4.05 1.350																						
Eddie Guardado, L ERA: 2.92	(7, 1) 1.1 6 1 0 0 1 1 0 0 0 0 0 0 19 31 0.00 1.500																						
Dan Naulty, R ERA: 5.11	(9, 1) 1.0 3 0 0 0 1 0 0 0 0 0 0 0 10 16 0.00 0.000																						

Batter	1	2	3	4	5	6	7	8	9	AB R H RBI BB SO LOB	BOTTOM												
Otis Nixon, S OBP: 0.325, SLG: 0.312 Alex Ochoa, R OBP: 0.277, SLG: 0.368	0-2 1B 2B		0-2 1B		1-0 1B		3-2 G3			4 2 4 1 0 0 0 1 0 0 0 0 0 0	<p>Oakland Athletics @ Minnesota Twins</p> <p>Hubert H. Humphrey Metrodome, Minneapolis, MN</p> <p>Tue Jun 02 1998, 4:33 AM EDT Att: 10,820 - Dome - 72 F</p> <p>livebaseballscores.com</p> <p>AB 40 R 10 H 15 RBI 9 BB 2 SO 2 LOB 14</p> 												
Brent Gates, S OBP: 0.271, SLG: 0.253	1-1 1B 2B	1-0 2B 1B	0-0 1B FC5-4		0-1 P8		0-1 1B			5 1 4 2 0 0 1													
Paul Molitor, R OBP: 0.339, SLG: 0.369	3-2 1H 2H G1-3 G6-3 2B	4-1 2B BB	2-1 1B FC5-4		1-0 P3		1-2 G5-3			4 1 1 2 1 0 4													
Orlando Merced, S OBP: 0.292, SLG: 0.404 Jon Shave, R OBP: 0.275, SLG: 0.406	0-1 G1-3	1-0 F8		2-1 F7		2-0 1B E		0-1 F7		5 1 1 0 0 0 3 0 0 0 0 0 0 0													
Marty Cordova, R OBP: 0.345, SLG: 0.379	2-0 G6-3		4-1 HR BB		2-1 G5-3		0-1 F9		0-3 K	4 1 0 1 1 1 1													
Todd Walker, L OBP: 0.406, SLG: 0.560	3-H G6-3		1-0 G4-3		2-2 1B WP		1-1 E3		2-3 K	5 1 1 0 0 1 1													
Pat Meares, R OBP: 0.325, SLG: 0.433 Denny Hocking, S OBP: 0.230, SLG: 0.159		0-2 F8	0-0 HR		1-1 1B		2-1 P4			4 1 2 3 0 0 1 0 0 0 0 0 0 0													
Matt Lawton, L OBP: 0.330, SLG: 0.359		3-2 G6-3 1B	3-2 G3-1		0-0 F7		2-0 F7			4 1 1 0 0 0 2													
Javier Valentin, S OBP: 0.304, SLG: 0.406		1-2 G6-3	1-1 1B 1B		1-2 P4		1-1 P6			4 1 1 0 0 0 1													
<b>Inning Stats</b>	R: 3 E: 0 K: 0 S: 14	H: 3 LOB: 0 BB: 0 P: 22	R: 2 E: 0 K: 0 S: 14	H: 3 LOB: 2 BB: 1 P: 25	R: 3 E: 0 K: 0 S: 16	H: 4 LOB: 2 BB: 1 P: 27	R: 1 E: 0 K: 0 S: 10	H: 2 LOB: 1 BB: 0 P: 17	R: 0 E: 0 K: 0 S: 7	H: 1 LOB: 1 BB: 0 P: 11		R: 1 E: 1 K: 0 S: 8	H: 1 LOB: 1 BB: 0 P: 15	R: 0 E: 0 K: 2 S: 11	H: 1 LOB: 1 BB: 0 P: 16	R: 0 E: 0 K: 2 S: 8	H: 0 LOB: 0 BB: 0 P: 10	1B: 12 2B: 2 3B: 0 HR: 1	SF: 0 SAC: 0 DP: 0 HBP: 0	WP: 1 PB: 0 SB: 0 CS: 0	PA: 42		
<b>PITCHER</b>	IP WLS BF H R ER SO BB IBB HBP BLK WP HR S P ERA WHIP											<b>PITCHER</b>	IP WLS BF H R ER SO BB IBB HBP BLK WP HR S P ERA WHIP										
Tom Candiotti, R ERA: 5.15	(1, 1) 2.2 L 18 8 8 0 0 0 0 0 0 0 0 1 20 31 5.40 3.000																						
Dave Telgheder, R ERA: 3.5	(3, 1) 1.2 10 5 1 1 0 0 0 0 0 0 0 0 20 31 5.40 3.000																						
Aaron Small, R ERA: 5.88	(5, 1) 1.2 7 1 1 0 0 0 0 0 0 0 0 0 11 20 0.00 0.600																						
Mike Mohler, L ERA: 4.05	(7, 1) 1.0 4 1 0 0 0 0 0 0 0 0 0 0 11 16 0.00 1.000																						
T.J. Mathews, R ERA: 5.4	(8, 1) 1.0 3 0 0 0 2 0 0 0 0 0 0 0 8 10 0.00 0.000																						







Batter	1	2	3	4	5	6	7	8	9	AB	R	H	RBI	BB	SO	LOB	TOP											
<b>Tom Goodwin, L</b> OBP: 0.410, SLG: 0.355 (1, 8)										3	1	2	0	1	0	2	<b>Texas Rangers @ Oakland Athletics</b> Network Associates Coliseum, Oakland, CA Thu Jun 04 1998, 6:33 AM EDT Att: 11,039 - Cloudy - 61 F											
<b>Mark McLemore, S</b> OBP: 0.430, SLG: 0.389 (1, 4)									1	0	0	0	2	0	1													
<b>29 Rusty Greer, L</b> OBP: 0.366, SLG: 0.422 (1, 7)										4	0	1	1	0	1	3												
<b>Juan Gonzalez, R</b> OBP: 0.327, SLG: 0.593 (1, 10)										4	0	0	0	0	2	3												
<b>Will Clark, L</b> OBP: 0.378, SLG: 0.457 (1, 3)										3	0	0	0	1	0	1												
<b>Lee Stevens, L</b> OBP: 0.311, SLG: 0.514 (1, 9)										3	0	0	0	1	2	1												
<b>Luis Alica, S</b> OBP: 0.350, SLG: 0.427 (1, 5)										4	0	0	0	0	2	2												
<b>Domingo Cedeño, S</b> OBP: 0.339, SLG: 0.333 (1, 6)										3	0	1	0	0	0	1												
<b>Bill Haselman, R</b> OBP: 0.333, SLG: 0.529 (1, 2)										3	0	1	0	0	2	0												
<b>Inning Stats</b>	R: 0 E: 0 K: 1 S: 8	H: 1 LOB: 0 BB: 0 P: 13	R: 0 E: 0 K: 1 S: 11	H: 0 LOB: 0 BB: 0 P: 16	R: 0 E: 0 K: 2 S: 8	H: 0 LOB: 0 BB: 0 P: 12	R: 1 E: 0 K: 0 S: 12	H: 1 LOB: 1 BB: 1 P: 21	R: 0 E: 0 K: 1 S: 6	H: 0 LOB: 0 BB: 1 P: 12	R: 0 E: 0 K: 1 S: 8	H: 0 LOB: 1 BB: 1 P: 14	R: 0 E: 0 K: 2 S: 10	H: 1 LOB: 2 BB: 1 P: 17	R: 0 E: 0 K: 1 S: 6	H: 0 LOB: 0 BB: 0 P: 12	1B: 5 2B: 0 3B: 0 HR: 0	SF: 0 SAC: 1 DP: 3 HBP: 0	WP: 0 PB: 0 SB: 0 CS: 0	PA: 34								
<b>PITCHER</b>	IP	WLS	BF	H	R	ER	SO	BB	IBB	HBP	BLK	WP	HR	S	P	ERA	WHIP											
<b>Jimmy Haynes, R</b> ERA: 4.38 <b>Billy Taylor, R</b> ERA: 3.14	(1, 1)	7.1	W	29	5	1	1	7	5	0	0	0	0	0	67	117	1.23	1.364										
<b>PITCHER</b>	IP	WLS	BF	H	R	ER	SO	BB	IBB	HBP	BLK	WP	HR	S	P	ERA	WHIP											

AB 28  
R 1  
H 5  
RBI 1  
BB 5  
SO 9  
LOB 14



Batter	1	2	3	4	5	6	7	8	9	AB	R	H	RBI	BB	SO	LOB	BOTTOM											
<b>Rickey Henderson, R</b> OBP: 0.367, SLG: 0.380 (1, 7)										4	1	1	3	1	2	1	<b>Texas Rangers @ Oakland Athletics</b> Network Associates Coliseum, Oakland, CA Thu Jun 04 1998, 6:33 AM EDT Att: 11,039 - Cloudy - 61 F											
<b>Scott Spiezio, S</b> OBP: 0.354, SLG: 0.453 (1, 4)									4	0	1	0	0	1	2													
<b>Ben Grieve, L</b> OBP: 0.395, SLG: 0.502 (1, 9)									3	0	1	1	1	0	1													
<b>Matt Stairs, L</b> OBP: 0.396, SLG: 0.601 (1, 10)									4	0	0	0	0	0	3													
<b>Mike Blowers, R</b> OBP: 0.338, SLG: 0.450 (1, 5)										3	1	0	0	1	0	0												
<b>Jason Giambi, L</b> OBP: 0.356, SLG: 0.384 (1, 3)										4	0	1	0	0	2	1												
<b>Mike Macfarlane, R</b> OBP: 0.366, SLG: 0.506 (1, 2)										4	0	1	0	0	1	2												
<b>Miguel Tejada, R</b> OBP: 0.348, SLG: 0.429 (1, 6)										3	2	1	0	1	1	1												
<b>Ryan Christenson, R</b> OBP: 0.330, SLG: 0.350 (1, 8)										4	2	3	2	0	0	0												
<b>Inning Stats</b>	R: 0 E: 0 K: 1 S: 10	H: 0 LOB: 1 BB: 1 P: 17	R: 0 E: 0 K: 1 S: 9	H: 1 LOB: 1 BB: 0 P: 14	R: 0 E: 0 K: 0 S: 14	H: 1 LOB: 1 BB: 0 P: 21	R: 0 E: 0 K: 0 S: 9	H: 1 LOB: 0 BB: 0 P: 15	R: 1 E: 0 K: 0 S: 12	H: 2 LOB: 2 BB: 1 P: 18	R: 0 E: 0 K: 2 S: 11	H: 0 LOB: 0 BB: 0 P: 15	R: 3 E: 0 K: 1 S: 10	H: 3 LOB: 0 BB: 0 P: 21	R: 2 E: 0 K: 2 S: 9	H: 1 LOB: 1 BB: 2 P: 23	1B: 5 2B: 3 3B: 0 HR: 1	SF: 0 SAC: 0 DP: 0 HBP: 0	WP: 0 PB: 0 SB: 1 CS: 0	PA: 37								
<b>PITCHER</b>	IP	WLS	BF	H	R	ER	SO	BB	IBB	HBP	BLK	WP	HR	S	P	ERA	WHIP											
<b>Rick Helling, R</b> ERA: 4.78 <b>Xavier Hernandez, R</b> ERA: 5.28	(1, 1)	7.0	L	31	8	4	4	5	2	0	0	0	0	0	75	121	5.14	1.429										
<b>PITCHER</b>	IP	WLS	BF	H	R	ER	SO	BB	IBB	HBP	BLK	WP	HR	S	P	ERA	WHIP											

AB 33  
R 6  
H 9  
RBI 6  
BB 4  
SO 7  
LOB 11









Batter	1	2	3	4	5	6	7	8	9	AB	R	H	RBI	BB	SO	LOB	TOP								
Andy Fox, L OBP: 0.335, SLG: 0.392 Jay Bell, R OBP: 0.335, SLG: 0.404 (8, FH) (8, 6)										3	0	0	0	0	2	1									
Mike Robertson, L (1, 10) Damian Miller, R (8, FH) OBP: 0.400, SLG: 0.458										3	0	0	0	0	1	1									
Travis Lee, L (1, 3) OBP: 0.328, SLG: 0.437										4	0	0	0	0	2	1									
Matt Williams, R (1, 5) OBP: 0.315, SLG: 0.464										4	2	2	0	0	0	0									
David Dellucci, L (1, 8) OBP: 0.367, SLG: 0.496										4	1	1	0	0	0	2									
Brent Brade, L (1, 7) OBP: 0.312, SLG: 0.344										3	1	1	1	0	0	1									
Kelly Stinnett, R (1, 2) OBP: 0.342, SLG: 0.472										4	1	2	2	0	0	1									
Karim Garcia, L (1, 9) OBP: 0.191, SLG: 0.333										4	0	1	1	0	2	3									
Tony Batista, R (1, 6) OBP: 0.314, SLG: 0.365 (8, 4)										4	0	2	1	0	0	1									
<b>Inning Stats</b>	R: 0 E: 0 K: 2 S: 7	H: 0 LOB: 0 BB: 0 P: 7	R: 1 E: 0 K: 1 S: 7	H: 2 LOB: 1 BB: 0 P: 7	R: 0 E: 0 K: 1 S: 6	H: 1 LOB: 1 BB: 0 P: 6	R: 0 E: 0 K: 0 S: 3	H: 0 LOB: 0 BB: 0 P: 3	R: 0 E: 0 K: 1 S: 5	H: 0 LOB: 0 BB: 0 P: 5	R: 0 E: 0 K: 1 S: 5	H: 0 LOB: 0 BB: 0 P: 5	R: 2 E: 0 K: 0 S: 6	H: 3 LOB: 1 BB: 0 P: 6	R: 0 E: 0 K: 1 S: 5	H: 0 LOB: 0 BB: 0 P: 5	R: 2 E: 0 K: 1 S: 8	H: 3 LOB: 2 BB: 0 P: 9	1B: 7 2B: 2 3B: 0 HR: 0	SF: 0 SAC: 0 DP: 0 HBP: 1	WP: 0 PB: 0 CS: 0	PA: 37			
<b>PITCHER</b>	IP	WLS	BF	H	R	ER	SO	BB	IBB	HBP	BLK	WP	HR	S	P	ERA	WHIP								
Mike Quist, R ERA: 4.88	7.0	W	27	6	3	3	6	0	0	0	0	0	0	39	39	3.86	0.857								
Buddy Groom, L ERA: 6.17	1.2		9	3	2	2	1	0	0	1	0	0	0	10	11	10.80	1.800								
Jay Witasick, R ERA:	0.1		1	0	0	0	1	0	0	0	0	0	0	3	3	0.00	0.000								

Arizona Diamondbacks @ Oakland Athletics  
Network Associates Coliseum, Oakland, CA  
Sat Jun 06 1998, 6:33 AM EDT  
Att: 18,458 - Cloudy - 62 F

livebaseballscores.com

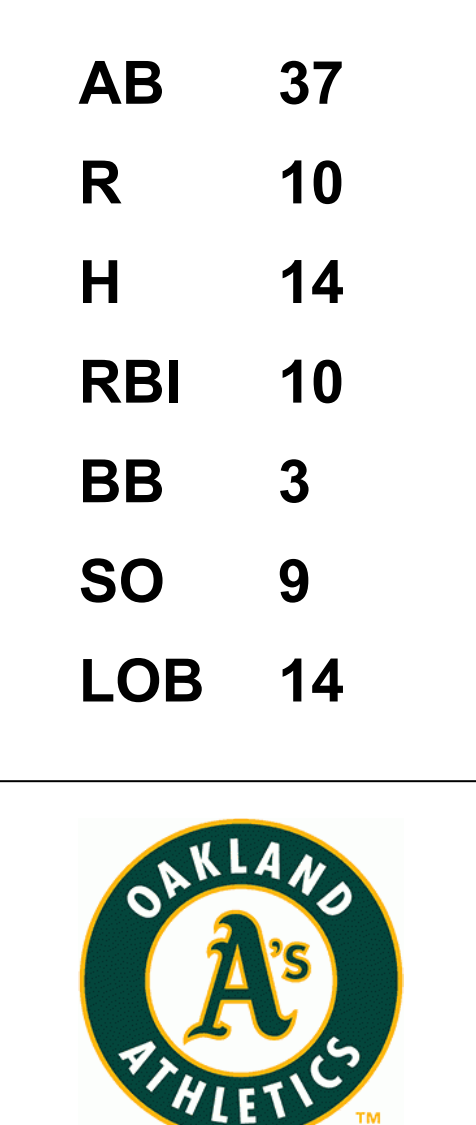
AB	36
R	5
H	9
RBI	5
BB	0
SO	8
LOB	13



Batter	1	2	3	4	5	6	7	8	9	AB	R	H	RBI	BB	SO	LOB	BOTTOM								
Miguel Tejada, R (1, 6) OBP: 0.281, SLG: 0.333										5	1	1	1	0	1	3									
Scott Spiezo, S (1, 4) OBP: 0.353, SLG: 0.445 Rafael Bourimigal, R (9, 4) OBP: 0.240, SLG: 0.315										5	1	1	1	0	1	1									
Ben Grieve, L (1, 9) OBP: 0.399, SLG: 0.500										5	2	3	1	0	2	0									
Kevin Mitchell, R (1, 7) OBP: 0.340, SLG: 0.310 Kurt Abbott, R (7, PR) OBP: 0.326, SLG: 0.400 (8, 7)										4	0	3	2	0	0	0									
Matt Stairs, L (1, 10) OBP: 0.401, SLG: 0.589										3	0	1	1	2	0	0									
Mike Blowers, R (1, 5) OBP: 0.331, SLG: 0.436										4	1	0	0	0	2	7									
Jason Giambi, L (1, 3) OBP: 0.357, SLG: 0.393										4	2	2	2	0	2										
A.J. Hinch, R (1, 2) OBP: 0.300, SLG: 0.333										4	0	1	0	0	3	1									
Ryan Christenson, R (1, 8) OBP: 0.323, SLG: 0.337										2	1	1	1	1	0	0									
<b>Inning Stats</b>	R: 0 E: 0 K: 1 S: 5	H: 0 LOB: 0 BB: 0 P: 5	R: 0 E: 0 K: 0 S: 3	H: 0 LOB: 0 BB: 0 P: 3	R: 0 E: 0 K: 1 S: 5	H: 0 LOB: 0 BB: 0 P: 5	R: 0 E: 0 K: 1 S: 7	H: 2 LOB: 3 BB: 1 P: 11	R: 5 E: 0 K: 2 S: 13	H: 6 LOB: 2 BB: 1 P: 17	R: 0 E: 0 K: 3 S: 10	H: 1 LOB: 1 BB: 0 P: 10	R: 4 E: 0 K: 0 S: 7	H: 4 LOB: 2 BB: 1 P: 11	R: 1 E: 0 K: 1 S: 6	H: 1 LOB: 0 BB: 0 P: 6	1B: 10 2B: 3 3B: 0 HR: 1	SF: 1 SAC: 0 DP: 0 HBP: 0	WP: 1 PB: 0 CS: 0	PA: 41					
<b>PITCHER</b>	IP	WLS	BF	H	R	ER	SO	BB	IBB	HBP	BLK	WP	HR	S	P	ERA	WHIP								
Andy Benes, R ERA: 4.67	4.1	L	23	8	5	5	4	2	0	0	0	0	0	29	37	10.38	2.308								
Clint Sodowsky, R ERA: 6.21	1.2		6	1	0	0	4	0	0	0	0	1	0	14	14	0.00	0.600								
Felix Rodriguez, R ERA: 6.0	1.0		8	4	4	4	0	1	0	0	0	0	0	7	11	36.00	5.000								
Willie Banks, R ERA: 9.98	1.0		4	1	1	1	1	0	0	0	0	0	1	6	6	9.00	1.000								

Arizona Diamondbacks @ Oakland Athletics  
Network Associates Coliseum, Oakland, CA  
Sat Jun 06 1998, 6:33 AM EDT  
Att: 18,458 - Cloudy - 62 F

livebaseballscores.com






Batter	1	2	3	4	5	6	7	8	9	AB	R	H	RBI	BB	SO	LOB	TOP				
<b>Andy Fox, L</b> (1.4) <small>OBP: 0.331, SLG: 0.386</small> <b>Andy Stankiewicz, R</b> (9. PH) <small>OBP: 0.259, SLG: 0.263</small>	G4-3	F8		K		F8	CS	2B	K	5	1	1	0	0	1	4					
<b>Devon White, S</b> (1.8) <small>OBP: 0.342, SLG: 0.476</small>	G3-1		K	HR		1B		2B	1B	6	3	4	4	0	1	0					
<b>Travis Lee, L</b> (1.3) <small>OBP: 0.332, SLG: 0.436</small>	G4-3			F6		WP		F7	FC5-4	5	0	2	0	1	0	1					
<b>Matt Williams, R</b> (1.5) <small>OBP: 0.320, SLG: 0.465</small>		HR	K		K			2B	FC5-4	4	2	1	1	2	2	3					
<b>David Dellucci, L</b> (1.7) <small>OBP: 0.375, SLG: 0.531</small>		HR	F7		WP	E		2B		5	2	3	3	0	1	3					
<b>Jay Bell, R</b> (1.6) <small>OBP: 0.332, SLG: 0.399</small>		FC5-4		K	E5	F7		K		5	1	1	0	0	2	4					
<b>Yamil Benitez, R</b> (1.10) <small>OBP: 0.265, SLG: 0.344</small>	FC5-4			HR	1B					4	1	2	3	0	0	1					
<b>Karim Garcia, L</b> (1.9) <small>OBP: 0.213, SLG: 0.326</small>		G5-3		1B	L7			K		2	1	0	0	3	1	3					
<b>Kelly Stinnett, R</b> (1.2) <small>OBP: 0.336, SLG: 0.459</small>	G5-3			HR	K			F4	G6-3	5	1	1	0	0	1	4					
<b>Inning Stats</b>	R: 0 E: 0 K: 0 S: 3	H: 0 LOB: 0 BB: 0 P: 3	R: 2 E: 0 K: 0 S: 5	H: 2 LOB: 2 BB: 2 P: 13	R: 0 E: 0 K: 2 S: 7	H: 0 LOB: 1 BB: 1 P: 11	R: 4 E: 0 K: 2 S: 10	H: 3 LOB: 0 BB: 1 P: 14	R: 2 E: 1 K: 2 S: 10	H: 2 LOB: 1 BB: 0 P: 10	R: 1 E: 0 K: 1 S: 7	H: 2 LOB: 2 BB: 1 P: 11	R: 0 E: 0 K: 0 S: 2	H: 0 LOB: 0 BB: 1 P: 6	R: 3 E: 0 K: 2 S: 11	H: 4 LOB: 2 BB: 0 P: 12	R: 0 E: 0 K: 1 S: 7	H: 2 LOB: 2 BB: 0 P: 7	1B: 9 2B: 3 3B: 0 HR: 3	SF: 0 SAC: 0 DP: 0 HBP: 1	WP: 3 PA: 50 SB: 0 CS: 1
<b>PITCHER</b>	IP	WLS	BF	H	R	ER	SO	BB	IBB	HBP	BLK	WP	HR	S	P	ERA	WHIP				
<b>Tom Candiotti, R</b> (1.1) <small>ERA: 5.2</small>	1.0	L	4	0	1	1	0	1	0	0	0	0	0	3	7	9.00	1.000				
<b>Jay Witasick, R</b> (2.1) <small>ERA: 14.73</small>	3.1		19	6	6	6	5	3	0	0	0	0	3	26	38	16.20	2.700				
<b>Aaron Small, R</b> (5.1) <small>ERA: 6.83</small>	1.0		8	3	2	1	1	1	0	0	0	2	0	9	13	9.00	4.000				
<b>T.J. Mathews, R</b> (6.1) <small>ERA: 5.84</small>	2.0		10	4	3	3	1	1	0	0	0	0	0	11	15	13.50	2.500				
<b>Mike Fetters, R</b> (8.1) <small>ERA: 4.29</small>	0.2		3	0	0	0	2	0	0	1	0	0	0	6	7	0.00	0.000				

Arizona Diamondbacks @ Oakland Athletics  
Network Associates Coliseum, Oakland, CA  
Sun Jun 07 1998, 6:33 AM EDT  
Att: 17,420 - Cloudy - 62 F

livebaseballscores.com

AB 42  
R 12  
H 15  
RBI 11  
BB 6  
SO 10  
LOB 23




Batter	1	2	3	4	5	6	7	8	9	AB	R	H	RBI	BB	SO	LOB	BOTTOM				
<b>Rickey Henderson, R</b> (1.7) <small>OBP: 0.365, SLG: 0.375</small>	K			F4	1B		F8		L9	5	1	1	1	0	1	1					
<b>Scott Spiezio, S</b> (1.4) <small>OBP: 0.350, SLG: 0.439</small>	K			F9	1B		K		G4-3	5	0	1	2	0	2	1					
<b>Kevin Mitchell, R</b> (1.10) <small>OBP: 0.333, SLG: 0.304</small>	P2			FC6-4	K			G5-3		4	0	1	0	0	1	1					
<b>Mike Blowers, R</b> (1.5) <small>OBP: 0.329, SLG: 0.431</small>		K		FC6-4			BB	K		4	0	1	0	0	2	1					
<b>Kurt Abbott, R</b> (1.9) <small>OBP: 0.326, SLG: 0.390</small>		F8			G6-3		BB	E5		3	0	0	0	1	0	0					
<b>Jason Giambi, L</b> (1.3) <small>OBP: 0.359, SLG: 0.407</small>		F7			HR		F8	BB		3	1	1	1	1	0	2					
<b>Miguel Tejada, R</b> (1.6) <small>OBP: 0.278, SLG: 0.324</small>			G5-3		BLK	2B	F8	G1		4	1	1	0	0	0	4					
<b>A.J. Hinch, R</b> (1.2) <small>OBP: 0.296, SLG: 0.329</small>					F7		G3-1		G5-3	2	0	0	0	0	1	1					
<b>Matt Stairs, L</b> (6. PH) <small>OBP: 0.399, SLG: 0.585</small>					K					1	0	0	0	0	0	2					
<b>Mike Macfarlane, R</b> (7.2) <small>OBP: 0.362, SLG: 0.500</small>					K					1	0	0	0	0	0	0					
<b>Ryan Christenson, R</b> (1.8) <small>OBP: 0.327, SLG: 0.333</small>					K					1	1	0	0	1	1	0					
<b>Ben Grieve, L</b> (7. PH) <small>OBP: 0.460, SLG: 0.498</small>					2B	1B			HR	1	0	0	0	0	0	0					
<b>Inning Stats</b>	R: 0 E: 0 K: 2 S: 7	H: 0 LOB: 0 BB: 0 P: 7	R: 0 E: 0 K: 1 S: 5	H: 0 LOB: 0 BB: 0 P: 5	R: 0 E: 0 K: 2 S: 7	H: 0 LOB: 0 BB: 0 P: 7	R: 0 E: 0 K: 0 S: 4	H: 1 LOB: 1 BB: 0 P: 4	R: 4 E: 0 K: 1 S: 9	H: 4 LOB: 1 BB: 1 P: 13	R: 0 E: 0 K: 0 S: 4	H: 1 LOB: 2 BB: 1 P: 8	R: 0 E: 0 K: 1 S: 5	H: 0 LOB: 0 BB: 0 P: 5	R: 0 E: 1 K: 1 S: 6	H: 0 LOB: 2 BB: 1 P: 10	R: 0 E: 0 K: 0 S: 3	H: 0 LOB: 1 BB: 0 P: 4	1B: 4 2B: 1 3B: 0 HR: 1	SF: 0 SAC: 0 DP: 0 HBP: 1	WP: 0 PA: 38 SB: 0 CS: 0
<b>PITCHER</b>	IP	WLS	BF	H	R	ER	SO	BB	IBB	HBP	BLK	WP	HR	S	P	ERA	WHIP				
<b>Brian Anderson, L</b> (1.1) <small>ERA: 4.2</small>	5.0	W	22	4	4	4	6	1	0	0	1	0	0	14	22	0.00	0.667				
<b>Amaury Telemaco, R</b> (6.1) <small>ERA: 3.27</small>	3.0		12	0	0	0	2	2	0	0	0	0	0	14	22	0.00	0.667				
<b>Russ Springer, R</b> (9.1) <small>ERA: 2.25</small>	1.0		4	0	0	0	0	0	0	1	0	0	0	3	4	0.00	0.000				

Arizona Diamondbacks @ Oakland Athletics  
Network Associates Coliseum, Oakland, CA  
Sun Jun 07 1998, 6:33 AM EDT  
Att: 17,420 - Cloudy - 62 F

livebaseballscores.com

AB 34  
R 4  
H 6  
RBI 4  
BB 3  
SO 8  
LOB 13





Batter	1	2	3	4	5	6	7	8	9	AB	R	H	RBI	BB	SO	LOB	TOP			
Rickey Henderson, R OBP: 0.365, SLG: 0.373	4-1 F9 1B E BB	1-2 G3		1-0 FC6-4 1B		0-3 K		0-0 F8		4	1	1	0	1	1	2				
Scott Spiezio, S OBP: 0.351, SLG: 0.436	0-1 BB E	0-0 F7		1-0 FC6-4			1-0 SH1-3 1B HBP	1-1 F7		4	1	1	0	0	0	2				
Ben Grieve, L OBP: 0.407, SLG: 0.510	2-2 F9	4-2 FC4-6 BB			1-2 G4-3 2B		1-1 SH1-3 1B HR	2-0 F8		4	1	3	0	1	0	2				
Matt Stairs, L OBP: 0.398, SLG: 0.579 Ryan Christenson, R OBP: 0.323, SLG: 0.330	4-1 E SF9 BB	1-0 FC4-6			1-0 F8		0-0 SH1-3	1-3 K		2	1	0	0	1	0	2				
Mike Blowers, R OBP: 0.319, SLG: 0.416	1-2 E2 SF9 1B BB		1-3 K		1-0 G4-3		2-2 FC5-2-5 HR	2-0 F8		5	2	0	0	0	1	5				
Jason Giambi, L OBP: 0.360, SLG: 0.417	4-2 1B BB		3-1 G4-3		1-1 G3-1		1-0 HR	3-2 F9		4	1	1	3	1	0	2				
Mike Macfarlane, R OBP: 0.347, SLG: 0.483	1-0 SF9		0-0 G5-3			3-1 G6-3	1-1 G5-3			3	0	0	1	0	0	0				
Miguel Tejada, R OBP: 0.325, SLG: 0.351	2-3 3-H 1B		2-0 G6-3			4-2 BB	3-1 WP 1B			3	0	2	1	1	0	0				
Blake Stein, R Billy Taylor, R	0-3 K		0-3 K			0-3 K	2-3 K			4	0	0	0	0	4	4				
<b>Inning Stats</b>	R: 4 E: 1 K: 1 S: 20	H: 2 LOB: 2 BB: 3 P: 39	R: 0 E: 0 K: 0 S: 7	H: 0 LOB: 1 BB: 1 P: 13	R: 0 E: 0 K: 1 S: 6	H: 0 LOB: 0 BB: 0 P: 10	R: 0 E: 0 K: 1 S: 6	H: 1 LOB: 1 BB: 0 P: 10	R: 0 E: 0 K: 2 S: 10	H: 0 LOB: 1 BB: 1 P: 17	R: 3 E: 0 K: 0 S: 10	H: 2 LOB: 0 BB: 0 P: 16	R: 0 E: 0 K: 1 S: 8	H: 1 LOB: 1 BB: 0 P: 14	R: 0 E: 0 K: 1 S: 8	H: 1 LOB: 1 BB: 0 P: 16	1B: 5 2B: 2 3B: 0 HR: 1	SF: 1 SAC: 1 DP: 0 HBP: 1	WP: 1 PB: 0 SB: 0 CS: 0	PA: 42
<b>PITCHER</b>	IP WLS BF H R ER SO BB IBB HBP BLK WP HR S P ERA WHIP	7.0 L 34 6 7 4 5 5 0 1 0 0 1 0 8 116 5.14 1.571	1.0 4 1 0 0 1 0 0 0 0 1 0 8 14 0.00 1.000	1.0 4 1 0 0 1 0 0 0 0 0 0 8 16 0.00 1.000	<b>PITCHER</b>										IP WLS BF H R ER SO BB IBB HBP BLK WP HR S P ERA WHIP					

Oakland Athletics @ Los Angeles Dodgers  
Dodger Stadium, Los Angeles, CA  
Mon Jun 08 1998, 7:05 PM PDT  
Att: 27,027 - Cloudy - 66 F

AB	34
R	7
H	8
RBI	5
BB	5
SO	7
LOB	20



Batter	1	2	3	4	5	6	7	8	9	AB	R	H	RBI	BB	SO	LOB	BOTTOM					
Eric Young Sr., R OBP: 0.362, SLG: 0.362	3-2 F9		0-3 K			1-2 CS 1B		3-2 G4-3		4	0	1	0	0	1	1						
Jose Vizcaino, S OBP: 0.315, SLG: 0.344	3-1 G1-3			0-1 G4-3		2-2 F7		0-1 F8		4	0	0	0	0	0	1						
Gary Sheffield, R OBP: 0.429, SLG: 0.526	1-0 G5-3			0-0 P5		2-2 P6		4-0 HR BB		3	1	0	0	1	0	1						
Eric Karros, R OBP: 0.357, SLG: 0.418		1-2 1B		2-3 K			2-3 K	3-2 HR		4	1	2	2	0	2	0						
Raul Mondesi, R OBP: 0.305, SLG: 0.504		1-3 K			1-0 F9		2-0 F7	0-1 P2		4	0	0	0	0	1	1						
Bobby Bonilla, S OBP: 0.297, SLG: 0.374		1-3 K			2-3 K		2-1 P5	0-0 F7		4	0	0	0	0	2	1						
Paul Konerko, R OBP: 0.281, SLG: 0.300		2-1 F8			2-2 HR			1-1 FC6-4 1B		3	1	2	1	0	0	1						
Charles Johnson, R OBP: 0.293, SLG: 0.422 Thomas Howard, S OBP: 0.227, SLG: 0.349 Tom Prince, R OBP: 0.290, SLG: 0.200			2-3 K		2-3 K			0-2 FC6-4		2	0	0	0	0	2	0						
Ramon Martinez, R OBP: 0.182, SLG: 0.273 Greg McMichael, R			1-3 K			0-3 K		0-0 P6		2	0	0	0	0	0	0						
Jim Eisenreich, L OBP: 0.286, SLG: 0.301 Mark Guthrie, R										1	0	0	0	0	0	1						
<b>Inning Stats</b>	R: 0 E: 0 K: 0 S: 7	H: 0 LOB: 0 BB: 0 P: 14	R: 0 E: 0 K: 2 S: 13	H: 1 LOB: 1 BB: 0 P: 18	R: 0 E: 0 K: 3 S: 9	H: 0 LOB: 0 BB: 0 P: 12	R: 0 E: 0 K: 1 S: 9	H: 0 LOB: 0 BB: 0 P: 11	R: 1 E: 0 K: 2 S: 10	H: 1 LOB: 0 BB: 0 P: 17	R: 0 E: 0 K: 1 S: 15	H: 1 LOB: 1 BB: 0 P: 20	R: 0 E: 0 K: 1 S: 6	H: 0 LOB: 0 BB: 0 P: 12	R: 0 E: 0 K: 0 S: 9	H: 1 LOB: 1 BB: 0 P: 13	R: 2 E: 0 K: 0 S: 9	H: 1 LOB: 0 BB: 1 P: 16	1B: 3 2B: 0 3B: 0 HR: 2	SF: 0 SAC: 0 DP: 0 HBP: 0	WP: 0 PB: 0 SB: 0 CS: 1	PA: 33
<b>PITCHER</b>	IP WLS BF H R ER SO BB IBB HBP BLK WP HR S P ERA WHIP	8.1 W 31 5 3 3 3 1 0 0 0 0 2 84 3.24 0.720	0.2 2 0 0 0 0 0 0 0 0 0 0 3 3 0.00 0.000	<b>PITCHER</b>										IP WLS BF H R ER SO BB IBB HBP BLK WP HR S P ERA WHIP								

Oakland Athletics @ Los Angeles Dodgers  
Dodger Stadium, Los Angeles, CA  
Mon Jun 08 1998, 7:05 PM PDT  
Att: 27,027 - Cloudy - 66 F

AB	32
R	3
H	5
RBI	3
BB	1
SO	10
LOB	8





Batter	1	2	3	4	5	6	7	8	9	AB	R	H	RBI	BB	SO	LOB	TOP					
Rickey Henderson, R OBP: 0.360, SLG: 0.366 (1, 8)	F9			G6-3		F8		G5-3		4	0	0	0	0	0	1						
Scott Spiezio, S OBP: 0.350, SLG: 0.432 (1, 4)	G6-3			1B		F7		F9		4	0	1	0	0	0	0						
Ben Grieve, L OBP: 0.408, SLG: 0.510 (1, 9)	F8			G5-4-3		L3				4	0	2	0	0	0	0						
Matt Stairs, L OBP: 0.395, SLG: 0.571 (1, 7)		K		G5-4-3		G6-4-3		K		4	0	1	0	0	2	3						
Mike Blowers, R OBP: 0.317, SLG: 0.431 (1, 5)		G4-3			HR	G6-4-3		K		4	1	1	1	0	1	2						
Jason Giambi, L OBP: 0.355, SLG: 0.412 Mike Fetters, R (7, 1)		K			K	G4-3				3	0	0	0	0	2	0						
Mike Macfarlane, R OBP: 0.337, SLG: 0.467 (1, 2)			L5		K			P4		3	0	0	0	0	1	0						
Miguel Tejada, R OBP: 0.349, SLG: 0.400 (1, 6)			F8					G5-3		3	0	2	0	0	0	0						
Jimmy Haynes, R (1, 1) Mark Bellhorn, S OBP: 0.200, SLG: 0.222 Aaron Small, R (5, 1) Kevin Mitchell, R OBP: 0.327, SLG: 0.298 (7, 3)			K		K			G5-3		1	0	0	0	0	1	0						
										1	0	0	0	0	1	1						
										0	0	0	0	0	0	0						
										1	0	0	0	0	0	1						
<b>Inning Stats</b>	R: 0 E: 0 K: 0 S: 7	H: 0 LOB: 0 BB: 0 P: 11	R: 0 E: 0 K: 2 S: 10	H: 0 LOB: 0 BB: 0 P: 16	R: 0 E: 0 K: 1 S: 6	H: 2 LOB: 1 BB: 0 P: 8	R: 0 E: 0 K: 0 S: 7	H: 2 LOB: 1 BB: 0 P: 12	R: 1 E: 0 K: 3 S: 14	H: 2 LOB: 1 BB: 0 P: 23	R: 0 E: 0 K: 0 S: 11	H: 0 LOB: 0 BB: 0 P: 18	R: 0 E: 0 K: 0 S: 7	H: 1 LOB: 0 BB: 0 P: 12	R: 0 E: 0 K: 0 S: 9	H: 1 LOB: 1 BB: 0 P: 16	R: 0 E: 0 K: 2 S: 13	H: 1 LOB: 1 BB: 0 P: 20	1B: 5 2B: 1 3B: 0 HR: 1	SF: 0 SAC: 0 DP: 2 HBP: 0	WP: 0 PB: 0 SB: 0 CS: 0	PA: 32
<b>PITCHER</b>	IP	WLS	BF	H	R	ER	SO	BB	IBB	HBP	BLK	WP	HR	S	P	ERA	WHIP					
Chan Ho Park, R ERA: 4.4 Scott Radinsky, L ERA: 2.99	(1, 1)	8.0	W	28	6	1	1	6	0	0	0	0	0	1	71	116	1.12	0.750				
	(9, 1)	1.0		4	1	0	0	2	0	0	0	0	0	0	13	20	0.00	1.000				

Oakland Athletics @ Los Angeles Dodgers  
Dodger Stadium, Los Angeles, CA  
Tue Jun 09 1998, 7:05 PM PDT  
Att: 46,244 - Unknown - 66 F

AB 32  
R 1  
H 7  
RBI 1  
BB 0  
SO 8  
LOB 8



Batter	1	2	3	4	5	6	7	8	9	AB	R	H	RBI	BB	SO	LOB	BOTTOM				
Eric Young Sr., R OBP: 0.367, SLG: 0.372 Juan Castro, R OBP: 0.231, SLG: 0.271 (1, 4)	F9			K		F8		K		2	1	2	1	0	0	0					
Jose Vizcaino, S OBP: 0.318, SLG: 0.352 (1, 6)	E4					L5				4	1	2	1	0	0	2					
Gary Sheffield, R OBP: 0.430, SLG: 0.523 (1, 9)	P3			E		G5-3				3	0	1	0	1	0	2					
Eric Karros, R OBP: 0.348, SLG: 0.407 (1, 3)	F9			P4		F8		G6-3		4	0	0	0	0	0	6					
Raul Mondesi, R OBP: 0.308, SLG: 0.502 (1, 8)	S			F8		G6-3		1B		3	1	1	0	1	0	1					
Paul Konerko, R OBP: 0.280, SLG: 0.298 Roger Cedeno, S OBP: 0.386, SLG: 0.314 (7, FR)	F8			F8		G6-3		1B		4	0	1	0	0	0	1					
										0	0	0	0	0	0	0					
Bobby Bonilla, S OBP: 0.296, SLG: 0.367 (1, 5)				P6		G3-1		K		3	1	0	0	1	1	2					
Charles Johnson, R OBP: 0.297, SLG: 0.426 (1, 2)				F8				K		3	1	1	0	1	1	1					
Chan Ho Park, R OBP: 0.250, SLG: 0.393 Jim Eisenreich, L OBP: 0.283, SLG: 0.298 Scott Radinsky, L (9, 1)				SH3		SH5-4		L5		1	0	1	0	0	0	0					
										1	0	0	0	0	0	0					
										0	0	0	0	0	0	0					
<b>Inning Stats</b>	R: 3 E: 1 K: 0 S: 12	H: 1 LOB: 0 BB: 1 P: 24	R: 1 E: 0 K: 0 S: 12	H: 2 LOB: 2 BB: 1 P: 24	R: 0 E: 0 K: 0 S: 7	H: 1 LOB: 1 BB: 0 P: 10	R: 1 E: 0 K: 1 S: 14	H: 2 LOB: 3 BB: 2 P: 24	R: 0 E: 0 K: 0 S: 5	H: 0 LOB: 0 BB: 0 P: 8	R: 0 E: 0 K: 0 S: 7	H: 1 LOB: 1 BB: 0 P: 12	R: 0 E: 0 K: 1 S: 11	H: 2 LOB: 2 BB: 0 P: 13	R: 0 E: 0 K: 2 S: 11	H: 0 LOB: 0 BB: 0 P: 18	1B: 6 2B: 3 3B: 0 HR: 0	SF: 0 SAC: 2 DP: 0 HBP: 0	WP: 0 PB: 2 SB: 2 CS: 0	PA: 37	
<b>PITCHER</b>	IP	WLS	BF	H	R	ER	SO	BB	IBB	HBP	BLK	WP	HR	S	P	ERA	WHIP				
Jimmy Haynes, R ERA: 4.38 Aron Small, R ERA: 6.23 Mike Fetters, R ERA: 4.03	(1, 1)	4.0	L	22	6	5	2	1	0	0	0	0	0	20	30	0.00	1.125				
	(7, 1)	1.1		4	0	0	0	3	0	0	0	0	0	14	21	0.00	0.000				

Oakland Athletics @ Los Angeles Dodgers  
Dodger Stadium, Los Angeles, CA  
Tue Jun 09 1998, 7:05 PM PDT  
Att: 46,244 - Unknown - 66 F

AB 31  
R 5  
H 9  
RBI 2  
BB 4  
SO 4  
LOB 18





Batter	1	2	3	4	5	6	7	8	9	AB	R	H	RBI	BB	SO	LOB	TOP					
Rickey Henderson, R OBP: 0.355, SLG: 0.360	F9		K			F9			K	4	0	0	0	0	2	1						
Scott Spiezio, S OBP: 0.344, SLG: 0.425	F9			F7		F9			E7	4	0	0	0	0	0	0						
Ben Grieve, L OBP: 0.403, SLG: 0.502	F9			F7		F9	K		F7	4	0	0	0	0	1	1						
Matt Stairs, L OBP: 0.393, SLG: 0.565		F8		G4-3					K	4	0	1	0	0	1	1						
Mike Blowers, R OBP: 0.312, SLG: 0.423		K			G6-3				K	3	0	0	0	0	2	1						
Jason Giambi, L OBP: 0.351, SLG: 0.406		K			P6				G4-3	3	0	0	0	0	1	0						
Miguel Tejada, R OBP: 0.348, SLG: 0.381			E BB	G4-3					F9	2	0	0	0	1	0	0						
A.J. Hinch, R OBP: 0.293, SLG: 0.324			G4-3			P2				2	0	0	0	0	0	1						
Mike Macfarlane, R OBP: 0.343, SLG: 0.473										1	0	1	0	0	0	0						
Kenny Rogers, L OBP: 0.321, SLG: 0.292			K			K			G1-3	2	0	0	0	0	2	1						
Kevin Mitchell, R OBP: 0.321, SLG: 0.292										1	0	0	0	0	0	1						
Billy Taylor, R OBP: 0.351, SLG: 0.406										0	0	0	0	0	0	0						
<b>Inning Stats</b>	R: 0 E: 0 K: 0 S: 10	H: 0 LOB: 0 BB: 0 P: 15	R: 0 E: 0 K: 2 S: 9	H: 0 LOB: 0 BB: 0 P: 16	R: 0 E: 1 K: 2 S: 11	H: 0 LOB: 1 BB: 1 P: 18	R: 0 E: 0 K: 0 S: 3	H: 0 LOB: 0 BB: 0 P: 4	R: 0 E: 0 K: 0 S: 9	H: 0 LOB: 0 BB: 0 P: 13	R: 0 E: 0 K: 1 S: 8	H: 0 LOB: 0 BB: 0 P: 15	R: 0 E: 0 K: 2 S: 11	H: 1 LOB: 1 BB: 0 P: 17	R: 0 E: 0 K: 0 S: 8	H: 1 LOB: 1 BB: 0 P: 14	R: 0 E: 1 K: 2 S: 9	H: 0 LOB: 1 BB: 0 P: 13	1B: 2 2B: 0 3B: 0 HR: 0	SF: 0 SAC: 0 DP: 0 HBP: 0	WP: 0 PB: 0 SB: 0 CS: 0	PA: 31
<b>PITCHER</b> Ismael Valdez, R ERA: 4.67	IP: 9.0 WLS: W BF: 31	H: 2 R: 0 ER: 0 SO: 9	BB: 1 IBB: 0 HBP: 0 BLK: 0	WP: 0 HR: 0 S: 78 P: 125	ERA: 0.00 WHIP: 0.333																	

Oakland Athletics @ Los Angeles Dodgers  
Dodger Stadium, Los Angeles, CA  
Wed Jun 10 1998, 7:05 PM PDT  
Att: 27,494 - Cloudy - 65 F

AB 30  
R 0  
H 2  
RBI 0  
BB 1  
SO 9  
LOB 7



Batter	1	2	3	4	5	6	7	8	9	AB	R	H	RBI	BB	SO	LOB	BOTTOM				
Jose Vizcaino, S OBP: 0.314, SLG: 0.347	G1-3		G6-3			F7				3	0	0	0	0	0	1					
Raul Mondesi, R OBP: 0.309, SLG: 0.500	E6					G6-3				3	0	1	1	0	0	0					
Gary Sheffield, R OBP: 0.425, SLG: 0.516	F9		G1-3			K				3	0	0	0	0	1	2					
Eric Karros, R OBP: 0.341, SLG: 0.399	G6-3				G2				G4-3	3	0	0	0	0	0	1					
Paul Konerko, R OBP: 0.271, SLG: 0.287		K				F7			K	3	0	0	0	0	2	0					
Roger Cedeno, S OBP: 0.386, SLG: 0.314										0	0	0	0	0	0	0					
Bobby Bonilla, S OBP: 0.291, SLG: 0.361	F7					K			G5-3	3	0	0	0	0	1	0					
Charles Johnson, R OBP: 0.298, SLG: 0.425		G5-3							K	3	0	1	0	0	1	0					
Juan Castro, R OBP: 0.236, SLG: 0.275			E1			G6-4-3				3	1	1	0	0	0	1					
Ismael Valdez, R OBP: 0.286, SLG: 0.240			SH2-4			G1-6-3			P4	2	0	0	0	0	0	0					
<b>Inning Stats</b>	R: 0 E: 1 K: 0 S: 9	H: 0 LOB: 1 BB: 0 P: 16	R: 0 E: 0 K: 1 S: 6	H: 0 LOB: 0 BB: 0 P: 9	R: 1 E: 1 K: 0 S: 11	H: 1 LOB: 1 BB: 0 P: 19	R: 0 E: 0 K: 1 S: 9	H: 0 LOB: 0 BB: 0 P: 13	R: 0 E: 0 K: 0 S: 4	H: 1 LOB: 0 BB: 0 P: 6	R: 0 E: 0 K: 1 S: 10	H: 0 LOB: 0 BB: 0 P: 15	R: 0 E: 0 K: 1 S: 7	H: 0 LOB: 0 BB: 0 P: 12	R: 0 E: 0 K: 1 S: 7	H: 1 LOB: 0 BB: 0 P: 10	1B: 3 2B: 0 3B: 0 HR: 0	SF: 0 SAC: 1 DP: 1 HBP: 0	WP: 0 PB: 0 SB: 0 CS: 0	PA: 27	
<b>PITCHER</b> Kenny Rogers, L ERA: 3.18	IP: 7.0 WLS: L BF: 24	H: 2 R: 1 ER: 0 SO: 4	BB: 0 IBB: 0 HBP: 0 BLK: 0	WP: 0 HR: 0 S: 56 P: 90	ERA: 0.00 WHIP: 0.286																
Billy Taylor, R ERA: 2.67	IP: 1.0 WLS: 3 BF: 1	H: 1 R: 0 ER: 0 SO: 1	BB: 0 IBB: 0 HBP: 0 BLK: 0	WP: 0 HR: 0 S: 7 P: 10	ERA: 0.00 WHIP: 1.000																

Oakland Athletics @ Los Angeles Dodgers  
Dodger Stadium, Los Angeles, CA  
Wed Jun 10 1998, 7:05 PM PDT  
Att: 27,494 - Cloudy - 65 F

AB 26  
R 1  
H 3  
RBI 1  
BB 0  
SO 5  
LOB 5





Batter	1	2	3	4	5	6	7	8	9	AB	R	H	RBI	BB	SO	LOB	TOP								
Joey Cora, S OBP: 0.365, SLG: 0.388 (1, 4)	2-2 G1-6-3 1B		1-2 G3		2-1 G4-3			2-2 HR 1B	0-1 B1	5	1	2	0	0	0	3									
Alex Rodriguez, R OBP: 0.397, SLG: 0.606 (1, 6)	1-1 G1-6-3 1B		0-3 K			2-1 2B		1-3 K		4	0	2	0	0	2	1									
Ken Griffey Jr., L OBP: 0.371, SLG: 0.658 (1, 8)	1-0 G1-6-3			3-0 P6		0-0 L7		1-2 HR		4	1	1	2	0	0	3									
David Segui, S OBP: 0.391, SLG: 0.552 (1, 3)	0-3 K			2-2 G4-3		1-1 G4-3		3-1 1B		4	0	1	0	0	1	2									
Edgar Martinez, R OBP: 0.410, SLG: 0.541 Rich Amaral, R OBP: 0.303, SLG: 0.346 (8, PR)		2-1 G6-3		1-0 G4-3		3-2 F8		3-2 1B		4	0	1	0	0	0	1									
Jay Buhner, R OBP: 0.393, SLG: 0.560 (1, 9)		0-0 G6-3			0-0 1B		1-1 F9	3-1 G6-3		4	0	1	0	0	0	2									
Russ Davis, R OBP: 0.325, SLG: 0.470 (1, 5)		0-2 1B			0-0 P3		1-3 K		0-3 K	4	0	1	0	0	2	1	AB 37								
Dan Wilson, R OBP: 0.313, SLG: 0.360 (1, 2)		2-3 K			1-0 1B		1-1 P5		0-0 L8	4	0	1	0	0	1	1	R 2								
Rob Ducey, L OBP: 0.331, SLG: 0.389 (1, 7)			3-2 G4-3		0-1 F9			1-3 K	1-0 1B	4	0	1	0	0	1	2	H 11								
<b>Inning Stats</b>	R: 0 E: 0 K: 1 S: 9	H: 2 LOB: 1 BB: 0 P: 13	R: 0 E: 0 K: 1 S: 10	H: 1 LOB: 1 BB: 0 P: 14	R: 0 E: 0 K: 1 S: 12	H: 0 LOB: 0 BB: 0 P: 16	R: 0 E: 0 K: 0 S: 5	H: 0 LOB: 0 BB: 0 P: 11	R: 0 E: 0 K: 0 S: 7	H: 2 LOB: 2 BB: 0 P: 10	R: 0 E: 0 K: 1 S: 8	H: 1 LOB: 1 BB: 0 P: 14	R: 0 E: 0 K: 1 S: 7	H: 0 LOB: 0 BB: 0 P: 10	R: 2 E: 0 K: 2 S: 20	H: 4 LOB: 2 BB: 0 P: 34	R: 0 E: 0 K: 1 S: 7	H: 1 LOB: 1 BB: 0 P: 8	1B: 9 2B: 1 3B: 0 HR: 1	SF: 0 SAC: 0 DP: 1 HBP: 0	WP: 0 PB: 0 SB: 0 CS: 0	PA: 37			
<b>PITCHER</b>	IP	WLS	BF	H	R	ER	SO	BB	IBB	HBP	BLK	WP	HR	S	P	ERA	WHIP								
Mike Oquist, R ERA: 4.64 (1, 1)	7.2	W	30	8	2	2	6	0	0	0	0	0	1	71	106	2.35	1.043								
Mike Fetters, R ERA: 4.03 (8, 1)	0.0		2	2	0	0	0	0	0	0	0	0	0	5	11	∞	∞								
Billy Taylor, R ERA: 2.76 (8, 1)	1.1	S	5	1	0	0	1	0	0	0	0	0	0	9	13	0.00	0.750								

Seattle Mariners @ Oakland Athletics  
Network Associates Coliseum, Oakland, CA  
Thu Jun 11 1998, 10:05 PM EDT  
Att: 7,838 - Cloudy - 65 F

AB 37  
R 2  
H 11  
RBI 2  
BB 0  
SO 7  
LOB 16



Batter	1	2	3	4	5	6	7	8	9	AB	R	H	RBI	BB	SO	LOB	BOTTOM								
Rickey Henderson, R OBP: 0.360, SLG: 0.388 (1, 7)	1-2 G6-3		4-1 BB		0-0 1B 2B		1-1 1B			3	1	2	1	1	0	0									
Scott Spiezio, S OBP: 0.343, SLG: 0.422 (1, 4)	1-3 K		1-2 G4-3		1-2 G5-3 1B		1-1 L9			4	0	1	1	0	1	3									
Ben Grieve, L OBP: 0.401, SLG: 0.496 (1, 9)	1-2 G1-3			4-0 WP 1B BB	1-0 G5-3		0-3 K			3	1	0	0	1	1	2									
Kevin Mitchell, R OBP: 0.316, SLG: 0.275 (1, 10)		3-2 F7		4-1 1B WP BB	2-3 K		1-2 G3			3	1	0	0	1	1	2									
Mike Blowers, R OBP: 0.310, SLG: 0.419 (1, 5)		1-2 G1-3		2-0 G4-6-3 1B		1-3 K		0-0 F8		4	0	1	1	0	1	0									
Jason Giambi, L OBP: 0.354, SLG: 0.405 (1, 3)		2-3 K		1-0 G4-6-3		0-0 1B SF7 1B		2-2 CS HBP		3	1	1	0	0	1	1									
Miguel Tejada, R OBP: 0.360, SLG: 0.391 (1, 6)			0-0 CS 1B		0-1 G3		1-0 1B	3-2 G5-3		4	0	2	0	0	0	1									
Mike Macfarlane, R OBP: 0.333, SLG: 0.462 (1, 2)		1-1 F7		4-1 1B SH3-4 2B	1-1 E6		2-0 SF7			2	1	0	1	0	0	1									
Ryan Christenson, R OBP: 0.327, SLG: 0.326 (1, 8)			4-2 S BB		0-1 SH3-4		1-2 F7			1	0	0	0	1	0	1									
<b>Inning Stats</b>	R: 0 E: 0 K: 1 S: 9	H: 0 LOB: 0 BB: 0 P: 12	R: 0 E: 0 K: 1 S: 9	H: 0 LOB: 0 BB: 0 P: 15	R: 0 E: 0 K: 0 S: 10	H: 1 LOB: 2 BB: 2 P: 20	R: 2 E: 0 K: 0 S: 5	H: 1 LOB: 0 BB: 2 P: 16	R: 2 E: 1 K: 1 S: 12	H: 2 LOB: 1 BB: 0 P: 17	R: 1 E: 0 K: 1 S: 9	H: 2 LOB: 1 BB: 0 P: 14	R: 0 E: 0 K: 1 S: 10	H: 1 LOB: 1 BB: 0 P: 13	R: 0 E: 0 K: 0 S: 6	H: 0 LOB: 0 BB: 0 P: 11	1B: 6 2B: 1 3B: 0 HR: 0	SF: 1 SAC: 1 DP: 1 HBP: 1	WP: 1 PB: 0 SB: 3 CS: 2	PA: 34					
<b>PITCHER</b>	IP	WLS	BF	H	R	ER	SO	BB	IBB	HBP	BLK	WP	HR	S	P	ERA	WHIP								
Jeff Fassero, L ERA: 4.22 (1, 1)	8.0	L	34	7	5	4	5	4	0	1	0	1	0	70	118	4.50	1.375								

Seattle Mariners @ Oakland Athletics  
Network Associates Coliseum, Oakland, CA  
Thu Jun 11 1998, 10:05 PM EDT  
Att: 7,838 - Cloudy - 65 F

AB 27  
R 5  
H 7  
RBI 4  
BB 4  
SO 5  
LOB 11

















Batter	1	2	3	4	5	6	7	8	9	AB	R	H	RBI	BB	SO	LOB	TOP			
Rickey Henderson, R OBP: 0.362, SLG: 0.361	4-2 S HR BB	3-1 S HR 2B		4-1 HR BB		1-1 F8			1-3 K	3	3	1	2	2	1	0	<p>Oakland Athletics @ Texas Rangers The Ballpark at Arlington, Arlington, TX Tue Jun 16 1998, 8:05 PM EDT Att: 34,066 - Unknown - 95 F</p> <p>livebaseballscores.com</p>			
Miguel Tejada, R OBP: 0.316, SLG: 0.393	1-2 G5-3	1-3 K		1-1 HR		2-3 K			0-1 G6-3	5	1	1	2	0	2					
Ben Grieve, L OBP: 0.405, SLG: 0.525	2-2 HR	1-1 HR		4-2 G4-6-3 BB		3-1 G4-3			0-0 G6-3	4	2	2	4	1	0	0				
Kevin Mitchell, R OBP: 0.282, SLG: 0.262	2-0 G5-3	0-0 2B		2-2 G4-6-3 1-2 BB		1-1 G4-3				4	0	1	0	0	0	1				
Matt Stairs, L OBP: 0.403, SLG: 0.560 Ryan Christenson, R OBP: 0.336, SLG: 0.330	2-1 HBP	2-2 F8		0-0 G3		2-1 G4-3				3	0	0	0	0	0	1				
Mike Blowers, R OBP: 0.295, SLG: 0.398	3-1 F7			3-2 F8		2-1 G4-3				4	0	0	0	0	0	1				
Jason Giambi, L OBP: 0.350, SLG: 0.391 Jack Voigt, R OBP: 0.232, SLG: 0.216		0-1 G4-3		4-2 E S SF7 BB		2-2 P5			2-2 G4-3	3	1	0	0	1	0	0				
Rafael Bourimigal, R OBP: 0.250, SLG: 0.330		4-0 1B 2B BB		0-2 SF7		0-1 2B			1-1 G6-3	2	1	1	1	1	0	0				
A.J. Hinch, R OBP: 0.285, SLG: 0.314		0-1 SAFE 2B 1B		2-1 P8		3-3 K			1-2 G1-4-3	4	1	1	0	0	1	1				
<b>Inning Stats</b>	R: 2 E: 0 K: 0 S: 12	H: 1 LOB: 1 BB: 1 P: 26	R: 4 E: 0 K: 1 S: 15	H: 4 LOB: 1 BB: 1 P: 26	R: 1 E: 0 K: 0 S: 11	H: 0 LOB: 0 BB: 1 P: 20	R: 2 E: 0 K: 0 S: 10	H: 1 LOB: 0 BB: 0 P: 21	R: 0 E: 0 K: 1 S: 7	H: 0 LOB: 0 BB: 0 P: 13	R: 0 E: 0 K: 0 S: 6	H: 0 LOB: 0 BB: 0 P: 11	R: 0 E: 0 K: 0 S: 9	H: 0 LOB: 0 BB: 0 P: 13	R: 0 E: 0 K: 1 S: 6	H: 0 LOB: 0 BB: 0 P: 7		1B: 1 2B: 3 3B: 0 HR: 3	SF: 1 SAC: 0 DP: 1 HBP: 1	WP: 0 PB: 0 SB: 3 CS: 0
<b>PITCHER</b>	IP WLS BF H R ER SO BB IBB HBP BLK WP HR S P ERA WHIP	IP WLS BF H R ER SO BB IBB HBP BLK WP HR S P ERA WHIP	IP WLS BF H R ER SO BB IBB HBP BLK WP HR S P ERA WHIP	IP WLS BF H R ER SO BB IBB HBP BLK WP HR S P ERA WHIP	IP WLS BF H R ER SO BB IBB HBP BLK WP HR S P ERA WHIP	IP WLS BF H R ER SO BB IBB HBP BLK WP HR S P ERA WHIP	IP WLS BF H R ER SO BB IBB HBP BLK WP HR S P ERA WHIP	IP WLS BF H R ER SO BB IBB HBP BLK WP HR S P ERA WHIP	IP WLS BF H R ER SO BB IBB HBP BLK WP HR S P ERA WHIP	IP WLS BF H R ER SO BB IBB HBP BLK WP HR S P ERA WHIP	IP WLS BF H R ER SO BB IBB HBP BLK WP HR S P ERA WHIP	IP WLS BF H R ER SO BB IBB HBP BLK WP HR S P ERA WHIP	IP WLS BF H R ER SO BB IBB HBP BLK WP HR S P ERA WHIP	IP WLS BF H R ER SO BB IBB HBP BLK WP HR S P ERA WHIP	IP WLS BF H R ER SO BB IBB HBP BLK WP HR S P ERA WHIP	IP WLS BF H R ER SO BB IBB HBP BLK WP HR S P ERA WHIP	IP WLS BF H R ER SO BB IBB HBP BLK WP HR S P ERA WHIP			
40 Matt Perisho, L ERA: 23.14 Al Levine, R ERA: 5.13 Danny Patterson, R ERA: 4.37	2.1 L 16 5 7 6 1 3 0 1 0 0 2 33 65 23.14 3.429	4.2 17 2 2 2 2 2 0 0 0 0 1 38 69 3.86 0.857	2.0 6 0 0 0 1 0 0 0 0 0 0 15 20 0.00 0.000																	

Batter	1	2	3	4	5	6	7	8	9	AB	R	H	RBI	BB	SO	LOB	BOTTOM					
Tom Goodwin, L OBP: 0.388, SLG: 0.325	K		G4-3					G4-3		4	1	0	0	1	2	2	<p>Oakland Athletics @ Texas Rangers The Ballpark at Arlington, Arlington, TX Tue Jun 16 1998, 8:05 PM EDT Att: 34,066 - Unknown - 95 F</p> <p>livebaseballscores.com</p>					
Luis Alica, S OBP: 0.381, SLG: 0.419	G3		K		29 1B 1-2 1B	F7		P4		5	1	1	0	0	1	0						
29 Rusty Greer, L OBP: 0.366, SLG: 0.412	1B			1B 1B BB	1B 1B	G6-3		F8		4	2	2	1	1	0	0						
Juan Gonzalez, R OBP: 0.334, SLG: 0.595	P6			1B BB 1B	K	L7		F7		5	1	1	0	0	1	3						
Will Clark, L OBP: 0.391, SLG: 0.481			F8	G5-3 1B BB	1B 1B			F8		3	1	1	1	1	0	0						
Lee Stevens, L OBP: 0.325, SLG: 0.518	G4-3			G5-3 1B	1B BB			K		4	1	2	3	0	1	0						
Bill Haselman, R OBP: 0.327, SLG: 0.540	2B			G5-3 1B	F9			K		4	0	1	0	0	1	4						
Domingo Cedeno, S OBP: 0.364, SLG: 0.459	P3			K	1B BB			K		3	0	0	0	1	2	3						
Fernando Tatis, R OBP: 0.300, SLG: 0.332			K	L9				F7		4	0	1	2	0	1	2						
<b>Inning Stats</b>	R: 0 E: 0 K: 1 S: 9	H: 1 LOB: 1 BB: 0 P: 18	R: 0 E: 0 K: 0 S: 12	H: 1 LOB: 1 BB: 0 P: 16	R: 0 E: 0 K: 2 S: 9	H: 0 LOB: 0 BB: 0 P: 9	R: 2 E: 0 K: 1 S: 12	H: 2 LOB: 2 BB: 2 P: 24	R: 5 E: 0 K: 2 S: 26	H: 5 LOB: 2 BB: 2 P: 43	R: 0 E: 0 K: 0 S: 5	H: 0 LOB: 0 BB: 0 P: 8	R: 0 E: 0 K: 2 S: 8	H: 0 LOB: 0 BB: 0 P: 12	R: 0 E: 0 K: 1 S: 6	H: 0 LOB: 0 BB: 0 P: 7		R: 0 E: 0 K: 0 S: 9	H: 0 LOB: 0 BB: 0 P: 13	1B: 8 2B: 1 3B: 0 HR: 0	SF: 0 SAC: 0 DP: 0 HBP: 0	WP: 0 PB: 0 SB: 0 CS: 0
<b>PITCHER</b>	IP WLS BF H R ER SO BB IBB HBP BLK WP HR S P ERA WHIP	IP WLS BF H R ER SO BB IBB HBP BLK WP HR S P ERA WHIP	IP WLS BF H R ER SO BB IBB HBP BLK WP HR S P ERA WHIP	IP WLS BF H R ER SO BB IBB HBP BLK WP HR S P ERA WHIP	IP WLS BF H R ER SO BB IBB HBP BLK WP HR S P ERA WHIP	IP WLS BF H R ER SO BB IBB HBP BLK WP HR S P ERA WHIP	IP WLS BF H R ER SO BB IBB HBP BLK WP HR S P ERA WHIP	IP WLS BF H R ER SO BB IBB HBP BLK WP HR S P ERA WHIP	IP WLS BF H R ER SO BB IBB HBP BLK WP HR S P ERA WHIP	IP WLS BF H R ER SO BB IBB HBP BLK WP HR S P ERA WHIP	IP WLS BF H R ER SO BB IBB HBP BLK WP HR S P ERA WHIP	IP WLS BF H R ER SO BB IBB HBP BLK WP HR S P ERA WHIP	IP WLS BF H R ER SO BB IBB HBP BLK WP HR S P ERA WHIP	IP WLS BF H R ER SO BB IBB HBP BLK WP HR S P ERA WHIP	IP WLS BF H R ER SO BB IBB HBP BLK WP HR S P ERA WHIP	IP WLS BF H R ER SO BB IBB HBP BLK WP HR S P ERA WHIP						
Mike Oquist, R ERA: 5.13 Aaron Small, R ERA: 6.16 Buddy Groom, L ERA: 5.27 T.J. Mathews, R ERA: 5.27 Billy Taylor, R ERA: 2.52	4.1 0.1 2.0 1.1 1.0	3 1 6 4 3	1 0 0 0 0	0 0 0 0 0	0 0 0 0 0	0 0 0 0 0	0 0 0 0 0	8 13 15 11 9	13 23 11 11 9	0.00 0.000 0.000 0.000 0.000												

AB	32
R	9
H	7
RBI	9
BB	5
SO	4
LOB	6













Batter	1	2	3	4	5	6	7	8	9	AB	R	H	RBI	BB	SO	LOB	TOP										
Rickey Henderson, R OBP: 0.362, SLG: 0.363 Mark Bellhorn, S OBP: 0.267, SLG: 0.167	(1, 7) 2-3 K		(2, 1) 2B		(4, 1) 1B		(1, 3) K		(4, 2) BB	3	1	1	0	1	2	0											
Rafael Bourquiel, R OBP: 0.252, SLG: 0.315	(1, 4) 2-2 G5-3		(1, 0) E5		(2, 2) F4		(0, 0) 1B		(0, 1) F9	5	0	1	0	0	0	4											
Mike Blowers, R OBP: 0.309, SLG: 0.410	(1, 5) 1-3 K		(0, 2) 2B		(2, 2) 1B		(1, 1) 1B		(3, 1) G3-1	5	0	3	1	0	1	1											
Kevin Mitchell, R OBP: 0.288, SLG: 0.288		(0, 1) F8		(2, 2) G6-3		(1, 3) K		(1, 2) G6-3		4	0	1	0	0	1	5											
Matt Stairs, L OBP: 0.402, SLG: 0.547 Izzy Molina, R (8, PR)	(1, 10) 1-1 G5-3		(0, 1) G6-3		(1, 0) G4-3		(1, 0) WP		(1, 0) 1B	4	0	1	0	0	0	1											
Miguel Tejada, R OBP: 0.342, SLG: 0.389	(1, 6) 4-0 E		(3, 3) K		(1, 3) K		(0, 1) F8			3	0	0	0	1	2	2											
Jack Voigt, R OBP: 0.213, SLG: 0.196	(1, 9) 3-3 K		(2, 1) F2		(2, 3) K		(2, 3) K			4	0	0	0	0	3	3											
Ryan Christenson, R OBP: 0.314, SLG: 0.305	(1, 8) 1-3 K		(1, 3) K		(1, 3) K		(0, 0) F8		(2, 3) K	4	0	0	0	0	3	2											
A.J. Hinch, R OBP: 0.290, SLG: 0.313	(1, 2) 1-2 L5		(1, 2) 1B		(1, 0) 1B		(0, 0) G4-3		(0, 1) G5-3	4	0	1	0	0	0	0											
<b>Inning Stats</b>	R: 0 H: 0 E: 0 K: 2 S: 10	WLS: 0 BF: 15 P: 15	H: 0 R: 0 ER: 0 SO: 12	R: 1 H: 2 E: 1 K: 1 S: 12	LOB: 1 BB: 1 P: 20	R: 0 H: 1 E: 0 K: 1 S: 10	LOB: 1 BB: 0 P: 17	R: 0 H: 2 E: 0 K: 2 S: 15	LOB: 3 BB: 1 P: 26	R: 0 H: 2 E: 0 K: 1 S: 10	LOB: 2 BB: 0 P: 13	R: 0 H: 1 E: 0 K: 2 S: 9	LOB: 1 BB: 1 P: 14	R: 0 H: 0 E: 0 K: 0 S: 9	LOB: 1 BB: 1 P: 16	1B: 5 2B: 3 3B: 0 HR: 0	SF: 0 SAC: 0 DP: 0 HBP: 0	WP: 2 PB: 0 SB: 0 CS: 0	PA: 39								
<b>PITCHER</b>	IP	WLS	BF	H	R	ER	SO	BB	IBB	HBP	BLK	WP	HR	S	P	ERA	WHIP										
Randy Johnson, L ERA: 5.17	(1, 1) 8.0	W	35	8	1	0	12	2	0	0	0	2	0	86	134	0.00	1.250										
Heathcliff Slocumb, R ERA: 7.84	(9, 1) 1.0		4	0	0	0	0	1	0	0	0	0	0	9	16	0.00	1.000										

Oakland Athletics @ Seattle Mariners  
The Kingdome, Seattle, WA  
Fri Jun 19 1998, 10:05 PM EDT  
Att: 33,212 - Dome - 72 F

livebaseballscorecards.com



AB	36
R	1
H	8
RBI	1
BB	3
SO	12
LOB	18

Batter	1	2	3	4	5	6	7	8	9	AB	R	H	RBI	BB	SO	LOB	BOTTOM											
Joey Cora, S OBP: 0.355, SLG: 0.362	(1, 4) 2-2 L7		(4, 0) FC6		(2, 0) F8			(4, 2) G4-6-3		2	0	0	0	3	0	0												
Alex Rodriguez, R OBP: 0.397, SLG: 0.599	(1, 6) 3-2 E		(1, 3) K		(0, 0) HR			(2, 3) K		5	3	2	1	0	2	4												
Ken Griffey Jr., L OBP: 0.376, SLG: 0.651	(1, 8) 1-1 WP		(4, 0) HR		(0, 0) HR		(0, 0) G6-3		(1, 2) G4-6-3	4	3	2	2	1	0	1												
Jay Buhner, R OBP: 0.346, SLG: 0.533 Rich Amaral, R OBP: 0.300, SLG: 0.341	(1, 9) 4-1 E		(4, 0) HR		(1, 1) E6		(0, 0) G5-3			2	2	0	0	2	0	0												
David Segui, S OBP: 0.399, SLG: 0.570	(1, 3) 1-0 E6		(0, 0) HR		(1, 0) L6		(4, 2) FC5-4			3	1	1	5	1	0	2												
Edgar Martinez, R OBP: 0.406, SLG: 0.520	(1, 10) 2-1 E		(2, 2) F9		(1, 1) F8		(1, 0) FC5-4			4	0	1	1	0	0	2												
Rob Ducey, L OBP: 0.327, SLG: 0.383	(1, 7) 4-0 G4-6-3		(1, 0) G6-3		(0, 0) FC4-6		(1, 0) F7			3	0	1	0	1	0	1												
John Marzano, R OBP: 0.293, SLG: 0.324	(1, 2) 2-2 G4-6-3		(0, 0) G6-3		(0, 3) K		(3, 2) G6-3			4	0	0	0	0	1	4												
Charles Gipson, R OBP: 0.348, SLG: 0.263	(1, 5) 1-0 F9		(1, 1) F8		(1, 1) F3		(0, 0) G5-3			4	0	0	0	0	0	1												
<b>Inning Stats</b>	R: 3 H: 3 E: 1 K: 0 S: 16	WLS: 3 BF: 22 P: 35	H: 1 R: 8 ER: 7 SO: 1	R: 4 H: 1 E: 1 K: 0 S: 11	LOB: 0 BB: 3 P: 27	R: 0 H: 1 E: 0 K: 1 S: 7	LOB: 2 BB: 1 P: 14	R: 1 H: 1 E: 1 K: 0 S: 7	LOB: 1 BB: 0 P: 10	R: 0 H: 0 E: 0 K: 1 S: 6	LOB: 0 BB: 0 P: 9	R: 1 H: 1 E: 0 K: 0 S: 7	LOB: 1 BB: 1 P: 12	R: 0 H: 0 E: 0 K: 1 S: 5	LOB: 0 BB: 0 P: 9	R: 0 H: 0 E: 0 K: 1 S: 10	LOB: 0 BB: 1 P: 17	1B: 1 2B: 3 3B: 0 HR: 3	SF: 0 SAC: 0 DP: 2 HBP: 0	WP: 1 PB: 0 SB: 1 CS: 0	PA: 39							
<b>PITCHER</b>	IP	WLS	BF	H	R	ER	SO	BB	IBB	HBP	BLK	WP	HR	S	P	ERA	WHIP											
Blake Stein, R ERA: 6.27	(1, 1) 3.0	L	22	6	8	7	1	4	2	0	0	0	1	2	37	80	21.00	3.333										
Aaron Small, R ERA: 5.71	(4, 1) 4.0		14	1	1	1	1	1	0	0	0	0	1	22	36	2.25	0.500											
Buddy Groom, L ERA: 5.08	(8, 1) 1.0		3	0	0	0	1	1	0	0	0	0	0	10	17	0.00	1.000											

Oakland Athletics @ Seattle Mariners  
The Kingdome, Seattle, WA  
Fri Jun 19 1998, 10:05 PM EDT  
Att: 33,212 - Dome - 72 F

livebaseballscorecards.com



AB	31
R	9
H	7
RBI	9
BB	8
SO	3
LOB	15



Batter	1	2	3	4	5	6	7	8	9	AB	R	H	RBI	BB	SO	LOB	TOP					
Rickey Henderson, R OBP: 0.356, SLG: 0.356 (1, 7)	G6-3	K		G1-3		F8			F7	5	0	0	0	0	1	3						
Rafael Bourquiel, R OBP: 0.250, SLG: 0.310 (1, 4)	F9			K		FC6-4			F9	5	0	1	0	0	1	2						
Ben Grieve, L OBP: 0.403, SLG: 0.511 (1, 9)	K			BB		F6			K	4	0	0	0	1	3	2						
Matt Stairs, L OBP: 0.395, SLG: 0.537 (1, 10)		F5		F6		K			P5	4	0	0	0	0	1	1						
Jason Giambi, L OBP: 0.357, SLG: 0.412 Jack Voigt, R OBP: 0.213, SLG: 0.196 (8, 3)		1B		BB		HR				3	2	3	1	1	0	0						
Mike Blowers, R OBP: 0.308, SLG: 0.406 (1, 5)	1B	2B		BB		F9				0	0	0	0	0	0	0						
Mike Blowers, R OBP: 0.308, SLG: 0.406 (1, 5)	1B	2B		F8		F9			F8	4	1	1	1	0	0	2						
Miguel Tejada, R OBP: 0.337, SLG: 0.382 (1, 6)	2B	1B		F7		G1-3			G5-3	4	1	1	0	0	0	0						
Ryan Christenson, R OBP: 0.320, SLG: 0.321 (1, 8)	1-H	2B		HR		1B			F9	4	1	2	2	0	1	0						
A.J. Hinch, R OBP: 0.299, SLG: 0.337 (1, 2)	F3			HR		1B			FC6-4	3	1	2	2	1	0	1						
				HR		1B			BB													
<b>Inning Stats</b>	R: 0 E: 0 K: 1 S: 11	H: 0 LOB: 0 BB: 0 P: 13	R: 3 E: 0 K: 1 S: 19	H: 4 LOB: 1 BB: 0 P: 29	R: 0 E: 0 K: 1 S: 12	H: 0 LOB: 2 BB: 2 P: 21	R: 2 E: 0 K: 0 S: 20	H: 3 LOB: 1 BB: 0 P: 30	R: 1 E: 0 K: 1 S: 13	H: 1 LOB: 0 BB: 0 P: 17	R: 0 E: 0 K: 1 S: 12	H: 1 LOB: 1 BB: 0 P: 17	R: 0 E: 0 K: 0 S: 5	H: 0 LOB: 0 BB: 0 P: 8	R: 0 E: 0 K: 0 S: 6	H: 0 LOB: 0 BB: 0 P: 7	R: 0 E: 0 K: 1 S: 6	H: 0 LOB: 1 BB: 1 P: 10	1B: 5 2B: 3 3B: 0 HR: 2	SF: 0 SAC: 0 DP: 0 HBP: 0	WP: 0 PB: 0 SB: 0 CS: 0	PA: 39
<b>PITCHER</b>	IP	WLS	BF	H	R	ER	SO	BB	IBB	HBP	BLK	WP	HR	S	P	ERA	WHIP					
27 Ken Cloude, R ERA: 6.13 (1, 1)	5.0	L	25	8	6	6	4	2	0	0	0	0	2	75	110	10.80	2.000					
31 Bobby Ayala, R ERA: 7.22 (6, 1)	3.0		10	2	0	0	2	0	0	0	0	0	0	23	32	0.00	0.667					
39 Greg McCarthy, L ERA: 2.08 (9, 1)	1.0		4	0	0	0	1	1	0	0	0	0	0	6	10	0.00	1.000					

Oakland Athletics @ Seattle Mariners  
The Kingdome, Seattle, WA  
Sat Jun 20 1998, 6:33 AM EDT  
Att: 44,597 - Dome - 72 F

AB 36  
R 6  
H 10  
RBI 6  
BB 3  
SO 7  
LOB 11



Batter	1	2	3	4	5	6	7	8	9	AB	R	H	RBI	BB	SO	LOB	BOTTOM					
Joey Cora, S OBP: 0.356, SLG: 0.362 (1, 4)	G6-3		1B		1-2			L1-3	G6-3	5	0	2	0	0	0	1						
Alex Rodriguez, R OBP: 0.356, SLG: 0.594 (1, 6)	S		K		F5			G5-3		4	0	1	0	0	1	3						
Ken Griffey Jr., L OBP: 0.377, SLG: 0.647 (1, 8)	F4			WP		F9		3B	1B	3	1	1	0	1	0	1						
Jay Buhner, R OBP: 0.339, SLG: 0.551 (1, 9)	K			F7		G6-3		1-H	1B	4	1	1	1	0	1	2						
David Segui, S OBP: 0.397, SLG: 0.565 (1, 3)		K		F6		G6-3		3-H	1B	4	0	1	1	0	1	1						
Edgar Martinez, R OBP: 0.404, SLG: 0.514 (1, 10)	F8			F8				G4-3		3	0	0	0	1	0	2						
Rob Ducey, L OBP: 0.325, SLG: 0.387 (1, 7)	F8				G3-1			F8		4	0	1	0	0	0	1						
Dan Wilson, R OBP: 0.306, SLG: 0.362 (1, 2)			G6-3		1B			F8		4	0	1	0	0	0	2						
Charles Gipson, R OBP: 0.320, SLG: 0.238 Russ Davis, R OBP: 0.308, SLG: 0.437 (7, PH) (8, 5)			K		K				K	2	0	0	0	0	2	1						
										2	0	0	0	0	2	2						
<b>Inning Stats</b>	R: 0 E: 0 K: 1 S: 13	H: 1 LOB: 1 BB: 0 P: 19	R: 0 E: 0 K: 1 S: 7	H: 0 LOB: 0 BB: 0 P: 12	R: 0 E: 0 K: 2 S: 12	H: 1 LOB: 1 BB: 0 P: 19	R: 0 E: 0 K: 0 S: 8	H: 0 LOB: 1 BB: 1 P: 16	R: 0 E: 0 K: 1 S: 9	H: 2 LOB: 2 BB: 0 P: 13	R: 0 E: 0 K: 0 S: 9	H: 0 LOB: 0 BB: 0 P: 13	R: 0 E: 0 K: 1 S: 10	H: 0 LOB: 1 BB: 1 P: 18	R: 2 E: 0 K: 0 S: 10	H: 3 LOB: 1 BB: 0 P: 13	R: 0 E: 0 K: 1 S: 10	H: 1 LOB: 1 BB: 0 P: 17	1B: 6 2B: 1 3B: 1 HR: 0	SF: 0 SAC: 0 DP: 0 HBP: 0	WP: 2 PB: 0 SB: 1 CS: 0	PA: 37
<b>PITCHER</b>	IP	WLS	BF	H	R	ER	SO	BB	IBB	HBP	BLK	WP	HR	S	P	ERA	WHIP					
Jimmy Haynes, R ERA: 4.0 (1, 1)	7.1	W	28	4	0	0	6	2	0	0	0	0	0	69	111	0.00	0.818					
T.J. Mathews, R ERA: 5.65 (8, 1)	0.2		6	4	2	2	0	0	0	0	0	0	0	11	15	27.00	6.000					
Billy Taylor, R ERA: 2.39 (9, 1)	1.0		3	0	0	0	1	0	0	0	0	0	0	8	14	0.00	0.000					

Oakland Athletics @ Seattle Mariners  
The Kingdome, Seattle, WA  
Sat Jun 20 1998, 6:33 AM EDT  
Att: 44,597 - Dome - 72 F

AB 35  
R 2  
H 8  
RBI 2  
BB 2  
SO 7  
LOB 16









Batter	1	2	3	4	5	6	7	8	9	AB	R	H	RBI	BB	SO	LOB	TOP					
Darryl Hamilton, L OBP: 0.391, SLG: 0.364 (1, 8)	K		K				F7			5	1	1	2	0	2	1	<b>San Francisco Giants @ Oakland Athletics</b> Network Associates Coliseum, Oakland, CA Mon Jun 22 1998, 10:05 PM EDT Att: 36,096 - Cloudy - 61 F					
Rich Aurilia, R OBP: 0.360, SLG: 0.488 (1, 6)	G5-3			G6-3				G6-3		5	1	1	0	0	0	0						
Barry Bonds, L OBP: 0.431, SLG: 0.557 (1, 7)	K			WP				G3		4	1	2	0	1	1	0						
Charlie Hayes, R OBP: 0.368, SLG: 0.423 J.T. Snow, L OBP: 0.295, SLG: 0.328 (8, 3)		F7		P6				F8		4	1	0	1	1	0	2						
Bill Mueller, S OBP: 0.382, SLG: 0.416 (1, 5)	K			K						5	2	2	1	0	3	1						
Chris Jones, R OBP: 0.288, SLG: 0.312 (1, 10)	G6-3									5	2	2	2	0	1	1						
Marvin Benard, L OBP: 0.330, SLG: 0.304 (1, 9)										2	1	0	1	1	0	1						
Brian Johnson, R OBP: 0.303, SLG: 0.429 (1, 2)										4	1	3	2	0	0	2						
Rey Sanchez, R OBP: 0.359, SLG: 0.387 (1, 4)										4	2	2	3	0	0	3						
<b>Inning Stats</b>	R: 0 E: 0 K: 2 S: 10	H: 0 LOB: 0 BB: 0 P: 17	R: 0 E: 0 K: 1 S: 7	H: 0 LOB: 0 BB: 0 P: 10	R: 0 E: 0 K: 1 S: 11	H: 1 LOB: 1 BB: 0 P: 17	R: 0 E: 0 K: 1 S: 15	H: 1 LOB: 1 BB: 0 P: 23	R: 9 E: 0 K: 0 S: 19	H: 8 LOB: 1 BB: 2 P: 31	R: 0 E: 0 K: 0 S: 10	H: 1 LOB: 1 BB: 0 P: 19	R: 3 E: 0 K: 0 S: 16	H: 2 LOB: 0 BB: 1 P: 24	R: 0 E: 0 K: 2 S: 4	H: 0 LOB: 0 BB: 0 P: 5		R: 0 E: 0 K: 2 S: 8	H: 0 LOB: 0 BB: 0 P: 10	1B: 6 2B: 7 3B: 0 HR: 1	SF: 0 SAC: 1 DP: 1 HBP: 1	WP: 1 PB: 0 SB: 0 CS: 0
<b>PITCHER</b>	IP	WLS	BF	H	R	ER	SO	BB	IBB	HBP	BLK	WP	HR	S	P	ERA	WHIP					
Kenny Rogers, L ERA: 3.04 (1, 1)	3.0		10	1	0	0	4	0	0	1	0	0	0	28	44	0.00	0.333					
Aaron Small, R ERA: 7.25 (4, 1)	1.1	L	12	6	7	7	1	1	1	0	0	1	0	23	43	47.25	5.250					
Mike Mohler, L ERA: 4.28 (5, 1)	2.1		13	5	4	4	0	1	0	0	0	0	0	30	45	15.43	2.571					
Buddy Groom, L ERA: 5.46 (7, 1)	1.1		5	1	1	1	0	0	0	0	0	0	1	11	14	6.75	0.750					
Mike Fetters, R ERA: 3.21 (9, 1)	1.0		3	0	0	0	2	0	0	0	0	0	0	8	10	0.00	0.000					

Batter	1	2	3	4	5	6	7	8	9	AB	R	H	RBI	BB	SO	LOB	BOTTOM					
Rickey Henderson, R OBP: 0.362, SLG: 0.366 (1, 8) (7, 7)	F4		K							3	1	1	1	2	1	1	<b>San Francisco Giants @ Oakland Athletics</b> Network Associates Coliseum, Oakland, CA Mon Jun 22 1998, 10:05 PM EDT Att: 36,096 - Cloudy - 61 F					
Miguel Tejada, R OBP: 0.326, SLG: 0.373 (1, 6)	G5-3		G1-3							4	0	0	1	0	0	3						
Ben Grieve, L OBP: 0.397, SLG: 0.498 (1, 9)	G1-3			G3						5	0	1	1	0	1	2						
Kevin Mitchell, R OBP: 0.289, SLG: 0.316 Ryan Christenson, R OBP: 0.320, SLG: 0.330 (6, PH) (7, 8)	F9									3	1	1	0	0	0	0						
Matt Stairs, L OBP: 0.399, SLG: 0.544 (1, 10)	G6-3									5	2	4	1	0	0	0						
Mike Blowers, R OBP: 0.304, SLG: 0.392 (1, 5)										3	1	0	0	2	1	3						
Jason Giambi, L OBP: 0.359, SLG: 0.429 (1, 3)										5	1	2	1	0	1	3						
Rafael Bourimigal, R OBP: 0.264, SLG: 0.331 (1, 4)										5	1	2	3	0	0	2						
A.J. Hinch, R OBP: 0.301, SLG: 0.339 Izzy Molina, R OBP: 0.500, SLG: 0.500 (6, PH) (7, 2)										2	0	1	0	0	0	1						
<b>Inning Stats</b>	R: 0 E: 0 K: 0 S: 6	H: 0 LOB: 0 BB: 0 P: 9	R: 0 E: 0 K: 0 S: 10	H: 0 LOB: 1 BB: 1 P: 22	R: 0 E: 0 K: 1 S: 14	H: 1 LOB: 1 BB: 0 P: 21	R: 1 E: 0 K: 0 S: 15	H: 2 LOB: 1 BB: 0 P: 23	R: 0 E: 0 K: 1 S: 9	H: 1 LOB: 2 BB: 1 P: 18	R: 5 E: 0 K: 1 S: 23	H: 5 LOB: 1 BB: 2 P: 39	R: 1 E: 0 K: 1 S: 13	H: 2 LOB: 1 BB: 0 P: 23	R: 1 E: 0 K: 0 S: 6	H: 1 LOB: 0 BB: 0 P: 7		R: 0 E: 0 K: 1 S: 10	H: 1 LOB: 1 BB: 0 P: 12	1B: 7 2B: 4 3B: 1 HR: 1	SF: 1 SAC: 0 DP: 0 HBP: 0	WP: 0 PB: 0 SB: 1 CS: 0
<b>PITCHER</b>	IP	WLS	BF	H	R	ER	SO	BB	IBB	HBP	BLK	WP	HR	S	P	ERA	WHIP					
Kirk Rueter, L ERA: 4.05 (1, 1)	5.1		26	7	5	5	2	3	0	0	0	0	0	65	110	8.44	1.875					
John Johnstone, R ERA: 2.98 (6, 1)	0.2		5	2	1	1	1	1	0	0	0	0	0	12	22	13.50	4.500					
Rich Rodriguez, L ERA: 3.45 (7, 1)	2.0		9	3	2	2	1	0	0	0	0	0	1	19	30	9.00	1.500					
Robb Nen, R ERA: 1.12 (9, 1)	1.0		4	1	0	0	1	0	0	0	0	0	0	10	12	0.00	1.000					





Batter	1	2	3	4	5	6	7	8	9	AB	R	H	RBI	BB	SO	LOB	TOP							
Darryl Hamilton, L OBP: 0.386, SLG: 0.358 (1, 8)	F9			K		F9		G1-3		4	0	0	0	0	1	0								
Marvin Benard, L OBP: 0.316, SLG: 0.289 (1, 10)	G1-3			G6-3		G6-3		G3		4	0	0	0	0	0	0								
Barry Bonds, L OBP: 0.432, SLG: 0.566 (1, 7)	G4-3			G3		HR			G6-3 SF8 BB	3	2	1	1	1	0	0								
J.T. Snow, L OBP: 0.294, SLG: 0.342 (1, 3)		F9				HR		G6-3	G6-3	4	1	1	1	0	0	1								
Chris Jones, R OBP: 0.287, SLG: 0.333 (1, 9)		L8				WP		F9	SF8	3	1	1	1	0	0	0								
Bill Mueller, S OBP: 0.387, SLG: 0.420 (1, 5)		F7				F7 WP				4	0	3	0	0	0	0								
Rich Aurilia, R OBP: 0.353, SLG: 0.479 (1, 6)				G6-3		F7		P3	K	4	0	0	0	0	1	3								
Brian Johnson, R OBP: 0.298, SLG: 0.422 (1, 2)				P6		P3		F8		3	0	0	0	0	0	2								
Rey Sanchez, R OBP: 0.353, SLG: 0.380 (1, 4)				G5-3		F6		G6-3		3	0	0	0	0	0	1								
<b>Inning Stats</b>	R: 0 E: 0 K: 0 S: 6	H: 0 LOB: 0 BB: 0 P: 10	R: 0 E: 0 K: 0 S: 6	H: 0 LOB: 0 BB: 0 P: 9	R: 0 E: 0 K: 0 S: 7	H: 0 LOB: 0 BB: 0 P: 9	R: 0 E: 0 K: 1 S: 6	H: 0 LOB: 0 BB: 0 P: 9	R: 2 E: 0 K: 0 S: 12	H: 3 LOB: 1 BB: 0 P: 18	R: 1 E: 0 K: 0 S: 7	H: 1 LOB: 0 BB: 0 P: 10	R: 0 E: 0 K: 0 S: 8	H: 1 LOB: 1 BB: 0 P: 12	R: 0 E: 0 K: 0 S: 5	H: 0 LOB: 0 BB: 0 P: 6	R: 1 E: 0 K: 1 S: 12	H: 1 LOB: 1 BB: 1 P: 19	1B: 3 2B: 0 3B: 1 HR: 2	SF: 1 SAC: 0 DP: 0 HBP: 0	WP: 2 PB: 0 SB: 1 CS: 0	PA: 34		
<b>PITCHER</b>	IP	WLS	BF	H	R	ER	SO	BB	IBB	HBP	BLK	WP	HR	S	P	ERA	WHIP							
Tom Candiotti, R ERA: 5.11 (1, 1)	8.0	L	29	5	3	3	1	0	0	0	0	2	2	57	83	3.38	0.625							
Buddy Groom, L ERA: 5.7 (9, 1)	0.1		2	0	1	1	0	1	0	0	0	0	0	4	10	27.00	3.000							
Billy Taylor, R ERA: 2.35 (9, 1)	0.2		3	1	0	0	1	0	0	0	0	0	0	8	9	0.00	1.500							

San Francisco Giants @ Oakland Athletics  
Network Associates Coliseum, Oakland, CA  
Tue Jun 23 1998, 10:05 PM EDT  
Att: 45,169 - Cloudy - 59 F

AB	32
R	4
H	6
RBI	3
BB	1
SO	2
LOB	7



Batter	1	2	3	4	5	6	7	8	9	AB	R	H	RBI	BB	SO	LOB	BOTTOM							
Rickey Henderson, R OBP: 0.358, SLG: 0.361 (1, 7)	P3		G5-3		F9		G6-3			4	0	0	0	0	0	2								
Ryan Christenson, R OBP: 0.318, SLG: 0.353 (1, 8)	G6-3				K		L7			4	1	1	1	0	1	2								
Ben Grieve, L OBP: 0.395, SLG: 0.495 (1, 9)	K				FC6		G4-3		K	4	0	1	0	0	2	0								
Matt Stairs, L OBP: 0.397, SLG: 0.539 (1, 10)		2B SF8 1B		FC6		G4-3		K		4	1	1	0	0	1	1								
Jason Giambi, L OBP: 0.365, SLG: 0.436 (1, 3)		SF8 2B		FC1-5 SH5-3 BB		FC5-4 1B		K		3	0	2	0	1	1	0								
Mike Blowers, R OBP: 0.300, SLG: 0.388 (1, 5)		SF8		SH5-3		FC5-4			F8	2	0	0	1	0	0	1								
Miguel Tejada, R OBP: 0.313, SLG: 0.356 (1, 6)		G6-3		FC1-5		G6-3		G6-3	G6-3	4	0	0	0	0	0	2								
Rafael Bourimigal, R OBP: 0.263, SLG: 0.328 (1, 4)		L7		L7		G6-3 1B		G6-3	G6-3	4	0	1	0	0	0	2								
A.J. Hinch, R OBP: 0.297, SLG: 0.335 Kevin Mitchell, R OBP: 0.298, SLG: 0.325 (7, PH) Izzy Molina, R OBP: 0.500, SLG: 0.500 (8, 2)				K		G4-3		G6-3 1B		2	0	0	0	0	1	0								
<b>Inning Stats</b>	R: 0 E: 0 K: 1 S: 10	H: 2 LOB: 1 BB: 0 P: 14	R: 1 E: 0 K: 0 S: 14	H: 2 LOB: 1 BB: 0 P: 24	R: 1 E: 0 K: 1 S: 11	H: 2 LOB: 1 BB: 0 P: 17	R: 0 E: 0 K: 0 S: 7	H: 0 LOB: 1 BB: 1 P: 12	R: 0 E: 0 K: 0 S: 5	H: 0 LOB: 0 BB: 0 P: 8	R: 0 E: 0 K: 0 S: 7	H: 1 LOB: 0 BB: 0 P: 10	R: 0 E: 0 K: 0 S: 9	H: 2 LOB: 2 BB: 0 P: 14	R: 0 E: 0 K: 3 S: 9	H: 0 LOB: 0 BB: 0 P: 17	R: 0 E: 0 K: 0 S: 6	H: 0 LOB: 0 BB: 0 P: 9	1B: 5 2B: 1 3B: 0 HR: 1	SF: 1 SAC: 1 DP: 0 HBP: 0	WP: 0 PB: 0 SB: 0 CS: 0	PA: 35		
<b>PITCHER</b>	IP	WLS	BF	H	R	ER	SO	BB	IBB	HBP	BLK	WP	HR	S	P	ERA	WHIP							
Mark Gardner, R ERA: 5.42 (1, 1)	7.0	W	29	7	2	2	3	1	0	0	0	1	63	99	2.57	1.143								
Rich Rodriguez, L ERA: 3.34 (8, 1)	1.0		3	0	0	0	3	0	0	0	0	0	0	9	17	0.00	0.000							
Robb Nen, R ERA: 1.09 (9, 1)	1.0	S	3	0	0	0	0	0	0	0	0	0	0	6	9	0.00	0.000							

San Francisco Giants @ Oakland Athletics  
Network Associates Coliseum, Oakland, CA  
Tue Jun 23 1998, 10:05 PM EDT  
Att: 45,169 - Cloudy - 59 F

AB	32
R	2
H	7
RBI	2
BB	1
SO	6
LOB	10





Batter	1	2	3	4	5	6	7	8	9	AB	R	H	RBI	BB	SO	LOB	TOP								
Rickey Henderson, R OBP: 0.355, SLG: 0.356 (1, 7)	G5-3		F9		G4-3		G6-4-3 BB	G6-3		4	0	0	0	1	0	1									
Bjo Roberts, S OBP: 0.356, SLG: 0.308 Mike Mohler, R (7, 1)	P8						G6-4-3 1-2	G5-3		4	0	2	1	0	0	2									
Jack Voigt, R OBP: 0.305, SLG: 0.190 Mike Fetters, R (8, 3)										0	0	0	0	0	0	0									
Ben Grieve, L OBP: 0.395, SLG: 0.491 (9, 1)										1	0	0	0	0	0	0									
Jason Giambi, L OBP: 0.366, SLG: 0.448 Billy Taylor, R (9, 1)	G4-3									4	1	1	0	1	0	2									
Mike Blowers, R OBP: 0.295, SLG: 0.380 (1, 5)										4	1	1	0	1	0	2									
Mike Macfarlane, R OBP: 0.328, SLG: 0.481 Matt Stairs, L OBP: 0.399, SLG: 0.554 A.J. Hinch, R OBP: 0.297, SLG: 0.335 (8, 2)										3	0	0	0	0	0	0									
Miguel Tejada, R OBP: 0.330, SLG: 0.385 (1, 6)										4	1	3	0	0	0	0									
Ryan Christenson, R OBP: 0.324, SLG: 0.361 (1, 8)										3	1	1	1	0	1	1									
Blake Stein, R T.J. Mathews, R Rafael Bourimigal, R OBP: 0.261, SLG: 0.325 (7, 4)										1	0	0	0	0	0	0									
<b>Inning Stats</b>	R: 0 E: 0 K: 0 S: 11	H: 1 LOB: 1 BB: 0 P: 17	R: 0 E: 0 K: 1 S: 10	H: 1 LOB: 1 BB: 0 P: 14	R: 0 E: 0 K: 0 S: 8	H: 1 LOB: 1 BB: 0 P: 15	R: 0 E: 0 K: 0 S: 10	H: 0 LOB: 0 BB: 0 P: 15	R: 2 E: 0 K: 0 S: 14	H: 3 LOB: 1 BB: 0 P: 19	R: 1 E: 0 K: 0 S: 11	H: 2 LOB: 0 BB: 0 P: 18	R: 0 E: 0 K: 0 S: 11	H: 0 LOB: 1 BB: 1 P: 19	R: 4 E: 1 K: 0 S: 17	H: 2 LOB: 0 BB: 1 P: 32	R: 0 E: 0 K: 0 S: 4	H: 0 LOB: 0 BB: 0 P: 9	1B: 6 2B: 2 3B: 0 HR: 2	SF: 0 SAC: 2 DP: 1 HBP: 1	WP: 0 PB: 0 SB: 0 CS: 1	PA: 40			
<b>PITCHER</b>	IP	WLS	BF	H	R	ER	SO	BB	IBB	HBP	BLK	WP	HR	S	P	ERA	WHIP								
Danny Darwin, R ERA: 4.74 Jim Poole, L ERA: 4.5 Steve Reed, R ERA: 2.03 Julian Tavarez, R ERA: 3.06	6.1	L	28	8	3	3	1	1	0	1	0	0	1	71	110	4.26	1.421								

Oakland Athletics @ San Francisco Giants  
3Com Park at Candlestick Point, San Francisco, CA  
Wed Jun 24 1998, 10:05 PM EDT  
Att: 18,142 - Overcast - 59 F

AB	34
R	7
H	10
RBI	7
BB	2
SO	1
LOB	9



Batter	1	2	3	4	5	6	7	8	9	AB	R	H	RBI	BB	SO	LOB	BOTTOM								
Darryl Hamilton, L OBP: 0.391, SLG: 0.359 (1, 8)	K						SH1-4			2	0	1	1	2	1	0									
Bill Mueller, S OBP: 0.384, SLG: 0.415 (1, 5)	G4-3									4	0	0	0	1	0	4									
Barry Bonds, L OBP: 0.434, SLG: 0.576 (1, 7)										4	2	2	2	1	1	0									
J.T. Snow, L OBP: 0.297, SLG: 0.348 (1, 3)	P7									5	1	2	0	0	2	2									
Stan Javier, S OBP: 0.325, SLG: 0.320 (1, 9)										4	0	0	1	0	1	4									
Brian Johnson, R OBP: 0.297, SLG: 0.419 Brent Mayne, L OBP: 0.395, SLG: 0.373 (4, 2)										1	0	0	0	0	1	0									
Rey Sanchez, R OBP: 0.345, SLG: 0.370 (7, 4)										2	0	1	0	1	0	0									
Ramon Martinez, R OBP: 0.500, SLG: 0.375 Jim Poole, L OBP: 0.500, SLG: 0.500 Steve Reed, R OBP: 0.500, SLG: 0.500 Marvin Benard, L OBP: 0.323, SLG: 0.298 Julian Tavarez, L (9, 1)										3	0	0	0	0	0	3									
Danny Darwin, R OBP: 0.097, SLG: 0.034 Rich Aurilia, R OBP: 0.355, SLG: 0.479 (7, 6)										2	2	1	0	0	2										
<b>Inning Stats</b>	R: 1 E: 0 K: 1 S: 11	H: 1 LOB: 0 BB: 0 P: 19	R: 0 E: 0 K: 2 S: 7	H: 0 LOB: 0 BB: 0 P: 12	R: 0 E: 0 K: 1 S: 10	H: 0 LOB: 1 BB: 1 P: 17	R: 1 E: 0 K: 0 S: 10	H: 1 LOB: 0 BB: 0 P: 16	R: 0 E: 0 K: 0 S: 11	H: 0 LOB: 2 BB: 1 P: 19	R: 1 E: 0 K: 1 S: 12	H: 1 LOB: 2 BB: 2 P: 24	R: 1 E: 0 K: 1 S: 9	H: 2 LOB: 1 BB: 1 P: 16	R: 2 E: 0 K: 0 S: 15	H: 3 LOB: 1 BB: 0 P: 23	R: 0 E: 0 K: 2 S: 9	H: 0 LOB: 0 BB: 0 P: 13	1B: 6 2B: 1 3B: 0 HR: 1	SF: 1 SAC: 1 DP: 0 HBP: 0	WP: 3 PB: 0 SB: 1 CS: 0	PA: 41			
<b>PITCHER</b>	IP	WLS	BF	H	R	ER	SO	BB	IBB	HBP	BLK	WP	HR	S	P	ERA	WHIP								
Blake Stein, R T.J. Mathews, R Mike Mohler, L Mike Fetters, R Billy Taylor, R ERA: 2.29	5.1		24	3	0	2	4	4	0	0	0	0	0	6	8	0.00	0.000								

Oakland Athletics @ San Francisco Giants  
3Com Park at Candlestick Point, San Francisco, CA  
Wed Jun 24 1998, 10:05 PM EDT  
Att: 18,142 - Overcast - 59 F

AB	34
R	6
H	8
RBI	4
BB	5
SO	8
LOB	19





Batter	1	2	3	4	5	6	7	8	9	AB	R	H	RBI	BB	SO	LOB	TOP																				
Rickey Henderson, R OBP: 0.359, SLG: 0.358 (1, 7)	G4-3 ①		K ②	S 1B ③			SH1-3 1B ④		S 2B BB ⑤	4	1	2	2	1	1	1	Oakland Athletics @ San Francisco Giants 3Com Park at Candlestick Point, San Francisco, CA Thu Jun 25 1998, 6:33 AM EDT Att: 23,069 - Overcast - 64 F																				
Ryan Christenson, R OBP: 0.336, SLG: 0.371 (1, 8)	BB ②		BB ③	BB ④			SH1-3 ⑤		FC5-4 1-H 2B ⑥	2	0	1	1	2	1	1																					
Ben Grieve, L OBP: 0.395, SLG: 0.486 (1, 9)	F7 ②		G3-1 ③				CS BB ④		FC5-4 BB ⑤	3	0	0	0	2	1	3																					
Mike Blowers, R OBP: 0.293, SLG: 0.376 (1, 5)	K ③			WP PB G6-3 1B ④			G3 ⑤		FC5-4 ⑥	5	1	1	0	0	2	5																					
Jason Giambi, L OBP: 0.368, SLG: 0.447 Jack Voigt, R OBP: 0.203, SLG: 0.186 (8, PR) (8, 3)				WP WP 1B BB ④					G1-3 G5-3 1B ⑤	3	1	1	0	1	2	0																					
Mike Macfarlane, R OBP: 0.325, SLG: 0.472 Billy Taylor, R (8, 1)	G6-3 ②			G6-3 ①			G6-3 WP 1B ④		G5-3 ⑤	4	0	1	1	0	0	2																					
Miguel Tejada, R OBP: 0.317, SLG: 0.368 (1, 6)	K ③			K2-3 ④			L8 ⑤		G1-3 ⑥	4	0	0	0	0	2	4																					
Rafael Bourquim, R OBP: 0.268, SLG: 0.326 (1, 4)				S 1B ④			G6-3 ⑤		F7 ⑥	3	1	1	0	1	0	3																					
Jimmy Haynes, R T.J. Mathews, R Mike Fetters, R Izzy Molina, R Matt Stairs, L A.J. Hinch, R (7, 1) (8, 2) (8, 1) (8, 2) (9, PH) (9, 2)				1B E BB ④			K ⑤		K ⑥	2	1	0	0	1	2	2																					
Inning Stats	R: 0 E: 0 K: 1 S: 12	H: 0 LOB: 1 BB: 1 P: 21	R: 0 E: 0 K: 2 S: 7	H: 0 LOB: 0 BB: 0 P: 8	R: 0 E: 0 K: 2 S: 10	H: 1 LOB: 2 BB: 1 P: 20	R: 4 E: 0 K: 2 S: 22	H: 2 LOB: 1 BB: 3 P: 41	R: 0 E: 0 K: 1 S: 11	H: 1 LOB: 1 BB: 0 P: 14	R: 0 E: 0 K: 1 S: 11	H: 1 LOB: 2 BB: 1 P: 18	R: 0 E: 0 K: 0 S: 11	H: 1 LOB: 2 BB: 0 P: 16	R: 1 E: 0 K: 1 S: 10	H: 1 LOB: 2 BB: 2 P: 22		1B: 6 2B: 2 3B: 0 HR: 0	SF: 0 SAC: 1 DP: 1 HBP: 0	WP: 3 PB: 1 SB: 4 CS: 1	PA: 41																
PITCHER	IP	WLS	BF	H	R	ER	SO	BB	IBB	HBP	BLK	WP	HR	S	P	ERA	WHIP	PITCHER			IP	WLS	BF	H	R	ER	SO	BB	IBB	HBP	BLK	WP	HR	S	P	ERA	WHIP
Shawn Estes, L ERA: 4.24 (1, 1)	6.1	L	30	5	4	3	10	5	1	0	0	3	0	80	127	4.26	1.579																				
John Johnstone, R ERA: 2.93 (7, 1)	0.2		1	0	0	0	1	0	0	0	0	0	0	4	6	0.00	0.000																				
Julian Tavaréz, R ERA: 3.12 (8, 1)	2.0		10	2	1	1	1	2	0	0	0	0	0	21	38	4.50	2.000																				

AB	32
R	5
H	7
RBI	4
BB	8
SO	12
LOB	23



Batter	1	2	3	4	5	6	7	8	9	AB	R	H	RBI	BB	SO	LOB	BOTTOM																				
Darryl Hamilton, L OBP: 0.384, SLG: 0.352 (1, 8)	G1-3 ①		L7 ②				F7 ③		G4-3 ④	5	0	0	0	0	0	1	Oakland Athletics @ San Francisco Giants 3Com Park at Candlestick Point, San Francisco, CA Thu Jun 25 1998, 6:33 AM EDT Att: 23,069 - Overcast - 64 F																				
Rey Sanchez, R OBP: 0.352, SLG: 0.370 (9, 4)	BB ②		G5-3 ③				F7 ④		BB ⑤	3	0	1	0	2	0	0																					
Barry Bonds, L OBP: 0.428, SLG: 0.565 (1, 7)	K ②		P7 ③						G4-3 ④	5	0	0	0	0	2	4																					
J.T. Snow, L OBP: 0.304, SLG: 0.357 (1, 3)	L7 ③			WP SF7 2B ④			G6-3 BB ⑤		1B 1B ⑥	3	2	2	0	1	0	1																					
Stan Javier, S OBP: 0.327, SLG: 0.322 (1, 9)			FC4-6 BB 1B ④				G6-3 1-2F ⑤		1B 1B ⑥	4	0	2	0	0	1	2																					
Bill Mueller, S OBP: 0.382, SLG: 0.414 (1, 5)			F7 ④				SF7 2-H ⑤		F8 ⑥	3	0	1	1	0	0	3																					
Brent Mayne, L OBP: 0.404, SLG: 0.375 (1, 2)			FC4-6 BB ④				G3 ⑤		BB 1B ⑥	2	0	1	1	2	0	0																					
Ramon Martinez, R OBP: 0.462, SLG: 0.455 Charlie Hayes, R OBP: 0.365, SLG: 0.420 Rich Aurilia, R OBP: 0.355, SLG: 0.479 (1, 4) (8, PH) (9, 6)			FC4-6 ④				SH1-4 2B ⑤		F9 ⑥	3	0	1	0	0	0	4																					
Shawn Estes, R OBP: 0.206, SLG: 0.212 John Johnstone, R (7, 1)			K ③				SH1-4 ④		G6-3 ⑤	1	0	0	0	0	1	2																					
Marvin Benard, L OBP: 0.320, SLG: 0.294 Julian Tavaréz, L (8, 1)									P3 ④	1	0	0	0	0	0	0																					
Chris Jones, R OBP: 0.284, SLG: 0.330 (9, PH)									G6-3 ⑤	1	0	0	0	0	0	0																					
Inning Stats	R: 0 E: 0 K: 1 S: 10	H: 1 LOB: 1 BB: 0 P: 15	R: 0 E: 0 K: 1 S: 7	H: 1 LOB: 2 BB: 1 P: 14	R: 0 E: 0 K: 0 S: 7	H: 0 LOB: 0 BB: 0 P: 12	R: 1 E: 0 K: 1 S: 10	H: 1 LOB: 0 BB: 0 P: 16	R: 0 E: 0 K: 0 S: 11	H: 1 LOB: 2 BB: 1 P: 20	R: 0 E: 0 K: 0 S: 15	H: 1 LOB: 2 BB: 2 P: 28	R: 0 E: 0 K: 0 S: 10	H: 0 LOB: 0 BB: 0 P: 12	R: 1 E: 0 K: 0 S: 14	H: 3 LOB: 2 BB: 0 P: 23	R: 0 E: 0 K: 1 S: 12	H: 0 LOB: 1 BB: 1 P: 21	1B: 6 2B: 2 3B: 0 HR: 0	SF: 1 SAC: 1 DP: 1 HBP: 0	WP: 1 PB: 0 SB: 0 CS: 0	PA: 39															
PITCHER	IP	WLS	BF	H	R	ER	SO	BB	IBB	HBP	BLK	WP	HR	S	P	ERA	WHIP	PITCHER			IP	WLS	BF	H	R	ER	SO	BB	IBB	HBP	BLK	WP	HR	S	P	ERA	WHIP
Jimmy Haynes, R ERA: 3.84 (1, 1)	6.0	W	26	5	1	1	3	4	0	0	0	0	0	10	12	0.00	0.000																				
T.J. Mathews, R ERA: 5.4 (7, 1)	1.0		3	0	0	0	0	0	0	0	0	0	0	11	18	13.50	4.500																				
Mike Fetters, R ERA: 3.64 (8, 1)	0.2		5	3	1	1	0	0	0	0	0	0	0	15	26	0.00	0.750																				
Billy Taylor, R ERA: 2.21 (8, 1)	1.1	S	5	0	0	0	1	1	0	0	0	0	0	15	26	0.00	0.750																				









Batter	1	2	3	4	5	6	7	8	9	AB	R	H	RBI	BB	SO	LOB	TOP										
<b>Bip Roberts, S</b> (1,4) OBP: 0.362, SLG: 0.336 <b>Rafael Bourquail, R</b> (9,4) OBP: 0.269, SLG: 0.323	G4-3		HR		BB			K	HR	4	2	2	3	1	1	0											
<b>Ryan Christenson, R</b> (1,8) OBP: 0.333, SLG: 0.351	G5-3		F8					BB	K	4	1	0	0	1	2	3											
<b>Ben Grieve, L</b> (1,9) OBP: 0.410, SLG: 0.510	FC6-4 1B							BB	HR	4	2	3	3	1	0	1											
<b>Matt Stairs, L</b> (1,7) OBP: 0.396, SLG: 0.546 <b>Mike Macfarlane, R</b> (9,2) OBP: 0.315, SLG: 0.455	FC6-4 1-2		F7					BB	F8	5	0	1	1	0	0	2											
<b>Mike Blowers, R</b> (1,5) OBP: 0.291, SLG: 0.372		F8						BB		4	0	0	0	0	2	2											
<b>Jason Giambi, L</b> (1,3) OBP: 0.384, SLG: 0.441		G3-1								4	0	1	1	0	1	0											
<b>Miguel Tejada, R</b> (1,6) OBP: 0.321, SLG: 0.350		G3-1								2	1	0	0	2	0	0											
<b>A.J. Hinch, R</b> (1,2) OBP: 0.298, SLG: 0.335 <b>Rickey Henderson, R</b> (9,PH) OBP: 0.364, SLG: 0.360			FC3-6 1B							3	0	1	0	0	1	1											
<b>Kenny Rogers, L</b> (1,1) <b>Jack Voigt, R</b> (7,PH) OBP: 0.197, SLG: 0.180 <b>T.J. Mathews, R</b> (7,1) <b>Kevin Mitchell, R</b> (9,PH) OBP: 0.306, SLG: 0.333 <b>Billy Taylor, R</b> (9,1)			FC3-6 HR							2	1	0	0	0	0	1											
<b>Inning Stats</b>	R: 0 E: 0 K: 0 S: 6	H: 1 LOB: 1 BB: 0 P: 9	R: 0 E: 0 K: 0 S: 8	H: 0 LOB: 0 BB: 0 P: 12	R: 2 E: 0 K: 0 S: 12	H: 2 LOB: 1 BB: 1 P: 19	R: 0 E: 0 K: 2 S: 8	H: 0 LOB: 1 BB: 1 P: 15	R: 0 E: 0 K: 1 S: 11	H: 0 LOB: 0 BB: 0 P: 20	R: 0 E: 0 K: 0 S: 5	H: 0 LOB: 0 BB: 0 P: 9	R: 0 E: 0 K: 0 S: 7	H: 0 LOB: 0 BB: 0 P: 10	R: 2 E: 0 K: 2 S: 13	H: 3 LOB: 2 BB: 1 P: 19	R: 4 E: 0 K: 2 S: 12	H: 3 LOB: 0 BB: 1 P: 22	1B: 6 2B: 1 3B: 0 HR: 2	SF: 0 SAC: 0 DP: 0 HBP: 0	WP: 0 PB: 0 SB: 0 CS: 0	PA: 40					
<b>PITCHER</b>	IP	WLS	BF	H	R	ER	SO	BB	IBB	HBP	BLK	WP	HR	S	P	ERA	WHIP										
<b>Darryl Kile, R</b> (1,1) ERA: 4.4	8.0		33	6	4	4	6	4	0	0	0	0	1	70	113	4.50	1.250										
<b>Jerry Dipoto, R</b> (9,1) ERA: 4.5	0.1	L	4	2	3	3	1	1	0	0	0	0	0	7	15	81.00	9.000										
<b>Dave Veres, R</b> (9,1) ERA: 3.92	0.1		1	0	0	0	1	0	0	0	0	0	0	3	4	0.00	0.000										
<b>Chuck McElroy, L</b> (9,1) ERA: 1.66	0.1		2	1	1	1	0	0	0	0	0	0	1	2	3	27.00	3.000										

Oakland Athletics @ Colorado Rockies  
Coors Field, Denver, CO  
Sat Jun 27 1998, 7:05 PM MDT  
Att: 48,049 - Unknown - 90 F

AB	35
R	8
H	9
RBI	8
BB	5
SO	8
LOB	11



Batter	1	2	3	4	5	6	7	8	9	AB	R	H	RBI	BB	SO	LOB	BOTTOM										
<b>Neftali Perez, S</b> (1,6) OBP: 0.326, SLG: 0.388	G5-4-3 1B		G5-3	F7						5	0	2	0	0	1	2											
<b>3 Mike Lansing, R</b> (1,4) OBP: 0.307, SLG: 0.355	G5-4-3 1-2									5	1	2	0	0	1	1											
<b>Dante Bichette, R</b> (1,9) OBP: 0.348, SLG: 0.497 <b>Jerry Dipoto, R</b> (9,1) <b>Dave Veres, R</b> (9,1) OBP: 0.500, SLG: 0.500 <b>Chuck McElroy, L</b> (9,1)	F8									4	0	0	0	0	0	3											
<b>Vinny Castilla, R</b> (1,5) OBP: 0.351, SLG: 0.566		F7								4	1	1	1	0	1	0											
<b>Ellis Burks, R</b> (1,8) OBP: 0.348, SLG: 0.507 (7,7)		G1-3								3	1	0	0	1	1	0											
<b>17 Todd Helton, L</b> (1,3) OBP: 0.349, SLG: 0.468		G1-3								3	1	1	1	1	0	0											
<b>7 Kurt Abbott, R</b> (1,7) OBP: 0.348, SLG: 0.366 <b>Jeff Barry, S</b> (7,8) OBP: 0.304, SLG: 0.300 (9,9)										3	1	1	1	0	2	0											
<b>Kirt Manwaring, R</b> (1,2) OBP: 0.348, SLG: 0.327 <b>Jeff Reed, L</b> (9,PH) OBP: 0.356, SLG: 0.444										1	0	0	0	0	1	1											
<b>Darryl Kile, R</b> (1,1) OBP: 0.293, SLG: 0.375 <b>1 Curtis Goodwin, L</b> (9,8) OBP: 0.319, SLG: 0.301										3	0	2	1	0	0	0											
<b>Inning Stats</b>	R: 0 E: 0 K: 0 S: 5	H: 1 LOB: 0 BB: 0 P: 7	R: 0 E: 0 K: 0 S: 7	H: 0 LOB: 0 BB: 0 P: 13	R: 0 E: 0 K: 1 S: 10	H: 1 LOB: 1 BB: 0 P: 17	R: 5 E: 0 K: 0 S: 10	H: 5 LOB: 1 BB: 1 P: 18	R: 0 E: 0 K: 1 S: 6	H: 0 LOB: 0 BB: 0 P: 8	R: 0 E: 0 K: 1 S: 10	H: 2 LOB: 2 BB: 0 P: 15	R: 0 E: 0 K: 2 S: 9	H: 0 LOB: 1 BB: 1 P: 14	R: 1 E: 0 K: 2 S: 11	H: 1 LOB: 0 BB: 0 P: 16	1B: 6 2B: 2 3B: 1 HR: 1	SF: 0 SAC: 0 DP: 1 HBP: 0	WP: 0 PB: 0 SB: 0 CS: 0	PA: 38							
<b>PITCHER</b>	IP	WLS	BF	H	R	ER	SO	BB	IBB	HBP	BLK	WP	HR	S	P	ERA	WHIP										
<b>Kenny Rogers, L</b> (1,1) ERA: 3.28	6.0		25	7	5	5	3	1	0	0	0	0	0	43	69	7.50	1.333										
<b>T.J. Mathews, R</b> (7,1) ERA: 5.08	2.0	W	9	2	0	0	3	1	0	0	0	0	0	19	29	0.00	1.500										
<b>Billy Taylor, R</b> (9,1) ERA: 2.38	1.0	S	4	1	1	1	2	0	0	0	0	0	1	11	16	9.00	1.000										

Oakland Athletics @ Colorado Rockies  
Coors Field, Denver, CO  
Sat Jun 27 1998, 7:05 PM MDT  
Att: 48,049 - Unknown - 90 F

AB	36
R	6
H	10
RBI	6
BB	2
SO	8
LOB	8









Batter	1	2	3	4	5	6	7	8	9	AB	R	H	RBI	BB	SO	LOB	TOP											
Steve Finley, L (1, 8) OBP: 0.286, SLG: 0.389										5	1	1	0	0	1	1	<b>San Diego Padres @ Oakland Athletics</b> Network Associates Coliseum, Oakland, CA Tue Jun 30 1998, 6:33 AM EDT Att: 10,263 - Cloudy - 59 F											
Tony Gwynn, L (1, 9) OBP: 0.376, SLG: 0.489										5	1	1	0	0	1	2												
Ken Caminiti, S (1, 5) OBP: 0.360, SLG: 0.490										4	3	3	0	1	0	0												
Greg Vaughn, R (1, 7) OBP: 0.382, SLG: 0.645										3	2	2	2	1	1	1												
Wally Joyner, L (1, 3) OBP: 0.397, SLG: 0.468 Ruben Rivera, R (9, PR) OBP: 0.411, SLG: 0.500										5	1	3	5	0	0	1												
Mark Sweeney, L (1, 10) OBP: 0.286, SLG: 0.291										4	0	0	1	0	1	1												
Ed Giovanola, L (1, 4) OBP: 0.340, SLG: 0.409										4	1	2	0	0	0	1												
Carlos Hernandez, R (1, 2) OBP: 0.320, SLG: 0.382										4	1	2	2	0	1	1												
Chris Gomez, R (1, 6) OBP: 0.326, SLG: 0.363										4	0	0	0	0	1	1												
<b>Inning Stats</b>	R: 0 E: 0 K: 0 S: 3	H: 0 LOB: 0 BB: 0 P: 3	R: 1 E: 0 K: 1 S: 6	H: 1 LOB: 0 BB: 0 P: 6	R: 0 E: 0 K: 2 S: 8	H: 1 LOB: 1 BB: 0 P: 8	R: 1 E: 0 K: 1 S: 7	H: 2 LOB: 1 BB: 0 P: 7	R: 0 E: 0 K: 0 S: 3	H: 0 LOB: 0 BB: 0 P: 3	R: 1 E: 0 K: 0 S: 4	H: 2 LOB: 0 BB: 0 P: 4	R: 2 E: 0 K: 1 S: 7	H: 2 LOB: 0 BB: 0 P: 7	R: 3 E: 0 K: 1 S: 9	H: 4 LOB: 1 BB: 0 P: 9		R: 2 E: 0 K: 0 S: 4	H: 2 LOB: 2 BB: 2 P: 12	1B: 8 2B: 4 3B: 0 HR: 3	SF: 1 SAC: 0 DP: 1 HBP: 0	WP: 1 PB: 0 SB: 0 CS: 1	PA: 42					
<b>PITCHER</b>	IP	WLS	BF	H	R	ER	SO	BB	IBB	HBP	BLK	WP	HR	S	P	ERA	WHIP											
Jimmy Haynes, R (1, 1) ERA: 4.04	6.1		26	8	5	5	4	0	0	0	0	1	2	34	34	7.11	1.263											
T.J. Mathews, R (7, 1) ERA: 5.5	0.1		1	0	0	0	1	0	0	0	0	0	0	3	3	0.00	0.000											
Buddy Groom, L (7, 1) ERA: 5.67	0.2		3	1	1	1	0	0	0	0	0	0	0	3	3	13.50	1.500											
Billy Taylor, R (8, 1) ERA: 3.14	1.1	W	10	4	4	4	1	2	0	0	0	0	1	10	18	27.00	4.500											
Mike Fetters, R (9, 1) ERA: 3.89	0.1	S	1	1	0	0	0	0	0	0	0	0	0	1	1	0.00	3.000											
<b>Batter</b>	<b>1</b>	<b>2</b>	<b>3</b>	<b>4</b>	<b>5</b>	<b>6</b>	<b>7</b>	<b>8</b>	<b>9</b>	<b>AB</b>	<b>R</b>	<b>H</b>	<b>RBI</b>	<b>BB</b>	<b>SO</b>	<b>LOB</b>	<b>BOTTOM</b>											
Rickey Henderson, R (1, 7) OBP: 0.368, SLG: 0.356										2	1	0	0	3	0	1	<b>San Diego Padres @ Oakland Athletics</b> Network Associates Coliseum, Oakland, CA Tue Jun 30 1998, 6:33 AM EDT Att: 10,263 - Cloudy - 59 F											
Bip Roberts, S (1, 4) OBP: 0.353, SLG: 0.328 Rafael Bourquigal, R (7, 4) OBP: 0.279, SLG: 0.333										4	1	1	0	0	0	2												
Ben Grieve, L (1, 9) OBP: 0.415, SLG: 0.524										2	4	1	1	3	0	0												
Matt Stairs, L (1, 10) OBP: 0.409, SLG: 0.562										3	3	3	1	2	0	0												
Jason Giambi, L (1, 3) OBP: 0.372, SLG: 0.448 Jack Voigt, R (7, PR) OBP: 0.206, SLG: 0.177										2	1	2	3	1	0	0												
Mike Blowers, R (1, 5) OBP: 0.291, SLG: 0.367										4	1	1	3	0	2	5												
Mike Macfarlane, R (1, 2) OBP: 0.308, SLG: 0.441										5	0	1	1	0	1	5												
Miguel Tejada, R (1, 6) OBP: 0.317, SLG: 0.343										5	0	1	1	0	1	4												
Ryan Christenson, R (1, 8) OBP: 0.333, SLG: 0.357										4	0	1	0	0	2	2												
<b>Inning Stats</b>	R: 0 E: 0 K: 0 S: 3	H: 3 LOB: 0 BB: 0 P: 10	R: 3 E: 0 K: 2 S: 10	H: 3 LOB: 0 BB: 0 P: 10	R: 1 E: 0 K: 1 S: 6	H: 2 LOB: 2 BB: 2 P: 14	R: 0 E: 0 K: 0 S: 4	H: 1 LOB: 1 BB: 0 P: 4	R: 2 E: 0 K: 0 S: 4	H: 1 LOB: 1 BB: 2 P: 12	R: 0 E: 0 K: 0 S: 3	H: 0 LOB: 1 BB: 1 P: 7	R: 2 E: 1 K: 2 S: 9	H: 3 LOB: 2 BB: 1 P: 13	R: 4 E: 0 K: 1 S: 7	H: 2 LOB: 2 BB: 4 P: 23		1B: 8 2B: 3 3B: 0 HR: 1	SF: 2 SAC: 0 DP: 0 HBP: 0	WP: 1 PB: 0 SB: 4 CS: 3	PA: 45							
<b>PITCHER</b>	IP	WLS	BF	H	R	ER	SO	BB	IBB	HBP	BLK	WP	HR	S	P	ERA	WHIP											
Andy Ashby, R (1, 1) ERA: 2.57	5.0		25	7	6	6	3	3	1	0	0	1	0	0	3	7	0.00	1.000										
Donnie Wall, R (6, 1) ERA: 2.97	1.0		4	0	0	0	0	1	0	0	0	1	0	0	3	7	0.00	1.000										
Roberto Ramirez, L (7, 1) ERA: 6.75	0.0		3	2	2	1	0	1	0	0	0	0	0	2	6	∞	∞											
Dan Miceli, R (7, 1) ERA: 3.1	1.1	L	6	2	2	2	3	1	0	0	0	0	0	11	15	13.50	2.250											
Trevor Hoffman, R (8, 1) ERA: 1.96	0.2		6	1	2	2	0	3	0	0	0	0	0	3	15	27.00	6.000											



Batter	1	2	3	4	5	6	7	8	9	AB	R	H	RBI	BB	SO	LOB	TOP					
<b>Quiulvio Veras, S</b> (1,4) <small>OBP: 0.398, SLG: 0.367</small> <b>Ed Giovanola, L</b> (7,4) <small>OBP: 0.340, SLG: 0.409</small>										4	0	1	2	1	1	4	<b>San Diego Padres @ Oakland Athletics</b> Network Associates Coliseum, Oakland, CA <small>Wed Jul 01 1998, 6:33 AM EDT</small> <small>Att: 10,154 - Cloudy - 59 F</small>					
<b>Tony Gwynn, L</b> (1,9) <small>OBP: 0.380, SLG: 0.493</small> <b>Mark Sweeney, L</b> (7,9) <small>OBP: 0.293, SLG: 0.291</small>										4	1	2	1	0	0	2						
<b>Ken Caminiti, S</b> (1,5) <small>OBP: 0.365, SLG: 0.495</small>										4	1	2	1	0	0	1						
<b>Greg Vaughn, R</b> (1,10) <small>OBP: 0.379, SLG: 0.647</small>										5	1	1	3	0	0	6						
<b>Wally Joyner, L</b> (1,3) <small>OBP: 0.397, SLG: 0.464</small>										4	2	1	0	1	1	1						
<b>Steve Finley, L</b> (1,8) <small>OBP: 0.287, SLG: 0.387</small>										4	1	1	0	1	0	0						
<b>Ruben Rivera, R</b> (1,7) <small>OBP: 0.397, SLG: 0.492</small>										5	0	1	0	0	0	4						
<b>Carlos Hernandez, R</b> (1,2) <small>OBP: 0.324, SLG: 0.386</small> <b>Jim Leyritz, R</b> (6,2) <small>OBP: 0.385, SLG: 0.510</small>										3	2	2	0	0	0	1						
<b>Chris Gomez, R</b> (1,6) <small>OBP: 0.323, SLG: 0.357</small>										4	0	0	0	1	1	7						
<b>Inning Stats</b>	R: 0 E: 0 K: 1 S: 5	H: 0 LOB: 0 BB: 0 P: 5	R: 0 E: 0 K: 0 S: 3	H: 0 LOB: 0 BB: 0 P: 3	R: 0 E: 1 K: 1 S: 6	H: 0 LOB: 1 BB: 0 P: 6	R: 3 E: 0 K: 0 S: 6	H: 3 LOB: 0 BB: 0 P: 6	R: 1 E: 0 K: 0 S: 5	H: 2 LOB: 2 BB: 1 P: 9	R: 3 E: 0 K: 0 S: 6	H: 3 LOB: 3 BB: 2 P: 15	R: 1 E: 0 K: 0 S: 5	H: 3 LOB: 2 BB: 1 P: 9	R: 0 E: 0 K: 1 S: 5	H: 0 LOB: 1 BB: 1 P: 9		R: 0 E: 0 K: 0 S: 3	H: 1 LOB: 1 BB: 1 P: 7	1B: 8 2B: 3 3B: 0 HR: 1	SF: 0 SAC: 0 DP: 2 HBP: 1	WP: 1 PB: 1 SB: 0 CS: 0
<b>PITCHER</b>	IP WLS BF H R ER SO BB IBB HBP BLK WP HR S P ERA WHIP																					
<b>Blake Stein, R</b> (1,1) <small>ERA: 6.52</small> <b>Steve Connelly, R</b> (6,1) <small>ERA: 5.4</small> <b>Jim Dougherty, R</b> (7,1) <small>ERA: 8.25</small>	5.1 L 26 6 7 7 2 3 0 0 0 1 1 27 39 11.81 1.688																					

Batter	1	2	3	4	5	6	7	8	9	AB	R	H	RBI	BB	SO	LOB	BOTTOM			
<b>Rickey Henderson, R</b> (1,7) <small>OBP: 0.365, SLG: 0.352</small> <b>Jack Voigt, R</b> (7,7) <small>OBP: 0.217, SLG: 0.238</small>										3	0	0	0	0	2	0	<b>San Diego Padres @ Oakland Athletics</b> Network Associates Coliseum, Oakland, CA <small>Wed Jul 01 1998, 6:33 AM EDT</small> <small>Att: 10,154 - Cloudy - 59 F</small>			
<b>Rafael Bourquard, R</b> (1,4) <small>OBP: 0.270, SLG: 0.324</small>										4	0	0	0	0	0	0				
<b>Ben Grieve, L</b> (1,9) <small>OBP: 0.413, SLG: 0.521</small>										4	0	1	0	0	1	0				
<b>Matt Stairs, L</b> (1,10) <small>OBP: 0.414, SLG: 0.567</small>										3	1	2	0	1	1	1				
<b>Jason Giambi, L</b> (1,3) <small>OBP: 0.374, SLG: 0.459</small>										4	1	2	2	0	1	2				
<b>Mike Blowers, R</b> (1,5) <small>OBP: 0.291, SLG: 0.365</small>										4	0	1	0	0	3	1				
<b>Mike Macfarlane, R</b> (1,2) <small>OBP: 0.299, SLG: 0.426</small>										4	0	0	0	0	2	2				
<b>Miguel Tejada, R</b> (1,6) <small>OBP: 0.309, SLG: 0.333</small> <b>Bip Roberts, S</b> (9, PH) <small>OBP: 0.351, SLG: 0.326</small>										3	0	0	0	0	2	0				
<b>Ryan Christenson, R</b> (1,8) <small>OBP: 0.333, SLG: 0.357</small>										3	1	1	0	0	0	0				
<b>Inning Stats</b>	R: 0 E: 0 K: 1 S: 5	H: 2 LOB: 1 BB: 0 P: 4	R: 0 E: 0 K: 2 S: 7	H: 0 LOB: 0 BB: 0 P: 7	R: 0 E: 0 K: 2 S: 7	H: 0 LOB: 1 BB: 1 P: 11	R: 0 E: 0 K: 3 S: 9	H: 0 LOB: 0 BB: 0 P: 9	R: 0 E: 0 K: 0 S: 3	H: 0 LOB: 0 BB: 0 P: 3	R: 1 E: 0 K: 2 S: 9	H: 2 LOB: 1 BB: 0 P: 9	R: 2 E: 0 K: 1 S: 8	H: 3 LOB: 1 BB: 0 P: 8	R: 1 E: 0 K: 2 S: 8	H: 1 LOB: 0 BB: 0 P: 8		1B: 5 2B: 1 3B: 0 HR: 2	SF: 0 SAC: 0 DP: 0 HBP: 0	WP: 0 PB: 0 SB: 0 CS: 0
<b>PITCHER</b>	IP WLS BF H R ER SO BB IBB HBP BLK WP HR S P ERA WHIP																			
<b>Kevin Brown, R</b> (1,1) <small>ERA: 2.69</small> <b>Will Cumrane, R</b> (8,1) <small>ERA: 6.0</small> <b>Roberto Ramirez, L</b> (8,1) <small>ERA: 7.94</small> <b>Donne Wall, R</b> (9,1) <small>ERA: 2.89</small>	7.0 W 25 4 1 1 10 1 0 0 0 0 1 5 5 27.00 4.500																			





Batter	1	2	3	4	5	6	7	8	9	AB	R	H	RBI	BB	SO	LOB	TOP
Quilvio Veras, S OBP: 0.393, SLG: 0.361	G5-3		G4-3			F8		F9		4	0	0	0	0	0	2	<b>San Diego Padres @ Oakland Athletics</b> Network Associates Coliseum, Oakland, CA Thu Jul 02 1998, 10:05 PM EDT Att: 40,374 - Cloudy - 60 F
Tony Gwynn, L OBP: 0.375, SLG: 0.486	F8		G3			G3			K	4	0	0	0	0	1	0	
Ken Caminiti, S OBP: 0.359, SLG: 0.486	K				G6-3		F6		G6-3	4	0	0	0	0	1	0	
Greg Vaughn, R OBP: 0.380, SLG: 0.645		HR			G6-3		F7			4	1	2	0	0	0	0	
Wally Joyner, L OBP: 0.395, SLG: 0.461	F7		G4-3						F8	4	0	1	0	0	0	2	
Jim Leyritz, R OBP: 0.384, SLG: 0.527		HR			G5-3		G5-3			3	1	1	2	0	0	1	
Steve Finley, L OBP: 0.288, SLG: 0.385	P2				G3			G6-4-3		2	0	0	0	1	0	0	
Ruben Rivera, R OBP: 0.383, SLG: 0.470	K2-3				K			G6-4-3		3	0	0	0	0	2	1	
Chris Gomez, R OBP: 0.327, SLG: 0.361			G4-3			G6-3				3	0	2	0	0	0	0	
<b>Inning Stats</b>	R: 0 E: 0 K: 1 S: 5	H: 0 LOB: 0 BB: 0 P: 5	R: 2 E: 0 K: 1 S: 7	H: 2 LOB: 0 BB: 0 P: 7	R: 0 E: 0 K: 0 S: 3	H: 1 LOB: 0 BB: 0 P: 3	R: 0 E: 0 K: 0 S: 3	H: 0 LOB: 0 BB: 0 P: 3	R: 0 E: 0 K: 1 S: 4	H: 1 LOB: 1 BB: 0 P: 4	R: 0 E: 0 K: 0 S: 3	H: 1 LOB: 1 BB: 0 P: 7	R: 0 E: 0 K: 1 S: 6	H: 1 LOB: 1 BB: 0 P: 6	1B: 5 2B: 0 3B: 0 HR: 1	SF: 0 SAC: 0 DP: 2 HBP: 0	WP: 0 PA: 32 PB: 0 SB: 0 CS: 0
<b>PITCHER</b> Kenny Rogers, L ERA: 3.18	IP: 9.0 WLS: W BF: 32 H: 6 R: 2 ER: 2 SO: 4 BB: 1 IBB: 0 HBP: 0 BLK: 0 WP: 0 HR: 1 S: 39 P: 43 ERA: 2.00 WHIP: 0.778																

Batter	1	2	3	4	5	6	7	8	9	AB	R	H	RBI	BB	SO	LOB	BOTTOM		
Rickey Henderson, R OBP: 0.363, SLG: 0.350	K		S		K		F8	F4		5	0	1	1	0	2	2	<b>San Diego Padres @ Oakland Athletics</b> Network Associates Coliseum, Oakland, CA Thu Jul 02 1998, 10:05 PM EDT Att: 40,374 - Cloudy - 60 F		
Bip Roberts, S OBP: 0.361, SLG: 0.346			G6-3							4	0	3	1	0	0	1			
Rafael Bourquignon, R OBP: 0.270, SLG: 0.324	G5-4-3						FC6-4			0	0	0	0	0	0	0			
Ben Grieve, L OBP: 0.411, SLG: 0.516	G5-4-3				G4-3		FC6-4			3	1	0	0	1	0	3			
Kevin Mitchell, R OBP: 0.300, SLG: 0.337		F9		K		K		1B		4	1	1	1	0	2	1			
Matt Stairs, L OBP: 0.412, SLG: 0.562	F8			FC3-6		G6-3				4	0	1	1	0	0	1			
Mike Blowers, R OBP: 0.294, SLG: 0.368	L6									4	1	2	0	0	0	1			
Jason Giambi, L OBP: 0.372, SLG: 0.454			K		G4-3			F7		3	1	0	0	1	1	2			
Ryan Christenson, R OBP: 0.333, SLG: 0.357			K2-3							0	0	0	0	0	0	0			
Miguel Tejada, R OBP: 0.323, SLG: 0.363			K2-3			SH5-3				2	2	1	3	2	1	1			
A.J. Hinch, R OBP: 0.298, SLG: 0.333					SH5-3		P4			3	1	1	0	0	1	1			
<b>Inning Stats</b>	R: 0 E: 0 K: 1 S: 5	H: 1 LOB: 0 BB: 0 P: 5	R: 0 E: 0 K: 0 S: 3	H: 0 LOB: 0 BB: 0 P: 3	R: 1 E: 0 K: 2 S: 9	H: 2 LOB: 1 BB: 0 P: 9	R: 0 E: 0 K: 1 S: 6	H: 1 LOB: 2 BB: 1 P: 10	R: 1 E: 0 K: 1 S: 6	H: 1 LOB: 1 BB: 1 P: 10	R: 3 E: 0 K: 1 S: 7	H: 2 LOB: 0 BB: 1 P: 11	R: 2 E: 0 K: 0 S: 6	H: 3 LOB: 1 BB: 0 P: 6	R: 0 E: 0 K: 1 S: 5	H: 0 LOB: 1 BB: 1 P: 9	1B: 7 2B: 2 3B: 0 HR: 1	SF: 0 SAC: 1 DP: 1 HBP: 0	WP: 2 PA: 37 PB: 0 SB: 1 CS: 0
<b>PITCHER</b> Sterling Hitchcock, L ERA: 3.8	IP: 6.2 WLS: L BF: 32 H: 10 R: 7 ER: 7 SO: 6 BB: 3 IBB: 0 HBP: 0 BLK: 0 WP: 0 HR: 2 S: 41 P: 53 ERA: 9.45 WHIP: 1.950																		
<b>PITCHER</b> Brian Boehringer, R ERA: 5.31	IP: 1.1 WLS: 5 BF: 5 H: 0 R: 0 ER: 0 SO: 1 BB: 1 IBB: 0 HBP: 0 BLK: 0 WP: 0 HR: 0 S: 6 P: 10 ERA: 0.00 WHIP: 0.750																		





Batter	1	2	3	4	5	6	7	8	9	AB	R	H	RBI	BB	SO	LOB	TOP									
<b>Rickey Henderson, R</b> OBP: 0.366, SLG: 0.359	3-1 F7	4-0 1B BB		4-1 G3 S 2B BB		3-2 F9		2-0 HR		3	2	1	1	2	0	0										
<b>Bip Roberts, S</b> OBP: 0.363, SLG: 0.343	0-0 1B 2B	0-3 K		1-1 G3		4-1 G6-3 BB		1-0 G4-3		4	1	1	0	1	1	3										
<b>Rafael Bourimigal, R</b> OBP: 0.270, SLG: 0.324		1B		1-3						0	0	0	0	0	0	0										
<b>Ben Grieve, L</b> OBP: 0.411, SLG: 0.517	2-1 2B	3-3 K		0-0 2B		1-2 G6-3 1-2			0-3 K	5	1	2	1	0	2	3										
<b>Matt Stairs, L</b> OBP: 0.412, SLG: 0.563	2-0 2B	0-2 1B		3-1 P3			0-0 G4-3		2-2 F8	5	1	2	3	0	0	1										
<b>Jason Giambi, L</b> OBP: 0.373, SLG: 0.464	1-3 K	1-2 F7			1-0 HR		1-3 K		2-2 1B	5	1	2	1	0	2	3										
<b>Jack Voigt, R</b> OBP: 0.217, SLG: 0.238										0	0	0	0	0	0	0										
<b>Mike Blowers, R</b> OBP: 0.300, SLG: 0.377	0-0 E			1-0 F9		2-2 G6-3		0-0 1B	1-1 FC5-4 1B	5	1	3	1	0	0	0										
<b>Miguel Tejada, R</b> OBP: 0.326, SLG: 0.390	3-2 E9			1-1 G1-3		3-2 HR		1-3 K	0-1 FC5-4 1-2	5	2	2	2	0	1	3										
<b>Ryan Christenson, R</b> OBP: 0.325, SLG: 0.347	0-3 K			1-1 G1-3		2-3 K		1-2 F9		4	0	0	0	0	2	0										
<b>A.J. Hinch, R</b> OBP: 0.297, SLG: 0.332		1-1 1B BB		3-3 K		0-3 K		0-0 G1-3		4	1	1	0	0	2	0										
<b>Inning Stats</b>	R: 5 E: 1 K: 2 S: 18	H: 5 LOB: 0 BB: 0 P: 29	R: 1 E: 0 K: 2 S: 14	H: 2 LOB: 2 BB: 1 P: 23	R: 0 E: 0 K: 0 S: 5	H: 0 LOB: 0 BB: 0 P: 8	R: 1 E: 0 K: 1 S: 9	H: 1 LOB: 1 BB: 1 P: 18	R: 2 E: 0 K: 2 S: 14	H: 2 LOB: 0 BB: 0 P: 22	R: 0 E: 0 K: 0 S: 8	H: 0 LOB: 0 BB: 1 P: 16	R: 0 E: 0 K: 2 S: 8	H: 1 LOB: 1 BB: 0 P: 10	R: 1 E: 0 K: 0 S: 6	H: 1 LOB: 0 BB: 0 P: 10	R: 0 E: 0 K: 1 S: 13	H: 2 LOB: 2 BB: 0 P: 18	1B: 8 2B: 3 3B: 0 HR: 3	SF: 0 SAC: 0 DP: 1 HBP: 0	WP: 0 PB: 0 SB: 1 CS: 0	PA: 43				
<b>PITCHER</b>	IP	WLS	BF	H	R	ER	SO	BB	IBB	HBP	BLK	WP	HR	S	P	ERA	WHIP									
<b>Omar Olivares, R</b> ERA: 3.39	(1, 1)	3.2	L	21	8	7	6	5	2	0	0	0	0	0	44	75	14.73	2.727								
<b>Greg Cadaret, L</b> ERA: 4.81	(4, 1)	3.0		11	2	2	2	3	1	0	0	0	0	2	28	46	6.00	1.000								
<b>Shigetoshi Hasegawa, R</b> ERA: 3.57	(7, 1)	1.1		6	2	1	1	1	0	0	0	0	0	1	10	15	6.75	1.500								
<b>Mike Holtz, L</b> ERA: 6.23	(9, 1)	0.2		4	2	0	0	1	0	0	0	0	0	0	11	16	0.00	3.000								
<b>Pep Harris, R</b> ERA: 5.3	(9, 1)	0.1		1	0	0	0	0	0	0	0	0	0	0	2	2	0.00	0.000								

Oakland Athletics @ Anaheim Angels  
Edison International Field, Anaheim, CA  
Fri Jul 03 1998, 10:05 PM EDT  
Att: 39,636 - Unknown - 70 F

AB 40  
R 10  
H 14  
RBI 9  
BB 3  
SO 10  
LOB 13



Batter	1	2	3	4	5	6	7	8	9	AB	R	H	RBI	BB	SO	LOB	BOTTOM									
<b>Darin Erstad, L</b> OBP: 0.367, SLG: 0.564	0-1 G4-3 2B	1-1 F8		2-3 K		1-0 E4		1-2 2B		5	0	2	1	0	1	3										
<b>Dave Hollins, S</b> OBP: 0.345, SLG: 0.397	1-2 G1-3		1-2 F8	3-2 1B		3-1 K		2-0 P6		5	0	1	2	0	1	3										
<b>Jim Edmonds, L</b> OBP: 0.370, SLG: 0.526	0-0 G4-3		2-2 BB	0-1 G3		2-3 K		3-2 L6		5	0	1	0	0	1	3										
<b>Tim Salmon, R</b> OBP: 0.408, SLG: 0.534	2-0 F8		4-2 BB	1-2 BB		2-3 K		2-3 K		4	0	0	0	1	3	1										
<b>16 Garret Anderson, L</b> OBP: 0.328, SLG: 0.481		0-2 SH1-3 1B 2B	0-1 P6		1-0 G6-4-3 1B		0-0 1B		0-0 1B	5	1	4	0	0	0	2										
<b>Phil Nevin, R</b> OBP: 0.345, SLG: 0.434		0-0 SH1-3 1B 1B	2-3 K		0-2 G6-4-3 1-2		2-2 F9		1-2 P4	5	1	1	0	0	1	5										
<b>Orlando Palmeiro, L</b> OBP: 0.484, SLG: 0.571		0-0 SH1-3		2-1 G3		1-2 11 2B 1B		1-1 F8		3	1	1	0	0	0	1										
<b>11 Justin Baughman, R</b> OBP: 0.280, SLG: 0.344		1-3 K		0-2 WP S 1B 1B		1-2 G6-3 1-1 E 2B		0-2 G4-3		4	2	2	1	0	1	2										
<b>Gary Disarcina, R</b> OBP: 0.344, SLG: 0.432		0-0 2H 3H 1B		4-2 S 1B BB		2-2 G6-3		1-2 F7		3	1	1	2	1	0	1										
<b>Inning Stats</b>	R: 0 E: 0 K: 0 S: 7	H: 1 LOB: 1 BB: 0 P: 10	R: 2 E: 0 K: 1 S: 11	H: 3 LOB: 1 BB: 0 P: 13	R: 0 E: 0 K: 1 S: 17	H: 1 LOB: 2 BB: 1 P: 26	R: 2 E: 0 K: 1 S: 17	H: 2 LOB: 1 BB: 1 P: 28	R: 0 E: 0 K: 1 S: 7	H: 1 LOB: 0 BB: 0 P: 10	R: 2 E: 1 K: 2 S: 17	H: 2 LOB: 1 BB: 0 P: 25	R: 0 E: 0 K: 1 S: 12	H: 1 LOB: 1 BB: 0 P: 17	R: 0 E: 0 K: 0 S: 14	H: 1 LOB: 1 BB: 0 P: 18	R: 0 E: 0 K: 1 S: 12	H: 1 LOB: 1 BB: 0 P: 18	1B: 9 2B: 4 3B: 0 HR: 0	SF: 0 SAC: 1 DP: 1 HBP: 0	WP: 1 PB: 0 SB: 2 CS: 0	PA: 42				
<b>PITCHER</b>	IP	WLS	BF	H	R	ER	SO	BB	IBB	HBP	BLK	WP	HR	S	P	ERA	WHIP									
<b>Tom Candiotti, R</b> ERA: 5.33	(1, 1)	5.0	W	26	10	6	6	4	2	0	0	0	0	0	65	95	10.80	2.400								
<b>Buddy Groom, L</b> ERA: 5.5	(6, 1)	1.0		4	0	0	0	2	0	0	0	0	0	0	11	17	0.00	0.000								
<b>T.J. Mathews, R</b> ERA: 5.2	(7, 1)	2.0		8	2	0	0	1	0	0	0	0	0	0	26	35	0.00	1.000								
<b>Mike Mohler, L</b> ERA: 4.8	(9, 1)	1.0		4	1	0	0	1	0	0	0	0	0	0	12	18	0.00	1.000								

Oakland Athletics @ Anaheim Angels  
Edison International Field, Anaheim, CA  
Fri Jul 03 1998, 10:05 PM EDT  
Att: 39,636 - Unknown - 70 F

AB 39  
R 6  
H 13  
RBI 6  
BB 2  
SO 8  
LOB 21






Batter	1	2	3	4	5	6	7	8	9	AB	R	H	RBI	BB	SO	LOB	TOP								
Rickey Henderson, R OBP: 0.369, SLG: 0.359 (1, 7)	4-2 CS BB		2-3 K		4-0 2B G4-3 BB		2-2 G1-3		1-2 1B 1B	3	2	1	1	2	1	1									
Bip Roberts, S OBP: 0.366, SLG: 0.361 Rafael Bournigal, R OBP: 0.269, SLG: 0.321 (1, 4) (8, 4)	1-3 K			1-1 F8 2B	0-1 G4-3 2B		0-3 K		3-H 2-1 F8	4	1	2	1	0	2	1									
Ben Grieve, L OBP: 0.408, SLG: 0.512 (1, 9)	2-3 K			2-2 F8 2-3	1-0 G4-3			2-1 F7	2-2 FC6-4 1B	5	0	1	3	0	1	3									
Kevin Mitchell, R OBP: 0.295, SLG: 0.330 (1, 10)	0-1 SAFE CS	1-1 F7		1-0 1B	0-1 F9			1-1 G4-3	0-0 FC6-4 1B	5	0	1	1	0	0	2									
Jason Giambi, L OBP: 0.374, SLG: 0.474 Jack Voigt, R OBP: 0.217, SLG: 0.238 (1, 3) (8, 3)		1-1 F8		1-1 1B				1-0 F8		4	1	2	1	0	0	0									
Mike Blowers, R OBP: 0.295, SLG: 0.370 (1, 5)		1-1 G4-3		2-2 F8				2-2 F8		4	0	0	0	0	0	2									
Miguel Tejada, R OBP: 0.324, SLG: 0.380 (1, 6)			1-0 F9	1-3 K				2-3 K	2-1 2B PB HBP	3	1	0	0	0	2	2									
Ryan Christenson, R OBP: 0.335, SLG: 0.360 (1, 8)			0-0 1B		4-0 SH1-3 2B BB			2-3 K	0-0 PB 1B 2B	3	2	2	0	1	1	0									
A.J. Hinch, R OBP: 0.297, SLG: 0.328 (1, 2)			1-2 F8		0-1 SH1-3			2-2 F7	4-1 1B BB	2	1	0	0	1	0	1									
<b>Inning Stats</b>	R: 0 E: 0 K: 2 S: 10	H: 0 LOB: 0 BB: 1 P: 17	R: 0 E: 0 K: 0 S: 6	H: 0 LOB: 0 BB: 0 P: 9	R: 0 E: 0 K: 1 S: 8	H: 1 LOB: 1 BB: 0 P: 12	R: 1 E: 0 K: 1 S: 15	H: 3 LOB: 2 BB: 0 P: 23	R: 2 E: 0 K: 0 S: 7	H: 1 LOB: 1 BB: 2 P: 16	R: 1 E: 0 K: 2 S: 11	H: 1 LOB: 0 BB: 0 P: 19	R: 0 E: 0 K: 1 S: 9	H: 0 LOB: 0 BB: 0 P: 13	R: 0 E: 0 K: 0 S: 5	H: 0 LOB: 0 BB: 0 P: 9	R: 4 E: 0 K: 0 S: 14	H: 3 LOB: 1 BB: 1 P: 26	1B: 5 2B: 3 3B: 0 HR: 1	SF: 0 SAC: 1 DP: 0 HBP: 1	WP: 0 PB: 1 SB: 0 CS: 1	PA: 41			
<b>PITCHER</b>	IP	WLS	BF	H	R	ER	SO	BB	IBB	HBP	BLK	WP	HR	S	P	ERA	WHIP								
Jarrod Washburn, L ERA: 3.6 (1, 1)	5.0	L	22	5	3	3	4	3	0	0	0	0	0	46	77	5.40	1.600								
Steve Sparks, R ERA: 4.31 (6, 1)	4.0		18	4	5	5	3	1	0	1	0	0	1	39	67	11.25	1.250								

Oakland Athletics @ Anaheim Angels  
Edison International Field, Anaheim, CA  
Sat Jul 04 1998, 10:05 PM EDT  
Att: 43,571 - Unknown - 75 F

livebaseballscores.com

AB 34  
R 8  
H 9  
RBI 7  
BB 4  
SO 7  
LOB 14




Batter	1	2	3	4	5	6	7	8	9	AB	R	H	RBI	BB	SO	LOB	BOTTOM								
Darin Erstad, L OBP: 0.364, SLG: 0.558 (1, 7)	0-0 G3		1-3 K		1-2 F4		0-1 F8			4	0	0	0	0	1	3									
Dave Hollins, S OBP: 0.337, SLG: 0.397 (1, 5)	1-2 P2			0-2 2B 1B	4-2 HBP			0-0 G5-3		3	1	1	0	0	0	0									
Jim Edmonds, L OBP: 0.365, SLG: 0.519 (1, 8)	2-3 K			1-3 K	2-3 K			3-1 G4-3		4	0	0	0	0	3	3									
Tim Salmon, R OBP: 0.410, SLG: 0.536 Norberto Martin, R OBP: 0.236, SLG: 0.259 (1, 10) (8, PR)		3-3 K		2-2 2B	2-3 K			4-2 BB		3	1	1	1	1	2	0									
Cecil Fielder, R OBP: 0.340, SLG: 0.434 (1, 3)		3-3 K		0-0 2B	3-3 K			3-2 L5		4	0	1	1	0	2	1									
16 Garret Anderson, L OBP: 0.327, SLG: 0.481 (1, 9)		1-2 E3		0-0 F9	0-1 F4			1-1 G4-3 G3 2B		4	1	1	0	0	0	1									
Matt Walbeck, S OBP: 0.310, SLG: 0.372 (1, 2)		1-3 K		2-2 G6-3				2-1 F8	2-1 G4-3	4	0	0	0	0	1	3									
11 Justin Baughman, R OBP: 0.281, SLG: 0.351 Orlando Palmeiro, L OBP: 0.469, SLG: 0.552 (1, 4) (8, PH)			0-1 P4		2-1 2B			3-2 F8	2-1 G3	3	0	1	0	0	0	0									
Gary Disarcina, R OBP: 0.346, SLG: 0.434 (1, 6)			4-0 CS BB		0-0 P5			1-2 2B	3-H K	3	0	1	0	1	1	1									
<b>Inning Stats</b>	R: 0 E: 0 K: 1 S: 8	H: 0 LOB: 0 BB: 0 P: 11	R: 0 E: 1 K: 3 S: 14	H: 0 LOB: 1 BB: 0 P: 22	R: 0 E: 0 K: 1 S: 5	H: 0 LOB: 1 BB: 1 P: 10	R: 2 E: 0 K: 1 S: 14	H: 3 LOB: 1 BB: 0 P: 19	R: 0 E: 0 K: 2 S: 8	H: 0 LOB: 0 BB: 0 P: 13	R: 0 E: 0 K: 0 S: 14	H: 1 LOB: 1 BB: 0 P: 20	R: 0 E: 0 K: 0 S: 9	H: 0 LOB: 1 BB: 1 P: 19	R: 1 E: 0 K: 1 S: 9	H: 1 LOB: 0 BB: 0 P: 15	1B: 1 2B: 6 3B: 0 HR: 0	SF: 0 SAC: 0 DP: 1 HBP: 1	WP: 0 PB: 0 SB: 0 CS: 1	PA: 36					
<b>PITCHER</b>	IP	WLS	BF	H	R	ER	SO	BB	IBB	HBP	BLK	WP	HR	S	P	ERA	WHIP								
Mike Oquist, R ERA: 5.67 (1, 1)	6.2	W	27	5	2	2	9	1	0	1	0	0	0	5	8	0.00	0.900								
Buddy Groom, L ERA: 5.35 (7, 1)	1.0		3	0	0	0	0	0	0	0	0	0	0	5	8	0.00	0.000								
Billy Taylor, R ERA: 3.25 (8, 1)	1.1	S	6	1	1	1	1	1	0	0	0	0	0	15	28	6.75	1.500								

Oakland Athletics @ Anaheim Angels  
Edison International Field, Anaheim, CA  
Sat Jul 04 1998, 10:05 PM EDT  
Att: 43,571 - Unknown - 75 F

livebaseballscores.com

AB 33  
R 3  
H 6  
RBI 3  
BB 2  
SO 10  
LOB 12






Batter	1	2	3	4	5	6	7	8	9	AB	R	H	RBI	BB	SO	LOB	TOP										
Rickey Henderson, R OBP: 0.331, SLG: 0.355 (1, 7)	P2		K		K		G6-3		BB SH2-4 BB	4	0	0	0	1	2	1	<b>Oakland Athletics @ Anaheim Angels</b> Edison International Field, Anaheim, CA Sun Jul 05 1998, 6:33 AM EDT Att: 23,208 - Sunny - 79 F  <b>AB 36</b> <b>R 5</b> <b>H 9</b> <b>RBI 5</b> <b>BB 5</b> <b>SO 10</b> <b>LOB 19</b>										
Rafael Bourquard, R OBP: 0.269, SLG: 0.319 (1, 4)	P1		P6		2H 1B		E4		SH2-4	4	0	1	1	0	0	0											
Ben Grieve, L OBP: 0.408, SLG: 0.508 (1, 9)	FC6-4 BB		F8		K		F8		BB IBB	3	0	0	0	2	1	2											
Kevin Mitchell, R OBP: 0.300, SLG: 0.359 (1, 10)	FC6-4 1-2				K		G6-3		HR BB FC6-4	4	1	1	2	1	1	1											
Jason Giambi, L OBP: 0.373, SLG: 0.471 Jack Voigt, R OBP: 0.214, SLG: 0.234 (8, PR)		P6		G4-3		G4-3		G6-3 S 1B	K	4	0	1	0	0	0	0											
Mike Blowers, R OBP: 0.297, SLG: 0.387 (1, 5)		HR		F8				K	FC6-4	5	1	2	1	0	1	4											
Miguel Tejada, R OBP: 0.382, SLG: 0.382 Bip Roberts, S OBP: 0.364, SLG: 0.359 (8, PH)		K						G6-3 2-3		2	1	1	0	1	1	0											
Mike Macfarlane, R OBP: 0.299, SLG: 0.424 Matt Stairs, L OBP: 0.410, SLG: 0.561 A.J. Hinch, R OBP: 0.297, SLG: 0.328 (8, PH)								K		3	0	1	0	0	1	3											
Ryan Christenson, R OBP: 0.339, SLG: 0.377 (9, 7)									SH2-4 BB	4	2	2	1	0	1	1											
<b>Inning Stats</b>	R: 0 E: 0 K: 0 S: 7	H: 0 LOB: 1 BB: 1 P: 12	R: 1 E: 0 K: 2 S: 15	H: 2 LOB: 1 BB: 0 P: 26	R: 0 E: 0 K: 1 S: 7	H: 0 LOB: 0 BB: 0 P: 11	R: 0 E: 0 K: 1 S: 6	H: 0 LOB: 0 BB: 0 P: 7	R: 2 E: 0 K: 2 S: 12	H: 3 LOB: 1 BB: 0 P: 18	R: 0 E: 0 K: 1 S: 17	H: 1 LOB: 2 BB: 1 P: 28	R: 0 E: 1 K: 0 S: 11	H: 0 LOB: 1 BB: 0 P: 18	R: 1 E: 0 K: 2 S: 13	H: 2 LOB: 2 BB: 0 P: 23		R: 1 E: 0 K: 1 S: 16	H: 1 LOB: 3 BB: 3 P: 29	1B: 4 2B: 3 3B: 0 HR: 2	SF: 0 SAC: 1 DP: 0 HBP: 0	WP: 0 PB: 0 SB: 2 CS: 0	PA: 42				
<b>PITCHER</b>	IP	WLS	BF	H	R	ER	SO	BB	IBB	HBP	BLK	WP	HR	S	P	ERA	WHIP										
Chuck Finley, L ERA: 3.16 (1, 1)	7.0		32	8	4	4	7	2	0	0	0	0	2	79	127	5.14	1.429										
Rich DeLucia, R ERA: 5.18 (8, 1)	0.2		2	0	0	0	1	0	0	0	0	0	0	4	9	0.00	0.000										
Greg Cadaret, L ERA: 4.74 (8, 1)	0.1		1	0	0	0	1	0	0	0	0	0	0	5	7	0.00	0.000										
Troy Percival, R ERA: 2.97 (9, 1)	1.0	L	7	1	1	1	1	2	1	0	0	0	0	16	29	9.00	3.000										

Batter	1	2	3	4	5	6	7	8	9	AB	R	H	RBI	BB	SO	LOB	BOTTOM										
Darin Erstad, L OBP: 0.362, SLG: 0.552 (1, 7)	F8		G4-3	FC6-4 IBB		F9			E5 SH1-3	4	0	0	0	1	0	1	<b>Oakland Athletics @ Anaheim Angels</b> Edison International Field, Anaheim, CA Sun Jul 05 1998, 6:33 AM EDT Att: 23,208 - Sunny - 79 F  <b>AB 32</b> <b>R 4</b> <b>H 6</b> <b>RBI 4</b> <b>BB 6</b> <b>SO 6</b> <b>LOB 19</b>										
Craig Shipley, R OBP: 0.292, SLG: 0.318 (1, 5)	K		K	FC6-4 1-2			CS G1-3 HBP		SH1-3	3	0	0	0	0	2	3											
Jim Edmonds, L OBP: 0.366, SLG: 0.527 (1, 8)	F8			HR	16 1B		G1-3 1-2		K	5	1	2	1	0	1	2											
Tim Salmon, R OBP: 0.411, SLG: 0.531 Damon Mashore, R OBP: 0.330, SLG: 0.372 Dave Hollins, S OBP: 0.336, SLG: 0.395 (7, PR)		G6-3		2B 16 G4-3 BB	F9		K BB		P6	2	1	0	0	2	0	1											
Cecil Fielder, R OBP: 0.339, SLG: 0.435 (1, 3)		G6-3		16 G4-3 2B	P6		K			4	1	1	0	0	1	3											
16 Garret Anderson, L OBP: 0.332, SLG: 0.486 (1, 9)				G4-3	G4-3			FC1-5 2B		3	0	2	1	1	0	1											
Matt Walbeck, S OBP: 0.367, SLG: 0.367 11 Justin Baughman, R OBP: 0.281, SLG: 0.351 (8, PR)				2-3 3-H 4-1	G4-3 2B BB			FC1-5		3	1	0	0	1	1	4											
Norberto Martin, R OBP: 0.251, SLG: 0.254 Orlando Palmeiro, L OBP: 0.456, SLG: 0.533 Phil Nevin, R OBP: 0.346, SLG: 0.434 (9, 2)			K	G4-3	G4-3		F8		F9	3	0	0	1	0	1	1											
Gary Disarcina, R OBP: 0.348, SLG: 0.437 (1, 6)				G4-3 BB	G4-3 2B		F9		F8	3	0	1	1	1	0	1											
<b>Inning Stats</b>	R: 0 E: 0 K: 1 S: 7	H: 0 LOB: 0 BB: 0 P: 8	R: 0 E: 0 K: 0 S: 7	H: 0 LOB: 1 BB: 1 P: 16	R: 0 E: 0 K: 2 S: 11	H: 0 LOB: 1 BB: 1 P: 18	R: 4 E: 0 K: 0 S: 15	H: 3 LOB: 2 BB: 3 P: 31	R: 0 E: 0 K: 0 S: 4	H: 2 LOB: 2 BB: 0 P: 19	R: 0 E: 0 K: 1 S: 8	H: 0 LOB: 1 BB: 1 P: 16	R: 0 E: 0 K: 0 S: 11	H: 1 LOB: 1 BB: 0 P: 19	R: 0 E: 1 K: 1 S: 11	H: 0 LOB: 1 BB: 0 P: 15		1B: 2 2B: 3 3B: 0 HR: 1	SF: 0 SAC: 1 DP: 0 HBP: 1	WP: 0 PB: 0 SB: 0 CS: 1	PA: 40						
<b>PITCHER</b>	IP	WLS	BF	H	R	ER	SO	BB	IBB	HBP	BLK	WP	HR	S	P	ERA	WHIP										
Jimmy Haynes, R ERA: 4.15 (7, 1)	0.1		1	0	0	0	0	0	0	0	0	0	0	3	5	0.00	0.000										
Mike Fetters, R ERA: 3.78 (7, 1)	1.2	W	6	1	0	0	1	1	0	0	0	0	0	16	29	0.00	1.200										
Billy Taylor, R ERA: 3.18 (9, 1)	1.0	S	4	0	0	0	1	0	0	0	0	0	0	11	15	0.00	0.000										


**Oakland Athletics @ Anaheim Angels**  
Edison International Field, Anaheim, CA  
Sun Jul 05 1998, 6:33 AM EDT  
Att: 23,208 - Sunny - 79 F

**AB 36**  
**R 5**  
**H 9**  
**RBI 5**  
**BB 5**  
**SO 10**  
**LOB 19**



**Oakland Athletics @ Anaheim Angels**  
Edison International Field, Anaheim, CA  
Sun Jul 05 1998, 6:33 AM EDT  
Att: 23,208 - Sunny - 79 F

**AB 32**  
**R 4**  
**H 6**  
**RBI 4**  
**BB 6**  
**SO 6**  
**LOB 19**






Batter	1	2	3	4	5	6	7	8	9	AB	R	H	RBI	BB	SO	LOB	TOP				
Mark McLemore, S OBP: 0.411, SLG: 0.368 (1, 4)	G6-3		FC5-4 BB			F8		G1-3		3	0	0	0	1	0	0					
Roberto Kelly, R OBP: 0.330, SLG: 0.549 Tom Goodwin, L OBP: 0.369, SLG: 0.306 (9, PH) (9, 8)	G1-3		FC5-4 1-2			FC6-4 1B			F S 1B	3	0	1	0	0	0	1					
Will Clark, L OBP: 0.394, SLG: 0.505 (1, 3)	K			G3		L6			1B 29 1B BB	3	1	0	0	1	1	1					
Juan Gonzalez, R OBP: 0.330, SLG: 0.583 (1, 9)		G6-3			K					4	0	0	0	0	2	3					
Ivan Rodriguez, R OBP: 0.389, SLG: 0.553 (1, 2)		K			G1-3				29 1B SF8 1B	4	1	1	1	0	1	0					
29 Rusty Greer, L OBP: 0.376, SLG: 0.414 (1, 7)		P6				FC5-4 1B			3H 1B	3	0	2	1	1	0	0					
Mike Simms, R OBP: 0.430, SLG: 0.732 Lee Stevens, L OBP: 0.301, SLG: 0.468 Bill Haselman, R OBP: 0.339, SLG: 0.569 (9, PH) (9, PH)					FC5-4 1-2				SF8 3H	3	1	1	1	0	0	2					
Kevin Elster, R OBP: 0.322, SLG: 0.370 (1, 6)		G6-3			F9				P3	4	0	0	0	0	1	2					
Fernando Tatis, R OBP: 0.308, SLG: 0.362 (1, 5)					G6-3					3	0	0	0	0	1	1					
<b>Inning Stats</b>	R: 0 E: 0 K: 1 S: 5	H: 0 LOB: 0 BB: 0 P: 5	R: 0 E: 0 K: 1 S: 5	H: 0 LOB: 0 BB: 0 P: 5	R: 1 E: 0 K: 1 S: 6	H: 1 LOB: 1 BB: 1 P: 10	R: 0 E: 0 K: 1 S: 5	H: 0 LOB: 0 BB: 0 P: 5	R: 0 E: 0 K: 0 S: 4	H: 1 LOB: 1 BB: 0 P: 4	R: 0 E: 0 K: 0 S: 2	H: 0 LOB: 0 BB: 1 P: 6	R: 0 E: 0 K: 1 S: 5	H: 0 LOB: 0 BB: 0 P: 5	R: 3 E: 0 K: 1 S: 8	H: 3 LOB: 1 BB: 1 P: 12	1B: 5 2B: 0 3B: 0 HR: 1	SF: 1 SAC: 0 DP: 1 HBP: 0	WP: 0 PB: 0 SB: 1 CS: 0	PA: 35	
<b>PITCHER</b>	IP	WLS	BF	H	R	ER	SO	BB	IBB	HBP	BLK	WP	HR	S	P	ERA	WHIP				
Kenny Rogers, L ERA: 3.05 (1, 1)	8.0		28	3	1	1	5	2	0	0	0	0	1	36	44	1.12	0.625				
Billy Taylor, R ERA: 3.74 (9, 1)	0.1	L	5	3	3	3	1	1	0	0	0	0	0	6	10	81.00	12.000				
Buddy Groom, L ERA: 5.25 (9, 1)	0.1		1	0	0	0	0	0	0	0	0	0	0	1	1	0.00	0.000				
Mike Fetters, R ERA: 3.74 (9, 1)	0.1		1	0	0	0	0	0	0	0	0	0	0	1	1	0.00	0.000				

Texas Rangers @ Oakland Athletics  
Network Associates Coliseum, Oakland, CA  
Thu Jul 09 1998, 6:33 AM EDT  
Att: 11,428 - Cloudy - 57 F


AB 31  
R 4  
H 6  
RBI 4  
BB 3  
SO 6  
LOB 10



Batter	1	2	3	4	5	6	7	8	9	AB	R	H	RBI	BB	SO	LOB	BOTTOM					
Rickey Henderson, R OBP: 0.368, SLG: 0.356 (1, 7)	L3 1B		K			CS G5-3 1B			K	4	0	2	1	0	2	0						
Big Roberts, S OBP: 0.361, SLG: 0.356 (1, 4)	L3 1-1			G1-3		G5-3			1B	4	0	1	0	0	0	2						
Ben Grieve, L OBP: 0.407, SLG: 0.504 (1, 9)				F7		CS	F8		F8	4	0	1	0	0	0	1						
Matt Stairs, L OBP: 0.405, SLG: 0.552 (1, 10)	G4-3			F4			K		F6	4	0	0	0	0	1	2						
Jason Giambi, L OBP: 0.370, SLG: 0.467 (1, 3)					F8		F7			3	0	0	0	0	0	0						
Mike Blowers, R OBP: 0.294, SLG: 0.382 (1, 5)		K			F7			E3 SH3-4		3	0	0	0	0	1	0						
Miguel Tejada, R OBP: 0.326, SLG: 0.376 (1, 6)					K			SH3-4 1-2		2	0	0	0	0	1	0						
Jack Voigt, R OBP: 0.219, SLG: 0.254 (1, 8)				K2-3					F8 1B 2B	3	1	1	0	0	1	1						
A.J. Hinch, R OBP: 0.294, SLG: 0.325 Kevin Mitchell, R OBP: 0.297, SLG: 0.355 Mike Macfarlane, R OBP: 0.299, SLG: 0.424 (8, PH) (9, 2)					G4-3				F8	2	0	0	0	0	0	1						
<b>Inning Stats</b>	R: 0 E: 0 K: 0 S: 4	H: 2 LOB: 1 BB: 0 P: 4	R: 0 E: 0 K: 1 S: 5	H: 0 LOB: 0 BB: 0 P: 5	R: 0 E: 0 K: 2 S: 7	H: 0 LOB: 0 BB: 0 P: 7	R: 0 E: 0 K: 0 S: 3	H: 0 LOB: 0 BB: 0 P: 3	R: 0 E: 0 K: 1 S: 5	H: 0 LOB: 0 BB: 0 P: 5	R: 1 E: 0 K: 0 S: 4	H: 2 LOB: 0 BB: 0 P: 4	R: 0 E: 0 K: 1 S: 5	H: 0 LOB: 0 BB: 0 P: 5	R: 0 E: 1 K: 0 S: 4	H: 0 LOB: 1 BB: 0 P: 4	R: 0 E: 0 K: 1 S: 6	H: 1 LOB: 1 BB: 0 P: 6	1B: 4 2B: 2 3B: 0 HR: 0	SF: 0 SAC: 1 DP: 1 HBP: 0	WP: 0 PB: 0 SB: 0 CS: 1	PA: 32
<b>PITCHER</b>	IP	WLS	BF	H	R	ER	SO	BB	IBB	HBP	BLK	WP	HR	S	P	ERA	WHIP					
John Burkett, R ERA: 5.63 (1, 1)	8.0		27	4	1	1	5	4	1	1	5	0	0	37	37	1.12	0.500					
John Wetteland, R ERA: 1.36 (9, 1)	1.0	S	4	1	0	0	1	0	0	0	0	0	0	6	6	0.00	1.000					

Texas Rangers @ Oakland Athletics  
Network Associates Coliseum, Oakland, CA  
Thu Jul 09 1998, 6:33 AM EDT  
Att: 11,428 - Cloudy - 57 F

AB 30  
R 1  
H 5  
RBI 1  
BB 0  
SO 6  
LOB 8









Batter	1	2	3	4	5	6	7	8	9	AB	R	H	RBI	BB	SO	LOB	TOP				
<b>Tom Goodwin, L</b> OBP: 0.368, SLG: 0.304 (1, 8)	G4-3		B1-3					G6-4-3 BB	E7	4	0	1	0	1	0	1					
<b>Mark McLemore, S</b> OBP: 0.495, SLG: 0.362 <b>Roberto Kelly, R</b> OBP: 0.327, SLG: 0.544 (8, PH) <b>Fernando Tatis, R</b> OBP: 0.302, SLG: 0.355 (8, 5)	G1-3			2B PB 1B			K	G6-4-3 1-2	K	3	0	1	0	0	1	1					
<b>Will Clark, L</b> OBP: 0.394, SLG: 0.502 (1, 3)	P5			L7				K		4	0	0	0	0	1	1					
<b>Juan Gonzalez, R</b> OBP: 0.331, SLG: 0.583 (1, 9)		FC6-4 BB		2B				K	L7	3	0	1	0	1	1	0					
<b>29 Rusty Greer, L</b> OBP: 0.383, SLG: 0.419 (1, 7)	F7			2B					E BB 2B 1B	3	1	2	0	1	0	1					
<b>Ivan Rodriguez, R</b> OBP: 0.386, SLG: 0.544 (1, 2)	FC6-4 1-2			K				F9	E 2B BB	3	1	0	0	1	1	5					
<b>Lee Stevens, L</b> OBP: 0.296, SLG: 0.456 (1, 10) <b>Domingo Cedeno, S</b> OBP: 0.339, SLG: 0.425 (9, PR)	L8			G6-3					E3 2B	4	0	0	0	0	1	6					
<b>Kevin Elster, R</b> OBP: 0.320, SLG: 0.363 (1, 6)			K					F8	L6	4	0	0	0	0	2	3					
<b>Luis Alicaia, S</b> OBP: 0.369, SLG: 0.415 (1, 5) (8, 4)			G6-3					G4-3	L8	4	1	1	3	0	0	0					
<b>Inning Stats</b>	R: 0 E: 0 K: 0 S: 8	H: 0 LOB: 0 BB: 0 P: 12	R: 0 E: 0 K: 0 S: 6	H: 0 LOB: 1 BB: 1 P: 11	R: 0 E: 0 K: 1 S: 10	H: 0 LOB: 0 BB: 0 P: 16	R: 0 E: 0 K: 1 S: 16	H: 2 LOB: 3 BB: 1 P: 29	R: 0 E: 0 K: 1 S: 15	H: 1 LOB: 1 BB: 0 P: 22	R: 0 E: 0 K: 2 S: 7	H: 0 LOB: 0 BB: 0 P: 9	R: 0 E: 0 K: 1 S: 6	H: 0 LOB: 0 BB: 1 P: 13	R: 4 E: 2 K: 1 S: 22	H: 2 LOB: 2 BB: 1 P: 34	1B: 4 2B: 2 3B: 0 HR: 0	SF: 0 SAC: 0 DP: 1 HBP: 0	WP: 0 PB: 1 SB: 0 CS: 0	PA: 38	
<b>PITCHER</b>	IP	WLS	BF	H	R	ER	SO	BB	IBB	HBP	BLK	WP	HR	S	P	ERA	WHIP				
<b>Blake Stein, R</b> ERA: 5.82 (1, 1)	7.0		28	4	0	0	6	3	0	0	0	0	0	73	120	0.00	1.000				
<b>Mike Mohler, L</b> ERA: 4.65 (8, 1)	1.0		2	0	0	0	1	0	0	0	0	0	0	5	8	0.00	0.000				
<b>Mike Fetters, R</b> ERA: 3.67 (9, 1)	0.2	L	6	2	4	0	0	1	0	0	0	0	0	16	26	0.00	4.500				
<b>Buddy Groom, L</b> ERA: 5.25 (9, 1)	0.0		1	0	0	0	0	0	0	0	0	0	0	3	4	∞	∞				
<b>T.J. Mathews, R</b> ERA: 5.15 (9, 1)	0.1		1	0	0	0	1	0	0	0	0	0	0	3	4	0.00	0.000				

Texas Rangers @ Oakland Athletics  
Network Associates Coliseum, Oakland, CA  
Sat Jul 11 1998, 6:33 AM EDT  
Att: 26,458 - Sunny - 66 F

AB	34
R	4
H	6
RBI	3
BB	4
SO	8
LOB	21



Batter	1	2	3	4	5	6	7	8	9	AB	R	H	RBI	BB	SO	LOB	BOTTOM				
<b>Rickey Henderson, R</b> OBP: 0.367, SLG: 0.352 (1, 7)	K		E 1B BB		G6-3		B5-3		K	4	1	0	0	1	2	1					
<b>Big Roberts, S</b> OBP: 0.369, SLG: 0.361 (1, 8)	1B		E9 BB 1B		F9		K			4	1	2	0	0	1	0					
<b>Ben Grieve, L</b> OBP: 0.409, SLG: 0.504 (1, 9)	L5		1B BB		2B			L8		3	0	1	0	1	0	1					
<b>Matt Stairs, L</b> OBP: 0.404, SLG: 0.547 (1, 10) <b>Jack Voigt, R</b> OBP: 0.219, SLG: 0.254 (8, PR)	1B		1B		G4-3			CS 1B		4	0	3	2	0	0	1					
<b>Jason Giambi, L</b> OBP: 0.367, SLG: 0.458 (1, 3) <b>Brian Leshar, R</b> (8, PR) (9, 3)	K		L3				K	BB		3	0	0	0	1	2	4					
<b>Mike Macfarlane, R</b> OBP: 0.291, SLG: 0.411 (1, 2)			F6				G1-3	G1-3		4	0	0	0	0	1	3					
<b>Mike Blowers, R</b> OBP: 0.289, SLG: 0.375 (1, 5)	G6-3				G1-3		E5	1B		4	0	1	0	0	0	0					
<b>Miguel Tejada, R</b> OBP: 0.313, SLG: 0.359 (1, 6) <b>Kevin Mitchell, R</b> OBP: 0.291, SLG: 0.347 (9, PH)	P9				K		G6-3	L1		3	0	0	0	0	1	1					
<b>Rafael Bourquial, R</b> OBP: 0.263, SLG: 0.311 (1, 4)	G4-3		G4-3		G6-3			L7	L8	4	0	0	0	0	0	1					
<b>Inning Stats</b>	R: 0 E: 0 K: 2 S: 10	H: 2 LOB: 2 BB: 0 P: 16	R: 0 E: 0 K: 1 S: 9	H: 0 LOB: 0 BB: 0 P: 13	R: 2 E: 1 K: 0 S: 17	H: 2 LOB: 2 BB: 2 P: 29	R: 0 E: 0 K: 1 S: 6	H: 0 LOB: 0 BB: 0 P: 10	R: 0 E: 1 K: 1 S: 7	H: 0 LOB: 1 BB: 0 P: 12	R: 0 E: 0 K: 1 S: 6	H: 0 LOB: 0 BB: 0 P: 6	R: 0 E: 0 K: 0 S: 8	H: 1 LOB: 1 BB: 1 P: 13	R: 0 E: 0 K: 1 S: 12	H: 1 LOB: 1 BB: 0 P: 16	1B: 6 2B: 1 3B: 0 HR: 0	SF: 0 SAC: 0 DP: 0 HBP: 0	WP: 0 PB: 0 SB: 0 CS: 1	PA: 37	
<b>PITCHER</b>	IP	WLS	BF	H	R	ER	SO	BB	IBB	HBP	BLK	WP	HR	S	P	ERA	WHIP				
<b>Aaron Sele, R</b> ERA: 3.84 (1, 1)	7.2		32	6	2	2	6	3	0	0	0	0	0	69	108	2.35	1.174				
<b>Xavier Hernandez, R</b> ERA: 2.84 (8, 1)	0.1	W	1	0	0	0	0	0	0	0	0	0	0	1	1	0.00	0.000				
<b>John Wetteland, R</b> ERA: 1.29 (9, 1)	1.0	S	4	1	0	0	1	0	0	0	0	0	0	12	16	0.00	1.000				

Texas Rangers @ Oakland Athletics  
Network Associates Coliseum, Oakland, CA  
Sat Jul 11 1998, 6:33 AM EDT  
Att: 26,458 - Sunny - 66 F

AB	34
R	2
H	7
RBI	2
BB	3
SO	7
LOB	13





Batter	1	2	3	4	5	6	7	8	9	AB	R	H	RBI	BB	SO	LOB	TOP								
Tom Goodwin, L (1, 8) OBP: 0.367, SLG: 0.307 Domingo Cedeno, S (9, PH) OBP: 0.345, SLG: 0.439	F9		G5-3			G3		SF8		4	1	1	0	0	0	0									
Roberto Kelly, R (1, 9) OBP: 0.321, SLG: 0.533	F8			G6-3				SF8		4	0	1	1	0	1	1									
Will Clark, L (1, 3) OBP: 0.392, SLG: 0.500				F7		G6-3		SF8		3	0	1	1	0	0	1									
Juan Gonzalez, R (1, 10) OBP: 0.330, SLG: 0.582				F8						4	0	1	0	0	2	0									
29 Rusty Greer, L (1, 7) OBP: 0.387, SLG: 0.421		F7								3	1	2	0	1	0	0									
Ivan Rodriguez, R (1, 2) OBP: 0.380, SLG: 0.549										4	1	3	0	0	1	0									
Luis Alica, S (1, 4) OBP: 0.366, SLG: 0.411										4	0	1	0	0	1	4									
Kevin Elster, R (1, 6) OBP: 0.320, SLG: 0.363 Mark McLemore, S (9, PH) OBP: 0.407, SLG: 0.364										3	0	1	0	0	0	3									
Fernando Tatis, R (1, 5) OBP: 0.299, SLG: 0.351 Lee Stevens, L (9, PH) OBP: 0.296, SLG: 0.456 Mike Simms, R (9, PH) OBP: 0.426, SLG: 0.723										0	0	0	0	0	0	0									
<b>Inning Stats</b>	R: 0 E: 0 K: 0 S: 7	H: 2 LOB: 2 BB: 0 P: 12	R: 0 E: 0 K: 2 S: 9	H: 0 LOB: 0 BB: 0 P: 11	R: 0 E: 0 K: 1 S: 7	H: 1 LOB: 0 BB: 0 P: 12	R: 0 E: 0 K: 0 S: 7	H: 0 LOB: 0 BB: 0 P: 8	R: 0 E: 0 K: 0 S: 10	H: 3 LOB: 1 BB: 0 P: 15	R: 0 E: 0 K: 0 S: 9	H: 1 LOB: 1 BB: 0 P: 13	R: 0 E: 0 K: 1 S: 11	H: 1 LOB: 2 BB: 1 P: 20	R: 2 E: 1 K: 1 S: 12	H: 1 LOB: 0 BB: 0 P: 17	R: 3 E: 0 K: 1 S: 12	H: 4 LOB: 1 BB: 0 P: 19	1B: 9 2B: 5 3B: 0 HR: 0	SF: 2 SAC: 0 DP: 1 HBP: 0	WP: 0 PB: 0 SB: 0 CS: 1	PA: 38			
<b>PITCHER</b>	IP	WLS	BF	H	R	ER	SO	BB	IBB	HBP	BLK	WP	HR	S	P	ERA	WHIP								
Jimmy Haynes, R (1, 1) ERA: 3.9	7.0	W	28	9	2	0	4	1	0	0	0	0	0	66	98	0.00	1.429								
T.J. Mathews, R (8, 1) ERA: 5.69	1.1		7	3	3	3	1	0	0	0	0	0	0	12	21	20.25	2.250								
Buddy Groom, L (9, 1) ERA: 5.2	0.1	S	2	1	0	0	1	0	0	0	0	0	0	2	4	0.00	0.000								
Billy Taylor, R (9, 1) ERA: 3.83	0.1		2	1	0	0	1	0	0	0	0	0	0	4	4	0.00	3.000								

Texas Rangers @ Oakland Athletics  
Network Associates Coliseum, Oakland, CA  
Sun Jul 12 1998, 6:33 AM EDT  
Att: 22,992 - Sunny - 76 F

AB	35
R	5
H	13
RBI	5
BB	1
SO	6
LOB	12



Batter	1	2	3	4	5	6	7	8	9	AB	R	H	RBI	BB	SO	LOB	BOTTOM								
Rickey Henderson, R (1, 8) OBP: 0.389, SLG: 0.352 (7, 7)	L9									3	1	1	1	1	1	0									
Bip Roberts, S (1, 4) OBP: 0.367, SLG: 0.365 Rafael Bourimigal, R (8, 4) OBP: 0.263, SLG: 0.311	G4-3									4	2	1	0	0	0	1									
Ben Grieve, L (1, 9) OBP: 0.409, SLG: 0.503										3	1	1	0	1	1	0									
Kevin Mitchell, R (1, 10) OBP: 0.299, SLG: 0.354										4	1	2	2	0	0	0									
Jason Giambi, L (1, 3) OBP: 0.368, SLG: 0.456										3	1	1	0	1	1	2									
Mike Blowers, R (1, 5) OBP: 0.292, SLG: 0.376										4	0	2	1	0	1	0									
Brian Leshar, R (1, 7) Matt Stairs, L (6, PH) OBP: 0.403, SLG: 0.547 Jack Voigt, R (7, 8) OBP: 0.216, SLG: 0.250										2	0	0	0	0	0	2									
Mike Macfarlane, R (1, 2) OBP: 0.297, SLG: 0.414										4	0	2	1	0	0	2									
Miguel Tejada, R (1, 6) OBP: 0.311, SLG: 0.370										4	1	1	0	0	0	3									
<b>Inning Stats</b>	R: 0 E: 0 K: 1 S: 8	H: 0 LOB: 0 BB: 0 P: 10	R: 0 E: 0 K: 2 S: 11	H: 0 LOB: 0 BB: 0 P: 15	R: 0 E: 0 K: 0 S: 5	H: 0 LOB: 0 BB: 0 P: 7	R: 0 E: 0 K: 1 S: 8	H: 0 LOB: 0 BB: 0 P: 11	R: 1 E: 0 K: 0 S: 10	H: 3 LOB: 2 BB: 0 P: 12	R: 4 E: 0 K: 0 S: 24	H: 3 LOB: 1 BB: 3 P: 39	R: 2 E: 0 K: 0 S: 10	H: 4 LOB: 1 BB: 0 P: 12	R: 0 E: 0 K: 0 S: 6	H: 1 LOB: 1 BB: 0 P: 7	1B: 9 2B: 1 3B: 1 HR: 0	SF: 1 SAC: 0 DP: 2 HBP: 0	WP: 0 PB: 1 SB: 0 CS: 0	PA: 36					
<b>PITCHER</b>	IP	WLS	BF	H	R	ER	SO	BB	IBB	HBP	BLK	WP	HR	S	P	ERA	WHIP								
Darren Oliver, L (1, 1) ERA: 6.96	5.0	L	23	5	5	5	4	3	0	0	0	0	0	19	22	18.00	3.000								
Tim Crabtree, R (6, 1) ERA: 3.99	1.0		5	3	2	2	0	0	0	0	0	0	0	5	6	0.00	2.000								
Eric Gunderson, L (7, 1) ERA: 1.96	1.0		4	2	0	0	0	0	0	0	0	0	0	6	7	0.00	1.000								
Danny Patterson, R (8, 1) ERA: 3.77	1.0		4	1	0	0	0	0	0	0	0	0	0	6	7	0.00	1.000								

Texas Rangers @ Oakland Athletics  
Network Associates Coliseum, Oakland, CA  
Sun Jul 12 1998, 6:33 AM EDT  
Att: 22,992 - Sunny - 76 F

AB	32
R	7
H	11
RBI	6
BB	3
SO	4
LOB	10






Batter	1	2	3	4	5	6	7	8	9	AB	R	H	RBI	BB	SO	LOB	TOP				
<b>Darin Erstad, L</b> (1, 7) OBP: 0.366, SLG: 0.558	1-3 K		2-2 P6		0-3 K			1-0 E 1B		4	0	1	0	0	2	1	<b>Anaheim Angels @ Oakland Athletics</b> Network Associates Coliseum, Oakland, CA Mon Jul 13 1998, 10:05 PM EDT Att: 8,401 - Unknown - 64 F				
<b>Dave Hollins, S</b> (1, 5) OBP: 0.337, SLG: 0.395	0-0 F8		0-0 F8		2-1 G1-6-3 1-2f			0-0 P3		4	0	0	0	0	0	2					
<b>Jim Edmonds, L</b> (1, 8) OBP: 0.361, SLG: 0.515	1-2 P6		3-2 2B		1-0 F7			1-2 P7		4	0	1	0	0	0	1					
<b>Tim Salmon, R</b> (1, 10) OBP: 0.418, SLG: 0.514		0-0 1B 16 2B	4-1 BB		0-0 F9			2-0 E5		3	1	1	0	1	0	1					
<b>Cecil Fielder, R</b> (1, 3) OBP: 0.331, SLG: 0.420		2-0 16 2B G3 1B	0-1 F8		0-1 G6-3			1-2 F8		4	1	1	0	0	0	4					
<b>16 Garret Anderson, L</b> (1, 9) OBP: 0.339, SLG: 0.493		2-2 G3 FC1-2 2B	4-2 BB					1-2 G3-1 2B		3	0	2	1	1	0	0					
<b>Matt Walbeck, S</b> (1, 2) OBP: 0.308, SLG: 0.362		1-2 G3	0-2 G3-6-3 1-2f		2-2 F8			2-2 G3-1		4	0	0	1	0	0	3					
<b>11 Justin Baughman, R</b> (1, 4) OBP: 0.268, SLG: 0.338 <b>Otlando Palmeiro, L</b> (9, PH) OBP: 0.447, SLG: 0.514		2-3 3-H FC1-2 S 2B	1-1 G6-3		0-1 G6-3			0-1 G3		3	0	1	0	0	0	1					
<b>Gary Disarcina, R</b> (1, 6) OBP: 0.339, SLG: 0.424		1-2 G3-1	0-0 G1-6-3 1B		2-2 G5-3			0-0 G6-3		4	0	1	0	0	0	3					
<b>Inning Stats</b>	R: 0 E: 0 K: 1 S: 7	H: 0 LOB: 0 BB: 0 P: 9	R: 2 E: 0 K: 0 S: 12	H: 3 LOB: 1 BB: 0 P: 20	R: 0 E: 0 K: 0 S: 11	H: 1 LOB: 2 BB: 1 P: 20	R: 0 E: 0 K: 0 S: 9	H: 0 LOB: 0 BB: 1 P: 14	R: 0 E: 0 K: 1 S: 6	H: 1 LOB: 0 BB: 0 P: 8	R: 0 E: 0 K: 0 S: 4	H: 0 LOB: 0 BB: 0 P: 5	R: 0 E: 1 K: 0 S: 10	H: 1 LOB: 2 BB: 0 P: 15	R: 0 E: 0 K: 0 S: 10	H: 1 LOB: 1 BB: 0 P: 13	1B: 5 2B: 3 3B: 0 HR: 0	SF: 0 SAC: 0 DP: 2 HBP: 0	WP: 0 PB: 0 SB: 1 CS: 0	PA: 36	
<b>PITCHER</b>	IP	WLS	BF	H	R	ER	SO	BB	IBB	HBP	BLK	WP	HR	S	P	ERA	WHIP				
<b>Mike Oquist, R</b> (1, 1) ERA: 5.47	7.0	W	28	7	2	2	2	2	0	0	0	0	0	59	92	2.57	1.286				
<b>Mike Mohler, L</b> (8, 1) ERA: 4.55	0.2		2	0	0	0	0	0	0	0	0	0	0	5	6	0.00	0.000				
<b>Mike Fetters, R</b> (8, 1) ERA: 3.63	0.1		2	0	0	0	0	0	0	0	0	0	0	4	7	0.00	0.000				
<b>Billy Taylor, R</b> (9, 1) ERA: 3.75	1.0	S	4	1	0	0	0	0	0	0	0	0	0	10	13	0.00	1.000				


Batter	1	2	3	4	5	6	7	8	9	AB	R	H	RBI	BB	SO	LOB	BOTTOM				
<b>Rickey Henderson, R</b> (1, 8) OBP: 0.365, SLG: 0.347	0-0 P8		3-3 K		1-2 G5-3	3-2 G3-1				4	0	0	0	0	1	1	<b>Anaheim Angels @ Oakland Athletics</b> Network Associates Coliseum, Oakland, CA Mon Jul 13 1998, 10:05 PM EDT Att: 8,401 - Unknown - 64 F				
<b>Bjo Roberts, S</b> (1, 4) OBP: 0.375, SLG: 0.370	2-2 F8		3-2 1B		4-2 1B HR BB	0-0 G6-4-3 1B				3	1	2	0	1	0	0					
<b>Ben Grieve, L</b> (1, 9) OBP: 0.408, SLG: 0.500	0-0 G1-3		2-0 L8		0-0 1B HR	1-2 1B				4	1	1	0	0	0	2					
<b>Kevin Mitchell, R</b> (1, 10) OBP: 0.306, SLG: 0.382		4-1 2B BB	3-2 F9		0-0 1B HR	2-0 F9				3	1	1	3	1	0	0					
<b>Jason Giambi, L</b> (1, 3) OBP: 0.370, SLG: 0.460 <b>Jack Voigt, R</b> (8, PR) OBP: 0.216, SLG: 0.250		0-0 1B	0-1 G4-3		0-0 F7			1-0 S 1B		4	0	2	0	0	0	0					
<b>Mike Blowers, R</b> (1, 5) OBP: 0.295, SLG: 0.390		2-3 K	2-1 2B 3B		2-0 1B 2B			1-2 L9		4	2	2	0	0	1	3					
<b>Brian Leshar, R</b> (1, 7) OBP: 0.167, SLG: 0.333 <b>Ryan Christenson, R</b> (9, 8) OBP: 0.339, SLG: 0.377		2-3 K	0-2 2B		3-2 K			2-2 G5-3		4	0	1	1	0	2	4					
<b>Miguel Tejada, R</b> (1, 6) OBP: 0.303, SLG: 0.360		3-1 L6	0-0 F7		1-2 K			2-2 G5-3		4	0	0	0	0	1	6					
<b>A.J. Hinch, R</b> (1, 2) OBP: 0.291, SLG: 0.320			0-0 G4-3		1-0 F9	0-2 S 1B				3	0	1	1	0	0	0					
<b>Inning Stats</b>	R: 0 E: 0 K: 0 S: 5	H: 0 LOB: 0 BB: 0 P: 7	R: 0 E: 0 K: 2 S: 12	H: 1 LOB: 2 BB: 1 P: 23	R: 0 E: 0 K: 1 S: 8	H: 1 LOB: 1 BB: 0 P: 16	R: 1 E: 0 K: 0 S: 12	H: 2 LOB: 1 BB: 0 P: 17	R: 3 E: 0 K: 0 S: 9	H: 2 LOB: 0 BB: 1 P: 15	R: 1 E: 0 K: 2 S: 15	H: 2 LOB: 1 BB: 0 P: 24	R: 0 E: 0 K: 0 S: 3	H: 1 LOB: 0 BB: 0 P: 6	R: 0 E: 0 K: 0 S: 10	H: 1 LOB: 2 BB: 0 P: 16	1B: 5 2B: 3 3B: 1 HR: 1	SF: 0 SAC: 0 DP: 1 HBP: 0	WP: 0 PB: 0 SB: 2 CS: 0	PA: 35	
<b>PITCHER</b>	IP	WLS	BF	H	R	ER	SO	BB	IBB	HBP	BLK	WP	HR	S	P	ERA	WHIP				
<b>Jarrod Washburn, L</b> (1, 1) ERA: 4.06	6.0	L	28	8	5	5	5	2	0	0	0	0	0	61	102	7.50	1.667				
<b>Allen Watson, L</b> (7, 1) ERA: 7.39	2.0		7	2	0	0	0	0	0	0	0	0	0	13	22	0.00	1.000				

AB	34
R	2
H	8
RBI	2
BB	2
SO	2
LOB	17







Batter	1	2	3	4	5	6	7	8	9	AB	R	H	RBI	BB	SO	LOB	TOP										
Darin Erstad, L (1, 7) OBP: 0.366, SLG: 0.554	L1		G5-3 1B BB		G4-3		S BB		FC4-6 F8	3	0	0	0	2	0	1	<b>Anaheim Angels @ Oakland Athletics</b> <b>Network Associates Coliseum, Oakland, CA</b> Tue Jul 14 1998, 6:33 AM EDT Att: 10,231 - Sunny - 64 F <a href="http://livebaseballscorecards.com">livebaseballscorecards.com</a>										
Dave Hollins, S (1, 5) OBP: 0.335, SLG: 0.392	G6-3		G5-3 1B		G1-3		G3		L4	5	0	1	0	0	0	2											
Jim Edmonds, L (1, 8) OBP: 0.361, SLG: 0.513			K						F8	5	1	2	0	0	2	3											
Tim Salmon, R (1, 10) OBP: 0.419, SLG: 0.516			G5-3						1B SF8 16 2B	3	1	1	0	1	0	2											
Cecil Fielder, R (1, 3) OBP: 0.330, SLG: 0.419	FC5-4		K						SF8	3	0	1	1	0	1	4											
16 Garrett Anderson, L (1, 9) OBP: 0.341, SLG: 0.499										4	0	2	1	0	0	0											
Phil Nevin, R (1, 2) OBP: 0.327, SLG: 0.403	G4-3								K	4	0	0	0	0	1	3											
Norberto Martin, R (1, 4) OBP: 0.237, SLG: 0.253										2	0	0	0	1	1	0											
Otlando Palmeiro, L (8, PH) OBP: 0.436, SLG: 0.500										1	0	0	0	0	0	1											
Craig Shipley, R (8, 4) OBP: 0.269, SLG: 0.314										0	0	0	0	0	0	0											
Gary Disarcina, R (1, 6) OBP: 0.337, SLG: 0.422	L9								FC4-6 1B	4	0	1	0	0	0	1											
<b>Inning Stats</b>	R: 0 E: 0 K: 0 S: 15	H: 1 LOB: 2 BB: 1 P: 25	R: 0 E: 0 K: 0 S: 6	H: 0 LOB: 1 BB: 1 P: 14	R: 0 E: 0 K: 2 S: 10	H: 1 LOB: 2 BB: 1 P: 16	R: 0 E: 0 K: 0 S: 6	H: 0 LOB: 0 BB: 0 P: 8	R: 0 E: 0 K: 1 S: 13	H: 2 LOB: 2 BB: 0 P: 20	R: 0 E: 0 K: 1 S: 11	H: 0 LOB: 1 BB: 1 P: 19	R: 2 E: 0 K: 1 S: 16	H: 3 LOB: 1 BB: 0 P: 23	R: 0 E: 0 K: 0 S: 9	H: 1 LOB: 1 BB: 0 P: 15		1B: 5 2B: 3 3B: 0 HR: 0	SF: 1 SAC: 0 DP: 0 HBP: 0	WP: 0 PA: 39 PB: 0 SB: 1 CS: 0							
<b>PITCHER</b>	IP	WLS	BF	H	R	ER	SO	BB	IBB	HBP	BLK	WP	HR	S	P	ERA	WHIP										
Kenny Rogers, L (1, 1) ERA: 2.92	6.0	W	25	4	0	0	3	3	0	0	0	0	0	55	88	0.00	1.167										
T.J. Mathews, R (7, 1) ERA: 5.95	1.1		7	2	2	2	1	1	0	0	0	0	0	19	30	13.50	2.250										
Buddy Groom, L (8, 1) ERA: 5.2	0.0		1	1	0	0	0	0	0	0	0	0	0	2	2	∞	∞										
Tim Worrell, R (8, 1) ERA: 5.85	0.2		3	1	0	0	1	0	0	0	0	0	0	8	13	0.00	1.500										
Mike Mohler, L (9, 1) ERA: 4.41	1.0		3	0	0	0	0	0	0	0	0	0	0	7	12	0.00	0.000										

Batter	1	2	3	4	5	6	7	8	9	AB	R	H	RBI	BB	SO	LOB	BOTTOM										
Rickey Henderson, R (1, 7) OBP: 0.365, SLG: 0.346	E S 1B	G1-3		G3-6-1 1B BB		K	K			4	1	1	0	1	2	2	<b>Anaheim Angels @ Oakland Athletics</b> <b>Network Associates Coliseum, Oakland, CA</b> Tue Jul 14 1998, 6:33 AM EDT Att: 10,231 - Sunny - 64 F <a href="http://livebaseballscorecards.com">livebaseballscorecards.com</a>										
Bip Roberts, S (1, 4) OBP: 0.376, SLG: 0.377	G5-3	G6-3		G3-6-1 1B		G6-3 E 2B			F9	5	1	2	0	0	0	2											
Rafael Bourimigal, R (9, 4) OBP: 0.263, SLG: 0.311										0	0	0	0	0	0	0											
Ben Grieve, L (1, 9) OBP: 0.405, SLG: 0.494	E6 1B			G3-6-1 1B		G6-3			G3	4	2	0	0	1	0	4											
Matt Stairs, L (1, 10) OBP: 0.403, SLG: 0.544	BB SF8 1B			F4		E5			G3	5	1	2	2	0	0	1											
Jason Giambi, L (1, 3) OBP: 0.371, SLG: 0.459										3	0	1	1	1	1	1											
Jack Voigt, R (9, 3) OBP: 0.216, SLG: 0.250										0	0	0	0	0	0	0											
Mike Blowers, R (1, 5) OBP: 0.298, SLG: 0.387										2	0	0	0	2	0	2											
Miguel Tejada, R (1, 6) OBP: 0.302, SLG: 0.359	SF8									3	0	1	1	0	1	1											
Ryan Christenson, R (1, 8) OBP: 0.337, SLG: 0.369	F7									3	0	0	0	1	1	3											
A.J. Hinch, R (1, 2) OBP: 0.295, SLG: 0.324										4	1	2	0	0	0	3											
<b>Inning Stats</b>	R: 3 E: 1 K: 0 S: 21	H: 3 LOB: 2 BB: 1 P: 32	R: 2 E: 1 K: 1 S: 10	H: 2 LOB: 1 BB: 1 P: 21	R: 0 E: 0 K: 0 S: 9	H: 1 LOB: 1 BB: 0 P: 14	R: 0 E: 0 K: 0 S: 7	H: 1 LOB: 1 BB: 1 P: 15	R: 0 E: 0 K: 0 S: 9	H: 0 LOB: 2 BB: 2 P: 22	R: 1 E: 0 K: 1 S: 11	H: 1 LOB: 2 BB: 1 P: 20	R: 0 E: 0 K: 3 S: 12	H: 1 LOB: 0 BB: 0 P: 20	R: 0 E: 0 K: 0 S: 10	H: 0 LOB: 0 BB: 0 P: 17		1B: 8 2B: 1 3B: 0 HR: 0	SF: 1 SAC: 0 DP: 1 HBP: 0	WP: 1 PA: 40 PB: 0 SB: 1 CS: 0							
<b>PITCHER</b>	IP	WLS	BF	H	R	ER	SO	BB	IBB	HBP	BLK	WP	HR	S	P	ERA	WHIP										
Omar Olivares, R (1, 1) ERA: 3.97	3.0	L	20	7	5	3	1	3	0	0	0	0	0	10	23	0.00	1.200										
Greg Cadaret, L (4, 1) ERA: 4.33	1.2		6	0	0	0	0	2	0	0	0	0	0	13	25	0.00	0.750										
Pep Harris, R (5, 1) ERA: 4.7	1.1		7	1	1	0	1	0	1	0	0	0	0	12	20	0.00	1.000										
Rich DeLucia, R (7, 1) ERA: 4.67	1.0		4	1	0	0	3	0	0	0	0	0	0	10	17	0.00	0.000										
Allen Watson, L (8, 1) ERA: 7.26	1.0		3	0	0	0	0	0	0	0	0	0	0	10	17	0.00	0.000										



Batter	1	2	3	4	5	6	7	8	9	AB	R	H	RBI	BB	SO	LOB	TOP								
<b>Johnny Damon, L</b> OBP: 0.336, SLG: 0.420 (1, 8)	1-3 <b>K</b>		1-0 <b>F8</b>		2-1 <b>G3</b>			0-1 <b>E6</b> WP	0-2 <b>G5-3</b>	5	1	0	0	0	1	2	<b>Kansas City Royals @ Oakland Athletics</b> Network Associates Coliseum, Oakland, CA Wed Jul 15 1998, 10:05 PM EDT Alt. 9,619 - Unknown - 76 F  <b>AB 35</b> <b>R 5</b> <b>H 9</b> <b>RBI 4</b> <b>BB 3</b> <b>SO 6</b> <b>LOB 14</b>  								
<b>Jose Offerman, S</b> OBP: 0.371, SLG: 0.402 (1, 4)	0-1 <b>G6-3</b>		2-2 <b>F8</b>		2-1 <b>CS</b> <b>1B</b>			0-3 <b>K</b>	4-2 <b>BB</b>	4	0	1	1	1	1	2									
<b>Hal Morris, L</b> OBP: 0.370, SLG: 0.430 <b>Jermaine Allensworth, R</b> OBP: 0.362, SLG: 0.415 (1, 7) (8, PR)	3-3 <b>K</b>		0-0 <b>F8</b>	1-1 <b>1B</b> SAFE	1-1 <b>F7</b>			4-0 <b>WP</b> <b>1B</b> <b>BB</b>	0-3 <b>K</b>	3	0	0	0	1	1	1									
<b>Jeff King, R</b> OBP: 0.337, SLG: 0.465 (1, 3)		2-2 <b>HR</b>		0-1 <b>G6-3</b>		3-2 <b>L6</b>		3-2 <b>2B</b> <b>1B</b>		4	1	2	2	0	0	0									
<b>Jeff Conine, R</b> OBP: 0.323, SLG: 0.460 (1, 9)		2-2 <b>L3</b>		3-1 <b>1B</b> <b>1B</b>		3-2 <b>F9</b>		2-0 <b>1B</b>		4	0	2	0	0	0	0									
<b>Dean Palmer, R</b> OBP: 0.330, SLG: 0.503 (1, 5)		1-2 <b>F9</b>		1-1 <b>1B</b> SAFE		0-3 <b>K</b>		4-0 <b>2B</b> <b>29</b> <b>FC4-6</b> <b>IBB</b>		3	0	1	0	1	1	0									
<b>Shane Mack, R</b> OBP: 0.362, SLG: 0.489 (1, 10)		3-2 <b>L8</b>		1-1 <b>G3</b>			1-1 <b>P6</b>	1-3 <b>K</b>		4	0	0	0	0	1	5									
<b>29 Mike Sweeney, R</b> OBP: 0.305, SLG: 0.348 (1, 2)			1-2 <b>SH3-4</b> <b>2B</b>		1-1 <b>2B</b> <b>2B</b>		2-1 <b>G6-3</b>	0-0 <b>FC4-6</b>		4	1	2	0	0	0	3									
<b>Mendy López, R</b> OBP: 0.341, SLG: 0.421 (1, 6)			0-0 <b>SH3-4</b>		2-2 <b>1B</b> <b>2B</b>		2-2 <b>L7</b>		0-0 <b>G5-3</b>	3	1	1	1	0	0	0									
<b>Inning Stats</b>	R: 0 E: 0 K: 2 S: 12	H: 0 LOB: 0 BB: 0 P: 16	R: 1 E: 0 K: 0 S: 14	H: 1 LOB: 0 BB: 22 P: 22	R: 0 E: 0 K: 0 S: 8	H: 1 LOB: 1 BB: 0 P: 12	R: 0 E: 0 K: 0 S: 9	H: 2 LOB: 2 BB: 0 P: 14	R: 2 E: 0 K: 1 S: 12	H: 3 LOB: 0 BB: 0 P: 20	R: 0 E: 0 K: 1 S: 9	H: 0 LOB: 0 BB: 0 P: 15	R: 0 E: 0 K: 0 S: 7	H: 0 LOB: 0 BB: 0 P: 12	R: 2 E: 1 K: 2 S: 15	H: 2 LOB: 2 BB: 2 P: 29		R: 0 E: 0 K: 1 S: 10	H: 0 LOB: 1 BB: 1 P: 14	1B: 4 2B: 4 3B: 0 HR: 1	SF: 0 SAC: 1 DP: 0 HBP: 0	WP: 1 PB: 0 SB: 1 CS: 1	PA: 39		
<b>PITCHER</b>	IP	WLS	BF	H	R	ER	SO	BB	IBB	HBP	BLK	WP	HR	S	P	ERA	WHIP								
<b>Tom Candiotti, R</b> ERA: 4.91	7.0	L	27	7	3	3	3	0	0	0	0	0	1	71	111	3.86	1.000								
<b>Buddy Groom, L</b> ERA: 5.4	0.1		3	0	2	1	1	1	0	0	0	0	0	6	10	27.00	3.000								
<b>Mike Fetters, R</b> ERA: 3.47	1.2		9	2	0	0	2	1	1	0	0	1	0	19	33	0.00	1.800								


Batter	1	2	3	4	5	6	7	8	9	AB	R	H	RBI	BB	SO	LOB	BOTTOM								
<b>Rickey Henderson, R</b> OBP: 0.387, SLG: 0.351 (1, 7)	1-1 <b>L8</b>		1-0 <b>1-H</b> <b>2B</b>			1-2 <b>E</b> <b>1B</b>				4	0	2	1	0	1	2	<b>Kansas City Royals @ Oakland Athletics</b> Network Associates Coliseum, Oakland, CA Wed Jul 15 1998, 10:05 PM EDT Alt. 9,619 - Unknown - 76 F  <b>AB 31</b> <b>R 1</b> <b>H 3</b> <b>RBI 1</b> <b>BB 3</b> <b>SO 13</b> <b>LOB 13</b>  								
<b>Big Roberts, S</b> OBP: 0.368, SLG: 0.368 (1, 4)	1-2 <b>G1-3</b>		0-1 <b>P4</b>			2-2 <b>P3</b>		1-2 <b>G4-3</b>		4	0	0	0	0	0	2									
<b>Ben Grieve, L</b> OBP: 0.404, SLG: 0.490 (1, 9)	2-3 <b>K</b>			1-0 <b>G1-3</b>		4-2 <b>S</b> <b>BB</b>		0-3 <b>K</b>		3	0	0	0	1	2	0									
<b>Kevin Mitchell, R</b> OBP: 0.296, SLG: 0.368 (1, 10)		0-3 <b>K</b>		1-0 <b>G5-3</b>		1-3 <b>K</b>		0-3 <b>K</b>		4	0	0	0	0	3	2									
<b>Jason Giambi, L</b> OBP: 0.367, SLG: 0.453 (1, 3)		0-0 <b>F9</b>		1-3 <b>K</b>		3-3 <b>K</b>			1-0 <b>L7</b>	4	0	0	0	0	2	2									
<b>Mike Blowers, R</b> OBP: 0.294, SLG: 0.381 (1, 5)		0-3 <b>K</b>			3-3 <b>K</b>		2-3 <b>K</b>		3-2 <b>P4</b>	4	0	0	0	0	3	0									
<b>Miguel Tejada, R</b> OBP: 0.301, SLG: 0.352 (1, 6)			1-0 <b>G6-3</b>		1-0 <b>E6</b>		4-1 <b>1B</b> <b>BB</b>		2-1 <b>F9</b>	3	0	0	0	1	0	0									
<b>Ryan Christenson, R</b> OBP: 0.343, SLG: 0.371 (1, 8)			4-1 <b>2B</b> <b>BB</b>		0-3 <b>K</b>		3-2 <b>1B</b>			2	1	1	0	1	1	1									
<b>A.J. Hinch, R</b> OBP: 0.292, SLG: 0.320 <b>Brian Leshar, R</b> OBP: 0.143, SLG: 0.286 <b>Mike Macfarlane, R</b> OBP: 0.297, SLG: 0.414 (1, 2) (7, PH) (8, 2)			0-0 <b>F8</b>		2-0 <b>G5-3</b>		3-3 <b>K</b>			2	0	0	0	0	0	2									
<b>Inning Stats</b>	R: 0 E: 0 K: 1 S: 11	H: 0 LOB: 0 BB: 0 P: 15	R: 0 E: 0 K: 2 S: 7	H: 0 LOB: 0 BB: 0 P: 7	R: 1 E: 0 K: 0 S: 6	H: 1 LOB: 1 BB: 1 P: 12	R: 0 E: 0 K: 1 S: 5	H: 0 LOB: 0 BB: 0 P: 8	R: 0 E: 1 K: 2 S: 19	H: 1 LOB: 2 BB: 1 P: 30	R: 0 E: 0 K: 3 S: 16	H: 1 LOB: 2 BB: 1 P: 27	R: 0 E: 0 K: 2 S: 11	H: 0 LOB: 0 BB: 0 P: 12	R: 0 E: 0 K: 0 S: 8	H: 0 LOB: 0 BB: 0 P: 14		1B: 2 2B: 1 3B: 0 HR: 0	SF: 0 SAC: 0 DP: 0 HBP: 0	WP: 0 PB: 0 SB: 1 CS: 0	PA: 34				
<b>PITCHER</b>	IP	WLS	BF	H	R	ER	SO	BB	IBB	HBP	BLK	WP	HR	S	P	ERA	WHIP								
<b>50 José Rosado, L</b> ERA: 3.95	6.1	W	25	2	1	1	9	3	0	0	0	0	0	10	16	0.00	1.500								
<b>Matt Whisenant, L</b> ERA: 4.29	0.2		3	1	0	0	2	0	0	0	0	0	0	11	12	0.00	0.000								
<b>Scott Service, R</b> ERA: 3.33	1.0		3	0	0	0	2	0	0	0	0	0	0	8	14	0.00	0.000								
<b>Chris Haney, L</b> ERA: 7.31	1.0		3	0	0	0	0	0	0	0	0	0	0	8	14	0.00	0.000								




Batter	1	2	3	4	5	6	7	8	9	AB	R	H	RBI	BB	SO	LOB	TOP										
<b>Johnny Damon, L</b> OBP: 0.337, SLG: 0.418 (1, 8)	G3		G6-4-3 1B BB		K			FC6-4 BB		2	1	0	0	2	1	0	<b>Kansas City Royals @ Oakland Athletics</b> Network Associates Coliseum, Oakland, CA Thu Jul 16 1998, 6:33 AM EDT Att: 10,820 - Sunny - 81 F										
<b>Jose Offerman, S</b> OBP: 0.372, SLG: 0.403 (1, 4)	G6-3 WP 1B		G6-4-3 1B		G4-3			FC6-4		4	0	2	1	0	0	1											
<b>Hal Morris, L</b> OBP: 0.365, SLG: 0.424 (1, 3)	G6-3		G6-4-3		G4-3			F7		4	0	0	0	0	0	4											
<b>Jeff King, R</b> OBP: 0.338, SLG: 0.474 (1, 10)	F9		WP 1B		K			HR		4	1	2	2	0	1	1											
<b>Jeff Conine, R</b> OBP: 0.317, SLG: 0.450 (1, 9)	F8		K		F7			F8		4	0	0	0	0	1	1											
<b>Dean Palmer, R</b> OBP: 0.331, SLG: 0.502 (1, 5)					P2			G3-6-3 1B		3	0	1	0	1	0	0											
<b>Larry Sutton, L</b> OBP: 0.300, SLG: 0.345 (1, 7)	F7		F8		F7			G3-6-3		4	0	0	0	0	0	2											
<b>Sal Fasano, R</b> OBP: 0.321, SLG: 0.361 (1, 2)	F9		G5-3		K					3	0	0	0	0	1	1											
<b>Mendy López, R</b> OBP: 0.349, SLG: 0.425 (8, PH)					G4-3			P4		2	1	1	0	0	0	0											
<b>Jermaine Allensworth, R</b> OBP: 0.361, SLG: 0.414 (8, 6)			BB 1B							1	0	0	0	0	0	0											
<b>Shane Halter, R</b> OBP: 0.283, SLG: 0.341 (8, 6)			BB 1B							0	0	0	0	0	0	0											
<b>Inning Stats</b>	R: 0 E: 0 K: 0 S: 4	H: 1 LOB: 1 BB: 0 P: 4	R: 0 E: 0 K: 0 S: 3	H: 0 LOB: 1 BB: 1 P: 7	R: 2 E: 0 K: 1 S: 7	H: 3 LOB: 1 BB: 1 P: 11	R: 0 E: 0 K: 0 S: 3	H: 0 LOB: 0 BB: 0 P: 3	R: 0 E: 0 K: 1 S: 5	H: 0 LOB: 0 BB: 0 P: 5	R: 0 E: 0 K: 1 S: 5	H: 0 LOB: 0 BB: 0 P: 5	R: 0 E: 0 K: 0 S: 3	H: 0 LOB: 1 BB: 1 P: 7	R: 1 E: 0 K: 0 S: 4	H: 2 LOB: 2 BB: 0 P: 4	1B: 5 2B: 0 3B: 0 HR: 1	SF: 0 SAC: 0 DP: 2 HBP: 0	WP: 2 PB: 0 SB: 0 CS: 0	PA: 34							
<b>PITCHER</b>	IP	WLS	BF	H	R	ER	SO	BB	IBB	HBP	BLK	WP	HR	S	P	ERA	WHIP										
<b>Blake Stein, R</b> ERA: 5.47 (1, 1)	7.1	W	28	4	2	2	4	3	0	0	0	2	0	33	45	2.46	0.955										
<b>Mike Mohler, L</b> ERA: 4.32 (8, 1)	0.2		2	0	0	0	0	0	0	0	0	0	0	2	2	0.00	0.000										
<b>Billy Taylor, R</b> ERA: 3.86 (9, 1)	1.0	S	4	2	1	1	0	0	0	0	0	0	1	4	4	9.00	2.000										

Batter	1	2	3	4	5	6	7	8	9	AB	R	H	RBI	BB	SO	LOB	BOTTOM										
<b>Rickey Henderson, R</b> OBP: 0.367, SLG: 0.348 (1, 7)	K		CS BB		P3			K		3	0	0	0	1	2	3	<b>Kansas City Royals @ Oakland Athletics</b> Network Associates Coliseum, Oakland, CA Thu Jul 16 1998, 6:33 AM EDT Att: 10,820 - Sunny - 81 F										
<b>Rafael Bourquiel, R</b> OBP: 0.292, SLG: 0.316 (1, 4)	1B FC6-4 2B		L4		FC5-4 HBP			F4		4	1	1	0	0	0	5											
<b>Ben Grieve, L</b> OBP: 0.405, SLG: 0.489 (1, 9)	FC6-4 1B		F8		2B BB			F7		3	1	1	0	1	0	0											
<b>Matt Stairs, L</b> OBP: 0.404, SLG: 0.542 (1, 10)	FC6-4 BB		G6-3 1B		2B 1B BB			F8		3	1	1	1	1	0	1											
<b>Jason Giambi, L</b> OBP: 0.371, SLG: 0.457 (7, PR)	FC5-4 BB		G6-3		1B 2B BB			BB		2	1	1	1	2	0	1											
<b>Jack Voigt, R</b> OBP: 0.216, SLG: 0.250 (8, 3)	FC5-4 BB		F8		G5-3			F8		0	0	0	0	0	0	0											
<b>Mike Macfarlane, R</b> OBP: 0.289, SLG: 0.401 (1, 2)	FC5-4		F8		G5-3			F8		4	0	0	0	0	0	5											
<b>Mike Blowers, R</b> OBP: 0.293, SLG: 0.377 (1, 5)	F8		P2		1B 1B IBB			G6-3		3	1	0	0	1	0	0											
<b>Ryan Christenson, R</b> OBP: 0.341, SLG: 0.368 (1, 8)	K		F7		1B 1B			K		4	0	1	2	0	2	0											
<b>Miguel Tejada, R</b> OBP: 0.311, SLG: 0.358 (1, 6)	G3-1		HBP BB		HBP BB			1B		3	0	2	1	1	0	0											
<b>Inning Stats</b>	R: 1 E: 0 K: 1 S: 7	H: 2 LOB: 2 BB: 1 P: 11	R: 0 E: 0 K: 1 S: 5	H: 0 LOB: 0 BB: 0 P: 5	R: 0 E: 0 K: 0 S: 2	H: 0 LOB: 0 BB: 1 P: 6	R: 0 E: 0 K: 0 S: 3	H: 1 LOB: 0 BB: 0 P: 3	R: 0 E: 0 K: 0 S: 3	H: 0 LOB: 2 BB: 1 P: 8	R: 4 E: 0 K: 0 S: 6	H: 3 LOB: 3 BB: 3 P: 18	R: 0 E: 0 K: 0 S: 3	H: 0 LOB: 1 BB: 1 P: 7	R: 0 E: 0 K: 2 S: 8	H: 1 LOB: 1 BB: 0 P: 8	1B: 5 2B: 2 3B: 0 HR: 0	SF: 0 SAC: 0 DP: 1 HBP: 1	WP: 0 PB: 0 SB: 0 CS: 1	PA: 37							
<b>PITCHER</b>	IP	WLS	BF	H	R	ER	SO	BB	IBB	HBP	BLK	WP	HR	S	P	ERA	WHIP										
<b>Pat Rapp, R</b> ERA: 4.78 (1, 1)	5.1	L	26	5	5	5	2	5	1	1	0	0	0	23	48	8.44	1.875										
<b>Ricky Bones, R</b> ERA: 2.95 (6, 1)	2.2		11	2	0	0	2	1	0	0	0	0	0	14	18	0.00	1.125										

**AB 31**  
**R 3**  
**H 6**  
**RBI 3**  
**BB 3**  
**SO 4**  
**LOB 10**



**AB 29**  
**R 5**  
**H 7**  
**RBI 5**  
**BB 7**  
**SO 4**  
**LOB 15**





Batter	1	2	3	4	5	6	7	8	9	AB	R	H	RBI	BB	SO	LOB	TOP
<b>Otis Nixon, S</b> <small>OBP: 0.337, SLG: 0.298</small> 										6	0	3	1	0	1	2	<b>Minnesota Twins @ Oakland Athletics</b> Network Associates Coliseum, Oakland, CA Fri Jul 17 1998, 10:05 PM EDT Att: 10,682 - Unknown - 68 F <a href="http://livebaseballscorecards.com">livebaseballscorecards.com</a>
<b>Matt Lawton, L</b> <small>OBP: 0.379, SLG: 0.475</small> 										4	0	3	1	1	0	1	
<b>Paul Molitor, R</b> <small>OBP: 0.328, SLG: 0.350</small> 										5	0	0	0	0	0	6	
<b>Marty Cordova, R</b> <small>OBP: 0.358, SLG: 0.420</small> 										5	0	0	0	0	1	3	
<b>David Ortiz, L</b> <small>OBP: 0.396, SLG: 0.583</small> 										4	3	2	1	1	0	0	
<b>Ron Coomer, R</b> <small>OBP: 0.302, SLG: 0.434</small> <b>Denny Hocking, S</b> <small>OBP: 0.281, SLG: 0.250</small> 										5	0	2	0	0	0	2	
<b>Todd Walker, L</b> <small>OBP: 0.310, SLG: 0.290</small> <b>Brent Gates, S</b> <small>OBP: 0.310, SLG: 0.290</small> 										5	1	3	1	0	0	2	
<b>Terry Steinbach, R</b> <small>OBP: 0.318, SLG: 0.415</small> 										4	1	1	2	1	1	2	
<b>Pat Meares, R</b> <small>OBP: 0.291, SLG: 0.374</small> 										4	2	2	2	0	0	1	
<b>Inning Stats</b> <small>R: 0 H: 1 E: 0 LOB: 1 K: 0 BB: 0 S: 11</small>	<small>R: 1 H: 1 E: 0 LOB: 1 K: 0 BB: 1 S: 8</small>	<small>R: 0 H: 1 E: 0 LOB: 0 K: 0 BB: 0 S: 5</small>	<small>R: 0 H: 2 E: 0 LOB: 2 K: 0 BB: 0 S: 8</small>	<small>R: 0 H: 1 E: 0 LOB: 2 K: 0 BB: 0 S: 10</small>	<small>R: 0 H: 0 E: 0 LOB: 0 K: 1 BB: 0 S: 8</small>	<small>R: 2 H: 3 E: 1 LOB: 2 K: 1 BB: 0 S: 13</small>	<small>R: 3 H: 5 E: 0 LOB: 2 K: 1 BB: 0 S: 18</small>	<small>R: 2 H: 2 E: 0 LOB: 2 K: 0 BB: 1 S: 11</small>	<small>1B: 12 SF: 1 2B: 1 SAC: 0 3B: 0 DP: 1 HR: 3 HBP: 0</small>	<small>WP: 1 PA: 46</small>							
<b>PITCHER</b> <b>Jimmy Haynes, R</b> <small>ERA: 3.91</small> <b>Tim Worrell, R</b> <small>ERA: 5.93</small> <b>Mike Mohler, L</b> <small>ERA: 4.59</small> <b>Mike Fetters, R</b> <small>ERA: 3.68</small> <b>Buddy Groom, L</b> <small>ERA: 5.4</small>	<small>IP: 6.2 WLS: 29 BF: 9 H: 3 ER: 3 SO: 2 BB: 2 IBB: 0 HBP: 0 BLK: 0 WP: 1 HR: 2 S: 61 P: 103 ERA: 4.05 WHIP: 1.650</small>				<small>IP: 8.1 WLS: 8 BF: 2 H: 2 ER: 0 SO: 0 BB: 1 IBB: 0 HBP: 0 BLK: 0 WP: 0 HR: 0 S: 13 P: 23 ERA: 0.00 WHIP: 2.250</small>												

Batter	1	2	3	4	5	6	7	8	9	AB	R	H	RBI	BB	SO	LOB	BOTTOM
<b>Rickey Henderson, R</b> <small>OBP: 0.368, SLG: 0.347</small> 										4	0	1	0	1	1	2	<b>Minnesota Twins @ Oakland Athletics</b> Network Associates Coliseum, Oakland, CA Fri Jul 17 1998, 10:05 PM EDT Att: 10,682 - Unknown - 68 F <a href="http://livebaseballscorecards.com">livebaseballscorecards.com</a>
<b>Bip Roberts, S</b> <small>OBP: 0.365, SLG: 0.362</small> <b>Rafael Bourquigal, R</b> <small>OBP: 0.262, SLG: 0.316</small> 									3	0	0	0	0	0	1		
<b>Ben Grieve, L</b> <small>OBP: 0.405, SLG: 0.490</small> 									5	0	2	0	0	0	4		
<b>Kevin Mitchell, R</b> <small>OBP: 0.288, SLG: 0.358</small> <b>Ryan Christenson, R</b> <small>OBP: 0.337, SLG: 0.364</small> 									3	0	0	0	0	1	3		
<b>Matt Stairs, L</b> <small>OBP: 0.405, SLG: 0.552</small> 										4	2	2	1	0	2	1	
<b>Mike Blowers, R</b> <small>OBP: 0.283, SLG: 0.373</small> 									3	1	0	0	1	2	0		
<b>Jason Giambi, L</b> <small>OBP: 0.373, SLG: 0.466</small> 									4	2	2	3	0	0	0		
<b>Mike Macfarlane, R</b> <small>OBP: 0.294, SLG: 0.421</small> 									3	1	1	2	1	0	1		
<b>Miguel Tejada, R</b> <small>OBP: 0.322, SLG: 0.371</small> 									3	1	2	0	1	0	1		
<b>Inning Stats</b> <small>R: 0 H: 1 E: 0 LOB: 1 K: 0 BB: 0 S: 9</small>	<small>R: 1 H: 1 E: 0 LOB: 0 K: 0 BB: 0 S: 5</small>	<small>R: 0 H: 1 E: 0 LOB: 1 K: 1 BB: 0 S: 10</small>	<small>R: 0 H: 0 E: 0 LOB: 0 K: 2 BB: 0 S: 9</small>	<small>R: 2 H: 1 E: 1 LOB: 2 K: 1 BB: 1 S: 16</small>	<small>R: 3 H: 2 E: 0 LOB: 0 K: 0 BB: 3 S: 14</small>	<small>R: 0 H: 1 E: 0 LOB: 1 K: 2 BB: 0 S: 10</small>	<small>R: 0 H: 1 E: 0 LOB: 0 K: 1 BB: 0 S: 7</small>	<small>R: 1 H: 2 E: 0 LOB: 1 K: 0 BB: 0 S: 13</small>	<small>1B: 5 SF: 0 2B: 2 SAC: 1 3B: 0 DP: 2 HR: 3 HBP: 1</small>	<small>WP: 0 PA: 41</small>							
<b>PITCHER</b> <b>Eric Milton, L</b> <small>ERA: 4.75</small> <b>Greg Swindell, L</b> <small>ERA: 3.66</small> <b>Mike Trombley, R</b> <small>ERA: 3.1</small> <b>Eddie Guardado, L</b> <small>ERA: 3.89</small> <b>Hector Carrasco, R</b> <small>ERA: 4.45</small>	<small>IP: 4.1 WLS: 20 BF: 4 H: 3 ER: 2 SO: 3 BB: 1 IBB: 0 HBP: 0 BLK: 0 WP: 0 HR: 2 S: 44 P: 75 ERA: 4.15 WHIP: 1.154</small>				<small>IP: 9.1 WLS: 5 BF: 2 H: 1 ER: 1 SO: 0 BB: 0 IBB: 0 HBP: 0 BLK: 0 WP: 0 HR: 0 S: 13 P: 20 ERA: 9.00 WHIP: 2.000</small>												



Batter	1	2	3	4	5	6	7	8	9	AB	R	H	RBI	BB	SO	LOB	TOP					
Todd Walker, L OBP: 0.371, SLG: 0.483 Otis Nixon, S OBP: 0.337, SLG: 0.298	F7		F6-3		F7		L3		K	5	0	0	0	0	1	0						
Pat Meares, R OBP: 0.291, SLG: 0.373	1B		L5		F8		G4-3			4	0	1	0	0	0	0						
Paul Molitor, R OBP: 0.330, SLG: 0.348	1B			F9		F9		G3	2B	2	1	0	0	2	0	0						
David Ortiz, L OBP: 0.392, SLG: 0.569	P5			K		1B	2B	G3		3	1	0	0	1	1	3						
Ron Coomer, R OBP: 0.304, SLG: 0.435	G4-3			1B		2B	1B	G3		4	1	2	0	0	0	3						
Matt Lawton, L OBP: 0.383, SLG: 0.485		G1-3		1B		2B		2B		4	0	3	2	0	0	0						
Alex Ochoa, R OBP: 0.271, SLG: 0.331	F7			P3		FC6-5-4		G6-3		4	0	0	1	0	0	4						
Javier Valentin, S OBP: 0.243, SLG: 0.299	F7				P6		F8		K	4	0	0	0	0	1	1						
Denny Hocking, S OBP: 0.280, SLG: 0.277	F7					HR		F8		4	1	1	1	0	1	0						
<b>Inning Stats</b>	R: 0 E: 0 K: 0 S: 7	H: 1 LOB: 2 BB: 1 P: 13	R: 0 E: 0 K: 0 S: 7	H: 0 LOB: 0 BB: 0 P: 10	R: 0 E: 0 K: 0 S: 6	H: 0 LOB: 0 BB: 0 P: 8	R: 0 E: 0 K: 1 S: 11	H: 2 LOB: 2 BB: 0 P: 16	R: 1 E: 0 K: 0 S: 8	H: 1 LOB: 0 BB: 0 P: 12	R: 2 E: 0 K: 0 S: 10	H: 2 LOB: 1 BB: 1 P: 17	R: 0 E: 0 K: 1 S: 6	H: 0 LOB: 0 BB: 0 P: 9	R: 1 E: 0 K: 0 S: 11	H: 1 LOB: 1 BB: 1 P: 21	R: 0 E: 0 K: 2 S: 11	H: 0 LOB: 0 BB: 0 P: 13	1B: 4 2B: 2 3B: 0 HR: 1	SF: 0 SAC: 0 DP: 0 HBP: 0	WP: 0 PB: 0 SB: 0 CS: 0	PA: 37
<b>PITCHER</b>	IP	WLS	BF	H	R	ER	SO	BB	IBB	HBP	BLK	WP	HR	S	P	ERA	WHIP					
Mike Quist, R ERA: 5.42	7.2	L	32	6	4	4	2	3	0	0	0	0	1	63	100	4.70	1.174					
Mike Mohler, L ERA: 4.41	8.1		5	1	0	0	2	0	0	0	0	0	0	14	19	0.00	0.750					

Minnesota Twins @ Oakland Athletics  
Network Associates Coliseum, Oakland, CA  
Sat Jul 18 1998, 6:33 AM EDT  
Att: 16,711 - Sunny - 74 F

AB 34  
R 4  
H 7  
RBI 4  
BB 3  
SO 4  
LOB 11



Batter	1	2	3	4	5	6	7	8	9	AB	R	H	RBI	BB	SO	LOB	BOTTOM					
Rickey Henderson, R OBP: 0.388, SLG: 0.346	F9	1B			P4		BB		G6-4-3	4	0	1	0	1	0	1						
Bjo Roberts, S OBP: 0.358, SLG: 0.354	G4-3		E6		L7		G1-3			4	1	0	0	0	0	2						
Ben Grieve, L OBP: 0.406, SLG: 0.499	HR		1B		G3			G4-3		4	1	2	1	0	0	0						
Matt Stairs, L OBP: 0.403, SLG: 0.546	K		F8		F8			1B	BB	3	0	0	0	1	1	2						
Jason Giambi, L OBP: 0.374, SLG: 0.470		F8	BLK		F7		F7		F7	4	1	2	1	0	0	1						
Miguel Tejada, R OBP: 0.320, SLG: 0.368	K		G6-4-3		K			1B		4	0	1	0	0	2	3						
Ryan Christenson, R OBP: 0.335, SLG: 0.361	F8				L9		SH1-4		K	4	0	1	0	0	1	3						
Rafael Bourimigal, R OBP: 0.269, SLG: 0.318 Brian Leshar, R OBP: 0.143, SLG: 0.286	BLK	1B			G4-3		SH1-4		G6-4-3	2	0	1	0	1	0	0						
A.J. Hinch, R OBP: 0.294, SLG: 0.319 Kevin Mitchell, R OBP: 0.294, SLG: 0.364 Mike Macfarlane, R OBP: 0.292, SLG: 0.418	1B				P8		WP		K	1	0	0	0	0	0	0						
<b>Inning Stats</b>	R: 1 E: 0 K: 1 S: 10	H: 1 LOB: 0 BB: 0 P: 14	R: 1 E: 0 K: 1 S: 12	H: 2 LOB: 1 BB: 1 P: 22	R: 1 E: 1 K: 0 S: 10	H: 2 LOB: 1 BB: 0 P: 14	R: 0 E: 0 K: 0 S: 4	H: 0 LOB: 0 BB: 0 P: 6	R: 0 E: 0 K: 1 S: 9	H: 0 LOB: 0 BB: 0 P: 17	R: 0 E: 0 K: 0 S: 8	H: 0 LOB: 2 BB: 1 P: 13	R: 0 E: 0 K: 1 S: 14	H: 1 LOB: 2 BB: 1 P: 26	R: 0 E: 0 K: 1 S: 5	H: 1 LOB: 1 BB: 0 P: 8	1B: 7 2B: 1 3B: 0 HR: 1	SF: 0 SAC: 1 DP: 2 HBP: 1	WP: 1 PB: 0 SB: 0 CS: 0	PA: 37		
<b>PITCHER</b>	IP	WLS	BF	H	R	ER	SO	BB	IBB	HBP	BLK	WP	HR	S	P	ERA	WHIP					
Mike Trombley, R ERA: 3.16	4.2		20	5	3	2	2	1	0	0	0	0	0	18	28	0.00	1.000					
Greg Swindell, L ERA: 3.54	2.0	W	7	2	0	0	1	0	0	0	0	0	0	2	7	0.00	3.000					
Hector Carrasco, R ERA: 4.41	0.1		2	0	0	0	0	1	0	0	0	1	0	2	7	0.00	3.000					
Eddie Guardado, L ERA: 3.82	0.2	S	4	1	0	0	0	1	0	0	0	0	0	10	21	0.00	3.000					
Rick Aquilera, R ERA: 4.13	1.1		4	1	0	0	2	0	0	0	0	0	0	9	13	0.00	0.750					

Minnesota Twins @ Oakland Athletics  
Network Associates Coliseum, Oakland, CA  
Sat Jul 18 1998, 6:33 AM EDT  
Att: 16,711 - Sunny - 74 F

AB 32  
R 3  
H 9  
RBI 2  
BB 3  
SO 5  
LOB 13





Batter	1	2	3	4	5	6	7	8	9	AB	R	H	RBI	BB	SO	LOB	TOP																	
<b>Otis Nixon, S</b> <small>OBP: 0.332, SLG: 0.293</small> (1, 8)										4	0	0	0	0	0	2	<b>Minnesota Twins @ Oakland Athletics</b> Network Associates Coliseum, Oakland, CA Sun Jul 19 1998, 6:33 AM EDT Att: 15,117 - Sunny - 75 F																	
<b>Matt Lawton, L</b> <small>OBP: 0.396, SLG: 0.486</small> (1, 9)										3	1	1	0	1	2	0																		
<b>Paul Molitor, R</b> <small>OBP: 0.326, SLG: 0.343</small> (1, 10)										4	0	0	0	0	0	5																		
<b>Marty Cordova, R</b> <small>OBP: 0.353, SLG: 0.414</small> (1, 7)										4	0	0	0	0	0	4																		
<b>David Ortiz, L</b> <small>OBP: 0.395, SLG: 0.560</small> (1, 3)										2	0	0	0	2	0	1																		
<b>Terry Steinbach, R</b> <small>OBP: 0.320, SLG: 0.414</small> (1, 2)										3	0	1	0	1	0	1																		
<b>Pat Meares, R</b> <small>OBP: 0.291, SLG: 0.371</small> (1, 6)										4	0	1	0	0	0	2																		
<b>Todd Walker, L</b> <small>OBP: 0.370, SLG: 0.484</small> (1, 4)										4	1	1	0	0	0	4																		
<b>Brent Gates, S</b> <small>OBP: 0.318, SLG: 0.305</small> (1, 5)										4	0	3	1	0	1	2																		
<b>Inning Stats</b>	R: 0 E: 0 K: 1 S: 6	H: 0 LOB: 0 BB: 0 P: 11	R: 0 E: 0 K: 0 S: 6	H: 0 LOB: 2 BB: 2 P: 15	R: 0 E: 0 K: 0 S: 8	H: 1 LOB: 2 BB: 0 P: 10	R: 0 E: 0 K: 0 S: 4	H: 0 LOB: 0 BB: 1 P: 10	R: 1 E: 0 K: 0 S: 15	H: 2 LOB: 2 BB: 1 P: 27	R: 0 E: 0 K: 1 S: 18	H: 2 LOB: 2 BB: 0 P: 24	R: 1 E: 2 K: 0 S: 13	H: 1 LOB: 1 BB: 0 P: 19	R: 0 E: 0 K: 0 S: 4	H: 0 LOB: 0 BB: 0 P: 7	R: 0 E: 0 K: 1 S: 8	H: 1 LOB: 0 BB: 0 P: 13	1B: 4 2B: 3 3B: 0 HR: 0	SF: 0 SAC: 1 DP: 2 HBP: 1	WP: 0 PB: 0 SB: 1 CS: 0	PA: 38												
<b>PITCHER</b>	IP WLS BF H R ER SO BB IBB HBP BLK WP HR S P ERA WHIP																																	
<b>Kenny Rogers, L</b> <small>ERA: 2.8</small> (1, 1)	9.0	W	38	7	2	1	3	4	0	1	0	0	0	0	82	136	1.00	1.222																

AB	32
R	2
H	7
RBI	1
BB	4
SO	3
LOB	21



Batter	1	2	3	4	5	6	7	8	9	AB	R	H	RBI	BB	SO	LOB	BOTTOM																	
<b>Bip Roberts, S</b> <small>OBP: 0.366, SLG: 0.356</small> (1, 4)										2	0	1	0	2	0	1	<b>Minnesota Twins @ Oakland Athletics</b> Network Associates Coliseum, Oakland, CA Sun Jul 19 1998, 6:33 AM EDT Att: 15,117 - Sunny - 75 F																	
<b>Ryan Christenson, R</b> <small>OBP: 0.329, SLG: 0.355</small> (1, 8)										3	0	0	1	0	2	4																		
<b>Ben Grieve, L</b> <small>OBP: 0.404, SLG: 0.496</small> (1, 9)										4	0	1	1	0	2	2																		
<b>Kevin Mitchell, R</b> <small>OBP: 0.285, SLG: 0.351</small> (1, 7)										4	0	0	0	0	1	3																		
<b>Brian Leshar, R</b> <small>OBP: 0.143, SLG: 0.286</small> (9, 7)										0	0	0	0	0	0	0																		
<b>Matt Stairs, L</b> <small>OBP: 0.404, SLG: 0.566</small> (1, 10)										4	2	2	2	0	0	0																		
<b>Jason Giambi, L</b> <small>OBP: 0.373, SLG: 0.467</small> (8, FR)										4	0	1	0	0	0	0																		
<b>Jack Voigt, R</b> <small>OBP: 0.216, SLG: 0.250</small> (9, 3)										0	1	0	0	0	0	0																		
<b>Mike Blowers, R</b> <small>OBP: 0.292, SLG: 0.369</small> (1, 5)										3	0	0	0	1	0	0																		
<b>Miguel Tejada, R</b> <small>OBP: 0.324, SLG: 0.367</small> (1, 6)										3	1	1	1	1	1	1																		
<b>A.J. Hinch, R</b> <small>OBP: 0.294, SLG: 0.324</small> (1, 2)										3	1	1	0	0	1	2																		
<b>Inning Stats</b>	R: 0 E: 0 K: 2 S: 9	H: 0 LOB: 1 BB: 1 P: 15	R: 0 E: 1 K: 0 S: 8	H: 0 LOB: 1 BB: 0 P: 16	R: 0 E: 0 K: 1 S: 9	H: 0 LOB: 1 BB: 1 P: 16	R: 1 E: 0 K: 0 S: 9	H: 1 LOB: 0 BB: 0 P: 16	R: 1 E: 0 K: 1 S: 14	H: 2 LOB: 2 BB: 1 P: 24	R: 1 E: 0 K: 1 S: 6	H: 1 LOB: 0 BB: 0 P: 8	R: 1 E: 0 K: 1 S: 12	H: 1 LOB: 0 BB: 0 P: 21	R: 1 E: 0 K: 1 S: 9	H: 2 LOB: 2 BB: 1 P: 17	R: 1 E: 0 K: 1 S: 9	H: 2 LOB: 2 BB: 1 P: 17	1B: 4 2B: 1 3B: 0 HR: 2	SF: 1 SAC: 1 DP: 0 HBP: 0	WP: 0 PB: 0 SB: 0 CS: 0	PA: 36												
<b>PITCHER</b>	IP WLS BF H R ER SO BB IBB HBP BLK WP HR S P ERA WHIP																																	
<b>Dan Serafini, L</b> <small>ERA: 5.29</small> (1, 1)	6.1	L	28	5	4	4	5	3	0	0	0	0	0	0	0	0	5.68	1.263																
<b>Hector Carrasco, R</b> <small>ERA: 4.46</small> (7, 1)	1.2		8	2	1	1	2	1	0	0	0	0	0	0	0	0	5.40	1.800																

AB	30
R	5
H	7
RBI	5
BB	4
SO	7
LOB	13





Batter	1	2	3	4	5	6	7	8	9	AB	R	H	RBI	BB	SO	LOB	TOP					
Rickey Henderson, R OBP: 0.367, SLG: 0.345 Brian Leshar, R OBP: 0.143, SLG: 0.286	1-2 G6-3		1-2 G6-3		2-2 1B			3-2 G6-3		4	0	1	0	0	0	0						
Bip Roberts, S OBP: 0.364, SLG: 0.353 Rafael Bourimigal, R OBP: 0.269, SLG: 0.318	3-2 G5-3 1B		0-0 P3		0-0 G5-3			3-2 L6		4	1	1	0	0	0	1						
Ben Grieve, L OBP: 0.405, SLG: 0.495	2-2 G5-3		1-0 1B		2-1 G6-3			4-0 BB		3	0	1	0	1	0	1						
Matt Stairs, L OBP: 0.402, SLG: 0.562	1-0 2B 2H 1B		0-1 F7		1-2 F8			0-0 F9		4	0	1	1	0	0	2						
Jason Giambi, L OBP: 0.372, SLG: 0.467	0-1 1-3 2B		0-0 G4-3		0-0 L7			2-1 G3-1		4	0	1	0	0	0	0						
Mike Blowers, R OBP: 0.288, SLG: 0.364	0-0 G6-3		3-3 K		2-3 K			2-1 G6-3		4	0	0	0	0	2	2						
Ryan Christenson, R OBP: 0.327, SLG: 0.352		2-3 K		2-3 K			0-1 FC6-4 1B		0-0 G6-3	4	0	1	0	0	2	0						
Miguel Tejada, R OBP: 0.319, SLG: 0.360		1-3 K		1-0 G1			1-2 FC6-4 1-2			3	0	0	0	0	1	1						
A.J. Hinch, R OBP: 0.291, SLG: 0.319		2-3 K		0-0 G5-3			2-3 K			3	0	0	0	0	2	1						
<b>Inning Stats</b>	R: 1 H: 3 E: 0 K: 0 S: 16	H: 3 LOB: 2 BB: 0 P: 23	R: 0 H: 0 E: 0 K: 3 S: 10	H: 0 LOB: 0 BB: 0 P: 15	R: 0 H: 1 E: 0 K: 0 S: 7	H: 1 LOB: 1 BB: 0 P: 9	R: 0 H: 0 E: 0 K: 2 S: 7	H: 0 LOB: 0 BB: 0 P: 12	R: 0 H: 1 E: 0 K: 0 S: 8	H: 1 LOB: 1 BB: 0 P: 11	R: 0 H: 0 E: 0 K: 0 S: 6	H: 0 LOB: 0 BB: 0 P: 9	R: 0 H: 1 E: 0 K: 2 S: 11	H: 1 LOB: 1 BB: 0 P: 16	R: 0 H: 0 E: 0 K: 0 S: 8	H: 0 LOB: 1 BB: 0 P: 18	R: 0 H: 0 E: 0 K: 0 S: 5	H: 0 LOB: 0 BB: 0 P: 9	1B: 5 2B: 1 3B: 0 HR: 0	SF: 0 SAC: 0 DP: 0 HBP: 0	WP: 0 PB: 0 SB: 0 CS: 0	PA: 34
<b>PITCHER</b> Scott Erickson, R ERA: 3.83	IP: 9.0 WLS: W BF: 34 H: 6 R: 1 ER: 1 SO: 7 BB: 1 IBB: 0 HBP: 0 BLK: 0 WP: 0 HR: 0 S: 78 P: 122 ERA: 1.00 WHIP: 0.778															<b>PITCHER</b>	IP: WLS: BF: H: R: ER: SO: BB: IBB: HBP: BLK: WP: HR: S: P: ERA: WHIP:					

Oakland Athletics @ Baltimore Orioles  
Oriole Park at Camden Yards, Baltimore, MD  
Tue Jul 21 1998, 7:05 PM EDT  
Att: 42,174 - Unknown - 98 F

AB 33  
R 1  
H 6  
RBI 1  
BB 1  
SO 7  
LOB 8




Batter	1	2	3	4	5	6	7	8	9	AB	R	H	RBI	BB	SO	LOB	BOTTOM					
Brady Anderson, L OBP: 0.327, SLG: 0.399	0-1 P6		1-1 G4-3		0-0 SH3 HR 1B		4-1 1B BB			3	1	1	0	1	0	0						
Jeff Reboulet, R OBP: 0.354, SLG: 0.288 P.J. Forbes, R	1-0 1B HR HBP		0-0 F7		1-0 SH3		1-3 K			2	1	0	1	0	1	1						
Eric Davis, R OBP: 0.376, SLG: 0.576	1-1 1-2 HR 1B		1-0 1B		0-1 2H HR		1-0 F9			4	2	3	2	0	0	1						
Rafael Palmeiro, L OBP: 0.391, SLG: 0.591	1-2 1H 2H HR		1-0 G3		1-3 K		2-2 1B			4	1	2	3	0	1	1						
Joe Carter, R OBP: 0.292, SLG: 0.425	3-2 F8			4-2 FC4-6 BB	2-2 F8		1-2 F8			3	0	0	0	1	0	2						
B.J. Surhoff, L OBP: 0.342, SLG: 0.483	2-2 G4-3			0-1 FC4-6 G5-3 1-2		0-1 L5		2-1 L8		4	0	0	0	0	0	1						
Cal Ripken Jr., R OBP: 0.322, SLG: 0.364		2-2 F8		0-0 G5-3		3-2 HR		0-0 L4-3		4	1	1	1	0	0	1						
Lenny Webster, R OBP: 0.305, SLG: 0.458		1-2 G4-3 1B		1-0 F7		3-3 K		0-0 1B		4	0	2	0	0	1	1						
Mike Bordick, R OBP: 0.314, SLG: 0.380		1-1 G4-3		1-1 1B SH3 1B		3-2 L4-3		3-3 K		4	1	1	0	0	1	2						
<b>Inning Stats</b>	R: 3 H: 2 E: 0 K: 0 S: 13	H: 2 LOB: 0 BB: 0 P: 21	R: 0 H: 1 E: 0 K: 0 S: 8	H: 1 LOB: 0 BB: 0 P: 12	R: 0 H: 1 E: 0 K: 0 S: 5	H: 1 LOB: 1 BB: 0 P: 8	R: 0 H: 0 E: 0 K: 0 S: 7	H: 0 LOB: 1 BB: 1 P: 12	R: 3 H: 3 E: 0 K: 1 S: 13	H: 3 LOB: 0 BB: 0 P: 18	R: 1 H: 1 E: 0 K: 1 S: 13	H: 1 LOB: 2 BB: 1 P: 20	R: 0 H: 1 E: 0 K: 1 S: 7	H: 1 LOB: 1 BB: 0 P: 12	R: 0 H: 0 E: 0 K: 0 S: 11	H: 1 LOB: 2 BB: 1 P: 20	R: 0 H: 1 E: 0 K: 1 S: 7	H: 1 LOB: 1 BB: 0 P: 12	1B: 7 2B: 0 3B: 0 HR: 3	SF: 0 SAC: 1 DP: 1 HBP: 1	WP: 0 PB: 0 SB: 0 CS: 0	PA: 36
<b>PITCHER</b> Tom Candiotti, R ERA: 5.17 T.J. Mathews, R ERA: 5.8 Buddy Groom, L ERA: 5.26	IP: 6.0 WLS: L BF: 27 H: 8 R: 7 ER: 7 SO: 2 BB: 1 IBB: 0 HBP: 0 BLK: 0 WP: 0 HR: 3 S: 59 P: 93 ERA: 10.50 WHIP: 1.500															<b>PITCHER</b>	IP: WLS: BF: H: R: ER: SO: BB: IBB: HBP: BLK: WP: HR: S: P: ERA: WHIP:					


Oakland Athletics @ Baltimore Orioles  
Oriole Park at Camden Yards, Baltimore, MD  
Tue Jul 21 1998, 7:05 PM EDT  
Att: 42,174 - Unknown - 98 F

AB 32  
R 7  
H 10  
RBI 7  
BB 2  
SO 4  
LOB 10





Batter	1	2	3	4	5	6	7	8	9	AB	R	H	RBI	BB	SO	LOB	TOP											
Rickey Henderson, R OBP: 0.363, SLG: 0.341	1-1 P4		2-3 K		2-0 E5		2-3 K			4	0	0	0	0	2	0	<p>Oakland Athletics @ Baltimore Orioles Oriole Park at Camden Yards, Baltimore, MD</p> <p>Wed Jul 22 1998, 7:05 PM EDT Att: 40,840 - Unknown - 99 F</p> <p>livebaseballscores.com</p> <p>AB 34 R 4 H 6 RBI 4 BB 0 SO 13 LOB 6</p> 											
Bip Roberts, S OBP: 0.362, SLG: 0.351	0-2 F9			0-0 1B	3-2 F8			3-3 K		4	1	1	0	0	1	1												
Ben Grieve, L OBP: 0.401, SLG: 0.489	2-3 K			1-0 F7		2-3 K		1-3 K		4	0	0	0	0	3	1												
Matt Stairs, L OBP: 0.407, SLG: 0.575		1-1 HR		1-1 1B	1-2 SF9	3-1 E3		3-2 1B		4	2	3	1	0	0	0												
Jason Giambi, L OBP: 0.370, SLG: 0.465	0-1 F7			1-1 SF9	1-3 2-H	0-0 F7		2-3 K		4	0	1	1	0	1	2												
Mike MacFarlane, R OBP: 0.285, SLG: 0.410	0-0 G6-3			2-2 SF9	1-2 1B	2-3 K				3	0	0	1	0	2	1												
Ryan Christenson, R OBP: 0.325, SLG: 0.367	3-2 L7			3-H P3		2-1 HR		2-0 L5		4	1	1	1	0	0	1												
Rafael Bourimigal, R OBP: 0.265, SLG: 0.313			2-3 K		0-0 G4-3		0-0 F8		1-3 K	3	0	0	0	0	1	0												
Kevin Mitchell, R OBP: 0.282, SLG: 0.348										1	0	0	0	0	1	0												
Mike Blowers, R OBP: 0.266, SLG: 0.364										0	0	0	0	0	0	0												
Miguel Tejada, R OBP: 0.314, SLG: 0.354			1-3 K		0-2 G4-3		0-3 K			3	0	0	0	0	2	0												
<b>Inning Stats</b>	R: 0 E: 0 K: 1 S: 9	H: 0 LOB: 0 BB: 0 P: 12	R: 1 E: 0 K: 0 S: 8	H: 1 LOB: 0 BB: 0 P: 12	R: 0 E: 0 K: 3 S: 9	H: 0 LOB: 0 BB: 0 P: 14	R: 2 E: 0 K: 0 S: 12	H: 3 LOB: 1 BB: 0 P: 17	R: 0 E: 1 K: 0 S: 8	H: 0 LOB: 1 BB: 0 P: 13	R: 1 E: 0 K: 2 S: 9	H: 1 LOB: 0 BB: 0 P: 13	R: 0 E: 0 K: 3 S: 13	H: 1 LOB: 1 BB: 0 P: 11	R: 0 E: 0 K: 2 S: 8	H: 0 LOB: 0 BB: 0 P: 11	1B: 4 2B: 0 3B: 0 HR: 2	SF: 1 SAC: 0 DP: 0 HBP: 0	WP: 0 PB: 0 SB: 3 CS: 0	PA: 35								
<b>PITCHER</b>	IP	WLS	BF	H	R	ER	SO	BB	IBB	HBP	BLK	WP	HR	S	P	ERA	WHIP											
Sidney Ponson, R ERA: 5.84	(1, 1)	5.1	22	4	3	3	5	0	0	0	0	0	0	1	51	78	5.06	0.750										
Doug Johns, L ERA: 4.55	(6, 1)	0.1	1	0	0	0	0	0	0	0	0	0	0	1	1	1	0.00	0.000										
Alan Mills, R ERA: 4.11	(6, 1)	1.1	5	1	1	1	3	0	0	0	0	0	0	1	12	18	6.75	0.750										
Jesse Orosco, L ERA: 2.72	(8, 1)	1.0	4	1	0	0	3	0	0	0	0	0	0	0	13	22	0.00	1.000										
Amando Benitez, R ERA: 3.77	(9, 1)	1.0	W	3	0	0	2	0	0	0	0	0	0	0	8	11	0.00	0.000										

Batter	1	2	3	4	5	6	7	8	9	AB	R	H	RBI	BB	SO	LOB	BOTTOM											
Rich Becker, L OBP: 0.329, SLG: 0.321	3-1 2B		2-3 K	1-0 P5		0-2 G4-3		0-0 G1		5	1	1	0	0	1	3	<p>Oakland Athletics @ Baltimore Orioles Oriole Park at Camden Yards, Baltimore, MD</p> <p>Wed Jul 22 1998, 7:05 PM EDT Att: 40,840 - Unknown - 99 F</p> <p>livebaseballscores.com</p> <p>AB 34 R 5 H 10 RBI 5 BB 4 SO 7 LOB 20</p> 											
Brady Anderson, L OBP: 0.329, SLG: 0.397	1-0 F7		1-1 G4-6-3	0-0 G1-3		3-1 1B		2-2 L5		4	0	1	0	0	0	2												
Eric Davis, R OBP: 0.377, SLG: 0.576	3-1 1H		1-0 G4-6-3	2-2 G6-3		1-1 G5-3		1-3 K		5	0	2	1	0	1	2												
Rafael Palmeiro, L OBP: 0.391, SLG: 0.595	4-2 BB		2-1 G4-6-3		2-3 K		1-0 F7		2-2 HR	4	1	1	1	1	1	2												
B.J. Surhoff, L OBP: 0.343, SLG: 0.482	1-1 F7		4-2 BB		0-0 2B		1-0 G3			3	1	1	0	1	0	2												
Cal Ripken Jr., R OBP: 0.324, SLG: 0.366	1-2 G1-3		4-2 BB		1-1 2B		1-0 G4-3			3	0	1	1	1	0	2												
23 Chris Holles, R OBP: 0.367, SLG: 0.414		2-1 HR		2-3 K				3-2 SH1-4		4	1	2	1	0	2	4												
Jeffrey Hammonds, R OBP: 0.368, SLG: 0.441										0	0	0	0	0	0	0												
Lenny Webster, R OBP: 0.306, SLG: 0.458										0	0	0	0	0	0	0												
Jeff Reboulet, R OBP: 0.354, SLG: 0.333	1-2 G4-3			0-0 HR		3-3 K		0-0 SH1-4		3	1	1	1	0	1	1												
Mike Bordick, R OBP: 0.313, SLG: 0.376	1-0 F9			4-2 G1-3		0-1 G6-3		3-3 K		3	0	0	0	1	1	2												
<b>Inning Stats</b>	R: 1 E: 0 K: 0 S: 12	H: 2 LOB: 2 BB: 1 P: 25	R: 1 E: 0 K: 1 S: 10	H: 1 LOB: 0 BB: 0 P: 16	R: 0 E: 0 K: 1 S: 13	H: 1 LOB: 3 BB: 2 P: 27	R: 1 E: 0 K: 0 S: 10	H: 1 LOB: 1 BB: 1 P: 17	R: 1 E: 0 K: 3 S: 13	H: 2 LOB: 1 BB: 0 P: 21	R: 0 E: 0 K: 0 S: 9	H: 1 LOB: 1 BB: 0 P: 13	R: 0 E: 0 K: 0 S: 3	H: 0 LOB: 0 BB: 0 P: 6	R: 0 E: 0 K: 1 S: 8	H: 1 LOB: 2 BB: 0 P: 14	R: 1 E: 0 K: 1 S: 9	H: 1 LOB: 0 BB: 0 P: 14	1B: 5 2B: 2 3B: 0 HR: 3	SF: 0 SAC: 1 DP: 1 HBP: 1	WP: 0 PB: 0 SB: 1 CS: 0	PA: 40						
<b>PITCHER</b>	IP	WLS	BF	H	R	ER	SO	BB	IBB	HBP	BLK	WP	HR	S	P	ERA	WHIP											
Blake Stein, R ERA: 5.63	(1, 1)	4.1	24	7	4	4	3	4	0	1	0	0	0	2	51	94	8.31	2.538										
Tim Worrell, R ERA: 5.79	(5, 1)	1.2	6	1	0	0	2	0	0	0	0	0	0	0	16	25	0.00	0.600										
Buddy Groom, L ERA: 5.12	(7, 1)	1.0	3	0	0	0	0	0	0	0	0	0	0	0	3	6	0.00	0.000										
Mike Fetters, R ERA: 3.76	(8, 1)	1.2	L	7	2	1	2	0	0	0	0	0	0	1	17	28	5.40	1.200										



Batter	1	2	3	4	5	6	7	8	9	AB	R	H	RBI	BB	SO	LOB	TOP					
<b>Rickey Henderson, R</b> OBP: 0.362, SLG: 0.341 (1, 7)	F8		SF7		SF8		E9		F9	3	0	1	2	0	0	0						
<b>Big Roberts, S</b> OBP: 0.362, SLG: 0.349 (1, 4)	G4-3		K		HR		G6-3		S	4	1	1	1	1	1	1						
<b>Ben Grieve, L</b> OBP: 0.404, SLG: 0.497 (1, 9)	G3-1				G3-6-1		F8		FC4-6	4	1	2	2	1	0	1						
<b>Matt Stairs, L</b> OBP: 0.407, SLG: 0.570 (1, 10)		P3			G3-6-1		FC4-6		FC4-6	4	1	1	0	0	0	3						
<b>Jason Giambi, L</b> OBP: 0.372, SLG: 0.465 <b>Jack Voigt, R</b> OBP: 0.216, SLG: 0.250 (8, 3)	F7				FC4-6		G1-3			4	0	2	0	0	0	1						
<b>Ryan Christenson, R</b> OBP: 0.354, SLG: 0.361 (1, 8)	F8				K		F8			3	0	0	0	1	1	3						
<b>Mike Blowers, R</b> OBP: 0.291, SLG: 0.361 (1, 5)							G4-6-3		G1-3	2	2	0	1	2	0	2						
<b>Miguel Tejada, R</b> OBP: 0.312, SLG: 0.357 (1, 6)							G5-3		K	4	1	1	0	0	1	2						
<b>A.J. Hinch, R</b> OBP: 0.290, SLG: 0.324 (1, 2)							F9		P3	3	1	1	1	0	0	0						
<b>Inning Stats</b>	R: 0 E: 0 K: 0 S: 6	H: 0 LOB: 0 BB: 0 P: 10	R: 0 E: 0 K: 0 S: 4	H: 0 LOB: 0 BB: 0 P: 7	R: 2 E: 0 K: 1 S: 11	H: 1 LOB: 0 BB: 1 P: 20	R: 0 E: 0 K: 1 S: 7	H: 2 LOB: 1 BB: 0 P: 14	R: 4 E: 0 K: 0 S: 19	H: 3 LOB: 1 BB: 1 P: 31	R: 0 E: 0 K: 0 S: 7	H: 0 LOB: 0 BB: 0 P: 12	R: 0 E: 1 K: 0 S: 8	H: 1 LOB: 1 BB: 0 P: 14	R: 1 E: 0 K: 1 S: 17	H: 2 LOB: 1 BB: 2 P: 24	R: 0 E: 0 K: 0 S: 13	H: 0 LOB: 2 BB: 2 P: 27	1B: 6 2B: 2 3B: 0 HR: 1	SF: 3 SAC: 0 DP: 2 HBP: 1	WP: 0 PB: 0 SB: 1 CS: 0	PA: 40
<b>PITCHER</b>	IP	WLS	BF	H	R	ER	SO	BB	IBB	HBP	BLK	WP	HR	S	P	ERA	WHIP					
<b>Doug Drabek, R</b> ERA: 7.06 (1, 1)	4.2		20	5	5	5	2	2	0	0	0	0	0	40	71	9.64	1.500					
<b>Doug Johns, L</b> ERA: 4.57 (5, 1)	0.1		4	1	1	1	0	1	0	1	0	0	1	9	17	27.00	6.000					
<b>Pete Smith, R</b> ERA: 5.53 (6, 1)	3.0		11	3	1	1	1	0	0	0	0	0	0	30	44	3.00	1.000					
<b>Armando Benitez, R</b> ERA: 3.69 (9, 1)	1.0	W	5	0	0	0	0	2	0	0	0	0	0	13	27	0.00	2.000					

Oakland Athletics @ Baltimore Orioles  
Oriole Park at Camden Yards, Baltimore, MD

Thu Jul 23 1998, 7:05 PM EDT  
Att: 42,371 - Cloudy - 95 F

AB 31  
R 7  
H 9  
RBI 7  
BB 5  
SO 3  
LOB 13



Batter	1	2	3	4	5	6	7	8	9	AB	R	H	RBI	BB	SO	LOB	BOTTOM				
<b>Brady Anderson, L</b> OBP: 0.330, SLG: 0.393 (1, 8)	CS	E4		F8		BB		E3		3	1	0	0	2	0	2					
<b>Jeff Reboulet, R</b> OBP: 0.345, SLG: 0.329 <b>Rich Becker, L</b> OBP: 0.333, SLG: 0.321 <b>P.J. Forbes, R</b> (8, 4)	K	L8				F9		G1-2-3		4	0	1	0	0	1	5					
<b>Rafael Palmeiro, L</b> OBP: 0.389, SLG: 0.589 (1, 3)	K			L3				G1-2-3		4	0	0	0	1	1	4					
<b>Eric Davis, R</b> OBP: 0.381, SLG: 0.576 (1, 10)		BB		P3				S		5	2	3	2	0	1	4					
<b>B.J. Surhoff, L</b> OBP: 0.346, SLG: 0.482 (1, 7)	BB	P4		F7				IBB		4	1	2	0	1	0	1					
<b>Cal Ripken Jr., R</b> OBP: 0.322, SLG: 0.362 (1, 5)	K			G6-3				P3		4	1	0	0	1	1	5					
<b>Joe Carter, R</b> OBP: 0.297, SLG: 0.424 (1, 9)	BB			K				HR		3	2	1	1	2	2	1					
<b>Lenny Webster, R</b> OBP: 0.317, SLG: 0.487 (1, 2)								HR		5	1	4	6	0	0	1					
<b>Mike Bordick, R</b> OBP: 0.313, SLG: 0.375 (1, 6)	F7			G5-3		B3		G1-2-3		4	0	1	0	0	0	4					
<b>Inning Stats</b>	R: 0 E: 0 K: 2 S: 11	H: 3 LOB: 2 BB: 1 P: 18	R: 3 E: 1 K: 1 S: 20	H: 3 LOB: 2 BB: 1 P: 37	R: 2 E: 0 K: 0 S: 13	H: 3 LOB: 2 BB: 1 P: 24	R: 0 E: 0 K: 0 S: 6	H: 1 LOB: 1 BB: 0 P: 8	R: 0 E: 0 K: 1 S: 9	H: 0 LOB: 0 BB: 2 P: 22	R: 0 E: 0 K: 1 S: 13	H: 1 LOB: 1 BB: 0 P: 22	R: 2 E: 1 K: 0 S: 17	H: 2 LOB: 2 BB: 2 P: 34	R: 0 E: 0 K: 0 S: 3	H: 1 LOB: 0 BB: 1 P: 8	1B: 10 2B: 2 3B: 0 HR: 1	SF: 0 SAC: 0 DP: 2 HBP: 0	WP: 0 PB: 0 SB: 2 CS: 1	PA: 44	
<b>PITCHER</b>	IP	WLS	BF	H	R	ER	SO	BB	IBB	HBP	BLK	WP	HR	S	P	ERA	WHIP				
<b>Jimmy Haynes, R</b> ERA: 4.1 (1, 1)	5.1		28	8	5	5	4	4	0	0	0	0	0	2	4	8.44	2.250				
<b>T.J. Mathews, R</b> ERA: 5.75 (6, 1)	0.1		1	0	0	0	0	0	0	0	0	0	0	2	4	0.00	0.000				
<b>Mike Mohler, L</b> ERA: 4.37 (6, 1)	0.1		3	1	0	0	1	1	0	0	0	0	0	7	17	0.00	6.000				
<b>Tim Worrell, R</b> ERA: 5.7 (7, 1)	1.0		3	0	0	0	1	0	0	0	0	0	0	11	17	0.00	0.000				
<b>Billy Taylor, R</b> ERA: 3.88 (8, 1)	1.0		7	2	2	0	0	1	1	0	0	0	0	17	34	0.00	3.000				

Oakland Athletics @ Baltimore Orioles  
Oriole Park at Camden Yards, Baltimore, MD

Thu Jul 23 1998, 7:05 PM EDT  
Att: 42,371 - Cloudy - 95 F

AB 36  
R 9  
H 12  
RBI 9  
BB 8  
SO 6  
LOB 27





Batter	1	2	3	4	5	6	7	8	9	AB	R	H	RBI	BB	SO	LOB	TOP			
Rickey Henderson, R OBP: 0.364, SLG: 0.339	(1, 7) K		(4, 2) G4-3 S BB		(4, 2) S 1B BB		(4, 1) BB 1B BB		(3, 2) P4	2	0	0	0	3	1	0				
Bip Roberts, S OBP: 0.359, SLG: 0.345 Rafael Bourimigal, R OBP: 0.272, SLG: 0.319	(1, 4) G1-3 (5, PH) X (5, 4) X		(0, 1) F9		(0, 1) S 1B		(1, 2) S 1B		(1, 3) K	2	0	0	0	0	0	1				
Ben Grieve, L OBP: 0.404, SLG: 0.496	(1, 9) 1B		(4, 1) G4-3 BB		(2, 3) K		(2, 3) K			3	0	1	0	1	2	4				
Matt Stairs, L OBP: 0.405, SLG: 0.565	(1, 10) P6		(2, 2) G4-3		(2, 1) F8		(4, 0) BB			3	0	0	0	1	0	5				
Mike Macfarlane, R OBP: 0.280, SLG: 0.401 Kevin Mitchell, R OBP: 0.280, SLG: 0.345 A.J. Hitch, R OBP: 0.290, SLG: 0.324	(1, 2) X (7, PH) X (7, 2) X	(2, 0) G6-3	(1, 1) G6-3		(1, 2) F8		(0, 0) F9			3	0	0	0	0	0	4				
Jason Giambi, L OBP: 0.373, SLG: 0.464	(1, 3) BB BB			(1, 1) G6-4-3 1B		(1, 2) F7		(2, 3) K		3	0	1	0	1	1	0				
Mike Blowers, R OBP: 0.291, SLG: 0.357				(3, 1) G6-4-3 1B		(1, 3) K		(1, 2) G1-3		3	0	0	0	1	1	1				
Ryan Christenson, R OBP: 0.322, SLG: 0.358	(1, 8) F7			(3, 1) 1B		(0, 1) F8		(0, 2) G6-3		4	0	1	0	0	0	2				
Miguel Tejada, R OBP: 0.306, SLG: 0.349	(1, 6) K			(1, 2) F7				(2, 3) K		4	0	0	0	0	3	3				
<b>Inning Stats</b>	R: 0 E: 0 K: 1 S: 10	H: 1 LOB: 1 BB: 0 P: 18	R: 0 E: 0 K: 1 S: 8	H: 0 LOB: 2 BB: 2 P: 19	R: 0 E: 0 K: 0 S: 11	H: 0 LOB: 2 BB: 2 P: 22	R: 0 E: 0 K: 0 S: 10	H: 2 LOB: 1 BB: 0 P: 18	R: 0 E: 0 K: 1 S: 13	H: 1 LOB: 2 BB: 1 P: 21	R: 0 E: 0 K: 1 S: 9	H: 1 LOB: 3 BB: 2 P: 21	R: 0 E: 0 K: 1 S: 11	H: 0 LOB: 0 BB: 0 P: 14	R: 0 E: 0 K: 2 S: 12	H: 0 LOB: 0 BB: 0 P: 19	1B: 5 2B: 0 3B: 0 HR: 0	SF: 0 SAC: 0 DP: 1 HBP: 0	WP: 0 PB: 0 SB: 3 CS: 0	PA: 38
<b>PITCHER</b>	IP WLS BF H R ER SO BB IBB HBP BLK WP HR S P ERA WHIP																			
Tony Saunders, L ERA: 4.2	(1, 1) 6.2 W 31 5 0 0 6 7 0 0 0 0 0 0 0 68 128 0.00 1.800																			
Jim Mecir, R ERA: 3.25	(7, 1) 2.1 7 0 0 0 3 0 0 0 0 0 0 0 0 24 34 0.00 0.000																			

**Oakland Athletics @ Tampa Bay Devil Rays**  
Tropicana Field, St. Petersburg, FL  
Fri Jul 24, 1998, 7:05 PM EDT  
Att: 22,894 - Dome - 72 F

AB 31  
R 0  
H 5  
RBI 0  
BB 7  
SO 9  
LOB 23



Batter	1	2	3	4	5	6	7	8	9	AB	R	H	RBI	BB	SO	LOB	BOTTOM			
Quinton McCracken, S OBP: 0.329, SLG: 0.421	(1, 8) L9 1B 2B	(2, 2) P3		(1, 2) HBP 1B FC3-6 1B	(3, 2) S 1B		(4, 2) FC4-6 BB			4	2	3	0	1	0	1				
Rich Butler, L OBP: 0.269, SLG: 0.282	(1, 7) K			(0, 0) FC3-6 HBP 1B 1B	(2, 1) F7		(0, 1) FC4-6			5	1	2	0	0	1	4				
Bobby Smith, R OBP: 0.368, SLG: 0.455	(1, 5) L9			(2, 1) FC3-6 HBP 1B 1B		(1, 0) BB 1B FC1-2 1B		(1, 3) K		4	0	1	1	0	2	5				
Fred McGriff, L OBP: 0.347, SLG: 0.392	(1, 3) 2B IBB			(1, 2) FC3-6 BB 1B		(1, 2) FC1-2 BB 1B		(2, 2) F8		4	1	1	1	1	0	2				
Bubba Trammell, R OBP: 0.381, SLG: 0.632 Mike Kelly, R OBP: 0.286, SLG: 0.362	(1, 9) 2B 1B			(0, 1) HR 1B		(4, 0) G5-3 FC1-2 BB		(0, 1) G3		4	1	3	3	1	0	0				
Paul Sorrento, L OBP: 0.311, SLG: 0.451	(1, 10) 2B			(3, 2) G3		(0, 0) FC1-2		(1, 2) G3		4	0	1	1	1	0	3				
Miguel Cairo, R OBP: 0.322, SLG: 0.390	(1, 4) F9			(1, 2) G4-3		(1, 2) G5-3				4	0	0	0	0	0	8				
Aaron Ledesma, R OBP: 0.366, SLG: 0.398		(1, 2) 1B 1B		(0, 1) FC4-6 1B		(1, 0) F8		(1, 3) K		4	0	2	0	0	1	0				
Mike DiFelice, R OBP: 0.267, SLG: 0.325	(1, 2) F8			(0, 1) FC4-6 1B HBP		(1, 2) F8		(0, 1) FC4-6 BB 1B		4	1	1	0	0	0	2				
<b>Inning Stats</b>	R: 2 E: 0 K: 1 S: 13	H: 3 LOB: 2 BB: 1 P: 29	R: 0 E: 0 K: 1 S: 14	H: 2 LOB: 0 BB: 0 P: 18	R: 1 E: 0 K: 0 S: 11	H: 1 LOB: 0 BB: 0 P: 19	R: 3 E: 0 K: 0 S: 18	H: 4 LOB: 3 BB: 1 P: 27	R: 0 E: 0 K: 0 S: 11	H: 1 LOB: 1 BB: 0 P: 18	R: 0 E: 0 K: 0 S: 7	H: 2 LOB: 2 BB: 1 P: 13	R: 0 E: 0 K: 2 S: 13	H: 1 LOB: 2 BB: 1 P: 19	R: 0 E: 0 K: 0 S: 8	H: 0 LOB: 0 BB: 0 P: 11	1B: 11 2B: 2 3B: 0 HR: 1	SF: 0 SAC: 0 DP: 1 HBP: 1	WP: 0 PB: 0 SB: 1 CS: 0	PA: 42
<b>PITCHER</b>	IP WLS BF H R ER SO BB IBB HBP BLK WP HR S P ERA WHIP																			
Mike Oquist, R ERA: 5.7	(1, 1) 3.2 L 23 10 6 6 2 0 0 1 1 0 0 0 0 32 54 0.00 2.727																			
Steve Connelly, R ERA: 1.93	(4, 1) 3.0 15 4 0 0 1 3 0 0 0 0 0 0 0 32 54 0.00 2.333																			
T.J. Mathews, R ERA: 5.57	(7, 1) 1.1 4 0 0 0 1 0 0 0 0 0 0 0 0 11 15 0.00 0.000																			

**Oakland Athletics @ Tampa Bay Devil Rays**  
Tropicana Field, St. Petersburg, FL  
Fri Jul 24, 1998, 7:05 PM EDT  
Att: 22,894 - Dome - 72 F

AB 37  
R 6  
H 14  
RBI 6  
BB 4  
SO 4  
LOB 25





Batter	1	2	3	4	5	6	7	8	9	AB	R	H	RBI	BB	SO	LOB	TOP								
<b>Rickey Henderson, R</b> OBP: 0.365, SLG: 0.338 (1, 7)	4-1 WP 1B S BB	1-2							2-3 K	4	1	1	0	1	2	3									
<b>Ryan Christenson, R</b> OBP: 0.319, SLG: 0.354 (1, 8)	2-2 F8 BB		1-2 G5-3					0-1 P3	3-2 FC6-4 BB	5	0	1	0	0	0	2									
<b>Ben Grieve, L</b> OBP: 0.404, SLG: 0.496 (1, 9)	3-2 G6-3		2-2 G6-3					3-2 G6-3 1B 2B	4-1 BB	4	1	1	0	1	0	2									
<b>Matt Stairs, L</b> OBP: 0.405, SLG: 0.564 (1, 10)	4-2 BB 1B BB		2-2 F7					0-1 G6-3	3-1 P5	4	1	1	0	1	0	3									
<b>Jason Giambi, L</b> OBP: 0.377, SLG: 0.476 (1, 3)	0-0 BB 1B			2-1 F8				3-1 BB 1B 1B		4	2	3	4	0	0	0									
<b>Mike Blowers, R</b> OBP: 0.291, SLG: 0.355 <b>Bip Roberts, S</b> OBP: 0.362, SLG: 0.349 (1, 5) (8, PH) (8, 4)	4-2 BB			0-1 G4-3				3-2 BB 1B		2	0	0	0	1	0	0									
<b>Rafael Bournigal, R</b> OBP: 0.297, SLG: 0.313 <b>Kevin Mitchell, R</b> OBP: 0.286, SLG: 0.350 <b>Jack Voigt, R</b> OBP: 0.216, SLG: 0.250 (1, 4) (8, PH) (8, PH) (8, 5)	1-0 G5-3			2-2 G4-3				1-2 G6-3	3-2 BB 1B	3	0	0	0	0	0	3									
<b>Miguel Tejada, R</b> OBP: 0.315, SLG: 0.351 (1, 6)		2-0 G4-6-3 1B			4-2 G5-4-3 HBP			4-1 BB	0-0 P4	2	0	1	0	1	0	2									
<b>A.J. Hinch, R</b> OBP: 0.286, SLG: 0.320 <b>Mike Macfarlane, R</b> OBP: 0.284, SLG: 0.405 (1, 2) (9, PH)	0-2 G4-6-3			3-2 F9				2-3 K	0-2 FC6-4 1B	3	0	0	0	0	1	3									
<b>Inning Stats</b>	R: 1 E: 0 K: 0 S: 14	H: 1 LOB: 3 BB: 3 P: 32	R: 0 E: 0 K: 0 S: 7	H: 2 LOB: 1 BB: 0 P: 10	R: 0 E: 0 K: 0 S: 10	H: 0 LOB: 0 BB: 0 P: 15	R: 0 E: 0 K: 0 S: 7	H: 0 LOB: 0 BB: 0 P: 11	R: 0 E: 0 K: 0 S: 7	H: 0 LOB: 0 BB: 0 P: 16	R: 2 E: 0 K: 0 S: 14	H: 3 LOB: 0 BB: 0 P: 26	R: 0 E: 0 K: 2 S: 13	H: 0 LOB: 1 BB: 1 P: 22	R: 2 E: 0 K: 0 S: 15	H: 4 LOB: 2 BB: 0 P: 26	R: 0 E: 0 K: 1 S: 13	H: 1 LOB: 2 BB: 1 P: 25	1B: 8 2B: 3 3B: 0 HR: 1	SF: 0 SAC: 0 DP: 3 HBP: 1	WP: 1 PB: 1 SB: 0 CS: 1	PA: 40			
<b>PITCHER</b>	IP	WLS	BF	H	R	ER	SO	BB	IBB	HBP	BLK	WP	HR	S	P	ERA	WHIP								
<b>Julio Santana, R</b> ERA: 4.74 (1, 1)	6.0		24	6	3	3	0	3	0	1	0	1	1	59	110	4.50	1.500								
<b>Abie Lopez, R</b> ERA: 2.36 (7, 1)	1.2	W	7	1	1	1	2	1	0	0	0	0	0	20	32	5.40	1.200								
<b>Roberto Hernandez, R</b> ERA: 4.44 (8, 1)	1.1		9	4	1	1	1	1	0	0	0	0	0	21	41	6.75	3.750								

**Oakland Athletics @ Tampa Bay Devil Rays**  
Tropicana Field, St. Petersburg, FL  
Sat Jul 25 1998, 7:05 PM EDT  
Att: 27,167 - Dome - 72 F

livebaseballscorecards.com

**AB 34**  
**R 5**  
**H 11**  
**RBI 5**  
**BB 5**  
**SO 3**  
**LOB 18**



Batter	1	2	3	4	5	6	7	8	9	AB	R	H	RBI	BB	SO	LOB	BOTTOM								
<b>Randy Winn, S</b> OBP: 0.387, SLG: 0.387 (1, 8)	0-1 F9		1-0 2B 1B	1-0 P3					1-0 E 2B	4	2	2	0	0	0	0									
<b>Wade Boggs, L</b> OBP: 0.352, SLG: 0.413 (1, 10)	1-1 G3		1-2 L1		2-2 G3			0-1 E6		4	0	0	0	0	0	2									
<b>Bobby Smith, R</b> OBP: 0.366, SLG: 0.455 (1, 5)	2-0 G1-3		2-0 1H 2H 2B		2-3 K			3-2 L1		4	0	1	2	0	1	1									
<b>Fred McGriff, L</b> OBP: 0.346, SLG: 0.391 <b>Quinton McCracken, S</b> OBP: 0.329, SLG: 0.421 (1, 3) (8, PH) (9, 7)		3-2 G4-3	2-3 K		2-1 G4-3			1-1 PB 1B 1B		4	0	1	0	0	1	1									
<b>Bubba Trammell, R</b> OBP: 0.358, SLG: 0.590 <b>Paul Sorrento, L</b> OBP: 0.311, SLG: 0.451 (1, 7) (9, 3)		0-0 E5 BB	0-0 P6			0-0 G6-3		2-3 K		4	0	0	0	0	1	2									
<b>Aaron Ledesma, R</b> OBP: 0.370, SLG: 0.409 (1, 6)		0-3 K		2-0 HR 2B		0-0 G1-3		0-0 S E 1B		4	2	2	1	0	1	1									
<b>Mike Kelly, R</b> OBP: 0.291, SLG: 0.378 (1, 9)		4-1 BB		2-1 HR		2-2 F8		1-3 K		3	1	1	2	1	1	0									
<b>John Flaherty, R</b> OBP: 0.250, SLG: 0.254 (1, 2)		0-0 G1-3		1-1 G5-3				1-0 L1-3 1B		4	0	1	0	0	0	3									
<b>Miguel Cairo, R</b> OBP: 0.322, SLG: 0.387 (1, 4)			4-1 1B 2B BB		1-2 G6-3			1-1 L1-3		2	1	0	0	1	0	1									
<b>Inning Stats</b>	R: 0 E: 0 K: 0 S: 5	H: 0 LOB: 0 BB: 0 P: 8	R: 0 E: 1 K: 1 S: 10	H: 0 LOB: 2 BB: 1 P: 17	R: 2 E: 0 K: 1 S: 14	H: 2 LOB: 1 BB: 1 P: 24	R: 2 E: 0 K: 0 S: 9	H: 2 LOB: 0 BB: 0 P: 16	R: 0 E: 0 K: 0 S: 6	H: 0 LOB: 0 BB: 0 P: 8	R: 1 E: 1 K: 0 S: 9	H: 2 LOB: 1 BB: 0 P: 15	R: 2 E: 0 K: 2 S: 11	H: 2 LOB: 1 BB: 0 P: 15	R: 2 E: 0 K: 0 HR: 1	H: 2 LOB: 1 BB: 0 DP: 1 HBP: 0	1B: 4 2B: 4 3B: 0 HR: 1	SF: 0 SAC: 0 DP: 1 HBP: 0	WP: 0 PB: 1 SB: 1 CS: 0	PA: 35					
<b>PITCHER</b>	IP	WLS	BF	H	R	ER	SO	BB	IBB	HBP	BLK	WP	HR	S	P	ERA	WHIP								
<b>Kenny Rogers, L</b> ERA: 2.9 (1, 1)	7.1	L	33	8	7	4	4	2	0	0	0	0	0	68	112	4.91	1.364								
<b>Tim Worrell, R</b> ERA: 5.65 (8, 1)	0.2		2	0	0	0	1	0	0	0	0	0	0	4	5	0.00	0.000								

**Oakland Athletics @ Tampa Bay Devil Rays**  
Tropicana Field, St. Petersburg, FL  
Sat Jul 25 1998, 7:05 PM EDT  
Att: 27,167 - Dome - 72 F

livebaseballscorecards.com

**AB 33**  
**R 7**  
**H 8**  
**RBI 5**  
**BB 2**  
**SO 5**  
**LOB 11**






Batter	1	2	3	4	5	6	7	8	9	AB	R	H	RBI	BB	SO	LOB	TOP				
<b>Rickey Henderson, R</b> OBP: 0.368, SLG: 0.337 (1, 7)	G4-6-3 BB		4-1 S BB		4-2 FC6-4 BB			0-2 P6		1	0	0	0	3	0	0					
<b>Big Roberts, S</b> OBP: 0.356, SLG: 0.342 (1, 4)	G4-6-3 1-2		0-0 F7		1-0 FC6-4			1-1 G1-3		4	0	0	0	0	0	4					
<b>Ben Grieve, L</b> OBP: 0.403, SLG: 0.494 (1, 9)	2-3 K			0-1 G6-3		1-0 BB 1B		0-0 G3-1		4	0	1	0	0	1	0					
<b>Matt Stairs, L</b> OBP: 0.400, SLG: 0.557 (1, 10)		1-0 P4		0-0 4-3		3-3 K		1-1 F9		4	0	0	0	0	1	1					
<b>Jason Giambi, L</b> OBP: 0.378, SLG: 0.478 (1, 3)		1-0 P5		3-2 2B		4-2 G6-4-3 BB		0-2 L6		3	0	1	0	1	0	0					
<b>Mike Blowers, R</b> OBP: 0.291, SLG: 0.364 (1, 5)		0-0 HR		3-0 G6-3		1-0 G6-4-3 1-2		1-3 K		4	1	1	1	0	1	3					
<b>Ryan Christenson, R</b> OBP: 0.317, SLG: 0.351 (1, 8)				0-1 F9		1-1 F7		2-2 G6-3		2	0	0	0	0	0	0					
<b>Jack Voigt, R</b> OBP: 0.213, SLG: 0.246 (5, 8)										1	0	0	0	0	0	0					
<b>Rafael Bourimigal, R</b> OBP: 0.263, SLG: 0.308 (1, 6)			0-2 F7		3-3 K		0-0 F7			3	0	0	0	0	1	0					
<b>A.J. Hinch, R</b> OBP: 0.287, SLG: 0.317 (1, 2)			3-3 K		4-2 BB BB		3-2 P6			2	0	0	0	1	1	0					
<b>Inning Stats</b>	R: 0 E: 0 K: 1 S: 11	H: 0 LOB: 0 BB: 1 P: 17	R: 1 E: 0 K: 0 S: 5	H: 1 LOB: 0 BB: 0 P: 7	R: 0 E: 0 K: 1 S: 14	H: 0 LOB: 1 BB: 1 P: 21	R: 0 E: 0 K: 0 S: 7	H: 1 LOB: 1 BB: 1 P: 13	R: 0 E: 0 K: 1 S: 11	H: 0 LOB: 2 BB: 2 P: 24	R: 0 E: 0 K: 0 S: 8	H: 0 LOB: 0 BB: 0 P: 13	R: 0 E: 0 K: 0 S: 6	H: 0 LOB: 0 BB: 0 P: 7	R: 0 E: 0 K: 1 S: 9	H: 0 LOB: 0 BB: 0 P: 11	1B: 1 2B: 1 3B: 0 HR: 1	SF: 0 SAC: 0 DP: 2 HBP: 0	WP: 0 PB: 0 SB: 1 CS: 1	PA: 33	
<b>PITCHER</b>	IP	WLS	BF	H	R	ER	SO	BB	IBB	HBP	BLK	WP	HR	S	P	ERA	WHIP				
<b>Wilson Alvarez, L</b> ERA: 4.81 (1, 1)	7.0	W	27	3	1	1	4	5	0	0	0	0	1	63	111	1.29	1.143				
<b>Esteban Yan, R</b> ERA: 4.24 (8, 1)	2.0	S	6	0	0	0	1	0	0	0	0	0	0	15	18	0.00	0.000				

**Oakland Athletics @ Tampa Bay Devil Rays**  
Tropicana Field, St. Petersburg, FL  
Sun Jul 26 1998, 3:33 AM EDT  
Att: 35,325 - Dome - 72 F

livebaseballscores.com

**AB 28**  
**R 1**  
**H 3**  
**RBI 1**  
**BB 5**  
**SO 5**  
**LOB 8**



Batter	1	2	3	4	5	6	7	8	9	AB	R	H	RBI	BB	SO	LOB	BOTTOM				
<b>Randy Winn, S</b> OBP: 0.383, SLG: 0.383 (1, 8)	G1-3	G3		3-2 P4		0-0 1B				4	0	1	0	0	0	4					
<b>Wade Boggs, L</b> OBP: 0.347, SLG: 0.407 (1, 5)	G4-3		2-2 G6-3	1-1 F7			1-1 G3			4	0	0	0	0	0	1					
<b>Mike Kelly, R</b> OBP: 0.291, SLG: 0.378 (8, 9)	G4-3		G6-3	F7			G3			0	0	0	0	0	0	0					
<b>Quinton McCracken, S</b> OBP: 0.329, SLG: 0.425 (1, 7)	F7		1-2 HR 3B		2-2 F7		0-3 K			4	1	1	0	0	1	0					
<b>Fred McGriff, L</b> OBP: 0.353, SLG: 0.406 (1, 3)		1-1 BB 1B	3-1 HR 1B		0-1 BB 1B		1-2 BB 1B			4	1	4	2	0	0	0					
<b>Paul Sorrento, L</b> OBP: 0.313, SLG: 0.448 (1, 10)		4-0 BB 1B BB	1-3 K		4-2 BB		2-1 G4-3			2	1	0	0	2	1	1					
<b>Miguel Cairo, R</b> OBP: 0.324, SLG: 0.392 (1, 4)		1-0 1B BB	3-1 BB 2B		1-3 K		0-1 G5-3			4	0	2	0	0	1	2					
<b>Rich Butler, L</b> OBP: 0.270, SLG: 0.278 (1, 9)		4-2 1B BB	3-3 K		0-0 G4-3		1-3 K			2	0	0	0	1	1	3					
<b>Bobby Smith, R</b> OBP: 0.364, SLG: 0.453 (8, 5)		1-2 2-3 BB								1	0	0	0	0	1	0					
<b>John Flaherty, R</b> OBP: 0.250, SLG: 0.254 (1, 2)		1-1 1B		0-1 P6		1-3 K		2-0 G6-3		4	0	1	1	0	1	0					
<b>Kevin Stocker, S</b> OBP: 0.289, SLG: 0.339 (1, 6)		1-2 2-3 3-H BB		1-1 2B		1-1 G3				3	0	1	0	0	0	3					
<b>Inning Stats</b>	R: 0 E: 0 K: 0 S: 8	H: 0 LOB: 0 BB: 0 P: 12	R: 1 E: 0 K: 0 S: 12	H: 3 LOB: 3 BB: 2 P: 27	R: 2 E: 0 K: 2 S: 18	H: 3 LOB: 1 BB: 0 P: 31	R: 0 E: 0 K: 0 S: 10	H: 1 LOB: 0 BB: 0 P: 15	R: 0 E: 0 K: 1 S: 14	H: 1 LOB: 2 BB: 1 P: 21	R: 0 E: 0 K: 1 S: 6	H: 1 LOB: 1 BB: 0 P: 8	R: 0 E: 0 K: 1 S: 10	H: 1 LOB: 0 BB: 0 P: 14	R: 0 E: 0 K: 1 S: 6	H: 0 LOB: 0 BB: 0 P: 9	1B: 6 2B: 2 3B: 1 HR: 1	SF: 0 SAC: 0 DP: 0 HBP: 0	WP: 0 PB: 0 SB: 0 CS: 0	PA: 35	
<b>PITCHER</b>	IP	WLS	BF	H	R	ER	SO	BB	IBB	HBP	BLK	WP	HR	S	P	ERA	WHIP				
<b>Tom Candiotti, R</b> ERA: 5.1 (1, 1)	7.0	L	32	10	3	3	3	3	0	0	0	0	1	78	128	3.86	1.857				
<b>Billy Taylor, R</b> ERA: 3.61 (8, 1)	1.0		3	0	0	0	1	0	0	0	0	0	0	6	9	0.00	0.000				

**Oakland Athletics @ Tampa Bay Devil Rays**  
Tropicana Field, St. Petersburg, FL  
Sun Jul 26 1998, 3:33 AM EDT  
Att: 35,325 - Dome - 72 F

livebaseballscores.com

**AB 32**  
**R 3**  
**H 10**  
**RBI 3**  
**BB 3**  
**SO 6**  
**LOB 14**





Batter	1	2	3	4	5	6	7	8	9	AB R H RBI BB SO LOB	TOP											
<b>Bip Roberts, S</b> OBP: 0.357, SLG: 0.348 (1, 4)	F9		G6-3				G4-3 E 2B		K	5 1 2 0 0 1 1	<b>Oakland Athletics @ Tampa Bay Devil Rays</b> Tropicana Field, St. Petersburg, FL Mon Jul 27 1998, 7:05 PM EDT Att: 22,169 - Dome - 72 F <a href="http://livebaseballscorecards.com">livebaseballscorecards.com</a>											
<b>Mike Neill, L</b> (1, 7)	G3-1		K		F7		G4-3		P5	5 0 0 0 0 1 3												
<b>Ben Grieve, L</b> OBP: 0.403, SLG: 0.491 (1, 9)	1B 1B						E6		G3-1	4 1 1 0 1 1 2												
<b>Matt Stairs, L</b> OBP: 0.398, SLG: 0.553 (1, 10)	1B						L5		L7	4 0 1 0 0 1 2												
<b>Jason Giambi, L</b> OBP: 0.379, SLG: 0.478 (1, 3)	FC6-4 1B						G4-3		G4-3	4 1 2 1 0 0 1												
<b>Mike Blowers, R</b> OBP: 0.293, SLG: 0.379 (1, 5)	FC6-4						L5		L7	4 1 2 2 0 0 2												
<b>Mike Macfarlane, R</b> OBP: 0.277, SLG: 0.395 (1, 2)		G4-3					HR		G6-3	4 0 0 0 0 0 1												
<b>Jack Voigt, R</b> OBP: 0.265, SLG: 0.236 <b>Rickey Henderson, R</b> OBP: 0.367, SLG: 0.336 (8, PH)	F7						F8		G3	3 0 0 0 0 1 1												
<b>Miguel Tejada, R</b> OBP: 0.318, SLG: 0.367 (1, 6)	L9						G6-3		F9	1 0 0 0 0 0 0												
<b>Inning Stats</b>	R: 1 E: 0 K: 0 S: 15	H: 3 LOB: 2 BB: 0 P: 22	R: 0 E: 0 K: 0 S: 8	H: 0 LOB: 0 BB: 1 P: 13	R: 0 E: 0 K: 2 S: 9	H: 0 LOB: 1 BB: 1 P: 15	R: 0 E: 0 K: 1 S: 9	H: 1 LOB: 1 BB: 0 P: 13	R: 0 E: 0 K: 1 S: 13	H: 1 LOB: 0 BB: 0 P: 22		R: 2 E: 1 K: 0 S: 13	H: 2 LOB: 1 BB: 0 P: 19	R: 2 E: 1 K: 0 S: 16	H: 2 LOB: 1 BB: 0 P: 22	R: 0 E: 0 K: 0 S: 12	H: 0 LOB: 0 BB: 0 P: 18	R: 0 E: 0 K: 1 S: 7	H: 0 LOB: 1 BB: 1 P: 14	1B: 5 2B: 2 3B: 0 HR: 2	SF: 0 SAC: 0 DP: 0 HBP: 0	WP: 0 PB: 0 SB: 0 CS: 0
<b>PITCHER</b>	IP WLS BF H R ER SO BB IBB HBP BLK WP HR S P ERA WHIP											IP WLS BF H R ER SO BB IBB HBP BLK WP HR S P ERA WHIP										
<b>Bryan Rekar, R</b> ERA: 5.91 <b>Rick White, R</b> ERA: 4.08 <b>Scott Aldred, L</b> ERA: 3.57 <b>Jim Mecir, R</b> ERA: 3.2 <b>Roberto Hernandez, R</b> ERA: 4.38	(1, 1) (7, 1) (7, 1) (8, 1) (9, 1)	6.0 W 26 7 3 3 4 1 0 0 0 0 1 67 104 4.50 1.333											(1, 1) (7, 1) (7, 1) (8, 1) (9, 1)	6.0 W 26 7 3 3 4 1 0 0 0 0 1 67 104 4.50 1.333								

Batter	1	2	3	4	5	6	7	8	9	AB R H RBI BB SO LOB	BOTTOM									
<b>Quinton McCracken, S</b> OBP: 0.330, SLG: 0.424 (1, 8)	F7		G1-3					SH		3 2 1 0 1 0 0	<b>Oakland Athletics @ Tampa Bay Devil Rays</b> Tropicana Field, St. Petersburg, FL Mon Jul 27 1998, 7:05 PM EDT Att: 22,169 - Dome - 72 F <a href="http://livebaseballscorecards.com">livebaseballscorecards.com</a>									
<b>Wade Boggs, L</b> OBP: 0.352, SLG: 0.422 <b>Bobby Smith, R</b> OBP: 0.364, SLG: 0.453 (8, FR)	G1-3						FC6-4 1B		SH	5 1 3 3 0 0 1										
<b>Aaron Ledesma, R</b> OBP: 0.357, SLG: 0.394 (1, 4)	F9						FC6-4 1B		SH	0 1 0 0 0 0 0										
<b>Fred McGriff, L</b> OBP: 0.353, SLG: 0.405 (1, 3)		G6-3					G4-3		P3	5 0 0 0 0 0 4										
<b>Bubba Trammell, R</b> OBP: 0.366, SLG: 0.578 (6, 7)							FC9-6		P3	4 2 1 1 1 1 2										
<b>Randy Winn, S</b> OBP: 0.387, SLG: 0.401 (8, 8)		BB 2B					K		FC3-2 3B	3 2 1 0 1 2 0										
<b>Paul Sorrento, L</b> OBP: 0.312, SLG: 0.442 (1, 10)	F7						G4-3		FC3-2	1 0 1 2 0 0 0										
<b>Rich Butler, L</b> OBP: 0.273, SLG: 0.276 <b>Mike Kelly, R</b> OBP: 0.296, SLG: 0.393 (6, PH)	F7						FC9-6		FC3-2	4 0 0 0 1 0 5										
<b>Mike DiFelice, R</b> OBP: 0.272, SLG: 0.331 (1, 2)	E4						K		K	1 1 0 0 1 1 1										
<b>Kevin Stocker, S</b> OBP: 0.292, SLG: 0.339 (1, 6)	G4-3						K		SH	3 1 2 1 1 1 3										
<b>Inning Stats</b>	R: 0 E: 0 K: 0 S: 11	H: 0 LOB: 0 BB: 0 P: 16	R: 2 E: 1 K: 0 S: 16	H: 1 LOB: 1 BB: 2 P: 31	R: 0 E: 0 K: 0 S: 10	H: 1 LOB: 1 BB: 0 P: 13	R: 0 E: 0 K: 4 S: 18	H: 0 LOB: 2 BB: 1 P: 27	R: 5 E: 0 K: 0 S: 14	H: 4 LOB: 2 BB: 3 P: 31	R: 0 E: 0 K: 1 S: 7	H: 1 LOB: 0 BB: 0 P: 10	R: 0 E: 0 K: 1 S: 10	H: 1 LOB: 1 BB: 0 P: 19	R: 4 E: 1 K: 1 S: 13	H: 3 LOB: 1 BB: 1 P: 26	1B: 7 2B: 1 3B: 2 HR: 1	SF: 0 SAC: 1 DP: 0 HBP: 0	WP: 1 PB: 0 SB: 0 CS: 0	PA: 43
<b>PITCHER</b>	IP WLS BF H R ER SO BB IBB HBP BLK WP HR S P ERA WHIP											IP WLS BF H R ER SO BB IBB HBP BLK WP HR S P ERA WHIP								
<b>Blake Stein, R</b> ERA: 5.89 <b>Buddy Groom, L</b> ERA: 5.13 <b>Mike Fetters, R</b> ERA: 4.35 <b>Mike Mohler, L</b> ERA: 4.75	(1, 1) (5, 1) (7, 1) (8, 1)	4.1 L 23 4 6 6 4 1 0 0 0 0 0 14 24 5.40 2.400											(1, 1) (5, 1) (7, 1) (8, 1)	4.1 L 23 4 6 6 4 1 0 0 0 0 0 14 24 5.40 2.400						



Batter	1	2	3	4	5	6	7	8	9	AB	R	H	RBI	BB	SO	LOB	TOP																					
Darren Lewis, R (1, 8) OBP: 0.367, SLG: 0.389	F9		K					G6-3		5	2	2	3	0	1	0																						
John Valentin, R (1, 5) OBP: 0.350, SLG: 0.462	L9			G5-3					F8	5	0	2	2	0	0	0																						
Mo Vaughn, L (1, 3) OBP: 0.396, SLG: 0.582				G4-3					SF8	5	1	3	0	0	1	2																						
Nomar Garciaparra, R (1, 6) OBP: 0.364, SLG: 0.569	L4			G4-3					SF8	4	1	3	1	0	0	1																						
Troy O'Leary, L (1, 7) OBP: 0.313, SLG: 0.495		L8		G4-3					G4-3	5	1	1	2	0	0	3																						
Darren Bragg, L (1, 9) OBP: 0.367, SLG: 0.465		P1		K					F7	4	1	1	0	0	1	3																						
Mike Benjamin, R (1, 4) OBP: 0.327, SLG: 0.380									G1-3	3	1	0	0	1	0	1																						
Scott Hatteberg, L (1, 2) OBP: 0.357, SLG: 0.443			K							4	0	0	0	0	4	2																						
Midre Cummings, L (1, 10) OBP: 0.377, SLG: 0.467			G3-1							2	1	1	0	0	0	0																						
Damon Buford, R (6, PH) OBP: 0.364, SLG: 0.528										2	0	0	0	0	1	2																						
<b>Inning Stats</b>	R: 0 E: 0 K: 0 S: 8	H: 1 LOB: 1 BB: 0 P: 13	R: 0 E: 0 K: 0 S: 7	H: 0 LOB: 0 BB: 0 P: 12	R: 0 E: 0 K: 2 S: 11	H: 0 LOB: 0 BB: 0 P: 19	R: 0 E: 0 K: 1 S: 13	H: 2 LOB: 2 BB: 0 P: 18	R: 2 E: 0 K: 2 S: 16	H: 3 LOB: 1 BB: 0 P: 25	R: 5 E: 0 K: 1 S: 18	H: 5 LOB: 1 BB: 1 P: 30	R: 0 E: 0 K: 0 S: 5	H: 1 LOB: 1 BB: 0 P: 10	R: 0 E: 0 K: 2 S: 8	H: 0 LOB: 0 BB: 0 P: 11	R: 1 E: 0 K: 0 S: 10	H: 1 LOB: 0 BB: 0 P: 12	1B: 7 2B: 2 3B: 2 HR: 2	SF: 1 SAC: 0 DP: 0 HBP: 0	WP: 0 PB: 1 SB: 0 CS: 0	PA: 41																
<b>PITCHER</b>	IP	WLS	BF	H	R	ER	SO	BB	IBB	HBP	BLK	WP	HR	S	P	ERA	WHIP	<b>PITCHER</b>				IP	WLS	BF	H	R	ER	SO	BB	IBB	HBP	BLK	WP	HR	S	P	ERA	WHIP
Jimmy Haynes, R (1, 1) ERA: 4.34	5.0	L	25	9	6	6	5	1	0	0	0	0	1	64	103	10.80	2.000																					
Buddy Groom, L (6, 1) ERA: 5.09	0.1		1	0	0	0	1	0	0	0	0	0	0	3	4	0.00	0.000																					
T.J. Mathews, R (6, 1) ERA: 5.44	2.2		11	3	1	1	2	0	0	0	0	0	0	19	31	3.38	1.125																					
Mike Fetters, R (9, 1) ERA: 4.46	1.0		4	1	1	1	0	0	0	0	0	0	0	10	12	9.00	1.000																					

**Boston Red Sox @ Oakland Athletics**  
Network Associates Coliseum, Oakland, CA  
Tue Jul 28, 1998, 10:05 PM EDT  
Att: 11,208 - Cloudy - 65 F

AB	39
R	8
H	13
RBI	8
BB	1
SO	8
LOB	14



Batter	1	2	3	4	5	6	7	8	9	AB	R	H	RBI	BB	SO	LOB	BOTTOM																					
Rickey Henderson, R (1, 7) OBP: 0.368, SLG: 0.335	S		G3-1	K				G6-3		4	1	1	0	1	2	2																						
Mike Neill, L (1, 8) OBP: 0.400, SLG: 0.250			K							3	0	2	0	2	1	1																						
Ben Grieve, L (1, 9) OBP: 0.401, SLG: 0.488	K		G3-1							5	0	1	1	0	1	6																						
Matt Stairs, L (1, 10) OBP: 0.398, SLG: 0.547										3	0	0	0	2	1	3																						
Jason Giambi, L (1, 3) OBP: 0.379, SLG: 0.475	K									4	0	1	1	1	1	4																						
Mike Blowers, R (1, 5) OBP: 0.301, SLG: 0.380	F8									2	0	1	0	3	0	3																						
Mike MacFarlane, R (1, 2) OBP: 0.269, SLG: 0.382			G6-3							5	1	0	0	0	1	7																						
Miguel Tejada, R (1, 6) OBP: 0.320, SLG: 0.381			G2-3							4	1	1	2	1	1	2																						
Rafael Bourquiel, R (1, 4) OBP: 0.262, SLG: 0.302										3	1	0	0	0	1	1																						
Kevin Mitchell, R (9, PH) OBP: 0.253, SLG: 0.347			K							1	0	0	0	0	1	2																						
<b>Inning Stats</b>	R: 0 E: 0 K: 2 S: 11	H: 2 LOB: 3 BB: 1 P: 20	R: 0 E: 0 K: 1 S: 5	H: 0 LOB: 0 BB: 0 P: 8	R: 1 E: 0 K: 2 S: 15	H: 1 LOB: 3 BB: 3 P: 30	R: 0 E: 0 K: 2 S: 8	H: 0 LOB: 0 BB: 0 P: 11	R: 0 E: 0 K: 0 S: 8	H: 0 LOB: 1 BB: 1 P: 17	R: 2 E: 0 K: 1 S: 14	H: 2 LOB: 2 BB: 1 P: 24	R: 0 E: 0 K: 0 S: 10	H: 1 LOB: 1 BB: 0 P: 15	R: 1 E: 0 K: 1 S: 15	H: 1 LOB: 2 BB: 2 P: 27	R: 0 E: 0 K: 1 S: 11	H: 0 LOB: 2 BB: 2 P: 21	1B: 6 2B: 0 3B: 0 HR: 1	SF: 0 SAC: 0 DP: 0 HBP: 1	WP: 0 PB: 0 SB: 3 CS: 0	PA: 45																
<b>PITCHER</b>	IP	WLS	BF	H	R	ER	SO	BB	IBB	HBP	BLK	WP	HR	S	P	ERA	WHIP	<b>PITCHER</b>				IP	WLS	BF	H	R	ER	SO	BB	IBB	HBP	BLK	WP	HR	S	P	ERA	WHIP
49 Tim Wakefield, R (1, 1) ERA: 4.25	5.2	W	29	5	3	3	8	6	0	1	0	0	0	17	26	5.40	1.200																					
Rich Garces, R (6, 1) ERA: 2.84	1.2		7	1	1	1	0	1	0	0	0	0	0	4	10	0.00	3.000																					
Dennis Eckersley, R (8, 1) ERA: 7.17	0.1		2	0	0	0	0	1	0	0	0	0	0	4	10	0.00	3.000																					
David West, L (8, 1) ERA: 5.4	0.1		4	1	0	0	1	2	0	0	0	0	0	11	21	0.00	9.000																					
Tom Gordon, R (9, 1) ERA: 2.91	1.0	S	3	0	0	0	1	0	0	0	0	0	0	6	8	0.00	0.000																					

**Boston Red Sox @ Oakland Athletics**  
Network Associates Coliseum, Oakland, CA  
Tue Jul 28, 1998, 10:05 PM EDT  
Att: 11,208 - Cloudy - 65 F

AB	34
R	4
H	7
RBI	4
BB	10
SO	10
LOB	31













Batter	1	2	3	4	5	6	7	8	9	AB	R	H	RBI	BB	SO	LOB	TOP				
<b>Kenny Lofton, L</b> OBP: 0.364, SLG: 0.406 (1, 8)	F9	CS	P4		G6-3		L7		G1-3	5	0	0	0	0	0	2					
<b>Omar Vizquel, S</b> OBP: 0.338, SLG: 0.363 (1, 6)	2B		F8			1B	F9		G1-3	5	1	2	0	0	0	1					
<b>David Justice, L</b> OBP: 0.359, SLG: 0.485 (1, 10)	BB		K			1B	F7			2	1	0	0	2	1	1					
<b>Jim Thome, L</b> OBP: 0.417, SLG: 0.625 <b>Richie Sexson, R</b> OBP: 0.214, SLG: 0.286 (8, PH) (8, 3)	K				G1-3				L7	3	0	0	0	0	2	4					
<b>Manny Ramirez, R</b> OBP: 0.362, SLG: 0.550 (1, 9)	BB				P7		L7		G6-3	3	0	0	0	1	0	2					
<b>Brian Giles, L</b> OBP: 0.407, SLG: 0.498 (1, 7)					P6		1B		E	3	0	1	0	1	1	3					
<b>David Bell, R</b> OBP: 0.312, SLG: 0.432 (1, 4)			K						E6	4	0	2	2	0	1	1					
<b>Jeff Branson, L</b> OBP: 0.225, SLG: 0.295 (1, 5)			K						G6-3	4	0	0	0	0	2	5					
<b>Pat Borders, R</b> OBP: 0.301, SLG: 0.284 (1, 2)					P2				G1-3	4	0	2	0	0	0	1					
<b>Inning Stats</b>	R: 0 H: 1 E: 0 K: 2 S: 15	H: 1 R: 0 ER: 0 LOB: 3 BB: 2 P: 31	R: 0 H: 1 E: 0 K: 1 S: 12	H: 0 R: 0 ER: 0 LOB: 0 BB: 0 P: 18	R: 0 H: 0 E: 0 K: 1 S: 7	H: 0 R: 0 ER: 0 LOB: 0 BB: 0 P: 10	R: 0 H: 0 E: 0 K: 0 S: 5	H: 1 R: 0 ER: 0 LOB: 1 BB: 0 P: 6	R: 2 H: 2 E: 0 K: 1 S: 15	H: 2 R: 0 ER: 0 LOB: 2 BB: 0 P: 13	R: 0 H: 1 E: 0 K: 0 S: 9	H: 1 R: 0 ER: 0 LOB: 0 BB: 0 P: 15	R: 0 H: 1 E: 1 K: 0 S: 12	H: 1 R: 0 ER: 0 LOB: 2 BB: 0 P: 20	R: 0 H: 0 E: 0 K: 0 S: 6	H: 0 R: 0 ER: 0 LOB: 0 BB: 0 P: 7	1B: 6 2B: 1 3B: 0 HR: 0	SF: 0 SAC: 0 DP: 0 HBP: 0	WP: 1 PB: 1 SB: 2 CS: 1	PA: 39	
<b>PITCHER</b>	IP	WLS	BF	H	R	ER	SO	BB	IBB	HBP	BLK	WP	HR	S	P	ERA	WHIP				
<b>Tom Candiotti, R</b> ERA: 5.02 (1, 1)	5.2	W	25	5	2	2	7	4	0	0	0	1	0	60	102	3.18	1.588				
<b>Buddy Groom, L</b> ERA: 4.79 (6, 1)	2.1		10	2	0	0	0	0	0	0	0	0	0	24	40	0.00	0.857				
<b>Mike Fetters, R</b> ERA: 4.35 (9, 1)	1.0		3	0	0	0	0	0	0	0	0	0	0	6	7	0.00	0.000				

Cleveland Indians @ Oakland Athletics  
Network Associates Coliseum, Oakland, CA  
Fri Jul 31 1998, 10:05 PM EDT  
Att: 14,096 - Unknown - 70 F


AB 34  
R 2  
H 7  
RBI 2  
BB 4  
SO 7  
LOB 20



Batter	1	2	3	4	5	6	7	8	9	AB	R	H	RBI	BB	SO	LOB	BOTTOM				
<b>Rickey Henderson, R</b> OBP: 0.369, SLG: 0.330 (1, 7)	L7					G6-3				2	0	0	1	3	0	0					
<b>Mike Neill, L</b> OBP: 0.376, SLG: 0.357 (8, 7)										1	0	0	0	0	1	3					
<b>Big Roberts, S</b> OBP: 0.353, SLG: 0.344 (1, 8)	L7		L6							5	1	1	1	0	1	8					
<b>Ben Grieve, L</b> OBP: 0.398, SLG: 0.486 (1, 9)	K		G1-2-3							4	1	1	2	1	2	5					
<b>Matt Stairs, L</b> OBP: 0.404, SLG: 0.563 <b>Rafael Bourquiel, R</b> OBP: 0.262, SLG: 0.296 (8, PH) (9, 4)										3	3	2	1	1	1	3					
<b>Jason Giambi, L</b> OBP: 0.384, SLG: 0.476 (1, 3)										0	1	0	0	1	0	0					
<b>Scott Spiezio, S</b> OBP: 0.339, SLG: 0.414 <b>Mike Fetters, R</b> (9, 1)										4	2	2	0	1	0	0					
<b>Mike Blowers, R</b> OBP: 0.304, SLG: 0.376 (1, 5)										3	1	2	2	0	1	0					
<b>Mike Fetters, R</b> (9, 1)										0	0	0	0	0	0	0					
<b>Mike Blowers, R</b> OBP: 0.304, SLG: 0.376 (1, 5)										5	2	2	3	0	1	4					
<b>Miguel Tejada, R</b> OBP: 0.320, SLG: 0.373 (1, 6)										4	1	2	0	0	1	3					
<b>A.J. Hinch, R</b> OBP: 0.291, SLG: 0.311 (1, 2)										1	0	0	2	2	0	0					
<b>Inning Stats</b>	R: 0 H: 0 E: 0 K: 1 S: 6	H: 2 R: 1 ER: 0 LOB: 0 BB: 0 P: 15	R: 0 H: 1 E: 0 K: 0 S: 10	H: 1 R: 0 ER: 0 LOB: 2 BB: 1 P: 16	R: 4 H: 5 E: 0 K: 2 S: 21	H: 5 R: 0 ER: 0 LOB: 3 BB: 2 P: 36	R: 0 H: 0 E: 0 K: 1 S: 7	H: 0 R: 0 ER: 0 LOB: 0 BB: 0 P: 12	R: 0 H: 0 E: 0 K: 0 S: 11	H: 0 R: 0 ER: 0 LOB: 0 BB: 0 P: 17	R: 6 H: 3 E: 0 K: 1 S: 30	H: 3 R: 0 ER: 0 LOB: 2 BB: 4 P: 60	R: 0 H: 1 E: 0 K: 3 S: 14	H: 1 R: 0 ER: 0 LOB: 3 BB: 2 P: 29	1B: 8 2B: 3 3B: 0 HR: 1	SF: 1 SAC: 2 DP: 2 HBP: 2	WP: 0 PB: 0 SB: 0 CS: 0	PA: 46			
<b>PITCHER</b>	IP	WLS	BF	H	R	ER	SO	BB	IBB	HBP	BLK	WP	HR	S	P	ERA	WHIP				
<b>Bartolo Colon, R</b> ERA: 2.92 (1, 1)	6.0	L	28	8	5	5	4	3	0	0	0	0	1	64	104	7.50	1.833				
<b>Ron Villone, L</b> ERA: 5.4 (7, 1)	0.1		9	3	6	6	0	4	0	1	0	0	0	23	48	162.00	21.000				
<b>Steve Karsay, R</b> ERA: (7, 1)	0.2		2	0	0	0	1	0	0	0	0	0	0	7	12	0.00	0.000				
<b>Mark Whiten, R</b> ERA: 9.0 (8, 1)	1.0		7	1	1	1	3	2	0	1	0	0	0	14	29	9.00	3.000				

Cleveland Indians @ Oakland Athletics  
Network Associates Coliseum, Oakland, CA  
Fri Jul 31 1998, 10:05 PM EDT  
Att: 14,096 - Unknown - 70 F

AB 32  
R 12  
H 12  
RBI 12  
BB 9  
SO 8  
LOB 26





Batter	1	2	3	4	5	6	7	8	9	10	AB	R	H	RBI	BB	SO	LOB					
<b>Kenny Lofton, L</b> OBP: 0.362, SLG: 0.403 (1, 8)											5	0	1	0	0	1	1					
<b>Omar Vizquel, S</b> OBP: 0.354, SLG: 0.358 (1, 6)											5	0	0	0	0	0	2					
<b>David Justice, L</b> OBP: 0.357, SLG: 0.480 (1, 10)											4	0	0	0	1	0	2					
<b>Jim Thome, L</b> OBP: 0.419, SLG: 0.623 <b>Richie Sexson, R</b> OBP: 0.214, SLG: 0.286 (10, PR)											3	0	1	0	2	2	0					
<b>Manny Ramirez, R</b> OBP: 0.347, SLG: 0.547 (1, 9)											4	1	1	0	1	0	1					
<b>Brian Giles, L</b> OBP: 0.410, SLG: 0.595 (1, 7)											5	1	3	1	0	1	3					
<b>Travis Fryman, R</b> OBP: 0.337, SLG: 0.518 (1, 5)											4	1	2	0	0	2	4					
<b>Sandy Alomar Jr., R</b> OBP: 0.291, SLG: 0.385 (1, 2)												5	1	1	3	0	1	5				
<b>Jeff Branson, L</b> OBP: 0.232, SLG: 0.313 <b>David Bell, R</b> OBP: 0.316, SLG: 0.446 (5, 4)											2	0	1	0	0	0	0					
<b>Inning Stats</b>	R: 0 E: 0 K: 2 S: 7	H: 0 LOB: 3 BB: 3 P: 19	R: 0 E: 0 K: 0 S: 3	H: 1 LOB: 0 BB: 0 P: 3	R: 0 E: 0 K: 1 S: 9	H: 0 LOB: 0 BB: 0 P: 9	R: 4 E: 1 K: 1 S: 9	H: 4 LOB: 0 BB: 0 P: 9	R: 0 E: 0 K: 0 S: 2	H: 0 LOB: 0 BB: 0 P: 3	R: 0 E: 0 K: 0 S: 4	H: 2 LOB: 1 BB: 0 P: 4	R: 0 E: 0 K: 2 S: 8	H: 1 LOB: 1 BB: 0 P: 8	R: 1 E: 0 K: 1 S: 6	H: 1 LOB: 0 BB: 0 P: 6	R: 0 E: 0 K: 1 S: 8	H: 3 LOB: 3 BB: 0 P: 8	1B: 8 2B: 3 3B: 0 HR: 2	SF: 0 SAC: 0 DP: 3 HBP: 1	WP: 1 PB: 0 SB: 0 CS: 1	PA: 45
<b>PITCHER</b>	IP	WLS	BF	H	R	ER	SO	BB	IBB	HBP	BLK	WP	HR	S	P	ERA	WHIP					
<b>Blake Stein, R</b> ERA: 5.79 (1, 1)	6.0		26	5	4	3	3	3	4	0	0	0	1	27	44	4.50	1.500					
<b>Tim Worrell, R</b> ERA: 5.38 (7, 1)	3.0		12	4	1	1	3	0	0	0	0	0	1	18	18	3.00	1.333					
<b>Mike Mohler, L</b> ERA: 4.91 (10, 1)	0.1		2	1	0	0	0	0	0	0	0	0	0	2	2	0.00	3.000					
<b>T.J. Mathews, R</b> ERA: 5.32 (10, 1)	0.2	W	4	2	0	0	1	0	0	0	0	0	0	6	6	0.00	3.000					

**TOP**

**Cleveland Indians @ Oakland Athletics**  
Network Associates Coliseum, Oakland, CA

Sat Aug 01 1998, 6:33 AM EDT  
Alt. 48, 241 - Sunny - 77 F

livebaseballscores.com

AB 39  
R 5  
H 12  
RBI 5  
BB 4  
SO 7  
LOB 18

WP: 1 PA: 45  
PB: 0  
SB: 0  
CS: 1

Batter	1	2	3	4	5	6	7	8	9	10	AB	R	H	RBI	BB	SO	LOB					
<b>Rickey Henderson, R</b> OBP: 0.368, SLG: 0.526 (1, 7)											4	0	0	0	1	1	3					
<b>Bip Roberts, S</b> OBP: 0.359, SLG: 0.343 <b>A.J. Hinch, R</b> OBP: 0.291, SLG: 0.311 (10, 2)											4	0	1	2	0	1	0					
<b>Ben Grievie, L</b> OBP: 0.396, SLG: 0.482 (1, 9)											5	0	1	0	0	2	3					
<b>Matt Stairs, L</b> OBP: 0.404, SLG: 0.570 (1, 10)											5	2	2	1	0	0	3					
<b>Jason Giambi, L</b> OBP: 0.353, SLG: 0.474 (1, 3)											4	0	1	0	0	0	2					
<b>Mike Blowers, R</b> OBP: 0.303, SLG: 0.377 (1, 5)											4	1	1	1	0	1	2					
<b>Ryan Christenson, R</b> OBP: 0.312, SLG: 0.347 <b>Mike Neill, L</b> OBP: 0.353, SLG: 0.333 (9, PH)											2	0	0	1	0	1	1					
<b>Miguel Tejada, R</b> OBP: 0.327, SLG: 0.374 (1, 6)											2	2	1	0	2	0	1					
<b>Mike Macfarlane, R</b> OBP: 0.274, SLG: 0.388 <b>Scott Spiezio, S</b> OBP: 0.342, SLG: 0.420 (10, 4)											2	0	1	0	0	0	0					
<b>Inning Stats</b>	R: 0 E: 0 K: 0 S: 3	H: 0 LOB: 0 BB: 0 P: 3	R: 2 E: 0 K: 1 S: 7	H: 2 LOB: 2 BB: 1 P: 12	R: 0 E: 0 K: 1 S: 5	H: 0 LOB: 0 BB: 0 P: 5	R: 0 E: 0 K: 1 S: 6	H: 1 LOB: 1 BB: 2 P: 6	R: 0 E: 0 K: 0 S: 3	H: 0 LOB: 0 BB: 0 P: 3	R: 0 E: 0 K: 0 S: 4	H: 1 LOB: 1 BB: 0 P: 4	R: 2 E: 0 K: 1 S: 8	H: 3 LOB: 1 BB: 0 P: 8	R: 1 E: 0 K: 0 S: 1	H: 1 LOB: 0 BB: 0 P: 1	1B: 5 2B: 3 3B: 0 HR: 1	SF: 2 SAC: 0 DP: 0 HBP: 1	WP: 0 PB: 0 SB: 1 CS: 0	PA: 40		
<b>PITCHER</b>	IP	WLS	BF	H	R	ER	SO	BB	IBB	HBP	BLK	WP	HR	S	P	ERA	WHIP					
<b>Dwight Gooden, R</b> ERA: 4.35 (1, 1)	6.0		26	4	3	3	5	3	0	0	0	0	0	32	45	4.50	1.167					
<b>Steve Reed, R</b> ERA: 1.3 (7, 1)	2.0		7	1	0	0	0	0	0	0	0	0	0	7	7	0.00	0.500					
<b>Michael Jackson, R</b> ERA: 2.22 (9, 1)	1.0		6	3	2	2	1	0	0	0	0	0	0	8	8	18.00	3.000					
<b>Steve Karsay, R</b> ERA: 13.5 (10, 1)	0.0	L	1	1	1	1	0	0	0	0	0	0	1	1	1	∞	∞					

**BOTTOM**

**Cleveland Indians @ Oakland Athletics**  
Network Associates Coliseum, Oakland, CA

Sat Aug 01 1998, 6:33 AM EDT  
Alt. 48, 241 - Sunny - 77 F

livebaseballscores.com

AB 34  
R 6  
H 9  
RBI 6  
BB 3  
SO 6  
LOB 15

WP: 0 PA: 40  
PB: 0  
SB: 1  
CS: 0



Batter	1	2	3	4	5	6	7	8	9	AB	R	H	RBI	BB	SO	LOB	TOP										
<b>Kenny Lofton, L</b> OBP: 0.362, SLG: 0.413 (1, 8)	1-2 G4-3	0-3 K						2-3 K		5	2	2	2	0	2	3	<b>Cleveland Indians @ Oakland Athletics</b> Network Associates Coliseum, Oakland, CA Sun Aug 02 1998, 6:33 AM EDT Att: 27,712 - Sunny - 84 F										
<b>Omar Vizquel, S</b> OBP: 0.354, SLG: 0.357 (1, 6)	0-1 1B	2-0 F8							3-2 G3	4	2	1	0	0	0	2											
<b>David Justice, L</b> OBP: 0.355, SLG: 0.479 (1, 10)	0-0 P6	1-1 G4-3							0-3 K	5	0	1	2	0	2	3											
<b>Jim Thome, L</b> OBP: 0.421, SLG: 0.625 (1, 3)	3-2 BB								2-2 2B	5	0	3	0	0	2	0											
<b>Manny Ramirez, R</b> OBP: 0.363, SLG: 0.546 (1, 9)	4-1 BB								1-2 G4-3	4	0	1	0	1	0	2											
<b>Brian Giles, L</b> OBP: 0.408, SLG: 0.498 (1, 7)	4-2 BB									3	0	0	1	1	1	2											
<b>Sandy Alomar Jr., R</b> OBP: 0.289, SLG: 0.380 (1, 2)	1-2 P6									4	0	0	0	0	0	3											
<b>David Bell, R</b> OBP: 0.318, SLG: 0.448 (1, 5)										3	1	1	0	1	1	1											
<b>Enrique Wilson, S</b> OBP: 0.455, SLG: 0.600 (1, 4)										3	0	0	0	0	1	3											
<b>Inning Stats</b>	R: 1 E: 0 K: 0 S: 17	H: 2 LOB: 3 BB: 2 P: 30	R: 0 E: 0 K: 1 S: 8	H: 0 LOB: 2 BB: 1 P: 16	R: 0 E: 0 K: 1 S: 5	H: 0 LOB: 0 BB: 0 P: 6	R: 0 E: 0 K: 1 S: 11	H: 0 LOB: 0 BB: 0 P: 15	R: 2 E: 0 K: 1 S: 15	H: 3 LOB: 1 BB: 0 P: 22	R: 0 E: 0 K: 2 S: 11	H: 1 LOB: 0 BB: 0 P: 17	R: 0 E: 2 K: 1 S: 13	H: 0 LOB: 1 BB: 0 P: 19	R: 0 E: 0 K: 1 S: 12	H: 1 LOB: 1 BB: 0 P: 18	1B: 3 2B: 5 3B: 0 HR: 1	SF: 0 SAC: 0 DP: 1 HBP: 2	WP: 0 PB: 0 SB: 0 CS: 0	PA: 41							
<b>PITCHER</b>	IP	WLS	BF	H	R	ER	SO	BB	IBB	HBP	BLK	WP	HR	S	P	ERA	WHIP										
<b>Jimmy Haynes, R</b> ERA: 4.48 (1, 1)	6.0		29	7	5	5	5	3	0	2	0	0	1	72	114	7.50	1.667										
<b>Mike Mohler, L</b> ERA: 4.73 (7, 1)	1.0	W	4	1	0	0	2	0	0	0	0	0	0	11	17	0.00	1.000										
<b>Mike Fetters, R</b> ERA: 4.35 (8, 1)	0.0		2	0	0	0	0	0	0	0	0	0	0	6	9	∞	∞										
<b>Buddy Groom, L</b> ERA: 4.67 (8, 1)	1.0		2	0	0	0	1	0	0	0	0	0	0	7	10	0.00	0.000										
<b>Billy Taylor, R</b> ERA: 3.95 (9, 1)	1.0	S	4	1	0	0	1	0	0	0	0	0	0	12	18	0.00	1.000										

Batter	1	2	3	4	5	6	7	8	9	AB	R	H	RBI	BB	SO	LOB	BOTTOM											
<b>Ryan Christenson, R</b> OBP: 0.311, SLG: 0.342 (1, 8)	1-1 P9									3	1	0	0	1	1	2	<b>Cleveland Indians @ Oakland Athletics</b> Network Associates Coliseum, Oakland, CA Sun Aug 02 1998, 6:33 AM EDT Att: 27,712 - Sunny - 84 F											
<b>Scott Spiezio, S</b> OBP: 0.338, SLG: 0.415 (1, 4)	0-3 K									3	0	0	0	0	2	1												
<b>Ben Grieve, L</b> OBP: 0.393, SLG: 0.478 (1, 9)	1-1 F7									4	0	0	0	0	1	3												
<b>Matt Stairs, L</b> OBP: 0.403, SLG: 0.575 (1, 10)										4	1	1	3	0	0	0												
<b>Jason Giambi, L</b> OBP: 0.386, SLG: 0.482 (1, 3)										2	1	1	1	2	0	1												
<b>Kevin Mitchell, R</b> OBP: 0.284, SLG: 0.352 (1, 7)										3	0	1	0	0	1	1												
<b>A.J. Hinch, R</b> OBP: 0.294, SLG: 0.319 (8, 2)										1	0	1	0	0	0	0												
<b>Ed Sprague, R</b> OBP: 0.303, SLG: 0.435 (1, 5)										4	2	2	1	0	0	3												
<b>Miguel Tejada, R</b> OBP: 0.330, SLG: 0.379 (1, 6)										3	1	1	0	1	0	3												
<b>Mike Macfarlane, R</b> OBP: 0.275, SLG: 0.387 (1, 2)										3	0	1	2	0	0	0												
<b>Bip Roberts, S</b> OBP: 0.349, SLG: 0.341 (7, PR) (8, 7)										1	1	0	0	0	0	2												
<b>Inning Stats</b>	R: 0 E: 0 K: 1 S: 7	H: 0 LOB: 0 BB: 0 P: 9	R: 0 E: 0 K: 0 S: 8	H: 1 LOB: 2 BB: 1 P: 14	R: 0 E: 0 K: 1 S: 9	H: 0 LOB: 0 BB: 0 P: 16	R: 0 E: 0 K: 1 S: 7	H: 0 LOB: 1 BB: 1 P: 13	R: 1 E: 0 K: 0 S: 6	H: 1 LOB: 0 BB: 0 P: 12	R: 5 E: 1 K: 1 S: 14	H: 4 LOB: 1 BB: 0 P: 18	R: 0 E: 0 K: 1 S: 14	H: 1 LOB: 1 BB: 1 P: 23	R: 0 E: 0 K: 1 S: 14	H: 1 LOB: 2 BB: 1 P: 23	1B: 1 2B: 4 3B: 0 HR: 3	SF: 0 SAC: 2 DP: 0 HBP: 0	WP: 0 PB: 0 SB: 2 CS: 0	PA: 37								
<b>PITCHER</b>	IP	WLS	BF	H	R	ER	SO	BB	IBB	HBP	BLK	WP	HR	S	P	ERA	WHIP											
<b>Charles Nagy, R</b> ERA: 5.48 (1, 1)	6.0	L	28	6	1	5	3	3	0	0	0	0	0	2	52	87	7.50	1.500										
<b>Paul Assenmacher, L</b> ERA: 3.22 (7, 1)	1.0		4	1	1	0	1	0	0	0	0	0	1	8	10	0.00	1.000											
<b>Paul Shuey, R</b> ERA: 2.1 (8, 1)	1.0		5	1	0	0	1	1	0	0	0	0	0	14	23	0.00	2.000											





Batter	1	2	3	4	5	6	7	8	9	AB	R	H	RBI	BB	SO	LOB	TOP										
<b>Chuck Knoblauch, R</b> (1,4) OBP: 0.359, SLG: 0.390 <b>Homer Bush, R</b> (6,4) OBP: 0.382, SLG: 0.424	1-2 2B	3-1 HR	1-2 HR	0-1 G4-3		2-3 K			1-3 K	5	3	3	5	0	1	2											
<b>2 Derek Jeter, R</b> (1,6) OBP: 0.376, SLG: 0.491 <b>Luis Sojo, R</b> (5, PR) OBP: 0.213, SLG: 0.198	1-0 G4-3	0-1 HR	2-2 F8		4-2 1B		0-0 G6-3			3	1	2	1	1	0	0											
<b>Paul O'Neill, L</b> (1,9) OBP: 0.370, SLG: 0.508 <b>Shane Spencer, R</b> (5, PR) OBP: 0.211, SLG: 0.235	0-2 F6	2-2 HR	1-1 1B		0-0 G6-3		0-0 G5-3			4	2	3	2	0	0	1											
<b>Bernie Williams, S</b> (1,8) OBP: 0.444, SLG: 0.589	0-0 G4-3	3-2 1B	0-2 2B		0-0 G6-3		2-3 K			5	1	1	0	0	1	3											
<b>Tino Martinez, L</b> (1,3) OBP: 0.360, SLG: 0.480	4-1 BB	2-2 1B	0-0 HR		0-2 G5-3		1-0 G3			4	1	2	2	1	0	1											
<b>Darryl Strawberry, L</b> (1,10) OBP: 0.351, SLG: 0.585	1-3 K2-3	1-3 K	3-2 1B		4-2 2B		2-1 G1-3			4	1	1	2	1	2	3											
<b>Chad Curtis, R</b> (1,7) OBP: 0.370, SLG: 0.395							3-2 L3		0-0 F8	5	1	1	0	0	1	2											
<b>20 Jorge Posada, S</b> (1,2) OBP: 0.368, SLG: 0.500					2-1 G6-4-3		1-3 K		0-1 F9	4	1	1	0	1	1	2											
<b>Scott Brosius, R</b> (1,5) OBP: 0.366, SLG: 0.436		0-1 E6	0-1 HR		0-1 G6-4-3		3-1 2B		2-0 F7	5	2	3	0	0	0	1											
<b>Inning Stats</b>	R: 1 E: 0 K: 1 S: 13	H: 2 LOB: 2 BB: 1 P: 20	R: 7 E: 1 K: 1 S: 27	H: 7 LOB: 1 BB: 1 P: 43	R: 5 E: 0 K: 1 S: 22	H: 5 LOB: 0 BB: 0 P: 30	R: 0 E: 0 K: 0 S: 6	H: 1 LOB: 0 BB: 0 P: 8	R: 1 E: 0 K: 0 S: 7	H: 1 LOB: 1 BB: 1 P: 11	R: 0 E: 0 K: 2 S: 15	H: 1 LOB: 2 BB: 1 P: 28	R: 0 E: 0 K: 0 S: 4	H: 0 LOB: 0 BB: 0 P: 7	R: 0 E: 0 K: 1 S: 6	H: 0 LOB: 0 BB: 0 P: 9	1B: 9 2B: 4 3B: 0 HR: 4	SF: 0 SAC: 0 DP: 2 HBP: 0	WP: 0 PB: 0 SB: 1 CS: 0	PA: 46							
<b>PITCHER</b>	IP	WLS	BF	H	R	ER	SO	BB	IBB	HBP	BLK	WP	HR	S	P	ERA	WHIP										
<b>Mike Quist, R</b> (1,1) ERA: 6.61 <b>Mike Mohler, L</b> (6,1) ERA: 4.66 <b>T.J. Mathews, R</b> (7,1) ERA: 5.21 <b>Tim Worrell, R</b> (8,1) ERA: 5.31 <b>Mike Fetters, R</b> (9,1) ERA: 4.25	5.0	L	32	16	14	14	3	3	0	0	0	0	4	75	112	25.20	3.800										

**New York Yankees @ Oakland Athletics**  
 Network Associates Coliseum, Oakland, CA  
 Mon Aug 03 1998, 10:05 PM EDT  
 Att: 18,209 - Unknown - 87 F

AB 42  
 R 14  
 H 17  
 RBI 12  
 BB 4  
 SO 7  
 LOB 15



Batter	1	2	3	4	5	6	7	8	9	AB	R	H	RBI	BB	SO	LOB	BOTTOM										
<b>Rickey Henderson, R</b> (1,7) OBP: 0.366, SLG: 0.325 <b>Kevin Mitchell, R</b> (5, PH) OBP: 0.279, SLG: 0.346	2-2 G6-3		1-2 L5		1-3 K			0-0 F9		2	0	0	0	0	0	1											
<b>Bjo Roberts, S</b> (1,8) OBP: 0.343, SLG: 0.335	3-2 G4-3		1-0 L5			1-1 F7		2-2 F7		4	0	0	0	0	0	1											
<b>Ben Griever, L</b> (1,9) OBP: 0.391, SLG: 0.475 <b>Ryan Christenson, R</b> (5,9) OBP: 0.308, SLG: 0.338	0-1 G4-3				2-0 G4-3		3-1 G3		2-2 G4-3	2	0	0	0	0	0	0											
<b>Matt Stairs, L</b> (1,10) OBP: 0.401, SLG: 0.580		0-0 HR			1-2 F8		0-0 G3		2-2 F8	4	1	1	1	0	0	0											
<b>Jason Giambi, L</b> (1,3) OBP: 0.383, SLG: 0.477			2-3 K		2-3 K		0-3 K		2-0 P5	4	0	0	0	0	3	0											
<b>Scott Spiezio, S</b> (1,4) OBP: 0.339, SLG: 0.414 <b>Rafael Bourquigal, R</b> (6,4) OBP: 0.260, SLG: 0.300			2-3 K		4-0 FC6-4		1-0 FC4-6			1	0	0	0	1	1	0											
<b>Ed Sprague, R</b> (1,5) OBP: 0.300, SLG: 0.432							0-0 F7		1-2 FC4-6	3	0	0	0	0	1	2											
<b>Miguel Tejada, R</b> (1,6) OBP: 0.326, SLG: 0.373			2-1 F4		0-2 FC6-4		1-3 K			3	0	0	0	0	1	2											
<b>A.J. Hinch, R</b> (1,2) OBP: 0.298, SLG: 0.320					4-2 BB		1-1 1B		0-3 K	2	0	1	0	1	1	0											
<b>Inning Stats</b>	R: 0 E: 0 K: 0 S: 10	H: 0 LOB: 0 BB: 0 P: 15	R: 1 E: 0 K: 3 S: 10	H: 1 LOB: 0 BB: 0 P: 14	R: 0 E: 0 K: 0 S: 9	H: 0 LOB: 1 BB: 1 P: 17	R: 0 E: 0 K: 1 S: 7	H: 0 LOB: 0 BB: 0 P: 12	R: 0 E: 0 K: 1 S: 9	H: 1 LOB: 2 BB: 1 P: 15	R: 0 E: 0 K: 0 S: 5	H: 0 LOB: 0 BB: 0 P: 9	R: 0 E: 0 K: 2 S: 10	H: 1 LOB: 1 BB: 0 P: 13	R: 0 E: 0 K: 1 S: 8	H: 0 LOB: 0 BB: 0 P: 10	R: 0 E: 0 K: 0 S: 8	H: 0 LOB: 0 BB: 0 P: 14	1B: 2 2B: 0 3B: 0 HR: 1	SF: 0 SAC: 0 DP: 0 HBP: 0	WP: 0 PB: 0 SB: 0 CS: 0	PA: 32					
<b>PITCHER</b>	IP	WLS	BF	H	R	ER	SO	BB	IBB	HBP	BLK	WP	HR	S	P	ERA	WHIP										
<b>Orlando Hernandez, R</b> (1,1) ERA: 3.35	9.0	W	32	3	1	1	8	2	0	0	0	0	1	76	119	1.00	0.556										

**New York Yankees @ Oakland Athletics**  
 Network Associates Coliseum, Oakland, CA  
 Mon Aug 03 1998, 10:05 PM EDT  
 Att: 18,209 - Unknown - 87 F

AB 30  
 R 1  
 H 3  
 RBI 1  
 BB 2  
 SO 8  
 LOB 8









Batter	1	2	3	4	5	6	7	8	9	AB	R	H	RBI	BB	SO	LOB	TOP				
<b>Chuck Knoblauch, R</b> OBP: 0.358, SLG: 0.395 (1, 4)	G6-3		P6		P6			F8	G4-3	5	1	1	0	0	0	2					
<b>2 Derek Jeter, R</b> OBP: 0.379, SLG: 0.489 (1, 6)	F8							L9	G4-3	5	0	1	2	0	1	1					
<b>Paul O'Neill, L</b> OBP: 0.368, SLG: 0.509 (1, 9)	F8		FC6-5-6		G6-3			FC5-4	HR	4	1	1	1	1	0	1					
<b>Bernie Williams, S</b> OBP: 0.446, SLG: 0.583 (1, 10)			G4-3		G6-3			FC5-4	HR	5	1	1	0	0	0	3					
<b>Tino Martinez, L</b> OBP: 0.361, SLG: 0.483 (1, 3)	L7				K			G3		5	2	2	2	0	1	0					
<b>Tim Lincecum, S</b> OBP: 0.395, SLG: 0.393 (1, 7)					L8					5	1	4	0	0	0	0					
<b>Shane Spencer, R</b> OBP: 0.211, SLG: 0.235 (9, 7)										0	1	0	0	0	0	0					
<b>Chad Curtis, R</b> OBP: 0.378, SLG: 0.401 (1, 8)					G6-3					5	1	3	1	0	0	2					
<b>Joe Girardi, R</b> OBP: 0.302, SLG: 0.349 (9, PH)										3	0	0	0	0	0	4					
<b>Darryl Strawberry, L</b> OBP: 0.380, SLG: 0.606 (9, 5)										2	1	1	4	0	1	2					
<b>Scott Brosius, R</b> OBP: 0.363, SLG: 0.431 (9, 5)										0	0	0	0	0	0	0					
<b>Luis Sojo, R</b> OBP: 0.227, SLG: 0.223 (9, PH)										3	1	2	0	0	0	0					
<b>20 Jorge Posada, S</b> OBP: 0.365, SLG: 0.491 (9, 2)										1	0	0	0	0	0	0					
<b>Inning Stats</b>	R: 0 E: 0 K: 0 S: 9	H: 0 LOB: 0 BB: 0 P: 13	R: 0 E: 0 K: 0 S: 13	H: 2 LOB: 2 BB: 0 P: 25	R: 1 E: 0 K: 0 S: 12	H: 2 LOB: 1 BB: 0 P: 20	R: 0 E: 0 K: 1 S: 7	H: 0 LOB: 0 BB: 0 P: 10	R: 0 E: 0 K: 1 S: 8	H: 0 LOB: 0 BB: 0 P: 11	R: 0 E: 0 K: 0 S: 7	H: 2 LOB: 1 BB: 0 P: 8	R: 0 E: 0 K: 0 S: 6	H: 1 LOB: 2 BB: 1 P: 14	R: 9 E: 1 K: 1 S: 33	H: 9 LOB: 2 BB: 0 P: 50	1B: 11 2B: 3 3B: 0 HR: 3	SF: 0 SAC: 0 DP: 1 HBP: 0	WP: 0 PB: 0 SB: 0 CS: 0	PA: 44	
<b>PITCHER</b>	IP	WLS	BF	H	R	ER	SO	BB	IBB	HBP	BLK	WP	HR	S	P	ERA	WHIP				
<b>Kenny Rogers, L</b> ERA: 2.9	8.0		33	9	3	3	2	1	0	0	1	0	0	74	117	3.38	1.250				
<b>Billy Taylor, R</b> ERA: 4.07	0.2	L	6	3	4	1	0	0	0	0	1	0	2	17	26	13.50	4.500				
<b>Tim Worrell, R</b> ERA: 5.65	0.0		4	4	3	3	0	0	0	0	0	0	1	9	13	∞	∞				
<b>Buddy Groom, L</b> ERA: 4.63	0.1		1	0	0	0	1	0	0	0	0	0	0	3	5	0.00	0.000				

**New York Yankees @ Oakland Athletics**  
Network Associates Coliseum, Oakland, CA  
Tue Aug 04 1998, 10:05 PM EDT  
Att: 23,357 - Unknown - 78 F

AB 43  
R 10  
H 16  
RBI 10  
BB 1  
SO 3  
LOB 15



Batter	1	2	3	4	5	6	7	8	9	AB	R	H	RBI	BB	SO	LOB	BOTTOM					
<b>Jason McDonald, S</b> OBP: 0.357, SLG: 0.327 (8, 9)					B3					3	1	0	0	2	1	2						
<b>Ryan Christenson, R</b> OBP: 0.300, SLG: 0.340 (1, 8)					G4-3					5	1	1	1	0	1	2						
<b>Ben Griev, L</b> OBP: 0.391, SLG: 0.471 (8, 7)										2	1	0	0	1	0	0						
<b>Rickey Henderson, R</b> OBP: 0.363, SLG: 0.521 (1, 9)										0	0	0	0	0	0	0						
<b>Matt Stairs, L</b> OBP: 0.401, SLG: 0.577 (1, 10)										4	1	2	1	0	0	1						
<b>Jason Giambi, L</b> OBP: 0.378, SLG: 0.472 (1, 3)										4	0	1	2	0	1	2						
<b>Ed Sprague, R</b> OBP: 0.300, SLG: 0.438 (9, 5)										0	0	0	0	0	0	0						
<b>Scott Spiezio, S</b> OBP: 0.344, SLG: 0.416 (1, 4)										4	1	1	0	0	0	1						
<b>Mike Blowers, R</b> OBP: 0.303, SLG: 0.376 (9, 3)										4	0	1	0	0	2	0						
<b>Rafael Bourimigal, R</b> OBP: 0.270, SLG: 0.304 (1, 6)										4	0	2	1	0	0	0						
<b>A.J. Hinch, R</b> OBP: 0.295, SLG: 0.316 (1, 2)										3	0	0	0	0	1	2						
<b>Mike Macfarlane, R</b> OBP: 0.273, SLG: 0.381 (9, PH)										1	0	1	0	0	0	0						
<b>Inning Stats</b>	R: 5 E: 0 K: 1 S: 23	H: 6 LOB: 2 BB: 2 P: 40	R: 0 E: 0 K: 0 S: 7	H: 1 LOB: 0 BB: 0 P: 11	R: 0 E: 0 K: 1 S: 9	H: 1 LOB: 0 BB: 0 P: 16	R: 0 E: 0 K: 0 S: 4	H: 0 LOB: 0 BB: 0 P: 5	R: 0 E: 0 K: 1 S: 6	H: 0 LOB: 1 BB: 0 P: 10	R: 0 E: 0 K: 2 S: 12	H: 0 LOB: 0 BB: 0 P: 18	R: 0 E: 0 K: 0 S: 7	H: 0 LOB: 0 BB: 0 P: 12	R: 0 E: 0 K: 0 S: 5	H: 0 LOB: 0 BB: 0 P: 7	R: 0 E: 0 K: 1 S: 16	H: 1 LOB: 2 BB: 1 P: 28	1B: 6 2B: 3 3B: 0 HR: 0	SF: 0 SAC: 0 DP: 0 HBP: 1	WP: 0 PB: 1 SB: 1 CS: 1	PA: 39
<b>PITCHER</b>	IP	WLS	BF	H	R	ER	SO	BB	IBB	HBP	BLK	WP	HR	S	P	ERA	WHIP					
<b>Mike Boddie, R</b> ERA: 5.04	6.0		27	8	5	5	5	2	0	0	0	0	0	61	100	7.50	1.667					
<b>Graeme Lloyd, L</b> ERA: 1.75	2.0	W	6	0	0	0	0	0	0	0	0	0	0	12	19	0.00	0.000					
<b>42 Mariano Rivera, R</b> ERA: 1.28	1.0		5	1	0	0	1	1	0	0	0	0	0	16	28	0.00	2.000					

**New York Yankees @ Oakland Athletics**  
Network Associates Coliseum, Oakland, CA  
Tue Aug 04 1998, 10:05 PM EDT  
Att: 23,357 - Unknown - 78 F

AB 34  
R 5  
H 9  
RBI 5  
BB 3  
SO 6  
LOB 10





Batter	1	2	3	4	5	6	7	8	9	AB	R	H	RBI	BB	SO	LOB	TOP					
Chuck Knoblauch R (1,4) OBP: 0.355, SLG: 0.391	F6		F8			L8		F7		4	0	0	0	0	0	0	<b>New York Yankees @ Oakland Athletics</b> Network Associates Coliseum, Oakland, CA Wed Aug 05 1998, 10:05 PM EDT Att: 22,458 - Unknown - 72 F <a href="http://livebaseballscorecards.com">livebaseballscorecards.com</a>					
2 Derek Jeter R (1,6) OBP: 0.376, SLG: 0.489	2B			G5-3		L6		K		4	0	1	0	0	1	0						
Paul O'Neill L (1,9) OBP: 0.367, SLG: 0.507	F7			F7			1B		G4-3	4	0	1	0	0	0	1						
Bernie Williams S (1,8) OBP: 0.444, SLG: 0.579	P5			G4-3			1B		P5	4	0	1	0	0	0	1						
Tino Martinez L (1,3)			G4-3		HR		K			3	1	1	1	1	1	2						
Darryl Strawberry L (1,10) OBP: 0.379, SLG: 0.597	P5			F8					BB	3	0	0	0	1	1	1						
Chad Curtis R (1,7) OBP: 0.375, SLG: 0.398				K			BB			3	0	0	0	0	2	3						
20 Jorge Posada S (1,2) OBP: 0.361, SLG: 0.485			G1-3		G4-3			F8		3	0	0	0	0	0	3						
Scott Brosius R (1,5) OBP: 0.360, SLG: 0.428			K			F9			P6	3	0	0	0	0	1	0						
<b>Inning Stats</b>	R: 0 E: 0 K: 0 S: 10	H: 1 LOB: 1 BB: 0 P: 19	R: 0 E: 0 K: 1 S: 8	H: 0 LOB: 0 BB: 0 P: 13	R: 0 E: 0 K: 1 S: 8	H: 0 LOB: 0 BB: 0 P: 13	R: 0 E: 0 K: 0 S: 5	H: 0 LOB: 0 BB: 0 P: 8	R: 1 E: 0 K: 1 S: 10	H: 1 LOB: 0 BB: 0 P: 17	R: 0 E: 0 K: 0 S: 6	H: 0 LOB: 0 BB: 0 P: 11	R: 0 E: 0 K: 1 S: 12	H: 2 LOB: 3 BB: 1 P: 19	R: 0 E: 0 K: 1 S: 6	H: 0 LOB: 1 BB: 1 P: 10		R: 0 E: 0 K: 1 S: 9	H: 0 LOB: 1 BB: 1 P: 15	1B: 2 2B: 1 3B: 0 HR: 1	SF: 0 SAC: 0 DP: 0 HBP: 0	WP: 0 PB: 0 SB: 1 CS: 0
<b>PITCHER</b> Tom Candiotti R (1,1) ERA: 4.79	IP: 9.0 WLS: W BF: 33 H: 4 R: 1 ER: 1 SO: 6 BB: 2 IBB: 0 HBP: 0 BLK: 0 WP: 0 HR: 1 S: 74 P: 125 ERA: 1.00 WHIP: 0.667																					

Batter	1	2	3	4	5	6	7	8	9	AB	R	H	RBI	BB	SO	LOB	BOTTOM					
Rickey Henderson R (1,7) OBP: 0.362, SLG: 0.328	K			G5-3	F8			HR		4	1	1	1	0	1	1	<b>New York Yankees @ Oakland Athletics</b> Network Associates Coliseum, Oakland, CA Wed Aug 05 1998, 10:05 PM EDT Att: 22,458 - Unknown - 72 F <a href="http://livebaseballscorecards.com">livebaseballscorecards.com</a>					
Jason McDonald S (1,8) OBP: 0.346, SLG: 0.315	F7			G3		F8		F9		4	0	0	0	0	0	0						
Ben Grieve L (1,9) OBP: 0.391, SLG: 0.469	L6			BB		F8				2	0	0	0	1	0	0						
Matt Stairs L (1,10) OBP: 0.397, SLG: 0.572		G6-3				G3				3	0	0	0	0	1	1						
Ed Sprague R (1,5) OBP: 0.300, SLG: 0.435	F6				SH1-3 1B HBP			F8		2	1	0	0	0	0	0						
Mike Blowers R (1,3) OBP: 0.303, SLG: 0.373	K				1B SF9 BB			F4		2	1	0	0	1	1	0						
Miguel Tejada R (1,6) OBP: 0.322, SLG: 0.372			G1-3		SH1-3			K		2	0	0	0	0	1	0						
Rafael Bourquim R (1,4) OBP: 0.271, SLG: 0.305		L4						F8		3	0	1	1	0	0	0						
A.J. Hinch R (1,2) OBP: 0.292, SLG: 0.314			K					F7		2	0	0	1	0	1	0						
<b>Inning Stats</b>	R: 0 E: 0 K: 1 S: 6	H: 0 LOB: 0 BB: 0 P: 10	R: 0 E: 0 K: 1 S: 9	H: 0 LOB: 0 BB: 0 P: 14	R: 0 E: 0 K: 1 S: 8	H: 0 LOB: 0 BB: 0 P: 11	R: 0 E: 0 K: 1 S: 10	H: 0 LOB: 1 BB: 1 P: 18	R: 2 E: 0 K: 0 S: 5	H: 1 LOB: 1 BB: 1 P: 14	R: 0 E: 0 K: 0 S: 8	H: 0 LOB: 0 BB: 0 P: 13	R: 0 E: 0 K: 1 S: 7	H: 0 LOB: 0 BB: 0 P: 10	R: 1 E: 0 K: 0 S: 6	H: 1 LOB: 0 BB: 0 P: 10		R: 0 E: 0 K: 0 S: 9	H: 0 LOB: 1 BB: 1 P: 15	1B: 1 2B: 0 3B: 0 HR: 1	SF: 1 SAC: 1 DP: 0 HBP: 1	WP: 0 PB: 0 SB: 0 CS: 0
<b>PITCHER</b> Hideki Irabu R (1,1) ERA: 3.23	IP: 8.0 WLS: L BF: 29 H: 2 R: 3 ER: 3 SO: 5 BB: 2 IBB: 0 HBP: 1 BLK: 0 WP: 0 HR: 1 S: 59 P: 100 ERA: 3.38 WHIP: 0.500																					





Batter	1	2	3	4	5	6	7	8	9	AB	R	H	RBI	BB	SO	LOB	TOP										
<b>Rickey Henderson, R</b> OBP: 0.365, SLG: 0.336 (1, 7)										3	2	1	2	2	1	0	<b>Oakland Athletics @ Toronto Blue Jays</b> SkyDome, Toronto, ON Fri Aug 07 1998, 7:05 PM EDT Att: 31,286 - Cloudy - 81 F										
<b>Jason McDonald, S</b> OBP: 0.348, SLG: 0.313 (1, 9)										4	0	1	0	1	0	4											
<b>Bip Roberts, S</b> OBP: 0.343, SLG: 0.332 <b>Ryan Christenson, R</b> OBP: 0.309, SLG: 0.343 (1, 8) (8, 8)										4	1	1	0	0	0	2											
<b>Matt Stairs, L</b> OBP: 0.398, SLG: 0.571 (1, 10)											4	0	1	0	1	1		2									
<b>Jason Giambi, L</b> OBP: 0.376, SLG: 0.469 (1, 3)																		5	1	1	0	0	0	4			
<b>Scott Spiezio, S</b> OBP: 0.343, SLG: 0.412 <b>Rafael Bourquard, R</b> OBP: 0.271, SLG: 0.305 (1, 4) (8, 4)																		3	0	0	0	1	0	2			
<b>Ed Sprague, R</b> OBP: 0.300, SLG: 0.436 (1, 5)																		4	0	1	1	0	2	2			
<b>Miguel Tejada, R</b> OBP: 0.325, SLG: 0.368 (1, 6)																		2	2	0	0	1	0	0			
<b>Mike Macfarlane, R</b> OBP: 0.278, SLG: 0.386 (1, 2)																		3	1	1	2	0	1	1			
<b>Inning Stats</b>	R: 0 E: 0 K: 1 S: 9	H: 0 LOB: 0 BB: 0 P: 17	R: 0 E: 0 K: 0 S: 8	H: 1 LOB: 1 BB: 0 P: 16	R: 0 E: 0 K: 1 S: 8	H: 0 LOB: 0 BB: 0 P: 13	R: 0 E: 0 K: 1 S: 6	H: 0 LOB: 0 BB: 1 P: 11	R: 2 E: 0 K: 1 S: 12	H: 2 LOB: 2 BB: 2 P: 23	R: 1 E: 0 K: 0 S: 10	H: 2 LOB: 2 BB: 1 P: 17	R: 2 E: 0 K: 0 S: 12	H: 2 LOB: 1 BB: 0 P: 21	R: 0 E: 0 K: 1 S: 8	H: 0 LOB: 0 BB: 0 P: 11		R: 2 E: 0 K: 0 S: 16	H: 1 LOB: 2 BB: 2 P: 31	1B: 4 2B: 4 3B: 0 HR: 1	SF: 0 SAC: 0 DP: 1 HBP: 2	WP: 1 PB: 0 SB: 1 CS: 0	PA: 41				
<b>PITCHER</b>	IP	WLS	BF	H	R	ER	SO	BB	IBB	HBP	BLK	WP	HR	S	P	ERA	WHIP										
<b>Woody Williams, R</b> ERA: 4.4 (1, 1)	6.2	L	30	7	5	5	4	4	0	1	0	1	1	63	114	6.75	1.650										
<b>Steve Sinclair, L</b> ERA: (7, 1)	1.0		3	0	0	0	0	0	0	0	0	0	0	7	9	0.00	0.000										
<b>Bill Risley, R</b> ERA: 4.67 (8, 1)	1.0		7	1	2	2	1	2	0	1	0	0	0	15	32	18.00	3.000										
<b>Robert Person, R</b> ERA: 8.23 (9, 1)	0.1		1	0	0	0	0	0	0	0	0	0	0	4	5	0.00	0.000										

Batter	1	2	3	4	5	6	7	8	9	AB	R	H	RBI	BB	SO	LOB	BOTTOM										
<b>Shannon Stewart, R</b> OBP: 0.370, SLG: 0.361 (1, 7)										3	0	0	0	2	0	4	<b>Oakland Athletics @ Toronto Blue Jays</b> SkyDome, Toronto, ON Fri Aug 07 1998, 7:05 PM EDT Att: 31,286 - Cloudy - 81 F										
<b>Shawn Green, L</b> OBP: 0.332, SLG: 0.456 (1, 9)										4	1	0	0	0	1	5											
<b>Jose Canseco, R</b> OBP: 0.329, SLG: 0.526 (1, 10)										5	0	1	1	0	0	5											
<b>Carlos Delgado, L</b> OBP: 0.382, SLG: 0.578 (1, 3)										4	0	1	1	1	0	2											
<b>José Cruz Jr., S</b> OBP: 0.327, SLG: 0.333 (1, 8)										4	2	3	2	1	0	0											
<b>Darin Fletcher, L</b> OBP: 0.328, SLG: 0.404 <b>Mark Dalesandro, R</b> OBP: 0.283, SLG: 0.451 (1, 2) (8, PH)										3	0	0	0	0	0	3											
<b>Felipe Crespo, S</b> OBP: 0.338, SLG: 0.350 (9, PH)										1	0	0	0	0	0	2											
<b>Tony Fernandez, S</b> OBP: 0.350, SLG: 0.415 (1, 5)										4	0	1	0	0	0	0											
<b>Craig Grebeck, R</b> OBP: 0.373, SLG: 0.415 (1, 4)										3	1	1	0	0	1	0											
<b>Alex Gonzalez, R</b> OBP: 0.285, SLG: 0.370 (1, 6)										3	2	2	0	1	0	1											
<b>Inning Stats</b>	R: 0 E: 0 K: 1 S: 11	H: 0 LOB: 1 BB: 1 P: 20	R: 1 E: 1 K: 0 S: 6	H: 1 LOB: 0 BB: 0 P: 9	R: 1 E: 1 K: 0 S: 14	H: 3 LOB: 3 BB: 1 P: 24	R: 0 E: 0 K: 0 S: 5	H: 1 LOB: 2 BB: 1 P: 11	R: 0 E: 0 K: 1 S: 7	H: 0 LOB: 0 BB: 0 P: 11	R: 0 E: 0 K: 0 S: 11	H: 0 LOB: 1 BB: 1 P: 20	R: 1 E: 1 K: 0 S: 11	H: 1 LOB: 0 BB: 0 P: 13	R: 3 E: 0 K: 0 S: 18	H: 3 LOB: 2 BB: 1 P: 29	1B: 6 2B: 3 3B: 0 HR: 0	SF: 0 SAC: 1 DP: 0 HBP: 1	WP: 0 PB: 0 SB: 1 CS: 0	PA: 42							
<b>PITCHER</b>	IP	WLS	BF	H	R	ER	SO	BB	IBB	HBP	BLK	WP	HR	S	P	ERA	WHIP										
<b>Jimmy Haynes, R</b> ERA: 4.35 (1, 1)	6.1	W	28	5	2	1	2	4	0	0	0	0	0	13	16	0.00	1.000										
<b>Buddy Groom, L</b> ERA: 4.53 (7, 1)	1.0		4	1	1	0	0	0	0	0	0	0	0	3	5	0.00	0.000										
<b>T.J. Mathews, R</b> ERA: 5.13 (8, 1)	0.2		2	0	0	0	0	0	0	0	0	0	0	3	5	0.00	0.000										
<b>Billy Taylor, R</b> ERA: 4.5 (9, 1)	0.2	S	7	3	3	3	0	1	0	1	0	0	0	16	26	40.50	6.000										
<b>Mike Fetters, R</b> ERA: 3.91 (9, 1)	0.1	S	1	0	0	0	0	0	0	0	0	0	0	2	3	0.00	0.000										

AB	33
R	7
H	8
RBI	7
BB	6
SO	5
LOB	17



AB	35
R	6
H	9
RBI	5
BB	5
SO	2
LOB	22






Batter	1	2	3	4	5	6	7	8	9	10	AB	R	H	RBI	BB	SO	LOB	TOP	
Rickey Henderson, R OBP: 0.367, SLG: 0.336	4-2 BB		2-2 HR 1B		4-0 BB FC1-5 HBP BB	0-1 CS	1-0 G5-3		1-2 G6-3		3	2	1	0	2	0	0		
Jason McDonald, S OBP: 0.343, SLG: 0.303	0-3 K		0-1 F9		0-1 FC1-5 HBP BB SF7		1-2 G1-3 HBP		1-1 F8		4	1	0	0	0	1	4		
Ben Grieve, L OBP: 0.385, SLG: 0.477 Ryan Christenson, R OBP: 0.309, SLG: 0.343	4-2 SAFE BB G1-6-3 BB		2-1 HR		4-2 HBP BB		0-1 G1-3		1-0 G4-6-3 1B		3	1	2	2	2	0	1		
Matt Stairs, L OBP: 0.395, SLG: 0.565	0-1 G1-6-3		2-2 G4-3		1-1 HBP BB		2-2 F7		1-0 F8		4	0	0	1	0	0	4		
Jason Giambi, L OBP: 0.372, SLG: 0.464		2-1 L3	3-2 G3-1		1-2 SF7		1-0 P4		3-2 G4-6-3		4	0	0	1	0	0	1		
Scott Spiezo, S OBP: 0.341, SLG: 0.409		1-0 P6		1-2 F7		0-0 P2		1-2 1B			4	0	1	0	0	0	2		
Ed Sprague, R OBP: 0.302, SLG: 0.435		1-2 2B E 1B		0-0 P4		4-2 FC5-4 BB		0-1 F8			3	1	1	0	1	0	1		
Miguel Tejada, R OBP: 0.324, SLG: 0.371		1-2 E3 1H 2B		1-2 F9		0-1 FC5-4 CS		2-2 F8			4	0	1	0	0	0	2		
Mike Macfarlane, R OBP: 0.279, SLG: 0.385 Bip Roberts, S OBP: 0.341, SLG: 0.330 A.J. Hinch, R OBP: 0.292, SLG: 0.314		2-2 G6-3		2-2 FC1-5 BB 1B		1 SAFE SAFE SAFE F7		2-2 G3			3	0	1	0	0	0	2		
<b>Inning Stats</b>	R: 0 E: 0 K: 1 S: 13	H: 0 LOB: 1 BB: 2 P: 21	R: 1 E: 1 K: 0 S: 13	H: 2 LOB: 1 BB: 0 P: 20	R: 2 E: 0 K: 0 S: 16	H: 2 LOB: 0 BB: 0 P: 25	R: 0 E: 0 K: 0 S: 8	H: 0 LOB: 0 BB: 0 P: 10	R: 2 E: 0 K: 0 S: 11	H: 1 LOB: 2 BB: 2 P: 22	R: 0 E: 0 K: 0 S: 8	H: 0 LOB: 1 BB: 0 P: 13	R: 0 E: 0 K: 0 S: 9	H: 0 LOB: 1 BB: 0 P: 13	R: 0 E: 0 K: 0 S: 5	H: 1 LOB: 1 BB: 0 P: 10	1B: 5 2B: 1 3B: 0 HR: 1	SF: 1 SAC: 0 DP: 2 HBP: 2	WP: 0 PA: 42
<b>PITCHER</b>	IP WLS BF H R ER SO BB IBB HBP BLK WP HR S P ERA WHIP	IP WLS BF H R ER SO BB IBB HBP BLK WP HR S P ERA WHIP	IP WLS BF H R ER SO BB IBB HBP BLK WP HR S P ERA WHIP	IP WLS BF H R ER SO BB IBB HBP BLK WP HR S P ERA WHIP	IP WLS BF H R ER SO BB IBB HBP BLK WP HR S P ERA WHIP	IP WLS BF H R ER SO BB IBB HBP BLK WP HR S P ERA WHIP	IP WLS BF H R ER SO BB IBB HBP BLK WP HR S P ERA WHIP	IP WLS BF H R ER SO BB IBB HBP BLK WP HR S P ERA WHIP	IP WLS BF H R ER SO BB IBB HBP BLK WP HR S P ERA WHIP	IP WLS BF H R ER SO BB IBB HBP BLK WP HR S P ERA WHIP	IP WLS BF H R ER SO BB IBB HBP BLK WP HR S P ERA WHIP	IP WLS BF H R ER SO BB IBB HBP BLK WP HR S P ERA WHIP	IP WLS BF H R ER SO BB IBB HBP BLK WP HR S P ERA WHIP	IP WLS BF H R ER SO BB IBB HBP BLK WP HR S P ERA WHIP	IP WLS BF H R ER SO BB IBB HBP BLK WP HR S P ERA WHIP	IP WLS BF H R ER SO BB IBB HBP BLK WP HR S P ERA WHIP	IP WLS BF H R ER SO BB IBB HBP BLK WP HR S P ERA WHIP	IP WLS BF H R ER SO BB IBB HBP BLK WP HR S P ERA WHIP	

Oakland Athletics @ Toronto Blue Jays  
SkyDome, Toronto, ON  
Sat/Aug 08 1998, 3:33 AM EDT  
Alt. 31,330 - Sunny - 82 F

AB	33
R	5
H	7
RBI	4
BB	5
SO	1
LOB	17



Batter	1	2	3	4	5	6	7	8	9	10	AB	R	H	RBI	BB	SO	LOB	BOTTOM			
Shannon Stewart, R OBP: 0.373, SLG: 0.364	2-1 HR 2B		4-2 CS BB		4-2 BB			0-0 G5-3	1-3 K		3	1	1	0	2	1	1				
Shawn Green, L OBP: 0.333, SLG: 0.464	2-1 HR		2-2 2-5 2B		1-3 K		2-2 E6 2B		1-0 G4-3		5	2	2	2	0	1	1				
Jose Canseco, R OBP: 0.332, SLG: 0.535	2-2 CS 2B		1-0 2-5		0-0 HR		1-3 K		4-2 2B 1B BB		4	2	2	1	1	1	2				
Carlos Delgado, L OBP: 0.362, SLG: 0.581	2-3 K		0-0 F7		3-3 K		SAFE 2-1 H 2B		2-1 1B 2B		5	0	2	1	0	2	1				
Jose Cruz Jr., S OBP: 0.333, SLG: 0.339	2-3 K		0-0 1B 2B		3-3 K		4-0 K		4-0 1B IBB		3	1	1	0	2	2	1				
Darin Fletcher, L OBP: 0.328, SLG: 0.401 Felipe Crespo, S OBP: 0.336, SLG: 0.347 Kevin Brown, R OBP: 0.324, SLG: 0.356 Mark Dalesandro, R OBP: 0.296, SLG: 0.462		0-0 F7		4-0 1B BB		2-2 F7		1-3 K		0-0 1B	2	0	0	0	1	0	0				
Tony Fernandez, S OBP: 0.351, SLG: 0.414		3-2 G5-3		0-0 1B			3-2 F7		4-0 SH3-4 BB		3	0	1	1	1	0	0				
Craig Grebeck, R OBP: 0.366, SLG: 0.406		1-3 K		2-1 F8			0-1 F7		3-1 SH3-4		3	0	0	0	0	1	1				
Alex Gonzalez, R OBP: 0.283, SLG: 0.367			2-1 F9		1-2 F8		0-0 G6-3		1-0 G5-3		4	0	0	0	0	0	1				
<b>Inning Stats</b>	R: 2 E: 0 K: 2 S: 14	H: 3 LOB: 0 BB: 0 P: 24	R: 0 E: 0 K: 1 S: 7	H: 0 LOB: 0 BB: 0 P: 11	R: 0 E: 0 K: 0 S: 8	H: 1 LOB: 1 BB: 1 P: 16	R: 2 E: 0 K: 0 S: 6	H: 3 LOB: 1 BB: 1 P: 12	R: 0 E: 0 K: 2 S: 11	H: 0 LOB: 0 BB: 0 P: 19	R: 0 E: 0 K: 0 S: 6	H: 0 LOB: 0 BB: 0 P: 9	R: 1 E: 1 K: 1 S: 11	H: 1 LOB: 2 BB: 1 P: 21	R: 0 E: 0 K: 1 S: 6	H: 0 LOB: 1 BB: 1 P: 15	R: 1 E: 0 K: 0 S: 6	H: 2 LOB: 3 BB: 2 P: 17	1B: 2 2B: 6 3B: 0 HR: 2	SF: 0 SAC: 1 DP: 0 HBP: 0	WP: 0 PA: 42
<b>PITCHER</b>	IP WLS BF H R ER SO BB IBB HBP BLK WP HR S P ERA WHIP	IP WLS BF H R ER SO BB IBB HBP BLK WP HR S P ERA WHIP	IP WLS BF H R ER SO BB IBB HBP BLK WP HR S P ERA WHIP	IP WLS BF H R ER SO BB IBB HBP BLK WP HR S P ERA WHIP	IP WLS BF H R ER SO BB IBB HBP BLK WP HR S P ERA WHIP	IP WLS BF H R ER SO BB IBB HBP BLK WP HR S P ERA WHIP	IP WLS BF H R ER SO BB IBB HBP BLK WP HR S P ERA WHIP	IP WLS BF H R ER SO BB IBB HBP BLK WP HR S P ERA WHIP	IP WLS BF H R ER SO BB IBB HBP BLK WP HR S P ERA WHIP	IP WLS BF H R ER SO BB IBB HBP BLK WP HR S P ERA WHIP	IP WLS BF H R ER SO BB IBB HBP BLK WP HR S P ERA WHIP	IP WLS BF H R ER SO BB IBB HBP BLK WP HR S P ERA WHIP	IP WLS BF H R ER SO BB IBB HBP BLK WP HR S P ERA WHIP	IP WLS BF H R ER SO BB IBB HBP BLK WP HR S P ERA WHIP	IP WLS BF H R ER SO BB IBB HBP BLK WP HR S P ERA WHIP	IP WLS BF H R ER SO BB IBB HBP BLK WP HR S P ERA WHIP	IP WLS BF H R ER SO BB IBB HBP BLK WP HR S P ERA WHIP	IP WLS BF H R ER SO BB IBB HBP BLK WP HR S P ERA WHIP			

Oakland Athletics @ Toronto Blue Jays  
SkyDome, Toronto, ON  
Sat/Aug 08 1998, 3:33 AM EDT  
Alt. 31,330 - Sunny - 82 F

AB	34
R	6
H	10
RBI	6
BB	7
SO	9
LOB	10





Batter	1	2	3	4	5	6	7	8	9	AB	R	H	RBI	BB	SO	LOB	TOP
Rickey Henderson, R OBP: 0.365, SLG: 0.333 (1, 7)	G3-1		E BB		K		F8		FC5-4	4	1	0	0	1	1	2	
Big Roberts, S OBP: 0.340, SLG: 0.329 (1, 4)	G4-3		E4		1B		K			4	1	1	1	0	1	0	
Ben Grieve, L OBP: 0.394, SLG: 0.475 (1, 9)	K		G3		1B		K			4	0	1	0	0	2	1	
Matt Stairs, L OBP: 0.396, SLG: 0.563 (1, 10)		BB BB	L9		1B			L7		3	0	1	1	1	0	1	
Jason Giambi, L OBP: 0.369, SLG: 0.459 (1, 3)		F7		F7		K		K		4	0	0	0	0	2	3	
Ed Sprague, R OBP: 0.301, SLG: 0.433 (1, 5)		F9		P6				P3		4	0	1	0	0	0	1	
Ryan Christenson, R OBP: 0.309, SLG: 0.338 (1, 8)		BB		K					G4-3	3	0	0	0	1	2	1	
Rafael Bourimigal, R OBP: 0.267, SLG: 0.300 Jason McDonald, S OBP: 0.340, SLG: 0.300 (9, PH)		G6-3		P6		F8		P6		3	0	0	0	0	0	3	
A.J. Hinch, R OBP: 0.292, SLG: 0.318 Scott Spiezio, S OBP: 0.344, SLG: 0.409 Miguel Tejada, R OBP: 0.324, SLG: 0.371 (9, PR)			K		1B		G5-3		FC5-4 BB	0	0	0	0	0	0	0	
<b>Inning Stats</b>	R: 0 H: 0 E: 0 K: 1 S: 7	H: 0 R: 0 ER: 0 SO: 10	H: 0 R: 0 ER: 0 SO: 10	H: 0 R: 1 ER: 1 SO: 12	H: 0 R: 0 ER: 0 SO: 9	H: 4 R: 2 ER: 0 SO: 16	H: 1 R: 0 ER: 0 SO: 11	H: 0 R: 0 ER: 0 SO: 10	H: 0 R: 0 ER: 0 SO: 5	H: 0 R: 0 ER: 0 SO: 7	H: 0 R: 0 ER: 0 SO: 13	1B: 4 2B: 1 3B: 0 HR: 0	SF: 0 SAC: 0 DP: 0 HBP: 0	WP: 0 PB: 0 SB: 3 CS: 0	PA: 37		
<b>PITCHER</b>	IP WLS BF H R ER SO BB IBB HBP BLK WP HR S P ERA WHIP																
Roger Clemens, R ERA: 3.09 Steve Sinclair, L ERA: Paul Quantrill, R ERA: 2.72	(1, 1) (8, 1) (8, 1)	7.0 0.2 1.1	30 2 5	5 0 0	3 0 0	2 0 0	8 1 0	3 0 1	0 0 0	0 0 0	0 0 0	0 0 0	0 4 8	132 5 14	2.57 0.00 0.00	1.143 0.000 0.750	

Oakland Athletics @ Toronto Blue Jays  
SkyDome, Toronto, ON  
Sun Aug 09 1998, 3:33 AM EDT  
Att: 30,114 - Cloudy - 86 F

AB 33  
R 3  
H 5  
RBI 2  
BB 4  
SO 9  
LOB 13



Batter	1	2	3	4	5	6	7	8	9	AB	R	H	RBI	BB	SO	LOB	BOTTOM
Shannon Stewart, R OBP: 0.371, SLG: 0.365 (1, 7)	G5-3		P2		F7		F7		F7	5	0	1	0	0	0	4	
Shawn Green, L OBP: 0.332, SLG: 0.461 (1, 9)	K		E BB		F7		K			3	0	0	0	1	2	1	
Jose Canseco, R OBP: 0.329, SLG: 0.530 (1, 10)	G5-3		E5		K		K			4	0	0	0	0	2	3	
Carlos Delgado, L OBP: 0.384, SLG: 0.579 (1, 3)		FC4 HBP	K		L8			HR		3	1	1	0	0	1	3	
José Cruz Jr., S OBP: 0.332, SLG: 0.353 (1, 8)	FC4			G3		P3		HR		4	1	1	2	0	0	1	
Darin Fletcher, L OBP: 0.327, SLG: 0.403 (1, 2)	G4-6-3			F7		1B		G4-3		4	1	1	0	0	0	1	
Tony Fernandez, S OBP: 0.358, SLG: 0.427 (1, 5)			BB SH1-3		1B		1B			4	1	4	0	0	0	0	
Craig Grebeck, R OBP: 0.366, SLG: 0.404 (1, 4)			SH1-3		G6-3		1B			3	0	1	1	0	1	2	
Alex Gonzalez, R OBP: 0.284, SLG: 0.367 Tomas Perez, S (5, 6)			E BB		G3-1		K			0	0	0	0	0	0	0	
<b>Inning Stats</b>	R: 0 H: 0 E: 0 K: 1 S: 9	H: 0 R: 0 ER: 0 SO: 4	H: 0 R: 0 ER: 0 SO: 8	H: 1 R: 1 ER: 1 SO: 26	H: 1 R: 0 ER: 0 SO: 10	H: 1 R: 0 ER: 0 SO: 10	H: 3 R: 1 ER: 0 SO: 15	H: 0 R: 0 ER: 0 SO: 9	H: 3 R: 2 ER: 0 SO: 16	H: 0 R: 0 ER: 0 SO: 7	H: 0 R: 0 ER: 0 SO: 13	1B: 5 2B: 2 3B: 1 HR: 1	SF: 0 SAC: 1 DP: 1 HBP: 2	WP: 0 PB: 0 SB: 1 CS: 0	PA: 37		
<b>PITCHER</b>	IP WLS BF H R ER SO BB IBB HBP BLK WP HR S P ERA WHIP																
Mike Oquist, R ERA: 8.4 Mike Mohler, L ERA: 5.44 Billy Taylor, R ERA: 4.45	(1, 1) (6, 1) (8, 1)	5.2 1.2 0.2	26 8 3	6 3 0	2 2 0	1 2 1	3 3 1	0 0 1	0 0 0	0 1 6	71 22 10	106 34 10	1.59 10.80 0.00	1.235 1.800 1.500			

Oakland Athletics @ Toronto Blue Jays  
SkyDome, Toronto, ON  
Sun Aug 09 1998, 3:33 AM EDT  
Att: 30,114 - Cloudy - 86 F

AB 32  
R 4  
H 9  
RBI 3  
BB 2  
SO 7  
LOB 17





Batter	1	2	3	4	5	6	7	8	9	AB	R	H	RBI	BB	SO	LOB	TOP				
Rickey Henderson, R OBP: 0.366, SLG: 0.333 (1, 7)	G3-1 1B		G5-4-3					G3-1		3	0	1	0	1	0	1					
Scott Spiezio, S OBP: 0.342, SLG: 0.407 (1, 4)	G3			BB	F7			L6		4	1	1	0	0	0	2					
Ben Grieve, L OBP: 0.393, SLG: 0.472 (1, 9)	G3-1			BB	P5			G6-3		3	1	0	0	1	0	2					
Ed Sprague, R OBP: 0.298, SLG: 0.429 (1, 5)	K			F7				P4		4	0	0	0	0	2	3					
Matt Stairs, L OBP: 0.395, SLG: 0.558 (1, 10)		G5-3		BB	G3-1			G4-3		3	1	0	0	1	0	0					
Mike Blowers, R OBP: 0.303, SLG: 0.376 Bip Roberts, S OBP: 0.338, SLG: 0.328 (9, PH)	F9			BB	L6			G6-3		3	0	1	3	0	0	0					
Miguel Tejada, R OBP: 0.320, SLG: 0.366 (1, 6)	K			P6						3	0	0	0	0	1	1					
Ryan Christenson, R OBP: 0.308, SLG: 0.338 (1, 8)			G5-4-3 1B		K			K		3	0	1	0	0	2	1					
A.J. Hinch, R OBP: 0.289, SLG: 0.314 (1, 2)			F8					K		3	0	0	0	0	2	1					
<b>Inning Stats</b>	R: 0 E: 0 K: 1 S: 12	H: 1 LOB: 1 BB: 0 P: 18	R: 0 E: 0 K: 1 S: 8	H: 0 LOB: 0 BB: 0 P: 12	R: 0 E: 0 K: 0 S: 6	H: 1 LOB: 0 BB: 0 P: 10	R: 3 E: 0 K: 1 S: 18	H: 2 LOB: 1 BB: 2 P: 35	R: 0 E: 0 K: 1 S: 9	H: 0 LOB: 1 BB: 1 P: 18	R: 0 E: 0 K: 2 S: 9	H: 0 LOB: 0 BB: 0 P: 12	R: 0 E: 0 K: 0 S: 6	H: 0 LOB: 0 BB: 0 P: 9	R: 0 E: 0 K: 0 S: 8	H: 0 LOB: 0 BB: 0 P: 13	1B: 3 2B: 1 3B: 0 HR: 0	SF: 0 SAC: 0 DP: 1 HBP: 0	WP: 0 PB: 0 SB: 1 CS: 0	PA: 33	
<b>PITCHER</b>	IP	WLS	BF	H	R	ER	SO	BB	IBB	HBP	BLK	WP	HR	S	P	ERA	WHIP				
Jim Parque, L ERA: 5.26 (1, 1)	6.0	W	24	4	3	3	5	3	0	0	0	0	0	60	104	4.50	1.167				
Bob Howry, R ERA: 3.03 (7, 1)	2.0		6	0	0	0	2	0	0	0	0	0	0	15	21	0.00	0.000				
41 Bill Simas, R ERA: 2.49 (9, 1)	1.0	S	3	0	0	0	0	0	0	0	0	0	0	8	13	0.00	0.000				

**Oakland Athletics @ Chicago White Sox**  
Comiskey Park, Chicago, IL  
Mon Aug 10 1998, 8:05 PM EDT  
Att: 18,712 - Cloudy - 79 F


AB 30  
R 3  
H 4  
RBI 3  
BB 3  
SO 7  
LOB 11



Batter	1	2	3	4	5	6	7	8	9	AB	R	H	RBI	BB	SO	LOB	BOTTOM				
Ray Durham, S OBP: 0.365, SLG: 0.461 (1, 4)	L5		1B		F9			G1-3		4	0	1	1	0	0	0					
Mike Canuso, S OBP: 0.330, SLG: 0.403 (1, 6)	L4		G4-3			HR		1B		4	2	2	0	0	0	1					
Frank Thomas, R OBP: 0.370, SLG: 0.446 (1, 10)	G5-3			2B		F7		1B		4	1	2	0	0	0	1					
Albert Belle, R OBP: 0.375, SLG: 0.613 (1, 7)		F9		2B		P4		E5		4	0	1	2	0	0	2					
Robin Ventura, L OBP: 0.346, SLG: 0.420 (1, 5)	K			L6		HR		F7		4	1	1	2	0	1	3					
25 Jeff Abbott, R OBP: 0.321, SLG: 0.496 Mike Cameron, R OBP: 0.285, SLG: 0.316 (8, 8)	G1-3			G1-3		G4-3		F9		3	0	0	0	0	0	1					
Wil Cordero, R OBP: 0.303, SLG: 0.434 (1, 3)			G5-3		K			K		3	0	0	0	0	2	1					
Magglio Ordonez, R OBP: 0.329, SLG: 0.424 (1, 9)			G4-3	1B	2B			L9		2	1	1	0	0	0	0					
Robert Machado, R OBP: 0.200, SLG: 0.250 (1, 2)		G4-3		G6-4-3	HBP			F7		3	0	0	0	0	0	2					
<b>Inning Stats</b>	R: 0 E: 0 K: 0 S: 5	H: 0 LOB: 0 BB: 0 P: 9	R: 0 E: 0 K: 1 S: 6	H: 0 LOB: 0 BB: 0 P: 12	R: 1 E: 0 K: 0 S: 9	H: 2 LOB: 1 BB: 0 P: 15	R: 1 E: 0 K: 1 S: 9	H: 2 LOB: 1 BB: 0 P: 15	R: 0 E: 0 K: 0 S: 4	H: 0 LOB: 0 BB: 0 P: 7	R: 2 E: 0 K: 0 S: 13	H: 2 LOB: 0 BB: 0 P: 20	R: 0 E: 0 K: 1 S: 6	H: 0 LOB: 0 BB: 0 P: 7	R: 1 E: 1 K: 0 S: 11	H: 2 LOB: 2 BB: 0 P: 18	1B: 4 2B: 3 3B: 0 HR: 1	SF: 0 SAC: 0 DP: 1 HBP: 1	WP: 0 PB: 0 SB: 0 CS: 0	PA: 33	
<b>PITCHER</b>	IP	WLS	BF	H	R	ER	SO	BB	IBB	HBP	BLK	WP	HR	S	P	ERA	WHIP				
Kenny Rogers, L ERA: 3.02 (1, 1)	8.0	L	33	8	5	5	3	0	0	1	0	0	1	63	103	5.62	1.000				

**Oakland Athletics @ Chicago White Sox**  
Comiskey Park, Chicago, IL  
Mon Aug 10 1998, 8:05 PM EDT  
Att: 18,712 - Cloudy - 79 F

AB 32  
R 5  
H 8  
RBI 5  
BB 0  
SO 3  
LOB 13





Batter	1	2	3	4	5	6	7	8	9	AB	R	H	RBI	BB	SO	LOB	TOP								
<b>Rickey Henderson, R</b> OBP: 0.367, SLG: 0.332 (1, 7)	F7		2B G4-3 BB		2B G4-3 1B		K		G6-3	4	2	1	0	1	1	0									
<b>Big Roberts, S</b> OBP: 0.345, SLG: 0.343 (1, 8)	CS 1B		G4-3 SF9 2B		G4-3 2B		L4			4	1	3	2	0	0	0									
<b>Ben Grievie, L</b> OBP: 0.392, SLG: 0.469 <b>Ryan Christenson, R</b> OBP: 0.308, SLG: 0.338 (7, PR) (7, 9)	K		G4-3		G4-3		G4-3		S BB	3	0	0	2	1	1	3									
<b>Matt Stairs, L</b> OBP: 0.391, SLG: 0.553 (1, 10)		G3-1	SF9		K		L4			3	0	0	1	0	1	2									
<b>Jason Giambi, L</b> OBP: 0.366, SLG: 0.455 (1, 3)	G3		G4-3		G5-3				F8	4	0	0	0	0	0	0									
<b>Scott Spiezio, S</b> OBP: 0.344, SLG: 0.406 (1, 4)	FC5-4 BB				F7		2B		F7	3	1	1	0	1	0	0									
<b>Ed Sprague, R</b> OBP: 0.296, SLG: 0.425 (1, 5)	FC5-4				F8		F8		P6	4	0	0	0	0	0	2									
<b>Miguel Tejada, R</b> OBP: 0.323, SLG: 0.377 (1, 6)			BB 2B		F8				G5-3	4	1	2	1	0	0	0									
<b>A.J. Hinch, R</b> OBP: 0.288, SLG: 0.313 (1, 2)			BB 2B		K		K		G1-3	4	1	1	0	0	2	1									
<b>Inning Stats</b>	R: 0 E: 0 K: 1 S: 9	H: 1 LOB: 0 BB: 0 P: 12	R: 0 E: 0 K: 0 S: 9	H: 0 LOB: 1 BB: 1 P: 16	R: 4 E: 0 K: 0 S: 16	H: 3 LOB: 0 BB: 1 P: 21	R: 0 E: 0 K: 0 S: 5	H: 0 LOB: 0 BB: 0 P: 10	R: 1 E: 0 K: 2 S: 13	H: 2 LOB: 1 BB: 0 P: 18	R: 1 E: 0 K: 1 S: 9	H: 2 LOB: 1 BB: 0 P: 15	R: 0 E: 0 K: 0 S: 6	H: 0 LOB: 2 BB: 1 P: 7	R: 0 E: 0 K: 0 S: 6	H: 0 LOB: 0 BB: 0 P: 8	R: 0 E: 0 K: 0 S: 6	H: 0 LOB: 0 BB: 0 P: 8	1B: 4 2B: 4 3B: 0 HR: 0	SF: 1 SAC: 0 DP: 0 HBP: 0	WP: 0 PB: 0 SB: 1 CS: 1	PA: 37			
<b>PITCHER</b>	IP	WLS	BF	H	R	ER	SO	BB	IBB	HBP	BLK	WP	HR	S	P	ERA	WHIP								
<b>John Snyder, R</b> ERA: 5.79 (1, 1)	6.0	L	27	8	6	6	4	2	0	0	0	0	0	61	92	9.00	1.667								
<b>Bryan Ward, L</b> ERA: 4.5 (7, 1)	1.2		6	0	0	0	1	1	0	0	0	0	0	13	21	0.00	0.600								
<b>Chad Bradford, R</b> ERA: 4.5 (8, 1)	1.1		4	0	0	0	0	0	0	0	0	0	0	8	10	0.00	0.000								

Oakland Athletics @ Chicago White Sox  
Comiskey Park, Chicago, IL  
Tue Aug 11 1998, 8:05 PM EDT  
Att: 17,095 - Unknown - 76 F

AB 33  
R 6  
H 8  
RBI 6  
BB 3  
SO 5  
LOB 8



Batter	1	2	3	4	5	6	7	8	9	AB	R	H	RBI	BB	SO	LOB	BOTTOM								
<b>Ray Durham, S</b> OBP: 0.364, SLG: 0.463 (1, 4)	P8		G5-3		G1-3					4	1	1	0	0	0	0									
<b>Mike Canuso, S</b> OBP: 0.329, SLG: 0.401 (1, 6)	F7		F7		FC5-4 1B				G5-3	4	0	1	1	0	0	0									
<b>Frank Thomas, R</b> OBP: 0.367, SLG: 0.442 (1, 10)	F7		F7		FC5-4				F8	4	0	0	0	0	0	1									
<b>Albert Belle, R</b> OBP: 0.376, SLG: 0.614 (1, 7)		HR 1B			G3 2B				K	4	1	2	0	0	1	1									
<b>Robin Ventura, L</b> OBP: 0.344, SLG: 0.416 (1, 5)		P4			G3				P6	4	0	0	0	0	1	3									
<b>25 Jeff Abbott, R</b> OBP: 0.313, SLG: 0.481 (1, 8)		F7			P4				G6-3	4	0	0	0	0	0	2									
<b>Greg Norton, S</b> OBP: 0.294, SLG: 0.422 (1, 3)		HR 1B			F8				G1-3	3	1	1	0	0	0	1									
<b>Magglio Ordonez, R</b> OBP: 0.329, SLG: 0.431 (1, 9)					P3				G5-3	3	1	1	3	0	0	0									
<b>Chad Kreuter, S</b> OBP: 0.363, SLG: 0.315 (1, 2)					G6-3				K	3	0	0	0	0	2	0									
<b>Inning Stats</b>	R: 0 E: 0 K: 0 S: 6	H: 0 LOB: 0 BB: 0 P: 9	R: 3 E: 0 K: 1 S: 13	H: 3 LOB: 0 BB: 0 P: 27	R: 0 E: 0 K: 0 S: 7	H: 0 LOB: 0 BB: 0 P: 12	R: 0 E: 0 K: 0 S: 11	H: 1 LOB: 1 BB: 0 P: 16	R: 0 E: 0 K: 1 S: 7	H: 0 LOB: 0 BB: 0 P: 10	R: 0 E: 1 K: 1 S: 8	H: 1 LOB: 1 BB: 0 P: 13	R: 0 E: 0 K: 0 S: 5	H: 0 LOB: 0 BB: 0 P: 8	R: 1 E: 0 K: 1 S: 11	H: 1 LOB: 0 BB: 0 P: 19	R: 0 E: 0 K: 1 S: 8	H: 0 LOB: 0 BB: 0 P: 11	1B: 3 2B: 1 3B: 1 HR: 1	SF: 0 SAC: 0 DP: 0 HBP: 0	WP: 0 PB: 0 SB: 0 CS: 0	PA: 33			
<b>PITCHER</b>	IP	WLS	BF	H	R	ER	SO	BB	IBB	HBP	BLK	WP	HR	S	P	ERA	WHIP								
<b>Tom Candiotti, R</b> ERA: 4.78 (1, 1)	7.2	W	29	6	4	4	3	0	0	0	0	0	0	66	110	4.70	0.783								
<b>T.J. Mathews, R</b> ERA: 4.99 (8, 1)	0.2		2	0	0	0	1	0	0	0	0	0	0	6	10	0.00	0.000								
<b>Buddy Groom, L</b> ERA: 4.47 (9, 1)	0.1	S	1	0	0	0	0	0	0	0	0	0	0	2	3	0.00	0.000								
<b>Billy Taylor, R</b> ERA: 4.42 (9, 1)	0.1		1	0	0	0	0	0	0	0	0	0	0	2	2	0.00	0.000								

Oakland Athletics @ Chicago White Sox  
Comiskey Park, Chicago, IL  
Tue Aug 11 1998, 8:05 PM EDT  
Att: 17,095 - Unknown - 76 F

AB 33  
R 4  
H 6  
RBI 4  
BB 0  
SO 4  
LOB 8






Batter	1	2	3	4	5	6	7	8	9	AB	R	H	RBI	BB	SO	LOB	TOP								
Rickey Henderson, R OBP: 0.366, SLG: 0.329	1-3 K		4-2 BB			1-1 G4-3		1-3 K		3	0	0	0	1	2	2									
Big Roberts, S OBP: 0.343, SLG: 0.342	0-0 F8		0-1 G4-3			1-3 K			2-1 BB	4	0	1	0	0	1	2									
Ben Grieve, L OBP: 0.390, SLG: 0.465	1-1 L3			2-1 L3			0-1 G4-3		4-2 BB	3	0	0	0	1	0	0									
Mike Blowers, R OBP: 0.300, SLG: 0.372		3-2 G6-3		1-3 K2-3			2-3 K		3-1 L7	4	0	0	0	0	2	2									
Scott Spiezio, S OBP: 0.340, SLG: 0.400		2-0 F8		1-3 K			0-1 L8		0-1 G6-4-3	4	0	0	0	0	1	2									
Jason Giambi, L OBP: 0.366, SLG: 0.454		0-0 F8			1-0 F8			1-1 G2-3		3	0	1	0	0	0	0									
Mike Macfarlane, R OBP: 0.275, SLG: 0.379			2-1 G5-3		2-2 G1-3			1-1 F9		3	0	0	0	0	0	1									
Miguel Tejada, R OBP: 0.319, SLG: 0.372			1-3 K		3-2 F7			1-0 G2-3		3	0	0	0	0	1	1									
Ryan Christenson, R OBP: 0.306, SLG: 0.335			3-2 E6		2-2 G6-3			4-2 BB		2	0	0	0	0	0	0									
Matt Stairs, L OBP: 0.352, SLG: 0.553										0	0	0	0	1	0	0									
Jason McDonald, S OBP: 0.340, SLG: 0.300										0	0	0	0	0	0	0									
<b>Inning Stats</b>	R: 0 E: 0 K: 1 S: 7	H: 0 LOB: 0 BB: 0 P: 9	R: 0 E: 0 K: 0 S: 5	H: 0 LOB: 0 BB: 0 P: 10	R: 0 E: 1 K: 1 S: 12	H: 0 LOB: 2 BB: 1 P: 22	R: 0 E: 0 K: 2 S: 8	H: 0 LOB: 0 BB: 0 P: 12	R: 0 E: 0 K: 0 S: 8	H: 0 LOB: 0 BB: 0 P: 14	R: 0 E: 0 K: 1 S: 9	H: 0 LOB: 0 BB: 0 P: 13	R: 0 E: 0 K: 1 S: 7	H: 0 LOB: 0 BB: 0 P: 9	R: 0 E: 0 K: 1 S: 10	H: 1 LOB: 2 BB: 1 P: 18	R: 0 E: 0 K: 0 S: 8	H: 1 LOB: 1 BB: 1 P: 17	1B: 2 2B: 0 3B: 0 HR: 0	SF: 0 SAC: 0 DP: 1 HBP: 0	WP: 1 PB: 0 SB: 0 CS: 0	PA: 32			
<b>PITCHER</b>	IP	WLS	BF	H	R	ER	SO	BB	IBB	HBP	BLK	WP	HR	S	P	ERA	WHIP								
Scott Eyre, L ERA: 5.06	5.0	W	17	0	0	0	4	1	0	0	0	1	0	40	67	0.00	0.200								
Keith Foulke, R ERA: 3.77	2.0		6	0	0	0	2	0	0	0	0	0	0	16	22	0.00	0.000								
Bob Howry, R ERA: 2.93	1.0	S	5	1	0	0	1	1	0	0	0	0	0	10	18	0.00	2.000								
41 Bill Simas, R ERA: 2.44	1.0	S	4	1	0	0	0	1	0	0	0	0	0	8	17	0.00	2.000								

Oakland Athletics @ Chicago White Sox  
Comiskey Park, Chicago, IL  
Wed Aug 12 1998, 4:33 AM EDT  
Att: 15,503 - Sunny - 76 F


AB 29  
R 0  
H 2  
RBI 0  
BB 3  
SO 7  
LOB 10



Batter	1	2	3	4	5	6	7	8	9	AB	R	H	RBI	BB	SO	LOB	BOTTOM								
Ray Durham, S OBP: 0.367, SLG: 0.466	4-0 F8		3-2 L6	4-0 BB		2-2 2B				2	0	1	1	2	0	0									
Mike Casuso, S OBP: 0.326, SLG: 0.399	1-3 K		0-0 WP	0-1 F9		3-2 P9				4	0	1	0	0	1	5									
Frank Thomas, R OBP: 0.366, SLG: 0.439	1-2 F8		4-2 WP	1-2 BB		2-1 F9		2-1 P6		3	0	0	0	1	0	1									
Albert Belle, R OBP: 0.375, SLG: 0.611	0-1 F7		1-1 P9		3-2 G6-3		0-0 G5-3			4	0	1	0	0	0	3									
Robin Ventura, L OBP: 0.341, SLG: 0.412		0-0 F9	2-2 G4-3		0-2 G6-3		3-2 F9			4	0	0	0	0	0	3									
Greg Norton, S OBP: 0.299, SLG: 0.424		1-2 S		1-1 1B		0-3 K		1-1 F8		4	0	2	0	0	1	1									
Magglio Ordonez, R OBP: 0.329, SLG: 0.429		3-3 K		0-1 L8		0-1 G5-3		3-1 1B		4	0	1	0	0	1	2									
Mike Cameron, R OBP: 0.285, SLG: 0.321		3-2 F7		1-2 F9		3-2 2B		0-0 L8		4	1	1	0	0	0	3									
Robert Machado, R OBP: 0.231, SLG: 0.361			2-1 HR	1-2 1B		3-2 P6		0-3 K		4	1	2	1	0	1	2									
<b>Inning Stats</b>	R: 0 E: 0 K: 1 S: 8	H: 0 LOB: 1 BB: 1 P: 14	R: 0 E: 0 K: 1 S: 11	H: 1 LOB: 0 BB: 0 P: 18	R: 1 E: 0 K: 0 S: 15	H: 2 LOB: 3 BB: 1 P: 27	R: 0 E: 0 K: 0 S: 13	H: 2 LOB: 3 BB: 1 P: 20	R: 0 E: 0 K: 1 S: 12	H: 1 LOB: 1 BB: 0 P: 17	R: 1 E: 0 K: 0 S: 15	H: 2 LOB: 1 BB: 0 P: 23	R: 0 E: 0 K: 0 S: 6	H: 0 LOB: 0 BB: 0 P: 11	R: 0 E: 0 K: 1 S: 8	H: 1 LOB: 1 BB: 0 P: 12	1B: 6 2B: 1 3B: 1 HR: 1	SF: 0 SAC: 0 DP: 0 HBP: 0	WP: 1 PB: 0 SB: 1 CS: 0	PA: 36					
<b>PITCHER</b>	IP	WLS	BF	H	R	ER	SO	BB	IBB	HBP	BLK	WP	HR	S	P	ERA	WHIP								
Jimmy Haynes, R ERA: 4.29	6.0	L	29	8	2	2	3	3	0	0	0	0	0	74	119	3.00	1.833								
Tim Worrell, R ERA: 5.31	2.0		7	1	0	0	1	0	0	0	0	0	0	14	23	0.00	0.500								

Oakland Athletics @ Chicago White Sox  
Comiskey Park, Chicago, IL  
Wed Aug 12 1998, 4:33 AM EDT  
Att: 15,503 - Sunny - 76 F

AB 33  
R 2  
H 9  
RBI 2  
BB 3  
SO 4  
LOB 20





Batter	1	2	3	4	5	6	7	8	9	AB	R	H	RBI	BB	SO	LOB	TOP			
Rickey Henderson, R OBP: 0.366, SLG: 0.328 Jason McDonald, S OBP: 0.350, SLG: 0.306	4-1 G4-3 1B S BB	3-3 K		3-2 F8			3-2 E 1B		4-1 1B BB	2	1	0	0	1	1	2				
Bip Roberts, S OBP: 0.336, SLG: 0.336 Ryan Christenson, R OBP: 0.309, SLG: 0.338	1-3 K		2-1 G6-3	1-0 G4-3			3-2 E5 G1-6-3 1-2		1-2 1B	4	0	0	0	0	1	2				
Ben Grieve, L OBP: 0.389, SLG: 0.461	1-0 G4-3 1-3		4-1 1B HR BB		1-3 K		0-0 G1-6-3 1-2		2-2 F7	4	1	0	0	1	1	5				
Matt Stairs, L OBP: 0.393, SLG: 0.553	2-2 1B		2-2 1B HR		2-2 L7				0-0 L7	4	1	2	1	0	0	0				
Ed Sprague, R OBP: 0.293, SLG: 0.421	1-0 F8 3-H		0-3 K		2-3 K				1-2 F8	4	0	0	0	0	2	3				
Jason Giambi, L OBP: 0.369, SLG: 0.463		4-0 PB 1B BB	3-2 1B HR				2-2 F8		1-0 1B	3	1	2	3	1	0	0				
Scott Spiezio, S OBP: 0.335, SLG: 0.394		1-0 P8	1-1 E6				3-2 P5		1-0 G4-3	4	0	0	0	0	0	2				
Mike Macfarlane, R OBP: 0.274, SLG: 0.376		1-3 K	1-0 L7				1-3 K		2-1 G6-4-3 1B	4	0	1	0	0	2	2				
Rafael Bourimigal, R OBP: 0.267, SLG: 0.299		2-2 PB 1B		0-1 F9			0-1 G1-3		0-0 G6-4-3 1B	4	0	1	0	0	0	1				
<b>Inning Stats</b>	R: 1 E: 0 K: 1 S: 9	H: 1 LOB: 1 BB: 1 P: 18	R: 0 E: 0 K: 2 S: 11	H: 1 LOB: 2 BB: 1 P: 22	R: 3 E: 1 K: 1 S: 17	H: 2 LOB: 1 BB: 1 P: 30	R: 0 E: 0 K: 0 S: 6	H: 0 LOB: 0 BB: 0 P: 10	R: 0 E: 0 K: 2 S: 11	H: 0 LOB: 0 BB: 0 P: 16	R: 0 E: 0 K: 1 S: 9	H: 1 LOB: 1 BB: 0 P: 15	R: 0 E: 0 K: 0 S: 6	H: 1 LOB: 1 BB: 1 P: 9	R: 0 E: 0 K: 0 S: 10	H: 2 LOB: 2 BB: 1 P: 19	1B: 7 2B: 0 3B: 0 HR: 1	SF: 0 SAC: 0 DP: 2 HBP: 0	WP: 0 PB: 1 SB: 1 CS: 0	PA: 39
<b>PITCHER</b> Justin Thompson, L ERA: 3.61 A.J. Sager, R ERA: 6.5	IP: 6.0 WLS: W BF: 26	H: 4 R: 4 ER: 1 SO: 7	BB: 3 IBB: 0 HBP: 0 BLK: 0	WP: 0 HR: 1 S: 63 P: 111	ERA: 1.50 WHIP: 1.167	IP: 3.0 WLS: S BF: 13	H: 4 R: 0 ER: 0 SO: 0	BB: 1 IBB: 0 HBP: 0 BLK: 0	WP: 0 HR: 0 S: 27 P: 45	ERA: 0.00 WHIP: 1.667										

Oakland Athletics @ Detroit Tigers  
Tiger Stadium, Detroit, MI  
Fri Aug 14 1998, 7:05 PM EDT  
Att: 20,243 - Cloudy - 81 F

AB 35  
R 4  
H 8  
RBI 4  
BB 4  
SO 7  
LOB 17



Batter	1	2	3	4	5	6	7	8	9	AB	R	H	RBI	BB	SO	LOB	BOTTOM								
Brian Hunter, R OBP: 0.295, SLG: 0.323	0-1 G6-3	4-1 HR BB		0-1 G6-3			0-1 S E 1B	1-0 FC4-6 1B	1-0 P9	5	3	2	2	1	0	1									
Damion Easley, R OBP: 0.343, SLG: 0.503 Joe Randa, R OBP: 0.309, SLG: 0.319	3-1 G6-3	1-1 HR		2-0 2B			1-0 S E HBP	0-1 FC4-6 1B	0-0 G5-3	4	2	3	4	0	0	0									
Bobby Higginson, L OBP: 0.373, SLG: 0.515 Trey Beamon, L OBP: 0.410, SLG: 0.441	1-2 P5	2-2 F8		3-2 G3			2-1 E3 WP 1B	2-1 FC4-6 1B		5	1	0	0	0	0	3									
Tony Clark, S OBP: 0.357, SLG: 0.515		1-3 K	2-3 K		2-1 1B		2-2 WP 1B	0-0 FC3-4 1B		5	1	3	1	0	2	0									
Luis Gonzalez, L OBP: 0.348, SLG: 0.475		2-2 HR	3-1 G4-3		0-1 P5		4-1 1B HBP	0-1 FC3-4 BB		4	2	1	1	0	0	3									
Frank Catalanotto, L OBP: 0.298, SLG: 0.405 Geronimo Berroa, R OBP: 0.328, SLG: 0.327		1-3 K	1-2 BB 1B		1 SAFE F8		2-2 1B	4-2 BB		3	0	1	0	0	1	1									
Gabe Alvarez, R OBP: 0.306, SLG: 0.399		2-0 BB 1B HBP	4-1 BB		2-2 G1-3		1-3 2-H 3-H 1B	1-0 F9		3	1	1	1	1	0	4									
Paul Bako, L OBP: 0.324, SLG: 0.347		1-2 BB HR 1B	1-2 G4-3				0-1 G6-3		1-0 F7	5	1	1	0	0	0	4									
Deivi Cruz, R OBP: 0.279, SLG: 0.327		4-1 BB HR BB		1-1 F8			0-1 2B FC4		1-0 3B	4	2	2	0	1	0	2									
<b>Inning Stats</b>	R: 0 E: 0 K: 0 S: 8	H: 0 LOB: 0 BB: 0 P: 12	R: 6 E: 0 K: 2 S: 22	H: 3 LOB: 0 BB: 2 P: 40	R: 0 E: 0 K: 1 S: 19	H: 1 LOB: 2 BB: 1 P: 30	R: 0 E: 0 K: 0 S: 8	H: 1 LOB: 1 BB: 0 P: 14	R: 0 E: 0 K: 0 S: 9	H: 1 LOB: 1 BB: 0 P: 15	R: 6 E: 1 K: 0 S: 24	H: 5 LOB: 2 BB: 0 P: 39	R: 1 E: 0 K: 0 S: 11	H: 3 LOB: 3 BB: 1 P: 19	R: 0 E: 0 K: 0 S: 4	H: 1 LOB: 1 BB: 0 P: 7	1B: 10 2B: 2 3B: 1 HR: 2	SF: 0 SAC: 0 DP: 0 HBP: 3	WP: 1 PB: 0 SB: 2 CS: 0	PA: 47					
<b>PITCHER</b> Blake Stein, R ERA: 6.25 Mike Mohler, L ERA: 6.33 2B Mark Holzemer, L ERA: 3.38	IP: 4.0 WLS: L BF: 22	H: 6 R: 6 ER: 6 SO: 3	BB: 3 IBB: 0 HBP: 1 BLK: 0	WP: 0 HR: 2 S: 59 P: 100	ERA: 13.50 WHIP: 2.250	IP: 1.1 WLS: L BF: 10	H: 3 R: 6 ER: 5 SO: 0	BB: 0 IBB: 0 HBP: 2 BLK: 0	WP: 1 HR: 0 S: 21 P: 37	ERA: 33.75 WHIP: 2.250	IP: 2.2 WLS: L BF: 15	H: 6 R: 1 ER: 1 SO: 0	BB: 1 IBB: 0 HBP: 0 BLK: 0	WP: 0 HR: 0 S: 25 P: 39	ERA: 3.38 WHIP: 2.625										

Oakland Athletics @ Detroit Tigers  
Tiger Stadium, Detroit, MI  
Fri Aug 14 1998, 7:05 PM EDT  
Att: 20,243 - Cloudy - 81 F

AB 40  
R 13  
H 15  
RBI 11  
BB 4  
SO 3  
LOB 19






Batter	1	2	3	4	5	6	7	8	9	10	11	AB	R	H	RBI	BB	SO	LOB	TOP					
Rickey Henderson, R OBP: 0.371, SLG: 0.333 (1, 7)	FC6-4 1B	1B BB		1B		WP 1B	G4-3		1B		SH 1B	5	1	4	0	1	0	3						
Bip Roberts, S OBP: 0.338, SLG: 0.333 Mike Macfarlane, R OBP: 0.278, SLG: 0.379 (1, 8)	FC6-4 1B	1B		L8		K		2B BB	L7		BB 1B	5	0	1	0	1	1	6						
Jason Ciambi, L OBP: 0.374, SLG: 0.463 (1, 3)	1B BB	K		1B		1B		F8			1B BB	4	1	2	2	3	1	3						
Matt Stairs, L OBP: 0.393, SLG: 0.551 Mike Blowers, R OBP: 0.302, SLG: 0.374 (1, 10)	1B	G6-4-3		K		G6-3		2B	G3-1		1B BB	3	1	1	0	0	1	4						
Ben Grievie, L OBP: 0.294, SLG: 0.462 Ryan Christenson, R OBP: 0.313, SLG: 0.342 (7, 9)	1B 2B	1B		G6-3		L4		HBP 1B	K		CS 1B	4	1	2	1	0	0	0						
Scott Spiezio, S OBP: 0.334, SLG: 0.392 (1, 4)	1B 2B	1B		F7		K		P6			L9	7	1	2	1	0	2	7						
Ed Sprague, R OBP: 0.293, SLG: 0.417 (1, 5)	2B 1B	1B		P3		P6		HBP IBB	G4-3		L8	6	0	1	0	1	0	4						
Miguel Tejada, R OBP: 0.327, SLG: 0.395 (1, 6)	1B 2B	1B		E6 1B		F8		1B			SH 1B	5	3	3	3	0	0	1						
A.J. Hinch, R OBP: 0.309, SLG: 0.308 Jason McDonald, S OBP: 0.399, SLG: 0.311 (9, 9)	G3-1			K		F8		K			1B SH	4	0	0	0	2	6							
<b>Inning Stats</b>	R: 4 E: 0 K: 0 S: 15	H: 6 LOB: 2 BB: 1 P: 29	R: 0 E: 0 K: 1 S: 9	H: 1 LOB: 1 BB: 1 P: 17	R: 0 E: 0 K: 0 S: 4	H: 0 LOB: 0 BB: 0 P: 6	R: 1 E: 1 K: 2 S: 15	H: 2 LOB: 2 BB: 0 P: 24	R: 0 E: 0 K: 0 S: 10	H: 1 LOB: 1 BB: 0 P: 12	R: 1 E: 0 K: 1 S: 13	H: 2 LOB: 3 BB: 1 P: 25	R: 0 E: 0 K: 1 S: 11	H: 1 LOB: 2 BB: 1 P: 22	R: 1 E: 0 K: 0 S: 14	H: 2 LOB: 3 BB: 2 P: 33	R: 0 E: 0 K: 1 S: 11	H: 1 LOB: 0 BB: 0 P: 17	R: 3 E: 0 K: 0 S: 11	H: 4 LOB: 3 BB: 2 P: 23	1B: 18 2B: 2 3B: 0 HR: 1	SF: 0 SAC: 1 DP: 1 HBP: 1	WP: 2 PB: 0 SB: 2 CS: 1	PA: 61
<b>PITCHER</b>	IP ERA WLS BF H R ER SO BB IBB HBP BLK WP HR S P ERA WHIP	5 7.08 1.0 6 2 0 0 2 0 1 0 0 2 0 15 28 0.00 2.000	1 3.09 0.2 3 0 0 1 0 0 1 0 0 0 0 8 12 0.00 0.000	1 5.23 1.0 5 1 0 0 1 0 0 0 0 0 11 22 0.00 2.000	1 1.82 1.0 7 2 1 1 0 1 1 0 0 0 1 14 33 9.00 3.000	1 3.69 2.0 2.0 L 12 5 3 3 1 13.50 3.000																		

Oakland Athletics @ Detroit Tigers  
Tiger Stadium, Detroit, MI  
Sat Aug 15 1998, 7:05 PM EDT  
Att: 18,229 - Cloudy - 71 F

livebaseballscorecards.com

AB 51  
R 10  
H 21  
RBI 10  
BB 8  
SO 8  
LOB 40



Batter	1	2	3	4	5	6	7	8	9	10	11	AB	R	H	RBI	BB	SO	LOB	BOTTOM					
Brian Hunter, R OBP: 0.297, SLG: 0.327 (1, 8)	K		FC6-4 1B		2B 1B		E5 SF9 2B	FC6-4 S			L4	6	1	3	1	0	1	2						
Joe Randa, R OBP: 0.307, SLG: 0.320 (1, 4)	L1		F9		1B		P6	K			K	6	0	1	0	0	2	4						
Bobby Higginson, L OBP: 0.375, SLG: 0.513 (1, 9)	F8		K		2B		K				1B 1B	4	1	1	0	1	2	3						
Tony Clark, S OBP: 0.357, SLG: 0.513 (1, 3)		1B FC5 1B	FC6-4		K		SF9	G4-6-3 HBP			1B 1B	5	0	2	2	0	1	4						
Geronimo Berroa, R OBP: 0.325, SLG: 0.324 Trey Beamon, L OBP: 0.400, SLG: 0.429 (1, 10)		L5		1B		G6-3		K			K	5	0	1	0	0	2	2						
Gabe Alvarez, R OBP: 0.295, SLG: 0.389 Frank Catalanotto, L OBP: 0.303, SLG: 0.411 (1, 5)		FC5 1B HR		L8		G5-3		K			G5-4-3 1B	4	1	0	0	0	1	2						
Luis Gonzalez, L OBP: 0.349, SLG: 0.473 (1, 7)		HR 1B		F8		P6		1B BB			G5-4-3 1B	4	2	1	0	1	0	2						
Deivi Cruz, R OBP: 0.287, SLG: 0.344 (1, 6)		HR		K				BB 2B 1B			1B	5	2	4	3	0	1	1						
Paul Bako, L OBP: 0.325, SLG: 0.345 (1, 2)		K		K				2B E BB			G4-3	4	1	1	1	1	2	1						
<b>Inning Stats</b>	R: 0 E: 0 K: 1 S: 5	H: 0 LOB: 0 BB: 0 P: 7	R: 3 E: 0 K: 1 S: 11	H: 3 LOB: 0 BB: 0 P: 18	R: 0 E: 0 K: 1 S: 8	H: 1 LOB: 1 BB: 0 P: 13	R: 0 E: 0 K: 1 S: 9	H: 1 LOB: 1 BB: 0 P: 16	R: 0 E: 0 K: 0 S: 5	H: 2 LOB: 2 BB: 0 P: 20	R: 3 E: 1 K: 1 S: 22	H: 2 LOB: 1 BB: 2 P: 36	R: 1 E: 0 K: 2 S: 13	H: 2 LOB: 2 BB: 1 P: 21	R: 0 E: 0 K: 1 S: 9	H: 0 LOB: 0 BB: 0 P: 14	R: 0 E: 0 K: 0 S: 8	H: 2 LOB: 1 BB: 0 P: 11	R: 1 E: 0 K: 2 S: 16	H: 2 LOB: 1 BB: 0 P: 23	1B: 12 2B: 2 3B: 0 HR: 1	SF: 1 SAC: 0 DP: 2 HBP: 1	WP: 0 PB: 0 SB: 1 CS: 0	PA: 50
<b>PITCHER</b>	IP ERA WLS BF H R ER SO BB IBB HBP BLK WP HR S P ERA WHIP	6 3.12 0.1 2 1 0 0 0 0 0 0 0 0 1 1 59 96 6.00 1.500	7 4.47 0.0 1 0 0 0 0 1 0 0 0 0 0 2 6 =	7 4.47 2.2 11 2 2 1 4 1 0 1 0 0 0 28 45 3.38 1.125	10 4.42 2.0 W 9 4 1 1 2 0 0 0 0 0 0 24 34 4.50 2.000	10 3.00 2.0 2.0 L 12 5 3 3 1 13.50 3.000																		

Oakland Athletics @ Detroit Tigers  
Tiger Stadium, Detroit, MI  
Sat Aug 15 1998, 7:05 PM EDT  
Att: 18,229 - Cloudy - 71 F

livebaseballscorecards.com

AB 45  
R 8  
H 15  
RBI 7  
BB 3  
SO 13  
LOB 22





Batter	1	2	3	4	5	6	7	8	9	AB	R	H	RBI	BB	SO	LOB	TOP										
<b>Rickey Henderson, R</b> OBP: 0.368, SLG: 0.330 (1, 7)	1-1 G6-3		2-2 L1			2-2 F9			3-3 K	4	0	0	0	0	1	0											
<b>Ryan Christenson, R</b> OBP: 0.309, SLG: 0.338 <b>Bip Roberts, S</b> OBP: 0.341, SLG: 0.336 (9, PH)	1-2 F9			2-1 G5-3		2-3 K			0-1 F 1B HR	3	0	0	0	0	1	0											
<b>Jason Giambi, L</b> OBP: 0.375, SLG: 0.463 (1, 3)	0-0 1B			2-3 K		0-0 F9			1-0 E9 HR	4	1	2	0	0	1	0											
<b>Matt Stairs, L</b> OBP: 0.392, SLG: 0.556 (1, 10)	1-0 F8			2-0 F8			2-3 K		2-0 HR	4	1	1	3	0	1	1											
<b>Ben Grieve, L</b> OBP: 0.388, SLG: 0.459 (1, 9)		2-3 K			4-1 FC6-4 1B BB		2-3 K		1-3 K HR	3	0	0	0	1	3	0											
<b>Scott Spiezio, S</b> OBP: 0.333, SLG: 0.390 (1, 4)		1-3 K			0-0 FC6-4 1B		0-0 P2		0-0 G4-3	4	0	1	0	0	1	0											
<b>Ed Sprague, R</b> OBP: 0.291, SLG: 0.415 (1, 5)		2-3 K			1-0 FC6-4 1B			2-1 L5		3	0	0	0	0	1	2											
<b>Miguel Tejada, R</b> OBP: 0.323, SLG: 0.390 (1, 6)			1-2 P2		2-2 G1-6-4-3			1-3 K		3	0	0	0	0	1	2											
<b>A.J. Hinch, R</b> OBP: 0.286, SLG: 0.321 <b>Jason McDonald, S</b> OBP: 0.356, SLG: 0.309 <b>Mike Macfarlane, R</b> OBP: 0.278, SLG: 0.379 (8, PH)			1-3 K			3-1 HR		3-2 F8		2	1	1	1	0	1	0											
<b>Inning Stats</b>	R: 0 E: 0 K: 0 S: 7	H: 1 LOB: 1 BB: 0 P: 10	R: 0 E: 0 K: 3 S: 12	H: 0 LOB: 0 BB: 0 P: 17	R: 0 E: 0 K: 1 S: 12	H: 0 LOB: 0 BB: 0 P: 16	R: 0 E: 0 K: 1 S: 7	H: 0 LOB: 0 BB: 0 P: 13	R: 0 E: 0 K: 0 S: 6	H: 1 LOB: 1 BB: 1 P: 13	R: 1 E: 0 K: 1 S: 10	H: 1 LOB: 0 BB: 0 P: 17	R: 0 E: 0 K: 2 S: 8	H: 0 LOB: 0 BB: 0 P: 12	R: 0 E: 0 K: 1 S: 8	H: 0 LOB: 0 BB: 0 P: 14	R: 3 E: 1 K: 2 S: 12	H: 3 LOB: 0 BB: 0 P: 19	1B: 4 2B: 0 3B: 0 HR: 2	SF: 0 SAC: 0 DP: 1 HBP: 0	WP: 0 PB: 0 SB: 0 CS: 0	PA: 33					
<b>PITCHER</b>	IP	WLS	BF	H	R	ER	SO	BB	IBB	HBP	BLK	WP	HR	S	P	ERA	WHIP										
<b>Bryce Florie, R</b> ERA: 4.44 (1, 1)	8.1	W	30	5	3	3	10	1	0	0	0	0	1	76	122	3.24	0.720										
<b>44 Sean Runyan, L</b> ERA: 3.3 (9, 1)	0.0		1	1	1	1	0	0	0	0	0	0	1	1	3	∞	∞										
<b>Todd Jones, R</b> ERA: 4.4 (9, 1)	0.2	S	2	0	0	0	1	0	0	0	0	0	0	5	6	0.00	0.000										

Oakland Athletics @ Detroit Tigers  
Tiger Stadium, Detroit, MI  
Sun Aug 16 1998, 3:33 AM EDT  
Att: 21,808 - Sunny - 79 F

AB	32
R	4
H	6
RBI	4
BB	1
SO	11
LOB	5



Batter	1	2	3	4	5	6	7	8	9	AB	R	H	RBI	BB	SO	LOB	BOTTOM										
<b>Brian Hunter, R</b> OBP: 0.297, SLG: 0.329 (1, 8)	0-2 G6-3		1-2 L5		1-0 F9		1-1 E7 1B 2B			4	1	1	0	0	0	1											
<b>Frank Catalanotto, L</b> OBP: 0.317, SLG: 0.440 (1, 4)	1-1 1B		1-2 1B SF7		2-3 K		0-0 CS		2-3 1B	4	2	3	1	0	1	0											
<b>Bobby Higginson, L</b> OBP: 0.375, SLG: 0.513 (1, 9)	2-1 1B		1-0 BB		1-1 P4		1-1 K		2-3 K	4	0	2	2	0	1	1											
<b>Tony Clark, S</b> OBP: 0.356, SLG: 0.510 (1, 3)	0-3 K		4-2 BB		1-2 BB		0-0 P5		3-2 CS	3	0	0	0	1	1	1											
<b>Luis Gonzalez, L</b> OBP: 0.346, SLG: 0.469 (1, 7)	0-0 F8		1-0 SF7		1-1 P4		1-1 P4		2-1 F7	3	0	0	1	0	0	1											
<b>Gerónimo Berroa, R</b> OBP: 0.323, SLG: 0.318 (1, 10)		1-3 K	2-0 G5-3		4-2 HR			2-0 L9		3	1	0	0	1	1	2											
<b>Joe Randa, R</b> OBP: 0.307, SLG: 0.328 (1, 5)		0-0 G6-3		1-0 G6-3		1-1 HR			1-1 HR	3	1	1	2	0	0	0											
<b>Joe Siddall, L</b> OBP: 0.222, SLG: 0.412 (1, 2)		2-1 F8		1-2 P6		3-2 G6-3			3-2 G6-3	3	0	0	0	0	0	0											
<b>Deivi Cruz, R</b> OBP: 0.287, SLG: 0.344 (1, 6)			1-0 1B		2-1 F9				0-0 P6	3	1	1	0	0	0	0											
<b>Inning Stats</b>	R: 1 E: 0 K: 1 S: 12	H: 2 LOB: 1 BB: 0 P: 15	R: 0 E: 0 K: 1 S: 6	H: 0 LOB: 0 BB: 0 P: 9	R: 2 E: 0 K: 0 S: 14	H: 3 LOB: 2 BB: 1 P: 25	R: 0 E: 0 K: 0 S: 6	H: 0 LOB: 0 BB: 0 P: 10	R: 0 E: 0 K: 1 S: 6	H: 0 LOB: 0 BB: 0 P: 10	R: 2 E: 0 K: 0 S: 12	H: 1 LOB: 0 BB: 1 P: 21	R: 1 E: 1 K: 1 S: 11	H: 2 LOB: 0 BB: 0 P: 17	R: 0 E: 0 K: 0 S: 4	H: 0 LOB: 0 BB: 0 P: 8	R: 0 E: 0 K: 0 S: 4	H: 0 LOB: 0 BB: 0 P: 8	1B: 5 2B: 1 3B: 1 HR: 1	SF: 1 SAC: 0 DP: 0 HBP: 0	WP: 0 PB: 0 SB: 0 CS: 1	PA: 34					
<b>PITCHER</b>	IP	WLS	BF	H	R	ER	SO	BB	IBB	HBP	BLK	WP	HR	S	P	ERA	WHIP										
<b>Mike Oquist, R</b> ERA: 6.5 (1, 1)	6.1	L	29	8	6	6	3	2	0	0	0	0	1	60	95	8.53	1.579										
<b>Mike Mohler, L</b> ERA: 6.09 (7, 1)	1.2		4	0	0	0	1	0	0	0	0	0	0	11	20	0.00	0.000										

Oakland Athletics @ Detroit Tigers  
Tiger Stadium, Detroit, MI  
Sun Aug 16 1998, 3:33 AM EDT  
Att: 21,808 - Sunny - 79 F

AB	30
R	6
H	8
RBI	6
BB	2
SO	4
LOB	6





Batter	1	2	3	4	5	6	7	8	9	AB	R	H	RBI	BB	SO	LOB	TOP			
Shannon Stewart, R OBP: 0.372, SLG: 0.367	0-1 P3	2-1 S HBP		0-1 G4-3			0-2 FC3-6 1B		0-3 K	4	0	1	0	0	1	0	<b>Toronto Blue Jays @ Oakland Athletics</b> Network Associates Coliseum, Oakland, CA Mon Aug 17 1998, 10:05 PM EDT Att: 9,761 - Cloudy - 62 F			
Shawn Green, L OBP: 0.334, SLG: 0.468	1-1 BB 1B	3-2 F7		0-0 P6			1-0 FC3-6 1-2		1-1 HR	5	2	2	1	0	0	2				
Jose Canseco, R OBP: 0.325, SLG: 0.519	0-0 P4	0-1 L7			1-2 HR		0-3 K		1-1 P4	5	1	1	1	0	1	3				
Carlos Delgado, L OBP: 0.381, SLG: 0.571	4-1 1B 1B BB		1-3 K		1-0 L4		0-1 G4-3			3	1	0	0	1	1	1				
Jose Cruz Jr., S OBP: 0.341, SLG: 0.374	1-1 1B		0-0 FC4-6 1B		0-0 F8			1-2 G4-3		4	0	2	1	0	0	0				
Tony Fernandez, S OBP: 0.372, SLG: 0.436	0-0 BB		0-1 FC4-6 1B		2-1 G3			4-2 FC3-6 BB		3	0	2	1	1	0	0				
Darrin Fletcher, L OBP: 0.334, SLG: 0.410	4-1 BB		0-2 FC4-6		1-1 G3			0-2 FC3-6		3	0	0	0	1	0	3				
Felipe Crespo, S OBP: 0.326, SLG: 0.336	1-1 F9		1-1 G3-1		2-2 F7			3-3 K		3	0	0	0	0	0	5				
Craig Grebeck, R OBP: 0.351, SLG: 0.378										1	0	0	0	0	1	1				
Alex Gonzalez, R OBP: 0.281, SLG: 0.366		2-2 F7		1-3 K			0-3 K		1-3 K	4	0	0	0	0	3	0				
<b>Inning Stats</b>	R: 2 E: 0 K: 0 S: 12	H: 3 LOB: 3 BB: 2 P: 23	R: 0 E: 0 K: 0 S: 10	H: 0 LOB: 1 BB: 0 P: 17	R: 0 E: 0 K: 1 S: 11	H: 2 LOB: 2 BB: 0 P: 13	R: 0 E: 0 K: 1 S: 6	H: 0 LOB: 0 BB: 0 P: 7	R: 1 E: 0 K: 0 S: 8	H: 1 LOB: 0 BB: 0 P: 12	R: 0 E: 0 K: 1 S: 9	H: 1 LOB: 1 BB: 0 P: 10	R: 0 E: 0 K: 1 S: 14	H: 0 LOB: 1 BB: 1 P: 22	R: 1 E: 0 K: 2 S: 10	H: 1 LOB: 0 BB: 0 P: 13	1B: 6 2B: 0 3B: 0 HR: 2	SF: 0 SAC: 0 DP: 0 HBP: 1	WP: 0 PB: 0 SB: 1 CS: 0	PA: 39
<b>PITCHER</b>	IP WLS BF H R ER SO BB IBB HBP BLK WP HR S P ERA WHIP	IP WLS BF H R ER SO BB IBB HBP BLK WP HR S P ERA WHIP	IP WLS BF H R ER SO BB IBB HBP BLK WP HR S P ERA WHIP	IP WLS BF H R ER SO BB IBB HBP BLK WP HR S P ERA WHIP	IP WLS BF H R ER SO BB IBB HBP BLK WP HR S P ERA WHIP	IP WLS BF H R ER SO BB IBB HBP BLK WP HR S P ERA WHIP	IP WLS BF H R ER SO BB IBB HBP BLK WP HR S P ERA WHIP	IP WLS BF H R ER SO BB IBB HBP BLK WP HR S P ERA WHIP	IP WLS BF H R ER SO BB IBB HBP BLK WP HR S P ERA WHIP	IP WLS BF H R ER SO BB IBB HBP BLK WP HR S P ERA WHIP	IP WLS BF H R ER SO BB IBB HBP BLK WP HR S P ERA WHIP	IP WLS BF H R ER SO BB IBB HBP BLK WP HR S P ERA WHIP	IP WLS BF H R ER SO BB IBB HBP BLK WP HR S P ERA WHIP	IP WLS BF H R ER SO BB IBB HBP BLK WP HR S P ERA WHIP	IP WLS BF H R ER SO BB IBB HBP BLK WP HR S P ERA WHIP	IP WLS BF H R ER SO BB IBB HBP BLK WP HR S P ERA WHIP	IP WLS BF H R ER SO BB IBB HBP BLK WP HR S P ERA WHIP	IP WLS BF H R ER SO BB IBB HBP BLK WP HR S P ERA WHIP	IP WLS BF H R ER SO BB IBB HBP BLK WP HR S P ERA WHIP	IP WLS BF H R ER SO BB IBB HBP BLK WP HR S P ERA WHIP
Tom Candiotti, R ERA: 4.77	6.0	L	28	7	3	3	3	2	0	0	1	0	0	0	0	0	4.50	1.500		
28 Mark Holzemer, L ERA: 3.0	0.1	1	0	0	0	0	0	0	0	0	0	0	0	0	1	2	0.00	0.000		
Tim Worrell, R ERA: 5.15	2.1	8	0	0	0	4	1	0	0	0	0	0	0	25	34	0.00	0.429			
Buddy Groom, L ERA: 4.63	0.1	2	1	1	1	0	0	0	0	0	0	0	0	1	4	6	27.00	3.000		

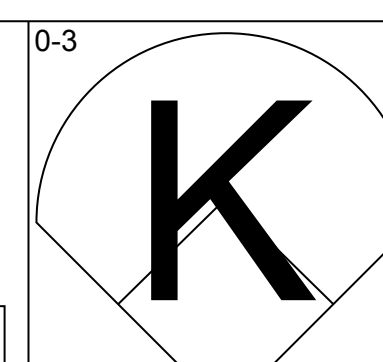
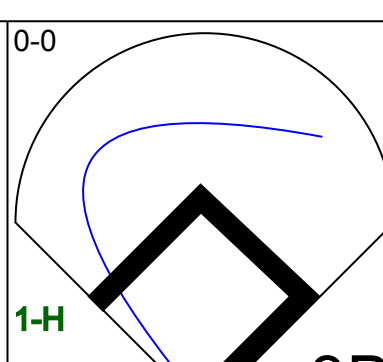
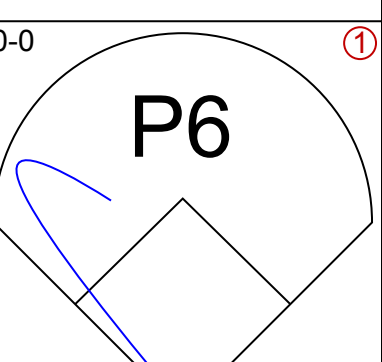
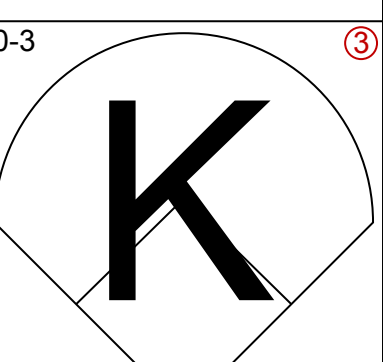
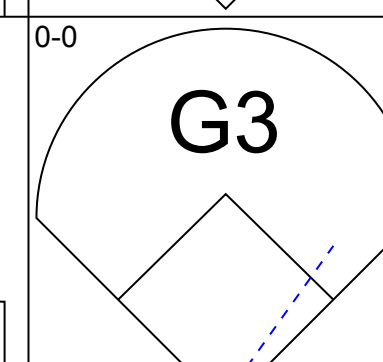
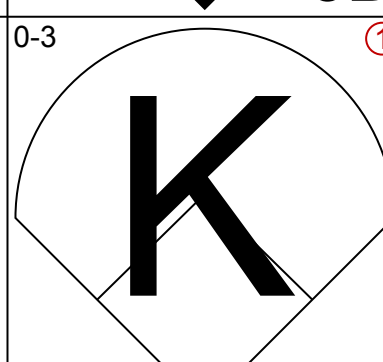
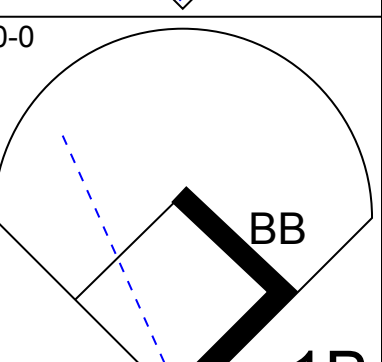
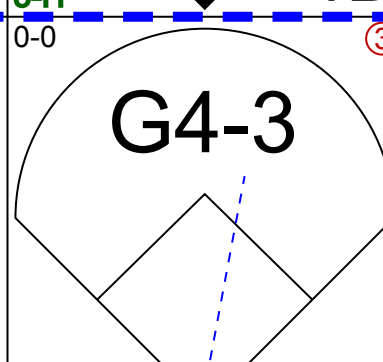
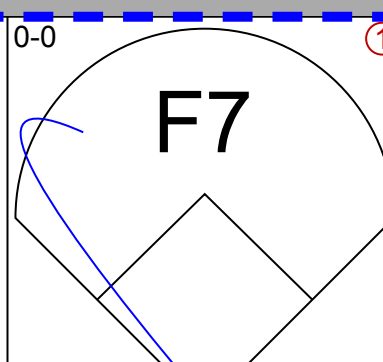
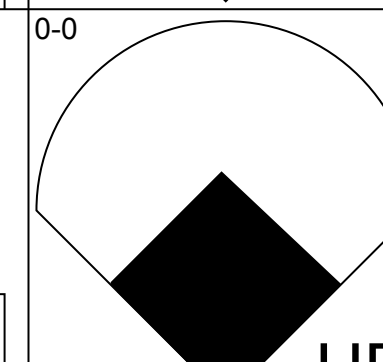
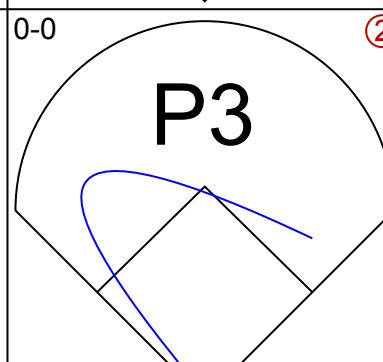
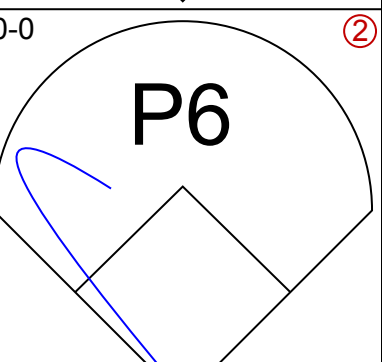
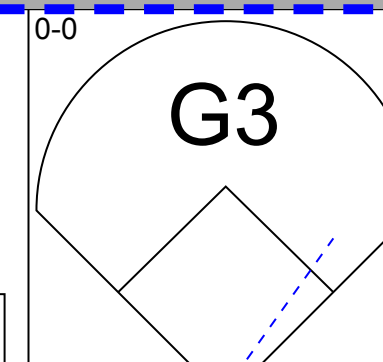
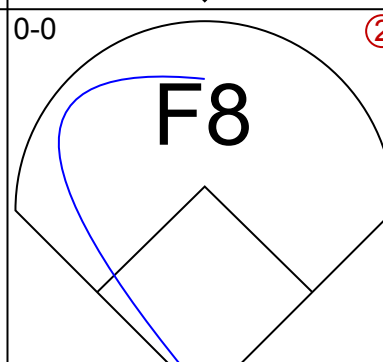
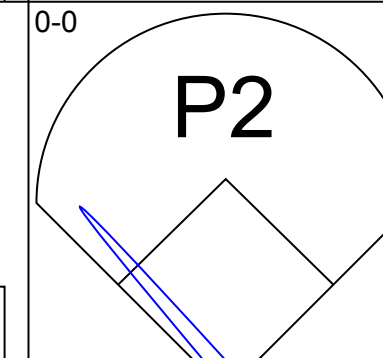
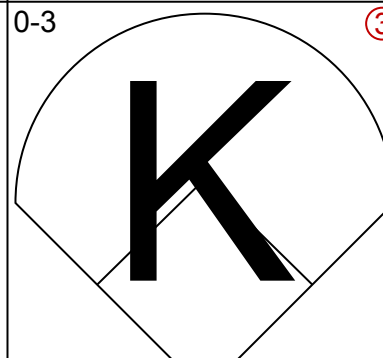
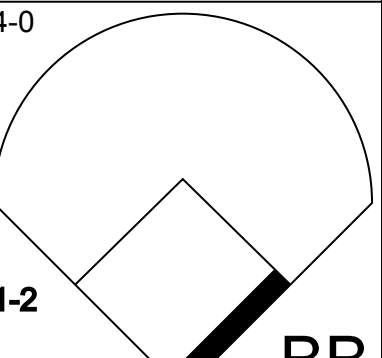
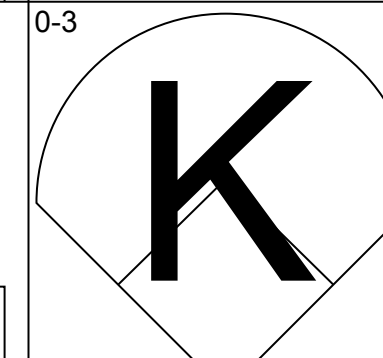
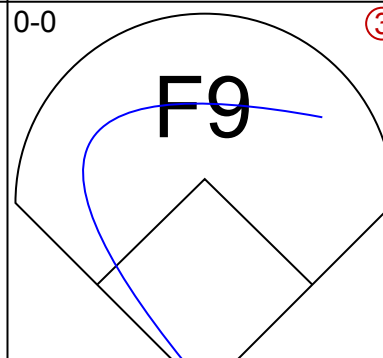
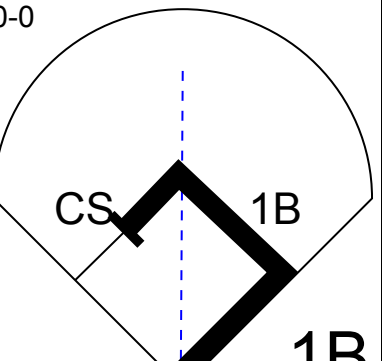
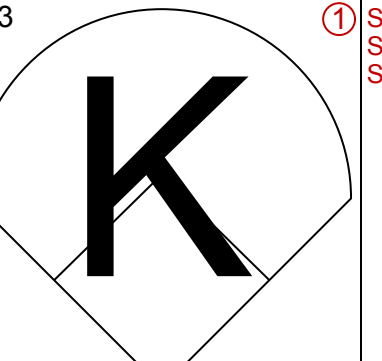
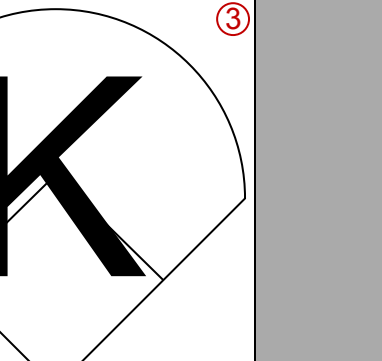
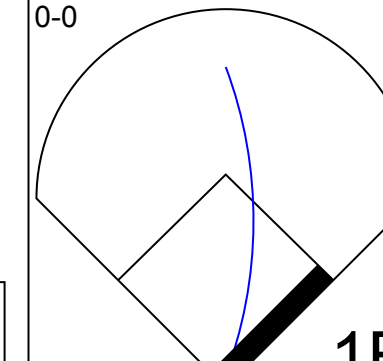
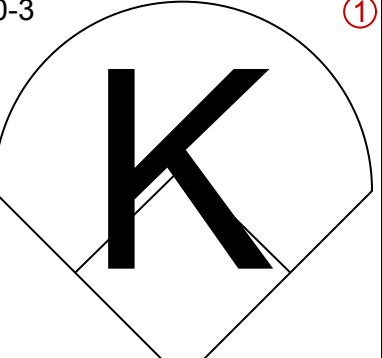
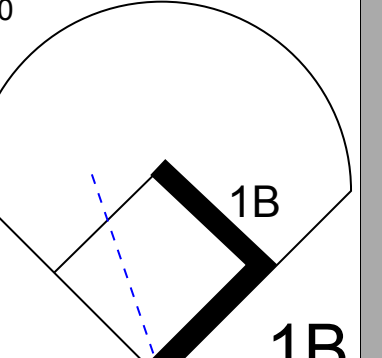
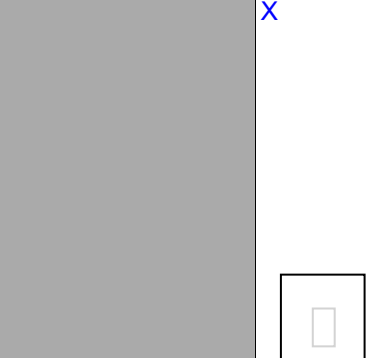
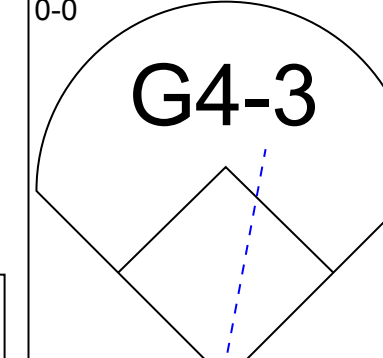
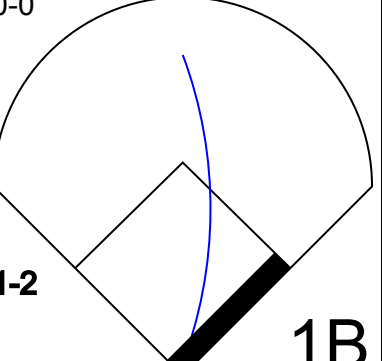
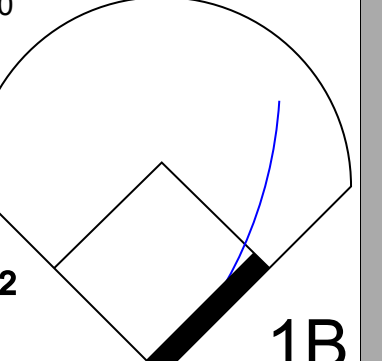
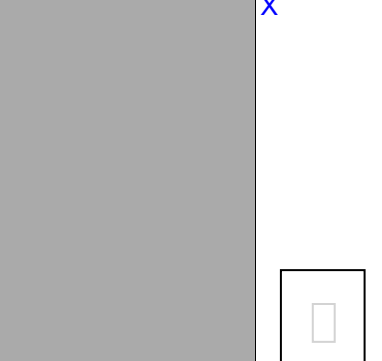
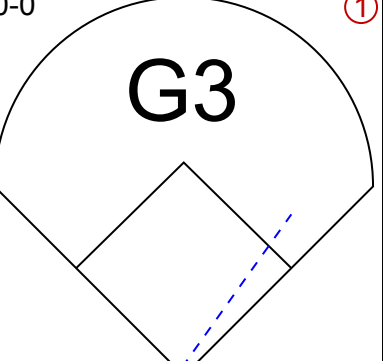
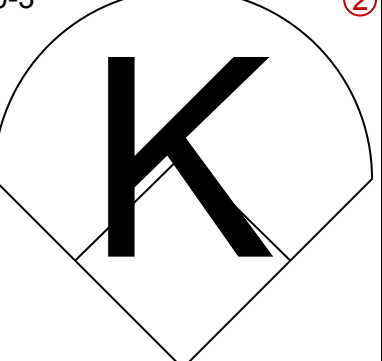

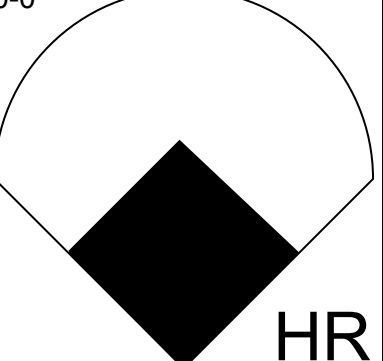
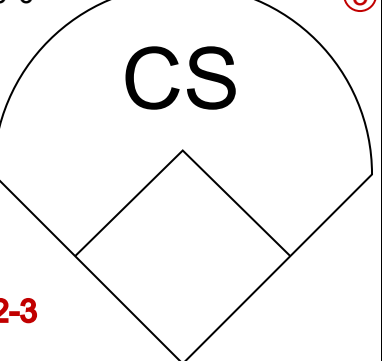
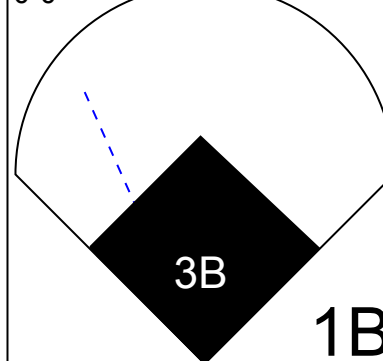
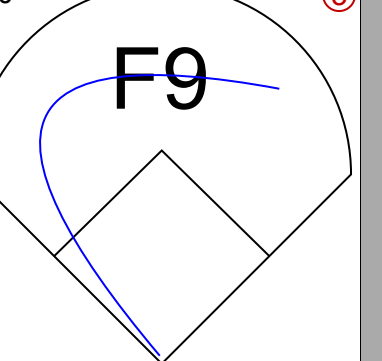
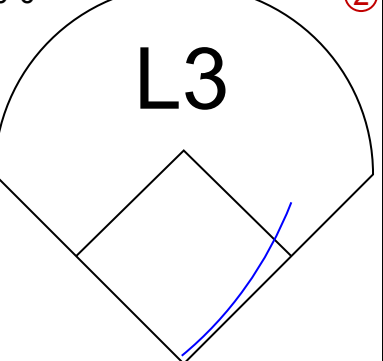
AB	35
R	4
H	8
RBI	4
BB	3
SO	7
LOB	15



Batter	1	2	3	4	5	6	7	8	9	AB	R	H	RBI	BB	SO	LOB	BOTTOM					
Rickey Henderson, R OBP: 0.370, SLG: 0.330	2-1 G5-3		1-1 P3	4-1 BB			4-1 S BB		2-2 G4-3 S 1B	3	0	1	0	2	0	0	<b>Toronto Blue Jays @ Oakland Athletics</b> Network Associates Coliseum, Oakland, CA Mon Aug 17 1998, 10:05 PM EDT Att: 9,761 - Cloudy - 62 F					
Bjo Roberts, S OBP: 0.342, SLG: 0.332	4-0 BB S BB		3-2 G4-3	2-2 L5			4-2 BB		2-2 G4-3	3	0	0	0	2	0	2						
Jason Giambi, L OBP: 0.377, SLG: 0.462	4-2 BB		2-2 1B		3-1 L8		3-2 F7		4-2 BB	3	0	1	0	2	0	2						
Ryan Christenson, R OBP: 0.309, SLG: 0.338	1-2 BB		1-2 1B						1-3 BB	0	0	0	0	0	0	0						
Matt Stairs, L OBP: 0.392, SLG: 0.553	4-2 BB		2-1 1B		1-3 K		3-1 F9		1-3 K	4	0	1	0	1	2	4						
Ben Grieve, L OBP: 0.386, SLG: 0.455	2-3 K		2-0 L7		1-1 F8			1-3 K		4	0	0	0	0	2	5						
Scott Spiezio, S OBP: 0.332, SLG: 0.388	3-3 K				0-0 FC5-4 1B		0-0 L8		0-1 F8	4	0	1	0	0	1	3						
Ed Sprague, R OBP: 0.291, SLG: 0.413		0-1 F6		3-2 P7		0-0 P2		2-0 1B		4	0	1	0	0	0	1						
Miguel Tejada, R OBP: 0.318, SLG: 0.383		1-0 P9		0-0 FC5-4 HR		1-2 P7		1-1 G4-3		4	1	0	0	0	0	2						
A.J. Hinch, R OBP: 0.286, SLG: 0.333		2-0 P5		1-1 HR			1-1 F7		3-2 P8	3	1	1	2	0	0	0						
Jason McDonald, S OBP: 0.354, SLG: 0.306										1	0	0	0	0	0	0						
<b>Inning Stats</b>	R: 0 E: 0 K: 2 S: 13	H: 0 LOB: 3 BB: 3 P: 32	R: 0 E: 0 K: 0 S: 4	H: 0 LOB: 0 BB: 0 P: 7	R: 0 E: 0 K: 0 S: 12	H: 2 LOB: 0 BB: 0 P: 22	R: 2 E: 0 K: 0 S: 13	H: 2 LOB: 1 BB: 1 P: 23	R: 0 E: 0 K: 1 S: 8	H: 0 LOB: 0 BB: 0 P: 13	R: 0 E: 0 K: 0 S: 6	H: 0 LOB: 0 BB: 0 P: 7	R: 0 E: 0 K: 0 S: 13	H: 0 LOB: 2 BB: 2 P: 28	R: 0 E: 0 K: 1 S: 9	H: 1 LOB: 1 BB: 0 P: 13	R: 0 E: 0 K: 1 S: 23	H: 1 LOB: 2 BB: 1 P: 35	1B: 5 2B: 0 3B: 0 HR: 1	SF: 0 SAC: 0 DP: 0 HBP: 0	WP: 0 PB: 0 SB: 3 CS: 0	PA: 40
<b>PITCHER</b>	IP WLS BF H R ER SO BB IBB HBP BLK WP HR S P ERA WHIP	IP WLS BF H R ER SO BB IBB HBP BLK WP HR S P ERA WHIP	IP WLS BF H R ER SO BB IBB HBP BLK WP HR S P ERA WHIP	IP WLS BF H R ER SO BB IBB HBP BLK WP HR S P ERA WHIP	IP WLS BF H R ER SO BB IBB HBP BLK WP HR S P ERA WHIP	IP WLS BF H R ER SO BB IBB HBP BLK WP HR S P ERA WHIP	IP WLS BF H R ER SO BB IBB HBP BLK WP HR S P ERA WHIP	IP WLS BF H R ER SO BB IBB HBP BLK WP HR S P ERA WHIP	IP WLS BF H R ER SO BB IBB HBP BLK WP HR S P ERA WHIP	IP WLS BF H R ER SO BB IBB HBP BLK WP HR S P ERA WHIP	IP WLS BF H R ER SO BB IBB HBP BLK WP HR S P ERA WHIP	IP WLS BF H R ER SO BB IBB HBP BLK WP HR S P ERA WHIP	IP WLS BF H R ER SO BB IBB HBP BLK WP HR S P ERA WHIP	IP WLS BF H R ER SO BB IBB HBP BLK WP HR S P ERA WHIP	IP WLS BF H R ER SO BB IBB HBP BLK WP HR S P ERA WHIP	IP WLS BF H R ER SO BB IBB HBP BLK WP HR S P ERA WHIP	IP WLS BF H R ER SO BB IBB HBP BLK WP HR S P ERA WHIP	IP WLS BF H R ER SO BB IBB HBP BLK WP HR S P ERA WHIP	IP WLS BF H R ER SO BB IBB HBP BLK WP HR S P ERA WHIP			
Kelvin Escobar, R ERA: 6.0	6.1	W	29	4	2	2	3	6	0	0	0	0	0	0	0	0	2.84	1.579				
Steve Sinclair, L ERA: 1.0	1.1	4	0	0	0	1	0	0	0	0	0	0	0	0	12	19	0.00	0.000				
Paul Quantrill, R ERA: 2.44	1.0	5	2	0	0	0	0	0	0	0	0	0	0	16	26	0.00	2.000					
Dan Plesac, L ERA: 3.61	0.1	S	2	0	0	0	1	1	0	0	0	0	0	10	15	0.00	3.000					



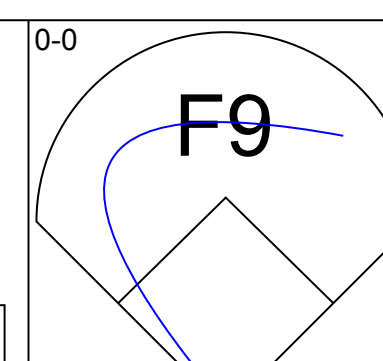
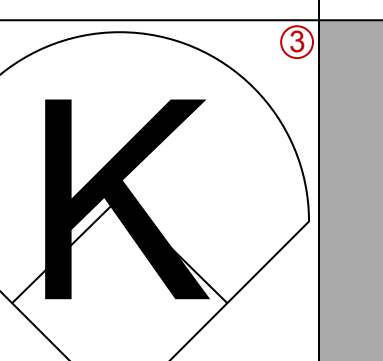
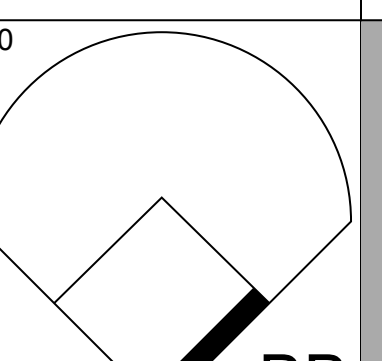
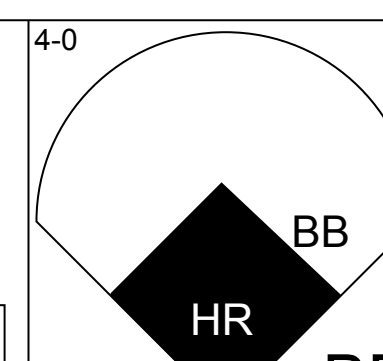
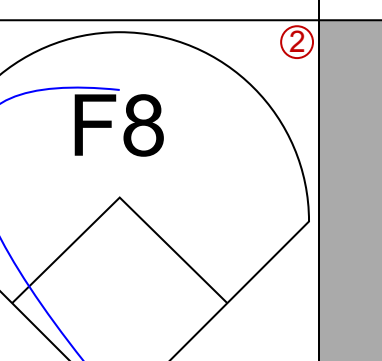
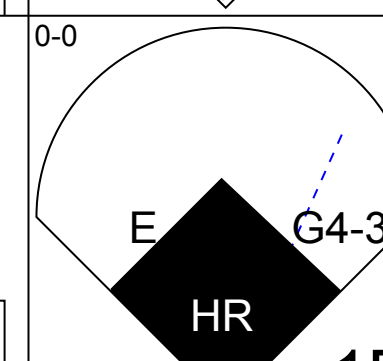
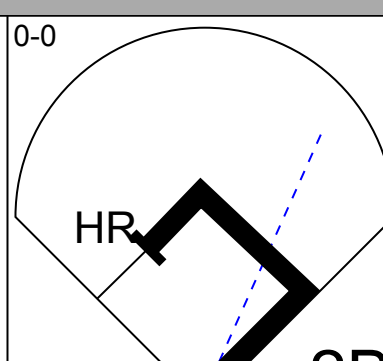
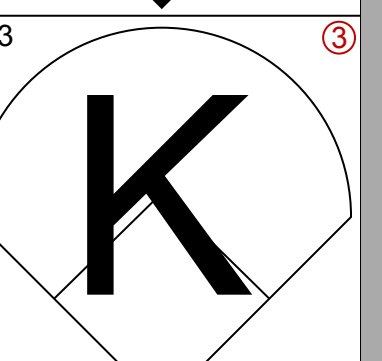
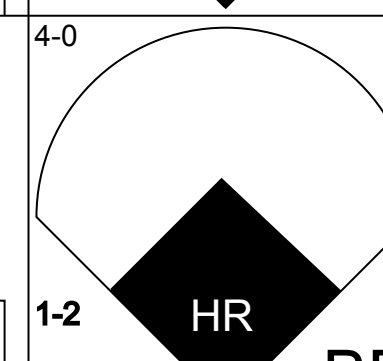
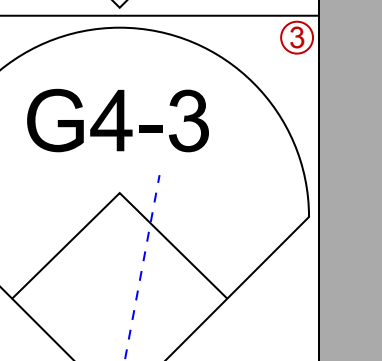
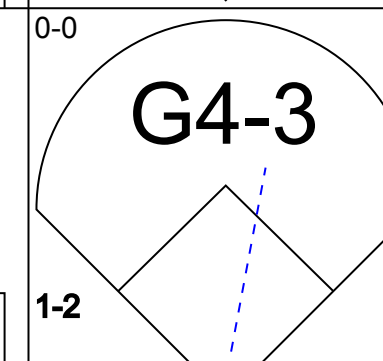
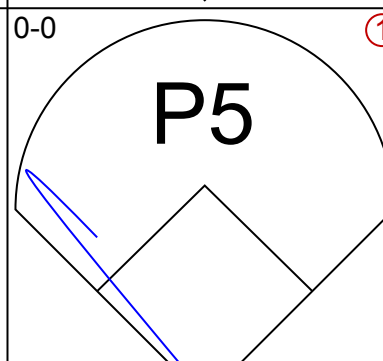

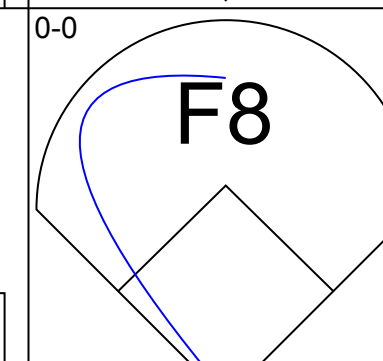
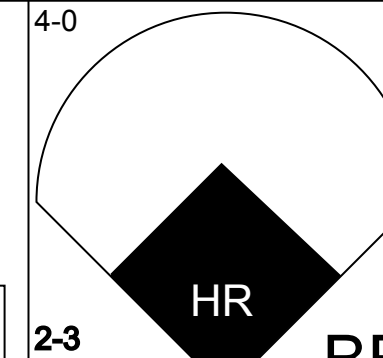

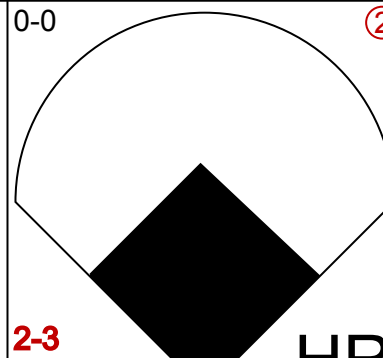
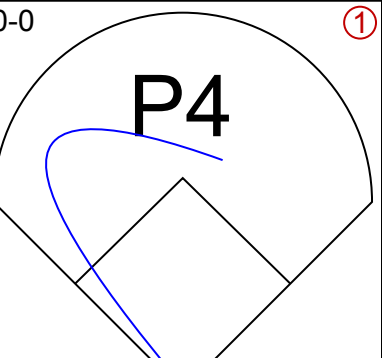
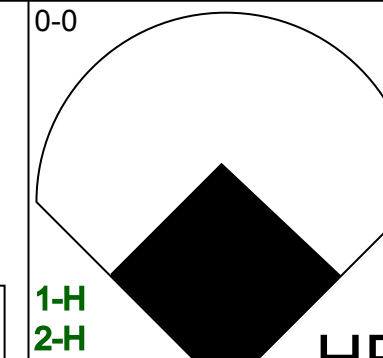
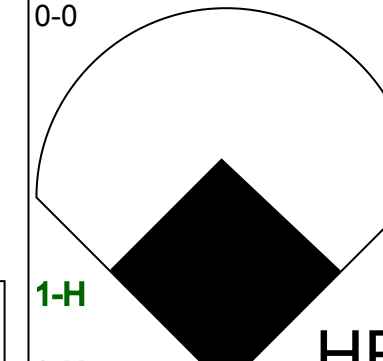
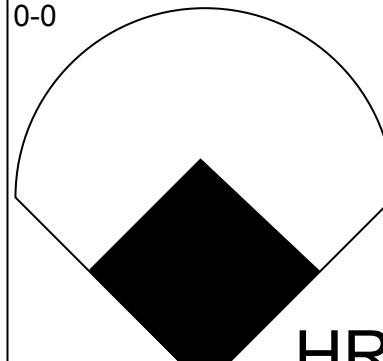

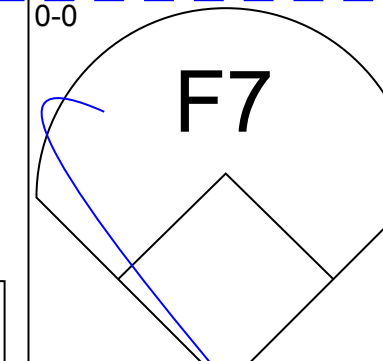
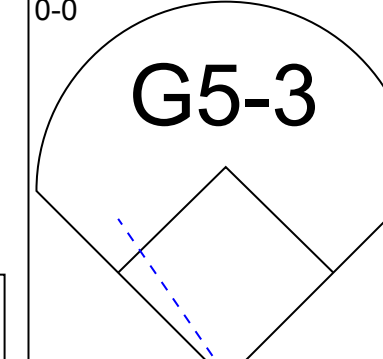
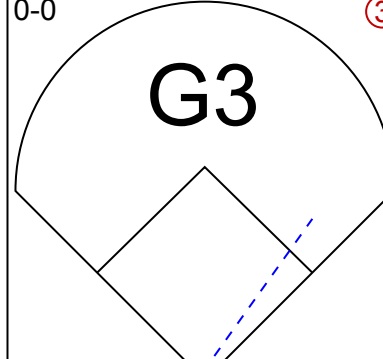

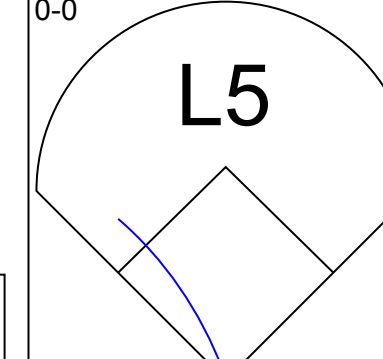


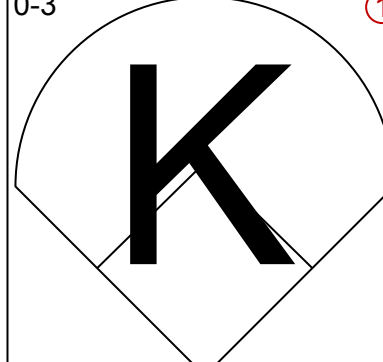
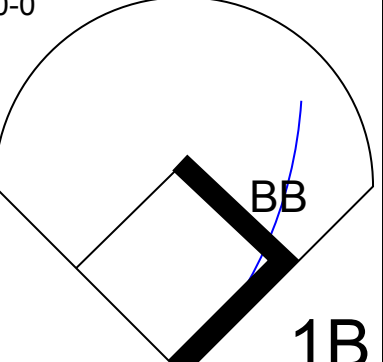
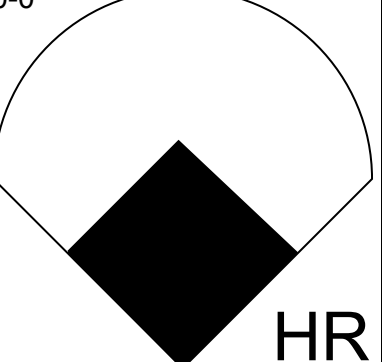
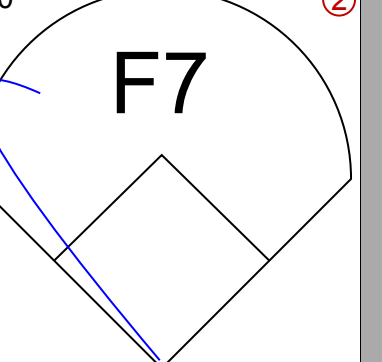
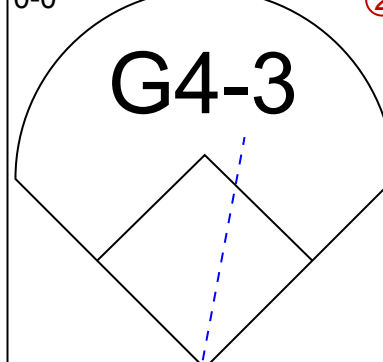
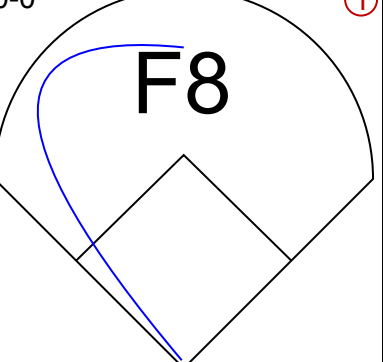
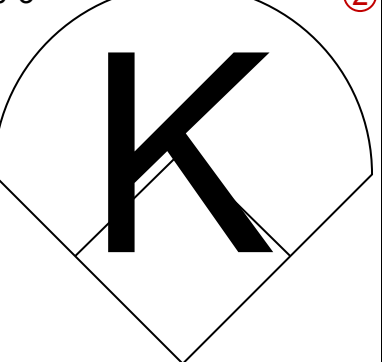
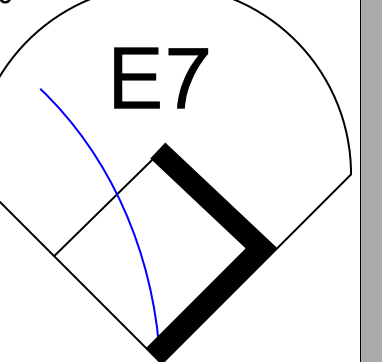
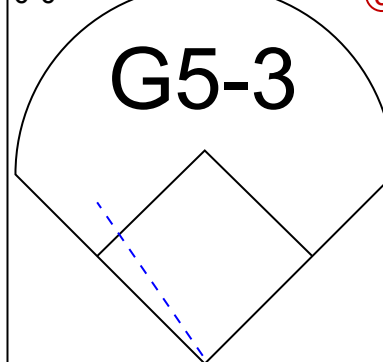
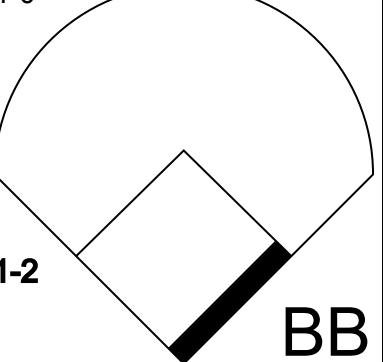


Batter	1	2	3	4	5	6	7	8	9	AB	R	H	RBI	BB	SO	LOB	TOP																				
Shannon Stewart, R OBP: 0.372, SLG: 0.373										5	0	2	3	0	2	0																					
Shawn Green, L OBP: 0.333, SLG: 0.465										5	0	1	0	0	1	2																					
Jose Canseco, R OBP: 0.324, SLG: 0.522										5	1	1	1	0	0	2																					
Carlos Delgado, L OBP: 0.379, SLG: 0.566										4	0	0	0	1	2	1																					
Jose Cruz Jr., S OBP: 0.344, SLG: 0.376										4	0	2	0	0	2	2																					
Tony Fernandez, S OBP: 0.373, SLG: 0.436										4	1	2	0	0	1	2																					
Craig Grebeck, R OBP: 0.359, SLG: 0.393										4	1	3	0	0	0	0																					
Kevin Brown, R OBP: 0.321, SLG: 0.412										4	1	1	1	0	3	6																					
Alex Gonzalez, R OBP: 0.281, SLG: 0.364										4	1	1	0	0	1	4																					
<b>Inning Stats</b>	R: 1 E: 0 K: 1 S: 6	H: 1 LOB: 0 BB: 0 P: 6	R: 0 E: 0 K: 2 S: 8	H: 2 LOB: 1 BB: 0 P: 8	R: 1 E: 0 K: 2 S: 9	H: 2 LOB: 1 BB: 0 P: 9	R: 0 E: 0 K: 2 S: 9	H: 2 LOB: 2 BB: 1 P: 10	R: 0 E: 0 K: 1 S: 6	H: 1 LOB: 0 BB: 0 P: 6	R: 1 E: 0 K: 0 S: 3	H: 1 LOB: 0 BB: 0 P: 3	R: 0 E: 0 K: 0 S: 3	H: 0 LOB: 0 BB: 0 P: 3	1B: 9 2B: 1 3B: 1 HR: 2	SF: 0 SAC: 0 DP: 0 HBP: 0	WP: 0 PA: 41 PB: 0 SB: 0 CS: 1																				
<b>PITCHER</b>	IP	WLS	BF	H	R	ER	SO	BB	IBB	HBP	BLK	WP	HR	S	P	ERA	WHIP	<b>PITCHER</b>	IP	WLS	BF	H	R	ER	SO	BB	IBB	HBP	BLK	WP	HR	S	P	ERA	WHIP		
Jimmy Haynes, R ERA: 4.37	(1, 1)	5.2	W	28	11	4	4	10	1	0	0	0	0	1	47	51	6.35	2.118																			
2B Mark Holzemer, L ERA: 2.7	(6, 1)	0.1		1	0	0	0	0	0	0	0	0	0	0	1	1	0.00	0.000																			
T.J. Mathews, R ERA: 4.89	(7, 1)	2.0		8	2	1	1	2	0	0	0	0	0	1	12	12	4.50	1.000																			
Buddy Groom, L ERA: 4.53	(9, 1)	1.0		3	0	0	0	0	0	0	0	0	0	0	3	3	0.00	0.000																			

Toronto Blue Jays @ Oakland Athletics  
Network Associates Coliseum, Oakland, CA  
Tue Aug 18 1998, 6:33 AM EDT  
Att: 9,086 - Cloudy - 61 F

AB 39  
R 5  
H 13  
RBI 5  
BB 1  
SO 12  
LOB 19



Batter	1	2	3	4	5	6	7	8	9	AB	R	H	RBI	BB	SO	LOB	BOTTOM																					
Rickey Henderson, R OBP: 0.371, SLG: 0.328										3	1	0	0	2	1	2																						
Jason McDonald, S OBP: 0.362, SLG: 0.320										4	2	2	0	1	1	4																						
Jason Giambi, L OBP: 0.376, SLG: 0.467										4	1	1	1	0	0	4																						
Matt Stairs, L OBP: 0.395, SLG: 0.569										3	3	2	4	1	0	0																						
Scott Spiezio, S OBP: 0.334, SLG: 0.409										4	2	2	4	0	1	0																						
Ed Sprague, R OBP: 0.286, SLG: 0.409										4	0	0	0	0	1	0																						
Miguel Tejada, R OBP: 0.317, SLG: 0.381										4	0	1	0	0	3	0																						
Ryan Christenson, R OBP: 0.308, SLG: 0.350										4	1	1	1	0	0	1																						
A.J. Hinch, R OBP: 0.286, SLG: 0.329										3	0	0	0	1	1	0																						
<b>Inning Stats</b>	R: 3 E: 1 K: 0 S: 5	H: 2 LOB: 0 BB: 1 P: 9	R: 1 E: 0 K: 3 S: 10	H: 1 LOB: 0 BB: 0 P: 10	R: 2 E: 0 K: 0 S: 5	H: 3 LOB: 0 BB: 0 P: 5	R: 0 E: 1 K: 2 S: 8	H: 0 LOB: 2 BB: 1 P: 12	R: 1 E: 0 K: 2 S: 8	H: 1 LOB: 0 BB: 0 P: 8	R: 0 E: 0 K: 1 S: 5	H: 0 LOB: 0 BB: 0 P: 5	R: 3 E: 0 K: 0 S: 4	H: 1 LOB: 2 BB: 2 P: 12	R: 0 E: 0 K: 0 S: 4	H: 1 LOB: 2 BB: 1 P: 8	1B: 2 2B: 1 3B: 0 HR: 6	SF: 0 SAC: 0 DP: 0 HBP: 0	WP: 0 PA: 38 PB: 0 SB: 0 CS: 0																			
<b>PITCHER</b>	IP	WLS	BF	H	R	ER	SO	BB	IBB	HBP	BLK	WP	HR	S	P	ERA	WHIP	<b>PITCHER</b>	IP	WLS	BF	H	R	ER	SO	BB	IBB	HBP	BLK	WP	HR	S	P	ERA	WHIP			
Woody Williams, R ERA: 4.65	(1, 1)	3.0	L	15	6	6	3	1	0	0	0	0	0	4	20	24	18.00	2.333																				
Carlos Almanzar, R ERA: 6.43	(4, 1)	2.0		9	1	1	1	4	1	0	0	0	0	1	16	20	4.50	1.000																				
Bill Risle, R ERA: 5.13	(6, 1)	1.1		7	1	3	3	1	2	0	0	0	0	1	7	15	20.25	2.250																				
Nerio Rodriguez, R ERA: 8.06	(7, 1)	1.2		7	1	0	0	0	1	0	0	0	0	0	6	10	0.00	1.200																				

Toronto Blue Jays @ Oakland Athletics  
Network Associates Coliseum, Oakland, CA  
Tue Aug 18 1998, 6:33 AM EDT  
Att: 9,086 - Cloudy - 61 F

AB 33  
R 10  
H 9  
RBI 10  
BB 5  
SO 8  
LOB 11





Batter	1	2	3	4	5	6	7	8	9	AB	R	H	RBI	BB	SO	LOB	TOP				
Ray Durham, S OBP: 0.372, SLG: 0.476 (1, 4)										4	0	0	0	0	0	0	<b>Chicago White Sox @ Oakland Athletics</b> Network Associates Coliseum, Oakland, CA Wed Aug 19 1998, 6:33 AM EDT Att. 12,605 - Sunny - 65 F				
Mike Caruso, S OBP: 0.326, SLG: 0.397 (1, 6)										4	0	1	0	0	0	1					
Frank Thomas, R OBP: 0.368, SLG: 0.449 (1, 10)										3	0	0	0	1	0	1					
Albert Belle, R OBP: 0.378, SLG: 0.619 (1, 7)										2	0	0	0	2	0	2					
Robin Ventura, L OBP: 0.338, SLG: 0.414 (1, 5)										4	0	0	0	0	1	2					
Greg Norton, S OBP: 0.307, SLG: 0.430 (1, 3)										3	0	0	0	1	1	2					
Magglio Ordonez, R OBP: 0.327, SLG: 0.427 (1, 9)										3	0	1	0	0	0	1					
Robert Machado, R OBP: 0.294, SLG: 0.404 (1, 2)										2	0	0	0	1	0	1					
Mike Cameron, R OBP: 0.281, SLG: 0.312 (1, 8)										3	0	0	0	0	1	1					
<b>Inning Stats</b>	R: 0 E: 0 K: 0 S: 4	H: 1 LOB: 1 BB: 0 P: 4	R: 0 E: 0 K: 1 S: 6	H: 1 LOB: 1 BB: 0 P: 6	R: 0 E: 0 K: 1 S: 5	H: 0 LOB: 0 BB: 0 P: 5	R: 0 E: 0 K: 1 S: 5	H: 0 LOB: 1 BB: 1 P: 9	R: 0 E: 0 K: 0 S: 3	H: 0 LOB: 0 BB: 0 P: 3	R: 0 E: 0 K: 0 S: 3	H: 0 LOB: 1 BB: 1 P: 7	R: 0 E: 1 K: 0 S: 3	H: 0 LOB: 1 BB: 1 P: 7	R: 0 E: 0 K: 0 S: 3	H: 0 LOB: 1 BB: 1 P: 7	1B: 1 2B: 0 3B: 1 HR: 0	SF: 0 SAC: 0 DP: 2 HBP: 0	WP: 0 PB: 0 SB: 1 CS: 0	PA: 33	
<b>PITCHER</b> Blake Stein, R ERA: 5.71 (1, 1)	IP: 9.0 WLS: W BF: 33	H: 2 R: 0 ER: 0 SO: 3	BB: 5 IBB: 0 HBP: 0 BLK: 0	WP: 0 HR: 0 S: 34 P: 54	ERA: 0.00 WHIP: 0.778	<b>PITCHER</b>											IP: 9.0 WLS: W BF: 33	H: 2 R: 0 ER: 0 SO: 3	BB: 5 IBB: 0 HBP: 0 BLK: 0	WP: 0 HR: 0 S: 34 P: 54	ERA: 0.00 WHIP: 0.778

AB	28
R	0
H	2
RBI	0
BB	5
SO	3
LOB	11





Batter	1	2	3	4	5	6	7	8	9	AB	R	H	RBI	BB	SO	LOB	BOTTOM				
Rickey Henderson, R OBP: 0.371, SLG: 0.326 (1, 7)										3	1	0	0	2	0	0	<b>Chicago White Sox @ Oakland Athletics</b> Network Associates Coliseum, Oakland, CA Wed Aug 19 1998, 6:33 AM EDT Att. 12,605 - Sunny - 65 F				
Jason McDonald, S OBP: 0.365, SLG: 0.333 (1, 9)										4	1	2	1	0	1	0					
Jason Giambi, L OBP: 0.375, SLG: 0.465 (1, 3)										4	1	1	0	0	2	3					
Mike Blowers, R OBP: 0.304, SLG: 0.383 (1, 5)										3	1	1	3	1	1	2					
Matt Stairs, L OBP: 0.396, SLG: 0.571 (1, 10)										4	0	2	0	0	1	1					
Scott Spiezio, S OBP: 0.330, SLG: 0.404 (1, 4)										4	1	0	0	0	1	3					
Mike Macfarlane, R OBP: 0.282, SLG: 0.395 (1, 2)										3	1	1	2	1	0	2					
Ryan Christenson, R OBP: 0.304, SLG: 0.343 (1, 8)										4	0	0	0	0	1	4					
Miguel Tejada, R OBP: 0.316, SLG: 0.379 (1, 6)										4	0	1	0	0	1	0					
<b>Inning Stats</b>	R: 0 E: 0 K: 2 S: 7	H: 0 LOB: 0 BB: 0 P: 7	R: 0 E: 1 K: 2 S: 8	H: 0 LOB: 2 BB: 1 P: 12	R: 0 E: 0 K: 0 S: 4	H: 1 LOB: 2 BB: 1 P: 8	R: 2 E: 0 K: 0 S: 5	H: 2 LOB: 0 BB: 0 P: 5	R: 3 E: 0 K: 0 S: 7	H: 4 LOB: 1 BB: 0 P: 7	R: 1 E: 0 K: 2 S: 8	H: 1 LOB: 1 BB: 1 P: 12	R: 0 E: 1 K: 2 S: 8	H: 0 LOB: 2 BB: 1 P: 12	R: 0 E: 0 K: 0 S: 3	H: 0 LOB: 0 BB: 0 P: 3	1B: 4 2B: 2 3B: 0 HR: 2	SF: 0 SAC: 1 DP: 0 HBP: 0	WP: 0 PB: 0 SB: 1 CS: 0	PA: 38	
<b>PITCHER</b> Mike Siroka, L ERA: 4.87 Jaime Navarro, R ERA: 6.21 Chad Bradford, R ERA: 2.89	IP: 5.0 WLS: L BF: 25	H: 7 R: 5 ER: 5 SO: 4	BB: 2 IBB: 0 HBP: 0 BLK: 0	WP: 0 HR: 2 S: 31 P: 39	ERA: 9.00 WHIP: 1.800	<b>PITCHER</b>											IP: 5.0 WLS: L BF: 25	H: 7 R: 5 ER: 5 SO: 4	BB: 2 IBB: 0 HBP: 0 BLK: 0	WP: 0 HR: 2 S: 31 P: 39	ERA: 4.87 WHIP: 1.800

AB	33
R	6
H	8
RBI	6
BB	4
SO	8
LOB	15





Batter	1	2	3	4	5	6	7	8	9	AB	R	H	RBI	BB	SO	LOB	TOP										
Ray Durham, S (1, 4) OBP: 0.370, SLG: 0.473 Chris Snopek, R (6, 4) OBP: 0.295, SLG: 0.252	E6 G6-4-3 BB		K		G6-3			BB 1B		3	0	0	0	0	1	1	Chicago White Sox @ Oakland Athletics Network Associates Coliseum, Oakland, CA Thu Aug 20 1998, 10:05 PM EDT Att: 8,607 - Cloudy - 63 F										
Mike Caruso, S (1, 6) OBP: 0.329, SLG: 0.397	SAFE G6-4-3 BB		G1-3			1B WP 1B		F7		3	0	1	0	1	0	2											
Frank Thomas, R (1, 10) OBP: 0.367, SLG: 0.454	G6-4-3			2-2 HR		F8		F9		4	1	1	1	0	0	4											
Albert Belle, R (1, 7) OBP: 0.379, SLG: 0.617	G6-3			0-1 HR		G6-4-3 BB 1B		K		3	0	1	0	1	1	2											
Robin Ventura, L (1, 5) OBP: 0.339, SLG: 0.413			K	SAFE 4-2 SAFE BB		G6-4-3 1B		K		3	0	1	0	1	2	2											
Maglio Ordonez, R (1, 9) OBP: 0.324, SLG: 0.423	G1-3		G1-3	SAFE 2-1 SAFE BB		G6-4-3 1B		G6-3		4	0	0	0	0	1	4											
Wil Cordero, R (1, 3) OBP: 0.296, SLG: 0.419	F9		F9	SAFE 1-0 SAFE BB		F8		F8		4	0	0	0	0	1												
Chad Kreuter, S (1, 2) OBP: 0.367, SLG: 0.333			P3	SAFE 0-0 SAFE BB		K		F9		4	0	1	0	0	1	0											
Mike Cameron, R (1, 8) OBP: 0.282, SLG: 0.315 Greg Norton, S (9, PH) OBP: 0.306, SLG: 0.428				SAFE 0-0 SAFE BB		L1		G1-3		3	0	1	0	0	0	0											
Inning Stats	R: 0 E: 1 K: 0 S: 7	H: 0 LOB: 1 BB: 1 P: 14	R: 0 E: 0 K: 1 S: 12	H: 0 LOB: 0 BB: 0 P: 17	R: 0 E: 0 K: 1 S: 9	H: 1 LOB: 1 BB: 0 P: 12	R: 1 E: 0 K: 0 S: 12	H: 2 LOB: 1 BB: 1 P: 21	R: 0 E: 0 K: 1 S: 6	H: 0 LOB: 0 BB: 0 P: 11	R: 0 E: 0 K: 0 S: 13	H: 2 LOB: 2 BB: 0 P: 20	R: 0 E: 0 K: 1 S: 16	H: 1 LOB: 2 BB: 1 P: 25	R: 0 E: 0 K: 1 S: 12	H: 1 LOB: 1 BB: 0 P: 19		1B: 4 2B: 2 3B: 0 HR: 1	SF: 0 SAC: 0 DP: 2 HBP: 0	WP: 1 PB: 0 SB: 0 CS: 0	PA: 36						
PITCHER	IP	WLS	BF	H	R	ER	SO	BB	IBB	HBP	BLK	WP	HR	S	P	ERA	WHIP										
Kenny Rogers, L (1, 1) ERA: 3.05	7.0	W	27	5	1	1	4	2	0	0	0	1	1	65	105	1.29	1.000										
T.J. Mathews, R (8, 1) ERA: 4.53	0.2		4	1	0	0	0	1	0	0	0	0	0	13	19	0.00	3.000										
Buddy Groom, L (8, 1) ERA: 4.5	0.1		1	0	0	0	1	0	0	0	0	0	0	3	6	0.00	0.000										
Billy Taylor, R (9, 1) ERA: 4.35	1.0	S	4	1	0	0	1	0	0	0	0	0	0	12	19	0.00	1.000										


Batter	1	2	3	4	5	6	7	8	9	AB	R	H	RBI	BB	SO	LOB	BOTTOM										
Rickey Henderson, R (1, 7) OBP: 0.368, SLG: 0.323	G6-3		L7		F9			G6-3		4	0	0	0	0	0	1	Chicago White Sox @ Oakland Athletics Network Associates Coliseum, Oakland, CA Thu Aug 20 1998, 10:05 PM EDT Att: 8,607 - Cloudy - 63 F										
Ryan Christenson, R (1, 8) OBP: 0.307, SLG: 0.346	F7		1B		K			1B		4	0	2	0	0	1	1											
Jason Giambi, L (1, 3) OBP: 0.374, SLG: 0.463	1B		L8		F7			F8		4	0	1	0	0	0	2											
Mike Blowers, R (1, 5) OBP: 0.303, SLG: 0.381			G1-3		L6			K		4	1	1	0	0	1	2											
Matt Stairs, L (1, 10) OBP: 0.398, SLG: 0.571			1B	SAFE 4-2 SAFE BB	CS 1B			K		2	1	1	0	1	1	0											
Ben Grieve, L (1, 9) OBP: 0.383, SLG: 0.452 Jason McDonald, S (8, 9) OBP: 0.365, SLG: 0.333			K	SAFE 2-3 SAFE BB	K			F9		3	0	0	0	0	2	3											
Scott Spiezio, S (1, 4) OBP: 0.333, SLG: 0.405			K	SAFE 3-3 SAFE BB	K			FC5-4 BB		0	0	0	0	0	0	0											
Miguel Tejada, R (1, 6) OBP: 0.320, SLG: 0.394			HR	SAFE 2-0 SAFE BB	F9 SH1-3 1B			FC5-4		3	1	2	2	0	0	1											
A.J. Hinch, R (1, 2) OBP: 0.284, SLG: 0.327			K	SAFE 1-2 SAFE BB	SH1-3			G2-3		2	0	0	0	0	1	1											
Inning Stats	R: 0 E: 0 K: 0 S: 6	H: 1 LOB: 1 BB: 0 P: 10	R: 3 E: 0 K: 2 S: 13	H: 3 LOB: 0 BB: 1 P: 24	R: 0 E: 0 K: 0 S: 6	H: 1 LOB: 1 BB: 0 P: 9	R: 0 E: 0 K: 2 S: 7	H: 1 LOB: 0 BB: 0 P: 13	R: 0 E: 0 K: 1 S: 8	H: 1 LOB: 1 BB: 0 P: 12	R: 0 E: 0 K: 1 S: 6	H: 0 LOB: 0 BB: 0 P: 12	R: 0 E: 0 K: 0 S: 8	H: 0 LOB: 1 BB: 1 P: 17	R: 0 E: 0 K: 1 S: 12	H: 1 LOB: 1 BB: 0 P: 17		1B: 7 2B: 0 3B: 0 HR: 1	SF: 0 SAC: 1 DP: 0 HBP: 0	WP: 0 PB: 0 SB: 0 CS: 1	PA: 31						
PITCHER	IP	WLS	BF	H	R	ER	SO	BB	IBB	HBP	BLK	WP	HR	S	P	ERA	WHIP										
Tom Fordham, L (1, 1) ERA: 7.32	6.1	L	25	7	3	3	6	2	0	0	0	0	1	49	89	4.26	1.421										
Chad Bradford, R (7, 1) ERA: 2.61	1.0		4	1	0	0	0	0	0	0	0	0	0	12	18	0.00	1.000										
Bryan Ward, L (8, 1) ERA: 3.6	0.2		2	0	0	0	1	0	0	0	0	0	0	5	7	0.00	0.000										



Batter	1	2	3	4	5	6	7	8	9	AB	R	H	RBI	BB	SO	LOB	TOP								
<b>Brian Hunter, R</b> OBP: 0.297, SLG: 0.332 (1, 8)	2-3 K		2-0 F7		0-0 1-3 1B		2-3 K			4	0	1	0	0	2	2									
<b>Damion Easley, R</b> OBP: 0.338, SLG: 0.497 (1, 4)	1-0 P4		0-2 G4-3		0-0 L9			3-2 F8		4	0	0	0	0	0	3									
<b>Bobby Higginson, L</b> OBP: 0.372, SLG: 0.511 (1, 9)	2-1 2B			0-1 G4-3		1-2 F9		0-0 P6		4	0	1	0	0	0	0									
<b>Tony Clark, S</b> OBP: 0.352, SLG: 0.512 (1, 3)	2-1 G5-3			0-0 G3		3-1 HR		0-1 F7		4	1	1	1	0	0	1									
<b>Frank Catalanotto, L</b> OBP: 0.309, SLG: 0.437 (1, 10)		2-3 K		0-1 P4		0-1 G4-3			0-2 G1-3	4	0	0	0	0	1	0									
<b>Juan Encarnacion, R</b> OBP: 0.487, SLG: 0.769 (1, 7)		2-1 G4-3			0-1 HR		0-0 P3		4-2 G1-3 BB	3	1	1	1	1	0	0									
<b>Joe Randa, R</b> OBP: 0.306, SLG: 0.330 <b>Luis Gonzalez, L</b> OBP: 0.339, SLG: 0.459 (9, PH)		1-2 G4-3			0-0 1B		1-3 K		2-2 G1-3	3	0	1	0	0	1	0	AB 34								
<b>Paul Bako, L</b> OBP: 0.320, SLG: 0.336 (1, 2)			1-0 WP 1B		2-2 F8		0-2 G6-3 1B		4-2 BB	3	0	2	0	1	0	1	R 2								
<b>Deivi Cruz, R</b> OBP: 0.289, SLG: 0.352 (1, 6)			0-1 F8		0-0 F7		0-0 G6-3		2-1 G5	4	0	0	0	0	0	5	H 7								
<b>Inning Stats</b>	R: 0 E: 0 K: 1 S: 9	H: 1 LOB: 1 BB: 0 P: 16	R: 0 E: 0 K: 1 S: 10	H: 0 LOB: 0 BB: 0 P: 15	R: 0 E: 0 K: 0 S: 7	H: 1 LOB: 1 BB: 0 P: 10	R: 0 E: 0 K: 0 S: 5	H: 0 LOB: 0 BB: 0 P: 5	R: 1 E: 0 K: 0 S: 11	H: 3 LOB: 2 BB: 0 P: 13	R: 1 E: 0 K: 0 S: 8	H: 1 LOB: 0 BB: 0 P: 12	R: 0 E: 0 K: 1 S: 10	H: 1 LOB: 1 BB: 0 P: 13	R: 0 E: 0 K: 0 S: 6	H: 0 LOB: 0 BB: 0 P: 9	R: 0 E: 0 K: 0 S: 17	H: 0 LOB: 0 BB: 2 P: 29	1B: 4 2B: 1 3B: 0 HR: 2	SF: 0 SAC: 0 DP: 0 HBP: 0	WP: 1 PB: 0 SB: 0 CS: 0	PA: 36			
<b>PITCHER</b>	IP	WLS	BF	H	R	ER	SO	BB	IBB	HBP	BLK	WP	HR	S	P	ERA	WHIP								
<b>Mike Quist, R</b> ERA: 8.36 (1, 1)	6.0	W	24	6	2	2	2	0	0	0	0	1	2	50	71	3.00	1.000								
<b>Tim Worrell, R</b> ERA: 5.01 (7, 1)	2.1		9	1	0	0	2	1	0	0	0	0	0	21	31	0.00	0.857								
<b>Billy Taylor, R</b> ERA: 4.3 (9, 1)	0.2	S	3	0	0	0	0	1	0	0	0	0	0	12	20	0.00	1.500								

**Detroit Tigers @ Oakland Athletics**  
Network Associates Coliseum, Oakland, CA  
Fri Aug 21 1998, 10:05 PM EDT  
Att: 10,196 - Unknown - 68 F


AB 34  
R 2  
H 7  
RBI 2  
BB 2  
SO 4  
LOB 13



Batter	1	2	3	4	5	6	7	8	9	AB	R	H	RBI	BB	SO	LOB	BOTTOM								
<b>Rickey Henderson, R</b> OBP: 0.389, SLG: 0.521 (1, 7)	4-1 3B BB	4-0 BB		2-2 G4-6-3		1-1 G5-3				2	1	0	0	2	0	2									
<b>Ryan Christenson, R</b> OBP: 0.300, SLG: 0.353 (1, 8)	1-0 2B 3B	1-0 G5-3			0-1 G6-3		2-3 K			4	1	1	1	0	1	2									
<b>Jason Giambi, L</b> OBP: 0.375, SLG: 0.466 (1, 3)	1-0 WP 2B		1-0 G1-5-3		1-0 F8 1B		2-2 G3			4	1	2	1	0	0	0									
<b>Matt Stairs, L</b> OBP: 0.396, SLG: 0.566 (1, 10)	1-3 K		2-2 G4-3		4-0 BB		1-1 G3-1			3	0	0	0	1	1	1									
<b>Ben Grieve, L</b> OBP: 0.383, SLG: 0.450 <b>Jason McDonald, S</b> OBP: 0.365, SLG: 0.333 (9, 9)	2-1 G3		2-0 1B		2-0 F8		1-2 G3-1		1-2 G3-1	4	0	1	0	0	0	3									
<b>Scott Spiezio, S</b> OBP: 0.335, SLG: 0.404 (1, 4)	3-2 1B		2-3 K		4-0 BB		2-2 F8		2-2 F8	3	0	1	0	1	1	1									
<b>Mike Blowers, R</b> OBP: 0.303, SLG: 0.383 (1, 5)	2-3 K			2-1 G4-3		3-3 K		1-0 2B 2B		4	1	1	0	0	2	4	AB 31								
<b>Miguel Tejada, R</b> OBP: 0.323, SLG: 0.400 (1, 6)		0-3 K		1-1 1B 1B		1-3 K		1-1 2B 2B		4	0	2	1	0	2	0	R 4								
<b>A.J. Hinch, R</b> OBP: 0.287, SLG: 0.327 (1, 2)		4-2 G5-3 BB		1 SAFE 0-0 1B		2-3 K		0-1 G6-3		3	0	1	0	1	1	1	H 9								
<b>Inning Stats</b>	R: 3 E: 0 K: 2 S: 15	H: 3 LOB: 1 BB: 1 P: 29	R: 0 E: 0 K: 1 S: 7	H: 0 LOB: 2 BB: 2 P: 16	R: 0 E: 0 K: 1 S: 8	H: 1 LOB: 1 BB: 0 P: 15	R: 0 E: 0 K: 0 S: 8	H: 2 LOB: 1 BB: 0 P: 13	R: 0 E: 0 K: 1 S: 7	H: 1 LOB: 3 BB: 2 P: 21	R: 0 E: 0 K: 2 S: 8	H: 0 LOB: 0 BB: 0 P: 12	R: 0 E: 0 K: 1 S: 8	H: 0 LOB: 0 BB: 0 P: 13	R: 1 E: 0 K: 0 S: 12	H: 2 LOB: 1 BB: 0 P: 17	1B: 5 2B: 3 3B: 1 HR: 0	SF: 0 SAC: 0 DP: 2 HBP: 0	WP: 2 PB: 0 SB: 0 CS: 0	PA: 36					
<b>PITCHER</b>	IP	WLS	BF	H	R	ER	SO	BB	IBB	HBP	BLK	WP	HR	S	P	ERA	WHIP								
<b>Bryce Florie, R</b> ERA: 4.4 (8, 1)	7.0	L	31	7	3	3	8	5	0	0	0	2	0	61	119	3.86	1.714								
<b>44 Sean Runyan, L</b> ERA: 3.25 (8, 1)	0.2		2	0	0	0	0	0	0	0	0	0	0	7	10	0.00	0.000								
<b>Dean Crow, R</b> ERA: 3.79 (8, 1)	0.1		3	2	1	1	0	0	0	0	0	0	0	5	7	27.00	6.000								

**Detroit Tigers @ Oakland Athletics**  
Network Associates Coliseum, Oakland, CA  
Fri Aug 21 1998, 10:05 PM EDT  
Att: 10,196 - Unknown - 68 F

AB 31  
R 4  
H 9  
RBI 3  
BB 5  
SO 8  
LOB 14






Batter	1	2	3	4	5	6	7	8	9	AB	R	H	RBI	BB	SO	LOB	TOP										
<b>Damon Easley, R</b> OBP: 0.338, SLG: 0.493 (1, 4)	0-2 G6-3		1-1 F8		1-0 L5		4-1 G3 BB		1-0 F9	4	0	0	0	1	0	2											
<b>Bobby Higginson, L</b> OBP: 0.369, SLG: 0.507 (1, 9)	2-0 G4-3		2-3 K		1-1 FC3-6		1-1 G3			4	0	0	1	0	1	4											
<b>Juan Encarnacion, R</b> OBP: 0.421, SLG: 0.647 (1, 8)	2-0 G6-3			1-0 F8 1B FC6-4 1B	0-0 F7					4	1	1	0	0	1	3											
<b>Tony Clark, S</b> OBP: 0.351, SLG: 0.509 (1, 3)		0-2 G4-3		1-0 FC6-4 1B		0-0 P3			0-0 L8	4	0	1	0	0	0	2											
<b>Luis Gonzalez, L</b> OBP: 0.339, SLG: 0.459 (1, 7)		1-2 G4-3		1-1 F8		2-1 2B			0-0 P6	4	0	1	0	0	0	2											
<b>Gerónimo Berroa, R</b> OBP: 0.317, SLG: 0.304 (1, 10)		2-2 1B		3-0 FC6-4 1B		1-0 G1-3			0-0 P3	4	0	1	1	0	0	2											
<b>Gabe Alvarez, R</b> OBP: 0.296, SLG: 0.383 (1, 5)		1-3 K		1-1 1B		2-3 K			1-3 K	4	0	1	0	0	3	2											
<b>Paul Bako, L</b> OBP: 0.323, SLG: 0.343 (1, 2)			0-1 1B		1-3 K		3-1 BB G3 2B		2-3 K	4	1	2	0	0	2	2											
<b>Deivi Cruz, R</b> OBP: 0.292, SLG: 0.354 (1, 6)			1-0 F8		0-1 FC3-6 1B		0-0 G3 BB 1B		1-1 P4	4	0	2	0	0	0	1											
<b>Inning Stats</b>	R: 0 E: 0 K: 0 S: 5	H: 0 LOB: 0 BB: 0 P: 9	R: 0 E: 0 K: 1 S: 12	H: 1 LOB: 1 BB: 0 P: 16	R: 0 E: 0 K: 1 S: 8	H: 1 LOB: 1 BB: 0 P: 12	R: 1 E: 0 K: 1 S: 10	H: 3 LOB: 2 BB: 0 P: 18	R: 0 E: 0 K: 1 S: 6	H: 1 LOB: 1 BB: 0 P: 8	R: 0 E: 0 K: 1 S: 8	H: 1 LOB: 1 BB: 0 P: 13	R: 1 E: 0 K: 1 S: 10	H: 2 LOB: 2 BB: 1 P: 18	R: 0 E: 0 K: 1 S: 5	H: 0 LOB: 0 BB: 0 P: 6	R: 0 E: 0 K: 1 S: 6	H: 0 LOB: 0 BB: 0 P: 10	1B: 7 2B: 2 3B: 0 HR: 0	SF: 0 SAC: 0 DP: 0 HBP: 0	WP: 0 PB: 0 SB: 0 CS: 0	PA: 37					
<b>PITCHER</b>	IP	WLS	BF	H	R	ER	SO	BB	IBB	HBP	BLK	WP	HR	S	P	ERA	WHIP										
<b>Gil Heredia, R</b> ERA: 3.0 (1, 1)	6.0	W	26	8	2	2	4	0	0	0	0	0	0	51	81	3.00	1.333										
<b>T.J. Mathews, R</b> ERA: 4.58 (7, 1)	3.0	S	11	1	0	0	3	1	0	0	0	0	0	19	29	0.00	0.667										

Detroit Tigers @ Oakland Athletics  
Network Associates Coliseum, Oakland, CA  
Sat Aug 22 1998, 6:33 AM EDT  
Sunny - 73 F


AB 36  
R 2  
H 9  
RBI 2  
BB 1  
SO 7  
LOB 20



Batter	1	2	3	4	5	6	7	8	9	AB	R	H	RBI	BB	SO	LOB	BOTTOM										
<b>Rickey Henderson, R</b> OBP: 0.372, SLG: 0.322 (1, 7)	4-2 E FC3 FC8-4 BB		4-2 CS BB		1-3 K		1-0 E 2H 1B			2	2	1	1	2	1	0											
<b>Ryan Christenson, R</b> OBP: 0.306, SLG: 0.351 (1, 8)	0-0 FC3 FC8-4		1-2 F8		3-2 1B		0-0 G5-3			4	0	1	0	0	0	2											
<b>Jason Giambi, L</b> OBP: 0.374, SLG: 0.466 (1, 3)	0-0 FC8-4 G4-6-3		2-2 F7		2-1 G3		2-1 2B			4	0	1	1	0	0	2											
<b>Matt Stairs, L</b> OBP: 0.395, SLG: 0.562 (1, 10)	2-2 G4-6-3			2-2 F8		4-2 1B BB			2-2 F9	3	1	0	0	1	0	2											
<b>Ben Grieve, L</b> OBP: 0.383, SLG: 0.451 (1, 9)		0-1 F9 FC4-6 1B		2-0 L3		3-2 G6-4-3 1B			1-1 F9	4	1	2	0	0	0	1											
<b>Scott Spiezio, S</b> OBP: 0.340, SLG: 0.405 (1, 4)		4-2 FC4-6 BB		4-0 2B BB		2-0 G6-4-3 1B			1-0 E9	2	1	1	1	2	0	0											
<b>Ed Sprague, R</b> OBP: 0.288, SLG: 0.410 (1, 5)		0-2 F9		0-0 1B 2B		0-2 G6-4-3			0-0 G1-3	4	1	1	1	0	0	5											
<b>Miguel Tejada, R</b> OBP: 0.322, SLG: 0.398 (1, 6)		0-1 FC4-6		0-1 CS 1B		0-0 G1-3			1-0 G4-3	4	0	1	2	0	0	3											
<b>Mike MacFarlane, R</b> OBP: 0.282, SLG: 0.397 (1, 2)		0-0 F9		2-1 CS 1B		1-3 K			0-1 G5-3	4	1	1	0	0	1	2											
<b>Inning Stats</b>	R: 1 E: 1 K: 0 S: 9	H: 0 LOB: 0 BB: 1 P: 15	R: 1 E: 0 K: 0 S: 12	H: 1 LOB: 1 BB: 1 P: 16	R: 0 E: 0 K: 0 S: 8	H: 0 LOB: 0 BB: 1 P: 15	R: 2 E: 0 K: 0 S: 8	H: 2 LOB: 0 BB: 1 P: 18	R: 0 E: 0 K: 2 S: 11	H: 1 LOB: 1 BB: 0 P: 18	R: 1 E: 0 K: 0 S: 10	H: 2 LOB: 1 BB: 1 P: 19	R: 2 E: 1 K: 0 S: 10	H: 3 LOB: 1 BB: 0 P: 18	R: 0 E: 1 K: 0 S: 5	H: 0 LOB: 1 BB: 0 P: 7	1B: 6 2B: 3 3B: 0 HR: 0	SF: 0 SAC: 0 DP: 2 HBP: 0	WP: 0 PB: 0 SB: 0 CS: 2	PA: 37							
<b>PITCHER</b>	IP	WLS	BF	H	R	ER	SO	BB	IBB	HBP	BLK	WP	HR	S	P	ERA	WHIP										
<b>Brian Moehler, R</b> ERA: 3.76 (1, 1)	6.0	L	28	8	7	6	2	5	0	0	0	0	0	60	106	9.00	2.167										
<b>Doug Bochler, R</b> ERA: 5.07 (7, 1)	1.0		4	1	0	0	0	0	0	0	0	0	0	8	13	0.00	1.000										
<b>Brian Powell, R</b> ERA: 7.74 (8, 1)	1.0		4	0	0	0	0	0	0	0	0	0	0	5	7	0.00	0.000										

Detroit Tigers @ Oakland Athletics  
Network Associates Coliseum, Oakland, CA  
Sat Aug 22 1998, 6:33 AM EDT  
Sunny - 73 F

AB 31  
R 7  
H 9  
RBI 6  
BB 5  
SO 2  
LOB 17





Batter	1	2	3	4	5	6	7	8	9	AB	R	H	RBI	BB	SO	LOB	TOP					
<b>Damon Easley, R</b> OBP: 0.339, SLG: 0.491	4-1 BB G4-6-3		0-1 F6				4-1 BB 1-2	1-1 G5-3		2	0	0	0	2	0	0						
<b>Bobby Higginson, L</b> OBP: 0.397, SLG: 0.503	0-0 G4-6-3 1-2			2-3 K			2-0 P5	0-0 G1-6-3		4	0	0	0	0	1	4						
<b>Juan Encarnacion, R</b> OBP: 0.435, SLG: 0.619	0-0 1B			1-1 G5-3			0-0 F7	1-1 E7 1B		4	0	2	0	0	0	0						
<b>Tony Clark, S</b> OBP: 0.350, SLG: 0.506	1-3 K			0-0 F4			4-1 BB G6-3	1-0 G5-3		3	0	0	0	1	1	2						
<b>Frank Catalanotto, L</b> OBP: 0.300, SLG: 0.423		1-0 F7					1-2 F8	0-0 G6-3 1-2		4	0	0	0	0	0	1						
<b>Luis Gonzalez, L</b> OBP: 0.338, SLG: 0.457		0-0 F8					3-2 F8	2-2 G6-4-3 1B		4	0	1	0	0	0	0						
<b>Joe Randa, R</b> OBP: 0.306, SLG: 0.329		0-0 G6-3					1-1 BB 1B	1-1 G6-4-3 1-2		4	1	1	0	0	0	1						
<b>Joe Siddall, L</b> OBP: 0.292, SLG: 0.409			0-0 P6				4-2 1B BB	2-0 1B		2	0	1	0	1	0	0						
<b>Deivi Cruz, R</b> OBP: 0.292, SLG: 0.354			1-1 F4				0-1 WP 1B	0-2 G6-3		3	0	1	1	0	0	1						
<b>Inning Stats</b>	R: 0 E: 0 K: 1 S: 6	H: 1 LOB: 1 BB: 1 P: 11	R: 0 E: 0 K: 0 S: 3	H: 0 LOB: 0 BB: 0 P: 4	R: 0 E: 0 K: 0 S: 5	H: 0 LOB: 0 BB: 0 P: 6	R: 0 E: 0 K: 1 S: 7	H: 0 LOB: 0 BB: 0 P: 10	R: 1 E: 0 K: 0 S: 15	H: 2 LOB: 2 BB: 2 P: 30	R: 0 E: 0 K: 0 S: 3	H: 0 LOB: 0 BB: 1 P: 7	R: 0 E: 0 K: 0 S: 9	H: 2 LOB: 1 BB: 0 P: 14	R: 0 E: 1 K: 0 S: 6	H: 1 LOB: 1 BB: 0 P: 9	R: 0 E: 0 K: 0 S: 5	H: 0 LOB: 0 BB: 0 P: 11	1B: 6 2B: 0 3B: 0 HR: 0	SF: 0 SAC: 0 DP: 3 HBP: 0	WP: 1 PB: 0 SB: 0 CS: 0	PA: 34
<b>PITCHER</b> <b>Tom Candiotti, R</b> ERA: 4.88	IP: 9.0 WLS: W BF: 34 H: 6 R: 1 ER: 1 SO: 2 BB: 4 IBB: 0 HBP: 0 BLK: 0 WP: 1 HR: 0 S: 59 P: 102 ERA: 1.00 WHIP: 1.111															<b>PITCHER</b>						

**Detroit Tigers @ Oakland Athletics**  
Network Associates Coliseum, Oakland, CA  
Sat Aug 22 1998, 6:38 AM EDT  
Att: 24,200 - Sunny - 72 F

AB 30  
R 1  
H 6  
RBI 1  
BB 4  
SO 2  
LOB 9



Batter	1	2	3	4	5	6	7	8	9	AB	R	H	RBI	BB	SO	LOB	BOTTOM	
<b>Bip Roberts, S</b> OBP: 0.346, SLG: 0.335	1-3 K		2-0 CS 1B				1-2 F7	1-0 1B SF8		4	1	2	1	0	1	1		
<b>Rickey Henderson, R</b> OBP: 0.372, SLG: 0.322								1-2 HBP		0	0	0	0	0	0	0		
<b>Ryan Christenson, R</b> OBP: 0.307, SLG: 0.352	1-0 2B 1B		1 SAFE G5-3 1-2				0-2 G6-3	2-2 SF8 BB 1B		5	2	2	0	0	1	4		
<b>Jason Giambi, L</b> OBP: 0.373, SLG: 0.463	1-1 E4 2B		1-2 F7				2-2 G2-3	4-2 1B BB		3	1	0	0	1	0	1		
<b>Matt Stairs, L</b> OBP: 0.394, SLG: 0.560	2-2 P6						1-2 HR 1B	0-0 SF8		3	1	1	1	0	0	2		
<b>Ben Grieve, L</b> OBP: 0.386, SLG: 0.457	1-2 1B 2B						0-2 K	2-3 3-H 0-0		4	0	3	3	0	1	1		
<b>Mike Blowers, R</b> OBP: 0.305, SLG: 0.393	1-0 1B						3-2 G5-3	0-0 K		4	1	2	2	0	1	3		
<b>Miguel Tejada, R</b> OBP: 0.317, SLG: 0.391		1-3 K					0-0 G5-3	2-3 K		4	0	0	0	0	2	1		
<b>Rafael Bourimigal, R</b> OBP: 0.267, SLG: 0.303		1-2 P3					0-2 L9	0-1 SH1-3 1B		4	1	1	0	0	0	0		
<b>A.J. Hinch, R</b> OBP: 0.291, SLG: 0.328		0-0 F9					1-2 1B	4-1 SH1-3 BB		2	0	1	0	1	0	0		
<b>Inning Stats</b>	R: 2 E: 1 K: 1 S: 16	H: 3 LOB: 2 BB: 0 P: 23	R: 0 E: 0 K: 1 S: 7	H: 0 LOB: 0 BB: 0 P: 9	R: 0 E: 0 K: 0 S: 10	H: 1 LOB: 0 BB: 0 P: 15	R: 0 E: 0 K: 0 S: 9	H: 1 LOB: 1 BB: 0 P: 13	R: 0 E: 0 K: 2 S: 16	H: 2 LOB: 0 BB: 0 P: 23	R: 3 E: 0 K: 1 S: 14	H: 4 LOB: 2 BB: 1 P: 22	R: 0 E: 0 K: 1 S: 8	H: 0 LOB: 2 BB: 1 P: 18	1B: 8 2B: 3 3B: 0 HR: 1	SF: 1 SAC: 1 DP: 0 HBP: 1	WP: 0 PB: 0 SB: 0 CS: 1	PA: 38
<b>PITCHER</b> <b>Frank Castillo, R</b> ERA: 7.59	IP: 6.0 WLS: L BF: 26 H: 9 R: 5 ER: 3 SO: 4 BB: 0 IBB: 0 HBP: 0 BLK: 0 WP: 0 HR: 1 S: 73 P: 100 ERA: 4.50 WHIP: 1.500															<b>PITCHER</b>		
<b>Matt Anderson, R</b> ERA: 2.54	IP: 1.0 WLS: L BF: 7 H: 3 R: 2 ER: 2 SO: 1 BB: 1 IBB: 0 HBP: 0 BLK: 0 WP: 0 HR: 0 S: 12 P: 20 ERA: 18.00 WHIP: 4.000																	
<b>Todd Jones, R</b> ERA: 4.21	IP: 1.0 WLS: L BF: 5 H: 0 R: 0 ER: 0 SO: 1 BB: 1 IBB: 0 HBP: 1 BLK: 0 WP: 0 HR: 0 S: 8 P: 18 ERA: 0.00 WHIP: 1.000																	

**Detroit Tigers @ Oakland Athletics**  
Network Associates Coliseum, Oakland, CA  
Sat Aug 22 1998, 6:38 AM EDT  
Att: 24,200 - Sunny - 72 F

AB 33  
R 7  
H 12  
RBI 7  
BB 2  
SO 6  
LOB 13










Batter	1	2	3	4	5	6	7	8	9	AB	R	H	RBI	BB	SO	LOB	TOP										
<b>Rickey Henderson, R</b> OBP: 0.375, SLG: 0.325 (1,7)	4-1 S BB		3-2 G6-3 1-2		2-2 PB 1B		3-2 S 1B		0-0 G6-3	4	1	2	0	1	0	2											
<b>Ryan Christenson, R</b> OBP: 0.366, SLG: 0.349 (1,8)	1-3 K		0-0 G6-3 1-2		3-2 PB 1B		0-3 K			4	0	1	0	0	0	2	3										
<b>Jason Giambi, L</b> OBP: 0.375, SLG: 0.476 (1,3)	1-1 F7		0-1 G3-1		4-1 BB		0-0 2-H 1B			3	0	1	1	1	0	2											
<b>Matt Stairs, L</b> OBP: 0.391, SLG: 0.554 (1,10)	2-1 L6			0-2 G4-3		0-0 F4			1-3 K	4	0	0	0	0	1	4											
<b>Mike Blowers, R</b> OBP: 0.304, SLG: 0.398 (1,5)		1-1 PB 1B		2-1 G5-3		0-0 HR			0-2 F7	4	1	2	1	0	0	0											
<b>Ben Grievie, L</b> OBP: 0.386, SLG: 0.452 (1,9)		2-3 K		4-1 BB		2-0 G4-3			3-2 L7	3	0	0	0	1	1	1											
<b>Scott Spiezio, S</b> OBP: 0.332, SLG: 0.394 (1,4)		1-3 K		2-1 G3-1		0-2 F7			3-2 P6	4	0	0	0	0	1	2											
<b>Miguel Tejada, R</b> OBP: 0.310, SLG: 0.381 (9, PH)		2-3 K			0-0 F8		0-3 K		3-2 S 1B	3	0	0	0	0	2	1											
<b>Bip Roberts, S</b> OBP: 0.346, SLG: 0.337 (9, PH)		2-3 K			1-3 K				1-1 G5-3	2	0	0	0	1	1	0											
<b>A.J. Hinch, R</b> OBP: 0.291, SLG: 0.326 (9, PH)			4-2 G6-3 BB				1-2 G3		1-2 G5-3	1	0	0	0	0	0	1											
<b>Ed Sprague, R</b> OBP: 0.288, SLG: 0.409 (9, PH)										1	0	0	0	0	0	1											
<b>Inning Stats</b>	R: 0 E: 0 K: 1 S: 8	H: 0 LOB: 1 BB: 1 P: 16	R: 0 E: 0 K: 3 S: 11	H: 1 LOB: 1 BB: 0 P: 17	R: 0 E: 0 K: 0 S: 8	H: 0 LOB: 1 BB: 1 P: 15	R: 0 E: 0 K: 0 S: 8	H: 0 LOB: 1 BB: 1 P: 16	R: 0 E: 0 K: 1 S: 14	H: 2 LOB: 3 BB: 1 P: 23	R: 1 E: 0 K: 1 S: 8	H: 1 LOB: 0 BB: 0 P: 10	R: 1 E: 0 K: 1 S: 12	H: 2 LOB: 1 BB: 0 P: 16	R: 0 E: 0 K: 1 S: 9	H: 0 LOB: 0 BB: 0 P: 13	R: 0 E: 0 K: 0 S: 9	H: 1 LOB: 1 BB: 0 P: 16	1B: 6 2B: 3 3B: 0 HR: 1	SF: 0 SAC: 0 DP: 0 HBP: 0	WP: 0 PB: 3 SB: 3 CS: 0	PA: 37					
<b>PITCHER</b>	IP	WLS	BF	H	R	ER	SO	BB	IBB	HBP	BLK	WP	HR	S	P	ERA	WHIP										
<b>49 Tim Wakefield, R</b> ERA: 4.19 (1,1)	6.0		26	4	1	1	6	4	0	0	0	0	1	57	97	1.50	1.333										
<b>Derek Lowe, R</b> ERA: 4.33 (7,1)	0.2		3	1	1	1	1	0	0	0	0	0	0	11	15	13.50	1.500										
<b>Greg Swindell, L</b> ERA: 3.69 (7,1)	1.1	W	4	1	0	0	1	0	0	0	0	0	0	10	14	0.00	0.750										
<b>Tom Gordon, R</b> ERA: 2.77 (9,1)	1.0	S	4	1	0	0	0	0	0	0	0	0	0	9	16	0.00	1.000										

Oakland Athletics @ Boston Red Sox  
Fenway Park, Boston, MA  
Tue Aug 25 1998, 7:05 PM EDT  
Att: 28,366 - Unknown - 86 F


AB 33  
R 2  
H 7  
RBI 2  
BB 4  
SO 8  
LOB 16



Batter	1	2	3	4	5	6	7	8	9	AB	R	H	RBI	BB	SO	LOB	BOTTOM										
<b>Darren Lewis, R</b> OBP: 0.356, SLG: 0.371 (1,9)	0-1 B1-3		3-0 F9	0-0 F9			2-2 HR	1-2 2B		5	1	2	1	0	0	3											
<b>John Valentin, R</b> OBP: 0.350, SLG: 0.453 (1,5)	4-2 1B BB		2-0 G5-3		3-2 G6-3		4-2 2B BB	2-2 G6-3		3	1	0	0	2	0	3											
<b>Mo Vaughn, L</b> OBP: 0.393, SLG: 0.593 (1,3)	4-2 BB 1B		2-3 K		2-2 P6		3-3 K			3	1	0	0	1	2	3											
<b>Nomar Garciaparra, R</b> OBP: 0.370, SLG: 0.583 (1,6)	0-0 1B BB		1-0 G5-4-3 1B		0-0 1B		3-0 2B			4	0	4	0	0	0	0											
<b>Mike Stanley, R</b> OBP: 0.364, SLG: 0.495 (1,10)	4-1 1B BB		0-0 G5-4-3		0-0 F8		3-3 K			3	0	0	1	1	1	4											
<b>Troy O'Leary, L</b> OBP: 0.312, SLG: 0.479 (1,7)	1-0 G6-4-3 1B		1-3 K		1-3 K		4-0 IBB			3	0	1	1	1	2	0											
<b>Damon Buford, R</b> OBP: 0.357, SLG: 0.529 (1,8)	0-1 G6-4-3			2-2 F7		3-3 K		1-3 K		4	0	0	0	0	2	6											
<b>Jason Varitek, S</b> OBP: 0.316, SLG: 0.392 (1,2)		0-1 2B 1B		3-2 G1-3		1-0 1B		3-2 F7		4	0	2	0	0	0	0											
<b>Mike Benjamin, R</b> OBP: 0.316, SLG: 0.373 (1,4)		2-2 1B		4-0 BB		0-0 G6-3		0-0 F9		3	0	1	0	1	0	1											
<b>Inning Stats</b>	R: 2 E: 0 K: 0 S: 11	H: 2 LOB: 2 BB: 3 P: 24	R: 0 E: 0 K: 1 S: 10	H: 2 LOB: 0 BB: 0 P: 19	R: 0 E: 0 K: 1 S: 5	H: 1 LOB: 0 BB: 0 P: 7	R: 0 E: 0 K: 0 S: 7	H: 0 LOB: 1 BB: 1 P: 16	R: 0 E: 0 K: 2 S: 8	H: 1 LOB: 1 BB: 0 P: 13	R: 1 E: 0 K: 3 S: 19	H: 2 LOB: 3 BB: 2 P: 39	R: 0 E: 0 K: 0 S: 13	H: 1 LOB: 1 BB: 0 P: 19	R: 0 E: 0 K: 0 S: 9	H: 0 LOB: 0 BB: 0 P: 13	1B: 6 2B: 3 3B: 0 HR: 1	SF: 0 SAC: 0 DP: 2 HBP: 0	WP: 0 PB: 0 SB: 0 CS: 0	PA: 38							
<b>PITCHER</b>	IP	WLS	BF	H	R	ER	SO	BB	IBB	HBP	BLK	WP	HR	S	P	ERA	WHIP										
<b>Kenny Rogers, L</b> ERA: 3.09 (1,1)	6.1	L	31	9	3	3	5	5	0	0	0	0	1	63	118	4.26	2.211										
<b>T.J. Mathews, R</b> ERA: 4.45 (7,1)	1.2		7	1	0	0	2	0	1	0	0	0	0	19	33	0.00	0.600										

Oakland Athletics @ Boston Red Sox  
Fenway Park, Boston, MA  
Tue Aug 25 1998, 7:05 PM EDT  
Att: 28,366 - Unknown - 86 F

AB 32  
R 3  
H 10  
RBI 3  
BB 6  
SO 7  
LOB 20






Batter	1	2	3	4	5	6	7	8	9	AB	R	H	RBI	BB	SO	LOB	TOP								
<b>Rickey Henderson, R</b> OBP: 0.373, SLG: 0.322 (1, 7)	E6 2B G6-3		K 1-3				G6-3 1-1		P4 1-2	4	1	0	0	0	1	0									
<b>Big Roberts, S</b> OBP: 0.346, SLG: 0.338 (1, 8)	G6-3 1-2 2B		G4-3 1-0			F4 0-0	F7 1-2		F7 0-0	5	0	1	0	0	0	1									
<b>Jason Giambi, L</b> OBP: 0.373, SLG: 0.472 (1, 3)	G6-3 2-3 3-H		K 1-3				K 2-3		K 1-3	4	0	0	1	1	3	1									
<b>Matt Stairs, L</b> OBP: 0.390, SLG: 0.551 (1, 10)	K 1-2 3-3						1B 0-0 2B		K 2-3	4	1	1	0	0	2	2									
<b>Ben Grieve, L</b> OBP: 0.385, SLG: 0.451 (1, 9)	F8 0-1						2B 1-3 1B		G6-3 2-1	4	1	1	0	0	0	1									
<b>Scott Spiezio, S</b> OBP: 0.337, SLG: 0.397 (1, 4)							2B 1-2 PB		G4-3 0-0	3	1	2	0	1	0	0									
<b>Ed Sprague, R</b> OBP: 0.285, SLG: 0.405 (1, 5)							F9 0-1		E1 0-0	4	0	0	0	0	0	5									
<b>Miguel Tejada, R</b> OBP: 0.312, SLG: 0.384 (1, 6)							G6-3 2-0			3	0	1	2	1	0	1									
<b>Mike Macfarlane, R</b> OBP: 0.276, SLG: 0.389 (1, 2)							K 0-3		F9 1-2	4	0	0	0	0	2	4									
<b>Inning Stats</b>	R: 1 E: 1 K: 1 S: 12	H: 1 LOB: 1 BB: 0 P: 19	R: 0 E: 0 K: 1 S: 8	H: 1 LOB: 1 BB: 0 P: 12	R: 0 E: 0 K: 2 S: 7	H: 0 LOB: 0 BB: 0 P: 10	R: 0 E: 0 K: 0 S: 9	H: 1 LOB: 1 BB: 0 P: 12	R: 0 E: 0 K: 1 S: 6	H: 0 LOB: 1 BB: 0 P: 10	R: 3 E: 0 K: 1 S: 14	H: 3 LOB: 1 BB: 1 P: 25	R: 0 E: 0 K: 1 S: 10	H: 0 LOB: 1 BB: 1 P: 18	R: 0 E: 1 K: 0 S: 9	H: 0 LOB: 0 BB: 1 P: 16	R: 0 E: 0 K: 1 S: 7	H: 0 LOB: 0 BB: 0 P: 9	1B: 4 2B: 2 3B: 0 HR: 0	SF: 0 SAC: 0 DP: 0 HBP: 1	WP: 0 PB: 1 SB: 0 CS: 0	PA: 39			
<b>PITCHER</b>	IP	WLS	BF	H	R	ER	SO	BB	IBB	HBP	BLK	WP	HR	S	P	ERA	WHIP								
<b>Bret Saberhagen, R</b> ERA: 4.28 (1, 1)	5.2	26	6	4	2	6	6	1	0	1	0	0	0	53	84	3.18	1.235								
<b>Dennis Eckersley, R</b> ERA: 5.52 (6, 1)	0.2	0	0	0	0	0	0	0	0	0	0	0	0	5	7	0.00	0.000								
<b>Jim Corsi, R</b> ERA: 2.47 (7, 1)	1.1	6	0	0	0	1	1	0	0	0	0	0	0	12	21	0.00	0.750								
<b>John Wasdin, R</b> ERA: 5.17 (8, 1)	0.1	W	2	0	0	0	0	1	0	0	0	0	0	5	10	0.00	3.000								
<b>Tom Gordon, R</b> ERA: 2.75 (9, 1)	1.0	S	3	0	0	0	1	0	0	0	0	0	0	7	9	0.00	0.000								

**Oakland Athletics @ Boston Red Sox**  
Fenway Park, Boston, MA  
Wed Aug 26 1998, 7:05 PM EDT  
Att: 26,379 - Cloudy - 80 F


**AB 35**  
**R 4**  
**H 6**  
**RBI 3**  
**BB 3**  
**SO 8**  
**LOB 15**



Batter	1	2	3	4	5	6	7	8	9	AB	R	H	RBI	BB	SO	LOB	BOTTOM								
<b>Darren Lewis, R</b> OBP: 0.354, SLG: 0.370 (1, 8)	G4-3 1-2	SF8 2-2		F9 1-0			K 1-3	1B 1-2 2-H 3-H		4	0	1	3	0	1	2									
<b>John Valentin, R</b> OBP: 0.353, SLG: 0.452 (1, 5)		L5 0-0					1B 1-3 3-H	F8 1-1		3	0	1	0	2	0	3									
<b>Mo Vaughn, L</b> OBP: 0.393, SLG: 0.591 (1, 3)	P5 2-2			L4 0-1			1B 1-2	1B 1-3 2-H		5	0	2	1	0	0	2									
<b>Nomar Garciaparra, R</b> OBP: 0.369, SLG: 0.581 (1, 6)	F8 3-2			2B 1-1			P3 0-0	F8 1-0	F9 0-0	5	0	1	0	0	0	5									
<b>Troy O'Leary, L</b> OBP: 0.313, SLG: 0.478 (1, 7)		2B 0-1					G4-3 1-1	K 3-3		3	1	1	0	1	1	2									
<b>Mike Stanley, R</b> OBP: 0.385, SLG: 0.498 (1, 10)		1B 2-0								4	1	2	0	0	1	2									
<b>Damon Buford, R</b> OBP: 0.357, SLG: 0.529 (8, PR)		1B 1-3		F7 1-1			K 2-3		1B 0-1	0	1	0	0	0	0	0									
<b>Darren Bragg, L</b> OBP: 0.368, SLG: 0.458 (1, 9)		E3 3-2		F8 2-2			G3-1 2-2		SH1-4 1-0	3	1	0	1	0	0	3									
<b>Scott Hatteberg, L</b> OBP: 0.368, SLG: 0.463 (1, 2)										3	1	2	1	1	1	0									
<b>Donnie Sadler, R</b> OBP: 0.318, SLG: 0.481 (8, PR)										0	1	0	0	0	0	0									
<b>Mike Benjamin, R</b> OBP: 0.316, SLG: 0.371 (1, 4)										2	0	0	0	1	1	2									
<b>Jason Varitek, S</b> OBP: 0.320, SLG: 0.392 (8, PH)										0	1	0	0	1	0	0									
<b>Inning Stats</b>	R: 0 E: 0 K: 0 S: 10	H: 0 LOB: 1 BB: 1 P: 20	R: 3 E: 1 K: 1 S: 16	H: 3 LOB: 1 BB: 0 P: 23	R: 0 E: 0 K: 0 S: 8	H: 1 LOB: 2 BB: 1 P: 16	R: 1 E: 0 K: 0 S: 10	H: 1 LOB: 1 BB: 2 P: 19	R: 0 E: 0 K: 1 S: 6	H: 0 LOB: 0 BB: 0 P: 9	R: 0 E: 0 K: 1 S: 9	H: 0 LOB: 0 BB: 0 P: 12	R: 0 E: 0 K: 2 S: 13	H: 2 LOB: 2 BB: 0 P: 21	R: 3 E: 0 K: 0 S: 11	H: 3 LOB: 2 BB: 2 P: 22	R: 0 E: 0 K: 1 S: 7	H: 0 LOB: 0 BB: 0 P: 9	1B: 8 2B: 2 3B: 0 HR: 0	SF: 1 SAC: 1 DP: 0 HBP: 0	WP: 1 PB: 0 SB: 0 CS: 0	PA: 40			
<b>PITCHER</b>	IP	WLS	BF	H	R	ER	SO	BB	IBB	HBP	BLK	WP	HR	S	P	ERA	WHIP								
<b>Blake Stein, R</b> ERA: 5.7 (1, 1)	5.0	24	5	4	3	2	4	4	0	0	0	0	0	8	11	0.00	0.000								
<b>2B Mark Holzemer, L</b> ERA: 2.25 (6, 1)	0.2	2	0	0	0	1	0	0	0	0	0	0	0	8	11	0.00	0.000								
<b>Tim Worrell, R</b> ERA: 5.22 (6, 1)	1.2	L	11	4	3	3	2	1	1	0	0	0	0	20	37	16.20	3.000								
<b>Gil Heredia, R</b> ERA: 2.7 (8, 1)	0.2	3	1	0	0	0	0	0	0	0	0	0	0	5	7	0.00	1.500								

**Oakland Athletics @ Boston Red Sox**  
Fenway Park, Boston, MA  
Wed Aug 26 1998, 7:05 PM EDT  
Att: 26,379 - Cloudy - 80 F

**AB 32**  
**R 7**  
**H 10**  
**RBI 6**  
**BB 6**  
**SO 5**  
**LOB 21**





Batter	1	2	3	4	5	6	7	8	9	AB	R	H	RBI	BB	SO	LOB	TOP								
Rickey Henderson, R OBP: 0.373, SLG: 0.322										4	1	1	0	1	1	3	<b>Oakland Athletics @ Boston Red Sox</b> Fenway Park, Boston, MA Thu Aug 27 1998, 7:05 PM EDT Att: 31,239 - Unknown - 80 F								
Ryan Christenson, R OBP: 0.303, SLG: 0.344										4	0	0	0	1	2	3									
Jason Giambi, L OBP: 0.374, SLG: 0.474										4	1	2	2	0	0	0									
Matt Stairs, L OBP: 0.392, SLG: 0.553										4	1	2	2	1	1	0									
Mike Blowers, R OBP: 0.305, SLG: 0.399										4	1	1	0	1	0	4									
Ben Griève, L OBP: 0.387, SLG: 0.451										4	0	2	1	1	0	2									
Bip Roberts, S OBP: 0.346, SLG: 0.338										0	0	0	0	0	0	0									
Scott Spiezio, S OBP: 0.335, SLG: 0.394										5	0	1	1	0	1	5									
Miguel Tejada, R OBP: 0.311, SLG: 0.382										4	0	1	0	0	1	3									
A.J. Hinch, R OBP: 0.298, SLG: 0.337										3	2	3	0	0	0	0									
<b>Inning Stats</b>	R: 0 E: 0 K: 2 S: 8	H: 0 LOB: 0 BB: 0 P: 13	R: 1 E: 0 K: 1 S: 14	H: 2 LOB: 1 BB: 1 P: 25	R: 3 E: 0 K: 1 S: 24	H: 5 LOB: 2 BB: 1 P: 38	R: 2 E: 0 K: 1 S: 11	H: 2 LOB: 2 BB: 2 P: 23	R: 0 E: 0 K: 0 S: 11	H: 2 LOB: 2 BB: 0 P: 18	R: 0 E: 0 K: 0 S: 8	H: 0 LOB: 0 BB: 0 P: 12	R: 0 E: 0 K: 1 S: 10	H: 0 LOB: 0 BB: 0 P: 16	R: 0 E: 0 K: 0 S: 10	H: 1 LOB: 1 BB: 0 P: 15	R: 0 E: 0 K: 0 S: 11	H: 1 LOB: 2 BB: 1 P: 19	1B: 9 2B: 4 3B: 0 HR: 0	SF: 1 SAC: 1 DP: 1 HBP: 0	WP: 1 PB: 0 SB: 1 CS: 1	PA: 43			
<b>PITCHER</b>	IP	WLS	BF	H	R	ER	SO	BB	IBB	HBP	BLK	WP	HR	S	P	ERA	WHIP								
Pete Schourek, L ERA: 5.04	2.2	L	15	7	4	4	4	2	0	0	0	0	0	44	73	13.50	3.375								
Carlos Reyes, R ERA: 3.29	3.1		16	4	2	2	1	2	0	0	0	1	0	32	56	5.40	1.800								
John Wasdin, R ERA: 4.98	3.0		12	2	0	0	1	0	1	0	0	0	0	31	50	0.00	0.667								

AB	36
R	6
H	13
RBI	6
BB	5
SO	6
LOB	20



Batter	1	2	3	4	5	6	7	8	9	AB	R	H	RBI	BB	SO	LOB	BOTTOM								
Darren Lewis, R OBP: 0.351, SLG: 0.366										4	0	0	1	0	0	2	<b>Oakland Athletics @ Boston Red Sox</b> Fenway Park, Boston, MA Thu Aug 27 1998, 7:05 PM EDT Att: 31,239 - Unknown - 80 F								
John Valentin, R OBP: 0.351, SLG: 0.448										4	0	0	0	1	1										
Mo Vaughn, L OBP: 0.394, SLG: 0.591										4	0	2	0	0	0										
Nomar Garciaparra, R OBP: 0.368, SLG: 0.585										4	1	1	1	0	1	3									
Troy O'Leary, L OBP: 0.313, SLG: 0.482										4	1	1	1	0	0	3									
Mike Stanley, R OBP: 0.364, SLG: 0.498										4	0	1	0	0	0	3									
Darren Bragg, L OBP: 0.372, SLG: 0.460										3	1	2	0	1	0	0									
Scott Hatteberg, L OBP: 0.368, SLG: 0.459										2	0	0	0	1	1	3									
Jason Varitek, S OBP: 0.323, SLG: 0.395										1	0	1	0	0	0	0									
Donnie Sadler, R OBP: 0.308, SLG: 0.463										3	0	0	0	0	0	2									
Orlando Merced, S OBP: 0.338, SLG: 0.406										1	0	0	0	0	0	2									
<b>Inning Stats</b>	R: 0 E: 0 K: 1 S: 9	H: 0 LOB: 0 BB: 0 P: 15	R: 0 E: 0 K: 0 S: 6	H: 0 LOB: 0 BB: 0 P: 8	R: 0 E: 0 K: 0 S: 9	H: 0 LOB: 1 BB: 1 P: 14	R: 0 E: 0 K: 0 S: 9	H: 1 LOB: 2 BB: 1 P: 17	R: 0 E: 0 K: 0 S: 7	H: 1 LOB: 1 BB: 0 P: 11	R: 2 E: 0 K: 1 S: 15	H: 4 LOB: 0 BB: 0 P: 23	R: 0 E: 0 K: 0 S: 7	H: 0 LOB: 0 BB: 0 P: 11	R: 0 E: 0 K: 1 S: 9	H: 1 LOB: 1 BB: 0 P: 13	R: 1 E: 0 K: 0 S: 13	H: 1 LOB: 1 BB: 1 P: 24	1B: 5 2B: 1 3B: 0 HR: 2	SF: 1 SAC: 0 DP: 0 HBP: 0	WP: 0 PB: 0 SB: 0 CS: 0	PA: 38			
<b>PITCHER</b>	IP	WLS	BF	H	R	ER	SO	BB	IBB	HBP	BLK	WP	HR	S	P	ERA	WHIP								
Tom Candiotti, R ERA: 4.52	6.0	W	26	6	2	2	2	2	0	0	0	0	0	7	11	0.00	0.000								
T.J. Mathews, R ERA: 4.37	1.0		3	0	0	0	0	0	0	0	0	0	0	7	11	0.00	0.000								
Buddy Groom, L ERA: 4.59	1.0		6	2	1	1	1	1	0	0	0	0	0	14	25	9.00	3.000								
Billy Taylor, R ERA: 4.16	1.0	S	3	0	0	0	0	0	0	0	0	0	0	8	12	0.00	0.000								

AB	34
R	3
H	8
RBI	3
BB	3
SO	3
LOB	19









Batter	1	2	3	4	5	6	7	8	9	AB	R	H	RBI	BB	SO	LOB	TOP																			
<b>Bip Roberts, S</b> OBP: 0.351, SLG: 0.346 (1, 7)	L8					G4-3			E5	5	1	2	0	1	0	1	<b>Oakland Athletics @ Cleveland Indians</b> Jacobs Field, Cleveland, OH Sat Aug 29 1998, 3:33 AM EDT Att: 43,020 - Sunny - 74 F																			
<b>Ryan Christenson, R</b> OBP: 0.311, SLG: 0.269 (1, 8)	BB	L8				G5-3			SH1-4	3	1	1	0	2	0	4																				
<b>Jason Giambi, L</b> OBP: 0.381, SLG: 0.484 (1, 3)	BB								SF9	4	2	2	1	1	0	3																				
<b>Matt Stairs, L</b> OBP: 0.394, SLG: 0.551 (1, 10)	P6								2B	6	3	3	1	0	0	4																				
<b>Ben Grievie, L</b> OBP: 0.393, SLG: 0.463 <b>Rickey Henderson, R</b> OBP: 0.379, SLG: 0.327 (9, PR)	BB								2B	4	2	3	3	2	0	0																				
<b>Scott Spiezio, S</b> OBP: 0.338, SLG: 0.402 (1, 4)	F9								2B	5	2	3	2	1	1	5																				
<b>Mike Blowers, R</b> OBP: 0.304, SLG: 0.399 (1, 5)									K	5	0	0	1	0	3	6																				
<b>Miguel Tejada, R</b> OBP: 0.310, SLG: 0.383 (1, 6)									K	5	0	0	0	0	2	5																				
<b>A.J. Hinch, R</b> OBP: 0.303, SLG: 0.338 (1, 2)	BB								G6-3	4	0	2	3	1	1	1																				
<b>Inning Stats</b>	R: 0 E: 0 K: 0 S: 14	H: 1 LOB: 3 BB: 2 P: 28	R: 0 E: 0 K: 2 S: 16	H: 1 LOB: 2 BB: 1 P: 28	R: 2 E: 0 K: 2 S: 14	H: 3 LOB: 1 BB: 0 P: 23	R: 0 E: 0 K: 1 S: 12	H: 1 LOB: 2 BB: 1 P: 22	R: 2 E: 0 K: 0 S: 20	H: 2 LOB: 2 BB: 2 P: 38	R: 1 E: 0 K: 0 S: 8	H: 1 LOB: 0 BB: 0 P: 13	R: 0 E: 0 K: 1 S: 12	H: 1 LOB: 1 BB: 0 P: 15	R: 2 E: 1 K: 1 S: 15	H: 2 LOB: 2 BB: 1 P: 31		1B: 8 2B: 8 3B: 0 HR: 0	SF: 2 SAC: 1 DP: 0 HBP: 0	WP: 0 PB: 0 SB: 2 CS: 0	PA: 52															
<b>PITCHER</b>	IP	WLS	BF	H	R	ER	SO	BB	IBB	HBP	BLK	WP	HR	S	P	ERA	WHIP	<b>PITCHER</b>		IP	WLS	BF	H	R	ER	SO	BB	IBB	HBP	BLK	WP	HR	S	P	ERA	WHIP
<b>Dwight Gooden, R</b> ERA: 3.83	4.2		27	8	4	4	5	5	0	0	0	0	0	70	127	7.71	2.786	<b>Paul Assenmacher, L</b> ERA: 3.46		0.2		6	2	2	0	0	1	0	0	0	0	0	12	26	0.00	4.500
<b>Tom Martin, L</b> ERA: 10.05	0.1	L	6	3	4	4	0	2	0	0	0	0	0	16	30	108.00	15.000	<b>Michael Jackson, R</b> ERA: 1.8		0.1		1	0	0	0	1	0	0	0	0	0	3	5	0.00	0.000	
<b>Doug Jones, R</b> ERA: 4.85	1.0		4	1	0	0	0	0	0	0	0	0	0	8	10	0.00	1.000																			
<b>Jim Poole, L</b> ERA: 5.24	1.0		4	1	1	1	0	0	0	0	0	0	0	8	13	9.00	1.000																			
<b>Paul Shuey, R</b> ERA: 3.0	1.0		4	1	0	0	1	0	0	0	0	0	0	12	15	0.00	1.000																			
<b>Kenny Lofton, L</b> OBP: 0.362, SLG: 0.418 (1, 8)	L7																			4	0	1	0	1	0	2							<b>Oakland Athletics @ Cleveland Indians</b> Jacobs Field, Cleveland, OH Sat Aug 29 1998, 3:33 AM EDT Att: 43,020 - Sunny - 74 F			
<b>Omar Vizquel, S</b> OBP: 0.351, SLG: 0.355 (1, 6)	G5-3																			3	1	0	0	2	0	2										
<b>Brian Giles, L</b> OBP: 0.407, SLG: 0.487 <b>Cecil Fielder, R</b> OBP: 0.326, SLG: 0.407 <b>David Justice, L</b> OBP: 0.362, SLG: 0.473 (1, 10)	G5-3																			4	0	0	0	0	1	2										
<b>Manny Ramirez, R</b> OBP: 0.375, SLG: 0.579 (1, 9)	2B																			5	3	3	2	0	0	3										
<b>Travis Fryman, R</b> OBP: 0.339, SLG: 0.503 (1, 5)	2B																			4	0	1	1	1	1	0										
<b>Richie Sexson, R</b> OBP: 0.416, SLG: 0.647 (1, 3)	G6-3																			5	2	3	3	0	1	1										
<b>Mark Whiten, S</b> OBP: 0.389, SLG: 0.430 (1, 7)																				5	0	2	0	0	1	2										
<b>Pat Borders, R</b> OBP: 0.297, SLG: 0.283 <b>Enrique Wilson, S</b> OBP: 0.289, SLG: 0.371 (8, PH)	G5-3																			3	0	1	0	0	0	2										
<b>David Bell, R</b> OBP: 0.304, SLG: 0.422 <b>Sandy Alomar Jr., R</b> OBP: 0.271, SLG: 0.351 (9, 2)	G3																			4	0	0	0	0	1	3										
<b>Inning Stats</b>	R: 2 E: 0 K: 0 S: 14	H: 2 LOB: 1 BB: 1 P: 25	R: 0 E: 0 K: 0 S: 9	H: 1 LOB: 0 BB: 0 P: 12	R: 1 E: 0 K: 2 S: 14	H: 2 LOB: 1 BB: 1 P: 22	R: 0 E: 0 K: 1 S: 12	H: 1 LOB: 0 BB: 0 P: 16	R: 2 E: 0 K: 0 S: 12	H: 3 LOB: 1 BB: 0 P: 21	R: 0 E: 0 K: 0 S: 8	H: 0 LOB: 1 BB: 1 P: 18	R: 1 E: 0 K: 0 S: 12	H: 1 LOB: 0 BB: 0 P: 15	R: 0 E: 0 K: 0 S: 11	H: 1 LOB: 3 BB: 3 P: 26	R: 0 E: 0 K: 2 S: 12	H: 0 LOB: 0 BB: 0 P: 20	1B: 4 2B: 4 3B: 0 HR: 3	SF: 0 SAC: 0 DP: 1 HBP: 0	WP: 0 PB: 0 SB: 3 CS: 0	PA: 43														
<b>PITCHER</b>	IP	WLS	BF	H	R	ER	SO	BB	IBB	HBP	BLK	WP	HR	S	P	ERA	WHIP	<b>PITCHER</b>		IP	WLS	BF	H	R	ER	SO	BB	IBB	HBP	BLK	WP	HR	S	P	ERA	WHIP
<b>Jimmy Haynes, R</b> ERA: 4.55	5.1		27	9	5	5	3	2	0	0	0	0	0	4	11	0.00	1.500	<b>2B Mark Holzem, L</b> ERA: 1.53		0.2		3	0	0	0	0	1	0	0	0	0	4	11	0.00	1.500	
<b>T.J. Mathews, R</b> ERA: 4.4	1.2		8	2	1	1	0	2	0	0	0	0	1	20	33	5.40	2.400	<b>Buddy Groom, L</b> ERA: 4.56		0.0		1	0	0	0	0	1	0	0	0	0	4	∞	∞		
<b>Billy Taylor, R</b> ERA: 4.08	1.1	S	4	0	0	0	2	0	0	0	0	0	0	15	24	0.00	0.000																			

AB	41
R	11
H	16
RBI	11
BB	8
SO	7
LOB	29



AB	37
R	6
H	11
RBI	6
BB	6
SO	5
LOB	17






Batter	1	2	3	4	5	6	7	8	9	AB	R	H	RBI	BB	SO	LOB	TOP											
<b>Rickey Henderson, R</b> OBP: 0.376, SLG: 0.328	2-3 K	0-1 G5-3			1-3 K		1-3 K		2-0 P4	5	0	0	0	0	3	2	<b>Oakland Athletics @ Cleveland Indians</b> Jacobs Field, Cleveland, OH Sun Aug 30 1998, 3:33 AM EDT Att: 42,951 - Sunny - 77 F											
<b>Ryan Christenson, R</b> OBP: 0.322, SLG: 0.359	0-1 E 1B		3-2 HR 1B		0-0 1B		4-2 BB		3-2 G4-3 1B	4	2	4	0	1	0	0												
<b>Jason Giambi, L</b> OBP: 0.379, SLG: 0.481	2-2 E2 2B 1B		0-1 L7		2-2 F8		0-0 F8		3-2 G4-3	5	1	1	0	0	0	4												
<b>Matt Stairs, L</b> OBP: 0.395, SLG: 0.557	2-3 K		0-0 HR						2-2 G4-3	4	1	2	2	0	1	1												
<b>Ben Grieve, L</b> OBP: 0.392, SLG: 0.463	3-2 2H 2B		0-1 G3						3-3 K	4	0	1	1	0	2	1												
<b>Scott Spiezio, S</b> OBP: 0.340, SLG: 0.401	1-1 G3-1		1-3 K						4-1 BB	3	0	1	0	1	1	1												
<b>Ed Sprague, R</b> OBP: 0.283, SLG: 0.402			1-3 K		1-2 G4-3				2-3 K	4	0	0	0	0	3	3												
<b>Miguel Tejada, R</b> OBP: 0.306, SLG: 0.378			1-3 K		0-0 P4				0-2 G6-3	4	0	0	0	0	1	2												
<b>A.J. Hinch, R</b> OBP: 0.303, SLG: 0.338			2-2 1B		1-2 G6-3				4-1 1B BB	3	0	1	0	0	1	0												
<b>Bip Roberts, S</b> OBP: 0.353, SLG: 0.346							3-3 K			0	0	0	0	1	0	0												
<b>Inning Stats</b>	R: 2 E: 1 K: 2 S: 20	H: 3 LOB: 1 BB: 0 P: 30	R: 0 E: 0 K: 2 S: 12	H: 1 LOB: 1 BB: 0 P: 16	R: 2 E: 0 K: 1 S: 11	H: 2 LOB: 0 BB: 0 P: 15	R: 0 E: 0 K: 0 S: 7	H: 0 LOB: 0 BB: 0 P: 9	R: 0 E: 0 K: 2 S: 12	H: 2 LOB: 2 BB: 0 P: 17	R: 0 E: 0 K: 2 S: 10	H: 0 LOB: 1 BB: 1 P: 18	R: 0 E: 0 K: 2 S: 14	H: 0 LOB: 1 BB: 1 P: 25	R: 0 E: 0 K: 0 S: 12	H: 1 LOB: 2 BB: 1 P: 24	1B: 8 2B: 1 3B: 0 HR: 1	SF: 0 SAC: 0 DP: 0 HBP: 0	WP: 0 PB: 0 SB: 0 CS: 0	PA: 39								
<b>PITCHER</b>	IP	WLS	BF	H	R	ER	SO	BB	IBB	HBP	BLK	WP	HR	S	P	ERA	WHIP											
<b>Charles Nagy, R</b> ERA: 5.97	(1, 1)	7.0	W	30	9	4	3	10	1	0	0	0	0	1	79	115	3.86	1.429										
<b>Paul Assenmacher, L</b> ERA: 3.4	(8, 1)	0.2		3	0	0	0	1	1	0	0	0	0	0	11	20	0.00	1.500										
<b>Michael Jackson, R</b> ERA: 1.76	(8, 1)	1.1	S	6	1	0	0	1	1	0	0	0	0	0	15	29	0.00	1.500										

AB	36
R	4
H	10
RBI	3
BB	3
SO	12
LOB	14



Batter	1	2	3	4	5	6	7	8	9	AB	R	H	RBI	BB	SO	LOB	BOTTOM											
<b>Kenny Lofton, L</b> OBP: 0.364, SLG: 0.420	0-1 F8 G6-3 1B		0-0 1B E 1B		2-1 B1-3			0-1 1B HR 1B	0-0 F8	5	3	3	0	0	0	1	<b>Oakland Athletics @ Cleveland Indians</b> Jacobs Field, Cleveland, OH Sun Aug 30 1998, 3:33 AM EDT Att: 42,951 - Sunny - 77 F											
<b>Enrique Wilson, S</b> OBP: 0.302, SLG: 0.375	0-2 F8 1-3		3-1 CS E 1B		0-0 G6-3		3-2 L8	0-1 BB 1B	1-2 BB	5	1	2	1	0	0	2												
<b>Travis Fryman, R</b> OBP: 0.339, SLG: 0.501	1-2 G6-3		1-0 E4		2-0 G5-3		0-0 BB HR 1B	4-2 FC5 1B BB	1-2 2-3 BB	4	1	1	2	1	0	1												
<b>Manny Ramirez, R</b> OBP: 0.375, SLG: 0.576	0-2 G1-3		2-3 K				3-3 K	4-0 HR BB	2-2 1B	4	1	1	2	1	2	2												
<b>Richie Sexson, R</b> OBP: 0.404, SLG: 0.656			2-3 K		3-2 G6-3		2-2 G5-3	1-1 HR BB	2-1 FC5	5	1	1	4	0	1	2												
<b>Cecil Fielder, R</b> OBP: 0.328, SLG: 0.410			1-3 K		3-2 P6		1-0 2B 1B	1-0 HR 2B		4	0	2	0	0	1	0												
<b>Mark Whiten, S</b> OBP: 0.391, SLG: 0.438			2-1 G1-3		0-2 1B 1B		0-0 1B	1-1 L9		4	0	2	0	0	0	1												
<b>Pat Borders, R</b> OBP: 0.296, SLG: 0.282			1-3 K		2-1 1B		2-1 P6		0-2 F7	4	0	1	0	0	1	2												
<b>David Bell, R</b> OBP: 0.304, SLG: 0.421			1-0 1B		0-1 F7		2-1 P4	2-2 BB 1B 1B		3	1	1	0	0	0	2												
<b>Omar Vizquel, S</b> OBP: 0.352, SLG: 0.356			1-0 1B 1B							1	1	1	0	0	0	0												
<b>Inning Stats</b>	R: 1 E: 0 K: 0 S: 11	H: 1 LOB: 0 BB: 0 P: 12	R: 0 E: 0 K: 2 S: 10	H: 0 LOB: 0 BB: 0 P: 15	R: 2 E: 1 K: 2 S: 11	H: 3 LOB: 2 BB: 0 P: 19	R: 0 E: 0 K: 0 S: 14	H: 2 LOB: 2 BB: 0 P: 22	R: 0 E: 0 K: 1 S: 11	H: 2 LOB: 2 BB: 0 P: 19	R: 4 E: 0 K: 0 S: 15	H: 4 LOB: 1 BB: 1 P: 27	R: 2 E: 0 K: 0 S: 17	H: 3 LOB: 2 BB: 1 P: 27	R: 0 E: 0 K: 0 S: 12	H: 0 LOB: 0 BB: 1 P: 24	1B: 12 2B: 3 3B: 0 HR: 1	SF: 0 SAC: 0 DP: 1 HBP: 0	WP: 0 PB: 0 SB: 1 CS: 1	PA: 41								
<b>PITCHER</b>	IP	WLS	BF	H	R	ER	SO	BB	IBB	HBP	BLK	WP	HR	S	P	ERA	WHIP											
<b>Kenny Rogers, L</b> ERA: 3.21	(1, 1)	6.2	L	30	10	5	5	5	0	0	0	0	0	1	71	110	6.75	1.500										
<b>Tim Worrell, R</b> ERA: 5.58	(7, 1)	1.0		10	5	4	4	0	2	0	0	0	0	1	20	35	36.00	7.000										
<b>2B Mark Holzemer, L</b> ERA: 1.8	(8, 1)	0.1		1	0	0	0	0	0	0	0	0	0	0	2	4	0.00	0.000										

AB	39
R	9
H	15
RBI	9
BB	2
SO	5
LOB	13











Batter	1	2	3	4	5	6	7	8	9	AB	R	H	RBI	BB	SO	LOB	TOP			
<b>Rickey Henderson, R</b> OBP: 0.378, SLG: 0.532	0-3 K			2-3 K			3-2 F9		3-2 F8	4	0	0	0	0	2	0	<b>Oakland Athletics @ New York Yankees</b> Yankee Stadium, Bronx, NY Tue Sep 01 1998, 7:05 PM EDT Att: 29,632 - Cloudy - 77 F			
<b>Ryan Christenson, R</b> OBP: 0.319, SLG: 0.358	2-3 K			0-2 L9			1-3 K		0-2 P5	4	0	0	0	0	2	0				
<b>Jason Giambi, L</b> OBP: 0.379, SLG: 0.487	1-2 P5			0-1 G3-1			0-2 FC6-4 1B			3	0	1	0	0	0	0				
<b>Matt Stairs, L</b> OBP: 0.393, SLG: 0.550		0-0 F8			0-1 G4-3		2-1 FC6-4 1-2			3	0	0	0	0	0	1				
<b>Mike Blowers, R</b> OBP: 0.304, SLG: 0.398		1-3 K			2-3 K			3-2 1B		3	0	1	0	0	2	0				
<b>Ben Griever, L</b> OBP: 0.390, SLG: 0.461		0-3 K			0-3 K			0-0 F7		3	0	0	0	0	2	1				
<b>Scott Spiezio, S</b> OBP: 0.338, SLG: 0.401			0-3 K			2-3 K		0-1 F8		3	0	0	0	0	2	1				
<b>Miguel Tejada, R</b> OBP: 0.303, SLG: 0.374			1-2 G5-3			0-3 K		0-3 K		3	0	0	0	0	2	1				
<b>A.J. Hinch, R</b> OBP: 0.301, SLG: 0.336			0-2 P6			1-3 K			0-1 G6-3	2	0	0	0	0	1	0				
<b>Mike Macfarlane, R</b> OBP: 0.276, SLG: 0.386										1	0	0	0	0	0	0				
<b>Inning Stats</b>	R: 0 H: 0 E: 0 K: 2 S: 10	H: 0 R: 0 ER: 0 BB: 0 P: 13	R: 0 H: 0 E: 0 K: 2 S: 7	H: 0 R: 0 ER: 0 BB: 0 P: 8	R: 0 H: 0 E: 0 K: 1 S: 12	H: 0 R: 0 ER: 0 BB: 0 P: 13	R: 0 H: 0 E: 0 K: 1 S: 8	H: 0 R: 0 ER: 0 BB: 0 P: 10	R: 0 H: 0 E: 0 K: 2 S: 9	H: 0 R: 0 ER: 0 BB: 0 P: 11	R: 0 H: 1 E: 0 K: 1 S: 13	H: 1 R: 0 ER: 0 BB: 0 P: 19	R: 0 H: 1 E: 0 K: 1 S: 11	H: 1 R: 0 ER: 0 BB: 0 P: 14	R: 0 H: 0 E: 0 K: 0 S: 8	H: 0 R: 0 ER: 0 BB: 0 P: 11	1B: 2 2B: 0 3B: 0 HR: 0	SF: 0 SAC: 0 DP: 0 HBP: 0	WP: 0 PB: 0 SB: 0 CS: 0	PA: 29
<b>PITCHER</b> <b>David Wells, L</b> ERA: 3.22	IP: 9.0 WLS: W BF: 29 H: 2 R: 0 ER: 0 SO: 13 BB: 0 IBB: 0 HBP: 0 BLK: 0 WP: 0 HR: 0 S: 89 P: 113 ERA: 0.00 WHIP: 0.222															<b>PITCHER</b>				

AB	29
R	0
H	2
RBI	0
BB	0
SO	13
LOB	4



Batter	1	2	3	4	5	6	7	8	9	AB	R	H	RBI	BB	SO	LOB	BOTTOM			
<b>Chuck Knoblauch, R</b> OBP: 0.360, SLG: 0.412				0-2 L9		2-2 P3				4	1	1	0	0	0	3	<b>Oakland Athletics @ New York Yankees</b> Yankee Stadium, Bronx, NY Tue Sep 01 1998, 7:05 PM EDT Att: 29,632 - Cloudy - 77 F			
<b>Derek Jeter, R</b> OBP: 0.392, SLG: 0.495	1-1 2B	1-1 G6-3		1-0 G6-3		0-0 F8				4	1	1	0	0	0	0				
<b>Paul O'Neill, L</b> OBP: 0.372, SLG: 0.502	1-1 S	0-0 HR		1-2 1B		0-0 F8				4	2	3	2	0	0	0				
<b>Bernie Williams, S</b> OBP: 0.424, SLG: 0.581	1-0 L4	1-0 HR		1-0 G4-3		0-2 F7				4	1	1	2	0	0	2				
<b>Tino Martinez, L</b> OBP: 0.366, SLG: 0.510	1-1 1B	1-1 G4-3			0-0 F7		3-1 HR			4	2	2	2	0	0	0				
<b>Darryl Strawberry, L</b> OBP: 0.364, SLG: 0.576	1-1 F9	2-1 G3			3-2 1B		2-1 F8			4	0	1	0	0	0	1				
<b>Tim Lincecum, S</b> OBP: 0.397, SLG: 0.389	1-2 WP		0-1 G6-3		2-3 K			0-0 G6-3		3	0	2	0	0	1	1				
<b>Chad Curtis, R</b> OBP: 0.362, SLG: 0.368	1-3 1B									1	0	0	0	0	0	0				
<b>20 Jorge Posada, S</b> OBP: 0.365, SLG: 0.507	2-1 WP		2-2 G6-3		1-3 K			0-3 K		4	0	1	1	0	2	2				
<b>Luis Sojo, R</b> OBP: 0.246, SLG: 0.261	1-3 K		2-2 G5-3			1-2 F9		1-0 G6-3		4	0	0	0	0	1	2				
<b>Inning Stats</b>	R: 4 H: 6 E: 0 K: 1 S: 21	H: 6 R: 2 ER: 0 BB: 0 P: 31	R: 2 H: 2 E: 0 K: 0 S: 8	H: 2 R: 7 ER: 0 BB: 0 P: 13	R: 0 H: 1 E: 0 K: 0 S: 8	H: 1 R: 0 ER: 0 BB: 0 P: 12	R: 0 H: 1 E: 0 K: 0 S: 8	H: 1 R: 0 ER: 0 BB: 0 P: 11	R: 0 H: 0 E: 0 K: 0 S: 7	H: 0 R: 0 ER: 0 BB: 0 P: 10	R: 1 H: 1 E: 0 K: 0 S: 9	H: 1 R: 0 ER: 0 BB: 0 P: 13	R: 0 H: 0 E: 0 K: 1 S: 5	H: 0 R: 0 ER: 0 BB: 0 P: 6	R: 0 H: 0 E: 0 K: 0 S: 8	H: 0 R: 0 ER: 0 BB: 0 P: 11	1B: 9 2B: 1 3B: 0 HR: 2	SF: 0 SAC: 0 DP: 1 HBP: 0	WP: 1 PB: 0 SB: 2 CS: 0	PA: 36
<b>PITCHER</b> <b>Tom Candiotti, R</b> ERA: 4.69	IP: 7.0 WLS: L BF: 33 H: 12 R: 7 ER: 7 SO: 7 BB: 0 IBB: 0 HBP: 0 BLK: 0 WP: 1 HR: 2 S: 71 P: 106 ERA: 9.00 WHIP: 1.714															<b>PITCHER</b>				
<b>28 Mark Holzemer, L</b> ERA: 1.5	IP: 1.0 WLS: L BF: 3 H: 0 R: 0 ER: 0 SO: 1 BB: 0 IBB: 0 HBP: 0 BLK: 0 WP: 0 HR: 0 S: 5 P: 6 ERA: 0.00 WHIP: 0.000															<b>PITCHER</b>				

AB	36
R	7
H	12
RBI	7
BB	0
SO	4
LOB	11





Batter	1	2	3	4	5	6	7	8	9	AB	R	H	RBI	BB	SO	LOB	TOP					
Jason McDonald, S OBP: 0.369, SLG: 0.333 (1, 7)										3	0	1	0	1	1	0	<p>Oakland Athletics @ New York Yankees Yankee Stadium, Bronx, NY Wed Sep 02 1998, 7:05 PM EDT Att: 30,332 - Cloudy - 73 F</p> <p>livebaseballscorecards.com</p> <p>AB 32 R 2 H 6 RBI 2 BB 3 SO 12 LOB 12</p>					
Ryan Christenson, R OBP: 0.322, SLG: 0.371 (1, 8)										4	2	2	1	0	2	3						
Jason Giambi, L OBP: 0.379, SLG: 0.485 (1, 3)										4	0	1	0	0	3	3						
Matt Stairs, L OBP: 0.390, SLG: 0.545 (1, 10)										4	0	0	1	0	2	1						
Ben Grieve, L OBP: 0.389, SLG: 0.459 Bip Roberts, S OBP: 0.352, SLG: 0.344 (1, 9)										4	0	1	0	0	1	1						
Scott Spiezio, S OBP: 0.338, SLG: 0.401 Rafael Bourimigal, R OBP: 0.271, SLG: 0.299 (1, 4)										0	0	0	0	0	0	0						
Ed Sprague, R OBP: 0.280, SLG: 0.399 (1, 5)										2	0	0	0	2	0	0						
Miguel Tejada, R OBP: 0.303, SLG: 0.372 (1, 6)										4	0	1	0	0	1	1						
A.J. Hinch, R OBP: 0.298, SLG: 0.332 (1, 2)										3	0	0	0	0	1	1						
<b>Inning Stats</b>	R: 1 E: 0 K: 2 S: 11	H: 2 LOB: 1 BB: 0 P: 18	R: 0 E: 0 K: 1 S: 11	H: 0 LOB: 0 BB: 0 P: 15	R: 0 E: 0 K: 2 S: 11	H: 1 LOB: 1 BB: 0 P: 17	R: 0 E: 0 K: 2 S: 10	H: 0 LOB: 1 BB: 1 P: 17	R: 0 E: 0 K: 0 S: 9	H: 0 LOB: 0 BB: 0 P: 11	R: 0 E: 0 K: 0 S: 8	H: 0 LOB: 0 BB: 0 P: 10	R: 1 E: 0 K: 0 S: 11	H: 1 LOB: 0 BB: 0 P: 14	R: 0 E: 0 K: 0 S: 8	H: 1 LOB: 1 BB: 1 P: 16		1B: 5 2B: 0 3B: 0 HR: 1	SF: 0 SAC: 0 DP: 0 HBP: 0	WP: 0 PB: 0 SB: 1 CS: 0	PA: 35	
<b>PITCHER</b>	IP	WLS	BF	H	R	ER	SO	BB	IBB	HBP	BLK	WP	HR	S	P	ERA	WHIP					
David Cone, R ERA: 3.58 Mike Stanton, L ERA: 8.14 42 Mariano Rivera, R ERA: 1.53	(1, 1)	7.0	L	27	4	1	1	10	2	0	0	0	0	0	75	113	1.29	0.857				

Batter	1	2	3	4	5	6	7	8	9	AB	R	H	RBI	BB	SO	LOB	BOTTOM					
Chuck Knoblauch, R OBP: 0.357, SLG: 0.408 (1, 4)										4	0	0	0	0	0	1	<p>Oakland Athletics @ New York Yankees Yankee Stadium, Bronx, NY Wed Sep 02 1998, 7:05 PM EDT Att: 30,332 - Cloudy - 73 F</p> <p>livebaseballscorecards.com</p> <p>AB 32 R 0 H 6 RBI 0 BB 0 SO 5 LOB 7</p>					
2 Derek Jeter, R OBP: 0.393, SLG: 0.495 (1, 6)										4	0	2	0	0	0	0						
Paul O'Neill, L OBP: 0.369, SLG: 0.498 (1, 9)										4	0	0	0	0	1	1						
Bernie Williams, S OBP: 0.424, SLG: 0.583 (1, 8)										4	0	2	0	0	1	1						
Tino Martinez, L OBP: 0.365, SLG: 0.507 (1, 3)										4	0	1	0	0	0	2						
Darryl Strawberry, L OBP: 0.381, SLG: 0.569 (1, 10)										3	0	0	0	0	1	1						
Tim Lincecum, S OBP: 0.394, SLG: 0.385 (1, 7)										3	0	0	0	0	0	0						
Scott Brosius, R OBP: 0.368, SLG: 0.468 (1, 5)										3	0	1	0	0	1	0						
Joe Girardi, R OBP: 0.319, SLG: 0.391 20 Jorge Posada, S OBP: 0.364, SLG: 0.505 (1, 2)										2	0	0	0	0	1	0						
10 Jose Bautista, R OBP: 0.364, SLG: 0.505 (9, 2)										1	0	0	0	0	0	1						
<b>Inning Stats</b>	R: 0 E: 0 K: 1 S: 10	H: 1 LOB: 1 BB: 0 P: 14	R: 0 E: 0 K: 0 S: 4	H: 0 LOB: 0 BB: 0 P: 5	R: 0 E: 0 K: 1 S: 8	H: 0 LOB: 0 BB: 0 P: 9	R: 0 E: 0 K: 0 S: 9	H: 1 LOB: 1 BB: 0 P: 10	R: 0 E: 0 K: 1 S: 7	H: 0 LOB: 0 BB: 0 P: 11	R: 0 E: 0 K: 1 S: 11	H: 1 LOB: 0 BB: 0 P: 16	R: 0 E: 0 K: 1 S: 10	H: 1 LOB: 1 BB: 0 P: 13	R: 0 E: 0 K: 0 S: 17	H: 1 LOB: 1 BB: 0 P: 27	R: 0 E: 0 K: 0 S: 9	H: 1 LOB: 1 BB: 0 P: 12	1B: 4 2B: 2 3B: 0 HR: 0	SF: 0 SAC: 0 DP: 0 HBP: 0	WP: 0 PB: 0 SB: 0 CS: 0	PA: 33
<b>PITCHER</b>	IP	WLS	BF	H	R	ER	SO	BB	IBB	HBP	BLK	WP	HR	S	P	ERA	WHIP					
Gil Heredia, R ERA: 1.1 T.J. Mathews, R ERA: 4.38 Billy Taylor, R ERA: 4.02	(1, 1)	7.2	W	27	5	0	5	0	0	0	0	0	0	0	71	97	0.00	0.652				
(8, 1)	0.1		1	0	0	0	0	0	0	0	0	0	0	5	8	0.00	0.000					
(9, 1)	1.0	S	4	1	0	0	0	0	0	0	0	0	0	9	12	0.00	1.000					



Batter	1	2	3	4	5	6	7	8	9	AB	R	H	RBI	BB	SO	LOB	TOP											
<b>Randy Winn, S</b> OBP: 0.359, SLG: 0.410	2-3 SAFE K	4-1 SAFE 1B		2-1 SAFE SF7		2-3 SAFE K		2-2 SAFE G6-3		4	1	1	1	1	2	3	<b>Tampa Bay Devil Rays @ Oakland Athletics</b> Network Associates Coliseum, Oakland, CA Fri Sep 04 1998, 10:05 PM EDT Att: 8,198 - Cloudy - 66 F											
<b>Wade Boggs, L</b> OBP: 0.342, SLG: 0.397	1-1 2B	0-2 1B		2-0 SF7		4-0 IBB		2-2 G3		3	1	2	2	1	0	1												
<b>Bobby Smith, R</b> OBP: 0.363, SLG: 0.451	0-3 K	0-3 K		3-1 L3		0-3 K		1-2 G5-3		5	0	0	0	0	3	7												
<b>Fred McGriff, L</b> OBP: 0.362, SLG: 0.430	1-1 1B					3-3 K		1-0 G4-3		3	1	1	0	2	1	3												
<b>Aaron Ledesma, R</b> OBP: 0.347, SLG: 0.394	2-0 1B					1-0 L4		1-0 F7		5	0	1	2	0	1	2												
<b>Paul Sorrento, L</b> OBP: 0.308, SLG: 0.412	0-1 1B					0-0 2B		1-1 F7		3	0	2	0	0	1	1												
<b>Mike Kelly, R</b> OBP: 0.287, SLG: 0.404	1-3 1B					1-2 2B		1-2 F7		2	0	0	0	0	0	1												
<b>John Flaherty, R</b> OBP: 0.268, SLG: 0.292	1-0 CS					1-2 G3		1-1 1B		3	0	1	0	1	0	2												
<b>Rich Butler, L</b> OBP: 0.285, SLG: 0.340						1-1 3B		2-2 1B		4	1	2	0	0	2	2												
<b>Miguel Cairo, R</b> OBP: 0.312, SLG: 0.377	0-1 1B					0-1 F8		1-2 G3		4	1	2	0	0	0	2												
<b>Inning Stats</b>	R: 2 E: 0 K: 2 S: 13	H: 4 LOB: 1 BB: 0 P: 20	R: 1 E: 0 K: 2 S: 13	H: 1 LOB: 2 BB: 2 P: 22	R: 0 E: 0 K: 1 S: 5	H: 0 LOB: 1 BB: 1 P: 13	R: 2 E: 0 K: 0 S: 10	H: 2 LOB: 0 BB: 0 P: 16	R: 0 E: 0 K: 1 S: 8	H: 1 LOB: 1 BB: 0 P: 13	R: 0 E: 0 K: 1 S: 9	H: 1 LOB: 1 BB: 0 P: 12	R: 0 E: 0 K: 0 S: 13	H: 1 LOB: 1 BB: 0 P: 18	R: 0 E: 0 K: 1 S: 8	H: 0 LOB: 0 BB: 1 P: 16	1B: 9 2B: 2 3B: 1 HR: 0	SF: 1 SAC: 0 DP: 0 HBP: 0	WP: 0 PB: 0 SB: 1 CS: 2	PA: 43								
<b>PITCHER</b>	IP	WLS	BF	H	R	ER	SO	BB	IBB	HBP	BLK	WP	HR	S	P	ERA	WHIP											
<b>Jimmy Haynes, R</b> ERA: 4.7	(1, 1)	4.0	L	21	7	5	5	3	0	0	0	0	0	0	41	71	11.25	2.500										
<b>Blake Stein, R</b> ERA: 6.25	(5, 1)	1.2		9	3	0	0	3	0	1	0	0	0	0	20	35	0.00	1.800										
<b>2B Mark Holzemer, L</b> ERA: 1.42	(6, 1)	0.1		1	0	0	0	0	0	0	0	0	0	1	2	0.00	0.000											
<b>Tim Worrell, R</b> ERA: 5.5	(7, 1)	1.1		6	2	0	0	1	0	0	0	0	0	16	21	0.00	1.500											
<b>Buddy Groom, L</b> ERA: 4.5	(8, 1)	0.2		3	0	0	0	0	1	0	0	0	0	7	14	0.00	1.500											
<b>Mike Quist, R</b> ERA: 6.45	(9, 1)	1.0		2	0	0	0	0	0	0	0	0	0	7	11	0.00	0.000											
Batter	1	2	3	4	5	6	7	8	9	AB	R	H	RBI	BB	SO	LOB	BOTTOM											
<b>Rickey Henderson, R</b> OBP: 0.377, SLG: 0.331	0-2 BB									4	1	1	0	0	1	0	<b>Tampa Bay Devil Rays @ Oakland Athletics</b> Network Associates Coliseum, Oakland, CA Fri Sep 04 1998, 10:05 PM EDT Att: 8,198 - Cloudy - 66 F											
<b>Ryan Christenson, R</b> OBP: 0.327, SLG: 0.361	4-2 BB									3	1	2	0	1	0	0												
<b>Jason Giambi, L</b> OBP: 0.381, SLG: 0.484	4-2 BB									1	0	0	0	3	0	1												
<b>Matt Stairs, L</b> OBP: 0.389, SLG: 0.543	0-0 G6-4-3									4	0	1	1	0	1	3												
<b>Ben Grieve, L</b> OBP: 0.388, SLG: 0.457	2-0 F7									3	0	0	0	1	1	3												
<b>Scott Spiezio, S</b> OBP: 0.334, SLG: 0.396										4	0	0	0	0	0	1												
<b>Mike Blowers, R</b> OBP: 0.306, SLG: 0.398	0-3 K									3	0	1	0	1	2	0												
<b>Miguel Tejada, R</b> OBP: 0.300, SLG: 0.368	1-2 L1									3	0	0	0	0	1	3												
<b>Jason McDonald, S</b> OBP: 0.366, SLG: 0.331										1	0	0	0	0	1	0												
<b>A.J. Hinch, R</b> OBP: 0.295, SLG: 0.329										3	0	0	0	0	0	1												
<b>Bip Roberts, S</b> OBP: 0.351, SLG: 0.343										1	0	0	0	0	1	0												
<b>Inning Stats</b>	R: 1 E: 0 K: 0 S: 11	H: 1 LOB: 1 BB: 2 P: 21	R: 0 E: 0 K: 1 S: 7	H: 0 LOB: 0 BB: 0 P: 8	R: 1 E: 0 K: 2 S: 12	H: 2 LOB: 2 BB: 1 P: 22	R: 0 E: 0 K: 1 S: 8	H: 0 LOB: 1 BB: 1 P: 12	R: 0 E: 0 K: 0 S: 10	H: 0 LOB: 1 BB: 1 P: 18	R: 0 E: 0 K: 0 S: 8	H: 1 LOB: 1 BB: 1 P: 14	R: 0 E: 0 K: 0 S: 6	H: 1 LOB: 1 BB: 0 P: 9	R: 0 E: 0 K: 1 S: 6	H: 0 LOB: 0 BB: 0 P: 8	R: 0 E: 0 K: 3 S: 11	H: 0 LOB: 0 BB: 0 P: 15	1B: 4 2B: 0 3B: 1 HR: 0	SF: 0 SAC: 0 DP: 2 HBP: 0	WP: 0 PB: 0 SB: 0 CS: 0	PA: 36						
<b>PITCHER</b>	IP	WLS	BF	H	R	ER	SO	BB	IBB	HBP	BLK	WP	HR	S	P	ERA	WHIP											
<b>Rolando Arroyo, R</b> ERA: 3.5	(1, 1)	6.2	W	29	5	2	2	4	6	0	0	0	0	59	100	2.70	1.650											
<b>Scott Aldred, L</b> ERA: 3.9	(7, 1)	0.1		1	0	0	0	0	0	0	0	0	0	3	4	0.00	0.000											
<b>Roberto Hernandez, R</b> ERA: 4.45	(8, 1)	2.0	S	6	0	0	0	4	0	0	0	0	0	17	23	0.00	0.000											



Batter	1	2	3	4	5	6	7	8	9	AB	R	H	RBI	BB	SO	LOB	TOP			
<b>Randy Winn, S</b> OBP: 0.358, SLG: 0.408 (1, 8)	G5-3		K			F8		1B		4	0	1	0	0	1	0	<b>Tampa Bay Devil Rays @ Oakland Athletics</b> Network Associates Coliseum, Oakland, CA Sat Sep 05 1998, 10:05 PM EDT Att: 34,193 - Unknown - 79 F <a href="http://livebaseballscorecards.com">livebaseballscorecards.com</a>			
<b>Wade Boggs, L</b> OBP: 0.344, SLG: 0.398 (1, 10)	G4-3			G6-4-3		1B		P6		4	0	2	0	0	0	2				
<b>Bobby Smith, R</b> OBP: 0.361, SLG: 0.448 (1, 5)	1B			G6-4-3		1-2f		G4-3		4	0	1	0	0	0	2				
<b>Fred McGriff, L</b> OBP: 0.359, SLG: 0.426 (1, 3)	K			K				K		4	0	0	0	0	4	1				
<b>Bubba Trammell, R</b> OBP: 0.331, SLG: 0.560 (1, 7)		P4				G5-3		G4-6-3		4	0	1	0	0	0	0				
<b>Aaron Ledesma, R</b> OBP: 0.351, SLG: 0.397 (1, 6)				G5-4-3		1B		G4-6-3		3	0	2	0	0	0	1				
<b>Mike Kelly, R</b> OBP: 0.288, SLG: 0.403 (1, 9)				G5-4-3		1-2f		FC1-4		3	0	1	0	0	0	2				
<b>Mike DiFelice, R</b> OBP: 0.272, SLG: 0.347 (1, 2)				K		G6-3		G6-4-3		3	0	0	0	0	1	2				
<b>Miguel Cairo, R</b> OBP: 0.312, SLG: 0.376 (1, 4)				P6				G6-3		3	0	1	0	0	0	0				
<b>Inning Stats</b>	R: 0 E: 0 K: 1 S: 11	H: 1 LOB: 1 BB: 0 P: 13	R: 0 E: 0 K: 0 S: 4	H: 1 LOB: 0 BB: 0 P: 4	R: 0 E: 0 K: 2 S: 9	H: 0 LOB: 0 BB: 0 P: 14	R: 0 E: 0 K: 1 S: 7	H: 1 LOB: 0 BB: 0 P: 7	R: 0 E: 0 K: 0 S: 8	H: 1 LOB: 1 BB: 0 P: 11	R: 0 E: 0 K: 1 S: 9	H: 1 LOB: 0 BB: 0 P: 13	R: 0 E: 0 K: 0 S: 8	H: 3 LOB: 2 BB: 0 P: 11	R: 0 E: 0 K: 1 S: 6	H: 0 LOB: 0 BB: 0 P: 11	1B: 9 2B: 0 3B: 0 HR: 0	SF: 0 SAC: 0 DP: 4 HBP: 0	WP: 0 PB: 0 CS: 0	PA: 32
<b>PITCHER</b> <b>Kenny Rogers, L</b> ERA: 3.08 (1, 1)	IP: 9.0 WLS: W BF: 32 H: 9 R: 0 ER: 0 SO: 6 BB: 0 IBB: 0 HBP: 0 BLK: 0 WP: 0 HR: 0 S: 68 P: 93 ERA: 0.00 WHIP: 1.000															<b>PITCHER</b>				

Batter	1	2	3	4	5	6	7	8	9	AB	R	H	RBI	BB	SO	LOB	BOTTOM			
<b>Rickey Henderson, R</b> OBP: 0.376, SLG: 0.337 (1, 7)	F9					P8		G5-3		4	1	1	1	0	0	2	<b>Tampa Bay Devil Rays @ Oakland Athletics</b> Network Associates Coliseum, Oakland, CA Sat Sep 05 1998, 10:05 PM EDT Att: 34,193 - Unknown - 79 F <a href="http://livebaseballscorecards.com">livebaseballscorecards.com</a>			
<b>Ryan Christenson, R</b> OBP: 0.329, SLG: 0.360 (1, 8)	K2-3					G5-3		1B		3	0	1	0	1	1	0				
<b>Jason Giambi, L</b> OBP: 0.380, SLG: 0.482 (1, 3)	G4-3					K		1B		4	0	1	1	0	2	1				
<b>Matt Stairs, L</b> OBP: 0.387, SLG: 0.540 (1, 10)		G4-3				FC4-6		G1-6-3		4	0	1	0	0	1	2				
<b>Mike Blowers, R</b> OBP: 0.306, SLG: 0.397 (1, 5)		G4-6-3				FC4-6		1B		3	0	1	0	0	1	1				
<b>Ben Grievie, L</b> OBP: 0.387, SLG: 0.454 <b>Jason McDonald, S</b> OBP: 0.366, SLG: 0.331 (1, 9) (8, 9)		G4-6-3				G4-6-3		K		3	0	0	0	0	1	2				
<b>Scott Spiezio, S</b> OBP: 0.337, SLG: 0.399 (1, 4)						K		BB		2	1	1	0	1	1	0				
<b>Rafael Bourimigal, R</b> OBP: 0.268, SLG: 0.296 (1, 6)						L8		L9		2	0	0	0	0	0	1				
<b>A.J. Hinch, R</b> OBP: 0.299, SLG: 0.340 (1, 2)						2B		G5-3		2	1	2	1	0	0	0				
<b>Inning Stats</b>	R: 0 E: 0 K: 1 S: 6	H: 0 LOB: 0 BB: 0 P: 9	R: 0 E: 0 K: 0 S: 7	H: 1 LOB: 0 BB: 0 P: 13	R: 2 E: 0 K: 1 S: 12	H: 3 LOB: 1 BB: 0 P: 20	R: 0 E: 0 K: 0 S: 8	H: 1 LOB: 0 BB: 0 P: 12	R: 0 E: 0 K: 2 S: 7	H: 1 LOB: 1 BB: 0 P: 18	R: 0 E: 0 K: 2 S: 8	H: 0 LOB: 1 BB: 1 P: 15	R: 1 E: 0 K: 0 S: 14	H: 2 LOB: 1 BB: 1 P: 19	R: 0 E: 0 K: 0 S: 6	H: 0 LOB: 0 BB: 0 P: 11		1B: 4 2B: 3 3B: 0 HR: 1	SF: 1 SAC: 1 DP: 3 HBP: 0	WP: 0 PB: 0 CS: 0
<b>PITCHER</b> <b>Tony Saunders, L</b> ERA: 4.3 (1, 1)	IP: 8.0 WLS: L BF: 31 H: 8 R: 3 ER: 3 SO: 7 BB: 2 IBB: 0 HBP: 0 BLK: 0 WP: 0 HR: 1 S: 73 P: 118 ERA: 3.38 WHIP: 1.250															<b>PITCHER</b>				



Batter	1	2	3	4	5	6	7	8	9	AB	R	H	RBI	BB	SO	LOB	TOP										
<b>Randy Winn, S</b> OBP: 0.357, SLG: 0.409 (1, 8)										4	0	1	0	0	1	2											
<b>Wade Boggs, L</b> OBP: 0.345, SLG: 0.398 (1, 10)										3	1	1	0	1	0	1											
<b>Bobby Smith, R</b> OBP: 0.357, SLG: 0.442 (1, 5)										4	1	0	0	0	2	3											
<b>Fred McGriff, L</b> OBP: 0.360, SLG: 0.431 (1, 3)										4	0	2	2	0	0	1											
<b>Aaron Ledesma, R</b> OBP: 0.352, SLG: 0.398 <b>Dave Silvestri, R</b> OBP: 0.167, SLG: 0.167 (4, PR) (4, 6)										2	0	1	0	0	0	1											
<b>Paul Sorrento, L</b> OBP: 0.309, SLG: 0.412 (1, 9)										3	0	1	0	1	0	0											
<b>John Flaherty, R</b> OBP: 0.271, SLG: 0.292 (1, 2)										3	0	1	0	1	1	3											
<b>Rich Butler, L</b> OBP: 0.279, SLG: 0.331 (1, 7)										4	0	0	0	0	2	5											
<b>Miguel Cairo, R</b> OBP: 0.311, SLG: 0.374 (1, 4)										3	0	0	0	1	0	2											
<b>Inning Stats</b>	R: 1 E: 0 K: 0 S: 5	H: 2 LOB: 1 BB: 0 P: 5	R: 0 E: 0 K: 1 S: 5	H: 0 LOB: 2 BB: 2 P: 13	R: 0 E: 0 K: 1 S: 5	H: 1 LOB: 0 BB: 0 P: 5	R: 0 E: 0 K: 0 S: 4	H: 2 LOB: 2 BB: 0 P: 4	R: 0 E: 0 K: 0 S: 3	H: 0 LOB: 0 BB: 0 P: 3	R: 0 E: 0 K: 0 S: 3	H: 0 LOB: 1 BB: 1 P: 9	R: 0 E: 0 K: 1 S: 8	H: 1 LOB: 1 BB: 1 P: 12	R: 0 E: 0 K: 1 S: 6	H: 1 LOB: 1 BB: 0 P: 6	1B: 4 2B: 3 3B: 0 HR: 0	SF: 0 SAC: 0 DP: 2 HBP: 0	WP: 2 PB: 0 CS: 0	PA: 36							
<b>PITCHER</b>	IP	WLS	BF	H	R	ER	SO	BB	IBB	HBP	BLK	WP	HR	S	P	ERA	WHIP										
<b>Tom Candiotti, R</b> ERA: 4.57 (1, 1)	7.0	W	27	5	1	1	3	3	0	0	0	2	0	30	42	1.29	1.143										
<b>T.J. Mathews, R</b> ERA: 4.45 (8, 1)	1.0		5	1	1	1	2	1	0	0	0	0	0	8	12	9.00	2.000										
<b>Billy Taylor, R</b> ERA: 3.95 (9, 1)	1.0		4	1	0	0	1	0	0	0	0	0	0	6	6	0.00	1.000										

Tampa Bay Devil Rays @ Oakland Athletics  
Network Associates Coliseum, Oakland, CA  
Sun Sep.06.1998, 6:33 AM EDT  
Att: 35,162 - Cloudy - 79 F

AB 32  
R 2  
H 7  
RBI 2  
BB 4  
SO 6  
LOB 19



Batter	1	2	3	4	5	6	7	8	9	AB	R	H	RBI	BB	SO	LOB	BOTTOM										
<b>Rickey Henderson, R</b> OBP: 0.375, SLG: 0.335 <b>Jason McDonald, S</b> OBP: 0.366, SLG: 0.326 (3, 7)										2	1	0	0	0	0	2											
<b>Big Roberts, S</b> OBP: 0.352, SLG: 0.342 (1, 4)										4	2	1	0	1	1	2											
<b>Jason Giambi, L</b> OBP: 0.379, SLG: 0.485 (1, 3)										5	1	1	3	0	0	3											
<b>Matt Stairs, L</b> OBP: 0.386, SLG: 0.538 (1, 10)										4	1	1	1	0	1	0											
<b>Ben Grieve, L</b> OBP: 0.384, SLG: 0.451 (1, 9)										4	0	0	0	0	0	2											
<b>Ryan Christenson, R</b> OBP: 0.328, SLG: 0.376 (1, 8)										3	1	0	0	1	1	0											
<b>Ed Sprague, R</b> OBP: 0.282, SLG: 0.405 (1, 5)										3	1	1	1	0	1	1											
<b>Miguel Tejada, R</b> OBP: 0.305, SLG: 0.371 (1, 6)										3	2	2	1	1	0	2											
<b>A.J. Hinch, R</b> OBP: 0.298, SLG: 0.339 (1, 2)										4	0	1	0	0	0	3											
<b>Inning Stats</b>	R: 1 E: 0 K: 0 S: 4	H: 1 LOB: 1 BB: 1 P: 8	R: 5 E: 0 K: 0 S: 8	H: 5 LOB: 0 BB: 0 P: 8	R: 0 E: 0 K: 0 S: 3	H: 0 LOB: 0 BB: 0 P: 3	R: 0 E: 0 K: 1 S: 5	H: 0 LOB: 2 BB: 2 P: 13	R: 3 E: 2 K: 0 S: 5	H: 0 LOB: 1 BB: 1 P: 10	R: 0 E: 0 K: 1 S: 5	H: 1 LOB: 2 BB: 0 P: 9	R: 0 E: 0 K: 1 S: 5	H: 0 LOB: 0 BB: 0 P: 5	R: 0 E: 0 K: 1 S: 5	H: 0 LOB: 0 BB: 0 P: 5	1B: 5 2B: 0 3B: 0 HR: 2	SF: 0 SAC: 0 DP: 0 HBP: 1	WP: 1 PB: 0 CS: 0	PA: 39							
<b>PITCHER</b>	IP	WLS	BF	H	R	ER	SO	BB	IBB	HBP	BLK	WP	HR	S	P	ERA	WHIP										
<b>Julio Santana, R</b> ERA: 3.79 (1, 1)	3.1	L	19	6	6	6	0	3	0	0	0	0	2	16	28	16.20	2.700										
<b>Esteban Yan, R</b> ERA: 4.08 (4, 1)	1.2		9	0	3	0	1	1	0	1	0	0	0	9	14	0.00	0.600										
<b>Jim Mecir, R</b> ERA: 3.38 (6, 1)	1.0		3	0	0	0	1	0	0	0	0	0	0	5	5	0.00	0.000										
<b>Albie Lopez, R</b> ERA: 2.17 (7, 1)	1.0		5	1	0	0	2	0	0	0	0	1	0	9	9	0.00	1.000										
<b>Roberto Hernandez, R</b> ERA: 4.39 (8, 1)	1.0		3	0	0	0	1	0	0	0	0	0	0	5	5	0.00	0.000										

Tampa Bay Devil Rays @ Oakland Athletics  
Network Associates Coliseum, Oakland, CA  
Sun Sep.06.1998, 6:33 AM EDT  
Att: 35,162 - Cloudy - 79 F

AB 34  
R 9  
H 7  
RBI 6  
BB 4  
SO 5  
LOB 16





Batter	1	2	3	4	5	6	7	8	9	AB	R	H	RBI	BB	SO	LOB	TOP										
<b>Roberto Alomar, S</b> OBP: 0.350, SLG: 0.415 (1, 4)										5	0	0	0	0	0	2	<b>Baltimore Orioles @ Oakland Athletics</b> Network Associates Coliseum, Oakland, CA Tue Sep 08 1998, 10:05 PM EDT Att: 7,924 - Cloudy - 63 F										
<b>Brady Anderson, L</b> OBP: 0.356, SLG: 0.412 (1, 8)										4	0	1	1	0	0	0											
<b>Harold Baines, L</b> OBP: 0.372, SLG: 0.464 <b>Gene Kingsale, S</b> (8, PR)										3	1	1	1	0	0	1											
<b>Eric Davis, R</b> OBP: 0.382, SLG: 0.590 (1, 9)										4	0	1	0	0	1	1											
<b>Rafael Palmeiro, L</b> OBP: 0.371, SLG: 0.569 (1, 3)										4	0	1	0	0	1	2											
<b>Cal Ripken Jr., R</b> OBP: 0.338, SLG: 0.397 (1, 5)										4	1	2	0	0	1	1											
<b>B.J. Surhoff, L</b> OBP: 0.328, SLG: 0.442 (1, 7)										4	1	3	0	0	1	1											
<b>23 Chris Hoiles, R</b> OBP: 0.367, SLG: 0.488 <b>Danny Clyburn, R</b> OBP: 0.296, SLG: 0.231 <b>Charlie Greene, R</b> OBP: 0.400, SLG: 0.400 (9, PR)										3	0	1	1	0	1	3											
<b>Mike Bordick, R</b> OBP: 0.328, SLG: 0.402 (1, 6)										3	1	1	2	0	0	0											
<b>Inning Stats</b>	R: 1 E: 0 K: 1 S: 7	H: 2 LOB: 1 BB: 0 P: 7	R: 0 E: 0 K: 2 S: 7	H: 1 LOB: 1 BB: 0 P: 7	R: 0 E: 0 K: 1 S: 3	H: 0 LOB: 0 BB: 0 P: 3	R: 0 E: 0 K: 1 S: 6	H: 1 LOB: 1 BB: 0 P: 6	R: 2 E: 1 K: 0 S: 6	H: 3 LOB: 1 BB: 0 P: 6	R: 0 E: 0 K: 0 S: 5	H: 2 LOB: 2 BB: 0 P: 5	R: 0 E: 0 K: 0 S: 3	H: 0 LOB: 0 BB: 0 P: 3	R: 0 E: 0 K: 0 S: 2	H: 0 LOB: 1 BB: 0 P: 3		R: 2 E: 0 K: 1 S: 7	H: 2 LOB: 1 BB: 0 P: 7	1B: 8 2B: 3 3B: 0 HR: 1	SF: 1 SAC: 1 DP: 2 HBP: 1	WP: 0 PB: 1 SB: 0 CS: 1	PA: 37				
<b>PITCHER</b>	IP	WLS	BF	H	R	ER	SO	BB	IBB	HBP	BLK	WP	HR	S	P	ERA	WHIP										
<b>Gil Heredia, R</b> ERA: 2.05	5.2	L	24	8	3	3	4	0	0	0	0	0	1	32	32	4.76	1.412										
<b>Buddy Groom, L</b> ERA: 4.5	0.0		1	1	0	0	0	0	0	0	0	0	0	1	1	∞	∞										
<b>Tim Worrell, R</b> ERA: 5.44	1.0		3	0	0	0	0	0	0	0	0	0	0	3	3	0.00	0.000										
<b>2B Mark Holzemer, L</b> ERA: 1.17	1.1		4	0	0	0	0	0	0	1	0	0	0	3	4	0.00	0.000										
<b>T.J. Mathews, R</b> ERA: 4.52	1.0		5	2	2	1	1	0	0	0	0	0	0	7	7	9.00	2.000										

Batter	1	2	3	4	5	6	7	8	9	AB	R	H	RBI	BB	SO	LOB	BOTTOM										
<b>Rickey Henderson, R</b> OBP: 0.373, SLG: 0.333 (1, 7)										4	0	0	0	1	2	2	<b>Baltimore Orioles @ Oakland Athletics</b> Network Associates Coliseum, Oakland, CA Tue Sep 08 1998, 10:05 PM EDT Att: 7,924 - Cloudy - 63 F										
<b>Ryan Christenson, R</b> OBP: 0.309, SLG: 0.377 (1, 8)										5	0	2	0	0	2	1											
<b>Jason Giambi, L</b> OBP: 0.378, SLG: 0.483 (1, 3)										4	0	1	0	0	0	2											
<b>Matt Stairs, L</b> OBP: 0.387, SLG: 0.536 (1, 10)										3	0	1	0	1	0	2											
<b>Mike Blowers, R</b> OBP: 0.307, SLG: 0.395 <b>3 Eric Chavez, L</b> (8, PH)										2	0	0	0	1	0	4											
<b>Ben Grievie, L</b> OBP: 0.381, SLG: 0.447 (1, 9)										4	0	0	0	0	2	3											
<b>Scott Spiezio, S</b> OBP: 0.338, SLG: 0.399 <b>Jason McDonald, S</b> OBP: 0.366, SLG: 0.326 <b>Rafael Bourquelot, R</b> OBP: 0.288, SLG: 0.296 (9, 6)										3	0	1	0	1	0	0											
<b>Miguel Tejada, R</b> OBP: 0.309, SLG: 0.382 <b>Bip Roberts, S</b> OBP: 0.350, SLG: 0.341 (9, 4)										2	1	1	1	1	1	1											
<b>A.J. Hinch, R</b> OBP: 0.301, SLG: 0.350 <b>Ed Sprague, R</b> OBP: 0.281, SLG: 0.404 (9, PH)										2	1	1	1	1	0	1											
<b>Inning Stats</b>	R: 0 E: 0 K: 1 S: 7	H: 2 LOB: 3 BB: 1 P: 11	R: 0 E: 0 K: 0 S: 2	H: 0 LOB: 0 BB: 1 P: 6	R: 0 E: 0 K: 0 S: 3	H: 0 LOB: 2 BB: 2 P: 11	R: 2 E: 0 K: 0 S: 5	H: 2 LOB: 1 BB: 0 P: 5	R: 0 E: 0 K: 2 S: 8	H: 1 LOB: 2 BB: 1 P: 12	R: 0 E: 0 K: 1 S: 5	H: 0 LOB: 0 BB: 0 P: 5	R: 0 E: 0 K: 2 S: 7	H: 0 LOB: 1 BB: 1 P: 11	R: 0 E: 0 K: 3 S: 9	H: 0 LOB: 0 BB: 0 P: 9		1B: 5 2B: 0 3B: 0 HR: 2	SF: 0 SAC: 0 DP: 1 HBP: 0	WP: 0 PB: 0 SB: 1 CS: 1	PA: 39						
<b>PITCHER</b>	IP	WLS	BF	H	R	ER	SO	BB	IBB	HBP	BLK	WP	HR	S	P	ERA	WHIP										
<b>Doug Johns, L</b> ERA: 4.28	4.2		23	6	2	2	1	4	0	0	0	0	0	13	17	0.00	0.857										
<b>Arthur Rhodes, L</b> ERA: 3.07	2.1	W	8	1	0	0	3	1	0	0	0	0	0	7	11	0.00	1.000										
<b>Alan Mills, R</b> ERA: 3.57	1.0		4	0	0	0	2	1	0	0	0	0	0	9	9	0.00	0.000										
<b>Armando Benitez, R</b> ERA: 3.8	1.0	S	3	0	0	0	3	0	0	0	0	0	0	9	9	0.00	0.000										





Batter	1	2	3	4	5	6	7	8	9	AB	R	H	RBI	BB	SO	LOB	TOP			
Roberto Alomar, S (1,4) OBP: 0.351, SLG: 0.421 Jeff Reboulet, R (8,4) OBP: 0.362, SLG: 0.339	G3		K		SF9 WP 1B BB	HR		G4-3		3	2	1	3	1	1	0				
Brady Anderson, L (1,8) OBP: 0.358, SLG: 0.418	HR					G3-1		G6-3		3	1	1	1	2	0	0				
Harold Baines, L (1,10) OBP: 0.368, SLG: 0.459 Eric Davis, R (9,PH) OBP: 0.381, SLG: 0.588	G6-3		F8		SF9			G6-3		3	0	0	1	0	0	1				
Rafael Palmeiro, L (1,3) OBP: 0.374, SLG: 0.570	1B							G4-3		4	0	3	1	0	0	0				
Cal Ripken Jr., R (1,5) OBP: 0.338, SLG: 0.396	G4-3				P2	F9				4	0	1	0	0	0	4				
Willie Greene, L (1,9) OBP: 0.371, SLG: 0.434 Rich Becker, L (6,9) OBP: 0.344, SLG: 0.335		F7		K		G4-3			K	3	0	0	0	0	1	1				
B.J. Surhoff, L (1,7) OBP: 0.329, SLG: 0.442				K2-3					K	4	1	2	0	0	2	1				
Mike Bordick, R (1,6) OBP: 0.327, SLG: 0.400	G6-3					K			L7	4	1	1	0	0	1	1				
Charlie Greene, R (1,2) OBP: 0.375, SLG: 0.375			L3						G6-3	3	1	1	0	0	0	0				
<b>Inning Stats</b>	R: 1 E: 0 K: 0 S: 5	H: 2 LOB: 1 BB: 0 P: 5	R: 0 E: 0 K: 0 S: 3	H: 1 LOB: 0 BB: 0 P: 3	R: 0 E: 0 K: 1 S: 5	H: 0 LOB: 1 BB: 1 P: 9	R: 0 E: 0 K: 2 S: 8	H: 1 LOB: 1 BB: 0 P: 8	R: 2 E: 0 K: 1 S: 7	H: 2 LOB: 2 BB: 2 P: 15	R: 3 E: 0 K: 0 S: 6	H: 3 LOB: 0 BB: 0 P: 6	R: 0 E: 0 K: 1 S: 5	H: 0 LOB: 0 BB: 0 P: 5	R: 0 E: 0 K: 0 S: 3	H: 0 LOB: 0 BB: 0 P: 3	1B: 8 2B: 0 3B: 0 HR: 2	SF: 1 SAC: 1 DP: 0 HBP: 0	WP: 1 PB: 0 SB: 1 CS: 1	PA: 39
<b>PITCHER</b>	IP WLS BF H R ER SO BB IBB HBP BLK WP HR S P ERA WHIP	IP WLS BF H R ER SO BB IBB HBP BLK WP HR S P ERA WHIP																		
Jimmy Haynes, R (1,1) ERA: 4.86	5.2	L	28	9	6	6	4	3	0	0	0	0	1	2	33	45	9.53	2.118		
Mike Mohler, L (6,1) ERA: 5.5	3.1		11	1	0	0	2	0	0	0	0	0	0	0	15	15	0.00	0.300		

Baltimore Orioles @ Oakland Athletics  
Network Associates Coliseum, Oakland, CA  
Wed Sep 09, 1998, 6:33 AM EDT  
Att: 9,015 - Cloudy - 64 F

AB 34  
R 6  
H 10  
RBI 6  
BB 3  
SO 6  
LOB 9



Batter	1	2	3	4	5	6	7	8	9	AB	R	H	RBI	BB	SO	LOB	BOTTOM					
Jason McDonald, S (1,7) OBP: 0.367, SLG: 0.319	G5-4-3 E BB		G3	G4-3			K		BB BB	3	0	0	0	2	1	4						
Ryan Christenson, R (1,8) OBP: 0.336, SLG: 0.363	G5-4-3 BB				K		G3-1 1B			3	0	2	1	2	1	0						
Jason Giambi, L (1,3) OBP: 0.378, SLG: 0.481	G5-4-3		F7		WP 1B		G3-1 HBP		K	4	1	1	0	0	1	5						
Matt Stairs, L (1,10) OBP: 0.384, SLG: 0.530	P6		P6		P5		G3-1		K	5	0	0	0	0	1	7						
Ben Grieve, L (1,9) OBP: 0.382, SLG: 0.447		4-3		WP 1B BB			P6			3	0	1	1	1	0	2						
Scott Spiezio, S (1,4) OBP: 0.338, SLG: 0.397		L9		WP 1B			P5		G3-1	4	0	1	0	0	0	1						
3 Eric Chavez, L (1,5) OBP: 0.200, SLG: 0.200					P6		1-3		G6-3	4	0	1	0	0	0	2						
Miguel Tejada, R (1,6) OBP: 0.305, SLG: 0.377			F7		K		G6-3		G6-3	4	0	0	0	0	1	3						
Mike MacFarlane, R (1,2) OBP: 0.280, SLG: 0.390			G3 2B				G6-3		F8	3	1	1	0	1	0	0						
<b>Inning Stats</b>	R: 0 E: 1 K: 0 S: 2	H: 0 LOB: 2 BB: 2 P: 10	R: 0 E: 0 K: 0 S: 4	H: 1 LOB: 1 BB: 0 P: 4	R: 1 E: 0 K: 0 S: 5	H: 2 LOB: 1 BB: 0 P: 5	R: 0 E: 0 K: 1 S: 6	H: 1 LOB: 3 BB: 2 P: 14	R: 1 E: 0 K: 1 S: 7	H: 2 LOB: 1 BB: 0 P: 7	R: 0 E: 0 K: 0 S: 3	H: 0 LOB: 0 BB: 0 P: 3	R: 0 E: 0 K: 1 S: 6	H: 1 LOB: 2 BB: 0 P: 7	R: 0 E: 0 K: 0 S: 3	H: 0 LOB: 0 BB: 0 P: 3	R: 0 E: 0 K: 2 S: 7	H: 0 LOB: 2 BB: 2 P: 15	1B: 5 2B: 2 3B: 0 HR: 0	SF: 0 SAC: 0 DP: 1 HBP: 1	WP: 2 PB: 0 SB: 0 CS: 0	PA: 40
<b>PITCHER</b>	IP WLS BF H R ER SO BB IBB HBP BLK WP HR S P ERA WHIP	IP WLS BF H R ER SO BB IBB HBP BLK WP HR S P ERA WHIP																				
Juan Guzman, R (1,1) ERA: 4.31	5.0	W	24	6	2	2	2	4	0	0	0	0	0	0	1	0	3.60	2.000				
Jimmy Key, L (6,1) ERA: 4.07	2.0		8	1	0	0	1	0	0	1	0	0	0	9	10	0.00	0.500					
Alan Mills, R (8,1) ERA: 3.52	1.0		3	0	0	0	0	0	0	0	0	0	0	3	3	0.00	0.000					
Jesse Orosco, L (9,1) ERA: 2.98	1.0		5	0	0	0	2	2	0	0	0	0	0	7	15	0.00	2.000					

Baltimore Orioles @ Oakland Athletics  
Network Associates Coliseum, Oakland, CA  
Wed Sep 09, 1998, 6:33 AM EDT  
Att: 9,015 - Cloudy - 64 F

AB 33  
R 2  
H 7  
RBI 2  
BB 6  
SO 5  
LOB 24





Batter	1	2	3	4	5	6	7	8	9	AB	R	H	RBI	BB	SO	LOB	TOP								
Rickey Henderson, R OBP: 0.372, SLG: 0.331	G3-1		1B	G1-3		FC5-4			K	5	0	1	0	0	1	4	<b>Oakland Athletics @ Minnesota Twins</b> Hubert H. Humphrey Metrodome, Minneapolis, MN Fri Sep 11 1998, 8:05 PM EDT Att. 9,333 - Dome - 72 F <a href="http://livebaseballscorecards.com">livebaseballscorecards.com</a>								
Bip Roberts, S OBP: 0.348, SLG: 0.338	F7		1B				F8		F7	5	0	1	0	0	1	0									
Jason Giambi, L OBP: 0.377, SLG: 0.479	1B		K		P5		F8		F8	4	0	1	0	0	1	2									
Matt Stairs, L OBP: 0.383, SLG: 0.530		G4-3	G4-3		L7				2B	4	0	1	0	0	0	2									
Ben Grieve, L OBP: 0.383, SLG: 0.447 Jason McDonald, S OBP: 0.367, SLG: 0.319	2B			F8		3B		G4-3		4	2	2	0	0	0	1									
Ryan Christenson, R OBP: 0.338, SLG: 0.388	G4-3			1B		1B			K2-3	4	0	2	1	0	1	1									
3 Eric Chavez, L OBP: 0.222, SLG: 0.333	G4-3			1B		E8		G4-3		4	1	1	0	0	0	2									
Miguel Tejada, R OBP: 0.304, SLG: 0.375	L8			1B		G4-3		F7		4	0	1	0	0	0	2									
A.J. Hinch, R OBP: 0.304, SLG: 0.350			G5-3		1B			F8		3	0	1	1	1	0	0									
<b>Inning Stats</b>	R: 0 E: 0 K: 0 S: 7	H: 1 LOB: 1 BB: 0 P: 13	R: 1 E: 0 K: 0 S: 13	H: 2 LOB: 1 BB: 0 P: 17	R: 0 E: 0 K: 1 S: 10	H: 2 LOB: 2 BB: 0 P: 12	R: 1 E: 0 K: 0 S: 12	H: 3 LOB: 2 BB: 0 P: 17	R: 0 E: 0 K: 1 S: 7	H: 0 LOB: 0 BB: 0 P: 11	R: 1 E: 1 K: 0 S: 12	H: 2 LOB: 2 BB: 1 P: 25	R: 0 E: 0 K: 0 S: 6	H: 1 LOB: 1 BB: 0 P: 12	R: 0 E: 0 K: 1 S: 14	H: 0 LOB: 0 BB: 0 P: 20		R: 0 E: 0 K: 1 S: 7	H: 0 LOB: 0 BB: 0 P: 10	1B: 8 2B: 3 3B: 0 HR: 0	SF: 0 SAC: 0 DP: 0 HBP: 0	WP: 0 PB: 0 SB: 0 CS: 0	PA: 38		
<b>PITCHER</b>	IP	WLS	BF	H	R	ER	SO	BB	IBB	HBP	BLK	WP	HR	S	P	ERA	WHIP								
Bob Tewksbury, R ERA: 4.09	6.0	L	28	10	3	3	2	1	0	0	0	0	0	61	95	4.50	1.833								
Eddie Guardado, L ERA: 4.45	1.0		4	1	0	0	0	0	0	0	0	0	0	6	12	0.00	1.000								
Mike Trombley, R ERA: 3.77	1.0		3	0	0	0	1	0	0	0	0	0	0	14	20	0.00	0.000								
Rick Aguilera, R ERA: 3.89	1.0		3	0	0	0	1	0	0	0	0	0	0	7	10	0.00	0.000								

Batter	1	2	3	4	5	6	7	8	9	AB	R	H	RBI	BB	SO	LOB	BOTTOM								
Otis Nixon, S OBP: 0.354, SLG: 0.333	K			G5-3	G6-3			K		4	0	0	0	0	2	1	<b>Oakland Athletics @ Minnesota Twins</b> Hubert H. Humphrey Metrodome, Minneapolis, MN Fri Sep 11 1998, 8:05 PM EDT Att. 9,333 - Dome - 72 F <a href="http://livebaseballscorecards.com">livebaseballscorecards.com</a>								
Brent Gates, S OBP: 0.321, SLG: 0.307	G6-3			F8		G6-3		G5-3		4	0	0	0	0	0	0									
Matt Lawton, L OBP: 0.387, SLG: 0.482	K			CS	BB	G4-6-3		F8		2	0	0	0	2	1	0									
Paul Molitor, R OBP: 0.331, SLG: 0.370			G4-6-3	G5-3	G4-6-3	G4-6-3		1B		4	0	2	0	0	0	2									
Terry Steinbach, R OBP: 0.316, SLG: 0.416	G4-6-3			3B	BB			G6-3		3	1	0	0	1	0	2									
Todd Walker, L OBP: 0.375, SLG: 0.482	F7				F8			G1-3		3	0	0	0	0	0	1									
Alex Ochoa, R OBP: 0.295, SLG: 0.363			G6-4-3	BB	1B	3B		L1		2	1	1	1	1	0	0									
Pat Meares, R OBP: 0.299, SLG: 0.371	G6-4-3			G6-4-3	SH5-3			G6-3		3	0	1	1	0	0	1									
Chris Latham, S OBP: 0.271, SLG: 0.125	K			K	SH5-3			K		2	0	0	0	0	2	0									
<b>Inning Stats</b>	R: 0 E: 0 K: 2 S: 8	H: 0 LOB: 0 BB: 0 P: 11	R: 0 E: 0 K: 0 S: 6	H: 1 LOB: 0 BB: 0 P: 10	R: 0 E: 0 K: 1 S: 5	H: 0 LOB: 1 BB: 1 P: 12	R: 0 E: 0 K: 0 S: 7	H: 0 LOB: 1 BB: 1 P: 16	R: 2 E: 0 K: 0 S: 11	H: 2 LOB: 1 BB: 1 P: 17	R: 0 E: 0 K: 0 S: 6	H: 0 LOB: 0 BB: 1 P: 13	R: 0 E: 0 K: 0 S: 4	H: 0 LOB: 0 BB: 0 P: 4	R: 0 E: 0 K: 2 S: 7	H: 0 LOB: 0 BB: 0 P: 11		R: 0 E: 0 K: 0 S: 10	H: 1 LOB: 1 BB: 0 P: 19	1B: 3 2B: 0 3B: 1 HR: 0	SF: 0 SAC: 1 DP: 3 HBP: 0	WP: 0 PB: 0 SB: 0 CS: 1	PA: 32		
<b>PITCHER</b>	IP	WLS	BF	H	R	ER	SO	BB	IBB	HBP	BLK	WP	HR	S	P	ERA	WHIP								
Kenny Rogers, L ERA: 3.03	9.0	W	32	4	2	2	5	4	0	0	0	0	0	64	113	2.00	0.889								



Batter	1	2	3	4	5	6	7	8	9	AB	R	H	RBI	BB	SO	LOB	TOP										
Rickey Henderson, R OBP: 0.374, SLG: 0.331	2-2 BB 1B		4-1 S 1B BB	1-2 L9		4-0 2B BB		2-3 K		3	2	1	0	2	1	2											
Ryan Christenson, R OBP: 0.339, SLG: 0.369	1-2 CS BB		1-2 F7		1-0 F8	2-1 2B		0-1 G6-3		4	0	1	2	1	0	1											
Jason Giambi, L OBP: 0.379, SLG: 0.479	1-3 K		0-2 BB 1B		4-2 BB	2-3 K		4-2 BB G6-4-3		3	1	1	1	2	2	3											
Matt Stairs, L OBP: 0.381, SLG: 0.526	2-2 P4		4-2 1B BB		1-2 P5		1-0 G4-3		0-2 BB G6-4-3	4	0	0	0	1	0	4											
Mike Blowers, R OBP: 0.306, SLG: 0.394	1-0 CS		3-2 1B		0-2 P4		2-3 K			4	0	1	1	0	2	1											
Ben Grieve, L OBP: 0.382, SLG: 0.444			1-3 K		4-1 2B SF7 BB		2-3 K			3	1	0	0	1	2	2											
Jason McDonald, S OBP: 0.367, SLG: 0.319			1-0 F9							0	0	0	0	0	0	0											
Scott Spiezio, S OBP: 0.339, SLG: 0.401			0-3 K		0-2 P3		1-1 1B			4	1	2	0	0	1	0											
Miguel Tejada, R OBP: 0.307, SLG: 0.387			2-2 HR 1B		0-1 G5-3		2-3 K			4	1	2	1	0	1	3											
A.J. Hinch, R OBP: 0.300, SLG: 0.346			1-3 K		0-0 SF7		1-2 K			3	0	0	1	0	2	2											
<b>Inning Stats</b>	R: 0 E: 0 K: 1 S: 14	H: 1 LOB: 1 BB: 1 P: 24	R: 0 E: 0 K: 3 S: 10	H: 0 LOB: 0 BB: 0 P: 12	R: 3 E: 0 K: 1 S: 21	H: 3 LOB: 2 BB: 2 P: 37	R: 0 E: 0 K: 0 S: 13	H: 1 LOB: 1 BB: 0 P: 14	R: 0 E: 0 K: 2 S: 11	H: 0 LOB: 1 BB: 0 P: 17	R: 3 E: 0 K: 1 S: 10	H: 2 LOB: 1 BB: 2 P: 22	R: 0 E: 0 K: 2 S: 7	H: 0 LOB: 0 BB: 0 P: 12	R: 0 E: 0 K: 3 S: 13	H: 1 LOB: 1 BB: 0 P: 19	R: 0 E: 0 K: 0 S: 7	H: 0 LOB: 0 BB: 1 P: 11	1B: 5 2B: 2 3B: 0 HR: 1	SF: 1 SAC: 0 DP: 1 HBP: 0	WP: 0 PB: 0 SB: 1 CS: 1	PA: 41					
<b>PITCHER</b>	IP	WLS	BF	H	R	ER	SO	BB	IBB	HBP	BLK	WP	HR	S	P	ERA	WHIP										
Eric Milton, L ERA: 5.66	5.0	L	25	6	5	4	5	5	0	0	0	0	1	71	110	7.20	2.200										
Hector Carrasco, R ERA: 4.19	1.0		5	1	1	1	1	1	0	0	0	0	0	8	16	9.00	2.000										
Travis Miller, L ERA: 4.91	3.0		10	1	0	0	5	1	0	0	0	0	0	27	42	0.00	0.667										

Oakland Athletics @ Minnesota Twins  
Hubert H. Humphrey Metrodome, Minneapolis, MN  
Sat Sep 12 1998, 8:05 PM EDT  
Att: 11,771 - Dome - 72 F

AB	32
R	6
H	8
RBI	6
BB	7
SO	11
LOB	18



Batter	1	2	3	4	5	6	7	8	9	AB	R	H	RBI	BB	SO	LOB	BOTTOM										
Pat Meares, R OBP: 0.302, SLG: 0.375	0-2 SF7 2B		4-1 G4-6-3 BB		0-2 1B		0-0 G6-3	2-3 K		3	1	2	0	1	0	0											
Brent Gates, S OBP: 0.320, SLG: 0.306			1-2 BB		1-2 1B					1	0	0	0	0	1	1											
Matt Lawton, L OBP: 0.394, SLG: 0.477	0-1 F8		2-0 G4-6-3		0-0 F7		1-1 G4-3		3-2 F9	5	0	0	0	0	0	5											
Paul Molitor, R OBP: 0.332, SLG: 0.371	4-2 HR BB		0-2 G6-3		1-1 L4		3-2 2B		2-0 G4-3	4	2	1	0	1	0	2											
David Ortiz, L OBP: 0.371, SLG: 0.453	2-2 SF7		1-2 BB		2-3 K		1-1 1B		3-2 1B	2	0	1	1	0	1	0											
Alex Ochoa, R OBP: 0.298, SLG: 0.365										1	0	1	1	0	0	0											
Denny Hocking, S OBP: 0.249, SLG: 0.240										0	0	0	0	0	0	0											
A.J. Pierzynski, L OBP: 0.667, SLG: 0.500	3-H									1	0	1	0	0	0	0											
Ron Coomer, R OBP: 0.296, SLG: 0.410	1-0 HR		2-3 K		0-0 G5-3		0-1 F9		2-2 F7	5	1	1	2	0	1	3											
Todd Walker, L OBP: 0.376, SLG: 0.480	4-1 S BB		4-2 BB		0-1 G5-3				1-0 F9	2	0	0	0	2	0	0											
Marty Cordova, R OBP: 0.333, SLG: 0.383	2-0 L5		0-3 K		0-0 F9		0-1 G4-3			4	0	0	0	0	1	3											
Terry Steinbach, R OBP: 0.318, SLG: 0.425			1-3 K		1-0 1B 1B		1-1 G6-3		2-0 HR	4	1	2	1	0	1	0											
Chris Latham, S OBP: 0.275, SLG: 0.119			4-2 BB BB		1-3 K		1-2 1B			2	0	0	0	1	2	1											
Corey Koskie, L OBP: 0.333, SLG: 0.333										1	0	1	0	0	0	0											
<b>Inning Stats</b>	R: 3 E: 0 K: 0 S: 13	H: 2 LOB: 1 BB: 2 P: 26	R: 0 E: 0 K: 1 S: 11	H: 0 LOB: 2 BB: 2 P: 22	R: 0 E: 0 K: 2 S: 19	H: 1 LOB: 2 BB: 1 P: 26	R: 0 E: 0 K: 1 S: 11	H: 2 LOB: 0 BB: 0 P: 14	R: 0 E: 0 K: 1 S: 6	H: 0 LOB: 0 BB: 0 P: 8	R: 1 E: 0 K: 0 S: 10	H: 2 LOB: 1 BB: 0 P: 15	R: 1 E: 0 K: 1 S: 10	H: 2 LOB: 1 BB: 0 P: 16	R: 0 E: 0 K: 0 S: 12	H: 1 LOB: 1 BB: 0 P: 22	1B: 6 2B: 2 3B: 0 HR: 2	SF: 1 SAC: 0 DP: 1 HBP: 0	WP: 0 PB: 0 SB: 1 CS: 0	PA: 41							
<b>PITCHER</b>	IP	WLS	BF	H	R	ER	SO	BB	IBB	HBP	BLK	WP	HR	S	P	ERA	WHIP										
Tom Candiotti, R ERA: 4.68	1.0		7	2	3	3	0	2	0	0	0	0	0	13	26	27.00	4.000										
Jay Witasick, R ERA: 6.43	5.2	W	23	4	1	1	6	3	0	0	0	0	0	59	88	1.59	1.235										
2B Mark Holzemer, L ERA: 1.17	0.0		1	1	0	0	0	0	0	0	0	0	0	2	3	∞	∞										
Tim Worrell, R ERA: 5.48	1.0		5	2	1	1	0	0	0	0	0	0	1	9	13	9.00	2.000										
Billy Taylor, R ERA: 3.88	1.1	S	5	1	0	0	1	0	0	0	0	0	0	15	27	0.00	0.750										

Oakland Athletics @ Minnesota Twins  
Hubert H. Humphrey Metrodome, Minneapolis, MN  
Sat Sep 12 1998, 8:05 PM EDT  
Att: 11,771 - Dome - 72 F

AB	35
R	5
H	10
RBI	5
BB	5
SO	7
LOB	15













Batter	1	2	3	4	5	6	7	8	9	AB	R	H	RBI	BB	SO	LOB	TOP			
Jason McDonald, S (1, 7) OBP: 0.362, SLG: 0.310	K		B5-3		L8		L8			4	0	0	0	0	1	2	<p>Oakland Athletics @ Kansas City Royals</p> <p>Kauffman Stadium, Kansas City, MO</p> <p>Tue Sep 15 1998, 3:33 AM CDT</p> <p>Att: 11,524 - Cloudy - 74 F</p> <p>livebaseballscores.com</p>			
Ryan Christenson, R (1, 8) OBP: 0.333, SLG: 0.276	F9		L6		K		G4-3			4	0	0	0	0	1	2				
Jason Giambi, L (1, 3) OBP: 0.383, SLG: 0.490					G4-3			K		3	0	1	0	1	1					
Matt Stairs, L (1, 10) OBP: 0.380, SLG: 0.525	K		G4-3			HR		F8		4	1	1	1	0	1	2				
Ben Grieve, L (1, 9) OBP: 0.385, SLG: 0.447					L8		G4-3			4	0	1	0	0	0	0				
Scott Spiezio, S (1, 4) OBP: 0.332, SLG: 0.389					L3		G6-3			4	0	0	0	0	0	1				
Eric Chavez, L (1, 5) OBP: 0.188, SLG: 0.250					G6-3		G6-3			4	0	1	0	0	0	0				
Miguel Tejada, R (1, 6) OBP: 0.307, SLG: 0.392							P6			4	1	1	1	0	1	1				
A.J. Hinch, R (1, 2) OBP: 0.301, SLG: 0.354						E6		K		3	1	1	1	1	1	0				
<b>Inning Stats</b>	R: 0 E: 0 K: 2 S: 10	H: 1 LOB: 1 BB: 0 P: 17	R: 0 E: 0 K: 0 S: 10	H: 1 LOB: 1 BB: 0 P: 16	R: 1 E: 0 K: 0 S: 10	H: 1 LOB: 1 BB: 1 P: 19	R: 0 E: 0 K: 0 S: 9	H: 0 LOB: 3 BB: 0 P: 13	R: 1 E: 1 K: 1 S: 13	H: 1 LOB: 1 BB: 0 P: 22	R: 1 E: 0 K: 0 S: 6	H: 1 LOB: 0 BB: 0 P: 9	R: 0 E: 0 K: 1 S: 8	H: 1 LOB: 1 BB: 0 P: 12	R: 0 E: 0 K: 2 S: 7	H: 0 LOB: 0 BB: 0 P: 9	1B: 3 2B: 0 3B: 0 HR: 3	SF: 0 SAC: 0 DP: 0 HBP: 0	WP: 0 PB: 0 SB: 0 CS: 0	PA: 36
<b>PITCHER</b>	IP WLS BF H R ER SO BB IBB HBP BLK WP HR S P ERA WHIP																			
Pat Rapp, R (1, 1) ERA: 5.24	6.0 W 25 5 3 3 3 1 0 0 0 0 0 3 58 96 4.50 1.000																			
47 Brian Bevil, L (7, 1) ERA: 4.93	1.0 4 0 0 0 0 1 0 0 0 0 0 0 8 16 0.00 1.000																			
Matt Whisenant, L (8, 1) ERA: 4.91	1.0 4 1 0 0 1 0 0 0 0 0 0 0 8 12 0.00 1.000																			
Jeff Montgomery, R (9, 1) ERA: 5.37	1.0 S 3 0 0 0 2 0 0 0 0 0 0 0 7 9 0.00 0.000																			

Batter	1	2	3	4	5	6	7	8	9	AB	R	H	RBI	BB	SO	LOB	BOTTOM			
Johnny Damon, L (1, 9) OBP: 0.338, SLG: 0.420	K			1B	G6-3	F8		K		5	1	1	0	0	2	1	<p>Oakland Athletics @ Kansas City Royals</p> <p>Kauffman Stadium, Kansas City, MO</p> <p>Tue Sep 15 1998, 3:33 AM CDT</p> <p>Att: 11,524 - Cloudy - 74 F</p> <p>livebaseballscores.com</p>			
Carlos Beltrán, S (1, 8) OBP: 0.987, SLG: 1.000	P8			F9	G1-3		SF7			3	2	1	0	1	0	1				
Jose Offerman, S (1, 4) OBP: 0.402, SLG: 0.436	G3			BB	BB	G1-3	SF7			3	2	2	1	0	0	0				
Dean Palmer, R (1, 10) OBP: 0.330, SLG: 0.522				BB	G1-3		BB			3	1	1	1	1	1	2				
Jeff King, R (1, 3) OBP: 0.323, SLG: 0.464	F8			BB	BB		L8			3	0	1	2	1	0	1				
Jeff Conine, R (1, 7) OBP: 0.312, SLG: 0.418	F9			BB						4	0	1	0	0	1	4				
Scott Leius, R (1, 5) OBP: 0.209, SLG: 0.190				G1-3		L4	P8			4	0	1	2	0	2					
Tim Spehr, R (1, 2) OBP: 0.288, SLG: 0.242				L8		G5-3		P6		3	0	0	0	1	0	0				
Mendy López, R (1, 6) OBP: 0.266, SLG: 0.306				P4	G1			P6		4	0	1	0	0	3					
<b>Inning Stats</b>	R: 0 E: 0 K: 1 S: 8	H: 0 LOB: 0 BB: 0 P: 11	R: 0 E: 0 K: 1 S: 6	H: 0 LOB: 0 BB: 0 P: 8	R: 0 E: 0 K: 0 S: 4	H: 0 LOB: 0 BB: 0 P: 6	R: 3 E: 0 K: 1 S: 18	H: 4 LOB: 3 BB: 2 P: 32	R: 2 E: 0 K: 0 S: 13	H: 2 LOB: 1 BB: 1 P: 22	R: 0 E: 0 K: 0 S: 8	H: 1 LOB: 0 BB: 0 P: 10	R: 1 E: 0 K: 0 S: 12	H: 2 LOB: 2 BB: 1 P: 18	R: 0 E: 0 K: 1 S: 6	H: 0 LOB: 0 BB: 0 P: 7	1B: 8 2B: 0 3B: 1 HR: 0	SF: 1 SAC: 0 DP: 0 HBP: 0	WP: 0 PB: 0 SB: 1 CS: 0	PA: 37
<b>PITCHER</b>	IP WLS BF H R ER SO BB IBB HBP BLK WP HR S P ERA WHIP																			
Kenny Rogers, L (1, 1) ERA: 3.16	5.0 L 24 6 5 5 3 3 0 0 0 0 0 0 49 79 9.00 1.800																			
Buddy Groom, L (6, 1) ERA: 4.5	1.0 4 1 0 0 0 0 0 0 0 0 0 0 8 10 0.00 1.000																			
T.J. Mathews, R (7, 1) ERA: 5.0	2.0 9 2 1 1 1 1 0 0 0 0 0 0 18 25 4.50 1.500																			





Batter	1	2	3	4	5	6	7	8	9	AB	R	H	RBI	BB	SO	LOB	TOP				
Carlos Guillen, S (1,4) OBP: 0.366, SLG: 0.395	F6			B1-3		E	F7		P5	5	1	1	0	0	0	1					
Alex Rodriguez, R (1,6) OBP: 0.355, SLG: 0.551	F4			G1-3		E6	G6-3			4	0	0	0	0	0	1					
Ken Griffey Jr., L (1,8) OBP: 0.372, SLG: 0.613	L9			K		BB				3	1	1	0	1	1	0					
Edgar Martinez, R (1,10) OBP: 0.416, SLG: 0.548		G6-3				HR				4	1	3	2	0	0	0					
Raul Ibanez, L (1,9) OBP: 0.313, SLG: 0.483		K				F7			G4-3	3	0	0	0	1	1	1					
Charles Gipson, R (8,9) OBP: 0.302, SLG: 0.237										0	0	0	0	0	0	0					
Russ Davis, R (1,5) OBP: 0.308, SLG: 0.452		K				G4-3	K2-3		K	4	0	0	0	0	3	4					
David Bell, R (1,3) OBP: 0.304, SLG: 0.411				K					F7	4	0	1	0	0	1	1					
Dan Wilson, R (1,2) OBP: 0.309, SLG: 0.404				K					P3	4	1	1	0	0	1	1					
Shane Monahan, L (1,7) OBP: 0.273, SLG: 0.359				G4-3						4	0	0	0	0	1	0					
<b>Inning Stats</b>	R: 0 E: 0 K: 0 S: 6	H: 0 LOB: 0 BB: 0 P: 6	R: 0 E: 0 K: 2 S: 8	H: 0 LOB: 0 BB: 0 P: 10	R: 0 E: 0 K: 2 S: 8	H: 0 LOB: 0 BB: 0 P: 11	R: 0 E: 0 K: 1 S: 7	H: 0 LOB: 0 BB: 0 P: 9	R: 1 E: 0 K: 0 S: 14	H: 2 LOB: 1 BB: 2 P: 30	R: 1 E: 2 K: 1 S: 11	H: 1 LOB: 1 BB: 0 P: 15	R: 1 E: 0 K: 1 S: 11	H: 2 LOB: 1 BB: 0 P: 14	R: 0 E: 0 K: 0 S: 5	H: 0 LOB: 0 BB: 0 P: 9	1B: 4 2B: 1 3B: 1 HR: 1	SF: 0 SAC: 0 DP: 0 HBP: 0	WP: 0 PB: 0 SB: 2 CS: 1	PA: 37	
<b>PITCHER</b>	IP	WLS	BF	H	R	ER	SO	BB	IBB	HBP	BLK	WP	HR	S	P	ERA	WHIP				
Gil Heredia, R (1,1) ERA: 2.22	6.1	L	27	5	3	2	7	2	0	0	0	0	1	57	85	2.84	1.105				
Tim Worrell, R (7,1) ERA: 5.38	2.2		10	2	1	1	1	0	0	0	0	0	0	20	28	3.38	0.750				

Seattle Mariners @ Oakland Athletics  
Network Associates Coliseum, Oakland, CA  
Wed Sep 16 1998, 10:05 PM EDT  
Att: 12,371 - Unknown - 64 F

AB 35  
R 4  
H 7  
RBI 2  
BB 2  
SO 8  
LOB 9



Batter	1	2	3	4	5	6	7	8	9	AB	R	H	RBI	BB	SO	LOB	BOTTOM				
Rickey Henderson, R (1,7) OBP: 0.374, SLG: 0.344	F7		K			F9		G1-3		4	0	1	0	0	1	2					
Ryan Christenson, R (1,8) OBP: 0.330, SLG: 0.374	G6-3		FC6-4			L1			G4-3	4	0	0	0	0	0	2					
Jason Giambi, L (1,3) OBP: 0.382, SLG: 0.488	F7				G4-3		K		1B	4	0	1	0	0	1	1					
Mike Blowers, R (1,5) OBP: 0.303, SLG: 0.386									1B	3	0	0	0	0	1	1					
Matt Stairs, L (9, PH) OBP: 0.375, SLG: 0.524	G5-3				K		G6-3		K	1	0	0	0	0	1	1					
Scott Spiezio, S (1,10) OBP: 0.331, SLG: 0.388		K			K					4	0	1	0	0	2	0					
Miguel Tejada, R (1,6) OBP: 0.305, SLG: 0.388		G5-3								3	0	0	0	0	1	0					
3 Eric Chavez, L (9, PH) OBP: 0.176, SLG: 0.235									F7	1	0	0	0	0	0	2					
Jason McDonald, S (1,9) OBP: 0.362, SLG: 0.318						F9				3	1	1	0	0	1	0					
A.J. Hinch, R (1,2) OBP: 0.298, SLG: 0.350										3	0	0	0	0	1	1					
Jorge Velandia, R (1,4) OBP: 0.250, SLG: 0.250										2	0	1	0	0	0	0					
Ed Sprague, R (8, PH) OBP: 0.253, SLG: 0.408										1	0	1	1	0	0	0					
Rafael Bourquard, R (9,4) OBP: 0.289, SLG: 0.296										0	0	0	0	0	0	0					
<b>Inning Stats</b>	R: 0 E: 0 K: 0 S: 9	H: 1 LOB: 1 BB: 0 P: 14	R: 0 E: 0 K: 2 S: 8	H: 0 LOB: 0 BB: 0 P: 12	R: 0 E: 0 K: 1 S: 12	H: 1 LOB: 1 BB: 0 P: 14	R: 0 E: 0 K: 2 S: 10	H: 0 LOB: 0 BB: 0 P: 16	R: 0 E: 0 K: 0 S: 8	H: 0 LOB: 0 BB: 0 P: 14	R: 0 E: 0 K: 1 S: 8	H: 0 LOB: 0 BB: 0 P: 13	R: 1 E: 0 K: 0 S: 11	H: 2 LOB: 1 BB: 0 P: 17	R: 0 E: 0 K: 1 S: 14	H: 2 LOB: 2 BB: 0 P: 20	1B: 4 2B: 2 3B: 0 HR: 0	SF: 0 SAC: 0 DP: 0 HBP: 0	WP: 0 PB: 0 SB: 1 CS: 0	PA: 33	
<b>PITCHER</b>	IP	WLS	BF	H	R	ER	SO	BB	IBB	HBP	BLK	WP	HR	S	P	ERA	WHIP				
Jeff Fassero, L (1,1) ERA: 4.06	7.2	W	27	4	1	1	8	0	0	0	0	0	0	73	111	1.17	0.522				
Jose Paniagua, R (8,1) ERA: 1.2	0.1		1	0	0	0	0	0	0	0	0	0	0	1	1	0.00	0.000				
Mike Timlin, R (9,1) ERA: 3.03	1.0	S	5	2	0	0	1	0	0	0	0	0	0	14	20	0.00	2.000				

Seattle Mariners @ Oakland Athletics  
Network Associates Coliseum, Oakland, CA  
Wed Sep 16 1998, 10:05 PM EDT  
Att: 12,371 - Unknown - 64 F

AB 33  
R 1  
H 6  
RBI 1  
BB 0  
SO 9  
LOB 10





Batter	1	2	3	4	5	6	7	8	9	AB	R	H	RBI	BB	SO	LOB	TOP					
<b>Carlos Guillen, S</b> (1, 4) <small>OBP: 0.381, SLG: 0.410</small> <b>Giomar Guevara, S</b> (3, FH) <small>OBP: 0.300, SLG: 0.125</small>										1 1 1 0 0 0 0	4	0	0	0	0	2 4						
<b>Alex Rodriguez, R</b> (1, 6) <small>OBP: 0.371, SLG: 0.553</small>										5 2 3 0 0 2 0												
<b>Ken Griffey Jr., L</b> (1, 8) <small>OBP: 0.371, SLG: 0.616</small> <b>Charles Gibson, R</b> (8, 8) <small>OBP: 0.295, SLG: 0.231</small>										4 2 1 3 0 1 1	1	0	0	0	0 1							
<b>Edgar Martinez, R</b> (1, 10) <small>OBP: 0.419, SLG: 0.555</small>										4 1 3 0 1 0 1												
<b>Raul Ibanez, L</b> (1, 9) <small>OBP: 0.319, SLG: 0.477</small>										5 0 2 2 0 1 3												
<b>Russ Davis, R</b> (1, 5) <small>OBP: 0.308, SLG: 0.450</small> <b>Rico Rossy, R</b> (8, 5) <small>OBP: 0.260, SLG: 0.296</small>										4 1 1 1 0 2 1	1	0	1	0 0 0 0								
<b>David Bell, R</b> (1, 3) <small>OBP: 0.305, SLG: 0.414</small>										5 0 2 0 0 1 4												
<b>Joe Oliver, R</b> (1, 2) <small>OBP: 0.270, SLG: 0.336</small>										5 1 1 1 0 1 5												
<b>Shane Monahan, L</b> (1, 7) <small>OBP: 0.278, SLG: 0.364</small>										3 0 1 1 1 0 1												
<b>Inning Stats</b>	R: 3 E: 0 K: 0 S: 5	H: 3 LOB: 0 BB: 1 P: 9	R: 0 E: 0 K: 1 S: 5	H: 0 LOB: 0 BB: 0 P: 5	R: 0 E: 0 K: 1 S: 5	H: 0 LOB: 0 BB: 0 P: 5	R: 3 E: 0 K: 0 S: 7	H: 4 LOB: 1 BB: 0 P: 7	R: 1 E: 0 K: 1 S: 7	H: 2 LOB: 1 BB: 0 P: 7	R: 0 E: 0 K: 2 S: 8	H: 1 LOB: 1 BB: 0 P: 8	R: 0 E: 0 K: 3 S: 10	H: 1 LOB: 1 BB: 0 P: 10	R: 0 E: 0 K: 2 S: 8	H: 1 LOB: 2 BB: 1 P: 12	R: 1 E: 0 K: 0 S: 7	H: 4 LOB: 3 BB: 0 P: 7	1B: 10 2B: 4 3B: 1 HR: 1	SF: 0 SAC: 0 DP: 1 HBP: 0	WP: 0 PB: 1 SB: 1 CS: 0	PA: 44
<b>PITCHER</b>	IP WLS BF H R ER SO BB IBB HBP BLK WP HR S P ERA WHIP																					
<b>Tom Candiotti, R</b> (1, 1) <small>ERA: 4.84</small> <b>Jay Witasick, R</b> (6, 1) <small>ERA: 5.63</small> <b>Blake Stein, R</b> (8, 1) <small>ERA: 6.41</small> <b>Mike Mohler, L</b> (9, 1) <small>ERA: 5.28</small>	5.0 L 24 9 7 6 3 1 0 0 0 0 0 1 29 33 10.80 2.000																					

Seattle Mariners @ Oakland Athletics  
Network Associates Coliseum, Oakland, CA  
Thu Sep 17 1998, 6:33 AM EDT  
Att: 11,707 - Cloudy - 63 F

AB 42  
R 8  
H 16  
RBI 8  
BB 2  
SO 10  
LOB 21



Batter	1	2	3	4	5	6	7	8	9	AB	R	H	RBI	BB	SO	LOB	BOTTOM			
<b>Rickey Henderson, R</b> (1, 7) <small>OBP: 0.374, SLG: 0.345</small>										4 0 1 0 0 1 0										
<b>Ryan Christenson, R</b> (1, 8) <small>OBP: 0.329, SLG: 0.372</small>										4 0 1 0 0 1 0										
<b>Mike Blowers, R</b> (1, 3) <small>OBP: 0.301, SLG: 0.383</small>										3 0 0 0 0 1 2										
<b>Matt Stairs, L</b> (1, 10) <small>OBP: 0.377, SLG: 0.521</small>										3 0 0 0 0 0 2										
<b>Ed Sprague, R</b> (1, 5) <small>OBP: 0.281, SLG: 0.405</small>										3 0 0 0 0 1 0										
<b>Scott Spiezio, S</b> (1, 4) <small>OBP: 0.333, SLG: 0.390</small>										3 0 2 0 0 0 0										
<b>Miguel Tejada, R</b> (1, 6) <small>OBP: 0.302, SLG: 0.385</small>										3 0 0 0 0 0 2										
<b>Jason McDonald, S</b> (1, 9) <small>OBP: 0.356, SLG: 0.311</small>										3 0 0 0 0 0 2										
<b>A.J. Hinch, R</b> (1, 2) <small>OBP: 0.296, SLG: 0.347</small>										3 0 0 0 0 0 0										
<b>Inning Stats</b>	R: 0 E: 0 K: 1 S: 6	H: 2 LOB: 1 BB: 0 P: 6	R: 0 E: 0 K: 0 S: 3	H: 0 LOB: 0 BB: 0 P: 3	R: 0 E: 0 K: 1 S: 5	H: 0 LOB: 0 BB: 0 P: 5	R: 0 E: 0 K: 1 S: 4	H: 1 LOB: 1 BB: 0 P: 4	R: 0 E: 0 K: 1 S: 5	H: 0 LOB: 0 BB: 0 P: 5	R: 0 E: 0 K: 1 S: 5	H: 0 LOB: 0 BB: 0 P: 5	R: 0 E: 0 K: 0 S: 3	H: 1 LOB: 0 BB: 0 P: 3	R: 0 E: 0 K: 0 S: 3	H: 0 LOB: 0 BB: 0 P: 3	1B: 3 2B: 1 3B: 0 HR: 0	SF: 0 SAC: 0 DP: 2 HBP: 0	WP: 0 PB: 0 SB: 0 CS: 0	PA: 29
<b>PITCHER</b>	IP WLS BF H R ER SO BB IBB HBP BLK WP HR S P ERA WHIP																			
<b>Jamie Moyer, L</b> (1, 1) <small>ERA: 3.47</small>	9.0 W 29 4 0 0 4 0 0 0 0 0 0 0 37 37 0.00 0.444																			

Seattle Mariners @ Oakland Athletics  
Network Associates Coliseum, Oakland, CA  
Thu Sep 17 1998, 6:33 AM EDT  
Att: 11,707 - Cloudy - 63 F

AB 29  
R 0  
H 4  
RBI 0  
BB 0  
SO 4  
LOB 8






Batter	1	2	3	4	5	6	7	8	9	AB	R	H	RBI	BB	SO	LOB	TOP		
Rickey Henderson, R OBP: 0.373, SLG: 0.346 Jorge Velazquez, R OBP: 0.250, SLG: 0.250	(1,7) B X P7			(2,1) B B X G5-3		(3,1) B B X SH1-3 2B		(1,0) B X L6		4	0	1	0	0	0	0			
Jason McDonald, S OBP: 0.361, SLG: 0.318	(1,9) C B X G4-3			(3,2) B B X 1B 1B		(0,0) X SH1-3		(2,1) B B X 1B		3	1	2	0	0	0	0			
Jason Giambi, L OBP: 0.383, SLG: 0.488	(1,3) X P8			(1,2) C B X SAFE SAFE SAFE 1B		(1,2) F B X L3		(1,1) C B X 1B		4	0	2	0	0	0	1			
Matt Stairs, L OBP: 0.376, SLG: 0.518	(1,10) C B X G5-3			(2,2) C B X SAFE 1B		(1,0) B X G6-3		(1,3) C B X K		4	0	1	1	0	1	3			
Scott Spiezio, S OBP: 0.330, SLG: 0.386	(1,4) C B X P6			(0,1) C B X P2		(1,0) B X P4		(2,2) C B X P6		4	0	0	0	0	0	4			
Ryan Christenson, R OBP: 0.325, SLG: 0.368	(1,8) C B X K			(0,0) X F8		(0,1) C B X F9		(2,3) B B X K		4	0	0	0	0	2	4			
Eric Chavez, L OBP: 0.150, SLG: 0.200				(1,0) B X G3-1		(0,1) S B X G3		(2,1) S B X G6-3		3	0	0	0	0	0	0			
Rafael Bourimigal, R OBP: 0.296, SLG: 0.293 Bip Roberts, S OBP: 0.345, SLG: 0.335	(1,6) C B X (8, PH) X (8,7)			(0,2) C B X G4-3		(3,2) S B X G5-3		(1,1) B X F8		2	0	0	0	0	0	0			
A.J. Hinch, R OBP: 0.294, SLG: 0.345 Ben Grieve, L OBP: 0.394, SLG: 0.446 Mike Macfarlane, R OBP: 0.289, SLG: 0.396	(1,2) B X (8, PH) X (8,2)			(1,1) B X G6-3		(0,2) C B X P4		(0,0) X G3		2	0	0	0	0	0	0			
<b>Inning Stats</b>	R: 0 E: 0 K: 0 S: 5	H: 0 LOB: 0 BB: 0 P: 7	R: 0 E: 0 K: 1 S: 7	H: 0 LOB: 0 BB: 0 P: 9	R: 0 E: 0 K: 0 S: 6	H: 0 LOB: 0 BB: 0 P: 8	R: 1 E: 0 K: 0 S: 16	H: 3 LOB: 2 BB: 0 P: 26	R: 0 E: 0 K: 0 S: 9	H: 0 LOB: 0 BB: 0 P: 12	R: 0 E: 0 K: 0 S: 8	H: 1 LOB: 1 BB: 0 P: 13	R: 0 E: 0 K: 0 S: 5	H: 0 LOB: 0 BB: 0 P: 8	R: 0 E: 0 K: 2 S: 14	H: 0 LOB: 2 BB: 0 P: 22	1B: 5 2B: 1 3B: 0 HR: 0	SF: 0 SAC: 1 DP: 0 HBP: 0	WP: 0 PA: 33 PB: 0 SB: 0 CS: 0
<b>PITCHER</b>	IP WLS BF H R ER SO BB IBB HBP BLK WP HR S P ERA WHIP	IP WLS BF H R ER SO BB IBB HBP BLK WP HR S P ERA WHIP																	
John Burkett, R ERA: 5.87 John Wetteland, R ERA: 1.95	(1,1) 8.0 W 28 4 1 1 1 0 0 0 0 0 0 60 89 1.12 0.500	(9,1) 1.0 S 5 2 0 0 2 0 0 0 0 0 0 14 22 0.00 2.000																	

Oakland Athletics @ Texas Rangers  
The Ballpark at Arlington, Arlington, TX  
Fri Sep 18 1998, 8:05 PM EDT  
Att: 40,874 - Cloudy - 87 F


AB	32
R	1
H	6
RBI	1
BB	0
SO	3
LOB	12



Batter	1	2	3	4	5	6	7	8	9	AB	R	H	RBI	BB	SO	LOB	BOTTOM		
Tom Goodwin, L OBP: 0.380, SLG: 0.334	(1,8) C B X G4-3		(1,0) B X F7		(0,0) X FC6-4 G3-1 S		(0,1) F X B2			4	0	0	0	0	0	2			
Mark McLemore, S OBP: 0.381, SLG: 0.332	(1,4) B X G3			(0,1) C B X SAFE SAFE SAFE 2B 1B		(3,2) C B X SAFE SAFE SAFE G3-1		(0,1) C B X G6-3		4	0	1	0	0	0	1			
29 Rusty Greer, L OBP: 0.390, SLG: 0.450	(1,7) B B X K			(2,1) B B X SAFE 1B 2B		(4,2) C B X SAFE BB		(3,3) B B X K		3	0	1	0	1	2	0			
Juan Gonzalez, R OBP: 0.362, SLG: 0.625				(1,1) B X G5-3		(2,2) S B X F9		(2,3) B B X K		4	0	0	0	0	2	4			
Will Clark, L OBP: 0.386, SLG: 0.512 1B Milt Cuyler, S (8, PR)	(1,10) C B X (8, PR) X			(1,3) C B X K		(0,0) B X G1-3		(1,1) B B X G3		3	0	0	0	1	1	2			
Ivan Rodriguez, R OBP: 0.381, SLG: 0.512	(1,2) B X P2			(2,2) B B X L8		(3,1) B B X G6-3		(0,1) C B X SAFE P5		4	0	0	0	0	0	3			
Lee Stevens, L OBP: 0.316, SLG: 0.483				(2,3) F B X K		(0,0) X HR 1B		(0,0) B B X HR		4	2	2	1	0	1	1			
Todd Zeile, R OBP: 0.342, SLG: 0.434				(4,2) B B X BB		(2,0) B B X HR 1B		(4,2) B B X BB		1	1	1	2	2	0	0			
Royce Clayton, R OBP: 0.313, SLG: 0.360				(1,3) C B X K		(1,0) B X FC6-4 1B		(1,3) C B X K		3	0	1	0	0	2	2			
<b>Inning Stats</b>	R: 0 E: 0 K: 1 S: 7	H: 0 LOB: 0 BB: 0 P: 10	R: 0 E: 0 K: 1 S: 6	H: 0 LOB: 0 BB: 0 P: 9	R: 0 E: 0 K: 2 S: 9	H: 0 LOB: 1 BB: 1 P: 17	R: 0 E: 0 K: 1 S: 12	H: 2 LOB: 0 BB: 0 P: 19	R: 2 E: 0 K: 0 S: 13	H: 3 LOB: 2 BB: 1 P: 25	R: 1 E: 0 K: 1 S: 10	H: 1 LOB: 1 BB: 1 P: 19	R: 0 E: 0 K: 1 S: 7	H: 0 LOB: 0 BB: 0 P: 10	R: 0 E: 0 K: 1 S: 10	H: 0 LOB: 1 BB: 1 P: 19	1B: 3 2B: 1 3B: 0 HR: 2	SF: 0 SAC: 0 DP: 0 HBP: 0	WP: 0 PA: 34 PB: 0 SB: 1 CS: 0
<b>PITCHER</b>	IP WLS BF H R ER SO BB IBB HBP BLK WP HR S P ERA WHIP	IP WLS BF H R ER SO BB IBB HBP BLK WP HR S P ERA WHIP																	
Mike Oquist, R ERA: 8.28 Buddy Groom, L ERA: 4.42 T.J. Mathews, R ERA: 4.92	(1,1) 6.0 L 27 6 3 3 6 3 0 0 0 0 0 0 7 10 0.00 0.000	(7,1) 1.0 3 0 0 0 1 0 0 0 0 0 0 7 10 0.00 0.000	(8,1) 1.0 4 0 0 0 1 1 0 0 0 0 0 0 10 19 0.00 1.000																

Oakland Athletics @ Texas Rangers  
The Ballpark at Arlington, Arlington, TX  
Fri Sep 18 1998, 8:05 PM EDT  
Att: 40,874 - Cloudy - 87 F

AB	30
R	3
H	6
RBI	3
BB	4
SO	8
LOB	15





Batter	1	2	3	4	5	6	7	8	9	AB	R	H	RBI	BB	SO	LOB	TOP										
<b>Rickey Henderson, R</b> OBP: 0.374, SLG: 0.347	4-1 2B BB		2-2 SH 1B	3-2 WP 1B		3-2 G6-3		1-1 L8	2-0 FC3-6	5	2	2	0	1	0	3											
<b>Ryan Christenson, R</b> OBP: 0.330, SLG: 0.276	1-1 1B 2B		0-0 SH 1B 2B	2-2 WP 1B			2-1 F9 1B 2B	0-1 G6-3		4	3	3	1	0	0	0											
<b>Jason Giambi, L</b> OBP: 0.383, SLG: 0.487	3-2 1B		0-3 K	2-3 K			1-1 F9	2-2 2B 1B		5	1	2	1	0	2	5											
<b>Matt Stairs, L</b> OBP: 0.376, SLG: 0.519	2-3 K		2-0 F7	2-3 K			1-0 S 1B	1-1 WP 1H 2B		5	0	2	2	0	2	5											
<b>Ben Grieve, L</b> OBP: 0.386, SLG: 0.449 <b>Jason McDonald, S</b> OBP: 0.364, SLG: 0.318	0-0 G1-6-3 1B		3-1 2B 1B		2-1 SH1-3 E 1B		2-3 K	4-2 2B BB		4	1	3	1	0	1	1											
<b>Mike Macfarlane, R</b> OBP: 0.291, SLG: 0.401	2-2 G1-6-3		3-1 1-3 2H 2B		2-2 E SH1-3 1B		0-1 G5-3	0-1 L9		5	0	2	1	0	0	5											
<b>Scott Spiezio, S</b> OBP: 0.332, SLG: 0.384		1-1 G4-3		1-0 SH1-3			1-1 P6	4-2 SH3-4 2B BB		2	1	0	0	2	0	0											
<b>Miguel Tejada, R</b> OBP: 0.305, SLG: 0.386		2-3 K	0-2 FC6-4		2-1 E7		2-1 3 G4-6-3 1B	0-0 SH3-4		4	0	2	1	0	1	3											
<b>3 Eric Chavez, L</b> OBP: 0.160, SLG: 0.240		3-2 F8		1-3 K		0-0 G4-3		2-2 G4-6-3	1-2 FC3-6 2H 2B	5	0	1	1	0	1	3											
<b>Inning Stats</b>	R: 2 H: 3 E: 0 K: 1 S: 16	L: 3 LOB: 1 BB: 1 P: 28	R: 0 H: 0 E: 0 K: 1 S: 8	L: 0 LOB: 0 BB: 0 P: 14	R: 2 H: 3 E: 0 K: 1 S: 15	L: 3 LOB: 3 BB: 1 P: 29	R: 0 H: 2 E: 0 K: 3 S: 15	L: 2 LOB: 2 BB: 0 P: 25	R: 1 H: 3 E: 1 K: 0 S: 18	L: 3 LOB: 1 BB: 0 P: 28	R: 0 H: 1 E: 0 K: 0 S: 10	L: 1 LOB: 0 BB: 0 P: 13	R: 1 H: 2 E: 0 K: 0 S: 13	L: 2 LOB: 2 BB: 1 P: 21	R: 1 H: 1 E: 0 K: 0 S: 8	L: 1 LOB: 0 BB: 1 P: 15	1B: 12 2B: 6 3B: 0 HR: 0	SF: 0 SAC: 3 DP: 3 HBP: 0	WP: 2 PB: 0 SB: 1 CS: 0	PA: 46							
<b>PITCHER</b>	IP	WLS	BF	H	R	ER	SO	BB	IBB	HBP	BLK	WP	HR	S	P	ERA	WHIP										
<b>Aaron Sele, R</b> ERA: 4.22	3.1	L	20	8	4	4	4	1	1	0	0	0	0	48	86	10.80	2.700										
<b>Greg Cadaret, L</b> ERA: 4.17	1.0		5	2	1	1	2	0	0	0	0	1	0	14	23	9.00	2.000										
<b>Al Levine, R</b> ERA: 4.25	0.2		4	2	1	1	0	0	0	0	0	0	0	12	19	13.50	3.000										
<b>Tony Fossas, L</b> ERA: 6.75	1.0		4	1	0	0	1	0	0	0	0	0	0	8	12	0.00	1.000										
<b>Danny Patterson, R</b> ERA: 4.63	2.0		9	3	1	1	0	1	0	0	0	1	0	21	34	4.50	2.000										
<b>PITCHER</b>	IP	WLS	BF	H	R	ER	SO	BB	IBB	HBP	BLK	WP	HR	S	P	ERA	WHIP										
<b>Xavier Hernandez, R</b> ERA: 3.54	1.0		4	1	1	1	0	1	0	0	0	0	0	8	15	9.00	2.000										

Oakland Athletics @ Texas Rangers  
The Ballpark at Arlington, Arlington, TX  
Sat Sep 19 1998, 8:05 PM EDT  
Att: 46,036 - Cloudy - 89 F

AB	39
R	8
H	17
RBI	8
BB	4
SO	7
LOB	25



Batter	1	2	3	4	5	6	7	8	9	AB	R	H	RBI	BB	SO	LOB	BOTTOM										
<b>Tom Goodwin, L</b> OBP: 0.377, SLG: 0.331	1-2 G3		1-3 K		1-0 F8	0-1 G6-3			2-2 G4-3	5	0	0	0	0	1	1											
<b>Mark McLemore, S</b> OBP: 0.380, SLG: 0.330	2-1 G4-3		4-0 BB		1-1 G3		3-2 F7			3	0	0	0	1	0	0											
<b>29 Rusty Greer, L</b> OBP: 0.388, SLG: 0.447	2-2 G6-3		3-3 K			2-2 P5	3-3 K			4	0	0	0	0	2	1											
<b>Juan Gonzalez, R</b> OBP: 0.363, SLG: 0.630		1-0 F8		1-0 1B 1B		1-0 HR	2-3 K			4	1	2	1	0	1	0											
<b>Will Clark, L</b> OBP: 0.387, SLG: 0.511		2-3 K		2-0 1B 1B		4-1 2B HR BB		3-1 L3		3	1	1	0	1	1	0											
<b>Ivan Rodriguez, R</b> OBP: 0.381, SLG: 0.514		2-1 1B 1B		1-2 L4		3-2 1B HR 2B		1-2 G6-3		4	1	2	0	0	0	2											
<b>Lee Stevens, L</b> OBP: 0.320, SLG: 0.486 <b>Mike Simms, R</b> OBP: 0.381, SLG: 0.630		2-0 1B		1-1 1B		0-1 HR		3-2 F9		2	0	2	0	0	0	0											
<b>Todd Zeile, R</b> OBP: 0.340, SLG: 0.430		1-3 1B		1-2 2-3 1B		2H 3H 1-3 HR				2	1	1	3	0	0	0											
<b>Todd Zeile, R</b> OBP: 0.340, SLG: 0.430		2-1 P6		2-2 G4-6-3						4	0	0	0	0	2	5											
<b>Royce Clayton, R</b> OBP: 0.311, SLG: 0.358			0-0 G6-3		0-1 G4-3		1-1 E6		0-1 F7	4	0	0	0	0	0	0											
<b>Inning Stats</b>	R: 0 H: 0 E: 0 K: 0 S: 9	L: 0 LOB: 0 BB: 0 P: 14	R: 0 H: 2 E: 0 K: 1 S: 9	L: 2 LOB: 0 BB: 0 P: 18	R: 0 H: 0 E: 0 K: 2 S: 8	L: 1 LOB: 1 BB: 1 P: 16	R: 0 H: 3 E: 0 K: 0 S: 11	L: 3 LOB: 2 BB: 0 P: 18	R: 0 H: 0 E: 0 K: 2 S: 10	L: 0 LOB: 0 BB: 0 P: 18	R: 0 H: 0 E: 0 K: 0 S: 11	L: 0 LOB: 0 BB: 0 P: 18	R: 0 H: 0 E: 0 K: 1 S: 8	L: 0 LOB: 0 BB: 0 P: 10	1B: 5 2B: 1 3B: 0 HR: 2	SF: 0 SAC: 0 DP: 1 HBP: 0	WP: 0 PB: 0 SB: 0 CS: 0	PA: 37									
<b>PITCHER</b>	IP	WLS	BF	H	R	ER	SO	BB	IBB	HBP	BLK	WP	HR	S	P	ERA	WHIP										
<b>Jimmy Haynes, R</b> ERA: 4.9	5.1	W	24	7	3	3	3	2	0	0	0	0	0	52	93	5.06	1.688										
<b>28 Mark Holzemer, L</b> ERA: 5.59	0.0		1	1	1	1	0	0	0	0	0	0	1	2	2												
<b>Tim Worrell, R</b> ERA: 5.24	2.2		9	0	0	0	3	0	0	0	0	0	0	28	45	0.00	0.000										
<b>Billy Taylor, R</b> ERA: 3.76	1.0		3	0	0	0	1	0	0	0	0	0	0	8	10	0.00	0.000										

Oakland Athletics @ Texas Rangers  
The Ballpark at Arlington, Arlington, TX  
Sat Sep 19 1998, 8:05 PM EDT  
Att: 46,036 - Cloudy - 89 F

AB	35
R	4
H	8
RBI	4
BB	2
SO	7
LOB	9





Batter	1	2	3	4	5	6	7	8	9	AB	R	H	RBI	BB	SO	LOB	TOP										
<b>Bip Roberts, S</b> OBP: 0.343, SLG: 0.332 (1, 4)										5	0	1	0	0	2	2											
<b>Jason McDonald, S</b> OBP: 0.360, SLG: 0.314 (1, 7)										5	1	1	1	0	0	1											
<b>Jason Giambi, L</b> OBP: 0.386, SLG: 0.493 <b>Ed Sprague, R</b> OBP: 0.281, SLG: 0.404 (1, 3)										2	2	1	1	2	1	2											
<b>Matt Stairs, L</b> OBP: 0.375, SLG: 0.517 (1, 10)										4	0	1	1	0	1	2											
<b>Ben Grievie, L</b> OBP: 0.387, SLG: 0.453 <b>Rafael Bourquigal, R</b> OBP: 0.299, SLG: 0.293 (1, 9)										3	1	1	1	1	0	0											
<b>Ryan Christenson, R</b> OBP: 0.326, SLG: 0.375 (1, 8)										3	0	0	1	0	2	0											
<b>Miguel Tejada, R</b> OBP: 0.301, SLG: 0.382 (1, 6)									4	0	0	0	0	1	1												
<b>Eric Chavez, L</b> OBP: 0.276, SLG: 0.296 (1, 5)									2	2	2	0	2	0	0												
<b>A.J. Hinch, R</b> OBP: 0.294, SLG: 0.344 (1, 2)									4	0	1	0	0	2	3												
<b>Inning Stats</b>	R: 1 E: 0 K: 1 S: 10	H: 1 LOB: 0 BB: 0 P: 18	R: 0 E: 0 K: 1 S: 9	H: 0 LOB: 0 BB: 0 P: 13	R: 1 E: 1 K: 2 S: 14	H: 1 LOB: 2 BB: 2 P: 24	R: 1 E: 0 K: 2 S: 12	H: 1 LOB: 1 BB: 1 P: 19	R: 2 E: 2 K: 1 S: 17	H: 3 LOB: 2 BB: 0 P: 20	R: 0 E: 0 K: 0 S: 9	H: 0 LOB: 0 BB: 0 P: 14	R: 0 E: 0 K: 1 S: 12	H: 1 LOB: 0 BB: 0 P: 19	R: 0 E: 0 K: 0 S: 5	H: 0 LOB: 0 BB: 0 P: 9	1B: 6 2B: 0 3B: 0 HR: 2	SF: 1 SAC: 0 DP: 0 HBP: 0	WP: 0 PB: 0 SB: 1 CS: 2	PA: 40							
<b>PITCHER</b>	IP	WLS	BF	H	R	ER	SO	BB	IBB	HBP	BLK	WP	HR	S	P	ERA	WHIP										
<b>Esteban Loaiza, R</b> ERA: 4.93 (1, 1)	5.1	L	27	6	6	3	7	4	1	0	0	0	2	68	112	5.06	1.875										
<b>Eric Gunderson, L</b> ERA: 4.49 (6, 1)	1.1		5	1	0	0	1	0	0	0	0	0	0	14	22	0.00	0.750										
<b>Tim Crabbtree, R</b> ERA: 3.67 (7, 1)	1.1		4	1	0	0	1	0	0	0	0	0	0	15	23	0.00	0.750										
<b>Greg Cadaret, L</b> ERA: 4.07 (9, 1)	1.0		3	0	0	0	0	0	0	0	0	0	0	5	9	0.00	0.000										

Oakland Athletics @ Texas Rangers  
The Ballpark at Arlington, Arlington, TX  
Sun Sep 20 1998, 4:33 AM EDT  
Att: 37,606 - Cloudy - 89 F

livebaseballscorecards.com

AB 33  
R 6  
H 8  
RBI 5  
BB 5  
SO 9  
LOB 10

Batter	1	2	3	4	5	6	7	8	9	AB	R	H	RBI	BB	SO	LOB	BOTTOM										
<b>Mark McLemore, S</b> OBP: 0.379, SLG: 0.328 (1, 4)										5	0	1	0	0	1	2											
<b>Roberto Kelly, R</b> OBP: 0.344, SLG: 0.538 <b>Tom Goodwin, L</b> OBP: 0.375, SLG: 0.329 (1, 8)										3	0	2	0	0	0	0											
<b>29 Rusty Greer, L</b> OBP: 0.386, SLG: 0.443 (1, 7)										4	0	0	0	0	1	3											
<b>Juan Gonzalez, R</b> OBP: 0.361, SLG: 0.625 (1, 9)									4	0	0	0	0	1	3												
<b>Willi Clark, L</b> OBP: 0.387, SLG: 0.513 (1, 10)									4	1	2	0	0	0	0												
<b>Ivan Rodriguez, R</b> OBP: 0.384, SLG: 0.520 (1, 2)									3	1	2	2	0	0	0												
<b>Mike Simms, R</b> OBP: 0.382, SLG: 0.634 <b>Lee Stevens, L</b> OBP: 0.339, SLG: 0.485 (1, 3)										2	1	1	0	0	0	0											
<b>Bill Haselman, R</b> OBP: 0.320, SLG: 0.550 <b>Scott Sheldahl, R</b> OBP: 0.111, SLG: 0.111 (6, PH)									1	0	1	0	0	0	0	0											
<b>Todd Zeile, R</b> OBP: 0.339, SLG: 0.428 (1, 5)										3	0	0	0	1	2	4											
<b>Royce Clayton, R</b> OBP: 0.311, SLG: 0.359 <b>Luis Alicea, S</b> OBP: 0.372, SLG: 0.423 (6, PH)									3	0	1	1	0	1	2												
<b>Inning Stats</b>	R: 0 E: 0 K: 1 S: 7	H: 1 LOB: 1 BB: 0 P: 12	R: 2 E: 0 K: 2 S: 13	H: 2 LOB: 0 BB: 0 P: 21	R: 0 E: 0 K: 1 S: 9	H: 2 LOB: 1 BB: 0 P: 12	R: 1 E: 0 K: 0 S: 16	H: 2 LOB: 2 BB: 1 P: 28	R: 0 E: 0 K: 1 S: 8	H: 0 LOB: 0 BB: 0 P: 13	R: 0 E: 0 K: 0 S: 10	H: 2 LOB: 2 BB: 0 P: 15	R: 0 E: 0 K: 0 S: 7	H: 0 LOB: 0 BB: 0 P: 11	R: 0 E: 0 K: 1 S: 8	H: 1 LOB: 2 BB: 0 P: 14	R: 0 E: 0 K: 0 S: 9	H: 0 LOB: 0 BB: 0 P: 16	1B: 6 2B: 3 3B: 0 HR: 1	SF: 0 SAC: 0 DP: 1 HBP: 1	WP: 0 PB: 0 SB: 0 CS: 0	PA: 38					
<b>PITCHER</b>	IP	WLS	BF	H	R	ER	SO	BB	IBB	HBP	BLK	WP	HR	S	P	ERA	WHIP										
<b>Kenny Rogers, L</b> ERA: 3.21 (1, 1)	5.0	W	23	8	3	3	5	1	0	0	0	0	1	56	91	5.40	1.800										
<b>T.J. Matthews, R</b> ERA: 4.73 (6, 1)	2.2		10	1	0	0	0	0	0	1	0	0	0	18	29	0.00	0.375										
<b>Mike Mohler, L</b> ERA: 5.28 (8, 1)	0.0		1	1	0	0	0	0	0	0	0	0	0	1	1	∞	∞										
<b>Billy Taylor, R</b> ERA: 3.69 (8, 1)	1.1	S	4	0	0	0	1	0	0	0	0	0	0	12	21	0.00	0.000										

Oakland Athletics @ Texas Rangers  
The Ballpark at Arlington, Arlington, TX  
Sun Sep 20 1998, 4:33 AM EDT  
Att: 37,606 - Cloudy - 89 F

livebaseballscorecards.com

AB 36  
R 3  
H 10  
RBI 3  
BB 1  
SO 6  
LOB 16



Batter	1	2	3	4	5	6	7	8	9	AB	R	H	RBI	BB	SO	LOB	TOP				
Rickey Henderson, R OBP: 0.373, SLG: 0.345	G1-3		L8		G5-3					3	0	0	0	1	0	2					
Ryan Christenson, R OBP: 0.329, SLG: 0.376	F7		2B			F9	F8			4	0	1	1	0	0	3					
Mike Blowers, R OBP: 0.298, SLG: 0.380	G4-3					G5-3		G6-3		4	0	0	0	0	1	2					
Ed Sprague, R OBP: 0.280, SLG: 0.403		P3			G5-3			K		4	0	1	0	0	1	0					
Ben Grieve, L OBP: 0.386, SLG: 0.452		K			K			K		4	1	1	0	0	3	1					
Scott Spiezio, S OBP: 0.331, SLG: 0.383		G5-3			F7					4	0	1	0	0	0	1					
Miguel Tejada, R OBP: 0.303, SLG: 0.386										4	1	2	1	0	2	1					
Jason McDonald, S OBP: 0.352, SLG: 0.307						P8				4	0	0	0	0	2	3					
A.J. Hinch, R OBP: 0.294, SLG: 0.342										2	0	0	0	1	1	2					
<b>Inning Stats</b>	R: 0 E: 0 K: 0 S: 8	H: 0 LOB: 0 BB: 0 P: 12	R: 0 E: 0 K: 1 S: 9	H: 0 LOB: 0 BB: 0 P: 12	R: 1 E: 0 K: 2 S: 18	H: 2 LOB: 2 BB: 1 P: 28	R: 0 E: 0 K: 2 S: 11	H: 1 LOB: 1 BB: 0 P: 16	R: 0 E: 0 K: 0 S: 4	H: 0 LOB: 0 BB: 0 P: 5	R: 1 E: 0 K: 1 S: 19	H: 3 LOB: 3 BB: 1 P: 31	R: 0 E: 0 K: 2 S: 9	H: 0 LOB: 0 BB: 0 P: 12	R: 0 E: 0 K: 2 S: 8	H: 0 LOB: 0 BB: 0 P: 12	1B: 4 2B: 2 3B: 0 HR: 0	SF: 0 SAC: 0 DP: 0 HBP: 0	WP: 0 PB: 0 SB: 0 CS: 0	PA: 35	
<b>PITCHER</b>	IP	WLS	BF	H	R	ER	SO	BB	IBB	HBP	BLK	WP	HR	S	P	ERA	WHIP				
Jeff Fassero, L ERA: 4.01	7.0		29	6	2	2	6	2	0	0	0	0	0	77	117	2.57	1.143				
Jose Paniagua, R ERA: 1.0	1.0	W	3	0	0	0	2	0	0	0	0	0	0	9	12	0.00	0.000				
Mike Timlin, R ERA: 2.91	1.0	S	3	0	0	0	2	0	0	0	0	0	0	8	12	0.00	0.000				

Oakland Athletics @ Seattle Mariners  
The Kingdome, Seattle, WA  
Mon Sep 21 1998, 10:05 PM EDT  
Att: 30,076 - Dome - 72 F

AB 33  
R 2  
H 6  
RBI 2  
BB 2  
SO 10  
LOB 15



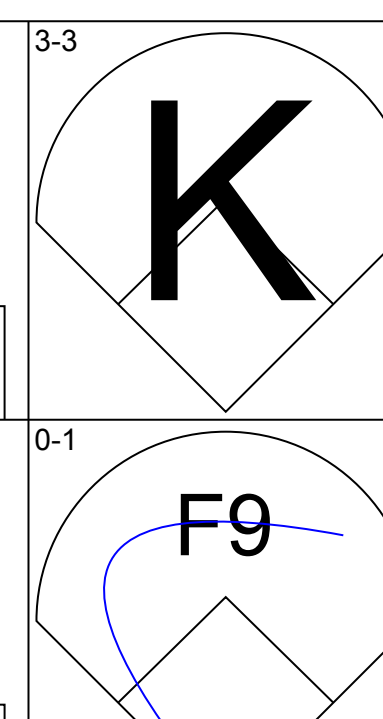
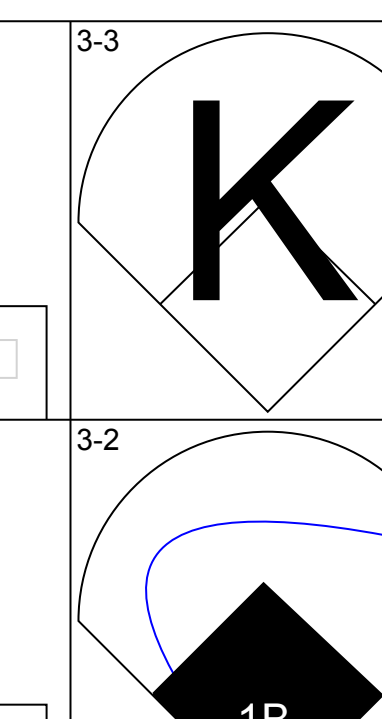
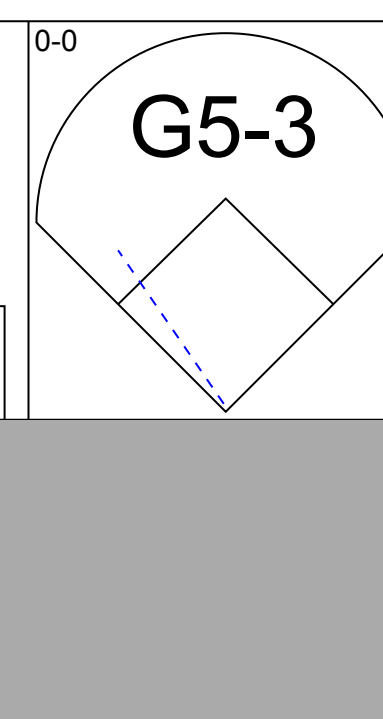
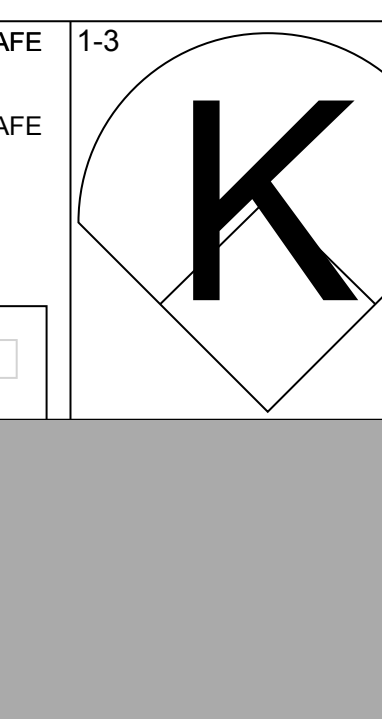
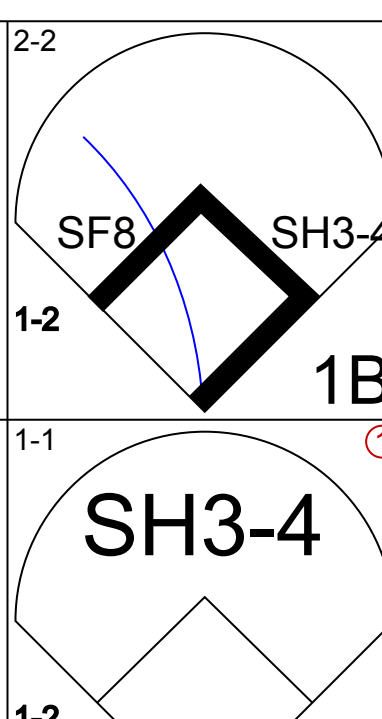
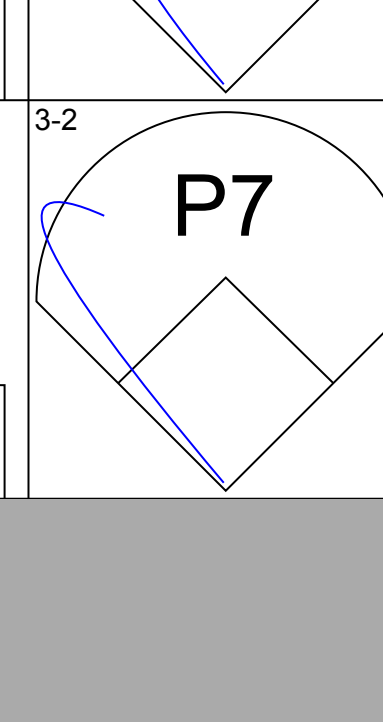
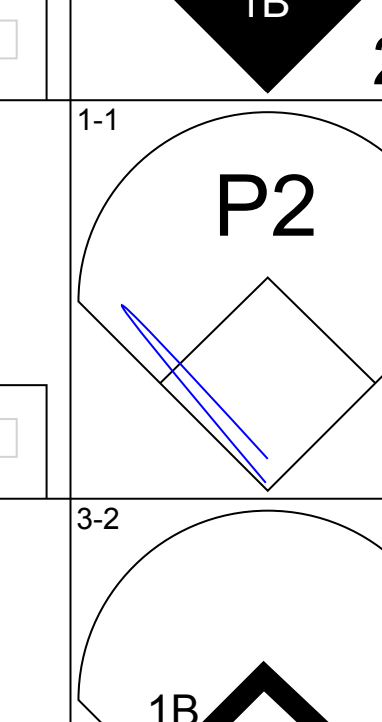
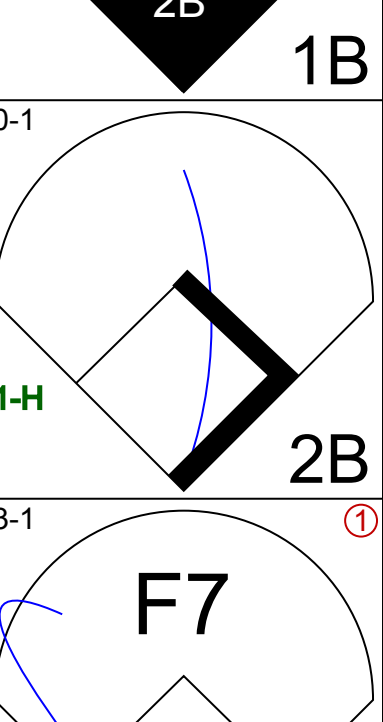
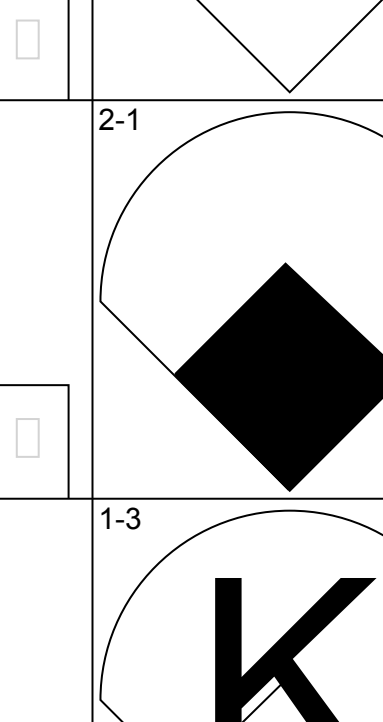
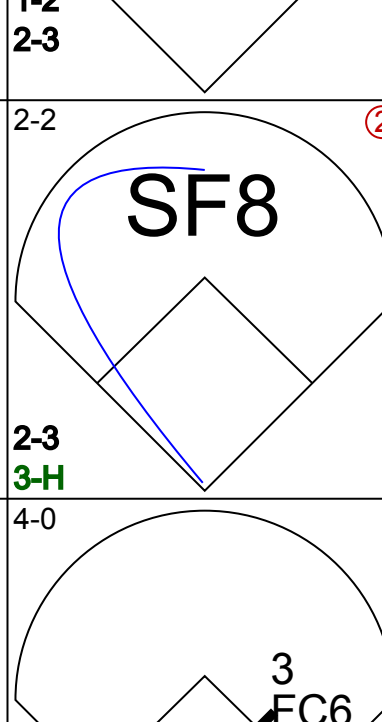

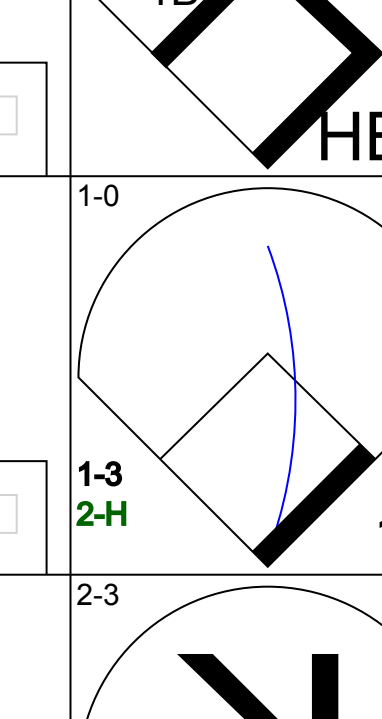
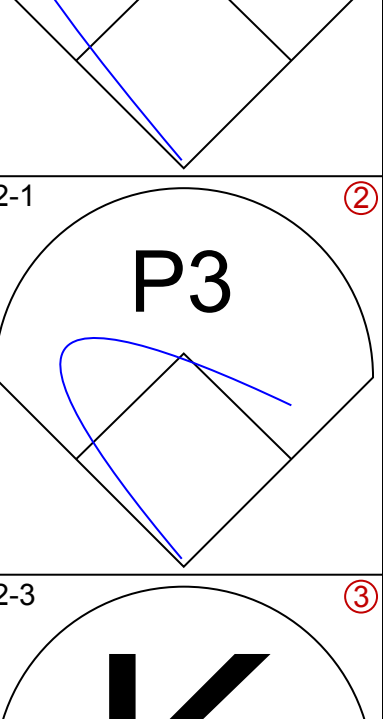
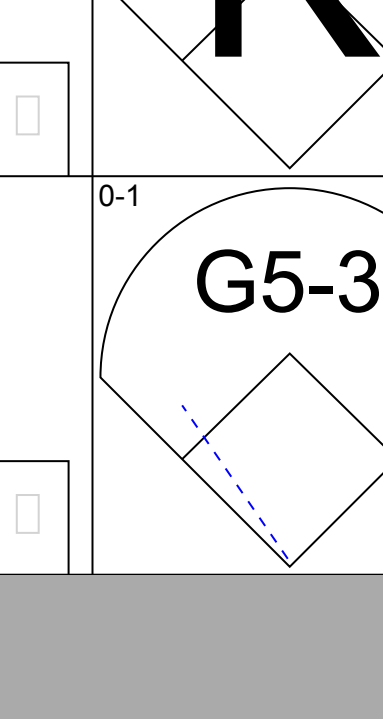
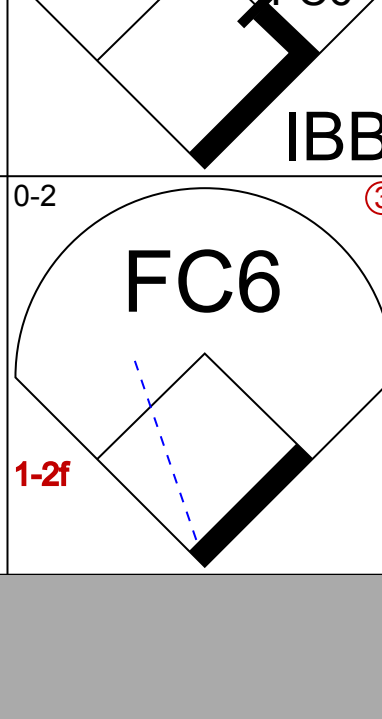
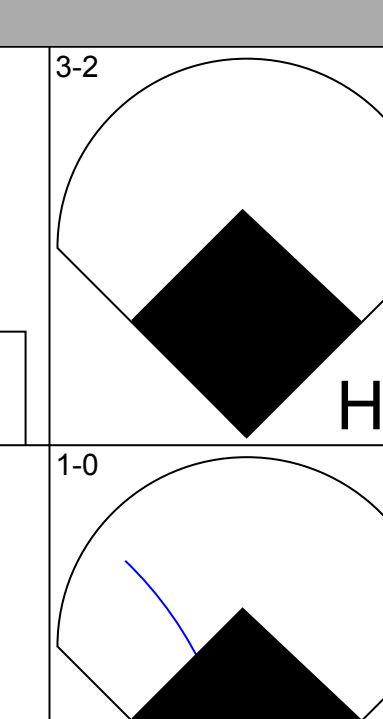
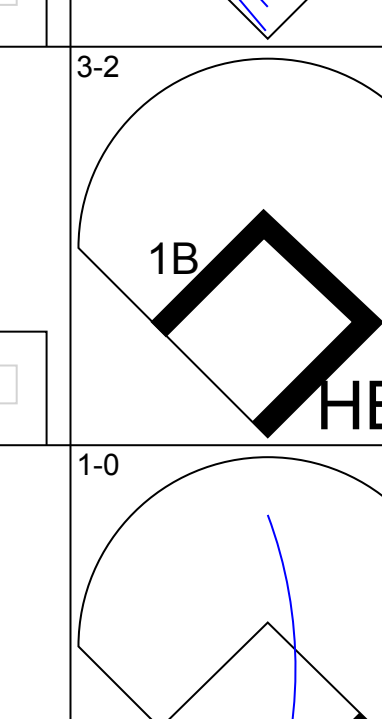
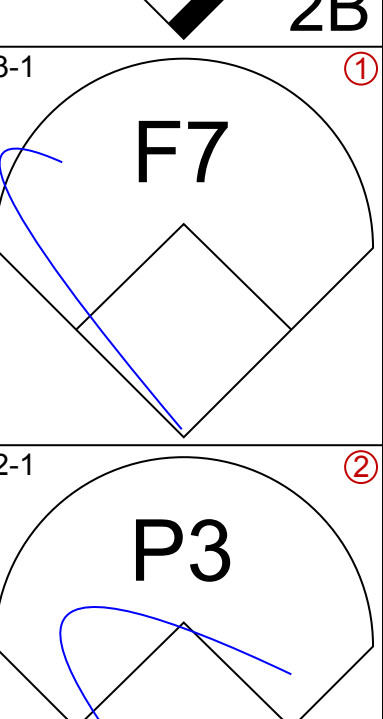
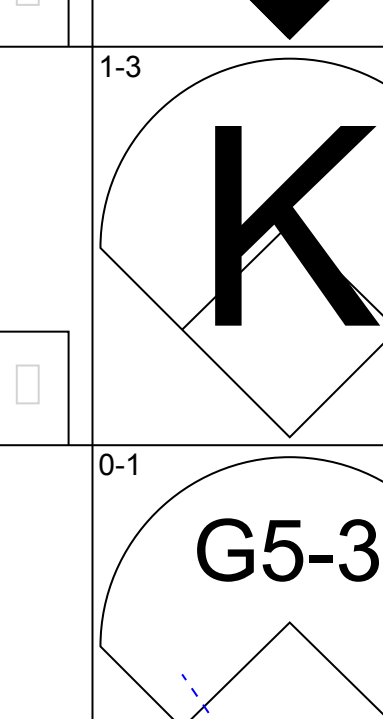
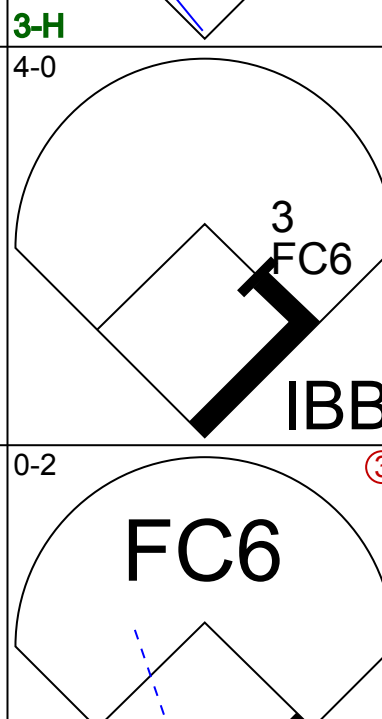
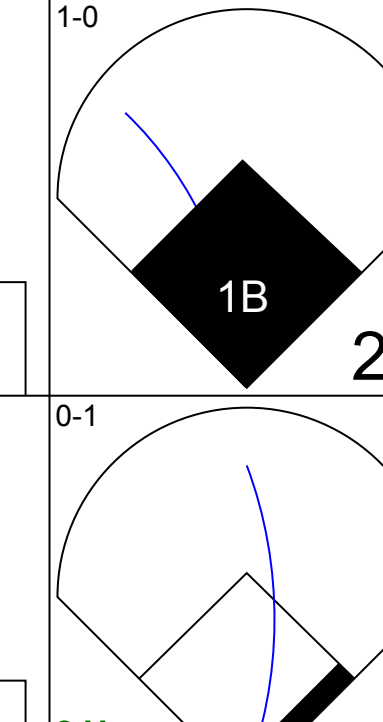
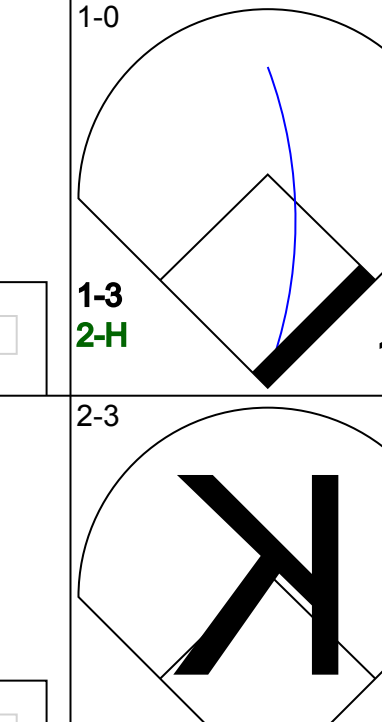
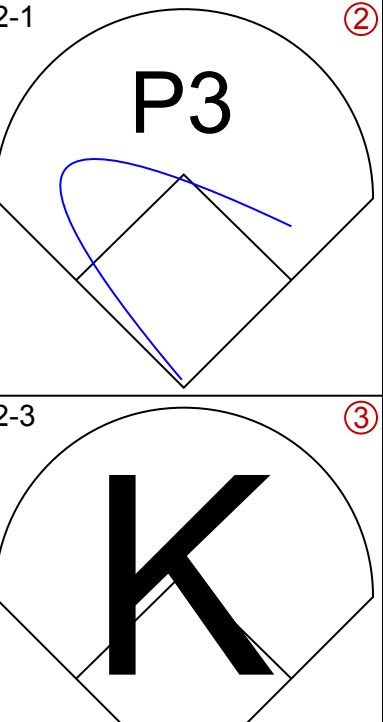
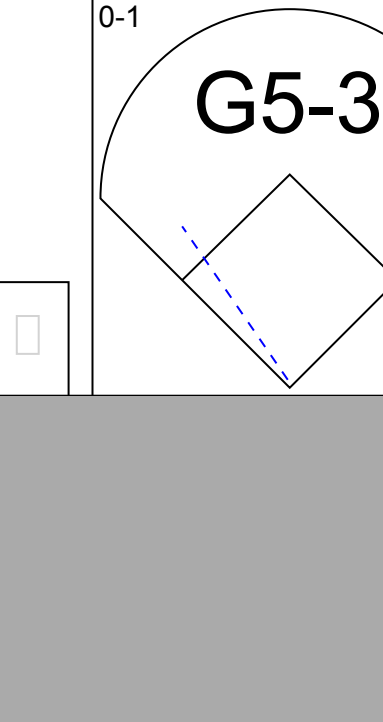
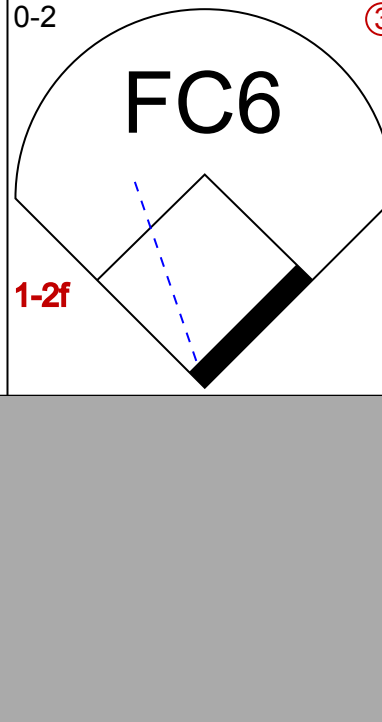
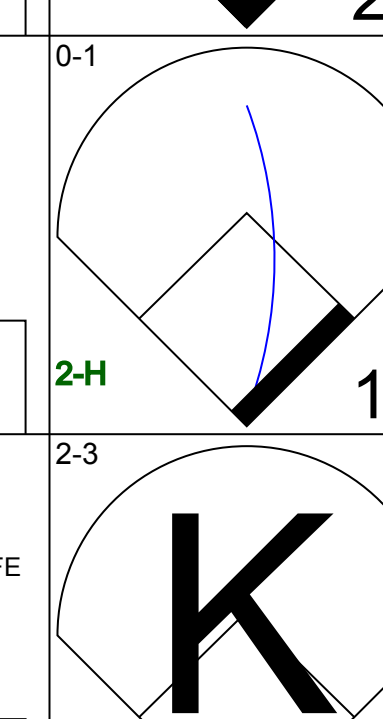
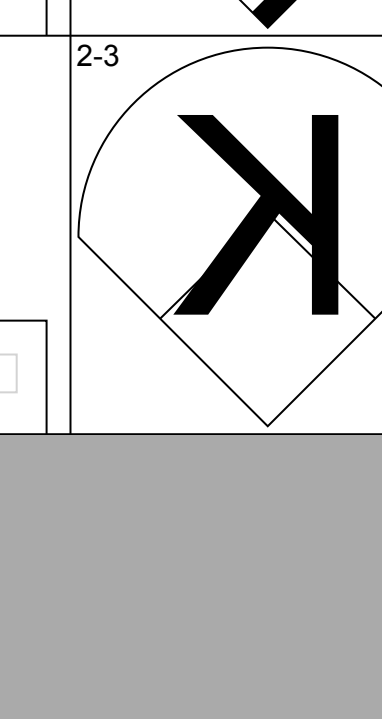
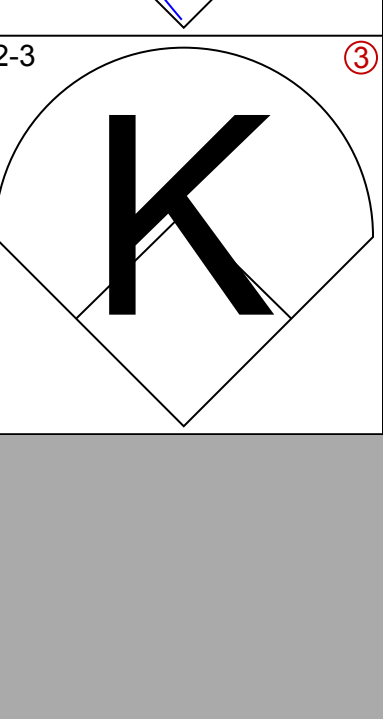
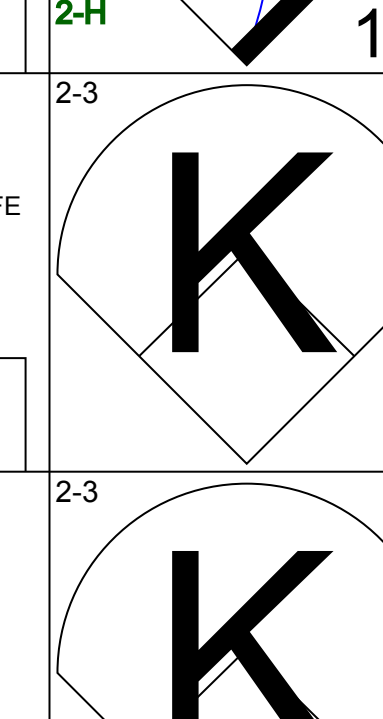
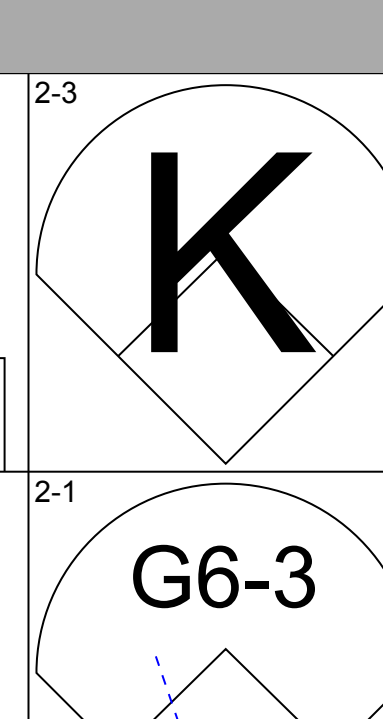
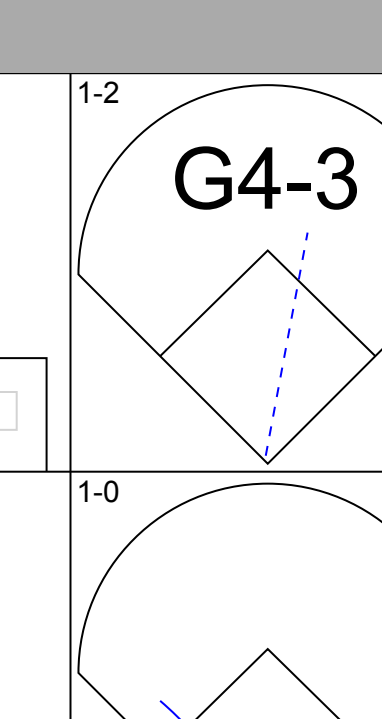
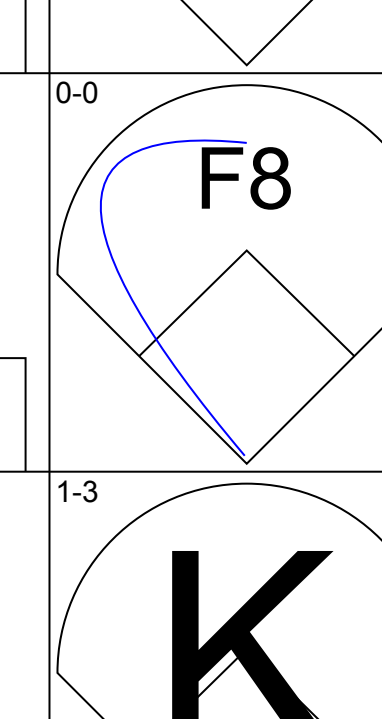
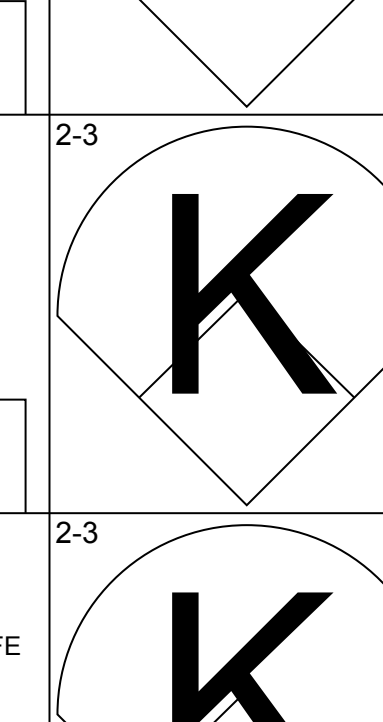
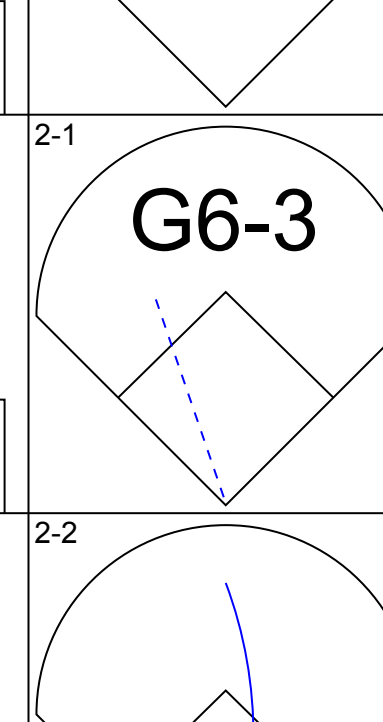
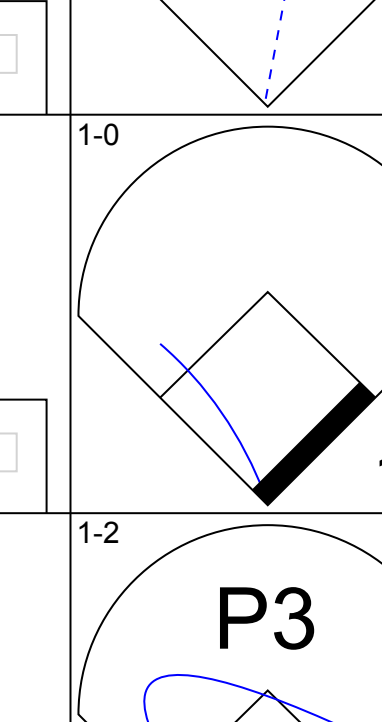
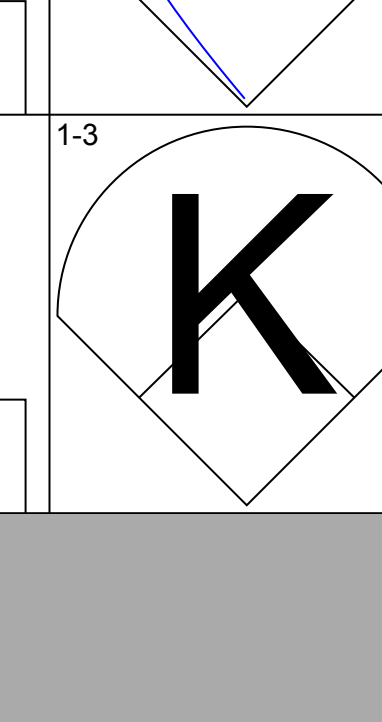
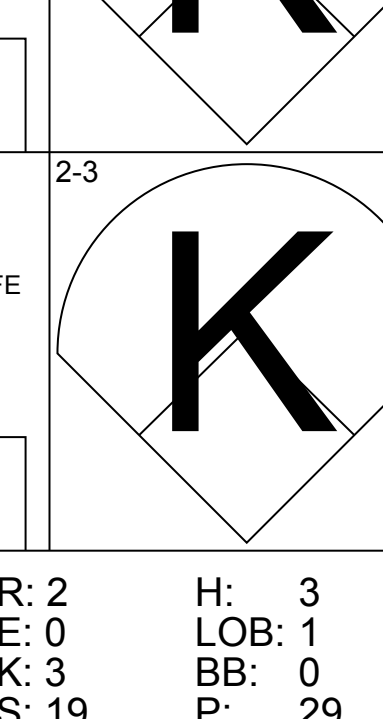
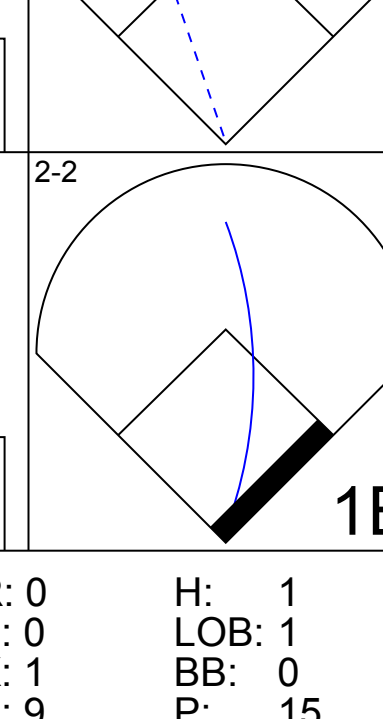
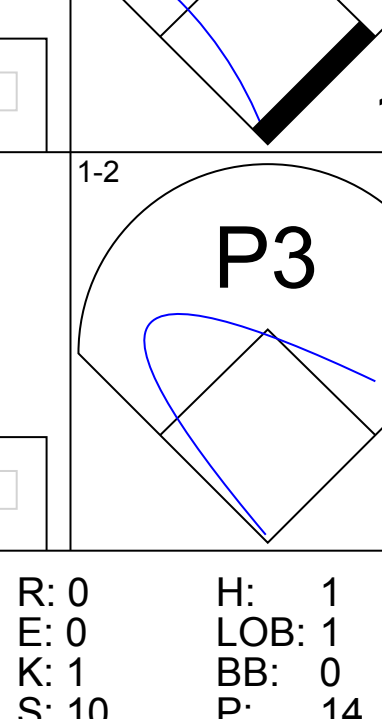
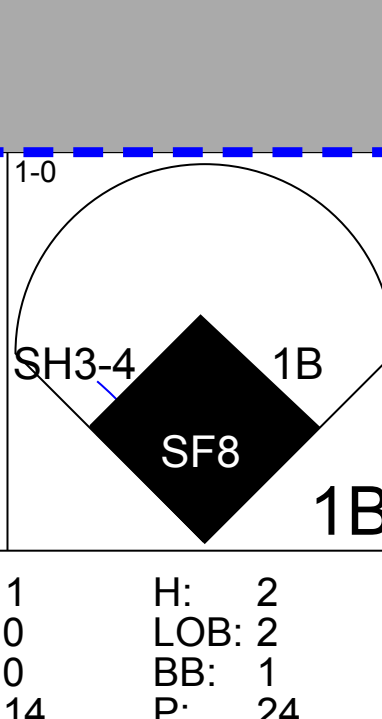
Batter	1	2	3	4	5	6	7	8	9	AB	R	H	RBI	BB	SO	LOB	BOTTOM				
David Bell, R OBP: 0.303, SLG: 0.412	P2		1B 2B		F9		G5-3	G5-3		5	1	1	0	0	0	2					
Alex Rodriguez, R OBP: 0.359, SLG: 0.559							G5-3	G6-3		4	0	2	1	0	0	0					
Ken Griffey Jr., L OBP: 0.365, SLG: 0.604	L7		L5				G3	G6-3		4	0	0	0	0	0	2					
Edgar Martinez, R OBP: 0.421, SLG: 0.552	K									3	0	1	0	0	1	1					
Raul Ibanez, L OBP: 0.310, SLG: 0.443			G5-3 1B		G4-3		K			4	1	2	0	0	1	3					
Russ Davis, R OBP: 0.306, SLG: 0.444							G4-3			3	1	1	0	0	0	1					
Rico Rossy, R OBP: 0.250, SLG: 0.284		G5-3								0	0	0	0	0	0	0					
Rob Ducey, L OBP: 0.336, SLG: 0.410							F8 FC6-4 2B			1	0	1	1	0	0	0					
Giomar Guevara, S OBP: 0.300, SLG: 0.125										0	1	0	0	0	0	0					
Ryan Radmanovich, L OBP: 0.199, SLG: 0.230										3	0	0	0	0	2	2					
Charles Gipson, R OBP: 0.298, SLG: 0.238										1	1	1	1	0	0	0					
Joe Oliver, R OBP: 0.269, SLG: 0.335										1	0	0	0	0	1	1					
John Marzano, R OBP: 0.324, SLG: 0.385										1	0	0	0	0	0	2					
Shane Monahan, L OBP: 0.273, SLG: 0.353										4	0	1	2	0	0	2					
<b>Inning Stats</b>	R: 0 E: 0 K: 1 S: 7	H: 1 LOB: 1 BB: 0 P: 10	R: 0 E: 0 K: 2 S: 8	H: 1 LOB: 1 BB: 0 P: 10	R: 1 E: 0 K: 0 S: 11	H: 2 LOB: 2 BB: 0 P: 16	R: 0 E: 0 K: 0 S: 9	H: 1 LOB: 1 BB: 0 P: 17	R: 0 E: 0 K: 1 S: 6	H: 0 LOB: 1 BB: 0 P: 9	R: 0 E: 0 K: 0 S: 14	H: 0 LOB: 0 BB: 0 P: 19	R: 0 E: 0 K: 0 S: 6	H: 0 LOB: 0 BB: 0 P: 6	R: 3 E: 0 K: 0 S: 22	H: 4 LOB: 1 BB: 0 P: 35	1B: 4 2B: 6 3B: 0 HR: 0	SF: 0 SAC: 0 DP: 0 HBP: 3	WP: 1 PB: 0 SB: 0 CS: 0	PA: 37	
<b>PITCHER</b>	IP	WLS	BF	H	R	ER	SO	BB	IBB	HBP	BLK	WP	HR	S	P	ERA	WHIP				
Gil Heredia, R ERA: 2.78	1.1		33	8	4	4	5	0	0	3	0	0	0	69	103	4.91	1.091				
Buddy Groom, L ERA: 4.53	0.2		4	2	1	1	0	0	0	0	0	1	0	14	19	13.50	3.000				

Oakland Athletics @ Seattle Mariners  
The Kingdome, Seattle, WA  
Mon Sep 21 1998, 10:05 PM EDT  
Att: 30,076 - Dome - 72 F

AB 34  
R 5  
H 10  
RBI 5  
BB 0  
SO 5  
LOB 16



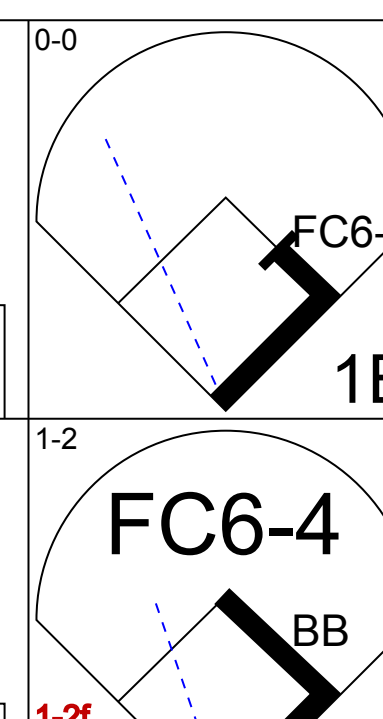
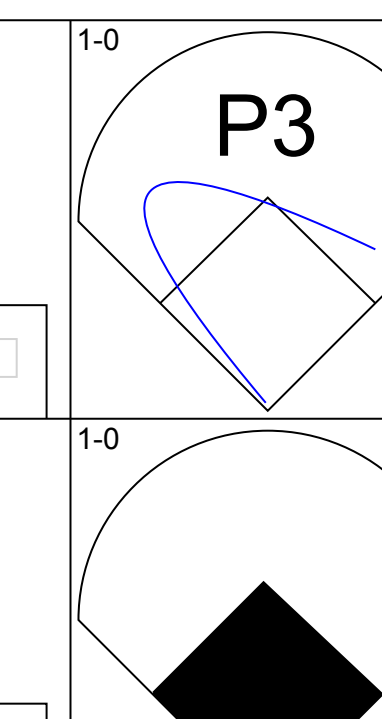
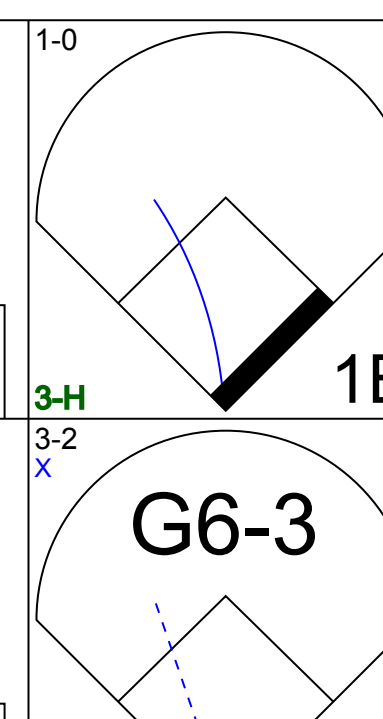
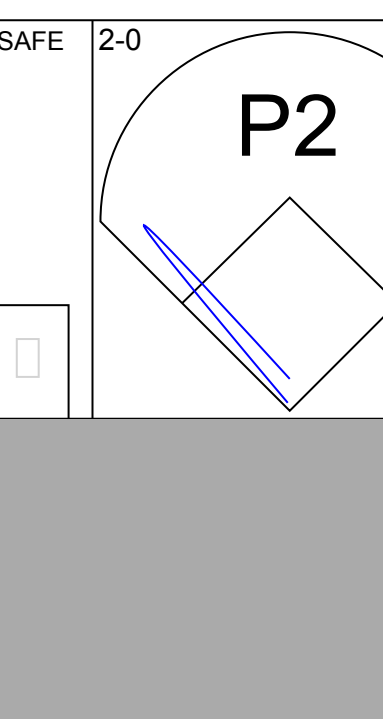
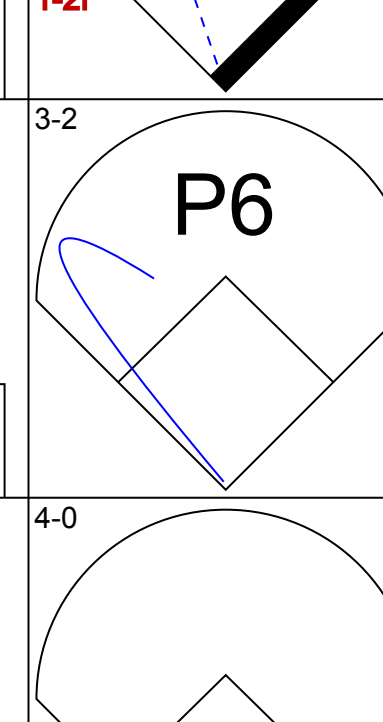
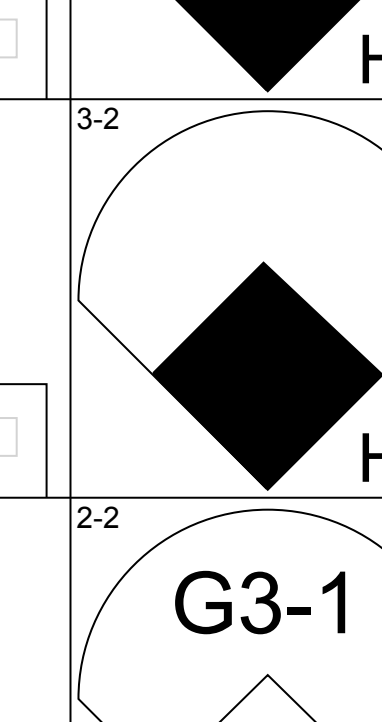

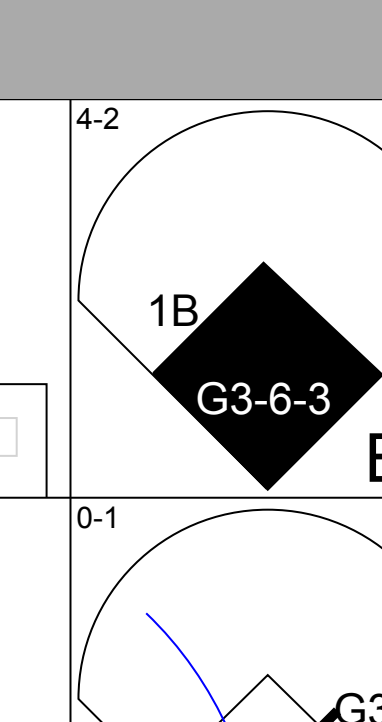
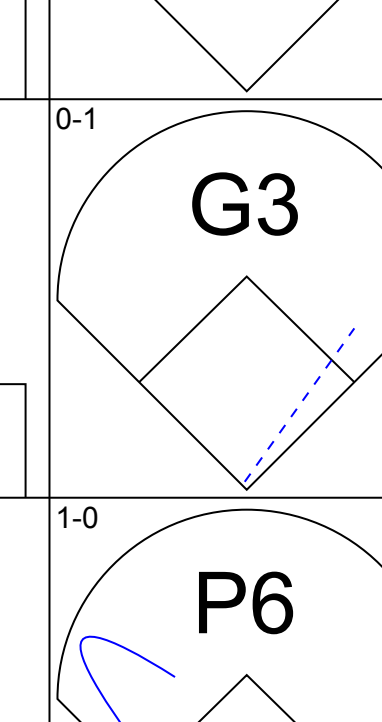
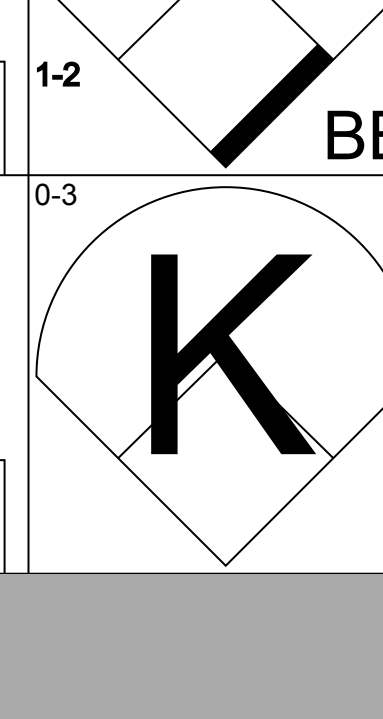
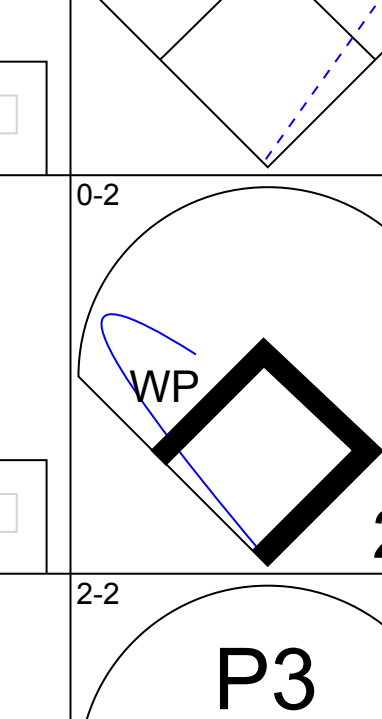
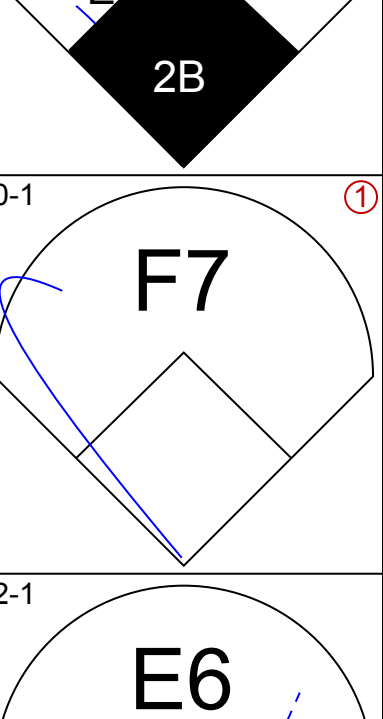
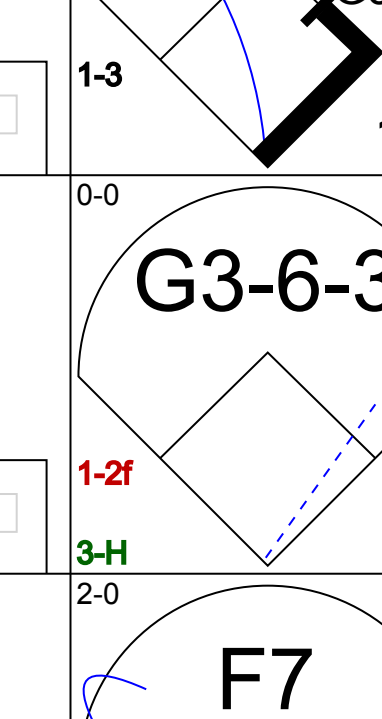


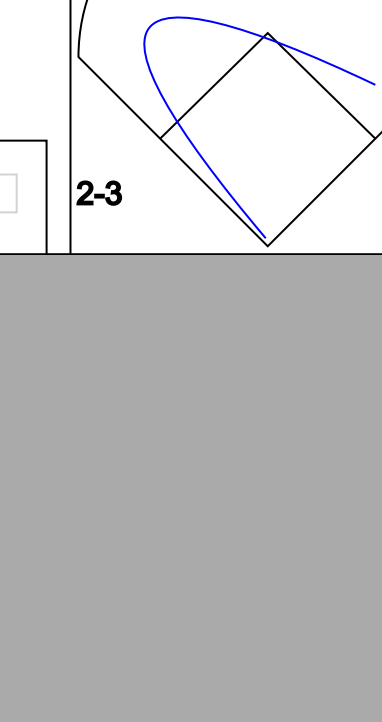
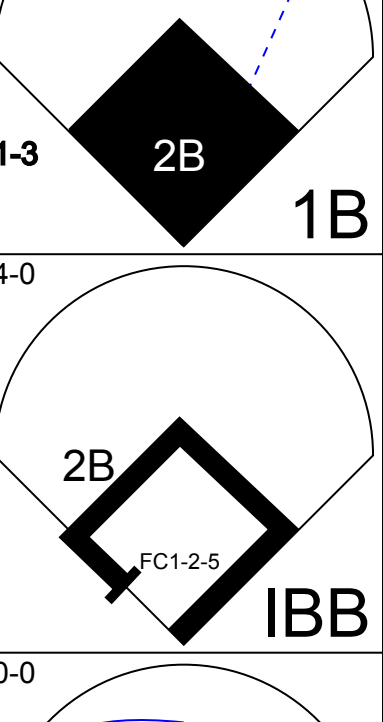
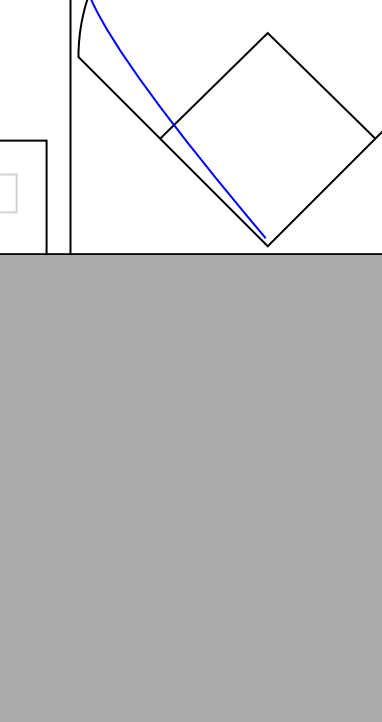



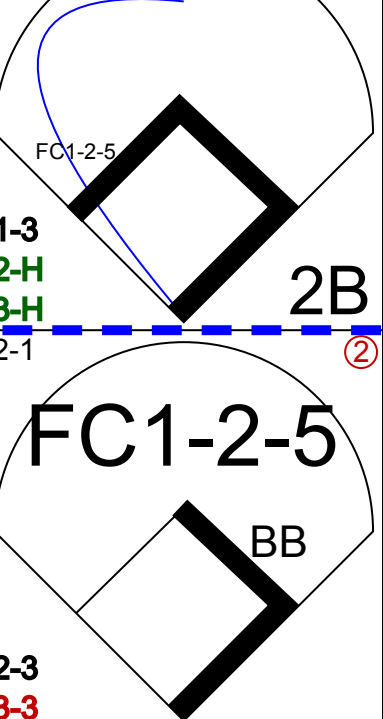

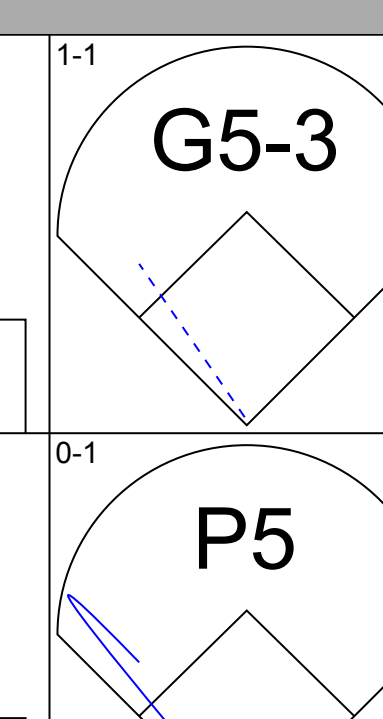
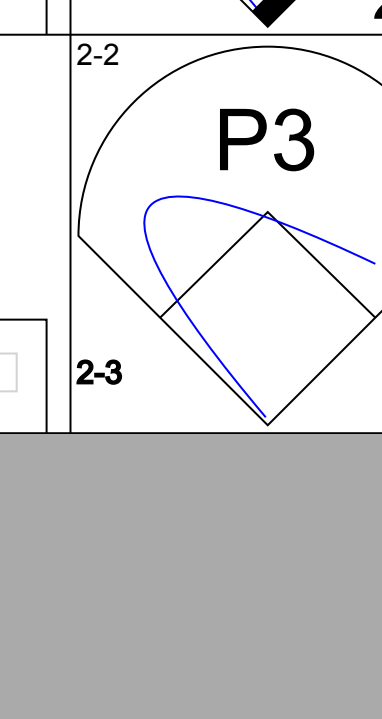
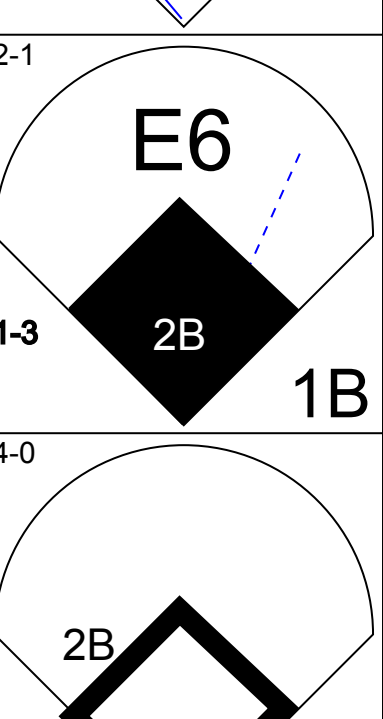
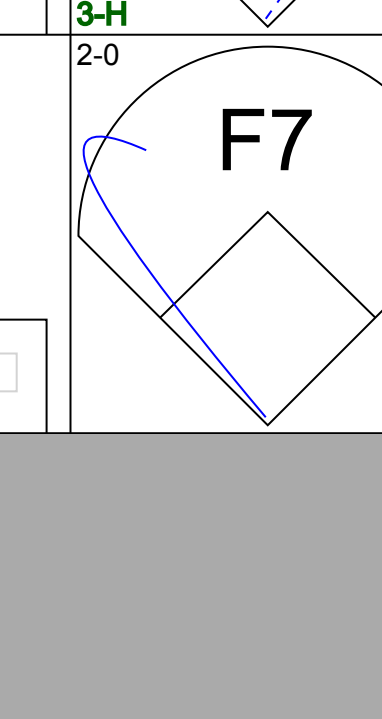

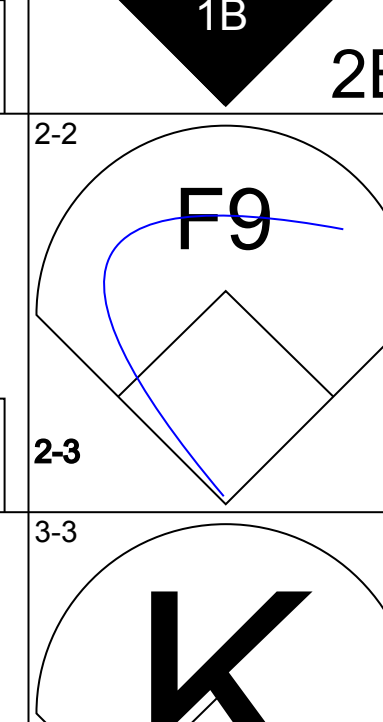
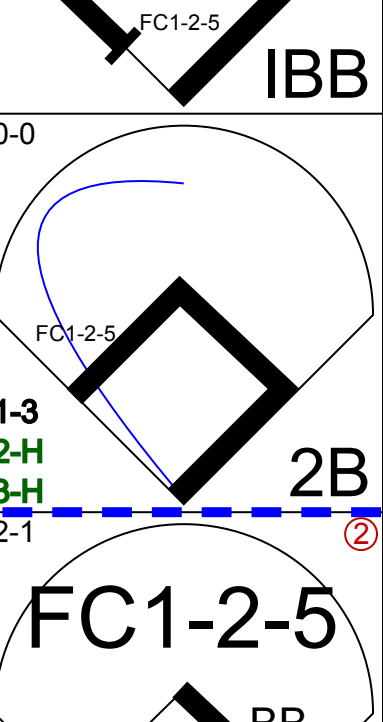
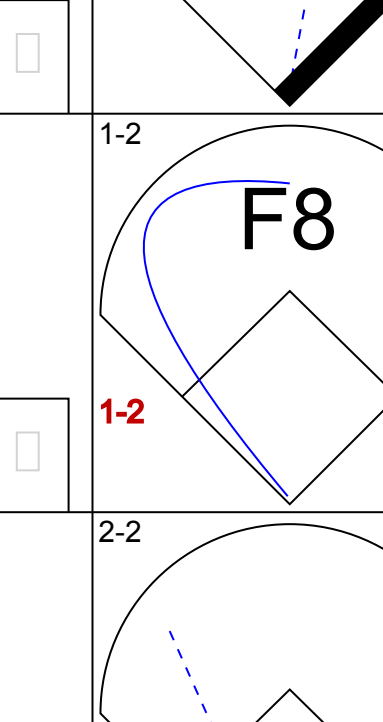
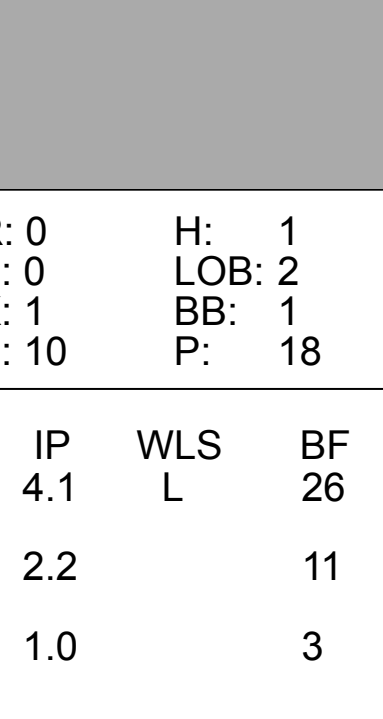
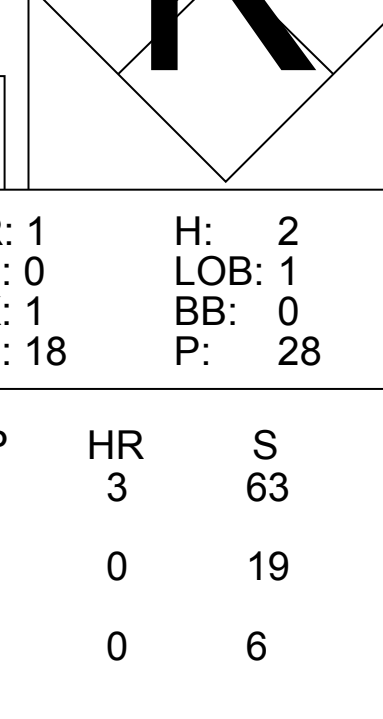
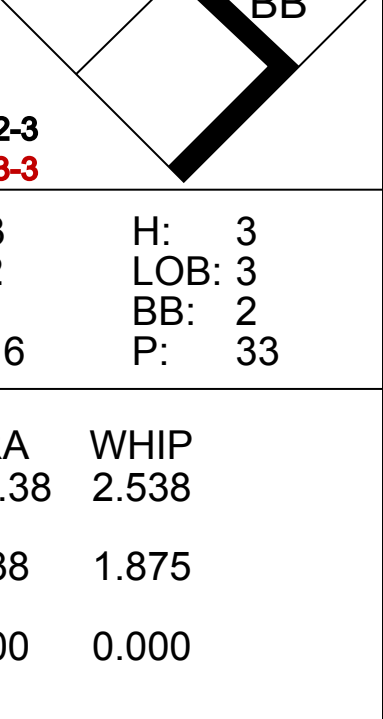
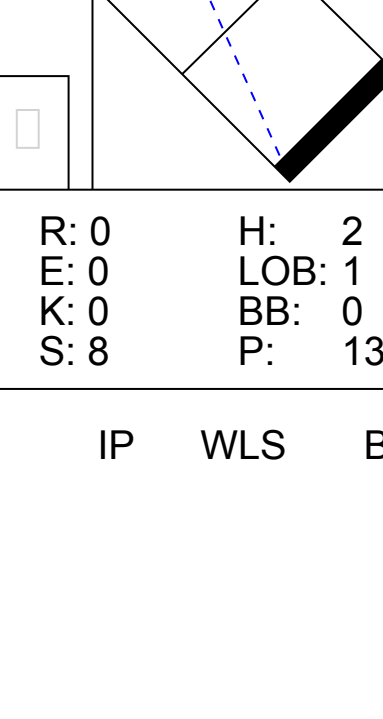






Batter	1	2	3	4	5	6	7	8	9	AB	R	H	RBI	BB	SO	LOB	TOP					
Rickey Henderson, R OBP: 0.372, SLG: 0.343 (1, 7)										5	0	1	0	0	3	2						
Ryan Christenson, R OBP: 0.377, SLG: 0.361 (1, 8)										4	2	2	0	0	1	0						
Jason Giambi, L OBP: 0.386, SLG: 0.500 (1, 3)										4	1	2	3	0	0	1						
Matt Stairs, L OBP: 0.377, SLG: 0.522 (1, 10)										3	1	1	1	1	1	1						
Mike Blowers, R OBP: 0.301, SLG: 0.384 3 Eric Chavez, L OBP: 0.258, SLG: 0.276 (7, PH) (7, 5)										3	1	2	1	0	0	1						
Ben Grievie, L OBP: 0.385, SLG: 0.451 (1, 9)										4	0	1	1	0	3	3						
Scott Spiezio, S OBP: 0.328, SLG: 0.379 (1, 4)										4	0	0	0	0	2	1						
Miguel Tejada, R OBP: 0.303, SLG: 0.384 (1, 6)										4	0	1	0	0	2	1						
A.J. Hinch, R OBP: 0.294, SLG: 0.341 Jason McDonald, S OBP: 0.356, SLG: 0.311 (9, PH) (1, 2)										3	0	1	0	0	1	2						
										1	1	1	0	0	0	0						
<b>Inning Stats</b>	R: 0 E: 0 K: 1 S: 8	H: 0 LOB: 0 BB: 0 P: 14	R: 2 E: 0 K: 3 S: 19	H: 3 LOB: 1 BB: 0 P: 29	R: 1 E: 0 K: 2 S: 14	H: 2 LOB: 2 BB: 0 P: 27	R: 0 E: 0 K: 1 S: 9	H: 1 LOB: 1 BB: 0 P: 15	R: 1 E: 0 K: 1 S: 11	H: 2 LOB: 1 BB: 0 P: 18	R: 0 E: 0 K: 1 S: 10	H: 1 LOB: 1 BB: 0 P: 14	R: 1 E: 0 K: 2 S: 12	H: 1 LOB: 0 BB: 0 P: 17	R: 0 E: 0 K: 2 S: 7	H: 0 LOB: 0 BB: 0 P: 10	R: 1 E: 0 K: 0 S: 14	H: 2 LOB: 2 BB: 1 P: 24	1B: 7 2B: 3 3B: 0 HR: 2	SF: 1 SAC: 1 DP: 0 HBP: 1	WP: 0 PB: 0 SB: 0 CS: 0	PA: 41
<b>PITCHER</b>	IP	WLS	BF	H	R	ER	SO	BB	IBB	HBP	BLK	WP	HR	S	P	ERA	WHIP					
Jamie Moyer, L ERA: 3.53 (1, 1)	6.0	W	28	9	4	4	9	0	0	1	0	0	1	71	117	6.00	1.500					
Jose Paniagua, R ERA: 1.35 (7, 1)	2.0		7	1	1	1	4	0	0	0	0	0	1	19	27	4.50	0.500					
Mike Timlin, R ERA: 2.99 (9, 1)	1.0	S	6	2	1	1	0	0	1	0	0	0	0	14	24	9.00	2.000					

Oakland Athletics @ Seattle Mariners  
The Kingdome, Seattle, WA  
Tue Sep 22 1998, 10:05 PM EDT  
Att: 20,908 - Dome - 72 F

AB	37
R	6
H	12
RBI	6
BB	1
SO	13
LOB	14



Batter	1	2	3	4	5	6	7	8	9	AB	R	H	RBI	BB	SO	LOB	BOTTOM				
David Bell, R OBP: 0.307, SLG: 0.413 (1, 4)										4	0	2	1	1	0	1					
Alex Rodriguez, R OBP: 0.358, SLG: 0.560 (1, 6)										5	1	1	1	0	2	5					
Ken Griffey Jr., L OBP: 0.367, SLG: 0.613 (1, 8)										4	3	2	2	1	0	1					
Edgar Martinez, R OBP: 0.421, SLG: 0.550 (1, 10)										4	1	1	0	1	0	0					
Raul Ibanez, L OBP: 0.307, SLG: 0.446 (1, 3)										4	0	1	0	0	1	4					
Dan Wilson, R OBP: 0.310, SLG: 0.399 (1, 2)										4	1	1	0	0	0	1					
Ryan Radmanovich, L OBP: 0.236, SLG: 0.321 (1, 9)										3	1	2	0	1	0	0					
Rico Rossy, R OBP: 0.262, SLG: 0.321 (1, 5)										4	0	2	2	0	0	2					
Shane Monahan, L OBP: 0.270, SLG: 0.349 Charles Gipson, R OBP: 0.306, SLG: 0.250 (6, 7) (1, 7)										2	0	0	0	0	2	2					
										2	0	1	0	0	0	2					
<b>Inning Stats</b>	R: 0 E: 0 K: 1 S: 10	H: 1 LOB: 2 BB: 1 P: 18	R: 0 E: 0 K: 1 S: 9	H: 1 LOB: 1 BB: 0 P: 15	R: 2 E: 0 K: 0 S: 15	H: 3 LOB: 1 BB: 0 P: 24	R: 1 E: 0 K: 1 S: 18	H: 2 LOB: 1 BB: 0 P: 28	R: 3 E: 2 K: 1 S: 16	H: 3 LOB: 3 BB: 2 P: 33	R: 1 E: 0 K: 0 S: 6	H: 1 LOB: 0 BB: 1 P: 12	R: 0 E: 0 K: 0 S: 8	H: 2 LOB: 1 BB: 0 P: 13	R: 0 E: 0 K: 1 S: 6	H: 0 LOB: 0 BB: 0 P: 7	1B: 6 2B: 4 3B: 0 HR: 3	SF: 0 SAC: 0 DP: 1 HBP: 0	WP: 1 PB: 0 SB: 0 CS: 1	PA: 40	
<b>PITCHER</b>	IP	WLS	BF	H	R	ER	SO	BB	IBB	HBP	BLK	WP	HR	S	P	ERA	WHIP				
Jay Witasick, R ERA: 6.64 (1, 1)	4.1	L	26	10	6	5	3	1	0	0	0	0	0	19	37	3.38	1.875				
Mike Mohler, L ERA: 5.19 (5, 1)	2.2		11	3	1	1	1	2	0	0	0	0	0	6	7	0.00	0.000				
Tim Worrell, R ERA: 5.19 (8, 1)	1.0		3	0	0	0	1	0	0	0	0	0	0	6	7	0.00	0.000				

Oakland Athletics @ Seattle Mariners  
The Kingdome, Seattle, WA  
Tue Sep 22 1998, 10:05 PM EDT  
Att: 20,908 - Dome - 72 F

AB	36
R	7
H	13
RBI	6
BB	4
SO	5
LOB	18





Batter	1	2	3	4	5	6	7	8	9	AB	R	H	RBI	BB	SO	LOB	TOP										
Jason McDonald, S OBP: 0.362, SLG: 0.321 (1, 7)	F9		2B		F7		BB		BB SH3-4 FC5-2 BB	4	0	2	0	1	0	2											
Ryan Christenson, R OBP: 0.377, SLG: 0.377 (1, 8)	K		P6				P9		SH3-4	3	0	0	0	1	1	1											
Jason Giambi, L OBP: 0.386, SLG: 0.498 (1, 3)	P7				K		L4		FC5-2 BB HBP	4	2	1	0	1	1	3											
Matt Stairs, L OBP: 0.376, SLG: 0.518 (1, 10)		K			G4-3				HBP FC5-2 HBP	4	1	0	0	1	3	4											
Ben Grievie, L OBP: 0.386, SLG: 0.458 Rafael Bourquigal, R OBP: 0.255, SLG: 0.292 (8, 4)		HR			G3-1				FC5-2 HBP HBP	4	1	2	2	0	0	0											
Scott Spiezio, S OBP: 0.330, SLG: 0.377 Rickey Henderson, R OBP: 0.373, SLG: 0.343 (8, 7)		K					F8		WP HBP	2	0	0	0	2	1	1											
Miguel Tejada, R OBP: 0.304, SLG: 0.386 (1, 6)					G4-6-3				WP HBP	0	2	0	1	0	0	0											
3 Eric Chavez, L OBP: 0.286, SLG: 0.303 Mike Blowers, R OBP: 0.302, SLG: 0.384 (9, 5)			P7				F7		BB HBP	4	0	2	1	0	0	1											
A.J. Hinch, R OBP: 0.295, SLG: 0.340 Bip Roberts, S OBP: 0.345, SLG: 0.338 Mike Macfarlane, R OBP: 0.289, SLG: 0.397 (7, 2)			K				P4		G5-3	1	0	0	0	1	1	0											
<b>Inning Stats</b>	R: 0 E: 0 K: 1 S: 7	H: 0 LOB: 0 BB: 0 P: 9	R: 1 E: 0 K: 3 S: 12	H: 1 LOB: 0 BB: 0 P: 18	R: 0 E: 0 K: 1 S: 8	H: 1 LOB: 1 BB: 0 P: 14	R: 0 E: 0 K: 1 S: 9	H: 0 LOB: 0 BB: 0 P: 17	R: 0 E: 0 K: 0 S: 16	H: 1 LOB: 2 BB: 2 P: 28	R: 1 E: 0 K: 1 S: 11	H: 2 LOB: 1 BB: 0 P: 15	R: 1 E: 0 K: 1 S: 21	H: 3 LOB: 3 BB: 1 P: 29	R: 1 E: 0 K: 0 S: 15	H: 1 LOB: 1 BB: 1 P: 22	R: 4 E: 0 K: 0 S: 14	H: 0 LOB: 2 BB: 4 P: 35	1B: 4 2B: 4 3B: 0 HR: 1	SF: 0 SAC: 1 DP: 1 HBP: 2	WP: 1 PB: 1 CS: 1	PA: 45					
<b>PITCHER</b>	IP	WLS	BF	H	R	ER	SO	BB	IBB	HBP	BLK	WP	HR	S	P	ERA	WHIP										
27 Ken Cloude, R ERA: 6.37 Heathcliff Stocumb, R ERA: 5.32 31 Bobby Ayala, R ERA: 7.29 Steve Gajkowski, R ERA: 9.53 39 Greg McCarthy, L ERA: 5.91	6.1		29	8	3	3	7	3	0	0	0	0	1	78	122	4.26	1.737										
59 David Holdridge, R ERA: 5.06	0.1		1	0	0	0	0	0	0	0	0	0	0	8	20	81.00	9.000										

Oakland Athletics @ Seattle Mariners  
The Kingdome, Seattle, WA  
Wed Sep 23 1998, 10:05 PM EDT  
Att: 21,182 - Dome - 72 F

AB 34  
R 8  
H 9  
RBI 6  
BB 8  
SO 8  
LOB 20



Batter	1	2	3	4	5	6	7	8	9	AB	R	H	RBI	BB	SO	LOB	BOTTOM										
David Bell, R OBP: 0.306, SLG: 0.412 (1, 5)	B5-3		G5-4-3		G6-4-3				FC6-4 1B	4	0	1	0	0	0	3											
Alex Rodriguez, R OBP: 0.397, SLG: 0.563 (1, 6)	L7				P7				FC6-4 S	4	1	1	1	0	0	1											
Ken Griffey Jr., L OBP: 0.366, SLG: 0.611 (1, 8)	F9				L4				F8	4	1	1	0	0	0	1											
Edgar Martinez, R OBP: 0.421, SLG: 0.549 (1, 10)		F9							F8	3	0	1	0	1	0	1											
Raul Ibanez, L OBP: 0.293, SLG: 0.425 (1, 3)		K			G5-3				G6-3	4	0	0	0	0	2	2											
Ryan Radmanovich, L OBP: 0.237, SLG: 0.333 (1, 9)					K				K	4	0	1	0	0	2	0											
Shane Monahan, L OBP: 0.275, SLG: 0.352 (1, 7)		L3							K	4	1	2	0	0	1	1											
John Marzano, R OBP: 0.325, SLG: 0.391 David Segui, S OBP: 0.358, SLG: 0.488 Charles Gipson, R OBP: 0.306, SLG: 0.250 (9, 8)					G1-3				P3	3	0	1	1	0	0	0											
Giomar Guevara, S OBP: 0.357, SLG: 0.100 (1, 4)									G6-3	2	0	0	0	2	0	2											
<b>Inning Stats</b>	R: 0 E: 0 K: 0 S: 8	H: 0 LOB: 0 BB: 0 P: 12	R: 0 E: 0 K: 1 S: 10	H: 1 LOB: 1 BB: 0 P: 19	R: 0 E: 0 K: 0 S: 6	H: 0 LOB: 0 BB: 1 P: 10	R: 0 E: 0 K: 0 S: 4	H: 0 LOB: 1 BB: 1 P: 8	R: 1 E: 0 K: 1 S: 9	H: 2 LOB: 1 BB: 1 P: 16	R: 2 E: 0 K: 0 S: 12	H: 3 LOB: 0 BB: 0 P: 20	R: 0 E: 0 K: 1 S: 5	H: 0 LOB: 0 BB: 0 P: 8	R: 0 E: 0 K: 0 S: 14	H: 1 LOB: 1 BB: 0 P: 22	R: 0 E: 0 K: 2 S: 14	H: 2 LOB: 2 BB: 0 P: 20	1B: 5 2B: 3 3B: 0 HR: 1	SF: 0 SAC: 0 DP: 3 HBP: 0	WP: 1 PB: 0 SB: 1 CS: 0	PA: 36					
<b>PITCHER</b>	IP	WLS	BF	H	R	ER	SO	BB	IBB	HBP	BLK	WP	HR	S	P	ERA	WHIP										
Mike Oquist, R ERA: 6.22 T.J. Mathews, R ERA: 4.65 Buddy Groom, L ERA: 4.5 Billy Taylor, R ERA: 3.63	6.0		24	6	3	3	2	3	0	0	0	0	0	11	16	0.00	0.750										
	1.1	W	5	1	0	0	1	0	0	0	0	0	0	5	8	0.00	0.000										
	0.1	S	6	2	0	0	2	0	0	0	0	0	0	17	26	0.00	1.500										

Oakland Athletics @ Seattle Mariners  
The Kingdome, Seattle, WA  
Wed Sep 23 1998, 10:05 PM EDT  
Att: 21,182 - Dome - 72 F

AB 33  
R 3  
H 9  
RBI 2  
BB 3  
SO 5  
LOB 11





Batter	1	2	3	4	5	6	7	8	9	AB	R	H	RBI	BB	SO	LOB	TOP										
Jim Edmonds, L (1, 8) OBP: 0.367, SLG: 0.503	E4 1B 2B					K		G3-1		4	3	1	0	1	1	1	<b>Anaheim Angels @ Oakland Athletics</b> Network Associates Coliseum, Oakland, CA Thu Sep 24 1998, 10:05 PM EDT Att. 9,268 - Overcast - 63 F										
Gary Disarcina, R (1, 6) OBP: 0.323, SLG: 0.389										5	3	5	2	0	0	0											
Tim Salmon, R (1, 10) OBP: 0.411, SLG: 0.536										4	1	3	2	1	0	1											
Darin Erstad, L (1, 3) OBP: 0.353, SLG: 0.486 Mark Johnson, L (6, PR) OBP: 0.091, SLG: 0.091										4	0	0	3	0	0	4											
Todd Greene, R (1, 7) OBP: 0.308, SLG: 0.397 Reggie Williams, S (6, 7) OBP: 0.475, SLG: 0.469										4	1	1	2	0	1	3											
16 Garrett Anderson, L (1, 9) OBP: 0.326, SLG: 0.453										5	0	0	0	0	1	0											
Matt Walbeck, S (1, 2) OBP: 0.313, SLG: 0.361										4	1	2	0	1	1	0											
Troy Glaus, R (1, 5) OBP: 0.288, SLG: 0.294										3	0	1	1	2	1	0											
Norberto Martin, R (1, 4) OBP: 0.236, SLG: 0.241										4	1	0	0	1	2	5											
<b>Inning Stats</b>	R: 5 E: 2 K: 0 S: 16	H: 5 LOB: 1 BB: 0 P: 25	R: 2 E: 0 K: 0 S: 11	H: 2 LOB: 0 BB: 0 P: 20	R: 0 E: 0 K: 0 S: 7	H: 0 LOB: 0 BB: 0 P: 12	R: 1 E: 0 K: 2 S: 11	H: 1 LOB: 2 BB: 2 P: 22	R: 0 E: 0 K: 1 S: 13	H: 0 LOB: 0 BB: 0 P: 18	R: 2 E: 0 K: 1 S: 13	H: 2 LOB: 2 BB: 1 P: 25	R: 0 E: 0 K: 1 S: 6	H: 0 LOB: 1 BB: 2 P: 15	R: 0 E: 0 K: 2 S: 12	H: 2 LOB: 2 BB: 0 P: 17		R: 0 E: 0 K: 1 S: 8	H: 1 LOB: 1 BB: 1 P: 15	1B: 6 2B: 6 3B: 0 HR: 1	SF: 0 SAC: 0 DP: 1 HBP: 0	WP: 4 PB: 0 SB: 2 CS: 0	PA: 45				
<b>PITCHER</b>	IP	WLS	BF	H	R	ER	SO	BB	IBB	HBP	BLK	WP	HR	S	P	ERA	WHIP										
Jimmy Haynes, R (1, 1) ERA: 5.09	3.1	L	21	8	8	6	1	2	0	0	0	2	1	41	74	16.20	3.000										
Blake Stein, R (4, 1) ERA: 6.37	3.2		15	2	2	2	5	3	0	0	0	1	0	34	63	4.91	1.364										
Buddy Groom, L (8, 1) ERA: 4.34	2.0		9	3	0	0	3	1	0	0	0	0	0	20	32	0.00	2.000										

Batter	1	2	3	4	5	6	7	8	9	AB	R	H	RBI	BB	SO	LOB	BOTTOM										
Rickey Henderson, R (1, 7) OBP: 0.372, SLG: 0.345 Jason McDonald, S (8, 7) OBP: 0.360, SLG: 0.320										4	1	1	0	0	1	2	<b>Anaheim Angels @ Oakland Athletics</b> Network Associates Coliseum, Oakland, CA Thu Sep 24 1998, 10:05 PM EDT Att. 9,268 - Overcast - 63 F										
Ryan Christenson, R (1, 8) OBP: 0.369, SLG: 0.375										5	1	1	0	0	1	2											
Jason Giambi, L (1, 3) OBP: 0.384, SLG: 0.495										5	1	1	1	0	1	0											
Matt Stairs, L (1, 10) OBP: 0.374, SLG: 0.517										5	0	1	1	0	0	0											
Ben Grieve, L (1, 9) OBP: 0.387, SLG: 0.457										3	1	1	0	1	1	1											
Scott Spiezio, S (1, 4) OBP: 0.333, SLG: 0.382										3	0	2	0	1	0	1											
Miguel Tejada, R (1, 6) OBP: 0.304, SLG: 0.384										4	1	1	0	0	0	5											
3 Eric Chavez, L (1, 5) OBP: 0.308, SLG: 0.351										4	1	2	2	0	1	0											
Mike Macfarlane, R (1, 2) OBP: 0.288, SLG: 0.394										4	0	1	1	0	1	1											
<b>Inning Stats</b>	R: 3 E: 1 K: 0 S: 16	H: 4 LOB: 1 BB: 0 P: 24	R: 0 E: 0 K: 0 S: 7	H: 0 LOB: 0 BB: 0 P: 11	R: 0 E: 0 K: 0 S: 12	H: 0 LOB: 0 BB: 0 P: 16	R: 3 E: 0 K: 1 S: 21	H: 4 LOB: 1 BB: 0 P: 31	R: 0 E: 0 K: 2 S: 9	H: 1 LOB: 2 BB: 1 P: 16	R: 0 E: 0 K: 2 S: 8	H: 1 LOB: 1 BB: 0 P: 14	R: 0 E: 0 K: 2 S: 11	H: 1 LOB: 2 BB: 1 P: 21	R: 0 E: 0 K: 1 S: 10	H: 0 LOB: 0 BB: 0 P: 14		R: 0 E: 0 K: 0 S: 8	H: 0 LOB: 0 BB: 0 P: 12	1B: 7 2B: 4 3B: 0 HR: 0	SF: 0 SAC: 0 DP: 0 HBP: 0	WP: 0 PB: 0 SB: 0 CS: 0	PA: 40				
<b>PITCHER</b>	IP	WLS	BF	H	R	ER	SO	BB	IBB	HBP	BLK	WP	HR	S	P	ERA	WHIP										
Jack McDowell, R (1, 1) ERA: 5.09	4.0		20	8	6	6	1	0	0	0	0	0	0	7	14	0.00	3.000										
Trevor Wilson, L (5, 1) ERA: 4.05	0.2	W	4	1	0	0	0	1	0	0	0	0	0	7	14	0.00	0.750										
Jason Dickson, R (5, 1) ERA: 6.05	1.1		5	1	0	0	2	0	0	0	0	0	0	10	16	0.00	1.500										
Mike Holtz, L (7, 1) ERA: 4.8	1.1		6	1	0	0	3	1	0	0	0	0	0	15	27	0.00	1.500										
Jeff Juden, R (8, 1) ERA: 5.5	1.2		5	0	0	0	0	0	0	0	0	0	0	14	20	0.00	0.000										









Batter	1	2	3	4	5	6	7	8	9	AB	R	H	RBI	BB	SO	LOB	TOP				
<b>Orlando Palmeiro, L</b> OBP: 0.389, SLG: 0.381 (1, 7)	2-1 G4-3		0-1 SAFE L5-3		3-2 F7			0-0 SH5-4		3	0	0	0	0	0	2					
<b>Randy Velarde, R</b> OBP: 0.388, SLG: 0.391 (1, 4)	0-1 L9		3-1 G6-3		2-1 G6-3			4-2 1B 2-3 BB		3	0	0	0	1	0	1					
<b>Jim Edmonds, L</b> OBP: 0.367, SLG: 0.506 (1, 8)	0-1 L7			1-0 HR		0-2 F8		0-0 1B 1-3 2-3 1B		4	1	2	2	0	0	0					
<b>Todd Greene, R</b> OBP: 0.274, SLG: 0.352 (1, 10)		0-0 G6-3		1-3 K2-3		2-2 F7		2-3 K		4	0	0	0	0	2	2					
<b>16 Garret Anderson, L</b> OBP: 0.326, SLG: 0.451 (1, 9)		0-3 K		0-0 G5-3 1B		0-0 G3-1		2-1 G4-3		4	0	1	0	0	1	2					
<b>Chris Pritchett, L</b> OBP: 0.338, SLG: 0.434 (1, 3)		2-2 HR		2-1 SAFE G5-3		3-2 G6-3		0-0 FC6-5 S 1B		4	1	2	1	0	0	1					
<b>Troy Glaus, R</b> OBP: 0.287, SLG: 0.298 (1, 5)		0-0 1B		0-1 F8		2-0 G6-3		3-2 SAFE F8		4	0	1	0	0	0	2					
<b>Phil Nevin, R</b> OBP: 0.291, SLG: 0.371 (1, 2)		0-2 SAFE P3			0-0 F8		0-1 G6-3	3-0 FC6-5	1-3	4	0	0	0	0	0	2					
<b>13 Justin Baughman, R</b> OBP: 0.277, SLG: 0.327 (1, 6)			1-1 L5-3 1B		2-2 2B			1-1 WP SH5-4 1B 1B	0-0 G3-1	4	1	3	0	0	0	1					
<b>Inning Stats</b>	R: 0 E: 0 K: 0 S: 6	H: 0 LOB: 0 BB: 0 P: 8	R: 1 E: 0 K: 1 S: 11	H: 2 LOB: 1 BB: 0 P: 13	R: 0 E: 0 K: 0 S: 6	H: 1 LOB: 0 BB: 0 P: 10	R: 1 E: 0 K: 1 S: 9	H: 2 LOB: 1 BB: 0 P: 13	R: 0 E: 0 K: 0 S: 13	H: 0 LOB: 0 BB: 0 P: 10	R: 0 E: 0 K: 0 S: 8	H: 0 LOB: 0 BB: 0 P: 13	R: 1 E: 0 K: 1 S: 12	H: 2 LOB: 2 BB: 1 P: 21	R: 0 E: 0 K: 0 S: 6	H: 1 LOB: 1 BB: 0 P: 12	1B: 6 2B: 2 3B: 0 HR: 2	SF: 0 SAC: 1 DP: 1 HBP: 0	WP: 1 PB: 0 SB: 1 CS: 0	PA: 36	
<b>PITCHER</b>	IP	WLS	BF	H	R	ER	SO	BB	IBB	HBP	BLK	WP	HR	S	P	ERA	WHIP				
<b>Gil Heredia, R</b> ERA: 2.74 (1, 1)	7.0		26	6	2	2	2	0	0	0	0	0	2	61	87	2.57	0.857				
<b>Tim Worrell, R</b> ERA: 5.24 (8, 1)	0.2		5	2	1	1	1	1	0	0	0	1	0	10	17	13.50	4.500				
<b>Mike Mohler, L</b> ERA: 5.16 (8, 1)	0.1		2	1	0	0	0	0	0	0	0	0	0	3	5	0.00	3.000				
<b>T.J. Mathews, R</b> ERA: 4.88 (9, 1)	1.0	W	3	0	0	0	0	0	0	0	0	0	0	5	11	0.00	0.000				

Anaheim Angels @ Oakland Athletics  
Network Associates Coliseum, Oakland, CA  
Sat Sep 26 1998, 6:33 AM EDT  
Att: 22,661 - Cloudy - 62 F

AB 34  
R 3  
H 9  
RBI 3  
BB 1  
SO 3  
LOB 13



Batter	1	2	3	4	5	6	7	8	9	AB	R	H	RBI	BB	SO	LOB	BOTTOM					
<b>Rickey Henderson, R</b> OBP: 0.377, SLG: 0.348 (1, 7)	4-2 FC3-6 1B BB		4-0 S S BB		3-2 SAFE SAFE SAFE CS 1B		3-2 PO 1B		2-2 1-2 2-H 1B	3	0	3	1	2	0	0						
<b>Ryan Christenson, R</b> OBP: 0.324, SLG: 0.372 (1, 8)	2-1 SAFE SAFE SAFE FC3-6 1B		1-2 G1-3		4-2 SAFE SAFE SAFE BB		2-1 PO	2-1 L5		3	0	1	0	1	0	1						
<b>Jason Giambi, L</b> OBP: 0.383, SLG: 0.490 (1, 3)	1-0 SAFE FC3-6 L3 1-2 2-3		0-3 SAFE K		0-3 SAFE K			1-2 G6-3		4	0	0	0	0	2	5						
<b>Matt Stairs, L</b> OBP: 0.371, SLG: 0.511 (1, 10)	1-2 SAFE L3		1-1 L9		0-0 G6-3			3-3 K		4	0	0	0	0	1	3						
<b>Ben Grieve, L</b> OBP: 0.387, SLG: 0.457 (1, 9)		2-3 K		1-0 F9		1-3 K		2-3 K		4	0	0	0	0	3	0						
<b>Scott Spiezio, S</b> OBP: 0.333, SLG: 0.379 (1, 4)		1-1 G3		1-1 G4-3		4-2 BB		1-2 E6 3 1B		3	0	0	0	1	0	0						
<b>Jason McDonald, S</b> OBP: 0.363, SLG: 0.324 (9, FR)										0	1	0	0	0	0	0						
<b>Miguel Tejada, R</b> OBP: 0.300, SLG: 0.387 (1, 6)		2-3 K		0-0 F9		1-1 F9		1-3 K		4	0	0	0	0	2	2						
<b>3 Eric Chavez, L</b> OBP: 0.362, SLG: 0.455 (1, 5)			3-1 E 1B		3-1 F7		3-1 G1-3		1-1 S 1B 1B	4	2	2	1	0	0	0						
<b>A.J. Hinch, R</b> OBP: 0.298, SLG: 0.343 <b>Mike Macfarlane, R</b> OBP: 0.291, SLG: 0.394 (9, PH)			1-2 E 2B		4-1 1B HBP		0-2 G1-3		3-H 4-0 1B	2	1	1	1	0	0	0						
<b>Inning Stats</b>	R: 0 E: 0 K: 0 S: 9	H: 1 LOB: 1 BB: 1 P: 17	R: 0 E: 0 K: 2 S: 8	H: 0 LOB: 0 BB: 0 P: 13	R: 2 E: 1 K: 1 S: 15	H: 2 LOB: 1 BB: 1 P: 27	R: 0 E: 0 K: 0 S: 4	H: 0 LOB: 0 BB: 0 P: 6	R: 0 E: 0 K: 1 S: 12	H: 1 LOB: 2 BB: 1 P: 26	R: 0 E: 0 K: 1 S: 8	H: 0 LOB: 0 BB: 1 P: 14	R: 0 E: 0 K: 0 S: 9	H: 1 LOB: 0 BB: 0 P: 17	R: 0 E: 0 K: 1 S: 9	H: 0 LOB: 0 BB: 0 P: 15	R: 2 E: 2 K: 2 S: 14	H: 2 LOB: 2 BB: 1 P: 25	1B: 6 2B: 2 3B: 0 HR: 0	SF: 0 SAC: 0 DP: 1 HBP: 1	WP: 0 PB: 0 SB: 3 CS: 1	PA: 38
<b>PITCHER</b>	IP	WLS	BF	H	R	ER	SO	BB	IBB	HBP	BLK	WP	HR	S	P	ERA	WHIP					
<b>Steve Sparks, R</b> ERA: 4.34 (1, 1)	7.0		28	5	2	1	5	4	0	1	0	0	0	65	120	1.29	1.286					
<b>Trevor Wilson, L</b> ERA: 3.52 (8, 1)	1.0		3	0	0	0	1	0	0	0	0	0	0	9	15	0.00	0.000					
<b>Troy Percival, R</b> ERA: 3.65 (9, 1)	0.2	L	6	2	2	0	2	1	0	0	0	0	0	14	25	0.00	4.500					

Anaheim Angels @ Oakland Athletics  
Network Associates Coliseum, Oakland, CA  
Sat Sep 26 1998, 6:33 AM EDT  
Att: 22,661 - Cloudy - 62 F

AB 31  
R 4  
H 7  
RBI 3  
BB 5  
SO 8  
LOB 11





Batter	1	2	3	4	5	6	7	8	9	AB	R	H	RBI	BB	SO	LOB	TOP										
Orlando Palmeiro, L (1, 7) OBP: 0.395, SLG: 0.388	1-2 1B		1-0 F8		3-2 G1-3		0-1 2B		0-0 1B	5	2	3	0	0	0	0	<b>Anaheim Angels @ Oakland Athletics</b> Network Associates Coliseum, Oakland, CA Sun Sep 27 1998, 6:33 AM EDT Att: 22,819 - Cloudy - 63 F										
Randy Velarde, R (1, 4) OBP: 0.375, SLG: 0.404	0-2 1B		2-0 1B		1-0 F9		1-0 2B			4	0	3	2	0	0	0											
Jim Edmonds, L (1, 8) OBP: 0.368, SLG: 0.506	1-2 1B		3-1 F7		0-0 1B		1-3 K			4	0	2	1	0	1	2											
Mark Johnson, L (1, 10) OBP: 0.071, SLG: 0.071 Reggie Williams, S (8, PH) OBP: 0.477, SLG: 0.472	1-2 L7		0-3 K		3-2 F8		1-1 1B			3	0	0	0	0	1	4											
16 Garret Anderson, L (1, 9) OBP: 0.325, SLG: 0.455	0-0 F8			1-1 HR		2-3 K		0-1 F7		4	1	1	1	0	1	4											
Chris Pritchett, L (1, 3) OBP: 0.321, SLG: 0.413	1-0 P6			1-2 G3		2-3 K		1-3 K		4	0	0	0	0	2	4											
Chad Kreuter, S (1, 2) OBP: 0.343, SLG: 0.321 Bengie Molina, R (8, PH) OBP: 0.280, SLG: 0.291		0-3 K		1-3 K			0-2 G5-3		0-0 G5-3	3	0	0	0	0	2	0											
Troy Glaus, R (1, 5) OBP: 0.280, SLG: 0.291		2-3 K		0-0 F8			1-2 G6-3		3-3 K	4	0	0	0	0	2	0											
Gary Disarcina, R (1, 6) OBP: 0.321, SLG: 0.385		1-1 L8			3-2 G6-3		0-0 1B		0-2 G6-3	4	1	1	0	0	0	0											
<b>Inning Stats</b>	R: 1 E: 0 K: 0 S: 14	H: 3 LOB: 2 BB: 0 P: 18	R: 0 E: 0 K: 2 S: 8	H: 0 LOB: 0 BB: 0 P: 11	R: 0 E: 0 K: 1 S: 7	H: 1 LOB: 1 BB: 0 P: 13	R: 1 E: 0 K: 1 S: 10	H: 1 LOB: 0 BB: 0 P: 13	R: 0 E: 0 K: 0 S: 7	H: 0 LOB: 0 BB: 0 P: 14	R: 0 E: 0 K: 2 S: 14	H: 1 LOB: 1 BB: 0 P: 21	R: 2 E: 0 K: 1 S: 13	H: 3 LOB: 1 BB: 0 P: 16	R: 0 E: 0 K: 1 S: 8	H: 1 LOB: 1 BB: 0 P: 10		R: 0 E: 0 K: 1 S: 8	H: 1 LOB: 1 BB: 0 P: 11	1B: 9 2B: 1 3B: 0 HR: 1	SF: 0 SAC: 0 DP: 0 HBP: 0	WP: 0 PB: 0 SB: 1 CS: 1	PA: 37				
<b>PITCHER</b>	IP	WLS	BF	H	R	ER	SO	BB	IBB	HBP	BLK	WP	HR	S	P	ERA	WHIP										
Jay Witasick, R (1, 1) ERA: 6.33	6.2	L	29	9	4	4	6	0	0	0	0	0	1	70	102	5.40	1.350										
Buddy Groom, L (7, 1) ERA: 4.24	1.1		5	1	0	0	2	0	0	0	0	0	0	11	14	0.00	0.750										
Billy Taylor, R (9, 1) ERA: 3.58	1.0		3	1	0	0	1	0	0	0	0	0	0	8	11	0.00	1.000										

AB	37
R	4
H	11
RBI	4
BB	0
SO	9
LOB	15



Batter	1	2	3	4	5	6	7	8	9	AB	R	H	RBI	BB	SO	LOB	BOTTOM										
Rickey Henderson, R (1, 7) OBP: 0.376, SLG: 0.347 Jason McDonald, S (4, 7) OBP: 0.359, SLG: 0.320	2-1 L9		2-2 L7			3-2 F9		0-0 G3		2	0	0	0	0	0	0	<b>Anaheim Angels @ Oakland Athletics</b> Network Associates Coliseum, Oakland, CA Sun Sep 27 1998, 6:33 AM EDT Att: 22,819 - Cloudy - 63 F										
Ryan Christenson, R (1, 8) OBP: 0.321, SLG: 0.368	1-2 F8		2-2 F9			1-3 K			0-0 F9	4	0	0	0	0	1	0											
Jason Giambi, L (1, 3) OBP: 0.384, SLG: 0.489	1-0 HBP			0-2 L8			0-1 G4-3		2-1 1B	3	0	1	0	0	0	0											
Matt Stairs, L (1, 10) OBP: 0.370, SLG: 0.511	2-3 K			1-1 P7			2-0 2B		1-0 P3	4	1	1	0	0	1	2											
Mike Blowers, R (1, 5) OBP: 0.302, SLG: 0.386 3 Eric Chavez, L (9, PH) OBP: 0.354, SLG: 0.444		0-0 G4-3		2-1 G6-3			2-3 K		1-2 F9	3	1	1	0	0	1	1											
Ben Grievie, L (1, 9) OBP: 0.386, SLG: 0.458		2-0 G4-3			2-3 K		1-0 2B			3	0	1	1	0	1	1											
Scott Spiezio, S (1, 4) OBP: 0.333, SLG: 0.377		4-0 CS			1-1 G4-3		2-2 L8			2	0	0	0	1	0	1											
Miguel Tejada, R (1, 6) OBP: 0.298, SLG: 0.384		0-0 L4			2-3 K			2-2 P9		3	0	0	0	0	1	2											
A.J. Hinch, R (1, 2) OBP: 0.296, SLG: 0.341 Bip Roberts, S (8, PH) OBP: 0.344, SLG: 0.336 Mike Macfarlane, R (9, 2) OBP: 0.291, SLG: 0.394		1-2 CS		1-1 F8			1-0 P3		0-2 G4-3	2	0	0	0	0	0	0											
<b>Inning Stats</b>	R: 0 E: 0 K: 1 S: 8	H: 0 LOB: 1 BB: 0 P: 14	R: 1 E: 0 K: 0 S: 5	H: 1 LOB: 0 BB: 1 P: 12	R: 0 E: 0 K: 0 S: 8	H: 0 LOB: 0 BB: 0 P: 13	R: 0 E: 0 K: 0 S: 7	H: 0 LOB: 0 BB: 0 P: 10	R: 0 E: 0 K: 2 S: 8	H: 0 LOB: 0 BB: 0 P: 13	R: 0 E: 0 K: 1 S: 10	H: 0 LOB: 0 BB: 0 P: 15	R: 1 E: 0 K: 1 S: 10	H: 2 LOB: 1 BB: 0 P: 17	R: 0 E: 0 K: 0 S: 7	H: 0 LOB: 0 BB: 0 P: 9		R: 0 E: 0 K: 0 S: 7	H: 1 LOB: 1 BB: 0 P: 11	1B: 1 2B: 3 3B: 0 HR: 0	SF: 0 SAC: 0 DP: 0 HBP: 1	WP: 0 PB: 0 SB: 0 CS: 2	PA: 33				
<b>PITCHER</b>	IP	WLS	BF	H	R	ER	SO	BB	IBB	HBP	BLK	WP	HR	S	P	ERA	WHIP										
Jarrod Washburn, L (1, 1) ERA: 4.62	6.2	W	24	3	2	2	5	1	0	1	0	0	0	53	89	2.70	0.600										
Pep Harris, R (7, 1) ERA: 4.35	1.2		6	1	0	0	0	0	0	0	0	0	0	13	19	0.00	0.600										
Mike Holtz, L (9, 1) ERA: 4.75	0.1		1	0	0	0	0	0	0	0	0	0	0	1	2	0.00	0.000										
Shigetoshi Hasegawa, R (9, 1) ERA: 3.14	0.1	S	1	0	0	0	0	0	0	0	0	0	0	3	4	0.00	0.000										

AB	30
R	2
H	4
RBI	1
BB	1
SO	5
LOB	8

