

Oakland Athletics - 1999



Batter	1	2	3	4	5	6	7	8	9	AB R H RBI BB SO LOB	TOP		
Chuck Knoblauch, R (1, 4) C BB X	3-1 G6-3	4-2 BB 2 HBP BB		0-1 F8			2-2 L8			3 0 0 0 1 0 0			
2 Derek Jeter, R (1, 6) OBP: 1.000, SLG: 2.000 X	0-0 E 1B	3-1 BB HBP		1-2 CS 1B			3-2 HR			3 2 3 1 0 0 0			
Paul O'Neill, L (1, 9) 1 SAFE C X	0-1 E4 BB 1B	4-1 BB		0-0 CS 1-2	1-1 P2		0-2 F7			3 0 0 0 1 0 1			
Bernie Williams, S (1, 8) OBP: 0.250, SLG: 0.250 B X	1-0 BB 1B 1-2 2-H	0-0 G1-3			0-0 F7			0-0 G3		4 0 1 1 0 0 3			
Tino Martinez, L (1, 3) C B S L X	1-3 K		0-1 P3		2-0 G4-3			1-1 G3-1		4 0 0 0 0 1 2			
Chili Davis, S (1, 10) OBP: 0.750, SLG: 2.000 F BB F B	4-2 BB 1-2 2-3		0-0 HR		3-0 G3-1			4-2 BB		2 1 1 1 2 0 0			
Ricky Ledee, L (1, 7) C BB B X	2-3 K		2-3 K		0-3 K			0-1 G6-3		4 0 0 0 0 3 4			
Scott Brosius, R (1, 5) C B S X		0-2 F8	1-3 K		1-1 F9					3 0 0 0 0 1 0			
Joe Girardi, R (1, 2) X		0-0 P6		1-3 K2-3			0-0 G6-3			3 0 0 0 0 1 0			
<b>Inning Stats</b>	R: 1 E: 1 K: 2 S: 15 H: 2 LOB: 3 BB: 1 P: 26	R: 0 E: 0 K: 0 S: 12 H: 0 LOB: 3 BB: 2 P: 22	R: 1 E: 0 K: 2 S: 10 H: 1 LOB: 0 BB: 0 P: 13	R: 0 E: 0 K: 1 S: 9 H: 1 LOB: 0 BB: 0 P: 11	R: 0 E: 0 K: 0 S: 4 H: 0 LOB: 0 BB: 0 P: 7	R: 0 E: 0 K: 1 S: 6 H: 0 LOB: 0 BB: 0 P: 10	R: 1 E: 0 K: 0 S: 11 H: 1 LOB: 0 BB: 0 P: 16	R: 0 E: 0 K: 0 S: 7 H: 0 LOB: 1 BB: 1 P: 12		1B: 3 2B: 0 3B: 0 HR: 2 SF: 0 SAC: 0 DP: 0 HBP: 1	WP: 0 PB: 0 SB: 0 CS: 1 PA: 35		
<b>PITCHER</b>	IP WLS BF H R ER SO BB IBB HBP BLK WP HR S P ERA WHIP											<b>PITCHER</b>	IP WLS BF H R ER SO BB IBB HBP BLK WP HR S P ERA WHIP
Gil Heredia, R (1, 1) ERA: 1.5	6.0 26 4 2 1 6 3 0 1 0 0 1 56 89 1.50 1.167												
T.J. Mathews, R (7, 1) ERA: 4.5	2.0 8 1 1 1 0 1 0 0 0 0 1 18 28 4.50 1.000												

**New York Yankees @ Oakland Athletics**  
**Network Associates Coliseum, Oakland, CA**

AB	29
R	3
H	5
RBI	3
BB	4
SO	6
LOB	10



Mon Apr 05 1999, 10:35 PM EDT  
 Att. 46,380 - Cloudy - 51 F

livebaseballscorecards.com

Batter	1	2	3	4	5	6	7	8	9	AB	R	H	RBI	BB	SO	LOB
Tony Phillips, S OBP: 0.500, SLG: 1.333 (1, 4)	0-0 G3		0-3 K		1-1 HR		4-1 1B BB			3	2	1	2	1	1	0
Jason McDonald, S OBP: 0.750, SLG: 0.667 (1, 8) (8, 7)	0-0 G4-3		0-0 1B		4-2 1B BB		2-0 1B 1B			3	1	2	0	1	0	0
Jason Giambi, L OBP: 0.500, SLG: 0.333 (1, 10)	4-0 BB BB		3-3 K		1-2 1B		1-0 G6-3			3	0	1	1	1	1	2
Matt Stairs, L OBP: 0.500, SLG: 0.333 (1, 9)	4-2 1-2 BB		1-3 K		0-3 K		2-1 2B 1B			3	1	1	1	1	2	2
John Jaha, R OBP: 0.250, SLG: 0.500 (1, 3) Ryan Christenson, R (7, PR) (8, 8)	3-1 P8		2-2 G6-3		3-2 P4		1-2 2B			4	0	1	1	0	0	2
Ben Grieve, L OBP: 0.250, SLG: 0.250 (1, 7) Olmedo Saenz, R (8, 3)		0-0 F7	1-3 K		0-0 FC5-4 1B		1-1 F7			4	0	1	0	0	1	1
3 Eric Chavez, L (1, 5)		1-3 K			0-0 G3-1		1-1 F8			4	0	0	0	0	1	1
A.J. Hinch, R (1, 2)		1-3 K			2-3 K		1-0 FC5-4			4	0	0	0	0	2	1
Miguel Tejada, R (1, 6)			2-2 F9		4-2 HR BB		1-1 G1-3			3	1	0	0	1	0	0

Inning Stats	R: 0	H: 0	E: 0	K: 0	S: 6	LOB: 2	BB: 2	P: 17	R: 0	H: 0	E: 0	K: 2	S: 7	LOB: 0	BB: 0	P: 9	R: 0	H: 1	E: 0	K: 2	S: 12	LOB: 1	BB: 0	P: 17	R: 0	H: 0	E: 0	K: 2	S: 9	LOB: 0	BB: 0	P: 13	R: 2	H: 2	E: 0	K: 2	S: 17	LOB: 2	BB: 2	P: 29	R: 0	H: 1	E: 0	K: 0	S: 7	LOB: 1	BB: 0	P: 12	R: 3	H: 3	E: 0	K: 0	S: 12	LOB: 1	BB: 1	P: 24	R: 0	H: 0	E: 0	K: 0	S: 6	LOB: 0	BB: 0	P: 10	1B: 5	2B: 1	3B: 0	HR: 1	SF: 0	SAC: 0	DP: 0	HBP: 0	WP: 0	PB: 0	SB: 1	CS: 0	PA: 36
--------------	------	------	------	------	------	--------	-------	-------	------	------	------	------	------	--------	-------	------	------	------	------	------	-------	--------	-------	-------	------	------	------	------	------	--------	-------	-------	------	------	------	------	-------	--------	-------	-------	------	------	------	------	------	--------	-------	-------	------	------	------	------	-------	--------	-------	-------	------	------	------	------	------	--------	-------	-------	-------	-------	-------	-------	-------	--------	-------	--------	-------	-------	-------	-------	--------

PITCHER	IP	WLS	BF	H	R	ER	SO	BB	IBB	HBP	BLK	WP	HR	S	P	ERA	WHIP
Roger Clemens, R ERA: 4.26 (1, 1)	6.1		28	4	3	3	8	5	0	0	0	0	1	61	105	4.26	1.421
Mike Stanton, L ERA: 54.0 (7, 1)	0.1	L	3	2	1	1	0	0	0	0	0	0	0	4	9	27.00	6.000
Jeff Nelson, R ERA: (7, 1)	1.1		5	1	1	1	0	0	0	0	0	0	0	11	17	6.75	0.750


**BOTTOM**

**New York Yankees @ Oakland Athletics**  
**Network Associates Coliseum, Oakland, CA**

Mon Apr 05 1999, 10:35 PM EDT  
 Att: 46,380 - Cloudy - 51 F

[livebaseballscorecards.com](http://livebaseballscorecards.com)

<b>AB</b>	<b>31</b>
<b>R</b>	<b>5</b>
<b>H</b>	<b>7</b>
<b>RBI</b>	<b>5</b>
<b>BB</b>	<b>5</b>
<b>SO</b>	<b>8</b>
<b>LOB</b>	<b>9</b>





**New York Yankees @ Oakland Athletics**  
 Network Associates Coliseum, Oakland, CA

Tue Apr 06 1999, 10:05 PM EDT  
 Att. 15,579 - Cloudy - 56 F

[livebaseballscorecards.com](http://livebaseballscorecards.com)

<b>AB</b>	<b>34</b>
<b>R</b>	<b>7</b>
<b>H</b>	<b>12</b>
<b>RBI</b>	<b>7</b>
<b>BB</b>	<b>3</b>
<b>SO</b>	<b>2</b>
<b>LOB</b>	<b>15</b>



Batter	1	2	3	4	5	6	7	8	9	AB R H RBI BB SO LOB
<b>Chuck Knoblauch, R</b> (1, 4) OBP: 0.444, SLG: 0.286	0-0 2 3B 1B	1-0 F8		2-2 G1-3			4-1 FC4-6 BB		1-1 2 1B 2B 1B	4 2 2 0 1 0 0
<b>2 Derek Jeter, R</b> (1, 6) OBP: 0.778, SLG: 1.375	0-0 1-H SF8 3B	0-1 CS 1B			2-0 L9		1 SAFE 0-0 FC4-6 1-2f		1 SAFE 0-0 2B 1B	5 2 3 1 0 0 1
<b>Paul O'Neill, L</b> (1, 9) OBP: 0.333, SLG: 0.571	0-0 3-H SF8	1-0 SAFE CS 1-2	0-0 G4-3		2-1 G4-3			1-0 E G4-2-3 2B	1-0 1-H 2-H 2B	4 0 2 3 0 0 0
<b>Bernie Williams, S</b> (1, 8) OBP: 0.444, SLG: 0.375	0-0 1B 1B		1-1 F9		1-2 1B			4-0 G4-2-3 BB	1-0 G5-3	4 0 2 0 1 0 1
<b>Tino Martinez, L</b> (1, 3) OBP: 0.111, SLG: 0.111	0-0 20 WP 1B		3-2 F8			3-1 P3		1-0 E3 G4-2-3 1-2 2-3	3-1 F7	5 0 1 0 0 0 3
<b>Chili Davis, S</b> (1, 10) OBP: 0.500, SLG: 0.833	0-3 K			2-1 S 20 BB SF7 1B		2-2 G3		1-2 G4-2-3 1-2 2-3 3-Hf		4 1 1 0 0 1 5
<b>20 Jorge Posada, S</b> (1, 2)	1-3 K			4-0 PB S SF7 BB		0-0 P6		1-0 FC4-6 HBP		2 1 0 0 1 1 2
<b>Scott Brosius, R</b> (1, 5)		1-1 F7		2-2 SF7 1-2 2-H			0-0 P4	1-1 FC4-6 1-2f		3 0 0 1 0 0 3
<b>Chad Curtis, R</b> (1, 7) OBP: 0.250, SLG: 1.333		1-1 HR		3-1 SF7 2-H			1-2 P3		0-0 F9	3 1 1 2 0 0 0

Inning Stats	R: 2 E: 0 K: 2 S: 11	H: 4 LOB: 2 BB: 0 P: 12	R: 1 E: 0 K: 0 S: 7	H: 2 LOB: 0 BB: 0 P: 11	R: 0 E: 0 K: 0 S: 7	H: 0 LOB: 0 BB: 0 P: 11	R: 2 E: 0 K: 0 S: 11	H: 1 LOB: 0 BB: 1 P: 24	R: 0 E: 0 K: 0 S: 6	H: 1 LOB: 1 BB: 0 P: 11	R: 0 E: 0 K: 0 S: 6	H: 0 LOB: 0 BB: 0 P: 11	R: 0 E: 0 K: 0 S: 6	H: 0 LOB: 1 BB: 1 P: 11	R: 0 E: 1 K: 0 S: 7	H: 1 LOB: 3 BB: 1 P: 16	R: 2 E: 0 K: 0 S: 8	H: 3 LOB: 1 BB: 0 P: 14	1B: 8 2B: 2 3B: 1 HR: 1	SF: 3 SAC: 0 DP: 1 HBP: 1	WP: 1 PB: 1 SB: 2 CS: 1	PA: 42
--------------	-------------------------------	----------------------------------	------------------------------	----------------------------------	------------------------------	----------------------------------	-------------------------------	----------------------------------	------------------------------	----------------------------------	------------------------------	----------------------------------	------------------------------	----------------------------------	------------------------------	----------------------------------	------------------------------	----------------------------------	----------------------------------	------------------------------------	----------------------------------	--------

PITCHER	IP	WLS	BF	H	R	ER	SO	BB	IBB	HBP	BLK	WP	HR	S	P	ERA	WHIP
<b>Tom Candiotti, R</b> (1, 1) ERA: 6.0	6.0	L	25	8	5	4	2	1	0	0	0	1	1	48	80	6.00	1.500
<b>Brad Rigby, R</b> (7, 1) ERA:	2.0		10	1	0	0	0	2	0	1	0	0	0	13	27	0.00	1.500
<b>Tim Worrell, R</b> (9, 1) ERA: 54.0	0.1		3	2	2	2	0	0	0	0	0	0	0	4	5	54.00	6.000
<b>Buddy Groom, L</b> (9, 1) ERA:	0.0		1	1	0	0	0	0	0	0	0	0	0	1	2	∞	∞
<b>Doug Jones, R</b> (9, 1) ERA:	0.2		2	0	0	0	0	0	0	0	0	0	0	3	7	0.00	0.000

PITCHER	IP	WLS	BF	H	R	ER	SO	BB	IBB	HBP	BLK	WP	HR	S	P	ERA	WHIP
---------	----	-----	----	---	---	----	----	----	-----	-----	-----	----	----	---	---	-----	------

Batter	1	2	3	4	5	6	7	8	9	AB	R	H	RBI	BB	SO	LOB
Tony Phillips, S OBP: 0.375, SLG: 0.667 (1, 4)	F8		FC4-6			G4-3		SF9 1B BB		3	1	0	1	1	0	1
Jason McDonald, S OBP: 0.429, SLG: 0.333 (1, 8) John Jaha, R (8, PH) OBP: 0.200, SLG: 0.500 (9, 3)	K		CS	K		L3		SF9		3	0	0	0	0	2	0
Jason Giambi, L OBP: 0.500, SLG: 0.333 (1, 3) Ryan Christenson, R (8, PR) OBP: 0.200, SLG: 0.500 (9, 8)	G3			G4-3			G3 BB			3	0	1	1	1	0	0
Matt Stairs, L OBP: 0.250, SLG: 0.143 (1, 9)		L3		F8			G3	G5-3		4	0	0	0	0	0	2
Tim Raines, S OBP: 0.250, SLG: 0.250 (1, 10)		K			G6-3		G3		G4-6-3 1B	4	0	1	0	0	1	1
Ben Grieve, L OBP: 0.125, SLG: 0.125 (1, 7)		K			G4-1		G4-3		G4-6-3 1-2f	4	0	0	0	0	1	2
Eric Chavez, L OBP: 0.250, SLG: 0.143 (1, 5)			1B FC4-6 1B			BB		G4-3	K	3	1	1	0	1	1	0
A.J. Hinch, R (1, 2) Scott Spiezio, S (8, PH) Mike Macfarlane, R (9, 2)			K		K			BB 1B BLK BB		2	0	0	0	0	2	2
Miguel Tejada, R OBP: 0.429, SLG: 0.333 (1, 6)			1-2 SAFE 1-3 SAFE 1B FC4-6 1B			G5-3		BLK BB SF9 1B		3	1	2	0	0	0	0

Inning Stats	R: 0	H: 0	E: 0	K: 1	S: 7	R: 0	H: 0	E: 0	K: 2	S: 8	R: 1	H: 2	E: 0	K: 1	S: 13	R: 0	H: 0	E: 0	K: 1	S: 10	R: 0	H: 0	E: 0	K: 1	S: 10	R: 0	H: 0	E: 0	K: 0	S: 6	R: 0	H: 0	E: 0	K: 0	S: 10	R: 3	H: 2	E: 0	K: 0	S: 18	R: 0	H: 1	E: 0	K: 1	S: 6	1B: 5	2B: 0	3B: 0	HR: 0	SF: 1	SAC: 0	DP: 1	HBP: 0	WP: 0	PB: 0	SB: 0	CS: 1	PA: 35
--------------	------	------	------	------	------	------	------	------	------	------	------	------	------	------	-------	------	------	------	------	-------	------	------	------	------	-------	------	------	------	------	------	------	------	------	------	-------	------	------	------	------	-------	------	------	------	------	------	-------	-------	-------	-------	-------	--------	-------	--------	-------	-------	-------	-------	--------


PITCHER	IP	WLS	BF	H	R	ER	SO	BB	IBB	HBP	BLK	WP	HR	S	P	ERA	WHIP
Orlando Hernandez, R ERA: 3.68 (1, 1)	7.1	W	27	3	3	3	6	3	0	0	0	0	0	73	120	3.68	0.818
Mike Stanton, L ERA: 81.0 (8, 1)	0.0	H	1	0	0	0	0	1	0	0	0	0	0	2	6	∞	∞
42 Mariano Rivera, R ERA: (8, 1)	1.2	S	6	2	1	1	1	0	0	0	1	0	0	13	19	5.40	1.200

**BOTTOM**

**New York Yankees @ Oakland Athletics**  
Network Associates Coliseum, Oakland, CA

livebaseballscorecards.com

**AB 29**  
**R 4**  
**H 5**  
**RBI 3**  
**BB 4**  
**SO 7**  
**LOB 8**



Tue Apr 06 1999, 10:05 PM EDT  
Att: 15,579 - Cloudy - 56 F





Batter	1	2	3	4	5	6	7	8	9	AB	R	H	RBI	BB	SO	LOB
Tony Phillips, S OBP: 0.250, SLG: 0.400 (1, 7)	3-2 G4-3 1B		0-0 G6-4-3 1-2f			3-2 G6-3 1B		3-2 F7		4	0	0	0	0	0	2
Jason McDonald, S OBP: 0.455, SLG: 0.400 (1, 8)	1-1 1B			2-1 G3		1-1 1B			1-1 G4-3	4	0	2	0	0	0	0
Jason Giambi, L OBP: 0.333, SLG: 0.200 (1, 3)	2-3 K			3-1 G4-3		2-1 F8			1-1 G3	4	0	0	0	0	1	2
Matt Stairs, L OBP: 0.167, SLG: 0.091 (1, 9)	1-0 G3			0-1 F7			0-0 F8		1-1 F9	4	0	0	0	0	0	1
Ben Grieve, L OBP: 0.091, SLG: 0.091 (1, 10)		2-0 G5-3			2-2 F8		2-2 G4-3			3	0	0	0	0	0	0
Scott Spiezio, S OBP: 0.500, SLG: 0.333 (1, 4)		1-0 G6-3			1-0 1B		0-0 P6			3	0	1	0	0	0	0
3 Eric Chavez, L OBP: 0.182, SLG: 0.100 (1, 5)		3-1 G4-3			1-0 F8			1-0 F8		3	0	0	0	0	0	1
A.J. Hinch, R Tim Raines, S (8, PH) Mike Macfarlane, R (9, 2)			3-2 G1-3		1-2 F8			1-0 G4-3		2	0	0	0	0	0	1
Miguel Tejada, R OBP: 0.500, SLG: 0.444 (1, 6)			2-1 G6-4-3 1B			1-2 G2-3		0-2 1B		1	0	0	0	0	0	0

Inning Stats	R: 0	H: 1	E: 0	LOB: 1	K: 1	S: 9	P: 16	R: 0	H: 0	E: 0	LOB: 0	K: 0	S: 4	P: 10	R: 0	H: 1	E: 0	LOB: 0	K: 0	S: 6	P: 11	R: 0	H: 0	E: 0	LOB: 0	K: 0	S: 6	P: 11	R: 0	H: 1	E: 0	LOB: 1	K: 0	S: 8	P: 13	R: 0	H: 1	E: 0	LOB: 1	K: 0	S: 14	P: 21	R: 0	H: 0	E: 0	LOB: 0	K: 0	S: 5	P: 7	R: 0	H: 1	E: 0	LOB: 1	K: 0	S: 9	P: 14	R: 0	H: 0	E: 0	LOB: 0	K: 0	S: 6	P: 9	1B: 5	SF: 0	2B: 0	SAC: 0	3B: 0	DP: 1	HR: 0	HBP: 0	WP: 0	PA: 31
--------------	------	------	------	--------	------	------	-------	------	------	------	--------	------	------	-------	------	------	------	--------	------	------	-------	------	------	------	--------	------	------	-------	------	------	------	--------	------	------	-------	------	------	------	--------	------	-------	-------	------	------	------	--------	------	------	------	------	------	------	--------	------	------	-------	------	------	------	--------	------	------	------	-------	-------	-------	--------	-------	-------	-------	--------	-------	--------

PITCHER	IP	WLS	BF	H	R	ER	SO	BB	IBB	HBP	BLK	WP	HR	S	P	ERA	WHIP
Ramiro Mendoza, R ERA:	(1, 1)	8.0	W	28	5	0	0	1	0	0	0	0	0	61	103	0.00	0.625
Hideki Irabu, R ERA:	(9, 1)	1.0		3	0	0	0	0	0	0	0	0	0	6	9	0.00	0.000


**BOTTOM**

**New York Yankees @ Oakland Athletics**  
**Network Associates Coliseum, Oakland, CA**

Wed Apr 07 1999, 3:15 PM EDT  
 Att: 18,846 - Cloudy - 57 F

livebaseballscores.com

<b>AB</b>	<b>31</b>
<b>R</b>	<b>0</b>
<b>H</b>	<b>5</b>
<b>RBI</b>	<b>0</b>
<b>BB</b>	<b>0</b>
<b>SO</b>	<b>1</b>
<b>LOB</b>	<b>7</b>





Batter	1	2	3	4	5	6	7	8	9	AB R H RBI BB SO LOB	TOP											
Tony Phillips, S OBP: 0.250, SLG: 0.308 (1, 4)	2-2 L8			0-0 G6-3		2-2 S HBP			1-2 F8	3 0 0 0 0 0 1												
Ryan Christenson, R OBP: 0.250, SLG: 0.250 (1, 8)	1-1 G4-3 1B			1-0 F8		1-1 P4			0-0 P4	4 0 1 0 0 0 2												
Jason Giambi, L OBP: 0.250, SLG: 0.143 (1, 3)	0-1 G4-3 1-2f			3-2 F8					0-0 F8	4 0 0 0 0 0 2												
John Jaha, R OBP: 0.125, SLG: 0.286 (1, 10)			2-3 K							3 0 0 0 0 2 0												
Matt Stairs, L OBP: 0.133, SLG: 0.071 (1, 9)			2-2 F7							3 0 0 0 0 1 0												
Olmedo Saenz, R (1, 5)			1-1 G5-3							3 0 0 0 0 1 0												
Ben Grieve, L OBP: 0.071, SLG: 0.071 (1, 7)			1-2 P6							3 0 0 0 0 1 0												
Miguel Tejada, R OBP: 0.462, SLG: 0.500 (1, 6)			0-3 K							3 1 1 0 0 1 0												
A.J. Hinch, R (1, 2)			1-1 F8							2 0 0 0 0 0 1												
Tim Raines, S OBP: 0.333, SLG: 0.333 (9, PH)									3-2 F8 WP 1B	1 0 1 0 0 0 0												
<b>Inning Stats</b>	R: 0 E: 0 K: 0 S: 7	H: 1 LOB: 0 BB: 0 P: 10	R: 0 E: 0 K: 1 S: 9	H: 0 LOB: 0 BB: 0 P: 14	R: 0 E: 0 K: 1 S: 9	H: 0 LOB: 0 BB: 0 P: 11	R: 0 E: 0 K: 0 S: 6	H: 0 LOB: 0 BB: 0 P: 10	R: 0 E: 0 K: 3 S: 9	H: 0 LOB: 0 BB: 0 P: 14	R: 1 E: 0 K: 0 S: 12	H: 1 LOB: 1 BB: 0 P: 19	R: 0 E: 0 K: 0 S: 6	H: 0 LOB: 0 BB: 0 P: 6	R: 0 E: 0 K: 1 S: 9	H: 0 LOB: 0 BB: 0 P: 14	R: 0 E: 0 K: 0 S: 9	H: 1 LOB: 1 BB: 0 P: 13	1B: 2 2B: 1 3B: 0 HR: 0	SF: 0 SAC: 0 DP: 1 HBP: 1	WP: 1 PB: 0 SB: 2 CS: 0	PA: 30
<b>PITCHER</b>	IP WLS BF H R ER SO BB IBB HBP BLK WP HR S P ERA WHIP												<b>PITCHER</b>	IP WLS BF H R ER SO BB IBB HBP BLK WP HR S P ERA WHIP								
Butch Henry, L ERA: (1, 1)	7.0 W 23 2 1 0 5 0 0 1 0 0 0 58 84 0.00 0.286																					
John Halama, L ERA: (8, 1)	2.0 7 1 0 0 1 0 0 0 0 1 0 18 27 0.00 0.500																					

Oakland Athletics @ Seattle Mariners  
The Kingdome, Seattle, WA  
Fri Apr 09 1999, 10:05 PM EDT  
Att. 24,823 - Dome - 72 F

livebaseballscorecards.com

AB	29
R	1
H	3
RBI	0
BB	0
SO	6
LOB	6



Batter	1	2	3	4	5	6	7	8	9
<b>Carlos Guillen, S</b> OBP: 0.211, SLG: 0.333 (1, 6)	4-0 FC3-6 1B HR BB	2-3 K		3-3 K		0-0 G6-3 1-2f		3-3 K	
<b>David Bell, R</b> OBP: 0.182, SLG: 0.100 (1, 4)	1-1 FC3-6 1-2 1B	1-1 G4-6-3 1-2f			1-2 L8		2-2 F8	1-2 F7	
<b>Ken Griffey Jr., L</b> OBP: 0.588, SLG: 1.000 (1, 8)	3-2 FC3-6 1-2f 2-3 HR		1-2 L4		2-3 K WP 1B		1-0 S 2B HBP		
<b>Edgar Martinez, R</b> OBP: 0.412, SLG: 0.571 (1, 10)	2-1 HR		2-3 K		1 SAFE 1 SAFE 1 B 1 B 1 B 1 B SAFE 2 B	4-1 1B 1-2 BB	3-3 K	1-2 K	
<b>David Segui, S</b> OBP: 0.235, SLG: 0.250 (1, 3)	2-3 K		2-1 BB 1B		2-1 F8		1-0 2B 2B		
<b>Jay Buhner, R</b> OBP: 0.529, SLG: 0.364 (1, 9)	4-2 1B BB		4-2 1-2 BB		2-0 FC6-4 1-2 2-H 1B		2-2 2B 2B		
<b>Russ Davis, R</b> OBP: 0.438, SLG: 0.929 (1, 5)	0-0 1-3 1B		1-0 G5-3		1-1 FC6-4 1-2f		2-1 HBP		
<b>Butch Huskey, R</b> OBP: 0.250, SLG: 0.250 (1, 7) <b>Charles Gipson, R</b> (8, 7)	2-1 L7		0-1 L1-3 1B		2-3 K		1-1 G5-3		
<b>Dan Wilson, R</b> OBP: 0.417, SLG: 0.300 (1, 2)		0-2 G4-6-3 1B		2-2 L1-3 1-2		2-1 G6-3 1B		3-3 K	

Inning Stats	R: 3	H: 3	E: 0	K: 1	S: 15	LOB: 2	BB: 2	P: 33	R: 0	H: 1	E: 0	K: 1	S: 8	LOB: 0	BB: 0	P: 11	R: 0	H: 1	E: 0	K: 1	S: 14	LOB: 2	BB: 1	P: 24	R: 0	H: 1	E: 0	K: 1	S: 10	LOB: 0	BB: 0	P: 15	R: 1	H: 1	E: 0	K: 1	S: 12	LOB: 2	BB: 1	P: 24	R: 0	H: 1	E: 0	K: 1	S: 6	LOB: 0	BB: 0	P: 10	R: 2	H: 2	E: 0	K: 1	S: 17	LOB: 2	BB: 0	P: 29	R: 0	H: 0	E: 0	K: 2	S: 11	LOB: 0	BB: 0	P: 18
--------------	------	------	------	------	-------	--------	-------	-------	------	------	------	------	------	--------	-------	-------	------	------	------	------	-------	--------	-------	-------	------	------	------	------	-------	--------	-------	-------	------	------	------	------	-------	--------	-------	-------	------	------	------	------	------	--------	-------	-------	------	------	------	------	-------	--------	-------	-------	------	------	------	------	-------	--------	-------	-------

PITCHER	IP	WLS	BF	H	R	ER	SO	BB	IBB	HBP	BLK	WP	HR	S	P	ERA	WHIP
<b>Kenny Rogers, L</b> ERA: 5.79 (1, 1)	4.2	L	24	7	4	3	5	4	0	0	0	1	1	57	104	5.79	2.357
<b>Brad Rigby, R</b> ERA: 4.15 (5, 1)	2.1		11	3	2	2	2	0	0	2	0	0	0	25	42	7.71	1.286
<b>Tim Worrell, R</b> ERA: 13.5 (8, 1)	1.0		3	0	0	0	2	0	0	0	0	0	0	11	18	0.00	0.000

AB R H RBI BB SO LOB

4	1	0	0	1	3	2
5	0	1	0	0	0	1
3	3	0	0	0	1	2
3	1	1	3	1	2	1
4	1	2	1	0	1	2
2	0	2	2	2	0	0
3	0	1	0	0	0	4
4	0	1	0	0	1	4
0	0	0	0	0	0	0
4	0	2	0	0	1	1

<b>AB</b>	<b>32</b>
<b>R</b>	<b>6</b>
<b>H</b>	<b>10</b>
<b>RBI</b>	<b>6</b>
<b>BB</b>	<b>4</b>
<b>SO</b>	<b>9</b>
<b>LOB</b>	<b>17</b>



WP	PA	3B	DP	HBP	CS
1	38	0	3	2	0

**Oakland Athletics @ Seattle Mariners**  
The Kingdome, Seattle, WA  
Fri Apr 09 1999, 10:05 PM EDT  
Att. 24,823 - Dome - 72 F

livebaseballscorecards.com



Batter	1	2	3	4	5	6	7	8	9	AB R H RBI BB SO LOB	TOP											
Tony Phillips, S OBP: 0.318, SLG: 0.471 (1, 9)	3-1 E5		4-1 1B BB	4-0 IBB		2-0 G3	1-2 F7		3-2 HR	4 1 1 1 2 0 2												
Tim Raines, S OBP: 0.400, SLG: 0.375 Jason McDonald, S OBP: 0.462, SLG: 0.417 (1, 7) (7, 7)	1-2 P3		2-0 1B	1-0 SF8		4-0 BB		2-3 K	1-0 1B HR	2 0 1 1 1 0 1 2 1 1 0 0 1 0												
Jason Giambi, L OBP: 0.273, SLG: 0.158 (1, 3)	3-3 K		2-3 K	2-3 K		2-3 K		4-1 WP BB	2-0 1B HR	5 1 1 0 1 4 5												
John Jaha, R OBP: 0.286, SLG: 0.833 (1, 10)	1-1 G6-3		4-2 BB		0-2 HR	3-3 K		1-3 K	3-2 1B HR	5 2 2 4 1 2 3												
Olmedo Saenz, R OBP: 0.333, SLG: 0.333 (1, 5)		3-2 G5-3	0-2 G1-3		1-1 1B 2B		0-1 2B SF8	1-0 WP 1B	2-2 F8	6 2 3 0 0 0 2												
Scott Spiezio, S OBP: 0.556, SLG: 0.571 (1, 4)		2-3 K		0-1 G5-3	1-0 1B 2B		2-1 2B	4-2 FC5-4 BB		4 1 2 0 1 1 0												
Miguel Tejada, R OBP: 0.500, SLG: 0.706 (1, 6)		1-2 2B		1-1 1B 2B	0-0 2B		1-2 G1-3	1-0 FC5-4		5 1 3 2 0 0 5												
Mike Macfarlane, R OBP: 0.200, SLG: 0.250 (1, 2)		0-1 F7		1-0 2B SF8	2-3 K		1-2 SF8		1-3 K	4 1 1 1 0 2 2												
Ryan Christenson, R OBP: 0.444, SLG: 0.875 (1, 8)			1-1 HR	1-0 2B	1-3 K		4-0 BB		2-3 K2-3	4 1 2 2 1 2 0												
<b>Inning Stats</b>	R: 0 E: 1 K: 1 S: 10	H: 0 LOB: 1 BB: 0 P: 18	R: 0 E: 0 K: 1 S: 11	H: 1 LOB: 1 BB: 0 P: 17	R: 1 E: 0 K: 1 S: 13	H: 2 LOB: 2 BB: 2 P: 26	R: 2 E: 0 K: 1 S: 10	H: 3 LOB: 2 BB: 1 P: 20	R: 3 E: 0 K: 2 S: 14	H: 4 LOB: 0 BB: 0 P: 19	R: 0 E: 0 K: 2 S: 9	H: 0 LOB: 1 BB: 1 P: 20	R: 1 E: 0 K: 0 S: 13	H: 2 LOB: 2 BB: 1 P: 22	R: 0 E: 0 K: 2 S: 11	H: 1 LOB: 3 BB: 2 P: 24	R: 4 E: 0 K: 2 S: 20	H: 4 LOB: 0 BB: 0 P: 34	1B: 8 2B: 6 3B: 0 HR: 4	SF: 2 SAC: 0 DP: 1 HBP: 0	WP: 1 PB: 0 SB: 0 CS: 1	PA: 50
<b>PITCHER</b>	IP WLS BF H R ER SO BB IBB HBP BLK WP HR S P ERA WHIP																					
Jeff Fassero, L ERA: 10.8 (1, 1)	4.0 L 25 10 6 6 4 2 2 0 0 0 0 2 51 90 13.50 3.000																					
Mac Suzuki, R ERA: 4.15 (5, 1)	3.0 12 2 1 1 4 2 0 0 0 0 0 0 29 52 3.00 1.333																					
Eric Weaver, R ERA: 6.75 (8, 1)	1.0 6 1 0 0 2 2 0 0 0 1 0 11 24 0.00 3.000																					
Jose Mesa, R ERA: 19.29 (9, 1)	1.0 7 4 4 4 2 0 0 0 0 0 0 2 20 34 36.00 4.000																					

Oakland Athletics @ Seattle Mariners

The Kingdome, Seattle, WA

Sat Apr 10 1999, 9:05 PM EDT

Att: 35,991 - Dome - 72 F


livebaseballscorecards.com

AB	41
R	11
H	17
RBI	11
BB	7
SO	12
LOB	20







Batter	1	2	3	4	5	6	7	8	9	AB R H RBI BB SO LOB	TOP											
<b>Tony Phillips, S</b> OBP: 0.333, SLG: 0.545 (1, 7) (8, 6)	1-1 F9	2-2 P4			2-2 1B 2B		2-1 2B 2B	2-3 K		5 2 2 0 0 1 3												
<b>Tim Raines, S</b> OBP: 0.333, SLG: 0.308 (1, 10)	2-1 E6 1B		1-1 G5-3		2-2 FC1-6 1B		2-1 G5-3	2-2 FC6-4 BB		5 0 1 2 0 0 2												
<b>Matt Stairs, L</b> OBP: 0.200, SLG: 0.167 (1, 9)	1-3 K		0-1 G5-3		1-1 FC1-6 FC5-4 1-2f		0-0 3 1B 2B	4-2 FC6-4 BB		4 1 1 1 1 1 2												
<b>John Jaha, R</b> OBP: 0.316, SLG: 0.688 <b>Mike Macfarlane, R</b> OBP: 0.200, SLG: 0.250 (1, 3) (8, 2)	1-1 FC5-4 1B		1-1 P3		0-0 FC5-4 1-2f		4-2 3 1B BB	1-2 FC6-4		4 0 1 0 1 0 3 0 0 0 0 0 0 0												
<b>Olmedo Saenz, R</b> OBP: 0.250, SLG: 0.250 <b>3 Eric Chavez, L</b> OBP: 0.308, SLG: 0.333 (1, 5) (7, PH) (7, 5)	0-0 FC5-4 1-2f			3-1 G1-5-3		0-3 K	1-1 1-2 2-H 1B		3-1 2B 2B	3 0 0 0 0 1 2 2 1 2 1 0 0 0												
<b>Scott Spiezio, S</b> OBP: 0.429, SLG: 0.500 (1, 4)		1-1 F9		2-3 K		1-0 G5-3	1-0 G3-1		2-2 2B	5 0 1 1 0 1 2												
<b>Miguel Tejada, R</b> OBP: 0.450, SLG: 0.632 <b>Jorge Velandia, R</b> <b>Jason McDonald, S</b> OBP: 0.467, SLG: 0.385 (1, 6) (5, 6) (8, PH) (8, 8)		1-2 E6 1B		1-2 G6-3		3-2 F7		4-2 WP 2B BB	3-1 L5	2 0 0 0 0 0 0 1 0 0 0 0 0 0 1 1 0 0 1 0 1	<b>AB 41</b> <b>R 8</b> <b>H 12</b> <b>RBI 8</b> <b>BB 4</b> <b>SO 5</b> <b>LOB 19</b>											
<b>Ryan Christenson, R</b> OBP: 0.417, SLG: 0.700 <b>Ben Grieve, L</b> OBP: 0.125, SLG: 0.188 (1, 8) (8, PH) (8, 7)		1-1 F9		3-1 G1-3		4-2 2B G5-3 BB	2-1 1B 2B		1-1 P5	2 1 0 0 1 0 1 2 1 1 1 0 0 1												
<b>A.J. Hinch, R</b> OBP: 0.154, SLG: 0.385 <b>Jason Giambi, L</b> OBP: 0.292, SLG: 0.190 (1, 2) (8, PH) (8, 3)		0-1 1B		0-1 HR		0-3 K	0-0 FC6-4 1B		3-2 P5	3 1 2 1 0 1 1 2 0 1 1 0 0 1												
<b>Inning Stats</b>	R: 0 E: 1 K: 1 S: 10	H: 1 LOB: 2 BB: 0 P: 15	R: 0 E: 1 K: 0 S: 12	H: 1 LOB: 2 BB: 0 P: 17	R: 0 E: 0 K: 0 S: 6	H: 0 LOB: 0 BB: 0 P: 8	R: 0 E: 0 K: 1 S: 8	H: 0 LOB: 0 BB: 0 P: 14	R: 2 E: 0 K: 0 S: 14	H: 3 LOB: 1 BB: 0 P: 22	R: 0 E: 0 K: 1 S: 7	H: 0 LOB: 0 BB: 0 P: 11	R: 3 E: 0 K: 1 S: 15	H: 3 LOB: 2 BB: 2 P: 29	R: 2 E: 0 K: 1 S: 18	H: 2 LOB: 2 BB: 2 P: 33	R: 1 E: 0 K: 0 S: 12	H: 2 LOB: 1 BB: 0 P: 24	1B: 5 2B: 6 3B: 0 HR: 1	SF: 0 SAC: 0 DP: 0 HBP: 0	WP: 1 PB: 0 SB: 0 CS: 0	PA: 45
<b>PITCHER</b>	IP WLS BF H R ER SO BB IBB HBP BLK WP HR S P ERA WHIP																					
<b>Jamie Moyer, L</b> ERA: 9.24 (1, 1)	6.2 W 30 7 5 5 4 1 0 0 0 0 1 67 105 6.75 1.200																					
<b>Brett Hinchliffe, R</b> ERA: 10.8 (7, 1)	0.1 5 2 2 2 0 2 0 0 0 1 0 9 21 54.00 12.000																					
<b>Jose Paniagua, R</b> ERA: (8, 1)	1.0 5 1 0 0 1 1 0 0 0 0 0 14 23 0.00 2.000																					
<b>John Halama, L</b> ERA: 3.0 (9, 1)	1.0 5 2 1 1 0 0 0 0 0 0 0 12 24 9.00 2.000																					

Oakland Athletics @ Seattle Mariners

The Kingdome, Seattle, WA

Sun Apr 11 1999, 4:35 PM EDT  
Att: 24,036 - Dome - 72 F

livebaseballscorecards.com







Batter	1	2	3	4	5	6	7	8	9	AB R H RBI BB SO LOB	TOP											
<b>Tony Phillips, S</b> OBP: 0.313, SLG: 0.593 (1, 4)	1-2 F7		2-2 F7		0-2 F7		1-2 HR		2-2 FC4-6 DI	5 1 1 1 0 0 3												
<b>Jason McDonald, S</b> OBP: 0.400, SLG: 0.333 (1, 8)	1-0 F7		1-0 P6		0-0 1B		3-2 G3		2-3 K	5 0 1 0 0 1 2												
<b>Jason Giambi, L</b> OBP: 0.345, SLG: 0.208 (1, 3)	4-2 BB		0-1 P6		2-2 1B		4-2 BB		1-2 G4-3	3 0 1 1 2 0 2												
<b>John Jaha, R</b> OBP: 0.261, SLG: 0.550 (1, 10)	1-3 K			1-1 E6		1-3 K		2-2 F9		4 0 0 0 0 2 2												
<b>Matt Stairs, L</b> OBP: 0.250, SLG: 0.364 (1, 9)		3-2 1B		0-0 F7		1-2 HR		2-3 K		4 1 2 1 0 1 1												
<b>Ben Grieve, L</b> OBP: 0.150, SLG: 0.250 (1, 7)		1-0 F8		2-3 K		1-3 K		2-1 G4-3 2B		4 0 1 0 0 2 2												
<b>3 Eric Chavez, L</b> OBP: 0.294, SLG: 0.313 (1, 5)		2-3 K		1-2 G1-3		3-2 1B		0-2 G4-3		4 0 1 0 0 1 3												
<b>Mike Macfarlane, R</b> OBP: 0.222, SLG: 0.250 (1, 2)		0-0 G5-3			2-1 E5 FC6-5 1B		3-2 G6-3		1-1 G2-3	4 0 1 0 0 0 3												
<b>Miguel Tejada, R</b> OBP: 0.458, SLG: 0.591 (1, 6)			1-2 1B		0-0 FC6-5 1B		0-2 G5-3		2-1 FC4-6 HBP	3 1 1 0 0 0 1												
<b>Inning Stats</b>	R: 0 E: 0 K: 1 S: 11	H: 0 LOB: 1 BB: 1 P: 18	R: 0 E: 0 K: 1 S: 8	H: 1 LOB: 1 BB: 0 P: 14	R: 0 E: 0 K: 0 S: 10	H: 1 LOB: 1 BB: 0 P: 14	R: 0 E: 1 K: 1 S: 10	H: 0 LOB: 1 BB: 0 P: 14	R: 1 E: 1 K: 0 S: 11	H: 3 LOB: 2 BB: 0 P: 15	R: 1 E: 0 K: 2 S: 20	H: 2 LOB: 1 BB: 0 P: 29	R: 1 E: 0 K: 0 S: 15	H: 1 LOB: 1 BB: 1 P: 25	R: 0 E: 0 K: 1 S: 11	H: 1 LOB: 1 BB: 0 P: 16	R: 0 E: 0 K: 1 S: 10	H: 0 LOB: 1 BB: 0 P: 17	1B: 6 2B: 1 3B: 0 HR: 2	SF: 0 SAC: 0 DP: 0 HBP: 1	WP: 0 PB: 0 SB: 0 CS: 0	PA: 39
<b>PITCHER</b>	IP WLS BF H R ER SO BB IBB HBP BLK WP HR S P ERA WHIP																					
<b>Freddy Garcia, R</b> ERA: 3.65 (1, 1)	6.2 W 30 8 3 3 5 2 0 0 0 0 0 2 82 124 4.05 1.500																					
<b>Jose Paniagua, R</b> ERA: (7, 1)	0.1 H 1 0 0 0 0 0 0 0 0 0 0 0 3 5 0.00 0.000																					
<b>John Halama, L</b> ERA: 2.45 (8, 1)	0.2 H 3 1 0 0 1 0 0 0 0 0 0 0 9 13 0.00 1.500																					
<b>Jose Mesa, R</b> ERA: 12.27 (8, 1)	1.1 S 5 0 0 0 1 0 0 0 1 0 0 0 12 20 0.00 0.000																					

Oakland Athletics @ Seattle Mariners

The Kingdome, Seattle, WA

Mon Apr 12 1999, 10:05 PM EDT

Att. 24,650 - Dome - 72 F

livebaseballscorecards.com

AB	36
R	3
H	9
RBI	3
BB	2
SO	7
LOB	19



Batter	1	2	3	4	5	6	7	8	9
David Bell, R OBP: 0.208, SLG: 0.318 (1, 4)	0-1 G1-3		2-3 K		1-0 HR	0-3 K			
David Segui, S OBP: 0.300, SLG: 0.379 (1, 3)	2-2 F8		1-1 2B 1B		2-2 F9		0-0 G1-6-3 1B		
Ken Griffey Jr., L OBP: 0.500, SLG: 0.720 (1, 8)	0-0 P5		1-0 1-H 2B		1-0 G3		2-0 G1-6-3 1-2f		
Edgar Martinez, R OBP: 0.433, SLG: 0.640 (1, 10)		3-3 K	1-2 G4-3		4-2 HR S BB		2-1 2B		
John Mabry, L OBP: 0.250, SLG: 0.400 (1, 9)		1-2 K		0-1 L4		0-1 P2 1-2	2-3 K		
Russ Davis, R OBP: 0.414, SLG: 0.808 (1, 5)		0-0 2B 2B		4-0 BB		0-0 L5	1-3 K		
Butch Huskey, R OBP: 0.467, SLG: 0.867 (7, 7) Charles Gipson, R OBP: 0.500, SLG: 0.500 (7, 7)		0-2 1B 2-H 2B		1-0 SAFE P6		2-2 2-H HR	0-0 CS 1B		
Dan Wilson, R OBP: 0.400, SLG: 0.333 (1, 2)		1-0 1B		3-1 SAFE SAFE F8		2-0 E HR 1B	0-0 SAFE SAFE F7		
Domingo Cedeno, S OBP: 0.333, SLG: 1.333 (1, 6)		1-3 SAFE K			0-1 SAFE SAFE F8	3-2 SAFE SAFE HR	0-1 SAFE SAFE CS		

Inning Stats	R: 0	H: 0	E: 0	K: 0	S: 6	LOB: 0	BB: 0	P: 8
	R: 1	H: 3	E: 0	K: 3	S: 16	LOB: 2	BB: 0	P: 22
	R: 0	H: 2	E: 0	K: 1	S: 9	LOB: 1	BB: 0	P: 14
	R: 0	H: 0	E: 0	K: 0	S: 5	LOB: 1	BB: 1	P: 13
	R: 1	H: 1	E: 0	K: 0	S: 7	LOB: 0	BB: 0	P: 11
	R: 4	H: 3	E: 1	K: 1	S: 17	LOB: 0	BB: 1	P: 28
	R: 0	H: 2	E: 0	K: 1	S: 8	LOB: 1	BB: 0	P: 14
	R: 0	H: 1	E: 0	K: 1	S: 7	LOB: 0	BB: 0	P: 8

PITCHER	IP	WLS	BF	H	R	ER	SO	BB	IBB	HBP	BLK	WP	HR	S	P	ERA	WHIP
Jimmy Haynes, R ERA: 7.11 (1, 1)	6.0	L	28	9	6	6	5	2	0	0	0	0	3	60	96	9.00	1.833
Buddy Groom, L ERA: (7, 1)	1.0		4	2	0	0	1	0	0	0	0	0	0	8	14	0.00	2.000
Tim Worrell, R ERA: 7.71 (8, 1)	1.0		3	1	0	0	1	0	0	0	0	0	0	7	8	0.00	1.000


**BOTTOM**

**Oakland Athletics @ Seattle Mariners**  
The Kingdome, Seattle, WA

Mon Apr 12 1999, 10:05 PM EDT  
Att: 24,650 - Dome - 72 F

livebaseballscorecards.com

<b>AB</b>	<b>33</b>
<b>R</b>	<b>6</b>
<b>H</b>	<b>12</b>
<b>RBI</b>	<b>6</b>
<b>BB</b>	<b>2</b>
<b>SO</b>	<b>7</b>
<b>LOB</b>	<b>10</b>



WP	PA	ERA	WHIP
0	36		
0			
1			
1			



Batter	1	2	3	4	5	6	7	8	9	AB R H RBI BB SO LOB
Jeff Huson, L (1, 7) OBP: 0.125, SLG: 0.125	0-1 G4-3		0-1 F9		2-1 1B		0-0 F9		2-1 G4-3	5 0 1 0 0 0 3
Randy Velarde, R (1, 4) OBP: 0.421, SLG: 0.500	2-3 K			2-2 G4-3	2-0 P8			0-2 G5-3		4 0 0 0 0 1 2
Darin Erstad, L (1, 3) OBP: 0.297, SLG: 0.344	1-0 P7			1-3 K		1-1 L9		2-2 G4-3		4 0 0 0 0 1 0
Tim Salmon, R (1, 9)		4-2 16 FC5-4 BB		4-2 16 F BB		0-0 G1-3		3-2 16 1B 2B		2 1 1 0 2 0 0
16 Garret Anderson, L (1, 8) OBP: 0.286, SLG: 0.406		1-1 FC5-4 1-2f		3-1 E9 1B		1-2 G6-3		1-0 2B 1B		4 0 2 0 0 0 1
Troy Glaus, R (1, 5) OBP: 0.469, SLG: 0.903		1-2 SAFE G6-4-3 1-2f		3-2 G5-3		2-2 G6-3		1-1 2B		4 0 1 1 0 0 3
Todd Greene, R (1, 10) OBP: 0.321, SLG: 0.462			2-1 G4-3 2B		1-0 1B		0-0 G6-3	0-0 F7		4 1 2 0 0 0 2
Matt Walbeck, S (1, 2) OBP: 0.350, SLG: 0.278			0-0 G4-3		2-2 F8		0-0 1B		3-2 CS HBP	3 0 1 0 0 0 2
Orlando Palmeiro, L (9, PR) OBP: 0.207, SLG: 0.310			2-3 G4-3							0 0 0 0 0 0 0
Andy Sheets, R (1, 6) OBP: 0.400, SLG: 0.429			0-0 G4-3 3-H		1-1 F9		0-1 1B		2-2 G6-3 1-2	4 0 1 1 0 0 2

Inning Stats	R: 0 E: 0 K: 1 S: 7	H: 0 LOB: 0 BB: 0 P: 10	R: 0 E: 0 K: 0 S: 8	H: 0 LOB: 0 BB: 1 P: 14	R: 1 E: 0 K: 0 S: 6	H: 1 LOB: 0 BB: 0 P: 8	R: 0 E: 1 K: 1 S: 13	H: 1 LOB: 2 BB: 1 P: 26	R: 0 E: 0 K: 0 S: 13	H: 2 LOB: 2 BB: 0 P: 21	R: 0 E: 0 K: 0 S: 6	H: 0 LOB: 0 BB: 0 P: 8	R: 0 E: 0 K: 0 S: 8	H: 2 LOB: 2 BB: 0 P: 10	R: 1 E: 0 K: 0 S: 14	H: 3 LOB: 2 BB: 0 P: 21	R: 0 E: 0 K: 0 S: 12	H: 0 LOB: 1 BB: 0 P: 18	1B: 7 2B: 2 3B: 0 HR: 0	SF: 0 SAC: 0 DP: 1 HBP: 1	WP: 0 PB: 0 SB: 0 CS: 1	PA: 37
--------------	------------------------------	----------------------------------	------------------------------	----------------------------------	------------------------------	---------------------------------	-------------------------------	----------------------------------	-------------------------------	----------------------------------	------------------------------	---------------------------------	------------------------------	----------------------------------	-------------------------------	----------------------------------	-------------------------------	----------------------------------	----------------------------------	------------------------------------	----------------------------------	--------

PITCHER	IP	WLS	BF	H	R	ER	SO	BB	IBB	HBP	BLK	WP	HR	S	P	ERA	WHIP
Mike Oquist, R (1, 1) ERA: 1.5	6.0	W	23	4	1	1	2	2	0	0	0	0	0	53	87	1.50	1.000
Doug Jones, R (7, 1) ERA: 1.42	2.0	H	11	5	1	1	0	0	0	0	0	0	0	22	31	4.50	2.500
Billy Taylor, R (9, 1) ERA: 3.0	1.0	S	3	0	0	0	0	0	0	1	0	0	0	12	18	0.00	0.000

Anaheim Angels @ Oakland Athletics  
Network Associates Coliseum, Oakland, CA

AB	34
R	2
H	9
RBI	2
BB	2
SO	2
LOB	15



Tue Apr 13 1999, 10:05 PM EDT  
Att: 5,377 - Unknown - 73 F

livebaseballscorecards.com





Batter	1	2	3	4	5	6	7	8	9	AB R H RBI BB SO LOB	TOP																									
<b>Darin Erstad, L</b> (1, 3) OBP: 0.341, SLG: 0.389	3-2 FC5-4 16 WP 1B	1-1 G3			1-2 1B		0-1 G6-3 2-H 1B			4 1 3 1 0 0 0																										
<b>Randy Velarde, R</b> (1, 4) OBP: 0.405, SLG: 0.475	0-1 FC5-4 1B		0-0 G6-3		2-0 F9		1-2 G6-3 1-2f			4 0 1 0 0 0 2																										
<b>Tim Salmon, R</b> (1, 9) OBP: 0.450, SLG: 0.618	1-2 FC5-4 16 WP 1B		2-3 K			1-1 G5-3		2-0 F9		4 1 0 0 0 1 2																										
<b>Troy Glaus, R</b> (1, 5) OBP: 0.472, SLG: 0.848	4-0 16 WP 1B		0-3 K			3-2 F9		4-1 16 G6-3 BB		2 1 0 0 2 1 0																										
<b>16 Garret Anderson, L</b> (1, 8) OBP: 0.262, SLG: 0.389	3-3 K			0-2 G6-3		3-2 1B		3-2 G6-3 1-2f		4 0 1 0 0 1 3																										
<b>Todd Greene, R</b> (1, 10) OBP: 0.323, SLG: 0.448	1-2 1B		1-0 G1-3		0-0 P6			1-2 SH3-4 1B		3 0 1 2 0 0 1																										
<b>Chris Pritchett, L</b> (9, PH) OBP: 0.111, SLG: 0.111	2-H 3-H 1B			0-3 K				1-1 SH3-4 1B		1 0 1 0 0 0 0																										
<b>Tim Unroe, R</b> (1, 7) OBP: 0.200, SLG: 0.200	1-1 G4-3						0-0 SH1-4 E 1B		1-1 SH3-4	3 1 1 0 0 1 1																										
<b>Orlando Palmeiro, L</b> (7, 7) OBP: 0.207, SLG: 0.310								1-2 SH1-4	1-2 P7	0 0 0 0 0 0 0																										
<b>Charlie O'Brien, R</b> (1, 2) OBP: 0.333, SLG: 0.263		0-1 P3			2-0 F9		0-0 SH1-4		1-2 P7	2 0 0 0 0 0 0																										
<b>Matt Walbeck, S</b> (9, PH) OBP: 0.333, SLG: 0.263									3-1 F7	1 0 0 0 0 0 1																										
<b>Andy Sheets, R</b> (1, 6) OBP: 0.394, SLG: 0.419		1-3 K			1-0 L8		3-1 E1 1B			3 1 1 0 0 1 0																										
<b>Jeff Huson, L</b> (9, PH) OBP: 0.111, SLG: 0.111										1 0 0 0 0 0 1																										
<b>Inning Stats</b>	R: 3 E: 0 K: 1 S: 19	H: 3 LOB: 1 BB: 1 P: 32	R: 0 E: 0 K: 1 S: 7	H: 0 LOB: 0 BB: 0 P: 9	R: 0 E: 0 K: 2 S: 9	H: 0 LOB: 0 BB: 0 P: 11	R: 0 E: 0 K: 1 S: 8	H: 0 LOB: 0 BB: 0 P: 9	R: 0 E: 0 K: 0 S: 14	H: 1 LOB: 1 BB: 0 P: 21	R: 2 E: 1 K: 0 S: 11	H: 3 LOB: 0 BB: 0 P: 15	R: 0 E: 0 K: 0 S: 5	H: 0 LOB: 0 BB: 1 P: 14	R: 0 E: 0 K: 0 S: 11	H: 1 LOB: 1 BB: 0 P: 17	1B: 9 2B: 0 3B: 0 HR: 0	SF: 0 SAC: 2 DP: 2 HBP: 0	WP: 1 PB: 0 SB: 0 CS: 0	PA: 36																
<b>PITCHER</b>	IP WLS BF H R ER SO BB IBB HBP BLK WP HR S P ERA WHIP																																			
<b>Kenny Rogers, L</b> (1, 1) ERA: 5.73	6.1		28	8	5	4	5	1	0	0	0	1	0	69	103	5.68	1.421																			
<b>T.J. Mathews, R</b> (7, 1) ERA: 1.8	1.0	W	3	0	0	0	0	1	0	0	0	0	0	7	14	0.00	1.000																			
<b>Buddy Groom, L</b> (8, 1) ERA:	0.2	H	1	0	0	0	0	0	0	0	0	0	0	3	6	0.00	0.000																			
<b>Billy Taylor, R</b> (9, 1) ERA: 2.25	1.0	S	4	1	0	0	0	0	0	0	0	0	0	11	17	0.00	1.000																			

Anaheim Angels @ Oakland Athletics  
Network Associates Coliseum, Oakland, CA

Wed Apr 14 1999, 10:05 PM EDT  
Att: 8,377 - Unknown - 74 F

livebaseballscorecards.com

AB	32
R	5
H	9
RBI	3
BB	2
SO	5
LOB	11



Batter	1	2	3	4	5	6	7	8	9	AB	R	H	RBI	BB	SO	LOB
<b>Tony Phillips, S</b> OBP: 0.293, SLG: 0.486 (1, 4) (8, 7)	1-3 K		1-0 BB 1B 2B 1B	2-1 G4-3			0-0 F8	3-1 F7		5	1	1	0	0	1	1
<b>Jason McDonald, S</b> OBP: 0.393, SLG: 0.346 (1, 8)	1-3 K		2-0 F9	0-0 G1-4-3			1-1 BB BB BB 1B			4	1	1	0	0	1	2
<b>Jason Giambi, L</b> OBP: 0.324, SLG: 0.194 (1, 3)	3-2 L7		1 SAFE 1-2 BB 2B 1B				4-2 BB BB SF8 BB			3	2	1	0	1	0	0
<b>John Jaha, R</b> OBP: 0.323, SLG: 0.538 (1, 10)		1-3 K	1-0 L5				4-1 BB BB BB BB			3	0	1	0	1	1	2
<b>Matt Stairs, L</b> OBP: 0.344, SLG: 0.370 (1, 9)		4-1 G4-3 BB 1B BB	4-0 2B BB 1-2 2-3 BB				4-1 BB BB BB BB			1	1	0	1	3	1	1
<b>Olmedo Saenz, R</b> OBP: 0.313, SLG: 0.357 (1, 5)		4-0 BB BB BB BB	1-1 BB BB BB BB				1-1 BB BB BB BB			2	1	1	3	1	0	1
<b>Ben Grieve, L</b> OBP: 0.179, SLG: 0.222 <b>Jorge Velandia, R</b> (8, 4)		2-2 G4-3	1-1 F8				2-1 G3			4	0	0	0	0	0	6
<b>Miguel Tejada, R</b> OBP: 0.419, SLG: 0.517 (1, 6)		3-2 BB BB BB BB	1-1 G4-3 SH2-4 1B 1B				1-2 G5-3			4	0	2	2	0	0	0
<b>A.J. Hinch, R</b> OBP: 0.125, SLG: 0.313 (1, 2)		1-2 G4-3	0-1 SH2-4				0-0 L4			3	0	0	0	0	0	1

Inning Stats	R: 0	H: 0	E: 0	K: 2	S: 10	R: 2	H: 1	E: 0	K: 1	S: 14	R: 2	H: 3	E: 0	K: 0	S: 10	R: 0	H: 1	E: 0	K: 1	S: 7	R: 0	H: 0	E: 0	K: 0	S: 7	R: 2	H: 1	E: 0	K: 0	S: 12	R: 0	H: 0	E: 0	K: 0	S: 6	R: 0	H: 0	E: 0	K: 0	S: 6	1B: 5	SF: 1	2B: 2	SAC: 1	3B: 0	DP: 0	HR: 0	HBP: 0	WP: 0	PA: 37
--------------	------	------	------	------	-------	------	------	------	------	-------	------	------	------	------	-------	------	------	------	------	------	------	------	------	------	------	------	------	------	------	-------	------	------	------	------	------	------	------	------	------	------	-------	-------	-------	--------	-------	-------	-------	--------	-------	--------

PITCHER	IP	WLS	BF	H	R	ER	SO	BB	IBB	HBP	BLK	WP	HR	S	P	ERA	WHIP
<b>Chuck Finley, L</b> ERA: 7.3 (1, 1)	6.1	L	30	7	6	6	4	4	0	0	0	0	0	61	110	8.53	1.737
<b>Shigetoshi Hasegawa, R</b> ERA: 3.86 (7, 1)	0.0		1	0	0	0	0	1	0	0	0	0	0	1	5	∞	∞
<b>Mike Magnante, L</b> ERA: (7, 1)	0.2	B	3	0	0	0	0	1	0	0	0	0	0	5	12	0.00	1.500
<b>Mark Petkovsek, R</b> ERA: (8, 1)	1.0		3	0	0	0	0	0	0	0	0	0	0	6	13	0.00	0.000

BOTTOM

Anaheim Angels @ Oakland Athletics  
 Network Associates Coliseum, Oakland, CA  
 Wed Apr 14 1999, 10:05 PM EDT  
 Att. 8,377 - Unknown - 74 F

livebaseballscorecards.com

AB	29
R	6
H	7
RBI	6
BB	6
SO	4
LOB	14







Batter	1	2	3	4	5	6	7	8	9	AB	R	H	RBI	BB	SO	LOB
Jason McDonald, S OBP: 0.375, SLG: 0.310 (1, 8)	2-0 G1-3		3-2 L5			1-3 K		4-1 G5-4-3 BB		3	0	0	0	1	1	0
Miguel Tejada, R OBP: 0.412, SLG: 0.500 Olmedo Saenz, R OBP: 0.294, SLG: 0.333 (1, 6) (8, 3)	0-2 G6-3			0-1 G6-3 1B			1-2 F8	2-0 G5-4-3		3	0	1	0	0	0	0
Jason Giambi, L OBP: 0.325, SLG: 0.294 Jorge Velandia, R (1, 3) (8, 6)	1-2 F9			0-2 G6-3 1-2f			1-0 HR		2-1 F9	3	1	1	1	0	0	1
Matt Stairs, L OBP: 0.306, SLG: 0.323 (1, 9)		0-1 G4-3		1-3 K			1-2 G4-3		2-3 K	4	0	0	0	0	2	0
John Jaha, R OBP: 0.353, SLG: 0.586 Tim Raines, S OBP: 0.375, SLG: 0.308 (1, 10) (9, PH)		2-0 2B			2-1 F9		3-1 WP 1B		4-1 BB	3	0	2	0	0	0	0
Ben Grieve, L OBP: 0.188, SLG: 0.200 (1, 7)		4-2 G6-4-3 BB			0-1 F9		3-1 G1-3		1-3 K	3	0	0	0	1	1	2
Scott Spiezio, S OBP: 0.412, SLG: 0.533 (1, 4)		2-1 G6-4-3 1-2f			0-1 F8			1-2 G4-3 2B		3	0	1	0	0	0	2
3 Eric Chavez, L OBP: 0.208, SLG: 0.217 (1, 5)			0-0 F8			2-1 G5-3		0-0 G4-3		3	0	0	0	0	0	1
A.J. Hinch, R OBP: 0.158, SLG: 0.278 (1, 2)			1-2 G1-6-3			1-2 G5-3		4-0 BB BB		2	0	0	0	1	0	0

Inning Stats	R: 0	H: 0	E: 0	K: 8	S: 8	P: 11	R: 0	H: 1	E: 0	K: 7	S: 7	P: 15	R: 0	H: 0	E: 0	K: 7	S: 7	P: 11	R: 0	H: 1	E: 0	K: 10	S: 10	P: 11	R: 0	H: 0	E: 0	K: 6	S: 6	P: 8	R: 1	H: 2	E: 0	K: 11	S: 11	P: 20	R: 0	H: 1	E: 0	K: 6	S: 6	P: 17	R: 0	H: 0	E: 0	K: 9	S: 9	P: 18	1B: 2	2B: 2	3B: 0	HR: 1	SF: 0	SAC: 0	DP: 3	HBP: 0	WP: 1	PB: 0	SB: 0	CS: 0	PA: 33
--------------	------	------	------	------	------	-------	------	------	------	------	------	-------	------	------	------	------	------	-------	------	------	------	-------	-------	-------	------	------	------	------	------	------	------	------	------	-------	-------	-------	------	------	------	------	------	-------	------	------	------	------	------	-------	-------	-------	-------	-------	-------	--------	-------	--------	-------	-------	-------	-------	--------

PITCHER	IP	WLS	BF	H	R	ER	SO	BB	IBB	HBP	BLK	WP	HR	S	P	ERA	WHIP
Omar Olivares, R ERA: 0.63 (1, 1)	7.0	W	24	4	1	1	2	1	0	0	0	1	1	57	88	1.29	0.714
Al Levine, R ERA: (8, 1)	1.0		5	1	0	0	0	2	0	0	0	0	0	6	17	0.00	3.000
Troy Percival, R ERA: (9, 1)	1.0		4	0	0	0	2	1	0	0	0	0	0	9	18	0.00	1.000


**BOTTOM**

**Anaheim Angels @ Oakland Athletics**  
**Network Associates Coliseum, Oakland, CA**

Thu Apr 15 1999, 4:05 PM EDT  
Att. 7,148 - Cloudy - 76 F

livebaseballscores.com

<b>AB</b>	<b>29</b>
<b>R</b>	<b>1</b>
<b>H</b>	<b>5</b>
<b>RBI</b>	<b>1</b>
<b>BB</b>	<b>4</b>
<b>SO</b>	<b>4</b>
<b>LOB</b>	<b>9</b>





Batter	1	2	3	4	5	6	7	8	9	AB R H RBI BB SO LOB	TOP											
Tom Goodwin, L (1, 8) OBP: 0.333, SLG: 0.324	2-2 F7		4-0 BB			1-2 G4-3		1-2 G3		3 0 0 0 1 0 0												
Mark McLemore, S (1, 4) OBP: 0.324, SLG: 0.438	2-2 F7		2-2 G5-3			1-0 P6		2-1 G4-3		4 0 0 0 0 0 1												
29 Rusty Greer, L (1, 7) OBP: 0.431, SLG: 0.488	2-2 2B		1-1 L3			0-1 L5			1-3 K	4 0 1 0 0 1 1												
Juan Gonzalez, R (1, 9) OBP: 0.286, SLG: 0.333	3-3 K			2-1 F7			1-1 WP 1B		1-2 G6-3	4 1 1 0 0 1 1												
Rafael Palmeiro, L (1, 10) OBP: 0.368, SLG: 0.355		4-1 BB		4-2 BB			3-2 G4-1		0-1 F7	2 0 0 0 2 0 1												
Ivan Rodriguez, R (1, 2) OBP: 0.341, SLG: 0.538		1-0 G6-4-3		3-1 G6-4-3			1-0 G4-3			3 0 0 0 0 0 3												
Todd Zeile, R (1, 5) OBP: 0.447, SLG: 0.605		3-2 G5-3			3-2 G5-3		4-2 BB			2 0 0 0 1 0 0												
Lee Stevens, L (1, 3) OBP: 0.444, SLG: 0.667			1-0 HR		1-1 G4-3		0-3 K			3 1 1 1 0 1 1												
Royce Clayton, R (1, 6) OBP: 0.200, SLG: 0.208			0-0 P3		0-1 P6			3-2 F8		3 0 0 0 0 0 0												
<b>Inning Stats</b>	R: 0 E: 0 K: 1 S: 17	H: 1 LOB: 1 BB: 0 P: 26	R: 0 E: 0 K: 0 S: 5	H: 0 LOB: 0 BB: 1 P: 13	R: 1 E: 0 K: 0 S: 7	H: 1 LOB: 1 BB: 1 P: 15	R: 0 E: 0 K: 0 S: 6	H: 0 LOB: 0 BB: 1 P: 15	R: 0 E: 0 K: 0 S: 7	H: 0 LOB: 0 BB: 0 P: 11	R: 0 E: 0 K: 0 S: 6	H: 0 LOB: 0 BB: 0 P: 8	R: 1 E: 0 K: 1 S: 11	H: 1 LOB: 1 BB: 1 P: 20	R: 0 E: 0 K: 0 S: 9	H: 0 LOB: 0 BB: 0 P: 15	R: 0 E: 0 K: 1 S: 8	H: 0 LOB: 0 BB: 0 P: 10	1B: 1 2B: 1 3B: 0 HR: 1	SF: 0 SAC: 0 DP: 2 HBP: 0	WP: 1 PB: 0 SB: 1 CS: 0	PA: 32
<b>PITCHER</b>	IP WLS BF H R ER SO BB IBB HBP BLK WP HR S P ERA WHIP																					
Tom Candiotti, R (1, 1) ERA: 6.6	6.2 W 25 3 2 2 1 4 0 0 0 0 1 56 105 2.70 1.050																					
Doug Jones, R (7, 1) ERA: 1.04	2.1 7 0 0 0 2 0 0 0 0 1 0 20 28 0.00 0.000																					

Texas Rangers @ Oakland Athletics  
Network Associates Coliseum, Oakland, CA

Fri Apr 16 1999, 10:35 PM EDT  
Att: 9,158 - Cloudy - 71 F

livebaseballscorecards.com

AB	28
R	2
H	3
RBI	1
BB	4
SO	3
LOB	8



Batter	1	2	3	4	5	6	7	8	9
<b>Tony Phillips, S</b> OBP: 0.326, SLG: 0.538 (1, 8) BB (8, 7)	4-2 G3-6-3 BB		2-1 G4-3	1-1 G4-3		2-2 2B		0-0 2B	
<b>Tim Raines, S</b> OBP: 0.350, SLG: 0.250 <b>Jason McDonald, S</b> OBP: 0.394, SLG: 0.310 (1, 7) SAFE (8, 8)	2-1 G3-6-3 1-2f		0-0 G6-3	4-2 1B BB		0-1 F9		4-2 G1-2-3 BB	
<b>Jason Giambi, L</b> OBP: 0.378, SLG: 0.385 (1, 3)	3-1 2B 1B		1-1 HR 1B	2-2 1-3 3-H 1B		1-0 WP 1B 2B		0-0 G1-2-3 1-2f	
<b>John Jaha, R</b> OBP: 0.421, SLG: 0.788 (1, 10)	3-2 1-H 2B		0-0 HR 1B		1-1 1B G3-6-3 2B		3-2 G5-4-3 2-H 1B		
<b>Matt Stairs, L</b> OBP: 0.350, SLG: 0.371 (1, 9)	0-3 K		3-2 HR 1B		1-0 G3-6-3 2-3 1B		1-1 G5-4-3 1-2 1B		
<b>Scott Spiezio, S</b> OBP: 0.381, SLG: 0.632 (1, 4)		0-0 F7	1-0 1-H HR		0-2 G3-6-3 1-2f 3-H		1-1 G5-4-3 1-2f 2-3		
<b>Miguel Tejada, R</b> OBP: 0.395, SLG: 0.472 (1, 6)		2-2 E4 F9 3 1B	2-1 G1-3		0-1 G4-3		2-1 F8		
<b>3 Eric Chavez, L</b> OBP: 0.214, SLG: 0.259 (1, 5)		0-2 F9 2-3		3-2 WP 1B 2B		3-3 K		1-1 P5	
<b>A.J. Hinch, R</b> OBP: 0.174, SLG: 0.273 (1, 2)		1-3 K		1-3 K		1-2 F8		0-0 2B 1B	

Inning Stats	R: 1	H: 2	E: 0	K: 1	S: 12	R: 0	H: 1	E: 1	K: 1	S: 12	R: 4	H: 4	E: 0	K: 0	S: 14	R: 1	H: 2	E: 0	K: 1	S: 14	R: 1	H: 2	E: 0	K: 0	S: 8	R: 0	H: 1	E: 0	K: 1	S: 13	R: 1	H: 3	E: 0	K: 0	S: 10	R: 0	H: 2	E: 0	K: 0	S: 8
	LOB: 1	BB: 1	P: 24	LOB: 1	BB: 0	P: 15	LOB: 0	BB: 0	P: 23	LOB: 2	BB: 1	P: 25	LOB: 0	BB: 0	P: 10	LOB: 1	BB: 0	P: 19	LOB: 1	BB: 0	P: 18	LOB: 2	BB: 1	P: 13	LOB: 0	BB: 0	P: 18	LOB: 2	BB: 1	P: 13	LOB: 0	BB: 0	P: 18	LOB: 2	BB: 1	P: 13				

PITCHER	IP	WLS	BF	H	R	ER	SO	BB	IBB	HBP	BLK	WP	HR	S	P	ERA	WHIP
<b>Aaron Sele, R</b> ERA: 3.78 (1, 1)	4.0	L	21	9	6	6	3	2	0	0	0	1	2	52	87	13.50	2.750
<b>Esteban Loaiza, R</b> ERA: 6.97 (5, 1)	2.0		8	3	1	1	1	0	0	0	0	0	0	21	29	4.50	1.500
<b>Eric Gunderson, L</b> ERA: 11.81 (7, 1)	1.0		5	3	1	1	0	0	0	0	0	1	0	10	18	9.00	3.000
<b>Danny Patterson, R</b> ERA: 4.15 (8, 1)	1.0		5	2	0	0	0	1	0	0	0	0	0	8	13	0.00	3.000

**AB R H RBI BB SO LOB**

**4 0 2 0 1 0 1**

**3 0 0 0 1 0 2**

**0 0 0 0 1 0 0**

**5 3 4 1 0 0 3**

**4 2 4 4 0 0 0**

**4 1 3 0 0 1 1**

**4 1 1 2 0 0 3**

**4 0 1 0 0 0 1**

**4 1 1 0 0 1 1**

**4 0 1 0 0 2 2**

**AB 36**

**R 8**

**H 17**

**RBI 7**

**BB 3**

**SO 4**

**LOB 14**

**WP: 2** **PA: 39**

**PB: 0**

**SB: 0**

**CS: 0**

**SF: 0**

**SAC: 0**

**DP: 4**

**HBP: 0**

**ERA** **WHIP**

**livebaseballscorecards.com**

**OAKLAND ATHLETICS**

**Texas Rangers @ Oakland Athletics**  
**Network Associates Coliseum, Oakland, CA**  
 Fri Apr 16 1999, 10:35 PM EDT  
 Att. 9,158 - Cloudy - 71 F





Batter	1	2	3	4	5	6	7	8	9	AB	R	H	RBI	BB	SO	LOB
<b>Tony Phillips, S</b> OBP: 0.353, SLG: 0.545 (1, 8) (8, 7)	1-1 F7	2-1 1B		3-3 K		1-2 E1 2B	2-2 1B			5	1	3	2	0	1	0
<b>Scott Spiezio, S</b> OBP: 0.385, SLG: 0.609 (1, 4)	4-2 HR BB	1 SAFE 1 SAFE 1 SAFE 3-1 P6			2-1 P6	1-1 1B 2B	0-0 L8			4	2	1	2	1	0	2
<b>Jason Giambi, L</b> OBP: 0.400, SLG: 0.545 (1, 3)	1-1 HR	3-2 L7			2-1 HR	3-2 1B		0-0 G4-3		5	2	3	4	0	0	1
<b>John Jaha, R</b> OBP: 0.429, SLG: 0.750 <b>Olmedo Saenz, R</b> OBP: 0.278, SLG: 0.313 (1, 10) (8, PH)	3-2 BB 2B 1B		1-0 P6		4-2 FC5 BB BB	3-2 P9		0-2 P2		3	1	1	0	1	0	1
<b>Matt Stairs, L</b> OBP: 0.333, SLG: 0.425 (1, 9)	0-0 P5		0-0 G3		1-0 F8	3-3 K		1-1 HR		5	1	1	1	0	1	3
<b>Ben Grieve, L</b> OBP: 0.250, SLG: 0.250 <b>Jason McDonald, S</b> OBP: 0.382, SLG: 0.300 (1, 7) (8, 8)	4-2 2B BB		2-2 2B		4-1 BB BB	1-2 BB		1-1 F8		2	1	1	0	2	0	0
<b>Mike Macfarlane, R</b> OBP: 0.250, SLG: 0.333 (1, 2)	0-1 2B		3-3 K		3-1 FC5			1-0 P4		4	0	1	2	0	1	3
<b>Eric Chavez, L</b> OBP: 0.219, SLG: 0.233 (1, 5)	1-0 F8			0-1 F7		3-1 G4-3	4-2 1B BB			3	1	0	0	1	0	1
<b>Miguel Tejada, R</b> OBP: 0.405, SLG: 0.475 (1, 6)		0-3 K		1-3 K		0-0 E 2B 1B	2-2 WP 1B 1B			4	2	2	0	0	2	0

Inning Stats	R: 4	H: 3	LOB: 1	K: 0	P: 29	R: 0	H: 1	LOB: 1	K: 1	P: 22	R: 0	H: 1	LOB: 1	K: 1	P: 15	R: 0	H: 0	LOB: 0	K: 2	P: 13	R: 1	H: 1	LOB: 2	K: 0	P: 26	R: 3	H: 4	LOB: 1	K: 1	P: 36	R: 2	H: 2	LOB: 1	K: 0	P: 25	R: 1	H: 1	LOB: 0	K: 0	P: 10
1B: 7	SF: 0	2B: 3	SAC: 0	3B: 0	DP: 0	HR: 3	HBP: 0	WP: 1	PB: 0	SB: 0	CS: 0	PA: 42																												

PITCHER	IP	WLS	BF	H	R	ER	SO	BB	IBB	HBP	BLK	WP	HR	S	P	ERA	WHIP
<b>Mark Clark, R</b> ERA: 10.67 (1, 1)	5.0	L	25	6	5	5	4	4	0	0	0	0	2	57	105	9.00	2.000
<b>Mike Munoz, L</b> ERA: 6.0 (6, 1)	1.2		10	4	4	4	1	1	0	0	0	0	0	27	47	21.60	3.000
<b>Danny Patterson, R</b> ERA: 5.79 (7, 1)	0.1		3	2	1	1	0	0	0	0	0	1	0	10	14	27.00	6.000
<b>Eric Gunderson, L</b> ERA: 11.37 (8, 1)	1.0		4	1	1	1	0	0	0	0	0	0	1	8	10	9.00	1.000

**BOTTOM**

**Texas Rangers @ Oakland Athletics**  
Network Associates Coliseum, Oakland, CA

Sat Apr 17 1999, 4:05 PM EDT  
Att: 16,271 - Unknown - 71 F

livebaseballscorecards.com

<b>AB</b>	<b>37</b>
<b>R</b>	<b>11</b>
<b>H</b>	<b>13</b>
<b>RBI</b>	<b>11</b>
<b>BB</b>	<b>5</b>
<b>SO</b>	<b>5</b>
<b>LOB</b>	<b>11</b>











Batter	1	2	3	4	5	6	7	8	9	AB R H RBI BB SO LOB	TOP											
Tony Phillips, S OBP: 0.310, SLG: 0.471 (1, 8) (8, 9)	1-2 G1-3		2-2 G4-3		0-3 K			2-1 G6-3		4 0 0 0 0 1 1												
Tim Raines, S OBP: 0.280, SLG: 0.200 (1, 7)	2-3 K		3-2 SF7			1-2 G3		0-0 E6 BB		3 0 0 1 0 1 0												
Jason Giambi, L OBP: 0.397, SLG: 0.569 (1, 3)	4-2 BB		3-H 2-3 K			2-2 BB 1B		0-0 F9		3 0 1 0 1 1 1												
Matt Stairs, L OBP: 0.365, SLG: 0.478 John Jaha, R OBP: 0.404, SLG: 0.675 Jason McDonald, S OBP: 0.342, SLG: 0.265 (1, 9) (8, PH) (8, PR) (8, 8)	2-3 K			0-0 F9		4-2 BB 1-2 BB		4-1 BB 1-2 BB		2 0 0 0 1 1 1 0 0 0 0 1 0 0 0 0 0 0 0 0 0												
Ben Grieve, L OBP: 0.250, SLG: 0.231 (1, 10)		4-2 FC5-4 BB		1-1 G1-3		0-3 K		3-3 K		3 0 0 0 1 2 4												
Scott Spiezo, S OBP: 0.419, SLG: 0.630 (1, 4)		1-0 P6		1-1 2B		0-1 P4		4-1 FC5-4 BB		3 0 1 0 1 0 3												
Miguel Tejada, R OBP: 0.340, SLG: 0.396 (1, 6)		2-1 FC5-4 1-2f		0-2 P3			3-2 G4-3		3-2 FC5-4 DI 1-2f	4 0 0 0 0 0 3												
3 Eric Chavez, L OBP: 0.250, SLG: 0.278 (1, 5)		0-1 G4-3			2-3 K		2-2 G4-3		0-0 F7	4 0 0 0 0 1 2												
A.J. Hinch, R OBP: 0.179, SLG: 0.296 Mike Macfarlane, R OBP: 0.222, SLG: 0.294 (1, 2) (9, PH)			1-1 G4-3 SF7 2B		0-1 G6-3		1-2 G5-3		3-3 K 1-2	3 1 1 0 0 0 0 1 0 0 0 0 1 1												
Inning Stats	R: 0 E: 0 K: 2 S: 12	H: 0 LOB: 1 BB: 1 P: 21	R: 0 E: 0 K: 0 S: 8	H: 0 LOB: 1 BB: 1 P: 15	R: 1 E: 0 K: 1 S: 13	H: 1 LOB: 0 BB: 0 P: 21	R: 0 E: 0 K: 0 S: 8	H: 1 LOB: 1 BB: 0 P: 10	R: 0 E: 0 K: 1 S: 9	H: 0 LOB: 0 BB: 0 P: 11	R: 0 E: 0 K: 1 S: 19	H: 1 LOB: 2 BB: 1 P: 26	R: 0 E: 0 K: 0 S: 9	H: 0 LOB: 0 BB: 0 P: 15	R: 0 E: 1 K: 1 S: 8	H: 0 LOB: 2 BB: 1 P: 17	R: 0 E: 0 K: 1 S: 8	H: 0 LOB: 1 BB: 1 P: 18	1B: 1 2B: 2 3B: 0 HR: 0	SF: 1 SAC: 0 DP: 0 HBP: 0	WP: 0 PB: 0 SB: 0 CS: 0	PA: 36
PITCHER	IP WLS BF H R ER SO BB IBB HBP BLK WP HR S P ERA WHIP																					
Bartolo Colon, R ERA: 2.65 (1, 1)	6.0 W 24 3 1 1 6 3 0 0 0 0 0 0 69 104 1.50 1.000																					
Steve Reed, R ERA: 1.5 (7, 1)	1.0 3 0 0 0 0 0 0 0 0 0 0 0 9 15 0.00 0.000																					
Mark Langston, L ERA: (8, 1)	1.0 5 0 0 0 1 1 0 0 0 0 0 0 8 17 0.00 1.000																					
Paul Shuey, R ERA: 0.96 (9, 1)	1.0 4 0 0 0 1 1 0 0 0 0 0 0 8 18 0.00 1.000																					

Oakland Athletics @ Cleveland Indians  
 Jacobs Field, Cleveland, OH  
 Tue Apr 20 1999, 7:05 PM EDT  
 Att. 42,954 - Unknown - 49 F

livebaseballscorecards.com

AB	30
R	1
H	3
RBI	1
BB	5
SO	8
LOB	16







Batter	1	2	3	4	5	6	7	8	9	AB R H RBI BB SO LOB	TOP																									
Tony Phillips, S OBP: 0.317, SLG: 0.518 (1, 9) X	0-0 1B		0-0 HR		1-1 G6-3		2-2 G4-3		0-0 F8	5 1 2 1 0 0 0																										
Jason McDonald, S OBP: 0.333, SLG: 0.289 (1, 8) C S	0-3 K		3-2 2B		1-1 L4		1-0 F8			4 0 1 0 0 1 1																										
Jason Giambi, L OBP: 0.403, SLG: 0.556 (1, 3) B C 1 SAFE	4-1 1-2 BB		1-2 F8			3-1 HR 1B	0-0 G3-1			3 1 1 0 1 0 1																										
John Jaha, R OBP: 0.392, SLG: 0.628 (1, 10) B B S F F S	3-3 K		2-3 K			4-2 HR BB		3-1 F8		3 1 0 0 1 2 3																										
Ben Grieve, L OBP: 0.250, SLG: 0.302 (1, 7) B F C F B X	3-2 G4-3			2-0 G3-1		2-2 HR		1-1 G4-3		4 1 1 3 0 0 2																										
Scott Spiezio, S OBP: 0.429, SLG: 0.633 (1, 4)		3-1 P6		4-1 BB		0-0 F9		0-1 2B		3 0 1 0 1 0 0																										
3 Eric Chavez, L OBP: 0.250, SLG: 0.300 (1, 5) C C C		1-3 K		0-2 FC4-6		2-1 1B 2B		2-2 K		4 0 1 0 0 2 2																										
Miguel Tejada, R OBP: 0.333, SLG: 0.385 (1, 6) B B C C C		3-2 F8		0-1 F9		1-1 1B			0-2 G4-3	4 0 1 0 0 0 1																										
A.J. Hinch, R OBP: 0.156, SLG: 0.258 (1, 2) F B F F B X			3-2 F8		2-1 P3	2-3 K			2-3 K	4 0 0 0 0 2 1																										
<b>Inning Stats</b>	R: 0 E: 0 K: 2 S: 14	H: 1 LOB: 2 BB: 1 P: 24	R: 0 E: 0 K: 1 S: 8	H: 0 LOB: 0 BB: 0 P: 15	R: 1 E: 0 K: 1 S: 15	H: 2 LOB: 1 BB: 0 P: 24	R: 0 E: 1 K: 0 S: 7	H: 0 LOB: 1 BB: 1 P: 13	R: 0 E: 0 K: 0 S: 6	H: 0 LOB: 0 BB: 0 P: 10	R: 3 E: 0 K: 1 S: 16	H: 4 LOB: 1 BB: 1 P: 30	R: 0 E: 0 K: 0 S: 5	H: 0 LOB: 0 BB: 0 P: 8	R: 0 E: 0 K: 1 S: 9	H: 1 LOB: 1 BB: 0 P: 15	R: 0 E: 0 K: 1 S: 7	H: 0 LOB: 0 BB: 0 P: 9	1B: 3 2B: 3 3B: 0 HR: 2	SF: 0 SAC: 0 DP: 0 HBP: 0	WP: 0 PB: 0 SB: 1 CS: 0	PA: 37														
<b>PITCHER</b>	IP WLS BF H R ER SO BB IBB HBP BLK WP HR S P ERA WHIP																																			
Dwight Gooden, R ERA: 13.5 (1, 1)	5.1		24	5	4	4	4	3	0	0	0	0	2	59	104	6.75	1.500																			
Steve Karsay, R ERA: 1.64 (6, 1)	1.2		6	2	0	0	1	0	0	0	0	0	0	12	20	0.00	1.200																			
Jerry Spradlin, R ERA: 18.0 (8, 1)	0.1		1	0	0	0	0	0	0	0	0	0	0	2	5	0.00	0.000																			
Paul Assenmacher, L ERA: 6.75 (8, 1)	0.2		3	1	0	0	1	0	0	0	0	0	0	7	10	0.00	1.500																			
Steve Reed, R ERA: 1.29 (9, 1)	1.0	W	3	0	0	0	1	0	0	0	0	0	0	7	9	0.00	0.000																			

Oakland Athletics @ Cleveland Indians  
 Jacobs Field, Cleveland, OH  
 Wed Apr 21 1999, 7:05 PM EDT  
 Att. 41,933 - Cloudy - 65 F

livebaseballscorecards.com

AB	34
R	4
H	8
RBI	4
BB	3
SO	7
LOB	11



Batter	1	2	3	4	5	6	7	8	9	AB	R	H	RBI	BB	SO	LOB
<b>Kenny Lofton, L</b> OBP: 0.492, SLG: 0.596 (1, 8)	3-2 G4-3 1B		0-0 F8		1-1 G5-3		1-3 K		0-1 SH	4	0	1	0	0	1	2
<b>Omar Vizquel, S</b> OBP: 0.487, SLG: 0.529 (1, 6)	1-1 G4-3		0-1 1B		2-0 G3			2-2 F7		4	0	1	0	0	0	2
<b>Roberto Alomar, S</b> OBP: 0.475, SLG: 0.574 (1, 4)	0-3 K		1-1 1B			2-1 1B F8-2		1-2 HR		4	1	3	1	0	1	0
<b>Manny Ramirez, R</b> OBP: 0.406, SLG: 0.689 (1, 9)		0-2 BB G1-2-3 1B	0-1 F9		0-0 F8			1-1 HR		4	1	2	1	0	0	3
<b>Jim Thome, L</b> OBP: 0.500, SLG: 0.653 (1, 3)		1-1 G1-2-3 BB 1B		1-3 K		1-1 1B		2-3 K		4	0	2	0	0	2	0
<b>Travis Fryman, R</b> OBP: 0.433, SLG: 0.471 (1, 5)		4-2 G1-2-3 BB		2-1 G5-3		1-0 F8-2		0-1 F8		3	0	0	0	1	0	2
<b>David Justice, L</b> OBP: 0.278, SLG: 0.438 (1, 7)		0-1 G1-2-3		1-0 G4-3			2-3 K		2-1 HR	4	1	1	0	0	1	3
<b>Richie Sexson, R</b> OBP: 0.304, SLG: 0.578 (1, 10)		0-0 F8			1-3 K		0-0 F9		0-1 HR	4	1	1	2	0	1	2
<b>Sandy Alomar Jr., R</b> OBP: 0.300, SLG: 0.474 (9, PR) <b>Jolbert Cabrera, R</b>			1-3 K		1-0 G5-3 1B		1-0 1B		0-0 SH	4	0	3	0	0	1	0

Inning Stats	R: 0	H: 1	E: 0	K: 1	S: 9	H: 2	LOB: 0	BB: 0	P: 13	R: 0	H: 2	E: 0	K: 0	S: 10	H: 2	LOB: 2	BB: 1	P: 15	R: 0	H: 2	E: 0	K: 1	S: 10	R: 0	H: 0	E: 0	K: 1	S: 6	R: 0	H: 1	E: 0	K: 1	S: 7	R: 0	H: 2	E: 0	K: 0	S: 6	R: 0	H: 1	E: 0	K: 2	S: 10	R: 2	H: 2	E: 0	K: 1	S: 14	R: 3	H: 3	E: 1	K: 0	S: 7	H: 3	LOB: 2	BB: 0	P: 9	1B: 11	SF: 0	2B: 1	SAC: 1	3B: 0	DP: 2	HR: 3	HBP: 0	WP: 0	PA: 37
--------------	------	------	------	------	------	------	--------	-------	-------	------	------	------	------	-------	------	--------	-------	-------	------	------	------	------	-------	------	------	------	------	------	------	------	------	------	------	------	------	------	------	------	------	------	------	------	-------	------	------	------	------	-------	------	------	------	------	------	------	--------	-------	------	--------	-------	-------	--------	-------	-------	-------	--------	-------	--------

PITCHER	IP	WLS	BF	H	R	ER	SO	BB	IBB	HBP	BLK	WP	HR	S	P	ERA	WHIP
<b>Gil Heredia, R</b> ERA: 4.13 (1, 1)	6.2		27	9	0	0	5	1	0	0	0	0	0	54	81	0.00	1.500
<b>Buddy Groom, L</b> ERA: (7, 1)	0.1		1	0	0	0	1	0	0	0	0	0	0	4	5	0.00	0.000
<b>Doug Jones, R</b> ERA: 2.89 (8, 1)	0.2		4	2	2	2	1	0	0	0	0	0	2	12	18	27.00	3.000
<b>Billy Taylor, R</b> ERA: 5.06 (8, 1)	0.1	L	5	3	3	2	0	0	0	0	0	0	1	9	11	54.00	9.000

BOTTOM

Oakland Athletics @ Cleveland Indians  
 Jacobs Field, Cleveland, OH  
 Wed Apr 21 1999, 7:05 PM EDT  
 Att: 41,933 - Cloudy - 65 F

livebaseballscorecards.com

AB	35
R	5
H	14
RBI	4
BB	1
SO	7
LOB	14





Batter	1	2	3	4	5	6	7	8	9	AB R H RBI BB SO LOB	TOP												
<b>Tony Phillips, S</b> OBP: 0.324, SLG: 0.508 (1, 8) (8, 9)	1-2 1B 2B 1B	3-1 SF9			3-2 F7		4-0 BB 1B BB		2-0 E6	3 2 1 1 1 0 0													
<b>Tim Raines, S</b> OBP: 0.300, SLG: 0.208 (1, 7)	2-1 2B 1B	3-H 2-3 K			2-3 K		4-2 SAFE E 1B BB	1 SAFE 0-3 K	4 1 1 0 1 3 1														
<b>Jason Giambi, L</b> OBP: 0.409, SLG: 0.552 (1, 3)	3-2 P6				0-1 G3		1-1 E7 1-3 2-H 1B		4 0 2 1 0 0 2														
<b>John Jaha, R</b> OBP: 0.418, SLG: 0.630 (1, 10)	1 SAFE 4-1 2B 1-2 BB				1-1 G1-6-3 1B		1-0 FC4-6 1B	3-2 SAFE SAFE G3	3 0 2 0 1 0 2														
<b>Ben Grieve, L</b> OBP: 0.231, SLG: 0.277 <b>Jason McDonald, S</b> OBP: 0.333, SLG: 0.289 (1, 9) (8, 8)	1-3 K				3-2 G1-6-3 1-2f 2-3		2-3 K	2-2 F7	4 0 0 0 0 2 6 0 0 0 0 0 0 0														
<b>Scott Spiezio, S</b> OBP: 0.410, SLG: 0.618 (1, 4)	2-2 1-3 2-H 3-H 2B				2-0 F9		0-1 FC4-6 1-2f	1-3 K	4 0 1 2 0 1 2														
<b>3 Eric Chavez, L</b> OBP: 0.229, SLG: 0.273 (1, 5)	1-0 F8				1-0 G5-3		1 SAFE 1-1 G3	1-0 G4-3	4 0 0 0 0 0 3														
<b>Miguel Tejada, R</b> OBP: 0.328, SLG: 0.393 (1, 6)		1-2 SH1-3 SF9 2B			1-2 G4-3		1-2 G6-3	3-3 K	4 1 1 0 0 1 0														
<b>A.J. Hinch, R</b> OBP: 0.143, SLG: 0.235 (1, 2)		0-1 SH1-3 2-3			0-0 G5-3		2-2 G5-3	0-3 K	3 0 0 0 0 1 0														
<b>Inning Stats</b>	R: 2 E: 0 K: 1 S: 16	H: 3 LOB: 2 BB: 1 P: 30	R: 1 E: 0 K: 1 S: 12	H: 1 LOB: 0 BB: 0 P: 18	R: 0 E: 0 K: 0 S: 8	H: 2 LOB: 1 BB: 0 P: 17	R: 0 E: 0 K: 0 S: 6	H: 0 LOB: 0 BB: 0 P: 8	R: 0 E: 0 K: 1 S: 8	H: 0 LOB: 0 BB: 0 P: 13	R: 0 E: 0 K: 1 S: 9	H: 1 LOB: 1 BB: 0 P: 13	R: 1 E: 1 K: 0 S: 16	H: 1 LOB: 2 BB: 2 P: 31	R: 0 E: 0 K: 1 S: 7	H: 0 LOB: 0 BB: 0 P: 11	R: 0 E: 1 K: 3 S: 13	H: 0 LOB: 1 BB: 0 P: 18	1B: 6 2B: 2 3B: 0 HR: 0	SF: 1 SAC: 1 DP: 1 HBP: 0	WP: 0 PB: 0 SB: 0 CS: 0	PA: 38	
<b>PITCHER</b> <b>Charles Nagy, R</b> ERA: 3.38 <b>Mark Langston, L</b> ERA: <b>Paul Shuey, R</b> ERA: 0.87	IP 6.2 1.1 1.0	WLS L 5 4	BF 29 5 4	H 7 1 0	R 4 0 0	ER 4 0 0	SO 4 1 3	BB 3 0 0	IBB 0 0 0	HBP 0 0 0	BLK 0 0 0	WP 0 0 0	HR 0 0 0	S 70 12 13	P 121 20 18	ERA 5.40 0.00 0.00	WHIP 1.500 0.750 0.000						<b>PITCHER</b> IP WLS BF H R ER SO BB IBB HBP BLK WP HR S P ERA WHIP

Oakland Athletics @ Cleveland Indians  
 Jacobs Field, Cleveland, OH  
 Thu Apr 22 1999, 7:05 PM EDT  
 Att. 42,937 - Cloudy - 55 F

livebaseballscorecards.com

AB	33
R	4
H	8
RBI	4
BB	3
SO	8
LOB	16



Batter	1	2	3	4	5	6	7	8	9	AB	R	H	RBI	BB	SO	LOB
<b>Kenny Lofton, L</b> OBP: 0.464, SLG: 0.554 (1, 8) C B X	1-1 G3		1-0 P7		2-3 K		1-1 FC6			4	0	0	0	0	1	1
<b>Omar Vizquel, S</b> OBP: 0.488, SLG: 0.526 (1, 6) B B C X	2-1 BB PB 1B		2-1 G5-3			2-1 1B G4-3 PB 1B		0-1 F7		4	1	2	0	0	0	0
<b>Roberto Alomar, S</b> OBP: 0.460, SLG: 0.540 (1, 4) B B B B	4-0 BB 1-2 BB		2-2 G4-3			1-2 G4-3		3-2 P6		3	0	0	0	1	0	1
<b>Manny Ramirez, R</b> OBP: 0.397, SLG: 0.662 (1, 9) B B S X	2-1 F7			3-2 G5-3		0-0 FC3-6 1B		1-1 F7		4	0	1	0	0	0	2
<b>Jim Thome, L</b> OBP: 0.500, SLG: 0.627 (1, 3) B B B B	4-0 FC6-4 1-2 2-3 BB			4-0 BB		3-2 FC3-6 PB 1-2f			1-1 G1-3	2	0	0	0	2	0	2
<b>Wil Cordero, R</b> OBP: 0.361, SLG: 0.500 (1, 10) B C F X	1-2 FC6-4 1-2f		1-2 FC6-4	1-3 K		1-3 K			2-3 K	4	0	0	0	0	3	5
<b>Travis Fryman, R</b> OBP: 0.406, SLG: 0.436 (1, 5) C B B C X		3-2 G1-3		2-2 P5		1-2 P8			1-3 K	4	0	0	0	0	1	1
<b>David Justice, L</b> OBP: 0.238, SLG: 0.368 (1, 7) B C B X		2-1 F7			2-3 K		0-0 P5			3	0	0	0	0	1	0
<b>Sandy Alomar Jr., R</b> OBP: 0.293, SLG: 0.462 (1, 2) <b>Einar Diaz, R</b> OBP: 0.368, SLG: 0.833 (4, 2) B C B C X		2-2 G6-3			2-1 L6		2-2 E5 FC6			1	0	0	0	0	0	0
										2	0	0	0	0	0	0


Inning Stats	R: 0	H: 1	E: 0	K: 0	S: 9	LOB: 3	BB: 2	P: 23	R: 0	H: 0	E: 0	K: 0	S: 8	LOB: 0	BB: 0	P: 15	R: 0	H: 0	E: 0	K: 0	S: 6	LOB: 0	BB: 0	P: 11	R: 0	H: 0	E: 0	K: 1	S: 11	LOB: 1	BB: 1	P: 21	R: 0	H: 0	E: 0	K: 2	S: 9	LOB: 0	BB: 0	P: 15	R: 1	H: 2	E: 0	K: 1	S: 13	LOB: 1	BB: 0	P: 20	R: 0	H: 0	E: 1	K: 0	S: 10	LOB: 1	BB: 0	P: 14	R: 0	H: 0	E: 0	K: 0	S: 9	LOB: 0	BB: 0	P: 13	R: 0	H: 0	E: 0	K: 2	S: 9	LOB: 0	BB: 0	P: 13	1B: 3	SF: 0	2B: 0	SAC: 0	3B: 0	DP: 0	HR: 0	HBP: 0	WP: 0	PA: 34
--------------	------	------	------	------	------	--------	-------	-------	------	------	------	------	------	--------	-------	-------	------	------	------	------	------	--------	-------	-------	------	------	------	------	-------	--------	-------	-------	------	------	------	------	------	--------	-------	-------	------	------	------	------	-------	--------	-------	-------	------	------	------	------	-------	--------	-------	-------	------	------	------	------	------	--------	-------	-------	------	------	------	------	------	--------	-------	-------	-------	-------	-------	--------	-------	-------	-------	--------	-------	--------

PITCHER	IP	WLS	BF	H	R	ER	SO	BB	IBB	HBP	BLK	WP	HR	S	P	ERA	WHIP
<b>Tom Candiotti, R</b> ERA: 4.5 (1, 1)	7.0	W	28	3	1	0	4	3	0	0	0	0	0	66	119	0.00	0.857
<b>T.J. Mathews, R</b> ERA: 1.29 (8, 1)	1.0	H	3	0	0	0	0	0	0	0	0	0	0	9	13	0.00	0.000
<b>Billy Taylor, R</b> ERA: 4.26 (9, 1)	1.0	S	3	0	0	0	2	0	0	0	0	0	0	9	13	0.00	0.000

**BOTTOM**

**Oakland Athletics @ Cleveland Indians**  
**Jacobs Field, Cleveland, OH**  
 Thu Apr 22 1999, 7:05 PM EDT  
 Att: 42,937 - Cloudy - 55 F

<b>AB</b>	<b>31</b>
<b>R</b>	<b>1</b>
<b>H</b>	<b>3</b>
<b>RBI</b>	<b>0</b>
<b>BB</b>	<b>3</b>
<b>SO</b>	<b>6</b>
<b>LOB</b>	<b>12</b>



PITCHER	IP	WLS	BF	H	R	ER	SO	BB	IBB	HBP	BLK	WP	HR	S	P	ERA	WHIP
---------	----	-----	----	---	---	----	----	----	-----	-----	-----	----	----	---	---	-----	------



Batter	1	2	3	4	5	6	7	8	9	AB R H RBI BB SO LOB	TOP																	
Tony Phillips, S (1, 8) OBP: 0.329, SLG: 0.547	1-3 K		1-3 K		0-1 BB 1B		0-1 HR		0-0 G4-3	5 1 2 2 0 2 2																		
Scott Spiezio, S (1, 4) OBP: 0.409, SLG: 0.579	0-0 F8		4-2 BB		0-1 BB 1B		2-0 G3		1-3 K	4 0 1 0 1 1 0																		
Jason Giambi, L (1, 3) OBP: 0.400, SLG: 0.525	2-3 K		0-1 P4		4-2 BB		3-1 F8			3 0 0 0 1 1 3																		
John Jaha, R (1, 10) OBP: 0.424, SLG: 0.680		3-2 HR	2-2 G5-3		0-0 P4			2-2 BB 1B		4 1 2 1 0 0 6																		
Matt Stairs, L (1, 9) OBP: 0.357, SLG: 0.520		2-2 F9		1-1 F9		2-1 HR		1-3 K		4 1 1 1 0 1 1																		
Ben Grieve, L (1, 7) OBP: 0.218, SLG: 0.260		2-3 K		3-1 P5		3-1 G4-3		4-2 BB		3 0 0 0 0 1 0																		
Tim Raines, S (8, PH) OBP: 0.323, SLG: 0.208								1-2 BB		0 0 0 0 1 0 0																		
Mike Macfarlane, R (1, 2) OBP: 0.182, SLG: 0.238		0-1 G6-3		2-3 K		1-3 K		2-1 G6-4-3		4 0 0 0 0 2 2																		
3 Eric Chavez, L (1, 5) OBP: 0.250, SLG: 0.333			1-2 2B		0-1 G6-3		0-2 F8		0-0 F9 G4-3 2B	4 1 2 0 0 0 0																		
Miguel Tejada, R (1, 6) OBP: 0.323, SLG: 0.400			3-2 2B		3-3 K		2-2 G5-3		0-1 F9	4 0 1 0 0 1 1																		
<b>Inning Stats</b>	R: 0 E: 0 K: 2 S: 7	H: 0 LOB: 0 BB: 0 P: 10	R: 1 E: 0 K: 1 S: 13	H: 1 LOB: 0 BB: 0 P: 20	R: 0 E: 0 K: 1 S: 17	H: 2 LOB: 3 BB: 1 P: 28	R: 0 E: 0 K: 1 S: 7	H: 0 LOB: 0 BB: 0 P: 13	R: 0 E: 0 K: 1 S: 18	H: 2 LOB: 3 BB: 1 P: 25	R: 1 E: 0 K: 1 S: 11	H: 1 LOB: 0 BB: 0 P: 17	R: 1 E: 0 K: 0 S: 8	H: 1 LOB: 0 BB: 0 P: 15	R: 0 E: 0 K: 1 S: 12	H: 1 LOB: 1 BB: 1 P: 21	R: 1 E: 0 K: 1 S: 7	H: 1 LOB: 0 BB: 0 P: 8	1B: 3 2B: 3 3B: 0 HR: 3	SF: 0 SAC: 0 DP: 1 HBP: 0	WP: 0 PB: 0 SB: 0 CS: 0	PA: 38						
<b>PITCHER</b>	IP WLS BF H R ER SO BB IBB HBP BLK WP HR S P ERA WHIP																											
Juan Guzman, R (1, 1) ERA: 6.75	6.0		26	6	2	2	7	2	0	0	0	0	0	2	73	113	3.00	1.333										
Mike Fetters, R (7, 1) ERA: 6.0	1.0	W	5	2	1	1	0	0	0	0	0	0	1	11	20	9.00	2.000											
Jesse Orosco, L (8, 1) ERA: 12.71	1.0		3	0	0	0	1	1	0	0	0	0	0	9	16	0.00	1.000											
Mike Timlin, R (9, 1) ERA: 1.59	1.0		4	1	1	1	1	0	0	0	0	0	0	7	8	9.00	1.000											

Oakland Athletics @ Baltimore Orioles  
 Oriole Park at Camden Yards, Baltimore, MD

Fri Apr 23 1999, 7:05 PM EDT  
 Att. 42,978 - Overcast - 52 F

livebaseballscorecards.com

AB	35
R	4
H	9
RBI	4
BB	3
SO	9
LOB	15



Batter	1	2	3	4	5	6	7	8	9
Brady Anderson, L (1, 8) OBP: 0.394, SLG: 0.443	1-2 G2-3		0-0 G4-6-3		2-1 1B		0-0 SH2-3 1B 2-3 2B 1B	1-0 P3	
Mike Bordick, R (1, 6) OBP: 0.400, SLG: 0.409	1-2 G1-3			0-3 K	0-2 G6-3		2-0 SH2-3 1B 1-2 2B 1B 3-H		
B.J. Surhoff, L (1, 7) OBP: 0.353, SLG: 0.453	0-1 G1-3			0-0 G3		4-2 1B WP BB	0-0 SH2-3		
Albert Belle, R (1, 9) OBP: 0.446, SLG: 0.482		4-2 G4-6-3 1B BB		4-2 BB		0-0 F9	4-0 2B IBB		
Harold Baines, L (1, 10) OBP: 0.306, SLG: 0.378		0-0 G4-6-3 1B		0-0 P8		1-2 1B	1-2 P6		
Jeff Conine, R (1, 3) OBP: 0.324, SLG: 0.333		1-2 G4-6-3			4-1 SH2-4 2B BB	4-0 WP BB	0-0 2B		
Willis Otanez, R (1, 5) OBP: 0.343, SLG: 0.548		1-0 G5-3			1-0 SH2-4	4-2 BB	1-1 G6-3		
Delino DeShields, L (1, 4) OBP: 0.256, SLG: 0.152			1-1 P6		0-0 1B 2B	1-2 G6-3		0-0 G4-3	
Lenny Webster, R (1, 2) OBP: 0.310, SLG: 0.240 Rich Amaral, R (7, PR) Charles Johnson, R (8, 2) OBP: 0.263, SLG: 0.206			4-2 G4-6-3 BB		1-3 K		3-2 1B 2B	3-1 F9	

Inning Stats	R: 0	H: 0	E: 0	K: 0	S: 8	R: 0	H: 1	E: 0	K: 0	S: 7	R: 0	H: 0	E: 0	K: 0	S: 5	R: 0	H: 0	E: 0	K: 1	S: 7	R: 2	H: 2	E: 0	K: 1	S: 12	R: 1	H: 1	E: 0	K: 0	S: 12	R: 4	H: 4	E: 0	K: 0	S: 12	R: 0	H: 0	E: 0	K: 0	S: 4
	LOB: 0	BB: 0	P: 10	LOB: 1	BB: 1	P: 13	LOB: 0	BB: 1	P: 10	LOB: 1	BB: 1	P: 11	LOB: 1	BB: 1	P: 20	LOB: 2	BB: 3	P: 26	LOB: 1	BB: 1	P: 8	LOB: 0	BB: 0	P: 8	LOB: 0	BB: 0	P: 8	LOB: 0	BB: 0	P: 8	LOB: 0	BB: 0	P: 8	LOB: 0	BB: 0	P: 8	LOB: 0	BB: 0	P: 8	

PITCHER	IP	WLS	BF	H	R	ER	SO	BB	IBB	HBP	BLK	WP	HR	S	P	ERA	WHIP
Jimmy Haynes, R (1, 1) ERA: 6.12	6.0	L	27	5	4	4	2	7	0	0	0	1	0	54	96	6.00	2.000
Buddy Groom, L (7, 1) ERA: 4.05	0.2		5	2	0	0	0	0	1	0	0	0	0	6	13	0.00	3.000
Tim Worrell, R (7, 1) ERA: 2.08	1.1		5	1	3	3	0	0	0	0	0	0	0	7	12	20.25	0.750

**BOTTOM**

**Oakland Athletics @ Baltimore Orioles**  
 Oriole Park at Camden Yards, Baltimore, MD

Fri Apr 23 1999, 7:05 PM EDT  
 Att: 42,978 - Overcast - 52 F

livebaseballscorecards.com

AB	27
R	7
H	8
RBI	6
BB	8
SO	2
LOB	14



1B: 5	SF: 0	WP: 1	PA: 37
2B: 3	SAC: 2	PB: 0	
3B: 0	DP: 2	SB: 0	
HR: 0	HBP: 0	CS: 0	



Batter	1	2	3	4	5	6	7	8	9	AB R H RBI BB SO LOB
Tony Phillips, S OBP: 0.325, SLG: 0.522 (1, 4)	3-2 G6-3		1-3 K			4-1 SH3-4 HR BB		2-3 K		3 1 0 0 1 2 0
Jason McDonald, S OBP: 0.311, SLG: 0.268 (1, 8)	2-2 L7			2-0 G5-3		1-1 SH3-4		3-1 P6		3 0 0 0 0 0 0
Jason Giambi, L OBP: 0.384, SLG: 0.500 Olmedo Saenz, R OBP: 0.316, SLG: 0.412 (1, 3) (8, PH) (8, 3)	2-3 K			2-1 F7		1-0 G6-3		2-2 2B		3 0 0 0 0 1 1 1 0 1 0 0 0 0
John Jaha, R OBP: 0.429, SLG: 0.660 (1, 10)		1-0 G4-3 S 1B		3-0 F9		2-0 HR HBP		0-3 K		3 1 1 0 0 1 1
Matt Stairs, L OBP: 0.367, SLG: 0.593 (1, 9)		3-3 K			1-0 L1-6 2B	3-2 HR		1-3 K		4 1 2 3 0 2 1
Tim Raines, S OBP: 0.314, SLG: 0.185 (1, 7)		2-0 G4-3			2-0 L1-6	1-0 F7		4-2 3 1B BB		3 0 0 0 1 0 2
3 Eric Chavez, L OBP: 0.268, SLG: 0.333 (1, 5)		2-3 P5			4-1 1B WP BB		0-2 F9		0-1 SAFE 1-2 1B	3 0 1 0 1 0 1
Miguel Tejada, R OBP: 0.318, SLG: 0.391 (1, 6)			0-1 F9		3-2 FC6-4 1B		1-1 G6-3		0-3 K	4 0 1 0 0 1 2
A.J. Hinch, R OBP: 0.128, SLG: 0.211 (1, 2)			1-0 G4-3		0-1 FC6-4		0-0 G5-3		1-1 P3	4 0 0 0 0 0 4

Inning Stats	R: 0 E: 0 K: 1 S: 9	H: 0 LOB: 0 BB: 0 P: 16	R: 0 E: 0 K: 1 S: 9	H: 1 LOB: 1 BB: 0 P: 16	R: 0 E: 0 K: 1 S: 6	H: 0 LOB: 0 BB: 0 P: 8	R: 0 E: 0 K: 0 S: 4	H: 0 LOB: 0 BB: 0 P: 11	R: 0 E: 0 K: 0 S: 9	H: 2 LOB: 2 BB: 1 P: 19	R: 3 E: 0 K: 0 S: 11	H: 1 LOB: 0 BB: 1 P: 22	R: 0 E: 0 K: 0 S: 7	H: 0 LOB: 0 BB: 0 P: 8	R: 0 E: 0 K: 2 S: 13	H: 1 LOB: 1 BB: 0 P: 20	R: 0 E: 0 K: 2 S: 13	H: 1 LOB: 2 BB: 1 P: 19	1B: 3 2B: 3 3B: 0 HR: 1	SF: 0 SAC: 1 DP: 1 HBP: 1
--------------	------------------------------	----------------------------------	------------------------------	----------------------------------	------------------------------	---------------------------------	------------------------------	----------------------------------	------------------------------	----------------------------------	-------------------------------	----------------------------------	------------------------------	---------------------------------	-------------------------------	----------------------------------	-------------------------------	----------------------------------	----------------------------------	------------------------------------

PITCHER	IP	WLS	BF	H	R	ER	SO	BB	IBB	HBP	BLK	WP	HR	S	P	ERA	WHIP
Scott Erickson, R ERA: 9.31 (1, 1)	7.0	L	27	4	3	3	3	2	0	1	0	1	1	55	100	3.86	0.857
Jesse Orosco, L ERA: 11.37 (8, 1)	0.2		3	1	0	0	1	0	0	0	0	0	0	10	17	0.00	1.500
Heathcliff Slocumb, R ERA: 7.11 (8, 1)	1.1		6	1	0	0	3	1	0	0	0	0	0	16	22	0.00	1.500


**TOP**

**Oakland Athletics @ Baltimore Orioles**  
**Oriole Park at Camden Yards, Baltimore, MD**

Sat Apr 24 1999, 1:35 PM EDT  
 Att. 41,540 - Sunny - 59 F

AB	31
R	3
H	6
RBI	3
BB	3
SO	7
LOB	12

[livebaseballscorecards.com](http://livebaseballscorecards.com)



WP: 1	PA: 36
PB: 0	
SB: 1	
CS: 0	

Batter	1	2	3	4	5	6	7	8	9	AB R H RBI BB SO LOB
Brady Anderson, L (1, 8) OBP: 0.387, SLG: 0.431	1-1 BB SH3 1B	1-0 G6-3			2-0 F9		3-2 F7			4 0 1 0 0 0 1
Mike Bordick, R (1, 6) OBP: 0.385, SLG: 0.391	0-1 SH3 1-2		0-0 P6		1-1 P3			0-1 G5-3		3 0 0 0 0 0 0
B.J. Surhoff, L (1, 7) OBP: 0.361, SLG: 0.448	4-1 BB BB		2-1 P5			1-1 F8		0-0 FC1-6 BB 1B		3 0 1 0 1 0 0
Albert Belle, R (1, 9) OBP: 0.436, SLG: 0.458	2-2 L8		2-0 F9		2-2 F9			4-1 FC1-6 BB 1-2		3 0 0 0 1 0 2
Harold Baines, L (1, 10) OBP: 0.346, SLG: 0.391 Rich Amaral, R (8, PH)	4-1 FC6-4 BB 1-2 2-3		2-2			4-0 BB BB		0-0 FC1-6 BB 1-2f 2-3		1 0 1 0 2 0 0 1 0 0 0 0 0 2
Jeff Conine, R (1, 3) OBP: 0.316, SLG: 0.300	0-1 FC6-4 1-2f		3-2 F9			4-0 BB 1-2		0-0 FC6-4 1-2f		3 0 0 0 1 0 6
Willis Otanez, R (1, 5) OBP: 0.308, SLG: 0.486		2-2 L5		1-2 F7		3-2 P3			1-3 K	4 0 0 0 0 1 3
Delino DeShields, L (1, 4) OBP: 0.256, SLG: 0.162		0-1 E S 1B		1-1 P6			1-1 F8		2-2 F7	4 0 1 0 0 0 1
Charles Johnson, R (1, 2) OBP: 0.238, SLG: 0.184		2-2 G6-3 1-3			0-0 F9		1-0 L7		0-0 F7	4 0 0 0 0 0 1

Inning Stats	R: 0	H: 1	E: 0	LOB: 3	K: 0	BB: 2	S: 11	R: 0	H: 1	E: 0	LOB: 1	K: 0	BB: 0	S: 9	R: 0	H: 0	E: 0	LOB: 0	K: 0	BB: 0	S: 4	R: 0	H: 1	E: 0	LOB: 1	K: 0	BB: 0	S: 13	R: 0	H: 0	E: 0	LOB: 0	K: 0	BB: 0	S: 4	R: 0	H: 0	E: 0	LOB: 2	K: 0	BB: 2	S: 9	R: 0	H: 0	E: 0	LOB: 0	K: 0	BB: 0	S: 6	R: 0	H: 1	E: 0	LOB: 2	K: 0	BB: 1	S: 6	R: 0	H: 0	E: 0	LOB: 0	K: 1	BB: 0	S: 8	R: 0	H: 0	E: 0	LOB: 0	K: 1	BB: 0	S: 8	1B: 4	2B: 0	3B: 0	HR: 0	SF: 0	SAC: 1	DP: 0	HBP: 0	WP: 0	PA: 36
--------------	------	------	------	--------	------	-------	-------	------	------	------	--------	------	-------	------	------	------	------	--------	------	-------	------	------	------	------	--------	------	-------	-------	------	------	------	--------	------	-------	------	------	------	------	--------	------	-------	------	------	------	------	--------	------	-------	------	------	------	------	--------	------	-------	------	------	------	------	--------	------	-------	------	------	------	------	--------	------	-------	------	-------	-------	-------	-------	-------	--------	-------	--------	-------	--------

PITCHER	IP	WLS	BF	H	R	ER	SO	BB	IBB	HBP	BLK	WP	HR	S	P	ERA	WHIP
Mike Oquist, R (1, 1) ERA: 2.57	5.2	W	24	3	0	0	0	4	0	0	0	0	0	47	88	0.00	1.235
T.J. Mathews, R (6, 1) ERA: 1.04	1.2	H	7	1	0	0	0	1	0	0	0	0	0	13	25	0.00	1.200
Buddy Groom, L (8, 1) ERA: 3.86	0.1	H	1	0	0	0	0	0	0	0	0	0	0	1	1	0.00	0.000
Billy Taylor, R (8, 1) ERA: 3.52	1.1	S	4	0	0	0	1	0	0	0	0	0	0	9	12	0.00	0.000

**BOTTOM**

**Oakland Athletics @ Baltimore Orioles**  
**Oriole Park at Camden Yards, Baltimore, MD**

Sat Apr 24 1999, 1:35 PM EDT  
 Att: 41,540 - Sunny - 59 F

livebaseballscorecards.com

AB	30
R	0
H	4
RBI	0
BB	5
SO	1
LOB	16







Batter	1	2	3	4	5	6	7	8	9	AB	R	H	RBI	BB	SO	LOB
Brady Anderson, L (1, 8) OBP: 0.375, SLG: 0.406	F7		PO HBP			FC4-6 1B	E6 BB 1B	G3		4	2	0	1	0	0	3
Mike Bordick, R (1, 6) OBP: 0.373, SLG: 0.378	G1-3		PO	L7		E1 1B	BB BB 1B	L3		5	1	1	2	0	0	1
B.J. Surhoff, L (1, 7) OBP: 0.351, SLG: 0.431	1B			K		K	K	L7		5	0	1	0	0	3	4
Albert Belle, R (1, 9) OBP: 0.446, SLG: 0.508	G1-3			HR		1B	BB BB 1B		G1-3	4	2	2	2	1	0	1
Jeff Conine, R (1, 3) OBP: 0.293, SLG: 0.273		G1-3		G5-3		G4-3	BB BB 1B		G6-3	3	0	0	0	0	0	2
Harold Baines, L (7, PH) OBP: 0.358, SLG: 0.391										0	1	0	1	1	0	0
Jesse Garcia, R (8, 5) OBP: 0.250, SLG: 0.250										1	0	0	0	0	0	0
Rich Amaral, R (1, 10) OBP: 0.333, SLG: 0.067		G6-3				PO 1B	E6 FC4-6 1B		F7	4	2	1	1	1	0	0
Willis Otanez, R (1, 5) OBP: 0.326, SLG: 0.487		G6-3				F8	FC4-6 1B			4	0	2	2	0	0	1
Charles Johnson, R (1, 2) OBP: 0.227, SLG: 0.175			G5-3			F8	FC4-6 HBP 1B			2	0	0	0	0	0	1
Delino DeShields, L (7, PH) OBP: 0.267, SLG: 0.179						F8				2	1	1	1	0	0	2
Jeff Reboulet, R (1, 4) OBP: 0.429, SLG: 0.200			F7			PO	FC4-6 HBP 1B			2	1	1	0	0	0	0
Lenny Webster, R (7, PH) OBP: 0.300, SLG: 0.231						1B	F8			1	0	0	0	0	0	2

Inning Stats	R: 0	H: 1	E: 0	K: 0	S: 10	LOB: 1	BB: 0	P: 18	R: 0	H: 0	E: 0	K: 0	S: 5	LOB: 0	BB: 0	P: 8	R: 0	H: 0	E: 0	K: 0	S: 8	LOB: 0	BB: 0	P: 15	R: 1	H: 1	E: 0	K: 1	S: 9	LOB: 0	BB: 0	P: 14	R: 0	H: 1	E: 0	K: 0	S: 6	LOB: 0	BB: 0	P: 9	R: 1	H: 2	E: 1	K: 1	S: 11	LOB: 2	BB: 0	P: 19	R: 8	H: 4	E: 2	K: 1	S: 31	LOB: 2	BB: 3	P: 58	R: 0	H: 0	E: 0	K: 0	S: 6	LOB: 0	BB: 0	P: 10	R: 0	H: 0	E: 0	K: 0	S: 8	LOB: 0	BB: 0	P: 12	1B: 8	SF: 0	2B: 0	SAC: 0	3B: 0	DP: 0	HR: 1	HBP: 2	WP: 0	PA: 44
--------------	------	------	------	------	-------	--------	-------	-------	------	------	------	------	------	--------	-------	------	------	------	------	------	------	--------	-------	-------	------	------	------	------	------	--------	-------	-------	------	------	------	------	------	--------	-------	------	------	------	------	------	-------	--------	-------	-------	------	------	------	------	-------	--------	-------	-------	------	------	------	------	------	--------	-------	-------	------	------	------	------	------	--------	-------	-------	-------	-------	-------	--------	-------	-------	-------	--------	-------	--------

PITCHER	IP	WLS	BF	H	R	ER	SO	BB	IBB	HBP	BLK	WP	HR	S	P	ERA	WHIP
Kenny Rogers, L (1, 1) ERA: 4.76	6.0		25	6	4	3	2	0	0	1	0	0	0	52	88	4.50	1.000
Doug Jones, R (7, 1) ERA: 2.79	0.1	H	2	0	0	0	0	0	0	1	0	0	0	5	8	0.00	0.000
Buddy Groom, L (7, 1) ERA: 3.68	0.1	H	3	1	1	0	1	0	0	0	0	0	0	9	15	0.00	3.000
Tim Worrell, R (7, 1) ERA: 5.19	0.0	B	3	0	2	0	0	3	0	0	0	0	0	8	20	∞	∞
Brad Rigby, R (7, 1) ERA: 7.36	1.1	W	6	2	3	1	0	0	0	0	0	0	0	12	20	6.75	1.500

**BOTTOM**

**Oakland Athletics @ Baltimore Orioles**  
 Oriole Park at Camden Yards, Baltimore, MD

Sun Apr 25 1999, 1:35 PM EDT  
 Att: 45,675 - Sunny - 66 F

livebaseballscorecards.com

AB	37
R	10
H	9
RBI	10
BB	3
SO	3
LOB	17





Batter	1	2	3	4	5	6	7	8	9	10	AB	R	H	RBI	BB	SO	LOB	TOP							
<b>Kenny Lofton, L</b> OBP: 0.477, SLG: 0.575 (1, 8) X	0-0 G4-3 G6-3 1B	0-0 F8			0-3 K		0-1 G6-3		1 SAFE B S 1-1 CS	0-0 G5-3	5	0	1	0	0	1	1								
<b>Enrique Wilson, S</b> OBP: 0.286, SLG: 0.333 (1, 6) B 1 SAFE SAFE	3-2 G6-3 1-2		0-0 L6		1-1 G4-3		2-2 G4-3			0-0 G6-3	5	0	0	0	0	0	1								
<b>Roberto Alomar, S</b> OBP: 0.432, SLG: 0.515 (1, 4) B C B B X	2-1 G4-3 2-3		2-2 F8		0-2 2B		0-1 F8			0-0 1B 2B	5	1	2	0	0	0	1								
<b>Manny Ramirez, R</b> OBP: 0.384, SLG: 0.600 (1, 9) C B B B B X	2-3 K		2-3 K		1-1 G5-3			2-0 F8		0-0 2-H 1B	5	0	1	1	0	2	2								
<b>Jim Thome, L</b> OBP: 0.470, SLG: 0.554 (1, 3) B C X		1-1 G6-4-3 1B		1-2 F8		3-3 K		2-2 G5-3		0-3 K	5	0	1	0	0	2	1								
<b>Wil Cordero, R</b> OBP: 0.372, SLG: 0.507 (1, 10) S X		0-1 G6-4-3 1-2f		2-2 F7		0-1 G6-3		2-3 K			4	0	0	0	0	1	1								
<b>Travis Fryman, R</b> OBP: 0.392, SLG: 0.456 (1, 5) B B B B		4-0 1B 2B BB		3-2 E5 S HR		0-1 FC5-4 2B		2-2 P9			3	2	1	0	1	0	0								
<b>David Justice, L</b> OBP: 0.270, SLG: 0.394 (1, 7) B C B B X		2-2 1-2 2B 1B		3-2 1-H HR		4-0 IBB		0-3 K			3	2	2	2	1	1	0								
<b>Einar Díaz, R</b> OBP: 0.294, SLG: 0.606 (1, 2) S X		0-1 1-H 2-H 2B		2-2 G1-6-3		0-1 2-3f FC5-4		0-0 E5 CS			4	0	1	2	0	0	2								
<b>Inning Stats</b>	R: 0 E: 0 K: 1 S: 10	H: 1 LOB: 1 BB: 0 P: 17	R: 2 E: 0 K: 0 S: 10	H: 3 LOB: 1 BB: 1 P: 17	R: 0 E: 0 K: 1 S: 7	H: 0 LOB: 0 BB: 0 P: 11	R: 2 E: 1 K: 0 S: 18	H: 1 LOB: 0 BB: 0 P: 28	R: 0 E: 0 K: 1 S: 11	H: 1 LOB: 2 BB: 1 P: 13	R: 0 E: 0 K: 0 S: 7	H: 0 LOB: 0 BB: 0 P: 9	R: 0 E: 0 K: 1 S: 7	H: 0 LOB: 0 BB: 0 P: 13	R: 0 E: 1 K: 1 S: 8	H: 0 LOB: 0 BB: 0 P: 11	R: 1 E: 0 K: 1 S: 7	H: 2 LOB: 1 BB: 0 P: 7	1B: 4 2B: 4 3B: 0 HR: 1	SF: 0 SAC: 0 DP: 1 HBP: 0	WP: 0 PB: 0 SB: 1 CS: 1	PA: 42			
<b>PITCHER</b>	IP WLS BF H R ER SO BB IBB HBP BLK WP HR S P ERA WHIP																								
<b>Gil Heredia, R</b> ERA: 3.9 (1, 1)	6.0																								
<b>Tim Worrell, R</b> ERA: 3.86 (7, 1)	3.0																								
<b>Billy Taylor, R</b> ERA: 3.72 (10, 1)	1.0	L	5	2	1	1	1	0	0	0	0	0	0	0	0	0	0	0	0	0	0	0	0	0	0

**Cleveland Indians @ Oakland Athletics**  
**Network Associates Coliseum, Oakland, CA**

Mon Apr 26 1999, 10:05 PM EDT  
 Att. 7,646 - Unknown - 55 F

livebaseballscorecards.com

**AB 39**  
**R 5**  
**H 9**  
**RBI 5**  
**BB 2**  
**SO 7**  
**LOB 9**



BOTTOM

Cleveland Indians @ Oakland Athletics  
Network Associates Coliseum, Oakland, CA

Mon Apr 26 1999, 10:05 PM EDT  
Att: 7,646 - Unknown - 55 F

livebaseballscorecards.com

AB	38
R	4
H	10
RBI	3
BB	8
SO	8
LOB	25



WP	1	PA	47
PB	0		
SB	1		
CS	0		

Batter	1	2	3	4	5	6	7	8	9	10	AB	R	H	RBI	BB	SO	LOB										
Tony Phillips, S OBP: 0.326, SLG: 0.513 (1, 9)	4-2 1B E BB	0-3 K		3-3 K		2-0 L7		2-1 G6-4-3 1-2f		4-0 BB	4	1	0	0	2	2	4										
Jason McDonald, S OBP: 0.327, SLG: 0.277 (1, 8)	0-0 E5 1B 1-H	2-3 K		4-1 BB		3-2 F9			1-3 K	0-0 P7	5	1	1	0	1	2	4										
Jason Giambi, L OBP: 0.381, SLG: 0.554 (1, 3)	3-3 K	4-2 BB		2-3 K			1-1 HR		1-0 BB HBP 1B		4	1	2	1	1	2	2										
Olmedo Saenz, R OBP: 0.367, SLG: 0.480 (1, 10)	4-2 F9 1B BB	0-2 F8			0-2 P3		2-2 HR		2-2 BB HBP	1-2 BB HBP	3	1	1	1	1	0	2										
Ben Grievy, L OBP: 0.234, SLG: 0.259 (1, 7)	1-0 3 BB 1-2 3-H 1B		3-1 G6-4-3 BB 1B		1-0 G4-3		0-0 G3		3-3 K		5	0	2	1	0	1	2										
Scott Spiezio, S OBP: 0.436, SLG: 0.523 (1, 4) (10, 5)	2-2 F9		4-2 3 G6-4-3 BB		0-1 P2		0-0 G6-3		4-0 BB	1-2 2-3 BB	3	0	0	0	2	0	2										
3 Eric Chavez, L OBP: 0.308, SLG: 0.333 John Jaha, R OBP: 0.415, SLG: 0.636 Jorge Velandia, R (10, 4)	4-0 FC6-4 BB		2-1 G6-4-3 1-2f 2-3		2-2 G3-1		1-2 G3-1		2-2 G4-3		3	0	0	0	1	0	2										
Miguel Tejada, R OBP: 0.320, SLG: 0.375 (1, 6)	2-1 FC6-4 1-2f		0-2 L8		0-0 1B 1B		0-0 1B 1B		1-1 P4	0-0 G5-3	5	0	1	0	0	0	4										
A.J. Hinch, R OBP: 0.174, SLG: 0.244 Tim Raines, S OBP: 0.351, SLG: 0.214 Mike Macfarlane, R OBP: 0.174, SLG: 0.227 (1, 2) (8, PH) (9, 2)		1-1 WP S 1B		2-3 K		2-2 SAFE 1-2 1B		3-2 G6-4-3 1B		0-0 F9	3	0	2	0	0	1	0										
Inning Stats	R: 2 E: 1 K: 1 S: 20	H: 2 LOB: 3 BB: 3 P: 40	R: 0 E: 0 K: 2 S: 14	H: 1 LOB: 1 BB: 1 P: 21	R: 0 E: 0 K: 3 S: 10	H: 0 LOB: 1 BB: 1 P: 21	R: 0 E: 0 K: 0 S: 6	H: 0 LOB: 0 BB: 0 P: 7	R: 0 E: 0 K: 0 S: 12	H: 2 LOB: 2 BB: 0 P: 21	R: 2 E: 0 K: 0 S: 10	H: 2 LOB: 0 BB: 0 P: 14	R: 0 E: 0 K: 0 S: 8	H: 1 LOB: 0 BB: 0 P: 14	R: 0 E: 0 K: 2 S: 14	H: 1 LOB: 3 BB: 1 P: 27	R: 0 E: 0 K: 0 S: 3	H: 0 LOB: 1 BB: 1 P: 7	1B: 8 2B: 0 3B: 0 HR: 2	SF: 0 SAC: 0 DP: 2 HBP: 1	WP: 1 PA: 47						
PITCHER	IP	WLS	BF	H	R	ER	SO	BB	IBB	HBP	BLK	WP	HR	S	P	ERA	WHIP										
Dwight Gooden, R ERA: 9.0 (1, 1)	5.0		24	4	2	2	6	6	0	0	0	1	0	60	108	3.60	2.000										
Mark Langston, L ERA: 3.0 (6, 1)	2.0	B	10	4	2	2	0	0	0	0	0	0	2	22	35	9.00	2.000										
Steve Reed, R ERA: 1.86 (8, 1)	1.1		6	2	0	0	1	0	0	1	0	0	0	15	25	0.00	1.500										
Paul Assenmacher, L ERA: 5.79 (9, 1)	0.1		2	0	0	0	1	1	0	0	0	0	0	4	11	0.00	3.000										
Steve Karsay, R ERA: 1.84 (9, 1)	0.1	W	1	0	0	0	0	0	0	0	0	0	0	3	5	0.00	0.000										
PITCHER	IP	WLS	BF	H	R	ER	SO	BB	IBB	HBP	BLK	WP	HR	S	P	ERA	WHIP										
Michael Jackson, R ERA: 4.32 (10, 1)	1.0	S	4	0	0	0	0	1	0	0	0	0	0	0	7	0.00	1.000										





Batter	1	2	3	4	5	6	7	8	9	AB R H RBI BB SO LOB
Tony Phillips, S OBP: 0.340, SLG: 0.525 (1, 8)	0-0 2B 1B	M SAFE 4-1 1-2 BB			1-0 F8 2B		1-1 G3-1		0-3 K	4 2 2 0 1 1 1
Tim Raines, S OBP: 0.333, SLG: 0.188 (1, 7)	1-1 L4	2-0 F9			0-1 F8 2-3		1-1 F7		4-2 G6-3 WP 1-2 1B BB	4 1 0 0 1 0 4
Jason Giambi, L OBP: 0.393, SLG: 0.582 (1, 3)	2-1 PB 1-H 2B				0-0 2B 3-H		1-1 BB 1B		1-2 G6-3 1-3 2-H	5 0 3 3 0 0 1
John Jaha, R OBP: 0.429, SLG: 0.678 (1, 10)	1-3 K				0-2 E6 G1-6-3		4-2 1-2 BB		3-2 FC6-4 1B 3-H	4 1 2 2 1 1 2
Ben Grieve, L OBP: 0.232, SLG: 0.242 (1, 9)	4-1 PB BB				1-2 G1-6-3 1-2f		3-3 K		0-0 FC6-4 1-2f	4 0 0 0 1 1 5
Scott Spiezio, S OBP: 0.424, SLG: 0.500 (1, 4)	2-3 K 1-2 2-3				0-0 G3		0-0 G4-6-3 3 1B		2-3 K	4 0 1 0 0 2 2
3 Eric Chavez, L OBP: 0.304, SLG: 0.328 (1, 5)					3-2 G4-3		0-0 1-2 G4-6-3 1B		2-3 K	4 0 1 0 0 1 0
Miguel Tejada, R OBP: 0.316, SLG: 0.368 (1, 6)					0-3 K		0-0 1-2f 2-3 G4-6-3		1-1 G5-3	4 0 1 0 0 1 2
A.J. Hinch, R OBP: 0.163, SLG: 0.229 Jason McDonald, S (9, PH) OBP: 0.340, SLG: 0.292 (1, 2)					2-3 K		1-3 K		2-2 WP DI G6-3 1B	3 0 0 0 0 2 2 1 1 1 0 0 0 0

Inning Stats	R: 1	H: 2	E: 0	K: 2	S: 16	H: 2	LOB: 2	BB: 1	P: 26	R: 0	H: 1	E: 0	K: 0	S: 8	R: 0	H: 0	E: 0	K: 0	S: 9	R: 1	H: 2	E: 1	K: 0	S: 11	R: 0	H: 2	E: 0	K: 1	S: 6	R: 0	H: 1	E: 0	K: 1	S: 11	R: 0	H: 0	E: 0	K: 2	S: 10	R: 2	H: 2	E: 0	K: 1	S: 18	1B: 7	2B: 3	3B: 0	HR: 1	SF: 0	SAC: 0	DP: 2	HBP: 0	WP: 1	PB: 1	SB: 0	CS: 0	PA: 41
--------------	------	------	------	------	-------	------	--------	-------	-------	------	------	------	------	------	------	------	------	------	------	------	------	------	------	-------	------	------	------	------	------	------	------	------	------	-------	------	------	------	------	-------	------	------	------	------	-------	-------	-------	-------	-------	-------	--------	-------	--------	-------	-------	-------	-------	--------

PITCHER	IP	WLS	BF	H	R	ER	SO	BB	IBB	HBP	BLK	WP	HR	S	P	ERA	WHIP
Charles Nagy, R ERA: 3.54 (1, 1)	6.2	W	31	9	3	3	5	3	0	0	0	0	1	66	109	4.05	1.800
Paul Assenmacher, L ERA: 5.4 (7, 1)	0.1		1	0	0	0	1	0	0	0	0	0	0	3	6	0.00	0.000
Steve Karsay, R ERA: 2.76 (8, 1)	1.2		8	2	2	2	3	1	0	0	0	1	0	27	42	10.80	1.800
Michael Jackson, R ERA: 4.15 (9, 1)	0.1	S	1	0	0	0	0	0	0	0	0	0	0	1	1	0.00	0.000

BOTTOM

Cleveland Indians @ Oakland Athletics  
Network Associates Coliseum, Oakland, CA

Tue Apr 27 1999, 10:05 PM EDT  
Att. 7,161 - Unknown - 55 F

livebaseballscores.com

AB	37
R	5
H	11
RBI	5
BB	4
SO	9
LOB	19







Batter	1	2	3	4	5	6	7	8	9	AB	R	H	RBI	BB	SO	LOB
Tony Phillips, S OBP: 0.327, SLG: 0.500 (1, 9)	1-3 K	2-2 G4-3			2-0 P6			0-2 F8		4	0	0	0	0	1	1
Jason McDonald, S OBP: 0.333, SLG: 0.288 (1, 8)	3-1 P6		2-2 F7			1-1 G1-3 1B		2-2 G3		4	0	1	0	0	0	0
Jason Giambi, L OBP: 0.387, SLG: 0.566 (1, 3)	2-2 BB 1B		0-2 P8			2-0 F9		1-2 F9		4	0	1	0	0	0	1
Matt Stairs, L OBP: 0.400, SLG: 0.559 (1, 10)	4-0 1-2 BB		3-3 K			1 SAFE 3-1 F BB X	3-1 G1-3		0-3 K	3	0	0	0	1	2	1
Ben Grieve, L OBP: 0.219, SLG: 0.227 (1, 7)	3-1 G4-3			2-1 F8		0-1 F8		3-1 F7		4	0	0	0	0	0	3
Scott Spiezio, S OBP: 0.413, SLG: 0.500 (1, 4)		2-1 G4-3		3-1 G3		3-2 F8		0-0 2B		4	0	1	0	0	0	0
3 Eric Chavez, L OBP: 0.315, SLG: 0.354 (1, 5)		1-1 1B 2B		1-0 F9		0-1 HBP 1B		0-1 G3-1		4	1	2	0	0	0	1
Miguel Tejada, R OBP: 0.317, SLG: 0.359 (1, 6)		1-3 K		0-0 G4-3		1-1 G4-6-3 HBP		1-2 HBP		2	0	0	0	0	1	1
A.J. Hinch, R OBP: 0.176, SLG: 0.240 Tim Raines, S OBP: 0.326, SLG: 0.182 Mike Macfarlane, R OBP: 0.174, SLG: 0.227 (1, 2) (7, PH) (8, 2)	1-1 2-H 1B			2-2 F8		1-2 G4-6-3				2	0	1	1	0	0	0
										1	0	0	0	0	0	2
										0	0	0	0	0	0	0

Inning Stats	R: 0	H: 1	E: 0	K: 1	S: 12	LOB: 2	BB: 1	P: 25	R: 1	H: 2	E: 0	K: 1	S: 12	LOB: 1	BB: 0	P: 19	R: 0	H: 0	E: 0	K: 1	S: 10	LOB: 0	BB: 0	P: 15	R: 0	H: 0	E: 0	K: 0	S: 5	LOB: 0	BB: 0	P: 11	R: 0	H: 1	E: 0	K: 0	S: 7	LOB: 1	BB: 0	P: 13	R: 0	H: 1	E: 0	K: 0	S: 9	LOB: 1	BB: 0	P: 14	R: 0	H: 0	E: 0	K: 0	S: 9	LOB: 0	BB: 0	P: 12	R: 0	H: 1	E: 0	K: 1	S: 8	LOB: 1	BB: 0	P: 11	1B: 4	SF: 0	2B: 2	SAC: 0	3B: 0	DP: 1	HR: 0	HBP: 1	WP: 0	PA: 34
--------------	------	------	------	------	-------	--------	-------	-------	------	------	------	------	-------	--------	-------	-------	------	------	------	------	-------	--------	-------	-------	------	------	------	------	------	--------	-------	-------	------	------	------	------	------	--------	-------	-------	------	------	------	------	------	--------	-------	-------	------	------	------	------	------	--------	-------	-------	------	------	------	------	------	--------	-------	-------	-------	-------	-------	--------	-------	-------	-------	--------	-------	--------

PITCHER	IP	WLS	BF	H	R	ER	SO	BB	IBB	HBP	BLK	WP	HR	S	P	ERA	WHIP
Jaret Wright, R ERA: 5.9 (1, 1)	7.0	W	27	5	1	1	3	1	0	1	0	0	0	61	107	1.29	0.857
Steve Reed, R ERA: 1.74 (8, 1)	0.2	H	2	0	0	0	0	0	0	0	0	0	0	6	8	0.00	0.000
Paul Assenmacher, L ERA: 5.06 (8, 1)	0.1	H	1	0	0	0	0	0	0	0	0	0	0	3	4	0.00	0.000
Michael Jackson, R ERA: 3.72 (9, 1)	1.0	S	4	1	0	0	1	0	0	0	0	0	0	8	11	0.00	1.000


**BOTTOM**

**Cleveland Indians @ Oakland Athletics**  
**Network Associates Coliseum, Oakland, CA**

Wed Apr 28 1999, 10:05 PM EDT  
Att. 9,555 - Unknown - 69 F

livebaseballscorecards.com

<b>AB</b>	<b>32</b>
<b>R</b>	<b>1</b>
<b>H</b>	<b>6</b>
<b>RBI</b>	<b>1</b>
<b>BB</b>	<b>1</b>
<b>SO</b>	<b>4</b>
<b>LOB</b>	<b>10</b>







Batter	1	2	3	4	5	6	7	8	9	AB R H RBI BB SO LOB
Tony Phillips, S OBP: 0.324, SLG: 0.511 (1, 9)	1-1 FC5-2 3B		2-3 K			3-2 G3-1			3-2 F7	4 0 1 0 0 1 0
Jason McDonald, S OBP: 0.328, SLG: 0.273 (1, 8)	1-1 P6			0-0 L4		3-1 HBP			0-3 K	3 0 0 0 0 1 1
Tim Raines, S OBP: 0.319, SLG: 0.167 (1, 7)	1-2 FC5-2 FC5-4			1-0 P9		2-2 G6-3			4-2 HR BB	3 1 0 0 1 0 2
John Jaha, R OBP: 0.432, SLG: 0.714 (1, 10)	1-0 FC5-4 1-2f			3-2 G5-3			1-1 G4-6-3 1B		1-0 HR 1-H	4 1 2 2 0 0 1
Jason Giambi, L OBP: 0.381, SLG: 0.586 (1, 3)		1-3 K			0-0 HR		0-0 G4-6-3 1-2f		1-1 F9	4 1 1 1 0 1 1
Scott Spiezio, S OBP: 0.394, SLG: 0.473 (1, 4)		2-0 P4			1-1 P9		0-2 G1-3			3 0 0 0 0 0 0
3 Eric Chavez, L OBP: 0.316, SLG: 0.343 (9, 6)		0-0 G1-3			4-2 G6-4-3 BB			0-0 L3		2 0 0 0 1 0 0
Mike Macfarlane, R OBP: 0.154, SLG: 0.200 (1, 2)			0-0 F8		0-2 G6-4-3 1-2f			3-2 F7		3 0 0 0 0 0 1
Jorge Velandia, R Olmedo Saenz, R OBP: 0.355, SLG: 0.462 (8, PH) (9, 5)			2-3 K			2-0 P2		1-0 F7		2 0 0 0 0 1 0 1 0 0 0 0 0 0

Inning Stats	R: 0	H: 1	E: 0	K: 10	LOB: 1	BB: 0	P: 14	R: 0	H: 0	E: 0	K: 1	LOB: 0	BB: 0	P: 8	R: 0	H: 0	E: 0	K: 2	LOB: 0	BB: 0	P: 11	R: 0	H: 0	E: 0	K: 0	LOB: 0	BB: 0	P: 9	R: 1	H: 1	E: 0	K: 0	LOB: 0	BB: 1	P: 14	R: 0	H: 0	E: 0	K: 0	LOB: 1	BB: 0	P: 19	R: 0	H: 1	E: 0	K: 0	LOB: 0	BB: 0	P: 7	R: 0	H: 0	E: 0	K: 0	LOB: 0	BB: 0	P: 10	R: 2	H: 1	E: 0	K: 1	LOB: 0	BB: 1	P: 21	1B: 1	2B: 0	3B: 1	HR: 2	SF: 0	SAC: 0	DP: 2	HBP: 1	WP: 0	PA: 32
PITCHER Dave Burba, R ERA: 3.03 (1, 1)	IP	WLS	BF	H	R	ER	SO	BB	IBB	HBP	BLK	WP	HR	S	P	ERA	WHIP																			IP	WLS	BF	H	R	ER	SO	BB	IBB	HBP	BLK	WP	HR	S	P	ERA	WHIP																					

BOTTOM

Cleveland Indians @ Oakland Athletics  
Network Associates Coliseum, Oakland, CA

Thu Apr 29 1999, 4:05 PM EDT  
Att. 10,115 - Unknown - 63 F

livebaseballscorecards.com

AB	29
R	3
H	4
RBI	3
BB	2
SO	4
LOB	6







Batter	1	2	3	4	5	6	7	8	9
<b>Tony Phillips, S</b> OBP: 0.352, SLG: 0.538 (1, 8) (8, 9)	0-0 BB SH2-3 HR 1B	2-3 K		1-2 3-H 1B		2-0 1-2 1B	4-1 1-2 2-3 3-H BB	1-0 2-H 2B	
<b>Scott Spiezio, S</b> OBP: 0.371, SLG: 0.441 (1, 4)	0-0 SH2-3 1-2	1-1 CI FC4-6		0-0 F7		0-2 F8	0-0 P5	1-0 G4-3	
<b>Jason Giambi, L</b> OBP: 0.392, SLG: 0.582 (1, 3)	1-0 BB HR HBP	1-0 FC4-6 1-2f		3-2 F7			2-2 BB HBP 1B	1-1 FC5-4 1B	
<b>John Jaha, R</b> OBP: 0.430, SLG: 0.682 <b>Jorge Velandia, R</b> (8, PR)	4-1 HR BB		2-2 G5-3		1-1 G6-3		4-0 HBP SF9 BB	0-1 FC5-4 BB 1B	
<b>Matt Stairs, L</b> OBP: 0.392, SLG: 0.587 <b>Mike Macfarlane, R</b> OBP: 0.185, SLG: 0.200 (1, 9) (8, 2)	3-2 HR		2-3 K		1-2 G6-3		3-3 K	4-2 1B HR BB	
<b>Ben Grieve, L</b> OBP: 0.224, SLG: 0.221 <b>Tim Raines, S</b> OBP: 0.347, SLG: 0.189 (1, 7) (7, PH) (8, 7)	2-2 F7		2-1 HBP		1-3 K		4-2 SF9 HBP BB BB	1-1 HR 1B	
<b>Eric Chavez, L</b> OBP: 0.304, SLG: 0.329 <b>Olmedo Saenz, R</b> OBP: 0.394, SLG: 0.593 (1, 5) (7, PH) (8, 5)	3-2 G6-3		1-2 F7			1-2 G1-3	3-2 BB HBP BB	1-0 HR	
<b>Miguel Tejada, R</b> OBP: 0.322, SLG: 0.370 (1, 6)		1-2 G5-3		2-2 SH3-4 1B 2B		2-2 F8	0-1 SF9	4-2 G3-1 2B BB	
<b>A.J. Hinch, R</b> OBP: 0.208, SLG: 0.240 <b>Jason McDonald, S</b> OBP: 0.333, SLG: 0.268 (1, 2) (7, PH) (8, 8)		4-1 CI BB		0-0 SH3-4 2-3		2-0 1B HBP	4-2 BB BB	1-0 G3-1	

Inning Stats	R: 4	H: 2	E: 0	K: 0	S: 14	LOB: 0	BB: 1	P: 27	R: 0	H: 0	E: 1	K: 1	S: 10	LOB: 2	BB: 1	P: 19	R: 0	H: 0	E: 0	K: 1	S: 10	LOB: 1	BB: 0	P: 17	R: 1	H: 2	E: 0	K: 0	S: 18	LOB: 1	BB: 0	P: 24	R: 0	H: 0	E: 0	K: 1	S: 8	LOB: 0	BB: 0	P: 11	R: 0	H: 1	E: 0	K: 0	S: 11	LOB: 2	BB: 0	P: 18	R: 3	H: 1	E: 0	K: 1	S: 19	LOB: 3	BB: 4	P: 43	R: 5	H: 4	E: 0	K: 0	S: 15	LOB: 2	BB: 2	P: 29
--------------	------	------	------	------	-------	--------	-------	-------	------	------	------	------	-------	--------	-------	-------	------	------	------	------	-------	--------	-------	-------	------	------	------	------	-------	--------	-------	-------	------	------	------	------	------	--------	-------	-------	------	------	------	------	-------	--------	-------	-------	------	------	------	------	-------	--------	-------	-------	------	------	------	------	-------	--------	-------	-------

PITCHER	IP	WLS	BF	H	R	ER	SO	BB	IBB	HBP	BLK	WP	HR	S	P	ERA	WHIP
<b>Kip Gross, R</b> ERA: 5.06 (1, 1)	3.0		17	3	5	5	2	2	0	2	0	0	1	42	73	15.00	1.667
<b>Tim Harikkala, R</b> ERA: 5.4 (4, 1)	2.2		11	2	0	0	1	0	0	1	0	0	0	26	40	0.00	0.750
<b>Rheal Cormier, L</b> ERA: 4.09 (6, 1)	0.2	B	5	1	3	3	1	2	0	0	0	0	0	14	27	40.50	4.500
<b>Jim Corsi, R</b> ERA: 4.0 (7, 1)	0.2	B	5	0	0	0	0	2	0	1	0	0	0	8	19	0.00	3.000
<b>Derek Lowe, R</b> ERA: 5.52 (8, 1)	1.0	L	9	4	5	5	0	2	0	0	0	0	1	15	29	45.00	6.000

**BOTTOM**

AB	R	H	RBI	BB	SO	LOB
5	1	4	3	1	1	1
4	0	0	0	0	0	8
4	2	2	0	0	0	3
3	2	0	0	2	0	1
0	1	0	0	0	0	0
4	1	1	4	0	2	2
0	1	0	0	1	0	0
2	0	0	0	0	1	0
1	2	1	1	1	0	0
3	0	0	0	0	0	1
1	1	1	4	0	0	0
3	2	1	1	1	0	0
0	0	0	0	1	0	0
1	0	0	0	1	0	1

**AB 31**  
**R 13**  
**H 10**  
**RBI 13**  
**BB 8**  
**SO 4**  
**LOB 17**

**WP: 0** **PA: 47**  
**PB: 0**  
**SB: 0**  
**CS: 0**

**OAKLAND ATHLETICS**

**Boston Red Sox @ Oakland Athletics**  
Network Associates Coliseum, Oakland, CA

Fri Apr 30 1999, 10:35 PM EDT  
Att: 10,063 - Cloudy - 59 F

livebaseballscorecards.com



Batter	1	2	3	4	5	6	7	8	9	AB R H RBI BB SO LOB	TOP		
Jose Offerman, S (1, 4) OBP: 0.404, SLG: 0.564	0-0 G4-3		1-2 P6	1-0 2B 1B		1-0 F9		0-1 G5-3	1-1 E9	6 0 1 1 0 0 2			
John Valentin, R (1, 5) OBP: 0.271, SLG: 0.356	1-1 2B		0-0 P6	1-0 1-3 2B		1-1 FC6-4		4-1 1B WP BB	3-2 1-3 1B	5 1 3 0 1 0 1			
Brian Daubach, L (1, 3) OBP: 0.294, SLG: 0.529	0-0 F8		0-0 L8	1-0 F9		0-3 K		2-2 E WP 1B	2-3 K2-3	6 0 1 1 0 2 6			
Nomar Garciaparra, R (1, 6) OBP: 0.392, SLG: 0.385	0-1 P4			0-0 2B 1B	2-0 F8		0-2 G5-3	4-0 1-2 3-H E IBB		4 1 1 0 1 0 1			
Troy O'Leary, L (1, 7) OBP: 0.344, SLG: 0.558		0-1 HR		0-0 F8	1-1 F8		2-1 F7	1-2 E7		5 1 1 1 0 0 3			
Mike Stanley, R (1, 10) OBP: 0.494, SLG: 0.463		3-3 K		0-2 1-H 2B	1-2 1B		0-0 2B 1B	3-3 K		5 1 3 1 0 2 3			
Jason Varitek, S (1, 2) OBP: 0.306, SLG: 0.354			0-0 G4-3	2-1 F8	0-1 1-2 1B		2-2 1-3 2B	0-2 L4		5 0 2 0 0 0 4			
Darren Lewis, R (1, 8) OBP: 0.329, SLG: 0.296		2-2 HBP		0-0 2-H 2B	0-0 F9		1-1 F8		0-0 G4-3	4 1 1 1 0 0 4			
Trot Nixon, L (1, 9) OBP: 0.250, SLG: 0.333		1-2 G3		2-2 2-H 1B 2B		4-0 FC6-4 BB		2-1 1B 2B	2-1 F8	4 2 2 1 1 0 1			
<b>Inning Stats</b>	R: 0 H: 1 E: 0 LOB: 1 K: 0 BB: 0 S: 6 P: 7	R: 1 H: 1 E: 0 LOB: 1 K: 1 BB: 0 S: 13 P: 19	R: 0 H: 0 E: 0 LOB: 0 K: 0 BB: 0 S: 5 P: 6	R: 4 H: 6 E: 0 LOB: 2 K: 0 BB: 0 S: 15 P: 22	R: 0 H: 2 E: 0 LOB: 2 K: 0 BB: 0 S: 10 P: 14	R: 0 H: 0 E: 0 LOB: 1 K: 1 BB: 1 S: 6 P: 12	R: 0 H: 2 E: 0 LOB: 2 K: 0 BB: 0 S: 12 P: 17	R: 2 H: 2 E: 1 LOB: 3 K: 1 BB: 2 S: 19 P: 35	R: 0 H: 1 E: 1 LOB: 2 K: 1 BB: 0 S: 12 P: 20	1B: 7 SF: 0 2B: 7 SAC: 0 3B: 0 DP: 0 HR: 1 HBP: 1	WP: 1 PA: 48 PB: 0 SB: 0 CS: 0		
<b>PITCHER</b>	IP WLS BF H R ER SO BB IBB HBP BLK WP HR S P ERA WHIP											<b>PITCHER</b>	IP WLS BF H R ER SO BB IBB HBP BLK WP HR S P ERA WHIP
Gil Heredia, R (1, 1) ERA: 4.81	3.2 L 20 8 5 5 1 0 0 1 0 0 0 1 38 52 12.27 2.182												
Brad Rigby, R (4, 1) ERA: 6.19	3.1 15 4 0 0 1 1 0 0 0 0 0 0 29 45 0.00 1.500												
Buddy Groom, L (8, 1) ERA: 6.23	1.0 8 2 2 2 1 1 1 0 0 1 0 0 19 35 18.00 3.000												
Tim Worrell, R (9, 1) ERA: 4.3	1.0 5 1 0 0 1 0 0 0 0 0 0 0 12 20 0.00 1.000												

**Boston Red Sox @ Oakland Athletics**  
**Network Associates Coliseum, Oakland, CA**

Sat May 01 1999, 4:05 PM EDT  
 Att. 30,353 - Cloudy - 60 F

[livebaseballscorecards.com](http://livebaseballscorecards.com)

**AB 44**  
**R 7**  
**H 15**  
**RBI 6**  
**BB 3**  
**SO 4**  
**LOB 25**



Batter	1	2	3	4	5	6	7	8	9	AB R H RBI BB SO LOB
Tony Phillips, S OBP: 0.345, SLG: 0.520 (1, 9)	2-3 K		3-3 K		1-1 S 1B		1-2 F8		3-2 L8	5 0 1 0 0 2 1
Jason McDonald, S OBP: 0.338, SLG: 0.267 (1, 8)	4-1 S BB		2-3 K		2-3 SAFE K		3-2 S 1B		1-3 K	4 0 1 0 1 3 1
Jason Giambi, L OBP: 0.396, SLG: 0.570 (1, 3)	1-1 F7			4-0 1B 3 1B BB	4-1 BB		2-2 G4-3			2 1 0 0 2 0 3
Matt Stairs, L OBP: 0.385, SLG: 0.582 (1, 10)	3-3 SAFE K		3-3 SAFE K	1-3 K	3-3 K			2-1 E 2B		4 1 1 0 0 3 4
Ben Grieve, L OBP: 0.225, SLG: 0.222 (1, 7)		0-0 FC6-4 1B		0-3 K		1-3 K		2-0 E4 G1-3 2-H		4 0 1 0 0 2 1
Scott Spiezio, S OBP: 0.365, SLG: 0.429 (1, 4) (9, 5)		1-1 FC6-4 1-2f		3-2 3 1B 1B		0-0 G3-1		0-0 G1-3		4 0 1 0 0 0 2
3 Eric Chavez, L OBP: 0.305, SLG: 0.329 (1, 5) John Jaha, R OBP: 0.425, SLG: 0.672 (8, PH) Jorge Velandia, R (9, 4)		2-3 K		0-0 1-2 3-H 1B		0-3 K		2-1 F8		3 0 1 1 0 2 1 1 0 0 0 0 0 1 0 0 0 0 0 0 0
Miguel Tejada, R OBP: 0.308, SLG: 0.353 (1, 6)		1-1 SAFE F8		2-3 K			2-3 K	1-0 F8		4 0 0 0 0 2 4
A.J. Hinch, R OBP: 0.200, SLG: 0.231 (1, 2) Olmedo Saenz, R OBP: 0.412, SLG: 0.593 (7, PH) Mike Macfarlane, R OBP: 0.179, SLG: 0.192 (8, 2)			0-0 P4		1-2 F8		1-0 1B HBP		1-1 L9	2 0 0 0 0 0 0 0 0 0 0 0 0 0 1 0 0 0 0 0 0

Inning Stats	R: 0	H: 0	E: 0	K: 2	S: 9	LOB: 1	BB: 1	P: 19	R: 0	H: 1	E: 0	K: 1	S: 8	LOB: 1	BB: 0	P: 12	R: 0	H: 0	E: 0	K: 2	S: 7	LOB: 0	BB: 0	P: 12	R: 1	H: 2	E: 0	K: 3	S: 15	LOB: 2	BB: 1	P: 25	R: 0	H: 1	E: 0	K: 2	S: 13	LOB: 0	BB: 0	P: 8	R: 0	H: 1	E: 0	K: 1	S: 16	LOB: 2	BB: 0	P: 25	R: 1	H: 1	E: 1	K: 0	S: 7	LOB: 1	BB: 0	P: 14	R: 0	H: 0	E: 0	K: 1	S: 8	LOB: 0	BB: 0	P: 13	1B: 5	SF: 0	2B: 1	SAC: 0	3B: 0	DP: 0	HR: 0	HBP: 1	WP: 0	PA: 38
--------------	------	------	------	------	------	--------	-------	-------	------	------	------	------	------	--------	-------	-------	------	------	------	------	------	--------	-------	-------	------	------	------	------	-------	--------	-------	-------	------	------	------	------	-------	--------	-------	------	------	------	------	------	-------	--------	-------	-------	------	------	------	------	------	--------	-------	-------	------	------	------	------	------	--------	-------	-------	-------	-------	-------	--------	-------	-------	-------	--------	-------	--------

PITCHER	IP	WLS	BF	H	R	ER	SO	BB	IBB	HBP	BLK	WP	HR	S	P	ERA	WHIP
Pedro Martinez, R ERA: 2.06 (1, 1)	7.0	W	30	5	1	1	13	3	0	1	0	0	0	75	125	1.29	1.143
Mark Guthrie, L ERA: 4.26 (8, 1)	2.0		8	1	1	0	1	0	0	0	0	0	0	15	27	0.00	0.500

**BOTTOM**

**Boston Red Sox @ Oakland Athletics**  
 Network Associates Coliseum, Oakland, CA

Sat May 01 1999, 4:05 PM EDT  
 Att. 30,353 - Cloudy - 60 F

livebaseballscores.com

AB	34
R	2
H	6
RBI	1
BB	3
SO	14
LOB	18







Batter	1	2	3	4	5	6	7	8	9
<b>Tony Phillips, S</b> OBP: 0.364, SLG: 0.520 (1, 9) (7, 8)	1-2 2B 1B	4-0 G5-3 BB		4-1 SH1-4 BB		4-2 BB 1B BB		1-2 F7	
<b>Jason McDonald, S</b> OBP: 0.343, SLG: 0.290 <b>Matt Stairs, L</b> OBP: 0.392, SLG: 0.582 <b>Ben Grieve, L</b> OBP: 0.222, SLG: 0.219 (1, 8) (6, PH) (6, PR) (7, 9)	1-2 1B 2B	1-1 G5-3		0-0 SH1-4		4-2 1B 2B BB		3-2 G5-3	
<b>Jason Giambi, L</b> OBP: 0.405, SLG: 0.567 (1, 3)	0-0 2B G5-3 1B	0-2 G4-3		4-0 G5-4-3 IBB		2-1 2B 1B		0-0 F7	
<b>John Jaha, R</b> OBP: 0.429, SLG: 0.676 (1, 10)	3-1 1-3 3-H 2B		0-0 BB SF9 1B	0-0 G5-4-3		1-3 K			
<b>Olmedo Saenz, R</b> OBP: 0.421, SLG: 0.613 (1, 5)	1-1 G5-3		0-0 SF9 BB 1B		1-0 F9	1-1 2B			
<b>Tim Raines, S</b> OBP: 0.358, SLG: 0.179 (1, 7)	4-2 BB		4-0 G1-5-2-6-3 BB		2-1 F7	0-0 G6-3			
<b>Scott Spiezio, S</b> OBP: 0.346, SLG: 0.409 (1, 4)	1-1 P4		1-2 SF9		1-2 F8		2-3 K		
<b>Miguel Tejada, R</b> OBP: 0.295, SLG: 0.337 (1, 6)	2-3 K		2-1 G1-5-2-6-3		0-1 G4-3	0-1 P6			
<b>A.J. Hinch, R</b> OBP: 0.220, SLG: 0.236 (1, 2)		0-2 G6-3		4-2 SH1-4 BB BB		3-2 BB 1B 1B	0-2 G6-3		

Inning Stats	R: 3	H: 4	E: 0	K: 1	S: 18	LOB: 2	BB: 1	P: 31	R: 0	H: 0	E: 0	K: 0	S: 8	LOB: 1	BB: 1	P: 13	R: 1	H: 2	E: 0	K: 0	S: 7	LOB: 1	BB: 1	P: 14	R: 0	H: 0	E: 0	K: 0	S: 5	LOB: 2	BB: 3	P: 17	R: 0	H: 0	E: 0	K: 0	S: 7	LOB: 0	BB: 0	P: 11	R: 3	H: 3	E: 0	K: 1	S: 19	LOB: 3	BB: 2	P: 34	R: 0	H: 0	E: 0	K: 1	S: 8	LOB: 0	BB: 0	P: 10	R: 0	H: 0	E: 0	K: 0	S: 7	LOB: 0	BB: 0	P: 11
--------------	------	------	------	------	-------	--------	-------	-------	------	------	------	------	------	--------	-------	-------	------	------	------	------	------	--------	-------	-------	------	------	------	------	------	--------	-------	-------	------	------	------	------	------	--------	-------	-------	------	------	------	------	-------	--------	-------	-------	------	------	------	------	------	--------	-------	-------	------	------	------	------	------	--------	-------	-------

PITCHER	IP	WLS	BF	H	R	ER	SO	BB	IBB	HBP	BLK	WP	HR	S	P	ERA	WHIP
<b>49 Tim Wakefield, R</b> ERA: 8.02 (1, 1)	3.0		19	6	4	4	1	5	0	0	0	0	0	36	69	12.00	3.667
<b>Tim Harikkala, R</b> ERA: 5.91 (4, 1)	2.1	L	9	1	2	2	0	1	1	0	0	0	0	17	32	7.71	0.857
<b>Jim Corsi, R</b> ERA: 4.22 (6, 1)	1.2	B	8	2	1	1	2	1	0	0	0	0	0	19	29	5.40	1.800
<b>Derek Lowe, R</b> ERA: 5.17 (8, 1)	1.0		3	0	0	0	0	0	0	0	0	0	0	7	11	0.00	0.000

**BOTTOM**

**Boston Red Sox @ Oakland Athletics**  
Network Associates Coliseum, Oakland, CA

Sun May 02 1999, 4:05 PM EDT  
Att. 17,388 - Cloudy - 62 F

AB	R	H	RBI	BB	SO	LOB
2	2	1	0	3	0	0
2	1	1	0	0	0	1
0	0	0	0	1	0	0
1	1	0	0	0	0	0
4	1	2	3	1	0	1
4	1	2	1	0	1	5
4	0	2	2	0	0	1
2	0	0	0	2	0	3
3	0	0	1	0	1	2
4	0	0	0	0	1	4
3	1	1	0	1	0	0

AB	29
R	7
H	9
RBI	7
BB	8
SO	3
LOB	17

livebaseballscorecards.com



WP	PA
0	39
PB	0
SB	0
CS	0





BOTTOM

Boston Red Sox @ Oakland Athletics  
Network Associates Coliseum, Oakland, CA

Mon May 03 1999, 3:05 PM EDT  
Att: 8,221 - Cloudy - 60 F

livebaseballscorecards.com

AB	38
R	12
H	11
RBI	11
BB	10
SO	7
LOB	17



WP:	3	PA:	49
PB:	0		
SB:	1		
CS:	0		

AB R H RBI BB SO LOB

4	2	1	3	2	1	0
2	1	0	0	2	0	0
1	0	1	1	1	0	0
6	1	2	0	0	1	4
5	1	2	4	1	1	1
4	2	1	1	1	1	1
2	1	1	0	2	0	0
0	0	0	0	0	0	0
4	1	0	0	1	0	6
3	0	1	0	0	0	1
2	1	1	2	0	1	1
3	1	0	0	0	1	2
2	1	1	0	0	1	1

Batter	1	2	3	4	5	6	7	8	9	10
Tony Phillips, S OBP: 0.371, SLG: 0.538 (1, 4)	G5-3		G5-3	HR		K		2B		BB WP IBB
Jason McDonald, S OBP: 0.351, SLG: 0.281 Mike Macfarlane, R OBP: 0.233, SLG: 0.259 (8, PH) (9, 2)	BB		1B HR	P6			G5-3	1B 2B		BB BB
Jason Giambi, L OBP: 0.402, SLG: 0.553 (1, 3)	K		HR		L5		P7	1B		P5
John Jaha, R OBP: 0.433, SLG: 0.697 (1, 10)	G5-3		HR		HBP 1B		P8			BB
Matt Stairs, L OBP: 0.393, SLG: 0.606 (9, 8)			P6		P5			G4-3 3 2B BB		HR
Olmedo Saenz, R OBP: 0.465, SLG: 0.636 Jorge Velandia, R (9, PR) (10, 6)		G1-3 2B		G1-3		HBP		G4-3 3 2B BB		BB
Ben Grieve, L OBP: 0.221, SLG: 0.208 (9, 9)		G1-3		FC6 1B HR BB		F8		G4-3		L7
Miguel Tejada, R OBP: 0.296, SLG: 0.337 3 Eric Chavez, L OBP: 0.310, SLG: 0.347 (8, PH) (9, 6) (10, 5)		G6-3		FC6 1B		P5		WP WP 2B		K
A.J. Hinch, R OBP: 0.210, SLG: 0.224 Tim Raines, S OBP: 0.364, SLG: 0.220 (8, PH) (9, 7)			F8	FC6 HR		K		K2-3		BB 2B

Inning Stats	R: 0	H: 0	E: 0	K: 1	S: 8	R: 0	H: 1	E: 0	K: 1	S: 11	R: 3	H: 2	E: 0	K: 0	S: 9	R: 3	H: 2	E: 0	K: 0	S: 12	R: 0	H: 1	E: 0	K: 0	S: 11	R: 0	H: 0	E: 0	K: 2	S: 8	R: 0	H: 0	E: 0	K: 0	S: 5	R: 4	H: 3	E: 0	K: 1	S: 15	R: 1	H: 1	E: 0	K: 2	S: 10	R: 1	H: 1	E: 0	K: 0	S: 2	1B: 4	2B: 4	3B: 0	HR: 3	SF: 0	SAC: 0	DP: 0	HBP: 1	WP: 3	PA: 49
--------------	------	------	------	------	------	------	------	------	------	-------	------	------	------	------	------	------	------	------	------	-------	------	------	------	------	-------	------	------	------	------	------	------	------	------	------	------	------	------	------	------	-------	------	------	------	------	-------	------	------	------	------	------	-------	-------	-------	-------	-------	--------	-------	--------	-------	--------

PITCHER	IP	WLS	BF	H	R	ER	SO	BB	IBB	HBP	BLK	WP	HR	S	P	ERA	WHIP
Mark Portugal, R ERA: 4.45 (1, 1)	4.0		20	5	6	6	2	3	0	0	0	0	2	40	66	13.50	2.000
Rheal Cormier, L ERA: 3.86 (5, 1)	3.0		12	1	1	1	2	1	0	1	0	0	0	27	47	3.00	0.667
Derek Lowe, R ERA: 6.19 (8, 1)	0.1		3	1	1	1	0	1	0	0	0	0	0	4	9	27.00	6.000
Mark Guthrie, L ERA: 4.73 (8, 1)	0.2	H	4	2	2	2	1	1	0	0	0	2	0	8	16	27.00	4.500
Kip Gross, R ERA: 6.17 (9, 1)	1.0	L	7	2	2	2	2	1	1	0	0	0	1	11	22	18.00	3.000

PITCHER	IP	WLS	BF	H	R	ER	SO	BB	IBB	HBP	BLK	WP	HR	S	P	ERA	WHIP
Tim Harikkala, R ERA: 5.73 (10, 1)	0.1		3	0	0	0	0	2	0	0	0	1	0	1	9	0.00	6.000



Batter	1	2	3	4	5	6	7	8	9	AB R H RBI BB SO LOB	TOP												
<b>Tony Phillips, S</b> OBP: 0.377, SLG: 0.533 (1, 4) (7, 7)	1-1 BB 1B	2-2 SAFE L7		4-1 CS BB		4-1 BB	2-2 SF8		0-1 G3	3 1 1 1 2 0 1													
<b>Jason McDonald, S</b> OBP: 0.350, SLG: 0.265 (1, 8)	4-1 1B FC6-4 BB	4-1 BB		3-2 F7		3-2 F7	3-3 K		1-3 K	4 1 0 0 2 2 3													
<b>Jason Giambi, L</b> OBP: 0.407, SLG: 0.578 (1, 3)	0-2 FC6-4 1B	2-3 K		2-1 CS 1-2	1-2 1B SF8 1B		2-1 HR	2-1 F9	0-0 F9	6 2 3 2 0 1 2													
<b>John Jaha, R</b> OBP: 0.432, SLG: 0.671 <b>3 Eric Chavez, L</b> OBP: 0.310, SLG: 0.347 (1, 10) (8, PR)	2-2 FC6-4 1-2f 3-H		2-1 F9		2-1 F9		4-2 WP 2B BB	4-2 2B G4-3 BB		3 1 0 1 2 0 2 0 1 0 0 0 0 0													
<b>Matt Stairs, L</b> OBP: 0.404, SLG: 0.613 (1, 9)	2-3 K		0-2 F8		1-2 1B		4-1 WP 2B BB	2-1 G4-3 2B		4 1 2 0 1 1 1													
<b>Olmedo Saenz, R</b> OBP: 0.479, SLG: 0.694 (1, 5)	4-0 FC4-6 BB		0-1 HR 2B		1-0 SF8		3-1 WP 2B 2B	1-1 G4-3		3 2 2 4 1 0 2													
<b>Ben Grieve, L</b> OBP: 0.222, SLG: 0.247 <b>Jorge Velandia, R</b> (7, 4)	1-0 FC4-6 1-2f		0-0 HR		0-1 F8		2-3 K	0-1 P7		4 1 1 2 0 1 4 1 0 0 0 0 0 2													
<b>Mike Macfarlane, R</b> OBP: 0.286, SLG: 0.290 (1, 2)		2-1 FC3-6 1B	2-1 G3		0-0 G6-3		4-0 2B SF8 BB		0-1 HR 1B	4 2 2 0 1 0 0													
<b>Miguel Tejada, R</b> OBP: 0.301, SLG: 0.381 (1, 6)		0-1 FC3-6 BB		0-0 G4-3		2-1 F7	3-1 SF8 2B		2-0 HR	5 1 2 3 0 0 1													
<b>Inning Stats</b>	R: 2 E: 1 K: 1 S: 15	H: 2 LOB: 2 BB: 2 P: 29	R: 0 E: 0 K: 1 S: 12	H: 1 LOB: 2 BB: 1 P: 22	R: 2 E: 0 K: 0 S: 10	H: 2 LOB: 0 BB: 0 P: 14	R: 0 E: 0 K: 0 S: 7	H: 0 LOB: 0 BB: 1 P: 16	R: 1 E: 0 K: 0 S: 11	H: 2 LOB: 1 BB: 0 P: 16	R: 0 E: 0 K: 0 S: 7	H: 0 LOB: 1 BB: 1 P: 16	R: 5 E: 0 K: 2 S: 20	H: 3 LOB: 1 BB: 3 P: 47	R: 1 E: 0 K: 0 S: 10	H: 1 LOB: 2 BB: 1 P: 19	R: 2 E: 0 K: 1 S: 9	H: 2 LOB: 0 BB: 0 P: 12	1B: 6 2B: 4 3B: 0 HR: 3	SF: 2 SAC: 0 DP: 0 HBP: 0	WP: 2 PB: 0 SB: 0 CS: 1	PA: 49	
<b>PITCHER</b> <b>32 Roy Halladay, R</b> ERA: 5.08 <b>Steve Sinclair, L</b> ERA: 12.71 <b>Robert Person, R</b> ERA: 9.82	IP WLS BF H R ER SO BB IBB HBP BLK WP HR S P ERA WHIP	(1, 1) 6.0 L 29 7 5 5 2 5 0 0 0 0 1 62 113 7.50 2.000	(7, 1) 0.0 3 1 3 3 0 2 0 0 0 0 1 5 15 ∞ ∞	(7, 1) 3.0 16 5 5 5 3 2 0 0 0 2 1 34 63 15.00 2.333	<b>PITCHER</b> IP WLS BF H R ER SO BB IBB HBP BLK WP HR S P ERA WHIP																		

Oakland Athletics @ Toronto Blue Jays  
SkyDome, Toronto, ON  
Tue May 04 1999, 7:05 PM EDT  
Att. 20,258 - Unknown - 74 F

livebaseballscorecards.com

AB	37
R	13
H	13
RBI	13
BB	9
SO	5
LOB	18



Batter	1	2	3	4	5	6	7	8	9	AB	R	H	RBI	BB	SO	LOB
Shannon Stewart, R OBP: 0.430, SLG: 0.536 (1, 7)	0-1 2B		0-1 2B 1B		3-1 HR	0-2 G5-3			0-0 F9	5	2	3	2	0	0	1
Alex Gonzalez, R OBP: 0.373, SLG: 0.429 (1, 6)	2-2 L4		3-1 1B 2B		0-3 K	0-0 F8			0-1 G6-3	5	1	1	0	0	1	2
Shawn Green, L OBP: 0.397, SLG: 0.667 (1, 9)	2-3 K		1-2 FC6 1B		2-2 2B				2-2 G3	5	0	2	2	0	2	1
Carlos Delgado, L OBP: 0.382, SLG: 0.552 (1, 3)	4-0 BB		0-3 K		1-3 K					3	0	0	0	1	3	2
Kevin Witt, L OBP: 0.333, SLG: 0.474 (1, 10)	2-3 K		0-1 FC6		4-1 BB				2-2 1B	3	0	1	0	1	1	3
José Cruz Jr., S OBP: 0.382, SLG: 0.410 (1, 8)		2-2 F9		1-3 K	3-1 G4-3				1-2 F8	4	0	0	0	0	1	3
Willie Greene, L OBP: 0.306, SLG: 0.320 (1, 5)		0-1 F8		1-1 F7		0-0 G4-3		1-0 G4-3		4	0	0	0	0	0	0
Kevin Brown, R OBP: 0.444, SLG: 0.667 (1, 2)		2-3 K		0-0 2B		1-0 2B G5-3		0-0 1B G5-4-3		4	1	3	0	0	1	0
Norberto Martin, R OBP: 0.364, SLG: 0.296 (1, 4)			2-1 F8		0-1 G1-3			1-1 2B G5-4-3		4	0	1	0	0	0	2

Inning Stats	R: 0	H: 1	E: 0	K: 2	S: 11	LOB: 2	BB: 1	P: 21	R: 0	H: 0	E: 0	K: 1	S: 8	LOB: 0	BB: 0	P: 12	R: 2	H: 3	E: 0	K: 1	S: 16	LOB: 1	BB: 0	P: 22	R: 0	H: 1	E: 0	K: 1	S: 8	LOB: 1	BB: 0	P: 10	R: 1	H: 2	E: 0	K: 2	S: 15	LOB: 2	BB: 1	P: 28	R: 1	H: 2	E: 0	K: 0	S: 7	LOB: 1	BB: 0	P: 8	R: 0	H: 1	E: 0	K: 2	S: 12	LOB: 1	BB: 0	P: 18	R: 0	H: 1	E: 0	K: 0	S: 4	LOB: 0	BB: 0	P: 6	R: 0	H: 0	E: 0	K: 0	S: 7	LOB: 0	BB: 0	P: 9	1B: 4	2B: 6	3B: 0	HR: 1	SF: 0	SAC: 0	DP: 1	HBP: 0	WP: 0	PB: 0	SB: 0	CS: 0	PA: 39
PITCHER	IP	WLS	BF	H	R	ER	SO	BB	IBB	HBP	BLK	WP	HR	S	P	ERA	WHIP																																																																				
Mike Oquist, R ERA: 4.62 (1, 1)	5.1	W	27	9	4	4	7	2	0	0	0	0	0	61	97	6.75	2.062																																																																				
Doug Jones, R ERA: 2.18 (6, 1)	3.2	S	12	2	0	0	2	0	0	0	0	0	0	27	37	0.00	0.545																																																																				

BOTTOM

Oakland Athletics @ Toronto Blue Jays  
 SkyDome, Toronto, ON  
 Tue May 04 1999, 7:05 PM EDT  
 Att: 20,258 - Unknown - 74 F

livebaseballscores.com

AB	37
R	4
H	11
RBI	4
BB	2
SO	9
LOB	14







Batter	1	2	3	4	5	6	7	8	9	AB	R	H	RBI	BB	SO	LOB						
Shannon Stewart, R (1, 10) OBP: 0.417, SLG: 0.517	0-0 G1-3	2-3 K			0-2 F9			2-3 K		4	0	0	0	0	2	2						
Alex Gonzalez, R (1, 6) OBP: 0.369, SLG: 0.417	2-1 L1		0-0 L9		0-0 G4-3			4-1 BB		3	0	0	0	1	0	1						
Shawn Green, L (1, 9) OBP: 0.393, SLG: 0.650	2-0 2B HBP		0-3 K			2-3 K		2-1 G4-3		3	1	0	0	0	2	1						
Carlos Delgado, L (1, 3) OBP: 0.378, SLG: 0.550	2-2 2B		2-3 K			3-3 K			1-0 G4-3	4	1	1	0	0	2	0						
Tony Fernandez, S (1, 5) OBP: 0.443, SLG: 0.490	1-0 2B			3-1 G1-3		3-2 P4			0-0 G6-3	4	0	1	2	0	0	0						
José Cruz Jr., S (1, 8) OBP: 0.378, SLG: 0.404	0-0 F9		0-1 G6-3				0-1 G5-4-3 1B		0-0 F9	4	0	1	0	0	0	1						
Anthony Sanders, R (1, 7) OBP: 0.286, SLG: 0.429		0-0 G1-3		2-3 K			2-0 G5-4-3 1-2f			3	0	0	0	0	1	1						
Mike Matheny, R (1, 2) OBP: 0.216, SLG: 0.361		2-2 G6-3			0-0 FC5-4 1B		0-0 G4-3			3	0	1	0	0	0	0						
Pat Kelly, R (1, 4) OBP: 0.377, SLG: 0.649		0-0 2B			1-2 FC5-4			1-1 L9		3	0	1	0	0	0	1						
<b>Inning Stats</b>	R: 2 E: 0 K: 0 S: 8	H: 2 LOB: 1 BB: 0 P: 15	R: 0 E: 0 K: 1 S: 8	H: 1 LOB: 1 BB: 0 P: 12	R: 0 E: 0 K: 2 S: 7	H: 0 LOB: 0 BB: 0 P: 9	R: 0 E: 0 K: 1 S: 8	H: 0 LOB: 0 BB: 0 P: 13	R: 0 E: 0 K: 0 S: 9	H: 1 LOB: 1 BB: 0 P: 10	R: 0 E: 0 K: 2 S: 11	H: 0 LOB: 0 BB: 0 P: 19	R: 0 E: 0 K: 0 S: 4	H: 1 LOB: 0 BB: 0 P: 6	R: 0 E: 0 K: 1 S: 11	H: 0 LOB: 1 BB: 1 P: 20	R: 0 E: 0 K: 0 S: 3	H: 0 LOB: 0 BB: 0 P: 4	1B: 2 2B: 3 3B: 0 HR: 0	SF: 0 SAC: 0 DP: 1 HBP: 1	WP: 0 PB: 0 SB: 0 CS: 0	PA: 33
<b>PITCHER</b> Kenny Rogers, L (1, 1) ERA: 4.74	IP 9.0	WLS W	BF 33	H 5	R 2	ER 2	SO 7	BB 1	IBB 0	HBP 1	BLK 0	WP 0	HR 0	S 69	P 108	ERA 2.00	WHIP 0.667					
<b>PITCHER</b>	IP	WLS	BF	H	R	ER	SO	BB	IBB	HBP	BLK	WP	HR	S	P	ERA	WHIP					

**BOTTOM**

**Oakland Athletics @ Toronto Blue Jays**  
 SkyDome, Toronto, ON  
 Wed May 05 1999, 7:05 PM EDT  
 Att. 20,314 - Unknown - 73 F

livebaseballscores.com

<b>AB</b>	<b>31</b>
<b>R</b>	<b>2</b>
<b>H</b>	<b>5</b>
<b>RBI</b>	<b>2</b>
<b>BB</b>	<b>1</b>
<b>SO</b>	<b>7</b>
<b>LOB</b>	<b>7</b>





Batter	1	2	3	4	5	6	7	8	9	AB R H RBI BB SO LOB	TOP
Tony Phillips, S (1, 7) OBP: 0.386, SLG: 0.534	0-3 K2-3		2-3 K			0-0 1B SF8 2B		3-2 G4-3		4 1 1 0 0 2 0	
Jason McDonald, S (1, 8) OBP: 0.344, SLG: 0.269	0-2 CS 1B			2-3 K		1-0 WP 1B		0-0 F7		4 0 2 0 0 1 0	
Jason Giambi, L (1, 3) OBP: 0.394, SLG: 0.564	2-2 F8			1-0 G4-3		1-1 SF8		2-3 K		3 0 0 1 0 1 1	
Olmedo Saenz, R (1, 5) OBP: 0.456, SLG: 0.605		2-1 F9		2-3 K		1-3 K		0-0 F9		4 0 0 0 0 2 1	
Matt Stairs, L (1, 9) OBP: 0.418, SLG: 0.630		3-2 HR			3-1 P5	4-2 BB		0-1 G3		3 1 1 1 1 0 0	
Scott Spiezio, S (1, 4) OBP: 0.329, SLG: 0.384		0-2 F8			0-0 WP 1B BLK	0-2 P8		3-2 G4-3		4 1 1 0 0 0 2	
Jorge Velandia, R (9, 4) OBP: 0.167, SLG: 0.167										0 0 0 0 0 0 0	
Ben Grieve, L (1, 10) OBP: 0.206, SLG: 0.227		0-0 G6-3			1-3 K		2-1 G4-3			3 0 0 0 0 1 1	
Mike Macfarlane, R (1, 2) OBP: 0.289, SLG: 0.294			0-0 G6-3		1-0 1B		1-0 F9			3 0 1 1 0 0 0	
Miguel Tejada, R (1, 6) OBP: 0.306, SLG: 0.394			2-2 F9		0-0 G4-3		0-2 G6-3			3 0 0 0 0 0 1	
<b>Inning Stats</b>	R: 0 H: 1 E: 0 LOB: 0 K: 1 BB: 0 S: 9 P: 11	R: 1 H: 1 E: 0 LOB: 0 K: 0 BB: 0 S: 13 P: 18	R: 0 H: 0 E: 0 LOB: 0 K: 1 BB: 0 S: 9 P: 13	R: 0 H: 0 E: 0 LOB: 0 K: 2 BB: 0 S: 7 P: 12	R: 1 H: 2 E: 0 LOB: 1 K: 1 BB: 0 S: 8 P: 13	R: 1 H: 2 E: 0 LOB: 2 K: 1 BB: 1 S: 14 P: 21	R: 0 H: 0 E: 0 LOB: 0 K: 0 BB: 0 S: 6 P: 9	R: 0 H: 0 E: 0 LOB: 0 K: 1 BB: 0 S: 9 P: 14	R: 0 H: 0 E: 0 LOB: 0 K: 0 BB: 0 S: 7 P: 10	1B: 4 SF: 1 2B: 1 SAC: 0 3B: 0 DP: 0 HR: 1 HBP: 0	WP: 2 PA: 33 PB: 0 SB: 0 CS: 1
<b>PITCHER</b> Chris Carpenter, R (1, 1) ERA: 2.74	IP WLS BF H R ER SO BB IBB HBP BLK WP HR S P ERA WHIP										
	9.0 L 33 6 3 3 7 1 0 0 1 2 1 82 121 3.00 0.778										

Oakland Athletics @ Toronto Blue Jays  
SkyDome, Toronto, ON  
Thu May 06 1999, 7:05 PM EDT  
Att: 20,310 - Dome - 72 F

AB	31
R	3
H	6
RBI	3
BB	1
SO	7
LOB	6







Batter	1	2	3	4	5	6	7	8	9	AB R H RBI BB SO LOB	TOP											
<b>Tony Phillips, S</b> (1, 9) OBP: 0.382, SLG: 0.521	2-3 K		3-3 SAFE K		2-1 1B HBP		1-1 G4-6-3 1-2f			3 0 0 0 0 2 4												
<b>Tim Raines, S</b> (1, 7) OBP: 0.356, SLG: 0.222	3-1 F8		0-3 K		1-0 1B			0-1 L9		4 0 1 1 0 1 2												
<b>Jason Giambi, L</b> (1, 3) OBP: 0.382, SLG: 0.545	0-0 G4-3			2-2 G3	2-1 F8			3-2 P5		4 0 0 0 0 0 2												
<b>Olmedo Saenz, R</b> (1, 5) OBP: 0.443, SLG: 0.574		2-1 G6-3		2-2 E7 G3-1		0-2 F8		0-2 1B		4 0 1 0 0 0 0												
<b>Matt Stairs, L</b> (1, 10) OBP: 0.402, SLG: 0.600		2-3 K		0-1 G3-1		2-0 F9		2-2 P5		4 0 0 0 0 1 2												
<b>Scott Spiezo, S</b> (1, 4) OBP: 0.315, SLG: 0.364		2-0 F9		0-2 F9		2-1 P5			0-0 G5-3	4 0 0 0 0 0 1												
<b>Miguel Tejada, R</b> (1, 6) OBP: 0.322, SLG: 0.411			1-1 1B 2B		2-1 FC5-4 1B		0-1 G3-1		4-0 DI BB	3 0 2 0 1 0 0												
<b>Jason McDonald, S</b> (1, 8) OBP: 0.351, SLG: 0.280			0-0 S 1B		2-3 SAFE K		3-2 1B 1B		1-3 K	4 0 2 0 0 2 2												
<b>A.J. Hinch, R</b> (1, 2) OBP: 0.239, SLG: 0.288			3-3 SAFE K		1-1 FC5-4 HBP 1B		3-1 G4-6-3 1B		3-2 L8	4 1 1 0 0 1 4												
<b>Inning Stats</b>	R: 0 E: 0 K: 1 S: 6	H: 0 LOB: 0 BB: 0 P: 11	R: 0 E: 0 K: 1 S: 6	H: 0 LOB: 0 BB: 0 P: 12	R: 0 E: 0 K: 3 S: 16	H: 2 LOB: 2 BB: 0 P: 23	R: 0 E: 1 K: 0 S: 16	H: 0 LOB: 1 BB: 0 P: 20	R: 1 E: 0 K: 1 S: 12	H: 2 LOB: 2 BB: 0 P: 22	R: 0 E: 0 K: 0 S: 6	H: 0 LOB: 0 BB: 0 P: 10	R: 0 E: 0 K: 0 S: 9	H: 2 LOB: 1 BB: 0 P: 16	R: 0 E: 0 K: 0 S: 11	H: 1 LOB: 1 BB: 0 P: 16	R: 0 E: 0 K: 1 S: 7	H: 0 LOB: 1 BB: 1 P: 15	1B: 6 2B: 1 3B: 0 HR: 0	SF: 0 SAC: 0 DP: 1 HBP: 1	WP: 0 PB: 0 SB: 1 CS: 0	PA: 36
<b>PITCHER</b>	IP WLS BF H R ER SO BB IBB HBP BLK WP HR S P ERA WHIP																					
<b>Jim Parque, L</b> (1, 1) ERA: 3.79	6.1 W 27 6 1 1 6 0 0 1 0 0 0 0 69 111 1.42 0.947																					
<b>41 Bill Simas, R</b> (7, 1) ERA: 1.64	1.2 5 1 0 0 0 0 0 0 0 0 0 0 13 19 0.00 0.600																					
<b>Bryan Ward, L</b> (9, 1) ERA: 6.3	1.0 4 0 0 0 0 1 1 0 0 0 0 0 7 15 0.00 1.000																					

**Oakland Athletics @ Chicago White Sox**  
**Comiskey Park, Chicago, IL**  
 Fri May 07 1999, 8:05 PM EDT  
 Att. 11,181 - Overcast - 59 F


[livebaseballscorecards.com](http://livebaseballscorecards.com)

<b>AB</b>	34
<b>R</b>	1
<b>H</b>	7
<b>RBI</b>	1
<b>BB</b>	1
<b>SO</b>	7
<b>LOB</b>	17







Batter	1	2	3	4	5	6	7	8	9	AB R H RBI BB SO LOB	TOP														
Tony Phillips, S (1, 4) OBP: 0.378, SLG: 0.537	3-1 HR	2-3 K			3-1 G3-1			2-3 K		4 1 1 1 0 2 2	<p><b>Oakland Athletics @ Chicago White Sox</b> Comiskey Park, Chicago, IL Sat May 08 1999, 7:05 PM EDT Att. 15,489 - Overcast - 59 F</p> <p>livebaseballscorecards.com</p> <table border="1"> <tr><td>AB</td><td>34</td></tr> <tr><td>R</td><td>3</td></tr> <tr><td>H</td><td>8</td></tr> <tr><td>RBI</td><td>3</td></tr> <tr><td>BB</td><td>1</td></tr> <tr><td>SO</td><td>7</td></tr> <tr><td>LOB</td><td>7</td></tr> </table> 	AB	34	R	3	H	8	RBI	3	BB	1	SO	7	LOB	7
AB	34																								
R	3																								
H	8																								
RBI	3																								
BB	1																								
SO	7																								
LOB	7																								
Jason McDonald, S (1, 8) OBP: 0.337, SLG: 0.267	3-1 F9		3-3 K		3-2 F8			1-2 G4-3		4 0 0 0 0 1 0															
Jason Giambi, L (1, 10) OBP: 0.379, SLG: 0.536	3-2 G4-3		3-2 G4-3		3-2 L5			2-2 1B		4 0 1 0 0 0 0															
Olmedo Saenz, R (1, 3) OBP: 0.446, SLG: 0.560	1-1 G6-3		4-0 BB		0-0 1B		0-0 G4-6-3 1B	2-1 P4		3 0 1 0 1 0 1															
Matt Stairs, L (1, 9) OBP: 0.387, SLG: 0.573		1-0 G3-1	0-0 G4-3		2-2 G4-6-3 1-2f			2-3 K		4 0 0 0 0 1 2															
Ben Grieve, L (1, 7) OBP: 0.218, SLG: 0.283		0-2 WP G4-3 2B		3-1 F8		1-3 K		1-0 HR		4 2 2 1 0 1 0															
Miguel Tejada, R (1, 6) OBP: 0.311, SLG: 0.396		1-1 G4-3 2-H		0-2 F9		1-3 K		1-1 G5-3		4 0 0 1 0 1 0															
3 Eric Chavez, L (1, 5) OBP: 0.330, SLG: 0.367		0-1 HBP 1B		3-2 WP 1B		2-3 K		0-0 1B		4 0 3 0 0 1 0															
A.J. Hinch, R (1, 2) OBP: 0.247, SLG: 0.284		1-1 HBP		2-2 G6-3		0-2 G5-3		0-0 G5-3		1 0 0 0 0 0 1															
Tim Raines, S (7, PH) OBP: 0.350, SLG: 0.217										1 0 0 0 0 0 0															
Mike Macfarlane, R (7, 2) OBP: 0.282, SLG: 0.286		1-2 HBP								1 0 0 0 0 0 1															
<b>Inning Stats</b>	R: 1 E: 0 K: 0 S: 10	H: 1 LOB: 0 BB: 0 P: 20	R: 1 E: 0 K: 1 S: 12	H: 2 LOB: 2 BB: 0 P: 17	R: 0 E: 0 K: 1 S: 7	H: 0 LOB: 1 BB: 1 P: 17	R: 0 E: 0 K: 0 S: 12	H: 1 LOB: 1 BB: 0 P: 20	R: 0 E: 0 K: 1 S: 7	H: 1 LOB: 0 BB: 0 P: 10	R: 0 E: 0 K: 2 S: 9	H: 0 LOB: 0 BB: 0 P: 12	R: 0 E: 0 K: 1 S: 13	H: 1 LOB: 1 BB: 0 P: 20	R: 1 E: 0 K: 1 S: 10	H: 2 LOB: 1 BB: 0 P: 14	1B: 5 2B: 1 3B: 0 HR: 2	SF: 0 SAC: 0 DP: 1 HBP: 1	WP: 2 PB: 0 SB: 0 CS: 0	PA: 36					
<b>PITCHER</b>	IP WLS BF H R ER SO BB IBB HBP BLK WP HR S P ERA WHIP																								
John Snyder, R (1, 1) ERA: 1.85	6.0 W 24 5 2 2 3 1 0 1 0 2 1 57 102 3.00 1.000																								
Keith Foulke, R (7, 1) ERA: 2.84	2.0 H 7 1 0 0 3 0 0 0 0 0 0 22 32 0.00 0.500																								
Bob Howry, R (9, 1) ERA: 2.25	1.0 S 5 2 1 1 1 0 0 0 0 0 0 1 10 14 9.00 2.000																								





Batter	1	2	3	4	5	6	7	8	9	AB R H RBI BB SO LOB	TOP		
<b>Tony Phillips, S</b> OBP: 0.386, SLG: 0.528 (1, 8) (7, 7)	1-3 		4-1 1B 1B BB 	0-0 P8 			4-2 1B BB 		4-0 2B BB 	2 1 0 0 3 1 0			
<b>Tim Raines, S</b> OBP: 0.359, SLG: 0.260 <b>Jorge Velandia, R</b> OBP: 0.286, SLG: 0.429 (1, 7) (7, 4)	1-2 PB 2B 		3-2 L4 			2-3 		2-2 SAFE 1-2 1B 	0-1 SAFE 1-3 2B 	4 0 2 0 0 1 1 1 0 1 0 0 0 0			
<b>Jason Giambi, L</b> OBP: 0.372, SLG: 0.519 (1, 3) 	2-1 G4-3 2-3 		0-0 F7 			0-0 G4-3 		3-2 L3 	4-0 IBB 	4 0 0 0 1 0 4			
<b>John Jaha, R</b> OBP: 0.446, SLG: 0.679 <b>3 Eric Chavez, L</b> OBP: 0.326, SLG: 0.363 (1, 10) (8, PR)	1-3 		3-2 PB 1B 1-3 1B 			1-2 F9 		4-0 BB 	1-0 F8 	3 1 1 0 1 1 1 1 0 0 0 0 0 3			
<b>Matt Stairs, L</b> OBP: 0.391, SLG: 0.570 (1, 9) 		2-2 FC5-4 1B 1B 	2-2 1B PB 1-2 1B 			1-3 K 		2-3 K 		4 1 2 1 0 2 1			
<b>Olmedo Saenz, R</b> OBP: 0.449, SLG: 0.556 (1, 5) 		1-1 FC5-4 1B 1-2 1B 	3-2 1-3 2-H 1B 			0-1 G5-3 		1-0 SAFE SAFE F8 		4 0 2 1 0 0 1			
<b>Scott Spiezio, S</b> OBP: 0.304, SLG: 0.350 <b>Jason McDonald, S</b> OBP: 0.333, SLG: 0.264 (1, 4) (7, 8)		0-0 FC5-4 FC4 1-2f 2-3 	0-1 F7 			0-0 F8 		2-3 K 		3 0 0 0 0 0 4 1 0 0 0 0 1 1			
<b>Mike Macfarlane, R</b> OBP: 0.256, SLG: 0.256 (1, 2) 		3-1 SAFE SAFE FC4 1-2f 3-H 		3-2 G6-3 			0-2 G6-3 		1-1 G5-3 	4 0 0 1 0 0 1			
<b>Miguel Tejada, R</b> OBP: 0.301, SLG: 0.383 (1, 6) 		0-0 L8 		0-1 G5-3 			2-1 F7 		0-0 P4 	4 0 0 0 0 0 1			
<b>Inning Stats</b>	R: 0 E: 0 K: 2 S: 11 H: 1 LOB: 1 BB: 0 P: 16	R: 1 E: 0 K: 0 S: 10 H: 2 LOB: 1 BB: 0 P: 16	R: 2 E: 0 K: 0 S: 17 H: 3 LOB: 2 BB: 1 P: 32	R: 0 E: 0 K: 0 S: 7 H: 0 LOB: 0 BB: 0 P: 10	R: 0 E: 0 K: 1 S: 8 H: 0 LOB: 0 BB: 0 P: 11	R: 0 E: 0 K: 1 S: 6 H: 0 LOB: 0 BB: 0 P: 7	R: 0 E: 0 K: 0 S: 15 H: 1 LOB: 2 BB: 1 P: 26	R: 0 E: 0 K: 2 S: 8 H: 0 LOB: 1 BB: 1 P: 17	R: 0 E: 0 K: 0 S: 6 H: 1 LOB: 3 BB: 2 P: 16	1B: 6 2B: 2 3B: 0 HR: 0 SF: 0 SAC: 0 DP: 0 HBP: 0	WP: 0 PB: 2 SB: 0 CS: 0 PA: 40		
<b>PITCHER</b>	IP WLS BF H R ER SO BB IBB HBP BLK WP HR S P ERA WHIP											<b>PITCHER</b>	IP WLS BF H R ER SO BB IBB HBP BLK WP HR S P ERA WHIP
<b>Mike Sirotko, L</b> ERA: 3.49 (1, 1)	7.0 L 30 7 3 2 4 2 0 0 0 0 0 0 74 118 2.57 1.286												
<b>Sean Lowe, R</b> ERA: 1.96 (8, 1)	1.2 9 1 0 0 2 2 1 0 0 0 0 0 13 31 0.00 1.800												
<b>Bryan Ward, L</b> ERA: 6.1 (9, 1)	0.1 1 0 0 0 0 0 0 0 0 0 0 0 1 2 0.00 0.000												

**Oakland Athletics @ Chicago White Sox**  
Comiskey Park, Chicago, IL  
Sun May 09 1999, 2:05 PM EDT  
Att. 12,652 - Sunny - 53 F

[livebaseballscorecards.com](http://livebaseballscorecards.com)

**AB 35**  
**R 3**  
**H 8**  
**RBI 3**  
**BB 5**  
**SO 6**  
**LOB 18**







Batter	1	2	3	4	5	6	7	8	9	AB R H RBI BB SO LOB	TOP									
<b>Tony Phillips, S</b> OBP: 0.399, SLG: 0.539 (1, 4) (9, 5) (9, 4) (9, 5)	3-2 2B		1-1 1B		2-2 1B 2B HBP	0-3 K		4-0 BB BB IBB		3 1 2 0 1 1 0										
<b>Jason McDonald, S</b> OBP: 0.327, SLG: 0.261 (1, 8)	1-3 K		3-2 G3		2-0 2B 1B	3-3 K		3-2 P5		5 1 1 0 0 2 4										
<b>Jason Giambi, L</b> OBP: 0.380, SLG: 0.534 (1, 3)	1-3 K			0-0 1B 2B	1-0 3 BB 2B		3-1 G3	4-0 BB BB BB 1-2 2-3 BB BB		4 1 2 2 1 1 1										
<b>John Jaha, R</b> OBP: 0.448, SLG: 0.667 <b>Scott Spiezio, S</b> OBP: 0.312, SLG: 0.350 (1, 10) (7, PR)	2-2 L7			2-3 K	4-1 3 BB BB		2-2 E6 1B	4-1 BB BB 1-2 2-3 3-H BB BB		3 0 1 0 1 1 2 0 0 0 1 1 0 0										
<b>Matt Stairs, L</b> OBP: 0.383, SLG: 0.546 (1, 9)			3-1 G3	4-2 1B 3 2B BB	1-3 K		2-3 K	2-3 K		4 1 0 0 1 3 6										
<b>Ben Grieve, L</b> OBP: 0.221, SLG: 0.284 <b>Tim Raines, S</b> OBP: 0.364, SLG: 0.255 (1, 7) (7, PH) (7, 7)			3-2 F9	1-0 3 2B 1B	2-3 K		4-0 IBB	3-2 G4-3		3 0 1 1 0 1 2 1 0 0 0 1 0 0										
<b>3 Eric Chavez, L</b> OBP: 0.337, SLG: 0.378 <b>Olmedo Saenz, R</b> OBP: 0.437, SLG: 0.536 <b>Jorge Velandia, R</b> OBP: 0.286, SLG: 0.429 (1, 5) (7, PH) (7, 5) (9, 4) (9, 5) (9, 4)			1-2 G3	1-1 3 2B	4-1 FC6 BB		1-3 K	3-2 F8		2 0 1 1 1 0 0 2 0 0 0 0 1 2 0 0 0 0 0 0 0										
<b>Miguel Tejada, R</b> OBP: 0.297, SLG: 0.400 (1, 6)			0-0 G5-3	2-3 K	1-2 FC6			0-2 P6 HR		5 1 1 1 0 1 5										
<b>A.J. Hinch, R</b> OBP: 0.244, SLG: 0.292 (1, 2)			0-3 K	0-2 G1-3		1-2 F8		1-1 BB BB 2B	1-1 F9	5 1 1 0 0 1 2										
<b>Inning Stats</b>	R: 0 E: 0 K: 2 S: 16	H: 1 LOB: 1 BB: 0 P: 23	R: 0 E: 0 K: 0 S: 8	H: 0 LOB: 0 BB: 0 P: 15	R: 0 E: 0 K: 1 S: 11	H: 1 LOB: 1 BB: 0 P: 15	R: 2 E: 0 K: 2 S: 16	H: 3 LOB: 2 BB: 1 P: 25	R: 2 E: 0 K: 2 S: 17	H: 2 LOB: 3 BB: 2 P: 34	R: 0 E: 1 K: 2 S: 12	H: 1 LOB: 2 BB: 1 P: 24	R: 1 E: 0 K: 1 S: 17	H: 1 LOB: 3 BB: 3 P: 35	R: 1 E: 0 K: 0 S: 15	H: 1 LOB: 0 BB: 0 P: 25	1B: 4 2B: 5 3B: 0 HR: 1	SF: 0 SAC: 0 DP: 0 HBP: 1	WP: 0 PB: 0 SB: 0 CS: 0	PA: 45
<b>PITCHER</b>	IP WLS BF H R ER SO BB IBB HBP BLK WP HR S P ERA WHIP																			
<b>Jeff Weaver, R</b> ERA: 3.27 (1, 1)	4.0 L 22 7 4 4 5 2 0 1 0 0 0 0 58 94 9.00 2.250																			
<b>Bryce Florie, R</b> ERA: 1.23 (5, 1)	2.1 9 1 0 0 4 1 0 0 0 0 0 0 24 41 0.00 0.857																			
<b>C.J. Nitkowski, L</b> ERA: 7.11 (7, 1)	0.1 2 0 0 0 1 0 1 0 0 0 0 0 3 9 0.00 0.000																			
<b>Matt Anderson, R</b> ERA: 3.0 (7, 1)	1.0 7 1 1 1 1 2 1 0 0 0 0 0 18 35 9.00 3.000																			
<b>Masao Kida, R</b> ERA: 5.14 (8, 1)	1.1 5 1 1 1 1 0 0 0 0 0 0 1 18 30 6.75 0.750																			

**Oakland Athletics @ Detroit Tigers**  
Tiger Stadium, Detroit, MI  
Tue May 11 1999, 7:05 PM EDT  
Att. 12,411 - Cloudy - 72 F

livebaseballscorecards.com

AB	37
R	6
H	10
RBI	6
BB	7
SO	12
LOB	24



BOTTOM

Oakland Athletics @ Detroit Tigers

Tiger Stadium, Detroit, MI

Tue May 11 1999, 7:05 PM EDT

Att. 12,411 - Cloudy - 72 F

livebaseballscorecards.com

AB	31
R	2
H	6
RBI	2
BB	1
SO	4
LOB	7



WP:	0	PA:	34
PB:	0		
SB:	1		
CS:	2		

AB R H RBI BB SO LOB

4	0	1	0	0	1	1
4	0	1	0	0	0	2
4	1	1	0	0	0	1
3	1	0	0	1	1	1
3	0	1	0	0	0	0
2	0	0	0	0	1	1
2	0	1	2	0	0	0
3	0	0	0	0	0	0
3	0	1	0	0	0	0
3	0	0	0	0	1	1

1B:	6	SF:	0
2B:	0	SAC:	0
3B:	0	DP:	0
HR:	0	HBP:	1

IP	WLS	BF	H	R	ER	SO	BB	IBB	HBP	BLK	WP	HR	S	P	ERA	WHIP
1.1		5	2	0	0	0	0	0	0	0	0	0	15	22	0.00	1.500
3.2	W	13	2	0	0	3	0	0	0	0	0	0	35	52	0.00	0.545
0.2		6	2	2	2	1	1	0	1	0	0	0	14	25	27.00	4.500
0.2	H	1	0	0	0	0	0	0	0	0	0	0	4	7	0.00	0.000
1.2	H	5	0	0	0	0	0	0	0	0	0	0	9	12	0.00	0.000

IP	WLS	BF	H	R	ER	SO	BB	IBB	HBP	BLK	WP	HR	S	P	ERA	WHIP
1.0		3	0	0	0	0	0	0	0	0	0	0	9	16	0.00	0.000

Batter	1	2	3	4	5	6	7	8	9
Damion Easley, R OBP: 0.374, SLG: 0.522 (1, 4)	0-2 CS 1B		2-2 L5			1-3 K		1-1 F8	
Bobby Higginson, L OBP: 0.396, SLG: 0.434 (1, 9)	3-2 F9 1-2		1-2 F7			1-0 FC6-4 1B		0-0 F8	
Juan Encarnacion, R OBP: 0.297, SLG: 0.426 (1, 7)	2-2 1B			2-2 G6-3		0-2 FC6-4 HBP 1B		1-2 G4-3	
Tony Clark, S OBP: 0.283, SLG: 0.313 (1, 3)	1-1 L8			2-3 K		4-2 HBP 1B BB		3-1 F8	
Gabe Kapler, R OBP: 0.365, SLG: 0.533 (1, 8)		1-1 G3-1		1-0 1B		3-2 1B CS HBP		3-2 G5-3	
Jason Wood, R Frank Catalanotto, L OBP: 0.355, SLG: 0.455 (1, 5) (6, PH) (7, 5)		2-3 K		1-2 F8		2-2 1B		1-1 G4-3	
Gregg Jefferies, S OBP: 0.262, SLG: 0.321 (1, 10)		0-1 G3			1-1 G5-3	1-2 CS	2-1 P5		
Brad Ausmus, R OBP: 0.298, SLG: 0.359 (1, 2)			0-0 1B		2-2 P4		1-0 G6-3		
Deivi Cruz, R OBP: 0.269, SLG: 0.303 (1, 6)			1 SAFE 0-1 F8		3-3 K		0-0 L5		

Inning Stats	R: 0	H: 2	E: 0	K: 0	S: 13	H: 0	LOB: 1	BB: 0	P: 19	R: 0	H: 0	E: 0	K: 1	S: 8	H: 0	LOB: 0	BB: 0	P: 11	R: 0	H: 1	E: 0	K: 0	S: 9	H: 1	LOB: 1	BB: 0	P: 12	R: 0	H: 1	E: 0	K: 1	S: 10	H: 0	LOB: 0	BB: 0	P: 16	R: 2	H: 2	E: 0	K: 1	S: 16	H: 2	LOB: 1	BB: 1	P: 28	R: 0	H: 0	E: 0	K: 0	S: 4	H: 0	LOB: 0	BB: 0	P: 7	R: 0	H: 0	E: 0	K: 0	S: 7	H: 0	LOB: 0	BB: 0	P: 9	R: 0	H: 0	E: 0	K: 0	S: 9	H: 0	LOB: 0	BB: 0	P: 16	1B: 6	SF: 0	2B: 0	SAC: 0	3B: 0	DP: 0	HR: 0	HBP: 1	WP: 0	PA: 34
--------------	------	------	------	------	-------	------	--------	-------	-------	------	------	------	------	------	------	--------	-------	-------	------	------	------	------	------	------	--------	-------	-------	------	------	------	------	-------	------	--------	-------	-------	------	------	------	------	-------	------	--------	-------	-------	------	------	------	------	------	------	--------	-------	------	------	------	------	------	------	------	--------	-------	------	------	------	------	------	------	------	--------	-------	-------	-------	-------	-------	--------	-------	-------	-------	--------	-------	--------

PITCHER	IP	WLS	BF	H	R	ER	SO	BB	IBB	HBP	BLK	WP	HR	S	P	ERA	WHIP
Kenny Rogers, L ERA: 4.58 (1, 1)	1.1		5	2	0	0	0	0	0	0	0	0	0	15	22	0.00	1.500
Brad Rigby, R ERA: 4.13 (2, 1)	3.2	W	13	2	0	0	3	0	0	0	0	0	0	35	52	0.00	0.545
Tim Worrell, R ERA: 4.19 (6, 1)	0.2		6	2	2	2	1	1	0	1	0	0	0	14	25	27.00	4.500
Buddy Groom, L ERA: 6.3 (6, 1)	0.2	H	1	0	0	0	0	0	0	0	0	0	0	4	7	0.00	0.000
T.J. Mathews, R ERA: 1.15 (7, 1)	1.2	H	5	0	0	0	0	0	0	0	0	0	0	9	12	0.00	0.000



Batter	1	2	3	4	5	6	7	8	9	AB R H RBI BB SO LOB	TOP									
<b>Tony Phillips, S</b> OBP: 0.399, SLG: 0.527 (1, 4) (7, 7)	1-0 L7		0-1 G6-3			3-2 P4	2-1 BB HBP		4-2 BB SAFE SAFE	3 0 0 0 1 0 0										
<b>Jason McDonald, S</b> OBP: 0.330, SLG: 0.260 (1, 8)	1-0 F7		3-2 G4-3			1-0 G3 BB 1B	4-2 FC4-6 BB		2-3 BB	4 0 1 1 1 1 2										
<b>Tim Raines, S</b> OBP: 0.371, SLG: 0.315 <b>Jorge Velandia, R</b> OBP: 0.286, SLG: 0.429 (1, 7) (7, 4)	1-0 HR				3-3 K	4-2 G3 BB	0-0 FC4-6			3 1 1 1 1 1 3 0 0 0 0 0 0 0										
<b>Jason Giambi, L</b> OBP: 0.377, SLG: 0.522 (1, 3)	4-2 BB				1-2 F9	1-1 G3			2-2 G4-3	3 0 0 0 1 0 2										
<b>Matt Stairs, L</b> OBP: 0.370, SLG: 0.525 (1, 9)	0-0 G3				1-1 G3	0-0 P6			2-3 K	4 0 0 0 0 1 3										
<b>Mike Macfarlane, R</b> OBP: 0.255, SLG: 0.256 (1, 2)						2-1 G4-3			2-3 K	4 1 1 0 0 2 0										
<b>Scott Spiezio, S</b> OBP: 0.309, SLG: 0.345 (1, 10)						2-2 1B			0-0 P4	4 0 1 0 0 1 1										
<b>Miguel Tejada, R</b> OBP: 0.288, SLG: 0.387 (1, 6)						1-1 F7			1-1 G6-3	4 0 0 0 0 0 2										
<b>3 Eric Chavez, L</b> OBP: 0.333, SLG: 0.365 (1, 5)						1-1 F7			1-0 E4 BB	3 0 0 0 1 0 1										
<b>Inning Stats</b>	R: 1 E: 0 K: 0 S: 9	H: 1 LOB: 1 BB: 1 P: 16	R: 0 E: 0 K: 2 S: 10	H: 0 LOB: 0 BB: 0 P: 17	R: 0 E: 0 K: 0 S: 7	H: 0 LOB: 0 BB: 0 P: 11	R: 0 E: 0 K: 1 S: 11	H: 0 LOB: 0 BB: 0 P: 16	R: 0 E: 0 K: 0 S: 9	H: 1 LOB: 1 BB: 0 P: 18	R: 1 E: 0 K: 0 S: 9	H: 1 LOB: 3 BB: 2 P: 20	R: 0 E: 0 K: 2 S: 9	H: 0 LOB: 0 BB: 0 P: 15	R: 0 E: 1 K: 1 S: 9	H: 0 LOB: 2 BB: 1 P: 17	1B: 3 2B: 0 3B: 0 HR: 1	SF: 0 SAC: 0 DP: 0 HBP: 1	WP: 0 PB: 0 SB: 0 CS: 0	PA: 38
<b>PITCHER</b>	IP WLS BF H R ER SO BB IBB HBP BLK WP HR S P ERA WHIP																			
<b>Justin Thompson, L</b> ERA: 4.6 (1, 1)	6.2 L 29 4 2 2 3 4 0 1 0 0 0 1 64 113 2.70 1.200																			
<b>Masao Kida, R</b> ERA: 5.06 (7, 1)	0.1 1 0 0 0 0 0 0 0 0 0 0 0 1 1 0.00 0.000																			
<b>C.J. Nitkowski, L</b> ERA: 6.75 (8, 1)	0.2 2 0 0 0 1 0 0 0 0 0 0 0 6 10 0.00 0.000																			
<b>Doug Brocail, R</b> ERA: 3.0 (8, 1)	1.1 6 0 0 0 2 1 0 0 0 0 0 0 12 22 0.00 0.750																			

**Oakland Athletics @ Detroit Tigers**  
Tiger Stadium, Detroit, MI  
Wed May 12 1999, 7:05 PM EDT  
Att. 13,565 - Cloudy - 61 F

[livebaseballscorecards.com](http://livebaseballscorecards.com)

<b>AB</b>	32
<b>R</b>	2
<b>H</b>	4
<b>RBI</b>	2
<b>BB</b>	5
<b>SO</b>	6
<b>LOB</b>	14







Batter	1	2	3	4	5	6	7	8	9	AB R H RBI BB SO LOB	TOP																									
Torii Hunter, R (1, 8) OBP: 0.305, SLG: 0.378 Doug Mientkiewicz, L (9, PH) OBP: 0.388, SLG: 0.416	2-2 G5-3		1 SAFE 0-1 PB 1-H 2B		2-3 K	0-2 1B			2-1 F8	4 0 2 1 0 1 0 1 0 0 0 0 0 0																										
Denny Hocking, S (1, 5) OBP: 0.329, SLG: 0.342	1-3 K		2-2 L8		4-2 BB	1-2 P6			0-0 1B	4 0 1 0 1 1 4																										
Todd Walker, L (1, 4) OBP: 0.320, SLG: 0.358	2-2 G3		2-1 F7		1 SAFE 0-0 G6-3				2-3 1B G4-6-3	5 1 1 0 0 1 3																										
Ron Coomer, R (1, 3) OBP: 0.366, SLG: 0.533		1-0 FC4-6 1B		0-0 G5-3		2-2 S BB 2B 1B			0-0 G4-6-3 1B	5 1 3 0 0 1 1																										
Matt Lawton, L (1, 9) OBP: 0.329, SLG: 0.438		0-0 FC4-6 1-2f		3-0 HR		4-0 S 2B BB			1-0 G4-6-3	3 2 1 1 1 0 2																										
Marty Cordova, R (1, 10) OBP: 0.387, SLG: 0.456		1 SAFE 0-0 P3		0-1 1B		1-3 K			2-3 K	4 0 1 0 0 2 3																										
Chad Allen, R (1, 7) OBP: 0.292, SLG: 0.372		1 SAFE 2-3 K		3-2 F8		0-3 K			2-3 K	4 0 0 0 0 3 4																										
Javier Valentin, S (1, 2) OBP: 0.286, SLG: 0.302			4-2 FC1-6 BB		0-0 G3				0-0 G5-4-3 1B	3 0 2 2 1 0 1																										
Cristian Guzman, S (1, 6) OBP: 0.204, SLG: 0.208 Brent Gates, S (8, PH) OBP: 0.281, SLG: 0.281			0-0 FC1-6 2B		0-2 G1-3				0-1 G5-4-3 1B	2 1 0 0 0 0 1 1 0 0 0 0 0 1																										
<b>Inning Stats</b>	R: 0 E: 0 K: 1 S: 12	H: 0 LOB: 0 BB: 0 P: 17	R: 0 E: 0 K: 1 S: 8	H: 1 LOB: 1 BB: 0 P: 10	R: 1 E: 0 K: 0 S: 11	H: 1 LOB: 1 BB: 1 P: 19	R: 1 E: 0 K: 0 S: 8	H: 2 LOB: 1 BB: 0 P: 14	R: 0 E: 0 K: 1 S: 10	H: 0 LOB: 1 BB: 1 P: 16	R: 2 E: 0 K: 2 S: 18	H: 3 LOB: 3 BB: 1 P: 31	R: 1 E: 0 K: 1 S: 7	H: 2 LOB: 0 BB: 0 P: 10	R: 0 E: 0 K: 1 S: 6	H: 1 LOB: 0 BB: 0 P: 8	R: 0 E: 0 K: 2 S: 11	H: 1 LOB: 1 BB: 0 P: 18	1B: 8 2B: 2 3B: 0 HR: 1	SF: 0 SAC: 0 DP: 2 HBP: 1	WP: 0 PB: 1 SB: 3 CS: 0	PA: 40														
<b>PITCHER</b>	IP WLS BF H R ER SO BB IBB HBP BLK WP HR S P ERA WHIP																																			
Tom Candiotti, R (1, 1) ERA: 6.02	5.2		27	6	4	4	5	3	0	1	0	0	1	60	99	6.35	1.588																			
Tim Worrell, R (6, 1) ERA: 4.29	1.2	W	8	4	1	1	2	0	0	0	0	0	0	18	24	5.40	2.400																			
Buddy Groom, L (8, 1) ERA: 5.91	0.2	H	1	0	0	0	0	0	0	0	0	0	0	2	2	0.00	0.000																			
Billy Taylor, R (9, 1) ERA: 2.35	1.0	S	4	1	0	0	2	0	0	0	0	0	0	11	18	0.00	1.000																			

Minnesota Twins @ Oakland Athletics  
Network Associates Coliseum, Oakland, CA

Fri May 14 1999, 10:35 PM EDT  
Att: 8,145 - Unknown - 55 F

livebaseballscorecards.com

AB	36
R	5
H	11
RBI	4
BB	3
SO	9
LOB	20



Batter	1	2	3	4	5	6	7	8	9
Tony Phillips, S OBP: 0.399, SLG: 0.559 (1, 4) (7, 7)	3-2 G4-3 ①		1-2 SF8 1-H 3B		1-0 F8	2-0 HR		2-3 K 1 SAFE 1 SAFE	
Jason McDonald, S OBP: 0.336, SLG: 0.293 (1, 8)	1-0 F7		0-0 SF8 3-H		0-0 1B	3-2 3B			
Jason Giambi, L OBP: 0.373, SLG: 0.514 (1, 3)	1-1 1B		1-2 G4-3 ②		1-0 G4-3	1-3 K ③			
Olmedo Saenz, R OBP: 0.413, SLG: 0.500 (1, 10)	1-0 P4 ③		2-2 G4-3 ③			1-1 P2	2-0 F8		
Matt Stairs, L OBP: 0.366, SLG: 0.514 (1, 9)		2-2 P2 ①		1-0 F8 ①		1-0 FC1-6 1B	2-2 F7 ②		
Ben Grieve, L OBP: 0.215, SLG: 0.276 Mike Macfarlane, R OBP: 0.250, SLG: 0.250 (1, 7) (7, 2)		1-1 G4-3 ②		0-1 P6 ②		2-2 FC1-6 2B 1-2f 1B	2-3 K ③		
Miguel Tejada, R OBP: 0.294, SLG: 0.394 (1, 6)		4-1 BB		2-2 E6		1-0 1B 2B	1-1 P3 ①		
3 Eric Chavez, L OBP: 0.330, SLG: 0.352 (1, 5)		2-1 P6 ③		2-2 L8 ③		4-1 1B HR BB	1-2 F7 ②		
A.J. Hinch, R OBP: 0.250, SLG: 0.297 Tim Raines, S OBP: 0.380, SLG: 0.327 Jorge Velandia, R OBP: 0.375, SLG: 0.500 (1, 2) (6, PH) (7, 4)			1-0 3B 1B		2-3 K	2-1 HR 1B	0-0 1B		

Inning Stats	R: 0 E: 0 K: 0 S: 8	H: 1 LOB: 1 BB: 0 P: 14	R: 0 E: 0 K: 0 S: 9	H: 0 LOB: 1 BB: 1 P: 18	R: 2 E: 0 K: 0 S: 14	H: 2 LOB: 0 BB: 0 P: 19	R: 0 E: 1 K: 0 S: 10	H: 0 LOB: 1 BB: 0 P: 15	R: 0 E: 0 K: 1 S: 7	H: 1 LOB: 1 BB: 0 P: 10	R: 5 E: 0 K: 1 S: 23	H: 5 LOB: 1 BB: 1 P: 40	R: 0 E: 0 K: 1 S: 7	H: 0 LOB: 0 BB: 0 P: 13	R: 0 E: 0 K: 1 S: 10	H: 1 LOB: 1 BB: 0 P: 14
1B: 6 2B: 1 3B: 2 HR: 1	SF: 1 SAC: 0 DP: 0 HBP: 0	WP: 0 PB: 0 SB: 0 CS: 0	PA: 37													

PITCHER	IP	WLS	BF	H	R	ER	SO	BB	IBB	HBP	BLK	WP	HR	S	P	ERA	WHIP
Mike Lincoln, R ERA: 5.66 (1, 1)	5.2	L	27	7	6	6	1	2	0	0	0	0	0	58	97	9.53	1.588
Joe Mays, R ERA: 4.99 (6, 1)	0.0		2	2	1	1	0	0	0	0	0	0	1	6	11	∞	∞
Eddie Guardado, L ERA: 5.27 (6, 1)	1.1		4	0	0	0	2	0	0	0	0	0	0	14	21	0.00	0.000
Bob Wells, R ERA: 5.0 (8, 1)	1.0		4	1	0	0	1	0	0	0	0	0	0	10	14	0.00	1.000

**BOTTOM**

**Minnesota Twins @ Oakland Athletics**  
 Network Associates Coliseum, Oakland, CA

Fri May 14 1999, 10:35 PM EDT  
 Att. 8,145 - Unknown - 55 F

livebaseballscores.com

AB	34
R	7
H	10
RBI	7
BB	2
SO	4
LOB	7





Batter	1	2	3	4	5	6	7	8	9	AB R H RBI BB SO LOB	TOP																
Todd Walker, L (1, 4) OBP: 0.329, SLG: 0.367	0-1 FC4-6 1B		2-2 1-2 1B		2-2 1B		1-0 E6 G6-4-3		0-0 B1-3	5 0 3 0 0 0 0																	
Torii Hunter, R (1, 8) OBP: 0.294, SLG: 0.363	1-1 F7		2-0 FC5 2-3f		3-3 K		0-0 G6-4-3 1-2f		0-0 P6	5 0 0 0 0 1 5																	
Matt Lawton, L (1, 9) OBP: 0.327, SLG: 0.440	0-1 FC4-6 1-2f			2-1 G6-3		0-0 G6-4-3 2B		2-0 G4-3		4 1 1 0 0 0 1																	
Ron Coomer, R (1, 5) OBP: 0.379, SLG: 0.595	1-1 CS 1-2	2-1 G6-3		0-0 HR		2-0 G6-4-3 1B		1-2 HR		4 2 3 2 0 0 0																	
Doug Mientkiewicz, L (1, 3) OBP: 0.392, SLG: 0.413		4-2 CS BB		0-1 1B		1-2 G6-4-3 1-2f 2-3		0-0 G6-3		3 0 1 0 1 0 2																	
Chad Allen, R (1, 7) OBP: 0.298, SLG: 0.371		2-2 G6-3 1-2		1-0 F8		4-1 2B BB		0-1 E1 1B		3 2 1 0 1 0 2																	
Corey Koskie, L (1, 10) OBP: 0.375, SLG: 0.526			0-0 F7	0-1 L3		0-1 2B 1-H 3-H		2-2 E6		4 0 1 2 0 0 1																	
Javier Valentin, S (1, 2) OBP: 0.264, SLG: 0.277			0-1 F9		1-3 K	2-0 F9		1-2 G4-3		4 0 0 0 0 1 2																	
Cristian Guzman, S (1, 6) OBP: 0.208, SLG: 0.204			4-0 FC5 1B BB		1-3 K		1-2 F9		0-1 F8	2 0 0 0 1 1 0																	
Denny Hocking, S (9, PH) OBP: 0.326, SLG: 0.338										1 0 0 0 0 0 0																	
<b>Inning Stats</b>	R: 0 E: 0 K: 0 S: 7	H: 1 LOB: 0 BB: 0 P: 9	R: 0 E: 0 K: 0 S: 7	H: 0 LOB: 0 BB: 1 P: 15	R: 0 E: 0 K: 0 S: 8	H: 1 LOB: 2 BB: 1 P: 15	R: 1 E: 0 K: 0 S: 8	H: 2 LOB: 1 BB: 0 P: 11	R: 0 E: 0 K: 3 S: 13	H: 1 LOB: 1 BB: 0 P: 20	R: 2 E: 0 K: 0 S: 9	H: 3 LOB: 1 BB: 1 P: 18	R: 0 E: 1 K: 0 S: 5	H: 0 LOB: 0 BB: 0 P: 7	R: 2 E: 2 K: 0 S: 16	H: 2 LOB: 1 BB: 0 P: 22	R: 0 E: 0 K: 0 S: 4	H: 0 LOB: 0 BB: 0 P: 4	1B: 6 2B: 2 3B: 0 HR: 2	SF: 0 SAC: 0 DP: 2 HBP: 0	WP: 0 PB: 0 SB: 0 CS: 2	PA: 39					
<b>PITCHER</b>	IP WLS BF H R ER SO BB IBB HBP BLK WP HR S P ERA WHIP																										
Mike Oquist, R (1, 1) ERA: 3.72	5.0		22	7	3	3	3	2	0	0	0	0	1	45	74	5.40	1.800										
Doug Jones, R (6, 1) ERA: 2.3	2.2	B	12	3	2	1	0	1	0	0	0	0	1	25	39	3.38	1.500										
Buddy Groom, L (8, 1) ERA: 5.4	1.0		3	0	0	0	0	0	0	0	0	0	0	6	7	0.00	0.000										
T.J. Mathews, R (9, 1) ERA: 1.13	0.1	W	1	0	0	0	0	0	0	0	0	0	0	1	1	0.00	0.000										

Minnesota Twins @ Oakland Athletics  
Network Associates Coliseum, Oakland, CA

Sat May 15 1999, 4:05 PM EDT  
Att. 18,016 - Unknown - 62 F

livebaseballscorecards.com

AB	35
R	5
H	10
RBI	4
BB	3
SO	3
LOB	13



Batter	1	2	3	4	5	6	7	8	9	AB	R	H	RBI	BB	SO	LOB
Tony Phillips, S OBP: 0.395, SLG: 0.557 (1, 4) (8, 7)	0-0 G3		1-0 SAFE 2-H 2B		1-2 G3		1-0 P6			4	0	1	1	0	0	2
Jason McDonald, S OBP: 0.325, SLG: 0.282 (1, 8)	2-1 B1		3-1 L3		1-0 F7			1-3 K		4	0	0	0	0	1	2
Jason Giambi, L OBP: 0.370, SLG: 0.528 (1, 3)	3-2 HR		2-2 G6-3			0-0 G1-3		0-1 F8		4	1	1	1	0	0	1
John Jaha, R OBP: 0.431, SLG: 0.637 (1, 10)	1-1 P3			3-2 E6 FC6-4		1-1 F8		3-3 K		4	0	0	0	0	1	0
Matt Stairs, L OBP: 0.362, SLG: 0.532 (1, 9)		0-0 P8		2-2 FC6-4 G1-6-3 1-2f		1-0 G3			2-2 HR	4	1	1	1	0	0	1
Ben Grieve, L OBP: 0.209, SLG: 0.267 Jorge Velandia, R OBP: 0.375, SLG: 0.500 (1, 7) (8, 4)		2-2 G1-3		1-1 G1-6-3 1-2f			2-3 K			3	0	0	0	0	1	1
Mike Macfarlane, R OBP: 0.275, SLG: 0.277 (1, 2)		0-0 G5-3			3-2 G3 1B WP 1B		2-1 K 3 HR 1B			3	2	2	0	0	0	0
3 Eric Chavez, L OBP: 0.330, SLG: 0.385 (1, 5)			1-3 K		0-0 F8		2-1 K 1-H HR			3	1	1	2	0	1	1
Miguel Tejada, R OBP: 0.302, SLG: 0.408 (1, 6)			0-1 2B		1-1 SAFE WP G3 1B		1-3 K			3	1	2	0	0	1	0

Inning Stats	R: 1	H: 1	E: 0	K: 0	S: 10	LOB: 0	BB: 0	P: 16	R: 0	H: 0	E: 0	K: 0	S: 5	LOB: 0	BB: 0	P: 7	R: 1	H: 2	E: 0	K: 1	S: 12	LOB: 1	BB: 0	P: 19	R: 0	H: 0	E: 1	K: 0	S: 10	LOB: 0	BB: 0	P: 16	R: 1	H: 2	E: 0	K: 0	S: 11	LOB: 1	BB: 0	P: 17	R: 0	H: 0	E: 0	K: 0	S: 4	LOB: 0	BB: 0	P: 6	R: 2	H: 2	E: 0	K: 2	S: 13	LOB: 0	BB: 0	P: 21	R: 0	H: 0	E: 0	K: 2	S: 8	LOB: 0	BB: 0	P: 12	R: 1	H: 1	E: 0	K: 0	S: 7	LOB: 0	BB: 0	P: 9	1B: 3	SF: 0	2B: 2	SAC: 0	3B: 0	DP: 1	HR: 3	HBP: 0	WP: 1	PA: 32
PITCHER	IP	WLS	BF	H	R	ER	SO	BB	IBB	HBP	BLK	WP	HR	S	P	ERA	WHIP																																																																	
LaTroy Hawkins, R ERA: 9.0 (1, 1)	7.0		28	7	5	5	3	0	0	0	0	1	2	65	102	6.43	1.000																																																																	
Eddie Guardado, L ERA: 5.52 (8, 1)	1.0	L	4	1	1	1	2	0	0	0	0	0	1	15	21	9.00	1.000																																																																	

BOTTOM

Minnesota Twins @ Oakland Athletics  
 Network Associates Coliseum, Oakland, CA  
 Sat May 15 1999, 4:05 PM EDT  
 Att: 18,016 - Unknown - 62 F

livebaseballscorecards.com

AB	32
R	6
H	8
RBI	5
BB	0
SO	5
LOB	8





Batter	1	2	3	4	5	6	7	8	9	AB R H RBI BB SO LOB	TOP									
Todd Walker, L (1, 4) OBP: 0.327, SLG: 0.359	4-2 S 1B BB	3-3 K			0-1 G1-3			0-3 K		3 1 0 0 1 2 1										
Torii Hunter, R (1, 8) OBP: 0.286, SLG: 0.352	1-3 K		2-3 K		3-2 G6-3			0-0 G2-3		4 0 0 0 0 2 1										
Matt Lawton, L (1, 9) OBP: 0.338, SLG: 0.441	4-2 F9 1B BB		4-2 2B BB		3-2 G3			3-2 1B		2 1 1 0 2 0 0										
Ron Coomer, R (1, 5) OBP: 0.383, SLG: 0.600	0-0 S 1B		1-2 G6-3 1-H 2B		0-0 L4			1-0 P3		4 0 2 2 0 0 1										
Marty Cordova, R (1, 10) OBP: 0.374, SLG: 0.439	2-0 F9		0-0 G6-3		0-0 P3			1-3 K		4 0 0 0 0 1 3										
Doug Mientkiewicz, L (1, 3) OBP: 0.380, SLG: 0.398	1-3 K		2-2 L3		2-1 G4-3			1-2 L9		4 0 0 0 0 1 3										
Chad Allen, R (1, 7) OBP: 0.305, SLG: 0.383		2-1 2B		1-2 F8 2B			1-3 K	2-1 1B		4 0 2 0 0 1 0										
Javier Valentin, S (1, 2) OBP: 0.255, SLG: 0.265		1-2 K		0-1 G4-3			2-2 G3	1-2 K		2 0 0 0 0 1 1										
Corey Koskie, L (7, PH) OBP: 0.369, SLG: 0.517										1 0 0 0 0 0 0										
A.J. Pierzynski, L (7, 2)										0 0 0 0 0 0 0										
Brent Gates, S (9, PH) OBP: 0.277, SLG: 0.276								1-2		1 0 0 0 0 1 1										
Cristian Guzman, S (1, 6) OBP: 0.204, SLG: 0.200		0-0 B1		1-3 K			0-0 G3			2 0 0 0 0 1 1										
Denny Hocking, S (7, PH) OBP: 0.322, SLG: 0.333										1 0 0 0 0 0 0										
<b>Inning Stats</b>	R: 1 E: 0 K: 2 S: 13	H: 1 LOB: 2 BB: 2 P: 25	R: 0 E: 0 K: 2 S: 9	H: 1 LOB: 1 BB: 0 P: 15	R: 1 E: 0 K: 1 S: 12	H: 1 LOB: 1 BB: 1 P: 21	R: 0 E: 0 K: 1 S: 10	H: 0 LOB: 0 BB: 0 P: 12	R: 0 E: 0 K: 0 S: 4	H: 0 LOB: 0 BB: 0 P: 6	R: 0 E: 0 K: 1 S: 7	H: 0 LOB: 0 BB: 0 P: 10	R: 0 E: 0 K: 1 S: 8	H: 1 LOB: 1 BB: 0 P: 12	R: 0 E: 0 K: 2 S: 12	H: 1 LOB: 1 BB: 0 P: 17	1B: 3 2B: 2 3B: 0 HR: 0	SF: 0 SAC: 0 DP: 0 HBP: 0	WP: 0 PB: 0 SB: 2 CS: 0	PA: 35
<b>PITCHER</b>	IP WLS BF H R ER SO BB IBB HBP BLK WP HR S P ERA WHIP																			
Jimmy Haynes, R (1, 1) ERA: 6.14	7.0 W 27 3 2 2 7 3 0 0 0 0 0 0 67 107 2.57 0.857																			
Buddy Groom, L (8, 1) ERA: 5.25	0.1 H 1 0 0 0 1 0 0 0 0 0 0 0 3 3 0.00 0.000																			
T.J. Mathews, R (8, 1) ERA: 1.08	0.2 H 3 1 0 0 0 0 0 0 0 0 0 0 5 9 0.00 1.500																			
Billy Taylor, R (9, 1) ERA: 2.2	1.0 S 4 1 0 0 2 0 0 0 0 0 0 0 12 17 0.00 1.000																			

Minnesota Twins @ Oakland Athletics  
Network Associates Coliseum, Oakland, CA  
Sun May 16 1999, 4:05 PM EDT  
Att. 31,804 - Cloudy - 63 F


livebaseballscorecards.com

AB	32
R	2
H	5
RBI	2
BB	3
SO	10
LOB	12







Batter	1	2	3	4	5	6	7	8	9	AB R H RBI BB SO LOB	TOP											
Tony Phillips, S OBP: 0.389, SLG: 0.537 (1, 4)	3-2 F7		3-2 G3		4-1 BB		3-2 L8			3 0 0 0 1 0 0												
Jason McDonald, S OBP: 0.304, SLG: 0.261 (1, 8)	2-1 G3		2-3 K		0-0 F8		1-3 K			4 0 0 0 0 2 1												
Jason Giambi, L OBP: 0.371, SLG: 0.523 (1, 3)	2-0 1B 2B			0-1 G4-3		4-2 F8 1B G3 BB		2-1 G6-3		3 2 1 0 1 0 0												
John Jaha, R OBP: 0.436, SLG: 0.667 (1, 10)	2-1 1B			2-2 G6-3		0-1 WP G3 1-2 1B		1-1 G4-3 2B		4 0 3 1 0 0 0												
Matt Stairs, L OBP: 0.358, SLG: 0.517 (1, 9)	1-3 K			0-0 1B		0-0 F8		1-0 G4-3		4 0 1 0 0 1 4												
Ben Grieve, L OBP: 0.214, SLG: 0.255 (1, 7)		2-2 L7		2-3 K		0-0 G3		1-1 G6-3		4 0 0 1 0 1 3												
Mike Macfarlane, R OBP: 0.255, SLG: 0.255 (1, 2)		1-1 G5-3			1-2 G3	1-3 K		1-1 G6-3		4 0 0 0 0 1 1	AB 34 R 3 H 6 RBI 3 BB 2 SO 5 LOB 12											
3 Eric Chavez, L OBP: 0.318, SLG: 0.367 (1, 5)		3-2 G4-3			0-1 F9	1-1 F7		0-0 E3		4 0 0 0 0 0 2												
Miguel Tejada, R OBP: 0.295, SLG: 0.416 (1, 6)			2-2 L5		2-0 HR		1-2 G6-3		0-2 G4-6-3	4 1 1 1 0 0 1												
Inning Stats	R: 1 E: 0 K: 1 S: 12	H: 2 LOB: 1 BB: 0 P: 22	R: 0 E: 0 K: 0 S: 9	H: 0 LOB: 0 BB: 0 P: 15	R: 0 E: 0 K: 1 S: 11	H: 0 LOB: 0 BB: 0 P: 18	R: 0 E: 0 K: 1 S: 9	H: 1 LOB: 1 BB: 0 P: 13	R: 1 E: 0 K: 0 S: 8	H: 1 LOB: 1 BB: 1 P: 15	R: 1 E: 0 K: 1 S: 12	H: 1 LOB: 2 BB: 1 P: 18	R: 0 E: 0 K: 1 S: 12	H: 0 LOB: 0 BB: 0 P: 17	R: 0 E: 0 K: 0 S: 7	H: 1 LOB: 1 BB: 0 P: 12	R: 0 E: 1 K: 0 S: 6	H: 0 LOB: 0 BB: 0 P: 7	1B: 3 2B: 2 3B: 0 HR: 1	SF: 0 SAC: 0 DP: 1 HBP: 0	WP: 1 PB: 0 SB: 0 CS: 0	PA: 36
PITCHER	IP WLS BF H R ER SO BB IBB HBP BLK WP HR S P ERA WHIP																					
Kevin Appier, R ERA: 4.34 (1, 1)	6.0 W 26 5 3 3 4 2 0 0 0 1 1 61 101 4.50 1.167																					
Jose Santiago, R ERA: 2.36 (7, 1)	2.0 H 7 1 0 0 1 0 0 0 0 0 0 19 29 0.00 0.500																					
Scott Service, R ERA: 6.1 (9, 1)	1.0 3 0 0 0 0 0 0 0 0 0 0 6 7 0.00 0.000																					

Oakland Athletics @ Kansas City Royals  
Kauffman Stadium, Kansas City, MO

Tue May 18 1999, 7:05 PM CDT  
Att. 14,212 - Unknown - 78 F

livebaseballscorecards.com



Batter	1	2	3	4	5	6	7	8	9	AB	R	H	RBI	BB	SO	LOB
<b>Carlos Beltrán, S</b> OBP: 0.355, SLG: 0.528 (1, 8)	2-1 G3		2-1 SAFE 1-3 3-H 3B 1B		0-0 F8		1-1 1B 1B	1-2 HR		5	3	3	2	0	0	0
<b>Joe Randa, R</b> OBP: 0.349, SLG: 0.415 (1, 5)	2-1 G6-3		0-0 1-H 3-H FC1-5-2-6 3B		1-1 G5-3		0-0 1B 1B	0-2 G4-3		5	1	2	3	0	0	0
<b>Johnny Damon, L</b> OBP: 0.353, SLG: 0.470 (1, 7)	1-0 G6-3		0-0 FC1-5-2-6		1-0 F9		1-0 1B 29 2B 1B	1-0 F7		5	1	1	1	0	0	1
<b>Jeff King, R</b> OBP: 0.361, SLG: 0.388 <b>Scott Leius, R</b> OBP: 0.262, SLG: 0.306 (1, 3) (9, 3)		3-3 K	0-0 L8		0-0 P6		3-2 29 2B 2B 1B	1-1 HR		5	2	2	2	0	1	1
<b>29 Mike Sweeney, R</b> OBP: 0.383, SLG: 0.573 (1, 10)		2-1 G3		0-0 G6-3		1-2 FC6-4 HBP	1-2 2B 2B	0-1 HR		4	2	2	2	0	0	0
<b>Jermaine Dye, R</b> OBP: 0.351, SLG: 0.545 (1, 9)		2-3 K		0-1 HR		1-0 FC6-4	4-0 2B IBB	1-0 1B 1B		4	1	2	1	1	1	1
<b>Chad Kreuter, S</b> OBP: 0.333, SLG: 0.384 (1, 2)			3-2 SH2-3 1B 2B		0-0 G2-3		1-1 FC6 1-3 2-H 3-H 2B	0-0 1B		5	1	3	2	0	0	1
<b>Carlos Febles, R</b> OBP: 0.403, SLG: 0.556 (1, 4)			0-0 SH2-3		3-1 3B		1B 1B FC6	2-2 G4-3		4	1	2	0	0	0	4
<b>Rey Sanchez, R</b> OBP: 0.341, SLG: 0.432 <b>Steve Scarsons, R</b> OBP: 0.212, SLG: 0.107 (1, 6) (8, 6)			2-2 1B 3B HBP		0-0 G6-3		SAFE P8 G5-3			3	1	0	0	0	0	4

Inning Stats	R: 0	H: 0	E: 0	K: 5	S: 5	R: 0	H: 0	E: 0	K: 2	S: 11	R: 3	H: 3	E: 0	K: 0	S: 12	R: 1	H: 2	E: 0	K: 0	S: 7	R: 0	H: 0	E: 0	K: 0	S: 4	R: 0	H: 0	E: 0	K: 0	S: 5	R: 6	H: 7	E: 0	K: 0	S: 17	R: 3	H: 5	E: 0	K: 0	S: 17	1B: 8	2B: 3	3B: 2	HR: 4	SF: 0	SAC: 1	DP: 0	HBP: 2	WP: 0	PA: 44
--------------	------	------	------	------	------	------	------	------	------	-------	------	------	------	------	-------	------	------	------	------	------	------	------	------	------	------	------	------	------	------	------	------	------	------	------	-------	------	------	------	------	-------	-------	-------	-------	-------	-------	--------	-------	--------	-------	--------

PITCHER	IP	WLS	BF	H	R	ER	SO	BB	IBB	HBP	BLK	WP	HR	S	P	ERA	WHIP
<b>Gil Heredia, R</b> ERA: 4.53 (1, 1)	6.1	L	29	8	7	7	2	0	0	0	0	0	1	50	80	9.95	1.263
<b>Buddy Groom, L</b> ERA: 6.0 (7, 1)	0.0		1	1	0	0	0	0	0	0	0	0	0	1	2	∞	∞
<b>Tim Worrell, R</b> ERA: 6.04 (7, 1)	1.1		13	8	6	6	0	0	1	0	0	0	3	24	37	40.50	6.000
<b>Brad Rigby, R</b> ERA: 4.08 (8, 1)	0.1		1	0	0	0	0	0	0	0	0	0	0	3	5	0.00	0.000

**BOTTOM**

**Oakland Athletics @ Kansas City Royals**  
Kauffman Stadium, Kansas City, MO  
Tue May 18 1999, 7:05 PM CDT  
Att: 14,212 - Unknown - 78 F

livebaseballscores.com

<b>AB</b>	<b>40</b>
<b>R</b>	<b>13</b>
<b>H</b>	<b>17</b>
<b>RBI</b>	<b>13</b>
<b>BB</b>	<b>1</b>
<b>SO</b>	<b>2</b>
<b>LOB</b>	<b>12</b>





Batter	1	2	3	4	5	6	7	8	9	AB R H RBI BB SO LOB	TOP	
Tony Phillips, S (1, 8) OBP: 0.391, SLG: 0.550 Ben Grieve, L (9, PH) OBP: 0.212, SLG: 0.252	3-2 G4-3 3B		0-1 F7		1-2 G4-3		0-1 1B		2-2 G3-1	4 1 2 0 0 0 1 1 0 0 0 0 0 0		
Tim Raines, S (1, 7) OBP: 0.387, SLG: 0.328	0-1 G4-3		0-1 F7		4-2 BB		2-1 1B			3 0 1 1 1 0 0		
Jason Giambi, L (1, 3) OBP: 0.368, SLG: 0.513	3-H 4-2 WP 1B BB		2-1 F7		0-1 L8		3-3 K			3 1 0 0 1 1 4		
John Jaha, R (1, 10) OBP: 0.421, SLG: 0.641	3-2 L7			1-2 F9		1-1 P4				4 0 0 0 0 0 3		
Matt Stairs, L (1, 9) OBP: 0.370, SLG: 0.546	3-2 FC6-4 1B			4-2 FC6-4 BB		0-0 HR		0-1 G4-3		3 1 2 2 1 0 0		
Olmedo Saenz, R (1, 5) OBP: 0.405, SLG: 0.484	3-2 FC6-4			0-0 F8		0-1 1B		1-1 P4		4 0 1 0 0 0 2		
Scott Spiezio, S (1, 4) OBP: 0.297, SLG: 0.330				0-1 FC6-4		3-1 F7		0-1 G6-3		4 0 0 0 0 1 2		
Miguel Tejada, R (1, 6) OBP: 0.289, SLG: 0.407 Jorge Velandia, R (9, PH) OBP: 0.333, SLG: 0.444					3-3 K	1-0 G1-3			0-0 P8	3 0 0 0 0 2 1 1 0 0 0 0 0 0		
A.J. Hinch, R (1, 2) OBP: 0.244, SLG: 0.278 3 Eric Chavez, L (9, PH) OBP: 0.315, SLG: 0.364						4-2 G4-3 BB			2-2 G6-3	2 0 0 0 1 0 0 1 0 0 0 0 0 0		
<b>Inning Stats</b>	R: 2 H: 2 E: 0 LOB: 1 K: 0 BB: 1 S: 18 P: 34	R: 0 H: 0 E: 0 LOB: 0 K: 2 BB: 0 S: 8 P: 10	R: 0 H: 0 E: 0 LOB: 0 K: 2 BB: 0 S: 6 P: 8	R: 0 H: 0 E: 0 LOB: 1 K: 0 BB: 1 S: 11 P: 16	R: 0 H: 0 E: 0 LOB: 2 K: 1 BB: 2 S: 13 P: 25	R: 1 H: 2 E: 0 LOB: 1 K: 0 BB: 0 S: 8 P: 13	R: 0 H: 2 E: 0 LOB: 2 K: 1 BB: 0 S: 12 P: 22	R: 0 H: 0 E: 0 LOB: 0 K: 0 BB: 0 S: 6 P: 7	R: 0 H: 0 E: 0 LOB: 0 K: 0 BB: 0 S: 7 P: 11	1B: 4 SF: 0 2B: 0 SAC: 0 3B: 1 DP: 0 HR: 1 HBP: 0	WP: 1 PA: 37 PB: 0 SB: 0 CS: 0	
<b>PITCHER</b> 50 José Rosado, L (1, 1) ERA: 2.22 Terry Mathews, R (7, 1) ERA: 1.88	IP WLS BF H R ER SO BB IBB HBP BLK WP HR S P ERA WHIP											<b>PITCHER</b> IP WLS BF H R ER SO BB IBB HBP BLK WP HR S P ERA WHIP

Oakland Athletics @ Kansas City Royals  
Kauffman Stadium, Kansas City, MO  
Wed May 19 1999, 7:05 PM CDT  
Att. 13,727 - Unknown - 77 F

livebaseballscorecards.com

AB	33
R	3
H	6
RBI	3
BB	4
SO	4
LOB	13



Batter	1	2	3	4	5	6	7	8	9
<b>Carlos Beltrán, S</b> (1, 8) OBP: 0.348, SLG: 0.515	1-3 K		0-3 K	1-3 K		3-2 G4-3 S 1B	2-1 G6-3	1-0 L7	
<b>Joe Randa, R</b> (1, 5) OBP: 0.345, SLG: 0.408	0-2 F8		0-0 1B 1B	2-2 G6-3		1-3 K	0-0 G4-3		
<b>Johnny Damon, L</b> (1, 7) OBP: 0.360, SLG: 0.471	4-1 29 WP BB BB		1-0 P4		1-1 29 HBP WP BB 1B	0-0 G4-3	0-2 1B		
<b>Jeff King, R</b> (1, 3) OBP: 0.391, SLG: 0.397 <b>Larry Sutton, L</b> (7, PH) OBP: 0.338, SLG: 0.407 (8, 3)	4-1 29 WP BB		2-2 PB 1B 1B		4-2 BB 29 HBP BB 1B	4-2 1B 29 HBP BB	2-1 G4-3		
<b>29 Mike Sweeney, R</b> (1, 10) OBP: 0.394, SLG: 0.568 <b>Scott Pose, L</b> (8, PH) OBP: 0.421, SLG: 0.387	2-3 K2-3		4-0 1B E BB		2-2 1B BB HBP	4-2 1B HBP		4-1 1B HR BB	
<b>Jermaine Dye, R</b> (1, 9) OBP: 0.366, SLG: 0.551		2-2 CS 1B	2-1 E8 2B 1B		4-0 1B BB	0-0 1B E 1B		2-3 K	
<b>Chad Kreuter, S</b> (1, 2) OBP: 0.365, SLG: 0.422		4-1 1B BB	0-0 2B		0-0 G1-6-3 1B	1-3 2-H 3-H 1B		3-2 1B HR 1B	
<b>Carlos Febles, R</b> (1, 4) OBP: 0.392, SLG: 0.540 <b>Steve Scarsone, R</b> (8, PH) OBP: 0.206, SLG: 0.103 (9, 6)		0-0 B2	2-3 K		3-2 G1-6-3 1B	2-1 E5		1-3 K	
<b>Rey Sanchez, R</b> (1, 6) OBP: 0.336, SLG: 0.445 <b>Scott Leius, R</b> (9, 4) OBP: 0.262, SLG: 0.306		0-0 P4		0-0 G5-3		2-2 F8	1-2 F8	0-1 1-H 2-H HR	

Inning Stats	R: 0	H: 0	E: 0	K: 2	S: 12	L: 2	BB: 2	P: 22	R: 0	H: 1	E: 0	K: 0	S: 7	L: 1	LOB: 1	BB: 1	P: 13	R: 4	H: 4	E: 1	K: 2	S: 14	L: 1	LOB: 1	BB: 1	P: 25	R: 0	H: 0	E: 0	K: 1	S: 8	L: 0	LOB: 0	BB: 0	P: 11	R: 3	H: 2	E: 0	K: 0	S: 16	L: 2	LOB: 1	BB: 2	P: 32	R: 4	H: 3	E: 1	K: 1	S: 21	L: 2	LOB: 2	BB: 1	P: 37	R: 0	H: 1	E: 0	K: 0	S: 8	L: 1	LOB: 1	BB: 0	P: 12	R: 3	H: 2	E: 0	K: 2	S: 13	L: 0	LOB: 0	BB: 1	P: 24
1B: 11	SF: 0	2B: 1	SAC: 0	3B: 0	DP: 1	HR: 1	HBP: 2	WP: 2	PA: 46																																																														

PITCHER	IP	WLS	BF	H	R	ER	SO	BB	IBB	HBP	BLK	WP	HR	S	P	ERA	WHIP
<b>Tom Candiotti, R</b> (1, 1) ERA: 6.9	4.0	L	24	6	7	7	5	6	0	1	0	2	0	49	90	15.75	3.000
<b>Brad Rigby, R</b> (5, 1) ERA: 4.7	2.0		12	4	4	3	1	1	0	1	0	0	0	29	50	13.50	2.500
<b>Doug Jones, R</b> (7, 1) ERA: 2.22	1.0		4	1	0	0	0	0	0	0	0	0	0	8	12	0.00	1.000
<b>T.J. Mathews, R</b> (8, 1) ERA: 2.55	1.0		6	2	3	3	2	1	0	0	0	0	1	13	24	27.00	3.000

**BOTTOM**

**Oakland Athletics @ Kansas City Royals**  
Kauffman Stadium, Kansas City, MO

Wed May 19 1999, 7:05 PM CDT  
Att: 13,727 - Unknown - 77 F

AB	36
R	14
H	13
RBI	12
BB	8
SO	8
LOB	18



PITCHER	IP	WLS	BF	H	R	ER	SO	BB	IBB	HBP	BLK	WP	HR	S	P	ERA	WHIP
<b>Tom Candiotti, R</b> (1, 1) ERA: 6.9	4.0	L	24	6	7	7	5	6	0	1	0	2	0	49	90	15.75	3.000
<b>Brad Rigby, R</b> (5, 1) ERA: 4.7	2.0		12	4	4	3	1	1	0	1	0	0	0	29	50	13.50	2.500
<b>Doug Jones, R</b> (7, 1) ERA: 2.22	1.0		4	1	0	0	0	0	0	0	0	0	0	8	12	0.00	1.000
<b>T.J. Mathews, R</b> (8, 1) ERA: 2.55	1.0		6	2	3	3	2	1	0	0	0	0	1	13	24	27.00	3.000



Batter	1	2	3	4	5	6	7	8	9	AB R H RBI BB SO LOB	TOP											
Tony Phillips, S (1, 4) OBP: 0.388, SLG: 0.548	2-3 K		2-2 F7			1-0 P6			2-2 1B	4 1 1 0 0 1 0	<b>Oakland Athletics @ Kansas City Royals</b> Kauffman Stadium, Kansas City, MO Thu May 20 1999, 7:05 PM CDT Att. 15,172 - Unknown - 77 F											
Ben Grieve, L (1, 9) OBP: 0.221, SLG: 0.261	3-2 P9			0-1 BB 1B		0-1 F9			1-1 G6-3 1B	4 0 2 1 0 0 0												
Jason Giambi, L (1, 3) OBP: 0.371, SLG: 0.510	3-2 G4-3			4-1 FC4-6 1-2 BB		1-2 F8			0-0 G6-3 1B	3 0 1 0 1 0 0												
Matt Stairs, L (1, 10) OBP: 0.366, SLG: 0.545		1-0 2B		2-1 P8		1-0 F8			0-0 G6-3	4 0 1 0 0 0 4												
Tim Raines, S (1, 7) OBP: 0.367, SLG: 0.306		0-1 B1		1-0 L7		0-1 F8			0-0 G3-1	4 0 0 0 0 0 4												
Mike Macfarlane, R (1, 2) OBP: 0.241, SLG: 0.241		3-1 L8		0-2 FC4-6 1-2f		0-0 F9				3 0 0 0 0 0 3												
3 Eric Chavez, L (1, 5) OBP: 0.307, SLG: 0.353		2-1 SAFE P3			0-0 G4-3				2-1 G3-1	3 0 0 0 0 0 1												
Miguel Tejada, R (1, 6) OBP: 0.283, SLG: 0.399			0-3 K		0-1 G5-3				0-0 G5-3	3 0 0 0 0 1 0												
Jason McDonald, S (1, 8) OBP: 0.297, SLG: 0.254			1-1 G5-3		3-2 P4				0-2 G4-3	3 0 0 0 0 0 0												
<b>Inning Stats</b>	R: 0 E: 0 K: 1 S: 11	H: 0 LOB: 0 BB: 0 P: 19	R: 0 E: 0 K: 0 S: 7	H: 1 LOB: 1 BB: 0 P: 13	R: 0 E: 0 K: 1 S: 8	H: 0 LOB: 0 BB: 0 P: 11	R: 0 E: 0 K: 0 S: 9	H: 1 LOB: 2 BB: 1 P: 16	R: 0 E: 0 K: 0 S: 7	H: 0 LOB: 0 BB: 0 P: 10	R: 0 E: 0 K: 0 S: 7	H: 0 LOB: 0 BB: 0 P: 9	R: 0 E: 0 K: 0 S: 4	H: 0 LOB: 0 BB: 0 P: 5	R: 0 E: 0 K: 0 S: 7	H: 0 LOB: 0 BB: 0 P: 9	R: 1 E: 0 K: 0 S: 10	H: 3 LOB: 1 BB: 0 P: 13	1B: 3 2B: 2 3B: 0 HR: 0	SF: 0 SAC: 0 DP: 1 HBP: 0	WP: 0 PB: 0 SB: 0 CS: 0	PA: 32
<b>PITCHER</b> Jeff Suppan, R (1, 1) ERA: 3.66	IP: 9.0 WLS: W BF: 32 H: 5 R: 1 ER: 1 SO: 2 BB: 1 IBB: 0 HBP: 0 BLK: 0 WP: 0 HR: 0 S: 70 P: 105 ERA: 1.00 WHIP: 0.667											<b>PITCHER</b>	IP: 9.0 WLS: W BF: 32 H: 5 R: 1 ER: 1 SO: 2 BB: 1 IBB: 0 HBP: 0 BLK: 0 WP: 0 HR: 0 S: 70 P: 105 ERA: 1.00 WHIP: 0.667									

livebaseballscorecards.com

AB	31
R	1
H	5
RBI	1
BB	1
SO	2
LOB	12







Batter	1	2	3	4	5	6	7	8	9	10	11	12	13	14	15	AB R H RBI BB SO LOB	TOP										
<b>Tony Phillips, S</b> OBP: 0.379, SLG: 0.528 (1, 4) S: 7	1-3 K			1-1 G4-3		1-2 F9	4-2 BB		1-2 G6-3			X 0-0 G6-3		X 0-0 P6		6 0 0 0 1 1 2											
<b>Ben Grieve, L</b> OBP: 0.222, SLG: 0.261 (1, 7) C F B C	1-3 K			3-2 G4-3		3-2 BB	1-0 P6		0-2 P6			X 0-0 G6-3		X 0-0 F7		4 0 1 0 0 1 2											
<b>Jorge Velandia, R</b> OBP: 0.273, SLG: 0.364 (7, 4) C F B C	1-3 K			3-2 G4-3		3-2 BB	1-0 P6		0-2 P6			X 0-0 G6-3		X 0-0 F7		2 0 0 0 0 0 0											
<b>Scott Spezio, S</b> OBP: 0.294, SLG: 0.326 (14, PH) (14, 4) X	0-0 G3			4-1 1B BB		3-2 P4		4-1 3 BB FC5 BB		4-0 L4-3 BB			X 0-0 1B		X 0-0 G4-3	4 0 1 0 3 0 1											
<b>John Jaha, R</b> OBP: 0.414, SLG: 0.615 (1, 10) C B B S		2-3 K		3-2 1B		4-2 1-2 BB		1-1 L5		0-3 K			X 0-0 F9		X 0-0 F8	6 0 1 0 1 2 3											
<b>Matt Stairs, L</b> OBP: 0.356, SLG: 0.523 (1, 9) B S C C C B		2-3 K		1-0 P6		2-2 F9		2-0 1-2 3 BB 1B		0-0 L4-3			S 0-3 K		X 0-0 F9	7 0 1 0 0 2 6											
<b>Mike Macfarlane, R</b> OBP: 0.246, SLG: 0.263 (1, 2) B X			1-0 F9		0-1 2B		1-0 F9		1-1 P6				X 0-0 P3			3 0 1 0 0 0 0											
<b>Tim Raines, S</b> OBP: 0.363, SLG: 0.302 (8, PH) A.J. Hinch, R OBP: 0.239, SLG: 0.272 (8, 2)																1 0 0 0 0 0 2											
<b>3 Eric Chavez, L</b> OBP: 0.317, SLG: 0.349 (1, 5) B B X				2-0 F8		1-1 P2		4-0 2B BB		4-2 1-2 2-3 BB				X 0-0 WP 1B		4 1 1 0 2 1 1											
<b>Miguel Tejada, R</b> OBP: 0.285, SLG: 0.403 (1, 6) B T M B				1-2 1B L6-3		1-2 G6-3		1-1 1-H 2B		1-0 FC5			X 0-0 G5-3		X 0-0 B1	6 0 2 1 0 0 5											
<b>Jason McDonald, S</b> OBP: 0.291, SLG: 0.244 (1, 8) C B B C				2-2 L6-3		2-0 L4		1-2 F7		0-0 G1			S 0-3 K		B B B B 1-2 BB	5 0 0 0 1 1 3											
<b>Inning Stats</b>	R: 0 E: 0 K: 2 S: 7	H: 0 LOB: 0 BB: 0 P: 9	R: 0 E: 0 K: 2 S: 7	H: 0 LOB: 0 BB: 0 P: 12	R: 0 E: 0 K: 0 S: 7	H: 1 LOB: 0 BB: 0 P: 12	R: 0 E: 0 K: 0 S: 11	H: 1 LOB: 1 BB: 0 P: 12	R: 0 E: 0 K: 0 S: 16	H: 1 LOB: 2 BB: 1 P: 29	R: 1 E: 0 K: 0 S: 10	H: 1 LOB: 2 BB: 2 P: 22	R: 0 E: 0 K: 0 S: 10	H: 1 LOB: 3 BB: 2 P: 23	R: 0 E: 0 K: 1 S: 4	H: 0 LOB: 0 BB: 1 P: 8	R: 0 E: 0 K: 1 S: 5	H: 1 LOB: 1 BB: 0 P: 6	R: 0 E: 0 K: 0 S: 4	H: 1 LOB: 2 BB: 1 P: 8	R: 0 E: 0 K: 0 S: 3	H: 0 LOB: 0 BB: 0 P: 3	1B: 6 2B: 4 3B: 0 HR: 0	SF: 0 SAC: 0 DP: 2 HBP: 0	WP: 1 PB: 0 SB: 0 CS: 0	PA: 59	
<b>PITCHER</b>	IP	WLS	BF	H	R	ER	SO	BB	IBB	HBP	BLK	WP	HR	S	P	ERA	WHIP										
<b>LaTroy Hawkins, R</b> ERA: 8.05 (1, 1)	6.1		26	5	1	1	4	3	0	0	0	0	0	59	106	1.42	1.263										
<b>Eddie Guardado, L</b> ERA: 5.28 (7, 1)	0.2		4	0	0	0	0	2	0	0	0	0	0	8	18	0.00	3.000										
<b>Bob Wells, R</b> ERA: 4.91 (8, 1)	2.0		8	1	0	0	0	1	0	0	0	0	0	16	26	0.00	1.000										
<b>Mike Trombley, R</b> ERA: 2.25 (10, 1)	5.0		18	2	0	0	5	2	0	0	0	1	0	26	34	0.00	0.800										
<b>Travis Miller, L</b> ERA: (15, 1)	1.0	W	3	0	0	0	0	0	0	0	0	0	0	3	3	0.00	0.000										

Oakland Athletics @ Minnesota Twins  
 Hubert H. Humphrey Metrodome, Minneapolis, MN  
 Fri May 21 1999, 8:05 PM EDT  
 Att. 14,433 - Dome - 72 F

livebaseballscores.com

AB	51
R	1
H	8
RBI	1
BB	8
SO	9
LOB	28





Batter	1	2	3	4	5	6	7	8	9	10	11	12	13	14	15	AB	R	H	RBI	BB	SO	LOB
Todd Walker, L OBP: 0.330, SLG: 0.356 (1, 4)	4-0 BB CS		2-2 F9-2 1B		3-2 G4-3		3-2 F7		1-1 G3-1			0-0 G4-3			0-0 1B 2B	6	1	2	0	1	0	3
Toni Hunter, R OBP: 0.284, SLG: 0.333 Denny Hocking, S OBP: 0.316, SLG: 0.326 (10, PH) (11, 8)	2-3 SAFE 1-2		0-0 F9-2 1H		0-2 1B		0-3 K		0-0 F9			0-0 K			0-0 1B IBB 1B	4	0	1	0	0	2	5
Matt Lawton, L OBP: 0.363, SLG: 0.480 (1, 9)	4-0 BB		1-2 1B		3-1 F8		4-2 FC6-4 BB		0-0 P5			0-0 L6			4-0 1B IBB	4	0	1	1	3	0	1
Ron Coomer, R OBP: 0.353, SLG: 0.537 (1, 5)	3-3 SAFE		2-2 P3				3-2 P5		0-0 FC6-4 1-2 2-3 3-H			0-3 K			0-3 K	7	0	0	0	0	3	8
Doug Mientkiewicz, L OBP: 0.368, SLG: 0.385 (1, 3)			4-2 1B BB		3-1 FC1-4-5 2B		2-1 F7		1-0 P6			0-0 F8			0-0 SH2-4 1B	6	0	3	1	1	0	0
Chad Allen, R OBP: 0.309, SLG: 0.383 (1, 7)			2-2 F8		1-1 FC1-6-5-4 2-2		2-1 G6-3		0-3 K			0-0 CS 1B			0-0 SH2-4 1-2	5	0	1	0	0	1	2
Corey Koskie, L OBP: 0.355, SLG: 0.485 Marty Cordova, R OBP: 0.356, SLG: 0.407 (7, PH)			0-0 1B 1B		2-3 K		2-1 1B BB 1B		1-1 F8			0-3 K			4-0 IBB	2	0	1	0	0	1	1
Javier Valentin, S OBP: 0.274, SLG: 0.273 Brent Gates, S OBP: 0.271, SLG: 0.270 A.J. Pierzynski, L OBP: 0.333, SLG: 0.143 (12, PH) (13, 2)			1-2 1B		0-2 P5		1-2 BB 1B 1B		0-0 F9			0-0 CS 1-2			0-0 F7	4	0	2	0	0	0	1
Cristian Guzman, S OBP: 0.210, SLG: 0.209 (1, 6)			3-2 F7		2-1 G3		0-1 BB 1B		2-1 F8			0-0 G4-3			0-0 G4-3	6	0	1	0	0	0	4

Inning Stats	R: 0	H: 0	E: 0	K: 2	S: 7	H: 2	LOB: 1	BB: 2	P: 20	R: 0	H: 2	E: 0	K: 0	S: 15	H: 2	LOB: 1	BB: 0	P: 25	R: 0	H: 2	E: 1	K: 0	S: 10	H: 1	LOB: 1	BB: 0	P: 18	R: 0	H: 1	E: 0	K: 0	S: 10	H: 1	LOB: 1	BB: 0	P: 18	R: 0	H: 0	E: 0	K: 0	S: 7	H: 0	LOB: 0	BB: 0	P: 14	R: 1	H: 3	E: 0	K: 1	S: 19	H: 3	LOB: 3	BB: 1	P: 29	R: 0	H: 0	E: 0	K: 1	S: 6	H: 0	LOB: 0	BB: 0	P: 8	R: 0	H: 0	E: 0	K: 0	S: 5	H: 0	LOB: 0	BB: 0	P: 8	R: 0	H: 0	E: 0	K: 1	S: 5	H: 0	LOB: 0	BB: 0	P: 5	R: 0	H: 1	E: 0	K: 1	S: 5	H: 1	LOB: 0	BB: 0	P: 5	R: 0	H: 0	E: 0	K: 0	S: 3	H: 0	LOB: 0	BB: 0	P: 3	R: 0	H: 0	E: 0	K: 1	S: 5	H: 0	LOB: 0	BB: 0	P: 5	R: 0	H: 0	E: 0	K: 1	S: 5	H: 0	LOB: 2	BB: 1	P: 8	R: 1	H: 3	E: 0	K: 1	S: 6	H: 3	LOB: 3	BB: 1	P: 10	1B: 12	2B: 4	3B: 0	HR: 0	SF: 0	SAC: 1	DP: 2	HBP: 0	WP: 0	PA: 60
PITCHER	IP	WLS	BF	H	R	ER	SO	BB	IBB	HBP	BLK	WP	HR	S	P	ERA	WHIP	PITCHER												IP	WLS	BF	H	R	ER	SO	BB	IBB	HBP	BLK	WP	HR	S	P	ERA	WHIP																																																																																										
Jimmy Haynes, R ERA: 5.4	6.0		24	6	0	0	3	3	0	0	0	0	0	0	61	110	0.00	1.500													6.0		24	6	0	0	3	3	0	0	0	0	0	0	61	110	0.00	1.500																																																																																								
Buddy Groom, L ERA: 6.57	(7, 1)	0.1	H	4	3	1	0	0	0	0	0	0	0	0	13	19	27.00	9.000													(7, 1)	0.1	H	4	3	1	0	0	0	0	0	0	0	13	19	27.00	9.000																																																																																									
T.J. Mathews, R ERA: 2.21	(7, 1)	2.2	B	9	0	0	2	1	0	0	0	0	0	0	17	26	0.00	0.375													(7, 1)	2.2	B	9	0	0	2	1	0	0	0	0	17	26	0.00	0.375																																																																																										
Tim Worrell, R ERA: 5.13	(10, 1)	4.0		13	2	0	3	0	0	0	0	0	0	0	19	19	0.00	0.500													(10, 1)	4.0		13	2	0	3	0	0	0	0	0	19	19	0.00	0.500																																																																																										
Doug Jones, R ERA: 2.56	(14, 1)	1.1	L	9	3	1	1	0	2	0	0	0	0	0	9	17	6.75	2.250													(14, 1)	1.1	L	9	3	1	1	0	2	0	0	0	9	17	6.75	2.250																																																																																										

**BOTTOM**

**Oakland Athletics @ Minnesota Twins**  
 Hubert H. Humphrey Metrodome, Minneapolis, MN

**AB 52**  
**R 2**  
**H 14**  
**RBI 2**  
**BB 6**  
**SO 9**  
**LOB 28**



Fri May 21 1999, 8:05 PM EDT  
 Att. 14,433 - Dome - 72 F



Batter	1	2	3	4	5	6	7	8	9	10	AB	R	H	RBI	BB	SO	LOB
Tony Phillips, S OBP: 0.376, SLG: 0.521 Scott Spiezio, S OBP: 0.286, SLG: 0.315	1-3 K		0-3 K			1-1 F7		1-3 K		0-0 F9	2	0	0	0	0	2	1
Ryan Christenson, R OBP: 0.375, SLG: 0.538	2-1 F9			2-2 G6-3		1-1 G6-3			4-2 FC4-6 WP BB	3	0	0	0	0	1	0	1
Jason Giambi, L OBP: 0.376, SLG: 0.494	1-2 G4-3			0-3 K		4-1 BB			SAFE 1-3 K	3	0	0	0	0	1	2	1
John Jaha, R OBP: 0.409, SLG: 0.598		3-3 K		0-3 K		3-1 P6			4-0 FC4-6 IBB	3	0	0	0	0	1	2	2
Matt Stairs, L OBP: 0.353, SLG: 0.537		0-1 G6-3			2-1 HR		2-2 G3-1		3-2 FC4-6	4	1	1	1	1	0	0	2
Olmedo Saenz, R OBP: 0.398, SLG: 0.471		1-2 P3			0-0 G4-6-3 1B		0-0 F9		0-0 P9	4	0	1	0	0	0	0	2
Ben Grieve, L OBP: 0.231, SLG: 0.277			2-2 1B		1-0 G4-6-3		2-3 K			4	0	2	0	0	0	1	1
Jorge Velandia, R OBP: 0.214, SLG: 0.286 Miguel Tejada, R OBP: 0.283, SLG: 0.400		0-3 K		1-0 L8		1-0 P3		1-0 P3		0-0 G4-3	3	0	0	0	0	1	1
A.J. Hinch, R OBP: 0.242, SLG: 0.274 Tim Raines, S OBP: 0.358, SLG: 0.297 Mike Macfarlane, R OBP: 0.246, SLG: 0.263		SAFE 3-2 F8		SAFE 2-2 G6-3 1B		SAFE 2-2 G4-3		SAFE 0-1 G4-3		SAFE 0-0 G1-3	1	0	0	0	0	0	1

Inning Stats	R: 0	H: 0	R: 0	H: 0	R: 0	H: 1	R: 0	H: 0	R: 1	H: 2	R: 0	H: 1	R: 0	H: 0	R: 0	H: 0	R: 0	H: 1	R: 0	H: 1	1B: 3	SF: 0	WP: 1	PA: 37
	E: 0	LOB: 0	E: 0	LOB: 0	E: 0	LOB: 1	E: 0	LOB: 0	E: 0	LOB: 0	E: 0	LOB: 2	E: 0	LOB: 0	E: 0	LOB: 2	E: 0	LOB: 1	E: 0	LOB: 1	2B: 1 <td>SAC: 0 <td>PB: 0 <td></td> </td></td>	SAC: 0 <td>PB: 0 <td></td> </td>	PB: 0 <td></td>	
	K: 1	BB: 0	K: 1	BB: 0	K: 2	BB: 0	K: 0	BB: 0	K: 0	BB: 0	K: 0	BB: 1	K: 1	BB: 0	K: 1	BB: 0	K: 1	BB: 0	K: 0	BB: 0	3B: 0	DP: 1	SB: 0	
	S: 8	P: 12	S: 9	P: 13	S: 13	P: 18	S: 10	P: 12	S: 5	P: 9	S: 11	P: 21	S: 7	P: 11	S: 6	P: 8	S: 10	P: 22	S: 4	P: 4	HR: 1	HBP: 0	CS: 0	


PITCHER	IP	WLS	BF	H	R	ER	SO	BB	IBB	HBP	BLK	WP	HR	S	P	ERA	WHIP
Brad Radke, R ERA: 3.34	(1, 1)	8.0	28	4	1	1	8	1	0	0	0	0	1	69	104	1.12	0.625
Joe Mays, R ERA: 5.97	(9, 1)	0.0	1	0	0	0	0	1	0	0	0	0	0	2	6	∞	∞
Travis Miller, L ERA:	(9, 1)	0.2	3	0	0	0	1	0	1	0	0	1	0	7	15	0.00	0.000
Bob Wells, R ERA: 4.63	(9, 1)	1.1	W 5	1	0	0	0	0	0	0	0	0	0	5	5	0.00	0.750

**TOP**

**Oakland Athletics @ Minnesota Twins**  
Hubert H. Humphrey Metrodome, Minneapolis, MN

Sat May 22 1999, 8:05 PM EDT  
Att. 15,381 - Dome - 72 F

AB	34
R	1
H	5
RBI	1
BB	3
SO	9
LOB	16



livebaseballscores.com











Batter	1	2	3	4	5	6	7	8	9	AB R H RBI BB SO LOB	TOP											
<b>Carlos Beltrán, S</b> (1, 8) OBP: 0.328, SLG: 0.474 CBBB 				X 0-0 F8 		X 0-0 FC4-6 1-2f 3-H 		CFCB 1-3 		3 0 0 1 1 1 1												
<b>Joe Randa, R</b> (1, 5) OBP: 0.332, SLG: 0.397 BCX 			CBBB 3-1 G5-3 		X 0-0 G6-3 		CFCB 1-1 P9 		4 0 0 0 0 0 2													
<b>Johnny Damon, L</b> (1, 7) OBP: 0.342, SLG: 0.455 CBBFX 			CBBB 2-2 G4-3 				CBBB 1-2 G6-3 		X 0-0 29 WP 29 G4-3 2B 	4 1 1 0 0 0 0												
<b>29 Mike Sweeney, R</b> (1, 10) OBP: 0.405, SLG: 0.548 SBBB 		SBBB 4-2 G4-6-3 BB 		BCCB 2-1 F8 		CBBB 3-1 F8 		BFB 3-1 G4-3 2-H 	3 0 0 1 1 0 0													
<b>Larry Sutton, L</b> (1, 3) OBP: 0.330, SLG: 0.365 X 		X 0-0 G4-6-3 1-2f 		X 0-0 G4-3 		FBBB 2-2 1B 1B 1B 		CBBB 1-2 F9 	4 1 1 0 0 0 1													
<b>Jermaine Dye, R</b> (1, 9) OBP: 0.393, SLG: 0.599 SBBB 		SBBB 3-1 G6-3 		CBBB 1-3 K 		CBBB 0-1 1B 1B 1B 		BFB 2-1 G3 	4 0 1 0 0 1 0													
<b>Chad Kreuter, S</b> (1, 2) OBP: 0.370, SLG: 0.412 BX 			BX 1-0 F8 		BBS 4-2 FC1-4 FC4-6 BB 		BCB 1-1 FC6-4 1B 		2 1 1 1 1 0 0													
<b>Carlos Febles, R</b> (1, 4) OBP: 0.403, SLG: 0.542 BBS 			BBS 2-0 G4-3 		S 0-1 FC1-4 1B 		BFCB 2-2 FC6-4 1-2f 		3 0 1 0 0 0 2													
<b>Rey Sanchez, R</b> (1, 6) OBP: 0.319, SLG: 0.418 <b>Steve Scarsone, R</b> (7, 6) OBP: 0.200, SLG: 0.100 CBBB 			CBBB 2-3 K 		X 0-0 FC1-4 FC4-6 1-2f 2-3 		BFB 2-0 P4 		2 0 0 0 0 1 2 1 0 0 0 0 0 0													
<b>Inning Stats</b>	R: 0 E: 0 K: 0 S: 8	H: 0 LOB: 0 BB: 1 P: 14	R: 0 E: 0 K: 0 S: 6	H: 0 LOB: 0 BB: 1 P: 13	R: 0 E: 0 K: 1 S: 5	H: 0 LOB: 0 BB: 0 P: 10	R: 0 E: 0 K: 0 S: 7	H: 0 LOB: 0 BB: 0 P: 12	R: 0 E: 0 K: 1 S: 6	H: 0 LOB: 0 BB: 0 P: 9	R: 1 E: 0 K: 0 S: 9	H: 1 LOB: 1 BB: 1 P: 13	R: 1 E: 0 K: 0 S: 15	H: 3 LOB: 2 BB: 0 P: 24	R: 0 E: 0 K: 1 S: 6	H: 0 LOB: 0 BB: 0 P: 10	R: 1 E: 0 K: 0 S: 8	H: 1 LOB: 0 BB: 0 P: 14	1B: 4 2B: 1 3B: 0 HR: 0	SF: 0 SAC: 0 DP: 2 HBP: 0	WP: 1 PB: 0 SB: 0 CS: 0	PA: 33
<b>PITCHER</b>	IP WLS BF H R ER SO BB IBB HBP BLK WP HR S P ERA WHIP																					
<b>Mike Oquist, R</b> (1, 1) ERA: 4.31 <b>T.J. Mathews, R</b> (7, 1) ERA: 2.14 <b>Doug Jones, R</b> (8, 1) ERA: 2.57	6.2 W 23 2 2 2 2 3 0 0 0 0 0 0 49 85 2.70 0.750																					
	0.1 H 3 2 0 0 0 0 0 0 0 0 0 0 7 10 0.00 6.000																					
	2.0 S 7 1 1 1 1 0 0 0 0 1 0 14 24 4.50 0.500																					

**Kansas City Royals @ Oakland Athletics**  
 Network Associates Coliseum, Oakland, CA  
 Tue May 25 1999, 10:05 PM EDT  
 Att. 6,839 - Unknown - 61 F

AB	30
R	3
H	5
RBI	3
BB	3
SO	3
LOB	8



WP: 1	PA: 33
PB: 0	
SB: 0	
CS: 0	

ERA	WHIP
2.70	0.750
0.00	6.000
4.50	0.500

Batter	1	2	3	4	5	6	7	8	9	AB	R	H	RBI	BB	SO	LOB
<b>Tony Phillips, S</b> OBP: 0.371, SLG: 0.509 (1, 10)	0-0 P3		4-1 BB 2B BB		2-2 F8		2-2 G6-3	0-0 F9		4	1	0	0	1	0	0
<b>Tim Raines, S</b> OBP: 0.344, SLG: 0.329 (1, 7)	1-1 G6-3		3-1 F8		1-2 G4-3 E 1B		0-1 HR			4	2	2	1	0	0	2
<b>Jason Giambi, L</b> OBP: 0.384, SLG: 0.500 (1, 3)	2-1 F9		4-0 2B 1-2 BB		2-1 G4-3		0-0 E 2B			3	1	1	0	1	0	1
<b>Matt Stairs, L</b> OBP: 0.354, SLG: 0.563 (1, 9)		0-3 K	2-2 2B		2-2 E3		2-2 E1			4	0	1	2	0	1	1
<b>Olmedo Saenz, R</b> OBP: 0.363, SLG: 0.421 (1, 5)	2-1 F8		1-1 P2		0-3 K		1-0 E5			4	0	0	0	0	1	5
<b>Jorge Velandia, R</b> OBP: 0.214, SLG: 0.286 (7, PR) (8, 4)							1-2 2-3 E			0	0	0	0	0	0	0
<b>Scott Spiezio, S</b> OBP: 0.301, SLG: 0.337 (1, 4) (8, 5)	3-2 2B			3-2 F9		2-1 F9	0-0 E3			4	0	1	0	0	0	2
<b>Mike Macfarlane, R</b> OBP: 0.261, SLG: 0.292 (1, 2)	2-3 K			0-0 P7		3-2 1B	1-2 G6-4-3			4	0	1	0	0	1	4
<b>Miguel Tejada, R</b> OBP: 0.293, SLG: 0.394 (1, 6)			1-1 F8 BB 2B 1B	4-1 BB		3-2 F7		0-1 P5		3	1	1	0	1	0	1
<b>Ryan Christenson, R</b> OBP: 0.240, SLG: 0.318 (1, 8)			2-2 P9	3-2 F8		0-2 G3		0-1 G5-3		4	0	0	0	0	0	3

Inning Stats	R: 0	H: 0	E: 0	K: 5	S: 5	R: 0	H: 1	E: 0	K: 2	S: 11	R: 2	H: 2	E: 0	K: 0	S: 15	R: 0	H: 0	E: 0	K: 0	S: 11	R: 1	H: 1	E: 1	K: 1	S: 21	R: 0	H: 1	E: 0	K: 0	S: 12	R: 2	H: 2	E: 3	K: 0	S: 14	R: 0	H: 0	E: 0	K: 0	S: 5
	0	0	0	8		0	1	0	2	11	0	2	0	0	15	0	0	0	0	0	11	1	1	1	1	21	0	1	0	0	20	2	2	3	0	20	0	0	0	5

PITCHER	IP	WLS	BF	H	R	ER	SO	BB	IBB	HBP	BLK	WP	HR	S	P	ERA	WHIP
<b>50 José Rosado, L</b> ERA: 2.33 (1, 1)	5.1	L	25	5	3	2	3	3	0	0	0	0	0	68	117	3.38	1.500
<b>Terry Mathews, R</b> ERA: 2.08 (6, 1)	1.0		4	1	1	1	0	0	0	0	0	0	1	12	17	9.00	1.000
<b>Alvin Morman, L</b> ERA: 4.76 (7, 1)	0.0		2	1	0	0	0	0	0	0	0	0	0	4	6	∞	∞
<b>Jose Santiago, R</b> ERA: 2.79 (7, 1)	0.2		3	0	1	0	0	0	0	0	0	0	0	5	7	0.00	0.000
<b>Orber Moreno, R</b> ERA: (8, 1)	1.0		3	0	0	0	0	0	0	0	0	0	0	5	5	0.00	0.000


**BOTTOM**

**Kansas City Royals @ Oakland Athletics**  
Network Associates Coliseum, Oakland, CA

Tue May 25 1999, 10:05 PM EDT  
Att. 6,839 - Unknown - 61 F

livebaseballscorecards.com

<b>AB</b>	<b>34</b>
<b>R</b>	<b>5</b>
<b>H</b>	<b>7</b>
<b>RBI</b>	<b>3</b>
<b>BB</b>	<b>3</b>
<b>SO</b>	<b>3</b>
<b>LOB</b>	<b>19</b>



<b>1B:</b> 3	<b>SF:</b> 0	<b>WP:</b> 0	<b>PA:</b> 37
<b>2B:</b> 3	<b>SAC:</b> 0	<b>PB:</b> 0	
<b>3B:</b> 0	<b>DP:</b> 1	<b>SB:</b> 0	
<b>HR:</b> 1	<b>HBP:</b> 0	<b>CS:</b> 0	



Batter	1	2	3	4	5	6	7	8	9	AB R H RBI BB SO LOB	TOP											
<b>Carlos Beltrán, S</b> (1, 8) OBP: 0.322, SLG: 0.464 F B S B X	3-2 G6-3 ①		1-1 G6-3 ②			3-2 E6 G5-3 1B B B C F X		0-2 G6-3 ② F F F F X		4 1 0 0 0 0 0												
<b>Joe Randa, R</b> (1, 5) OBP: 0.325, SLG: 0.388 C F B S	1-3 K ②		1-2 G4-3 ③ F B F X			2-2 G5-3 ② 1-2 B C B F X		0-0 G5-3 ③ X		4 0 0 0 0 1 1												
<b>Johnny Damon, L</b> (1, 7) OBP: 0.345, SLG: 0.456 X	0-0 1B ①			1-1 F8 ① B S X		1-1 2H 1B C B X		0-1 G3 ① X		4 0 2 1 0 0 0												
<b>29 Mike Sweeney, R</b> (1, 10) OBP: 0.395, SLG: 0.532 1 SAFE 1 SAFE C F B S	1-3 K ③			1-2 G5-3 ② S B S X		0-0 F8 ③ 1 SAFE X		1-2 F8 ② C B C X		4 0 0 0 0 1 2												
<b>Larry Sutton, L</b> (1, 3) OBP: 0.337, SLG: 0.385 C B X		1-1 G3 ① X		3-1 F7 ③ B B F B X		2-1 G5-4-3 1B B B C X		2-2 2B B B C X		4 0 2 0 0 0 0												
<b>Jermaine Dye, R</b> (1, 9) OBP: 0.384, SLG: 0.584 B B T C C S X T B T C C S		2-2 F8 ②			3-2 G5-3 ① B B B C X	2-0 G5-4-3 ① ② 1-2f B B X		2-3 K ③ B B T C S		4 0 0 0 0 1 2												
<b>Chad Kreuter, S</b> (1, 2) OBP: 0.377, SLG: 0.413 B B		4-0 BB B B			2-2 F8 ② B B C C X	3-1 1B C B B B X				2 0 1 0 1 0 0												
<b>Carlos Febles, R</b> (1, 4) OBP: 0.397, SLG: 0.532 X T C C C B B X T C C C B B		3-2 P4 ③			1-2 G6-3 ③ B B C C X	3-3 K ③ S T B C B T B				3 0 0 0 0 1 2												
<b>Rey Sanchez, R</b> (1, 6) OBP: 0.313, SLG: 0.410 C B B B X			3-1 G5-3 ① X			1-0 G6-3 ① B X		2-2 G4-3 ① F B B B X		3 0 0 0 0 0 0												
<b>Inning Stats</b>	R: 0 E: 0 K: 2 S: 11	H: 1 LOB: 1 BB: 0 P: 16	R: 0 E: 0 K: 0 S: 11	H: 0 LOB: 1 BB: 1 P: 21	R: 0 E: 0 K: 0 S: 7	H: 0 LOB: 0 BB: 0 P: 12	R: 0 E: 0 K: 0 S: 7	H: 0 LOB: 0 BB: 0 P: 12	R: 0 E: 0 K: 0 S: 12	H: 0 LOB: 0 BB: 0 P: 18	R: 1 E: 1 K: 0 S: 10	H: 1 LOB: 1 BB: 0 P: 17	R: 0 E: 0 K: 1 S: 10	H: 2 LOB: 1 BB: 0 P: 20	R: 0 E: 0 K: 0 S: 10	H: 0 LOB: 0 BB: 0 P: 12	R: 0 E: 0 K: 1 S: 11	H: 1 LOB: 1 BB: 0 P: 16	1B: 4 2B: 1 3B: 0 HR: 0	SF: 0 SAC: 0 DP: 1 HBP: 0	WP: 0 PB: 0 SB: 0 CS: 0	PA: 33
<b>PITCHER</b>	IP WLS BF H R ER SO BB IBB HBP BLK WP HR S P ERA WHIP																					
<b>Jimmy Haynes, R</b> (1, 1) ERA: 4.76	6.2 W 25 4 1 0 2 1 0 0 0 0 0 0 63 108 0.00 0.750																					
<b>Tim Worrell, R</b> (7, 1) ERA: 4.88	1.1 H 4 0 0 0 1 0 0 0 0 0 0 0 15 20 0.00 0.000																					
<b>Billy Taylor, R</b> (9, 1) ERA: 1.83	1.0 S 4 1 0 0 1 0 0 0 0 0 0 0 11 16 0.00 1.000																					

Kansas City Royals @ Oakland Athletics  
 Network Associates Coliseum, Oakland, CA

Wed May 26 1999, 10:05 PM EDT  
 Att: 9,216 - Unknown - 60 F

AB	32
R	1
H	5
RBI	1
BB	1
SO	4
LOB	7



WP: 0	PA: 33
PB: 0	
SB: 0	
CS: 0	

ERA	WHIP

Batter	1	2	3	4	5	6	7	8	9	AB	R	H	RBI	BB	SO	LOB
<b>Tony Phillips, S</b> OBP: 0.364, SLG: 0.497 (1, 4) (8, 7)	1-3 K		0-0 F9	1-3 K			2-1 F7			4	0	0	0	0	2	1
<b>Tim Raines, S</b> OBP: 0.340, SLG: 0.316 <b>Jorge Velandia, R</b> OBP: 0.214, SLG: 0.286 (1, 7) (8, 4)	1-2 P5		0-0 P5		0-2 G1-3		4-2 S BB			3	0	0	0	1	0	0
<b>Jason Giambi, L</b> OBP: 0.386, SLG: 0.497 (1, 3)	2-2 G3		4-1 BB		2-2 BB 1B		3-3 K			3	0	1	0	1	1	1
<b>Matt Stairs, L</b> OBP: 0.352, SLG: 0.552 (1, 9)		4-1 3 E G3 1B BB	2-3 K		2-1 F7		0-0 G4-3			3	1	0	0	1	1	3
<b>Ben Grieve, L</b> OBP: 0.239, SLG: 0.279 (1, 10)		2-1 SAFE G3		1-0 3B 1B	4-2 BB		3-3 K			3	1	1	0	1	1	1
<b>3 Eric Chavez, L</b> OBP: 0.315, SLG: 0.339 (1, 5)		1-2 E4 F9 1B	2-3 BB	2-1 P8	1-0 F8		4-2 BB			3	0	0	0	1	0	4
<b>Miguel Tejada, R</b> OBP: 0.298, SLG: 0.409 (1, 6)		1-2 FC6-4 1B	1-2 3-H 1B	0-0 1B 3B	1-2 G4-3		1-2 SAFE P6			4	1	2	2	0	0	1
<b>Ryan Christenson, R</b> OBP: 0.207, SLG: 0.269 (1, 8)		3-1 F9	2-1 G6-3		2-1 G6-3		0-3 SAFE SAFE K			4	0	0	0	0	1	4
<b>A.J. Hinch, R</b> OBP: 0.245, SLG: 0.276 (1, 2)		1-1 FC6-4	0-0 S 1B		3-2 P4					3	0	1	1	0	0	2

Inning Stats	R: 0	H: 0	E: 0	K: 1	S: 10	R: 1	H: 1	E: 1	K: 0	S: 14	R: 0	H: 0	E: 0	K: 1	S: 7	R: 2	H: 3	E: 0	K: 1	S: 11	R: 0	H: 1	E: 0	K: 0	S: 14	R: 0	H: 0	E: 0	K: 1	S: 8	R: 0	H: 0	E: 0	K: 2	S: 11	1B: 4	2B: 0	3B: 1	HR: 0	SF: 0	SAC: 0	DP: 0	HBP: 0
	LOB: 0 <td>BB: 0 <td>P: 14 <td>ER: 2 <td>LOB: 2 <td>BB: 1 <td>P: 26 <td>LOB: 1 <td>BB: 1 <td>P: 13 <td>LOB: 1 <td>BB: 1 <td>P: 17 <td>LOB: 2 <td>BB: 1 <td>P: 23 <td>LOB: 0 <td>BB: 0 <td>P: 16 <td>LOB: 1 <td>BB: 1 <td>P: 19 <td>LOB: 1 <td>BB: 1 <td>P: 19 <td>1B: 4 <td>2B: 0 <td>3B: 1 <td>HR: 0 <td>SF: 0 <td>SAC: 0 <td>DP: 0 <td>HBP: 0 <td>WP: 0 <td>PA: 35</td> </td></td></td></td></td></td></td></td></td></td></td></td></td></td></td></td></td></td></td></td></td></td></td></td></td></td></td></td></td></td></td></td></td>	BB: 0 <td>P: 14 <td>ER: 2 <td>LOB: 2 <td>BB: 1 <td>P: 26 <td>LOB: 1 <td>BB: 1 <td>P: 13 <td>LOB: 1 <td>BB: 1 <td>P: 17 <td>LOB: 2 <td>BB: 1 <td>P: 23 <td>LOB: 0 <td>BB: 0 <td>P: 16 <td>LOB: 1 <td>BB: 1 <td>P: 19 <td>LOB: 1 <td>BB: 1 <td>P: 19 <td>1B: 4 <td>2B: 0 <td>3B: 1 <td>HR: 0 <td>SF: 0 <td>SAC: 0 <td>DP: 0 <td>HBP: 0 <td>WP: 0 <td>PA: 35</td> </td></td></td></td></td></td></td></td></td></td></td></td></td></td></td></td></td></td></td></td></td></td></td></td></td></td></td></td></td></td></td></td>	P: 14 <td>ER: 2 <td>LOB: 2 <td>BB: 1 <td>P: 26 <td>LOB: 1 <td>BB: 1 <td>P: 13 <td>LOB: 1 <td>BB: 1 <td>P: 17 <td>LOB: 2 <td>BB: 1 <td>P: 23 <td>LOB: 0 <td>BB: 0 <td>P: 16 <td>LOB: 1 <td>BB: 1 <td>P: 19 <td>LOB: 1 <td>BB: 1 <td>P: 19 <td>1B: 4 <td>2B: 0 <td>3B: 1 <td>HR: 0 <td>SF: 0 <td>SAC: 0 <td>DP: 0 <td>HBP: 0 <td>WP: 0 <td>PA: 35</td> </td></td></td></td></td></td></td></td></td></td></td></td></td></td></td></td></td></td></td></td></td></td></td></td></td></td></td></td></td></td></td>	ER: 2 <td>LOB: 2 <td>BB: 1 <td>P: 26 <td>LOB: 1 <td>BB: 1 <td>P: 13 <td>LOB: 1 <td>BB: 1 <td>P: 17 <td>LOB: 2 <td>BB: 1 <td>P: 23 <td>LOB: 0 <td>BB: 0 <td>P: 16 <td>LOB: 1 <td>BB: 1 <td>P: 19 <td>LOB: 1 <td>BB: 1 <td>P: 19 <td>1B: 4 <td>2B: 0 <td>3B: 1 <td>HR: 0 <td>SF: 0 <td>SAC: 0 <td>DP: 0 <td>HBP: 0 <td>WP: 0 <td>PA: 35</td> </td></td></td></td></td></td></td></td></td></td></td></td></td></td></td></td></td></td></td></td></td></td></td></td></td></td></td></td></td></td>	LOB: 2 <td>BB: 1 <td>P: 26 <td>LOB: 1 <td>BB: 1 <td>P: 13 <td>LOB: 1 <td>BB: 1 <td>P: 17 <td>LOB: 2 <td>BB: 1 <td>P: 23 <td>LOB: 0 <td>BB: 0 <td>P: 16 <td>LOB: 1 <td>BB: 1 <td>P: 19 <td>LOB: 1 <td>BB: 1 <td>P: 19 <td>1B: 4 <td>2B: 0 <td>3B: 1 <td>HR: 0 <td>SF: 0 <td>SAC: 0 <td>DP: 0 <td>HBP: 0 <td>WP: 0 <td>PA: 35</td> </td></td></td></td></td></td></td></td></td></td></td></td></td></td></td></td></td></td></td></td></td></td></td></td></td></td></td></td></td>	BB: 1 <td>P: 26 <td>LOB: 1 <td>BB: 1 <td>P: 13 <td>LOB: 1 <td>BB: 1 <td>P: 17 <td>LOB: 2 <td>BB: 1 <td>P: 23 <td>LOB: 0 <td>BB: 0 <td>P: 16 <td>LOB: 1 <td>BB: 1 <td>P: 19 <td>LOB: 1 <td>BB: 1 <td>P: 19 <td>1B: 4 <td>2B: 0 <td>3B: 1 <td>HR: 0 <td>SF: 0 <td>SAC: 0 <td>DP: 0 <td>HBP: 0 <td>WP: 0 <td>PA: 35</td> </td></td></td></td></td></td></td></td></td></td></td></td></td></td></td></td></td></td></td></td></td></td></td></td></td></td></td></td>	P: 26 <td>LOB: 1 <td>BB: 1 <td>P: 13 <td>LOB: 1 <td>BB: 1 <td>P: 17 <td>LOB: 2 <td>BB: 1 <td>P: 23 <td>LOB: 0 <td>BB: 0 <td>P: 16 <td>LOB: 1 <td>BB: 1 <td>P: 19 <td>LOB: 1 <td>BB: 1 <td>P: 19 <td>1B: 4 <td>2B: 0 <td>3B: 1 <td>HR: 0 <td>SF: 0 <td>SAC: 0 <td>DP: 0 <td>HBP: 0 <td>WP: 0 <td>PA: 35</td> </td></td></td></td></td></td></td></td></td></td></td></td></td></td></td></td></td></td></td></td></td></td></td></td></td></td></td>	LOB: 1 <td>BB: 1 <td>P: 13 <td>LOB: 1 <td>BB: 1 <td>P: 17 <td>LOB: 2 <td>BB: 1 <td>P: 23 <td>LOB: 0 <td>BB: 0 <td>P: 16 <td>LOB: 1 <td>BB: 1 <td>P: 19 <td>LOB: 1 <td>BB: 1 <td>P: 19 <td>1B: 4 <td>2B: 0 <td>3B: 1 <td>HR: 0 <td>SF: 0 <td>SAC: 0 <td>DP: 0 <td>HBP: 0 <td>WP: 0 <td>PA: 35</td> </td></td></td></td></td></td></td></td></td></td></td></td></td></td></td></td></td></td></td></td></td></td></td></td></td></td>	BB: 1 <td>P: 13 <td>LOB: 1 <td>BB: 1 <td>P: 17 <td>LOB: 2 <td>BB: 1 <td>P: 23 <td>LOB: 0 <td>BB: 0 <td>P: 16 <td>LOB: 1 <td>BB: 1 <td>P: 19 <td>LOB: 1 <td>BB: 1 <td>P: 19 <td>1B: 4 <td>2B: 0 <td>3B: 1 <td>HR: 0 <td>SF: 0 <td>SAC: 0 <td>DP: 0 <td>HBP: 0 <td>WP: 0 <td>PA: 35</td> </td></td></td></td></td></td></td></td></td></td></td></td></td></td></td></td></td></td></td></td></td></td></td></td></td>	P: 13 <td>LOB: 1 <td>BB: 1 <td>P: 17 <td>LOB: 2 <td>BB: 1 <td>P: 23 <td>LOB: 0 <td>BB: 0 <td>P: 16 <td>LOB: 1 <td>BB: 1 <td>P: 19 <td>LOB: 1 <td>BB: 1 <td>P: 19 <td>1B: 4 <td>2B: 0 <td>3B: 1 <td>HR: 0 <td>SF: 0 <td>SAC: 0 <td>DP: 0 <td>HBP: 0 <td>WP: 0 <td>PA: 35</td> </td></td></td></td></td></td></td></td></td></td></td></td></td></td></td></td></td></td></td></td></td></td></td></td>	LOB: 1 <td>BB: 1 <td>P: 17 <td>LOB: 2 <td>BB: 1 <td>P: 23 <td>LOB: 0 <td>BB: 0 <td>P: 16 <td>LOB: 1 <td>BB: 1 <td>P: 19 <td>LOB: 1 <td>BB: 1 <td>P: 19 <td>1B: 4 <td>2B: 0 <td>3B: 1 <td>HR: 0 <td>SF: 0 <td>SAC: 0 <td>DP: 0 <td>HBP: 0 <td>WP: 0 <td>PA: 35</td> </td></td></td></td></td></td></td></td></td></td></td></td></td></td></td></td></td></td></td></td></td></td></td>	BB: 1 <td>P: 17 <td>LOB: 2 <td>BB: 1 <td>P: 23 <td>LOB: 0 <td>BB: 0 <td>P: 16 <td>LOB: 1 <td>BB: 1 <td>P: 19 <td>LOB: 1 <td>BB: 1 <td>P: 19 <td>1B: 4 <td>2B: 0 <td>3B: 1 <td>HR: 0 <td>SF: 0 <td>SAC: 0 <td>DP: 0 <td>HBP: 0 <td>WP: 0 <td>PA: 35</td> </td></td></td></td></td></td></td></td></td></td></td></td></td></td></td></td></td></td></td></td></td></td>	P: 17 <td>LOB: 2 <td>BB: 1 <td>P: 23 <td>LOB: 0 <td>BB: 0 <td>P: 16 <td>LOB: 1 <td>BB: 1 <td>P: 19 <td>LOB: 1 <td>BB: 1 <td>P: 19 <td>1B: 4 <td>2B: 0 <td>3B: 1 <td>HR: 0 <td>SF: 0 <td>SAC: 0 <td>DP: 0 <td>HBP: 0 <td>WP: 0 <td>PA: 35</td> </td></td></td></td></td></td></td></td></td></td></td></td></td></td></td></td></td></td></td></td></td>	LOB: 2 <td>BB: 1 <td>P: 23 <td>LOB: 0 <td>BB: 0 <td>P: 16 <td>LOB: 1 <td>BB: 1 <td>P: 19 <td>LOB: 1 <td>BB: 1 <td>P: 19 <td>1B: 4 <td>2B: 0 <td>3B: 1 <td>HR: 0 <td>SF: 0 <td>SAC: 0 <td>DP: 0 <td>HBP: 0 <td>WP: 0 <td>PA: 35</td> </td></td></td></td></td></td></td></td></td></td></td></td></td></td></td></td></td></td></td></td>	BB: 1 <td>P: 23 <td>LOB: 0 <td>BB: 0 <td>P: 16 <td>LOB: 1 <td>BB: 1 <td>P: 19 <td>LOB: 1 <td>BB: 1 <td>P: 19 <td>1B: 4 <td>2B: 0 <td>3B: 1 <td>HR: 0 <td>SF: 0 <td>SAC: 0 <td>DP: 0 <td>HBP: 0 <td>WP: 0 <td>PA: 35</td> </td></td></td></td></td></td></td></td></td></td></td></td></td></td></td></td></td></td></td>	P: 23 <td>LOB: 0 <td>BB: 0 <td>P: 16 <td>LOB: 1 <td>BB: 1 <td>P: 19 <td>LOB: 1 <td>BB: 1 <td>P: 19 <td>1B: 4 <td>2B: 0 <td>3B: 1 <td>HR: 0 <td>SF: 0 <td>SAC: 0 <td>DP: 0 <td>HBP: 0 <td>WP: 0 <td>PA: 35</td> </td></td></td></td></td></td></td></td></td></td></td></td></td></td></td></td></td></td>	LOB: 0 <td>BB: 0 <td>P: 16 <td>LOB: 1 <td>BB: 1 <td>P: 19 <td>LOB: 1 <td>BB: 1 <td>P: 19 <td>1B: 4 <td>2B: 0 <td>3B: 1 <td>HR: 0 <td>SF: 0 <td>SAC: 0 <td>DP: 0 <td>HBP: 0 <td>WP: 0 <td>PA: 35</td> </td></td></td></td></td></td></td></td></td></td></td></td></td></td></td></td></td>	BB: 0 <td>P: 16 <td>LOB: 1 <td>BB: 1 <td>P: 19 <td>LOB: 1 <td>BB: 1 <td>P: 19 <td>1B: 4 <td>2B: 0 <td>3B: 1 <td>HR: 0 <td>SF: 0 <td>SAC: 0 <td>DP: 0 <td>HBP: 0 <td>WP: 0 <td>PA: 35</td> </td></td></td></td></td></td></td></td></td></td></td></td></td></td></td></td>	P: 16 <td>LOB: 1 <td>BB: 1 <td>P: 19 <td>LOB: 1 <td>BB: 1 <td>P: 19 <td>1B: 4 <td>2B: 0 <td>3B: 1 <td>HR: 0 <td>SF: 0 <td>SAC: 0 <td>DP: 0 <td>HBP: 0 <td>WP: 0 <td>PA: 35</td> </td></td></td></td></td></td></td></td></td></td></td></td></td></td></td>	LOB: 1 <td>BB: 1 <td>P: 19 <td>LOB: 1 <td>BB: 1 <td>P: 19 <td>1B: 4 <td>2B: 0 <td>3B: 1 <td>HR: 0 <td>SF: 0 <td>SAC: 0 <td>DP: 0 <td>HBP: 0 <td>WP: 0 <td>PA: 35</td> </td></td></td></td></td></td></td></td></td></td></td></td></td></td>	BB: 1 <td>P: 19 <td>LOB: 1 <td>BB: 1 <td>P: 19 <td>1B: 4 <td>2B: 0 <td>3B: 1 <td>HR: 0 <td>SF: 0 <td>SAC: 0 <td>DP: 0 <td>HBP: 0 <td>WP: 0 <td>PA: 35</td> </td></td></td></td></td></td></td></td></td></td></td></td></td>	P: 19 <td>LOB: 1 <td>BB: 1 <td>P: 19 <td>1B: 4 <td>2B: 0 <td>3B: 1 <td>HR: 0 <td>SF: 0 <td>SAC: 0 <td>DP: 0 <td>HBP: 0 <td>WP: 0 <td>PA: 35</td> </td></td></td></td></td></td></td></td></td></td></td></td>	LOB: 1 <td>BB: 1 <td>P: 19 <td>1B: 4 <td>2B: 0 <td>3B: 1 <td>HR: 0 <td>SF: 0 <td>SAC: 0 <td>DP: 0 <td>HBP: 0 <td>WP: 0 <td>PA: 35</td> </td></td></td></td></td></td></td></td></td></td></td>	BB: 1 <td>P: 19 <td>1B: 4 <td>2B: 0 <td>3B: 1 <td>HR: 0 <td>SF: 0 <td>SAC: 0 <td>DP: 0 <td>HBP: 0 <td>WP: 0 <td>PA: 35</td> </td></td></td></td></td></td></td></td></td></td>	P: 19 <td>1B: 4 <td>2B: 0 <td>3B: 1 <td>HR: 0 <td>SF: 0 <td>SAC: 0 <td>DP: 0 <td>HBP: 0 <td>WP: 0 <td>PA: 35</td> </td></td></td></td></td></td></td></td></td>	1B: 4 <td>2B: 0 <td>3B: 1 <td>HR: 0 <td>SF: 0 <td>SAC: 0 <td>DP: 0 <td>HBP: 0 <td>WP: 0 <td>PA: 35</td> </td></td></td></td></td></td></td></td>	2B: 0 <td>3B: 1 <td>HR: 0 <td>SF: 0 <td>SAC: 0 <td>DP: 0 <td>HBP: 0 <td>WP: 0 <td>PA: 35</td> </td></td></td></td></td></td></td>	3B: 1 <td>HR: 0 <td>SF: 0 <td>SAC: 0 <td>DP: 0 <td>HBP: 0 <td>WP: 0 <td>PA: 35</td> </td></td></td></td></td></td>	HR: 0 <td>SF: 0 <td>SAC: 0 <td>DP: 0 <td>HBP: 0 <td>WP: 0 <td>PA: 35</td> </td></td></td></td></td>	SF: 0 <td>SAC: 0 <td>DP: 0 <td>HBP: 0 <td>WP: 0 <td>PA: 35</td> </td></td></td></td>	SAC: 0 <td>DP: 0 <td>HBP: 0 <td>WP: 0 <td>PA: 35</td> </td></td></td>	DP: 0 <td>HBP: 0 <td>WP: 0 <td>PA: 35</td> </td></td>	HBP: 0 <td>WP: 0 <td>PA: 35</td> </td>	WP: 0 <td>PA: 35</td>	PA: 35								

PITCHER	IP	WLS	BF	H	R	ER	SO	BB	IBB	HBP	BLK	WP	HR	S	P	ERA	WHIP
<b>Jeff Suppan, R</b> ERA: 3.6 (1, 1)	6.0	L	27	5	3	2	3	3	0	0	0	0	0	66	109	3.00	1.333
<b>Alvin Morman, L</b> ERA: 4.26 (7, 1)	1.1		6	0	0	0	2	2	0	0	0	0	0	13	29	0.00	1.500
<b>Scott Service, R</b> ERA: 6.94 (8, 1)	0.2		2	0	0	0	1	0	0	0	0	0	0	6	7	0.00	0.000


**BOTTOM**

**Kansas City Royals @ Oakland Athletics**  
Network Associates Coliseum, Oakland, CA

Wed May 26 1999, 10:05 PM EDT  
Att. 9,216 - Unknown - 60 F

livebaseballscorecards.com

<b>AB</b>	<b>30</b>
<b>R</b>	<b>3</b>
<b>H</b>	<b>5</b>
<b>RBI</b>	<b>3</b>
<b>BB</b>	<b>5</b>
<b>SO</b>	<b>6</b>
<b>LOB</b>	<b>17</b>





Batter	1	2	3	4	5	6	7	8	9	AB R H RBI BB SO LOB	TOP											
Carlos Febles, R (1, 4) OBP: 0.393, SLG: 0.525	0-2 G1-6-3 1B			1-1 G1-3		2-1 G1-3		1-1 FC6-4 1-2f		4 0 1 0 0 0 1												
Carlos Beltrán, S (1, 8) OBP: 0.321, SLG: 0.460	0-0 G1-6-3 1-2f			2-2 G6-3 1B		3-1 G5-3			1-3 K	4 0 1 0 0 1 1												
Johnny Damon, L (1, 7) OBP: 0.343, SLG: 0.451	1-2 F7			1-2 G6-3 1-2f		0-3 K			2-2 1B	4 0 1 0 0 1 1												
29 Mike Sweeney, R (1, 10) OBP: 0.398, SLG: 0.528		0-0 G4-3			3-1 1B SF9 1B		4-0 L5-3 BB		1-3 K	3 1 1 0 1 1 1												
Jermaine Dye, R (1, 9) OBP: 0.376, SLG: 0.570		1-0 G5-3			0-0 F8		1-1 L5-3 1-2		0-0 F9	4 0 0 0 0 0 3												
Scott Leius, R (1, 3) OBP: 0.267, SLG: 0.308		1-0 G1-3			1 SAFE 1 SAFE 1-3 1B 1B		1-1 G4-3			3 0 1 0 0 0 0												
Joe Randa, R (1, 5) OBP: 0.320, SLG: 0.383			2-1 F9		1-1 SF9		1-2 G5-3			2 0 0 1 0 0 0												
Steve Scarsone, R (1, 6) OBP: 0.211, SLG: 0.121			0-0 G1-3		3-H 1-1 FC6-4 1B		2-0 F8			3 0 1 0 0 0 0												
Tim Spehr, R (1, 2) OBP: 0.353, SLG: 0.477			3-1 F7		2-0 FC6-4 1-2f		1-0 E6 FC6-4			3 0 0 0 0 0 2												
<b>Inning Stats</b>	R: 0 E: 0 K: 0 S: 7	H: 1 LOB: 0 BB: 0 P: 8	R: 0 E: 0 K: 0 S: 3	H: 0 LOB: 0 BB: 0 P: 5	R: 0 E: 0 K: 0 S: 5	H: 0 LOB: 0 BB: 0 P: 10	R: 0 E: 0 K: 0 S: 8	H: 1 LOB: 0 BB: 0 P: 12	R: 1 E: 0 K: 1 S: 10	H: 3 LOB: 2 BB: 0 P: 17	R: 0 E: 0 K: 1 S: 7	H: 0 LOB: 0 BB: 0 P: 12	R: 0 E: 0 K: 0 S: 4	H: 0 LOB: 0 BB: 1 P: 10	R: 0 E: 1 K: 0 S: 7	H: 0 LOB: 1 BB: 0 P: 12	R: 0 E: 0 K: 2 S: 12	H: 1 LOB: 1 BB: 0 P: 16	1B: 6 2B: 1 3B: 0 HR: 0	SF: 1 SAC: 0 DP: 3 HBP: 0	WP: 0 PB: 0 SB: 0 CS: 0	PA: 32
<b>PITCHER</b> Kenny Rogers, L (1, 1) ERA: 3.44	IP: 9.0 WLS: W BF: 32 H: 6 R: 1 ER: 1 SO: 3 BB: 1 IBB: 0 HBP: 0 BLK: 0 WP: 0 HR: 0 S: 63 P: 102 ERA: 1.00 WHIP: 0.778											<b>PITCHER</b>	IP: 9.0 WLS: W BF: 32 H: 6 R: 1 ER: 1 SO: 3 BB: 1 IBB: 0 HBP: 0 BLK: 0 WP: 0 HR: 0 S: 63 P: 102 ERA: 1.00 WHIP: 0.778									

**Kansas City Royals @ Oakland Athletics**  
**Network Associates Coliseum, Oakland, CA**

AB	30
R	1
H	6
RBI	1
BB	1
SO	3
LOB	9



Thu May 27 1999, 3:15 PM EDT  
 Att. 13,180 - Overcast - 55 F

[livebaseballscorecards.com](http://livebaseballscorecards.com)

Batter	1	2	3	4	5	6	7	8	9
Ryan Christenson, R (1, 8) OBP: 0.212, SLG: 0.241	1-1 F7		3-2 P4		4-2 2B 1B BB		0-1 L1		
Scott Spiezio, S (1, 4) OBP: 0.299, SLG: 0.343	0-3 K		0-0 F9		1-0 1B 2B		1-0 G6-3		
Jorge Velandia, R (8, 4) OBP: 0.214, SLG: 0.286									
Jason Giambi, L (1, 3) OBP: 0.393, SLG: 0.497	4-0 BB			0-1 G4-3	1-1 1B 1B		4-2 BB		
Matt Stairs, L (1, 9) OBP: 0.349, SLG: 0.544	1-3 K			0-2 L4	3-2 L6-4 1B 1B		2-1 G3		
Ben Grieve, L (1, 7) OBP: 0.246, SLG: 0.280		1-2 G4-3		1-3 K	0-1 1B		4-1 G4-6-3 BB		
Olmedo Saenz, R (1, 10) OBP: 0.368, SLG: 0.418		2-1 G4-6-3 1B			HR HBP		1-0 G4-6-3		
Eric Chavez, L (1, 5) OBP: 0.313, SLG: 0.363		1-1 SAFE G4-6-3			0-0 HR	2-2 G1-3	2-3 K		
Miguel Tejada, R (1, 6) OBP: 0.299, SLG: 0.407			1-2 SH3-4 1B		2-1 F9	0-1 F7			
A.J. Hinch, R (1, 2) OBP: 0.250, SLG: 0.315			0-0 SAFE SH3-4		1-0 HR	1-2 P8			

Inning Stats	R: 0	H: 0	E: 0	K: 2	S: 10	L: 0	LOB: 1	BB: 1	P: 16	R: 0	H: 1	E: 0	K: 0	S: 7	L: 1	LOB: 0	BB: 0	P: 11	R: 0	H: 1	E: 0	K: 0	S: 8	L: 0	LOB: 0	BB: 0	P: 9	R: 6	H: 6	E: 0	K: 0	S: 16	L: 1	LOB: 1	BB: 1	P: 31	R: 0	H: 0	E: 0	K: 0	S: 9	L: 0	LOB: 0	BB: 0	P: 12	R: 0	H: 0	E: 0	K: 0	S: 9	L: 0	LOB: 1	BB: 1	P: 16	R: 0	H: 0	E: 0	K: 1	S: 5	L: 0	LOB: 0	BB: 1	P: 12
--------------	------	------	------	------	-------	------	--------	-------	-------	------	------	------	------	------	------	--------	-------	-------	------	------	------	------	------	------	--------	-------	------	------	------	------	------	-------	------	--------	-------	-------	------	------	------	------	------	------	--------	-------	-------	------	------	------	------	------	------	--------	-------	-------	------	------	------	------	------	------	--------	-------	-------

AB	R	H	RBI	BB	SO	LOB
3	1	0	0	1	0	1
4	1	1	0	0	1	1
0	0	0	0	0	0	0
2	1	1	2	2	0	0
4	0	1	1	0	1	2
3	0	1	0	1	1	0
3	1	1	0	0	0	3
4	1	1	2	0	1	1
3	0	1	0	0	0	0
2	1	1	1	0	0	0


**BOTTOM**

**Kansas City Royals @ Oakland Athletics**  
 Network Associates Coliseum, Oakland, CA

Thu May 27 1999, 3:15 PM EDT  
 Att. 13,180 - Overcast - 55 F

livebaseballscorecards.com

AB	28
R	6
H	8
RBI	6
BB	4
SO	4
LOB	8



PITCHER	IP	WLS	BF	H	R	ER	SO	BB	IBB	HBP	BLK	WP	HR	S	P	ERA	WHIP
Jay Witasick, R ERA: 8.13	(1, 1)	4.1	21	6	6	6	3	2	0	1	0	0	2	42	67	12.46	1.846
Terry Mathews, R ERA: 2.0	(5, 1)	0.2	3	2	0	0	0	0	0	0	0	0	0	7	12	0.00	3.000
Orber Moreno, R ERA:	(6, 1)	1.2	5	0	0	0	0	0	0	0	0	0	0	12	16	0.00	0.000
Matt Whisenant, L ERA: 1.72	(7, 1)	1.1	5	0	0	0	1	2	0	0	0	0	0	11	24	0.00	1.500



Batter	1	2	3	4	5	6	7	8	9	AB R H RBI BB SO LOB	TOP		
<b>Brady Anderson, L</b> (1, 8) OBP: 0.411, SLG: 0.470	1-2 P4			1-1 G3		1-0 G3		1-3 K		4 0 0 0 0 1 0			
<b>Mike Bordick, R</b> (1, 6) OBP: 0.322, SLG: 0.382 <b>Will Clark, L</b> (9, PH) OBP: 0.403, SLG: 0.559	3-3 K			0-0 F7		2-3 K		3-2 G5-3	3 0 0 0 0 2 0 1 0 0 0 0 0 0				
<b>B.J. Surhoff, L</b> (1, 7) OBP: 0.362, SLG: 0.510	1-1 P3			1-0 G4-3		3-1 G4-3		1-0 F7	4 0 0 0 0 0 0				
<b>Albert Belle, R</b> (1, 9) OBP: 0.410, SLG: 0.442		1-0 G5-3			1-0 FC4-6 1B		2-0 S 1B	0-0 G5-3	4 0 2 0 0 0 0				
<b>Harold Baines, L</b> (1, 10) OBP: 0.367, SLG: 0.552		1-0 G3			2-1 FC4-6 WP 1B 1-2f		3-2 F8		3 1 0 0 0 0 2				
<b>Jeff Conine, R</b> (1, 3) OBP: 0.342, SLG: 0.455		0-2 G6-3			2-1 1B WP 1B 1-2		3-1 P9		3 0 1 0 0 0 1				
<b>Cal Ripken Jr., R</b> (1, 5) OBP: 0.279, SLG: 0.432			0-1 G5-3		1-2 G1-3 1-2 2-3		0-1 L9		3 0 0 0 0 0 3				
<b>Delino DeShields, L</b> (1, 4) OBP: 0.313, SLG: 0.364			1-1 P5		2-1 S 1B 2-3 3-H		1-3 K		3 0 1 1 0 1 0				
<b>Charles Johnson, R</b> (1, 2) OBP: 0.350, SLG: 0.544			0-1 G5-3		0-3 K 1-2		0-2 K		3 0 0 0 0 2 2				
<b>Inning Stats</b>	R: 0 E: 0 K: 1 S: 8 H: 0 LOB: 0 BB: 0 P: 13	R: 0 E: 0 K: 0 S: 5 H: 0 LOB: 0 BB: 0 P: 7	R: 0 E: 0 K: 0 S: 6 H: 0 LOB: 0 BB: 0 P: 7	R: 0 E: 0 K: 0 S: 4 H: 0 LOB: 0 BB: 0 P: 6	R: 1 E: 0 K: 1 S: 15 H: 3 LOB: 2 BB: 0 P: 23	R: 0 E: 0 K: 1 S: 7 H: 0 LOB: 0 BB: 0 P: 13	R: 0 E: 0 K: 0 S: 8 H: 1 LOB: 1 BB: 0 P: 16	R: 0 E: 0 K: 3 S: 9 H: 0 LOB: 0 BB: 0 P: 11	R: 0 E: 0 K: 0 S: 7 H: 0 LOB: 0 BB: 0 P: 11	1B: 4 2B: 0 3B: 0 HR: 0 SF: 0 SAC: 0 DP: 0 HBP: 0	WP: 1 PB: 0 SB: 2 CS: 0 PA: 31		
<b>PITCHER</b>	IP WLS BF H R ER SO BB IBB HBP BLK WP HR S P ERA WHIP											<b>PITCHER</b>	IP WLS BF H R ER SO BB IBB HBP BLK WP HR S P ERA WHIP
<b>Tom Candiotti, R</b> (1, 1) ERA: 6.22	6.1 W 23 4 1 1 3 0 0 0 0 1 0 49 78 1.42 0.632												
<b>T.J. Mathews, R</b> (7, 1) ERA: 2.01	1.1 H 4 0 0 0 2 0 0 0 0 0 0 10 14 0.00 0.000												
<b>Buddy Groom, L</b> (8, 1) ERA: 6.08	0.1 H 1 0 0 0 1 0 0 0 0 0 0 3 4 0.00 0.000												
<b>Billy Taylor, R</b> (9, 1) ERA: 1.74	1.0 S 3 0 0 0 0 0 0 0 0 0 0 0 7 11 0.00 0.000												

**Baltimore Orioles @ Oakland Athletics**  
**Network Associates Coliseum, Oakland, CA**

Fri May 28 1999, 10:35 PM EDT  
 Att: 7,443 - Cloudy - 58 F

[livebaseballscorecards.com](http://livebaseballscorecards.com)

**AB 31**  
**R 1**  
**H 4**  
**RBI 1**  
**BB 0**  
**SO 6**  
**LOB 8**







Batter	1	2	3	4	5	6	7	8	9	AB R H RBI BB SO LOB	TOP												
Brady Anderson, L (1, 8) OBP: 0.410, SLG: 0.474	0-0 F8			3-2 L9		2-2 2B		0-2 G4-3	0-1 1B	5 0 2 1 0 0 0													
Mike Bordick, R (1, 6) OBP: 0.314, SLG: 0.372	3-3 K			0-1 G4-3		0-1 P1		1-0 F9	0-1 P6	5 0 0 0 0 1 3													
Will Clark, L (1, 3) OBP: 0.389, SLG: 0.531	3-2 G1-3			1-0 G1-3		3-2 F7		0-2 1B HR	0-0 F8	5 1 1 0 0 0 3													
Albert Belle, R (1, 9) OBP: 0.410, SLG: 0.447		0-2 G5-3		1-0 G5-3		1-2 1B 2B		0-1 1B HR	0-1 G4-3	5 2 2 0 0 0 1													
Harold Baines, L (1, 10) OBP: 0.371, SLG: 0.574		2-0 L6		0-1 F7		0-0 G1-4-3 1B		0-0 1B HR		4 2 2 3 0 0 0													
Jeff Conine, R (1, 7) OBP: 0.342, SLG: 0.453		2-2 F9		0-2 F9		0-2 G3 1B		1-1 HR		3 0 1 1 0 0 0													
B.J. Surhoff, L (8, PH) OBP: 0.365, SLG: 0.528						1-2 G3 1B		1-1 HR		1 1 1 1 0 0 0													
Cal Ripken Jr., R (1, 5) OBP: 0.278, SLG: 0.435			0-0 G6-3		1-2 G4-3		2-1 G1-4-3	0-1 2B		4 0 1 0 0 0 2													
Jeff Reboulet, R (8, PR) OBP: 0.369, SLG: 0.250						1-2 1B 2B		4-2 BB		0 0 0 0 0 0 0													
Delino DeShields, L (1, 4) OBP: 0.325, SLG: 0.370			1-1 G5-4-3 1B		1-1 1B 2B		1-2 G3			3 1 2 1 1 0 1													
Tommy Davis, R (1, 2) OBP: 0.200, SLG: 0.200			0-0 G5-4-3		0-0 2B 1B		1-3 K	1-3 K		4 0 1 0 0 2 4													
Charles Johnson, R (8, 2) OBP: 0.350, SLG: 0.544						1-2 1B				0 0 0 0 0 0 0													
<b>Inning Stats</b>	R: 0 E: 0 K: 1 S: 8	H: 0 LOB: 0 BB: 0 P: 14	R: 0 E: 0 K: 0 S: 7	H: 0 LOB: 0 BB: 0 P: 11	R: 0 E: 0 K: 0 S: 4	H: 1 LOB: 0 BB: 0 P: 5	R: 0 E: 0 K: 0 S: 7	H: 0 LOB: 0 BB: 0 P: 11	R: 0 E: 0 K: 0 S: 6	H: 0 LOB: 0 BB: 0 P: 7	R: 1 E: 0 K: 0 S: 16	H: 3 LOB: 2 BB: 0 P: 23	R: 2 E: 0 K: 1 S: 15	H: 3 LOB: 1 BB: 0 P: 20	R: 4 E: 0 K: 1 S: 19	H: 5 LOB: 2 BB: 1 P: 26	R: 0 E: 0 K: 0 S: 7	H: 1 LOB: 1 BB: 0 P: 7	1B: 8 2B: 3 3B: 0 HR: 2	SF: 0 SAC: 0 DP: 1 HBP: 0	WP: 0 PB: 0 SB: 0 CS: 0	PA: 40	
<b>PITCHER</b>	IP WLS BF H R ER SO BB IBB HBP BLK WP HR S P ERA WHIP																						
Gil Heredia, R (1, 1) ERA: 5.46	6.0		23	6	3	3	1	0	0	0	0	0	0	52	76	4.50	1.000						
Doug Jones, R (7, 1) ERA: 2.5	1.0	H	4	1	0	0	1	0	0	0	0	0	0	11	15	0.00	1.000						
Buddy Groom, L (8, 1) ERA: 6.43	0.2	H	3	1	1	1	0	0	0	0	0	0	0	7	8	13.50	1.500						
T.J. Mathews, R (8, 1) ERA: 3.22	0.0	L	4	4	3	3	0	0	0	0	0	2	7	8	∞	∞							
Tim Worrell, R (8, 1) ERA: 4.66	1.1		6	1	0	0	1	1	0	0	0	0	0	12	17	0.00	1.500						

Baltimore Orioles @ Oakland Athletics  
Network Associates Coliseum, Oakland, CA

Sat May 29 1999, 9:15 PM EDT  
Att. 26,247 - Cloudy - 57 F

livebaseballscorecards.com

AB	39
R	7
H	13
RBI	7
BB	1
SO	3
LOB	14



Batter	1	2	3	4	5	6	7	8	9	AB R H RBI BB SO LOB
<b>Tony Phillips, S</b> OBP: 0.372, SLG: 0.503 (1, 4) BB: 1, X: 9	2-1 G4-3	3-3 K		1-1 2B		0-0 1B			1-2 G5-4-3 1B	5 0 3 0 0 1 1
<b>Miguel Tejada, R</b> OBP: 0.290, SLG: 0.392 (1, 6) C: 1, X: 6	0-1 G4-3	0-3 K		1-3 2-3 K		1 SAFE 1 B SAFE B X			2-2 G5-4-3 1-2f	5 0 0 0 0 2 4
<b>Jason Giambi, L</b> OBP: 0.394, SLG: 0.494 (1, 10) B: 1, C: 1, B: 1, B: 1, B: 1, B: 1	4-1 WP BB		1-1 F7	4-2 BB			1-1 G3-1			2 0 0 0 2 0 0
<b>Matt Stairs, L</b> OBP: 0.347, SLG: 0.538 (1, 9) C: 1, B: 1, B: 1, B: 1, S: 1, X: 1	3-2 F7 1-2		2-1 2B 1B	2-3 K			2-1 G4-3			4 1 1 0 0 1 3
<b>Olmedo Saenz, R</b> OBP: 0.376, SLG: 0.435 (1, 3)		0-0 1B 2B	1 SAFE 3-2 X CI 2B		0-2 G3-6-3 1B		2-0 F7			3 2 2 0 0 0 0
<b>Ben Grieve, L</b> OBP: 0.248, SLG: 0.288 (1, 7) C: 1, X: 1		0-1 SH5-4 2B 1B	0-0 1-H 2-H 2B		1-0 G3-6-3 1-2f		1-0 P5			4 1 2 3 0 0 1
<b>3 Eric Chavez, L</b> OBP: 0.313, SLG: 0.361 (8, PH) <b>Scott Spiezio, S</b> OBP: 0.297, SLG: 0.340 (9, 5)		1-0 SH5-4 2B 1B	1-2 F8		2-1 F7		1-2 F7			3 1 1 0 0 0 1 1 0 0 0 0 0 0
<b>Ryan Christenson, R</b> OBP: 0.189, SLG: 0.212 (8, PH) <b>John Jaha, R</b> OBP: 0.406, SLG: 0.581 <b>Jorge Velandia, R</b> OBP: 0.200, SLG: 0.267 (9, 4)		0-0 SH5-4 1-2 2-3 2B	3-1 G4-3			2-2 P3	2-3 K			2 0 0 0 0 0 1 1 0 0 0 0 1 0 0 0 0 0 0 0 0
<b>A.J. Hinch, R</b> OBP: 0.243, SLG: 0.313 (1, 2) B: 1, C: 1, B: 1, B: 1, B: 1, X: 1		3-1 2B		3-1 F8		C: 1, X: 1 0-1 F8		2-2 G6-3		4 0 1 2 0 0 0

**BOTTOM**

**Baltimore Orioles @ Oakland Athletics**  
Network Associates Coliseum, Oakland, CA

livebaseballscorecards.com

<b>AB</b>	<b>34</b>
<b>R</b>	<b>5</b>
<b>H</b>	<b>10</b>
<b>RBI</b>	<b>5</b>
<b>BB</b>	<b>2</b>
<b>SO</b>	<b>5</b>
<b>LOB</b>	<b>11</b>



WP: 1	PA: 38
PB: 0	
SB: 1	
CS: 0	

Inning Stats	R: 0	H: 0	E: 0	K: 8	LOB: 1	BB: 1	P: 17	R: 3	H: 4	E: 0	K: 2	S: 13	R: 2	H: 2	E: 1	K: 0	S: 15	R: 0	H: 1	E: 0	K: 2	S: 13	R: 0	H: 1	E: 0	K: 0	S: 6	R: 0	H: 1	E: 0	K: 0	S: 8	R: 0	H: 0	E: 0	K: 0	S: 5	R: 0	H: 0	E: 0	K: 1	S: 7	R: 0	H: 1	E: 0	K: 0	S: 9	1B: 6	SF: 0	2B: 4	SAC: 1	3B: 0	DP: 2	HR: 0	HBP: 0	WP: 1	PA: 38
<b>PITCHER</b>	IP	WLS	BF	H	R	ER	SO	BB	IBB	HBP	BLK	WP	HR	S	P	ERA	WHIP																																								
<b>Jason Johnson, R</b> ERA: 9.0 (1, 1)	3.0		17	6	5	4	2	1	0	0	0	1	0	36	62	12.00	2.333																																								
<b>Doug Johns, L</b> ERA: 4.38 (4, 1)	4.0	W	15	3	0	0	2	1	0	0	0	0	0	32	55	0.00	1.000																																								
<b>Jesse Orosco, L</b> ERA: 7.82 (8, 1)	1.0	H	3	0	0	0	1	0	0	0	0	0	0	7	11	0.00	0.000																																								
<b>Arthur Rhodes, L</b> ERA: 4.44 (9, 1)	1.0	S	3	1	0	0	0	0	0	0	0	0	0	9	14	0.00	1.000																																								

Sat May 29 1999, 9:15 PM EDT  
Att. 26,247 - Cloudy - 57 F



Batter	1	2	3	4	5	6	7	8	9	AB	R	H	RBI	BB	SO	LOB	TOP										
Brady Anderson, L (1, 8) OBP: 0.410, SLG: 0.486	0-0 G3	4-0 BB		2-2 L7		3-2 G3		3-2 HR		4	1	1	1	1	0	2											
Mike Bordick, R (1, 6) OBP: 0.313, SLG: 0.369	1-1 F7	1-2 L6		0-1 1B		0-1 G6-3		1-0 1B		4	0	1	1	0	0	2											
Rich Amaral, R (7, 5) OBP: 0.345, SLG: 0.313				1-3 2-H						1	0	1	0	0	0	0											
B.J. Surhoff, L (1, 7) OBP: 0.366, SLG: 0.538	4-2 1B BB		2-1 F7	0-0 P4			3-1 HR	1-1 L6		4	2	1	1	1	0	3											
Albert Belle, R (1, 9) OBP: 0.407, SLG: 0.443	2-2 1B		2-0 F7	3-2 G4-3			1-2 F8	0-0 F8		4	0	1	0	0	0	2											
Jeff Conine, R (8, 9) OBP: 0.340, SLG: 0.449	1-3 1B									1	0	0	0	0	0	0											
Harold Baines, L (1, 10) OBP: 0.378, SLG: 0.597	3-2 1B		2-0 HR		2-2 G6-3		3-1 1B	0-0 G4-3		5	1	3	2	0	0	0											
Will Clark, L (1, 3) OBP: 0.395, SLG: 0.522	3-3 K		4-1 BB		3-2 1B		0-1 F7	1-1 G5-3		3	0	1	0	1	1	3											
Tommy Davis, R (7, 3) OBP: 0.167, SLG: 0.167										1	0	0	0	0	0	0											
Charles Johnson, R (1, 2) OBP: 0.340, SLG: 0.527		1-1 F8	0-0 G1-3		0-0 F9		2-3 K			4	0	0	0	0	1	3											
Delino DeShields, L (1, 4) OBP: 0.329, SLG: 0.370		4-0 S BB		3-2 BB 1B	0-0 G4-3			1-1 F9		3	1	1	0	1	0	1											
Jeff Reboulet, R (1, 5) OBP: 0.362, SLG: 0.236		1-2 F7		4-2 1B BB		2-1 G6-3		0-0 G4-3		3	0	0	0	1	0	1											
Inning Stats	R: 1 E: 0 K: 1 S: 14	H: 2 LOB: 2 BB: 1 P: 27	R: 0 E: 0 K: 0 S: 10	H: 0 LOB: 2 BB: 2 P: 21	R: 1 E: 0 K: 0 S: 6	H: 1 LOB: 1 BB: 1 P: 16	R: 1 E: 0 K: 0 S: 17	H: 2 LOB: 2 BB: 1 P: 29	R: 0 E: 0 K: 0 S: 10	H: 1 LOB: 1 BB: 0 P: 15	R: 0 E: 0 K: 0 S: 9	H: 0 LOB: 0 BB: 0 P: 14	R: 1 E: 0 K: 1 S: 12	H: 2 LOB: 1 BB: 0 P: 21	R: 1 E: 0 K: 0 S: 10	H: 2 LOB: 1 BB: 0 P: 16	R: 0 E: 0 K: 0 S: 4	H: 0 LOB: 0 BB: 0 P: 5	1B: 7 2B: 0 3B: 0 HR: 3	SF: 0 SAC: 0 DP: 0 HBP: 0	WP: 0 PB: 0 SB: 1 CS: 0	PA: 42					
PITCHER	IP	WLS	BF	H	R	ER	SO	BB	IBB	HBP	BLK	WP	HR	S	P	ERA	WHIP										
Mike Oquist, R (1, 1) ERA: 4.56	3.1		20	5	3	3	1	5	0	0	0	0	1	43	86	8.10	3.000										
Brad Rigby, R (4, 1) ERA: 4.38	4.2	W	19	5	2	2	1	0	0	0	0	0	2	45	73	3.86	1.071										
Tim Worrell, R (9, 1) ERA: 4.5	1.0		3	0	0	0	0	0	0	0	0	0	0	4	5	0.00	0.000										

Baltimore Orioles @ Oakland Athletics  
Network Associates Coliseum, Oakland, CA

Sun May 30 1999, 4:05 PM EDT  
Att. 18,320 - Cloudy - 64 F

AB	37
R	5
H	10
RBI	5
BB	5
SO	2
LOB	17



Batter	1	2	3	4	5	6	7	8	9	AB	R	H	RBI	BB	SO	LOB
Tony Phillips, S OBP: 0.373, SLG: 0.497 (1, 4) (7, 8)	1-1 2B 1B	2-1 G6-3	2-3 K			3-2 F7 1-2				4	1	1	1	1	1	3
Miguel Tejada, R OBP: 0.298, SLG: 0.409 (1, 6)	1-0 2B 2B	2-2 F9 HR 2B	2-2 G6-3			0-0 3B 1B				5	3	3	0	0	0	5
Matt Stairs, L OBP: 0.348, SLG: 0.553 (1, 9)	2-2 3 BB 2B 2-H 3-H	1-2 F9			1-2 F7	2-0 3B 1-H 3-H			0-0 G3	5	1	2	4	0	0	1
John Jaha, R OBP: 0.401, SLG: 0.595 Scott Spiezio, S OBP: 0.294, SLG: 0.337 (1, 10) (7, PH)	3-2 G5-3	3-2 HR			0-1 P3	3-2 F8			1-3 K	4	1	1	2	0	0	2
Ben Grieve, L OBP: 0.260, SLG: 0.294 (1, 7)	4-1 3 BB 2B BB	1-2 1B			2-1 1B	1-1 F8			1-2 L9	4	1	2	0	1	0	0
Olmedo Saenz, R OBP: 0.368, SLG: 0.422 (1, 3)	0-0 L8	1-3 K			3-3 K	0-1 BB 3 BB 1B			2-3 K	5	1	1	0	0	3	4
3 Eric Chavez, L OBP: 0.331, SLG: 0.382 (1, 5)	4-2 2B BB 1-2 2-3		2-2 SH5-3 BB 1B			3-1 F8 1B 2B			0-1 G3	4	2	3	0	1	0	0
Mike Macfarlane, R OBP: 0.284, SLG: 0.333 (1, 2)	1-0 WP 2B 1-H 2-H 3-H		4-2 SH5-3 BB			0-0 F8			3-2 F7 2B	4	0	2	3	1	0	3
Ryan Christenson, R OBP: 0.225, SLG: 0.229 Jorge Velandia, R OBP: 0.186, SLG: 0.250 (1, 8) (6, PR) (7, 4)	3-2 F8 2-3		0-0 SH5-3 1-2 2-3			3-1 1B 3B 1B 3-H			4-2 BB BB	2	1	1	1	1	0	1

Inning Stats	R: 5	H: 4	E: 0	LOB: 1	K: 0	P: 21	R: 2	H: 3	E: 0	LOB: 1	K: 1	P: 17	R: 0	H: 1	E: 0	LOB: 2	K: 1	P: 13	R: 0	H: 1	E: 0	LOB: 1	K: 1	P: 11	R: 3	H: 4	E: 0	LOB: 1	K: 0	P: 14	R: 1	H: 2	E: 0	LOB: 3	K: 1	P: 14	R: 0	H: 0	E: 0	LOB: 0	K: 1	P: 9	R: 0	H: 1	E: 0	LOB: 1	K: 2	P: 13	1B: 8	SF: 0	2B: 6	SAC: 1	3B: 1	DP: 0	HR: 1	HBP: 0
--------------	------	------	------	--------	------	-------	------	------	------	--------	------	-------	------	------	------	--------	------	-------	------	------	------	--------	------	-------	------	------	------	--------	------	-------	------	------	------	--------	------	-------	------	------	------	--------	------	------	------	------	------	--------	------	-------	-------	-------	-------	--------	-------	-------	-------	--------

PITCHER	IP	WLS	BF	H	R	ER	SO	BB	IBB	HBP	BLK	WP	HR	S	P	ERA	WHIP
Scott Erickson, R ERA: 6.75 (1, 1)	2.2	L	19	8	7	7	2	3	0	0	0	1	1	47	84	23.62	4.125
Ricky Bones, R ERA: 4.1 (3, 1)	2.1		12	5	3	3	1	0	0	0	0	0	0	29	51	11.57	2.143
Rocky Coppinger, R ERA: 10.8 (6, 1)	3.0		14	3	1	1	3	2	0	0	0	0	0	34	53	3.00	1.667


**BOTTOM**

**Baltimore Orioles @ Oakland Athletics**  
**Network Associates Coliseum, Oakland, CA**

Sun May 30 1999, 4:05 PM EDT  
 Att. 18,320 - Cloudy - 64 F

livebaseballscorecards.com

AB	39
R	11
H	16
RBI	11
BB	5
SO	6
LOB	20



WP: 1	PA: 45
PB: 0	
SB: 1	
CS: 0	



Batter	1	2	3	4	5	6	7	8	9	AB R H RBI BB SO LOB	TOP																
<b>Randy Winn, S</b> (1, 8) OBP: 0.333, SLG: 0.400	2-2 2B 1B	0-1 L4		0-2 G4-3		0-2 G4-3	2-2 G3			5 1 1 0 0 0 4																	
<b>Dave Martinez, L</b> (1, 9) OBP: 0.410, SLG: 0.482	0-1 G4-3 1-H 2B	3-2 BB 1B 1B		1-0 BB 1B 1B		4-1 F8 BB		2-3 K		4 2 3 2 1 1 0																	
<b>Jose Canseco, R</b> (1, 10) OBP: 0.374, SLG: 0.650	2-0 G1-3	4-2 1B BB		0-0 BB 1B 1B		0-1 F8		2-3 K		4 1 1 0 0 1 1 2																	
<b>Fred McGriff, L</b> (1, 3) OBP: 0.428, SLG: 0.644	3-1 G4-3 2-3	2-1 1B BB		4-2 1B BB		2-2 G4-3		1-2 G4-3		4 0 1 2 1 0 2																	
<b>John Flaherty, R</b> (1, 2) OBP: 0.310, SLG: 0.468	4-1 BB	1-2 G3		1-1 1B			0-0 G1-3		2-0 G6-3	4 0 1 2 1 0 2																	
<b>Wade Boggs, L</b> (1, 5) OBP: 0.310, SLG: 0.324	2-3 K		2-2 F9	3-2 G5-3			1-2 1B 2B		1-0 G1-3	5 1 1 0 0 1 4																	
<b>Paul Sorrento, L</b> (1, 7) OBP: 0.345, SLG: 0.400			2-3 K		3-3 K		2-0 G3 1B 1B		0-0 G1-3	5 0 1 1 0 2 0																	
<b>Miguel Cairo, R</b> (1, 4) OBP: 0.373, SLG: 0.453			0-1 G5-3		0-1 G4-3		0-0 G3 1B			3 1 1 0 1 0 0																	
<b>Kevin Stocker, S</b> (1, 6) OBP: 0.399, SLG: 0.409			2-1 BB 1B 1B		0-0 B1-3		0-2 G3			4 1 1 0 0 1 2																	
<b>Inning Stats</b>	R: 1 E: 0 K: 1 S: 15	H: 2 LOB: 2 BB: 1 P: 28	R: 3 E: 0 K: 0 S: 17	H: 3 LOB: 2 BB: 2 P: 33	R: 0 E: 0 K: 1 S: 10	H: 0 LOB: 0 BB: 0 P: 14	R: 2 E: 0 K: 0 S: 13	H: 3 LOB: 2 BB: 1 P: 22	R: 0 E: 0 K: 2 S: 9	H: 0 LOB: 0 BB: 0 P: 13	R: 0 E: 0 K: 0 S: 9	H: 0 LOB: 1 BB: 1 P: 15	R: 1 E: 0 K: 0 S: 13	H: 3 LOB: 2 BB: 0 P: 18	R: 0 E: 0 K: 2 S: 11	H: 0 LOB: 0 BB: 0 P: 16	R: 0 E: 0 K: 0 S: 3	H: 0 LOB: 0 BB: 0 P: 6	1B: 9 2B: 2 3B: 0 HR: 0	SF: 0 SAC: 0 DP: 0 HBP: 0	WP: 0 PB: 0 SB: 0 CS: 0	PA: 43					
<b>PITCHER</b>	IP WLS BF H R ER SO BB IBB HBP BLK WP HR S P ERA WHIP																										
<b>Jimmy Haynes, R</b> (1, 1) ERA: 5.34	4.0		24	8	6	6	2	4	0	0	0	0	0	55	97	13.50	3.000										
<b>Doug Jones, R</b> (5, 1) ERA: 2.54	3.0		13	3	1	1	2	1	0	0	0	0	0	31	46	3.00	1.333										
<b>Buddy Groom, L</b> (8, 1) ERA: 5.63	2.0	W	6	0	0	0	2	0	0	0	0	0	0	14	22	0.00	0.000										

**Tampa Bay Devil Rays @ Oakland Athletics**  
Network Associates Coliseum, Oakland, CA

AB 38  
R 7  
H 11  
RBI 7  
BB 5  
SO 6  
LOB 16



Mon May 31 1999, 10:05 PM EDT  
Att. 10,444 - Cloudy - 60 F

WP: 0 PA: 43  
PB: 0  
SB: 0  
CS: 0

Batter	1	2	3	4	5	6	7	8	9	AB R H RBI BB SO LOB
Tony Phillips, S OBP: 0.369, SLG: 0.487 (1, 8)	0-1 G4-3	0-3 K		1-2 F8		3-1 L6			1-0 SH3-4 HR HBP	4 1 0 0 0 1 0
Miguel Tejada, R OBP: 0.313, SLG: 0.436 (1, 6)	2-1 HR		0-2 WP FC4-6 BB 1B		1-2 BB FC6-4 BB 1B		4-1 G4-3 BB	0-0 SH3-4	3 3 3 1 1 0 0	
Jason Giambi, L OBP: 0.399, SLG: 0.489 (1, 10)	2-1 G4-3		4-0 HBP E BB		1-2 FC6-4 BB BB		2-2 F7	4-0 HR IBB	2 3 0 0 3 0 1	
Matt Stairs, L OBP: 0.355, SLG: 0.567 (1, 9)	4-0 BB		1-3 K		4-0 FC6-4 BB		2-2 G4-3	2-1 HR	3 1 1 3 2 1 3	
Olmedo Saenz, R OBP: 0.364, SLG: 0.409 (1, 3)	0-0 F9		1-2 FC4-6 HBP		3-1 FC6-4 G4-1		2-1 G6-3		3 0 0 1 0 0 4	
Ben Grieve, L OBP: 0.266, SLG: 0.300 (1, 7)		2-1 3 3B 1B	0-1 FC4-6		1-1 G4-1		2-1 FC4-6 1B		4 1 2 2 0 0 2	
3 Eric Chavez, L OBP: 0.329, SLG: 0.394 (1, 5)		3-2 1-H SF8 3B	2-1 G4-1		3-1 F7		0-1 FC4-6 G3-1 S 1-2f		4 1 1 1 0 0 3	
Scott Spiezio, S OBP: 0.285, SLG: 0.327 (1, 4)		1-1 3-H SF8		2-1 P6		0-3 K	1-2 G3-1		3 0 0 1 0 1 1	
A.J. Hinch, R OBP: 0.236, SLG: 0.303 (1, 2)		1-0 F7		3-1 G4-3		0-0 G6-3	1-3 K		3 0 0 0 0 0 0	
John Jaha, R OBP: 0.399, SLG: 0.590 (8, PH)									1 0 0 0 0 1 1	
Mike Macfarlane, R OBP: 0.284, SLG: 0.333 (9, 2)									0 0 0 0 0 0 0	

Inning Stats	R: 1	H: 1	E: 0	LOB: 1	K: 0	P: 15	R: 2	H: 2	E: 0	LOB: 0	K: 1	P: 13	R: 2	H: 1	E: 1	LOB: 1	K: 1	P: 20	R: 0	H: 0	E: 0	LOB: 0	K: 0	P: 13	R: 2	H: 1	E: 0	LOB: 1	K: 0	P: 27	R: 0	H: 0	E: 0	LOB: 0	K: 1	P: 9	R: 0	H: 1	E: 0	LOB: 1	K: 1	P: 14	R: 3	H: 1	E: 0	LOB: 0	K: 0	P: 10	1B: 4	SF: 1	2B: 0	SAC: 1	3B: 1	DP: 0	HR: 2	HBP: 2	WP: 1	PA: 40
--------------	------	------	------	--------	------	-------	------	------	------	--------	------	-------	------	------	------	--------	------	-------	------	------	------	--------	------	-------	------	------	------	--------	------	-------	------	------	------	--------	------	------	------	------	------	--------	------	-------	------	------	------	--------	------	-------	-------	-------	-------	--------	-------	-------	-------	--------	-------	--------

PITCHER	IP	WLS	BF	H	R	ER	SO	BB	IBB	HBP	BLK	WP	HR	S	P	ERA	WHIP
Bobby Witt, R ERA: 6.34 (1, 1)	4.0		22	5	7	6	2	4	0	1	0	1	1	43	82	13.50	2.250
Mike Duvall, L ERA: 2.0 (5, 1)	2.2		9	0	0	0	1	1	0	0	0	0	0	19	37	0.00	0.375
Esteban Yan, R ERA: 5.06 (7, 1)	1.2	L	9	2	3	3	1	0	1	1	0	0	1	15	28	16.20	1.200

**BOTTOM**

**Tampa Bay Devil Rays @ Oakland Athletics**  
 Network Associates Coliseum, Oakland, CA

Mon May 31 1999, 10:05 PM EDT  
 Att: 10,444 - Cloudy - 60 F

AB	30
R	10
H	7
RBI	9
BB	6
SO	4
LOB	15





Batter	1	2	3	4	5	6	7	8	9	AB R H RBI BB SO LOB	TOP													
Randy Winn, S (1, 8) OBP: 0.329, SLG: 0.389	3-2 G4-3		0-0 B2		1-2 G6-3		1-1 G6-3		4-2 FC5-4 BB	4 0 0 0 1 0 1														
Miguel Cairo, R (1, 4) OBP: 0.382, SLG: 0.455	3-2 L6		0-0 FC4-6 1B		4-2 BB			1-0 HBP BB 1B	1-1 FC5-4	4 0 2 1 1 0 2														
Fred McGriff, L (1, 3) OBP: 0.427, SLG: 0.633	4-2 BB		0-0 FC4-6 1-2f		2-3 K			4-2 HBP BB	1-3 K	3 0 0 0 2 2 4														
Jose Canseco, R (1, 10) OBP: 0.367, SLG: 0.636	1-3 K		1-2 G6-3			2-1 G5-3		1-0 P5		4 0 0 0 0 1 4														
Herbert Perry, R (1, 7) OBP: 0.422, SLG: 0.554		3-2 1B 1B		2-1 L1		1-1 1B		2-0 G5-4-3 HBP		3 1 2 0 0 0 0														
Aaron Ledesma, R (1, 5) OBP: 0.324, SLG: 0.344		0-1 1B 1-2 1B		2-1 G5-3		1-2 P4		2-1 G5-4-3 1-2f		4 0 1 0 0 0 4														
John Flaherty, R (1, 2) OBP: 0.314, SLG: 0.468		0-3 K		0-0 1B		1-1 P4			0-1 BB 1B FC5-4 1B	4 1 2 0 0 1 3	AB 34 R 2 H 10 RBI 2 BB 4 SO 6 LOB 22													
Dave Martinez, L (1, 9) OBP: 0.407, SLG: 0.477		2-1 G4-6-3 1-3 2-H 1B		0-1 G3			3-2 P3		0-3 K	4 0 1 1 0 1 2														
Kevin Stocker, S (1, 6) OBP: 0.401, SLG: 0.412		0-0 G4-6-3 1-2f		1-2 G6-3 1B			2-3 K		0-1 FC5-4 BB 1B	4 0 2 0 0 1 2														
Inning Stats	R: 0 E: 0 K: 1 S: 11	H: 0 LOB: 1 BB: 1 P: 22	R: 1 E: 0 K: 1 S: 11	H: 3 LOB: 1 BB: 0 P: 16	R: 0 E: 0 K: 0 S: 6	H: 1 LOB: 1 BB: 0 P: 7	R: 0 E: 0 K: 0 S: 7	H: 1 LOB: 1 BB: 0 P: 11	R: 0 E: 0 K: 1 S: 11	H: 1 LOB: 1 BB: 1 P: 19	R: 0 E: 0 K: 1 S: 9	H: 1 LOB: 1 BB: 0 P: 14	R: 0 E: 0 K: 1 S: 8	H: 0 LOB: 0 BB: 0 P: 14	R: 0 E: 0 K: 0 S: 7	H: 1 LOB: 2 BB: 1 P: 17	R: 1 E: 0 K: 2 S: 15	H: 2 LOB: 2 BB: 1 P: 21	1B: 10 2B: 0 3B: 0 HR: 0	SF: 0 SAC: 0 DP: 3 HBP: 1	WP: 0 PB: 0 SB: 0 CS: 0	PA: 39		
PITCHER Kenny Rogers, L (1, 1) ERA: 3.19 Billy Taylor, R (8, 1) ERA: 1.99	IP WLS BF H R ER SO BB IBB HBP BLK WP HR S P ERA WHIP	7.0 W 30 8 1 1 4 3 0 0 0 0 0 0 67 112 1.29 1.571	2.0 S 9 2 1 1 2 1 0 1 0 0 0 0 18 29 4.50 1.500																					

Tampa Bay Devil Rays @ Oakland Athletics  
Network Associates Coliseum, Oakland, CA

Tue Jun 01 1999, 10:05 PM EDT  
Att: 7,170 - Cloudy - 59 F

AB	34
R	2
H	10
RBI	2
BB	4
SO	6
LOB	22







Batter	1	2	3	4	5	6	7	8	9	AB R H RBI BB SO LOB	TOP																
Randy Winn, S (1, 8) OBP: 0.331, SLG: 0.389	1-3 K2-3		2-1 WP 1B		1-2 WP HR 1B		3-3 K		2-2 G4-3	5 1 2 1 0 2 0																	
Dave Martinez, L (1, 9) OBP: 0.416, SLG: 0.486	1-0 1B 2B		3-3 K		4-1 WP HR BB		4-2 3B BB		0-0 G1-4-3 1B	3 2 2 0 2 1 3																	
Jose Canseco, R (1, 10) OBP: 0.373, SLG: 0.661	3-1 G4-6-3 1B		3-3 K		3-2 HR		2-1 G4-6-3 3B		2-1 G1-4-3 1-2f	5 1 3 4 0 1 3																	
Fred McGriff, L (1, 3) OBP: 0.419, SLG: 0.619	2-0 G4-6-3 1-2f		3-3 K		0-0 G4-3		0-0 G3			4 0 0 0 0 1 5																	
Wade Boggs, L (1, 5) OBP: 0.302, SLG: 0.315		0-1 F9		2-2 G4-3		0-0 G1-3		4-2 SH1 1B BB		3 0 0 0 0 0 0																	
Herbert Perry, R (8, PH) OBP: 0.431, SLG: 0.554										0 1 0 0 1 0 0																	
Aaron Ledesma, R (1, 6) OBP: 0.297, SLG: 0.314		1-1 G5-3		1-1 F8		1-2 F8		1 SAFE 0-0 SH1		3 0 0 0 0 0 0																	
Paul Sorrento, L (1, 7) OBP: 0.342, SLG: 0.394		0-3 K		2-1 G3		0-0 G3		0-1 1B		4 0 1 1 0 1 0																	
Danny Clyburn, R (8, PR) OBP: 0.270, SLG: 0.358								2-H		0 0 0 0 0 0 0																	
Miguel Cairo, R (1, 4) OBP: 0.386, SLG: 0.456			2-2 1B WP 1B		2-2 S 1B 1B		1-0 G5-3		0-3 K	4 2 2 0 0 1 1																	
Mike DiFelice, R (1, 2) OBP: 0.267, SLG: 0.419			2-0 WP 1B		0-1 F7		0-2 G4-3		1-2 F7	3 0 1 0 0 0 1																	
Kevin Stocker, S (8, PH) OBP: 0.399, SLG: 0.409										1 0 0 0 0 0 1																	
John Flaherty, R (8, 2) OBP: 0.314, SLG: 0.468										0 0 0 0 0 0 0																	
Inning Stats	R: 0 E: 0 K: 1 S: 7	H: 2 LOB: 1 BB: 0 P: 14	R: 0 E: 0 K: 1 S: 7	H: 0 LOB: 0 BB: 0 P: 8	R: 1 E: 0 K: 3 S: 15	H: 3 LOB: 2 BB: 0 P: 30	R: 0 E: 0 K: 0 S: 7	H: 0 LOB: 0 BB: 0 P: 12	R: 4 E: 0 K: 0 S: 14	H: 3 LOB: 0 BB: 1 P: 24	R: 0 E: 0 K: 0 S: 5	H: 0 LOB: 0 BB: 0 P: 7	R: 1 E: 0 K: 1 S: 11	H: 1 LOB: 1 BB: 1 P: 20	R: 1 E: 0 K: 1 S: 16	H: 1 LOB: 1 BB: 1 P: 21	R: 0 E: 0 K: 0 S: 7	H: 1 LOB: 0 BB: 0 P: 11	1B: 8 2B: 1 3B: 1 HR: 1	SF: 0 SAC: 1 DP: 2 HBP: 0	WP: 2 PB: 0 SB: 1 CS: 0	PA: 39					
PITCHER	IP WLS BF H R ER SO BB IBB HBP BLK WP HR S P ERA WHIP												PITCHER	IP WLS BF H R ER SO BB IBB HBP BLK WP HR S P ERA WHIP													
Tom Candiotti, R (1, 1) ERA: 6.35	6.0		8	5	5	5	1	0	0	0	2	1	55	95	7.50	1.500											
Tim Worrell, R (7, 1) ERA: 4.7	0.2	B	4	1	1	1	1	0	0	0	0	0	10	19	13.50	3.000											
Buddy Groom, L (7, 1) ERA: 5.51	0.1		1	0	0	0	0	0	0	0	0	0	1	1	0.00	0.000											
T.J. Mathews, R (8, 1) ERA: 3.47	1.0	L	5	1	1	1	1	0	0	0	0	0	16	21	9.00	2.000											
Doug Jones, R (9, 1) ERA: 2.48	1.0		3	1	0	0	0	0	0	0	0	0	7	11	0.00	1.000											

Tampa Bay Devil Rays @ Oakland Athletics  
Network Associates Coliseum, Oakland, CA

AB	35
R	7
H	11
RBI	6
BB	3
SO	7
LOB	14



Wed Jun 02 1999, 3:15 PM EDT  
Att. 17,505 - Cloudy - 57 F

Batter	1	2	3	4	5	6	7	8	9	AB	R	H	RBI	BB	SO	LOB
Tony Phillips, S OBP: 0.359, SLG: 0.469 (1, 8)	F9		F8		G5-3	1B		L7		5	0	1	1	0	0	1
Miguel Tejada, R OBP: 0.308, SLG: 0.428 (1, 6)	K		BB			1B		F8		4	1	1	0	1	2	3
Jason Giambi, L OBP: 0.388, SLG: 0.468 (1, 3)	E4		K							5	0	0	0	0	2	2
John Jaha, R OBP: 0.395, SLG: 0.569 (1, 10)	K				G6-3	1B				5	1	1	1	0	3	1
Matt Stairs, L OBP: 0.344, SLG: 0.549 (1, 9)					G5-3					5	0	1	0	0	1	1
Olmedo Saenz, R OBP: 0.368, SLG: 0.400 (1, 5)					E7					2	1	0	0	1	1	0
Tim Raines, S OBP: 0.347, SLG: 0.363 (1, 7)					F8					4	2	2	2	0	0	3
Scott Spiezio, S OBP: 0.277, SLG: 0.313 (1, 4)										3	1	0	0	1	0	0
A.J. Hinch, R OBP: 0.236, SLG: 0.301 (1, 2)										2	0	0	0	0	0	0
Ben Grieve, L OBP: 0.270, SLG: 0.299 (6, PH)										1	0	1	2	0	0	0
Mike Macfarlane, R OBP: 0.293, SLG: 0.343 (7, 2)										1	0	1	0	0	0	0

Inning Stats	R: 0	H: 0	E: 1	K: 2	S: 15	H: 0	LOB: 1	BB: 0	P: 21	R: 1	H: 1	E: 0	K: 2	S: 9	H: 0	LOB: 0	BB: 0	P: 18	R: 0	H: 0	E: 0	K: 1	S: 15	R: 0	H: 0	E: 1	K: 0	S: 9	R: 0	H: 0	E: 0	K: 0	S: 7	R: 5	H: 5	E: 1	K: 1	S: 29	H: 0	LOB: 0	BB: 0	P: 14	R: 0	H: 1	E: 0	K: 1	S: 9	R: 0	H: 1	E: 0	K: 0	S: 10	R: 0	H: 0	E: 0	K: 2	S: 9	R: 0	H: 0	E: 0	K: 2	S: 9	1B: 5	SF: 0	2B: 2	SAC: 0	3B: 0	DP: 0	HR: 1	HBP: 1	WP: 1	PA: 41
--------------	------	------	------	------	-------	------	--------	-------	-------	------	------	------	------	------	------	--------	-------	-------	------	------	------	------	-------	------	------	------	------	------	------	------	------	------	------	------	------	------	------	-------	------	--------	-------	-------	------	------	------	------	------	------	------	------	------	-------	------	------	------	------	------	------	------	------	------	------	-------	-------	-------	--------	-------	-------	-------	--------	-------	--------

PITCHER	IP	WLS	BF	H	R	ER	SO	BB	IBB	HBP	BLK	WP	HR	S	P	ERA	WHIP
Wilson Alvarez, L ERA: 4.44 (1, 1)	5.2		26	4	6	6	5	2	0	0	0	1	1	72	121	9.53	1.059
Rick White, R ERA: 4.28 (6, 1)	0.1	B	3	2	0	0	1	0	0	0	0	0	0	12	17	0.00	6.000
Mike Duvall, L ERA: 1.86 (7, 1)	0.2		3	1	0	0	1	0	0	0	0	0	0	6	10	0.00	1.500
Esteban Yan, R ERA: 4.86 (7, 1)	1.1	W	6	1	0	0	0	1	0	0	0	0	0	13	25	0.00	1.500
Roberto Hernandez, R ERA: 4.61 (9, 1)	1.0	S	3	0	0	0	2	0	0	0	0	0	0	9	16	0.00	0.000

**BOTTOM**

**Tampa Bay Devil Rays @ Oakland Athletics**  
 Network Associates Coliseum, Oakland, CA

Wed Jun 02 1999, 3:15 PM EDT  
 Att: 17,505 - Cloudy - 57 F

AB	37
R	6
H	8
RBI	6
BB	3
SO	9
LOB	11













Batter	1	2	3	4	5	6	7	8	9	AB R H RBI BB SO LOB	TOP											
Tony Phillips, S OBP: 0.354, SLG: 0.473 (1, 8)	2-2 FC6-5 2B		1-0 P2			1-2 F7	1-1 FC6-4		3-3 K	5 0 1 0 0 1 5	<p><b>Oakland Athletics @ San Francisco Giants</b>  3Com Park at Candlestick Point, San Francisco, CA</p> <p>Sat Jun 05 1999, 4:05 PM EDT  Att. 31,959 - Unknown - 64 F</p>											
Miguel Tejada, R OBP: 0.307, SLG: 0.416 (1, 6)	0-1 FC6-5 1B		1-0 G6-3			1-1 1B		2-2 G5-3		4 0 1 0 0 0 1												
Jason Giambi, L OBP: 0.378, SLG: 0.453 (1, 3)	1-1 F8				3-1 P7	2-3 K		1-2 FC5-4 1B		4 0 1 0 0 1 2												
Olmedo Saenz, R OBP: 0.364, SLG: 0.402 (1, 5)	3-2 1B				3-1 G4-3 2B	1-1 P5		0-1 FC5-4 FC6		4 0 2 0 0 0 2												
Matt Stairs, L OBP: 0.335, SLG: 0.525 (1, 9)	3-0 F8				3-2 G4-3		1-2 F8	1-0 FC6		4 0 0 0 0 0 4												
Tim Lincecum, S OBP: 0.343, SLG: 0.349 (1, 7)			3-2 F7		3-3 K		4-2 E 1B BB	2-0 FC3-6 1B		3 0 1 0 1 1 1												
Scott Spiezio, S OBP: 0.281, SLG: 0.310 (1, 4)			0-0 G6-3			2-1 G6-3	1-2 E 1B	0-0 FC3-6 3 1B		4 0 1 0 0 0 1												
A.J. Hinch, R OBP: 0.230, SLG: 0.292 (1, 2)			1-2 G6-3			2-2 L1	0-2 F7	3-2 1B		3 0 0 0 0 0 2												
3 Eric Chavez, L OBP: 0.331, SLG: 0.396 (9, PH)								1-2 1B		1 0 1 0 0 0 0												
Mike Oquist, R (1, 1)								3-2 F7		2 0 0 0 0 1 0												
Tim Worrell, R (5, 1)										0 0 0 0 0 0 0												
John Jaha, R OBP: 0.390, SLG: 0.561 (7, PH)										1 0 0 0 0 0 2												
Jimmy Haynes, R (7, 1)										0 0 0 0 0 0 0												
Ben Grieve, L OBP: 0.274, SLG: 0.293 (9, PH)										1 0 0 0 0 0 2												
<b>Inning Stats</b>	R: 0 E: 0 K: 0 S: 12	H: 2 LOB: 2 BB: 0 P: 21	R: 0 E: 0 K: 0 S: 8	H: 0 LOB: 0 BB: 0 P: 12	R: 0 E: 0 K: 1 S: 6	H: 0 LOB: 0 BB: 0 P: 9	R: 0 E: 0 K: 1 S: 11	H: 1 LOB: 1 BB: 0 P: 23	R: 0 E: 0 K: 0 S: 7	H: 0 LOB: 0 BB: 0 P: 12	R: 0 E: 0 K: 1 S: 10	H: 1 LOB: 1 BB: 0 P: 15	R: 0 E: 1 K: 0 S: 20	H: 1 LOB: 3 BB: 1 P: 29	R: 0 E: 0 K: 1 S: 10	H: 1 LOB: 1 BB: 0 P: 14	R: 0 E: 0 K: 1 S: 14	H: 2 LOB: 2 BB: 0 P: 25	1B: 6 2B: 2 3B: 0 HR: 0	SF: 0 SAC: 0 DP: 0 HBP: 0	WP: 0 PB: 0 SB: 0 CS: 0	PA: 37
<b>PITCHER</b>	IP WLS BF H R ER SO BB IBB HBP BLK WP HR S P ERA WHIP																					
Kirk Rueter, L ERA: 5.23 (1, 1)	5.1 W 20 4 0 0 2 0 0 0 0 0 0 0 49 84 0.00 0.750																					
Rich Rodriguez, L ERA: 3.54 (6, 1)	1.2 8 1 0 0 1 1 0 0 0 0 0 0 25 37 0.00 1.200																					
Julian Tavarez, R ERA: 8.15 (8, 1)	2.0 9 3 0 0 1 0 0 0 0 0 0 0 24 39 0.00 1.500																					

AB	36
R	0
H	8
RBI	0
BB	1
SO	4
LOB	22



Batter	1	2	3	4	5	6	7	8	9
Marvin Benard, L (1, 8) OBP: 0.339, SLG: 0.375	F7		G6-3		BB 1B	1B		G5-3	
Bill Mueller, S (1, 5) OBP: 0.366, SLG: 0.333	G6-3			K	BB 1B	1B		F7	
J.T. Snow, L (1, 3) OBP: 0.390, SLG: 0.443	K			BB 1B	BB 1B	K		G4-3	
Jeff Kent, R (1, 4) OBP: 0.371, SLG: 0.471		1B		G6-4-3	FC5-4		G5-3 WP		
Wilson Delgado, S (7, 4) OBP: 0.370, SLG: 0.333				1-2f	1-2f		BB		
Armando Rios, L (1, 9) OBP: 0.354, SLG: 0.444		F7			G4-3	BB 1B	G5-3	BB	
Rich Aurilia, R (1, 6) OBP: 0.351, SLG: 0.516		K			BB 1B 2B	F9	G5-3	BB	
F.P. Santangelo, S (1, 7) OBP: 0.440, SLG: 0.311		K			BB 1B BB	K	1B	BB	
Scott Servais, R (1, 2) OBP: 0.333, SLG: 0.452			P7		K	E6	1B	1B	
Kirk Rueter, L (1, 1) OBP: 0.136, SLG: 0.143					K	BB 1B	1B	1B	
Rich Rodriguez, L (6, 1) OBP: 1.000, SLG: 1.000			G4-3		BB 1B	BB 1B	BB 1B	P4	
Charlie Hayes, R (7, PH) OBP: 0.271, SLG: 0.254					BB 1B	BB 1B	BB 1B		
Julian Tavarez, L (8, 1)					BB 1B	BB 1B	BB 1B		

Inning Stats	R: 0	H: 0	E: 0	K: 1	S: 9	R: 0	H: 1	E: 0	K: 2	S: 10	R: 0	H: 0	E: 0	K: 0	S: 9	R: 0	H: 1	E: 0	K: 1	S: 9	R: 4	H: 3	E: 0	K: 1	S: 17	R: 3	H: 3	E: 1	K: 2	S: 23	R: 1	H: 2	E: 0	K: 0	S: 13	R: 0	H: 0	E: 0	K: 0	S: 6			
	LOB: 0	BB: 0	P: 13	LOB: 1	BB: 0	P: 17	LOB: 0	BB: 0	P: 11	LOB: 0	BB: 0	P: 15	LOB: 2	BB: 3	P: 35	LOB: 2	BB: 1	P: 36	LOB: 2	BB: 2	P: 27	LOB: 0	BB: 0	P: 7																			

PITCHER															PITCHER																																					
IP	WLS	BF	H	R	ER	SO	BB	IBB	HBP	BLK	WP	HR	S	P	ERA	WHIP	IP	WLS	BF	H	R	ER	SO	BB	IBB	HBP	BLK	WP	HR	S	P	ERA	WHIP																			
Mike Oquist, R (1, 1) ERA: 4.82	4.2	L	21	5	4	4	5	3	0	0	0	0	53	89	7.71	1.714																																				
Tim Worrell, R (5, 1) ERA: 4.41	1.1		9	3	3	0	2	1	0	0	0	0	24	38	0.00	3.000																																				
Jimmy Haynes, R (7, 1) ERA: 5.31	2.0		9	2	1	1	0	2	0	0	0	1	19	34	4.50	2.000																																				

AB R H RBI BB SO LOB

4	1	1	0	1	0	0
4	0	1	3	1	1	0
5	0	2	2	0	2	2
3	0	1	0	0	0	3
0	0	0	0	1	0	0
2	2	0	0	2	0	1
4	1	1	0	0	1	4
3	1	1	1	1	2	2
4	1	1	0	0	1	3
2	1	1	1	0	0	0
1	1	1	1	0	0	0
1	0	0	0	0	0	2
0	0	0	0	0	0	0

1B: 9	SF: 0	WP: 1	PA: 39
2B: 1	SAC: 0	PB: 0	
3B: 0	DP: 2	SB: 1	
HR: 0	HBP: 0	CS: 0	

**Oakland Athletics @ San Francisco Giants**  
**3Com Park at Candlestick Point, San Francisco, CA**  
 Sat Jun 05 1999, 4:05 PM EDT  
 Att: 31,959 - Unknown - 64 F

livebaseballscorecards.com

AB	33
R	8
H	10
RBI	8
BB	6
SO	7
LOB	17





Batter	1	2	3	4	5	6	7	8	9	AB	R	H	RBI	BB	SO	LOB	TOP										
Tony Phillips, S OBP: 0.355, SLG: 0.474 (1, 4) (7, 7)	0-3 K		1-1 BB 2B	1-1 G4-3		4-0 FC5-4 BB		1-1 F7		4	1	1	0	1	1	1											
T.J. Mathews, R (8, 1)										0	0	0	0	0	0	0											
Buddy Groom, L (8, 1)										0	0	0	0	0	0	0											
Billy Taylor, R (9, 1)										0	0	0	0	0	0	0											
Miguel Tejada, R OBP: 0.313, SLG: 0.415 (1, 6)	4-1 BB		1-0 BB 2B HBP		0-2 HR 1B	1-2 FC5-4		1-2 P9		3	2	1	0	1	0	1											
Jason Giambi, L OBP: 0.379, SLG: 0.463 (1, 3)	1-2 F7-3-1-6		4-1 2B BB		2-1 HR		3-3 K		1-2 F8	4	1	1	2	1	1	1											
Matt Stairs, L OBP: 0.341, SLG: 0.545 (1, 9)		4-2 1B SF8 BB	0-2 2B		2-1 G4-3		3-2 F7		2-0 HR	4	2	2	3	1	0	0											
Ben Grieve, L OBP: 0.280, SLG: 0.293 Jorge Velandia, R OBP: 0.222, SLG: 0.278 (7, PR) (7, 4)		3-2 1B	2-3 K		3-2 G3		4-1 BB		0-0 P3	3	0	1	0	1	1	2											
3 Eric Chavez, L OBP: 0.329, SLG: 0.387 Doug Jones, R (7, 1)		2-3 K	4-0 IBB		3-2 G1-3		3-2 G2-3			3	0	0	0	1	1	3											
Tim Raines, S OBP: 0.343, SLG: 0.349 (8, 7)										0	0	0	0	0	0	0											
Ryan Christenson, R OBP: 0.220, SLG: 0.227 (1, 8)		0-0 SF8	1-3 K			1-3 K			2-2 G4-3	3	0	0	1	0	2	3											
A.J. Hinch, R OBP: 0.231, SLG: 0.309 (1, 2)	0-1 F9			1-2 G1-3		2-2 G2-3 3B		1-0 G6-3		4	1	1	0	0	0	1											
Kenny Rogers, L (1, 1)			0-0 G1-4-3		2-3 K		2-2 G2-3		1-1 1B	3	0	0	1	0	1	0											
Olmedo Saenz, R OBP: 0.369, SLG: 0.408 (7, 5)										1	0	1	0	0	0	0											
<b>Inning Stats</b>	R: 0 E: 0 K: 1 S: 8	H: 0 LOB: 0 BB: 1 P: 13	R: 1 E: 0 K: 1 S: 12	H: 1 LOB: 1 BB: 1 P: 21	R: 2 E: 0 K: 2 S: 16	H: 2 LOB: 3 BB: 2 P: 29	R: 0 E: 0 K: 1 S: 8	H: 0 LOB: 0 BB: 0 P: 12	R: 2 E: 0 K: 0 S: 14	H: 2 LOB: 0 BB: 0 P: 24	R: 1 E: 0 K: 1 S: 15	H: 1 LOB: 1 BB: 1 P: 25	R: 0 E: 0 K: 1 S: 12	H: 0 LOB: 2 BB: 1 P: 25	R: 0 E: 0 K: 0 S: 8	H: 1 LOB: 1 BB: 0 P: 13	R: 1 E: 0 K: 0 S: 8	H: 1 LOB: 0 BB: 0 P: 12	1B: 3 2B: 3 3B: 1 HR: 2	SF: 1 SAC: 0 DP: 1 HBP: 1	WP: 0 PB: 0 SB: 1 CS: 0	PA: 41					
<b>PITCHER</b>	IP	WLS	BF	H	R	ER	SO	BB	IBB	HBP	BLK	WP	HR	S	P	ERA	WHIP										
Mark Gardner, R ERA: 8.02 (1, 1)	6.0		29	6	6	6	6	4	1	1	0	0	1	73	124	9.00	1.667										
Alan Embree, L ERA: 2.53 (7, 1)	1.0		4	0	0	0	1	1	0	0	0	0	0	12	25	0.00	1.000										
Felix Rodriguez, R ERA: 4.73 (8, 1)	1.0		4	1	0	0	0	0	0	0	0	0	0	8	13	0.00	1.000										
John Johnstone, R ERA: 1.76 (9, 1)	1.0	L	4	1	1	1	0	0	0	0	0	0	1	8	12	9.00	1.000										

Oakland Athletics @ San Francisco Giants  
3Com Park at Candlestick Point, San Francisco, CA

Sun Jun 06 1999, 4:05 PM EDT  
Att. 40,154 - Unknown - 63 F

AB 33  
R 7  
H 8  
RBI 7  
BB 6  
SO 7  
LOB 12



WP: 0 PA: 41  
PB: 0  
SB: 1  
CS: 0

livebaseballscorecards.com

Batter	1	2	3	4	5	6	7	8	9	AB	R	H	RBI	BB	SO	LOB
F.P. Santangelo, S (1, 8) OBP: 0.448, SLG: 0.372	1-0 P4		4-0 1B BB		1-1 1B G5-4-3 2B		2-0 HR	2-3 K		4	3	2	1	1	1	2
Stan Javier, S (1, 7) OBP: 0.376, SLG: 0.428	1-1 1B		2-2 1B		3-2 1B G5-4-3		2-1 2B 1B	4-0 IBB		4	1	4	1	1	0	0
J.T. Snow, L (1, 3) OBP: 0.386, SLG: 0.442	1-3 K		1-0 P8		0-2 G5-4-3		1-1 2B	2-2 P5		5	1	1	1	0	1	5
Charlie Hayes, R (1, 5) OBP: 0.270, SLG: 0.261	0-0 P6		1-2 L4		1-0 G5-3		1-0 2B			4	0	1	1	0	0	2
Felix Rodriguez, R (8, 1) OBP: 0.333, SLG: 1.333										0	0	0	0	0	0	0
John Johnstone, R (9, 1) OBP: 0.369, SLG: 0.469										0	0	0	0	0	0	0
Jeff Kent, R (9, PH)										1	0	0	0	0	1	0
Ellis Burks, R (1, 9) OBP: 0.371, SLG: 0.443		0-0 CS 1B			0-1 P7		4-0 K BB		0-3 K	4	0	1	0	1	2	0
Rich Aurilia, R (1, 6) OBP: 0.352, SLG: 0.511		4-1 FC6-4 BB			0-0 BB 1B		1-3 K2-3 G5-3		1-0 G4-3	4	0	1	0	1	1	2
Scott Servais, R (1, 2) OBP: 0.330, SLG: 0.443		1-0 FC6-4 BB			2-3 K		0-0 G5-3		1-1 SH2-4 2B 1B	4	0	1	0	0	1	2
Shawn Estes, R (8, PR) OBP: 0.350, SLG: 0.353		1-2 FC6-4 BB			1-1 K					0	1	0	0	0	0	0
Brent Mayne, L (9, 2) OBP: 0.407, SLG: 0.467		1-2 FC6-4 BB			1-1 K					0	0	0	0	0	0	0
Wilson Delgado, S (1, 4) OBP: 0.367, SLG: 0.308		3-1 G1-3			4-0 BB		0-1 P8	0-0 SH2-4		2	0	0	0	1	0	1
Mark Gardner, R (1, 1) OBP: 0.200, SLG: 0.357					3-2 G5-3		1-0 P6	3-2 2B		2	0	0	0	0	0	2
Alan Embree, L (7, 1)										0	0	0	0	0	0	0
Marvin Benard, L (7, PH) OBP: 0.338, SLG: 0.373										1	0	0	0	0	0	0
Bill Mueller, S (8, 5) OBP: 0.373, SLG: 0.357										1	0	1	1	0	0	0

Inning Stats	R: 0	H: 1	E: 0	LOB: 1	K: 1	P: 11	R: 0	H: 1	E: 0	LOB: 1	K: 0	P: 5	R: 1	H: 1	E: 0	LOB: 1	K: 0	P: 13	R: 0	H: 1	E: 0	LOB: 2	K: 1	P: 9	R: 1	H: 2	E: 0	LOB: 0	K: 0	P: 14	R: 0	H: 0	E: 0	LOB: 0	K: 2	P: 10	R: 3	H: 4	E: 0	LOB: 2	K: 0	P: 11	R: 1	H: 2	E: 0	LOB: 2	K: 1	P: 15	R: 0	H: 0	E: 0	LOB: 0	K: 2	P: 8	1B: 7	2B: 4	3B: 0	HR: 1	SF: 0	SAC: 1	DP: 1	HBP: 0	WP: 0	PA: 42
--------------	------	------	------	--------	------	-------	------	------	------	--------	------	------	------	------	------	--------	------	-------	------	------	------	--------	------	------	------	------	------	--------	------	-------	------	------	------	--------	------	-------	------	------	------	--------	------	-------	------	------	------	--------	------	-------	------	------	------	--------	------	------	-------	-------	-------	-------	-------	--------	-------	--------	-------	--------

PITCHER	IP	WLS	BF	H	R	ER	SO	BB	IBB	HBP	BLK	WP	HR	S	P	ERA	WHIP
Kenny Rogers, L (1, 1) ERA: 3.54	6.2		30	9	5	5	4	3	0	0	0	0	1	54	96	6.75	1.800
Doug Jones, R (7, 1) ERA: 2.51	0.2	B	6	3	1	1	0	1	0	0	0	0	0	10	20	13.50	6.000
T.J. Mathews, R (8, 1) ERA: 3.16	0.1		2	0	0	0	1	0	1	0	0	0	0	4	10	0.00	0.000
Buddy Groom, L (8, 1) ERA: 5.29	0.1	W	1	0	0	0	0	0	0	0	0	0	0	4	6	0.00	0.000
Billy Taylor, R (9, 1) ERA: 2.22	1.0	S	3	0	0	0	2	0	0	0	0	0	0	7	8	0.00	0.000

BOTTOM

Oakland Athletics @ San Francisco Giants  
3Com Park at Candlestick Point, San Francisco, CA

livebaseballscores.com

AB	36
R	6
H	12
RBI	5
BB	5
SO	7
LOB	16



Sun Jun 06 1999, 4:05 PM EDT  
Att: 40,154 - Unknown - 63 F



Batter	1	2	3	4	5	6	7	8	9	AB R H RBI BB SO LOB	TOP														
Tony Phillips, S OBP: 0.352, SLG: 0.465 (1, 4) B F C X (8, 8)	3-2 G5-3 1	1-1 FC5 2-3f			1-3 K 2		4-2 1B BB	2-3 SAFE K 3		4 1 0 0 1 2 5															
Miguel Tejada, R OBP: 0.320, SLG: 0.417 (1, 6) B S X	2-1 1B		2-1 L4 1		4-1 BB		1-2 1B		0-1 G1-3 1	4 0 2 0 1 0 0															
Jason Giambi, L OBP: 0.375, SLG: 0.457 (1, 3) X	0-0 G3 3		1-0 G4-3 2		2-3 K 3		2-2 1B 1-2 2-H		1-3 K 2	5 0 1 1 0 2 2															
Olmedo Saenz, R OBP: 0.370, SLG: 0.417 (1, 5)		2-0 1B 2B	1-2 G6-3 3			0-1 G6-3 1B	2-3 K 2		2-3 K 3	5 1 2 0 0 2 2															
Matt Stairs, L OBP: 0.340, SLG: 0.539 (1, 9)		1-2 FC6-4 1B 2-H		3-1 G4-3 1		0-1 G6-3 1-2f	0-3 K 3			4 0 1 1 0 1 3															
Tim Raines, S OBP: 0.330, SLG: 0.333 (1, 7)		2-0 FC6-4 FC5-2 1-2f		2-1 G1-3 2		1-2 E6 BB		1-0 P8 1		4 0 0 0 0 0 1															
Ryan Christenson, R OBP: 0.228, SLG: 0.217 (1, 8)		1-2 E5		0-0 L7 3		4-0 BB		0-2 WP SF8 2B		2 0 0 0 1 0 1															
3 Eric Chavez, L OBP: 0.333, SLG: 0.399 (8, PH)		1-3 BB				1-2 BB				1 1 1 0 0 0 0															
Buddy Groom, L (8, 1)										0 0 0 0 0 0 0															
Doug Jones, R (8, 1)										0 0 0 0 0 0 0															
A.J. Hinch, R OBP: 0.227, SLG: 0.304 (6, PH)		0-1 FC5-2 BB			2-0 P3 1	0-0 G1-3 3		4-0 BB		2 0 0 0 0 0 2															
John Jaha, R OBP: 0.387, SLG: 0.556 (6, 1)										1 0 0 0 0 0 2															
Ben Grievie, L OBP: 0.284, SLG: 0.293 (8, PH)										0 0 0 0 0 0 0															
Jorge Valandria, R OBP: 0.222, SLG: 0.278 (8, PR)										0 0 0 0 1 0 0															
Tim Hudson, R OBP: 1.000, SLG: 1.000 (1, 1)		4-2 BB			1-2 BB 1B		0-0 F8 1	2-0 SF8 2		1 0 1 0 1 0 0															
Mike Macfarlane, R OBP: 0.286, SLG: 0.372 (6, 2)										1 0 0 1 0 0 0															
<b>Inning Stats</b>	R: 0 E: 0 K: 0 S: 6	H: 1 LOB: 0 BB: 0 P: 11	R: 1 E: 1 K: 0 S: 17	H: 2 LOB: 3 BB: 1 P: 28	R: 0 E: 0 K: 0 S: 6	H: 0 LOB: 0 BB: 0 P: 10	R: 0 E: 0 K: 0 S: 5	H: 0 LOB: 0 BB: 0 P: 10	R: 0 E: 0 K: 2 S: 13	H: 1 LOB: 2 BB: 1 P: 23	R: 0 E: 1 K: 0 S: 8	H: 1 LOB: 2 BB: 1 P: 13	R: 1 E: 0 K: 2 S: 19	H: 2 LOB: 2 BB: 1 P: 28	R: 1 E: 0 K: 1 S: 9	H: 1 LOB: 1 BB: 1 P: 18	R: 0 E: 0 K: 2 S: 9	H: 0 LOB: 0 BB: 0 P: 12	1B: 6 2B: 2 3B: 0 HR: 0	SF: 1 SAC: 0 DP: 1 HBP: 0	WP: 1 PB: 0 SB: 0 CS: 0	PA: 40			
<b>PITCHER</b>	IP WLS BF H R ER SO BB IBB HBP BLK WP HR S P ERA WHIP																								
Heath Murray, L ERA: 3.63 (1, 1)	5.2		25	5	1	1	2	3	0	0	0	0	0	54	94	1.59	1.412								
Brian Boehringer, R ERA: 3.31 (6, 1)	1.1	H	7	2	1	1	2	1	0	0	0	0	0	20	29	6.75	2.250								
Donne Wall, R ERA: 3.24 (8, 1)	1.0	W	5	1	1	1	1	1	0	0	0	1	0	9	18	9.00	2.000								
Trevor Hoffman, R ERA: 4.24 (9, 1)	1.0	S	3	0	0	0	2	0	0	0	0	0	0	9	12	0.00	0.000								

Oakland Athletics @ San Diego Padres  
Qualcomm Stadium, San Diego, CA  
Tue Jun 08 1999, 10:05 PM EDT  
Att. 17,195 - Unknown - 69 F

livebaseballscorecards.com

AB	34
R	3
H	8
RBI	3
BB	5
SO	7
LOB	18



Batter	1	2	3	4	5	6	7	8	9
<b>Damian Jackson, R</b> OBP: 0.338, SLG: 0.397 (1, 6)	0-1 S S 1B	2-3 K		4-1 1-2 G3-6-1 BB		2-0 1B 2B		4-0 1B IBB	
<b>Mike Darr, L</b> OBP: 0.391, SLG: 0.450 (1, 9)	0-0 F7		0-0 HR	0-0 G3-6-1		0-1 S 1B		4-2 1-2 2-3 1B BB	
<b>Gary Matthews, S</b> OBP: 0.556, SLG: 0.200 (8, PH) (9, 9)									
<b>Eric Owens, R</b> OBP: 0.313, SLG: 0.433 (1, 7)	2-3 K		1-3 K		1-0 E S 1B	3-3 K		0-0 1-2 2-H 3-H 1B	
<b>Greg Myers, L</b> OBP: 0.385, SLG: 0.430 (1, 2)	4-0 1B 1-2 BB		2-0 G4-3		1 SAFE 1 SAFE 3-3 K		0-0 G4-3	1-3 K	
<b>Jim Leyritz, R</b> OBP: 0.341, SLG: 0.478 (1, 3)	2-2 1-3 2-H 1B		3-3 K		4-0 BB		0-1 G1-3	2-3 K	
<b>George Arias, R</b> OBP: 0.256, SLG: 0.425 (1, 5)	1-3 K		0-2 BB 1B		1-3 K		4-1 BB		
<b>Brian Boehringer, S</b> (6, 1)									
<b>John Vander Wal, L</b> OBP: 0.402, SLG: 0.457 (7, PH)									
<b>Donne Wall, R</b> (8, 1)									
<b>Trevor Hoffman, R</b> (9, 1)									
<b>Ruben Rivera, R</b> OBP: 0.235, SLG: 0.383 (1, 8)			3-3 K		4-2 1B 1-2 BB	0-3 K		1-3 K	
<b>David Newhan, L</b> OBP: 0.750, SLG: 1.000 (1, 4)			1-2 2B		3-2 BB 1-3 2-H 1B		2-2 L6	1-2 BB SH1-4 1B	
<b>Heath Murray, L</b> OBP: 0.222, SLG: 0.125 (1, 1)			1-3 K		0-3 K		2-2 P5	0-1 SH1-4	
<b>Ed Giovanola, L</b> OBP: 0.342, SLG: 0.250 (6, 5)								1-2	

Inning Stats	R: 1	H: 2	E: 0	K: 2	S: 12	H: 2	LOB: 2	BB: 1	P: 21	R: 0	H: 1	E: 0	K: 3	S: 12	R: 0	H: 1	E: 0	K: 2	S: 8	R: 1	H: 2	E: 0	K: 1	S: 13	R: 0	H: 2	E: 0	K: 3	S: 11	R: 0	H: 2	E: 0	K: 1	S: 15	R: 0	H: 0	E: 0	K: 1	S: 7	R: 2	H: 2	E: 0	K: 2	S: 14	R: 2	H: 2	E: 0	K: 2	S: 26
--------------	------	------	------	------	-------	------	--------	-------	-------	------	------	------	------	-------	------	------	------	------	------	------	------	------	------	-------	------	------	------	------	-------	------	------	------	------	-------	------	------	------	------	------	------	------	------	------	-------	------	------	------	------	-------

PITCHER	IP	WLS	BF	H	R	ER	SO	BB	IBB	HBP	BLK	WP	HR	S	P	ERA	WHIP
<b>Tim Hudson, R</b> ERA: 5.4 (1, 1)	5.0		25	7	3	3	11	4	0	0	0	0	1	56	98	5.40	2.200
<b>Tim Worrell, R</b> ERA: 4.15 (6, 1)	2.0		9	2	0	0	2	1	0	0	0	0	0	22	36	0.00	1.500
<b>Buddy Groom, L</b> ERA: 6.23 (8, 1)	0.1	L	4	1	2	2	0	1	1	0	0	0	0	7	16	54.00	6.000
<b>Doug Jones, R</b> ERA: 2.47 (8, 1)	0.2		3	1	0	0	2	0	0	0	0	0	0	7	10	0.00	1.500

**BOTTOM**

**Oakland Athletics @ San Diego Padres**  
Qualcomm Stadium, San Diego, CA

Tue Jun 08 1999, 10:05 PM EDT  
Att: 17,195 - Unknown - 69 F

AB	33
R	5
H	11
RBI	5
BB	7
SO	15
LOB	23



WP	HR	S	P	ERA	WHIP
0	0	0	41		









Batter	1	2	3	4	5	6	7	8	9	AB	R	H	RBI	BB	SO	LOB	TOP										
Tony Phillips, S OBP: 0.347, SLG: 0.469 Doug Jones, R (7, 1)	2-1 F8			2-2 L3		1-1 BB 1B BB 1B	0-0 G5-3			4	1	1	0	0	0	1											
Miguel Tejada, R OBP: 0.325, SLG: 0.415 (1, 6)	1-1 P6			2-2 G3 HBP		0-0 BB 1B BB 1B		1-2 G4-3		3	0	1	0	0	0	0											
Matt Stairs, L OBP: 0.336, SLG: 0.525 (1, 9)	2-1 F8			2-2 G3		4-1 BB BB		2-3 K		3	0	0	0	1	1	1											
John Jaha, R OBP: 0.394, SLG: 0.548 Jorge Velandia, R OBP: 0.211, SLG: 0.263 (8, 4)		1-1 P9		2-0 G3-1		4-2 BB BB		4-1 S BB		2	0	0	1	2	0	1											
Olmedo Saenz, R OBP: 0.359, SLG: 0.402 (8, 3)		1-3 K			3-1 L9	1-3 K		3-3 K		4	0	0	0	0	3	4											
Tim Raines, S OBP: 0.330, SLG: 0.344 Scott Spiezo, S OBP: 0.281, SLG: 0.303 (8, 5)		2-2 L5			1-0 2B	0-0 P3			2-2 K	3	0	1	0	0	0	3											
Ryan Christenson, R OBP: 0.214, SLG: 0.204 3 Eric Chavez, L OBP: 0.329, SLG: 0.387 (9, PH)			1-1 G5-3		1-0 P3		3-2 F7		1-3 K	3	0	0	0	0	0	1											
A.J. Hinch, R OBP: 0.230, SLG: 0.304 Jason Giambi, L OBP: 0.372, SLG: 0.451 (9, PH)			2-3 K		3-2 F8		1-1 WP 1B		3-3 K	3	0	1	0	0	1	1											
Gil Heredia, R Buddy Groom, L Ben Grieve, L OBP: 0.287, SLG: 0.303 (6, 7)		0-0 P4			1-3 K	2-2 F8				2	0	0	0	0	1	0											
<b>Inning Stats</b>	R: 0 E: 0 K: 0 S: 6	H: 0 LOB: 0 BB: 0 P: 11	R: 0 E: 0 K: 1 S: 8	H: 0 LOB: 0 BB: 0 P: 12	R: 0 E: 0 K: 1 S: 6	H: 0 LOB: 0 BB: 0 P: 9	R: 0 E: 0 K: 0 S: 9	H: 0 LOB: 1 BB: 0 P: 17	R: 0 E: 0 K: 0 S: 7	H: 1 LOB: 1 BB: 0 P: 15	R: 1 E: 0 K: 2 S: 13	H: 2 LOB: 3 BB: 2 P: 24	R: 0 E: 0 K: 0 S: 10	H: 1 LOB: 1 BB: 0 P: 16	R: 0 E: 0 K: 2 S: 13	H: 0 LOB: 2 BB: 1 P: 23	R: 0 E: 0 K: 3 S: 14	H: 0 LOB: 0 BB: 0 P: 20	1B: 3 2B: 1 3B: 0 HR: 0	SF: 0 SAC: 0 DP: 0 HBP: 1	WP: 1 PB: 0 SB: 1 CS: 0	PA: 35					
<b>PITCHER</b>	IP	WLS	BF	H	R	ER	SO	BB	IBB	HBP	BLK	WP	HR	S	P	ERA	WHIP										
Sterling Hitchcock, L ERA: 4.86 Will Cunnane, R ERA: Trevor Hoffman, R ERA: 4.07	(1, 1) 7.0 (8, 1) 1.0 (9, 1) 1.0	W H S	28 4 3	4 0 0	1 0 0	1 0 0	4 2 3	2 1 0	0 0 0	1 0 0	0 0 0	1 0 0	0 0 0	59 13 14	104 23 20	1.29 0.00 0.00	0.857 1.000 0.000										

Oakland Athletics @ San Diego Padres  
Qualcomm Stadium, San Diego, CA  
Thu Jun 10 1999, 5:05 PM EDT  
Att. 20,024 - Sunny - 70 F

livebaseballscorecards.com

AB	31
R	1
H	4
RBI	1
BB	3
SO	9
LOB	13



Batter	1	2	3	4	5	6	7	8	9	AB R H RBI BB SO LOB
<b>Damian Jackson, R</b> OBP: 0.327, SLG: 0.381 (1, 6)	3-1 G6-4-3 1B		1-2 G6-3		1-1 F8			1-0 L7		4 0 1 0 0 0 1
<b>Mike Darr, L</b> OBP: 0.323, SLG: 0.357 (1, 9)	1-2 F8		0-1 G3			1-2 1B 1B		0-0 F9		4 0 1 0 0 0 1
<b>Eric Owens, R</b> OBP: 0.324, SLG: 0.433 (1, 7)	1-0 G6-4-3 1-2f		2-0 G5-3			1 SAFE 1-2 G4-6-3 1B		0-1 1B		4 0 2 0 0 0 1
<b>John Vander Wal, L</b> OBP: 0.385, SLG: 0.434 <b>Trevor Hoffman, R</b> (9, 1)		3-2 L9		1-2 K		1-3 K		2-3 K		4 0 0 0 0 3 3 0 0 0 0 0 0 0
<b>Dave Magadan, L</b> OBP: 0.364, SLG: 0.365 (1, 5) (9, 3)		3-2 L3		3-3 K		1-0 G4-6-3 1-2f				3 0 0 0 0 1 2
<b>Jim Leyritz, R</b> OBP: 0.341, SLG: 0.474 <b>Will Cunnane, R</b> (8, 1) <b>David Newhan, L</b> OBP: 0.429, SLG: 0.571 (9, 4)		0-0 BB E 1B		2-1 F8		3-3 K				3 1 1 0 0 1 0 0 0 0 0 0 0 0 0 0 0 0 0 0 0
<b>Gary Matthews, S</b> OBP: 0.583, SLG: 0.286 (1, 8)		4-1 E BB 1B		1-0 G6-3 1B		0-1 G6-3				2 1 1 0 1 0 0
<b>Ed Giovanola, L</b> OBP: 0.341, SLG: 0.314 (1, 4) (9, 5)		3-2 E8 1-H 2-H		3-2 G6-3		0-0 3B				3 0 1 0 0 0 1
<b>Sterling Hitchcock, L</b> OBP: 0.167, SLG: 0.130 <b>Phil Nevin, R</b> OBP: 0.264, SLG: 0.432 (7, PH) (8, 2)		0-3 K		0-0 G5-3		0-1 G5-3				2 0 0 0 0 1 2 1 0 0 0 0 0 1

Inning Stats	R: 0	H: 1	E: 0	LOB: 0	K: 0	BB: 0	S: 6	P: 11	R: 2	H: 1	E: 1	LOB: 1	K: 1	BB: 1	S: 17	P: 30	R: 0	H: 0	E: 0	LOB: 0	K: 0	BB: 0	S: 6	P: 9	R: 0	H: 0	E: 0	LOB: 0	K: 2	BB: 0	S: 9	P: 15	R: 0	H: 1	E: 0	LOB: 1	K: 0	BB: 0	S: 8	P: 13	R: 0	H: 2	E: 0	LOB: 1	K: 1	BB: 0	S: 9	P: 12	R: 0	H: 1	E: 0	LOB: 1	K: 1	BB: 0	S: 8	P: 11	R: 0	H: 1	E: 0	LOB: 1	K: 1	BB: 0	S: 8	P: 11
<b>PITCHER</b>	IP	WLS	BF	H	R	ER	SO	BB	IBB	HBP	BLK	WP	HR	S	P	ERA	WHIP																																															
<b>Gil Heredia, R</b> ERA: 4.96 (1, 1)	5.0	L	21	5	2	0	3	1	0	0	0	0	0	51	84	0.00	1.200																																															
<b>Buddy Groom, L</b> ERA: 5.89 (6, 1)	1.0		2	0	0	0	1	0	0	0	0	0	0	4	6	0.00	0.000																																															
<b>Doug Jones, R</b> ERA: 2.36 (7, 1)	2.0		8	2	0	0	2	0	0	0	0	0	0	16	22	0.00	1.000																																															

**BOTTOM**

**Oakland Athletics @ San Diego Padres**  
Qualcomm Stadium, San Diego, CA

Thu Jun 10 1999, 5:05 PM EDT  
Att. 20,024 - Sunny - 70 F

AB	30
R	2
H	7
RBI	0
BB	1
SO	6
LOB	12

WP: 0 PA: 31  
PB: 0  
SB: 0  
CS: 0



1B	2B	3B	HR	SF	SAC	DP	HBP	WP	HR	S	P	ERA	WHIP
6	0	1	0	0	2	0	0	0	0	0	0	0.00	1.000



Batter	1	2	3	4	5	6	7	8	9	AB R H RBI BB SO LOB	TOP		
<b>Eric Young Sr., R</b> (1, 4) OBP: 0.366, SLG: 0.359	1-1 F8		3-2 G6-3		2-2 G5-3		2-1 2B 1B		0-2 F8	5 1 1 0 0 0 0	<b>Los Angeles Dodgers @ Oakland Athletics</b> <b>Network Associates Coliseum, Oakland, CA</b> <small>Fri Jun 11 1999, 10:35 PM EDT Att. 24,261 - Cloudy - 59 F</small>		
<b>Jose Vizcaino, S</b> (1, 6) OBP: 0.319, SLG: 0.324	1-0 G4-3		0-1 1B			2-3 K	1-2 2B	4-0 1B BB	4 0 2 3 1 1 0				
<b>Gary Sheffield, R</b> (1, 7) OBP: 0.398, SLG: 0.530 <b>Brent Cookson, R</b> (6, 7) OBP: 0.500, SLG: 0.500	3-2 P6		3-2 P6			1-0 P2	3-2 G5-3	3-1 FC6-4 1B	3 0 0 0 0 0 1 2 0 1 0 0 0 1				
<b>Raul Mondesi, R</b> (1, 9) OBP: 0.363, SLG: 0.596		1-0 2B 3B		1-2 G5-3		4-2 HR BB	2-3 K	0-2 FC6-4 1-2f	4 2 1 0 1 1 3				
<b>Eric Karros, R</b> (1, 3) OBP: 0.335, SLG: 0.470		3-1 P3		0-0 1B		0-1 HR	0-3 K		4 1 2 2 0 1 2				
<b>Todd Hundley, S</b> (1, 2) OBP: 0.291, SLG: 0.417		1-1 2B		1-0 F9 1B		2-2 1B		1-0 G4-3	4 0 2 1 0 0 1				
<b>Adrian Beltré, R</b> (1, 5) OBP: 0.382, SLG: 0.475		3-3 K		3-3 K		2-1 F8		1-0 P5	4 0 0 0 0 2 3				
<b>Dave Hansen, L</b> (1, 10) OBP: 0.483, SLG: 0.596		2-3 K			1-1 F9		4-1 1B 2B BB	0-0 F8	3 1 0 0 1 1 1				
<b>Trenidad Hubbard, R</b> (1, 8) OBP: 0.333, SLG: 0.355			1-2 G4-3		2-3 K		4-2 1B 2B BB	2-0 F8	3 1 0 0 1 1 0				
<b>Inning Stats</b>	R: 0 E: 0 K: 0 S: 6 H: 0 LOB: 0 BB: 0 P: 11	R: 1 E: 0 K: 2 S: 11 H: 2 LOB: 1 BB: 0 P: 21	R: 0 E: 0 K: 0 S: 12 H: 1 LOB: 1 BB: 0 P: 19	R: 0 E: 0 K: 1 S: 9 H: 1 LOB: 1 BB: 0 P: 14	R: 0 E: 0 K: 1 S: 8 H: 0 LOB: 0 BB: 0 P: 13	R: 2 E: 0 K: 1 S: 13 H: 2 LOB: 1 BB: 1 P: 24	R: 3 E: 0 K: 2 S: 23 H: 2 LOB: 1 BB: 2 P: 39	R: 0 E: 0 K: 0 S: 3 H: 0 LOB: 0 BB: 0 P: 5	R: 0 E: 0 K: 0 S: 9 H: 1 LOB: 2 BB: 1 P: 18	1B: 5 2B: 2 3B: 1 HR: 1 SF: 0 SAC: 0 DP: 0 HBP: 0		WP: 0 PB: 0 SB: 0 CS: 0 PA: 40	
<b>PITCHER</b>	IP WLS BF H R ER SO BB IBB HBP BLK WP HR S P ERA WHIP											<b>PITCHER</b>	IP WLS BF H R ER SO BB IBB HBP BLK WP HR S P ERA WHIP
<b>Mike Oquist, R</b> (1, 1) ERA: 4.94	6.0 W 26 6 4 4 5 2 0 0 0 0 0 1 60 107 6.00 1.333												
<b>Tim Worrell, R</b> (7, 1) ERA: 4.67	0.0 3 2 2 2 0 1 0 0 0 0 0 0 10 17 ∞ ∞												
<b>T.J. Mathews, R</b> (7, 1) ERA: 2.73	3.0 S 11 1 0 0 2 1 0 0 0 0 0 0 24 40 0.00 0.667												

livebaseballscorecards.com

<b>AB</b>	36
<b>R</b>	6
<b>H</b>	9
<b>RBI</b>	6
<b>BB</b>	4
<b>SO</b>	7
<b>LOB</b>	12




Batter	1	2	3	4	5	6	7	8	9
<b>Tony Phillips, S</b> OBP: 0.347, SLG: 0.461 (1, 4) BB BB BB (7, 7)	4-1 HR BB	0-1 FC5 G4-3 1-2 2-3f 3-H	4-0 HR BB		0-0 F8		1-0 G4-3	1-2 F7	
<b>Miguel Tejada, R</b> OBP: 0.335, SLG: 0.463 (1, 6) SAFE SAFE	1-1 HR 1-H	0-2 G4-3 1-2 2-3	3-2 HR 1-H		4-0 FC6-4 BB		3-1 HR		
<b>Jason Giambi, L</b> OBP: 0.374, SLG: 0.450 <b>Scott Spiezio, S</b> OBP: 0.279, SLG: 0.300 (1, 3) (5, PR) (6, 5)	3-2 P4	2-2 HBP	0-1 1B		2-1 FC6-4 2B 1-2f		3-2 G3-1		
<b>John Jaha, R</b> OBP: 0.394, SLG: 0.547 (1, 10) BB BB BB BB	4-2 BB	2-2 F9	3-1 F8		0-0 2B 1-3		2-3 K		
<b>Matt Stairs, L</b> OBP: 0.336, SLG: 0.535 (1, 9) SAFE SAFE SAFE	2-3 K				2-2 G6-3		2-1 HR		
<b>Olmedo Saenz, R</b> OBP: 0.360, SLG: 0.402 (1, 5) (6, 3)	1-3 K		0-0 2B 1B S	2-3 K		1-0 G6-3	3-1 1B G5-4-3 1B		
<b>Ben Grieve, L</b> OBP: 0.292, SLG: 0.308 <b>Jorge Velandia, R</b> OBP: 0.250, SLG: 0.300 (1, 7) (6, PR) (7, 4)		1-0 SH FC5 1B 1B	2-3 K	0-3 K		1-1 FC6-4 1B	0-1 G5-4-3 1B		
<b>Mike Macfarlane, R</b> OBP: 0.301, SLG: 0.402 (1, 2) SAFE SAFE	1-1 FC5 SH 1B	3-1 HR 2B	0-0 2B		2-2 F7		2-2 G5-4-3 1-2f 3-H		
<b>Ryan Christenson, R</b> OBP: 0.233, SLG: 0.283 (1, 8) SAFE SAFE	0-0 SH G4-3 FC5 1-2 2-3	0-0 HR 2-H	1-3 K		2-2 FC6-4 1-2f		2-2 1B		

Inning Stats	R: 2 E: 0 K: 2 S: 18	H: 1 LOB: 1 BB: 2 P: 33	R: 1 E: 1 K: 0 S: 15	H: 2 LOB: 3 BB: 0 P: 21	R: 6 E: 0 K: 2 S: 22	H: 5 LOB: 1 BB: 2 P: 44	R: 0 E: 0 K: 3 S: 13	H: 1 LOB: 1 BB: 0 P: 16	R: 0 E: 0 K: 0 S: 7	H: 1 LOB: 2 BB: 1 P: 15	R: 0 E: 0 K: 0 S: 9	H: 1 LOB: 1 BB: 0 P: 15	R: 1 E: 0 K: 1 S: 10	H: 1 LOB: 0 BB: 0 P: 19	R: 2 E: 0 K: 0 S: 15	H: 4 LOB: 1 BB: 0 P: 25
--------------	-------------------------------	----------------------------------	-------------------------------	----------------------------------	-------------------------------	----------------------------------	-------------------------------	----------------------------------	------------------------------	----------------------------------	------------------------------	----------------------------------	-------------------------------	----------------------------------	-------------------------------	----------------------------------

Batter	1	2	3	4	5	6	7	8	9	AB	R	H	RBI	BB	SO	LOB
<b>Carlos Perez, L</b> ERA: 7.18 (1, 1)	2.1	2.2	2.0	1.0	2.1	2.2	2.0	1.0	2.1	4	2	0	1	2	0	3
<b>Onan Masaoka, L</b> ERA: 4.01 (3, 1)	2.2	2.2	2.0	1.0	2.1	2.2	2.0	1.0	2.1	4	3	3	5	1	0	2
<b>Doug Bochtler, R</b> ERA: 5.23 (6, 1)	2.0	2.0	2.0	1.0	2.1	2.2	2.0	1.0	2.1	3	0	1	0	0	0	1
<b>Mike Maddux, R</b> ERA: 4.26 (8, 1)	1.0	1.0	1.0	1.0	1.0	1.0	1.0	1.0	1.0	4	0	1	0	1	1	4

**Los Angeles Dodgers @ Oakland Athletics**  
 Network Associates Coliseum, Oakland, CA  
 Fri Jun 11 1999, 10:35 PM EDT  
 Att. 24,261 - Cloudy - 59 F

<b>AB</b>	<b>39</b>
<b>R</b>	<b>12</b>
<b>H</b>	<b>16</b>
<b>RBI</b>	<b>11</b>
<b>BB</b>	<b>5</b>
<b>SO</b>	<b>8</b>
<b>LOB</b>	<b>21</b>



1B: 8	SF: 0	WP: 0	PA: 46
2B: 3	SAC: 1	PB: 0	
3B: 0	DP: 1	SB: 1	
HR: 5	HBP: 1	CS: 0	



Batter	1	2	3	4	5	6	7	8	9	AB R H RBI BB SO LOB	TOP											
Eric Young Sr. R (1, 4) OBP: 0.371, SLG: 0.364	1-1 SH5-3 1B		0-1 G6-3		2-1 1B		4-0 G1-6-3 BB		0-0 SF8	3 1 2 1 1 0 0	<b>Los Angeles Dodgers @ Oakland Athletics</b> <b>Network Associates Coliseum, Oakland, CA</b> Sat Jun 12 1999, 4:05 PM EDT Att. 31,391 - Unknown - 66 F <a href="http://livebaseballscorecards.com">livebaseballscorecards.com</a>											
Jose Vizcaino, S (1, 6) OBP: 0.325, SLG: 0.330	0-0 SH5-3 1-2		3-2 G4-6-3 1B		3-1 1B		0-0 G1-6-3 1-2f		3-H 1-0 FC6-4 1-2f	4 0 2 1 0 0 3												
Gary Sheffield, R (1, 10) OBP: 0.392, SLG: 0.520	3-2 P3		0-0 G4-6-3 1-2f		2-1 G5-3			1-2 P2		4 0 0 0 0 0 3												
Raul Mondesi, R (1, 9) OBP: 0.368, SLG: 0.599	0-0 G6-3			0-0 22 S 1B		0-1 CS 1B		1-0 22 L4-6 1B		4 0 3 0 0 0 1												
Eric Karros, R (1, 3) OBP: 0.342, SLG: 0.486		4-2 22 1B BB		2-3 K		2-1 1-2 HR		2-2 1-2 1B		3 1 2 1 1 1 1												
22 Devon White, S (1, 8) OBP: 0.320, SLG: 0.388		1-2 E 1B		2-2 F9		0-2 F9		0-0 L4-6 2-3		4 0 1 0 0 0 3												
Adrian Beltré, R (1, 5) OBP: 0.375, SLG: 0.465		2-2 E4 G6-4-3 1-2 2-3		0-0 P6		1-0 F7			2-3 K	4 0 0 0 0 1 3												
Brent Cookson, R (1, 7) OBP: 0.200, SLG: 0.200		0-3 K			1-0 G5-3		0-1 G6-3		4-2 1B SF8 BB	3 0 0 0 0 1 3 0 0 0 0 1 0 0 0 1 0 0 0 0 0												
Dave Hansen, L (9, PH) OBP: 0.492, SLG: 0.596																						
Trenidad Hubbard, R (9, PR) OBP: 0.333, SLG: 0.355																						
Angel Pena, R (1, 2) OBP: 0.275, SLG: 0.289		0-0 G6-4-3 1-2f			2-3 K		0-0 BB 1B		2-1 FC6-4 1-3 1B	3 0 1 0 0 1 3 1 0 1 0 0 0 0												
Todd Hundley, S (9, PH) OBP: 0.295, SLG: 0.420																						
<b>Inning Stats</b>	R: 0 E: 0 K: 0 S: 7	H: 1 LOB: 1 BB: 0 P: 11	R: 0 E: 1 K: 1 S: 16	H: 1 LOB: 2 BB: 1 P: 23	R: 0 E: 0 K: 0 S: 6	H: 1 LOB: 0 BB: 0 P: 9	R: 0 E: 1 K: 1 S: 8	H: 1 LOB: 1 BB: 0 P: 12	R: 1 E: 0 K: 1 S: 10	H: 2 LOB: 1 BB: 0 P: 20	R: 1 E: 0 K: 0 S: 8	H: 2 LOB: 0 BB: 0 P: 11	R: 0 E: 0 K: 0 S: 4	H: 1 LOB: 1 BB: 1 P: 8	R: 0 E: 0 K: 0 S: 9	H: 2 LOB: 1 BB: 0 P: 13	R: 1 E: 0 K: 1 S: 9	H: 1 LOB: 1 BB: 1 P: 18	1B: 11 2B: 1 3B: 0 HR: 1	SF: 1 SAC: 1 DP: 4 HBP: 0	WP: 0 PB: 0 SB: 2 CS: 1	PA: 38
<b>PITCHER</b>	IP WLS BF H R ER SO BB IBB HBP BLK WP HR S P ERA WHIP																					
Kenny Rogers, L (1, 1) ERA: 3.48	6.1 W 28 9 2 2 3 2 0 0 0 0 0 1 58 93 2.84 1.737																					
Doug Jones, R (7, 1) ERA: 2.28	1.2 H 5 2 0 0 0 0 0 0 0 0 0 0 10 14 0.00 1.200																					
Billy Taylor, R (9, 1) ERA: 2.39	1.0 S 5 1 1 1 1 1 0 0 0 0 0 0 9 18 9.00 2.000																					

AB	33
R	3
H	12
RBI	3
BB	3
SO	4
LOB	20









Batter	1	2	3	4	5	6	7	8	9	AB	R	H	RBI	BB	SO	LOB
Tony Phillips, S (1, 4) OBP: 0.344, SLG: 0.464 Jorge Velandia, R (6, 4) OBP: 0.236, SLG: 0.286	0-3 K		4-0 2B 1-2 G4-3 BB	0-1 PO	0-0 K			0-0 P2		3	1	0	0	1	2	2
Miguel Tejada, R (1, 6) OBP: 0.339, SLG: 0.455	1-1 2B HBP		1-1 F8		1-0 S BB 1B	4-0 G5-4-3 BB		4-0 1B BB		2	3	1	0	2	0	2
Ben Grieve, L (1, 7) OBP: 0.305, SLG: 0.325	0-0 1-H 2B		0-0 G4-3 1-3 2-H 2B		4-0 BB 1-2 HBP BB	0-0 G5-4-3		2-1 G5-3		4	1	2	2	1	0	2
John Jaha, R (1, 10) OBP: 0.397, SLG: 0.544 Scott Spiezio, S (8, PR) OBP: 0.279, SLG: 0.300	3-3 K		1-1 G4-3		4-2 HBP 1B BB	0-3 K		2-1 BB 1B		4	1	1	2	1	2	2
Matt Stairs, L (1, 9) OBP: 0.336, SLG: 0.524 Tim Raines, S (5, PH) OBP: 0.348, SLG: 0.351	2-2 G4-3		3-2 L6		4-1 1B 1-2 2-3 3-H WP BB			4-1 1B 1-2 BB		2	0	0	0	0	0	2
3 Eric Chavez, L (1, 5) OBP: 0.318, SLG: 0.371		1-3 K		0-1 F7	0-3 K			2-1 F8	0-0 P9	5	0	0	0	0	2	6
Olmedo Saenz, R (1, 3) OBP: 0.361, SLG: 0.427		2-2 G6-3		2-0 FC3-6 2B	2-0 1B 1-2 2-3 3-H E HBP			1-2 P6		3	1	1	1	0	0	1
Mike Macfarlane, R (1, 2) OBP: 0.320, SLG: 0.411		3-3 K		4-2 FC3-6 BB	0-0 E 1B			0-1 FC4-6 1B		3	0	2	1	1	1	0
Ryan Christenson, R (1, 8) OBP: 0.235, SLG: 0.267		4-0 2B BB		0-2 FC3-6 PO	2-3 K			0-1 FC4-6		3	1	0	0	1	1	5

Inning Stats	R: 1	H: 1	E: 0	K: 2	S: 11	LOB: 1	BB: 0	P: 17	R: 0	H: 0	E: 0	K: 2	S: 10	LOB: 0	BB: 0	P: 16	R: 2	H: 1	E: 0	K: 0	S: 8	LOB: 1	BB: 2	P: 21	R: 0	H: 1	E: 0	K: 0	S: 10	LOB: 1	BB: 1	P: 16	R: 5	H: 2	E: 1	K: 3	S: 15	LOB: 2	BB: 3	P: 34	R: 0	H: 0	E: 0	K: 1	S: 4	LOB: 0	BB: 1	P: 8	R: 0	H: 2	E: 0	K: 0	S: 11	LOB: 2	BB: 0	P: 16	R: 1	H: 1	E: 0	K: 0	S: 7	LOB: 2	BB: 2	P: 19
PITCHER	IP	WLS	BF	H	R	ER	SO	BB	IBB	HBP	BLK	WP	HR	S	P	ERA	WHIP																																															
37 Darren Dreifort, R (1, 1) ERA: 6.42	4.1	L	23	4	7	7	5	6	0	1	0	0	0	46	92	14.54	2.308																																															
Onan Masaoka, L (5, 1) ERA: 3.96	0.1		1	0	0	0	1	0	0	0	0	0	0	3	3	0.00	0.000																																															
Jamie Arnold, R (5, 1) ERA: 3.76	3.1		18	4	2	1	2	3	0	1	0	1	0	27	52	2.70	2.100																																															
PITCHER	IP	WLS	BF	H	R	ER	SO	BB	IBB	HBP	BLK	WP	HR	S	P	ERA	WHIP	1B: 5	SF: 0	2B: 3	SAC: 0	3B: 0	DP: 1	HR: 0	HBP: 2	WP: 1	PA: 43	PB: 0	SB: 2	CS: 0																																		

BOTTOM

Los Angeles Dodgers @ Oakland Athletics  
Network Associates Coliseum, Oakland, CA

Sun Jun 13 1999, 4:05 PM EDT  
Att. 27,973 - Cloudy - 68 F

livebaseballscores.com

AB 31  
R 9  
H 8  
RBI 7  
BB 9  
SO 8  
LOB 22





Batter	1	2	3	4	5	6	7	8	9	AB R H RBI BB SO LOB	TOP											
<b>Tony Phillips, S</b> OBP: 0.342, SLG: 0.463 (1, 4) (8, 8)	3-2 WP 1B 2B		3-2 G6-3		1-0 F9	2-3 K		3-3 K		5 1 1 0 0 2 0												
<b>Miguel Tejada, R</b> OBP: 0.344, SLG: 0.453 (1, 6)	3-1 G3-1 G4-3 2-H 1B		4-0 1B 1B BB		4-1 CS BB		1-2 P6		2-1 P9	3 1 1 1 2 0 0												
<b>Ben Grieve, L</b> OBP: 0.313, SLG: 0.329 (1, 9)	0-0 G4-3 1-2		2-2 1B 1-2 1B		4-2 1B 1-2 1B BB		3-1 2B 1B		1-0 G4-3	4 1 2 0 1 0 1												
<b>John Jaha, R</b> OBP: 0.391, SLG: 0.533 (1, 10)	3-2 G3-1 2-3		1-2 P4		0-0 BB 1-3 1B		1-3 K		1-2 G4-3	5 0 1 0 0 1 4												
<b>Jason Giambi, L</b> OBP: 0.383, SLG: 0.462 (1, 3)	4-1 BB		2-0 1-2 2-H 1B		0-0 BB 1-2 1B		1-1 2B			3 0 3 2 1 0 0												
<b>Tim Raines, S</b> OBP: 0.353, SLG: 0.344 (1, 7)	0-0 P6		3-2 P5		4-1 SAFE 1-2 2-3 BB		4-0 BB			2 0 0 0 2 0 4												
<b>3 Eric Chavez, L</b> OBP: 0.324, SLG: 0.368 <b>Olmedo Saenz, R</b> OBP: 0.359, SLG: 0.424 (7, PH) (7, 5)			G6-4-3 BB		4-1 F8-5 G6-3 BB		0-3 K		2-1 L4	1 0 0 0 2 1 3 1 0 0 0 0 0 3												
<b>Mike Macfarlane, R</b> OBP: 0.307, SLG: 0.394 (1, 2)			G6-4-3 1-2		1-0 SAFE G6-3 1-2		1-1 G1-3		0-0 G3	4 0 0 0 0 0 2												
<b>Ryan Christenson, R</b> OBP: 0.225, SLG: 0.254 <b>Scott Spezio, S</b> OBP: 0.277, SLG: 0.298 (8, PH) (8, 4)			G6-3		2-2 F8-5 2-3		2-3 K		3-2 L6	3 0 0 0 0 1 1 1 0 0 0 0 0 0												
<b>Inning Stats</b>	R: 1 E: 0 K: 0 S: 12	H: 2 LOB: 2 BB: 1 P: 25	R: 0 E: 0 K: 0 S: 6	H: 0 LOB: 0 BB: 1 P: 14	R: 1 E: 0 K: 0 S: 14	H: 2 LOB: 2 BB: 1 P: 29	R: 0 E: 0 K: 0 S: 7	H: 0 LOB: 0 BB: 1 P: 14	R: 1 E: 0 K: 1 S: 10	H: 2 LOB: 3 BB: 3 P: 23	R: 0 E: 0 K: 2 S: 10	H: 0 LOB: 0 BB: 0 P: 15	R: 0 E: 0 K: 1 S: 12	H: 2 LOB: 3 BB: 1 P: 24	R: 0 E: 0 K: 1 S: 9	H: 0 LOB: 0 BB: 0 P: 15	R: 0 E: 0 K: 0 S: 6	H: 0 LOB: 0 BB: 0 P: 10	1B: 6 2B: 3 3B: 0 HR: 0	SF: 0 SAC: 0 DP: 2 HBP: 0	WP: 1 PB: 0 SB: 0 CS: 1	PA: 40
<b>PITCHER</b>	IP WLS BF H R ER SO BB IBB HBP BLK WP HR S P ERA WHIP																					
<b>Jaret Wright, R</b> ERA: 6.94 (1, 1)	5.0 W 25 6 3 3 1 7 0 0 0 1 0 49 105 5.40 2.600																					
<b>Steve Reed, R</b> ERA: 3.2 (6, 1)	1.2 6 1 0 0 3 0 0 0 0 0 0 18 28 0.00 0.600																					
<b>Ricardo Rincon, L</b> ERA: (7, 1)	0.0 2 1 0 0 0 1 0 0 0 0 0 2 7 ∞ ∞																					
<b>Paul Shuey, R</b> ERA: 2.32 (7, 1)	1.1 H 4 0 0 0 1 0 0 0 0 0 0 11 19 0.00 0.000																					
<b>Michael Jackson, R</b> ERA: 4.66 (9, 1)	1.0 3 0 0 0 0 0 0 0 0 0 0 6 10 0.00 0.000																					

**Oakland Athletics @ Cleveland Indians**  
**Jacobs Field, Cleveland, OH**  
 Tue Jun 15 1999, 7:05 PM EDT  
 Att. 43,231 - Cloudy - 59 F

livebaseballscorecards.com

<b>AB</b>	<b>32</b>
<b>R</b>	<b>3</b>
<b>H</b>	<b>8</b>
<b>RBI</b>	<b>3</b>
<b>BB</b>	<b>8</b>
<b>SO</b>	<b>5</b>
<b>LOB</b>	<b>18</b>



Batter	1	2	3	4	5	6	7	8	9
<b>Kenny Lofton, L</b> OBP: 0.451, SLG: 0.506 (1, 8)	1-2 FC1-6-5 SH5-3 1B	1-2 E1		0-0 BB 2B 1B	2-1 SH1-3	4-1 BB			
<b>Omar Vizquel, S</b> OBP: 0.389, SLG: 0.425 (1, 6)	1-1 SH5-3	3-1 P6		4-0 BB 2B BB	1-2 K	0-1 F9			
<b>Roberto Alomar, S</b> OBP: 0.433, SLG: 0.509 (1, 4)	1-1 FC1-6-5 BB 2-3		2-2 HR 1B	1-0 B5	0-1 BB S 1B		1-1 F8		
<b>Manny Ramirez, R</b> OBP: 0.422, SLG: 0.621 (1, 9)	4-2 BB		2-2 HR	4-2 2B SF7 BB	4-2 BB		1-1 F9		
<b>David Justice, L</b> OBP: 0.382, SLG: 0.552 (1, 7)	0-3 K		4-0 1B BB	0-0 1-3 2-H 3-H 2B	4-1 FC6-4 BB		0-1 PB 1B		
<b>Richie Sexson, R</b> OBP: 0.303, SLG: 0.543 (1, 10)		1-2 F8-3 1B	2-2 1B	0-0 SF7	1-1 FC6-4		0-3 K		
<b>Jim Thome, L</b> OBP: 0.406, SLG: 0.467 (1, 3)		1-1 F8-3 1-2	1-0 P6	4-0 FC6-4 IBB	0-0 HR		2-3 K		
<b>Jeff Manto, R</b> OBP: 0.407, SLG: 0.316 (1, 5)		4-1 1B E BB	3-3 K	1-2 FC6-4 1-2f	2-2 P4		2-3 K		
<b>Einar Diaz, R</b> OBP: 0.293, SLG: 0.384 (1, 2)	0-1 E 1B		2-2 F9		0-0 SH1-3 PB 1B	1-1 G5-3	0-2 G6-3		

Inning Stats	R: 0	H: 1	E: 0	K: 1	S: 12	LOB: 2	BB: 1	P: 19	R: 1	H: 2	E: 1	K: 0	S: 13	LOB: 2	BB: 1	P: 23	R: 2	H: 3	E: 0	K: 1	S: 19	LOB: 2	BB: 1	P: 35	R: 3	H: 2	E: 0	K: 0	S: 9	LOB: 2	BB: 3	P: 23	R: 1	H: 2	E: 0	K: 1	S: 17	LOB: 3	BB: 2	P: 29	R: 1	H: 1	E: 0	K: 0	S: 9	LOB: 1	BB: 1	P: 16	R: 0	H: 1	E: 0	K: 1	S: 10	LOB: 1	BB: 0	P: 12	R: 0	H: 0	E: 0	K: 2	S: 10	LOB: 0	BB: 0	P: 14
1B: 9	SF: 1	2B: 2	SAC: 2	3B: 0	DP: 1	HR: 2	HBP: 0	WP: 0	PA: 45																																																							

PITCHER	IP	WLS	BF	H	R	ER	SO	BB	IBB	HBP	BLK	WP	HR	S	P	ERA	WHIP
<b>Jimmy Haynes, R</b> ERA: 5.18 (1, 1)	3.1	L	23	8	6	5	2	5	0	0	0	0	1	49	91	13.50	3.900
<b>Brad Rigby, R</b> ERA: 4.34 (4, 1)	2.2		15	3	2	2	1	3	1	0	0	0	1	30	54	6.75	2.250
<b>Tim Worrell, R</b> ERA: 4.42 (7, 1)	2.0		7	1	0	0	3	0	0	0	0	0	0	20	26	0.00	0.500

**BOTTOM**

**Oakland Athletics @ Cleveland Indians**  
**Jacobs Field, Cleveland, OH**  
 Tue Jun 15 1999, 7:05 PM EDT  
 Att: 43,231 - Cloudy - 59 F

livebaseballscorecards.com

<b>AB</b>	<b>33</b>
<b>R</b>	<b>8</b>
<b>H</b>	<b>12</b>
<b>RBI</b>	<b>7</b>
<b>BB</b>	<b>9</b>
<b>SO</b>	<b>6</b>
<b>LOB</b>	<b>23</b>







BOTTOM

Oakland Athletics @ Cleveland Indians

Jacobs Field, Cleveland, OH

Wed Jun 16 1999, 7:05 PM EDT

Att. 43,163 - Cloudy - 62 F

livebaseballscorecards.com

AB	33
R	9
H	10
RBI	9
BB	3
SO	9
LOB	5



WP:	0	PA:	38
PB:	0		
SB:	1		
CS:	0		

AB R H RBI BB SO LOB

4	2	1	1	1	0	0
5	1	2	1	0	1	0
3	1	1	2	0	1	0
3	2	2	3	1	0	0
4	0	1	0	0	2	1
3	0	0	1	0	1	1
4	0	0	0	0	2	1
1	0	0	0	1	1	0
2	2	2	0	0	0	0
2	0	0	0	0	0	1
0	0	0	0	0	0	0
1	1	1	1	0	0	0
1	0	0	0	0	1	1

1B:	4	SF:	2
2B:	3	SAC:	0
3B:	1	DP:	1
HR:	2	HBP:	0

Batter	1	2	3	4	5	6	7	8	9
<b>Kenny Lofton, L</b> OBP: 0.450, SLG: 0.502 (1, 8)	2-2 F9		3-2 F7			2-1 F7		4-2 SF8 1B 2B BB	3-1 S 1B
<b>Omar Vizquel, S</b> OBP: 0.389, SLG: 0.424 (1, 6)	0-3 K		2-2 G6-3			2-2 G3		0-0 2B 1-2 2-3 1B	2-1 3-H 1-H 1B
<b>Roberto Alomar, S</b> OBP: 0.430, SLG: 0.519 (1, 4)	3-2 HR		3-3 K			1-0 G6-3		2-1 SF8 1-2 2-3 3-H	
<b>Manny Ramirez, R</b> OBP: 0.427, SLG: 0.638 (1, 9)	1-2 HR			2-2 G4-3			4-2 1B SF7 BB	1-1 2B 2-H 3-H	
<b>David Justice, L</b> OBP: 0.379, SLG: 0.545 (1, 7)	2-2 G4-3			3-3 K			3-2 1B G6-5-3	2-3 K	
<b>Richie Sexson, R</b> OBP: 0.296, SLG: 0.533 (1, 10)		3-3 K		1-2 G6-3			1-1 SF7	0-0 P3	
<b>Jim Thome, L</b> OBP: 0.399, SLG: 0.457 (1, 3)		0-1 G4-3			2-3 K		3-2 G6-5-3 1-2f		0-3 K
<b>Jeff Manto, R</b> OBP: 0.414, SLG: 0.300 (1, 5)		4-2 FC6-4 BB			2-3 K			3-2 2B 2B	0-0 1B 3B
<b>Enrique Wilson, S</b> OBP: 0.327, SLG: 0.421 (8, PH) (9, 5)									
<b>Einar Diaz, R</b> OBP: 0.289, SLG: 0.379 (1, 2)		1-0 FC6-4			0-2 F8			1-1 1B SF8 2B	0-3 K
<b>Jacob Cruz, L</b> OBP: 0.400, SLG: 0.700 (8, PH)									
<b>Alex Ramirez, R</b> OBP: 1.000, SLG: 2.000 (8, PH)									
<b>Chris Turner, R</b> OBP: 0.250, SLG: 0.200 (9, 2)									

Inning Stats	R: 2	H: 2	E: 0	K: 1	S: 16	H: 2	LOB: 0	BB: 0	P: 24	R: 0	H: 0	E: 0	K: 1	S: 10	H: 0	LOB: 1	BB: 1	P: 18	R: 0	H: 0	E: 0	K: 1	S: 13	H: 0	LOB: 0	BB: 0	P: 21	R: 0	H: 0	E: 0	K: 1	S: 12	R: 0	H: 0	E: 0	K: 2	S: 10	H: 0	LOB: 0	BB: 0	P: 14	R: 0	H: 0	E: 0	K: 0	S: 6	H: 0	LOB: 0	BB: 0	P: 11	R: 1	H: 1	E: 0	K: 0	S: 12	H: 1	LOB: 0	BB: 1	P: 23	R: 4	H: 4	E: 1	K: 1	S: 18	H: 4	LOB: 1	BB: 1	P: 31	R: 2	H: 3	E: 0	K: 2	S: 15	H: 3	LOB: 1	BB: 0	P: 19	1B: 4	2B: 3	3B: 1	HR: 2	SF: 2	SAC: 0	DP: 1	HBP: 0	WP: 0	PA: 38
--------------	------	------	------	------	-------	------	--------	-------	-------	------	------	------	------	-------	------	--------	-------	-------	------	------	------	------	-------	------	--------	-------	-------	------	------	------	------	-------	------	------	------	------	-------	------	--------	-------	-------	------	------	------	------	------	------	--------	-------	-------	------	------	------	------	-------	------	--------	-------	-------	------	------	------	------	-------	------	--------	-------	-------	------	------	------	------	-------	------	--------	-------	-------	-------	-------	-------	-------	-------	--------	-------	--------	-------	--------

PITCHER	IP	WLS	BF	H	R	ER	SO	BB	IBB	HBP	BLK	WP	HR	S	P	ERA	WHIP
<b>Gil Heredia, R</b> ERA: 4.82 (1, 1)	6.0		21	2	2	2	6	1	0	0	0	0	2	67	106	3.00	0.500
<b>Doug Jones, R</b> ERA: 2.61 (7, 1)	1.0	H	5	2	2	2	0	1	0	0	0	0	0	15	29	18.00	3.000
<b>Buddy Groom, L</b> ERA: 6.87 (8, 1)	0.0		2	1	0	0	0	1	0	0	0	0	0	6	11	∞	∞
<b>T.J. Mathews, R</b> ERA: 2.64 (8, 1)	1.0	H	5	2	3	2	1	0	0	0	0	0	0	9	14	18.00	2.000
<b>Billy Taylor, R</b> ERA: 3.0 (9, 1)	0.2	L	5	3	2	2	2	0	0	0	0	0	0	15	19	27.00	4.500





BOTTOM

Oakland Athletics @ Cleveland Indians

Jacobs Field, Cleveland, OH

Thu Jun 17 1999, 7:05 PM EDT

Att: 43,262 - Cloudy - 61 F

livebaseballscorecards.com

AB 41
R 10
H 18
RBI 10
BB 4
SO 8
LOB 21



WP: 0 PA: 45
PB: 0
SB: 1
CS: 0

Table with columns AB, R, H, RBI, BB, SO, LOB and rows for each batter's performance.

Main table with columns 1-9 representing innings and rows for each batter, including pitch counts and game diagrams.

Pitcher statistics table with columns for IP, WLS, BF, H, R, ER, SO, BB, IBB, HBP, BLK, WP, HR, S, P, ERA, WHIP.

Batter statistics table with columns for Batter name, OBP, SLG, and inning numbers.

Inning Stats table with columns for R, H, E, K, S, LOB, BB, P.



Batter	1	2	3	4	5	6	7	8	9	AB R H RBI BB SO LOB	TOP
<b>Tim Raines, S</b> (1, 7) OBP: 0.341, SLG: 0.330	1-2 	1-1 			1-1 		1-1 			4 0 0 0 0 0 2	
<b>Miguel Tejada, R</b> (1, 6) OBP: 0.340, SLG: 0.437	3-2 		0-0 		1-2 		2-2 			4 0 1 0 0 0 0	
<b>Ben Grieve, L</b> (1, 9) OBP: 0.324, SLG: 0.352	1-1 		3-2 		2-0 			2-2 		4 0 0 0 0 0 1	
<b>John Jaha, R</b> (1, 10) OBP: 0.407, SLG: 0.540		4-1 	0-1 		0-2 	1-0 		4-1 		2 2 1 1 2 0 0	
<b>Jason Giambi, L</b> (1, 3) OBP: 0.378, SLG: 0.442		2-0 	3-1 			4-2 		0-0 		3 0 0 0 1 0 2	
<b>Olmedo Saenz, R</b> (1, 5) OBP: 0.356, SLG: 0.414		4-1 		1-2 		2-1 		1-3 		3 1 0 0 1 1 2	
<b>Mike Macfarlane, R</b> (1, 2) OBP: 0.315, SLG: 0.392		1-0 		0-0 		4-2 		1-3 		2 0 0 0 1 1 0	
<b>Ryan Christenson, R</b> (1, 8) OBP: 0.268, SLG: 0.282 <b>Tony Phillips, S</b> (9, PH) OBP: 0.345, SLG: 0.464		2-1 		4-0 		1-2 		0-3 		2 0 1 2 1 0 2 1 0 0 0 0 1 0	
<b>Jorge Velandria, R</b> (1, 4) OBP: 0.208, SLG: 0.250 <b>Matt Stairs, L</b> (9, PH) OBP: 0.333, SLG: 0.514		1-0 		0-2 		0-1 		1-0 		3 0 0 0 0 0 3 1 0 0 0 0 0 0	
<b>Inning Stats</b>	R: 0 H: 0 E: 0 LOB: 0 K: 0 BB: 0 S: 8 P: 13	R: 2 H: 1 E: 0 LOB: 2 K: 0 BB: 2 S: 8 P: 23	R: 1 H: 1 E: 0 LOB: 0 K: 0 BB: 1 S: 9 P: 15	R: 0 H: 0 E: 0 LOB: 1 K: 0 BB: 1 S: 7 P: 12	R: 0 H: 1 E: 0 LOB: 0 K: 0 BB: 0 S: 10 P: 14	R: 0 H: 0 E: 0 LOB: 2 K: 0 BB: 2 S: 11 P: 23	R: 0 H: 0 E: 0 LOB: 0 K: 0 BB: 0 S: 7 P: 10	R: 0 H: 0 E: 0 LOB: 1 K: 1 BB: 1 S: 11 P: 18	R: 0 H: 0 E: 0 LOB: 0 K: 2 BB: 0 S: 7 P: 9	1B: 2 SF: 0 2B: 0 SAC: 0 3B: 0 DP: 0 HR: 1 HBP: 1	WP: 0 PA: 37 PB: 1 SB: 0 CS: 1
<b>PITCHER</b> <b>Justin Thompson, L</b> (1, 1) ERA: 4.2 <b>Doug Brocail, R</b> (9, 1) ERA: 3.11	IP WLS BF H R ER SO BB IBB HBP BLK WP HR S P ERA WHIP 8.0 W 33 3 3 3 1 6 0 1 0 0 1 71 128 3.38 1.125										

**Oakland Athletics @ Detroit Tigers**  
 Tiger Stadium, Detroit, MI  
 Fri Jun 18 1999, 7:05 PM EDT  
 Att. 22,347 - Cloudy - 72 F

[livebaseballscorecards.com](http://livebaseballscorecards.com)

<b>AB</b>	29
<b>R</b>	3
<b>H</b>	3
<b>RBI</b>	3
<b>BB</b>	6
<b>SO</b>	3
<b>LOB</b>	12



Batter	1	2	3	4	5	6	7	8	9
Luis Polonia, L OBP: 0.420, SLG: 0.646 (1, 10)	0-0 F8		1-2 BB 1B		0-3 K	1-0 SF8		1-2 SF7	
Bobby Higginson, L OBP: 0.356, SLG: 0.405 (1, 9)	2-2 F8		3-3 K		0-2 G1-3	0-1 P6		2-3 K	
Juan Encarnacion, R OBP: 0.311, SLG: 0.463 (1, 7)	2-2 F9		2-0 F9		1-2 F8		1-2 G5-3	0-0 G6-3	
Dean Palmer, R OBP: 0.352, SLG: 0.558 (1, 5)		1-1 G5-3	4-2 BB			2-2 HR		0-0 G6-3	
Tony Clark, S OBP: 0.327, SLG: 0.387 (1, 3)		3-2 F8	0-2 K			4-2 SH2-4 BB HBP		0-0 G6-3	
Damion Easley, R OBP: 0.360, SLG: 0.453 (1, 4)		1-2 HR		4-2 CS BB		1-2 BB SH2-4 SF8 HBP		3-1 HR 1B	
Gabe Kapler, R OBP: 0.339, SLG: 0.527 (1, 8)		2-1 G5-3		1-2 2B		0-0 SH2-4		1-2 HR	
Bill Haselman, R OBP: 0.348, SLG: 0.453 (1, 2)			1-0 1B 2B		1-1 F7	4-0 BB IBB		1-0 1B SF7 1B	
Deivi Cruz, R OBP: 0.257, SLG: 0.323 (1, 6)			0-1 BB 1B		2-0 F8	4-0 BB		3-1 WP SF7 1B	

Inning Stats	R: 0	H: 0	E: 0	K: 0	S: 9	R: 1	H: 1	E: 0	K: 0	S: 10	R: 1	H: 3	E: 0	K: 2	S: 17	R: 0	H: 1	E: 0	K: 0	S: 9	R: 0	H: 0	E: 0	K: 1	S: 9	R: 3	H: 1	E: 0	K: 0	S: 13	R: 0	H: 0	E: 0	K: 0	S: 5	R: 3	H: 4	E: 0	K: 1	S: 15
	LOB: 0	BB: 0	P: 13	LOB: 0	BB: 0	P: 17	LOB: 3	BB: 1	P: 28	LOB: 1	BB: 1	P: 17	LOB: 0	BB: 0	P: 10	LOB: 2	BB: 3	P: 28	LOB: 0	BB: 0	P: 6	LOB: 1	BB: 0	P: 26	LOB: 1	BB: 0	P: 26	LOB: 0	BB: 0	P: 10	LOB: 0	BB: 0	P: 10	LOB: 1	BB: 0	P: 26	LOB: 1	BB: 0	P: 26	

PITCHER	IP	WLS	BF	H	R	ER	SO	BB	IBB	HBP	BLK	WP	HR	S	P	ERA	WHIP
Mike Oquist, R ERA: 5.21 (1, 1)	5.1	L	26	6	5	5	3	3	1	0	0	0	2	64	105	8.44	1.688
Doug Jones, R ERA: 3.06 (6, 1)	1.2		10	4	3	3	0	1	0	0	0	0	1	16	30	16.20	3.000
Tim Worrell, R ERA: 4.19 (8, 1)	1.0		3	0	0	0	1	0	0	0	0	1	0	7	10	0.00	0.000

**BOTTOM**

**Oakland Athletics @ Detroit Tigers**  
Tiger Stadium, Detroit, MI  
Fri Jun 18 1999, 7:05 PM EDT  
Att. 22,347 - Cloudy - 72 F

AB	R	H	RBI	BB	SO	LOB
3	0	1	3	0	1	0
5	0	0	0	0	2	5
5	0	0	0	0	0	3
3	1	1	1	1	0	0
3	1	0	0	1	1	3
2	3	2	1	1	0	0
3	1	2	2	0	0	0
3	2	2	0	1	0	1
3	0	2	1	1	0	1

AB	30
R	8
H	10
RBI	8
BB	5
SO	4
LOB	13

WP: 1 PA: 39  
PB: 0  
SB: 0  
CS: 1



WP	HR	S	P	ERA	WHIP
1	0	1	1	8.44	1.688
0	1	0	0	16.20	3.000
0	0	1	0	0.00	0.000



Batter	1	2	3	4	5	6	7	8	9	AB R H RBI BB SO LOB	TOP		
Tony Phillips, S (1, 4) OBP: 0.353, SLG: 0.482 Jorge Velandia, R (6, 4) OBP: 0.192, SLG: 0.231	0-0 G4-3 HR 2B		4-1 S BB 1B BB	2-1 1-3 1B 1B		3-2 G1-3 3B	0-3 K		2-3 K	3 3 3 0 1 0 0 2 0 0 0 0 2 3			
Miguel Tejada, R (1, 6) OBP: 0.343, SLG: 0.440	3-2 G4-3 2-3		4-0 1B BB 1B	0-0 2-H 3-H 1B		1-0 G1-3		1-2 G4-3	1-0 G5-3 2B	5 1 2 2 1 0 1			
Ben Grieve, L (1, 7) OBP: 0.329, SLG: 0.349	2-1 L3		2-2 F9 SF8 1B	0-0 G3		4-0 S BB		1-0 3B HBP	1-2 G5-3	4 2 1 2 1 0 3			
Matt Stairs, L (1, 9) OBP: 0.337, SLG: 0.537	3-2 HR 3-H		2-1 FC6 1B			2-3 K		1-2 HR 3B	1-0 F8	6 2 3 4 0 1 2			
John Jaha, R (1, 10) OBP: 0.412, SLG: 0.576	3-2 G6-3		2-0 F9			4-2 BB BB		0-2 HR HR		4 2 2 3 1 0 2			
Jason Giambi, L (1, 3) OBP: 0.396, SLG: 0.459 Olmedo Saenz, R (8, PR) OBP: 0.356, SLG: 0.414 (8, 3)		1-0 HR	3-0 SF8			4-0 BB		4-2 BB		2 1 2 2 2 0 0 0 0 0 0 0 0 0			
3 Eric Chavez, L (1, 5) OBP: 0.319, SLG: 0.370		0-0 G3-1	1-2 FC6			2-3 K		2-2 L9		5 0 0 0 0 1 5			
Ryan Christenson, R (1, 8) OBP: 0.264, SLG: 0.276		2-3 K				2-3 K		0-3 K		5 0 1 0 0 4 3			
A.J. Hinch, R (1, 2) OBP: 0.248, SLG: 0.312		1-2 G1-3				1-1 1B 1B			1-1 G5-3 1B	5 2 2 0 0 0 2			
<b>Inning Stats</b>	R: 2 H: 2 E: 0 LOB: 0 K: 0 BB: 0 S: 14 P: 25	R: 1 H: 1 E: 0 LOB: 0 K: 1 BB: 0 S: 9 P: 13	R: 3 H: 2 E: 0 LOB: 1 K: 0 BB: 2 S: 11 P: 29	R: 1 H: 3 E: 0 LOB: 1 K: 1 BB: 0 S: 10 P: 15	R: 0 H: 0 E: 0 LOB: 2 K: 2 BB: 2 S: 11 P: 25	R: 1 H: 1 E: 0 LOB: 1 K: 1 BB: 1 S: 9 P: 19	R: 1 H: 3 E: 0 LOB: 2 K: 1 BB: 0 S: 13 P: 20	R: 3 H: 2 E: 0 LOB: 1 K: 1 BB: 1 S: 20 P: 29	R: 1 H: 2 E: 0 LOB: 1 K: 1 BB: 0 S: 11 P: 17	1B: 8 SF: 1 2B: 2 SAC: 0 3B: 2 DP: 0 HR: 4 HBP: 1	WP: 0 PA: 49 PB: 0 SB: 2 CS: 0		
<b>PITCHER</b>	IP WLS BF H R ER SO BB IBB HBP BLK WP HR S P ERA WHIP											<b>PITCHER</b>	IP WLS BF H R ER SO BB IBB HBP BLK WP HR S P ERA WHIP
Nelson Cruz, R (1, 1) ERA: 6.63	2.0 L 12 4 6 6 1 2 0 0 0 0 0 2 27 52 27.00 3.000												
Bryce Florie, R (3, 1) ERA: 4.46	3.2 18 5 2 2 3 3 0 0 0 0 0 0 34 69 4.91 2.182												
Will Brunson, L (6, 1) ERA: 8.64	0.2 4 2 1 1 1 0 0 0 0 0 0 1 8 13 13.50 3.000												
Masao Kida, R (7, 1) ERA: 5.72	1.2 10 3 3 3 2 1 0 1 0 0 1 28 41 16.20 2.400												
C.J. Nitkowski, L (9, 1) ERA: 6.08	1.0 5 2 1 1 1 0 0 0 0 0 0 0 11 17 9.00 2.000												

Oakland Athletics @ Detroit Tigers  
Tiger Stadium, Detroit, MI  
Sat Jun 19 1999, 5:05 PM EDT  
Att. 24,704 - Cloudy - 72 F

livebaseballscorecards.com

AB	41
R	13
H	16
RBI	13
BB	6
SO	8
LOB	21



Batter	1	2	3	4	5	6	7	8	9	AB R H RBI BB SO LOB
Luis Polonia, L OBP: 0.446, SLG: 0.657 (1, 7)	1-2 1B		0-0 F8 G6-3 2-3 1B		0-1 1B		3-2 1B		2-0 G6-3 2-3	5 0 4 0 0 0 1
Brad Ausmus, R OBP: 0.351, SLG: 0.424 (1, 2)	1-1 1B		3-2 G6-3 1-2 3-H		2-1 G4-6-3 1-2 1B		0-0 P3		1-1 F9	5 0 2 1 0 0 3
Frank Catalanotto, L OBP: 0.310, SLG: 0.472 (1, 5)	1-3 K		0-2 F8 2-3		0-2 G4-6-3 1-2f		2-3 K		0-1 F8	5 0 0 0 0 2 7
Tony Clark, S OBP: 0.330, SLG: 0.386 (1, 3)	1-3 K		4-0 BB		0-0 FC3-6 1B		3-2 L4			3 0 1 0 1 1 3
Damion Easley, R OBP: 0.358, SLG: 0.450 (1, 4)	3-2 G1-3		1-1 P2		0-0 L8		0-2 1B			4 0 1 0 0 0 5
Gabe Kapler, R OBP: 0.331, SLG: 0.513 (1, 8)		2-2 G6-3		3-3 K		0-0 FC3-6 HBP 1-2f 1B		1-2 L4		4 0 0 0 0 1 2
Karim Garcia, L OBP: 0.248, SLG: 0.358 (1, 9)		2-3 K		1-1 G4-3		2-2 HBP 1-2 1B		2-2 F8		4 0 1 0 0 1 1
Gregg Jefferies, S OBP: 0.275, SLG: 0.333 (1, 10)		1-2 P6		1-0 G3		1-1 FC6-4 1-2 2-3 HBP		0-0 G5-3		3 0 0 0 0 0 1
Deivi Cruz, R OBP: 0.262, SLG: 0.337 (1, 6)			2-2 1B G6-3 2B		0-0 G6-3		1-2 FC6-4 1-2f		1-2 G6-3 2B	4 1 2 0 0 0 3

Inning Stats	R: 0 E: 0 K: 2 S: 15	H: 2 LOB: 2 BB: 0 P: 22	R: 0 E: 0 K: 1 S: 10	H: 0 LOB: 0 BB: 0 P: 15	R: 1 E: 0 K: 0 S: 14	H: 2 LOB: 2 BB: 1 P: 24	R: 0 E: 0 K: 1 S: 6	H: 0 LOB: 0 BB: 0 P: 11	R: 0 E: 0 K: 0 S: 8	H: 2 LOB: 1 BB: 0 P: 10	R: 0 E: 0 K: 1 S: 10	H: 2 LOB: 3 BB: 0 P: 14	R: 0 E: 0 K: 1 S: 10	H: 1 LOB: 1 BB: 0 P: 18	R: 0 E: 0 K: 0 S: 10	H: 1 LOB: 1 BB: 0 P: 13	R: 0 E: 0 K: 0 S: 9	H: 1 LOB: 1 BB: 0 P: 13	1B: 9 2B: 2 3B: 0 HR: 0	SF: 0 SAC: 0 DP: 1 HBP: 1
--------------	-------------------------------	----------------------------------	-------------------------------	----------------------------------	-------------------------------	----------------------------------	------------------------------	----------------------------------	------------------------------	----------------------------------	-------------------------------	----------------------------------	-------------------------------	----------------------------------	-------------------------------	----------------------------------	------------------------------	----------------------------------	----------------------------------	------------------------------------

PITCHER	IP	WLS	BF	H	R	ER	SO	BB	IBB	HBP	BLK	WP	HR	S	P	ERA	WHIP
Tim Hudson, R ERA: 2.37 (1, 1)	7.0		31	9	1	1	5	1	0	1	0	0	0	73	114	1.29	1.429
Brad Rigby, R ERA: 4.15 (8, 1)	1.0		4	1	0	0	0	0	0	0	0	0	0	10	13	0.00	1.000
Billy Taylor, R ERA: 2.89 (9, 1)	1.0		4	1	0	0	0	0	0	0	0	0	0	9	13	0.00	1.000

BOTTOM

Oakland Athletics @ Detroit Tigers  
Tiger Stadium, Detroit, MI  
Sat Jun 19 1999, 5:05 PM EDT  
Att. 24,704 - Cloudy - 72 F

livebaseballscores.com

AB	37
R	1
H	11
RBI	1
BB	1
SO	5
LOB	26



WP: 0	PA: 39
PB: 0	
SB: 0	
CS: 0	
ERA	WHIP



Batter	1	2	3	4	5	6	7	8	9	AB R H RBI BB SO LOB	TOP
Tony Phillips, S (1, 4) OBP: 0.361, SLG: 0.490 Jorge Velandia, R (9, PR) OBP: 0.192, SLG: 0.231 (9, 4)	3-3 K		2-2 HR 1B		2-0 G3 2B	4-2 BB			0-0 G3 SH3-4 1B	4 1 3 0 1 1 0 0 0 0 0 0 0 0	
Miguel Tejada, R (1, 6) OBP: 0.338, SLG: 0.433	1-0 G6-3		0-1 L6		0-0 G3	2-3 K			0-0 SH3-4	4 0 0 0 0 1 3	
Ben Grieve, L (1, 7) OBP: 0.330, SLG: 0.363	2-0 F8		1-2 HR		4-1 BB				3-2 G3	4 1 1 2 1 1 2	
Matt Stairs, L (1, 9) OBP: 0.335, SLG: 0.527		4-1 1B S BB	2-3 K		2-2 F7				3-3 K	4 0 0 0 1 3 4	
John Jaha, R (1, 10) OBP: 0.414, SLG: 0.609		3-3 SAFE K	1-0 HR		1-1 F8				2-0 HR	4 2 2 2 0 1 3	
Jason Giambi, L (1, 3) OBP: 0.384, SLG: 0.460		1-2 F7	2-3 K			0-1 SH5-4 SF8 2B			1-3 K	4 1 1 0 0 2 1	
3 Eric Chavez, L (1, 5) OBP: 0.323, SLG: 0.365		4-0 1B BB		1-1 F8		4-2 SF8 SH5-4 WP BB			0-0 F8	2 1 0 0 2 0 0	
Ryan Christenson, R (1, 8) OBP: 0.267, SLG: 0.278		3-1 FC5-4 1B		0-1 G3-1		1-0 SH5-4			2-2 G3	3 0 1 0 0 0 0	
A.J. Hinch, R (1, 2) OBP: 0.241, SLG: 0.305		1-2 FC5-4		1-2 G6-3		0-0 SF8			0-0 F8	3 0 0 1 0 0 3	
<b>Inning Stats</b>	R: 0 H: 0 E: 0 LOB: 0 K: 1 BB: 0 S: 6 P: 12	R: 0 H: 1 E: 0 LOB: 3 K: 1 BB: 2 S: 13 P: 29	R: 3 H: 3 E: 0 LOB: 0 K: 2 BB: 0 S: 16 P: 24	R: 0 H: 0 E: 0 LOB: 0 K: 0 BB: 0 S: 7 P: 9	R: 0 H: 1 E: 0 LOB: 2 K: 0 BB: 1 S: 9 P: 18	R: 2 H: 1 E: 0 LOB: 1 K: 1 BB: 2 S: 12 P: 23	R: 1 H: 1 E: 0 LOB: 0 K: 3 BB: 0 S: 11 P: 18	R: 0 H: 0 E: 0 LOB: 0 K: 0 BB: 0 S: 5 P: 7	R: 0 H: 1 E: 0 LOB: 2 K: 1 BB: 0 S: 9 P: 15	1B: 3 SF: 1 2B: 2 SAC: 2 3B: 0 DP: 0 HR: 3 HBP: 0	WP: 1 PA: 40 PB: 0 SB: 1 CS: 0
<b>PITCHER</b>	IP WLS BF H R ER SO BB IBB HBP BLK WP HR S P ERA WHIP										
Brian Moehler, R (1, 1) ERA: 5.1	5.2 L 27 6 5 5 4 4 0 0 0 0 2 57 103 7.94 1.765										
C.J. Nitkowski, L (6, 1) ERA: 6.12	1.1 6 1 1 1 4 1 0 0 0 1 1 17 30 6.75 1.500										
Willie Blair, R (8, 1) ERA: 8.21	1.0 3 0 0 0 0 0 0 0 0 0 0 5 7 0.00 0.000										
Doug Brocail, R (9, 1) ERA: 3.03	1.0 4 1 0 0 1 0 0 0 0 0 0 9 15 0.00 1.000										

Oakland Athletics @ Detroit Tigers  
Tiger Stadium, Detroit, MI  
Sun Jun 20 1999, 1:05 PM EDT  
Att. 25,934 - Cloudy - 73 F

livebaseballscorecards.com

AB	32
R	6
H	8
RBI	5
BB	5
SO	9
LOB	16



Batter	1	2	3	4	5	6	7	8	9	AB	R	H	RBI	BB	SO	LOB
Luis Polonia, L OBP: 0.436, SLG: 0.635 (1, 7)	3-2 G1-3		0-0 G6-3			2-2 1B		1-2 F7		4	0	1	0	0	0	2
Frank Catalanotto, L OBP: 0.302, SLG: 0.459 (1, 3)	2-2 G3		1-3 K			2-3 K		0-3 K		4	0	0	0	0	3	3
Damion Easley, R OBP: 0.357, SLG: 0.444 (1, 4)	3-2 F8				1-1 P5	1-1 F7		4-2 HR BB		3	1	0	0	1	0	1
Dean Palmer, R OBP: 0.358, SLG: 0.572 (1, 5)		2-1 1B			4-2 BB	2-3 K		0-0 HR		3	1	2	4	1	1	1
Tony Clark, S OBP: 0.329, SLG: 0.380 (1, 10)		0-3 K			1-3 K			4-0 BB		3	0	0	0	1	2	2
Gregg Jefferies, S OBP: 0.275, SLG: 0.333 (8, PR)										0	0	0	0	0	0	0
Gabe Kapler, R OBP: 0.324, SLG: 0.500 (1, 8)		2-2 F7			0-3 K			0-3 K		4	0	0	0	0	2	3
Karim Garcia, L OBP: 0.248, SLG: 0.349 (1, 9)		0-1 G4-3			4-1 BB					3	0	0	0	1	0	1
Bill Haselman, R OBP: 0.356, SLG: 0.500 (1, 2)			2-1 HR		1-2 G5-4-3 BB			1-0 HR 1B		4	2	2	1	0	1	1
Deivi Cruz, R OBP: 0.263, SLG: 0.337 (1, 6)			1-1 F8		1-2 F8			0-0 HR PB 1B		3	1	1	0	0	0	0
Bobby Higginson, L OBP: 0.355, SLG: 0.403 (9, PH)								0-3 K		1	0	0	0	0	1	0

Inning Stats	R: 0	H: 0	E: 0	K: 0	S: 10	R: 0	H: 1	E: 0	K: 1	S: 11	R: 1	H: 1	E: 0	K: 1	S: 8	R: 0	H: 0	E: 0	K: 2	S: 10	R: 0	H: 0	E: 0	K: 0	S: 7	R: 0	H: 1	E: 0	K: 2	S: 14	R: 0	H: 0	E: 0	K: 0	S: 9	R: 4	H: 3	E: 0	K: 2	S: 14	R: 0	H: 0	E: 0	K: 2	S: 11	1B: 4	2B: 0	3B: 0	HR: 2	SF: 0	SAC: 0	DP: 1	HBP: 0	WP: 0	PB: 1	SB: 0	CS: 0	PA: 36
--------------	------	------	------	------	-------	------	------	------	------	-------	------	------	------	------	------	------	------	------	------	-------	------	------	------	------	------	------	------	------	------	-------	------	------	------	------	------	------	------	------	------	-------	------	------	------	------	-------	-------	-------	-------	-------	-------	--------	-------	--------	-------	-------	-------	-------	--------

PITCHER	IP	WLS	BF	H	R	ER	SO	BB	IBB	HBP	BLK	WP	HR	S	P	ERA	WHIP
Jimmy Haynes, R ERA: 5.13 (1, 1)	7.2	W	30	5	4	4	7	3	0	0	0	0	1	79	126	4.70	1.043
T.J. Mathews, R ERA: 3.45 (8, 1)	0.1	H	3	1	1	1	1	1	0	0	0	0	1	4	8	27.00	6.000
Billy Taylor, R ERA: 2.79 (9, 1)	1.0	S	3	0	0	0	2	0	0	0	0	0	0	11	17	0.00	0.000

BOTTOM

Oakland Athletics @ Detroit Tigers  
Tiger Stadium, Detroit, MI  
Sun Jun 20 1999, 1:05 PM EDT  
Att. 25,934 - Cloudy - 73 F

livebaseballscorecards.com

AB	32
R	5
H	6
RBI	5
BB	4
SO	10
LOB	14





Batter	1	2	3	4	5	6	7	8	9	AB R H RBI BB SO LOB	TOP																										
<b>Tony Phillips, S</b> (1, 4) OBP: 0.361, SLG: 0.496	2-3 K		3-2 G3-1	1-1 G4-3 2B	2-2 2B			3-2 E4 BB SH1		5 0 2 2 0 1 0																											
<b>Miguel Tejada, R</b> (1, 6) OBP: 0.337, SLG: 0.430	0-0 1B 2B 1B		0-2 G5-3	0-2 G4-3	0-2 G1-3			0-0 SH1		4 1 1 1 0 0 2																											
<b>Ben Grieve, L</b> (1, 7) OBP: 0.336, SLG: 0.381	0-0 1-2 2B 1B		0-0 HR	2-3 K			2-3 K	4-0 BB		4 2 2 1 1 2 1																											
<b>Matt Stairs, L</b> (1, 9) OBP: 0.332, SLG: 0.520	3-2 F7		3-1 1B		3-3 K		2-3 K	2-2 F8		5 0 1 0 0 2 3																											
<b>John Jaha, R</b> (1, 10) OBP: 0.413, SLG: 0.615	3-2 1-1 2-H 2-H 2B		1-1 F8		3-1 HR 2B		2-2 F9	1-2 F9		5 1 2 2 0 0 1																											
<b>Jason Giambi, L</b> (1, 3) OBP: 0.384, SLG: 0.483	2-2 F9			2-0 F8	1-1 HR		2-0 L7	1-0 HR		5 2 2 3 0 0 1																											
<b>Mike Macfarlane, R</b> (1, 2) OBP: 0.319, SLG: 0.387		0-1 G6-3		0-0 BB 2B 1B	4-2 3 HR BB		2-3 K	2-1 F9		4 2 1 0 1 1 0																											
<b>3 Eric Chavez, L</b> (1, 5) OBP: 0.330, SLG: 0.386		3-2 G1-3		4-2 BB 2B BB	2-0 1-H HR		2-0 FC6-4 1B	1-3 K		4 2 2 2 1 1 0																											
<b>Ryan Christenson, R</b> (1, 8) OBP: 0.266, SLG: 0.268		2-2 F9		4-0 2B G4-3 BB	2-3 K		1-0 FC6-4			3 1 0 0 1 1 1																											
<b>Inning Stats</b>	R: 2 E: 0 K: 1 S: 15	H: 3 LOB: 1 BB: 0 P: 25	R: 0 E: 0 K: 0 S: 8	H: 0 LOB: 0 BB: 0 P: 13	R: 1 E: 0 K: 0 S: 12	H: 2 LOB: 1 BB: 2 P: 19	R: 3 E: 0 K: 1 S: 13	H: 2 LOB: 1 BB: 2 P: 26	R: 4 E: 0 K: 2 S: 9	H: 4 LOB: 1 BB: 1 P: 38	R: 0 E: 0 K: 2 S: 9	H: 0 LOB: 0 BB: 0 P: 15	R: 0 E: 1 K: 0 S: 9	H: 1 LOB: 1 BB: 0 P: 13	R: 0 E: 1 K: 0 S: 9	H: 0 LOB: 1 BB: 1 P: 18	R: 1 E: 0 K: 1 S: 10	H: 1 LOB: 0 BB: 0 P: 15	1B: 5 2B: 4 3B: 0 HR: 4	SF: 0 SAC: 1 DP: 0 HBP: 0	WP: 0 PB: 0 SB: 0 CS: 0	PA: 44															
<b>PITCHER</b>	IP WLS BF H R ER SO BB IBB HBP BLK WP HR S P ERA WHIP																																				
<b>Dave Micki, R</b> (1, 1) ERA: 5.45	4.1		25	9	9	9	3	3	0	0	0	0	0	2	58	104	18.69	2.769																			
<b>Willie Blair, R</b> (5, 1) ERA: 8.27	0.2		4	2	1	1	1	0	0	0	0	0	0	1	11	17	13.50	3.000																			
<b>Will Brunson, L</b> (6, 1) ERA: 8.0	0.2		2	0	0	0	2	0	0	0	0	0	0	0	6	10	0.00	0.000																			
<b>Masao Kida, R</b> (6, 1) ERA: 5.53	1.1		5	1	0	0	1	0	0	0	0	0	0	0	9	18	0.00	0.750																			
<b>Doug Brocail, R</b> (8, 1) ERA: 2.95	1.0	W	4	0	0	0	0	1	0	0	0	0	0	0	9	18	0.00	1.000																			
<b>Todd Jones, R</b> (9, 1) ERA: 5.59	1.0			S	4	H	1	R	1	ER	1	SO	1	BB	0	IBB	0	HBP	0	BLK	0	WP	0	HR	1	S	10	P	15	ERA	9.00	WHIP	1.000				

**Oakland Athletics @ Detroit Tigers**  
**Tiger Stadium, Detroit, MI**  
 Mon Jun 21 1999, 7:05 PM EDT  
 Att. 16,083 - Unknown - 78 F

AB	39
R	11
H	13
RBI	11
BB	4
SO	8
LOB	9







Batter	1	2	3	4	5	6	7	8	9	AB R H RBI BB SO LOB	TOP																										
<b>Tony Phillips, S</b> OBP: 0.365, SLG: 0.496 (1, 4) C B B X (9, 8)	2-1 G6-3 ①		1-2 BB FC1-2 HBP 1B		4-1 1B BB		0-1 G4-3 ①		2-2 3B 1B 1-2 2-H	4 1 2 1 1 0 0																											
<b>Miguel Tejada, R</b> OBP: 0.345, SLG: 0.443 (1, 6) B B X	2-0 1B 2B 1B		3-2 1 SAFE FC1-2 BB 1-2 HBP		2-1 BB 1-3 1B		2-0 G6-3 ②		1-0 3B 1-H 2-H	4 1 3 2 0 0 0																											
<b>Ben Grieve, L</b> OBP: 0.338, SLG: 0.379 (1, 7) B C 1 B SAFE X	2-1 2B G6-3 1B		4-1 FC1-2 BB 1-2 2-3		2-3 K ②		1-0 G6-3 ③		0-1 F7 ①	4 1 1 0 1 1 3																											
<b>Jason Giambi, L</b> OBP: 0.384, SLG: 0.484 (1, 3) X	0-0 G6-3 1-3 2B 3-H		1-1 FC1-2 G5-4-3 BB 1-2 2-3 3-Hf		4-2 BB 1-2 BB			1-1 G6-3 ①	3-3 K ②	4 0 1 1 1 1 4																											
<b>John Jaha, R</b> OBP: 0.404, SLG: 0.598 (1, 10) C B 3 SAFE B X	2-2 G6-3 ② 2-3 3-H		2-0 G5-4-3 ② ③ 1-2f		3-2 F7 ③			1-1 G3 ②	1-3 K ③	5 0 0 1 0 1 8																											
<b>Matt Stairs, L</b> OBP: 0.335, SLG: 0.517 (1, 9) B B B C F X	3-2 G6-3 ③			1-0 G6-3 ①		4-0 BB 3 G6-4-3 BB		1-1 1B ①		3 0 1 0 1 0 1																											
<b>3 Eric Chavez, L</b> OBP: 0.325, SLG: 0.379 (1, 5) C X		0-1 F8 ①		1-3 K ②		0-0 G6-4-3 ② ③ 1-2f		0-3 K ③		3 0 0 0 0 1 1 1 0 0 0 0 1 1																											
<b>Olmedo Saenz, R</b> OBP: 0.353, SLG: 0.411 (8, PH) (8, 5)																																					
<b>Ryan Christenson, R</b> OBP: 0.278, SLG: 0.274 (1, 8) C B C X		1-2 CS 1B		0-1 G6-3 ③		4-2 BB			1-0 1B 1B	2 0 1 0 1 0 0 1 1 1 0 0 0 0 0 0 0 0 0 0 0																											
<b>Tim Raines, S</b> OBP: 0.347, SLG: 0.337 (9, PH) C B B B																																					
<b>Jorge Velandia, R</b> OBP: 0.192, SLG: 0.231 (9, 4)																																					
<b>A.J. Hinch, R</b> OBP: 0.236, SLG: 0.298 (1, 2) C T B C C C X		3-3 K ② ③ 1-2		3-2 G5-3 ①		0-1 P6 ③			1-2 1B 1B 1-2 3B 1B	3 0 0 0 0 1 2 1 1 1 0 0 0 0																											
<b>Mike Macfarlane, R</b> OBP: 0.325, SLG: 0.393 (9, PH) (9, 2)																																					
<b>Inning Stats</b>	R: 2 E: 0 K: 0 S: 13	H: 3 LOB: 1 BB: 0 P: 24	R: 0 E: 0 K: 1 S: 9	H: 1 LOB: 0 BB: 0 P: 13	R: 0 E: 1 K: 0 S: 9	H: 1 LOB: 2 BB: 1 P: 20	R: 0 E: 0 K: 1 S: 6	H: 0 LOB: 0 BB: 0 P: 8	R: 0 E: 0 K: 1 S: 14	H: 1 LOB: 3 BB: 2 P: 32	R: 0 E: 0 K: 0 S: 5	H: 0 LOB: 1 BB: 2 P: 13	R: 0 E: 0 K: 0 S: 4	H: 0 LOB: 0 BB: 0 P: 7	R: 0 E: 0 K: 1 S: 9	H: 1 LOB: 1 BB: 0 P: 12	R: 3 E: 0 K: 2 S: 19	H: 4 LOB: 1 BB: 0 P: 28	1B: 9 2B: 1 3B: 1 HR: 0	SF: 0 SAC: 0 DP: 2 HBP: 1	WP: 0 PB: 0 SB: 0 CS: 1	PA: 41															
<b>PITCHER</b>	IP WLS BF H R ER SO BB IBB HBP BLK WP HR S P ERA WHIP																																				
<b>Aaron Sele, R</b> ERA: 5.44 (1, 1)	5.0		23	6	2	2	3	3	0	1	0	0	0	0	51	97	3.60	1.800																			
<b>Mike Venafro, L</b> ERA: 1.91 (6, 1)	2.2	H	10	1	0	0	0	2	0	0	0	0	0	0	15	29	0.00	1.125																			
<b>59 Jeff Zimmerman, R</b> ERA: 1.0 (8, 1)	0.1	H	1	0	0	0	1	0	0	0	0	0	0	0	3	3	0.00	0.000																			
<b>John Wetteland, R</b> ERA: 3.82 (9, 1)	1.0	L	7	4	3	3	2	0	0	0	0	0	0	0	19	28	27.00	4.000																			

**Oakland Athletics @ Texas Rangers**  
The Ballpark at Arlington, Arlington, TX  
Tue Jun 22 1999, 8:35 PM EDT  
Att. 35,619 - Cloudy - 74 F

livebaseballscorecards.com

**AB 35**  
**R 5**  
**H 11**  
**RBI 5**  
**BB 5**  
**SO 6**  
**LOB 20**



Batter	1	2	3	4	5	6	7	8	9	AB	R	H	RBI	BB	SO	LOB
Luis Alicea, S OBP: 0.258, SLG: 0.188 (1, 4)	2-0 G1-3	2-1 L6		1-0 G1-3		1 SAFE 2-1 G4-6-3		3-2 P2		5	0	0	0	0	0	7
Ivan Rodriguez, R OBP: 0.332, SLG: 0.487 (1, 2)	1-0 G1-3		1-1 P5	2-0 29 E 1B		1-2 G1-3			1-1 29 BB 1B	5	0	2	2	0	0	0
29 Rusty Greer, L OBP: 0.372, SLG: 0.455 (1, 7)	4-2 BB		4-1 1B SF8 BB	1-2 E4			3-2 G4-3		4-2 F8-4 BB	2	1	0	0	3	0	1
Juan Gonzalez, R OBP: 0.351, SLG: 0.581 (1, 10) (9, 9)	1-1 F9		3-0 1B	3-1 G6-3			2-1 E S 1B		3-2 F8-4	5	0	2	0	0	0	5
Rafael Palmeiro, L OBP: 0.434, SLG: 0.646 (1, 3)		1-1 1B FC1-2-5 2B	3-2 SF8		2-2 F7		0-0 F9		0-0 F7	4	0	1	1	0	0	2
Todd Zeile, R OBP: 0.326, SLG: 0.456 (1, 5)		2-1 BB FC1-2-5 1B	0-0 F8		2-1 F7		1-2 G1-4-3			4	0	1	0	0	0	2
Roberto Kelly, R OBP: 0.371, SLG: 0.463 (1, 9) (9, 8)		0-0 FC1-2-5 BB		1-1 2B 1B	1-0 1B			0-1 S 1B		4	1	3	0	0	0	2
Ruben Mateo, R OBP: 0.229, SLG: 0.394 (1, 8) John Wetteland, R (9, 1)		0-1 F8		0-0 1B 2B	2-2 F7			1 SAFE 2-2 G1-3		4	1	1	0	0	0	4
Royce Clayton, R OBP: 0.290, SLG: 0.338 (1, 6)		4-1 BB		3-3 K		0-0 G4-6-3 1B		1-3 K		0	0	0	0	0	0	0

Inning Stats	R: 0	H: 0	E: 0	K: 0	S: 6	R: 0	H: 2	E: 0	K: 0	S: 10	R: 1	H: 1	E: 0	K: 0	S: 11	R: 2	H: 3	E: 1	K: 1	S: 15	R: 0	H: 1	E: 0	K: 0	S: 9	R: 0	H: 1	E: 0	K: 0	S: 6	R: 0	H: 1	E: 0	K: 0	S: 9	R: 0	H: 1	E: 0	K: 1	S: 13	R: 0	H: 1	E: 0	K: 0	S: 10	1B: 9	SF: 1	2B: 3	SAC: 0	3B: 0	DP: 2	HR: 0	HBP: 0	WP: 0	PA: 41		
	0	0	0	0	6	0	2	0	0	10	1	1	0	0	11	2	3	1	1	15	1	1	0	0	9	0	0	0	0	6	1	1	0	0	9	0	1	0	0	10	0	1	0	0	10	9	1	0	0	3	0	0	0	0	0	0	41

PITCHER	IP	WLS	BF	H	R	ER	SO	BB	IBB	HBP	BLK	WP	HR	S	P	ERA	WHIP
Kenny Rogers, L ERA: 3.8 (1, 1)	7.0		33	9	3	3	1	3	0	0	0	0	0	66	121	3.86	1.714
T.J. Mathews, R ERA: 3.34 (8, 1)	1.0	W	4	1	0	0	1	0	0	0	0	0	0	13	19	0.00	1.000
Billy Taylor, R ERA: 2.7 (9, 1)	1.0	S	4	1	0	0	0	1	0	0	0	0	0	10	18	0.00	2.000

BOTTOM

Oakland Athletics @ Texas Rangers  
The Ballpark at Arlington, Arlington, TX

Tue Jun 22 1999, 8:35 PM EDT  
Att: 35,619 - Cloudy - 74 F

livebaseballscorecards.com

AB	36
R	3
H	11
RBI	3
BB	4
SO	2
LOB	26





Batter	1	2	3	4	5	6	7	8	9	AB R H RBI BB SO LOB	TOP											
Tony Phillips, S (1, 4) OBP: 0.363, SLG: 0.489	1-0 G3	3-2 F8		2-1 F7			0-0 F8		4-2 HR	4 1 0 0 1 0 3												
Ben Grieve, L (1, 7) OBP: 0.339, SLG: 0.409	2-2 HR	2-1 FC4-6			0-1 G4-3		1-0 G1-3		0-0 HR	5 2 2 3 0 0 2												
Jason Giambi, L (1, 3) OBP: 0.381, SLG: 0.476	1-1 G4-3			4-0 E BB		1-2 F9		2-3 K	1-2 L3	4 0 0 0 1 1 0												
John Jaha, R (1, 10) OBP: 0.401, SLG: 0.590	2-3 K			2-1 E5 G4-6-3		2-2 G5-3		0-2 3 WP 3 G6-3 1B		4 1 1 0 0 1 1												
Matt Stairs, L (1, 9) OBP: 0.337, SLG: 0.515		4-2 3 HR BB		0-0 F8		1-2 F9		2-0 3 G6-3 3 WP 1B		3 1 1 0 1 0 2												
3 Eric Chavez, L (1, 5) OBP: 0.328, SLG: 0.395		1-1 1-H HR		2-1 G4-6-3		4-1 G4-3 BB		2-2 G6-3		3 1 1 3 1 0 3												
Mike Macfarlane, R (1, 2) OBP: 0.331, SLG: 0.391		4-2 F8 1B BB		1-0 FC3-6 1B		0-0 G4-3		0-1 F8		3 0 1 0 1 0 2												
Ryan Christenson, R (1, 8) OBP: 0.270, SLG: 0.264		0-3 K		1-1 FC3-6		1-2 G3-1		1-2 F9		3 0 0 0 0 1 3												
Tim Raines, S (9, PH) OBP: 0.344, SLG: 0.333				1-2f						1 0 0 0 0 0 0												
Jorge Velandia, R (1, 6) OBP: 0.207, SLG: 0.241		3-2 FC4-6 1B		1-1 F7			2-3 K		0-0 G4-3	3 0 1 0 0 1 1												
Olmedo Saenz, R (9, PH) OBP: 0.351, SLG: 0.408										1 0 0 0 0 0 0												
<b>Inning Stats</b>	R: 1 E: 0 K: 1 S: 13	H: 1 LOB: 0 BB: 0 P: 19	R: 2 E: 0 K: 1 S: 20	H: 2 LOB: 2 BB: 2 P: 37	R: 0 E: 1 K: 0 S: 5	H: 0 LOB: 1 BB: 1 P: 13	R: 0 E: 0 K: 0 S: 7	H: 1 LOB: 1 BB: 0 P: 12	R: 0 E: 0 K: 0 S: 8	H: 0 LOB: 0 BB: 0 P: 11	R: 0 E: 0 K: 1 S: 5	H: 0 LOB: 1 BB: 1 P: 8	R: 0 E: 0 K: 1 S: 5	H: 0 LOB: 0 BB: 0 P: 8	R: 1 E: 0 K: 1 S: 14	H: 2 LOB: 1 BB: 0 P: 20	R: 2 E: 0 K: 0 S: 12	H: 1 LOB: 0 BB: 1 P: 18	1B: 4 2B: 0 3B: 0 HR: 3	SF: 0 SAC: 0 DP: 1 HBP: 0	WP: 1 PB: 0 SB: 0 CS: 0	PA: 39
<b>PITCHER</b>	IP WLS BF H R ER SO BB IBB HBP BLK WP HR S P ERA WHIP																					
Mike Morgan, R (1, 1) ERA: 5.69	7.0 W 29 4 3 3 3 4 0 0 0 0 2 66 114 3.86 1.143																					
Mike Munoz, L (8, 1) ERA: 3.81	0.2 4 2 1 1 1 0 0 0 0 1 0 12 18 13.50 3.000																					
Tim Crabtree, R (8, 1) ERA: 3.51	0.1 H 1 0 0 0 0 0 0 0 0 0 0 2 2 0.00 0.000																					
John Wetteland, R (9, 1) ERA: 4.26	1.0 S 5 1 2 2 0 1 0 0 0 0 0 1 12 18 18.00 2.000																					

Oakland Athletics @ Texas Rangers  
The Ballpark at Arlington, Arlington, TX

Wed Jun 23 1999, 8:35 PM EDT  
Att. 45,995 - Cloudy - 89 F

livebaseballscorecards.com

AB	34
R	6
H	7
RBI	6
BB	5
SO	4
LOB	17







Batter	1	2	3	4	5	6	7	8	9	AB R H RBI BB SO LOB	TOP											
<b>Tony Phillips, S</b> (1, 4) OBP: 0.361, SLG: 0.485	2-1 1B 2B	1-3 K			3-3 K			2-2 G1-3		4 0 1 0 0 2 2												
<b>Miguel Tejada, R</b> (1, 6) OBP: 0.347, SLG: 0.448	2-2 2B 1-3		0-1 G6-3			1-0 G4-3 HR 1B		2-2 G5-3		4 1 2 0 0 0 0												
<b>Ben Grieve, L</b> (1, 7) OBP: 0.333, SLG: 0.401	1-3 K		3-2 K			0-0 G4-3 1-2		3-3 K		4 0 0 0 0 3 3												
<b>Jason Giambi, L</b> (1, 3) OBP: 0.376, SLG: 0.469	0-0 P5		2-1 L6			0-0 F8			1-3 K	4 0 0 0 0 1 3												
<b>John Jaha, R</b> (1, 10) OBP: 0.398, SLG: 0.599	2-2 G6-3			0-1 G6-3		0-1 HR 2-H			3-3 K	4 1 1 2 0 1 2												
<b>Matt Stairs, L</b> (1, 9) OBP: 0.336, SLG: 0.511		2-2 FC3-6 1B		3-2 G3		0-0 G4-3			2-1 P2	4 0 1 0 0 0 0												
<b>3 Eric Chavez, L</b> (1, 5) OBP: 0.329, SLG: 0.394		1-0 FC3-6 1B		1-2 G4-3			1-2 G6-4-3 1B			3 0 1 0 0 0 1												
<b>Ryan Christenson, R</b> (1, 8) OBP: 0.262, SLG: 0.256		0-0 P6			2-3 K		3-2 G6-4-3			3 0 0 0 0 1 2												
<b>A.J. Hinch, R</b> (1, 2) OBP: 0.238, SLG: 0.299		0-0 1B			0-1 G4-3		0-3 K			3 0 1 0 0 1 0												
<b>Inning Stats</b>	R: 0 E: 0 K: 1 S: 12	H: 2 LOB: 2 BB: 0 P: 19	R: 0 E: 0 K: 1 S: 9	H: 2 LOB: 2 BB: 0 P: 13	R: 0 E: 0 K: 1 S: 7	H: 0 LOB: 0 BB: 0 P: 12	R: 0 E: 0 K: 0 S: 10	H: 0 LOB: 0 BB: 0 P: 14	R: 0 E: 0 K: 2 S: 8	H: 0 LOB: 0 BB: 0 P: 13	R: 2 E: 0 K: 0 S: 6	H: 2 LOB: 0 BB: 0 P: 7	R: 0 E: 0 K: 1 S: 15	H: 1 LOB: 0 BB: 0 P: 19	R: 0 E: 0 K: 1 S: 10	H: 0 LOB: 0 BB: 0 P: 17	R: 0 E: 0 K: 2 S: 13	H: 0 LOB: 0 BB: 0 P: 19	1B: 5 2B: 1 3B: 0 HR: 1	SF: 0 SAC: 0 DP: 1 HBP: 0	WP: 0 PB: 0 SB: 0 CS: 0	PA: 33
<b>PITCHER</b>	IP WLS BF H R ER SO BB IBB HBP BLK WP HR S P ERA WHIP																					
<b>John Burkett, R</b> (1, 1) ERA: 7.2	6.0 W 24 6 2 2 5 0 0 0 0 0 1 52 78 3.00 1.000																					
<b>Tim Crabtree, R</b> (7, 1) ERA: 3.38	1.0 H 3 1 0 0 1 0 0 0 0 0 0 15 19 0.00 1.000																					
<b>59 Jeff Zimmerman, R</b> (8, 1) ERA: 0.98	1.0 H 3 0 0 0 1 0 0 0 0 0 0 10 17 0.00 0.000																					
<b>John Wetteland, R</b> (9, 1) ERA: 4.13	1.0 S 3 0 0 0 2 0 0 0 0 0 0 13 19 0.00 0.000																					

**Oakland Athletics @ Texas Rangers**  
The Ballpark at Arlington, Arlington, TX  
Thu Jun 24 1999, 8:35 PM EDT  
Att. 39,683 - Cloudy - 81 F

livebaseballscorecards.com

AB	33
R	2
H	7
RBI	2
BB	0
SO	9
LOB	13














Batter	1	2	3	4	5	6	7	8	9	AB R H RBI BB SO LOB	TOP																									
Tony Phillips, S (1, 4) OBP: 0.360, SLG: 0.482	2-2 G3		3-1 F7	4-1 BB			2-0 2B		2-2 G4-6-3	4 0 1 0 1 0 1																										
Miguel Tejada, R (1, 6) OBP: 0.341, SLG: 0.438	0-0 G6-3		1-1 HR 1B	0-2 F9			2-1 L7			4 1 1 0 0 0 3																										
Ben Grieve, L (1, 7) OBP: 0.339, SLG: 0.416	3-1 HR		4-1 HR BB	1-0 CS			1-3 K2-3			3 2 1 1 1 1 1																										
Jason Giambi, L (1, 3) OBP: 0.379, SLG: 0.494	1-1 F8		0-0 HR					1-1 F8		3 1 1 3 1 0 0																										
John Jaha, R (1, 10) OBP: 0.406, SLG: 0.607		4-1 BB	1-0 G5-3					4-2 BB		2 0 0 0 2 0 1																										
Tim Hudson, R (8, PR) OBP: 1.000, SLG: 1.000										0 0 0 0 0 0 0																										
Matt Stairs, L (1, 9) OBP: 0.341, SLG: 0.506		4-2 F8-4-3 BB	0-1				0-1 P8		3-3 K	3 0 1 0 1 1 1																										
Mike Macfarlane, R (1, 2) OBP: 0.315, SLG: 0.371		0-0 F8-4-3	1-1 F8				3-2 F7		3-3 K	3 0 0 0 0 0 3																										
A.J. Hinch, R (7, 2) OBP: 0.234, SLG: 0.294										1 0 0 0 0 1 1	AB 30 R 4 H 7 RBI 4 BB 7 SO 3 LOB 14																									
3 Eric Chavez, L (1, 5) OBP: 0.336, SLG: 0.398		4-1 BB		1-2 F8			0-0 G4-3		0-0 G4-6-3 1B	3 0 1 0 1 0 0																										
Ryan Christenson, R (1, 8) OBP: 0.255, SLG: 0.247		2-2 F8		0-0 F9 BB CS 1B			1-2 F8		1-0 P6	3 0 1 0 0 0 2																										
Tim Raines, S (9, PH) OBP: 0.341, SLG: 0.330										1 0 0 0 0 0 1																										
Inning Stats	R: 1 E: 0 K: 0 S: 9	H: 1 LOB: 0 BB: 0 P: 15	R: 0 E: 0 K: 0 S: 8	H: 0 LOB: 2 BB: 3 P: 22	R: 3 E: 0 K: 0 S: 11	H: 3 LOB: 1 BB: 1 P: 21	R: 0 E: 0 K: 0 S: 8	H: 1 LOB: 1 BB: 1 P: 14	R: 0 E: 0 K: 0 S: 5	H: 0 LOB: 0 BB: 1 P: 14	R: 0 E: 0 K: 1 S: 10	H: 1 LOB: 1 BB: 0 P: 16	R: 0 E: 0 K: 2 S: 11	H: 0 LOB: 1 BB: 1 P: 22	R: 0 E: 0 K: 0 S: 5	H: 1 LOB: 0 BB: 0 P: 8	1B: 4 2B: 2 3B: 0 HR: 2	SF: 0 SAC: 0 DP: 3 HBP: 0	WP: 0 PB: 0 SB: 0 CS: 1	PA: 38																
PITCHER	IP WLS BF H R ER SO BB IBB HBP BLK WP HR S P ERA WHIP																																			
Tim Belcher, R (1, 1) ERA: 6.53	4.0		20	5	4	4	0	5	0	0	0	0	2	36	72	9.00	2.500																			
Mike Magnante, L (5, 1) ERA: 5.13	3.1	W	11	1	0	0	1	1	0	0	0	0	0	24	43	0.00	0.600																			
Shigetoshi Hasegawa, R (8, 1) ERA: 3.79	0.2	H	3	0	0	0	2	1	0	0	0	0	0	9	19	0.00	1.500																			
Troy Percival, R (9, 1) ERA: 2.1	1.0	S	3	1	0	0	0	0	0	0	0	0	0	5	8	0.00	1.000																			

Oakland Athletics @ Anaheim Angels  
Edison International Field, Anaheim, CA

Sat Jun 26 1999, 10:05 PM EDT  
Att. 29,957 - Unknown - 68 F

livebaseballscorecards.com



Batter	1	2	3	4	5	6	7	8	9
<b>Darin Erstad, L</b> OBP: 0.313, SLG: 0.383 (1, 7) B C B X (8, 3)	2-1 G4-3 ①		1-1 SAFE 1B 1-3 1B		2-1 G3 ①		1-1 G4-3 16 1B 2B	1 SAFE 2-1 G4-3 ③	
<b>Randy Velarde, R</b> OBP: 0.372, SLG: 0.420 (1, 4) C B F B X	2-2 G6-3 ②		0-0 1-3 3-H 1B		2-2 G6-3 ②		1-0 G4-3 ①		
<b>Mo Vaughn, L</b> OBP: 0.352, SLG: 0.527 <b>Reggie Williams, S</b> OBP: 0.200, SLG: 0.176 (7, PR) B C X (8, 9)	1-1 P5 ③		2-0 F8 ③		1-3 K ③		4-0 WP 16 1B IBB		
<b>16 Garret Anderson, L</b> OBP: 0.299, SLG: 0.465 (1, 8)		1-2 G3 ①		1-1 2B 1B		0-0 G5-3 1B 1B	0-0 WP 1B		
<b>Todd Greene, R</b> OBP: 0.292, SLG: 0.471 (1, 10)		1-3 K ②		0-2 F8 ①		0-1 G5-3 ①	1-2 3-H F7 ②		
<b>Steve Decker, R</b> OBP: 0.387, SLG: 0.360 (1, 2)		3-2 L6 ③		0-0 G6-3 1B 2B		4-1 G5-3 1B BB	3-3 K ③		
<b>Troy Glaus, R</b> OBP: 0.303, SLG: 0.431 (1, 5)			0-3 K ①	0-0 G6-3 ②		2-2 G5-3 ②		1-3 K ①	
<b>Orlando Palmeiro, L</b> OBP: 0.376, SLG: 0.326 (1, 9) B C B X (8, 7)		3-1 FC5-4 1B	3-1 FC6-4 1B	1-1 FC6-4 1B		4-0 1B IBB		0-0 P6 ②	
<b>Gary Disarcina, R</b> OBP: 0.286, SLG: 0.231 (1, 6)			0-0 FC5-4 1B	2-0 FC6-4 1B		2-2 1B		4-0 BB	

Inning Stats	R: 0 E: 0 K: 0 S: 7	H: 0 LOB: 0 BB: 0 P: 12	R: 0 E: 0 K: 1 S: 9	H: 0 LOB: 0 BB: 0 P: 14	R: 1 E: 0 K: 1 S: 12	H: 3 LOB: 2 BB: 0 P: 18	R: 2 E: 0 K: 0 S: 11	H: 3 LOB: 1 BB: 0 P: 15	R: 0 E: 0 K: 1 S: 8	H: 0 LOB: 0 BB: 0 P: 13	R: 1 E: 0 K: 0 S: 10	H: 2 LOB: 2 BB: 2 P: 22	R: 1 E: 0 K: 1 S: 9	H: 2 LOB: 2 BB: 1 P: 19	R: 0 E: 0 K: 1 S: 6	H: 0 LOB: 1 BB: 1 P: 13
--------------	------------------------------	----------------------------------	------------------------------	----------------------------------	-------------------------------	----------------------------------	-------------------------------	----------------------------------	------------------------------	----------------------------------	-------------------------------	----------------------------------	------------------------------	----------------------------------	------------------------------	----------------------------------

PITCHER															PITCHER																		
IP	WLS	BF	H	R	ER	SO	BB	IBB	HBP	BLK	WP	HR	S	P	ERA	WHIP	IP	WLS	BF	H	R	ER	SO	BB	IBB	HBP	BLK	WP	HR	S	P	ERA	WHIP
<b>Gil Heredia, R</b> ERA: 5.52 (1, 1)	5.1		24	7	4	4	3	1	0	0	0	0	51	80	6.75	1.500																	
<b>Brad Rigby, R</b> ERA: 4.3 (6, 1)	1.0	L	6	2	1	1	0	0	2	0	0	0	9	23	9.00	2.000																	
<b>Buddy Groom, L</b> ERA: 7.45 (7, 1)	0.0		1	1	0	0	0	0	0	0	0	0	1	1	∞	∞																	
<b>Chad Harville, R</b> ERA: (7, 1)	1.2		6	0	0	0	2	1	0	0	0	1	0	11	0.00	0.600																	

**BOTTOM**

AB	R	H	RBI	BB	SO	LOB
5	1	2	0	0	0	1
4	0	1	1	0	0	1
3	0	0	0	1	1	2
0	0	0	0	0	0	0
4	2	3	1	0	0	0
4	0	0	0	0	1	4
3	1	1	1	1	1	2
4	0	0	0	0	2	3
3	0	2	1	1	0	0
3	1	1	1	1	0	2


**AB 33**  
**R 5**  
**H 10**  
**RBI 5**  
**BB 4**  
**SO 5**  
**LOB 15**

**WP: 1** **PA: 37**  
**PB: 0**  
**SB: 0**  
**CS: 0**

**WP: 1** **SF: 0**  
**PB: 0** **SAC: 0**  
**SB: 0** **DP: 0**  
**CS: 0** **HBP: 0**

**Oakland Athletics @ Anaheim Angels**  
**Edison International Field, Anaheim, CA**

Sat Jun 26 1999, 10:05 PM EDT  
Att: 29,957 - Unknown - 68 F



livebaseballscorecards.com



Batter	1	2	3	4	5	6	7	8	9	AB R H RBI BB SO LOB	TOP											
<b>Tony Phillips, S</b> (1, 4) OBP: 0.355, SLG: 0.474	1-0 F7		0-2 L6		3-2 G1-3	3-1 FC6			0-1 P6	5 0 0 0 0 0 3												
<b>Miguel Tejada, R</b> (1, 6) OBP: 0.336, SLG: 0.430	3-2 F9		2-2 G6-3		2-2 F8			2-1 G1-3	0-3 K	5 0 0 0 0 1 1												
<b>Ben Grieve, L</b> (1, 7) OBP: 0.344, SLG: 0.417	4-1 BB		2-2 BB 1B		1-2 1B			3-1 G4-3	2-2 F7	4 0 2 0 1 0 1												
<b>Jason Giambi, L</b> (1, 3) OBP: 0.378, SLG: 0.489	2-1 P5		4-1 BB		2-2 G4-3			1-1 L4		3 0 0 0 1 0 2												
<b>John Jaha, R</b> (1, 10) OBP: 0.403, SLG: 0.598		3-2 G5-3	1-1 G5-3		4-1 3 BB SF9-3-5 BB			1-3 K		3 1 0 0 1 1 2												
<b>Matt Stairs, L</b> (1, 9) OBP: 0.346, SLG: 0.520		1-2 BB 1B		1-1 HR	4-1 3 BB SF9-3-5 BB			2-0 L7		3 1 2 1 1 0 0												
<b>3 Eric Chavez, L</b> (1, 5) OBP: 0.335, SLG: 0.392		2-2 F9		1-3 K	4-0 1B BB			0-1 G4-3		3 0 0 0 1 1 1												
<b>Ryan Christenson, R</b> (1, 8) OBP: 0.257, SLG: 0.245		4-2 BB		3-1 G5-3	1-2 SF9-3-5			1-1 S 1B 2B		1 0 0 1 1 0 0												
<b>Tim Raines, S</b> (9, PH) OBP: 0.346, SLG: 0.346		1-2 BB		1-0 G4-3	2-3 3-H					1 1 1 0 0 0 0												
<b>A.J. Hinch, R</b> (1, 2) OBP: 0.236, SLG: 0.295		1-3 K			0-0 FC6 1B			3-2 2-H 1B		3 0 1 0 0 1 2												
<b>Olmedo Saenz, R</b> (9, PH) OBP: 0.353, SLG: 0.409										1 0 1 1 0 0 0												
<b>Jorge Velandia, R</b> (9, PR) OBP: 0.207, SLG: 0.241										0 0 0 0 0 0 0												
<b>Inning Stats</b>	R: 0 E: 0 K: 0 S: 7	H: 0 LOB: 1 BB: 1 P: 17	R: 0 E: 0 K: 1 S: 16	H: 1 LOB: 2 BB: 1 P: 27	R: 0 E: 0 K: 0 S: 13	H: 1 LOB: 2 BB: 1 P: 22	R: 1 E: 0 K: 1 S: 8	H: 1 LOB: 0 BB: 0 P: 14	R: 0 E: 0 K: 0 S: 13	H: 1 LOB: 1 BB: 0 P: 21	R: 1 E: 0 K: 0 S: 8	H: 1 LOB: 2 BB: 3 P: 24	R: 0 E: 0 K: 0 S: 6	H: 0 LOB: 0 BB: 0 P: 12	R: 0 E: 0 K: 1 S: 8	H: 0 LOB: 0 BB: 0 P: 11	R: 1 E: 0 K: 1 S: 18	H: 2 LOB: 1 BB: 0 P: 24	1B: 5 2B: 2 3B: 0 HR: 1	SF: 1 SAC: 0 DP: 1 HBP: 0	WP: 0 PB: 0 SB: 1 CS: 0	PA: 39
<b>PITCHER</b>	IP WLS BF H R ER SO BB IBB HBP BLK WP HR S P ERA WHIP																					
<b>Steve Sparks, R</b> (1, 1) ERA: 4.93	5.0 W 25 4 2 2 2 6 0 0 0 0 0 1 59 115 3.60 2.000																					
<b>Mark Petkovsek, R</b> (6, 1) ERA: 1.63	3.0 H 9 1 0 0 1 0 0 0 0 0 0 0 20 33 0.00 0.333																					
<b>Troy Percival, R</b> (9, 1) ERA: 2.32	1.0 S 5 2 1 1 1 0 0 0 0 0 0 0 18 24 9.00 2.000																					

Oakland Athletics @ Anaheim Angels  
Edison International Field, Anaheim, CA

Sun Jun 27 1999, 8:05 PM EDT  
Att. 31,782 - Unknown - 72 F

livebaseballscorecards.com

AB	32
R	3
H	7
RBI	3
BB	6
SO	4
LOB	12



Batter	1	2	3	4	5	6	7	8	9
<b>Darin Erstad, L</b> OBP: 0.312, SLG: 0.388 (1, 7) C B S F X	1-2 1B 3B	0-1 L4		1-2 F8			1-0 L8		
<b>Randy Velarde, R</b> OBP: 0.377, SLG: 0.423 (1, 4) F B F B X	2-2 1B 1B 3-H	4-2 BB		0-1 1-3 1B			1-2 G6-3		
<b>Mo Vaughn, L</b> OBP: 0.355, SLG: 0.527 (1, 3) B C X	1-1 16 1B 1B 1-3	2-3 K		0-0 G4-3			0-1 1B		
<b>Todd Greene, R</b> OBP: 0.291, SLG: 0.467 (1, 10) X	0-0 16 1B 1-2 G6-4-3 3-H		0-0 G5-3				2-1 L8 L1		
<b>16 Garret Anderson, L</b> OBP: 0.305, SLG: 0.473 (1, 8) S F X	0-2 G6-4-3 1B 1-3 2-H		1-1 CS 1B				1-0 F7	2-2 F9 2B	
<b>Steve Decker, R</b> OBP: 0.371, SLG: 0.345 (1, 2) B B X	2-0 G6-4-3 1-2f 3-H		1-1 SAFE 1B 1-2				0-0 P4	3-1 F9 2-3	
<b>Troy Glaus, R</b> OBP: 0.302, SLG: 0.429 (1, 5) C X	0-1 1B		2-0 G5-3				1-3 K	3-2 G6-3	
<b>Reggie Williams, S</b> OBP: 0.205, SLG: 0.184 (1, 9) F C B B S	3-3 K			1-0 FC5-4 1B			2-0 G6-3	1-2 G5-3	
<b>Andy Sheets, R</b> OBP: 0.246, SLG: 0.308 (1, 6) B B C X		3-1 G1-3		2-0 FC5-4 1B 1-2f			1-1 G3		

AB	R	H	RBI	BB	SO	LOB
4	1	1	0	0	0	1
3	1	2	1	1	0	0
4	1	2	0	0	1	3
4	1	1	1	0	0	1
4	0	3	1	0	0	0
4	0	1	0	0	0	2
4	0	1	0	0	1	2
4	0	1	0	0	1	2
3	0	0	0	0	0	1

**BOTTOM**

**Oakland Athletics @ Anaheim Angels**  
Edison International Field, Anaheim, CA  
Sun Jun 27 1999, 8:05 PM EDT  
Att: 31,782 - Unknown - 72 F

[livebaseballscorecards.com](http://livebaseballscorecards.com)

<b>AB</b>	<b>34</b>
<b>R</b>	<b>4</b>
<b>H</b>	<b>12</b>
<b>RBI</b>	<b>3</b>
<b>BB</b>	<b>1</b>
<b>SO</b>	<b>3</b>
<b>LOB</b>	<b>12</b>



1B: 10	SF: 0	WP: 0	PA: 35
2B: 1	SAC: 0	PB: 0	
3B: 1	DP: 1	SB: 0	
HR: 0	HBP: 0	CS: 1	

Inning Stats	R: 4	H: 6	LOB: 1	K: 1	S: 19	P: 28	R: 0	H: 0	LOB: 1	K: 1	S: 10	R: 0	H: 2	LOB: 1	K: 0	S: 6	R: 0	H: 0	LOB: 0	K: 0	S: 4	R: 0	H: 0	LOB: 0	K: 0	S: 7	R: 0	H: 0	LOB: 0	K: 1	S: 6	R: 0	H: 1	LOB: 1	K: 0	S: 12	R: 0	H: 1	LOB: 1	K: 0	S: 21
<b>PITCHER</b> <b>Kenny Rogers, L</b> ERA: 3.86 (1, 1)	IP	WLS	BF	H	R	ER	SO	BB	IBB	HBP	BLK	WP	HR	S	P	ERA	WHIP																								
	8.0	L	35	12	4	4	3	1	0	0	0	0	0	73	117	4.50	1.625																								
											<b>PITCHER</b>	IP	WLS	BF	H	R	ER	SO	BB	IBB	HBP	BLK	WP	HR	S	P	ERA	WHIP													



Batter	1	2	3	4	5	6	7	8	9	10	11	12	AB R H RBI BB SO LOB	TOP												
Brian Hunter, R OBP: 0.320, SLG: 0.356 (1, 7)	L5	FC5			L8			B2-3			K		5 0 0 0 0 1 2	<b>Seattle Mariners @ Oakland Athletics</b> Network Associates Coliseum, Oakland, CA Tue Jun 29 1999, 10:05 PM EDT Att. 11,762 - Unknown - 73 F												
Alex Rodriguez, R OBP: 0.392, SLG: 0.592 (1, 6)	G6-3		K		F9						K		4 0 0 0 1 2 0													
Ken Griffey Jr., L OBP: 0.408, SLG: 0.641 (1, 8)			F8								F7		4 0 0 0 1 1 1													
Edgar Martinez, R OBP: 0.436, SLG: 0.620 Charles Gipson, R OBP: 0.444, SLG: 0.500 (12, PR) (12, 9)	F7		K										5 0 1 0 0 2 1 0 1 0 0 0 0 0													
David Segui, S OBP: 0.366, SLG: 0.469 (1, 3)													4 0 2 0 0 1 0													
Raul Ibanez, L OBP: 0.340, SLG: 0.320 Jose Mesa, R (12, 1)													5 0 1 1 0 0 2 0 0 0 0 0 0 0													
David Bell, R OBP: 0.335, SLG: 0.479 (1, 4)													4 1 2 0 1 1 1													
Dan Wilson, R OBP: 0.344, SLG: 0.423 (1, 2)													4 0 1 1 0 0 2													
Russ Davis, R OBP: 0.273, SLG: 0.458 (1, 5)													3 0 0 0 1 0 1													
<b>Inning Stats</b>	R: 0 E: 0 K: 0 S: 13	H: 0 LOB: 1 BB: 1 P: 23	R: 1 E: 0 K: 0 S: 11	H: 3 LOB: 2 BB: 1 P: 20	R: 0 E: 0 K: 2 S: 8	H: 0 LOB: 0 BB: 0 P: 11	R: 0 E: 0 K: 0 S: 6	H: 2 LOB: 1 BB: 0 P: 11	R: 0 E: 0 K: 0 S: 10	H: 0 LOB: 0 BB: 0 P: 17	R: 0 E: 0 K: 0 S: 8	H: 0 LOB: 1 BB: 1 P: 12	R: 0 E: 0 K: 1 S: 4	H: 0 LOB: 0 BB: 1 P: 11	R: 0 E: 0 K: 2 S: 7	H: 0 LOB: 0 BB: 0 P: 10	R: 0 E: 0 K: 1 S: 5	H: 0 LOB: 0 BB: 0 P: 5	R: 0 E: 0 K: 2 S: 7	H: 0 LOB: 0 BB: 0 P: 7	R: 1 E: 0 K: 0 S: 4	H: 2 LOB: 1 BB: 0 P: 4	1B: 7 2B: 1 3B: 0 HR: 0	SF: 0 SAC: 1 DP: 2 HBP: 0	WP: 0 PB: 0 SB: 0 CS: 2	PA: 43
<b>PITCHER</b>	IP WLS BF H R ER SO BB IBB HBP BLK WP HR S P ERA WHIP																									
Mike Oquist, R ERA: 5.14 (1, 1)	7.0		5	1	1	2	3	0	0	0	0	0	0	0	63	106	1.29	1.143								
Doug Jones, R ERA: 3.2 (8, 1)	3.0		9	0	0	4	1	0	0	0	0	0	0	0	16	26	0.00	0.333								
Billy Taylor, R ERA: 2.61 (11, 1)	1.0		3	0	0	2	0	0	0	0	0	0	0	0	7	7	0.00	0.000								
T.J. Mathews, R ERA: 3.48 (12, 1)	1.0	L	4	2	1	1	0	0	0	0	0	0	0	0	4	4	9.00	2.000								

livebaseballscorecards.com

AB	38
R	2
H	7
RBI	2
BB	4
SO	8
LOB	10



Batter	1	2	3	4	5	6	7	8	9	10	11	12	AB R H RBI BB SO LOB
<b>Tony Phillips, S</b> OBP: 0.352, SLG: 0.467 (1, 4) (11, 8)	1-2 G6-4-3 1B		1-2 G1-2-3		1-1 G4-6-3		0-1 F7			0-3 K		0-0 G1	6 0 1 0 0 1 7
<b>Miguel Tejada, R</b> OBP: 0.330, SLG: 0.422 (1, 6)	3-2 G6-4-3 1-2f		1-1 F8			1-0 B1-3		1-1 F8		0-3 K			5 0 0 0 0 1 3
<b>Matt Stairs, L</b> OBP: 0.344, SLG: 0.514 (1, 9)	2-1 P3			3-1 CS 1B		3-3 K		1-1 P7			0-0 P6		5 0 1 0 0 1 0
<b>John Jaha, R</b> OBP: 0.408, SLG: 0.594 <b>Tim Hudson, R</b> OBP: 1.000, SLG: 1.000 (11, PR)		2-3 K		1-3 K		3-2 HBP		4-2 BB			0-0 1B		3 0 1 0 1 2 1 0 0 0 0 0 0 0
<b>Olmedo Saenz, R</b> OBP: 0.348, SLG: 0.401 (1, 5)		0-1 G4-3		1-0 1B		0-1 G4-3		2-1 G6-3			0-0 P6		5 0 1 0 0 0 3
<b>Jason Giambi, L</b> OBP: 0.375, SLG: 0.483 (1, 3)		1-3 K		0-0 G4-3			1-0 SH1-3 1B			0-3 K			5 1 1 0 0 3 2
<b>Tim Raines, S</b> OBP: 0.351, SLG: 0.340 (1, 7)			4-2 1B BB		4-2 1B BB		1-1 SH1-3		1-1 G3			0-3 K	2 0 0 0 2 1 0
<b>Ramon Hernandez, R</b> OBP: 0.400, SLG: 0.400 (1, 2)			0-0 G1-2-3 1B		0-0 L6		0-1 1B		2-1 F9			0-0 P3	5 0 2 1 0 0 1
<b>Ryan Christenson, R</b> OBP: 0.267, SLG: 0.257 <b>Ben Grieva, L</b> OBP: 0.343, SLG: 0.416 <b>Jorge Velandia, R</b> OBP: 0.207, SLG: 0.241 <b>3 Eric Chavez, L</b> OBP: 0.333, SLG: 0.389 (12, PH)			0-0 G1-2-3 1B		2-1 L7		2-1 L7			0-0 P6		0-0 E6	3 0 2 0 0 0 1 1 0 0 0 0 0 0 0 0 0 0 0 0 0 1 0 0 0 0 0 0


Inning Stats	R: 0 E: 0 K: 0 S: 8	H: 1 LOB: 0 BB: 0 P: 14	R: 0 E: 0 K: 2 S: 8	H: 0 LOB: 0 BB: 0 P: 11	R: 0 E: 0 K: 0 S: 9	H: 2 LOB: 2 BB: 1 P: 15	R: 0 E: 0 K: 1 S: 7	H: 2 LOB: 1 BB: 0 P: 12	R: 0 E: 0 K: 0 S: 7	H: 1 LOB: 1 BB: 1 P: 14	R: 0 E: 0 K: 1 S: 8	H: 0 LOB: 1 BB: 0 P: 15	R: 1 E: 0 K: 0 S: 9	H: 2 LOB: 1 BB: 0 P: 13	R: 0 E: 0 K: 0 S: 8	H: 0 LOB: 1 BB: 1 P: 16	R: 0 E: 0 K: 1 S: 7	H: 0 LOB: 0 BB: 0 P: 10	R: 0 E: 0 K: 1 S: 6	H: 1 LOB: 1 BB: 0 P: 6	R: 0 E: 1 K: 1 S: 6	H: 0 LOB: 1 BB: 0 P: 6	1B: 9 2B: 0 3B: 0 HR: 0	SF: 0 DP: 3 HBP: 1	WP: 0 PB: 0 SB: 0 CS: 1	PA: 46
--------------	------------------------------	----------------------------------	------------------------------	----------------------------------	------------------------------	----------------------------------	------------------------------	----------------------------------	------------------------------	----------------------------------	------------------------------	----------------------------------	------------------------------	----------------------------------	------------------------------	----------------------------------	------------------------------	----------------------------------	------------------------------	---------------------------------	------------------------------	---------------------------------	----------------------------------	--------------------------	----------------------------------	--------

PITCHER	IP	WLS	BF	H	R	ER	SO	BB	IBB	HBP	BLK	WP	HR	S	P	ERA	WHIP
<b>John Halama, L</b> ERA: 3.39 (1, 1)	9.0		35	8	1	1	5	3	0	1	0	0	0	71	120	1.00	1.222
<b>Jose Paniagua, R</b> ERA: 3.6 (10, 1)	2.0	W	7	1	0	0	3	0	0	0	0	0	0	13	13	0.00	0.500
<b>Jose Mesa, R</b> ERA: 7.29 (12, 1)	1.0	S	4	0	0	0	1	0	0	0	0	0	0	6	6	0.00	0.000

**Seattle Mariners @ Oakland Athletics**  
**Network Associates Coliseum, Oakland, CA**  
Tue Jun 29 1999, 10:05 PM EDT  
Att: 11,762 - Unknown - 73 F

livebaseballscorecards.com

AB	41
R	1
H	9
RBI	1
BB	3
SO	9
LOB	18





Batter	1	2	3	4	5	6	7	8	9	AB R H RBI BB SO LOB	TOP											
<b>Brian Hunter, R</b> OBP: 0.321, SLG: 0.354 (1, 7) (8, 8)	4-1 S BB		0-0 G5-4-3 1B	1-3 K			1-1 G5-3	1-1 E9 1-H		4 0 1 0 1 1 2												
<b>Alex Rodriguez, R</b> OBP: 0.385, SLG: 0.579 <b>Rafael Bourimigal, R</b> OBP: 0.370, SLG: 0.521 (1, 6) (8, PH) (8, 6)	3-2 F8		2-1 G5-4-3 1-2f		2-2 G6-3		3-1 G5-3	1-2 F8		4 0 0 0 0 0 2 1 0 0 0 0 0 1												
<b>Ken Griffey Jr., L</b> OBP: 0.406, SLG: 0.636 <b>Raul Ibanez, L</b> OBP: 0.333, SLG: 0.314 (1, 8) (8, 7)	2-3 K		2-2 1B 1B		0-0 G1-3		2-1 F8		2-2 G1-4-3	4 0 1 0 0 1 1 1 0 0 0 0 0 0												
<b>Edgar Martinez, R</b> OBP: 0.442, SLG: 0.520 (1, 10)	4-1 1-2 BB		2-0 1-2 1B		4-1 2B BB		1-1 G4-3	4-2 1B 1B 1B BB		2 1 1 0 3 0 0												
<b>David Segui, S</b> OBP: 0.370, SLG: 0.473 (1, 3)	0-0 G3		1-1 G3-1		0-0 1-3 2B		4-2 2B BB	1-1 1B 1B 1-2 1B		4 1 2 0 1 0 4												
<b>Butch Huskey, R</b> OBP: 0.370, SLG: 0.539 (1, 9)		2-3 K		0-0 F8	0-1 G4-3		2-0 F8	2-2 1B 1-2 2-3 1B		5 0 1 0 0 1 3												
<b>John Mabry, L</b> OBP: 0.302, SLG: 0.406 (1, 5)		2-0 FC6-4 1B		0-0 G4-3		1-1 F8	1-0 2B 2B	2-2 1-2 2-3 3-H 1B		5 1 3 1 0 0 0												
<b>David Bell, R</b> OBP: 0.335, SLG: 0.477 <b>Charles Gipson, R</b> OBP: 0.450, SLG: 0.556 (1, 4) (8, PH) (8, 4)		1 SAFE 2-2 FC6-4 1-2f 1B		1-1 1B 1B		3-2 P3	2-2 E 2B 2-H 3-H	3-2 P3		3 0 1 0 0 0 1 2 1 1 2 0 0 3												
<b>Dan Wilson, R</b> OBP: 0.342, SLG: 0.420 <b>Tom Lampkin, L</b> OBP: 0.372, SLG: 0.547 (1, 2) (9, PH)		1-3 K		0-1 1-2 1B		1-3 K	0-1 E3 E 2-H	2-2 F9		4 1 1 0 0 2 1 1 0 0 0 0 0 3												
<b>Inning Stats</b>	R: 0 E: 0 K: 1 S: 9	H: 0 LOB: 2 BB: 2 P: 22	R: 0 E: 0 K: 2 S: 10	H: 1 LOB: 1 BB: 0 P: 17	R: 0 E: 0 K: 0 S: 9	H: 3 LOB: 2 BB: 0 P: 16	R: 0 E: 0 K: 1 S: 9	H: 2 LOB: 2 BB: 0 P: 11	R: 0 E: 0 K: 0 S: 8	H: 1 LOB: 2 BB: 1 P: 14	R: 0 E: 0 K: 1 S: 9	H: 0 LOB: 0 BB: 0 P: 14	R: 0 E: 0 K: 0 S: 6	H: 0 LOB: 0 BB: 0 P: 12	R: 4 E: 2 K: 0 S: 20	H: 2 LOB: 1 BB: 1 P: 32	R: 1 E: 0 K: 0 S: 28	H: 3 LOB: 3 BB: 1 P: 44	1B: 9 2B: 3 3B: 0 HR: 0	SF: 0 SAC: 0 DP: 1 HBP: 0	WP: 0 PB: 0 SB: 1 CS: 0	PA: 45
<b>PITCHER</b>	IP WLS BF H R ER SO BB IBB HBP BLK WP HR S P ERA WHIP																					
<b>Tim Hudson, R</b> ERA: 2.81 (1, 1)	7.0 W 30 7 0 0 5 3 0 0 0 0 0 0 60 106 0.00 1.429																					
<b>T.J. Mathews, R</b> ERA: 3.89 (8, 1)	1.0 8 2 4 2 0 1 0 0 0 0 0 0 20 32 18.00 3.000																					
<b>Buddy Groom, L</b> ERA: 7.78 (9, 1)	0.1 5 3 1 1 0 1 0 0 0 0 0 0 16 27 27.00 12.000																					
<b>Tim Worrell, R</b> ERA: 4.22 (9, 1)	0.2 2 0 0 0 0 0 0 0 0 0 0 0 12 17 0.00 0.000																					

Seattle Mariners @ Oakland Athletics  
Network Associates Coliseum, Oakland, CA

Wed Jun 30 1999, 10:35 PM EDT  
Att. 17,224 - Unknown - 74 F

livebaseballscorecards.com

AB 40  
R 5  
H 12  
RBI 3  
BB 5  
SO 5  
LOB 21



Batter	1	2	3	4	5	6	7	8	9	AB R H RBI BB SO LOB
<b>Tony Phillips, S</b> OBP: 0.350, SLG: 0.463 (1, 9) BB X	3-1 HR 1B	0-2 G6-3	1-3 K			2-0 G1-3	1-3 K			5 1 1 0 0 2 4
<b>Miguel Tejada, R</b> OBP: 0.331, SLG: 0.433 (1, 6) SAFE X	1-2 HR 1-H	0-3 K			1-0 F9		E5 2B E4 1B			5 2 2 3 0 1 0
<b>Tim Raines, S</b> OBP: 0.353, SLG: 0.345 (1, 7) X	0-0 F9	4-2 BB			2-0 G4-3		2B F8			4 1 1 1 1 0 2
<b>John Jaha, R</b> OBP: 0.412, SLG: 0.607 (1, 10) SAFE X	2-0 1B HBP BB 1B	2-3 K			0-1 L6		4-1 2B E BB	0-0 HR		4 3 2 1 1 1 1
<b>Olmedo Saenz, R</b> OBP: 0.350, SLG: 0.404 (1, 5) SAFE X	3-2 BB 1B SF9 HBP		2-1 P3		3-2 G5-3		1-1 E 2B 2B	2-1 P5		4 2 1 1 0 0 0
<b>Jason Giambi, L</b> OBP: 0.378, SLG: 0.484 (1, 3) X	0-0 SF9 BB 1B		0-0 1B 1B		2-3 K		0-0 E4 2B SF9	4-1 HR BB		4 3 2 1 1 1 1
<b>Ramon Hernandez, R</b> OBP: 0.600, SLG: 1.000 (1, 2) SAFE X	4-0 FC4-6 BB		2-0 1B 1B		0-0 F7		0-0 1B E 2B	0-2 HR		4 2 3 4 1 0 0
<b>Ryan Christenson, R</b> OBP: 0.264, SLG: 0.260 (1, 8) X	0-0 SF9		2-2 1B			1-3 K	2-2 SF9	3-2 F9		3 0 1 3 0 1 0
<b>Jorge Velandia, R</b> OBP: 0.206, SLG: 0.235 (1, 4) X	0-0 FC4-6		2-3 K			2-3 K	0-2 E 1B	2-2 P5		5 0 1 0 0 2 4

Inning Stats	R: 4 E: 0 K: 0 S: 13	H: 4 LOB: 2 BB: 1 P: 26	R: 0 E: 0 K: 2 S: 12	H: 0 LOB: 1 BB: 1 P: 18	R: 1 E: 0 K: 2 S: 14	H: 3 LOB: 2 BB: 0 P: 23	R: 0 E: 0 K: 0 S: 4	H: 0 LOB: 0 BB: 0 P: 7	R: 0 E: 0 K: 1 S: 9	H: 0 LOB: 0 BB: 0 P: 14	R: 0 E: 0 K: 2 S: 9	H: 0 LOB: 0 BB: 0 P: 14	R: 6 E: 3 K: 1 S: 22	H: 5 LOB: 2 BB: 1 P: 32	R: 3 E: 0 K: 0 S: 14	H: 2 LOB: 0 BB: 1 P: 25	1B: 8 2B: 3 3B: 0 HR: 3	SF: 2 SAC: 0 DP: 0 HBP: 1
--------------	-------------------------------	----------------------------------	-------------------------------	----------------------------------	-------------------------------	----------------------------------	------------------------------	---------------------------------	------------------------------	----------------------------------	------------------------------	----------------------------------	-------------------------------	----------------------------------	-------------------------------	----------------------------------	----------------------------------	------------------------------------


**BOTTOM**

**Seattle Mariners @ Oakland Athletics**  
Network Associates Coliseum, Oakland, CA

Wed Jun 30 1999, 10:35 PM EDT  
Att: 17,224 - Unknown - 74 F

livebaseballscorecards.com

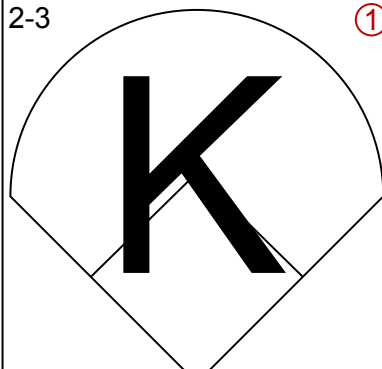
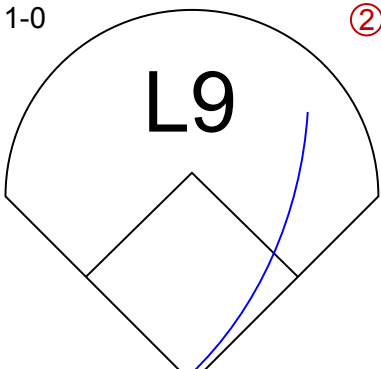
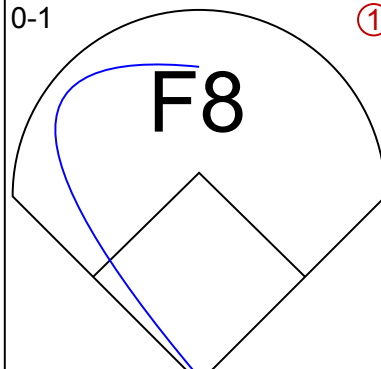
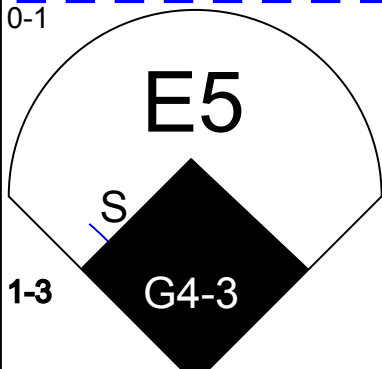
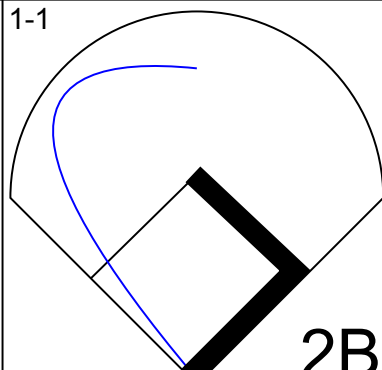
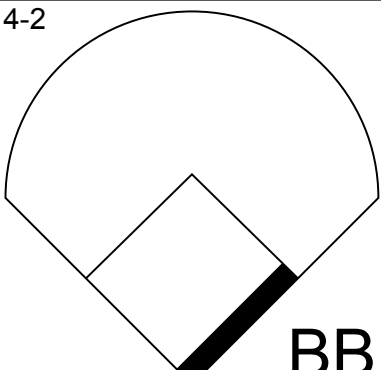
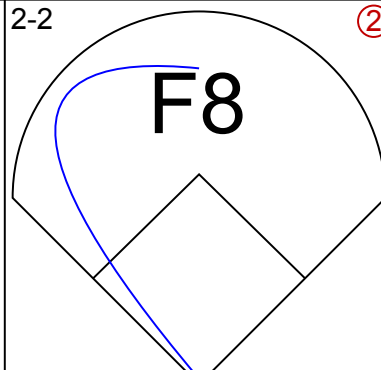
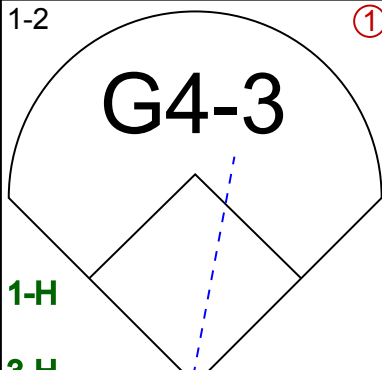
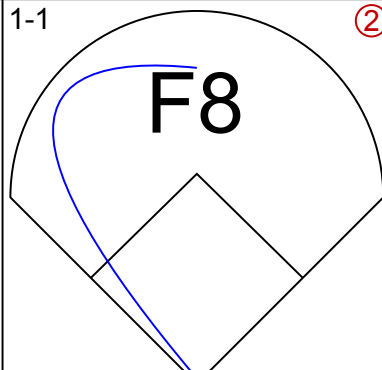
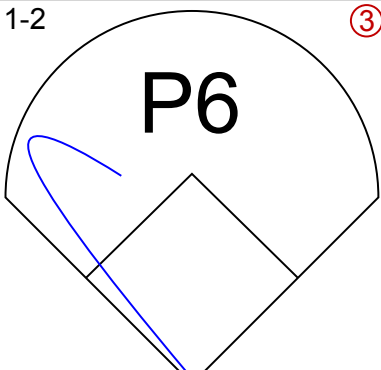
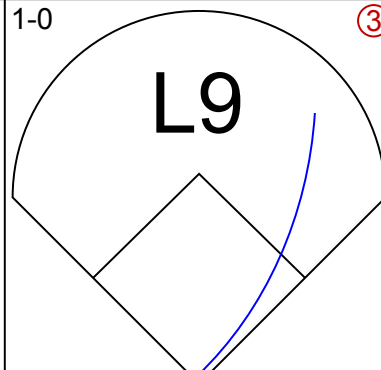
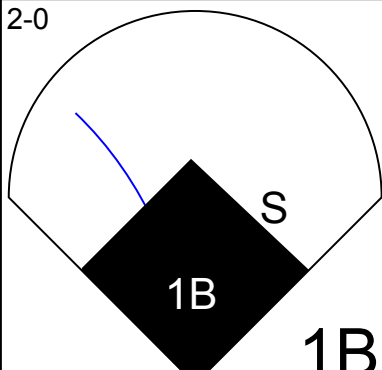
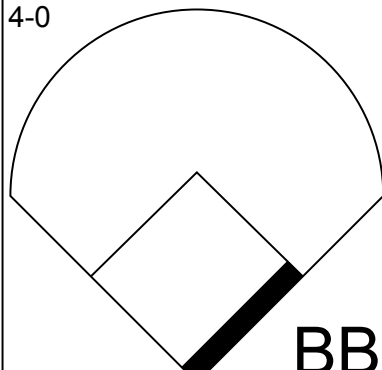
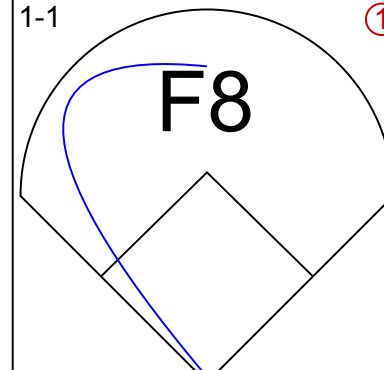
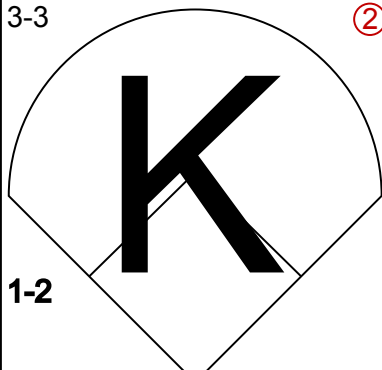
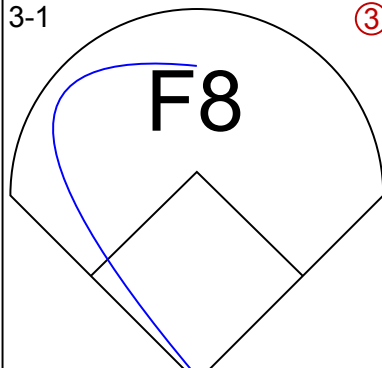
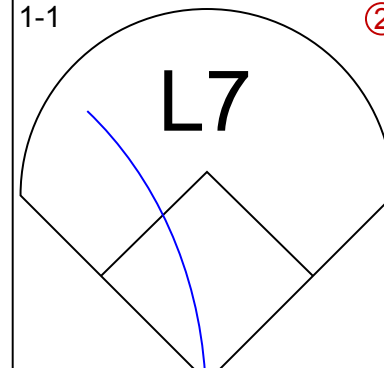
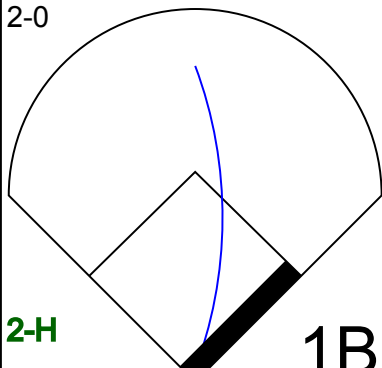
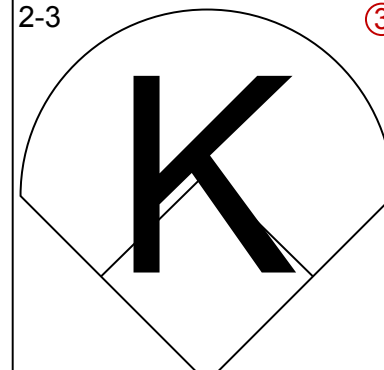
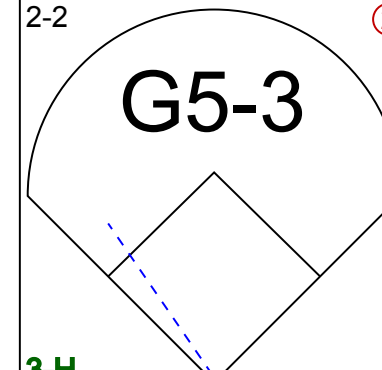
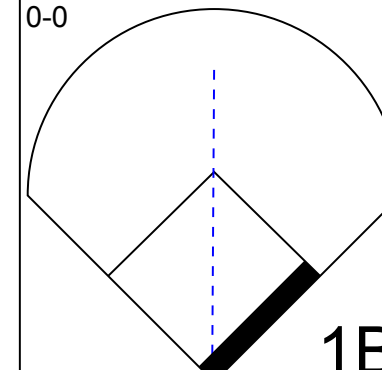
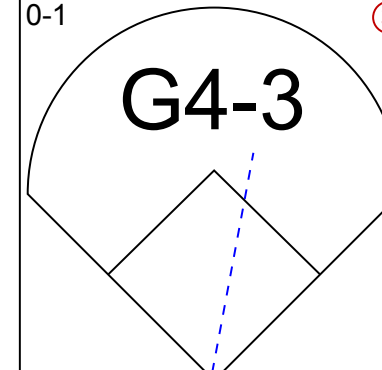
<b>AB</b>	<b>38</b>
<b>R</b>	<b>14</b>
<b>H</b>	<b>14</b>
<b>RBI</b>	<b>14</b>
<b>BB</b>	<b>4</b>
<b>SO</b>	<b>8</b>
<b>LOB</b>	<b>12</b>



WP: 0	PA: 45
PB: 0	SB: 0
CS: 0	

PITCHER	IP	WLS	BF	H	R	ER	SO	BB	IBB	HBP	BLK	WP	HR	S	P	ERA	WHIP
<b>Jeff Fassero, L</b> ERA: 7.21 (1, 1)	6.0	L	31	8	8	7	7	3	0	0	0	0	1	65	112	10.50	1.833
<b>46 Jordan Zimmerman, L</b> ERA: 7.88 (7, 1)	0.0		2	1	0	0	0	0	0	0	0	0	0	3	4	∞	∞
<b>28 Ken Cloude, R</b> ERA: 7.23 (7, 1)	1.0		6	3	3	2	1	0	0	0	0	0	0	15	18	18.00	3.000
<b>Damaso Marte, L</b> ERA: 27.0 (8, 1)	1.0		6	2	3	3	0	1	0	0	0	0	2	14	25	27.00	3.000



Batter	1	2	3	4	5	6	7	8	9	AB R H RBI BB SO LOB	TOP
<b>Brian Hunter, R</b> (1, 7) OBP: 0.317, SLG: 0.349	2-3 		1-0 			0-1 		0-1 		4 1 0 0 0 1 1	
<b>Alex Rodriguez, R</b> (1, 6) OBP: 0.387, SLG: 0.580	1-1 		4-2 			2-2 		1-2 		3 0 1 1 1 0 0	
<b>Ken Griffey Jr., L</b> (1, 8) OBP: 0.404, SLG: 0.631	1-1 		1-2 			1-0 		2-0 		4 1 1 0 0 0 2	
<b>Edgar Martinez, R</b> (1, 10) OBP: 0.443, SLG: 0.522	4-0 					1-1 		3-3 		3 1 1 0 1 1 1	
<b>David Segui, S</b> (1, 3) OBP: 0.369, SLG: 0.469	3-1 					1-1 		2-0 		4 0 1 1 0 0 3	
<b>John Mabry, L</b> (1, 9) OBP: 0.296, SLG: 0.398						2-3 		0-0 		4 0 0 1 0 0 3	
<b>David Bell, R</b> (1, 4) OBP: 0.334, SLG: 0.474								2-2 		4 0 0 1 0 1 1	
<b>Tom Lampkin, L</b> (1, 2) OBP: 0.367, SLG: 0.533								0-0 		4 0 1 0 0 1 0	
<b>Charles Gipson, R</b> (9, PR) OBP: 0.450, SLG: 0.556										0 0 0 0 0 0 0	
<b>Dan Wilson, R</b> (9, 2) OBP: 0.342, SLG: 0.420										0 0 0 0 0 0 0	
<b>Russ Davis, R</b> (1, 5) OBP: 0.272, SLG: 0.454										0 0 0 0 0 0 0	
										4 1 1 0 0 0 1	
										4 0 1 0 0 1 0	
										4 0 1 0 0 0 0	
										4 0 0 1 0 1 1	
										4 0 0 1 0 1 1	
										4 0 1 0 0 1 0	
										4 0 1 0 0 0 0	
										4 1 1 0 0 0 1	
										4 0 1 0 0 1 1	
										0 0 0 0 0 0 0	
										0 0 0 0 0 0 0	
										4 1 1 0 0 0 1	
										4 0 1 0 0 1 0	
										4 0 0 1 0 0 0	
										4 0 0 1 0 1 1	
										4 0 1 0 0 1 0	
										4 0 1 0 0 0 0	
										4 1 1 0 0 0 1	
										4 0 1 0 0 1 1	
										0 0 0 0 0 0 0	
										0 0 0 0 0 0 0	
										4 1 1 0 0 0 1	
										4 0 1 0 0 1 0	
										4 0 0 1 0 0 0	
										4 0 0 1 0 1 1	
										4 0 1 0 0 1 0	
										4 0 0 1 0 0 0	
										4 0 1 0 0 0 0	
										4 1 1 0 0 0 1	
										4 0 1 0 0 1 0	
										4 0 0 1 0 0 0	
										4 0 0 1 0 1 1	
										4 0 1 0 0 1 0	
										4 0 0 1 0 0 0	
										4 0 0 1 0 1 1	
										4 0 1 0 0 1 0	
										4 0 0 1 0 0 0	
										4 0 0 1 0 1 1	
										4 0 1 0 0 1 0	
										4 0 0 1 0 0 0	
										4 0 0 1 0 1 1	
										4 0 1 0 0 1 0	
										4 0 0 1 0 0 0	
										4 0 0 1 0 1 1	
										4 0 1 0 0 1 0	
										4 0 0 1 0 0 0	
										4 0 0 1 0 1 1	
										4 0 1 0 0 1 0	
										4 0 0 1 0 0 0	
										4 0 0 1 0 1 1	
										4 0 1 0 0 1 0	
										4 0 0 1 0 0 0	
										4 0 0 1 0 1 1	
										4 0 1 0 0 1 0	
										4 0 0 1 0 0 0	
										4 0 0 1 0 1 1	
										4 0 1 0 0 1 0	
										4 0 0 1 0 0 0	
										4 0 0 1 0 1 1	
										4 0 1 0 0 1 0	
										4 0 0 1 0 0 0	
										4 0 0 1 0 1 1	
										4 0 1 0 0 1 0	
										4 0 0 1 0 0 0	
										4 0 0 1 0 1 1	
										4 0 1 0 0 1 0	
										4 0 0 1 0 0 0	
										4 0 0 1 0 1 1	
										4 0 1 0 0 1 0	
										4 0 0 1 0 0 0	
										4 0 0 1 0 1 1	
										4 0 1 0 0 1 0	
										4 0 0 1 0 0 0	
										4 0 0 1 0 1 1	
										4 0 1 0 0 1 0	
										4 0 0 1 0 0 0	
										4 0 0 1 0 1 1	
										4 0 1 0 0 1 0	
										4 0 0 1 0 0 0	
										4 0 0 1 0 1 1	
										4 0 1 0 0 1 0	
										4 0 0 1 0 0 0	
										4 0 0 1 0 1 1	
										4 0 1 0 0 1 0	
										4 0 0 1 0 0 0	
										4 0 0 1 0 1 1	
										4 0 1 0 0 1 0	
										4 0 0 1 0 0 0	
										4 0 0 1 0 1 1	
										4 0 1 0 0 1 0	
										4 0 0 1 0 0 0	
										4 0 0 1 0 1 1	
										4 0 1 0 0 1 0	
										4 0 0 1 0 0 0	
										4 0 0 1 0 1 1	
										4 0 1 0 0 1 0	
										4 0 0 1 0 0 0	
										4 0 0 1 0 1 1	
										4 0 1 0 0 1 0	
										4 0 0 1 0 0 0	
										4 0 0 1 0 1 1	
										4 0 1 0 0 1 0	
										4 0 0 1 0 0 0	
										4 0 0 1 0 1 1	
										4 0 1 0 0 1 0	
										4 0 0 1 0 0 0	
										4 0 0 1 0 1 1	
										4 0 1 0 0 1 0	
										4 0 0 1 0 0 0	
										4 0 0 1 0 1 1	
										4 0 1 0 0 1 0	
										4 0 0 1 0 0 0	
										4 0 0 1 0 1 1	
										4 0 1 0 0 1 0	
										4 0 0 1 0 0 0	
										4 0 0 1 0 1 1	
										4 0 1 0 0 1 0	
										4 0 0 1 0 0 0	
										4 0 0 1 0 1 1	
										4 0 1 0 0 1 0	
										4 0 0 1 0 0 0	
										4 0 0 1 0 1 1	
										4 0 1 0 0 1 0	
										4 0 0 1 0 0 0	
										4 0 0 1 0 1 1	
										4 0 1 0 0 1 0	





Batter	1	2	3	4	5	6	7	8	9	AB R H RBI BB SO LOB	TOP																
<b>Darin Erstad, L</b> (1, 7) OBP: 0.317, SLG: 0.385	0-2 1B 1B	1-2 1B		2-3 1B		1-3 K2-3		0-0 G3	1-2 1B G1-4-3 HBP	5 2 2 0 0 2 1																	
<b>Randy Velarde, R</b> (1, 4) OBP: 0.386, SLG: 0.429	2-0 1B FC6-4 1B	0-1 E3 1-2 2-H		1-0 G4-5-3 1B		1-1 HBP		0-0 1B WP 1B	0-0 G1-4-3 1B	5 2 4 1 0 0 1																	
<b>Mo Vaughn, L</b> (1, 3) OBP: 0.344, SLG: 0.504	2-1 FC6-4 1-3 2-H 1B	0-0 F9		2-1 G4-5-3 1-2f		3-2 G4-3		0-0 WP 1-3 1B	1-1 G1-4-3 1-2 3-H	6 0 2 2 0 0 6																	
<b>Todd Greene, R</b> (1, 10) OBP: 0.283, SLG: 0.458	0-0 FC6-4 1-2f 3-H BB	2-2 P6		1-3 K		0-0 16 E 2B 1B		2-3 K 1-2 3-H	0-2 G5-3	6 1 1 1 0 2 5																	
<b>16 Garret Anderson, L</b> (1, 8) OBP: 0.303, SLG: 0.459	1-1 P6		4-2 BB BB SF7-2-6 BB		1-1 E3		3-2 E7 1-3 2B 1B	4-0 IBB		3 2 1 0 2 0 1																	
<b>Steve Decker, R</b> (1, 2) OBP: 0.410, SLG: 0.333	4-0 FC6 1-2 BB		4-2 BB BB SF7-2-6 BB		3-2 P3		0-0 P6	3-2 P7		1 0 0 0 2 0 1																	
<b>Matt Walbeck, S</b> (7, PH) OBP: 0.292, SLG: 0.325										2 0 0 0 0 0 4																	
<b>Troy Glaus, R</b> (1, 5) OBP: 0.301, SLG: 0.425	0-0 FC6 1-2f		4-2 FC6-4 1-2 2-3 BB		0-0 L8		1-2 2-H 3-H 2B		1-3 K	4 0 1 2 1 1 3																	
<b>Reggie Williams, S</b> (1, 9) OBP: 0.213, SLG: 0.289			0-2 SF7-2-6		0-3 K		1-2 F8		3-2 2B 2B	3 0 0 1 0 2 1																	
<b>Orlando Palmeiro, L</b> (9, PH) OBP: 0.369, SLG: 0.323			2-3 3-H							1 1 1 0 0 0 0																	
<b>Gary Disarcina, R</b> (1, 6) OBP: 0.286, SLG: 0.269		4-2 1B E BB	0-0 FC6-4		1-1 E5 1B		2-0 F8		1-0 1B 2B	4 2 2 1 1 0 2																	
<b>Inning Stats</b>	R: 2 E: 0 K: 0 S: 10	H: 3 LOB: 2 BB: 1 P: 19	R: 1 E: 1 K: 1 S: 15	H: 1 LOB: 2 BB: 1 P: 23	R: 1 E: 0 K: 0 S: 10	H: 0 LOB: 1 BB: 3 P: 22	R: 0 E: 0 K: 1 S: 6	H: 1 LOB: 0 BB: 0 P: 11	R: 0 E: 1 K: 1 S: 12	H: 0 LOB: 1 BB: 0 P: 17	R: 0 E: 1 K: 2 S: 13	H: 1 LOB: 2 BB: 0 P: 19	R: 2 E: 1 K: 0 S: 14	H: 3 LOB: 1 BB: 0 P: 21	R: 1 E: 0 K: 1 S: 11	H: 2 LOB: 2 BB: 1 P: 20	R: 3 E: 0 K: 1 S: 17	H: 3 LOB: 1 BB: 0 P: 24	1B: 11 2B: 4 3B: 0 HR: 0	SF: 1 SAC: 0 DP: 2 HBP: 2	WP: 1 PB: 0 SB: 0 CS: 0	PA: 49					
<b>PITCHER</b>	IP	WLS	BF	H	R	ER	SO	BB	IBB	HBP	BLK	WP	HR	S	P	ERA	WHIP										
<b>Kenny Rogers, L</b> (1, 1) ERA: 3.9	6.0		30	6	4	3	5	5	0	1	0	0	0	66	111	4.50	1.833										
<b>Doug Jones, R</b> (7, 1) ERA: 3.45	1.0	B	6	3	2	2	0	0	0	0	0	0	0	14	21	18.00	3.000										
<b>Chad Harville, R</b> (8, 1) ERA: 6.23	1.1	L	9	4	3	3	2	0	1	0	0	1	0	20	34	20.25	3.000										
<b>Buddy Groom, L</b> (9, 1) ERA: 7.97	0.2		4	1	1	1	0	0	0	1	0	0	0	8	10	13.50	1.500										

Anaheim Angels @ Oakland Athletics  
Network Associates Coliseum, Oakland, CA

Fri Jul 02 1999, 10:35 PM EDT  
Att: 8,570 - Unknown - 61 F

livebaseballscorecards.com

AB	40
R	10
H	14
RBI	8
BB	6
SO	7
LOB	25



Batter	1	2	3	4	5	6	7	8	9	AB	R	H	RBI	BB	SO	LOB
Tony Phillips, S OBP: 0.354, SLG: 0.461 (1, 4)	4-2 FC3-6 1B BB	4-1 FC4-6 BB		2-2 G4-3		3-3 K		0-0 F9		3	1	0	0	2	1	1
Miguel Tejada, R OBP: 0.325, SLG: 0.423 (1, 6)	3-2 FC3-6 1B	2-0 FC4-6 BB			2-1 G5-3	2-3 K		3-3 K		5	0	1	0	0	2	2
Ben Grieve, L OBP: 0.342, SLG: 0.412 (1, 7)	2-1 F7	1-2 P6			1-1 BB E 1B			0-0 BB 1B		5	2	2	0	0	0	4
Matt Stairs, L OBP: 0.340, SLG: 0.500 (1, 9)	0-0 FC3-6 1B PB		1-0 G4-3		4-2 E BB		1 SAFE 3-1 F7		3-3 K	4	2	0	0	1	1	3
John Jaha, R OBP: 0.405, SLG: 0.589 (1, 10)	2-2 PB 1B		2-3 K		0-0 F7		2-3 K		2-3 K	5	0	1	1	0	3	3
Jason Giambi, L OBP: 0.384, SLG: 0.489 (1, 3)	1-2 PB 1B		0-2 F8		2-0 E9 1B 2B		1-2 1B 1B			4	1	3	2	0	0	0
Ramon Hernandez, R OBP: 0.588, SLG: 0.800 (1, 2)	2-2 G4-3			4-1 G3 BB	0-0 G3 1B		0-1 1B 1B			2	0	1	1	1	0	2
A.J. Hinch, R OBP: 0.242, SLG: 0.300 (5, PR) (6, 2)	1-2 2-3 3-H			1-2 G3	2-2 F9		1-2 2-H 1B			1	0	1	1	0	0	0
3 Eric Chavez, L OBP: 0.330, SLG: 0.399 (1, 5)		1-3 K		1-2 G3	1-2 F9		2-1 P6			4	0	0	0	0	1	4
Ryan Christenson, R OBP: 0.271, SLG: 0.261 (1, 8)		1-1 FC4-6 PB 1B		3-1 G6-3		2-2 F8		1-1 F8		4	0	1	0	0	0	1

Inning Stats	R: 2	H: 3	E: 0	K: 0	S: 16	LOB: 2	BB: 1	P: 31	R: 0	H: 1	E: 0	K: 1	S: 10	LOB: 2	BB: 1	P: 19	R: 0	H: 0	E: 0	K: 1	S: 8	LOB: 0	BB: 0	P: 11	R: 0	H: 0	E: 0	K: 0	S: 10	LOB: 1	BB: 1	P: 20	R: 3	H: 3	E: 1	K: 0	S: 16	LOB: 2	BB: 1	P: 27	R: 0	H: 0	E: 0	K: 2	S: 10	LOB: 0	BB: 0	P: 17	R: 1	H: 3	E: 0	K: 1	S: 14	LOB: 2	BB: 0	P: 22	R: 0	H: 0	E: 0	K: 1	S: 8	LOB: 0	BB: 0	P: 12	R: 0	H: 0	E: 0	K: 2	S: 10	LOB: 0	BB: 0	P: 15	1B: 9	2B: 1	3B: 0	HR: 0	SF: 0	SAC: 0	DP: 0	HBP: 0	WP: 0	PB: 2	SB: 1	CS: 0	PA: 41
--------------	------	------	------	------	-------	--------	-------	-------	------	------	------	------	-------	--------	-------	-------	------	------	------	------	------	--------	-------	-------	------	------	------	------	-------	--------	-------	-------	------	------	------	------	-------	--------	-------	-------	------	------	------	------	-------	--------	-------	-------	------	------	------	------	-------	--------	-------	-------	------	------	------	------	------	--------	-------	-------	------	------	------	------	-------	--------	-------	-------	-------	-------	-------	-------	-------	--------	-------	--------	-------	-------	-------	-------	--------

PITCHER	IP	WLS	BF	H	R	ER	SO	BB	IBB	HBP	BLK	WP	HR	S	P	ERA	WHIP
Steve Sparks, R ERA: 4.98 (1, 1)	4.2		25	7	5	3	2	4	0	0	0	0	0	53	99	5.79	2.357
Mike Magnante, L ERA: 5.0 (5, 1)	1.2		6	1	1	1	2	0	0	0	0	0	0	20	32	5.40	0.600
Mark Petkovsek, R ERA: 1.77 (7, 1)	0.2	W	4	2	0	0	1	0	0	0	0	0	0	11	16	0.00	3.000
Shigetoshi Hasegawa, R ERA: 3.6 (8, 1)	1.0	H	3	0	0	0	1	0	0	0	0	0	0	8	12	0.00	0.000
Troy Percival, R ERA: 2.25 (9, 1)	1.0		3	0	0	0	2	0	0	0	0	0	0	10	15	0.00	0.000


**BOTTOM**

**Anaheim Angels @ Oakland Athletics**  
**Network Associates Coliseum, Oakland, CA**

Fri Jul 02 1999, 10:35 PM EDT  
Att. 8,570 - Unknown - 61 F

livebaseballscores.com

AB	37
R	6
H	10
RBI	5
BB	4
SO	8
LOB	20





Batter	1	2	3	4	5	6	7	8	9	AB R H RBI BB SO LOB	TOP											
Darin Erstad, L (1, 7) OBP: 0.321, SLG: 0.392	0-1 1B		0-0 E1 G3 1B		2-2 2B	0-1 1B 1B		1-2 G4-3		5 1 3 2 0 0 1												
Randy Velarde, R (1, 4) OBP: 0.386, SLG: 0.429	0-3 K		2-3 2-2 G3 1B		2-3 K	1-2 SAFE 1B 1B		1-2 G5-3		5 1 2 1 0 2 2												
Mo Vaughn, L (1, 3) OBP: 0.345, SLG: 0.502	0-0 16 G4-6-3 1B		0-0 G3		1-3 K	1-0 16 2B 1B			1-1 G4-3	5 0 2 1 0 1 3												
16 Garret Anderson, L (1, 8) OBP: 0.305, SLG: 0.460	0-1 G4-6-3		4-0 IBB		1-2 G4-3	1-1 1B			0-1 G4-3	4 0 1 1 1 0 3												
Todd Greene, R (1, 10) OBP: 0.280, SLG: 0.452		0-2 P9	3-2 P4			P5			1-3 K	3 0 0 0 0 0 3												
Jeff Huson, L (6, PH) OBP: 0.290, SLG: 0.295										2 0 0 0 0 0 2												
Bret Hemphill, S (1, 2) OBP: 0.500, SLG: 0.500		2-1 G3	0-0 G4-3			2-2 1B 2B			0-0 P6	4 1 1 0 0 0 3												
Troy Glas, R (1, 5) OBP: 0.300, SLG: 0.422		2-1 F9		1-1 G5-3		0-1 2B 1B			1-3 K	4 1 1 0 0 1 0												
Orlando Palmeiro, L (1, 9) OBP: 0.372, SLG: 0.332			1-2 2B E 1B		1-2 G3	0-0 1B 2B			0-3 K	4 2 2 2 0 1 0												
Gary Disarcina, R (1, 6) OBP: 0.281, SLG: 0.300			0-1 E 1B 2B		1-0 P6	2-0 G6-3			0-1 G3	4 1 1 0 0 0 1												
<b>Inning Stats</b>	R: 0 E: 0 K: 1 S: 8	H: 2 LOB: 1 BB: 0 P: 8	R: 0 E: 0 K: 0 S: 7	H: 0 LOB: 0 BB: 0 P: 11	R: 2 E: 1 K: 0 S: 17	H: 3 LOB: 3 BB: 1 P: 27	R: 0 E: 0 K: 0 S: 7	H: 0 LOB: 0 BB: 0 P: 10	R: 0 E: 0 K: 2 S: 15	H: 1 LOB: 1 BB: 0 P: 21	R: 5 E: 0 K: 1 S: 23	H: 7 LOB: 2 BB: 0 P: 33	R: 0 E: 0 K: 2 S: 8	H: 0 LOB: 0 BB: 0 P: 9	R: 0 E: 0 K: 0 S: 8	H: 0 LOB: 0 BB: 0 P: 10	R: 0 E: 0 K: 1 S: 7	H: 0 LOB: 0 BB: 0 P: 9	1B: 9 2B: 4 3B: 0 HR: 0	SF: 0 SAC: 0 DP: 1 HBP: 0	WP: 0 PB: 0 SB: 0 CS: 0	PA: 41
<b>PITCHER</b>	IP WLS BF H R ER SO BB IBB HBP BLK WP HR S P ERA WHIP																					
Gil Heredia, R (1, 1) ERA: 5.77	5.2 W 28 10 6 6 3 0 0 0 0 0 0 0 68 95 9.53 1.765																					
Tim Worrell, R (6, 1) ERA: 4.33	1.0 6 3 1 1 2 0 0 0 0 0 0 0 14 21 9.00 3.000																					
Buddy Groom, L (7, 1) ERA: 7.84	0.1 H 1 0 0 0 1 0 0 0 0 0 0 0 3 3 0.00 0.000																					
Brad Rigby, R (8, 1) ERA: 4.22	1.0 H 3 0 0 0 0 0 0 0 0 0 0 0 8 10 0.00 0.000																					
Billy Taylor, R (9, 1) ERA: 2.65	1.0 S 3 0 0 0 1 0 0 0 0 0 0 0 7 9 0.00 0.000																					

Anaheim Angels @ Oakland Athletics  
Network Associates Coliseum, Oakland, CA

Sat Jul 03 1999, 9:15 PM EDT  
Att. 50,916 - Unknown - 65 F

livebaseballscorecards.com

AB	40
R	7
H	13
RBI	7
BB	1
SO	7
LOB	18



Batter	1	2	3	4	5	6	7	8	9	AB	R	H	RBI	BB	SO	LOB
Tony Phillips, S OBP: 0.357, SLG: 0.463 Jorge Velandia, R OBP: 0.206, SLG: 0.235	3-1 G4-3 1B 2B		4-1 E HBP 1-2 BB	4-2 2B 1B BB	0-0 F9		0-0 L7			3	2	1	0	2	0	1
Miguel Tejada, R OBP: 0.326, SLG: 0.429	1-3 K		0-3 K	2-1 1B HR 2B		0-1 G4-3		1-1 G6-3 2B		5	1	2	2	0	2	3
Olmedo Saenz, R OBP: 0.357, SLG: 0.403	0-1 G4-3		1-1 E HBP 1-2 2-3	2-1 HR 1B		4-2 CS BB		1-0 G5-3		3	1	1	1	1	0	2
John Jaha, R OBP: 0.409, SLG: 0.603	2-1 1B		3-3 K	0-0 HR		3-2 BB 1B		3-2 G6-3		5	1	3	4	0	1	4
Jason Giambi, L OBP: 0.385, SLG: 0.484	3-2 G4-3		1-1 E6	3-3 K		4-1 FC4-6 BB		4-2 BB		3	0	0	0	2	1	3
Tim Raines, S OBP: 0.348, SLG: 0.333		4-2 CS BB	0-2 P4	0-1 G4-3		0-1 FC4-6		1-1 P4		4	0	0	0	1	0	7
Ryan Christenson, R OBP: 0.278, SLG: 0.270		1-3 K		1-2 E5 SH1-4 1B 2B		0-0 1B G5-4-3 1B		0-0 G3-1 SH2-3 1B		4	2	2	0	0	1	1
Jason McDonald, S OBP: 0.299, SLG: 0.254		0-0 L8		0-0 SH1-4 2B 1B		1-1 SAFE G5-4-3 1B		0-0 SH2-3		3	1	2	0	0	0	0
A.J. Hinch, R OBP: 0.243, SLG: 0.301			3-1 HBP BB E 1B	0-1 SH1-4		0-2 G5-4-3		1-1 G3-1		3	1	1	0	0	0	2

Inning Stats	R: 1	H: 2	E: 0	K: 1	S: 13	LOB: 1	BB: 0	P: 22	R: 0	H: 0	E: 0	K: 1	S: 6	LOB: 0	BB: 1	P: 11	R: 1	H: 1	E: 1	K: 2	S: 16	LOB: 3	BB: 1	P: 28	R: 6	H: 4	E: 1	K: 1	S: 19	LOB: 0	BB: 1	P: 31	R: 1	H: 2	E: 0	K: 0	S: 7	LOB: 0	BB: 0	P: 8	R: 0	H: 1	E: 0	K: 0	S: 12	LOB: 2	BB: 2	P: 23	R: 0	H: 1	E: 0	K: 0	S: 5	LOB: 1	BB: 0	P: 6	R: 0	H: 1	E: 0	K: 0	S: 12	LOB: 2	BB: 1	P: 22
1B: 8	SF: 0	2B: 3	SAC: 2	3B: 0	DP: 1	HR: 1	HBP: 1	WP: 0	PA: 42	1B: 8	SF: 0	2B: 3	SAC: 2	3B: 0	DP: 1	HR: 1	HBP: 1	WP: 0	PA: 42	1B: 8	SF: 0	2B: 3	SAC: 2	3B: 0	DP: 1	HR: 1	HBP: 1	WP: 0	PA: 42	1B: 8	SF: 0	2B: 3	SAC: 2	3B: 0	DP: 1	HR: 1	HBP: 1	WP: 0	PA: 42	1B: 8	SF: 0	2B: 3	SAC: 2	3B: 0	DP: 1	HR: 1	HBP: 1	WP: 0	PA: 42															

PITCHER	IP	WLS	BF	H	R	ER	SO	BB	IBB	HBP	BLK	WP	HR	S	P	ERA	WHIP	
Chuck Finley, L ERA: 5.52	(1, 1)	3.1	L	22	7	8	6	4	3	0	0	0	0	1	48	83	16.20	3.000
Scott Schoeneweis, L ERA: 5.24	(4, 1)	1.2		6	2	1	1	1	0	0	0	0	0	0	13	17	5.40	1.200
Al Levine, R ERA: 3.16	(6, 1)	2.2		12	3	0	0	0	2	0	0	0	0	23	40	0.00	1.875	
Jarrod Washburn, L ERA:	(8, 1)	0.1		2	0	0	0	0	1	0	0	0	0	6	11	0.00	3.000	

BOTTOM

Anaheim Angels @ Oakland Athletics  
 Network Associates Coliseum, Oakland, CA  
 Sat Jul 03 1999, 9:15 PM EDT  
 Att: 50,916 - Unknown - 65 F

AB	33
R	9
H	12
RBI	7
BB	6
SO	5
LOB	23



WP: 0	PA: 42
PB: 0	
SB: 0	
CS: 2	

PITCHER	IP	WLS	BF	H	R	ER	SO	BB	IBB	HBP	BLK	WP	HR	S	P	ERA	WHIP	
Chuck Finley, L ERA: 5.52	(1, 1)	3.1	L	22	7	8	6	4	3	0	0	0	0	1	48	83	16.20	3.000
Scott Schoeneweis, L ERA: 5.24	(4, 1)	1.2		6	2	1	1	1	0	0	0	0	0	0	13	17	5.40	1.200
Al Levine, R ERA: 3.16	(6, 1)	2.2		12	3	0	0	0	2	0	0	0	0	23	40	0.00	1.875	
Jarrod Washburn, L ERA:	(8, 1)	0.1		2	0	0	0	0	1	0	0	0	0	6	11	0.00	3.000	



Batter	1	2	3	4	5	6	7	8	9	AB R H RBI BB SO LOB	TOP									
Darin Erstad, L (1, 8) OBP: 0.322, SLG: 0.390	0-0 G5-3		1-3 K	2-1 G5-4-3 1B			0-3 K	4-0 IBB		4 0 1 0 1 2 1										
Randy Velarde, R (1, 4) OBP: 0.386, SLG: 0.426	0-1 G4-3		1-1 16 2B 1B	1-2 G5-4-3 1-2f			4-0 1B BB	2-0 G6-4-3 1-2f		4 1 1 0 1 0 5										
Mo Vaughn, L (1, 3) OBP: 0.349, SLG: 0.504	2-0 16 1B 1B		0-3 K		2-0 16 G1-6-3 1B		2-2 1-3 2-H 1B		3-0 F8	5 0 3 1 0 1 1										
16 Garret Anderson, L (1, 10) OBP: 0.309, SLG: 0.465	1-2 1-2 1B		0-0 BB 1-H 2B		2-2 G1-6-3 1-2f		0-1 P5		2-1 HR 1B	5 1 3 1 0 0 3										
Troy Glaus, R (1, 5) OBP: 0.302, SLG: 0.431	3-3 K		4-0 BB BB		0-0 P4		0-3 K		2-0 HR 1-H	4 1 1 2 1 2 4										
Orlando Palmeiro, L (1, 7) OBP: 0.372, SLG: 0.326		3-2 P7	4-2 1-2 2-3 BB		1-3 K			4-1 BB G4-3 BB	3-3 K	3 1 0 0 2 2 0										
Reggie Williams, S (1, 9) OBP: 0.212, SLG: 0.265		1-1 G6-3	2-3 K		2-3 K			4-1 G4-3 BB 1-2 BB	1-0 F8	4 0 0 0 1 2 3										
Matt Walbeck, S (1, 2) OBP: 0.297, SLG: 0.325		3-2 FC6-4 1B		3-2 F9		2-3 K		4-0 G4-3 BB 1-2 2-3		3 0 1 0 1 1 0										
Gary Disarcina, R (1, 6) OBP: 0.306, SLG: 0.353		1-0 FC6-4 1-2f		0-2 1B 1B		1-1 1B 2B		0-0 G4-3 1-2 2-3 3-H		4 1 2 1 0 0 3										
<b>Inning Stats</b>	R: 0 E: 0 K: 1 S: 10	H: 2 LOB: 2 BB: 0 P: 16	R: 0 E: 0 K: 0 S: 10	H: 1 LOB: 1 BB: 0 P: 18	R: 1 E: 0 K: 3 S: 18	H: 2 LOB: 3 BB: 2 P: 30	R: 0 E: 0 K: 0 S: 14	H: 2 LOB: 1 BB: 0 P: 20	R: 0 E: 0 K: 2 S: 10	H: 0 LOB: 0 BB: 0 P: 15	R: 1 E: 0 K: 2 S: 13	H: 2 LOB: 2 BB: 1 P: 20	R: 1 E: 0 K: 2 S: 4	H: 0 LOB: 2 BB: 4 P: 22	R: 2 E: 0 K: 1 S: 8	H: 2 LOB: 0 BB: 0 P: 19	1B: 9 2B: 2 3B: 0 HR: 1	SF: 0 SAC: 0 DP: 3 HBP: 0	WP: 0 PB: 0 SB: 0 CS: 0	PA: 43
<b>PITCHER</b>	IP WLS BF H R ER SO BB IBB HBP BLK WP HR S P ERA WHIP																			
Mike Oquist, R (1, 1) ERA: 4.99	6.0 L 27 9 2 2 7 2 0 0 0 0 0 0 69 111 3.00 1.833																			
Doug Jones, R (7, 1) ERA: 3.41	0.2 4 1 0 0 1 1 0 0 0 0 0 0 8 14 0.00 3.000																			
Chad Harville, R (7, 1) ERA: 7.71	0.1 3 0 1 1 1 2 0 0 0 0 0 0 5 13 27.00 6.000																			
Brad Rigby, R (8, 1) ERA: 4.45	1.1 7 2 2 2 0 1 1 0 0 0 0 1 6 23 13.50 2.250																			
Buddy Groom, L (9, 1) ERA: 7.59	0.2 2 0 0 0 1 0 0 0 0 0 0 0 4 8 0.00 0.000																			

Anaheim Angels @ Oakland Athletics  
Network Associates Coliseum, Oakland, CA

Sun Jul 04 1999, 4:05 PM EDT  
Att. 19,721 - Unknown - 70 F

livebaseballscorecards.com

AB	36
R	5
H	12
RBI	5
BB	7
SO	10
LOB	20



Batter	1	2	3	4	5	6	7	8	9	AB	R	H	RBI	BB	SO	LOB
Jason McDonald, S (1, 8) Tim Raines, S (8, PH) Ryan Christenson, R (9, 8) OBP: 0.300, SLG: 0.250 OBP: 0.345, SLG: 0.330 OBP: 0.278, SLG: 0.270	1-0 F9			4-2 G6-4-3 BB		0-0 F9		2-1 F7		2	0	0	0	1	0	0
Miguel Tejada, R (1, 6) OBP: 0.325, SLG: 0.430	2-0 F7			0-0 G6-4-3 1-2f		0-2 G4-3			2-1 F7 SF8 2B	4	1	1	0	0	0	1
Ben Grieve, L (1, 7) OBP: 0.337, SLG: 0.405	1-0 G6-3			1-0 L7		0-0 P5			1-1 F7 2-3	4	0	0	0	0	0	1
Jason Giambi, L (1, 3) OBP: 0.389, SLG: 0.488				4-1 G4-6-3 BB		3-1 1B 3 1B 1B			2-0 SF8 3-H	2	1	2	1	1	0	0
John Jaha, R (1, 10) OBP: 0.406, SLG: 0.596				1-2 G4-6-3 1-2f		1-0 3 1B 1B			0-3 K	4	0	1	0	0	2	2
Matt Stairs, L (1, 9) OBP: 0.337, SLG: 0.494				0-1 G1-3		3-3 K			2-0 G3 1-2	3	0	0	0	0	1	3
Ramon Hernandez, R (1, 2) OBP: 0.500, SLG: 0.667				1-3 K		0-0 F9			0-0 G6-3	3	0	0	0	0	1	3
3 Eric Chavez, L (1, 5) OBP: 0.330, SLG: 0.398				2-2 P7		2-2 1-2 3-H 1B			2-3 K	3	0	1	1	0	1	0
Jorge Velandia, R (1, 4) Tony Phillips, S (8, PH) OBP: 0.194, SLG: 0.222 OBP: 0.356, SLG: 0.461				0-0 L8		3-2 G4-3			0-2 F7	2	0	0	0	0	0	2
										1	0	0	0	0	0	0

Inning Stats	R: 0	H: 0	E: 0	K: 0	S: 3	R: 0	H: 0	E: 0	K: 0	S: 6	R: 0	H: 0	E: 0	K: 1	S: 8	R: 1	H: 3	E: 0	K: 1	S: 13	R: 0	H: 0	E: 0	K: 0	S: 5	R: 0	H: 1	E: 0	K: 1	S: 6	R: 0	H: 0	E: 0	K: 1	S: 9	R: 1	H: 1	E: 0	K: 1	S: 8	1B: 4	SF: 1	2B: 1	3B: 0	HR: 0	WP: 0	PA: 32
PITCHER Omar Olivares, R (1, 1) ERA: 3.27	IP	WLS	BF	H	R	ER	SO	BB	IBB	HBP	BLK	WP	HR	S	P	ERA	WHIP													PITCHER	IP	WLS	BF	H	R	ER	SO	BB	IBB	HBP	BLK	WP	HR	S	P	ERA	WHIP


**BOTTOM**

**Anaheim Angels @ Oakland Athletics**  
Network Associates Coliseum, Oakland, CA

Sun Jul 04 1999, 4:05 PM EDT  
Att: 19,721 - Unknown - 70 F

livebaseballscorecards.com

**AB 29**  
**R 2**  
**H 5**  
**RBI 2**  
**BB 2**  
**SO 5**  
**LOB 12**





Batter	1	2	3	4	5	6	7	8	9	AB R H RBI BB SO LOB	TOP											
Mark McLemore, S (1, 4) OBP: 0.371, SLG: 0.387	1-2 1B 2B		3-3 K		2-2 G4-3			0-1 F9		4 1 1 0 0 1 1												
Ivan Rodriguez, R (1, 2) OBP: 0.339, SLG: 0.498	0-0 L4		1-3 K		1-3 K			1-2 HR		4 1 1 1 0 2 2												
29 Rusty Greer, L (1, 7) OBP: 0.387, SLG: 0.440	4-1 1B BB		4-1 BB			0-1 G4-3		4-0 BB		1 0 0 0 3 0 0												
Juan Gonzalez, R (1, 9) OBP: 0.358, SLG: 0.602	2-2 G4-6-3 1-2 2-H 1B		3-3 K			0-0 G6-3		1-3 K		4 0 1 1 0 2 3												
Rafael Palmeiro, L (1, 10) OBP: 0.435, SLG: 0.620	2-0 G4-6-3 1-2f			4-2 1B BB		2-0 F9			0-1 F8	3 0 0 0 1 0 2												
Todd Zeile, R (1, 5) OBP: 0.354, SLG: 0.475		0-0 G6-4-3 1B		1-0 BB 1-3 1B		4-2 G3-6-3 BB		2-1 F8		3 0 2 0 1 0 0												
Lee Stevens, L (1, 3) OBP: 0.372, SLG: 0.521		2-3 SAFE K		3-3 SAFE K		2-1 G3-6-3 1-2f		2-3 K		4 0 0 0 0 3 4												
Roberto Kelly, R (1, 8) OBP: 0.380, SLG: 0.453		1 SAFE 0-1 G6-4-3 1-2f		1 SAFE 1-2 G1-6-3 1-2f		1-3 K				3 0 0 0 0 1 3												
Royce Clayton, R (1, 6) OBP: 0.281, SLG: 0.340			1-2 2B		0-0 L7			1-3 K		3 0 1 0 0 1 0												
<b>Inning Stats</b>	R: 1 E: 0 K: 0 S: 10	H: 2 LOB: 1 BB: 1 P: 19	R: 0 E: 0 K: 1 S: 6	H: 1 LOB: 0 BB: 0 P: 8	R: 0 E: 0 K: 3 S: 14	H: 1 LOB: 2 BB: 1 P: 26	R: 0 E: 0 K: 1 S: 11	H: 1 LOB: 1 BB: 1 P: 20	R: 0 E: 0 K: 1 S: 8	H: 0 LOB: 0 BB: 0 P: 11	R: 0 E: 0 K: 1 S: 4	H: 0 LOB: 0 BB: 0 P: 6	R: 0 E: 0 K: 1 S: 7	H: 0 LOB: 0 BB: 1 P: 14	R: 1 E: 0 K: 2 S: 12	H: 1 LOB: 1 BB: 1 P: 19	R: 0 E: 0 K: 1 S: 7	H: 0 LOB: 0 BB: 0 P: 11	1B: 3 2B: 2 3B: 0 HR: 1	SF: 0 SAC: 0 DP: 4 HBP: 0	WP: 0 PB: 0 SB: 0 CS: 0	PA: 34
<b>PITCHER</b>	IP WLS BF H R ER SO BB IBB HBP BLK WP HR S P ERA WHIP																					
Tim Hudson, R (1, 1) ERA: 2.54	7.0 W 26 5 1 1 7 4 0 0 0 0 0 0 60 104 1.29 1.286																					
Doug Jones, R (8, 1) ERA: 3.53	0.2 H 4 1 1 1 1 1 0 0 0 0 0 1 8 14 13.50 3.000																					
Billy Taylor, R (8, 1) ERA: 2.55	1.1 S 4 0 0 0 2 0 0 0 0 0 0 0 11 16 0.00 0.000																					

Texas Rangers @ Oakland Athletics  
Network Associates Coliseum, Oakland, CA

Mon Jul 05 1999, 8:05 PM EDT  
Att: 7,490 - Unknown - 65 F


livebaseballscorecards.com

AB 29  
R 2  
H 6  
RBI 2  
BB 5  
SO 10  
LOB 15







Batter	1	2	3	4	5	6	7	8	9	AB R H RBI BB SO LOB	TOP														
Mark McLemore, S (1, 4) OBP: 0.376, SLG: 0.388	2-2 G4-3		0-2 1B			4-0 FC5-4 BB		4-2 FC5-4 BB		2 0 1 0 2 0 0	<p><b>Texas Rangers @ Oakland Athletics</b>  <b>Network Associates Coliseum, Oakland, CA</b></p> <p>Tue Jul 06 1999, 8:05 PM EDT  Att: 8,221 - Unknown - 61 F</p> <p>livebaseballscorecards.com</p> <table border="1"> <tr><td>AB</td><td>30</td></tr> <tr><td>R</td><td>0</td></tr> <tr><td>H</td><td>4</td></tr> <tr><td>RBI</td><td>0</td></tr> <tr><td>BB</td><td>4</td></tr> <tr><td>SO</td><td>7</td></tr> <tr><td>LOB</td><td>13</td></tr> </table> 	AB	30	R	0	H	4	RBI	0	BB	4	SO	7	LOB	13
AB	30																								
R	0																								
H	4																								
RBI	0																								
BB	4																								
SO	7																								
LOB	13																								
Ivan Rodriguez, R (1, 2) OBP: 0.334, SLG: 0.491	2-2 G5-3		0-0 F9			2-2 P6		1-1 FC5-4		4 0 0 0 0 0 3															
29 Rusty Greer, L (1, 7) OBP: 0.385, SLG: 0.435	3-2 G4-3		2-2 F7			3-3 K			4-2 1B BB	3 0 0 0 1 1 2															
Juan Gonzalez, R (1, 9) OBP: 0.356, SLG: 0.601		1-0 2B		2-1 G6-3		1-1 FC5-4			1-3 K	4 0 1 0 0 1 2															
Rafael Palmeiro, L (1, 10) OBP: 0.433, SLG: 0.614		4-0 1B S BB		2-2 P5			2-2 F7		0-0 P5	3 0 0 0 1 0 1															
Todd Zeile, R (1, 5) OBP: 0.353, SLG: 0.472		2-2 F8		3-2 G5-3			2-2 G4-3		2-1 1B	4 0 1 0 0 0 1															
Lee Stevens, L (1, 3) OBP: 0.370, SLG: 0.517		2-2 1B			1-3 K		1-3 K		3-1 G3	4 0 1 0 0 2 2															
Roberto Kelly, R (1, 8) OBP: 0.373, SLG: 0.444		0-3 K			2-2 P3			2-2 G4-3		3 0 0 0 0 1 2															
Royce Clayton, R (1, 6) OBP: 0.277, SLG: 0.335			2-3 K			1-3 K		2-2 G4-3		3 0 0 0 0 2 0															
<b>Inning Stats</b>	R: 0 E: 0 K: 0 S: 10	H: 0 LOB: 0 BB: 0 P: 17	R: 0 E: 0 K: 1 S: 10	H: 2 LOB: 2 BB: 1 P: 19	R: 0 E: 0 K: 1 S: 12	H: 1 LOB: 1 BB: 0 P: 16	R: 0 E: 0 K: 0 S: 9	H: 0 LOB: 0 BB: 0 P: 16	R: 0 E: 0 K: 1 S: 9	H: 0 LOB: 1 BB: 1 P: 19	R: 0 E: 0 K: 1 S: 10	H: 0 LOB: 0 BB: 0 P: 15	R: 0 E: 0 K: 0 S: 11	H: 0 LOB: 1 BB: 1 P: 20	R: 0 E: 0 K: 1 S: 11	H: 1 LOB: 2 BB: 1 P: 21	1B: 3 2B: 1 3B: 0 HR: 0	SF: 0 SAC: 0 DP: 0 HBP: 0	WP: 0 PB: 0 SB: 1 CS: 0	PA: 34					
<b>PITCHER</b>	IP WLS BF H R ER SO BB IBB HBP BLK WP HR S P ERA WHIP																								
Jimmy Haynes, R (1, 1) ERA: 4.43	7.0 W 25 3 0 0 6 2 0 0 0 0 0 0 72 118 0.00 0.714																								
Tim Worrell, R (8, 1) ERA: 4.2	1.1 6 0 0 0 1 2 0 0 0 0 0 0 17 31 0.00 1.500																								
Buddy Groom, L (9, 1) ERA: 7.48	0.1 1 0 0 0 0 0 0 0 0 0 0 0 1 1 0.00 0.000																								
Billy Taylor, R (9, 1) ERA: 2.52	0.1 2 1 0 0 0 0 0 0 0 0 0 0 4 9 0.00 3.000																								

Batter	1	2	3	4	5	6	7	8	9	AB	R	H	RBI	BB	SO	LOB
Tony Phillips, S OBP: 0.357, SLG: 0.457 (1, 4) (8, 7)	1-0 G3		4-1 BB		0-3 K		1-0 P4			3	0	0	0	1	1	1
Miguel Tejada, R OBP: 0.324, SLG: 0.433 (1, 6) (8, 7)	0-1 G4-6-3 1B		0-2 F9-2 3-H		1-0 1B 3B		0-1 L4			4	1	2	1	0	0	3
Ben Grieve, L OBP: 0.338, SLG: 0.402 Jorge Velandia, R OBP: 0.194, SLG: 0.222 (1, 7) (8, 4)	2-1 G4-6-3 1-2f			4-2 HR BB	0-1 G6-4-3 1B		2-3 K			3	1	1	1	1	1	1
John Jaha, R OBP: 0.401, SLG: 0.597 (1, 10)		1-1 G5-3		1-0 HR	3-2 G6-4-3 1-2f		2-3 K			4	1	1	2	0	1	1
Jason Giambi, L OBP: 0.391, SLG: 0.488 (1, 3)		2-3 K		2-0 F7		0-1 G4-3		0-0 G6-3		4	0	0	0	0	1	0
Matt Stairs, L OBP: 0.331, SLG: 0.483 (1, 9)		1-1 F9		2-3 K		0-0 G6-3		1-1 E3		4	0	0	0	0	1	0
Ramon Hernandez, R OBP: 0.536, SLG: 0.625 (1, 2)			4-2 BB F9-2 BB	4-2 BB		0-0 BB E 1B		0-1 F8		2	0	1	0	2	0	1
3 Eric Chavez, L OBP: 0.326, SLG: 0.388 (1, 5)			4-1 BB BB	1-3 K		3-1 E5				2	0	0	0	1	1	2
Ryan Christenson, R OBP: 0.281, SLG: 0.267 (1, 8)			0-3 K		4-2 BB		1-3 K			2	1	0	0	1	2	4

Inning Stats	R: 0	H: 1	E: 0	K: 5	S: 5	R: 0	H: 0	E: 0	K: 1	S: 8	R: 0	H: 0	E: 0	K: 1	S: 12	R: 2	H: 1	E: 0	K: 2	S: 12	R: 2	H: 2	E: 0	K: 11	S: 19	R: 0	H: 1	E: 1	K: 1	S: 9	R: 0	H: 0	E: 0	K: 1	S: 7	R: 0	H: 0	E: 1	K: 1	S: 8	R: 0	H: 0	E: 1	K: 1	S: 8	1B: 3	2B: 1	3B: 1	HR: 1	SF: 0	SAC: 0	DP: 3	HBP: 0	WP: 0	PB: 0	SB: 0	CS: 0	PA: 34
--------------	------	------	------	------	------	------	------	------	------	------	------	------	------	------	-------	------	------	------	------	-------	------	------	------	-------	-------	------	------	------	------	------	------	------	------	------	------	------	------	------	------	------	------	------	------	------	------	-------	-------	-------	-------	-------	--------	-------	--------	-------	-------	-------	-------	--------

PITCHER	IP	WLS	BF	H	R	ER	SO	BB	IBB	HBP	BLK	WP	HR	S	P	ERA	WHIP
Ryan Glynn, R ERA: 6.95 (1, 1)	4.1	L	20	3	4	4	5	6	0	0	0	0	1	43	81	8.31	2.077
Mike Munoz, L ERA: 3.51 (5, 1)	3.1		13	2	0	0	3	0	0	0	0	0	0	27	40	0.00	0.600
Esteban Loaiza, R ERA: 7.0 (8, 1)	0.1		1	0	0	0	0	0	0	0	0	0	0	2	2	0.00	0.000

BOTTOM

Texas Rangers @ Oakland Athletics  
Network Associates Coliseum, Oakland, CA

Tue Jul 06 1999, 8:05 PM EDT  
Att. 8,221 - Unknown - 61 F

livebaseballscores.com

AB	28
R	4
H	5
RBI	4
BB	6
SO	8
LOB	13





Batter	1	2	3	4	5	6	7	8	9	AB	R	H	RBI	BB	SO	LOB	TOP									
Roberto Kelly, R OBP: 0.374, SLG: 0.449 Scarborough Green, S OBP: 0.333, SLG: 0.333	1-0 F9		2-2 FC1-6 1B	3-3 K		2-1 K 1-3 2-H 3-H	1-3 K			4	0	2	2	0	1	3										
Ivan Rodriguez, R OBP: 0.332, SLG: 0.486	3-2 G5-3		2-2 FC1-6 1-2f		1-0 G6-3	3-3 K		3-2 FC4-6 1B		5	0	1	0	0	1	3										
29 Rusty Greer, L OBP: 0.380, SLG: 0.428	2-3 K		3-1 F8		1-1 F8		2-3 K	0-0 FC4-6 CS		5	0	0	0	0	2	2										
Juan Gonzalez, R OBP: 0.360, SLG: 0.603		0-1 F9 SF7 2B		2-1 1B 1B	0-1 P4		4-0 FC6-4 1B BB	3-3 K 1-2		4	3	2	0	1	1	1										
Rafael Palmeiro, L OBP: 0.436, SLG: 0.612		0-0 F9		1-0 E 1B 1-2 FC5-2-5-1 1B		0-0 SH1-4 FC1-2 1B	4-0 FC6-4 1-2 BB	1-0 P4		4	0	2	0	1	0	1										
Todd Zeile, R OBP: 0.354, SLG: 0.471		1-0 SF7		2-1 E8 BB 1-3 2-H 1B		2-2 FC1-2 SH1-4 2B HBP	2-2 FC6-4 1B	0-0 F9		3	2	1	2	0	0	2										
Royce Clayton, R OBP: 0.281, SLG: 0.335		3-H 3-2 FC5-4 1B		2-2 FC5-2-5-1 BB 1-2 3-H 1B		0-0 SH1-4	4-1 1B E BB	1-3 K		3	1	1	0	1	1	2										
Jon Shave, R OBP: 0.316, SLG: 0.275 Lee Stevens, L OBP: 0.372, SLG: 0.519		1-1 FC5-4		4-2 BB 1-2 2-3 BB		4-1 FC1-2 2B BB	0-0 S 1B			1	1	0	0	2	0	1										
Luis Alicea, S OBP: 0.287, SLG: 0.217			0-0 P8	3-3 K		0-0 FC1-2 2B 1-2 2-3 3-Hf	4-2 BB			1	0	1	2	0	0	0										
<b>Inning Stats</b>	R: 0 E: 0 K: 1 S: 8	H: 0 LOB: 0 BB: 0 P: 14	R: 1 E: 0 K: 0 S: 11	H: 2 LOB: 1 BB: 0 P: 16	R: 0 E: 0 K: 0 S: 9	H: 1 LOB: 1 BB: 0 P: 16	R: 1 E: 1 K: 2 S: 19	H: 3 LOB: 3 BB: 1 P: 36	R: 0 E: 0 K: 0 S: 5	H: 0 LOB: 0 BB: 0 P: 7	R: 2 E: 0 K: 1 S: 12	H: 2 LOB: 2 BB: 1 P: 23	R: 3 E: 0 K: 2 S: 18	H: 1 LOB: 2 BB: 4 P: 39	R: 0 E: 0 K: 1 S: 7	H: 1 LOB: 1 BB: 0 P: 13	R: 0 E: 0 K: 1 S: 5	H: 0 LOB: 0 BB: 0 P: 7	1B: 8 2B: 3 3B: 0 HR: 0	SF: 1 SAC: 1 DP: 1 HBP: 1	WP: 0 PB: 0 SB: 1 CS: 1	PA: 43				
<b>PITCHER</b>	IP	WLS	BF	H	R	ER	SO	BB	IBB	HBP	BLK	WP	HR	S	P	ERA	WHIP									
Kenny Rogers, L ERA: 4.02	(1, 1)	5.2		28	8	4	4	3	2	0	1	0	0	0	60	105	6.35	1.765								
Brad Rigby, R ERA: 4.55	(6, 1)	0.2	L	3	0	1	2	1	0	0	0	0	0	7	16	13.50	1.500									
Buddy Groom, L ERA: 7.89	(7, 1)	0.0		1	0	0	0	1	0	0	0	0	0	0	4	∞	∞									
Tim Worrell, R ERA: 4.14	(7, 1)	0.2		5	1	2	1	2	0	0	0	0	0	15	26	13.50	4.500									
Chad Harville, R ERA: 5.4	(8, 1)	2.0		6	1	0	2	0	0	0	0	0	0	12	20	0.00	0.500									

Texas Rangers @ Oakland Athletics  
Network Associates Coliseum, Oakland, CA

Wed Jul 07 1999, 4:05 PM EDT  
Att. 15,566 - Unknown - 68 F

livebaseballscorecards.com

AB	34
R	7
H	10
RBI	6
BB	6
SO	8
LOB	23



Batter	1	2	3	4	5	6	7	8	9	AB R H RBI BB SO LOB
<b>Tony Phillips, S</b> OBP: 0.357, SLG: 0.458 (1, 4)	2-2 SH1-3 1B 2B	3-1 P5			1-1 P5		2-2 F9		4-0 BB	4 1 1 0 1 0 2
<b>Miguel Tejada, R</b> OBP: 0.321, SLG: 0.428 (1, 6)	0-0 SH1-3 2-3		1-1 G6-3		2-3 K		2-0 G6-3		1-0 P4	4 0 0 0 0 1 5
<b>Ben Grieve, L</b> OBP: 0.341, SLG: 0.416 (1, 7)	1-2 1B		0-1 F7			3-2 HR		0-2 G5-3		4 1 2 2 0 0 0
<b>John Jaha, R</b> OBP: 0.399, SLG: 0.596 (1, 10)	2-2 F9		1-3 K			2-2 2B		3-3 K		4 0 1 0 0 2 1
<b>Jason Giambi, L</b> OBP: 0.387, SLG: 0.481 (1, 3)	3-3 K			2-3 K		0-0 G4-3		0-0 F9		4 0 0 0 0 2 2
<b>Matt Stairs, L</b> OBP: 0.330, SLG: 0.478 (1, 9)		4-1 3 HR BB		3-2 F8		0-3 K		1-0 P6		3 1 0 0 1 1 1
<b>Ramon Hernandez, R</b> OBP: 0.500, SLG: 0.556 (1, 2)		2-2 F8		0-2 F8		1-0 G4-3		4-2 BB BB BB		3 0 0 0 1 0 2
<b>3 Eric Chavez, L</b> OBP: 0.329, SLG: 0.405 (1, 5)		1-2 HR			3-3 K		0-1 F9 G1-3 1B		0-0 F7	4 1 2 2 0 1 1
<b>Ryan Christenson, R</b> OBP: 0.282, SLG: 0.268 (1, 8)		0-0 P3			1-2 1B		0-1 G1-3		4-1 BB BB	3 0 1 0 0 0 1
<b>Tim Raines, S</b> OBP: 0.350, SLG: 0.330 (9, PH)										0 0 0 0 1 0 0

Inning Stats	R: 1 E: 0 K: 1 S: 14	H: 2 LOB: 1 BB: 0 P: 22	R: 2 E: 0 K: 0 S: 13	H: 1 LOB: 0 BB: 1 P: 23	R: 0 E: 0 K: 1 S: 8	H: 0 LOB: 0 BB: 0 P: 10	R: 0 E: 0 K: 1 S: 12	H: 0 LOB: 0 BB: 0 P: 17	R: 0 E: 0 K: 2 S: 12	H: 1 LOB: 1 BB: 0 P: 19	R: 1 E: 0 K: 1 S: 11	H: 2 LOB: 1 BB: 0 P: 17	R: 0 E: 0 K: 0 S: 8	H: 1 LOB: 1 BB: 0 P: 12	R: 0 E: 0 K: 1 S: 7	H: 0 LOB: 0 BB: 0 P: 10	R: 0 E: 0 K: 0 S: 6	H: 0 LOB: 3 BB: 3 P: 20	1B: 3 2B: 2 3B: 0 HR: 2	SF: 0 SAC: 1 DP: 0 HBP: 0	WP: 0 PB: 0 SB: 0 CS: 0	PA: 38
--------------	-------------------------------	----------------------------------	-------------------------------	----------------------------------	------------------------------	----------------------------------	-------------------------------	----------------------------------	-------------------------------	----------------------------------	-------------------------------	----------------------------------	------------------------------	----------------------------------	------------------------------	----------------------------------	------------------------------	----------------------------------	----------------------------------	------------------------------------	----------------------------------	--------

PITCHER	IP	WLS	BF	H	R	ER	SO	BB	IBB	HBP	BLK	WP	HR	S	P	ERA	WHIP
<b>Rick Helling, R</b> ERA: 4.64 (1, 1)	5.0		22	6	4	4	5	1	0	0	0	0	2	65	102	7.20	1.400
<b>Mike Venafro, L</b> ERA: 2.39 (6, 1)	0.2		2	0	0	0	1	0	0	0	0	0	4	4	0.00	0.000	
<b>59 Jeff Zimmerman, R</b> ERA: 0.89 (6, 1)	2.1	W	8	1	0	0	1	0	0	0	0	0	16	24	0.00	0.429	
<b>John Wetteland, R</b> ERA: 4.04 (9, 1)	1.0	S	6	0	0	0	0	3	0	0	0	0	6	20	0.00	3.000	

**BOTTOM**

**Texas Rangers @ Oakland Athletics**  
Network Associates Coliseum, Oakland, CA

Wed Jul 07 1999, 4:05 PM EDT  
Att: 15,566 - Unknown - 68 F

livebaseballscores.com

<b>AB</b>	<b>33</b>
<b>R</b>	<b>4</b>
<b>H</b>	<b>7</b>
<b>RBI</b>	<b>4</b>
<b>BB</b>	<b>4</b>
<b>SO</b>	<b>7</b>
<b>LOB</b>	<b>15</b>





Batter	1	2	3	4	5	6	7	8	9	AB R H RBI BB SO LOB	TOP	
<b>Tony Phillips, S</b> OBP: 0.357, SLG: 0.458 (1, 4) (8, 7)	0-0 P3		2-2 BB 1B	1-3 K		3-2 L4		2-1 BB 2B	2-2 F8	6 0 2 0 0 1 6		
<b>Miguel Tejada, R</b> OBP: 0.328, SLG: 0.431 (1, 6)	1-2 G5-3		4-0 BB		4-2 HR BB	0-2 2B		4-1 BB BB		2 1 1 0 3 0 0		
<b>Ben Grieve, L</b> OBP: 0.343, SLG: 0.433 (8, PH) <b>John Jaha, R</b> OBP: 0.401, SLG: 0.596 (8, PR) <b>Jorge Velandia, R</b> OBP: 0.194, SLG: 0.222 (8, 4)	1-0 2B		1-3 K		0-0 HR	1-3 K		4-2 BB		4 1 2 2 0 2 4 0 0 0 0 1 0 0 0 0 0 0 0 0 0		
<b>Jason Giambi, L</b> OBP: 0.384, SLG: 0.475 (1, 3)	1-3 K		2-2 P5		4-2 HR BB		2-1 F7	0-0 G3		4 1 0 0 1 1 7		
<b>Matt Stairs, L</b> OBP: 0.331, SLG: 0.486 (1, 9)			3-2 K		4-0 BB HR	0-0 HR	2-2 G1-3		1-1 G4-3	4 1 1 2 1 1 0		
<b>Ramon Hernandez, R</b> OBP: 0.486, SLG: 0.613 (1, 2)			1-1 G5-3		2-3 K	0-0 F8	0-0 HR	4-2 BB 1B		4 1 1 1 1 1 1		
<b>3 Eric Chavez, L</b> OBP: 0.328, SLG: 0.399 <b>Doug Jones, R</b> (7, 1) <b>Buddy Groom, L</b> (8, 1) <b>Tim Raines, S</b> OBP: 0.354, SLG: 0.336 (9, PH) <b>Billy Taylor, R</b> (9, 1)			0-2 F9		4-0 BB E	0-1 F8	2-0 F7	0-2 BB 1B		3 0 0 0 0 1 0 0 0 0 0 0 0 0 0 0 1 0 1 0 0 0 0 0 0 0 0 0 0 0 0 0		
<b>Ryan Christenson, R</b> OBP: 0.279, SLG: 0.260 (1, 8)			3-2 K		3-2 P8	2-2 P3		3-3 K	4-0 BB	4 0 0 0 1 2 2		
<b>Gil Heredia, R</b> (1, 1) <b>Olmedo Saenz, R</b> OBP: 0.351, SLG: 0.395 (7, 5)			4-2 BB 1B		0-0 E6	0-0 P6		0-2 G6-3	1-3 K	2 0 0 0 1 0 2 2 0 0 0 0 1 3		
<b>Inning Stats</b>	R: 0 E: 0 K: 1 S: 9 H: 1 LOB: 1 BB: 0 P: 12	R: 0 E: 0 K: 1 S: 8 H: 0 LOB: 0 BB: 0 P: 12	R: 0 E: 0 K: 2 S: 14 H: 1 LOB: 3 BB: 2 P: 30	R: 0 E: 1 K: 2 S: 10 H: 0 LOB: 3 BB: 2 P: 24	R: 4 E: 0 K: 0 S: 12 H: 2 LOB: 0 BB: 2 P: 22	R: 0 E: 0 K: 1 S: 12 H: 1 LOB: 1 BB: 0 P: 16	R: 1 E: 0 K: 0 S: 8 H: 1 LOB: 0 BB: 0 P: 14	R: 0 E: 0 K: 1 S: 12 H: 1 LOB: 3 BB: 2 P: 25	R: 0 E: 0 K: 1 S: 14 H: 1 LOB: 3 BB: 2 P: 26	1B: 2 2B: 3 3B: 0 HR: 3 SF: 0 SAC: 0 DP: 0 HBP: 0	WP: 0 PB: 0 SB: 0 CS: 0 PA: 46	
<b>PITCHER</b>	IP WLS BF H R ER SO BB IBB HBP BLK WP HR S P ERA WHIP											
<b>Andy Benes, R</b> ERA: 5.51 (1, 1)	5.2 L 29 5 4 4 6 6 0 0 0 0 0 2 62 112 6.35 1.941											
<b>Greg Swindell, L</b> ERA: 3.82 (6, 1)	1.1 5 1 1 1 1 0 0 0 0 0 1 11 18 6.75 0.750											
<b>Erik Sabel, R</b> ERA: (8, 1)	0.2 4 1 0 0 1 1 0 0 0 0 0 9 18 0.00 3.000											
<b>Dan Plesac, L</b> ERA: 7.36 (8, 1)	0.2 3 0 0 0 0 1 0 0 0 0 0 5 10 0.00 1.500											
<b>Gregg Olson, R</b> ERA: 4.71 (9, 1)	0.2 5 1 0 0 1 2 0 0 0 0 0 0 12 23 0.00 4.500											

**Oakland Athletics @ Arizona Diamondbacks**  
Bank One Ballpark, Phoenix, AZ  
Fri Jul 09 1999, 10:05 PM EDT  
Att: 33,635 - Dome - 72 F

AB	36
R	5
H	8
RBI	5
BB	10
SO	9
LOB	25



Batter	1	2	3	4	5	6	7	8	9	AB	R	H	RBI	BB	SO	LOB
Tony Womack, L OBP: 0.331, SLG: 0.364 (1, 9)	0-1 F8 1B		2-1 E S 1B	2-2 G4-3			1-1 E 2B		1-0 F8	5	2	3	0	0	0	4
Jay Bell, R OBP: 0.371, SLG: 0.569 (1, 4)	1-1 F8 1-2		2-3 K 1-3		2-1 G4-3		2-2 G6-3		3-2 G4-3 1-2f	5	0	0	0	0	1	4
Luis Gonzalez, L OBP: 0.422, SLG: 0.583 (1, 7)	1-0 1B		1-0 CS 1B 3-H		2-0 G3-1		1-2 E8 2B 2-H			4	0	3	2	0	0	0
Matt Williams, R OBP: 0.357, SLG: 0.580 (1, 5)	2-1 G4-3		3-3 K 1-2		0-0 L6		3-3 K			4	0	0	0	0	2	3
Steve Finley, L OBP: 0.332, SLG: 0.515 (1, 8)		2-0 G4-3 2B		0-2 1B FC5-2 1B		3-2 G3		1-2 G4-3		4	0	2	0	0	0	0
Travis Lee, L OBP: 0.357, SLG: 0.407 (1, 3)		1-1 G4-3		1-0 FC5-2 HBP 1-3 1B		1-1 1B		0-1 1B		4	0	3	0	0	0	1
Kelly Stinnett, R OBP: 0.281, SLG: 0.384 (1, 2)		2-3 K		0-0 F8		0-0 P6		2-3 K		4	0	0	0	0	2	5
Andy Fox, L OBP: 0.397, SLG: 0.450 (1, 6)		4-0 IBB		4-2 FC5-2 HBP 1-2		0-0 G4-3		1-2 F7		2	0	0	0	1	0	2
Gregg Olson, R (9, 1)										0	0	0	0	0	0	0
Andy Benes, R OBP: 0.182, SLG: 0.100 (1, 1)		0-3 K		0-0 FC5-2			1-3 K		2-2 G4-3 1B	2	0	0	0	0	1	5
Greg Swindell, L (6, 1)				1-2 2-3 3-Hf						0	0	0	0	0	0	0
Bernard Gilkey, R OBP: 0.392, SLG: 0.495 (7, PH)										1	0	0	0	0	1	0
Erik Sabel, R (8, 1)										0	0	0	0	0	0	0
Dan Plesac, L (8, 1)										0	0	0	0	0	0	0
Hanley Frias, S OBP: 0.296, SLG: 0.239 (9, 8)										1	0	1	0	0	0	0

Inning Stats	R: 0	H: 2	E: 0	LOB: 1	K: 0	BB: 0	S: 7	R: 0	H: 1	E: 0	LOB: 2	K: 2	BB: 1	S: 11	R: 1	H: 2	E: 1	LOB: 1	K: 2	BB: 0	S: 10	R: 0	H: 2	E: 0	LOB: 3	K: 0	BB: 0	S: 11	R: 0	H: 0	E: 0	LOB: 0	K: 0	BB: 0	S: 4	R: 0	H: 1	E: 0	LOB: 1	K: 0	BB: 0	S: 7	R: 1	H: 2	E: 1	LOB: 1	K: 2	BB: 0	S: 14	R: 0	H: 1	E: 0	LOB: 1	K: 1	BB: 0	S: 11	R: 0	H: 1	E: 0	LOB: 0	K: 0	BB: 0	S: 12	1B: 9	SF: 0	2B: 4	SAC: 0	3B: 0	DP: 2	HR: 0	HBP: 1	WP: 0	PA: 38
--------------	------	------	------	--------	------	-------	------	------	------	------	--------	------	-------	-------	------	------	------	--------	------	-------	-------	------	------	------	--------	------	-------	-------	------	------	------	--------	------	-------	------	------	------	------	--------	------	-------	------	------	------	------	--------	------	-------	-------	------	------	------	--------	------	-------	-------	------	------	------	--------	------	-------	-------	-------	-------	-------	--------	-------	-------	-------	--------	-------	--------

PITCHER	IP	WLS	BF	H	R	ER	SO	BB	IBB	HBP	BLK	WP	HR	S	P	ERA	WHIP
Gil Heredia, R ERA: 5.51 (1, 1)	6.0	W	26	8	1	1	4	0	0	0	0	0	0	50	86	1.50	1.333
Doug Jones, R ERA: 3.62 (7, 1)	1.0		5	2	1	1	2	0	0	0	0	0	0	14	22	9.00	2.000
Buddy Groom, L ERA: 7.54 (8, 1)	1.0	H	4	1	0	0	1	0	0	0	0	0	0	11	15	0.00	1.000
Billy Taylor, R ERA: 2.45 (9, 1)	1.0	S	3	1	0	0	0	0	0	0	0	0	0	12	18	0.00	1.000

BOTTOM

Oakland Athletics @ Arizona Diamondbacks  
Bank One Ballpark, Phoenix, AZ  
Fri Jul 09 1999, 10:05 PM EDT  
Att. 33,635 - Dome - 72 F

livebaseballscorecards.com

AB	36
R	2
H	12
RBI	2
BB	1
SO	7
LOB	24







Batter	1	2	3	4	5	6	7	8	9	AB	R	H	RBI	BB	SO	LOB
Tony Womack, L OBP: 0.327, SLG: 0.360 (1, 9)	0-2 G3		3-2 G4-3			1-1 G3		1-0 G4-3		4	0	0	0	0	0	1
Jay Bell, R OBP: 0.367, SLG: 0.562 (1, 4)	1-2 G1		3-2 F7			2-2 F9			1-2 F8	4	0	0	0	0	0	0
Luis Gonzalez, L OBP: 0.423, SLG: 0.584 (1, 7)	2-2 2B				0-0 G6-3				4-2 FC6-4 BB	3	0	1	0	1	0	0
Matt Williams, R OBP: 0.353, SLG: 0.573 (1, 5)	1-3 K				2-0 G6-3				0-0 FC6-4	4	0	0	0	0	2	2
Steve Finley, L OBP: 0.329, SLG: 0.509 (1, 8)		3-2 G1-3			1-0 G3				2-2 F7	4	0	0	0	0	0	1
Travis Lee, L OBP: 0.357, SLG: 0.407 (1, 3)		1-1			3-2 G6-3					3	0	1	0	0	0	0
Damian Miller, R OBP: 0.295, SLG: 0.413 (1, 2)		2-3 K			1-3 K				0-3 K	3	0	0	0	0	3	1
Andy Fox, L OBP: 0.401, SLG: 0.450 (1, 6)		2-3 K			4-2 BB				0-0 1B	2	0	1	0	1	1	1
Randy Johnson, R OBP: 0.140, SLG: 0.175 Byung-Hyun Kim, R Dan Plesac, L David Dellucci, L Erik Sabel, R			0-3 K		2-3 K				1-3 K	2	0	0	0	0	2	1

Inning Stats	R: 0	H: 1	E: 0	LOB: 1	K: 1	S: 12	R: 0	H: 1	E: 0	LOB: 1	K: 2	S: 11	R: 0	H: 0	E: 0	LOB: 0	K: 1	S: 9	R: 0	H: 0	E: 0	LOB: 0	K: 0	S: 3	R: 0	H: 0	E: 0	LOB: 1	K: 2	S: 11	R: 0	H: 0	E: 0	LOB: 0	K: 0	S: 9	R: 0	H: 1	E: 0	LOB: 1	K: 2	S: 8	R: 0	H: 0	E: 0	LOB: 1	K: 0	S: 10	R: 0	H: 0	E: 0	LOB: 1	K: 0	S: 10
	0	1	0	1	1	12	0	1	0	1	2	11	0	0	0	0	0	1	9	0	0	0	0	3	0	0	0	0	0	1	11	0	0	0	0	0	9	0	0	0	0	0	10	0	1	0	0	10	0	0	0	1	0	10
PITCHER	IP	WLS	BF	H	R	ER	SO	BB	IBB	HBP	BLK	WP	HR	S	P	ERA	WHIP																																					
Tim Hudson, R ERA: 2.09	(1, 1)	8.1	W	30	3	0	9	2	0	0	0	0	0	75	121	0.00	0.600																																					
Billy Taylor, R ERA: 2.41	(9, 1)	0.2	S	2	0	0	0	0	0	0	0	0	0	4	6	0.00	0.000																																					

**BOTTOM**

**Oakland Athletics @ Arizona Diamondbacks**  
 Bank One Ballpark, Phoenix, AZ

Sat Jul 10 1999, 10:05 PM EDT  
 Att: 36,042 - Dome - 72 F

livebaseballscorecards.com

AB	30
R	0
H	3
RBI	0
BB	2
SO	9
LOB	8



WP: 0	PA: 32
PB: 0	
SB: 0	
CS: 0	



Batter	1	2	3	4	5	6	7	8	9	AB R H RBI BB SO LOB	TOP											
<b>Tony Phillips, S</b> (1, 4) OBP: 0.356, SLG: 0.454	0-1 F9		2-3 K		2-2 G1-3			4-2 E G5-4-3 BB		3 1 0 0 1 1 1												
<b>Miguel Tejada, R</b> (1, 6) OBP: 0.329, SLG: 0.426	2-0 CS 1B		1-3 K2-3			3-1 G5-3		0-1 E2 G5-4-3		4 0 1 0 0 1 1												
<b>Tim Raines, S</b> (1, 7) OBP: 0.349, SLG: 0.355	2-3 F8		1-0 F8			2-3 K		1-2 G5-4-3		4 0 0 0 0 2 2												
<b>Jason Giambi, L</b> (1, 3) OBP: 0.382, SLG: 0.474		0-1 F8		0-2 F7		0-1 F8		3-2 2B		4 0 1 0 0 0 0												
<b>Olmedo Saenz, R</b> (1, 5) OBP: 0.352, SLG: 0.399		1-1 FC6-4 BB HR 1B		0-0 G5-3			3-2 2B	0-1 G1-3		4 1 2 0 0 0 1												
<b>Matt Stairs, L</b> (1, 9) OBP: 0.345, SLG: 0.487		4-1 FC6-4 BB		1-2 FC6-4 1B		4-0 FC6-4 BB		4-2 FC3-6 BB		1 0 1 0 3 0 0												
<b>Ramon Hernandez, R</b> (1, 2) OBP: 0.400, SLG: 0.487		1-0 FC6-4 HR		1-0 FC6-4		1-2 F7		0-2 FC3-6		4 1 0 0 0 0 6												
<b>Jason McDonald, S</b> (1, 8) OBP: 0.308, SLG: 0.278		2-2 HR			4-2 CS BB		3-3 K	2-1 L8		2 1 1 3 1 1 2												
<b>Ben Grieve, L</b> (9, PH) OBP: 0.342, SLG: 0.431		1-H 3-H HR			0-3 K		0-1 FC6-4	2-3 K		1 0 0 0 0 0 1												
<b>Jimmy Haynes, R</b> (1, 1) <b>Tim Worrell, R</b> (6, 1) <b>John Jaha, R</b> (7, PH) <b>Buddy Groom, L</b> (7, 1) <b>Doug Jones, R</b> (8, 1) <b>3 Eric Chavez, L</b> (9, PH) OBP: 0.327, SLG: 0.397		0-0 F8								2 0 0 0 0 1 1 0 0 0 0 0 0 0 1 0 0 0 0 0 2 0 0 0 0 0 0 0 0 0 0 0 0 0 0 1 0 0 0 0 1 1												
<b>Inning Stats</b>	R: 0 E: 0 K: 1 S: 9	H: 1 LOB: 0 BB: 0 P: 13	R: 3 E: 0 K: 0 S: 10	H: 2 LOB: 0 BB: 1 P: 18	R: 0 E: 0 K: 2 S: 8	H: 0 LOB: 0 BB: 0 P: 12	R: 0 E: 0 K: 0 S: 8	H: 1 LOB: 1 BB: 0 P: 10	R: 0 E: 0 K: 1 S: 9	H: 0 LOB: 0 BB: 1 P: 15	R: 0 E: 0 K: 1 S: 7	H: 0 LOB: 0 BB: 0 P: 12	R: 0 E: 0 K: 1 S: 11	H: 1 LOB: 2 BB: 1 P: 22	R: 1 E: 1 K: 0 S: 14	H: 1 LOB: 1 BB: 1 P: 22	R: 0 E: 0 K: 1 S: 10	H: 0 LOB: 1 BB: 1 P: 18	1B: 3 2B: 2 3B: 0 HR: 1	SF: 0 SAC: 0 DP: 1 HBP: 0	WP: 0 PB: 0 SB: 1 CS: 2	PA: 36
<b>PITCHER</b>	IP WLS BF H R ER SO BB IBB HBP BLK WP HR S P ERA WHIP																					
<b>Omar Daal, L</b> (1, 1) ERA: 3.47	8.0 W 32 6 4 4 6 4 0 0 0 0 0 1 76 124 4.50 1.250																					
<b>Matt Mantei, R</b> (9, 1) ERA: 2.65	1.0 S 4 0 0 0 1 1 0 0 0 0 0 0 10 18 0.00 1.000																					

Oakland Athletics @ Arizona Diamondbacks  
Bank One Ballpark, Phoenix, AZ  
Sun Jul 11 1999, 4:05 PM EDT  
Att. 36,632 - Dome - 72 F

AB	31
R	4
H	6
RBI	3
BB	5
SO	7
LOB	18



Batter	1	2	3	4	5	6	7	8	9
Tony Womack, L OBP: 0.328, SLG: 0.357 Matt Mantei, R	2-2 G4-3		2-3 K	2-2 G4-3		4-0 HR BB		4-1 BB SAFE	
Jay Bell, R OBP: 0.365, SLG: 0.566	1-2 P6		1-2 E5 HR		0-1 F9	3-2 HR 1-H 2-H 3-H		1-3 K	
Luis Gonzalez, L OBP: 0.421, SLG: 0.580	1-2 1B		0-0 F9		1-2 G4-3	2-1 G3			
Matt Williams, R OBP: 0.355, SLG: 0.581	3-2 1B		0-0 HR 1-H		3-1 P4		2-2 P3		
Steve Finley, L OBP: 0.331, SLG: 0.511	2-1 G4-3		4-1 BB			2-2 G4-3 2B	0-1 F7		
Travis Lee, L OBP: 0.356, SLG: 0.403		0-1 G1-3	2-0 F9			1-0 G4-3	4-2 CS BB		
David Dellucci, L OBP: 0.440, SLG: 0.500		0-1 F8 2B		4-0 BB BB		1-0 S HR 2B	0-2 CS 1-2	1-2 G4-3	
Damian Miller, R OBP: 0.299, SLG: 0.408		1-0 F8		0-0 F9		4-2 SH1-4 HR BB		4-2 BB BB	
Omar Daal, L OBP: 0.220, SLG: 0.205 Andy Fox, L OBP: 0.399, SLG: 0.447		1-1 G4-3		1-3 K		1-1 SH1-4		0-3 K	

Inning Stats	R: 0	H: 2	E: 0	LOB: 2	K: 0	S: 17	R: 0	H: 1	E: 0	LOB: 1	K: 0	S: 7	R: 2	H: 1	E: 1	LOB: 1	K: 1	S: 10	R: 0	H: 0	E: 0	LOB: 1	K: 1	S: 8	R: 0	H: 0	E: 0	LOB: 0	K: 0	S: 8	R: 5	H: 3	E: 0	LOB: 0	K: 0	S: 15	R: 0	H: 0	E: 0	LOB: 0	K: 0	S: 9	R: 0	H: 0	E: 0	LOB: 2	K: 2	S: 12			

PITCHER																	PITCHER																																			
IP	WLS	BF	H	R	ER	SO	BB	IBB	HBP	BLK	WP	HR	S	P	ERA	WHIP	IP	WLS	BF	H	R	ER	SO	BB	IBB	HBP	BLK	WP	HR	S	P	ERA	WHIP																			
Jimmy Haynes, R ERA: 4.61	(1, 1)	5.2	L	29	7	7	5	2	4	0	0	0	0	0	0	0	0	0	0	0	0	0	0	0	0	0	0	0	0	0	0	0	0	0	0	0	0	0	0	0	0	0	0	0	0	0	0	0	0	0	0	
Tim Worrell, R ERA: 4.11	(6, 1)	0.1		1	0	0	0	0	0	0	0	0	0	0	0	0	0	0	0	0	0	0	0	0	0	0	0	0	0	0	0	0	0	0	0	0	0	0	0	0	0	0	0	0	0	0	0	0	0	0	0	
Buddy Groom, L ERA: 7.13	(7, 1)	1.1		4	0	0	0	0	1	0	0	0	0	0	0	0	0	0	0	0	0	0	0	0	0	0	0	0	0	0	0	0	0	0	0	0	0	0	0	0	0	0	0	0	0	0	0	0	0	0	0	0
Doug Jones, R ERA: 3.58	(8, 1)	0.2		4	0	0	0	2	2	0	0	0	0	0	0	0	0	0	0	0	0	0	0	0	0	0	0	0	0	0	0	0	0	0	0	0	0	0	0	0	0	0	0	0	0	0	0	0	0	0	0	0

**BOTTOM**

**Oakland Athletics @ Arizona Diamondbacks**

Bank One Ballpark, Phoenix, AZ

Sun Jul 11 1999, 4:05 PM EDT  
Att: 36,632 - Dome - 72 F

AB	R	H	RBI	BB	SO	LOB
3	1	0	0	2	1	1
0	0	0	0	0	0	0
5	2	1	4	0	1	2
4	0	1	0	0	0	1
4	1	2	2	0	0	0
3	1	1	0	1	0	2
3	0	0	0	1	0	2
3	1	2	1	1	0	0
2	1	0	0	2	0	2
2	0	0	0	0	1	2
1	0	0	0	0	1	1

AB	30
R	7
H	7
RBI	7
BB	7
SO	4
LOB	13



WP: 0	PA: 39
PB: 0	
SB: 1	
CS: 1	

livebaseballscorecards.com





Batter	1	2	3	4	5	6	7	8	9	AB	R	H	RBI	BB	SO	LOB
Tony Phillips, S OBP: 0.356, SLG: 0.452 Mike Macfarlane, R OBP: 0.315, SLG: 0.371	1-1 G5-3		4-0 G4-6-3 1B BB		3-2 G4-6-3 1B		0-1 P3	1-3 K		4	0	1	0	1	1	3
Miguel Tejada, R OBP: 0.330, SLG: 0.426	0-1 G5-3		2-1 G4-6-3 1B		2-3 K		1-1 E6 1B HR		3-3 K	5	1	2	0	0	2	1
Tim Raines, S OBP: 0.350, SLG: 0.357	2-2 G6-3		3-1 G4-6-3		2-2 G4-6-3		2-0 HR 1B		1-0 HR 1B	5	2	2	1	0	0	3
John Jaha, R OBP: 0.403, SLG: 0.603		4-1 FC4-6 HR BB	1-2 G1-3		3-2 2B		2-2 HR		4-0 HR BB	3	3	2	3	2	0	1
Matt Stairs, L OBP: 0.346, SLG: 0.482		4-2 FC4-6 BB		4-2 1B SF9 BB		0-1 L4	3-3 K2-3		1-3 K	3	1	0	0	2	2	3
Olmedo Saenz, R OBP: 0.353, SLG: 0.418		1-2 FC4-6 HR		1-0 1B		1-0 P4		2-2 P4	1-0 HR	5	2	2	3	0	0	3
Jason Giambi, L OBP: 0.383, SLG: 0.484 Jorge Velandia, R OBP: 0.179, SLG: 0.205		0-0 HR		1-1 SF9		2-2 G6-3		4-2 1B BB		2	1	1	4	1	0	1
Ramon Hernandez, R OBP: 0.396, SLG: 0.476 3 Eric Chavez, L OBP: 0.325, SLG: 0.395		0-0 G6-3 1B		1-0 F9		0-2 G4-3		0-3 K		3	0	1	0	0	0	1
Ryan Christenson, R OBP: 0.275, SLG: 0.250 Jason McDonald, S OBP: 0.313, SLG: 0.278 Ben Grieve, L OBP: 0.344, SLG: 0.434		0-0 G6-3		0-3 K2-3		4-2 E 1B BB		3-2 1B		2	0	0	0	0	1	2

Inning Stats	R: 0	H: 0	E: 0	K: 0	S: 7	R: 3	H: 2	E: 0	K: 0	S: 10	R: 0	H: 1	E: 0	K: 0	S: 7	R: 1	H: 1	E: 0	K: 1	S: 9	R: 0	H: 1	E: 0	K: 1	S: 9	R: 0	H: 1	E: 0	K: 1	S: 10	R: 4	H: 3	E: 1	K: 1	S: 18	R: 0	H: 1	E: 0	K: 2	S: 18	R: 3	H: 2	E: 0	K: 2	S: 8	1B: 8	2B: 1	3B: 0	HR: 3	SF: 1	SAC: 0	DP: 3	HBP: 0	WP: 0	PB: 0	SB: 1	CS: 0	PA: 42
--------------	------	------	------	------	------	------	------	------	------	-------	------	------	------	------	------	------	------	------	------	------	------	------	------	------	------	------	------	------	------	-------	------	------	------	------	-------	------	------	------	------	-------	------	------	------	------	------	-------	-------	-------	-------	-------	--------	-------	--------	-------	-------	-------	-------	--------

PITCHER	IP	WLS	BF	H	R	ER	SO	BB	IBB	HBP	BLK	WP	HR	S	P	ERA	WHIP
Shawn Estes, L ERA: 5.15	(1, 1)	6.2	30	8	7	7	2	5	0	0	0	0	1	62	111	9.45	1.950
Julian Tavarez, R ERA: 5.45	(7, 1)	0.0	1	1	1	1	0	0	0	0	0	0	1	5	7	∞	∞
Alan Embree, L ERA: 2.7	(7, 1)	0.2	H	3	0	0	1	1	0	0	0	0	0	9	18	0.00	1.500
John Johnstone, R ERA: 1.91	(8, 1)	0.2	H	3	1	0	2	0	0	0	0	0	0	12	16	0.00	1.500
Robb Nen, R ERA: 4.15	(9, 1)	0.2	L	5	3	3	2	1	0	0	0	0	1	8	18	40.50	4.500

BOTTOM

San Francisco Giants @ Oakland Athletics  
Network Associates Coliseum, Oakland, CA

livebaseballscores.com

AB	34
R	11
H	12
RBI	11
BB	7
SO	7
LOB	19



PITCHER	IP	WLS	BF	H	R	ER	SO	BB	IBB	HBP	BLK	WP	HR	S	P	ERA	WHIP
---------	----	-----	----	---	---	----	----	----	-----	-----	-----	----	----	---	---	-----	------

Thu Jul 15 1999, 10:05 PM EDT  
Att: 29,428 - Unknown - 61 F



Batter	1	2	3	4	5	6	7	8	9	AB R H RBI BB SO LOB	TOP
<b>Marvin Benard, L</b> (1, 8) OBP: 0.361, SLG: 0.454 <b>F.P. Santangelo, S</b> (8, PH) OBP: 0.456, SLG: 0.416 (8, 8)	1-2 <b>G6-3</b> 		0-1 <b>P5</b> 					1-0 <b>G5-3</b> 		3 1 1 0 0 0 0 1 0 0 0 0 0 0	<b>San Francisco Giants @ Oakland Athletics</b> Network Associates Coliseum, Oakland, CA Fri Jul 16 1999, 10:35 PM EDT Att. 44,671 - Cloudy - 60 F  <b>livebaseballscorecards.com</b>
<b>Bill Mueller, S</b> (1, 5) OBP: 0.409, SLG: 0.363	2-2 <b>G4-3</b> 		1-2 <b>2B</b> 			3-2 <b>F8</b> 		1-1 <b>G4-3</b> 	4 0 1 1 0 0 0		
<b>Barry Bonds, L</b> (1, 7) OBP: 0.416, SLG: 0.545	0-1 <b>G4-3</b> 		4-1 <b>BB</b> 			0-0 <b>L9</b> 		1-0 <b>G3</b> 	3 0 0 0 1 0 0		
<b>Jeff Kent, R</b> (1, 4) OBP: 0.375, SLG: 0.511		0-0 <b>P4</b> 	1-2 <b>G5-3</b> 			0-0 <b>G5-3</b> 		0-0 <b>E7</b> <b>2B</b> 	4 1 0 0 0 0 2		
<b>J.T. Snow, L</b> (1, 3) OBP: 0.384, SLG: 0.451		1-3 <b>K</b> 		2-2 <b>CS</b> <b>1B</b> 		1-1 <b>F7</b> 		3-1 <b>2B</b> 	4 0 2 1 0 1 0		
<b>Ellis Burks, R</b> (1, 10) OBP: 0.385, SLG: 0.521		3-2 <b>WP</b> <b>1B</b> 		0-0 <b>P3</b> 		0-3 <b>K</b> 		1-2 <b>G4-3</b> 	4 0 1 0 0 1 2		
<b>Stan Javier, S</b> (1, 9) OBP: 0.337, SLG: 0.367		3-2 <b>G4-3</b> 		1-1 <b>G4-3</b> 		1-2 <b>G4-3</b> 			3 0 0 0 0 0 2		
<b>Rich Aurilia, R</b> (1, 6) OBP: 0.350, SLG: 0.468			0-1 <b>F9</b> 			0-0 <b>G6-3</b> 		0-1 <b>G5-3</b> 	3 0 0 0 0 0 0		
<b>Brent Mayne, L</b> (1, 2) OBP: 0.377, SLG: 0.413 <b>Scott Servais, R</b> (8, PH) OBP: 0.307, SLG: 0.402 (8, 2)			3-2 <b>F7</b> 			1-1 <b>G5-3</b> 		1-2 <b>G4-3</b> 	2 0 0 0 0 0 0 1 0 0 0 0 0 0		
<b>Inning Stats</b>	R: 0 H: 0 E: 0 LOB: 0 K: 0 BB: 0 S: 8 P: 11	R: 0 H: 1 E: 0 LOB: 1 K: 1 BB: 0 S: 11 P: 18	R: 1 H: 2 E: 0 LOB: 2 K: 0 BB: 1 S: 15 P: 24	R: 0 H: 1 E: 0 LOB: 0 K: 0 BB: 0 S: 6 P: 9	R: 0 H: 0 E: 0 LOB: 0 K: 0 BB: 0 S: 6 P: 9	R: 0 H: 0 E: 0 LOB: 0 K: 1 BB: 0 S: 8 P: 10	R: 0 H: 0 E: 0 LOB: 0 K: 0 BB: 0 S: 6 P: 8	R: 1 H: 1 E: 1 LOB: 1 K: 0 BB: 0 S: 9 P: 15	1B: 3 SF: 0 2B: 2 SAC: 0 3B: 0 DP: 0 HR: 0 HBP: 0	WP: 2 PA: 33 PB: 0 SB: 0 CS: 1	
<b>PITCHER</b>	<b>Gil Heredia, R</b> (1, 1) ERA: 5.21 <b>Buddy Groom, L</b> (8, 1) ERA: 6.84 <b>Billy Taylor, R</b> (9, 1) ERA: 2.35	IP WLS BF H R ER SO BB IBB HBP BLK WP HR S P ERA WHIP 7.1 W 26 4 1 1 2 1 0 0 0 0 1 0 62 92 1.23 0.682 0.2 H 2 0 0 0 0 0 0 0 0 0 0 0 4 6 0.00 0.000 1.0 S 5 1 1 0 0 0 0 0 0 0 0 1 0 9 15 0.00 1.000	<b>PITCHER</b>	IP WLS BF H R ER SO BB IBB HBP BLK WP HR S P ERA WHIP							



Batter	1	2	3	4	5	6	7	8	9
<b>Tony Phillips, S</b> OBP: 0.352, SLG: 0.445 (1, 4) B F X (9, 7)	1-1 G4-3 ①	1-0 F7 ③		0-0 F7 ③		1 SAFE SAFE SAFE 1 B B B C S X 3-2 FC3-2 ② 1-H		B B F S B X 3-2 F8 ③	
<b>Miguel Tejada, R</b> OBP: 0.329, SLG: 0.424 (1, 6) B C S C	1-3 K ②		0-0 HR 1B		B B C B S S S 3-3 K ①	3-3 K ③ 1-2			
<b>Ben Grieve, L</b> OBP: 0.350, SLG: 0.446 <b>Jason McDonald, S</b> OBP: 0.313, SLG: 0.278 (1, 7) C S F B F B F B (8, 7) (9, 8)	4-2 BB		2-0 HR 1-H		B B B B 4-0 BB BB BB		0-2 K ①		
<b>John Jaha, R</b> OBP: 0.404, SLG: 0.598 (1, 10) B C B F B F C	3-3 K ③		4-2 G4-6-3 BB		C B B F B B 4-2 BB BB	1-2 BB BB	3-1 G5-3 ②		
<b>Jason Giambi, L</b> OBP: 0.384, SLG: 0.492 (1, 3)		1-2 HR	3-1 G4-6-3 ① ② 1-2f		B B B C B B 4-2 BB BB	1-2 BB 2-3	1-2 G4-3 ③		
<b>Matt Stairs, L</b> OBP: 0.344, SLG: 0.477 (1, 9) C B B B B C	3-3 K ①		1-0 G4-3 ③		B B B C C C T 3-2 K ②		B C B B F T B 4-2 2B BB		
<b>Mike Macfarlane, R</b> OBP: 0.313, SLG: 0.375 (1, 2) B X	1-0 L1		2-3 K ① X		1-0 F7 ③		B 1 SAFE 1 SAFE X 1-0 2B BB 1-H		
<b>3 Eric Chavez, L</b> OBP: 0.325, SLG: 0.399 <b>Olmedo Saenz, R</b> OBP: 0.351, SLG: 0.415 (1, 5) (8, PH) (9, 5)	0-0 E4 BB		2-0 2B		C C S 0-3 K ①		B B F B B X 3-2 G5-3 ①		
<b>Ryan Christenson, R</b> OBP: 0.282, SLG: 0.248 <b>Tim Raines, S</b> OBP: 0.348, SLG: 0.354 <b>Jorge Velandia, R</b> OBP: 0.179, SLG: 0.205 (1, 8) (8, PH) (9, 4)	4-2 SAFE SAFE 1 B B B B 4-2 BB 1-2		3-3 K ②		B B B B S B B B 4-1 E S FC3-2 BB		B C B B F B B X 2-3 K ②		

Inning Stats	R: 0	H: 0	E: 0	K: 2	S: 13	R: 1	H: 1	E: 1	K: 1	S: 11	R: 2	H: 2	E: 0	K: 0	S: 7	R: 0	H: 1	E: 0	K: 2	S: 9	R: 0	H: 0	E: 0	K: 1	S: 12	R: 0	H: 0	E: 0	K: 1	S: 8	R: 1	H: 1	E: 0	K: 1	S: 14	R: 3	H: 1	E: 0	K: 1	S: 27	
	LOB: 1	BB: 1	P: 22	LOB: 2	BB: 1	P: 21	LOB: 0	BB: 1	P: 17	LOB: 1	BB: 0	LOB: 3	BB: 3	P: 31	LOB: 1	BB: 1	LOB: 0	BB: 0	P: 12	LOB: 1	BB: 1	LOB: 0	BB: 0	P: 12	LOB: 1	BB: 1	LOB: 1	BB: 1	LOB: 0	BB: 0	P: 27	LOB: 1	BB: 1	LOB: 0	BB: 0	P: 27	LOB: 1	BB: 1	LOB: 0	BB: 0	P: 27


PITCHER	IP	WLS	BF	H	R	ER	SO	BB	IBB	HBP	BLK	WP	HR	S	P	ERA	WHIP
<b>Russ Ortiz, R</b> ERA: 3.38 (1, 1)	6.0	L	29	4	3	3	9	7	0	0	0	0	2	63	127	4.50	1.833
<b>Rich Rodriguez, L</b> ERA: 4.86 (7, 1)	1.0		5	1	1	1	1	1	0	0	0	0	0	13	22	9.00	2.000
<b>Felix Rodriguez, R</b> ERA: 3.55 (8, 1)	1.0		3	0	0	0	1	0	0	0	0	0	0	9	17	0.00	0.000

**BOTTOM**

**San Francisco Giants @ Oakland Athletics**  
Network Associates Coliseum, Oakland, CA

livebaseballscorecards.com

**AB 29**  
**R 4**  
**H 5**  
**RBI 4**  
**BB 8**  
**SO 11**  
**LOB 17**



WP	PA	3B	HR	S	P	ERA	WHIP
0	37	0	2	1	1	0	0

Fri Jul 16 1999, 10:35 PM EDT  
Att. 44,671 - Cloudy - 60 F





Batter	1	2	3	4	5	6	7	8	9	AB R H RBI BB SO LOB
Tony Phillips, S (1, 4) OBP: 0.348, SLG: 0.440	1-2 F8		1-2 F8		1-1 G6-3			1-1 G3-1		4 0 0 0 0 0 0
Miguel Tejada, R (1, 6) OBP: 0.328, SLG: 0.422	1-1 BB 1B		2-1 G4-3		3-1 G1-3			2-3 K		4 0 1 0 0 1 0
Olmedo Saenz, R (1, 5) OBP: 0.349, SLG: 0.411	3-1 BB 1B		2-1 G6-3		1-0 G5-3			0-3 K		4 0 1 0 0 1 0
John Jaha, R (1, 10) OBP: 0.402, SLG: 0.591	4-2 BB			1-2 P5		1-3 K		2-3 K		3 0 0 0 1 2 0
Jason Giambi, L (1, 3) OBP: 0.386, SLG: 0.502	3-3 K			3-2 HR		0-1 L1-3 1B		0-0 G3-1		4 1 2 1 0 1 3
Tim Raines, S (1, 7) OBP: 0.340, SLG: 0.343	1-3 K			0-0 G6-3		2-1 L1-3		3-2 G4-3		4 0 0 0 0 1 4
Matt Stairs, L (1, 9) OBP: 0.344, SLG: 0.479		3-2 F7		3-2 2B			3-1 P5			3 1 1 0 0 0 0
Ramon Hernandez, R (1, 2) OBP: 0.392, SLG: 0.489		1-2 G5-3		1-0 2B			1-2 G5-3			3 0 1 1 0 0 0
Jason McDonald, S (1, 8) OBP: 0.306, SLG: 0.271		1-3 K		3-1 G6-3			1-1 P9			3 0 0 0 0 1 1

**BOTTOM**

**San Francisco Giants @ Oakland Athletics**  
 Network Associates Coliseum, Oakland, CA

Sat Jul 17 1999, 4:05 PM EDT  
 Att: 51,263 - Cloudy - 61 F

AB	32
R	2
H	6
RBI	2
BB	1
SO	7
LOB	8



Inning Stats		R: 0	H: 2	E: 0	K: 2	S: 16	LOB: 3	BB: 1	P: 29	R: 0	H: 0	E: 0	K: 1	S: 10	LOB: 0	BB: 0	P: 15	R: 0	H: 0	E: 0	K: 0	S: 10	LOB: 0	BB: 0	P: 15	R: 2	H: 3	E: 0	K: 0	S: 13	LOB: 1	BB: 0	P: 24	R: 0	H: 0	E: 0	K: 0	S: 5	LOB: 0	BB: 0	P: 10	R: 0	H: 1	E: 0	K: 1	S: 7	LOB: 0	BB: 0	P: 10	R: 0	H: 0	E: 0	K: 0	S: 9	LOB: 0	BB: 0	P: 14	R: 0	H: 0	E: 0	K: 2	S: 8	LOB: 0	BB: 0	P: 11	R: 0	H: 0	E: 0	K: 1	S: 7	LOB: 0	BB: 0	P: 12	1B: 3	SF: 0	2B: 3	SAC: 0	3B: 0	DP: 1	HR: 1	HBP: 0	WP: 0	PA: 33	PB: 0	SB: 0	CS: 0	ERA	WHIP
PITCHER	(1, 1)	IP	WLS	BF	H	R	ER	SO	BB	IBB	HBP	BLK	WP	HR	S	P	ERA	WHIP																																																																						
Kirk Rueter, L	(1, 1)	7.0	W	27	6	2	2	4	1	0	0	0	0	1	70	117	2.57	1.000																																																																						
John Johnstone, R	(8, 1)	1.0		3	0	0	0	2	0	0	0	0	0	0	8	11	0.00	0.000																																																																						
Robb Nen, R	(9, 1)	1.0		3	0	0	0	1	0	0	0	0	0	0	7	12	0.00	0.000																																																																						



Batter	1	2	3	4	5	6	7	8	9	AB R H RBI BB SO LOB	TOP											
<b>Neifi Perez, S</b> (1, 6) OBP: 0.317, SLG: 0.427	0-3 K2-3	0-0 1-3 2-H 2B			0-0 1-2 1B		1-2 G5-3			4 0 2 1 0 1 0												
<b>Darryl Hamilton, L</b> (1, 8) OBP: 0.362, SLG: 0.395	0-0 G6-3	1-1 F7			2-2 L6-4		3-2 F7			4 0 0 0 0 0 4												
<b>Larry Walker, L</b> (1, 9) OBP: 0.442, SLG: 0.730	2-2 FC5 BB 1B				2-2 G4-3			1-1 G6-3		4 0 1 0 0 1 1												
<b>Dante Bichette, R</b> (1, 10) OBP: 0.321, SLG: 0.504	4-0 1-2 BB				2-2 P5			0-0 G5-3		3 0 0 0 1 1 0												
<b>Vinny Castilla, R</b> (1, 5) OBP: 0.331, SLG: 0.493	1-2 FC5 2-3f				0-1 F8		1-2 1B	0-0 G6-3		4 0 1 0 0 0 2												
<b>17 Todd Helton, L</b> (1, 3) OBP: 0.374, SLG: 0.531		4-0 BB 2B BB			1-1 G1-6-3		0-2 F8	2-1 G4-3		3 1 0 0 1 0 1												
<b>Jeff Barry, S</b> (1, 7) OBP: 0.361, SLG: 0.467		1 SAFE 1-3 K			0-3 K		2-1 G1-3	1-3 K		4 0 0 0 0 3 2												
<b>7 Kurt Abbott, R</b> (1, 4) OBP: 0.304, SLG: 0.447		1 SAFE 1-3 K			1-0 F8		1-3 K	2-1 P7		4 0 0 0 0 2 1												
<b>Henry Blanco, R</b> (1, 2) OBP: 0.376, SLG: 0.460		4-2 2B 1-2 BB			4-2 L6-4 1B BB		2-1 HR			1 1 1 1 2 0 0												
<b>Inning Stats</b>	R: 0 E: 0 K: 1 S: 12	H: 1 LOB: 2 BB: 1 P: 19	R: 1 E: 0 K: 2 S: 11	H: 1 LOB: 2 BB: 2 P: 22	R: 0 E: 0 K: 1 S: 8	H: 0 LOB: 0 BB: 0 P: 11	R: 0 E: 0 K: 1 S: 8	H: 0 LOB: 0 BB: 0 P: 10	R: 0 E: 0 K: 0 S: 12	H: 1 LOB: 1 BB: 1 P: 20	R: 0 E: 0 K: 1 S: 12	H: 1 LOB: 1 BB: 0 P: 18	R: 1 E: 0 K: 1 S: 11	H: 1 LOB: 0 BB: 0 P: 18	R: 0 E: 0 K: 0 S: 4	H: 0 LOB: 0 BB: 0 P: 5	R: 0 E: 0 K: 1 S: 7	H: 0 LOB: 0 BB: 0 P: 12	1B: 3 2B: 2 3B: 0 HR: 1	SF: 0 SAC: 0 DP: 1 HBP: 0	WP: 0 PB: 0 SB: 0 CS: 0	PA: 35
<b>PITCHER</b>	IP WLS BF H R ER SO BB IBB HBP BLK WP HR S P ERA WHIP																					
<b>Jimmy Haynes, R</b> (1, 1) ERA: 4.51	6.1 W 27 5 2 2 7 4 0 0 0 0 1 68 108 2.84 1.421																					
<b>Buddy Groom, L</b> (7, 1) ERA: 6.92	1.0 H 3 0 0 0 0 0 0 0 0 0 0 8 13 0.00 0.000																					
<b>Brad Rigby, R</b> (8, 1) ERA: 4.3	0.2 H 2 0 0 0 0 0 0 0 0 0 0 2 2 0.00 0.000																					
<b>Billy Taylor, R</b> (9, 1) ERA: 2.97	1.0 S 3 0 0 0 1 0 0 0 0 0 0 7 12 0.00 0.000																					

**Colorado Rockies @ Oakland Athletics**  
**Network Associates Coliseum, Oakland, CA**  
 Sun Jul 18 1999, 4:05 PM EDT  
 Att. 15,074 - Sunny - 67 F

[livebaseballscorecards.com](http://livebaseballscorecards.com)

<b>AB</b>	31
<b>R</b>	2
<b>H</b>	5
<b>RBI</b>	2
<b>BB</b>	4
<b>SO</b>	8
<b>LOB</b>	11



Batter	1	2	3	4	5	6	7	8	9
Tony Phillips, S (1, 4) OBP: 0.345, SLG: 0.435 Jorge Velandia, R (8, 4) OBP: 0.179, SLG: 0.205	1-3 K		2-2 G5-3		1-0 F9		2-3 K		
Miguel Tejada, R (1, 6) OBP: 0.324, SLG: 0.417	3-2 P5		2-2 P3		2-0 P3			0-1 G6-3	
Jason Giambi, L (1, 3) OBP: 0.387, SLG: 0.503	1-1 P5			0-0 G3		2-2 G6-4-3 WP		4-1 BB	
John Jaha, R (1, 10) OBP: 0.403, SLG: 0.588		2-1 G6-3		2-1 HR		4-0 G6-4-3 BB		0-3 K	
Olmedo Saenz, R (1, 5) OBP: 0.352, SLG: 0.428		4-2 FC9-6 BB		0-0 HR		1-0 G6-4-3		1-2 G4-3	
Matt Stairs, L (1, 9) OBP: 0.347, SLG: 0.479		3-2 FC9-6 BB		2-2 F7		4-2 FC4 BB			
Tim Raines, S (1, 7) OBP: 0.337, SLG: 0.341 Ben Grieve, L (4, 7) OBP: 0.347, SLG: 0.443 Jason McDonald, S (9, 7) OBP: 0.306, SLG: 0.271		2-2 FC9-6		1-2 G3		2-1 FC4			
Ramon Hernandez, R (1, 2) OBP: 0.370, SLG: 0.458		3-2 F7			1-0 G5-3		1-1 P6		
Ryan Christenson, R (1, 8) OBP: 0.283, SLG: 0.250			1-1 P3		0-2		0-0 B5-3		

Inning Stats	R: 0	H: 0	E: 0	K: 1	S: 12	H: 0	LOB: 0	BB: 0	P: 17	R: 0	H: 1	E: 0	K: 0	S: 14	H: 0	LOB: 2	BB: 1	P: 28	R: 0	H: 0	E: 0	K: 0	S: 8	R: 2	H: 2	E: 0	K: 0	S: 10	H: 1	LOB: 1	BB: 0	P: 10	R: 1	H: 1	E: 0	K: 0	S: 8	H: 1	LOB: 1	BB: 2	P: 21	R: 0	H: 0	E: 0	K: 1	S: 7	H: 0	LOB: 0	BB: 0	P: 10	R: 0	H: 0	E: 0	K: 1	S: 9	H: 0	LOB: 1	BB: 1	P: 14
1B: 3	SF: 0	2B: 1	SAC: 0	3B: 0	DP: 1	HR: 1	HBP: 0	WP: 1	PA: 32																																																		

**BOTTOM**

AB	R	H	RBI	BB	SO	LOB
4	0	0	0	0	2	1
0	0	0	0	0	0	0

4	0	0	0	0	0	1
---	---	---	---	---	---	---

3	1	1	0	1	0	0
---	---	---	---	---	---	---

3	1	1	0	1	1	1
---	---	---	---	---	---	---

3	1	1	2	1	0	3
---	---	---	---	---	---	---

2	0	1	0	1	0	0
---	---	---	---	---	---	---

1	0	0	0	0	0	2
2	0	0	0	0	0	1
0	0	0	0	0	0	0

3	0	0	0	0	0	2
---	---	---	---	---	---	---

3	0	1	0	0	0	0
---	---	---	---	---	---	---

AB	R	H	RBI	BB	SO	LOB
28	3	5	2	4	3	11

**Colorado Rockies @ Oakland Athletics**  
 Network Associates Coliseum, Oakland, CA  
 Sun Jul 18 1999, 4:05 PM EDT  
 Att. 15,074 - Sunny - 67 F

livebaseballscorecards.com



PITCHER	IP	WLS	BF	H	R	ER	SO	BB	IBB	HBP	BLK	WP	HR	S	P	ERA	WHIP
Bobby Jones, L (1, 1) ERA: 5.81	5.0	L	21	5	3	3	1	1	0	0	0	0	1	53	88	5.40	1.200
Curt Leskanic, R (6, 1) ERA: 4.58	0.2		2	0	0	0	0	1	0	0	0	0	0	1	6	0.00	1.500
Chuck McElroy, L (6, 1) ERA: 6.0	0.1		2	0	0	0	0	1	0	0	0	1	0	4	10	0.00	3.000
Mike DeJean, R (7, 1) ERA: 6.85	2.0		7	0	0	0	2	1	0	0	0	0	0	16	24	0.00	0.500









Batter	1	2	3	4	5	6	7	8	9	AB R H RBI BB SO LOB	TOP
<b>Neifi Perez, S</b> OBP: 0.320, SLG: 0.427 (1, 6) B X	1-0 L3		2-1 HBP		1-1 G5-3			1-0 F8	1 SAFE 0-0 1B	4 0 1 0 0 0 0	
<b>Terry Shumpert, R</b> OBP: 0.404, SLG: 0.623 (1, 4) C S B F F F F F B	3-2 G1-4-3		0-0 F9		0-1 G1-3			2-2 E5 1B	1 SAFE 0-3 K	5 1 0 0 0 1 3	
<b>Larry Walker, L</b> OBP: 0.440, SLG: 0.726 (1, 10) B B B C B	4-1 1B BB		2-0 G1-3		0-0 G3			4-2 1B BB	4-0 1B	2 0 0 0 3 0 1	
<b>Dante Bichette, R</b> OBP: 0.324, SLG: 0.511 (1, 7) B B 1 SAFE C X	2-1 1-3 1B			2-3 K		1-1 G6-3		2-1 1-2 2-H 1B	0-3 K	5 0 2 1 0 2 3	
<b>Vinny Castilla, R</b> OBP: 0.326, SLG: 0.487 (1, 5) B X	1-0 G4-3			0-0 F8		0-0 G1-3		1-2 G1-3		4 0 0 0 0 0 4	
<b>Angel Echevarria, R</b> OBP: 0.343, SLG: 0.531 (1, 9) <b>Darryl Hamilton, L</b> OBP: 0.364, SLG: 0.396 (9, PH) C C B B L B F C		3-3 K		2-1 1B HBP		0-0 G1-3			4-2 2B 17 G3 BB	2 0 0 0 0 1 0 0 1 0 0 1 0 0	
<b>Jeff Barry, S</b> OBP: 0.386, SLG: 0.526 (1, 8) S B B B B S		3-2 F7		1-1 1-3 1B		2-0 G1-3			0-0 17 G3 1B 2B	4 1 2 0 0 0 0	
<b>7 Kurt Abbott, R</b> OBP: 0.297, SLG: 0.429 (1, 3) <b>17 Todd Helton, L</b> OBP: 0.374, SLG: 0.526 (9, PH) B B F X		2-0 F7		1-1 G1-3		0-1 G4-3			0-0 G3	3 0 0 0 0 0 2 1 0 0 1 0 0 1	
<b>Henry Blanco, R</b> OBP: 0.369, SLG: 0.450 (1, 2) <b>Lenny Harris, L</b> OBP: 0.282, SLG: 0.286 (9, PH) C C C			0-3 K		2-2 F8			3-2 F8	3-2 1B	3 0 0 0 0 1 0 1 0 1 1 0 0 0	
<b>Inning Stats</b>	R: 0 H: 1 E: 0 LOB: 2 K: 0 BB: 1 S: 12 P: 23	R: 0 H: 0 E: 0 LOB: 0 K: 1 BB: 0 S: 9 P: 17	R: 0 H: 0 E: 0 LOB: 1 K: 1 BB: 0 S: 6 P: 10	R: 0 H: 1 E: 0 LOB: 2 K: 1 BB: 0 S: 9 P: 15	R: 0 H: 0 E: 0 LOB: 0 K: 0 BB: 0 S: 9 P: 12	R: 0 H: 0 E: 0 LOB: 0 K: 0 BB: 0 S: 4 P: 5	R: 0 H: 0 E: 0 LOB: 0 K: 0 BB: 0 S: 4 P: 6	R: 1 H: 1 E: 1 LOB: 2 K: 0 BB: 1 S: 15 P: 28	R: 2 H: 3 E: 0 LOB: 3 K: 2 BB: 2 S: 15 P: 26	1B: 5 SF: 0 2B: 1 SAC: 0 3B: 0 DP: 0 HR: 0 HBP: 2	WP: 0 PA: 40 PB: 0 SB: 1 CS: 0
<b>PITCHER</b> <b>Kenny Rogers, L</b> ERA: 4.3 (1, 1) <b>Billy Taylor, R</b> ERA: 3.32 (8, 1)	IP WLS BF H R ER SO BB IBB HBP BLK WP HR S P ERA WHIP	7.2 W 31 3 1 0 3 2 0 2 0 0 0 0 65 112 0.00 0.652	1.1 S 9 3 2 2 2 1 1 0 0 0 0 0 18 30 13.50 3.000	<b>PITCHER</b> IP WLS BF H R ER SO BB IBB HBP BLK WP HR S P ERA WHIP							

**Colorado Rockies @ Oakland Athletics**  
**Network Associates Coliseum, Oakland, CA**  
 Tue Jul 20 1999, 4:05 PM EDT  
 Att. 13,414 - Cloudy - 66 F

AB	34
R	3
H	6
RBI	3
BB	4
SO	5
LOB	14



Batter	1	2	3	4	5	6	7	8	9	AB	R	H	RBI	BB	SO	LOB
<b>Tony Phillips, S</b> OBP: 0.345, SLG: 0.433 (1, 4)	1-3 <b>K</b>		1-1 G3 G6-3 <b>1B</b>		1-2 <b>F8</b>	2-1 <b>G3</b>				4	0	1	0	0	1	1
<b>Miguel Tejada, R</b> OBP: 0.325, SLG: 0.411 (1, 6)	4-2 G4-6-3 <b>BB</b>		3-2 G6-3 <b>1-2</b>		4-1 <b>HR</b> <b>BB</b>			3-2 <b>F9</b>		2	1	0	0	2	0	1
<b>Ben Grieve, L</b> OBP: 0.348, SLG: 0.462 (1, 7)	3-1 G4-6-3 <b>1-2</b>		2-2 <b>G3</b> <b>2-3</b>		0-1 <b>HR</b>			3-3 <b>K</b>		4	1	1	2	0	1	2
<b>Jason McDonald, S</b> OBP: 0.306, SLG: 0.271 (8, 7)					1-H <b>HR</b>					0	0	0	0	0	0	0
<b>John Jaha, R</b> OBP: 0.405, SLG: 0.582 (1, 10)	0-0 G1-4-3		4-0 <b>BB</b>		3-3 <b>K</b>			4-2 <b>BB</b>		2	0	0	0	2	1	1
<b>Jason Giambi, L</b> OBP: 0.386, SLG: 0.500 (1, 3)		3-1 <b>F7</b>	0-1 G4-3		3-2 G1-3			3-2 <b>F8</b>		4	0	0	0	0	0	3
<b>Matt Stairs, L</b> OBP: 0.354, SLG: 0.493 (1, 9)		2-0 <b>HR</b>		1-0 G4-3		4-1 G6-4-3 <b>BB</b>		4-1 G5-3 G4-6-3 <b>BB</b>		2	1	1	1	2	0	0
<b>Ramon Hernandez, R</b> OBP: 0.355, SLG: 0.436 (1, 2)		2-2 FC4 <b>1B</b>		0-1 G4-3		2-2 G6-4-3 <b>1-2f</b>		3-2 G4-6-3 <b>1-2</b>		4	0	1	0	0	0	2
<b>Eric Chavez, L</b> OBP: 0.328, SLG: 0.412 (1, 5)		2-0 <b>P4</b>		4-1 FC6-4 <b>BB</b>		2-2 <b>HR</b>		1-1 G5-3 <b>2-3</b>		3	1	1	1	1	0	2
<b>Ryan Christenson, R</b> OBP: 0.293, SLG: 0.282 (1, 8)		2-1 FC4 <b>1-2f</b>		0-1 FC6-4 <b>1-2f</b>		4-2 <b>BB</b>		0-0 G5-3		3	0	0	0	1	0	3

Inning Stats	R: 0	H: 0	E: 0	K: 1	S: 8	R: 1	H: 2	E: 0	K: 0	S: 9	R: 0	H: 1	E: 0	K: 0	S: 10	R: 0	H: 0	E: 0	K: 0	S: 6	R: 2	H: 1	E: 0	K: 1	S: 13	R: 1	H: 1	E: 0	K: 0	S: 11	R: 0	H: 0	E: 0	K: 1	S: 11	R: 0	H: 0	E: 0	K: 0	S: 7	
	0	0	0	1	16	1	2	0	0	20	0	1	0	0	11	0	0	0	0	11	0	1	0	0	1	24	0	1	0	0	25	0	0	0	0	24	0	0	0	0	15

PITCHER	IP	WLS	BF	H	R	ER	SO	BB	IBB	HBP	BLK	WP	HR	S	P	ERA	WHIP
<b>Darryl Kile, R</b> ERA: 6.25 (1, 1)	6.0	L	28	5	4	4	2	6	0	0	0	0	3	57	116	6.00	1.833
<b>Curt Leskanic, R</b> ERA: 4.53 (7, 1)	0.2		3	0	0	0	1	1	0	0	0	0	0	8	18	0.00	1.500
<b>Mike Porzio, L</b> ERA: (7, 1)	0.1		1	0	0	0	0	0	0	0	0	0	0	3	6	0.00	0.000
<b>Dave Veres, R</b> ERA: 3.6 (8, 1)	1.0		4	0	0	0	0	1	0	0	0	0	0	7	15	0.00	1.000


**BOTTOM**

**Colorado Rockies @ Oakland Athletics**  
Network Associates Coliseum, Oakland, CA

Tue Jul 20 1999, 4:05 PM EDT  
Att. 13,414 - Cloudy - 66 F

livebaseballscorecards.com

<b>AB</b>	<b>28</b>
<b>R</b>	<b>4</b>
<b>H</b>	<b>5</b>
<b>RBI</b>	<b>4</b>
<b>BB</b>	<b>8</b>
<b>SO</b>	<b>3</b>
<b>LOB</b>	<b>15</b>



WP: 0	PA: 36
PB: 0	CS: 0
SB: 0	
1B: 2	SF: 0
2B: 0	SAC: 0
3B: 0	DP: 1
HR: 3	HBP: 0



Batter	1	2	3	4	5	6	7	8	9	AB	R	H	RBI	BB	SO	LOB	TOP
Tony Phillips, S (1, 4) OBP: 0.343, SLG: 0.433 Jorge Velandia, R (8, 4) OBP: 0.200, SLG: 0.225	3-2 F9		0-0 P6		3-2 F7	0-1 F8		2-1 BB 3 HR 1-H 2B	1-1 G5-4-3 1B	5	1	1	1	0	0	1	
Miguel Tejada, R (1, 6) OBP: 0.325, SLG: 0.406	4-2 CS BB		0-1 F9		1-1 1B 1B HBP	1-0 G6-3		2-1 G6-3	1-0 G5-4-3 1-2f 1B	4	1	0	0	1	0	3	
Jason Giambi, L (1, 3) OBP: 0.392, SLG: 0.506	3-3 K 1-2		1-2 HR 1B		1-2 3 BB 1B 1B		1-1 F9 2B	4-2 3 BB 3 HR BB	4-2 BB BB	4	3	3	0	2	1	1	
John Jaha, R (1, 10) Mike Macfarlane, R (9, PH) OBP: 0.411, SLG: 0.600 OBP: 0.311, SLG: 0.372		2-0 WP FC3-2-5 2B	2-2 1-H HR		0-1 BB 3 BB 1B		0-1 F9 2-3	4-2 3 HR BB	2-0 F9	4	2	3	3	1	0	1	
Olmedo Saenz, R (1, 5) 3 Eric Chavez, L (4, 5) OBP: 0.362, SLG: 0.444 OBP: 0.332, SLG: 0.426		3-2 FC3-2-5 HR 2-3 HBP	1-1 2B		4-2 BB BB		0-1 G4-3	0-1 1-H 2-H 3-H HR		1	1	1	0	0	0	0	
Matt Stairs, L (1, 9) OBP: 0.354, SLG: 0.488		3-2 FC3-2-5 HR	3-2 F7		4-1 G6-4-3 BB		4-1 BB IBB	2-2 G3		3	1	0	1	2	0	3	
Ramon Hernandez, R (1, 2) OBP: 0.373, SLG: 0.492		2-0 1-H 3-H HR			1-1 F9	1-0 G6-4-3		4-2 1-2 BB	2-1 1B	4	1	2	3	1	0	3	
Ben Grieve, L (1, 7) Jason McDonald, S (7, 7) OBP: 0.343, SLG: 0.455 OBP: 0.304, SLG: 0.269		3-3 K			2-0 G4-3		0-0 F7	1-3 K	3-2 P6	4	0	0	0	0	2	3	
Ryan Christenson, R (1, 8) OBP: 0.302, SLG: 0.306		2-1 G6-3			1-1 F9		1-1 F8 2B		0-0 2B 1B	5	2	3	0	0	0	0	
<b>Inning Stats</b>	R: 0 E: 0 K: 1 S: 9 H: 0 LOB: 0 BB: 1 P: 19	R: 3 E: 0 K: 1 S: 12 H: 2 LOB: 0 BB: 0 P: 27	R: 2 E: 0 K: 0 S: 16 H: 3 LOB: 1 BB: 0 P: 23	R: 0 E: 0 K: 0 S: 5 H: 0 LOB: 0 BB: 0 P: 9	R: 2 E: 0 K: 0 S: 14 H: 2 LOB: 2 BB: 2 P: 28	R: 0 E: 0 K: 0 S: 6 H: 1 LOB: 1 BB: 0 P: 8	R: 0 E: 0 K: 1 S: 12 H: 1 LOB: 3 BB: 2 P: 22	R: 5 E: 0 K: 0 S: 20 H: 4 LOB: 1 BB: 2 P: 39	R: 1 E: 0 K: 0 S: 16 H: 2 LOB: 1 BB: 1 P: 25	1B: 6 2B: 6 3B: 0 HR: 3 SF: 0 SAC: 0 DP: 2 HBP: 2	WP: 1 PA: 49 PB: 0 SB: 0 CS: 1						
<b>PITCHER</b>	IP WLS BF H R ER SO BB IBB HBP BLK WP HR S P ERA WHIP	IP WLS BF H R ER SO BB IBB HBP BLK WP HR S P ERA WHIP	IP WLS BF H R ER SO BB IBB HBP BLK WP HR S P ERA WHIP	IP WLS BF H R ER SO BB IBB HBP BLK WP HR S P ERA WHIP	IP WLS BF H R ER SO BB IBB HBP BLK WP HR S P ERA WHIP	IP WLS BF H R ER SO BB IBB HBP BLK WP HR S P ERA WHIP	IP WLS BF H R ER SO BB IBB HBP BLK WP HR S P ERA WHIP	IP WLS BF H R ER SO BB IBB HBP BLK WP HR S P ERA WHIP	IP WLS BF H R ER SO BB IBB HBP BLK WP HR S P ERA WHIP	IP WLS BF H R ER SO BB IBB HBP BLK WP HR S P ERA WHIP	IP WLS BF H R ER SO BB IBB HBP BLK WP HR S P ERA WHIP	IP WLS BF H R ER SO BB IBB HBP BLK WP HR S P ERA WHIP	IP WLS BF H R ER SO BB IBB HBP BLK WP HR S P ERA WHIP	IP WLS BF H R ER SO BB IBB HBP BLK WP HR S P ERA WHIP	IP WLS BF H R ER SO BB IBB HBP BLK WP HR S P ERA WHIP	IP WLS BF H R ER SO BB IBB HBP BLK WP HR S P ERA WHIP	IP WLS BF H R ER SO BB IBB HBP BLK WP HR S P ERA WHIP
Jeff Fassero, L (1, 1) ERA: 6.86	3.0 L 15 5 5 5 2 1 0 1 0 1 2 37 69 15.00 2.000																
Ryan Franklin, R (4, 1) ERA: 5.59	4.0 20 4 2 2 1 3 1 1 0 0 0 37 67 4.50 1.750																
28 Ken Cloude, R (8, 1) ERA: 7.78	2.0 14 6 6 6 0 3 0 0 0 0 1 36 64 27.00 4.500																

Oakland Athletics @ Seattle Mariners  
Safeco Field, Seattle, WA  
Wed Jul 21 1999, 7:35 PM PDT  
Att. 42,223 - Cloudy - 68 F

livebaseballscorecards.com

AB	39
R	13
H	15
RBI	13
BB	8
SO	3
LOB	18



Batter	1	2	3	4	5	6	7	8	9	AB R H RBI BB SO LOB
David Bell, R OBP: 0.342, SLG: 0.466 (1, 4)	1-1 F9		1-2 3-H 1B		0-0 F8			2-1 P6		4 0 1 1 0 0 1
Alex Rodriguez, R OBP: 0.391, SLG: 0.639 Rafael Bourimigal, R OBP: 0.364, SLG: 0.510 (1, 6) (9, 6)	0-1 G6-3		1-3 K			0-2 G4-3		0-3 K		4 0 0 0 0 2 2 0 0 0 0 0 0 0
Ken Griffey Jr., L OBP: 0.404, SLG: 0.613 Ozzie Timmons, R (1, 8) (9, 7)	1-3 K			0-0 G4-6-3 1B 2B		0-0 L3		1-1 P5		4 1 1 0 0 1 1 0 0 0 0 0 0 0
Edgar Martinez, R OBP: 0.430, SLG: 0.520 (1, 10)		1-0 F8		4-1 G4-6-3 BB		2-1 G6-3		0-3 K		3 0 0 0 1 1 0
David Segui, S OBP: 0.356, SLG: 0.452 (1, 3)		0-1 G3		3-2 G4-6-3 1-2f 2-3		1-1 G6-3 1B		0-3 K		4 0 1 0 0 1 2
Raul Ibanez, L OBP: 0.347, SLG: 0.394 (1, 7) (9, 9)		1-1 L6		0-0 1B		2-2 G6-3 1-2f		1-2 F7		4 0 1 1 0 0 1
Tom Lampkin, L OBP: 0.357, SLG: 0.558 (1, 2)			1-1 F9	2-2 G1-3		0-0 HR				3 1 1 1 0 0 1
John Mabry, L OBP: 0.289, SLG: 0.393 (1, 9) (9, 8)			2-2 F8 1B 2B		1-3 K		0-3 K			3 1 1 0 0 2 0
Russ Davis, R OBP: 0.291, SLG: 0.466 (1, 5)			2-1 F8		3-3 K		1-2 1B			3 0 1 0 0 1 1

Inning Stats	R: 0	H: 0	R: 0	H: 0	R: 1	H: 2	R: 0	H: 0	R: 0	H: 0	R: 1	H: 2	R: 0	H: 1	R: 0	H: 0	R: 0	H: 0	R: 0	H: 0	1B: 4	SF: 0	WP: 0	PA: 33
	E: 0	LOB: 0	E: 0	LOB: 0	E: 0	LOB: 1	E: 0	LOB: 0	E: 0	LOB: 0	E: 0	LOB: 0	E: 0	LOB: 1	E: 0	LOB: 0	E: 0	LOB: 0	E: 0	LOB: 0	2B: 2	SAC: 0	PB: 0	
	K: 1	BB: 0	K: 0	BB: 0	K: 1	BB: 0	K: 2	BB: 0	K: 1	BB: 0	K: 1	BB: 0	K: 1	BB: 0	K: 2	BB: 0	K: 1	BB: 0	K: 2	BB: 0	3B: 0	DP: 2	SB: 0	
	S: 7	P: 9	S: 5	P: 7	S: 13	P: 20	S: 9	P: 18	S: 7	P: 11	S: 6	P: 8	S: 9	P: 12	S: 11	P: 15	S: 9	P: 10	S: 9	P: 10	HR: 1	HBP: 0	CS: 0	

PITCHER	IP	WLS	BF	H	R	ER	SO	BB	IBB	HBP	BLK	WP	HR	S	P	ERA	WHIP
Gil Heredia, R ERA: 5.09 (1, 1)	8.0	W	30	7	3	3	6	1	0	0	0	0	1	67	100	3.38	1.000
Chad Harville, R ERA: 3.86 (9, 1)	1.0		3	0	0	0	2	0	0	0	0	0	0	9	10	0.00	0.000

**BOTTOM**

**Oakland Athletics @ Seattle Mariners**  
**Safeco Field, Seattle, WA**  
 Wed Jul 21 1999, 7:35 PM PDT  
 Att: 42,223 - Cloudy - 68 F

livebaseballscorecards.com

<b>AB</b>	<b>32</b>
<b>R</b>	<b>3</b>
<b>H</b>	<b>7</b>
<b>RBI</b>	<b>3</b>
<b>BB</b>	<b>1</b>
<b>SO</b>	<b>8</b>
<b>LOB</b>	<b>9</b>





Batter	1	2	3	4	5	6	7	8	9	10	AB R H RBI BB SO LOB	TOP												
<b>Tony Phillips, S</b> OBP: 0.346, SLG: 0.434 (1, 4)	2-1 F8		0-0 FC6-4 1B			2-2 G4-3 WP 1B		4-2 WP BB		0-0 G6-3	4 1 2 1 1 0 0													
<b>Miguel Tejada, R</b> OBP: 0.321, SLG: 0.401 (1, 6)	0-0 B1-3		0-0 FC6-4			0-1 G4-3		3-2 F8		0-0 P2	5 0 0 1 0 0 3													
<b>Ben Grieve, L</b> OBP: 0.342, SLG: 0.449 (1, 7)	2-2 F7		2-3 K			3-1 G4-3		4-2 SAFE 1-2 BB			3 0 0 0 1 1 2													
<b>John Jaha, R</b> OBP: 0.412, SLG: 0.609 (1, 10)		3-2 F9		1-0 L4-6 S HBP		2-2 HR		3-2 G6-3			3 1 1 1 0 0 2													
<b>Jason Giambi, L</b> OBP: 0.388, SLG: 0.500 (1, 3)		0-1 F9		2-3 K		1-0 F8			0-3 K		4 0 0 0 0 2 1													
<b>Matt Stairs, L</b> OBP: 0.350, SLG: 0.482 (1, 9)		1-0 G3		1-1 L4-6			3-2 F9		0-1 G4-3		4 0 0 0 0 0 1													
<b>3 Eric Chavez, L</b> OBP: 0.331, SLG: 0.420 (1, 5)			2-3 K		2-3 K		1-1 P5		4-2 BB		3 0 0 0 1 2 0													
<b>Mike Macfarlane, R</b> OBP: 0.309, SLG: 0.363 (1, 2)			4-2 1B 1B BB		0-0 F7		3-2 F9		2-1 P3		3 1 0 0 1 0 1													
<b>Ryan Christenson, R</b> OBP: 0.301, SLG: 0.305 (1, 8)			3-2 1B FC6-4 1B		1-3 K			2-1 G4-3		0-0 L9	4 1 1 0 0 1 0													
<b>Inning Stats</b>	R: 0 E: 0 K: 0 S: 6	H: 0 LOB: 0 BB: 0 P: 10	R: 0 E: 0 K: 0 S: 6	H: 0 LOB: 0 BB: 0 P: 10	R: 2 E: 0 K: 2 S: 18	H: 2 LOB: 1 BB: 1 P: 29	R: 0 E: 0 K: 1 S: 5	H: 0 LOB: 0 BB: 0 P: 9	R: 0 E: 0 K: 2 S: 7	H: 0 LOB: 0 BB: 0 P: 10	R: 2 E: 0 K: 0 S: 11	H: 2 LOB: 0 BB: 0 P: 19	R: 0 E: 0 K: 0 S: 9	H: 0 LOB: 0 BB: 0 P: 16	R: 0 E: 0 K: 0 S: 12	H: 0 LOB: 2 BB: 2 P: 28	R: 0 E: 0 K: 1 S: 9	H: 0 LOB: 1 BB: 1 P: 15	R: 0 E: 0 K: 0 S: 3	H: 0 LOB: 0 BB: 0 P: 3	1B: 3 2B: 1 3B: 0 HR: 1	SF: 0 SAC: 0 DP: 1 HBP: 1	WP: 2 PB: 0 SB: 1 CS: 0	PA: 38
<b>PITCHER</b> <b>Freddy Garcia, R</b> ERA: 4.86 <b>Paul Abbott, R</b> ERA: 3.32	IP 7.1 2.2	WLS 28 10	H 4 0	R 4 0	ER 4 0	SO 5 1	BB 2 0	IBB 0 0	HBP 1 0	BLK 0 0	WP 1 1	HR 1 0	S 66 20	P 113 36	ERA 4.91 0.00	WHIP 0.818 0.750								

Oakland Athletics @ Seattle Mariners  
 Safeco Field, Seattle, WA  
 Thu Jul 22 1999, 3:35 PM PDT  
 Att: 44,311 - Sunny - 70 F

livebaseballscorecards.com

AB 33  
 R 4  
 H 4  
 RBI 3  
 BB 4  
 SO 6  
 LOB 10



Batter	1	2	3	4	5	6	7	8	9	10	AB R H RBI BB SO LOB
David Bell, R OBP: 0.343, SLG: 0.468 (1, 4)	3-1 HR 1B		2-2 F9		3-1 G6-3		0-2 FC6-5-6 2B		0-2 F8		5 1 2 0 0 0 1
Alex Rodriguez, R OBP: 0.395, SLG: 0.651 (1, 6)	3-2 1 SAFE 1 SAFE 1-H HR		0-0 F8			2-2 S 1B SF8 1B	0-2 FC6-5-6		0-0 G1-3 1B	5 3 3 3 0 0 1	
Ken Griffey Jr., L OBP: 0.400, SLG: 0.605 (1, 8)	2-1 P3		3-3 K			3-0 F8	2-2 F9		0-0 G1-3	5 0 0 0 0 1 3	
Edgar Martinez, R OBP: 0.433, SLG: 0.520 (1, 10)	2-2 P6			0-0 F8		1-0 SF8 1B BB		0-0 1B	4-0 1B S IBB	4 0 2 0 1 0 0	
Jay Buhner, R OBP: 0.394, SLG: 0.490 (1, 9)	1-2 G3-1			2-1 G6-3		4-1 BB		1-3 K	4-0 1B BB	3 0 0 0 2 1 0	
David Segui, S OBP: 0.356, SLG: 0.453 (1, 3)		1-1 F9		0-0 1B		0-0 SF8		0-3 K	0-0 1B	4 0 2 2 0 1 0	
Dan Wilson, R OBP: 0.325, SLG: 0.392 (1, 2)		0-1 G6-3		3-1 G6-3		0-0 G3		4-2 G6-3 SH1-4 BB		3 0 0 0 1 0 3	
Ozzie Timmons, R Rafael Bourimigal, R John Mabry, L OBP: 0.364, SLG: 0.510 OBP: 0.289, SLG: 0.393 (1, 7) (9, PH) (10, 7)		4-2 BB			0-1 F8		1-3 K		0-0 SH1-4	2 0 0 0 1 1 0 0 0 0 0 0 0 0 0 0 0 0 0 0 0	
Russ Davis, R OBP: 0.291, SLG: 0.463 (1, 5)		1-1 F7		3-2 G6-3		2-2 2B FC6-5-6 1B		0-2 G6-3		4 1 1 0 0 0 2	

Inning Stats	R: 2	H: 2	E: 0	K: 0	S: 17	LOB: 0	BB: 0	P: 28	R: 0	H: 0	E: 0	K: 1	S: 11	LOB: 0	BB: 0	P: 16	R: 0	H: 1	E: 0	K: 0	S: 6	LOB: 1	BB: 0	P: 11	R: 0	H: 0	E: 0	K: 0	S: 7	LOB: 0	BB: 0	P: 13	R: 1	H: 2	E: 0	K: 0	S: 8	LOB: 2	BB: 1	P: 18	R: 1	H: 2	E: 0	K: 1	S: 16	LOB: 1	BB: 0	P: 21	R: 0	H: 1	E: 0	K: 2	S: 7	LOB: 0	BB: 0	P: 8	R: 0	H: 0	E: 0	K: 0	S: 12	LOB: 1	BB: 1	P: 16	R: 1	H: 2	E: 0	K: 0	S: 3	LOB: 3	BB: 2	P: 11	1B: 8	SF: 1	2B: 1	SAC: 1	3B: 0	DP: 0	HR: 1	HBP: 0	WP: 0	PA: 42
--------------	------	------	------	------	-------	--------	-------	-------	------	------	------	------	-------	--------	-------	-------	------	------	------	------	------	--------	-------	-------	------	------	------	------	------	--------	-------	-------	------	------	------	------	------	--------	-------	-------	------	------	------	------	-------	--------	-------	-------	------	------	------	------	------	--------	-------	------	------	------	------	------	-------	--------	-------	-------	------	------	------	------	------	--------	-------	-------	-------	-------	-------	--------	-------	-------	-------	--------	-------	--------


PITCHER	IP	WLS	BF	H	R	ER	SO	BB	IBB	HBP	BLK	WP	HR	S	P	ERA	WHIP
Tim Hudson, R ERA: 2.4 (1, 1)	5.2		24	5	3	3	1	2	0	0	0	0	1	56	99	4.76	1.235
Doug Jones, R ERA: 3.44 (6, 1)	3.1	L	14	4	2	2	3	1	0	0	0	0	0	37	47	5.40	1.500
Buddy Groom, L ERA: 6.75 (10, 1)	0.1		2	0	0	0	0	0	1	0	0	0	0	1	5	0.00	0.000
Chad Harville, R ERA: 3.86 (10, 1)	0.0		2	1	0	0	0	1	0	0	0	0	0	1	5	∞	∞

**BOTTOM**

**Oakland Athletics @ Seattle Mariners**  
**Safeco Field, Seattle, WA**  
 Thu Jul 22 1999, 3:35 PM PDT  
 Att: 44,311 - Sunny - 70 F

livebaseballscorecards.com

<b>AB</b>	<b>35</b>
<b>R</b>	<b>5</b>
<b>H</b>	<b>10</b>
<b>RBI</b>	<b>5</b>
<b>BB</b>	<b>5</b>
<b>SO</b>	<b>4</b>
<b>LOB</b>	<b>10</b>











Batter	1	2	3	4	5	6	7	8	9	AB R H RBI BB SO LOB	TOP											
Tony Phillips, S (1, 4) OBP: 0.343, SLG: 0.426 Miguel Tejada, R (8, 6) OBP: 0.319, SLG: 0.398	4-2 BB G4-6-3		2-1 G3-4-1		2-3 K	1-0 FC6-4		2-1 F9		4 0 0 0 1 1 2 0 0 0 0 0 0 0												
Ryan Christenson, R (1, 8) OBP: 0.308, SLG: 0.327	1-1 BB G4-6-3		0-0 B5-3			1-0 HR	4-1 BB FC4-6	2-1 G6-3		4 1 1 1 1 0 1												
Ben Grieve, L (1, 7) OBP: 0.347, SLG: 0.446 Jason McDonald, S (7, PR) OBP: 0.305, SLG: 0.265	0-3 K		1-3 K			4-2 BB HR	0-1 WP HR		4-0 BB HR	3 1 0 0 1 2 1 0 2 0 0 1 0 0												
John Jaha, R (1, 10) OBP: 0.415, SLG: 0.597		4-1 BB G3 3 1B HBP		2-3 K		4-1 HR BB	4-1 HR BB	4-1 HR BB		1 4 0 0 3 1 0												
Jason Giambi, L (1, 3) OBP: 0.391, SLG: 0.525 Olmedo Saenz, R (9, PH) OBP: 0.360, SLG: 0.442		4-1 BB G3 3 1B BB		1-2 G4-3		3-2 HR	0-0 HR	0-3 K		3 3 2 6 1 0 0 1 0 0 0 0 1 2												
Matt Stairs, L (1, 9) OBP: 0.355, SLG: 0.505		0-0 G3		3-2 1B		4-0 BB G6-4-3	0-3 K	2-1 HR		4 1 2 3 1 1 3												
Mike Macfarlane, R (1, 2) OBP: 0.305, SLG: 0.357		0-3 K		1-2 F8		0-0 G6-4-3	3-2 1B	3-2 F9		5 0 1 0 0 1 4												
Eric Chavez, L (1, 5) OBP: 0.335, SLG: 0.423		0-1 1B			3-3 K	2-0 1B	1-1 FC6-4	4-2 BB		4 0 2 2 1 1 1												
Jorge Velandia, R (1, 6) OBP: 0.200, SLG: 0.222		1-0 G5-3			1-3 K	0-0 1B		1-2 F9	2-1 P6	5 0 1 0 0 1 2												
<b>Inning Stats</b>	R: 0 E: 0 K: 1 S: 7	H: 0 LOB: 0 BB: 1 P: 12	R: 2 E: 0 K: 1 S: 9	H: 1 LOB: 1 BB: 1 P: 18	R: 0 E: 0 K: 1 S: 6	H: 0 LOB: 0 BB: 0 P: 9	R: 0 E: 0 K: 1 S: 13	H: 1 LOB: 1 BB: 0 P: 20	R: 0 E: 0 K: 3 S: 12	H: 0 LOB: 0 BB: 0 P: 18	R: 4 E: 0 K: 0 S: 13	H: 4 LOB: 2 BB: 3 P: 32	R: 3 E: 0 K: 1 S: 14	H: 2 LOB: 1 BB: 2 P: 26	R: 0 E: 0 K: 0 S: 7	H: 0 LOB: 0 BB: 0 P: 12	R: 3 E: 0 K: 1 S: 14	H: 1 LOB: 1 BB: 3 P: 33	1B: 5 2B: 0 3B: 0 HR: 4	SF: 0 SAC: 0 DP: 2 HBP: 1	WP: 1 PB: 0 SB: 0 CS: 0	PA: 45
<b>PITCHER</b>	IP WLS BF H R ER SO BB IBB HBP BLK WP HR S P ERA WHIP																					
Jay Witasick, R (1, 1) ERA: 6.67	5.0 L 22 3 5 5 7 4 0 1 0 0 1 51 90 9.00 1.400																					
Tim Byrdak, L (6, 1) ERA: 8.59	2.0 13 5 4 4 1 3 0 0 0 1 2 23 45 18.00 4.000																					
Ken Ray, R (8, 1) ERA: 4.91	1.0 3 0 0 0 0 0 0 0 0 0 0 7 12 0.00 0.000																					
Matt Whisenant, L (9, 1) ERA: 5.76	1.0 7 1 3 3 1 3 0 0 0 0 1 14 33 27.00 4.000																					

Oakland Athletics @ Kansas City Royals  
Kauffman Stadium, Kansas City, MO  
Sat Jul 24 1999, 7:05 PM CDT  
Att. 29,739 - Unknown - 97 F

livebaseballscorecards.com

AB	34
R	12
H	9
RBI	12
BB	10
SO	9
LOB	16



Batter	1	2	3	4	5	6	7	8	9	AB	R	H	RBI	BB	SO	LOB
<b>Johnny Damon, L</b> (1, 7) OBP: 0.376, SLG: 0.497 <b>Jed Hansen, R</b> (9, PH) OBP: 0.325, SLG: 0.324	F7		F9		SH1-3 2B		G5-3		K	4	0	1	0	0	0	1
<b>Carlos Febles, R</b> (1, 4) OBP: 0.352, SLG: 0.429	G6-3		G6-3		SH1-3			F9		3	0	0	0	0	0	1
<b>Carlos Beltrán, S</b> (1, 8) OBP: 0.342, SLG: 0.468	G6-3		G6-3		P6			P4		4	0	0	0	0	0	2
<b>29 Mike Sweeney, R</b> (1, 3) OBP: 0.388, SLG: 0.527		G6-3		P3	P3			WP BB 1B		4	0	1	0	0	0	1
<b>Jermaine Dye, R</b> (1, 9) OBP: 0.360, SLG: 0.542		1B		1B	1B		F9	WP BB		3	1	2	0	1	0	0
<b>Joe Randa, R</b> (1, 5) OBP: 0.380, SLG: 0.499		1B		1B	1B		L7	F7		4	0	2	0	0	0	2
<b>Chad Kreuter, S</b> (1, 2) OBP: 0.342, SLG: 0.367 <b>Scott Pose, L</b> (9, PH) OBP: 0.391, SLG: 0.329		K		FC6-4 1B		G4-3		G3		3	0	1	1	0	1	1
<b>Jeremy Giambi, L</b> (1, 10) OBP: 0.369, SLG: 0.349			1B 3B	P4			G1-6-3 1B	P2		4	1	2	0	0	0	2
<b>Rey Sanchez, R</b> (1, 6) OBP: 0.308, SLG: 0.357 <b>Steve Scarson, R</b> (9, PH) OBP: 0.278, SLG: 0.270		G6-3 F9 1B		FC6-4 1-2f			G1-6-3 1-2f		2B	3	0	1	1	0	0	3
										1	0	1	0	0	0	0

Inning Stats	R: 0	H: 0	E: 0	K: 0	S: 9	R: 0	H: 2	E: 0	K: 1	S: 13	R: 1	H: 2	E: 0	K: 0	S: 8	R: 0	H: 3	E: 0	K: 0	S: 10	R: 0	H: 1	E: 0	K: 0	S: 6	R: 0	H: 0	E: 0	K: 0	S: 5	R: 0	H: 1	E: 0	K: 0	S: 8	R: 0	H: 1	E: 0	K: 0	S: 9	R: 0	H: 1	E: 0	K: 1	S: 10	R: 0	H: 1	E: 0	K: 0	S: 10	1B: 8	2B: 2	3B: 1	HR: 0	SF: 0	SAC: 1	DP: 1	HBP: 0	WP: 1	PB: 0	SB: 0	CS: 0	PA: 37
<b>Mike Oquist, R</b> (1, 1) ERA: 5.06 <b>T.J. Mathews, R</b> (8, 1) ERA: 3.79 <b>Chad Harville, R</b> (9, 1) ERA: 3.48	IP	WLS	BF	H	R	ER	SO	BB	IBB	HBP	BLK	WP	HR	S	P	ERA	WHIP																																														
	7.0		28	9	2	2	1	0	0	0	0	0	0	59	93	2.57	1.286																																														
	1.0		5	1	0	0	0	1	0	0	0	1	0	9	18	0.00	2.000																																														
	1.0		4	1	0	0	1	0	0	0	0	0	0	10	16	0.00	1.000																																														

BOTTOM

Oakland Athletics @ Kansas City Royals  
 Kauffman Stadium, Kansas City, MO  
 Sat Jul 24 1999, 7:05 PM CDT  
 Att: 29,739 - Unknown - 97 F

livebaseballscorecards.com

AB	35
R	2
H	11
RBI	2
BB	1
SO	2
LOB	14







Oakland Athletics @ Kansas City Royals  
Kauffman Stadium, Kansas City, MO

Sun Jul 25 1999, 12:05 PM CDT  
Att. 20,454 - Unknown - 95 F

livebaseballscorecards.com

AB	41
R	13
H	19
RBI	11
BB	8
SO	6
LOB	20



WP	1	PA	50
PB	0		
SB	2		
CS	0		

Batter	1	2	3	4	5	6	7	8	9	10	AB	R	H	RBI	BB	SO	LOB
Johnny Damon, L OBP: 0.382, SLG: 0.500 (1, 7) (6, 8)	G6-3 WP BB	0-0 3-H 2B	4-2 FC4-6 BB			4-2 1B 1B E BB	3-1 G4-6-3 1-2f		4-0 1B IBB		2	2	1	1	4	0	2
Carlos Febles, R OBP: 0.352, SLG: 0.428 (1, 4)	G6-3 1-3	L4-5 3-H	FC4-6 1-2f			1-2 E 29 2B 1B		2-1 29 G6-4-3 1B	1-3 K		6	1	2	0	0	1	9
Carlos Beltrán, S OBP: 0.340, SLG: 0.465 Scott Pose, L OBP: 0.400, SLG: 0.342 (1, 8) (6, 7)	K		G4-3	K		E4 29 2B 1B		P5	1-2 1B		3	0	0	0	0	2	1
29 Mike Sweeney, R OBP: 0.393, SLG: 0.534 (1, 3)	WP BB		1B HR 2B	P6		0-1 S 2B		G6-4-3 1-2f	1-2 2-H 3-H 1B		5	2	3	2	1	0	1
Jermaine Dye, R OBP: 0.365, SLG: 0.554 (1, 9)	1-2 3-H BB		HR 1B	G5-3		G6-3			3-2 HR 2B	0-0 1-H HR	5	3	3	2	1	0	1
Joe Randa, R OBP: 0.381, SLG: 0.513 (1, 5)	K		1-H 3-H HR			G6-3		G5-3	2-2 HR		5	2	2	5	0	1	3
Jeremy Giambi, L OBP: 0.377, SLG: 0.359 Jed Hansen, R OBP: 0.325, SLG: 0.324 (1, 10) (9, PR)		K	1-2 BB BB 1B			G3		1-2 1B 1B	2-0 SH1-4 1B 1B		5	0	3	0	0	1	0
Tim Spehr, R OBP: 0.333, SLG: 0.429 Steve Scarosone, R OBP: 0.278, SLG: 0.270 Chad Kreuter, S OBP: 0.342, SLG: 0.367 (1, 2) (9, PR) (10, 2)		1B 2B BB	2-3 K			F7		F7	0-0 SH1-4 1B 1B		4	1	1	0	1	1	2
Rey Sanchez, R OBP: 0.313, SLG: 0.360 (1, 6)		2B L4-5 1B	3-2 BB			F8		2-1 G4-6-3 1B	1-1 SH1-4	1-2 2-3	3	0	2	0	1	0	0

Inning Stats	R: 1	H: 0	E: 0	K: 2	S: 16	H: 0	LOB: 2	BB: 3	P: 35	R: 1	H: 2	E: 0	K: 1	S: 12	R: 3	H: 4	E: 0	K: 1	S: 22	R: 0	H: 0	E: 0	K: 1	S: 7	R: 0	H: 0	E: 0	K: 0	S: 7	R: 3	H: 3	E: 1	K: 0	S: 15	R: 0	H: 2	E: 0	K: 0	S: 9	R: 0	H: 1	E: 0	K: 0	S: 6	R: 3	H: 5	E: 0	K: 1	S: 16	R: 2	H: 2	E: 0	K: 0	S: 2	1B: 12	2B: 5	3B: 0	HR: 3	SF: 0	SAC: 1	DP: 3	HBP: 0	WP: 1	PA: 50
--------------	------	------	------	------	-------	------	--------	-------	-------	------	------	------	------	-------	------	------	------	------	-------	------	------	------	------	------	------	------	------	------	------	------	------	------	------	-------	------	------	------	------	------	------	------	------	------	------	------	------	------	------	-------	------	------	------	------	------	--------	-------	-------	-------	-------	--------	-------	--------	-------	--------

PITCHER	IP	WLS	BF	H	R	ER	SO	BB	IBB	HBP	BLK	WP	HR	S	P	ERA	WHIP
Blake Stein, R ERA: 16.88 (1, 1)	2.2		18	6	5	5	4	5	0	0	0	1	1	44	81	16.88	4.125
Tim Kubinski, L ERA: 10.13 (3, 1)	2.2		13	3	3	3	1	2	0	0	0	0	0	30	50	10.12	1.875
Doug Jones, R ERA: 3.31 (6, 1)	2.2	H	9	3	0	0	0	0	0	0	0	0	0	20	30	0.00	1.125
Billy Taylor, R ERA: 3.89 (9, 1)	1.0	B	8	5	3	3	1	0	1	0	0	0	1	16	30	27.00	5.000
Chad Harville, R ERA: 5.23 (10, 1)	0.0	L	2	2	2	2	0	0	0	0	0	0	1	2	2	∞	∞





Batter	1	2	3	4	5	6	7	8	9	AB R H RBI BB SO LOB
Jacque Jones, L (1, 8) OBP: 0.346, SLG: 0.469 Javier Valentin, S (9, 2) OBP: 0.318, SLG: 0.401	2-3 K		3-2 E6 2B		1-3 K		0-0 2B 1B		3-2 G4-6-3 1B	4 2 1 0 0 2 2 1 0 1 0 0 0 0
Chad Allen, R (1, 7) OBP: 0.335, SLG: 0.399	3-2 F8		0-2 2B			0-1 G6-3	1-0 1B 2B		1-2 G4-6-3 1-2f	5 1 2 2 0 0 1
Todd Walker, L (1, 4) OBP: 0.347, SLG: 0.434	0-1 2B		2-1 G4-3			2-2 HR 2B	2-1 G4-6-3 1B		0-0 F8	5 1 3 2 0 0 0
Marty Cordova, R (1, 10) OBP: 0.375, SLG: 0.467	2-3 K			1-2 G5-3		0-0 HR	1-0 G4-6-3			4 1 1 2 0 1 2
Matt Lawton, L (1, 9) OBP: 0.352, SLG: 0.397		3-1 G6-3		1-3 K		1-2 F9 1B 2B		3-2 FC5 BB 1B		4 1 2 0 0 1 0
Ron Coomer, R (1, 3) OBP: 0.312, SLG: 0.449		1-2 G4-3		0-0 G6-3		0-0 F9		1-2 P9		4 0 0 0 0 0 2
Corey Koskie, L (1, 5) OBP: 0.372, SLG: 0.470		1-2 G4-3			4-1 S BB	0-0 1B		0-3 K		3 0 1 1 1 1 1
Terry Steinbach, R (1, 2) OBP: 0.373, SLG: 0.418 Denny Hocking, S (9, 8) OBP: 0.320, SLG: 0.382			2-1 E 2B 1B		3-3 K	2-0 P4		4-1 BB		3 1 1 0 1 1 2 0 0 0 0 0 0 0
Cristian Guzman, S (1, 6) OBP: 0.279, SLG: 0.293			3-3 K		1-0 F7		1-0 G6-3	1-0 FC5		4 0 0 0 0 1 4

Inning Stats	R: 0 E: 0 K: 2 S: 14	H: 1 LOB: 1 BB: 0 P: 21	R: 0 E: 0 K: 0 S: 8	H: 0 LOB: 0 BB: 0 P: 13	R: 2 E: 1 K: 1 S: 13	H: 2 LOB: 0 BB: 0 P: 23	R: 0 E: 0 K: 1 S: 7	H: 0 LOB: 0 BB: 0 P: 9	R: 0 E: 0 K: 2 S: 9	H: 0 LOB: 1 BB: 1 P: 18	R: 3 E: 0 K: 0 S: 12	H: 4 LOB: 1 BB: 0 P: 17	R: 2 E: 0 K: 0 S: 6	H: 3 LOB: 0 BB: 0 P: 11	R: 0 E: 0 K: 1 S: 11	H: 1 LOB: 2 BB: 1 P: 20	R: 0 E: 0 K: 0 S: 9	H: 1 LOB: 0 BB: 0 P: 13	1B: 6 2B: 5 3B: 0 HR: 1	SF: 0 SAC: 0 DP: 2 HBP: 0	WP: 0 PB: 0 SB: 1 CS: 0	PA: 39
--------------	-------------------------------	----------------------------------	------------------------------	----------------------------------	-------------------------------	----------------------------------	------------------------------	---------------------------------	------------------------------	----------------------------------	-------------------------------	----------------------------------	------------------------------	----------------------------------	-------------------------------	----------------------------------	------------------------------	----------------------------------	----------------------------------	------------------------------------	----------------------------------	--------

PITCHER	IP	WLS	BF	H	R	ER	SO	BB	IBB	HBP	BLK	WP	HR	S	P	ERA	WHIP
Gil Heredia, R (1, 1) ERA: 5.15	5.2		25	7	5	4	6	1	0	0	0	0	1	62	98	6.35	1.412
T.J. Mathews, R (6, 1) ERA: 4.21	0.2	H	4	2	2	2	0	0	0	0	0	0	0	4	8	27.00	3.000
Buddy Groom, L (7, 1) ERA: 6.14	2.2	W	10	3	0	0	1	1	0	0	0	0	0	23	39	0.00	1.500

BOTTOM

Oakland Athletics @ Minnesota Twins  
 Hubert H. Humphrey Metrodome, Minneapolis, MN  
 Mon Jul 26 1999, 8:05 PM EDT  
 Att. 11,356 - Dome - 72 F

livebaseballscorecards.com

AB	37
R	7
H	12
RBI	7
BB	2
SO	7
LOB	14





Batter	1	2	3	4	5	6	7	8	9	AB R H RBI BB SO LOB	TOP	
Tony Phillips, S (1, 4) OBP: 0.342, SLG: 0.421	2-3 K2-3		2 SAFE 4-1 FC5-4 BB		1 SAFE 0-0 G4-6-3 1-2f			1-3 K		3 0 0 0 1 2 1		
Miguel Tejada, R (1, 6) OBP: 0.312, SLG: 0.388	0-1 G4-3		0-0 FC5-4 1-2f			2-3 K		2-0 F9		4 0 0 0 0 1 2		
Ben Grieve, L (1, 7) OBP: 0.355, SLG: 0.441 Jason McDonald, S (9, PR) OBP: 0.309, SLG: 0.265	1-3 K			2-2 HR 1B		1-3 K		4-1 G3-6-3 1B BB		3 1 1 0 1 2 0 0 0 0 0 0 0 0		
John Jaha, R (1, 10) OBP: 0.421, SLG: 0.627 Scott Spiezio, S (9, PR) OBP: 0.289, SLG: 0.359		1-2 G4-3		0-1 HR		3-3 K		0-1 G3-6-3 1B 1-2		4 1 2 2 0 1 0 0 0 0 0 0 0 0		
Jason Giambi, L (1, 3) OBP: 0.391, SLG: 0.518		3-2 L4		0-0 F9		2-2 1B		2-0 G3-6-3 1-2f 2-3		4 0 1 0 0 0 2		
Matt Stairs, L (1, 9) OBP: 0.353, SLG: 0.506		0-2 G4-3		1-0 F8		3-1 F8		1-3 K		4 0 0 0 0 1 3		
3 Eric Chavez, L (1, 5) OBP: 0.335, SLG: 0.423			0-0 G5-3		3-2 F8		2-1 F7			3 0 0 0 0 0 1		
Ryan Christenson, R (1, 8) OBP: 0.312, SLG: 0.324			4-1 E BB		0-1 G3		1-1 G6-3			2 0 0 0 1 0 1		
A.J. Hinch, R (1, 2) OBP: 0.245, SLG: 0.301			0-1 G5-3		1-2 G4-6-3 1B		1-1 G6-3			3 0 1 0 0 0 1		
<b>Inning Stats</b>	R: 0 H: 0 E: 0 LOB: 0 K: 2 BB: 0 S: 9 P: 12	R: 0 H: 0 E: 0 LOB: 0 K: 0 BB: 0 S: 10 P: 14	R: 0 H: 0 E: 1 LOB: 2 K: 0 BB: 2 S: 6 P: 14	R: 2 H: 2 E: 0 LOB: 0 K: 0 BB: 0 S: 12 P: 18	R: 0 H: 1 E: 0 LOB: 0 K: 0 BB: 0 S: 8 P: 9	R: 0 H: 0 E: 0 LOB: 0 K: 3 BB: 0 S: 13 P: 19	R: 0 H: 1 E: 0 LOB: 1 K: 0 BB: 0 S: 12 P: 20	R: 0 H: 0 E: 0 LOB: 0 K: 1 BB: 0 S: 6 P: 10	R: 0 H: 1 E: 0 LOB: 2 K: 1 BB: 1 S: 7 P: 14	1B: 4 SF: 0 2B: 0 SAC: 0 3B: 0 DP: 2 HR: 1 HBP: 0	WP: 0 PA: 33 PB: 0 SB: 0 CS: 0	
<b>PITCHER</b>	IP WLS BF H R ER SO BB IBB HBP BLK WP HR S P ERA WHIP											
Joe Mays, R (1, 1) ERA: 3.77	8.0 W 29 4 2 2 6 2 0 0 0 0 0 1 76 116 2.25 0.750											
Mike Trombley, R (9, 1) ERA: 4.06	0.0 2 1 0 0 0 1 0 0 0 0 0 0 3 7 ∞ ∞											
Eddie Guardado, L (9, 1) ERA: 4.5	1.0 S 2 0 0 0 0 1 0 0 0 0 0 0 4 7 0.00 0.000											

Oakland Athletics @ Minnesota Twins  
 Hubert H. Humphrey Metrodome, Minneapolis, MN  
 Tue Jul 27 1999, 8:05 PM EDT  
 Att: 11,582 - Dome - 72 F

livebaseballscorecards.com

AB	30
R	2
H	5
RBI	2
BB	3
SO	7
LOB	11







Batter	1	2	3	4	5	6	7	8	9	AB R H RBI BB SO LOB	TOP
Miguel Tejada, R (1, 6) OBP: 0.308, SLG: 0.383	0-1 G3		2-2 G5-3		3-2 G5-3		1-2 G6-3		0-0 G5-4-3	5 0 0 0 0 0 2	
Scott Spiezio, S (1, 4) OBP: 0.295, SLG: 0.370	1-2 G6-3			1-0 1B 2B	2-2 F8			3-2 1B 1B		4 1 2 0 0 0 0	
Ben Grieve, L (1, 7) OBP: 0.354, SLG: 0.436	1-2 G1-3			2-1 1B 1B	4-1 BB			2-3 K		3 1 0 0 1 1 2	
John Jaha, R (1, 10) OBP: 0.419, SLG: 0.621		1-1 G6-3		2-3 K	2-2 F9			2-1 1B		4 0 1 0 0 1 3	
Jason Giambi, L (1, 3) OBP: 0.390, SLG: 0.515		0-1 G4-3		0-2 FC3-6 1B 1-3 2-H 3 1B 1B		1-0 F8		0-1 P6		4 1 1 1 0 0 2	
Matt Stairs, L (1, 9) OBP: 0.357, SLG: 0.506		4-0 BB		0-0 FC3-6 1B 1-2 3-H		4-0 CS BB		1-2 G4-3		2 0 1 1 2 0 2	
Mike Macfarlane, R (1, 2) OBP: 0.305, SLG: 0.381		0-0 F9		2-2 FC3-6 1B 1-2f 2-3		2-3 K				4 0 1 0 0 1 4	
3 Eric Chavez, L (1, 5) OBP: 0.337, SLG: 0.424			3-2 G3	1-2 1B		1-3 K		2-0 G5-4-3 1B		4 0 2 1 0 1 0	
Ryan Christenson, R (1, 8) OBP: 0.307, SLG: 0.318 Tony Phillips, S (9, PH) OBP: 0.341, SLG: 0.420			1-2 G1-3	0-2 G4-3		3-2 F8		0-1 F8		3 0 0 0 0 0 2 1 0 0 0 0 0 2	
<b>Inning Stats</b>	R: 0 H: 0 E: 0 LOB: 0 K: 0 BB: 0 S: 8 P: 10	R: 0 H: 0 E: 0 LOB: 1 K: 0 BB: 1 S: 5 P: 10	R: 0 H: 0 E: 0 LOB: 0 K: 0 BB: 0 S: 13 P: 19	R: 3 H: 4 E: 1 LOB: 2 K: 1 BB: 0 S: 21 P: 29	R: 0 H: 0 E: 0 LOB: 1 K: 0 BB: 1 S: 10 P: 21	R: 0 H: 0 E: 0 LOB: 0 K: 1 BB: 1 S: 5 P: 11	R: 0 H: 0 E: 0 LOB: 0 K: 1 BB: 0 S: 11 P: 16	R: 0 H: 2 E: 0 LOB: 2 K: 1 BB: 0 S: 16 P: 24	R: 0 H: 2 E: 0 LOB: 1 K: 0 BB: 0 S: 7 P: 12	1B: 7 SF: 0 2B: 1 SAC: 0 3B: 0 DP: 1 HR: 0 HBP: 0	WP: 0 PA: 37 PB: 0 SB: 0 CS: 1
<b>PITCHER</b>	IP WLS BF H R ER SO BB IBB HBP BLK WP HR S P ERA WHIP										
LaTroy Hawkins, R (1, 1) ERA: 6.94	5.1 W 24 4 3 1 1 3 0 0 0 0 0 0 58 95 1.69 1.312										
Bob Wells, R (6, 1) ERA: 3.84	1.2 H 4 0 0 0 2 0 0 0 0 0 0 0 15 21 0.00 0.000										
Eddie Guardado, L (8, 1) ERA: 4.33	1.0 H 5 2 0 0 1 0 0 0 0 0 0 0 16 24 0.00 2.000										
Mike Trombley, R (9, 1) ERA: 3.99	1.0 S 4 2 0 0 0 0 0 0 0 0 0 0 7 12 0.00 2.000										

Oakland Athletics @ Minnesota Twins  
 Hubert H. Humphrey Metrodome, Minneapolis, MN  
 Wed Jul 28 1999, 1:15 PM EDT  
 Att. 20,420 - Dome - 72 F

livebaseballscorecards.com

AB	34
R	3
H	8
RBI	3
BB	3
SO	4
LOB	19



Batter	1	2	3	4	5	6	7	8	9	AB	R	H	RBI	BB	SO	LOB
Todd Walker, L OBP: 0.348, SLG: 0.441 (1, 10)	1-0 2B		2-0 P6		0-1 1B 2B	1-3 K				4	1	2	0	0	1	0
Brent Gates, S OBP: 0.369, SLG: 0.383 (1, 4) (8, 5)	1-1 G6-3		4-1 WP BB G6-3 BB		1-1 1B 1B 2-H		1-1 G6-3			3	2	1	1	1	0	1
Matt Lawton, L OBP: 0.357, SLG: 0.393 (1, 9)	0-1 F7		4-0 G6-3 WP 1-2 BB		0-0 1B 1-2 1B		4-1 G5-3 BB			2	0	1	0	2	0	1
Ron Coomer, R OBP: 0.307, SLG: 0.441 (1, 3)	2-2 F8		2-2 G6-3 1-3 2-H		1-1 F7		0-1 G5-3			4	0	0	1	0	0	5
Corey Koskie, L OBP: 0.373, SLG: 0.466 Denny Hocking, S OBP: 0.319, SLG: 0.380 (7, PH) (8, 4)		1-3 K	2-1 F8		0-0 1-3 2-H 1B		1-1 G5-3			3	0	1	1	0	1	1
Torii Hunter, R OBP: 0.297, SLG: 0.361 (1, 7)		3-3 K		1-0 CS 1B	3-2 G1-3		0-3 K			4	0	1	0	0	2	2
Jacque Jones, L OBP: 0.350, SLG: 0.470 (1, 8)		1-1 2B 1B		1-3 K 1-2		2-0 E SF5 1B		0-0 F7		4	2	2	0	0	1	1
Javier Valentin, S OBP: 0.316, SLG: 0.406 (1, 2)		0-0 1-H 2B		0-0 F9		3-2 SF5 1-H		3-2 G5-3		3	0	1	2	0	0	0
Cristian Guzman, S OBP: 0.280, SLG: 0.291 (1, 6)		3-3 K			1-3 K	0-0 P6				3	0	0	0	0	2	1

Inning Stats	R: 0	H: 1	E: 0	LOB: 1	K: 0	S: 9	R: 1	H: 2	E: 0	LOB: 1	K: 3	S: 13	R: 1	H: 0	E: 0	LOB: 1	K: 0	S: 9	R: 0	H: 1	E: 0	LOB: 0	K: 1	S: 5	R: 2	H: 4	E: 0	LOB: 2	K: 1	S: 14	R: 1	H: 1	E: 1	LOB: 0	K: 1	S: 10	R: 0	H: 0	E: 0	LOB: 1	K: 0	S: 7	R: 0	H: 0	E: 0	LOB: 0	K: 1	S: 7	R: 0	H: 0	E: 0	LOB: 0	K: 1	S: 7
	0	1	0	1	0	9	1	2	0	1	3	13	1	0	0	1	0	0	9	0	1	0	0	5	0	4	1	1	2	0	1	1	1	0	0	10	0	0	0	1	0	7	0	0	0	1	0	7	0	0	0	0	0	7

PITCHER	IP	WLS	BF	H	R	ER	SO	BB	IBB	HBP	BLK	WP	HR	S	P	ERA	WHIP
Jimmy Haynes, R ERA: 5.12 (1, 1)	5.0	L	25	9	5	4	5	2	0	0	0	1	0	51	87	7.20	2.200
Brad Rigby, R ERA: 4.33 (6, 1)	1.2		6	0	0	0	1	0	0	0	0	0	0	14	23	0.00	0.600
Buddy Groom, L ERA: 6.07 (7, 1)	0.1		1	0	0	0	0	0	0	0	0	0	0	2	3	0.00	0.000
Doug Jones, R ERA: 3.27 (8, 1)	1.0		3	0	0	0	1	0	0	0	0	0	0	7	10	0.00	0.000


**BOTTOM**

**Oakland Athletics @ Minnesota Twins**  
 Hubert H. Humphrey Metrodome, Minneapolis, MN

Wed Jul 28 1999, 1:15 PM EDT  
 Att: 20,420 - Dome - 72 F

livebaseballscorecards.com

AB	31
R	5
H	9
RBI	5
BB	3
SO	7
LOB	13



1B	SF	WP	PA
6	1	1	35
4	0	0	
0	0	0	
0	0	0	



Batter	1	2	3	4	5	6	7	8	9	AB R H RBI BB SO LOB	TOP											
Terrell Lowery, R (1, 8) OBP: 0.365, SLG: 0.521	3-3 K			2-3 K		1-3 K		2-1 HR		4 1 1 1 0 3 1												
Dave Martinez, L (1, 9) OBP: 0.371, SLG: 0.426	2-2 F8			3-2 1B		0-0 F7		3-3 K		4 0 1 0 0 1 1												
Bubba Trammell, R (1, 10) OBP: 0.375, SLG: 0.516	3-3 K			1-0 P2		4-2 BB			1-1 P6	3 0 0 0 1 1 1												
John Flaherty, R (1, 2) OBP: 0.324, SLG: 0.419		2-3 K		1-2 1B		2-0 FC5-4			1-3 K	4 0 1 0 0 2 2												
Wade Boggs, L (1, 5) OBP: 0.363, SLG: 0.353		0-1 F7		0-0 F8			1-0 G4-3		0-1 G4-3	4 0 0 0 0 0 2												
Aaron Ledesma, R (1, 3) OBP: 0.292, SLG: 0.287		1-1 F8			3-2 F9		0-1 P4			3 0 0 0 0 0 0												
Rich Butler, L (1, 7) OBP: 0.186, SLG: 0.200			0-1 F9		1-2 F8		0-0 G4-3			3 0 0 0 0 0 0												
Tony Graffanino, R (1, 4) OBP: 0.333, SLG: 0.333			0-1 L8		0-0 F9			2-2 1B		3 0 1 0 0 0 0												
David Lamb, S (1, 6) OBP: 0.295, SLG: 0.313			0-1 F9		3-1 1B			3-2 G6-4-3		3 0 1 0 0 0 1												
<b>Inning Stats</b>	R: 0 E: 0 K: 2 S: 13	H: 0 LOB: 0 BB: 0 P: 21	R: 0 E: 0 K: 1 S: 8	H: 0 LOB: 0 BB: 0 P: 11	R: 0 E: 0 K: 0 S: 6	H: 0 LOB: 0 BB: 0 P: 6	R: 0 E: 0 K: 1 S: 13	H: 2 LOB: 2 BB: 0 P: 20	R: 0 E: 0 K: 1 S: 7	H: 0 LOB: 0 BB: 0 P: 11	R: 0 E: 0 K: 1 S: 10	H: 1 LOB: 2 BB: 1 P: 20	R: 0 E: 0 K: 0 S: 4	H: 0 LOB: 0 BB: 0 P: 5	R: 1 E: 0 K: 1 S: 15	H: 2 LOB: 0 BB: 0 P: 25	R: 0 E: 0 K: 1 S: 7	H: 0 LOB: 0 BB: 0 P: 9	1B: 4 2B: 0 3B: 0 HR: 1	SF: 0 SAC: 0 DP: 1 HBP: 0	WP: 0 PB: 0 SB: 0 CS: 0	PA: 32
<b>PITCHER</b>	IP WLS BF H R ER SO BB IBB HBP BLK WP HR S P ERA WHIP																					
Mike Oquist, R (1, 1) ERA: 4.71	7.0 W 26 4 1 1 5 1 0 0 0 0 0 0 64 99 1.29 0.714																					
Buddy Groom, L (8, 1) ERA: 6.16	1.0 3 1 0 0 1 0 0 0 0 0 0 1 12 20 0.00 1.000																					
Billy Taylor, R (9, 1) ERA: 3.98	1.0 S 3 0 0 0 1 0 0 0 0 0 0 0 7 9 0.00 0.000																					

Tampa Bay Devil Rays @ Oakland Athletics  
Network Associates Coliseum, Oakland, CA

AB	31
R	1
H	5
RBI	1
BB	1
SO	7
LOB	8



Fri Jul 30 1999, 10:35 PM EDT  
Att: 9,269 - Cloudy - 61 F

livebaseballscores.com

Batter	1	2	3	4	5	6	7	8	9
<b>Tony Phillips, S</b> OBP: 0.341, SLG: 0.418 (1, 8) B C S X (7, 7)	2-2 G4-6-3 1B		1-1 G6-3 1-2		4-1 FC3-6 BB	1-0 F7		2-3 K	
<b>Randy Velarde, R</b> OBP: 0.383, SLG: 0.435 (1, 4) X	0-0 G4-6-3 1-2f		1-3 K		2-1 FC3-6 BB 1-2f	4-2 BB 1-2 2-3		4-2 1B S BB	
<b>Ben Grieve, L</b> OBP: 0.352, SLG: 0.432 <b>Ryan Christenson, R</b> OBP: 0.305, SLG: 0.316 (1, 7) C C S (7, 8)	0-3 K		2 SAFE 1-3 K		4-0 BB 1-2	1-3 K		0-2 F9	
<b>John Jaha, R</b> OBP: 0.416, SLG: 0.613 <b>Jason McDonald, S</b> OBP: 0.309, SLG: 0.265 (1, 10) (8, PR)		2-2 G5-3		2-2 G5-3	1-2 G1-3		1-0 F9	4-2 1B BB	
<b>Jason Giambi, L</b> OBP: 0.397, SLG: 0.519 (1, 3)		2-1 G3 HR 1B		0-0 FC5-4 BB 1B		4-0 HR BB	4-2 3 BB BB	1-2 1B 2-3	
<b>Matt Stairs, L</b> OBP: 0.360, SLG: 0.514 (1, 9)		0-0 G3 1-2		4-0 FC5-4 BB 1-2		1-0 HR 1-H	4-0 3 BB BB 1-2	0-0 G4-3	
<b>Miguel Tejada, R</b> OBP: 0.308, SLG: 0.389 (1, 6)		1-2 HR		0-2 FC5-4 3 FC6 1-2f 2-3		1-0 F9	2-3 K		
<b>3 Eric Chavez, L</b> OBP: 0.339, SLG: 0.423 (1, 5)		1-1 G1-4-3		1-1 FC6 1-2f		0-0 BB BB 1B	4-0 BB BB 1-2 2-3		
<b>A.J. Hinch, R</b> OBP: 0.252, SLG: 0.302 (1, 2)			1-1 G6-3 1B		0-0 P3	4-0 BB BB	3-1 F9		

Inning Stats	R: 0 E: 0 K: 1 S: 7	H: 1 LOB: 0 BB: 0 P: 9	R: 2 E: 0 K: 0 S: 12	H: 2 LOB: 0 BB: 0 P: 18	R: 0 E: 0 K: 2 S: 10	H: 1 LOB: 1 BB: 0 P: 14	R: 0 E: 0 K: 0 S: 10	H: 1 LOB: 2 BB: 1 P: 17	R: 0 E: 0 K: 0 S: 8	H: 0 LOB: 2 BB: 2 P: 18	R: 2 E: 0 K: 1 S: 9	H: 2 LOB: 3 BB: 3 P: 25	R: 0 E: 0 K: 1 S: 10	H: 0 LOB: 3 BB: 3 P: 28	R: 0 E: 0 K: 1 S: 17	H: 1 LOB: 3 BB: 2 P: 28
--------------	------------------------------	---------------------------------	-------------------------------	----------------------------------	-------------------------------	----------------------------------	-------------------------------	----------------------------------	------------------------------	----------------------------------	------------------------------	----------------------------------	-------------------------------	----------------------------------	-------------------------------	----------------------------------

PITCHER	IP	WLS	BF	H	R	ER	SO	BB	IBB	HBP	BLK	WP	HR	S	P	ERA	WHIP
<b>Dave Eiland, R</b> ERA: 5.94 (1, 1)	5.1	L	25	6	4	4	3	4	0	0	0	0	2	49	84	6.75	1.875
<b>Mike Duvall, L</b> ERA: 5.82 (6, 1)	0.0		1	1	0	0	0	0	0	0	0	0	0	1	1	∞	∞
<b>Rick White, R</b> ERA: 3.95 (6, 1)	0.2		4	0	0	0	1	2	0	0	0	0	0	6	16	0.00	3.000
<b>Norm Charlton, L</b> ERA: 3.3 (7, 1)	1.0		6	0	0	0	1	3	0	0	0	0	0	10	28	0.00	3.000
<b>Albie Lopez, R</b> ERA: 7.16 (8, 1)	1.0		6	1	0	0	1	2	0	0	0	0	0	17	28	0.00	3.000

**AB R H RBI BB SO LOB**

**4 0 1 0 1 1 3**

**3 0 0 0 2 1 3**

**3 0 0 0 1 3 4**  
**1 0 0 0 0 0 1**

**4 0 0 0 1 0 2**  
**0 0 0 0 0 0 0**

**3 2 3 0 2 0 0**

**3 1 1 2 2 0 4**

**4 1 1 2 0 1 4**

**3 0 1 0 1 0 2**

**3 0 1 0 1 0 3**

**AB 31**  
**R 4**  
**H 8**  
**RBI 4**  
**BB 11**  
**SO 6**  
**LOB 26**

**WP: 0 PA: 42**  
**PB: 0**  
**SB: 1**  
**CS: 0**

**WP: 0**  
**PA: 42**  
**ERA**  
**WHIP**

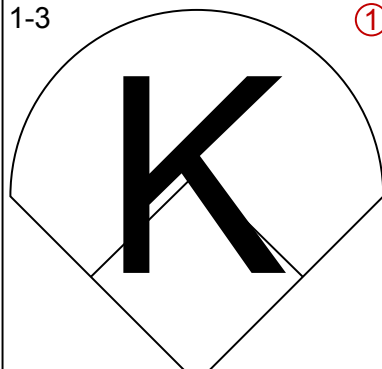
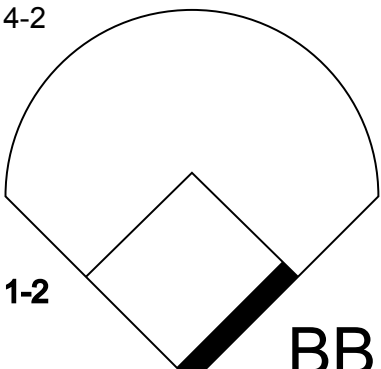
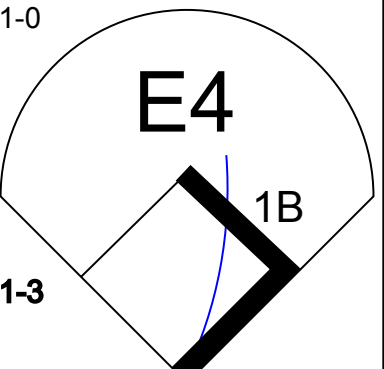
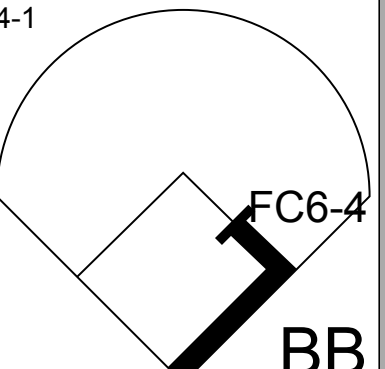
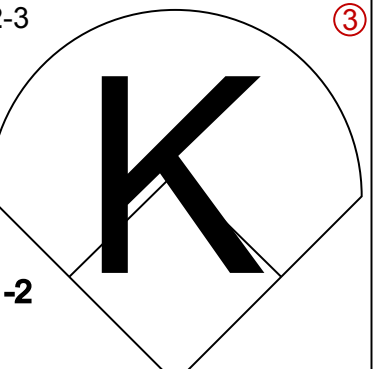
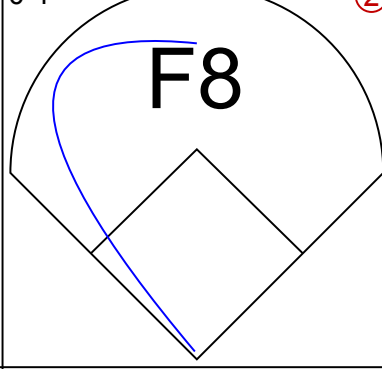
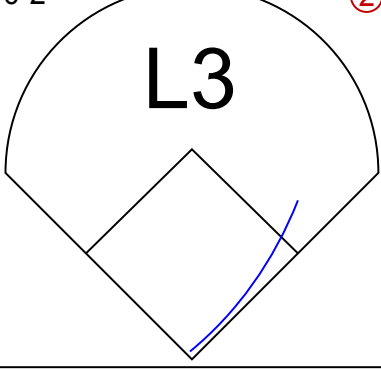
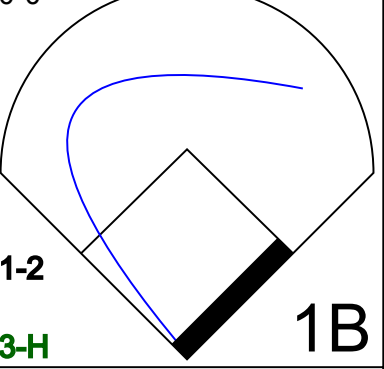
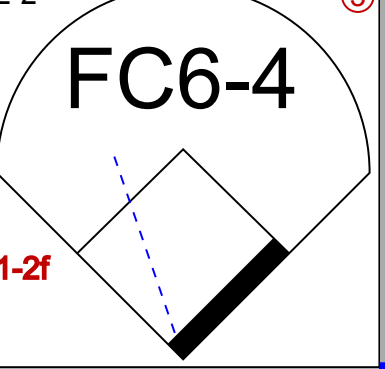
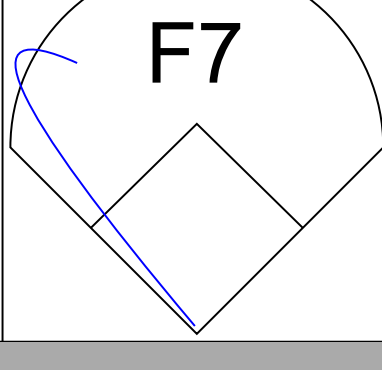
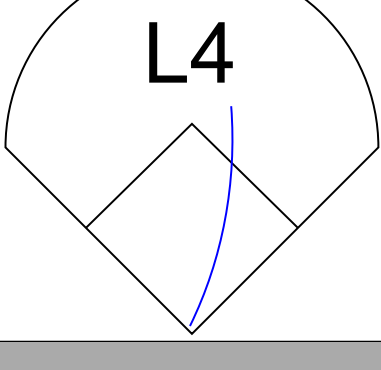
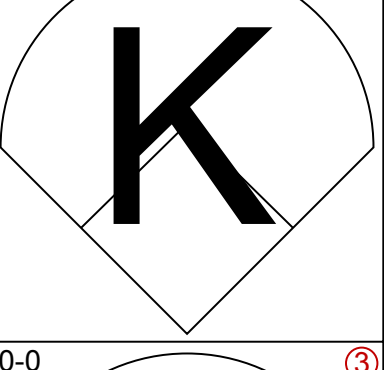
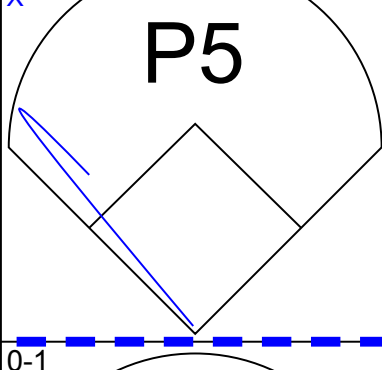
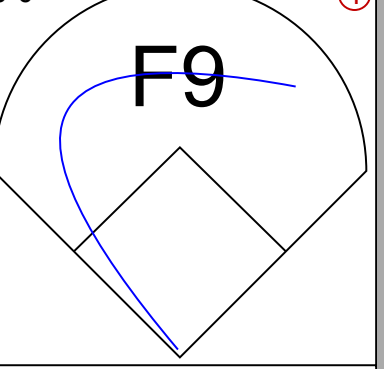
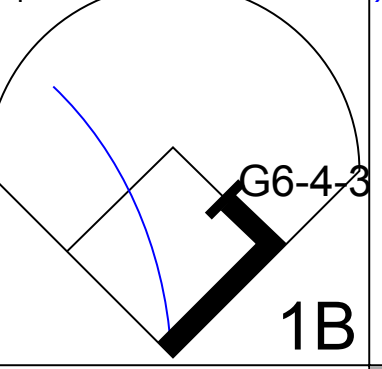
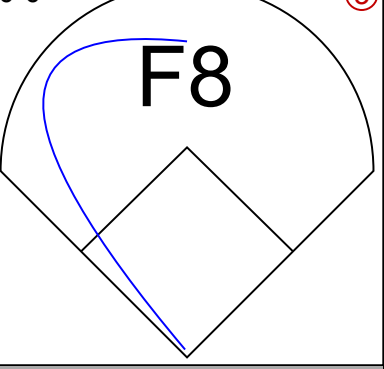
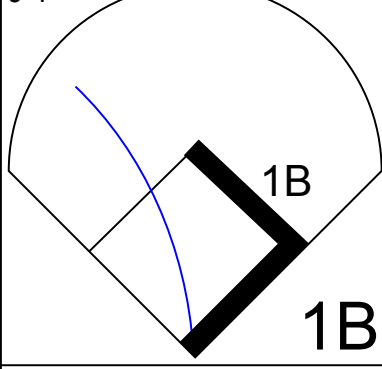
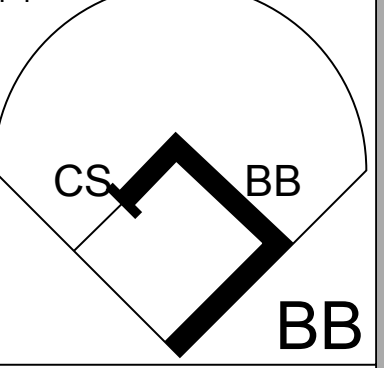
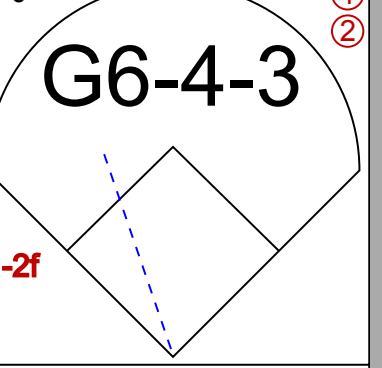
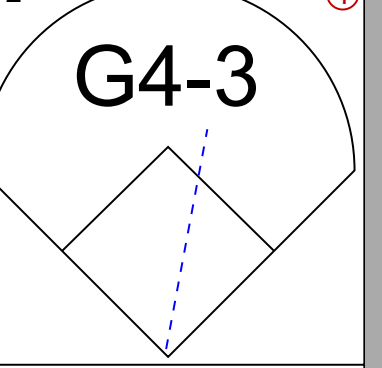
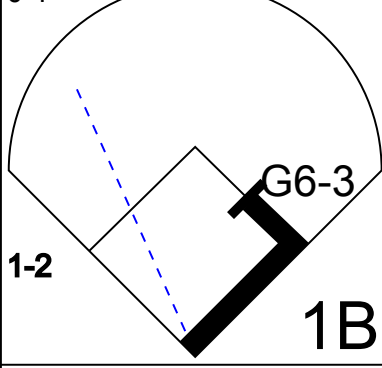
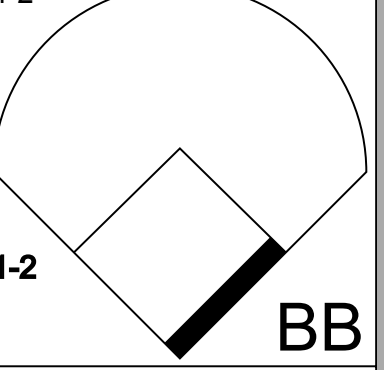
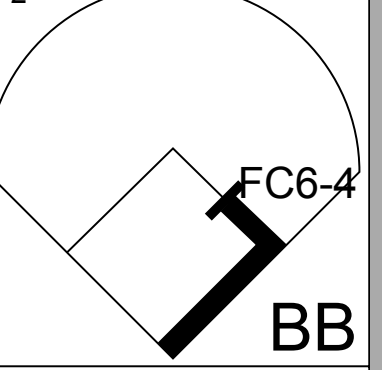
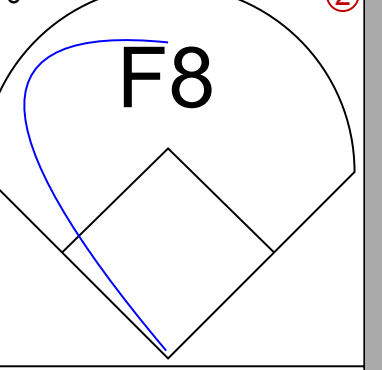
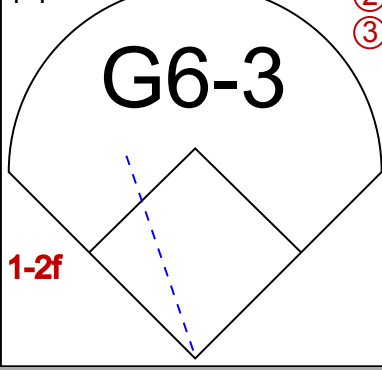
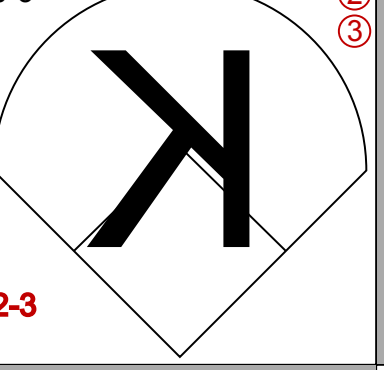
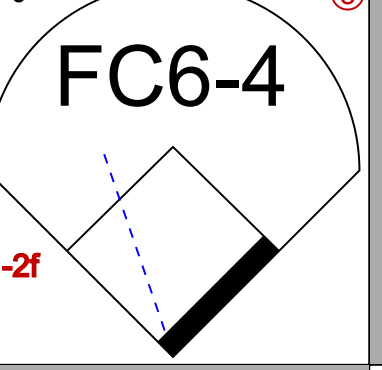
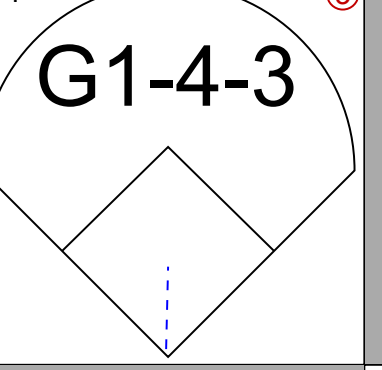
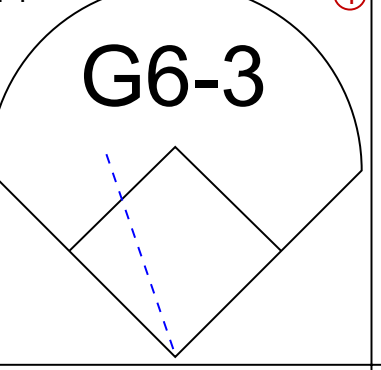
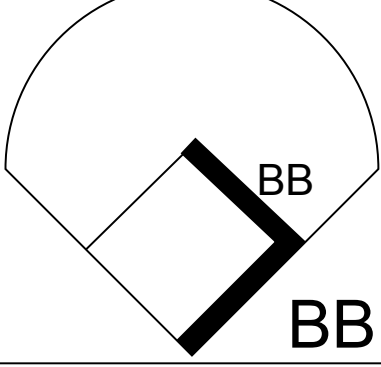
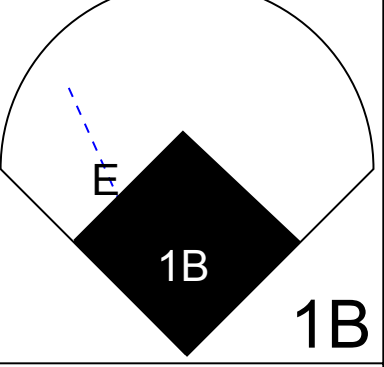
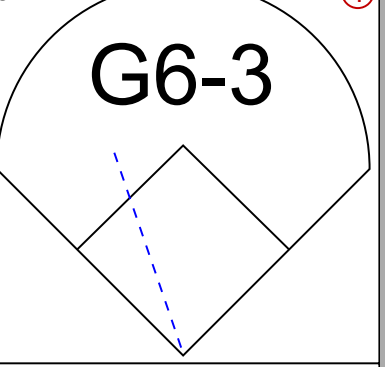
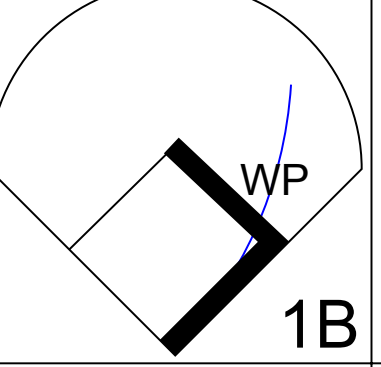
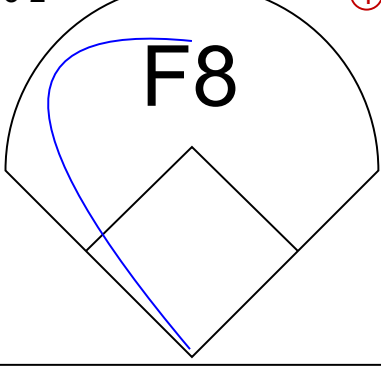
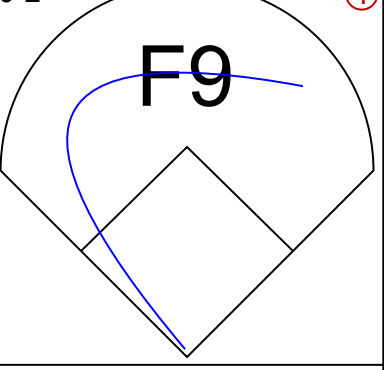
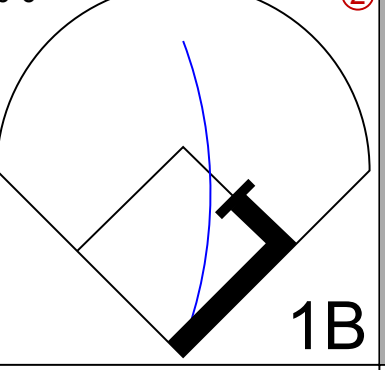
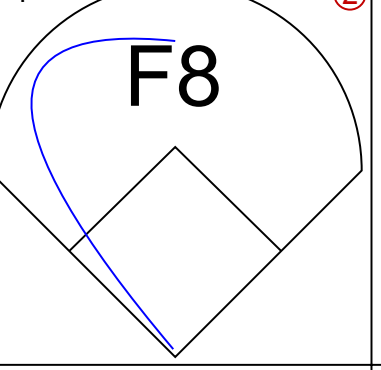
**OAKLAND ATHLETICS**

**Tampa Bay Devil Rays @ Oakland Athletics**  
Network Associates Coliseum, Oakland, CA

Fri Jul 30 1999, 10:35 PM EDT  
Att. 9,269 - Cloudy - 61 F

AB	R	H	RBI	BB	SO	LOB
4	0	1	0	1	1	3
3	0	0	0	2	1	3
3	0	0	0	1	3	4
1	0	0	0	0	0	1
4	0	0	0	1	0	2
0	0	0	0	0	0	0
3	2	3	0	2	0	0
3	1	1	2	2	0	4
4	1	1	2	0	1	4
3	0	1	0	1	0	2
3	0	1	0	1	0	3



Batter	1	2	3	4	5	6	7	8	9	AB R H RBI BB SO LOB	TOP											
<b>Terrell Lowery, R</b> (1, 8) OBP: 0.368, SLG: 0.490	1-3 		4-2 SAFE 1-2 		1-0 E4 1-3 		4-1 FC6-4 BB 		2-3 K 1-2 	3 0 0 0 2 2 2												
<b>Tony Graffanino, R</b> (1, 4) OBP: 0.286, SLG: 0.286	0-1 F8 		0-2 L3 		0-0 1-2 3-H 1B 		2-2 SAFE FC6-4 1-2f 			4 0 1 1 0 0 3												
<b>Dave Martinez, L</b> (1, 9) OBP: 0.368, SLG: 0.421	3-1 F7 		1-0 L4 		2-3 K 			2-2 P5 		4 0 0 0 0 1 4												
<b>Bubba Trammell, R</b> (1, 7) OBP: 0.378, SLG: 0.516		0-0 F9 		0-1 G6-4-3 1B 		0-0 F8 		0-1 1B 		4 0 2 0 0 0 2												
<b>John Flaherty, R</b> (1, 10) OBP: 0.326, SLG: 0.418		4-1 CS BB BB 		0-0 G6-4-3 1-2f 		2-2 G4-3 		0-1 G6-3 1B 		3 0 1 0 1 0 1												
<b>Wade Boggs, L</b> (1, 5) OBP: 0.365, SLG: 0.350		4-2 SAFE 1-2 BB 		4-2 FC6-4 BB 		1-0 F8 		1-1 G6-3 1-2f 		2 0 0 0 2 0 2												
<b>Aaron Ledesma, R</b> (1, 3) OBP: 0.285, SLG: 0.279		0-3 K 2-3 		0-0 FC6-4 1-2f 		0-1 G1-4-3 			2-1 G6-3 	4 0 0 0 0 1 3												
<b>Mike DiFelice, R</b> (1, 2) OBP: 0.310, SLG: 0.441			4-2 BB BB 		1-1 E 1B 1B 		3-2 G6-3 		0-2 WP 1B 	3 1 2 0 1 0 0												
<b>David Lamb, S</b> (1, 6) OBP: 0.294, SLG: 0.310			3-2 F8 		0-2 F9 		0-0 1B 		0-1 F8 	4 0 1 0 0 0 3												
<b>Inning Stats</b>	R: 0 E: 0 K: 1 S: 7	H: 0 LOB: 0 BB: 0 P: 11	R: 0 E: 0 K: 1 S: 7	H: 0 LOB: 1 BB: 2 P: 15	R: 0 E: 0 K: 0 S: 13	H: 0 LOB: 2 BB: 2 P: 25	R: 0 E: 0 K: 0 S: 6	H: 1 LOB: 1 BB: 1 P: 10	R: 1 E: 1 K: 1 S: 11	H: 2 LOB: 2 BB: 0 P: 15	R: 0 E: 0 K: 0 S: 7	H: 0 LOB: 0 BB: 0 P: 10	R: 0 E: 0 K: 0 S: 8	H: 1 LOB: 1 BB: 1 P: 17	R: 0 E: 0 K: 0 S: 14	H: 2 LOB: 1 BB: 0 P: 17	R: 0 E: 0 K: 1 S: 11	H: 1 LOB: 1 BB: 0 P: 15	1B: 7 2B: 0 3B: 0 HR: 0	SF: 0 SAC: 0 DP: 2 HBP: 0	WP: 1 PB: 0 SB: 0 CS: 1	PA: 37
<b>PITCHER</b>	IP WLS BF H R ER SO BB IBB HBP BLK WP HR S P ERA WHIP																					
<b>Omar Olivares, R</b> (1, 1) ERA: 3.85	7.0 W 29 4 1 0 3 6 0 0 0 0 0 0 59 103 0.00 1.429																					
<b>Buddy Groom, L</b> (8, 1) ERA: 6.1	0.1 H 1 0 0 0 0 0 0 0 0 0 0 0 8 10 0.00 0.000																					
<b>Doug Jones, R</b> (8, 1) ERA: 3.19	1.2 S 7 3 0 0 1 0 0 0 0 0 1 0 17 22 0.00 1.800																					

**Tampa Bay Devil Rays @ Oakland Athletics**  
Network Associates Coliseum, Oakland, CA

Sat Jul 31 1999, 4:05 PM EDT  
Att. 20,081 - Cloudy - 66 F

AB	31
R	1
H	7
RBI	1
BB	6
SO	4
LOB	20



Batter	1	2	3	4	5	6	7	8	9	AB R H RBI BB SO LOB
<b>Tony Phillips, S</b> OBP: 0.341, SLG: 0.415 (1, 8) (8, 7)	2-2 G5-3		0-0 P8		2-2 G4-3		4-2 2B BB			3 0 0 0 1 0 1
<b>Randy Velarde, R</b> OBP: 0.384, SLG: 0.437 (1, 4)	2-3 K		4-2 1B E BB		1-0 F9		1-0 1-3 2B			3 1 1 0 1 1 0
<b>Jason Giambi, L</b> OBP: 0.395, SLG: 0.516 (1, 3)	2-0 G3-1		0-1 E8 1B 1-H 2-H		1-1 G3-1		2-3 K			4 0 1 1 0 1 2
<b>John Jaha, R</b> OBP: 0.414, SLG: 0.618 (1, 10)		2-2 G4-3	3-2 F9		2-3 K		0-0 HR			4 1 1 1 0 1 1
<b>Matt Stairs, L</b> OBP: 0.362, SLG: 0.511 (1, 9)		2-2 G4-3		2-2 P3		4-2 BB	4-1 3 FC6-4 SH1-3 BB			2 0 0 0 2 0 0
<b>Ben Grieve, L</b> OBP: 0.355, SLG: 0.430 <b>Ryan Christenson, R</b> OBP: 0.305, SLG: 0.316 (1, 7) (8, 8)		4-0 FC6-4 BB		4-2 3 HR BB		0-0 P6	0-0 SH1-3 1-2			1 1 0 0 2 0 1 0 0 0 0 0 0 0
<b>Miguel Tejada, R</b> OBP: 0.307, SLG: 0.386 (1, 6)		2-1 FC6-4 1-2f		1 SAFE 0-3 K		1 SAFE 2-3 K	4-1 3 FC6-4 BB			3 0 0 0 1 2 3
<b>3 Eric Chavez, L</b> OBP: 0.341, SLG: 0.436 (1, 5)			1-2 SH1-4 1B 1B	1 SAFE 0-0 1-H HR			0-0 F7 1-2f 2-3	1-0 FC6-4		4 2 2 2 0 0 2
<b>A.J. Hinch, R</b> OBP: 0.247, SLG: 0.296 (1, 2)			0-0 SH1-4 1-2	1-3 K			3-1 G6-3	3-2 G4-3		3 0 0 0 0 1 2

Inning Stats	R: 0	H: 0	E: 0	K: 1	S: 7	LOB: 0	BB: 0	P: 13	R: 0	H: 0	E: 0	K: 0	S: 9	LOB: 1	BB: 1	P: 19	R: 2	H: 2	E: 1	K: 0	S: 15	LOB: 1	BB: 1	P: 23	R: 2	H: 1	E: 0	K: 2	S: 12	LOB: 0	BB: 1	P: 19	R: 0	H: 0	E: 0	K: 0	S: 7	LOB: 0	BB: 0	P: 11	R: 0	H: 0	E: 0	K: 2	S: 11	LOB: 1	BB: 1	P: 19	R: 0	H: 1	E: 0	K: 1	S: 9	LOB: 2	BB: 1	P: 19	R: 1	H: 1	E: 0	K: 0	S: 10	LOB: 2	BB: 2	P: 22
--------------	------	------	------	------	------	--------	-------	-------	------	------	------	------	------	--------	-------	-------	------	------	------	------	-------	--------	-------	-------	------	------	------	------	-------	--------	-------	-------	------	------	------	------	------	--------	-------	-------	------	------	------	------	-------	--------	-------	-------	------	------	------	------	------	--------	-------	-------	------	------	------	------	-------	--------	-------	-------

PITCHER	IP	WLS	BF	H	R	ER	SO	BB	IBB	HBP	BLK	WP	HR	S	P	ERA	WHIP
<b>Rolando Arrojo, R</b> ERA: 6.1 (1, 1)	7.0	L	30	4	4	3	6	5	0	0	0	0	1	70	123	3.86	1.286
<b>Esteban Yan, R</b> ERA: 5.72 (8, 1)	0.1		4	1	1	1	0	2	0	0	0	0	1	4	12	27.00	9.000
<b>Mike Duvall, L</b> ERA: 5.71 (8, 1)	0.1		1	0	0	0	0	0	0	0	0	0	0	1	2	0.00	0.000
<b>Bryan Rekar, R</b> ERA: 5.48 (8, 1)	0.1		1	0	0	0	0	0	0	0	0	0	0	5	8	0.00	0.000

**BOTTOM**

**Tampa Bay Devil Rays @ Oakland Athletics**  
Network Associates Coliseum, Oakland, CA

Sat Jul 31 1999, 4:05 PM EDT  
Att: 20,081 - Cloudy - 66 F

AB	27
R	5
H	5
RBI	4
BB	7
SO	6
LOB	12

livebaseballscorecards.com



1B: 2	SF: 0	WP: 0	PA: 36
2B: 1	SAC: 2	PB: 0	
3B: 0	DP: 0	SB: 0	
HR: 2	HBP: 0	CS: 0	



Batter	1	2	3	4	5	6	7	8	9	AB R H RBI BB SO LOB	TOP	
<b>Terrell Lowery, R</b> OBP: 0.387, SLG: 0.518 (1, 8) X	0-0 CS 1B		1-2 1B 1B		2-0 F8		1-0 1-H 3-H HR 2B		1-1 F8	5 2 3 1 0 0 0		
<b>Tony Graffanino, R</b> OBP: 0.333, SLG: 0.583 (1, 4) SAFE	3-3 K 1-2		0-0 1B 1B		2-0 P7		1-1 2-H HR		2-1 F8	5 1 2 2 0 1 1		
<b>Dave Martinez, L</b> OBP: 0.366, SLG: 0.419 (1, 9) X	0-0 G4-3		1-1 1B 1-3 2-H		3-3 K		2-2 G3			4 0 1 1 0 1 0		
<b>Bubba Trammell, R</b> OBP: 0.375, SLG: 0.515 (1, 7) X		0-1 G5-3	2-1 P4			0-0 P6	2-2 2B			4 0 1 0 0 0 2		
<b>John Flaherty, R</b> OBP: 0.322, SLG: 0.413 (1, 2) X		2-2 G6-3		2-1 G1-3		0-2 G4-3	1-1 L4			4 0 0 0 0 0 1		
<b>Wade Boggs, L</b> OBP: 0.367, SLG: 0.356 (1, 10) X		2-1 2B		0-1 1B E 1B		1-2 F8		3-1 G3		4 1 2 0 0 0 0		
<b>Bobby Smith, R</b> OBP: 0.242, SLG: 0.218 (1, 5) X		0-1 G4-3		0-0 E 1B 1-3			0-0 P3	2-2 G6-3		4 0 1 0 0 0 1		
<b>Aaron Ledesma, R</b> OBP: 0.284, SLG: 0.285 (1, 3) X			0-0 G5-3	2-0 E4 G4-6-3 1-2 3-H			0-0 1B WP 2B	1-0 F8		4 1 1 1 0 0 1		
<b>David Lamb, S</b> OBP: 0.292, SLG: 0.308 (1, 6) X			2-3 K	0-0 G4-6-3 1-2f			1-1 2B WP 1B		2-2 F7	4 1 1 0 0 1 2		
<b>Inning Stats</b>	R: 0 E: 0 K: 1 S: 5 H: 1 LOB: 0 BB: 0 P: 8	R: 0 E: 0 K: 0 S: 9 H: 1 LOB: 1 BB: 0 P: 13	R: 1 E: 0 K: 1 S: 12 H: 3 LOB: 2 BB: 0 P: 18	R: 1 E: 1 K: 0 S: 7 H: 2 LOB: 1 BB: 0 P: 11	R: 0 E: 0 K: 1 S: 7 H: 0 LOB: 0 BB: 0 P: 14	R: 0 E: 0 K: 0 S: 7 H: 0 LOB: 0 BB: 0 P: 8	R: 4 E: 0 K: 0 S: 19 H: 5 LOB: 1 BB: 0 P: 27	R: 0 E: 0 K: 0 S: 6 H: 0 LOB: 0 BB: 0 P: 12	R: 0 E: 0 K: 0 S: 7 H: 0 LOB: 0 BB: 0 P: 12	1B: 7 2B: 5 3B: 0 HR: 1 SF: 0 SAC: 0 DP: 2 HBP: 0	WP: 1 PB: 0 SB: 0 CS: 1 PA: 38	
<b>PITCHER</b>	IP WLS BF H R ER SO BB IBB HBP BLK WP HR S P ERA WHIP											
<b>Gil Heredia, R</b> ERA: 5.31 (1, 1)	6.1 W 29 11 6 6 3 0 0 0 0 1 1 54 82 8.53 1.737											
<b>Buddy Groom, L</b> ERA: 6.03 (7, 1)	0.1 H 1 0 0 0 0 0 0 0 0 0 0 6 8 0.00 0.000											
<b>T.J. Mathews, R</b> ERA: 3.96 (7, 1)	2.1 S 8 1 0 0 0 0 0 0 0 0 0 0 19 33 0.00 0.429											

Tampa Bay Devil Rays @ Oakland Athletics  
Network Associates Coliseum, Oakland, CA


Sun Aug 01 1999, 4:05 PM EDT  
Att. 24,951 - Unknown - 65 F

AB	38
R	6
H	12
RBI	5
BB	0
SO	3
LOB	8







Batter	1	2	3	4	5	6	7	8	9	AB R H RBI BB SO LOB	TOP																		
Brady Anderson, L (1, 8) OBP: 0.417, SLG: 0.472	0-3 K		2-1 L7			2-2 P2		0-0 P6		4 0 0 0 0 1 2																			
Mike Bordick, R (1, 6) OBP: 0.331, SLG: 0.383	1-0 HR		0-0 F7			3-1 G1-3		2-0 P3		4 1 1 1 0 0 2																			
B.J. Surhoff, L (1, 5) OBP: 0.359, SLG: 0.530	3-1 1B				0-1 G3	1-1 F7			1-2 F9	4 0 1 0 0 0 0																			
Albert Belle, R (1, 9) OBP: 0.388, SLG: 0.496	1-3 K				3-2 G5-3		2-2 G5-3		0-1 G4-3	4 0 0 0 0 1 1																			
Harold Baines, L (1, 10) OBP: 0.405, SLG: 0.615	0-1 G4-3				1-2 F8		2-2 E4		3-2 1B	4 0 1 0 0 0 1																			
Will Clark, L (1, 3) OBP: 0.381, SLG: 0.493		0-3 K			4-2 G4-3 BB		0-0 G4-6-3		2-2 F9	2 0 0 0 1 1 1																			
Jeff Reboulet, R (7, 5) OBP: 0.303, SLG: 0.203							1-2			1 0 0 0 0 0 1																			
Jeff Conine, R (1, 7) OBP: 0.339, SLG: 0.475		1-0 L6			0-1 P4			2-0 G3 2B		3 0 1 0 0 0 1	AB 31 R 1 H 4 RBI 1 BB 2 SO 4 LOB 12																		
Delino DeShields, L (1, 4) OBP: 0.343, SLG: 0.352		1-3 K			0-0 G4-3			2-2 G3		3 0 0 0 0 1 2																			
Charles Johnson, R (1, 2) OBP: 0.353, SLG: 0.445			1-1 P8		0-2 G6-3			4-2 BB		2 0 0 0 1 0 1																			
Mike Figga, R (8, 2) OBP: 0.222, SLG: 0.257										0 0 0 0 0 0 0																			
<b>Inning Stats</b>	R: 1 E: 0 K: 2 S: 12	H: 2 LOB: 1 BB: 0 P: 17	R: 0 E: 0 K: 2 S: 7	H: 0 LOB: 0 BB: 0 P: 9	R: 0 E: 0 K: 0 S: 5	H: 0 LOB: 0 BB: 0 P: 8	R: 0 E: 0 K: 0 S: 8	H: 0 LOB: 0 BB: 0 P: 12	R: 0 E: 0 K: 0 S: 9	H: 0 LOB: 1 BB: 1 P: 13	R: 0 E: 0 K: 0 S: 8	H: 0 LOB: 0 BB: 0 P: 14	R: 0 E: 1 K: 0 S: 8	H: 0 LOB: 0 BB: 0 P: 12	R: 0 E: 0 K: 0 S: 8	H: 1 LOB: 2 BB: 1 P: 18	R: 0 E: 0 K: 0 S: 12	H: 1 LOB: 1 BB: 0 P: 18	1B: 2 2B: 1 3B: 0 HR: 1	SF: 0 SAC: 0 DP: 1 HBP: 0	WP: 0 PB: 0 SB: 0 CS: 0	PA: 33							
<b>PITCHER</b> Kevin Appier, R (1, 1) ERA: 4.67 Tim Kubinski, L (9, 1) ERA: 6.23	IP 8.0	WLS W	BF 29	H 3	R 1	ER 1	SO 4	BB 2	IBB 0	HBP 0	BLK 0	WP 0	HR 1	S 65	P 103	ERA 1.12	WHIP 0.625						<b>PITCHER</b>						

**Baltimore Orioles @ Oakland Athletics**  
**Network Associates Coliseum, Oakland, CA**  
 Mon Aug 02 1999, 10:05 PM EDT  
 Att. 10,178 - Unknown - 65 F

[livebaseballscorecards.com](http://livebaseballscorecards.com)

Batter	1	2	3	4	5	6	7	8	9
Ryan Christenson, R OBP: 0.306, SLG: 0.309 (1, 8)	2-2 SAFE G5-3	0-0 SAFE G4-3		2-3 K		4-2 BB		1-0 G5-3	
Randy Velarde, R OBP: 0.376, SLG: 0.427 Jorge Velandia, R OBP: 0.240, SLG: 0.213 (1, 4) (9, 4)	3-1 G5-3		0-0 G6-3		2-1 G6-3	3-2 F9		0-0 G5-3	
Jason Giambi, L OBP: 0.402, SLG: 0.531 Scott Spiezio, S OBP: 0.293, SLG: 0.368 (1, 3) (6, 3)	1-1 G4-3		1-0 G4-3		2-1 2B	0-2 F8			
John Jaha, R OBP: 0.415, SLG: 0.625 Jason McDonald, S OBP: 0.307, SLG: 0.263 (1, 10) (7, PR)		3-3 K	2-1 G5-3		1-1 1B 2B		4-1 G3 BB		
Matt Stairs, L OBP: 0.366, SLG: 0.528 (1, 9)		1-1 1B HR 1B		1-1 HR	4-0 SAFE 1B IBB		2-1 P7		
Ben Grieve, L OBP: 0.359, SLG: 0.433 (1, 7)		1-0 HR 1B		3-1 FC4-6 2B	0-0 1B 1B		3-2 G3		
Miguel Tejada, R OBP: 0.316, SLG: 0.405 (1, 6)		1-0 HR		4-0 FC4-6 BB	0-1 1B		4-2 BB		
3 Eric Chavez, L OBP: 0.338, SLG: 0.444 (1, 5)		0-0 G1-3		1-0 FC4-6	1-2 L8		0-1 G4-3		
A.J. Hinch, R OBP: 0.247, SLG: 0.290 (1, 2)		4-1 BB		0-3 K		0-3 K		0-3 K	

Inning Stats	R: 0	H: 0	E: 0	K: 0	S: 8	LOB: 0	BB: 0	P: 14	R: 3	H: 3	E: 0	K: 1	S: 10	LOB: 1	BB: 1	P: 20	R: 0	H: 0	E: 0	K: 0	S: 4	LOB: 0	BB: 0	P: 7	R: 1	H: 2	E: 0	K: 2	S: 11	LOB: 2	BB: 1	P: 22	R: 3	H: 4	E: 0	K: 0	S: 12	LOB: 1	BB: 1	P: 22	R: 0	H: 0	E: 0	K: 1	S: 14	LOB: 1	BB: 1	P: 21	R: 0	H: 0	E: 0	K: 0	S: 10	LOB: 2	BB: 2	P: 23	R: 0	H: 0	E: 0	K: 1	S: 6	LOB: 0	BB: 0	P: 7
--------------	------	------	------	------	------	--------	-------	-------	------	------	------	------	-------	--------	-------	-------	------	------	------	------	------	--------	-------	------	------	------	------	------	-------	--------	-------	-------	------	------	------	------	-------	--------	-------	-------	------	------	------	------	-------	--------	-------	-------	------	------	------	------	-------	--------	-------	-------	------	------	------	------	------	--------	-------	------

PITCHER										PITCHER																																									
IP	WLS	BF	H	R	ER	SO	BB	IBB	HBP	BLK	WP	HR	S	P	ERA	WHIP	IP	WLS	BF	H	R	ER	SO	BB	IBB	HBP	BLK	WP	HR	S	P	ERA	WHIP																		
Scott Erickson, R ERA: 5.77 (1, 1)	4.2	L	25	9	7	7	3	2	1	0	0	2	42	81	13.50	2.357	Arthur Rhodes, L ERA: 6.11 (5, 1)	2.1	10	0	0	0	1	3	0	0	0	0	0	27	48	0.00	1.286	Al Reyes, R ERA: 3.92 (8, 1)	1.0	3	0	0	0	1	0	0	0	0	0	0	0	6	7	0.00	0.000

**BOTTOM**

AB	R	H	RBI	BB	SO	LOB
4	0	0	0	1	1	3
5	0	0	0	0	0	1
0	0	0	0	0	0	0
3	1	1	0	0	0	0
1	0	0	0	0	0	1
3	1	1	1	1	1	0
0	0	0	0	0	0	0
3	2	2	1	1	0	1
4	2	3	1	0	0	1
2	1	2	4	2	0	0
4	0	0	0	0	0	5
3	0	0	0	1	3	2

<b>AB</b>	<b>32</b>
<b>R</b>	<b>7</b>
<b>H</b>	<b>9</b>
<b>RBI</b>	<b>7</b>
<b>BB</b>	<b>6</b>
<b>SO</b>	<b>5</b>
<b>LOB</b>	<b>14</b>



WP: 0	PA: 38
PB: 0	SB: 0
CS: 0	

**Baltimore Orioles @ Oakland Athletics**  
**Network Associates Coliseum, Oakland, CA**  
 Mon Aug 02 1999, 10:05 PM EDT  
 Att: 10,178 - Unknown - 65 F

livebaseballscorecards.com



Batter	1	2	3	4	5	6	7	8	9	AB R H RBI BB SO LOB	TOP									
Brady Anderson, L (1, 8) OBP: 0.417, SLG: 0.471	2-2 G4-3 G6-3 WP 1B		3-1 G1-3		X 0-0 F9		X 0-0 F7		F X 0-1 WP 1B	5 1 2 0 0 0 3										
Mike Bordick, R (1, 6) OBP: 0.328, SLG: 0.380	1-1 G6-3		0-1 G5-3		2-3 K		0-3 K		4-2 FC4-6 BB	4 0 0 0 0 2 1 0 0 0 0 1 0 0										
Jeff Reboulet, R (7, 6) OBP: 0.308, SLG: 0.203	1-2								1-2 2-3											
B.J. Surhoff, L (1, 5) OBP: 0.356, SLG: 0.526	1-0 G4-3		2-1 F8		0-3 K			0-0 G3-1	1-2 FC4-6	4 0 0 0 0 1 1 1 0 0 0 0 0 3										
Ryan Minor, R (8, 5) OBP: 0.167, SLG: 0.091	2-3								1-2f											
Albert Belle, R (1, 9) OBP: 0.391, SLG: 0.496	1-0 3-H 1B		4-2 2B BB		4-2 BB			1-1 G6-3		2 0 1 0 2 0 0										
Harold Baines, L (1, 10) OBP: 0.405, SLG: 0.616	0-3 K		2-0 1-H 2B		0-1 F7			3-2 2B		3 0 1 0 0 1 2 1 0 1 0 0 0 0										
Rich Amaral, R (8, PH) OBP: 0.344, SLG: 0.367																				
Will Clark, L (1, 3) OBP: 0.379, SLG: 0.487			2-1 G4-3		X 0-0 G4-3		F S B B B B 4-2 CS BB	1-2 G4-3		3 0 0 0 1 0 1										
Jeff Conine, R (1, 7) OBP: 0.338, SLG: 0.472			2-0 3B 1B		2-2 P4		B C X 1-1 P3		X 0-0 F8	4 1 1 0 0 0 1										
Delino DeShields, L (1, 4) OBP: 0.349, SLG: 0.365			0-1 1-H 3B		X 0-0 1B 1B		C S B S B B T 3-2 K 1-2		B B B B B B 4-1 WP 1B BB	3 0 2 1 1 1 1										
Charles Johnson, R (1, 2) OBP: 0.351, SLG: 0.442			3-3 K		B B 1 SAFE X 2-1 1-2 1B		B X 1-0 L6		C C C 0-3 K	4 0 1 0 0 2 2										
Inning Stats	R: 1 E: 0 K: 1 S: 11	H: 2 LOB: 1 BB: 0 P: 16	R: 1 E: 0 K: 1 S: 10	H: 2 LOB: 1 BB: 0 P: 20	R: 0 E: 0 K: 0 S: 7	H: 1 LOB: 2 BB: 1 P: 15	R: 0 E: 0 K: 0 S: 10	H: 2 LOB: 2 BB: 0 P: 14	R: 0 E: 0 K: 1 S: 9	H: 0 LOB: 1 BB: 1 P: 17	R: 0 E: 0 K: 1 S: 5	H: 0 LOB: 0 BB: 0 P: 6	R: 0 E: 0 K: 0 S: 9	H: 1 LOB: 1 BB: 0 P: 14	R: 0 E: 0 K: 1 S: 12	H: 1 LOB: 3 BB: 2 P: 21	1B: 6 2B: 3 3B: 1 HR: 0	SF: 0 SAC: 0 DP: 1 HBP: 0	WP: 2 PB: 0 SB: 0 CS: 1	PA: 39
PITCHER	IP WLS BF H R ER SO BB IBB HBP BLK WP HR S P ERA WHIP																			
Tim Hudson, R (1, 1) ERA: 2.43	7.0 W 29 7 2 2 6 3 0 0 0 1 0 67 109 2.57 1.429																			
Buddy Groom, L (8, 1) ERA: 5.85	1.0 4 1 0 0 0 0 0 0 0 0 0 9 14 0.00 1.000																			
Jason Isringhausen, R (9, 1) ERA: 6.25	1.0 6 1 0 0 1 2 0 0 0 1 0 12 21 0.00 3.000																			

Baltimore Orioles @ Oakland Athletics  
Network Associates Coliseum, Oakland, CA

Tue Aug 03 1999, 10:05 PM EDT  
Att. 10,878 - Unknown - 63 F

livebaseballscorecards.com

AB 34  
R 2  
H 9  
RBI 1  
BB 5  
SO 7  
LOB 15



Batter	1	2	3	4	5	6	7	8	9	AB	R	H	RBI	BB	SO	LOB
Ryan Christenson, R OBP: 0.308, SLG: 0.317 (1, 8)	2-2 G4-3		0-1 G4-3 1B	3-2 1B	1-2 G4-3		3-2 G4-3			5	2	2	0	0	0	0
Randy Velarde, R OBP: 0.374, SLG: 0.423 (1, 4)	2-0 G4-3		0-1 G4-3 1-2	4-1 1B 2B BB	1-2 G4-3			1-3 K		4	1	0	0	1	1	1
Jason Giambi, L OBP: 0.407, SLG: 0.535 Scott Spezio, S OBP: 0.291, SLG: 0.365 (1, 3) (8, PH) (9, 3)	2-1 BB 1B		3-2 1B HR 2-H	1-1 2B HBP 1B 1-2 2-H		4-1 BB BB		2-2 K		3	2	3	2	1	0	0
John Jaha, R OBP: 0.423, SLG: 0.631 Jason McDonald, S OBP: 0.307, SLG: 0.263 (1, 10) (8, PR)	4-0 1-2 BB		0-1 HR 1B 1-3	0-1 HBP SF4 2B 1-3 2-H		4-1 FC6 BB 1-2		4-2 E 1B BB		2	2	2	1	3	0	0
Matt Stairs, L OBP: 0.369, SLG: 0.534 (1, 9)	1-0 F7		3-1 HR 1-H 3-H	4-0 HBP IBB		2-3 K		2-0 E3 1B HR 1-2		4	2	1	3	1	1	5
Ben Grieve, L OBP: 0.362, SLG: 0.434 (1, 7)		1-2 G5-3	1-0 1B	1-0 HBP 1-2 2-3 3-H		0-3 K		0-0 HR 1B 1-2 2-H		4	1	2	2	0	1	2
Miguel Tejada, R OBP: 0.314, SLG: 0.411 (1, 6)		1-3 K	3-3 SAFE K	1-1 SF4 3-H		0-1 FC6 1-2f		3-2 HR 1-H 2-H		4	1	1	4	0	2	3
3 Eric Chavez, L OBP: 0.336, SLG: 0.443 (1, 5)		1-2 2B	2-2 G1-3	0-0 G4-3			2-2 F7	1-1 P6		5	0	1	0	0	0	4
Mike Macfarlane, R OBP: 0.302, SLG: 0.370 (1, 2)		1-0 P9		1-1 G5-3	1-2 G6-3		2-3 K			4	0	0	0	0	1	1

Inning Stats	R: 0	H: 1	E: 0	LOB: 2	K: 0	BB: 1	S: 7	R: 0	H: 1	E: 0	LOB: 1	K: 1	BB: 0	S: 11	R: 4	H: 5	E: 0	LOB: 1	K: 1	BB: 0	S: 20	R: 4	H: 3	E: 0	LOB: 2	K: 0	BB: 2	S: 14	R: 0	H: 0	E: 0	LOB: 0	K: 0	BB: 0	S: 9	R: 0	H: 0	E: 0	LOB: 2	K: 2	BB: 2	S: 11	R: 0	H: 0	E: 0	LOB: 0	K: 1	BB: 0	S: 10	R: 4	H: 2	E: 1	LOB: 1	K: 2	BB: 1	S: 16	1B: 7	SF: 1	2B: 3	SAC: 0	3B: 0	DP: 0	HR: 2	HBP: 1
--------------	------	------	------	--------	------	-------	------	------	------	------	--------	------	-------	-------	------	------	------	--------	------	-------	-------	------	------	------	--------	------	-------	-------	------	------	------	--------	------	-------	------	------	------	------	--------	------	-------	-------	------	------	------	--------	------	-------	-------	------	------	------	--------	------	-------	-------	-------	-------	-------	--------	-------	-------	-------	--------

PITCHER	IP	WLS	BF	H	R	ER	SO	BB	IBB	HBP	BLK	WP	HR	S	P	ERA	WHIP
Ricky Bones, R ERA: 6.39 (1, 1)	2.2	L	16	7	4	4	2	1	0	0	0	0	1	33	58	13.50	3.000
Doug Johns, L ERA: 5.15 (3, 1)	3.0		17	3	4	4	2	3	1	1	0	0	0	37	67	12.00	2.000
Jim Corsi, R ERA: 4.97 (6, 1)	1.1		4	0	0	0	1	0	0	0	0	0	0	12	19	0.00	0.000
Jesse Orosco, L ERA: 6.65 (8, 1)	0.2		2	0	0	0	2	0	0	0	0	0	0	6	9	0.00	0.000
Mike Timlin, R ERA: 4.57 (8, 1)	0.1		5	2	4	0	0	1	0	0	0	0	1	10	20	0.00	9.000


**BOTTOM**

**Baltimore Orioles @ Oakland Athletics**  
**Network Associates Coliseum, Oakland, CA**

Tue Aug 03 1999, 10:05 PM EDT  
Att: 10,878 - Unknown - 63 F

livebaseballscorecards.com

AB	36
R	12
H	12
RBI	12
BB	6
SO	7
LOB	16



WP: 0	PA: 44
PB: 0	
SB: 0	
CS: 0	



Batter	1	2	3	4	5	6	7	8	9	AB R H RBI BB SO LOB
Brady Anderson, L (1, 8) OBP: 0.414, SLG: 0.467	0-0 F7		1-1 G3		3-2 P7	0-2 F8			1-1 1B S 1B	5 1 1 0 0 0 2
Mike Bordick, R (1, 6) OBP: 0.331, SLG: 0.388	2-1 F8		4-1 BB		1-0 HR	0-1 G5-3			3-2 1B 1-3 1B	4 2 2 3 1 0 0
B.J. Surhoff, L (1, 7) OBP: 0.357, SLG: 0.526	1-2 G3		1-1 F7		0-0 1B 2B			0-2 L4	0-1 1B 1-2 1B 3-H	5 1 2 1 0 0 1
Albert Belle, R (1, 9) OBP: 0.389, SLG: 0.500 Rich Amaral, R (9, 9) OBP: 0.344, SLG: 0.367		1-0 HR		0-3 K	0-1 F8			1-0 F9	2-1 P8	5 1 1 1 0 1 3 0 0 0 0 0 0 0
Harold Baines, L (1, 10) OBP: 0.404, SLG: 0.609		4-2 F8 1B BB		1-2 P3	4-0 1B 2B IBB			1-1 F9	0-1 F8	3 1 0 0 2 0 2
Jeff Conine, R (1, 3) OBP: 0.342, SLG: 0.474		0-1 CS 1B		0-0 P3	0-0 2B 1-2 2-H 1B			1-0 G6-3	3-2 1-3 2-H 1B	5 0 3 2 0 0 0
Delino DeShields, L (1, 4) OBP: 0.350, SLG: 0.370	2-0 F8		2-3		1-2 1B 2B			2-0 P4	0-0 F9	5 1 2 1 0 0 4
Ryan Minor, R (1, 5) OBP: 0.250, SLG: 0.267	3-3 SAFE SAFE SAFE SAFE 1-2		1-2 K		1-2 HR 1B K			0-0 2B		4 1 2 0 0 2 4
Mike Figga, R (1, 2) OBP: 0.225, SLG: 0.282			0-0 F9		0-1 HR 2B	1-0 P3		1-3 K		4 1 1 1 0 1 1

Inning Stats	R: 0 E: 0 K: 0 S: 6	H: 0 LOB: 0 BB: 0 P: 9	R: 1 E: 0 K: 1 S: 10	H: 2 LOB: 1 BB: 1 P: 20	R: 0 E: 0 K: 0 S: 6	H: 0 LOB: 1 BB: 1 P: 12	R: 0 E: 0 K: 1 S: 8	H: 0 LOB: 0 BB: 0 P: 9	R: 6 E: 0 K: 1 S: 23	H: 7 LOB: 2 BB: 1 P: 35	R: 0 E: 0 K: 0 S: 6	H: 0 LOB: 0 BB: 0 P: 7	R: 0 E: 0 K: 0 S: 6	H: 0 LOB: 0 BB: 0 P: 8	R: 0 E: 0 K: 1 S: 6	H: 1 LOB: 1 BB: 0 P: 10	R: 2 E: 0 K: 0 S: 19	H: 4 LOB: 2 BB: 0 P: 28	1B: 8 2B: 4 3B: 0 HR: 2	SF: 0 SAC: 0 DP: 0 HBP: 0	WP: 0 PB: 0 SB: 1 CS: 1	PA: 43
--------------	------------------------------	---------------------------------	-------------------------------	----------------------------------	------------------------------	----------------------------------	------------------------------	---------------------------------	-------------------------------	----------------------------------	------------------------------	---------------------------------	------------------------------	---------------------------------	------------------------------	----------------------------------	-------------------------------	----------------------------------	----------------------------------	------------------------------------	----------------------------------	--------

PITCHER	IP	WLS	BF	H	R	ER	SO	BB	IBB	HBP	BLK	WP	HR	S	P	ERA	WHIP
Jimmy Haynes, R (1, 1) ERA: 5.43	4.2	L	24	8	7	7	2	2	1	0	0	0	2	47	77	13.50	2.143
Mike Oquist, R (5, 1) ERA: 4.56	3.1		12	2	0	0	2	0	0	0	0	0	0	24	33	0.00	0.600
Doug Jones, R (9, 1) ERA: 3.39	1.0		7	4	2	2	0	0	0	0	0	0	0	19	28	18.00	4.000

**Baltimore Orioles @ Oakland Athletics**  
**Network Associates Coliseum, Oakland, CA**  
 Wed Aug 04 1999, 4:05 PM EDT  
 Att. 17,271 - Cloudy - 62 F

livebaseballscorecards.com

AB	40
R	9
H	14
RBI	9
BB	3
SO	4
LOB	17



Batter	1	2	3	4	5	6	7	8	9	AB	R	H	RBI	BB	SO	LOB
Ryan Christenson, R OBP: 0.307, SLG: 0.316 (1, 8)	2-2 F8		3-1 G6-3		3-2 G4-3			2-1 G4-6-3 1B		4	0	1	0	0	0	2
Randy Velarde, R OBP: 0.373, SLG: 0.421 (1, 4)	1-1 L3			2-2 P6		0-0 1B		0-0 G4-6-3 1-2f 3-H 1B		4	0	1	0	0	0	1
Jason Giambi, L OBP: 0.406, SLG: 0.540 (1, 3)	0-1 HR			3-1 F8		2-0 SAFE P8		1-0 F9		4	1	1	1	0	0	1
John Jaha, R OBP: 0.418, SLG: 0.623 (1, 10)	1-2 G6-3			1-3 K		2-1 P6			2-2 P2	4	0	0	0	0	1	1
Matt Stairs, L OBP: 0.366, SLG: 0.530 (1, 9)		3-1 P6			1-2 G4-3	0-1 P8			3-2 WP HR 1B	4	1	1	0	0	0	1
Ben Grieve, L OBP: 0.361, SLG: 0.442 (1, 7)		3-2 P8			1-2 G5-3		2-2 G4-3		3-2 1-H HR	4	1	1	2	0	0	0
Miguel Tejada, R OBP: 0.314, SLG: 0.408 (1, 6)		2-2 G6-3			4-2 3 1B BB		1-1 F8		0-0 G4-3	3	1	0	0	1	0	0
3 Eric Chavez, L OBP: 0.336, SLG: 0.442 Scott Spiezio, S OBP: 0.289, SLG: 0.362 (9, PH)			1-1 G3		0-2 SAFE 1B	1-2 1B	0-0 P4		1-2 L7	3	0	1	0	0	0	0
A.J. Hinch, R OBP: 0.254, SLG: 0.304 (1, 2)			1-1 G6-3		0-1 1B	1-2 2-H 1B		0-0 1B G4-6-3 2B		3	1	2	1	0	0	0

Inning Stats	R: 1	H: 1	E: 0	K: 0	S: 10	LOB: 0	BB: 0	P: 14	R: 0	H: 0	E: 0	K: 0	S: 9	LOB: 0	BB: 0	P: 17	R: 0	H: 0	E: 0	K: 0	S: 6	LOB: 0	BB: 0	P: 11	R: 0	H: 0	E: 0	K: 1	S: 8	LOB: 0	BB: 0	P: 14	R: 1	H: 2	E: 0	K: 0	S: 16	LOB: 2	BB: 1	P: 25	R: 0	H: 1	E: 0	K: 0	S: 6	LOB: 1	BB: 0	P: 10	R: 0	H: 0	E: 0	K: 0	S: 8	LOB: 0	BB: 0	P: 11	R: 1	H: 2	E: 0	K: 0	S: 5	LOB: 0	BB: 0	P: 8	R: 2	H: 2	E: 0	K: 0	S: 14	LOB: 0	BB: 0	P: 23	1B: 5	SF: 0	2B: 1	SAC: 0	3B: 0	DP: 1	HR: 2	HBP: 0	WP: 1	PA: 35
PITCHER	IP	WLS	BF	H	R	ER	SO	BB	IBB	HBP	BLK	WP	HR	S	P	ERA	WHIP																																																																	
Jason Johnson, R ERA: 5.4 (1, 1)	7.0	W	28	6	3	3	1	1	0	0	0	0	1	66	107	3.86	1.000																																																																	
Scott Kamieniecki, R ERA: 6.98 (8, 1)	1.2		6	2	2	2	0	0	0	0	0	1	1	13	22	10.80	1.200																																																																	
Jesse Orosco, L ERA: 6.56 (9, 1)	0.1		1	0	0	0	0	0	0	0	0	0	0	3	4	0.00	0.000																																																																	

BOTTOM

Baltimore Orioles @ Oakland Athletics  
Network Associates Coliseum, Oakland, CA

Wed Aug 04 1999, 4:05 PM EDT  
Att. 17,271 - Cloudy - 62 F

livebaseballscorecards.com

AB	34
R	5
H	8
RBI	4
BB	1
SO	1
LOB	6





Batter	1	2	3	4	5	6	7	8	9	10	11	AB R H RBI BB SO LOB	TOP																						
Ray Durham, S OBP: 0.370, SLG: 0.471 (1, 4)	2-3 K ①		0-2 FC6-4 ②		2-2 L6 ②		2-3 K ②		0-2 G6-3 ③			5 0 0 0 0 2 3																							
Chris Singleton, L OBP: 0.350, SLG: 0.541 (1, 8)	4-0 BB CS ①		0-0 F9 ③		1-0 F7 ③		0-0 1B ③			0-0 G4-3 ①		4 0 1 0 1 0 2																							
Frank Thomas, R OBP: 0.417, SLG: 0.494 (1, 10)	3-3 K ② ③			1-0 P7 ①		3-2 2B SF9 HBP ①		2-2 F8 ①		0-0 F9 ②		4 1 0 0 0 1 1																							
Magglio Ordonez, R OBP: 0.359, SLG: 0.560 (1, 9)		0-2 G3 ①		2-2 L1 ②		1-0 SF9 14 1B 2B ①		0-1 G5-3 ②		0-0 G6-3 ③		5 1 1 0 0 0 0																							
Carlos Lee, R OBP: 0.325, SLG: 0.431 Brian Simmons, S OBP: 0.364, SLG: 0.581 (1, 7) (8, 7)		1-0 G1-3 ②		2-2 G1-3 ③		2-1 SF9 ①		0-0 G5-3 ③			0-0 G6-4-3 1B ①	3 0 0 1 0 0 0 1 0 1 0 0 0 0																							
14 Paul Konerko, R OBP: 0.344, SLG: 0.510 (1, 3)		1-3 K ③			4-2 2B BB ①		0-0 1B ②		0-0 G6-3 ①		0-3 K ①	4 1 1 1 1 2 1																							
Greg Norton, S OBP: 0.354, SLG: 0.411 (1, 5)			3-2 1B 2B ①		3-2 2B 2B ①		0-1 F7 ②		3-2 HR ②		0-0 G6-4-3 ② ③	5 3 3 1 0 0 2																							
Mark Johnson, L OBP: 0.311, SLG: 0.324 (1, 2)			2-2 1B ①		1-2 G3-1 2B ①		1-3 K ③		0-3 K ②			4 0 2 3 0 2 1																							
Mike Caruso, S OBP: 0.275, SLG: 0.311 (1, 6)			0-0 FC6-4 1B ①		2-2 G3-1 ①		0-0 G4-3 ①		2-2 1B ①			4 0 2 0 0 0 1																							
<b>Inning Stats</b>	R: 0 E: 0 K: 2 S: 7	H: 0 LOB: 1 BB: 1 P: 16	R: 0 E: 0 K: 1 S: 7	H: 0 LOB: 0 BB: 0 P: 9	R: 1 E: 0 K: 0 S: 11	H: 3 LOB: 1 BB: 0 P: 16	R: 0 E: 0 K: 0 S: 11	H: 0 LOB: 0 BB: 0 P: 16	R: 2 E: 0 K: 1 S: 11	H: 2 LOB: 1 BB: 0 P: 18	R: 0 E: 0 K: 1 S: 5	H: 1 LOB: 1 BB: 0 P: 7	R: 0 E: 0 K: 0 S: 6	H: 0 LOB: 0 BB: 0 P: 8	R: 1 E: 0 K: 1 S: 17	H: 2 LOB: 1 BB: 0 P: 22	R: 0 E: 0 K: 0 S: 3	H: 0 LOB: 0 BB: 0 P: 3	R: 0 E: 0 K: 1 S: 5	H: 1 LOB: 0 BB: 0 P: 5	1B: 6 2B: 5 3B: 0 HR: 1	SF: 1 SAC: 0 DP: 2 HBP: 1	WP: 0 PB: 0 SB: 0 CS: 1	PA: 43											
<b>PITCHER</b>	IP WLS BF H R ER SO BB IBB HBP BLK WP HR S P ERA WHIP																																		
Omar Olivares, R ERA: 4.02 (1, 1)	5.1	24	7	5	5	3	2	0	0	0	0	0	0	64	104	8.44	1.688																		
Buddy Groom, L ERA: 5.56 (6, 1)	1.2	5	1	0	0	2	0	0	0	0	0	0	0	10	13	0.00	0.600																		
Greg McMichael, R ERA: 4.58 (8, 1)	1.0	3	0	0	0	0	0	0	0	0	0	0	0	6	8	0.00	0.000																		
Doug Jones, R ERA: 3.46 (9, 1)	1.0	B	5	2	1	1	0	0	0	0	0	0	1	17	22	9.00	2.000																		
T.J. Mathews, R ERA: 3.76 (10, 1)	2.0	W	6	1	0	0	1	0	0	0	0	0	0	8	8	0.00	0.500																		

Chicago White Sox @ Oakland Athletics  
 Network Associates Coliseum, Oakland, CA  
 Thu Aug 05 1999, 10:05 PM EDT  
 Att. 9,305 - Overcast - 63 F

AB	39
R	6
H	11
RBI	6
BB	2
SO	7
LOB	11



livebaseballscorecards.com

Batter	1	2	3	4	5	6	7	8	9	10	11	AB R H RBI BB SO LOB
Ryan Christenson, R OBP: 0.313, SLG: 0.325 (1, 8)	4-1 CS BB	4-0 BB		3-2 G5-3		1-1 F8			1-2 G4-3		0-0 1B 3B	4 1 1 0 2 0 1
Randy Velarde, R OBP: 0.373, SLG: 0.418 (1, 4)	1-1 2B 1B	0-0 F9		1-0 F8			1-1 G1-3		0-1 G6-3		4-0 1B G4-3 IBB	5 1 1 0 1 0 1
Jason Giambi, L OBP: 0.403, SLG: 0.536 (1, 3)	2-1 1-H 2B		0-0 G1-3		1-1 G4-3		1-2 G1-3		3-3 K		0-0 G4-3 1-2	6 0 1 1 0 1 2
John Jaha, R OBP: 0.422, SLG: 0.623 (1, 10)	4-2 BB		3-2 2B 2B		4-2 G6-3 BB		0-0 G5-3			0-3 K	4-0 1B IBB	3 1 1 0 3 1 0
Matt Stairs, L OBP: 0.367, SLG: 0.527 (1, 9)	3-2 F7		2-3 K		0-2 G6-3 1-2f			2-1 HR 1B		0-0 BB G1-3 1B	0-3 K	6 1 2 0 0 2 7
Scott Spiezio, S OBP: 0.291, SLG: 0.368 (1, 5)	2-3 K		1-2 2B 2-H			2-2 F7		0-2 P7		0-0 G1-3 1-2	0-0 1-2 2-3 3-H 1B	6 0 2 2 0 1 4
Miguel Tejada, R OBP: 0.321, SLG: 0.421 (1, 6)		3-1 PB SF8 2B		4-0 IBB		4-1 2B BB		2-1 1-H HR		4-0 BB IBB		2 3 2 2 3 0 0
Ben Grieve, L OBP: 0.360, SLG: 0.443 Jason McDonald, S OBP: 0.312, SLG: 0.263 (1, 7) (9, 7)		3-2 L4 2-3		0-1 F7		0-0 1-H 2B		3-1 G3-1		4-0 1-2 2-3 BB		4 0 1 1 0 0 3 0 0 0 0 1 0 0
Mike Macfarlane, R OBP: 0.294, SLG: 0.362 3 Eric Chavez, L OBP: 0.334, SLG: 0.440 A.J. Hinch, R OBP: 0.254, SLG: 0.304 (1, 2) (10, PH) (11, 2)		1-1 SF8 3-H		2-2 F7		0-3 K		3-2 G6-3		0-0 F7		3 0 0 1 0 1 1 1 0 0 0 0 0 3 0 0 0 0 0 0 0

Inning Stats	R: 1	H: 2	E: 0	LOB: 2	K: 1	BB: 2	S: 14	P: 30
	R: 1	H: 1	E: 0	LOB: 1	K: 0	BB: 1	S: 8	P: 19
	R: 1	H: 2	E: 0	LOB: 2	K: 1	BB: 1	S: 13	P: 23
	R: 0	H: 0	E: 0	LOB: 0	K: 0	BB: 0	S: 8	P: 14
	R: 0	H: 0	E: 0	LOB: 0	K: 0	BB: 1	S: 9	P: 14
	R: 1	H: 1	E: 0	LOB: 1	K: 1	BB: 1	S: 13	P: 20
	R: 0	H: 0	E: 0	LOB: 0	K: 0	BB: 0	S: 6	P: 8
	R: 2	H: 2	E: 0	LOB: 0	K: 0	BB: 0	S: 12	P: 22
	R: 0	H: 0	E: 0	LOB: 0	K: 1	BB: 0	S: 9	P: 13
	R: 0	H: 1	E: 0	LOB: 3	K: 1	BB: 2	S: 6	P: 14
	R: 1	H: 2	E: 0	LOB: 3	K: 1	BB: 2	S: 6	P: 14

1B: 4	SF: 1
2B: 5	SAC: 0
3B: 1	DP: 1
HR: 1	HBP: 0

WP: 0	PA: 51
PB: 1	
SB: 0	
CS: 1	

PITCHER	IP	WLS	BF	H	R	ER	SO	BB	IBB	HBP	BLK	WP	HR	S	P	ERA	WHIP
Mike Sirotko, L ERA: 3.88 (1, 1)	5.1		26	6	4	3	2	5	1	0	0	0	0	60	114	5.06	2.062
Sean Lowe, R ERA: 2.85 (6, 1)	0.2	H	2	0	0	0	1	0	0	0	0	0	0	5	6	0.00	0.000
Keith Foulke, R ERA: 2.65 (7, 1)	2.0	B	8	2	2	2	0	0	0	0	0	0	1	18	30	9.00	1.000
41 Bill Simas, R ERA: 4.47 (9, 1)	2.0		9	1	0	0	2	1	1	0	0	0	0	15	27	0.00	1.000
Scott Eyre, L ERA: 9.88 (11, 1)	0.2	L	6	2	1	1	1	0	2	0	0	0	0	6	14	13.50	3.000

BOTTOM

Chicago White Sox @ Oakland Athletics  
 Network Associates Coliseum, Oakland, CA  
 Thu Aug 05 1999, 10:05 PM EDT  
 Att: 9,305 - Overcast - 63 F

livebaseballscores.com

AB	40
R	7
H	11
RBI	7
BB	10
SO	6
LOB	22





Batter	1	2	3	4	5	6	7	8	9	AB R H RBI BB SO LOB	TOP
<b>Ray Durham, S</b> (1, 4) OBP: 0.369, SLG: 0.469 <b>55 Liu Rodriguez, S</b> (8, 4) OBP: 0.283, SLG: 0.261	2-1  1B		3-3  K			2-3  K		0-0  G4-3		4 1 1 0 0 2 1 0 0 0 0 0 0 0	
<b>Chris Singleton, L</b> (1, 8) OBP: 0.346, SLG: 0.534	1-2  F7		1-0  G3			0-0  G1-3			2-1  F8	4 0 0 0 0 0 1	
<b>Frank Thomas, R</b> (1, 10) OBP: 0.413, SLG: 0.488	3-3  K			0-1  L9			3-2  G5-3		2-3  K	4 0 0 0 0 2 1	
<b>Magglio Ordonez, R</b> (1, 9) OBP: 0.360, SLG: 0.559	0-2  S 2-H 1B			2-2  G5-3			0-1  L6		2-2  FC5-4 1B	4 0 2 1 0 0 0	
<b>Carlos Lee, R</b> (1, 7) OBP: 0.324, SLG: 0.429	2-3  K			2-2  G1-3			0-2  1B		0-2  FC5-4 1-2f	4 0 1 0 0 1 2	
<b>14 Paul Konerko, R</b> (1, 3) OBP: 0.341, SLG: 0.505		2-1  G6-3			1-1  G4-3			0-0  L4		3 0 0 0 0 0 1	
<b>Greg Norton, S</b> (1, 5) OBP: 0.351, SLG: 0.407		1-0  G3			2-3  K			0-1  F9		3 0 0 0 0 1 0	
<b>Brook Fordyce, R</b> (1, 2) OBP: 0.347, SLG: 0.437		1-1  F7			3-2  F9			0-1  G6-3		3 0 0 0 0 0 0	
<b>Mike Caruso, S</b> (1, 6) OBP: 0.276, SLG: 0.311			0-1  G6-3			2-1  P3		3-2  1B		3 0 1 0 0 0 0	
<b>Inning Stats</b>	R: 1 H: 2 E: 0 LOB: 1 K: 2 BB: 0 S: 15 P: 22	R: 0 H: 0 E: 0 LOB: 0 K: 0 BB: 0 S: 5 P: 9	R: 0 H: 0 E: 0 LOB: 0 K: 1 BB: 0 S: 6 P: 10	R: 0 H: 0 E: 0 LOB: 0 K: 0 BB: 0 S: 9 P: 13	R: 0 H: 0 E: 0 LOB: 0 K: 1 BB: 0 S: 8 P: 14	R: 0 H: 0 E: 0 LOB: 0 K: 1 BB: 0 S: 6 P: 10	R: 0 H: 1 E: 0 LOB: 1 K: 0 BB: 0 S: 10 P: 13	R: 0 H: 1 E: 0 LOB: 1 K: 0 BB: 0 S: 8 P: 11	R: 0 H: 1 E: 0 LOB: 1 K: 1 BB: 0 S: 14 P: 20	1B: 5 SF: 0 2B: 0 SAC: 0 3B: 0 DP: 0 HR: 0 HBP: 0	WP: 0 PA: 32 PB: 0 SB: 2 CS: 0
<b>PITCHER</b> <b>Gil Heredia, R</b> (1, 1) ERA: 5.07 <b>Jason Isringhausen, R</b> (9, 1) ERA: 6.1	IP WLS BF H R ER SO BB IBB HBP BLK WP HR S P ERA WHIP 8.0 W 28 4 1 1 5 0 0 0 0 0 0 0 67 102 1.12 0.500 1.0 4 1 0 0 1 0 0 0 0 0 0 0 14 20 0.00 1.000										

Chicago White Sox @ Oakland Athletics  
 Network Associates Coliseum, Oakland, CA

Fri Aug 06 1999, 10:35 PM EDT  
 Att. 11,267 - Cloudy - 64 F

AB	32
R	1
H	5
RBI	1
BB	0
SO	6
LOB	6



Batter	1	2	3	4	5	6	7	8	9
Ryan Christenson, R OBP: 0.306, SLG: 0.316 (1, 8)	3-3 K		1-0 P2	3-3 K	0-0 F8		1-3 K		
Randy Velarde, R OBP: 0.374, SLG: 0.419 Jorge Velandia, R OBP: 0.235, SLG: 0.208 (8, PH) (9, 4)	2-1 G6-3		1-0 F9		0-1 HR 1B	2-1 G4-3 S HR 1B		2-3 K	
Jason Giambi, L OBP: 0.403, SLG: 0.544 Scott Spiezio, S OBP: 0.295, SLG: 0.372 (8, PH) (9, 3)	1-1 G4-3			2-1 BB HR 1B	2-0 1-H HR	2-2 G4-3		1-1 1B	
John Jaha, R OBP: 0.426, SLG: 0.622 Jason McDonald, S OBP: 0.310, SLG: 0.261 (8, PH) (1, 10)		1-2 BB 1B 1B		4-0 HR BB	4-2 FC3-6 2B BB	1-3 K		0-3 K	
Matt Stairs, L OBP: 0.370, SLG: 0.537 (1, 9)		0-1 BB 1B		2-0 P5	0-2 FC3-6 1B	1-0 HR		1-3 K	
Ben Grieve, L OBP: 0.361, SLG: 0.453 (1, 7)		0-2 F9		1-0 HR	0-2 FC3-6 2B	3-2 1B			
Miguel Tejada, R OBP: 0.325, SLG: 0.425 (1, 6)		4-1 G6-4-3 BB		1-2 3 2B 1B	0-2 SAFE 1-2f 2-3	2-2 G4-3			
3 Eric Chavez, L OBP: 0.340, SLG: 0.446 (1, 5)		1-0 G6-4-3		1-2 1-H 2B	4-0 IBB		0-1 G6-4-3 1B		
Mike Macfarlane, R OBP: 0.287, SLG: 0.353 (1, 2)			2-3 K	0-3 K	1-3 K		0-0 G6-4-3		

Inning Stats	R: 0 E: 0 K: 1 S: 7	H: 0 LOB: 0 BB: 0 P: 13	R: 0 E: 0 K: 0 S: 10	H: 2 LOB: 2 BB: 1 P: 16	R: 0 E: 0 K: 1 S: 5	H: 0 LOB: 0 BB: 0 P: 9	R: 4 E: 0 K: 2 S: 17	H: 4 LOB: 1 BB: 1 P: 31	R: 3 E: 0 K: 1 S: 19	H: 4 LOB: 3 BB: 2 P: 30	R: 2 E: 0 K: 1 S: 15	H: 3 LOB: 1 BB: 0 P: 26	R: 0 E: 0 K: 1 S: 6	H: 1 LOB: 0 BB: 0 P: 7	R: 0 E: 0 K: 3 S: 11	H: 1 LOB: 1 BB: 0 P: 15
--------------	------------------------------	----------------------------------	-------------------------------	----------------------------------	------------------------------	---------------------------------	-------------------------------	----------------------------------	-------------------------------	----------------------------------	-------------------------------	----------------------------------	------------------------------	---------------------------------	-------------------------------	----------------------------------

PITCHER	IP	WLS	BF	H	R	ER	SO	BB	IBB	HBP	BLK	WP	HR	S	P	ERA	WHIP
Jaime Navarro, R ERA: 5.71 (1, 1)	4.0	L	22	8	7	7	4	3	0	0	0	0	2	44	80	15.75	2.750
Carlos Castillo, R ERA: 4.97 (5, 1)	2.0		12	5	2	2	2	0	1	0	0	0	1	29	45	9.00	2.500
Scott Eyre, L ERA: 9.2 (7, 1)	1.0		3	1	0	0	1	0	0	0	0	0	0	6	7	0.00	1.000
Bob Howry, R ERA: 3.11 (8, 1)	1.0		4	1	0	0	3	0	0	0	0	0	0	11	15	0.00	1.000

**BOTTOM**

5 0 0 0 0 3 4

4 2 2 0 0 0 0  
1 0 0 0 0 1 0

4 2 2 2 0 0 1  
1 0 1 0 0 0 0

2 2 1 0 2 1 1  
1 0 0 0 0 1 1

5 1 3 2 0 1 3


4 1 2 3 0 0 4

3 1 2 1 1 0 1

3 0 2 1 1 0 3

4 0 0 0 0 3 5

**AB 37**  
**R 9**  
**H 15**  
**RBI 9**  
**BB 4**  
**SO 10**  
**LOB 23**



WP: 0 PA: 41  
PB: 0 SB: 1  
CS: 0

**Chicago White Sox @ Oakland Athletics**  
Network Associates Coliseum, Oakland, CA

Fri Aug 06 1999, 10:35 PM EDT  
Att: 11,267 - Cloudy - 64 F

livebaseballscorecards.com



Batter	1	2	3	4	5	6	7	8	9	AB R H RBI BB SO LOB	TOP		
Ray Durham, S (1, 10) OBP: 0.368, SLG: 0.467	2-2 G4-6-3 1B		1-3 K		1-2 P8			1-1 G6-3		4 0 1 0 0 1 4			
Chris Singleton, L (1, 8) OBP: 0.342, SLG: 0.527	0-1 G4-6-3 1-2f		0-2 F7			2-3 K		0-2 P2		4 0 0 0 0 1 3			
Frank Thomas, R (1, 3) OBP: 0.412, SLG: 0.494	1-2 F8			2-3 K		1-1 HR		2-2 F8		4 1 1 1 0 1 0			
Magglio Ordonez, R (1, 9) OBP: 0.357, SLG: 0.554		2-2 L7		0-0 G6-3		0-0 G5-3		0-0 F8		4 0 0 0 0 0 0			
Brian Simmons, S (1, 7) OBP: 0.324, SLG: 0.514		2-2 P6		1-2 P6		2-1 G1-3		2-1 G6-3		4 0 0 0 0 0 0			
Greg Norton, S (1, 5) OBP: 0.350, SLG: 0.405			2-3 K		2-0 F9		0-1 FC5-4 1B		1-3 K	4 0 1 0 0 2 0			
Mark Johnson, L (1, 2) OBP: 0.317, SLG: 0.326			0-0 55 SH1-4 1B		4-2 55 1B BB		0-0 F8			2 0 1 0 1 0 1			
Craig Wilson, R (1, 6) OBP: 0.327, SLG: 0.355			0-2 55 SH1-4 1B		2-2 F8		3-1 FC5-4 1-2f			3 0 1 0 0 0 2			
55 Liu Rodriguez, S (1, 4) OBP: 0.291, SLG: 0.271			0-0 SH1-4		1-2 SAFE		0-0 F8			2 0 1 0 0 0 1			
			1-2 2-3		1-3 1B								
<b>Inning Stats</b>	R: 0 H: 1 E: 0 LOB: 0 K: 0 BB: 0 S: 9 P: 12	R: 0 H: 0 E: 0 LOB: 0 K: 1 BB: 0 S: 10 P: 16	R: 0 H: 2 E: 0 LOB: 2 K: 1 BB: 0 S: 11 P: 12	R: 0 H: 0 E: 0 LOB: 0 K: 1 BB: 0 S: 11 P: 14	R: 0 H: 1 E: 0 LOB: 2 K: 0 BB: 1 S: 15 P: 25	R: 1 H: 1 E: 0 LOB: 0 K: 1 BB: 0 S: 9 P: 14	R: 0 H: 1 E: 0 LOB: 1 K: 0 BB: 0 S: 6 P: 9	R: 0 H: 0 E: 0 LOB: 0 K: 0 BB: 0 S: 10 P: 13	R: 0 H: 0 E: 0 LOB: 0 K: 1 BB: 0 S: 6 P: 9	1B: 5 SF: 0 2B: 0 SAC: 1 3B: 0 DP: 1 HR: 1 HBP: 0	WP: 0 PA: 33 PB: 0 SB: 0 CS: 0		
<b>PITCHER</b>	IP WLS BF H R ER SO BB IBB HBP BLK WP HR S P ERA WHIP											<b>PITCHER</b>	IP WLS BF H R ER SO BB IBB HBP BLK WP HR S P ERA WHIP
Kevin Appier, R (1, 1) ERA: 4.52	7.0 W 27 6 1 1 4 1 0 0 0 0 0 1 71 102 1.29 1.000												
T.J. Mathews, R (8, 1) ERA: 3.59	2.0 6 0 0 0 1 0 0 0 0 0 0 0 16 22 0.00 0.000												

Chicago White Sox @ Oakland Athletics  
 Network Associates Coliseum, Oakland, CA

Sat Aug 07 1999, 4:05 PM EDT  
 Att. 26,091 - Cloudy - 63 F

AB 31  
 R 1  
 H 6  
 RBI 1  
 BB 1  
 SO 5  
 LOB 11



livebaseballscorecards.com







Batter	1	2	3	4	5	6	7	8	9	AB R H RBI BB SO LOB
Ryan Christenson, R (1, 8) OBP: 0.305, SLG: 0.317	4-0 G3-1 1B BB	2-2 G4-3			2-2 G5-3	1-3 K		0-0 F8		4 0 0 0 1 1 5
Randy Velarde, R (1, 4) OBP: 0.377, SLG: 0.424	2-2 G3-1 1B		3-2 G6-3			1-0 2B 1B	2-2 FC1-6 1B		1-3 K	5 1 3 0 0 1 0
Jason Giambi, L (1, 3) OBP: 0.404, SLG: 0.547 Jason McDonald, S (9, 7) OBP: 0.306, SLG: 0.257	0-1 F7		1-2 G5-3			3-2 1B 2B 1-H	3-1 FC1-6		0-0 P6	4 1 1 1 0 0 3 1 0 0 0 0 0 0
John Jaha, R (1, 10) OBP: 0.424, SLG: 0.611	0-1 G3-1		3-3 K			2-1 2B 1B 2-3	2-1 P2		4-2 HR BB	4 2 1 0 1 1 3
Matt Stairs, L (1, 9) OBP: 0.371, SLG: 0.540	2-2 P6			2-1 P5		1-1 2B 1-3 3-H	0-0 G4-3		2-0 HR	5 2 1 3 0 0 4
Ben Grieve, L (1, 7) OBP: 0.364, SLG: 0.459 Mike Macfarlane, R (9, 2) OBP: 0.287, SLG: 0.353		2-0 G4-3		1-0 G4-3		4-1 2B BB		0-3 K		3 1 0 0 1 1 0 0 0 0 0 0 0 0
Miguel Tejada, R (1, 6) OBP: 0.330, SLG: 0.431		2-2 BB 1B		2-1 F8		1-2 2B 1-H 2-H 3-H		1-2 E8 1B		4 0 3 3 0 0 0
3 Eric Chavez, L (1, 5) OBP: 0.341, SLG: 0.447		2-2 F7			2-1 F8	1-2 F8		4-0 IBB		3 0 0 0 1 0 2
A.J. Hinch, R (1, 2) OBP: 0.261, SLG: 0.305 Scott Spiezio, S (8, PH) OBP: 0.302, SLG: 0.380 (9, 3)		4-2 BB			1-1 P3	1-3 K		1-3 K		2 0 0 0 1 1 1 1 0 0 0 0 1 2

Inning Stats	R: 0	H: 1	E: 0	LOB: 2	K: 0	BB: 1	S: 10	R: 0	H: 1	E: 0	LOB: 2	K: 0	BB: 1	S: 13	R: 0	H: 0	E: 0	LOB: 0	K: 1	BB: 0	S: 9	R: 0	H: 0	E: 0	LOB: 0	K: 0	BB: 0	S: 5	R: 0	H: 0	E: 0	LOB: 0	K: 0	BB: 0	S: 7	R: 5	H: 4	E: 1	LOB: 1	K: 2	BB: 1	S: 22	R: 0	H: 1	E: 0	LOB: 1	K: 0	BB: 0	S: 8	R: 0	H: 1	E: 1	LOB: 2	K: 2	BB: 1	S: 10	R: 2	H: 1	E: 0	LOB: 0	K: 1	BB: 1	S: 7	R: 0	H: 1	E: 0	LOB: 0	K: 1	BB: 1	S: 14	1B: 6	SF: 0	2B: 2	SAC: 0	3B: 0	DP: 0	HR: 1	HBP: 0	WP: 0	PA: 41
--------------	------	------	------	--------	------	-------	-------	------	------	------	--------	------	-------	-------	------	------	------	--------	------	-------	------	------	------	------	--------	------	-------	------	------	------	------	--------	------	-------	------	------	------	------	--------	------	-------	-------	------	------	------	--------	------	-------	------	------	------	------	--------	------	-------	-------	------	------	------	--------	------	-------	------	------	------	------	--------	------	-------	-------	-------	-------	-------	--------	-------	-------	-------	--------	-------	--------

PITCHER	IP	WLS	BF	H	R	ER	SO	BB	IBB	HBP	BLK	WP	HR	S	P	ERA	WHIP
James Baldwin, R (1, 1) ERA: 6.2	5.0		23	5	4	4	1	2	0	0	0	0	0	53	97	7.20	1.400
Scott Eyre, L (6, 1) ERA: 9.82	0.0		1	0	0	0	0	1	0	0	0	0	0	1	5	∞	∞
41 Bill Simas, R (6, 1) ERA: 4.56	2.0	B	8	2	1	0	2	0	0	0	0	0	0	20	31	0.00	1.000
Keith Foulke, R (8, 1) ERA: 2.84	1.2	L	9	2	2	2	3	1	1	0	0	0	1	17	30	10.80	1.800

BOTTOM

Chicago White Sox @ Oakland Athletics  
Network Associates Coliseum, Oakland, CA

Sun Aug 08 1999, 4:05 PM EDT  
Att. 22,821 - Cloudy - 69 F

livebaseballscorecards.com

AB	36
R	7
H	9
RBI	7
BB	5
SO	6
LOB	20





Batter	1	2	3	4	5	6	7	8	9	AB R H RBI BB SO LOB	TOP		
<b>Chuck Knoblauch, R</b> (1, 4) OBP: 0.390, SLG: 0.444	3-2 P6	4-1 2 BB HR BB		1-1 F9	2-2 HR		2-2 F7		0-0 F7	5 2 1 1 1 0 0			
<b>2 Derek Jeter, R</b> (1, 6) OBP: 0.437, SLG: 0.595	1-0 G6-3	4-2 HR BB		4-0 1B BB	1-0 HR		1-1 WP 2B			3 3 2 2 2 0 0			
<b>Paul O'Neill, L</b> (1, 9) OBP: 0.361, SLG: 0.474	2-1 F8	1-1 P7		0-0 BB 1B	2-2 F7		3-2 G4-3			5 0 1 0 0 0 4			
<b>Bernie Williams, S</b> (1, 8) OBP: 0.438, SLG: 0.553		4-3 BB BB		4-0 BB IBB		4-1 20 HBP S BB		0-0 P5		2 2 1 4 3 0 1			
<b>Tino Martinez, L</b> (1, 3) OBP: 0.343, SLG: 0.431		4-1 2B 1B BB		2-1 P3		1 SAFE 2-1 F7		0-0 G4-3		4 1 0 0 1 0 4			
<b>Chili Davis, S</b> (1, 10) OBP: 0.379, SLG: 0.475		2-1 1B 20 SF8 2B		4-0 F7		3-3 K		0-3 K		4 1 1 2 1 2 1			
<b>Ricky Ledee, L</b> (1, 7) OBP: 0.317, SLG: 0.464		0-0 PB 1B 2 BB 1B		0-0 HR		4-2 K 20 HBP BB		0-0 F7		4 2 2 2 1 1 3			
<b>20 Jorge Posada, S</b> (1, 2) OBP: 0.326, SLG: 0.413		1 SAFE 1-0 SF8		1-1 F8		2-0 G4-3		0-3 K		3 0 0 1 0 1 0			
<b>Scott Brosius, R</b> (1, 5) OBP: 0.325, SLG: 0.450		1-1 2 BB PB HR 1B		3-3 K		0-1 F9		0-2 F8		5 1 1 0 0 1 3			
<b>Inning Stats</b>	R: 0 E: 0 K: 0 S: 6 H: 0 LOB: 0 BB: 0 P: 12	R: 8 E: 0 K: 0 S: 23 H: 4 LOB: 0 BB: 4 P: 47	R: 1 E: 0 K: 1 S: 8 H: 1 LOB: 0 BB: 0 P: 14	R: 1 E: 0 K: 1 S: 8 H: 1 LOB: 3 BB: 3 P: 24	R: 2 E: 0 K: 0 S: 13 H: 2 LOB: 0 BB: 0 P: 20	R: 0 E: 0 K: 1 S: 16 H: 0 LOB: 3 BB: 2 P: 33	R: 0 E: 0 K: 0 S: 12 H: 1 LOB: 1 BB: 0 P: 18	R: 0 E: 0 K: 1 S: 5 H: 0 LOB: 0 BB: 0 P: 5	R: 0 E: 0 K: 1 S: 5 H: 0 LOB: 0 BB: 0 P: 5	1B: 3 2B: 2 3B: 0 HR: 4 SF: 1 SAC: 0 DP: 0 HBP: 1	WP: 1 PB: 1 SB: 1 CS: 0 PA: 46		
<b>PITCHER</b>	IP WLS BF H R ER SO BB IBB HBP BLK WP HR S P ERA WHIP											<b>PITCHER</b>	IP WLS BF H R ER SO BB IBB HBP BLK WP HR S P ERA WHIP
<b>Jimmy Haynes, R</b> (1, 1) ERA: 5.8	1.1 L 10 3 6 6 0 3 0 0 0 0 0 0 18 40 40.50 4.500												
<b>Mike Oquist, R</b> (2, 1) ERA: 4.9	3.2 20 5 6 6 2 3 1 0 0 0 0 4 40 77 14.73 2.182												
<b>Jason Isringhausen, R</b> (6, 1) ERA: 5.68	3.0 13 1 0 0 2 2 0 1 0 1 0 33 56 0.00 1.000												
<b>Tim Worrell, R</b> (9, 1) ERA: 3.96	1.0 3 0 0 0 1 0 0 0 0 0 0 0 5 5 0.00 0.000												

**New York Yankees @ Oakland Athletics**  
**Network Associates Coliseum, Oakland, CA**

AB	35
R	12
H	9
RBI	12
BB	9
SO	5
LOB	16



Mon Aug 09 1999, 10:05 PM EDT  
 Att. 24,896 - Cloudy - 65 F

livebaseballscorecards.com

Batter	1	2	3	4	5	6	7	8	9	AB R H RBI BB SO LOB
<b>Tony Phillips, S</b> OBP: 0.349, SLG: 0.423 (1, 8)	4-1 BB G3-6-3	2-1 1-H HR		4-2 1B BB	4-2 1-2 2-3 BB		0-3 K			2 2 1 2 3 1 1
<b>Randy Velarde, R</b> OBP: 0.375, SLG: 0.422 (1, 4)	2-2 G3-6-3 1-2f	2-1 G1-4-3		0-2 1B 1-2 1B	2-1 L6		0-0 G5-3			5 0 1 0 0 0 5
<b>Jason Giambi, L</b> OBP: 0.406, SLG: 0.547 (1, 10)	1-2 1B		2-1 F8	1-2 1-3 2-H 1B		0-0 2B G4-3 1B		0-3 K		5 1 3 1 0 1 0
<b>Matt Stairs, L</b> OBP: 0.370, SLG: 0.538 (1, 9)	1-1 F7		1-1 F7	1-2 F9		0-2 G4-3 1-3 2B		0-3 K		5 0 1 0 0 1 3
<b>Scott Spiezio, S</b> OBP: 0.299, SLG: 0.394 (1, 3)		3-2 G3	2-0 HR		0-0 G5-3	0-0 G4-3		0-0 P4		5 1 1 2 0 0 1
<b>Ben Grieve, L</b> OBP: 0.367, SLG: 0.459 (1, 7)		1-0 E 3 BB 1B	0-0 FC6-4 1B		4-0 3 BB 1B BB	2-1 G1-3		0-0 G4-3		4 2 2 0 1 0 1
<b>Miguel Tejada, R</b> OBP: 0.328, SLG: 0.427 (1, 6)		1-1 F9	0-2 FC6-4 1-2f		4-0 BB 3 1B BB	0-1 F8		0-0 G5-3		4 0 0 0 1 0 3
<b>3 Eric Chavez, L</b> OBP: 0.348, SLG: 0.452 (1, 5)		4-2 E 1-2 1B BB		0-0 P8	0-2 BB 1-2 2-H 1B		0-0 1B		0-0 1B	4 1 3 1 1 0 0
<b>Mike Macfarlane, R</b> OBP: 0.285, SLG: 0.348 (1, 2)	1 SAFE 1-1 HR 1-1 1B			2-2 F9	3-3 K		0-3 K		0-3 K	5 1 1 2 0 3 4

Inning Stats	R: 0	H: 1	E: 0	K: 0	S: 9	H: 1	LOB: 1	BB: 1	P: 17	R: 4	H: 3	E: 1	K: 0	S: 14	H: 2	LOB: 1	BB: 0	P: 14	R: 1	H: 2	E: 0	K: 0	S: 18	H: 1	LOB: 3	BB: 3	P: 28	R: 1	H: 2	E: 0	K: 1	S: 9	H: 0	LOB: 0	BB: 0	P: 7	R: 0	H: 0	E: 0	K: 2	S: 7	H: 1	LOB: 1	BB: 0	P: 8	R: 0	H: 1	E: 0	K: 1	S: 6	H: 1	LOB: 1	BB: 0	P: 6	1B: 10	SF: 0	2B: 1	SAC: 0	3B: 0	DP: 1	HR: 2	HBP: 0	WP: 0	PA: 45
--------------	------	------	------	------	------	------	--------	-------	-------	------	------	------	------	-------	------	--------	-------	-------	------	------	------	------	-------	------	--------	-------	-------	------	------	------	------	------	------	--------	-------	------	------	------	------	------	------	------	--------	-------	------	------	------	------	------	------	------	--------	-------	------	--------	-------	-------	--------	-------	-------	-------	--------	-------	--------

PITCHER	IP	WLS	BF	H	R	ER	SO	BB	IBB	HBP	BLK	WP	HR	S	P	ERA	WHIP
<b>Hideki Irabu, R</b> ERA: 4.2 (1, 1)	4.0		22	8	6	6	0	3	0	0	0	0	2	50	84	13.50	2.750
<b>Allen Watson, L</b> ERA: 4.19 (5, 1)	0.1		4	1	1	1	0	2	0	0	0	0	0	4	12	27.00	9.000
<b>Ramiro Mendoza, R</b> ERA: 4.36 (5, 1)	2.2	W	12	3	1	1	3	1	0	0	0	0	0	24	35	3.38	1.500
<b>Mike Stanton, L</b> ERA: 4.1 (8, 1)	2.0		7	1	0	0	3	0	0	0	0	0	0	13	13	0.00	0.500

**BOTTOM**

**New York Yankees @ Oakland Athletics**  
Network Associates Coliseum, Oakland, CA

Mon Aug 09 1999, 10:05 PM EDT  
Att. 24,896 - Cloudy - 65 F

livebaseballscorecards.com

<b>AB</b>	<b>39</b>
<b>R</b>	<b>8</b>
<b>H</b>	<b>13</b>
<b>RBI</b>	<b>8</b>
<b>BB</b>	<b>6</b>
<b>SO</b>	<b>6</b>
<b>LOB</b>	<b>18</b>





Batter	1	2	3	4	5	6	7	8	9	AB R H RBI BB SO LOB	TOP
<b>Chuck Knoblauch, R</b> (1, 4) OBP: 0.386, SLG: 0.439	0-1 		2-2 		0-1 		0-3 		0-2 	5 0 0 0 0 1 2	
<b>2 Derek Jeter, R</b> (1, 6) OBP: 0.433, SLG: 0.590	1-1 		3-2 			2-2 	0-1 			4 0 0 0 0 0 2	
<b>Paul O'Neill, L</b> (1, 9) OBP: 0.365, SLG: 0.475	2-0 		0-1 			4-2 		0-3 		3 0 2 0 1 1 0	
<b>Bernie Williams, S</b> (1, 8) OBP: 0.439, SLG: 0.551	1-2 		3-3 			0-0 		4-2 		3 0 1 0 1 1 2	
<b>Tino Martinez, L</b> (1, 3) OBP: 0.343, SLG: 0.430		0-2 		3-2 		0-0 		2-2 		4 0 1 0 0 0 3	
<b>Ricky Ledee, L</b> (1, 7) OBP: 0.323, SLG: 0.474		2-2 		0-0 			1-1 	2-0 		4 1 2 0 0 0 0	
<b>Jim Leyritz, R</b> (1, 10) OBP: 0.333, SLG: 0.453		1-0 		3-1 			2-2 	1-3 		4 0 2 0 0 1 2	
<b>20 Jorge Posada, S</b> (1, 2) OBP: 0.329, SLG: 0.416		4-2 			0-0 		2-1 		2-2 	3 0 1 1 1 0 0	
<b>Scott Brosius, R</b> (1, 5) OBP: 0.321, SLG: 0.445		0-1 			2-2 		1-2 		0-0 	4 0 0 0 0 0 4	
<b>Inning Stats</b>	R: 0 H: 1 E: 0 LOB: 1 K: 0 BB: 0 S: 8 P: 12	R: 0 H: 1 E: 0 LOB: 2 K: 0 BB: 1 S: 11 P: 18	R: 0 H: 1 E: 0 LOB: 1 K: 1 BB: 0 S: 12 P: 20	R: 0 H: 1 E: 0 LOB: 0 K: 0 BB: 0 S: 6 P: 12	R: 0 H: 0 E: 0 LOB: 0 K: 0 BB: 0 S: 9 P: 11	R: 0 H: 1 E: 0 LOB: 1 K: 0 BB: 1 S: 10 P: 16	R: 1 H: 3 E: 0 LOB: 2 K: 1 BB: 0 S: 16 P: 22	R: 0 H: 1 E: 0 LOB: 2 K: 2 BB: 1 S: 17 P: 25	R: 0 H: 0 E: 0 LOB: 0 K: 0 BB: 0 S: 7 P: 9	1B: 6 SF: 0 2B: 3 SAC: 0 3B: 0 DP: 1 HR: 0 HBP: 0	WP: 0 PA: 37 PB: 0 SB: 0 CS: 0
<b>PITCHER</b> <b>Omar Olivares, R</b> (1, 1) ERA: 3.92 <b>T.J. Mathews, R</b> (7, 1) ERA: 3.45 <b>Doug Jones, R</b> (8, 1) ERA: 3.46	IP WLS BF H R ER SO BB IBB HBP BLK WP HR S P ERA WHIP 6.0 W 26 8 1 1 1 2 2 0 0 0 0 0 63 101 1.50 1.667 1.2 H 7 1 0 0 2 1 0 0 0 0 0 0 23 31 0.00 1.200 1.1 S 4 0 0 0 1 0 0 0 0 0 0 0 10 13 0.00 0.000	<b>PITCHER</b> IP WLS BF H R ER SO BB IBB HBP BLK WP HR S P ERA WHIP									

**New York Yankees @ Oakland Athletics**  
 Network Associates Coliseum, Oakland, CA  
 Tue Aug 10 1999, 3:15 PM EDT  
 Att. 32,474 - Cloudy - 66 F

livebaseballscorecards.com

<b>AB</b>	<b>34</b>
<b>R</b>	<b>1</b>
<b>H</b>	<b>9</b>
<b>RBI</b>	<b>1</b>
<b>BB</b>	<b>3</b>
<b>SO</b>	<b>4</b>
<b>LOB</b>	<b>15</b>



Batter	1	2	3	4	5	6	7	8	9
Tony Phillips, S OBP: 0.348, SLG: 0.420 Ryan Christenson, R OBP: 0.304, SLG: 0.316	4-2 WP BB BB		3-3 K		0-0 G6-3		3-3 K	3-2 F8	
Randy Velarde, R OBP: 0.378, SLG: 0.425	2-1 F9		1-0 1B CS 1B			3-2 FC3-6 BB 2B 1B	0-0 S S FC3 1B		
Jason Giambi, L OBP: 0.411, SLG: 0.548	4-0 WP 1-2 BB		2-1 1-3 1B			4-2 FC3-6 BB 1-2	4-0 BB FC3 FC BB		
Matt Stairs, L OBP: 0.368, SLG: 0.534	3-3 K 1-2 2-3		1-2 CS 3-H	4-2 G4-6-3 BB		2-1 FC3-6 2B 1-2f 2-3	1-1 FC3 BB FC BB		
Scott Spiezio, S OBP: 0.304, SLG: 0.399	1-1 F8			0-0 G4-6-3 1-2f		3-2 HR 2B 1-H 3-H	4-2 FC BB 1-2 2-3		
Ben Grieve, L OBP: 0.366, SLG: 0.466 Jason McDonald, S OBP: 0.306, SLG: 0.257		2-1 G4-3		3-3 K		3-1 HR 2B 2-H	2-3 FC BB 1-2 2-3 3-H		
Miguel Tejada, R OBP: 0.328, SLG: 0.425		1-2 3 G4-6-3 1B			2-2 G5-3	1-1 F9		3-1 P3	
3 Eric Chavez, L OBP: 0.350, SLG: 0.466		0-1 G4-6-3 1-2f			0-2 2B	0-0 F8		0-1 HR	
A.J. Hinch, R OBP: 0.261, SLG: 0.321			2-0 F7		1-0 F9		1-0 HR	2-2 P3	

Inning Stats	R: 0	H: 0	E: 0	K: 1	S: 10	R: 0	H: 1	E: 0	K: 0	S: 7	R: 0	H: 2	E: 0	K: 1	S: 9	R: 0	H: 0	E: 0	K: 1	S: 9	R: 0	H: 1	E: 0	K: 0	S: 9	R: 4	H: 3	E: 0	K: 0	S: 17	R: 1	H: 2	E: 0	K: 1	S: 12	R: 1	H: 1	E: 0	K: 0	S: 10
	LOB: 2	BB: 2	LOB: 0	BB: 0		LOB: 1	BB: 0	LOB: 0	BB: 1		LOB: 1	BB: 0	LOB: 0	BB: 1		LOB: 3	BB: 2	LOB: 0	BB: 0		LOB: 0	BB: 0	LOB: 3	BB: 2	LOB: 0	BB: 0	LOB: 0	BB: 1	LOB: 3	BB: 2	LOB: 0	BB: 0	LOB: 0	BB: 0	LOB: 0	BB: 0	LOB: 0	BB: 0	LOB: 0	


PITCHER	IP	WLS	BF	H	R	ER	SO	BB	IBB	HBP	BLK	WP	HR	S	P	ERA	WHIP
Roger Clemens, R ERA: 4.92	(1, 1)	6.1	L	30	9	5	5	4	5	0	0	1	2	66	126	7.11	2.211
Dan Naulty, R ERA: 4.8	(7, 1)	1.2		7	1	1	1	1	0	0	0	0	1	17	32	5.40	1.200

**BOTTOM**

AB	R	H	RBI	BB	SO	LOB
3	0	0	0	1	2	1
1	0	0	0	0	0	0
4	1	3	0	0	0	1
1	0	1	0	3	0	0
3	1	0	0	1	1	6
3	1	1	2	1	0	3
4	1	1	2	0	1	3
0	0	0	0	0	0	0
4	0	1	0	0	0	0
4	1	2	1	0	0	1
4	1	1	1	0	0	1

**AB 31**  
**R 6**  
**H 10**  
**RBI 6**  
**BB 6**  
**SO 4**  
**LOB 16**

livebaseballscorecards.com



WP: 1 PA: 38  
PB: 0  
SB: 2  
CS: 1

**New York Yankees @ Oakland Athletics**  
Network Associates Coliseum, Oakland, CA

Tue Aug 10 1999, 3:15 PM EDT  
Att: 32,474 - Cloudy - 66 F



Batter	1	2	3	4	5	6	7	8	9	AB R H RBI BB SO LOB	TOP																
<b>Chuck Knoblauch, R</b> (1, 4) <small>OBP: 0.387, SLG: 0.437</small>	1-2 			2-1 			1-1 	4-1 	1-3 	4 1 1 0 1 1 3																	
<b>2 Derek Jeter, R</b> (1, 6) <small>OBP: 0.434, SLG: 0.589</small>	0-0 		1-1 			3-1 	3-2 			4 1 2 0 0 0 0																	
<b>Paul O'Neill, L</b> (1, 9) <small>OBP: 0.362, SLG: 0.471</small>	1-2 		2-1 			0-0 			3-3 	4 0 0 0 0 1 2																	
<b>Bernie Williams, S</b> (1, 8) <small>OBP: 0.441, SLG: 0.560</small>		0-0 			0-0 		0-1 		1-1 	4 2 3 3 0 0 0																	
<b>Chili Davis, S</b> (1, 10) <b>Shane Spencer, R</b> (9, PR) <small>OBP: 0.378, SLG: 0.472</small> <small>OBP: 0.306, SLG: 0.378</small>		1-3 		2-1 		0-1 		4-2 	1-2 	3 0 0 0 1 1 1 0 1 0 0 0 0 0																	
<b>Tino Martinez, L</b> (1, 3) <small>OBP: 0.342, SLG: 0.428</small>		2-2 		2-3 		1-2 		0-1 	1-3 	4 0 1 1 0 1 1																	
<b>Ricky Ledee, L</b> (1, 7) <small>OBP: 0.320, SLG: 0.475</small>			1-3 		2-2 			3-2 	1-1 	4 0 1 1 0 1 0																	
<b>20 Jorge Posada, S</b> (1, 2) <small>OBP: 0.328, SLG: 0.412</small>			0-0 		3-1 		1-3 	4-0 		3 0 0 0 1 1 0																	
<b>Scott Brosius, R</b> (1, 5) <small>OBP: 0.321, SLG: 0.441</small>			3-3 		0-1 		4-0 	0-1 		3 0 0 0 1 1 3																	
<b>Inning Stats</b>	R: 0 E: 0 K: 0 S: 9	H: 0 LOB: 0 BB: 0 P: 11	R: 0 E: 0 K: 1 S: 7	H: 1 LOB: 0 BB: 0 P: 10	R: 0 E: 0 K: 2 S: 7	H: 0 LOB: 0 BB: 0 P: 11	R: 0 E: 0 K: 0 S: 6	H: 0 LOB: 0 BB: 0 P: 11	R: 0 E: 0 K: 1 S: 6	H: 0 LOB: 0 BB: 0 P: 10	R: 3 E: 0 K: 0 S: 12	H: 3 LOB: 0 BB: 0 P: 17	R: 0 E: 0 K: 1 S: 10	H: 1 LOB: 2 BB: 2 P: 25	R: 2 E: 0 K: 2 S: 19	H: 3 LOB: 3 BB: 2 P: 33	1B: 6 2B: 1 3B: 0 HR: 1	SF: 0 SAC: 0 DP: 0 HBP: 0	WP: 0 PB: 0 SB: 1 CS: 1	PA: 37							
<b>PITCHER</b>	IP	WLS	BF	H	R	ER	SO	BB	IBB	HBP	BLK	WP	HR	S	P	ERA	WHIP										
<b>Gil Heredia, R</b> (1, 1) <small>ERA: 5.01</small>	7.0		24	4	3	3	4	0	0	0	0	0	1	54	82	3.86	0.571										
<b>Greg McMichael, R</b> (8, 1) <small>ERA: 4.03</small>	1.0		5	1	0	0	1	2	0	0	0	0	0	10	25	0.00	3.000										
<b>Doug Jones, R</b> (9, 1) <small>ERA: 3.68</small>	0.1	L	6	3	2	2	1	1	1	0	0	0	0	14	27	54.00	12.000										
<b>Tim Worrell, R</b> (9, 1) <small>ERA: 3.91</small>	0.2		2	0	0	0	1	0	0	0	0	0	0	5	6	0.00	0.000										

**New York Yankees @ Oakland Athletics**  
 Network Associates Coliseum, Oakland, CA

<b>AB</b>	<b>33</b>
<b>R</b>	<b>5</b>
<b>H</b>	<b>8</b>
<b>RBI</b>	<b>5</b>
<b>BB</b>	<b>4</b>
<b>SO</b>	<b>7</b>
<b>LOB</b>	<b>10</b>



Wed Aug 11 1999, 10:35 PM EDT  
 Att. 43,683 - Cloudy - 69 F

livebaseballscorecards.com

Batter	1	2	3	4	5	6	7	8	9	AB R H RBI BB SO LOB
Tony Phillips, S OBP: 0.351, SLG: 0.421 (1, 8)	4-2 WP 1B BB		1-3 K		2-1 S 1B		2-0 WP SH3-4 1B		1-3 K	4 1 2 0 1 2 0
Randy Velarde, R OBP: 0.379, SLG: 0.426 (1, 4)	3-2 SF8 1B		1-1 BB 1B		2-3 K		0-1 SH3-4		2-2 F8	4 1 2 0 0 1 1
Jason Giambi, L OBP: 0.409, SLG: 0.544 (1, 10)	3-1 SF8		4-1 BB		2-2 G1-3		1-3 K		1-1 P5	3 0 0 1 1 1 2
John Jaha, R OBP: 0.425, SLG: 0.608 (1, 3)	2-2 P4		1-0 P6		4-1 BB		4-2 WP 2-3 BB			2 0 0 0 2 0 2
Matt Stairs, L OBP: 0.365, SLG: 0.528 (1, 9)		0-1 L9		1-2 G4-3		2-0 P3		2-3 K		4 0 0 0 0 1 3
Ben Grieve, L OBP: 0.367, SLG: 0.474 (1, 7)		3-1 HR		4-1 3 BB BB		1-0 G3-1		2-0 G1-3		3 1 1 1 1 0 0
Miguel Tejada, R OBP: 0.327, SLG: 0.422 (1, 6)		3-1 F8		2-3 K		0-0 P3		4-1 BB		3 0 0 0 1 1 1
3 Eric Chavez, L OBP: 0.352, SLG: 0.465 (1, 5)		0-3 K		4-2 BB		1-2 FC5-4 1B		1-1 F8		3 0 1 0 1 1 1
Mike Macfarlane, R OBP: 0.278, SLG: 0.340 (1, 2)			3-1 G6-3		2-3 K		1-0 FC5-4		1-3 K	4 0 0 0 0 2 4


Inning Stats	R: 1 E: 0 K: 0 S: 10	H: 1 LOB: 0 BB: 1 P: 22	R: 1 E: 0 K: 1 S: 9	H: 1 LOB: 0 BB: 0 P: 15	R: 0 E: 0 K: 1 S: 9	H: 1 LOB: 2 BB: 1 P: 19	R: 0 E: 0 K: 2 S: 12	H: 0 LOB: 2 BB: 2 P: 25	R: 0 E: 0 K: 1 S: 10	H: 1 LOB: 2 BB: 1 P: 22	R: 0 E: 0 K: 0 S: 9	H: 1 LOB: 1 BB: 0 P: 12	R: 1 E: 0 K: 2 S: 12	H: 1 LOB: 1 BB: 1 P: 21	R: 0 E: 0 K: 1 S: 7	H: 0 LOB: 1 BB: 1 P: 15	R: 0 E: 0 K: 1 S: 9	H: 0 LOB: 0 BB: 0 P: 13	1B: 5 2B: 0 3B: 0 HR: 1	SF: 1 SAC: 1 DP: 0 HBP: 0
--------------	-------------------------------	----------------------------------	------------------------------	----------------------------------	------------------------------	----------------------------------	-------------------------------	----------------------------------	-------------------------------	----------------------------------	------------------------------	----------------------------------	-------------------------------	----------------------------------	------------------------------	----------------------------------	------------------------------	----------------------------------	----------------------------------	------------------------------------

**BOTTOM**

**New York Yankees @ Oakland Athletics**  
 Network Associates Coliseum, Oakland, CA

Wed Aug 11 1999, 10:35 PM EDT  
 Att: 43,683 - Cloudy - 69 F

AB	30
R	3
H	6
RBI	2
BB	7
SO	9
LOB	14



PITCHER	IP	WLS	BF	H	R	ER	SO	BB	IBB	HBP	BLK	WP	HR	S	P	ERA	WHIP
Orlando Hernandez, R ERA: 4.42 (1, 1)	6.1		29	6	3	3	5	5	0	0	0	1	1	62	120	4.26	1.737
Mike Stanton, L ERA: 4.07 (7, 1)	0.1	H	1	0	0	0	1	0	0	0	0	0	0	4	5	0.00	0.000
Jeff Nelson, R ERA: 5.74 (7, 1)	0.0		1	0	0	0	0	1	0	0	0	1	0	2	6	∞	∞
Allen Watson, L ERA: 4.09 (7, 1)	1.1	W	5	0	0	0	2	1	0	0	0	1	0	10	20	0.00	0.750
42 Mariano Rivera, R ERA: 2.72 (9, 1)	1.0	S	3	0	0	0	1	0	0	0	0	0	0	9	13	0.00	0.000



Batter	1	2	3	4	5	6	7	8	9	AB	R	H	RBI	BB	SO	LOB	TOP					
<b>Tony Phillips, S</b> (1, 8) <small>OBP: 0.354, SLG: 0.423</small> <b>Ryan Christenson, R</b> (8, PR) <small>OBP: 0.304, SLG: 0.316</small>	2-1 L9-3 1B	2-3 K			1-1 1B HR	2-3 1B		3-2 1B		5	1	3	0	0	2	2						
<b>Randy Velarde, R</b> (1, 4) <small>OBP: 0.379, SLG: 0.425</small>	3-1 L9-3 1-2		1-3 K		2-0 1B HR	2-2 L9		0-1 1B FC5		5	1	2	0	0	1	2						
<b>Jason Giambi, L</b> (1, 3) <small>OBP: 0.413, SLG: 0.553</small>	1-2 WP 1B		2-2 HR		0-3 K		4-1 BB G6-4-3	1-2 BB		3	1	2	1	2	1	2						
<b>John Jaha, R</b> (1, 10) <small>OBP: 0.422, SLG: 0.600</small>	3-3 K		2-3 K		4-1 1B HR		2-1 SAFE G6-4-3	0-0 FC5		4	1	0	0	1	2	5						
<b>Matt Stairs, L</b> (1, 9) <small>OBP: 0.368, SLG: 0.545</small>		2-1 BB 3 FC4-6 1B	0-0 F7		2-2 HR		2-1 HR		2-3 K	5	3	3	5	0	1	0						
<b>Ben Grieve, L</b> (1, 7) <b>Jason McDonald, S</b> (7, 8) <small>OBP: 0.369, SLG: 0.471</small> <small>OBP: 0.304, SLG: 0.255</small>		4-0 BB 3 E BB		1-3 K		4-0 BB		2-3 K	1-1 G3	2	1	0	0	2	2	0						
<b>Miguel Tejada, R</b> (1, 6) <small>OBP: 0.326, SLG: 0.418</small>		4-2 BB 3 FC4-6 BB		0-2 G6-3		3-1 F8		3-2 F9	2-2 G5-3	4	0	0	0	1	0	1						
<b>3 Eric Chavez, L</b> (1, 5) <small>OBP: 0.350, SLG: 0.472</small>		0-2 FC4-6		1-1 G4-3		1-1 G4-3		0-0 HR		4	1	1	2	0	0	1						
<b>A.J. Hinch, R</b> (1, 2) <small>OBP: 0.261, SLG: 0.320</small>		1-3 K		1-3 K		2-1 1B		1-0 G3-1		4	0	1	0	0	2	1						
<b>Inning Stats</b>	R: 0 E: 0 K: 1 S: 11	H: 2 LOB: 1 BB: 0 P: 20	R: 2 E: 1 K: 2 S: 14	H: 1 LOB: 1 BB: 2 P: 27	R: 1 E: 0 K: 2 S: 12	H: 1 LOB: 0 BB: 0 P: 17	R: 0 E: 0 K: 1 S: 8	H: 0 LOB: 0 BB: 0 P: 10	R: 4 E: 0 K: 2 S: 16	H: 3 LOB: 1 BB: 2 P: 33	R: 0 E: 0 K: 1 S: 10	H: 1 LOB: 1 BB: 0 P: 17	R: 1 E: 0 K: 1 S: 8	H: 1 LOB: 0 BB: 1 P: 18	R: 1 E: 0 K: 0 S: 12	H: 3 LOB: 3 BB: 1 P: 23	R: 0 E: 0 K: 1 S: 8	H: 0 LOB: 0 BB: 0 P: 13	1B: 8 2B: 1 3B: 0 HR: 4	SF: 0 SAC: 0 DP: 2 HBP: 0	WP: 1 PB: 0 SB: 1 CS: 0	PA: 43
<b>PITCHER</b>	IP WLS BF H R ER SO BB IBB HBP BLK WP HR S P ERA WHIP																	<b>PITCHER</b>	IP WLS BF H R ER SO BB IBB HBP BLK WP HR S P ERA WHIP			
<b>32 Roy Halladay, R</b> (1, 1) <small>ERA: 4.36</small> <b>Paul Spoljaric, L</b> (5, 1) <small>ERA: 5.92</small> <b>Graeme Lloyd, L</b> (7, 1) <small>ERA: 3.02</small> <b>Paul Quantrill, R</b> (8, 1) <small>ERA: 2.54</small>	4.2 L 22 6 6 5 8 3 0 0 0 1 1 55 92 9.64 1.929																					

**Oakland Athletics @ Toronto Blue Jays**  
 SkyDome, Toronto, ON  
 Fri Aug 13 1999, 7:05 PM EDT  
 Att. 34,150 - Unknown - 82 F

AB	37
R	9
H	12
RBI	8
BB	6
SO	11
LOB	14



Batter	1	2	3	4	5	6	7	8	9	AB	R	H	RBI	BB	SO	LOB
Shannon Stewart, R (1, 7) OBP: 0.379, SLG: 0.433	1-1 G6-3		2-3 K		2-0 F7		0-1 SAFE SAFE SAFE 1-H HR		1-0 SAFE FC5-4	5	1	1	2	0	1	1
Brian McRae, S (1, 8) OBP: 0.329, SLG: 0.370	2-1 HR		2-2 F8			4-2 2B G4-3 BB	2-1 G5-3			3	2	1	1	1	0	0
Shawn Green, L (1, 9) OBP: 0.389, SLG: 0.616	2-0 F7		1-1 P6			2-2 F7		0-1 G1-3		4	0	0	0	0	0	1
Carlos Delgado, L (1, 3) OBP: 0.367, SLG: 0.563	1-3 K			3-2 F7		2-2 SAFE G4-3 1-3 2B		2-1 G3		4	0	1	0	0	1	0
Tony Fernandez, S (1, 5) OBP: 0.434, SLG: 0.474		2-2 F7		0-0 L7		0-0 G4-3		0-0 G3		4	0	0	1	0	0	1
Darrin Fletcher, L (1, 2) OBP: 0.331, SLG: 0.479 Chris Woodward, R (9, PR) OBP: 0.280, SLG: 0.304		0-1 P6		1-0 G4-1		2-3 3-H 1-2 F7		1-1 FC5-4 1B		4	0	1	0	0	0	1
Tony Batista, R (1, 6) OBP: 0.337, SLG: 0.514		4-0 HR BB			2-1 HR		1-1 G6-3		1-2 FC5-4 1B 1-2f FC4-6	3	3	1	1	1	0	1
Willie Greene, L (1, 10) OBP: 0.286, SLG: 0.407 Jacob Brumfield, R (9, PR) OBP: 0.315, SLG: 0.380		0-0 1-H HR			0-0 F7		2-3 K		0-0 FC4-6 1B 1-3	4	1	2	2	0	1	0
Homer Bush, R (1, 4) OBP: 0.352, SLG: 0.411		0-0 G6-3			2-2 P6		1-2 HR 1B		0-1 FC4-6 FC5-4 1-2f 3-H	4	1	1	1	0	0	1

Inning Stats	R: 1	H: 1	E: 0	LOB: 0	K: 1	S: 8	R: 2	H: 1	E: 0	LOB: 0	K: 0	S: 7	R: 0	H: 0	E: 0	LOB: 0	K: 1	S: 9	R: 1	H: 1	E: 0	LOB: 0	K: 0	S: 8	R: 1	H: 1	E: 0	LOB: 1	K: 0	S: 16	R: 2	H: 2	E: 0	LOB: 0	K: 1	S: 12	R: 0	H: 0	E: 0	LOB: 0	K: 0	S: 5	R: 1	H: 2	E: 0	LOB: 1	K: 0	S: 9	1B: 3	SF: 0	2B: 1	SAC: 0	3B: 0	DP: 0	HR: 4	HBP: 0	WP: 0	PA: 37
--------------	------	------	------	--------	------	------	------	------	------	--------	------	------	------	------	------	--------	------	------	------	------	------	--------	------	------	------	------	------	--------	------	-------	------	------	------	--------	------	-------	------	------	------	--------	------	------	------	------	------	--------	------	------	-------	-------	-------	--------	-------	-------	-------	--------	-------	--------


PITCHER	IP	WLS	BF	H	R	ER	SO	BB	IBB	HBP	BLK	WP	HR	S	P	ERA	WHIP
Kevin Appier, R (1, 1) ERA: 4.64	5.2	W	23	4	5	5	2	2	0	0	0	0	3	49	84	7.94	1.059
Buddy Groom, L (6, 1) ERA: 5.35	1.0	H	3	0	0	0	1	0	0	0	0	0	0	10	14	0.00	0.000
T.J. Mathews, R (7, 1) ERA: 3.74	1.1		6	2	2	2	0	0	0	0	0	0	1	12	17	13.50	1.500
Doug Jones, R (9, 1) ERA: 3.74	1.0	S	5	2	1	1	0	0	0	0	0	0	0	9	12	9.00	2.000

**BOTTOM**

**Oakland Athletics @ Toronto Blue Jays**  
 SkyDome, Toronto, ON  
 Fri Aug 13 1999, 7:05 PM EDT  
 Att: 34,150 - Unknown - 82 F

<b>AB</b>	<b>35</b>
<b>R</b>	<b>8</b>
<b>H</b>	<b>8</b>
<b>RBI</b>	<b>8</b>
<b>BB</b>	<b>2</b>
<b>SO</b>	<b>3</b>
<b>LOB</b>	<b>6</b>

[livebaseballscorecards.com](http://livebaseballscorecards.com)





Batter	1	2	3	4	5	6	7	8	9	AB R H RBI BB SO LOB	TOP									
Tony Phillips, S OBP: 0.356, SLG: 0.423 Jason McDonald, S OBP: 0.302, SLG: 0.277 (2, 8)		2-3 <b>K</b>			1-0 F9		2-2 E1 1B		1-1 	0 1 0 0 2 0 0 4 1 1 1 0 1 0										
Randy Velarde, R OBP: 0.383, SLG: 0.434 (1, 4)			3-1 		1-1 G1-3		1-1 	1-2 1B	2-1 	5 2 3 1 1 0 1										
Jason Giambi, L OBP: 0.416, SLG: 0.553 Scott Spiezo, S OBP: 0.301, SLG: 0.394 (6, 3)			3-2 G3-1			2-2 1B BB 1B	3-3 <b>K</b>		3-2 P2	3 1 2 1 1 0 0 2 0 0 0 0 1 3										
John Jaha, R OBP: 0.423, SLG: 0.594 (1, 10)			4-1 			4-0 1B 1-2 BB	2-3 <b>K</b>		1-3 <b>K</b>	3 1 0 0 2 2 5										
Matt Stairs, L OBP: 0.373, SLG: 0.547 (1, 9)	2-2 	4-2 1B HR	1-1 G4-6-3			0-2 		2-0 		4 2 3 2 1 0 1										
Ben Grieve, L OBP: 0.367, SLG: 0.467 (1, 7)	0-1 E3 HR	2-0 WP HR 1B		0-0 F8		0-3 <b>K</b>		2-0 F9		5 2 1 0 0 1 6										
Miguel Tejada, R OBP: 0.324, SLG: 0.423 (1, 6)	2-3 <b>K</b>	3-2 HR	1-1 G5-3			3-3 <b>K</b>		2-0 F8		5 1 1 3 0 2 7										
3 Eric Chavez, L OBP: 0.351, SLG: 0.471 (1, 5)	0-1 HR 1B	2-2 	0-1 G3			2-3 <b>K</b>		0-0 F9		5 1 2 1 0 1 4										
A.J. Hinch, R OBP: 0.259, SLG: 0.333 (1, 2)	0-2 HR	0-2 G3-6			2-1 F8		3-2 F9		1-1 G5-3	5 1 1 4 0 0 1										
<b>Inning Stats</b>	R: 8 E: 1 K: 1 S: 28	H: 4 LOB: 2 BB: 4 P: 56	R: 3 E: 0 K: 1 S: 15	H: 3 LOB: 0 BB: 1 P: 28	R: 1 E: 0 K: 0 S: 8	H: 1 LOB: 0 BB: 1 P: 19	R: 0 E: 0 K: 0 S: 5	H: 0 LOB: 0 BB: 0 P: 6	R: 0 E: 0 K: 3 S: 17	H: 2 LOB: 3 BB: 1 P: 28	R: 0 E: 1 K: 2 S: 16	H: 1 LOB: 2 BB: 0 P: 27	R: 0 E: 0 K: 0 S: 4	H: 1 LOB: 1 BB: 0 P: 10	R: 1 E: 0 K: 1 S: 14	H: 2 LOB: 1 BB: 0 P: 22	1B: 10 2B: 0 3B: 0 HR: 4	SF: 0 SAC: 0 DP: 2 HBP: 1	WP: 1 PB: 0 SB: 0 CS: 0	PA: 49
<b>PITCHER</b>	IP WLS BF H R ER SO BB IBB HBP BLK WP HR S P ERA WHIP																			
Joey Hamilton, R ERA: 6.94 (1, 1)	0.1 L 9 4 8 7 1 2 0 1 0 0 1 20 38 189.00 18.000																			
Pete Munro, R ERA: 5.12 (1, 1)	4.2 23 6 4 4 1 5 0 0 0 1 2 47 92 7.71 2.357																			
Paul Spoljaric, L ERA: 5.7 (6, 1)	2.0 8 1 0 0 5 0 0 0 0 0 0 27 43 0.00 0.500																			
John Frascatore, R ERA: 3.98 (8, 1)	1.0 4 1 0 0 0 0 0 0 0 0 0 4 10 0.00 1.000																			
Billy Koch, R ERA: 2.35 (9, 1)	1.0 5 2 1 1 1 0 0 0 0 0 0 1 14 22 9.00 2.000																			

Oakland Athletics @ Toronto Blue Jays  
SkyDome, Toronto, ON  
Sat Aug 14 1999, 4:05 PM EDT  
Att. 37,113 - Cloudy - 74 F

livebaseballscorecards.com

AB	41
R	13
H	14
RBI	13
BB	7
SO	8
LOB	28



Batter	1	2	3	4	5	6	7	8	9	AB	R	H	RBI	BB	SO	LOB
Shannon Stewart, R (1, 7) OBP: 0.379, SLG: 0.431	1-2 G5-3	4-0 FC6 BB			0-0 1B G3	0-1 1-2f 2-3 G4-6-3		0-1 G5-3		4	1	1	0	1	0	2
Brian McRae, S (1, 8) OBP: 0.325, SLG: 0.365	2-3 K 1B G3	1-0 FC6			3-3 1 SAFE K	2-3 K		0-1 G4-3		5	0	0	0	0	3	4
Shawn Green, L (1, 9) OBP: 0.389, SLG: 0.615	0-0 G3		1-0 F7		0-1 G3 1-3 1B		0-1 HR 2B		0-0 L5	5	1	2	0	0	0	1
Carlos Delgado, L (1, 3) OBP: 0.367, SLG: 0.567	4-2 1B BB		2-2 G4-3		0-0 G3		3-1 2-H HR		1-0 G6-3	4	1	1	3	1	0	1
Tony Fernandez, S (1, 5) Casey Blake, R (4, 5) OBP: 0.436, SLG: 0.477	1-0 1-2 2-3 1B		0-0 FC6 1B		2-0 P6		0-3 K		1-2 G6-3	2	0	2	0	0	0	0
Darrin Fletcher, L (1, 2) OBP: 0.330, SLG: 0.476	0-1 F8		1-0 FC6				1-0 G3			4	1	1	0	0	0	4
Tony Batista, R (1, 6) Chris Woodward, R (7, 6) OBP: 0.337, SLG: 0.513		1-0 F8		2-1 F8		2-2 1B WP 1B		4-0 DI BB		3	1	1	0	0	0	0
Willie Greene, L (1, 10) OBP: 0.285, SLG: 0.404		1-3 K		0-1 G4-3		2-2 G4-6-3 1-3 2-H 1B		1-1 F8		4	0	1	1	0	1	1
Homer Bush, R (1, 4) OBP: 0.353, SLG: 0.412		0-2 S 1B		1-3 K		1-0 G4-6-3 1-2 3-H 1B		3-3 K		4	0	2	1	0	2	0

Inning Stats	R: 0	H: 1	E: 0	K: 1	S: 14	LOB: 3	BB: 1	P: 22	R: 0	H: 1	E: 0	K: 1	S: 9	LOB: 2	BB: 1	P: 16	R: 0	H: 1	E: 0	K: 0	S: 6	LOB: 1	BB: 0	P: 10	R: 0	H: 0	E: 0	K: 1	S: 7	LOB: 0	BB: 0	P: 10	R: 1	H: 2	E: 0	K: 1	S: 9	LOB: 1	BB: 0	P: 14	R: 2	H: 4	E: 0	K: 1	S: 17	LOB: 1	BB: 0	P: 25	R: 2	H: 2	E: 0	K: 1	S: 10	LOB: 1	BB: 1	P: 19	R: 0	H: 0	E: 0	K: 1	S: 8	LOB: 0	BB: 0	P: 11	R: 0	H: 0	E: 0	K: 0	S: 8	LOB: 0	BB: 0	P: 10	1B: 9	SF: 0	2B: 1	SAC: 0	3B: 0	DP: 1	HR: 1	HBP: 0	WP: 2	PA: 41	PB: 0	SB: 1	CS: 0
--------------	------	------	------	------	-------	--------	-------	-------	------	------	------	------	------	--------	-------	-------	------	------	------	------	------	--------	-------	-------	------	------	------	------	------	--------	-------	-------	------	------	------	------	------	--------	-------	-------	------	------	------	------	-------	--------	-------	-------	------	------	------	------	-------	--------	-------	-------	------	------	------	------	------	--------	-------	-------	------	------	------	------	------	--------	-------	-------	-------	-------	-------	--------	-------	-------	-------	--------	-------	--------	-------	-------	-------

PITCHER	IP	WLS	BF	H	R	ER	SO	BB	IBB	HBP	BLK	WP	HR	S	P	ERA	WHIP
Tim Hudson, R (1, 1) ERA: 2.87	6.0	W	29	9	3	3	5	2	0	0	0	2	0	62	97	4.50	1.833
Tim Worrell, R (7, 1) ERA: 4.1	2.0		9	2	2	2	2	1	0	0	0	0	1	18	30	9.00	1.500
Jason Isringhausen, R (9, 1) ERA: 5.56	1.0		3	0	0	0	0	0	0	0	0	0	0	8	10	0.00	0.000

**BOTTOM**

**Oakland Athletics @ Toronto Blue Jays**  
 SkyDome, Toronto, ON  
 Sat Aug 14 1999, 4:05 PM EDT  
 Att: 37,113 - Cloudy - 74 F

livebaseballscores.com

<b>AB</b>	<b>38</b>
<b>R</b>	<b>5</b>
<b>H</b>	<b>11</b>
<b>RBI</b>	<b>5</b>
<b>BB</b>	<b>3</b>
<b>SO</b>	<b>7</b>
<b>LOB</b>	<b>14</b>







Batter	1	2	3	4	5	6	7	8	9	AB	R	H	RBI	BB	SO	LOB
Shannon Stewart, R (1, 7) OBP: 0.379, SLG: 0.432	3-2 HBP	1-0 2B			1-1 G5-3	0-1 P6		0-0 P6		4	0	1	2	0	0	2
Tony Batista, R (1, 6) OBP: 0.338, SLG: 0.517	0-1 F8	0-0 F7			3-2 1B	2-2 FC4-6 1B			2-2 F7	5	1	2	0	0	0	2
Shawn Green, L (1, 9) OBP: 0.387, SLG: 0.611	3-3 K		0-1 G4-3		0-1 BB 2B 1B	0-2 FC4-6			0-1 P6	5	1	1	1	0	1	3
Carlos Delgado, L (1, 3) OBP: 0.365, SLG: 0.562	4-1 BB		1-2 F7		0-3 K				2-1 G4-3	4	0	0	0	1	2	1
Tony Fernandez, S (1, 5) OBP: 0.435, SLG: 0.473	2-3 K		2-2 G3		4-2 BB 2B				0-1 G6-3	3	1	0	0	1	1	2
Willie Greene, L (1, 10) OBP: 0.284, SLG: 0.406		2-3 K		2-0 G4-3	0-0 2B				2-1 P8	4	0	1	2	0	1	0
Jacob Brumfield, R (1, 8) OBP: 0.313, SLG: 0.376		1-0 F7		2-2 1B	1-3 K				0-0 F8	4	0	1	0	0	1	1
Mike Matheny, R (1, 2) OBP: 0.275, SLG: 0.317		1-1 2B 2B 1B		0-1 F9		1-1 F8			3-2 G4-3	4	1	1	0	0	0	1
Homer Bush, R (1, 4) OBP: 0.358, SLG: 0.420		1-0 2B 2B		1-2 F9		1-2 1B S			0-2 E4 1B	4	1	3	0	0	0	1

Inning Stats	R: 0	H: 0	E: 0	K: 2	S: 12	LOB: 2	BB: 1	P: 24	R: 2	H: 3	E: 0	K: 1	S: 9	LOB: 1	BB: 0	P: 15	R: 0	H: 0	E: 0	K: 0	S: 8	LOB: 0	BB: 0	P: 11	R: 0	H: 1	E: 0	K: 0	S: 12	LOB: 1	BB: 0	P: 17	R: 3	H: 3	E: 0	K: 2	S: 17	LOB: 1	BB: 1	P: 26	R: 0	H: 2	E: 1	K: 0	S: 9	LOB: 1	BB: 0	P: 12	R: 0	H: 0	E: 0	K: 1	S: 8	LOB: 0	BB: 0	P: 11	R: 0	H: 1	E: 0	K: 0	S: 7	LOB: 0	BB: 0	P: 11	1B: 6	SF: 0	2B: 3	SAC: 0	3B: 1	DP: 0	HR: 0	HBP: 1	WP: 0	PA: 40
--------------	------	------	------	------	-------	--------	-------	-------	------	------	------	------	------	--------	-------	-------	------	------	------	------	------	--------	-------	-------	------	------	------	------	-------	--------	-------	-------	------	------	------	------	-------	--------	-------	-------	------	------	------	------	------	--------	-------	-------	------	------	------	------	------	--------	-------	-------	------	------	------	------	------	--------	-------	-------	-------	-------	-------	--------	-------	-------	-------	--------	-------	--------

PITCHER	IP	WLS	BF	H	R	ER	SO	BB	IBB	HBP	BLK	WP	HR	S	P	ERA	WHIP
Mike Oquist, R (1, 1) ERA: 5.08	5.0	W	25	7	5	5	5	2	0	1	0	0	0	58	93	9.00	1.800
Greg McMichael, R (6, 1) ERA: 3.91	0.2	H	4	2	0	0	0	0	0	0	0	0	0	10	14	0.00	3.000
Buddy Groom, L (6, 1) ERA: 5.06	2.0	H	6	0	0	0	1	0	0	0	0	0	0	16	22	0.00	0.000
T.J. Mathews, R (8, 1) ERA: 3.64	1.1		5	1	0	0	0	0	0	0	0	0	0	11	15	0.00	0.750

**BOTTOM**

**Oakland Athletics @ Toronto Blue Jays**  
SkyDome, Toronto, ON  
Sun Aug 15 1999, 1:05 PM EDT  
Att. 34,677 - Cloudy - 74 F

livebaseballscores.com

AB	37
R	5
H	10
RBI	5
BB	2
SO	6
LOB	13





Batter	1	2	3	4	5	6	7	8	9	AB R H RBI BB SO LOB	TOP	
Ryan Christenson, R OBP: 0.308, SLG: 0.316 (1, 8)	3-2 G5-3 1		4-2 1B 1B BB	1-2 SAFE G6-3 3			3-2 E S 1B		2-3 K 3	4 2 1 0 1 1 1		
Randy Velarde, R OBP: 0.385, SLG: 0.438 (1, 4)	0-1 G3-1 2		0-1 G3 1B 1-2 1B			2-3 K 1	3-2 E8 1-H 1B			4 0 2 1 0 1 0		
Jason Giambi, L OBP: 0.417, SLG: 0.558 Olmedo Saenz, R OBP: 0.361, SLG: 0.448 (1, 3) (5, 3)	1-3 K 3		0-3 K 1			2-0 F7 2	2-2 L8 3			3 0 0 0 0 2 2 1 0 0 0 0 0 1		
John Jaha, R OBP: 0.420, SLG: 0.590 (1, 10)		0-2 G6-3 1	1-0 G3 1B 1-2 2-H			3-3 K 3		2-3 K 1		4 0 1 1 0 2 0		
Matt Stairs, L OBP: 0.367, SLG: 0.536 (1, 9)		2-1 G4-3 2	2-1 G3 1-2 2-3			1-3 K 1		2-2 G4-3 2		4 0 0 0 0 1 2		
Ben Grieve, L OBP: 0.369, SLG: 0.478 Jason McDonald, S OBP: 0.302, SLG: 0.277 (1, 7) (8, PR) (8, 7)		0-0 G4-3 3	2-0 P7 3			1-2 L6 2		0-0 1B 3		4 0 1 0 0 0 2 0 0 0 0 0 0 0		
Miguel Tejada, R OBP: 0.327, SLG: 0.419 (1, 6)			4-1 3 1B HR BB	4-2 FC4-6 BB		2-2 L5 3		0-3 SAFE K 3		2 1 0 0 2 1 1		
3 Eric Chavez, L OBP: 0.348, SLG: 0.464 (1, 5)			0-2 SAFE SAFE K 1B HR	1-3 K 1			0-1 L8 1		1-3 K 1	4 1 1 0 0 2 1		
A.J. Hinch, R OBP: 0.259, SLG: 0.346 (1, 2)			1-2 1-H 3-H HR	0-0 FC4-6 S 1-2f			2-3 K 2		0-0 G6-3 2	4 1 1 3 0 1 1		
<b>Inning Stats</b>	R: 0 E: 0 K: 1 S: 9 H: 0 LOB: 0 BB: 0 P: 13	R: 0 E: 0 K: 0 S: 7 H: 0 LOB: 0 BB: 0 P: 9	R: 4 E: 0 K: 1 S: 20 H: 4 LOB: 2 BB: 2 P: 34	R: 0 E: 0 K: 1 S: 10 H: 0 LOB: 1 BB: 1 P: 16	R: 0 E: 0 K: 2 S: 8 H: 0 LOB: 0 BB: 0 P: 15	R: 0 E: 0 K: 1 S: 11 H: 0 LOB: 0 BB: 0 P: 15	R: 1 E: 1 K: 1 S: 14 H: 2 LOB: 1 BB: 0 P: 24	R: 0 E: 0 K: 2 S: 10 H: 1 LOB: 1 BB: 0 P: 14	R: 0 E: 0 K: 2 S: 7 H: 0 LOB: 0 BB: 0 P: 10	1B: 6 2B: 0 3B: 0 HR: 1 SF: 0 SAC: 0 DP: 0 HBP: 0	WP: 0 PB: 0 SB: 2 CS: 0 PA: 37	
<b>PITCHER</b>	IP WLS BF H R ER SO BB IBB HBP BLK WP HR S P ERA WHIP											
Brian Rose, R ERA: 4.8 (1, 1)	2.1		4 4 4 2 2 0 0 0	0 0 0 0 0 0 0 0	0 0 0 0 0 0 0 0	0 0 0 0 0 0 0 0	0 0 0 0 0 0 0 0	0 0 0 0 0 0 0 0	0 0 0 0 0 0 0 0	0 0 0 0 0 0 0 0	15.43 2.571	
Mark Guthrie, L ERA: 6.02 (3, 1)	3.1		11 0 0 4 1 0 0 0	0 0 0 0 0 0 0 0	0 0 0 0 0 0 0 0	0 0 0 0 0 0 0 0	0 0 0 0 0 0 0 0	0 0 0 0 0 0 0 0	0 0 0 0 0 0 0 0	0.00 0.300		
Rich Garces, R ERA: 1.93 (6, 1)	2.1		10 3 1 3 0 0 0 0	0 0 0 0 0 0 0 0	0 0 0 0 0 0 0 0	0 0 0 0 0 0 0 0	0 0 0 0 0 0 0 0	0 0 0 0 0 0 0 0	0 0 0 0 0 0 0 0	3.86 1.286		
Derek Lowe, R ERA: 3.09 (9, 1)	1.0 W	3	0 0 0 2 0 0 0 0	0 0 0 0 0 0 0 0	0 0 0 0 0 0 0 0	0 0 0 0 0 0 0 0	0 0 0 0 0 0 0 0	0 0 0 0 0 0 0 0	0 0 0 0 0 0 0 0	0.00 0.000		

Oakland Athletics @ Boston Red Sox  
Fenway Park, Boston, MA  
Mon Aug 16 1999, 7:05 PM EDT  
Att. 30,957 - Unknown - 79 F

livebaseballscorecards.com

AB	34
R	5
H	7
RBI	5
BB	3
SO	11
LOB	11



Batter	1	2	3	4	5	6	7	8	9	AB R H RBI BB SO LOB
Jose Offerman, S OBP: 0.382, SLG: 0.430 (1, 4)	0-2 G1-4-3 1B		1-1 G6-3		1 SAFE 0-1 G3		1-0 1B		0-1 2B 1B	5 1 3 1 0 0 1
John Valentin, R OBP: 0.319, SLG: 0.415 (1, 5)	1-1 G1-4-3 1-2f			0-0 G6-3	3-2 1B		1-3 K		1-3 K	5 0 1 1 0 2 5
Brian Daubach, L OBP: 0.399, SLG: 0.664 (1, 3)	0-2 F7			4-2 18 HBP 1B BB	1-3 K		1-2 F9		3-2 2B	4 1 1 3 1 1 2
Nomar Garciaparra, R OBP: 0.407, SLG: 0.604 (1, 6)		0-0 P3		3-2 18 HBP 1B		2-1 E5 18 G4-3 F9		0-0 G5-3		3 0 0 0 0 0 0
Troy O'Leary, L OBP: 0.346, SLG: 0.536 (1, 7)		2-0 G3		1-0 L5		1-1 F9		2-0 G1-3		4 0 0 0 0 0 3
18 Reggie Jefferson, S OBP: 0.358, SLG: 0.448 Mike Stanley, R OBP: 0.391, SLG: 0.466 (8, PH)		0-0 FC6 1B		1-0 1-3 2-H 1B		2-2 G4-3		3-2 G6-3		3 0 2 1 0 0 1 1 0 0 0 0 0 0
Jason Varitek, S OBP: 0.325, SLG: 0.460 Darren Lewis, R OBP: 0.329, SLG: 0.327 (9, PR)		2-2 FC6 1-2f		1-0 G1-3		3-2 G4-3			0-1 1B 2B 1B	4 0 1 0 0 0 4 0 1 0 0 0 0 0
Donnie Sadler, R OBP: 0.290, SLG: 0.364 Butch Huskey, R OBP: 0.361, SLG: 0.515 (9, PH)			1-1 G6-3		0-0 G6-3		0-1 G4-3 PB 1B 1B		0-2 1B 2B 1B	3 1 1 0 0 0 0 1 1 1 0 0 0 0
Trot Nixon, L OBP: 0.338, SLG: 0.436 (1, 9)			3-1 F8		1-0 1B G3 1B		3-1 G4-3		1-2 F7	4 1 1 0 0 0 3

Inning Stats	R: 0	H: 1	E: 0	LOB: 0	K: 0	S: 9	P: 10	R: 0	H: 1	E: 0	LOB: 1	K: 0	S: 6	P: 10	R: 0	H: 0	E: 0	LOB: 0	K: 0	S: 6	P: 11	R: 1	H: 1	E: 0	LOB: 2	K: 0	S: 9	P: 19	R: 1	H: 2	E: 0	LOB: 1	K: 1	S: 11	P: 16	R: 0	H: 0	E: 1	LOB: 1	K: 0	S: 10	P: 18	R: 1	H: 2	E: 0	LOB: 1	K: 1	S: 13	P: 19	R: 0	H: 0	E: 0	LOB: 0	K: 0	S: 6	P: 11	R: 3	H: 4	E: 0	LOB: 1	K: 1	S: 22	P: 27	1B: 10	SF: 0	2B: 1	SAC: 0	3B: 0	DP: 1	HR: 0	HBP: 1	WP: 0	PA: 39
--------------	------	------	------	--------	------	------	-------	------	------	------	--------	------	------	-------	------	------	------	--------	------	------	-------	------	------	------	--------	------	------	-------	------	------	------	--------	------	-------	-------	------	------	------	--------	------	-------	-------	------	------	------	--------	------	-------	-------	------	------	------	--------	------	------	-------	------	------	------	--------	------	-------	-------	--------	-------	-------	--------	-------	-------	-------	--------	-------	--------

PITCHER	IP	WLS	BF	H	R	ER	SO	BB	IBB	HBP	BLK	WP	HR	S	P	ERA	WHIP
Omar Olivares, R ERA: 3.87 (1, 1)	6.1		28	7	3	2	1	1	0	1	0	0	0	56	93	2.84	1.263
Greg McMichael, R ERA: 3.75 (7, 1)	1.0	H	3	0	0	0	1	0	0	0	0	0	0	9	11	0.00	0.000
Buddy Groom, L ERA: 5.02 (8, 1)	0.1	H	1	0	0	0	0	0	0	0	0	0	0	1	3	0.00	0.000
Doug Jones, R ERA: 4.03 (8, 1)	1.0	L	6	3	3	3	1	0	0	0	0	0	0	19	24	27.00	3.000
Tim Worrell, R ERA: 4.1 (9, 1)	0.0	B	1	1	0	0	0	0	0	0	0	0	0	7	10	∞	∞

**BOTTOM**

**Oakland Athletics @ Boston Red Sox**  
**Fenway Park, Boston, MA**  
 Mon Aug 16 1999, 7:05 PM EDT  
 Att: 30,957 - Unknown - 79 F

livebaseballscorecards.com

<b>AB</b>	<b>37</b>
<b>R</b>	<b>6</b>
<b>H</b>	<b>11</b>
<b>RBI</b>	<b>6</b>
<b>BB</b>	<b>1</b>
<b>SO</b>	<b>3</b>
<b>LOB</b>	<b>19</b>





Batter	1	2	3	4	5	6	7	8	9	AB	R	H	RBI	BB	SO	LOB	TOP										
Ryan Christenson, R OBP: 0.304, SLG: 0.312 (1, 8)	0-3 K	1-0 G1-3		2-2 L7					0-1 G5-3	6	1	1	2	0	2	1											
Randy Velarde, R OBP: 0.386, SLG: 0.439 (1, 4)	2-0 F9	1-2 HBP 1B			2-1 G5-3				2-3 K	6	1	3	2	0	1	0											
Ben Grieve, L OBP: 0.373, SLG: 0.488 Jason McDonald, S OBP: 0.305, SLG: 0.280 (7, PH) (7, 7)	2-2 1B	1-0 HBP			1-1 F9				0-0 1B	3	1	2	2	0	0	0											
John Jaha, R OBP: 0.421, SLG: 0.587 Olmedo Saenz, R OBP: 0.358, SLG: 0.443 (8, PH) (1, 10)	0-2 F9	2-2 F8			4-2 BB				2-1 F7	2	1	0	0	2	0	3											
Matt Stairs, L OBP: 0.368, SLG: 0.537 (1, 9)		3-2 HR 1B	3-3 K		0-0 P5				2-1 F7	5	2	2	0	0	1	1											
Scott Spiezo, S OBP: 0.321, SLG: 0.425 (1, 3)		0-1 HR 1B	1-1 P4						1-2 G6-3	4	2	3	3	1	0	0											
Miguel Tejada, R OBP: 0.531, SLG: 0.429 (1, 6)		1-0 HR	2-2 3 CS 1B						4-2 3 BB 1B	4	2	3	3	1	0	1											
3 Eric Chavez, L OBP: 0.351, SLG: 0.464 (1, 5)		3-2 E9 1B	2-1 CS	1-2 F8					4-1 3 BB 1B	4	2	2	0	1	1	1											
Mike Macfarlane, R OBP: 0.271, SLG: 0.329 (1, 2)		0-1 F8		2-1 G6-3					1-2 G6-3	4	2	2	0	1	1	1											
									1-2 G1-3	5	0	0	0	0	1	7											
<b>Inning Stats</b>	R: 0 E: 0 K: 1 S: 10	H: 1 LOB: 1 BB: 0 P: 14	R: 4 E: 1 K: 0 S: 19	H: 5 LOB: 2 BB: 0 P: 31	R: 0 E: 0 K: 1 S: 10	H: 1 LOB: 0 BB: 0 P: 17	R: 0 E: 0 K: 0 S: 11	H: 0 LOB: 0 BB: 0 P: 16	R: 0 E: 0 K: 0 S: 8	H: 0 LOB: 1 BB: 1 P: 15	R: 0 E: 0 K: 2 S: 9	H: 1 LOB: 1 BB: 0 P: 15	R: 8 E: 0 K: 1 S: 31	H: 7 LOB: 1 BB: 2 P: 57	R: 0 E: 0 K: 1 S: 15	H: 1 LOB: 3 BB: 2 P: 26	R: 0 E: 0 K: 1 S: 8	H: 1 LOB: 1 BB: 0 P: 12	1B: 13 2B: 1 3B: 0 HR: 3	SF: 0 SAC: 0 DP: 0 HBP: 1	WP: 0 PB: 0 SB: 1 CS: 1	PA: 50					
<b>PITCHER</b>	IP	WLS	BF	H	R	ER	SO	BB	IBB	HBP	BLK	WP	HR	S	P	ERA	WHIP										
Bret Saberhagen, R ERA: 3.36 (1, 1)	2.0	L	13	6	4	3	1	0	0	1	0	0	1	29	45	13.50	3.000										
49 Tim Wakefield, R ERA: 5.16 (3, 1)	4.1		19	5	4	4	4	2	0	0	0	0	1	51	85	8.31	1.615										
John Wasdin, R ERA: 4.97 (7, 1)	0.2		7	4	4	4	0	1	0	0	0	0	1	18	35	54.00	7.500										
Bryce Florie, R ERA: 4.29 (8, 1)	2.0		10	2	0	0	2	2	0	0	0	0	0	23	38	0.00	2.000										

Oakland Athletics @ Boston Red Sox  
Fenway Park, Boston, MA  
Tue Aug 17 1999, 7:05 PM EDT  
Att. 31,246 - Unknown - 84 F

livebaseballscorecards.com

AB	43
R	12
H	17
RBI	12
BB	5
SO	7
LOB	16



Batter	1	2	3	4	5	6	7	8	9
<b>Jose Offerman, S</b> (1, 4) <small>OBP: 0.382, SLG: 0.430</small> <b>Donnie Sadler, R</b> (8, 4) <small>OBP: 0.296, SLG: 0.368</small>	0-1 		1-2 		1-0 			0-2 	2-2 
<b>John Valentin, R</b> (1, 5) <small>OBP: 0.317, SLG: 0.412</small> <b>Butch Huskey, R</b> (8, 5) <small>OBP: 0.363, SLG: 0.517</small>	1-1 		3-3 		1-0 			0-1 	
<b>Brian Daubach, L</b> (1, 10) <small>OBP: 0.397, SLG: 0.659</small>	1-1 			2-2 		0-0 		0-0 	
<b>Nomar Garciaparra, R</b> (1, 6) <small>OBP: 0.408, SLG: 0.602</small>		2-0 		1-1 		2-3 		4-2 	
<b>Troy O'Leary, L</b> (1, 7) <small>OBP: 0.343, SLG: 0.531</small>		0-0 		2-1 		0-1 		1-3 	
<b>Mike Stanley, R</b> (1, 3) <small>OBP: 0.389, SLG: 0.472</small>		0-3 		1-1 		1-1 		0-0 	
<b>Jason Varitek, S</b> (1, 2) <small>OBP: 0.328, SLG: 0.462</small> <b>Scott Hatteberg, L</b> (7, PH) <small>OBP: 0.378, SLG: 0.148</small> (8, 2)		4-0 		2-2 		0-3 			0-0 
<b>Darren Lewis, R</b> (1, 8) <small>OBP: 0.331, SLG: 0.332</small>		1-3 		0-1 		1-2 		0-0 	
<b>Trot Nixon, L</b> (1, 9) <small>OBP: 0.337, SLG: 0.433</small>			0-1 		2-2 		0-0 		1-0 

AB	R	H	RBI	BB	SO	LOB
3	0	1	0	0	0	0
2	0	1	0	0	0	1

3	0	0	0	0	1	3
1	0	1	0	0	0	0

4	0	1	0	0	0	2
---	---	---	---	---	---	---

3	0	1	0	1	1	1
---	---	---	---	---	---	---

4	0	0	0	0	1	5
---	---	---	---	---	---	---

4	1	1	1	0	1	4
---	---	---	---	---	---	---

1	0	1	0	1	0	0
2	0	0	0	0	1	0

4	0	2	0	0	1	3
---	---	---	---	---	---	---

4	0	1	0	0	0	2
---	---	---	---	---	---	---

**BOTTOM**

**Oakland Athletics @ Boston Red Sox**  
 Fenway Park, Boston, MA  
 Tue Aug 17 1999, 7:05 PM EDT  
 Att: 31,246 - Unknown - 84 F

[livebaseballscorecards.com](http://livebaseballscorecards.com)

<b>AB</b>	<b>35</b>
<b>R</b>	<b>1</b>
<b>H</b>	<b>10</b>
<b>RBI</b>	<b>1</b>
<b>BB</b>	<b>2</b>
<b>SO</b>	<b>6</b>
<b>LOB</b>	<b>21</b>



Inning Stats	R: 0	H: 0	E: 0	K: 0	S: 6	R: 0	H: 1	E: 0	K: 2	S: 8	R: 0	H: 0	E: 0	K: 1	S: 9	R: 0	H: 1	E: 0	K: 0	S: 7	R: 1	H: 4	E: 0	K: 0	S: 12	R: 0	H: 0	E: 0	K: 1	S: 6	R: 0	H: 1	E: 0	K: 1	S: 9	R: 0	H: 2	E: 0	K: 1	S: 12	R: 0	H: 1	E: 0	K: 0	S: 6	R: 0	H: 1	E: 0	K: 0	S: 9	R: 0	H: 1	E: 0	K: 0	S: 6	R: 0	H: 1	E: 0	K: 0	S: 6	R: 0	H: 1	E: 0	K: 0	S: 6	R: 0	H: 1	E: 0	K: 0	S: 6	R: 0	H: 1	E: 0	K: 0	S: 6
--------------	------	------	------	------	------	------	------	------	------	------	------	------	------	------	------	------	------	------	------	------	------	------	------	------	-------	------	------	------	------	------	------	------	------	------	------	------	------	------	------	-------	------	------	------	------	------	------	------	------	------	------	------	------	------	------	------	------	------	------	------	------	------	------	------	------	------	------	------	------	------	------	------	------	------	------	------

PITCHER	IP	WLS	BF	H	R	ER	SO	BB	IBB	HBP	BLK	WP	HR	S	P	ERA	WHIP
<b>Gil Heredia, R</b> (1, 1) <small>ERA: 4.77</small>	9.0	W	37	10	1	1	6	2	0	0	0	0	1	75	112	1.00	1.333

WP	PA	ERA	WHIP
0	37		









Batter	1	2	3	4	5	6	7	8	9	AB R H RBI BB SO LOB	TOP	
Rich Becker, L (1, 8) OBP: 0.394, SLG: 0.418 (8, 7)	0-3 K		0-3 K		1 SAFE 0-1 SH1-3		3-3 K		0-0 2-H 1B	4 0 1 1 0 3 0		
Randy Velarde, R (1, 4) OBP: 0.383, SLG: 0.433	0-3 K		3-3 K		0-0 G1-6-3		0-1 G6-3		1-1 L8	5 0 0 0 0 2 2		
Jason Giambi, L (1, 10) OBP: 0.418, SLG: 0.561	0-3 K			1-2 1B	2-2 2B			0-1 WP 1B	2-2 F8	5 2 3 1 0 1 1		
Matt Stairs, L (1, 9) OBP: 0.364, SLG: 0.528		3-3 K		1-3 K	1-3 K			2-0 WP 1B		4 1 1 0 0 3 2		
Scott Spiezio, S (1, 3) OBP: 0.320, SLG: 0.421		2-2 F8 E 1B		2-0 F9		0-0 F9		2-3 K		4 0 1 0 0 1 3		
Ben Grievs, L (1, 7) OBP: 0.372, SLG: 0.483 John Jaha, R (8, PH) OBP: 0.421, SLG: 0.583 Ryan Christenson, R (8, PR) OBP: 0.304, SLG: 0.312 (8, 8)		2-2 E4		2-2 1B		2-3 K		2-2 CS 1B		3 0 1 0 0 1 1 1 0 1 2 0 0 0 0 0 0 0 0 0 0		
Miguel Tejada, R (1, 6) OBP: 0.530, SLG: 0.433		1-0 F8		0-1 1B		3-2 HR		3-3 K		4 1 2 2 0 1 3		
3 Eric Chavez, L (1, 5) OBP: 0.349, SLG: 0.460		1-2 L7		1-1 F9		3-2 G3-1			0-0 1B 2B	4 1 1 0 0 0 4		
A.J. Hinch, R (1, 2) OBP: 0.255, SLG: 0.339			3-3 K		1-2 G1-6-3 SH1-3 2B 1B		0-0 F9		0-2 P6	4 1 1 0 0 1 1		
<b>Inning Stats</b>	R: 0 H: 0 E: 0 LOB: 0 K: 3 BB: 0 S: 10 P: 10	R: 0 H: 1 E: 1 LOB: 2 K: 1 BB: 0 S: 13 P: 22	R: 0 H: 0 E: 0 LOB: 0 K: 3 BB: 0 S: 9 P: 15	R: 1 H: 3 E: 0 LOB: 2 K: 1 BB: 0 S: 14 P: 21	R: 1 H: 2 E: 0 LOB: 1 K: 1 BB: 0 S: 14 P: 18	R: 1 H: 1 E: 0 LOB: 0 K: 1 BB: 0 S: 10 P: 18	R: 0 H: 0 E: 0 LOB: 0 K: 1 BB: 0 S: 9 P: 12	R: 2 H: 3 E: 0 LOB: 1 K: 2 BB: 0 S: 13 P: 21	R: 1 H: 2 E: 0 LOB: 1 K: 0 BB: 0 S: 11 P: 14	1B: 9 SF: 0 2B: 2 SAC: 1 3B: 0 DP: 0 HR: 1 HBP: 0	WP: 1 PA: 39 PB: 0 SB: 0 CS: 1	
<b>PITCHER</b>	IP WLS BF H R ER SO BB IBB HBP BLK WP HR S P ERA WHIP											
Pedro Martinez, R (1, 1) ERA: 2.52	7.0 L 29 7 3 3 11 0 0 0 0 0 0 1 79 116 3.86 1.000											
Rheal Cormier, L (8, 1) ERA: 3.75	0.1 3 2 2 2 1 0 0 0 0 0 0 0 6 10 54.00 6.000											
Bryce Florie, R (8, 1) ERA: 4.24	0.2 2 1 0 0 1 0 0 0 0 0 1 0 7 11 0.00 1.500											
Mark Guthrie, L (9, 1) ERA: 6.09	1.0 5 2 1 1 0 0 0 0 0 0 0 0 11 14 9.00 2.000											

Oakland Athletics @ Boston Red Sox  
Fenway Park, Boston, MA  
Thu Aug 19 1999, 6:05 PM EDT  
Att. 33,393 - Unknown - 73 F

livebaseballscorecards.com

AB	38
R	6
H	12
RBI	6
BB	0
SO	13
LOB	17



Batter	1	2	3	4	5	6	7	8	9	AB R H RBI BB SO LOB
Jose Offerman, S (1, 4) OBP: 0.380, SLG: 0.432	1-1 G1-3		1-0 F8		0-2 P6			1-2 G4-3		4 0 0 0 0 0 3
John Valentin, R (1, 5) OBP: 0.313, SLG: 0.409	1-1 G6-3			1-1 L7		0-0 G6-3		2-3 K		4 0 0 0 0 1 1
Brian Daubach, L (1, 3) OBP: 0.393, SLG: 0.646	2-0 P6			2-0 G3		0-0 F7			4-1 1B BB	3 0 0 0 1 0 0
Nomar Garciaparra, R (1, 6) OBP: 0.410, SLG: 0.599		0-0 L7		3-0 L8		1-3 K			2-2 1B	4 0 1 0 0 1 0
Troy O'Leary, L (1, 7) OBP: 0.341, SLG: 0.525		2-3 K			1-0 G3		0-3 K		1-1 P3	4 0 0 0 0 2 2
18 Reggie Jefferson, S (1, 10) OBP: 0.355, SLG: 0.461 Butch Huskey, R (9, PH) OBP: 0.362, SLG: 0.516		1-3 K			0-0 HR		3-3 K		0-2 P6	3 1 1 1 0 2 0 1 0 0 0 0 0 2
Jason Varitek, S (1, 2) OBP: 0.329, SLG: 0.460			0-1 G4-3 SH1-3 1B		0-3 K		0-0 L7		3-3 K	4 0 1 0 0 2 2
Darren Lewis, R (1, 8) OBP: 0.331, SLG: 0.335			1-0 SH1-3		2-1 E6 3B			0-0 L6		2 1 0 0 0 0 0
Trot Nixon, L (1, 9) OBP: 0.339, SLG: 0.445			3-1 G4-3		2-1 3B			4-0 WP G4-3 BB		2 0 1 1 1 0 1

Inning Stats	R: 0 E: 0 K: 5 S: 5	H: 0 LOB: 0 BB: 0 P: 9	R: 0 E: 0 K: 2 S: 7	H: 0 LOB: 0 BB: 0 P: 10	R: 0 E: 0 K: 0 S: 6	H: 1 LOB: 1 BB: 0 P: 11	R: 0 E: 0 K: 0 S: 4	H: 0 LOB: 0 BB: 0 P: 10	R: 2 E: 1 K: 1 S: 12	H: 2 LOB: 1 BB: 0 P: 17	R: 0 E: 0 K: 1 S: 5	H: 0 LOB: 0 BB: 0 P: 6	R: 0 E: 0 K: 2 S: 7	H: 0 LOB: 0 BB: 0 P: 10	R: 0 E: 0 K: 1 S: 10	H: 0 LOB: 1 BB: 1 P: 17	R: 0 E: 0 K: 1 S: 13	H: 1 LOB: 2 BB: 1 P: 23	1B: 2 2B: 0 3B: 1 HR: 1	SF: 0 SAC: 1 DP: 0 HBP: 0	WP: 1 PB: 0 SB: 0 CS: 0	PA: 34
PITCHER	IP	WLS	BF	H	R	ER	SO	BB	IBB	HBP	BLK	WP	HR	S	P	ERA	WHIP					
Tim Hudson, R (1, 1) ERA: 2.72	8.0	W	31	4	2	1	7	2	0	0	0	1	1	61	101	1.12	0.750					
Buddy Groom, L (9, 1) ERA: 4.93	0.1	H	1	0	0	0	0	0	0	0	0	0	0	2	3	0.00	0.000					
T.J. Mathews, R (9, 1) ERA: 3.59	0.2	S	2	0	0	0	1	0	0	0	0	0	0	6	9	0.00	0.000					

BOTTOM

Oakland Athletics @ Boston Red Sox  
 Fenway Park, Boston, MA  
 Thu Aug 19 1999, 6:05 PM EDT  
 Att: 33,393 - Unknown - 73 F

AB	31
R	2
H	4
RBI	2
BB	2
SO	8
LOB	11



WP: 1	PA: 34
ERA	WHIP



Batter	1	2	3	4	5	6	7	8	9	AB R H RBI BB SO LOB	TOP										
Shannon Stewart, R (1, 7) OBP: 0.376, SLG: 0.428	0-1 2B	1-1 SAFE SAFE SAFE SAFE F9			0-0 L4	0-2 F9		1-0 L8	2-1 F9	6 1 1 0 0 0 5											
Brian McRae, S (1, 8) OBP: 0.322, SLG: 0.354 Jacob Brumfield, R (8, PR) OBP: 0.320, SLG: 0.382 (8, 8)	0-0 B1-3		1-0 G4-3		3-2 BB 1B 2B 1B		1-2 G4-3	4-2 E 1B BB		4 1 1 0 1 0 1 0 0 0 0 0 0 0											
Shawn Green, L (1, 9) OBP: 0.380, SLG: 0.597	2-3 K		2-0 P2		1-0 SAFE BB	1-2 2B 1B	2-3 K	1-2 P7		5 1 1 0 0 2 4											
Carlos Delgado, L (1, 3) OBP: 0.369, SLG: 0.565	3-1 2-H 2B		2-2 F9		3-0 F9		1-1 P3	2-1 E9	1-3 2-H 3-H	5 0 2 3 0 0 2											
Tony Fernandez, S (1, 5) OBP: 0.434, SLG: 0.466	4-1 BB			0-1 G3	4-2 2B BB			HR BB		2 2 0 0 3 0 2											
Darrin Fletcher, L (1, 2) OBP: 0.334, SLG: 0.485	2-2 F9		0-3 K		0-0 1-H 2-H 3-H 2B			0-1 1-H HR	3-1 FC3-6 1B	5 1 3 5 0 1 2											
Tony Batista, R (1, 6) OBP: 0.338, SLG: 0.517		3-3 K		1-2 HR 1B		2-3 K		2-0 HR	0-0 F7	5 2 2 1 0 2 2											
Willie Greene, L (1, 10) OBP: 0.279, SLG: 0.421		1-3 K		0-0 1-H HR		1-1 G4-3		4-0 BB 1B BB	0-1 FC3-6 E 1B	4 2 1 2 1 1 1											
Homer Bush, R (1, 4) OBP: 0.361, SLG: 0.428		2-0 1B		2-2 G1-3		1-0 G5-3		4-1 BB 1B BB	0-1 E5	4 1 2 0 1 0 0											
<b>Inning Stats</b>	R: 1 E: 0 K: 1 S: 14	H: 2 LOB: 2 BB: 1 P: 25	R: 0 E: 0 K: 2 S: 10	H: 1 LOB: 1 BB: 0 P: 17	R: 0 E: 0 K: 0 S: 5	H: 0 LOB: 0 BB: 0 P: 10	R: 2 E: 0 K: 1 S: 12	H: 2 LOB: 0 BB: 0 P: 15	R: 3 E: 0 K: 1 S: 13	H: 3 LOB: 1 BB: 1 P: 26	R: 0 E: 0 K: 0 S: 6	H: 0 LOB: 0 BB: 0 P: 8	R: 0 E: 0 K: 1 S: 9	H: 0 LOB: 0 BB: 0 P: 13	R: 5 E: 1 K: 0 S: 17	H: 3 LOB: 2 BB: 4 P: 40	R: 0 E: 1 K: 0 S: 9	H: 2 LOB: 2 BB: 0 P: 14	1B: 7 2B: 3 3B: 0 HR: 3	SF: 0 SAC: 0 DP: 0 HBP: 0	WP: 0 PA: 46 PB: 0 SB: 0 CS: 0
<b>PITCHER</b>	IP WLS BF H R ER SO BB IBB HBP BLK WP HR S P ERA WHIP																				
Mike Oquist, R (1, 1) ERA: 5.34	4.2 L 23 7 6 6 4 2 0 0 0 0 0 1 50 87 11.57 1.929																				
Tim Worrell, R (5, 1) ERA: 3.93	2.1 8 1 0 0 2 0 0 0 0 0 0 0 19 27 0.00 0.429																				
Jimmy Haynes, R (8, 1) ERA: 6.12	0.2 9 3 5 5 0 4 0 0 0 0 0 2 14 36 67.50 10.500																				
Doug Jones, R (8, 1) ERA: 3.97	1.1 6 2 0 0 0 0 0 0 0 0 0 0 12 18 0.00 1.500																				

Toronto Blue Jays @ Oakland Athletics  
Network Associates Coliseum, Oakland, CA  
Fri Aug 20 1999, 10:35 PM EDT  
Att. 13,335 - Unknown - 64 F

livebaseballscorecards.com

AB	40
R	11
H	13
RBI	11
BB	6
SO	6
LOB	19







Batter	1	2	3	4	5	6	7	8	9	AB R H RBI BB SO LOB	TOP											
Shannon Stewart, R (1, 7) OBP: 0.378, SLG: 0.427	0-1 1B 2B 1B	0-2 G6-3			4-0 1B BB		4-1 HBP BB		2-3 K	3 1 1 0 2 1 0												
Brian McRae, S (1, 8) OBP: 0.323, SLG: 0.353	1-0 2B 1B 1B	3-2 L9			0-0 F8		1-1 HBP		3-3 K	4 1 1 0 0 1 2												
Shawn Green, L (1, 9) OBP: 0.381, SLG: 0.598	1-0 1B 2B		2-3 K		0-1 1B G4-6-3		0-0 P5			4 1 2 2 0 1 3												
Carlos Delgado, L (1, 3) OBP: 0.368, SLG: 0.563	2-1 BB 1B		0-0 P3		3-2 G4-6-3		1-1 G3			4 0 1 2 0 0 5												
Tony Fernandez, S (1, 5) OBP: 0.432, SLG: 0.463	4-2 BB		2-2 G4-3			1-1 L6		2-2 L3		3 0 0 0 1 0 0												
Darrin Fletcher, L (1, 2) OBP: 0.330, SLG: 0.479	0-1 F8		2-0 F7			2-2 F8		3-2 G6-3		4 0 0 0 0 0 2												
Tony Batista, R (1, 6) OBP: 0.337, SLG: 0.517	1-1 P5		0-1 G5-3			1-1 P4		0-2 2B		4 0 1 0 0 0 2												
Willie Greene, L (1, 10) OBP: 0.279, SLG: 0.417	3-2 F8		0-1 G4-3				3-2 HBP BB 1B	2-3 K		4 0 1 0 0 1 3												
Homer Bush, R (1, 4) OBP: 0.360, SLG: 0.426		2-2 G6-3			1-1 BB 1B		2-3 K		0-2 G1-3	4 1 1 0 0 1 1												
<b>Inning Stats</b>	R: 3 E: 0 K: 0 S: 16	H: 4 LOB: 2 BB: 1 P: 28	R: 0 E: 0 K: 0 S: 9	H: 0 LOB: 0 BB: 0 P: 14	R: 0 E: 0 K: 1 S: 8	H: 0 LOB: 0 BB: 0 P: 12	R: 0 E: 0 K: 0 S: 5	H: 0 LOB: 0 BB: 0 P: 7	R: 1 E: 0 K: 0 S: 8	H: 2 LOB: 1 BB: 1 P: 16	R: 0 E: 0 K: 0 S: 7	H: 0 LOB: 0 BB: 0 P: 11	R: 0 E: 0 K: 1 S: 12	H: 1 LOB: 3 BB: 1 P: 23	R: 0 E: 0 K: 1 S: 14	H: 1 LOB: 1 BB: 0 P: 21	R: 0 E: 0 K: 2 S: 9	H: 0 LOB: 0 BB: 0 P: 14	1B: 6 2B: 2 3B: 0 HR: 0	SF: 0 SAC: 0 DP: 1 HBP: 1	WP: 0 PB: 0 SB: 0 CS: 0	PA: 38
<b>PITCHER</b>	IP WLS BF H R ER SO BB IBB HBP BLK WP HR S P ERA WHIP																					
Omar Olivares, R (1, 1) ERA: 3.94	6.1 W 28 7 4 4 2 3 0 0 0 0 0 0 61 105 5.68 1.579																					
Greg McMichael, R (7, 1) ERA: 3.75	0.0 1 0 0 0 0 0 0 0 1 0 0 0 1 2 ∞ ∞																					
Buddy Groom, L (7, 1) ERA: 4.73	1.2 H 6 1 0 0 1 0 0 0 0 0 0 0 17 25 0.00 0.600																					
Jason Isringhausen, R (9, 1) ERA: 5.25	1.0 3 0 0 0 2 0 0 0 0 0 0 0 9 14 0.00 0.000																					

Toronto Blue Jays @ Oakland Athletics  
Network Associates Coliseum, Oakland, CA

livebaseballscorecards.com

AB	34
R	4
H	8
RBI	4
BB	3
SO	5
LOB	18



Sat Aug 21 1999, 10:05 PM EDT  
Att. 26,282 - Unknown - 70 F

Batter	1	2	3	4	5	6	7	8	9
<b>Rich Becker, L</b> OBP: 0.392, SLG: 0.412 (1, 8) (7, 7)	4-1 BB G3 BB		4-2 BB HR BB	3-2 BB BB 2B	3-1 G1-3		1-3 K		
<b>Randy Velarde, R</b> OBP: 0.381, SLG: 0.428 (1, 4)	1-1 F9		2-3 K	4-2 BB BB BB	0-3 K			0-0 E3 E	
<b>Jason Giambi, L</b> OBP: 0.417, SLG: 0.558 (1, 3)	3-1 G3		4-2 HR BB	3-3 K	3-3 K			0-0 E3 FC6-4 2-H	
<b>John Jaha, R</b> OBP: 0.421, SLG: 0.584 (1, 10)	1-2 L4		1-0 HR	4-0 BB BB		4-0 BB		0-0 P5	
<b>Matt Stairs, L</b> OBP: 0.364, SLG: 0.527 <b>Jason McDonald, S</b> OBP: 0.305, SLG: 0.280 (8, PR) (9, 9)		1-1 FC3-6 1B	0-0 2B	2-3 K		0-0 P2		0-1 FC6-4 1-2f	
<b>Ben Grieve, L</b> OBP: 0.373, SLG: 0.483 <b>Ryan Christenson, R</b> OBP: 0.302, SLG: 0.309 (1, 7) (7, 8)		0-0 FC3-6 1B 1-2f	3-2 G3 2B 2-H	4-2 BB 1-2 2-3 3-H		0-3 K		2-3 K SAFE	
<b>Scott Spiezio, S</b> OBP: 0.315, SLG: 0.412 (1, 5)		2-2 1B 1-2	0-0 G3	1-1 F7		0-0 G4-3			
<b>Miguel Tejada, R</b> OBP: 0.329, SLG: 0.430 (1, 6)		1-1 P4	1-3 K			0-0 2B 1B		3-2 G6-3	
<b>Mike Macfarlane, R</b> OBP: 0.276, SLG: 0.339 (1, 2)		1-3 K		0-1 2B BB 1B		2-1 SAFE 2B		1-0 G6-3	

Inning Stats	R: 0	H: 0	E: 0	K: 0	S: 8	L: 1	LOB: 1	BB: 1	P: 17
	R: 0	H: 2	E: 0	K: 1	S: 12	L: 0	LOB: 2	BB: 0	P: 17
	R: 4	H: 3	E: 0	K: 2	S: 17	L: 1	LOB: 1	BB: 2	P: 32
	R: 2	H: 2	E: 0	K: 2	S: 17	L: 3	LOB: 3	BB: 3	P: 38
	R: 1	H: 2	E: 0	K: 2	S: 11	L: 1	LOB: 1	BB: 0	P: 19
	R: 0	H: 0	E: 0	K: 1	S: 5	L: 1	LOB: 1	BB: 1	P: 9
	R: 0	H: 0	E: 0	K: 1	S: 8	L: 0	LOB: 0	BB: 0	P: 13
	R: 1	H: 0	E: 2	K: 1	S: 8	L: 0	LOB: 1	BB: 0	P: 10

PITCHER	IP	WLS	BF	H	R	ER	SO	BB	IBB	HBP	BLK	WP	HR	S	P	ERA	WHIP
<b>Chris Carpenter, R</b> ERA: 3.99 (1, 1)	3.0	L	20	7	6	6	3	4	0	0	0	0	1	44	80	18.00	3.667
<b>Paul Spoljaric, L</b> ERA: 5.43 (4, 1)	0.2		4	0	0	0	2	2	0	0	0	0	0	8	21	0.00	3.000
<b>Pete Munro, R</b> ERA: 5.14 (4, 1)	2.1		10	2	1	1	3	1	0	0	0	0	0	18	31	3.86	1.286
<b>Kelvim Escobar, R</b> ERA: 6.0 (7, 1)	2.0		8	0	1	0	2	0	0	0	0	0	0	16	23	0.00	0.000

**BOTTOM**


**Toronto Blue Jays @ Oakland Athletics**  
Network Associates Coliseum, Oakland, CA

Sat Aug 21 1999, 10:05 PM EDT  
Att: 26,282 - Unknown - 70 F

AB	R	H	RBI	BB	SO	LOB
3	2	1	0	2	1	1
4	1	0	0	1	2	3
4	1	0	0	1	2	5
3	1	1	4	2	0	2
5	1	2	0	0	1	5
0	0	0	0	0	0	0
3	0	1	2	1	1	2
1	0	0	0	0	1	1
4	0	1	0	0	0	5
4	1	1	0	0	1	3
4	1	2	1	0	1	2

livebaseballscores.com

AB	35
R	8
H	9
RBI	7
BB	7
SO	10
LOB	29



WP: 0	PA: 42
PB: 0	
SB: 0	
CS: 0	





Batter	1	2	3	4	5	6	7	8	9	AB R H RBI BB SO LOB
<b>Rich Becker, L</b> OBP: 0.402, SLG: 0.413 (1, 8) BB: 9, BB: 7	4-2 FC5-4 BB	4-2 1-2 BB			2-0 F8 BB 1B		4-0 1B BB		0-1 G5-3	2 0 1 0 3 0 1
<b>Randy Velarde, R</b> OBP: 0.381, SLG: 0.428 (1, 4) BB: 9, BB: 4	3-1 FC5-4 1B 1-2f	0-0 F9			1-3 K		0-2 G5-4-3 1B		1-2 2-H 1B	5 1 2 1 0 1 4
<b>Jason Giambi, L</b> OBP: 0.420, SLG: 0.557 (1, 3) BB: 9, BB: 3	1-2 1B 1-3 1B				4-0 1B 1-2 BB		0-1 F7			2 0 1 0 2 0 2
<b>John Jaha, R</b> OBP: 0.417, SLG: 0.577 (1, 10) BB: 9, BB: 10	3-3 K				2-2 G5-4-3 1-2f		1-1 F8		3-2 G5-4-3 1-2f	4 0 0 0 0 1 7
<b>Matt Stairs, L</b> OBP: 0.363, SLG: 0.524 (1, 9) BB: 9, BB: 9	0-2 1B 1-3 3-H 1B				2-1 G3		3-2 F7		1-3 K	4 0 1 1 0 1 2
<b>Olmedo Saenz, R</b> OBP: 0.359, SLG: 0.456 (1, 5) BB: 9, BB: 5	3-2 G5-3				3-1 F9		0-1 HR		0-1 G6-3	4 1 1 1 0 0 2
<b>Ben Grieve, L</b> OBP: 0.374, SLG: 0.492 <b>Ryan Christenson, R</b> OBP: 0.302, SLG: 0.309 (1, 7) (9, 8)					1-1 HR		0-0 G4-3		0-3 K	4 1 2 1 0 1 0 0 0 0 0 0 0 0
<b>Miguel Tejada, R</b> OBP: 0.329, SLG: 0.428 (1, 6)					2-2 F9		3-1 P5		4-1 SH1-4 1B BB	3 1 0 0 1 0 1
<b>Mike Macfarlane, R</b> OBP: 0.271, SLG: 0.333 <b>A.J. Hinch, R</b> OBP: 0.256, SLG: 0.335 (1, 2) (9, PH)					2-1 L5		0-0 L8		0-0 SH1-4	3 0 0 0 0 0 1 0 0 0 0 0 0 0

Inning Stats	R: 1 E: 0 K: 1 S: 16	H: 2 LOB: 2 BB: 1 P: 30	R: 0 E: 0 K: 0 S: 7	H: 1 LOB: 2 BB: 1 P: 13	R: 0 E: 0 K: 0 S: 6	H: 0 LOB: 0 BB: 1 P: 14	R: 1 E: 0 K: 0 S: 12	H: 1 LOB: 0 BB: 0 P: 20	R: 0 E: 0 K: 1 S: 10	H: 1 LOB: 2 BB: 1 P: 21	R: 0 E: 0 K: 0 S: 8	H: 1 LOB: 1 BB: 1 P: 15	R: 0 E: 0 K: 2 S: 8	H: 0 LOB: 0 BB: 0 P: 9	R: 1 E: 0 K: 0 S: 7	H: 1 LOB: 1 BB: 1 P: 12	1B: 6 2B: 0 3B: 0 HR: 2	SF: 0 SAC: 1 DP: 2 HBP: 0	WP: 0 PB: 0 SB: 1 CS: 0	PA: 38
--------------	-------------------------------	----------------------------------	------------------------------	----------------------------------	------------------------------	----------------------------------	-------------------------------	----------------------------------	-------------------------------	----------------------------------	------------------------------	----------------------------------	------------------------------	---------------------------------	------------------------------	----------------------------------	----------------------------------	------------------------------------	----------------------------------	--------

PITCHER	IP	WLS	BF	H	R	ER	SO	BB	IBB	HBP	BLK	WP	HR	S	P	ERA	WHIP
<b>32 Roy Halladay, R</b> ERA: 4.37 (1, 1)	6.0		29	7	3	3	2	5	0	0	0	0	2	60	114	4.50	2.000
<b>Graeme Lloyd, L</b> ERA: 3.07 (7, 1)	2.0		5	0	0	0	2	0	0	0	0	0	0	13	17	0.00	0.000
<b>Billy Koch, R</b> ERA: 2.45 (9, 1)	0.2	L	4	1	1	1	0	1	0	0	0	0	0	7	12	13.50	3.000


**BOTTOM**

**Toronto Blue Jays @ Oakland Athletics**  
Network Associates Coliseum, Oakland, CA


Sun Aug 22 1999, 4:05 PM EDT  
Att: 23,907 - Sunny - 76 F

livebaseballscorecards.com

<b>AB</b>	<b>31</b>
<b>R</b>	<b>4</b>
<b>H</b>	<b>8</b>
<b>RBI</b>	<b>4</b>
<b>BB</b>	<b>6</b>
<b>SO</b>	<b>4</b>
<b>LOB</b>	<b>20</b>





Batter	1	2	3	4	5	6	7	8	9	AB R H RBI BB SO LOB	TOP										
Shannon Stewart, R (1, 7) OBP: 0.377, SLG: 0.426	2-2 BLK PB 1B	1-0 G6-3		0-2 E6 HR		0-0 2B 1B	0-0 F8		0-0 P4	6 2 2 0 0 0 3											
Brian McRae, S (1, 8) OBP: 0.324, SLG: 0.360 Jacob Brumfield, R (8, 8) OBP: 0.318, SLG: 0.379	0-0 F8		4-2 2B BB FC1-2-6	2-2 2-H HR		2-3 K		2-2 L8		4 1 1 2 1 1 2 0 0 0 0 0 0 0											
Shawn Green, L (1, 9) OBP: 0.384, SLG: 0.603	3-2 F7		1-1 2B 1-3	0-0 E 1B		3-2 2B 1-H		1-0 G3-1		5 2 3 1 0 0 1											
Carlos Delgado, L (1, 3) OBP: 0.371, SLG: 0.561	1-3 K		1-2 P3	4-0 E BB		0-0 F8		0-0 1B 1B		4 1 1 0 1 1 4											
Tony Fernandez, S (1, 5) OBP: 0.435, SLG: 0.474		2-0 2B 2B	0-1 FC1-2-5	1-0 E8 1-H 2-H 2B		0-0 2B 2-H		3-2 1B 1-2		5 1 4 3 0 0 2											
Darrin Fletcher, L (1, 2) OBP: 0.328, SLG: 0.472		4-0 2B G4-3 BB	2-1 F9	0-0 P6		0-0 P3		0-2 F9		4 1 0 0 1 0 6											
Tony Batista, R (1, 6) OBP: 0.337, SLG: 0.523		2-2 G4-3 1-3 2-H 2B		2-1 HR		0-0 G4-3		1-3 K		5 1 3 2 0 1 0	AB 43 R 9 H 14 RBI 9 BB 3 SO 5 LOB 23										
Willie Greene, L (1, 10) OBP: 0.272, SLG: 0.403		2-3 K		2-2 P5		1-3 K		0-0 G4-3		5 0 0 0 0 2 3											
Homer Bush, R (1, 4) OBP: 0.358, SLG: 0.428		0-0 G4-3		1-2 G6-3		1-0 P4		3-2 E6		5 0 0 1 0 0 2											
<b>Inning Stats</b>	R: 0 E: 0 K: 1 S: 13	H: 1 LOB: 1 BB: 0 P: 19	R: 2 E: 0 K: 1 S: 10	H: 2 LOB: 1 BB: 1 P: 21	R: 0 E: 0 K: 0 S: 12	H: 1 LOB: 2 BB: 1 P: 20	R: 5 E: 2 K: 0 S: 17	H: 4 LOB: 1 BB: 1 P: 29	R: 0 E: 0 K: 1 S: 7	H: 0 LOB: 0 BB: 0 P: 9	R: 2 E: 0 K: 1 S: 11	H: 3 LOB: 1 BB: 0 P: 16	R: 0 E: 1 K: 1 S: 14	H: 0 LOB: 1 BB: 0 P: 18	R: 0 E: 0 K: 0 S: 11	H: 2 LOB: 2 BB: 0 P: 17	R: 0 E: 0 K: 0 S: 6	H: 1 LOB: 1 BB: 0 P: 6	1B: 6 2B: 6 3B: 0 HR: 2	SF: 0 SAC: 0 DP: 0 HBP: 0	WP: 0 PA: 46 PB: 1 SB: 1 CS: 0
<b>PITCHER</b>	IP WLS BF H R ER SO BB IBB HBP BLK WP HR S P ERA WHIP																				
Kevin Appier, R (1, 1) ERA: 4.9	3.2 L 23 8 7 3 2 3 0 0 0 1 0 2 51 88 7.36 3.000																				
Tim Worrell, R (4, 1) ERA: 4.01	3.1 14 3 2 2 3 0 0 0 0 0 0 0 33 44 5.40 0.900																				
Jason Isringhausen, R (8, 1) ERA: 5.04	2.0 9 3 0 0 0 0 0 0 0 0 0 0 17 23 0.00 1.500																				

Toronto Blue Jays @ Oakland Athletics  
Network Associates Coliseum, Oakland, CA  
Mon Aug 23 1999, 4:05 PM EDT  
Att. 10,047 - Sunny - 69 F

livebaseballscorecards.com





Batter	1	2	3	4	5	6	7	8	9	AB R H RBI BB SO LOB	TOP																									
<b>Dave Roberts, L</b> OBP: 0.276, SLG: 0.250 (1, 8) X	0-0 B1-3	2-2 P4			0-0 B5-3		1-3 K2-3	4-2 1B BB		4 1 0 0 1 1 0																										
<b>Omar Vizquel, S</b> OBP: 0.404, SLG: 0.434 (1, 6) B C F B B	4-2 HBP 1B BB	1-1 G6-3			2-2 G4-3 2B		4-1 1B 2B BB	4-0 1B BB		2 2 1 0 3 0 0																										
<b>Roberto Alomar, S</b> OBP: 0.428, SLG: 0.557 (1, 4) X	0-0 BB HBP HR 1B			1-2 G4-3	2-1 G4-3		1-1 2B 1B	0-0 1B		5 2 3 1 0 0 1																										
<b>Manny Ramirez, R</b> OBP: 0.424, SLG: 0.618 (1, 9) C H	1-1 BB HR HBP			0-0 G5-3	1-3 K		0-0 2B	1-3 K		4 2 1 1 0 2 3																										
<b>David Justice, L</b> OBP: 0.412, SLG: 0.510 (1, 7) B B S B B	4-1 HR BB			4-1 FC6-4 BB		0-0 E 2B	4-0 2B IBB	1-2 G3		2 2 1 1 3 0 2																										
<b>Richie Sexson, R</b> OBP: 0.313, SLG: 0.507 (1, 3) S F S	0-3 K			1-1 FC6-4		1-3 K	1-1 2B			5 0 1 2 0 3 5																										
<b>Jim Thome, L</b> OBP: 0.422, SLG: 0.531 (1, 10) C B B R X	2-1 HR			2-2 G4-3		4-0 FC3-6 IBB	4-0 G4-6-3 IBB			3 1 1 4 2 0 0																										
<b>Carlos Baerga, S</b> OBP: 0.305, SLG: 0.333 (1, 5) C S F	0-3 K			1-1 L8		0-0 FC3-6	1-0 G4-6-3			5 0 0 0 0 1 4																										
<b>Jesse Levis, L</b> OBP: 0.231, SLG: 0.167 (1, 2) X		0-0 P6		1-0 P5		3-3 K		1-1 F7		4 0 0 0 0 1 1																										
<b>Inning Stats</b>	R: 5 E: 0 K: 2 S: 15	H: 2 LOB: 0 BB: 2 P: 26	R: 0 E: 0 K: 0 S: 6	H: 0 LOB: 0 BB: 0 P: 9	R: 0 E: 0 K: 0 S: 8	H: 0 LOB: 1 BB: 1 P: 14	R: 0 E: 0 K: 0 S: 6	H: 0 LOB: 0 BB: 0 P: 10	R: 0 E: 0 K: 1 S: 10	H: 1 LOB: 1 BB: 0 P: 15	R: 1 E: 1 K: 2 S: 8	H: 1 LOB: 1 BB: 1 P: 16	R: 3 E: 0 K: 1 S: 10	H: 3 LOB: 2 BB: 3 P: 26	R: 1 E: 0 K: 1 S: 12	H: 1 LOB: 2 BB: 2 P: 23	R: 0 E: 0 K: 1 S: 11	H: 0 LOB: 0 BB: 0 P: 16	1B: 3 2B: 4 3B: 0 HR: 1	SF: 0 SAC: 0 DP: 1 HBP: 1	WP: 0 PB: 0 SB: 2 CS: 0	PA: 44														
<b>PITCHER</b>	IP WLS BF H R ER SO BB IBB HBP BLK WP HR S P ERA WHIP																																			
<b>Tim Hudson, R</b> ERA: 3.27 (1, 1)	6.1		32	6	9	8	6	4	2	1	0	0	1	60	107	11.37	1.579																			
<b>Greg McMichael, R</b> ERA: 3.91 (7, 1)	1.0		6	1	1	1	0	2	1	0	0	0	0	7	22	9.00	3.000																			
<b>T.J. Mathews, R</b> ERA: 3.47 (8, 1)	1.2	W	6	1	0	0	2	0	0	0	0	0	0	19	26	0.00	0.600																			

Cleveland Indians @ Oakland Athletics  
Network Associates Coliseum, Oakland, CA

Tue Aug 24 1999, 10:05 PM EDT  
Att. 17,417 - Unknown - 68 F

livebaseballscorecards.com

AB	34
R	10
H	8
RBI	9
BB	9
SO	8
LOB	16



Batter	1	2	3	4	5	6	7	8	9	AB	R	H	RBI	BB	SO	LOB
<b>Rich Becker, L</b> OBP: 0.400, SLG: 0.406 (1, 8) (8, 7)	2-2 G4-3		4-0 1B HR BB	0-0 P8		0-1 G1-3		2-3 K		4	1	0	0	1	1	2
<b>Randy Velarde, R</b> OBP: 0.385, SLG: 0.447 (1, 4)	1-1 G5-3		0-0 HR 1B	1-0 L6			1-2 HR	2-1 HR		5	3	3	2	0	0	1
<b>Jason Giambi, L</b> OBP: 0.419, SLG: 0.551 (1, 3)	3-2 G3		4-2 HR HBP		2-2 L4		1-2 BB 1B	2-2 G4-3		4	2	1	0	0	0	0
<b>John Jaha, R</b> OBP: 0.422, SLG: 0.597 (1, 10)		1-0 F8	2-1 HR 1-H 2-H 3-H		1-1 1B		4-1 G4-3 1B SF8 BB	2-0 HR		4	3	3	5	1	0	0
<b>Matt Stairs, L</b> OBP: 0.361, SLG: 0.520 <b>Ryan Christenson, R</b> OBP: 0.305, SLG: 0.317 (1, 9) (9, 8)		3-2 F9	0-2 G4-3		0-0 L9		3-2 G4-3 1B 1-2 2-H	3-0 F8		5	0	1	1	0	0	1
<b>Ben Grieve, L</b> OBP: 0.375, SLG: 0.495 <b>Jason McDonald, S</b> OBP: 0.302, SLG: 0.277 (1, 7) (7, PH) (8, 8) (9, 9)		1-1 2B	0-0 F9		1-1 L3		2-0 G4-3 1-2 2-3			3	0	1	0	0	0	1
<b>Miguel Tejada, R</b> OBP: 0.325, SLG: 0.425 (1, 6)		2-0 G6-3		3-2 F9		0-2 G6-3 2B	0-1 SF8			3	0	1	1	0	0	1
<b>Scott Spiezio, S</b> OBP: 0.316, SLG: 0.422 (1, 5)			1-2 G4-3	0-0 HR		0-0 F9	SAFE 4-0 IBB			3	1	1	1	1	0	1
<b>A.J. Hinch, R</b> OBP: 0.265, SLG: 0.353 (1, 2)			1-2 HR	4-1 BB		2-0 G6-3	0-3 K			3	1	1	1	1	1	3

Inning Stats	R: 0	H: 0	E: 0	K: 0	S: 8	H: 0	LOB: 0	BB: 0	P: 14	R: 0	H: 1	E: 0	K: 0	S: 8	H: 1	LOB: 1	BB: 0	P: 15	R: 5	H: 3	E: 0	K: 0	S: 15	R: 1	H: 1	E: 0	K: 0	S: 7	H: 1	LOB: 1	BB: 1	P: 15	R: 0	H: 1	E: 0	K: 0	S: 10	H: 1	LOB: 1	BB: 0	P: 14	R: 0	H: 1	E: 0	K: 0	S: 7	H: 1	LOB: 1	BB: 0	P: 9	R: 3	H: 3	E: 0	K: 1	S: 18	H: 3	LOB: 2	BB: 2	P: 33	R: 2	H: 2	E: 0	K: 1	S: 10	H: 2	LOB: 0	BB: 0	P: 21
1B: 4	SF: 1	2B: 2	SAC: 0	3B: 0	DP: 0	HR: 6	HBP: 1	WP: 0	PA: 41	PB: 0	SB: 1	CS: 0																																																								

PITCHER	IP	WLS	BF	H	R	ER	SO	BB	IBB	HBP	BLK	WP	HR	S	P	ERA	WHIP
<b>Steve Karsay, R</b> ERA: 2.92 (1, 1)	3.0		15	4	5	5	0	1	0	0	0	0	2	31	56	15.00	1.667
<b>Jason Rakers, R</b> ERA: 4.5 (4, 1)	2.0		9	2	1	1	0	1	0	0	0	0	1	17	29	4.50	1.500
<b>David Riske, R</b> ERA: 12.27 (6, 1)	1.0		7	3	3	3	0	1	0	0	0	0	1	15	23	27.00	4.000
<b>Ricardo Rincon, L</b> ERA: 5.23 (7, 1)	0.1	H	2	1	0	0	0	0	0	0	0	0	0	5	10	0.00	3.000
<b>Paul Shuey, R</b> ERA: 3.49 (7, 1)	1.2	L	8	2	2	2	2	0	1	0	0	0	2	15	30	10.80	1.200


**BOTTOM**

**Cleveland Indians @ Oakland Athletics**  
Network Associates Coliseum, Oakland, CA

Tue Aug 24 1999, 10:05 PM EDT  
Att: 17,417 - Unknown - 68 F

livebaseballscorecards.com

<b>AB</b>	<b>35</b>
<b>R</b>	<b>11</b>
<b>H</b>	<b>12</b>
<b>RBI</b>	<b>11</b>
<b>BB</b>	<b>4</b>
<b>SO</b>	<b>2</b>
<b>LOB</b>	<b>12</b>





Batter	1	2	3	4	5	6	7	8	9	AB R H RBI BB SO LOB	TOP											
<b>Dave Roberts, L</b> (1, 8) OBP: 0.284, SLG: 0.260	3-2 L3	3-2 G4-3		2-2 HR 1B		2-1 P3		0-0 HR 1B		5 2 2 1 0 0 1												
<b>Omar Vizquel, S</b> (1, 6) OBP: 0.404, SLG: 0.442	2-2 P8		0-0 B5-3	0-0 HR		0-0 2B		1-0 P6		5 1 2 4 0 0 1												
<b>Roberto Alomar, S</b> (1, 4) OBP: 0.426, SLG: 0.555 <b>Jolbert Cabrera, R</b> (8, PH) OBP: 0.231, SLG: 0.167 (8, 4)	2-2 2B 1B		2-2 G4-3	1-3 K		1-2 G4-3		1-3 K		4 1 1 0 0 1 1 1 0 0 0 0 1 1												
<b>Manny Ramirez, R</b> (1, 9) OBP: 0.427, SLG: 0.643 <b>Alex Ramirez, R</b> (8, 9) OBP: 0.275, SLG: 0.348	1-1 1B 2B		3-2 HR		0-3 K		1-1 HR	3-1 HR		5 4 4 4 0 1 0 0 0 0 0 0 0 0												
<b>David Justice, L</b> (1, 10) OBP: 0.409, SLG: 0.504	4-0 1B IBB		1-1 G4-3		2-1 P6		2-3 K	3-2 G6-3		4 0 0 0 1 1 0												
<b>Richie Sexson, R</b> (1, 7) OBP: 0.312, SLG: 0.503	1-0 1B			0-2 L7		1-1 G4-3		1-3 K	0-3 K	5 0 1 2 0 2 0												
<b>Jim Thome, L</b> (1, 3) OBP: 0.424, SLG: 0.538	3-3 K			4-2 1B 1B BB		1-0 HR	1-1 1B	3-1 G1-6-3		4 2 2 1 1 1 2	AB 42 R 12 H 15 RBI 12 BB 3 SO 8 LOB 11											
<b>Enrique Wilson, S</b> (1, 5) OBP: 0.314, SLG: 0.362 <b>Carlos Baerga, S</b> (9, 5) OBP: 0.305, SLG: 0.333		0-1 F9		1-0 F8		0-0 2B 1B	0-0 1B	4-2 BB		4 1 2 0 1 0 1 0 0 0 0 0 0 0												
<b>Einar Diaz, R</b> (1, 2) OBP: 0.313, SLG: 0.351		0-0 L6		0-1 1B HR 1B		0-0 P3	0-3 K	3-2 P4		5 1 1 0 0 1 4												
<b>Inning Stats</b>	R: 2 E: 0 K: 1 S: 17	H: 3 LOB: 2 BB: 1 P: 33	R: 0 E: 0 K: 0 S: 8	H: 0 LOB: 0 BB: 0 P: 11	R: 1 E: 0 K: 0 S: 10	H: 1 LOB: 0 BB: 0 P: 16	R: 4 E: 0 K: 1 S: 17	H: 3 LOB: 0 BB: 1 P: 25	R: 0 E: 0 K: 1 S: 7	H: 0 LOB: 0 BB: 0 P: 10	R: 2 E: 0 K: 0 S: 10	H: 3 LOB: 1 BB: 0 P: 14	R: 1 E: 0 K: 3 S: 14	H: 3 LOB: 2 BB: 0 P: 19	R: 2 E: 0 K: 1 S: 10	H: 2 LOB: 0 BB: 0 P: 18	R: 0 E: 0 K: 1 S: 10	H: 0 LOB: 1 BB: 1 P: 20	1B: 8 2B: 2 3B: 0 HR: 5	SF: 0 SAC: 0 DP: 0 HBP: 0	WP: 1 PB: 0 SB: 0 CS: 0	PA: 45
<b>PITCHER</b>	IP WLS BF H R ER SO BB IBB HBP BLK WP HR S P ERA WHIP																					
<b>Mike Oquist, R</b> (1, 1) ERA: 5.88	4.0 L 21 7 7 7 2 1 1 0 0 0 2 52 85 15.75 2.000																					
<b>Doug Jones, R</b> (5, 1) ERA: 4.01	1.2 8 3 2 2 1 0 0 0 0 0 1 13 19 10.80 1.800																					
<b>Jason Isringhausen, R</b> (6, 1) ERA: 5.08	1.1 7 3 1 1 3 0 0 0 0 0 1 18 24 6.75 2.250																					
<b>Jimmy Haynes, R</b> (8, 1) ERA: 6.16	2.0 9 2 2 2 2 1 0 0 0 1 1 20 38 9.00 1.500																					

Cleveland Indians @ Oakland Athletics  
Network Associates Coliseum, Oakland, CA

Wed Aug 25 1999, 4:05 PM EDT  
Att. 21,328 - Unknown - 70 F

livebaseballscorecards.com



Batter	1	2	3	4	5	6	7	8	9	AB	R	H	RBI	BB	SO	LOB
<b>Rich Becker, L</b> OBP: 0.402, SLG: 0.401 (1, 8) (9, 9)	4-2 BB 2B BB		0-0 G5-3			4-1 CS BB	1-0 F8			2	1	0	0	2	0	1
<b>Randy Velarde, R</b> OBP: 0.386, SLG: 0.453 <b>Jason McDonald, S</b> OBP: 0.300, SLG: 0.275 (1, 4) (8, PH) (9, 4)	4-1 BB 2B BB		1-1 HR			2-3 K		0-0 G6-3		2	2	1	1	1	1	1
<b>Jason Giambi, L</b> OBP: 0.421, SLG: 0.553 <b>Olmedo Saenz, R</b> OBP: 0.358, SLG: 0.452 (1, 3) (8, PH) (9, 3)	1-0 2B		1-3 K			1-2 CS	4-2 G3-6-1 1B BB	0-0 BLK 1B		2	0	1	2	1	1	0
<b>John Jaha, R</b> OBP: 0.422, SLG: 0.594 (1, 10)	3-3 K		4-2 BB			2-2 G3-6-1 1B	1-2 K	2-3 K		3	0	1	0	1	2	2
<b>Matt Stairs, L</b> OBP: 0.359, SLG: 0.517 <b>Ryan Christenson, R</b> OBP: 0.308, SLG: 0.320 (1, 9) (8, PH) (9, 8)	3-2 P3		2-1 F7			1-1 G3-6-1	1-1 1B	1-1 1B		3	0	0	0	0	0	4
<b>Ben Grieve, L</b> OBP: 0.371, SLG: 0.489 (1, 7)	2-3 K			1-1 F7		1-2 P6		1-2 F7		4	0	0	0	0	1	3
<b>Miguel Tejada, R</b> OBP: 0.323, SLG: 0.421 (1, 6)		0-1 F7		0-0 F9			1-2 F8		1-1 G6-3	4	0	0	0	0	0	0
<b>Scott Spiezio, S</b> OBP: 0.315, SLG: 0.423 (1, 5)		1-0 P6		1-3 K			0-0 2B		1-3 K	4	0	1	0	0	2	0
<b>Mike Macfarlane, R</b> OBP: 0.266, SLG: 0.326 (1, 2)		1-2 G6-3			3-3 K		2-1 G6-3		1-0 F8	4	0	0	0	0	1	1

Inning Stats	R: 2	H: 1	E: 0	LOB: 1	K: 2	S: 13	R: 0	H: 0	E: 0	LOB: 0	K: 0	S: 6	R: 1	H: 1	E: 0	LOB: 1	K: 1	S: 11	R: 0	H: 0	E: 0	LOB: 0	K: 2	S: 10	R: 0	H: 1	E: 0	LOB: 1	K: 0	S: 7	R: 1	H: 2	E: 0	LOB: 1	K: 1	S: 10	R: 0	H: 0	E: 0	LOB: 0	K: 1	S: 6	1B: 3	SF: 0	2B: 2	SAC: 0	3B: 0	DP: 1	HR: 1	HBP: 0	WP: 0	PA: 37
--------------	------	------	------	--------	------	-------	------	------	------	--------	------	------	------	------	------	--------	------	-------	------	------	------	--------	------	-------	------	------	------	--------	------	------	------	------	------	--------	------	-------	------	------	------	--------	------	------	-------	-------	-------	--------	-------	-------	-------	--------	-------	--------

PITCHER	IP	WLS	BF	H	R	ER	SO	BB	IBB	HBP	BLK	WP	HR	S	P	ERA	WHIP
<b>Bartolo Colon, R</b> ERA: 4.04 (1, 1)	7.0	W	28	4	3	3	6	5	0	0	0	0	1	64	115	3.86	1.286
<b>Paul Assenmacher, L</b> ERA: 8.23 (8, 1)	1.0		5	2	1	1	1	0	0	0	1	0	0	10	14	9.00	2.000
<b>Steve Reed, R</b> ERA: 3.21 (9, 1)	1.0		3	0	0	0	1	0	0	0	0	0	0	6	9	0.00	0.000


**BOTTOM**

**Cleveland Indians @ Oakland Athletics**  
Network Associates Coliseum, Oakland, CA

Wed Aug 25 1999, 4:05 PM EDT  
Att: 21,328 - Unknown - 70 F

livebaseballscorecards.com

AB	31
R	4
H	6
RBI	4
BB	5
SO	8
LOB	12





Batter	1	2	3	4	5	6	7	8	9	AB R H RBI BB SO LOB	TOP	
Ryan Christenson, R OBP: 0.302, SLG: 0.313 (1, 8)	1-2 F7		1-0 E2 1B	0-3 K2-3			0-0 B2	0-1 G4-3		5 1 0 0 0 1 2		
Randy Velarde, R OBP: 0.388, SLG: 0.453 (1, 4)	2-2 F8		0-2 1B SF8 1B			1-2 F8	1-0 2B 1B		4-0 FC4-6 BB	4 2 2 0 1 0 0		
Jason Giambi, L OBP: 0.420, SLG: 0.553 (1, 3)	3-1 F8		2-1 1B			2-3 K	0-1 1B SF8 2B		0-0 FC4-6 BB BB	5 2 2 3 0 1 1		
John Jaha, R OBP: 0.427, SLG: 0.601 Rich Becker, L OBP: 0.402, SLG: 0.401 (1, 10) (9, PR)		3-1 1B E 2B	3-1 SF8			3-1 1B	3-2 HR 1B		4-2 BB BB BB	3 2 3 1 1 0 0 0 0 0 0 0 0 0		
Matt Stairs, L OBP: 0.357, SLG: 0.514 (1, 9)		0-0 E 2-3 1B	0-2 F8			0-1 F8	1-1 SF8		2-0 P6	4 0 1 1 0 0 4		
Olmedo Saenz, R OBP: 0.361, SLG: 0.466 Scott Spiezio, S OBP: 0.318, SLG: 0.423 (1, 5) (7, 5)		2-3 K	1-3 K				1-1 HBP		4-0 BB BB	3 1 1 2 0 2 3 0 0 0 0 1 0 0		
Miguel Tejada, R OBP: 0.321, SLG: 0.417 (1, 6)		1-2 E5 G6-4-3		0-0 G5-3			0-0 P3		4-0 BB	4 0 0 2 1 0 2		
Ben Grieve, L OBP: 0.368, SLG: 0.484 Jason McDonald, S OBP: 0.298, SLG: 0.273 (1, 7) (8, 7)		0-1 G6-4-3		2-1 F7			1-3 K		0-2 F7	4 0 0 0 0 1 3 1 0 0 0 0 1 3		
Ramon Hernandez, R OBP: 0.375, SLG: 0.471 (1, 2)			1-2 1B 2B				3-1 F9		3-2 F8	3 1 1 0 1 0 1		
<b>Inning Stats</b>	R: 0 E: 0 K: 0 S: 9 H: 0 LOB: 0 BB: 0 P: 15	R: 1 E: 1 K: 1 S: 13 H: 2 LOB: 1 BB: 0 P: 19	R: 3 E: 1 K: 1 S: 17 H: 3 LOB: 1 BB: 0 P: 25	R: 0 E: 0 K: 1 S: 7 H: 0 LOB: 1 BB: 1 P: 13	R: 0 E: 0 K: 1 S: 10 H: 1 LOB: 1 BB: 0 P: 16	R: 0 E: 0 K: 1 S: 7 H: 0 LOB: 1 BB: 0 P: 12	R: 4 E: 0 K: 0 S: 12 H: 4 LOB: 0 BB: 0 P: 19	R: 0 E: 0 K: 0 S: 9 H: 0 LOB: 0 BB: 0 P: 12	R: 1 E: 0 K: 1 S: 7 H: 0 LOB: 3 BB: 4 P: 26	1B: 6 2B: 3 3B: 0 HR: 1 SF: 2 SAC: 0 DP: 1 HBP: 1	WP: 0 PB: 0 SB: 0 CS: 0 PA: 44	
<b>PITCHER</b>	IP WLS BF H R ER SO BB IBB HBP BLK WP HR S P ERA WHIP											
Mike Sirotko, L ERA: 3.95 (1, 1)	6.2 L 33 10 8 7 5 1 0 1 0 0 0 1 74 116 9.45 1.650											
41 Bill Simas, R ERA: 4.17 (7, 1)	1.1 4 0 0 0 0 0 0 0 0 0 0 0 10 15 0.00 0.000											
Jesus Pena, L ERA: 1.59 (9, 1)	0.2 6 0 1 1 0 4 0 0 0 0 0 0 4 22 13.50 6.000											
Scott Eyre, L ERA: 7.03 (9, 1)	0.1 1 0 0 0 0 1 0 0 0 0 0 0 3 4 0.00 0.000											

Oakland Athletics @ Chicago White Sox  
Comiskey Park, Chicago, IL  
Fri Aug 27 1999, 8:05 PM EDT  
Att. 14,270 - Unknown - 80 F

livebaseballscorecards.com

AB	36
R	9
H	10
RBI	9
BB	5
SO	6
LOB	19



Batter	1	2	3	4	5	6	7	8	9	AB	R	H	RBI	BB	SO	LOB
Ray Durham, S OBP: 0.379, SLG: 0.461 (1, 4)	4-2 WP G4-3 BB		1-0 G1-3	1-2 1B			1-0 L7	4-1 BB		3	0	1	0	2	0	1
Mike Caruso, S OBP: 0.291, SLG: 0.305 (1, 6)	1-0 G4-3		0-1 1B	1-1 G4-3			1-0 1B	2-0 F8		4	1	2	1	0	0	4
Brook Fordyce, R OBP: 0.345, SLG: 0.430 (8, PH)			2-H 1B							1	0	0	0	0	0	2
Craig Wilson, R OBP: 0.303, SLG: 0.330 (9, 6)	1-2 G4-3		1-0 1B	1-1 G4-3			4-2 1B BB			0	0	0	0	0	0	0
Frank Thomas, R OBP: 0.418, SLG: 0.486 (1, 10)	2-3 K		1-0 G6-4-3 1B		0-0 F8		1-2 1B BB		0-0 14 1B 1B	4	1	2	0	1	1	1
Magglio Ordonez, R OBP: 0.339, SLG: 0.521 (1, 9)	2-2 P4		1-1 G6-4-3		0-1 G5-3		2-2 1B		0-1 G4-6-3 14 1B 1B	5	0	2	1	0	0	3
14 Paul Konerko, R OBP: 0.351, SLG: 0.529 (1, 3)		3-2 G5-3		1-1 G3 2B	3-2 G5-3		0-1 P4		2-1 G4-6-3 1B	5	1	2	1	0	0	2
Chris Singleton, L OBP: 0.337, SLG: 0.508 (1, 8)		0-3 K		0-0 G3		1-3 K		0-0 HR	0-1 G4-6-3	5	1	1	1	0	2	3
Carlos Lee, R OBP: 0.321, SLG: 0.452 (1, 7)		2-1 HR		0-0 1B 2B		0-1 G6-3		1-2 G6-3	2-1 P4	5	1	2	2	0	0	1
Greg Norton, S OBP: 0.340, SLG: 0.388 (1, 5)		3-2 F7		2-3 K		2-3 K		1-0 F7		4	0	0	0	0	2	1
Mark Johnson, L OBP: 0.335, SLG: 0.343 (1, 2)			2-2 G1-3 1B	4-1 1B BB			1-1 F9	4-2 BB BB		2	1	1	0	2	0	0

BOTTOM

Oakland Athletics @ Chicago White Sox  
Comiskey Park, Chicago, IL  
Fri Aug 27 1999, 8:05 PM EDT  
Att: 14,270 - Unknown - 80 F

livebaseballscorecards.com

AB	38
R	6
H	13
RBI	6
BB	5
SO	5
LOB	18



Inning Stats	R: 0	H: 0	E: 0	K: 1	S: 10	H: 0	LOB: 1	BB: 1	P: 19	R: 1	H: 1	E: 0	K: 1	S: 14	R: 1	H: 3	E: 0	K: 0	S: 9	R: 1	H: 3	E: 0	K: 1	S: 15	R: 0	H: 0	E: 0	K: 0	S: 7	R: 0	H: 0	E: 0	K: 2	S: 9	R: 1	H: 2	E: 0	K: 0	S: 13	R: 1	H: 1	E: 0	K: 0	S: 11	R: 1	H: 3	E: 0	K: 0	S: 9	1B: 9	2B: 2	3B: 0	HR: 2	SF: 0	SAC: 0	DP: 2	HBP: 0	WP: 1	PA: 43
--------------	------	------	------	------	-------	------	--------	-------	-------	------	------	------	------	-------	------	------	------	------	------	------	------	------	------	-------	------	------	------	------	------	------	------	------	------	------	------	------	------	------	-------	------	------	------	------	-------	------	------	------	------	------	-------	-------	-------	-------	-------	--------	-------	--------	-------	--------

PITCHER	IP	WLS	BF	H	R	ER	SO	BB	IBB	HBP	BLK	WP	HR	S	P	ERA	WHIP
Omar Olivares, R ERA: 3.99 (1, 1)	5.0	W	23	7	3	3	3	2	0	0	0	1	1	55	89	5.40	1.800
Doug Jones, R ERA: 4.03 (6, 1)	1.2	H	7	1	1	1	2	1	0	0	0	0	0	17	27	5.40	1.200
T.J. Mathews, R ERA: 3.58 (7, 1)	1.0		7	2	1	1	0	2	0	0	0	0	1	15	27	9.00	4.000
Jason Isringhausen, R ERA: 5.13 (8, 1)	1.1	S	6	3	1	1	0	0	0	0	0	0	0	10	16	6.75	2.250





Batter	1	2	3	4	5	6	7	8	9	AB	R	H	RBI	BB	SO	LOB
Ray Durham, S OBP: 0.379, SLG: 0.461 (1, 4)	2-2 1B PB 2B		1-1 B1-3			1-0 F8		4-2 FC2-8 BB	1-2 G4-3	4	1	1	0	1	0	1
Mike Caruso, S OBP: 0.290, SLG: 0.304 (1, 6)	2-2 PB 2B 1B		2-1 F9			1-1 G5-3		0-0 FC2-6 PB		4	1	1	0	0	0	2
Frank Thomas, R OBP: 0.419, SLG: 0.487 (1, 10)	2-0 1-H 3-H 2B		0-1 G4-3			0-1 G6-3		4-2 BB		3	0	1	1	1	0	0
Magglio Ordonez, R OBP: 0.339, SLG: 0.520 (1, 9)	2-1 P4				3-0 G5-3		0-0 E8 14 E 1B	0-0 SF8		3	1	1	1	0	0	1
14 Paul Konerko, R OBP: 0.347, SLG: 0.524 (1, 3)	3-2 G6-3				2-1 G5-3		3-2 E5	3-H 2-1 P6		4	0	0	0	0	0	3
Chris Singleton, L OBP: 0.333, SLG: 0.503 (1, 8)	1-1 G4-3				0-2 G3-1		3-2 SAFE F8		2-2 P3	4	0	0	0	0	0	2
Carlos Lee, R OBP: 0.320, SLG: 0.458 (1, 7)		X 0-0 P6				1-3 K		0-3 K		4	1	1	1	0	2	1
Craig Wilson, R OBP: 0.299, SLG: 0.324 (1, 5)		C BB X 2-1 G6-3				2-1 G6-3		0-0 P4		3	0	0	0	0	0	1
Brian Simmons, S OBP: 0.281, SLG: 0.418 (9, PH)									1-0 G1-3	1	0	0	0	0	0	0
Brook Fordyce, R OBP: 0.347, SLG: 0.431 (1, 2)		C X 0-1 F8				0-0 G6-3			2-2 FC2-6 BB SF8 1B	4	1	2	0	0	0	0

Inning Stats	R: 2	H: 3	E: 0	K: 15	LOB: 1	BB: 0	P: 27	R: 0	H: 0	E: 0	K: 5	LOB: 0	BB: 0	P: 7	R: 0	H: 0	E: 0	K: 6	LOB: 0	BB: 0	P: 9	R: 0	H: 0	E: 0	K: 5	LOB: 0	BB: 0	P: 7	R: 1	H: 1	E: 2	K: 14	LOB: 1	BB: 0	P: 20	R: 1	H: 1	E: 0	K: 9	LOB: 2	BB: 2	P: 19	R: 1	H: 2	E: 0	K: 13	LOB: 1	BB: 0	P: 21	1B: 4	2B: 2	3B: 0	HR: 1	SF: 1	SAC: 0	DP: 0	HBP: 0	WP: 0	PB: 2	SB: 0	CS: 0	PA: 37
--------------	------	------	------	-------	--------	-------	-------	------	------	------	------	--------	-------	------	------	------	------	------	--------	-------	------	------	------	------	------	--------	-------	------	------	------	------	-------	--------	-------	-------	------	------	------	------	--------	-------	-------	------	------	------	-------	--------	-------	-------	-------	-------	-------	-------	-------	--------	-------	--------	-------	-------	-------	-------	--------

PITCHER	IP	WLS	BF	H	R	ER	SO	BB	IBB	HBP	BLK	WP	HR	S	P	ERA	WHIP
Gil Heredia, R ERA: 4.7 (1, 1)	7.0	W	27	5	4	3	2	0	0	0	0	0	0	60	93	3.86	0.714
Buddy Groom, L ERA: 4.69 (8, 1)	0.1	H	2	0	0	0	0	1	0	0	0	0	0	3	7	0.00	3.000
Greg McMichael, R ERA: 4.05 (8, 1)	1.1	H	7	2	1	1	0	1	0	0	0	0	1	15	28	6.75	2.250
Doug Jones, R ERA: 4.02 (9, 1)	0.1	S	1	0	0	0	0	0	0	0	0	0	0	3	4	0.00	0.000

**BOTTOM**

**Oakland Athletics @ Chicago White Sox**  
 Comiskey Park, Chicago, IL  
 Sat Aug 28 1999, 7:05 PM EDT  
 Att: 27,121 - Unknown - 80 F

AB	34
R	5
H	7
RBI	3
BB	2
SO	2
LOB	11



PITCHER	IP	WLS	BF	H	R	ER	SO	BB	IBB	HBP	BLK	WP	HR	S	P	ERA	WHIP
---------	----	-----	----	---	---	----	----	----	-----	-----	-----	----	----	---	---	-----	------



Batter	1	2	3	4	5	6	7	8	9	AB R H RBI BB SO LOB	TOP											
<b>Rich Becker, L</b> (1, 8) OBP: 0.402, SLG: 0.398	1-2 G4-3	1-1 FC6-4 HBP		1-2 1B		3-3 K		0-0 FC1-2		4 0 1 0 0 1 4												
<b>Randy Velarde, R</b> (1, 4) OBP: 0.387, SLG: 0.450	0-1 L8	1-1 FC6-4		0-0 1B			0-1 G5-3	1-1 P7		5 0 1 0 0 0 6												
<b>Jason Giambi, L</b> (1, 3) OBP: 0.422, SLG: 0.548	4-2 BB		2-2 L7	1-3 K			4-0 FC5-4 BB		1-1 F8	3 0 0 0 2 1 2												
<b>John Jaha, R</b> (1, 10) OBP: 0.419, SLG: 0.595	3-3 K		0-0 P9		3-3 K		3-2 FC5-4		0-0 F9	5 0 0 0 0 2 2												
<b>Matt Stairs, L</b> (1, 9) OBP: 0.360, SLG: 0.517		3-1 HR	1-1 2B 1B		2-0 F7		1-2 F9		1-1 P6	5 2 2 1 0 0 1												
<b>Ben Grieve, L</b> (1, 7) OBP: 0.369, SLG: 0.484		1-3 K	2-0 1-H 2B		2-3 K			0-0 1B FC1-2 1B		4 0 2 1 0 2 0												
<b>Scott Spiezio, S</b> (1, 5) OBP: 0.310, SLG: 0.409		0-0 P5	0-3 K			2-1 P6		2-2 P6		4 0 0 0 0 1 2												
<b>Miguel Tejada, R</b> (1, 6) OBP: 0.331, SLG: 0.435		4-1 HBP 1B BB		2-1 G6-3 1B		4-2 FC6-4 BB		1-1 FC1-2 1B		2 0 2 0 2 0 0												
<b>Ramon Hernandez, R</b> (1, 2) OBP: 0.381, SLG: 0.473		1-2 HBP 1B		3-2 G6-3		0-0 FC6-4		3-2 FC1-2 1B		4 0 2 0 0 0 2												
<b>Inning Stats</b>	R: 0 E: 0 K: 1 S: 11	H: 0 LOB: 1 BB: 1 P: 19	R: 1 E: 0 K: 1 S: 14	H: 2 LOB: 3 BB: 1 P: 25	R: 1 E: 0 K: 1 S: 10	H: 2 LOB: 1 BB: 0 P: 15	R: 0 E: 0 K: 1 S: 13	H: 3 LOB: 2 BB: 0 P: 20	R: 0 E: 0 K: 2 S: 7	H: 0 LOB: 0 BB: 0 P: 14	R: 0 E: 0 K: 1 S: 9	H: 0 LOB: 1 BB: 1 P: 18	R: 0 E: 0 K: 0 S: 9	H: 0 LOB: 1 BB: 1 P: 17	R: 0 E: 0 K: 0 S: 14	H: 3 LOB: 3 BB: 0 P: 21	R: 0 E: 0 K: 0 S: 5	H: 0 LOB: 0 BB: 0 P: 7	1B: 8 2B: 1 3B: 0 HR: 1	SF: 0 SAC: 0 DP: 1 HBP: 1	WP: 0 PB: 0 SB: 0 CS: 0	PA: 41
<b>PITCHER</b>	IP WLS BF H R ER SO BB IBB HBP BLK WP HR S P ERA WHIP																					
<b>James Baldwin, R</b> (1, 1) ERA: 5.58	6.0 W 28 7 2 2 7 3 0 1 0 0 1 64 111 3.00 1.667																					
<b>Sean Lowe, R</b> (7, 1) ERA: 2.99	1.1 8 3 0 0 0 1 0 0 0 0 0 20 34 0.00 3.000																					
<b>Keith Foulke, R</b> (8, 1) ERA: 2.52	1.2 S 5 0 0 0 0 0 0 0 0 0 0 8 11 0.00 0.000																					

**Oakland Athletics @ Chicago White Sox**  
**Comiskey Park, Chicago, IL**  
 Sun Aug 29 1999, 2:05 PM EDT  
 Att. 16,403 - Sunny - 72 F

[livebaseballscorecards.com](http://livebaseballscorecards.com)

<b>AB</b>	36
<b>R</b>	2
<b>H</b>	10
<b>RBI</b>	2
<b>BB</b>	4
<b>SO</b>	7
<b>LOB</b>	19



Batter	1	2	3	4	5	6	7	8	9
Ray Durham, S OBP: 0.380, SLG: 0.458 (1, 4)	3-3 K		4-1 BB 2B BB	2-1 G3	4-1 SAFE BB BB BB G4-3 BB			2-2 G6-3	
Craig Wilson, R OBP: 0.297, SLG: 0.318 (1, 6)	3-2 P4		1-1 F7	4-0 BB	2-2 G4-3 1-2f			2-1 G1-3	
Frank Thomas, R OBP: 0.419, SLG: 0.484 (1, 10)	4-2 FC5-4 BB		4-0 2B 1B BB	1-2 F9			2-3 K	2-2 L6	
Magglio Ordonez, R OBP: 0.340, SLG: 0.524 (1, 9)	0-2 FC5-4 1-2f		0-0 1B 2B		0-0 1B 2B		1-2 F8		
14 Paul Konerko, R OBP: 0.349, SLG: 0.521 (1, 3)		1-0 P9	4-1 1B BB		4-2 1B BB		1-3 K		
Chris Singleton, L OBP: 0.335, SLG: 0.502 (1, 8)		1-1 1B 1B	2-3 K		0-1 1B E 1B		0-0 F7		
Carlos Lee, R OBP: 0.325, SLG: 0.461 (1, 7)		1 SAFE SAFE 1 SAFE 1 SAFE 1-2 2B 1B 1-H	1-2 FC6-4 1B 1-2 2-3 3-H		1-0 E8 1B 1B 1-H 2-H 3-H		0-0 F9		
Greg Norton, S OBP: 0.341, SLG: 0.393 (1, 5)		1 SAFE SAFE 1 SAFE 1 SAFE 1-0 2B 1-H	2-1 FC6-4 1B 1-2f		1-0 BB 1B 3-H		2-3 K		
Mark Johnson, L OBP: 0.333, SLG: 0.341 (1, 2)		2-2 F7		1-1 G3	2-2 F7		2-2 G6-3 S 1B		

Inning Stats	R: 0	H: 0	E: 0	K: 1	S: 12	R: 1	H: 3	E: 0	K: 0	S: 10	R: 2	H: 2	E: 0	K: 1	S: 13	R: 0	H: 0	E: 0	K: 0	S: 7	R: 4	H: 4	E: 1	K: 0	S: 15	R: 0	H: 0	E: 0	K: 2	S: 12	R: 0	H: 0	E: 0	K: 1	S: 5	R: 0	H: 1	E: 0	K: 0	S: 12	
	LOB: 1	BB: 1	BB: 1	BB: 1	BB: 1	LOB: 1	BB: 0	LOB: 1	BB: 0	LOB: 1	LOB: 1	LOB: 1	LOB: 1	LOB: 1	LOB: 1	LOB: 0	LOB: 0	LOB: 0	LOB: 0	LOB: 0	LOB: 1	LOB: 1	LOB: 1	LOB: 0	LOB: 0	LOB: 0	LOB: 0	LOB: 0	LOB: 0	LOB: 0	LOB: 0	LOB: 0	LOB: 0	LOB: 0	LOB: 0	LOB: 0	LOB: 1	LOB: 1	LOB: 1	LOB: 0	LOB: 0

PITCHER	IP	WLS	BF	H	R	ER	SO	BB	IBB	HBP	BLK	WP	HR	S	P	ERA	WHIP
Kevin Appier, R ERA: 5.1 (1, 1)	4.0	L	25	8	7	6	2	6	0	0	0	0	0	49	96	13.50	3.500
Mike Oquist, R ERA: 5.5 (5, 1)	4.0		14	2	0	0	3	1	0	0	0	0	0	37	60	0.00	0.750

**BOTTOM**

**Oakland Athletics @ Chicago White Sox**  
Comiskey Park, Chicago, IL

Sun Aug 29 1999, 2:05 PM EDT  
Att. 16,403 - Sunny - 72 F

AB	R	H	RBI	BB	SO	LOB
3	1	0	0	2	1	1
4	0	0	0	1	0	4
3	1	0	0	2	1	2
4	1	2	1	0	0	1
2	1	0	0	2	1	0
4	2	2	0	0	1	3
4	1	3	4	0	0	0
4	0	2	1	0	1	3
4	0	1	0	0	0	2

AB	32
R	7
H	10
RBI	6
BB	7
SO	5
LOB	16

WP: 0 PA: 39  
PB: 0  
SB: 2  
CS: 0



PITCHER	IP	WLS	BF	H	R	ER	SO	BB	IBB	HBP	BLK	WP	HR	S	P	ERA	WHIP
Kevin Appier, R ERA: 5.1 (1, 1)	4.0	L	25	8	7	6	2	6	0	0	0	0	0	49	96	13.50	3.500
Mike Oquist, R ERA: 5.5 (5, 1)	4.0		14	2	0	0	3	1	0	0	0	0	0	37	60	0.00	0.750



Batter	1	2	3	4	5	6	7	8	9	AB R H RBI BB SO LOB	TOP
<b>Rich Becker, L</b> (1, 8) OBP: 0.401, SLG: 0.397 <b>Ryan Christenson, R</b> (6, PH) OBP: 0.305, SLG: 0.316 <b>Olmedo Saenz, R</b> (9, PH) OBP: 0.362, SLG: 0.463	2-1  F7	0-1  F8			1-0  BB 1B 1B	0-0  1B			1-1  G5-3	3 1 1 0 0 0 0 1 0 1 0 0 0 0 1 0 0 0 0 0 0	
<b>Randy Velarde, R</b> (1, 4) OBP: 0.389, SLG: 0.451	4-0  1B BB		1-0  E4		1-2  BB 1B 1B	0-0  1B			1-1  F9	4 1 2 0 1 0 0	
<b>Jason Giambi, L</b> (1, 3) OBP: 0.423, SLG: 0.547	3-2  FC4-6 1B		0-1  F7		4-0  PB 1B BB	1-0  G4-3			4-1  1B BB	3 0 1 0 2 0 3	
<b>John Jaha, R</b> (1, 10) OBP: 0.417, SLG: 0.590	3-3  K		1-3  K		1-3  K				1-2  1B	5 0 1 0 0 3 6	
<b>Matt Stairs, L</b> (1, 9) OBP: 0.359, SLG: 0.514	0-2  FC4-6 1-2f		1-0  P6		0-0  FC6-4 1B				1-2  F7	5 0 1 2 0 0 5	
<b>Ben Grieve, L</b> (1, 7) OBP: 0.368, SLG: 0.482		2-1  HR 1B		2-3  K	3-3  K				0-0  G3	4 1 1 0 0 2 2	
<b>Miguel Tejada, R</b> (1, 6) OBP: 0.532, SLG: 0.442		0-0  HR		1-2  1B	2-2  FC6-4 1-2f				2-3  K	4 1 2 2 0 1 2	
<b>Scott Spiezio, S</b> (1, 5) OBP: 0.304, SLG: 0.401		1-1  F9		0-2  F7		2-3  K			1-3  K	4 0 0 0 0 2 1	
<b>Ramon Hernandez, R</b> (1, 2) OBP: 0.364, SLG: 0.449		1-2  F9		1-2  F8		3-1  G5-3			2-3  K	4 0 0 0 0 1 1	
<b>Inning Stats</b>	R: 0 H: 1 E: 0 LOB: 2 K: 1 BB: 1 S: 12 P: 24	R: 2 H: 2 E: 0 LOB: 0 K: 0 BB: 0 S: 12 P: 16	R: 0 H: 0 E: 1 LOB: 1 K: 1 BB: 0 S: 7 P: 10	R: 0 H: 1 E: 0 LOB: 1 K: 1 BB: 0 S: 14 P: 18	R: 2 H: 3 E: 0 LOB: 2 K: 2 BB: 1 S: 15 P: 27	R: 0 H: 2 E: 0 LOB: 2 K: 1 BB: 0 S: 8 P: 14	R: 0 H: 0 E: 0 LOB: 0 K: 0 BB: 0 S: 5 P: 9	R: 0 H: 0 E: 0 LOB: 0 K: 3 BB: 0 S: 12 P: 17	R: 0 H: 1 E: 0 LOB: 2 K: 0 BB: 1 S: 11 P: 19	1B: 9 SF: 0 2B: 0 SAC: 0 3B: 0 DP: 0 HR: 1 HBP: 0	WP: 0 PA: 41 PB: 1 SB: 1 CS: 0
<b>PITCHER</b> <b>Hideki Irabu, R</b> (1, 1) ERA: 4.6 <b>Allen Watson, L</b> (5, 1) ERA: 3.52 <b>Jeff Nelson, R</b> (8, 1) ERA: 4.91 <b>42 Mariano Rivera, R</b> (9, 1) ERA: 2.29	IP WLS BF H R ER SO BB IBB HBP BLK WP HR S P ERA WHIP 4.1 0 23 7 4 4 4 2 0 0 0 0 1 53 83 8.31 2.077 2.2 0 10 2 0 0 2 0 0 0 0 0 0 20 35 0.00 0.750 1.0 W 3 0 0 0 3 0 0 0 0 0 0 0 12 17 0.00 0.000 1.0 S 5 1 0 0 0 0 1 0 0 0 0 0 0 11 19 0.00 2.000	<b>PITCHER</b> IP WLS BF H R ER SO BB IBB HBP BLK WP HR S P ERA WHIP 0 0 0 0 0 0 0 0 0 0 0 0 0 0 0 0 0.00 0.000									

**Oakland Athletics @ New York Yankees**  
 Yankee Stadium, Bronx, NY  
 Mon Aug 30 1999, 7:30 PM EDT  
 Att. 32,712 - Unknown - 68 F

[livebaseballscorecards.com](http://livebaseballscorecards.com)

<b>AB</b>	<b>38</b>
<b>R</b>	<b>4</b>
<b>H</b>	<b>10</b>
<b>RBI</b>	<b>4</b>
<b>BB</b>	<b>3</b>
<b>SO</b>	<b>9</b>
<b>LOB</b>	<b>20</b>



Batter	1	2	3	4	5	6	7	8	9
<b>Chuck Knoblauch, R</b> (1, 4) <small>OBP: 0.393, SLG: 0.452</small>	2-2 		1-3 		1-1 		1-2 	0-1 	
<b>2 Derek Jeter, R</b> (1, 6) <small>OBP: 0.425, SLG: 0.560</small>	2-3 			3-1 	1-0 		3-2 	2-1 	
<b>Paul O'Neill, L</b> (1, 9) <small>OBP: 0.362, SLG: 0.453</small>	0-0 			2-3 	1-0 		0-0 	1-3 	
<b>Bernie Williams, S</b> (1, 8) <small>OBP: 0.436, SLG: 0.550</small>		3-1 		4-2 	4-2 			4-0 	
<b>Tino Martinez, L</b> (1, 3) <small>OBP: 0.343, SLG: 0.447</small>		1-1 		1-2 	3-1 			0-0 	
<b>Chili Davis, S</b> (1, 10) <small>OBP: 0.372, SLG: 0.444</small> <b>Chad Curtis, R</b> (8, PR) <small>OBP: 0.374, SLG: 0.355</small>		0-0 			2-3 	0-0 		1-2 	
<b>Ricky Ledee, L</b> (1, 7) <small>OBP: 0.377, SLG: 0.533</small>		2-3 			1-1 	1-3 		4-0 	
<b>20 Jorge Posada, S</b> (1, 2) <small>OBP: 0.346, SLG: 0.419</small>			2-3 		0-1 	1-0 		4-0 	
<b>Luis Sojo, R</b> (1, 5) <small>OBP: 0.311, SLG: 0.392</small>			2-3 		4-2 		0-0 	0-0 	

Inning Stats	R: 0 E: 0 K: 1 S: 9	H: 0 LOB: 0 BB: 0 P: 13	R: 0 E: 1 K: 1 S: 8	H: 0 LOB: 1 BB: 0 P: 14	R: 0 E: 0 K: 3 S: 9	H: 0 LOB: 0 BB: 0 P: 14	R: 0 E: 0 K: 1 S: 10	H: 0 LOB: 1 BB: 1 P: 20	R: 4 E: 0 K: 1 S: 17	H: 4 LOB: 2 BB: 2 P: 34	R: 0 E: 0 K: 1 S: 5	H: 0 LOB: 0 BB: 0 P: 7	R: 0 E: 0 K: 0 S: 8	H: 1 LOB: 1 BB: 0 P: 11	R: 3 E: 0 K: 1 S: 13	H: 3 LOB: 3 BB: 3 P: 29
--------------	------------------------------	----------------------------------	------------------------------	----------------------------------	------------------------------	----------------------------------	-------------------------------	----------------------------------	-------------------------------	----------------------------------	------------------------------	---------------------------------	------------------------------	----------------------------------	-------------------------------	----------------------------------

PITCHER	IP	WLS	BF	H	R	ER	SO	BB	IBB	HBP	BLK	WP	HR	S	P	ERA	WHIP
<b>Tim Hudson, R</b> (1, 1) <small>ERA: 3.46</small>	5.0		23	4	4	4	7	3	0	0	0	0	1	53	95	7.20	1.400
<b>T.J. Mathews, R</b> (6, 1) <small>ERA: 3.59</small>	2.1	L	9	1	1	1	1	1	0	1	0	0	0	14	23	3.86	0.857
<b>Buddy Groom, L</b> (8, 1) <small>ERA: 5.13</small>	0.0		2	1	0	0	0	1	0	0	0	0	0	3	8	∞	∞
<b>Jason Isringhausen, R</b> (8, 1) <small>ERA: 5.06</small>	0.2		5	2	2	2	1	1	0	0	0	0	0	9	16	27.00	4.500

**BOTTOM**

**Oakland Athletics @ New York Yankees**  
 Yankee Stadium, Bronx, NY

Mon Aug 30 1999, 7:30 PM EDT  
 Att: 32,712 - Unknown - 68 F

AB	R	H	RBI	BB	SO	LOB
5	1	3	4	0	1	0
4	1	1	0	0	1	3
5	0	1	1	0	2	5
1	1	0	0	3	0	0
4	0	0	0	0	0	4
4	0	1	0	0	1	0
0	1	0	0	0	0	0
3	1	0	0	1	2	1
3	1	1	1	1	1	0
3	1	1	1	1	1	0

AB	32
R	7
H	8
RBI	7
BB	6
SO	9
LOB	13

WP: 0 PA: 39  
 PB: 1  
 SB: 0  
 CS: 0

1B	2B	3B	HR	SF	SAC	DP	HBP
6	1	0	1	0	0	1	1



Batter	1	2	3	4	5	6	7	8	9	10	11	AB R H RBI BB SO LOB	TOP			
Jason McDonald, S (1, 8) OBP: 0.294, SLG: 0.265 (8, 7) (11, 8)	F7		K		K		F8	BB		K		5 0 0 0 1 3 1	<p>Oakland Athletics @ New York Yankees</p> <p>Yankee Stadium, Bronx, NY</p> <p>Tue Aug 31 1999, 7:30 PM EDT</p> <p>Att: 33,746 - Unknown - 73 F</p>			
Randy Velarde, R (1, 4) OBP: 0.388, SLG: 0.450	K		G6-3		BB		WP 2B	K		K		5 0 1 0 1 3 4				
Jason Giambi, L (1, 3) OBP: 0.424, SLG: 0.544	K		F7		G3		BB IBB		FC5-4 1B	FC6-4 BB		4 0 1 0 2 1 1				
John Jaha, R (1, 10) OBP: 0.414, SLG: 0.582		K			K		G6-3			K	FC6-4 1B	5 1 0 0 1 3 2				
Matt Stairs, L (1, 9) OBP: 0.358, SLG: 0.518		F7			HR		BB 1B		P9	FC5-4 2B	F7	6 1 2 1 0 0 5				
Olmedo Saenz, R (1, 5) OBP: 0.374, SLG: 0.490		1B BB			HR		K			SH3-4 BB	E 1B	4 1 3 1 2 1 1				
Ben Grieve, L (1, 7) OBP: 0.370, SLG: 0.482 Ryan Christenson, R (8, PH) OBP: 0.303, SLG: 0.315 Rich Becker, L (11, PH) OBP: 0.404, SLG: 0.400		HBP 1B			K		SH3-4			K	E9 1B	2 0 1 0 1 1 0 1 0 0 0 0 1 2 1 0 1 1 0 0 0				
Miguel Tejada, R (1, 6) OBP: 0.330, SLG: 0.437		HBP			K		K		G5-3		F9	G6-3		5 0 0 0 0 2 5		
Ramon Hernandez, R (1, 2) OBP: 0.352, SLG: 0.432 Scott Spiezio, S (8, PH) OBP: 0.307, SLG: 0.401 Mike Macfarlane, R (8, 2) OBP: 0.263, SLG: 0.321		G3			F9		G5-3			BB IBB	1B	3 0 0 0 0 0 3 0 0 0 0 1 0 0 1 0 1 0 0 0 0				
<b>Inning Stats</b>	R: 0 H: 0 E: 0 K: 2 S: 8 LOB: 0 BB: 0 P: 11	R: 0 H: 1 E: 0 K: 1 S: 11 LOB: 3 BB: 1 P: 19	R: 0 H: 0 E: 0 K: 1 S: 7 LOB: 0 BB: 0 P: 10	R: 2 H: 2 E: 0 K: 3 S: 13 LOB: 0 BB: 0 P: 21	R: 0 H: 0 E: 0 K: 1 S: 11 LOB: 1 BB: 1 P: 20	R: 0 H: 1 E: 0 K: 2 S: 13 LOB: 2 BB: 1 P: 19	R: 0 H: 1 E: 0 K: 0 S: 13 LOB: 3 BB: 2 P: 26	R: 0 H: 0 E: 0 K: 1 S: 7 LOB: 3 BB: 3 P: 19	R: 0 H: 2 E: 0 K: 2 S: 10 LOB: 2 BB: 0 P: 13	R: 0 H: 1 E: 0 K: 0 S: 8 LOB: 1 BB: 0 P: 8	R: 1 H: 2 E: 1 K: 0 S: 5 LOB: 2 BB: 1 P: 9	1B: 6 SF: 0 2B: 2 SAC: 1 3B: 0 DP: 0 HR: 2 HBP: 1		WP: 1 PA: 53 PB: 0 SB: 0 CS: 0		
<b>PITCHER</b>	IP WLS BF H R ER SO BB IBB HBP BLK WP HR S P ERA WHIP															
David Cone, R (1, 1) ERA: 3.03	6.2	31	5	2	2	10	4	1	1	0	1	2	74	122	2.70	1.350
Mike Stanton, L (7, 1) ERA: 3.75	0.1	2	0	0	0	0	1	0	0	0	0	0	2	8	0.00	3.000
Ramiro Mendoza, R (8, 1) ERA: 4.35	4.0	L 20	5	1	1	5	2	1	0	0	0	0	30	45	2.25	1.750

livebaseballscorecards.com

AB	42
R	3
H	10
RBI	3
BB	9
SO	15
LOB	24



Batter	1	2	3	4	5	6	7	8	9	10	11	AB R H RBI BB SO LOB
Chuck Knoblauch, R (1, 4) OBP: 0.393, SLG: 0.450	3-3 K		1-1 G5-3		1-3 K			1-0 HBP		0-0 G6-4-3 1B		4 0 1 0 0 2 0
2 Derek Jeter, R (1, 6) OBP: 0.425, SLG: 0.558	2-3 K		3-2 HR 1B		2-3 K			4-2 BB		0-0 G6-4-3 1-2f		4 1 1 0 1 2 1
Paul O'Neill, L (1, 9) OBP: 0.364, SLG: 0.459	4-0 WP BB		1-1 HR			2-0 G4-3 1B		2-0 P6		0-0 P6		4 1 2 2 1 0 2
Bernie Williams, S (1, 8) OBP: 0.434, SLG: 0.546	3-2 G1-3		3-1 G6-3		1-0 G4-3 1-2f			0-0 L7				5 0 1 0 0 0 4
Tino Martinez, L (1, 3) OBP: 0.342, SLG: 0.447		0-2 F8 2B	1-0 L9		2-3 K			1-3 K				5 0 1 0 0 2 3
Chili Davis, S (1, 10) OBP: 0.371, SLG: 0.441 Chad Curtis, R (9, PR) OBP: 0.377, SLG: 0.365		0-0 F8 2-3		0-0 L7			3-1 F8		4-2 BB			3 0 0 0 1 0 1 1 0 1 0 0 0 0
Ricky Ledee, L (1, 7) OBP: 0.378, SLG: 0.527		3-3 K		0-3 K2-3			1-0 1B		1-0 B1			4 0 1 0 1 2 2
20 Jorge Posada, S (1, 2) OBP: 0.344, SLG: 0.413		4-1 FC6 BB		2-2 G2-3			1-1 L7		3-2 F8			4 0 0 0 1 1 5
Luis Sojo, R (1, 5) OBP: 0.297, SLG: 0.374		0-1 FC6 1-2f			3-1 F8		2-3 K		1-1 G4-3			5 0 0 0 0 1 7

Inning Stats	R: 0	H: 0	E: 0	K: 2	S: 9	H: 0	LOB: 1	BB: 1	P: 21	R: 0	H: 1	E: 0	K: 1	S: 10	H: 1	LOB: 2	BB: 1	P: 17	R: 2	H: 2	E: 0	K: 0	S: 13	H: 2	LOB: 0	BB: 0	P: 22	R: 0	H: 0	E: 0	K: 1	S: 7	H: 0	LOB: 0	BB: 0	P: 9	R: 0	H: 0	E: 0	K: 2	S: 8	H: 0	LOB: 0	BB: 0	P: 14	R: 0	H: 1	E: 0	K: 1	S: 6	H: 1	LOB: 0	BB: 0	P: 11	R: 0	H: 1	E: 0	K: 1	S: 8	H: 1	LOB: 1	BB: 0	P: 15	R: 0	H: 0	E: 1	K: 1	S: 10	H: 0	LOB: 2	BB: 1	P: 18	R: 0	H: 0	E: 0	K: 0	S: 10	H: 0	LOB: 1	BB: 1	P: 19	R: 0	H: 1	E: 0	K: 0	S: 3	H: 1	LOB: 0	BB: 0	P: 3	R: 0	H: 2	E: 0	K: 1	S: 7	H: 2	LOB: 3	BB: 1	P: 11
1B: 5	SF: 0	2B: 2	SAC: 0	3B: 0	DP: 2	HR: 1	HBP: 1	WP: 1	PA: 45																																																																																										

PITCHER	IP	WLS	BF	H	R	ER	SO	BB	IBB	HBP	BLK	WP	HR	S	P	ERA	WHIP
Jimmy Haynes, R (1, 1) ERA: 5.98	7.0		27	5	2	2	8	2	0	0	0	1	1	61	109	2.57	1.000
Doug Jones, R (8, 1) ERA: 3.89	3.0	W	12	1	0	0	1	2	0	1	0	0	0	23	40	0.00	1.000
Jason Istringhausen, R (11, 1) ERA: 4.97	1.0	S	6	2	0	0	1	0	1	0	0	0	0	7	11	0.00	2.000

BOTTOM

Oakland Athletics @ New York Yankees  
 Yankee Stadium, Bronx, NY  
 Tue Aug 31 1999, 7:30 PM EDT  
 Att: 33,746 - Unknown - 73 F

livebaseballscores.com

AB	39
R	2
H	8
RBI	2
BB	5
SO	10
LOB	25





Batter	1	2	3	4	5	6	7	8	9	AB	R	H	RBI	BB	SO	LOB	TOP
<b>Rich Becker, L</b> (1, 8) OBP: 0.408, SLG: 0.399 (8, 7)	3-3 			4-2 	0-1 G5-3 		3-2 	4-2 		3 2 1 0 2 1 0							
<b>Randy Velarde, R</b> (1, 4) OBP: 0.388, SLG: 0.450 (1, 4)	1-2 		1-3 		1-3 	1-1 	1-1 	1-0 F7 		4 0 1 1 0 2 4							
<b>Jason Giambi, L</b> (1, 10) OBP: 0.424, SLG: 0.543 (1, 10)	1-3 		1-1 	1-1 	1-0 	2-3 		0-0 G3 		5 2 2 0 0 2 2							
<b>Olmedo Saenz, R</b> (1, 3) OBP: 0.379, SLG: 0.492 (1, 3)		1-0 P2 		4-1 	4-2 	2-0 G1-3 	0-1 		3 1 1 0 2 0 0								
<b>Matt Stairs, L</b> (1, 9) OBP: 0.359, SLG: 0.516 <b>Jason McDonald, S</b> (9, PH) OBP: 0.292, SLG: 0.263 (9, 9)		4-2 		2-2 F7 	2-1 G3-1 	4-2 	1-2 G1-3 	1-2 	2 1 0 0 2 0 5 1 0 0 0 0 0 1								
<b>Ben Grievie, L</b> (1, 7) OBP: 0.373, SLG: 0.487 <b>Ryan Christenson, R</b> (8, PR) OBP: 0.302, SLG: 0.313 (8, 8)		3-3 	2-1 	2-1 	1-0 	1-1 	2-2 	4 0 3 4 0 1 1 1 1 0 0 0 0 1									
<b>Scott Spiezio, S</b> (1, 5) OBP: 0.302, SLG: 0.393 (1, 5)			1-1 G4-3 	1-2 F8 	1-0 G3 		1-3 		4 0 0 0 0 1 5								
<b>Miguel Tejada, R</b> (1, 6) OBP: 0.330, SLG: 0.436 (1, 6)			1-3 		2-3 	2-2 	3-2 		4 0 1 1 0 2 0								
<b>Ramon Hernandez, R</b> (1, 2) OBP: 0.347, SLG: 0.424 (1, 2)			1-2 	1-2 	0-3 	0-0 		4 0 1 1 0 1 0									
<b>Inning Stats</b>	R: 0 H: 0 E: 0 LOB: 0 K: 2 BB: 0 S: 8 P: 13	R: 0 H: 0 E: 0 LOB: 1 K: 1 BB: 1 S: 6 P: 14	R: 0 H: 0 E: 0 LOB: 0 K: 1 BB: 0 S: 8 P: 11	R: 2 H: 2 E: 0 LOB: 2 K: 1 BB: 2 S: 19 P: 34	R: 0 H: 0 E: 0 LOB: 0 K: 1 BB: 0 S: 8 P: 11	R: 2 H: 2 E: 0 LOB: 1 K: 2 BB: 0 S: 10 P: 20	R: 1 H: 2 E: 0 LOB: 1 K: 2 BB: 0 S: 15 P: 23	R: 2 H: 3 E: 0 LOB: 3 K: 1 BB: 2 S: 17 P: 33	R: 0 H: 1 E: 0 LOB: 1 K: 0 BB: 0 S: 9 P: 12	1B: 7 SF: 0 2B: 4 SAC: 0 3B: 0 DP: 1 HR: 0 HBP: 1	WP: 0 PA: 42 PB: 0 SB: 0 CS: 2						
<b>PITCHER</b> <b>Roger Clemens, R</b> (1, 1) ERA: 4.54 <b>Mike Stanton, L</b> (8, 1) ERA: 4.06 <b>Jeff Nelson, R</b> (8, 1) ERA: 4.91 <b>Jason Grimsley, R</b> (8, 1) ERA: 3.97	IP WLS BF H R ER SO BB IBB HBP BLK WP HR S P ERA WHIP 7.0 L 30 6 5 5 9 4 0 1 0 0 0 0 74 126 6.43 1.429 0.2 4 1 2 2 1 1 0 0 0 0 0 0 8 16 27.00 3.000 0.0 3 2 0 0 0 0 1 0 0 0 0 0 8 15 ∞ ∞ 1.1 5 1 0 0 0 0 0 0 0 0 0 0 10 14 0.00 0.750	<b>PITCHER</b> IP WLS BF H R ER SO BB IBB HBP BLK WP HR S P ERA WHIP															

Oakland Athletics @ New York Yankees  
 Yankee Stadium, Bronx, NY  
 Wed Sep 01 1999, 7:30 AM EDT  
 Att. 34,468 - Unknown - 75 F

AB	35
R	7
H	10
RBI	7
BB	6
SO	10
LOB	19



Batter	1	2	3	4	5	6	7	8	9	AB	R	H	RBI	BB	SO	LOB	
<b>Chuck Knoblauch, R</b> <small>(1, 4) OBP: 0.393, SLG: 0.457</small>	2-1  <small>B 1 SAFE F B X</small>		3-2  <small>B 1 SAFE F B F X</small>			0-1  <small>C X</small>		3-3  <small>B B C F B S</small>		4	1	2	1	0	1	2	
<b>2 Derek Jeter, R</b> <small>(1, 6) OBP: 0.424, SLG: 0.557</small>	2-3  <small>B 1 SAFE C 1 SAFE B S C</small>		2-2  <small>B S B F X</small>			0-1  <small>F X</small>		1-1  <small>F B X</small>		4	0	1	0	0	1	2	
<b>Paul O'Neill, L</b> <small>(1, 9) OBP: 0.362, SLG: 0.456</small>	0-0  <small>X</small>				1-0  <small>B X</small>	0-1  <small>C X</small>		3-1  <small>B B B F X</small>		4	0	0	0	0	0	3	
<b>Bernie Williams, S</b> <small>(1, 8) OBP: 0.433, SLG: 0.543</small>	1-3  <small>C B C C X</small>			2-0  <small>B B X</small>		4-2  <small>C S B B B</small>		1-2  <small>B F C F X</small>		3	0	0	0	1	1	1	
<b>Tino Martinez, L</b> <small>(1, 3) OBP: 0.341, SLG: 0.444</small>		1-0  <small>B X</small>		1-1  <small>C B X</small>		1-0  <small>B X</small>		4-1  <small>C B B B B</small>		3	0	0	0	1	0	2	
<b>Chili Davis, S</b> <small>(1, 10) OBP: 0.370, SLG: 0.444</small>		0-1  <small>C X</small>			0-0  <small>X</small>		2-0  <small>B B X</small>		3-3  <small>C B B B C</small>		4	0	1	0	0	1	1
<b>Ricky Ledee, L</b> <small>(1, 7) OBP: 0.370, SLG: 0.514</small>		0-3  <small>C S S</small>			1-0  <small>B X</small>		0-3  <small>F C C</small>		1-0  <small>B X</small>		4	0	0	0	0	2	2
<b>Luis Sojo, R</b> <small>(1, 5) OBP: 0.289, SLG: 0.364</small>		1-1  <small>C B C X</small>			0-1  <small>C X</small>		1-0  <small>B X</small>			3	0	0	0	0	0	1	
<b>Joe Girardi, R</b> <small>(1, 2) OBP: 0.268, SLG: 0.341</small>			0-0  <small>X</small>			1-2  <small>C F B X</small>		1-1  <small>C B X</small>		3	0	2	0	0	0	0	

Inning Stats	R: 0	H: 1	E: 0	K: 2	S: 9	R: 0	H: 1	E: 0	K: 1	S: 8	R: 0	H: 1	E: 0	K: 0	S: 8	R: 0	H: 0	E: 0	K: 0	S: 4	R: 0	H: 0	E: 0	K: 0	S: 4	R: 1	H: 2	E: 0	K: 0	S: 12	R: 0	H: 0	E: 0	K: 1	S: 5	R: 0	H: 1	E: 0	K: 1	S: 9	R: 0	H: 0	E: 0	K: 1	S: 9	1B: 2	2B: 3	3B: 1	SF: 0	SAC: 0	DP: 1	HBP: 0	WP: 0	PB: 0	SB: 0	CS: 0	PA: 34
<b>PITCHER</b> <b>Omar Olivares, R</b> <small>(1, 1) ERA: 3.84</small>	IP	WLS	BF	H	R	ER	SO	BB	IBB	HBP	BLK	WP	HR	S	P	ERA	WHIP															IP	WLS	BF	H	R	ER	SO	BB	IBB	HBP	BLK	WP	HR	S	P	ERA	WHIP									

**BOTTOM**

**Oakland Athletics @ New York Yankees**  
 Yankee Stadium, Bronx, NY

Wed Sep 01 1999, 7:30 AM EDT  
 Att: 34,468 - Unknown - 75 F

livebaseballscorecards.com

AB	32
R	1
H	6
RBI	1
BB	2
SO	6
LOB	14



Batter	1	2	3	4	5	6	7	8	9	AB R H RBI BB SO LOB	TOP	
<b>Rich Becker, L</b> (1, 8) OBP: 0.412, SLG: 0.398	4-2 G1-6-3 BB		3-2 F8		3-2 SAFE E 1B		4-1 BB		2-3 K	3 0 1 1 2 1 2		
<b>Randy Velarde, R</b> (1, 4) OBP: 0.388, SLG: 0.449	1-1 F9			4-2 CS BB	1-1 E3		2-3 K		3-1 1B	4 0 1 0 1 1 4		
<b>Jason Giambi, L</b> (1, 10) OBP: 0.422, SLG: 0.538	3-2 G1-6-3 1-2f			4-1 FC1-6 BB	3-2 P6		1-2 F8		0-3 K	4 0 0 0 1 1 8		
<b>Olmedo Saenz, R</b> (1, 3) OBP: 0.371, SLG: 0.480		1-3 K		1-1 FC1-6 1-2f		3-2 F8		2-2 G6-3	2-1 F8	5 0 0 0 0 1 4		
<b>Matt Stairs, L</b> (1, 9) OBP: 0.357, SLG: 0.511		0-1 L9		2-1 F7		2-3 K		3-2 F7		4 0 0 0 0 1 1		
<b>Ben Grieve, L</b> (1, 7) OBP: 0.376, SLG: 0.492		2-3 K			3-2 BB 1B		1-0 2B		0-0 1B	4 1 3 0 0 1 0		
<b>Scott Spiezio, S</b> (1, 5) OBP: 0.305, SLG: 0.407			0-1 HR		4-2 1B E BB		2-2 F9		2-2 F8	3 2 1 1 1 0 2		
<b>Miguel Tejada, R</b> (1, 6) OBP: 0.329, SLG: 0.434			2-3 K		1-2 F8		1-2 F7		3-1 1B BB 1B	4 0 1 0 0 1 2		
<b>Mike Macfarlane, R</b> (1, 2) OBP: 0.264, SLG: 0.321 <b>Jason McDonald, S</b> (9, PH) OBP: 0.296, SLG: 0.263			2-1 F9		0-3 K		1-0 BB 1B		4-2 1B BB	3 0 1 0 0 1 2 0 0 0 0 1 0 0		
<b>Inning Stats</b>	R: 0 E: 0 K: 0 S: 8 H: 0 LOB: 0 BB: 1 P: 16	R: 0 E: 0 K: 2 S: 8 H: 0 LOB: 0 BB: 0 P: 11	R: 1 E: 0 K: 1 S: 11 H: 1 LOB: 0 BB: 0 P: 18	R: 0 E: 0 K: 0 S: 7 H: 0 LOB: 1 BB: 2 P: 18	R: 2 E: 1 K: 1 S: 21 H: 2 LOB: 2 BB: 1 P: 36	R: 0 E: 0 K: 1 S: 11 H: 1 LOB: 1 BB: 0 P: 19	R: 0 E: 0 K: 1 S: 13 H: 1 LOB: 2 BB: 1 P: 22	R: 0 E: 0 K: 0 S: 10 H: 1 LOB: 1 BB: 0 P: 17	R: 0 E: 0 K: 2 S: 16 H: 2 LOB: 3 BB: 1 P: 30	1B: 6 2B: 1 3B: 0 HR: 1 SF: 0 SAC: 0 DP: 1 HBP: 0	WP: 0 PB: 0 SB: 0 CS: 1 PA: 40	
<b>PITCHER</b>	IP WLS BF H R ER SO BB IBB HBP BLK WP HR S P ERA WHIP											
<b>Oriando Hernandez, R</b> (1, 1) ERA: 4.06	6.2 W 29 5 3 2 6 5 0 0 0 0 1 76 136 2.70 1.500											
<b>Mike Stanton, L</b> (7, 1) ERA: 3.96	1.1 H 5 1 0 0 0 0 0 0 0 0 0 0 13 21 0.00 0.750											
<b>Jeff Nelson, R</b> (9, 1) ERA: 4.91	0.0 2 1 0 0 0 0 1 0 0 0 0 0 6 13 ∞ ∞											
<b>Jason Grimsley, R</b> (9, 1) ERA: 3.92	1.0 4 1 0 0 0 2 0 0 0 0 0 0 10 17 0.00 1.000											

Oakland Athletics @ New York Yankees  
 Yankee Stadium, Bronx, NY  
 Thu Sep 02 1999, 1:05 PM EDT  
 Att. 33,147 - Unknown - 76 F

livebaseballscorecards.com

AB	34
R	3
H	8
RBI	2
BB	6
SO	8
LOB	25







Batter	1	2	3	4	5	6	7	8	9	AB R H RBI BB SO LOB	TOP											
Luis Polonia, L (1, 9) OBP: 0.343, SLG: 0.486	1-0 F7		0-0 FC4		1-1 G4-3		1-3 K		4-2 BB	4 0 0 0 1 1 2												
Brad Ausmus, R (1, 2) OBP: 0.357, SLG: 0.426	1-2 G6-3			0-1 G4-3	0-1 2B		2-2 G5-3		0-2 F8	5 0 1 1 0 0 2												
Dean Palmer, R (1, 5) OBP: 0.328, SLG: 0.499	3-3 K			1-3 K2-3	1-0 F8		2-3 K		3-3 K	5 0 0 0 0 4 3												
Tony Clark, S (1, 3) OBP: 0.353, SLG: 0.492		2-2 F8		1-0 2B		1-3 K		2-2 1B	1-2 F7	5 0 2 0 0 1 2												
Damion Easley, R (1, 4) OBP: 0.358, SLG: 0.467		0-1 P4		0-0 G5-3		1-0 1B		1-0 1B	1-2 1B	4 1 2 0 0 0 1												
Bobby Higginson, L (1, 10) OBP: 0.356, SLG: 0.391		2-1 F7			4-0 1B	1 SAFE 1 SAFE 1B	2-0 G4-3		2-2 F7	3 1 0 0 1 0 3												
Juan Encarnacion, R (1, 7) OBP: 0.283, SLG: 0.460			0-0 G5-3		0-2 2B		0-1 1B		2-1 F9	4 1 2 1 0 0 2												
Gabe Kapler, R (1, 8) OBP: 0.312, SLG: 0.456			2-3 K		3-2 2B		4-1 BB		1-0 F9	3 1 1 2 1 1 2												
Deivi Cruz, R (1, 6) OBP: 0.285, SLG: 0.392			1-0 FC4		0-1 SH1-4		2-2 P5		2-2 E7	2 0 1 0 0 0 2												
Frank Catalanotto, L (9, PH) OBP: 0.336, SLG: 0.463					2-3 1B				BB	1 0 0 0 0 0 0												
<b>Inning Stats</b>	R: 0 E: 0 K: 1 S: 8	H: 0 LOB: 0 BB: 0 P: 13	R: 0 E: 0 K: 0 S: 7	H: 0 LOB: 0 BB: 0 P: 11	R: 0 E: 0 K: 1 S: 6	H: 1 LOB: 1 BB: 0 P: 9	R: 0 E: 0 K: 1 S: 7	H: 1 LOB: 1 BB: 0 P: 9	R: 3 E: 0 K: 0 S: 13	H: 3 LOB: 1 BB: 1 P: 22	R: 1 E: 0 K: 1 S: 11	H: 2 LOB: 2 BB: 1 P: 21	R: 0 E: 0 K: 2 S: 9	H: 0 LOB: 0 BB: 0 P: 14	R: 0 E: 0 K: 0 S: 11	H: 2 LOB: 2 BB: 0 P: 19	R: 0 E: 1 K: 1 S: 17	H: 0 LOB: 2 BB: 1 P: 27	1B: 6 2B: 3 3B: 0 HR: 0	SF: 0 SAC: 1 DP: 0 HBP: 0	WP: 0 PB: 0 SB: 1 CS: 0	PA: 40
<b>PITCHER</b>	IP WLS BF H R ER SO BB IBB HBP BLK WP HR S P ERA WHIP																					
Kevin Appier, R (1, 1) ERA: 5.13	6.0 W 27 7 4 4 4 2 0 0 0 0 0 0 52 85 6.00 1.500																					
Tim Kubinski, L (7, 1) ERA: 4.76	0.1 H 1 0 0 0 1 0 0 0 0 0 0 0 3 4 0.00 0.000																					
Doug Jones, R (7, 1) ERA: 3.83	1.1 H 6 2 0 0 1 0 0 0 0 0 0 0 16 27 0.00 1.500																					
Jason Isringhausen, R (8, 1) ERA: 4.85	1.1 S 6 0 0 0 1 1 0 0 0 0 0 0 18 29 0.00 0.750																					

Detroit Tigers @ Oakland Athletics  
Network Associates Coliseum, Oakland, CA

Fri Sep 03 1999, 10:35 PM EDT  
Att. 10,297 - Unknown - 63 F

livebaseballscorecards.com

AB	36
R	4
H	9
RBI	4
BB	3
SO	7
LOB	19



Batter	1	2	3	4	5	6	7	8	9
Ryan Christenson, R OBP: 0.308, SLG: 0.311 (1, 8)	1-2 G5-3		4-1 FC4-6 BB		4-0 1B BB		4-2 FC1-6 BB	1-3 K	
Randy Velarde, R OBP: 0.387, SLG: 0.447 (1, 4)	3-2 1B		2-2 FC4-6 1B HR		1-1 F7		0-1 FC1-6 1B	2-2 G3	
Jason Giambi, L OBP: 0.423, SLG: 0.538 (1, 3)	2-2 F8		2-1 HR 1B		3-3 K		0-0 1B 1B		
John Jaha, R OBP: 0.417, SLG: 0.592 (1, 10)	0-1 F9		1-1 HR		3-2 1B		3-2 1B 1B		
Olmedo Saenz, R OBP: 0.369, SLG: 0.473 (1, 5)		4-2 BB BB	1-1 P5		0-1 G4-3		1-1 P3		
Matt Stairs, L OBP: 0.360, SLG: 0.519 (1, 9)		4-1 G4-6-3 BB		1-3 K		2-2 HR	2-2 1B		
Miguel Tejada, R OBP: 0.327, SLG: 0.431 (1, 6)		0-1 F7		3-1 F9		1-3 K	3-2 G4-3		
Ben Grieve, L OBP: 0.373, SLG: 0.487 (1, 7)		1-1 G4-6-3		0-1 F7		1-3 K		2-1 F7	
Jason McDonald, S OBP: 0.296, SLG: 0.263 (9, 7)									
Mike Macfarlane, R OBP: 0.263, SLG: 0.319 (1, 2)			1-0 F8		2-0 BB 1B		1-3 K	2-3 K	

Inning Stats	R: 0	H: 1	E: 0	K: 0	S: 11	R: 0	H: 0	E: 0	K: 0	S: 8	R: 3	H: 2	E: 0	K: 0	S: 11	R: 0	H: 0	E: 0	K: 1	S: 7	R: 1	H: 2	E: 0	K: 3	S: 13	R: 1	H: 1	E: 0	K: 3	S: 14	R: 2	H: 3	E: 0	K: 0	S: 19	R: 0	H: 0	E: 0	K: 2	S: 14		
	LOB: 1	BB: 0	BB: 17			LOB: 1	BB: 2				LOB: 0	BB: 1				LOB: 0	BB: 0				LOB: 2	BB: 1				LOB: 0	BB: 0			LOB: 2	BB: 1			LOB: 2	BB: 1			LOB: 1	BB: 0			

PITCHER	IP	WLS	BF	H	R	ER	SO	BB	IBB	HBP	BLK	WP	HR	S	P	ERA	WHIP
C.J. Nitkowski, L ERA: 5.16 (1, 1)	4.0		19	4	4	4	1	4	0	0	0	0	1	38	74	9.00	2.000
Nelson Cruz, R ERA: 6.22 (5, 1)	2.1	L	11	3	3	3	4	1	0	0	0	0	1	32	48	11.57	1.714
Dave Borkowski, R ERA: 7.91 (7, 1)	1.2		8	2	0	0	2	0	0	0	0	1	0	27	43	0.00	1.200

AB R H RBI BB SO LOB

2	0	0	0	3	1	1
5	2	1	0	0	0	5
4	2	2	0	0	1	3
4	1	3	5	0	0	1
3	0	0	0	1	0	4
3	1	2	2	1	1	0
4	0	0	0	0	1	4
4	0	0	0	0	1	2
0	0	0	0	0	0	0
4	1	1	0	0	2	0

AB	33
R	7
H	9
RBI	7
BB	5
SO	7
LOB	20



WP	HR	S	P	ERA	WHIP
1	1	38	74	9.00	2.000
0	1	32	48	11.57	1.714
1	0	27	43	0.00	1.200

**DETROIT TIGERS @ OAKLAND ATHLETICS**  
 Network Associates Coliseum, Oakland, CA  
 Fri Sep 03 1999, 10:35 PM EDT  
 Att: 10,297 - Unknown - 63 F





Batter	1	2	3	4	5	6	7	8	9	AB	R	H	RBI	BB	SO	LOB
<b>Rich Becker, L</b> OBP: 0.414, SLG: 0.400 (1, 8) B B X	2-0 G4-3 1B		3-2 2B 1B		1-3 K		1-3 K			4	1	2	0	0	2	2
<b>Randy Velarde, R</b> OBP: 0.386, SLG: 0.447 (1, 4) B B X	2-0 G4-3 1-2f		2-2 FC1-5 1-H 2B		3-1 FC6-4 1-2f			1-1 F8		4	0	1	1	0	0	2
<b>Jason Giambi, L</b> OBP: 0.421, SLG: 0.535 (1, 3) C C X	0-2 F8		3-2 FC1-5 2-3			1-2 1B 1B		2-3 K		4	0	1	0	0	1	1
<b>John Jaha, R</b> OBP: 0.415, SLG: 0.587 (1, 10) <b>Jason McDonald, S</b> OBP: 0.296, SLG: 0.263 (8, PR)		0-2 F9	1-0 L3			1-3 K		4-1 PB BB		3	0	0	0	1	1	2
<b>Matt Stairs, L</b> OBP: 0.364, SLG: 0.521 (1, 9) C X		0-1 1B 1B		4-1 G6-4-3 BB		3-1 SAFE 1B		4-0 1B BB		2	0	2	0	2	0	0
<b>Ben Grieve, L</b> OBP: 0.372, SLG: 0.485 (1, 7) B B F SAFE X		2-2 FC4-6 1-2 1B		0-0 F7		1-1 F7		3-3 K		4	0	1	0	0	1	4
<b>Scott Spiezio, S</b> OBP: 0.305, SLG: 0.408 (1, 5) B F SAFE X		2-3 K		0-0 G6-4-3 1-2f			1-1 P6		0-1 SH5-3 SF8 2B	4	1	1	0	0	1	3
<b>Miguel Tejada, R</b> OBP: 0.325, SLG: 0.428 (1, 6) F SAFE X		1-2 FC4-6 1-2f		1-1 F8		1-3 K		0-0 SH5-3		3	0	0	0	0	1	2
<b>Ramon Hernandez, R</b> OBP: 0.354, SLG: 0.425 (1, 2) B C X			2-1 G5-3		4-0 FC6-4 BB		2-2 1B		3-2 SF8 3-H	2	0	1	1	1	0	0

Inning Stats	R: 0	H: 1	E: 0	LOB: 0	K: 0	BB: 0	S: 5	P: 9	R: 0	H: 2	E: 0	LOB: 2	K: 1	BB: 0	S: 15	P: 20	R: 1	H: 2	E: 0	LOB: 1	K: 0	BB: 0	S: 13	P: 24	R: 0	H: 0	E: 0	LOB: 0	K: 0	BB: 1	S: 3	P: 7	R: 0	H: 0	E: 0	LOB: 1	K: 1	BB: 1	S: 8	P: 17	R: 0	H: 2	E: 0	LOB: 1	K: 1	BB: 0	S: 11	P: 17	R: 0	H: 1	E: 0	LOB: 1	K: 2	BB: 0	S: 12	P: 17	R: 0	H: 0	E: 0	LOB: 2	K: 2	BB: 2	S: 12	P: 26	R: 1	H: 1	E: 0	LOB: 0	K: 0	BB: 0	S: 8	P: 11	R: 0	H: 1	E: 0	LOB: 0	K: 0	BB: 0	S: 8	P: 11	1B: 7	SF: 1	2B: 2	SAC: 1	3B: 0	DP: 2	HR: 0	HBP: 0	WP: 0	PA: 36
--------------	------	------	------	--------	------	-------	------	------	------	------	------	--------	------	-------	-------	-------	------	------	------	--------	------	-------	-------	-------	------	------	------	--------	------	-------	------	------	------	------	------	--------	------	-------	------	-------	------	------	------	--------	------	-------	-------	-------	------	------	------	--------	------	-------	-------	-------	------	------	------	--------	------	-------	-------	-------	------	------	------	--------	------	-------	------	-------	------	------	------	--------	------	-------	------	-------	-------	-------	-------	--------	-------	-------	-------	--------	-------	--------

PITCHER	IP	WLS	BF	H	R	ER	SO	BB	IBB	HBP	BLK	WP	HR	S	P	ERA	WHIP
<b>Brian Moehler, R</b> ERA: 5.04 (1, 1)	7.0		28	8	1	1	5	2	0	0	0	0	0	67	111	1.29	1.429
<b>Francisco Cordero, R</b> ERA: 0.77 (8, 1)	1.2	L	8	1	1	1	2	2	0	0	0	0	0	20	37	5.40	1.800

**BOTTOM**

**Detroit Tigers @ Oakland Athletics**  
**Network Associates Coliseum, Oakland, CA**  
 Sat Sep 04 1999, 4:05 PM EDT  
 Att: 18,323 - Unknown - 70 F

livebaseballscorecards.com

<b>AB</b>	<b>30</b>
<b>R</b>	<b>2</b>
<b>H</b>	<b>9</b>
<b>RBI</b>	<b>2</b>
<b>BB</b>	<b>4</b>
<b>SO</b>	<b>7</b>
<b>LOB</b>	<b>16</b>





Batter	1	2	3	4	5	6	7	8	9	AB R H RBI BB SO LOB	TOP	
Luis Polonia, L (1, 9) OBP: 0.345, SLG: 0.487 Kimera Bartee, R (7, 8) OBP: 0.306, SLG: 0.296	3-1 L7		1-2 2B 1B	2-0 G3			2-2 2B 1B	0-3 K		4 1 2 0 0 0 1 1 0 0 0 0 1 1		
Deivi Cruz, R (1, 6) OBP: 0.298, SLG: 0.398	1-1 E SF9 1B		1-1 1 SAFE L B 1 SAFE HR 2B	1-3 K			1-0 1 SAFE 1 SAFE SAFE 2B	0-3 K		5 2 3 1 0 2 1		
Bobby Higginson, L (1, 10) OBP: 0.351, SLG: 0.383	2-2 E6 1-3		0-1 L6	0-0 F8			0-1 G6-3	3-1 G4-3		5 0 0 0 0 0 5		
Tony Clark, S (1, 3) OBP: 0.353, SLG: 0.494	3-2 SF9 3-H		2-0 HR		1-1 P6		4-0 IBB	0-2 F8		3 1 1 3 1 0 0		
Dean Palmer, R (1, 5) OBP: 0.326, SLG: 0.500	3-3 K		3-3 K		2-2 G6-3		2-3 K			4 0 0 0 0 3 4		
Damion Easley, R (1, 4) OBP: 0.357, SLG: 0.462			4-2 2B BB		2-2 G1-3		1-2 G4-3			3 1 0 0 1 1 3		
Bill Haselman, R (1, 2) OBP: 0.320, SLG: 0.409			1-2 2B			0-1 P3		2-2 G6-3		4 0 1 1 0 0 0		
Juan Encarnacion, R (1, 7) OBP: 0.295, SLG: 0.464			2-1 G1-3			0-1 P3		0-0 2B		4 0 2 0 0 0 1		
Gabe Kapler, R (1, 8) OBP: 0.309, SLG: 0.452 (7, 9)			0-0 F9		0-1 G3 2B		2-1 G6-3	1-1 P3		4 0 1 0 0 0 2		
<b>Inning Stats</b>	R: 1 H: 1 E: 1 LOB: 1 K: 1 BB: 0 S: 20 P: 32	R: 0 H: 1 E: 0 LOB: 1 K: 1 BB: 0 S: 10 P: 13	R: 4 H: 4 E: 0 LOB: 1 K: 1 BB: 1 S: 20 P: 34	R: 0 H: 1 E: 0 LOB: 1 K: 1 BB: 0 S: 7 P: 10	R: 0 H: 0 E: 0 LOB: 0 K: 0 BB: 0 S: 8 P: 13	R: 0 H: 0 E: 0 LOB: 0 K: 0 BB: 0 S: 6 P: 8	R: 0 H: 2 E: 0 LOB: 3 K: 1 BB: 1 S: 13 P: 23	R: 0 H: 1 E: 0 LOB: 1 K: 1 BB: 0 S: 9 P: 12	R: 0 H: 0 E: 0 LOB: 0 K: 1 BB: 0 S: 10 P: 13	1B: 4 SF: 1 2B: 5 SAC: 0 3B: 0 DP: 0 HR: 1 HBP: 0	WP: 0 PA: 40 PB: 0 SB: 0 CS: 0	
<b>PITCHER</b>	IP WLS BF H R ER SO BB IBB HBP BLK WP HR S P ERA WHIP											
Jimmy Haynes, R (1, 1) ERA: 6.12	2.2 L 16 6 5 4 3 1 0 0 0 0 0 1 48 75 13.50 2.625											
Mike Oquist, R (3, 1) ERA: 5.3	4.2 19 4 0 0 2 0 1 0 0 0 0 40 64 0.00 0.857											
Tim Worrell, R (8, 1) ERA: 4.15	1.2 5 0 0 0 2 0 0 0 0 0 0 15 19 0.00 0.000											

**Detroit Tigers @ Oakland Athletics**  
Network Associates Coliseum, Oakland, CA  
Sun Sep 05 1999, 4:05 PM EDT  
Att. 20,429 - Unknown - 72 F

[livebaseballscorecards.com](http://livebaseballscorecards.com)

AB	37
R	5
H	10
RBI	5
BB	2
SO	7
LOB	18



Batter	1	2	3	4	5	6	7	8	9	AB R H RBI BB SO LOB
<b>Rich Becker, L</b> OBP: 0.414, SLG: 0.394 (1, 8) (9, 7)	1-0 L9		4-2 BB		3-3 K		4-0 BB		3-3 K	3 0 0 0 2 2 0
<b>Randy Velarde, R</b> OBP: 0.383, SLG: 0.444 (1, 4) (9, 7)	1-1 F8		0-1 G6-4-3		2-2 G5-3		0-3 K			4 0 0 0 0 1 3
<b>Jason Giambi, L</b> OBP: 0.422, SLG: 0.543 (1, 3) (9, 7)	1-1 2B			1-2 HR		1-1 G4-3		2-3 K		4 1 2 1 0 1 0
<b>John Jaha, R</b> OBP: 0.412, SLG: 0.581 (1, 10) (9, 7)	0-0 P4			1-2 F8		1-3 K		3-2 P6		4 0 0 0 0 1 1
<b>Matt Stairs, L</b> OBP: 0.365, SLG: 0.525 (1, 9) (9, 7)		1-1 G4-3		1-0 1B 2B		1-1 G5-3		0-1 E 2B		4 2 2 0 0 0 0
<b>Ben Grieve, L</b> OBP: 0.369, SLG: 0.480 <b>Ryan Christenson, R</b> OBP: 0.308, SLG: 0.311 (8, PR) (9, 8)		3-1 P6		3-2 F8			1-3 K	0-0 E3		4 0 0 0 0 1 1 0 0 0 0 0 0 0
<b>Scott Spiezio, S</b> OBP: 0.312, SLG: 0.419 (1, 5) (9, 7)		0-0 1B		0-2 1B			0-0 2B 2B	2-1 F8		4 1 3 1 0 0 1
<b>Miguel Tejada, R</b> OBP: 0.323, SLG: 0.425 (1, 6) (9, 7)		0-1 SAFE L6		0-1 G1-3			3-1 G5-3		1-3 K	4 0 0 0 0 1 3
<b>Ramon Hernandez, R</b> OBP: 0.350, SLG: 0.429 (1, 2) (9, 7)			2-1 F8		0-0 F9		1-2 2B		1-0 F7	4 0 1 1 0 0 0


Inning Stats	R: 0 E: 0 K: 0 S: 6	H: 1 LOB: 1 BB: 0 P: 9	R: 0 E: 0 K: 0 S: 7	H: 1 LOB: 1 BB: 0 P: 11	R: 0 E: 0 K: 0 S: 6	H: 0 LOB: 0 BB: 1 P: 12	R: 2 E: 0 K: 0 S: 16	H: 3 LOB: 1 BB: 0 P: 22	R: 0 E: 0 K: 1 S: 8	H: 0 LOB: 0 BB: 0 P: 13	R: 0 E: 0 K: 1 S: 8	H: 0 LOB: 0 BB: 0 P: 11	R: 1 E: 0 K: 2 S: 18	H: 2 LOB: 2 BB: 1 P: 27	R: 1 E: 1 K: 1 S: 12	H: 1 LOB: 1 BB: 0 P: 19	R: 0 E: 0 K: 2 S: 7	H: 0 LOB: 0 BB: 0 P: 12	1B: 2 2B: 5 3B: 0 HR: 1	SF: 0 SAC: 0 DP: 1 HBP: 0
--------------	------------------------------	---------------------------------	------------------------------	----------------------------------	------------------------------	----------------------------------	-------------------------------	----------------------------------	------------------------------	----------------------------------	------------------------------	----------------------------------	-------------------------------	----------------------------------	-------------------------------	----------------------------------	------------------------------	----------------------------------	----------------------------------	------------------------------------

PITCHER	IP	WLS	BF	H	R	ER	SO	BB	IBB	HBP	BLK	WP	HR	S	P	ERA	WHIP
<b>Willie Blair, R</b> ERA: 6.47 (1, 1)	6.2	W	27	7	3	3	3	1	0	0	0	0	1	62	94	4.05	1.200
<b>Matt Anderson, R</b> ERA: 5.02 (7, 1)	0.0		1	0	0	0	0	1	0	0	0	0	0	4	4	∞	∞
<b>Doug Brocail, R</b> ERA: 2.76 (7, 1)	1.0	H	3	0	0	0	2	0	0	0	0	0	0	14	19	0.00	0.000
<b>Todd Jones, R</b> ERA: 3.88 (8, 1)	1.1	S	6	1	1	0	2	0	0	0	0	0	0	12	19	0.00	0.750

**DETROIT TIGERS @ OAKLAND ATHLETICS**  
**Network Associates Coliseum, Oakland, CA**  
 Sun Sep 05 1999, 4:05 PM EDT  
 Att: 20,429 - Unknown - 72 F

<b>AB</b>	<b>35</b>
<b>R</b>	<b>4</b>
<b>H</b>	<b>8</b>
<b>RBI</b>	<b>3</b>
<b>BB</b>	<b>2</b>
<b>SO</b>	<b>7</b>
<b>LOB</b>	<b>9</b>

**WP: 0 PA: 37**  
**PB: 0 SB: 0 CS: 0**



livebaseballscores.com





Batter	1	2	3	4	5	6	7	8	9	AB	R	H	RBI	BB	SO	LOB
<b>Rich Becker, L</b> (1, 8) OBP: 0.409, SLG: 0.389	3-2 HR 1B	0-3 K		1-2 G3 2-3		1-1 G4-6-3 1-2f		3-3 K		5	1	1	0	0	2	6
<b>Randy Velarde, R</b> (1, 4) OBP: 0.383, SLG: 0.442	1 SAFE F8	0-0 1B		4-2 BB			2-2 F9		1-0 G4-3	4	0	1	1	1	0	1
<b>Jason Giambi, L</b> (1, 10) OBP: 0.422, SLG: 0.554	1-0 HR 1-H		2-0 HR	2-2 G3			2-1 F8		0-3 K	5	2	2	3	0	1	2
<b>Matt Stairs, L</b> (1, 9) OBP: 0.368, SLG: 0.531	2-2 G3-6-1 1B		1-0 HR		4-2 G6-4-3 BB		3-1 F8		3-2 P5	4	1	2	1	1	0	0
<b>Ben Grieve, L</b> (1, 7) OBP: 0.368, SLG: 0.485	3-1 G3-6-1 1-2f		0-1 G6-3		2-0 G6-4-3 1-2f			0-2 HR		4	1	1	1	0	0	2
<b>Scott Spiezio, S</b> (1, 5) OBP: 0.316, SLG: 0.423		1-0 BB HBP 1B	0-0 G4-3		1-1 E7 1B			2-1 L9		3	1	2	0	0	0	0
<b>Miguel Tejada, R</b> (5, PR) OBP: 0.322, SLG: 0.424										1	0	0	0	0	0	0
<b>Olmedo Saenz, R</b> (1, 3) OBP: 0.371, SLG: 0.486		2-1 BB 1B HBP	0-3 K		1-1 G5-3			0-0 HR		3	1	1	1	0	1	1
<b>Ramon Hernandez, R</b> (1, 2) OBP: 0.364, SLG: 0.447		4-0 1B BB		1-0 G3 2B		0-1 F9		2-2 1B		3	0	2	0	1	0	0
<b>Jason McDonald, S</b> (8, PR) OBP: 0.296, SLG: 0.263										0	0	0	0	0	0	0
<b>A.J. Hinch, R</b> (9, 2) OBP: 0.265, SLG: 0.353		1-2 2-3 BB		3-3 2B		2-2 G4-6-3 1B		1-3 K		0	0	0	0	0	0	0
<b>Frank Menechino, R</b> (1, 6) OBP: 0.333, SLG: 0.333		3-3 K								3	0	1	0	0	2	4
<b>John Jaha, R</b> (8, PH) OBP: 0.411, SLG: 0.579										1	0	0	0	0	1	1

Inning Stats	R: 2	H: 3	E: 0	LOB: 0	K: 0	S: 11	R: 1	H: 2	E: 0	LOB: 2	K: 2	S: 12	R: 2	H: 2	E: 0	LOB: 0	K: 1	S: 8	R: 0	H: 1	E: 0	LOB: 2	K: 1	S: 14	R: 0	H: 1	E: 1	LOB: 1	K: 0	S: 7	R: 0	H: 1	E: 0	LOB: 0	K: 0	S: 7	R: 2	H: 3	E: 0	LOB: 1	K: 2	S: 16	R: 0	H: 0	E: 0	LOB: 0	K: 1	S: 8	R: 0	H: 0	E: 0	LOB: 0	K: 1	S: 8	R: 0	H: 0	E: 0	LOB: 0	K: 1	S: 8	1B: 7	SF: 0	2B: 1	SAC: 0	3B: 0	DP: 3	HR: 5	HBP: 1	WP: 0	PA: 40
--------------	------	------	------	--------	------	-------	------	------	------	--------	------	-------	------	------	------	--------	------	------	------	------	------	--------	------	-------	------	------	------	--------	------	------	------	------	------	--------	------	------	------	------	------	--------	------	-------	------	------	------	--------	------	------	------	------	------	--------	------	------	------	------	------	--------	------	------	-------	-------	-------	--------	-------	-------	-------	--------	-------	--------

PITCHER	IP	WLS	BF	H	R	ER	SO	BB	IBB	HBP	BLK	WP	HR	S	P	ERA	WHIP
<b>Jeff Weaver, R</b> (1, 1) ERA: 5.4	3.2		20	8	5	5	4	2	0	0	0	0	3	42	73	12.27	2.727
<b>Dave Borkowski, R</b> (4, 1) ERA: 7.53	2.1	W	8	2	0	0	0	1	0	0	0	0	0	17	30	0.00	1.286
<b>Matt Anderson, R</b> (7, 1) ERA: 4.85	1.0	H	3	0	0	0	0	0	0	0	0	0	0	8	15	0.00	0.000
<b>Francisco Cordero, R</b> (8, 1) ERA: 2.13	1.0	H	6	3	2	2	2	0	0	0	0	0	2	16	24	18.00	3.000
<b>Todd Jones, R</b> (9, 1) ERA: 3.81	1.0	S	3	0	0	0	1	0	0	0	0	0	0	8	12	0.00	0.000

**BOTTOM**

**Detroit Tigers @ Oakland Athletics**  
**Network Associates Coliseum, Oakland, CA**

Mon Sep 06 1999, 9:15 PM EDT  
 Att: 30,541 - Unknown - 68 F

livebaseballscorecards.com

<b>AB</b>	<b>36</b>
<b>R</b>	<b>7</b>
<b>H</b>	<b>13</b>
<b>RBI</b>	<b>7</b>
<b>BB</b>	<b>3</b>
<b>SO</b>	<b>7</b>
<b>LOB</b>	<b>17</b>





Batter	1	2	3	4	5	6	7	8	9	AB R H RBI BB SO LOB	TOP											
Jose Offerman, S OBP: 0.380, SLG: 0.425 (1, 4)	E6 1B 2B G1-3		F9			P4		F8		5 1 0 0 0 0 6												
Darren Lewis, R OBP: 0.326, SLG: 0.329 (1, 8)	G1-3 1-2	G4-3 18 S 1B			P5	18 CS 1B		G5-4-3 BB		4 0 2 0 1 0 1												
18 Reggie Jefferson, S OBP: 0.350, SLG: 0.450 Butch Huskey, R OBP: 0.343, SLG: 0.491 (1, 10) (8, PH)	1-1 1B 2B	2-3 1-2	G6-3		G6-3	CS 1-2	P6	G5-4-3 1-2f		4 1 1 1 0 1 1 1 0 0 0 0 0 3												
Nomar Garciaparra, R OBP: 0.410, SLG: 0.583 Donnie Sadler, R OBP: 0.304, SLG: 0.352 (1, 6) (8, 6)	1-1 HBP FC4-6 1B	2-1 G4-3			E5		4-0 1B BB		3-2 P2	3 1 1 1 1 0 1 1 0 0 0 0 0 0												
Troy O'Leary, L OBP: 0.340, SLG: 0.501 (1, 7)	4-1 FC4-6 38 1B BB	0-1 G6-3			F7		0-1 1-2 1B		3-1 HBP	3 1 1 0 1 0 2												
Mike Stanley, R OBP: 0.350, SLG: 0.452 (1, 3)	2-2 FC4-6 1-2 2-3 HBP		G5-3			G5-3		1-1 F8	0-0 F7	4 0 0 0 0 0 3												
Jason Varitek, S OBP: 0.330, SLG: 0.472 (1, 2)	0-2 FC4-6 38 1B 1-2f 2-3 3-H		K			G3		3-3 K	3-3 SAFE K2-3	5 1 0 1 0 3 5												
38 Wilton Veras, R OBP: 0.318, SLG: 0.429 (1, 5)	0-0 1B 1-2 3-H		1B			G6-3		1-2 F8 2B		4 0 3 1 0 0 0												
Trot Nixon, L OBP: 0.353, SLG: 0.463 (1, 9)	1-1 1B		1B			1-1 K		1-1 BB HBP		3 0 2 1 0 1 0												
<b>Inning Stats</b>	R: 5 E: 1 K: 0 S: 19	H: 4 LOB: 2 BB: 1 P: 33	R: 0 E: 0 K: 1 S: 8	H: 1 LOB: 1 BB: 0 P: 12	R: 0 E: 0 K: 1 S: 13	H: 2 LOB: 2 BB: 0 P: 20	R: 0 E: 1 K: 0 S: 8	H: 0 LOB: 1 BB: 0 P: 12	R: 0 E: 0 K: 1 S: 9	H: 0 LOB: 0 BB: 0 P: 13	R: 0 E: 0 K: 1 S: 7	H: 1 LOB: 0 BB: 0 P: 12	R: 0 E: 0 K: 1 S: 9	H: 1 LOB: 2 BB: 1 P: 18	R: 0 E: 0 K: 0 S: 11	H: 1 LOB: 2 BB: 1 P: 18	R: 0 E: 0 K: 1 S: 13	H: 0 LOB: 1 BB: 0 P: 22	1B: 8 2B: 2 3B: 0 HR: 0	SF: 0 SAC: 0 DP: 1 HBP: 3	WP: 0 PB: 0 SB: 1 CS: 1	PA: 44
<b>PITCHER</b>	IP WLS BF H R ER SO BB IBB HBP BLK WP HR S P ERA WHIP												<b>PITCHER</b>	IP WLS BF H R ER SO BB IBB HBP BLK WP HR S P ERA WHIP								
Gil Heredia, R ERA: 4.72 (1, 1)	6.1 L 31 8 5 1 3 2 0 1 0 0 0 0 66 109 1.42 1.579																					
Buddy Groom, L ERA: 5.05 (7, 1)	0.0 1 1 0 0 0 0 0 0 0 0 0 0 2 2 ∞ ∞																					
Tim Worrell, R ERA: 4.11 (7, 1)	0.2 4 1 0 0 1 0 0 0 1 0 0 0 9 15 0.00 1.500																					
Tim Kubinski, L ERA: 4.26 (8, 1)	0.1 2 0 0 0 0 1 0 0 0 0 0 0 6 11 0.00 3.000																					
Greg McMichael, R ERA: 4.08 (8, 1)	1.2 5 0 0 0 1 0 0 0 1 0 0 0 14 23 0.00 0.000																					

**Boston Red Sox @ Oakland Athletics**  
Network Associates Coliseum, Oakland, CA

Tue Sep 07 1999, 10:05 PM EDT  
Att. 21,195 - Unknown - 65 F

livebaseballscorecards.com

**AB 37**  
**R 5**  
**H 10**  
**RBI 5**  
**BB 3**  
**SO 5**  
**LOB 22**



Batter	1	2	3	4	5	6	7	8	9	AB R H RBI BB SO LOB
<b>Rich Becker, L</b> OBP: 0.409, SLG: 0.389 (1, 8)	1-1 1B		1-3 K	3-2 G4-3			0-1 SF8 1B		0-0 F7	5 1 2 0 0 1 3
<b>Randy Velarde, R</b> OBP: 0.383, SLG: 0.442 (1, 4)	3-3 K		1-3 K		2-1 G3 1B		2-1 1B		0-1 P4	5 0 2 0 0 2 2
<b>Jason Giambi, L</b> OBP: 0.419, SLG: 0.551 (1, 3)	0-3 K		0-2 P7		0-0 G3		3-1 SF8		1-2 2-H	3 0 0 1 0 1 2
<b>John Jaha, R</b> OBP: 0.410, SLG: 0.575 (1, 10)	0-2 G1-3			2-2 BB SF7 HBP	0-1 G5-3		1-3 K			3 1 0 0 0 1 3
<b>Matt Stairs, L</b> OBP: 0.369, SLG: 0.529 (1, 9)		4-0 1B BB		4-2 1B BB	3-2 G3			3-2 G3		2 1 0 0 2 0 1
<b>Olmedo Saenz, R</b> OBP: 0.373, SLG: 0.483 (1, 5)		0-1 1B		4-2 1B BB	2-3	1-0 G6-3		1-3 K		3 0 1 0 1 1 0
<b>Ben Grieve, L</b> OBP: 0.365, SLG: 0.482 (1, 7)		3-3 K		3-2 SF7		0-0 G3-1		1-0 G1-3		3 0 0 1 0 1 2
<b>Miguel Tejada, R</b> OBP: 0.320, SLG: 0.421 (1, 6)		1-2 K		3-H 0-2 P2		2-1 P6			1-3 K	4 0 0 0 0 2 4
<b>Mike Macfarlane, R</b> OBP: 0.264, SLG: 0.320 (1, 2)		1-3 K		0-1 1B		3-2 G6-3			4-0 BB	3 0 1 1 0 1 2
<b>Scott Spiezio, S</b> OBP: 0.319, SLG: 0.423 (9, PH)				1-2 2-H						0 0 0 0 1 0 0
<b>A.J. Hinch, R</b> OBP: 0.265, SLG: 0.353 (9, PR)										0 0 0 0 0 0 0

Inning Stats	R: 0	H: 1	E: 0	LOB: 1	K: 2	BB: 0	S: 12	R: 0	H: 1	E: 0	LOB: 2	K: 3	BB: 1	S: 15	R: 0	H: 0	E: 0	LOB: 0	K: 2	BB: 0	S: 10	R: 2	H: 1	E: 0	LOB: 2	K: 0	BB: 2	S: 17	R: 0	H: 1	E: 0	LOB: 1	K: 0	BB: 0	S: 8	R: 0	H: 0	E: 0	LOB: 0	K: 0	BB: 0	S: 4	R: 1	H: 2	E: 0	LOB: 1	K: 1	BB: 0	S: 14	R: 0	H: 0	E: 0	LOB: 0	K: 1	BB: 0	S: 7	R: 0	H: 0	E: 0	LOB: 0	K: 1	BB: 1	S: 8	1B: 6	SF: 2	2B: 0	SAC: 0	3B: 0	DP: 0	HR: 0	HBP: 1	WP: 0	PA: 38
--------------	------	------	------	--------	------	-------	-------	------	------	------	--------	------	-------	-------	------	------	------	--------	------	-------	-------	------	------	------	--------	------	-------	-------	------	------	------	--------	------	-------	------	------	------	------	--------	------	-------	------	------	------	------	--------	------	-------	-------	------	------	------	--------	------	-------	------	------	------	------	--------	------	-------	------	-------	-------	-------	--------	-------	-------	-------	--------	-------	--------

PITCHER	IP	WLS	BF	H	R	ER	SO	BB	IBB	HBP	BLK	WP	HR	S	P	ERA	WHIP
<b>49 Tim Wakefield, R</b> ERA: 4.96 (1, 1)	6.1	W	28	5	3	3	7	3	0	0	0	0	0	73	115	4.26	1.263
<b>Rich Garces, R</b> ERA: 1.91 (7, 1)	0.0		1	1	0	0	0	0	0	0	0	0	0	2	4	∞	∞
<b>Rheal Cormier, L</b> ERA: 3.63 (7, 1)	1.0	H	3	0	0	0	1	0	0	0	0	0	0	8	15	0.00	0.000
<b>Rod Beck, R</b> ERA: 6.88 (8, 1)	0.2	H	2	0	0	0	1	0	0	0	0	0	0	4	6	0.00	0.000
<b>Derek Lowe, R</b> ERA: 2.78 (9, 1)	1.0	S	4	0	0	0	1	1	0	0	0	0	0	8	13	0.00	1.000

**BOTTOM**

**Boston Red Sox @ Oakland Athletics**  
 Network Associates Coliseum, Oakland, CA  
 Tue Sep 07 1999, 10:05 PM EDT  
 Att: 21,195 - Unknown - 65 F

livebaseballscorecards.com

<b>AB</b>	<b>31</b>
<b>R</b>	<b>3</b>
<b>H</b>	<b>6</b>
<b>RBI</b>	<b>3</b>
<b>BB</b>	<b>4</b>
<b>SO</b>	<b>10</b>
<b>LOB</b>	<b>19</b>





Batter	1	2	3	4	5	6	7	8	9	AB	R	H	RBI	BB	SO	LOB	TOP										
Jose Offerman, S (1, 4) OBP: 0.379, SLG: 0.422	1-1 F8		4-1 FC6-4 BB		0-0 F7		1-1 G1-3			3	0	0	0	1	0	2											
Darren Lewis, R (1, 8) OBP: 0.325, SLG: 0.329	1-0 P3		0-0 FC6-4		1-2 1B		3-1 G4-3			4	0	1	2	0	0	2											
Brian Daubach, L (1, 3) OBP: 0.369, SLG: 0.583	3-3 K			3-2 2B	2-0 F7		3-2 F7			4	0	1	0	0	1	1											
Mike Stanley, R (1, 10) OBP: 0.379, SLG: 0.450		2-0 F9		1-3 K2-3	1-3 K			0-1 G4-6-3 1B		4	0	1	0	0	2	2											
Troy O'Leary, L (1, 7) OBP: 0.338, SLG: 0.497		0-2 G4-3		0-3 K		0-0 F9		0-0 G4-6-3		4	0	0	0	0	1	2											
Scott Hatteberg, L (1, 2) OBP: 0.386, SLG: 0.214		1-2 G3		4-0 BB		4-2 3B BB		2-2 F8		2	0	0	0	2	0	0											
3B Wilton Veras, R (1, 5) OBP: 0.319, SLG: 0.415			2-0 P6	1-3 K		4-2 BB			1-1 F7	2	0	0	0	1	1	2	AB 31										
Butch Huskey, R (9, PH) OBP: 0.345, SLG: 0.490						1-2 BB				1	0	0	0	0	0	0	R 2										
Trot Nixon, L (1, 9) OBP: 0.354, SLG: 0.462			4-2 FC1-6 BB		0-1 WP S 1B		2-3 K		1-2 G1-3	3	1	1	0	1	1	2	H 5										
Donnie Sadler, R (1, 6) OBP: 0.309, SLG: 0.356			1-2 FC1-6 BB		2-2 WP 1B		3-3 K		1-3 K	2	1	1	0	0	0	1	RBI 2										
18 Reggie Jefferson, S (6, PH) OBP: 0.348, SLG: 0.448										1	0	0	0	0	1	2	BB 5										
Lou Merloni, R (6, 6) OBP: 0.292, SLG: 0.288										1	0	0	0	0	1	0	SO 8										
																	LOB 16										
<b>Inning Stats</b>	R: 0 E: 0 K: 1 S: 6	H: 0 LOB: 0 BB: 0 P: 11	R: 0 E: 0 K: 0 S: 7	H: 0 LOB: 0 BB: 0 P: 10	R: 0 E: 0 K: 0 S: 9	H: 0 LOB: 2 BB: 2 P: 20	R: 0 E: 0 K: 3 S: 12	H: 1 LOB: 2 BB: 1 P: 21	R: 2 E: 0 K: 1 S: 17	H: 3 LOB: 1 BB: 0 P: 21	R: 0 E: 0 K: 2 S: 12	H: 0 LOB: 2 BB: 2 P: 25	R: 0 E: 0 K: 0 S: 7	H: 0 LOB: 0 BB: 0 P: 14	R: 0 E: 0 K: 0 S: 6	H: 1 LOB: 0 BB: 0 P: 8	R: 0 E: 0 K: 1 S: 8	H: 0 LOB: 0 BB: 0 P: 11	1B: 4 2B: 1 3B: 0 HR: 0	SF: 0 SAC: 0 DP: 1 HBP: 0	WP: 1 PB: 0 SB: 1 CS: 0	PA: 36					
<b>PITCHER</b>	IP	WLS	BF	H	R	ER	SO	BB	IBB	HBP	BLK	WP	HR	S	P	ERA	WHIP										
Kevin Appier, R (1, 1) ERA: 5.06	6.0	W	27	4	2	2	7	5	0	0	0	1	0	63	108	3.00	1.500										
Tim Kubinski, L (7, 1) ERA: 3.68	1.0		3	0	0	0	0	0	0	0	0	0	0	7	14	0.00	0.000										
Doug Jones, R (8, 1) ERA: 3.8	2.0		6	1	0	0	1	0	0	0	0	0	0	14	19	0.00	0.500										

**Boston Red Sox @ Oakland Athletics**  
**Network Associates Coliseum, Oakland, CA**

Wed Sep 08 1999, 4:05 PM EDT  
 Att. 20,251 - Unknown - 60 F

livebaseballscorecards.com



Batter	1	2	3	4	5	6	7	8	9
<b>Rich Becker, L</b> OBP: 0.409, SLG: 0.391 (1, 8) (8, 7)	0-1 <b>E6</b> 1B 2B		0-0 <b>G1-3</b>		4-2 <b>1B</b> BB	2-1 <b>2B</b> 2-H		1-2 <b>F8</b>	
<b>Randy Velarde, R</b> OBP: 0.384, SLG: 0.442 (1, 4)	1-2 <b>2B</b> 1B		1-2 <b>G5-3</b>		1-1 <b>1B</b> E 1B	2-3 <b>K2-3</b>			
<b>Jason Giambi, L</b> OBP: 0.418, SLG: 0.552 (1, 3)	2-2 <b>F8</b>		1-2 <b>3B</b>		0-3 <b>K</b>	1-2 <b>P5</b>			
<b>Matt Stairs, L</b> OBP: 0.370, SLG: 0.528 (1, 9)	0-3 <b>K</b>		4-1 <b>BB</b>		1-2 <b>E8</b> 1B 1-H 2-H		0-0 <b>G3</b>		
<b>John Jaha, R</b> OBP: 0.410, SLG: 0.575 (1, 10)	0-2 <b>2B</b> 1-H 2-H		0-3 <b>K</b>		4-1 <b>BB</b>		1-3 <b>K</b>		
<b>Ben Grieve, L</b> OBP: 0.362, SLG: 0.477 <b>Ryan Christenson, R</b> OBP: 0.308, SLG: 0.311 (1, 7) (8, 8)	0-1 <b>G4-3</b>			0-2 <b>F8</b>	0-2 <b>G1-3</b>		1-1 <b>F9</b>		
<b>Olmedo Saenz, R</b> OBP: 0.372, SLG: 0.493 (1, 5)		0-0 <b>P8</b>		0-1 <b>G5-3</b>		0-1 <b>HR</b>	1-0 <b>F7</b>		
<b>Miguel Tejada, R</b> OBP: 0.318, SLG: 0.417 (1, 6)		3-3 <b>K</b>		0-0 <b>F9</b>		1-1 <b>G5-3</b>	1-1 <b>L6</b>		
<b>Mike Macfarlane, R</b> OBP: 0.264, SLG: 0.323 (1, 2)		1-0 <b>F9</b>			1-0 <b>F8</b>	1-0 <b>E5</b> 2B	0-2 <b>2B</b>		

Inning Stats	R: 2	H: 2	E: 1	K: 1	S: 18	LOB: 1	BB: 0	P: 21	R: 0	H: 0	E: 0	K: 1	S: 5	LOB: 0	BB: 0	P: 9	R: 0	H: 1	E: 0	K: 1	S: 12	LOB: 2	BB: 1	P: 18	R: 0	H: 0	E: 0	K: 0	S: 6	LOB: 0	BB: 0	P: 6	R: 2	H: 2	E: 1	K: 1	S: 17	LOB: 2	BB: 2	P: 27	R: 2	H: 2	E: 1	K: 1	S: 13	LOB: 1	BB: 0	P: 20	R: 0	H: 0	E: 0	K: 1	S: 6	LOB: 0	BB: 0	P: 8	R: 0	H: 1	E: 0	K: 0	S: 10	LOB: 1	BB: 0	P: 13
--------------	------	------	------	------	-------	--------	-------	-------	------	------	------	------	------	--------	-------	------	------	------	------	------	-------	--------	-------	-------	------	------	------	------	------	--------	-------	------	------	------	------	------	-------	--------	-------	-------	------	------	------	------	-------	--------	-------	-------	------	------	------	------	------	--------	-------	------	------	------	------	------	-------	--------	-------	-------

PITCHER	IP	WLS	BF	H	R	ER	SO	BB	IBB	HBP	BLK	WP	HR	S	P	ERA	WHIP
<b>Pat Rapp, R</b> ERA: 4.05 (1, 1)	5.1	L	28	7	6	2	4	3	0	0	0	0	1	65	92	3.38	1.875
<b>John Wasdin, R</b> ERA: 4.09 (6, 1)	2.2		9	1	0	0	2	0	0	0	0	0	0	22	30	0.00	0.375

**BOTTOM**

AB	R	H	RBI	BB	SO	LOB
4	2	1	1	1	0	1
4	2	2	0	0	1	1
4	0	1	0	0	1	5
3	0	1	1	1	1	2
3	0	1	2	1	2	2
4	0	0	0	0	0	3
0	0	0	0	0	0	0
4	1	1	1	0	0	0
4	0	0	0	0	1	0
4	1	1	0	0	0	0

<b>AB</b>	<b>34</b>
<b>R</b>	<b>6</b>
<b>H</b>	<b>8</b>
<b>RBI</b>	<b>5</b>
<b>BB</b>	<b>3</b>
<b>SO</b>	<b>6</b>
<b>LOB</b>	<b>14</b>



WP	PA
0	37

**Boston Red Sox @ Oakland Athletics**  
**Network Associates Coliseum, Oakland, CA**  
 Wed Sep 08 1999, 4:05 PM EDT  
 Att: 20,251 - Unknown - 60 F

livebaseballscorecards.com



Batter	1	2	3	4	5	6	7	8	9	AB R H RBI BB SO LOB	TOP											
Ryan Christenson, R OBP: 0.308, SLG: 0.311 Rich Becker, L OBP: 0.406, SLG: 0.387	2-3 K		3-3 K		1-1 G4-6-3 1B		3-1 P5		0-3 K	3 0 1 2 0 2 0 2 0 0 0 0 1 3												
Randy Velarde, R OBP: 0.384, SLG: 0.441	4-2 G4-6-3 BB			1-1 G4-3	2-2 G4-6-3		1-3 K		2-1 1B 1B	4 1 1 0 1 1 5												
Jason Giambi, L OBP: 0.421, SLG: 0.560	2-1 G4-6-3 1-2f			1-0 HR		2-2 G6-4-3 1B	4-0 FC5 BB BB		0-2 1B E 1B	4 2 3 2 1 0 1												
John Jaha, R OBP: 0.410, SLG: 0.572		2-3 K		2-3 K		0-0 G6-4-3 1-2f	4-2 BB BB		3-2 E 1B	4 0 1 2 1 2 1												
Olmedo Saenz, R OBP: 0.376, SLG: 0.500		2-2 FC4-6 1B		2-3 K		2-2 2B	0-0 FC5 2-3f		0-0 E6 1B	5 0 3 1 0 1 3												
Matt Stairs, L OBP: 0.368, SLG: 0.524		3-3 K			2-2 1B 1B 1B	2-3 K		0-2 G3-1	0-0 F9	5 1 1 0 0 2 4												
Ramon Hernandez, R OBP: 0.369, SLG: 0.449		2-2 FC4-6 1-2f			0-1 1B 1B 1B		2-2 1B BB 1B	0-1 G6-3		4 2 2 0 0 0 1												
Ben Grieve, L OBP: 0.363, SLG: 0.476 Jason McDonald, S OBP: 0.296, SLG: 0.263			3-2 F8		1-1 1B 1B		4-1 BB 1B BB	0-0 F9		3 1 1 0 1 0 0 0 0 0 0 0 0 0												
Miguel Tejada, R OBP: 0.317, SLG: 0.416			3-3 K		2-2 P3		0-1 BB BB 1B		1-2 G6-3	4 0 1 0 0 1 3												
<b>Inning Stats</b>	R: 0 E: 0 K: 1 S: 7	H: 0 LOB: 0 BB: 1 P: 15	R: 0 E: 0 K: 2 S: 13	H: 1 LOB: 1 BB: 0 P: 22	R: 0 E: 0 K: 2 S: 10	H: 0 LOB: 0 BB: 0 P: 19	R: 1 E: 0 K: 2 S: 10	H: 1 LOB: 0 BB: 0 P: 16	R: 2 E: 0 K: 0 S: 18	H: 4 LOB: 1 BB: 0 P: 26	R: 0 E: 0 K: 1 S: 10	H: 2 LOB: 1 BB: 0 P: 16	R: 2 E: 0 K: 1 S: 14	H: 2 LOB: 3 BB: 3 P: 32	R: 0 E: 0 K: 0 S: 6	H: 0 LOB: 0 BB: 0 P: 6	R: 2 E: 1 K: 1 S: 17	H: 4 LOB: 2 BB: 0 P: 23	1B: 12 2B: 1 3B: 0 HR: 1	SF: 0 SAC: 0 DP: 3 HBP: 0	WP: 0 PB: 0 SB: 0 CS: 0	PA: 42
<b>PITCHER</b>	IP WLS BF H R ER SO BB IBB HBP BLK WP HR S P ERA WHIP																					
Wilson Alvarez, L ERA: 3.96	(1, 1) 6.0 L 24 8 3 3 8 1 0 0 0 0 0 1 68 114 4.50 1.500																					
Esteban Yan, R ERA: 5.59	(7, 1) 0.2 5 2 2 2 1 1 0 0 0 0 0 0 11 21 27.00 4.500																					
Mike Duvall, L ERA: 4.8	(7, 1) 0.0 1 0 0 0 0 0 1 0 0 0 0 0 0 4 ∞ ∞																					
Rick White, R ERA: 4.25	(7, 1) 1.1 5 0 0 0 0 0 1 0 0 0 0 0 9 13 0.00 0.750																					
Alan Newman, L ERA: 9.9	(9, 1) 1.0 7 4 2 2 1 0 0 0 0 0 0 0 17 23 18.00 4.000																					

Oakland Athletics @ Tampa Bay Devil Rays  
Tropicana Field, St. Petersburg, FL  
Fri Sep 10 1999, 7:05 PM EDT  
Att. 14,648 - Dome - 72 F

AB	38
R	7
H	14
RBI	7
BB	4
SO	10
LOB	21



Batter	1	2	3	4	5	6	7	8	9	AB	R	H	RBI	BB	SO	LOB
Miguel Cairo, R (1, 4) OBP: 0.339, SLG: 0.378	2-3 K		2-1 G3			0-0 2B		1-2 F8		4	0	1	0	0	1	2
Dave Martinez, L (1, 8) OBP: 0.362, SLG: 0.387 Bubba Trammell, R (8, PH) OBP: 0.383, SLG: 0.514 Terrell Lowery, R (9, 8) OBP: 0.356, SLG: 0.434	0-0 S 1B			0-1 G6-4-3 1B		0-1 G5-3		1-3 K		3	0	2	0	0	0	1
Jose Canseco, R (1, 10) OBP: 0.369, SLG: 0.593	2-3 K			0-3 K			1-2 L6		2-2 G5-4-3 1B	4	0	1	0	0	2	2
Herbert Perry, R (1, 3) OBP: 0.339, SLG: 0.397	2-3 K 1-2			1-0 G6-4-3 1-2f			0-3 K		0-0 G5-4-3 1-2f	4	0	0	0	0	2	3
Paul Sorrento, L (1, 7) OBP: 0.352, SLG: 0.411		0-1 F7			1-2 G3		0-0 1B		4-2 BB 2B BB	3	1	1	0	1	0	0
Jose Guillen, R (1, 9) OBP: 0.319, SLG: 0.346		1-3 K			0-3 K		0-2 G4-3		4-0 1-2 2B BB	3	1	0	0	1	2	1
Tony Graffanino, R (1, 6) OBP: 0.284, SLG: 0.435		3-3 K			1-0 G1-3			0-0 F7	0-2 1-H 2-H 2B	4	0	1	2	0	1	0
Mike DiFelice, R (1, 2) OBP: 0.333, SLG: 0.486			0-3 K			0-0 F9		1-2 1B 1B	1-3 K	4	0	1	0	0	2	1
Bobby Smith, R (1, 5) OBP: 0.238, SLG: 0.229			1-3 K			3-3 K		1-0 1B		3	0	1	0	0	2	0

Inning Stats	R: 0	H: 1	E: 0	K: 3	S: 11	LOB: 1	BB: 0	P: 17	R: 0	H: 0	E: 0	K: 2	S: 9	LOB: 0	BB: 0	P: 13	R: 0	H: 0	E: 0	K: 2	S: 8	LOB: 0	BB: 0	P: 11	R: 0	H: 1	E: 0	K: 1	S: 6	LOB: 0	BB: 0	P: 7	R: 0	H: 0	E: 0	K: 1	S: 9	LOB: 0	BB: 0	P: 11	R: 0	H: 1	E: 0	K: 1	S: 7	LOB: 1	BB: 0	P: 10	R: 0	H: 1	E: 0	K: 1	S: 11	LOB: 1	BB: 0	P: 12	R: 0	H: 2	E: 0	K: 1	S: 12	LOB: 2	BB: 0	P: 16	R: 2	H: 2	E: 0	K: 1	S: 13	LOB: 1	BB: 2	P: 24	1B: 6	2B: 2	3B: 0	HR: 0	SF: 0	SAC: 0	DP: 2	HBP: 0	WP: 0	PB: 0	SB: 1	CS: 0	PA: 35
--------------	------	------	------	------	-------	--------	-------	-------	------	------	------	------	------	--------	-------	-------	------	------	------	------	------	--------	-------	-------	------	------	------	------	------	--------	-------	------	------	------	------	------	------	--------	-------	-------	------	------	------	------	------	--------	-------	-------	------	------	------	------	-------	--------	-------	-------	------	------	------	------	-------	--------	-------	-------	------	------	------	------	-------	--------	-------	-------	-------	-------	-------	-------	-------	--------	-------	--------	-------	-------	-------	-------	--------

PITCHER	IP	WLS	BF	H	R	ER	SO	BB	IBB	HBP	BLK	WP	HR	S	P	ERA	WHIP
Tim Hudson, R (1, 1) ERA: 3.06	7.2	W	28	6	0	0	11	0	0	0	0	0	0	70	93	0.00	0.783
Buddy Groom, L (8, 1) ERA: 5.01	0.1		1	0	0	0	1	0	0	0	0	0	0	3	4	0.00	0.000
Jason Isringhausen, R (9, 1) ERA: 5.06	1.0		6	2	2	2	1	2	0	0	0	0	0	13	24	18.00	4.000

BOTTOM

Oakland Athletics @ Tampa Bay Devil Rays  
Tropicana Field, St. Petersburg, FL

livebaseballscorecards.com

AB	33
R	2
H	8
RBI	2
BB	2
SO	13
LOB	12



WP	HR	S	P	ERA	WHIP
0	0	0	0	0.00	0.783
0	0	0	0	18.00	4.000

Fri Sep 10 1999, 7:05 PM EDT  
Att. 14,648 - Dome - 72 F



Batter	1	2	3	4	5	6	7	8	9	AB R H RBI BB SO LOB	TOP		
<b>Rich Becker, L</b> (1, 8) OBP: 0.407, SLG: 0.383 <b>Olmedo Saenz, R</b> (8, PH) OBP: 0.375, SLG: 0.498 <b>A.J. Hinch, R</b> (8, 2) OBP: 0.265, SLG: 0.353	2-2 	4-2 B 	3-1 			4-1 		2-3 		2 1 0 0 2 0 2 1 0 0 0 0 1 1 0 0 0 0 0 0 0			
<b>Randy Velarde, R</b> (1, 4) OBP: 0.384, SLG: 0.442	3-2 	2-2 		0-1 		1-3 		3-2 	5 2 2 1 0 1 1				
<b>Jason Giambi, L</b> (1, 3) OBP: 0.421, SLG: 0.560	4-2 	3-2 		2-2 		1-1 		1-1 	4 1 1 2 1 0 0				
<b>Matt Stairs, L</b> (1, 9) OBP: 0.367, SLG: 0.523	3-2 	1-0 		2-3 		2-3 		0-3 	5 0 1 2 0 3 1				
<b>John Jaha, R</b> (1, 10) OBP: 0.411, SLG: 0.569	4-1 	3-2 		2-2 		4-0 			2 0 0 0 2 0 1				
<b>Ben Grieve, L</b> (1, 7) <b>Jason McDonald, S</b> (9, 7) OBP: 0.296, SLG: 0.263	1-3 		1-3 		0-2 	3-3 			4 0 0 0 0 3 3 0 0 0 0 0 0 0				
<b>Scott Spiezio, S</b> (1, 5) OBP: 0.318, SLG: 0.424	3-3 		0-0 		0-2 		3-1 		4 0 1 0 0 1 2				
<b>Ramon Hernandez, R</b> (1, 2) <b>Ryan Christenson, R</b> (8, PR) OBP: 0.308, SLG: 0.311		1-1 	2-2 		2-2 	4-1 		4-1 	2 0 0 0 1 0 0 0 0 0 0 0 0 0				
<b>Miguel Tejada, R</b> (1, 6) OBP: 0.317, SLG: 0.415		1-1 	1-2 		0-1 	2-1 			4 1 1 0 0 0 3				
<b>Inning Stats</b>	R: 2 H: 2 E: 0 LOB: 2 K: 2 BB: 2 S: 21 P: 41	R: 3 H: 3 E: 0 LOB: 1 K: 0 BB: 1 S: 19 P: 34	R: 0 H: 1 E: 0 LOB: 2 K: 1 BB: 0 S: 12 P: 19	R: 0 H: 0 E: 0 LOB: 0 K: 1 BB: 0 S: 8 P: 12	R: 0 H: 0 E: 0 LOB: 0 K: 0 BB: 0 S: 10 P: 12	R: 0 H: 0 E: 0 LOB: 1 K: 2 BB: 1 S: 9 P: 16	R: 0 H: 0 E: 0 LOB: 1 K: 2 BB: 1 S: 8 P: 18	R: 0 H: 0 E: 0 LOB: 2 K: 1 BB: 1 S: 8 P: 19	R: 0 H: 0 E: 0 LOB: 0 K: 1 BB: 0 S: 8 P: 12	1B: 2 SF: 0 2B: 4 SAC: 0 3B: 0 DP: 0 HR: 0 HBP: 1	WP: 1 PA: 40 PB: 0 SB: 1 CS: 0		
<b>PITCHER</b>	IP WLS BF H R ER SO BB IBB HBP BLK WP HR S P ERA WHIP											<b>PITCHER</b>	IP WLS BF H R ER SO BB IBB HBP BLK WP HR S P ERA WHIP
<b>Ryan Rupe, R</b> (1, 1) ERA: 4.67 <b>Mike Duvall, L</b> (2, 1) ERA: 4.7 <b>Dave Eiland, R</b> (3, 1) ERA: 5.18 <b>Norm Charlton, L</b> (7, 1) ERA: 3.25 <b>Esteban Yan, R</b> (9, 1) ERA: 5.49	1.1 L 11 4 5 5 2 3 0 0 0 0 0 0 32 60 33.75 5.250												

**Oakland Athletics @ Tampa Bay Devil Rays**  
 Tropicana Field, St. Petersburg, FL  
 Sat Sep 11 1999, 6:35 PM EDT  
 Att: 21,225 - Dome - 72 F

AB	33
R	5
H	6
RBI	5
BB	6
SO	9
LOB	14



Batter	1	2	3	4	5	6	7	8	9	AB R H RBI BB SO LOB
Miguel Cairo, R OBP: 0.341, SLG: 0.380 (1, 4)	1-1 G6-3		0-0 2B 1B		0-1 P4			1-1 G4-3 1B		4 1 2 0 0 0 0
Dave Martinez, L OBP: 0.361, SLG: 0.388 (1, 8)	1-1 F8		2-0 1B 2B		1-3 K			0-1 B5		4 1 1 0 0 1 1
Jose Canseco, R OBP: 0.368, SLG: 0.590 (1, 10)	0-2 G6-3		1-0 1B			2-2 G5-3		1-2 G4-3		4 0 1 2 0 0 1
Bubba Trammell, R OBP: 0.381, SLG: 0.507 (1, 7)		4-1 BB BB	0-3 K			2-2 P6		0-1 P3		3 0 0 0 1 1 0
Paul Sorrento, L OBP: 0.352, SLG: 0.408 (1, 3)		4-2 BB BB	1-3 K			1-0 G1		2-1 1B		2 0 0 0 1 1 0
Herbert Perry, R OBP: 0.343, SLG: 0.401 (9, PH)		1-2 BB								1 0 1 0 0 0 0
Tony Graffanino, R OBP: 0.284, SLG: 0.435 (9, PR)										0 0 0 0 0 0 0
John Flaherty, R OBP: 0.316, SLG: 0.405 (1, 2)		2-1 P5			2-2 G6-3 1B		3-1 G5-3		2-3 K	4 0 1 0 0 1 3
Jose Guillen, R OBP: 0.314, SLG: 0.340 (1, 9)		0-0 G6-4-3			0-3 K		1-1 G1-3		1-1 L7	4 0 0 0 0 1 4
Aaron Ledesma, R OBP: 0.314, SLG: 0.326 (1, 6)			1-2 HR 1B		0-1 G6-3		1-3 K			3 1 1 0 0 1 1
Bobby Smith, R OBP: 0.239, SLG: 0.249 (1, 5)			0-0 HR			0-3 K		0-0 G6-3		3 1 1 2 0 1 1

Inning Stats	R: 0	H: 0	E: 0	K: 7	S: 7	R: 0	H: 0	E: 0	K: 6	S: 6	R: 4	H: 5	E: 0	K: 2	S: 13	R: 0	H: 1	E: 0	K: 1	S: 11	R: 0	H: 0	E: 0	K: 2	S: 8	R: 0	H: 0	E: 0	K: 1	S: 8	R: 0	H: 0	E: 0	K: 1	S: 8	R: 0	H: 1	E: 0	K: 0	S: 8	R: 0	H: 1	E: 0	K: 1	S: 9	1B: 6	SF: 0	2B: 1	SAC: 0	3B: 0	DP: 3	HR: 1	HBP: 0	WP: 1	PA: 34
PITCHER	IP	WLS	BF	H	R	ER	SO	BB	IBB	HBP	BLK	WP	HR	S	P	ERA	WHIP																																						
Omar Olivares, R ERA: 4.05 (1, 1)	7.0	W	28	7	4	4	6	2	0	0	0	1	0	63	94	5.14	1.286																																						
Buddy Groom, L ERA: 4.81 (8, 1)	1.2	H	5	1	0	0	1	0	0	0	1	0	0	13	18	0.00	0.600																																						
Doug Jones, R ERA: 3.79 (9, 1)	0.1	S	1	0	0	0	0	0	0	0	0	0	0	2	3	0.00	0.000																																						

BOTTOM

Oakland Athletics @ Tampa Bay Devil Rays  
Tropicana Field, St. Petersburg, FL

livebaseballscorecards.com

AB	32
R	4
H	8
RBI	4
BB	2
SO	7
LOB	11



WP: 1	PA: 34
PB: 0	CS: 0
SB: 0	
ERA	WHIP

Sat Sep 11 1999, 6:35 PM EDT  
Att. 21,225 - Dome - 72 F



Batter	1	2	3	4	5	6	7	8	9	AB R H RBI BB SO LOB	TOP																	
<b>Rich Becker, L</b> OBP: 0.411, SLG: 0.390 (1, 8) (8, 7)	1-1 HR 1B		0-1 F7		4-0 1B BB		2-3 K		0-0 2B	4 1 2 0 1 1 0																		
<b>Randy Velarde, R</b> OBP: 0.385, SLG: 0.441 (1, 4)	2-3 K		2-3 K		1-1 1B		4-1 WP BB		0-2 G4-3	4 0 1 0 1 2 2																		
<b>Jason Giambi, L</b> OBP: 0.423, SLG: 0.565 (1, 3)	0-0 HR		4-2 HR BB		4-0 IBB		3-1 F7		1-2	2 2 1 2 2 0 1																		
<b>Matt Stairs, L</b> OBP: 0.366, SLG: 0.527 (1, 9)	3-3 K		2-2 HR		2-3 K		2-3 K		2-3 K	4 1 1 2 0 3 3																		
<b>John Jaha, R</b> OBP: 0.408, SLG: 0.564 (1, 10)	0-3 K		1-3 K		1-3 K		3-3 K		3-3 K	4 0 0 0 0 4 3																		
<b>Ben Griewe, L</b> OBP: 0.359, SLG: 0.468 <b>Ryan Christenson, R</b> OBP: 0.308, SLG: 0.311 (1, 7) (8, PR) (8, 8)		1-3 K		2-2 F9		1-2 L9		4-2 BB		3 0 0 0 1 1 0 0 0 0 0 0 0 0																		
<b>Scott Spiezio, S</b> OBP: 0.317, SLG: 0.421 (1, 5)		1-2 1B		0-0 P6		3-2 G4-3		1 SAFE 1 SAFE 3-3 K		4 0 1 0 0 1 1																		
<b>Miguel Tejada, R</b> OBP: 0.315, SLG: 0.412 (1, 6)		1-3 K		3-1 F9		1-3 K			0-3 K	4 0 0 0 0 3 1																		
<b>Mike Macfarlane, R</b> OBP: 0.259, SLG: 0.317 (1, 2)		2-3 K		0-3 K		3-2 F8			0-1 G6-3	4 0 0 0 0 2 1																		
<b>Inning Stats</b>	R: 2 E: 0 K: 3 S: 13	H: 2 LOB: 0 BB: 0 P: 19	R: 0 E: 0 K: 3 S: 14	H: 1 LOB: 1 BB: 0 P: 19	R: 2 E: 0 K: 2 S: 15	H: 1 LOB: 0 BB: 1 P: 24	R: 0 E: 0 K: 0 S: 9	H: 0 LOB: 0 BB: 0 P: 14	R: 0 E: 0 K: 3 S: 12	H: 1 LOB: 3 BB: 2 P: 24	R: 0 E: 0 K: 1 S: 10	H: 0 LOB: 0 BB: 0 P: 15	R: 0 E: 0 K: 1 S: 9	H: 0 LOB: 1 BB: 1 P: 21	R: 0 E: 0 K: 3 S: 13	H: 0 LOB: 1 BB: 1 P: 24	R: 0 E: 0 K: 1 S: 10	H: 1 LOB: 1 BB: 0 P: 10	1B: 3 2B: 1 3B: 0 HR: 2	SF: 0 SAC: 0 DP: 0 HBP: 0	WP: 1 PB: 0 SB: 0 CS: 0	PA: 38						
<b>PITCHER</b>	IP WLS BF H R ER SO BB IBB HBP BLK WP HR S P ERA WHIP												<b>PITCHER</b>	IP WLS BF H R ER SO BB IBB HBP BLK WP HR S P ERA WHIP														
<b>Dan Wheeler, R</b> ERA: 6.75 <b>Jeff Sparks, R</b> ERA: <b>Albie Lopez, R</b> ERA: 5.43	(1, 1) (7, 1) (9, 1)	6.0 2.0 1.0	L 8 4	26 0 4	5 0 1	4 0 0	4 0 0	12 4 1	2 2 0	1 0 0	0 0 0	0 1 0	2 0 0	73 22 10	115 45 10	6.00 0.00 0.00	1.167 1.000 1.000											

**Oakland Athletics @ Tampa Bay Devil Rays**  
Tropicana Field, St. Petersburg, FL  
Sun Sep 12 1999, 1:35 PM EDT  
Att. 22,338 - Dome - 72 F

AB	33
R	4
H	6
RBI	4
BB	5
SO	17
LOB	12



Batter	1	2	3	4	5	6	7	8	9	AB	R	H	RBI	BB	SO	LOB
Miguel Cairo, R OBP: 0.338, SLG: 0.377 (1, 4)	0-0 G6-3		2-2 F7			0-1 B1-3		1-0 SH1-4		3	0	0	0	0	0	0
Terrell Lowery, R OBP: 0.354, SLG: 0.429 (1, 8)	0-1 FC5-4 1B			0-0 G6-3		0-3 K		2-0 G1-3		4	0	1	0	0	1	2
Jose Canseco, R OBP: 0.364, SLG: 0.583 (1, 10)	2-1 FC5-4 FC6-4 1-2f			2-3 K			0-0 P3	3-3 K		4	0	0	0	0	2	3
Herbert Perry, R OBP: 0.346, SLG: 0.441 (1, 3)	2-1 FC6-4 1-2f			2-3 K			3-2 HR		2-2 HR	4	2	2	2	0	1	1
Paul Sorrento, L OBP: 0.348, SLG: 0.403 (1, 7)		0-3 K			2-2 L6		2-1 P4		0-0 G3	4	0	0	0	0	1	0
Bubba Trammell, R OBP: 0.382, SLG: 0.505 (1, 9)		2-3 K			0-0 1B		0-1 F9		4-2 FC6-4 BB	3	0	1	0	1	1	0
Dave Martinez, L OBP: 0.361, SLG: 0.388 (9, PR)										0	0	0	0	0	0	0
Aaron Ledesma, R OBP: 0.313, SLG: 0.328 (1, 6)		0-0 P4			1-3 K			1-1 1B 2B	2-3 K	4	1	1	0	0	2	2
Mike DiFelice, R OBP: 0.333, SLG: 0.483 (1, 2)			2-1 G5-3			1-2 G6-3		0-0 SH1-4 HBP 2-H 1B	1-2 FC6-4	3	0	1	1	0	0	1
Tony Graffanino, R OBP: 0.284, SLG: 0.435 (8, PR)										0	0	0	0	0	0	0
John Flaherty, R OBP: 0.315, SLG: 0.404 (9, 2)										1	0	0	0	0	0	1
Bobby Smith, R OBP: 0.241, SLG: 0.246 (1, 5)			0-0 G4-3			2-0 G5-3		2-1 SH1-4 HBP		2	0	0	0	0	0	0

Inning Stats	R: 0	H: 1	E: 0	LOB: 1	K: 0	BB: 0	S: 7	P: 11	R: 0	H: 0	E: 0	LOB: 0	K: 2	BB: 0	S: 7	P: 9	R: 0	H: 0	E: 0	LOB: 0	K: 0	BB: 0	S: 6	P: 10	R: 0	H: 1	E: 0	LOB: 1	K: 1	BB: 0	S: 11	P: 15	R: 0	H: 0	E: 0	LOB: 0	K: 1	BB: 0	S: 6	P: 8	R: 1	H: 1	E: 0	LOB: 0	K: 0	BB: 0	S: 10	P: 15	R: 1	H: 2	E: 0	LOB: 2	K: 1	BB: 0	S: 9	P: 18	R: 1	H: 1	E: 0	LOB: 1	K: 1	BB: 1	S: 18	P: 27	1B: 3	SF: 0	2B: 1	SAC: 1	3B: 0	DP: 0	HR: 2	HBP: 1	WP: 0	PA: 35
PITCHER	IP	WLS	BF	H	R	ER	SO	BB	IBB	HBP	BLK	WP	HR	S	P	ERA	WHIP	PITCHER	IP	WLS	BF	H	R	ER	SO	BB	IBB	HBP	BLK	WP	HR	S	P	ERA	WHIP																																							
Gil Heredia, R ERA: 4.64 (1, 1)	7.0	W	26	5	2	2	6	0	0	0	0	0	1	57	83	2.57	0.714	T.J. Mathews, R ERA: 3.57 (8, 1)	0.1	H	2	0	0	0	0	0	0	0	0	0	2	5	0.00	0.000	Jason Isringhausen, R ERA: 5.09 (8, 1)	1.2	S	7	1	1	1	2	1	0	0	0	0	1	22	36	5.40	1.200																						

BOTTOM

Oakland Athletics @ Tampa Bay Devil Rays  
Tropicana Field, St. Petersburg, FL

livebaseballscores.com

AB	32
R	3
H	6
RBI	3
BB	1
SO	8
LOB	10



Sun Sep 12 1999, 1:35 PM EDT  
Att. 22,338 - Dome - 72 F



Batter	1	2	3	4	5	6	7	8	9	AB R H RBI BB SO LOB	TOP		
<b>Rich Becker, L</b> (1, 8) OBP: 0.412, SLG: 0.387 <b>Ryan Christenson, R</b> (7, PH) OBP: 0.309, SLG: 0.310 (7, 8)	4-1 HR BB	3-3 K	3-1 E4 1-2 3-H		4-1 G5-4-3 BB		4-1 1-2 2-3 BB		2-0 F9	2 1 0 1 2 1 2 1 0 0 0 1 0 2			
<b>Randy Velarde, R</b> (1, 4) OBP: 0.383, SLG: 0.444 (1, 4)	2-2 1-H HR	1-2 F9	2-3 K		1-0 G5-4-3 1-2f		0-1 F9			5 1 1 2 0 1 8			
<b>Jason Giambi, L</b> (1, 10) OBP: 0.424, SLG: 0.573 (1, 10)	1-1 G1-6-3 BB 1B									5 1 3 1 0 2 2			
<b>Matt Stairs, L</b> (1, 9) OBP: 0.364, SLG: 0.523 (1, 9)	4-2 1-2 BB									4 0 0 0 1 1 1			
<b>Olmedo Saenz, R</b> (1, 3) OBP: 0.375, SLG: 0.509 (1, 3)	1-0 G1-6-3 1-2f 2-3									5 2 2 1 0 0 3			
<b>Ben Grieve, L</b> (1, 7) OBP: 0.360, SLG: 0.466 <b>Jason McDonald, S</b> (7, 7) OBP: 0.294, SLG: 0.261 (1, 7) (7, 7)	4-2 BB									2 1 0 0 2 1 0 1 0 0 0 0 0 0			
<b>Scott Spiezio, S</b> (1, 5) OBP: 0.322, SLG: 0.427 (1, 5)	2-2 F8									4 1 2 1 1 0 2			
<b>Miguel Tejada, R</b> (1, 6) OBP: 0.315, SLG: 0.411 (1, 6)										4 1 1 2 1 1 2			
<b>Mike Macfarlane, R</b> (1, 2) OBP: 0.271, SLG: 0.338 (1, 2)	2-0 2B									5 0 4 0 0 1 1			
<b>Inning Stats</b>	R: 2 H: 2 E: 0 LOB: 2 K: 0 BB: 3 S: 14 P: 32	R: 0 H: 1 E: 0 LOB: 1 K: 1 BB: 0 P: 17	R: 5 H: 5 E: 1 LOB: 2 K: 2 BB: 1 S: 24 P: 46	R: 1 H: 1 E: 0 LOB: 0 K: 1 BB: 0 P: 10	R: 0 H: 0 E: 0 LOB: 1 K: 1 BB: 2 S: 7 P: 18	R: 0 H: 0 E: 0 LOB: 0 K: 1 BB: 0 P: 12	R: 0 H: 2 E: 0 LOB: 3 K: 1 BB: 1 S: 17 P: 24	R: 0 H: 1 E: 0 LOB: 0 K: 0 BB: 0 P: 6	R: 0 H: 1 E: 0 LOB: 2 K: 1 BB: 1 S: 8 P: 16	1B: 6 SF: 0 2B: 5 SAC: 0 3B: 0 DP: 3 HR: 3 HBP: 0	WP: 1 PA: 46 PB: 0 SB: 1 CS: 0		
<b>PITCHER</b>	IP WLS BF H R ER SO BB IBB HBP BLK WP HR S P ERA WHIP											<b>PITCHER</b>	IP WLS BF H R ER SO BB IBB HBP BLK WP HR S P ERA WHIP
<b>Bobby Witt, R</b> (1, 1) ERA: 5.9	2.1 L 16 6 6 6 1 4 0 0 0 0 2 33 66 23.14 4.286												
<b>Rick White, R</b> (3, 1) ERA: 4.32	2.2 13 3 2 2 4 2 0 0 0 1 1 28 57 6.75 1.875												
<b>Alan Newman, L</b> (6, 1) ERA: 8.25	2.0 9 2 0 0 2 1 0 0 0 0 0 25 36 0.00 1.500												
<b>Mike Duvall, L</b> (8, 1) ERA: 4.41	2.0 8 2 0 0 1 1 0 0 0 0 0 11 22 0.00 1.500												

Oakland Athletics @ Tampa Bay Devil Rays  
 Tropicana Field, St. Petersburg, FL  
 Mon Sep 13 1999, 7:05 PM EDT  
 Att. 12,278 - Dome - 72 F

AB	38
R	8
H	13
RBI	8
BB	8
SO	8
LOB	23







Batter	1	2	3	4	5	6	7	8	9	AB R H RBI BB SO LOB	TOP										
<b>Rich Becker, L</b> OBP: 0.412, SLG: 0.387 (1, 8) (7, 9)	1-3 		2-3 		2-3 		0-0 		0-0 	5 0 2 0 0 3 1											
<b>Randy Velarde, R</b> OBP: 0.383, SLG: 0.445 <b>Olmedo Saenz, R</b> OBP: 0.372, SLG: 0.504 (1, 4) (7, PH) (7, 5)	2-1 		0-2 		3-1 		2-3 		2-2 	3 0 1 0 0 0 1 2 0 0 0 0 1 2											
<b>Jason Giambi, L</b> OBP: 0.421, SLG: 0.568 (1, 3)	1-2 		3-2 		1-3 		3-1 		1-2 	5 0 0 0 0 1 4											
<b>John Jaha, R</b> OBP: 0.408, SLG: 0.563 <b>Ryan Christenson, R</b> OBP: 0.309, SLG: 0.310 (1, 10) (8, PR)	2-0 				3-2 		3-3 		1-0 	4 1 2 0 0 1 1 0 1 0 0 0 0 0											
<b>Matt Stairs, L</b> OBP: 0.368, SLG: 0.535 <b>Jason McDonald, S</b> OBP: 0.298, SLG: 0.261 (1, 9) (7, 8)					4-1 		1-0 		4-1 	2 3 2 1 1 0 0 0 0 0 0 1 0 0											
<b>Scott Spiezio, S</b> OBP: 0.328, SLG: 0.449 (1, 5) (7, 4)					1-1 		1-1 		2-2 	4 1 3 3 0 0 1											
<b>Ben Grieve, L</b> OBP: 0.359, SLG: 0.464 (1, 7)					1-0 		3-1 		3-3 	4 0 1 2 0 1 3											
<b>Ramon Hernandez, R</b> OBP: 0.361, SLG: 0.423 (1, 2)					1-3 		2-2 		0-0 	4 0 0 0 0 1 4											
<b>Frank Menechino, R</b> OBP: 0.143, SLG: 0.143 (1, 6)					1-3 		1-2 		2-2 	4 0 0 0 0 1 4											
<b>Inning Stats</b>	R: 0 E: 0 K: 1 S: 9	H: 1 LOB: 1 BB: 0 P: 15	R: 1 E: 0 K: 0 S: 9	H: 1 LOB: 0 BB: 0 P: 13	R: 0 E: 1 K: 1 S: 15	H: 0 LOB: 1 BB: 0 P: 21	R: 2 E: 0 K: 2 S: 14	H: 2 LOB: 1 BB: 1 P: 25	R: 0 E: 0 K: 2 S: 8	H: 0 LOB: 0 BB: 0 P: 14	R: 2 E: 0 K: 1 S: 14	H: 3 LOB: 0 BB: 0 P: 24	R: 0 E: 0 K: 1 S: 10	H: 1 LOB: 1 BB: 0 P: 16	R: 1 E: 0 K: 1 S: 14	H: 2 LOB: 3 BB: 1 P: 26	R: 0 E: 0 K: 0 S: 8	H: 1 LOB: 0 BB: 0 P: 11	1B: 6 2B: 3 3B: 1 HR: 2	SF: 0 SAC: 0 DP: 2 HBP: 0	WP: 0 PA: 39 PB: 0 SB: 0 CS: 0
<b>PITCHER</b> <b>35 Mike Mussina, R</b> ERA: 3.65 <b>Jim Corsi, R</b> ERA: 4.5 <b>Mike Fetters, R</b> ERA: 6.51 <b>Gabe Molina, R</b> ERA: 4.0	IP WLS BF H R ER SO BB IBB HBP BLK WP HR S P ERA WHIP	5.0 W 21 4 3 3 6 1 0 0 0 0 0 55 88 5.40 1.000	2.0 9 4 2 2 2 0 0 0 0 0 2 24 40 9.00 2.000	1.0 6 2 1 1 1 1 0 0 0 0 0 14 26 9.00 3.000	1.0 3 1 0 0 0 0 0 0 0 0 0 8 11 0.00 1.000	<b>PITCHER</b> IP WLS BF H R ER SO BB IBB HBP BLK WP HR S P ERA WHIP															

**Oakland Athletics @ Baltimore Orioles**  
**Oriole Park at Camden Yards, Baltimore, MD**

[livebaseballscorecards.com](http://livebaseballscorecards.com)

<b>AB</b>	<b>37</b>
<b>R</b>	<b>6</b>
<b>H</b>	<b>11</b>
<b>RBI</b>	<b>6</b>
<b>BB</b>	<b>2</b>
<b>SO</b>	<b>9</b>
<b>LOB</b>	<b>21</b>



Tue Sep 14 1999, 7:05 PM EDT  
Att. 40,789 - Cloudy - 84 F

Batter	1	2	3	4	5	6	7	8	9
Brady Anderson, L (1, 7) OBP: 0.412, SLG: 0.484	2-1 F7	4-1 3B BB		1-3 K	1-0 2B 1B	1-2 L9			
Mike Bordick, R (1, 6) OBP: 0.334, SLG: 0.394 Jesse Garcia, R (8, 6) OBP: 0.167, SLG: 0.091	3-3 K	0-0 3B		3-2 G6-3	4-0 2B WP BB		1-2 P6		
B.J. Surhoff, L (1, 10) OBP: 0.356, SLG: 0.514	4-2 BB	2-0 L7			2B HR		2-2 F9		
Albert Belle, R (1, 9) OBP: 0.403, SLG: 0.536 Rich Amaral, R (8, 9) OBP: 0.356, SLG: 0.359	1-1 G4-3				2B HR		3-3 K		
Cal Ripken Jr., R (1, 5) OBP: 0.363, SLG: 0.587 Jeff Reboulet, R (6, PR) OBP: 0.318, SLG: 0.197		0-0 P5		0-0 F7	1-1 HR	0-0 2B SF9 1B		0-0 F7	
Charles Johnson, R (1, 2) OBP: 0.337, SLG: 0.409 Mike Figga, R (9, 2) OBP: 0.243, SLG: 0.338		2-2 2B 1B		4-2 G4-6-3 BB	1-0 G4-3 1B	1-2 1B WP 2B		2-1 1B	
Gene Kingsale, S (1, 8) OBP: 0.375, SLG: 0.372		1-3 K		2-1 G4-6-3	2-2 G4-3	1-0 SF9		3-2 F8	
Jerry Hairston, R (1, 4) OBP: 0.336, SLG: 0.444 Calvin Pickering, L (9, 3)		4-2 2B 3B BB		2-2 1B 2B	2-2 1B	1-0 WP 1B		1-1 F8	
Ryan Minor, R (1, 3) OBP: 0.263, SLG: 0.322		2-1 3B 2B		2-2 1B	4-2 1B 2B BB	2-3 K			

Inning Stats	R: 0	H: 0	E: 0	K: 1	S: 11	H: 0	LOB: 1	BB: 1	P: 21	R: 4	H: 3	E: 0	K: 1	S: 19	R: 0	H: 1	E: 0	K: 0	S: 6	R: 0	H: 2	E: 0	K: 1	S: 13	R: 7	H: 6	E: 0	K: 0	S: 20	R: 2	H: 3	E: 0	K: 1	S: 13	R: 0	H: 0	E: 0	K: 1	S: 14	R: 0	H: 1	E: 0	K: 0	S: 9	1B: 8	2B: 6	3B: 1	HR: 1	SF: 1	SAC: 0	DP: 2	HBP: 0	WP: 2	PB: 0	SB: 1	CS: 0	PA: 44
--------------	------	------	------	------	-------	------	--------	-------	-------	------	------	------	------	-------	------	------	------	------	------	------	------	------	------	-------	------	------	------	------	-------	------	------	------	------	-------	------	------	------	------	-------	------	------	------	------	------	-------	-------	-------	-------	-------	--------	-------	--------	-------	-------	-------	-------	--------

PITCHER	IP	WLS	BF	H	R	ER	SO	BB	IBB	HBP	BLK	WP	HR	S	P	ERA	WHIP
Mike Oquist, R (1, 1) ERA: 5.41	4.0	L	20	6	4	4	3	4	0	0	0	0	0	49	88	9.00	2.500
Greg McMichael, R (5, 1) ERA: 5.52	0.2		7	4	5	5	0	2	0	0	0	0	1	15	28	67.50	9.000
Jimmy Haynes, R (5, 1) ERA: 6.24	0.1		4	2	2	2	0	1	0	0	0	1	0	5	14	54.00	9.000
Chad Harville, R (6, 1) ERA: 6.75	1.0		6	3	2	2	1	0	0	0	0	1	0	13	19	18.00	3.000
Ron Mahay, L (7, 1) ERA: 4.5	2.0		7	1	0	0	1	0	0	0	0	0	0	23	35	0.00	0.500

BOTTOM

Oakland Athletics @ Baltimore Orioles  
 Oriole Park at Camden Yards, Baltimore, MD

Tue Sep 14 1999, 7:05 PM EDT  
 Att: 40,789 - Cloudy - 84 F

livebaseballscores.com

AB	36
R	13
H	16
RBI	11
BB	7
SO	5
LOB	15







Batter	1	2	3	4	5	6	7	8	9	AB R H RBI BB SO LOB
<b>Rich Becker, L</b> OBP: 0.415, SLG: 0.405 (1, 8) (8, 9) (9, 7)	1-3 K		0-0 HR		3-1 1B		2-2 1B BB 1-2 2-H 1B		0-2 F9	5 1 3 2 0 1 0
<b>Randy Velarde, R</b> OBP: 0.383, SLG: 0.444 (1, 4) F B C C F B C C X	2-2 1B		1-3 K		1-3 K		4-0 1B 1-2 2-3 BB		2-3 K	4 0 1 0 1 3 1
<b>Jason Giambi, L</b> OBP: 0.419, SLG: 0.564 (1, 3) C C B B F B C C SAFE	1-3 K		1-3 K		0-1 L8		0-1 1-2 2-3 3-H 1B		0-3 K	5 0 1 1 0 3 2
<b>Matt Stairs, L</b> OBP: 0.365, SLG: 0.530 <b>Jason McDonald, S</b> OBP: 0.298, SLG: 0.261 (1, 9) (8, 8) (9, 9)	3-2 G3		2-3 K			2-2 G4-3	2-3 K			4 0 0 0 0 2 4 0 0 0 0 0 0 0
<b>John Jaha, R</b> OBP: 0.409, SLG: 0.560 (1, 10)		4-2 BB BB		4-0 G1-3 BB		2-2 F9	1-1 F7			2 0 0 0 2 0 3
<b>Scott Spiezio, S</b> OBP: 0.324, SLG: 0.442 (1, 5)		2-3 K		0-1 F9		1-2 G4-3		1-3 K		4 0 0 0 0 2 2
<b>Ben Grieve, L</b> OBP: 0.359, SLG: 0.462 <b>Ryan Christenson, R</b> OBP: 0.308, SLG: 0.308 (8, PH) (9, 8)		4-1 1-2 BB		2-0 G1-3 1-2			2-3 K	3-3 K		2 0 0 0 1 1 1 1 0 0 0 0 1 0
<b>Ramon Hernandez, R</b> OBP: 0.366, SLG: 0.430 (1, 2)		1-3 K		3-3 K			4-0 1B BB	1-0 2B		3 1 1 0 1 2 3
<b>Miguel Tejada, R</b> OBP: 0.315, SLG: 0.409 (1, 6)		2-2 G1-3			0-1 G4-3		3-1 BB 1B 1-2 1B 1B	2-2 K		4 1 1 0 0 1 3

Inning Stats	R: 0 E: 0 K: 2 S: 14	H: 1 LOB: 1 BB: 0 P: 21	R: 0 E: 0 K: 2 S: 12	H: 0 LOB: 2 BB: 2 P: 25	R: 1 E: 0 K: 3 S: 10	H: 1 LOB: 0 BB: 0 P: 14	R: 0 E: 0 K: 1 S: 7	H: 0 LOB: 1 BB: 1 P: 16	R: 0 E: 0 K: 1 S: 9	H: 1 LOB: 1 BB: 0 P: 13	R: 0 E: 0 K: 0 S: 9	H: 0 LOB: 0 BB: 0 P: 14	R: 2 E: 0 K: 2 S: 17	H: 3 LOB: 3 BB: 2 P: 35	R: 0 E: 0 K: 3 S: 12	H: 1 LOB: 1 BB: 0 P: 19	R: 0 E: 0 K: 2 S: 9	H: 0 LOB: 0 BB: 0 P: 11	1B: 5 2B: 1 3B: 0 HR: 1	SF: 0 SAC: 0 DP: 0 HBP: 0
--------------	-------------------------------	----------------------------------	-------------------------------	----------------------------------	-------------------------------	----------------------------------	------------------------------	----------------------------------	------------------------------	----------------------------------	------------------------------	----------------------------------	-------------------------------	----------------------------------	-------------------------------	----------------------------------	------------------------------	----------------------------------	----------------------------------	------------------------------------

PITCHER	IP	WLS	BF	H	R	ER	SO	BB	IBB	HBP	BLK	WP	HR	S	P	ERA	WHIP
<b>Jay Witasick, R</b> ERA: 5.71 (1, 1)	6.1	W	29	5	3	3	10	5	0	0	0	0	1	71	128	4.26	1.579
<b>Alvin Morman, L</b> ERA: 4.35 (7, 1)	1.2		7	2	0	0	4	0	0	0	0	0	0	19	29	0.00	1.200
<b>Scott Service, R</b> ERA: 5.62 (9, 1)	1.0		3	0	0	0	2	0	0	0	0	0	0	9	11	0.00	0.000

**BOTTOM**

**Kansas City Royals @ Oakland Athletics**  
Network Associates Coliseum, Oakland, CA

livebaseballscorecards.com

<b>AB</b>	<b>34</b>
<b>R</b>	<b>3</b>
<b>H</b>	<b>7</b>
<b>RBI</b>	<b>3</b>
<b>BB</b>	<b>5</b>
<b>SO</b>	<b>16</b>
<b>LOB</b>	<b>19</b>



<b>WP:</b> 0	<b>PA:</b> 39
<b>PB:</b> 0	
<b>SB:</b> 0	
<b>CS:</b> 0	

PITCHER	IP	WLS	BF	H	R	ER	SO	BB	IBB	HBP	BLK	WP	HR	S	P	ERA	WHIP
---------	----	-----	----	---	---	----	----	----	-----	-----	-----	----	----	---	---	-----	------

Fri Sep 17 1999, 10:35 PM EDT  
Att. 9,492 - Cloudy - 58 F



Batter	1	2	3	4	5	6	7	8	9	AB R H RBI BB SO LOB	TOP											
Carlos Febles, R (1, 4) OBP: 0.345, SLG: 0.431	1-1 G6-3		2-3 K		0-0 G5-3		0-1 G5-3		0-2 G4-3	5 0 0 0 0 1 0												
Rey Sanchez, R (1, 6) OBP: 0.325, SLG: 0.362	0-0 F8		0-2 F9			1-2 2B 2B 1B		1-3 K		4 1 1 0 0 1 0												
Carlos Beltrán, S (1, 8) OBP: 0.336, SLG: 0.457	1-1 G1-3			2-0 G3		2-2 2B 29 G6-3 2B		1-2 1B 3B		4 2 2 0 0 0 0												
Jermaine Dye, R (1, 9) OBP: 0.353, SLG: 0.532		4-0 29 1B BB		0-0 G6-3		1-1 G5-3 2B		2-1 P3		3 0 1 1 1 0 1												
29 Mike Sweeney, R (1, 3) OBP: 0.388, SLG: 0.521		2-0 1B		0-1 FC5-4 1B		3-2 G6-3		4-0 1B BB		3 0 2 1 1 0 1												
Joe Randa, R (1, 5) OBP: 0.371, SLG: 0.487		0-1 P9		1-2 FC5-4 1-2f		1-0 G5-3		1-0 1B		4 0 1 1 0 0 4												
Mark Quinn, R (1, 7) OBP: 0.350, SLG: 0.900		1-0 P4			0-0 HR	0-0 L4		1-1 F8		4 1 1 1 0 0 5												
Jeremy Giambi, L (1, 10) OBP: 0.376, SLG: 0.378		0-0 F9			2-2 G6-3		3-2 F9		0-0 G4-3	4 0 0 0 0 0 2												
Chad Kreuter, S (1, 2) OBP: 0.309, SLG: 0.319			0-1 G3				0-0 G4-3		2-2 F8	2 0 0 0 0 1 0												
Dee Brown, L (7, PH) OBP: 0.100, SLG: 0.053										1 0 0 0 0 0 0												
Tim Spehr, R (7, 2) OBP: 0.328, SLG: 0.413										0 0 0 0 0 0 0												
Larry Sutton, L (9, PH) OBP: 0.301, SLG: 0.337										1 0 0 0 0 0 0												
<b>Inning Stats</b>	R: 0 E: 0 K: 0 S: 5	H: 0 LOB: 0 BB: 0 P: 7	R: 0 E: 0 K: 0 S: 5	H: 1 LOB: 2 BB: 1 P: 12	R: 0 E: 0 K: 1 S: 8	H: 0 LOB: 0 BB: 0 P: 10	R: 0 E: 0 K: 0 S: 8	H: 1 LOB: 1 BB: 0 P: 11	R: 1 E: 0 K: 1 S: 8	H: 1 LOB: 0 BB: 0 P: 13	R: 2 E: 0 K: 0 S: 13	H: 3 LOB: 1 BB: 0 P: 21	R: 0 E: 0 K: 0 S: 6	H: 0 LOB: 0 BB: 0 P: 9	R: 1 E: 0 K: 1 S: 12	H: 2 LOB: 2 BB: 1 P: 22	R: 0 E: 0 K: 0 S: 7	H: 0 LOB: 0 BB: 0 P: 9	1B: 4 2B: 2 3B: 1 HR: 1	SF: 0 SAC: 0 DP: 0 HBP: 0	WP: 0 PB: 0 SB: 0 CS: 0	PA: 37
<b>PITCHER</b>	IP WLS BF H R ER SO BB IBB HBP BLK WP HR S P ERA WHIP																					
Omar Olivares, R (1, 1) ERA: 4.07	7.2 W 33 8 4 4 3 2 0 0 0 0 0 1 63 102 4.70 1.304																					
Jason Isringhausen, R (8, 1) ERA: 4.98	1.1 S 4 0 0 0 0 0 0 0 0 0 0 0 9 12 0.00 0.000																					

Kansas City Royals @ Oakland Athletics  
Network Associates Coliseum, Oakland, CA

Sat Sep 18 1999, 4:05 PM EDT  
Att. 13,651 - Cloudy - 61 F

AB	35
R	4
H	8
RBI	4
BB	2
SO	3
LOB	13



Batter	1	2	3	4	5	6	7	8	9	AB	R	H	RBI	BB	SO	LOB
Ryan Christenson, R OBP: 0.306, SLG: 0.306 (1, 8)	2-2 HBP BB 1B	1-2 FC 1B	1-2 F9				1-3 K		2-0 F9	5	1	1	1	0	1	3
Randy Velarde, R OBP: 0.385, SLG: 0.449 (1, 4)	4-2 HBP BB 1B	0-1 P3	2-0 HR				3-1 G4-6-3 1B		1-0 G6-3	4	2	2	2	1	0	1
Jason Giambi, L OBP: 0.422, SLG: 0.565 (1, 3)	1-0 FC5-4 1B 1-2 2-3 HBP	0-0	0-2 1B				0-0 G4-6-3 1-2f		4-2 1B BB	3	0	2	0	1	0	2
John Jaha, R OBP: 0.407, SLG: 0.556 (1, 10)	2-2 FC5-4 1B 1-2 2-H 3-H	1-3 K	3-3 K				3-2 G5-3		1-3 K	5	0	1	2	0	3	4
Matt Stairs, L OBP: 0.365, SLG: 0.531 (1, 9)	2-1 F9		2-2 1B 2B		0-0 F8		1-0 G6-3		1-2 FC6-4 1B	5	1	2	0	0	0	2
Olmedo Saenz, R OBP: 0.369, SLG: 0.498 (1, 5)	0-2 FC5-4 1-2f 2-3		1-1 1B 2-H		1-1 G6-3		1-1 F7		1-0 FC6-4 1-2f	5	0	1	1	0	0	4
Ramon Hernandez, R OBP: 0.370, SLG: 0.422 (1, 2)	3-2 G5-3		4-2 WP HR BB		4-1 FC6-4 BB		1-2 F9			2	1	0	0	2	0	2
Miguel Tejada, R OBP: 0.318, SLG: 0.419 (1, 6)		0-2 SH5-3 FC 2B	2-2 HR		1-1 FC6-4 1-2f		1-0 G6-3 1B			4	2	3	2	0	0	1
Jason McDonald, S OBP: 0.304, SLG: 0.264 (1, 7)		0-1 SH5-3 2-3	2-0 HR 1B			2-1 1B HBP		2-1 G6-3		2	1	1	0	0	0	1

Inning Stats	R: 2	H: 2	E: 0	LOB: 2	K: 0	BB: 1	S: 18	R: 1	H: 2	E: 0	LOB: 2	K: 1	BB: 0	S: 16	R: 5	H: 6	E: 0	LOB: 1	K: 1	BB: 1	S: 24	R: 0	H: 0	E: 0	LOB: 1	K: 0	BB: 1	S: 6	R: 0	H: 1	E: 0	LOB: 1	K: 1	BB: 0	S: 7	R: 0	H: 0	E: 0	LOB: 0	K: 0	BB: 0	S: 7	R: 0	H: 1	E: 0	LOB: 1	K: 0	BB: 0	S: 7	R: 0	H: 1	E: 0	LOB: 2	K: 1	BB: 1	S: 12
--------------	------	------	------	--------	------	-------	-------	------	------	------	--------	------	-------	-------	------	------	------	--------	------	-------	-------	------	------	------	--------	------	-------	------	------	------	------	--------	------	-------	------	------	------	------	--------	------	-------	------	------	------	------	--------	------	-------	------	------	------	------	--------	------	-------	-------

PITCHER	IP	WLS	BF	H	R	ER	SO	BB	IBB	HBP	BLK	WP	HR	S	P	ERA	WHIP
50 José Rosado, L ERA: 4.1	2.1	L	17	7	6	6	1	2	0	1	0	1	1	45	70	23.14	3.857
Dan Murray, R ERA: 8.1	3.1		13	4	2	2	2	1	0	1	0	0	1	26	46	6.75	1.875
Brad Rigby, R ERA: 4.35	6.1		3	0	0	0	0	0	0	0	0	0	0	7	12	0.00	0.000
Lance Carter, R ERA: 4.5	7.1		4	1	0	0	0	0	0	0	0	0	0	7	13	0.00	1.000
Tim Byrdak, L ERA: 8.22	8.1		5	1	0	0	1	1	0	0	0	0	0	12	20	0.00	2.000

**BOTTOM**

AB	R	H	RBI	BB	SO	LOB
5	1	1	1	0	1	3
4	2	2	2	1	0	1
3	0	2	0	1	0	2
5	0	1	2	0	3	4
5	1	2	0	0	0	2
5	0	1	1	0	0	4
2	1	0	0	2	0	2
4	2	3	2	0	0	1
2	1	1	0	0	0	1

<b>AB</b>	<b>35</b>
<b>R</b>	<b>8</b>
<b>H</b>	<b>13</b>
<b>RBI</b>	<b>8</b>
<b>BB</b>	<b>4</b>
<b>SO</b>	<b>4</b>
<b>LOB</b>	<b>20</b>



WP	HR	S	P	ERA	WHIP
1	1	20	42		

**Kansas City Royals @ Oakland Athletics**  
**Network Associates Coliseum, Oakland, CA**  
 Sat Sep 18 1999, 4:05 PM EDT  
 Att: 13,651 - Cloudy - 61 F

livebaseballscorecards.com









Batter	1	2	3	4	5	6	7	8	9	AB R H RBI BB SO LOB	TOP											
Todd Walker, L (1, 4) OBP: 0.346, SLG: 0.411 Denny Hocking, S (9, 4) OBP: 0.313, SLG: 0.389	2-1 L8	4-0 FC4-6 BB			0-1 G3		1-2 1B		0-1 F7	4 1 1 0 1 0 0 0 0 0 0 0 0 0												
Brent Gates, S (1, 5) OBP: 0.325, SLG: 0.327	1-2 WP SF9 2B	2-1 FC4-6			1-2 P9		2-3 K		0-1 E 1B	5 2 2 0 0 1 3												
Midre Cummings, L (1, 10) OBP: 0.294, SLG: 0.214	4-2 BB 2-3 BB				1-1 F9 1B		1-3 K		1-1 E4 1-3 1B	4 0 1 0 1 1 2												
Ron Coomer, R (1, 3) OBP: 0.303, SLG: 0.424	0-1 SF9				0-0 P5		3-3 K		2-1 1B	4 0 2 3 0 1 1												
Matt Lawton, L (1, 9) OBP: 0.347, SLG: 0.343	4-1 FC6-4 1-2 BB				1-3 K		0-0 BB 1B		3-1 F9	3 1 1 0 2 1 1												
Chad Allen, R (1, 7) OBP: 0.335, SLG: 0.399	2-1 FC6-4 1-2f				1-3 K		1 SAFE 4-1 1B 1-2 BB		1-0 2B	4 0 1 0 1 1 4												
Torii Hunter, R (1, 8) OBP: 0.313, SLG: 0.382 Jacque Jones, L (8, 8) OBP: 0.316, SLG: 0.436					0-1 G6-3		0-0 CS 1-3 2-H 1B		0-3 K	4 0 2 1 0 1 1 0 0 0 0 0 0 0												
Javier Valentin, S (1, 2) OBP: 0.339, SLG: 0.417					0-0 K		2-3 SAFE K		1-2 G1-3	4 0 1 0 0 2 4												
Cristian Guzman, S (1, 6) OBP: 0.274, SLG: 0.288					0-0 G4-3		1-3 K		3-0 P5	4 0 0 0 0 1 4												
<b>Inning Stats</b>	R: 1 E: 0 K: 0 S: 14	H: 1 LOB: 2 BB: 2 P: 27	R: 0 E: 0 K: 1 S: 9	H: 1 LOB: 2 BB: 1 P: 18	R: 0 E: 0 K: 1 S: 6	H: 0 LOB: 0 BB: 0 P: 10	R: 0 E: 0 K: 1 S: 7	H: 1 LOB: 1 BB: 0 P: 8	R: 0 E: 0 K: 1 S: 10	H: 1 LOB: 1 BB: 0 P: 15	R: 1 E: 0 K: 2 S: 9	H: 2 LOB: 1 BB: 1 P: 16	R: 1 E: 0 K: 2 S: 15	H: 2 LOB: 1 BB: 0 P: 21	R: 0 E: 0 K: 1 S: 10	H: 1 LOB: 1 BB: 0 P: 15	R: 1 E: 1 K: 0 S: 10	H: 2 LOB: 2 BB: 1 P: 17	1B: 9 2B: 2 3B: 0 HR: 0	SF: 1 SAC: 0 DP: 0 HBP: 0	WP: 1 PB: 0 SB: 3 CS: 1	PA: 42
<b>PITCHER</b>	IP WLS BF H R ER SO BB IBB HBP BLK WP HR S P ERA WHIP																					
Kevin Appier, R (1, 1) ERA: 4.96	6.2 L 31 8 3 3 8 4 0 0 0 1 0 68 110 4.05 1.800																					
Doug Jones, R (7, 1) ERA: 3.7	1.1 5 1 0 0 1 0 0 0 0 0 0 12 20 0.00 0.750																					
Buddy Groom, L (9, 1) ERA: 4.67	0.1 3 1 1 0 0 0 0 0 0 0 0 6 7 0.00 3.000																					
Greg McMichael, R (9, 1) ERA: 5.23	0.2 3 1 0 0 0 0 0 1 0 0 0 4 10 0.00 1.500																					

Minnesota Twins @ Oakland Athletics  
Network Associates Coliseum, Oakland, CA

Mon Sep 20 1999, 10:05 PM EDT  
Att: 6,512 - Unknown - 64 F

livebaseballscorecards.com

AB	36
R	4
H	11
RBI	4
BB	5
SO	9
LOB	20



Batter	1	2	3	4	5	6	7	8	9	AB	R	H	RBI	BB	SO	LOB
<b>Rich Becker, L</b> OBP: 0.416, SLG: 0.399 (1, 8)	3-2 P3		0-2 BB 1B		4-2 BB		2-2 F8			3	0	1	0	1	0	2
<b>Randy Velarde, R</b> OBP: 0.389, SLG: 0.449 (1, 4)	3-2 L9		4-2 BB 1-2 BB		2-0 F8			4-0 BB		2	0	0	0	2	0	1
<b>Jason Giambi, L</b> OBP: 0.423, SLG: 0.570 (1, 3)	0-1 FC6 1B		1-2 P5		4-1 BB G6-4-3			1-3 K		3	0	1	0	1	1	3
<b>Matt Stairs, L</b> OBP: 0.365, SLG: 0.526 (1, 9)	1-2 FC6 1-2f		1-0 F8		3-1 BB G6-4-3			2-2 F7		4	0	0	0	0	0	5
<b>John Jaha, R</b> OBP: 0.406, SLG: 0.555 (1, 10)		2-2 BB 1B 2B		0-0 G6-3		1-0 G5-3		2-3 K		4	0	1	0	0	1	1
<b>Ben Grieve, L</b> OBP: 0.362, SLG: 0.466 (1, 7)		2 SAFE 3-2 BB 1B		3-1 BB G1-6-3 1B			1-1 G5-3		3-3 K	3	0	2	0	0	0	0
<b>Jason McDonald, S</b> OBP: 0.303, SLG: 0.263 (9, PH)		1 SAFE 3-1 BB 1B		1-1 BB G1-6-3					0-1 G5-3	1	0	0	0	0	1	0
<b>Miguel Tejada, R</b> OBP: 0.321, SLG: 0.428 (1, 6)		1 SAFE 3-1 BB L7		1-1 BB G1-6-3 1-2f			1-0 BB 1B		0-1 G5-3	4	0	1	0	0	0	2
<b>3 Eric Chavez, L</b> OBP: 0.344, SLG: 0.452 (1, 5)		2-3 BB K		0-0 BB G4-3			1-1 BB F9		3-1 BB P4	2	0	0	0	0	1	1
<b>Scott Spiezio, S</b> OBP: 0.321, SLG: 0.438 (7, PH) (8, 5)										2	0	0	0	0	0	1
<b>Mike Macfarlane, R</b> OBP: 0.268, SLG: 0.335 (1, 2)			0-0 BB G6-3		1-0 BB G4-3		1-1 BB 1SAFE 1-2 BB 1B			3	0	1	0	0	0	0

Inning Stats	R: 0	H: 1	E: 0	K: 0	S: 11	H: 1	LOB: 1	BB: 0	P: 18	R: 0	H: 2	E: 0	K: 1	S: 11	H: 2	LOB: 1	BB: 0	P: 21	R: 0	H: 1	E: 0	K: 0	S: 11	H: 0	LOB: 2	BB: 1	P: 17	R: 0	H: 1	E: 0	K: 0	S: 5	H: 0	LOB: 0	BB: 0	P: 9	R: 0	H: 0	E: 0	K: 0	S: 5	H: 0	LOB: 1	BB: 1	P: 12	R: 0	H: 0	E: 0	K: 0	S: 4	H: 0	LOB: 0	BB: 1	P: 12	R: 0	H: 2	E: 0	K: 0	S: 10	H: 2	LOB: 2	BB: 0	P: 16	R: 0	H: 0	E: 0	K: 2	S: 9	H: 0	LOB: 1	BB: 1	P: 18	R: 0	H: 0	E: 0	K: 1	S: 10	H: 0	LOB: 0	BB: 0	P: 16	1B: 6	SF: 0	2B: 1	SAC: 0	3B: 0	DP: 2	HR: 0	HBP: 0	WP: 0	PA: 35
--------------	------	------	------	------	-------	------	--------	-------	-------	------	------	------	------	-------	------	--------	-------	-------	------	------	------	------	-------	------	--------	-------	-------	------	------	------	------	------	------	--------	-------	------	------	------	------	------	------	------	--------	-------	-------	------	------	------	------	------	------	--------	-------	-------	------	------	------	------	-------	------	--------	-------	-------	------	------	------	------	------	------	--------	-------	-------	------	------	------	------	-------	------	--------	-------	-------	-------	-------	-------	--------	-------	-------	-------	--------	-------	--------


PITCHER	IP	WLS	BF	H	R	ER	SO	BB	IBB	HBP	BLK	WP	HR	S	P	ERA	WHIP
<b>54 Jason Ryan, R</b> ERA: 3.71 (1, 1)	5.0	W	21	5	0	0	1	3	0	0	0	0	0	44	82	0.00	1.600
<b>Travis Miller, L</b> ERA: 2.84 (6, 1)	1.1	H	4	1	0	0	0	0	0	0	0	0	0	6	12	0.00	0.750
<b>Bob Wells, R</b> ERA: 3.48 (7, 1)	0.2	H	4	1	0	0	0	1	0	0	0	0	0	7	15	0.00	3.000
<b>Eddie Guardado, L</b> ERA: 4.73 (8, 1)	1.0	H	3	0	0	0	2	0	0	0	0	0	0	9	14	0.00	0.000
<b>Mike Trombley, R</b> ERA: 4.04 (9, 1)	1.0		3	0	0	0	1	0	0	0	0	0	0	10	16	0.00	0.000

**MINNESOTA TWINS @ OAKLAND ATHLETICS**

Network Associates Coliseum, Oakland, CA

Mon Sep 20 1999, 10:05 PM EDT  
Att. 6,512 - Unknown - 64 F

AB	31
R	0
H	7
RBI	0
BB	4
SO	4
LOB	16





Batter	1	2	3	4	5	6	7	8	9	AB R H RBI BB SO LOB	TOP										
Jacque Jones, L (1, 8) OBP: 0.316, SLG: 0.435 Torii Hunter, R (7, PH) OBP: 0.312, SLG: 0.381 (7, 8)	1-3 K		2-0 P5		1-0 G4-3 PB 1B		3-1 P2			3 0 1 0 0 1 0 1 0 0 0 0 0 0											
Denny Hocking, S (1, 6)	2-1 F7		2-0 G4-3		1-3 K		1-3 K			4 0 0 0 0 2 1											
Todd Walker, L (1, 4)	0-1 1B			0-0 2B 1B	0-0 G4-3		0-2 K			4 1 2 0 0 1 1											
Ron Coomer, R (1, 10)	2-3 K			0-0 WP 1-H E 2B	4-1 BB		4-2 G4-6-3 BB			2 1 1 1 2 1 1											
Matt Lawton, L (1, 9)		2-0 F8		4-2 E 1B S BB	2-1 P6		0-1 G4-6-3 1-2f			3 1 0 0 1 0 3											
Chad Allen, R (1, 7)		1-0 F8		3-3 K		2-1 G6-3		2-3 K		4 0 0 0 0 2 1											
Corey Koskie, L (1, 5)		3-2 2B		2-2 G3-1		2-3 K		1-0 F7		4 0 1 0 0 1 1											
Terry Steinbach, R (1, 2)		1-0 F8		2-1 3-H 1B		1-1 1B		0-1 G6-3		4 0 2 1 0 0 1											
Doug Mientkiewicz, L (1, 3) Midre Cummings, L (9, PH) OBP: 0.278, SLG: 0.200		2-2 F8		1-2 P5		1-1 F9		0-3 K		3 0 0 0 0 0 2 1 0 0 0 0 1 0											
<b>Inning Stats</b>	R: 0 E: 0 K: 2 S: 11	H: 1 LOB: 1 BB: 0 P: 16	R: 0 E: 0 K: 0 S: 7	H: 1 LOB: 1 BB: 0 P: 14	R: 0 E: 0 K: 0 S: 5	H: 0 LOB: 0 BB: 0 P: 11	R: 3 E: 1 K: 1 S: 15	H: 3 LOB: 1 BB: 1 P: 27	R: 0 E: 0 K: 1 S: 8	H: 1 LOB: 2 BB: 1 P: 16	R: 0 E: 0 K: 2 S: 8	H: 0 LOB: 0 BB: 0 P: 12	R: 0 E: 0 K: 1 S: 7	H: 0 LOB: 0 BB: 1 P: 13	R: 0 E: 0 K: 1 S: 6	H: 0 LOB: 0 BB: 0 P: 7	1B: 5 2B: 2 3B: 0 HR: 0	SF: 0 SAC: 0 DP: 1 HBP: 0	WP: 1 PB: 1 SB: 1 CS: 0	PA: 36	
<b>PITCHER</b>	IP WLS BF H R ER SO BB IBB HBP BLK WP HR S P ERA WHIP																				
Mike Oquist, R (1, 1) ERA: 5.37	6.0	27	7	3	3	5	2	0	0	0	1	0	55	99	4.50	1.500					
Ron Mahay, L (7, 1) ERA: 3.6	1.0	W	3	0	0	0	2	0	0	0	0	0	8	12	0.00	0.000					
Tim Worrell, R (8, 1) ERA: 3.76	1.0	H	3	0	0	0	1	1	0	0	0	0	7	13	0.00	1.000					
Jason Isringhausen, R (9, 1) ERA: 4.9	1.0	S	3	0	0	0	1	0	0	0	0	0	6	7	0.00	0.000					

Minnesota Twins @ Oakland Athletics  
Network Associates Coliseum, Oakland, CA

Tue Sep 21 1999, 10:05 PM EDT  
Att: 6,498 - Unknown - 63 F

livebaseballscorecards.com

AB	33
R	3
H	7
RBI	2
BB	3
SO	9
LOB	11



Batter	1	2	3	4	5	6	7	8	9
<b>Rich Becker, L</b> (1, 8) OBP: 0.415, SLG: 0.398 <b>Olmedo Saenz, R</b> (7, PH) OBP: 0.365, SLG: 0.490 <b>Ryan Christenson, R</b> (8, 8) OBP: 0.305, SLG: 0.305	3-2  G5-3 1B		0-1  L1-3 1-2			2-0  E8 2B	0-3  K		
<b>Randy Velarde, R</b> (1, 4) OBP: 0.386, SLG: 0.446	3-1  G5-3 1-2			2-2  G1-3		1-1  P4	0-1  G4-3		
<b>Jason Giambi, L</b> (1, 3) OBP: 0.423, SLG: 0.570	4-0  G6-4-3 BB			2-3  K		0-1  2-H HR 2B		0-3  K	
<b>John Jaha, R</b> (1, 10) OBP: 0.405, SLG: 0.560	0-1  G6-4-3 1-2			1-2  P5		0-0  2-H HR		0-0  F9	
<b>Matt Stairs, L</b> (1, 9) OBP: 0.364, SLG: 0.524		0-0  G4-3			3-2  G3	3-2  F8		1-1  1B 1B	
<b>Ben Grieve, L</b> (1, 7) OBP: 0.362, SLG: 0.464 <b>Jason McDonald, S</b> (8, 7) OBP: 0.306, SLG: 0.267		3-3  K			4-1  BB		2-2  G6-3	2-0  1-3 1B	
<b>Miguel Tejada, R</b> (1, 6) OBP: 0.321, SLG: 0.426		1-1  F9			0-0  F8		2-1  3 1B 2B 1B	0-1  F8	
<b>3 Eric Chavez, L</b> (1, 5) OBP: 0.344, SLG: 0.451			2-2  G6-3		1-3  K		2-2  1-2 2B 1B		
<b>Ramon Hernandez, R</b> (1, 2) OBP: 0.377, SLG: 0.438			1-2  L1-3 1B			1-3  K	3-2  1-H 2-H 2B		

Inning Stats	R: 0	H: 1	E: 0	K: 10	S: 10	R: 0	H: 0	E: 0	K: 7	S: 7	R: 0	H: 1	E: 0	K: 8	S: 8	R: 0	H: 0	E: 0	K: 10	S: 10	R: 3	H: 2	E: 1	K: 15	S: 15	R: 2	H: 3	E: 0	K: 20	S: 20	R: 0	H: 2	E: 0	K: 9	S: 9	
	0	1	0	10	10	0	0	0	7	7	0	1	0	8	8	0	0	0	10	10	3	2	1	15	15	2	3	0	20	20	0	2	0	9	9	
	LOB: 1	BB: 20	LOB: 0	BB: 0	P: 11	LOB: 0	BB: 0	LOB: 0	BB: 0	P: 11	LOB: 0	BB: 0	LOB: 0	BB: 0	P: 11	LOB: 1	BB: 1	LOB: 0	BB: 0	P: 18	LOB: 0	BB: 0	LOB: 1	BB: 1	LOB: 0	BB: 0	LOB: 1	BB: 0	LOB: 2	BB: 0	LOB: 2	BB: 0	LOB: 0	BB: 0	LOB: 0	BB: 0

PITCHER	IP	WLS	BF	H	R	ER	SO	BB	IBB	HBP	BLK	WP	HR	S	P	ERA	WHIP
<b>Brad Radke, R</b> (1, 1) ERA: 3.84	6.0		23	4	3	0	4	2	0	0	0	0	1	59	96	0.00	1.000
<b>Hector Carrasco, R</b> (7, 1) ERA: 5.36	0.1	L	4	3	2	2	0	0	0	0	0	0	0	15	24	54.00	9.000
<b>Travis Miller, L</b> (7, 1) ERA: 2.76	1.1		6	2	0	0	2	0	0	0	0	0	0	12	15	0.00	1.500
<b>Dan Perkins, R</b> (8, 1) ERA: 6.53	0.1		1	0	0	0	0	0	0	0	0	0	0	2	2	0.00	0.000

**BOTTOM**

**Minnesota Twins @ Oakland Athletics**  
 Network Associates Coliseum, Oakland, CA  
 Tue Sep 21 1999, 10:05 PM EDT  
 Att. 6,498 - Unknown - 63 F

AB	R	H	RBI	BB	SO	LOB
3	1	1	0	0	0	1
1	0	0	0	0	1	1
0	0	0	0	0	0	0
4	0	0	0	0	0	3
3	1	1	1	1	2	0
4	1	1	2	0	0	2
4	0	1	0	0	0	0
2	0	0	0	1	1	0
1	0	1	0	0	0	0
4	1	1	0	0	0	3
3	1	1	0	0	1	1
3	0	2	2	0	1	0

AB	32
R	5
H	9
RBI	5
BB	2
SO	6
LOB	11

WP: 0 PA: 34  
 PB: 0  
 SB: 0  
 CS: 0

PITCHER	IP	WLS	BF	H	R	ER	SO	BB	IBB	HBP	BLK	WP	HR	S	P	ERA	WHIP
<b>Brad Radke, R</b> (1, 1) ERA: 3.84	6.0		23	4	3	0	4	2	0	0	0	0	1	59	96	0.00	1.000
<b>Hector Carrasco, R</b> (7, 1) ERA: 5.36	0.1	L	4	3	2	2	0	0	0	0	0	0	0	15	24	54.00	9.000
<b>Travis Miller, L</b> (7, 1) ERA: 2.76	1.1		6	2	0	0	2	0	0	0	0	0	0	12	15	0.00	1.500
<b>Dan Perkins, R</b> (8, 1) ERA: 6.53	0.1		1	0	0	0	0	0	0	0	0	0	0	2	2	0.00	0.000





Batter	1	2	3	4	5	6	7	8	9	AB R H RBI BB SO LOB
Jason McDonald, S (1, 8) OBP: 0.304, SLG: 0.265 (7, 7) (9, 8)	0-1 F8		1-0 G4-6-3		1 SAFE 0-0 SF8 BB 1-2 1B		2-1 F8		3-2 K	5 1 1 0 0 1 1
Randy Velarde, R (1, 4) OBP: 0.386, SLG: 0.445	2-2 G6-3			1-2 P3	4-1 1B 1-2 2-3 BB		0-0 HBP 1B		1-0 G6-3	4 0 1 0 1 0 0
Jason Giambi, L (1, 3) OBP: 0.421, SLG: 0.567	0-3 K			2-1 F7	1-0 SF8		1-0 HBP		0-2 G4-3	3 0 0 1 0 1 0
John Jaha, R (1, 10) OBP: 0.407, SLG: 0.567		3-1 HR		4-1 2B BB	0-2 1B		3-2 F7			3 1 2 2 1 0 2
Matt Stairs, L (1, 9) OBP: 0.363, SLG: 0.523		3-3 K		2-1 2B	3-H K		1-2 P6			4 0 1 0 0 2 4
Scott Spiezio, S (1, 5) OBP: 0.324, SLG: 0.441 Frank Menechino, R (8, PR) OBP: 0.143, SLG: 0.143 (9, 6)		3-3 K		2-3 K		0-1 2B		4-2 SH1-4 BB		3 0 1 0 1 2 2 0 0 0 0 0 0 0
Ramon Hernandez, R (1, 2) OBP: 0.368, SLG: 0.426		2-1 F7			2-1 F8	0-0 G3		1 SAFE 0-0 SH1-4		3 0 0 0 0 0 1
Ben Grieve, L (1, 7) OBP: 0.362, SLG: 0.470 Ryan Christenson, R (7, 8) OBP: 0.305, SLG: 0.305 Rich Becker, L (8, PH) OBP: 0.414, SLG: 0.397 (9, 7)			1-2 G4-3		1-0 HR	1-3 K		3-3 K		3 1 1 1 0 1 1 0 0 0 0 0 0 0 1 0 0 0 0 1 2
Miguel Tejada, R (1, 6) OBP: 0.323, SLG: 0.427 3 Eric Chavez, L (8, PH) OBP: 0.343, SLG: 0.450 (9, 5)			4-2 G4-6-3 BB		2-1 BB SF8 1B	2-1 G5-3		0-1 G6-3		2 1 1 0 1 0 1 1 0 0 0 0 0 2

Inning Stats	R: 0 E: 0 K: 1 S: 9	H: 0 LOB: 0 BB: 0 P: 11	R: 1 E: 0 K: 2 S: 14	H: 1 LOB: 0 BB: 0 P: 25	R: 0 E: 0 K: 0 S: 6	H: 0 LOB: 0 BB: 1 P: 12	R: 0 E: 0 K: 1 S: 11	H: 1 LOB: 2 BB: 1 P: 22	R: 3 E: 0 K: 1 S: 14	H: 4 LOB: 2 BB: 1 P: 26	R: 0 E: 0 K: 1 S: 9	H: 1 LOB: 1 BB: 0 P: 12	R: 0 E: 0 K: 0 S: 11	H: 1 LOB: 2 BB: 0 P: 18	R: 0 E: 0 K: 1 S: 9	H: 0 LOB: 2 BB: 1 P: 16	R: 0 E: 0 K: 1 S: 7	H: 0 LOB: 0 BB: 0 P: 11	1B: 4 2B: 2 3B: 0 HR: 2	SF: 1 SAC: 1 DP: 1 HBP: 1
--------------	------------------------------	----------------------------------	-------------------------------	----------------------------------	------------------------------	----------------------------------	-------------------------------	----------------------------------	-------------------------------	----------------------------------	------------------------------	----------------------------------	-------------------------------	----------------------------------	------------------------------	----------------------------------	------------------------------	----------------------------------	----------------------------------	------------------------------------


**BOTTOM**

**Minnesota Twins @ Oakland Athletics**  
Network Associates Coliseum, Oakland, CA

Wed Sep 22 1999, 4:05 PM EDT  
Att. 9,895 - Cloudy - 67 F

livebaseballscorecards.com

AB	32
R	4
H	8
RBI	4
BB	4
SO	8
LOB	16



WP: 0	PA: 39
PB: 0	
SB: 0	
CS: 0	

PITCHER	IP	WLS	BF	H	R	ER	SO	BB	IBB	HBP	BLK	WP	HR	S	P	ERA	WHIP
Eric Milton, L ERA: 4.66	(1, 1)	5.0	23	6	4	4	5	3	0	0	0	0	2	54	96	7.20	1.800
Mark Redman, L ERA: 7.11	(6, 1)	1.0	4	1	0	0	1	0	0	0	0	0	0	9	12	0.00	1.000
Bob Wells, R ERA: 3.47	(7, 1)	0.1	2	1	0	0	0	0	0	0	0	0	0	3	5	0.00	3.000
Eddie Guardado, L ERA: 4.63	(7, 1)	1.0	5	0	0	0	0	1	0	1	0	0	0	12	21	0.00	1.000
Mike Trombley, R ERA: 3.96	(8, 1)	1.2	5	0	0	0	2	0	0	0	0	0	0	12	19	0.00	0.000



Batter	1	2	3	4	5	6	7	8	9	AB R H RBI BB SO LOB	TOP																				
<b>Rich Becker, L</b> (1, 8) OBP: 0.414, SLG: 0.394 <b>Ryan Christenson, R</b> (8, PR) OBP: 0.304, SLG: 0.304 (8, 8)	3-3 K	2-3 K		1-0 1B		3-3 K		4-0 1B BB	0-3 K	4 0 1 0 1 3 0 1 1 0 0 0 1 3																					
<b>Randy Velarde, R</b> (1, 4) OBP: 0.388, SLG: 0.446 (1, 4)	1-3 K		0-0 1B FC6-5	1-0 1B		3-2 G6-3		0-1 1B E		5 2 3 0 0 1 0																					
<b>Jason Giambi, L</b> (1, 3) OBP: 0.423, SLG: 0.567 (1, 3)	1-0 1B		1-2 1B FC6-5 BB	2-3 K		2-3 K		1-2 1B E8		5 0 3 1 0 2 2																					
<b>Matt Stairs, L</b> (1, 9) OBP: 0.364, SLG: 0.527 (1, 9)	2-2 K		4-0 1B FC6-5 BB		2-0 HR		3-3 K	2-2 G5-3		4 1 1 1 1 2 3																					
<b>John Jaha, R</b> (1, 10) OBP: 0.407, SLG: 0.563 <b>Frank Menechino, R</b> (9, PR) OBP: 0.143, SLG: 0.143 (1, 10)		0-0 G6-3	1-0 1B FC6-5		0-1 G5-3		4-1 1B G4-6-3 BB	4-0 1B G4-3 BB		3 0 0 1 2 0 2 0 0 0 0 0 0 0																					
<b>Ben Grieve, L</b> (1, 7) OBP: 0.364, SLG: 0.478 <b>Jason McDonald, S</b> (9, PR) OBP: 0.304, SLG: 0.265 (9, 7)		1-0 1B HR	3-3 K		0-0 HR		1-1 G4-6-3	2-1 1B G4-3		5 2 3 1 0 1 3 0 0 0 0 0 0 0																					
<b>Miguel Tejada, R</b> (1, 6) OBP: 0.322, SLG: 0.430 (1, 6)		1-2 F7	2-3 K		1-1 G4-3			0-0 HR	0-3 K	5 1 1 1 0 2 5																					
<b>3 Eric Chavez, L</b> (1, 5) OBP: 0.344, SLG: 0.449 (1, 5)		0-2 1B HR		0-2 G3	1-2 1B			1-1 F8	1-0 G4-3	5 1 2 0 0 0 2																					
<b>Mike Macfarlane, R</b> (1, 2) OBP: 0.270, SLG: 0.347 (1, 2)		1-1 1B HR		2-3 K	2-3 K			0-3 K	4-0 BB	4 1 1 3 1 3 1																					
<b>Inning Stats</b>	R: 0 E: 0 K: 3 S: 10	H: 1 LOB: 1 BB: 0 P: 17	R: 3 E: 0 K: 1 S: 18	H: 3 LOB: 0 BB: 0 P: 23	R: 1 E: 0 K: 2 S: 12	H: 2 LOB: 2 BB: 1 P: 23	R: 0 E: 0 K: 2 S: 13	H: 2 LOB: 2 BB: 0 P: 19	R: 2 E: 0 K: 1 S: 12	H: 3 LOB: 1 BB: 0 P: 18	R: 0 E: 0 K: 2 S: 10	H: 0 LOB: 0 BB: 0 P: 18	R: 0 E: 0 K: 1 S: 6	H: 0 LOB: 0 BB: 1 P: 14	R: 3 E: 1 K: 1 S: 16	H: 3 LOB: 2 BB: 1 P: 24	R: 0 E: 0 K: 2 S: 9	H: 1 LOB: 3 BB: 2 P: 20	1B: 11 2B: 0 3B: 0 HR: 4	SF: 0 SAC: 0 DP: 1 HBP: 0	WP: 0 PB: 0 SB: 0 CS: 0	PA: 46									
<b>PITCHER</b>	IP WLS BF H R ER SO BB IBB HBP BLK WP HR S P ERA WHIP																														
<b>Sidney Ponson, R</b> (1, 1) ERA: 4.54	4.2		25	10	6	6	8	1	0	0	0	0	3	59	91	11.57	2.357														
<b>B.J. Ryan, L</b> (5, 1) ERA: 3.46	2.1		8	1	0	0	4	1	0	0	0	0	0	22	41	0.00	0.857														
<b>Gabe Molina, R</b> (8, 1) ERA: 4.35	0.2	L	5	2	3	2	1	1	0	0	0	0	1	8	13	27.00	4.500														
<b>Jesse Orosco, L</b> (8, 1) ERA: 5.52	0.1		2	1	0	0	0	0	0	0	0	0	0	8	11	0.00	3.000														
<b>Mike Fetters, R</b> (9, 1) ERA: 6.28	1.0		6	1	0	0	2	2	0	0	0	0	0	9	20	0.00	3.000														

Oakland Athletics @ Baltimore Orioles  
 Oriole Park at Camden Yards, Baltimore, MD  
 Thu Sep 23 1999, 4:05 PM EDT  
 Sunny - 79 F

livebaseballscorecards.com

AB	41
R	9
H	15
RBI	8
BB	5
SO	15
LOB	21



Batter	1	2	3	4	5	6	7	8	9	AB R H RBI BB SO LOB
<b>Brady Anderson, L</b> (1, 7) OBP: 0.412, SLG: 0.485	1-3 <b>K</b>		1-2 1B FC1-2 1B		1-1 G3	1-1 G3			0-0 L7	5 0 1 0 0 1 0
<b>Mike Bordick, R</b> (1, 6) OBP: 0.333, SLG: 0.399	2-2 G4-3 HR 2B		0-1 SF9		0-0 F8			2-2 L5	1-1 G6-3	4 1 1 1 0 0 0
<b>B.J. Surhoff, L</b> (1, 10) OBP: 0.351, SLG: 0.506	0-1 G4-3		1-0 FC1-2 1B		1-1 E4 1B WP			2-2 FC5-4 1B		4 1 2 0 0 0 1
<b>Albert Belle, R</b> (1, 9) OBP: 0.404, SLG: 0.545	2-3 HR		4-0 FC1-2 IBB		0-0 E 1B			0-0 F8		3 2 2 2 1 0 1
<b>Jeff Conine, R</b> (1, 3) OBP: 0.333, SLG: 0.457	1-1 G4-3		0-0 FC1-2		3-2 E9 2B			1-1 FC5-4		4 1 0 0 0 0 4
<b>Ryan Minor, R</b> (1, 5) OBP: 0.252, SLG: 0.316		2-2 G6-3	1-0 L9		0-0 2B			1-3 K		4 0 1 1 0 1 3
<b>Gene Kingsale, S</b> (1, 8) OBP: 0.302, SLG: 0.293		3-1 G4-3		3-3 K	1-0 F8			0-2 G3-1		4 0 0 0 0 1 1
<b>Jerry Hairston, R</b> (1, 4) OBP: 0.318, SLG: 0.401		1-3 K		0-0 G6-3		0-2 G5-3		3-2 G5-3		4 0 0 0 0 1 0
<b>Charles Johnson, R</b> (1, 2) OBP: 0.347, SLG: 0.426 <b>Calvin Pickering, L</b> (9, PH) ERA: 3.65 OBP: 0.348, SLG: 0.063			1-2 1B SF9 1B	2-3 K		2-1 F8		2-3 K		3 1 1 0 0 1 0 1 0 0 0 0 1 0

Inning Stats	R: 2	H: 2	E: 0	K: 1	S: 13	H: 2	LOB: 0	BB: 0	P: 20	R: 0	H: 0	E: 0	K: 1	S: 8	R: 0	H: 0	E: 0	K: 2	S: 8	R: 3	H: 2	E: 2	K: 0	S: 11	R: 0	H: 0	E: 0	K: 0	S: 8	R: 0	H: 1	E: 0	K: 1	S: 10	R: 0	H: 0	E: 0	K: 1	S: 6	R: 0	H: 0	E: 0	K: 1	S: 9	R: 0	H: 0	E: 0	K: 1	S: 6	1B: 5	SF: 1	2B: 2	SAC: 0	3B: 0	DP: 0	HR: 1	HBP: 0
--------------	------	------	------	------	-------	------	--------	-------	-------	------	------	------	------	------	------	------	------	------	------	------	------	------	------	-------	------	------	------	------	------	------	------	------	------	-------	------	------	------	------	------	------	------	------	------	------	------	------	------	------	------	-------	-------	-------	--------	-------	-------	-------	--------

PITCHER	IP	WLS	BF	H	R	ER	SO	BB	IBB	HBP	BLK	WP	HR	S	P	ERA	WHIP
<b>Brett Laxton, R</b> (1, 1) ERA: 5.68	4.2		24	7	6	3	4	0	0	0	0	1	1	51	81	5.79	1.500
<b>Greg McMichael, R</b> (5, 1) ERA: 4.96	1.2		6	1	0	0	0	0	0	0	0	0	0	15	23	0.00	0.600
<b>T.J. Mathews, R</b> (7, 1) ERA: 3.65	1.2	W	5	0	0	0	1	0	0	0	0	0	0	13	18	0.00	0.000
<b>Jason Isringhausen, R</b> (9, 1) ERA: 4.82	1.0	S	3	0	0	0	1	0	0	0	0	0	0	6	9	0.00	0.000

**BOTTOM**

**Oakland Athletics @ Baltimore Orioles**  
**Oriole Park at Camden Yards, Baltimore, MD**

Thu Sep 23 1999, 4:05 PM EDT  
Sunny - 79 F

livebaseballscorecards.com

<b>AB</b>	<b>36</b>
<b>R</b>	<b>6</b>
<b>H</b>	<b>8</b>
<b>RBI</b>	<b>4</b>
<b>BB</b>	<b>1</b>
<b>SO</b>	<b>6</b>
<b>LOB</b>	<b>10</b>





Batter	1	2	3	4	5	6	7	8	9	AB R H RBI BB SO LOB	TOP		
Ryan Christenson, R Rich Becker, L OBP: 0.303, SLG: 0.300 OBP: 0.412, SLG: 0.392	1-1 L5		4-2 HR BB	3-3 K		0-1 F9		2-3 K		3 1 0 0 1 1 3 1 0 0 0 0 1 0			
Randy Velarde, R OBP: 0.387, SLG: 0.449	1-0 P3		3-1 HR 1-H		0-2 G5-3	1-3 K		0-2 G6-3		5 1 1 2 0 1 1			
Jason Giambi, L OBP: 0.422, SLG: 0.564	2-2 F9		4-1 F9-3 BB		4-1 HR BB	1-1 P5		1-3 K		3 1 0 0 2 1 1			
John Jaha, R OBP: 0.405, SLG: 0.559		3-2 BB BB 1B	0-1 F9-3		3-2 F9		2-1 G5-3		3-3 K	5 0 1 0 0 1 2			
Matt Stairs, L OBP: 0.364, SLG: 0.531		4-1 BB 1-2 BB	0-3 K		2-1 HR 1-H		1-1 G4-3		2-3 K	4 1 1 2 1 2 0			
Olmedo Saenz, R OBP: 0.365, SLG: 0.486		2-3 K		2-0 F7		4-0 BB BB		2-2 1B BB 1B	2-2 L7	4 0 1 0 1 1 2			
Ramon Hernandez, R OBP: 0.380, SLG: 0.422		4-1 BB 1-2 2-3 BB		0-0 F8		4-0 FC6 BB		4-2 1B BB		1 0 0 0 3 0 0			
Ben Grieve, L OBP: 0.365, SLG: 0.478		3-2 L4		2-2 1B		1-1 FC6		0-0 1B		4 0 2 0 0 0 5			
Miguel Tejada, R OBP: 0.323, SLG: 0.431		1-2 G5-3		0-2 1B		1-1 1B		1-0 F8		4 0 2 0 0 0 6			
<b>Inning Stats</b>	R: 0 E: 0 K: 0 S: 6 H: 0 LOB: 0 BB: 0 P: 10	R: 0 E: 0 K: 1 S: 17 H: 1 LOB: 3 BB: 2 P: 34	R: 2 E: 0 K: 1 S: 11 H: 1 LOB: 0 BB: 2 P: 22	R: 0 E: 0 K: 1 S: 12 H: 2 LOB: 2 BB: 0 P: 19	R: 2 E: 0 K: 0 S: 11 H: 1 LOB: 2 BB: 3 P: 29	R: 0 E: 0 K: 1 S: 9 H: 1 LOB: 1 BB: 0 P: 12	R: 0 E: 0 K: 0 S: 11 H: 2 LOB: 3 BB: 1 P: 21	R: 0 E: 0 K: 2 S: 9 H: 0 LOB: 0 BB: 0 P: 12	R: 0 E: 0 K: 2 S: 9 H: 0 LOB: 0 BB: 0 P: 16	1B: 6 2B: 1 3B: 0 HR: 2 SF: 0 SAC: 0 DP: 1 HBP: 0	WP: 0 PB: 0 SB: 0 CS: 0 PA: 42		
<b>PITCHER</b>	IP WLS BF H R ER SO BB IBB HBP BLK WP HR S P ERA WHIP											<b>PITCHER</b>	IP WLS BF H R ER SO BB IBB HBP BLK WP HR S P ERA WHIP
Matt Riley, L ERA: 7.36	(1, 1) 4.2												
Doug Johns, L ERA: 4.29	(5, 1) 2.1												
Al Reyes, R ERA: 4.19	(8, 1) 2.0												

Oakland Athletics @ Baltimore Orioles  
 Oriole Park at Camden Yards, Baltimore, MD  
 Thu Sep 23 1999, 7:05 PM EDT  
 Att. 43,778 - Unknown - 75 F

livebaseballscorecards.com

AB	34
R	4
H	8
RBI	4
BB	8
SO	8
LOB	20



Batter	1	2	3	4	5	6	7	8	9
<b>Brady Anderson, L</b> (1, 8) <small>OBP: 0.412, SLG: 0.490</small> <b>Rich Amaral, R</b> (8, 7) <small>OBP: 0.353, SLG: 0.356</small>	2-2 	1-0 		3-2 	3-3 		3-1 		
<b>Jeff Reboulet, R</b> (1, 4) <small>OBP: 0.315, SLG: 0.192</small>	1-1 	0-0 		2-2 	1-2 		4-1 		
<b>B.J. Surhoff, L</b> (1, 7) <small>OBP: 0.353, SLG: 0.504</small> <b>Gene Kingsale, S</b> (8, 8) <small>OBP: 0.302, SLG: 0.293</small>	4-2 		1-2 	4-2 		4-1 	1-0 		
<b>Albert Belle, R</b> (1, 10) <small>OBP: 0.407, SLG: 0.555</small>	2-2 		0-1 	2-0 		3-2 	0-0 		
<b>Derrick May, L</b> (1, 9) <small>OBP: 0.343, SLG: 0.581</small>	4-1 		2-0 	2-1 		0-1 	0-0 		
<b>Ryan Minor, R</b> (1, 5) <small>OBP: 0.250, SLG: 0.310</small>	0-0 		1-0 	3-3 		1-1 	3-3 		
<b>Calvin Pickering, L</b> (1, 3) <small>OBP: 0.393, SLG: 0.350</small>		4-2 		0-0 		1-0 	1-1 	2-2 	
<b>Jesse Garcia, R</b> (1, 6) <small>OBP: 0.263, SLG: 0.389</small>		0-0 		1-1 		0-0 	0-0 		
<b>Mike Figga, R</b> (1, 2) <small>OBP: 0.247, SLG: 0.333</small>		2-2 		3-2 		2-3 	1-3 		

AB	R	H	RBI	BB	SO	LOB
5	2	2	1	0	1	2
0	0	0	0	0	0	0
4	0	0	0	1	0	4
2	2	0	0	3	0	1
0	0	0	0	0	0	0
5	3	4	3	0	0	1
4	1	1	3	1	0	2
5	0	1	1	0	2	4
4	3	2	2	1	0	1
3	0	1	0	0	0	0
4	1	1	1	0	2	1

BOTTOM	
<b>AB</b> 36 <b>R</b> 12 <b>H</b> 12 <b>RBI</b> 11 <b>BB</b> 6 <b>SO</b> 5 <b>LOB</b> 16	
<b>WP:</b> 0 <b>PA:</b> 43 <b>PB:</b> 0 <b>SB:</b> 0 <b>CS:</b> 0	

Inning Stats		R: 0	H: 1	E: 0	K: 0	S: 13	R: 1	H: 2	E: 1	K: 0	S: 8	R: 1	H: 2	E: 0	K: 0	S: 8	R: 5	H: 3	E: 1	K: 1	S: 23	R: 1	H: 1	E: 1	K: 2	S: 12	R: 3	H: 2	E: 0	K: 0	S: 11	R: 1	H: 1	E: 0	K: 1	S: 8	R: 0	H: 0	E: 0	K: 1	S: 8
<b>PITCHER</b> <b>Omar Olivares, R</b> (1, 1) <small>ERA: 4.08</small> <b>Jimmy Haynes, R</b> (5, 1) <small>ERA: 6.34</small> <b>Chad Harville, R</b> (7, 1) <small>ERA: 6.43</small>		IP	WLS	BF	H	R	ER	SO	BB	IBB	HBP	BLK	WP	HR	S	P	ERA	WHIP																							
		4.0	L	24	8	7	2	1	4	0	0	0	0	1	52	96	4.50	3.000																							
		2.0		11	3	4	3	2	1	0	0	0	0	1	23	39	13.50	2.000																							
		2.0		8	1	1	1	2	1	0	0	0	0	1	16	30	4.50	1.000																							

**Oakland Athletics @ Baltimore Orioles**  
 Oriole Park at Camden Yards, Baltimore, MD  
 Thu Sep 23 1999, 7:05 PM EDT  
 Att: 43,778 - Unknown - 75 F



Batter	1	2	3	4	5	6	7	8	9	AB R H RBI BB SO LOB	TOP											
<b>Rich Becker, L</b> (1, 8) OBP: 0.405, SLG: 0.384	2-2 L9		3-3 K		3-3 K		2-3 K		1-2 P3	5 0 0 0 0 3 1												
<b>Randy Velarde, R</b> (1, 4) OBP: 0.389, SLG: 0.454	2-2 E6 CS 1B		3-2 BB 1B		0-2 G4-3			1-0 G3-1 3B		4 1 3 0 0 0 1												
<b>Jason Giambi, L</b> (1, 3) OBP: 0.421, SLG: 0.561 <b>Olmedo Saenz, R</b> (8, 3) OBP: 0.365, SLG: 0.486	3-3 K		4-0 1-2 BB		1-2 F8			2-2 G3-1		3 0 0 1 1 1 1 0 0 0 0 0 0 0												
<b>John Jaha, R</b> (1, 10) OBP: 0.404, SLG: 0.555	2-0 CS 2-3	4-0 2B E BB	0-0 G1-3		0-1 G4-3			3-1 L8		3 1 0 0 1 0 2												
<b>Matt Stairs, L</b> (1, 9) OBP: 0.366, SLG: 0.539 <b>Jason McDonald, S</b> (8, 9) OBP: 0.304, SLG: 0.265		0-1 E 1-3 2B		0-0 F7		4-0 1B BB		0-0 HR		3 1 2 1 1 0 0 0 0 0 0 0 0 0												
<b>Ben Grieve, L</b> (1, 7) OBP: 0.364, SLG: 0.476		3-3 K		2-2 G4-3		0-0 1-3 1B		0-0 G4-3		4 0 1 0 0 1 1												
<b>Miguel Tejada, R</b> (1, 6) OBP: 0.321, SLG: 0.428		1-1 P3		1-2 G5-3		0-1 G5-3		0-0 G6-3		4 0 0 0 0 0 3												
<b>3 Eric Chavez, L</b> (1, 5) OBP: 0.340, SLG: 0.443		2-1 L9		2-1 G3		0-1 F7		3-3 K		4 0 0 0 0 1 1												
<b>Mike Macfarlane, R</b> (1, 2) OBP: 0.274, SLG: 0.368		2-2 G4-3		2-1 2B		2-1 G5-3		3-2 HR		4 1 2 1 0 0 0												
<b>Inning Stats</b>	R: 0 E: 1 K: 1 S: 10	H: 1 LOB: 0 BB: 0 P: 19	R: 1 E: 1 K: 1 S: 9	H: 1 LOB: 1 BB: 1 P: 19	R: 0 E: 0 K: 1 S: 13	H: 1 LOB: 2 BB: 1 P: 25	R: 0 E: 0 K: 0 S: 10	H: 0 LOB: 0 BB: 0 P: 13	R: 0 E: 0 K: 1 S: 10	H: 1 LOB: 1 BB: 0 P: 17	R: 0 E: 0 K: 0 S: 8	H: 1 LOB: 2 BB: 1 P: 13	R: 0 E: 0 K: 1 S: 7	H: 0 LOB: 0 BB: 0 P: 11	R: 2 E: 0 K: 0 S: 11	H: 2 LOB: 0 BB: 0 P: 17	R: 1 E: 0 K: 1 S: 11	H: 1 LOB: 0 BB: 0 P: 18	1B: 3 2B: 2 3B: 1 HR: 2	SF: 0 SAC: 0 DP: 0 HBP: 0	WP: 0 PB: 0 SB: 0 CS: 1	PA: 38
<b>PITCHER</b>	IP WLS BF H R ER SO BB IBB HBP BLK WP HR S P ERA WHIP																					
<b>Aaron Sele, R</b> (1, 1) ERA: 4.64	7.0 W 28 5 1 0 5 3 0 0 0 0 0 0 67 117 0.00 1.143																					
<b>Tim Crabtree, R</b> (8, 1) ERA: 3.39	1.0 5 2 2 2 0 0 0 0 0 0 0 1 11 17 18.00 2.000																					
<b>59 Jeff Zimmerman, R</b> (9, 1) ERA: 2.21	1.0 4 1 1 1 1 0 0 0 0 0 0 1 11 18 9.00 1.000																					

Oakland Athletics @ Texas Rangers  
The Ballpark at Arlington, Arlington, TX

Fri Sep 24 1999, 8:05 PM EDT  
Att. 40,207 - Cloudy - 83 F

livebaseballscorecards.com

AB	34
R	4
H	8
RBI	3
BB	3
SO	6
LOB	10







Batter	1	2	3	4	5	6	7	8	9	AB R H RBI BB SO LOB	TOP											
<b>Rich Becker, L</b> (1, 8) OBP: 0.403, SLG: 0.382	3-2 BB 1B 1B	1-2 G4-6-3			0-3 K		2-2 F7			4 1 1 0 0 1 3												
<b>Randy Velarde, R</b> (1, 4) OBP: 0.388, SLG: 0.453	0-1 SAFE BB 1B		1-1 P4		3-2 L8			0-0 G4-3		4 1 1 0 0 0 1												
<b>Jason Giambi, L</b> (1, 3) OBP: 0.420, SLG: 0.558	3-3 K		0-0 F9			4-2 1B BB		1-3 K		3 0 0 0 1 2 2												
<b>John Jaha, R</b> (1, 10) OBP: 0.405, SLG: 0.562	3-3 K		1-2 G4-3			2-1 1B G6-3		3-2 HR		4 1 2 1 0 1 2												
<b>Matt Stairs, L</b> (1, 9) OBP: 0.366, SLG: 0.536	4-2 1B E BB			2-0 P5		1-2 F8		1-2 G5-3		3 1 0 0 1 0 2												
<b>Ben Grieve, L</b> (1, 7) OBP: 0.363, SLG: 0.474	0-0 E9 1B			2-1 P5		2-1 G6-3		2-2 F7		4 0 1 2 0 0 2												
<b>Miguel Tejada, R</b> (1, 6) OBP: 0.319, SLG: 0.425	0-0 G3			2-2 F9			3-2 G2-3		3-2 F7	4 0 0 0 0 0 1												
<b>Eric Chavez, L</b> (1, 5) OBP: 0.337, SLG: 0.438		2-3 K			0-0 G4-3		2-1 P5		1-1 F7	4 0 0 0 0 1 0												
<b>Mike Macfarlane, R</b> (1, 2) OBP: 0.283, SLG: 0.371			1-2 G4-6-3 1B		4-1 BB		4-1 BB			1 0 1 0 2 0 0												
<b>Inning Stats</b>	R: 3 E: 1 K: 2 S: 16	H: 3 LOB: 1 BB: 1 P: 29	R: 0 E: 0 K: 1 S: 9	H: 1 LOB: 0 BB: 0 P: 13	R: 0 E: 0 K: 0 S: 6	H: 0 LOB: 0 BB: 0 P: 8	R: 0 E: 0 K: 0 S: 6	H: 0 LOB: 0 BB: 0 P: 12	R: 0 E: 0 K: 1 S: 9	H: 0 LOB: 1 BB: 1 P: 16	R: 0 E: 0 K: 0 S: 10	H: 1 LOB: 1 BB: 1 P: 19	R: 0 E: 0 K: 0 S: 11	H: 0 LOB: 1 BB: 1 P: 22	R: 1 E: 0 K: 1 S: 12	H: 1 LOB: 0 BB: 0 P: 17	R: 0 E: 0 K: 0 S: 8	H: 0 LOB: 0 BB: 0 P: 14	1B: 5 2B: 0 3B: 0 HR: 1	SF: 0 SAC: 0 DP: 2 HBP: 0	WP: 0 PB: 0 SB: 0 CS: 0	PA: 35
<b>PITCHER</b>	IP WLS BF H R ER SO BB IBB HBP BLK WP HR S P ERA WHIP																					
<b>John Burkett, R</b> (1, 1) ERA: 5.86	7.0 W 28 5 3 2 4 4 0 0 0 0 0 0 67 119 2.57 1.286																					
<b>Tim Crabtree, R</b> (8, 1) ERA: 3.5	0.2 3 1 1 1 1 0 0 0 0 0 0 1 9 13 13.50 1.500																					
<b>Mike Munoz, L</b> (8, 1) ERA: 3.66	0.1 1 0 0 0 0 0 0 0 0 0 0 0 3 4 0.00 0.000																					
<b>John Wetteland, R</b> (9, 1) ERA: 3.52	1.0 3 0 0 0 0 0 0 0 0 0 0 0 8 14 0.00 0.000																					

**Oakland Athletics @ Texas Rangers**  
The Ballpark at Arlington, Arlington, TX  
Sat Sep 25 1999, 8:05 PM EDT  
Att. 46,178 - Cloudy - 77 F

[livebaseballscorecards.com](http://livebaseballscorecards.com)

**AB 31**  
**R 4**  
**H 6**  
**RBI 3**  
**BB 4**  
**SO 5**  
**LOB 13**







Batter	1	2	3	4	5	6	7	8	9	AB R H RBI BB SO LOB	TOP		
<b>Rich Becker, L</b> (1, 8) <small>OBP: 0.405, SLG: 0.382</small> <b>Ryan Christenson, R</b> (9, PH) <small>OBP: 0.302, SLG: 0.299</small>	2-1 G6-3			0-2 1B	4-2 BB		1-1 E4		2-2 G3-1	3 1 1 0 1 0 1 1 0 0 0 0 0 0			
<b>Randy Velarde, R</b> (1, 4) <small>OBP: 0.387, SLG: 0.452</small> <b>Scott Spiezio, S</b> (8, 4) <small>OBP: 0.324, SLG: 0.441</small>	2-0 G6-3			2-2 FC3-6 1B	1-0 P4		1-0 F8			4 0 1 0 0 0 4 0 0 0 0 0 0 0			
<b>Jason Giambi, L</b> (1, 3) <small>OBP: 0.420, SLG: 0.557</small> <b>Jason McDonald, S</b> (7, 8) <small>OBP: 0.302, SLG: 0.263</small>	1-1 G4-3			2-2 FC3-6 1B		0-1 P5		2-3 K		3 0 1 1 0 0 0 1 0 0 0 0 1 0			
<b>John Jaha, R</b> (1, 10) <small>OBP: 0.402, SLG: 0.557</small>			3-2 G5-3	3-3 K		2-3 K		1-0 G6-3		4 0 0 0 0 2 2			
<b>Matt Stairs, L</b> (1, 9) <small>OBP: 0.366, SLG: 0.534</small> <b>Olmedo Saenz, R</b> (7, 3) <small>OBP: 0.367, SLG: 0.488</small>			0-3 K	3-2 FC3-6 1B		4-2 BB		1-1 HR 1B		2 0 0 0 1 1 2 1 1 1 0 0 0 0			
<b>Ben Grieve, L</b> (1, 7) <small>OBP: 0.362, SLG: 0.479</small>			0-3 K	0-3 K		1-1 F8		0-1 HR		4 1 1 2 0 2 3			
<b>Ramon Hernandez, R</b> (1, 2) <small>OBP: 0.369, SLG: 0.408</small>			2-1 G5-3			0-1 P3		0-0 F9		4 0 0 0 0 0 0			
<b>3 Eric Chavez, L</b> (1, 5) <small>OBP: 0.334, SLG: 0.434</small> <b>Frank Menechino, R</b> (9, PH) <small>OBP: 0.250, SLG: 0.250</small>			1-1 G3-1			0-0 E6 CS		2-3 K		3 0 0 0 0 1 0 1 0 1 0 0 0 0			
<b>Miguel Tejada, R</b> (1, 6) <small>OBP: 0.320, SLG: 0.424</small>			1-3 K			4-1 BB BB		0-2 E 1B		3 0 1 0 1 1 1			
<b>Inning Stats</b>	R: 0 E: 0 K: 0 S: 5 H: 0 LOB: 0 BB: 0 P: 10	R: 0 E: 0 K: 2 S: 9 H: 0 LOB: 0 BB: 0 P: 12	R: 0 E: 0 K: 1 S: 7 H: 0 LOB: 0 BB: 0 P: 11	R: 1 E: 0 K: 2 S: 23 H: 3 LOB: 2 BB: 0 P: 33	R: 0 E: 1 K: 0 S: 8 H: 0 LOB: 2 BB: 2 P: 16	R: 0 E: 0 K: 1 S: 11 H: 0 LOB: 1 BB: 1 P: 18	R: 0 E: 1 K: 1 S: 16 H: 1 LOB: 2 BB: 0 P: 20	R: 2 E: 0 K: 1 S: 9 H: 2 LOB: 0 BB: 0 P: 13	R: 0 E: 0 K: 0 S: 8 H: 1 LOB: 0 BB: 0 P: 11	1B: 6 2B: 0 3B: 0 HR: 1 SF: 0 SAC: 0 DP: 1 HBP: 0	WP: 0 PB: 0 SB: 0 CS: 1 PA: 37		
<b>PITCHER</b>	IP WLS BF H R ER SO BB IBB HBP BLK WP HR S P ERA WHIP											<b>PITCHER</b>	IP WLS BF H R ER SO BB IBB HBP BLK WP HR S P ERA WHIP
<b>Esteban Loaiza, R</b> (1, 1) <small>ERA: 4.61</small> <b>59 Jeff Zimmerman, R</b> (8, 1) <small>ERA: 2.39</small> <b>Mike Venafo, L</b> (9, 1) <small>ERA: 3.27</small>	7.0 W 29 4 1 1 7 3 0 0 0 0 0 0 79 120 1.29 1.000												

**Oakland Athletics @ Texas Rangers**  
 The Ballpark at Arlington, Arlington, TX  
 Sun Sep 26 1999, 3:05 PM EDT  
 Att. 38,656 - Cloudy - 84 F

[livebaseballscorecards.com](http://livebaseballscorecards.com)

<b>AB</b>	34
<b>R</b>	3
<b>H</b>	7
<b>RBI</b>	3
<b>BB</b>	3
<b>SO</b>	8
<b>LOB</b>	13







Batter	1	2	3	4	5	6	7	8	9	AB R H RBI BB SO LOB
--------	---	---	---	---	---	---	---	---	---	----------------------

Ryan Christenson, R OBP: 0.300, SLG: 0.300 (1, 8)	2-2 P4		0-1 F8		2-1 F9		1-2 BB 3 1B 2B	0-2 L8	2-2 F9	6 1 1 0 0 0 3
Randy Velarde, R OBP: 0.386, SLG: 0.451 (1, 4)	3-2 P9		0-1 G1-6-3		2-0 HR 2B		2-3 K	2-1 F8		5 1 1 0 0 1 2
Jason Giambi, L OBP: 0.424, SLG: 0.565 (1, 3)	3-2 BB 1B			2-1 BB 1B	2-2 HR		4-0 BB 3 1B IBB	4-2 1B BB		3 3 3 2 2 0 0
John Jaha, R OBP: 0.405, SLG: 0.556 Frank Menechino, R OBP: 0.250, SLG: 0.250 (1, 10) (8, PR)	4-0 1-2 BB			4-2 1B 1B BB	0-0 G6-3		4-2 1-2 2-3 1B BB	1-1 1-2 1B		2 2 1 0 3 0 0 0 0 0 0 0 0 0
Olmedo Saenz, R OBP: 0.367, SLG: 0.486 3 Eric Chavez, L OBP: 0.335, SLG: 0.435 (1, 5) (7, PH) (7, 5)	0-1 G3-1			2-1 BB 1B 1-2 2-H	1-0 L5		0-1 1B SF7 1B 1-2 2-H 3-H	0-0 F8		3 0 1 1 0 0 2 2 1 1 2 0 0 2
Ramon Hernandez, R OBP: 0.384, SLG: 0.424 (1, 2)		1-0 F9		2-0 G1-2-3 BB 1-2 2-3 1B		1-1 1B SH3-4 1B	0-0 1-3 2-H 1B	1-1 G3-1 BB 1B		5 0 4 1 0 0 0
Miguel Tejada, R OBP: 0.321, SLG: 0.423 (1, 6)		3-2 G6-3		4-0 G1-2-3 BB 1-2 2-3 3-H		1-0 SH3-4	2-0 SF7	4-1 G3-1 BB		1 0 0 2 2 0 0
Ben Grieve, L OBP: 0.362, SLG: 0.477 Rich Becker, L OBP: 0.403, SLG: 0.380 (1, 7) (7, 7)		0-3 K		1-0 G1-2-3		3-2 G6-4-3 1B	0-3 K	1-3 K		4 0 1 0 0 2 4 1 0 0 0 0 1 2
Jason McDonald, S OBP: 0.305, SLG: 0.281 (1, 9)			4-1 G1-6-3 BB	3-1 F8		2-2 G6-4-3		0-0 HR	0-1 G3-1	4 1 1 1 1 0 6

Inning Stats	R: 0 E: 0 K: 0 S: 13	H: 1 LOB: 2 BB: 1 P: 25	R: 0 E: 0 K: 1 S: 8	H: 0 LOB: 0 BB: 0 P: 12	R: 0 E: 0 K: 0 S: 5	H: 0 LOB: 0 BB: 1 P: 9	R: 2 E: 0 K: 0 S: 10	H: 3 LOB: 2 BB: 2 P: 28	R: 2 E: 0 K: 0 S: 9	H: 2 LOB: 0 BB: 0 P: 16	R: 0 E: 0 K: 0 S: 10	H: 2 LOB: 1 BB: 0 P: 17	R: 4 E: 0 K: 2 S: 15	H: 3 LOB: 1 BB: 2 P: 28	R: 1 E: 0 K: 0 S: 11	H: 2 LOB: 2 BB: 1 P: 18	R: 0 E: 0 K: 1 S: 11	H: 1 LOB: 2 BB: 1 P: 19	1B: 10 2B: 2 3B: 0 HR: 2	SF: 1 SAC: 1 DP: 3 HBP: 0	WP: 0 PB: 0 SB: 0 CS: 0	PA: 46
--------------	-------------------------------	----------------------------------	------------------------------	----------------------------------	------------------------------	---------------------------------	-------------------------------	----------------------------------	------------------------------	----------------------------------	-------------------------------	----------------------------------	-------------------------------	----------------------------------	-------------------------------	----------------------------------	-------------------------------	----------------------------------	-----------------------------------	------------------------------------	----------------------------------	--------

PITCHER	IP	WLS	BF	H	R	ER	SO	BB	IBB	HBP	BLK	WP	HR	S	P	ERA	WHIP
Jarrod Washburn, L ERA: 6.11 (1, 1)	4.1	L	21	6	4	4	1	4	0	0	0	0	1	43	87	8.31	2.308
Al Levine, R ERA: 3.56 (5, 1)	2.0		10	3	3	3	1	1	1	0	0	0	0	20	39	13.50	2.000
Mark Petkovsek, R ERA: 3.6 (7, 1)	0.2		4	2	1	1	1	0	0	0	0	0	0	7	9	13.50	3.000
Mike Fyhrie, R ERA: 5.05 (8, 1)	2.0		11	3	1	1	1	2	0	0	0	0	1	22	37	4.50	2.500

TOP

Oakland Athletics @ Anaheim Angels  
Edison International Field, Anaheim, CA  
Tue Sep 28 1999, 10:05 PM EDT  
Att. 17,981 - Overcast - 72 F

livebaseballscorecards.com

AB	36
R	9
H	14
RBI	9
BB	8
SO	4
LOB	21



WP: 0	PA: 46
PB: 0	
SB: 0	
CS: 0	

Batter	1	2	3	4	5	6	7	8	9	AB	R	H	RBI	BB	SO	LOB
Darin Erstad, L (1, 3) OBP: 0.306, SLG: 0.370 Matt Luke, L (4, PH) OBP: 0.344, SLG: 0.600 Todd Greene, R (9, PH) OBP: 0.275, SLG: 0.436	1-3 K	2-3 K		1-1 G4-3		1-1 P6			1-1 P3	2	0	0	0	0	2	2
Jim Edmonds, L (1, 8) OBP: 0.351, SLG: 0.423	2-2 HR	1-0 G3			4-1 BB BB BB BB BB FC3-6 BB			2-2 G3		3	2	1	0	1	0	2
Mo Vaughn, L (1, 10) OBP: 0.354, SLG: 0.500	2-2 HR		3-1		0-0 F7			1-1 F8		4	1	2	2	0	0	1
Tim Salmon, R (1, 9) OBP: 0.367, SLG: 0.460	2-3 K		0-0 F7		4-0 FC3-6 BB BB			1-1 F9		3	0	0	0	1	1	1
Troy Glaus, R (1, 5) OBP: 0.327, SLG: 0.445	0-0		0-3 K		4-2 FC3-6 BB			1-1 G6-3		3	0	1	0	1	1	1
16 Garret Anderson, L (1, 7) OBP: 0.331, SLG: 0.461	1-2 G4-3		2-0 G4-3		0-0 FC3-6			0-0 F8		4	0	0	1	0	0	4
Jeff Huson, L (1, 4) OBP: 0.309, SLG: 0.304 Andy Sheets, R (8, PH) OBP: 0.238, SLG: 0.278		4-0 WP S BB		2-1 G4-3		3-2 G5-3		1-3 K		2	0	0	0	1	0	2
Matt Walbeck, S (1, 2) OBP: 0.307, SLG: 0.312		1-3 K		1-2 G4-3		0-1 F9		1-0 F8		4	0	0	0	0	1	1
Gary Disarcina, R (1, 6) OBP: 0.269, SLG: 0.264		4-0 BB		4-1 BB		0-1 G5-3		1-0 G6-3		2	0	0	0	2	0	0

Inning Stats	R: 2	H: 3	E: 0	K: 2	S: 17	H: 3	LOB: 1	BB: 0	P: 25	R: 0	H: 0	E: 0	K: 2	S: 8	H: 0	LOB: 2	BB: 2	P: 20	R: 0	H: 1	E: 0	K: 1	S: 7	H: 0	LOB: 1	BB: 0	P: 12	R: 0	H: 0	E: 0	K: 0	S: 8	H: 0	LOB: 2	BB: 3	P: 23	R: 0	H: 0	E: 0	K: 0	S: 6	H: 0	LOB: 0	BB: 0	P: 7	R: 0	H: 0	E: 0	K: 1	S: 6	H: 0	LOB: 0	BB: 0	P: 8	R: 0	H: 0	E: 0	K: 0	S: 4	H: 0	LOB: 0	BB: 0	P: 7	1B: 2	SF: 0	2B: 1	SAC: 0	3B: 0	DP: 0	HR: 1	HBP: 0
--------------	------	------	------	------	-------	------	--------	-------	-------	------	------	------	------	------	------	--------	-------	-------	------	------	------	------	------	------	--------	-------	-------	------	------	------	------	------	------	--------	-------	-------	------	------	------	------	------	------	--------	-------	------	------	------	------	------	------	------	--------	-------	------	------	------	------	------	------	------	--------	-------	------	-------	-------	-------	--------	-------	-------	-------	--------

PITCHER	IP	WLS	BF	H	R	ER	SO	BB	IBB	HBP	BLK	WP	HR	S	P	ERA	WHIP
Tim Hudson, R (1, 1) ERA: 3.23	5.0	W	25	4	3	3	5	6	0	0	0	1	1	48	96	5.40	2.000
Ron Mahay, L (6, 1) ERA: 1.88	4.0	S	12	0	0	0	1	0	0	0	0	0	0	23	33	0.00	0.000


**BOTTOM**

**Oakland Athletics @ Anaheim Angels**  
Edison International Field, Anaheim, CA

Tue Sep 28 1999, 10:05 PM EDT  
Att: 17,981 - Overcast - 72 F

livebaseballscorecards.com

AB	31
R	3
H	4
RBI	3
BB	6
SO	6
LOB	15



WP: 1	PA: 37
PB: 0	
SB: 1	
CS: 0	



Batter	1	2	3	4	5	6	7	8	9	AB R H RBI BB SO LOB	TOP																
<b>Rich Becker, L</b> (1, 9) OBP: 0.401, SLG: 0.378	2-2 G4-3		3-3 K		1-0 BB BB 1-2 2-H 1B		1-2 G4-3			4 0 1 1 0 1 0																	
<b>Randy Velarde, R</b> (1, 4) OBP: 0.385, SLG: 0.449	2-2 G5-3		2-3 K		4-2 BB 1-2 2-3 BB		2-3 K			3 0 0 0 1 2 0																	
<b>Jason Giambi, L</b> (1, 3) OBP: 0.422, SLG: 0.560	1-2 P6			0-0 G3	1-3 K			1-1 G4-3		4 0 0 0 0 1 3																	
<b>John Jaha, R</b> (1, 10) <b>Frank Menechino, R</b> (8, PR) OBP: 0.250, SLG: 0.250		2-2 HR HBP		4-0 BB	4-2 FC4-6 BB 1-2 2-3 3-H			2-2 G6-4-3 1B		1 1 1 1 2 0 0 0 0 0 0 0 0 0																	
<b>Ben Grieve, L</b> (1, 7) <b>Olmedo Saenz, R</b> (8, PH) <b>Ryan Christenson, R</b> (8, 8) OBP: 0.366, SLG: 0.484 OBP: 0.300, SLG: 0.300		2-2 HR		0-0 F7	0-1 FC4-6 1-2f			2-2 G6-4-3 1-2f		3 1 1 2 0 0 4 1 0 0 0 0 0 1 0 0 0 0 0 0 0																	
<b>Ramon Hernandez, R</b> (1, 2) OBP: 0.373, SLG: 0.411		1-0 F9		1-1 G5-3		0-0 L8			3-1 G6-3	4 0 0 0 0 0 1																	
<b>3 Eric Chavez, L</b> (1, 5) OBP: 0.332, SLG: 0.430		3-1 G3			1-2 G5-3	2-2 G4-3			1-1 F9	4 0 0 0 0 0 0																	
<b>Miguel Tejada, R</b> (1, 6) OBP: 0.320, SLG: 0.424		1-0 F8			2-2 1B 2B	1-0 F9			3-2 G1-3	4 1 1 0 0 0 0																	
<b>Jason McDonald, S</b> (1, 8) (8, 7) OBP: 0.305, SLG: 0.277			2-1 G4-3		4-0 BB 1B BB		2-1 B5-3			2 1 0 0 1 0 0																	
<b>Inning Stats</b>	R: 0 E: 0 K: 0 S: 9	H: 0 LOB: 0 BB: 0 P: 14	R: 2 E: 0 K: 0 S: 10	H: 1 LOB: 0 BB: 0 P: 19	R: 0 E: 0 K: 2 S: 9	H: 0 LOB: 0 BB: 0 P: 16	R: 0 E: 0 K: 0 S: 4	H: 0 LOB: 1 BB: 1 P: 9	R: 2 E: 0 K: 1 S: 17	H: 2 LOB: 3 BB: 3 P: 34	R: 0 E: 0 K: 0 S: 5	H: 0 LOB: 0 BB: 0 P: 8	R: 0 E: 0 K: 1 S: 8	H: 0 LOB: 0 BB: 0 P: 13	R: 0 E: 0 K: 0 S: 10	H: 1 LOB: 1 BB: 0 P: 15	R: 0 E: 0 K: 0 S: 7	H: 0 LOB: 0 BB: 0 P: 14	1B: 2 2B: 1 3B: 0 HR: 1	SF: 0 SAC: 0 DP: 1 HBP: 1	WP: 0 PB: 0 SB: 0 CS: 0	PA: 35					
<b>PITCHER</b>	IP WLS BF H R ER SO BB IBB HBP BLK WP HR S P ERA WHIP																										
<b>Brian Cooper, R</b> (1, 1) ERA: 4.88	4.2		22	3	4	4	3	4	0	1	0	0	1	47	90	7.71	1.500										
<b>Mike Magnante, L</b> (5, 1) ERA: 3.38	2.2		9	1	0	0	1	0	0	0	0	0	0	22	33	0.00	0.375										
<b>Shigetoshi Hasegawa, R</b> (8, 1) ERA: 4.68	0.2	W	1	0	0	0	0	0	0	0	0	0	0	3	5	0.00	0.000										
<b>Lou Pote, R</b> (9, 1) ERA: 2.25	1.0	S	3	0	0	0	0	0	0	0	0	0	0	7	14	0.00	0.000										

Oakland Athletics @ Anaheim Angels  
Edison International Field, Anaheim, CA

Wed Sep 29 1999, 10:35 PM EDT  
Att. 17,596 - Unknown - 78 F

livebaseballscorecards.com

AB	30
R	4
H	4
RBI	4
BB	4
SO	4
LOB	9



Batter	1	2	3	4	5	6	7	8	9
Darin Erstad, L OBP: 0.307, SLG: 0.370 (1, 3)	2-1 F7		1-1 G4-6-3 1B		2-2 F7	3-3 K		3-2 1B 1B	
Jim Edmonds, L OBP: 0.352, SLG: 0.444 (1, 8)	3-0 F9		3-2 G4-6-3 1-2f		1-1 HR		0-0 2B	2-2 G3-1 1-2 3-H	
Mo Vaughn, L OBP: 0.356, SLG: 0.506 (1, 10)	3-1 HR			0-0 G1-3	3-1 F9		4-0 IBB	0-0 1B	
Tim Salmon, R OBP: 0.367, SLG: 0.456 (1, 9)	0-3 K			4-2 16 F9 BB BB		4-1 2B BB	0-0 F8	0-3 K	
Troy Glaus, R OBP: 0.328, SLG: 0.446 (1, 5)		1-3 K		4-1 BB BB	1-2 BB BB	3-2 16 1B SF8 2B 1-H	2-3 K		
16 Garret Anderson, L OBP: 0.332, SLG: 0.463 (1, 7)		0-0 G3-1 2B		1-2 F9	2-3	1-1 1B 2-3 1B	1-2 G4-3		
Jeff Huson, L OBP: 0.312, SLG: 0.304 (1, 4)		3-1 G3-1		4-1 BB BB	1-2 BB	1-0 P2		3-2 SH1 1B 1B	
Bret Hemphill, S OBP: 0.304, SLG: 0.167 (1, 2)		1-1 F8		1-1 L4		0-1 SF8		1-0 SH1	
Gary Disarcina, R OBP: 0.272, SLG: 0.268 (1, 6)			1-3 K		1-1 G4-3	2-1 1B		1-1 1B G3-1 1B	

Inning Stats	R: 1	H: 1	E: 0	K: 1	S: 8	LOB: 0	BB: 0	P: 16	R: 0	H: 1	E: 0	K: 1	S: 8	LOB: 1	BB: 0	P: 13	R: 0	H: 1	E: 0	K: 1	S: 9	LOB: 0	BB: 0	P: 14	R: 0	H: 0	E: 0	K: 0	S: 12	LOB: 3	BB: 3	P: 26	R: 1	H: 1	E: 0	K: 0	S: 9	LOB: 0	BB: 0	P: 16	R: 2	H: 3	E: 0	K: 1	S: 14	LOB: 2	BB: 1	P: 28	R: 0	H: 1	E: 0	K: 1	S: 8	LOB: 2	BB: 1	P: 15	R: 3	H: 4	E: 0	K: 1	S: 19	LOB: 1	BB: 0	P: 29
1B: 7	2B: 3	3B: 0	HR: 2	SF: 1	SAC: 1	DP: 1	HBP: 0	WP: 0	PA: 40																																																							

PITCHER	IP	WLS	BF	H	R	ER	SO	BB	IBB	HBP	BLK	WP	HR	S	P	ERA	WHIP
Omar Olivares, R (1, 1)	5.0		23	5	4	4	3	4	0	0	0	0	2	50	96	7.20	1.800
Tim Kubinski, L (6, 1)	1.0	B	7	3	0	0	1	0	1	0	0	0	0	11	22	0.00	3.000
T.J. Mathews, R (7, 1)	1.1	L	6	2	2	2	1	0	0	0	0	0	0	15	23	13.50	1.500
Doug Jones, R (8, 1)	0.2		4	2	1	1	1	0	0	0	0	0	0	11	16	13.50	3.000

**BOTTOM**

**Oakland Athletics @ Anaheim Angels**  
Edison International Field, Anaheim, CA

Wed Sep 29 1999, 10:35 PM EDT  
Att: 17,596 - Unknown - 78 F

livebaseballscorecards.com

<b>AB</b>	<b>33</b>
<b>R</b>	<b>7</b>
<b>H</b>	<b>12</b>
<b>RBI</b>	<b>7</b>
<b>BB</b>	<b>5</b>
<b>SO</b>	<b>6</b>
<b>LOB</b>	<b>20</b>





Batter	1	2	3	4	5	6	7	8	9	AB R H RBI BB SO LOB	TOP	
Ryan Christenson, R OBP: 0.295, SLG: 0.294 (1, 8) C X	0-1 P3		2-1 P4	3-1 F8		0-0 F8		2-3 K		5 0 0 0 0 1 3		
Randy Velarde, R OBP: 0.388, SLG: 0.452 (1, 4) F X	0-1 FC3-6 1B		0-1 BB 1B		1-3 K	0-1 BB WP 1B		1-1 1B 1B		5 1 4 2 0 1 0		
Jason Giambi, L OBP: 0.422, SLG: 0.558 (1, 3) B C 1 SAFE C X	1-2 FC3-6 FC6-4 1-2f		4-2 1B BB		1-3 K	4-1 BB BB		0-0 F9		3 0 0 0 2 1 2		
John Jaha, R OBP: 0.413, SLG: 0.561 (1, 10) X	0-0 FC6-4 1-2f		1-2 1B		2-1 2B	4-1 BB		1 SAFE 3-2 1B		4 0 3 1 1 0 1		
Olmedo Saenz, R OBP: 0.366, SLG: 0.480 (1, 5)		3-2 1B	2-3 K		4-1 BB	1-3 K		2-3 K		4 0 1 0 1 3 7		
Miguel Tejada, R OBP: 0.320, SLG: 0.424 (1, 6)		0-3 K		2-1 F9 1B 2B	1-0 G6-3		0-0 E6 G1-3 SH1-4	1-2 G5-3		5 1 1 0 0 1 3		
Mike Macfarlane, R OBP: 0.284, SLG: 0.375 Ben Grievie, L OBP: 0.361, SLG: 0.481 (9, PH)		2-3 K		0-0 F9		0-0 1B 2B	0-1 SH1-4	2-3 K		3 1 1 0 0 1 2 1 0 0 0 0 1 0		
Rich Becker, L OBP: 0.401, SLG: 0.378 (1, 7)		1-3 K		2-1 1B		2-3 K	2-1 G1-3	1-0 1B		5 0 2 1 0 2 3		
Jason McDonald, S OBP: 0.304, SLG: 0.277 (1, 9)			1-0 G4-3	1-3 K		1-0 1B 1B	1-1 L8			4 1 1 0 0 1 2		
<b>Inning Stats</b>	R: 0 H: 1 E: 0 LOB: 1 K: 0 BB: 0 S: 8 P: 9	R: 0 H: 1 E: 0 LOB: 1 K: 3 BB: 0 S: 14 P: 20	R: 1 H: 2 E: 0 LOB: 2 K: 1 BB: 1 S: 13 P: 23	R: 1 H: 2 E: 0 LOB: 1 K: 1 BB: 0 S: 10 P: 18	R: 0 H: 1 E: 0 LOB: 2 K: 2 BB: 1 S: 10 P: 19	R: 2 H: 3 E: 0 LOB: 3 K: 2 BB: 2 S: 13 P: 25	R: 0 H: 0 E: 1 LOB: 1 K: 0 BB: 0 S: 7 P: 10	R: 0 H: 2 E: 0 LOB: 2 K: 2 BB: 0 S: 13 P: 21	R: 0 H: 1 E: 0 LOB: 1 K: 1 BB: 0 S: 8 P: 12	1B: 10 SF: 0 2B: 3 SAC: 1 3B: 0 DP: 0 HR: 0 HBP: 0	WP: 1 PA: 44 PB: 0 SB: 0 CS: 0	
<b>PITCHER</b> Chuck Finley, L ERA: 4.43 Mark Petkovsek, R ERA: 3.56 Lou Pote, R ERA: 2.17	IP WLS BF H R ER SO BB IBB HBP BLK WP HR S P ERA WHIP											
	7.0 0 36 10 4 4 9 4 0 0 0 1 0 75 124 5.14 2.000											
	1.0 W 5 2 0 0 2 0 0 0 0 0 0 0 13 21 0.00 2.000											
	1.0 S 3 1 0 0 1 0 0 0 0 0 0 0 8 12 0.00 1.000											

Oakland Athletics @ Anaheim Angels  
Edison International Field, Anaheim, CA

Thu Sep 30 1999, 10:05 PM EDT  
Att. 19,567 - Unknown - 80 F

livebaseballscorecards.com

AB 39  
R 4  
H 13  
RBI 4  
BB 4  
SO 12  
LOB 23



Batter	1	2	3	4	5	6	7	8	9
Darin Erstad, L OBP: 0.308, SLG: 0.374 Matt Luke, L OBP: 0.344, SLG: 0.600	3-1 1B 3B	0-0 FC6 1-2f			0-1 CS 1B		1-2 G6-3 2-3		
Jim Edmonds, L OBP: 0.345, SLG: 0.435	1-3 K		1-2 F9		3-3 SAFE K 1-2		2-2 G4-3		
Mo Vaughn, L OBP: 0.353, SLG: 0.502	3-3 K		3-2 G3		0-0 L9		3-2 F7		
Tim Salmon, R OBP: 0.366, SLG: 0.452	4-0 1B BB		1-3 K		0-1 G5-3		1-2 G6-3		
Troy Glaus, R OBP: 0.330, SLG: 0.448	1-1 1-2 1B			1-1 F8		2-1 P3		2-2 1B 2B	
16 Garret Anderson, L OBP: 0.335, SLG: 0.469	1-2 F9			1-1 HR			0-0 SH1-4 1B 2B 1B	4-0 1B IBB	
Jeff Huson, L OBP: 0.315, SLG: 0.308		0-1 P6		1-1 G4-3			2-2 SH1-4 2B 1B	1-1 1-2 2-H 1B	
Matt Walbeck, S OBP: 0.305, SLG: 0.310		1-2 G4-3		2-2 G3			0-0 SH1-4		
Gary Disarcina, R OBP: 0.276, SLG: 0.276		1-2 FC6 1B			2-1 G6-3		0-0 G6-3 2B		

Inning Stats	R: 1	H: 2	E: 0	LOB: 2	K: 2	S: 13	R: 0	H: 1	E: 0	LOB: 1	K: 0	S: 10	R: 0	H: 0	E: 0	LOB: 0	K: 1	S: 10	R: 1	H: 1	E: 0	LOB: 0	K: 0	S: 9	R: 0	H: 1	E: 0	LOB: 0	K: 1	S: 7	R: 0	H: 0	E: 0	LOB: 0	K: 0	S: 5	R: 2	H: 3	E: 0	LOB: 1	K: 0	S: 12	R: 1	H: 2	E: 0	LOB: 1	K: 0	S: 13
	1	2	0	2	2	13	0	1	0	0	0	10	0	0	0	0	1	10	0	1	0	0	0	9	0	0	0	1	0	0	0	0	0	0	0	2	3	0	1	0	0	12	1	2	0	1	0	24

PITCHER	IP	WLS	BF	H	R	ER	SO	BB	IBB	HBP	BLK	WP	HR	S	P	ERA	WHIP	
Gil Heredia, R ERA: 4.81	(1, 1)	6.1		27	8	4	4	4	1	0	0	0	0	1	60	94	5.68	1.421
Buddy Groom, L ERA: 5.16	(7, 1)	0.2		2	0	0	0	0	0	0	0	0	0	6	9	0.00	0.000	
Jason Isringhausen, R ERA: 4.81	(8, 1)	1.0	L	5	2	1	1	0	0	1	0	0	0	13	24	9.00	2.000	

AB R H RBI BB SO LOB

4	1	2	0	0	0	2
0	0	0	0	0	0	0
4	0	0	0	0	2	3
4	0	0	0	0	1	1
3	0	0	0	1	1	0
4	1	2	1	0	0	0
3	2	2	1	1	0	2
4	1	2	1	0	0	0
2	0	0	0	0	0	0
3	0	2	2	0	0	0

WP	HR	S	P	ERA	WHIP
0	0	0	34		

Oakland Athletics @ Anaheim Angels  
Edison International Field, Anaheim, CA  
Thu Sep 30 1999, 10:05 PM EDT  
Att: 19,567 - Unknown - 80 F

AB	31
R	5
H	10
RBI	5
BB	2
SO	4
LOB	8



1B: 6	SF: 0	WP: 0	PA: 34
2B: 2	SAC: 1	PB: 0	
3B: 1	DP: 0	SB: 0	
HR: 1	HBP: 0	CS: 1	



Batter	1	2	3	4	5	6	7	8	9	AB R H RBI BB SO LOB	TOP											
<b>Brian Hunter, R</b> (1, 7) OBP: 0.280, SLG: 0.299	1-2 G6-3		0-3 K			2-3 K		2-2 G6-3		4 0 0 0 0 2 0	<b>Seattle Mariners @ Oakland Athletics</b> Network Associates Coliseum, Oakland, CA Fri Oct 01 1999, 10:35 PM EDT Att. 14,414 - Unknown - 66 F <a href="http://livebaseballscorecards.com">livebaseballscorecards.com</a>											
<b>Alex Rodriguez, R</b> (1, 6) OBP: 0.357, SLG: 0.584	1-1 G6-3			0-0 G5-3		1-2 BB 1B		0-1 F7		4 0 1 0 0 0 0												
<b>Ken Griffey Jr., L</b> (1, 8) OBP: 0.383, SLG: 0.579	2-3 K			4-2 BB G6-4-3		2-3 K		1-2 F7		3 0 0 0 1 2 1												
<b>Edgar Martinez, R</b> (1, 10) OBP: 0.451, SLG: 0.559		1-0 1B		2-1 G6-4-3 1-2f		4-1 BB		2-2 P9		3 0 1 0 1 0 1												
<b>Tom Lampkin, L</b> (1, 2) OBP: 0.345, SLG: 0.495		3-1 L4			1-2 P5	3-3 K		0-0 G6-3		4 0 0 0 0 1 3												
<b>Jay Buhner, R</b> (1, 9) OBP: 0.388, SLG: 0.421		2-3 K			3-1 E5 2B WP		0-0 F9		3-3 K	4 1 0 0 0 2 1												
<b>David Bell, R</b> (1, 4) OBP: 0.328, SLG: 0.426		3-3 K			2-0 WP 2B		1-2 G1-3			3 0 1 0 0 1 1												
<b>Raul Ibanez, L</b> (1, 3) OBP: 0.317, SLG: 0.416			4-0 BB G5-4-3		3-3 K		0-1 BB			2 0 1 0 1 1 1												
<b>Charles Gipson, R</b> (1, 5) OBP: 0.266, SLG: 0.315			2-0 G5-4-3 1-2f		1-3 K		1-0 F8			3 0 0 0 0 1 3												
<b>Inning Stats</b>	R: 0 E: 0 K: 1 S: 8	H: 0 LOB: 0 BB: 0 P: 12	R: 0 E: 0 K: 2 S: 9	H: 1 LOB: 1 BB: 0 P: 18	R: 0 E: 0 K: 1 S: 4	H: 0 LOB: 0 BB: 1 P: 10	R: 0 E: 0 K: 0 S: 6	H: 0 LOB: 0 BB: 1 P: 12	R: 1 E: 1 K: 2 S: 13	H: 1 LOB: 1 BB: 0 P: 23	R: 0 E: 0 K: 3 S: 17	H: 1 LOB: 2 BB: 1 P: 29	R: 0 E: 0 K: 0 S: 7	H: 1 LOB: 1 BB: 0 P: 9	R: 0 E: 0 K: 0 S: 12	H: 0 LOB: 0 BB: 0 P: 15	R: 0 E: 0 K: 1 S: 10	H: 0 LOB: 0 BB: 0 P: 15	1B: 3 2B: 1 3B: 0 HR: 0	SF: 0 SAC: 0 DP: 2 HBP: 0	WP: 1 PB: 0 SB: 0 CS: 0	PA: 33
<b>PITCHER</b>	IP WLS BF H R ER SO BB IBB HBP BLK WP HR S P ERA WHIP																					
<b>Kevin Appier, R</b> (1, 1) ERA: 5.17	6.0 W 23 3 1 0 9 3 0 0 0 1 0 57 104 0.00 1.000																					
<b>Doug Jones, R</b> (7, 1) ERA: 3.55	3.0 S 10 1 0 0 1 0 0 0 0 0 0 29 39 0.00 0.333																					



Batter	1	2	3	4	5	6	7	8	9
<b>Ryan Christenson, R</b> OBP: 0.301, SLG: 0.299 (1, 8)	4-0 BB BB		3-2 1B 2B		4-1 1B BB		1-1 G6-3		
<b>Randy Velarde, R</b> OBP: 0.390, SLG: 0.452 (1, 4)	4-2 1-2 BB		2-1 G3 1B 1B		4-2 1-2 1B 3 BB BB		3-3 K		
<b>Jason Giambi, L</b> OBP: 0.422, SLG: 0.556 (1, 3)	0-0 F7		0-2 G3		1-0 3 BB BB 1B		4-1 1B E BB		
<b>John Jaha, R</b> OBP: 0.416, SLG: 0.562 (1, 10)	2-3 K		2-0 1B		4-2 1-2 3 BB BB		1-0 E9 1B		
<b>Olmedo Saenz, R</b> OBP: 0.364, SLG: 0.476 <b>3 Eric Chavez, L</b> OBP: 0.332, SLG: 0.429 (5, PH) (6, 5)	3-1 G1-3				4-0 FC6 BB		1-0 F7		
<b>Ben Grieve, L</b> OBP: 0.358, SLG: 0.477 <b>Rich Becker, L</b> OBP: 0.401, SLG: 0.378 (9, 7)		3-1 G3		3-2 G6-3	2-2 FC6		3-1 F9		
<b>Miguel Tejada, R</b> OBP: 0.322, SLG: 0.425 (1, 6)		2-0 G6-4-3 1B		2-2 G5-3		4-2 G6-4-3 BB	2-2 1B		
<b>A.J. Hinch, R</b> OBP: 0.260, SLG: 0.346 (1, 2)		1-1 G6-4-3			2-3 K	0-0 G6-4-3	2-2 F7		
<b>Jason McDonald, S</b> OBP: 0.298, SLG: 0.271 (1, 9)			2-2 P3		0-0 F8	2-1 G6-3	2-2 G4-3		

Inning Stats	R: 0 E: 0 K: 1 S: 10	H: 0 LOB: 2 BB: 2 P: 23	R: 0 E: 0 K: 0 S: 5	H: 1 LOB: 0 BB: 0 P: 11	R: 2 E: 0 K: 0 S: 12	H: 3 LOB: 1 BB: 0 P: 21	R: 0 E: 0 K: 0 S: 10	H: 0 LOB: 0 BB: 0 P: 15	R: 2 E: 0 K: 1 S: 14	H: 1 LOB: 3 BB: 4 P: 35	R: 0 E: 0 K: 0 S: 5	H: 0 LOB: 0 BB: 1 P: 11	R: 1 E: 1 K: 1 S: 8	H: 1 LOB: 1 BB: 1 P: 18	R: 0 E: 0 K: 0 S: 13	H: 1 LOB: 1 BB: 0 P: 22
1B: 6 2B: 1 3B: 0 HR: 0	SF: 0 SAC: 0 DP: 2 HBP: 0	WP: 0 PB: 0 SB: 0 CS: 0	1B: 2 2B: 1 3B: 0 HR: 0	SF: 0 SAC: 0 DP: 0 HBP: 0	WP: 0 PB: 0 SB: 0 CS: 0	1B: 0 2B: 0 3B: 0 HR: 0	SF: 0 SAC: 0 DP: 0 HBP: 0	1B: 0 2B: 0 3B: 0 HR: 0	SF: 0 SAC: 0 DP: 0 HBP: 0	1B: 0 2B: 0 3B: 0 HR: 0	SF: 0 SAC: 0 DP: 0 HBP: 0	1B: 0 2B: 0 3B: 0 HR: 0	SF: 0 SAC: 0 DP: 0 HBP: 0	1B: 0 2B: 0 3B: 0 HR: 0	SF: 0 SAC: 0 DP: 0 HBP: 0	

PITCHER	IP	WLS	BF	H	R	ER	SO	BB	IBB	HBP	BLK	WP	HR	S	P	ERA	WHIP
<b>23 Robert Ramsay, L</b> ERA: 6.38 (1, 1)	4.2	L	21	5	4	4	2	4	0	0	0	0	0	45	89	7.71	1.929
<b>Tom Davey, R</b> ERA: 4.71 (5, 1)	2.0		10	1	1	0	1	4	0	0	0	0	0	18	43	0.00	2.500
<b>Steve Sinclair, L</b> ERA: 6.63 (7, 1)	1.1		5	1	0	0	0	0	0	0	0	0	0	14	24	0.00	0.750

AB R H RBI BB SO LOB

2	2	1	0	2	0	0
2	2	1	1	2	1	0
3	1	1	1	1	0	3
3	0	2	1	1	1	2
2	0	0	0	0	0	2
1	0	0	1	1	0	1
4	0	0	0	0	0	3
0	0	0	0	0	0	0
3	0	2	0	1	0	0
4	0	0	0	0	1	3
4	0	0	0	0	0	1

livebaseballscores.com

AB	28
R	5
H	7
RBI	4
BB	8
SO	3
LOB	15



WP: 0	PA: 36
PB: 0	
SB: 0	
CS: 0	

PITCHER	IP	WLS	BF	H	R	ER	SO	BB	IBB	HBP	BLK	WP	HR	S	P	ERA	WHIP
<b>23 Robert Ramsay, L</b> ERA: 6.38 (1, 1)	4.2	L	21	5	4	4	2	4	0	0	0	0	0	45	89	7.71	1.929
<b>Tom Davey, R</b> ERA: 4.71 (5, 1)	2.0		10	1	1	0	1	4	0	0	0	0	0	18	43	0.00	2.500
<b>Steve Sinclair, L</b> ERA: 6.63 (7, 1)	1.1		5	1	0	0	0	0	0	0	0	0	0	14	24	0.00	0.750

Seattle Mariners @ Oakland Athletics  
Network Associates Coliseum, Oakland, CA  
Fri Oct 01 1999, 10:35 PM EDT  
Att: 14,414 - Unknown - 66 F



Batter	1	2	3	4	5	6	7	8	9	AB	R	H	RBI	BB	SO	LOB	TOP								
<b>Brian Hunter, R</b> OBP: 0.282, SLG: 0.303 (1, 7) (8, 8)	4-2 S SF9 BB	3-2 1-2 1B		2-1 S 1B 2B		1-2 P3		1-1 G1-3		4	2	2	2	1	0	1									
<b>Alex Rodriguez, R</b> OBP: 0.359, SLG: 0.589 <b>Rafael Bourimigal, R</b> OBP: 0.297, SLG: 0.383 (1, 6) (8, 6)	4-2 SF9 S BB	2-2 P4		2-1 FC4-5 1B		1-2 K		0-0 HR		4	1	2	2	1	1	2									
<b>Ken Griffey Jr., L</b> OBP: 0.384, SLG: 0.576 <b>Shane Monahan, L</b> OBP: 0.077, SLG: 0.077 (1, 8) (8, PR) (8, 7)	4-1 SAFE BB	3-2 F9		0-1 FC4-5 1B		2-3 K		4-0 BB		3	0	0	0	2	1	3									
<b>Edgar Martinez, R</b> OBP: 0.447, SLG: 0.554 (1, 10)	0-2 K		1-2 K	0-1 P5			0-1 G6-3	3-2 G4-3		5	0	0	0	0	2	5									
<b>Raul Ibanez, L</b> OBP: 0.314, SLG: 0.427 (1, 9)	0-0 SF9		1-1 G3		2-2 HR		2-3 K		1-0 G3	4	1	1	2	0	1	0									
<b>Dan Wilson, R</b> OBP: 0.318, SLG: 0.385 (1, 2)	3-3 K		2-3 K		2-2 L4		2-1 HR 2B		0-0 F9	5	1	1	0	0	2	2									
<b>David Bell, R</b> OBP: 0.331, SLG: 0.432 (1, 4)		0-0 1B 1B 1B		1-2 1B HBP	2-0 F7		2-2 HR		4-1 BB BB	3	2	2	2	1	0	0									
<b>Ryan Jackson, L</b> OBP: 0.303, SLG: 0.284 (1, 3)		2-1 SAFE 1B E 1B		0-0 BB 2B 1B	2-3 K2-3		0-3 K		4-1 BB	4	2	2	0	1	2	0									
<b>Charles Gipson, R</b> OBP: 0.286, SLG: 0.338 (1, 5)		2-1 SAFE 1B S 1B		4-2 2B BB		2-1 2B		2-2 P3	1-1 G5-3	4	1	2	1	1	0	2									
<b>Inning Stats</b>	R: 1 E: 0 K: 2 S: 12	H: 0 LOB: 2 BB: 3 P: 27	R: 2 E: 0 K: 0 S: 19	H: 4 LOB: 1 BB: 0 P: 31	R: 0 E: 0 K: 2 S: 9	H: 0 LOB: 0 BB: 0 P: 13	R: 3 E: 0 K: 0 S: 14	H: 3 LOB: 1 BB: 1 P: 23	R: 1 E: 0 K: 1 S: 15	H: 1 LOB: 0 BB: 0 P: 23	R: 0 E: 0 K: 2 S: 11	H: 1 LOB: 1 BB: 0 P: 17	R: 2 E: 0 K: 2 S: 14	H: 2 LOB: 0 BB: 0 P: 20	R: 1 E: 0 K: 0 S: 9	H: 1 LOB: 1 BB: 1 P: 19	R: 0 E: 0 K: 0 S: 6	H: 0 LOB: 2 BB: 2 P: 16	1B: 6 2B: 3 3B: 0 HR: 3	SF: 1 SAC: 0 DP: 0 HBP: 1	WP: 0 PB: 0 SB: 5 CS: 0	PA: 45			
<b>PITCHER</b>	IP	WLS	BF	H	R	ER	SO	BB	IBB	HBP	BLK	WP	HR	S	P	ERA	WHIP								
<b>Brett Laxton, R</b> ERA: 7.45 (1, 1)	3.1	L	18	5	5	4	4	4	0	1	0	0	0	46	82	10.80	2.700								
<b>Kevin Jarvis, R</b> ERA: 11.57 (4, 1)	3.2		17	6	4	4	5	0	0	0	0	0	2	48	72	9.82	1.636								
<b>Tim Kubinski, L</b> ERA: 5.84 (8, 1)	1.0		5	1	1	1	0	1	0	0	0	0	1	9	19	9.00	2.000								
<b>Greg McMichael, R</b> ERA: 5.08 (9, 1)	1.0		5	0	0	0	0	2	0	0	0	0	0	6	16	0.00	2.000								

Seattle Mariners @ Oakland Athletics  
Network Associates Coliseum, Oakland, CA

Sat Oct 02 1999, 4:05 PM EDT  
Att. 24,054 - Unknown - 66 F

livebaseballscorecards.com

AB 36  
R 10  
H 12  
RBI 9  
BB 7  
SO 9  
LOB 15



Batter	1	2	3	4	5	6	7	8	9	AB R H RBI BB SO LOB
Rich Becker, L (1, 9) OBP: 0.395, SLG: 0.371	2-1 P7		2-2 K		0-0 G6-4-3		2-1 F9		2-3 K	5 0 0 0 0 2 5
Randy Velarde, R (1, 4) OBP: 0.391, SLG: 0.454 Frank Menechino, R (8, 6) OBP: 0.222, SLG: 0.222	3-1 G4-3		2-2 G5-3		2-0 G5-3		2-1 F9		2-3 K	4 0 2 1 0 0 1 1 0 0 0 0 1 1
Jason Giambi, L (1, 3) OBP: 0.421, SLG: 0.553 Olmedo Saenz, R (9, 3) OBP: 0.364, SLG: 0.476	4-1 BB		2-0 P5		2-2 G5-3		1-2 F9			3 0 0 0 1 0 4 0 0 0 0 0 0 0
John Jaha, R (1, 10) OBP: 0.416, SLG: 0.559	0-2 K			4-1 FC5-4 BB		0-3 K		4-0 3 G1-3 BB		2 0 0 0 2 2 1
Ben Grieve, L (1, 7) OBP: 0.357, SLG: 0.481		2-1 F8		0-0 L7		3-1 HR		2-1 F7		4 1 1 1 0 0 2
3 Eric Chavez, L (1, 5) OBP: 0.329, SLG: 0.424		1-0 G3		1-1 F7		1-3 K		0-0 G1-3		4 0 0 0 0 1 2
Miguel Tejada, R (1, 6) OBP: 0.322, SLG: 0.424 Scott Spiezio, S (8, 4) OBP: 0.323, SLG: 0.439		3-2 1B		0-0 FC5-4		2-1 G1-3		0-1 G6-3		3 0 1 0 0 0 1 1 0 0 0 0 0 1
Ramon Hernandez, R (1, 2) OBP: 0.370, SLG: 0.406		0-3 K			0-0 G6-4-3 1B 2B 1B		0-0 G5-3		3-1 F9	4 1 1 0 0 1 1
Jason McDonald, S (1, 8) OBP: 0.311, SLG: 0.283			2-1 G5-3 1B		3-2 G6-4-3 1B		4-0 1B BB		1-1 1B	3 0 3 0 1 0 0

Inning Stats	R: 0	H: 0	E: 0	K: 1	S: 9	H: 0	LOB: 1	BB: 1	P: 18	R: 0	H: 1	E: 0	K: 1	S: 12	H: 1	LOB: 1	BB: 0	P: 18	R: 0	H: 1	E: 0	K: 1	S: 10	H: 0	LOB: 1	BB: 1	P: 10	R: 1	H: 3	E: 0	K: 0	S: 9	H: 1	LOB: 0	BB: 0	P: 16	R: 0	H: 1	E: 0	K: 0	S: 8	H: 0	LOB: 1	BB: 1	P: 17	R: 0	H: 0	E: 0	K: 0	S: 5	H: 0	LOB: 1	BB: 1	P: 11	R: 0	H: 1	E: 0	K: 2	S: 11	H: 1	LOB: 1	BB: 0	P: 19	1B: 6	SF: 0	2B: 1	SAC: 0	3B: 0	DP: 1	HR: 1	HBP: 0	WP: 0	PA: 38
--------------	------	------	------	------	------	------	--------	-------	-------	------	------	------	------	-------	------	--------	-------	-------	------	------	------	------	-------	------	--------	-------	-------	------	------	------	------	------	------	--------	-------	-------	------	------	------	------	------	------	--------	-------	-------	------	------	------	------	------	------	--------	-------	-------	------	------	------	------	-------	------	--------	-------	-------	-------	-------	-------	--------	-------	-------	-------	--------	-------	--------

PITCHER	IP	WLS	BF	H	R	ER	SO	BB	IBB	HBP	BLK	WP	HR	S	P	ERA	WHIP
Freddy Garcia, R (1, 1) ERA: 4.07	6.2	W	28	6	2	2	5	3	0	0	0	0	1	58	105	2.70	1.350
Frankie Rodriguez, R (7, 1) ERA: 5.65	1.1		6	1	0	0	0	1	0	0	0	0	0	10	19	0.00	1.500
Jose Mesa, R (9, 1) ERA: 4.98	1.0		4	1	0	0	2	0	0	0	0	0	0	11	19	0.00	1.000


**BOTTOM**

**Seattle Mariners @ Oakland Athletics**  
 Network Associates Coliseum, Oakland, CA

Sat Oct 02 1999, 4:05 PM EDT  
 Att: 24,054 - Unknown - 66 F

livebaseballscorecards.com

<b>AB</b>	<b>34</b>
<b>R</b>	<b>2</b>
<b>H</b>	<b>8</b>
<b>RBI</b>	<b>2</b>
<b>BB</b>	<b>4</b>
<b>SO</b>	<b>7</b>
<b>LOB</b>	<b>19</b>





Batter	1	2	3	4	5	6	7	8	9	AB	R	H	RBI	BB	SO	LOB	TOP										
Alex Rodriguez, R OBP: 0.387, SLG: 0.586 David Bell, R OBP: 0.331, SLG: 0.432 John Halama, L OBP: 0.333, SLG: 0.400 Denny Stark, R OBP: 0.333, SLG: 0.400 Steve Sinclair, L OBP: 0.299, SLG: 0.279 Ryan Jackson, L OBP: 0.299, SLG: 0.279 28 Ken Cloude, R	2-2 P6		1-3 K		2-0 F9			1-3 K		3	0	0	0	0	1	3											
Ken Griffey Jr., L OBP: 0.384, SLG: 0.576 Shane Monahan, L OBP: 0.133, SLG: 0.133	3-3 K		0-0 1B			0-0 F7		0-1 1B		2	0	1	1	0	1	0											
Mike Blowers, R OBP: 0.300, SLG: 0.391	0-0 F7		1-3 K			1-0 F9		1-3 K		4	0	0	0	0	2	3											
Dan Wilson, R OBP: 0.315, SLG: 0.382		3-2 P2			0-0 F8			0-0 P3		4	0	0	0	0	1	1											
Ozzie Timmons, R OBP: 0.188, SLG: 0.227		1-3 K			1-0 G4-3			0-0 P9		4	0	0	0	0	1	0											
Raul Ibanez, L OBP: 0.313, SLG: 0.421		3-3 K			4-0 CS BB			2-1 L3		3	0	0	0	1	1	1											
Brian Hunter, R OBP: 0.280, SLG: 0.301			0-1 F8		0-2 CS		0-0 F7		0-3 K	4	0	0	0	0	1	1											
Rafael Bourquigal, R OBP: 0.317, SLG: 0.389		1-2 1B			4-1 BB			4-2 BB		1	1	1	0	2	0	0											
Charles Gipson, R OBP: 0.287, SLG: 0.338		1-2 1B			3-1 F9			3-3 K		3	0	1	0	0	1	3											
<b>Inning Stats</b>	R: 0 E: 0 K: 1 S: 7	H: 0 LOB: 0 BB: 0 P: 12	R: 0 E: 0 K: 2 S: 11	H: 0 LOB: 0 BB: 0 P: 18	R: 1 E: 0 K: 2 S: 16	H: 3 LOB: 2 BB: 0 P: 20	R: 0 E: 0 K: 0 S: 5	H: 0 LOB: 0 BB: 1 P: 10	R: 0 E: 0 K: 0 S: 5	H: 0 LOB: 1 BB: 1 P: 14	R: 0 E: 0 K: 1 S: 5	H: 0 LOB: 0 BB: 0 P: 6	R: 0 E: 1 K: 1 S: 16	H: 0 LOB: 2 BB: 1 P: 27	R: 0 E: 0 K: 2 S: 9	H: 1 LOB: 1 BB: 0 P: 11	R: 0 E: 0 K: 1 S: 6	H: 0 LOB: 0 BB: 0 P: 8	1B: 4 2B: 0 3B: 0 HR: 0	SF: 0 SAC: 0 DP: 0 HBP: 0	WP: 0 PB: 0 SB: 0 CS: 1	PA: 35					
<b>PITCHER</b>	IP	WLS	BF	H	R	ER	SO	BB	IBB	HBP	BLK	WP	HR	S	P	ERA	WHIP										
Ron Mahay, L ERA: 1.86	(1, 1)	5.0	W	19	3	1	1	5	2	0	0	0	0	44	74	1.80	1.000										
T.J. Mathews, R ERA: 3.81	(6, 1)	1.0	H	3	0	0	0	1	0	0	0	0	0	5	6	0.00	0.000										
Buddy Groom, L ERA: 5.09	(7, 1)	0.2	H	3	0	0	0	0	0	0	0	0	0	8	12	0.00	0.000										
Tim Worrell, R ERA: 4.15	(7, 1)	1.1	H	6	1	0	0	3	1	0	0	0	0	17	26	0.00	1.500										
Jason Isringhausen, R ERA: 4.73	(9, 1)	1.0	S	3	0	0	0	1	0	0	0	0	0	6	8	0.00	0.000										

Seattle Mariners @ Oakland Athletics  
Network Associates Coliseum, Oakland, CA

Sun Oct.03 1999, 4:05 PM EDT  
Att. 25,400 - Sunny - 64 F

livebaseballscorecards.com

AB 31  
R 1  
H 4  
RBI 1  
BB 3  
SO 10  
LOB 12



Batter	1	2	3	4	5	6	7	8	9
Ryan Christenson, R OBP: 0.305, SLG: 0.306 (1, 8)	1-0 1B 1B		4-2 S 1B BB		0-0 2B 2B	2-1 G6-3		2-1 E6 G4-3 1-2	
Randy Velarde, R OBP: 0.390, SLG: 0.455 Scott Spiezio, S OBP: 0.324, SLG: 0.437 (1, 4) (5, PR) (6, 4)	2-0 F8		0-2 F7		1-0 E FC5-4 2B 2-H	0-0 P6		4-2 G4-3 BB	
Jason Giambi, L OBP: 0.422, SLG: 0.553 Olmedo Saenz, R OBP: 0.363, SLG: 0.475 (1, 3) (7, 3)	2-1 FC6-4 1B 1-3		1-0 G6-4-3 1B 1-2		1-1 E3 FC5-4 2-3	2-1 F8		1-0 G4-3 1-2 2-3	
John Jaha, R OBP: 0.414, SLG: 0.556 Matt Stairs, L OBP: 0.366, SLG: 0.533 (1, 10) (7, PH)	0-0 P3		1-2 G6-4-3 1-2 2-3		0-3 K		2-3 K	4-0 IBB	
Mike Macfarlane, R OBP: 0.282, SLG: 0.372 Ramon Hernandez, R OBP: 0.363, SLG: 0.397 (1, 2) (5, 2)	0-0 FC6-4 1-2f			2-0 G6-3	1-2 FC5-4 1B 3 BB 1-2f 3-H		3-1 F8	2-1 G1-3	
Ben Grieve, L OBP: 0.358, SLG: 0.481 (1, 7)		1-3 K		0-0 G4-3	0-0 3 BB 1B 1-2	2-1 1B 1B			
Miguel Tejada, R OBP: 0.325, SLG: 0.427 Frank Menechino, R OBP: 0.222, SLG: 0.222 (1, 6) (7, PR) (8, 6)		0-2 G5-3		1-0 3 2B 1B 1-2 2-3	0-1 3 BB 1B 1-2 2-3	1-1 1B 1-2			
3 Eric Chavez, L OBP: 0.333, SLG: 0.427 (1, 5)		4-2 BB		2-1 1-3 2B 1-2 2-3 3-H	4-0 BB BB 1-2 2-3 3-H	2-3 K			
Jason McDonald, S OBP: 0.310, SLG: 0.278 (1, 9)		2-2 K		2-3 K	0-0 G5-3		2-1 CS HBP		

Inning Stats	R: 0	H: 2	E: 0	K: 0	S: 6	LOB: 2	BB: 0	P: 11	R: 0	H: 0	E: 0	K: 2	S: 16	LOB: 1	BB: 1	P: 23	R: 0	H: 1	E: 0	K: 0	S: 11	LOB: 1	BB: 1	P: 17	R: 0	H: 2	E: 0	K: 1	S: 8	LOB: 2	BB: 0	P: 15	R: 3	H: 4	E: 1	K: 1	S: 16	LOB: 3	BB: 1	P: 23	R: 0	H: 0	E: 0	K: 0	S: 5	LOB: 0	BB: 0	P: 9	R: 0	H: 2	E: 0	K: 2	S: 12	LOB: 2	BB: 0	P: 22	R: 0	H: 0	E: 1	K: 0	S: 8	LOB: 3	BB: 2	P: 23
--------------	------	------	------	------	------	--------	-------	-------	------	------	------	------	-------	--------	-------	-------	------	------	------	------	-------	--------	-------	-------	------	------	------	------	------	--------	-------	-------	------	------	------	------	-------	--------	-------	-------	------	------	------	------	------	--------	-------	------	------	------	------	------	-------	--------	-------	-------	------	------	------	------	------	--------	-------	-------

PITCHER	IP	WLS	BF	H	R	ER	SO	BB	IBB	HBP	BLK	WP	HR	S	P	ERA	WHIP	
John Halama, L ERA: 4.22	(1, 1)	5.0	L	27	9	3	1	4	3	0	0	0	0	0	57	89	1.80	2.400
John Halama, L ERA: 4.22	(5, 1)	5.0	L	27	9	3	1	4	3	0	0	0	0	57	89	1.80	2.400	
Denny Stark, R ERA: 9.95	(6, 1)	1.2		7	2	0	0	1	0	0	0	0	0	14	26	0.00	1.200	
Steve Sinclair, L ERA: 6.52	(7, 1)	0.1		1	0	0	0	1	0	0	0	0	0	3	5	0.00	0.000	
28 Ken Cloude, R ERA: 7.96	(8, 1)	1.0		6	0	0	0	0	1	1	1	0	0	8	23	0.00	1.000	

**BOTTOM**

4 1 2 0 1 0 1

3 0 1 1 0 0 2  
1 1 0 0 1 0 0

4 0 2 0 0 0 1  
1 0 0 0 0 0 2

3 0 0 0 0 1 7  
1 0 0 0 1 1 0

2 0 0 0 0 0 2  
3 1 0 1 0 0 5


4 0 2 0 0 1 0

4 0 3 0 0 0 0  
0 0 0 0 0 0 0

2 0 1 1 2 1 2

3 0 0 0 0 2 6

AB 35  
R 3  
H 11  
RBI 3  
BB 5  
SO 6  
LOB 28



WP: 0 PA: 41  
PB: 0  
SB: 1  
CS: 1

ERA WHIP

**Seattle Mariners @ Oakland Athletics**  
**Network Associates Coliseum, Oakland, CA**  
 Sun Oct 03 1999, 4:05 PM EDT  
 Att. 25,400 - Sunny - 64 F

livebaseballscorecards.com