

Oakland Athletics - 1999

Batter	1	2	3	4	5	6	7	8	9	AB	R	H	RBI	BB	SO	LOB	TOP	
Chuck Knoblauch, R (1.4)	G6-3	BB 2 HBP BB		F8			L8			3	0	0	0	1	0	0	New York Yankees @ Oakland Athletics Network Associates Coliseum, Oakland, CA Mon Apr 05 1999, 10:35 PM EDT Att: 46,380 - Cloudy - 51 F	
2 Derek Jeter, R (1.6) OBP: 1.000, SLG: 2.000	E 1B	BB HBP		CS 1B			HR			3	2	3	1	0	0	0		
Paul O'Neill, L (1.9)	E4 1B			CS	P2		F7			3	0	0	0	1	0	1		
Bernie Williams, S (1.8) OBP: 0.250, SLG: 0.250	BB 1B	G1-3			F7			G3		4	0	1	1	0	0	3		
Tino Martinez, L (1.3)	K		P3		G4-3			G3-1		4	0	0	0	0	1	2		
Chili Davis, S (1.10) OBP: 0.750, SLG: 2.000	BB		HR			G3-1		BB		2	1	1	1	2	0	0		
Ricky Ledee, L (1.7)	K		K			K		G6-3		4	0	0	0	0	3	4		
Scott Brosius, R (1.5)			K			F9				3	0	0	0	0	1	0		
Joe Girardi, R (1.2)		P6		K2-3			G6-3			3	0	0	0	0	1	0		
Inning Stats	R: 1 E: 1 K: 2 S: 15	H: 2 LOB: 3 BB: 1 P: 26	R: 0 E: 0 K: 0 S: 12	H: 0 LOB: 3 BB: 2 P: 22	R: 1 E: 0 K: 2 S: 10	H: 1 LOB: 0 BB: 0 P: 13	R: 0 E: 0 K: 1 S: 9	H: 1 LOB: 0 BB: 0 P: 11	R: 0 E: 0 K: 0 S: 4	H: 0 LOB: 0 BB: 0 P: 7	R: 0 E: 0 K: 1 S: 6	H: 0 LOB: 0 BB: 0 P: 10	R: 1 E: 0 K: 0 S: 11	H: 1 LOB: 0 BB: 0 P: 16	R: 0 E: 0 K: 0 S: 7	H: 0 LOB: 1 BB: 1 P: 12		1B: 3 SF: 0 2B: 0 SAC: 0 3B: 0 DP: 0 HR: 2 HBP: 1
PITCHER	IP WLS BF H R ER SO BB IBB HBP BLK WP HR S P ERA WHIP																	
Gil Heredia, R (1.1) ERA: 1.5	6.0	W 26	4	2	1	6	3	0	1	0	0	0	0	1	56	89	1.50	1.167
T.J. Mathews, R (7.1) ERA: 4.5	2.0	W 8	1	1	1	0	1	0	0	0	0	0	0	1	18	28	4.50	1.000

Batter	1	2	3	4	5	6	7	8	9	AB	R	H	RBI	BB	SO	LOB	BOTTOM		
Tony Phillips, S (1.4) OBP: 0.500, SLG: 1.333	G3		K		HR		1B BB G6-3			3	2	1	2	1	1	0	New York Yankees @ Oakland Athletics Network Associates Coliseum, Oakland, CA Mon Apr 05 1999, 10:35 PM EDT Att: 46,380 - Cloudy - 51 F		
Jason McDonald, S (1.8) OBP: 0.750, SLG: 0.667	G4-3		S 1B		BB		1B BB			3	1	2	0	1	0	0			
Jason Giambi, L (1.10) OBP: 0.500, SLG: 0.333	BB		K		1B		G6-3			3	0	1	1	1	1	2			
Matt Stairs, L (1.9) OBP: 0.500, SLG: 0.333	BB		K		K		2B 1B			3	1	1	1	1	2	2			
John Jaha, R (1.3) Ryan Christenson, R (7. PR) (8.8)	P8		G6-3		K		P4 2B			4	0	1	1	0	0	2			
Ben Grievie, L (1.7) Olmedo Saenz, R (8.3)	F7		K		K		F7			4	0	1	0	0	1	1			
3 Eric Chavez, L (1.5)		K			G3-1		F8			4	0	0	0	0	1	1			
A.J. Hinch, R (1.2)		K			K		FC5-4			4	0	0	0	0	2	1			
Miguel Tejada, R (1.6)			F9		HR BB		G1-3			3	1	0	0	1	0	0			
Inning Stats	R: 0 E: 0 K: 0 S: 6	H: 0 LOB: 2 BB: 2 P: 17	R: 0 E: 0 K: 2 S: 7	H: 0 LOB: 0 BB: 0 P: 9	R: 0 E: 0 K: 2 S: 12	H: 1 LOB: 1 BB: 0 P: 17	R: 0 E: 0 K: 2 S: 9	H: 0 LOB: 0 BB: 0 P: 13	R: 2 E: 0 K: 2 S: 17	H: 2 LOB: 2 BB: 2 P: 29	R: 0 E: 0 K: 0 S: 7	H: 1 LOB: 1 BB: 0 P: 12	R: 3 E: 0 K: 0 S: 12	H: 3 LOB: 1 BB: 1 P: 24	R: 0 E: 0 K: 0 S: 6	H: 0 LOB: 0 BB: 0 P: 10		1B: 5 SF: 0 2B: 1 SAC: 0 3B: 0 DP: 0 HR: 1 HBP: 0	
PITCHER	IP WLS BF H R ER SO BB IBB HBP BLK WP HR S P ERA WHIP																		
Roger Clemens, R (1.1) ERA: 4.26	6.1	L 28	4	3	3	8	5	0	0	0	0	0	0	0	1	61	105	4.26	1.421
Mike Stanton, L (7.1) ERA: 54.0	0.1	L 3	2	1	1	0	0	0	0	0	0	0	0	4	9	27.00	6.000		
Jeff Nelson, R (7.1) ERA:	1.1	5	1	1	1	0	0	0	0	0	0	0	0	11	17	6.75	0.750		

AB 29
R 3
H 5
RBI 3
BB 4
SO 6
LOB 10



AB 31
R 5
H 7
RBI 5
BB 5
SO 8
LOB 9



Batter	1	2	3	4	5	6	7	8	9	AB	R	H	RBI	BB	SO	LOB	TOP			
Chuck Knoblauch R (1.4) OBP: 0.444, SLG: 0.286										4	2	2	0	1	0	0	New York Yankees @ Oakland Athletics Network Associates Coliseum, Oakland, CA Tue Apr 06 1999, 10:05 PM EDT Att: 15,579 - Cloudy - 56 F			
2 Derek Jeter R (1.6) OBP: 0.776, SLG: 1.375										5	2	3	1	0	0	1				
Paul O'Neill L (1.9) OBP: 0.333, SLG: 0.571										4	0	2	3	0	0	0				
Bernie Williams S (1.8) OBP: 0.444, SLG: 0.375										4	0	2	0	1	0	1				
Tino Martinez L (1.3) OBP: 0.111, SLG: 0.111										5	0	1	0	0	0	3				
Chili Davis S (1.10) OBP: 0.500, SLG: 0.833										4	1	1	0	0	1	5				
20 Jorge Posada S (1.2)										2	1	0	0	1	1	2				
Scott Brosius R (1.5)										3	0	0	1	0	0	3				
Chad Curtis R (1.7)										3	1	1	2	0	0	0				
Inning Stats	R: 2 E: 0 K: 2 S: 11	H: 4 LOB: 2 BB: 0 P: 12	R: 1 E: 0 K: 0 S: 7	H: 2 LOB: 0 BB: 0 P: 11	R: 0 E: 0 K: 0 S: 7	H: 0 LOB: 0 BB: 0 P: 11	R: 2 E: 0 K: 0 S: 11	H: 1 LOB: 0 BB: 1 P: 24	R: 0 E: 0 K: 0 S: 6	H: 0 LOB: 1 BB: 0 P: 11	R: 0 E: 0 K: 0 S: 6	H: 0 LOB: 1 BB: 1 P: 11	R: 0 E: 1 K: 0 S: 7	H: 1 LOB: 3 BB: 0 P: 16	R: 2 E: 0 K: 0 S: 8	H: 3 LOB: 1 BB: 0 P: 14	1B: 8 2B: 2 3B: 1 HR: 1	SF: 3 SAC: 0 DP: 1 HBP: 1	WP: 1 PB: 1 SB: 2 CS: 1	PA: 42
PITCHER	IP WLS BF H R ER SO BB IBB HBP BLK WP HR S P ERA WHIP																			
Tom Candiotti R (1.1) ERA: 6.0	6.0 L 25 8 5 4 2 1 0 0 0 0 1 1 48 80 6.00 1.500																			
Brad Rigby R (7.1) ERA:	2.0 10 1 0 0 0 2 0 0 1 0 0 0 0 13 27 0.00 1.500																			
Tim Worrell R (9.1) ERA: 54.0	0.1 3 2 2 2 0 0 0 0 0 0 0 0 4 5 54.00 6.000																			
Buddy Groom L (9.1) ERA:	0.0 1 1 0 0 0 0 0 0 0 0 0 0 1 2 ∞ ∞																			
Doug Jones R (9.1) ERA:	0.2 2 0 0 0 0 0 0 0 0 0 0 0 3 7 0.00 0.000																			

Batter	1	2	3	4	5	6	7	8	9	AB	R	H	RBI	BB	SO	LOB	BOTTOM			
Tony Phillips S (1.4) OBP: 0.375, SLG: 0.667										3	1	0	1	1	0	1	New York Yankees @ Oakland Athletics Network Associates Coliseum, Oakland, CA Tue Apr 06 1999, 10:05 PM EDT Att: 15,579 - Cloudy - 56 F			
Jason McDonald S (1.8) OBP: 0.429, SLG: 0.333										3	0	0	0	0	2	0				
John Jaha R (8, PH) OBP: 0.200, SLG: 0.500										0	0	0	1	0	0	0				
Jason Giambi L (1.3) OBP: 0.500, SLG: 0.333										3	0	1	1	1	0	0				
Ryan Christenson R (8, PR) OBP: 0.200, SLG: 0.500										0	0	0	0	0	0	0				
Matt Stairs L (1.9) OBP: 0.250, SLG: 0.143										4	0	0	0	0	0	2				
Tim Raines S (1.10) OBP: 0.250, SLG: 0.250										4	0	1	0	0	1	1				
Ben Griewe L (1.7) OBP: 0.125, SLG: 0.125										4	0	0	0	0	1	2				
3 Eric Chavez L (1.5) OBP: 0.250, SLG: 0.143										3	1	1	0	1	1	0				
A.J. Hinch R (1.2)										2	0	0	0	0	2	2				
Scott Spiezo S (8, PH) ERA:										0	1	0	0	1	0	0				
Mike Macfarlane R (9.2)										0	0	0	0	0	0	0				
Miguel Tejada R (1.6) OBP: 0.429, SLG: 0.333										3	1	2	0	0	0	0				
Inning Stats	R: 0 E: 0 K: 1 S: 7	H: 0 LOB: 0 BB: 0 P: 11	R: 0 E: 0 K: 2 S: 8	H: 0 LOB: 0 BB: 0 P: 12	R: 1 E: 0 K: 1 S: 13	H: 2 LOB: 0 BB: 0 P: 20	R: 0 E: 0 K: 1 S: 10	H: 0 LOB: 0 BB: 0 P: 16	R: 0 E: 0 K: 0 S: 6	H: 0 LOB: 0 BB: 0 P: 8	R: 0 E: 0 K: 0 S: 10	H: 0 LOB: 1 BB: 1 P: 18	R: 3 E: 0 K: 0 S: 18	H: 2 LOB: 1 BB: 2 P: 29	R: 0 E: 0 K: 1 S: 6	H: 1 LOB: 0 BB: 0 P: 10	1B: 5 2B: 0 3B: 0 HR: 0	SF: 1 SAC: 0 DP: 1 HBP: 0	WP: 0 PB: 0 SB: 0 CS: 1	PA: 35
PITCHER	IP WLS BF H R ER SO BB IBB HBP BLK WP HR S P ERA WHIP																			
Orlando Hernandez R (1.1) ERA: 3.68	7.1 W 27 3 3 3 6 3 0 0 0 0 0 0 0 73 120 3.68 0.818																			
Mike Stanton L (8.1) ERA: 81.0	0.0 H 1 0 0 0 0 1 0 0 0 0 0 0 2 6 ∞ ∞																			
42 Mariano Rivera R (8.1) ERA:	1.2 S 6 2 1 1 1 0 0 0 0 1 0 0 0 13 19 5.40 1.200																			



Batter	1	2	3	4	5	6	7	8	9	AB	R	H	RBI	BB	SO	LOB	TOP								
Chuck Knoblauch , R (1, 4) OBP: 0.429, SLG: 0.273										4	1	1	0	0	0	0	New York Yankees @ Oakland Athletics Network Associates Coliseum, Oakland, CA Wed Apr 07 1999, 3:15 PM EDT Att: 18,846 - Cloudy - 57 F								
2 Derek Jeter , R (1, 6) OBP: 0.571, SLG: 1.000										5	1	1	0	0	2	2									
Paul O'Neill , L (1, 9) OBP: 0.462, SLG: 0.818										4	1	3	1	0	0	0									
Bernie Williams , S (1, 8) OBP: 0.308, SLG: 0.250										4	0	0	0	0	0	4									
Tino Martinez , L (1, 3) OBP: 0.154, SLG: 0.154										4	0	1	1	0	0	0									
Chili Davis , S (1, 10) OBP: 0.500, SLG: 0.667										3	0	1	1	1	0	0									
20 Jorge Posada , S (1, 2)										3	0	0	0	1	2	3									
Scott Brosius , R (1, 5)										4	0	0	0	0	0	2									
Chad Curtis , R (1, 7) OBP: 0.250, SLG: 1.143										4	1	1	1	0	0	1									
Inning Stats	R: 2 E: 0 K: 2 S: 20	H: 3 LOB: 2 BB: 0 P: 33	R: 1 E: 0 K: 0 S: 11	H: 1 LOB: 0 BB: 0 P: 17	R: 0 E: 0 K: 0 S: 5	H: 0 LOB: 0 BB: 0 P: 5	R: 0 E: 0 K: 0 S: 7	H: 0 LOB: 1 BB: 1 P: 11	R: 0 E: 0 K: 0 S: 8	H: 0 LOB: 1 BB: 0 P: 14	R: 0 E: 0 K: 0 S: 9	H: 0 LOB: 1 BB: 1 P: 17	R: 1 E: 0 K: 0 S: 7	H: 2 LOB: 1 BB: 0 P: 11	R: 0 E: 0 K: 1 S: 8	H: 0 LOB: 0 BB: 0 P: 9	R: 0 E: 0 K: 1 S: 11	H: 1 LOB: 1 BB: 0 P: 13	1B: 4 2B: 3 3B: 0 HR: 1	SF: 0 SAC: 0 DP: 0 HBP: 1	WP: 1 PB: 0 SB: 1 CS: 0	PA: 38			
PITCHER	IP	WLS	BF	H	R	ER	SO	BB	IBB	HBP	BLK	WP	HR	S	P	ERA	WHIP								
Jimmy Haynes , R (1, 1) ERA: 5.4	6.2	L	30	7	4	4	2	2	0	1	0	1	1	66	107	5.40	1.350								
Doug Jones , R (7, 1) ERA:	1.1		4	0	0	0	1	0	0	0	0	0	0	9	10	0.00	0.000								
Billy Taylor , R (9, 1) ERA:	1.0		4	1	0	0	1	0	0	0	0	0	0	11	13	0.00	1.000								

AB	35
R	4
H	8
RBI	4
BB	2
SO	4
LOB	12



Batter	1	2	3	4	5	6	7	8	9	AB	R	H	RBI	BB	SO	LOB	BOTTOM								
Tony Phillips , S (1, 7) OBP: 0.250, SLG: 0.400										4	0	0	0	0	0	2	New York Yankees @ Oakland Athletics Network Associates Coliseum, Oakland, CA Wed Apr 07 1999, 3:15 PM EDT Att: 18,846 - Cloudy - 57 F								
Jason McDonald , S (1, 8) OBP: 0.455, SLG: 0.400										4	0	2	0	0	0	0									
Jason Giambi , L (1, 3) OBP: 0.333, SLG: 0.200										4	0	0	0	0	1	2									
Matt Stairs , L (1, 9) OBP: 0.167, SLG: 0.091										4	0	0	0	0	0	1									
Ben Grieve , L (1, 10) OBP: 0.091, SLG: 0.091										3	0	0	0	0	0	0									
Scott Spiezio , S (1, 4) OBP: 0.500, SLG: 0.333										3	0	1	0	0	0	0									
3 Eric Chavez , L (1, 5) OBP: 0.182, SLG: 0.100										3	0	0	0	0	0	1									
A.J. Hinch , R (1, 2)										2	0	0	0	0	0	1									
Tim Raines , S (8, PH) OBP: 0.200, SLG: 0.200										1	0	0	0	0	0	0									
Mike Macfarlane , R (9, 2)										0	0	0	0	0	0	0									
Miguel Tejada , R (1, 6) OBP: 0.500, SLG: 0.444										3	0	2	0	0	0	0									
Inning Stats	R: 0 E: 0 K: 1 S: 9	H: 1 LOB: 1 BB: 0 P: 16	R: 0 E: 0 K: 0 S: 4	H: 0 LOB: 0 BB: 0 P: 10	R: 0 E: 0 K: 0 S: 6	H: 1 LOB: 0 BB: 0 P: 11	R: 0 E: 0 K: 0 S: 6	H: 0 LOB: 0 BB: 0 P: 11	R: 0 E: 0 K: 0 S: 8	H: 1 LOB: 1 BB: 0 P: 13	R: 0 E: 0 K: 0 S: 14	H: 1 LOB: 1 BB: 0 P: 21	R: 0 E: 0 K: 0 S: 5	H: 0 LOB: 0 BB: 0 P: 7	R: 0 E: 0 K: 0 S: 9	H: 1 LOB: 1 BB: 0 P: 14	R: 0 E: 0 K: 0 S: 6	H: 0 LOB: 0 BB: 0 P: 9	1B: 5 2B: 0 3B: 0 HR: 0	SF: 0 SAC: 0 DP: 1 HBP: 0	WP: 0 PB: 0 SB: 0 CS: 0	PA: 31			
PITCHER	IP	WLS	BF	H	R	ER	SO	BB	IBB	HBP	BLK	WP	HR	S	P	ERA	WHIP								
Ramiro Mendoza , R (1, 1) ERA:	8.0	W	28	5	0	0	0	0	0	0	0	0	0	61	103	0.00	0.625								
Hideki Irabu , R (9, 1) ERA:	1.0		3	0	0	0	0	0	0	0	0	0	0	6	9	0.00	0.000								



Batter	1	2	3	4	5	6	7	8	9	AB	R	H	RBI	BB	SO	LOB	TOP					
Tony Phillips, S OBP: 0.250, SLG: 0.308	L8			G6-3		HBP			F8	3	0	0	0	0	0	1						
Ryan Christenson, R OBP: 0.250, SLG: 0.250	G4-3 1B			F8		P4			P4	4	0	1	0	0	0	2						
Jason Giambi, L OBP: 0.250, SLG: 0.143	G4-3			F8				G4-3	F8	4	0	0	0	0	0	2						
John Jaha, R OBP: 0.125, SLG: 0.286		K			K			P6		3	0	0	0	0	2	0						
Matt Stairs, L OBP: 0.133, SLG: 0.071	F7				K			P6		3	0	0	0	0	1	0						
Olmedo Saenz, R (1, 5)	G5-3				K				L5	3	0	0	0	0	1	0						
Ben Grieve, L OBP: 0.071, SLG: 0.071				P6				F8	K	3	0	0	0	0	1	0						
Miguel Tejada, R OBP: 0.462, SLG: 0.500				K				P6	P6	3	1	1	0	0	1	0						
A.J. Hinch, R Tim Raines, S (9, PH)	F8			F8				P9	F8 WP 1B	2	0	0	0	0	0	1						
Inning Stats	R: 0 E: 0 K: 0 S: 7	H: 1 LOB: 0 BB: 0 P: 10	R: 0 E: 0 K: 1 S: 9	H: 0 LOB: 0 BB: 0 P: 14	R: 0 E: 0 K: 1 S: 9	H: 0 LOB: 0 BB: 0 P: 11	R: 0 E: 0 K: 0 S: 6	H: 0 LOB: 0 BB: 0 P: 10	R: 0 E: 0 K: 3 S: 9	H: 0 LOB: 0 BB: 0 P: 14	R: 1 E: 0 K: 0 S: 12	H: 1 LOB: 1 BB: 0 P: 19	R: 0 E: 0 K: 0 S: 6	H: 0 LOB: 0 BB: 0 P: 6	R: 0 E: 0 K: 1 S: 9	H: 0 LOB: 0 BB: 0 P: 14	R: 0 E: 0 K: 0 S: 9	H: 1 LOB: 1 BB: 0 P: 13	1B: 2 2B: 1 3B: 0 HR: 0	SF: 0 SAC: 0 DP: 1 HBP: 1	WP: 1 PB: 0 SB: 2 CS: 0	PA: 30
PITCHER	IP	WLS	BF	H	R	ER	SO	BB	IBB	HBP	BLK	WP	HR	S	P	ERA	WHIP					
Butch Henry, L ERA: 5.79	(1, 1)	7.0	W	23	2	1	0	5	0	0	1	0	0	58	84	0.00	0.286					
John Halama, L ERA: 13.5	(8, 1)	2.0		7	1	0	0	1	0	0	0	1	0	18	27	0.00	0.500					

Oakland Athletics @ Seattle Mariners
The Kingdome, Seattle, WA
Fri Apr 09 1999, 10:05 PM EDT
Att: 24,823 - Dome - 72 F

AB 29
R 1
H 3
RBI 0
BB 0
SO 6
LOB 6



Batter	1	2	3	4	5	6	7	8	9	AB	R	H	RBI	BB	SO	LOB	BOTTOM					
Carlos Guillen, S OBP: 0.211, SLG: 0.333	FC3-6 1B HR BB			K		G6-3			K	4	1	0	0	1	3	2						
David Bell, R OBP: 0.182, SLG: 0.100	G4-6-3 1B				L8			F8	F7	5	0	1	0	0	0	1						
Ken Griffey Jr., L OBP: 0.588, SLG: 1.000	FC3-6 1B HR			L4		K WP 1B			S HBP 2B	3	3	0	0	0	1	2						
Edgar Martinez, R OBP: 0.412, SLG: 0.571	HR			K		1B BB			K	3	1	1	3	1	2	1						
David Segui, S OBP: 0.235, SLG: 0.250	K			1B		F8			2B 2B	4	1	2	1	0	1	2						
Jay Buhner, R OBP: 0.529, SLG: 0.364	1B BB			1B BB		FC6-4 1B			2B 2B	2	0	2	2	2	0	0						
Russ Davis, R OBP: 0.438, SLG: 0.929	1B			G5-3		FC6-4 1B			HBP	3	0	1	0	0	0	4						
Butch Huskey, R OBP: 0.250, SLG: 0.250	L7								G5-3	4	0	1	0	0	1	4						
Charles Gipson, R (8, 7)										0	0	0	0	0	0	0						
Dan Wilson, R OBP: 0.417, SLG: 0.300				L1-3 1B		G6-3 1B			K	4	0	2	0	0	1	1						
Inning Stats	R: 3 E: 0 K: 1 S: 15	H: 3 LOB: 2 BB: 2 P: 33	R: 0 E: 0 K: 1 S: 8	H: 1 LOB: 0 BB: 0 P: 11	R: 0 E: 0 K: 1 S: 14	H: 1 LOB: 2 BB: 1 P: 24	R: 0 E: 0 K: 1 S: 10	H: 1 LOB: 0 BB: 0 P: 15	R: 1 E: 0 K: 1 S: 12	H: 1 LOB: 2 BB: 1 P: 24	R: 0 E: 0 K: 1 S: 6	H: 1 LOB: 0 BB: 0 P: 10	R: 2 E: 0 K: 1 S: 17	H: 2 LOB: 2 BB: 0 P: 29	R: 0 E: 0 K: 2 S: 11	H: 0 LOB: 0 BB: 0 P: 18	1B: 7 2B: 3 3B: 0 HR: 1	SF: 0 SAC: 0 DP: 3 HBP: 2	WP: 1 PB: 1 SB: 1 CS: 0	PA: 38		
PITCHER	IP	WLS	BF	H	R	ER	SO	BB	IBB	HBP	BLK	WP	HR	S	P	ERA	WHIP					
Kenny Rogers, L ERA: 5.79	(1, 1)	4.2	L	24	7	4	3	5	4	0	0	0	0	0	104	5.79	2.357					
Brad Rigby, R ERA: 4.15	(5, 1)	2.1		11	3	2	2	2	0	0	2	0	0	25	42	7.71	1.286					
Tim Worrell, R ERA: 13.5	(8, 1)	1.0		3	0	0	0	2	0	0	0	0	0	11	18	0.00	0.000					

Oakland Athletics @ Seattle Mariners
The Kingdome, Seattle, WA
Fri Apr 09 1999, 10:05 PM EDT
Att: 24,823 - Dome - 72 F

AB 32
R 6
H 10
RBI 6
BB 4
SO 9
LOB 17



Batter	1	2	3	4	5	6	7	8	9	AB	R	H	RBI	BB	SO	LOB	TOP										
Tony Phillips, S OBP: 0.333, SLG: 0.545 (1, 7)	F9	P4			1B 2B		2B 2B	K		5	2	2	0	0	1	3	Oakland Athletics @ Seattle Mariners The Kingdome, Seattle, WA Sun Apr 11 1999, 4:35 PM EDT Att: 24,036 - Dome - 72 F										
Tim Raines, S OBP: 0.333, SLG: 0.308 (1, 10)	E6		G5-3		FC1-6 1B		G5-3	FC6-4 BB		5	0	1	2	0	0	2											
Matt Stairs, L OBP: 0.200, SLG: 0.167 (1, 9)	K		G5-3		FC1-6 FC5-4		3 1B 2B	FC6-4 BB		4	1	1	1	1	1	2											
John Jaha, R OBP: 0.316, SLG: 0.688 Mike Macfarlane, R OBP: 0.200, SLG: 0.250 (8, 2)	FC5-4 1B		P3		FC5-4		3 1B BB	FC6-4		4	0	1	0	1	0	3											
Omedo Saenz, R OBP: 0.450, SLG: 0.632 3 Eric Chavez, L OBP: 0.308, SLG: 0.333 (7, PH) (7, 5)	FC5-4			G1-5-3		K			2B 2B	3	0	0	0	0	1	2											
Scott Spiezio, S OBP: 0.429, SLG: 0.500 (1, 4)		F9		K		G5-3			2B	5	0	1	1	0	1	2											
Miguel Tejada, R Jorge Velandria, R Jason McDonald, S OBP: 0.467, SLG: 0.385 (8, PH) (8, 8)	E6 1B		G6-3		F7			WP 2B BB	L5	2	0	0	0	0	0	0											
Ryan Christenson, R OBP: 0.417, SLG: 0.700 Ben Griever, L OBP: 0.125, SLG: 0.188 (8, PH) (8, 7)	F9				G1-3		2B G5-3 BB	1B 2B	P5	2	1	0	0	1	0	1											
A.J. Hinch, R OBP: 0.154, SLG: 0.385 Jason Giambi, L OBP: 0.292, SLG: 0.190 (8, PH) (8, 3)							K	FC6-4 1B	P5	3	1	2	1	0	1	1											
Inning Stats	R: 0 E: 1 K: 1 S: 10	H: 1 LOB: 2 BB: 0 P: 15	R: 0 E: 1 K: 0 S: 12	H: 1 LOB: 2 BB: 0 P: 17	R: 0 E: 0 K: 1 S: 6	H: 0 LOB: 0 BB: 0 P: 8	R: 0 E: 0 K: 1 S: 8	H: 0 LOB: 0 BB: 0 P: 14	R: 2 E: 0 K: 0 S: 14	H: 3 LOB: 1 BB: 0 P: 22	R: 0 E: 0 K: 1 S: 7	H: 0 LOB: 0 BB: 0 P: 11	R: 3 E: 0 K: 1 S: 15	H: 3 LOB: 2 BB: 2 P: 29	R: 2 E: 0 K: 1 S: 18	H: 2 LOB: 2 BB: 2 P: 33		R: 1 E: 0 K: 0 S: 12	H: 2 LOB: 1 BB: 0 P: 24	1B: 5 2B: 6 3B: 0 HR: 1	SF: 0 SAC: 0 DP: 0 HBP: 0	WP: 1 PB: 0 SB: 0 CS: 0	PA: 45				
PITCHER	IP	WLS	BF	H	R	ER	SO	BB	IBB	HBP	BLK	WP	HR	S	P	ERA	WHIP										
Jamie Moyer, L ERA: 9.24 Brett Hirschhuff, R ERA: 10.8 Jose Paniagua, R ERA: John Halama, L ERA: 3.0	(1, 1) (7, 1) (8, 1) (9, 1)	6.2 0.1 1.0 1.0	W 5 5 5	30 2 1 2	7 2 0 1	5 2 0 1	5 2 0 0	4 1 1 0	0 2 1 0	0 0 0 0	0 0 0 0	0 1 0 0	1 0 14 12	67 9 23 24	105 21 0 24	6.75 54.00 0.00 9.00	1.200 12.000 2.000 2.000										

Batter	1	2	3	4	5	6	7	8	9	AB	R	H	RBI	BB	SO	LOB	BOTTOM										
David Bell, R OBP: 0.200, SLG: 0.167 (1, 4)	K	L5	G4-3 1B 2B	FC4			1B BB			4	1	1	2	1	1	3	Oakland Athletics @ Seattle Mariners The Kingdome, Seattle, WA Sun Apr 11 1999, 4:35 PM EDT Att: 24,036 - Dome - 72 F										
David Segui, S OBP: 0.269, SLG: 0.360 (1, 3)			E1 G4-3		G4-3		1B BB			5	0	2	0	0	0	1											
Ken Griffey Jr., L OBP: 0.538, SLG: 0.762 (1, 8)	F9		FC4-6 HR		K		P5			5	1	1	1	0	1	4											
Edgar Martinez, R OBP: 0.423, SLG: 0.636 (1, 10)			HR K		K			F8		4	1	1	2	1	2	1											
John Mabry, L OBP: 0.313, SLG: 0.500 (1, 9)	F9		HR 1B	G4-3		G6-4-3 1B		HR		5	2	3	1	0	0	2											
Russ Davis, R OBP: 0.400, SLG: 0.826 (1, 5)		G3 1B	HR	F8		K		P4		5	2	2	2	0	1	1											
Butch Huskey, R OBP: 0.417, SLG: 0.583 Charles Gipson, R OBP: 0.333, SLG: 0.333 (7, 7)		G3 2B	HR 1B	1B 2B	1B 2B			BLK 1B		4	2	3	0	0	0	1											
Tom Lampkin, L OBP: 0.444, SLG: 0.444 (1, 2)	G3		2B 1B	1B 2B	1B			G1-3		5	1	2	2	0	0	2											
Giomar Guevara, S OBP: 0.500, SLG: 0.750 (1, 6)	G4-3		2B 2B	1B	1B			K		4	1	2	1	0	1	1											
Inning Stats	R: 0 E: 0 K: 1 S: 8	H: 1 LOB: 2 BB: 1 P: 16	R: 1 E: 0 K: 0 S: 9	H: 2 LOB: 1 BB: 0 P: 15	R: 3 E: 1 K: 1 S: 29	H: 8 LOB: 1 BB: 0 P: 53	R: 1 E: 0 K: 0 S: 9	H: 3 LOB: 2 BB: 0 P: 14	R: 0 E: 0 K: 2 S: 10	H: 1 LOB: 0 BB: 1 P: 9	R: 0 E: 0 K: 1 S: 10	H: 1 LOB: 2 BB: 1 P: 19	R: 1 E: 0 K: 0 S: 9	H: 2 LOB: 1 BB: 0 P: 11	1B: 10 2B: 5 3B: 0 HR: 3	SF: 0 SAC: 0 DP: 1 HBP: 0		WP: 0 PB: 0 SB: 0 CS: 0	PA: 44								
PITCHER	IP	WLS	BF	H	R	ER	SO	BB	IBB	HBP	BLK	WP	HR	S	P	ERA	WHIP										
Tom Candiotti, R ERA: 9.72 Brad Rigby, R ERA: 9.0 Buddy Groom, L ERA: T.J. Mathews, R ERA: 2.25 Billy Taylor, R ERA: 4.5	(1, 1) (3, 1) (5, 1) (6, 1) (8, 1)	2.1 1.2 1.0 2.0 1.0	L 12 4 7 5	16 7 1 1 2	6 4 0 0 1	5 4 0 0 1	5 4 0 0 0	1 1 2 2 0	0 0 0 0 0	0 0 0 0 0	0 0 0 0 0	0 0 0 0 0	0 0 1 15 9	2 25 12 25 11	30 42 18 25 11	19.29 21.60 0.00 0.00 9.00	3.429 4.200 1.000 1.000 2.000										



Batter	1	2	3	4	5	6	7	8	9	AB	R	H	RBI	BB	SO	LOB	TOP										
Tony Phillips, S OBP: 0.313, SLG: 0.593 (1, 4)	1-2 F7		2-2 F7		0-2 F7		1-2 HR		2-2 FC4-6 DI	5	1	1	1	0	0	3											
Jason McDonald, S OBP: 0.400, SLG: 0.333 (1, 8)	1-0 F7		1-0 P6		0-0 1B 1B		3-2 G3		2-3 K	5	0	1	0	0	1	2											
Jason Giambi, L OBP: 0.345, SLG: 0.208 (1, 3)	4-2 BB		0-1 P6		2-2 1B 1H 2H		4-2 BB		1-2 G4-3	3	0	1	1	2	0	2											
John Jaha, R OBP: 0.261, SLG: 0.550 (1, 10)	1-3 K			1-1 E6		1-3 K		2-2 F9		4	0	0	0	0	2	2											
Matt Stairs, L OBP: 0.250, SLG: 0.364 (1, 9)		3-2 1B		0-0 F7		1-2 HR		2-3 K		4	1	2	1	0	1	1											
Ben Griewe, L OBP: 0.150, SLG: 0.250 (1, 7)		1-0 F8		2-3 K		1-3 K		2-1 G4-3 2B		4	0	1	0	0	2	2											
Eric Chavez, L OBP: 0.294, SLG: 0.313 (1, 5)		2-3 K		1-2 G1-3		3-2 1B		0-2 G4-3		4	0	1	0	0	1	3											
Mike Macfarlane, R OBP: 0.222, SLG: 0.250 (1, 2)		0-0 G5-3			2-1 E5 FC6-5 1B	3-2 G6-3		1-1 G2-3		4	0	1	0	0	0	3											
Miguel Tejada, R OBP: 0.458, SLG: 0.591 (1, 6)			1-2 1B		0-0 FC6-5 1B 2-3		0-2 G5-3		2-1 FC4-6 HBP	3	1	1	0	0	0	1											
Inning Stats	R: 0 E: 0 K: 1 S: 11	H: 0 LOB: 1 BB: 1 P: 18	R: 0 E: 0 K: 1 S: 8	H: 1 LOB: 1 BB: 0 P: 14	R: 0 E: 0 K: 1 S: 10	H: 1 LOB: 1 BB: 0 P: 14	R: 0 E: 1 K: 1 S: 10	H: 0 LOB: 1 BB: 0 P: 14	R: 1 E: 1 K: 2 S: 20	H: 3 LOB: 2 BB: 0 P: 15	R: 1 E: 0 K: 2 S: 15	H: 2 LOB: 1 BB: 1 P: 25	R: 0 E: 0 K: 1 S: 11	H: 1 LOB: 1 BB: 0 P: 16	R: 0 E: 0 K: 1 S: 10	H: 0 LOB: 1 BB: 0 P: 17	1B: 6 2B: 1 3B: 0 HR: 2	SF: 0 SAC: 0 DP: 0 HBP: 1	WP: 0 PB: 0 SB: 0 CS: 0	PA: 39							
PITCHER	IP	WLS	BF	H	R	ER	SO	BB	IBB	HBP	BLK	WP	HR	S	P	ERA	WHIP										
Freddy Garcia, R ERA: 3.65 (1, 1)	6.2	W	30	8	3	3	5	2	0	0	0	0	2	82	124	4.05	1.500										
Jose Paniagua, R ERA: (7, 1)	0.1	H	1	0	0	0	0	0	0	0	0	0	0	3	5	0.00	0.000										
John Halama, L ERA: 2.45 (8, 1)	0.2	H	3	1	0	0	1	0	0	0	0	0	0	9	13	0.00	1.500										
Jose Mesa, R ERA: 12.27 (8, 1)	1.1	S	5	0	0	0	1	0	0	1	0	0	0	12	20	0.00	0.000										

Oakland Athletics @ Seattle Mariners
The Kingdome, Seattle, WA
Mon Apr 12 1999, 10:05 PM EDT
Att: 24,650 - Dome - 72 F

AB	36
R	3
H	9
RBI	3
BB	2
SO	7
LOB	19



Batter	1	2	3	4	5	6	7	8	9	AB	R	H	RBI	BB	SO	LOB	BOTTOM										
David Bell, R OBP: 0.208, SLG: 0.318 (1, 4)	0-1 G1-3		2-3 K		1-0 HR	0-3 K				4	1	1	1	0	2	0											
David Segui, S OBP: 0.300, SLG: 0.379 (1, 3)	2-2 F8		1-1 2B 1B		2-2 F9		0-0 G1-6-3 1B			4	0	2	0	0	0	0											
Ken Griffey Jr., L OBP: 0.500, SLG: 0.720 (1, 8)	0-0 P5		1-0 1H 2B		1-0 G3		2-0 G1-6-3			4	0	1	0	0	0	1											
Edgar Martinez, R OBP: 0.433, SLG: 0.640 (1, 10)		3-3 K	1-2 G4-3			4-2 HR BB	2-1 2B			3	1	1	0	1	1	1											
John Mabry, L OBP: 0.250, SLG: 0.400 (1, 9)		1-2 K		0-1 L4		0-1 P2	2-3 K			4	0	0	0	0	2	2											
Russ Davis, R OBP: 0.414, SLG: 0.808 (1, 5)		0-0 2B		4-0 BB		0-0 L5		1-3 K		3	1	1	0	1	1	1											
Butch Huskey, R OBP: 0.467, SLG: 0.867 Charles Gipson, R OBP: 0.500, SLG: 0.500 (7, 7)		0-2 2B		1-0 P6		2-2 HR		0-0 CS 1B		3	1	2	3	0	0	1											
Dan Wilson, R OBP: 0.400, SLG: 0.333 (1, 2)		1-0 2B		3-1 F8		2-0 HR		0-0 F7		4	1	2	0	0	0	2											
Domingo Cedenio, S OBP: 0.333, SLG: 1.333 (1, 6)		1-3 K		0-1 F8		3-2 HR		0-1 CS		3	1	1	2	0	1	2											
Inning Stats	R: 0 E: 0 K: 0 S: 6	H: 3 LOB: 2 BB: 0 P: 8	R: 1 E: 0 K: 3 S: 16	H: 3 LOB: 0 BB: 0 P: 22	R: 0 E: 0 K: 1 S: 9	H: 2 LOB: 1 BB: 0 P: 14	R: 0 E: 0 K: 0 S: 5	H: 0 LOB: 1 BB: 1 P: 13	R: 1 E: 0 K: 1 S: 7	H: 1 LOB: 0 BB: 0 P: 11	R: 4 E: 1 K: 1 S: 17	H: 3 LOB: 1 BB: 1 P: 28	R: 0 E: 0 K: 1 S: 8	H: 2 LOB: 1 BB: 0 P: 14	R: 0 E: 0 K: 1 S: 7	H: 1 LOB: 0 BB: 0 P: 8	1B: 5 2B: 4 3B: 0 HR: 3	SF: 0 SAC: 0 DP: 1 HBP: 0	WP: 0 PB: 0 SB: 1 CS: 1	PA: 36							
PITCHER	IP	WLS	BF	H	R	ER	SO	BB	IBB	HBP	BLK	WP	HR	S	P	ERA	WHIP										
Jimmy Haynes, R ERA: 7.11 (1, 1)	6.0	L	28	9	6	6	5	2	0	0	0	0	3	60	96	9.00	1.833										
Buddy Groom, L ERA: (7, 1)	1.0		4	2	0	0	1	0	0	0	0	0	0	8	14	0.00	2.000										
Tim Worrell, R ERA: 7.71 (8, 1)	1.0		3	1	0	0	1	0	0	0	0	0	0	7	8	0.00	1.000										

Oakland Athletics @ Seattle Mariners
The Kingdome, Seattle, WA
Mon Apr 12 1999, 10:05 PM EDT
Att: 24,650 - Dome - 72 F

AB	33
R	6
H	12
RBI	6
BB	2
SO	7
LOB	10



Batter	1	2	3	4	5	6	7	8	9	AB	R	H	RBI	BB	SO	LOB	TOP					
Jeff Huson, L OBP: 0.125, SLG: 0.125	G4-3		F9				F9		G4-3	5	0	1	0	0	0	3						
Randy Velarde, R OBP: 0.421, SLG: 0.500	K			G4-3	P8			G5-3		4	0	0	0	0	1	2						
Darin Erstad, L OBP: 0.297, SLG: 0.344	P7			K		L9		G4-3		4	0	0	0	0	1	0						
Tim Salmon, R OBP: 0.500, SLG: 0.700						G1-3				2	1	1	0	2	0	0						
16 Garret Anderson, L OBP: 0.286, SLG: 0.406	FC5-4			E9		G6-3				4	0	2	0	0	0	1						
Troy Glas, R OBP: 0.469, SLG: 0.903	G6-4-3			G5-3			G6-3			4	0	1	1	0	0	3						
Todd Greene, R OBP: 0.321, SLG: 0.462			G4-3				G6-3		F7	4	1	2	0	0	0	2						
Matt Walbeck, S OBP: 0.350, SLG: 0.278			G4-3			F8				3	0	1	0	0	0	2						
Otlando Palmeiro, L OBP: 0.207, SLG: 0.310									CS	0	0	0	0	0	0	0						
Andy Sheets, R OBP: 0.400, SLG: 0.429			G4-3			F9			G6-3	4	0	1	1	0	0	2						
Inning Stats	R: 0 E: 0 K: 1 S: 7	H: 0 LOB: 0 BB: 0 P: 10	R: 0 E: 0 K: 0 S: 8	H: 0 LOB: 0 BB: 1 P: 14	R: 0 E: 0 K: 0 S: 6	H: 1 LOB: 0 BB: 0 P: 8	R: 0 E: 0 K: 1 S: 13	H: 1 LOB: 2 BB: 0 P: 26	R: 0 E: 0 K: 0 S: 6	H: 0 LOB: 0 BB: 0 P: 8	R: 0 E: 0 K: 0 S: 8	H: 2 LOB: 2 BB: 0 P: 21	R: 0 E: 0 K: 0 S: 6	H: 2 LOB: 2 BB: 0 P: 10	R: 1 E: 0 K: 0 S: 14	H: 3 LOB: 2 BB: 0 P: 21	R: 0 E: 0 K: 0 S: 12	H: 0 LOB: 1 BB: 0 P: 18	1B: 7 2B: 2 3B: 0 HR: 0	SF: 0 SAC: 0 DP: 1 HBP: 1	WP: 0 PB: 0 SB: 0 CS: 1	PA: 37
PITCHER	IP	WLS	BF	H	R	ER	SO	BB	IBB	HBP	BLK	WP	HR	S	P	ERA	WHIP					
Mike Oquist, R ERA: 1.5	(1, 1)	6.0	W	23	4	1	1	2	2	0	0	0	0	53	87	1.50	1.000					
Doug Jones, R ERA: 1.42	(7, 1)	2.0	H	11	5	1	1	0	0	0	0	0	0	22	31	4.50	2.500					
Billy Taylor, R ERA: 3.0	(9, 1)	1.0	S	3	0	0	0	0	0	0	1	0	0	12	18	0.00	0.000					

Anaheim Angels @ Oakland Athletics
Network Associates Coliseum, Oakland, CA
Tue Apr 13 1999, 10:05 PM EDT
Att. 5,377 - Unknown - 73 F

livebaseballscorecards.com

AB 34
R 2
H 9
RBI 2
BB 2
SO 2
LOB 15



Batter	1	2	3	4	5	6	7	8	9	AB	R	H	RBI	BB	SO	LOB	BOTTOM					
Tony Phillips, S OBP: 0.306, SLG: 0.533	1B	G3		G3-1		K				3	1	0	0	1	1	1						
Jason McDonald, S OBP: 0.417, SLG: 0.364	PB			K			F8			4	1	2	0	0	1	0						
Jason Giambi, L OBP: 0.303, SLG: 0.179	K	G3			F7		P6			4	0	0	0	0	1	3						
Matt Stairs, L OBP: 0.286, SLG: 0.385	WP				E6		G3			4	1	2	2	0	0	0						
John Jaha, R OBP: 0.296, SLG: 0.522	WP			K				F9		3	0	1	0	1	1	1						
Ben Grievie, L OBP: 0.208, SLG: 0.261									F8	3	0	1	0	1	1	2						
Jorge Velandia, R										0	0	0	0	0	0	0						
3 Eric Chavez, L OBP: 0.238, SLG: 0.250	P5				P6				G4-3	4	0	0	0	0	0	4						
Mike Macfarlane, R OBP: 0.250, SLG: 0.273	F8				K2-3					3	0	1	0	0	1	4						
Miguel Tejada, R OBP: 0.407, SLG: 0.520		G6-3							G5-3	3	0	0	0	0	1	1						
Inning Stats	R: 3 E: 1 K: 1 S: 20	H: 3 LOB: 2 BB: 2 P: 39	R: 0 E: 0 K: 0 S: 8	H: 1 LOB: 1 BB: 0 P: 16	R: 0 E: 0 K: 2 S: 16	H: 2 LOB: 2 BB: 0 P: 22	R: 0 E: 0 K: 2 S: 10	H: 0 LOB: 0 BB: 0 P: 16	R: 0 E: 0 K: 1 S: 10	H: 1 LOB: 1 BB: 0 P: 18	R: 0 E: 0 K: 0 S: 8	H: 0 LOB: 0 BB: 0 P: 12	R: 0 E: 0 K: 0 S: 10	H: 0 LOB: 0 BB: 0 P: 16	1B: 7 2B: 1 3B: 0 HR: 0	SF: 0 SAC: 0 DP: 1 HBP: 0	WP: 2 PB: 1 SB: 0 CS: 1	PA: 34				
PITCHER	IP	WLS	BF	H	R	ER	SO	BB	IBB	HBP	BLK	WP	HR	S	P	ERA	WHIP					
Steve Sparks, R ERA: 7.2	(1, 1)	6.0	L	28	7	3	2	7	3	0	0	0	0	74	131	3.00	1.667					
Scott Schoeneweis, L ERA: 8.44	(7, 1)	2.0		6	0	0	0	0	0	0	0	0	0	18	28	0.00	0.000					

Anaheim Angels @ Oakland Athletics
Network Associates Coliseum, Oakland, CA
Tue Apr 13 1999, 10:05 PM EDT
Att. 5,377 - Unknown - 73 F

livebaseballscorecards.com

AB 31
R 3
H 7
RBI 2
BB 3
SO 7
LOB 16



Batter	1	2	3	4	5	6	7	8	9	AB	R	H	RBI	BB	SO	LOB	TOP					
Darin Erstad, L (1, 3) OBP: 0.341, SLG: 0.389										4	1	3	1	0	0	0	Anaheim Angels @ Oakland Athletics Network Associates Coliseum, Oakland, CA Wed Apr 14 1999, 10:05 PM EDT Alt: 8,377 - Unknown - 74 F livebaseballscores.com					
Randy Velarde, R (1, 4) OBP: 0.405, SLG: 0.475										4	0	1	0	0	0	2						
Tim Salmon, R (1, 9) OBP: 0.450, SLG: 0.618										4	1	0	0	0	1	2						
Troy Glaus, R (1, 5) OBP: 0.472, SLG: 0.848										2	1	0	0	2	1	0						
16 Garret Anderson, L (1, 8) OBP: 0.282, SLG: 0.389										4	0	1	0	0	1	3						
Todd Greene, R (1, 10) OBP: 0.323, SLG: 0.448										3	0	1	2	0	0	1						
Chris Pritchett, L (9, PH) OBP: 0.111, SLG: 0.111										1	0	1	0	0	0	0						
Tim Lincecum, R (1, 7) OBP: 0.200, SLG: 0.200										3	1	1	0	0	1	1						
Orlando Palmeiro, L (7, 7) OBP: 0.207, SLG: 0.310										0	0	0	0	0	0	0						
Charlie O'Brien, R (1, 2)										2	0	0	0	0	0	0						
Matt Walbeck, S (9, PH) OBP: 0.333, SLG: 0.263										1	0	0	0	0	0	1						
Andy Sheets, R (1, 6) OBP: 0.394, SLG: 0.419										3	1	1	0	0	1	0						
Jeff Huson, L (9, PH) OBP: 0.111, SLG: 0.111										1	0	0	0	0	0	1						
Inning Stats	R: 3 E: 0 K: 1 S: 19	H: 3 LOB: 1 BB: 1 P: 32	R: 0 E: 0 K: 1 S: 7	H: 0 LOB: 0 BB: 0 P: 9	R: 0 E: 0 K: 2 S: 9	H: 0 LOB: 0 BB: 0 P: 11	R: 0 E: 0 K: 1 S: 8	H: 0 LOB: 0 BB: 0 P: 9	R: 0 E: 0 K: 0 S: 6	H: 1 LOB: 1 BB: 0 P: 12	R: 0 E: 0 K: 0 S: 14	H: 1 LOB: 1 BB: 0 P: 21	R: 2 E: 1 K: 0 S: 11	H: 3 LOB: 0 BB: 0 P: 15	R: 0 E: 0 K: 0 S: 5	H: 0 LOB: 0 BB: 1 P: 14	R: 0 E: 0 K: 0 S: 11	H: 1 LOB: 1 BB: 0 P: 17	1B: 9 2B: 0 3B: 0 HR: 0	SF: 0 SAC: 2 DP: 2 HBP: 0	WP: 1 PB: 0 SB: 0 CS: 0	PA: 36
PITCHER	IP WLS BF H R ER SO BB IBB HBP BLK WP HR S P ERA WHIP																					
Kenny Rogers, L (1, 1) ERA: 5.73	6.1	W 28	8	5	4	5	1	0	0	0	0	1	0	69	103	5.68	1.421					
T.J. Mathews, R (7, 1) ERA: 1.8	1.0	W 3	0	0	0	0	1	0	0	0	0	0	0	7	14	0.00	1.000					
Buddy Groom, L (8, 1) ERA:	0.2	H 1	0	0	0	0	0	0	0	0	0	0	0	3	6	0.00	0.000					
Billy Taylor, R (9, 1) ERA: 2.25	1.0	S 4	1	0	0	0	0	0	0	0	0	0	0	11	17	0.00	1.000					

Batter	1	2	3	4	5	6	7	8	9	AB	R	H	RBI	BB	SO	LOB	BOTTOM				
Tony Phillips, S (1, 4) OBP: 0.293, SLG: 0.486										5	1	1	0	0	1	1	Anaheim Angels @ Oakland Athletics Network Associates Coliseum, Oakland, CA Wed Apr 14 1999, 10:05 PM EDT Alt: 8,377 - Unknown - 74 F livebaseballscores.com				
Jason McDonald, S (1, 8) OBP: 0.393, SLG: 0.346										4	1	1	0	0	1	2					
Jason Giambi, L (1, 3) OBP: 0.324, SLG: 0.194										3	2	1	0	1	0	0					
John Jaha, R (1, 10) OBP: 0.323, SLG: 0.538										3	0	1	0	1	1	2					
Matt Stairs, L (1, 9) OBP: 0.344, SLG: 0.370										1	1	0	1	3	1	1					
Olmedo Saenz, R (1, 5) OBP: 0.313, SLG: 0.357										2	1	1	3	1	0	1					
Ben Grieve, L (1, 7) OBP: 0.179, SLG: 0.222										4	0	0	0	0	0	6					
Jorge Velandia, R (8, 4)										0	0	0	0	0	0	0					
Miguel Tejada, R (1, 6) OBP: 0.419, SLG: 0.517										4	0	2	2	0	0	0					
A.J. Hinch, R (1, 2) OBP: 0.125, SLG: 0.313										3	0	0	0	0	0	1					
Inning Stats	R: 0 E: 0 K: 2 S: 10	H: 0 LOB: 0 BB: 0 P: 15	R: 2 E: 0 K: 1 S: 14	H: 1 LOB: 2 BB: 2 P: 29	R: 2 E: 0 K: 0 S: 10	H: 3 LOB: 2 BB: 1 P: 21	R: 0 E: 0 K: 0 S: 7	H: 1 LOB: 1 BB: 0 P: 10	R: 0 E: 0 K: 0 S: 7	H: 0 LOB: 0 BB: 0 P: 11	R: 2 E: 0 K: 0 S: 12	H: 1 LOB: 2 BB: 3 P: 28	R: 0 E: 0 K: 0 S: 6	H: 0 LOB: 0 BB: 0 P: 13	1B: 5 2B: 2 3B: 0 HR: 0	SF: 1 SAC: 1 DP: 0 HBP: 0	WP: 0 PB: 0 SB: 0 CS: 0	PA: 37			
PITCHER	IP WLS BF H R ER SO BB IBB HBP BLK WP HR S P ERA WHIP																				
Chuck Finley, L (1, 1) ERA: 7.3	6.1	L 30	7	6	6	4	4	0	0	0	0	0	0	61	100	8.53	1.737				
Shigetoshi Hasegawa, R (7, 1) ERA: 3.86	0.0	1	0	0	0	0	1	0	0	0	0	0	0	1	5	-	-				
Mike Magnante, L (7, 1) ERA:	0.2	B 3	0	0	0	0	1	0	0	0	0	0	0	5	12	0.00	1.500				
Mark Petkovsek, R (8, 1) ERA:	1.0	3	0	0	0	0	0	0	0	0	0	0	0	6	13	0.00	0.000				



Batter	1	2	3	4	5	6	7	8	9	AB	R	H	RBI	BB	SO	LOB	TOP								
Orlando Palmeiro, L OBP: 0.257, SLG: 0.371	1-1 F9	0-0 1B		2-2 P4		1-0 HR HBP 1B	1-2 1B 2B		0-1 F7	6	2	3	0	0	0	0									
Randy Velarde, R OBP: 0.413, SLG: 0.465 Jeff Huson, L OBP: 0.182, SLG: 0.182	0-0 G4-3 2B 1B	0-1 F7		1-0 F8		1-0 HR HBP 1B	1-1 G6-3 1B 1B		0-1 G4-3	3	2	1	0	0	0	1									
Darin Erstad, L OBP: 0.362, SLG: 0.405	3-2 G4-3		1-0 BB 1B	1-2 G6-3		2-3 K	0-0 G6-3 1B		2-0 BB 1B	6	1	3	1	0	1	4									
Tim Salmon, R OBP: 0.500, SLG: 0.816	0-0 16 1B 2H 2B		4-2 16 1B BB		0-0 HR	0-0 HR	0-0 G6-3		4-1 BB	4	3	3	6	2	0	2									
16 Garret Anderson, L OBP: 0.311, SLG: 0.390	0-0 HBP 1B		0-1 1B G6-3 1B	1-2 2H G6-3 1B		1-0 G6-3	4-2 BB 1B BB		0-0 G1	5	2	2	1	1	0	3									
Troy Glas, R OBP: 0.488, SLG: 0.806	3-2 HBP		3-2 F7 G6-3 1B	1-2 HBP		0-0 G5-3	4-1 1B BB		1-3 K	3	0	1	1	1	1	0									
Todd Greene, R OBP: 0.306, SLG: 0.500	0-3 K		1-2 G6-3	1-2 HR		1-2 HR	0-0 F7		0-0 P5	5	1	1	2	0	1	6									
Matt Walbeck, S OBP: 0.346, SLG: 0.292		0-3 K	0-0 F7	1-0 G4-3		1-0 G4-3	0-0 1B		1-0 1B	5	0	2	1	0	1	1									
Andy Sheets, R OBP: 0.368, SLG: 0.417	0-1 F9		0-0 F8			0-0 2B F9			0-3 K	5	1	1	0	0	1	4									
Inning Stats	R: 1 E: 0 K: 1 S: 13	H: 3 LOB: 3 BB: 0 P: 20	R: 0 E: 0 K: 1 S: 8	H: 1 LOB: 1 BB: 0 P: 8	R: 3 E: 0 K: 0 S: 14	H: 3 LOB: 1 BB: 1 P: 23	R: 0 E: 0 K: 0 S: 7	H: 0 LOB: 0 BB: 0 P: 11	R: 2 E: 0 K: 0 S: 7	H: 2 LOB: 0 BB: 0 P: 10	R: 5 E: 0 K: 1 S: 15	H: 4 LOB: 2 BB: 2 P: 29	R: 1 E: 0 K: 0 S: 9	H: 3 LOB: 1 BB: 0 P: 11	R: 0 E: 0 K: 2 S: 8	H: 1 LOB: 1 BB: 1 P: 10	R: 0 E: 0 K: 0 S: 8	H: 1 LOB: 2 BB: 1 P: 15	1B: 12 2B: 3 3B: 0 HR: 3	SF: 0 SAC: 0 DP: 1 HBP: 2	WP: 0 PB: 0 SB: 0 CS: 0	PA: 50			
PITCHER	IP WLS BF H R ER SO BB IBB HBP BLK WP HR S P ERA WHIP	IP WLS BF H R ER SO BB IBB HBP BLK WP HR S P ERA WHIP	IP WLS BF H R ER SO BB IBB HBP BLK WP HR S P ERA WHIP	IP WLS BF H R ER SO BB IBB HBP BLK WP HR S P ERA WHIP	IP WLS BF H R ER SO BB IBB HBP BLK WP HR S P ERA WHIP	IP WLS BF H R ER SO BB IBB HBP BLK WP HR S P ERA WHIP	IP WLS BF H R ER SO BB IBB HBP BLK WP HR S P ERA WHIP	IP WLS BF H R ER SO BB IBB HBP BLK WP HR S P ERA WHIP	IP WLS BF H R ER SO BB IBB HBP BLK WP HR S P ERA WHIP	IP WLS BF H R ER SO BB IBB HBP BLK WP HR S P ERA WHIP	IP WLS BF H R ER SO BB IBB HBP BLK WP HR S P ERA WHIP	IP WLS BF H R ER SO BB IBB HBP BLK WP HR S P ERA WHIP	IP WLS BF H R ER SO BB IBB HBP BLK WP HR S P ERA WHIP	IP WLS BF H R ER SO BB IBB HBP BLK WP HR S P ERA WHIP	IP WLS BF H R ER SO BB IBB HBP BLK WP HR S P ERA WHIP	IP WLS BF H R ER SO BB IBB HBP BLK WP HR S P ERA WHIP	IP WLS BF H R ER SO BB IBB HBP BLK WP HR S P ERA WHIP	IP WLS BF H R ER SO BB IBB HBP BLK WP HR S P ERA WHIP	IP WLS BF H R ER SO BB IBB HBP BLK WP HR S P ERA WHIP	IP WLS BF H R ER SO BB IBB HBP BLK WP HR S P ERA WHIP	IP WLS BF H R ER SO BB IBB HBP BLK WP HR S P ERA WHIP	IP WLS BF H R ER SO BB IBB HBP BLK WP HR S P ERA WHIP	IP WLS BF H R ER SO BB IBB HBP BLK WP HR S P ERA WHIP	IP WLS BF H R ER SO BB IBB HBP BLK WP HR S P ERA WHIP	IP WLS BF H R ER SO BB IBB HBP BLK WP HR S P ERA WHIP

Anaheim Angels @ Oakland Athletics
Network Associates Coliseum, Oakland, CA
Thu Apr 15 1999, 4:05 PM EDT
Att: 7,148 - Cloudy - 76 F

AB	44
R	12
H	18
RBI	12
BB	4
SO	5
LOB	21



Batter	1	2	3	4	5	6	7	8	9	AB	R	H	RBI	BB	SO	LOB	BOTTOM								
Jason McDonald, S OBP: 0.375, SLG: 0.310	2-0 G1-3		3-2 L5			1-3 K		4-1 G5-4-3 BB		3	0	0	0	1	1	0									
Miguel Tejada, R OBP: 0.412, SLG: 0.500 Olmedo Saenz, R OBP: 0.294, SLG: 0.333	0-2 G6-3		0-1 G6-3 1B			1-2 F8		2-0 G5-4-3		3	0	1	0	0	0	0									
Jason Giambi, L OBP: 0.325, SLG: 0.294 Jorge Velandia, R OBP: 0.375, SLG: 0.308	1-2 F9		0-2 G6-3			1-0 HR		2-1 F9		3	1	1	1	0	0	1									
Matt Stairs, L OBP: 0.306, SLG: 0.323		0-1 G4-3		1-3 K		1-2 G4-3		2-3 K		4	0	0	0	0	2	0									
John Jaha, R OBP: 0.353, SLG: 0.586 Tim Raines, S OBP: 0.375, SLG: 0.308		2-0 2B		2-1 F9		3-1 WP 1B		4-1 BB		3	0	2	0	0	0	0									
Ben Griewe, L OBP: 0.188, SLG: 0.200		4-2 G6-4-3 BB		0-1 F9		3-1 G1-3		1-3 K		3	0	0	0	1	1	2									
Scott Spiezio, S OBP: 0.412, SLG: 0.533		2-1 G6-4-3		0-1 F8		0-1 F8		1-2 G4-3 2B		3	0	1	0	0	0	2									
3 Eric Chavez, L OBP: 0.208, SLG: 0.217			0-0 F8			2-1 G5-3		0-0 G4-3		3	0	0	0	0	0	1									
A.J. Hinch, R OBP: 0.158, SLG: 0.278			1-2 G1-6-3			1-2 G5-3		4-0 BB BB		2	0	0	0	1	0	0									
Inning Stats	R: 0 E: 0 K: 0 S: 8	H: 0 LOB: 0 BB: 0 P: 11	R: 0 E: 0 K: 0 S: 7	H: 1 LOB: 1 BB: 1 P: 15	R: 0 E: 0 K: 0 S: 7	H: 0 LOB: 0 BB: 0 P: 11	R: 0 E: 0 K: 1 S: 10	H: 1 LOB: 0 BB: 0 P: 11	R: 0 E: 0 K: 0 S: 6	H: 0 LOB: 0 BB: 0 P: 8	R: 0 E: 0 K: 1 S: 8	H: 0 LOB: 0 BB: 0 P: 12	R: 1 E: 0 K: 0 S: 11	H: 2 LOB: 1 BB: 0 P: 20	R: 0 E: 0 K: 0 S: 6	H: 1 LOB: 2 BB: 2 P: 17	R: 0 E: 0 K: 2 S: 9	H: 0 LOB: 1 BB: 1 P: 18	1B: 2 2B: 2 3B: 0 HR: 1	SF: 0 SAC: 0 DP: 3 HBP: 0	WP: 1 PB: 0 SB: 0 CS: 0	PA: 33			
PITCHER	IP WLS BF H R ER SO BB IBB HBP BLK WP HR S P ERA WHIP	IP WLS BF H R ER SO BB IBB HBP BLK WP HR S P ERA WHIP	IP WLS BF H R ER SO BB IBB HBP BLK WP HR S P ERA WHIP	IP WLS BF H R ER SO BB IBB HBP BLK WP HR S P ERA WHIP	IP WLS BF H R ER SO BB IBB HBP BLK WP HR S P ERA WHIP	IP WLS BF H R ER SO BB IBB HBP BLK WP HR S P ERA WHIP	IP WLS BF H R ER SO BB IBB HBP BLK WP HR S P ERA WHIP	IP WLS BF H R ER SO BB IBB HBP BLK WP HR S P ERA WHIP	IP WLS BF H R ER SO BB IBB HBP BLK WP HR S P ERA WHIP	IP WLS BF H R ER SO BB IBB HBP BLK WP HR S P ERA WHIP	IP WLS BF H R ER SO BB IBB HBP BLK WP HR S P ERA WHIP	IP WLS BF H R ER SO BB IBB HBP BLK WP HR S P ERA WHIP	IP WLS BF H R ER SO BB IBB HBP BLK WP HR S P ERA WHIP	IP WLS BF H R ER SO BB IBB HBP BLK WP HR S P ERA WHIP	IP WLS BF H R ER SO BB IBB HBP BLK WP HR S P ERA WHIP	IP WLS BF H R ER SO BB IBB HBP BLK WP HR S P ERA WHIP	IP WLS BF H R ER SO BB IBB HBP BLK WP HR S P ERA WHIP	IP WLS BF H R ER SO BB IBB HBP BLK WP HR S P ERA WHIP	IP WLS BF H R ER SO BB IBB HBP BLK WP HR S P ERA WHIP	IP WLS BF H R ER SO BB IBB HBP BLK WP HR S P ERA WHIP	IP WLS BF H R ER SO BB IBB HBP BLK WP HR S P ERA WHIP	IP WLS BF H R ER SO BB IBB HBP BLK WP HR S P ERA WHIP	IP WLS BF H R ER SO BB IBB HBP BLK WP HR S P ERA WHIP	IP WLS BF H R ER SO BB IBB HBP BLK WP HR S P ERA WHIP	IP WLS BF H R ER SO BB IBB HBP BLK WP HR S P ERA WHIP

Anaheim Angels @ Oakland Athletics
Network Associates Coliseum, Oakland, CA
Thu Apr 15 1999, 4:05 PM EDT
Att: 7,148 - Cloudy - 76 F

AB	29
R	1
H	5
RBI	1
BB	4
SO	4
LOB	9



Batter	1	2	3	4	5	6	7	8	9	AB	R	H	RBI	BB	SO	LOB	TOP			
Tom Goodwin, L (1, 8) OBP: 0.333, SLG: 0.324	F7		S BB			G4-3		G3		3	0	0	0	1	0	0	Texas Rangers @ Oakland Athletics Network Associates Coliseum, Oakland, CA Fri Apr 16 1999, 10:35 PM EDT Att: 9,158 - Cloudy - 71 F			
Mark McLemore, S (1, 4) OBP: 0.324, SLG: 0.438	F7		G5-3			P6		G4-3		4	0	0	0	0	0	1				
29 Rusty Greer, L (1, 7) OBP: 0.431, SLG: 0.488	2B		L3			L5			K	4	0	1	0	0	1	1				
Juan Gonzalez, R (1, 9) OBP: 0.286, SLG: 0.333	K				F7		G4-3 G4-1 WP	1B	G6-3	4	1	1	0	0	1	1				
Rafael Palmeiro, L (1, 10) OBP: 0.368, SLG: 0.355		G6-4-3 BB		G6-4-3 BB		G4-1		F7		2	0	0	0	2	0	1				
Ivan Rodriguez, R (1, 2) OBP: 0.341, SLG: 0.538	G6-4-3		G6-4-3		G6-4-3		G4-3			3	0	0	0	0	0	3				
Todd Zeile, R (1, 5) OBP: 0.447, SLG: 0.605	G5-3				G5-3		BB			2	0	0	0	1	0	0				
Lee Stevens, L (1, 3) OBP: 0.444, SLG: 0.667			HR		G4-3		K			3	1	1	1	0	1	1				
Royce Clayton, R (1, 6) OBP: 0.200, SLG: 0.208	P3		P6		P6		F8			3	0	0	0	0	0	0				
Inning Stats	R: 0 E: 0 K: 1 S: 17	H: 1 LOB: 1 BB: 0 P: 26	R: 0 E: 0 K: 0 S: 5	H: 0 LOB: 0 BB: 1 P: 13	R: 1 E: 0 K: 0 S: 7	H: 1 LOB: 1 BB: 1 P: 15	R: 0 E: 0 K: 0 S: 6	H: 0 LOB: 0 BB: 0 P: 15	R: 0 E: 0 K: 0 S: 7	H: 0 LOB: 0 BB: 0 P: 11	R: 1 E: 0 K: 1 S: 11	H: 1 LOB: 1 BB: 1 P: 20	R: 0 E: 0 K: 0 S: 9	H: 0 LOB: 0 BB: 0 P: 15	R: 0 E: 0 K: 1 S: 8	H: 0 LOB: 0 BB: 0 P: 10	1B: 1 2B: 1 3B: 0 HR: 1	SF: 0 SAC: 0 DP: 2 HBP: 0	WP: 1 PB: 0 SB: 1 CS: 0	PA: 32
PITCHER	IP WLS BF H R ER SO BB IBB HBP BLK WP HR S P ERA WHIP																			
Tom Candiotti, R (1, 1) ERA: 6.6	6.2 W 25 3 2 2 1 4 0 0 0 0 1 56 105 2.70 1.050																			
Doug Jones, R (7, 1) ERA: 1.04	2.1 7 0 0 0 2 0 0 0 0 1 0 20 28 0.00 0.000																			

Batter	1	2	3	4	5	6	7	8	9	AB	R	H	RBI	BB	SO	LOB	BOTTOM			
Tony Phillips, S (1, 8) OBP: 0.326, SLG: 0.538	G3-6-3 BB		G4-3	G4-3		2B		2B		4	0	2	0	1	0	1	Texas Rangers @ Oakland Athletics Network Associates Coliseum, Oakland, CA Fri Apr 16 1999, 10:35 PM EDT Att: 9,158 - Cloudy - 71 F			
Tim Raines, S (1, 7) OBP: 0.350, SLG: 0.250	G3-6-3		G6-3	1B BB		F9		BB		3	0	0	0	1	0	2				
Jason McDonald, S (8, 8) OBP: 0.394, SLG: 0.310	1-2			1B BB				BB		0	0	0	0	1	0	0				
Jason Giambi, L (1, 3) OBP: 0.378, SLG: 0.385	2B 1B		HR 1B	1B		WP 1B		G1-2-3		5	3	4	1	0	0	3				
John Jaha, R (1, 10) OBP: 0.421, SLG: 0.788	1H 2B		HR 1B	1B		1B G3-6-3		1B		4	2	4	4	0	0	0				
Matt Stairs, L (1, 9) OBP: 0.350, SLG: 0.371	K		HR 1B			G3-6-3		1B		4	1	3	0	0	1	1				
Scott Spiezio, S (1, 4) OBP: 0.381, SLG: 0.632		F7	HR		G3-6-3		G5-4-3			4	1	1	2	0	0	3				
Miguel Tejada, R (1, 6) OBP: 0.395, SLG: 0.472	E4 F3 1B		G1-3		G4-3		F8			4	0	1	0	0	0	1				
3 Eric Chavez, L (1, 5) OBP: 0.214, SLG: 0.259	F9		WP 1B	2B		K		P5		4	1	1	0	0	1	1				
A.J. Hinch, R (1, 2) OBP: 0.174, SLG: 0.273	K		K			F8		2B		4	0	1	0	0	2	2				
Inning Stats	R: 1 E: 0 K: 1 S: 12	H: 2 LOB: 1 BB: 1 P: 24	R: 0 E: 1 K: 1 S: 12	H: 1 LOB: 1 BB: 0 P: 15	R: 4 E: 0 K: 0 S: 14	H: 4 LOB: 0 BB: 0 P: 23	R: 1 E: 0 K: 1 S: 14	H: 2 LOB: 2 BB: 1 P: 25	R: 1 E: 0 K: 0 S: 8	H: 2 LOB: 0 BB: 0 P: 10	R: 0 E: 0 K: 1 S: 13	H: 1 LOB: 1 BB: 0 P: 19	R: 1 E: 0 K: 0 S: 10	H: 3 LOB: 1 BB: 0 P: 18	R: 0 E: 0 K: 0 S: 8	H: 2 LOB: 2 BB: 1 P: 13	1B: 9 2B: 6 3B: 0 HR: 2	SF: 0 SAC: 0 DP: 4 HBP: 0	WP: 2 PB: 0 SB: 0 CS: 0	PA: 39
PITCHER	IP WLS BF H R ER SO BB IBB HBP BLK WP HR S P ERA WHIP																			
Aaron Sele, R (1, 1) ERA: 3.78	4.0 L 21 9 6 6 3 2 0 0 0 0 0 0 21 29 4.50 1.500																			
Esteban Loaiza, R (5, 1) ERA: 5.97	2.0 8 3 1 1 1 0 0 0 0 0 0 21 29 4.50 1.500																			
Eric Gunderson, L (7, 1) ERA: 11.81	1.0 5 3 1 1 0 0 0 0 0 0 0 10 18 9.00 3.000																			
Danny Patterson, R (8, 1) ERA: 4.15	1.0 5 2 0 0 0 1 0 0 0 0 0 8 13 0.00 3.000																			

AB	28
R	2
H	3
RBI	1
BB	4
SO	3
LOB	8



Batter	1	2	3	4	5	6	7	8	9	AB	R	H	RBI	BB	SO	LOB	TOP				
Tony Phillips, S OBP: 0.310, SLG: 0.471 (1, 8)	G1-3		G4-3			K		G6-3		4	0	0	0	0	1	1					
Tim Raines, S OBP: 0.280, SLG: 0.200 (1, 7)	K		SF7			G3		E6		3	0	0	1	0	1	0					
Jason Giambi, L OBP: 0.397, SLG: 0.569 (1, 3)			K			BB		F9		3	0	1	0	1	1	1					
Matt Stairs, L OBP: 0.365, SLG: 0.478 (8, PH)	K				F9					2	0	0	0	1	1	1					
John Jaha, R OBP: 0.404, SLG: 0.675 (8, PR)						BB				0	0	0	0	1	0	0					
Jason McDonald, S OBP: 0.342, SLG: 0.265 (8, 8)										0	0	0	0	0	0	0					
Ben Grieve, L OBP: 0.250, SLG: 0.231 (1, 10)					G1-3			K		3	0	0	0	1	2	4					
Scott Spiezio, S OBP: 0.419, SLG: 0.630 (1, 4)										3	0	1	0	1	0	3					
Miguel Tejada, R OBP: 0.340, SLG: 0.396 (1, 6)										4	0	0	0	0	0	3					
3 Eric Chavez, L OBP: 0.250, SLG: 0.278 (1, 5)										4	0	0	0	0	1	2					
A.J. Hinch, R OBP: 0.179, SLG: 0.296 (9, PH)										3	1	1	0	0	0	0					
Mike Macfarlane, R OBP: 0.222, SLG: 0.294 (9, PH)										1	0	0	0	0	1	1					
Inning Stats	R: 0 H: 0 E: 0 K: 2 S: 12	H: 0 LOB: 1 BB: 1 P: 21	R: 0 H: 0 E: 0 K: 0 S: 8	H: 0 LOB: 1 BB: 1 P: 15	R: 1 H: 1 E: 0 K: 1 S: 13	H: 1 LOB: 0 BB: 0 P: 21	R: 0 H: 1 E: 0 K: 0 S: 8	H: 1 LOB: 1 BB: 0 P: 10	R: 0 H: 0 E: 0 K: 2 S: 9	H: 0 LOB: 2 BB: 1 P: 11	R: 0 H: 0 E: 0 K: 0 S: 9	H: 0 LOB: 0 BB: 0 P: 15	R: 0 H: 0 E: 1 K: 1 S: 8	H: 0 LOB: 2 BB: 1 P: 17	R: 0 H: 0 E: 0 K: 1 S: 8	H: 0 LOB: 1 BB: 1 P: 18	1B: 1 2B: 2 3B: 0 HR: 0	SF: 1 SAC: 0 DP: 0 HBP: 0	WP: 0 PB: 0 SB: 0 CS: 0	PA: 36	
PITCHER	IP	WLS	BF	H	R	ER	SO	BB	IBB	HBP	BLK	WP	HR	S	P	ERA	WHIP				
Bartolo Colon, R ERA: 2.65 (1, 1)	6.0	W	24	3	1	1	6	3	0	0	0	0	0	69	104	1.50	1.000				
Steve Reed, R ERA: 1.5 (7, 1)	1.0		3	0	0	0	0	0	0	0	0	0	0	9	15	0.00	0.000				
Mark Langston, L ERA: (8, 1)	1.0		5	0	0	0	1	1	0	0	0	0	0	8	17	0.00	1.000				
Paul Shuey, R ERA: 0.96 (9, 1)	1.0		4	0	0	0	1	1	0	0	0	0	0	8	18	0.00	1.000				

Oakland Athletics @ Cleveland Indians
Jacobs Field, Cleveland, OH
Tue Apr 20 1999, 7:05 PM EDT
Att: 42,954 - Unknown - 49 F

AB 30
R 1
H 3
RBI 1
BB 5
SO 8
LOB 16



Batter	1	2	3	4	5	6	7	8	9	AB	R	H	RBI	BB	SO	LOB	BOTTOM				
Kenny Lofton, L OBP: 0.508, SLG: 0.625 (1, 8)	1B									4	1	2	0	0	1	3					
Omar Vizquel, S OBP: 0.514, SLG: 0.567 (1, 6)										4	1	2	0	0	1	1					
Roberto Alomar, S OBP: 0.455, SLG: 0.488 (1, 4)										3	0	1	0	1	0	0					
Manny Ramirez, R OBP: 0.400, SLG: 0.649 (1, 9)										4	0	0	0	0	1	4					
Jim Thome, L OBP: 0.500, SLG: 0.667 (1, 3)										4	1	1	2	0	2	3					
Wil Cordero, R OBP: 0.386, SLG: 0.538 (1, 7)										4	1	1	0	0	0	3					
Travis Fryman, R OBP: 0.446, SLG: 0.500 (1, 5)										3	1	0	0	1	0	0					
David Justice, L OBP: 0.286, SLG: 0.500 (1, 10)										3	0	1	0	1	1	0					
Sandy Alomar Jr., R OBP: 0.250, SLG: 0.441 (1, 2)										4	0	1	2	0	0	1					
Inning Stats	R: 2 H: 3 E: 1 K: 0 S: 13	H: 1 LOB: 1 BB: 0 P: 16	R: 0 H: 1 E: 0 K: 0 S: 7	H: 1 LOB: 0 BB: 0 P: 11	R: 0 H: 0 E: 0 K: 1 S: 13	H: 0 LOB: 0 BB: 0 P: 17	R: 0 H: 0 E: 0 K: 1 S: 11	H: 0 LOB: 0 BB: 0 P: 16	R: 0 H: 1 E: 0 K: 2 S: 19	H: 3 LOB: 2 BB: 2 P: 37	R: 0 H: 1 E: 0 K: 1 S: 10	H: 1 LOB: 2 BB: 1 P: 16	R: 0 H: 0 E: 0 K: 0 S: 7	H: 0 LOB: 0 BB: 0 P: 8	1B: 5 2B: 3 3B: 0 HR: 1	SF: 0 SAC: 0 DP: 0 HBP: 0	WP: 1 PB: 0 SB: 0 CS: 0	PA: 36			
PITCHER	IP	WLS	BF	H	R	ER	SO	BB	IBB	HBP	BLK	WP	HR	S	P	ERA	WHIP				
Kenny Rogers, L ERA: 5.94 (1, 1)	5.2	L	27	8	5	4	4	2	0	0	0	0	1	70	110	6.35	1.765				
Buddy Groom, L ERA: (6, 1)	0.1		1	0	0	0	1	0	0	0	0	0	0	4	5	0.00	0.000				
Tim Worrell, R ERA: 2.45 (7, 1)	2.0		8	1	0	0	1	1	0	0	0	0	0	17	24	0.00	1.000				

Oakland Athletics @ Cleveland Indians
Jacobs Field, Cleveland, OH
Tue Apr 20 1999, 7:05 PM EDT
Att: 42,954 - Unknown - 49 F

AB 33
R 5
H 9
RBI 4
BB 3
SO 6
LOB 15



Batter	1	2	3	4	5	6	7	8	9	AB	R	H	RBI	BB	SO	LOB	TOP										
Tony Phillips, S OBP: 0.317, SLG: 0.518 (1, 9)	0-0 1B		0-0 HR		1-1 G6-3		2-2 G4-3		0-0 F8	5	1	2	1	0	0	0	Oakland Athletics @ Cleveland Indians Jacobs Field, Cleveland, OH Wed Apr 21 1999, 7:05 PM EDT Att: 41,933 - Cloudy - 65 F										
Jason McDonald, S OBP: 0.333, SLG: 0.289 (1, 8)	0-3 K		3-2 2B		1-1 L4		1-0 F8			4	0	1	0	0	1												
Jason Giambi, L OBP: 0.403, SLG: 0.556 (1, 3)	4-1 1-2 BB		1-2 F8		3-1 BB HR 1B		0-0 G3-1			3	1	1	0	1	0	1											
John Jaha, R OBP: 0.392, SLG: 0.628 (1, 10)	3-3 K		2-3 K		4-2 HR BB 1B		3-1 F8			3	1	0	0	1	2	3											
Ben Grieve, L OBP: 0.250, SLG: 0.302 (1, 7)	3-2 G4-3				2-2 HR		1-1 G4-3			4	1	1	3	0	0	2											
Scott Spiezio, S OBP: 0.429, SLG: 0.633 (1, 4)		3-1 P6		4-1 FC4-6 BB		0-0 F9		0-1 2B		3	0	1	0	1	0	0											
3 Eric Chavez, L OBP: 0.250, SLG: 0.300 (1, 5)		1-3 K		0-2 FC4-6 1-2		2-1 1B 2B		2-2 K		4	0	1	0	0	2	2											
Miguel Tejada, R OBP: 0.333, SLG: 0.385 (1, 6)		3-2 F8		0-1 F9		1-1 2B		0-2 G4-3		4	0	1	0	0	0	1											
A.J. Hinch, R OBP: 0.156, SLG: 0.258 (1, 2)			3-2 F8		2-1 P3		2-3 1B		2-3 K	4	0	0	0	0	2	1											
Inning Stats	R: 0 E: 0 K: 2 S: 14	H: 1 LOB: 2 BB: 1 P: 24	R: 0 E: 0 K: 1 S: 8	H: 0 LOB: 0 BB: 0 P: 15	R: 1 E: 0 K: 1 S: 15	H: 2 LOB: 1 BB: 0 P: 24	R: 0 E: 1 K: 0 S: 7	H: 0 LOB: 1 BB: 1 P: 13	R: 0 E: 0 K: 0 S: 6	H: 0 LOB: 0 BB: 0 P: 10	R: 3 E: 0 K: 1 S: 16	H: 4 LOB: 1 BB: 1 P: 30	R: 0 E: 0 K: 0 S: 5	H: 0 LOB: 0 BB: 0 P: 8	R: 0 E: 0 K: 1 S: 9	H: 1 LOB: 1 BB: 0 P: 15	R: 0 E: 0 K: 1 S: 7	H: 0 LOB: 0 BB: 0 P: 9	1B: 3 2B: 3 3B: 0 HR: 2	SF: 0 SAC: 0 DP: 0 HBP: 0	WP: 0 PB: 0 SB: 1 CS: 0	PA: 37					
PITCHER	IP	WLS	BF	H	R	ER	SO	BB	IBB	HBP	BLK	WP	HR	S	P	ERA	WHIP										
Dwight Gooden, R ERA: 1.33 (1, 1)	5.1	24	5	4	4	4	3	0	0	0	0	0	2	59	104	6.75	1.500										
Steve Karsay, R ERA: 1.64 (6, 1)	1.2	6	2	0	0	1	0	0	0	0	0	0	0	12	20	0.00	1.200										
Jerry Spradlin, R ERA: 18.0 (8, 1)	0.1	1	0	0	0	0	0	0	0	0	0	0	0	2	5	0.00	0.000										
Paul Assenmacher, L ERA: 6.75 (8, 1)	0.2	3	1	0	0	1	0	0	0	0	0	0	0	7	10	0.00	1.500										
Steve Reed, R ERA: 1.28 (9, 1)	1.0	W	3	0	0	0	1	0	0	0	0	0	0	7	9	0.00	0.000										

AB	34
R	4
H	8
RBI	4
BB	3
SO	7
LOB	11



Batter	1	2	3	4	5	6	7	8	9	AB	R	H	RBI	BB	SO	LOB	BOTTOM										
Kenny Lofton, L OBP: 0.492, SLG: 0.596 (1, 8)	3-2 G4-3 1B		0-0 F8		1-1 G5-3		1-3 K		0-1 SH	4	0	1	0	0	1	2	Oakland Athletics @ Cleveland Indians Jacobs Field, Cleveland, OH Wed Apr 21 1999, 7:05 PM EDT Att: 41,933 - Cloudy - 65 F										
Omar Vizquel, S OBP: 0.487, SLG: 0.529 (1, 6)	1-1 G4-3		0-1 1B		2-0 G3			2-2 F7		4	0	1	0	0	0	2											
Roberto Alomar, S OBP: 0.475, SLG: 0.574 (1, 4)	0-3 K		1-1 1B		2-1 1B F8-2 1B			1-2 HR		4	1	3	1	0	1	0											
Manny Ramirez, R OBP: 0.406, SLG: 0.689 (1, 9)		0-2 BB G1-2-3 1B		0-1 F9		0-0 F8		1-1 HR		4	1	2	1	0	0	3											
Jim Thome, L OBP: 0.500, SLG: 0.653 (1, 3)		1-1 G1-2-3 BB 1B		1-3 K		1-1 1B		2-3 K		4	0	2	0	0	2	0											
Travis Fryman, R OBP: 0.433, SLG: 0.471 (1, 5)		4-2 G1-2-3 BB		2-1 G5-3		1-0 F8-2		0-1 F8		3	0	0	0	1	0	2											
David Justice, L OBP: 0.278, SLG: 0.438 (1, 7)		0-1 G1-2-3		1-0 G4-3		2-3 K		2-1 HR 1B		4	1	1	0	0	1	3											
Richie Sexson, R OBP: 0.304, SLG: 0.578 (1, 10)		0-0 F8		1-3 K		0-0 F9		0-1 HR		4	1	1	2	0	1	2											
Sandy Alomar Jr., R OBP: 0.300, SLG: 0.474 Jolbert Cabrera, R (9, PR)			1-3 K		1-0 G5-3 1B		1-0 1B		0-0 SH SH 1B	4	0	3	0	0	1	0											
Inning Stats	R: 0 E: 0 K: 1 S: 9	H: 1 LOB: 0 BB: 0 P: 13	R: 0 E: 0 K: 0 S: 10	H: 2 LOB: 2 BB: 1 P: 15	R: 0 E: 0 K: 1 S: 10	H: 2 LOB: 2 BB: 0 P: 12	R: 0 E: 0 K: 1 S: 6	H: 0 LOB: 0 BB: 0 P: 10	R: 0 E: 0 K: 0 S: 7	H: 1 LOB: 1 BB: 0 P: 12	R: 0 E: 0 K: 2 S: 10	H: 2 LOB: 1 BB: 0 P: 10	R: 0 E: 0 K: 2 S: 10	H: 1 LOB: 1 BB: 0 P: 14	R: 2 E: 0 K: 1 S: 14	H: 2 LOB: 0 BB: 0 P: 20	R: 3 E: 1 K: 0 S: 7	H: 3 LOB: 2 BB: 0 P: 9	1B: 11 2B: 1 3B: 0 HR: 3	SF: 0 SAC: 1 DP: 2 HBP: 0	WP: 0 PB: 0 SB: 0 CS: 0	PA: 37					
PITCHER	IP	WLS	BF	H	R	ER	SO	BB	IBB	HBP	BLK	WP	HR	S	P	ERA	WHIP										
Gil Heredia, R ERA: 4.13 (7, 1)	0.1	1	0	0	0	1	0	0	0	0	0	0	0	4	5	0.00	0.000										
Buddy Groom, L ERA: 2.89 (8, 1)	0.2	4	2	2	2	2	1	0	0	0	0	0	2	12	18	27.00	3.000										
Billy Taylor, R ERA: 5.06 (8, 1)	0.1	L	5	3	3	2	0	0	0	0	0	0	1	9	11	54.00	9.000										



Batter	1	2	3	4	5	6	7	8	9	AB	R	H	RBI	BB	SO	LOB	TOP					
Tony Phillips, S OBP: 0.324, SLG: 0.508 (1, 8)	1-2 1B 2B	3-1 SF9			3-2 F7		4-0 BB 1B		2-0 E6	3	2	1	1	1	0	0						
Tim Lincecum, S OBP: 0.300, SLG: 0.208 (1, 7)	2-1 BB 2B	2-3 K			2-3 K		4-2 E 1B BB		0-3 K	4	1	1	0	1	3	1						
Jason Giambi, L OBP: 0.409, SLG: 0.552 (1, 3)	3-2 P6		3-1 G1-6-3 1B		0-1 G3		1-1 E7			4	0	2	1	0	0	2						
John Jaha, R OBP: 0.418, SLG: 0.630 (1, 10)	4-1 2B 1-2 BB		1-1 G1-6-3 1B		1-0 FC4-6 1B		3-2 G3			3	0	2	0	1	0	2						
Ben Griever, L OBP: 0.231, SLG: 0.277 Jason McDonald, S OBP: 0.333, SLG: 0.289 (8, 8)	1-3 K		3-2 G1-6-3		2-3 K		2-2 F7			4	0	0	0	0	2	6						
Scott Spiezio, S OBP: 0.410, SLG: 0.618 (1, 4)	2-2 1-3 2-H 3-H 2B		2-0 F9		0-1 FC4-6		1-3 K			4	0	1	2	0	1	2						
Eric Chavez, L OBP: 0.229, SLG: 0.273 (1, 5)	1-0 F8				1-0 G5-3		1-1 G3		1-0 G4-3	4	0	0	0	0	0	3						
Miguel Tejada, R OBP: 0.328, SLG: 0.393 (1, 6)		1-2 SH1-3 SF9 2B			1-2 G4-3		1-2 G6-3		3-3 K	4	1	1	0	0	1	0						
A.J. Hinch, R OBP: 0.143, SLG: 0.235 (1, 2)		0-1 SH1-3			0-0 G5-3		2-2 G5-3		0-3 K	3	0	0	0	0	1	0						
Inning Stats	R: 2 E: 0 K: 1 S: 16	H: 3 LOB: 2 BB: 1 P: 30	R: 1 E: 0 K: 1 S: 12	H: 1 LOB: 0 BB: 0 P: 18	R: 0 E: 0 K: 0 S: 8	H: 2 LOB: 1 BB: 0 P: 17	R: 0 E: 0 K: 0 S: 6	H: 0 LOB: 0 BB: 0 P: 8	R: 0 E: 0 K: 1 S: 9	H: 1 LOB: 1 BB: 0 P: 13	R: 1 E: 1 K: 0 S: 16	H: 1 LOB: 2 BB: 2 P: 31	R: 0 E: 0 K: 1 S: 7	H: 0 LOB: 0 BB: 0 P: 11	R: 0 E: 1 K: 3 S: 13	H: 0 LOB: 1 BB: 0 P: 18	1B: 6 2B: 2 3B: 0 HR: 0	SF: 1 SAC: 1 DP: 1 HBP: 0	WP: 0 PB: 0 SB: 0 CS: 0	PA: 38		
PITCHER	IP	WLS	BF	H	R	ER	SO	BB	IBB	HBP	BLK	WP	HR	S	P	ERA	WHIP					
Charles Nagy, R ERA: 3.38	(1, 1)	6.2	L	29	7	4	4	4	3	0	0	0	0	0	70	121	5.40	1.500				
Mark Langston, L ERA:	(7, 1)	1.1		5	1	0	0	1	0	0	0	0	0	0	12	20	0.00	0.750				
Paul Shuey, R ERA: 0.87	(9, 1)	1.0		4	0	0	0	3	0	0	0	0	0	0	13	18	0.00	0.000				

Oakland Athletics @ Cleveland Indians
 Jacobs Field, Cleveland, OH
 Thu Apr 22 1999, 7:05 PM EDT
 Att: 42,937 - Cloudy - 55 F



AB 33
 R 4
 H 8
 RBI 4
 BB 3
 SO 8
 LOB 16

Batter	1	2	3	4	5	6	7	8	9	AB	R	H	RBI	BB	SO	LOB	BOTTOM					
Kenny Lofton, L OBP: 0.464, SLG: 0.554 (1, 8)	1-1 G3		1-0 P7				2-3 K		1-1 FC6	4	0	0	0	0	1	1						
Omar Vizquel, S OBP: 0.488, SLG: 0.526 (1, 6)	2-1 BB PB 1B		2-1 G5-3				2-1 1B G4-3 PB 1B		0-1 F7	4	1	2	0	0	0	0						
Roberto Alomar, S OBP: 0.460, SLG: 0.540 (1, 4)	4-0 BB 1-2 BB		2-2 G4-3				1-2 G4-3		3-2 P6	3	0	0	0	1	0	1						
Manny Ramirez, R OBP: 0.397, SLG: 0.662 (1, 9)	2-1 F7				3-2 G5-3		0-0 FC3-6 1B		1-1 F7	4	0	1	0	0	0	2						
Jim Thome, L OBP: 0.500, SLG: 0.627 (1, 3)	4-0 FC6-4 BB				4-0 BB		3-2 FC3-6 PB		1-1 G1-3	2	0	0	0	2	0	2						
Wil Cordero, R OBP: 0.361, SLG: 0.500 (1, 10)	1-2 FC6-4				1-3 K		1-3 K		2-3 K	4	0	0	0	0	3	5						
Travis Fryman, R OBP: 0.406, SLG: 0.436 (1, 5)		3-2 G1-3			2-2 P5				1-2 P8	4	0	0	0	0	1	1						
David Justice, L OBP: 0.238, SLG: 0.368 (1, 7)	2-1 F7				2-3 K				0-0 P5	3	0	0	0	0	1	0						
Sandy Alomar Jr., R OBP: 0.293, SLG: 0.462 Einar Diaz, R OBP: 0.368, SLG: 0.833 (4, 2)	2-2 G6-3				2-1 L6				2-2 E5 FC6	1	0	0	0	0	0	0						
Inning Stats	R: 0 E: 0 K: 0 S: 9	H: 1 LOB: 3 BB: 2 P: 23	R: 0 E: 0 K: 0 S: 8	H: 0 LOB: 0 BB: 0 P: 15	R: 0 E: 0 K: 0 S: 6	H: 0 LOB: 0 BB: 0 P: 11	R: 0 E: 0 K: 2 S: 11	H: 0 LOB: 1 BB: 1 P: 21	R: 0 E: 0 K: 1 S: 13	H: 2 LOB: 1 BB: 0 P: 20	R: 0 E: 1 K: 0 S: 10	H: 0 LOB: 1 BB: 0 P: 14	R: 0 E: 0 K: 0 S: 9	H: 0 LOB: 0 BB: 0 P: 13	R: 0 E: 0 K: 2 S: 9	H: 0 LOB: 0 BB: 0 P: 13	1B: 3 2B: 0 3B: 0 HR: 0	SF: 0 SAC: 0 DP: 0 HBP: 0	WP: 0 PB: 2 SB: 0 CS: 0	PA: 34		
PITCHER	IP	WLS	BF	H	R	ER	SO	BB	IBB	HBP	BLK	WP	HR	S	P	ERA	WHIP					
Tom Candiotti, R ERA: 4.5	(1, 1)	7.0		28	3	1	0	4	3	0	0	0	0	0	66	119	0.00	0.857				
T.J. Mathews, R ERA: 1.29	(8, 1)	1.0	H	3	0	0	0	0	0	0	0	0	0	9	13	0.00	0.000					
Billy Taylor, R ERA: 4.26	(9, 1)	1.0	S	3	0	0	0	2	0	0	0	0	0	9	13	0.00	0.000					

Oakland Athletics @ Cleveland Indians
 Jacobs Field, Cleveland, OH
 Thu Apr 22 1999, 7:05 PM EDT
 Att: 42,937 - Cloudy - 55 F



AB 31
 R 1
 H 3
 RBI 0
 BB 3
 SO 6
 LOB 12

Batter	1	2	3	4	5	6	7	8	9	AB	R	H	RBI	BB	SO	LOB	TOP										
Tony Phillips, S OBP: 0.328, SLG: 0.547 (1, 8)										5	1	2	2	0	2	2	Oakland Athletics @ Baltimore Orioles Oriole Park at Camden Yards, Baltimore, MD Fri Apr 23 1999, 7:05 PM EDT Att: 42,978 - Overcast - 52 F										
Scott Spiezio, S OBP: 0.409, SLG: 0.579 (1, 4)										4	0	1	0	1	1	0											
Jason Giambi, L OBP: 0.400, SLG: 0.525 (1, 3)										3	0	0	0	1	1	3											
John Jaha, R OBP: 0.424, SLG: 0.680 (1, 10)										4	1	2	1	0	0	6											
Matt Stairs, L OBP: 0.357, SLG: 0.520 (1, 9)										4	1	1	1	0	1	1											
Ben Griewe, L OBP: 0.218, SLG: 0.260 Tim Raines, S OBP: 0.323, SLG: 0.208 (8, 7)										3	0	0	0	0	1	0											
Mike Macfarlane, R OBP: 0.182, SLG: 0.238 (1, 2)										4	0	0	0	0	2	2											
3 Eric Chavez, L OBP: 0.250, SLG: 0.333 (1, 5)										4	1	2	0	0	0	0											
Miguel Tejada, R OBP: 0.323, SLG: 0.400 (1, 6)										4	0	1	0	0	1	1											
Inning Stats	R: 0 E: 0 K: 2 S: 7	H: 0 LOB: 0 BB: 0 P: 10	R: 1 E: 0 K: 1 S: 13	H: 1 LOB: 0 BB: 0 P: 20	R: 0 E: 0 K: 1 S: 17	H: 2 LOB: 3 BB: 1 P: 28	R: 0 E: 0 K: 1 S: 7	H: 0 LOB: 0 BB: 0 P: 13	R: 0 E: 0 K: 1 S: 18	H: 2 LOB: 3 BB: 1 P: 25	R: 1 E: 0 K: 1 S: 11	H: 1 LOB: 0 BB: 0 P: 17	R: 1 E: 0 K: 0 S: 8	H: 1 LOB: 1 BB: 0 P: 15	R: 0 E: 0 K: 1 S: 12	H: 1 LOB: 1 BB: 0 P: 21		R: 1 E: 0 K: 1 S: 7	H: 1 LOB: 0 BB: 0 P: 8	1B: 3 2B: 3 3B: 0 HR: 3	SF: 0 SAC: 0 DP: 1 HBP: 0	WP: 0 PB: 0 SB: 0 CS: 0	PA: 38				
PITCHER	IP	WLS	BF	H	R	ER	SO	BB	IBB	HBP	BLK	WP	HR	S	P	ERA	WHIP										
Juan Guzman, R ERA: 6.75 (1, 1)	6.0		26	6	2	2	7	2	0	0	0	0	2	73	113	3.00	1.333										
Mike Fetters, R ERA: 6.0 (7, 1)	1.0	W	5	2	1	1	0	0	0	0	0	0	1	11	20	9.00	2.000										
Jesse Orosco, L ERA: 12.71 (8, 1)	1.0		3	0	0	0	1	1	0	0	0	0	0	9	16	0.00	1.000										
Mike Timlin, R ERA: 1.59 (9, 1)	1.0		4	1	1	1	1	0	0	0	0	0	0	7	8	9.00	1.000										

AB	35
R	4
H	9
RBI	4
BB	3
SO	9
LOB	15



Batter	1	2	3	4	5	6	7	8	9	AB	R	H	RBI	BB	SO	LOB	BOTTOM										
Brady Anderson, L OBP: 0.394, SLG: 0.443 (1, 8)										5	1	2	1	0	0	1	Oakland Athletics @ Baltimore Orioles Oriole Park at Camden Yards, Baltimore, MD Fri Apr 23 1999, 7:05 PM EDT Att: 42,978 - Overcast - 52 F										
Mike Bordick, R OBP: 0.400, SLG: 0.409 (1, 6)										4	1	1	1	0	1	1											
B.J. Surhoff, L OBP: 0.353, SLG: 0.453 (1, 7)										2	1	0	0	1	0	0											
Albert Belle, R OBP: 0.446, SLG: 0.482 (1, 9)										1	1	0	0	3	0	1											
Harold Baines, L OBP: 0.306, SLG: 0.378 (1, 10)										4	0	2	0	0	0	4											
Jeff Conine, R OBP: 0.324, SLG: 0.333 (1, 3)										2	1	1	3	2	0	2											
Willis Oteaz, R OBP: 0.343, SLG: 0.548 (1, 5)										2	0	0	0	1	0	2											
Delino DeShields, L OBP: 0.256, SLG: 0.152 (1, 4)										4	1	1	1	0	0	2											
Lenny Webster, R OBP: 0.310, SLG: 0.240 Rich Amaral, R (7, PR)										2	0	1	0	1	1	1											
Charles Johnson, R OBP: 0.263, SLG: 0.206 (8, 2)										0	1	0	0	0	0	0											
Inning Stats	R: 0 E: 0 K: 0 S: 8	H: 0 LOB: 0 BB: 0 P: 10	R: 0 E: 0 K: 0 S: 7	H: 1 LOB: 1 BB: 1 P: 13	R: 0 E: 0 K: 0 S: 5	H: 0 LOB: 0 BB: 1 P: 10	R: 0 E: 0 K: 1 S: 7	H: 0 LOB: 1 BB: 1 P: 11	R: 2 E: 0 K: 1 S: 12	H: 2 LOB: 1 BB: 1 P: 20	R: 1 E: 0 K: 0 S: 12	H: 1 LOB: 2 BB: 3 P: 26	R: 4 E: 0 K: 0 S: 12	H: 4 LOB: 1 BB: 1 P: 23	R: 0 E: 0 K: 0 S: 4	H: 0 LOB: 0 BB: 0 P: 8	1B: 5 2B: 3 3B: 0 HR: 0	SF: 0 SAC: 2 DP: 2 HBP: 0	WP: 1 PB: 0 SB: 0 CS: 0	PA: 37							
PITCHER	IP	WLS	BF	H	R	ER	SO	BB	IBB	HBP	BLK	WP	HR	S	P	ERA	WHIP										
Jimmy Haynes, R ERA: 6.12 (1, 1)	6.0	L	27	5	4	4	2	7	0	0	0	0	0	6	96	6.00	2.000										
Buddy Groom, L ERA: 4.05 (7, 1)	0.2		5	2	0	0	0	0	1	0	0	0	0	6	13	0.00	3.000										
Tim Worrell, R ERA: 2.08 (7, 1)	1.1		5	1	3	3	0	0	0	0	0	0	0	7	12	20.25	0.750										

AB	27
R	7
H	8
RBI	6
BB	8
SO	2
LOB	14



Batter	1	2	3	4	5	6	7	8	9	AB	R	H	RBI	BB	SO	LOB	TOP										
Tony Phillips, S OBP: 0.325, SLG: 0.522 (1, 4)	G6-3		K			SH3-4 HR BB		K		3	1	0	0	1	2	0	<p>Oakland Athletics @ Baltimore Orioles</p> <p>Oriole Park at Camden Yards, Baltimore, MD</p> <p>Sat Apr 24 1999, 1:35 PM EDT</p> <p>Att: 41,540 - Sunny - 59 F</p>										
Jason McDonald, S OBP: 0.311, SLG: 0.268 (1, 8)	L7			G5-3		SH3-4		P6		3	0	0	0	0	0	0											
Jason Giambi, L OBP: 0.394, SLG: 0.500 Olmedo Saenz, R OBP: 0.316, SLG: 0.412 (6, PH) (8, 3)	K			F7		G6-3		2B		3	0	0	0	0	1	1											
John Jaha, R OBP: 0.429, SLG: 0.660 (1, 10)		G4-3 S 1B		F9		HR HBP		K		3	1	1	0	0	1	1											
Matt Stairs, L OBP: 0.367, SLG: 0.593 (1, 9)	K			L1-6 2B		HR		K		4	1	2	3	0	2	1											
Tim Raines, S OBP: 0.314, SLG: 0.185 (1, 7)	G4-3			L1-6 2B		F7		3B 1B BB		3	0	0	0	1	0	2											
3 Eric Chavez, L OBP: 0.268, SLG: 0.333 (1, 5)	P5			1B WP BB		F9		1B		3	0	1	0	1	0	1											
Miguel Tejada, R OBP: 0.318, SLG: 0.391 (1, 6)			F9	FC6-4 1B		G6-3		K		4	0	1	0	0	1	2											
A.J. Hinch, R OBP: 0.128, SLG: 0.211 (1, 2)	G4-3			FC6-4 1-2		G5-3		P3		4	0	0	0	0	0	4											
Inning Stats	R: 0 E: 0 K: 1 S: 9	H: 0 LOB: 0 BB: 0 P: 16	R: 0 E: 0 K: 1 S: 9	H: 1 LOB: 1 BB: 0 P: 16	R: 0 E: 0 K: 1 S: 6	H: 0 LOB: 0 BB: 0 P: 8	R: 0 E: 0 K: 0 S: 4	H: 0 LOB: 0 BB: 0 P: 11	R: 0 E: 0 K: 0 S: 9	H: 2 LOB: 2 BB: 1 P: 19	R: 3 E: 0 K: 0 S: 11	H: 1 LOB: 0 BB: 1 P: 22	R: 0 E: 0 K: 0 S: 7	H: 0 LOB: 0 BB: 0 P: 8	R: 0 E: 0 K: 2 S: 13	H: 1 LOB: 1 BB: 0 P: 20		R: 0 E: 0 K: 2 S: 13	H: 1 LOB: 2 BB: 1 P: 19	1B: 3 2B: 3 3B: 0 HR: 1	SF: 0 SAC: 1 DP: 1 HBP: 1	WP: 1 PB: 0 SB: 1 CS: 0	PA: 36				
PITCHER	IP	WLS	BF	H	R	ER	SO	BB	IBB	HBP	BLK	WP	HR	S	P	ERA	WHIP										
Scott Erickson, R ERA: 9.31 (1, 1)	7.0	L	27	4	3	3	3	2	0	1	0	1	1	55	100	3.86	0.857										
Jesse Orosco, L ERA: 11.37 (8, 1)	0.2		3	1	0	0	1	0	0	0	0	0	0	10	17	0.00	1.500										
Heathcliff Slocumb, R ERA: 7.11 (8, 1)	1.1		6	1	0	0	3	1	0	0	0	0	0	16	22	0.00	1.500										

AB	31
R	3
H	6
RBI	3
BB	3
SO	7
LOB	12



Batter	1	2	3	4	5	6	7	8	9	AB	R	H	RBI	BB	SO	LOB	BOTTOM										
Brady Anderson, L OBP: 0.387, SLG: 0.431 (1, 8)	BB SH3 1B	G6-3			F9		F7			4	0	1	0	0	0	1	<p>Oakland Athletics @ Baltimore Orioles</p> <p>Oriole Park at Camden Yards, Baltimore, MD</p> <p>Sat Apr 24 1999, 1:35 PM EDT</p> <p>Att: 41,540 - Sunny - 59 F</p>										
Mike Bordick, R OBP: 0.385, SLG: 0.391 (1, 6)	SH3		P6		P3			G5-3		3	0	0	0	0	0	0											
B.J. Surhoff, L OBP: 0.361, SLG: 0.448 (1, 7)	BB		P5		F8			FC1-6 BB 1B		3	0	1	0	1	0	0											
Albert Belle, R OBP: 0.436, SLG: 0.458 (1, 9)	L8		F9		F9			FC1-6 BB		3	0	0	0	1	0	2											
Harold Baines, L OBP: 0.346, SLG: 0.391 Rich Amaral, R (8, PH)	FC6-4 BB			1B		BB		FC1-6 FC6-4		1	0	1	0	2	0	0											
Jeff Conine, R OBP: 0.316, SLG: 0.300 (1, 3)	FC6-4		F9		BB			FC6-4		3	0	0	0	1	0	6											
Willis Otañez, R OBP: 0.308, SLG: 0.486 (1, 5)		L5		F7		P3		K		4	0	0	0	0	1	3											
Delino DeShields, L OBP: 0.256, SLG: 0.162 (1, 4)	E S 1B		P6		F8			F7		4	0	1	0	0	0	1											
Charles Johnson, R OBP: 0.238, SLG: 0.184 (1, 2)	G6-3				F9			F7		4	0	0	0	0	0	1											
Inning Stats	R: 0 E: 0 K: 0 S: 11	H: 1 LOB: 3 BB: 2 P: 22	R: 0 E: 0 K: 0 S: 9	H: 1 LOB: 1 BB: 0 P: 14	R: 0 E: 0 K: 0 S: 4	H: 0 LOB: 0 BB: 0 P: 8	R: 0 E: 0 K: 0 S: 13	H: 1 LOB: 1 BB: 0 P: 20	R: 0 E: 0 K: 0 S: 4	H: 0 LOB: 0 BB: 0 P: 7	R: 0 E: 0 K: 0 S: 9	H: 0 LOB: 2 BB: 2 P: 23	R: 0 E: 0 K: 0 S: 6	H: 0 LOB: 0 BB: 0 P: 11	R: 0 E: 0 K: 0 S: 6	H: 1 LOB: 2 BB: 1 P: 10		R: 0 E: 0 K: 1 S: 8	H: 0 LOB: 0 BB: 0 P: 11	1B: 4 2B: 0 3B: 0 HR: 0	SF: 0 SAC: 1 DP: 0 HBP: 0	WP: 0 PB: 0 SB: 1 CS: 0	PA: 36				
PITCHER	IP	WLS	BF	H	R	ER	SO	BB	IBB	HBP	BLK	WP	HR	S	P	ERA	WHIP										
Mike Oquist, R ERA: 2.57 (1, 1)	5.2	W	24	3	0	0	0	4	0	0	0	0	0	47	88	0.00	1.235										
T.J. Mathews, R ERA: 1.04 (6, 1)	1.2	H	7	1	0	0	0	1	0	0	0	0	0	13	25	0.00	1.200										
Buddy Groom, L ERA: 3.86 (8, 1)	0.1	H	1	0	0	0	0	0	0	0	0	0	0	1	1	0.00	0.000										
Billy Taylor, R ERA: 3.52 (8, 1)	1.1	S	4	0	0	0	1	0	0	0	0	0	0	9	12	0.00	0.000										



Batter	1	2	3	4	5	6	7	8	9	AB	R	H	RBI	BB	SO	LOB	TOP										
Kenny Lofton, L OBP: 0.484, SLG: 0.610	2-1 G6-3 3B	4-1 S BB	1-1 2B			2-2 G4-3		1-2 F8		4	1	2	1	1	0	1	Cleveland Indians @ Oakland Athletics Network Associates Coliseum, Oakland, CA Tue Apr 27 1999, 10:05 PM EDT Att. 7,161 - Unknown - 55 F										
Omar Vizquel, S OBP: 0.423, SLG: 0.447	1-1 G6-3	0-2 F9	1-1 L8			2-2 G6-3		1-3 K		5	0	0	1	0	1	3											
Roberto Alomar, S OBP: 0.430, SLG: 0.500	4-0 WP HR BB		0-2 E8 WP 1B	1-2 F7		2-0 G4-3		0-2 F7		4	2	1	0	1	0	0											
Manny Ramirez, R OBP: 0.396, SLG: 0.631	3-2 HR		4-1 1B 2B BB	1-1 F9		3-2 2B 1B		2-2 P5		4	2	2	2	1	0	0											
Jim Thome, L OBP: 0.466, SLG: 0.543	1-1 1B		2-0 2B 1B 1B	0-2 G6-3		1-1 F8		0-3 K		5	1	2	1	0	1	1											
Travis Fryman, R OBP: 0.398, SLG: 0.486	0-0 F8		2-1 1B 2B	0-1 F8		1-2 2B		1-2 2B		4	1	2	1	0	0	1											
David Justice, L OBP: 0.293, SLG: 0.405	0-0 G3		0-1 G6-4-3 2B 1B	0-0 1B		0-0 F8		0-0 F8		4	1	2	2	0	0	2											
Richie Sexson, R OBP: 0.294, SLG: 0.531		2-2 G6-3	4-2 G6-4-3 BB 1B	1-1 P3		2-2 F8		2-2 F8		3	0	0	0	1	0	1											
Einar Diaz, R OBP: 0.289, SLG: 0.568	1-1 G6-3	2-2 G6-4-3	1-2 BB	0-1 G6-3		1-0 1B				4	0	1	0	0	0	3											
Inning Stats	R: 3 E: 0 K: 0 S: 12	H: 3 LOB: 1 BB: 1 P: 23	R: 0 E: 0 K: 0 S: 9	H: 0 LOB: 1 BB: 1 P: 16	R: 5 E: 1 K: 0 S: 21	H: 5 LOB: 1 BB: 2 P: 37	R: 0 E: 0 K: 0 S: 8	H: 0 LOB: 0 BB: 0 P: 10	R: 0 E: 0 K: 0 S: 7	H: 1 LOB: 1 BB: 0 P: 8	R: 0 E: 0 K: 0 S: 7	H: 0 LOB: 0 BB: 0 P: 13	R: 0 E: 0 K: 0 S: 11	H: 2 LOB: 1 BB: 0 P: 16	R: 0 E: 0 K: 1 S: 12	H: 1 LOB: 1 BB: 0 P: 17	R: 0 E: 0 K: 1 S: 9	H: 0 LOB: 0 BB: 0 P: 11	1B: 7 2B: 3 3B: 1 HR: 1	SF: 0 SAC: 0 DP: 1 HBP: 0	WP: 3 PB: 0 SB: 1 CS: 0	PA: 41					
PITCHER	IP	WLS	BF	H	R	ER	SO	BB	IBB	HBP	BLK	WP	HR	S	P	ERA	WHIP										
Tom Candiotti, R ERA: 5.56	(1, 1)	0.2	L	6	3	3	0	1	0	0	0	1	1	11	22	40.50	6.000										
Brad Rigby, R ERA: 7.52	(1, 1)	5.1		24	6	5	5	0	3	0	0	0	0	53	85	8.44	1.688										
Doug Jones, R ERA: 2.31	(7, 1)	2.0		8	3	0	0	1	0	0	0	0	0	23	33	0.00	1.500										
T.J. Mathews, R ERA: 0.93	(9, 1)	1.0		3	0	0	0	1	0	0	0	0	0	9	11	0.00	0.000										

Batter	1	2	3	4	5	6	7	8	9	AB	R	H	RBI	BB	SO	LOB	BOTTOM											
Tony Phillips, S OBP: 0.340, SLG: 0.525	0-0 2B 1B	4-1 BB			1-0 F8 2B 2B		1-1 G3-1		0-3 K	4	2	2	0	1	1	1	Cleveland Indians @ Oakland Athletics Network Associates Coliseum, Oakland, CA Tue Apr 27 1999, 10:05 PM EDT Att. 7,161 - Unknown - 55 F											
Tim Lincecum, S OBP: 0.333, SLG: 0.188	1-1 L4	2-0 F9			0-1 F8		1-1 F7		4-2 G6-3 WP 1B BB	4	1	0	0	1	0	4												
Jason Giambi, L OBP: 0.393, SLG: 0.582	2-1 PB 1H 2B		1-0 G4-3		0-0 2B		1-1 BB 1B		1-2 G6-3	5	0	3	3	0	0	1												
John Jaha, R OBP: 0.429, SLG: 0.678	1-3 K		2-2 HR		0-2 E6 G1-6-3		4-2 BB		3-2 FC6-4 1B	4	1	2	2	1	1	2												
Ben Grieve, L OBP: 0.232, SLG: 0.242	4-1 PB BB		2-2 F8		1-2 G1-6-3		3-3 K		3-3 FC6-4	4	0	0	0	1	1	5												
Scott Spiezio, S OBP: 0.424, SLG: 0.500	2-3 K		0-0 G3		0-0 G4-6-3 1B		0-0 K		2-3 K	4	0	1	0	0	2	2												
Eric Chavez, L OBP: 0.304, SLG: 0.328		3-2 G4-3			3-2 G4-3		0-0 G4-6-3 1B		2-3 K	4	0	1	0	0	1	0												
Miguel Tejada, R OBP: 0.316, SLG: 0.368		2-1 FC4-6 1B			0-3 K		0-0 G4-6-3		1-1 G5-3	4	0	1	0	0	1	2												
A.J. Hinch, R OBP: 0.163, SLG: 0.229 Jason McDonald, S (9, PH) OBP: 0.340, SLG: 0.292		2-0 FC4-6 BB			2-3 K		1-3 K		2-2 WP DI G6-3 1B	3	0	0	0	0	2	2												
Inning Stats	R: 1 E: 0 K: 2 S: 16	H: 2 LOB: 2 BB: 1 P: 26	R: 0 E: 0 K: 0 S: 8	H: 1 LOB: 2 BB: 1 P: 21	R: 1 E: 0 K: 0 S: 8	H: 1 LOB: 0 BB: 0 P: 13	R: 0 E: 0 K: 2 S: 9	H: 0 LOB: 0 BB: 0 P: 14	R: 1 E: 0 K: 0 S: 11	H: 2 LOB: 1 BB: 0 P: 13	R: 0 E: 0 K: 1 S: 6	H: 2 LOB: 1 BB: 0 P: 7	R: 0 E: 0 K: 1 S: 11	H: 1 LOB: 2 BB: 1 P: 21	R: 0 E: 0 K: 2 S: 10	H: 0 LOB: 0 BB: 0 P: 15	R: 2 E: 0 K: 1 S: 18	H: 2 LOB: 1 BB: 1 P: 28	1B: 7 2B: 3 3B: 0 HR: 1	SF: 0 SAC: 0 DP: 2 HBP: 0	WP: 1 PB: 1 SB: 0 CS: 0	PA: 41						
PITCHER	IP	WLS	BF	H	R	ER	SO	BB	IBB	HBP	BLK	WP	HR	S	P	ERA	WHIP											
Charles Nagy, R ERA: 3.54	(1, 1)	6.2	W	31	9	3	3	3	0	0	0	0	0	66	109	4.05	1.800											
Paul Assenmacher, L ERA: 5.4	(7, 1)	0.1		1	0	0	0	1	0	0	0	0	0	3	6	0.00	0.000											
Steve Karsay, R ERA: 2.76	(8, 1)	1.2		8	2	2	2	3	1	0	0	0	1	0	27	42	10.80	1.800										
Michael Jackson, R ERA: 4.15	(9, 1)	0.1	S	1	0	0	0	0	0	0	0	0	0	1	1	0.00	0.000											

AB	37
R	8
H	12
RBI	8
BB	4
SO	2
LOB	12



Batter	1	2	3	4	5	6	7	8	9	AB	R	H	RBI	BB	SO	LOB	TOP				
Kenny Lofton, L OBP: 0.480, SLG: 0.593 (1, 8)	1-2 S BLK 1B		2-3 K	1-2 FC4-6			0-2 F7		4-1 S 1B BB	4	1	1	0	1	1	2					
Omar Vizquel, S OBP: 0.439, SLG: 0.451 (1, 6)	4-1 S BB		1-3 K		2-1 G4-3 1B		1-2 F9		2-2 S 1B	4	0	2	1	1	1	0					
Roberto Alomar, S OBP: 0.418, SLG: 0.474 (1, 4)	1-3 K		4-0 HR BB		3-2 G4-3 1-2		2-3 K		2-3 K	4	1	0	0	1	3	4					
Manny Ramirez, R OBP: 0.389, SLG: 0.648 (1, 9)	1-0 P3		1-1 HR		1-0 F7				0-1 P2	4	1	1	2	0	0	3					
Jim Thome, L OBP: 0.467, SLG: 0.528 (1, 3)	4-0 FC6-4 IBB		1-3 K		4-1 FC6-4 IBB				3-3 K	2	0	0	0	2	2	0					
Wil Cordero, R OBP: 0.375, SLG: 0.500 Richie Sexson, R OBP: 0.283, SLG: 0.510 (5, 7)	1-2 FC6-4 1-2			1-2 E 1B HBP			3-1 FC6-4		0-1 P4	1	0	0	0	0	0	3					
David Justice, L OBP: 0.289, SLG: 0.463 (1, 10)			1-3 K		2-1 F7				1-0 HR	4	1	1	1	0	1	1					
Travis Fryman, R OBP: 0.379, SLG: 0.461 (1, 5)			1-0 F9		0-2 P4				3-3 K	4	0	0	0	0	1	1					
Einar Diaz, R OBP: 0.286, SLG: 0.537 (1, 2)			0-1 G1-3		0-0 E4 FC4-6 1B				3-0 F9	4	0	1	0	0	0	0					
Inning Stats	R: 0 E: 0 K: 1 S: 11	H: 1 LOB: 3 BB: 2 P: 23	R: 0 E: 0 K: 3 S: 6	H: 0 LOB: 0 BB: 0 P: 8	R: 2 E: 0 K: 3 S: 11	H: 1 LOB: 0 BB: 1 P: 20	R: 0 E: 1 K: 0 S: 11	H: 1 LOB: 2 BB: 0 P: 15	R: 0 E: 0 K: 0 S: 9	H: 0 LOB: 0 BB: 1 P: 22	R: 0 E: 0 K: 1 S: 11	H: 0 LOB: 0 BB: 0 P: 14	R: 0 E: 0 K: 1 S: 7	H: 0 LOB: 0 BB: 0 P: 10	R: 2 E: 0 K: 2 S: 13	H: 2 LOB: 1 BB: 1 P: 28	1B: 4 2B: 0 3B: 0 HR: 2	SF: 0 SAC: 0 DP: 0 HBP: 1	WP: 0 PB: 0 SB: 3 CS: 0	PA: 39	
PITCHER	IP	WLS	BF	H	R	ER	SO	BB	IBB	HBP	BLK	WP	HR	S	P	ERA	WHIP				
Jimmy Haynes, R ERA: 5.34 T.J. Mathews, R ERA: 1.59 Buddy Groom, L ERA: 4.7	(1, 1)	7.0	L	30	4	2	2	6	2	2	1	1	0	1	65	112	2.57	0.857			

Cleveland Indians @ Oakland Athletics
Network Associates Coliseum, Oakland, CA
Wed Apr 28 1999, 10:05 PM EDT
Alt. 9.555 - Unknown - 69 F


AB 33
R 4
H 6
RBI 4
BB 5
SO 9
LOB 16



Batter	1	2	3	4	5	6	7	8	9	AB	R	H	RBI	BB	SO	LOB	BOTTOM					
Tony Phillips, S OBP: 0.327, SLG: 0.500 (1, 9)	1-3 K		2-2 G4-3		2-0 P6			0-2 F8		4	0	0	0	0	1	1						
Jason McDonald, S OBP: 0.333, SLG: 0.288 (1, 8)	3-1 P6		2-2 F7			1-1 G1-3 1B		2-2 G3		4	0	1	0	0	0	0						
Jason Giambi, L OBP: 0.387, SLG: 0.566 (1, 3)	2-2 BB 1B		0-2 P8			2-0 F9		1-2 F9		4	0	1	0	0	0	1						
Matt Stairs, L OBP: 0.400, SLG: 0.559 (1, 10)	4-0 BB		3-3 K			3-1 G1-3 1-2			0-3 K	3	0	0	0	1	2	1						
Ben Grieve, L OBP: 0.219, SLG: 0.227 (1, 7)	3-1 G4-3				2-1 F8			0-1 F8		4	0	0	0	0	0	3						
Scott Spiezio, S OBP: 0.413, SLG: 0.500 (1, 4)			2-1 G4-3		3-1 G3			3-2 F8		4	0	1	0	0	0	0						
Eric Chavez, L OBP: 0.315, SLG: 0.354 (1, 5)			1-1 BB 2B		1-0 F9			0-1 HBP 1B		4	1	2	0	0	0	1						
Miguel Tejada, R OBP: 0.317, SLG: 0.359 (1, 6)			1-3 K			0-0 G4-3		1-1 G4-6-3 HBP		2	0	0	0	0	1	1						
A.J. Hinch, R OBP: 0.176, SLG: 0.240 Tim Raines, S OBP: 0.326, SLG: 0.182 Mike Macfarlane, R OBP: 0.174, SLG: 0.227 (8, 2)	1-1 BB 1B				2-2 F8			1-2 G4-6-3		2	0	1	1	0	0	0						
Inning Stats	R: 0 E: 0 K: 1 S: 12	H: 1 LOB: 1 BB: 1 P: 25	R: 1 E: 0 K: 1 S: 12	H: 2 LOB: 0 BB: 0 P: 19	R: 0 E: 0 K: 1 S: 10	H: 0 LOB: 0 BB: 0 P: 15	R: 0 E: 0 K: 0 S: 5	H: 0 LOB: 0 BB: 0 P: 11	R: 0 E: 0 K: 0 S: 6	H: 0 LOB: 0 BB: 0 P: 10	R: 0 E: 0 K: 0 S: 7	H: 1 LOB: 1 BB: 0 P: 13	R: 0 E: 0 K: 0 S: 9	H: 1 LOB: 1 BB: 0 P: 14	R: 0 E: 0 K: 0 S: 9	H: 0 LOB: 0 BB: 0 P: 12	R: 0 E: 0 K: 1 S: 8	H: 1 LOB: 1 BB: 0 P: 11	1B: 4 2B: 2 3B: 0 HR: 0	SF: 0 SAC: 0 DP: 1 HBP: 1	WP: 0 PB: 0 SB: 0 CS: 0	PA: 34
PITCHER	IP	WLS	BF	H	R	ER	SO	BB	IBB	HBP	BLK	WP	HR	S	P	ERA	WHIP					
Jaret Wright, R ERA: 5.9 Steve Reed, R ERA: 1.74 Paul Assenmacher, L ERA: 5.06 Michael Jackson, R ERA: 3.72	(1, 1)	7.0	W	27	5	1	1	3	1	0	1	0	0	6	8	0.00	0.000					

Cleveland Indians @ Oakland Athletics
Network Associates Coliseum, Oakland, CA
Wed Apr 28 1999, 10:05 PM EDT
Alt. 9.555 - Unknown - 69 F

AB 32
R 1
H 6
RBI 1
BB 1
SO 4
LOB 10



Batter	1	2	3	4	5	6	7	8	9	AB	R	H	RBI	BB	SO	LOB	TOP										
Kenny Lofton, L OBP: 0.485, SLG: 0.588 (1, 8)	4-0 E BB		2-2 3B 1B	3-2 G6-3 1B		3-2 F7		1-3 K		4	2	2	1	1	1	1											
Omar Vizquel, S OBP: 0.419, SLG: 0.464 (1, 6)	2-2 P5 1-H		1-0 1B 3B	1-0 G6-3 1-2		0-1 P5		3-2 P8		5	1	1	1	0	0	2											
Roberto Alomar, S OBP: 0.406, SLG: 0.457 (1, 4)	0-0 G6-3		1-1 HR 1B		2-2 P4		0-2 G5-3		0-2 P4		5	1	1	1	0	0											
Manny Ramirez, R OBP: 0.380, SLG: 0.624 (1, 9)	2-2 F8		0-2 F7 1B		2-1 G6-3		3-2 HR 1B		3-3 K		5	1	1	0	0	1											
Jim Thome, L OBP: 0.469, SLG: 0.560 (1, 3)		3-3 K	0-0 HR		4-2 BB BB		3-3 K				3	1	1	2	1	2											
Travis Fryman, R OBP: 0.385, SLG: 0.494 (1, 5)	0-0 E4		1-2 G5-3		4-1 BB BB		2-2 HR				3	1	1	2	1	0											
David Justice, L OBP: 0.286, SLG: 0.432 (1, 10)		4-2 BB	0-1 G4-3		2-2 F9		0-0 L6				3	0	0	0	1	0											
Richie Sexson, R OBP: 0.263, SLG: 0.473 (1, 7)	0-3 K			0-0 G6-3		0-0 G1-4-3		2-0 P3		4	0	0	0	0	1	2											
Sandy Alomar Jr., R OBP: 0.311, SLG: 0.488 (1, 2)	2-0 P8		0-0 1B 2B		1-0 1B		0-0 G5-3				4	1	2	0	0	0											
Inning Stats	R: 1 E: 1 K: 0 S: 13	H: 0 LOB: 0 BB: 1 P: 21	R: 0 E: 1 K: 2 S: 11	H: 0 LOB: 2 BB: 1 P: 20	R: 4 E: 0 K: 0 S: 16	H: 4 LOB: 0 BB: 0 P: 20	R: 1 E: 0 K: 0 S: 7	H: 2 LOB: 2 BB: 0 P: 11	R: 0 E: 0 K: 0 S: 11	H: 1 LOB: 1 BB: 0 P: 11	R: 2 E: 0 K: 1 S: 13	H: 2 LOB: 0 BB: 0 P: 21	R: 0 E: 0 K: 1 S: 5	H: 0 LOB: 0 BB: 0 P: 8	R: 0 E: 0 K: 1 S: 11	H: 0 LOB: 0 BB: 0 P: 17	1B: 5 2B: 1 3B: 1 HR: 2	SF: 0 SAC: 0 DP: 1 HBP: 0	WP: 0 PB: 0 SB: 0 CS: 0	PA: 40							
PITCHER	IP	WLS	BF	H	R	ER	SO	BB	IBB	HBP	BLK	WP	HR	S	P	ERA	WHIP										
Mike Quist, R ERA: 4.05 (1, 1)	6.0	L	29	7	6	5	2	4	0	0	0	0	1	65	108	7.50	1.833										
Tim Worrell, R ERA: 4.51 (7, 1)	2.0		8	2	2	2	2	0	0	0	0	0	1	18	29	9.00	1.000										
Doug Jones, R ERA: 2.13 (9, 1)	1.0		3	0	0	0	1	0	0	0	0	0	0	11	17	0.00	0.000										

Cleveland Indians @ Oakland Athletics
Network Associates Coliseum, Oakland, CA
Thu Apr 29 1999, 4:05 PM EDT
Att: 10,115 - Unknown - 63 F

AB	36
R	8
H	9
RBI	7
BB	4
SO	5
LOB	11



Batter	1	2	3	4	5	6	7	8	9	AB	R	H	RBI	BB	SO	LOB	BOTTOM										
Tony Phillips, S OBP: 0.324, SLG: 0.511 (1, 9)	1-1 FC5-2 3B		2-3 K			3-2 G3-1			3-2 F7		4	0	1	0	0	1											
Jason McDonald, S OBP: 0.326, SLG: 0.273 (1, 8)	1-1 P6			0-0 L4		3-1 HBP			0-3 K		3	0	0	0	0	1											
Tim Raines, S OBP: 0.319, SLG: 0.167 (1, 7)	1-2 FC5-2 FC5-4			1-0 P9		2-2 G6-3			4-2 HR BB		3	1	0	0	1	0											
John Jaha, R OBP: 0.432, SLG: 0.714 (1, 10)	1-0 FC5-4			3-2 G5-3		1-1 G4-6-3 1B			1-0 HR		4	1	2	2	0	0											
Jason Giambi, L OBP: 0.381, SLG: 0.586 (1, 3)		1-3 K			0-0 HR		0-0 G4-6-3		1-1 F9		4	1	1	1	0	1											
Scott Spiezio, S OBP: 0.394, SLG: 0.473 (1, 4)	2-0 P4			1-1 P9		0-2 G1-3					3	0	0	0	0	0											
3 Eric Chavez, L OBP: 0.316, SLG: 0.343 (9, 6)		0-0 G1-3			4-2 BB		0-0 L3				2	0	0	0	1	0											
Mike Macfarlane, R OBP: 0.154, SLG: 0.200 (1, 2)			0-0 F8		0-2 G6-4-3		3-2 F7				3	0	0	0	0	0											
Jorge Velandia, R (1, 6)			2-3 K			2-0 P2		1-0 F7			2	0	0	0	0	1											
Olmedo Saenz, R OBP: 0.355, SLG: 0.462 (8, PH) (9, 5)											1	0	0	0	0	0											
Inning Stats	R: 0 E: 0 K: 0 S: 10	H: 1 LOB: 1 BB: 0 P: 14	R: 0 E: 0 K: 1 S: 5	H: 0 LOB: 0 BB: 0 P: 8	R: 0 E: 0 K: 2 S: 7	H: 0 LOB: 0 BB: 0 P: 11	R: 0 E: 0 K: 0 S: 5	H: 0 LOB: 0 BB: 0 P: 9	R: 1 E: 0 K: 0 S: 9	H: 1 LOB: 0 BB: 1 P: 14	R: 0 E: 0 K: 0 S: 6	H: 1 LOB: 0 BB: 0 P: 7	R: 0 E: 0 K: 0 S: 6	H: 0 LOB: 0 BB: 0 P: 10	R: 2 E: 0 K: 1 S: 12	H: 1 LOB: 0 BB: 1 P: 21	1B: 1 2B: 0 3B: 1 HR: 2	SF: 0 SAC: 0 DP: 2 HBP: 1	WP: 0 PB: 0 SB: 0 CS: 0	PA: 32							
PITCHER	IP	WLS	BF	H	R	ER	SO	BB	IBB	HBP	BLK	WP	HR	S	P	ERA	WHIP										
Dave Burba, R ERA: 3.03 (1, 1)	9.0	W	32	4	3	3	4	2	0	1	0	0	2	69	113	3.00	0.667										

Cleveland Indians @ Oakland Athletics
Network Associates Coliseum, Oakland, CA
Thu Apr 29 1999, 4:05 PM EDT
Att: 10,115 - Unknown - 63 F

AB	29
R	3
H	4
RBI	3
BB	2
SO	4
LOB	6



Batter	1	2	3	4	5	6	7	8	9	AB	R	H	RBI	BB	SO	LOB	TOP								
Jose Offerman, S (1,4) OBP: 0.417, SLG: 0.591 (8,3)	G4-3		FC5-4 BB		2B	F7		G4-3	G6-3	5	1	1	0	1	0	2									
John Valentin, R (1,5) OBP: 0.244, SLG: 0.317	K		FC5-4 FC4		F9		F8	K		5	0	0	0	0	0	2	5								
Nomar Garciaparra, R (1,6) OBP: 0.391, SLG: 0.393	P4		FC4		2B		1B	2B		5	3	3	2	0	0	2									
Mike Stanley, R (1,3) OBP: 0.488, SLG: 0.435 Donnie Sadler, R (8, PR) OBP: 0.226, SLG: 0.276 (8,4)	G3 G1-4-3 2B		G5-3 SF8 BB		2B		1B	2B		3	3	3	1	1	0	0									
Troy O'Leary, L (1,7) OBP: 0.352, SLG: 0.543	G3		E3 SF8 G5-3		K		1B	2B		4	0	1	1	1	1	5									
Damon Buford, R (1,8) OBP: 0.388, SLG: 0.392	G1-4-3		G5-3		2B		L7	G5-3		5	0	1	3	0	0	6									
Jason Varitek, S (1,2) OBP: 0.299, SLG: 0.333	K		SF8		G6-3		1B		K	4	0	1	2	0	2	2									
Jeff Frye, R (1,10) OBP: 0.327, SLG: 0.279 18 Reggie Jefferson, S (9, PH) OBP: 0.361, SLG: 0.576	G5-3		P3		G6-3		F7		WP 1B	4	0	0	0	0	0	3									
Darren Lewis, R (1,9) OBP: 0.325, SLG: 0.284 Brian Daubach, L (9, PH) OBP: 0.364, SLG: 0.727	FC5-4 BB 1B		F9 2B BB		G6-3		G4-3 2B BB		F7	2	2	1	0	2	0	0									
Inning Stats	R: 0 E: 0 K: 1 S: 5	H: 0 LOB: 0 BB: 0 P: 8	R: 1 E: 0 K: 1 S: 10	H: 1 LOB: 0 BB: 0 P: 14	R: 0 E: 0 K: 0 S: 8	H: 1 LOB: 2 BB: 1 P: 15	R: 1 E: 1 K: 0 S: 10	H: 0 LOB: 1 BB: 1 P: 19	R: 3 E: 0 K: 1 S: 15	H: 3 LOB: 2 BB: 1 P: 27	R: 0 E: 0 K: 0 S: 9	H: 0 LOB: 0 BB: 0 P: 13	R: 2 E: 0 K: 0 S: 12	H: 4 LOB: 0 BB: 0 P: 19	R: 2 E: 0 K: 1 S: 12	H: 2 LOB: 2 BB: 2 P: 29	R: 0 E: 0 K: 1 S: 13	H: 1 LOB: 1 BB: 0 P: 18	1B: 7 2B: 5 3B: 0 HR: 0	SF: 1 SAC: 0 DP: 0 HBP: 1	WP: 1 PB: 0 SB: 0 CS: 0	PA: 46			
PITCHER	IP	WLS	BF	H	R	ER	SO	BB	IBB	HBP	BLK	WP	HR	S	P	ERA	WHIP								
Kenny Rogers, L (1,1) ERA: 5.59	6.1		32	8	7	6	3	3	0	1	0	0	0	64	108	8.53	1.737								
Doug Jones, R (7,1) ERA: 3.21	1.1		7	2	2	2	1	1	0	0	0	0	0	13	24	13.50	2.250								
T.J. Mathews, R (8,1) ERA: 1.42	1.1	W	7	2	0	0	1	0	1	0	0	1	0	17	30	0.00	1.500								

Boston Red Sox @ Oakland Athletics
Network Associates Coliseum, Oakland, CA
 Fri Apr 30 1999, 10:35 PM EDT
 Att: 10,063 - Cloudy - 59 F

AB 39
 R 9
 H 12
 RBI 9
 BB 5
 SO 5
 LOB 26



Batter	1	2	3	4	5	6	7	8	9	AB	R	H	RBI	BB	SO	LOB	BOTTOM								
Tony Phillips, S (1,8) OBP: 0.352, SLG: 0.538 (8,9)	BB SH2-3 HR 1B									5	1	4	3	1	1	1									
Scott Spiezio, S (1,4) OBP: 0.371, SLG: 0.441	SH2-3		CI FC4-6		F7		F8	P5	G4-3	4	0	0	0	0	0	8									
Jason Giambi, L (1,3) OBP: 0.392, SLG: 0.582	HR HBP		FC4-6		F7			BB HBP 1B	FC5-4 1B	4	2	2	0	0	0	3									
John Jaha, R (1,10) OBP: 0.430, SLG: 0.682 Jorge Velandia, R (8, PR)	HR BB		G5-3		G6-3			HBP SF9 BB	FC5-4 BB 1B	3	2	0	0	2	0	1									
Matt Stairs, L (1,9) OBP: 0.392, SLG: 0.587 Mike Macfarlane, R (8,2) OBP: 0.185, SLG: 0.200	HR		K		G6-3			K	1B HR BB	4	1	1	4	0	2	2									
Ben Grieve, L (1,7) OBP: 0.224, SLG: 0.221 Tim Raines, S (7, PH) OBP: 0.347, SLG: 0.189 (8,7)	F7		HBP		K			SF9 HBP BB BB	HR 1B	2	0	0	0	0	1	0									
3 Eric Chavez, L (1,5) OBP: 0.304, SLG: 0.329 Olmedo Saenz, R (7, PH) OBP: 0.394, SLG: 0.593 (8,5)	G6-3		F7					BB BB HBP	HR	3	0	0	0	0	0	1									
Miguel Tejada, R (1,6) OBP: 0.322, SLG: 0.370	G5-3		SH3-4 1B 2B					F8	SF9	3	2	1	1	1	0	0									
A.J. Hinch, R (1,2) OBP: 0.208, SLG: 0.240 Jason McDonald, S (7, PH) OBP: 0.333, SLG: 0.268 (8,8)	CI BB		SH3-4					1B HBP	G3-1	0	0	0	0	1	0	0									
Inning Stats	R: 4 E: 0 K: 0 S: 14	H: 2 LOB: 1 BB: 1 P: 27	R: 0 E: 1 K: 1 S: 10	H: 0 LOB: 2 BB: 1 P: 19	R: 0 E: 0 K: 1 S: 10	H: 0 LOB: 1 BB: 0 P: 17	R: 1 E: 0 K: 0 S: 18	H: 2 LOB: 1 BB: 0 P: 24	R: 0 E: 0 K: 0 S: 8	H: 0 LOB: 0 BB: 0 P: 11	R: 0 E: 0 K: 0 S: 11	H: 1 LOB: 2 BB: 0 P: 18	R: 3 E: 0 K: 1 S: 19	H: 1 LOB: 3 BB: 4 P: 43	R: 5 E: 0 K: 0 S: 15	H: 4 LOB: 2 BB: 2 P: 29	R: 0 E: 0 K: 1 S: 13	H: 1 LOB: 1 BB: 0 P: 18	1B: 6 2B: 2 3B: 0 HR: 2	SF: 1 SAC: 2 DP: 0 HBP: 4	WP: 0 PB: 0 SB: 0 CS: 0	PA: 47			
PITCHER	IP	WLS	BF	H	R	ER	SO	BB	IBB	HBP	BLK	WP	HR	S	P	ERA	WHIP								
Kip Gross, R (1,1) ERA: 5.06	3.0		17	3	5	5	2	2	0	1	0	0	0	26	40	0.00	0.750								
Tim Lincecum, R (4,1) ERA: 5.4	2.2		11	2	0	0	1	0	0	1	0	0	0	14	27	40.50	4.500								
Rheal Cormier, L (6,1) ERA: 4.09	0.2	B	5	0	0	0	0	2	0	1	0	0	0	8	19	0.00	3.000								
Jim Corsi, R (7,1) ERA: 4.0	0.2	L	9	4	5	5	0	2	0	0	0	0	1	15	29	45.00	6.000								
Derek Lowe, R (8,1) ERA: 5.52	1.0																								

Boston Red Sox @ Oakland Athletics
Network Associates Coliseum, Oakland, CA
 Fri Apr 30 1999, 10:35 PM EDT
 Att: 10,063 - Cloudy - 59 F

AB 31
 R 13
 H 10
 RBI 13
 BB 8
 SO 4
 LOB 17



Batter	1	2	3	4	5	6	7	8	9	AB	R	H	RBI	BB	SO	LOB	TOP					
Jose Offerman, S (1.4) OBP: 0.404, SLG: 0.564	G4-3		P6	2B		F9		G5-3	E9	6	0	1	1	0	0	2						
John Valentin, R (1.5) OBP: 0.271, SLG: 0.356	2B		P6	2B		FC6-4		1B	1B	5	1	3	0	1	0	1						
Brian Daubach, L (1.3) OBP: 0.294, SLG: 0.529	F8		L8	F9		K		1B	K2-3	6	0	1	1	0	2	6						
Nomar Garciaparra, R (1.6) OBP: 0.392, SLG: 0.385	P4			2B	F8		G5-3	1B		4	1	1	0	1	0	1						
Troy O'Leary, L (1.7) OBP: 0.344, SLG: 0.558		HR		F8	F8		F7	E7		5	1	1	1	0	0	3						
Mike Stanley, R (1.10) OBP: 0.294, SLG: 0.463		K		2B	1B		2B	K		5	1	3	1	0	2	3						
Jason Varitek, S (1.2) OBP: 0.306, SLG: 0.354	G4-3		F8	1B		2B		L4		5	0	2	0	0	0	4						
Darren Lewis, R (1.8) OBP: 0.329, SLG: 0.296		HBP		2B	F9		F8	G4-3		4	1	1	1	0	0	4						
Trot Nixon, L (1.9) OBP: 0.250, SLG: 0.333	G3			1B		FC6-4		1B	F8	4	2	2	1	1	0	1						
Inning Stats	R: 0 E: 0 K: 0 S: 6	H: 1 LOB: 1 BB: 0 P: 7	R: 1 E: 0 K: 1 S: 13	H: 1 LOB: 1 BB: 0 P: 19	R: 0 E: 0 K: 0 S: 5	H: 0 LOB: 0 BB: 0 P: 6	R: 4 E: 0 K: 0 S: 15	H: 6 LOB: 2 BB: 0 P: 22	R: 0 E: 0 K: 1 S: 10	H: 2 LOB: 2 BB: 1 P: 14	R: 0 E: 0 K: 1 S: 6	H: 0 LOB: 1 BB: 1 P: 12	R: 0 E: 0 K: 0 S: 12	H: 2 LOB: 2 BB: 0 P: 17	R: 2 E: 1 K: 1 S: 19	H: 2 LOB: 2 BB: 2 P: 35	R: 0 E: 1 K: 1 S: 12	H: 1 LOB: 2 BB: 0 P: 20	1B: 7 2B: 7 3B: 0 HR: 1	SF: 0 SAC: 0 DP: 0 HBP: 1	WP: 1 PB: 0 SB: 0 CS: 0	PA: 48
PITCHER	IP	WLS	BF	H	R	ER	SO	BB	IBB	HBP	BLK	WP	HR	S	P	ERA	WHIP					
Gil Heredia, R (1.1) ERA: 4.81	3.2	L	20	8	5	5	1	0	0	1	0	0	1	38	52	12.27	2.182					
Brad Rigby, R (4.1) ERA: 8.19	3.1		15	4	0	0	1	1	0	0	0	0	0	29	45	0.00	1.500					
Buddy Groom, L (8.1) ERA: 6.23	1.0		8	2	2	2	1	1	1	0	0	1	0	19	35	18.00	3.000					
Tim Worrell, R (9.1) ERA: 4.3	1.0		5	1	0	0	1	0	0	0	0	0	0	12	20	0.00	1.000					

Boston Red Sox @ Oakland Athletics
 Network Associates Coliseum, Oakland, CA
 Sat May 01 1999, 4:05 PM EDT
 Att: 30,353 - Cloudy - 60 F

AB 44
 R 7
 H 15
 RBI 6
 BB 3
 SO 4
 LOB 25



Batter	1	2	3	4	5	6	7	8	9	AB	R	H	RBI	BB	SO	LOB	BOTTOM					
Tony Phillips, S (1.9) OBP: 0.345, SLG: 0.520	K		K		S		F8		L8	5	0	1	0	0	2	1						
Jason McDonald, S (1.8) OBP: 0.338, SLG: 0.267	S		K		K		S		K	4	0	1	0	1	3	1						
Jason Giambi, L (1.3) OBP: 0.396, SLG: 0.570	F7			1B			G4-3			2	1	0	0	2	0	3						
Matt Stairs, L (1.10) OBP: 0.385, SLG: 0.582	K			K			E			4	1	1	0	0	3	4						
Ben Grieve, L (1.7) OBP: 0.225, SLG: 0.222				K			E4			4	0	1	0	0	2	1						
Scott Spiezio, S (1.4) OBP: 0.365, SLG: 0.429	FC6-4			3B			G3-1		G1-3	4	0	1	0	0	0	2						
3 Eric Chavez, L (1.5) OBP: 0.305, SLG: 0.329										3	0	1	1	0	2	1						
John Jaha, R (8. PH) OBP: 0.425, SLG: 0.672										1	0	0	0	0	0	1						
Jorge Velandia, R (9.4) OBP: 0.179, SLG: 0.192										0	0	0	0	0	0	0						
Miguel Tejada, R (1.6) OBP: 0.308, SLG: 0.353	F8								F8	4	0	0	0	0	2	4						
A.J. Hinch, R (1.2) OBP: 0.200, SLG: 0.231										2	0	0	0	0	0	0						
Olmedo Saenz, R (7. PH) OBP: 0.412, SLG: 0.593										0	0	0	0	0	0	0						
Mike Macfarlane, R (8.2) OBP: 0.179, SLG: 0.192										1	0	0	0	0	0	0						
Inning Stats	R: 0 E: 0 K: 2 S: 9	H: 0 LOB: 1 BB: 1 P: 19	R: 0 E: 0 K: 1 S: 8	H: 1 LOB: 1 BB: 0 P: 12	R: 0 E: 0 K: 2 S: 7	H: 0 LOB: 0 BB: 0 P: 12	R: 1 E: 0 K: 3 S: 15	H: 2 LOB: 2 BB: 1 P: 25	R: 0 E: 0 K: 2 S: 13	H: 1 LOB: 2 BB: 1 P: 24	R: 0 E: 0 K: 2 S: 7	H: 0 LOB: 0 BB: 0 P: 8	R: 0 E: 1 K: 0 S: 16	H: 1 LOB: 2 BB: 0 P: 25	R: 1 E: 1 K: 0 S: 7	H: 1 LOB: 1 BB: 0 P: 14	R: 0 E: 0 K: 1 S: 8	H: 0 LOB: 0 BB: 0 P: 13	1B: 5 2B: 1 3B: 0 HR: 0	SF: 0 SAC: 0 DP: 0 HBP: 1	WP: 0 PB: 0 SB: 3 CS: 0	PA: 38
PITCHER	IP	WLS	BF	H	R	ER	SO	BB	IBB	HBP	BLK	WP	HR	S	P	ERA	WHIP					
Pedro Martinez, R (1.1) ERA: 2.06	7.0	W	30	5	1	1	13	3	0	1	0	0	0	75	125	1.29	1.143					
Mark Guttrine, L (8.1) ERA: 4.26	2.0		8	1	1	0	1	0	0	0	0	0	0	15	27	0.00	0.500					

Boston Red Sox @ Oakland Athletics
 Network Associates Coliseum, Oakland, CA
 Sat May 01 1999, 4:05 PM EDT
 Att: 30,353 - Cloudy - 60 F

AB 34
 R 2
 H 6
 RBI 1
 BB 3
 SO 14
 LOB 18



Batter	1	2	3	4	5	6	7	8	9	AB	R	H	RBI	BB	SO	LOB	TOP					
Jose Offerman, S OBP: 0.412, SLG: 0.571										4	2	2	0	1	0	2						
John Valentin, R OBP: 0.277, SLG: 0.385 Donnie Sadler, R OBP: 0.226, SLG: 0.276										4	1	1	4	1	1	0						
Brian Daubach, L OBP: 0.318, SLG: 0.636										5	1	2	0	0	1	2						
Nomar Garciaparra, R OBP: 0.392, SLG: 0.391										4	0	2	1	0	0	3						
Troy O'Leary, L OBP: 0.327, SLG: 0.527										5	0	0	0	0	1	5						
Jeff Frye, R OBP: 0.358, SLG: 0.319										4	0	3	0	0	0	0						
Damon Buford, R OBP: 0.377, SLG: 0.400										4	0	2	0	0	0	1						
Jason Varitek, S OBP: 0.303, SLG: 0.338										3	0	0	0	1	1	4						
Darren Lewis, R OBP: 0.326, SLG: 0.284										3	1	0	0	1	0	4						
Inning Stats	R: 2 E: 0 K: 0 S: 13	H: 2 LOB: 0 BB: 0 P: 22	R: 0 E: 0 K: 0 S: 7	H: 2 LOB: 1 BB: 0 P: 9	R: 0 E: 0 K: 1 S: 11	H: 0 LOB: 0 BB: 0 P: 16	R: 0 E: 0 K: 0 S: 9	H: 2 LOB: 1 BB: 0 P: 14	R: 3 E: 0 K: 0 S: 14	H: 3 LOB: 1 BB: 1 P: 22	R: 0 E: 0 K: 1 S: 12	H: 2 LOB: 2 BB: 0 P: 20	R: 0 E: 0 K: 1 S: 12	H: 1 LOB: 1 BB: 0 P: 18	R: 0 E: 0 K: 0 S: 5	H: 0 LOB: 1 BB: 1 P: 9	R: 0 E: 0 K: 1 S: 12	H: 0 LOB: 2 BB: 2 P: 24	1B: 8 2B: 2 3B: 1 HR: 1	SF: 1 SAC: 0 DP: 2 HBP: 0	WP: 0 PB: 0 SB: 2 CS: 0	PA: 41
PITCHER	IP WLS BF H R ER SO BB IBB HBP BLK WP HR S P ERA WHIP																					
Tom Candiotti, R ERA: 6.18	(1, 1) 5.0 W 25 11 5 5 1 1 0 0 0 0 1 58 90 9.00 2.400																					
Doug Jones, R ERA: 2.95	(6, 1) 3.0 W 11 1 0 0 2 1 0 0 0 0 0 25 42 0.00 0.667																					
Billy Taylor, R ERA: 3.38	(9, 1) 1.0 S 5 0 0 0 1 2 0 0 0 0 0 12 24 0.00 2.000																					

Boston Red Sox @ Oakland Athletics
 Network Associates Coliseum, Oakland, CA
 Sun May 02 1999, 4:05 PM EDT
 Att: 17,388 - Cloudy - 62 F

AB	36
R	5
H	12
RBI	5
BB	4
SO	4
LOB	21



Batter	1	2	3	4	5	6	7	8	9	AB	R	H	RBI	BB	SO	LOB	BOTTOM			
Tony Phillips, S OBP: 0.364, SLG: 0.520										2	2	1	0	3	0	0				
Jason McDonald, S OBP: 0.343, SLG: 0.290 Matt Stairs, L OBP: 0.392, SLG: 0.582 Ben Grievie, L OBP: 0.222, SLG: 0.219										2	1	1	0	0	0	1				
Jason Giambi, L OBP: 0.405, SLG: 0.567										4	1	2	3	1	0	1				
John Jaha, R OBP: 0.429, SLG: 0.676										4	1	2	1	0	1	5				
Olmedo Saenz, R OBP: 0.421, SLG: 0.613										4	0	2	2	0	0	1				
Tim Raines, S OBP: 0.358, SLG: 0.179										2	0	0	0	2	0	3				
Scott Spiezio, S OBP: 0.346, SLG: 0.409										3	0	0	1	0	1	2				
Miguel Tejada, R OBP: 0.295, SLG: 0.337										4	0	0	0	0	1	4				
A.J. Hinch, R OBP: 0.220, SLG: 0.236										3	1	1	0	1	0	0				
Inning Stats	R: 3 E: 0 K: 1 S: 18	H: 4 LOB: 2 BB: 1 P: 31	R: 0 E: 0 K: 0 S: 8	H: 0 LOB: 1 BB: 1 P: 13	R: 1 E: 0 K: 0 S: 7	H: 2 LOB: 1 BB: 1 P: 14	R: 0 E: 0 K: 0 S: 5	H: 0 LOB: 2 BB: 3 P: 17	R: 0 E: 0 K: 1 S: 7	H: 0 LOB: 0 BB: 0 P: 11	R: 3 E: 0 K: 1 S: 19	H: 3 LOB: 3 BB: 2 P: 34	R: 0 E: 0 K: 1 S: 8	H: 0 LOB: 0 BB: 0 P: 10	R: 0 E: 0 K: 0 S: 7	H: 0 LOB: 0 BB: 0 P: 11	1B: 6 2B: 4 3B: 0 HR: 0	SF: 1 SAC: 1 DP: 2 HBP: 0	WP: 0 PB: 0 SB: 0 CS: 0	PA: 39
PITCHER	IP WLS BF H R ER SO BB IBB HBP BLK WP HR S P ERA WHIP																			
49 Tim Wakefield, R ERA: 8.02	(1, 1) 3.0 L 9 1 2 2 0 1 1 0 0 0 0 17 32 7.71 0.857																			
Tim Lincecum, R ERA: 5.91	(4, 1) 2.1 L 9 1 2 2 0 1 1 0 0 0 0 17 32 7.71 0.857																			
Jim Corsi, R ERA: 4.22	(6, 1) 1.2 B 8 2 1 1 2 1 0 0 0 0 0 19 29 5.40 1.800																			
Derek Lowe, R ERA: 5.17	(8, 1) 1.0 3 0 0 0 0 0 0 0 0 0 0 7 11 0.00 0.000																			

Boston Red Sox @ Oakland Athletics
 Network Associates Coliseum, Oakland, CA
 Sun May 02 1999, 4:05 PM EDT
 Att: 17,388 - Cloudy - 62 F

AB	29
R	7
H	9
RBI	7
BB	8
SO	3
LOB	17



Batter	1	2	3	4	5	6	7	8	9	10	AB	R	H	RBI	BB	SO	LOB							
Jose Offerman, S OBP: 0.417, SLG: 0.563 (1,4)	2-2 BB 1B	0-0 S 2B 1B		G6-3		G1-3	4-2 BB		2-2 P7		5	2	2	0	1	0	1							
John Valentin, R OBP: 0.280, SLG: 0.406 (1,5)	0-0 P6	4-2 2B SF8 BB		HR		F7	BB			0-3 K	5	2	1	1	1	2	3							
Brian Daubach, L OBP: 0.357, SLG: 0.630 (1,3)	4-2 1B HR	2-2 SF8 2B		G4-3		E	1B			0-3 K	5	2	2	1	1	1	2							
Nomar Garciaparra, R OBP: 0.388, SLG: 0.495 (1,6)	0-0 P3	1-0 SF8		1B		E9	1B 2B			0-0 P3	5	1	2	2	0	0	2							
Troy O'Leary, L OBP: 0.340, SLG: 0.531 (1,7)	3-2 1B HR	P5		1B		1B	1B			1-1 P8	5	1	3	2	0	0	1							
18 Reggie Jefferson, S OBP: 0.341, SLG: 0.514 (1,10)	4-2 HR BB			F8		G6-3					4	1	0	0	1	1	3							
Creighton Gubanich, R OBP: 0.500, SLG: 0.833 Donnie Sadler, R OBP: 0.220, SLG: 0.276 Jason Varitek, S OBP: 0.303, SLG: 0.338 (1,2)	2-2 HR			BB		P8				1-2 CS 1B	3	2	2	4	1	0	0							
Trot Nixon, L OBP: 0.226, SLG: 0.298 (1,9)	G6-3			K		G4-3				2-3 K	5	0	0	0	0	3	3							
Darren Lewis, R OBP: 0.330, SLG: 0.282 (1,8)		G3		G4-3		F9				4-1 S BB	4	0	1	0	1	0	1							
Inning Stats	R: 5 E: 0 K: 0 S: 23	H: 3 LOB: 0 BB: 2 P: 40	R: 2 E: 0 K: 0 S: 16	H: 2 LOB: 1 BB: 1 P: 27	R: 0 E: 0 K: 1 S: 8	H: 0 LOB: 1 BB: 1 P: 15	R: 1 E: 0 K: 0 S: 9	H: 3 LOB: 2 BB: 0 P: 16	R: 0 E: 0 K: 0 S: 11	H: 0 LOB: 0 BB: 0 P: 10	R: 2 E: 1 K: 1 S: 16	H: 3 LOB: 1 BB: 0 P: 20	R: 1 E: 0 K: 2 S: 11	H: 1 LOB: 2 BB: 1 P: 21	R: 0 E: 0 K: 0 S: 5	H: 0 LOB: 0 BB: 0 P: 10	R: 0 E: 0 K: 1 S: 11	H: 1 LOB: 2 BB: 1 P: 20	R: 0 E: 0 K: 2 S: 7	H: 0 LOB: 0 BB: 0 P: 7	1B: 9 2B: 2 3B: 0 HR: 2	SF: 1 SAC: 0 DP: 0 HBP: 1	WP: 0 PB: 0 SB: 4 CS: 1	PA: 49


TOP

Boston Red Sox @ Oakland Athletics
Network Associates Coliseum, Oakland, CA

Mon May 03 1999, 3:05 PM EDT
Att. 8,221 - Cloudy - 60 F

livebaseballscorecards.com

AB 41
R 11
H 13
RBI 10
BB 6
SO 7
LOB 16



Batter	1	2	3	4	5	6	7	8	9	10	AB	R	H	RBI	BB	SO	LOB					
Tony Phillips, S OBP: 0.371, SLG: 0.538 (1,4)	1-2 G5-3			G5-3		HR					4	2	1	3	2	1	0					
Jason McDonald, S OBP: 0.351, SLG: 0.281 Mike MacFarlane, R OBP: 0.233, SLG: 0.259 (8, PH)	4-0 S BB			1B HR BB		P6				4-0 BB IBB	2	1	0	0	2	0	0					
Jason Giambi, L OBP: 0.402, SLG: 0.553 (1,3)	0-3 K			1B HR 1B		L5				0-0 P5	6	1	2	0	0	1	4					
John Jaha, R OBP: 0.433, SLG: 0.697 (1,10)	2-1 G5-3			HR		HBP 1B				0-0 P8	5	1	2	4	1	1	1					
Matt Stairs, L OBP: 0.350, SLG: 0.606 (9,8)		0-3 K		P6		P5				4-2 G4-3 3 2B BB	4	2	1	1	1	1	1					
Olimedo Saenz, R OBP: 0.485, SLG: 0.636 Jorge Velandia, R (9, PR)		3-1 G1-3 2B		G1-3		HBP				4-0 G4-3 3 2B BB	2	1	1	0	2	0	0					
Ben Grieve, L OBP: 0.221, SLG: 0.208 (9,9)		1-2 G1-3		F8		FC6 1B HR BB				0-0 G4-3 L7	4	1	0	0	1	0	6					
Miguel Tejada, R OBP: 0.296, SLG: 0.337 3 Eric Chavez, L OBP: 0.310, SLG: 0.347 (9,6)		1-2 G6-3		G6-3		FC6 1B				1-2 2B WP	3	0	1	0	0	0	1					
A.J. Hinch, R OBP: 0.210, SLG: 0.224 Tim Raines, S OBP: 0.364, SLG: 0.220 (9,7)				F8		FC6 HR				0-0 WP BB 2B	3	1	0	0	0	1	2					
Inning Stats	R: 0 E: 0 K: 1 S: 8	H: 0 LOB: 1 BB: 1 P: 15	R: 0 E: 0 K: 1 S: 11	H: 1 LOB: 1 BB: 0 P: 16	R: 3 E: 0 K: 0 S: 9	H: 2 LOB: 0 BB: 1 P: 14	R: 3 E: 0 K: 0 S: 12	H: 2 LOB: 0 BB: 1 P: 21	R: 0 E: 0 K: 0 S: 11	H: 1 LOB: 2 BB: 0 P: 20	R: 0 E: 0 K: 2 S: 5	H: 0 LOB: 0 BB: 0 P: 9	R: 4 E: 0 K: 1 S: 15	H: 3 LOB: 2 BB: 3 P: 32	R: 1 E: 0 K: 2 S: 10	H: 1 LOB: 1 BB: 1 P: 17	R: 1 E: 0 K: 0 S: 2	H: 1 LOB: 3 BB: 3 P: 14	1B: 4 2B: 4 3B: 0 HR: 3	SF: 0 SAC: 0 DP: 0 HBP: 1	WP: 3 PB: 0 SB: 1 CS: 0	PA: 49


BOTTOM

Boston Red Sox @ Oakland Athletics
Network Associates Coliseum, Oakland, CA

Mon May 03 1999, 3:05 PM EDT
Att. 8,221 - Cloudy - 60 F

livebaseballscorecards.com

AB 38
R 12
H 11
RBI 11
BB 10
SO 7
LOB 17



PITCHER	IP	WLS	BF	H	R	ER	SO	BB	IBB	HBP	BLK	WP	HR	S	P	ERA	WHIP
Mark Portugal, R ERA: 4.45 (1,1)	4.0		20	5	6	6	2	3	0	0	0	0	2	40	66	13.50	2.000
Rheal Cormier, L ERA: 3.86 (5,1)	3.0		12	1	1	1	2	1	0	1	0	0	0	27	47	3.00	0.667
Derek Lowe, R ERA: 6.19 (8,1)	0.1		3	1	1	1	0	1	0	0	0	0	0	4	9	27.00	6.000
Mark Guthrie, L ERA: 4.73 (8,1)	0.2		4	2	2	2	1	1	0	0	0	2	0	8	16	27.00	4.500
Kip Gross, R ERA: 6.17 (9,1)	1.0		7	2	2	2	2	1	1	0	0	0	1	11	22	18.00	3.000
PITCHER	IP	WLS	BF	H	R	ER	SO	BB	IBB	HBP	BLK	WP	HR	S	P	ERA	WHIP
Tim Harikkala, R ERA: 5.73 (10,1)	0.1		3	0	0	0	0	2	0	0	0	1	0	1	9	0.00	6.000

Batter	1	2	3	4	5	6	7	8	9	AB	R	H	RBI	BB	SO	LOB	TOP										
Tony Phillips, S OBP: 0.390, SLG: 0.536 (1, 4)										5	0	3	0	1	1	2											
Jason McDonald, S OBP: 0.337, SLG: 0.257 (1, 8)										6	1	1	0	0	1	6											
Jason Giambi, L OBP: 0.406, SLG: 0.579 (1, 3)										5	1	2	0	0	2	3											
John Jaha, R OBP: 0.443, SLG: 0.691 Scott Spiezo, S OBP: 0.333, SLG: 0.391 (1, 10)										2	0	2	2	0	0	0											
Matt Stairs, L OBP: 0.415, SLG: 0.603 (1, 9)										3	1	1	0	1	1	2											
Olmedo Saenz, R OBP: 0.491, SLG: 0.667 (1, 5)										3	2	1	0	1	1	2											
Ben Grieve, L OBP: 0.213, SLG: 0.235 Jorge Velandia, R OBP: 0.167, SLG: 0.167 (7, 4)										4	0	0	0	0	0	4											
Miguel Tejada, R OBP: 0.315, SLG: 0.406 (1, 6)										4	1	2	1	1	1	1											
A.J. Hinch, R OBP: 0.239, SLG: 0.290 (1, 2)										4	1	2	3	1	1	4											
Inning Stats	R: 1 E: 0 K: 2 S: 14	H: 3 LOB: 2 BB: 0 P: 23	R: 0 E: 0 K: 1 S: 11	H: 1 LOB: 2 BB: 1 P: 19	R: 1 E: 0 K: 0 S: 15	H: 2 LOB: 3 BB: 2 P: 31	R: 0 E: 0 K: 1 S: 12	H: 2 LOB: 2 BB: 0 P: 20	R: 2 E: 0 K: 0 S: 12	H: 3 LOB: 1 BB: 0 P: 22	R: 0 E: 0 K: 1 S: 9	H: 0 LOB: 0 BB: 0 P: 13	R: 0 E: 0 K: 1 S: 10	H: 0 LOB: 0 BB: 0 P: 15	R: 0 E: 0 K: 1 S: 11	H: 0 LOB: 1 BB: 1 P: 22	R: 4 E: 0 K: 3 S: 23	H: 4 LOB: 1 BB: 1 P: 38	1B: 10 2B: 4 3B: 0 HR: 1	SF: 0 SAC: 0 DP: 1 HBP: 2	WP: 2 PB: 0 SB: 3 CS: 0	PA: 47					
PITCHER	IP	WLS	BF	H	R	ER	SO	BB	IBB	HBP	BLK	WP	HR	S	P	ERA	WHIP										
Kelvim Escobar, R ERA: 5.77 (1, 1)	5.0	L	29	11	4	4	4	3	0	2	0	1	1	64	115	7.20	2.800										
Billy Koch, R ERA: (6, 1)	2.2		9	0	0	0	2	1	0	0	0	0	0	27	45	0.00	0.375										
Dan Plesac, L ERA: 8.25 (8, 1)	0.2		4	1	2	2	2	1	0	0	0	0	0	13	21	27.00	3.000										
Pete Munro, R ERA: 2.75 (9, 1)	0.2		5	3	2	2	2	0	0	0	0	1	0	13	22	27.00	4.500										

Oakland Athletics @ Toronto Blue Jays
SkyDome, Toronto, ON
Wed May 05 1999, 7:05 PM EDT
Att: 20,314 - Unknown - 73 F

AB 40
R 8
H 15
RBI 7
BB 5
SO 10
LOB 26





Batter	1	2	3	4	5	6	7	8	9	AB	R	H	RBI	BB	SO	LOB	BOTTOM										
Shannon Stewart, R OBP: 0.417, SLG: 0.517 (1, 10)										4	0	0	0	0	2	2											
Alex Gonzalez, R OBP: 0.369, SLG: 0.417 (1, 6)										3	0	0	0	1	0	1											
Shawn Green, L OBP: 0.393, SLG: 0.650 (1, 9)										3	1	0	0	0	2	1											
Carlos Delgado, L OBP: 0.378, SLG: 0.550 (1, 3)										4	1	1	0	0	2	0											
Tony Fernandez, S OBP: 0.443, SLG: 0.490 (1, 5)										4	0	1	2	0	0	0											
José Cruz Jr., S OBP: 0.376, SLG: 0.404 (1, 8)										4	0	1	0	0	0	1											
Anthony Sanders, R OBP: 0.286, SLG: 0.429 (1, 7)										3	0	0	0	0	1	1											
Mike Matheny, R OBP: 0.216, SLG: 0.361 (1, 2)										3	0	1	0	0	0	0											
Pat Kelly, R OBP: 0.377, SLG: 0.649 (1, 4)										3	0	1	0	0	0	1											
Inning Stats	R: 2 E: 0 K: 0 S: 8	H: 2 LOB: 1 BB: 0 P: 15	R: 0 E: 0 K: 1 S: 8	H: 1 LOB: 0 BB: 0 P: 12	R: 0 E: 0 K: 2 S: 7	H: 0 LOB: 0 BB: 0 P: 9	R: 0 E: 0 K: 1 S: 8	H: 0 LOB: 0 BB: 0 P: 13	R: 0 E: 0 K: 0 S: 9	H: 1 LOB: 1 BB: 0 P: 10	R: 0 E: 0 K: 2 S: 11	H: 0 LOB: 0 BB: 0 P: 19	R: 0 E: 0 K: 0 S: 4	H: 1 LOB: 0 BB: 0 P: 6	R: 0 E: 0 K: 1 S: 11	H: 0 LOB: 1 BB: 1 P: 20	R: 0 E: 0 K: 0 S: 3	H: 0 LOB: 0 BB: 0 P: 4	1B: 2 2B: 3 3B: 0 HR: 0	SF: 0 SAC: 0 DP: 1 HBP: 1	WP: 0 PB: 0 SB: 0 CS: 0	PA: 33					
PITCHER	IP	WLS	BF	H	R	ER	SO	BB	IBB	HBP	BLK	WP	HR	S	P	ERA	WHIP										
Kenny Rogers, L ERA: 4.74 (1, 1)	9.0	W	33	5	2	2	7	1	0	1	0	0	0	69	108	2.00	0.667										

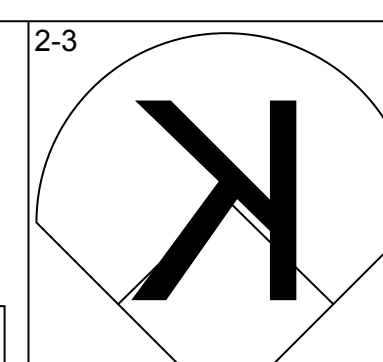
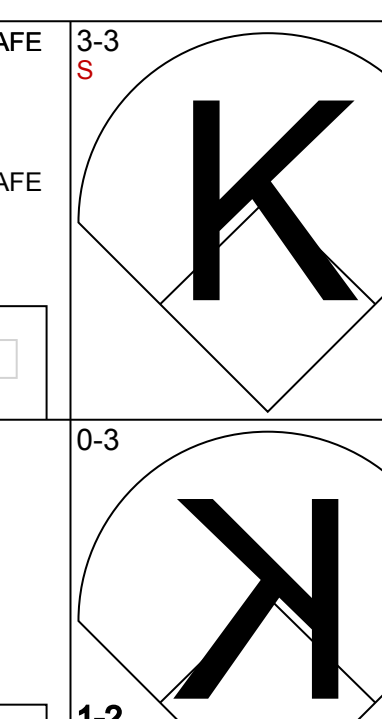
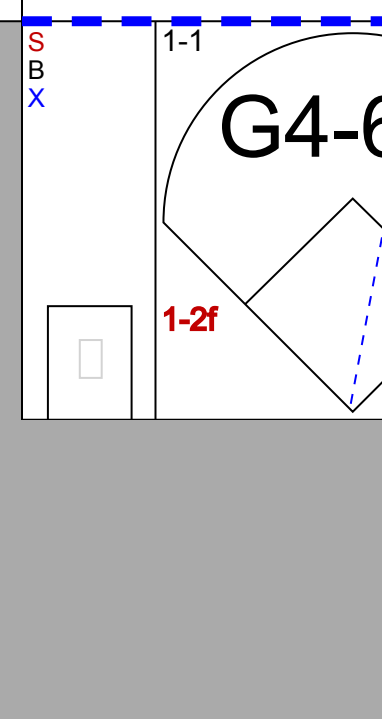
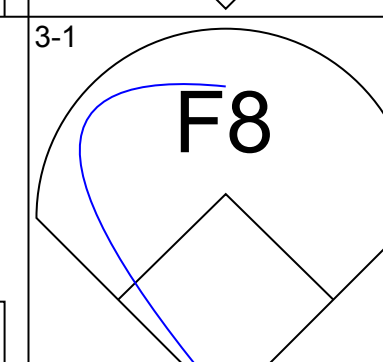

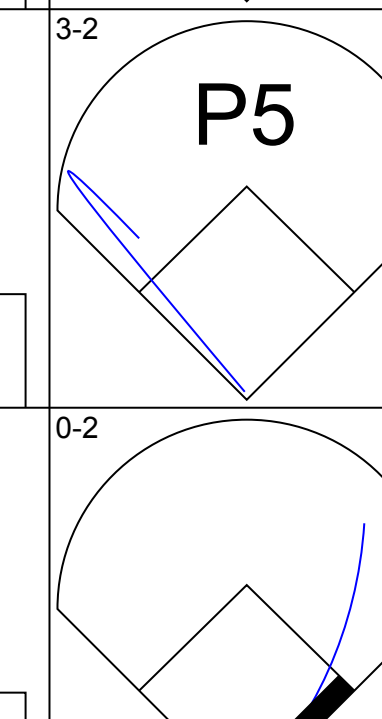
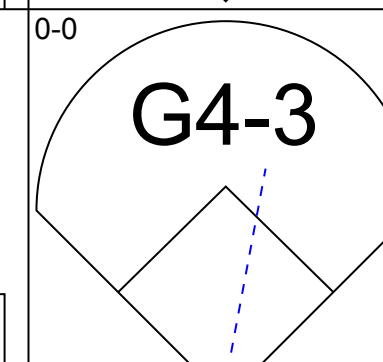
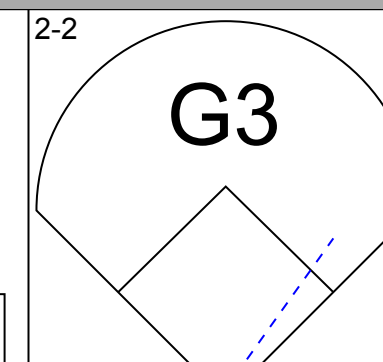

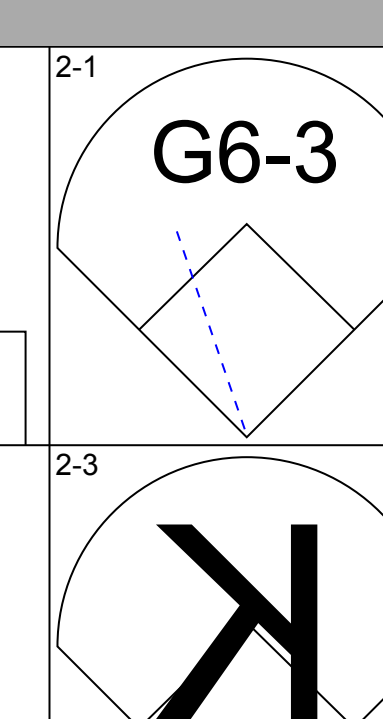
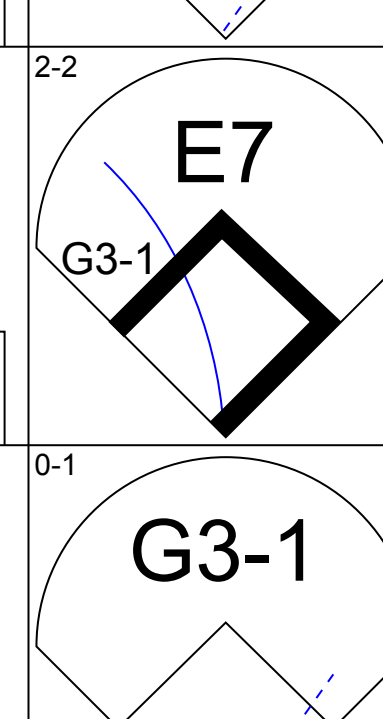
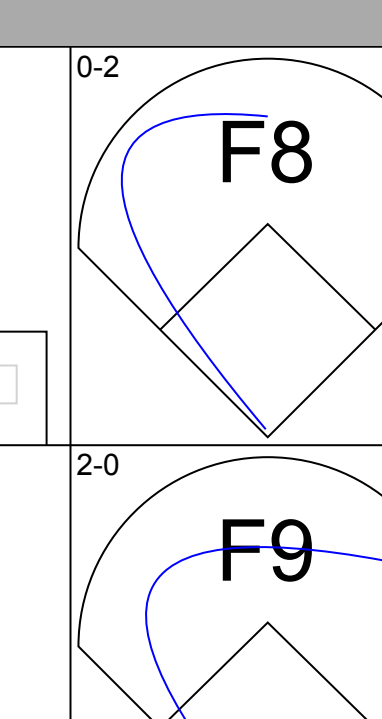

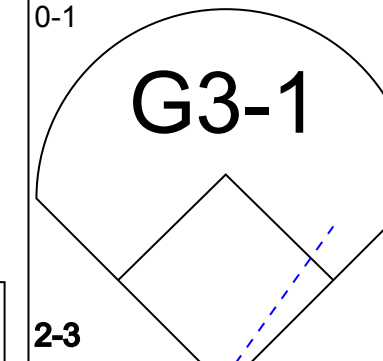
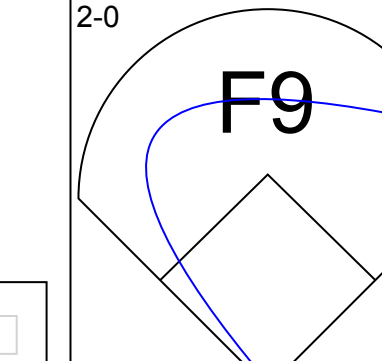

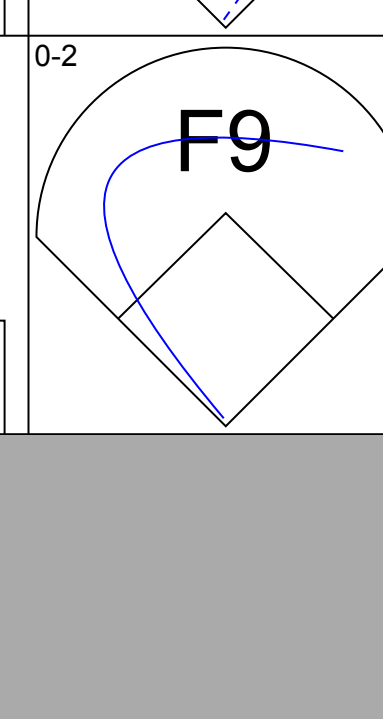
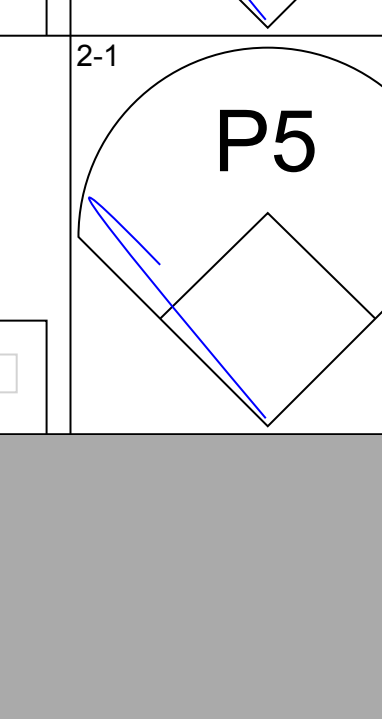
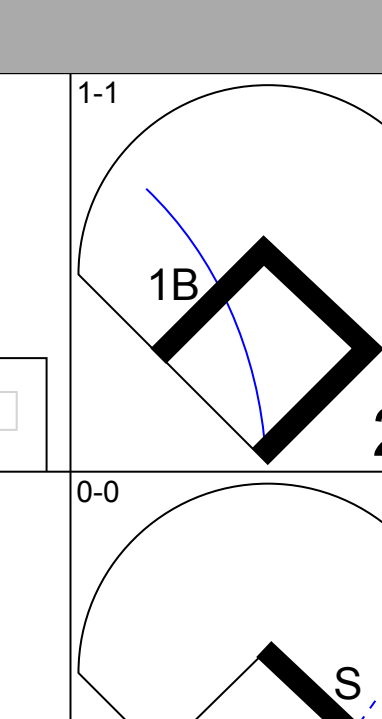
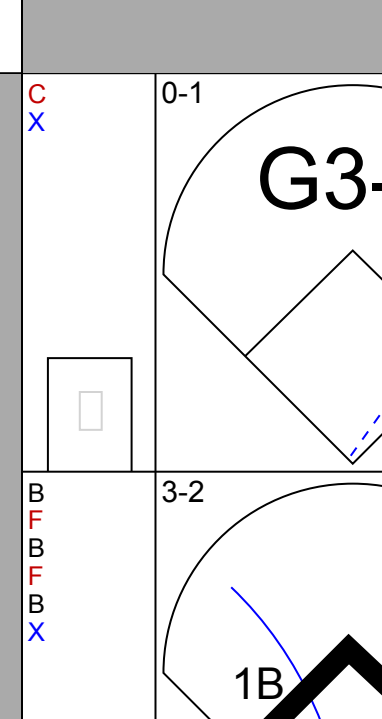
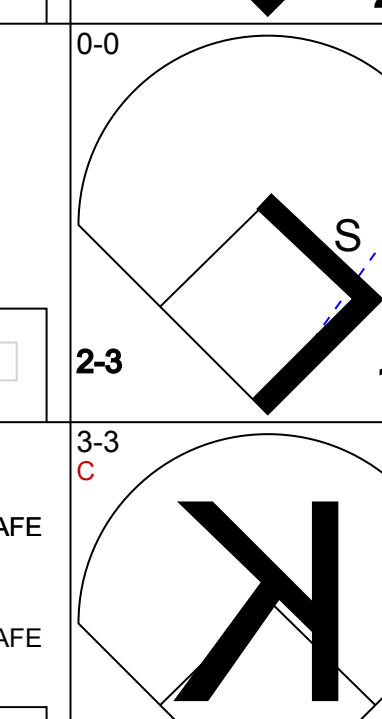
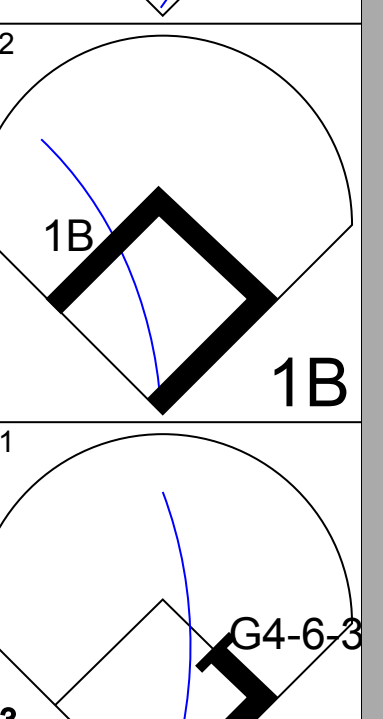
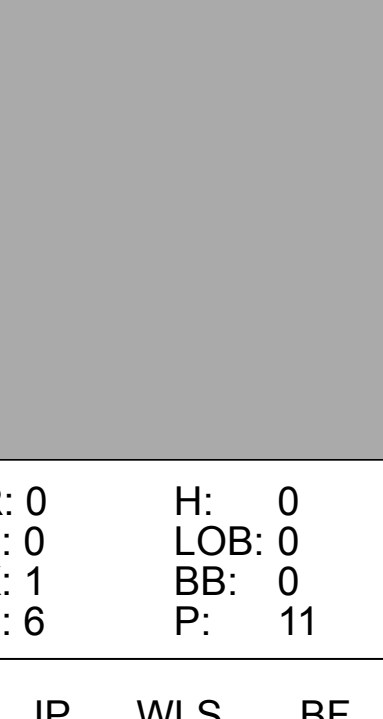
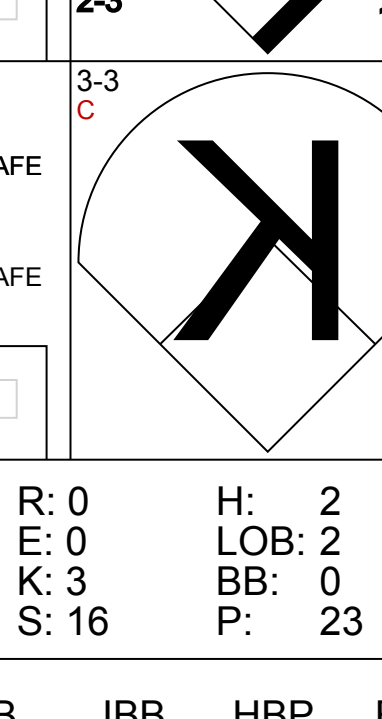
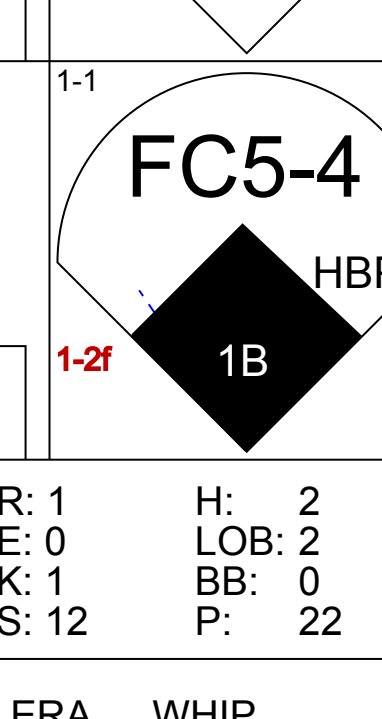
Oakland Athletics @ Toronto Blue Jays
SkyDome, Toronto, ON
Wed May 05 1999, 7:05 PM EDT
Att: 20,314 - Unknown - 73 F

AB 31
R 2
H 5
RBI 2
BB 1
SO 7
LOB 7



Batter	1	2	3	4	5	6	7	8	9	AB	R	H	RBI	BB	SO	LOB	TOP					
Tony Phillips, S OBP: 0.386, SLG: 0.534	0-3 K2-3		2-3 K					3-2 G4-3		4	1	1	0	0	2	0	Oakland Athletics @ Toronto Blue Jays SkyDome, Toronto, ON Thu May 06 1999, 7:05 PM EDT Att: 20,310 - Dome - 72 F AB 31 R 3 H 6 RBI 3 BB 1 SO 7 LOB 6 					
Jason McDonald, S OBP: 0.344, SLG: 0.269	0-2 CS 1B			2-3 K		1-0 WP 1B		0-0 F7		4	0	2	0	0	1	0						
Jason Giambi, L OBP: 0.394, SLG: 0.564	2-2 F8			1-0 G4-3		1-1 SF8		2-3 K		3	0	0	1	0	1	1						
Olmedo Saenz, R OBP: 0.456, SLG: 0.605		2-1 F9		2-3 K		3-H 1-3 K			0-0 F9	4	0	0	0	0	2	1						
Matt Stairs, L OBP: 0.418, SLG: 0.630		3-2 HR			3-1 P5		4-2 BB		0-1 G3	3	1	1	1	1	0	0						
Scott Spiezio, S OBP: 0.329, SLG: 0.384	0-2 F8				0-0 WP 1B		0-2 P8		3-2 G4-3	4	1	1	0	0	0	2						
Jorge Velandia, R OBP: 0.167, SLG: 0.167					2-2 WP 1B					0	0	0	0	0	0	0						
Ben Grieve, L OBP: 0.206, SLG: 0.227					1-3 K		2-1 G4-3			3	0	0	0	0	1	1						
Mike Macfarlane, R OBP: 0.289, SLG: 0.294				0-0 G6-3		1-0 1B		1-0 F9		3	0	1	1	0	0	0						
Miguel Tejada, R OBP: 0.306, SLG: 0.394			2-2 F9		0-0 G4-3		0-2 G6-3			3	0	0	0	0	0	1						
Inning Stats	R: 0 E: 0 K: 1 S: 9	H: 1 LOB: 0 BB: 0 P: 11	R: 1 E: 0 K: 0 S: 13	H: 1 LOB: 0 BB: 0 P: 18	R: 0 E: 0 K: 1 S: 9	H: 0 LOB: 0 BB: 0 P: 13	R: 0 E: 0 K: 2 S: 7	H: 0 LOB: 0 BB: 0 P: 12	R: 1 E: 0 K: 1 S: 8	H: 2 LOB: 1 BB: 0 P: 13	R: 1 E: 0 K: 0 S: 14	H: 2 LOB: 2 BB: 0 P: 21	R: 0 E: 0 K: 0 S: 6	H: 0 LOB: 0 BB: 0 P: 9	R: 0 E: 0 K: 1 S: 9	H: 0 LOB: 0 BB: 0 P: 14	R: 0 E: 0 K: 0 S: 7	H: 0 LOB: 0 BB: 0 P: 10	1B: 4 2B: 1 3B: 0 HR: 1	SF: 1 SAC: 0 DP: 0 HBP: 0	WP: 2 PB: 0 SB: 0 CS: 1	PA: 33
PITCHER Chris Carpenter, R ERA: 2.74	IP: 9.0 WLS: L BF: 33	H: 6 R: 3 ER: 3 SO: 7	BB: 1 IBB: 0 HBP: 0 BLK: 1	WP: 2 HR: 1 S: 82 P: 121	ERA: 3.00 WHIP: 0.778	PITCHER										IP: 9.0 WLS: L BF: 33	H: 6 R: 3 ER: 3 SO: 7	BB: 1 IBB: 0 HBP: 0 BLK: 1	WP: 2 HR: 1 S: 82 P: 121	ERA: 3.00 WHIP: 0.778		


Batter	1	2	3	4	5	6	7	8	9	AB	R	H	RBI	BB	SO	LOB	BOTTOM					
Shannon Stewart, R OBP: 0.416, SLG: 0.508	1-1 G6-3 BB 1B		0-3 K		1-0 G5-3		4-2 BB		2-3 K	4	0	1	0	1	2	0	Oakland Athletics @ Toronto Blue Jays SkyDome, Toronto, ON Thu May 06 1999, 7:05 PM EDT Att: 20,310 - Dome - 72 F AB 37 R 2 H 10 RBI 2 BB 2 SO 7 LOB 19 					
Alex Gonzalez, R OBP: 0.378, SLG: 0.429	1 SAFE 1 SAFE G6-3 BB		0-0 F8		1-1 G4-3 1B		1-3 K		1-0 S 1B	4	1	2	0	1	1	2						
Shawn Green, L OBP: 0.393, SLG: 0.648	1-2 G6-3		0-1 2B		1-0 G4-3		1-0 FC4-6 1B		2-3 K	5	0	2	0	0	1	4						
Carlos Delgado, L OBP: 0.367, SLG: 0.531	0-0 L4		0-1 P3		0-2 G1-3		0-0 FC4-6 1B		1-2 1B	4	1	0	0	0	0	5						
Tony Fernandez, S OBP: 0.445, SLG: 0.490	0-1 G3-1			1-0 G4-3		1-2 1B		2-2 1B		4	0	2	1	0	0	2						
Kevin Witt, L OBP: 0.292, SLG: 0.409		1-2 G4-3		1-1 F9		0-0 G4-3		0-3 K		3	0	0	0	0	0	1						
Anthony Sanders, R OBP: 0.286, SLG: 0.429										0	0	0	0	0	0	0						
Willie Greene, L OBP: 0.302, SLG: 0.314										1	0	0	0	0	1	2						
José Cruz Jr., S OBP: 0.374, SLG: 0.398		1-3 K		2-1 G4-3		1-2 G4-3		1-0 S 1B		4	0	1	1	0	1	0						
Mike Matheny, R OBP: 0.220, SLG: 0.350		2-1 FC6-4 1B			0-0 F7		0-2 G6-3		2-3 K	4	0	1	0	0	1	2						
Pat Kelly, R OBP: 0.369, SLG: 0.623		1-2 FC6-4			0-0 F7		0-2 BB 1B		3-2 G4-3	4	0	1	0	0	0	1						
Inning Stats	R: 0 E: 0 K: 0 S: 10	H: 1 LOB: 2 BB: 1 P: 15	R: 0 E: 0 K: 1 S: 12	H: 1 LOB: 0 BB: 0 P: 17	R: 0 E: 0 K: 1 S: 8	H: 1 LOB: 1 BB: 0 P: 8	R: 0 E: 0 K: 0 S: 5	H: 0 LOB: 0 BB: 0 P: 9	R: 0 E: 0 K: 0 S: 3	H: 0 LOB: 0 BB: 0 P: 4	R: 1 E: 0 K: 0 S: 11	H: 2 LOB: 1 BB: 0 P: 14	R: 0 E: 0 K: 1 S: 16	H: 1 LOB: 2 BB: 1 P: 22	R: 1 E: 0 K: 2 S: 12	H: 3 LOB: 2 BB: 0 P: 18	R: 0 E: 0 K: 2 S: 12	H: 1 LOB: 1 BB: 0 P: 20	1B: 8 2B: 2 3B: 0 HR: 0	SF: 0 SAC: 0 DP: 0 HBP: 0	WP: 0 PB: 0 SB: 2 CS: 0	PA: 39
PITCHER Gil Heredia, R ERA: 4.24	IP: 6.2 WLS: W BF: 27	H: 6 R: 1 ER: 1 SO: 2	BB: 1 IBB: 0 HBP: 0 BLK: 0	WP: 0 HR: 0 S: 60 P: 79	ERA: 1.35 WHIP: 1.050	PITCHER										IP: 6.2 WLS: H BF: 27	H: 6 R: 2 ER: 1 SO: 2	BB: 1 IBB: 0 HBP: 0 BLK: 0	WP: 0 HR: 0 S: 60 P: 79	ERA: 1.35 WHIP: 1.050		
T.J. Mathews, R ERA: 1.29	0.1 H 2	0 0 0	0 0 0	1 1 0	0 0 0	0 0 0	0 0 0	0 0 5	10 0.00 3.000													
Buddy Groom, L ERA: 6.75	0.1 H 3	2 1 1	0 0 0	0 0 0	0 0 0	0 0 5	8 27.00 6.000															
Billy Taylor, R ERA: 2.92	1.2 S 7	2 0 0	4 0 0	0 0 0	0 0 19	30 0.00 1.200																

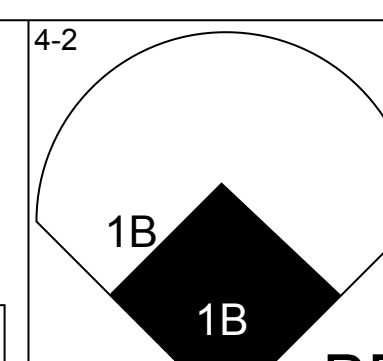
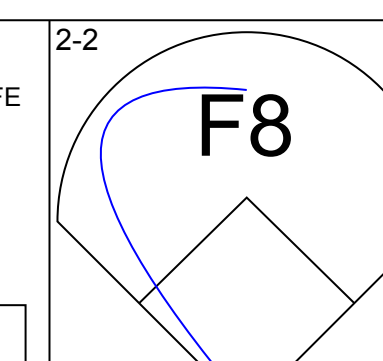
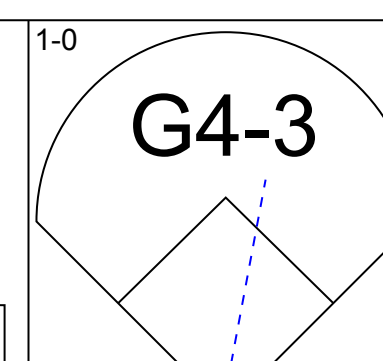
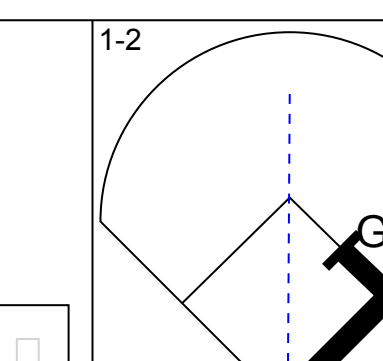
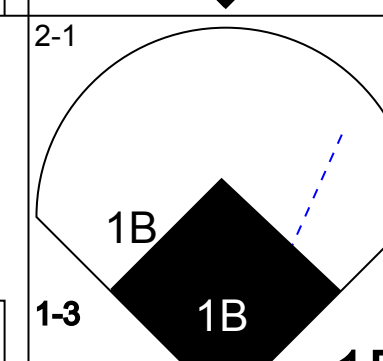
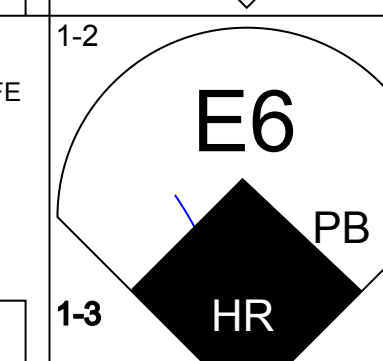
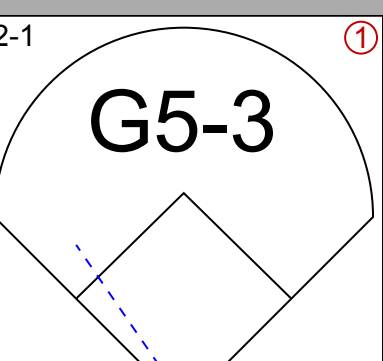
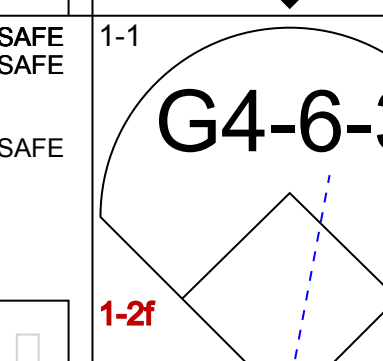
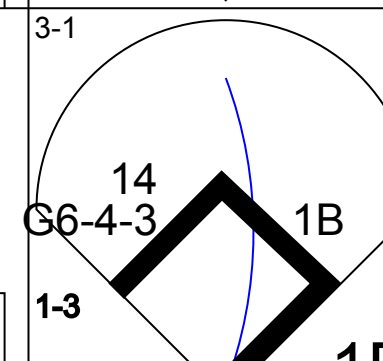
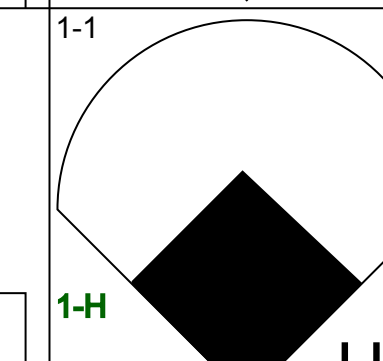
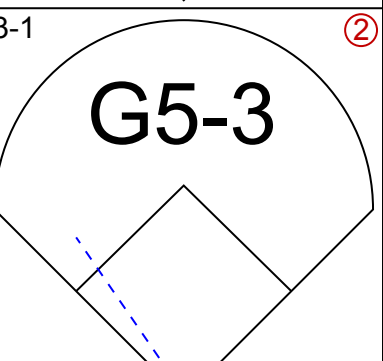
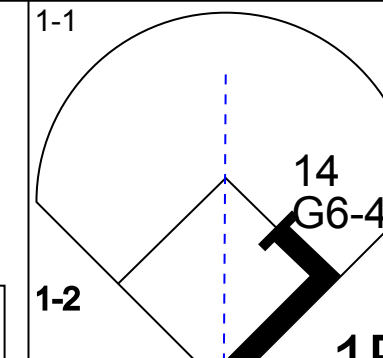
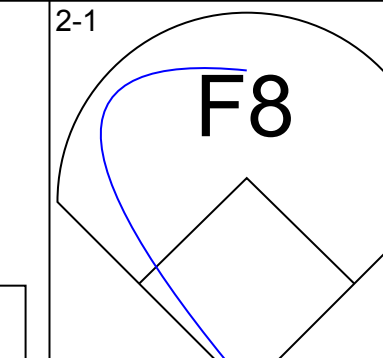
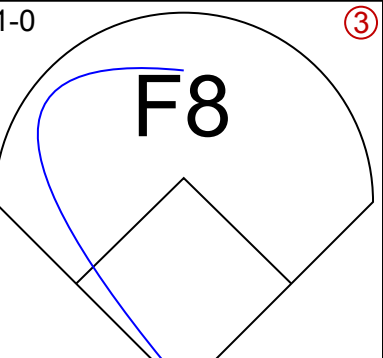
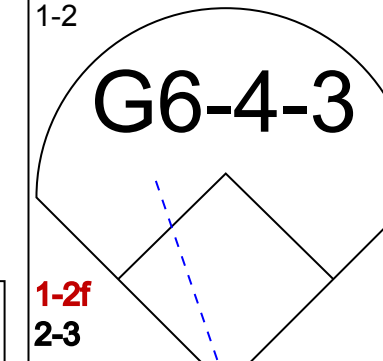
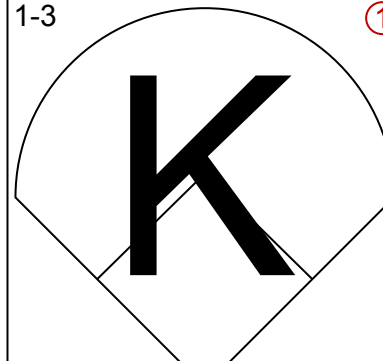
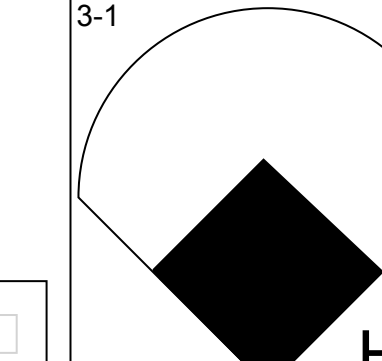
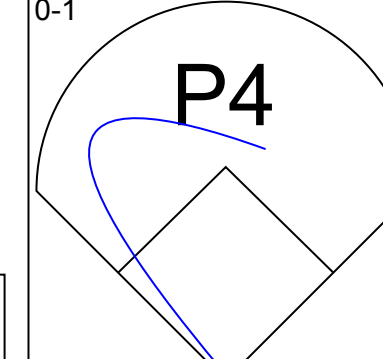
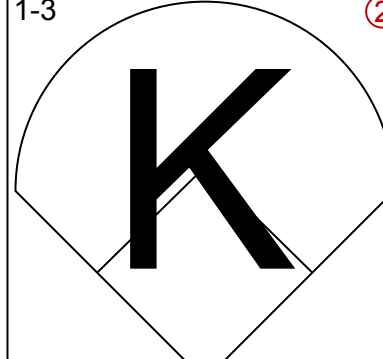
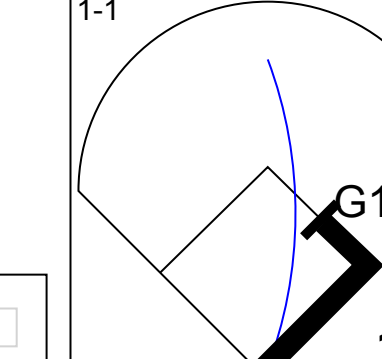
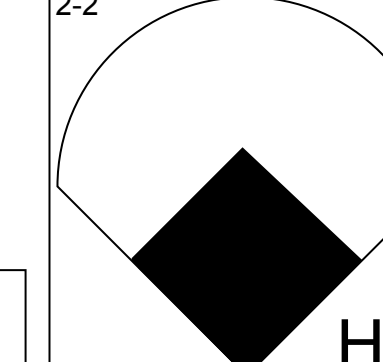
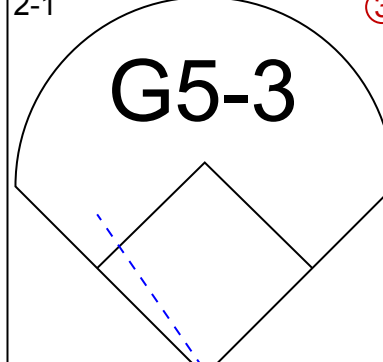
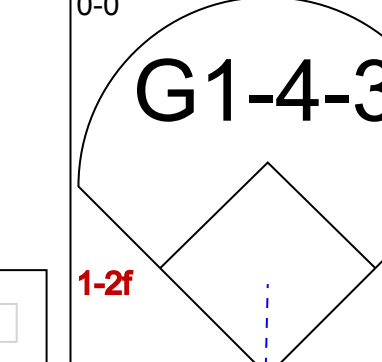
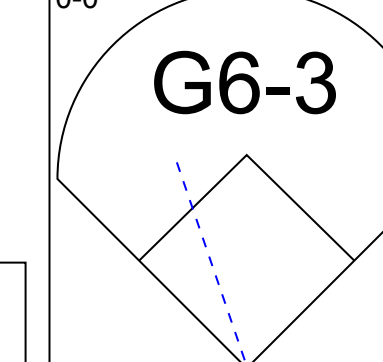
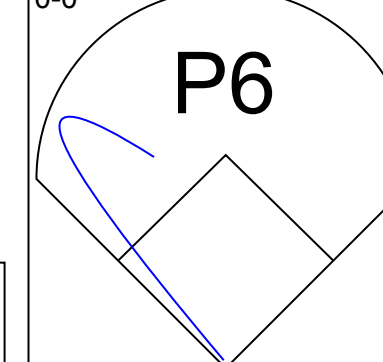
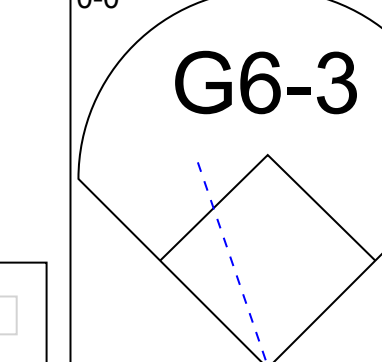
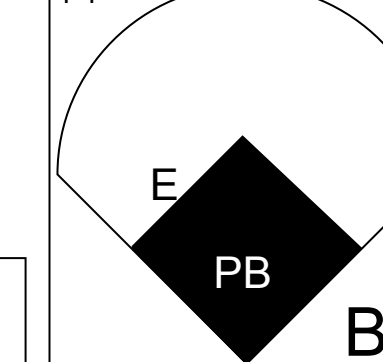
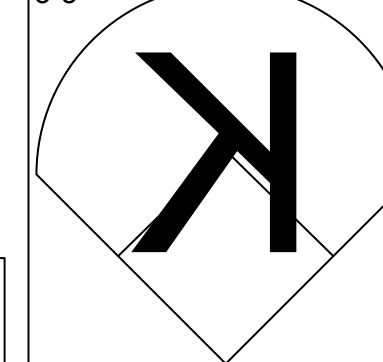
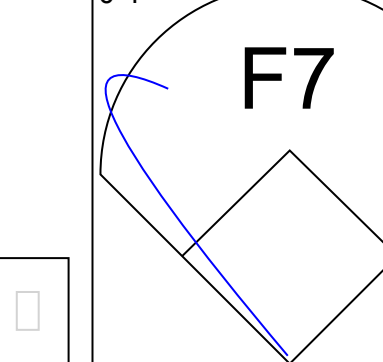
Batter	1	2	3	4	5	6	7	8	9	AB	R	H	RBI	BB	SO	LOB	TOP								
Tony Phillips, S OBP: 0.382, SLG: 0.521 (1, 9)										3	0	0	0	0	2	4									
Tim Raines, S OBP: 0.356, SLG: 0.222 (1, 7)										4	0	1	1	0	1	2									
Jason Giambi, L OBP: 0.382, SLG: 0.545 (1, 3)										4	0	0	0	0	0	2									
Olmedo Saenz, R OBP: 0.443, SLG: 0.574 (1, 5)										4	0	1	0	0	0	0									
Matt Stairs, L OBP: 0.402, SLG: 0.600 (1, 10)										4	0	0	0	0	1	2									
Scott Spiezio, S OBP: 0.315, SLG: 0.364 (1, 4)										4	0	0	0	0	0	1									
Miguel Tejada, R OBP: 0.322, SLG: 0.411 (1, 6)										3	0	2	0	1	0	0									
Jason McDonald, S OBP: 0.351, SLG: 0.280 (1, 8)										4	0	2	0	0	2	2									
A.J. Hinch, R OBP: 0.239, SLG: 0.288 (1, 2)										4	1	1	0	0	1	4									
Inning Stats	R: 0 E: 0 K: 1 S: 6	H: 0 LOB: 0 BB: 0 P: 11	R: 0 E: 0 K: 1 S: 6	H: 0 LOB: 0 BB: 0 P: 12	R: 0 E: 0 K: 3 S: 16	H: 2 LOB: 2 BB: 0 P: 23	R: 0 E: 1 K: 0 S: 16	H: 0 LOB: 1 BB: 0 P: 20	R: 1 E: 0 K: 1 S: 12	H: 2 LOB: 2 BB: 0 P: 22	R: 0 E: 0 K: 0 S: 6	H: 0 LOB: 0 BB: 0 P: 10	R: 0 E: 0 K: 0 S: 9	H: 2 LOB: 1 BB: 0 P: 16	R: 0 E: 0 K: 0 S: 11	H: 1 LOB: 1 BB: 0 P: 16	R: 0 E: 0 K: 1 S: 7	H: 0 LOB: 1 BB: 1 P: 15	1B: 6 2B: 1 3B: 0 HR: 0	SF: 0 SAC: 0 DP: 1 HBP: 1	WP: 0 PB: 0 SB: 1 CS: 0	PA: 36			
PITCHER	IP	WLS	BF	H	R	ER	SO	BB	IBB	HBP	BLK	WP	HR	S	P	ERA	WHIP								
Jim Parque, L ERA: 3.79 (1, 1)	6.1	W	27	6	1	1	6	0	0	1	0	0	0	69	111	1.42	0.947								
41 Bill Simas, R ERA: 1.54 (7, 1)	1.2		5	1	0	0	0	0	0	0	0	0	0	13	19	0.00	0.600								
Bryan Ward, L ERA: 6.3 (9, 1)	1.0		4	0	0	0	1	1	0	0	0	0	0	7	15	0.00	1.000								

Oakland Athletics @ Chicago White Sox
Comiskey Park, Chicago, IL
Fri May 07 1999, 8:05 PM EDT
Att. 11,181 - Overcast - 59 F

livebaseballscores.com

AB 34
R 1
H 7
RBI 1
BB 1
SO 7
LOB 17




Batter	1	2	3	4	5	6	7	8	9	AB	R	H	RBI	BB	SO	LOB	BOTTOM								
Ray Durham, S OBP: 0.390, SLG: 0.538 (1, 4)										3	1	1	0	1	0	1									
Mike Canuso, S OBP: 0.286, SLG: 0.308 (1, 6)										4	2	1	0	0	0	2									
Frank Thomas, R OBP: 0.500, SLG: 0.589 (1, 10)										4	1	2	3	0	0	0									
Magglio Ordonez, R OBP: 0.349, SLG: 0.556 (1, 9)										4	0	2	1	0	0	0									
14 Paul Konerko, R OBP: 0.270, SLG: 0.369 (1, 3)										4	1	2	1	0	1	2									
Greg Norton, S OBP: 0.375, SLG: 0.325 (1, 5)										3	0	1	0	1	1	1									
Carlos Lee, R OBP: 0.250, SLG: 1.000 McKay Christensen, L OBP: 0.278, SLG: 0.327 (9, 8)										4	1	1	1	0	0	4									
Darrin Jackson, R OBP: 0.383, SLG: 0.630 (9, 7)										3	0	0	0	0	0	0									
Brook Fordyce, R OBP: 0.304, SLG: 0.327 (1, 2)										2	1	0	0	1	1	0									
Inning Stats	R: 2 E: 0 K: 0 S: 13	H: 3 LOB: 1 BB: 1 P: 24	R: 4 E: 1 K: 0 S: 16	H: 2 LOB: 0 BB: 1 P: 28	R: 0 E: 0 K: 2 S: 8	H: 0 LOB: 0 BB: 0 P: 12	R: 0 E: 0 K: 1 S: 5	H: 0 LOB: 0 BB: 0 P: 9	R: 0 E: 0 K: 0 S: 6	H: 2 LOB: 0 BB: 0 P: 10	R: 0 E: 0 K: 0 S: 7	H: 1 LOB: 0 BB: 0 P: 9	R: 0 E: 0 K: 0 S: 4	H: 2 LOB: 2 BB: 1 P: 10	R: 0 E: 0 K: 0 S: 4	H: 0 LOB: 0 BB: 0 P: 10	1B: 6 2B: 1 3B: 0 HR: 3	SF: 0 SAC: 0 DP: 4 HBP: 0	WP: 0 PB: 1 SB: 0 CS: 0	PA: 34					
PITCHER	IP	WLS	BF	H	R	ER	SO	BB	IBB	HBP	BLK	WP	HR	S	P	ERA	WHIP								
Tom Candiotti, R ERA: 5.97 (1, 1)	7.0	L	29	8	7	4	3	2	0	0	0	0	0	60	103	5.14	1.429								
Brad Rigby, R ERA: 6.16 (8, 1)	1.0		5	2	0	0	0	0	1	0	0	0	0	4	10	0.00	2.000								

Oakland Athletics @ Chicago White Sox
Comiskey Park, Chicago, IL
Fri May 07 1999, 8:05 PM EDT
Att. 11,181 - Overcast - 59 F

livebaseballscores.com

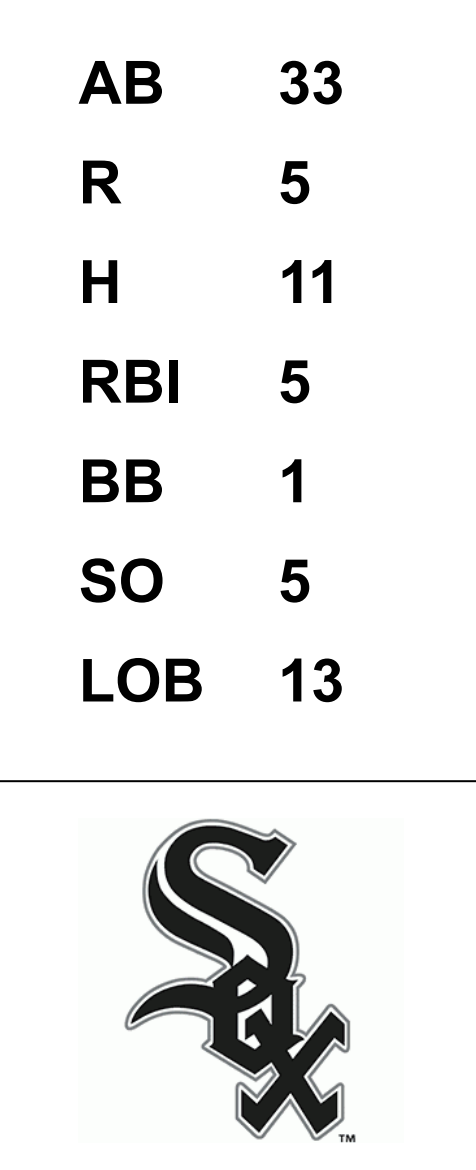
AB 31
R 7
H 10
RBI 6
BB 3
SO 3
LOB 10



Batter	1	2	3	4	5	6	7	8	9	AB	R	H	RBI	BB	SO	LOB	TOP										
Tony Phillips, S (1, 4) OBP: 0.378, SLG: 0.537										4	1	1	1	0	2	2	Oakland Athletics @ Chicago White Sox Comiskey Park, Chicago, IL Sat May 08 1999, 7:05 PM EDT Att: 15,489 - Overcast - 59 F										
Jason McDonald, S (1, 8) OBP: 0.337, SLG: 0.267										4	0	0	0	0	1	0											
Jason Giambi, L (1, 10) OBP: 0.379, SLG: 0.536										4	0	1	0	0	0	0											
Olmedo Saenz, R (1, 3) OBP: 0.446, SLG: 0.560										3	0	1	0	1	0	1											
Matt Stairs, L (1, 9) OBP: 0.397, SLG: 0.573										4	0	0	0	0	1	2											
Ben Grieve, L (1, 7) OBP: 0.218, SLG: 0.283										4	2	2	1	0	1	0											
Miguel Tejada, R (1, 6) OBP: 0.311, SLG: 0.396										4	0	0	1	0	1	0											
Eric Chavez, L (1, 5) OBP: 0.330, SLG: 0.367										4	0	3	0	0	1	0											
A.J. Hinch, R (1, 2) OBP: 0.247, SLG: 0.284										1	0	0	0	0	0	1											
Tim Raines, S (7, PH) OBP: 0.350, SLG: 0.217										1	0	0	0	0	0	0											
Mike Macfarlane, R (7, 2) OBP: 0.282, SLG: 0.286										1	0	0	0	0	0	1											
Inning Stats	R: 1 E: 0 K: 0 S: 10	H: 1 LOB: 0 BB: 0 P: 20	R: 1 E: 0 K: 1 S: 12	H: 2 LOB: 2 BB: 0 P: 17	R: 0 E: 0 K: 1 S: 7	H: 0 LOB: 1 BB: 1 P: 17	R: 0 E: 0 K: 0 S: 12	H: 1 LOB: 1 BB: 0 P: 20	R: 0 E: 0 K: 1 S: 9	H: 0 LOB: 0 BB: 0 P: 18	R: 0 E: 0 K: 1 S: 7	H: 1 LOB: 0 BB: 0 P: 10	R: 0 E: 0 K: 2 S: 9	H: 0 LOB: 0 BB: 0 P: 12	R: 0 E: 0 K: 1 S: 13	H: 1 LOB: 1 BB: 0 P: 20	R: 1 E: 0 K: 1 S: 10	H: 2 LOB: 1 BB: 0 P: 14	1B: 5 2B: 1 3B: 0 HR: 2	SF: 0 SAC: 0 DP: 1 HBP: 1	WP: 2 PB: 0 SB: 0 CS: 0	PA: 36					
PITCHER	IP	WLS	BF	H	R	ER	SO	BB	IBB	HBP	BLK	WP	HR	S	P	ERA	WHIP										
John Snyder, R (1, 1) ERA: 1.85	6.0	W	24	5	2	2	3	1	0	1	0	2	1	57	102	3.00	1.000										
Keith Foulke, R (7, 1) ERA: 2.94	2.0	H	7	1	0	0	3	0	0	0	0	0	0	22	32	0.00	0.500										
Bob Howry, R (9, 1) ERA: 2.25	1.0	S	5	2	1	1	1	0	0	0	0	0	1	10	14	9.00	2.000										

Batter	1	2	3	4	5	6	7	8	9	AB	R	H	RBI	BB	SO	LOB	BOTTOM										
Ray Durham, S (1, 4) OBP: 0.378, SLG: 0.519										4	1	0	0	0	2	2	Oakland Athletics @ Chicago White Sox Comiskey Park, Chicago, IL Sat May 08 1999, 7:05 PM EDT Att: 15,489 - Overcast - 59 F										
Mike Canuso, S (1, 6) OBP: 0.293, SLG: 0.315										4	2	2	0	0	0	1											
Frank Thomas, R (1, 3) OBP: 0.500, SLG: 0.596										4	1	2	1	0	0	1											
Craig Wilson, R (9, 5) OBP: 0.222, SLG: 0.067										0	0	0	0	0	0	0											
Magglio Ordonez, R (1, 9) OBP: 0.354, SLG: 0.553										4	0	2	2	0	0	0											
14 Paul Konerko, R (1, 10) OBP: 0.280, SLG: 0.375										4	0	2	1	0	0	2											
Greg Norton, S (1, 5) OBP: 0.370, SLG: 0.314										3	0	0	0	1	1	3											
Carlos Lee, R (1, 7) OBP: 0.143, SLG: 0.571										3	0	0	0	0	1	4											
McKay Christensen, L (8, 8) OBP: 0.273, SLG: 0.320										1	0	0	0	0	1	0											
Chris Singleton, L (1, 8) OBP: 0.263, SLG: 0.444										3	1	1	0	0	0	0											
Brook Fordyce, R (1, 2) OBP: 0.322, SLG: 0.345										3	0	2	1	0	0	0											
Inning Stats	R: 2 E: 0 K: 3 S: 18	H: 4 LOB: 2 BB: 0 P: 28	R: 3 E: 0 K: 0 S: 18	H: 5 LOB: 1 BB: 0 P: 29	R: 0 E: 0 K: 0 S: 6	H: 0 LOB: 0 BB: 1 P: 14	R: 0 E: 0 K: 0 S: 4	H: 1 LOB: 1 BB: 0 P: 7	R: 0 E: 0 K: 0 S: 7	H: 0 LOB: 0 BB: 0 P: 9	R: 0 E: 0 K: 1 S: 7	H: 0 LOB: 0 BB: 0 P: 9	R: 0 E: 0 K: 0 S: 6	H: 0 LOB: 0 BB: 0 P: 9	R: 0 E: 0 K: 1 S: 7	H: 0 LOB: 0 BB: 0 P: 11	1B: 9 2B: 1 3B: 1 HR: 0	SF: 0 SAC: 0 DP: 2 HBP: 0	WP: 0 PB: 0 SB: 0 CS: 0	PA: 34							
PITCHER	IP	WLS	BF	H	R	ER	SO	BB	IBB	HBP	BLK	WP	HR	S	P	ERA	WHIP										
Jimmy Haynes, R (1, 1) ERA: 6.81	1.1	L	13	9	5	5	3	0	0	0	0	0	0	33	53	33.75	6.750										
Brad Rigby, R (2, 1) ERA: 4.74	5.2		18	2	0	0	1	1	0	0	0	0	0	33	52	0.00	0.529										
Tim Worrell, R (8, 1) ERA: 3.38	1.0		3	0	0	0	1	0	0	0	0	0	0	7	11	0.00	0.000										

AB	34
R	3
H	8
RBI	3
BB	1
SO	7
LOB	7



Batter	1	2	3	4	5	6	7	8	9	AB	R	H	RBI	BB	SO	LOB	TOP								
Tony Phillips, S OBP: 0.386, SLG: 0.528 (1, 8)										2	1	0	0	3	1	0									
Tim Raines, S OBP: 0.389, SLG: 0.260 Jorge Velandia, R OBP: 0.286, SLG: 0.429 (1, 7)										4	0	2	0	0	1	1									
Jason Giambi, L OBP: 0.372, SLG: 0.519 (1, 3)										4	0	0	0	1	0	4									
John Jaha, R OBP: 0.446, SLG: 0.679 Eric Chavez, L OBP: 0.326, SLG: 0.363 (8, PR)										3	1	1	0	1	1	1									
Matt Stairs, L OBP: 0.391, SLG: 0.570 (1, 9)										4	1	2	1	0	2	1									
Olmedo Saenz, R OBP: 0.448, SLG: 0.556 (1, 5)										4	0	2	1	0	0	1									
Scott Spiezio, S OBP: 0.304, SLG: 0.350 Jason McDonald, S OBP: 0.333, SLG: 0.264 (7, 8)										3	0	0	0	0	0	4									
Mike Macfarlane, R OBP: 0.256, SLG: 0.256 (1, 2)										4	0	0	1	0	0	1									
Miguel Tejada, R OBP: 0.301, SLG: 0.383 (1, 6)										4	0	0	0	0	0	1									
Inning Stats	R: 0 E: 0 K: 2 S: 11	H: 1 LOB: 1 BB: 0 P: 16	R: 1 E: 0 K: 0 S: 10	H: 2 LOB: 1 BB: 0 P: 16	R: 2 E: 0 K: 0 S: 17	H: 3 LOB: 2 BB: 1 P: 32	R: 0 E: 0 K: 0 S: 7	H: 0 LOB: 0 BB: 0 P: 10	R: 0 E: 0 K: 1 S: 8	H: 0 LOB: 0 BB: 0 P: 11	R: 0 E: 0 K: 0 S: 6	H: 0 LOB: 0 BB: 0 P: 7	R: 0 E: 0 K: 0 S: 15	H: 1 LOB: 2 BB: 1 P: 26	R: 0 E: 0 K: 2 S: 8	H: 0 LOB: 1 BB: 1 P: 17	R: 0 E: 0 K: 0 S: 6	H: 1 LOB: 3 BB: 2 P: 16	1B: 6 2B: 2 3B: 0 HR: 0	SF: 0 SAC: 0 DP: 0 HBP: 0	WP: 0 PB: 0 CS: 0	PA: 40			
PITCHER	IP	WLS	BF	H	R	ER	SO	BB	IBB	HBP	BLK	WP	HR	S	P	ERA	WHIP								
Mike Sirota, L ERA: 3.49 (1, 1)	7.0	L	30	7	3	2	4	2	0	0	0	0	0	74	118	2.57	1.286								
Sean Lowe, R ERA: 1.96 (8, 1)	1.2		9	1	0	0	2	2	1	0	0	0	0	13	31	0.00	1.800								
Bryan Ward, L ERA: 6.1 (9, 1)	0.1		1	0	0	0	0	0	0	0	0	0	0	1	2	0.00	0.000								

Oakland Athletics @ Chicago White Sox
Comiskey Park, Chicago, IL
Sun May 09 1999, 2:05 PM EDT
Att. 12,652 - Sunny - 53 F

AB	35
R	3
H	8
RBI	3
BB	5
SO	6
LOB	18

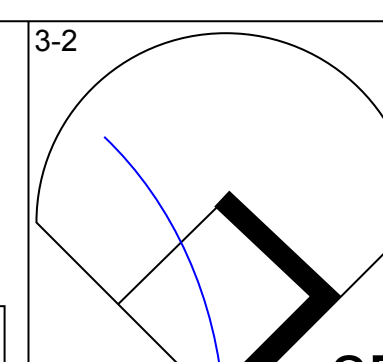
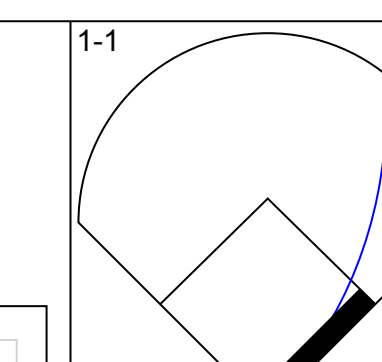
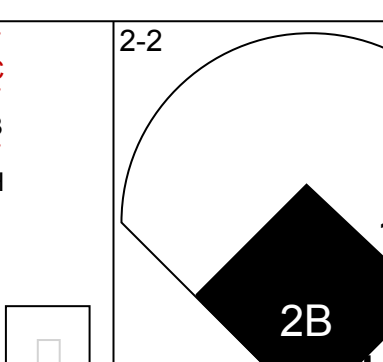
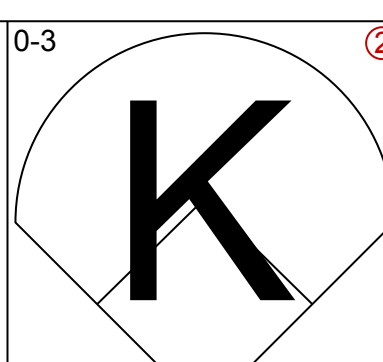
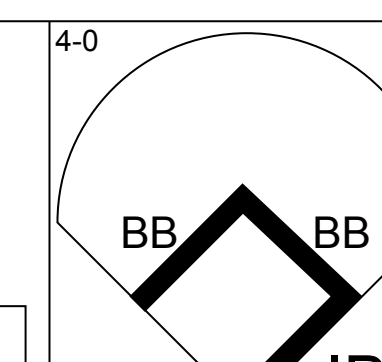
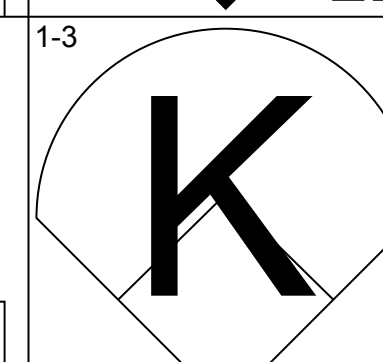
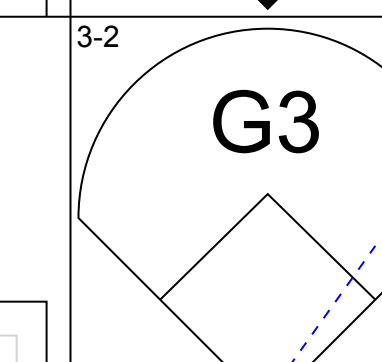
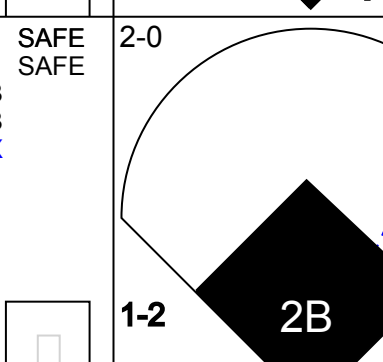
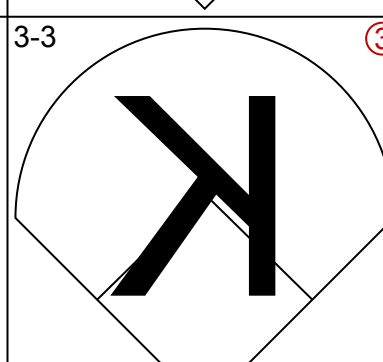
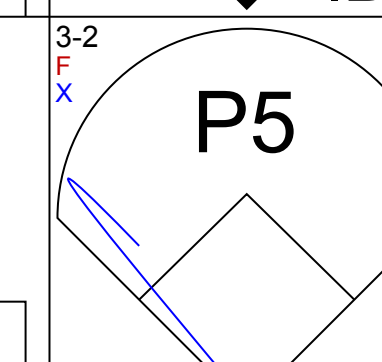
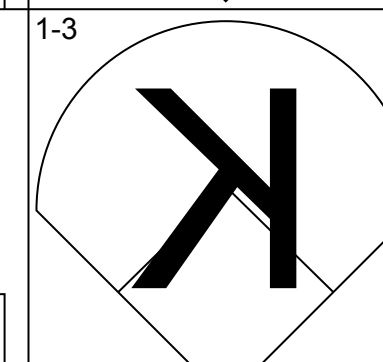
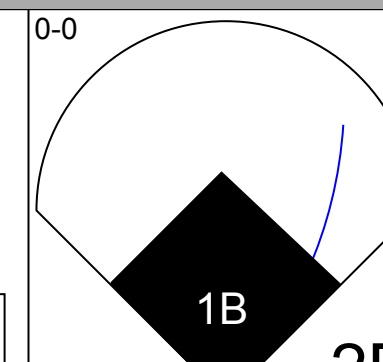
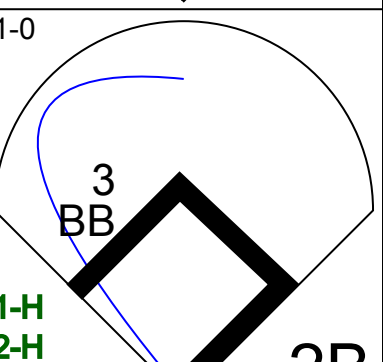
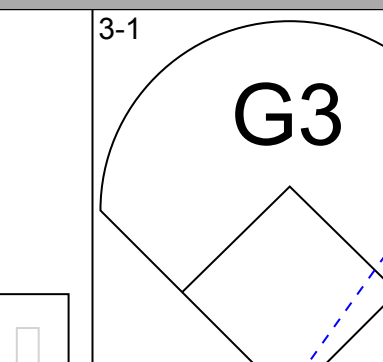
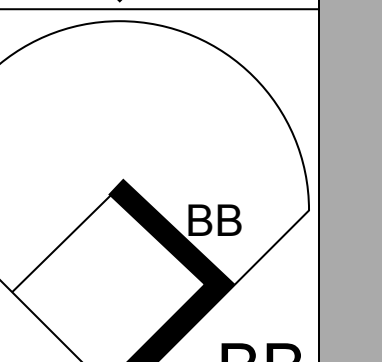
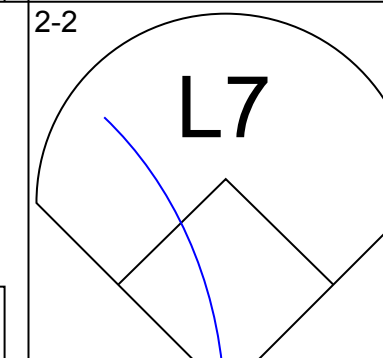
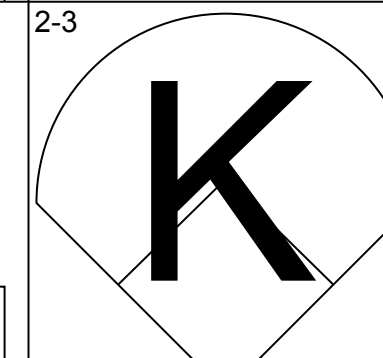
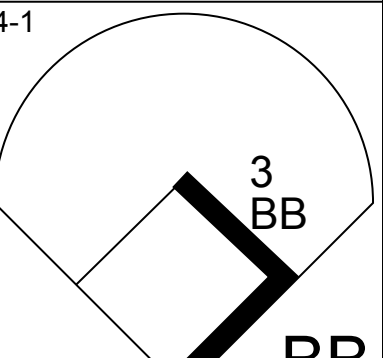
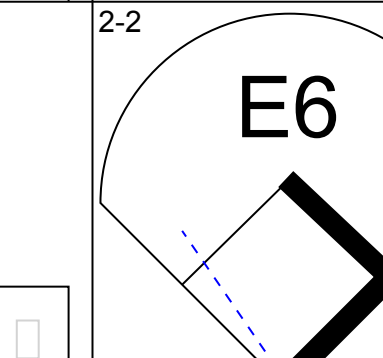
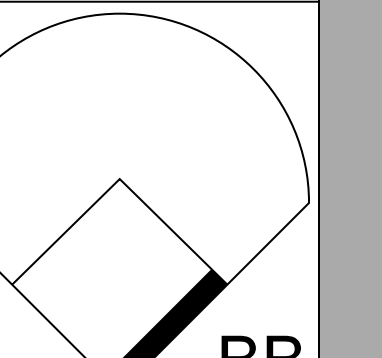
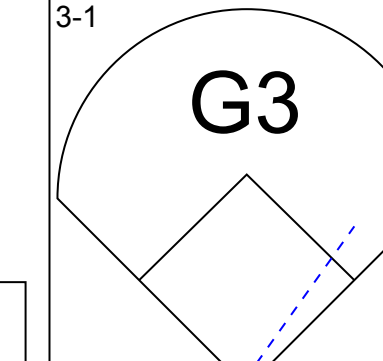
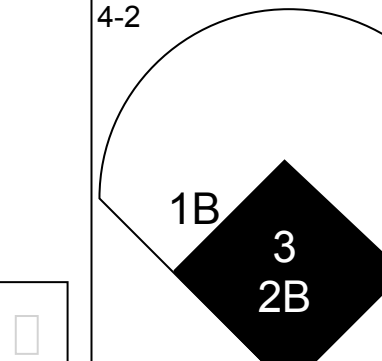
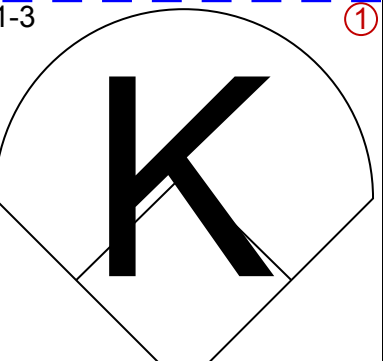
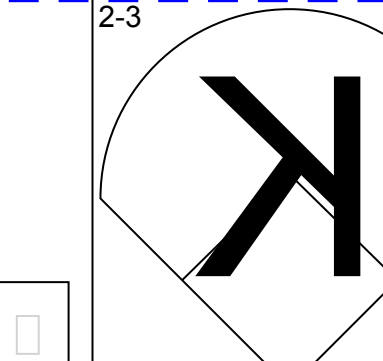
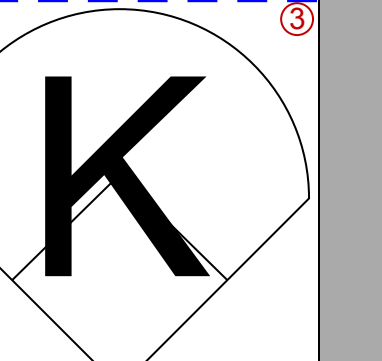

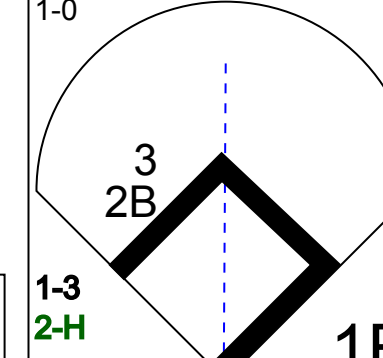
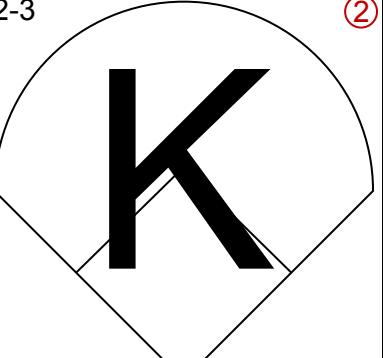
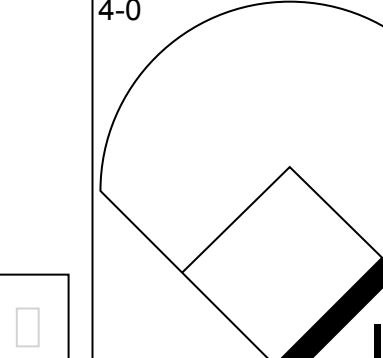
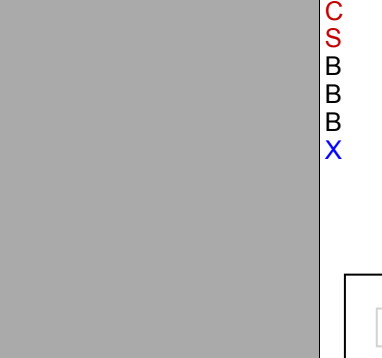

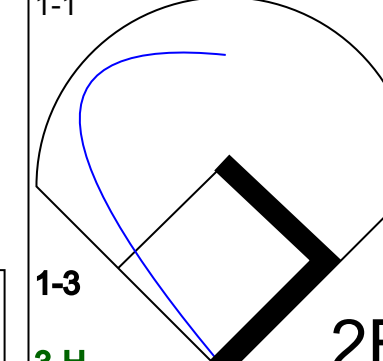
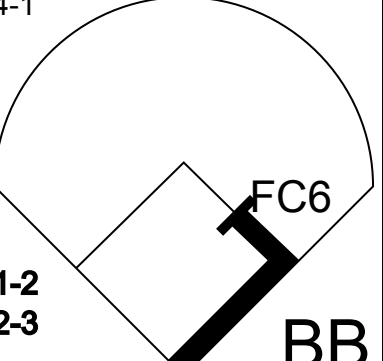
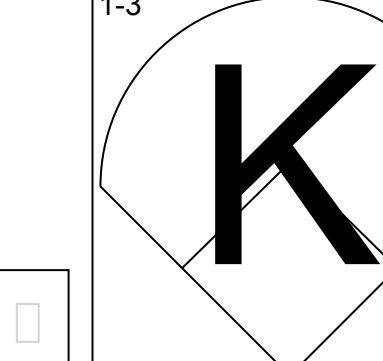
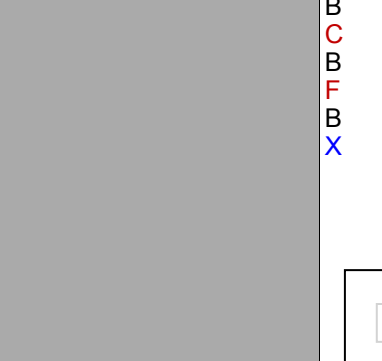
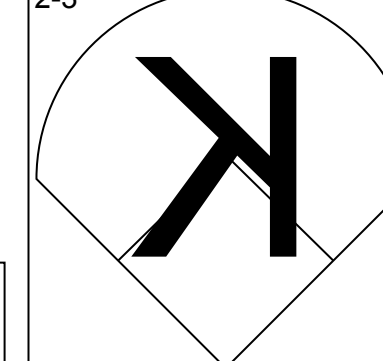
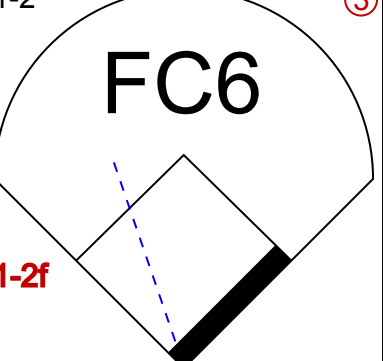

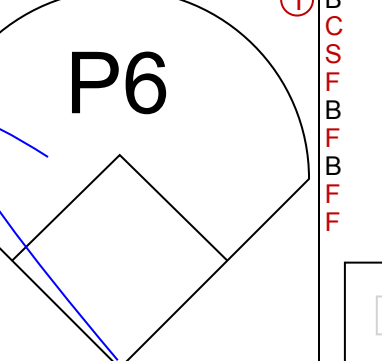
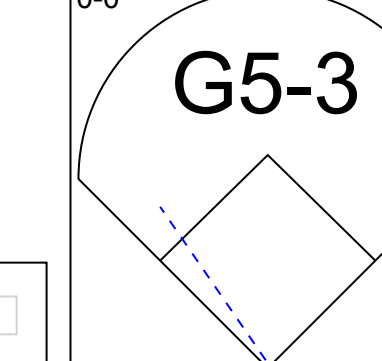
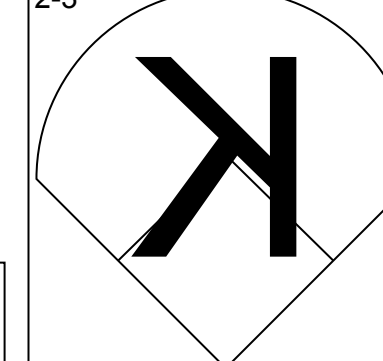
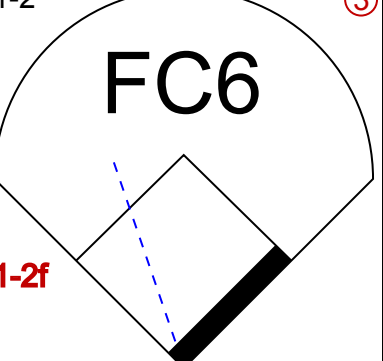

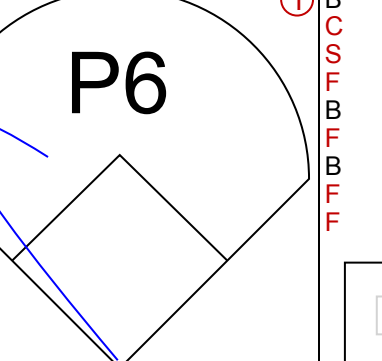
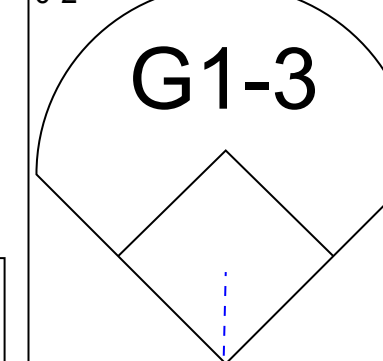
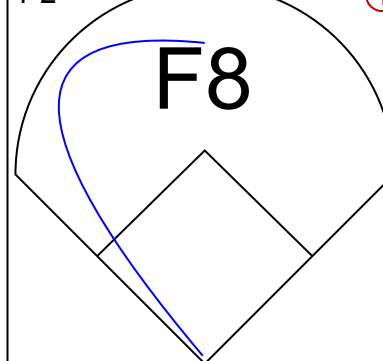
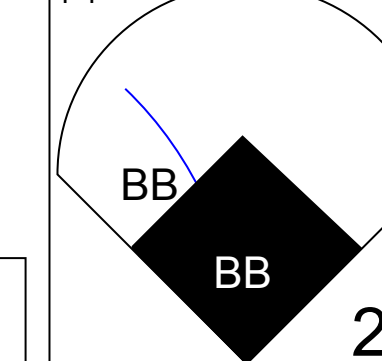
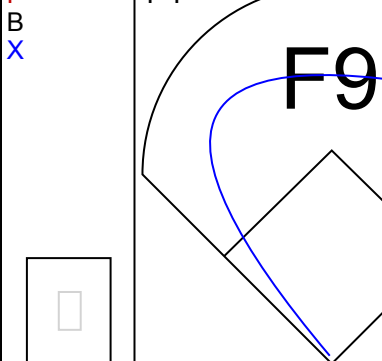


Batter	1	2	3	4	5	6	7	8	9	AB	R	H	RBI	BB	SO	LOB	BOTTOM								
Ray Durham, S OBP: 0.366, SLG: 0.500 (1, 4)										4	0	0	0	0	2	2									
Mike Canuso, S OBP: 0.292, SLG: 0.313 (1, 6)										4	0	1	0	0	0	1									
Frank Thomas, R OBP: 0.484, SLG: 0.571 (1, 10)										4	0	0	0	0	1	1									
Magglio Ordonez, R OBP: 0.342, SLG: 0.533 (1, 9)										4	0	0	0	0	2	1									
14 Paul Konerko, R OBP: 0.289, SLG: 0.391 (1, 3)										4	0	2	0	0	0	2									
Jeff Liefer, L OBP: 0.250, SLG: 0.243 (1, 7)										3	0	0	0	0	1	3									
Greg Norton, S OBP: 0.360, SLG: 0.303 (1, 5)										3	0	0	0	0	0	1									
Chris Singleton, L OBP: 0.293, SLG: 0.474 (1, 8)										2	0	1	0	1	0	0									
Mark Johnson, L OBP: 0.262, SLG: 0.216 (1, 2)										3	0	0	0	0	0	2									
Inning Stats	R: 0 E: 0 K: 1 S: 10	H: 0 LOB: 0 BB: 0 P: 15	R: 0 E: 0 K: 1 S: 9	H: 1 LOB: 0 BB: 0 P: 11	R: 0 E: 0 K: 1 S: 11	H: 1 LOB: 1 BB: 0 P: 17	R: 0 E: 0 K: 2 S: 12	H: 0 LOB: 1 BB: 0 P: 22	R: 0 E: 0 K: 1 S: 6	H: 0 LOB: 0 BB: 1 P: 12	R: 0 E: 0 K: 0 S: 12	H: 1 LOB: 0 BB: 0 P: 16	R: 0 E: 0 K: 0 S: 7	H: 1 LOB: 0 BB: 0 P: 8	R: 0 E: 0 K: 0 S: 6	H: 0 LOB: 0 BB: 0 P: 9	R: 0 E: 1 K: 0 S: 12	H: 0 LOB: 1 BB: 0 P: 15	1B: 2 2B: 2 3B: 0 HR: 0	SF: 0 SAC: 0 DP: 2 HBP: 0	WP: 0 PB: 0 CS: 0	PA: 32			
PITCHER	IP	WLS	BF	H	R	ER	SO	BB	IBB	HBP	BLK	WP	HR	S	P	ERA	WHIP								
Mike Oquist, R ERA: 3.73 (1, 1)	6.0	W	23	4	0	0	6	1	0	0	0	0	0	22	29	0.00	0.833								
Doug Jones, R ERA: 1.9 (7, 1)	3.0	S	9	0	0	0	0	0	0	0	0	0	0	22	29	0.00	0.000								

Oakland Athletics @ Chicago White Sox
Comiskey Park, Chicago, IL
Sun May 09 1999, 2:05 PM EDT
Att. 12,652 - Sunny - 53 F


AB	31
R	0
H	4
RBI	0
BB	1
SO	6
LOB	13

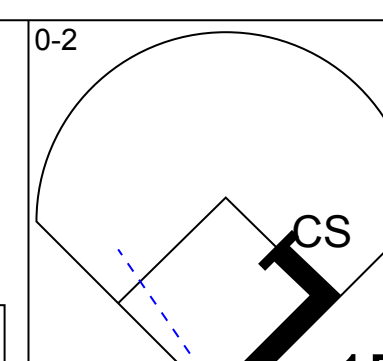
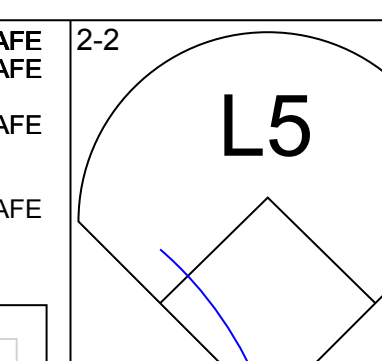

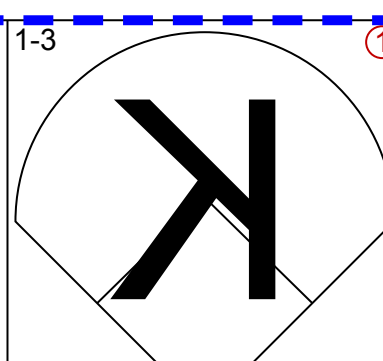
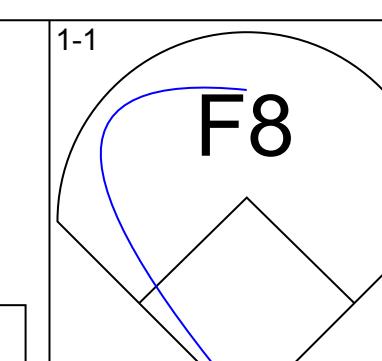
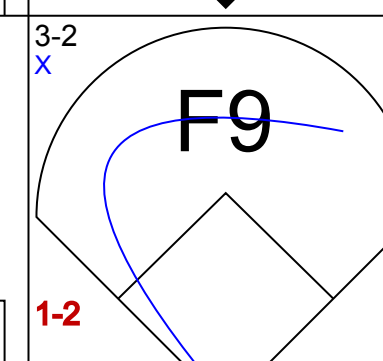
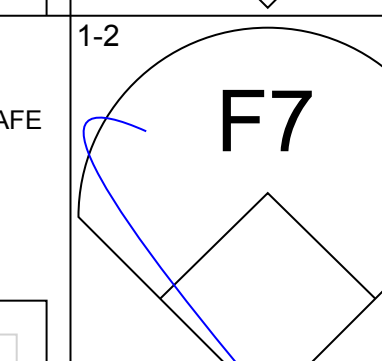

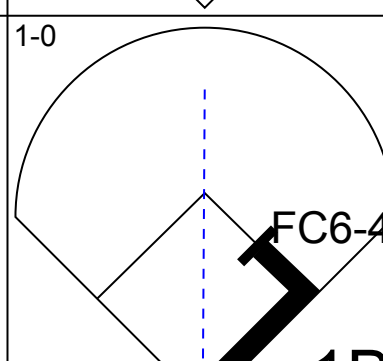
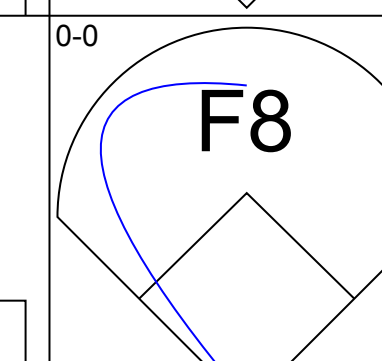
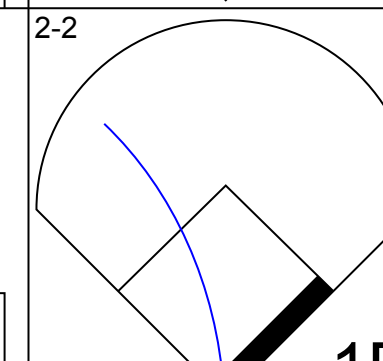
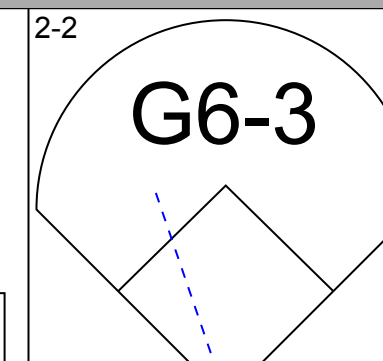


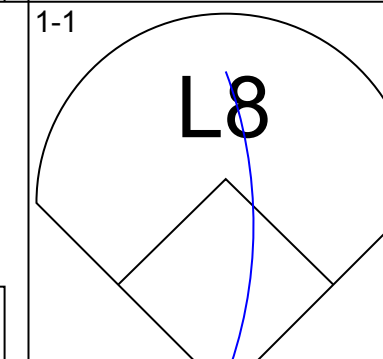
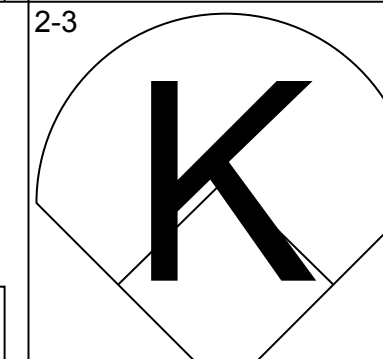


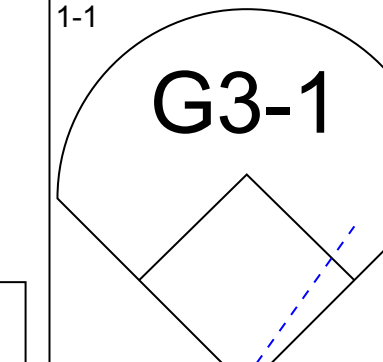
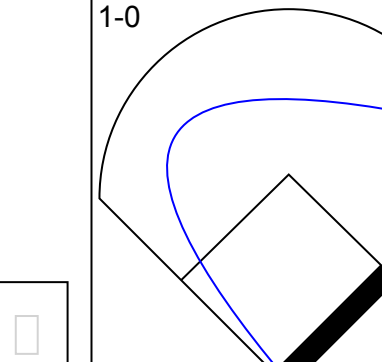



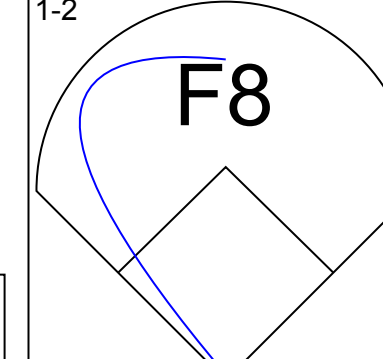



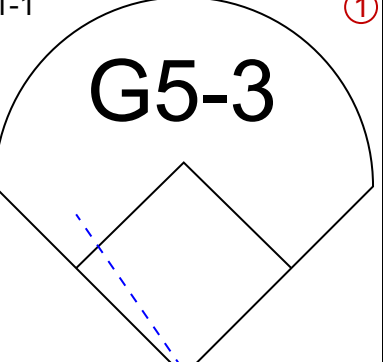
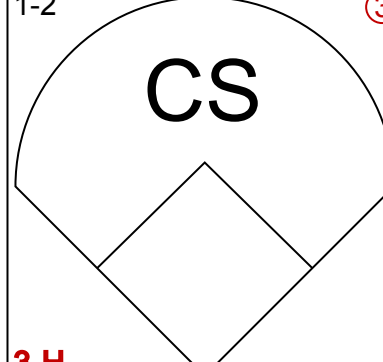
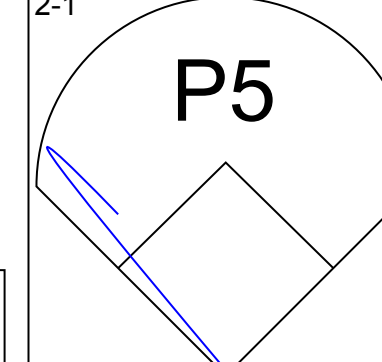
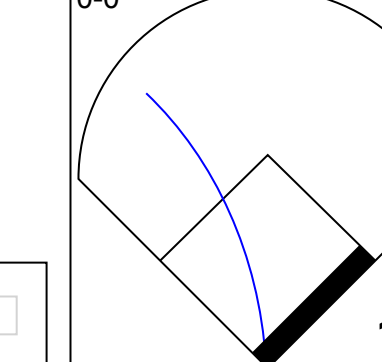
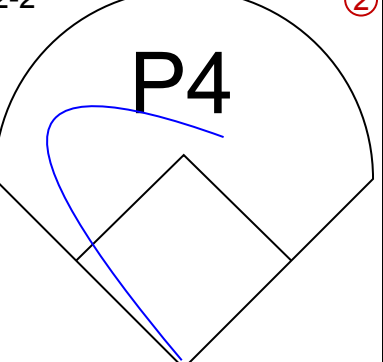
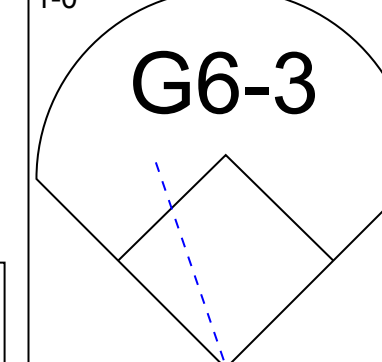
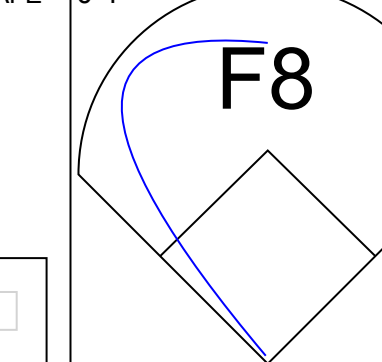
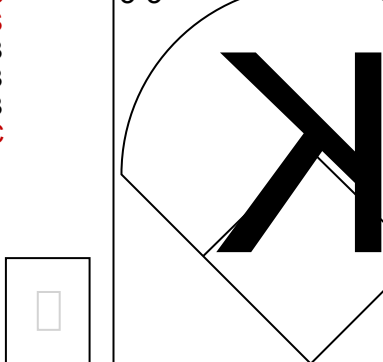
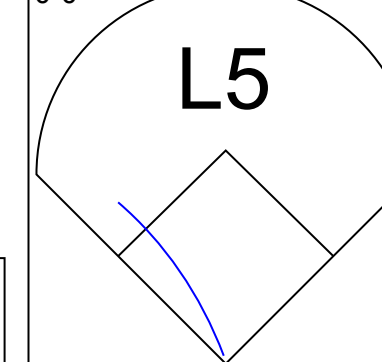


Batter	1	2	3	4	5	6	7	8	9	AB	R	H	RBI	BB	SO	LOB	TOP						
Tony Phillips, S OBP: 0.399, SLG: 0.539 (1, 4) (9, 5) (9, 4) (9, 5)										3	1	2	0	1	1	0							
Jason McDonald, S OBP: 0.327, SLG: 0.261 (1, 8)										5	1	1	0	0	2	4							
Jason Giambi, L OBP: 0.380, SLG: 0.534 (1, 3)										4	1	2	2	1	1	1							
John Jaha, R OBP: 0.448, SLG: 0.667 Scott Spiezo, S OBP: 0.312, SLG: 0.350 (1, 10) (7, PR)										3	0	1	0	1	1	2							
Matt Stairs, L OBP: 0.393, SLG: 0.546 (1, 9)										4	1	0	0	1	3	6							
Ben Grievie, L OBP: 0.221, SLG: 0.284 Tim Raines, S OBP: 0.364, SLG: 0.255 (7, PH) (7, 7)										3	0	1	1	0	1	2							
Eric Chavez, L OBP: 0.337, SLG: 0.378 Olmedo Sarfraz, R OBP: 0.230, SLG: 0.236 (7, PH) (7, 6) (9, 5) (9, 4)										2	0	1	1	1	0	0							
Jorge Valadria, R OBP: 0.298, SLG: 0.429 (9, 5) (9, 4)										5	1	1	1	0	1	5							
Miguel Tejada, R OBP: 0.297, SLG: 0.400 (1, 6)										5	1	1	0	0	1	2							
A.J. Hinch, R OBP: 0.244, SLG: 0.292 (1, 2)										5	1	1	0	0	1	2							
Inning Stats	R: 0 E: 0 K: 2 S: 16	H: 1 LOB: 1 BB: 0 P: 23	R: 0 E: 0 K: 0 S: 8	H: 0 LOB: 0 BB: 0 P: 15	R: 0 E: 0 K: 1 S: 11	H: 1 LOB: 1 BB: 0 P: 15	R: 2 E: 0 K: 2 S: 16	H: 3 LOB: 2 BB: 1 P: 25	R: 2 E: 0 K: 2 S: 17	H: 2 LOB: 3 BB: 2 P: 34	R: 0 E: 1 K: 2 S: 9	H: 0 LOB: 0 BB: 0 P: 13	R: 0 E: 1 K: 12 S: 12	H: 1 LOB: 2 BB: 1 P: 24	R: 1 E: 0 K: 1 S: 17	H: 1 LOB: 3 BB: 3 P: 35	R: 1 E: 0 K: 0 S: 15	H: 1 LOB: 0 BB: 0 P: 25	1B: 4 2B: 5 3B: 0 HR: 1	SF: 0 SAC: 0 DP: 0 HBP: 1	WP: 0 PB: 0 SB: 0 CS: 0	PA: 45	
PITCHER	IP	WLS	BF	H	R	ER	SO	BB	IBB	HBP	BLK	WP	HR	S	P	ERA	WHIP					ERA	WHIP
Jeff Weaver, R ERA: 3.27 (1, 1)	4.0	L	22	7	4	4	5	2	0	1	0	0	0	58	94	9.00	2.250						
Bryce Florie, R ERA: 1.23 (5, 1)	2.1	9	1	0	0	4	1	0	0	0	0	0	0	24	41	0.00	0.857						
C.J. Nitkowski, L ERA: 7.11 (7, 1)	0.1	2	0	0	0	1	0	0	0	0	0	0	0	3	9	0.00	0.000						
Matt Anderson, R ERA: 3.0 (7, 1)	1.0	7	1	1	1	1	2	1	0	0	0	0	0	18	35	9.00	3.000						
Masao Kida, R ERA: 5.14 (8, 1)	1.1	5	1	1	1	1	0	0	0	0	0	0	1	18	30	6.75	0.750						

Oakland Athletics @ Detroit Tigers
Tiger Stadium, Detroit, MI
Tue May 11 1999, 7:05 PM EDT
Att. 12,411 - Cloudy - 72 F


AB 37
R 6
H 10
RBI 6
BB 7
SO 12
LOB 24



Batter	1	2	3	4	5	6	7	8	9	AB	R	H	RBI	BB	SO	LOB	BOTTOM						
Damon Easley, R OBP: 0.374, SLG: 0.522 (1, 4)										4	0	1	0	0	1	1							
Bobby Higginson, L OBP: 0.396, SLG: 0.434 (1, 9)										4	0	1	0	0	0	2							
Juan Encarnacion, R OBP: 0.297, SLG: 0.426 (1, 7)									4	1	1	0	0	0	1								
Tony Clark, S OBP: 0.283, SLG: 0.313 (1, 3)									3	1	0	0	1	1	1								
Gabe Kapler, R OBP: 0.365, SLG: 0.533 (1, 8)									3	0	1	0	0	0	0								
Jason Wood, R Frank Catalanotto, L OBP: 0.355, SLG: 0.455 (1, 5) (6, PH) (7, 5)									2	0	0	0	0	1	1								
Gregg Jefferies, S OBP: 0.262, SLG: 0.321 (1, 10)									3	0	0	0	0	0	0								
Brad Ausmus, R OBP: 0.298, SLG: 0.359 (1, 2)									3	0	1	0	0	0	0								
Deivi Cruz, R OBP: 0.269, SLG: 0.303 (1, 6)									3	0	0	0	0	1	1								
Inning Stats	R: 0 E: 0 K: 0 S: 13	H: 2 LOB: 1 BB: 0 P: 19	R: 0 E: 0 K: 1 S: 8	H: 0 LOB: 0 BB: 0 P: 11	R: 0 E: 0 K: 0 S: 9	H: 1 LOB: 1 BB: 0 P: 12	R: 0 E: 0 K: 1 S: 10	H: 1 LOB: 1 BB: 0 P: 16	R: 0 E: 0 K: 1 S: 10	H: 0 LOB: 0 BB: 0 P: 16	R: 2 E: 0 K: 1 S: 16	H: 2 LOB: 1 BB: 1 P: 28	R: 0 E: 0 K: 0 S: 4	H: 0 LOB: 0 BB: 0 P: 7	R: 0 E: 0 K: 0 S: 7	H: 0 LOB: 0 BB: 0 P: 9	R: 0 E: 0 K: 0 S: 9	H: 0 LOB: 0 BB: 0 P: 16	1B: 6 2B: 0 3B: 0 HR: 0	SF: 0 SAC: 0 DP: 0 HBP: 1	WP: 0 PB: 0 SB: 1 CS: 2	PA: 34	
PITCHER	IP	WLS	BF	H	R	ER	SO	BB	IBB	HBP	BLK	WP	HR	S	P	ERA	WHIP					ERA	WHIP
Kenny Rogers, L ERA: 4.58 (1, 1)	1.1		5	2	0	0	3	0	0	0	0	0	0	15	22	0.00	1.500						
Brad Rigby, R ERA: 4.13 (2, 1)	3.2	W	13	2	0	0	3	0	0	0	0	0	0	35	52	0.00	0.545						
Tim Worrell, R ERA: 4.19 (6, 1)	0.2	6	2	2	2	2	1	1	0	1	0	0	0	14	25	27.00	4.500						
Buddy Groom, L ERA: 6.3 (6, 1)	0.2	H	1	0	0	0	0	0	0	0	0	0	0	4	7	0.00	0.000						
T.J. Mathews, R ERA: 1.15 (7, 1)	1.2	H	5	0	0	0	0	0	0	0	0	0	0	9	12	0.00	0.000						

Oakland Athletics @ Detroit Tigers
Tiger Stadium, Detroit, MI
Tue May 11 1999, 7:05 PM EDT
Att. 12,411 - Cloudy - 72 F

AB 31
R 2
H 6
RBI 2
BB 1
SO 4
LOB 7



Batter	1	2	3	4	5	6	7	8	9	AB	R	H	RBI	BB	SO	LOB	TOP								
Tori Hunter, R OBP: 0.305, SLG: 0.378 Doug Mientkiewicz, L OBP: 0.389, SLG: 0.416	G5-3		1 SAFE 0-1 PB 1-H 2B			K			F8	4	0	2	1	0	1	0	Minnesota Twins @ Oakland Athletics Network Associates Coliseum, Oakland, CA Fri May 14 1999, 10:35 PM EDT Att: 8,145 - Unknown - 55 F								
Denny Hocking, S OBP: 0.329, SLG: 0.342	K		L8							4	0	1	0	1	1	4									
Todd Walker, L OBP: 0.320, SLG: 0.358	G3		F7							5	1	1	0	0	1	3									
Ron Coomer, R OBP: 0.366, SLG: 0.533										5	1	3	0	0	1	1									
Matt Lawton, L OBP: 0.329, SLG: 0.438										3	2	1	1	1	0	2									
Marty Cordova, R OBP: 0.387, SLG: 0.456										4	0	1	0	0	2	3									
Chad Allen, R OBP: 0.292, SLG: 0.372										4	0	0	0	0	3	4									
Javier Valentin, S OBP: 0.286, SLG: 0.302										3	0	2	2	1	0	1									
Cristian Guzman, S OBP: 0.204, SLG: 0.208 Brent Gates, S OBP: 0.281, SLG: 0.281										2	1	0	0	0	0	1									
										1	0	0	0	0	0	1									
Inning Stats	R: 0 E: 0 K: 1 S: 12	H: 0 LOB: 0 BB: 0 P: 17	R: 0 E: 0 K: 1 S: 8	H: 1 LOB: 1 BB: 0 P: 10	R: 1 E: 0 K: 0 S: 11	H: 1 LOB: 1 BB: 1 P: 19	R: 1 E: 0 K: 0 S: 8	H: 2 LOB: 1 BB: 0 P: 14	R: 0 E: 0 K: 1 S: 10	H: 0 LOB: 0 BB: 1 P: 16	R: 2 E: 0 K: 2 S: 18	H: 3 LOB: 1 BB: 1 P: 31	R: 1 E: 0 K: 1 S: 7	H: 2 LOB: 0 BB: 0 P: 10	R: 0 E: 0 K: 1 S: 6	H: 1 LOB: 0 BB: 0 P: 8	R: 0 E: 0 K: 2 S: 11	H: 1 LOB: 1 BB: 0 P: 18	1B: 8 2B: 2 3B: 0 HR: 1	SF: 0 SAC: 0 DP: 2 HBP: 1	WP: 0 PB: 1 SB: 3 CS: 0	PA: 40			
PITCHER	IP	WLS	BF	H	R	ER	SO	BB	IBB	HBP	BLK	WP	HR	S	P	ERA	WHIP								
Tom Candiotti, R ERA: 6.02	(1, 1)	5.2	27	6	4	4	5	3	0	1	0	0	1	60	99	6.35	1.588								
Tim Worrell, R ERA: 4.29	(6, 1)	1.2	W	8	4	1	2	0	0	0	0	0	0	18	24	5.40	2.400								
Buddy Groom, L ERA: 5.91	(8, 1)	0.2	H	1	0	0	0	0	0	0	0	0	0	2	2	0.00	0.000								
Billy Taylor, R ERA: 2.35	(9, 1)	1.0	S	4	1	0	2	0	0	0	0	0	0	11	18	0.00	1.000								

AB	36
R	5
H	11
RBI	4
BB	3
SO	9
LOB	20



Batter	1	2	3	4	5	6	7	8	9	AB	R	H	RBI	BB	SO	LOB	BOTTOM								
Tony Phillips, S OBP: 0.399, SLG: 0.559	G4-3		1-H SF8 3B			F8				5	2	2	4	0	1	1	Minnesota Twins @ Oakland Athletics Network Associates Coliseum, Oakland, CA Fri May 14 1999, 10:35 PM EDT Att: 8,145 - Unknown - 55 F								
Jason McDonald, S OBP: 0.336, SLG: 0.293	F7		SF8							3	0	2	1	0	0	0									
Jason Giambi, L OBP: 0.373, SLG: 0.514			G4-3			G4-3				4	0	1	0	0	1	2									
Olmedo Saenz, R OBP: 0.413, SLG: 0.500			G4-3							4	0	0	0	0	0	1									
Matt Stairs, L OBP: 0.366, SLG: 0.514										4	0	1	0	0	0	0									
Ben Grievie, L OBP: 0.215, SLG: 0.276 Mike Macfarlane, R OBP: 0.250, SLG: 0.250										3	1	0	0	0	0	1									
Miguel Tejada, R OBP: 0.294, SLG: 0.394										3	1	1	0	1	0	0									
3 Eric Chavez, L OBP: 0.330, SLG: 0.352										3	1	0	0	1	0	2									
A.J. Hinch, R OBP: 0.250, SLG: 0.297 Tim Raines, S OBP: 0.380, SLG: 0.327 Jorge Velandia, R OBP: 0.375, SLG: 0.500										2	1	1	0	0	1	0									
										1	1	1	2	0	0	0									
										1	0	1	0	0	0	0									
Inning Stats	R: 0 E: 0 K: 0 S: 8	H: 1 LOB: 1 BB: 0 P: 14	R: 0 E: 0 K: 0 S: 9	H: 0 LOB: 1 BB: 1 P: 18	R: 2 E: 0 K: 0 S: 14	H: 2 LOB: 0 BB: 0 P: 19	R: 0 E: 1 K: 0 S: 10	H: 0 LOB: 1 BB: 0 P: 15	R: 0 E: 0 K: 1 S: 7	H: 1 LOB: 1 BB: 0 P: 10	R: 5 E: 0 K: 1 S: 23	H: 5 LOB: 1 BB: 1 P: 40	R: 0 E: 0 K: 1 S: 7	H: 0 LOB: 0 BB: 0 P: 13	R: 0 E: 0 K: 1 S: 10	H: 1 LOB: 1 BB: 0 P: 14	R: 0 E: 0 K: 1 S: 10	H: 1 LOB: 1 BB: 0 P: 14	1B: 6 2B: 1 3B: 2 HR: 1	SF: 1 SAC: 0 DP: 0 HBP: 0	WP: 0 PB: 0 SB: 0 CS: 0	PA: 37			
PITCHER	IP	WLS	BF	H	R	ER	SO	BB	IBB	HBP	BLK	WP	HR	S	P	ERA	WHIP								
Mike Lincoln, R ERA: 5.66	(1, 1)	5.2	L	27	7	6	1	2	0	0	0	0	1	6	11	5.66	1.588								
Joe Mays, R ERA: 4.99	(6, 1)	0.0		2	2	1	1	0	0	0	0	0	0	6	11	0.00	0.000								
Eddie Guardado, L ERA: 5.27	(6, 1)	1.1		4	0	0	2	0	0	0	0	0	0	14	21	0.00	0.000								
Bob Wells, R ERA: 5.0	(8, 1)	1.0		4	1	0	1	0	0	0	0	0	0	10	14	0.00	1.000								

AB	34
R	7
H	10
RBI	7
BB	2
SO	4
LOB	7



Batter	1	2	3	4	5	6	7	8	9	AB	R	H	RBI	BB	SO	LOB	TOP								
Todd Walker, L (1.4) OBP: 0.329, SLG: 0.367	0-1 FC4-6 1B		2-2 1-2 1B		2-2 1B		1-0 E6 G6-4-3		0-0 B1-3	5	0	3	0	0	0	0									
Tori Hunter, R (1.8) OBP: 0.294, SLG: 0.363	1-1 F7		2-0 FC5		3-3 K		0-0 G6-4-3		0-0 P6	5	0	0	0	0	1	5									
Matt Lawton, L (1.9) OBP: 0.327, SLG: 0.440	0-1 FC4-6			2-1 G6-3		0-0 G6-4-3 2B		2-0 G4-3		4	1	1	0	0	0	1									
Ron Coomer, R (1.5) OBP: 0.379, SLG: 0.595	1-1 CS	2-1 G6-3		0-0 HR		2-0 G6-4-3 1B		1-2 HR		4	2	3	2	0	0	0									
Doug Mientkiewicz, L (1.3) OBP: 0.392, SLG: 0.413		4-2 CS BB		0-1 1B		1-2 G6-4-3		0-0 G6-3		3	0	1	0	1	0	2									
Chad Allen, R (1.7) OBP: 0.298, SLG: 0.371		2-2 G6-3		1-0 F8		4-1 2B BB		0-1 E1 1B		3	2	1	0	1	0	2									
Corey Koskie, L (1.10) OBP: 0.375, SLG: 0.526			0-0 F7	0-1 L3		0-1 1-H 3-H 2B		2-2 E6		4	0	1	2	0	0	1									
Javier Valentin, S (1.2) OBP: 0.264, SLG: 0.277			0-1 F9		1-3 K	2-0 F9		1-2 G4-3		4	0	0	0	0	1	2									
Cristian Guzman, S (1.6) OBP: 0.208, SLG: 0.204			4-0 FC5 1B BB		1-3 K		1-2 F9		0-1 F8	2	0	0	0	1	1	0									
Denny Hocking, S (9, PH) OBP: 0.326, SLG: 0.338										1	0	0	0	0	0	0									
Inning Stats	R: 0 E: 0 K: 0 S: 7	H: 1 LOB: 0 BB: 0 P: 9	R: 0 E: 0 K: 0 S: 7	H: 0 LOB: 0 BB: 1 P: 15	R: 0 E: 0 K: 0 S: 8	H: 1 LOB: 2 BB: 1 P: 15	R: 1 E: 0 K: 0 S: 8	H: 2 LOB: 1 BB: 0 P: 11	R: 0 E: 0 K: 0 S: 9	H: 1 LOB: 1 BB: 0 P: 20	R: 2 E: 0 K: 0 S: 5	H: 3 LOB: 1 BB: 0 P: 18	R: 0 E: 1 K: 0 S: 5	H: 0 LOB: 0 BB: 0 P: 7	R: 2 E: 2 K: 0 S: 16	H: 2 LOB: 1 BB: 0 P: 22	R: 0 E: 0 K: 0 S: 4	H: 0 LOB: 0 BB: 0 P: 4	1B: 6 2B: 2 3B: 0 HR: 2	SF: 0 SAC: 0 DP: 2 HBP: 0	WP: 0 PB: 0 SB: 0 CS: 2	PA: 39			
PITCHER	IP WLS BF H R ER SO BB IBB HBP BLK WP HR S P ERA WHIP	IP WLS BF H R ER SO BB IBB HBP BLK WP HR S P ERA WHIP	IP WLS BF H R ER SO BB IBB HBP BLK WP HR S P ERA WHIP	IP WLS BF H R ER SO BB IBB HBP BLK WP HR S P ERA WHIP	IP WLS BF H R ER SO BB IBB HBP BLK WP HR S P ERA WHIP	IP WLS BF H R ER SO BB IBB HBP BLK WP HR S P ERA WHIP	IP WLS BF H R ER SO BB IBB HBP BLK WP HR S P ERA WHIP	IP WLS BF H R ER SO BB IBB HBP BLK WP HR S P ERA WHIP	IP WLS BF H R ER SO BB IBB HBP BLK WP HR S P ERA WHIP	IP WLS BF H R ER SO BB IBB HBP BLK WP HR S P ERA WHIP	IP WLS BF H R ER SO BB IBB HBP BLK WP HR S P ERA WHIP	IP WLS BF H R ER SO BB IBB HBP BLK WP HR S P ERA WHIP	IP WLS BF H R ER SO BB IBB HBP BLK WP HR S P ERA WHIP	IP WLS BF H R ER SO BB IBB HBP BLK WP HR S P ERA WHIP	IP WLS BF H R ER SO BB IBB HBP BLK WP HR S P ERA WHIP	IP WLS BF H R ER SO BB IBB HBP BLK WP HR S P ERA WHIP	IP WLS BF H R ER SO BB IBB HBP BLK WP HR S P ERA WHIP	IP WLS BF H R ER SO BB IBB HBP BLK WP HR S P ERA WHIP	IP WLS BF H R ER SO BB IBB HBP BLK WP HR S P ERA WHIP	IP WLS BF H R ER SO BB IBB HBP BLK WP HR S P ERA WHIP	IP WLS BF H R ER SO BB IBB HBP BLK WP HR S P ERA WHIP	IP WLS BF H R ER SO BB IBB HBP BLK WP HR S P ERA WHIP	IP WLS BF H R ER SO BB IBB HBP BLK WP HR S P ERA WHIP	IP WLS BF H R ER SO BB IBB HBP BLK WP HR S P ERA WHIP	IP WLS BF H R ER SO BB IBB HBP BLK WP HR S P ERA WHIP

Minnesota Twins @ Oakland Athletics
 Network Associates Coliseum, Oakland, CA
 Sat May 15 1999, 4:05 PM EDT
 Att: 18,016 - Unknown - 62 F

livebaseballscores.com

AB 35
 R 5
 H 10
 RBI 4
 BB 3
 SO 3
 LOB 13



Batter	1	2	3	4	5	6	7	8	9	AB	R	H	RBI	BB	SO	LOB	BOTTOM									
Tony Phillips, S (1.4) OBP: 0.395, SLG: 0.557	0-0 G3		1-0 2-H 2B		1-2 2-3 F7		1-0 P6			4	0	1	1	0	0	2										
Jason McDonald, S (1.8) OBP: 0.325, SLG: 0.282	2-1 B1		3-1 L3		3-1 F7		1-3 K			4	0	0	0	0	1	2										
Jason Giambi, L (1.3) OBP: 0.370, SLG: 0.528	3-2 HR		2-2 G6-3		2-3 3-H F7		0-0 G1-3		0-1 F8	4	1	1	1	0	0	1										
John Jaha, R (1.10) OBP: 0.431, SLG: 0.637	1-1 P3			3-2 E6 FC6-4		1-1 F8		3-3 K		4	0	0	0	0	1	0										
Matt Stairs, L (1.9) OBP: 0.362, SLG: 0.532		0-0 P8		2-2 FC6-4 G1-6-3		1-0 G3			2-2 HR	4	1	1	1	0	0	1										
Ben Grievie, L (1.7) OBP: 0.209, SLG: 0.267		2-2 G1-3		1-1 G1-6-3			2-3 K			3	0	0	0	0	1	1										
Jorge Velandia, R (8.4) OBP: 0.375, SLG: 0.500					1-2 G3 1B WP					0	0	0	0	0	0	0										
Mike Macfarlane, R (1.2) OBP: 0.275, SLG: 0.277		0-0 G5-3			3-2 G3 1B WP		2-1 1B			3	2	2	0	0	0	0										
3 Eric Chavez, L (1.5) OBP: 0.330, SLG: 0.385			1-3 K		0-0 F8		2-1 HR			3	1	1	2	0	1	1										
Miguel Tejada, R (1.6) OBP: 0.302, SLG: 0.408			0-1 2B 2B		1-1 WP G3 1B		1-3 K			3	1	2	0	0	1	0										
Inning Stats	R: 1 E: 0 K: 0 S: 10	H: 1 LOB: 0 BB: 0 P: 16	R: 0 E: 0 K: 0 S: 5	H: 0 LOB: 0 BB: 0 P: 7	R: 1 E: 0 K: 1 S: 12	H: 2 LOB: 1 BB: 0 P: 19	R: 0 E: 1 K: 0 S: 10	H: 0 LOB: 0 BB: 0 P: 16	R: 1 E: 0 K: 0 S: 11	H: 2 LOB: 1 BB: 0 P: 17	R: 0 E: 0 K: 0 S: 4	H: 0 LOB: 0 BB: 0 P: 6	R: 2 E: 0 K: 2 S: 13	H: 2 LOB: 0 BB: 0 P: 21	R: 0 E: 0 K: 2 S: 8	H: 0 LOB: 0 BB: 0 P: 12	R: 1 E: 0 K: 0 S: 7	H: 1 LOB: 0 BB: 0 P: 9	1B: 3 2B: 2 3B: 0 HR: 3	SF: 0 SAC: 0 DP: 1 HBP: 0	WP: 1 PB: 0 SB: 0 CS: 0	PA: 32				
PITCHER	IP WLS BF H R ER SO BB IBB HBP BLK WP HR S P ERA WHIP	IP WLS BF H R ER SO BB IBB HBP BLK WP HR S P ERA WHIP	IP WLS BF H R ER SO BB IBB HBP BLK WP HR S P ERA WHIP	IP WLS BF H R ER SO BB IBB HBP BLK WP HR S P ERA WHIP	IP WLS BF H R ER SO BB IBB HBP BLK WP HR S P ERA WHIP	IP WLS BF H R ER SO BB IBB HBP BLK WP HR S P ERA WHIP	IP WLS BF H R ER SO BB IBB HBP BLK WP HR S P ERA WHIP	IP WLS BF H R ER SO BB IBB HBP BLK WP HR S P ERA WHIP	IP WLS BF H R ER SO BB IBB HBP BLK WP HR S P ERA WHIP	IP WLS BF H R ER SO BB IBB HBP BLK WP HR S P ERA WHIP	IP WLS BF H R ER SO BB IBB HBP BLK WP HR S P ERA WHIP	IP WLS BF H R ER SO BB IBB HBP BLK WP HR S P ERA WHIP	IP WLS BF H R ER SO BB IBB HBP BLK WP HR S P ERA WHIP	IP WLS BF H R ER SO BB IBB HBP BLK WP HR S P ERA WHIP	IP WLS BF H R ER SO BB IBB HBP BLK WP HR S P ERA WHIP	IP WLS BF H R ER SO BB IBB HBP BLK WP HR S P ERA WHIP	IP WLS BF H R ER SO BB IBB HBP BLK WP HR S P ERA WHIP	IP WLS BF H R ER SO BB IBB HBP BLK WP HR S P ERA WHIP	IP WLS BF H R ER SO BB IBB HBP BLK WP HR S P ERA WHIP	IP WLS BF H R ER SO BB IBB HBP BLK WP HR S P ERA WHIP	IP WLS BF H R ER SO BB IBB HBP BLK WP HR S P ERA WHIP	IP WLS BF H R ER SO BB IBB HBP BLK WP HR S P ERA WHIP	IP WLS BF H R ER SO BB IBB HBP BLK WP HR S P ERA WHIP	IP WLS BF H R ER SO BB IBB HBP BLK WP HR S P ERA WHIP	IP WLS BF H R ER SO BB IBB HBP BLK WP HR S P ERA WHIP	IP WLS BF H R ER SO BB IBB HBP BLK WP HR S P ERA WHIP

Minnesota Twins @ Oakland Athletics
 Network Associates Coliseum, Oakland, CA
 Sat May 15 1999, 4:05 PM EDT
 Att: 18,016 - Unknown - 62 F

livebaseballscores.com

AB 32
 R 6
 H 8
 RBI 5
 BB 0
 SO 5
 LOB 8



Batter	1	2	3	4	5	6	7	8	9	AB	R	H	RBI	BB	SO	LOB	TOP					
Todd Walker, L (1,4) OBP: 0.327, SLG: 0.359										3	1	0	0	1	2	1	Minnesota Twins @ Oakland Athletics Network Associates Coliseum, Oakland, CA Sun May 16 1999, 4:05 PM EDT Att: 31,804 - Cloudy - 63 F					
Tori Hunter, R (1,8) OBP: 0.286, SLG: 0.352										4	0	0	0	0	2	1						
Matt Lawton, L (1,9) OBP: 0.338, SLG: 0.441										2	1	1	0	2	0	0						
Ron Coomer, R (1,5) OBP: 0.383, SLG: 0.600										4	0	2	2	0	0	1						
Marty Cordova, R (1,10) OBP: 0.374, SLG: 0.439										4	0	0	0	0	1	3						
Doug Mientkiewicz, L (1,3) OBP: 0.360, SLG: 0.398										4	0	0	0	0	1	3						
Chad Allen, R (1,7) OBP: 0.305, SLG: 0.383										4	0	2	0	0	1	0						
Javier Valentin, S (1,2) OBP: 0.255, SLG: 0.265										2	0	0	0	0	1	1						
Corey Koskie, L (7, PH) OBP: 0.369, SLG: 0.517										1	0	0	0	0	0	0						
A.J. Pierzynski, L (7,2) OBP: 0.277, SLG: 0.276										1	0	0	0	0	1	1						
Brent Gates, S (9, PH) OBP: 0.277, SLG: 0.276										1	0	0	0	0	1	1						
Cristian Guzman, S (1,6) OBP: 0.204, SLG: 0.200										2	0	0	0	0	1	1						
Denny Hocking, S (7, PH) OBP: 0.322, SLG: 0.333										1	0	0	0	0	0	0						
Inning Stats	R: 1 E: 0 K: 2 S: 13	H: 1 LOB: 2 BB: 2 P: 25	R: 0 E: 0 K: 2 S: 9	H: 1 LOB: 1 BB: 0 P: 15	R: 1 E: 0 K: 1 S: 12	H: 1 LOB: 1 BB: 1 P: 21	R: 0 E: 0 K: 1 S: 10	H: 0 LOB: 0 BB: 0 P: 12	R: 0 E: 0 K: 0 S: 12	H: 0 LOB: 0 BB: 0 P: 18	R: 0 E: 0 K: 0 S: 4	H: 0 LOB: 0 BB: 0 P: 6	R: 0 E: 0 K: 1 S: 7	H: 0 LOB: 0 BB: 0 P: 10	R: 0 E: 0 K: 1 S: 8	H: 1 LOB: 1 BB: 0 P: 12	R: 0 E: 0 K: 2 S: 12	H: 1 LOB: 1 BB: 0 P: 17	1B: 3 2B: 2 3B: 0 HR: 0	SF: 0 SAC: 0 DP: 0 HBP: 0	WP: 0 PB: 0 SB: 2 CS: 0	PA: 35
PITCHER	IP WLS BF H R ER SO BB IBB HBP BLK WP HR S P ERA WHIP																					
Jimmy Haynes, R (1,1) ERA: 6.14	7.0 W 27 3 2 2 7 3 0 0 0 0 0 0 67 107 2.57 0.857																					
Buddy Groom, L (8,1) ERA: 5.25	0.1 H 1 0 0 0 1 0 0 0 0 0 0 0 3 3 0.00 0.000																					
T.J. Mathews, R (8,1) ERA: 1.08	0.2 H 3 1 0 0 0 0 0 0 0 0 0 0 5 9 0.00 1.500																					
Billy Taylor, R (9,1) ERA: 2.2	1.0 S 4 1 0 0 2 0 0 0 0 0 0 0 12 17 0.00 1.000																					

Batter	1	2	3	4	5	6	7	8	9	AB	R	H	RBI	BB	SO	LOB	BOTTOM			
Tony Phillips, S (1,4) OBP: 0.392, SLG: 0.549										4	1	1	0	0	0	0	Minnesota Twins @ Oakland Athletics Network Associates Coliseum, Oakland, CA Sun May 16 1999, 4:05 PM EDT Att: 31,804 - Cloudy - 63 F			
Jason McDonald, S (1,8) OBP: 0.314, SLG: 0.271										4	0	0	0	0	2	1				
Jason Giambi, L (1,3) OBP: 0.367, SLG: 0.520										4	1	1	0	0	1	0				
John Jaha, R (1,10) OBP: 0.425, SLG: 0.653										4	1	1	3	0	2	0				
Matt Stairs, L (1,9) OBP: 0.362, SLG: 0.527										3	0	1	0	0	0	0				
Ben Grievie, L (1,7) OBP: 0.221, SLG: 0.265										1	0	0	0	2	0	1				
Jorge Velandia, R (7,4) OBP: 0.375, SLG: 0.500										0	0	0	0	0	0	0				
Miguel Tejada, R (1,6) OBP: 0.296, SLG: 0.398										3	1	0	0	0	0	3				
3 Eric Chavez, L (1,5) OBP: 0.330, SLG: 0.383										3	0	1	1	0	0	0				
A.J. Hinch, R (1,2) OBP: 0.241, SLG: 0.286										3	0	0	0	0	0	1				
Inning Stats	R: 3 E: 0 K: 1 S: 15	H: 3 LOB: 1 BB: 1 P: 22	R: 0 E: 0 K: 0 S: 8	H: 0 LOB: 0 BB: 0 P: 10	R: 0 E: 0 K: 2 S: 8	H: 0 LOB: 0 BB: 0 P: 10	R: 1 E: 0 K: 0 S: 16	H: 1 LOB: 1 BB: 1 P: 25	R: 0 E: 0 K: 1 S: 11	H: 0 LOB: 0 BB: 0 P: 17	R: 0 E: 0 K: 0 S: 13	H: 1 LOB: 1 BB: 0 P: 15	R: 0 E: 0 K: 0 S: 5	H: 0 LOB: 0 BB: 0 P: 8	R: 0 E: 0 K: 1 S: 10	H: 0 LOB: 0 BB: 0 P: 15	1B: 4 2B: 0 3B: 0 HR: 1	SF: 0 SAC: 0 DP: 0 HBP: 0	WP: 0 PB: 0 SB: 1 CS: 0	PA: 31
PITCHER	IP WLS BF H R ER SO BB IBB HBP BLK WP HR S P ERA WHIP																			
Brad Radke, R (1,1) ERA: 3.65	7.0 L 28 5 4 4 4 2 0 0 0 0 0 0 76 107 5.14 1.000																			
Rick Aguilera, R (8,1) ERA: 1.33	1.0 3 0 0 0 1 0 0 0 0 0 0 0 10 15 0.00 0.000																			

AB	32
R	2
H	5
RBI	2
BB	3
SO	10
LOB	12



AB	29
R	4
H	5
RBI	4
BB	2
SO	5
LOB	6



Batter	1	2	3	4	5	6	7	8	9	AB	R	H	RBI	BB	SO	LOB	TOP									
Tony Phillips, S OBP: 0.389, SLG: 0.537	F7		G3				L8			3	0	0	0	1	0	0	Oakland Athletics @ Kansas City Royals Kauffman Stadium, Kansas City, MO Tue May 18 1999, 7:05 PM CDT Att: 14,212 - Unknown - 78 F livebaseballscorecards.com									
Jason McDonald, S OBP: 0.304, SLG: 0.261	G3		K			F8	K			4	0	0	0	0	2	1										
Jason Giambi, L OBP: 0.371, SLG: 0.523	1B 2B			G4-3		F8 1B BB G3		G6-3		3	2	1	0	1	0	0										
John Jaha, R OBP: 0.436, SLG: 0.667	2H 1B			G6-3		WP G3 1B		G4-3 2B		4	0	3	1	0	0	0										
Matt Stairs, L OBP: 0.358, SLG: 0.517	K			1B		F8		G4-3		4	0	1	0	0	1	4										
Ben Griewe, L OBP: 0.214, SLG: 0.255		L7		K		G3		G6-3		4	0	0	1	0	1	3										
Mike Macfarlane, R OBP: 0.295, SLG: 0.255		G5-3				G3	K		G6-3	4	0	0	0	0	1	1										
3 Eric Chavez, L OBP: 0.318, SLG: 0.367		G4-3				F9	F7		E3	4	0	0	0	0	0	2										
Miguel Tejada, R OBP: 0.295, SLG: 0.416			L5					G6-3	G4-6-3	4	1	1	1	0	0	1										
Inning Stats	R: 1 E: 0 K: 1 S: 12	H: 2 LOB: 1 BB: 0 P: 22	R: 0 E: 0 K: 0 S: 9	H: 0 LOB: 0 BB: 0 P: 15	R: 0 E: 0 K: 1 S: 11	H: 0 LOB: 0 BB: 0 P: 18	R: 0 E: 0 K: 1 S: 9	H: 1 LOB: 1 BB: 0 P: 13	R: 1 E: 0 K: 0 S: 8	H: 1 LOB: 1 BB: 1 P: 15	R: 1 E: 0 K: 1 S: 12	H: 1 LOB: 2 BB: 1 P: 18	R: 0 E: 0 K: 1 S: 12	H: 0 LOB: 0 BB: 0 P: 17	R: 0 E: 0 K: 0 S: 7	H: 1 LOB: 1 BB: 0 P: 12	R: 0 E: 1 K: 0 S: 6	H: 0 LOB: 0 BB: 0 P: 7	1B: 3 2B: 2 3B: 0 HR: 1	SF: 0 SAC: 0 DP: 1 HBP: 0	WP: 1 PB: 0 SB: 0 CS: 0	PA: 36				
PITCHER	IP	WLS	BF	H	R	ER	SO	BB	IBB	HBP	BLK	WP	HR	S	P	ERA	WHIP									
Kevin Appier, R ERA: 4.34	(1, 1)	6.0	W	26	5	3	3	4	2	0	0	0	1	1	61	101	4.50	1.167								
Jose Santiago, R ERA: 2.35	(7, 1)	2.0	H	7	1	0	0	1	0	0	0	0	0	0	19	29	0.00	0.500								
Scott Service, R ERA: 6.1	(9, 1)	1.0		3	0	0	0	0	0	0	0	0	0	0	6	7	0.00	0.000								

Batter	1	2	3	4	5	6	7	8	9	AB	R	H	RBI	BB	SO	LOB	BOTTOM									
Carlos Beltrán, S OBP: 0.355, SLG: 0.528	G3		1 SAFE 1 SAFE 3B 1B		F8		1B 1B	HR		5	3	3	2	0	0	0	Oakland Athletics @ Kansas City Royals Kauffman Stadium, Kansas City, MO Tue May 18 1999, 7:05 PM CDT Att: 14,212 - Unknown - 78 F livebaseballscorecards.com									
Joe Randa, R OBP: 0.349, SLG: 0.415	G6-3		1H FC1-5-5 3B		G5-3		1B 1B	G4-3		5	1	2	3	0	0	0										
Johnny Damon, L OBP: 0.353, SLG: 0.470	G6-3		FC1-5-2-6		F9		1B 29 2B 1B	F7		5	1	1	1	0	0	1										
Jeff King, R OBP: 0.361, SLG: 0.388		K					29 2B 2B 1B	HR		5	2	2	2	0	1	1										
Scott Leius, R OBP: 0.292, SLG: 0.306		K	L8				1-3 2H 2B 1B	HR		0	0	0	0	0	0	0										
29 Mike Sweeney, R OBP: 0.383, SLG: 0.573	G3				G6-3		FC6-4 HBP	HR		4	2	2	2	0	0	0										
Jermaine Dye, R OBP: 0.351, SLG: 0.545	K				HR		FC6-4 1-2I	1B		4	1	2	1	1	1	1										
Chad Kreuter, S OBP: 0.333, SLG: 0.384			SH2-3 1B 2B		G2-3		G1-3	1B		5	1	3	2	0	0	1										
Carlos Febles, R OBP: 0.403, SLG: 0.556			SH2-3				FC6 1B 2B	G4-3		4	1	2	0	0	0	4										
Rey Sanchez, R OBP: 0.341, SLG: 0.432			1B 3B HBP				P8			3	1	0	0	0	0	4										
Steve Scarosone, R OBP: 0.212, SLG: 0.107					G6-3		G5-3			0	0	0	0	0	0	0										
Inning Stats	R: 0 E: 0 K: 0 S: 5	H: 0 LOB: 0 BB: 0 P: 10	R: 0 E: 0 K: 2 S: 11	H: 0 LOB: 0 BB: 0 P: 18	R: 3 E: 0 K: 0 S: 12	H: 3 LOB: 1 BB: 0 P: 19	R: 1 E: 0 K: 0 S: 7	H: 2 LOB: 1 BB: 0 P: 10	R: 0 E: 0 K: 0 S: 4	H: 0 LOB: 1 BB: 0 P: 6	R: 0 E: 0 K: 0 S: 5	H: 0 LOB: 1 BB: 0 P: 7	R: 6 E: 0 K: 0 S: 17	H: 7 LOB: 2 BB: 1 P: 31	R: 3 E: 0 K: 0 S: 17	H: 5 LOB: 2 BB: 0 P: 23	1B: 8 2B: 3 3B: 2 HR: 4	SF: 0 SAC: 1 DP: 0 HBP: 2	WP: 0 PB: 0 SB: 0 CS: 0	PA: 44						
PITCHER	IP	WLS	BF	H	R	ER	SO	BB	IBB	HBP	BLK	WP	HR	S	P	ERA	WHIP									
Gil Heredia, R ERA: 4.53	(1, 1)	6.1	L	29	8	7	7	2	0	0	0	0	1	50	80	9.95	1.263									
Buddy Groom, L ERA: 6.0	(7, 1)	0.0		1	1	0	0	0	0	0	0	0	0	1	2	∞	∞									
Tim Worrell, R ERA: 6.04	(7, 1)	1.1		13	8	6	6	0	0	1	0	0	0	3	24	37	40.50	6.000								
Brad Rigby, R ERA: 4.08	(8, 1)	0.1		1	0	0	0	0	0	0	0	0	0	3	5	0.00	0.000									

Batter	1	2	3	4	5	6	7	8	9	AB	R	H	RBI	BB	SO	LOB	TOP			
Tony Phillips, S (1, 8) OBP: 0.391, SLG: 0.550 Ben Grieve, L (9, PH) OBP: 0.212, SLG: 0.252										4	1	2	0	0	0	1	Oakland Athletics @ Kansas City Royals Kauffman Stadium, Kansas City, MO Wed May 19 1999, 7:05 PM CDT Att: 13,727 - Unknown - 77 F			
Tim Raines, S (1, 7) OBP: 0.387, SLG: 0.328										3	0	1	1	1	0	0				
Jason Giambi, L (1, 3) OBP: 0.368, SLG: 0.513										3	1	0	0	1	1	4				
John Jaha, R (1, 10) OBP: 0.421, SLG: 0.641										4	0	0	0	0	0	3				
Matt Stairs, L (1, 9) OBP: 0.370, SLG: 0.546										3	1	2	2	1	0	0				
Olmedo Saenz, R (1, 5) OBP: 0.405, SLG: 0.484										4	0	1	0	0	0	2				
Scott Spiezio, S (1, 4) OBP: 0.297, SLG: 0.330										4	0	0	0	0	1	2				
Miguel Tejada, R (1, 6) OBP: 0.289, SLG: 0.407 Jorge Velandía, R (9, PH) OBP: 0.333, SLG: 0.444										3	0	0	0	0	2	1				
A.J. Hinch, R (1, 2) OBP: 0.244, SLG: 0.278 3 Eric Chavez, L (9, PH) OBP: 0.315, SLG: 0.364										2	0	0	0	1	0	0				
Inning Stats	R: 2 E: 0 K: 0 S: 18	H: 2 LOB: 1 BB: 1 P: 34	R: 0 E: 0 K: 2 S: 8	H: 0 LOB: 0 BB: 0 P: 10	R: 0 E: 0 K: 0 S: 6	H: 0 LOB: 1 BB: 0 P: 8	R: 0 E: 0 K: 0 S: 11	H: 0 LOB: 1 BB: 1 P: 16	R: 0 E: 0 K: 1 S: 13	H: 2 LOB: 1 BB: 0 P: 13	R: 0 E: 0 K: 0 S: 12	H: 2 LOB: 2 BB: 0 P: 22	R: 0 E: 0 K: 0 S: 6	H: 0 LOB: 0 BB: 0 P: 7	R: 0 E: 0 K: 0 S: 7	H: 0 LOB: 0 BB: 0 P: 11		1B: 4 2B: 0 3B: 1 HR: 1	SF: 0 SAC: 0 DP: 0 HBP: 0	WP: 1 PB: 0 SB: 0 CS: 0
PITCHER	IP WLS BF H R ER SO BB IBB HBP BLK WP HR S P ERA WHIP	IP WLS BF H R ER SO BB IBB HBP BLK WP HR S P ERA WHIP																		
50 José Rosado, L (1, 1) ERA: 2.22	6.0	W	26	4	3	3	3	4	0	0	0	0	1	1	64	106	4.50	1.333		
Terry Mathews, R (7, 1) ERA: 1.85	3.0	S	11	2	0	0	1	0	0	0	0	0	0	0	25	40	0.00	0.667		

AB	33
R	3
H	6
RBI	3
BB	4
SO	4
LOB	13



Batter	1	2	3	4	5	6	7	8	9	AB	R	H	RBI	BB	SO	LOB	BOTTOM			
Carlos Beltrán, S (1, 8) OBP: 0.348, SLG: 0.515										6	1	1	0	0	3	0	Oakland Athletics @ Kansas City Royals Kauffman Stadium, Kansas City, MO Wed May 19 1999, 7:05 PM CDT Att: 13,727 - Unknown - 77 F			
Joe Randa, R (1, 5) OBP: 0.345, SLG: 0.408										5	1	1	0	0	1	1				
Johnny Damon, L (1, 7) OBP: 0.360, SLG: 0.471										4	1	2	0	1	0	2				
Jeff King, R (1, 3) OBP: 0.391, SLG: 0.397 Larry Sutton, L (7, PH) OBP: 0.336, SLG: 0.407										1	3	1	1	3	0	0				
29 Mike Sweeney, R (1, 10) OBP: 0.394, SLG: 0.568 Scott Pose, L (8, PH) OBP: 0.421, SLG: 0.387										1	3	0	0	1	1	2				
Jermaine Dye, R (1, 9) OBP: 0.366, SLG: 0.551										4	2	3	3	1	1	1				
Chad Kreuter, S (1, 2) OBP: 0.365, SLG: 0.422										4	1	4	5	1	0	0				
Carlos Febles, R (1, 4) OBP: 0.392, SLG: 0.540 Steve Scarsone, R (8, PH) OBP: 0.236, SLG: 0.103										4	0	0	0	0	1	5				
Rey Sanchez, R (1, 6) OBP: 0.336, SLG: 0.445 Scott Leius, R (9, 4) OBP: 0.262, SLG: 0.306										5	1	1	3	0	0	4				
Inning Stats	R: 0 E: 0 K: 2 S: 12	H: 0 LOB: 2 BB: 2 P: 22	R: 0 E: 0 K: 0 S: 7	H: 1 LOB: 1 BB: 1 P: 13	R: 4 E: 1 K: 2 S: 14	H: 4 LOB: 1 BB: 1 P: 25	R: 0 E: 0 K: 1 S: 8	H: 0 LOB: 0 BB: 0 P: 11	R: 3 E: 0 K: 0 S: 16	H: 2 LOB: 1 BB: 2 P: 32	R: 4 E: 1 K: 1 S: 21	H: 3 LOB: 2 BB: 1 P: 37	R: 0 E: 0 K: 0 S: 8	H: 1 LOB: 1 BB: 0 P: 12	R: 3 E: 0 K: 2 S: 13	H: 2 LOB: 0 BB: 1 P: 24		1B: 11 2B: 1 3B: 0 HR: 1	SF: 0 SAC: 0 DP: 1 HBP: 2	WP: 2 PB: 1 SB: 1 CS: 1
PITCHER	IP WLS BF H R ER SO BB IBB HBP BLK WP HR S P ERA WHIP	IP WLS BF H R ER SO BB IBB HBP BLK WP HR S P ERA WHIP																		
Tom Candiotti, R (1, 1) ERA: 6.9	4.0	L	24	6	7	7	5	6	0	1	0	0	0	0	29	50	13.50	2.500		
Brad Rigby, R (5, 1) ERA: 4.7	2.0		12	4	4	3	1	1	0	1	0	0	0	0	8	12	0.00	1.000		
Doug Jones, R (7, 1) ERA: 2.22	1.0		4	1	0	0	0	0	0	0	0	0	0	0	1	13	27.00	3.000		
T.J. Mathews, R (8, 1) ERA: 2.55	1.0		6	2	3	3	2	1	0	0	0	0	0	0	0	0				



Batter	1	2	3	4	5	6	7	8	9	AB	R	H	RBI	BB	SO	LOB	TOP					
Tony Phillips, S OBP: 0.388, SLG: 0.548 (1, 4)										4	1	1	0	0	1	0						
Ben Grieva, L OBP: 0.221, SLG: 0.261 (1, 9)										4	0	2	1	0	0	0						
Jason Giambi, L OBP: 0.371, SLG: 0.510 (1, 3)										3	0	1	0	1	0	0						
Matt Stairs, L OBP: 0.366, SLG: 0.545 (1, 10)										4	0	1	0	0	0	4						
Tim Raines, S OBP: 0.367, SLG: 0.306 (1, 7)										4	0	0	0	0	0	4						
Mike Macfarlane, R OBP: 0.241, SLG: 0.241 (1, 2)										3	0	0	0	0	0	3						
3 Eric Chavez, L OBP: 0.307, SLG: 0.353 (1, 5)										3	0	0	0	0	0	1						
Miguel Tejada, R OBP: 0.283, SLG: 0.399 (1, 6)										3	0	0	0	0	1	0						
Jason McDonald, S OBP: 0.297, SLG: 0.254 (1, 8)										3	0	0	0	0	0	0						
Inning Stats	R: 0 H: 0 E: 0 K: 1 S: 11	H: 0 LOB: 0 BB: 0 P: 19	R: 0 H: 1 E: 0 K: 0 S: 7	H: 1 LOB: 1 BB: 0 P: 13	R: 0 H: 0 E: 0 K: 1 S: 8	H: 0 LOB: 0 BB: 0 P: 11	R: 0 H: 1 E: 0 K: 0 S: 9	H: 1 LOB: 2 BB: 1 P: 16	R: 0 H: 0 E: 0 K: 0 S: 7	H: 0 LOB: 0 BB: 0 P: 10	R: 0 H: 0 E: 0 K: 0 S: 7	H: 0 LOB: 0 BB: 0 P: 9	R: 0 H: 0 E: 0 K: 0 S: 4	H: 0 LOB: 0 BB: 0 P: 5	R: 0 H: 0 E: 0 K: 0 S: 7	H: 0 LOB: 0 BB: 0 P: 9	R: 1 H: 3 E: 0 K: 0 S: 10	H: 3 LOB: 1 BB: 0 P: 13	1B: 3 2B: 2 3B: 0 HR: 0	SF: 0 SAC: 0 DP: 1 HBP: 0	WP: 0 PB: 0 SB: 0 CS: 0	PA: 32
PITCHER Jeff Suppan, R ERA: 3.66 (1, 1)	IP: 9.0 WLS: W BF: 32 H: 5 R: 1 ER: 1 SO: 2 BB: 1 IBB: 0 HBP: 0 BLK: 0 WP: 0 HR: 0 S: 70 P: 105 ERA: 1.00 WHIP: 0.667															PITCHER						

Oakland Athletics @ Kansas City Royals
Kauffman Stadium, Kansas City, MO
Thu May 20 1999, 7:05 PM CDT
Att: 15,172 - Unknown - 77 F

AB 31
R 1
H 5
RBI 1
BB 1
SO 2
LOB 12



Batter	1	2	3	4	5	6	7	8	9	AB	R	H	RBI	BB	SO	LOB	BOTTOM					
Carlos Beltrán, S OBP: 0.341, SLG: 0.506 (1, 8)										3	0	0	1	0	2	1						
Joe Randa, R OBP: 0.343, SLG: 0.410 (1, 5)										4	0	1	0	0	1	1						
Johnny Damon, L OBP: 0.352, SLG: 0.459 (1, 7)										4	0	0	0	0	2	2						
29 Mike Sweeney, R OBP: 0.404, SLG: 0.570 (1, 10)										3	2	2	0	1	0	0						
Jermaine Dye, R OBP: 0.376, SLG: 0.574 (1, 9)										3	2	2	2	1	0	1						
Larry Sutton, L OBP: 0.333, SLG: 0.397 (1, 3)										4	1	1	1	0	1	2						
Chad Kreuter, S OBP: 0.370, SLG: 0.430 (1, 2)										3	1	1	1	1	1	0						
Carlos Febles, R OBP: 0.389, SLG: 0.545 (1, 4)										4	1	1	2	0	1	2						
Rey Sanchez, R OBP: 0.333, SLG: 0.440 (1, 6)										4	0	1	0	0	0	1						
Inning Stats	R: 0 H: 0 E: 0 K: 1 S: 6	H: 0 LOB: 0 BB: 2 P: 8	R: 0 H: 0 E: 0 K: 1 S: 10	H: 0 LOB: 2 BB: 2 P: 21	R: 0 H: 1 E: 0 K: 2 S: 13	H: 1 LOB: 0 BB: 0 P: 18	R: 2 H: 2 E: 0 K: 1 S: 11	H: 2 LOB: 0 BB: 0 P: 15	R: 0 H: 1 E: 0 K: 1 S: 15	H: 1 LOB: 1 BB: 0 P: 21	R: 5 H: 5 E: 0 K: 0 S: 15	H: 5 LOB: 0 BB: 0 P: 19	R: 0 H: 0 E: 0 K: 1 S: 12	H: 0 LOB: 1 BB: 1 P: 20	R: 0 H: 0 E: 0 K: 1 S: 6	H: 0 LOB: 0 BB: 0 P: 8	R: 0 H: 0 E: 0 K: 1 S: 6	H: 0 LOB: 0 BB: 0 P: 8	1B: 5 2B: 2 3B: 1 HR: 1	SF: 1 SAC: 0 DP: 0 HBP: 0	WP: 1 PB: 0 SB: 0 CS: 0	PA: 36
PITCHER Mike Oquist, R ERA: 4.57 Doug Jones, R ERA: 2.37 Billy Taylor, R ERA: 2.08	IP: 5.0 WLS: L BF: 25 H: 8 R: 6 ER: 6 SO: 6 BB: 2 IBB: 0 HBP: 0 BLK: 0 WP: 1 HR: 1 S: 64 P: 95 ERA: 10.80 WHIP: 2.000															PITCHER						

Oakland Athletics @ Kansas City Royals
Kauffman Stadium, Kansas City, MO
Thu May 20 1999, 7:05 PM CDT
Att: 15,172 - Unknown - 77 F

AB 32
R 7
H 9
RBI 7
BB 3
SO 8
LOB 10



Batter	1	2	3	4	5	6	7	8	9	10	AB	R	H	RBI	BB	SO	LOB	TOP																		
Tony Phillips, S OBP: 0.376, SLG: 0.521 Scott Spiezio, S OBP: 0.286, SLG: 0.315	(1,4) (3,4) K		(0,3) K			(1,1) F7		(1,3) K		(0,0) F9	2	0	0	0	0	2	1																			
Ryan Christenson, R OBP: 0.375, SLG: 0.538	(1,8) F9			(2,2) G6-3		(1,1) G6-3			(4,2) FC4-6 WP BB		3	0	0	0	1	0	1																			
Jason Giambi, L OBP: 0.376, SLG: 0.494	(1,3) G4-3			(0,3) K		(4,1) BB			(1,3) K		3	0	0	0	1	2	1																			
John Jaha, R OBP: 0.409, SLG: 0.598			(3,3) K			(3,1) P6			(4,0) FC4-6 IBB		3	0	0	0	1	2	2																			
Matt Stearns, L OBP: 0.214, SLG: 0.286	(1,9) G6-3				(2,1) HR				(3,2) FC4-6		4	1	1	1	0	0	2																			
Olmedo Saenz, R OBP: 0.398, SLG: 0.471	(1,5) P3				(0,0) G4-6-3 1B				(0,0) P9		4	0	1	0	0	0	2																			
Ben Griever, L OBP: 0.231, SLG: 0.277					(1,0) G4-6-3 1B						4	0	2	0	0	1	1																			
Jorge Velandria, R OBP: 0.214, SLG: 0.286 Miguel Tejada, R OBP: 0.263, SLG: 0.400	(1,6) (10,PH) (10,6)			(0,3) K		(1,0) L8																														
A.J. Hinch, R OBP: 0.242, SLG: 0.274 Tim Raines, S OBP: 0.358, SLG: 0.297 Mike Macfarlane, R OBP: 0.246, SLG: 0.263	(1,2) (10,PH) (10,2)			(3,2) F8		(2,2) G6-3 1B																														
Inning Stats	R: 0 E: 0 K: 1 S: 8	H: 0 LOB: 0 BB: 0 P: 12	R: 0 E: 0 K: 1 S: 9	H: 0 LOB: 0 BB: 0 P: 13	R: 0 E: 0 K: 2 S: 13	H: 1 LOB: 1 BB: 0 P: 18	R: 0 E: 0 K: 2 S: 10	H: 0 LOB: 0 BB: 0 P: 12	R: 1 E: 0 K: 1 S: 5	H: 2 LOB: 0 BB: 0 P: 9	R: 0 E: 0 K: 0 S: 11	H: 1 LOB: 2 BB: 1 P: 21	R: 0 E: 0 K: 1 S: 7	H: 0 LOB: 0 BB: 0 P: 11	R: 0 E: 0 K: 1 S: 6	H: 0 LOB: 2 BB: 0 P: 8	R: 0 E: 0 K: 1 S: 10	H: 0 LOB: 2 BB: 0 P: 22	R: 0 E: 0 K: 0 S: 4	H: 1 LOB: 1 BB: 0 P: 4	1B: 3 2B: 1 3B: 0 HR: 1	SF: 0 SAC: 0 DP: 1 HBP: 0	WP: 1 PA: 37													
PITCHER	IP WLS BF H R ER SO BB IBB HBP BLK WP HR S P ERA WHIP																																			
Brad Radke, R ERA: 3.34 Joe Mays, R ERA: 5.97 Travis Miller, L ERA: Bob Wells, R ERA: 4.63	(1,1) (9,1) (9,1) (9,1)	8.0 0.0 0.2 1.1	WLS 28 1 5	H 4 0 1	R 1 0 0	ER 1 0 0	SO 8 0 1	BB 1 0 0	IBB 0 0 0	HBP 0 0 0	BLK 0 0 0	WP 0 0 1	HR 1 0 7	S 69 2 15	P 104 6 15	ERA 1.12 ∞ 0.00	WHIP 0.625 ∞ 0.000																			

Oakland Athletics @ Minnesota Twins
Hubert H. Humphrey Metrodome, Minneapolis, MN
Sat May 22 1999, 8:05 PM EDT
Att. 15,381 - Dome - 72 F

AB	34
R	1
H	5
RBI	1
BB	3
SO	9
LOB	16



Batter	1	2	3	4	5	6	7	8	9	10	AB	R	H	RBI	BB	SO	LOB	BOTTOM																		
Todd Walker, L OBP: 0.326, SLG: 0.370	(1,4) F8		(0,1) E3			(2,2) G3			(2,3) K	(1,1) CS	(0,0) HR	5	1	1	1	0	1	1																		
Torii Hunter, R OBP: 0.285, SLG: 0.329 Corey Koskie, L OBP: 0.364, SLG: 0.493	(1,8) (8,PH) (9,9)		(3,2) G5-3			(1,1) G4-3			(4,2) 1B E 1B		2	0	0	0	1	0	1																			
Brent Gates, S OBP: 0.284, SLG: 0.273	(1,5) FC6-4		(2,2) G1-3			(4,2) CS BB			(3,2) E BB 1B		3	0	1	0	1	0	2																			
Marty Cordova, R OBP: 0.353, SLG: 0.397	(1,10) G3				(1,0) G3				(4,2) E BB		3	0	0	0	1	1	2																			
Matt Lawton, L OBP: 0.355, SLG: 0.466	(1,9) (9,8)					(3,3) K			(3,2) G3		4	0	0	0	0	1	2																			
Chad Allen, R OBP: 0.307, SLG: 0.374	(1,7) K					(3,3) K			(4,2) G4-3 BB		3	0	0	0	1	2	3																			
Doug Mientkiewicz, L OBP: 0.365, SLG: 0.376	(1,3) BB					(3,3) K			(2,2) G4-3		3	0	0	0	1	1	1																			
Javier Valentin, S OBP: 0.288, SLG: 0.288	(1,2) F9					(1,0) B1-3 1B			(2,3) K		4	0	2	0	0	1	2																			
Cristian Guzman, S OBP: 0.207, SLG: 0.205 Denny Hocking, S OBP: 0.309, SLG: 0.318	(1,6) (8,PH) (9,6)					(0,1) G6-3			(2,2) G3		2	0	0	0	0	0	1																			
Inning Stats	R: 0 E: 0 K: 0 S: 8	H: 0 LOB: 1 BB: 1 P: 17	R: 0 E: 0 K: 1 S: 9	H: 0 LOB: 1 BB: 1 P: 14	R: 0 E: 1 K: 0 S: 11	H: 0 LOB: 1 BB: 0 P: 16	R: 0 E: 0 K: 2 S: 8	H: 0 LOB: 0 BB: 0 P: 15	R: 0 E: 0 K: 1 S: 9	H: 1 LOB: 1 BB: 0 P: 15	R: 0 E: 0 K: 1 S: 7	H: 0 LOB: 1 BB: 1 P: 15	R: 0 E: 0 K: 1 S: 14	H: 0 LOB: 1 BB: 1 P: 25	R: 1 E: 1 K: 1 S: 27	H: 2 LOB: 3 BB: 1 P: 40	R: 0 E: 0 K: 0 S: 7	H: 1 LOB: 0 BB: 0 P: 9	R: 1 E: 0 K: 0 S: 1	H: 1 LOB: 0 BB: 0 P: 1	1B: 4 2B: 1 3B: 0 HR: 1	SF: 0 SAC: 0 DP: 1 HBP: 0	WP: 0 PA: 38													
PITCHER	IP WLS BF H R ER SO BB IBB HBP BLK WP HR S P ERA WHIP																																			
Kenny Rogers, L ERA: 3.91 T.J. Mathews, R ERA: 2.16 Buddy Groom, L ERA: 6.23 Billy Taylor, R ERA: 1.93 Brad Rigby, R ERA: 4.59	(1,1) (7,1) (8,1) (8,1) (10,1)	6.2 0.1 0.2 1.1 0.0	WLS 25 H 2 B L	H 1 0 8 1	R 0 0 3 1	ER 0 0 0 0	SO 5 1 1 0	BB 4 0 0 0	IBB 0 0 0 0	HBP 0 0 0 0	BLK 0 0 0 0	WP 0 0 0 0	HR 0 0 0 1	S 63 3 11 23	P 112 5 15 34	ERA 0.00 0.00 0.00 0.00	WHIP 0.750 0.000 0.000 3.000																			

Oakland Athletics @ Minnesota Twins
Hubert H. Humphrey Metrodome, Minneapolis, MN
Sat May 22 1999, 8:05 PM EDT
Att. 15,381 - Dome - 72 F

AB	32
R	2
H	5
RBI	1
BB	5
SO	7
LOB	16



Batter	1	2	3	4	5	6	7	8	9	AB	R	H	RBI	BB	SO	LOB	TOP								
Tim Raines, S OBP: 0.337, SLG: 0.275 (1, 7)										5	0	0	0	0	1	6	Oakland Athletics @ Minnesota Twins Hubert H. Humphrey Metrodome, Minneapolis, MN Sun May 23 1999, 2:05 PM EDT Att: 12,881 - Dome - 72 F livebaseballscorecards.com								
Ryan Christenson, R OBP: 0.269, SLG: 0.389 (1, 8)										5	0	0	0	0	2	3									
Jason Giambi, L OBP: 0.381, SLG: 0.497 (1, 3)										3	1	1	0	2	0	0									
John Jaha, R OBP: 0.409, SLG: 0.586 (1, 10)										4	1	1	0	1	2	1									
Matt Stairs, L OBP: 0.357, SLG: 0.565 (1, 9)										4	1	2	3	0	0	3									
Olmedo Saenz, R OBP: 0.375, SLG: 0.444 (1, 5)										4	0	0	0	0	1	4									
Scott Spiezio, S OBP: 0.303, SLG: 0.330 (1, 4)										2	0	1	0	1	0	0									
Mike Macfarlane, R OBP: 0.262, SLG: 0.295 (1, 2)										4	0	2	0	0	0	3									
Miguel Tejada, R OBP: 0.288, SLG: 0.395 (1, 6)										2	0	0	0	2	2	3									
Inning Stats	R: 0 E: 0 K: 2 S: 9	H: 0 LOB: 0 BB: 0 P: 13	R: 0 E: 0 K: 1 S: 15	H: 1 LOB: 2 BB: 1 P: 25	R: 0 E: 0 K: 1 S: 6	H: 0 LOB: 1 BB: 1 P: 14	R: 0 E: 0 K: 1 S: 12	H: 1 LOB: 1 BB: 0 P: 17	R: 0 E: 0 K: 0 S: 11	H: 0 LOB: 2 BB: 1 P: 20	R: 3 E: 0 K: 1 S: 22	H: 4 LOB: 2 BB: 1 P: 40	R: 0 E: 0 K: 0 S: 8	H: 0 LOB: 0 BB: 2 P: 20	R: 0 E: 0 K: 1 S: 11	H: 1 LOB: 1 BB: 0 P: 14	R: 0 E: 0 K: 1 S: 9	H: 0 LOB: 0 BB: 0 P: 14	1B: 2 2B: 5 3B: 0 HR: 1	SF: 0 SAC: 0 DP: 1 HBP: 1	WP: 0 PB: 0 SB: 0 CS: 1	PA: 40			
PITCHER	IP	WLS	BF	H	R	ER	SO	BB	IBB	HBP	BLK	WP	HR	S	P	ERA	WHIP								
Eric Milton, L ERA: 6.79 (1, 1)	5.0	W	22	3	2	2	5	4	0	1	0	0	0	59	102	3.60	1.400								
Joe Mays, R ERA: 5.0 (6, 1)	1.1		9	3	1	1	1	2	0	0	0	0	1	20	39	6.75	3.750								
Travis Miller, L ERA: (7, 1)	0.1		1	0	0	0	0	0	0	0	0	0	0	3	6	0.00	0.000								
Bob Wells, R ERA: 4.21 (7, 1)	2.1		8	1	0	0	2	0	0	0	0	0	0	21	30	0.00	0.429								

Batter	1	2	3	4	5	6	7	8	9	AB	R	H	RBI	BB	SO	LOB	BOTTOM								
Todd Walker, L OBP: 0.333, SLG: 0.388 (1, 4)										5	2	3	0	0	0	3	Oakland Athletics @ Minnesota Twins Hubert H. Humphrey Metrodome, Minneapolis, MN Sun May 23 1999, 2:05 PM EDT Att: 12,881 - Dome - 72 F livebaseballscorecards.com								
Tori Hunter, R OBP: 0.285, SLG: 0.329 (8, 8)										0	0	0	0	0	0	0									
Denny Hocking, S OBP: 0.324, SLG: 0.337 (1, 8)										4	2	2	1	1	0	0									
Ron Coomer, R OBP: 0.340, SLG: 0.518 (1, 5)										5	0	0	0	0	0	6									
Matt Lawton, L OBP: 0.362, SLG: 0.465 (1, 9)										3	2	1	0	2	0	1									
Marty Cordova, R OBP: 0.368, SLG: 0.416 (1, 10)										4	1	3	3	0	1	1									
Doug Mientkiewicz, L OBP: 0.359, SLG: 0.369 (1, 3)										5	0	1	0	0	2	6									
Chad Allen, R OBP: 0.313, SLG: 0.378 (1, 7)										4	1	2	2	0	1	0									
A.J. Pierzynski, L OBP: 0.308, SLG: 0.182 (1, 2)										4	0	1	1	0	1	3									
Cristian Guzman, S OBP: 0.216, SLG: 0.223 (1, 6)										4	0	2	1	0	1	0									
Inning Stats	R: 5 E: 0 K: 1 S: 22	H: 5 LOB: 1 BB: 1 P: 39	R: 1 E: 0 K: 0 S: 13	H: 1 LOB: 1 BB: 1 P: 18	R: 0 E: 0 K: 1 S: 5	H: 0 LOB: 0 BB: 0 P: 8	R: 2 E: 0 K: 1 S: 14	H: 5 LOB: 3 BB: 0 P: 21	R: 0 E: 0 K: 2 S: 12	H: 1 LOB: 1 BB: 0 P: 18	R: 0 E: 0 K: 1 S: 12	H: 2 LOB: 3 BB: 1 P: 21	R: 0 E: 0 K: 0 S: 5	H: 1 LOB: 0 BB: 0 P: 7	R: 0 E: 0 K: 0 S: 5	H: 1 LOB: 0 BB: 0 P: 7	1B: 10 2B: 5 3B: 0 HR: 0	SF: 0 SAC: 0 DP: 2 HBP: 1	WP: 1 PB: 0 SB: 0 CS: 0	PA: 42					
PITCHER	IP	WLS	BF	H	R	ER	SO	BB	IBB	HBP	BLK	WP	HR	S	P	ERA	WHIP								
Gil Heredia, R ERA: 5.56 (4, 1)	3.0	L	20	8	8	8	2	1	0	0	0	0	0	42	68	0.00	1.909								
Brad Rigby, R ERA: 4.46 (7, 1)	3.2		18	6	0	0	4	1	0	0	0	1	0	41	67	0.00	0.750								
Doug Jones, R ERA: 2.45 (7, 1)	1.1		4	1	0	0	0	0	0	0	0	0	0	7	10	0.00	0.750								

AB 33
R 3
H 7
RBI 3
BB 6
SO 8
LOB 23

AB 38
R 8
H 15
RBI 8
BB 3
SO 6
LOB 20

Batter	1	2	3	4	5	6	7	8	9	AB	R	H	RBI	BB	SO	LOB	TOP								
Carlos Beltrán, S OBP: 0.328, SLG: 0.474 (1, 8)										3	0	0	1	1	1	1	Kansas City Royals @ Oakland Athletics Network Associates Coliseum, Oakland, CA Tue May 25 1999, 10:05 PM EDT Att: 6,839 - Unknown - 61 F								
Joe Randa, R OBP: 0.332, SLG: 0.397 (1, 5)										4	0	0	0	0	0	2									
Johnny Damon, L OBP: 0.342, SLG: 0.455 (1, 7)										4	1	1	0	0	0	0									
29 Mike Sweeney, R OBP: 0.405, SLG: 0.548 (1, 10)										3	0	0	1	1	0	0									
Larry Sutton, L OBP: 0.330, SLG: 0.365 (1, 3)										4	1	1	0	0	0	1									
Jermaine Dye, R OBP: 0.393, SLG: 0.599 (1, 9)										4	0	1	0	0	1	0									
Chad Kreuter, S OBP: 0.370, SLG: 0.412 (1, 2)										2	1	1	1	1	0	0									
Carlos Febles, R OBP: 0.403, SLG: 0.542 (1, 4)										3	0	1	0	0	0	2									
Rey Sanchez, R OBP: 0.319, SLG: 0.418 Steve Scarfone, R OBP: 0.200, SLG: 0.100 (1, 6) (7, 6)										2	0	0	0	0	1	2									
										1	0	0	0	0	0	0									
Inning Stats	R: 0 E: 0 K: 0 S: 8	H: 0 LOB: 0 BB: 1 P: 14	R: 0 E: 0 K: 0 S: 6	H: 0 LOB: 0 BB: 1 P: 13	R: 0 E: 0 K: 1 S: 5	H: 0 LOB: 0 BB: 0 P: 10	R: 0 E: 0 K: 0 S: 7	H: 0 LOB: 0 BB: 0 P: 12	R: 0 E: 0 K: 1 S: 6	H: 0 LOB: 0 BB: 0 P: 9	R: 1 E: 0 K: 0 S: 9	H: 1 LOB: 1 BB: 1 P: 13	R: 1 E: 0 K: 0 S: 15	H: 3 LOB: 2 BB: 0 P: 24	R: 0 E: 0 K: 1 S: 6	H: 0 LOB: 0 BB: 0 P: 10	R: 1 E: 0 K: 0 S: 8	H: 1 LOB: 0 BB: 0 P: 14	1B: 4 2B: 1 3B: 0 HR: 0	SF: 0 SAC: 0 DP: 2 HBP: 0	WP: 1 PB: 0 SB: 0 CS: 0	PA: 33			
PITCHER	IP	WLS	BF	H	R	ER	SO	BB	IBB	HBP	BLK	WP	HR	S	P	ERA	WHIP								
Mike Oquist, R ERA: 4.31 (1, 1)	6.2	W	23	2	2	2	2	3	0	0	0	0	0	49	85	2.70	0.750								
T.J. Mathews, R ERA: 2.14 (7, 1)	0.1	H	3	2	0	0	0	0	0	0	0	0	0	7	10	0.00	6.000								
Doug Jones, R ERA: 2.57 (8, 1)	2.0	S	7	1	1	1	1	0	0	0	0	1	0	14	24	4.50	0.500								

AB	30
R	3
H	5
RBI	3
BB	3
SO	3
LOB	8



Batter	1	2	3	4	5	6	7	8	9	AB	R	H	RBI	BB	SO	LOB	BOTTOM								
Tony Phillips, S OBP: 0.371, SLG: 0.509 (1, 10)										4	1	0	0	1	0	0	Kansas City Royals @ Oakland Athletics Network Associates Coliseum, Oakland, CA Tue May 25 1999, 10:05 PM EDT Att: 6,839 - Unknown - 61 F								
Tim Raines, S OBP: 0.344, SLG: 0.329 (1, 7)										4	2	2	1	0	0	2									
Jason Giambi, L OBP: 0.384, SLG: 0.500 (1, 3)										3	1	1	0	1	0	1									
Matt Stairs, L OBP: 0.354, SLG: 0.563 (1, 9)										4	0	1	2	0	1	1									
Olmedo Saenz, R OBP: 0.363, SLG: 0.421 Jorge Velandía, R OBP: 0.214, SLG: 0.286 (1, 5) (7, PR) (8, 4)										4	0	0	0	0	1	5									
Scott Spiezio, S OBP: 0.301, SLG: 0.337 (1, 4) (8, 5)										4	0	1	0	0	0	2									
Mike Macfarlane, R OBP: 0.281, SLG: 0.292 (1, 2)										4	0	1	0	0	1	4									
Miguel Tejada, R OBP: 0.293, SLG: 0.394 (1, 6)										3	1	1	0	1	0	1									
Ryan Christenson, R OBP: 0.240, SLG: 0.318 (1, 8)										4	0	0	0	0	0	3									
Inning Stats	R: 0 E: 0 K: 0 S: 5	H: 0 LOB: 0 BB: 0 P: 8	R: 0 E: 0 K: 2 S: 11	H: 1 LOB: 1 BB: 0 P: 18	R: 2 E: 0 K: 0 S: 15	H: 2 LOB: 2 BB: 2 P: 32	R: 0 E: 0 K: 0 S: 11	H: 0 LOB: 1 BB: 1 P: 21	R: 1 E: 1 K: 1 S: 21	H: 1 LOB: 1 BB: 0 P: 28	R: 0 E: 0 K: 0 S: 12	H: 1 LOB: 1 BB: 0 P: 20	R: 2 E: 3 K: 0 S: 14	H: 2 LOB: 3 BB: 0 P: 20	R: 0 E: 0 K: 0 S: 5	H: 0 LOB: 0 BB: 0 P: 5	R: 0 E: 0 K: 0 S: 8	H: 0 LOB: 0 BB: 0 P: 14	1B: 3 2B: 3 3B: 0 HR: 1	SF: 0 SAC: 0 DP: 1 HBP: 0	WP: 0 PB: 0 SB: 0 CS: 0	PA: 37			
PITCHER	IP	WLS	BF	H	R	ER	SO	BB	IBB	HBP	BLK	WP	HR	S	P	ERA	WHIP								
50 José Rosado, L ERA: 2.33 (1, 1)	5.1	L	25	5	3	2	3	3	0	0	0	0	0	68	117	3.38	1.500								
Terry Mathews, R ERA: 2.09 (6, 1)	1.0		4	1	1	1	0	0	0	0	0	0	1	12	17	9.00	1.000								
Alvin Morman, L ERA: 4.76 (7, 1)	0.0		2	1	0	0	0	0	0	0	0	0	0	4	6	∞	∞								
Jose Santiago, R ERA: 2.79 (7, 1)	0.2		3	0	1	0	0	0	0	0	0	0	0	5	7	0.00	0.000								
Orber Moreno, R ERA: (8, 1)	1.0		3	0	0	0	0	0	0	0	0	0	0	5	5	0.00	0.000								

AB	34
R	5
H	7
RBI	3
BB	3
SO	3
LOB	19



Batter	1	2	3	4	5	6	7	8	9	AB	R	H	RBI	BB	SO	LOB	TOP		
Carlos Beltrán, S OBP: 0.322, SLG: 0.464 (1, 8)	G6-3		G6-3			E6 G5-3 1B		G6-3		4	1	0	0	0	0	0	Kansas City Royals @ Oakland Athletics Network Associates Coliseum, Oakland, CA Wed May 26 1999, 10:05 PM EDT Alt. 9:2:16 - Unknown - 60 F livebaseballscorecards.com		
Joe Randa, R OBP: 0.325, SLG: 0.388 (1, 5)	K		G4-3			G5-3		G5-3		4	0	0	0	0	1	1			
Johnny Damon, L OBP: 0.345, SLG: 0.456 (1, 7)	1B				F8				G3	4	0	2	1	0	0	0			
29 Mike Sweeney, R OBP: 0.395, SLG: 0.532 (1, 10)	K				G5-3				F8	4	0	0	0	0	1	2			
Larry Sutton, L OBP: 0.337, SLG: 0.385 (1, 3)		G3			F7					4	0	2	0	0	0	0			
Jermaine Dye, R OBP: 0.384, SLG: 0.584 (1, 9)		F8				G5-3				4	0	0	0	0	1	2			
Chad Kreuter, S OBP: 0.377, SLG: 0.413 (1, 2)						F8				2	0	1	0	1	0	0			
Carlos Febles, R OBP: 0.397, SLG: 0.532 (1, 4)						G6-3				3	0	0	0	0	1	2			
Rey Sanchez, R OBP: 0.313, SLG: 0.410 (1, 6)					G5-3					3	0	0	0	0	0	0			
Inning Stats	R: 0 E: 0 K: 2 S: 11	H: 1 LOB: 1 BB: 0 P: 16	R: 0 E: 0 K: 0 S: 11	H: 0 LOB: 1 BB: 1 P: 21	R: 0 E: 0 K: 0 S: 7	H: 0 LOB: 0 BB: 0 P: 12	R: 0 E: 0 K: 0 S: 7	H: 0 LOB: 0 BB: 0 P: 12	R: 0 E: 0 K: 1 S: 10	H: 2 LOB: 1 BB: 0 P: 20	R: 0 E: 0 K: 0 S: 10	H: 0 LOB: 0 BB: 0 P: 12	R: 0 E: 0 K: 1 S: 11	H: 1 LOB: 1 BB: 0 P: 16	1B: 4 2B: 1 3B: 0 HR: 0	SF: 0 SAC: 0 DP: 1 HBP: 0	WP: 0 PB: 0 SB: 0 CS: 0	PA: 33	
PITCHER	IP	WLS	BF	H	R	ER	SO	BB	IBB	HBP	BLK	WP	HR	S	P	ERA	WHIP		
Jimmy Haynes, R ERA: 4.76 (1, 1)	6.2	W	25	4	1	0	2	1	0	0	0	0	0	63	108	0.00	0.750		
Tim Worrell, R ERA: 4.88 (7, 1)	1.1	H	4	0	0	0	1	0	0	0	0	0	0	15	20	0.00	0.000		
Billy Taylor, R ERA: 1.83 (9, 1)	1.0	S	4	1	0	0	1	0	0	0	0	0	0	11	16	0.00	1.000		

Batter	1	2	3	4	5	6	7	8	9	AB	R	H	RBI	BB	SO	LOB	BOTTOM			
Tony Phillips, S OBP: 0.364, SLG: 0.497 (1, 4) (8, 7)	K		F9				F7			4	0	0	0	0	2	1	Kansas City Royals @ Oakland Athletics Network Associates Coliseum, Oakland, CA Wed May 26 1999, 10:05 PM EDT Alt. 9:2:16 - Unknown - 60 F livebaseballscorecards.com			
Tim Raines, S OBP: 0.340, SLG: 0.316 (1, 7) Jorge Velandía, R OBP: 0.214, SLG: 0.286 (8, 4)	P5		P5			G1-3				3	0	0	0	1	0	0				
Jason Giambi, L OBP: 0.386, SLG: 0.497 (1, 3)	G3									3	0	1	0	1	1	1				
Matt Stairs, L OBP: 0.352, SLG: 0.552 (1, 9)										3	1	0	0	1	1	3				
Ben Grieve, L OBP: 0.239, SLG: 0.279 (1, 10)										3	1	1	0	1	1	1				
3 Enc Chavez, L OBP: 0.315, SLG: 0.339 (1, 5)										3	0	0	0	1	0	4				
Miguel Tejada, R OBP: 0.298, SLG: 0.409 (1, 6)										4	1	2	2	0	0	1				
Ryan Christenson, R OBP: 0.207, SLG: 0.269 (1, 8)										4	0	0	0	0	1	4				
A.J. Hinch, R OBP: 0.245, SLG: 0.276 (1, 2)										3	0	1	1	0	0	2				
Inning Stats	R: 0 E: 0 K: 1 S: 10	H: 0 LOB: 0 BB: 0 P: 14	R: 1 E: 1 K: 0 S: 14	H: 1 LOB: 2 BB: 1 P: 26	R: 0 E: 0 K: 1 S: 7	H: 0 LOB: 1 BB: 1 P: 13	R: 2 E: 0 K: 1 S: 11	H: 3 LOB: 1 BB: 0 P: 17	R: 0 E: 0 K: 0 S: 14	H: 1 LOB: 2 BB: 1 P: 23	R: 0 E: 0 K: 0 S: 10	H: 0 LOB: 0 BB: 0 P: 16	R: 0 E: 0 K: 1 S: 8	H: 0 LOB: 1 BB: 1 P: 17	R: 0 E: 0 K: 2 S: 11	H: 0 LOB: 1 BB: 1 P: 19	1B: 4 2B: 0 3B: 1 HR: 0	SF: 0 SAC: 0 DP: 0 HBP: 0	WP: 0 PB: 0 SB: 2 CS: 0	PA: 35
PITCHER	IP	WLS	BF	H	R	ER	SO	BB	IBB	HBP	BLK	WP	HR	S	P	ERA	WHIP			
Jeff Suppan, R ERA: 3.6 (1, 1)	6.0	L	27	5	3	2	3	3	0	0	0	0	0	66	109	3.00	1.333			
Alvin Morman, L ERA: 4.29 (7, 1)	1.1		6	0	0	0	2	2	0	0	0	0	0	13	29	0.00	1.500			
Scott Service, R ERA: 6.94 (8, 1)	0.2		2	0	0	0	1	0	0	0	0	0	0	6	7	0.00	0.000			

Kansas City Royals @ Oakland Athletics
 Network Associates Coliseum, Oakland, CA
 Wed May 26 1999, 10:05 PM EDT
 Alt. 9:2:16 - Unknown - 60 F

AB	32
R	1
H	5
RBI	1
BB	1
SO	4
LOB	7



Kansas City Royals @ Oakland Athletics
 Network Associates Coliseum, Oakland, CA
 Wed May 26 1999, 10:05 PM EDT
 Alt. 9:2:16 - Unknown - 60 F


AB	30
R	3
H	5
RBI	3
BB	5
SO	6
LOB	17



Batter	1	2	3	4	5	6	7	8	9	AB	R	H	RBI	BB	SO	LOB	TOP					
Carlos Febles, R OBP: 0.393, SLG: 0.525 (1, 4)										4	0	1	0	0	0	1						
Carlos Beltrán, S OBP: 0.321, SLG: 0.460 (1, 8)										4	0	1	0	0	0	1						
Johnny Damon, L OBP: 0.343, SLG: 0.451 (1, 7)										4	0	1	0	0	0	1						
29 Mike Sweeney, R OBP: 0.398, SLG: 0.528 (1, 10)										3	1	1	0	1	1	1						
Jermaine Dye, R OBP: 0.376, SLG: 0.570 (1, 9)										4	0	0	0	0	0	3						
Scott Leius, R OBP: 0.287, SLG: 0.308 (1, 3)										3	0	1	0	0	0	0						
Joe Randa, R OBP: 0.320, SLG: 0.383 (1, 5)										2	0	0	1	0	0	0						
Steve Scarfone, R OBP: 0.211, SLG: 0.121 (1, 6)										3	0	1	0	0	0	0						
Tim Spehr, R OBP: 0.353, SLG: 0.477 (1, 2)										3	0	0	0	0	0	2						
Inning Stats	R: 0 E: 0 K: 0 S: 7	H: 1 LOB: 0 BB: 0 P: 8	R: 0 E: 0 K: 0 S: 3	H: 0 LOB: 0 BB: 0 P: 5	R: 0 E: 0 K: 0 S: 5	H: 0 LOB: 0 BB: 0 P: 10	R: 0 E: 0 K: 0 S: 8	H: 1 LOB: 0 BB: 0 P: 12	R: 1 E: 0 K: 0 S: 10	H: 3 LOB: 2 BB: 0 P: 17	R: 0 E: 0 K: 0 S: 7	H: 0 LOB: 0 BB: 0 P: 12	R: 0 E: 0 K: 0 S: 4	H: 0 LOB: 0 BB: 1 P: 10	R: 0 E: 1 K: 0 S: 7	H: 0 LOB: 1 BB: 0 P: 12	R: 0 E: 0 K: 0 S: 12	H: 1 LOB: 1 BB: 0 P: 16	1B: 6 2B: 1 3B: 0 HR: 0	SF: 1 SAC: 0 DP: 3 HBP: 0	WP: 0 PB: 0 SB: 0 CS: 0	PA: 32
PITCHER Kenny Rogers, L ERA: 3.44 (1, 1)	IP: 9.0 WLS: W BF: 32 H: 6 R: 1 ER: 1 SO: 3 BB: 1 IBB: 0 HBP: 0 BLK: 0 WP: 0 HR: 0 S: 63 P: 102 ERA: 1.00 WHIP: 0.778															PITCHER						

Kansas City Royals @ Oakland Athletics
Network Associates Coliseum, Oakland, CA
Thu May 27 1999, 3:15 PM EDT
Att: 13,180 - Overcast - 55 F


AB	30
R	1
H	6
RBI	1
BB	1
SO	3
LOB	9



Batter	1	2	3	4	5	6	7	8	9	AB	R	H	RBI	BB	SO	LOB	BOTTOM					
Ryan Christenson, R OBP: 0.212, SLG: 0.241 (1, 8)										3	1	0	0	1	0	1						
Scott Spiezio, S OBP: 0.299, SLG: 0.343 Jorge Velandia, R OBP: 0.214, SLG: 0.286 (1, 4) (8, 4)										4	1	1	0	0	0	1						
Jason Giambi, L OBP: 0.393, SLG: 0.497 (1, 3)										2	1	1	2	2	0	0						
Matt Stairs, L OBP: 0.349, SLG: 0.544 (1, 9)										4	0	1	1	0	1	2						
Ben Grieve, L OBP: 0.246, SLG: 0.280 (1, 7)										3	0	1	0	1	1	0						
Olmedo Saenz, R OBP: 0.388, SLG: 0.418 (1, 10)										3	1	1	0	0	0	3						
3 Eric Chavez, L OBP: 0.313, SLG: 0.363 (1, 5)										4	1	1	2	0	1	1						
Miguel Tejada, R OBP: 0.299, SLG: 0.407 (1, 6)										3	0	1	0	0	0	0						
A.J. Hinch, R OBP: 0.250, SLG: 0.315 (1, 2)										2	1	1	1	0	0	0						
Inning Stats	R: 0 E: 0 K: 2 S: 10	H: 0 LOB: 1 BB: 1 P: 16	R: 0 E: 0 K: 0 S: 7	H: 1 LOB: 0 BB: 0 P: 11	R: 0 E: 0 K: 0 S: 8	H: 1 LOB: 1 BB: 0 P: 12	R: 0 E: 0 K: 1 S: 8	H: 0 LOB: 0 BB: 0 P: 9	R: 6 E: 0 K: 0 S: 16	H: 6 LOB: 1 BB: 1 P: 31	R: 0 E: 0 K: 0 S: 9	H: 0 LOB: 0 BB: 0 P: 12	R: 0 E: 0 K: 0 S: 9	H: 0 LOB: 1 BB: 1 P: 16	R: 0 E: 0 K: 1 S: 5	H: 0 LOB: 0 BB: 1 P: 12	R: 0 E: 0 K: 1 S: 5	H: 0 LOB: 0 BB: 1 P: 12	1B: 5 2B: 2 3B: 0 HR: 2	SF: 0 SAC: 1 DP: 3 HBP: 1	WP: 0 PB: 0 SB: 0 CS: 0	PA: 34
PITCHER Jay Witasick, R ERA: 8.13 Terry Mathews, R ERA: 2.0 Orber Moreno, R ERA: Matt Whisenant, L ERA: 1.72 (1, 1) (5, 1) (6, 1) (7, 1)	IP: 4.1 WLS: L BF: 21 H: 6 R: 6 ER: 6 SO: 3 BB: 2 IBB: 0 HBP: 0 BLK: 0 WP: 0 HR: 2 S: 42 P: 67 ERA: 12.46 WHIP: 1.846															PITCHER						

Kansas City Royals @ Oakland Athletics
Network Associates Coliseum, Oakland, CA
Thu May 27 1999, 3:15 PM EDT
Att: 13,180 - Overcast - 55 F

AB	28
R	6
H	8
RBI	6
BB	4
SO	4
LOB	8



Batter	1	2	3	4	5	6	7	8	9	AB	R	H	RBI	BB	SO	LOB	TOP										
Brady Anderson, L (1, 8) OBP: 0.411, SLG: 0.470	1-2 P4			1-1 G3		1-0 G3		1-3 K		4	0	0	0	0	1	0											
Mike Bordick, R (1, 6) OBP: 0.322, SLG: 0.382 Will Clark, L (9, FH) OBP: 0.403, SLG: 0.559	3-3 K			0-0 F7		2-3 K			3-2 G5-3	3	0	0	0	0	2	0											
B.J. Surhoff, L (1, 7) OBP: 0.362, SLG: 0.510	1-1 P3			1-0 G4-3		3-1 G4-3			1-0 F7	4	0	0	0	0	0	0											
Albert Belle, R (1, 9) OBP: 0.410, SLG: 0.442									0-0 G5-3	4	0	2	0	0	0	0											
Harold Baines, L (1, 10) OBP: 0.367, SLG: 0.552																											
Jeff Conine, R (1, 3) OBP: 0.342, SLG: 0.455																											
Cal Ripken Jr., R (1, 5) OBP: 0.279, SLG: 0.432																											
Delino DeShields, L (1, 4) OBP: 0.313, SLG: 0.364																											
Charles Johnson, R (1, 2) OBP: 0.350, SLG: 0.544																											
Inning Stats	R: 0 E: 0 K: 1 S: 8	H: 0 LOB: 0 BB: 0 P: 13	R: 0 E: 0 K: 0 S: 5	H: 0 LOB: 0 BB: 0 P: 7	R: 0 E: 0 K: 0 S: 6	H: 0 LOB: 0 BB: 0 P: 7	R: 0 E: 0 K: 0 S: 4	H: 0 LOB: 0 BB: 0 P: 6	R: 1 E: 0 K: 1 S: 15	H: 3 LOB: 2 BB: 0 P: 23	R: 0 E: 0 K: 0 S: 7	H: 0 LOB: 0 BB: 0 P: 13	R: 0 E: 0 K: 0 S: 8	H: 1 LOB: 1 BB: 0 P: 16	R: 0 E: 0 K: 3 S: 9	H: 0 LOB: 0 BB: 0 P: 11	R: 0 E: 0 K: 0 S: 7	H: 0 LOB: 0 BB: 0 P: 11	1B: 4 2B: 0 3B: 0 HR: 0	SF: 0 SAC: 0 DP: 0 HBP: 0	WP: 1 PB: 0 SB: 2 CS: 0	PA: 31					
PITCHER	IP	WLS	BF	H	R	ER	SO	BB	IBB	HBP	BLK	WP	HR	S	P	ERA	WHIP										
Tom Candiotti, R (1, 1) ERA: 6.22	6.1	W	23	4	1	1	3	0	0	0	0	1	0	49	78	1.42	0.632										
T.J. Mathews, R (7, 1) ERA: 2.01	1.1	H	4	0	0	0	2	0	0	0	0	0	0	10	14	0.00	0.000										
Buddy Groom, L (8, 1) ERA: 6.08	0.1	H	1	0	0	0	1	0	0	0	0	0	0	3	4	0.00	0.000										
Billy Taylor, R (9, 1) ERA: 1.74	1.0	S	3	0	0	0	0	0	0	0	0	0	0	7	11	0.00	0.000										

Baltimore Orioles @ Oakland Athletics
Network Associates Coliseum, Oakland, CA
Fri May 28 1999, 10:35 PM EDT
Att: 7,443 - Cloudy - 58 F

AB 31
R 1
H 4
RBI 1
BB 0
SO 6
LOB 8



Batter	1	2	3	4	5	6	7	8	9	AB	R	H	RBI	BB	SO	LOB	BOTTOM										
Tony Phillips, S (1, 4) OBP: 0.367, SLG: 0.494	0-1 FC6-4 1B		3-2 F7		4-1 BB			1-2 P7		3	0	1	0	1	0	0											
Miguel Tejada, R (1, 6) OBP: 0.296, SLG: 0.404	0-2 FC6-4 FC4-6 1-2 1B		0-0 F7		0-1 G3			1-2 G5-3		4	0	1	0	0	0	3											
Jason Giambi, L (1, 3) OBP: 0.392, SLG: 0.500 Jorge Velandria, R (8, 4) OBP: 0.200, SLG: 0.267	2-2 FC4-6 2B		3-3 K					1-2 G5-3		3	2	1	0	0	1	2											
Matt Stairs, L (1, 9) OBP: 0.349, SLG: 0.546	1-0 F8 1-H 2B									3	0	1	1	0	0	1											
Olmedo Saenz, R (1, 10) OBP: 0.367, SLG: 0.415	0-1 F9									3	0	1	1	0	0	1											
Ben Grievie, L (1, 7) OBP: 0.241, SLG: 0.273			1-1 F7		3-3 K					3	0	0	0	0	1	1											
3 Eric Chavez, L (1, 5) OBP: 0.313, SLG: 0.362										3	0	1	0	0	1	0											
Ryan Christenson, R (1, 8) OBP: 0.200, SLG: 0.226										2	0	0	0	0	0	0											
A.J. Hinch, R (1, 2) OBP: 0.242, SLG: 0.304										3	0	0	0	0	0	1											
Inning Stats	R: 1 E: 0 K: 0 S: 12	H: 2 LOB: 1 BB: 0 P: 15	R: 0 E: 0 K: 0 S: 7	H: 0 LOB: 0 BB: 0 P: 12	R: 0 E: 0 K: 1 S: 9	H: 1 LOB: 1 BB: 0 P: 15	R: 0 E: 0 K: 1 S: 7	H: 0 LOB: 0 BB: 0 P: 11	R: 0 E: 0 K: 0 S: 11	H: 1 LOB: 2 BB: 1 P: 18	R: 1 E: 0 K: 0 S: 12	H: 2 LOB: 0 BB: 0 P: 20	R: 0 E: 0 K: 1 S: 5	H: 0 LOB: 0 BB: 0 P: 6	R: 0 E: 0 K: 0 S: 10	H: 0 LOB: 0 BB: 0 P: 13	R: 0 E: 0 K: 0 S: 7	H: 0 LOB: 0 BB: 0 P: 11	1B: 4 2B: 2 3B: 0 HR: 0	SF: 0 SAC: 1 DP: 1 HBP: 0	WP: 0 PB: 0 SB: 0 CS: 0	PA: 30					
PITCHER	IP	WLS	BF	H	R	ER	SO	BB	IBB	HBP	BLK	WP	HR	S	P	ERA	WHIP										
35 Mike Mussina, R (1, 1) ERA: 4.21	8.0	L	30	6	2	2	3	1	0	0	0	0	0	73	110	2.25	0.875										

Baltimore Orioles @ Oakland Athletics
Network Associates Coliseum, Oakland, CA
Fri May 28 1999, 10:35 PM EDT
Att: 7,443 - Cloudy - 58 F

AB 28
R 2
H 6
RBI 2
BB 1
SO 3
LOB 9



Batter	1	2	3	4	5	6	7	8	9	AB	R	H	RBI	BB	SO	LOB	TOP								
Brady Anderson, L (1, 8) OBP: 0.410, SLG: 0.474	F8			L9				G4-3		5	0	2	1	0	0	0	Baltimore Orioles @ Oakland Athletics Network Associates Coliseum, Oakland, CA Sat May 29 1999, 9:15 PM EDT Att: 26,247 - Cloudy - 57 F								
Mike Bordick, R (1, 6) OBP: 0.314, SLG: 0.372	K			G4-3				F9		5	0	0	0	0	1	3									
Will Clark, L (1, 3) OBP: 0.389, SLG: 0.531	G1-3			G1-3				1B		5	1	1	0	0	0	3									
Albert Belle, R (1, 9) OBP: 0.410, SLG: 0.447				G5-3				1B		5	2	2	0	0	0	1									
Harold Baines, L (1, 10) OBP: 0.371, SLG: 0.574				L6				1B		4	2	2	3	0	0	0									
Jeff Conine, R (1, 7) OBP: 0.342, SLG: 0.453				F9				HR		3	0	1	1	0	0	0									
B.J. Surhoff, L (8, PH) OBP: 0.365, SLG: 0.528								HR		1	1	1	1	0	0	0									
Cal Ripken Jr., R (1, 5) OBP: 0.278, SLG: 0.435				G6-3				2B		4	0	1	0	0	0	2									
Jeff Reboulet, R (8, PR) OBP: 0.369, SLG: 0.250										0	0	0	0	0	0	0									
Delino DeShields, L (1, 4) OBP: 0.325, SLG: 0.370				1B						3	1	2	1	1	0	1									
Tommy Davis, R (1, 2) OBP: 0.200, SLG: 0.200				G5-4-3						4	0	1	0	0	2	4									
Charles Johnson, R (8, 2) OBP: 0.350, SLG: 0.544										0	0	0	0	0	0	0									
Inning Stats	R: 0 E: 0 K: 1 S: 8	H: 0 LOB: 0 BB: 0 P: 14	R: 0 E: 0 K: 0 S: 7	H: 0 LOB: 0 BB: 0 P: 11	R: 0 E: 0 K: 0 S: 4	H: 1 LOB: 0 BB: 0 P: 5	R: 0 E: 0 K: 0 S: 7	H: 0 LOB: 0 BB: 0 P: 11	R: 0 E: 0 K: 0 S: 6	H: 0 LOB: 0 BB: 0 P: 7	R: 1 E: 0 K: 0 S: 16	H: 3 LOB: 2 BB: 0 P: 23	R: 2 E: 0 K: 1 S: 15	H: 3 LOB: 1 BB: 0 P: 20	R: 4 E: 0 K: 1 S: 19	H: 5 LOB: 2 BB: 1 P: 26	R: 0 E: 0 K: 0 S: 7	H: 1 LOB: 1 BB: 0 P: 7	1B: 8 2B: 3 3B: 0 HR: 2	SF: 0 SAC: 0 DP: 1 HBP: 0	WP: 0 PB: 0 SB: 0 CS: 0	PA: 40			
PITCHER	IP	WLS	BF	H	R	ER	SO	BB	IBB	HBP	BLK	WP	HR	S	P	ERA	WHIP								
Gil Heredia, R (1, 1) ERA: 5.46	6.0		23	6	3	3	1	0	0	0	0	0	0	52	76	4.50	1.000								
Doug Jones, R (7, 1) ERA: 2.5	1.0	H	4	1	0	0	1	0	0	0	0	0	0	11	15	0.00	1.000								
Buddy Groom, L (8, 1) ERA: 6.43	0.2	H	3	1	1	1	0	0	0	0	0	0	0	7	8	13.50	1.500								
T.J. Mathews, R (8, 1) ERA: 3.22	0.0	L	4	4	3	3	0	0	0	0	0	0	2	7	8	∞	∞								
Tim Worrell, L (8, 1) ERA: 4.66	1.1		6	1	0	0	1	1	0	0	0	0	0	12	17	0.00	1.500								

Batter	1	2	3	4	5	6	7	8	9	AB	R	H	RBI	BB	SO	LOB	BOTTOM								
Tony Phillips, S (1, 4) OBP: 0.372, SLG: 0.503	G4-3			2B						5	0	3	0	0	1	1	Baltimore Orioles @ Oakland Athletics Network Associates Coliseum, Oakland, CA Sat May 29 1999, 9:15 PM EDT Att: 26,247 - Cloudy - 57 F								
Miguel Tejada, R (1, 6) OBP: 0.290, SLG: 0.392	G4-3			K				F8		5	0	0	0	0	2	4									
Jason Giambi, L (1, 10) OBP: 0.394, SLG: 0.494				F7				G3-1		2	0	0	0	2	0	0									
Matt Stairs, L (1, 9) OBP: 0.347, SLG: 0.538	F7			2B				G4-3		4	1	1	0	0	1	3									
Olmedo Saenz, R (1, 3) OBP: 0.376, SLG: 0.435				CI				F7		3	2	2	0	0	0	0									
Ben Grievie, L (1, 7) OBP: 0.248, SLG: 0.288				SH5-4				G3-6-3		4	1	2	3	0	0	1									
Eric Chavez, L (1, 5) OBP: 0.189, SLG: 0.212				2B				P5		3	1	1	0	0	0	1									
Scott Spiezio, S (8, PH) OBP: 0.297, SLG: 0.340				SH5-4				F7		1	0	0	0	0	0	0									
Ryan Christenson, R (1, 8) OBP: 0.406, SLG: 0.581				SH5-4				K		2	0	0	0	0	0	1									
John Jaha, R (8, PH) OBP: 0.406, SLG: 0.581				G4-3				P3		1	0	0	0	0	1	0									
Jorge Velandia, F (9, 4) OBP: 0.200, SLG: 0.267								K		0	0	0	0	0	0	0									
A.J. Hinch, R (1, 2) OBP: 0.243, SLG: 0.313				F8				F8		4	0	1	2	0	0	0									
Inning Stats	R: 0 E: 0 K: 0 S: 8	H: 0 LOB: 1 BB: 1 P: 17	R: 3 E: 0 K: 2 S: 13	H: 4 LOB: 1 BB: 0 P: 20	R: 2 E: 1 K: 0 S: 15	H: 2 LOB: 1 BB: 1 P: 25	R: 0 E: 0 K: 2 S: 13	H: 1 LOB: 2 BB: 1 P: 24	R: 0 E: 0 K: 0 S: 8	H: 1 LOB: 0 BB: 0 P: 12	R: 0 E: 0 K: 0 S: 5	H: 0 LOB: 0 BB: 0 P: 10	R: 0 E: 0 K: 1 S: 7	H: 0 LOB: 0 BB: 0 P: 11	R: 0 E: 0 K: 0 S: 9	H: 1 LOB: 0 BB: 0 P: 14	1B: 6 2B: 4 3B: 0 HR: 0	SF: 0 SAC: 1 DP: 2 HBP: 0	WP: 1 PB: 0 SB: 1 CS: 0	PA: 38					
PITCHER	IP	WLS	BF	H	R	ER	SO	BB	IBB	HBP	BLK	WP	HR	S	P	ERA	WHIP								
Jason Johnson, R (1, 1) ERA: 9.0	3.0		17	6	5	4	2	1	0	0	0	0	0	32	55	0.00	1.000								
Doug Johns, L (4, 1) ERA: 4.39	4.0	W	15	3	0	0	2	1	0	0	0	0	0	7	11	0.00	0.000								
Jesse Orosco, L (8, 1) ERA: 7.82	1.0	H	3	0	0	0	1	0	0	0	0	0	0	7	11	0.00	0.000								
Arthur Rhodes, L (9, 1) ERA: 4.44	1.0	S	3	1	0	0	0	0	0	0	0	0	0	9	14	0.00	1.000								

AB	39
R	7
H	13
RBI	7
BB	1
SO	3
LOB	14



AB	34
R	5
H	10
RBI	5
BB	2
SO	5
LOB	11



Batter	1	2	3	4	5	6	7	8	9	AB	R	H	RBI	BB	SO	LOB	TOP										
Brady Anderson, L OBP: 0.410, SLG: 0.486	0-0 G3	4-0 BB		2-2 L7		3-2 G3		3-2 HR		4	1	1	1	1	0	2											
Mike Bordick, R OBP: 0.313, SLG: 0.369	1-1 F7	1-2 BB		0-1 1B		0-1 G6-3		1-0 1B		4	0	1	1	0	0	2											
Rich Amaral, R OBP: 0.345, SLG: 0.313				1-3 2-H 1B						1	0	1	0	0	0	0											
B.J. Surhoff, L OBP: 0.366, SLG: 0.538	4-2 1B BB			2-1 F7	0-0 P4		3-1 HR	1-1 L6		4	2	1	1	1	0	3											
Albert Belle, R OBP: 0.407, SLG: 0.443	2-2 1B			2-0 F7	3-2 G4-3		1-2 F8		0-0 F8	4	0	1	0	0	0	2											
Jeff Conine, R OBP: 0.340, SLG: 0.449	1-3 1B									1	0	0	0	0	0	0											
Harold Baines, L OBP: 0.378, SLG: 0.597	3-2 1B			2-0 HR		2-2 G6-3	3-1 1B		0-0 G4-3	5	1	3	2	0	0	0											
Will Clark, L OBP: 0.395, SLG: 0.522	3-3 K			4-1 BB		3-2 1B	0-1 F7		1-1 G5-3	3	0	1	0	1	1	3											
Tommy Davis, R OBP: 0.167, SLG: 0.167										1	0	0	0	0	0	0											
Charles Johnson, R OBP: 0.340, SLG: 0.527			1-1 F8	0-0 G1-3		0-0 F9	2-3 K			4	0	0	0	0	1	3											
Delino DeShields, L OBP: 0.329, SLG: 0.370			4-0 S BB		3-2 BB 1B	0-0 G4-3		1-1 F9		3	1	1	0	1	0	1											
Jeff Reboulet, R OBP: 0.362, SLG: 0.236	1-2 F7			4-2 SAFE 1B BB		2-1 G6-3		0-0 G4-3		3	0	0	0	1	0	1											
Inning Stats	R: 1 E: 0 K: 1 S: 14	H: 2 LOB: 2 BB: 1 P: 27	R: 0 E: 0 K: 0 S: 10	H: 0 LOB: 2 BB: 2 P: 21	R: 1 E: 0 K: 0 S: 6	H: 1 LOB: 1 BB: 1 P: 16	R: 1 E: 0 K: 0 S: 17	H: 2 LOB: 2 BB: 1 P: 29	R: 0 E: 0 K: 0 S: 10	H: 0 LOB: 1 BB: 0 P: 15	R: 0 E: 0 K: 0 S: 9	H: 0 LOB: 0 BB: 0 P: 14	R: 1 E: 0 K: 1 S: 12	H: 2 LOB: 1 BB: 0 P: 21	R: 1 E: 0 K: 0 S: 10	H: 2 LOB: 1 BB: 0 P: 16	R: 0 E: 0 K: 0 S: 4	H: 0 LOB: 0 BB: 0 P: 5	1B: 7 2B: 0 3B: 0 HR: 3	SF: 0 SAC: 0 DP: 0 HBP: 0	WP: 0 PB: 0 SB: 1 CS: 0	PA: 42					
PITCHER	IP	WLS	BF	H	R	ER	SO	BB	IBB	HBP	BLK	WP	HR	S	P	ERA	WHIP										
Mike Quist, R ERA: 4.56	(1, 1)	3.1		20	5	3	3	1	5	0	0	0	0	0	1	43	86	8.10	3.000								
Brad Rigby, R ERA: 4.38	(4, 1)	4.2	W	19	5	2	2	1	0	0	0	0	0	2	45	73	3.86	1.071									
Tim Worrell, R ERA: 4.5	(9, 1)	1.0		3	0	0	0	0	0	0	0	0	0	0	4	5	0.00	0.000									

Baltimore Orioles @ Oakland Athletics
Network Associates Coliseum, Oakland, CA
Sun May 30, 1999, 4:05 PM EDT
Att: 18,320 - Cloudy - 64 F

AB 37
R 5
H 10
RBI 5
BB 5
SO 2
LOB 17



Batter	1	2	3	4	5	6	7	8	9	AB	R	H	RBI	BB	SO	LOB	BOTTOM										
Tony Phillips, S OBP: 0.373, SLG: 0.497	1-1 2B 1B	2-1 G6-3	2-3 K		3-2 F7	4-1 BB				4	1	1	1	1	1	3											
Miguel Tejada, R OBP: 0.298, SLG: 0.409	1-0 2B	2-2 F9 HR	2-2 G6-3		0-0 3B	2-3 1B				5	3	3	0	0	0	5											
Matt Stairs, L OBP: 0.348, SLG: 0.553	2-2 3 BB 2B	1-2 F9		1-2 F7	2-0 1-H 3-H 3B		0-0 G3			5	1	2	4	0	0	1											
John Jaha, R OBP: 0.401, SLG: 0.595	3-2 G5-3	3-2 HR		0-1 P3	3-2 F8		1-3 K			4	1	1	2	0	0	2											
Scott Spiezo, S OBP: 0.294, SLG: 0.337										1	0	0	0	0	1	0											
Ben Grieve, L OBP: 0.260, SLG: 0.294	4-1 3 BB 2B	1-2 1B		2-1 1B		1-1 F8	1-2 L9			4	1	2	0	1	0	0											
Olmedo Saenz, R OBP: 0.388, SLG: 0.422	0-0 L8	1-3 K		3-3 K		0-1 BB 3B 1B		2-3 K		5	1	1	0	0	3	4											
3 Eric Chavez, L OBP: 0.331, SLG: 0.382	4-2 2B BB		2-2 SH5-3 BB		3-1 F8 1B	2-2 BB BB		0-1 G3		4	2	3	0	1	0	0											
Mike Macfarlane, R OBP: 0.284, SLG: 0.333	1-0 WP 2B		4-2 SH5-3 BB		0-0 F8	1-0 F7		3-2 2B		4	0	2	3	1	0	3											
Ryan Christenson, R OBP: 0.225, SLG: 0.229	3-2 F8		0-0 SH5-3		3-1 1B 3B	4-2 BB		0-3 K		2	1	1	1	1	0	1											
Jorge Velandria, R OBP: 0.189, SLG: 0.250	2-3 2B		1-2 2-3 1B		3-H 3B	1-2 BB				1	0	0	0	0	1	1											
Inning Stats	R: 5 E: 0 K: 0 S: 21	H: 4 LOB: 1 BB: 2 P: 40	R: 2 E: 0 K: 1 S: 17	H: 3 LOB: 1 BB: 0 P: 27	R: 0 E: 0 K: 1 S: 13	H: 1 LOB: 2 BB: 1 P: 23	R: 0 E: 0 K: 1 S: 11	H: 1 LOB: 1 BB: 0 P: 17	R: 3 E: 0 K: 0 S: 14	H: 4 LOB: 1 BB: 0 P: 28	R: 1 E: 0 K: 0 S: 14	H: 2 LOB: 3 BB: 2 P: 26	R: 0 E: 0 K: 1 S: 7	H: 0 LOB: 0 BB: 0 P: 9	R: 0 E: 0 K: 2 S: 13	H: 1 LOB: 1 BB: 0 P: 18	R: 0 E: 0 K: 0 S: 4	H: 0 LOB: 0 BB: 0 P: 5	1B: 8 2B: 6 3B: 1 HR: 1	SF: 0 SAC: 1 DP: 0 HBP: 0	WP: 1 PB: 0 SB: 1 CS: 0	PA: 45					
PITCHER	IP	WLS	BF	H	R	ER	SO	BB	IBB	HBP	BLK	WP	HR	S	P	ERA	WHIP										
Scott Erickson, R ERA: 6.75	(1, 1)	2.2	L	19	8	7	7	2	3	0	0	0	0	0	1	47	84	23.62	4.125								
Ricky Bones, R ERA: 4.1	(3, 1)	2.1		12	5	3	3	1	0	0	0	0	0	29	51	11.57	2.143										
Rocky Coppinger, R ERA: 10.8	(6, 1)	3.0		14	3	1	1	3	2	0	0	0	0	34	53	3.00	1.667										

Baltimore Orioles @ Oakland Athletics
Network Associates Coliseum, Oakland, CA
Sun May 30, 1999, 4:05 PM EDT
Att: 18,320 - Cloudy - 64 F

AB 39
R 11
H 16
RBI 11
BB 5
SO 6
LOB 20



Batter	1	2	3	4	5	6	7	8	9	AB	R	H	RBI	BB	SO	LOB	TOP					
Randy Winn, S OBP: 0.329, SLG: 0.389 (1, 8)	G4-3		B2		G6-3		G6-3			4	0	0	0	1	0	1	Tampa Bay Devil Rays @ Oakland Athletics Network Associates Coliseum, Oakland, CA Tue Jun 01 1999, 10:05 PM EDT Att: 7,170 - Cloudy - 59 F livebaseballscorecards.com					
Miguel Cairo, R OBP: 0.382, SLG: 0.455 (1, 4)	L6		FC4-6 1B					HBP BB 1B	FC5-4 BB	4	0	2	1	1	0	2						
Fred McGriff, L OBP: 0.427, SLG: 0.633 (1, 3)			FC4-6 1B					HBP BB 1B		3	0	0	0	2	2	4						
Jose Canseco, R OBP: 0.367, SLG: 0.636 (1, 10)	K		G6-3					P5		4	0	0	0	0	1	4						
Herbert Perry, R OBP: 0.422, SLG: 0.554 (1, 7)										3	1	2	0	0	0	0						
Aaron Ledesma, R OBP: 0.324, SLG: 0.344 (1, 5)										4	0	1	0	0	0	4						
John Flaherty, R OBP: 0.314, SLG: 0.468 (1, 2)										4	1	2	0	0	1	3						
Dave Martinez, L OBP: 0.407, SLG: 0.477 (1, 9)										4	0	1	1	0	1	2						
Kevin Stocker, S OBP: 0.401, SLG: 0.412 (1, 6)										4	0	2	0	0	1	2						
Inning Stats	R: 0 E: 0 K: 1 S: 11	H: 0 LOB: 1 BB: 1 P: 22	R: 1 E: 0 K: 1 S: 11	H: 3 LOB: 1 BB: 0 P: 16	R: 0 E: 0 K: 0 S: 6	H: 1 LOB: 1 BB: 0 P: 7	R: 0 E: 0 K: 0 S: 7	H: 1 LOB: 1 BB: 0 P: 11	R: 0 E: 0 K: 1 S: 11	H: 1 LOB: 1 BB: 0 P: 19	R: 0 E: 0 K: 0 S: 9	H: 0 LOB: 0 BB: 0 P: 14	R: 0 E: 0 K: 1 S: 8	H: 0 LOB: 0 BB: 0 P: 14	R: 0 E: 0 K: 0 S: 7	H: 1 LOB: 2 BB: 1 P: 17	R: 1 E: 0 K: 2 S: 15	H: 2 LOB: 2 BB: 1 P: 21	1B: 10 2B: 0 3B: 0 HR: 0	SF: 0 SAC: 0 DP: 3 HBP: 1	WP: 0 PB: 0 SB: 0 CS: 0	PA: 39
PITCHER	IP	WLS	BF	H	R	ER	SO	BB	IBB	HBP	BLK	WP	HR	S	P	ERA	WHIP					
Kenny Rogers, L ERA: 3.19 (1, 1)	7.0	W	30	8	1	1	4	3	0	0	0	0	0	67	112	1.29	1.571					
Billy Taylor, R ERA: 1.99 (8, 1)	2.0	S	9	2	1	1	2	1	0	1	0	0	0	18	29	4.50	1.500					

Batter	1	2	3	4	5	6	7	8	9	AB	R	H	RBI	BB	SO	LOB	BOTTOM					
Tony Phillips, S OBP: 0.382, SLG: 0.476 (1, 8)	K		K				G5-3			4	0	0	0	0	3	3	Tampa Bay Devil Rays @ Oakland Athletics Network Associates Coliseum, Oakland, CA Tue Jun 01 1999, 10:05 PM EDT Att: 7,170 - Cloudy - 59 F livebaseballscorecards.com					
Miguel Tejada, R OBP: 0.306, SLG: 0.426 (1, 6)	P4		F8		G5-3		E6			4	0	0	0	0	0	1						
Jason Giambi, L OBP: 0.396, SLG: 0.481 (1, 3)										3	1	0	0	1	0	1						
Olmedo Saenz, R OBP: 0.364, SLG: 0.409 (8, 3)	L6						G4-3			0	0	0	0	0	0	0						
John Jaha, R OBP: 0.401, SLG: 0.584 (1, 10)										3	1	1	0	1	1	0						
Matt Stairs, L OBP: 0.347, SLG: 0.554 (1, 9)										4	0	0	0	0	2	3						
Ben Grieco, L OBP: 0.286, SLG: 0.294 (1, 7)										3	1	0	0	1	0	1						
Scott Spiezio, S OBP: 0.278, SLG: 0.321 (1, 4)										2	1	0	1	0	1	1						
Jorge Velandia, R OBP: 0.188, SLG: 0.250 (7, 4)										0	0	0	0	0	0	0						
3 Eric Chavez, L OBP: 0.329, SLG: 0.400 (1, 5)										3	0	1	3	0	0	0						
A.J. Hinch, R OBP: 0.241, SLG: 0.307 (1, 2)										2	1	1	0	0	1	1						
Inning Stats	R: 0 E: 0 K: 1 S: 10	H: 0 LOB: 0 BB: 0 P: 17	R: 0 E: 0 K: 1 S: 10	H: 0 LOB: 1 BB: 1 P: 19	R: 0 E: 1 K: 1 S: 12	H: 0 LOB: 1 BB: 0 P: 15	R: 4 E: 1 K: 3 S: 17	H: 2 LOB: 1 BB: 2 P: 34	R: 0 E: 0 K: 0 S: 7	H: 0 LOB: 0 BB: 0 P: 10	R: 0 E: 0 K: 1 S: 6	H: 0 LOB: 0 BB: 0 P: 10	R: 1 E: 1 K: 0 S: 12	H: 1 LOB: 1 BB: 0 P: 20	R: 0 E: 0 K: 1 S: 9	H: 0 LOB: 0 BB: 0 P: 14	R: 0 E: 0 K: 1 S: 9	H: 0 LOB: 0 BB: 0 P: 14	1B: 2 2B: 1 3B: 0 HR: 0	SF: 1 SAC: 1 DP: 0 HBP: 0	WP: 0 PB: 0 SB: 0 CS: 0	PA: 33
PITCHER	IP	WLS	BF	H	R	ER	SO	BB	IBB	HBP	BLK	WP	HR	S	P	ERA	WHIP					
Dave Eiland, R ERA: 4.9 (1, 1)	6.2	L	29	3	5	3	7	3	0	0	0	0	0	73	122	4.05	0.900					
Scott Alford, L ERA: 3.38 (7, 1)	0.1		1	0	0	0	0	0	0	0	0	0	0	1	3	0.00	0.000					
Roberto Hernandez, R ERA: 4.78 (8, 1)	1.0		3	0	0	0	1	0	0	0	0	0	0	9	14	0.00	0.000					

Batter	1	2	3	4	5	6	7	8	9	AB	R	H	RBI	BB	SO	LOB	TOP											
Randy Winn, S OBP: 0.331, SLG: 0.389	K2-3		WP 1B		WP HR 1B		K		G4-3	5	1	2	1	0	2	0	Tampa Bay Devil Rays @ Oakland Athletics Network Associates Coliseum, Oakland, CA Wed Jun 02 1999, 3:15 PM EDT Att: 17,505 - Cloudy - 57 F											
Dave Martinez, L OBP: 0.416, SLG: 0.486	1B		K		WP HR BB		3B	BB	G1-4-3 1B	3	2	2	0	2	1	3												
Jose Canseco, R OBP: 0.373, SLG: 0.661	G4-6-3 1B		K		HR		G3		G1-4-3 1-2	5	1	3	4	0	1	3												
Fred McGriff, L OBP: 0.419, SLG: 0.619	G4-6-3		K		G4-3		G3			4	0	0	0	0	1	5												
Wade Boggs, L OBP: 0.302, SLG: 0.315		F9		G4-3		G1-3			SH1 1B BB	3	0	0	0	0	0	0												
Herbert Perry, R OBP: 0.431, SLG: 0.554										0	1	0	0	1	0	0												
Aaron Ledesma, R OBP: 0.297, SLG: 0.314	G5-3								SH1	3	0	0	0	0	0	0												
Paul Sorrento, L OBP: 0.342, SLG: 0.394										4	0	1	1	0	1	0												
Danny Clyburn, R OBP: 0.270, SLG: 0.358	K									0	0	0	0	0	0	0												
Miguel Cairo, R OBP: 0.386, SLG: 0.456			1B WP 1B		S 1B		G5-3		K	4	2	2	0	0	1	1												
Mike DiFelice, R OBP: 0.267, SLG: 0.419			1B		F7				F7	3	0	1	0	0	0	1												
Kevin Stocker, S OBP: 0.399, SLG: 0.409			1B				G4-3			1	0	0	0	0	0	1												
John Flaherty, R OBP: 0.314, SLG: 0.468										0	0	0	0	0	0	0												
Inning Stats	R: 0 E: 0 K: 1 S: 7	H: 2 LOB: 1 BB: 0 P: 14	R: 0 E: 0 K: 1 S: 7	H: 0 LOB: 0 BB: 0 P: 8	R: 1 E: 0 K: 3 S: 15	H: 3 LOB: 2 BB: 0 P: 30	R: 0 E: 0 K: 0 S: 7	H: 0 LOB: 0 BB: 0 P: 12	R: 4 E: 0 K: 0 S: 14	H: 3 LOB: 0 BB: 1 P: 24	R: 0 E: 0 K: 0 S: 5	H: 0 LOB: 0 BB: 0 P: 7	R: 1 E: 0 K: 1 S: 11	H: 1 LOB: 1 BB: 1 P: 20	R: 1 E: 0 K: 1 S: 16	H: 1 LOB: 1 BB: 1 P: 21	R: 0 E: 0 K: 0 S: 7	H: 1 LOB: 0 BB: 0 P: 11	1B: 8 2B: 1 3B: 1 HR: 1	SF: 0 SAC: 1 DP: 2 HBP: 0	WP: 2 PB: 0 SB: 1 CS: 1	PA: 39						
PITCHER	IP	WLS	BF	H	R	ER	SO	BB	IBB	HBP	BLK	WP	HR	S	P	ERA	WHIP											
Tom Candiotti, R ERA: 6.35	(1, 1)	6.0		26	8	5	5	5	1	0	0	0	2	1	55	95	7.50	1.500										
Tim Worrell, R ERA: 4.7	(7, 1)	0.2	B	4	1	1	1	1	1	0	0	0	0	0	10	19	13.50	3.000										
Buddy Groom, L ERA: 5.51	(7, 1)	0.1		1	0	0	0	0	0	0	0	0	0	0	1	1	0.00	0.000										
T.J. Mathews, R ERA: 3.47	(8, 1)	1.0	L	5	1	1	1	1	1	0	0	0	0	0	16	21	9.00	2.000										
Doug Jones, R ERA: 2.49	(9, 1)	1.0		3	1	0	0	0	0	0	0	0	0	0	7	11	0.00	1.000										

Batter	1	2	3	4	5	6	7	8	9	AB	R	H	RBI	BB	SO	LOB	BOTTOM											
Tony Phillips, S OBP: 0.359, SLG: 0.469	F9		F8		G5-3				L7	5	0	1	1	0	0	1	Tampa Bay Devil Rays @ Oakland Athletics Network Associates Coliseum, Oakland, CA Wed Jun 02 1999, 3:15 PM EDT Att: 17,505 - Cloudy - 57 F											
Miguel Tejada, R OBP: 0.305, SLG: 0.428	K								F8	4	1	1	0	1	2	3												
Jason Giambi, L OBP: 0.388, SLG: 0.468	E4		K						K	5	0	0	0	0	2	2												
John Jaha, R OBP: 0.395, SLG: 0.569	K				G6-3				K	5	1	1	1	0	3	1												
Matt Stairs, L OBP: 0.344, SLG: 0.549					G5-3				F8	5	0	1	0	0	1	1												
Olmedo Saenz, R OBP: 0.388, SLG: 0.400					E7				G4-3	2	1	0	0	1	1	0												
Tim Raines, S OBP: 0.347, SLG: 0.363					F8					4	2	2	2	0	0	3												
Scott Spiezio, S OBP: 0.277, SLG: 0.313					P4					3	1	0	0	1	0	0												
A.J. Hinch, R OBP: 0.236, SLG: 0.301					G4-3					2	0	0	0	0	0	0												
Ben Grieve, L OBP: 0.270, SLG: 0.299										1	0	1	2	0	0	0												
Mike Macfarlane, R OBP: 0.293, SLG: 0.343										1	0	1	0	0	0	0												
Inning Stats	R: 0 E: 1 K: 2 S: 15	H: 0 LOB: 1 BB: 0 P: 21	R: 1 E: 0 K: 2 S: 9	H: 1 LOB: 0 BB: 0 P: 18	R: 0 E: 0 K: 1 S: 15	H: 0 LOB: 1 BB: 1 P: 24	R: 0 E: 1 K: 0 S: 9	H: 0 LOB: 1 BB: 0 P: 13	R: 0 E: 0 K: 0 S: 7	H: 0 LOB: 0 BB: 0 P: 14	R: 5 E: 1 K: 1 S: 29	H: 5 LOB: 2 BB: 1 P: 48	R: 0 E: 0 K: 1 S: 9	H: 1 LOB: 2 BB: 1 P: 19	R: 0 E: 0 K: 0 S: 10	H: 1 LOB: 1 BB: 0 P: 16		R: 0 E: 0 K: 2 S: 9	H: 0 LOB: 0 BB: 0 P: 16	1B: 5 2B: 2 3B: 0 HR: 1	SF: 0 SAC: 0 DP: 0 HBP: 1	WP: 1 PB: 0 SB: 0 CS: 0	PA: 41					
PITCHER	IP	WLS	BF	H	R	ER	SO	BB	IBB	HBP	BLK	WP	HR	S	P	ERA	WHIP											
Wilson Alvarez, L ERA: 4.44	(1, 1)	5.2		26	4	6	6	5	2	0	1	0	1	1	72	121	9.53	1.059										
Rick White, R ERA: 4.28	(6, 1)	0.1	B	3	2	0	0	1	0	0	0	0	0	0	12	17	0.00	6.000										
Mike Duvall, L ERA: 1.98	(7, 1)	0.2		3	1	0	0	1	0	0	0	0	0	0	6	10	0.00	1.500										
Esteban Yan, R ERA: 4.86	(7, 1)	1.1	W	6	1	0	0	0	1	0	0	0	0	0	13	25	0.00	1.500										
Roberto Hernandez, R ERA: 4.61	(9, 1)	1.0	S	3	0	0	0	2	0	0	0	0	0	0	9	16	0.00	0.000										



Batter	1	2	3	4	5	6	7	8	9	AB	R	H	RBI	BB	SO	LOB	TOP					
Tony Phillips, S (1, 8) OBP: 0.354, SLG: 0.473										5	0	1	0	0	1	5						
Miguel Tejada, R (1, 6) OBP: 0.307, SLG: 0.416										4	0	1	0	0	0	1						
Jason Giambi, L (1, 3) OBP: 0.378, SLG: 0.453										4	0	1	0	0	1	2						
Olmedo Saenz, R (1, 5) OBP: 0.364, SLG: 0.402										4	0	2	0	0	0	2						
Matt Stairs, L (1, 9) OBP: 0.335, SLG: 0.525										4	0	0	0	0	0	4						
Tim Lincecum, S (1, 7) OBP: 0.343, SLG: 0.349										3	0	1	0	1	1	1						
Scott Spiezio, S (1, 4) OBP: 0.281, SLG: 0.310										4	0	1	0	0	0	1						
A.J. Hinch, R (1, 2) OBP: 0.230, SLG: 0.292										3	0	0	0	0	0	2						
3 Eric Chavez, L (9, PH) OBP: 0.331, SLG: 0.396										1	0	1	0	0	0	0						
Mike Oquist, R (1, 1)										2	0	0	0	0	1	0						
Tim Worrell, R (5, 1)										0	0	0	0	0	0	0						
John Jaha, R (7, PH) OBP: 0.390, SLG: 0.561										1	0	0	0	0	0	2						
Jimmy Haynes, R (7, 1)										0	0	0	0	0	0	0						
Ben Griever, L (9, PH) OBP: 0.274, SLG: 0.293										1	0	0	0	0	0	2						
Inning Stats	R: 0 E: 0 K: 0 S: 12	H: 2 LOB: 2 BB: 0 P: 21	R: 0 E: 0 K: 0 S: 8	H: 0 LOB: 0 BB: 0 P: 12	R: 0 E: 0 K: 1 S: 6	H: 0 LOB: 0 BB: 0 P: 9	R: 0 E: 0 K: 1 S: 11	H: 1 LOB: 1 BB: 0 P: 23	R: 0 E: 0 K: 0 S: 7	H: 0 LOB: 0 BB: 0 P: 12	R: 0 E: 1 K: 0 S: 10	H: 1 LOB: 3 BB: 0 P: 15	R: 0 E: 0 K: 0 S: 20	H: 1 LOB: 1 BB: 1 P: 29	R: 0 E: 0 K: 0 S: 10	H: 1 LOB: 1 BB: 0 P: 14	R: 0 E: 0 K: 1 S: 14	H: 2 LOB: 2 BB: 0 P: 25	1B: 6 2B: 2 3B: 0 HR: 0	SF: 0 SAC: 0 DP: 0 HBP: 0	WP: 0 PB: 0 SB: 0 CS: 0	PA: 37
PITCHER	IP WLS BF H R ER SO BB IBB HBP BLK WP HR S P ERA WHIP																					
Kirk Rueter, L (1, 1) ERA: 5.23	5.1 W 20 4 0 0 2 0 0 0 0 0 0 0 49 84 0.00 0.750																					
Rich Rodriguez, L (6, 1) ERA: 3.54	1.2 8 1 0 0 1 1 0 0 0 0 0 0 25 37 0.00 1.200																					
Julian Tavarez, R (8, 1) ERA: 8.15	2.0 9 3 0 0 1 0 0 0 0 0 0 0 24 39 0.00 1.500																					

Oakland Athletics @ San Francisco Giants
3Com Park at Candlestick Point, San Francisco, CA

AB 36
R 0
H 8
RBI 0
BB 1
SO 4
LOB 22



Sat Jun 05 1999, 4:05 PM EDT
Att: 31,959 - Unknown - 64 F

Batter	1	2	3	4	5	6	7	8	9	AB	R	H	RBI	BB	SO	LOB	BOTTOM			
Marvin Benard, L (1, 8) OBP: 0.339, SLG: 0.375										4	1	1	0	1	0	0				
Bill Mueller, S (1, 5) OBP: 0.366, SLG: 0.333										4	0	1	3	1	1	0				
J.T. Snow, L (1, 3) OBP: 0.390, SLG: 0.443									5	0	2	2	0	2	2					
Jeff Kent, R (1, 4) OBP: 0.371, SLG: 0.471										3	0	1	0	0	0	3				
Wilson Delgado, S (7, 4) OBP: 0.370, SLG: 0.333										0	0	0	0	1	0	0				
Armando Rios, L (1, 9) OBP: 0.354, SLG: 0.444										2	2	0	0	2	0	1				
Rich Aurilia, R (1, 6) OBP: 0.351, SLG: 0.516										4	1	1	0	0	1	4				
F.P. Santangelo, S (1, 7) OBP: 0.440, SLG: 0.311										3	1	1	1	1	2	2				
Scott Servais, R (1, 2) OBP: 0.333, SLG: 0.452										4	1	1	0	0	1	3				
Kirk Rueter, L (1, 1) OBP: 0.136, SLG: 0.143										2	1	1	1	0	0	0				
Rich Rodriguez, L (6, 1) OBP: 1.000, SLG: 1.000										1	1	1	1	0	0	0				
Charlie Hayes, R (7, PH) OBP: 0.271, SLG: 0.254										1	0	0	0	0	0	2				
Julian Tavarez, L (8, 1)										0	0	0	0	0	0	0				
Inning Stats	R: 0 E: 0 K: 1 S: 9	H: 0 LOB: 0 BB: 0 P: 13	R: 0 E: 0 K: 2 S: 10	H: 1 LOB: 1 BB: 0 P: 17	R: 0 E: 0 K: 0 S: 9	H: 0 LOB: 0 BB: 0 P: 11	R: 0 E: 0 K: 1 S: 9	H: 1 LOB: 0 BB: 0 P: 15	R: 4 E: 0 K: 1 S: 17	H: 3 LOB: 2 BB: 3 P: 35	R: 3 E: 1 K: 2 S: 23	H: 3 LOB: 2 BB: 1 P: 36	R: 1 E: 0 K: 0 S: 13	H: 2 LOB: 2 BB: 2 P: 27	R: 0 E: 0 K: 0 S: 6	H: 0 LOB: 0 BB: 0 P: 7	1B: 9 2B: 1 3B: 0 HR: 0	SF: 0 SAC: 0 DP: 2 HBP: 0	WP: 1 PB: 0 SB: 1 CS: 0	PA: 39
PITCHER	IP WLS BF H R ER SO BB IBB HBP BLK WP HR S P ERA WHIP																			
Mike Oquist, R (1, 1) ERA: 4.82	4.2 L 21 5 4 4 5 3 0 0 0 0 0 0 24 38 0.00 3.000																			
Tim Worrell, R (5, 1) ERA: 4.41	1.1 9 3 3 0 2 1 0 0 0 0 0 0 24 38 0.00 3.000																			
Jimmy Haynes, R (7, 1) ERA: 5.31	2.0 9 2 1 1 0 2 0 0 0 0 1 0 19 34 4.50 2.000																			

Oakland Athletics @ San Francisco Giants
3Com Park at Candlestick Point, San Francisco, CA

AB 33
R 8
H 10
RBI 8
BB 6
SO 7
LOB 17



Sat Jun 05 1999, 4:05 PM EDT
Att: 31,959 - Unknown - 64 F

Batter	1	2	3	4	5	6	7	8	9	AB	R	H	RBI	BB	SO	LOB	TOP										
Tony Phillips, S OBP: 0.355, SLG: 0.474 (1,4)										4	1	1	0	1	1	1											
T.J. Mathews, R (8,1)										0	0	0	0	0	0	0											
Buddy Groom, L (8,1)										0	0	0	0	0	0	0											
Billy Taylor, R (9,1)										0	0	0	0	0	0	0											
Miguel Tejada, R OBP: 0.313, SLG: 0.415 (1,6)										3	2	1	0	1	0	1											
Jason Giambi, L OBP: 0.379, SLG: 0.463 (1,3)										4	1	1	2	1	1	1											
Matt Stairs, L OBP: 0.341, SLG: 0.545 (1,9)										4	2	2	3	1	0	0											
Ben Grieve, L OBP: 0.280, SLG: 0.293 Jorge Velandia, R OBP: 0.222, SLG: 0.278 (7, PR) (7,4)										3	0	1	0	1	1	2											
3 Eric Chavez, L OBP: 0.325, SLG: 0.387 Doug Jones, R (7,1)										3	0	0	0	1	1	3											
Tim Raines, S OBP: 0.343, SLG: 0.349 (8,7)										0	0	0	0	0	0	0											
Ryan Christenson, R OBP: 0.220, SLG: 0.227 (1,8)										3	0	0	1	0	2	3											
A.J. Hinch, R OBP: 0.231, SLG: 0.309 (1,2)										4	1	1	0	0	0	1											
Kenny Rogers, L (1,1)										3	0	0	1	0	1	0											
Olmedo Saenz, R OBP: 0.369, SLG: 0.408 (7,5)										1	0	1	0	0	0	0											
Inning Stats	R: 0 E: 0 K: 1 S: 8	H: 0 LOB: 0 BB: 1 P: 13	R: 1 E: 0 K: 1 S: 12	H: 1 LOB: 1 BB: 2 P: 21	R: 2 E: 0 K: 2 S: 16	H: 2 LOB: 3 BB: 2 P: 29	R: 0 E: 0 K: 1 S: 8	H: 0 LOB: 0 BB: 0 P: 12	R: 2 E: 0 K: 0 S: 14	H: 2 LOB: 0 BB: 0 P: 24	R: 1 E: 0 K: 1 S: 15	H: 1 LOB: 1 BB: 1 P: 25	R: 0 E: 0 K: 1 S: 12	H: 0 LOB: 2 BB: 1 P: 25	R: 0 E: 0 K: 0 S: 8	H: 1 LOB: 1 BB: 0 P: 13	R: 1 E: 0 K: 0 S: 8	H: 1 LOB: 0 BB: 0 P: 12	1B: 3 2B: 3 3B: 1 HR: 2	SF: 1 SAC: 0 DP: 1 HBP: 1	WP: 0 PB: 0 SB: 1 CS: 0	PA: 41					
PITCHER	IP	WLS	BF	H	R	ER	SO	BB	IBB	HBP	BLK	WP	HR	S	P	ERA	WHIP										
Mark Gardner, R ERA: 8.02 (1,1)	6.0		29	6	6	6	6	4	1	1	0	0	1	73	124	9.00	1.667										
Alan Embree, L ERA: 2.53 (7,1)	1.0		4	0	0	0	1	1	0	0	0	0	0	12	25	0.00	1.000										
Felix Rodriguez, R ERA: 4.73 (8,1)	1.0		4	1	0	0	0	0	0	0	0	0	0	8	13	0.00	1.000										
John Johnstone, R ERA: 1.76 (9,1)	1.0	L	4	1	1	1	0	0	0	0	0	0	1	8	12	9.00	1.000										


Oakland Athletics @ San Francisco Giants
3Com Park at Candlestick Point, San Francisco, CA
Sun Jun 06 1999, 4:05 PM EDT
Att: 40,154 - Unknown - 63 F


AB 33
R 7
H 8
RBI 7
BB 6
SO 7
LOB 12

Batter	1	2	3	4	5	6	7	8	9	AB	R	H	RBI	BB	SO	LOB	BOTTOM										
F.P. Santangelo, S OBP: 0.448, SLG: 0.372 (1,8)										4	3	2	1	1	1	2											
Stan Javier, S OBP: 0.376, SLG: 0.428 (1,7)										4	1	4	1	1	0	0											
J.T. Snow, L OBP: 0.386, SLG: 0.442 (1,3)										5	1	1	1	0	1	5											
Charlie Hayes, R OBP: 0.270, SLG: 0.261 Felix Rodriguez, R OBP: 0.333, SLG: 0.333 John Johnstone, R OBP: 0.369, SLG: 0.469 (9, PH)										4	0	1	1	0	0	2											
Ellis Burks, R OBP: 0.371, SLG: 0.443 (1,9)										4	0	1	0	1	2	0											
Rich Aurilia, R OBP: 0.352, SLG: 0.511 (1,6)										4	0	1	0	1	1	2											
Scott Servais, R OBP: 0.330, SLG: 0.443 Shawn Estes, R OBP: 0.350, SLG: 0.353 Brent Mayne, L OBP: 0.407, SLG: 0.467 (1,2)										4	0	1	0	0	1	2											
Wilson Delgado, S OBP: 0.367, SLG: 0.308 (1,4)										2	0	0	0	1	0	1											
Mark Gardner, R OBP: 0.200, SLG: 0.357 Alan Embree, L (7,1)										2	0	0	0	0	0	2											
Marvin Benard, L OBP: 0.338, SLG: 0.373 Bill Mueller, S OBP: 0.373, SLG: 0.357 (7, PH) (8,5)										1	0	0	0	0	0	0											
Bill Mueller, S OBP: 0.373, SLG: 0.357 (8,5)										1	0	1	1	0	0	0											
Inning Stats	R: 0 E: 0 K: 1 S: 8	H: 1 LOB: 1 BB: 0 P: 11	R: 0 E: 0 K: 0 S: 5	H: 1 LOB: 1 BB: 1 P: 13	R: 1 E: 0 K: 0 S: 8	H: 1 LOB: 1 BB: 1 P: 16	R: 0 E: 0 K: 1 S: 9	H: 1 LOB: 2 BB: 1 P: 18	R: 1 E: 0 K: 2 S: 7	H: 2 LOB: 0 BB: 0 P: 14	R: 0 E: 0 K: 2 S: 11	H: 0 LOB: 0 BB: 1 P: 23	R: 1 E: 0 K: 1 S: 15	H: 2 LOB: 2 BB: 1 P: 27	R: 0 E: 0 K: 2 S: 7	H: 0 LOB: 0 BB: 0 P: 8	1B: 7 2B: 4 3B: 0 HR: 1	SF: 0 SAC: 1 DP: 1 HBP: 0	WP: 0 PB: 0 SB: 1 CS: 1	PA: 42							
PITCHER	IP	WLS	BF	H	R	ER	SO	BB	IBB	HBP	BLK	WP	HR	S	P	ERA	WHIP										
Kenny Rogers, L ERA: 3.54 (1,1)	6.2		30	9	5	5	4	3	0	0	0	0	0	10	20	13.50	6.000										
Doug Jones, R ERA: 2.51 (7,1)	0.2	B	6	3	1	1	0	1	0	0	0	0	0	4	10	0.00	0.000										
T.J. Mathews, R ERA: 3.16 (8,1)	0.1		2	0	0	0	1	0	1	0	0	0	0	4	10	0.00	0.000										
Buddy Groom, L ERA: 5.29 Billy Taylor, R ERA: 2.22 (8,1) (9,1)	0.1	W	1	0	0	0	0	0	0	0	0	0	0	4	6	0.00	0.000										
Billy Taylor, R ERA: 2.22 (9,1)	1.0	S	3	0	0	0	2	0	0	0	0	0	0	7	8	0.00	0.000										

Oakland Athletics @ San Francisco Giants
3Com Park at Candlestick Point, San Francisco, CA
Sun Jun 06 1999, 4:05 PM EDT
Att: 40,154 - Unknown - 63 F

AB 36
R 6
H 12
RBI 5
BB 5
SO 7
LOB 16

Batter	1	2	3	4	5	6	7	8	9	AB	R	H	RBI	BB	SO	LOB	TOP											
Tony Phillips, S (1,4) OBP: 0.352, SLG: 0.465	G5-3	FC5			K			K		4	1	0	0	1	2	5	Oakland Athletics @ San Diego Padres Qualcomm Stadium, San Diego, CA Tue Jun 08 1999, 10:05 PM EDT Att: 17,195 - Unknown - 69 F livebaseballscorecards.com AB 34 R 3 H 8 RBI 3 BB 5 SO 7 LOB 18 											
Miguel Tejada, R (1,6) OBP: 0.320, SLG: 0.417	1B		L4		BB			1B	G1-3	4	0	2	0	1	0	0												
Jason Giambi, L (1,3) OBP: 0.375, SLG: 0.457	G3		G4-3		K			1B	K	5	0	1	1	0	2	2												
Olimedo Saenz, R (1,5) OBP: 0.370, SLG: 0.417		1B	G6-3					K	K	5	1	2	0	0	2	2												
Matt Stairs, L (1,9) OBP: 0.340, SLG: 0.539		1B		G4-3		G6-3		K		4	0	1	1	0	1	3												
Tim Raines, S (1,7) OBP: 0.330, SLG: 0.333		FC6-4		G1-3		E6			P8	4	0	0	0	0	0	1												
Ryan Christenson, R (1,8) OBP: 0.239, SLG: 0.217 3 Eric Chavez, L (8, PH) OBP: 0.333, SLG: 0.399 Buddy Groom, L (8, 1) Doug Jones, R (8, 1)		E5		L7				WP	SF8	2	0	0	0	1	0	1												
A.J. Hinch, R (1,2) OBP: 0.297, SLG: 0.304 John Jaha, R (8, PH) OBP: 0.337, SLG: 0.558 Tim Worrell, R (8, 1) Ben Griewe, L (8, PH) OBP: 0.294, SLG: 0.290 Jorge Velazquez, R (8, PH) OBP: 0.222, SLG: 0.278		FC5-2			P3				G1-3	2	0	0	0	0	0	2												
Tim Hudson, R (1,1) OBP: 1.000, SLG: 1.000 Mike Macfarlane, R (6,2) OBP: 0.286, SLG: 0.372								F8	SF8	1	0	1	0	1	0	0												
Inning Stats	R: 0 E: 0 K: 0 S: 6	H: 1 LOB: 0 BB: 0 P: 11	R: 1 E: 1 K: 0 S: 17	H: 2 LOB: 3 BB: 1 P: 28	R: 0 E: 0 K: 0 S: 6	H: 0 LOB: 0 BB: 0 P: 10	R: 0 E: 0 K: 0 S: 5	H: 0 LOB: 0 BB: 0 P: 10	R: 0 E: 0 K: 2 S: 13	H: 1 LOB: 2 BB: 1 P: 23	R: 1 E: 0 K: 2 S: 19	H: 2 LOB: 2 BB: 1 P: 28	R: 1 E: 0 K: 1 S: 9	H: 1 LOB: 1 BB: 1 P: 18	R: 0 E: 0 K: 2 S: 9	H: 0 LOB: 0 BB: 0 P: 12		1B: 6 2B: 2 3B: 0 HR: 0	SF: 1 SAC: 0 DP: 1 HBP: 0	WP: 1 PB: 0 SB: 0 CS: 0	PA: 40							
PITCHER	IP	WLS	BF	H	R	ER	SO	BB	IBB	HBP	BLK	WP	HR	S	P	ERA		WHIP										
Heath Murray, L (1,1) ERA: 3.63	5.2		25	5	1	1	2	3	0	0	0	0	0	54	94	1.59		1.412										
Brian Boehringer, R (6,1) ERA: 3.31	1.1	H	7	2	1	1	2	1	0	0	0	0	0	20	29	6.75		2.250										
Donne Wall, R (8,1) ERA: 3.24	1.0	W	5	1	1	1	1	1	0	0	0	1	0	9	18	9.00		2.000										
Trevor Hoffman, R (9,1) ERA: 4.24	1.0	S	3	0	0	0	2	0	0	0	0	0	0	9	12	0.00		0.000										

Batter	1	2	3	4	5	6	7	8	9	AB	R	H	RBI	BB	SO	LOB	BOTTOM											
Damian Jackson, R (1,6) OBP: 0.338, SLG: 0.397	S	K		G3-6-1		1B		BB		3	2	2	0	2	1	1	Oakland Athletics @ San Diego Padres Qualcomm Stadium, San Diego, CA Tue Jun 08 1999, 10:05 PM EDT Att: 17,195 - Unknown - 69 F livebaseballscorecards.com AB 33 R 5 H 11 RBI 5 BB 7 SO 15 LOB 23 											
Mike Darr, L (1,9) OBP: 0.391, SLG: 0.450	1B			G3-6-1		2B		IBB		4	1	2	1	0	0	4												
Gary Matthews, S (8, PH) OBP: 0.556, SLG: 0.200	F7			G3-6-1		1B		BB		0	0	0	0	1	0	0												
Eric Owens, R (1,7) OBP: 0.313, SLG: 0.433	K		HR			1B		1B		5	0	2	2	0	3	3												
Greg Myers, L (1,2) OBP: 0.385, SLG: 0.430	1B		G4-3		K			K		4	0	0	0	1	2	3												
Jim Leyritz, R (1,3) OBP: 0.341, SLG: 0.478	1B		K			G1-3		K		4	0	1	1	1	2	2												
George Arias, R (1,5) OBP: 0.258, SLG: 0.425 Brian Boehringer, S (6,1) John Vander Wal, L (7, PH) OBP: 0.402, SLG: 0.457 Donne Wall, R (8,1) Trevor Hoffman, R (9,1)				BB		K		BB		3	1	1	0	0	2	4												
Ruben Rivera, R (1,8) OBP: 0.235, SLG: 0.383				1B		K		K		3	0	0	0	1	3	3												
David Newhan, L (1,4) OBP: 0.750, SLG: 1.000				BB		L6		1B		4	1	3	1	0	0	0												
Heath Murray, L (1,1) OBP: 0.222, SLG: 0.125 Ed Giovanola, L (6,5) OBP: 0.342, SLG: 0.250				1B		P5		SH1-4		2	0	0	0	0	2	3												
Inning Stats	R: 1 E: 0 K: 2 S: 12	H: 2 LOB: 2 BB: 1 P: 21	R: 0 E: 0 K: 3 S: 12	H: 1 LOB: 1 BB: 0 P: 19	R: 1 E: 0 K: 1 S: 13	H: 2 LOB: 2 BB: 2 P: 24	R: 0 E: 0 K: 3 S: 11	H: 1 LOB: 2 BB: 1 P: 20	R: 0 E: 0 K: 1 S: 7	H: 0 LOB: 1 BB: 1 P: 12	R: 2 E: 0 K: 2 S: 14	H: 2 LOB: 2 BB: 2 P: 26	R: 0 E: 0 K: 2 S: 9	H: 0 LOB: 0 BB: 0 P: 12	R: 0 E: 0 K: 2 S: 14	H: 0 LOB: 0 BB: 0 P: 12		1B: 8 2B: 2 3B: 0 HR: 1	SF: 0 SAC: 1 DP: 1 HBP: 0	WP: 0 PB: 0 SB: 4 CS: 0	PA: 41							
PITCHER	IP	WLS	BF	H	R	ER	SO	BB	IBB	HBP	BLK	WP	HR	S	P	ERA		WHIP										
Tim Hudson, R (1,1) ERA: 5.4	5.0		25	7	3	3	11	4	0	0	0	0	0	56	98	5.40		2.200										
Tim Worrell, R (6,1) ERA: 4.15	2.0		9	2	0	0	2	1	0	0	0	0	0	22	36	0.00		1.500										
Buddy Groom, L (8,1) ERA: 6.23	0.1	L	4	1	2	2	0	1	1	0	0	0	0	7	16	54.00		6.000										
Doug Jones, R (8,1) ERA: 2.47	0.2		3	1	0	0	2	0	0	0	0	0	0	7	10	0.00	1.500											

Batter	1	2	3	4	5	6	7	8	9	AB	R	H	RBI	BB	SO	LOB	TOP					
Tony Phillips, S OBP: 0.348, SLG: 0.473	(1, 8) K	(0, 0) G6-3			(2, 2) G4-3				(2, 3) K	5	1	1	1	0	2	2	Oakland Athletics @ San Diego Padres Qualcomm Stadium, San Diego, CA Wed Jun 09 1999, 10:35 PM EDT Att: 15,896 - Unknown - 66 F AB 34 R 3 H 8 RBI 3 BB 3 SO 7 LOB 14					
Miguel Tejada, R OBP: 0.322, SLG: 0.416	(1, 6) 1B	(2, 1) G5-3			(2, 2) G5-3				(0, 2) FC5-4	5	1	2	0	0	0	2						
Jason Giambi, L OBP: 0.373, SLG: 0.453	(1, 3) 1B			(1, 1) F8					(2, 2) G3-1	4	1	1	0	0	1	1						
Matt Stairs, L OBP: 0.338, SLG: 0.533	(1, 9) 1B			(3, 2) G3					(1, 1) G4-3	4	0	1	1	0	1	0						
Ben Grievie, L OBP: 0.289, SLG: 0.305 Ryan Christenson, R OBP: 0.229, SLG: 0.217	(1, 7) 1B (8, 8) 1B			(3, 3) K					(1, 0) G4-3	4	0	2	1	0	1	0						
3 Eric Chavez, L OBP: 0.331, SLG: 0.390	(1, 5) 1B				(0, 0) F8				(4, 0) FC6-4	3	0	0	0	1	1	3						
Mike Macfarlane, R OBP: 0.284, SLG: 0.366	(1, 2) K			(2, 2) 1B					(0, 0) F7	4	0	1	0	0	1	4						
Scott Spiezio, S OBP: 0.283, SLG: 0.305 Jorge Velandia, R OBP: 0.211, SLG: 0.263		(4, 2) WP		(2, 1) F8					(2, 1) L8	2	0	0	0	1	0	1						
Jimmy Haynes, R T.J. Mathews, R	(1, 1) SH3-4			(0, 0) G6-3					(1, 1) F8	2	0	0	0	0	0	1						
John Jaha, R OBP: 0.391, SLG: 0.556 Tim Hudson, R OBP: 1.000, SLG: 1.000 Billy Taylor, R OBP: 0.331, SLG: 0.390	(9, PH) 1-2 (9, PH) 1-2 (9, 1) 1-2								(4, 1) FC5-4	0	0	0	0	1	0	0						
Inning Stats	R: 2 E: 0 K: 2 S: 15	H: 4 LOB: 2 BB: 0 P: 24	R: 0 E: 0 K: 0 S: 6	H: 0 LOB: 1 BB: 1 P: 13	R: 0 E: 0 K: 1 S: 8	H: 0 LOB: 0 BB: 0 P: 15	R: 0 E: 0 K: 1 S: 9	H: 1 LOB: 0 BB: 0 P: 16	R: 0 E: 0 K: 0 S: 13	H: 1 LOB: 0 BB: 0 P: 20	R: 0 E: 0 K: 0 S: 5	H: 0 LOB: 1 BB: 0 P: 7	R: 1 E: 0 K: 0 S: 11	H: 2 LOB: 1 BB: 0 P: 16	R: 0 E: 0 K: 1 S: 7	H: 0 LOB: 1 BB: 1 P: 17	R: 0 E: 0 K: 1 S: 9	H: 0 LOB: 1 BB: 1 P: 16	1B: 6 2B: 1 3B: 0 HR: 1	SF: 0 SAC: 1 DP: 0 HBP: 0	WP: 1 PB: 0 SB: 1 CS: 0	PA: 38
PITCHER	IP WLS BF H R ER SO BB IBB HBP BLK WP HR S P ERA WHIP	IP WLS BF H R ER SO BB IBB HBP BLK WP HR S P ERA WHIP																				
Matt Clement, R ERA: 4.99	(1, 1) 6.2 L 29 8 3 3 5 1 0 0 0 0 1 1 63 106 4.05 1.350																					
Carlos Reyes, R ERA: 3.41	(7, 1) 1.1 5 0 0 0 1 1 0 0 0 0 0 0 11 22 0.00 0.750																					
Dan Miceli, R ERA: 4.68	(9, 1) 1.0 4 0 0 0 1 1 0 0 0 0 0 0 9 16 0.00 1.000																					

Batter	1	2	3	4	5	6	7	8	9	AB	R	H	RBI	BB	SO	LOB	BOTTOM					
Damian Jackson, R OBP: 0.329, SLG: 0.385	(1, 6) F9		(0, 3) K		(1, 2) L4-6				(2, 2) G3-1	4	0	0	0	0	1	2	Oakland Athletics @ San Diego Padres Qualcomm Stadium, San Diego, CA Wed Jun 09 1999, 10:35 PM EDT Att: 15,896 - Unknown - 66 F AB 30 R 0 H 4 RBI 0 BB 3 SO 8 LOB 10					
Mike Darr, L OBP: 0.333, SLG: 0.375	(1, 9) K			(0, 1) P6					(0, 0) G3	4	0	0	0	0	2	0						
Eric Owens, R OBP: 0.319, SLG: 0.431	(1, 7) 1B			(4, 2) BLK					(2, 1) L6	3	0	1	0	1	0	0						
Dave Magadan, L OBP: 0.371, SLG: 0.374	(1, 3) P7			(0, 1) F7					(2, 2) 1B	4	0	1	0	0	0	2						
Greg Myers, L OBP: 0.389, SLG: 0.427		(3, 2) G4-3							(0, 1) FC6-4	3	0	1	0	1	0	0						
David Newhan, L OBP: 0.429, SLG: 0.571 John Vander Wal, L OBP: 0.398, SLG: 0.453	(1, 4) F9 (9, PH) 1-2			(2, 3) K					(1, 1) FC6-4	3	0	0	0	0	1	2						
Ruben Rivera, R OBP: 0.237, SLG: 0.378		(3, 1) G4-3							(3, 2) P6	2	0	0	0	1	0	0						
George Arias, R OBP: 0.258, SLG: 0.422			(2, 3) K						(2, 3) K	3	0	1	0	0	2	0						
Matt Clement, R OBP: 0.059, SLG: 0.059 Carlos Reyes, S Quilvio Veras, S OBP: 0.341, SLG: 0.342 Dan Miceli, R OBP: 0.331, SLG: 0.390	(1, 1) 7.0 W 25 2 0 0 6 3 0 0 0 0 0 0 10 110 0.00 0.714 (7, 1) 1.0 H 3 0 0 0 2 0 0 0 0 0 0 0 10 15 0.00 0.000 (9, 1) 1.0 S 5 2 0 0 0 0 0 0 0 0 0 0 10 15 0.00 2.000			(2, 2) G4-3					(1, 3) K	2	0	0	0	0	1	2						
Inning Stats	R: 0 E: 0 K: 1 S: 10	H: 1 LOB: 1 BB: 0 P: 18	R: 0 E: 0 K: 0 S: 7	H: 0 LOB: 0 BB: 0 P: 14	R: 0 E: 0 K: 2 S: 10	H: 0 LOB: 0 BB: 0 P: 14	R: 0 E: 0 K: 1 S: 15	H: 0 LOB: 2 BB: 2 P: 25	R: 0 E: 0 K: 1 S: 11	H: 1 LOB: 1 BB: 1 P: 17	R: 0 E: 0 K: 1 S: 7	H: 0 LOB: 0 BB: 0 P: 8	R: 0 E: 0 K: 0 S: 10	H: 0 LOB: 0 BB: 0 P: 14	R: 0 E: 0 K: 2 S: 10	H: 0 LOB: 2 BB: 0 P: 15		R: 0 E: 0 K: 0 S: 10	H: 2 LOB: 2 BB: 0 P: 15	1B: 4 2B: 1 3B: 0 HR: 0	SF: 0 SAC: 0 DP: 1 HBP: 0	WP: 0 PB: 0 SB: 0 CS: 0
PITCHER	IP WLS BF H R ER SO BB IBB HBP BLK WP HR S P ERA WHIP	IP WLS BF H R ER SO BB IBB HBP BLK WP HR S P ERA WHIP																				
Jimmy Haynes, R ERA: 4.78	(1, 1) 7.0 W 25 2 0 0 6 3 0 0 0 0 0 0 10 110 0.00 0.714																					
T.J. Mathews, R ERA: 3.04	(8, 1) 1.0 H 3 0 0 0 2 0 0 0 0 0 0 0 10 15 0.00 0.000																					
Billy Taylor, R ERA: 2.13	(9, 1) 1.0 S 5 2 0 0 0 0 0 0 0 0 0 0 10 15 0.00 2.000																					

Batter	1	2	3	4	5	6	7	8	9	AB	R	H	RBI	BB	SO	LOB	TOP					
Eric Young Sr. R OBP: 0.366, SLG: 0.359 (1, 4)	F8		G6-3		G5-3		2B 1B		F8	5	1	1	0	0	0	0	Los Angeles Dodgers @ Oakland Athletics Network Associates Coliseum, Oakland, CA Fri Jun 11, 1999, 10:35 PM EDT Att: 24,261 - Cloudy - 59 F					
Jose Vizcaino S OBP: 0.319, SLG: 0.324 (1, 6)	G4-3		1B			K	2B		1B BB	4	0	2	3	1	1	0						
Gary Sheffield R OBP: 0.398, SLG: 0.530 Brent Cookson R OBP: 0.500, SLG: 0.500 (1, 7) (6, 7)	P6		P6			P2	G5-3		FC6-4 1B	3	0	0	0	0	0	1						
Raul Mondesi R OBP: 0.363, SLG: 0.596 (1, 9)		2B 3B			G5-3	HR BB	K		FC6-4	4	2	1	0	1	1	3						
Eric Karros R OBP: 0.335, SLG: 0.470 (1, 3)		P3			1B	HR	K			4	1	2	2	0	1	2						
Todd Hundley S OBP: 0.291, SLG: 0.417 (1, 2)		2B			F9	1B		G4-3		4	0	2	1	0	0	1						
Adrian Beltré R OBP: 0.382, SLG: 0.475 (1, 5)		K			K	F8		P5		4	0	0	0	0	2	3						
Dave Hansen L OBP: 0.483, SLG: 0.596 (1, 10)		K			F9	1B 2B BB		F8		3	1	0	0	1	1	1						
Trenidad Hubbard R OBP: 0.333, SLG: 0.355 (1, 8)			G4-3		K	1B 2B BB		F8		3	1	0	0	1	1	0						
Inning Stats	R: 0 E: 0 K: 0 S: 6	H: 0 LOB: 0 BB: 0 P: 11	R: 1 E: 0 K: 2 S: 11	H: 2 LOB: 1 BB: 0 P: 21	R: 0 E: 0 K: 0 S: 12	H: 1 LOB: 1 BB: 0 P: 19	R: 0 E: 0 K: 1 S: 9	H: 1 LOB: 1 BB: 0 P: 14	R: 0 E: 0 K: 1 S: 8	H: 0 LOB: 0 BB: 0 P: 13	R: 2 E: 0 K: 1 S: 13	H: 2 LOB: 1 BB: 1 P: 24	R: 3 E: 0 K: 2 S: 23	H: 2 LOB: 1 BB: 2 P: 39	R: 0 E: 0 K: 0 S: 3	H: 0 LOB: 0 BB: 0 P: 5	R: 0 E: 0 K: 0 S: 9	H: 1 LOB: 2 BB: 1 P: 18	1B: 5 2B: 2 3B: 1 HR: 1	SF: 0 SAC: 0 DP: 0 HBP: 0	WP: 0 PB: 0 SB: 0 CS: 0	PA: 40
PITCHER	IP	WLS	BF	H	R	ER	SO	BB	IBB	HBP	BLK	WP	HR	S	P	ERA	WHIP					
Mike Quist R ERA: 4.94 (1, 1)	6.0	W	26	6	4	4	5	2	0	0	0	0	1	60	107	6.00	1.333					
Tim Worrell R ERA: 4.57 (7, 1)	0.0		3	2	2	2	0	1	0	0	0	0	0	10	17	∞	∞					
T.J. Mathews R ERA: 2.73 (7, 1)	3.0	S	11	1	0	0	2	1	0	0	0	0	0	24	40	0.00	0.667					

Batter	1	2	3	4	5	6	7	8	9	AB	R	H	RBI	BB	SO	LOB	BOTTOM					
Tony Phillips S OBP: 0.347, SLG: 0.461 (1, 4) (7, 7)	HR BB	FC5 G4-3	HR BB		F8		G4-3	F7		4	2	0	1	2	0	3	Los Angeles Dodgers @ Oakland Athletics Network Associates Coliseum, Oakland, CA Fri Jun 11, 1999, 10:35 PM EDT Att: 24,261 - Cloudy - 59 F					
Miguel Tejada R OBP: 0.335, SLG: 0.463 (1, 6)	HR	G4-3	HR		FC6-4 BB		HR			4	3	3	5	1	0	2						
Jason Giambi L OBP: 0.374, SLG: 0.450 Scott Spiezio S OBP: 0.279, SLG: 0.300 (1, 3) (5, PR) (6, 5)	P4	HBP	1B		FC6-4 2B		G3-1			3	0	1	0	0	0	1						
John Jaha R OBP: 0.394, SLG: 0.547 (1, 10)	BB	F9	F8		2B		K			4	0	1	0	1	1	4						
Matt Stairs L OBP: 0.338, SLG: 0.535 (1, 9)	K		K		G6-3			HR		4	2	1	1	1	2	4						
Olmedo Saenz R OBP: 0.380, SLG: 0.402 (1, 5) (6, 3)	K		S 2B 1B		K		G6-3	1B G5-4-3 1B		5	2	2	0	0	2	1						
Ben Grieve L OBP: 0.292, SLG: 0.308 Jorge Velandía R OBP: 0.250, SLG: 0.300 (1, 7) (6, PR) (7, 4)		SH 1B FC5 1B	K		K		FC6-4 1B	G5-4-3 1B		4	1	2	0	0	2	2						
Mike Macfarlane R OBP: 0.301, SLG: 0.402 (1, 2)		FC5 SH 1B	HR 2B		2B		F7	G5-4-3		5	1	3	2	0	0	2						
Ryan Christenson R OBP: 0.233, SLG: 0.283 (1, 8)		SH G4-3 FC5	HR		K		FC6-4	1B		4	1	2	2	0	1	2						
Inning Stats	R: 2 E: 0 K: 2 S: 18	H: 1 LOB: 1 BB: 2 P: 33	R: 1 E: 1 K: 0 S: 15	H: 2 LOB: 3 BB: 0 P: 21	R: 6 E: 0 K: 2 S: 22	H: 5 LOB: 1 BB: 2 P: 44	R: 0 E: 0 K: 3 S: 13	H: 1 LOB: 1 BB: 0 P: 16	R: 0 E: 0 K: 0 S: 7	H: 1 LOB: 2 BB: 1 P: 15	R: 0 E: 0 K: 0 S: 9	H: 1 LOB: 1 BB: 0 P: 15	R: 1 E: 0 K: 1 S: 10	H: 1 LOB: 0 BB: 0 P: 19	R: 2 E: 0 K: 0 S: 15	H: 4 LOB: 1 BB: 0 P: 25	R: 0 E: 0 K: 0 S: 9	H: 0 LOB: 0 BB: 0 P: 18	1B: 8 2B: 3 3B: 0 HR: 5	SF: 0 SAC: 1 DP: 1 HBP: 1	WP: 0 PB: 0 SB: 1 CS: 0	PA: 46
PITCHER	IP	WLS	BF	H	R	ER	SO	BB	IBB	HBP	BLK	WP	HR	S	P	ERA	WHIP					
Carlos Perez L ERA: 7.18 (1, 1)	2.1	L	19	6	8	8	3	4	0	1	0	0	0	1	30	30.86	4.286					
Onan Masaoka L ERA: 4.01 (3, 1)	2.2		13	4	1	1	4	1	0	0	0	0	1	30	50	3.38	1.875					
Doug Bochtler R ERA: 5.23 (6, 1)	2.0		8	2	1	1	1	0	0	0	0	0	1	19	34	4.50	1.000					
Mike Maddux R ERA: 4.26 (8, 1)	1.0		6	4	2	2	0	0	0	0	0	0	1	15	25	18.00	4.000					



Batter	1	2	3	4	5	6	7	8	9	AB	R	H	RBI	BB	SO	LOB	TOP										
Eric Young Sr. R OBP: 0.371, SLG: 0.364	1-1 SH5-3 1B		0-1 G6-3		2-1 1B		4-0 G1-6-3 BB		0-0 SF8	3	1	2	1	1	0	0	Los Angeles Dodgers @ Oakland Athletics Network Associates Coliseum, Oakland, CA Sat Jun 12 1999, 4:05 PM EDT Att: 31,391 - Unknown - 66 F livebaseballscores.com										
Jose Vizcaino S OBP: 0.325, SLG: 0.330	0-0 SH5-3		3-2 G4-6-3 1B		3-1 1B		0-0 G1-6-3		3-H FC6-4	4	0	2	1	0	0	3											
Gary Sheffield R OBP: 0.392, SLG: 0.520	3-2 P3		0-0 G4-6-3 1B		2-1 G5-3				1-2 P2	4	0	0	0	0	0	3											
Raul Mondesi R OBP: 0.368, SLG: 0.599	0-0 G6-3				0-0 22 S 1B				1-0 22 L4-6 1B	4	0	3	0	0	0	1											
Eric Karros R OBP: 0.342, SLG: 0.486					2-3 K				2-2 1B	3	1	2	1	1	1	1											
22 Devon White S OBP: 0.320, SLG: 0.388					2-2 F9				0-0 L4-6	4	0	1	0	0	0	3											
Adrian Beltré R OBP: 0.375, SLG: 0.465					0-0 P6					4	0	0	0	0	1	3											
Brent Cookson R OBP: 0.200, SLG: 0.200									4-2 1B SF8 BB	3	0	0	0	0	1	3											
Dave Hansen L OBP: 0.492, SLG: 0.596										0	0	0	0	1	0	0											
Trenidad Hubbard R OBP: 0.333, SLG: 0.355										0	1	0	0	0	0	0											
Angel Pena R OBP: 0.275, SLG: 0.289										3	0	1	0	0	1	3											
Todd Hundley S OBP: 0.295, SLG: 0.420									1-3 FC6-4 1B	1	0	1	0	0	0	0											
Inning Stats	R: 0 E: 0 K: 0 S: 7	H: 1 LOB: 1 BB: 0 P: 11	R: 0 E: 1 K: 1 S: 16	H: 1 LOB: 2 BB: 1 P: 23	R: 0 E: 0 K: 1 S: 6	H: 1 LOB: 1 BB: 0 P: 9	R: 0 E: 0 K: 1 S: 8	H: 1 LOB: 1 BB: 0 P: 12	R: 1 E: 0 K: 1 S: 10	H: 2 LOB: 1 BB: 0 P: 20	R: 1 E: 0 K: 0 S: 8	H: 2 LOB: 0 BB: 0 P: 11	R: 0 E: 0 K: 0 S: 4	H: 1 LOB: 1 BB: 1 P: 8	R: 0 E: 0 K: 0 S: 9	H: 2 LOB: 1 BB: 0 P: 13	R: 1 E: 0 K: 1 S: 9	H: 1 LOB: 1 BB: 1 P: 18	1B: 11 2B: 1 3B: 0 HR: 1	SF: 1 SAC: 1 DP: 4 HBP: 0	WP: 0 PB: 0 SB: 2 CS: 1	PA: 38					
PITCHER	IP	WLS	BF	H	R	ER	SO	BB	IBB	HBP	BLK	WP	HR	S	P	ERA	WHIP										
Kenny Rogers L ERA: 3.48	6.1	W	28	9	2	2	3	2	0	0	0	0	1	58	93	2.84	1.737										
Doug Jones R ERA: 2.39	1.2	H	5	2	0	0	0	0	0	0	0	0	0	10	14	0.00	1.200										
Billy Taylor R ERA: 2.39	1.0	S	5	1	1	1	1	1	0	0	0	0	0	9	18	9.00	2.000										

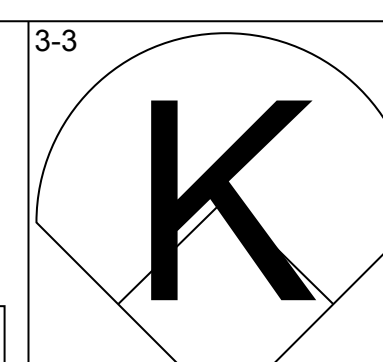
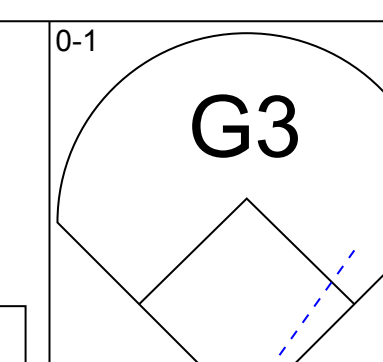
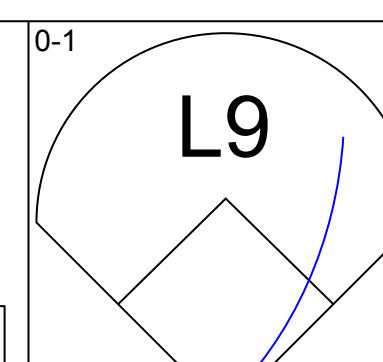
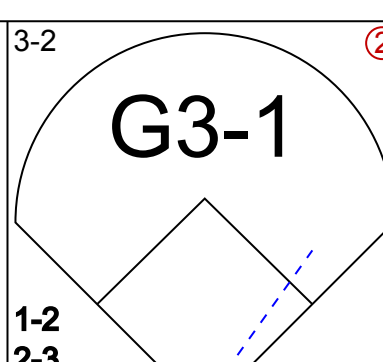
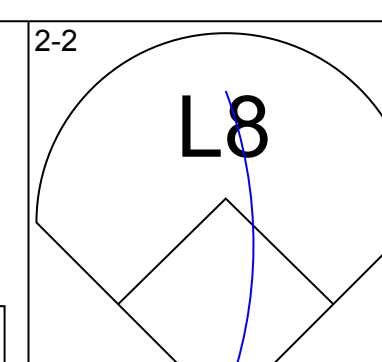
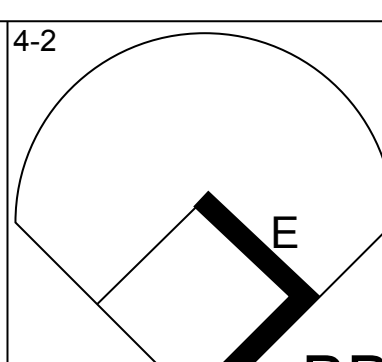
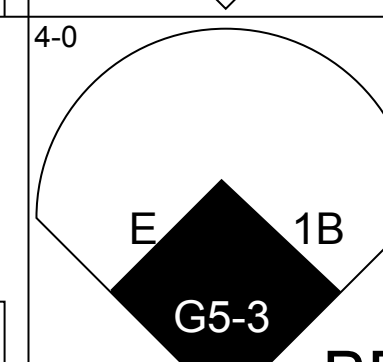
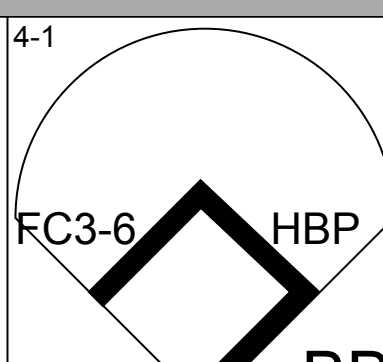
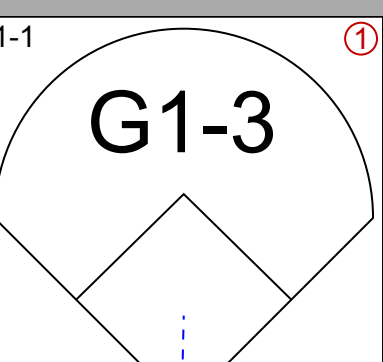
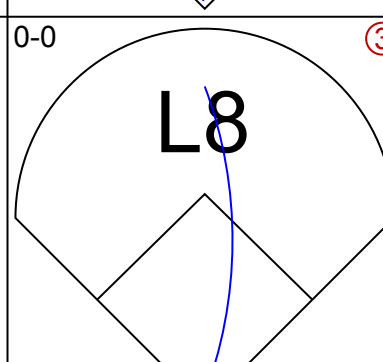
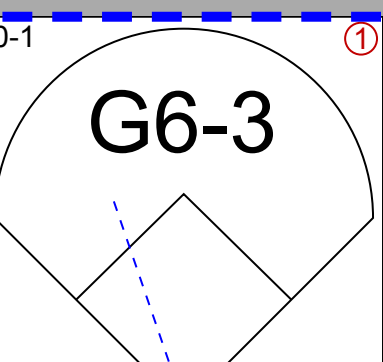
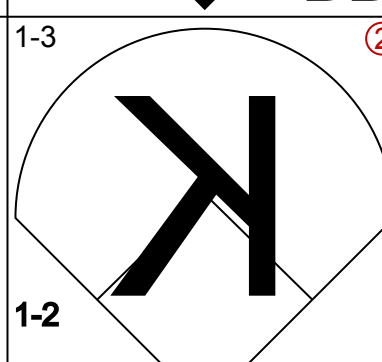
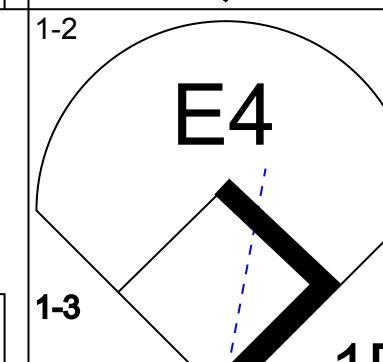
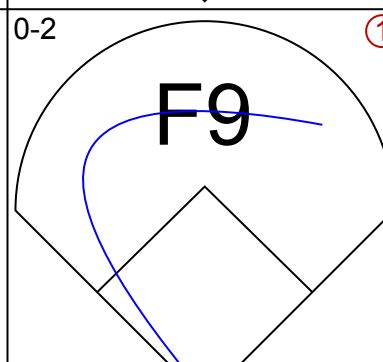
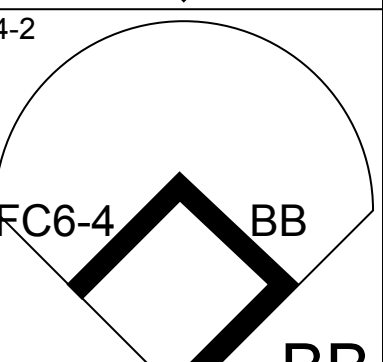
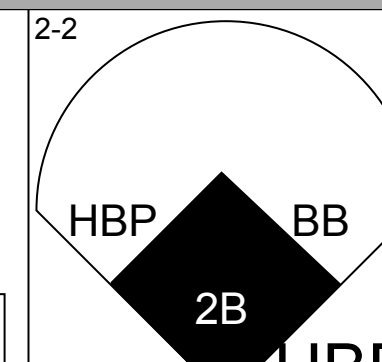
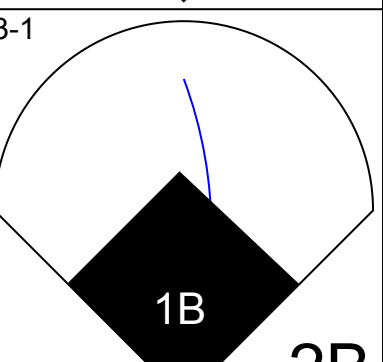
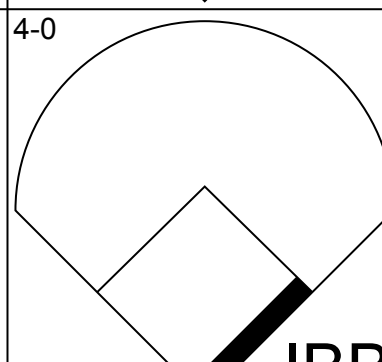
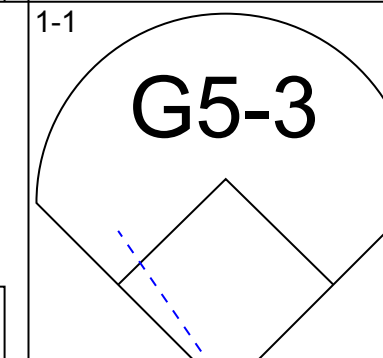
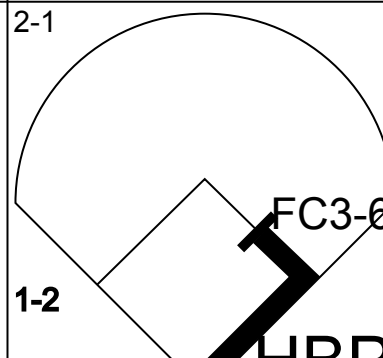
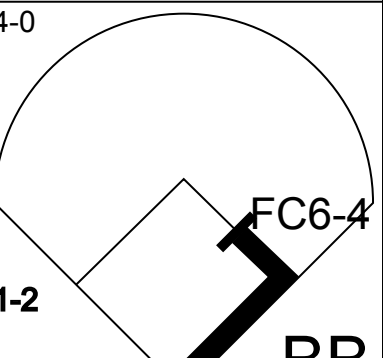
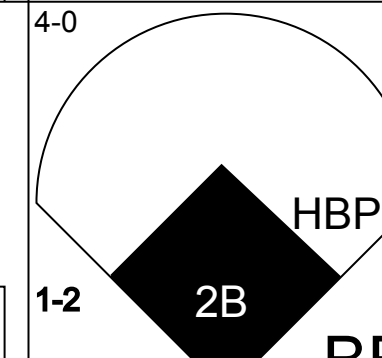
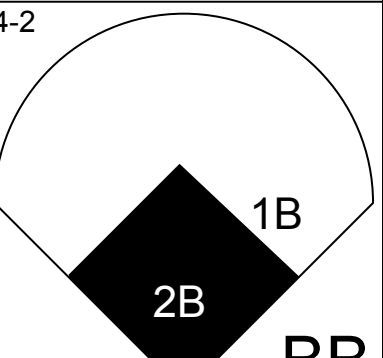
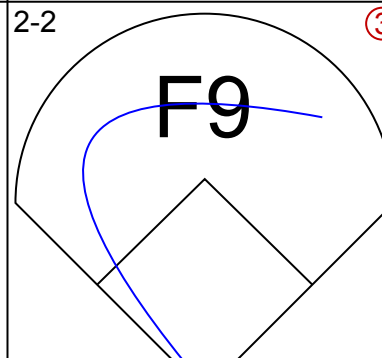
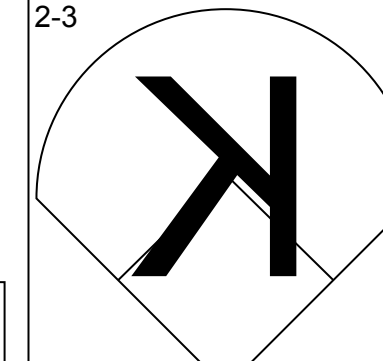
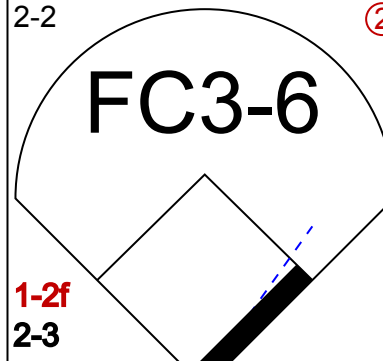
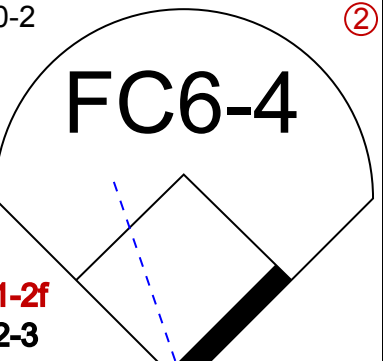
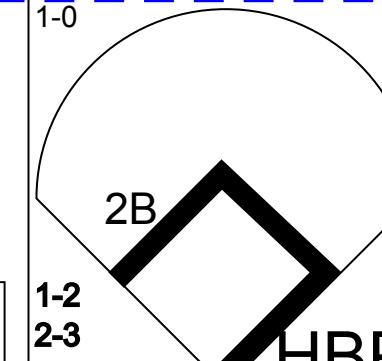
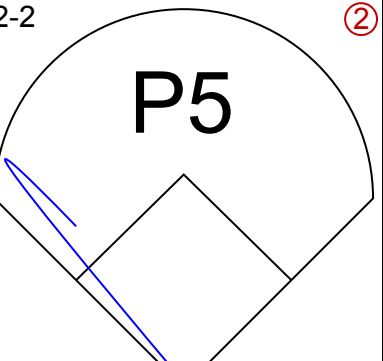
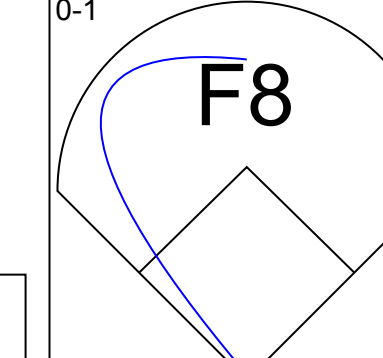
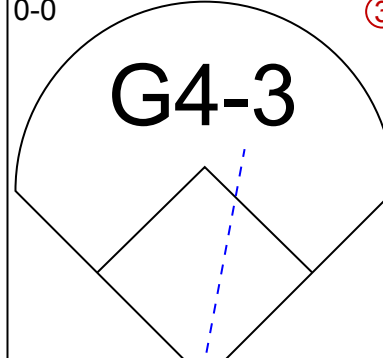
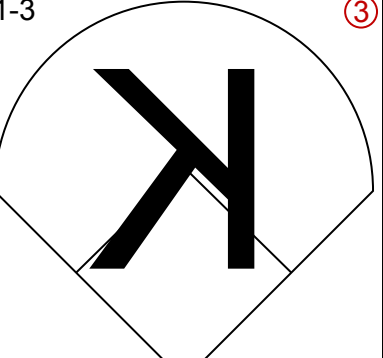
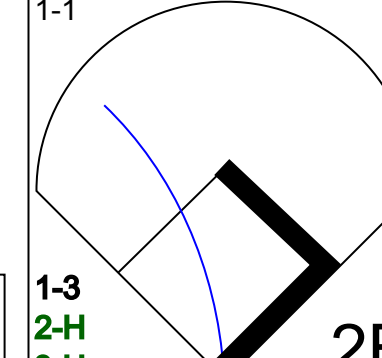
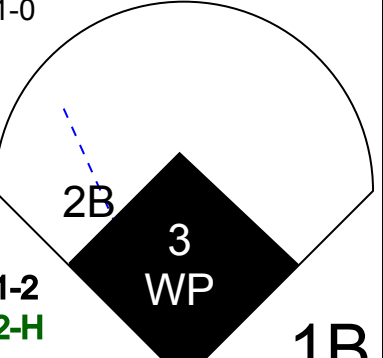
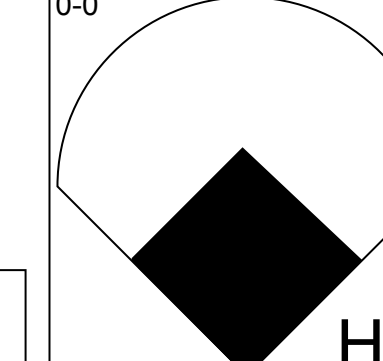
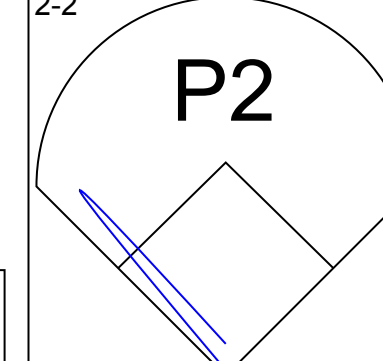
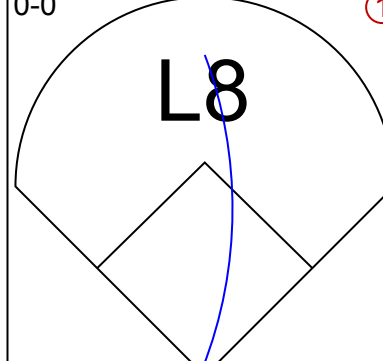
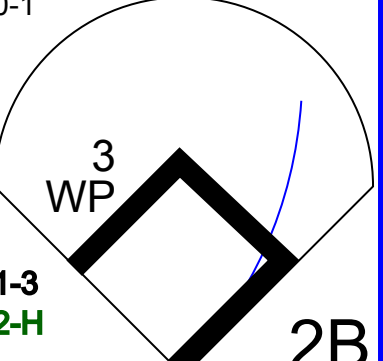

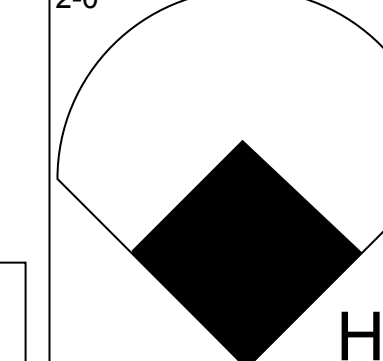
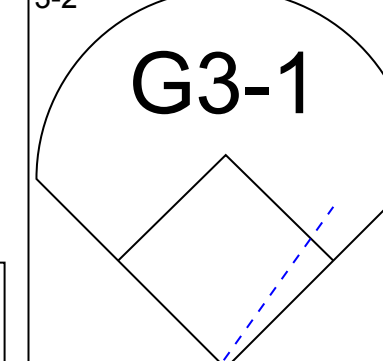
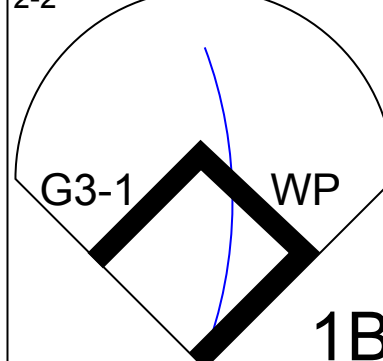
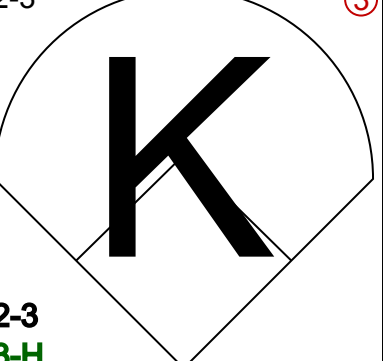
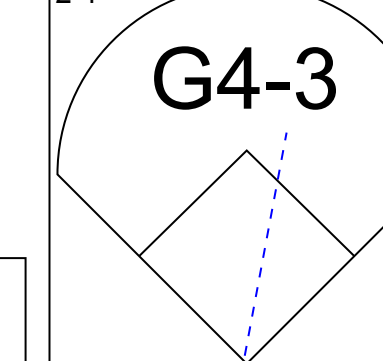
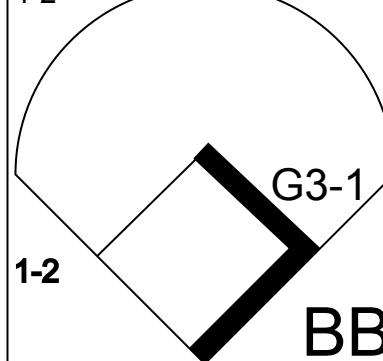
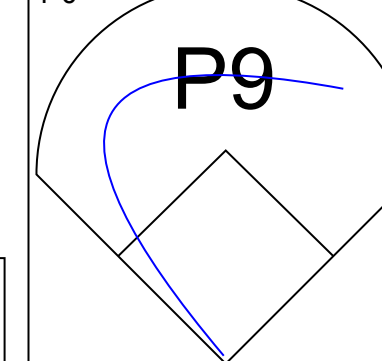

Batter	1	2	3	4	5	6	7	8	9	AB	R	H	RBI	BB	SO	LOB	BOTTOM										
Tony Phillips S OBP: 0.345, SLG: 0.470	0-1 F7		1-3 K		2-3 K		1-1 HR			4	1	1	1	0	2	2	Los Angeles Dodgers @ Oakland Athletics Network Associates Coliseum, Oakland, CA Sat Jun 12 1999, 4:05 PM EDT Att: 31,391 - Unknown - 66 F livebaseballscores.com										
Miguel Tejada R OBP: 0.329, SLG: 0.455	3-3 K		2-2 P2		3-2 G6-3		1-2 G1-3			4	0	0	0	0	1	2											
Ben Grieve L OBP: 0.297, SLG: 0.309	4-1 FC1-4 BB		1-2 P4							3	1	1	0	1	1	1											
Jorge Velandía R OBP: 0.250, SLG: 0.300										0	0	0	0	0	0	0											
John Jaha R OBP: 0.396, SLG: 0.552	2-1 FC1-4									4	1	2	0	0	0	1											
Matt Stairs L OBP: 0.341, SLG: 0.529										2	0	0	0	2	0	1											
3 Eric Chavez L OBP: 0.327, SLG: 0.384										4	0	1	1	0	1	1											
Olmedo Saenz R OBP: 0.357, SLG: 0.421										4	1	1	1	0	0	3											
Ryan Christenson R OBP: 0.234, SLG: 0.281										4	0	1	0	0	1	2											
A.J. Hinch R OBP: 0.232, SLG: 0.305										3	0	1	0	0	0	3											
Inning Stats	R: 0 E: 0 K: 1 S: 10	H: 0 LOB: 1 BB: 1 P: 19	R: 1 E: 0 K: 1 S: 9	H: 1 LOB: 0 BB: 0 P: 13	R: 0 E: 0 K: 1 S: 13	H: 1 LOB: 1 BB: 0 P: 18	R: 0 E: 0 K: 0 S: 7	H: 1 LOB: 1 BB: 0 P: 12	R: 0 E: 0 K: 1 S: 11	H: 1 LOB: 2 BB: 0 P: 18	R: 2 E: 1 K: 1 S: 17	H: 3 LOB: 2 BB: 1 P: 30	R: 1 E: 1 K: 1 S: 12	H: 1 LOB: 1 BB: 1 P: 20	R: 0 E: 0 K: 0 S: 5	H: 0 LOB: 0 BB: 0 P: 10	1B: 5 2B: 1 3B: 0 HR: 2	SF: 0 SAC: 0 DP: 0 HBP: 0	WP: 0 PB: 0 SB: 0 CS: 0	PA: 36							
PITCHER	IP	WLS	BF	H	R	ER	SO	BB	IBB	HBP	BLK	WP	HR	S	P	ERA	WHIP										
Ismael Valdez R ERA: 3.73	6.1	L	29	8	4	3	5	1	0	0	0	0	0	9	17	0.00	1.000										
Pedro Borbon L ERA: 1.5	1.0		4	0	0	0	1	1	0	0	0	0	0	3	6	0.00	0.000										
Alan Mills R ERA: 2.54	0.2		2	0	0	0	0	0	0	0	0	0	0	3	6	0.00	0.000										

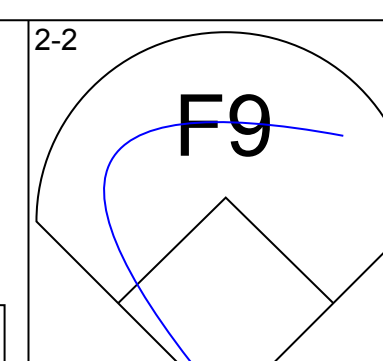
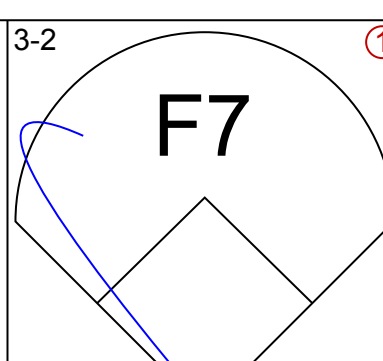
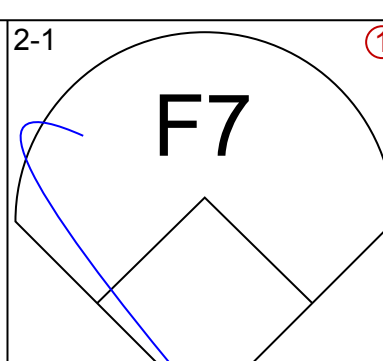
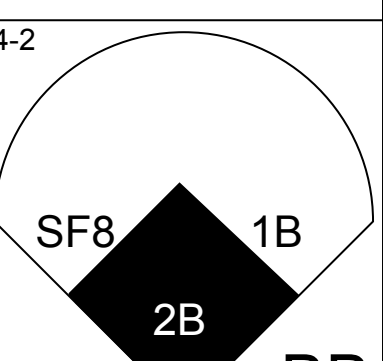
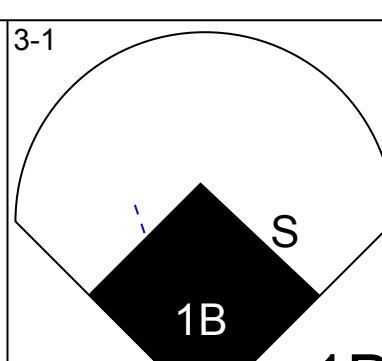
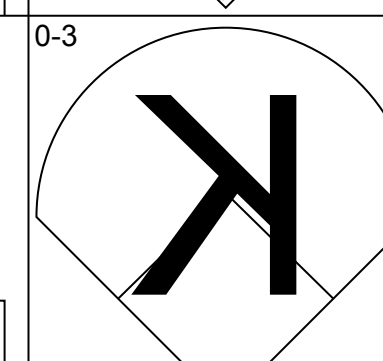
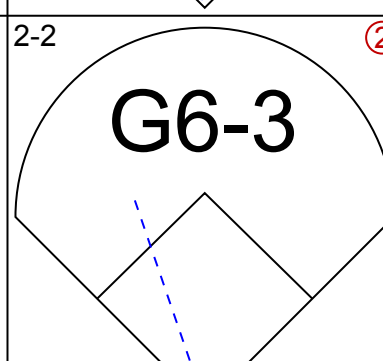
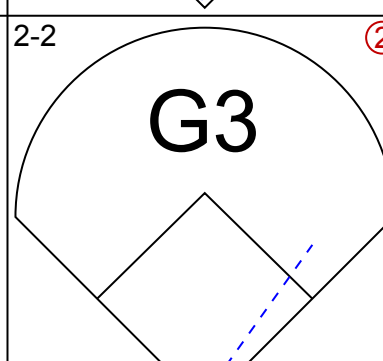
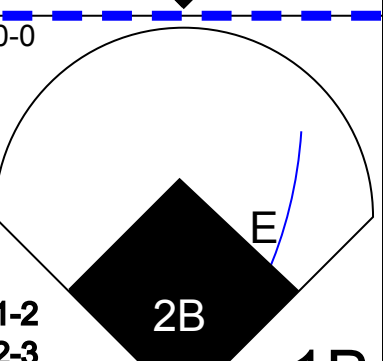
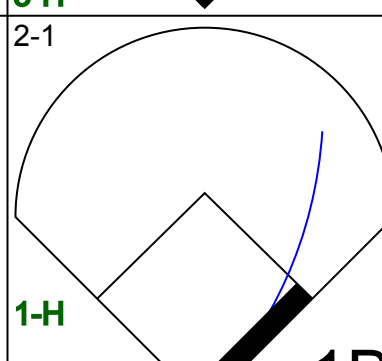
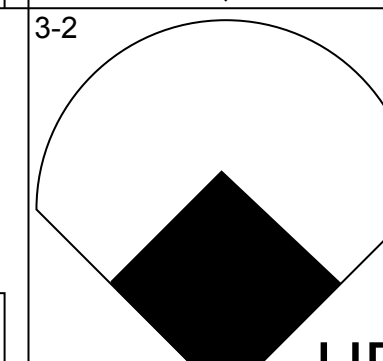
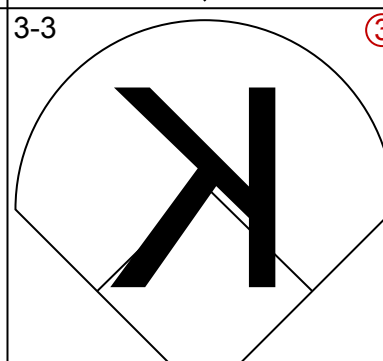
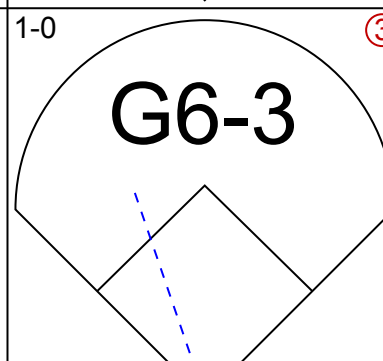
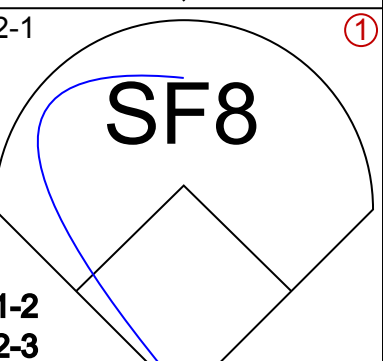
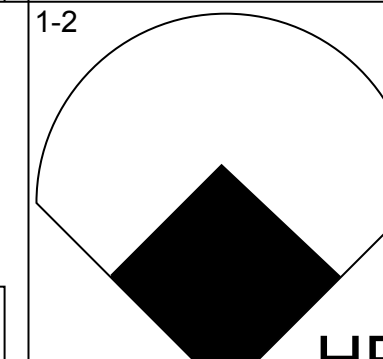
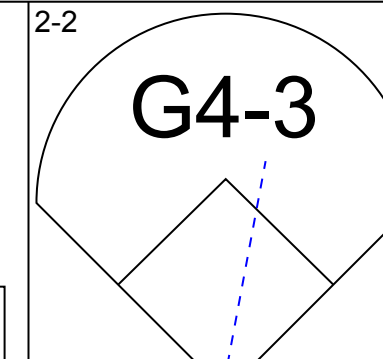
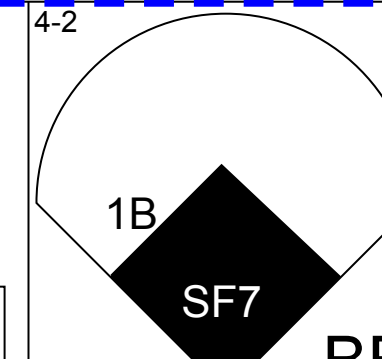
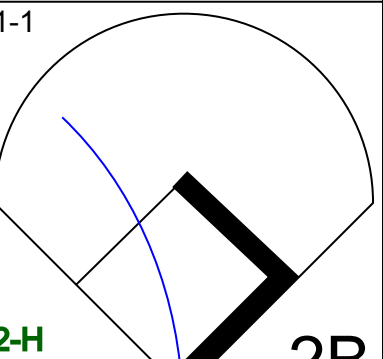
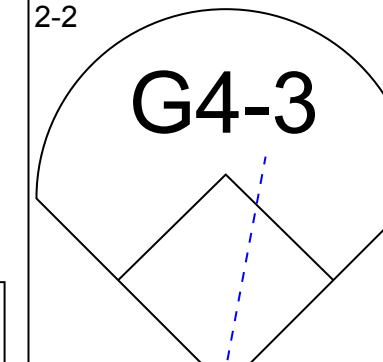
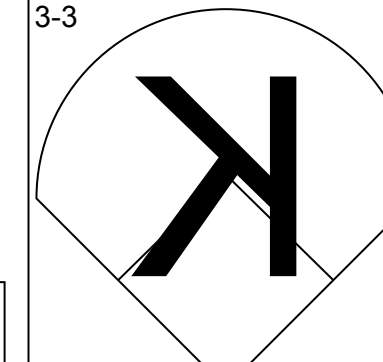
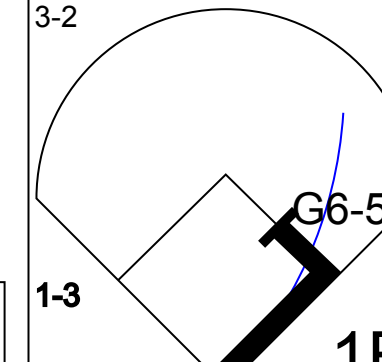
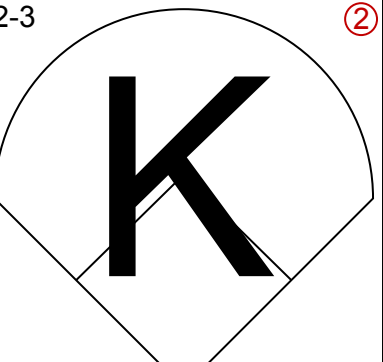
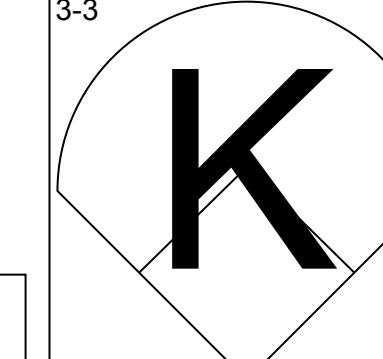
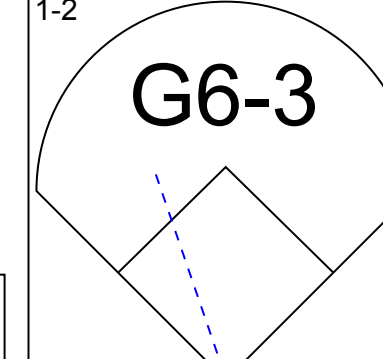
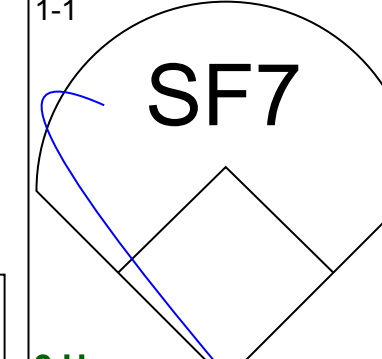
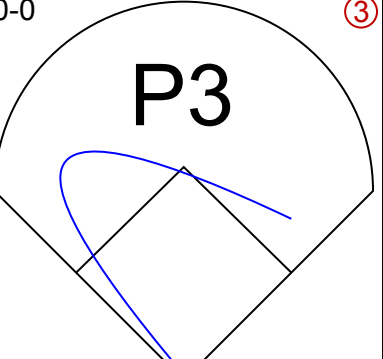
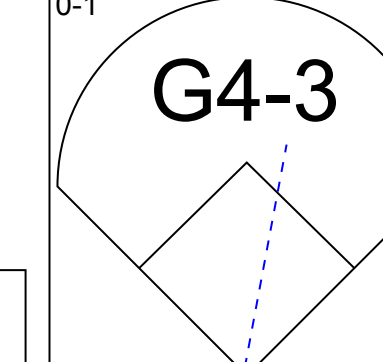
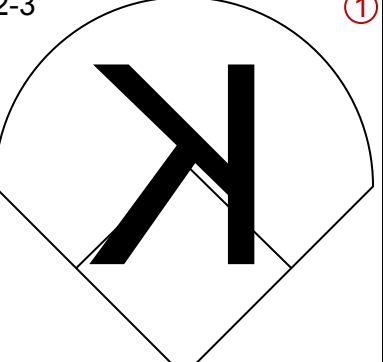
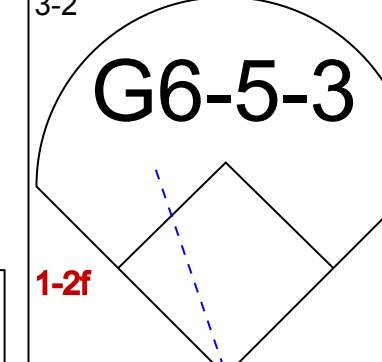
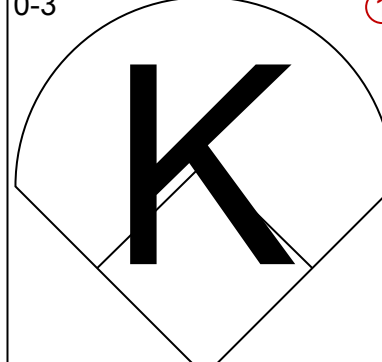
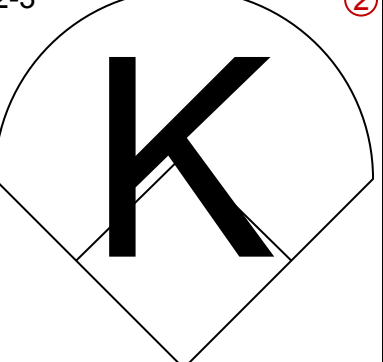
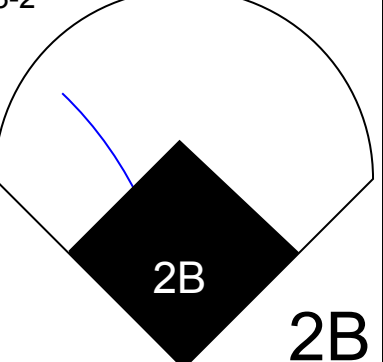
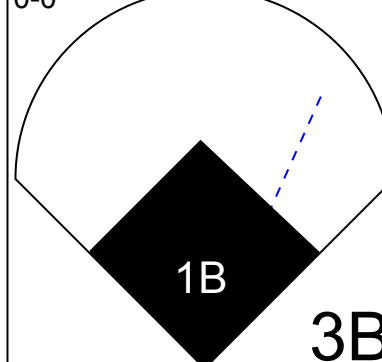
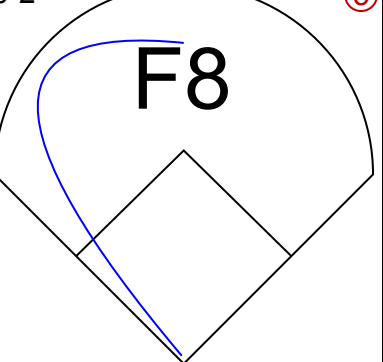
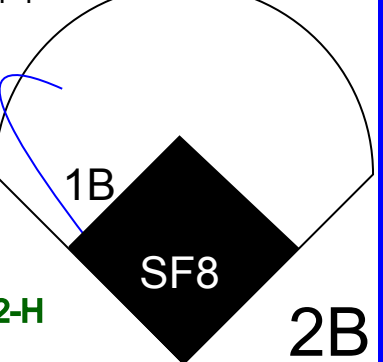

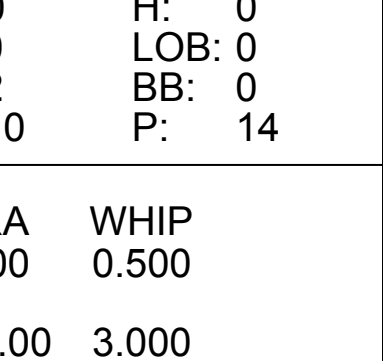
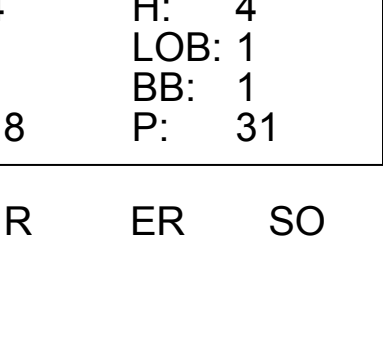
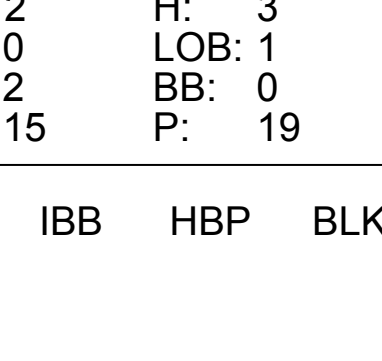


Batter	1	2	3	4	5	6	7	8	9	AB	R	H	RBI	BB	SO	LOB	TOP			
Eric Young Sr. R OBP: 0.367, SLG: 0.360 (1, 4)										5	1	1	0	0	1	3	Los Angeles Dodgers @ Oakland Athletics Network Associates Coliseum, Oakland, CA Sun Jun 13 1999, 4:05 PM EDT Att: 27,973 - Cloudy - 68 F			
Jose Vizcaino S OBP: 0.320, SLG: 0.325 (1, 6)										5	0	1	0	0	1	3				
Gary Sheffield R OBP: 0.394, SLG: 0.518 Trenidad Hubbard R OBP: 0.333, SLG: 0.355 (1, 7) (8, 7)										3	1	1	1	1	0	1				
Raul Mondesi R OBP: 0.367, SLG: 0.591 Brent Cookson R OBP: 0.200, SLG: 0.200 (1, 9) (8, 9)										3	0	0	0	0	2	2				
Eric Karros R OBP: 0.348, SLG: 0.500 (1, 3)										4	1	3	1	0	0	3				
22 Devon White S OBP: 0.323, SLG: 0.396 (1, 8)										4	0	2	1	0	1	2				
Todd Hundley S OBP: 0.288, SLG: 0.410 (1, 2)										4	0	0	0	0	3	4				
Dave Hansen L OBP: 0.477, SLG: 0.569 (1, 10)										4	0	1	0	0	1	1				
Adrián Beltré R OBP: 0.377, SLG: 0.463 (1, 5)										3	0	1	0	1	1	1				
Inning Stats	R: 1 E: 1 K: 1 S: 9	H: 2 LOB: 1 BB: 0 P: 12	R: 0 E: 0 K: 2 S: 9	H: 1 LOB: 1 BB: 0 P: 14	R: 0 E: 0 K: 0 S: 9	H: 1 LOB: 3 BB: 1 P: 18	R: 0 E: 0 K: 1 S: 10	H: 0 LOB: 0 BB: 0 P: 13	R: 0 E: 0 K: 1 S: 7	H: 2 LOB: 1 BB: 0 P: 11	R: 0 E: 0 K: 1 S: 7	H: 0 LOB: 1 BB: 1 P: 15	R: 1 E: 0 K: 0 S: 13	H: 2 LOB: 1 BB: 0 P: 23	R: 0 E: 0 K: 1 S: 8	H: 1 LOB: 1 BB: 0 P: 10		1B: 7 2B: 5 3B: 0 HR: 0	SF: 0 SAC: 0 DP: 2 HBP: 1	WP: 1 PB: 0 SB: 0 CS: 2
PITCHER	IP WLS BF H R ER SO BB IBB HBP BLK WP HR S P ERA WHIP	IP WLS BF H R ER SO BB IBB HBP BLK WP HR S P ERA WHIP																		
Tim Hudson R ERA: 3.0 (1, 1)	7.0 W 29 7 2 1 8 2 0 1 0 1 0 60 93 1.29 1.286																			
Brad Rigby R ERA: 4.19 (8, 1)	2.0 9 3 1 1 2 0 0 0 0 0 0 0 21 33 4.50 1.500																			

Batter	1	2	3	4	5	6	7	8	9	AB	R	H	RBI	BB	SO	LOB	BOTTOM			
Tony Phillips S OBP: 0.344, SLG: 0.464 Jorge Velandía R OBP: 0.238, SLG: 0.286 (1, 4) (6, 4)										3	1	0	0	1	2	2	Los Angeles Dodgers @ Oakland Athletics Network Associates Coliseum, Oakland, CA Sun Jun 13 1999, 4:05 PM EDT Att: 27,973 - Cloudy - 68 F			
Miguel Tejada R OBP: 0.339, SLG: 0.455 (1, 6)										2	3	1	0	2	0	2				
Ben Grieve L OBP: 0.305, SLG: 0.325 (1, 7) (6, 9)										4	1	2	2	1	0	2				
John Jaha R OBP: 0.397, SLG: 0.544 Scott Spiezo S OBP: 0.279, SLG: 0.300 (1, 10) (8, PR)										4	1	1	2	1	2	2				
Matt Stairs L OBP: 0.338, SLG: 0.524 Tim Raines S OBP: 0.348, SLG: 0.351 (1, 9) (5, PH) (6, 7)										2	0	0	0	0	0	2				
3 Eric Chavez L OBP: 0.316, SLG: 0.371 (1, 5)										5	0	0	0	0	2	6				
Olmedo Saenz R OBP: 0.361, SLG: 0.427 (1, 3)										3	1	1	1	0	0	1				
Mike Macfarlane R OBP: 0.320, SLG: 0.411 (1, 2)										3	0	2	1	1	1	0				
Ryan Christenson R OBP: 0.235, SLG: 0.267 (1, 8)										3	1	0	0	1	1	5				
Inning Stats	R: 1 E: 0 K: 2 S: 11	H: 1 LOB: 1 BB: 0 P: 17	R: 0 E: 0 K: 2 S: 10	H: 0 LOB: 0 BB: 0 P: 16	R: 2 E: 0 K: 0 S: 8	H: 1 LOB: 1 BB: 2 P: 21	R: 0 E: 0 K: 0 S: 10	H: 1 LOB: 1 BB: 1 P: 16	R: 5 E: 1 K: 3 S: 15	H: 2 LOB: 2 BB: 3 P: 34	R: 0 E: 0 K: 1 S: 4	H: 0 LOB: 0 BB: 1 P: 8	R: 0 E: 0 K: 0 S: 11	H: 2 LOB: 2 BB: 0 P: 16	R: 1 E: 0 K: 0 S: 7	H: 1 LOB: 2 BB: 2 P: 19		1B: 5 2B: 3 3B: 0 HR: 0	SF: 0 SAC: 0 DP: 1 HBP: 2	WP: 1 PB: 0 SB: 2 CS: 0
PITCHER	IP WLS BF H R ER SO BB IBB HBP BLK WP HR S P ERA WHIP	IP WLS BF H R ER SO BB IBB HBP BLK WP HR S P ERA WHIP																		
37 Darren Dreifort R ERA: 6.42 (1, 1)	4.1 L 23 4 7 7 5 6 0 1 0 0 0 3 92 14.54 2.308																			
Ornan Masaoka L ERA: 3.96 (5, 1)	0.1 1 0 0 0 1 0 0 0 0 0 0 0 3 3 0.00 0.000																			
Jamie Arnold R ERA: 3.76 (5, 1)	3.1 18 4 2 1 2 3 0 1 0 1 0 0 27 52 2.70 2.100																			




Batter	1	2	3	4	5	6	7	8	9	AB	R	H	RBI	BB	SO	LOB	TOP					
Tony Phillips, S OBP: 0.338, SLG: 0.453										5	0	0	0	1	1	6						
Miguel Tejada, R OBP: 0.344, SLG: 0.445										4	1	0	0	2	1	3						
Ben Grieve, L OBP: 0.328, SLG: 0.341										3	2	2	0	2	0	1						
John Jaha, R OBP: 0.400, SLG: 0.526										2	2	0	1	3	0	3						
Jason Giambi, L OBP: 0.380, SLG: 0.453										4	0	0	0	0	1	7						
Mike Macfarlane, R OBP: 0.311, SLG: 0.404										5	1	2	3	0	1	4						
Scott Spiezio, S OBP: 0.281, SLG: 0.333										5	1	2	2	0	0	2						
Jorge Velandia, R OBP: 0.238, SLG: 0.286										0	0	0	0	0	0	0						
3 Eric Chavez, L OBP: 0.331, SLG: 0.391										4	1	2	1	1	1	1						
Ryan Christenson, R OBP: 0.237, SLG: 0.269										4	0	1	0	1	1	3						
Inning Stats	R: 1 E: 1 K: 2 S: 11	H: 1 LOB: 1 BB: 1 P: 22	R: 2 E: 0 K: 0 S: 8	H: 2 LOB: 0 BB: 0 P: 12	R: 0 E: 0 K: 0 S: 10	H: 0 LOB: 2 BB: 1 P: 18	R: 0 E: 0 K: 0 S: 10	H: 1 LOB: 1 BB: 0 P: 17	R: 0 E: 0 K: 1 S: 10	H: 0 LOB: 2 BB: 2 P: 20	R: 0 E: 0 K: 0 S: 11	H: 1 LOB: 2 BB: 1 P: 20	R: 2 E: 0 K: 0 S: 10	H: 1 LOB: 3 BB: 2 P: 25	R: 3 E: 1 K: 1 S: 15	H: 3 LOB: 1 BB: 1 P: 27	R: 0 E: 1 K: 2 S: 12	H: 0 LOB: 2 BB: 2 P: 24	1B: 3 2B: 4 3B: 0 HR: 2	SF: 0 SAC: 0 DP: 0 HBP: 3	WP: 2 PB: 2 SB: 0 CS: 0	PA: 49
PITCHER	IP	WLS	BF	H	R	ER	SO	BB	IBB	HBP	BLK	WP	HR	S	P	ERA	WHIP					
Bartolo Colon, R ERA: 5.64	(1, 1)	6.0	31	5	5	4	3	6	0	2	0	1	2	62	117	6.00	1.833					
Paul Assenmacher, L ERA: 4.97	(7, 1)	0.0	1	0	0	0	0	0	0	1	0	0	0	0	1	∞	∞					
Steve Reed, R ERA: 3.08	(7, 1)	1.0	5	1	0	0	0	0	1	0	0	0	0	8	16	0.00	1.000					
Dave Stevens, R ERA: 10.0	(8, 1)	1.0	7	3	3	3	1	1	0	0	0	1	0	15	27	27.00	4.000					
Steve Karsay, R ERA: 2.18	(9, 1)	1.0	W	5	0	0	2	1	1	0	0	0	0	12	24	0.00	1.000					

Batter	1	2	3	4	5	6	7	8	9	AB	R	H	RBI	BB	SO	LOB	BOTTOM				
Kenny Lofton, L OBP: 0.450, SLG: 0.502										4	2	1	1	1	0	0					
Omar Vizquel, S OBP: 0.385, SLG: 0.424										5	1	2	1	0	1	0					
Roberto Alomar, S OBP: 0.430, SLG: 0.519										3	1	1	2	0	1	0					
Manny Ramirez, R OBP: 0.427, SLG: 0.638										3	2	2	3	1	0	0					
David Justice, L OBP: 0.379, SLG: 0.545										4	0	1	0	0	2	1					
Richie Sexson, R OBP: 0.296, SLG: 0.533										3	0	0	1	0	1	1					
Jim Thome, L OBP: 0.399, SLG: 0.457										4	0	0	0	0	2	1					
Jeff Manto, R OBP: 0.414, SLG: 0.300										1	0	0	0	1	1	0					
Enrique Wilson, S OBP: 0.327, SLG: 0.421										2	2	2	0	0	0	0					
Einar Diaz, R OBP: 0.289, SLG: 0.379										2	0	0	0	0	0	1					
Jacob Cruz, L OBP: 0.400, SLG: 0.700										0	0	0	0	0	0	0					
Alex Ramirez, R OBP: 1.000, SLG: 2.000										1	1	1	1	0	0	0					
Chris Turner, R OBP: 0.250, SLG: 0.200										1	0	0	0	0	1	1					
Inning Stats	R: 2 E: 0 K: 1 S: 16	H: 2 LOB: 0 BB: 0 P: 24	R: 0 E: 0 K: 1 S: 10	H: 0 LOB: 1 BB: 1 P: 18	R: 0 E: 0 K: 1 S: 13	H: 0 LOB: 0 BB: 0 P: 21	R: 0 E: 0 K: 1 S: 12	H: 0 LOB: 0 BB: 0 P: 18	R: 0 E: 0 K: 0 S: 6	H: 0 LOB: 0 BB: 1 P: 11	R: 1 E: 0 K: 0 S: 12	H: 1 LOB: 0 BB: 1 P: 23	R: 4 E: 1 K: 1 S: 18	H: 4 LOB: 1 BB: 1 P: 31	R: 2 E: 0 K: 2 S: 15	H: 3 LOB: 1 BB: 0 P: 19	1B: 4 2B: 3 3B: 1 HR: 2	SF: 2 SAC: 0 DP: 1 HBP: 0	WP: 0 PB: 0 SB: 1 CS: 0	PA: 38	
PITCHER	IP	WLS	BF	H	R	ER	SO	BB	IBB	HBP	BLK	WP	HR	S	P	ERA	WHIP				
Gil Heredia, R ERA: 4.82	(1, 1)	6.0	21	2	2	2	6	1	0	0	0	0	0	15	29	18.00	3.000				
Doug Jones, R ERA: 2.61	(7, 1)	1.0	H	5	2	2	0	1	0	0	0	0	0	6	11	∞	∞				
Buddy Groom, L ERA: 6.87	(8, 1)	0.0	2	1	0	0	0	1	0	0	0	0	0	6	11	∞	∞				
T.J. Mathews, R ERA: 2.84	(8, 1)	1.0	H	5	2	3	2	1	0	0	0	0	0	9	14	18.00	2.000				
Billy Taylor, R ERA: 3.0	(9, 1)	0.2	L	5	3	2	2	0	0	0	0	0	0	15	19	27.00	4.500				


Oakland Athletics @ Cleveland Indians
Jacobs Field, Cleveland, OH
Wed Jun 16 1999, 7:05 PM EDT
Att: 43,163 - Cloudy - 62 F

AB 36
R 8
H 9
RBI 7
BB 10
SO 6
LOB 30



Oakland Athletics @ Cleveland Indians
Jacobs Field, Cleveland, OH
Wed Jun 16 1999, 7:05 PM EDT
Att: 43,163 - Cloudy - 62 F

AB 33
R 9
H 10
RBI 9
BB 3
SO 9
LOB 5



Batter	1	2	3	4	5	6	7	8	9	AB	R	H	RBI	BB	SO	LOB	TOP											
Tony Phillips, S OBP: 0.346, SLG: 0.466 (1, 4) (8, 8)	G1-4-3 S BB	1-H 2-H HR		K 1-2		1B 1B BB		BB		2	2	1	3	3	1	1	Oakland Athletics @ Cleveland Indians Jacobs Field, Cleveland, OH Thu Jun 17 1999, 7:05 PM EDT Att: 43,262 - Cloudy - 61 F											
Miguel Tejada, R OBP: 0.341, SLG: 0.440 (1, 6)	G1-4-3 1-3	G4-3			P3	1B 1-2 2-H		K		5	0	1	1	0	1	2												
Ben Grieve, L OBP: 0.330, SLG: 0.360 (1, 7)	K		G3-1		K	1B 1-3 2-H			HR	5	1	2	2	0	2	1												
Jason Giambi, L OBP: 0.380, SLG: 0.447 (1, 3)	BB		K		1B BB	G3-1		F7		3	0	0	0	2	1	2												
John Jaha, R OBP: 0.400, SLG: 0.522 (1, 10)	G5-3		1B		1B		K	G4-3		5	0	2	0	0	1	2												
Matt Stairs, L OBP: 0.335, SLG: 0.517 (1, 9)		K	F8		F7		G1-3	3 DI 1B		5	0	1	0	0	1	3												
Eric Chavez, L OBP: 0.328, SLG: 0.381 (1, 5)		F7		L8		G1-6-4 BB	F8	G4-3		4	0	0	0	1	0	1												
Ryan Christenson, R OBP: 0.253, SLG: 0.275 (8, PH)		HR		BB		G1-6-4		F8		2	1	1	0	1	0	1												
Scott Spiezo, S OBP: 0.279, SLG: 0.331 (8, 4)		HR		BB		1-2				1	0	0	0	0	0	0												
A.J. Hinch, R OBP: 0.242, SLG: 0.308 (8, PH)		HR		P9		E5 1B		G4-3		2	2	1	0	1	0	1												
Mike Macfarlane, R OBP: 0.308, SLG: 0.400 (8, 2)		HR								1	0	0	0	0	0	0												
Inning Stats	R: 0 E: 0 K: 1 S: 15	H: 0 LOB: 2 BB: 2 P: 29	R: 3 E: 0 K: 1 S: 16	H: 2 LOB: 0 BB: 1 P: 26	R: 0 E: 0 K: 1 S: 7	H: 1 LOB: 1 BB: 1 P: 13	R: 0 E: 0 K: 1 S: 14	H: 0 LOB: 1 BB: 1 P: 26	R: 0 E: 0 K: 1 S: 13	H: 1 LOB: 2 BB: 0 P: 25	R: 2 E: 1 K: 1 S: 13	H: 3 LOB: 2 BB: 2 P: 24	R: 0 E: 0 K: 1 S: 6	H: 0 LOB: 0 BB: 0 P: 11	R: 0 E: 0 K: 1 S: 10	H: 0 LOB: 1 BB: 1 P: 19	R: 1 E: 0 K: 0 S: 12	H: 2 LOB: 1 BB: 0 P: 21	1B: 7 2B: 0 3B: 0 HR: 2	SF: 0 SAC: 0 DP: 1 HBP: 0	WP: 0 PB: 0 SB: 3 CS: 0	PA: 43						
PITCHER	IP	WLS	BF	H	R	ER	SO	BB	IBB	HBP	BLK	WP	HR	S	P	ERA	WHIP											
Dwight Gooden, R ERA: 5.43 (1, 1)	5.2		27	5	4	4	5	6	0	0	0	0	0	1	70	130	6.35	1.941										
Steve Karsay, R ERA: 2.39 (6, 1)	0.1	4	2	1	1	0	1	0	0	0	0	0	0	8	13	27.00	9.000											
Paul Shuey, R ERA: 2.18 (7, 1)	2.0	W	7	0	0	0	2	1	0	0	0	0	0	16	30	0.00	0.500											
Michael Jackson, R ERA: 4.8 (9, 1)	1.0		5	2	1	1	0	0	0	0	0	0	1	12	21	9.00	2.000											

Batter	1	2	3	4	5	6	7	8	9	AB	R	H	RBI	BB	SO	LOB	BOTTOM											
Kenny Lofton, L OBP: 0.456, SLG: 0.510 (1, 8)	1B		1B		1B 1B	F9	1B HR			4	2	3	0	1	0	2	Oakland Athletics @ Cleveland Indians Jacobs Field, Cleveland, OH Thu Jun 17 1999, 7:05 PM EDT Att: 43,262 - Cloudy - 61 F											
Omar Vizquel, S OBP: 0.398, SLG: 0.433 (1, 6)	L9		1B		BLK 1B	BB 1B	HR 1B			5	1	4	2	0	0	1												
Roberto Alomar, S OBP: 0.433, SLG: 0.531 (1, 4)	K		G6-3		BLK 1B	BB 1B	HR 1B			4	1	2	4	1	1	2												
Manny Ramirez, R OBP: 0.427, SLG: 0.632 (1, 9)	1B		G5-3		P5	BB	K			4	0	1	1	1	1	3												
Richie Sexson, R OBP: 0.293, SLG: 0.521 (1, 3)	K		K		G4-6-3 BB	P2		K		4	0	0	0	1	3	5												
David Justice, L OBP: 0.375, SLG: 0.536 (1, 7)		K		HR	G4-6-3		E8 2B	G3-1		5	2	1	0	0	1	3												
Alex Ramirez, R OBP: 0.500, SLG: 1.500 (7, PH)	G1-3				HR	K	G4-3	1B		3	1	1	2	0	1	0												
Jacob Cruz, L OBP: 0.417, SLG: 0.667 (7, PH)								1B		2	0	1	0	0	0	1												
Enrique Wilson, S OBP: 0.339, SLG: 0.430 (1, 5)	P8				1B	1B	G4-3	1B		5	1	3	0	0	0	1												
Chris Turner, R OBP: 0.263, SLG: 0.222 (7, PH)	G5-3				K	BB 1B	1B	L7		3	1	1	0	0	1	1												
Jim Thome, L OBP: 0.402, SLG: 0.465 (7, PR)										1	0	1	1	0	0	0												
Einar Diaz, R OBP: 0.287, SLG: 0.376 (8, 2)										1	1	0	0	0	0	2												
Inning Stats	R: 0 E: 0 K: 2 S: 13	H: 2 LOB: 0 BB: 0 P: 20	R: 0 E: 0 K: 1 S: 6	H: 0 LOB: 0 BB: 0 P: 10	R: 0 E: 0 K: 0 S: 9	H: 2 LOB: 1 BB: 0 P: 14	R: 2 E: 0 K: 2 S: 14	H: 3 LOB: 1 BB: 0 P: 25	R: 1 E: 0 K: 0 S: 14	H: 3 LOB: 2 BB: 1 P: 25	R: 2 E: 1 K: 1 S: 16	H: 3 LOB: 3 BB: 2 P: 36	R: 5 E: 1 K: 1 S: 15	H: 3 LOB: 1 BB: 1 P: 31	R: 0 E: 0 K: 1 S: 13	H: 2 LOB: 2 BB: 0 P: 21	1B: 14 2B: 2 3B: 0 HR: 2	SF: 0 SAC: 0 DP: 1 HBP: 0	WP: 0 PB: 0 SB: 1 CS: 0	PA: 45								
PITCHER	IP	WLS	BF	H	R	ER	SO	BB	IBB	HBP	BLK	WP	HR	S	P	ERA	WHIP											
Kenny Rogers, L ERA: 3.79 (1, 1)	5.2		28	12	5	5	6	1	0	0	1	0	0	1	66	112	7.94	2.294										
Tim Worrell, R ERA: 4.3 (6, 1)	1.0	L	7	1	1	1	0	2	0	0	0	0	0	12	28	9.00	3.000											
Buddy Groom, L ERA: 7.85 (7, 1)	0.0		2	1	0	0	0	1	0	0	0	0	0	2	7	∞	∞											
T.J. Mathews, R ERA: 3.19 (7, 1)	0.1		3	2	4	3	1	0	0	0	0	0	1	7	14	81.00	6.000											
Brad Rigby, R ERA: 4.24 (8, 1)	1.0		5	2	0	0	1	0	0	0	0	0	0	13	21	0.00	2.000											



Batter	1	2	3	4	5	6	7	8	9	AB	R	H	RBI	BB	SO	LOB	TOP										
Tim Raines, S (1, 7) OBP: 0.341, SLG: 0.330	G5-3	FC5-4			G6-3		L9			4	0	0	0	0	0	2											
Miguel Tejada, R (1, 6) OBP: 0.340, SLG: 0.437	P6		G5-3				G4-3			4	0	1	0	0	0	0											
Ben Grieve, L (1, 9) OBP: 0.324, SLG: 0.352	G3		L4		F8			F7		4	0	0	0	0	0	1											
John Jaha, R (1, 10) OBP: 0.407, SLG: 0.540		HBP BB 1B BB		HR	CS	P3		G3 BB		2	2	1	1	2	0	0											
Jason Giambi, L (1, 3) OBP: 0.378, SLG: 0.442	F7		G3-1			PB BB		G3		3	0	0	0	1	0	2											
Olmedo Saenz, R (1, 5) OBP: 0.356, SLG: 0.414		HBP BB 1B BB			G6-3	P3		K		3	1	0	0	1	1	2											
Mike Macfarlane, R (1, 2) OBP: 0.315, SLG: 0.392		1B HBP			G4-3				K	2	0	0	0	1	1	0											
Ryan Christenson, R (1, 8) OBP: 0.268, SLG: 0.282										2	0	1	2	1	0	2											
Tony Phillips, S (9, PH) OBP: 0.345, SLG: 0.464		FC5-4 1B			G3-1					1	0	0	0	0	1	0											
Jorge Velandia, R (1, 4) OBP: 0.208, SLG: 0.250										3	0	0	0	0	0	3											
Matt Stairs, L (9, PH) OBP: 0.333, SLG: 0.514		L8			G3			F9		1	0	0	0	0	0	0											
Inning Stats	R: 0 E: 0 K: 0 S: 8	H: 0 LOB: 0 BB: 0 P: 13	R: 2 E: 0 K: 0 S: 8	H: 1 LOB: 2 BB: 2 P: 23	R: 1 E: 0 K: 0 S: 9	H: 1 LOB: 0 BB: 0 P: 15	R: 0 E: 0 K: 0 S: 7	H: 0 LOB: 1 BB: 1 P: 12	R: 0 E: 0 K: 0 S: 10	H: 0 LOB: 0 BB: 0 P: 14	R: 0 E: 0 K: 0 S: 11	H: 0 LOB: 0 BB: 0 P: 23	R: 0 E: 0 K: 1 S: 11	H: 0 LOB: 1 BB: 1 P: 18	R: 0 E: 0 K: 2 S: 7	H: 0 LOB: 0 BB: 0 P: 9	1B: 2 2B: 0 3B: 0 HR: 1	SF: 0 SAC: 0 DP: 0 HBP: 1	WP: 0 PB: 1 SB: 0 CS: 1	PA: 37							
PITCHER	IP	WLS	BF	H	R	ER	SO	BB	IBB	HBP	BLK	WP	HR	S	P	ERA	WHIP										
Justin Thompson, L (1, 1) ERA: 4.2	8.0	W	33	3	3	3	1	6	0	1	0	0	1	71	128	3.38	1.125										
Doug Brocail, R (9, 1) ERA: 3.11	1.0		3	0	0	0	2	0	0	0	0	0	0	7	9	0.00	0.000										

Oakland Athletics @ Detroit Tigers
Tiger Stadium, Detroit, MI
Fri Jun 18 1999, 7:05 PM EDT
Att: 22,347 - Cloudy - 72 F

AB	29
R	3
H	3
RBI	3
BB	6
SO	3
LOB	12



Batter	1	2	3	4	5	6	7	8	9	AB	R	H	RBI	BB	SO	LOB	BOTTOM										
Luis Polonia, L (1, 10) OBP: 0.420, SLG: 0.646	F8		BB 1B		K	SF8		SF7		3	0	1	3	0	1	0											
Bobby Higginson, L (1, 9) OBP: 0.356, SLG: 0.405	F8		K		G1-3	P6		K		5	0	0	0	0	2	5											
Juan Encarnacion, R (1, 7) OBP: 0.311, SLG: 0.463	F9		F9		F8		G5-3	G6-3		5	0	0	0	0	0	3											
Dean Palmer, R (1, 5) OBP: 0.352, SLG: 0.558		G5-3		BB		HR		G6-3		3	1	1	1	1	0	0											
Tony Clark, S (1, 3) OBP: 0.327, SLG: 0.387		F8		K		SH2-4 BB BB		G6-3		3	1	0	0	1	1	3											
Damion Easley, R (1, 4) OBP: 0.380, SLG: 0.453		HR		CS BB		BB SH2-4 SF8 HBP		HR 1B		2	3	2	1	1	0	0											
Gabe Kapler, R (1, 8) OBP: 0.339, SLG: 0.527		G5-3		2B		SH2-4		HR		3	1	2	2	0	0	0											
Bill Haselman, R (1, 2) OBP: 0.348, SLG: 0.453			1B 1B 2B		F7		BB IBB	1B SF7 1B		3	2	2	0	1	0	1											
Deivi Cruz, R (1, 6) OBP: 0.257, SLG: 0.323			BB 1B 1B		F8		1-2 2-3 3H	WP SF7 1B		3	0	2	1	1	0	1											
Inning Stats	R: 0 E: 0 K: 0 S: 9	H: 0 LOB: 0 BB: 0 P: 13	R: 1 E: 0 K: 0 S: 10	H: 1 LOB: 0 BB: 0 P: 17	R: 1 E: 0 K: 2 S: 17	H: 3 LOB: 3 BB: 1 P: 28	R: 0 E: 0 K: 0 S: 9	H: 1 LOB: 1 BB: 1 P: 17	R: 0 E: 0 K: 1 S: 9	H: 0 LOB: 0 BB: 0 P: 10	R: 3 E: 0 K: 0 S: 13	H: 1 LOB: 2 BB: 3 P: 28	R: 0 E: 0 K: 0 S: 5	H: 0 LOB: 0 BB: 0 P: 6	R: 3 E: 0 K: 1 S: 15	H: 4 LOB: 1 BB: 0 P: 26	1B: 5 2B: 2 3B: 0 HR: 3	SF: 2 SAC: 1 DP: 0 HBP: 1	WP: 1 PB: 0 SB: 0 CS: 1	PA: 39							
PITCHER	IP	WLS	BF	H	R	ER	SO	BB	IBB	HBP	BLK	WP	HR	S	P	ERA	WHIP										
Mike Oquist, R (1, 1) ERA: 5.21	5.1	L	26	6	5	5	3	3	1	0	0	0	2	64	105	8.44	1.688										
Doug Jones, R (6, 1) ERA: 3.09	1.2		10	4	3	3	0	1	0	0	0	0	1	16	30	16.20	3.000										
Tim Worrell, R (8, 1) ERA: 4.19	1.0		3	0	0	0	1	0	0	0	0	1	0	7	10	0.00	0.000										

Oakland Athletics @ Detroit Tigers
Tiger Stadium, Detroit, MI
Fri Jun 18 1999, 7:05 PM EDT
Att: 22,347 - Cloudy - 72 F

AB	30
R	8
H	10
RBI	8
BB	5
SO	4
LOB	13



Batter	1	2	3	4	5	6	7	8	9	AB	R	H	RBI	BB	SO	LOB	TOP											
Tony Phillips, S OBP: 0.361, SLG: 0.490 Jorge Velandia, R OBP: 0.192, SLG: 0.231										4	1	3	0	1	1	0												
Miguel Tejada, R OBP: 0.336, SLG: 0.433										4	0	0	0	0	1	3												
Ben Grieve, L OBP: 0.330, SLG: 0.363										4	1	1	2	1	1	2												
Matt Stairs, L OBP: 0.335, SLG: 0.527										4	0	0	0	1	3	4												
John Jaha, R OBP: 0.414, SLG: 0.609										4	2	2	2	0	1	3												
Jason Giambi, L OBP: 0.384, SLG: 0.460										4	1	1	0	0	2	1												
3 Eric Chavez, L OBP: 0.323, SLG: 0.365										2	1	0	0	2	0	0												
Ryan Christenson, R OBP: 0.267, SLG: 0.278										3	0	1	0	0	0	0												
A.J. Hinch, R OBP: 0.241, SLG: 0.305										3	0	0	1	0	0	3												
Inning Stats	R: 0 E: 0 K: 1 S: 6	H: 0 LOB: 0 BB: 0 P: 12	R: 0 E: 0 K: 1 S: 13	H: 1 LOB: 3 BB: 2 P: 29	R: 3 E: 0 K: 2 S: 16	H: 3 LOB: 0 BB: 0 P: 24	R: 0 E: 0 K: 0 S: 7	H: 0 LOB: 0 BB: 0 P: 9	R: 0 E: 0 K: 0 S: 9	H: 1 LOB: 2 BB: 1 P: 18	R: 1 E: 0 K: 3 S: 11	H: 1 LOB: 0 BB: 0 P: 18	R: 0 E: 0 K: 0 S: 5	H: 0 LOB: 0 BB: 0 P: 7	R: 0 E: 0 K: 1 S: 9	H: 1 LOB: 2 BB: 0 P: 15	1B: 3 2B: 2 3B: 0 HR: 3	SF: 1 SAC: 2 DP: 0 HBP: 0	WP: 1 PB: 0 SB: 1 CS: 0	PA: 40								
PITCHER	IP	WLS	BF	H	R	ER	SO	BB	IBB	HBP	BLK	WP	HR	S	P	ERA	WHIP											
Brian Moehler, R ERA: 5.1	(1, 1)	5.2	L	27	6	5	5	4	4	0	0	0	0	2	57	103	7.94	1.765										
C.J. Nitkowski, L ERA: 6.12	(6, 1)	1.1		6	1	1	1	4	1	0	0	0	1	1	17	30	6.75	1.500										
Willie Blair, R ERA: 8.21	(8, 1)	1.0		3	0	0	0	0	0	0	0	0	0	5	7	0.00	0.000											
Doug Brocail, R ERA: 3.03	(9, 1)	1.0		4	1	0	0	1	0	0	0	0	0	9	15	0.00	1.000											

Oakland Athletics @ Detroit Tigers
Tiger Stadium, Detroit, MI
Sun Jun 20 1999, 1:05 PM EDT
Att: 25,934 - Cloudy - 73 F

AB 32
R 6
H 8
RBI 5
BB 5
SO 9
LOB 16

Batter	1	2	3	4	5	6	7	8	9	AB	R	H	RBI	BB	SO	LOB	BOTTOM											
Luis Polonia, L OBP: 0.436, SLG: 0.635										4	0	1	0	0	0	2												
Frank Catalanotto, L OBP: 0.302, SLG: 0.459										4	0	0	0	0	3	3												
Damion Easley, R OBP: 0.357, SLG: 0.444										3	1	0	0	1	0	1												
Dean Palmer, R OBP: 0.358, SLG: 0.572										3	1	2	4	1	1	1												
Tony Clark, S OBP: 0.329, SLG: 0.380 Gregg Jefferies, S OBP: 0.275, SLG: 0.333										3	0	0	0	1	2	2												
Gabe Kapler, R OBP: 0.324, SLG: 0.500										4	0	0	0	0	2	3												
Karim Garcia, L OBP: 0.248, SLG: 0.349										3	0	0	0	1	0	1												
Bill Haselman, R OBP: 0.356, SLG: 0.500										4	2	2	1	0	1	1												
Deivi Cruz, R OBP: 0.263, SLG: 0.337 Bobby Higginson, L OBP: 0.355, SLG: 0.403										3	1	1	0	0	0	0												
Inning Stats	R: 0 E: 0 K: 0 S: 10	H: 0 LOB: 0 BB: 0 P: 18	R: 0 E: 0 K: 1 S: 11	H: 1 LOB: 1 BB: 0 P: 15	R: 1 E: 0 K: 1 S: 8	H: 1 LOB: 0 BB: 0 P: 12	R: 0 E: 0 K: 2 S: 10	H: 0 LOB: 1 BB: 1 P: 16	R: 0 E: 0 K: 0 S: 7	H: 0 LOB: 0 BB: 1 P: 13	R: 0 E: 0 K: 2 S: 14	H: 1 LOB: 1 BB: 0 P: 21	R: 0 E: 0 K: 0 S: 9	H: 0 LOB: 0 BB: 0 P: 15	R: 4 E: 0 K: 2 S: 14	H: 3 LOB: 1 BB: 2 P: 24	R: 0 E: 0 K: 2 S: 11	H: 0 LOB: 0 BB: 0 P: 17	1B: 4 2B: 0 3B: 0 HR: 2	SF: 0 SAC: 0 DP: 1 HBP: 0	WP: 0 PB: 1 SB: 0 CS: 0	PA: 36						
PITCHER	IP	WLS	BF	H	R	ER	SO	BB	IBB	HBP	BLK	WP	HR	S	P	ERA	WHIP											
Jimmy Haynes, R ERA: 5.13	(1, 1)	7.2	W	30	5	4	4	7	3	0	0	0	0	1	79	126	4.70	1.043										
T.J. Mathews, R ERA: 3.45	(8, 1)	0.1	H	3	1	1	1	1	1	0	0	0	0	1	4	8	27.00	6.000										
Billy Taylor, R ERA: 2.79	(9, 1)	1.0	S	3	0	0	0	2	0	0	0	0	0	0	11	17	0.00	0.000										

Oakland Athletics @ Detroit Tigers
Tiger Stadium, Detroit, MI
Sun Jun 20 1999, 1:05 PM EDT
Att: 25,934 - Cloudy - 73 F

AB 32
R 5
H 6
RBI 5
BB 4
SO 10
LOB 14

Batter	1	2	3	4	5	6	7	8	9	AB	R	H	RBI	BB	SO	LOB	TOP																	
Tony Phillips, S OBP: 0.361, SLG: 0.496 (1, 4)										5	0	2	2	0	1	0	Oakland Athletics @ Detroit Tigers Tiger Stadium, Detroit, MI Mon Jun 21 1999, 7:05 PM EDT Att: 16,083 - Unknown - 78 F																	
Miguel Tejada, R OBP: 0.337, SLG: 0.430 (1, 6)										4	1	1	1	0	0	2																		
Ben Grieve, L OBP: 0.336, SLG: 0.381 (1, 7)										4	2	2	1	1	2	1																		
Matt Stairs, L OBP: 0.332, SLG: 0.520 (1, 9)										5	0	1	0	0	2	3																		
John Jaha, R OBP: 0.413, SLG: 0.615 (1, 10)										5	1	2	2	0	0	1																		
Jason Giambi, L OBP: 0.384, SLG: 0.483 (1, 3)										5	2	2	3	0	0	1																		
Mike Macfarlane, R OBP: 0.319, SLG: 0.387 (1, 2)										4	2	1	0	1	1	0																		
3 Eric Chavez, L OBP: 0.330, SLG: 0.386 (1, 5)										4	2	2	2	1	1	0																		
Ryan Christenson, R OBP: 0.266, SLG: 0.268 (1, 8)										3	1	0	0	1	1	1																		
Inning Stats	R: 2 E: 0 K: 1 S: 15	H: 3 LOB: 1 BB: 0 P: 25	R: 0 E: 0 K: 0 S: 8	H: 0 LOB: 0 BB: 0 P: 13	R: 1 E: 0 K: 0 S: 12	H: 2 LOB: 1 BB: 0 P: 19	R: 3 E: 0 K: 1 S: 13	H: 2 LOB: 1 BB: 2 P: 26	R: 4 E: 0 K: 2 S: 9	H: 4 LOB: 0 BB: 0 P: 15	R: 0 E: 0 K: 1 S: 6	H: 1 LOB: 1 BB: 0 P: 13	R: 0 E: 1 K: 0 S: 9	H: 0 LOB: 1 BB: 1 P: 18	R: 1 E: 0 K: 1 S: 10	H: 1 LOB: 0 BB: 0 P: 15	1B: 5 2B: 4 3B: 0 HR: 4	SF: 0 SAC: 1 DP: 0 HBP: 0	WP: 0 PB: 0 SB: 0 CS: 0	PA: 44														
PITCHER	IP WLS BF H R ER SO BB IBB HBP BLK WP HR S P ERA WHIP	IP WLS BF H R ER SO BB IBB HBP BLK WP HR S P ERA WHIP																																
Dave Milcki, R ERA: 5.45 (1, 1)	4.1	25	9	9	9	3	3	0	0	0	0	0	0	2	58	104	18.69	2.769																
Willie Blair, R ERA: 8.27 (5, 1)	0.2	4	2	1	1	1	0	0	0	0	0	0	0	1	11	17	13.50	3.000																
Will Brunson, L ERA: 8.0 (6, 1)	0.2	2	0	0	0	2	0	0	0	0	0	0	0	0	6	10	0.00	0.000																
Masao Kida, R ERA: 5.53 (6, 1)	1.1	5	1	0	0	1	0	0	0	0	0	0	0	9	18	0.00	0.750																	
Doug Brocail, R ERA: 2.95 (8, 1)	1.0	W	4	0	0	0	0	1	0	0	0	0	0	9	18	0.00	1.000																	

AB	39
R	11
H	13
RBI	11
BB	4
SO	8
LOB	9



Batter	1	2	3	4	5	6	7	8	9	AB	R	H	RBI	BB	SO	LOB	BOTTOM															
Luis Polonia, L OBP: 0.446, SLG: 0.654 (1, 10)										4	2	2	0	1	0	0	Oakland Athletics @ Detroit Tigers Tiger Stadium, Detroit, MI Mon Jun 21 1999, 7:05 PM EDT Att: 16,083 - Unknown - 78 F															
Brad Ausmus, R OBP: 0.382, SLG: 0.428 (1, 2)										3	2	2	1	2	0	0																
Juan Encarnacion, R OBP: 0.399, SLG: 0.464 (1, 7)										4	1	1	2	0	2	3																
Dean Palmer, R OBP: 0.359, SLG: 0.579 (1, 5)										4	2	1	2	1	1	1																
Tony Clark, S OBP: 0.335, SLG: 0.411 (1, 3)										5	2	3	3	0	0	0																
Damon Easley, R OBP: 0.358, SLG: 0.441 (1, 4)										4	1	1	0	0	1	1																
Gabe Kapler, R OBP: 0.322, SLG: 0.494 (1, 8)										4	1	1	1	0	0	2																
Karim Garcia, L OBP: 0.239, SLG: 0.336 (1, 9)										4	1	0	0	0	2	3																
Deivi Cruz, R OBP: 0.284, SLG: 0.337 Frank Catalanotto, L OBP: 0.300, SLG: 0.456 (1, 6) (8, PH) (9, 4)										3	1	1	2	0	1	0																
Inning Stats	R: 3 E: 0 K: 1 S: 17	H: 4 LOB: 1 BB: 0 P: 23	R: 0 E: 0 K: 3 S: 17	H: 1 LOB: 2 BB: 1 P: 25	R: 6 E: 1 K: 1 S: 16	H: 4 LOB: 1 BB: 2 P: 28	R: 0 E: 1 K: 0 S: 6	H: 0 LOB: 1 BB: 0 P: 15	R: 0 E: 0 K: 0 S: 6	H: 0 LOB: 0 BB: 0 P: 10	R: 0 E: 0 K: 2 S: 9	H: 0 LOB: 0 BB: 0 P: 15	R: 4 E: 0 K: 0 S: 15	H: 3 LOB: 0 BB: 1 P: 22	R: 1 E: 0 K: 1 S: 10	H: 1 LOB: 0 BB: 0 P: 15	1B: 6 2B: 3 3B: 1 HR: 2	SF: 1 SAC: 0 DP: 0 HBP: 1	WP: 3 PB: 0 SB: 3 CS: 0	PA: 42												
PITCHER	IP WLS BF H R ER SO BB IBB HBP BLK WP HR S P ERA WHIP	IP WLS BF H R ER SO BB IBB HBP BLK WP HR S P ERA WHIP																														
Gil Heredia, R ERA: 5.44 (3, 1)	1.2	8	0	1	0	1	2	0	1	0	2	0	15	34	0.00	1.200																
Brad Rigby, R ERA: 4.21 (5, 1)	3.2	L	13	2	2	2	0	0	0	0	1	0	31	46	4.91	0.545																
Doug Jones, R ERA: 3.4 (8, 1)	0.1	3	1	2	2	0	1	0	0	0	0	1	5	9	54.00	6.000																

AB	36
R	13
H	12
RBI	11
BB	4
SO	7
LOB	10



Batter	1	2	3	4	5	6	7	8	9	AB	R	H	RBI	BB	SO	LOB	TOP			
Tony Phillips, S (1,4) OBP: 0.365, SLG: 0.496	G6-3		BB FC1-2 HBP 1B		1B BB		G4-3		3B 1B	4	1	2	1	1	0	0	Oakland Athletics @ Texas Rangers The Ballpark at Arlington, Arlington, TX Tue Jun 22 1999, 8:35 PM EDT Att: 35,619 - Cloudy - 74 F			
Miguel Tejada, R (1,6) OBP: 0.345, SLG: 0.443	1B 2B 1B		FC1-2 BB HBP 1B		BB 1B		G6-3		3B 1B	4	1	3	2	0	0	0				
Ben Grieve, L (1,7) OBP: 0.338, SLG: 0.379	2B G6-3 1B		FC1-2 BB		K		G6-3		F7	4	1	1	0	1	1	3				
Jason Giambi, L (1,3) OBP: 0.384, SLG: 0.484	G6-3 2B		FC1-2 BB		BB		G6-3		K	4	0	1	1	1	1	4				
John Jaha, R (1,10) OBP: 0.404, SLG: 0.598	G6-3		G5-4-3		F7		G3		K	5	0	0	1	0	1	8				
Matt Stairs, L (1,9) OBP: 0.335, SLG: 0.517	G6-3		G5-4-3		F7		G3		K	3	0	1	0	1	0	1				
3 Eric Chavez, L (1,5) OBP: 0.325, SLG: 0.379			F8		K		G6-4-3		K	3	0	0	0	0	1	1				
Olmedo Saenz, R (8,PH) OBP: 0.353, SLG: 0.411					K		G6-4-3		K	1	0	0	0	0	1	1				
Ryan Christenson, R (1,8) OBP: 0.278, SLG: 0.274					G6-3				1B 1B	2	0	1	0	1	0	0				
Tim Raines, S (8,PH) OBP: 0.347, SLG: 0.337									1B 1B	1	1	1	0	0	0	0				
Jorge Velazquez, R (9,4) OBP: 0.192, SLG: 0.231									1B 1B	0	0	0	0	0	0	0				
A.J. Hinch, R (1,2) OBP: 0.236, SLG: 0.298					G5-3				1B 1B	3	0	0	0	0	1	2				
Mike Macfarlane, R (9,PH) OBP: 0.325, SLG: 0.393									1B 1B	1	1	1	0	0	0	0				
Inning Stats	R: 2 E: 0 K: 0 S: 13	H: 3 LOB: 1 BB: 0 P: 24	R: 0 E: 0 K: 1 S: 9	H: 1 LOB: 0 BB: 0 P: 13	R: 0 E: 1 K: 0 S: 9	H: 1 LOB: 2 BB: 1 P: 20	R: 0 E: 0 K: 1 S: 6	H: 0 LOB: 0 BB: 0 P: 8	R: 0 E: 0 K: 1 S: 14	H: 1 LOB: 3 BB: 2 P: 32	R: 0 E: 0 K: 0 S: 4	H: 0 LOB: 0 BB: 0 P: 7	R: 0 E: 0 K: 1 S: 9	H: 1 LOB: 1 BB: 0 P: 12	R: 3 E: 0 K: 2 S: 19	H: 4 LOB: 1 BB: 0 P: 28	1B: 9 2B: 1 3B: 1 HR: 0	SF: 0 SAC: 0 DP: 2 HBP: 1	WP: 0 PB: 0 SB: 0 CS: 1	PA: 41
PITCHER	IP WLS BF H R ER SO	IP WLS BF H R ER SO	IP WLS BF H R ER SO	IP WLS BF H R ER SO	IP WLS BF H R ER SO	IP WLS BF H R ER SO	IP WLS BF H R ER SO	IP WLS BF H R ER SO	IP WLS BF H R ER SO	IP WLS BF H R ER SO	IP WLS BF H R ER SO	IP WLS BF H R ER SO	IP WLS BF H R ER SO	IP WLS BF H R ER SO	IP WLS BF H R ER SO	IP WLS BF H R ER SO	ERA WHIP	ERA WHIP		
Aaron Sele, R (1,1) ERA: 5.44	5.0	2.2	0.1	1.0	0.0	0.0	0.0	0.0	0.0	0.0	0.0	0.0	0.0	0.0	0.0	0.0	3.60	1.800		
Mike Venfro, L (6,1) ERA: 1.91	2.2	0.1	0.0	0.0	0.0	0.0	0.0	0.0	0.0	0.0	0.0	0.0	0.0	0.0	0.0	0.0	0.00	1.125		
59 Jeff Zimmerman, R (8,1) ERA: 1.0	0.1	0.0	0.0	0.0	0.0	0.0	0.0	0.0	0.0	0.0	0.0	0.0	0.0	0.0	0.0	0.0	0.00	0.000		
John Wetteland, R (9,1) ERA: 3.82	1.0	0.0	0.0	0.0	0.0	0.0	0.0	0.0	0.0	0.0	0.0	0.0	0.0	0.0	0.0	0.0	27.00	4.000		

AB	35
R	5
H	11
RBI	5
BB	5
SO	6
LOB	20



Batter	1	2	3	4	5	6	7	8	9	AB	R	H	RBI	BB	SO	LOB	BOTTOM			
Luis Altea, S (1,4) OBP: 0.258, SLG: 0.188	G1-3	L6		G1-3		G4-6-3		P2		5	0	0	0	0	0	7	Oakland Athletics @ Texas Rangers The Ballpark at Arlington, Arlington, TX Tue Jun 22 1999, 8:35 PM EDT Att: 35,619 - Cloudy - 74 F			
Ivan Rodriguez, R (1,2) OBP: 0.332, SLG: 0.487	G1-3		P5	29 E	29 E	G1-3		29 BB	1B	5	0	2	2	0	0	0				
29 Rusty Greer, L (1,7) OBP: 0.372, SLG: 0.455			1B SF8	E4	2H 3H	G4-3		F8-4	BB	2	1	0	0	3	0	1				
Juan Gonzalez, R (1,10) OBP: 0.351, SLG: 0.581	F9		1B	G6-3		F9		F8-4	BB	5	0	2	0	0	0	5				
Rafael Palmeiro, L (1,3) OBP: 0.434, SLG: 0.646		1B FC1-2-5 2B	SF8		F7		F9		F7	4	0	1	1	0	0	2				
Todd Zeile, R (1,5) OBP: 0.326, SLG: 0.456		BB FC1-2-5 1B	F8		F7		G1-4-3			4	0	1	0	0	0	2				
Roberto Kelly, R (1,9) OBP: 0.371, SLG: 0.463		FC1-2-5 BB		2B 1B	1B				S 1B	4	1	3	0	0	0	2				
Ruben Mateo, R (1,8) OBP: 0.229, SLG: 0.394		F8		1B 2B	1B				G1-3	4	1	1	0	0	0	4				
John Wetteland, R (9,1) ERA: 3.82				1B 2B	1B				G1-3	0	0	0	0	0	0	0				
Royce Clayton, R (1,6) OBP: 0.290, SLG: 0.338				K					K	3	0	1	0	1	2	3				
Inning Stats	R: 0 E: 0 K: 0 S: 6	H: 2 LOB: 3 BB: 1 P: 14	R: 0 E: 0 K: 0 S: 10	H: 2 LOB: 3 BB: 1 P: 19	R: 1 E: 0 K: 0 S: 11	H: 1 LOB: 1 BB: 1 P: 22	R: 2 E: 0 K: 1 S: 15	H: 3 LOB: 2 BB: 0 P: 26	R: 0 E: 0 K: 0 S: 9	H: 1 LOB: 0 BB: 0 P: 9	R: 0 E: 0 K: 0 S: 9	H: 1 LOB: 1 BB: 0 P: 15	R: 0 E: 0 K: 1 S: 13	H: 1 LOB: 1 BB: 0 P: 19	R: 0 E: 0 K: 0 S: 10	H: 1 LOB: 1 BB: 1 P: 18	1B: 9 2B: 3 3B: 0 HR: 0	SF: 1 SAC: 0 DP: 2 HBP: 0	WP: 0 PB: 0 SB: 2 CS: 0	PA: 41
PITCHER	IP WLS BF H R ER SO	IP WLS BF H R ER SO	IP WLS BF H R ER SO	IP WLS BF H R ER SO	IP WLS BF H R ER SO	IP WLS BF H R ER SO	IP WLS BF H R ER SO	IP WLS BF H R ER SO	IP WLS BF H R ER SO	IP WLS BF H R ER SO	IP WLS BF H R ER SO	IP WLS BF H R ER SO	IP WLS BF H R ER SO	IP WLS BF H R ER SO	IP WLS BF H R ER SO	IP WLS BF H R ER SO	ERA WHIP	ERA WHIP		
Kenny Rogers, L (1,1) ERA: 3.8	7.0	1.0	0.0	0.0	0.0	0.0	0.0	0.0	0.0	0.0	0.0	0.0	0.0	0.0	0.0	0.0	3.86	1.714		
T.J. Mathews, R (8,1) ERA: 3.34	1.0	0.0	0.0	0.0	0.0	0.0	0.0	0.0	0.0	0.0	0.0	0.0	0.0	0.0	0.0	0.0	0.00	1.000		
Billy Taylor, R (9,1) ERA: 2.7	1.0	0.0	0.0	0.0	0.0	0.0	0.0	0.0	0.0	0.0	0.0	0.0	0.0	0.0	0.0	0.0	0.00	2.000		

AB	36
R	3
H	11
RBI	3
BB	4
SO	2
LOB	26



Batter	1	2	3	4	5	6	7	8	9	AB	R	H	RBI	BB	SO	LOB	TOP										
Tony Phillips, S (1,4) OBP: 0.363, SLG: 0.489	G3	F8		F7			F8		HR	4	1	0	0	1	0	3											
Ben Grievie, L (1,7) OBP: 0.338, SLG: 0.409	HR	FC4-6			G4-3		G1-3		HR	5	2	2	3	0	0	2											
Jason Giambi, L (1,3) OBP: 0.381, SLG: 0.476	G4-3				F9			K	L3	4	0	0	0	1	1	0											
John Jaha, R (1,10) OBP: 0.401, SLG: 0.590	K			E5	G5-3			3 WP 3 1B G6-3		4	1	1	0	0	1	1											
Matt Stairs, L (1,9) OBP: 0.337, SLG: 0.515		3 HR BB		F8			F9	3 G6-3 3 WP 1B		3	1	1	0	1	0	2											
3 Eric Chavez, L (1,5) OBP: 0.326, SLG: 0.395		HR		G4-6-3			G4-3 BB	G6-3		3	1	1	3	1	0	3											
Mike Macfarlane, R (1,2) OBP: 0.331, SLG: 0.391		F8 1B BB			FC3-6 1B		G4-3	F8		3	0	1	0	1	0	2											
Ryan Christenson, R (1,8) OBP: 0.270, SLG: 0.264		K		FC3-6			G3-1		F9	3	0	0	0	0	1	3											
Tim Raines, S (9, PH) OBP: 0.344, SLG: 0.333										1	0	0	0	0	0	0											
Jorge Velandia, R (1,6) OBP: 0.207, SLG: 0.241				F7					G4-3	3	0	1	0	0	1	1											
Olmedo Saenz, R (9, PH) OBP: 0.351, SLG: 0.408										1	0	0	0	0	0	0											
Inning Stats	R: 1 E: 0 K: 1 S: 13	H: 1 LOB: 0 BB: 0 P: 19	R: 2 E: 0 K: 1 S: 20	H: 2 LOB: 2 BB: 2 P: 37	R: 0 E: 1 K: 0 S: 5	H: 0 LOB: 1 BB: 1 P: 13	R: 0 E: 0 K: 0 S: 7	H: 1 LOB: 1 BB: 0 P: 12	R: 0 E: 0 K: 0 S: 8	H: 0 LOB: 1 BB: 0 P: 14	R: 0 E: 0 K: 1 S: 5	H: 0 LOB: 0 BB: 0 P: 8	R: 1 E: 0 K: 0 S: 14	H: 2 LOB: 1 BB: 0 P: 20	R: 2 E: 0 K: 0 S: 12	H: 1 LOB: 0 BB: 1 P: 18	1B: 4 2B: 0 3B: 0 HR: 3	SF: 0 SAC: 0 DP: 1 HBP: 0	WP: 1 PB: 0 SB: 0 CS: 0	PA: 39							
PITCHER	IP	WLS	BF	H	R	ER	SO	BB	IBB	HBP	BLK	WP	HR	S	P	ERA	WHIP										
Mike Morgan, R (1,1) ERA: 5.69	7.0	W	29	4	3	3	3	4	0	0	0	0	2	66	114	3.86	1.143										
Mike Munoz, L (8,1) ERA: 3.51	0.2		4	2	1	1	1	0	0	0	0	1	0	12	18	13.50	3.000										
Tim Crabtree, R (8,1) ERA: 3.51	0.1	H	1	0	0	0	0	0	0	0	0	0	0	2	2	0.00	0.000										
John Wetteland, R (9,1) ERA: 4.26	1.0	S	5	1	2	2	0	1	0	0	0	0	1	12	18	18.00	2.000										

Oakland Athletics @ Texas Rangers
The Ballpark at Arlington, Arlington, TX
Wed Jun 23 1999, 8:35 PM EDT
Att: 45,995 - Cloudy - 89 F

AB 34
R 6
H 7
RBI 6
BB 5
SO 4
LOB 17



Batter	1	2	3	4	5	6	7	8	9	AB	R	H	RBI	BB	SO	LOB	BOTTOM										
Mark McLemore, S (1,4) OBP: 0.359, SLG: 0.374	29 PB E SF9 BB	1B BB	1B 1-3 2-H		G4-3		F9			3	1	1	1	2	0	2											
Ivan Rodriguez, R (1,2) OBP: 0.337, SLG: 0.494	E6 SF9 29 PB	1B	1B					G6-3		5	0	3	2	0	0	1											
29 Rusty Greer, L (1,7) OBP: 0.365, SLG: 0.446	P6	G5-3	K		G4-3			K		5	0	0	0	0	2	7											
Juan Gonzalez, R (1,9) OBP: 0.348, SLG: 0.580	SF9		1B 2B		F9			G6-3		4	1	1	1	0	1	0											
Rafael Palmeiro, L (1,10) OBP: 0.438, SLG: 0.647			CS 1B		K			G5-4-3 1B		3	0	2	1	1	1	0											
Todd Zeile, R (1,5) OBP: 0.329, SLG: 0.461	F8		1B 2B					G5-4-3		4	1	2	0	0	0	3											
Lee Stevens, L (1,3) OBP: 0.387, SLG: 0.558		HR			F8			FC6-4 1B		4	1	2	1	0	1	2											
Roberto Kelly, R (1,8) OBP: 0.375, SLG: 0.464	G6-3		1B 1B				G4-3 SH1-4 2B	F9		4	2	2	1	0	0	1											
Royce Clayton, R (1,6) OBP: 0.291, SLG: 0.333	L3		1B BB				SH1-4	FC6-4		2	1	0	0	1	0	1											
Inning Stats	R: 1 E: 1 K: 0 S: 12	H: 0 LOB: 2 BB: 2 P: 26	R: 1 E: 0 K: 0 S: 9	H: 2 LOB: 1 BB: 1 P: 17	R: 4 E: 0 K: 1 S: 17	H: 6 LOB: 2 BB: 1 P: 27	R: 0 E: 0 K: 2 S: 10	H: 1 LOB: 1 BB: 0 P: 12	R: 1 E: 0 K: 0 S: 7	H: 2 LOB: 1 BB: 0 P: 11	R: 0 E: 0 K: 1 S: 7	H: 1 LOB: 0 BB: 0 P: 11	R: 0 E: 0 K: 0 S: 6	H: 1 LOB: 1 BB: 0 P: 10	R: 0 E: 0 K: 1 S: 8	H: 0 LOB: 0 BB: 0 P: 14	1B: 9 2B: 3 3B: 0 HR: 1	SF: 1 SAC: 1 DP: 1 HBP: 0	WP: 0 PB: 1 SB: 0 CS: 1	PA: 40							
PITCHER	IP	WLS	BF	H	R	ER	SO	BB	IBB	HBP	BLK	WP	HR	S	P	ERA	WHIP										
Mike Oquist, R (1,1) ERA: 5.53	2.2	L	17	6	5	4	0	2	1	0	0	0	0	34	51	5.40	2.100										
Tim Worrell, R (3,1) ERA: 4.29	3.1		16	6	2	2	4	1	0	0	0	0	0	7	11	0.00	0.750										
Chad Harville, R (7,1) ERA:	1.1		5	1	0	0	0	0	0	0	0	0	0	7	11	0.00	0.750										
Buddy Groom, L (8,1) ERA: 7.58	0.2		2	0	0	0	1	0	0	0	0	0	0	7	13	0.00	0.000										

Oakland Athletics @ Texas Rangers
The Ballpark at Arlington, Arlington, TX
Wed Jun 23 1999, 8:35 PM EDT
Att: 45,995 - Cloudy - 89 F

AB 34
R 7
H 13
RBI 7
BB 4
SO 5
LOB 17



Batter	1	2	3	4	5	6	7	8	9	AB	R	H	RBI	BB	SO	LOB	TOP										
Tony Phillips, S (1,4) OBP: 0.361, SLG: 0.485										4	0	1	0	0	2	2											
Miguel Tejada, R (1,6) OBP: 0.347, SLG: 0.448										4	1	2	0	0	0	0											
Ben Grieve, L (1,7) OBP: 0.333, SLG: 0.401										4	0	0	0	0	3	3											
Jason Giambi, L (1,3) OBP: 0.376, SLG: 0.469										4	0	0	0	0	1	3											
John Jaha, R (1,10) OBP: 0.398, SLG: 0.599										4	1	1	2	0	1	2											
Matt Stairs, L (1,9) OBP: 0.336, SLG: 0.511										4	0	1	0	0	0	0											
3 Eric Chavez, L (1,5) OBP: 0.329, SLG: 0.394										3	0	1	0	0	0	1											
Ryan Christenson, R (1,8) OBP: 0.262, SLG: 0.256										3	0	0	0	0	1	2											
A.J. Hinch, R (1,2) OBP: 0.238, SLG: 0.299										3	0	1	0	0	1	0											
Inning Stats	R: 0 E: 0 K: 1 S: 12	H: 2 LOB: 2 BB: 0 P: 19	R: 0 E: 0 K: 1 S: 9	H: 2 LOB: 2 BB: 0 P: 13	R: 0 E: 0 K: 1 S: 7	H: 0 LOB: 0 BB: 0 P: 12	R: 0 E: 0 K: 0 S: 10	H: 0 LOB: 0 BB: 0 P: 14	R: 0 E: 0 K: 2 S: 8	H: 0 LOB: 0 BB: 0 P: 13	R: 2 E: 0 K: 0 S: 6	H: 2 LOB: 0 BB: 0 P: 7	R: 0 E: 0 K: 1 S: 15	H: 1 LOB: 0 BB: 0 P: 19	R: 0 E: 0 K: 1 S: 10	H: 0 LOB: 0 BB: 0 P: 17	R: 0 E: 0 K: 2 S: 13	H: 0 LOB: 0 BB: 0 P: 19	1B: 5 2B: 1 3B: 0 HR: 1	SF: 0 SAC: 0 DP: 1 HBP: 0	WP: 0 PB: 0 SB: 0 CS: 0	PA: 33					
PITCHER	IP	WLS	BF	H	R	ER	SO	BB	IBB	HBP	BLK	WP	HR	S	P	ERA	WHIP										
John Burkett, R (1,1) ERA: 7.2	6.0	W	24	6	2	2	5	0	0	0	0	0	1	52	78	3.00	1.000										
Tim Lincecum, R (7,1) ERA: 3.39	1.0	H	3	1	0	0	1	0	0	0	0	0	0	15	19	0.00	1.000										
59 Jeff Zimmerman, R (8,1) ERA: 0.98	1.0	H	3	0	0	0	1	0	0	0	0	0	0	10	17	0.00	0.000										
John Wetteland, R (9,1) ERA: 4.13	1.0	S	3	0	0	0	2	0	0	0	0	0	0	13	19	0.00	0.000										

Oakland Athletics @ Texas Rangers
The Ballpark at Arlington, Arlington, TX
Thu Jun 24 1999, 8:35 PM EDT
Att: 39,683 - Cloudy - 81 F

AB 33
R 2
H 7
RBI 2
BB 0
SO 9
LOB 13



Batter	1	2	3	4	5	6	7	8	9	AB	R	H	RBI	BB	SO	LOB	BOTTOM										
Mark McLemore, S (1,4) OBP: 0.361, SLG: 0.373										3	1	1	0	1	0	2											
Ivan Rodriguez, R (1,2) OBP: 0.340, SLG: 0.494										4	1	2	2	0	0	1											
29 Rusty Greer, L (1,7) OBP: 0.364, SLG: 0.441										3	1	0	0	1	0	2											
Juan Gonzalez, R (1,9) OBP: 0.346, SLG: 0.575										2	0	0	1	1	1	0											
Rafael Palmeiro, L (1,10) OBP: 0.435, SLG: 0.640										4	0	1	2	0	1	1											
Todd Zeile, R (1,5) OBP: 0.326, SLG: 0.462										4	0	1	0	0	0	1											
Lee Stevens, L (1,3) OBP: 0.382, SLG: 0.551										3	0	0	0	0	2	1											
Roberto Kelly, R (1,8) OBP: 0.374, SLG: 0.456										2	1	0	0	1	1	0											
Royce Clayton, R (1,6) OBP: 0.292, SLG: 0.333										3	1	1	0	0	0	0											
Inning Stats	R: 3 E: 0 K: 0 S: 15	H: 2 LOB: 2 BB: 2 P: 26	R: 2 E: 0 K: 0 S: 14	H: 2 LOB: 1 BB: 1 P: 23	R: 0 E: 0 K: 2 S: 10	H: 1 LOB: 1 BB: 0 P: 14	R: 0 E: 0 K: 0 S: 6	H: 0 LOB: 0 BB: 0 P: 8	R: 0 E: 0 K: 0 S: 9	H: 0 LOB: 1 BB: 1 P: 19	R: 0 E: 0 K: 2 S: 10	H: 0 LOB: 0 BB: 0 P: 12	R: 0 E: 0 K: 0 S: 9	H: 1 LOB: 1 BB: 0 P: 12	R: 0 E: 0 K: 1 S: 9	H: 0 LOB: 0 BB: 0 P: 13	1B: 5 2B: 2 3B: 0 HR: 0	SF: 1 SAC: 0 DP: 1 HBP: 0	WP: 0 PB: 0 SB: 0 CS: 0	PA: 33							
PITCHER	IP	WLS	BF	H	R	ER	SO	BB	IBB	HBP	BLK	WP	HR	S	P	ERA	WHIP										
Tim Hudson, R (1,1) ERA: 3.6	6.0	L	26	5	5	5	4	4	0	0	0	0	0	64	102	7.50	1.500										
Doug Jones, R (7,1) ERA: 3.27	2.0		7	1	0	0	1	0	0	0	0	0	0	18	25	0.00	0.500										

Oakland Athletics @ Texas Rangers
The Ballpark at Arlington, Arlington, TX
Thu Jun 24 1999, 8:35 PM EDT
Att: 39,683 - Cloudy - 81 F

AB 28
R 5
H 6
RBI 5
BB 4
SO 5
LOB 8



Batter	1	2	3	4	5	6	7	8	9	AB	R	H	RBI	BB	SO	LOB	TOP								
Tony Phillips, S OBP: 0.360, SLG: 0.482	2-2 G6-4-3 1B		3-1 G3		1-3 K		2-2 G4-3			4	0	1	0	0	1	0									
Miguel Tejada, R OBP: 0.342, SLG: 0.441	0-1 G6-4-3 1-2f		3-2 F8			2-2 G6-3	3-1 G5-3			4	0	0	0	0	0	1									
Ben Grieve, L OBP: 0.336, SLG: 0.403	2-1 2B 1B		0-0			0-0 F8		3-3 K		4	0	2	0	0	1	0									
Jason Giambi, L OBP: 0.378, SLG: 0.484	2-1 1-3 2B		3-1 F8			1-0 HR		2-2 G3-1		4	1	2	1	0	0	1									
John Jaha, R OBP: 0.404, SLG: 0.614	4-2 BB		1-2 F9			4-1 1B 3 1B BB		2-1 HR		2	2	1	1	2	0	0									
Matt Stairs, L OBP: 0.338, SLG: 0.508	1-0 F7		4-1 3 G1-6-3 BB			0-1 1B 3 1-2		1-3 K		3	0	1	0	1	1	3									
3 Eric Chavez, L OBP: 0.333, SLG: 0.399		2-1 G6-3 1B				1-0 FC5-4 1B			3-1 F7	3	0	2	1	0	0	1									
Olmedo Saenz, R OBP: 0.349, SLG: 0.405			1-2f			1-3 2-H				1	0	0	0	0	0	0									
A.J. Hinch, R OBP: 0.236, SLG: 0.296		2-3 K			0-0 F9		3-1 FC5-4		0-1 G5-3	1	0	0	0	0	1	1									
Mike MacFarlane, R OBP: 0.323, SLG: 0.381						1-2f				3	0	0	0	0	0	2									
Ryan Christenson, R OBP: 0.252, SLG: 0.245		1 SAFE 3-1 G6-3			2-2 G5-3		3-1 G5-3		2-3 K	4	0	0	0	0	1	1									
Inning Stats	R: 0 E: 0 K: 0 S: 13	H: 3 LOB: 3 BB: 1 P: 24	R: 0 E: 0 K: 1 S: 7	H: 1 LOB: 0 BB: 0 P: 14	R: 0 E: 0 K: 0 S: 8	H: 1 LOB: 1 BB: 0 P: 17	R: 0 E: 0 K: 0 S: 6	H: 0 LOB: 0 BB: 1 P: 13	R: 0 E: 0 K: 1 S: 7	H: 0 LOB: 0 BB: 0 P: 10	R: 2 E: 0 K: 0 S: 14	H: 3 LOB: 2 BB: 1 P: 25	R: 0 E: 0 K: 0 S: 7	H: 0 LOB: 0 BB: 0 P: 15	R: 1 E: 0 K: 2 S: 13	H: 1 LOB: 0 BB: 0 P: 21	R: 0 E: 0 K: 1 S: 8	H: 0 LOB: 0 BB: 0 P: 13	1B: 6 2B: 1 3B: 0 HR: 2	SF: 0 SAC: 0 DP: 2 HBP: 0	WP: 0 PB: 0 SB: 0 CS: 0	PA: 36			
PITCHER	IP WLS BF H R ER SO BB IBB HBP BLK WP HR S P ERA WHIP	IP WLS BF H R ER SO BB IBB HBP BLK WP HR S P ERA WHIP	IP WLS BF H R ER SO BB IBB HBP BLK WP HR S P ERA WHIP	IP WLS BF H R ER SO BB IBB HBP BLK WP HR S P ERA WHIP	IP WLS BF H R ER SO BB IBB HBP BLK WP HR S P ERA WHIP	IP WLS BF H R ER SO BB IBB HBP BLK WP HR S P ERA WHIP	IP WLS BF H R ER SO BB IBB HBP BLK WP HR S P ERA WHIP	IP WLS BF H R ER SO BB IBB HBP BLK WP HR S P ERA WHIP	IP WLS BF H R ER SO BB IBB HBP BLK WP HR S P ERA WHIP	IP WLS BF H R ER SO BB IBB HBP BLK WP HR S P ERA WHIP	IP WLS BF H R ER SO BB IBB HBP BLK WP HR S P ERA WHIP	IP WLS BF H R ER SO BB IBB HBP BLK WP HR S P ERA WHIP	IP WLS BF H R ER SO BB IBB HBP BLK WP HR S P ERA WHIP	IP WLS BF H R ER SO BB IBB HBP BLK WP HR S P ERA WHIP	IP WLS BF H R ER SO BB IBB HBP BLK WP HR S P ERA WHIP	IP WLS BF H R ER SO BB IBB HBP BLK WP HR S P ERA WHIP	IP WLS BF H R ER SO BB IBB HBP BLK WP HR S P ERA WHIP	IP WLS BF H R ER SO BB IBB HBP BLK WP HR S P ERA WHIP	IP WLS BF H R ER SO BB IBB HBP BLK WP HR S P ERA WHIP	IP WLS BF H R ER SO BB IBB HBP BLK WP HR S P ERA WHIP	IP WLS BF H R ER SO BB IBB HBP BLK WP HR S P ERA WHIP	IP WLS BF H R ER SO BB IBB HBP BLK WP HR S P ERA WHIP	IP WLS BF H R ER SO BB IBB HBP BLK WP HR S P ERA WHIP	IP WLS BF H R ER SO BB IBB HBP BLK WP HR S P ERA WHIP	IP WLS BF H R ER SO BB IBB HBP BLK WP HR S P ERA WHIP

Oakland Athletics @ Anaheim Angels
Edison International Field, Anaheim, CA
Fri Jun 25 1999, 10:05 PM EDT
Att: 29,911 - Unknown - 68 F

AB 33
R 3
H 9
RBI 3
BB 3
SO 5
LOB 10



Batter	1	2	3	4	5	6	7	8	9	AB	R	H	RBI	BB	SO	LOB	BOTTOM								
Darin Erstad, L OBP: 0.311, SLG: 0.379	4-2 G5-3 BB		3-1 FC4-6 1-3 1B		1-0 G6-3			4-1 SH1-4 1B BB		2	1	1	0	2	0	0									
Randy Velarde, R OBP: 0.374, SLG: 0.423	1-2 P3		1-1 FC4-6 1-2 3-H 1B		3-1 G6-3			0-0 SH1-4		3	0	1	1	0	0	1									
Mo Vaughn, L OBP: 0.354, SLG: 0.535	1-2 G5-3		2-2 FC4-6 1-2 2-3 1B			2-2 G4-3		2-0 FC3-6 1B		4	0	1	2	0	0	3									
Reggie Williams, S OBP: 0.200, SLG: 0.176	1-2		1-2f 2-3					2-H 3-H		0	0	0	0	0	0	0									
16 Garret Anderson, L OBP: 0.293, SLG: 0.461	2-2 G4-3		0-1 G4-6-3			2-1 G5-3		1 SAFE FC3-6		4	0	0	0	0	0	4									
Todd Greene, R OBP: 0.298, SLG: 0.480		1-0 F7			4-2 BB		2-2 F7		1-1 G1-3	3	0	0	0	1	0	1									
Matt Luke, L OBP: 0.500, SLG: 0.813		2-2			1-1 F8				2-1 G6-3	0	0	0	0	0	0	0									
Orlando Palmeiro, L OBP: 0.389, SLG: 0.320										4	0	1	0	0	1	1									
Troy Glaus, R OBP: 0.307, SLG: 0.438		1 SAFE 1-3 K			1-2 P3				0-2 F9	4	1	1	0	0	1	2									
Matt Walbeck, S OBP: 0.298, SLG: 0.331		2-3 K			0-0 G4-3				0-0 L6	4	0	0	0	0	1	3									
Gary Disarcina, R OBP: 0.200, SLG: 0.200					0-1 1B BB 1B				0-0 SH1-4 BB 1B	2	1	1	0	0	0	0									
Jeff Huson, L OBP: 0.303, SLG: 0.310									1-2 3-H 1B	2	1	2	1	0	0	0									
Inning Stats	R: 0 E: 0 K: 0 S: 14	H: 0 LOB: 1 BB: 1 P: 22	R: 0 E: 0 K: 2 S: 13	H: 1 LOB: 1 BB: 0 P: 19	R: 1 E: 0 K: 0 S: 11	H: 3 LOB: 1 BB: 0 P: 17	R: 0 E: 0 K: 0 S: 9	H: 0 LOB: 1 BB: 1 P: 15	R: 0 E: 0 K: 0 S: 5	H: 0 LOB: 0 BB: 0 P: 10	R: 0 E: 0 K: 0 S: 10	H: 0 LOB: 0 BB: 0 P: 16	R: 0 E: 0 K: 0 S: 7	H: 0 LOB: 0 BB: 0 P: 9	R: 2 E: 0 K: 0 S: 9	H: 2 LOB: 1 BB: 1 P: 17	R: 1 E: 0 K: 1 S: 10	H: 2 LOB: 1 BB: 0 P: 15	1B: 7 2B: 1 3B: 0 HR: 0	SF: 0 SAC: 1 DP: 1 HBP: 0	WP: 0 PB: 0 SB: 0 CS: 0	PA: 36			
PITCHER	IP WLS BF H R ER SO BB IBB HBP BLK WP HR S P ERA WHIP	IP WLS BF H R ER SO BB IBB HBP BLK WP HR S P ERA WHIP	IP WLS BF H R ER SO BB IBB HBP BLK WP HR S P ERA WHIP	IP WLS BF H R ER SO BB IBB HBP BLK WP HR S P ERA WHIP	IP WLS BF H R ER SO BB IBB HBP BLK WP HR S P ERA WHIP	IP WLS BF H R ER SO BB IBB HBP BLK WP HR S P ERA WHIP	IP WLS BF H R ER SO BB IBB HBP BLK WP HR S P ERA WHIP	IP WLS BF H R ER SO BB IBB HBP BLK WP HR S P ERA WHIP	IP WLS BF H R ER SO BB IBB HBP BLK WP HR S P ERA WHIP	IP WLS BF H R ER SO BB IBB HBP BLK WP HR S P ERA WHIP	IP WLS BF H R ER SO BB IBB HBP BLK WP HR S P ERA WHIP	IP WLS BF H R ER SO BB IBB HBP BLK WP HR S P ERA WHIP	IP WLS BF H R ER SO BB IBB HBP BLK WP HR S P ERA WHIP	IP WLS BF H R ER SO BB IBB HBP BLK WP HR S P ERA WHIP	IP WLS BF H R ER SO BB IBB HBP BLK WP HR S P ERA WHIP	IP WLS BF H R ER SO BB IBB HBP BLK WP HR S P ERA WHIP	IP WLS BF H R ER SO BB IBB HBP BLK WP HR S P ERA WHIP	IP WLS BF H R ER SO BB IBB HBP BLK WP HR S P ERA WHIP	IP WLS BF H R ER SO BB IBB HBP BLK WP HR S P ERA WHIP	IP WLS BF H R ER SO BB IBB HBP BLK WP HR S P ERA WHIP	IP WLS BF H R ER SO BB IBB HBP BLK WP HR S P ERA WHIP	IP WLS BF H R ER SO BB IBB HBP BLK WP HR S P ERA WHIP	IP WLS BF H R ER SO BB IBB HBP BLK WP HR S P ERA WHIP	IP WLS BF H R ER SO BB IBB HBP BLK WP HR S P ERA WHIP	IP WLS BF H R ER SO BB IBB HBP BLK WP HR S P ERA WHIP

Oakland Athletics @ Anaheim Angels
Edison International Field, Anaheim, CA
Fri Jun 25 1999, 10:05 PM EDT
Att: 29,911 - Unknown - 68 F

AB 32
R 4
H 8
RBI 4
BB 3
SO 3
LOB 15



Batter	1	2	3	4	5	6	7	8	9	AB	R	H	RBI	BB	SO	LOB	TOP								
Tony Phillips, S OBP: 0.360, SLG: 0.482	G3		F7						G4-6-3	4	0	1	0	1	0	1	Oakland Athletics @ Anaheim Angels Edison International Field, Anaheim, CA Sat Jun 26 1999, 10:05 PM EDT Att: 29,957 - Unknown - 68 F								
Miguel Tejada, R OBP: 0.341, SLG: 0.438	G6-3		HR				L7			4	1	1	0	0	0	3									
Ben Grieve, L OBP: 0.339, SLG: 0.416	HR		HR		CS		K2-3			3	2	1	1	1	1	1									
Jason Giambi, L OBP: 0.379, SLG: 0.494	F8		HR					F8		3	1	1	3	1	0	0									
John Jaha, R OBP: 0.406, SLG: 0.607 Tim Hudson, R OBP: 1.000, SLG: 1.000		BB	G5-3		G6-4-3			BB		2	0	0	0	2	0	1									
Matt Stairs, L OBP: 0.341, SLG: 0.506		BB				P8		K		0	0	0	0	0	0	0									
Mike Macfarlane, R A.J. Hinch, R OBP: 0.234, SLG: 0.294	F8-4-3		F8			F7		K		3	0	0	0	0	0	3									
Eric Chavez, L OBP: 0.336, SLG: 0.398					F8		G4-3			3	0	1	0	1	0	0									
Ryan Christenson, R Tim Raines, S OBP: 0.341, SLG: 0.330	F8				F9		F8		P6	3	0	1	0	0	0	2									
Inning Stats	R: 1 E: 0 K: 0 S: 9	H: 1 LOB: 0 BB: 0 P: 15	R: 0 E: 0 K: 0 S: 8	H: 0 LOB: 2 BB: 3 P: 22	R: 3 E: 0 K: 0 S: 11	H: 3 LOB: 1 BB: 1 P: 21	R: 0 E: 0 K: 0 S: 8	H: 1 LOB: 1 BB: 1 P: 14	R: 0 E: 0 K: 0 S: 5	H: 0 LOB: 0 BB: 1 P: 14	R: 0 E: 0 K: 0 S: 7	H: 0 LOB: 0 BB: 0 P: 10	R: 0 E: 0 K: 1 S: 10	H: 1 LOB: 1 BB: 0 P: 16	R: 0 E: 0 K: 2 S: 11	H: 0 LOB: 1 BB: 0 P: 22		R: 0 E: 0 K: 0 S: 5	H: 1 LOB: 0 BB: 0 P: 8	1B: 4 2B: 2 3B: 0 HR: 2	SF: 0 SAC: 0 DP: 3 HBP: 0	WP: 0 PB: 0 SB: 0 CS: 1	PA: 38		
PITCHER	IP	WLS	BF	H	R	ER	SO	BB	IBB	HBP	BLK	WP	HR	S	P	ERA	WHIP								
Tim Lincecum, R ERA: 6.53	(1, 1)	4.0	20	5	4	4	0	5	0	0	0	0	2	36	72	9.00	2.500								
Mike Magnante, L ERA: 5.13	(5, 1)	3.1	W	11	1	0	0	1	1	0	0	0	0	24	43	0.00	0.600								
Shigetoshi Hasegawa, R ERA: 3.75	(8, 1)	0.2	H	3	0	0	0	2	1	0	0	0	0	9	19	0.00	1.500								
Troy Percival, R ERA: 2.1	(9, 1)	1.0	S	3	1	0	0	0	0	0	0	0	0	5	8	0.00	1.000								

AB	30
R	4
H	7
RBI	4
BB	7
SO	3
LOB	14



Batter	1	2	3	4	5	6	7	8	9	AB	R	H	RBI	BB	SO	LOB	BOTTOM								
Darin Erstad, L OBP: 0.313, SLG: 0.383	G4-3		1B			G3		G4-3		5	1	2	0	0	0	1	Oakland Athletics @ Anaheim Angels Edison International Field, Anaheim, CA Sat Jun 26 1999, 10:05 PM EDT Att: 29,957 - Unknown - 68 F								
Randy Velarde, R OBP: 0.372, SLG: 0.420	G6-3		1B			G6-3		G4-3		4	0	1	1	0	0	1									
Mo Vaughn, L OBP: 0.352, SLG: 0.527 Reggie Williams, S OBP: 0.200, SLG: 0.176	P5		F8			K		WP		3	0	0	0	1	1	2									
16 Garret Anderson, L OBP: 0.299, SLG: 0.465		G3				G5-3		WP		4	2	3	1	0	0	0									
Todd Greene, R OBP: 0.292, SLG: 0.471		K			F8		G5-3	F7		4	0	0	0	0	1	4									
Steve Decker, R OBP: 0.387, SLG: 0.360		L6			G6-3		G5-3	K		3	1	1	1	1	1	2									
Troy Glaus, R OBP: 0.303, SLG: 0.431			K		G6-3		G5-3			4	0	0	0	0	2	3									
Orlando Palmeiro, L OBP: 0.376, SLG: 0.326								P6		3	0	2	1	1	0	0									
Gary Disarcina, R OBP: 0.286, SLG: 0.231			FC5-4		FC6-4					3	1	1	1	1	0	2									
Inning Stats	R: 0 E: 0 K: 0 S: 7	H: 0 LOB: 0 BB: 0 P: 12	R: 0 E: 0 K: 1 S: 9	H: 0 LOB: 0 BB: 0 P: 14	R: 1 E: 0 K: 1 S: 12	H: 3 LOB: 2 BB: 0 P: 18	R: 2 E: 0 K: 0 S: 11	H: 3 LOB: 1 BB: 0 P: 15	R: 0 E: 0 K: 1 S: 8	H: 0 LOB: 0 BB: 0 P: 13	R: 0 E: 0 K: 0 S: 10	H: 2 LOB: 2 BB: 2 P: 22	R: 1 E: 0 K: 1 S: 9	H: 2 LOB: 2 BB: 1 P: 19	R: 0 E: 0 K: 1 S: 6	H: 0 LOB: 1 BB: 1 P: 13		1B: 8 2B: 2 3B: 0 HR: 0	SF: 0 SAC: 0 DP: 0 HBP: 0	WP: 1 PB: 0 SB: 0 CS: 0	PA: 37				
PITCHER	IP	WLS	BF	H	R	ER	SO	BB	IBB	HBP	BLK	WP	HR	S	P	ERA	WHIP								
Gil Herreria, R ERA: 5.52	(1, 1)	5.1	L	24	7	4	3	1	0	0	0	0	0	9	23	9.00	2.000								
Brad Rigby, R ERA: 4.3	(6, 1)	1.0	L	6	2	1	1	0	2	0	0	0	0	1	1	∞	∞								
Buddy Groom, L ERA: 7.45	(7, 1)	0.0		1	1	0	0	0	0	0	0	0	0	1	1	∞	∞								
Chad Harville, R ERA:	(7, 1)	1.2		6	0	0	0	2	1	0	0	1	0	11	22	0.00	0.600								

AB	33
R	5
H	10
RBI	5
BB	4
SO	5
LOB	15



Batter	1	2	3	4	5	6	7	8	9	AB	R	H	RBI	BB	SO	LOB	TOP					
Tony Phillips, S OBP: 0.355, SLG: 0.474	F7		L6			G1-3	FC6		P6	5	0	0	0	0	0	3						
Miguel Tejada, R OBP: 0.336, SLG: 0.430	F9		G6-3			F8		G1-3	K	5	0	0	0	0	1	1						
Ben Grieve, L OBP: 0.344, SLG: 0.417				BB				G4-3	F7	4	0	2	0	1	0	1						
Jason Giambi, L OBP: 0.378, SLG: 0.489	P5					G4-3		L4		3	0	0	0	1	0	2						
John Jaha, R OBP: 0.403, SLG: 0.598		G5-3	G5-3						K	3	1	0	0	1	1	2						
Matt Stairs, L OBP: 0.346, SLG: 0.520					HR				L7	3	1	2	1	1	0	0						
Eric Chavez, L OBP: 0.335, SLG: 0.392									G4-3	3	0	0	0	1	1	1						
Ryan Christenson, R OBP: 0.297, SLG: 0.245										1	0	0	1	1	0	0						
Tim Raines, S OBP: 0.346, SLG: 0.346									S	1	1	1	0	0	0	0						
A.J. Hinch, R OBP: 0.236, SLG: 0.295										3	0	1	0	0	1	2						
Olmedo Saenz, R OBP: 0.353, SLG: 0.409										1	0	1	1	0	0	0						
Jorge Velazquez, R OBP: 0.207, SLG: 0.241										0	0	0	0	0	0	0						
Inning Stats	R: 0 E: 0 K: 0 S: 7	H: 0 LOB: 1 BB: 1 P: 17	R: 0 E: 0 K: 1 S: 16	H: 1 LOB: 2 BB: 1 P: 27	R: 0 E: 0 K: 0 S: 13	H: 1 LOB: 2 BB: 1 P: 22	R: 1 E: 0 K: 1 S: 8	H: 1 LOB: 0 BB: 0 P: 14	R: 0 E: 0 K: 0 S: 13	H: 1 LOB: 1 BB: 0 P: 21	R: 1 E: 0 K: 0 S: 8	H: 1 LOB: 2 BB: 3 P: 24	R: 0 E: 0 K: 0 S: 6	H: 0 LOB: 0 BB: 0 P: 12	R: 0 E: 0 K: 1 S: 8	H: 0 LOB: 0 BB: 0 P: 11	R: 1 E: 0 K: 1 S: 18	H: 2 LOB: 1 BB: 0 P: 24	1B: 5 2B: 2 3B: 0 HR: 1	SF: 1 SAC: 0 DP: 1 HBP: 0	WP: 0 PB: 0 SB: 1 CS: 0	PA: 39
PITCHER	IP	WLS	BF	H	R	ER	SO	BB	IBB	HBP	BLK	WP	HR	S	P	ERA	WHIP					
Steve Sparks, R ERA: 4.93	5.0	W	25	4	2	2	2	6	0	0	0	0	1	59	115	3.60	2.000					
Mark Petkovsek, R ERA: 1.53	3.0	H	9	1	0	0	1	0	0	0	0	0	0	20	33	0.00	0.333					
Troy Percival, R ERA: 2.32	1.0	S	5	2	1	1	1	0	0	0	0	0	0	18	24	9.00	2.000					

Oakland Athletics @ Anaheim Angels
Edison International Field, Anaheim, CA
Sun Jun 27 1999, 8:05 PM EDT
Att: 31,782 - Unknown - 72 F

AB 32
R 3
H 7
RBI 3
BB 6
SO 4
LOB 12



Batter	1	2	3	4	5	6	7	8	9	AB	R	H	RBI	BB	SO	LOB	BOTTOM					
Darin Erstad, L OBP: 0.312, SLG: 0.388		L4							L8	4	1	1	0	0	0	1						
Randy Velazquez, R OBP: 0.377, SLG: 0.423									G6-3	3	1	2	1	1	0	0						
Mo Vaughn, L OBP: 0.355, SLG: 0.527										4	1	2	0	0	1	3						
Todd Greene, R OBP: 0.291, SLG: 0.467									L1	4	1	1	1	0	0	1						
16 Garret Anderson, L OBP: 0.305, SLG: 0.473										4	0	3	1	0	0	0						
Steve Decker, R OBP: 0.371, SLG: 0.345										4	0	1	0	0	0	2						
Troy Glaus, R OBP: 0.302, SLG: 0.429										4	0	1	0	0	1	2						
Reggie Williams, S OBP: 0.205, SLG: 0.184										4	0	1	0	0	1	2						
Andy Sheets, R OBP: 0.246, SLG: 0.308										3	0	0	0	0	0	1						
Inning Stats	R: 4 E: 0 K: 1 S: 19	H: 6 LOB: 1 BB: 0 P: 28	R: 0 E: 0 K: 1 S: 10	H: 0 LOB: 1 BB: 1 P: 19	R: 0 E: 0 K: 0 S: 6	H: 2 LOB: 1 BB: 0 P: 10	R: 0 E: 0 K: 0 S: 8	H: 2 LOB: 2 BB: 0 P: 12	R: 0 E: 0 K: 0 S: 4	H: 0 LOB: 0 BB: 0 P: 7	R: 0 E: 0 K: 1 S: 6	H: 0 LOB: 0 BB: 0 P: 10	R: 0 E: 0 K: 0 S: 8	H: 1 LOB: 1 BB: 0 P: 10	R: 0 E: 0 K: 0 S: 12	H: 1 LOB: 1 BB: 0 P: 21	1B: 10 2B: 1 3B: 1 HR: 0	SF: 0 SAC: 0 DP: 1 HBP: 0	WP: 0 PB: 0 SB: 0 CS: 1	PA: 35		
PITCHER	IP	WLS	BF	H	R	ER	SO	BB	IBB	HBP	BLK	WP	HR	S	P	ERA	WHIP					
Kenny Rogers, L ERA: 3.86	8.0	L	35	12	4	4	3	1	0	0	0	0	0	73	117	4.50	1.625					

Oakland Athletics @ Anaheim Angels
Edison International Field, Anaheim, CA
Sun Jun 27 1999, 8:05 PM EDT
Att: 31,782 - Unknown - 72 F

AB 34
R 4
H 12
RBI 3
BB 1
SO 3
LOB 12



Batter	1	2	3	4	5	6	7	8	9	AB	R	H	RBI	BB	SO	LOB	TOP										
Brian Hunter, R OBP: 0.321, SLG: 0.354 (1, 7)	4-1 S BB		0-0 G5-4-3 1B	1-3 K			1-1 G5-3	1-1 E9		4	0	1	0	1	1	2											
Alex Rodriguez, R OBP: 0.355, SLG: 0.579 Rafael Bourimigal, R OBP: 0.370, SLG: 0.521 (8, 8)	3-2 F8		2-1 G5-4-3		2-2 G6-3		3-1 G5-3	1-2 F8		4	0	0	0	0	0	2											
Ken Griffey Jr., L OBP: 0.406, SLG: 0.636 Raul Ibanez, L OBP: 0.333, SLG: 0.314 (1, 8)	2-3 K		2-2 1B		0-0 G1-3		2-1 F8		2-2 G1-4-3	4	0	1	0	0	1	1											
Edgar Martinez, R OBP: 0.442, SLG: 0.520 (1, 10)	4-1 BB		2-0 1B		4-1 2B		1-1 G4-3	1-1 1B	4-2 1B	2	1	1	0	3	0	0											
David Segui, S OBP: 0.370, SLG: 0.473 (1, 3)	0-0 G3		1-1 G3-1		0-0 2B		4-2 2B	1-1 1B	1-1 1B	4	1	2	0	1	0	4											
Butch Huskey, R OBP: 0.370, SLG: 0.539 (1, 9)		2-3 K		0-0 F8	0-1 G4-3		2-0 F8	2-2 1B	2-2 1B	5	0	1	0	0	1	3											
John Mabry, L OBP: 0.302, SLG: 0.406 (1, 5)		2-0 FC6-4 1B		0-0 G4-3		1-1 F8	1-0 2B	2-2 1B	2-2 1B	5	1	3	1	0	0	0											
David Bell, R OBP: 0.335, SLG: 0.477 Charles Gipson, R OBP: 0.450, SLG: 0.556 (8, 4)	2-2 FC6-4		1-1 1B		3-2 P3		2-2 E	3-2 P3	3-2 P3	3	0	1	0	0	0	1											
Dan Wilson, R OBP: 0.342, SLG: 0.420 Tom Lampkin, L OBP: 0.372, SLG: 0.547 (9, 4)	1-3 K		0-1 1B		1-3 K		0-1 E3	2-2 F9	2-2 F9	4	1	1	0	0	2	1											
Inning Stats	R: 0 E: 0 K: 1 S: 9	H: 0 LOB: 2 BB: 2 P: 22	R: 0 E: 0 K: 2 S: 10	H: 1 LOB: 1 BB: 0 P: 17	R: 0 E: 0 K: 0 S: 9	H: 3 LOB: 2 BB: 0 P: 16	R: 0 E: 0 K: 1 S: 9	H: 2 LOB: 2 BB: 0 P: 11	R: 0 E: 0 K: 1 S: 8	H: 0 LOB: 0 BB: 1 P: 14	R: 0 E: 0 K: 0 S: 6	H: 0 LOB: 0 BB: 0 P: 12	R: 4 E: 2 K: 0 S: 20	H: 2 LOB: 1 BB: 1 P: 32	R: 1 E: 0 K: 0 S: 28	H: 3 LOB: 3 BB: 1 P: 44	1B: 9 2B: 3 3B: 0 HR: 0	SF: 0 SAC: 0 DP: 1 HBP: 0	WP: 0 PB: 0 SB: 1 CS: 0	PA: 45							
PITCHER	IP	WLS	BF	H	R	ER	SO	BB	IBB	HBP	BLK	WP	HR	S	P	ERA	WHIP										
Tim Hudson, R ERA: 2.81 T.J. Mathews, R ERA: 3.89 Buddy Groom, L ERA: 7.78 Tim Worrell, R ERA: 4.22	(1, 1)	7.0	W	30	7	0	5	3	0	0	0	0	0	60	106	0.00	1.429										
	(8, 1)	1.0		8	2	4	2	1	0	0	0	0	0	20	32	18.00	3.000										
	(9, 1)	0.1		5	3	1	1	1	0	0	0	0	0	16	27	27.00	12.000										
	(9, 1)	0.2		2	0	0	0	0	0	0	0	0	0	12	17	0.00	0.000										

Seattle Mariners @ Oakland Athletics
Network Associates Coliseum, Oakland, CA
Wed Jun 30 1999, 10:35 PM EDT
Att: 17,224 - Unknown - 74 F

AB 40
R 5
H 12
RBI 3
BB 5
SO 5
LOB 21

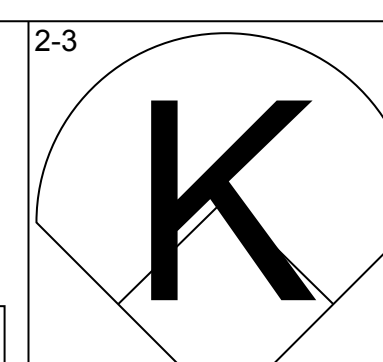
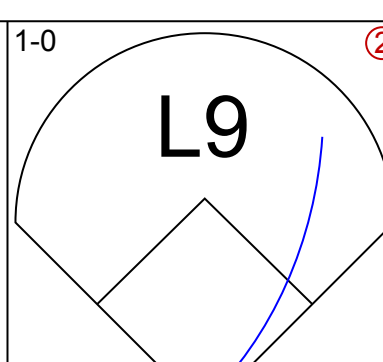
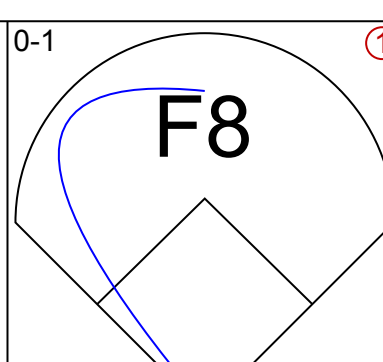
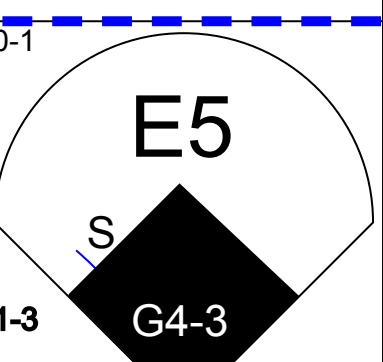
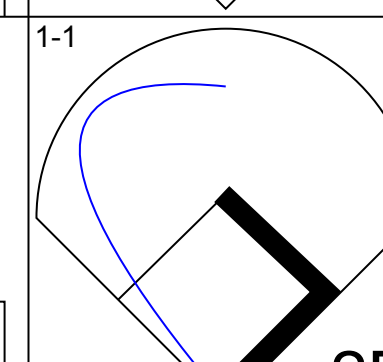
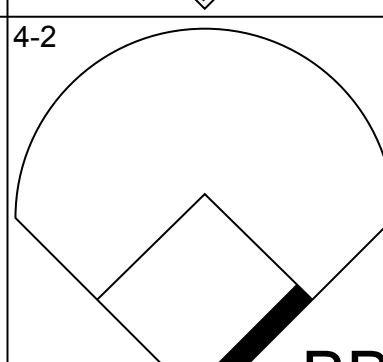
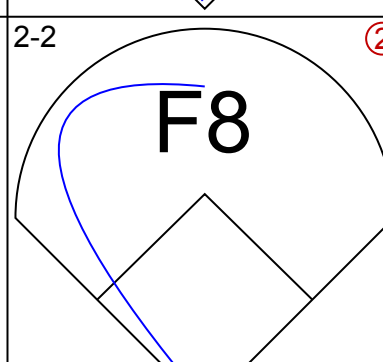
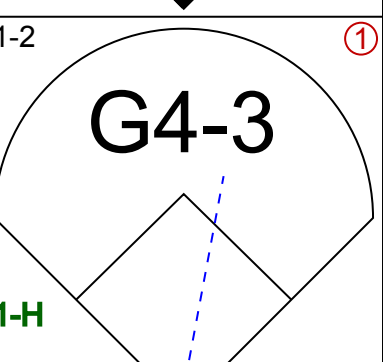
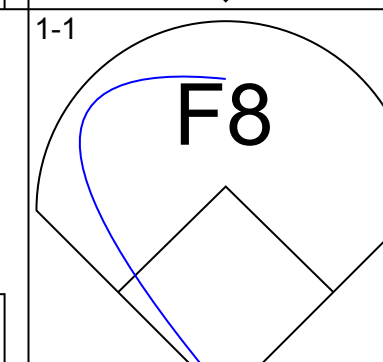
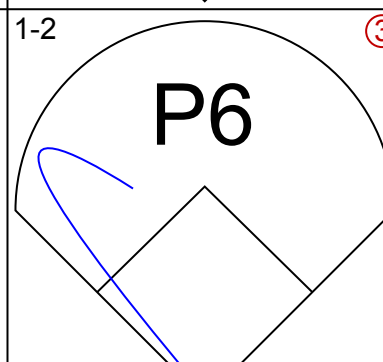
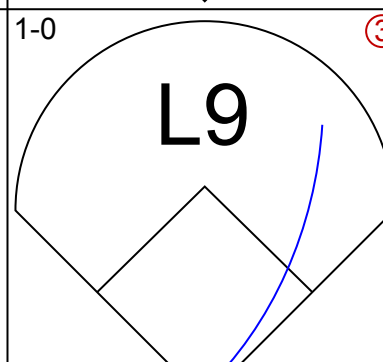
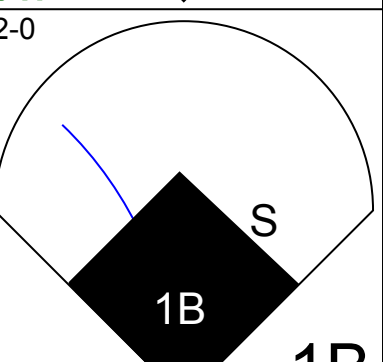
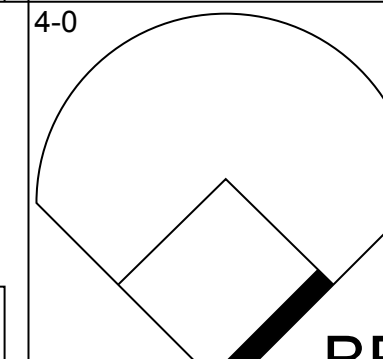
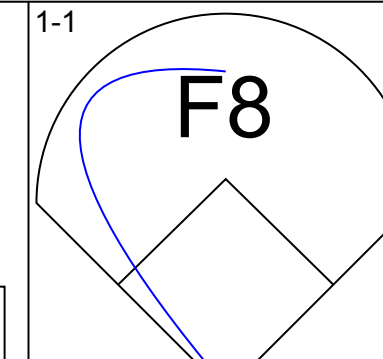
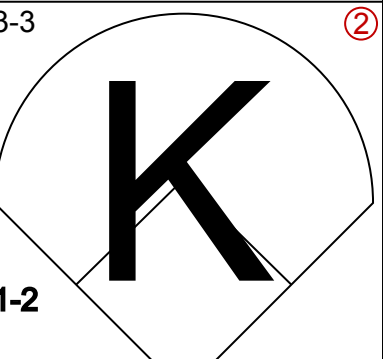
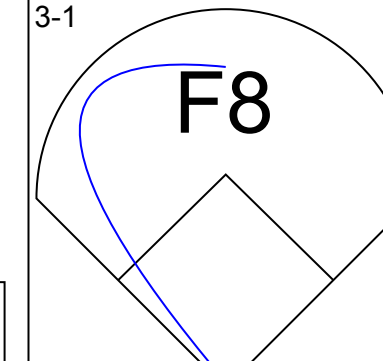
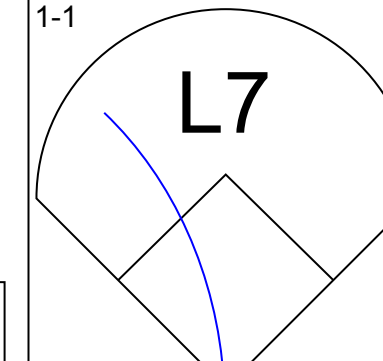
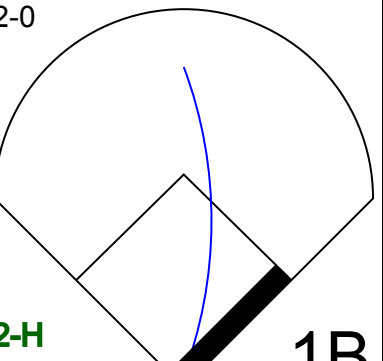
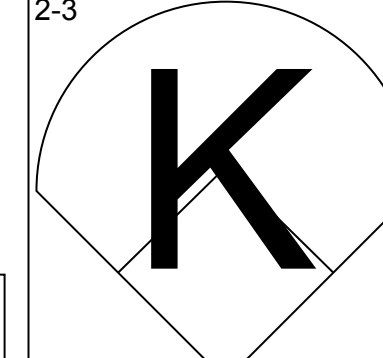
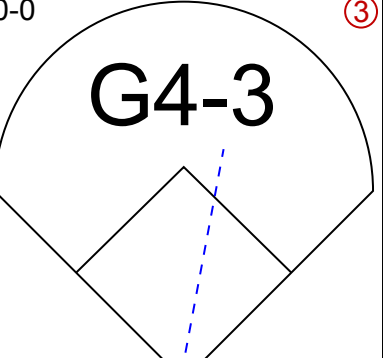
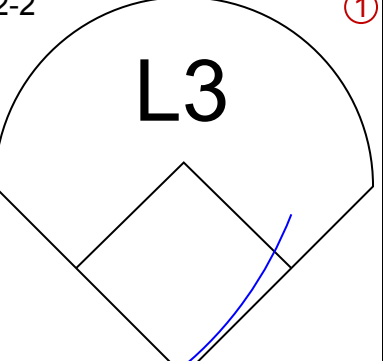
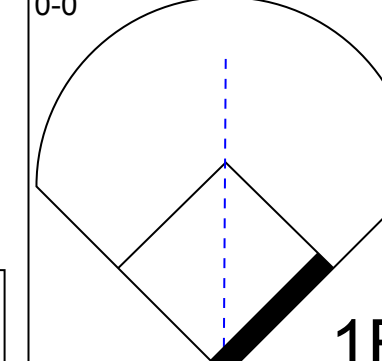
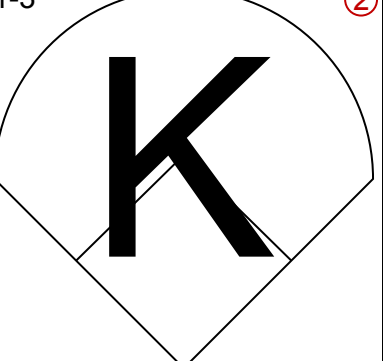
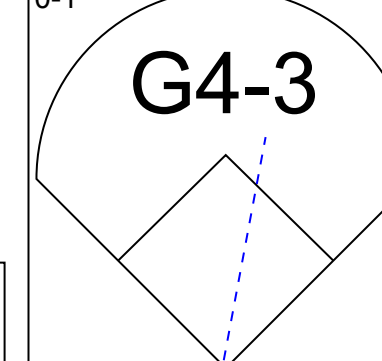
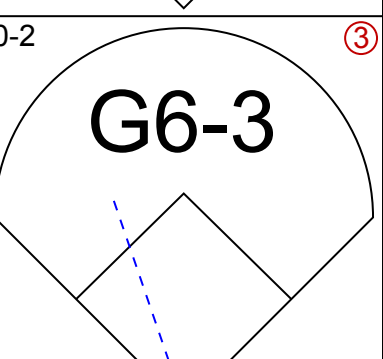

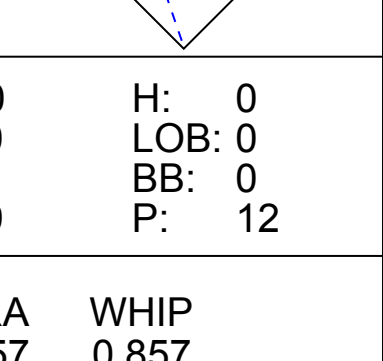
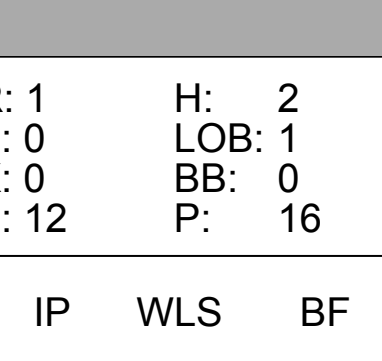




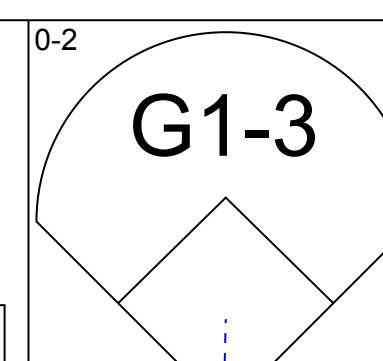
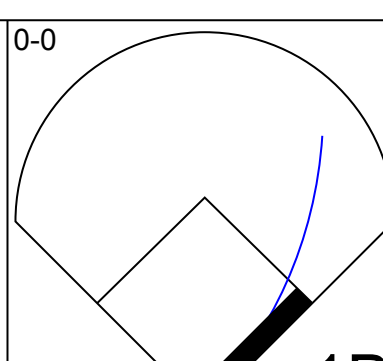
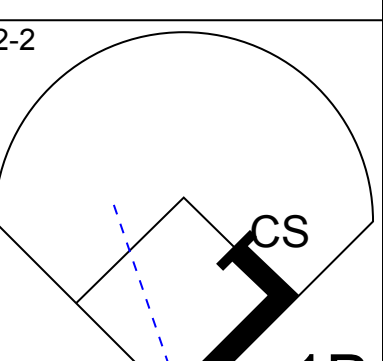
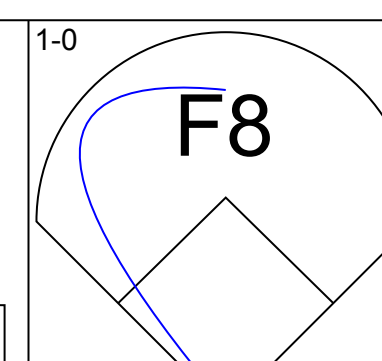
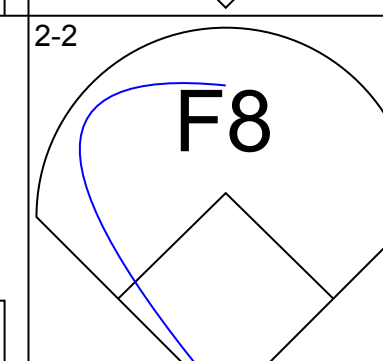
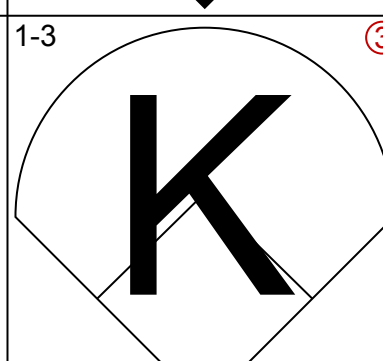
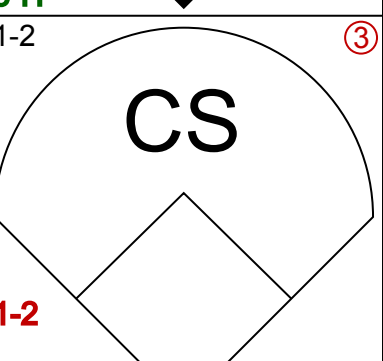

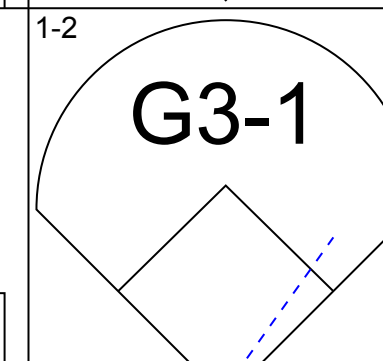


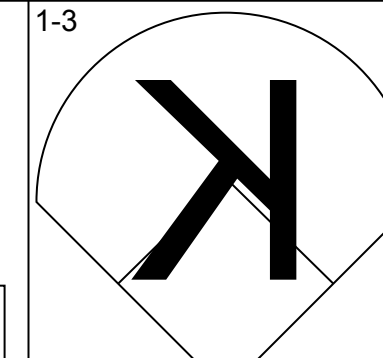

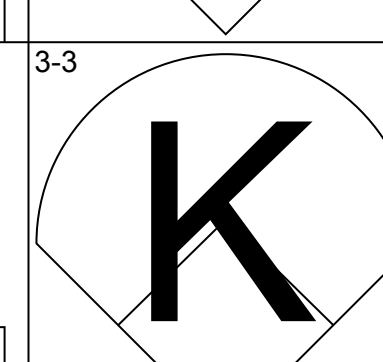


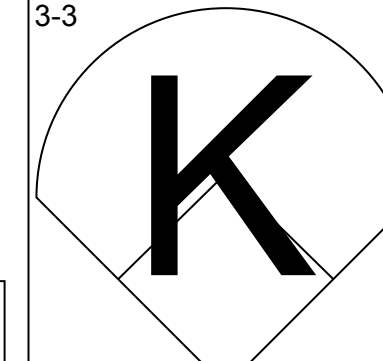


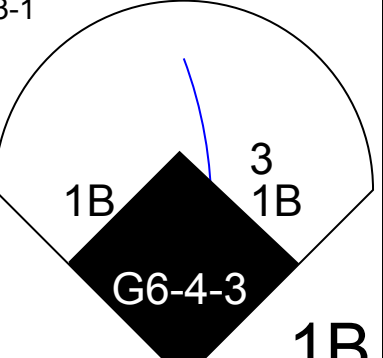
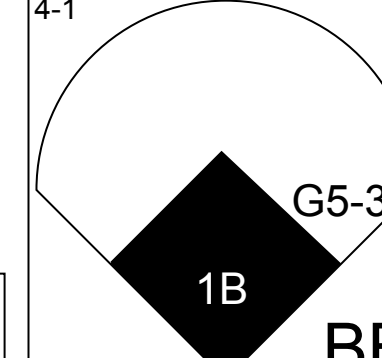
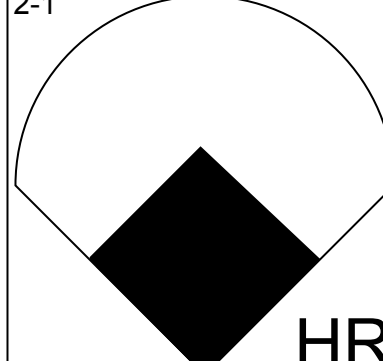
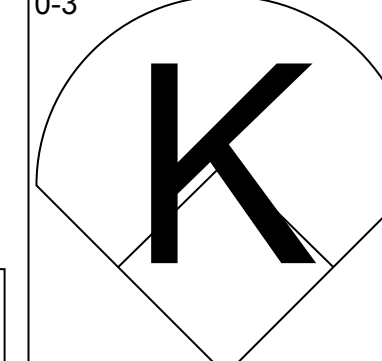
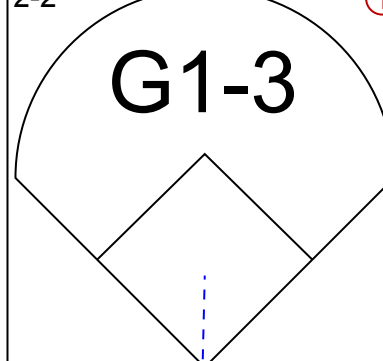
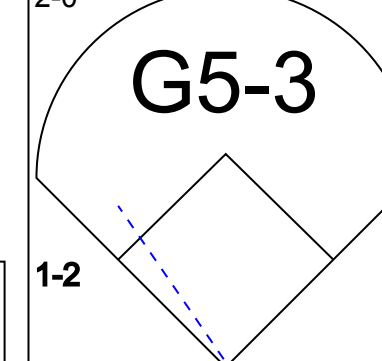
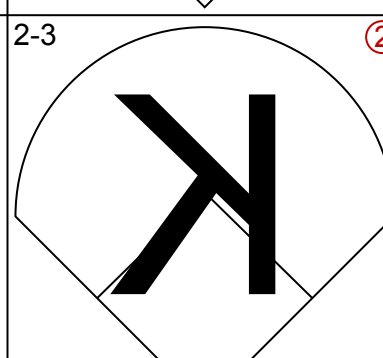
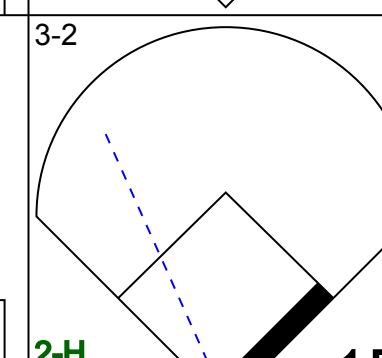
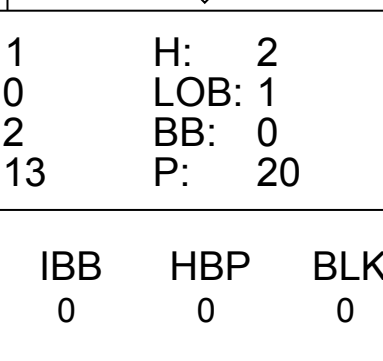
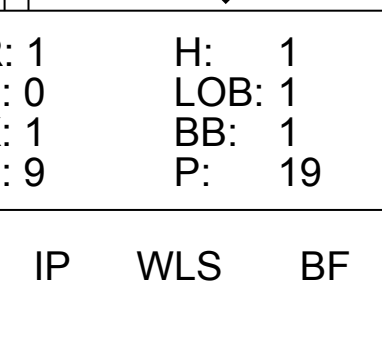
Batter	1	2	3	4	5	6	7	8	9	AB	R	H	RBI	BB	SO	LOB	BOTTOM										
Tony Phillips, S OBP: 0.350, SLG: 0.463 (1, 9)	3-1 HR	0-2 G6-3	1-3 K			2-0 G1-3	1-3 K			5	1	1	0	0	2	4											
Miguel Tejada, R OBP: 0.331, SLG: 0.433 (1, 6)	1-2 HR	0-3 K		1-0 F9			E5			5	2	2	3	0	1	0											
Tim Lincecum, S OBP: 0.353, SLG: 0.345 (1, 7)	0-0 F9	4-2 BB		2-0 G4-3			E4			4	1	1	1	1	0	2											
John Jaha, R OBP: 0.412, SLG: 0.607 (1, 10)	2-0 1B	2-3 K		0-1 L6			4-1 2B	0-0 HR		4	3	2	1	1	1	1											
Olmedo Saenz, R OBP: 0.350, SLG: 0.404 (1, 5)	3-2 BB		2-1 P3		3-2 G5-3		1-1 E	2-1 P5		4	2	1	1	0	0	0											
Jason Giambi, L OBP: 0.378, SLG: 0.484 (1, 3)	1-2 SF9		0-0 1B		2-3 K		0-0 E4	4-1 HR		4	3	2	1	1	1	1											
Ramon Hernandez, R OBP: 0.600, SLG: 1.000 (1, 2)	4-0 FC4-6		2-0 1B		0-0 F7		0-0 E	0-2 HR		4	2	3	4	1	0	0											
Ryan Christenson, R OBP: 0.264, SLG: 0.260 (1, 8)	0-0 SF9		2-2 1B		1-3 K		1-3 SF9	3-2 F9		3	0	1	3	0	1	0											
Jorge Velandia, R OBP: 0.206, SLG: 0.235 (1, 4)	0-0 FC4-6		2-3 K		2-3 K		2-3 E	2-2 P5		5	0	1	0	0	2	4											
Inning Stats	R: 4 E: 0 K: 0 S: 13	H: 4 LOB: 2 BB: 1 P: 26	R: 0 E: 0 K: 2 S: 12	H: 0 LOB: 1 BB: 1 P: 18	R: 1 E: 0 K: 2 S: 14	H: 3 LOB: 2 BB: 0 P: 23	R: 0 E: 0 K: 0 S: 4	H: 0 LOB: 0 BB: 0 P: 7	R: 0 E: 0 K: 1 S: 9	H: 0 LOB: 0 BB: 0 P: 14	R: 0 E: 0 K: 2 S: 9	H: 0 LOB: 0 BB: 0 P: 14	R: 6 E: 3 K: 1 S: 22	H: 5 LOB: 2 BB: 1 P: 32	R: 3 E: 0 K: 0 S: 14	H: 2 LOB: 0 BB: 1 P: 25	1B: 8 2B: 3 3B: 0 HR: 3	SF: 2 SAC: 0 DP: 0 HBP: 1	WP: 0 PB: 0 SB: 0 CS: 0	PA: 45							
PITCHER	IP	WLS	BF	H	R	ER	SO	BB	IBB	HBP	BLK	WP	HR	S	P	ERA	WHIP										
Jeff Fassero, L ERA: 7.21 46 Jordan Zimmerman, L ERA: 7.88 28 Ken Cloude, R ERA: 7.23 Damaso Marte, L ERA: 27.0	(1, 1)	6.0	L	31	8	7	7	3	0	1	0	0	0	65	112	10.50	1.833										
	(7, 1)	0.0		2	1	0	0	0	0	0	0	0	0	3	4	-	-										
	(7, 1)	1.0		6	3	3	2	1	0	0	0	0	0	15	18	18.00	3.000										
	(8, 1)	1.0		6	2	3	3	0	1	0	0	0	2	14	25	27.00	3.000										

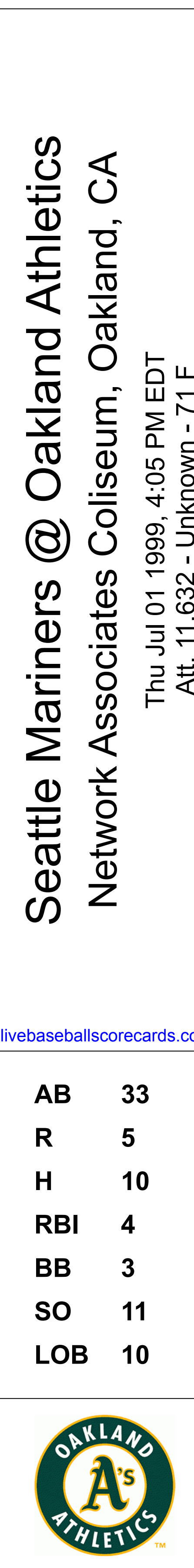
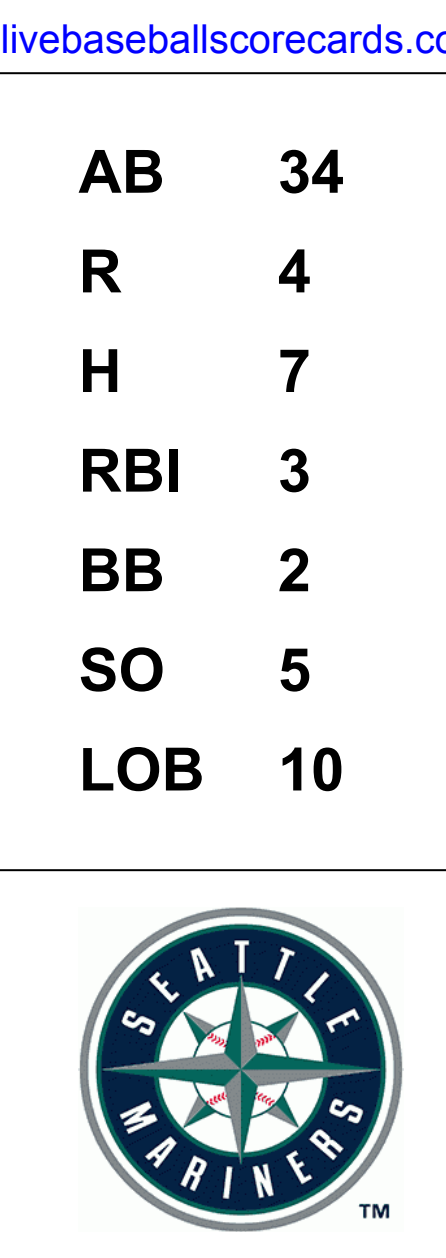
Seattle Mariners @ Oakland Athletics
Network Associates Coliseum, Oakland, CA
Wed Jun 30 1999, 10:35 PM EDT
Att: 17,224 - Unknown - 74 F

AB 38
R 14
H 14
RBI 14
BB 4
SO 8
LOB 12



Batter	1	2	3	4	5	6	7	8	9	AB	R	H	RBI	BB	SO	LOB	TOP					
Brian Hunter, R OBP: 0.317, SLG: 0.349 (1, 7)										4	1	0	0	0	1	1	Seattle Mariners @ Oakland Athletics Network Associates Coliseum, Oakland, CA Thu Jul 01 1999, 4:05 PM EDT Att: 11,632 - Unknown - 71 F livebaseballscorecards.com					
Alex Rodriguez, R OBP: 0.397, SLG: 0.580 (1, 6)										3	0	1	1	1	0	0						
Ken Griffey Jr., L OBP: 0.404, SLG: 0.631 (1, 8)										4	1	1	0	0	0	2						
Edgar Martinez, R OBP: 0.443, SLG: 0.522 (1, 10)										3	1	1	0	1	1	1						
David Segui, S OBP: 0.369, SLG: 0.469 (1, 3)										4	0	1	1	0	0	3						
John Mabry, L OBP: 0.296, SLG: 0.398 (1, 9)										4	0	0	1	0	1	1						
David Bell, R OBP: 0.334, SLG: 0.474 (1, 4)										4	0	1	0	0	1	0						
Tom Lampkin, L OBP: 0.367, SLG: 0.533 (9, PR)										4	0	1	0	0	1	1						
Charles Gipson, R OBP: 0.450, SLG: 0.556 (9, PR)										0	0	0	0	0	0	0						
Dan Wilson, R OBP: 0.342, SLG: 0.420 (9, 2)										0	0	0	0	0	0	0						
Russ Davis, R OBP: 0.272, SLG: 0.454 (1, 5)										4	1	1	0	0	0	1						
Inning Stats	R: 0 E: 0 K: 1 S: 9	H: 1 LOB: 2 BB: 1 P: 20	R: 0 E: 0 K: 0 S: 10	H: 0 LOB: 0 BB: 0 P: 15	R: 0 E: 0 K: 0 S: 9	H: 0 LOB: 1 BB: 1 P: 15	R: 0 E: 0 K: 1 S: 7	H: 0 LOB: 0 BB: 0 P: 11	R: 0 E: 0 K: 1 S: 9	H: 0 LOB: 0 BB: 0 P: 12	R: 0 E: 0 K: 0 S: 6	H: 0 LOB: 1 BB: 0 P: 9	R: 1 E: 0 K: 0 S: 12	H: 2 LOB: 1 BB: 0 P: 16	R: 3 E: 1 K: 1 S: 12	H: 3 LOB: 1 BB: 0 P: 20	R: 0 E: 0 K: 1 S: 6	H: 1 LOB: 1 BB: 0 P: 7	1B: 5 2B: 2 3B: 0 HR: 0	SF: 0 SAC: 0 DP: 0 HBP: 0	WP: 0 PB: 0 SB: 3 CS: 1	PA: 36
PITCHER	IP	WLS	BF	H	R	ER	SO	BB	IBB	HBP	BLK	WP	HR	S	P	ERA	WHIP					
Jimmy Haynes, R ERA: 4.75 (1, 1)	7.0		27	4	2	2	3	2	0	0	0	0	0	63	99	2.57	0.857					
Billy Taylor, R ERA: 2.73 (8, 1)	2.0	W	9	3	2	0	2	0	0	0	0	0	0	17	26	0.00	1.500					

Batter	1	2	3	4	5	6	7	8	9	AB	R	H	RBI	BB	SO	LOB	BOTTOM					
Tony Phillips, S OBP: 0.353, SLG: 0.465 (1, 4)										5	0	3	2	0	0	1	Seattle Mariners @ Oakland Athletics Network Associates Coliseum, Oakland, CA Thu Jul 01 1999, 4:05 PM EDT Att: 11,632 - Unknown - 71 F livebaseballscorecards.com					
Miguel Tejada, R OBP: 0.327, SLG: 0.427 (1, 6)										4	0	0	0	0	3	1						
Ben Grieve, L OBP: 0.341, SLG: 0.413 (1, 7)										4	0	1	0	0	0	0						
John Jaha, R OBP: 0.409, SLG: 0.598 (8, PR)										3	0	0	0	1	2	1						
Olmedo Saenz, R OBP: 0.350, SLG: 0.404 (8, PR)										0	0	0	0	0	0	0						
Matt Stairs, L OBP: 0.343, SLG: 0.508 (1, 9)										3	0	0	0	1	3	1						
Jason Giambi, L OBP: 0.380, SLG: 0.482 (1, 3)										3	2	1	0	1	1	2						
3 Eric Chavez, L OBP: 0.336, SLG: 0.407 (1, 5)										4	2	2	1	0	1	1						
Ramon Hernandez, R OBP: 0.571, SLG: 0.846 (1, 2)										4	0	2	0	0	0	1						
A.J. Hinch, R OBP: 0.236, SLG: 0.295 (9, PR)										0	1	0	0	0	0	0						
Ryan Christenson, R OBP: 0.272, SLG: 0.262 (1, 8)										3	0	1	1	0	1	2						
Inning Stats	R: 0 E: 0 K: 0 S: 9	H: 0 LOB: 0 BB: 0 P: 12	R: 0 E: 0 K: 2 S: 8	H: 0 LOB: 0 BB: 0 P: 16	R: 1 E: 0 K: 2 S: 13	H: 2 LOB: 1 BB: 0 P: 20	R: 0 E: 0 K: 2 S: 9	H: 0 LOB: 0 BB: 0 P: 13	R: 2 E: 0 K: 0 S: 11	H: 4 LOB: 0 BB: 0 P: 17	R: 0 E: 0 K: 3 S: 13	H: 1 LOB: 1 BB: 0 P: 21	R: 1 E: 0 K: 1 S: 9	H: 1 LOB: 1 BB: 1 P: 19	R: 0 E: 0 K: 1 S: 13	H: 0 LOB: 2 BB: 2 P: 21	R: 1 E: 0 K: 0 S: 8	H: 2 LOB: 2 BB: 0 P: 15	1B: 9 2B: 0 3B: 0 HR: 1	SF: 0 SAC: 0 DP: 1 HBP: 1	WP: 0 PB: 0 SB: 0 CS: 1	PA: 38
PITCHER	IP	WLS	BF	H	R	ER	SO	BB	IBB	HBP	BLK	WP	HR	S	P	ERA	WHIP					
Frankie Rodriguez, R ERA: 5.4 (1, 1)	5.0		19	6	3	3	6	3	0	0	0	0	0	50	78	5.40	1.200					
Paul Abbott, R ERA: 4.5 (6, 1)	3.0		14	2	1	1	5	3	0	0	0	0	0	35	61	3.00	1.667					
Jose Paniagua, R ERA: 3.77 (9, 1)	0.1	L	4	2	1	1	0	0	0	1	0	0	0	8	15	27.00	6.000					



Batter	1	2	3	4	5	6	7	8	9	AB	R	H	RBI	BB	SO	LOB	TOP								
Darin Erstad, L OBP: 0.317, SLG: 0.385	0-2 1B 1B	1-2 E 1B		2-3 K		1-3 K2-3		0-0 G3	1-2 1B G1-4-3 HBP	5	2	2	0	0	2	1									
Randy Velarde, R OBP: 0.386, SLG: 0.429	2-0 1B FC6-4 1B	0-1 E3		1-0 G4-5-3 1B		1-1 HBP		0-0 1B WP 1B	0-0 1B G1-4-3	5	2	4	1	0	0	1									
Mo Vaughn, L OBP: 0.344, SLG: 0.504	2-1 FC6-4 1B	0-0 F9		2-1 G4-5-3 1-2		3-2 G4-3		0-0 WP 1B	1-1 G1-4-3	6	0	2	2	0	0	6									
Todd Greene, R OBP: 0.283, SLG: 0.458	0-0 FC6-4 1-2 3-H	2-2 P6				1-3 K		0-0 16 E 2B 1B	2-3 K 1-2 3-H	6	1	1	1	0	2	5									
16 Garret Anderson, L OBP: 0.303, SLG: 0.459	1-1 P6		4-2 BB Sf7-2-6 BB		1-1 E3		3-2 E7 2B 1B		4-0 IBB	3	2	1	0	2	0	1									
Steve Decker, R OBP: 0.410, SLG: 0.333	4-0 FC6 BB		4-2 BB Sf7-2-6 BB		3-2 P3		0-0 P6		3-2 P7	1	0	0	0	2	0	1									
Matt Walbeck, S OBP: 0.292, SLG: 0.325	1-2 BB		1-2 BB		1-2 SAFE					2	0	0	0	0	0	4									
Troy Glaus, R OBP: 0.301, SLG: 0.425	0-0 FC6 1-2		4-2 FC6-4 BB		0-0 L8		1-2 2B		1-3 K	4	0	1	2	1	1	3									
Reggie Williams, S OBP: 0.213, SLG: 0.289			0-2 SF7-2-6		0-3 K		1-2 F8		3-2 2B 2B	3	0	0	1	0	2	1									
Otlando Palmeiro, L OBP: 0.389, SLG: 0.323			2-3 3-H							1	1	1	0	0	0	0									
Gary Disarcina, R OBP: 0.286, SLG: 0.269		4-2 1B E BB	0-0 FC6-4 1-2		1-1 E5 1B		2-0 F8		1-0 1B 2B	4	2	2	1	1	0	2									
Inning Stats	R: 2 E: 0 K: 0 S: 10	H: 3 LOB: 2 BB: 1 P: 19	R: 1 E: 1 K: 1 S: 15	H: 1 LOB: 2 BB: 1 P: 23	R: 1 E: 0 K: 0 S: 10	H: 0 LOB: 1 BB: 3 P: 22	R: 0 E: 0 K: 1 S: 6	H: 1 LOB: 0 BB: 0 P: 11	R: 0 E: 1 K: 2 S: 13	H: 0 LOB: 1 BB: 0 P: 17	R: 0 E: 1 K: 2 S: 13	H: 1 LOB: 2 BB: 0 P: 19	R: 2 E: 1 K: 0 S: 14	H: 3 LOB: 1 BB: 0 P: 21	R: 1 E: 0 K: 1 S: 11	H: 2 LOB: 2 BB: 2 P: 20	R: 3 E: 0 K: 1 S: 17	H: 3 LOB: 1 BB: 0 P: 24	1B: 11 2B: 4 3B: 0 HR: 0	SF: 1 SAC: 0 DP: 2 HBP: 2	WP: 1 PB: 0 SB: 0 CS: 0	PA: 49			
PITCHER	IP	WLS	BF	H	R	ER	SO	BB	IBB	HBP	BLK	WP	HR	S	P	ERA	WHIP								
Kenny Rogers, L ERA: 3.9	6.0		30	6	4	3	5	5	0	1	0	0	0	66	111	4.50	1.833								
Doug Jones, R ERA: 3.45	1.0	B	6	3	2	2	0	0	0	0	0	0	0	14	21	18.00	3.000								
Chad Harville, R ERA: 6.23	1.1	L	9	4	3	3	2	0	1	0	0	1	0	20	34	20.25	3.000								
Buddy Groom, L ERA: 7.97	0.2		4	1	1	1	0	0	0	1	0	0	0	8	10	13.50	1.500								

Anaheim Angels @ Oakland Athletics
Network Associates Coliseum, Oakland, CA

AB 40
R 10
H 14
RBI 8
BB 6
SO 7
LOB 25



livebaseballscorecards.com

Anaheim Angels @ Oakland Athletics
Network Associates Coliseum, Oakland, CA

AB 37
R 6
H 10
RBI 5
BB 4
SO 8
LOB 20



livebaseballscorecards.com

Batter	1	2	3	4	5	6	7	8	9	AB	R	H	RBI	BB	SO	LOB	BOTTOM								
Tony Phillips, S OBP: 0.354, SLG: 0.461	4-2 FC3-6 1B BB	4-1 FC4-6 BB		2-2 G4-3		3-3 K		0-0 F9		3	1	0	0	2	1	1									
Miguel Tejada, R OBP: 0.325, SLG: 0.423	3-2 FC3-6 1B	2-0 FC4-6			2-1 G5-3	2-3 K		3-3 K		5	0	1	0	0	2	2									
Ben Grieve, L OBP: 0.342, SLG: 0.412	2-1 F7	1-2 P6			1-1 BB E 1B		0-0 1B 1B		0-0 F9	5	2	2	0	0	0	4									
Matt Stairs, L OBP: 0.340, SLG: 0.500	0-0 FC3-6 1B PB		1-0 G4-3		4-2 E BB		1-2 F7		3-3 K	4	2	0	0	1	1	3									
John Jaha, R OBP: 0.405, SLG: 0.589	2-2 PB 1B		2-3 K		0-0 F7		2-3 K		2-3 K	5	0	1	1	0	3	3									
Jason Giambi, L OBP: 0.384, SLG: 0.489	1-2 3-H 1B		0-2 F8		2-0 E9 1B 2B		1-2 1B		1-2 1B	4	1	3	2	0	0	0									
Ramon Hernandez, R ERA: 4.98	2-2 G4-3		4-1 BB G3		0-0 E 1B		0-1 1B			2	0	1	1	1	0	2									
A.J. Hinch, R OBP: 0.242, SLG: 0.300	1-2 2-3 3-H				3-H 1B		1-2 1B			1	0	1	1	0	0	0									
3 Eric Chavez, L OBP: 0.330, SLG: 0.399			1-2 K		1-2 G3		2-2 F9		2-1 P6	4	0	0	0	0	1	4									
Ryan Christenson, R OBP: 0.271, SLG: 0.261		1-1 FC4-6 PB 1B		3-1 G6-3		2-2 F8		1-1 F8		4	0	1	0	0	0	1									
Inning Stats	R: 2 E: 0 K: 0 S: 16	H: 3 LOB: 1 BB: 1 P: 31	R: 0 E: 0 K: 1 S: 10	H: 1 LOB: 2 BB: 1 P: 19	R: 0 E: 0 K: 0 S: 8	H: 0 LOB: 0 BB: 0 P: 11	R: 0 E: 0 K: 0 S: 10	H: 0 LOB: 1 BB: 1 P: 20	R: 3 E: 1 K: 0 S: 16	H: 3 LOB: 2 BB: 1 P: 27	R: 0 E: 0 K: 2 S: 10	H: 0 LOB: 0 BB: 0 P: 17	R: 1 E: 0 K: 1 S: 14	H: 3 LOB: 2 BB: 0 P: 22	R: 0 E: 0 K: 1 S: 8	H: 0 LOB: 0 BB: 0 P: 12	R: 0 E: 0 K: 2 S: 10	H: 0 LOB: 0 BB: 0 P: 15	1B: 9 2B: 1 3B: 0 HR: 0	SF: 0 SAC: 0 DP: 0 HBP: 0	WP: 0 PB: 2 SB: 1 CS: 0	PA: 41			
PITCHER	IP	WLS	BF	H	R	ER	SO	BB	IBB	HBP	BLK	WP	HR	S	P	ERA	WHIP								
Steve Sparks, R ERA: 4.98	4.2		25	7	5	3	2	4	0	0	0	0	0	53	99	5.79	2.357								
Mike Magnante, L ERA: 5.0	1.2		6	1	1	1	2	0	0	0	0	0	0	20	32	5.40	0.600								
Mark Petkovsek, R ERA: 1.77	0.2	W	4	2	0	0	1	0	0	0	0	0	0	11	16	0.00	3.000								
Shigetoshi Hasegawa, R ERA: 3.6	1.0	H	3	0	0	0	1	0	0	0	0	0	0	8	12	0.00	0.000								
Troy Percival, R ERA: 2.25	1.0		3	0	0	0	2	0	0	0	0	0	0	10	15	0.00	0.000								

livebaseballscorecards.com

Fri Jul 02 1999, 10:35 PM EDT
Alt: 8,570 - Unknown - 61 F

Batter	1	2	3	4	5	6	7	8	9	AB	R	H	RBI	BB	SO	LOB	TOP					
Darin Erstad, L (1,7) OBP: 0.321, SLG: 0.392										5	1	3	2	0	0	1	Anaheim Angels @ Oakland Athletics Network Associates Coliseum, Oakland, CA Sat Jul 03 1999, 9:15 PM EDT Att: 50,916 - Unknown - 65 F					
Randy Velarde, R (1,4) OBP: 0.386, SLG: 0.429										5	1	2	1	0	2	2						
Mo Vaughn, L (1,3) OBP: 0.345, SLG: 0.502										5	0	2	1	0	1	3						
16 Garret Anderson, L (1,8) OBP: 0.305, SLG: 0.460										4	0	1	1	1	0	3						
Todd Greene, R (1,10) OBP: 0.280, SLG: 0.452																		3 0 0 0 0 0 3 2 0 0 0 0 2 2				
Jeff Huson, L (6,PH) OBP: 0.290, SLG: 0.295																						
Bret Hemphill, S (1,2) OBP: 0.500, SLG: 0.500										4	1	1	0	0	0	3						
Troy Glaus, R (1,5) OBP: 0.300, SLG: 0.422										4	1	1	0	0	1	0						
Orlando Palmeiro, L (1,9) OBP: 0.372, SLG: 0.332										4	2	2	2	0	1	0						
Gary Disarcina, R (1,6) OBP: 0.281, SLG: 0.300										4	1	1	0	0	0	1						
Inning Stats	R: 0 E: 0 K: 1 S: 8	H: 2 LOB: 1 BB: 0 P: 8	R: 0 E: 0 K: 0 S: 7	H: 0 LOB: 0 BB: 0 P: 11	R: 2 E: 1 K: 0 S: 17	H: 3 LOB: 3 BB: 1 P: 27	R: 0 E: 0 K: 0 S: 7	H: 0 LOB: 0 BB: 0 P: 10	R: 0 E: 0 K: 2 S: 15	H: 1 LOB: 1 BB: 0 P: 21	R: 0 E: 0 K: 1 S: 23	H: 7 LOB: 2 BB: 0 P: 33	R: 0 E: 0 K: 2 S: 8	H: 0 LOB: 0 BB: 0 P: 9	R: 0 E: 0 K: 0 S: 8	H: 0 LOB: 0 BB: 0 P: 10	R: 0 E: 0 K: 1 S: 7	H: 0 LOB: 0 BB: 0 P: 9	1B: 9 2B: 4 3B: 0 HR: 0	SF: 0 SAC: 0 DP: 1 HBP: 0	WP: 0 PB: 0 SB: 0 CS: 0	PA: 41
PITCHER	IP WLS BF H R ER SO BB IBB HBP BLK WP HR S P ERA WHIP																					
Gil Heredia, R (1,1) ERA: 5.77	5.2 W 28 10 6 6 3 0 0 1 0 0 0 0 0 68 95 9.53 1.765																					
Tim Worrell, R (6,1) ERA: 4.33	1.0 6 3 1 1 2 0 0 0 0 0 0 0 0 14 21 9.00 3.000																					
Buddy Groom, L (7,1) ERA: 7.84	0.1 H 1 0 0 0 1 0 0 0 0 0 0 0 0 3 23 0.00 0.000																					
Brad Rigby, R (8,1) ERA: 4.22	1.0 H 3 0 0 0 0 0 0 0 0 0 0 0 0 8 10 0.00 0.000																					
Billy Taylor, R (9,1) ERA: 2.65	1.0 S 3 0 0 0 1 0 0 0 0 0 0 0 0 7 9 0.00 0.000																					

Batter	1	2	3	4	5	6	7	8	9	AB	R	H	RBI	BB	SO	LOB	BOTTOM			
Tony Phillips, S (1,4) OBP: 0.357, SLG: 0.463										3	2	1	0	2	0	1	Anaheim Angels @ Oakland Athletics Network Associates Coliseum, Oakland, CA Sat Jul 03 1999, 9:15 PM EDT Att: 50,916 - Unknown - 65 F			
Jorge Velandria, R (8,4) OBP: 0.206, SLG: 0.235										5	1	2	2	0	2	3				
Miguel Tejada, R (1,6) OBP: 0.326, SLG: 0.429										3	1	1	1	1	0	2				
Olmedo Saenz, R (1,5) OBP: 0.357, SLG: 0.403										5	1	3	4	0	1	4				
John Jaha, R (1,10) OBP: 0.409, SLG: 0.603										3	0	0	0	2	1	3				
Jason Giambi, L (1,3) OBP: 0.385, SLG: 0.484										4	0	0	0	1	0	7				
Tim Raines, S (1,7) OBP: 0.348, SLG: 0.333										4	0	0	0	1	0	7				
Ryan Christenson, R (1,8) OBP: 0.279, SLG: 0.270										4	2	2	0	0	1	1				
Jason McDonald, S (1,9) OBP: 0.299, SLG: 0.254										3	1	2	0	0	0	0				
A.J. Hinch, R (1,2) OBP: 0.243, SLG: 0.301										3	1	1	0	0	0	2				
Inning Stats	R: 1 E: 0 K: 1 S: 13	H: 2 LOB: 1 BB: 0 P: 22	R: 0 E: 0 K: 1 S: 6	H: 0 LOB: 0 BB: 1 P: 11	R: 1 E: 1 K: 2 S: 16	H: 1 LOB: 3 BB: 1 P: 28	R: 6 E: 1 K: 1 S: 19	H: 4 LOB: 0 BB: 1 P: 31	R: 0 E: 0 K: 0 S: 12	H: 1 LOB: 2 BB: 2 P: 23	R: 0 E: 0 K: 0 S: 5	H: 1 LOB: 1 BB: 0 P: 6	R: 0 E: 0 K: 0 S: 12	H: 1 LOB: 2 BB: 1 P: 22	R: 0 E: 0 K: 1 S: 7	H: 0 LOB: 0 BB: 0 P: 9	1B: 8 2B: 3 3B: 0 HR: 1	SF: 0 SAC: 2 DP: 1 HBP: 1	WP: 0 PB: 0 SB: 0 CS: 2	PA: 42
PITCHER	IP WLS BF H R ER SO BB IBB HBP BLK WP HR S P ERA WHIP																			
Chuck Finley, L (1,1) ERA: 5.52	3.1 L 22 7 8 6 4 3 0 1 0 0 0 0 0 48 83 16.20 3.000																			
Scott Schoeneweis, L (4,1) ERA: 5.24	1.2 6 2 1 1 1 0 0 0 0 0 0 0 0 13 17 5.40 1.200																			
Al Levine, R (6,1) ERA: 3.16	2.2 12 3 0 0 0 2 0 0 0 0 0 0 0 23 40 0.00 1.875																			
Jarrod Washburn, L (8,1) ERA:	0.1 2 0 0 0 0 1 0 0 0 0 0 0 0 6 11 0.00 3.000																			



Batter	1	2	3	4	5	6	7	8	9	AB	R	H	RBI	BB	SO	LOB	TOP				
Darin Erstad, L (1, 8) OBP: 0.322, SLG: 0.390	G5-3		K	SAFE SAFE			K	G6-4-3 IBB		4	0	1	0	1	2	1	Anaheim Angels @ Oakland Athletics Network Associates Coliseum, Oakland, CA Sun Jul 04 1999, 4:05 PM EDT Att: 19,721 - Unknown - 70 F livebaseballscorecards.com				
Randy Velarde, R (1, 4) OBP: 0.386, SLG: 0.426	G4-3		16 2B	SAFE SAFE	G5-4-3		1B	G6-4-3		4	1	1	0	1	0	5					
Mo Vaughn, L (1, 3) OBP: 0.349, SLG: 0.504	16 1B		K						F8	5	0	3	1	0	1	1					
16 Garret Anderson, L (1, 10) OBP: 0.309, SLG: 0.465	1-2 1B		BB						2-1 HR	5	1	3	1	0	0	3					
Troy Glaus, R (1, 5) OBP: 0.302, SLG: 0.431	K		BB						2-0 HR	4	1	1	2	1	2	4					
Orlando Palmeiro, L (1, 7) OBP: 0.372, SLG: 0.326		P7	1-2 2-3 BB						3-3 K	3	1	0	0	2	2	0					
Reggie Williams, S (1, 9) OBP: 0.212, SLG: 0.265	G6-3		K						1-0 F8	4	0	0	0	1	2	3					
Matt Walbeck, S (1, 2) OBP: 0.297, SLG: 0.325		FC6-4 1B							4-0 G4-3 BB	3	0	1	0	1	1	0					
Gary Disarcina, R (1, 6) OBP: 0.306, SLG: 0.353	FC6-4		1B						0-0 G4-3	4	1	2	1	0	0	3					
Inning Stats	R: 0 E: 0 K: 1 S: 10	H: 2 LOB: 2 BB: 0 P: 16	R: 0 E: 0 K: 0 S: 10	H: 1 LOB: 1 BB: 0 P: 18	R: 1 E: 0 K: 3 S: 18	H: 2 LOB: 3 BB: 2 P: 30	R: 0 E: 0 K: 0 S: 14	H: 2 LOB: 1 BB: 0 P: 20	R: 0 E: 0 K: 3 S: 10	H: 0 LOB: 0 BB: 0 P: 15	R: 1 E: 0 K: 2 S: 13	H: 2 LOB: 2 BB: 1 P: 20	R: 1 E: 0 K: 0 S: 4	H: 0 LOB: 2 BB: 4 P: 22	R: 2 E: 0 K: 1 S: 8	H: 2 LOB: 0 BB: 0 P: 19	1B: 9 2B: 2 3B: 0 HR: 1	SF: 0 SAC: 0 DP: 3 HBP: 0	WP: 0 PB: 0 SB: 0 CS: 0	PA: 43	
PITCHER	IP	WLS	BF	H	R	ER	SO	BB	IBB	HBP	BLK	WP	HR	S	P	ERA	WHIP				
Mike Oquist, R (1, 1) ERA: 4.99	6.0	L	27	9	2	2	7	2	0	0	0	0	0	69	111	3.00	1.833				
Doug Jones, R (7, 1) ERA: 3.41	0.2		4	1	0	0	1	1	0	0	0	0	0	8	14	0.00	3.000				
Chad Harville, R (7, 1) ERA: 7.71	0.1		3	0	1	1	1	2	0	0	0	0	0	5	13	27.00	6.000				
Brad Rigby, R (8, 1) ERA: 4.45	1.1		7	2	2	2	0	1	1	0	0	0	1	6	23	13.50	2.250				
Buddy Groom, L (9, 1) ERA: 7.59	0.2		2	0	0	0	1	0	0	0	0	0	0	4	8	0.00	0.000				

Batter	1	2	3	4	5	6	7	8	9	AB	R	H	RBI	BB	SO	LOB	BOTTOM					
Jason McDonald, S (1, 8) OBP: 0.300, SLG: 0.250	F9			G6-4-3 BB				F7		2	0	0	0	1	0	0	Anaheim Angels @ Oakland Athletics Network Associates Coliseum, Oakland, CA Sun Jul 04 1999, 4:05 PM EDT Att: 19,721 - Unknown - 70 F livebaseballscorecards.com					
Tim Raines, S (8, PH) OBP: 0.345, SLG: 0.330										1	0	0	0	0	0	0						
Ryan Christenson, R (9, 8) OBP: 0.278, SLG: 0.270										0	0	0	0	0	0	0						
Miguel Tejada, R (1, 6) OBP: 0.325, SLG: 0.430	F7		G6-4-3	1-2					2-1 F7 SF8 2B	4	1	1	0	0	0	1						
Ben Grieve, L (1, 7) OBP: 0.337, SLG: 0.405	G6-3		L7						1-1 F7	4	0	0	0	0	0	1						
Jason Giambi, L (1, 3) OBP: 0.389, SLG: 0.488									2-0 SF8	2	1	2	1	1	0	0						
John Jaha, R (1, 10) OBP: 0.406, SLG: 0.596	G4-6-3								0-3 K	4	0	1	0	0	2	2						
Matt Stairs, L (1, 9) OBP: 0.337, SLG: 0.494	G1-3								2-0 G3	3	0	0	0	0	1	3						
Ramon Hernandez, R (1, 2) OBP: 0.500, SLG: 0.667			K						0-0 G6-3	3	0	0	0	0	1	3						
3 Eric Chavez, L (1, 5) OBP: 0.330, SLG: 0.398			P7						2-3 K	3	0	1	1	0	1	0						
Jorge Velandia, R (1, 4) OBP: 0.194, SLG: 0.222			L8						0-2 F7	2	0	0	0	0	0	2						
Tony Phillips, S (8, PH) OBP: 0.356, SLG: 0.461										1	0	0	0	0	0	0						
Inning Stats	R: 0 E: 0 K: 0 S: 3	H: 0 LOB: 0 BB: 0 P: 7	R: 0 E: 0 K: 0 S: 6	H: 0 LOB: 1 BB: 1 P: 11	R: 0 E: 0 K: 1 S: 8	H: 0 LOB: 0 BB: 0 P: 11	R: 0 E: 0 K: 0 S: 4	H: 0 LOB: 0 BB: 1 P: 9	R: 1 E: 0 K: 1 S: 13	H: 3 LOB: 2 BB: 0 P: 25	R: 0 E: 0 K: 0 S: 5	H: 0 LOB: 0 BB: 0 P: 5	R: 0 E: 0 K: 1 S: 6	H: 1 LOB: 1 BB: 0 P: 11	R: 0 E: 0 K: 1 S: 9	H: 0 LOB: 0 BB: 0 P: 13	R: 1 E: 0 K: 1 S: 8	H: 1 LOB: 0 BB: 0 P: 13	1B: 4 2B: 1 3B: 0 HR: 0	SF: 1 SAC: 0 DP: 2 HBP: 0	WP: 0 PB: 0 SB: 0 CS: 0	PA: 32
PITCHER	IP	WLS	BF	H	R	ER	SO	BB	IBB	HBP	BLK	WP	HR	S	P	ERA	WHIP					
Omar Olivares, R (1, 1) ERA: 3.27	9.0	W	32	5	2	2	5	2	0	0	0	0	0	62	105	2.00	0.778					

Anaheim Angels @ Oakland Athletics
 Network Associates Coliseum, Oakland, CA
 Sun Jul 04 1999, 4:05 PM EDT
 Att: 19,721 - Unknown - 70 F

AB 36
 R 5
 H 12
 RBI 5
 BB 7
 SO 10
 LOB 20



Anaheim Angels @ Oakland Athletics
 Network Associates Coliseum, Oakland, CA
 Sun Jul 04 1999, 4:05 PM EDT
 Att: 19,721 - Unknown - 70 F

AB 29
 R 2
 H 5
 RBI 2
 BB 2
 SO 5
 LOB 12



Batter	1	2	3	4	5	6	7	8	9	AB	R	H	RBI	BB	SO	LOB	TOP					
Mark McLemore, S (1,4) OBP: 0.376, SLG: 0.388	G4-3		1B			FC5-4 BB		FC5-4 BB		2	0	1	0	2	0	0	Texas Rangers @ Oakland Athletics Network Associates Coliseum, Oakland, CA Tue Jul 06 1999, 8:05 PM EDT Alt: 8,221 - Unknown - 61 F					
Ivan Rodriguez, R (1,2) OBP: 0.334, SLG: 0.491	G5-3		F9			P6		FC5-4 1-2		4	0	0	0	0	0	3						
29 Rusty Greer, L (1,7) OBP: 0.385, SLG: 0.435	G4-3		F7			K			1B BB	3	0	0	0	1	1	2						
Juan Gonzalez, R (1,9) OBP: 0.356, SLG: 0.601				G6-3		FC5-4 1-2			K	4	0	1	0	0	1	2						
Rafael Palmeiro, L (1,10) OBP: 0.433, SLG: 0.614		1B S BB		P5			F7		P5	3	0	0	0	1	0	1						
Todd Zeile, R (1,5) OBP: 0.353, SLG: 0.472	F8			G5-3			G4-3			4	0	1	0	0	0	1						
Lee Stevens, L (1,3) OBP: 0.370, SLG: 0.517							K		1B	4	0	1	0	0	2	2						
Roberto Kelly, R (1,8) OBP: 0.373, SLG: 0.444			K			P3		G4-3		3	0	0	0	0	1	2						
Royce Clayton, R (1,6) OBP: 0.277, SLG: 0.335				K			K	G4-3		3	0	0	0	0	2	0						
Inning Stats	R: 0 E: 0 K: 0 S: 10	H: 0 LOB: 0 BB: 0 P: 17	R: 0 E: 0 K: 1 S: 10	H: 2 LOB: 2 BB: 1 P: 19	R: 0 E: 0 K: 1 S: 12	H: 1 LOB: 1 BB: 0 P: 16	R: 0 E: 0 K: 0 S: 9	H: 0 LOB: 0 BB: 0 P: 16	R: 0 E: 0 K: 2 S: 12	H: 0 LOB: 0 BB: 0 P: 16	R: 0 E: 0 K: 1 S: 9	H: 0 LOB: 1 BB: 1 P: 19	R: 0 E: 0 K: 1 S: 10	H: 0 LOB: 0 BB: 0 P: 15	R: 0 E: 0 K: 0 S: 11	H: 0 LOB: 1 BB: 1 P: 20	R: 0 E: 0 K: 1 S: 11	H: 1 LOB: 2 BB: 1 P: 21	1B: 3 2B: 1 3B: 0 HR: 0	SF: 0 SAC: 0 DP: 0 HBP: 0	WP: 0 PB: 0 SB: 1 CS: 0	PA: 34
PITCHER	IP	WLS	BF	H	R	ER	SO	BB	IBB	HBP	BLK	WP	HR	S	P	ERA	WHIP					
Jimmy Haynes, R (1,1) ERA: 4.43	7.0	W	25	3	0	0	6	2	0	0	0	0	0	72	118	0.00	0.714					
Tim Worrell, R (8,1) ERA: 4.2	1.1		6	0	0	0	1	2	0	0	0	0	0	17	31	0.00	1.500					
Buddy Groom, L (9,1) ERA: 7.48	0.1		1	0	0	0	0	0	0	0	0	0	0	1	1	0.00	0.000					
Billy Taylor, R (9,1) ERA: 2.52	0.1		2	1	0	0	0	0	0	0	0	0	0	4	9	0.00	3.000					

AB	30
R	0
H	4
RBI	0
BB	4
SO	7
LOB	13



Batter	1	2	3	4	5	6	7	8	9	AB	R	H	RBI	BB	SO	LOB	BOTTOM				
Tony Phillips, S (1,4) OBP: 0.357, SLG: 0.457	G3				K		P4			3	0	0	0	1	1	1	Texas Rangers @ Oakland Athletics Network Associates Coliseum, Oakland, CA Tue Jul 06 1999, 8:05 PM EDT Alt: 8,221 - Unknown - 61 F				
Miguel Tejada, R (1,6) OBP: 0.324, SLG: 0.433			F9-2		1B 3B		L4			4	1	2	1	0	0	3					
Ben Grieve, L (1,7) OBP: 0.338, SLG: 0.402										3	1	1	1	1	1	1					
Jorge Velandia, R (8,4) OBP: 0.194, SLG: 0.222	G4-6-3 1B									0	0	0	0	0	0	0					
John Jaha, R (1,10) OBP: 0.401, SLG: 0.597		G5-3								4	1	1	2	0	1	1					
Jason Giambi, L (1,3) OBP: 0.391, SLG: 0.488										4	0	0	0	0	1	0					
Matt Stairs, L (1,9) OBP: 0.331, SLG: 0.483										4	0	0	0	0	1	0					
Ramon Hernandez, R (1,2) OBP: 0.536, SLG: 0.625										2	0	1	0	2	0	1					
3 Eric Chavez, L (1,5) OBP: 0.326, SLG: 0.388										2	0	0	0	1	1	2					
Ryan Christenson, R (1,8) OBP: 0.281, SLG: 0.267										2	1	0	0	1	2	4					
Inning Stats	R: 0 E: 0 K: 0 S: 5	H: 1 LOB: 0 BB: 0 P: 8	R: 0 E: 0 K: 1 S: 8	H: 0 LOB: 0 BB: 0 P: 12	R: 0 E: 0 K: 1 S: 12	H: 0 LOB: 3 BB: 3 P: 24	R: 2 E: 0 K: 2 S: 12	H: 1 LOB: 1 BB: 2 P: 26	R: 2 E: 0 K: 1 S: 11	H: 2 LOB: 0 BB: 1 P: 19	R: 0 E: 1 K: 1 S: 9	H: 1 LOB: 2 BB: 0 P: 13	R: 0 E: 0 K: 1 S: 7	H: 0 LOB: 0 BB: 0 P: 10	R: 0 E: 1 K: 1 S: 8	H: 0 LOB: 1 BB: 0 P: 11	1B: 3 2B: 1 3B: 1 HR: 1	SF: 0 SAC: 0 DP: 3 HBP: 0	WP: 0 PB: 0 SB: 0 CS: 0	PA: 34	
PITCHER	IP	WLS	BF	H	R	ER	SO	BB	IBB	HBP	BLK	WP	HR	S	P	ERA	WHIP				
Ryan Glynn, R (1,1) ERA: 6.95	4.1	L	20	3	4	4	5	6	0	0	0	0	0	43	81	8.31	2.077				
Mike Munoz, L (5,1) ERA: 3.51	3.1		13	2	0	0	3	0	0	0	0	0	0	27	40	0.00	0.600				
Esteban Loaiza, R (8,1) ERA: 7.0	0.1		1	0	0	0	0	0	0	0	0	0	0	2	2	0.00	0.000				

AB	28
R	4
H	5
RBI	4
BB	6
SO	8
LOB	13



Batter	1	2	3	4	5	6	7	8	9	AB	R	H	RBI	BB	SO	LOB	TOP										
Roberto Kelly, R OBP: 0.374, SLG: 0.449 Scarborough Green, S OBP: 0.333, SLG: 0.333	F9		FC1-6 1B	K		2-1 1-3 2-H 3-H 2B	K			4	0	2	2	0	1	3											
Ivan Rodriguez, R OBP: 0.332, SLG: 0.486	G5-3		FC1-6 1-2f		G6-3	K			29 FC4-6 1B	5	0	1	0	0	1	3											
29 Rusty Greer, L OBP: 0.380, SLG: 0.428	K		F8		F8		K		FC4-6 CS 1-2f	5	0	0	0	0	2	2											
Juan Gonzalez, R OBP: 0.360, SLG: 0.603		F9 SF7 2B		1B 1B	P4		FC6-4 BB 1B		K	4	3	2	0	1	1	1											
Rafael Palmeiro, L OBP: 0.436, SLG: 0.612	F9		F9	E 1B FC5-6-1 1B		SH1-4 FC1-2 1B		FC6-4 BB	P4	4	0	2	0	1	0	1											
Todd Zeile, R OBP: 0.354, SLG: 0.471	SF7		E8 BB FC5-6-1 1B		FC1-2 SH1-4 HBP 2B		FC6-4 BB 1B		F9	3	2	1	2	0	0	2											
Royce Clayton, R OBP: 0.281, SLG: 0.335			FC5-4 1B		SH1-4		1B E BB		K	3	1	1	0	1	1	2											
Jon Shave, R OBP: 0.316, SLG: 0.275 Lee Stevens, L OBP: 0.372, SLG: 0.519	FC5-4 1-2f					FC1-2 2B BB		S 1B		1	1	0	0	2	0	1											
Luis Alicea, S OBP: 0.287, SLG: 0.217			P8		K	FC1-2 2B BB				3	0	0	0	1	1	6											
Inning Stats	R: 0 E: 0 K: 1 S: 8	H: 0 LOB: 0 BB: 0 P: 14	R: 1 E: 0 K: 0 S: 11	H: 2 LOB: 1 BB: 0 P: 16	R: 0 E: 0 K: 0 S: 9	H: 1 LOB: 1 BB: 0 P: 16	R: 1 E: 1 K: 2 S: 19	H: 3 LOB: 3 BB: 1 P: 36	R: 0 E: 0 K: 0 S: 5	H: 0 LOB: 0 BB: 0 P: 7	R: 2 E: 0 K: 1 S: 12	H: 2 LOB: 2 BB: 1 P: 23	R: 3 E: 0 K: 2 S: 18	H: 1 LOB: 2 BB: 4 P: 39	R: 0 E: 0 K: 1 S: 7	H: 1 LOB: 1 BB: 0 P: 13	R: 0 E: 0 K: 1 S: 5	H: 0 LOB: 0 BB: 0 P: 7	1B: 8 2B: 3 3B: 0 HR: 0	SF: 1 SAC: 1 DP: 1 HBP: 1	WP: 0 PB: 0 SB: 1 CS: 1	PA: 43					
PITCHER	IP	WLS	BF	H	R	ER	SO	BB	IBB	HBP	BLK	WP	HR	S	P	ERA	WHIP										
Kenny Rogers, L ERA: 4.02	5.2		28	8	4	4	3	2	0	1	0	0	0	60	105	6.35	1.765										
Brad Rigby, R ERA: 4.55	0.2	L	3	0	1	1	2	1	0	0	0	0	0	7	16	13.50	1.500										
Buddy Groom, L ERA: 7.89	0.0		1	0	0	0	0	1	0	0	0	0	0	4	∞	∞	∞										
Tim Worrell, R ERA: 4.14	0.2		5	1	2	1	1	2	0	0	0	0	0	15	26	13.50	4.500										
Chad Harville, R ERA: 5.4	2.0		6	1	0	0	2	0	0	0	0	0	0	12	20	0.00	0.500										

Texas Rangers @ Oakland Athletics
Network Associates Coliseum, Oakland, CA
Wed Jul 07 1999, 4:05 PM EDT
Att: 15,566 - Unknown - 68 F

AB 34
R 7
H 10
RBI 6
BB 6
SO 8
LOB 23



Batter	1	2	3	4	5	6	7	8	9	AB	R	H	RBI	BB	SO	LOB	BOTTOM										
Tony Phillips, S OBP: 0.357, SLG: 0.458	SH1-3 1B 2B	P5			P5		F9		4-0 1-2 2-3 BB	4	1	1	0	1	0	2											
Miguel Tejada, R OBP: 0.321, SLG: 0.428	SH1-3 2-3		G6-3		K		G6-3		P4	4	0	0	0	0	1	5											
Ben Grieve, L OBP: 0.341, SLG: 0.416			F7				HR		G5-3	4	1	2	2	0	0	0											
John Jaha, R OBP: 0.399, SLG: 0.596	F9		K				2B		K	4	0	1	0	0	2	1											
Jason Giambi, L OBP: 0.387, SLG: 0.481	K				K		G4-3		F9	4	0	0	0	0	2	2											
Matt Stairs, L OBP: 0.330, SLG: 0.478			F8		F8		K		P6	3	1	0	0	1	1	1											
Ramon Hernandez, R OBP: 0.500, SLG: 0.556	F8		F8		F8		G4-3		BB BB BB	3	0	0	0	1	0	2											
3 Eric Chavez, L OBP: 0.329, SLG: 0.405					K				F7 G1-3 1B	4	1	2	2	0	1	1											
Ryan Christenson, R OBP: 0.282, SLG: 0.268 Tim Raines, S OBP: 0.350, SLG: 0.330			P3				G1-3		BB BB	3	0	1	0	0	0	1											
Inning Stats	R: 1 E: 0 K: 1 S: 14	H: 2 LOB: 1 BB: 0 P: 22	R: 2 E: 0 K: 0 S: 13	H: 1 LOB: 0 BB: 1 P: 23	R: 0 E: 0 K: 1 S: 8	H: 0 LOB: 0 BB: 0 P: 10	R: 0 E: 0 K: 1 S: 12	H: 0 LOB: 0 BB: 0 P: 17	R: 0 E: 0 K: 0 S: 5	H: 1 LOB: 1 BB: 0 P: 19	R: 1 E: 0 K: 0 S: 11	H: 2 LOB: 1 BB: 0 P: 17	R: 0 E: 0 K: 0 S: 8	H: 1 LOB: 1 BB: 0 P: 12	R: 0 E: 0 K: 1 S: 7	H: 0 LOB: 0 BB: 0 P: 10	R: 0 E: 0 K: 0 S: 6	H: 0 LOB: 3 BB: 3 P: 20	1B: 3 2B: 2 3B: 0 HR: 2	SF: 0 SAC: 1 DP: 0 HBP: 0	WP: 0 PB: 0 SB: 0 CS: 0	PA: 38					
PITCHER	IP	WLS	BF	H	R	ER	SO	BB	IBB	HBP	BLK	WP	HR	S	P	ERA	WHIP										
Rick Helling, R ERA: 4.64	5.0		22	6	4	4	5	1	0	0	0	0	0	65	102	7.20	1.400										
Mike Venafro, L ERA: 2.39	0.2		2	0	0	0	1	0	0	0	0	0	0	4	4	0.00	0.000										
59 Jeff Zimmerman, R ERA: 0.89	2.1	W	8	1	0	0	1	0	0	0	0	0	0	16	24	0.00	0.429										
John Wetteland, R ERA: 4.04	1.0	S	6	0	0	0	0	3	0	0	0	0	0	6	20	0.00	3.000										

Texas Rangers @ Oakland Athletics
Network Associates Coliseum, Oakland, CA
Wed Jul 07 1999, 4:05 PM EDT
Att: 15,566 - Unknown - 68 F

AB 33
R 4
H 7
RBI 4
BB 4
SO 7
LOB 15



Batter	1	2	3	4	5	6	7	8	9	AB	R	H	RBI	BB	SO	LOB	TOP								
Tony Phillips, S OBP: 0.357, SLG: 0.458 (1, 4)	P3		BB	K		L4		BB	F8	6	0	2	0	0	1	6									
Miguel Tejada, R OBP: 0.326, SLG: 0.431 (1, 6)	G5-3		BB		HR	BB		BB		2	1	1	0	3	0	0									
Ben Griever, L OBP: 0.343, SLG: 0.433 John Jaha, R OBP: 0.401, SLG: 0.596 Jorge Velandria, R OBP: 0.194, SLG: 0.222 (1, 7)	2B		BB		HR			BB		4	1	2	2	0	2	4									
Jason Giambi, L OBP: 0.384, SLG: 0.475 (1, 3)	K		P5		HR			G3		4	1	0	0	1	1	7									
Matt Stairs, L OBP: 0.331, SLG: 0.486 (1, 9)		K			HR			G1-3	G4-3	4	1	1	2	1	1	0									
Ramon Hernandez, R OBP: 0.486, SLG: 0.613 (1, 2)	G5-3				F8			HR	1B	4	1	1	1	1	1	1									
3 Eric Chavez, L OBP: 0.328, SLG: 0.399 Doug Jones, R Buddy Groom, L Tim Raines, S Billy Taylor, R (1, 5)	F9				F8			F7	1B	3	0	0	0	1	0	0									
Ryan Christenson, R OBP: 0.279, SLG: 0.260 (1, 8)			K	P8	P3				BB	4	0	0	0	1	2	2									
Gil Heredia, R Olmedo Saenz, R OBP: 0.351, SLG: 0.395 (1, 1)			1B	E6		P6		G6-3	K	2	0	0	0	1	0	2									
Inning Stats	R: 0 E: 0 K: 1 S: 9	H: 1 LOB: 1 BB: 0 P: 12	R: 0 E: 0 K: 1 S: 8	H: 0 LOB: 0 BB: 0 P: 12	R: 0 E: 0 K: 2 S: 14	H: 1 LOB: 3 BB: 2 P: 30	R: 0 E: 1 K: 2 S: 10	H: 0 LOB: 3 BB: 2 P: 24	R: 4 E: 0 K: 0 S: 12	H: 2 LOB: 0 BB: 0 P: 22	R: 0 E: 0 K: 1 S: 12	H: 1 LOB: 1 BB: 0 P: 16	R: 1 E: 0 K: 0 S: 8	H: 1 LOB: 0 BB: 0 P: 14	R: 0 E: 0 K: 1 S: 12	H: 1 LOB: 3 BB: 2 P: 25	R: 0 E: 0 K: 1 S: 14	H: 1 LOB: 3 BB: 2 P: 26	1B: 2 2B: 3 3B: 0 HR: 3	SF: 0 SAC: 0 DP: 0 HBP: 0	WP: 0 PB: 0 SB: 0 CS: 0	PA: 46			
PITCHER	IP	WLS	BF	H	R	ER	SO	BB	IBB	HBP	BLK	WP	HR	S	P	ERA	WHIP								
Andy Benes, R ERA: 5.51 Greg Swindell, L ERA: 3.52 Erik Sabel, R ERA: Dan Plesac, L ERA: 7.36 Gregg Olson, R ERA: 4.71	5.2	L	29	5	4	4	6	6	0	0	0	0	2	62	112	6.35	1.941								

Oakland Athletics @ Arizona Diamondbacks
Bank One Ballpark, Phoenix, AZ
Fri Jul 09 1999, 10:05 PM EDT
Att: 33,635 - Dome - 72 F

AB	36
R	5
H	8
RBI	5
BB	10
SO	9
LOB	25



Batter	1	2	3	4	5	6	7	8	9	AB	R	H	RBI	BB	SO	LOB	BOTTOM								
Tony Womack, L OBP: 0.331, SLG: 0.364 (1, 9)	F8		E	G4-3			E		F8	5	2	3	0	0	0	4									
Jay Bell, R OBP: 0.371, SLG: 0.569 (1, 4)	F8		K		G4-3		G6-3		G4-3	5	0	0	0	0	1	4									
Luis Gonzalez, L OBP: 0.422, SLG: 0.583 (1, 7)	1B		CS		G3-1		E8			4	0	3	2	0	0	0									
Matt Williams, R OBP: 0.357, SLG: 0.580 (1, 5)	G4-3		K		L6		K			4	0	0	0	0	2	3									
Steve Finley, L OBP: 0.332, SLG: 0.515 (1, 8)		G4-3		1B		G3		G4-3		4	0	2	0	0	0	0									
Travis Lee, L OBP: 0.397, SLG: 0.407 (1, 3)		G4-3		FC5-2	HBP		1B			4	0	3	0	0	0	1									
Kelly Stinnett, R OBP: 0.281, SLG: 0.384 (1, 2)		K		F8		P6		K		4	0	0	0	0	2	5									
Andy Fox, L OBP: 0.397, SLG: 0.450 Gregg Olson, R (1, 6)				FC5-2	HBP		G4-3		F7	2	0	0	0	1	0	2									
Andy Benes, R Greg Swindell, L Bernard Gilkey, R Erik Sabel, R Dan Plesac, L Hanley Frias, S OBP: 0.296, SLG: 0.239 (1, 1)		K		FC5-2			K		G4-3	2	0	0	0	0	1	5									
Inning Stats	R: 0 E: 0 K: 0 S: 7	H: 2 LOB: 1 BB: 0 P: 11	R: 0 E: 0 K: 2 S: 11	H: 1 LOB: 2 BB: 1 P: 20	R: 1 E: 1 K: 2 S: 10	H: 2 LOB: 1 BB: 0 P: 18	R: 0 E: 0 K: 0 S: 11	H: 2 LOB: 3 BB: 0 P: 18	R: 0 E: 0 K: 0 S: 4	H: 0 LOB: 0 BB: 0 P: 8	R: 0 E: 0 K: 0 S: 7	H: 1 LOB: 1 BB: 0 P: 11	R: 1 E: 1 K: 2 S: 14	H: 2 LOB: 1 BB: 0 P: 22	R: 0 E: 0 K: 1 S: 11	H: 1 LOB: 1 BB: 0 P: 15	R: 0 E: 0 K: 0 S: 12	H: 1 LOB: 0 BB: 0 P: 18	1B: 9 2B: 4 3B: 0 HR: 0	SF: 0 SAC: 0 DP: 2 HBP: 1	WP: 0 PB: 0 SB: 1 CS: 1	PA: 38			
PITCHER	IP	WLS	BF	H	R	ER	SO	BB	IBB	HBP	BLK	WP	HR	S	P	ERA	WHIP								
Gil Heredia, R Doug Jones, R Buddy Groom, L Billy Taylor, R ERA: 2.45	6.0	W	26	8	1	1	4	0	0	0	0	0	0	14	22	9.00	2.000								

Oakland Athletics @ Arizona Diamondbacks
Bank One Ballpark, Phoenix, AZ
Fri Jul 09 1999, 10:05 PM EDT
Att: 33,635 - Dome - 72 F


AB	36
R	2
H	12
RBI	2
BB	1
SO	7
LOB	24



Batter	1	2	3	4	5	6	7	8	9	AB	R	H	RBI	BB	SO	LOB	TOP										
Tim Raines, S (1, 7) OBP: 0.358, SLG: 0.367 Jason McDonald, S (8, 7) OBP: 0.300, SLG: 0.250	1-0 HR		2-3 K			3-2 S 1B		3-2 G4-3		4	1	2	1	0	1	0											
Miguel Tejada, R (1, 6) OBP: 0.330, SLG: 0.429	1-2 G5-3			4-0 F SF9 BB		3-3 SAFE K		2-2 HBP HBP		2	1	0	0	1	1	1											
Olmedo Saenz, R (1, 5) OBP: 0.349, SLG: 0.389	2-2 F9			1-2 SF9 1-H		1-3 K		2-1 SAFE SAFE HBP		2	0	0	1	0	1	1											
John Jaha, R (1, 3) OBP: 0.397, SLG: 0.588 Jason Giambi, L (6, 3) OBP: 0.353, SLG: 0.474	3-3 K			0-3 K		1-2 P3		1-3 K		3	0	0	0	0	2	1											
Matt Stairs, L (1, 9) OBP: 0.336, SLG: 0.486		4-0 CS BB		4-1 BB			2-2 G5-4-3 1B		2-1 P3	2	0	1	0	2	0	0											
Ramon Hernandez, R (1, 2) OBP: 0.439, SLG: 0.543	2-3 K			0-2 F8			2-2 G5-4-3 1-2		1-1 G6-3	4	0	0	0	0	1	3											
Ryan Christenson, R (1, 8) OBP: 0.279, SLG: 0.254	2-2 F9 1-2					1-3 K		4-0 BB		2-1 F8	3	0	0	0	1	1											
Jorge Velandia, R (1, 4) OBP: 0.179, SLG: 0.205			2-3 K		2-0 P3		0-3 K			3	0	0	0	0	2	1											
Tim Hudson, R (1, 1) OBP: 0.400, SLG: 0.250 Billy Taylor, R (9, 1)			3-3 K		1-3 K			3-2 G1-3		3	0	0	0	0	2	0											
Inning Stats	R: 1 E: 0 K: 1 S: 11	H: 1 LOB: 0 BB: 0 P: 18	R: 0 E: 0 K: 1 S: 7	H: 0 LOB: 0 BB: 1 P: 15	R: 0 E: 0 K: 3 S: 10	H: 0 LOB: 0 BB: 0 P: 17	R: 1 E: 1 K: 1 S: 12	H: 0 LOB: 1 BB: 2 P: 21	R: 0 E: 0 K: 2 S: 7	H: 0 LOB: 0 BB: 0 P: 11	R: 0 E: 0 K: 1 S: 14	H: 1 LOB: 1 BB: 0 P: 22	R: 0 E: 0 K: 1 S: 12	H: 1 LOB: 1 BB: 1 P: 20	R: 0 E: 0 K: 1 S: 16	H: 0 LOB: 2 BB: 0 P: 27	R: 0 E: 0 K: 0 S: 6	H: 0 LOB: 0 BB: 0 P: 11	1B: 2 2B: 0 3B: 0 HR: 1	SF: 1 SAC: 0 DP: 1 HBP: 2	WP: 0 PB: 0 SB: 1 CS: 1	PA: 34					
PITCHER	IP	WLS	BF	H	R	ER	SO	BB	IBB	HBP	BLK	WP	HR	S	P	ERA	WHIP										
Randy Johnson, L (1, 1) ERA: 2.95	7.0	L	26	3	2	1	11	4	0	0	0	0	1	73	124	1.29	1.000										
Byung-Hyun Kim, R (8, 1) ERA: 4.34	0.2		4	0	0	0	0	0	0	2	0	0	0	12	22	0.00	0.000										
Dan Plesac, L (8, 1) ERA: 7.28	0.1		1	0	0	0	1	0	0	0	0	0	0	4	5	0.00	0.000										
Erik Sabel, R (9, 1) ERA:	1.0		3	0	0	0	0	0	0	0	0	0	0	6	11	0.00	0.000										

Oakland Athletics @ Arizona Diamondbacks
Bank One Ballpark, Phoenix, AZ
Sat Jul 10 1999, 10:05 PM EDT
Att: 36,042 - Dome - 72 F


AB 27
R 2
H 3
RBI 2
BB 4
SO 12
LOB 10



Batter	1	2	3	4	5	6	7	8	9	AB	R	H	RBI	BB	SO	LOB	BOTTOM										
Tony Womack, L (1, 9) OBP: 0.327, SLG: 0.360	0-2 G3		3-2 G4-3			1-1 G3		1-0 SAFE G4-3		4	0	0	0	0	0	1											
Jay Bell, R (1, 4) OBP: 0.397, SLG: 0.562	1-2 G1		3-2 F7			2-2 F9			1-2 F8	4	0	0	0	0	0	0											
Luis Gonzalez, L (1, 7) OBP: 0.423, SLG: 0.584	2-2 2B			0-0 G6-3		1-1 F7			4-2 FC6-4 BB	3	0	1	0	1	0	0											
Matt Williams, R (1, 5) OBP: 0.353, SLG: 0.573	1-3 K			2-0 G6-3			1-3 K		0-0 FC6-4 1-2	4	0	0	0	0	2	2											
Steve Finley, L (1, 8) OBP: 0.325, SLG: 0.509		3-2 G1-3		1-0 G3			2-1 G3		2-2 F7	4	0	0	0	0	0	1											
Travis Lee, L (1, 3) OBP: 0.397, SLG: 0.407		1-1 1B			3-2 G6-3		1-0 P6			3	0	1	0	0	0	0											
Damian Miller, R (1, 2) OBP: 0.295, SLG: 0.413	SAFE SAFE SAFE SAFE SAFE	2-3 K			1-3 K			0-3 K		3	0	0	0	0	3	1											
Andy Fox, L (1, 6) OBP: 0.401, SLG: 0.450	SAFE SAFE SAFE SAFE SAFE	2-3 K			4-2 BB			0-0 1B		2	0	1	0	1	1	1											
Randy Johnson, R (1, 1) OBP: 0.140, SLG: 0.175 Byung-Hyun Kim, R (8, 1) Dan Plesac, L (8, 1) David Delucci, L (8, PH) Erik Sabel, R (9, 1)			0-3 K		2-3 K			1-3 SAFE K		2	0	0	0	0	2	1											
Inning Stats	R: 0 E: 0 K: 1 S: 12	H: 1 LOB: 1 BB: 0 P: 16	R: 0 E: 0 K: 2 S: 11	H: 1 LOB: 0 BB: 0 P: 19	R: 0 E: 0 K: 1 S: 9	H: 0 LOB: 0 BB: 0 P: 15	R: 0 E: 0 K: 0 S: 3	H: 0 LOB: 0 BB: 0 P: 6	R: 0 E: 0 K: 2 S: 11	H: 0 LOB: 1 BB: 1 P: 21	R: 0 E: 0 K: 0 S: 9	H: 0 LOB: 0 BB: 0 P: 13	R: 0 E: 0 K: 1 S: 6	H: 0 LOB: 0 BB: 0 P: 10	R: 0 E: 0 K: 2 S: 8	H: 1 LOB: 1 BB: 0 P: 10	R: 0 E: 0 K: 0 S: 10	H: 0 LOB: 1 BB: 1 P: 17	1B: 2 2B: 1 3B: 0 HR: 0	SF: 0 SAC: 0 DP: 0 HBP: 0	WP: 0 PB: 0 SB: 0 CS: 0	PA: 32					
PITCHER	IP	WLS	BF	H	R	ER	SO	BB	IBB	HBP	BLK	WP	HR	S	P	ERA	WHIP										
Tim Hudson, R (1, 1) ERA: 2.09	8.1	W	30	3	0	0	9	2	0	0	0	0	0	75	121	0.00	0.600										
Billy Taylor, R (9, 1) ERA: 2.41	0.2	S	2	0	0	0	0	0	0	0	0	0	0	4	6	0.00	0.000										

Oakland Athletics @ Arizona Diamondbacks
Bank One Ballpark, Phoenix, AZ
Sat Jul 10 1999, 10:05 PM EDT
Att: 36,042 - Dome - 72 F

AB 30
R 0
H 3
RBI 0
BB 2
SO 9
LOB 8



Batter	1	2	3	4	5	6	7	8	9	AB	R	H	RBI	BB	SO	LOB	TOP										
F.P. Santangelo, S OBP: 0.458, SLG: 0.419 (1, 8)	1-1 SH1-3 SF8 2B	4-2 G5-4-3 BB			4-2 F9 HBP 2B BB	3-2 S HBP		1-0 P5		2	2	2	1	0	2	0											
Bill Mueller, S OBP: 0.412, SLG: 0.360 (1, 5)	0-0 SH1-3 2-3	3-1 G5-4-3 1-2 2-3			2-1 2B HBP	1-3 K		0-1 2B			3	1	1	0	0	1											
Barry Bonds, L OBP: 0.420, SLG: 0.559 (1, 10)	4-1 BB	2-2 G6-3			1-1 F9 2-3	4-1 FC6-4 IBB		3-2 P5			3	0	0	0	2	0											
Jeff Kent, R OBP: 0.379, SLG: 0.517 (1, 4)	2-0 SF8				2-0 1B HR 2B	0-1 FC6-4						4	1	2	3	0											
Ellis Burks, R OBP: 0.388, SLG: 0.526 Marvin Benard, L OBP: 0.361, SLG: 0.455 (9, 9)	2-3 K				2-2 G5-4-3 1B							5	1	1	0	0											
J.T. Snow, L OBP: 0.382, SLG: 0.447 (1, 3)					1-0 HR 2B							5	2	3	3	0											
Stan Javier, S OBP: 0.340, SLG: 0.372 (1, 7)					0-0 F8 K							3	1	0	0	0											
Rich Aurilia, R OBP: 0.353, SLG: 0.472 (1, 6)					2-1 F9 HR							4	1	1	3	0											
Scott Servais, R OBP: 0.310, SLG: 0.405 (1, 2)					2-1 F7							4	0	1	0	0											
Inning Stats	R: 1 E: 0 K: 1 S: 9	H: 1 LOB: 1 BB: 1 P: 18	R: 3 E: 0 K: 0 S: 15	H: 3 LOB: 1 BB: 1 P: 27	R: 0 E: 0 K: 1 S: 9	H: 1 LOB: 0 BB: 0 P: 14	R: 0 E: 0 K: 0 S: 5	H: 0 LOB: 0 BB: 0 P: 9	R: 5 E: 0 K: 1 S: 14	H: 3 LOB: 0 BB: 1 P: 26	R: 0 E: 0 K: 1 S: 11	H: 0 LOB: 2 BB: 1 P: 19	R: 0 E: 0 K: 0 S: 13	H: 1 LOB: 1 BB: 0 P: 23	R: 0 E: 0 K: 1 S: 9	H: 1 LOB: 1 BB: 0 P: 13	R: 0 E: 0 K: 0 S: 3	H: 0 LOB: 0 BB: 0 P: 4	1B: 4 2B: 4 3B: 0 HR: 2	SF: 1 SAC: 1 DP: 2 HBP: 3	WP: 0 PB: 0 SB: 1 CS: 0	PA: 42					
PITCHER	IP	WLS	BF	H	R	ER	SO	BB	IBB	HBP	BLK	WP	HR	S	P	ERA	WHIP										
Kenny Rogers, L ERA: 4.59 Brad Rigby, R ERA: 4.34 Chad Harville, R ERA: 4.91 Buddy Groom, L ERA: 7.03 Doug Jones, R ERA: 3.52	4.1	2.2	0.2	0.1	1.0	W																					

San Francisco Giants @ Oakland Athletics
Network Associates Coliseum, Oakland, CA
Thu Jul 15 1999, 10:05 PM EDT
Att: 29,428 - Unknown - 61 F

AB	33
R	9
H	10
RBI	9
BB	4
SO	5
LOB	13



Batter	1	2	3	4	5	6	7	8	9	AB	R	H	RBI	BB	SO	LOB	BOTTOM										
Tony Phillips, S OBP: 0.356, SLG: 0.452 Mike Macfarlane, R OBP: 0.315, SLG: 0.371 (9, 2)	1-1 G5-3				3-2 G4-6-3 1B			1-3 K			4	0	1	0	1	1											
Miguel Tejada, R OBP: 0.335, SLG: 0.426 (1, 6)	0-1 G5-3				2-1 G4-6-3 1B			1-1 E6 HR 1B			5	1	2	0	0	2											
Tim Raines, S OBP: 0.350, SLG: 0.357 (9, 8)	2-2 G6-3				3-1 G4-6-3 1B			2-0 HR 1B			5	2	2	1	0	0											
John Jaha, R OBP: 0.403, SLG: 0.603 (1, 10)					1-2 G1-3			3-2 2B HR			3	3	2	3	2	0											
Matt Stairs, L OBP: 0.346, SLG: 0.482 (1, 9)					4-2 1B SF9 BB			0-1 L4 K2-3			3	1	0	0	2	2											
Olmedo Saenz, R OBP: 0.353, SLG: 0.418 (9, 3)					1-0 1B			1-0 P4			5	2	2	3	0	0											
Jason Giambi, L OBP: 0.275, SLG: 0.484 Jorge Velandia, R OBP: 0.179, SLG: 0.205 (9, 4)	0-0 HR				1-1 SF9			2-2 G6-3			2	1	1	4	1	0											
Ramon Hernandez, R OBP: 0.396, SLG: 0.476 Enc Chavez, L OBP: 0.325, SLG: 0.395 (9, 5)	1-1 G6-3 1B				0-0 F9			0-2 G4-3			3	0	1	0	0	0											
Ryan Christenson, R OBP: 0.275, SLG: 0.250 Jason McDonald, S ERA: 5.45 Ben Grieve, L OBP: 0.344, SLG: 0.434 (9, 7)	0-0 G6-3				0-3 K2-3			4-2 E 1B BB			2	0	0	0	0	1											
Inning Stats	R: 0 E: 0 K: 0 S: 7	H: 0 LOB: 0 BB: 0 P: 10	R: 3 E: 0 K: 0 S: 10	H: 2 LOB: 0 BB: 2 P: 19	R: 0 E: 0 K: 0 S: 7	H: 1 LOB: 1 BB: 1 P: 17	R: 1 E: 0 K: 1 S: 9	H: 1 LOB: 1 BB: 1 P: 16	R: 0 E: 0 K: 0 S: 10	H: 1 LOB: 0 BB: 0 P: 16	R: 4 E: 1 K: 1 S: 18	H: 3 LOB: 0 BB: 1 P: 30	R: 0 E: 0 K: 2 S: 18	H: 1 LOB: 2 BB: 1 P: 28	R: 3 E: 0 K: 2 S: 8	H: 2 LOB: 0 BB: 1 P: 18	1B: 8 2B: 1 3B: 0 HR: 3	SF: 1 SAC: 0 DP: 3 HBP: 0	WP: 0 PB: 0 SB: 1 CS: 0	PA: 42							
PITCHER	IP	WLS	BF	H	R	ER	SO	BB	IBB	HBP	BLK	WP	HR	S	P	ERA	WHIP										
Shawn Estes, L ERA: 5.15 Julian Tavaraz, R ERA: 5.45 Alan Embree, L ERA: 2.7 John Johnstone, R ERA: 1.9 Robb Nen, R ERA: 4.15	6.2	0.0	0.2	0.2	0.2																						

San Francisco Giants @ Oakland Athletics
Network Associates Coliseum, Oakland, CA
Thu Jul 15 1999, 10:05 PM EDT
Att: 29,428 - Unknown - 61 F

AB	34
R	11
H	12
RBI	11
BB	7
SO	7
LOB	19



Batter	1	2	3	4	5	6	7	8	9	AB	R	H	RBI	BB	SO	LOB	TOP										
Marvin Benard, L (1, 8) F.P. Santangelo, S (8, PH) OBP: 0.456, SLG: 0.416	G6-3		2B					G5-3		3	1	1	0	0	0	0											
Bill Mueller, S (1, 5) OBP: 0.409, SLG: 0.363	G4-3		2B					F8		4	0	1	1	0	0	0											
Barry Bonds, L (1, 7) OBP: 0.416, SLG: 0.545	G4-3							L9		3	0	0	0	1	0	0											
Jeff Kent, R (1, 4) OBP: 0.375, SLG: 0.511			P4					G5-3		4	1	0	0	0	0	2											
J.T. Snow, L (1, 3) OBP: 0.384, SLG: 0.451								F7		4	0	2	1	0	1	0											
Ellis Burks, R (1, 10) OBP: 0.385, SLG: 0.521										4	0	1	0	0	1	2											
Stan Javier, S (1, 9) OBP: 0.337, SLG: 0.367										3	0	0	0	0	0	2											
Rich Aurilia, R (1, 6) OBP: 0.350, SLG: 0.468										3	0	0	0	0	0	0											
Brent Mayne, L (1, 2) Scott Servais, R (8, PH) OBP: 0.307, SLG: 0.402										2	0	0	0	0	0	0											
										1	0	0	0	0	0	0											
Inning Stats	R: 0 E: 0 K: 0 S: 8	H: 0 LOB: 0 BB: 0 P: 11	R: 0 E: 0 K: 1 S: 11	H: 1 LOB: 1 BB: 0 P: 18	R: 1 E: 0 K: 0 S: 15	H: 2 LOB: 2 BB: 1 P: 24	R: 0 E: 0 K: 0 S: 6	H: 1 LOB: 0 BB: 0 P: 9	R: 0 E: 0 K: 0 S: 6	H: 0 LOB: 0 BB: 0 P: 9	R: 0 E: 0 K: 1 S: 8	H: 0 LOB: 0 BB: 0 P: 10	R: 0 E: 0 K: 0 S: 6	H: 0 LOB: 0 BB: 0 P: 8	R: 1 E: 1 K: 0 S: 9	H: 1 LOB: 1 BB: 0 P: 15	1B: 3 2B: 2 3B: 0 HR: 0	SF: 0 SAC: 0 DP: 0 HBP: 0	WP: 2 PB: 0 SB: 0 CS: 1	PA: 33							
PITCHER	IP	WLS	BF	H	R	ER	SO	BB	IBB	HBP	BLK	WP	HR	S	P	ERA	WHIP										
Gil Heredia, R (1, 1) ERA: 5.21	7.1	W	26	4	1	1	2	1	0	0	0	1	0	62	92	1.23	0.682										
Buddy Groom, L (8, 1) ERA: 6.84	0.2	H	2	0	0	0	0	0	0	0	0	0	0	4	6	0.00	0.000										
Billy Taylor, R (9, 1) ERA: 2.35	1.0	S	5	1	1	0	0	0	0	0	0	1	0	9	15	0.00	1.000										

San Francisco Giants @ Oakland Athletics
 Network Associates Coliseum, Oakland, CA
 Fri Jul 16 1999, 10:35 PM EDT
 Att: 44,671 - Cloudy - 60 F

AB	32
R	2
H	5
RBI	2
BB	1
SO	2
LOB	6



Batter	1	2	3	4	5	6	7	8	9	AB	R	H	RBI	BB	SO	LOB	BOTTOM										
Tony Phillips, S (1, 4) OBP: 0.352, SLG: 0.445	G4-3							F8		5	0	0	0	0	0	5											
Miguel Tejada, R (1, 6) OBP: 0.325, SLG: 0.424										4	1	1	0	0	3	1											
Ben Griever, L (1, 7) Jason McDonald, S (8, 7) OBP: 0.313, SLG: 0.278										2	1	1	2	2	1	0											
										0	0	0	0	0	0	0											
John Jaha, R (1, 10) OBP: 0.404, SLG: 0.598										2	0	0	0	2	1	1											
Jason Giambi, L (1, 3) OBP: 0.384, SLG: 0.492										3	1	1	1	1	0	1											
Matt Stairs, L (1, 9) OBP: 0.344, SLG: 0.477										3	1	0	0	1	2	3											
Mike Macfarlane, R (1, 2) OBP: 0.313, SLG: 0.375										4	0	1	1	0	1	3											
3 Eric Chavez, L (1, 5) Olmedo Saenz, R (8, PH) OBP: 0.351, SLG: 0.415										3	0	1	0	0	1	0											
										1	0	0	0	0	0	1											
Ryan Christenson, R (1, 8) Tim Raines, S (8, PH) Jorge Velandria, R (9, 4) OBP: 0.179, SLG: 0.205										1	0	0	0	2	1	1											
										1	0	0	0	0	1	1											
										0	0	0	0	0	0	0											
Inning Stats	R: 0 E: 0 K: 2 S: 13	H: 0 LOB: 1 BB: 1 P: 22	R: 1 E: 1 K: 1 S: 11	H: 1 LOB: 2 BB: 1 P: 21	R: 2 E: 0 K: 0 S: 7	H: 2 LOB: 0 BB: 1 P: 17	R: 0 E: 0 K: 2 S: 9	H: 1 LOB: 1 BB: 0 P: 16	R: 0 E: 0 K: 2 S: 12	H: 0 LOB: 3 BB: 3 P: 31	R: 0 E: 0 K: 2 S: 11	H: 0 LOB: 1 BB: 1 P: 20	R: 0 E: 0 K: 1 S: 8	H: 0 LOB: 0 BB: 0 P: 12	R: 1 E: 0 K: 1 S: 14	H: 1 LOB: 1 BB: 1 P: 27	1B: 1 2B: 2 3B: 0 HR: 2	SF: 0 SAC: 0 DP: 1 HBP: 0	WP: 0 PB: 0 SB: 2 CS: 0	PA: 37							
PITCHER	IP	WLS	BF	H	R	ER	SO	BB	IBB	HBP	BLK	WP	HR	S	P	ERA	WHIP										
Russ Ortiz, R (1, 1) ERA: 3.38	6.0	L	29	4	3	3	9	7	0	0	0	0	2	63	127	4.50	1.833										
Rich Rodriguez, L (7, 1) ERA: 4.86	1.0		5	1	1	1	1	1	0	0	0	0	0	13	22	9.00	2.000										
Felix Rodriguez, R (8, 1) ERA: 3.55	1.0		3	0	0	0	1	0	0	0	0	0	0	9	17	0.00	0.000										

San Francisco Giants @ Oakland Athletics
 Network Associates Coliseum, Oakland, CA
 Fri Jul 16 1999, 10:35 PM EDT
 Att: 44,671 - Cloudy - 60 F

AB	29
R	4
H	5
RBI	4
BB	8
SO	11
LOB	17



Batter	1	2	3	4	5	6	7	8	9	AB	R	H	RBI	BB	SO	LOB	TOP																				
Marvin Benard, L (1.9) OBP: 0.362, SLG: 0.456	K		E6				G4-3	F8		5	0	2	1	0	1	1	San Francisco Giants @ Oakland Athletics Network Associates Coliseum, Oakland, CA Sat Jul 17 1999, 4:05 PM EDT Att: 51,263 - Cloudy - 61 F																				
F.P. Santangelo, S (1.8) OBP: 0.460, SLG: 0.410	BB									2	1	0	0	3	0	2																					
J.T. Snow, L (1.3) OBP: 0.384, SLG: 0.448	F9		G1-6-3							4	1	1	0	1	0	3																					
Jeff Kent, R (1.4) OBP: 0.376, SLG: 0.508	K									2	1	0	0	1	1	1																					
Stan Javier, S (8.7) OBP: 0.336, SLG: 0.366	K									1	0	0	0	0	0	1																					
Barry Bonds, L (1.7) OBP: 0.424, SLG: 0.556		G6-3								3	1	2	3	1	0	0																					
Ramon Martinez, R (8.4) OBP: 0.333, SLG: 0.389										0	0	0	0	1	0	0																					
Ellis Burks, R (1.10) OBP: 0.386, SLG: 0.516	K									4	1	1	1	1	2	3																					
Bill Mueller, S (1.5) OBP: 0.404, SLG: 0.358	G1-3									5	1	1	0	0	1	5																					
Rich Aurilia, R (1.6) OBP: 0.352, SLG: 0.468										4	1	2	0	0	1	1																					
Brent Mayne, L (1.2) OBP: 0.374, SLG: 0.415			K							4	0	1	1	0	1	2																					
Inning Stats	R: 0 E: 0 K: 2 S: 9	H: 0 LOB: 1 BB: 1 P: 16	R: 0 E: 0 K: 1 S: 7	H: 0 LOB: 0 BB: 0 P: 9	R: 1 E: 1 K: 1 S: 6	H: 2 LOB: 1 BB: 1 P: 15	R: 0 E: 0 K: 1 S: 12	H: 1 LOB: 1 BB: 0 P: 17	R: 0 E: 0 K: 1 S: 10	H: 0 LOB: 2 BB: 1 P: 19	R: 0 E: 0 K: 0 S: 6	H: 0 LOB: 0 BB: 0 P: 12	R: 6 E: 1 K: 1 S: 21	H: 5 LOB: 1 BB: 2 P: 38	R: 0 E: 0 K: 0 S: 5	H: 0 LOB: 2 BB: 3 P: 21	1B: 7 2B: 3 3B: 0 HR: 0	SF: 0 SAC: 0 DP: 3 HBP: 1	WP: 0 PB: 0 SB: 3 CS: 0	PA: 43																	
PITCHER	IP	WLS	BF	H	R	ER	SO	BB	IBB	HBP	BLK	WP	HR	S	P	ERA	WHIP	PITCHER		IP	WLS	BF	H	R	ER	SO	BB	IBB	HBP	BLK	WP	HR	S	P	ERA	WHIP	
Tim Hudson, R (1.1) ERA: 2.15	7.0		29	5	2	2	6	4	0	1	0	0	0	60	107	2.57	1.286	Chad Harville, R (9.1) ERA: 4.32		1.0		5	0	0	0	0	3	0	0	0	0	0	5	21	0.00	3.000	
Buddy Groom, L (8.1) ERA: 7.2	0.0	L	1	1	0	0	0	0	0	0	0	0	0	1	4	∞	∞																				
Tim Worrell, R (8.1) ERA: 4.3	0.0		1	0	0	0	0	1	0	0	0	0	0	0	4	∞	∞																				
Billy Taylor, R (8.1) ERA: 3.05	0.0	B	3	3	3	3	0	0	0	0	0	0	0	8	11	∞	∞																				
Doug Jones, R (8.1) ERA: 3.47	1.0		4	1	2	2	1	0	0	0	0	0	0	10	16	18.00	1.000																				

Batter	1	2	3	4	5	6	7	8	9	AB	R	H	RBI	BB	SO	LOB	BOTTOM																				
Tony Phillips, S (1.4) OBP: 0.348, SLG: 0.440	F8		F8					G3-1		4	0	0	0	0	0	0	San Francisco Giants @ Oakland Athletics Network Associates Coliseum, Oakland, CA Sat Jul 17 1999, 4:05 PM EDT Att: 51,263 - Cloudy - 61 F																				
Miguel Tejada, R (1.6) OBP: 0.328, SLG: 0.422	BB		G4-3					K		4	0	1	0	0	1	0																					
Olmedo Saenz, R (1.5) OBP: 0.349, SLG: 0.411	BB		G6-3					K		4	0	1	0	0	1	0																					
John Jaha, R (1.10) OBP: 0.402, SLG: 0.591	BB							K		3	0	0	0	1	2	0																					
Jason Giambi, L (1.3) OBP: 0.386, SLG: 0.502	K							G3-1		4	1	2	1	0	1	3																					
Tim Lincecum, S (1.7) OBP: 0.340, SLG: 0.343	K							G4-3		4	0	0	0	0	1	4																					
Matt Stairs, L (1.9) OBP: 0.344, SLG: 0.479										3	1	1	0	0	0	0																					
Ramon Hernandez, R (1.2) OBP: 0.392, SLG: 0.489										3	0	1	1	0	0	0																					
Jason McDonald, S (1.8) OBP: 0.306, SLG: 0.271										3	0	0	0	0	1	1																					
Inning Stats	R: 0 E: 0 K: 2 S: 16	H: 2 LOB: 3 BB: 1 P: 29	R: 0 E: 0 K: 1 S: 10	H: 0 LOB: 0 BB: 0 P: 15	R: 0 E: 0 K: 0 S: 10	H: 0 LOB: 0 BB: 0 P: 15	R: 2 E: 0 K: 0 S: 13	H: 3 LOB: 1 BB: 0 P: 24	R: 0 E: 0 K: 1 S: 7	H: 1 LOB: 0 BB: 0 P: 10	R: 0 E: 0 K: 0 S: 9	H: 0 LOB: 0 BB: 0 P: 14	R: 0 E: 0 K: 2 S: 8	H: 0 LOB: 0 BB: 0 P: 11	R: 0 E: 0 K: 1 S: 7	H: 0 LOB: 0 BB: 0 P: 12		1B: 3 2B: 3 3B: 0 HR: 1	SF: 0 SAC: 0 DP: 1 HBP: 0	WP: 0 PB: 0 SB: 0 CS: 0	PA: 33																
PITCHER	IP	WLS	BF	H	R	ER	SO	BB	IBB	HBP	BLK	WP	HR	S	P	ERA	WHIP	PITCHER		IP	WLS	BF	H	R	ER	SO	BB	IBB	HBP	BLK	WP	HR	S	P	ERA	WHIP	
Kirk Rueter, L (1.1) ERA: 5.18	7.0		27	6	2	2	4	1	0	0	0	0	0	70	117	2.57	1.000	Chad Harville, R (9.1) ERA: 4.32		1.0		5	0	0	0	3	0	0	0	0	5	21	0.00	3.000			
John Johnstone, R (8.1) ERA: 1.87	1.0		3	0	0	0	2	0	0	0	0	0	0	8	11	0.00	0.000																				
Robb Nen, R (9.1) ERA: 4.06	1.0		3	0	0	0	1	0	0	0	0	0	0	7	12	0.00	0.000																				



Batter	1	2	3	4	5	6	7	8	9	AB	R	H	RBI	BB	SO	LOB	TOP										
Neft Perez, S (1, 6) OBP: 0.317, SLG: 0.427	K2-3	1-3 2-H 2B			1-2 1B		1-2 G5-3			4	0	2	1	0	1	0	Colorado Rockies @ Oakland Athletics Network Associates Coliseum, Oakland, CA Sun Jul 18 1999, 4:05 PM EDT Att: 15,074 - Sunny - 67 F										
Darryl Hamilton, L (1, 8) OBP: 0.382, SLG: 0.395	G6-3	1-1 F7			2-2 L6-4		3-2 F7			4	0	0	0	0	0	4											
Larry Walker, L (1, 9) OBP: 0.442, SLG: 0.730	FC5 1B			1-3 K			2-2 G4-3		1-1 G6-3	4	0	1	0	0	1	1											
Dante Bichette, R (1, 10) OBP: 0.321, SLG: 0.504	1-2 BB			2-2 P5		3-3 K		0-0 G5-3	3	0	0	0	1	1	0												
Vinny Castilla, R (1, 5) OBP: 0.331, SLG: 0.493	1-2 FC5			0-1 F8		1-2 1B		0-0 G6-3	4	0	1	0	0	0	2												
17 Todd Helton, L (1, 3) OBP: 0.374, SLG: 0.531		4-0 BB 2B		1-1 G1-6-3		0-2 F8			2-1 G4-3	3	1	0	0	1	0	1											
Jeff Barry, S (1, 7) OBP: 0.361, SLG: 0.467		1-3 K		0-3 K		2-1 G1-3		1-3 K	4	0	0	0	0	3	2												
7 Kurt Abbott, R (1, 4) OBP: 0.304, SLG: 0.447		1-3 K		1-0 F8			1-3 K		2-1 P7	4	0	0	0	0	2	1											
Henry Blanco, R (1, 2) OBP: 0.376, SLG: 0.460		4-2 2B BB			4-2 L6-4 1B BB		2-1 HR			1	1	1	1	2	0	0											
Inning Stats	R: 0 E: 0 K: 1 S: 12	H: 1 LOB: 2 BB: 1 P: 19	R: 1 E: 0 K: 2 S: 11	H: 1 LOB: 2 BB: 2 P: 22	R: 0 E: 0 K: 1 S: 8	H: 0 LOB: 0 BB: 0 P: 11	R: 0 E: 0 K: 1 S: 8	H: 0 LOB: 0 BB: 0 P: 10	R: 0 E: 0 K: 0 S: 12	H: 1 LOB: 1 BB: 1 P: 20	R: 0 E: 0 K: 1 S: 12	H: 1 LOB: 0 BB: 0 P: 18	R: 1 E: 0 K: 1 S: 11	H: 1 LOB: 0 BB: 0 P: 18	R: 0 E: 0 K: 0 S: 4	H: 0 LOB: 0 BB: 0 P: 5	R: 0 E: 0 K: 1 S: 7	H: 0 LOB: 0 BB: 0 P: 12	1B: 3 2B: 2 3B: 0 HR: 1	SF: 0 SAC: 0 DP: 1 HBP: 0	WP: 0 PB: 0 SB: 0 CS: 0	PA: 35					
PITCHER	IP	WLS	BF	H	R	ER	SO	BB	IBB	HBP	BLK	WP	HR	S	P	ERA	WHIP										
Jimmy Haynes, R (1, 1) ERA: 4.51	6.1	W	27	5	2	2	7	4	0	0	0	0	1	68	108	2.84	1.421										
Buddy Groom, L (7, 1) ERA: 6.92	1.0	H	3	0	0	0	0	0	0	0	0	0	0	8	13	0.00	0.000										
Brad Rigby, R (8, 1) ERA: 4.3	0.2	H	2	0	0	0	0	0	0	0	0	0	0	2	2	0.00	0.000										
Billy Taylor, R (9, 1) ERA: 2.97	1.0	S	3	0	0	0	1	0	0	0	0	0	0	7	12	0.00	0.000										

Batter	1	2	3	4	5	6	7	8	9	AB	R	H	RBI	BB	SO	LOB	BOTTOM										
Tony Phillips, S (1, 4) OBP: 0.345, SLG: 0.435	K				1-0 F9					4	0	0	0	0	2	1	Colorado Rockies @ Oakland Athletics Network Associates Coliseum, Oakland, CA Sun Jul 18 1999, 4:05 PM EDT Att: 15,074 - Sunny - 67 F										
Jorge Velandia, R (8, 4) OBP: 0.179, SLG: 0.205										0	0	0	0	0	0	0											
Miguel Tejada, R (1, 6) OBP: 0.324, SLG: 0.417	3-2 P5			2-2 P3		2-0 P3		0-1 G6-3	4	0	0	0	0	0	1												
Jason Giambi, L (1, 3) OBP: 0.387, SLG: 0.503	1-1 P5				0-0 G3			2-2 G6-4-3 2B	3	1	1	0	1	0	0												
John Jaha, R (1, 10) OBP: 0.403, SLG: 0.588		2-1 G6-3		2-1 HR		4-0 G6-4-3 BB		0-3 K	3	1	1	0	1	1	1												
Olmedo Saenz, R (1, 5) OBP: 0.352, SLG: 0.428		4-2 FC9-6 1B BB		0-0 HR		1-0 G6-4-3		1-2 G4-3	3	1	1	2	1	0	3												
Matt Stairs, L (1, 9) OBP: 0.347, SLG: 0.479		3-2 FC9-6 1B		2-2 F7		4-2 FC4 BB			2	0	1	0	1	0	0												
Tim Raines, S (1, 7) OBP: 0.337, SLG: 0.341		2-2 FC9-6		1-2 G3		3-H FC4			1	0	0	0	0	0	2												
Ben Grieve, L (4, 7) OBP: 0.347, SLG: 0.443		1-2 FC9-6							2	0	0	0	0	0	1												
Jason McDonald, S (9, 7) OBP: 0.306, SLG: 0.271		1-2 2-3							0	0	0	0	0	0	0												
Ramon Hernandez, R (1, 2) OBP: 0.370, SLG: 0.458		3-2 F7			1-0 G5-3		1-1 P6			3	0	0	0	0	2												
Ryan Christenson, R (1, 8) OBP: 0.283, SLG: 0.250				1-1 P3		0-2 1B		0-0 B5-3	3	0	1	0	0	0	0												
Inning Stats	R: 0 E: 0 K: 1 S: 12	H: 0 LOB: 0 BB: 0 P: 17	R: 0 E: 0 K: 0 S: 14	H: 1 LOB: 2 BB: 1 P: 28	R: 0 E: 0 K: 0 S: 8	H: 0 LOB: 0 BB: 0 P: 13	R: 2 E: 0 K: 0 S: 10	H: 2 LOB: 0 BB: 0 P: 15	R: 0 E: 0 K: 0 S: 6	H: 1 LOB: 1 BB: 0 P: 10	R: 1 E: 0 K: 0 S: 8	H: 1 LOB: 1 BB: 2 P: 21	R: 0 E: 0 K: 1 S: 7	H: 0 LOB: 0 BB: 0 P: 10	R: 0 E: 0 K: 1 S: 9	H: 0 LOB: 1 BB: 1 P: 14	1B: 3 2B: 1 3B: 0 HR: 1	SF: 0 SAC: 0 DP: 1 HBP: 0	WP: 1 PB: 0 SB: 0 CS: 0	PA: 32							
PITCHER	IP	WLS	BF	H	R	ER	SO	BB	IBB	HBP	BLK	WP	HR	S	P	ERA	WHIP										
Bobby Jones, L (1, 1) ERA: 5.81	5.0	L	21	5	3	3	1	1	0	0	0	0	1	53	88	5.40	1.200										
Curt Leskanic, R (6, 1) ERA: 4.58	0.2		2	0	0	0	0	1	0	0	0	0	0	1	6	0.00	1.500										
Chuck McElroy, L (6, 1) ERA: 6.0	0.1		2	0	0	0	0	1	0	0	0	1	0	4	10	0.00	3.000										
Mike DeJean, R (7, 1) ERA: 6.85	2.0		7	0	0	0	2	1	0	0	0	0	0	16	24	0.00	0.500										

AB	31
R	2
H	5
RBI	2
BB	4
SO	8
LOB	11



AB	28
R	3
H	5
RBI	2
BB	4
SO	3
LOB	11



Batter	1	2	3	4	5	6	7	8	9	AB	R	H	RBI	BB	SO	LOB	TOP										
Neft Perez, S OBP: 0.319, SLG: 0.429 (1, 6)	F7		FC6-4 1B	G3			2B		P6	5	0	2	0	0	0	2	Colorado Rockies @ Oakland Athletics Network Associates Coliseum, Oakland, CA Mon Jul 19 1999, 10:00 PM EDT Att: 9,281 - Unknown - 64 F										
Darryl Hamilton, L OBP: 0.382, SLG: 0.396 (1, 8)	K		FC6-4 HR		HR		1B		P8	5	2	2	0	0	1	1											
Larry Walker, L OBP: 0.438, SLG: 0.731 (1, 9)	G4-3		HR		P5		F8		P5	5	1	1	2	0	0	2											
Dante Bichette, R OBP: 0.323, SLG: 0.513 (1, 10)		G6-3	F8		HR		1B			4	1	2	2	0	0	0											
Vinny Castilla, R OBP: 0.330, SLG: 0.493 (1, 5)				G4-3	K		K			4	0	1	0	0	2	2											
17 Todd Helton, L OBP: 0.375, SLG: 0.528 (1, 3)				2B E	P3				F9	2	1	0	0	2	0	0											
Jeff Barry, S OBP: 0.375, SLG: 0.500 (1, 7)		K		E7 G4-3 1-H			F9		1B	4	0	2	0	0	1	2											
7 Kurt Abbott, R OBP: 0.303, SLG: 0.438 (1, 4)		K			G6-3				K	3	0	0	0	1	2	3											
Kirt Manwaring, R OBP: 0.386, SLG: 0.450 (1, 2)									F9	3	0	0	0	0	0	2											
Lenny Harris, L OBP: 0.275, SLG: 0.279 (8, PH)										1	0	0	0	0	0	1											
Henny Blanco, R OBP: 0.376, SLG: 0.460 (8, 2)									F9	0	0	0	0	0	0	0											
Inning Stats	R: 0 E: 0 K: 1 S: 8	H: 0 LOB: 0 BB: 0 P: 14	R: 0 E: 0 K: 2 S: 13	H: 1 LOB: 2 BB: 1 P: 25	R: 2 E: 0 K: 0 S: 9	H: 2 LOB: 0 BB: 0 P: 16	R: 1 E: 1 K: 0 S: 15	H: 1 LOB: 2 BB: 2 P: 31	R: 2 E: 0 K: 1 S: 16	H: 2 LOB: 0 BB: 0 P: 26	R: 0 E: 0 K: 0 S: 6	H: 0 LOB: 0 BB: 0 P: 8	R: 0 E: 0 K: 1 S: 13	H: 3 LOB: 2 BB: 0 P: 22	R: 0 E: 0 K: 1 S: 10	H: 1 LOB: 1 BB: 0 P: 16	R: 0 E: 0 K: 0 S: 6	H: 0 LOB: 0 BB: 0 P: 7	1B: 5 2B: 3 3B: 0 HR: 2	SF: 0 SAC: 0 DP: 0 HBP: 0	WP: 0 PB: 0 SB: 0 CS: 0	PA: 39					
PITCHER	IP	WLS	BF	H	R	ER	SO	BB	IBB	HBP	BLK	WP	HR	S	P	ERA	WHIP										
Mike Quist, R ERA: 5.26 (1, 1)	4.1		22	6	5	5	3	3	0	0	0	0	2	55	101	10.38	2.077										
Tim Worrell, R ERA: 4.13 (5, 1)	2.0	W	7	2	0	0	1	0	0	0	0	0	0	17	28	0.00	1.000										
Buddy Groom, L ERA: 6.84 (7, 1)	0.1	H	1	0	0	0	0	0	0	0	0	0	0	3	5	0.00	0.000										
Doug Jones, R ERA: 3.34 (7, 1)	2.1	S	9	2	0	0	2	0	0	0	0	0	0	21	31	0.00	0.857										

AB	36
R	5
H	10
RBI	4
BB	3
SO	6
LOB	15



Batter	1	2	3	4	5	6	7	8	9	AB	R	H	RBI	BB	SO	LOB	BOTTOM										
Tony Phillips, S OBP: 0.345, SLG: 0.436 (1, 4)	F9			E SF7 BB		G4-3			K	4	1	1	1	1	1	1	Colorado Rockies @ Oakland Athletics Network Associates Coliseum, Oakland, CA Mon Jul 19 1999, 10:00 PM EDT Att: 9,281 - Unknown - 64 F										
Jorge Velandria, R OBP: 0.179, SLG: 0.205 (9, 4)		2B								0	0	0	0	0	0	0											
Miguel Tejada, R OBP: 0.323, SLG: 0.413 (1, 6)	B3					G1-4-3			G1-3	5	0	1	0	0	1	2											
Jason Giambi, L OBP: 0.390, SLG: 0.506 (1, 3)	F7			2B BB		SF7				2	1	1	2	2	0	0											
John Jaha, R OBP: 0.403, SLG: 0.586 (1, 10)		K		2B BB					K	4	1	1	0	1	3	2											
Olmedo Saenz, R OBP: 0.355, SLG: 0.435 (1, 5)		F8				G4-6-3				4	1	2	2	0	0	2											
Matt Stairs, L OBP: 0.349, SLG: 0.483 (1, 9)		1B 2B								4	1	2	0	0	1	1											
Ramon Hernandez, R OBP: 0.362, SLG: 0.451 (1, 2)		HR							SF8	3	1	1	2	0	1	1											
Ben Grieve, L OBP: 0.349, SLG: 0.453 (1, 7)										3	1	1	2	1	0	1											
Jason McDonald, S OBP: 0.306, SLG: 0.271 (8, 7)										0	0	0	0	0	0	0											
Ryan Christenson, R OBP: 0.294, SLG: 0.288 (1, 8)										3	3	2	1	1	0	2											
Inning Stats	R: 0 E: 0 K: 0 S: 5	H: 4 LOB: 1 BB: 1 P: 7	R: 4 E: 0 K: 2 S: 18	H: 4 LOB: 1 BB: 1 P: 33	R: 2 E: 0 K: 1 S: 15	H: 2 LOB: 2 BB: 2 P: 30	R: 1 E: 0 K: 0 S: 13	H: 1 LOB: 1 BB: 2 P: 29	R: 0 E: 0 K: 1 S: 8	H: 0 LOB: 0 BB: 0 P: 13	R: 1 E: 0 K: 0 S: 13	H: 2 LOB: 1 BB: 0 P: 21	R: 1 E: 0 K: 0 S: 11	H: 2 LOB: 0 BB: 0 P: 18	R: 1 E: 0 K: 2 S: 14	H: 1 LOB: 1 BB: 1 P: 22	R: 1 E: 0 K: 2 S: 14	H: 1 LOB: 1 BB: 1 P: 22	1B: 4 2B: 6 3B: 0 HR: 2	SF: 2 SAC: 0 DP: 1 HBP: 0	WP: 0 PB: 0 SB: 2 CS: 1	PA: 40					
PITCHER	IP	WLS	BF	H	R	ER	SO	BB	IBB	HBP	BLK	WP	HR	S	P	ERA	WHIP										
Roberto Ramirez, L ERA: 12.91 (1, 1)	2.0	L	13	5	6	6	2	2	1	0	0	0	0	23	46	6.75	3.000										
David Lee, R ERA: 6.2 (3, 1)	1.1		9	2	1	1	1	2	1	0	0	0	0	23	38	3.38	0.750										
Jerry Dipoto, R ERA: 5.18 (4, 1)	2.2		9	2	1	1	2	0	0	0	0	0	0	23	38	3.38	0.750										
Chuck McElroy, L ERA: 6.16 (7, 1)	2.0		9	3	2	2	2	1	0	0	0	0	1	25	40	9.00	2.000										

AB	32
R	10
H	12
RBI	10
BB	6
SO	7
LOB	12



Batter	1	2	3	4	5	6	7	8	9	AB	R	H	RBI	BB	SO	LOB	TOP										
Nelf Perez, S OBP: 0.320, SLG: 0.427	L3		HBP		G5-3			F8	IBB	4	0	1	0	0	0	0	Colorado Rockies @ Oakland Athletics Network Associates Coliseum, Oakland, CA Tue Jul 20 1999, 4:05 PM EDT Att: 13,414 - Cloudy - 66 F livebaseballscorecards.com										
Terry Shumpert, R OBP: 0.404, SLG: 0.623	G1-4-3		F9		G1-3			E5	K	5	1	0	0	0	1	3											
Larry Walker, L OBP: 0.440, SLG: 0.726	1B	BB	G1-3		G3			1B	IBB	2	0	0	0	3	0	1											
Dante Bichette, R OBP: 0.324, SLG: 0.511	1B			K	G6-3			1B	K	5	0	2	1	0	2	3											
Vinny Castilla, R OBP: 0.326, SLG: 0.487	G4-3			F8	G1-3			G1-3		4	0	0	0	0	0	4											
Angel Echevarria, R OBP: 0.343, SLG: 0.531			K							2	0	0	0	0	1	0											
Darryl Hamilton, L OBP: 0.364, SLG: 0.396				1B	HBP				2B	0	1	0	0	1	0	0											
Jeff Barry, S OBP: 0.386, SLG: 0.526	F7				G1-3				1B	4	1	2	0	0	0	0											
7 Kurt Abbott, R OBP: 0.297, SLG: 0.429	F7				G1-3				1B	3	0	0	0	0	0	2											
17 Todd Helton, L OBP: 0.374, SLG: 0.526	F7				G1-3				G3	1	0	0	1	0	0	1											
Henry Blanco, R OBP: 0.369, SLG: 0.450										3	0	0	0	0	1	0											
Lenny Harris, L OBP: 0.282, SLG: 0.286									1B	1	0	1	1	0	0	0											
Inning Stats	R: 0 E: 0 K: 0 S: 12	H: 1 LOB: 2 BB: 1 P: 23	R: 0 E: 0 K: 1 S: 9	H: 0 LOB: 0 BB: 0 P: 17	R: 0 E: 0 K: 1 S: 6	H: 0 LOB: 1 BB: 0 P: 10	R: 0 E: 0 K: 1 S: 9	H: 1 LOB: 2 BB: 0 P: 15	R: 0 E: 0 K: 0 S: 4	H: 0 LOB: 0 BB: 0 P: 12	R: 0 E: 0 K: 0 S: 4	H: 0 LOB: 0 BB: 0 P: 6	R: 1 E: 1 K: 0 S: 15	H: 1 LOB: 2 BB: 1 P: 28	R: 2 E: 0 K: 2 S: 15	H: 3 LOB: 3 BB: 2 P: 26	1B: 5 2B: 1 3B: 0 HR: 0	SF: 0 SAC: 0 DP: 0 HBP: 2	WP: 0 PB: 0 SB: 1 CS: 0	PA: 40							
PITCHER	IP	WLS	BF	H	R	ER	SO	BB	IBB	HBP	BLK	WP	HR	S	P	ERA	WHIP										
Kenny Rogers, L ERA: 4.3	(1, 1)	7.2	W	31	3	1	0	3	2	0	2	0	0	65	112	0.00	0.652										
Billy Taylor, R ERA: 3.32	(8, 1)	1.1	S	9	3	2	2	2	1	1	0	0	0	18	30	13.50	3.000										

Batter	1	2	3	4	5	6	7	8	9	AB	R	H	RBI	BB	SO	LOB	BOTTOM										
Tony Phillips, S OBP: 0.345, SLG: 0.433	K		G3		F8	G3				4	0	1	0	0	1	1	Colorado Rockies @ Oakland Athletics Network Associates Coliseum, Oakland, CA Tue Jul 20 1999, 4:05 PM EDT Att: 13,414 - Cloudy - 66 F livebaseballscorecards.com										
Miguel Tejada, R OBP: 0.325, SLG: 0.411	G4-6-3		G6-3		HR			F9		2	1	0	0	2	0	1											
Ben Grievie, L OBP: 0.348, SLG: 0.462	G4-6-3		G3							4	1	1	2	0	1	2											
Jason McDonald, S OBP: 0.306, SLG: 0.271	G4-6-3				HR			K		0	0	0	0	0	0	0											
John Jaha, R OBP: 0.405, SLG: 0.582	G1-4-3				K				BB	2	0	0	0	2	1	1											
Jason Giambi, L OBP: 0.386, SLG: 0.500	F7		G4-3		G1-3			F8		4	0	0	0	0	0	3											
Matt Stairs, L OBP: 0.354, SLG: 0.493					G4-3					2	1	1	1	2	0	0											
Ramon Hernandez, R OBP: 0.355, SLG: 0.436					G4-3			G4-6-3		4	0	1	0	0	0	2											
3 Eric Chavez, L OBP: 0.328, SLG: 0.412					P4			G5-3		3	1	1	1	1	0	2											
Ryan Christenson, R OBP: 0.293, SLG: 0.282					FC4			G5-3		3	0	0	0	1	0	3											
Inning Stats	R: 0 E: 0 K: 1 S: 8	H: 0 LOB: 1 BB: 1 P: 16	R: 1 E: 0 K: 0 S: 9	H: 2 LOB: 1 BB: 0 P: 20	R: 0 E: 0 K: 0 S: 10	H: 1 LOB: 1 BB: 1 P: 20	R: 0 E: 0 K: 0 S: 6	H: 0 LOB: 1 BB: 1 P: 11	R: 2 E: 0 K: 1 S: 13	H: 1 LOB: 0 BB: 1 P: 24	R: 1 E: 0 K: 0 S: 11	H: 1 LOB: 1 BB: 2 P: 25	R: 0 E: 0 K: 1 S: 11	H: 0 LOB: 1 BB: 1 P: 24	R: 0 E: 0 K: 0 S: 7	H: 0 LOB: 1 BB: 1 P: 15	1B: 2 2B: 0 3B: 0 HR: 3	SF: 0 SAC: 0 DP: 1 HBP: 0	WP: 0 PB: 0 SB: 0 CS: 0	PA: 36							
PITCHER	IP	WLS	BF	H	R	ER	SO	BB	IBB	HBP	BLK	WP	HR	S	P	ERA	WHIP										
Darryl Kile, R ERA: 6.25	(1, 1)	6.0	L	28	5	4	4	2	6	0	0	0	0	3	57	6.00	1.833										
Curt Leskanic, R ERA: 4.53	(7, 1)	0.2		3	0	0	0	1	1	0	0	0	0	8	18	0.00	1.500										
Mike Porzio, L ERA:	(7, 1)	0.1		1	0	0	0	0	0	0	0	0	0	3	6	0.00	0.000										
Dave Veres, R ERA: 3.6	(8, 1)	1.0		4	0	0	0	0	1	0	0	0	0	7	15	0.00	1.000										

Colorado Rockies @ Oakland Athletics
 Network Associates Coliseum, Oakland, CA
 Tue Jul 20 1999, 4:05 PM EDT
 Att: 13,414 - Cloudy - 66 F

AB 34
R 3
H 6
RBI 3
BB 4
SO 5
LOB 14



Colorado Rockies @ Oakland Athletics
 Network Associates Coliseum, Oakland, CA
 Tue Jul 20 1999, 4:05 PM EDT
 Att: 13,414 - Cloudy - 66 F

AB 28
R 4
H 5
RBI 4
BB 8
SO 3
LOB 15



Batter	1	2	3	4	5	6	7	8	9	AB	R	H	RBI	BB	SO	LOB	TOP					
Tony Phillips, S (1,4) OBP: 0.343, SLG: 0.433 Jorge Velandia, R (8,4) OBP: 0.200, SLG: 0.225	F9		P6		F7	F8		BB 3 HR 2B 1-H	G5-4-3 1B 2-H	5	1	1	1	0	0	1						
Miguel Tejada, R (1,6) OBP: 0.325, SLG: 0.406	CS BB		F9		1B HBP	G6-3		G6-3	G5-4-3 1-2f	4	1	0	0	1	0	3						
Jason Giambi, L (1,3) OBP: 0.392, SLG: 0.506	1-2 K		HR		3 BB 1B 1-2			F9 2B	3 BB HR BB	4	3	3	0	2	1	1						
John Jaha, R (1,10) OBP: 0.411, SLG: 0.600 Mike Macfarlane, R (9,PH) OBP: 0.311, SLG: 0.372		WP FC3-2-5 2B	1-H HR		BB 3 BB 1-2 2-H			F9 2-3	3 HR BB	4	2	3	3	1	0	1						
Olmedo Saenz, R (1,5) OBP: 0.362, SLG: 0.444 3 Eric Chavez, L (4,5) OBP: 0.332, SLG: 0.426		FC3-2-5 HR HBP	1-1 2B		1-2 2-3 BB			G4-3	1-H 2-H 3-H HR	1	1	1	0	0	0	0						
Matt Stairs, L (1,9) OBP: 0.354, SLG: 0.488		FC3-2-5 HR	F7		4-1 G6-4-3 BB			G3		3	1	0	1	2	0	3						
Ramon Hernandez, R (1,2) OBP: 0.373, SLG: 0.492		1-H 3-H HR			1-1 F9	G6-4-3 1-2f				4	1	2	3	1	0	3						
Ben Grieve, L (1,7) OBP: 0.343, SLG: 0.455 Jason McDonald, S (7,7) ERA: 5.59		3-3 K			G4-3			F7	P6	4	0	0	0	0	2	3						
Ryan Christenson, R (1,8) OBP: 0.302, SLG: 0.306		G6-3			F9			F8 2B		5	2	3	0	0	0	0						
Inning Stats	R: 0 E: 0 K: 1 S: 9	H: 0 LOB: 0 BB: 1 P: 19	R: 3 E: 0 K: 1 S: 12	H: 2 LOB: 0 BB: 0 P: 27	R: 2 E: 0 K: 0 S: 16	H: 3 LOB: 1 BB: 0 P: 23	R: 0 E: 0 K: 0 S: 5	H: 0 LOB: 0 BB: 0 P: 9	R: 2 E: 0 K: 0 S: 14	H: 2 LOB: 2 BB: 2 P: 28	R: 0 E: 0 K: 1 S: 6	H: 1 LOB: 1 BB: 0 P: 8	R: 0 E: 0 K: 1 S: 12	H: 1 LOB: 3 BB: 2 P: 22	R: 5 E: 0 K: 0 S: 20	H: 4 LOB: 1 BB: 1 P: 39	R: 1 E: 0 K: 0 S: 16	H: 2 LOB: 1 BB: 1 P: 25	1B: 6 2B: 6 3B: 0 HR: 3	SF: 0 SAC: 0 DP: 2 HBP: 2	WP: 1 PB: 0 SB: 0 CS: 1	PA: 49
PITCHER	IP WLS BF	H R ER SO	BB IBB HBP BLK	WP HR S P	ERA WHIP											ERA WHIP						
Jeff Fassero, L (1,1) ERA: 6.86	3.0 L	15 5	5 5	2 2	1 1	3 1	0 0	0 0	1 2	37 69	15.00 2.000											4.50 1.750
Ryan Franklin, R (4,1) ERA: 5.59	4.0	20 4	2 2	1 1	3 1	1 1	0 0	0 0	0 1	37 64	4.50 27.00											4.500
2B Ken Cloude, R (8,1) ERA: 7.78	2.0	14 6	6 6	0 0	3 0	0 0	0 0	0 0	1 36	64	27.00											4.500

Oakland Athletics @ Seattle Mariners
Safeco Field, Seattle, WA
Wed Jul 21 1999, 7:35 PM PDT
Att: 42,223 - Cloudy - 68 F

AB 39
R 13
H 15
RBI 13
BB 8
SO 3
LOB 18



Batter	1	2	3	4	5	6	7	8	9	AB	R	H	RBI	BB	SO	LOB	BOTTOM					
David Bell, R (1,4) OBP: 0.342, SLG: 0.466	F9		3-H 1B		F8			P6		4	0	1	1	0	0	1						
Alex Rodriguez, R (1,6) OBP: 0.391, SLG: 0.639 Rafael Bourdigal, R (9,6) OBP: 0.364, SLG: 0.510	G6-3		K		G4-3			K		4	0	0	0	0	2	2						
Ken Griffey Jr., L (1,8) OBP: 0.404, SLG: 0.613 Ozzie Timmons, R (9,7)	K				G4-6-3 1B 2B			P5		4	1	1	0	0	1	1						
Edgar Martinez, R (1,10) OBP: 0.430, SLG: 0.520		F8			G4-6-3 BB			G6-3		3	0	0	0	1	1	0						
David Segui, S (1,3) OBP: 0.356, SLG: 0.452		G3			G4-6-3 1-2f 2-3			K		4	0	1	0	0	1	2						
Raul Ibanez, L (1,7) OBP: 0.347, SLG: 0.394		L6			0-0 1B			G6-3 1-2f		4	0	1	1	0	0	1						
Tom Lampkin, L (1,2) OBP: 0.357, SLG: 0.558					F9 1-1 SAFE	G1-3				3	1	1	1	0	0	1						
John Mabry, L (1,9) OBP: 0.289, SLG: 0.393					F8 1B 2B			K		3	1	1	0	0	2	0						
Russ Davis, R (1,5) OBP: 0.291, SLG: 0.466					F8 2-3			K		3	0	1	0	0	1	1						
Inning Stats	R: 0 E: 0 K: 1 S: 7	H: 0 LOB: 0 BB: 0 P: 9	R: 0 E: 0 K: 0 S: 5	H: 0 LOB: 0 BB: 0 P: 7	R: 1 E: 0 K: 1 S: 13	H: 2 LOB: 1 BB: 0 P: 20	R: 1 E: 0 K: 0 S: 9	H: 2 LOB: 1 BB: 1 P: 18	R: 0 E: 0 K: 2 S: 7	H: 0 LOB: 0 BB: 0 P: 11	R: 0 E: 0 K: 0 S: 6	H: 0 LOB: 0 BB: 0 P: 8	R: 1 E: 0 K: 1 S: 9	H: 2 LOB: 0 BB: 0 P: 12	R: 0 E: 0 K: 1 S: 11	H: 1 LOB: 1 BB: 0 P: 15	R: 0 E: 0 K: 2 S: 9	H: 0 LOB: 0 BB: 0 P: 10	1B: 4 2B: 2 3B: 0 HR: 1	SF: 0 SAC: 0 DP: 2 HBP: 0	WP: 0 PB: 0 SB: 0 CS: 0	PA: 33
PITCHER	IP WLS BF	H R ER SO	BB IBB HBP BLK	WP HR S P	ERA WHIP											ERA WHIP						
Gil Heredia, R (1,1) ERA: 5.09	8.0 W	30 7	3 3	3 6	0 0	1 0	0 0	0 0	0 9	100 67	0.00 3.38											1.000
Chad Harville, R (9,1) ERA: 3.86	1.0	3 0	0 0	0 2	0 0	0 0	0 0	0 9	10	0.00	0.000											0.000

Oakland Athletics @ Seattle Mariners
Safeco Field, Seattle, WA
Wed Jul 21 1999, 7:35 PM PDT
Att: 42,223 - Cloudy - 68 F

AB 32
R 3
H 7
RBI 3
BB 1
SO 8
LOB 9



Batter	1	2	3	4	5	6	7	8	9	10	AB	R	H	RBI	BB	SO	LOB	TOP						
Tony Phillips, S OBP: 0.346, SLG: 0.434 (1.4)	F8		FC6-4 1B			G4-3 WP 1B		WP BB		G6-3	4	1	2	1	1	0	0							
Miguel Tejada, R OBP: 0.321, SLG: 0.401 (1.6)	B1-3		FC6-4			G4-3		F8		P2	5	0	0	1	0	0	3							
Ben Griever, L OBP: 0.342, SLG: 0.449 (1.7)	F7		K			G4-3		SAFE BB			3	0	0	0	1	1	2							
John Jaha, R OBP: 0.412, SLG: 0.609 (1.10)		F9		L4-6 HBP		HR		G6-3			3	1	1	1	0	0	2							
Jason Giambi, L OBP: 0.399, SLG: 0.500 (1.3)	F9		K			F8				K	4	0	0	0	0	2	1							
Matt Stairs, L OBP: 0.350, SLG: 0.482 (1.9)	G3		L4-6					F9		G4-3	4	0	0	0	0	0	1							
3 Eric Chavez, L OBP: 0.331, SLG: 0.420 (1.5)			K			K		P5			3	0	0	0	1	2	0							
Mike MacFarlane, R OBP: 0.309, SLG: 0.363 (1.2)			1B BB			F7		F9		P3	3	1	0	0	1	0	1							
Ryan Christenson, R OBP: 0.301, SLG: 0.305 (1.8)			1B FC6-4 1B			K		G4-3		L9	4	1	1	0	0	1	0							
Inning Stats	R: 0 E: 0 K: 0 S: 6	H: 0 LOB: 0 BB: 0 P: 10	R: 0 E: 0 K: 0 S: 6	H: 0 LOB: 0 BB: 0 P: 10	R: 2 E: 0 K: 2 S: 18	H: 2 LOB: 1 BB: 1 P: 29	R: 0 E: 0 K: 1 S: 5	H: 0 LOB: 0 BB: 0 P: 9	R: 0 E: 0 K: 2 S: 7	H: 0 LOB: 0 BB: 0 P: 10	R: 2 E: 0 K: 0 S: 11	H: 2 LOB: 0 BB: 0 P: 19	R: 0 E: 0 K: 0 S: 9	H: 0 LOB: 0 BB: 0 P: 16	R: 0 E: 0 K: 0 S: 12	H: 0 LOB: 2 BB: 2 P: 28	R: 0 E: 0 K: 1 S: 9	H: 0 LOB: 1 BB: 1 P: 15	R: 0 E: 0 K: 0 S: 3	H: 0 LOB: 0 BB: 0 P: 3	1B: 3 2B: 1 3B: 0 HR: 1	SF: 0 SAC: 0 DP: 1 HBP: 1	WP: 2 PA: 38	
PITCHER	IP WLS BF H R ER SO BB IBB HBP BLK WP HR S P ERA WHIP	IP WLS BF H R ER SO BB IBB HBP BLK WP HR S P ERA WHIP	IP WLS BF H R ER SO BB IBB HBP BLK WP HR S P ERA WHIP	IP WLS BF H R ER SO BB IBB HBP BLK WP HR S P ERA WHIP	IP WLS BF H R ER SO BB IBB HBP BLK WP HR S P ERA WHIP	IP WLS BF H R ER SO BB IBB HBP BLK WP HR S P ERA WHIP	IP WLS BF H R ER SO BB IBB HBP BLK WP HR S P ERA WHIP	IP WLS BF H R ER SO BB IBB HBP BLK WP HR S P ERA WHIP	IP WLS BF H R ER SO BB IBB HBP BLK WP HR S P ERA WHIP	IP WLS BF H R ER SO BB IBB HBP BLK WP HR S P ERA WHIP	IP WLS BF H R ER SO BB IBB HBP BLK WP HR S P ERA WHIP	IP WLS BF H R ER SO BB IBB HBP BLK WP HR S P ERA WHIP	IP WLS BF H R ER SO BB IBB HBP BLK WP HR S P ERA WHIP	IP WLS BF H R ER SO BB IBB HBP BLK WP HR S P ERA WHIP	IP WLS BF H R ER SO BB IBB HBP BLK WP HR S P ERA WHIP	IP WLS BF H R ER SO BB IBB HBP BLK WP HR S P ERA WHIP	IP WLS BF H R ER SO BB IBB HBP BLK WP HR S P ERA WHIP	IP WLS BF H R ER SO BB IBB HBP BLK WP HR S P ERA WHIP	IP WLS BF H R ER SO BB IBB HBP BLK WP HR S P ERA WHIP	IP WLS BF H R ER SO BB IBB HBP BLK WP HR S P ERA WHIP	IP WLS BF H R ER SO BB IBB HBP BLK WP HR S P ERA WHIP	IP WLS BF H R ER SO BB IBB HBP BLK WP HR S P ERA WHIP	IP WLS BF H R ER SO BB IBB HBP BLK WP HR S P ERA WHIP	
Freddy Garcia, R ERA: 4.86 Paul Abbott, R ERA: 3.32	(1.1)	(8.1)																						

Oakland Athletics @ Seattle Mariners
Safeco Field, Seattle, WA
Thu Jul 22 1999, 3:35 PM PDT
Att. 44,311 - Sunny - 70 F

livebaseballscorecards.com

AB 33
R 4
H 4
RBI 3
BB 4
SO 6
LOB 10




WP: 2 PA: 38
PB: 0
SB: 1
CS: 0

Batter	1	2	3	4	5	6	7	8	9	10	AB	R	H	RBI	BB	SO	LOB	BOTTOM					
David Bell, R OBP: 0.343, SLG: 0.468 (1.4)	HR 1B		F9			G6-3		SAFE SAFE FC6-4 2B		F8	5	1	2	0	0	0	1						
Alex Rodriguez, R OBP: 0.395, SLG: 0.651 (1.6)	SAFE SAFE 1H HR		F8			SF8 1B		FC6-5-6		S G1-3 1B	5	3	3	3	0	0	1						
Ken Griffey Jr., L OBP: 0.400, SLG: 0.605 (1.8)	P3		K			F8		F9		G1-3	5	0	0	0	0	1	3						
Edgar Martinez, R OBP: 0.433, SLG: 0.520 (1.10)	P6					F8		SF8 BB 1B		1B S IBB	4	0	2	0	1	0	0						
Jay Buhner, R OBP: 0.394, SLG: 0.490 (1.9)	G3-1					G6-3		1-2 2-3 BB		K 1B BB	3	0	0	0	2	1	0						
David Segui, S OBP: 0.356, SLG: 0.453 (1.3)			F9			SF8		K		K	4	0	2	2	0	1	0						
Dan Wilson, R OBP: 0.325, SLG: 0.392 (1.2)			G6-3			G6-3		G3		G6-3 SH1-4 BB	3	0	0	0	1	0	3						
Ozzie Timmons, R Rafael Bourimigal, R John Mabry, L										SH1-4	2	0	0	0	1	1	0						
Russ Davis, R OBP: 0.291, SLG: 0.463 (1.5)	F7					G6-3		2B FC6-4 1B		G6-3	4	1	1	0	0	0	2						
Inning Stats	R: 2 E: 0 K: 0 S: 17	H: 2 LOB: 0 BB: 0 P: 28	R: 0 E: 0 K: 0 S: 8	H: 0 LOB: 1 BB: 1 P: 14	R: 0 E: 0 K: 1 S: 11	H: 0 LOB: 0 BB: 0 P: 16	R: 0 E: 0 K: 0 S: 6	H: 1 LOB: 1 BB: 0 P: 11	R: 0 E: 0 K: 0 S: 7	H: 0 LOB: 0 BB: 0 P: 13	R: 1 E: 0 K: 1 S: 16	H: 2 LOB: 2 BB: 1 P: 18	R: 0 E: 0 K: 2 S: 7	H: 1 LOB: 0 BB: 0 P: 8	R: 0 E: 0 K: 0 S: 12	H: 0 LOB: 1 BB: 1 P: 16	R: 1 E: 0 K: 0 S: 3	H: 2 LOB: 3 BB: 2 P: 11	1B: 8 2B: 1 3B: 0 HR: 1	SF: 1 SAC: 1 DP: 0 HBP: 0	WP: 0 PA: 42 PB: 0 SB: 3 CS: 0		
PITCHER	IP WLS BF H R ER SO BB IBB HBP BLK WP HR S P ERA WHIP	IP WLS BF H R ER SO BB IBB HBP BLK WP HR S P ERA WHIP	IP WLS BF H R ER SO BB IBB HBP BLK WP HR S P ERA WHIP	IP WLS BF H R ER SO BB IBB HBP BLK WP HR S P ERA WHIP	IP WLS BF H R ER SO BB IBB HBP BLK WP HR S P ERA WHIP	IP WLS BF H R ER SO BB IBB HBP BLK WP HR S P ERA WHIP	IP WLS BF H R ER SO BB IBB HBP BLK WP HR S P ERA WHIP	IP WLS BF H R ER SO BB IBB HBP BLK WP HR S P ERA WHIP	IP WLS BF H R ER SO BB IBB HBP BLK WP HR S P ERA WHIP	IP WLS BF H R ER SO BB IBB HBP BLK WP HR S P ERA WHIP	IP WLS BF H R ER SO BB IBB HBP BLK WP HR S P ERA WHIP	IP WLS BF H R ER SO BB IBB HBP BLK WP HR S P ERA WHIP	IP WLS BF H R ER SO BB IBB HBP BLK WP HR S P ERA WHIP	IP WLS BF H R ER SO BB IBB HBP BLK WP HR S P ERA WHIP	IP WLS BF H R ER SO BB IBB HBP BLK WP HR S P ERA WHIP	IP WLS BF H R ER SO BB IBB HBP BLK WP HR S P ERA WHIP	IP WLS BF H R ER SO BB IBB HBP BLK WP HR S P ERA WHIP	IP WLS BF H R ER SO BB IBB HBP BLK WP HR S P ERA WHIP	IP WLS BF H R ER SO BB IBB HBP BLK WP HR S P ERA WHIP	IP WLS BF H R ER SO BB IBB HBP BLK WP HR S P ERA WHIP	IP WLS BF H R ER SO BB IBB HBP BLK WP HR S P ERA WHIP	IP WLS BF H R ER SO BB IBB HBP BLK WP HR S P ERA WHIP	IP WLS BF H R ER SO BB IBB HBP BLK WP HR S P ERA WHIP
Tim Hudson, R ERA: 2.4 Doug Jones, R ERA: 3.44 Buddy Groom, L ERA: 6.75 Chad Harville, R ERA: 3.86	(1.1)	(6.1)	(10.1)	(10.1)																			

Oakland Athletics @ Seattle Mariners
Safeco Field, Seattle, WA
Thu Jul 22 1999, 3:35 PM PDT
Att. 44,311 - Sunny - 70 F

livebaseballscorecards.com

AB 35
R 5
H 10
RBI 5
BB 5
SO 4
LOB 10



WP: 0 PA: 42
PB: 0
SB: 3
CS: 0

Batter	1	2	3	4	5	6	7	8	9	AB	R	H	RBI	BB	SO	LOB	TOP										
Tony Phillips, S (1,4) OBP: 0.342, SLG: 0.421	K2-3		SAFE 4-1 BB		SAFE 0-0 G4-6-3			K		3	0	0	0	1	2	1	Oakland Athletics @ Minnesota Twins Hubert H. Humphrey Metrodome, Minneapolis, MN Tue Jul 27 1999, 8:05 PM EDT Att: 11,582 - Dome - 72 F livebaseballscorecards.com										
Miguel Tejada, R (1,6) OBP: 0.312, SLG: 0.388	G4-3		SAFE 0-0 FC5-4			K		F9		4	0	0	0	0	1	2											
Ben Grieve, L (1,7) OBP: 0.355, SLG: 0.441										3	1	1	0	1	2	0											
Jason McDonald, S (9, PR) OBP: 0.309, SLG: 0.265	K									0	0	0	0	0	0	0											
John Jaha, R (1,10) OBP: 0.421, SLG: 0.627										4	1	2	2	0	1	0											
Scott Spiezo, S (9, PR) OBP: 0.299, SLG: 0.359										0	0	0	0	0	0	0											
Jason Giambi, L (1,3) OBP: 0.391, SLG: 0.518										4	0	1	0	0	0	2											
Matt Stairs, L (1,9) OBP: 0.353, SLG: 0.506										4	0	0	0	0	1	3											
Eric Chavez, L (1,5) OBP: 0.335, SLG: 0.423										3	0	0	0	0	0	1											
Ryan Christenson, R (1,8) OBP: 0.312, SLG: 0.324										2	0	0	0	1	0	1											
A.J. Hinch, R (1,2) OBP: 0.245, SLG: 0.301										3	0	1	0	0	0	1											
Inning Stats	R: 0 H: 0 E: 0 K: 2 S: 9	H: 0 LOB: 0 BB: 0 P: 12	R: 0 H: 0 E: 0 K: 0 S: 10	H: 0 LOB: 0 BB: 0 P: 14	R: 0 H: 0 E: 1 K: 0 S: 6	H: 0 LOB: 2 BB: 2 P: 14	R: 2 H: 2 E: 0 K: 0 S: 12	H: 2 LOB: 0 BB: 0 P: 18	R: 0 H: 1 E: 0 K: 0 S: 8	H: 1 LOB: 1 BB: 0 P: 9	R: 0 H: 0 E: 0 K: 3 S: 13	H: 0 LOB: 0 BB: 0 P: 19	R: 0 H: 1 E: 0 K: 0 S: 12	H: 1 LOB: 1 BB: 0 P: 20	R: 0 H: 0 E: 0 K: 1 S: 6	H: 0 LOB: 0 BB: 0 P: 10	R: 0 H: 1 E: 0 K: 1 S: 7	H: 1 LOB: 2 BB: 1 P: 14	1B: 4 2B: 0 3B: 0 HR: 1	SF: 0 SAC: 0 DP: 2 HBP: 0	WP: 0 PB: 0 SB: 0 CS: 0	PA: 33					
PITCHER	IP	WLS	BF	H	R	ER	SO	BB	IBB	HBP	BLK	WP	HR	S	P	ERA	WHIP										
Joe Mays, R (1,1) ERA: 3.77	8.0	W	29	4	2	2	6	2	0	0	0	0	1	76	116	2.25	0.750										
Mike Trombley, R (9,1) ERA: 4.09	0.0		2	1	0	0	0	1	0	0	0	0	0	3	7	∞	∞										
Eddie Guardado, L (9,1) ERA: 4.5	1.0	S	2	0	0	0	1	0	0	0	0	0	0	4	7	0.00	0.000										

Batter	1	2	3	4	5	6	7	8	9	AB	R	H	RBI	BB	SO	LOB	BOTTOM										
Todd Walker, L (1,4) OBP: 0.346, SLG: 0.434	G3									4	1	1	0	0	2	3	Oakland Athletics @ Minnesota Twins Hubert H. Humphrey Metrodome, Minneapolis, MN Tue Jul 27 1999, 8:05 PM EDT Att: 11,582 - Dome - 72 F livebaseballscorecards.com										
Denny Hocking, S (9,4) OBP: 0.320, SLG: 0.382										0	0	0	0	0	0	0											
Chad Allen, R (1,7) OBP: 0.334, SLG: 0.400	K									4	1	1	2	0	1	2											
Matt Lawton, L (1,8) OBP: 0.351, SLG: 0.392										3	0	0	0	1	1	1											
Marty Cordova, R (1,9) OBP: 0.373, SLG: 0.462										3	0	0	0	1	2	1											
Jacque Jones, L (9, PR) OBP: 0.346, SLG: 0.469										0	0	0	0	0	0	0											
Corey Koskie, L (1,5) OBP: 0.374, SLG: 0.468										3	0	1	0	1	1	1											
Ron Coomer, R (1,10) OBP: 0.311, SLG: 0.446										4	0	1	1	0	1	1											
Doug Mientkiewicz, L (1,3) OBP: 0.341, SLG: 0.336										3	0	0	0	0	0	0											
Brent Gates, S (9, PH) OBP: 0.366, SLG: 0.383										1	0	0	0	0	0	3											
Mike Trombley, R (9,1) ERA: 4.07										0	0	0	0	0	0	0											
Eddie Guardado, R (9,1) ERA: 4.5										0	0	0	0	0	0	0											
Terry Steinbach, R (1,2) OBP: 0.377, SLG: 0.424										2	0	1	0	1	1	0											
Cristian Guzman, S (1,6) OBP: 0.283, SLG: 0.294										2	1	1	0	1	0	1											
Inning Stats	R: 0 H: 0 E: 0 K: 2 S: 8	H: 0 LOB: 0 BB: 0 P: 13	R: 0 H: 0 E: 0 K: 2 S: 8	H: 0 LOB: 0 BB: 0 P: 9	R: 0 H: 1 E: 0 K: 1 S: 11	H: 1 LOB: 2 BB: 1 P: 20	R: 0 H: 1 E: 0 K: 2 S: 13	H: 1 LOB: 1 BB: 0 P: 23	R: 0 H: 0 E: 0 K: 0 S: 7	H: 0 LOB: 1 BB: 1 P: 14	R: 0 H: 0 E: 0 K: 1 S: 7	H: 0 LOB: 0 BB: 0 P: 11	R: 3 H: 3 E: 0 K: 0 S: 13	H: 3 LOB: 2 BB: 3 P: 28	R: 0 H: 0 E: 0 K: 0 S: 7	H: 0 LOB: 0 BB: 0 P: 11	R: 0 H: 0 E: 0 K: 0 S: 13	H: 0 LOB: 0 BB: 0 P: 11	1B: 3 2B: 3 3B: 0 HR: 0	SF: 0 SAC: 0 DP: 1 HBP: 0	WP: 0 PB: 0 SB: 0 CS: 0	PA: 34					
PITCHER	IP	WLS	BF	H	R	ER	SO	BB	IBB	HBP	BLK	WP	HR	S	P	ERA	WHIP										
Tim Hudson, R (1,1) ERA: 2.42	7.0		28	4	2	2	9	3	0	0	0	0	0	66	110	2.57	1.000										
Billy Taylor, R (8,1) ERA: 4.07	0.1	L	5	2	1	1	0	2	0	0	0	0	0	8	19	27.00	12.000										
Tim Kubinski, L (8,1) ERA: 8.1	0.2		1	0	0	0	0	0	0	0	0	0	0	2	2	0.00	0.000										



Batter	1	2	3	4	5	6	7	8	9	AB	R	H	RBI	BB	SO	LOB	TOP										
Miguel Tejada, R OBP: 0.308, SLG: 0.383 (1, 6)	G3		G5-3		G5-3		G6-3		G5-4-3	5	0	0	0	0	0	2											
Scott Spiezio, S OBP: 0.295, SLG: 0.370 (1, 4)	G6-3			1B	F8			1B		4	1	2	0	0	0	0											
Ben Grieve, L OBP: 0.354, SLG: 0.436 (1, 7)	G1-3			E6				K		3	1	0	0	1	1	2											
John Jaha, R OBP: 0.419, SLG: 0.621 (1, 10)		G6-3		K	F9			1B		4	0	1	0	0	1	3											
Jason Giambi, L OBP: 0.390, SLG: 0.515 (1, 3)	G4-3			FC3-6		F8		P6		4	1	1	1	0	0	2											
Matt Stairs, L OBP: 0.357, SLG: 0.506 (1, 9)				FC3-6				G4-3		2	0	1	1	2	0	2											
Mike MacFarlane, R OBP: 0.305, SLG: 0.381 (1, 2)				FC3-6						4	0	1	0	0	1	4											
3 Eric Chavez, L OBP: 0.337, SLG: 0.424 (1, 5)			G3							4	0	2	1	0	1	0											
Ryan Christenson, R OBP: 0.307, SLG: 0.318 Tony Phillips, S OBP: 0.341, SLG: 0.420 (9, PH)			G1-3		G4-3		F8		F8	3	0	0	0	0	0	2											
Inning Stats	R: 0 E: 0 K: 0 S: 8	H: 0 LOB: 0 BB: 0 P: 10	R: 0 E: 0 K: 0 S: 5	H: 0 LOB: 1 BB: 1 P: 10	R: 0 E: 0 K: 0 S: 13	H: 0 LOB: 0 BB: 0 P: 19	R: 3 E: 1 K: 1 S: 21	H: 4 LOB: 2 BB: 0 P: 29	R: 0 E: 0 K: 1 S: 10	H: 0 LOB: 1 BB: 1 P: 21	R: 0 E: 0 K: 1 S: 11	H: 0 LOB: 0 BB: 0 P: 16	R: 0 E: 0 K: 1 S: 16	H: 2 LOB: 2 BB: 0 P: 24	R: 0 E: 0 K: 0 S: 7	H: 2 LOB: 1 BB: 0 P: 12	1B: 7 2B: 1 3B: 0 HR: 0	SF: 0 SAC: 0 DP: 1 HBP: 0	WP: 0 PB: 0 SB: 0 CS: 1	PA: 37							
PITCHER	IP	WLS	BF	H	R	ER	SO	BB	IBB	HBP	BLK	WP	HR	S	P	ERA	WHIP										
LaTroy Hawkins, R ERA: 6.94 (1, 1)	5.1	W	24	4	3	1	1	3	0	0	0	0	0	58	95	1.69	1.312										
Bob Wells, R ERA: 3.94 (6, 1)	1.2	H	4	0	0	0	2	0	0	0	0	0	0	15	21	0.00	0.000										
Eddie Guardado, L ERA: 4.33 (8, 1)	1.0	H	5	2	0	0	1	0	0	0	0	0	0	16	24	0.00	2.000										
Mike Trombley, R ERA: 3.99 (9, 1)	1.0	S	4	2	0	0	0	0	0	0	0	0	0	7	12	0.00	2.000										

Oakland Athletics @ Minnesota Twins
Hubert H. Humphrey Metrodome, Minneapolis, MN
Wed Jul 28 1999, 1:15 PM EDT
Att: 20,420 - Dome - 72 F

AB 34
R 3
H 8
RBI 3
BB 3
SO 4
LOB 19

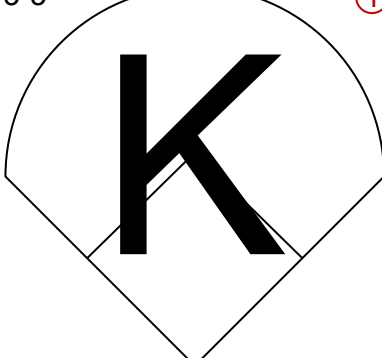
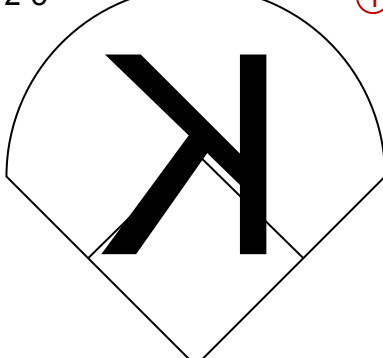
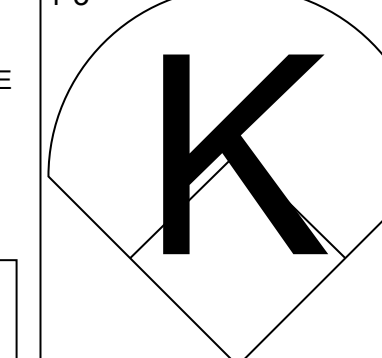
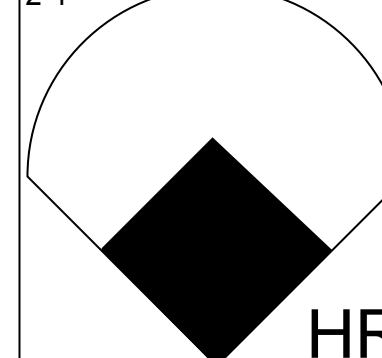
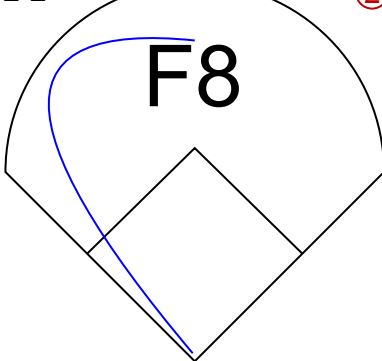
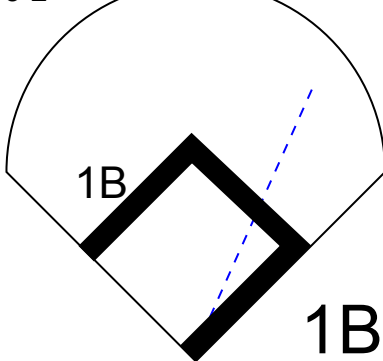
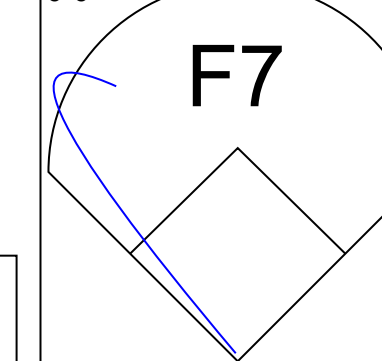
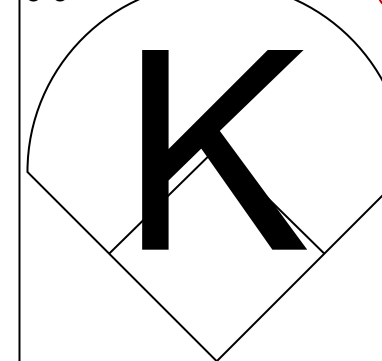

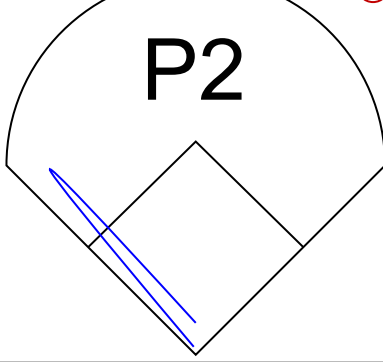
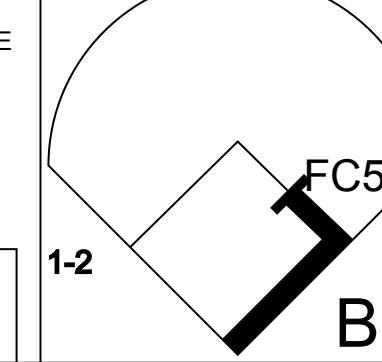
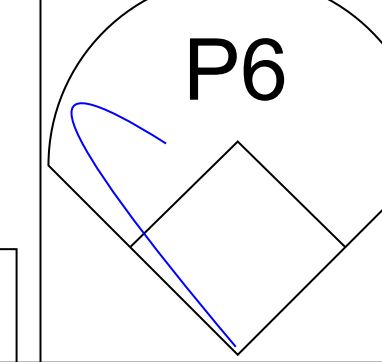
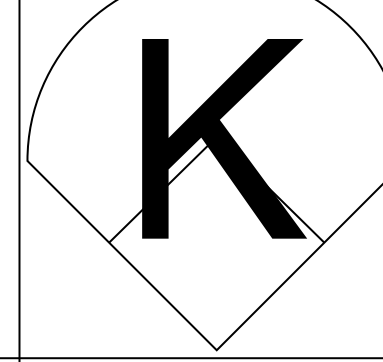
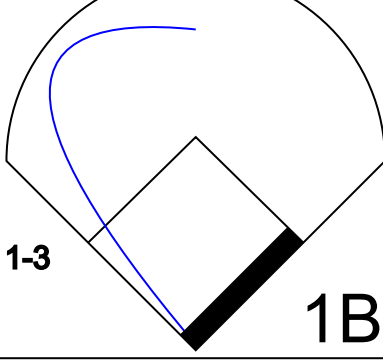
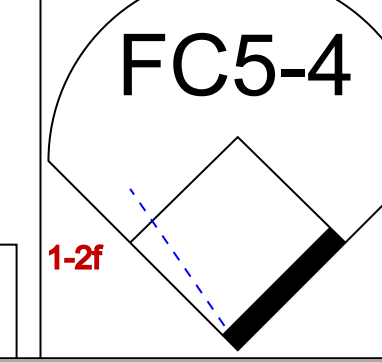
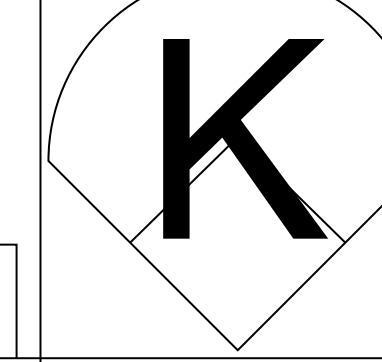
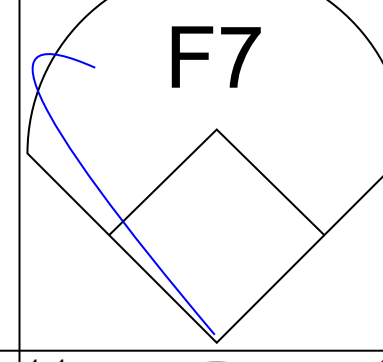
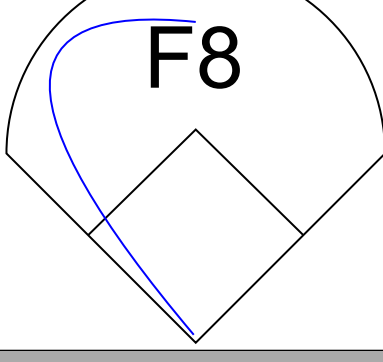
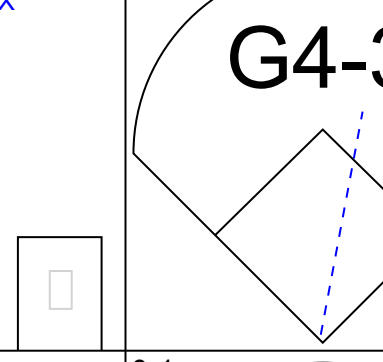
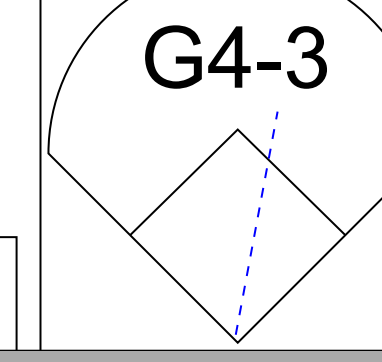
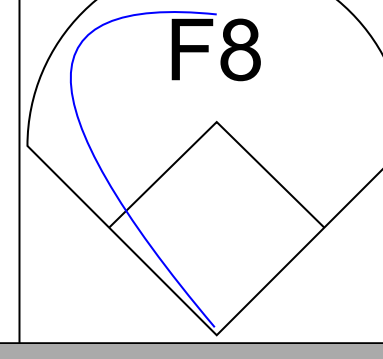
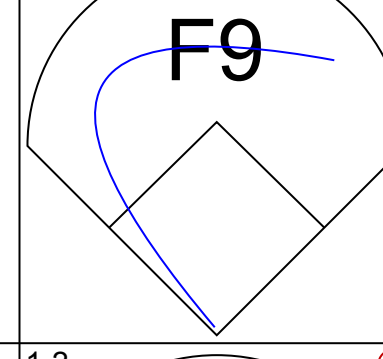
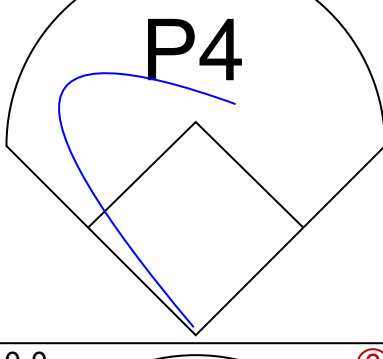
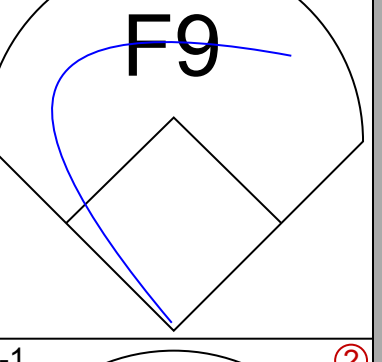
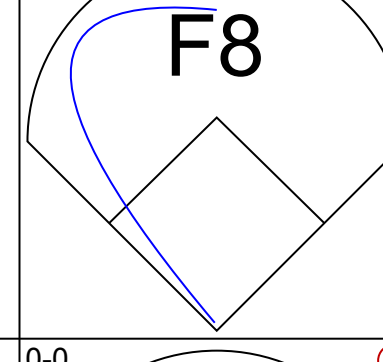
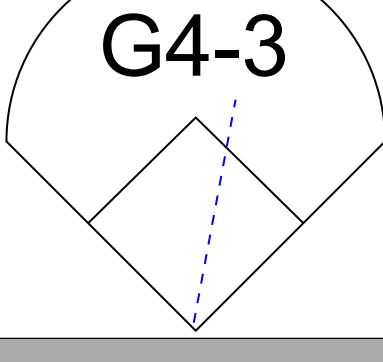
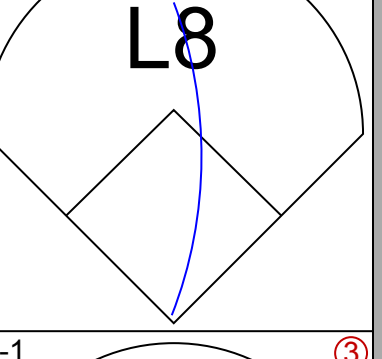
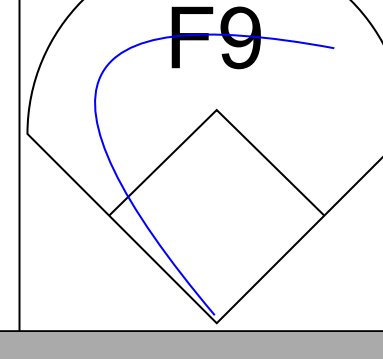
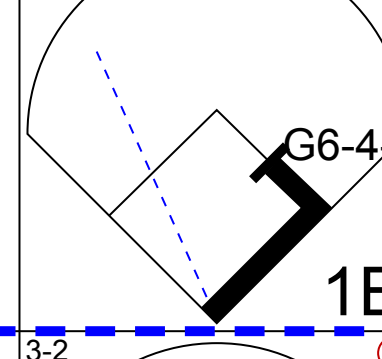
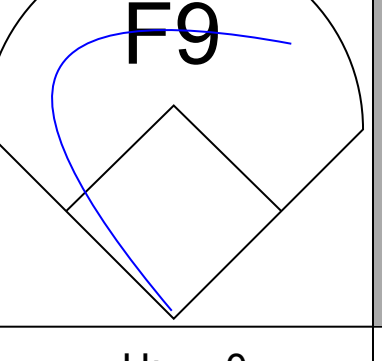
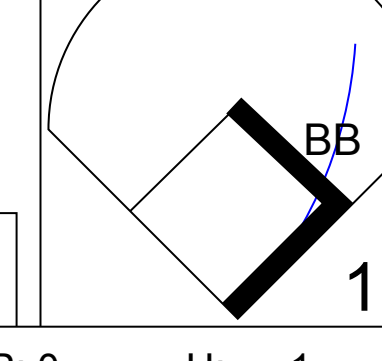
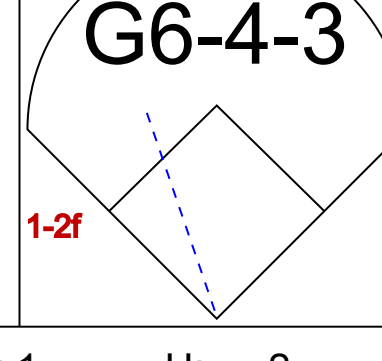


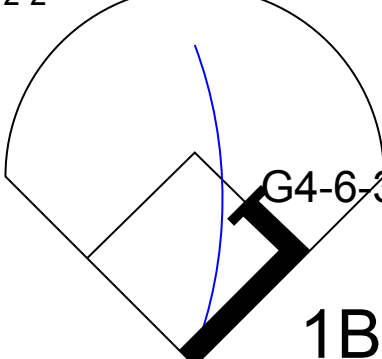
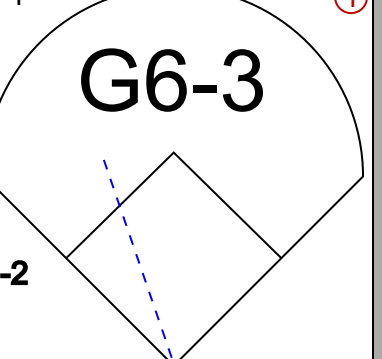
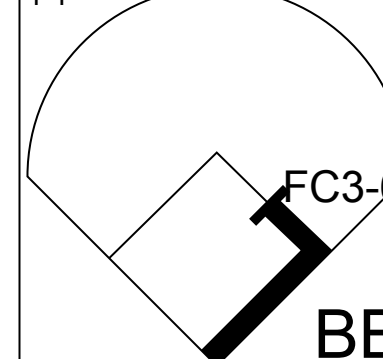
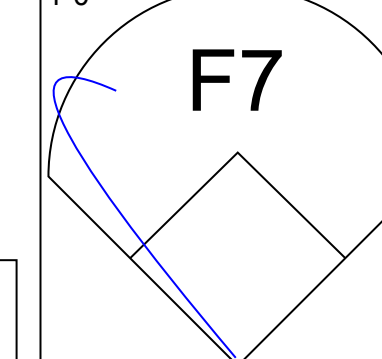
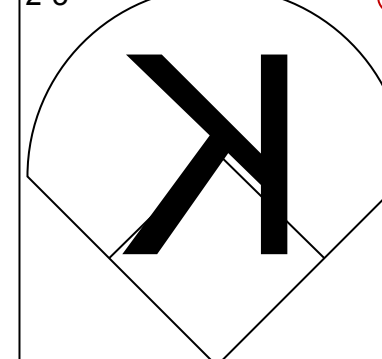
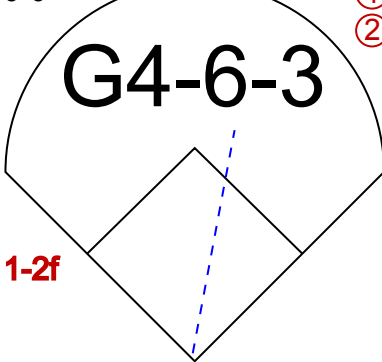

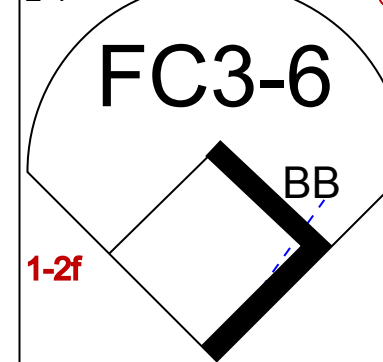
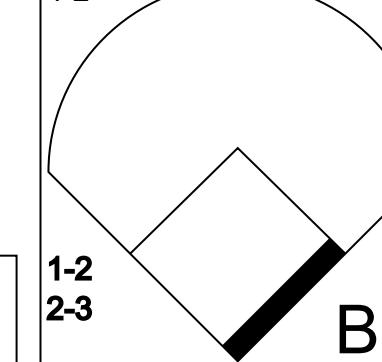
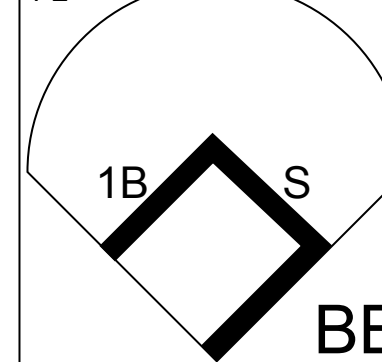
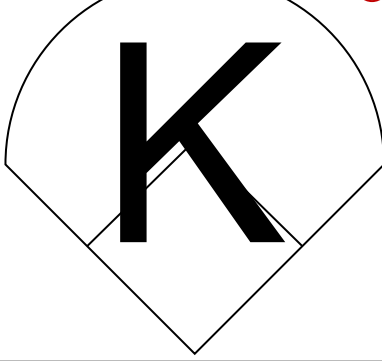
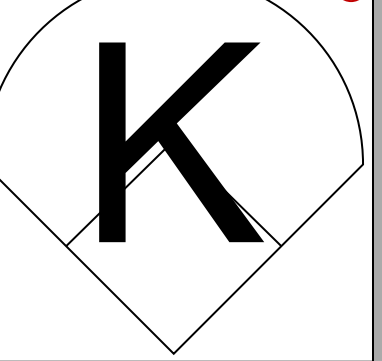
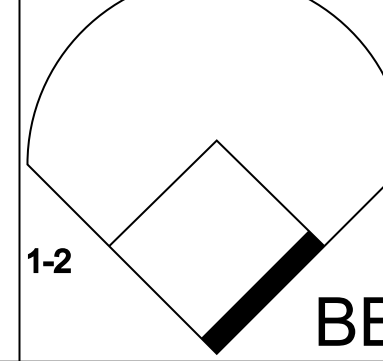
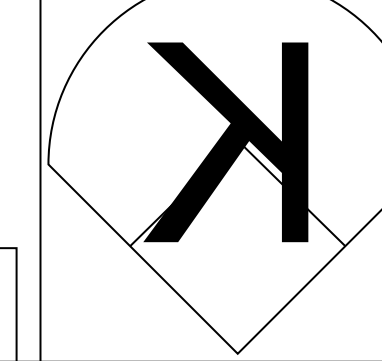
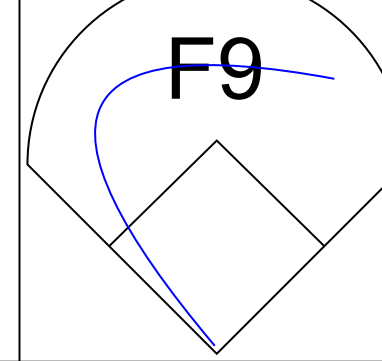
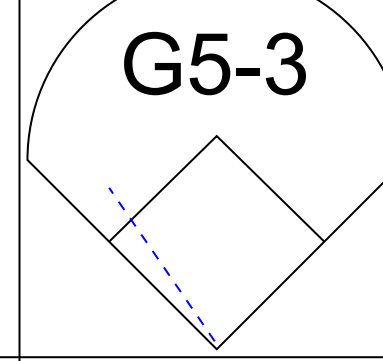
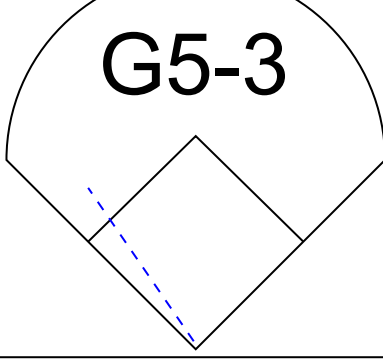
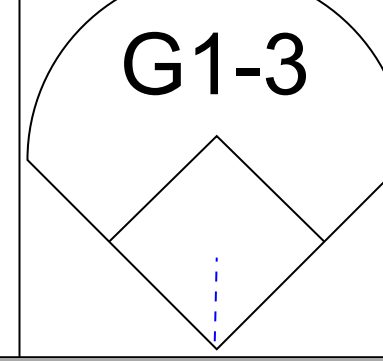
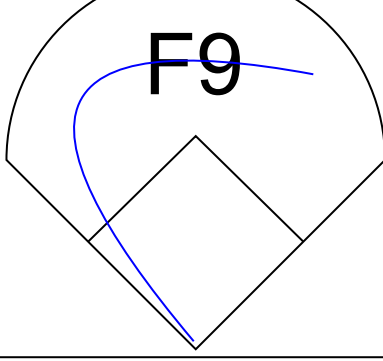
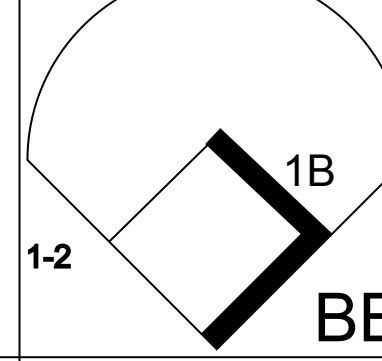
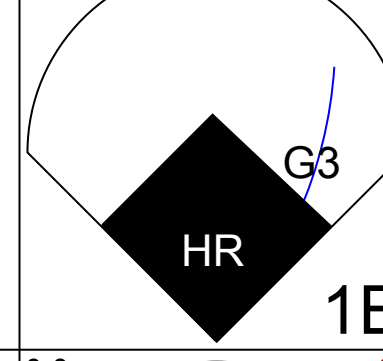
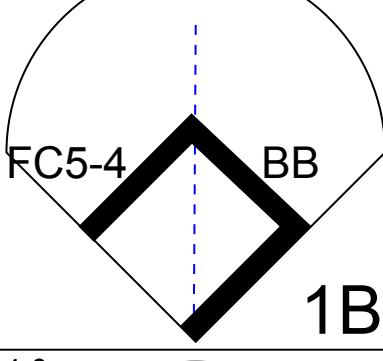

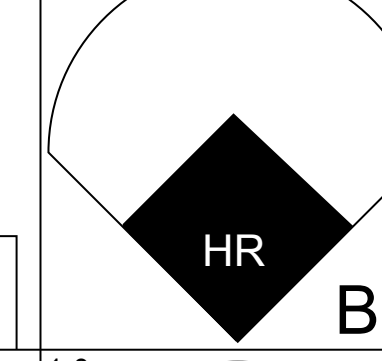
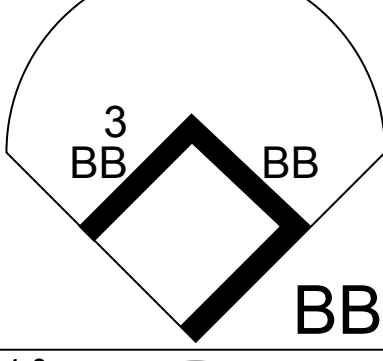
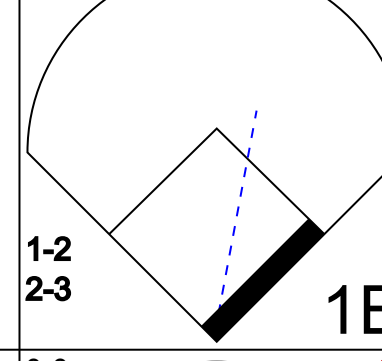
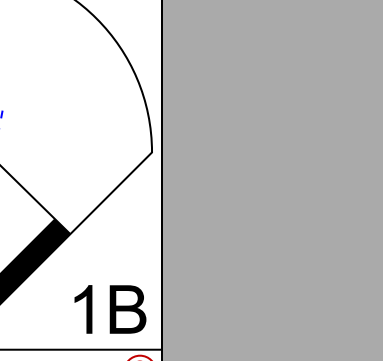
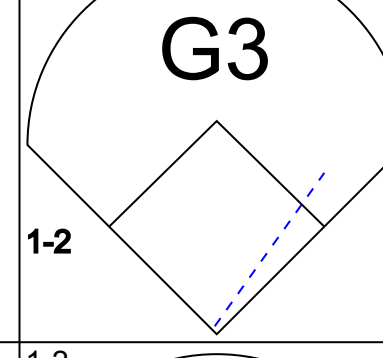
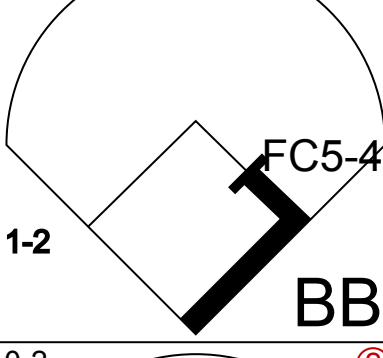

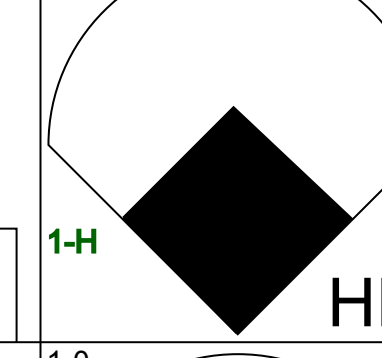
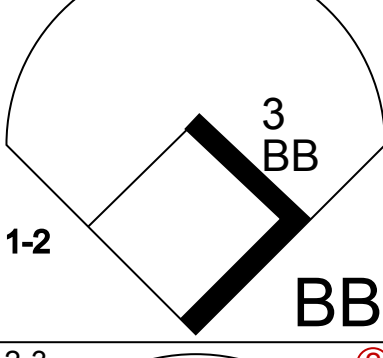
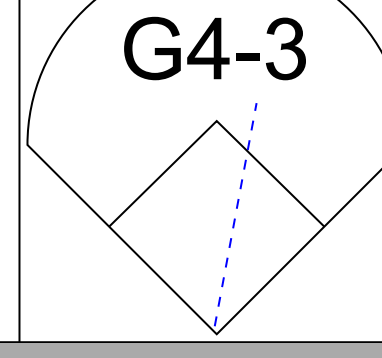
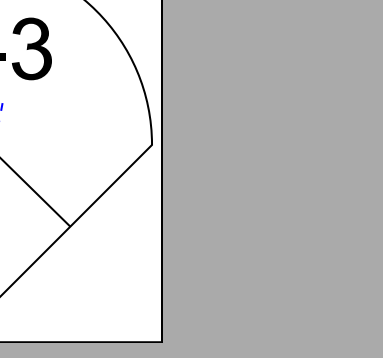
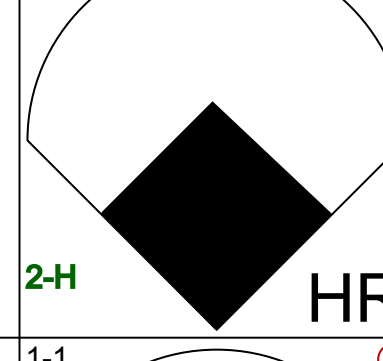
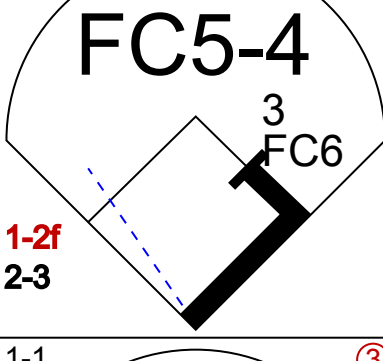

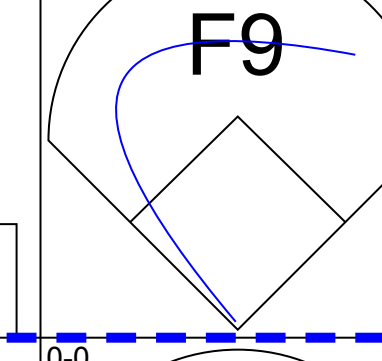
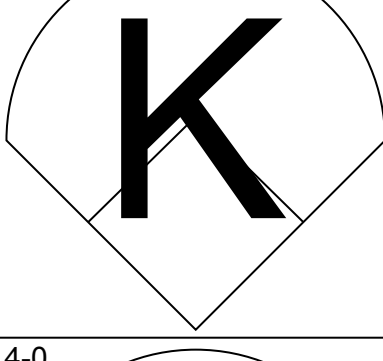


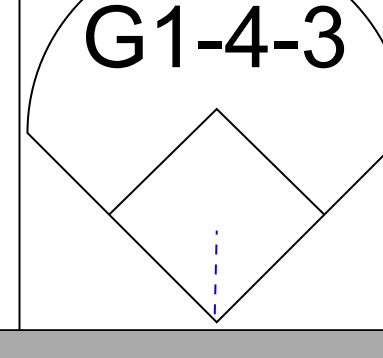
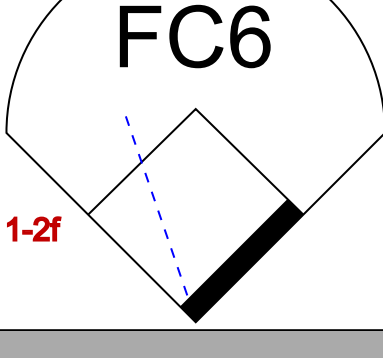

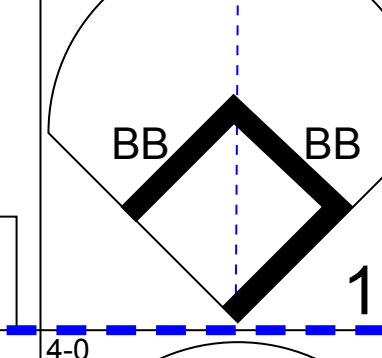
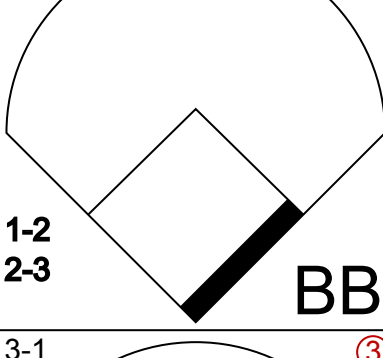


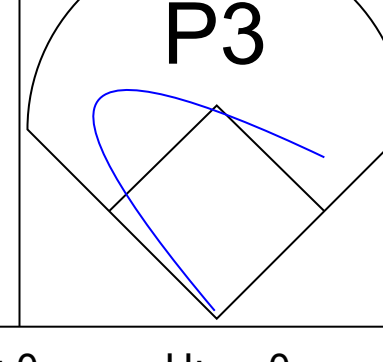
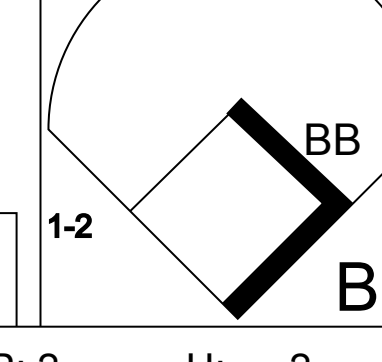
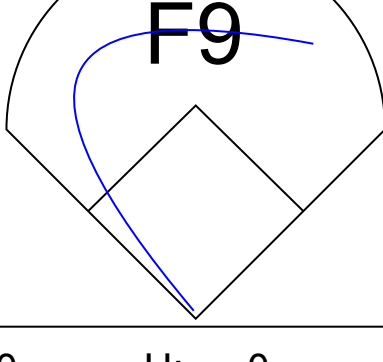


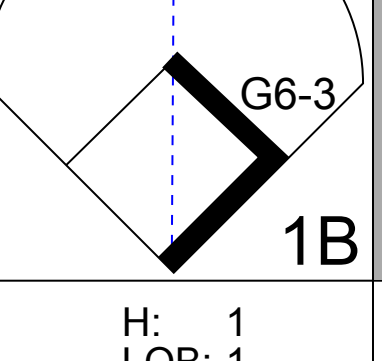
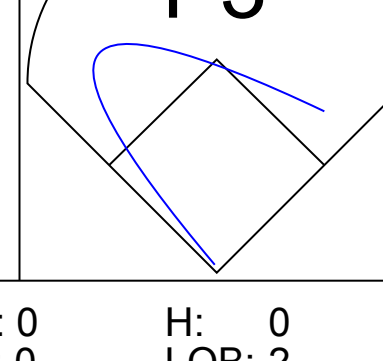
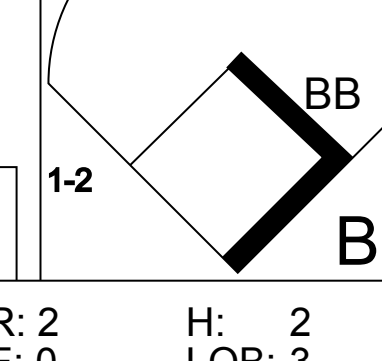
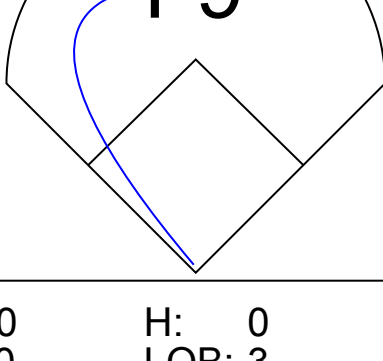
Batter	1	2	3	4	5	6	7	8	9	AB	R	H	RBI	BB	SO	LOB	BOTTOM										
Todd Walker, L OBP: 0.348, SLG: 0.441 (1, 10)			P6			K				4	1	2	0	0	1	0											
Brent Gates, S OBP: 0.369, SLG: 0.383 (8, 5)	G6-3		WP		1B			G6-3		3	2	1	1	1	0	1											
Matt Lawton, L OBP: 0.357, SLG: 0.393 (1, 9)	F7		G6-3		1B			G5-3		2	0	1	0	2	0	1											
Ron Coomer, R OBP: 0.307, SLG: 0.441 (1, 3)	F8		G6-3		F7			G5-3		4	0	0	1	0	0	5											
Corey Koskie, L OBP: 0.373, SLG: 0.466 Denny Hocking, S OBP: 0.319, SLG: 0.380 (7, PH)			F8					G5-3		3	0	1	1	0	1	1											
Torii Hunter, R OBP: 0.297, SLG: 0.361 (1, 7)					G1-3					4	0	1	0	0	2	2											
Jacque Jones, L OBP: 0.350, SLG: 0.470 (1, 8)								F7		4	2	2	0	0	1	1											
Javier Valentin, S OBP: 0.316, SLG: 0.406 (1, 2)					F9			G5-3		3	0	1	2	0	0	0											
Cristian Guzman, S OBP: 0.280, SLG: 0.291 (1, 6)										3	0	0	0	0	2	1											
Inning Stats	R: 0 E: 0 K: 0 S: 9	H: 1 LOB: 1 BB: 0 P: 13	R: 1 E: 0 K: 3 S: 13	H: 2 LOB: 1 BB: 0 P: 21	R: 1 E: 0 K: 0 S: 9	H: 0 LOB: 1 BB: 2 P: 23	R: 0 E: 0 K: 1 S: 5	H: 1 LOB: 0 BB: 0 P: 7	R: 2 E: 0 K: 1 S: 14	H: 4 LOB: 2 BB: 0 P: 20	R: 1 E: 1 K: 1 S: 10	H: 1 LOB: 0 BB: 0 P: 16	R: 0 E: 0 K: 0 S: 7	H: 0 LOB: 1 BB: 1 P: 13	R: 0 E: 0 K: 1 S: 7	H: 0 LOB: 0 BB: 0 P: 10	1B: 6 2B: 4 3B: 0 HR: 0	SF: 1 SAC: 0 DP: 1 HBP: 0	WP: 1 PB: 0 SB: 0 CS: 1	PA: 35							
PITCHER	IP	WLS	BF	H	R	ER	SO	BB	IBB	HBP	BLK	WP	HR	S	P	ERA	WHIP										
Jimmy Haynes, R ERA: 5.12 (1, 1)	5.0	L	25	9	5	4	5	2	0	0	0	0	0	51	87	5.12	2.200										
Brad Rigby, R ERA: 4.33 (6, 1)	1.2		6	0	0	0	1	1	0	0	0	0	0	14	23	0.00	0.600										
Buddy Groom, L ERA: 6.07 (7, 1)	0.1		1	0	0	0	0	0	0	0	0	0	0	2	3	0.00	0.000										
Doug Jones, R ERA: 3.27 (8, 1)	1.0		3	0	0	0	1	0	0	0	0	0	0	7	10	0.00	0.000										

Oakland Athletics @ Minnesota Twins
Hubert H. Humphrey Metrodome, Minneapolis, MN
Wed Jul 28 1999, 1:15 PM EDT
Att: 20,420 - Dome - 72 F

AB 31
R 5
H 9
RBI 5
BB 3
SO 7
LOB 13



Batter	1	2	3	4	5	6	7	8	9	AB	R	H	RBI	BB	SO	LOB	TOP				
Terrell Lowery, R OBP: 0.365, SLG: 0.521 (1, 8)										4	1	1	1	0	3	1	Tampa Bay Devil Rays @ Oakland Athletics Network Associates Coliseum, Oakland, CA Fri Jul 30 1999, 10:35 PM EDT Att: 9,269 - Cloudy - 61 F livebaseballscores.com				
Dave Martinez, L OBP: 0.371, SLG: 0.426 (1, 9)										4	0	1	0	0	1	1					
Bubba Trammell, R OBP: 0.375, SLG: 0.516 (1, 10)										3	0	0	0	1	1	1					
John Flaherty, R OBP: 0.324, SLG: 0.419 (1, 2)										4	0	1	0	0	2	2					
Wade Boggs, L OBP: 0.363, SLG: 0.353 (1, 5)										4	0	0	0	0	0	2					
Aaron Ledesma, R OBP: 0.292, SLG: 0.287 (1, 3)										3	0	0	0	0	0	0					
Rich Butler, L OBP: 0.188, SLG: 0.200 (1, 7)										3	0	0	0	0	0	0					
Tony Graffanino, R OBP: 0.333, SLG: 0.333 (1, 4)										3	0	1	0	0	0	0					
David Lamb, S OBP: 0.295, SLG: 0.313 (1, 6)										3	0	1	0	0	0	1					
Inning Stats	R: 0 E: 0 K: 2 S: 13	H: 0 LOB: 0 BB: 0 P: 21	R: 0 E: 0 K: 1 S: 8	H: 0 LOB: 0 BB: 0 P: 11	R: 0 E: 0 K: 1 S: 6	H: 2 LOB: 2 BB: 0 P: 6	R: 0 E: 0 K: 1 S: 13	H: 0 LOB: 2 BB: 0 P: 20	R: 0 E: 0 K: 1 S: 10	H: 1 LOB: 2 BB: 1 P: 20	R: 0 E: 0 K: 0 S: 4	H: 0 LOB: 0 BB: 0 P: 5	R: 1 E: 0 K: 1 S: 15	H: 2 LOB: 0 BB: 0 P: 25	R: 0 E: 0 K: 1 S: 7	H: 0 LOB: 0 BB: 0 P: 9	1B: 4 2B: 0 3B: 0 HR: 1	SF: 0 SAC: 0 DP: 1 HBP: 0	WP: 0 PB: 0 SB: 0 CS: 0	PA: 32	
PITCHER	IP	WLS	BF	H	R	ER	SO	BB	IBB	HBP	BLK	WP	HR	S	P	ERA	WHIP				
Mike Quist, R ERA: 4.71 (1, 1)	7.0	W	26	4	1	1	5	1	0	0	0	0	0	64	99	1.29	0.714				
Buddy Groom, L ERA: 6.16 (8, 1)	1.0		3	1	0	0	1	0	0	0	0	0	1	12	20	0.00	1.000				
Billy Taylor, R ERA: 3.98 (9, 1)	1.0	S	3	0	0	0	1	0	0	0	0	0	0	7	9	0.00	0.000				

Batter	1	2	3	4	5	6	7	8	9	AB	R	H	RBI	BB	SO	LOB	BOTTOM						
Tony Phillips, S OBP: 0.341, SLG: 0.418 (1, 8) (7, 7)																	4	0	1	0	1	1	3
Randy Velarde, R OBP: 0.383, SLG: 0.435 (1, 4)																	3	0	0	0	2	1	3
Ben Grieve, L OBP: 0.332, SLG: 0.432 (1, 7) (7, 8)																	3	0	0	0	1	3	4
John Jaha, R OBP: 0.416, SLG: 0.613 (8, PR) (8, PR)																	4	0	0	0	1	0	2
Jason McDonald, S OBP: 0.309, SLG: 0.295 (8, PR)																	3	2	3	0	2	0	0
Jason Giambi, L OBP: 0.397, SLG: 0.519 (1, 3)																	3	1	1	2	2	0	4
Matt Stairs, L OBP: 0.360, SLG: 0.514 (1, 9)																	3	1	1	2	2	0	4
Miguel Tejada, R OBP: 0.308, SLG: 0.389 (1, 6)																	4	1	1	2	0	1	4
3 Eric Chavez, L OBP: 0.339, SLG: 0.423 (1, 5)																	3	0	1	0	1	0	2
A.J. Hinch, R OBP: 0.252, SLG: 0.302 (1, 2)																	3	0	1	0	1	0	3
Inning Stats	R: 0 E: 0 K: 1 S: 7	H: 1 LOB: 0 BB: 0 P: 9	R: 2 E: 0 K: 0 S: 12	H: 2 LOB: 0 BB: 0 P: 18	R: 0 E: 0 K: 2 S: 10	H: 1 LOB: 1 BB: 0 P: 14	R: 0 E: 0 K: 0 S: 10	H: 1 LOB: 2 BB: 1 P: 17	R: 0 E: 0 K: 0 S: 8	H: 0 LOB: 2 BB: 2 P: 18	R: 2 E: 0 K: 1 S: 9	H: 2 LOB: 3 BB: 3 P: 25	R: 0 E: 0 K: 1 S: 10	H: 0 LOB: 3 BB: 3 P: 28	R: 0 E: 0 K: 1 S: 17	H: 1 LOB: 3 BB: 2 P: 28	1B: 6 2B: 0 3B: 0 HR: 2	SF: 0 SAC: 0 DP: 1 HBP: 0	WP: 0 PB: 0 SB: 1 CS: 0	PA: 42			
PITCHER	IP	WLS	BF	H	R	ER	SO	BB	IBB	HBP	BLK	WP	HR	S	P	ERA	WHIP						
Dave Eiland, R ERA: 5.94 (1, 1)	5.1	L	25	6	4	4	4	4	0	0	0	0	0	1	1	6.75	1.875						
Mike Duvall, L ERA: 5.82 (6, 1)	0.0		1	1	0	0	0	0	0	0	0	0	0	1	1	∞	∞						
Rick White, R ERA: 3.95 (6, 1)	0.2		4	0	0	0	1	2	0	0	0	0	0	6	16	0.00	3.000						
Norm Charlton, L ERA: 3.3 (7, 1)	1.0		6	0	0	0	1	3	0	0	0	0	0	10	28	0.00	3.000						
Abbie Lopez, R ERA: 7.16 (8, 1)	1.0		6	1	0	0	1	2	0	0	0	0	0	17	28	0.00	3.000						



Batter	1	2	3	4	5	6	7	8	9	AB	R	H	RBI	BB	SO	LOB	TOP										
Terrell Lowery, R OBP: 0.368, SLG: 0.490 (1, 8)										3	0	0	0	2	2	2	Tampa Bay Devil Rays @ Oakland Athletics Network Associates Coliseum, Oakland, CA Sat Jul 31 1999, 4:05 PM EDT Att: 20,081 - Cloudy - 66 F										
Tony Graffanino, R OBP: 0.286, SLG: 0.286 (1, 4)										4	0	1	1	0	0	3											
Dave Martinez, L OBP: 0.368, SLG: 0.421 (1, 9)										4	0	0	0	0	1	4											
Bubba Trammell, R OBP: 0.378, SLG: 0.516 (1, 7)										4	0	2	0	0	0	2											
John Flaherty, R OBP: 0.326, SLG: 0.418 (1, 10)										3	0	1	0	1	0	1											
Wade Boggs, L OBP: 0.365, SLG: 0.350 (1, 5)										2	0	0	0	2	0	2											
Aaron Ledesma, R OBP: 0.285, SLG: 0.279 (1, 3)										4	0	0	0	0	1	3											
Mike DiFelice, R OBP: 0.310, SLG: 0.441 (1, 2)										3	1	2	0	1	0	0											
David Lamb, S OBP: 0.294, SLG: 0.310 (1, 6)										4	0	1	0	0	0	3											
Inning Stats	R: 0 E: 0 K: 1 S: 7	H: 0 LOB: 0 BB: 0 P: 11	R: 0 E: 0 K: 1 S: 7	H: 0 LOB: 1 BB: 2 P: 15	R: 0 E: 0 K: 0 S: 13	H: 0 LOB: 2 BB: 2 P: 25	R: 0 E: 0 K: 0 S: 6	H: 1 LOB: 1 BB: 1 P: 10	R: 1 E: 1 K: 1 S: 11	H: 2 LOB: 2 BB: 0 P: 15	R: 0 E: 0 K: 0 S: 7	H: 0 LOB: 0 BB: 0 P: 10	R: 0 E: 0 K: 0 S: 8	H: 1 LOB: 1 BB: 1 P: 17	R: 0 E: 0 K: 0 S: 14	H: 2 LOB: 1 BB: 0 P: 17	R: 0 E: 0 K: 1 S: 11	H: 1 LOB: 1 BB: 0 P: 15	1B: 7 2B: 0 3B: 0 HR: 0	SF: 0 SAC: 0 DP: 2 HBP: 0	WP: 1 PB: 0 SB: 0 CS: 1	PA: 37					
PITCHER	IP	WLS	BF	H	R	ER	SO	BB	IBB	HBP	BLK	WP	HR	S	P	ERA	WHIP										
Omar Olivares, R ERA: 3.85 (1, 1)	7.0	W	29	4	1	0	3	6	0	0	0	0	0	59	103	0.00	1.429										
Buddy Groom, L ERA: 6.1 (8, 1)	0.1	H	1	0	0	0	0	0	0	0	0	0	0	8	10	0.00	0.000										
Doug Jones, R ERA: 3.19 (8, 1)	1.2	S	7	3	0	0	1	0	0	0	0	1	0	17	22	0.00	1.800										

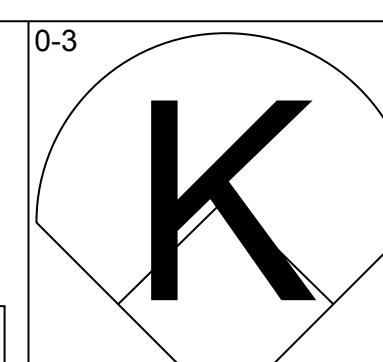
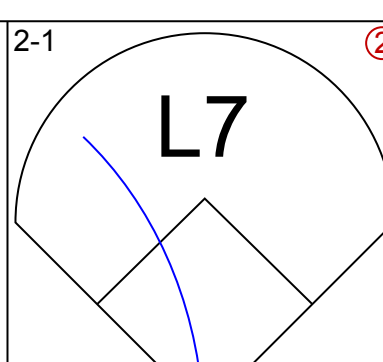
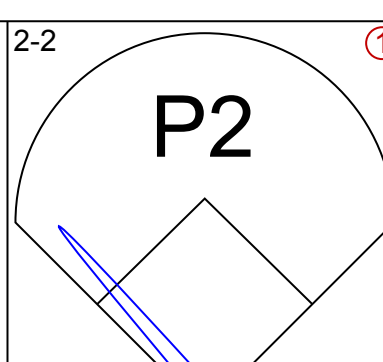
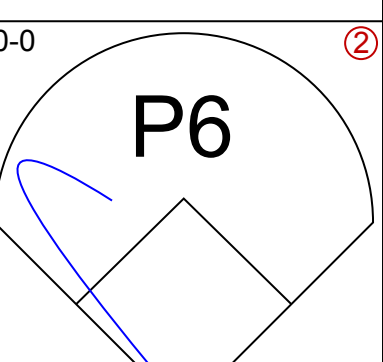
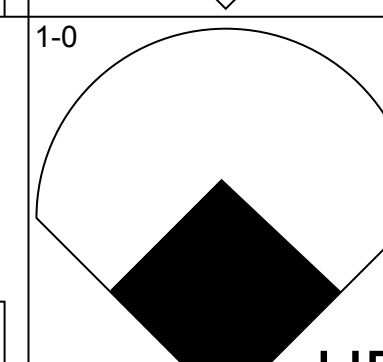
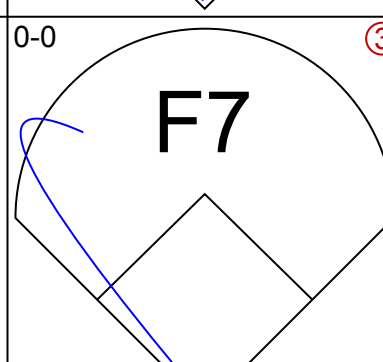
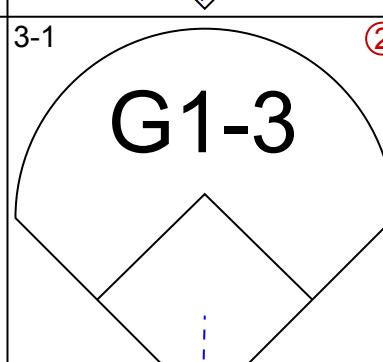
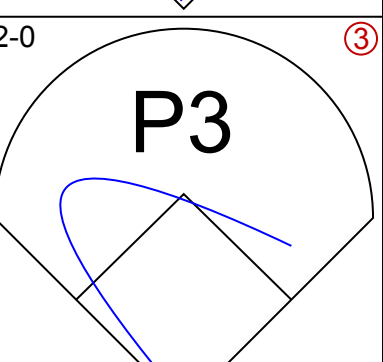
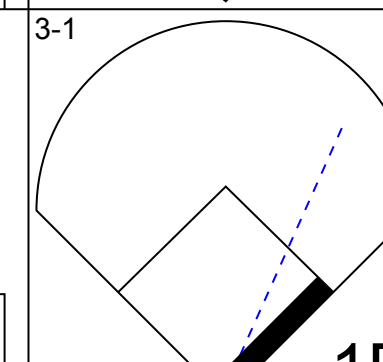
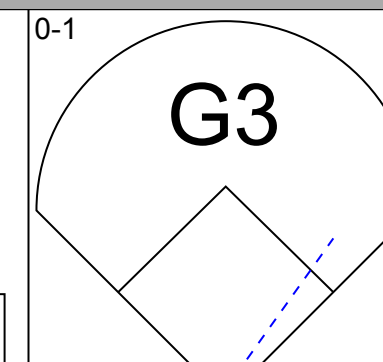
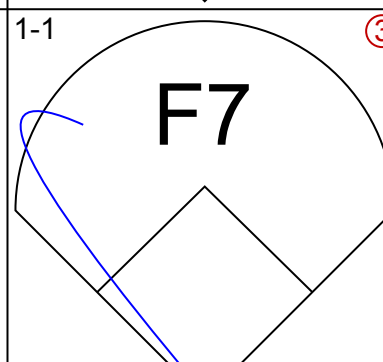
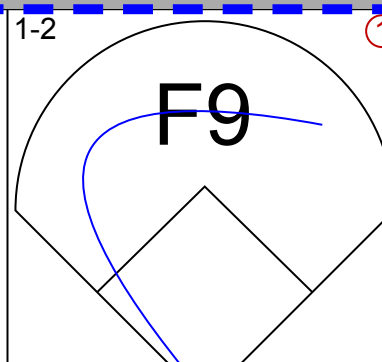
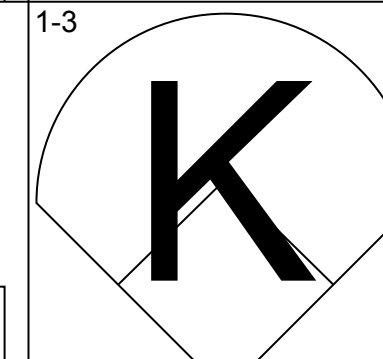
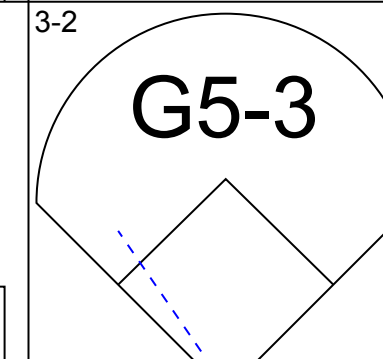
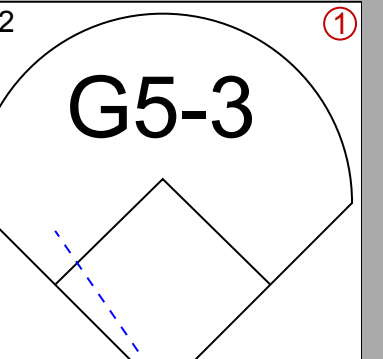
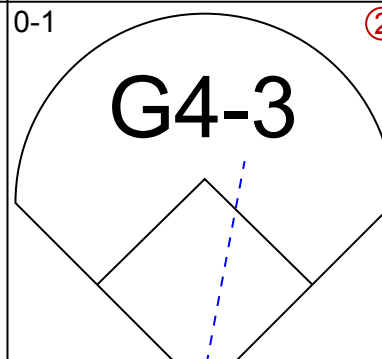
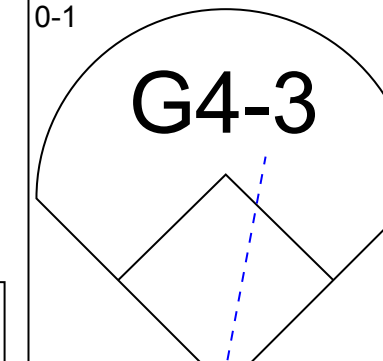
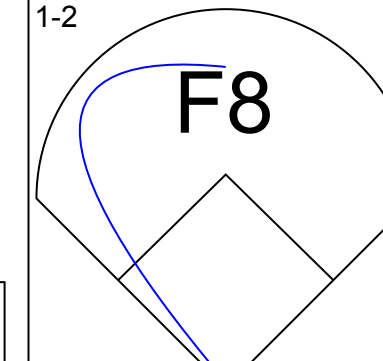
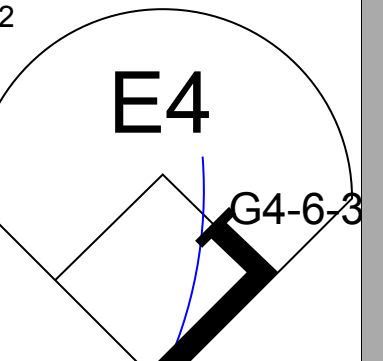
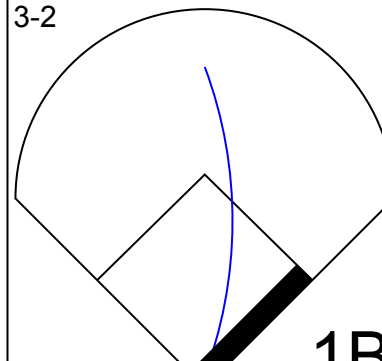
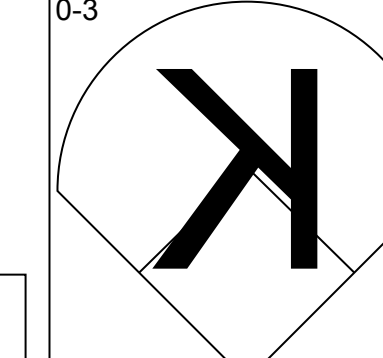
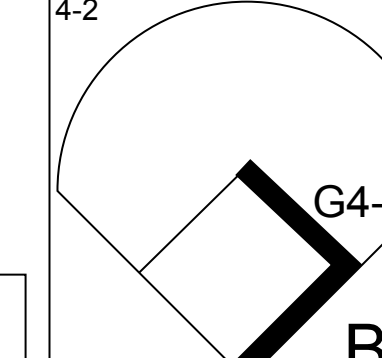
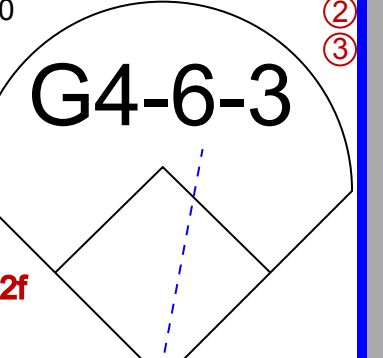
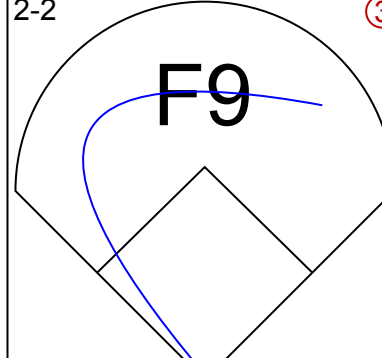
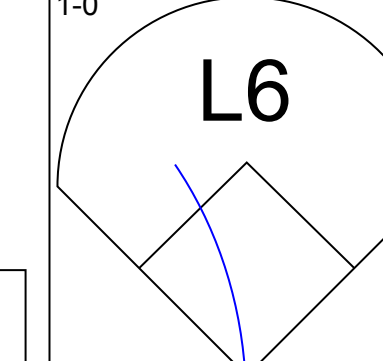
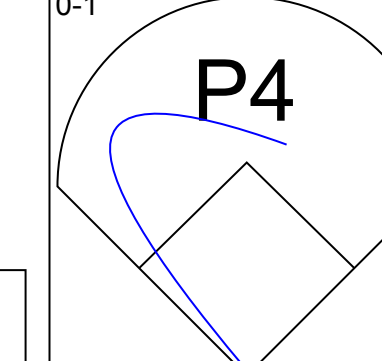
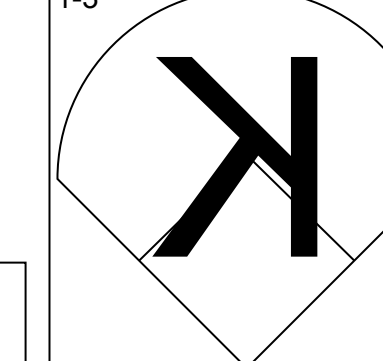
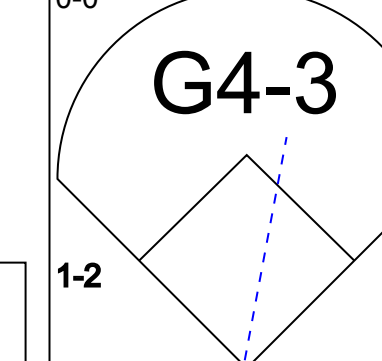
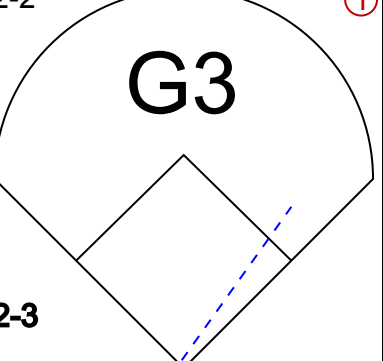
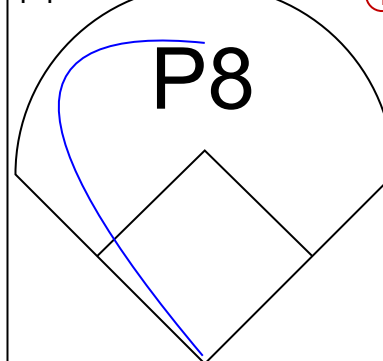
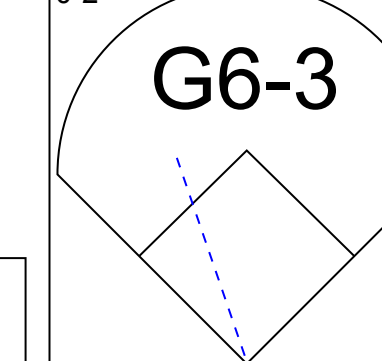
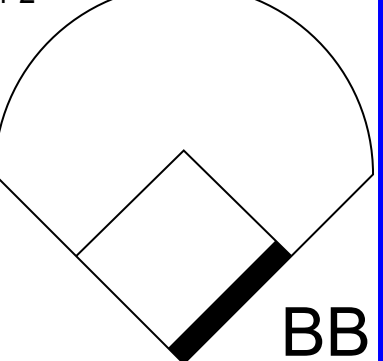
Batter	1	2	3	4	5	6	7	8	9	AB	R	H	RBI	BB	SO	LOB	BOTTOM											
Tony Phillips, S OBP: 0.341, SLG: 0.415 (1, 8)										3	0	0	0	1	0	1	Tampa Bay Devil Rays @ Oakland Athletics Network Associates Coliseum, Oakland, CA Sat Jul 31 1999, 4:05 PM EDT Att: 20,081 - Cloudy - 66 F											
Randy Velarde, R OBP: 0.384, SLG: 0.437 (1, 4)										3	1	1	0	1	1	0												
Jason Giambi, L OBP: 0.395, SLG: 0.516 (1, 3)										4	0	1	1	0	1	2												
John Jaha, R OBP: 0.414, SLG: 0.618 (1, 10)										4	1	1	1	0	1	1												
Matt Stairs, L OBP: 0.362, SLG: 0.511 (1, 9)										2	0	0	0	2	0	0												
Ben Grievs, L OBP: 0.355, SLG: 0.430 (1, 7)										1	1	0	0	2	0	1												
Ryan Christenson, R OBP: 0.305, SLG: 0.316 (8, 8)										0	0	0	0	0	0	0												
Miguel Tejada, R OBP: 0.307, SLG: 0.386 (1, 6)										3	0	0	0	1	2	3												
3 Eric Chavez, L OBP: 0.341, SLG: 0.436 (1, 5)										4	2	2	2	0	0	2												
A.J. Hinch, R OBP: 0.247, SLG: 0.296 (1, 2)										3	0	0	0	0	1	2												
Inning Stats	R: 0 E: 0 K: 1 S: 7	H: 0 LOB: 0 BB: 0 P: 13	R: 0 E: 0 K: 0 S: 9	H: 0 LOB: 1 BB: 1 P: 19	R: 2 E: 1 K: 0 S: 15	H: 2 LOB: 1 BB: 1 P: 23	R: 2 E: 0 K: 2 S: 12	H: 1 LOB: 0 BB: 1 P: 19	R: 0 E: 0 K: 2 S: 11	H: 0 LOB: 1 BB: 1 P: 19	R: 0 E: 0 K: 1 S: 9	H: 1 LOB: 2 BB: 1 P: 19	R: 0 E: 0 K: 0 S: 10	H: 1 LOB: 2 BB: 2 P: 22	R: 1 E: 0 K: 0 S: 10	H: 1 LOB: 2 BB: 2 P: 22	R: 0 E: 0 K: 0 S: 11	H: 1 LOB: 1 BB: 0 P: 15	1B: 2 2B: 1 3B: 0 HR: 2	SF: 0 SAC: 2 DP: 0 HBP: 0	WP: 0 PB: 0 SB: 0 CS: 0	PA: 36						
PITCHER	IP	WLS	BF	H	R	ER	SO	BB	IBB	HBP	BLK	WP	HR	S	P	ERA	WHIP											
Rolando Arrojo, R ERA: 6.1 (1, 1)	7.0	L	30	4	4	3	6	5	0	0	0	0	1	4	12	27.00	9.000											
Esteban Yan, R ERA: 5.72 (8, 1)	0.1		4	1	1	1	0	2	0	0	0	0	0	1	4	12	27.00	9.000										
Mike Duvall, L ERA: 5.71 (8, 1)	0.1		1	0	0	0	0	0	0	0	0	0	0	1	2	0.00	0.000											
Bryan Rekar, R ERA: 5.48 (8, 1)	0.1		1	0	0	0	0	0	0	0	0	0	0	5	8	0.00	0.000											

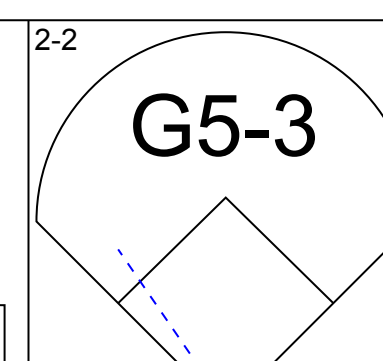
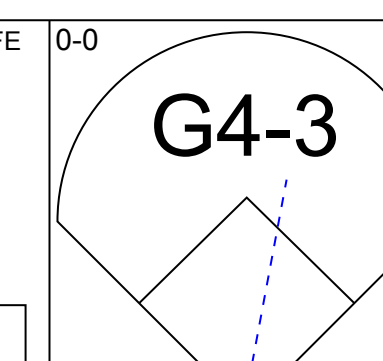
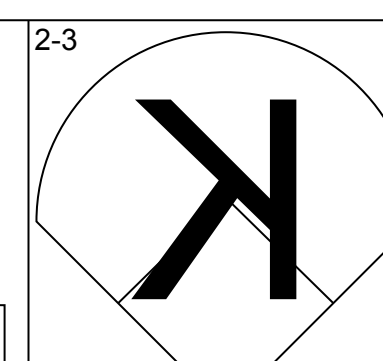
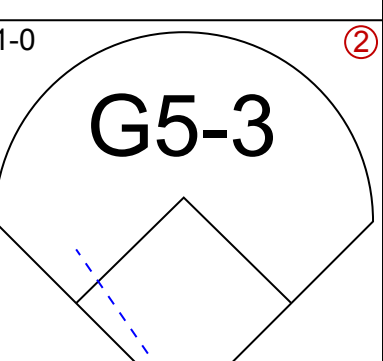
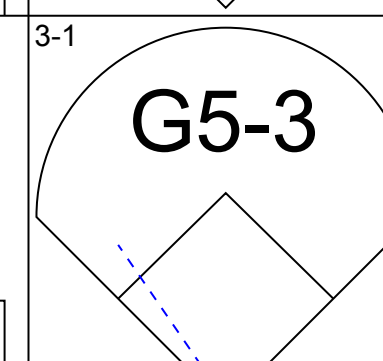
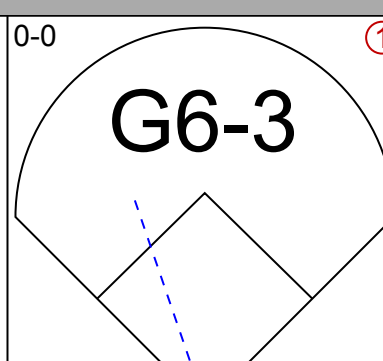
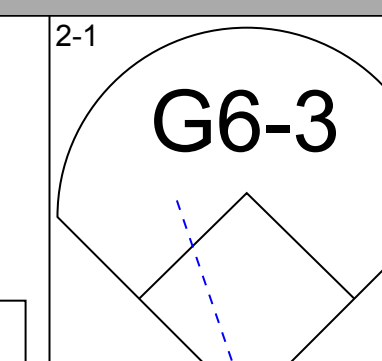
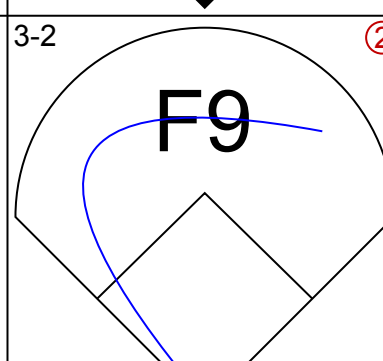
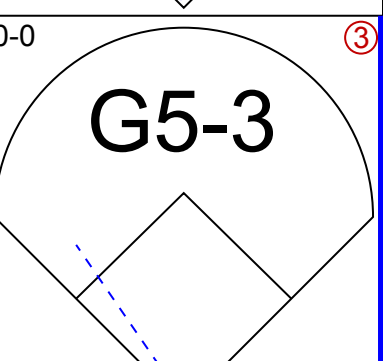
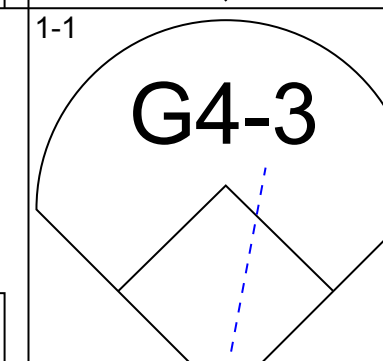
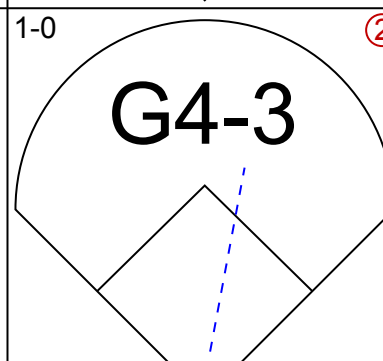
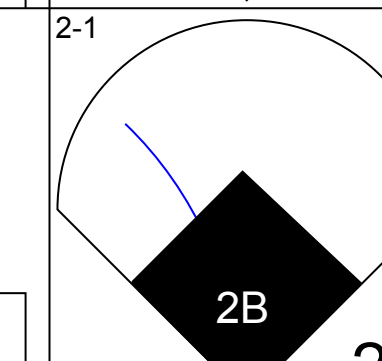
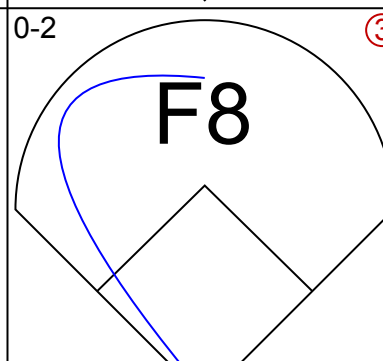
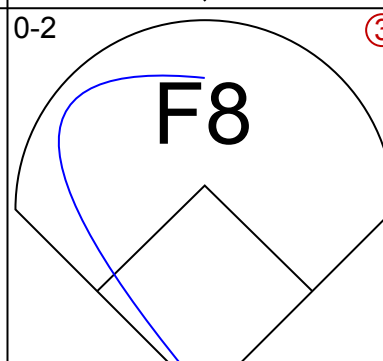
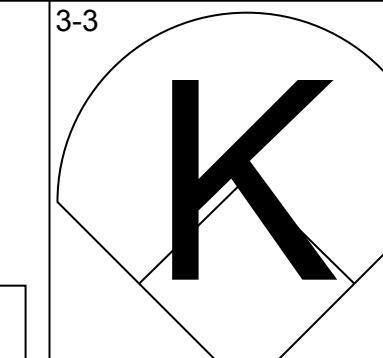
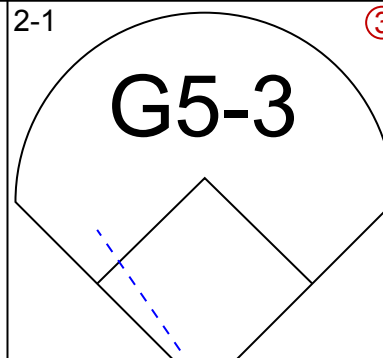
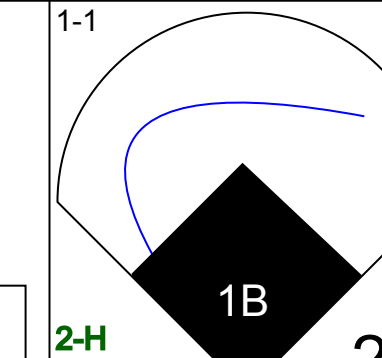
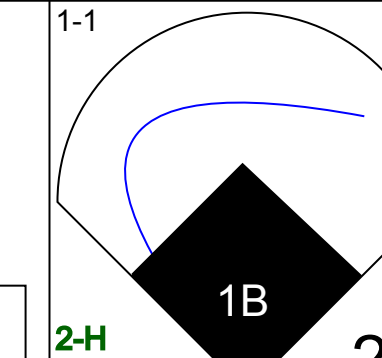


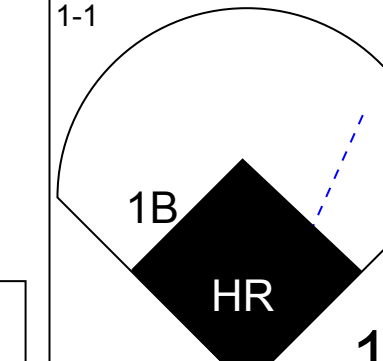
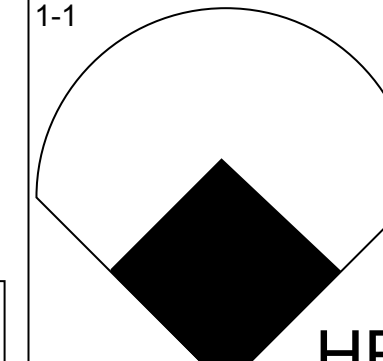
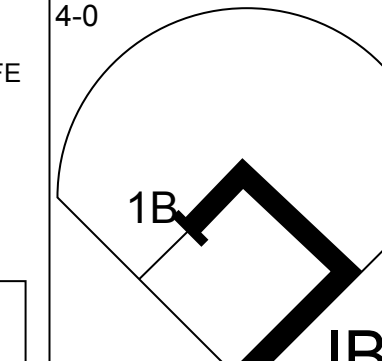

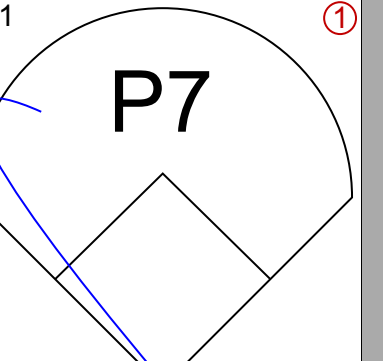
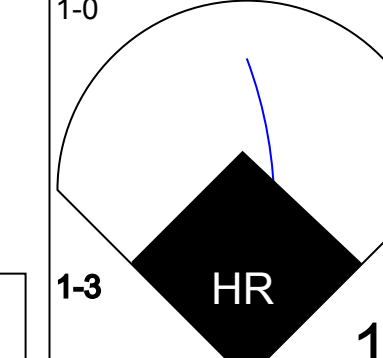
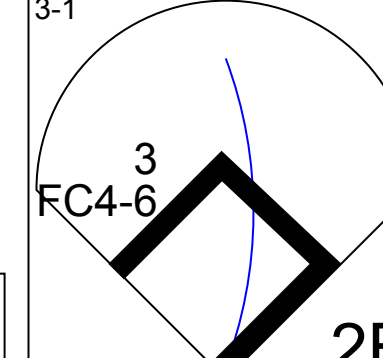
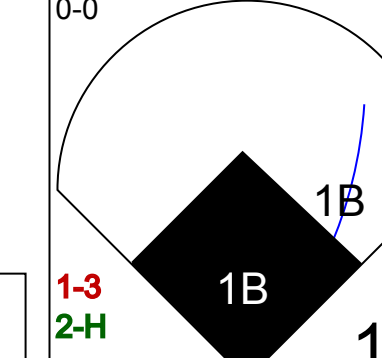


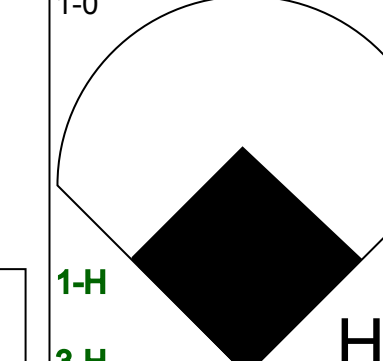
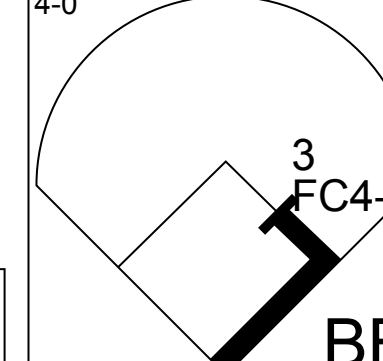
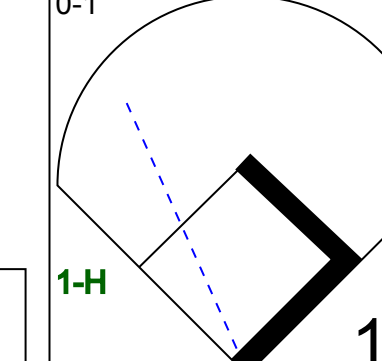


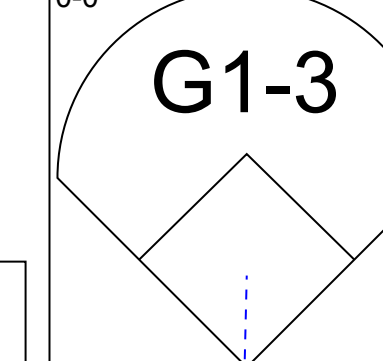
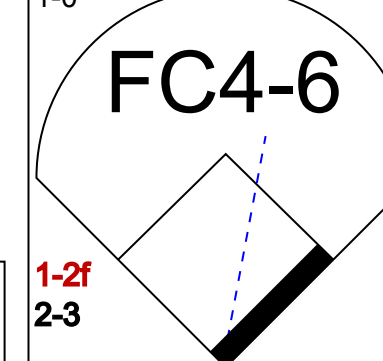
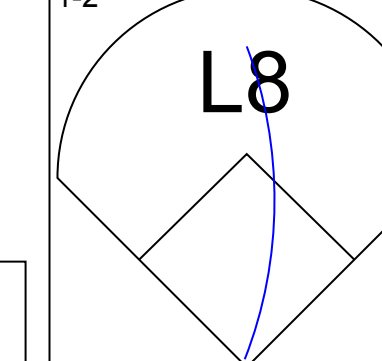
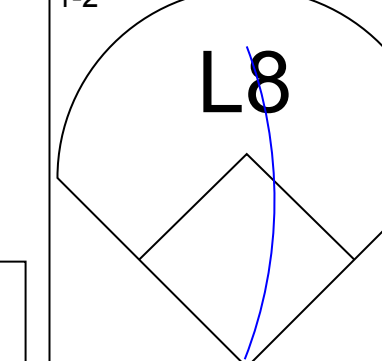
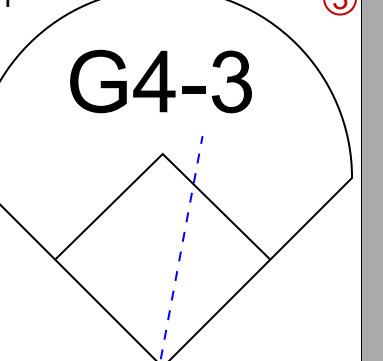
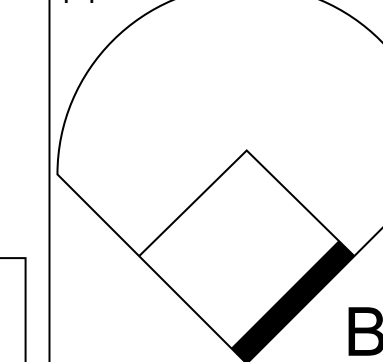
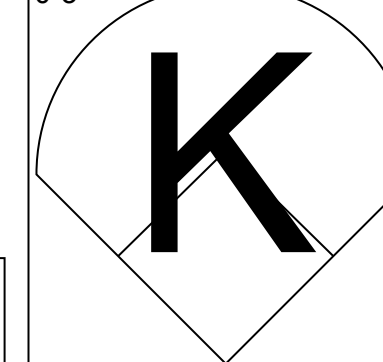
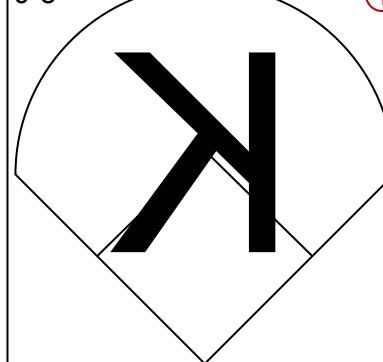
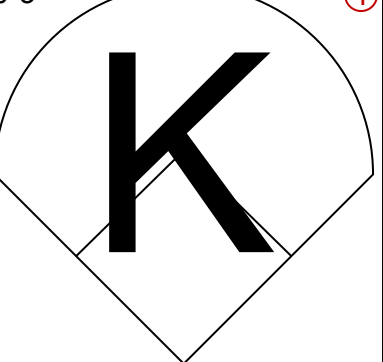


Batter	1	2	3	4	5	6	7	8	9	AB	R	H	RBI	BB	SO	LOB	TOP										
Terrell Lowery, R OBP: 0.387, SLG: 0.518 (1, 8)										5	2	3	1	0	0	0	Tampa Bay Devil Rays @ Oakland Athletics Network Associates Coliseum, Oakland, CA Sun Aug 01 1999, 4:05 PM EDT Att: 24,951 - Unknown - 65 F livebaseballscorecards.com										
Tony Graffanino, R OBP: 0.333, SLG: 0.583 (1, 4)										5	1	2	2	0	1	1											
Dave Martinez, L OBP: 0.366, SLG: 0.419 (1, 9)										4	0	1	1	0	1	0											
Bubba Trammell, R OBP: 0.375, SLG: 0.515 (1, 7)										4	0	1	0	0	0	2											
John Flaherty, R OBP: 0.322, SLG: 0.413 (1, 2)										4	0	0	0	0	0	1											
Wade Boggs, L OBP: 0.397, SLG: 0.356 (1, 10)										4	1	2	0	0	0	0											
Bobby Smith, R OBP: 0.242, SLG: 0.218 (1, 5)										4	0	1	0	0	0	1											
Aaron Ledesma, R OBP: 0.284, SLG: 0.285 (1, 3)										4	1	1	1	0	0	1											
David Lamb, S OBP: 0.292, SLG: 0.308 (1, 6)										4	1	1	0	0	1	2											
Inning Stats	R: 0 E: 0 K: 1 S: 5	H: 1 LOB: 0 BB: 0 P: 8	R: 0 E: 0 K: 0 S: 9	H: 1 LOB: 1 BB: 0 P: 13	R: 1 E: 0 K: 1 S: 12	H: 3 LOB: 2 BB: 0 P: 18	R: 1 E: 1 K: 0 S: 7	H: 2 LOB: 1 BB: 0 P: 11	R: 0 E: 0 K: 1 S: 7	H: 0 LOB: 0 BB: 0 P: 14	R: 0 E: 0 K: 0 S: 7	H: 0 LOB: 0 BB: 0 P: 8	R: 4 E: 0 K: 0 S: 19	H: 5 LOB: 1 BB: 0 P: 27	R: 0 E: 0 K: 0 S: 6	H: 0 LOB: 0 BB: 0 P: 12	R: 0 E: 0 K: 0 S: 7	H: 0 LOB: 0 BB: 0 P: 12	1B: 7 2B: 5 3B: 0 HR: 1	SF: 0 SAC: 0 DP: 2 HBP: 0	WP: 1 PB: 0 SB: 0 CS: 1	PA: 38					
PITCHER	IP	WLS	BF	H	R	ER	SO	BB	IBB	HBP	BLK	WP	HR	S	P	ERA	WHIP										
Gil Heredia, R ERA: 5.31 (1, 1)	6.1	W	29	11	6	6	3	0	0	0	0	1	1	54	82	8.53	1.737										
Buddy Groom, L ERA: 6.93 (7, 1)	0.1	H	1	0	0	0	0	0	0	0	0	0	0	6	8	0.00	0.000										
T.J. Mathews, R ERA: 3.96 (7, 1)	2.1	S	8	1	0	0	0	0	0	0	0	0	0	19	33	0.00	0.429										

Batter	1	2	3	4	5	6	7	8	9	AB	R	H	RBI	BB	SO	LOB	BOTTOM										
Tony Phillips, S OBP: 0.344, SLG: 0.415 (1, 8)										2	1	1	0	2	0	1	Tampa Bay Devil Rays @ Oakland Athletics Network Associates Coliseum, Oakland, CA Sun Aug 01 1999, 4:05 PM EDT Att: 24,951 - Unknown - 65 F livebaseballscorecards.com										
Ryan Christenson, R OBP: 0.309, SLG: 0.316 (6, 8)										4	0	0	0	0	0	4											
Randy Velarde, R OBP: 0.381, SLG: 0.433 (1, 4)										4	2	4	3	1	0	0											
Jason Giambi, L OBP: 0.402, SLG: 0.530 (1, 3)										4	2	4	3	1	0	0											
John Jaha, R OBP: 0.414, SLG: 0.625 (1, 10)										5	1	2	1	0	1	3											
Matt Stairs, L OBP: 0.365, SLG: 0.518 (1, 9)										3	1	1	2	2	1	2											
Ben Grieve, L OBP: 0.354, SLG: 0.426 (1, 7)										3	1	0	0	1	0	5											
Jason McDonald, S OBP: 0.307, SLG: 0.263 (8, 7)										1	0	0	0	0	0	0											
Miguel Tejada, R OBP: 0.309, SLG: 0.394 (1, 6)										3	2	1	1	1	1	3											
3 Eric Chavez, L OBP: 0.342, SLG: 0.451 (1, 5)										5	1	2	1	0	0	2											
Mike Macfarlane, R OBP: 0.310, SLG: 0.380 (1, 2)										3	1	1	1	1	1	1											
Inning Stats	R: 0 E: 0 K: 0 S: 12	H: 1 LOB: 1 BB: 1 P: 20	R: 2 E: 1 K: 0 S: 11	H: 1 LOB: 1 BB: 1 P: 20	R: 0 E: 0 K: 0 S: 9	H: 1 LOB: 2 BB: 1 P: 19	R: 6 E: 0 K: 1 S: 18	H: 4 LOB: 1 BB: 3 P: 42	R: 0 E: 0 K: 1 S: 11	H: 1 LOB: 1 BB: 0 P: 19	R: 0 E: 0 K: 1 S: 10	H: 1 LOB: 2 BB: 1 P: 21	R: 0 E: 0 K: 0 S: 8	H: 1 LOB: 1 BB: 1 P: 14	R: 2 E: 0 K: 1 S: 12	H: 2 LOB: 1 BB: 1 P: 24	1B: 6 2B: 1 3B: 0 HR: 5	SF: 0 SAC: 2 DP: 2 HBP: 0	WP: 0 PB: 0 SB: 0 CS: 0	PA: 44							
PITCHER	IP	WLS	BF	H	R	ER	SO	BB	IBB	HBP	BLK	WP	HR	S	P	ERA	WHIP										
Bobby Witt, R ERA: 5.39 (1, 1)	3.0	L	19	5	6	4	0	5	0	0	0	0	2	41	80	12.00	3.333										
Bryan Rekar, R ERA: 5.5 (4, 1)	3.0		15	4	2	2	3	2	0	0	0	0	2	30	61	6.00	2.000										
Rick White, R ERA: 3.89 (7, 1)	1.0		4	1	0	0	0	1	0	0	0	0	0	8	14	0.00	2.000										
Norm Charlton, L ERA: 3.77 (8, 1)	1.0		6	2	2	2	1	1	0	0	0	0	1	12	24	18.00	3.000										




Batter	1	2	3	4	5	6	7	8	9	AB	R	H	RBI	BB	SO	LOB	TOP					
Brady Anderson, L OBP: 0.417, SLG: 0.472 (1, 8)										4	0	0	0	0	1	2	Baltimore Orioles @ Oakland Athletics Network Associates Coliseum, Oakland, CA Mon Aug 02 1999, 10:05 PM EDT Att: 10,178 - Unknown - 65 F livebaseballscorecards.com					
Mike Bordick, R OBP: 0.331, SLG: 0.383 (1, 6)										4	1	1	1	0	0	2						
B.J. Surhoff, L OBP: 0.359, SLG: 0.530 (1, 5) (7, 7)										4	0	1	0	0	0	0						
Albert Belle, R OBP: 0.388, SLG: 0.496 (1, 9)										4	0	0	0	0	1	1						
Harold Baines, L OBP: 0.405, SLG: 0.615 (1, 10)										4	0	1	0	0	0	1						
Will Clark, L OBP: 0.381, SLG: 0.493 Jeff Reboulet, R OBP: 0.303, SLG: 0.203 (7, 5)										2	0	0	0	1	1	1						
Jeff Conine, R OBP: 0.339, SLG: 0.475 (7, 3)										3	0	1	0	0	0	1						
Delino DeShields, L OBP: 0.343, SLG: 0.352 (1, 4)										3	0	0	0	0	1	2						
Charles Johnson, R OBP: 0.353, SLG: 0.445 Mike Figga, R OBP: 0.222, SLG: 0.257 (8, 2)										2	0	0	0	1	0	1						
Inning Stats	R: 1 E: 0 K: 2 S: 12	H: 2 LOB: 1 BB: 0 P: 17	R: 0 E: 0 K: 2 S: 7	H: 0 LOB: 0 BB: 0 P: 9	R: 0 E: 0 K: 0 S: 5	H: 0 LOB: 0 BB: 0 P: 8	R: 0 E: 0 K: 0 S: 8	H: 0 LOB: 1 BB: 1 P: 12	R: 0 E: 0 K: 0 S: 9	H: 0 LOB: 0 BB: 0 P: 13	R: 0 E: 1 K: 0 S: 8	H: 0 LOB: 0 BB: 0 P: 12	R: 0 E: 0 K: 0 S: 8	H: 1 LOB: 2 BB: 1 P: 18	R: 0 E: 0 K: 0 S: 12	H: 1 LOB: 1 BB: 0 P: 18		1B: 2 2B: 1 3B: 0 HR: 1	SF: 0 SAC: 0 DP: 1 HBP: 0	WP: 0 PB: 0 SB: 0 CS: 0	PA: 33	
PITCHER	IP	WLS	BF	H	R	ER	SO	BB	IBB	HBP	BLK	WP	HR	S	P	ERA	WHIP					
Kevin Appier, R ERA: 4.67 Tim Kubinski, L ERA: 6.23	(1, 1)	8.0	W	29	3	1	1	4	2	0	0	0	0	1	65	103	1.12	0.625				
(9, 1)	1.0		4	1	0	0	0	0	0	0	0	0	0	0	12	18	0.00	1.000				

Batter	1	2	3	4	5	6	7	8	9	AB	R	H	RBI	BB	SO	LOB	BOTTOM					
Ryan Christenson, R OBP: 0.306, SLG: 0.309 (1, 8)										4	0	0	0	1	1	3	Baltimore Orioles @ Oakland Athletics Network Associates Coliseum, Oakland, CA Mon Aug 02 1999, 10:05 PM EDT Att: 10,178 - Unknown - 65 F livebaseballscorecards.com					
Randy Velarde, R OBP: 0.376, SLG: 0.427 Jorge Velandia, R OBP: 0.240, SLG: 0.213 (9, 4)										5	0	0	0	0	0	1						
Jason Giambi, L OBP: 0.402, SLG: 0.531 Scott Spiezio, S OBP: 0.293, SLG: 0.368 (6, 3)										3	1	1	0	0	0	0						
John Jaha, R OBP: 0.415, SLG: 0.625 Jason McDonald, S OBP: 0.307, SLG: 0.293 (7, PR)										3	1	1	1	1	1	0						
Matt Stairs, L OBP: 0.368, SLG: 0.528 (1, 9)										3	2	2	1	1	0	1						
Ben Grievie, L OBP: 0.359, SLG: 0.433 (1, 7)										4	2	3	1	0	0	1						
Miguel Tejada, R OBP: 0.316, SLG: 0.405 (1, 6)										2	1	2	4	2	0	0						
Eric Chavez, L OBP: 0.338, SLG: 0.444 (1, 5)										4	0	0	0	0	0	5						
A.J. Hinch, R OBP: 0.247, SLG: 0.290 (1, 2)										3	0	0	0	1	3	2						
Inning Stats	R: 0 E: 0 K: 0 S: 8	H: 0 LOB: 0 BB: 0 P: 14	R: 3 E: 0 K: 1 S: 10	H: 3 LOB: 1 BB: 1 P: 20	R: 0 E: 0 K: 0 S: 4	H: 0 LOB: 0 BB: 0 P: 7	R: 1 E: 0 K: 2 S: 11	H: 2 LOB: 2 BB: 1 P: 22	R: 3 E: 0 K: 0 S: 12	H: 4 LOB: 1 BB: 1 P: 22	R: 0 E: 0 K: 1 S: 14	H: 0 LOB: 1 BB: 1 P: 21	R: 0 E: 0 K: 0 S: 10	H: 0 LOB: 2 BB: 2 P: 23	R: 0 E: 0 K: 1 S: 6	H: 0 LOB: 0 BB: 0 P: 7		1B: 4 2B: 3 3B: 0 HR: 2	SF: 0 SAC: 0 DP: 0 HBP: 0	WP: 0 PB: 0 SB: 0 CS: 0	PA: 38	
PITCHER	IP	WLS	BF	H	R	ER	SO	BB	IBB	HBP	BLK	WP	HR	S	P	ERA	WHIP					
Scott Erickson, R ERA: 5.77 Arthur Rhodes, L ERA: 6.11 Al Reyes, R ERA: 3.92	(1, 1)	4.2	L	25	9	7	7	3	2	1	0	0	0	2	42	81	13.50	2.357				
(5, 1)	2.1		10	0	0	0	1	3	0	0	0	0	0	0	27	48	0.00	1.286				
(8, 1)	1.0		3	0	0	0	1	0	0	0	0	0	0	6	7	0.00	0.000					


Batter	1	2	3	4	5	6	7	8	9	AB	R	H	RBI	BB	SO	LOB	TOP									
Brady Anderson, L OBP: 0.414, SLG: 0.467	0-0 F7		1-1 G3		3-2 P7	0-2 F8			1-1 1B S 1B	5	1	1	0	0	0	2	Baltimore Orioles @ Oakland Athletics Network Associates Coliseum, Oakland, CA Wed Aug 04 1999, 4:05 PM EDT Att: 17,271 - Cloudy - 62 F									
Mike Bordick, R OBP: 0.331, SLG: 0.388	2-1 F8		4-1 BB		1-0 HR	0-1 G5-3			3-2 1B 1B	4	2	2	3	1	0	0										
B.J. Surhoff, L OBP: 0.357, SLG: 0.526	1-2 G3		1-1 F7		0-0 1B 2B		0-2 L4		0-1 1B 1-2 3-H 1B	5	1	2	1	0	0	1										
Albert Belle, R OBP: 0.389, SLG: 0.500		1-0 HR		0-3 K	0-1 F8		1-0 F9		3-2 P8	5	1	1	1	0	1	3										
Rich Amaral, R OBP: 0.344, SLG: 0.367		4-2 HR		1-2 P3	4-0 F8		1-1 F9		0-1 F8	0	0	0	0	0	0	0										
Harold Baines, L OBP: 0.404, SLG: 0.609		0-1 F8 1B BB		0-0 P3	0-0 2B 1B				0-1 F8	3	1	0	0	2	0	2										
Jeff Conine, R OBP: 0.342, SLG: 0.474		0-1 CS 1B		0-0 P3	1-2 2B 1B				3-2 G6-3 1B	5	0	3	2	0	0	0										
Delino DeShields, L OBP: 0.350, SLG: 0.370	2-0 F8				0-1 HR 1B			2-0 P4	0-0 F9	5	1	2	1	0	0	4										
Ryan Minor, R OBP: 0.250, SLG: 0.267	3-3 K				0-0 HR 1B			0-0 K		4	1	2	0	0	2	4										
Mike Figga, R OBP: 0.225, SLG: 0.282			0-0 F9		0-1 HR 2B		1-0 P3		1-3 K	4	1	1	1	0	1	1										
Inning Stats	R: 0 E: 0 K: 0 S: 6	H: 0 LOB: 0 BB: 0 P: 9	R: 1 E: 0 K: 1 S: 10	H: 2 LOB: 1 BB: 1 P: 20	R: 0 E: 0 K: 0 S: 6	H: 0 LOB: 1 BB: 1 P: 12	R: 0 E: 0 K: 1 S: 8	H: 0 LOB: 0 BB: 0 P: 9	R: 6 E: 0 K: 1 S: 23	H: 7 LOB: 2 BB: 1 P: 35	R: 0 E: 0 K: 0 S: 6	H: 0 LOB: 0 BB: 0 P: 7	R: 0 E: 0 K: 0 S: 6	H: 0 LOB: 0 BB: 0 P: 8	R: 0 E: 0 K: 1 S: 6	H: 1 LOB: 1 BB: 0 P: 10	R: 2 E: 0 K: 0 S: 19	H: 4 LOB: 2 BB: 0 P: 28	1B: 8 2B: 4 3B: 0 HR: 2	SF: 0 SAC: 0 DP: 0 HBP: 0	WP: 0 PB: 0 SB: 1 CS: 1	PA: 43				
PITCHER	IP	WLS	BF	H	R	ER	SO	BB	IBB	HBP	BLK	WP	HR	S	P	ERA	WHIP									
Jimmy Haynes, R ERA: 5.43	(1, 1)	4.2	L	24	8	7	7	2	2	1	0	0	0	2	47	77	13.50	2.143								
Mike Oquist, R ERA: 4.59	(5, 1)	3.1		12	2	0	0	2	0	0	0	0	0	24	33	0.00	0.600									
Doug Jones, R ERA: 3.39	(9, 1)	1.0		7	4	2	2	0	0	0	0	0	0	19	28	18.00	4.000									

AB	40
R	9
H	14
RBI	9
BB	3
SO	4
LOB	17



Batter	1	2	3	4	5	6	7	8	9	AB	R	H	RBI	BB	SO	LOB	BOTTOM								
Ryan Christenson, R OBP: 0.307, SLG: 0.316	2-2 F8		3-1 G6-3		3-2 G4-3			2-1 G4-6-3 1B		4	0	1	0	0	0	2	Baltimore Orioles @ Oakland Athletics Network Associates Coliseum, Oakland, CA Wed Aug 04 1999, 4:05 PM EDT Att: 17,271 - Cloudy - 62 F								
Randy Velarde, R OBP: 0.373, SLG: 0.421	1-1 L3			2-2 P6		0-0 1B		0-0 G4-6-3 1B		4	0	1	0	0	0	1									
Jason Giambi, L OBP: 0.406, SLG: 0.540	0-1 HR			3-1 F8		2-0 P8		3-H F9		4	1	1	1	0	0	1									
John Jaha, R OBP: 0.418, SLG: 0.623	1-2 G6-3			1-3 K		2-1 P6			2-2 P2	4	0	0	0	0	1	1									
Matt Stairs, L OBP: 0.368, SLG: 0.530		3-1 P6			1-2 G4-3		0-1 P8		3-2 WP HR 1B	4	1	1	0	0	0	1									
Ben Grievie, L OBP: 0.361, SLG: 0.442		3-2 P8			1-2 G5-3		2-2 G4-3		3-2 HR	4	1	1	2	0	0	0									
Miguel Tejada, R OBP: 0.314, SLG: 0.408		2-2 G6-3			4-2 3B 1B BB		1-1 F8		0-0 G4-3	3	1	0	0	1	0	0									
3 Eric Chavez, L OBP: 0.336, SLG: 0.442			1-1 G3		0-2 SAFE 1B		0-0 P4		1-2 L7	3	0	1	0	0	0	0									
Scott Spiezio, S OBP: 0.289, SLG: 0.362					1-2 1B					1	0	0	0	0	0	0									
A.J. Hinch, R OBP: 0.254, SLG: 0.304			1-1 G6-3		0-1 1B			0-0 1B G4-6-3 2B		3	1	2	1	0	0	0									
Inning Stats	R: 1 E: 0 K: 0 S: 10	H: 1 LOB: 0 BB: 0 P: 14	R: 0 E: 0 K: 0 S: 9	H: 0 LOB: 0 BB: 0 P: 17	R: 0 E: 0 K: 1 S: 8	H: 0 LOB: 0 BB: 0 P: 14	R: 0 E: 0 K: 0 S: 6	H: 1 LOB: 1 BB: 0 P: 10	R: 0 E: 0 K: 0 S: 8	H: 0 LOB: 0 BB: 0 P: 11	R: 1 E: 0 K: 0 S: 5	H: 2 LOB: 0 BB: 0 P: 8	R: 2 E: 0 K: 0 S: 14	H: 2 LOB: 0 BB: 0 P: 23	1B: 5 2B: 1 3B: 0 HR: 2	SF: 0 SAC: 0 DP: 1 HBP: 0	WP: 1 PB: 0 SB: 0 CS: 0	PA: 35							
PITCHER	IP	WLS	BF	H	R	ER	SO	BB	IBB	HBP	BLK	WP	HR	S	P	ERA	WHIP								
Jason Johnson, R ERA: 5.4	(1, 1)	7.0	W	28	6	3	3	1	1	0	0	0	0	66	107	3.86	1.000								
Scott Kamieniecki, R ERA: 6.98	(8, 1)	1.2		6	2	2	2	0	0	0	0	1	1	13	22	10.80	1.200								
Jesse Orosco, L ERA: 6.56	(9, 1)	0.1		1	0	0	0	0	0	0	0	0	0	3	4	0.00	0.000								

AB	34
R	5
H	8
RBI	4
BB	1
SO	1
LOB	6



Batter	1	2	3	4	5	6	7	8	9	10	11	AB	R	H	RBI	BB	SO	LOB	TOP					
Ray Durham, S OBP: 0.370, SLG: 0.471	(1, 4) K		(0, 2) FC6-4		(2, 2) L6		(2, 3) K		(0, 2) G6-3			5	0	0	0	0	2	3						
Chris Singleton, L OBP: 0.360, SLG: 0.541	(1, 8) CS BB		(0, 0) F9		(1, 0) F7		(0, 0) 1B			(0, 0) G4-3		4	0	1	0	1	0	2						
Frank Thomas, R OBP: 0.417, SLG: 0.494	(1, 10) CS BB			(1, 0) P7		(3, 2) SF9 HBP		(2, 2) F8		(0, 0) F9		4	1	0	0	0	1	1						
Magglio Ordonez, R OBP: 0.369, SLG: 0.560		(0, 2) G3		(2, 2) L1		(1, 0) SF9 14 1B 2B		(0, 1) G5-3		(0, 0) G6-3		5	1	1	0	0	0	0						
Carlos Lee, R OBP: 0.333, SLG: 0.431		(1, 0) G1-3		(2, 2) G1-3		(2, 1) SF9		(0, 0) G5-3			(0, 0) G6-4-3 1B	3	0	0	1	0	0	0						
Brian Simmons, S OBP: 0.364, SLG: 0.581												1	0	1	0	0	0	0						
14 Paul Konerko, R OBP: 0.344, SLG: 0.510		(1, 3) K			(4, 2) 2B BB		(3, 3) 1B		(0, 0) G6-3		(0, 3) K	4	1	1	1	1	2	1						
Greg Norton, S OBP: 0.354, SLG: 0.411			(3, 2) 1B 2B		(3, 2) 2B 2B		(1, 3) F7		(3, 2) HR		(0, 0) G6-4-3 1-2	5	3	3	1	0	0	2						
Mark Johnson, L OBP: 0.311, SLG: 0.324			(2, 2) 1B		(1, 2) K		(3, 1) 2B		(0, 3) K			4	0	2	3	0	2	1						
Mike Caruso, S OBP: 0.275, SLG: 0.311			(0, 0) FC6-4 1B		(2, 2) G3-1		(0, 0) G4-3		(2, 2) 1B			4	0	2	0	0	0	1						
Inning Stats	R: 0 E: 0 K: 2 S: 7	H: 0 LOB: 1 BB: 1 P: 16	R: 0 E: 0 K: 1 S: 7	H: 0 LOB: 0 BB: 0 P: 9	R: 1 E: 0 K: 0 S: 11	H: 3 LOB: 0 BB: 0 P: 16	R: 0 E: 0 K: 0 S: 11	H: 0 LOB: 0 BB: 0 P: 16	R: 2 E: 0 K: 1 S: 11	H: 2 LOB: 1 BB: 1 P: 18	R: 0 E: 0 K: 1 S: 5	H: 1 LOB: 1 BB: 0 P: 7	R: 0 E: 0 K: 0 S: 6	H: 0 LOB: 0 BB: 0 P: 8	R: 1 E: 0 K: 1 S: 17	H: 2 LOB: 1 BB: 0 P: 22	R: 0 E: 0 K: 0 S: 3	H: 0 LOB: 0 BB: 0 P: 3	R: 0 E: 0 K: 1 S: 5	H: 1 LOB: 0 BB: 0 P: 5	1B: 6 2B: 5 3B: 0 HR: 1	SF: 1 SAC: 0 DP: 2 HBP: 1	WP: 0 PB: 0 SB: 0 CS: 1	PA: 43
PITCHER	IP WLS BF H R ER SO BB IBB HBP BLK WP HR S P ERA WHIP																							
Omar Olivares, R ERA: 4.02	(1, 1) 5.1 24 7 5 0 2 0 0 0 0 0 0 0 10 13 0.00 0.600																							
Buddy Groom, L ERA: 5.56	(6, 1) 1.2 5 1 0 0 2 0 0 0 0 0 0 0 6 8 0.00 0.000																							
Greg McMichael, R ERA: 4.58	(8, 1) 1.0 3 0 0 0 0 0 0 0 0 0 0 1 17 22 9.00 2.000																							
Doug Jones, R ERA: 3.46	(9, 1) 1.0 B 5 2 1 1 1 0 0 0 0 0 0 0 8 8 0.00 0.500																							
T.J. Mathews, R ERA: 3.76	(10, 1) 2.0 W 6 1 0 0 1 0 0 0 0 0 0 0 8 8 0.00 0.500																							

Chicago White Sox @ Oakland Athletics
Network Associates Coliseum, Oakland, CA
Thu Aug 05 1999, 10:05 PM EDT
Att: 9,305 - Overcast - 63 F

livebaseballscores.com
AB 39
R 6
H 11
RBI 6
BB 2
SO 7
LOB 11



Batter	1	2	3	4	5	6	7	8	9	10	11	AB	R	H	RBI	BB	SO	LOB	BOTTOM							
Ryan Christenson, R OBP: 0.313, SLG: 0.325	(1, 8) CS BB			(3, 2) G5-3		(1, 1) F8			(1, 2) G4-3		(0, 0) 1B 3B	4	1	1	0	2	0	1								
Randy Velarde, R OBP: 0.373, SLG: 0.418	(1, 4) CS BB		(0, 0) F9		(1, 0) F8		(1, 1) G1-3		(0, 1) G6-3		(4, 0) 1B G4-3 IBB	5	1	1	0	1	0	1								
Jason Giambi, L OBP: 0.403, SLG: 0.536	(1, 3) 1H 2B		(0, 0) G1-3		(1, 1) G4-3		(1, 2) G1-3		(3, 3) K		(0, 0) G4-3 1-2	6	0	1	1	0	1	2								
John Jaha, R OBP: 0.422, SLG: 0.623	(1, 10) BB		(3, 2) 2B 2B		(4, 2) G6-3 BB		(0, 0) G5-3			(0, 3) K	(4, 0) 1B IBB	3	1	1	0	3	1	0								
Matt Stairs, L OBP: 0.367, SLG: 0.527	(1, 9) F7		(2, 3) K		(0, 2) G6-3 1-2		(2, 1) HR 1B		(0, 0) BB G1-3 1B		(0, 3) K	6	1	2	0	0	2	7								
Scott Spiezio, S OBP: 0.281, SLG: 0.368	(1, 5) K		(1, 2) 2B		(2, 2) F7		(0, 2) P7		(0, 0) G1-3 1-2		(0, 0) 1-2 2-3 3-H 1B	6	0	2	2	0	1	4								
Miguel Tejada, R OBP: 0.321, SLG: 0.421		(3, 1) PB SF8 2B		(4, 0) IBB		(4, 1) 2B BB		(2, 1) HR		(4, 0) BB IBB		2	3	2	2	3	0	0								
Ben Grieve, L OBP: 0.350, SLG: 0.443		(3, 2) L4		(0, 1) F7		(0, 0) 1-2 2B		(3, 1) G3-1		(4, 0) BB		4	0	1	1	0	0	3								
Jason McDonald, S OBP: 0.312, SLG: 0.263												0	0	0	0	1	0	0								
Mike Mactafarlane, R OBP: 0.294, SLG: 0.362												3	0	0	1	0	1	1								
3 Eric Chavez, L OBP: 0.334, SLG: 0.440												1	0	0	0	0	0	3								
A.J. Hinch, R OBP: 0.234, SLG: 0.304												0	0	0	0	0	0	0								
Inning Stats	R: 1 E: 0 K: 1 S: 14	H: 2 LOB: 2 BB: 2 P: 30	R: 1 E: 0 K: 0 S: 8	H: 1 LOB: 1 BB: 1 P: 19	R: 1 E: 0 K: 1 S: 13	H: 2 LOB: 2 BB: 1 P: 23	R: 0 E: 0 K: 0 S: 8	H: 0 LOB: 0 BB: 0 P: 14	R: 0 E: 0 K: 0 S: 9	H: 0 LOB: 0 BB: 1 P: 14	R: 1 E: 0 K: 1 S: 13	H: 1 LOB: 1 BB: 1 P: 20	R: 0 E: 0 K: 0 S: 6	H: 0 LOB: 0 BB: 0 P: 8	R: 2 E: 0 K: 0 S: 12	H: 2 LOB: 2 BB: 0 P: 22	R: 0 E: 0 K: 1 S: 9	H: 0 LOB: 0 BB: 0 P: 13	R: 0 E: 0 K: 1 S: 6	H: 1 LOB: 3 BB: 2 P: 14	R: 1 E: 0 K: 1 S: 6	H: 2 LOB: 3 BB: 2 P: 14	1B: 4 2B: 5 3B: 1 HR: 1	SF: 1 SAC: 0 DP: 1 HBP: 0	WP: 0 PB: 1 SB: 0 CS: 1	PA: 51
PITCHER	IP WLS BF H R ER SO BB IBB HBP BLK WP HR S P ERA WHIP																									
Mike Strotka, L ERA: 3.86	(1, 1) 5.1 26 7 4 0 1 0 0 0 0 0 0 0 5 6 0.00 0.000																									
Sean Lowe, R ERA: 2.85	(6, 1) 0.2 H 2 0 0 0 2 0 0 0 0 0 0 1 18 30 9.00 1.000																									
Keith Foulke, R ERA: 2.65	(7, 1) 2.0 B 8 2 2 2 0 0 0 0 0 0 0 0 15 27 0.00 1.000																									
41 Bill Simas, R ERA: 4.47	(9, 1) 2.0 9 1 0 0 2 1 1 0 0 0 0 0 6 14 13.50 3.000																									
Scott Eyre, L ERA: 9.86	(11, 1) 0.2 L 6 2 1 1 1 0 2 0 0 0 0 0 6 14 13.50 3.000																									

Chicago White Sox @ Oakland Athletics
Network Associates Coliseum, Oakland, CA
Thu Aug 05 1999, 10:05 PM EDT
Att: 9,305 - Overcast - 63 F

livebaseballscores.com
AB 40
R 7
H 11
RBI 7
BB 10
SO 6
LOB 22




Batter	1	2	3	4	5	6	7	8	9	AB	R	H	RBI	BB	SO	LOB	TOP															
Ray Durham, S OBP: 0.368, SLG: 0.467 (1, 10)										4	0	1	0	0	1	4	Chicago White Sox @ Oakland Athletics Network Associates Coliseum, Oakland, CA Sat Aug 07 1999, 4:05 PM EDT Att: 26,091 - Cloudy - 63 F															
Chris Singleton, L OBP: 0.342, SLG: 0.527 (1, 8)										4	0	0	0	0	1	3																
Frank Thomas, R OBP: 0.412, SLG: 0.494 (1, 3)										4	1	1	1	0	1	0																
Magglio Ordonez, R OBP: 0.357, SLG: 0.554 (1, 9)										4	0	0	0	0	0	0																
Brian Simmons, S OBP: 0.324, SLG: 0.514 (1, 7)										4	0	0	0	0	0	0																
Greg Norton, S OBP: 0.350, SLG: 0.405 (1, 5)										4	0	1	0	0	2	0																
Mark Johnson, L OBP: 0.317, SLG: 0.326 (1, 2)										2	0	1	0	1	0	1																
Craig Wilson, R OBP: 0.327, SLG: 0.355 (1, 6)										3	0	1	0	0	0	2																
55 Liu Rodriguez, S OBP: 0.291, SLG: 0.271 (1, 4)										2	0	1	0	0	0	1																
Inning Stats	R: 0 E: 0 K: 0 S: 9	H: 1 LOB: 0 BB: 0 P: 12	R: 0 E: 0 K: 1 S: 10	H: 0 LOB: 0 BB: 0 P: 16	R: 0 E: 0 K: 1 S: 11	H: 2 LOB: 2 BB: 0 P: 12	R: 0 E: 0 K: 1 S: 11	H: 0 LOB: 0 BB: 0 P: 14	R: 0 E: 0 K: 0 S: 15	H: 1 LOB: 2 BB: 1 P: 25	R: 1 E: 0 K: 1 S: 9	H: 1 LOB: 1 BB: 0 P: 14	R: 0 E: 0 K: 0 S: 6	H: 1 LOB: 1 BB: 0 P: 9	R: 0 E: 0 K: 1 S: 10	H: 0 LOB: 0 BB: 0 P: 13	R: 0 E: 0 K: 1 S: 6	H: 0 LOB: 0 BB: 0 P: 9	1B: 5 2B: 0 3B: 0 HR: 1	SF: 0 SAC: 1 DP: 1 HBP: 0	WP: 0 PB: 0 SB: 0 CS: 0	PA: 33										
PITCHER	IP WLS BF H R ER SO BB IBB HBP BLK WP HR S P ERA WHIP	7.0 W 27 6 1 1 4 1 0 0 0 0 1 71 102 1.29 1.000	2.0 6 0 0 0 1 0 0 0 0 0 0 0 16 22 0.00 0.000											2.0 6 0 0 0 1 0 0 0 0 0 0 16 22 0.00 0.000	IP WLS BF H R ER SO BB IBB HBP BLK WP HR S P ERA WHIP	7.0 W 27 6 1 1 4 1 0 0 0 0 1 71 102 1.29 1.000																
Kevin Appier, R ERA: 4.52 (1, 1)											2.0 6 0 0 0 1 0 0 0 0 0 0 16 22 0.00 0.000											2.0 6 0 0 0 1 0 0 0 0 0 0 16 22 0.00 0.000										
T.J. Mathews, R ERA: 3.59 (8, 1)											2.0 6 0 0 0 1 0 0 0 0 0 0 16 22 0.00 0.000											2.0 6 0 0 0 1 0 0 0 0 0 0 16 22 0.00 0.000										

Batter	1	2	3	4	5	6	7	8	9	AB	R	H	RBI	BB	SO	LOB	BOTTOM															
Ryan Christenson, R OBP: 0.308, SLG: 0.323 (1, 8)										5	1	2	0	0	2	4	Chicago White Sox @ Oakland Athletics Network Associates Coliseum, Oakland, CA Sat Aug 07 1999, 4:05 PM EDT Att: 26,091 - Cloudy - 63 F															
Randy Velazquez, R OBP: 0.374, SLG: 0.422 (1, 4)										4	1	1	0	1	0	4																
Jason Giambi, L OBP: 0.406, SLG: 0.547 (1, 3)										5	1	3	2	0	0	0																
John Jaha, R OBP: 0.424, SLG: 0.616 3 Eric Chavez, L OBP: 0.342, SLG: 0.452 (1, 10) (8, PH)										3	1	0	0	1	1	3																
Matt Stairs, L OBP: 0.374, SLG: 0.536 Jason McDonald, S OBP: 0.308, SLG: 0.259 (1, 9) (8, 9)										2	2	1	0	2	0	0																
Scott Spiezio, S OBP: 0.304, SLG: 0.383 (1, 5)										4	1	2	1	1	0	4																
Miguel Tejada, R OBP: 0.326, SLG: 0.426 (1, 6)										4	2	1	2	1	2	2																
Ben Grieve, L OBP: 0.365, SLG: 0.463 (1, 7)									2	1	1	4	2	0	1																	
A.J. Hinch, R OBP: 0.260, SLG: 0.309 (1, 2)									4	0	2	2	0	0	0																	
Inning Stats	R: 1 E: 0 K: 0 S: 12	H: 2 LOB: 0 BB: 0 P: 19	R: 0 E: 0 K: 0 S: 13	H: 1 LOB: 1 BB: 0 P: 19	R: 0 E: 0 K: 0 S: 8	H: 1 LOB: 0 BB: 0 P: 10	R: 5 E: 0 K: 0 S: 16	H: 3 LOB: 2 BB: 2 P: 35	R: 0 E: 0 K: 2 S: 14	H: 1 LOB: 2 BB: 1 P: 25	R: 3 E: 0 K: 1 S: 17	H: 2 LOB: 3 BB: 3 P: 34	R: 2 E: 0 K: 2 S: 11	H: 3 LOB: 1 BB: 0 P: 15	R: 2 E: 0 K: 2 S: 11	H: 3 LOB: 1 BB: 0 P: 15	1B: 7 2B: 6 3B: 1 HR: 1	SF: 0 SAC: 0 DP: 2 HBP: 0	WP: 0 PB: 0 SB: 0 CS: 0	PA: 43												
PITCHER	IP WLS BF H R ER SO BB IBB HBP BLK WP HR S P ERA WHIP	4.0 L 19 3 3 3 3 5 0 0 0 0 0 32 63 10.12 3.000	2.2 3 3 3 3 5 0 0 0 0 0 0 8 14 0.00 6.000	1.0 6 3 2 2 2 0 0 0 0 0 0 11 15 18.00 3.000											2.2 3 3 3 3 5 0 0 0 0 0 0 8 14 0.00 6.000	IP WLS BF H R ER SO BB IBB HBP BLK WP HR S P ERA WHIP	4.0 L 19 3 3 3 3 5 0 0 0 0 0 32 63 10.12 3.000															
Jim Parque, L ERA: 4.23 (5, 1)											2.2 3 3 3 3 5 0 0 0 0 0 0 8 14 0.00 6.000											2.2 3 3 3 3 5 0 0 0 0 0 0 8 14 0.00 6.000										
Sean Lowe, R ERA: 3.13 (7, 1)											2.2 3 3 3 3 5 0 0 0 0 0 0 8 14 0.00 6.000											2.2 3 3 3 3 5 0 0 0 0 0 0 8 14 0.00 6.000										
Jesus Pena, L ERA: (8, 1)											2.2 3 3 3 3 5 0 0 0 0 0 0 8 14 0.00 6.000											2.2 3 3 3 3 5 0 0 0 0 0 0 8 14 0.00 6.000										
41 Bill Simas, R ERA: 4.74 (8, 1)											2.2 3 3 3 3 5 0 0 0 0 0 0 8 14 0.00 6.000											2.2 3 3 3 3 5 0 0 0 0 0 0 8 14 0.00 6.000										

Batter	1	2	3	4	5	6	7	8	9	AB	R	H	RBI	BB	SO	LOB	TOP								
Chuck Knoblauch, R OBP: 0.390, SLG: 0.444 (1, 4)										5	2	1	1	1	0	0									
2 Derek Jeter, R OBP: 0.437, SLG: 0.595 (1, 6)										3	3	2	2	2	0	0									
Paul O'Neill, L OBP: 0.361, SLG: 0.474 (1, 9)										5	0	1	0	0	0	4									
Bernie Williams, S OBP: 0.438, SLG: 0.553 (1, 8)										2	2	1	4	3	0	1									
Tino Martinez, L OBP: 0.343, SLG: 0.431 (1, 3)										4	1	0	0	1	0	4									
Chili Davis, S OBP: 0.379, SLG: 0.475 (1, 10)										4	1	1	2	1	2	1									
Ricky Ledee, L OBP: 0.317, SLG: 0.464 (1, 7)										4	2	2	2	1	1	3									
20 Jorge Posada, S OBP: 0.326, SLG: 0.413 (1, 2)										3	0	0	1	0	1	0									
Scott Brosius, R OBP: 0.325, SLG: 0.450 (1, 5)										5	1	1	0	0	1	3									
Inning Stats	R: 0 E: 0 K: 0 S: 6	H: 0 LOB: 0 BB: 0 P: 12	R: 8 E: 0 K: 0 S: 23	H: 4 LOB: 0 BB: 4 P: 47	R: 1 E: 0 K: 1 S: 8	H: 1 LOB: 0 BB: 0 P: 14	R: 1 E: 0 K: 1 S: 8	H: 1 LOB: 3 BB: 3 P: 24	R: 2 E: 0 K: 0 S: 13	H: 2 LOB: 0 BB: 2 P: 20	R: 0 E: 0 K: 1 S: 16	H: 0 LOB: 3 BB: 2 P: 33	R: 0 E: 0 K: 1 S: 12	H: 1 LOB: 1 BB: 0 P: 18	R: 0 E: 0 K: 1 S: 5	H: 0 LOB: 0 BB: 0 P: 5	R: 0 E: 0 K: 1 S: 5	H: 0 LOB: 0 BB: 0 P: 5	1B: 3 2B: 2 3B: 0 HR: 4	SF: 1 SAC: 0 DP: 0 HBP: 1	WP: 1 PB: 1 SB: 1 CS: 0	PA: 46			
PITCHER	IP	WLS	BF	H	R	ER	SO	BB	IBB	HBP	BLK	WP	HR	S	P	ERA	WHIP								
Jimmy Haynes, R ERA: 5.8 (1, 1)	1.1	L	10	3	6	6	0	3	0	0	0	0	0	18	40	40.50	4.500								
Mike Quast, R ERA: 4.9 (2, 1)	3.2		20	5	6	6	2	3	1	0	0	0	4	40	77	14.73	2.182								
Jason Iseringhausen, R ERA: 5.68 (6, 1)	3.0		13	1	0	0	2	2	0	1	0	1	0	33	56	0.00	1.000								
Tim Worrell, R ERA: 3.96 (9, 1)	1.0		3	0	0	0	1	0	0	0	0	0	0	5	5	0.00	0.000								

New York Yankees @ Oakland Athletics
Network Associates Coliseum, Oakland, CA
Mon Aug 09 1999, 10:05 PM EDT
Att: 24,896 - Cloudy - 65 F

AB 35
R 12
H 9
RBI 12
BB 9
SO 5
LOB 16



Batter	1	2	3	4	5	6	7	8	9	AB	R	H	RBI	BB	SO	LOB	BOTTOM									
Tony Phillips, S OBP: 0.349, SLG: 0.423 (1, 8)										2	2	1	2	3	1	1										
Randy Velarde, R OBP: 0.375, SLG: 0.422 (1, 4)										5	0	1	0	0	0	5										
Jason Giambi, L OBP: 0.406, SLG: 0.547 (1, 10)										5	1	3	1	0	1	0										
Matt Stairs, L OBP: 0.370, SLG: 0.538 (1, 9)										5	0	1	0	0	1	3										
Scott Spiezio, S OBP: 0.299, SLG: 0.394 (1, 3)										5	1	1	2	0	0	1										
Ben Grievie, L OBP: 0.367, SLG: 0.459 (1, 7)										4	2	2	0	1	0	1										
Miguel Tejada, R OBP: 0.328, SLG: 0.427 (1, 6)										4	0	0	0	1	0	3										
3 Eric Chavez, L OBP: 0.348, SLG: 0.452 (1, 5)										4	1	3	1	1	0	0										
Mike MacFarlane, R OBP: 0.285, SLG: 0.348 (1, 2)										5	1	1	2	0	3	4										
Inning Stats	R: 0 E: 0 K: 0 S: 9	H: 1 LOB: 1 BB: 1 P: 17	R: 4 E: 1 K: 0 S: 14	H: 3 LOB: 0 BB: 1 P: 27	R: 1 E: 0 K: 0 S: 9	H: 2 LOB: 1 BB: 0 P: 14	R: 1 E: 0 K: 0 S: 18	H: 2 LOB: 2 BB: 1 P: 26	R: 1 E: 0 K: 1 S: 11	H: 1 LOB: 3 BB: 3 P: 28	R: 1 E: 0 K: 0 S: 9	H: 2 LOB: 1 BB: 0 P: 11	R: 0 E: 0 K: 2 S: 8	H: 1 LOB: 1 BB: 0 P: 8	R: 0 E: 0 K: 2 S: 7	H: 0 LOB: 0 BB: 0 P: 7	R: 0 E: 0 K: 1 S: 6	H: 1 LOB: 1 BB: 0 P: 6	1B: 10 2B: 1 3B: 0 HR: 2	SF: 0 SAC: 0 DP: 1 HBP: 0	WP: 0 PB: 0 SB: 0 CS: 0	PA: 45				
PITCHER	IP	WLS	BF	H	R	ER	SO	BB	IBB	HBP	BLK	WP	HR	S	P	ERA	WHIP									
Hideki Irabu, R ERA: 4.2 (1, 1)	4.0		22	8	6	6	0	3	0	0	0	0	0	2	50	84	13.50	2.750								
Allen Watson, L ERA: 4.19 (5, 1)	0.1		4	1	1	1	0	2	0	0	0	0	0	4	12	27.00	9.000									
Ramiro Mendoza, R ERA: 4.36 (5, 1)	2.2	W	12	3	1	1	3	1	0	0	0	0	0	24	35	3.38	1.500									
Mike Stanton, L ERA: 4.1 (8, 1)	2.0		7	1	0	0	3	0	0	0	0	0	0	13	13	0.00	0.500									

New York Yankees @ Oakland Athletics
Network Associates Coliseum, Oakland, CA
Mon Aug 09 1999, 10:05 PM EDT
Att: 24,896 - Cloudy - 65 F

AB 39
R 8
H 13
RBI 8
BB 6
SO 6
LOB 18



Batter	1	2	3	4	5	6	7	8	9	AB	R	H	RBI	BB	SO	LOB	TOP			
Chuck Knoblauch R (1.4) OBP: 0.386, SLG: 0.439	F8		P4		P6		K		G4-3	5	0	0	0	0	1	2				
2 Derek Jeter R (1.6) OBP: 0.433, SLG: 0.590	G6-3		G5-3			G6-3	F8			4	0	0	0	0	0	2				
Paul O'Neill L (1.9) OBP: 0.365, SLG: 0.475	FC4-6 1B		1B			1B BB		K		3	0	2	0	1	1	0				
Bernie Williams S (1.8) OBP: 0.439, SLG: 0.551	FC4-6 1-2		K			G3-6-1 1B		1B BB		3	0	1	0	1	1	2				
Tino Martinez L (1.3) OBP: 0.343, SLG: 0.430		P6				G3-6-1 1-2		F8		4	0	1	0	0	0	3				
Ricky Ledee L (1.7) OBP: 0.323, SLG: 0.474		P6						1B 20 2B	1-2	4	1	2	0	0	0	0				
Jim Leyritz R (1.10) OBP: 0.333, SLG: 0.453								1B 20 2B	K	4	0	2	0	0	1	2				
20 Jorge Posada S (1.2) OBP: 0.329, SLG: 0.416									F7	3	0	1	1	1	0	0				
Scott Brosius R (1.5) OBP: 0.321, SLG: 0.445									F8	4	0	0	0	0	0	4				
Inning Stats	R: 0 E: 0 K: 0 S: 8	H: 1 LOB: 1 BB: 0 P: 12	R: 0 E: 0 K: 0 S: 11	H: 1 LOB: 2 BB: 1 P: 18	R: 0 E: 0 K: 1 S: 12	H: 1 LOB: 0 BB: 0 P: 20	R: 0 E: 0 K: 0 S: 6	H: 0 LOB: 0 BB: 0 P: 12	R: 0 E: 0 K: 0 S: 9	H: 1 LOB: 1 BB: 1 P: 16	R: 1 E: 0 K: 1 S: 16	H: 3 LOB: 2 BB: 0 P: 22	R: 0 E: 0 K: 2 S: 17	H: 1 LOB: 2 BB: 1 P: 25	R: 0 E: 0 K: 0 S: 7	H: 0 LOB: 0 BB: 0 P: 9	1B: 6 2B: 3 3B: 0 HR: 0	SF: 0 SAC: 0 DP: 1 HBP: 0	WP: 0 PB: 0 SB: 0 CS: 0	PA: 37
PITCHER	IP WLS BF H R ER SO BB IBB HBP BLK WP HR S P ERA WHIP																			
Omar Olivares R (1.1) ERA: 3.92	6.0 W 26 8 1 1 1 2 0 0 0 0 0 63 101 1.50 1.667																			
T.J. Mathews R (7.1) ERA: 3.45	1.2 H 7 1 0 0 2 1 0 0 0 0 0 23 31 0.00 1.200																			
Doug Jones R (8.1) ERA: 3.46	1.1 S 4 0 0 0 1 0 0 0 0 0 0 10 13 0.00 0.000																			

New York Yankees @ Oakland Athletics
Network Associates Coliseum, Oakland, CA
Tue Aug 10 1999, 3:15 PM EDT
Att: 32,474 - Cloudy - 66 F

AB 34
R 1
H 9
RBI 1
BB 3
SO 4
LOB 15



Batter	1	2	3	4	5	6	7	8	9	AB	R	H	RBI	BB	SO	LOB	BOTTOM			
Tony Phillips S (1.8) OBP: 0.348, SLG: 0.420	WP BB BB		K						F8	3	0	0	0	1	2	1				
Ryan Christenson R (8.8) OBP: 0.394, SLG: 0.316										1	0	0	0	0	0	0				
Randy Velarde R (1.4) OBP: 0.376, SLG: 0.425	F9		1B CS			FC3-6 2B	S FC3			4	1	3	0	0	0	1				
Jason Giambi L (1.10) OBP: 0.411, SLG: 0.548	WP BB		1B			FC3-6 BB	BB FC3			1	0	1	0	3	0	0				
Matt Stairs L (1.9) OBP: 0.368, SLG: 0.534	K		CS		G4-6-3 BB	FC3-6 2B	FC3			3	1	0	0	1	1	6				
Scott Spiezio S (1.3) OBP: 0.304, SLG: 0.399	F8				G4-6-3 1-2	FC3-6 2B	FC			3	1	1	2	1	0	3				
Ben Grieve L (1.7) OBP: 0.386, SLG: 0.466						HR	FC			4	1	1	2	0	1	3				
Jason McDonald S (8.7) OBP: 0.306, SLG: 0.257		G4-3				HR	FC			0	0	0	0	0	0	0				
Miguel Tejada R (1.6) OBP: 0.328, SLG: 0.425						HR				4	0	1	0	0	0	0				
3 Eric Chavez L (1.5) OBP: 0.350, SLG: 0.466										4	1	2	1	0	0	1				
A.J. Hinch R (1.2) OBP: 0.281, SLG: 0.321										4	1	1	1	0	0	1				
Inning Stats	R: 0 E: 0 K: 1 S: 10	H: 0 LOB: 2 BB: 2 P: 24	R: 0 E: 0 K: 0 S: 7	H: 1 LOB: 0 BB: 0 P: 10	R: 0 E: 0 K: 1 S: 9	H: 2 LOB: 1 BB: 0 P: 18	R: 0 E: 0 K: 1 S: 9	H: 0 LOB: 0 BB: 1 P: 16	R: 0 E: 0 K: 0 S: 9	H: 1 LOB: 1 BB: 0 P: 12	R: 4 E: 0 K: 0 S: 17	H: 3 LOB: 3 BB: 1 P: 33	R: 1 E: 0 K: 1 S: 12	H: 2 LOB: 3 BB: 2 P: 27	R: 1 E: 0 K: 0 S: 10	H: 1 LOB: 0 BB: 0 P: 18	1B: 5 2B: 2 3B: 0 HR: 3	SF: 0 SAC: 0 DP: 2 HBP: 0	WP: 1 PB: 0 SB: 2 CS: 1	PA: 38
PITCHER	IP WLS BF H R ER SO BB IBB HBP BLK WP HR S P ERA WHIP																			
Roger Clemens R (1.1) ERA: 4.92	6.1 L 30 9 5 5 4 5 0 0 0 0 1 2 66 126 7.11 2.211																			
Dan Naulty R (7.1) ERA: 4.6	1.2 7 1 1 1 1 1 0 0 0 0 0 1 17 32 5.40 1.200																			

New York Yankees @ Oakland Athletics
Network Associates Coliseum, Oakland, CA
Tue Aug 10 1999, 3:15 PM EDT
Att: 32,474 - Cloudy - 66 F

AB 31
R 6
H 10
RBI 6
BB 6
SO 4
LOB 16



Batter	1	2	3	4	5	6	7	8	9	AB	R	H	RBI	BB	SO	LOB	TOP										
Chuck Knoblauch, R (1, 4) OBP: 0.387, SLG: 0.437	1-2 F8			2-1 G5-3			1-1 HR 1B	4-1 BB	1-3 K	4	1	1	0	1	1	3											
2 Derek Jeter, R (1, 6) OBP: 0.434, SLG: 0.589	0-0 L4			1-1 G6-3			3-1 HR 1B	3-2 BB		4	1	2	0	0	0	0											
Paul O'Neill, L (1, 9) OBP: 0.362, SLG: 0.471	1-2 F7			2-1 G4-3			0-0 G3		3-3 K	4	0	0	0	0	1	2											
Bernie Williams, S (1, 8) OBP: 0.441, SLG: 0.560		0-0 CS 1B			0-0 G3-1		0-1 HR		1-1 BB 1B	4	2	3	3	0	0	0											
Chili Davis, S (1, 10) OBP: 0.378, SLG: 0.472 Shane Spencer, R (9, PR) OBP: 0.306, SLG: 0.378		1-3 K		2-1 G3			0-1 G6-3		4-2 BB 1B	3	0	0	0	1	1	1											
Tino Martinez, L (1, 3) OBP: 0.342, SLG: 0.428		2-2 G1-3		2-3 K			1-2 G4-3		0-1 BB	4	0	1	1	0	1	1											
Ricky Ledee, L (1, 7) OBP: 0.320, SLG: 0.475			1-3 K			2-2 F9		3-2 F7	1-1 2B	4	0	1	1	0	1	0											
20 Jorge Posada, S (1, 2) OBP: 0.328, SLG: 0.412			0-0 G6-3			3-1 G4-3		1-3 K	4-0 IBB	3	0	0	0	1	1	0											
Scott Brosius, R (1, 5) OBP: 0.321, SLG: 0.441			3-3 K			0-1 F7		4-0 BB	0-1 P2	3	0	0	0	1	1	3											
Inning Stats	R: 0 E: 0 K: 0 S: 9	H: 0 LOB: 0 BB: 0 P: 11	R: 0 E: 0 K: 1 S: 7	H: 1 LOB: 0 BB: 0 P: 10	R: 0 E: 0 K: 2 S: 7	H: 0 LOB: 0 BB: 0 P: 11	R: 0 E: 0 K: 0 S: 6	H: 0 LOB: 0 BB: 0 P: 11	R: 0 E: 0 K: 0 S: 7	H: 0 LOB: 0 BB: 0 P: 12	R: 3 E: 0 K: 0 S: 12	H: 3 LOB: 0 BB: 0 P: 17	R: 0 E: 0 K: 1 S: 10	H: 1 LOB: 2 BB: 2 P: 25	R: 2 E: 0 K: 2 S: 19	H: 3 LOB: 3 BB: 2 P: 33	1B: 6 2B: 1 3B: 0 HR: 1	SF: 0 SAC: 0 DP: 0 HBP: 0	WP: 0 PA: 37 PB: 0 SB: 1 CS: 1								
PITCHER	IP	WLS	BF	H	R	ER	SO	BB	IBB	HBP	BLK	WP	HR	S	P	ERA	WHIP										
Gil Heredia, R (1, 1) ERA: 5.01	7.0		24	4	3	3	4	0	0	0	0	0	1	54	82	3.86	0.571										
Greg McMichael, R (8, 1) ERA: 4.03	1.0		5	1	0	0	1	2	0	0	0	0	0	10	25	0.00	3.000										
Doug Jones, R (9, 1) ERA: 3.68	0.1	L	6	3	2	2	1	1	1	0	0	0	0	14	27	54.00	12.000										
Tim Worrell, R (9, 1) ERA: 3.91	0.2		2	0	0	0	1	0	0	0	0	0	0	5	6	0.00	0.000										

New York Yankees @ Oakland Athletics
Network Associates Coliseum, Oakland, CA
Wed Aug 11 1999, 10:35 PM EDT
Att: 43,683 - Cloudy - 69 F

AB 33
R 5
H 8
RBI 5
BB 4
SO 7
LOB 10



Batter	1	2	3	4	5	6	7	8	9	AB	R	H	RBI	BB	SO	LOB	BOTTOM										
Tony Phillips, S (1, 8) OBP: 0.351, SLG: 0.421	4-2 WP 1B BB		1-3 K		2-1 S 1B		2-0 WP SH3-4 1B		1-3 K	4	1	2	0	1	2	0											
Randy Velarde, R (1, 4) OBP: 0.379, SLG: 0.426	3-2 SF8 1B		1-1 BB 1B		2-3 K		0-1 SH3-4		2-2 F8	4	1	2	0	0	1	1											
Jason Giambi, L (1, 10) OBP: 0.409, SLG: 0.544	3-1 SF8		4-1 BB 1B		2-2 G1-3		1-3 K		1-1 P5	3	0	0	1	1	1	2											
John Jaha, R (1, 3) OBP: 0.425, SLG: 0.608	3-H P4		1-0 P6		4-1 BB		4-2 WP BB		2-3 K	2	0	0	0	2	0	2											
Matt Stairs, L (1, 9) OBP: 0.365, SLG: 0.528		0-1 L9		1-2 G4-3		2-0 P3		2-3 K		4	0	0	0	0	1	3											
Ben Grievie, L (1, 7) OBP: 0.367, SLG: 0.474		3-1 HR		4-1 BB BB		1-0 G3-1		2-0 G1-3		3	1	1	1	1	0	0											
Miguel Tejada, R (1, 6) OBP: 0.327, SLG: 0.422		3-1 F8		2-3 K		0-0 P3		4-1 BB		3	0	0	0	1	1	1											
3 Eric Chavez, L (1, 5) OBP: 0.352, SLG: 0.465		0-3 K		4-2 BB		1-2 FC5-4 1B		1-1 F8		3	0	1	0	1	1	1											
Mike MacFarlane, R (1, 2) OBP: 0.278, SLG: 0.340			3-1 G6-3		2-3 K		1-0 FC5-4		1-3 K	4	0	0	0	0	2	4											
Inning Stats	R: 1 E: 0 K: 0 S: 10	H: 1 LOB: 1 BB: 1 P: 22	R: 1 E: 0 K: 1 S: 9	H: 1 LOB: 0 BB: 0 P: 15	R: 0 E: 0 K: 1 S: 9	H: 1 LOB: 2 BB: 1 P: 19	R: 0 E: 0 K: 2 S: 12	H: 0 LOB: 2 BB: 2 P: 25	R: 0 E: 0 K: 1 S: 10	H: 1 LOB: 2 BB: 1 P: 22	R: 0 E: 0 K: 0 S: 9	H: 1 LOB: 1 BB: 0 P: 12	R: 1 E: 0 K: 2 S: 12	H: 1 LOB: 1 BB: 1 P: 21	R: 0 E: 0 K: 1 S: 7	H: 0 LOB: 1 BB: 1 P: 15	R: 0 E: 0 K: 1 S: 9	H: 0 LOB: 0 BB: 0 P: 13	1B: 5 2B: 0 3B: 0 HR: 1	SF: 1 SAC: 1 DP: 0 HBP: 0	WP: 3 PA: 39 PB: 0 SB: 1 CS: 0						
PITCHER	IP	WLS	BF	H	R	ER	SO	BB	IBB	HBP	BLK	WP	HR	S	P	ERA	WHIP										
Orlando Hernandez, R (1, 1) ERA: 4.42	6.1		29	6	3	3	5	5	0	0	0	0	0	62	120	4.26	1.737										
Mike Stanton, L (7, 1) ERA: 4.07	0.1	H	1	0	0	0	1	0	0	0	0	0	0	4	5	0.00	0.000										
Jeff Nelson, R (7, 1) ERA: 5.74	0.0		1	0	0	0	0	1	0	0	0	1	0	2	6	*	*										
Allen Watson, L (7, 1) ERA: 4.09	1.1	W	5	0	0	0	2	1	0	0	0	1	0	10	20	0.00	0.750										
42 Mariano Rivera, R (9, 1) ERA: 2.72	1.0	S	3	0	0	0	1	0	0	0	0	0	0	9	13	0.00	0.000										

New York Yankees @ Oakland Athletics
Network Associates Coliseum, Oakland, CA
Wed Aug 11 1999, 10:35 PM EDT
Att: 43,683 - Cloudy - 69 F

AB 30
R 3
H 6
RBI 2
BB 7
SO 9
LOB 14



Batter	1	2	3	4	5	6	7	8	9	AB	R	H	RBI	BB	SO	LOB	TOP					
Tony Phillips, S OBP: 0.354, SLG: 0.423 (1, 8)										5	1	3	0	0	2	2	Oakland Athletics @ Toronto Blue Jays SkyDome, Toronto, ON Fri Aug 13 1999, 7:05 PM EDT Att: 34,150 - Unknown - 82 F					
Ryan Christenson, R OBP: 0.304, SLG: 0.316 (8, PR)										0	0	0	0	0	0	0						
Randy Velarde, R OBP: 0.379, SLG: 0.425 (1, 4)										5	1	2	0	0	1	2						
Jason Giambi, L OBP: 0.413, SLG: 0.553 (1, 3)										3	1	2	1	2	1	2						
John Jaha, R OBP: 0.422, SLG: 0.600 (1, 10)										4	1	0	0	1	2	5						
Matt Stairs, L OBP: 0.368, SLG: 0.545 (1, 9)											5	3	3	5	0	1		0				
Ben Grievie, L OBP: 0.366, SLG: 0.471 Jason McDonald, S OBP: 0.304, SLG: 0.255 (7, 8)											2	1	0	0	2	2		0				
Miguel Tejada, R OBP: 0.326, SLG: 0.418 (1, 6)											4	0	0	0	1	0		1				
Eric Chavez, L OBP: 0.350, SLG: 0.472 (1, 5)										4	1	1	2	0	0	1						
A.J. Hinch, R OBP: 0.261, SLG: 0.320 (1, 2)										4	0	1	0	0	2	1						
Inning Stats	R: 0 E: 0 K: 1 S: 11	H: 2 LOB: 1 BB: 0 P: 20	R: 2 E: 1 K: 2 S: 14	H: 1 LOB: 1 BB: 2 P: 27	R: 1 E: 0 K: 2 S: 12	H: 1 LOB: 0 BB: 0 P: 17	R: 0 E: 0 K: 1 S: 8	H: 0 LOB: 0 BB: 0 P: 10	R: 4 E: 0 K: 2 S: 16	H: 3 LOB: 1 BB: 2 P: 33	R: 0 E: 0 K: 1 S: 10	H: 1 LOB: 1 BB: 0 P: 17	R: 1 E: 0 K: 1 S: 8	H: 1 LOB: 0 BB: 1 P: 18	R: 1 E: 0 K: 0 S: 12	H: 3 LOB: 3 BB: 1 P: 23	R: 0 E: 0 K: 1 S: 8	H: 0 LOB: 0 BB: 0 P: 13	1B: 8 2B: 1 3B: 0 HR: 4	SF: 0 SAC: 0 DP: 2 HBP: 0	WP: 1 PB: 0 SB: 1 CS: 0	PA: 43
PITCHER	IP	WLS	BF	H	R	ER	SO	BB	IBB	HBP	BLK	WP	HR	S	P	ERA	WHIP					
32 Roy Halladay, R ERA: 4.36	(1, 1)	4.2	L	22	6	6	5	8	3	0	0	0	1	1	55	92	9.64	1.929				
Paul Spoljaric, L ERA: 5.92	(5, 1)	1.1		7	2	1	1	1	1	0	0	0	0	1	16	32	6.75	2.250				
Graeme Lloyd, L ERA: 3.02	(7, 1)	1.0		4	1	1	1	1	1	0	0	0	0	1	8	18	9.00	2.000				
Paul Quantrill, R ERA: 2.54	(8, 1)	2.0		10	3	1	1	1	1	0	0	0	0	1	20	36	4.50	2.000				

Batter	1	2	3	4	5	6	7	8	9	AB	R	H	RBI	BB	SO	LOB	BOTTOM					
Shannon Stewart, R OBP: 0.379, SLG: 0.433 (1, 7)											5	1	1	2	0	1	1					
Brian McRae, S OBP: 0.329, SLG: 0.370 (1, 8)											3	2	1	1	1	0	0					
Shawn Green, L OBP: 0.389, SLG: 0.616 (1, 9)										4	0	0	0	0	0	1						
Carlos Delgado, L OBP: 0.367, SLG: 0.563 (1, 3)										4	0	1	0	0	1	0						
Tony Fernandez, S OBP: 0.434, SLG: 0.474 (1, 5)										4	0	0	1	0	0	1						
Darin Fletcher, L OBP: 0.331, SLG: 0.479 Chris Woodward, R OBP: 0.280, SLG: 0.304 (8, PR)											4	0	1	0	0	0	1					
Tony Batista, R OBP: 0.337, SLG: 0.514 (1, 6)											3	3	1	1	1	0	1					
Willie Greene, L OBP: 0.286, SLG: 0.407 Jacob Brunfield, R OBP: 0.315, SLG: 0.380 (9, PR)											4	1	2	2	0	1	0					
Homer Bush, R OBP: 0.352, SLG: 0.411 (1, 4)											4	1	1	1	0	0	1					
Inning Stats	R: 1 E: 0 K: 1 S: 8	H: 1 LOB: 0 BB: 0 P: 14	R: 2 E: 0 K: 0 S: 7	H: 1 LOB: 1 BB: 1 P: 13	R: 0 E: 0 K: 1 S: 9	H: 0 LOB: 0 BB: 0 P: 14	R: 0 E: 0 K: 0 S: 6	H: 0 LOB: 0 BB: 0 P: 10	R: 1 E: 0 K: 0 S: 8	H: 1 LOB: 0 BB: 0 P: 14	R: 1 E: 0 K: 0 S: 16	H: 1 LOB: 1 BB: 1 P: 25	R: 2 E: 0 K: 1 S: 12	H: 2 LOB: 0 BB: 0 P: 18	R: 0 E: 0 K: 0 S: 5	H: 0 LOB: 0 BB: 0 P: 7	R: 0 E: 0 K: 0 S: 9	H: 2 LOB: 1 BB: 0 P: 12	1B: 3 2B: 1 3B: 0 HR: 4	SF: 0 SAC: 0 DP: 0 HBP: 0	WP: 0 PB: 0 SB: 0 CS: 0	PA: 37
PITCHER	IP	WLS	BF	H	R	ER	SO	BB	IBB	HBP	BLK	WP	HR	S	P	ERA	WHIP					
Kevin Appier, R ERA: 4.64	(1, 1)	5.2	W	23	4	5	5	2	2	0	0	0	0	3	49	84	7.94	1.059				
Buddy Groom, L ERA: 5.35	(6, 1)	1.0	H	3	0	0	0	1	0	0	0	0	0	10	14	0.00	0.000					
T.J. Mathews, R ERA: 3.74	(7, 1)	1.1		6	2	2	2	0	0	0	0	0	1	12	17	13.50	1.500					
Doug Jones, R ERA: 3.74	(9, 1)	1.0	S	5	2	1	1	0	0	0	0	0	0	9	12	9.00	2.000					

AB	37
R	9
H	12
RBI	8
BB	6
SO	11
LOB	14



AB	35
R	8
H	8
RBI	8
BB	2
SO	3
LOB	6



Batter	1	2	3	4	5	6	7	8	9	AB	R	H	RBI	BB	SO	LOB	TOP								
Tony Phillips, S (1, 8) OBP: 0.356, SLG: 0.423 Jason McDonald, S (2, FH) OBP: 0.302, SLG: 0.277										0	1	0	0	2	0	0	Oakland Athletics @ Toronto Blue Jays SkyDome, Toronto, ON Sat Aug 14 1999, 4:05 PM EDT Att: 37,113 - Cloudy - 74 F								
Randy Velarde, R (1, 4) OBP: 0.383, SLG: 0.434										5	2	3	1	1	0	1									
Jason Giambi, L (1, 3) OBP: 0.416, SLG: 0.553 Scott Spiezio, S (6, 3) OBP: 0.301, SLG: 0.394										3	1	2	1	1	0	0									
John Jaha, R (1, 10) OBP: 0.423, SLG: 0.594										3	1	0	0	2	2	5									
Matt Stairs, L (1, 9) OBP: 0.373, SLG: 0.547										4	2	3	2	1	0	1									
Ben Grieve, L (1, 7) OBP: 0.367, SLG: 0.467										5	2	1	0	0	1	6									
Miguel Tejada, R (1, 6) OBP: 0.324, SLG: 0.423										5	1	1	3	0	2	7									
3 Eric Chavez, L (1, 5) OBP: 0.351, SLG: 0.471										5	1	2	1	0	1	4									
A.J. Hinch, R (1, 2) OBP: 0.259, SLG: 0.333										5	1	1	4	0	0	1									
Inning Stats	R: 3 E: 1 K: 1 S: 28	H: 4 LOB: 2 BB: 4 P: 56	R: 3 E: 0 K: 1 S: 15	H: 3 LOB: 0 BB: 1 P: 28	R: 1 E: 0 K: 0 S: 8	H: 1 LOB: 0 BB: 1 P: 19	R: 0 E: 0 K: 0 S: 5	H: 0 LOB: 0 BB: 0 P: 6	R: 0 E: 0 K: 3 S: 17	H: 2 LOB: 3 BB: 1 P: 28	R: 0 E: 1 K: 2 S: 16	H: 1 LOB: 2 BB: 0 P: 27	R: 0 E: 0 K: 0 S: 4	H: 1 LOB: 1 BB: 0 P: 10	R: 1 E: 0 K: 1 S: 14	H: 2 LOB: 1 BB: 0 P: 22		1B: 10 2B: 0 3B: 0 HR: 4	SF: 0 SAC: 0 DP: 2 HBP: 1	WP: 1 PB: 0 SB: 0 CS: 0	PA: 49				
PITCHER	IP WLS BF H R ER SO BB IBB HBP BLK WP HR S P ERA WHIP	0.1 L 9 4 8 7 1 2 0 0 1 0 0 1 20 38 189.00 18.000	4.2 23 6 4 4 1 5 0 0 0 0 1 2 47 92 7.71 2.357	2.0 8 1 0 0 5 0 0 0 0 0 0 0 27 43 0.00 0.500	1.0 4 1 0 0 0 0 0 0 0 0 0 0 4 10 0.00 1.000	1.0 5 2 1 1 1 0 0 0 0 0 0 1 14 22 9.00 2.000																			
Shannon Stewart, R (1, 7) OBP: 0.379, SLG: 0.431										4	1	1	0	1	0	2	Oakland Athletics @ Toronto Blue Jays SkyDome, Toronto, ON Sat Aug 14 1999, 4:05 PM EDT Att: 37,113 - Cloudy - 74 F								
Brian McRae, S (1, 8) OBP: 0.325, SLG: 0.365										5	0	0	0	0	3	4									
Shawn Green, L (1, 9) OBP: 0.389, SLG: 0.615										5	1	2	0	0	0	1									
Carlos Delgado, L (1, 3) OBP: 0.367, SLG: 0.567										4	1	1	3	1	0	1									
Tony Fernandez, S (1, 5) OBP: 0.436, SLG: 0.477 Casey Blake, R (4, 5)										2	0	2	0	0	0	0									
Darin Fletcher, L (1, 2) OBP: 0.330, SLG: 0.476										4	1	1	0	0	0	4									
Tony Batista, R (1, 6) OBP: 0.337, SLG: 0.513 Chris Woodward, R (7, 6) OBP: 0.308, SLG: 0.304										3	1	1	0	0	0	0									
Willie Greene, L (1, 10) OBP: 0.285, SLG: 0.404										4	0	1	1	0	1	1									
Homer Bush, R (1, 4) OBP: 0.353, SLG: 0.412										4	0	2	1	0	2	0									
Inning Stats	R: 0 E: 0 K: 1 S: 14	H: 1 LOB: 3 BB: 1 P: 22	R: 0 E: 0 K: 1 S: 9	H: 1 LOB: 2 BB: 1 P: 16	R: 0 E: 0 K: 0 S: 6	H: 1 LOB: 1 BB: 0 P: 10	R: 0 E: 0 K: 1 S: 7	H: 0 LOB: 0 BB: 0 P: 10	R: 1 E: 0 K: 1 S: 9	H: 2 LOB: 1 BB: 0 P: 14	R: 2 E: 0 K: 1 S: 17	H: 4 LOB: 1 BB: 0 P: 25	R: 2 E: 0 K: 1 S: 10	H: 2 LOB: 1 BB: 1 P: 19	R: 0 E: 0 K: 1 S: 8	H: 0 LOB: 0 BB: 0 P: 11		R: 0 E: 0 K: 0 S: 8	H: 0 LOB: 0 BB: 0 P: 10	1B: 9 2B: 1 3B: 0 HR: 1	SF: 0 SAC: 0 DP: 1 HBP: 0	WP: 2 PB: 0 SB: 1 CS: 0	PA: 41		
PITCHER	IP WLS BF H R ER SO BB IBB HBP BLK WP HR S P ERA WHIP	6.0 W 29 9 3 3 5 2 0 0 0 0 0 1 18 30 4.50 1.833	2.0 9 2 2 2 2 1 0 0 0 0 0 1 18 30 9.00 1.500	1.0 3 0 0 0 0 0 0 0 0 0 0 0 8 10 0.00 0.000																					
Tim Hudson, R (1, 1) ERA: 2.87 Tim Worrell, R (7, 1) ERA: 4.1 Jason Istringhausen, R (9, 1) ERA: 5.56																									
Oakland Athletics											AB	R	H	RBI	BB	SO	LOB	38	5	11	5	3	7	14	

Batter	1	2	3	4	5	6	7	8	9	AB	R	H	RBI	BB	SO	LOB	TOP				
Tony Phillips, S OBP: 0.362, SLG: 0.433 Ryan Christenson, R OBP: 0.399, SLG: 0.317	2-2 S 2B 1B		0-0 HR	4-2 2B BB		4-2 FC4-6 BB	0-1 CS 1B		1-2 F7	2 2 2 2 2 0 0 2 0 1 0 0 0 1											
Randy Velarde, R OBP: 0.384, SLG: 0.437	1-3 K		0-1 G3 S BLK 1B	0-1 2B		0-0 FC4-6 2B	2-2 CS	0-1 2B SF8 1B	1-2 G3	6 3 3 0 0 1 3											
Jason Giambi, L OBP: 0.420, SLG: 0.563	2-1 K 2H 2B		4-1 BLK G3 1B BB	1-1 L7		3-2 HBP 2B		1-1 SF8 2B		4 1 3 2 1 0 2											
Matt Stairs, L OBP: 0.371, SLG: 0.541	3-3 K		3-3 K			1-2 F7	4-2 HBP BB	1-2 P8		4 0 0 0 1 2 5											
Scott Spiezio, S OBP: 0.309, SLG: 0.399		0-1 G1-3	0-1 G3			0-0 2B	3-1 HBP	4-0 IBB		3 1 1 0 1 0 2											
Ben Grievie, L OBP: 0.371, SLG: 0.481 John Jaha, R OBP: 0.422, SLG: 0.594 Jason McDonald, S OBP: 0.302, SLG: 0.277		0-1 HR	4-1 BLK 1B BB			0-0 FC5-4 2B	1-3 K	2-1 SF8		3 1 2 2 1 1 3 0 0 0 1 0 0 0 0 0 0 0 0 0 0											
Miguel Tejada, R OBP: 0.325, SLG: 0.421	2-0 P8		1-0 1B			4-2 FC5-4 BB	3-2 G6-3	2-3 3-H K		4 0 1 1 1 1 5											
3 Eric Chavez, L OBP: 0.349, SLG: 0.467	2-0 G1-3			1-0 G3-1		1-1 FC5-4		0-0 L4	2-2 SH1-4 1B	5 0 1 0 0 0 2											
A.J. Hinch, R OBP: 0.259, SLG: 0.331			2-2 E4 HR	1-1 CS 1B		1-2 F8	1-2 P3	0-0 SH1-4		4 1 1 0 0 0 2											
Inning Stats	R: 1 E: 0 K: 2 S: 12	H: 2 LOB: 0 BB: 0 P: 20	R: 1 E: 0 K: 0 S: 6	H: 1 LOB: 0 BB: 0 P: 10	R: 4 E: 1 K: 1 S: 15	H: 3 LOB: 2 BB: 2 P: 29	R: 0 E: 0 K: 0 S: 9	H: 2 LOB: 2 BB: 1 P: 16	R: 1 E: 0 K: 0 S: 13	H: 2 LOB: 2 BB: 1 P: 20	R: 0 E: 0 K: 0 S: 8	H: 1 LOB: 0 BB: 0 P: 11	R: 1 E: 0 K: 1 S: 12	H: 2 LOB: 2 BB: 1 P: 21	R: 0 E: 0 K: 0 S: 10	H: 1 LOB: 1 BB: 0 P: 14	1B: 7 2B: 8 3B: 0 HR: 2	SF: 1 SAC: 1 DP: 0 HBP: 1	WP: 0 PB: 0 SB: 2 CS: 2	PA: 48	
PITCHER	IP WLS BF H R ER SO BB IBB HBP BLK WP HR S P ERA WHIP	IP WLS BF H R ER SO BB IBB HBP BLK WP HR S P ERA WHIP	IP WLS BF H R ER SO BB IBB HBP BLK WP HR S P ERA WHIP	IP WLS BF H R ER SO BB IBB HBP BLK WP HR S P ERA WHIP	IP WLS BF H R ER SO BB IBB HBP BLK WP HR S P ERA WHIP	IP WLS BF H R ER SO BB IBB HBP BLK WP HR S P ERA WHIP	IP WLS BF H R ER SO BB IBB HBP BLK WP HR S P ERA WHIP	IP WLS BF H R ER SO BB IBB HBP BLK WP HR S P ERA WHIP	IP WLS BF H R ER SO BB IBB HBP BLK WP HR S P ERA WHIP	IP WLS BF H R ER SO BB IBB HBP BLK WP HR S P ERA WHIP	IP WLS BF H R ER SO BB IBB HBP BLK WP HR S P ERA WHIP	IP WLS BF H R ER SO BB IBB HBP BLK WP HR S P ERA WHIP	IP WLS BF H R ER SO BB IBB HBP BLK WP HR S P ERA WHIP	IP WLS BF H R ER SO BB IBB HBP BLK WP HR S P ERA WHIP	IP WLS BF H R ER SO BB IBB HBP BLK WP HR S P ERA WHIP	IP WLS BF H R ER SO BB IBB HBP BLK WP HR S P ERA WHIP	IP WLS BF H R ER SO BB IBB HBP BLK WP HR S P ERA WHIP	IP WLS BF H R ER SO BB IBB HBP BLK WP HR S P ERA WHIP	IP WLS BF H R ER SO BB IBB HBP BLK WP HR S P ERA WHIP	IP WLS BF H R ER SO BB IBB HBP BLK WP HR S P ERA WHIP	IP WLS BF H R ER SO BB IBB HBP BLK WP HR S P ERA WHIP

Oakland Athletics @ Toronto Blue Jays
SkyDome, Toronto, ON
Sun Aug 15 1999, 1:05 PM EDT
Att: 34,677 - Cloudy - 74 F

AB	37
R	9
H	15
RBI	8
BB	7
SO	5
LOB	25



Batter	1	2	3	4	5	6	7	8	9	AB	R	H	RBI	BB	SO	LOB	BOTTOM					
Shannon Stewart, R OBP: 0.379, SLG: 0.432	3-2 S HBP 2B	1-0 2H 3H 2B			1-1 G5-3	0-1 P6		0-0 P6		4 0 1 2 0 0 2												
Tony Batieta, R OBP: 0.338, SLG: 0.517	0-1 F8	0-0 F7			3-2 1B 3B	2-2 FC4-6 1B		2-2 F7		5 1 2 0 0 0 2												
Shawn Green, L OBP: 0.387, SLG: 0.611	3-3 K		0-1 G4-3		0-1 BB 2B 1B	0-2 FC4-6		0-1 P6		5 1 1 1 0 1 3												
Carlos Delgado, L OBP: 0.365, SLG: 0.562	4-1 BB		1-2 F7		0-3 K	1-2 K		2-1 G4-3		4 0 0 0 1 2 1												
Tony Fernandez, S OBP: 0.435, SLG: 0.473	2-3 K		2-2 G3		4-2 2B BB	0-1 G6-3				3 1 0 0 1 1 2												
Willie Greene, L OBP: 0.284, SLG: 0.406		2-3 K		2-0 G4-3	0-0 2B	2-1 P8				4 0 1 2 0 1 0												
Jacob Brunfield, R OBP: 0.313, SLG: 0.376	1-0 F7		2-2 1B		1-3 K		0-0 F8			4 0 1 0 0 1 1												
Mike Matheny, R OBP: 0.275, SLG: 0.317	1-1 2B 2B 1B		0-1 F9		1-1 F8		3-2 G4-3			4 1 1 0 0 0 1												
Homer Bush, R OBP: 0.358, SLG: 0.420	1-0 2B 2B		1-2 F9		1-2 1B S 1B		0-2 E4			4 1 3 0 0 0 1												
Inning Stats	R: 0 E: 0 K: 2 S: 12	H: 0 LOB: 1 BB: 1 P: 24	R: 2 E: 0 K: 1 S: 9	H: 3 LOB: 0 BB: 0 P: 15	R: 0 E: 0 K: 0 S: 8	H: 0 LOB: 0 BB: 0 P: 11	R: 0 E: 0 K: 0 S: 12	H: 1 LOB: 1 BB: 0 P: 17	R: 3 E: 0 K: 2 S: 17	H: 3 LOB: 1 BB: 1 P: 26	R: 0 E: 0 K: 0 S: 13	H: 2 LOB: 2 BB: 0 P: 17	R: 0 E: 0 K: 1 S: 8	H: 0 LOB: 0 BB: 0 P: 11	R: 0 E: 0 K: 0 S: 9	H: 1 LOB: 1 BB: 0 P: 12	R: 0 E: 0 K: 0 S: 7	H: 0 LOB: 0 BB: 0 P: 11	1B: 6 2B: 3 3B: 1 HR: 0	SF: 0 SAC: 0 DP: 0 HBP: 1	WP: 0 PB: 0 SB: 2 CS: 0	PA: 40
PITCHER	IP WLS BF H R ER SO BB IBB HBP BLK WP HR S P ERA WHIP	IP WLS BF H R ER SO BB IBB HBP BLK WP HR S P ERA WHIP	IP WLS BF H R ER SO BB IBB HBP BLK WP HR S P ERA WHIP	IP WLS BF H R ER SO BB IBB HBP BLK WP HR S P ERA WHIP	IP WLS BF H R ER SO BB IBB HBP BLK WP HR S P ERA WHIP	IP WLS BF H R ER SO BB IBB HBP BLK WP HR S P ERA WHIP	IP WLS BF H R ER SO BB IBB HBP BLK WP HR S P ERA WHIP	IP WLS BF H R ER SO BB IBB HBP BLK WP HR S P ERA WHIP	IP WLS BF H R ER SO BB IBB HBP BLK WP HR S P ERA WHIP	IP WLS BF H R ER SO BB IBB HBP BLK WP HR S P ERA WHIP	IP WLS BF H R ER SO BB IBB HBP BLK WP HR S P ERA WHIP	IP WLS BF H R ER SO BB IBB HBP BLK WP HR S P ERA WHIP	IP WLS BF H R ER SO BB IBB HBP BLK WP HR S P ERA WHIP	IP WLS BF H R ER SO BB IBB HBP BLK WP HR S P ERA WHIP	IP WLS BF H R ER SO BB IBB HBP BLK WP HR S P ERA WHIP	IP WLS BF H R ER SO BB IBB HBP BLK WP HR S P ERA WHIP	IP WLS BF H R ER SO BB IBB HBP BLK WP HR S P ERA WHIP	IP WLS BF H R ER SO BB IBB HBP BLK WP HR S P ERA WHIP	IP WLS BF H R ER SO BB IBB HBP BLK WP HR S P ERA WHIP	IP WLS BF H R ER SO BB IBB HBP BLK WP HR S P ERA WHIP	IP WLS BF H R ER SO BB IBB HBP BLK WP HR S P ERA WHIP	

Oakland Athletics @ Toronto Blue Jays
SkyDome, Toronto, ON
Sun Aug 15 1999, 1:05 PM EDT
Att: 34,677 - Cloudy - 74 F

AB	37
R	5
H	10
RBI	5
BB	2
SO	6
LOB	13



Batter	1	2	3	4	5	6	7	8	9	AB	R	H	RBI	BB	SO	LOB	TOP											
Ryan Christenson, R OBP: 0.308, SLG: 0.316 (1, 8)	G5-3 1		G6-3 1B BB	G6-3 1-2			E8 1B		K 2-3	4	2	1	0	1	1	1												
Randy Velarde, R OBP: 0.385, SLG: 0.438 (1, 4)	G3-1 2		G3 1B 1-2			K 2-3	E8 1B 1-H			4	0	2	1	0	1	0												
Jason Giambi, L OBP: 0.417, SLG: 0.558 Olmedo Saenz, R OBP: 0.361, SLG: 0.448 (5, 3)	K 3		K 1	F7 2			L8 3			3	0	0	0	0	2	2												
John Jaha, R OBP: 0.420, SLG: 0.590 (1, 10)		G6-3 1	G3 1B 1-2 2-H			K 3			K 2-3	4	0	1	1	0	2	0												
Matt Stairs, L OBP: 0.367, SLG: 0.536 (1, 9)	G4-3 2		G3 1-2 2-3			K 1-3	G4-3 2			4	0	0	0	0	1	2												
Ben Grievie, L OBP: 0.368, SLG: 0.478 Jason McDonald, S OBP: 0.302, SLG: 0.277 (8, FR) (8, 7)	G4-3 3		P7 2-0			L6 1-2				4	0	1	0	0	0	2												
Miguel Tejada, R OBP: 0.327, SLG: 0.419 (1, 6)			HR BB 3	FC4-6 BB			L5 2-2		K 0-3	2	1	0	0	2	1	1												
3 Eric Chavez, L OBP: 0.348, SLG: 0.464 (1, 5)			HR BB 1-3	K 1-3			L8 0-1		K 1-3	4	1	1	0	0	2	1												
A.J. Hinch, R OBP: 0.259, SLG: 0.346 (1, 2)			HR 1-3	FC4-6 1-2			K 2-3		G6-3 2	4	1	1	3	0	1	1												
Inning Stats	R: 0 E: 0 K: 1 S: 9	H: 0 LOB: 0 BB: 0 P: 13	R: 0 E: 0 K: 0 S: 7	H: 0 LOB: 0 BB: 0 P: 9	R: 4 E: 0 K: 1 S: 20	H: 4 LOB: 2 BB: 2 P: 34	R: 0 E: 0 K: 1 S: 10	H: 0 LOB: 1 BB: 1 P: 16	R: 0 E: 0 K: 2 S: 8	H: 0 LOB: 0 BB: 0 P: 15	R: 0 E: 0 K: 1 S: 11	H: 0 LOB: 0 BB: 0 P: 15	R: 1 E: 1 K: 1 S: 14	H: 2 LOB: 1 BB: 0 P: 24	R: 0 E: 0 K: 2 S: 10	H: 1 LOB: 1 BB: 0 P: 14	R: 0 E: 0 K: 2 S: 7	H: 0 LOB: 0 BB: 0 P: 10	1B: 6 2B: 0 3B: 0 HR: 1	SF: 0 SAC: 0 DP: 0 HBP: 0	WP: 0 PB: 0 SB: 2 CS: 0	PA: 37						
PITCHER	IP	WLS	BF	H	R	ER	SO	BB	IBB	HBP	BLK	WP	HR	S	P	ERA	WHIP											
Brian Rose, R ERA: 4.8 (1, 1)	2.1		13	4	4	4	2	2	0	0	0	0	0	1	33	49	15.43	2.571										
Mark Guthrie, L ERA: 6.02 (3, 1)	3.1		11	0	0	0	4	1	0	0	0	0	0	29	48	0.00	0.300											
Rich Garcés, R ERA: 1.93 (6, 1)	2.1		10	3	1	1	3	0	0	0	0	0	0	27	43	3.86	1.286											
Derek Lowe, R ERA: 3.09 (9, 1)	1.0	W	3	0	0	0	2	0	0	0	0	0	0	7	10	0.00	0.000											

Oakland Athletics @ Boston Red Sox
Fenway Park, Boston, MA
Mon Aug 16 1999, 7:05 PM EDT
Att: 30,957 - Unknown - 79 F

AB 34
R 5
H 7
RBI 5
BB 3
SO 11
LOB 11



Batter	1	2	3	4	5	6	7	8	9	AB	R	H	RBI	BB	SO	LOB	BOTTOM										
Jose Offerman, S OBP: 0.382, SLG: 0.430 (1, 4)	G1-4-3 1B		G6-3 3		G3 1-2		G3 1B 3-H		2B 1B 1-2 2-3	5	1	3	1	0	0	1											
John Valentin, R OBP: 0.319, SLG: 0.415 (1, 5)	G1-4-3 1-2		G6-3 1	G6-3 2-H			K 1B 1-3		K 2	5	0	1	1	0	2	5											
Brian Daubach, L OBP: 0.399, SLG: 0.664 (1, 3)	F7 3			HBP 1B BB			F9 3		2B 1-2 2-3	4	1	1	3	1	1	2											
Nomar Garciaparra, R OBP: 0.407, SLG: 0.604 (1, 6)		P3 1		HBP 1B 1-2			E5 1B G4-3 F9		G5-3 1	3	0	0	0	0	0	0											
Troy O'Leary, L OBP: 0.346, SLG: 0.536 (1, 7)	G3 2		G3 2	L5 2			F9 1-2		G1-3 2	4	0	0	0	0	0	3											
18 Reggie Jefferson, S OBP: 0.358, SLG: 0.448 Mike Stanley, R OBP: 0.391, SLG: 0.466 (8, PH) (1, 10)			FC6 1B	1-3 2-H			G4-3 2-3		G6-3 3	3	0	2	1	0	0	1											
Jason Varitek, S OBP: 0.325, SLG: 0.364 Darren Lewis, R OBP: 0.329, SLG: 0.327 (9, PR) (1, 2)		FC6 1-2		G1-3 3			G4-3 3			4	0	1	0	0	0	4											
Donnie Sadler, R OBP: 0.290, SLG: 0.364 Butch Huskey, R OBP: 0.361, SLG: 0.515 (9, PH) (1, 8)			G6-3 1		G6-3 1		G4-3 1B PB 1B		1B 1B 1-2 2B 1B	3	1	1	0	0	0	0											
Trot Nixon, L OBP: 0.338, SLG: 0.436 (1, 9)			F8 2		G3 1B 1B		G4-3 1-3		F7 1	4	1	1	0	0	0	3											
Inning Stats	R: 0 E: 0 K: 0 S: 9	H: 1 LOB: 0 BB: 0 P: 10	R: 0 E: 0 K: 0 S: 6	H: 1 LOB: 0 BB: 0 P: 10	R: 0 E: 0 K: 0 S: 6	H: 0 LOB: 0 BB: 0 P: 11	R: 1 E: 0 K: 0 S: 9	H: 1 LOB: 2 BB: 1 P: 19	R: 1 E: 0 K: 1 S: 11	H: 2 LOB: 1 BB: 0 P: 16	R: 0 E: 1 K: 0 S: 10	H: 0 LOB: 1 BB: 0 P: 18	R: 1 E: 0 K: 1 S: 13	H: 2 LOB: 1 BB: 0 P: 19	R: 0 E: 0 K: 0 S: 6	H: 0 LOB: 0 BB: 0 P: 11	R: 3 E: 0 K: 1 S: 22	H: 4 LOB: 1 BB: 0 P: 27	1B: 10 2B: 1 3B: 0 HR: 0	SF: 0 SAC: 0 DP: 1 HBP: 1	WP: 0 PB: 1 SB: 0 CS: 0	PA: 39					
PITCHER	IP	WLS	BF	H	R	ER	SO	BB	IBB	HBP	BLK	WP	HR	S	P	ERA	WHIP										
Omar Olivares, R ERA: 3.87 (1, 1)	6.1		28	7	3	2	1	1	0	0	0	0	0	9	11	0.00	0.000										
Greg McMichael, R ERA: 3.52 (7, 1)	1.0	H	3	0	0	0	1	0	0	0	0	0	0	1	3	0.00	0.000										
Buddy Groom, L ERA: 5.02 (8, 1)	0.1	H	1	0	0	0	0	0	0	0	0	0	0	1	3	0.00	0.000										
Doug Jones, R ERA: 4.03 (8, 1)	1.0	L	6	3	3	3	1	0	0	0	0	0	0	19	24	27.00	3.000										
Tim Worrell, R ERA: 4.1 (9, 1)	0.0	B	1	1	0	0	0	0	0	0	0	0	0	7	10	∞	∞										

Oakland Athletics @ Boston Red Sox
Fenway Park, Boston, MA
Mon Aug 16 1999, 7:05 PM EDT
Att: 30,957 - Unknown - 79 F

AB 37
R 6
H 11
RBI 6
BB 1
SO 3
LOB 19



Batter	1	2	3	4	5	6	7	8	9	AB	R	H	RBI	BB	SO	LOB	TOP			
Ryan Christenson, R OBP: 0.304, SLG: 0.312	0-3 K	1-0 G1-3		2-2 L7			K		0-1 G5-3	6	1	1	2	0	2	1				
Randy Velarde, R OBP: 0.386, SLG: 0.439	2-0 F9	1-2 HBP 1B			2-1 G5-3		HR 1B		2-3 K	6	1	3	2	0	1	0				
Ben Grieve, L OBP: 0.421, SLG: 0.587	2-2 1B	1-0 HBP			1-1 F9		HR		0-0 1B	3	1	2	2	0	0	0				
Jason McDonald, S OBP: 0.305, SLG: 0.280		1-2 HBP					G4-3			2	0	1	0	0	0	1				
John Jaha, R OBP: 0.421, SLG: 0.587	0-2 F9	2-2 F8			4-2 BB		2B HR		1-3 K	2	1	0	0	2	0	3				
Olmedo Saenz, R OBP: 0.356, SLG: 0.443										2	0	0	0	0	1	1				
Matt Stairs, L OBP: 0.368, SLG: 0.537		3-2 1B HR 1B	3-3 K		0-0 P5		0-1 HR 2B		1-2 G6-3	5	2	2	0	0	1	1				
Scott Spiezio, S OBP: 0.321, SLG: 0.425		0-1 HR 1B	1-1 P4			1-0 1B	1-0 HR		4-2 3B BB	4	2	3	3	1	0	0				
Miguel Tejada, R OBP: 0.331, SLG: 0.429		1-0 HR	2-2 3 CS 1B			2-0 F9	3-2 G6-3 3 BB 1B		4-1 3 1B BB	4	2	3	3	1	0	1				
3 Eric Chavez, L OBP: 0.351, SLG: 0.464		3-2 E9 1B 1B	2-1 CS	1-2 F8		1-3 K	4-1 G6-3 1B BB		0-0 1-2 2-3 1B	4	2	2	0	1	1	1				
Mike Macfarlane, R OBP: 0.271, SLG: 0.329	0-1 F8			2-1 G6-3		2-3 K	1-0 G6-3		1-2 G1-3	5	0	0	0	0	1	7				
Inning Stats	R: 0 E: 0 K: 1 S: 10	H: 1 LOB: 1 BB: 0 P: 14	R: 4 E: 1 K: 0 S: 19	H: 5 LOB: 2 BB: 0 P: 31	R: 0 E: 0 K: 1 S: 10	H: 1 LOB: 0 BB: 0 P: 17	R: 0 E: 0 K: 0 S: 11	H: 0 LOB: 0 BB: 0 P: 16	R: 0 E: 0 K: 2 S: 9	H: 1 LOB: 1 BB: 0 P: 15	R: 8 E: 0 K: 1 S: 31	H: 7 LOB: 1 BB: 2 P: 57	R: 0 E: 0 K: 1 S: 15	H: 1 LOB: 3 BB: 0 P: 26	R: 0 E: 0 K: 1 S: 8	H: 1 LOB: 1 BB: 0 P: 12	1B: 13 2B: 1 3B: 0 HR: 3	SF: 0 SAC: 0 DP: 0 HBP: 1	WP: 0 PB: 0 SB: 1 CS: 1	PA: 50
PITCHER	IP WLS BF H R ER SO BB IBB HBP BLK WP HR S P ERA WHIP																	PITCHER	IP WLS BF H R ER SO BB IBB HBP BLK WP HR S P ERA WHIP	
Bret Saberhagen, R ERA: 3.36	2.0 L	13 6	4 4	3 4	1 4	0 4	0 4	0 4	0 4	0 4	0 4	0 4	0 4	0 4	0 4	0 4	13.50 3.000			
49 Tim Wakefield, R ERA: 5.16	4.1 7	19 5	4 4	4 4	4 4	2 0	0 0	0 0	0 0	0 1	51 85	8.31 1.615								
John Wasdin, R ERA: 4.97	7.1 2	4 0	4 0	4 0	4 2	0 0	0 0	0 0	0 0	1 18	35 38	54.00 7.500								
Bryce Florie, R ERA: 4.29	8.1 2	0 0	0 0	0 2	2 2	0 0	0 0	0 0	0 0	0 23	38 0.00	2.000								

Oakland Athletics @ Boston Red Sox
Fenway Park, Boston, MA
Tue Aug 17 1999, 7:05 PM EDT
Att: 31,246 - Unknown - 84 F

AB 43
R 12
H 17
RBI 12
BB 5
SO 7
LOB 16

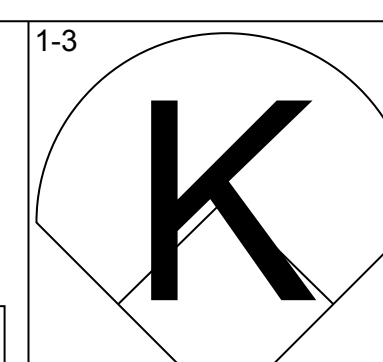
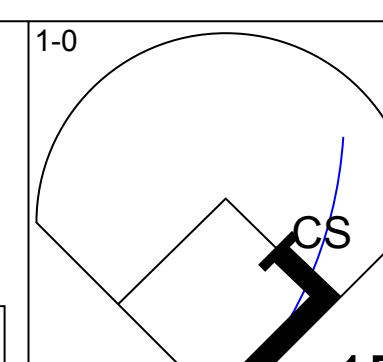
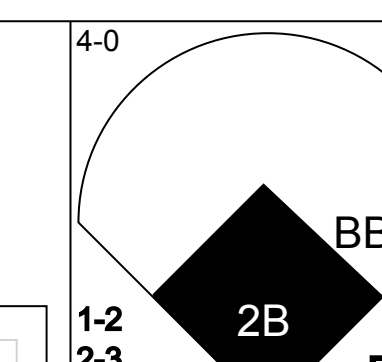
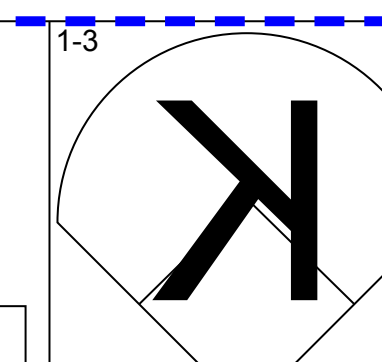
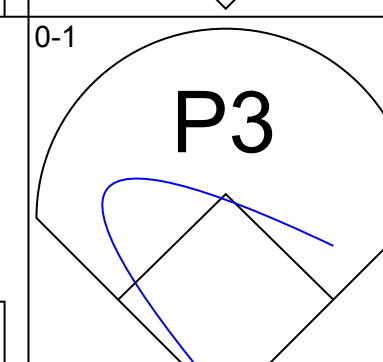
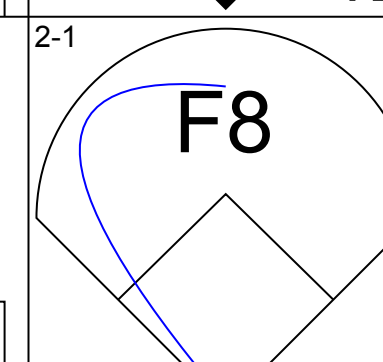
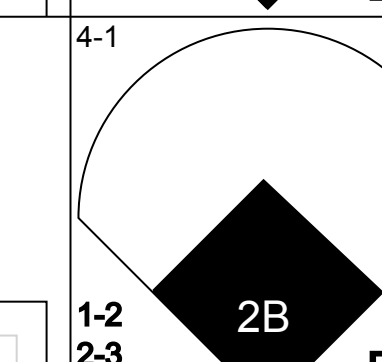
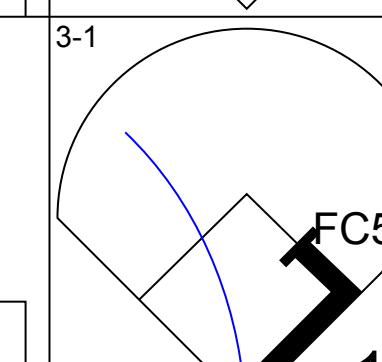
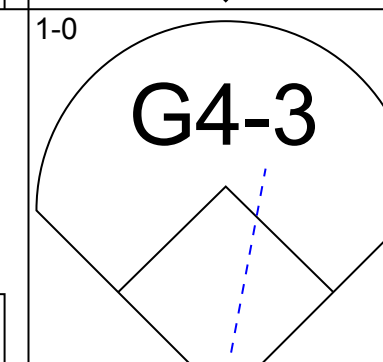
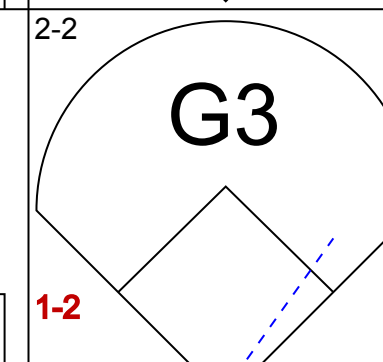
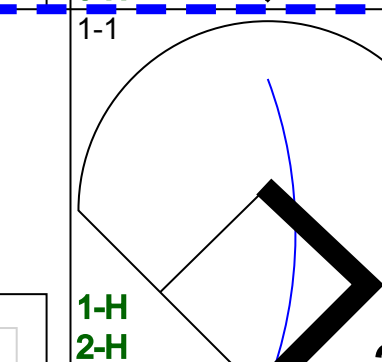
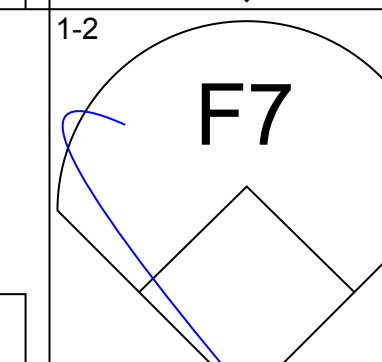
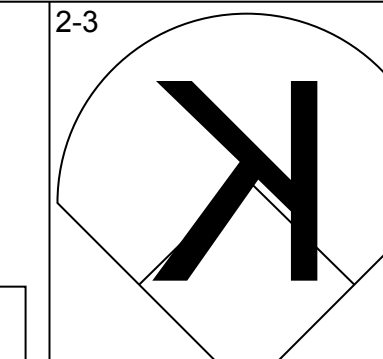
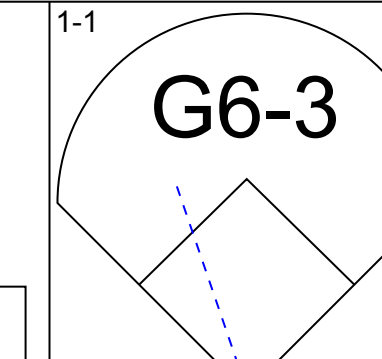
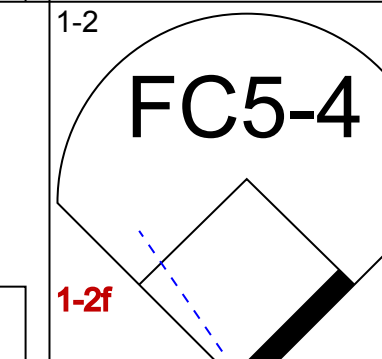
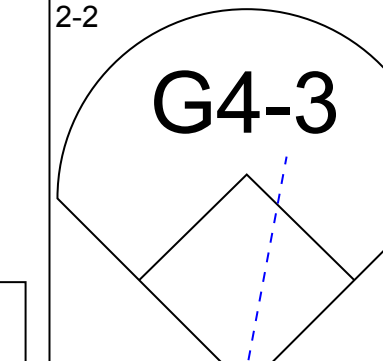
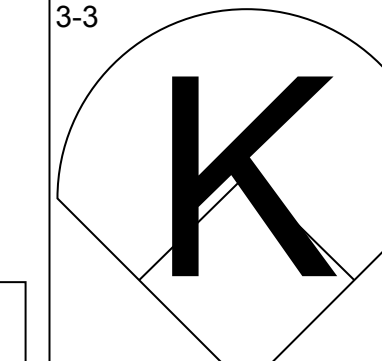
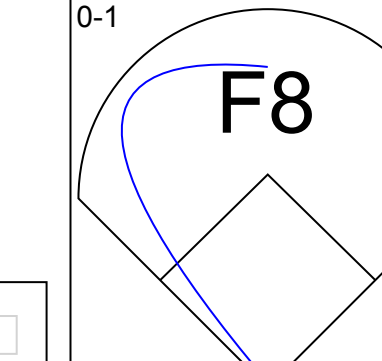
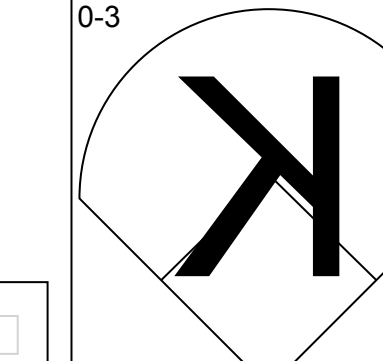
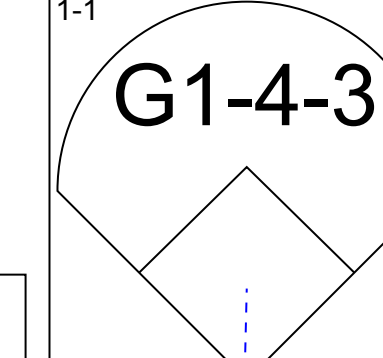
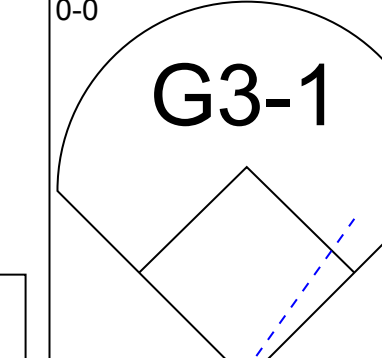
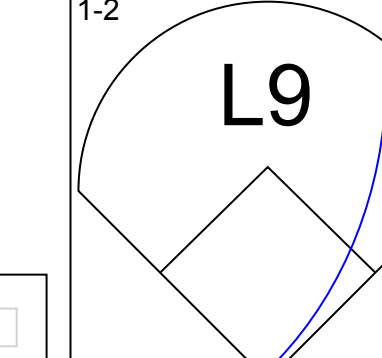
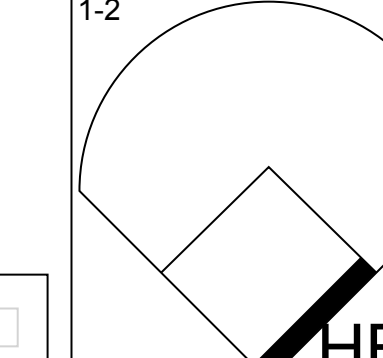
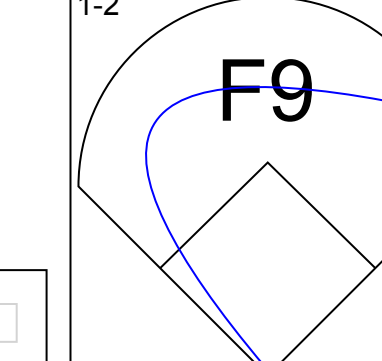
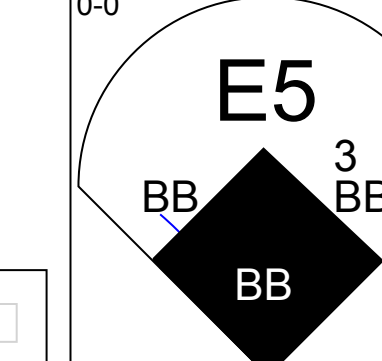
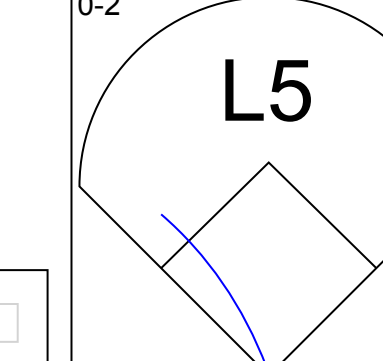
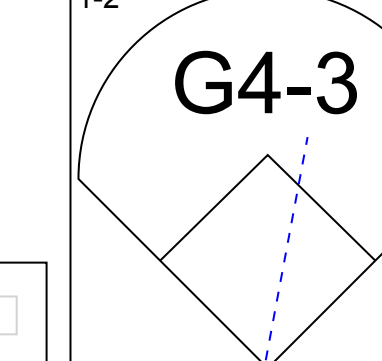
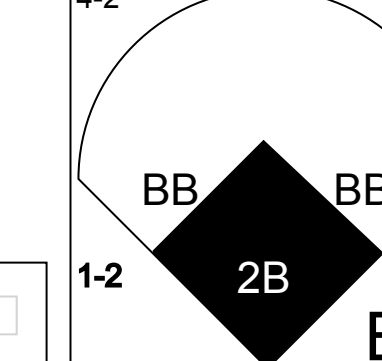
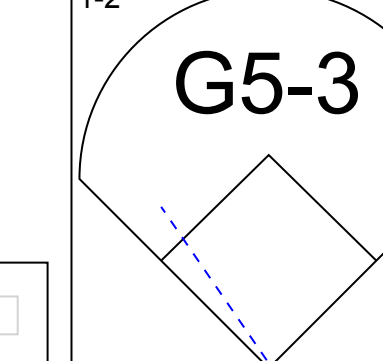
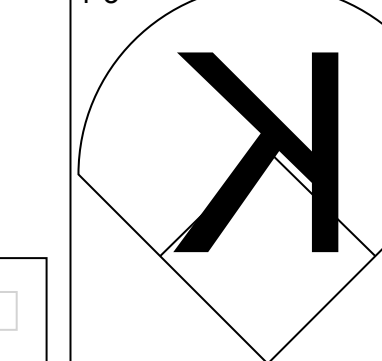
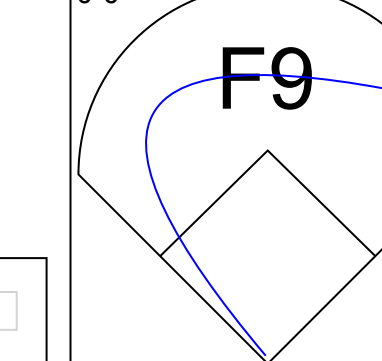



Batter	1	2	3	4	5	6	7	8	9	AB	R	H	RBI	BB	SO	LOB	BOTTOM					
Jose Offerman, S OBP: 0.382, SLG: 0.430	0-1 F7		1-2 G4-3		1-0 G4-3 1B			0-2 BB 1B	2-2 FC4	3	0	1	0	0	0	0						
Donnie Sadler, R OBP: 0.296, SLG: 0.368					1-2 2-3 1B			0-1 1B	1-2 1B	2	0	1	0	0	0	1						
John Valentin, R OBP: 0.317, SLG: 0.412	1-1 G5-3		3-3 K		1-0 G4-3			0-1 FC5 BB 1B		3	0	0	0	0	1	3						
Butch Huskey, R OBP: 0.363, SLG: 0.517					1-2 1-2			1-2 1B		1	0	1	0	0	0	0						
Brian Daubach, L OBP: 0.397, SLG: 0.659	1-1 P6			2-2 G4-6-3 1B		0-0 G3		0-0 F9		4	0	1	0	0	0	2						
Nomar Garciaparra, R OBP: 0.408, SLG: 0.602		2-0 G3 1B		1-1 L9		2-3 K		4-2 1-2 2-3 BB		3	0	1	0	1	1	1						
Troy O'Leary, L OBP: 0.343, SLG: 0.531		0-0 G3		2-1 G4-6-3		0-1 F8		1-3 K		4	0	0	0	0	1	5						
Mike Stanley, R OBP: 0.385, SLG: 0.472	0-3 K				1-1 HR		1-1 P6		0-0 FC5	4	1	1	1	0	1	4						
Jason Varitek, S OBP: 0.328, SLG: 0.462		4-0 BB			2-2 HR		0-3 K		0-0 G1-3	1	0	1	0	1	0	0						
Scott Hatzberg, L OBP: 0.378, SLG: 0.148					1B 1B 1B					2	0	0	0	0	1	0						
Darren Lewis, R OBP: 0.331, SLG: 0.332		1-3 K			0-1 L4		1-2 2B		0-0 FC4 1B	4	0	2	0	0	1	3						
Trot Nixon, L OBP: 0.337, SLG: 0.433			0-1 G4-3		2-2 1B		0-0 G3		1-0 F9	4	0	1	0	0	0	2						
Inning Stats	R: 0 E: 0 K: 0 S: 6	H: 0 LOB: 0 BB: 0 P: 8	R: 0 E: 0 K: 2 S: 8	H: 1 LOB: 2 BB: 1 P: 15	R: 0 E: 0 K: 1 S: 9	H: 0 LOB: 0 BB: 0 P: 13	R: 0 E: 0 K: 0 S: 7	H: 1 LOB: 0 BB: 0 P: 12	R: 1 E: 0 K: 0 S: 12	H: 4 LOB: 2 BB: 0 P: 19	R: 0 E: 0 K: 1 S: 6	H: 0 LOB: 0 BB: 0 P: 8	R: 0 E: 0 K: 1 S: 9	H: 1 LOB: 1 BB: 0 P: 11	R: 0 E: 0 K: 1 S: 12	H: 2 LOB: 3 BB: 1 P: 17	R: 0 E: 0 K: 0 S: 6	H: 1 LOB: 1 BB: 0 P: 9	1B: 8 2B: 1 3B: 0 HR: 1	SF: 0 SAC: 0 DP: 2 HBP: 0	WP: 0 PB: 0 SB: 0 CS: 0	PA: 37
PITCHER	IP WLS BF H R ER SO BB IBB HBP BLK WP HR S P ERA WHIP																	PITCHER	IP WLS BF H R ER SO BB IBB HBP BLK WP HR S P ERA WHIP			
Gil Herala, R ERA: 4.77	9.0 W	37 10	1 1	1 1	6 6	2 2	0 0	0 0	0 0	0 1	75 112	1.00 1.333										

Oakland Athletics @ Boston Red Sox
Fenway Park, Boston, MA
Tue Aug 17 1999, 7:05 PM EDT
Att: 31,246 - Unknown - 84 F

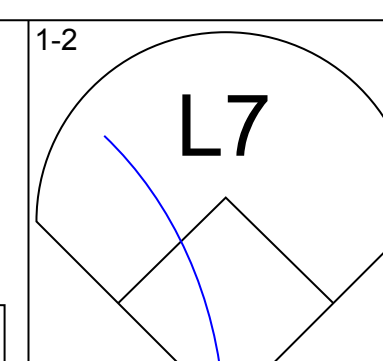
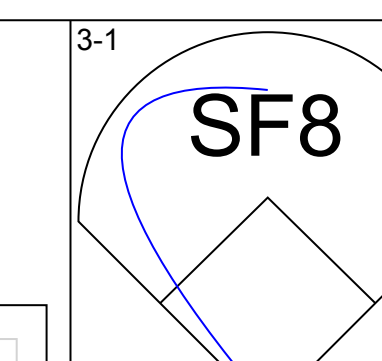
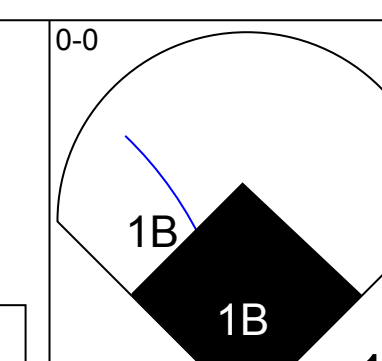
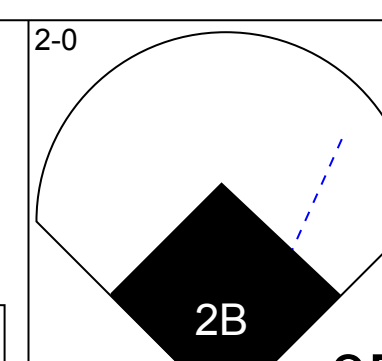
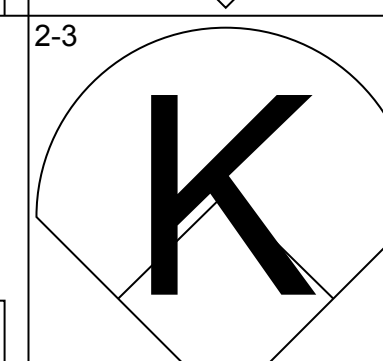
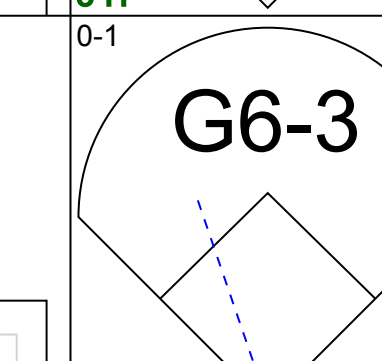
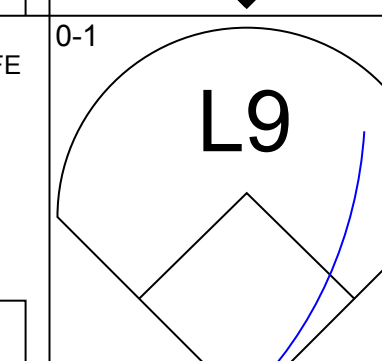
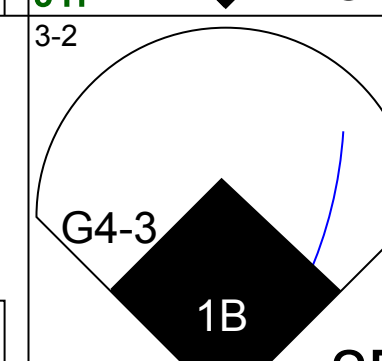
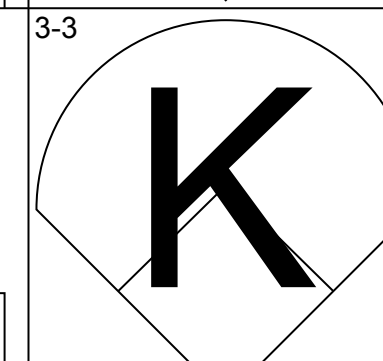
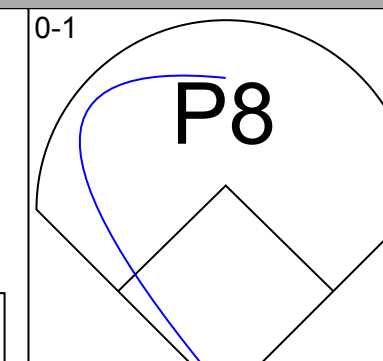
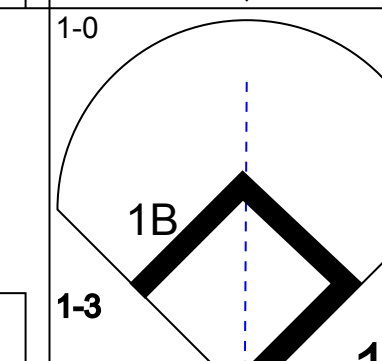
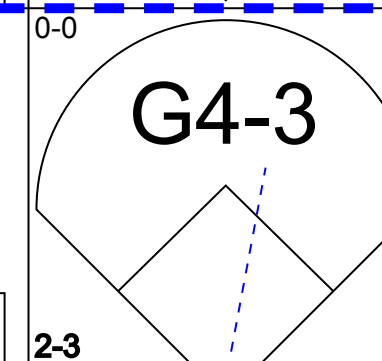
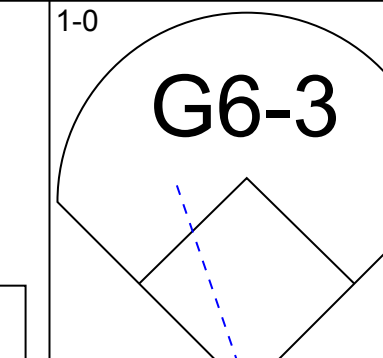
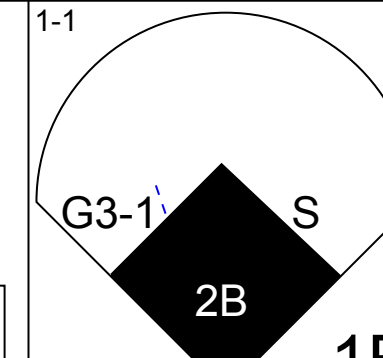
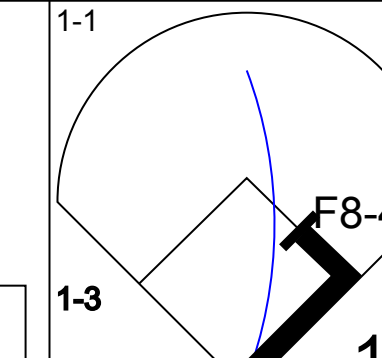
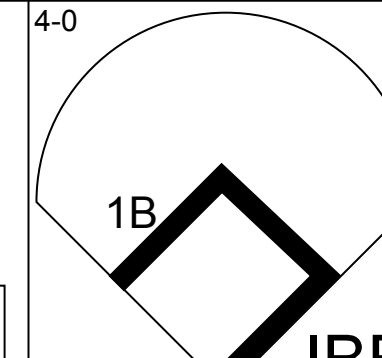
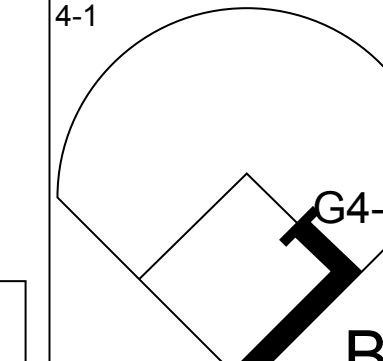
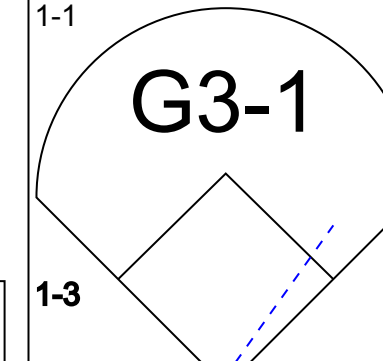
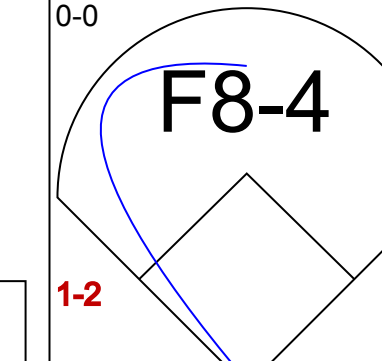
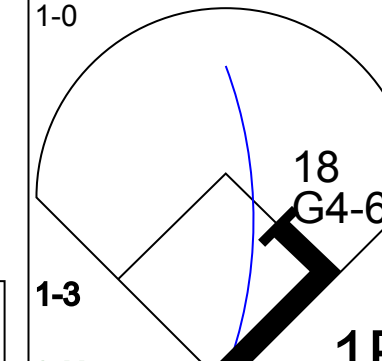
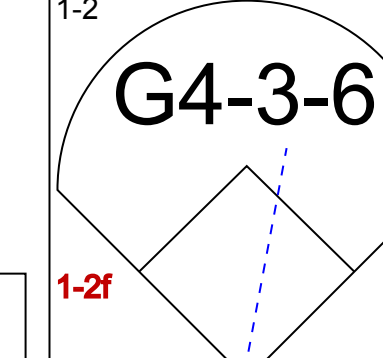
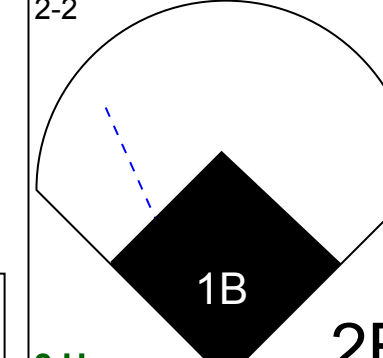
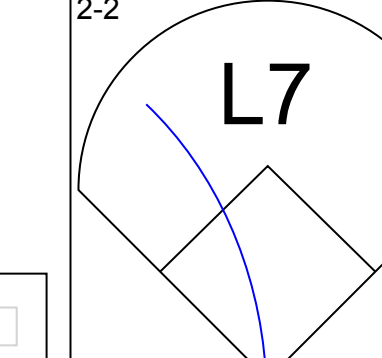
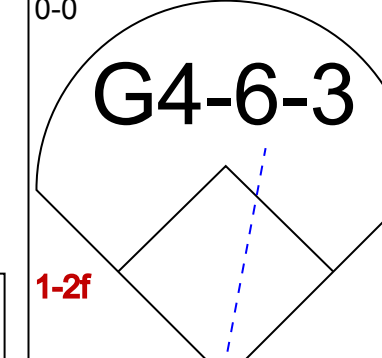
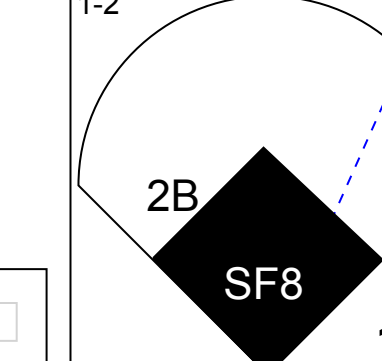
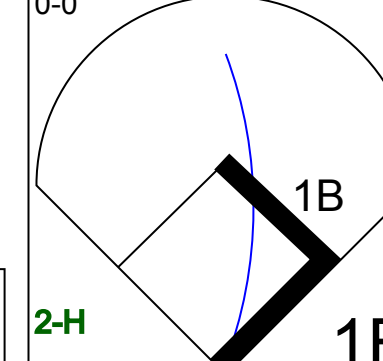

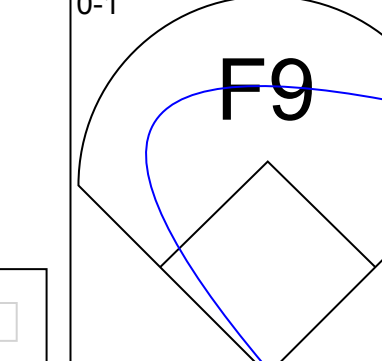
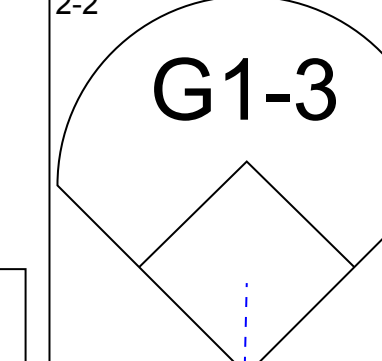
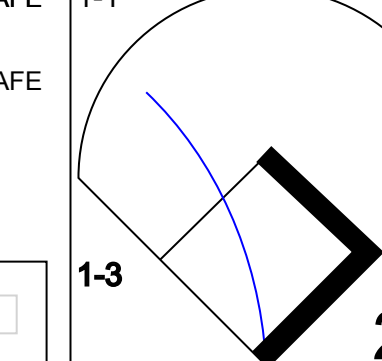
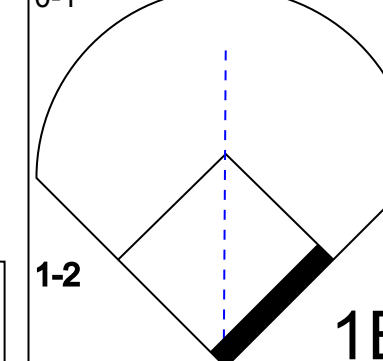

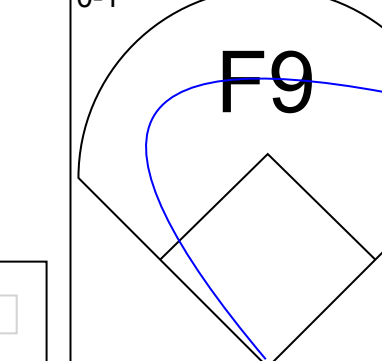
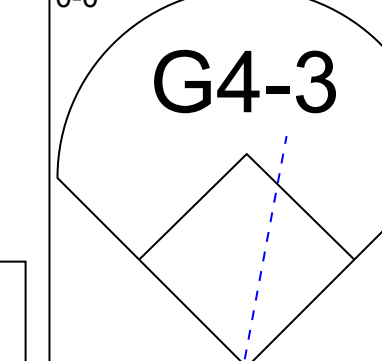
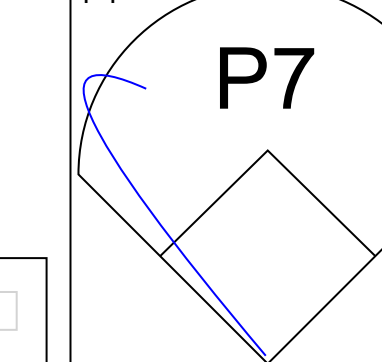
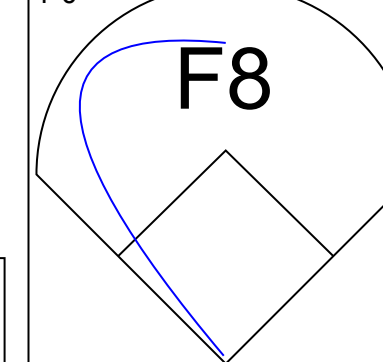
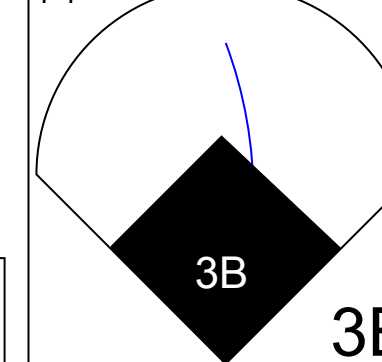
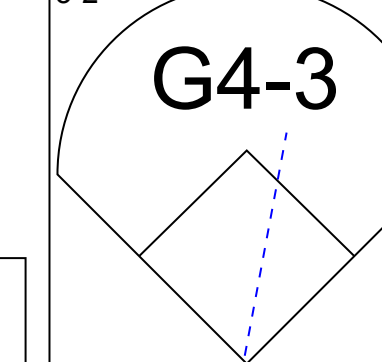
AB 35
R 1
H 10
RBI 1
BB 2
SO 6
LOB 21



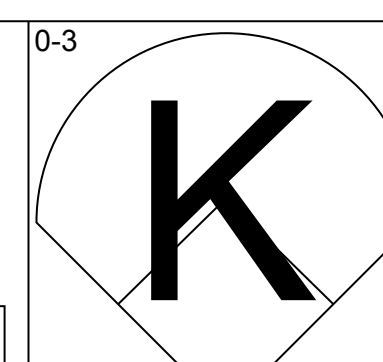
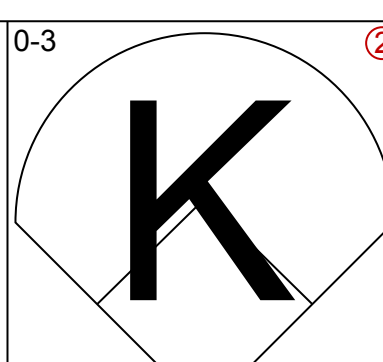
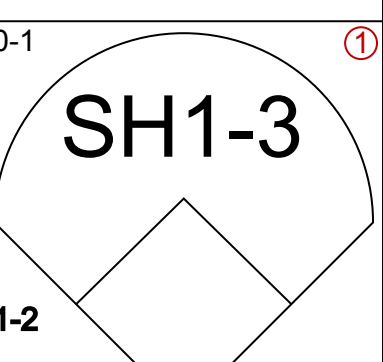
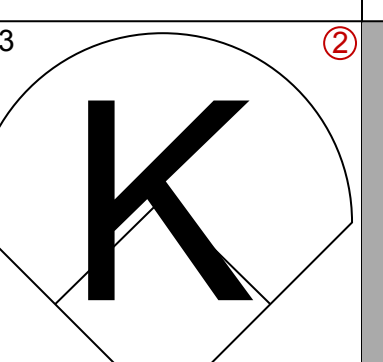
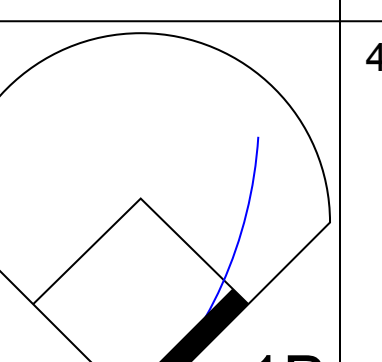
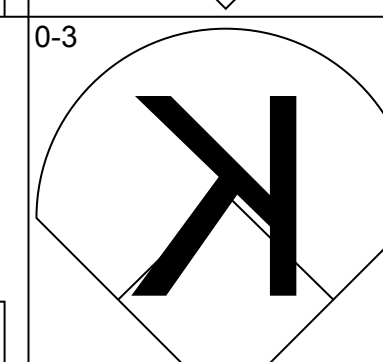
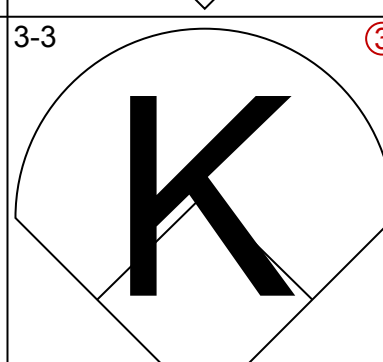
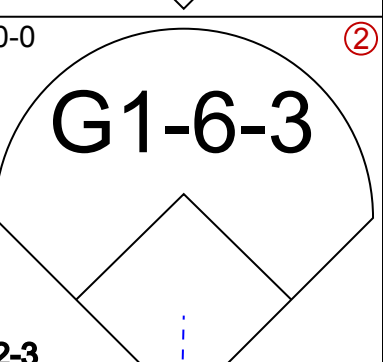
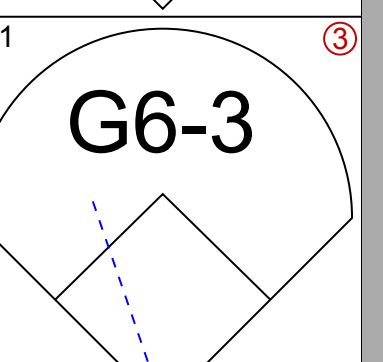
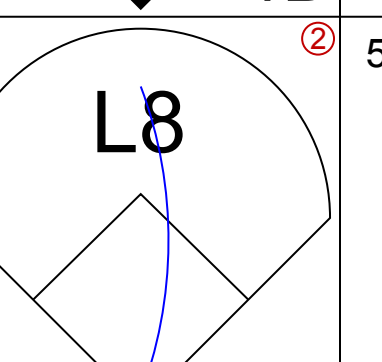
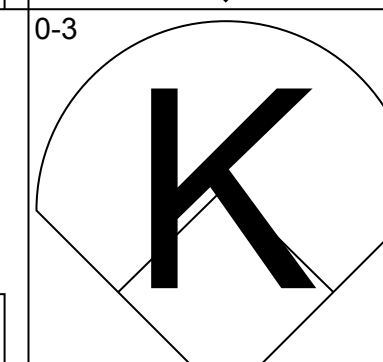
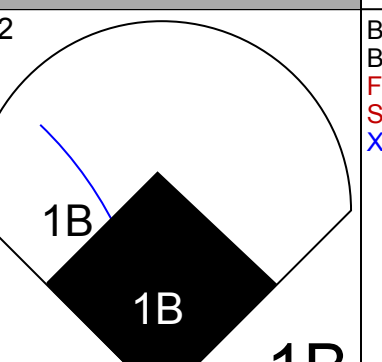
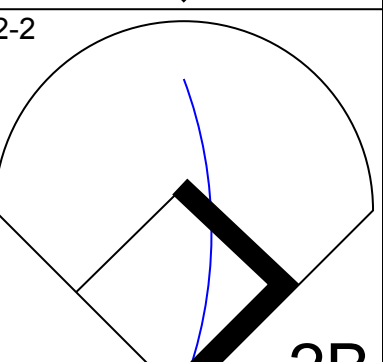
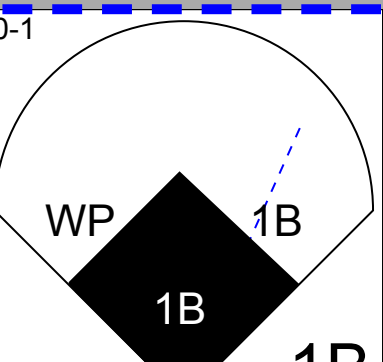
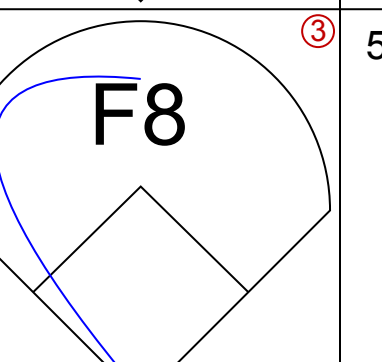
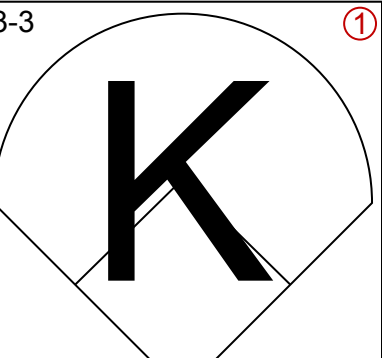
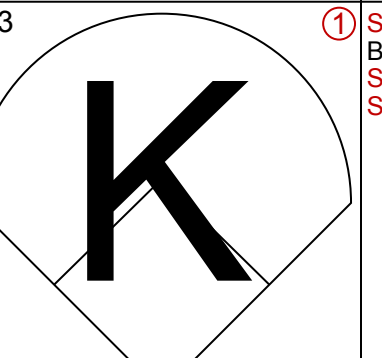
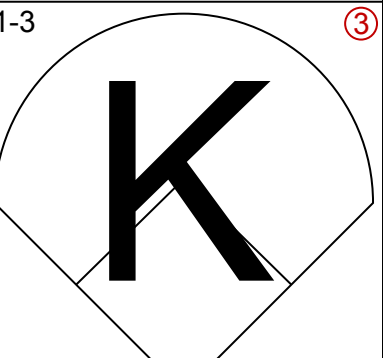
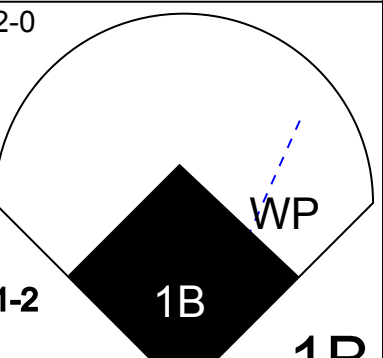
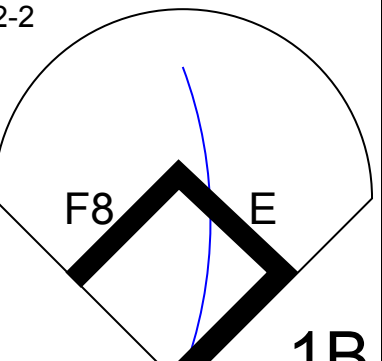
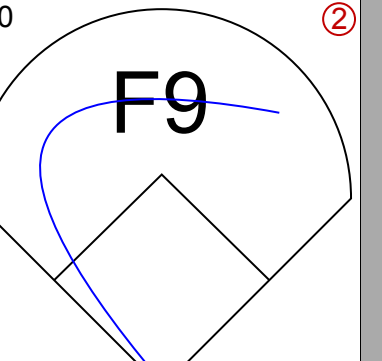
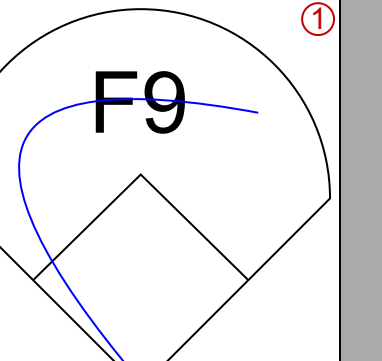

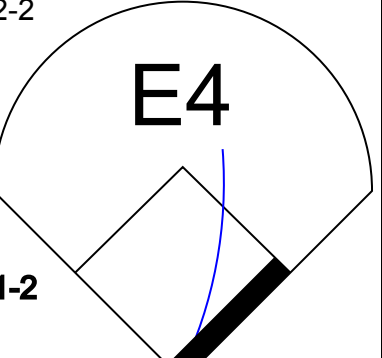
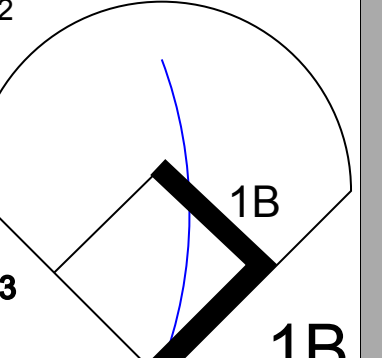
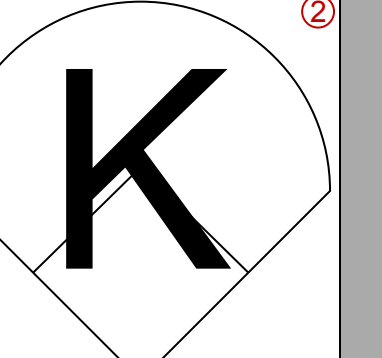
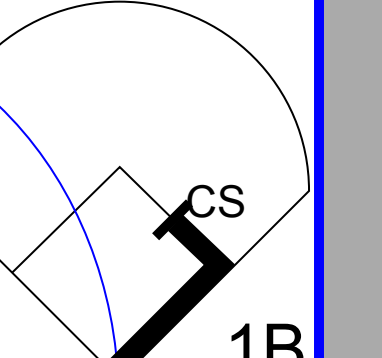
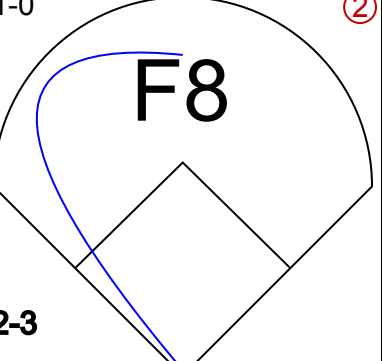
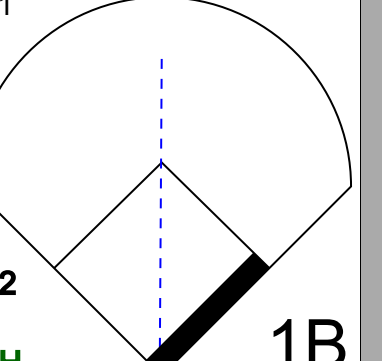

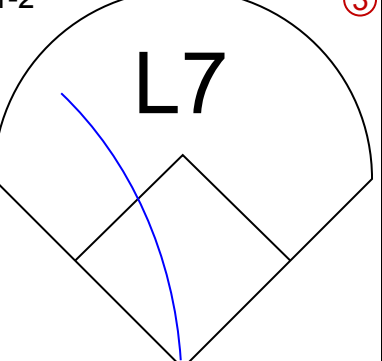
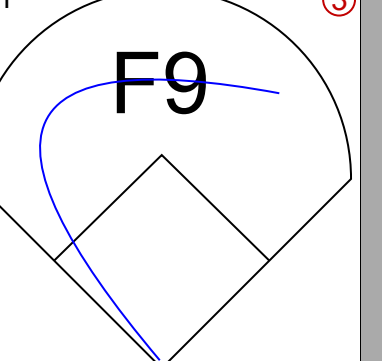
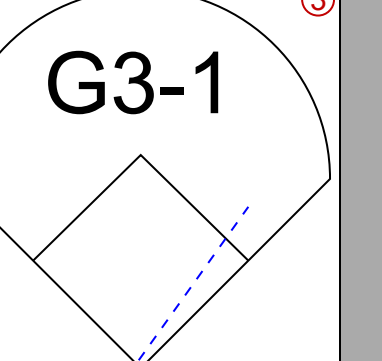





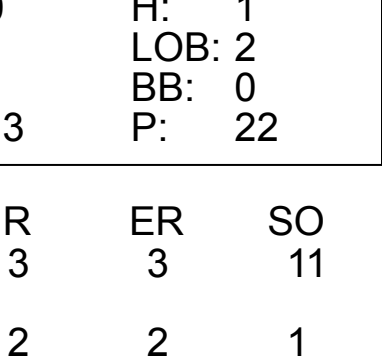
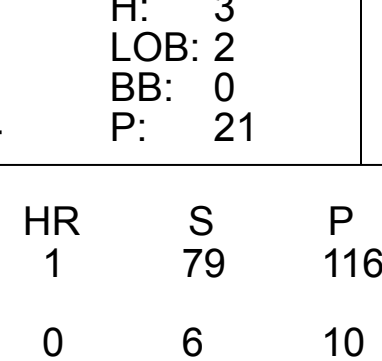
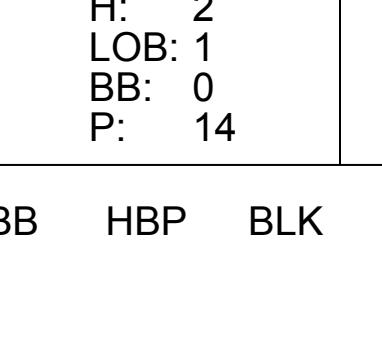

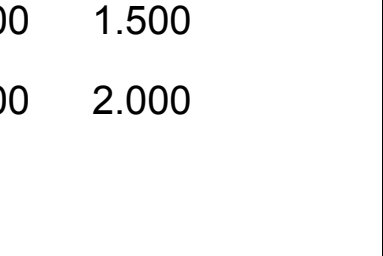



Batter	1	2	3	4	5	6	7	8	9	AB	R	H	RBI	BB	SO	LOB	TOP					
Rich Becker, L (1, 8) OBP: 0.398, SLG: 0.423										3	1	1	0	1	2	0	Oakland Athletics @ Boston Red Sox Fenway Park, Boston, MA Wed Aug 18 1999, 7:35 PM EDT Att: 32,405 - Unknown - 81 F					
Randy Velarde, R (1, 4) OBP: 0.397, SLG: 0.438										3	1	1	1	1	0	1						
Jason Giambi, L (1, 3) OBP: 0.416, SLG: 0.558										4	0	1	3	0	0	2						
John Jaha, R (1, 10) OBP: 0.419, SLG: 0.581										3	0	0	0	1	1	1						
Matt Stairs, L (1, 9) OBP: 0.365, SLG: 0.531										4	0	0	0	0	2	2						
Ben Griewe, L (1, 7) OBP: 0.372, SLG: 0.484										3	0	0	0	0	0	2						
Miguel Tejada, R (1, 6) OBP: 0.329, SLG: 0.425									4	1	0	0	0	1	1	1						
3 Eric Chavez, L (1, 5) OBP: 0.350, SLG: 0.460									3	1	0	0	1	0	1	1						
A.J. Hinch, R (1, 2) OBP: 0.255, SLG: 0.340									3	0	0	0	0	1	2	2						
Inning Stats	R: 0 E: 0 K: 1 S: 6	H: 0 LOB: 0 BB: 0 P: 8	R: 0 E: 0 K: 1 S: 8	H: 0 LOB: 0 BB: 0 P: 13	R: 0 E: 0 K: 1 S: 12	H: 0 LOB: 0 BB: 0 P: 15	R: 0 E: 0 K: 0 S: 6	H: 1 LOB: 0 BB: 0 P: 11	R: 0 E: 0 K: 1 S: 6	H: 0 LOB: 0 BB: 0 P: 10	R: 0 E: 0 K: 0 S: 13	H: 0 LOB: 0 BB: 0 P: 31	R: 0 E: 0 K: 1 S: 7	H: 0 LOB: 0 BB: 0 P: 12	R: 0 E: 0 K: 1 S: 11	H: 1 LOB: 1 BB: 0 P: 17	R: 0 E: 0 K: 1 S: 13	H: 0 LOB: 1 BB: 0 P: 15	1B: 2 2B: 1 3B: 0 HR: 0	SF: 0 SAC: 0 DP: 0 HBP: 1	WP: 0 PB: 0 SB: 0 CS: 1	PA: 35
PITCHER	IP	WLS	BF	H	R	ER	SO	BB	IBB	HBP	BLK	WP	HR	S	P	ERA	WHIP					
Pat Rapp, R (1, 1) ERA: 4.51	5.1		20	1	4	3	4	3	0	0	0	0	0	43	74	5.06	0.750					
Rheal Cormier, L (6, 1) ERA: 3.42	0.2	B	4	1	0	0	0	1	0	0	0	0	0	8	14	0.00	3.000					
Rich Garcés, R (7, 1) ERA: 1.83	1.0	W	3	0	0	0	1	0	0	0	0	0	0	7	12	0.00	0.000					
Derek Lowe, R (8, 1) ERA: 3.01	2.0	S	8	1	0	0	2	0	0	1	0	0	0	24	32	0.00	0.500					

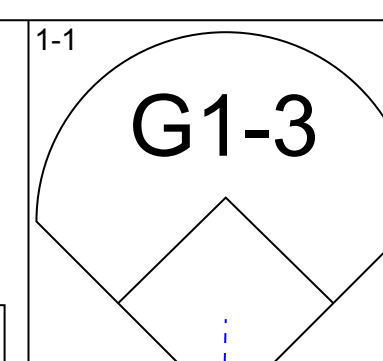
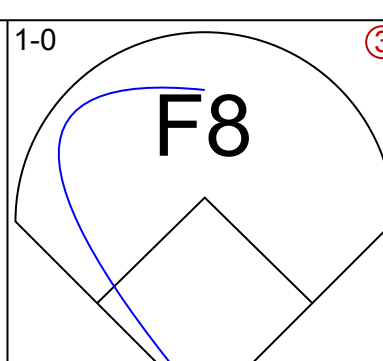
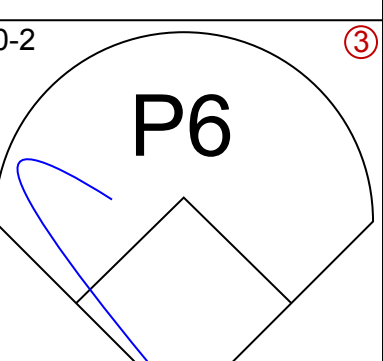

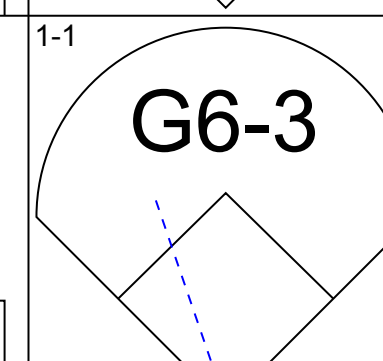
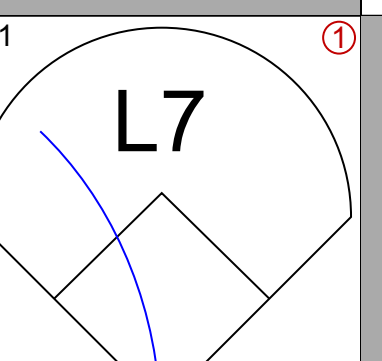
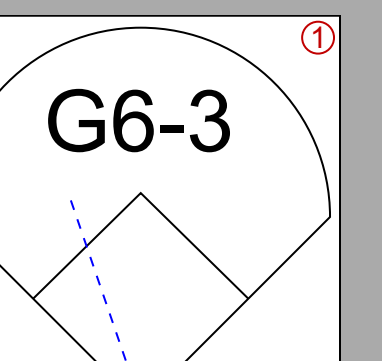
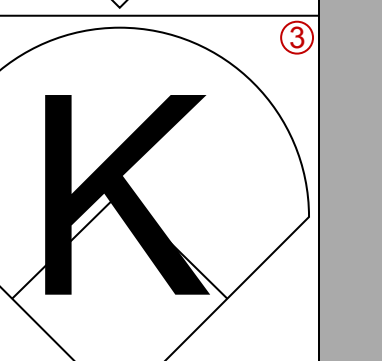
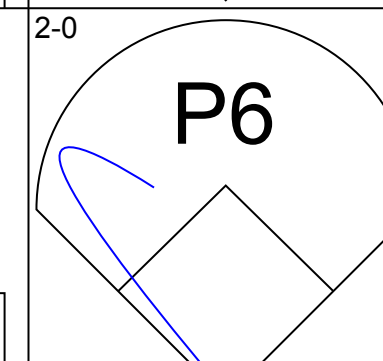
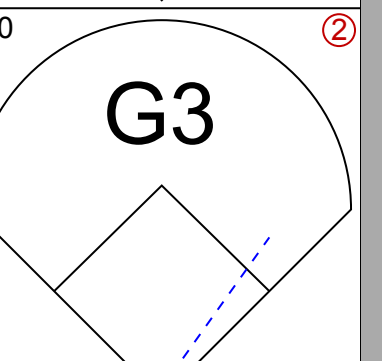
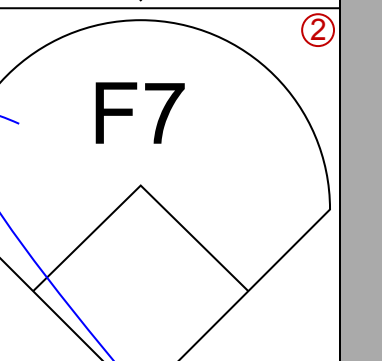
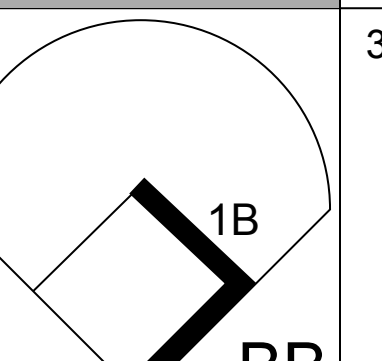
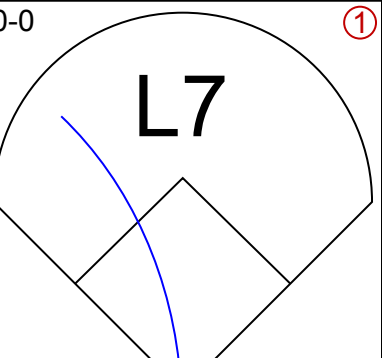
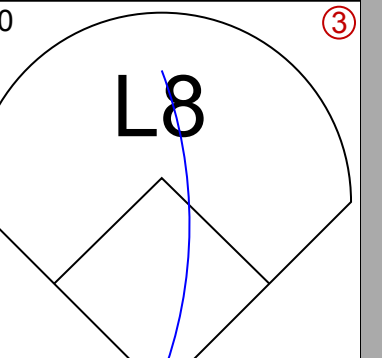
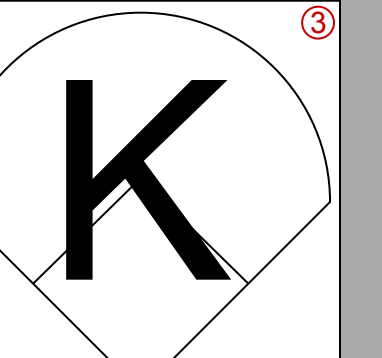
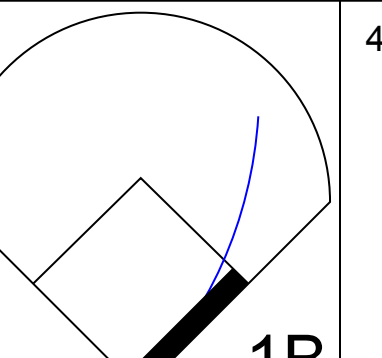
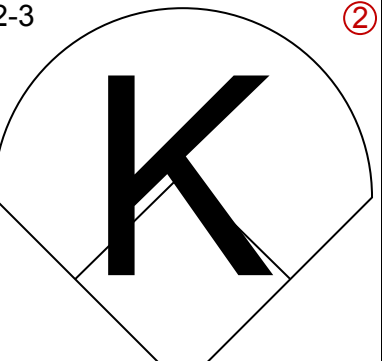
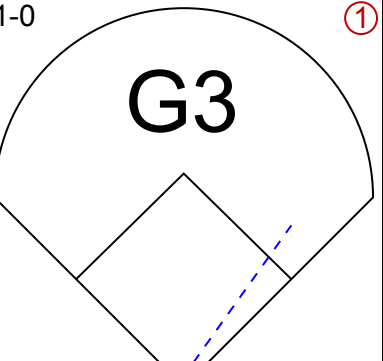

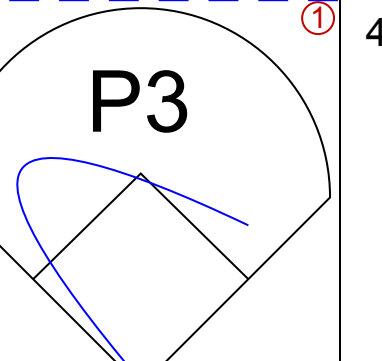
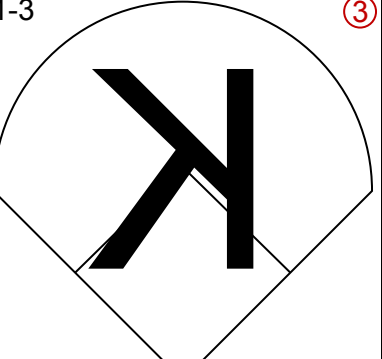
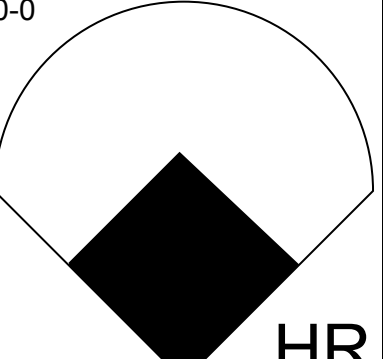

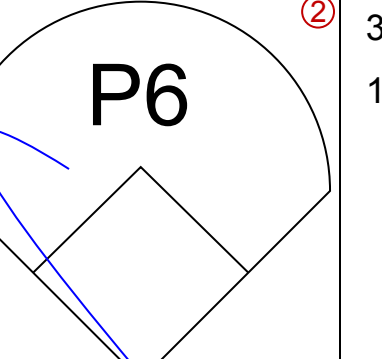
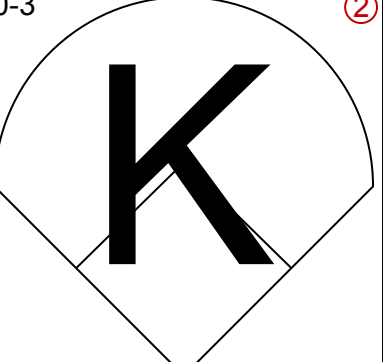
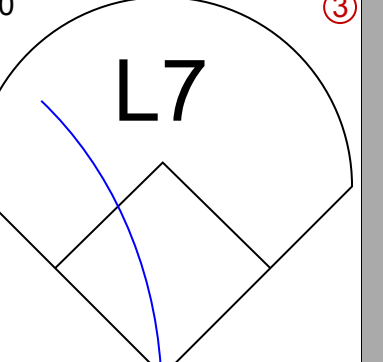
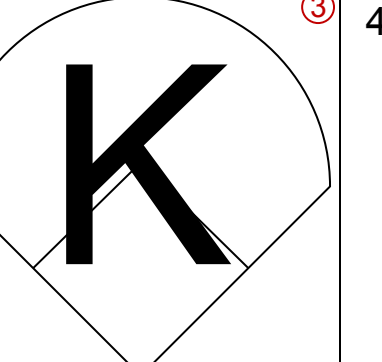
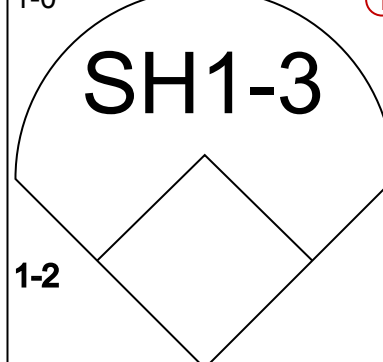
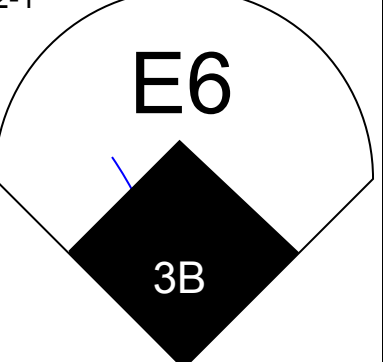


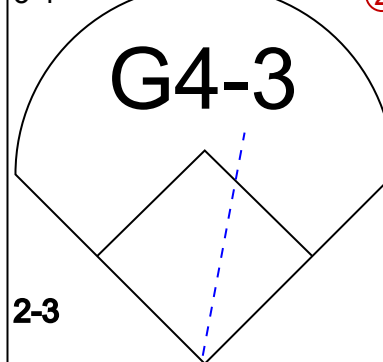
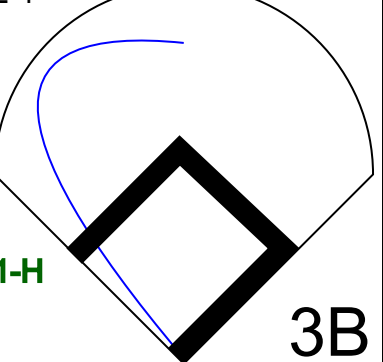
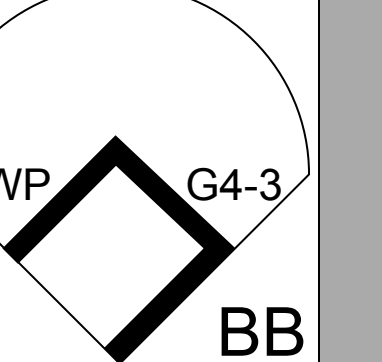
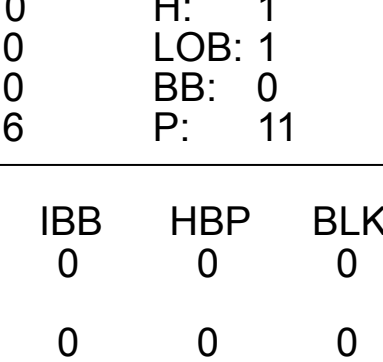
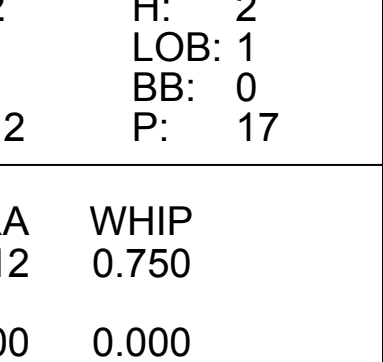
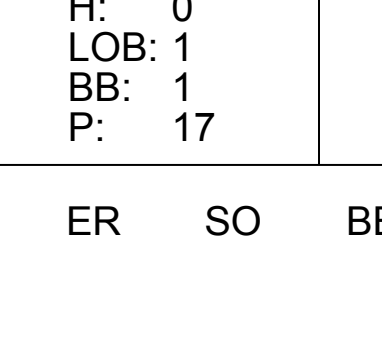
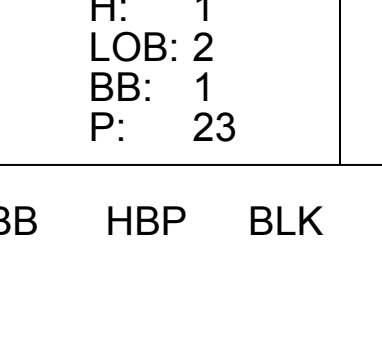
AB	30
R	4
H	3
RBI	4
BB	4
SO	7
LOB	12



Batter	1	2	3	4	5	6	7	8	9	AB	R	H	RBI	BB	SO	LOB	BOTTOM				
Jose Offerman, S (1, 4) OBP: 0.383, SLG: 0.436										3	2	2	2	0	0	0	Oakland Athletics @ Boston Red Sox Fenway Park, Boston, MA Wed Aug 18 1999, 7:35 PM EDT Att: 32,405 - Unknown - 81 F				
John Valentin, R (1, 5) OBP: 0.316, SLG: 0.413										4	1	1	1	0	1	2					
Brian Daubach, L (1, 3) OBP: 0.396, SLG: 0.653										4	0	1	0	0	1	1					
Nomar Garciaparra, R (1, 6) OBP: 0.411, SLG: 0.663										3	1	2	1	1	0	0					
Troy O'Leary, L (1, 7) OBP: 0.344, SLG: 0.530										3	0	1	1	1	0	3					
Butch Huskey, R (1, 10) OBP: 0.383, SLG: 0.518										3	1	1	1	0	0	1					
18 Reggie Jefferson, S (7, PH) OBP: 0.356, SLG: 0.445										1	0	0	0	0	0	2					
Jason Varitek, S (1, 2) OBP: 0.330, SLG: 0.462										4	1	2	1	0	0	0					
Darren Lewis, R (1, 8) OBP: 0.332, SLG: 0.337										4	0	2	0	0	0	0					
Trot Nixon, L (1, 9) OBP: 0.335, SLG: 0.438										4	1	1	0	0	0	4					
Inning Stats	R: 0 E: 0 K: 2 S: 10	H: 0 LOB: 0 BB: 0 P: 16	R: 0 E: 0 K: 0 S: 5	H: 0 LOB: 1 BB: 1 P: 11	R: 1 E: 0 K: 0 S: 13	H: 2 LOB: 1 BB: 0 P: 19	R: 2 E: 0 K: 0 S: 13	H: 4 LOB: 2 BB: 0 P: 18	R: 1 E: 0 K: 0 S: 7	H: 3 LOB: 1 BB: 0 P: 9	R: 0 E: 0 K: 0 S: 7	H: 0 LOB: 0 BB: 0 P: 9	R: 3 E: 0 K: 0 S: 9	H: 4 LOB: 1 BB: 1 P: 20	R: 0 E: 0 K: 0 S: 9	H: 0 LOB: 0 BB: 0 P: 14	1B: 8 2B: 4 3B: 2 HR: 0	SF: 1 SAC: 0 DP: 3 HBP: 0	WP: 0 PB: 0 SB: 1 CS: 0	PA: 36	
PITCHER	IP	WLS	BF	H	R	ER	SO	BB	IBB	HBP	BLK	WP	HR	S	P	ERA	WHIP				
Kevin Appier, R (1, 1) ERA: 4.85	6.0	L	29	12	7	7	2	1	0	0	0	0	0	61	94	10.50	2.167				
Buddy Groom, L (7, 1) ERA: 4.97	0.1		3	1	0	0	0	0	1	0	0	0	0	2	7	0.00	3.000				
Jason Isringhausen, R (7, 1) ERA: 6.36	1.2		4	0	0	0	0	0	0	0	0	0	0	10	15	0.00	0.000				



Batter	1	2	3	4	5	6	7	8	9	AB	R	H	RBI	BB	SO	LOB	TOP					
Rich Becker, L OBP: 0.394, SLG: 0.418 (1, 8)										4	0	1	1	0	3	0	Oakland Athletics @ Boston Red Sox Fenway Park, Boston, MA Thu Aug 19 1999, 6:05 PM EDT Att: 33,393 - Unknown - 73 F					
Randy Velarde, R OBP: 0.383, SLG: 0.433 (1, 4)										5	0	0	0	0	2	2						
Jason Giambi, L OBP: 0.418, SLG: 0.561 (1, 10)										5	2	3	1	0	1	1						
Matt Stairs, L OBP: 0.364, SLG: 0.528 (1, 9)										4	1	1	0	0	3	2						
Scott Spiezio, S OBP: 0.320, SLG: 0.421 (1, 3)										4	0	1	0	0	1	3						
Ben Grievs, L OBP: 0.372, SLG: 0.483 (8, PH)										3	0	1	0	0	1	1						
John Jaha, R OBP: 0.421, SLG: 0.593 (8, PR)										1	0	1	2	0	0	0						
Ryan Christenson, R OBP: 0.304, SLG: 0.312 (8, 8)										0	0	0	0	0	0	0						
Miguel Tejada, R OBP: 0.330, SLG: 0.433 (1, 6)										4	1	2	2	0	1	3						
3 Eric Chavez, L OBP: 0.349, SLG: 0.460 (1, 5)										4	1	1	0	0	0	4						
A.J. Hinch, R OBP: 0.255, SLG: 0.339 (1, 2)										4	1	1	0	0	1	1						
Inning Stats	R: 0 E: 0 K: 3 S: 10	H: 0 LOB: 0 BB: 0 P: 10	R: 0 E: 1 K: 1 S: 13	H: 1 LOB: 2 BB: 0 P: 22	R: 0 E: 0 K: 3 S: 9	H: 0 LOB: 0 BB: 0 P: 15	R: 1 E: 0 K: 1 S: 14	H: 3 LOB: 2 BB: 0 P: 21	R: 1 E: 0 K: 1 S: 14	H: 2 LOB: 1 BB: 0 P: 18	R: 1 E: 0 K: 1 S: 10	H: 1 LOB: 0 BB: 0 P: 18	R: 0 E: 0 K: 1 S: 9	H: 0 LOB: 0 BB: 0 P: 12	R: 2 E: 0 K: 2 S: 13	H: 3 LOB: 1 BB: 0 P: 21	R: 1 E: 0 K: 0 S: 11	H: 2 LOB: 1 BB: 0 P: 14	1B: 9 2B: 2 3B: 0 HR: 1	SF: 0 SAC: 1 DP: 0 HBP: 0	WP: 1 PB: 0 SB: 0 CS: 1	PA: 39
PITCHER	IP	WLS	BF	H	R	ER	SO	BB	IBB	HBP	BLK	WP	HR	S	P	ERA	WHIP					
Pedro Martinez, R ERA: 2.52 (1, 1)	7.0	L	29	7	3	3	11	0	0	0	0	0	1	79	116	3.86	1.000					
Rheal Cormier, L ERA: 3.75 (8, 1)	0.1		3	2	2	2	1	0	0	0	0	0	0	6	10	54.00	6.000					
Bryce Florie, R ERA: 4.24 (8, 1)	0.2		2	1	0	0	1	0	0	0	0	1	0	7	11	0.00	1.500					
Mark Guthrie, L ERA: 6.09 (9, 1)	1.0		5	2	1	1	0	0	0	0	0	0	0	11	14	9.00	2.000					

Batter	1	2	3	4	5	6	7	8	9	AB	R	H	RBI	BB	SO	LOB	BOTTOM				
Jose Offerman, S OBP: 0.380, SLG: 0.432 (1, 4)										4	0	0	0	0	0	3	Oakland Athletics @ Boston Red Sox Fenway Park, Boston, MA Thu Aug 19 1999, 6:05 PM EDT Att: 33,393 - Unknown - 73 F				
John Valentin, R OBP: 0.313, SLG: 0.409 (1, 5)										4	0	0	0	0	1	1					
Brian Daubach, L OBP: 0.399, SLG: 0.646 (1, 3)										3	0	0	0	1	0	0					
Nomar Garciaparra, R OBP: 0.410, SLG: 0.599 (1, 6)										4	0	1	0	0	1	0					
Troy O'Leary, L OBP: 0.341, SLG: 0.525 (1, 7)										4	0	0	0	0	2	2					
18 Reggie Jefferson, S OBP: 0.356, SLG: 0.461 (1, 10)										3	1	1	1	0	2	0					
Butch Huskey, R OBP: 0.362, SLG: 0.516 (8, PH)										1	0	0	0	0	0	2					
Jason Varitek, S OBP: 0.329, SLG: 0.460 (1, 2)										4	0	1	0	0	2	2					
Darren Lewis, R OBP: 0.331, SLG: 0.335 (1, 8)										2	1	0	0	0	0	0					
Trot Nixon, L OBP: 0.339, SLG: 0.445 (1, 9)										2	0	1	1	1	0	1					
Inning Stats	R: 0 E: 0 K: 0 S: 5	H: 0 LOB: 0 BB: 0 P: 9	R: 0 E: 0 K: 2 S: 7	H: 0 LOB: 0 BB: 0 P: 10	R: 0 E: 0 K: 0 S: 4	H: 0 LOB: 0 BB: 0 P: 10	R: 2 E: 1 K: 1 S: 12	H: 2 LOB: 1 BB: 0 P: 17	R: 0 E: 0 K: 1 S: 5	H: 0 LOB: 0 BB: 0 P: 6	R: 0 E: 0 K: 2 S: 7	H: 0 LOB: 0 BB: 0 P: 10	R: 0 E: 0 K: 1 S: 10	H: 0 LOB: 1 BB: 1 P: 17	R: 0 E: 0 K: 1 S: 13	H: 1 LOB: 2 BB: 1 P: 23	1B: 2 2B: 0 3B: 1 HR: 1	SF: 0 SAC: 1 DP: 0 HBP: 0	WP: 1 PB: 0 SB: 0 CS: 0	PA: 34	
PITCHER	IP	WLS	BF	H	R	ER	SO	BB	IBB	HBP	BLK	WP	HR	S	P	ERA	WHIP				
Tim Hudson, R ERA: 2.72 (1, 1)	8.0	W	31	4	2	1	7	2	0	0	0	0	1	61	101	1.12	0.750				
Buddy Groom, L ERA: 4.93 (9, 1)	0.1	H	1	0	0	0	0	0	0	0	0	0	0	2	3	0.00	0.000				
T.J. Mathews, R ERA: 3.59 (9, 1)	0.2	S	2	0	0	0	1	0	0	0	0	0	0	6	9	0.00	0.000				

AB	38
R	6
H	12
RBI	6
BB	0
SO	13
LOB	17



AB	31
R	2
H	4
RBI	2
BB	2
SO	8
LOB	11



Batter	1	2	3	4	5	6	7	8	9	AB	R	H	RBI	BB	SO	LOB	TOP										
Shannon Stewart, R (1, 7) OBP: 0.378, SLG: 0.427										5	1	2	0	0	0	3											
Homer Bush, R (1, 4) OBP: 0.363, SLG: 0.434										5	2	3	0	0	0	1											
Shawn Green, L (1, 9) OBP: 0.382, SLG: 0.598										5	0	2	1	0	1	2											
Carlos Delgado, L (1, 3) OBP: 0.370, SLG: 0.563										3	0	2	2	1	0	1											
Tony Batista, R (1, 6) OBP: 0.334, SLG: 0.512										4	0	0	0	0	0	5											
Willie Greene, L (1, 10) OBP: 0.278, SLG: 0.414										4	0	1	0	0	1	0											
Jacob Brumfield, R (1, 8) OBP: 0.318, SLG: 0.379										4	0	1	0	0	0	2											
Casey Blake, R (1, 5)										3	0	0	0	1	0	0											
Mike Matheny, R (1, 2) OBP: 0.277, SLG: 0.317										3	0	1	0	0	0	2											
Tony Fernandez, S (9, PH) OBP: 0.431, SLG: 0.462										1	0	0	0	0	0	0											
Darrin Fletcher, L (9, 2) OBP: 0.330, SLG: 0.479										0	0	0	0	0	0	0											
Inning Stats	R: 1 E: 0 K: 0 S: 14	H: 2 LOB: 1 BB: 0 P: 22	R: 0 E: 0 K: 1 S: 11	H: 1 LOB: 2 BB: 1 P: 17	R: 1 E: 0 K: 1 S: 14	H: 3 LOB: 2 BB: 0 P: 24	R: 0 E: 0 K: 0 S: 8	H: 1 LOB: 0 BB: 0 P: 9	R: 0 E: 0 K: 0 S: 7	H: 0 LOB: 0 BB: 0 P: 10	R: 1 E: 0 K: 0 S: 13	H: 4 LOB: 2 BB: 0 P: 24	R: 0 E: 0 K: 0 S: 6	H: 0 LOB: 0 BB: 0 P: 8	R: 0 E: 0 K: 0 S: 12	H: 1 LOB: 1 BB: 0 P: 17	1B: 10 2B: 2 3B: 1 HR: 0	SF: 0 SAC: 0 DP: 1 HBP: 0	WP: 0 PB: 0 SB: 1 CS: 1	PA: 40							
PITCHER	IP	WLS	BF	H	R	ER	SO	BB	IBB	HBP	BLK	WP	HR	S	P	ERA	WHIP										
Gil Heredia, R (1, 1) ERA: 4.74	6.2		29	9	3	3	2	2	0	0	0	0	0	67	107	4.05	1.650										
Buddy Groom, L (7, 1) ERA: 4.73	0.0	B	2	2	0	0	0	0	0	0	0	0	0	5	9	∞	∞										
Greg McMichael, R (7, 1) ERA: 3.7	0.1		1	0	0	0	0	0	0	0	0	0	0	2	2	0.00	0.000										
Doug Jones, R (8, 1) ERA: 3.87	2.0	W	7	1	0	0	0	0	0	0	0	0	0	18	25	0.00	0.500										

Toronto Blue Jays @ Oakland Athletics
Network Associates Coliseum, Oakland, CA
Sun Aug 22 1999, 4:05 PM EDT
Att: 23,907 - Sunny - 76 F

AB 37
R 3
H 12
RBI 3
BB 2
SO 2
LOB 16



Batter	1	2	3	4	5	6	7	8	9	AB	R	H	RBI	BB	SO	LOB	BOTTOM										
Rich Becker, L (1, 8) OBP: 0.402, SLG: 0.413										2	0	1	0	3	0	1											
Randy Velarde, R (1, 4) OBP: 0.381, SLG: 0.428										5	1	2	1	0	1	4											
Jason Giambi, L (1, 3) OBP: 0.420, SLG: 0.557										2	0	1	0	2	0	2											
John Jaha, R (1, 10) OBP: 0.417, SLG: 0.577										4	0	0	0	0	1	7											
Matt Stairs, L (1, 9) OBP: 0.363, SLG: 0.524										4	0	1	1	0	1	2											
Olmedo Saenz, R (1, 5) OBP: 0.356, SLG: 0.456										4	1	1	1	0	0	2											
Ben Grieve, L (1, 7) OBP: 0.374, SLG: 0.492										4	1	2	1	0	1	0											
Ryan Christenson, R (9, 8) OBP: 0.302, SLG: 0.309										0	0	0	0	0	0	0											
Miguel Tejada, R (1, 6) OBP: 0.329, SLG: 0.428										3	1	0	0	1	0	1											
Mike MacFarlane, R (1, 2) OBP: 0.271, SLG: 0.333										3	0	0	0	0	0	1											
A.J. Hinch, R (9, PH) OBP: 0.256, SLG: 0.335										0	0	0	0	0	0	0											
Inning Stats	R: 1 E: 0 K: 1 S: 16	H: 2 LOB: 2 BB: 1 P: 30	R: 0 E: 0 K: 0 S: 7	H: 1 LOB: 2 BB: 1 P: 13	R: 0 E: 0 K: 0 S: 6	H: 0 LOB: 0 BB: 1 P: 14	R: 1 E: 0 K: 0 S: 12	H: 1 LOB: 0 BB: 0 P: 20	R: 0 E: 0 K: 0 S: 10	H: 1 LOB: 2 BB: 1 P: 21	R: 1 E: 0 K: 0 S: 6	H: 1 LOB: 1 BB: 1 P: 15	R: 0 E: 0 K: 2 S: 8	H: 0 LOB: 0 BB: 0 P: 9	R: 0 E: 0 K: 0 S: 7	H: 1 LOB: 1 BB: 1 P: 12	1B: 6 2B: 0 3B: 0 HR: 2	SF: 0 SAC: 1 DP: 2 HBP: 0	WP: 0 PB: 0 SB: 1 CS: 0	PA: 38							
PITCHER	IP	WLS	BF	H	R	ER	SO	BB	IBB	HBP	BLK	WP	HR	S	P	ERA	WHIP										
32 Roy Halladay, R (1, 1) ERA: 4.37	6.0		29	7	3	3	2	5	0	0	0	0	0	60	114	4.50	2.000										
Graeme Lloyd, L (7, 1) ERA: 3.07	2.0		5	0	0	0	2	0	0	0	0	0	0	13	17	0.00	0.000										
Billy Koch, R (9, 1) ERA: 2.45	0.2	L	4	1	1	1	0	1	0	0	0	0	0	7	12	13.50	3.000										

Toronto Blue Jays @ Oakland Athletics
Network Associates Coliseum, Oakland, CA
Sun Aug 22 1999, 4:05 PM EDT
Att: 23,907 - Sunny - 76 F

AB 31
R 4
H 8
RBI 4
BB 6
SO 4
LOB 20



Batter	1	2	3	4	5	6	7	8	9	AB	R	H	RBI	BB	SO	LOB	TOP															
Dave Roberts, L OBP: 0.276, SLG: 0.250 (1, 8)	B1-3	P4			B5-3		K2-3	1B BB		4	1	0	0	1	1	0	Cleveland Indians @ Oakland Athletics Network Associates Coliseum, Oakland, CA Tue Aug 24 1999, 10:05 PM EDT Att: 17,417 - Unknown - 68 F															
Omar Vizquel, S OBP: 0.404, SLG: 0.434 (1, 6)	HBP 1B BB	G6-3			G4-3 2B		1B 2B BB	1B BB		2	2	1	0	3	0	0																
Roberto Alomar, S OBP: 0.428, SLG: 0.557 (1, 4)	BB HBP 1B		G4-3		G4-3		2B 1B	1B		5	2	3	1	0	0	1																
Manny Ramirez, R OBP: 0.424, SLG: 0.618 (1, 9)	BB HR HBP		G5-3		K		2B	K		4	2	1	1	0	2	3																
David Justice, L OBP: 0.412, SLG: 0.510 (1, 7)	HR BB			FC6-4 BB		E 2B	2B	G3		2	2	1	1	3	0	2																
Richie Sexson, R OBP: 0.313, SLG: 0.507 (1, 3)	K		FC6-4			K				5	0	1	2	0	3	5																
Jim Thome, L OBP: 0.422, SLG: 0.531 (1, 10)	HR			G4-3		FC3-6 IBB	G4-6-3 IBB	G1-3		3	1	1	4	2	0	0																
Carlos Baerga, S OBP: 0.305, SLG: 0.333 (1, 5)	K			L8		FC3-6	G4-6-3	G3		5	0	0	0	0	1	4																
Jesse Levis, L OBP: 0.231, SLG: 0.167 (1, 2)		P6			P5		K	F7		4	0	0	0	0	1	1																
Inning Stats	R: 5 E: 0 K: 2 S: 15	H: 2 LOB: 0 BB: 2 P: 26	R: 0 E: 0 K: 0 S: 6	H: 0 LOB: 0 BB: 0 P: 9	R: 0 E: 0 K: 0 S: 8	H: 0 LOB: 1 BB: 1 P: 14	R: 0 E: 0 K: 0 S: 6	H: 0 LOB: 0 BB: 0 P: 10	R: 0 E: 0 K: 1 S: 10	H: 1 LOB: 1 BB: 0 P: 15	R: 1 E: 1 K: 2 S: 8	H: 1 LOB: 1 BB: 1 P: 16	R: 3 E: 0 K: 1 S: 10	H: 3 LOB: 2 BB: 3 P: 26	R: 1 E: 0 K: 1 S: 12	H: 1 LOB: 2 BB: 2 P: 23		R: 0 E: 0 K: 1 S: 11	H: 0 LOB: 0 BB: 0 P: 16	1B: 3 2B: 4 3B: 0 HR: 1	SF: 0 SAC: 0 DP: 1 HBP: 1	WP: 0 PB: 0 SB: 2 CS: 0	PA: 44									
PITCHER	IP WLS BF H R ER SO BB IBB HBP BLK WP HR S P ERA WHIP																															
Tim Hudson, R ERA: 3.27 (1, 1)	6.1	32	6	9	8	6	4	2	1	0	0	1	60	107	11.37	1.579																
Greg McMichael, R ERA: 3.91 (7, 1)	1.0	6	1	1	1	0	2	1	0	0	0	0	7	22	9.00	3.000																
T.J. Mathews, R ERA: 3.47 (8, 1)	1.2	W	6	1	0	0	2	0	0	0	0	0	19	26	0.00	0.600																


Batter	1	2	3	4	5	6	7	8	9	AB	R	H	RBI	BB	SO	LOB	BOTTOM															
Rich Becker, L OBP: 0.400, SLG: 0.406 (8, 7)	G4-3		1B HR BB	P8		G1-3		K		4	1	0	0	1	1	2	Cleveland Indians @ Oakland Athletics Network Associates Coliseum, Oakland, CA Tue Aug 24 1999, 10:05 PM EDT Att: 17,417 - Unknown - 68 F															
Randy Velarde, R OBP: 0.385, SLG: 0.447 (1, 4)	G5-3		HR 1B	L6			HR	HR		5	3	3	2	0	0	1																
Jason Giambi, L OBP: 0.419, SLG: 0.551 (1, 3)	G3		HR HBP		L4		BB 1B	G4-3		4	2	1	0	0	0	0																
John Jaha, R OBP: 0.422, SLG: 0.597 (1, 10)		F8	HR	1B			G4-3 1B SF8 BB	HR		4	3	3	5	1	0	0																
Matt Stairs, L OBP: 0.361, SLG: 0.520 Ryan Christenson, R OBP: 0.355, SLG: 0.317 (9, 8)	F9		G4-3		L9		G4-3	F8		5	0	1	1	0	0	1																
Ben Griewe, L OBP: 0.375, SLG: 0.495 Jason McDonald, S OBP: 0.302, SLG: 0.277 (8, 8) (9, 9)					L3		G4-3			0	0	0	0	0	0	0																
Miguel Tejada, R OBP: 0.325, SLG: 0.425 (1, 6)	G6-3				F9		G6-3 2B	SF8		3	0	1	1	0	0	1																
Scott Spiezio, S OBP: 0.316, SLG: 0.422 (1, 5)			G4-3				F9			3	1	1	1	1	0	1																
A.J. Hinch, R OBP: 0.285, SLG: 0.353 (1, 2)			HR				G6-3	K		3	1	1	1	1	1	3																
Inning Stats	R: 0 E: 0 K: 0 S: 8	H: 0 LOB: 0 BB: 0 P: 14	R: 0 E: 0 K: 0 S: 8	H: 1 LOB: 1 BB: 0 P: 15	R: 5 E: 0 K: 0 S: 15	H: 3 LOB: 0 BB: 1 P: 27	R: 1 E: 0 K: 0 S: 7	H: 1 LOB: 1 BB: 1 P: 15	R: 0 E: 0 K: 0 S: 10	H: 1 LOB: 1 BB: 0 P: 14	R: 0 E: 0 K: 0 S: 7	H: 1 LOB: 1 BB: 0 P: 9	R: 3 E: 0 K: 1 S: 18	H: 3 LOB: 2 BB: 2 P: 33	R: 2 E: 0 K: 1 S: 10	H: 2 LOB: 0 BB: 0 P: 21		1B: 4 2B: 2 3B: 0 HR: 6	SF: 1 SAC: 0 DP: 0 HBP: 1	WP: 0 PB: 0 SB: 1 CS: 0	PA: 41											
PITCHER	IP WLS BF H R ER SO BB IBB HBP BLK WP HR S P ERA WHIP																															
Steve Karsay, R ERA: 2.92 (1, 1)	3.0	15	4	5	5	0	1	0	0	0	1	17	29	4.50	1.500																	
Jason Pikers, R ERA: 4.5 (4, 1)	2.0	9	2	1	1	0	1	0	0	0	0	1	15	23	27.00	4.000																
David Riske, R ERA: 12.27 (6, 1)	1.0	H	2	1	0	0	0	0	0	0	0	5	10	0.00	3.000																	
Ricardo Rincon, L ERA: 5.23 (7, 1)	0.1	L	8	2	2	2	2	0	1	0	0	2	15	30	10.80	1.200																
Paul Shuey, R ERA: 3.49 (7, 1)	1.2	L	8	2	2	2	2	0	1	0	0	2	15	30	10.80	1.200																




Batter	1	2	3	4	5	6	7	8	9	AB	R	H	RBI	BB	SO	LOB	TOP			
Dave Roberts, L (1, 8) OBP: 0.284, SLG: 0.260	L3	G4-3		HR		P3		HR		5	2	2	1	0	0	1	Cleveland Indians @ Oakland Athletics Network Associates Coliseum, Oakland, CA Wed Aug 25 1999, 4:05 PM EDT Att: 21,328 - Unknown - 70 F			
Omar Vizquel, S (1, 6) OBP: 0.404, SLG: 0.442	P8		B5-3	HR				P6		5	1	2	4	0	0	1				
Roberto Alomar, S (1, 4) OBP: 0.426, SLG: 0.555			G4-3							4	1	1	0	0	1	1				
Johel Cabrera, R (6, PH) OBP: 0.231, SLG: 0.167	2B	1B		K		G4-3		K		1	0	0	0	0	1	1				
Manny Ramirez, R (1, 9) OBP: 0.427, SLG: 0.643										5	4	4	4	0	1	0				
Alex Ramirez, R (8, 9) OBP: 0.275, SLG: 0.348	1B	2B		HR		K				0	0	0	0	0	0	0				
David Justice, L (1, 10) OBP: 0.409, SLG: 0.504	1B	IBB		G4-3		P6		K		4	0	0	0	1	1	0				
Richie Sexson, R (1, 7) OBP: 0.312, SLG: 0.503						G4-3				5	0	1	2	0	2	0				
Jim Thome, L (1, 3) OBP: 0.424, SLG: 0.538				1B	BB			HR		4	2	2	1	1	1	2				
Enrique Wilson, S (1, 5) OBP: 0.314, SLG: 0.362			F9							4	1	2	0	1	0	1				
Carlos Baerga, S (9, 5) OBP: 0.305, SLG: 0.333				F8				2B	1B	0	0	0	0	0	0	0				
Einar Diaz, R (1, 2) OBP: 0.313, SLG: 0.351			L6			P3				5	1	1	0	0	1	4				
Inning Stats	R: 2 H: 3 E: 0 K: 1 S: 17	H: 3 R: 2 ER: 0 LOB: 2 BB: 1 P: 33	R: 0 H: 0 E: 0 K: 0 S: 8	H: 0 R: 7 ER: 0 LOB: 0 BB: 0 P: 11	R: 1 H: 1 E: 0 K: 0 S: 10	H: 1 R: 7 ER: 0 LOB: 0 BB: 0 P: 16	R: 4 H: 3 E: 0 K: 1 S: 17	H: 3 R: 2 ER: 0 LOB: 1 BB: 0 P: 25	R: 0 H: 0 E: 0 K: 1 S: 7	H: 0 R: 2 ER: 0 LOB: 0 BB: 0 P: 10	R: 2 H: 3 E: 0 K: 3 S: 10	H: 3 R: 1 ER: 0 LOB: 2 BB: 0 P: 19	R: 2 H: 2 E: 0 K: 1 S: 10	H: 2 R: 0 ER: 0 LOB: 1 BB: 1 P: 18	R: 0 H: 0 E: 0 K: 1 S: 10	H: 0 R: 7 ER: 0 LOB: 1 BB: 1 P: 20	1B: 8 2B: 2 3B: 0 HR: 5	SF: 0 SAC: 0 DP: 0 HBP: 0	WP: 1 PB: 0 SB: 0 CS: 0	PA: 45
PITCHER	IP WLS BF H R ER SO BB IBB HBP BLK WP HR S P ERA WHIP																			
Mike Oquist, R (1, 1) ERA: 5.68	4.0 L 21 7 7 2 1 1 0 0 0 0 2 52 85 15.75 2.000																			
Doug Jones, R (5, 1) ERA: 4.01	1.2 8 3 2 2 1 0 0 0 0 0 1 13 19 10.80 1.800																			
Jason Iseringhausen, R (6, 1) ERA: 5.68	1.1 7 3 1 1 3 0 0 0 0 0 1 18 24 6.75 2.250																			
Jimmy Haynes, R (8, 1) ERA: 6.16	2.0 9 2 2 2 2 1 0 0 0 0 1 1 20 38 9.00 1.500																			

Batter	1	2	3	4	5	6	7	8	9	AB	R	H	RBI	BB	SO	LOB	BOTTOM			
Rich Becker, L (1, 8) OBP: 0.402, SLG: 0.401	BB		G5-3					F8		2	1	0	0	2	0	1	Cleveland Indians @ Oakland Athletics Network Associates Coliseum, Oakland, CA Wed Aug 25 1999, 4:05 PM EDT Att: 21,328 - Unknown - 70 F			
Randy Velarde, R (1, 4) OBP: 0.386, SLG: 0.453	BB									2	2	1	1	1	1	1				
Jason McDonald, S (8, PH) OBP: 0.300, SLG: 0.275	BB									1	0	0	0	0	0	0				
Jason Giambi, L (1, 3) OBP: 0.421, SLG: 0.553	BB									2	0	1	2	1	1	0				
Olmedo Saenz, R (6, PH) OBP: 0.358, SLG: 0.452	2B									1	1	1	0	0	0	0				
John Jaha, R (1, 10) OBP: 0.422, SLG: 0.594										3	0	1	0	1	2	2				
Matt Stairs, L (1, 9) OBP: 0.359, SLG: 0.517										3	0	0	0	0	0	4				
Ryan Christenson, R (8, PH) OBP: 0.359, SLG: 0.350										1	0	1	1	0	0	0				
Ben Grieve, L (1, 7) OBP: 0.371, SLG: 0.489										4	0	0	0	0	1	3				
Miguel Tejada, R (1, 6) OBP: 0.323, SLG: 0.421										4	0	0	0	0	0	0				
Scott Spiezio, S (1, 5) OBP: 0.315, SLG: 0.423										4	0	1	0	0	2	0				
Mike Macfarlane, R (1, 2) OBP: 0.266, SLG: 0.326										4	0	0	0	0	1	1				
Inning Stats	R: 2 H: 1 E: 0 K: 2 S: 13	H: 1 R: 0 ER: 0 LOB: 0 BB: 0 P: 8	R: 0 H: 0 E: 0 K: 0 S: 6	H: 0 R: 3 ER: 0 LOB: 0 BB: 0 P: 8	R: 1 H: 1 E: 0 K: 1 S: 11	H: 1 R: 7 ER: 0 LOB: 1 BB: 1 P: 19	R: 0 H: 0 E: 0 K: 1 S: 6	H: 0 R: 2 ER: 0 LOB: 0 BB: 0 P: 8	R: 0 H: 1 E: 0 K: 0 S: 11	H: 1 R: 1 ER: 0 LOB: 1 BB: 1 P: 19	R: 0 H: 1 E: 0 K: 0 S: 7	H: 1 R: 0 ER: 0 LOB: 1 BB: 0 P: 11	R: 1 H: 2 E: 0 K: 1 S: 10	H: 2 R: 0 ER: 0 LOB: 1 BB: 0 P: 14	R: 0 H: 0 E: 0 K: 1 S: 6	H: 0 R: 7 ER: 0 LOB: 1 BB: 0 P: 9	1B: 3 2B: 2 3B: 0 HR: 1	SF: 0 SAC: 0 DP: 1 HBP: 0	WP: 0 PB: 0 SB: 0 CS: 1	PA: 37
PITCHER	IP WLS BF H R ER SO BB IBB HBP BLK WP HR S P ERA WHIP																			
Bartolo Colon, R (1, 1) ERA: 4.04	7.0 W 28 4 3 3 6 5 0 0 0 0 0 64 115 3.86 1.286																			
Paul Assenmacher, L (8, 1) ERA: 8.23	1.0 5 2 1 1 1 0 0 0 0 1 0 0 10 14 9.00 2.000																			
Steve Reed, R (9, 1) ERA: 3.21	1.0 3 0 0 0 1 0 0 0 0 0 0 0 6 9 0.00 0.000																			



Batter	1	2	3	4	5	6	7	8	9	AB	R	H	RBI	BB	SO	LOB	TOP										
Rich Becker, L OBP: 0.402, SLG: 0.401 (1, 8)	G5-3		E6 1B			P6 1B		K		5	1	2	1	0	1	1	Oakland Athletics @ Chicago White Sox Comiskey Park, Chicago, IL Sat Aug 28 1999, 7:05 PM EDT Att: 27,121 - Unknown - 80 F AB 36 R 7 H 10 RBI 7 BB 7 SO 8 LOB 24 										
Randy Velarde, R OBP: 0.388, SLG: 0.453 (1, 4)	G4-3		F7				WP 1B	G1-4-3		5	0	2	1	0	0	2											
Jason Giambi, L OBP: 0.422, SLG: 0.552 (1, 3)	L9			L8			WP 1B		HR BB	3	1	1	0	2	0	0											
John Jaha, R OBP: 0.424, SLG: 0.603 (1, 10)		K		F8		K		K	HR BB	5	1	1	2	0	3	4											
Matt Stairs, L OBP: 0.360, SLG: 0.512 Jason McDonald, S OBP: 0.298, SLG: 0.273 (9, PR) (9, 9)				WP HBP		G4-3		K	SH2-3 BB	2	0	0	0	2	1	4											
Ben Grievs, L OBP: 0.358, SLG: 0.481 Olimedo Saenz, R OBP: 0.354, SLG: 0.486 Ryan Christenson, R OBP: 0.302, SLG: 0.313 (7, PH) (7, PR) (7, 8)		L7		G3-1			HR BB		SH2-3 1-2	2	1	0	0	1	0	2											
Scott Spiezio, S OBP: 0.315, SLG: 0.418 (1, 5)		L8				F9 3B		P3	F9	5	1	1	0	0	0	7											
Miguel Tejada, R OBP: 0.326, SLG: 0.433 (1, 6)			F7			1-2 1-2	HR 3B		2B IBB	4	2	3	3	1	0	0											
Mike Macfarlane, R OBP: 0.259, SLG: 0.317 (1, 2)			K			L6		G5-3	K	5	0	0	0	0	3	4											
Inning Stats	R: 0 E: 0 K: 0 S: 12	H: 0 LOB: 0 BB: 0 P: 16	R: 0 E: 0 K: 1 S: 9	H: 0 LOB: 1 BB: 1 P: 16	R: 0 E: 1 K: 1 S: 12	H: 1 LOB: 1 BB: 0 P: 19	R: 0 E: 0 K: 0 S: 6	H: 0 LOB: 1 BB: 0 P: 14	R: 3 E: 0 K: 1 S: 20	H: 4 LOB: 2 BB: 1 P: 39	R: 2 E: 0 K: 0 S: 10	H: 1 LOB: 0 BB: 1 P: 20	R: 0 E: 0 K: 2 S: 13	H: 2 LOB: 3 BB: 1 P: 24	R: 0 E: 0 K: 2 S: 15	H: 1 LOB: 1 BB: 0 P: 21		R: 2 E: 0 K: 1 S: 14	H: 1 LOB: 2 BB: 3 P: 33	1B: 6 2B: 1 3B: 1 HR: 2	SF: 0 SAC: 1 DP: 0 HBP: 1	WP: 2 PB: 0 SB: 1 CS: 0	PA: 45				
PITCHER	IP	WLS	BF	H	R	ER	SO	BB	IBB	HBP	BLK	WP	HR	S	P	ERA	WHIP										
Jaime Navarro, R ERA: 6.27 41 Bill Simas, R ERA: 4.1 Jesus Pena, L ERA: 1.42 Keith Foulke, R ERA: 2.57 Bob Howry, R ERA: 3.76	(1, 1)	5.1	L	26	6	5	5	3	3	0	1	0	1	66	119	8.44	1.688										

Batter	1	2	3	4	5	6	7	8	9	AB	R	H	RBI	BB	SO	LOB	BOTTOM										
Ray Durham, S OBP: 0.379, SLG: 0.461 (1, 4)	1B PB 2B		B1-3			F8		FC2-6 BB	G4-3	4	1	1	0	1	0	1	Oakland Athletics @ Chicago White Sox Comiskey Park, Chicago, IL Sat Aug 28 1999, 7:05 PM EDT Att: 27,121 - Unknown - 80 F AB 34 R 5 H 7 RBI 3 BB 2 SO 2 LOB 11 										
Mike Canuso, S OBP: 0.290, SLG: 0.304 (1, 6)	2B PB 1B		F9			G5-3		FC2-6 PB		4	1	1	0	0	0	2											
Frank Thomas, R OBP: 0.419, SLG: 0.487 (1, 10)	2B 1H 3H		G4-3			G6-3			BB	3	0	1	1	1	0	0											
Magglio Ordonez, R OBP: 0.339, SLG: 0.520 (1, 9)	P4				G5-3		E8 14 E 1B	SF8		3	1	1	1	0	0	1											
14 Paul Konerko, R OBP: 0.347, SLG: 0.524 (1, 3)	G6-3				G5-3		E5	P6		4	0	0	0	0	0	3											
Chris Singleton, L OBP: 0.333, SLG: 0.503 (1, 8)	G4-3				G3-1		3H 1-2 SAFE	F8	P3	4	0	0	0	0	0	2											
Carlos Lee, R OBP: 0.320, SLG: 0.458 (1, 7)						K		K	HR	4	1	1	1	0	2	1											
Craig Wilson, R OBP: 0.299, SLG: 0.324 Brian Simmons, S OBP: 0.291, SLG: 0.418 (9, PH)		G6-3				G6-3		P4	G1-3	3	0	0	0	0	0	1											
Brook Fordyce, R OBP: 0.347, SLG: 0.431 (1, 2)		F8				G6-3		FC2-6 BB SF8 1B	1B	4	1	2	0	0	0	0											
Inning Stats	R: 2 E: 0 K: 0 S: 15	H: 3 LOB: 1 BB: 0 P: 27	R: 0 E: 0 K: 0 S: 5	H: 0 LOB: 0 BB: 0 P: 7	R: 0 E: 0 K: 0 S: 6	H: 0 LOB: 0 BB: 0 P: 9	R: 0 E: 0 K: 1 S: 6	H: 0 LOB: 0 BB: 0 P: 9	R: 0 E: 0 K: 0 S: 5	H: 0 LOB: 0 BB: 0 P: 7	R: 1 E: 2 K: 1 S: 14	H: 1 LOB: 1 BB: 0 P: 20	R: 1 E: 0 K: 0 S: 9	H: 1 LOB: 2 BB: 2 P: 19	R: 1 E: 0 K: 0 S: 13	H: 2 LOB: 1 BB: 0 P: 21		1B: 4 2B: 2 3B: 0 HR: 1	SF: 1 SAC: 0 DP: 0 HBP: 0	WP: 0 PB: 2 SB: 0 CS: 0	PA: 37						
PITCHER	IP	WLS	BF	H	R	ER	SO	BB	IBB	HBP	BLK	WP	HR	S	P	ERA	WHIP										
Gil Heredia, R ERA: 4.7 Buddy Groom, L ERA: 4.69 Greg McMichael, R ERA: 4.05 Doug Jones, R ERA: 4.02	(1, 1)	0.1	H	2	0	0	0	1	0	0	0	0	0	3	7	0.00	3.000										
	(8, 1)	1.1	H	7	2	1	1	0	1	0	0	0	1	15	28	6.75	2.250										
	(9, 1)	0.1	S	1	0	0	0	0	0	0	0	0	0	3	4	0.00	0.000										

Batter	1	2	3	4	5	6	7	8	9	AB	R	H	RBI	BB	SO	LOB	TOP				
Rich Becker, L OBP: 0.402, SLG: 0.398 (1, 8)	G4-3	FC6-4 HBP		1B		K		FC1-2		4	0	1	0	0	1	4					
Randy Velarde, R OBP: 0.397, SLG: 0.450 (1, 4)	L8	FC6-4		1B			G5-3	P7		5	0	1	0	0	0	6					
Jason Giambi, L OBP: 0.422, SLG: 0.548 (1, 3)	BB		L7	K			FC5-4 BB	F8		3	0	0	0	2	1	2					
John Jaha, R OBP: 0.419, SLG: 0.595 (1, 10)	K		P9		K		FC5-4	F9		5	0	0	0	0	2	2					
Matt Stairs, L OBP: 0.360, SLG: 0.517 (1, 9)		HR	2B	1B	F7		F9	P6		5	2	2	1	0	0	1					
Ben Griever, L OBP: 0.369, SLG: 0.484 (1, 7)	K		2B		K			1B FC1-2 1B		4	0	2	1	0	2	0					
Scott Spiezio, S OBP: 0.310, SLG: 0.409 (1, 5)		P5	K		P6			P6		4	0	0	0	0	1	2					
Miguel Tejada, R OBP: 0.331, SLG: 0.435 (1, 6)	HBP BB			1B	G6-3 1B		FC6-4 BB	FC1-2 1B		2	0	2	0	2	0	0					
Ramon Hernandez, R OBP: 0.381, SLG: 0.473 (1, 2)	HBP 1B		G6-3		FC6-4			FC1-2 1B		4	0	2	0	0	0	2					
Inning Stats	R: 0 E: 0 K: 1 S: 11	H: 0 LOB: 1 BB: 1 P: 19	R: 1 E: 0 K: 1 S: 14	H: 2 LOB: 3 BB: 1 P: 25	R: 1 E: 0 K: 1 S: 10	H: 2 LOB: 1 BB: 0 P: 15	R: 0 E: 0 K: 1 S: 13	H: 3 LOB: 2 BB: 0 P: 20	R: 0 E: 0 K: 2 S: 7	H: 0 LOB: 1 BB: 1 P: 14	R: 0 E: 0 K: 1 S: 9	H: 0 LOB: 1 BB: 1 P: 17	R: 0 E: 0 K: 0 S: 14	H: 3 LOB: 3 BB: 0 P: 21	R: 0 E: 0 K: 0 S: 5	H: 0 LOB: 0 BB: 0 P: 7	1B: 8 2B: 1 3B: 0 HR: 1	SF: 0 SAC: 0 DP: 1 HBP: 1	WP: 0 PB: 0 SB: 0 CS: 0	PA: 41	
PITCHER	IP	WLS	BF	H	R	ER	SO	BB	IBB	HBP	BLK	WP	HR	S	P	ERA	WHIP				
James Baldwin, R ERA: 5.58 (1, 1)	6.0	W	28	7	2	2	7	3	0	1	0	0	1	64	111	3.00	1.667				
Sean Lowe, R ERA: 2.59 (7, 1)	1.1		8	3	0	0	0	1	0	0	0	0	0	20	34	0.00	3.000				
Keith Foulke, R ERA: 2.52 (8, 1)	1.2	S	5	0	0	0	0	0	0	0	0	0	0	8	11	0.00	0.000				

Oakland Athletics @ Chicago White Sox
Comiskey Park, Chicago, IL
Sun Aug 29 1999, 2:05 PM EDT
Att: 16,403 - Sunny - 72 F

AB	36
R	2
H	10
RBI	2
BB	4
SO	7
LOB	19



Batter	1	2	3	4	5	6	7	8	9	AB	R	H	RBI	BB	SO	LOB	BOTTOM				
Ray Durham, S OBP: 0.380, SLG: 0.458 (1, 4)	K		BB 2B	G3	G4-3 BB			G6-3		3	1	0	0	2	1	1					
Craig Wilson, R OBP: 0.297, SLG: 0.318 (1, 6)	P4		F7		G4-3			G1-3		4	0	0	0	1	0	4					
Frank Thomas, R OBP: 0.419, SLG: 0.484 (1, 10)	FC5-4 BB		2B 1B	F9			K	L6		3	1	0	0	2	1	2					
Magglio Ordonez, R OBP: 0.340, SLG: 0.524 (1, 9)	FC5-4		1B 2B		1B 2B		F8			4	1	2	1	0	0	1					
14 Paul Konerko, R OBP: 0.349, SLG: 0.521 (1, 3)		P9	1B		1B		K			2	1	0	0	2	1	0					
Chris Singleton, L OBP: 0.335, SLG: 0.502 (1, 8)		1B	K		1B			F7		4	2	2	0	0	1	3					
Carlos Lee, R OBP: 0.325, SLG: 0.461 (1, 7)		2B 1B		FC6-4 1B	E8 1B		F9			4	1	3	4	0	0	0					
Greg Norton, S OBP: 0.341, SLG: 0.393 (1, 5)		2B	FC6-4		BB		K			4	0	2	1	0	1	3					
Mark Johnson, L OBP: 0.333, SLG: 0.341 (1, 2)	F7			G3	F7			G6-3 S 1B		4	0	1	0	0	0	2					
Inning Stats	R: 0 E: 0 K: 1 S: 12	H: 0 LOB: 1 BB: 1 P: 22	R: 1 E: 0 K: 0 S: 10	H: 3 LOB: 1 BB: 0 P: 16	R: 2 E: 0 K: 1 S: 13	H: 2 LOB: 3 BB: 3 P: 31	R: 0 E: 0 K: 0 S: 7	H: 0 LOB: 1 BB: 1 P: 15	R: 4 E: 1 K: 0 S: 15	H: 4 LOB: 1 BB: 2 P: 29	R: 0 E: 0 K: 2 S: 12	H: 0 LOB: 0 BB: 0 P: 16	R: 0 E: 0 K: 1 S: 5	H: 0 LOB: 0 BB: 0 P: 7	R: 0 E: 0 K: 0 S: 12	H: 1 LOB: 1 BB: 0 P: 20	1B: 7 2B: 3 3B: 0 HR: 0	SF: 0 SAC: 0 DP: 1 HBP: 0	WP: 0 PB: 0 SB: 0 CS: 0	PA: 39	
PITCHER	IP	WLS	BF	H	R	ER	SO	BB	IBB	HBP	BLK	WP	HR	S	P	ERA	WHIP				
Kevin Appier, R ERA: 5.1 (1, 1)	4.0	L	25	8	7	6	2	6	0	0	0	0	0	49	96	13.50	3.500				
Mike Quist, R ERA: 5.5 (5, 1)	4.0		14	2	0	0	3	1	0	0	0	0	0	37	60	0.00	0.750				

Oakland Athletics @ Chicago White Sox
Comiskey Park, Chicago, IL
Sun Aug 29 1999, 2:05 PM EDT
Att: 16,403 - Sunny - 72 F

AB	32
R	7
H	10
RBI	6
BB	7
SO	5
LOB	16



Batter	1	2	3	4	5	6	7	8	9	AB	R	H	RBI	BB	SO	LOB	TOP											
Rich Becker , L (1, 8) OBP: 0.401, SLG: 0.397	2-1 F7	0-1 F8			1-0 BB 1B	0-0 1B			1-1 G5-3	3	1	1	0	0	0	0	Oakland Athletics @ New York Yankees Yankee Stadium, Bronx, NY Mon Aug 30 1999, 7:30 PM EDT Att: 32,712 - Unknown - 68 F livebaseballscorecards.com											
Ryan Christenson , R (6, PH) OBP: 0.369, SLG: 0.316					1-2 BB 1B	1-2 1B			1-1 F9	4	1	2	0	1	0	0												
Olmedo Saenz , R (8, PH) OBP: 0.362, SLG: 0.463					1-2 BB 1B	1-2 1B			4-1 1B BB	3	0	1	0	2	0	3												
Randy Velarde , R (1, 4) OBP: 0.389, SLG: 0.451	4-0 1B BB			1-0 E4	1-2 BB 1B	1-2 1B			1-2 1B	5	0	1	0	0	3	6												
Jason Giambi , L (1, 3) OBP: 0.423, SLG: 0.547	3-2 FC4-6 1B		0-1 F7		4-0 PB 1B BB	1-2 2-3 BB			1-2 1B BB	5	0	1	2	0	0	5												
John Jaha , R (1, 10) OBP: 0.417, SLG: 0.590	3-3 K		1-3 K		1-3 K			2-1 G4-3	1-2 1B	4	1	1	0	0	2	2												
Matt Stairs , L (1, 9) OBP: 0.359, SLG: 0.514	0-2 FC4-6		1-0 P6		0-0 FC6-4 1B			2-1 F7	1-2 F9	4	1	1	0	0	2	2												
Ben Griewe , L (1, 7) OBP: 0.388, SLG: 0.482		2-1 HR 1B		2-3 K	2-3 K			0-0 G3		4	1	2	2	0	1	2												
Miguel Tejada , R (1, 6) OBP: 0.332, SLG: 0.442		0-0 HR		1-2 1B	2-2 FC6-4			2-3 K		4	0	0	0	0	2	1												
Scott Spiezio , S (1, 5) OBP: 0.304, SLG: 0.401		1-1 F9		0-2 F7		2-3 K		1-3 K		4	0	0	0	0	2	1												
Ramon Hernandez , R (1, 2) OBP: 0.364, SLG: 0.449		1-2 F9		1-2 F8		3-1 G5-3		2-3 K		4	0	0	0	0	1	1												
Inning Stats	R: 0 E: 0 K: 1 S: 12	H: 1 LOB: 2 BB: 1 P: 24	R: 2 E: 0 K: 0 S: 12	H: 2 LOB: 0 BB: 0 P: 16	R: 0 E: 1 K: 1 S: 7	H: 0 LOB: 1 BB: 0 P: 10	R: 0 E: 0 K: 1 S: 14	H: 1 LOB: 1 BB: 0 P: 18	R: 2 E: 0 K: 2 S: 15	H: 3 LOB: 2 BB: 1 P: 27	R: 0 E: 0 K: 1 S: 8	H: 2 LOB: 2 BB: 0 P: 14	R: 0 E: 0 K: 0 S: 5	H: 0 LOB: 0 BB: 0 P: 9	R: 0 E: 0 K: 3 S: 12	H: 0 LOB: 0 BB: 1 P: 17	R: 0 E: 0 K: 0 S: 11	H: 1 LOB: 2 BB: 1 P: 19	1B: 9 2B: 0 3B: 0 HR: 1	SF: 0 SAC: 0 DP: 0 HBP: 0	WP: 0 PB: 1 SB: 1 CS: 0	PA: 41						
PITCHER	IP	WLS	BF	H	R	ER	SO	BB	IBB	HBP	BLK	WP	HR	S	P	ERA	WHIP											
Hideki Irabu , R (1, 1) ERA: 4.6	4.1		23	7	4	4	4	2	0	0	0	0	0	1	53	83	8.31	2.077										
Allen Watson , L (5, 1) ERA: 3.52	2.2	W	10	2	0	0	2	0	0	0	0	0	0	0	20	35	0.00	0.750										
Jeff Nelson , R (8, 1) ERA: 4.91	1.0	S	3	0	0	0	3	0	0	0	0	0	0	0	12	17	0.00	0.000										
42 Mariano Rivera , R (9, 1) ERA: 2.29	1.0	S	5	1	0	0	0	1	0	0	0	0	0	0	11	19	0.00	2.000										

Batter	1	2	3	4	5	6	7	8	9	AB	R	H	RBI	BB	SO	LOB	BOTTOM											
Chuck Knoblauch , R (1, 4) OBP: 0.393, SLG: 0.452	2-2 G6-3		1-3 K		1-1 HR		1-2 2 nd HBP 1B	0-1 FC1-2 1B		5	1	3	4	0	1	0	Oakland Athletics @ New York Yankees Yankee Stadium, Bronx, NY Mon Aug 30 1999, 7:30 PM EDT Att: 32,712 - Unknown - 68 F livebaseballscorecards.com											
2 Derek Jeter , R (1, 6) OBP: 0.425, SLG: 0.560	2-3 K			3-1 G5-3	1-0 2B 1B		3-2 G4-6-3 HBP	2-1 FC1-2		4	1	1	0	0	1	3												
Paul O'Neill , L (1, 9) OBP: 0.362, SLG: 0.453	0-0 G3-1			2-3 K	1-0 PB 1H 2B		0-0 G4-6-3	1-2 2-3 3-H		5	0	1	1	0	2	5												
Bernie Williams , S (1, 8) OBP: 0.436, SLG: 0.550		3-1 G1-3		4-2 BB	4-2 BB			4-0 BB 20 BB BB		1	1	0	0	3	0	0												
Tino Martinez , L (1, 3) OBP: 0.343, SLG: 0.447		1-1 P6		1-2 G4-3	3-1 F9			0-0 F7		4	0	0	0	0	0	4												
Chit Davis , S (1, 10) ERA: 3.46		0-0 E2			2-3 K		0-0 G4-3	1-2 20 BB BB 1B		4	0	1	0	0	1	0												
Chad Curtis , R (8, FR) OBP: 0.374, SLG: 0.355					1-1 K			1-2 20 BB BB 1B		0	1	0	0	0	0	0												
Ricky Ledee , L (1, 7) OBP: 0.377, SLG: 0.533		2-3 K			1-1 G4-3	1-3 K		4-0 1B 20 BB BB		3	1	0	0	1	2	1												
20 Jorge Posada , S (1, 2) OBP: 0.346, SLG: 0.419			2-3 K		0-1 BB HR 1B	1-0 G4-3		4-0 1B 2 FC1-2 BB		3	1	1	1	1	1	0												
Luis Sojo , R (1, 5) OBP: 0.311, SLG: 0.392			2-3 K		4-2 HR BB		0-0 G4-3	0-0 FC1-2 1B		3	1	1	1	1	1	0												
Inning Stats	R: 0 E: 0 K: 1 S: 9	H: 0 LOB: 0 BB: 0 P: 13	R: 0 E: 1 K: 1 S: 8	H: 0 LOB: 0 BB: 0 P: 14	R: 0 E: 0 K: 3 S: 9	H: 0 LOB: 0 BB: 0 P: 14	R: 0 E: 0 K: 1 S: 10	H: 0 LOB: 1 BB: 1 P: 20	R: 4 E: 0 K: 1 S: 17	H: 4 LOB: 2 BB: 2 P: 34	R: 0 E: 0 K: 1 S: 5	H: 0 LOB: 0 BB: 0 P: 7	R: 0 E: 0 K: 0 S: 8	H: 1 LOB: 1 BB: 0 P: 11	R: 3 E: 0 K: 1 S: 13	H: 3 LOB: 3 BB: 3 P: 29	R: 0 E: 0 K: 0 S: 11	H: 0 LOB: 0 BB: 0 P: 11	1B: 6 2B: 1 3B: 0 HR: 1	SF: 0 SAC: 0 DP: 1 HBP: 1	WP: 0 PB: 1 SB: 0 CS: 0	PA: 39						
PITCHER	IP	WLS	BF	H	R	ER	SO	BB	IBB	HBP	BLK	WP	HR	S	P	ERA	WHIP											
Tim Hudson , R (1, 1) ERA: 3.46	5.0		23	4	4	4	7	3	0	0	0	0	0	1	53	95	7.20	1.400										
T.J. Mathews , R (6, 1) ERA: 3.59	2.1	L	9	1	1	1	1	1	0	1	0	0	0	0	14	23	3.86	0.857										
Buddy Groom , L (8, 1) ERA: 5.13	0.0		2	1	0	0	0	1	0	0	0	0	0	3	8													
Jason Isringhausen , R (8, 1) ERA: 5.06	0.2		5	2	2	2	1	1	0	0	0	0	0	9	16	27.00	4.500											

AB	38
R	4
H	10
RBI	4
BB	3
SO	9
LOB	20




Batter	1	2	3	4	5	6	7	8	9	AB	R	H	RBI	BB	SO	LOB	TOP																					
Rich Becker, L OBP: 0.408, SLG: 0.399 (1, 8)										3	2	1	0	2	1	0	Oakland Athletics @ New York Yankees Yankee Stadium, Bronx, NY Wed Sep 01 1999, 7:30 AM EDT Att: 34,468 - Unknown - 75 F																					
Randy Velarde, R OBP: 0.388, SLG: 0.450 (1, 4)										4	0	1	1	1	0	2																						
Jason Giambi, L OBP: 0.424, SLG: 0.543 (1, 10)										5	2	2	0	0	2	2																						
Olimedo Saenz, R OBP: 0.379, SLG: 0.492 (1, 3)										3	1	1	0	2	0	0																						
Matt Stairs, L OBP: 0.399, SLG: 0.516 Jason McDonald, S OBP: 0.292, SLG: 0.263 (9, PH)										2	1	0	0	0	2	0																						
Ben Grievs, L OBP: 0.373, SLG: 0.487 Ryan Christenson, R OBP: 0.302, SLG: 0.313 (8, PR)										4	0	3	4	0	1	1																						
Scott Spiezio, S OBP: 0.302, SLG: 0.393 (1, 5)										4	0	0	0	0	1	5																						
Miguel Tejada, R OBP: 0.330, SLG: 0.436 (1, 6)										4	0	1	1	1	0	2																						
Ramon Hernandez, R OBP: 0.347, SLG: 0.424 (1, 2)										4	0	1	1	0	1	0																						
Inning Stats	R: 0 E: 0 K: 2 S: 8	H: 0 LOB: 0 BB: 0 P: 13	R: 0 E: 0 K: 1 S: 6	H: 0 LOB: 1 BB: 1 P: 14	R: 0 E: 0 K: 1 S: 8	H: 0 LOB: 0 BB: 0 P: 11	R: 2 E: 0 K: 1 S: 19	H: 2 LOB: 2 BB: 2 P: 34	R: 0 E: 0 K: 1 S: 8	H: 0 LOB: 0 BB: 0 P: 11	R: 2 E: 0 K: 1 S: 10	H: 2 LOB: 1 BB: 1 P: 20	R: 1 E: 0 K: 2 S: 15	H: 2 LOB: 1 BB: 0 P: 23	R: 2 E: 0 K: 1 S: 17	H: 3 LOB: 2 BB: 2 P: 33	R: 0 E: 0 K: 0 S: 9	H: 1 LOB: 1 BB: 0 P: 12	1B: 7 2B: 4 3B: 0 HR: 0	SF: 0 SAC: 0 DP: 1 HBP: 1	WP: 0 PB: 0 SB: 0 CS: 2	PA: 42																
PITCHER	IP	WLS	BF	H	R	ER	SO	BB	IBB	HBP	BLK	WP	HR	S	P	ERA	WHIP	PITCHER				IP	WLS	BF	H	R	ER	SO	BB	IBB	HBP	BLK	WP	HR	S	P	ERA	WHIP
Roger Clemens, R ERA: 4.54 (1, 1)	7.0	L	30	6	5	5	9	4	0	1	0	0	0	74	126	6.43	1.429																					
Mike Stanton, L ERA: 4.09 (8, 1)	0.2		4	1	2	2	1	1	0	0	0	0	0	8	16	27.00	3.000																					
Jeff Nelson, R ERA: 4.91 (8, 1)	0.0		3	2	0	0	0	1	0	0	0	0	0	8	15	∞	∞																					
Jason Grimsley, R ERA: 3.97 (8, 1)	1.1		5	1	0	0	0	0	0	0	0	0	0	10	14	0.00	0.750																					


AB	35
R	7
H	10
RBI	7
BB	6
SO	10
LOB	19



Batter	1	2	3	4	5	6	7	8	9	AB	R	H	RBI	BB	SO	LOB	BOTTOM																					
Chuck Knoblauch, R OBP: 0.393, SLG: 0.457 (1, 4)										4	1	2	1	0	1	2	Oakland Athletics @ New York Yankees Yankee Stadium, Bronx, NY Wed Sep 01 1999, 7:30 AM EDT Att: 34,468 - Unknown - 75 F																					
Derek Jeter, R OBP: 0.424, SLG: 0.557 (1, 6)										4	0	1	0	0	1	2																						
Paul O'Neill, L OBP: 0.362, SLG: 0.456 (1, 9)										4	0	0	0	0	0	3																						
Bernie Williams, S OBP: 0.433, SLG: 0.543 (1, 8)										3	0	0	0	1	1	1																						
Tino Martinez, L OBP: 0.341, SLG: 0.444 (1, 3)										3	0	0	0	1	0	2																						
Chili Davis, S OBP: 0.370, SLG: 0.444 (1, 10)										4	0	1	0	0	1	1																						
Ricky Ledee, L OBP: 0.370, SLG: 0.514 (1, 7)										4	0	0	0	0	2	2																						
Luis Sojo, R OBP: 0.289, SLG: 0.364 (1, 5)										3	0	0	0	0	0	1																						
Joe Girardi, R OBP: 0.268, SLG: 0.341 (1, 2)										3	0	2	0	0	0	0																						
Inning Stats	R: 0 E: 0 K: 2 S: 9	H: 1 LOB: 1 BB: 0 P: 14	R: 0 E: 0 K: 1 S: 8	H: 1 LOB: 0 BB: 0 P: 10	R: 0 E: 0 K: 0 S: 4	H: 0 LOB: 0 BB: 0 P: 8	R: 0 E: 0 K: 0 S: 4	H: 0 LOB: 0 BB: 0 P: 5	R: 1 E: 0 K: 0 S: 12	H: 2 LOB: 2 BB: 1 P: 18	R: 0 E: 0 K: 1 S: 5	H: 0 LOB: 0 BB: 0 P: 8	R: 0 E: 0 K: 1 S: 9	H: 1 LOB: 1 BB: 0 P: 17	R: 0 E: 0 K: 1 S: 9	H: 0 LOB: 1 BB: 1 P: 18	1B: 2 2B: 3 3B: 1 HR: 1	SF: 0 SAC: 0 DP: 1 HBP: 0	WP: 0 PB: 0 SB: 0 CS: 0	PA: 34																		
PITCHER	IP	WLS	BF	H	R	ER	SO	BB	IBB	HBP	BLK	WP	HR	S	P	ERA	WHIP	PITCHER				IP	WLS	BF	H	R	ER	SO	BB	IBB	HBP	BLK	WP	HR	S	P	ERA	WHIP
Omar Olivares, R ERA: 3.84 (1, 1)	9.0	W	34	6	1	1	6	2	0	0	0	0	1	68	111	1.00	0.889																					



Batter	1	2	3	4	5	6	7	8	9	AB R H RBI BB SO LOB	TOP												
Rich Becker, L (1, 8) OBP: 0.412, SLG: 0.398	4-2 G1-6-3 BB		3-2 F8		3-2 SAFE E 1B		4-1 BB		2-3 K	3 0 1 1 2 1 2	Oakland Athletics @ New York Yankees Yankee Stadium, Bronx, NY Thu Sep 02 1999, 1:05 PM EDT Att: 33,147 - Unknown - 76 F AB 34 R 3 H 8 RBI 2 BB 6 SO 8 LOB 25 												
Randy Velarde, R (1, 4) OBP: 0.388, SLG: 0.449	1-1 F9			4-2 CS BB	1-1 E3		2-3 K		3-1 1B	4 0 1 0 1 1 4													
Jason Giambi, L (1, 10) OBP: 0.422, SLG: 0.538	3-2 G1-6-3 1-2			4-1 FC1-6 BB	3-2 P6		1-2 F8		0-3 K	4 0 0 0 1 1 8													
Omedo Saenz, R (1, 3) OBP: 0.371, SLG: 0.480		1-3 K		1-1 FC1-6 1-2		3-2 F8		2-2 G6-3	2-1 F8	5 0 0 0 0 1 4													
Matt Stairs, L (1, 9) OBP: 0.397, SLG: 0.511		0-1 L9		2-1 F7		2-3 K		3-2 F7		4 0 0 0 0 1 1													
Ben Griewe, L (1, 7) OBP: 0.376, SLG: 0.492		2-3 K			3-2 BB 1B	1-0 2B				4 1 3 0 0 1 0													
Scott Spiezio, S (1, 5) OBP: 0.305, SLG: 0.407			0-1 HR		4-2 BB E BB	2-2 F9		2-2 F8		3 2 1 1 1 0 2													
Miguel Tejada, R (1, 6) OBP: 0.329, SLG: 0.434			2-3 K		1-2 F8		1-2 F7		3-1 BB 1B	4 0 1 0 0 1 2													
Mike Macfarlane, R (1, 2) Jason McDonald, S (9, PH) OBP: 0.296, SLG: 0.263			2-1 F9		0-3 K		1-0 BB 1B		4-2 BB 1B	3 0 1 0 0 1 2 0 0 0 0 1 0 0													
Inning Stats	R: 0 E: 0 K: 0 S: 8	H: 0 LOB: 0 BB: 1 P: 16	R: 0 E: 0 K: 2 S: 8	H: 0 LOB: 0 BB: 0 P: 11	R: 1 E: 0 K: 1 S: 11	H: 1 LOB: 0 BB: 0 P: 18	R: 0 E: 0 K: 0 S: 7	H: 0 LOB: 1 BB: 2 P: 18	R: 2 E: 1 K: 1 S: 21	H: 2 LOB: 2 BB: 1 P: 36	R: 0 E: 0 K: 1 S: 11	H: 1 LOB: 1 BB: 1 P: 19	R: 0 E: 0 K: 1 S: 13	H: 1 LOB: 2 BB: 1 P: 22	R: 0 E: 0 K: 0 S: 10	H: 1 LOB: 1 BB: 0 P: 17	R: 0 E: 0 K: 2 S: 16	H: 2 LOB: 3 BB: 1 P: 30	1B: 6 2B: 1 3B: 0 HR: 1	SF: 0 SAC: 0 DP: 1 HBP: 0	WP: 0 PB: 0 SB: 0 CS: 1	PA: 40	
PITCHER	IP WLS BF H R ER SO BB IBB HBP BLK WP HR S P ERA WHIP											PITCHER	IP WLS BF H R ER SO BB IBB HBP BLK WP HR S P ERA WHIP										
Orlando Hernandez, R (1, 1) ERA: 4.08	6.2 W 29 5 3 2 6 5 0 0 0 0 1 76 136 2.70 1.500											Mike Stanton, L (7, 1) ERA: 3.96	7.1 H 5 1 0 0 0 0 0 0 0 0 0 0 13 21 0.00 0.750										
Jeff Nelson, R (9, 1) ERA: 4.91	0.0 2 1 0 0 0 1 0 0 0 0 0 0 6 13 ∞ ∞											Jason Grimsley, R (9, 1) ERA: 3.92	1.0 4 1 0 0 2 0 0 0 0 0 0 0 10 17 0.00 1.000										

Batter	1	2	3	4	5	6	7	8	9	AB R H RBI BB SO LOB	BOTTOM												
Chuck Knoblauch, R (1, 4) OBP: 0.395, SLG: 0.463	3-2 G3-1 1B		4-1 2B BB	2-2 FC CS		0-1 F7	3-2 2-1	1-2 HR		4 2 2 1 1 0 1	Oakland Athletics @ New York Yankees Yankee Stadium, Bronx, NY Thu Sep 02 1999, 1:05 PM EDT Att: 33,147 - Unknown - 76 F AB 37 R 9 H 14 RBI 9 BB 7 SO 7 LOB 27 												
2 Derek Jeter, R (1, 6) OBP: 0.425, SLG: 0.558	1 SAFE K		2-2 2B BB	1-0 F9		4-2 BB	3-H	4-1 E G1-3 BB		3 2 1 1 2 1 3													
Paul O'Neill, L (1, 9) OBP: 0.362, SLG: 0.456	1 SAFE BB		0-2 BB 2B		2-3 K	0-0 G2-3		3-2 G1-3		4 1 1 2 1 1 2													
Bernie Williams, S (1, 8) OBP: 0.434, SLG: 0.543	1-1 G3-1		3-1 BB 1B		2-0 BB 1B		3-2 F8	4-0 BB E FC1-2		4 1 2 1 1 0 2													
Tino Martinez, L (1, 3) OBP: 0.342, SLG: 0.446	2-2 G1-3		2-1 F7		3-1 BB 2B		1-1 BB 1B	0-1 E3 BB FC1-2		5 1 2 1 0 0 5													
Darryl Strawberry, L (1, 10) Chili Davis, S (7, PH) Chad Curtis, R (7, PH) OBP: 0.390, SLG: 0.368		1-3 K	4-1 BB 2B		1-3 K		1-0 BB 1B	0-0 BB FC1-2		2 0 0 0 1 2 1 1 0 1 0 0 0 0 1 0 1 1 0 0 0													
20 Jorge Posada, S (1, 2) OBP: 0.342, SLG: 0.410		2-3 K	0-0 G6-4-3		1-2 G5-3		2-2 BB 1B	1-2 FC1-2		5 0 1 0 0 1 6													
Ricky Ledee, L (1, 7) OBP: 0.371, SLG: 0.508	1-1 G3-1			3-2 FC G5-4-3 1B		3-3 K	4-2 BB	1-3 K		4 0 1 1 1 2 3													
Clay Bellinger, R (1, 5) OBP: 0.152, SLG: 0.273			1-1 BB 2B 1B		1-0 G5-4-3		2-0 HR	0-1 P3		4 2 2 1 0 0 4													
Inning Stats	R: 0 E: 0 K: 1 S: 13	H: 1 LOB: 2 BB: 1 P: 24	R: 0 E: 0 K: 2 S: 8	H: 0 LOB: 0 BB: 0 P: 12	R: 4 E: 0 K: 0 S: 17	H: 4 LOB: 1 BB: 2 P: 33	R: 0 E: 0 K: 0 S: 8	H: 1 LOB: 1 BB: 0 P: 15	R: 1 E: 0 K: 2 S: 14	H: 2 LOB: 1 BB: 0 P: 23	R: 1 E: 0 K: 1 S: 9	H: 1 LOB: 1 BB: 1 P: 18	R: 1 E: 0 K: 0 S: 17	H: 3 LOB: 3 BB: 1 P: 31	R: 2 E: 1 K: 1 S: 16	H: 2 LOB: 2 BB: 2 P: 29	1B: 9 2B: 3 3B: 0 HR: 2	SF: 0 SAC: 0 DP: 1 HBP: 0	WP: 0 PB: 0 SB: 1 CS: 1	PA: 44			
PITCHER	IP WLS BF H R ER SO BB IBB HBP BLK WP HR S P ERA WHIP											PITCHER	IP WLS BF H R ER SO BB IBB HBP BLK WP HR S P ERA WHIP										
Gil Heredia, R (1, 1) ERA: 4.85	4.1 L 23 3 2 2 2 1 0 0 0 0 0 1 22 38 9.00 2.000											Ron Mahay, L (5, 1) ERA: 9.0	0.2 6 2 2 2 0 2 0 0 0 0 1 16 30 27.00 6.000										
Tim Worrell, R (7, 1) ERA: 4.27	1.0 6 1 0 0 1 1 0 0 0 0 0 0 11 19 0.00 2.000											Tim Kubinski, L (8, 1) ERA: 5.06	1.0 6 1 0 0 1 1 0 0 0 0 0 0 11 19 0.00 2.000										

Batter	1	2	3	4	5	6	7	8	9	AB	R	H	RBI	BB	SO	LOB	TOP								
Luis Polonia, L (1, 9) OBP: 0.343, SLG: 0.486	F7		FC4		G4-3		K			4	0	0	0	1	1	2									
Brad Ausmus, R (1, 2) OBP: 0.337, SLG: 0.426	G6-3			G4-3	G4-3	G5-3		F8		5	0	1	1	0	0	2									
Dean Palmer, R (1, 5) OBP: 0.328, SLG: 0.499	K			K2-3	F8		K		K	5	0	0	0	0	4	3									
Tony Clark, S (1, 3) OBP: 0.353, SLG: 0.492		F8				K			F7	5	0	2	0	0	1	2									
Damon Easley, R (1, 4) OBP: 0.358, SLG: 0.467		P4		G5-3		G4-3				4	1	2	0	0	0	1									
Bobby Higginson, L (1, 10) OBP: 0.326, SLG: 0.391		F7				G4-3		F7		3	1	0	0	1	0	3									
Juan Encarnacion, R (1, 7) OBP: 0.293, SLG: 0.460			G5-3					F9		4	1	2	1	0	0	2									
Gabe Kapler, R (1, 8) OBP: 0.312, SLG: 0.456			K					F9		3	1	1	2	1	1	2									
Deivi Cruz, R (1, 6) OBP: 0.295, SLG: 0.392									E7	2	0	1	0	0	0	2									
Frank Catalanotto, L (9, PH) OBP: 0.336, SLG: 0.463										1	0	0	0	0	0	0									
Inning Stats	R: 0 E: 0 K: 1 S: 8	H: 0 LOB: 0 BB: 0 P: 13	R: 0 E: 0 K: 0 S: 7	H: 0 LOB: 0 BB: 0 P: 11	R: 0 E: 0 K: 1 S: 6	H: 1 LOB: 1 BB: 0 P: 9	R: 0 E: 0 K: 1 S: 7	H: 1 LOB: 1 BB: 0 P: 9	R: 3 E: 0 K: 0 S: 13	H: 3 LOB: 1 BB: 1 P: 22	R: 1 E: 0 K: 1 S: 11	H: 2 LOB: 2 BB: 1 P: 21	R: 0 E: 0 K: 2 S: 9	H: 0 LOB: 0 BB: 0 P: 14	R: 0 E: 0 K: 0 S: 11	H: 2 LOB: 2 BB: 0 P: 19	R: 0 E: 1 K: 1 S: 17	H: 0 LOB: 2 BB: 1 P: 27	1B: 6 2B: 3 3B: 0 HR: 0	SF: 0 SAC: 1 DP: 0 HBP: 0	WP: 0 PB: 0 SB: 1 CS: 0	PA: 40			
PITCHER	IP	WLS	BF	H	R	ER	SO	BB	IBB	HBP	BLK	WP	HR	S	P	ERA	WHIP								
Kevin Appier, R (1, 1) ERA: 5.13	6.0	W	27	7	4	4	4	2	0	0	0	0	0	52	85	6.00	1.500								
Tim Kubinski, L (7, 1) ERA: 4.76	0.1	H	1	0	0	0	1	0	0	0	0	0	0	3	4	0.00	0.000								
Doug Jones, R (7, 1) ERA: 3.83	1.1	H	6	2	0	0	1	0	0	0	0	0	0	16	27	0.00	1.500								
Jason Isringhausen, R (8, 1) ERA: 4.85	1.1	S	6	0	0	0	1	1	0	0	0	0	0	18	29	0.00	0.750								

Detroit Tigers @ Oakland Athletics
Network Associates Coliseum, Oakland, CA
Fri Sep 03 1999, 10:35 PM EDT
Att: 10,297 - Unknown - 63 F

AB 36
R 4
H 9
RBI 4
BB 3
SO 7
LOB 19



Batter	1	2	3	4	5	6	7	8	9	AB	R	H	RBI	BB	SO	LOB	BOTTOM								
Ryan Christenson, R (1, 8) OBP: 0.308, SLG: 0.311	G5-3		FC4-6					K		2	0	0	0	3	1	1									
Randy Velarde, R (1, 4) OBP: 0.387, SLG: 0.447			FC4-6		F7		FC1-6	G3		5	2	1	0	0	0	5									
Jason Giambi, L (1, 3) OBP: 0.423, SLG: 0.538	F8		HR		K					4	2	2	0	0	1	3									
John Jaha, R (1, 10) OBP: 0.417, SLG: 0.592	F9		HR							4	1	3	5	0	0	1									
Olmedo Saenz, R (1, 5) OBP: 0.369, SLG: 0.473			P5		G4-3		P3			3	0	0	0	1	0	4									
Matt Stairs, L (1, 9) OBP: 0.360, SLG: 0.519										3	1	2	2	1	1	0									
Miguel Tejada, R (1, 6) OBP: 0.327, SLG: 0.431			F7		F9		G4-3			4	0	0	0	0	1	4									
Ben Grieve, L (1, 7) OBP: 0.373, SLG: 0.487			G4-6-3		F7					4	0	0	0	0	1	2									
Jason McDonald, S (9, 7) OBP: 0.236, SLG: 0.263										0	0	0	0	0	0	0									
Mike MacFarlane, R (1, 2) OBP: 0.263, SLG: 0.319			F8							4	1	1	0	0	2	0									
Inning Stats	R: 0 E: 0 K: 0 S: 11	H: 1 LOB: 1 BB: 0 P: 17	R: 0 E: 0 K: 0 S: 8	H: 0 LOB: 2 BB: 2 P: 17	R: 3 E: 0 K: 0 S: 11	H: 2 LOB: 0 BB: 1 P: 22	R: 0 E: 0 K: 1 S: 7	H: 0 LOB: 0 BB: 0 P: 11	R: 1 E: 0 K: 1 S: 13	H: 2 LOB: 2 BB: 1 P: 26	R: 1 E: 0 K: 3 S: 14	H: 1 LOB: 0 BB: 0 P: 19	R: 2 E: 0 K: 0 S: 19	H: 3 LOB: 2 BB: 1 P: 32	R: 0 E: 0 K: 2 S: 14	H: 0 LOB: 1 BB: 0 P: 21	1B: 7 2B: 0 3B: 0 HR: 2	SF: 0 SAC: 0 DP: 1 HBP: 0	WP: 1 PB: 0 SB: 0 CS: 0	PA: 38					
PITCHER	IP	WLS	BF	H	R	ER	SO	BB	IBB	HBP	BLK	WP	HR	S	P	ERA	WHIP								
C.J. Nitkowski, L (1, 1) ERA: 5.16	4.0	L	19	4	4	4	1	4	0	0	0	0	1	38	74	9.00	2.000								
Nelson Cruz, R (5, 1) ERA: 6.22	2.1	L	11	3	3	3	4	1	0	0	0	0	1	32	48	11.57	1.714								
Dave Borkowski, R (7, 1) ERA: 7.91	1.2		8	2	0	0	2	0	0	0	0	1	0	27	43	0.00	1.200								

Detroit Tigers @ Oakland Athletics
Network Associates Coliseum, Oakland, CA
Fri Sep 03 1999, 10:35 PM EDT
Att: 10,297 - Unknown - 63 F

AB 33
R 7
H 9
RBI 7
BB 5
SO 7
LOB 20



Batter	1	2	3	4	5	6	7	8	9	AB	R	H	RBI	BB	SO	LOB	TOP			
Brad Ausmus, R OBP: 0.356, SLG: 0.423	G1-3		G4-3					G4-3		3	0	0	0	1	0	0	Detroit Tigers @ Oakland Athletics Network Associates Coliseum, Oakland, CA Sat Sep 04 1999, 4:05 PM EDT Att: 18,323 - Unknown - 70 F			
Deivi Cruz, R OBP: 0.294, SLG: 0.391	1B		G4-3					G4-3		4	0	1	0	0	0	3				
Bobby Higginson, L OBP: 0.395, SLG: 0.388	K			F8				G6-4-3 BB	F8	3	0	0	0	1	1	1				
Tony Clark, S OBP: 0.352, SLG: 0.489 Kimera Santee, R OBP: 0.311, SLG: 0.302 Frank Catalanotto, L OBP: 0.336, SLG: 0.463	K			G1-3				G6-4-3 1-2	CS BB	3	0	0	0	1	1	2				
Dean Palmer, R OBP: 0.329, SLG: 0.504		HR		F8					FC6-4 BB	3	1	1	1	1	1	0				
Damon Easley, R OBP: 0.358, SLG: 0.465	G5-3				2B 1B				FC6-4 1-2	4	0	1	0	0	1	1				
Juan Encarnacion, R OBP: 0.293, SLG: 0.462		F9								3	0	1	0	0	0	0				
Gabe Kapler, R OBP: 0.309, SLG: 0.452					G5-3					3	0	0	0	0	2	2				
Karim Garcia, L OBP: 0.276, SLG: 0.391			K					G4-3		3	0	0	0	0	2	2				
Inning Stats	R: 0 E: 0 K: 2 S: 10	H: 1 LOB: 1 BB: 0 P: 14	R: 1 E: 0 K: 1 S: 8	H: 1 LOB: 0 BB: 0 P: 13	R: 0 E: 0 K: 1 S: 9	H: 0 LOB: 0 BB: 0 P: 13	R: 0 E: 0 K: 0 S: 5	H: 0 LOB: 0 BB: 0 P: 9	R: 0 E: 0 K: 1 S: 6	H: 0 LOB: 0 BB: 1 P: 12	R: 0 E: 0 K: 2 S: 7	H: 0 LOB: 0 BB: 0 P: 12	R: 0 E: 0 K: 0 S: 7	H: 0 LOB: 0 BB: 2 P: 10	R: 0 E: 0 K: 0 S: 17	H: 0 LOB: 1 BB: 2 P: 27	1B: 2 2B: 1 3B: 0 HR: 1	SF: 0 SAC: 0 DP: 1 HBP: 0	WP: 0 PB: 0 SB: 0 CS: 1	PA: 33
PITCHER Tim Hudson, R ERA: 3.27	IP: 9.0 WLS: W BF: 33 H: 4 R: 1 ER: 1 SO: 8 BB: 4 IBB: 0 HBP: 0 BLK: 0 WP: 0 HR: 1 S: 84 P: 136 ERA: 1.00 WHIP: 0.889																			

Batter	1	2	3	4	5	6	7	8	9	AB	R	H	RBI	BB	SO	LOB	BOTTOM			
Rich Becker, L OBP: 0.414, SLG: 0.400	G4-3 1B		2B 1B							4	1	2	0	0	2	2	Detroit Tigers @ Oakland Athletics Network Associates Coliseum, Oakland, CA Sat Sep 04 1999, 4:05 PM EDT Att: 18,323 - Unknown - 70 F			
Randy Velarde, R OBP: 0.386, SLG: 0.447	G4-3 1-2		FC1-5 1-H 2B		FC6-4 1-2			F8		4	0	1	1	0	0	2				
Jason Giambi, L OBP: 0.421, SLG: 0.535	F8		FC1-5 2-3					K 1B		4	0	1	0	0	1	1				
John Jaha, R OBP: 0.415, SLG: 0.587 Jason McDonald, S OBP: 0.296, SLG: 0.293		F9	L3					K BB		3	0	0	0	1	1	2				
Matt Stairs, L OBP: 0.364, SLG: 0.521		1B 1B			G6-4-3 BB			1B 1-1		2	0	2	0	2	0	0				
Ben Grievie, L OBP: 0.372, SLG: 0.485		FC4-6 1B			F7			F7		4	0	1	0	0	1	4				
Scott Spiezio, S OBP: 0.305, SLG: 0.408		K			G6-4-3 1-2			P6		4	1	1	0	0	1	3				
Miguel Tejada, R OBP: 0.325, SLG: 0.428	FC4-6 1-2				F8			K		3	0	0	0	0	1	2				
Ramon Hernandez, R OBP: 0.354, SLG: 0.425			G5-3					FC6-4 BB		2	0	1	1	1	0	0				
Inning Stats	R: 0 E: 0 K: 0 S: 5	H: 1 LOB: 0 BB: 0 P: 9	R: 0 E: 0 K: 1 S: 15	H: 2 LOB: 2 BB: 0 P: 20	R: 1 E: 0 K: 0 S: 13	H: 2 LOB: 1 BB: 0 P: 24	R: 0 E: 0 K: 0 S: 3	H: 0 LOB: 0 BB: 1 P: 7	R: 0 E: 0 K: 1 S: 8	H: 0 LOB: 1 BB: 1 P: 17	R: 0 E: 0 K: 2 S: 11	H: 2 LOB: 1 BB: 0 P: 17	R: 0 E: 0 K: 2 S: 12	H: 1 LOB: 2 BB: 2 P: 26	R: 1 E: 0 K: 0 S: 8	H: 1 LOB: 0 BB: 0 P: 11	1B: 7 2B: 2 3B: 0 HR: 0	SF: 1 SAC: 1 DP: 2 HBP: 0	WP: 0 PB: 1 SB: 0 CS: 0	PA: 36
PITCHER Brian Moehler, R ERA: 5.04 Francisco Cordero, R ERA: 0.77	IP: 7.0 WLS: L BF: 8 H: 1 R: 1 ER: 1 SO: 2 BB: 2 IBB: 0 HBP: 0 BLK: 0 WP: 0 HR: 0 S: 20 P: 37 ERA: 5.40 WHIP: 1.800																			



Batter	1	2	3	4	5	6	7	8	9	AB	R	H	RBI	BB	SO	LOB	TOP										
Luis Polonia, L OBP: 0.345, SLG: 0.487 Kimera Barteo, R OBP: 0.306, SLG: 0.296	3-1 L7		1-2 2B	2-0 G3			2-2 2B	0-3 K		4	1	2	0	0	0	1											
Deivi Cruz, R OBP: 0.296, SLG: 0.398	1-1 SF9		1-1 HR	1-3 K			1-0 2B		0-3 K	5	2	3	1	0	2	1											
Bobby Higginson, L OBP: 0.351, SLG: 0.383	2-2 E6		0-1 L6	0-0 F8			0-1 G6-3		3-1 G4-3	5	0	0	0	0	0	5											
Tony Clark, S OBP: 0.353, SLG: 0.494	3-2 SF9		2-0 HR		1-1 P6		4-0 IBB		0-2 F8	3	1	1	3	1	0	0											
Dean Palmer, R OBP: 0.326, SLG: 0.500	3-3 K		3-3 K		2-2 G6-3		2-3 K			4	0	0	0	0	3	4											
Damon Easley, R OBP: 0.357, SLG: 0.462		0-3 K	4-2 2B		2-2 G1-3		1-2 G4-3			3	1	0	0	1	1	3											
Bill Haselman, R OBP: 0.320, SLG: 0.409		2-2 F9	1-2 2B			0-1 P3		2-2 G6-3		4	0	1	1	0	0	0											
Juan Encarnacion, R OBP: 0.295, SLG: 0.464		1-1 1B	2-1 G1-3			0-1 P3		0-0 2B		4	0	2	0	0	0	1											
Gabe Kapler, R OBP: 0.309, SLG: 0.452		0-0 F9		0-1 G3		2-1 G6-3		1-1 P3		4	0	1	0	0	0	2											
Inning Stats	R: 1 E: 1 K: 1 S: 20	H: 1 LOB: 1 BB: 0 P: 32	R: 0 E: 0 K: 1 S: 10	H: 1 LOB: 1 BB: 0 P: 13	R: 4 E: 0 K: 1 S: 20	H: 4 LOB: 1 BB: 1 P: 34	R: 0 E: 0 K: 1 S: 7	H: 1 LOB: 1 BB: 0 P: 10	R: 0 E: 0 K: 0 S: 8	H: 0 LOB: 0 BB: 0 P: 13	R: 0 E: 0 K: 0 S: 6	H: 0 LOB: 0 BB: 0 P: 8	R: 0 E: 0 K: 1 S: 13	H: 2 LOB: 3 BB: 1 P: 23	R: 0 E: 0 K: 1 S: 9	H: 1 LOB: 1 BB: 0 P: 12	R: 0 E: 0 K: 1 S: 10	H: 0 LOB: 0 BB: 0 P: 13	1B: 4 2B: 5 3B: 0 HR: 1	SF: 1 SAC: 0 DP: 0 HBP: 0	WP: 0 PB: 0 CS: 0	PA: 40					
PITCHER	IP	WLS	BF	H	R	ER	SO	BB	IBB	HBP	BLK	WP	HR	S	P	ERA	WHIP										
Jimmy Haynes, R ERA: 6.12	(1, 1)	2.2	L	16	6	5	4	3	1	0	0	0	1	48	75	13.50	2.625										
Mike Oquist, R ERA: 5.3	(3, 1)	4.2		19	4	0	0	2	0	1	0	0	0	40	64	0.00	0.857										
Tim Worrell, R ERA: 4.15	(8, 1)	1.2		5	0	0	0	2	0	0	0	0	0	15	19	0.00	0.000										

Detroit Tigers @ Oakland Athletics
Network Associates Coliseum, Oakland, CA
Sun Sep 05 1999, 4:05 PM EDT
Att: 20,429 - Unknown - 72 F

AB	37
R	5
H	10
RBI	5
BB	2
SO	7
LOB	18



Batter	1	2	3	4	5	6	7	8	9	AB	R	H	RBI	BB	SO	LOB	BOTTOM										
Rich Becker, L OBP: 0.414, SLG: 0.394	1-0 L9		4-2 G6-4-3				4-0 BB		3-3 K	3	0	0	0	2	2	0											
Randy Velarde, R OBP: 0.383, SLG: 0.444	1-1 F8		0-1 G6-4-3		2-2 G5-3		0-3 K			4	0	0	0	0	1	3											
Jason Giambi, L OBP: 0.422, SLG: 0.543	1-1 2B			1-2 HR		1-1 G4-3		2-3 K		4	1	2	1	0	1	0											
John Jaha, R OBP: 0.412, SLG: 0.581	0-0 P4			1-2 F8		1-3 K		3-2 P6		4	0	0	0	0	1	1											
Matt Stairs, L OBP: 0.365, SLG: 0.525		1-1 G4-3		1-0 2B		1-1 G5-3		0-1 E		4	2	2	0	0	0	0											
Ben Griev, L OBP: 0.359, SLG: 0.480 Ryan Christenson, R OBP: 0.308, SLG: 0.311		3-1 P6		3-2 F8		1-3 K		0-0 E3		4	0	0	0	0	1	1											
Scott Spiezio, S OBP: 0.312, SLG: 0.419		0-0 1B		0-2 1B		0-0 2B		2-1 F8		4	1	3	1	0	0	1											
Miguel Tejada, R OBP: 0.323, SLG: 0.425		0-1 L6		0-1 G1-3		3-1 G5-3		1-3 K		4	0	0	0	0	1	3											
Ramon Hernandez, R OBP: 0.350, SLG: 0.429			2-1 F8		0-0 F9		1-2 2B		1-0 F7	4	0	1	1	0	0	0											
Inning Stats	R: 0 E: 0 K: 0 S: 6	H: 1 LOB: 1 BB: 0 P: 9	R: 0 E: 0 K: 0 S: 7	H: 1 LOB: 1 BB: 0 P: 11	R: 0 E: 0 K: 0 S: 6	H: 0 LOB: 0 BB: 1 P: 12	R: 2 E: 0 K: 0 S: 16	H: 3 LOB: 1 BB: 0 P: 22	R: 0 E: 0 K: 1 S: 8	H: 0 LOB: 0 BB: 0 P: 13	R: 0 E: 0 K: 1 S: 8	H: 0 LOB: 0 BB: 0 P: 11	R: 1 E: 0 K: 2 S: 18	H: 2 LOB: 2 BB: 1 P: 27	R: 1 E: 1 K: 1 S: 12	H: 1 LOB: 1 BB: 0 P: 19	R: 0 E: 0 K: 2 S: 7	H: 0 LOB: 0 BB: 0 P: 12	1B: 2 2B: 5 3B: 0 HR: 1	SF: 0 SAC: 0 DP: 1 HBP: 0	WP: 0 PB: 0 CS: 0	PA: 37					
PITCHER	IP	WLS	BF	H	R	ER	SO	BB	IBB	HBP	BLK	WP	HR	S	P	ERA	WHIP										
Willie Blair, R ERA: 6.47	(1, 1)	6.2	W	27	7	3	3	3	1	0	0	0	0	62	94	4.05	1.200										
Matt Anderson, R ERA: 5.02	(7, 1)	0.0		1	0	0	0	0	1	0	0	0	0	4													
Doug Brocail, R ERA: 2.76	(7, 1)	1.0	H	3	0	0	0	2	0	0	0	0	0	14	19	0.00	0.000										
Todd Jones, R ERA: 3.88	(8, 1)	1.1	S	6	1	1	0	2	0	0	0	0	0	12	19	0.00	0.750										

Detroit Tigers @ Oakland Athletics
Network Associates Coliseum, Oakland, CA
Sun Sep 05 1999, 4:05 PM EDT
Att: 20,429 - Unknown - 72 F

AB	35
R	4
H	8
RBI	3
BB	2
SO	7
LOB	9



Batter	1	2	3	4	5	6	7	8	9	AB	R	H	RBI	BB	SO	LOB	TOP							
Luis Polonia, L OBP: 0.354, SLG: 0.500 (1, 10)										5	2	4	2	0	0	0								
Brad Ausmus, R OBP: 0.355, SLG: 0.419 (1, 2)										4	1	0	0	0	0	2								
Tony Clark, S OBP: 0.357, SLG: 0.509 (1, 3)										3	3	3	4	1	0	0								
Damon Easley, R OBP: 0.357, SLG: 0.461 (1, 4)										5	0	2	2	0	0	1								
Juan Encarnacion, R OBP: 0.292, SLG: 0.459 (1, 7)										5	0	0	0	0	2	2								
Frank Catalanotto, L OBP: 0.332, SLG: 0.458 (7, 5)										3	0	0	0	0	1	1								
Dean Palmer, R OBP: 0.326, SLG: 0.499 (7, 5)										1	0	0	0	0	0	0								
Deivi Cruz, R OBP: 0.299, SLG: 0.399 (1, 6)										4	1	2	0	0	0	1								
Gabe Kapler, R OBP: 0.311, SLG: 0.450 (8, 9)										2	0	0	0	2	2	1								
Karim Garcia, L OBP: 0.281, SLG: 0.414 (8, PH)										3	2	2	1	0	0	0								
Kimera Barteo, R OBP: 0.302, SLG: 0.291 (8, 8)										1	0	0	0	0	1	2								
Inning Stats	R: 3 E: 0 K: 2 S: 18	H: 3 LOB: 1 BB: 0 P: 29	R: 0 E: 0 K: 1 S: 11	H: 1 LOB: 1 BB: 0 P: 16	R: 0 E: 0 K: 0 S: 5	H: 0 LOB: 0 BB: 1 P: 11	R: 0 E: 0 K: 0 S: 5	H: 0 LOB: 0 BB: 1 P: 11	R: 2 E: 0 K: 0 S: 12	H: 2 LOB: 0 BB: 0 P: 20	R: 0 E: 0 K: 1 S: 9	H: 1 LOB: 1 BB: 0 P: 12	R: 2 E: 0 K: 1 S: 17	H: 3 LOB: 1 BB: 0 P: 29	R: 1 E: 0 K: 1 S: 10	H: 2 LOB: 1 BB: 1 P: 18	R: 1 E: 0 K: 0 S: 8	H: 1 LOB: 0 BB: 0 P: 14	1B: 7 2B: 3 3B: 1 HR: 2	SF: 1 SAC: 0 DP: 1 HBP: 1	WP: 0 PB: 0 SB: 2 CS: 1	PA: 42		
PITCHER	IP	WLS	BF	H	R	ER	SO	BB	IBB	HBP	BLK	WP	HR	S	P	ERA	WHIP					ERA	WHIP	
Omar Olivares, R ERA: 4.01	(1, 1)	6.0	L	27	8	6	6	4	2	0	1	0	0	1	62	101	9.00	1.667					9.00	1.667
Tim Kubinski, L ERA: 4.5	(7, 1)	0.1		1	0	0	0	0	0	0	0	0	0	0	3	5	0.00	0.000						
Greg McMichael, R ERA: 4.33	(7, 1)	0.1		2	1	0	0	0	0	0	0	0	0	6	10	0.00	3.000							
Chad Harville, R ERA: 5.73	(7, 1)	0.2		5	2	2	2	1	1	0	0	1	0	0	11	23	27.00	4.500						
Buddy Groom, L ERA: 5.65	(8, 1)	0.2		2	1	0	0	1	0	0	0	0	0	5	7	0.00	1.500							

Detroit Tigers @ Oakland Athletics
Network Associates Coliseum, Oakland, CA

Mon Sep 06 1999, 9:15 PM EDT
Att: 30,541 - Unknown - 68 F

AB 36
R 9
H 13
RBI 9
BB 3
SO 6
LOB 10



Batter	1	2	3	4	5	6	7	8	9	AB	R	H	RBI	BB	SO	LOB	BOTTOM							
Rich Becker, L OBP: 0.409, SLG: 0.389 (1, 8)										5	1	1	0	0	2	6								
Randy Velarde, R OBP: 0.383, SLG: 0.442 (1, 4)										4	0	1	1	1	0	1								
Jason Giambi, L OBP: 0.422, SLG: 0.554 (1, 10)										5	2	2	3	0	1	2								
Matt Stairs, L OBP: 0.368, SLG: 0.531 (1, 9)										4	1	2	1	1	0	0								
Ben Grieve, L OBP: 0.368, SLG: 0.485 (1, 7)										4	1	1	1	0	0	2								
Scott Spiezio, S OBP: 0.316, SLG: 0.423 (5, FR)										3	1	2	0	0	0	0								
Miguel Tejada, R OBP: 0.322, SLG: 0.424 (6, 6)										1	0	0	0	0	0	0								
Olmedo Saenz, R OBP: 0.371, SLG: 0.486 (9, 5)										3	1	1	1	0	1	1								
Ramon Hernandez, R OBP: 0.364, SLG: 0.447 (8, FR)										3	0	2	0	1	0	0								
Jason McDonald, S OBP: 0.299, SLG: 0.293 (9, 2)										0	0	0	0	0	0	0								
A.J. Hinch, R OBP: 0.265, SLG: 0.353 (9, 2)										0	0	0	0	0	0	0								
Frank Menechino, R OBP: 0.333, SLG: 0.333 (6, 5)										3	0	1	0	0	2	4								
John Jaha, R OBP: 0.411, SLG: 0.579 (9, 3)										1	0	0	0	0	1	1								
Inning Stats	R: 2 E: 0 K: 0 S: 11	H: 3 LOB: 0 BB: 0 P: 20	R: 1 E: 0 K: 2 S: 12	H: 2 LOB: 2 BB: 1 P: 22	R: 2 E: 0 K: 1 S: 8	H: 2 LOB: 0 BB: 0 P: 11	R: 0 E: 0 K: 1 S: 14	H: 1 LOB: 2 BB: 1 P: 25	R: 0 E: 0 K: 0 S: 7	H: 1 LOB: 1 BB: 1 P: 15	R: 0 E: 0 K: 0 S: 7	H: 1 LOB: 0 BB: 0 P: 10	R: 0 E: 0 K: 0 S: 8	H: 0 LOB: 0 BB: 0 P: 15	R: 2 E: 0 K: 2 S: 16	H: 3 LOB: 1 BB: 0 P: 24	R: 0 E: 0 K: 1 S: 8	H: 0 LOB: 0 BB: 0 P: 12	1B: 7 2B: 1 3B: 0 HR: 5	SF: 0 SAC: 0 DP: 3 HBP: 1	WP: 0 PB: 0 SB: 0 CS: 0	PA: 40		
PITCHER	IP	WLS	BF	H	R	ER	SO	BB	IBB	HBP	BLK	WP	HR	S	P	ERA	WHIP					ERA	WHIP	
Jeff Weaver, R ERA: 5.4	(1, 1)	3.2		8	2	0	5	4	2	0	1	0	0	3	42	73	12.27	2.727						
Dave Borkowski, R ERA: 7.53	(4, 1)	2.1	W	8	2	0	0	0	1	0	0	0	0	17	30	0.00	1.286							
Matt Anderson, R ERA: 4.85	(7, 1)	1.0	H	3	0	0	0	0	0	0	0	0	0	8	15	0.00	0.000							
Francisco Cordero, R ERA: 2.13	(8, 1)	1.0	H	6	3	2	2	2	0	0	0	0	2	16	24	18.00	3.000							
Todd Jones, R ERA: 3.81	(9, 1)	1.0	S	3	0	0	0	1	0	0	0	0	0	8	12	0.00	0.000							

Detroit Tigers @ Oakland Athletics
Network Associates Coliseum, Oakland, CA

Mon Sep 06 1999, 9:15 PM EDT
Att: 30,541 - Unknown - 68 F

AB 36
R 7
H 13
RBI 7
BB 3
SO 7
LOB 17



Batter	1	2	3	4	5	6	7	8	9	AB	R	H	RBI	BB	SO	LOB	TOP										
Jose Offerman, S OBP: 0.380, SLG: 0.425	E6 1B		F9 1B			P4 1B		F8 1B		5	1	0	0	0	0	6	Boston Red Sox @ Oakland Athletics Network Associates Coliseum, Oakland, CA Tue Sep 07 1999, 10:05 PM EDT Att: 21,195 - Unknown - 65 F livebaseballscorecards.com										
Darren Lewis, R OBP: 0.326, SLG: 0.329	G1-3 1B	G4-3 1B		P5 1B		1B CS		G5-4-3 BB		4	0	2	0	1	0	1											
18 Reggie Jefferson, S OBP: 0.410, SLG: 0.450 Butch Huskey, R OBP: 0.345, SLG: 0.491	1B 2B			G6-3 1B		CS 1B	P6 1B	G5-4-3 1B		4	1	1	1	0	1	1											
Nomar Garciaparra, R OBP: 0.410, SLG: 0.583 Donnie Sadler, R OBP: 0.304, SLG: 0.352	HBP 1B	G4-3 1B		E5 1B			1B BB		P2 1B	3	1	1	1	1	0	1											
Troy O'Leary, L OBP: 0.340, SLG: 0.501	FC4-6 1B	G6-3 1B		F7 1B			1B BB		HBP	3	1	1	0	1	0	2											
Mike Stanley, R OBP: 0.380, SLG: 0.452	FC4-6 1B		G5-3 1B		G5-3 1B		F8 1B		F7 1B	4	0	0	0	0	0	3											
Jason Varitek, S OBP: 0.330, SLG: 0.472	FC4-6 1B		K 1B		G3 1B		K 1B		K2-3 1B	5	1	0	1	0	3	5											
3B Wilton Veras, R OBP: 0.318, SLG: 0.429	1B 1B		1B 1B		G6-3 1B			F8 2B		4	0	3	1	0	0	0											
Trot Nixon, L OBP: 0.353, SLG: 0.463	1B 1B		1B 1B			K 1B		BB HBP		3	0	2	1	0	1	0											
Inning Stats	R: 5 E: 1 K: 0 S: 19	H: 4 LOB: 2 BB: 1 P: 33	R: 0 E: 0 K: 1 S: 8	H: 1 LOB: 1 BB: 0 P: 12	R: 0 E: 0 K: 1 S: 13	H: 2 LOB: 2 BB: 0 P: 20	R: 0 E: 1 K: 0 S: 8	H: 0 LOB: 1 BB: 0 P: 12	R: 0 E: 0 K: 0 S: 9	H: 0 LOB: 0 BB: 0 P: 13	R: 0 E: 0 K: 1 S: 7	H: 1 LOB: 0 BB: 0 P: 12	R: 0 E: 0 K: 1 S: 9	H: 1 LOB: 2 BB: 1 P: 18	R: 0 E: 0 K: 0 S: 11	H: 1 LOB: 2 BB: 1 P: 18		R: 0 E: 0 K: 1 S: 13	H: 0 LOB: 0 BB: 0 P: 22	1B: 8 2B: 2 3B: 0 HR: 0	SF: 0 SAC: 0 DP: 1 HBP: 3	WP: 0 PB: 0 SB: 1 CS: 1	PA: 44				
PITCHER	IP	WLS	BF	H	R	ER	SO	BB	IBB	HBP	BLK	WP	HR	S	P	ERA	WHIP										
Gil Heredia, R ERA: 4.72	6.1	L	31	8	5	1	3	2	0	1	0	0	0	66	109	1.42	1.579										
Buddy Groom, L ERA: 5.05	0.0		1	1	0	0	0	0	0	0	0	0	0	2	2	∞	∞										
Tim Worrell, R ERA: 4.11	0.2		4	1	0	0	1	0	0	1	0	0	0	9	15	0.00	1.500										
Tim Kubinski, L ERA: 4.26	0.1		2	0	0	0	0	1	0	0	0	0	0	6	11	0.00	3.000										
Greg McMichael, R ERA: 4.08	1.2		5	0	0	0	1	0	0	1	0	0	0	14	23	0.00	0.000										

Batter	1	2	3	4	5	6	7	8	9	AB	R	H	RBI	BB	SO	LOB	BOTTOM										
Rich Becker, L OBP: 0.409, SLG: 0.389	1B 1B		K 1B	G4-3 1B			S 1B		F7 1B	5	1	2	0	0	1	3	Boston Red Sox @ Oakland Athletics Network Associates Coliseum, Oakland, CA Tue Sep 07 1999, 10:05 PM EDT Att: 21,195 - Unknown - 65 F livebaseballscorecards.com										
Randy Velarde, R OBP: 0.383, SLG: 0.442	K 1B		K 1B		S 1B		S 1B		P4 1B	5	0	2	0	0	2	2											
Jason Giambi, L OBP: 0.419, SLG: 0.551	K 1B		P7 1B		G3 1B		SF8 1B			3	0	0	1	0	1	2											
John Jaha, R OBP: 0.410, SLG: 0.575	G1-3 1B			BB HBP	G5-3 1B		K 1B			3	1	0	0	0	1	3											
Matt Stairs, L OBP: 0.369, SLG: 0.529		1B BB		BB 1B	G3 1B				G3 1B	2	1	0	0	2	0	1											
Olmedo Saenz, R OBP: 0.373, SLG: 0.483		1B 1B		BB 1B		G6-3 1B			K 1B	3	0	1	0	1	1	0											
Ben Grieve, L OBP: 0.365, SLG: 0.482		K 1B		SF7 1B		G3-1 1B			G1-3 1B	3	0	0	1	0	1	2											
Miguel Tejada, R OBP: 0.320, SLG: 0.421		K 1B		P2 1B		P6 1B			K 1B	4	0	0	0	0	2	4											
Mike Macfarlane, R OBP: 0.264, SLG: 0.320 Scott Spiezio, S OBP: 0.319, SLG: 0.423 A.J. Hinch, R OBP: 0.265, SLG: 0.353		K 1B		1-2 2H 1B		G6-3 1B			BB	3	0	1	1	0	1	2											
										0	0	0	0	0	0	0											
Inning Stats	R: 0 E: 0 K: 2 S: 12	H: 1 LOB: 1 BB: 0 P: 16	R: 0 E: 0 K: 3 S: 15	H: 1 LOB: 2 BB: 1 P: 24	R: 0 E: 0 K: 2 S: 10	H: 0 LOB: 0 BB: 0 P: 12	R: 2 E: 0 K: 0 S: 17	H: 1 LOB: 1 BB: 2 P: 33	R: 0 E: 0 K: 0 S: 8	H: 1 LOB: 1 BB: 0 P: 13	R: 0 E: 0 K: 0 S: 4	H: 0 LOB: 0 BB: 0 P: 7	R: 1 E: 0 K: 1 S: 14	H: 2 LOB: 1 BB: 0 P: 23	R: 0 E: 0 K: 1 S: 7	H: 0 LOB: 0 BB: 0 P: 12	R: 0 E: 0 K: 1 S: 8	H: 0 LOB: 1 BB: 1 P: 13	1B: 6 2B: 0 3B: 0 HR: 0	SF: 2 SAC: 0 DP: 0 HBP: 1	WP: 0 PB: 0 SB: 4 CS: 0	PA: 38					
PITCHER	IP	WLS	BF	H	R	ER	SO	BB	IBB	HBP	BLK	WP	HR	S	P	ERA	WHIP										
49 Tim Wakefield, R ERA: 4.96	6.1	W	28	5	3	3	7	3	0	1	0	0	0	73	115	4.26	1.263										
Rich Garcés, R ERA: 1.91	0.0		1	1	0	0	0	0	0	0	0	0	0	2	4	∞	∞										
Rheal Cormier, L ERA: 3.63	1.0	H	3	0	0	0	1	0	0	0	0	0	0	8	15	0.00	0.000										
Rod Beck, R ERA: 6.88	0.2	H	2	0	0	0	1	0	0	0	0	0	0	4	6	0.00	0.000										
Derek Lowe, R ERA: 2.78	1.0	S	4	0	0	0	1	1	0	0	0	0	0	8	13	0.00	1.000										



Batter	1	2	3	4	5	6	7	8	9	AB	R	H	RBI	BB	SO	LOB	TOP										
Jose Offerman, S (1, 4) OBP: 0.379, SLG: 0.422	1-1 F8		4-1 FC6-4 BB		0-0 F7		1-1 G1-3			3	0	0	0	1	0	2											
Darren Lewis, R (1, 8) OBP: 0.325, SLG: 0.329	1-0 P3		0-0 FC6-4		1-2 1-H 2-H 1B		3-1 G4-3			4	0	1	2	0	0	2											
Brian Daubach, L (1, 3) OBP: 0.369, SLG: 0.583	3-3 K			3-2 2B	2-0 F7		3-2 F7			4	0	1	0	0	1	1											
Mike Stanley, R (1, 10) OBP: 0.379, SLG: 0.450		2-0 F9		1-3 K2-3	1-3 K			0-1 G4-6-3 1B		4	0	1	0	0	2	2											
Troy O'Leary, L (1, 7) OBP: 0.338, SLG: 0.497	0-2 G4-3		0-3 K		0-0 F9			0-0 G4-6-3 1B		4	0	0	0	0	1	2											
Scott Hatteberg, L (1, 2) OBP: 0.386, SLG: 0.214	1-2 G3			4-0 BB		4-2 3B BB		2-2 F8		2	0	0	0	2	0	0											
3B Wilton Veras, R (1, 5) Butch Huskey, R (6, PH) OBP: 0.345, SLG: 0.490			2-0 P6	1-3 K		4-2 BB		1-1 F7		2	0	0	0	1	1	2	AB 31										
Trot Nixon, L (1, 9) OBP: 0.354, SLG: 0.462			4-2 FC1-6 BB		0-1 WP S 1B		2-3 K		1-2 G1-3	3	1	1	0	1	1	2	R 2										
Donnie Sadler, R (1, 6) 18 Reggie Jefferson, S (6, PH) Lou Merloni, R (6, 6) OBP: 0.292, SLG: 0.288			1-2 FC1-6 BB		2-2 WP 1B		3-3 K		1-3 K	2	1	1	0	0	0	1	H 5										
Inning Stats	R: 0 E: 0 K: 1 S: 6	H: 0 LOB: 0 BB: 0 P: 11	R: 0 E: 0 K: 0 S: 7	H: 0 LOB: 0 BB: 0 P: 10	R: 0 E: 0 K: 0 S: 9	H: 0 LOB: 2 BB: 2 P: 20	R: 0 E: 0 K: 3 S: 12	H: 1 LOB: 2 BB: 1 P: 21	R: 2 E: 0 K: 1 S: 17	H: 3 LOB: 1 BB: 0 P: 21	R: 0 E: 0 K: 2 S: 12	H: 0 LOB: 2 BB: 2 P: 25	R: 0 E: 0 K: 0 S: 7	H: 1 LOB: 0 BB: 0 P: 8	R: 0 E: 0 K: 1 S: 8	H: 0 LOB: 0 BB: 0 P: 11	1B: 4 2B: 1 3B: 0 HR: 0	SF: 0 SAC: 0 DP: 1 HBP: 0	WP: 1 PB: 0 SB: 1 CS: 0	PA: 36							
PITCHER	IP	WLS	BF	H	R	ER	SO	BB	IBB	HBP	BLK	WP	HR	S	P	ERA	WHIP										
Kevin Appier, R (1, 1) ERA: 5.06	6.0	W	27	4	2	2	7	5	0	0	0	1	0	63	108	3.00	1.500										
Tim Kubinski, L (7, 1) ERA: 3.89	1.0		3	0	0	0	0	0	0	0	0	0	0	7	14	0.00	0.000										
Doug Jones, R (8, 1) ERA: 3.8	2.0		6	1	0	0	1	0	0	0	0	0	0	14	19	0.00	0.500										

Boston Red Sox @ Oakland Athletics
Network Associates Coliseum, Oakland, CA
Wed Sep 08 1999, 4:05 PM EDT
Att: 20,251 - Unknown - 60 F

AB 31
R 2
H 5
RBI 2
BB 5
SO 8
LOB 16



Batter	1	2	3	4	5	6	7	8	9	AB	R	H	RBI	BB	SO	LOB	BOTTOM										
Rich Becker, L (1, 8) OBP: 0.409, SLG: 0.391	0-1 E6 1B 2B		0-0 G1-3		4-2 1B BB	2-1 2H 2B		1-2 F8		4	2	1	1	1	0	1											
Randy Velarde, R (1, 4) OBP: 0.384, SLG: 0.442	1-2 2B 1B		1-2 G5-3		1-1 1B E 1B	2-3 K2-3				4	2	2	0	0	1	1											
Jason Giambi, L (1, 3) OBP: 0.418, SLG: 0.552	2-2 F8		1-2 3B		0-3 K	1-2 P5				4	0	1	0	0	1	5											
Matt Stairs, L (1, 9) OBP: 0.370, SLG: 0.528	0-3 K		4-1 BB		1-2 E8 1-H 2-H 1B		0-0 G3			3	0	1	1	1	1	2											
John Jaha, R (1, 10) OBP: 0.410, SLG: 0.575	0-2 1-H 2-H 2B		0-3 K		4-1 BB		1-3 K			3	0	1	2	1	2	2											
Ben Grievs, L (1, 7) Ryan Christenson, R (8, 8) OBP: 0.388, SLG: 0.311	0-1 G4-3			0-2 F8	0-2 G1-3		1-1 F9			4	0	0	0	0	0	3											
Olmedo Saenz, R (1, 5) OBP: 0.372, SLG: 0.493		0-0 P8		0-1 G5-3		0-1 HR		1-0 F7		4	1	1	1	0	0	0	AB 34										
Miguel Tejada, R (1, 6) OBP: 0.318, SLG: 0.417		3-3 K		0-0 F9		1-1 G5-3		1-1 L6		4	0	0	0	0	1	0	RBI 5										
Mike Macfarlane, R (1, 2) OBP: 0.264, SLG: 0.323		1-0 F9			1-0 F8	1-0 E5 2B		0-2 2B		4	1	1	0	0	0	0	BB 3										
Inning Stats	R: 2 E: 1 K: 1 S: 18	H: 2 LOB: 1 BB: 0 P: 21	R: 0 E: 0 K: 1 S: 5	H: 0 LOB: 0 BB: 0 P: 9	R: 0 E: 0 K: 1 S: 12	H: 1 LOB: 2 BB: 1 P: 18	R: 0 E: 0 K: 0 S: 6	H: 0 LOB: 0 BB: 0 P: 6	R: 2 E: 1 K: 1 S: 17	H: 2 LOB: 2 BB: 2 P: 27	R: 2 E: 1 K: 1 S: 13	H: 2 LOB: 1 BB: 0 P: 20	R: 0 E: 0 K: 1 S: 6	H: 0 LOB: 0 BB: 0 P: 8	R: 0 E: 0 K: 0 S: 10	H: 1 LOB: 1 BB: 0 P: 13	1B: 3 2B: 3 3B: 1 HR: 1	SF: 0 SAC: 0 DP: 0 HBP: 0	WP: 0 PB: 0 SB: 0 CS: 0	PA: 37							
PITCHER	IP	WLS	BF	H	R	ER	SO	BB	IBB	HBP	BLK	WP	HR	S	P	ERA	WHIP										
Pat Rapp, R (1, 1) ERA: 4.05	5.1	L	28	7	6	2	4	3	0	0	0	0	0	65	92	3.38	1.875										
John Wasdin, R (6, 1) ERA: 4.09	2.2		9	1	0	0	2	0	0	0	0	0	0	22	30	0.00	0.375										

Boston Red Sox @ Oakland Athletics
Network Associates Coliseum, Oakland, CA
Wed Sep 08 1999, 4:05 PM EDT
Att: 20,251 - Unknown - 60 F

AB 34
R 6
H 8
RBI 5
BB 3
SO 6
LOB 14



Batter	1	2	3	4	5	6	7	8	9	AB	R	H	RBI	BB	SO	LOB	TOP										
Ryan Christenson, R OBP: 0.308, SLG: 0.311 Rich Becker, L OBP: 0.406, SLG: 0.387	(1, 8) K		(3, 3) K		(1, 1) G4-6-3 1B		(3, 1) P5		(2, 3) K	3	0	1	2	0	2	0											
Randy Velarde, R OBP: 0.384, SLG: 0.441	(1, 4) G4-6-3 BB				(1, 1) G4-3		(2, 2) G4-6-3 1B		(2, 1) K 1B	4	1	1	0	1	1	5											
Jason Giambi, L OBP: 0.421, SLG: 0.560	(1, 3) G4-6-3 1-2				(1, 0) HR		(2, 2) G6-4-3 1B		(0, 2) 1B E	4	2	3	2	1	0	1											
John Jaha, R OBP: 0.410, SLG: 0.572		(2, 3) K			(2, 3) K		(0, 0) G6-4-3 1B		(3, 2) 1B E	4	0	1	2	1	2	1											
Olmedo Saenz, R OBP: 0.376, SLG: 0.500		(2, 2) FC4-6 1B			(2, 3) K		(2, 2) 2B		(0, 0) E6 1B	5	0	3	1	0	1	3											
Matt Stairs, L OBP: 0.368, SLG: 0.524		(3, 3) K			(2, 2) 1B 1B		(2, 3) K		(0, 0) F9 1B	5	1	1	0	0	2	4											
Ramon Hernandez, R OBP: 0.369, SLG: 0.449		(2, 2) FC4-6 1-2			(0, 1) 1B 1B		(2, 2) 1B BB		(0, 1) G6-3	4	2	2	0	0	0	1											
Ben Grievie, L OBP: 0.363, SLG: 0.476 Jason McDonald, S OBP: 0.206, SLG: 0.263			(3, 2) F8		(1, 1) 1B 1B		(4, 1) BB 1B		(0, 0) F9	3	1	1	0	1	0	0											
Miguel Tejada, R OBP: 0.317, SLG: 0.416			(3, 3) K		(2, 2) P3		(0, 1) BB 1B		(1, 2) G6-3	4	0	1	0	0	1	3											
Inning Stats	R: 0 H: 0 E: 0 K: 1 S: 7	H: 0 LOB: 0 BB: 1 P: 15	R: 0 H: 1 E: 0 K: 2 S: 13	H: 1 LOB: 1 BB: 0 P: 22	R: 0 H: 0 E: 0 K: 2 S: 10	H: 0 LOB: 0 BB: 0 P: 19	R: 1 H: 1 E: 0 K: 2 S: 10	H: 1 LOB: 1 BB: 0 P: 16	R: 2 H: 4 E: 0 K: 0 S: 18	H: 2 LOB: 1 BB: 0 P: 16	R: 2 H: 2 E: 0 K: 1 S: 14	H: 2 LOB: 3 BB: 3 P: 32	R: 0 H: 0 E: 0 K: 0 S: 6	H: 0 LOB: 0 BB: 0 P: 6	R: 2 H: 4 E: 1 K: 1 S: 17	H: 2 LOB: 2 BB: 0 P: 23	1B: 12 2B: 1 3B: 0 HR: 1	SF: 0 SAC: 0 DP: 3 HBP: 0	WP: 0 PB: 0 SB: 0 CS: 0	PA: 42							
PITCHER	IP	WLS	BF	H	R	ER	SO	BB	IBB	HBP	BLK	WP	HR	S	P	ERA	WHIP										
Wilson Alvarez, L ERA: 3.96	(1, 1) 6.0	L	24	8	3	3	8	1	0	0	0	0	1	68	114	4.50	1.500										
Esteban Yan, R ERA: 5.59	(7, 1) 0.2		5	2	2	2	1	1	0	0	0	0	0	11	21	27.00	4.500										
Mike Duvall, L ERA: 4.8	(7, 1) 0.0		1	0	0	0	0	1	0	0	0	0	0	4		∞	∞										
Rick White, R ERA: 4.25	(7, 1) 1.1		5	0	0	0	0	1	0	0	0	0	0	9	13	0.00	0.750										
Alan Newman, L ERA: 9.9	(9, 1) 1.0		7	4	2	2	1	0	0	0	0	0	0	17	23	18.00	4.000										

Oakland Athletics @ Tampa Bay Devil Rays
Tropicana Field, St. Petersburg, FL
Fri Sep 10 1999, 7:05 PM EDT
Att: 14,648 - Dome - 72 F

livebaseballscorecards.com

AB	38
R	7
H	14
RBI	7
BB	4
SO	10
LOB	21



Batter	1	2	3	4	5	6	7	8	9	AB	R	H	RBI	BB	SO	LOB	BOTTOM										
Miguel Cairo, R OBP: 0.339, SLG: 0.378	(1, 4) K		(2, 1) G3			(0, 0) 2B		(1, 2) F8		4	0	1	0	0	1	2											
Dave Martinez, L OBP: 0.362, SLG: 0.387 Bubba Trammell, R OBP: 0.383, SLG: 0.514 Terrell Lowery, R OBP: 0.356, SLG: 0.434	(1, 8) S 1B				(0, 1) G6-4-3 1B		(0, 1) G5-3		(1, 3) K	3	0	2	0	0	0	1											
Jose Canseco, R OBP: 0.369, SLG: 0.593	(1, 10) K				(0, 3) K		(1, 2) L6		(2, 2) G5-4-3 1B	4	0	1	0	0	2	2											
Herbert Perry, R OBP: 0.339, SLG: 0.397	(1, 3) K				(1, 0) G6-4-3 1-2		(0, 3) K		(0, 0) G5-4-3 1-2	4	0	0	0	0	2	3											
Paul Sorrento, L OBP: 0.352, SLG: 0.411		(0, 1) F7			(1, 2) G3		(0, 0) 1B		(4, 2) BB 2B	3	1	1	0	1	0	0											
Jose Guillen, R OBP: 0.319, SLG: 0.346		(1, 3) K			(0, 3) K		(0, 2) G4-3		(4, 0) 2B BB	3	1	0	0	1	2	1											
Tony Graffanino, R OBP: 0.284, SLG: 0.435		(3, 3) K			(1, 0) G1-3			(0, 0) F7	(0, 2) 2B	4	0	1	2	0	1	0											
Mike DiFelice, R OBP: 0.333, SLG: 0.486			(0, 3) K			(0, 0) F9		(1, 2) 1B	(1, 3) K	4	0	1	0	0	2	1											
Bobby Smith, R OBP: 0.238, SLG: 0.229			(1, 3) K			(3, 3) K		(1, 0) 1B		3	0	1	0	0	2	0											
Inning Stats	R: 0 H: 1 E: 0 K: 3 S: 11	H: 0 LOB: 0 BB: 0 P: 17	R: 0 H: 0 E: 0 K: 2 S: 9	H: 0 LOB: 0 BB: 0 P: 13	R: 0 H: 0 E: 0 K: 2 S: 8	H: 0 LOB: 0 BB: 0 P: 11	R: 0 H: 1 E: 0 K: 1 S: 6	H: 1 LOB: 0 BB: 0 P: 7	R: 0 H: 1 E: 0 K: 1 S: 7	H: 1 LOB: 1 BB: 0 P: 10	R: 0 H: 1 E: 0 K: 1 S: 11	H: 1 LOB: 1 BB: 0 P: 12	R: 0 H: 2 E: 0 K: 1 S: 12	H: 2 LOB: 2 BB: 0 P: 16	R: 2 H: 2 E: 0 K: 1 S: 13	H: 2 LOB: 1 BB: 2 P: 24	1B: 6 2B: 2 3B: 0 HR: 0	SF: 0 SAC: 0 DP: 2 HBP: 0	WP: 0 PB: 0 SB: 1 CS: 0	PA: 35							
PITCHER	IP	WLS	BF	H	R	ER	SO	BB	IBB	HBP	BLK	WP	HR	S	P	ERA	WHIP										
Tim Hudson, R ERA: 3.06	(1, 1) 7.2	W	28	6	0	0	11	0	0	0	0	0	0	3	4	0.00	0.000										
Buddy Groom, L ERA: 5.01	(8, 1) 0.1		1	0	0	0	1	0	0	0	0	0	0	3	4	0.00	0.000										
Jason Iiringhausen, R ERA: 5.08	(9, 1) 1.0		6	2	2	2	1	2	0	0	0	0	0	13	24	18.00	4.000										

Oakland Athletics @ Tampa Bay Devil Rays
Tropicana Field, St. Petersburg, FL
Fri Sep 10 1999, 7:05 PM EDT
Att: 14,648 - Dome - 72 F

livebaseballscorecards.com

AB	33
R	2
H	8
RBI	2
BB	2
SO	13
LOB	12



Batter	1	2	3	4	5	6	7	8	9	AB	R	H	RBI	BB	SO	LOB	TOP										
Rich Becker, L OBP: 0.407, SLG: 0.383 Olmedo Saenz, R OBP: 0.375, SLG: 0.498 A.J. Hinch, R OBP: 0.285, SLG: 0.353	2-2 P5	1-2 2B BB	3-1 L4			4-1 BB		2-3 K		2	1	0	0	2	0	2											
Randy Velarde, R OBP: 0.384, SLG: 0.442	3-2 BB 2B	2-2 2B		0-1 G4-3		1-3 K		3-2 G4-3		5	2	2	1	0	1	1											
Jason Giambi, L OBP: 0.421, SLG: 0.560	4-2 2B BB	3-2 G3 2B		2-2 L4		1-1 G6-3		1-1 F7		4	1	1	2	1	0	0											
Matt Stairs, L OBP: 0.367, SLG: 0.523	3-2 2B	G3		2-3 K		2-3 K		0-3 K		5	0	1	2	0	3	1											
John Jaha, R OBP: 0.411, SLG: 0.569	4-1 BB	3-2 G4-3			2-2 P6		4-0 BB			2	0	0	0	2	0	1											
Ben Grievie, L OBP: 0.380, SLG: 0.472 Jason McDonald, S OBP: 0.296, SLG: 0.263	1-3 K		1-3 K		0-2 G5-3		3-3 K			4	0	0	0	0	3	3											
Scott Spiezio, S OBP: 0.318, SLG: 0.424	3-3 K		0-0 2B		0-2 G3-1			3-1 P6		4	0	1	0	0	1	2											
Ramon Hernandez, R OBP: 0.374, SLG: 0.440 Ryan Christenson, R OBP: 0.308, SLG: 0.311		1-1 G6-3	2-2 HBP		2-2 G5-3		4-1 WP BB			2	0	0	0	1	0	0											
Miguel Tejada, R OBP: 0.317, SLG: 0.415		1-1 S 2B 1B	1-2 F7		0-1 G5-3		2-1 F9			4	1	1	0	0	0	3											
Inning Stats	R: 2 H: 2 E: 0 K: 2 S: 21	H: 2 LOB: 2 BB: 2 P: 41	R: 3 H: 3 E: 0 K: 0 S: 19	H: 3 LOB: 1 BB: 1 P: 34	R: 0 H: 1 E: 0 K: 1 S: 12	H: 1 LOB: 2 BB: 0 P: 19	R: 0 H: 0 E: 0 K: 1 S: 8	H: 0 LOB: 0 BB: 0 P: 12	R: 0 H: 0 E: 0 K: 1 S: 10	H: 0 LOB: 1 BB: 1 P: 12	R: 0 H: 0 E: 0 K: 2 S: 8	H: 0 LOB: 1 BB: 1 P: 18	R: 0 H: 0 E: 0 K: 1 S: 8	H: 0 LOB: 2 BB: 1 P: 19	R: 0 H: 0 E: 0 K: 1 S: 8	H: 0 LOB: 0 BB: 0 P: 12	1B: 2 2B: 4 3B: 0 HR: 0	SF: 0 SAC: 0 DP: 0 HBP: 1	WP: 1 PB: 0 CS: 1	PA: 40							
PITCHER	IP	WLS	BF	H	R	ER	SO	BB	IBB	HBP	BLK	WP	HR	S	P	ERA	WHIP										
Ryan Rupe, R ERA: 4.67	1.1	L	11	4	5	5	2	3	0	0	0	0	0	32	60	33.75	5.250										
Mike Duvall, L ERA: 4.7	0.2		3	1	0	0	0	0	0	0	0	0	0	8	15	0.00	1.500										
Dave Eiland, R ERA: 5.18	4.0		15	1	0	0	3	1	0	1	0	0	0	39	59	0.00	0.500										
Norm Charlton, L ERA: 3.25	2.0		8	0	0	0	3	2	0	0	0	1	0	16	37	0.00	1.000										
Esteban Yan, R ERA: 5.49	1.0		3	0	0	0	1	0	0	0	0	0	0	8	12	0.00	0.000										

Oakland Athletics @ Tampa Bay Devil Rays
Tropicana Field, St. Petersburg, FL
Sat Sep 11 1999, 6:35 PM EDT
Att: 21,225 - Dome - 72 F

AB 33
R 5
H 6
RBI 5
BB 6
SO 9
LOB 14



Batter	1	2	3	4	5	6	7	8	9	AB	R	H	RBI	BB	SO	LOB	BOTTOM										
Miguel Cairo, R OBP: 0.341, SLG: 0.380	1-1 G6-3		0-0 2B 1B		0-1 P4			1-1 G4-3 1B		4	1	2	0	0	0	0											
Dave Martinez, L OBP: 0.381, SLG: 0.388	1-1 F8		2-0 1B 2B		1-3 K			0-1 B5		4	1	1	0	0	1	1											
Jose Canseco, R OBP: 0.368, SLG: 0.590	0-2 G6-3		1-0 1B		2-2 G5-3			1-2 G4-3		4	0	1	2	0	0	1											
Bubba Trammell, R OBP: 0.381, SLG: 0.507		4-1 BB BB	0-3 K		2-2 P6			0-1 P3		3	0	0	0	1	1	0											
Paul Sorrento, L OBP: 0.352, SLG: 0.408 Herbert Perry, R OBP: 0.343, SLG: 0.401 Tony Graffanino, R OBP: 0.284, SLG: 0.435		4-2 BB SAFE	1-3 K		1-0 G1			2-1 1B		2	0	0	0	1	1	0											
John Flaherty, R OBP: 0.316, SLG: 0.405	1-2 BB	2-1 P5		2-2 G6-3 1B		3-1 G5-3		2-3 K		4	0	1	0	0	1	3											
Jose Guillen, R OBP: 0.314, SLG: 0.340		0-0 G6-4-3		0-3 K		1-1 G1-3		1-1 L7		4	0	0	0	0	1	4											
Aaron Ledesma, R OBP: 0.314, SLG: 0.326			1-2 HR 1B		0-1 G6-3		1-3 K			3	1	1	0	0	1	1											
Bobby Smith, R OBP: 0.239, SLG: 0.249			0-0 HR		0-3 K		1-1 G6-3			3	1	1	2	0	1	1											
Inning Stats	R: 0 H: 0 E: 0 K: 0 S: 7	H: 0 LOB: 0 BB: 0 P: 9	R: 0 H: 0 E: 0 K: 0 S: 6	H: 0 LOB: 2 BB: 2 P: 16	R: 4 H: 5 E: 0 K: 2 S: 13	H: 5 LOB: 0 BB: 0 P: 18	R: 0 H: 1 E: 0 K: 1 S: 11	H: 0 LOB: 0 BB: 0 P: 13	R: 0 H: 0 E: 0 K: 0 S: 8	H: 0 LOB: 0 BB: 0 P: 13	R: 0 H: 0 E: 0 K: 1 S: 8	H: 0 LOB: 1 BB: 0 P: 13	R: 0 H: 1 E: 0 K: 0 S: 8	H: 1 LOB: 0 BB: 0 P: 10	R: 0 H: 1 E: 0 K: 1 S: 9	H: 1 LOB: 0 BB: 0 P: 14	1B: 6 2B: 1 3B: 0 HR: 1	SF: 0 SAC: 0 DP: 3 HBP: 0	WP: 1 PB: 0 CS: 0	PA: 34							
PITCHER	IP	WLS	BF	H	R	ER	SO	BB	IBB	HBP	BLK	WP	HR	S	P	ERA	WHIP										
Omar Olivares, R ERA: 4.05	1.1		7	4	4	6	2	0	0	0	0	0	0	13	18	0.00	0.600										
Buddy Groom, L ERA: 4.81	1.2	H	5	1	0	0	1	0	0	0	1	0	0	2	3	0.00	0.000										
Doug Jones, R ERA: 3.79	0.1	S	1	0	0	0	0	0	0	0	0	0	0	2	3	0.00	0.000										

Oakland Athletics @ Tampa Bay Devil Rays
Tropicana Field, St. Petersburg, FL
Sat Sep 11 1999, 6:35 PM EDT
Att: 21,225 - Dome - 72 F

AB 32
R 4
H 8
RBI 4
BB 2
SO 7
LOB 11



Batter	1	2	3	4	5	6	7	8	9	AB R H RBI BB SO LOB	TOP								
Rich Becker, L OBP: 0.411, SLG: 0.390 (1, 8)	1-1 HR 1B		0-1 F7		4-0 1B BB		2-3 K		0-0 2B	4 1 2 0 1 1 0	Oakland Athletics @ Tampa Bay Devil Rays Tropicana Field, St. Petersburg, FL Sun Sep 12 1999, 1:35 PM EDT Att: 22,338 - Dome - 72 F livebaseballscorecards.com								
Randy Velarde, R OBP: 0.385, SLG: 0.441 (1, 4)	2-3 K		2-3 K		1-1 1-3 1B		4-1 WP BB		0-2 G4-3	4 0 1 0 1 2 2									
Jason Giambi, L OBP: 0.423, SLG: 0.565 (1, 3)	0-0 1-H HR		4-2 HR BB		4-0 IBB		3-1 F7		1-2	2 2 1 2 2 0 1									
Matt Stairs, L OBP: 0.366, SLG: 0.527 (1, 9)	3-3 K		2-2 1-H HR		2-3 K				2-3 K	4 1 1 2 0 3 3									
John Jaha, R OBP: 0.408, SLG: 0.564 (1, 10)	0-3 K		1-3 K		1-3 K				3-3 K	4 0 0 0 0 4 3									
Ben Grievs, L OBP: 0.359, SLG: 0.468 (8, PR)		1-3 K		2-2 F9		1-2 L9		4-2 BB		3 0 0 0 1 1 0 0 0 0 0 0 0 0									
Ryan Christenson, R OBP: 0.308, SLG: 0.311 (8, 8)																			
Scott Spiezio, S OBP: 0.317, SLG: 0.421 (1, 5)		1-2 1B		0-0 P6		3-2 G4-3		1 SAFE 3-3 K		4 0 1 0 0 1 1									
Miguel Tejada, R OBP: 0.315, SLG: 0.412 (1, 6)		1-3 K		3-1 F9		1-3 K			0-3 K	4 0 0 0 0 3 1									
Mike MacFarlane, R OBP: 0.259, SLG: 0.317 (1, 2)		2-3 K			0-3 K		3-2 F8		0-1 G6-3	4 0 0 0 0 2 1									
Inning Stats	R: 2 E: 0 K: 3 S: 13	H: 2 LOB: 0 BB: 0 P: 19	R: 0 E: 0 K: 3 S: 14	H: 1 LOB: 1 BB: 0 P: 19	R: 2 E: 0 K: 2 S: 15	H: 1 LOB: 0 BB: 1 P: 24	R: 0 E: 0 K: 0 S: 9	H: 0 LOB: 0 BB: 0 P: 14	R: 0 E: 0 K: 1 S: 10	H: 0 LOB: 3 BB: 2 P: 24	R: 0 E: 0 K: 1 S: 9	H: 0 LOB: 1 BB: 1 P: 21	R: 0 E: 0 K: 3 S: 13	H: 0 LOB: 1 BB: 1 P: 24	R: 0 E: 0 K: 1 S: 10	H: 1 LOB: 1 BB: 0 P: 10	1B: 3 2B: 1 3B: 0 HR: 2	SF: 0 SAC: 0 DP: 0 HBP: 0	WP: 1 PA: 38 PB: 0 SB: 0 CS: 0
PITCHER	IP WLS BF H R ER SO BB IBB HBP BLK WP HR S P ERA WHIP											PITCHER	IP WLS BF H R ER SO BB IBB HBP BLK WP HR S P ERA WHIP						
Dan Wheeler, R ERA: 6.75 (1, 1)	6.0 L 26 5 4 4 12 2 1 0 0 0 2 73 115 6.00 1.167																		
Jeff Sparks, R ERA: (7, 1)	2.0 8 0 0 0 4 2 0 0 0 1 0 22 45 0.00 1.000																		
Albie Lopez, R ERA: 5.43 (9, 1)	1.0 4 1 0 0 1 0 0 0 0 0 0 10 10 0.00 1.000																		

Batter	1	2	3	4	5	6	7	8	9	AB R H RBI BB SO LOB	BOTTOM										
Miguel Cairo, R OBP: 0.338, SLG: 0.377 (1, 4)	0-0 G6-3		2-2 F7			0-1 B1-3		1-0 SH1-4		3 0 0 0 0 0 0	Oakland Athletics @ Tampa Bay Devil Rays Tropicana Field, St. Petersburg, FL Sun Sep 12 1999, 1:35 PM EDT Att: 22,338 - Dome - 72 F livebaseballscorecards.com										
Terrell Lowery, R OBP: 0.354, SLG: 0.429 (1, 8)	0-1 FC5-4 1B			0-0 G6-3		0-3 K		2-0 G1-3		4 0 1 0 0 1 2											
Jose Canseco, R OBP: 0.364, SLG: 0.583 (1, 10)	2-1 FC5-4 FC6-4 1-2			2-3 K			0-0 P3	3-3 K		4 0 0 0 0 2 3											
Herbert Perry, R OBP: 0.346, SLG: 0.441 (1, 3)	2-1 FC6-4 1-2			2-3 K			3-2 HR		2-2 HR	4 2 2 2 0 1 1											
Paul Sorrento, L OBP: 0.348, SLG: 0.403 (1, 7)		0-3 K			2-2 L6		2-1 P4		0-0 G3	4 0 0 0 0 1 0											
Bubba Trammell, R OBP: 0.382, SLG: 0.505 (8, PR)		2-3 K			0-0 1B		0-1 F9		4-2 FC6-4 BB	3 0 1 0 1 1 0 0 0 0 0 0 0 0											
Dave Martinez, L OBP: 0.361, SLG: 0.388 (9, PR)																					
Aaron Ledesma, R OBP: 0.313, SLG: 0.328 (1, 6)		0-0 P4			1-3 K			1-1 1B 2B	1 SAFE 2-3 K	4 1 1 0 0 2 2											
Mike DiFelice, R OBP: 0.333, SLG: 0.483 (8, PR)			2-1 G5-3		1-2 G6-3			0-0 SH1-4 HBP 2H 1B	1 SAFE 1-2 SAFE FC6-4 1-2	3 0 1 1 0 0 1 0 0 0 0 0 0 0 1 0 0 0 0 0 1											
Tony Graffanino, R OBP: 0.294, SLG: 0.435 (9, 2)																					
John Flaherty, R OBP: 0.315, SLG: 0.404 (9, 2)																					
Bobby Smith, R OBP: 0.241, SLG: 0.246 (1, 5)			0-0 G4-3			2-0 G5-3			2-1 SH1-4 HBP	2 0 0 0 0 0 0											
Inning Stats	R: 0 E: 0 K: 0 S: 7	H: 1 LOB: 1 BB: 0 P: 11	R: 0 E: 0 K: 2 S: 7	H: 0 LOB: 0 BB: 0 P: 9	R: 0 E: 0 K: 0 S: 6	H: 0 LOB: 0 BB: 0 P: 10	R: 0 E: 0 K: 2 S: 7	H: 0 LOB: 0 BB: 0 P: 11	R: 0 E: 0 K: 1 S: 11	H: 1 LOB: 1 BB: 0 P: 15	R: 0 E: 0 K: 1 S: 6	H: 0 LOB: 0 BB: 0 P: 8	R: 1 E: 0 K: 0 S: 10	H: 1 LOB: 0 BB: 0 P: 15	R: 1 E: 0 K: 1 S: 9	H: 2 LOB: 2 BB: 0 P: 18	R: 1 E: 0 K: 1 S: 18	H: 1 LOB: 1 BB: 1 P: 27	1B: 3 2B: 1 3B: 0 HR: 2	SF: 0 SAC: 1 DP: 0 HBP: 1	WP: 0 PA: 35 PB: 0 SB: 0 CS: 0
PITCHER	IP WLS BF H R ER SO BB IBB HBP BLK WP HR S P ERA WHIP											PITCHER	IP WLS BF H R ER SO BB IBB HBP BLK WP HR S P ERA WHIP								
Gil Heredia, R ERA: 4.84 (1, 1)	7.0 W 26 5 2 2 6 0 0 0 0 0 1 57 83 2.57 0.714																				
T.J. Mathews, R ERA: 3.57 (8, 1)	0.1 H 2 0 0 0 0 0 0 0 1 0 0 0 2 5 0.00 0.000																				
Jason Istringhausen, R ERA: 5.08 (8, 1)	1.2 S 7 1 1 1 2 1 0 0 0 0 0 1 22 36 5.40 1.200																				

Batter	1	2	3	4	5	6	7	8	9	AB R H RBI BB SO LOB	TOP									
Rich Becker , L (1, 8) OBP: 0.412, SLG: 0.387 Ryan Christenson , R (7, PH) OBP: 0.399, SLG: 0.310	4-1 HR BB	3-3 K	3-1 E4		4-1 G5-4-3 BB		4-1 BB		2-0 F9	2 1 0 1 2 1 2 1 0 0 0 1 0 2	Oakland Athletics @ Tampa Bay Devil Rays Tropicana Field, St. Petersburg, FL Mon Sep 13 1999, 7:05 PM EDT Att: 12,278 - Dome - 72 F									
Randy Velarde , R (1, 4) OBP: 0.383, SLG: 0.444	2-2 HR	1-2 F9	2-3 K		1-0 G5-4-3		0-1 F9			5 1 1 2 0 1 8										
Jason Giambi , L (1, 10) OBP: 0.424, SLG: 0.573	1-1 G1-6-3 BB 1B					1-3 K		2-0 G3 P3-2 2B		5 1 3 1 0 2 2										
Matt Stairs , L (1, 9) OBP: 0.364, SLG: 0.523	4-2 G1-6-3 BB		1-1 F7	2-3 K		0-0 G3		0-0 G3		4 0 0 0 1 1 1										
Olmedo Saenz , R (1, 3) OBP: 0.375, SLG: 0.509	1-0 G1-6-3		0-1 BB 2B 1B	2-0 HR		3-2 G5-3		1-0 P3-2		5 2 2 1 0 0 3										
Ben Griewe , L (1, 7) OBP: 0.380, SLG: 0.466 Jason McDonald , S (7, 7) OBP: 0.294, SLG: 0.261	4-2 BB		4-0 2B 1B BB	0-0 G6-3			1-3 K	0-0 G6-3		2 1 0 0 2 1 0 1 0 0 0 0 0 0										
Scott Spiezio , S (1, 5) OBP: 0.322, SLG: 0.427	2-2 F8		0-1 1B 2B	0-0 F8		0-2 FC4-6 1B		4-1 2B BB		4 1 2 1 1 0 2										
Miguel Tejada , R (1, 6) OBP: 0.315, SLG: 0.411		1-1 P3	3-2 1B WP E 1B		4-1 S BB	2-2 FC4-6 BB 1B		0-3 K		4 1 1 2 1 1 2										
Mike Macfarlane , R (1, 2) OBP: 0.271, SLG: 0.338	2-0 2B		2-0 1B	2-3 K		0-0 BB 1B		2-1 BB		5 0 4 0 0 1 1										
Inning Stats	R: 2 E: 0 K: 0 S: 14	H: 2 LOB: 2 BB: 3 P: 32	R: 0 E: 0 K: 1 S: 10	H: 1 LOB: 1 BB: 0 P: 17	R: 5 E: 1 K: 2 S: 24	H: 5 LOB: 2 BB: 1 P: 46	R: 1 E: 0 K: 1 S: 6	H: 1 LOB: 0 BB: 0 P: 10	R: 0 E: 0 K: 1 S: 7	H: 0 LOB: 1 BB: 2 P: 18		R: 0 E: 0 K: 1 S: 8	H: 2 LOB: 3 BB: 1 P: 24	R: 0 E: 0 K: 0 S: 3	H: 1 LOB: 0 BB: 0 P: 6	R: 0 E: 0 K: 1 S: 8	H: 1 LOB: 2 BB: 1 P: 16	1B: 6 2B: 5 3B: 0 HR: 3	SF: 0 SAC: 0 DP: 3 HBP: 0	WP: 1 PB: 0 SB: 1 CS: 0
PITCHER	IP WLS BF H R ER SO BB IBB HBP BLK WP HR S P ERA WHIP											IP WLS BF H R ER SO BB IBB HBP BLK WP HR S P ERA WHIP								
Bobby Witt , R (1, 1) ERA: 5.9	2.1 L 16 6 6 6 1 4 0 0 0 0 0 2 33 66 23.14 4.286																			
Rick White , R (3, 1) ERA: 4.32	2.2 13 3 2 2 4 2 0 0 0 0 1 1 28 57 6.75 1.875																			
Alan Newman , L (6, 1) ERA: 8.25	2.0 9 2 0 0 2 1 0 0 0 0 0 0 25 36 0.00 1.500																			
Mike Duvall , L (8, 1) ERA: 4.41	2.0 8 2 0 0 1 1 0 0 0 0 0 0 11 22 0.00 1.500																			

AB	38
R	8
H	13
RBI	8
BB	8
SO	8
LOB	23



Batter	1	2	3	4	5	6	7	8	9	AB R H RBI BB SO LOB	BOTTOM											
Miguel Cairo , R (1, 4) OBP: 0.337, SLG: 0.377	2-2 F8		2-1 1B 2B	0-0 P6		2-2 P4			1-1 L8	5 1 1 0 0 0 1	Oakland Athletics @ Tampa Bay Devil Rays Tropicana Field, St. Petersburg, FL Mon Sep 13 1999, 7:05 PM EDT Att: 12,278 - Dome - 72 F											
Dave Martinez , L (1, 8) OBP: 0.360, SLG: 0.385	2-0 P5		0-0 L6	4-0 G1-3 BB			2-1 F8			3 0 0 0 1 0 1												
Jose Canseco , R (1, 10) OBP: 0.363, SLG: 0.580	0-1 1B		1-3 K	0-2 G1-3			0-0 L9			4 0 1 0 0 1 3												
Herbert Perry , R (1, 3) OBP: 0.344, SLG: 0.433	0-1 G5-3		1-0 1B HBP	1-3 K			0-1 L8			3 1 0 0 0 1 3												
Bubba Trammell , R (1, 7) OBP: 0.384, SLG: 0.505		3-1 E 1B	2-1 1B 1B		0-3 K			1-1 G5-3		4 0 2 0 0 1 0												
John Flaherty , R (1, 2) OBP: 0.315, SLG: 0.403		0-3 K	1-2 1B		2-0 F8			1-3 K		4 0 1 2 0 2 1												
Jose Guillen , R (1, 9) OBP: 0.309, SLG: 0.335		1-0 E5	1-3 K		0-1 G4-3			2-2 G5-3		4 0 0 0 0 1 3												
Aaron Ledesma , R (1, 6) OBP: 0.312, SLG: 0.327		0-0 G1-3		3-1 2B 1B		1-2 F9		1-0 F9		4 1 1 0 0 0 2												
Bobby Smith , R (1, 5) OBP: 0.241, SLG: 0.251		2-0 G6-3		3-0 G1-3 1B 2B		2-3 K2-3		1-3 K		4 0 1 1 0 2 2												
Inning Stats	R: 0 E: 0 K: 0 S: 8	H: 1 LOB: 0 BB: 0 P: 12	R: 0 E: 1 K: 1 S: 8	H: 1 LOB: 0 BB: 0 P: 14	R: 2 E: 0 K: 2 S: 15	H: 3 LOB: 0 BB: 0 P: 23	R: 1 E: 0 K: 1 S: 10	H: 2 LOB: 2 BB: 1 P: 21	R: 0 E: 0 K: 1 S: 6	H: 0 LOB: 0 BB: 0 P: 8		R: 0 E: 0 K: 1 S: 9	H: 0 LOB: 0 BB: 0 P: 14	R: 0 E: 0 K: 1 S: 5	H: 0 LOB: 0 BB: 0 P: 7	R: 0 E: 0 K: 1 S: 9	H: 0 LOB: 0 BB: 0 P: 13	R: 0 E: 0 K: 1 S: 6	H: 0 LOB: 0 BB: 0 P: 9	1B: 5 2B: 2 3B: 0 HR: 0	SF: 0 SAC: 0 DP: 0 HBP: 1	WP: 0 PB: 0 SB: 0 CS: 0
PITCHER	IP WLS BF H R ER SO BB IBB HBP BLK WP HR S P ERA WHIP											IP WLS BF H R ER SO BB IBB HBP BLK WP HR S P ERA WHIP										
Kevin Appier , R (1, 1) ERA: 4.99	8.0 W 34 7 3 3 7 1 0 1 0 0 0 0 6 9 0.00 0.000																					
Tim Worrell , R (9, 1) ERA: 4.04	1.0 3 0 0 0 1 0 0 0 0 0 0 0 6 9 0.00 0.000																					

AB	35
R	3
H	7
RBI	3
BB	1
SO	8
LOB	16



Batter	1	2	3	4	5	6	7	8	9	AB	R	H	RBI	BB	SO	LOB	TOP										
Rich Becker, L OBP: 0.412, SLG: 0.387 (1, 8)										5	0	2	0	0	3	1	<p>Oakland Athletics @ Baltimore Orioles Oriole Park at Camden Yards, Baltimore, MD Tue Sep 14 1999, 7:05 PM EDT Att: 40,789 - Cloudy - 84 F</p> <p>WP: 0 PA: 39 FB: 0 SB: 0 CS: 0</p>										
Randy Velarde, R OBP: 0.383, SLG: 0.445 Olmedo Saenz, R OBP: 0.372, SLG: 0.504 (7, PH)										3	0	1	0	0	0	1											
Jason Giambi, L OBP: 0.421, SLG: 0.568 (1, 3)										5	0	0	0	0	1	4											
John Jaha, R OBP: 0.408, SLG: 0.563 Ryan Christenson, R OBP: 0.309, SLG: 0.310 (8, PR)										4	1	2	0	0	1	1											
Matt Stairs, L OBP: 0.368, SLG: 0.535 Jason McDonald, S OBP: 0.298, SLG: 0.261 (7, 8)										2	3	2	1	1	0	0											
Scott Spiezio, S OBP: 0.328, SLG: 0.449 (1, 5)										4	1	3	3	0	0	1											
Ben Grieve, L OBP: 0.359, SLG: 0.464 (1, 7)										4	0	1	2	0	1	3											
Ramon Hernandez, R OBP: 0.361, SLG: 0.423 (1, 2)										4	0	0	0	0	1	4											
Frank Menechino, R OBP: 0.143, SLG: 0.143 (1, 6)										4	0	0	0	0	1	4											
Inning Stats	R: 0 E: 0 K: 1 S: 9	H: 1 LOB: 1 BB: 0 P: 15	R: 1 E: 0 K: 0 S: 9	H: 1 LOB: 0 BB: 0 P: 13	R: 0 E: 1 K: 1 S: 15	H: 0 LOB: 1 BB: 0 P: 21	R: 2 E: 0 K: 2 S: 14	H: 2 LOB: 1 BB: 1 P: 25	R: 0 E: 0 K: 2 S: 8	H: 0 LOB: 0 BB: 0 P: 14	R: 2 E: 0 K: 1 S: 14	H: 3 LOB: 0 BB: 0 P: 24	R: 0 E: 0 K: 1 S: 10	H: 1 LOB: 1 BB: 0 P: 16	R: 1 E: 0 K: 0 S: 14	H: 2 LOB: 3 BB: 1 P: 26	R: 0 E: 0 K: 0 S: 8	H: 1 LOB: 0 BB: 0 P: 11	1B: 6 2B: 3 3B: 1 HR: 2	SF: 0 SAC: 0 DP: 2 HBP: 0							
PITCHER	IP	WLS	BF	H	R	ER	SO	BB	IBB	HBP	BLK	WP	HR	S	P	ERA	WHIP										
35 Mike Mussina, R ERA: 3.65	(1, 1)	5.0	W	21	4	3	3	6	1	0	0	0	0	55	88	5.40	1.000										
Jim Corsi, R ERA: 4.5	(6, 1)	2.0		9	4	2	2	2	0	0	0	0	2	24	40	9.00	2.000										
Mike Fetters, R ERA: 6.51	(8, 1)	1.0		6	2	1	1	1	1	0	0	0	0	14	26	9.00	3.000										
Gabe Molina, R ERA: 4.0	(9, 1)	1.0		3	1	0	0	0	0	0	0	0	0	8	11	0.00	1.000										

Batter	1	2	3	4	5	6	7	8	9	AB	R	H	RBI	BB	SO	LOB	BOTTOM										
Brady Anderson, L OBP: 0.412, SLG: 0.484 (1, 7)										4	2	1	1	1	1	3	<p>Oakland Athletics @ Baltimore Orioles Oriole Park at Camden Yards, Baltimore, MD Tue Sep 14 1999, 7:05 PM EDT Att: 40,789 - Cloudy - 84 F</p> <p>WP: 2 PA: 44 FB: 0 SB: 1 CS: 0</p>										
Mike Bordick, R OBP: 0.334, SLG: 0.394 Jesse Garcia, R OBP: 0.167, SLG: 0.091 (8, 6)										4	1	1	3	1	1	1											
B.J. Surhoff, L OBP: 0.356, SLG: 0.514 (1, 10)										4	1	2	2	1	0	1											
Albert Belle, R OBP: 0.403, SLG: 0.536 Rich Amaral, R OBP: 0.356, SLG: 0.359 (8, 9)										4	1	1	0	1	1	2											
Cal Ripken Jr., R OBP: 0.363, SLG: 0.587 Jeff Reboulet, R OBP: 0.318, SLG: 0.197 (6, PR)										4	1	2	3	0	0	1											
Charles Johnson, R OBP: 0.337, SLG: 0.409 Mike Figga, R OBP: 0.243, SLG: 0.338 (9, 2)										4	2	4	0	1	0	0											
Gene Kingsale, S OBP: 0.376, SLG: 0.372 (1, 8)										4	0	0	1	0	1	5											
Jerry Hairston, R OBP: 0.336, SLG: 0.444 Calvin Pickering, L (9, 3)										4	2	3	0	1	0	1											
Ryan Minor, R OBP: 0.263, SLG: 0.322 (9, 5)										3	2	2	1	1	1	1											
Inning Stats	R: 0 E: 0 K: 1 S: 11	H: 0 LOB: 1 BB: 1 P: 21	R: 4 E: 0 K: 1 S: 19	H: 3 LOB: 1 BB: 2 P: 34	R: 0 E: 0 K: 0 S: 6	H: 1 LOB: 1 BB: 1 P: 12	R: 0 E: 0 K: 1 S: 13	H: 2 LOB: 1 BB: 0 P: 21	R: 7 E: 0 K: 0 S: 20	H: 6 LOB: 1 BB: 3 P: 42	R: 2 E: 0 K: 1 S: 13	H: 3 LOB: 2 BB: 0 P: 19	R: 0 E: 0 K: 1 S: 14	H: 0 LOB: 0 BB: 0 P: 20	R: 0 E: 0 K: 0 S: 9	H: 1 LOB: 1 BB: 0 P: 15	1B: 8 2B: 6 3B: 1 HR: 1	SF: 1 SAC: 0 DP: 2 HBP: 0									
PITCHER	IP	WLS	BF	H	R	ER	SO	BB	IBB	HBP	BLK	WP	HR	S	P	ERA	WHIP										
Mike Oquist, R ERA: 5.41	(1, 1)	4.0	L	20	6	4	4	3	4	0	0	0	0	15	28	67.50	9.000										
Greg McMichael, R ERA: 5.52	(5, 1)	0.2		7	4	5	5	0	2	0	0	0	1	15	28	67.50	9.000										
Jimmy Haynes, R ERA: 6.24	(5, 1)	0.1		4	2	2	2	0	1	0	0	0	1	5	14	54.00	9.000										
Chad Harville, R ERA: 6.75	(6, 1)	1.0		6	3	2	2	1	0	0	0	0	1	13	19	18.00	3.000										
Ron Mahay, L ERA: 4.5	(7, 1)	2.0		7	1	0	0	1	0	0	0	0	0	23	35	0.00	0.500										

AB 37
R 6
H 11
RBI 6
BB 2
SO 9
LOB 21



AB 36
R 13
H 16
RBI 11
BB 7
SO 5
LOB 15



Batter	1	2	3	4	5	6	7	8	9	AB	R	H	RBI	BB	SO	LOB	TOP										
Carlos Febles, R OBP: 0.345, SLG: 0.431	1-1 G6-3		2-3 K		0-0 G5-3		0-1 G5-3		0-2 G4-3	5	0	0	0	0	1	0											
Rey Sanchez, R OBP: 0.325, SLG: 0.362	0-0 F8		0-2 F9			1-2 2B				4	1	1	0	0	1	0											
Carlos Beltrán, S OBP: 0.336, SLG: 0.457	1-1 G1-3			2-0 G3		2-2 2B	1-3 2B		1-2 1B	4	2	2	0	0	0	0											
Jermaine Dye, R OBP: 0.353, SLG: 0.532		4-0 29 1B		0-0 G6-3		1-1 G5-3		2-1 P3		3	0	1	1	1	0	1											
29 Mike Sweeney, R OBP: 0.388, SLG: 0.521		2-0 BB		0-1 G6-3		3-2 2B		4-0 1B		3	0	2	1	1	0	1											
Joe Randa, R OBP: 0.371, SLG: 0.487		0-1 1B		0-1 P9		3-2 G6-3		1-0 BB		4	0	1	1	0	0	4											
Mark Quinn, R OBP: 0.350, SLG: 0.990		1-0 P4		1-2 FC5-4		3-H G5-3		1-2 1B		4	1	1	1	0	0	4											
Jeremy Giambi, L OBP: 0.376, SLG: 0.378		0-0 F9		1-2 FC5-4		2-3 L4		1-1 F8		4	1	1	1	0	0	5											
Chad Kreuter, S OBP: 0.309, SLG: 0.319				0-0 F9		0-0 HR				4	0	0	0	0	0	2											
Dee Brown, L OBP: 0.100, SLG: 0.053				0-1 G3		2-2 G6-3				2	0	0	0	0	1	0											
Tim Spehr, R OBP: 0.328, SLG: 0.413						3-3 K		0-0 G4-3		1	0	0	0	0	0	0											
Larry Sutton, L OBP: 0.301, SLG: 0.337								2-2 F8		0	0	0	0	0	0	0											
Inning Stats	R: 0 E: 0 K: 0 S: 5	H: 0 LOB: 0 BB: 0 P: 7	R: 0 E: 0 K: 0 S: 5	H: 1 LOB: 2 BB: 1 P: 12	R: 0 E: 0 K: 1 S: 8	H: 0 LOB: 0 BB: 0 P: 10	R: 0 E: 0 K: 0 S: 8	H: 1 LOB: 1 BB: 0 P: 11	R: 1 E: 0 K: 1 S: 8	H: 1 LOB: 0 BB: 0 P: 13	R: 2 E: 0 K: 0 S: 13	H: 3 LOB: 1 BB: 0 P: 21	R: 0 E: 0 K: 0 S: 6	H: 0 LOB: 0 BB: 0 P: 9	R: 1 E: 0 K: 1 S: 12	H: 2 LOB: 2 BB: 1 P: 22	R: 0 E: 0 K: 0 S: 7	H: 0 LOB: 0 BB: 0 P: 9	1B: 4 2B: 2 3B: 1 HR: 1	SF: 0 SAC: 0 DP: 0 HBP: 0	WP: 0 PB: 0 SB: 0 CS: 0	PA: 37					
PITCHER	IP WLS BF H R ER SO BB IBB HBP BLK WP HR S P ERA WHIP		IP WLS BF H R ER SO BB IBB HBP BLK WP HR S P ERA WHIP		IP WLS BF H R ER SO BB IBB HBP BLK WP HR S P ERA WHIP		IP WLS BF H R ER SO BB IBB HBP BLK WP HR S P ERA WHIP		IP WLS BF H R ER SO BB IBB HBP BLK WP HR S P ERA WHIP		IP WLS BF H R ER SO BB IBB HBP BLK WP HR S P ERA WHIP		IP WLS BF H R ER SO BB IBB HBP BLK WP HR S P ERA WHIP		IP WLS BF H R ER SO BB IBB HBP BLK WP HR S P ERA WHIP		IP WLS BF H R ER SO BB IBB HBP BLK WP HR S P ERA WHIP		IP WLS BF H R ER SO BB IBB HBP BLK WP HR S P ERA WHIP		IP WLS BF H R ER SO BB IBB HBP BLK WP HR S P ERA WHIP		IP WLS BF H R ER SO BB IBB HBP BLK WP HR S P ERA WHIP		IP WLS BF H R ER SO BB IBB HBP BLK WP HR S P ERA WHIP		IP WLS BF H R ER SO BB IBB HBP BLK WP HR S P ERA WHIP

Kansas City Royals @ Oakland Athletics
Network Associates Coliseum, Oakland, CA
Sat Sep 18 1999, 4:05 PM EDT
Att: 13,651 - Cloudy - 61 F

livebaseballscores.com

AB 35
R 4
H 8
RBI 4
BB 2
SO 3
LOB 13



Batter	1	2	3	4	5	6	7	8	9	AB	R	H	RBI	BB	SO	LOB	BOTTOM										
Ryan Christenson, R OBP: 0.306, SLG: 0.306	2-2 HBP 1B	1-2 FC 1B	1-2 F9		1-3 K		2-0 F9			5	1	1	1	0	1	3											
Randy Velarde, R OBP: 0.385, SLG: 0.449	4-2 HBP 1B	0-1 P3	2-0 HR		3-1 G4-6-3 1B		1-0 G6-3			4	2	2	2	1	0	1											
Jason Giambi, L OBP: 0.422, SLG: 0.565	1-0 FC5-4 1B	0-0 1B	0-2 1B		0-0 G4-6-3 1B		4-2 1B BB			3	0	2	0	1	0	2											
John Jaha, R OBP: 0.407, SLG: 0.556	2-2 FC5-4 1B	1-3 K	3-3 K		3-2 G5-3		1-3 K			5	0	1	2	0	3	4											
Matt Stairs, L OBP: 0.365, SLG: 0.531	2-1 F9		2-2 1B		0-0 F8		1-0 G6-3		1-2 FC6-4 1B	5	1	2	0	0	0	2											
Olmedo Saenz, R OBP: 0.369, SLG: 0.498	0-2 FC5-4		1-1 1B		1-1 G6-3		1-1 F7		1-0 FC6-4	5	0	1	1	0	0	4											
Ramon Hernandez, R OBP: 0.370, SLG: 0.422	3-2 G5-3		4-2 WP HR BB		4-1 FC6-4 BB		1-2 F9			2	1	0	0	2	0	2											
Miguel Tejada, R OBP: 0.318, SLG: 0.419		0-2 SH5-3 FC 2B	2-2 1B HR		1-1 FC6-4		1-0 G6-3 1B			4	2	3	2	0	0	1											
Jason McDonald, S OBP: 0.304, SLG: 0.264		0-1 SH5-3 2B	2-0 HR 1B		2-1 1B HBP		2-1 G6-3			2	1	1	0	0	0	1											
Inning Stats	R: 2 E: 0 K: 0 S: 18	H: 2 LOB: 2 BB: 1 P: 32	R: 1 E: 0 K: 1 S: 16	H: 2 LOB: 0 BB: 0 P: 18	R: 5 E: 0 K: 1 S: 24	H: 6 LOB: 1 BB: 1 P: 41	R: 0 E: 0 K: 0 S: 6	H: 0 LOB: 1 BB: 1 P: 12	R: 0 E: 0 K: 1 S: 7	H: 1 LOB: 1 BB: 0 P: 13	R: 0 E: 0 K: 0 S: 7	H: 0 LOB: 0 BB: 0 P: 12	R: 0 E: 0 K: 0 S: 7	H: 1 LOB: 1 BB: 0 P: 13	R: 0 E: 0 K: 1 S: 12	H: 1 LOB: 2 BB: 1 P: 20	R: 0 E: 0 K: 1 S: 12	H: 1 LOB: 2 BB: 1 P: 20	1B: 9 2B: 2 3B: 0 HR: 2	SF: 0 SAC: 1 DP: 1 HBP: 2	WP: 1 PB: 0 SB: 0 CS: 0	PA: 42					
PITCHER	IP WLS BF H R ER SO BB IBB HBP BLK WP HR S P ERA WHIP		IP WLS BF H R ER SO BB IBB HBP BLK WP HR S P ERA WHIP		IP WLS BF H R ER SO BB IBB HBP BLK WP HR S P ERA WHIP		IP WLS BF H R ER SO BB IBB HBP BLK WP HR S P ERA WHIP		IP WLS BF H R ER SO BB IBB HBP BLK WP HR S P ERA WHIP		IP WLS BF H R ER SO BB IBB HBP BLK WP HR S P ERA WHIP		IP WLS BF H R ER SO BB IBB HBP BLK WP HR S P ERA WHIP		IP WLS BF H R ER SO BB IBB HBP BLK WP HR S P ERA WHIP		IP WLS BF H R ER SO BB IBB HBP BLK WP HR S P ERA WHIP		IP WLS BF H R ER SO BB IBB HBP BLK WP HR S P ERA WHIP		IP WLS BF H R ER SO BB IBB HBP BLK WP HR S P ERA WHIP		IP WLS BF H R ER SO BB IBB HBP BLK WP HR S P ERA WHIP		IP WLS BF H R ER SO BB IBB HBP BLK WP HR S P ERA WHIP		IP WLS BF H R ER SO BB IBB HBP BLK WP HR S P ERA WHIP

Kansas City Royals @ Oakland Athletics
Network Associates Coliseum, Oakland, CA
Sat Sep 18 1999, 4:05 PM EDT
Att: 13,651 - Cloudy - 61 F

livebaseballscores.com

AB 35
R 8
H 13
RBI 8
BB 4
SO 4
LOB 20



Batter	1	2	3	4	5	6	7	8	9	AB	R	H	RBI	BB	SO	LOB	TOP										
Carlos Febles, R (1.4) OBP: 0.343, SLG: 0.428 Mark Quinn, R (7, PH) OBP: 0.333, SLG: 0.857 Ray Holbert, R (7.4) OBP: 0.327, SLG: 0.312	G4-3		K		G6-3		K			3	0	0	0	1	10		Kansas City Royals @ Oakland Athletics Network Associates Coliseum, Oakland, CA Sun Sep 19 1999, 4:05 PM EDT Att: 13,914 - Cloudy - 68 F										
Dee Brown, L (1.7) OBP: 0.125, SLG: 0.087	K		1B		L1			F9		4	0	1	0	0	10												
Carlos Beltrán, S (1.8) OBP: 0.335, SLG: 0.456	P6		1B		F9			K		4	0	1	0	0	10												
Jemaine Dye, R (1.9) OBP: 0.351, SLG: 0.528		K	G4-3		G1-6-3			F7		4	0	0	0	1	2												
29 Mike Sweeney, R (1.3) OBP: 0.387, SLG: 0.524	G6-3				G6-3			G4-3		4	1	1	1	0	00												
Joe Randa, R (1.5) OBP: 0.370, SLG: 0.485	G4-3				F7			F9		4	0	1	0	0	00												
Jeremy Giambi, L (1.10) OBP: 0.374, SLG: 0.376			HR		K			K		4	1	1	0	0	21												
Sal Fasano, R (1.2) OBP: 0.348, SLG: 0.564			HR		F7					2	1	1	2	1	00												
Rey Sanchez, R (1.6) OBP: 0.323, SLG: 0.360			G6-3		G5-3			K		3	0	0	0	1	2												
Inning Stats	R: 0 E: 0 K: 1 S: 8	H: 0 LOB: 0 BB: 0 P: 12	R: 0 E: 0 K: 1 S: 6	H: 0 LOB: 0 BB: 0 P: 8	R: 2 E: 0 K: 1 S: 16	H: 4 LOB: 2 BB: 0 P: 25	R: 1 E: 0 K: 1 S: 8	H: 1 LOB: 0 BB: 0 P: 14	R: 0 E: 0 K: 0 S: 6	H: 0 LOB: 0 BB: 0 P: 10	R: 0 E: 0 K: 3 S: 14	H: 1 LOB: 2 BB: 1 P: 25	R: 0 E: 0 K: 1 S: 8	H: 0 LOB: 0 BB: 0 P: 12	R: 0 E: 0 K: 0 S: 9	H: 0 LOB: 0 BB: 0 P: 13		1B: 4 2B: 0 3B: 0 HR: 2	SF: 0 SAC: 0 DP: 0 HBP: 0	WP: 0 PB: 0 SB: 1 CS: 0	PA: 34						
PITCHER	IP	WLS	BF	H	R	ER	SO	BB	IBB	HBP	BLK	WP	HR	S	P	ERA	WHIP										
Gil Heredia, R (1.1) ERA: 4.63	6.1	W	25	6	3	3	5	0	0	0	0	0	2	57	88	4.26	0.947										
Tim Worrell, R (7.1) ERA: 3.82	1.2	H	6	0	0	0	3	1	0	0	0	0	0	15	27	0.00	0.600										
Greg McMichael, R (9.1) ERA: 5.34	1.0		3	0	0	0	0	0	0	0	0	0	0	9	13	0.00	0.000										

Batter	1	2	3	4	5	6	7	8	9	AB	R	H	RBI	BB	SO	LOB	BOTTOM										
Rich Becker, L (1.8) OBP: 0.415, SLG: 0.400	K		G4-3			F7				3	0	0	0	1	10		Kansas City Royals @ Oakland Athletics Network Associates Coliseum, Oakland, CA Sun Sep 19 1999, 4:05 PM EDT Att: 13,914 - Cloudy - 68 F										
Randy Velarde, R (1.4) OBP: 0.388, SLG: 0.451	K		HR							3	2	2	1	1	10												
Jason Giambi, L (1.3) OBP: 0.422, SLG: 0.571	G4-3		HR		P6					5	2	2	3	0	04												
Matt Stairs, L (1.9) OBP: 0.367, SLG: 0.530 Jason McDonald, S (8, PR) OBP: 0.304, SLG: 0.294	G3				P5					3	1	1	0	2	02												
Olmedo Saenz, R (1.10) OBP: 0.366, SLG: 0.492	K		G5-3		E5					5	1	1	1	1	024												
Ben Grievs, L (1.7) OBP: 0.350, SLG: 0.465 Ryan Christenson, R (8.8) OBP: 0.305, SLG: 0.305	1B				G4-3					4	1	2	0	0	25												
Miguel Tejada, R (1.6) OBP: 0.322, SLG: 0.429					G5-3					4	3	3	3	0	01												
3 Eric Chavez, L (1.5) OBP: 0.346, SLG: 0.455 Scott Spiezo, S (9.5) OBP: 0.324, SLG: 0.442	G1-4-3				G4-3					5	1	1	2	0	04												
Mike MacFarlane, R (1.2) OBP: 0.267, SLG: 0.335			G6-3		K					2	0	0	2	0	11												
Inning Stats	R: 0 E: 0 K: 2 S: 10	H: 0 LOB: 0 BB: 0 P: 12	R: 1 E: 0 K: 1 S: 11	H: 2 LOB: 1 BB: 0 P: 16	R: 2 E: 0 K: 0 S: 12	H: 2 LOB: 1 BB: 0 P: 21	R: 0 E: 0 K: 1 S: 10	H: 1 LOB: 0 BB: 0 P: 16	R: 0 E: 0 K: 0 S: 9	H: 0 LOB: 3 BB: 1 P: 22	R: 1 E: 0 K: 0 S: 12	H: 1 LOB: 0 BB: 0 P: 19	R: 6 E: 0 K: 1 S: 28	H: 5 LOB: 2 BB: 2 P: 49	R: 2 E: 0 K: 2 S: 16	H: 1 LOB: 1 BB: 1 P: 25		1B: 7 2B: 3 3B: 0 HR: 2	SF: 2 SAC: 0 DP: 0 HBP: 3	WP: 1 PB: 0 SB: 1 CS: 0	PA: 44						
PITCHER	IP	WLS	BF	H	R	ER	SO	BB	IBB	HBP	BLK	WP	HR	S	P	ERA	WHIP										
Mac Suzuki, R (1.1) ERA: 7.26	5.0		24	5	3	3	5	1	0	1	0	0	0	31	54	40.50	3.000										
49 Chris Fussell, R (6.1) ERA: 7.39	1.1	L	10	4	6	6	1	0	1	1	0	0	0	9	14	13.50	4.500										
Scott Service, R (7.1) ERA: 5.69	0.2		5	2	1	1	0	1	0	0	0	0	0	9	14	13.50	4.500										
Lance Carter, R (8.1) ERA: 9.0	1.0		5	1	2	2	2	1	0	0	0	0	1	16	25	18.00	2.000										

AB 33
R 3
H 6
RBI 3
BB 1
SO 8
LOB 7




AB 35
R 12
H 12
RBI 12
BB 4
SO 8
LOB 22



Batter	1	2	3	4	5	6	7	8	9	AB	R	H	RBI	BB	SO	LOB	TOP										
Jacque Jones, L (1, 8) OBP: 0.316, SLG: 0.435 Tori Hunter, R (7, PH) OBP: 0.312, SLG: 0.381	1-3 K		2-0 P5		1-0 G4-3 PB 1B		3-1 P2			3	0	1	0	0	1	0	Minnesota Twins @ Oakland Athletics Network Associates Coliseum, Oakland, CA Tue Sep 21 1999, 10:05 PM EDT Alt. 6,498 - Unknown - 63 F										
Denny Hocking, S (1, 6) OBP: 0.310, SLG: 0.385	2-1 F7		2-0 G4-3		1-3 K		1-3 K			4	0	0	0	0	2	1											
Todd Walker, L (1, 4) OBP: 0.347, SLG: 0.411	0-1 1B			0-0 2B 1B	0-0 G4-3		0-2 K			4	1	2	0	0	1	1											
Ron Coomer, R (1, 10) OBP: 0.307, SLG: 0.426	2-3 K			0-0 WP E 1-H 2B	4-1 BB		4-2 G4-6-3 BB			2	1	1	1	2	1	1											
Matt Lawton, L (1, 9) OBP: 0.346, SLG: 0.340		2-0 F8		4-2 E S 1B BB	2-1 P6		0-1 G4-6-3			3	1	0	0	1	0	3											
Chad Allen, R (1, 7) OBP: 0.333, SLG: 0.396	1-0 F8			3-3 K		2-1 G6-3		2-3 K		4	0	0	0	0	2	1											
Corey Koskie, L (1, 5) OBP: 0.381, SLG: 0.469	3-2 2B			3-3 K		2-3 K		1-0 F7		4	0	1	0	0	1	1											
Terry Steinbach, R (1, 2) OBP: 0.362, SLG: 0.401	1-0 F8			2-1 1B		1-1 1B		0-1 G6-3		4	0	2	1	0	0	1											
Doug Mientkiewicz, L (1, 3) OBP: 0.329, SLG: 0.340 Midge Cummings, L (9, PH) OBP: 0.276, SLG: 0.200			2-2 F8		1-2 P5		1-1 F9		0-3 K	3	0	0	0	0	0	2											
Inning Stats	R: 0 E: 0 K: 2 S: 11	H: 1 LOB: 1 BB: 0 P: 16	R: 0 E: 0 K: 0 S: 7	H: 1 LOB: 1 BB: 0 P: 14	R: 0 E: 0 K: 0 S: 5	H: 0 LOB: 0 BB: 0 P: 11	R: 3 E: 1 K: 1 S: 15	H: 3 LOB: 1 BB: 1 P: 27	R: 0 E: 0 K: 1 S: 8	H: 1 LOB: 2 BB: 1 P: 16	R: 0 E: 0 K: 2 S: 8	H: 0 LOB: 0 BB: 0 P: 12	R: 0 E: 0 K: 1 S: 7	H: 0 LOB: 0 BB: 1 P: 13	R: 0 E: 0 K: 1 S: 6	H: 0 LOB: 0 BB: 0 P: 7		1B: 5 2B: 2 3B: 0 HR: 0	SF: 0 SAC: 0 DP: 1 HBP: 0	WP: 1 PB: 1 SB: 1 CS: 0	PA: 36						
PITCHER	IP	WLS	BF	H	R	ER	SO	BB	IBB	HBP	BLK	WP	HR	S	P	ERA	WHIP										
Mike Oquist, R (1, 1) ERA: 5.37	6.0		27	7	3	3	5	2	0	0	0	1	0	55	99	4.50	1.500										
Ron Mahay, L (7, 1) ERA: 3.6	1.0	W	3	0	0	0	2	0	0	0	0	0	0	8	12	0.00	0.000										
Tim Worrell, R (8, 1) ERA: 3.76	1.0	H	3	0	0	0	1	1	0	0	0	0	0	7	13	0.00	1.000										
Jason Isringhausen, R (9, 1) ERA: 4.9	1.0	S	3	0	0	0	1	0	0	0	0	0	0	6	7	0.00	0.000										

livebaseballscores.com


AB 33
R 3
H 7
RBI 2
BB 3
SO 9
LOB 11



Batter	1	2	3	4	5	6	7	8	9	AB	R	H	RBI	BB	SO	LOB	BOTTOM										
Rich Becker, L (1, 8) OBP: 0.415, SLG: 0.398 Orlando Saenz, R (7, PH) OBP: 0.369, SLG: 0.490 Ryan Christenson, R (8, 8) OBP: 0.305, SLG: 0.305	3-2 G5-3 1B		0-1 L1-3			2-0 E8 2B	0-3 K			3	1	1	0	0	0	1	Minnesota Twins @ Oakland Athletics Network Associates Coliseum, Oakland, CA Tue Sep 21 1999, 10:05 PM EDT Alt. 6,498 - Unknown - 63 F										
Randy Velarde, R (1, 4) OBP: 0.386, SLG: 0.446	3-1 G5-3			2-2 G1-3		1-1 P4	0-1 G4-3			4	0	0	0	0	3												
Jason Giambi, L (1, 3) OBP: 0.423, SLG: 0.570	4-0 G6-4-3 BB			2-3 K		0-1 HR 2B		0-3 K		3	1	1	1	1	2	0											
John Jaha, R (1, 10) OBP: 0.405, SLG: 0.560	0-1 G6-4-3			1-2 P5		0-0 HR		0-0 F9		4	1	1	2	0	0	2											
Matt Stairs, L (1, 9) OBP: 0.364, SLG: 0.524		0-0 G4-3			3-2 G3	3-2 F8		1-1 1B		4	0	1	0	0	0	0											
Ben Grieve, L (1, 7) OBP: 0.382, SLG: 0.464 Jason McDonald, S (8, 7) OBP: 0.306, SLG: 0.267		3-3 K			4-1 BB		2-2 G6-3	2-0 1B		2	0	0	0	1	1	0											
Miguel Tejada, R (1, 6) OBP: 0.321, SLG: 0.426		1-1 F9			0-0 BB		2-1 G6-3	1-3 1B		4	1	1	0	0	0	3											
3 Eric Chavez, L (1, 5) OBP: 0.344, SLG: 0.451			2-2 G6-3		1-3 K		2-2 G6-3	1-3 1B		3	1	1	0	0	1	1											
Ramon Hernandez, R (1, 2) OBP: 0.377, SLG: 0.438			1-2 L1-3 1B			1-3 K	3-2 G6-3	1-3 1B		3	0	2	2	0	1	0											
Inning Stats	R: 0 E: 0 K: 0 S: 10	H: 1 LOB: 1 BB: 1 P: 20	R: 0 E: 0 K: 1 S: 7	H: 0 LOB: 0 BB: 0 P: 11	R: 0 E: 0 K: 0 S: 8	H: 1 LOB: 0 BB: 0 P: 11	R: 0 E: 0 K: 1 S: 9	H: 0 LOB: 0 BB: 0 P: 14	R: 0 E: 0 K: 1 S: 10	H: 0 LOB: 0 BB: 1 P: 18	R: 3 E: 1 K: 1 S: 15	H: 2 LOB: 0 BB: 0 P: 22	R: 2 E: 0 K: 1 S: 20	H: 3 LOB: 1 BB: 0 P: 29	R: 0 E: 0 K: 1 S: 9	H: 2 LOB: 2 BB: 0 P: 12		1B: 6 2B: 3 3B: 0 HR: 1	SF: 0 SAC: 0 DP: 2 HBP: 0	WP: 0 PB: 0 SB: 0 CS: 0	PA: 34						
PITCHER	IP	WLS	BF	H	R	ER	SO	BB	IBB	HBP	BLK	WP	HR	S	P	ERA	WHIP										
Brad Radke, R (1, 1) ERA: 3.84	6.0		23	4	3	0	4	2	0	0	0	0	0	15	24	54.00	9.000										
Hector Carrasco, R (7, 1) ERA: 5.36	0.1	L	4	3	2	2	0	0	0	0	0	0	0	12	15	0.00	1.500										
Travis Miller, L (7, 1) ERA: 2.76	1.1		6	2	0	0	2	0	0	0	0	0	0	2	2	0.00	0.000										
Dan Perkins, R (8, 1) ERA: 6.53	0.1		1	0	0	0	0	0	0	0	0	0	0	2	2	0.00	0.000										

livebaseballscores.com

AB 32
R 5
H 9
RBI 5
BB 2
SO 6
LOB 11



Batter	1	2	3	4	5	6	7	8	9	AB	R	H	RBI	BB	SO	LOB	TOP																				
Todd Walker, L OBP: 0.348, SLG: 0.410 Denny Hocking, S OBP: 0.310, SLG: 0.385	L3		F7			G3	G5-3		K	4	1	1	0	0	1	0																					
Marty Cordova, R OBP: 0.396, SLG: 0.465 Tori Hunter, R OBP: 0.312, SLG: 0.381	G3					G5-3			F8	4	1	2	1	1	0	1																					
Matt Lawton, L OBP: 0.345, SLG: 0.339	G3		F9			G3			L9	5	0	1	1	0	0	3																					
Ron Coomer, R OBP: 0.307, SLG: 0.424	K					G1-3				3	0	0	1	1	1	2																					
Corey Koskie, L OBP: 0.384, SLG: 0.471 Brent Gates, S OBP: 0.327, SLG: 0.327										3	1	2	0	0	1	0																					
Terry Steinbach, R OBP: 0.394, SLG: 0.398										2	0	0	0	2	2	3																					
David Ortiz, L (1, 10)										4	0	0	0	0	3	4																					
Jacque Jones, L OBP: 0.315, SLG: 0.432										4	1	1	1	0	0	2																					
Cristian Guzman, S OBP: 0.271, SLG: 0.285										4	1	0	0	0	0	1																					
Inning Stats	R: 0 E: 0 K: 1 S: 12	H: 1 LOB: 1 BB: 0 P: 18	R: 0 E: 0 K: 1 S: 8	H: 1 LOB: 1 BB: 1 P: 15	R: 0 E: 0 K: 0 S: 6	H: 1 LOB: 1 BB: 0 P: 10	R: 0 E: 0 K: 2 S: 11	H: 0 LOB: 0 BB: 0 P: 14	R: 0 E: 0 K: 1 S: 6	H: 0 LOB: 0 BB: 0 P: 10	R: 0 E: 0 K: 0 S: 7	H: 1 LOB: 1 BB: 0 P: 13	R: 5 E: 1 K: 1 S: 18	H: 3 LOB: 3 BB: 4 P: 38	R: 0 E: 0 K: 1 S: 9	H: 0 LOB: 0 BB: 0 P: 10	R: 0 E: 0 K: 1 S: 12	H: 0 LOB: 0 BB: 0 P: 15	1B: 7 2B: 0 3B: 0 HR: 0	SF: 0 SAC: 0 DP: 2 HBP: 1	WP: 0 PB: 0 SB: 1 CS: 0	PA: 39															
PITCHER	IP	WLS	BF	H	R	ER	SO	BB	IBB	HBP	BLK	WP	HR	S	P	ERA	WHIP	PITCHER	IP	WLS	BF	H	R	ER	SO	BB	IBB	HBP	BLK	WP	HR	S	P	ERA	WHIP		
Tim Hudson, R ERA: 3.15	6.2		27	6	3	3	5	2	0	0	0	0	0	55	89	4.05	1.200	Doug Jones, R ERA: 3.66	9.1	1.0	3	0	0	0	1	0	0	0	0	0	12	15	0.00	0.000			
Tim Kubinski, L ERA: 5.87	0.0		1	0	0	0	0	0	0	1	0	0	0	2	4	∞	∞																				
Tim Worrell, R ERA: 3.9	0.0	L	3	1	1	0	0	2	0	0	0	0	0	6	15	∞	∞																				
Buddy Groom, L ERA: 4.67	0.0		1	0	1	0	0	1	0	0	0	0	0	2	6	∞	∞																				
T.J. Mathews, R ERA: 3.75	1.1		4	0	0	0	2	0	0	0	0	0	0	12	14	0.00	0.000																				

Minnesota Twins @ Oakland Athletics
Network Associates Coliseum, Oakland, CA
Wed Sep 22 1999, 4:05 PM EDT
Att: 9,895 - Cloudy - 67 F

AB 33
R 5
H 7
RBI 5
BB 5
SO 8
LOB 16



Batter	1	2	3	4	5	6	7	8	9	AB	R	H	RBI	BB	SO	LOB	BOTTOM																				
Jason McDonald, S OBP: 0.304, SLG: 0.265	F8		G4-6-3				F8		K	5	1	1	0	0	1	1																					
Randy Velarde, R OBP: 0.386, SLG: 0.445	G6-3								G6-3	4	0	1	0	1	0	0																					
Jason Giambi, L OBP: 0.421, SLG: 0.567	K								G4-3	3	0	0	1	0	1	0																					
John Jaha, R OBP: 0.407, SLG: 0.567										3	1	2	2	1	0	2																					
Matt Stairs, L OBP: 0.363, SLG: 0.523										4	0	1	0	0	2	4																					
Scott Spiezio, S OBP: 0.324, SLG: 0.441 Frank Menechino, R OBP: 0.143, SLG: 0.143										3	0	1	0	1	2	2																					
Ramon Hernandez, R OBP: 0.368, SLG: 0.426										3	0	0	0	0	0	1																					
Ben Griev, L OBP: 0.362, SLG: 0.470 Ryan Christenson, R OBP: 0.305, SLG: 0.305 Rich Becker, R OBP: 0.414, SLG: 0.397										3	1	1	1	0	1	1																					
Miguel Tejada, R OBP: 0.323, SLG: 0.427 3 Eric Chavez, L OBP: 0.343, SLG: 0.450										2	1	1	0	1	0	1																					
Inning Stats	R: 0 E: 0 K: 1 S: 9	H: 0 LOB: 0 BB: 0 P: 11	R: 1 E: 0 K: 2 S: 14	H: 1 LOB: 0 BB: 0 P: 25	R: 0 E: 0 K: 0 S: 6	H: 0 LOB: 0 BB: 1 P: 12	R: 0 E: 0 K: 1 S: 11	H: 1 LOB: 2 BB: 1 P: 22	R: 3 E: 0 K: 1 S: 14	H: 4 LOB: 2 BB: 1 P: 26	R: 0 E: 0 K: 1 S: 9	H: 1 LOB: 1 BB: 0 P: 12	R: 0 E: 0 K: 0 S: 11	H: 1 LOB: 2 BB: 0 P: 18	R: 0 E: 0 K: 1 S: 9	H: 0 LOB: 1 BB: 1 P: 16	R: 0 E: 0 K: 1 S: 7	H: 0 LOB: 0 BB: 0 P: 11	1B: 4 2B: 2 3B: 0 HR: 2	SF: 1 SAC: 1 DP: 1 HBP: 1	WP: 0 PB: 0 SB: 0 CS: 0	PA: 39															
PITCHER	IP	WLS	BF	H	R	ER	SO	BB	IBB	HBP	BLK	WP	HR	S	P	ERA	WHIP	PITCHER	IP	WLS	BF	H	R	ER	SO	BB	IBB	HBP	BLK	WP	HR	S	P	ERA	WHIP		
Eric Milton, L ERA: 4.66	5.0		23	6	4	4	5	3	0	0	0	0	0	9	12	0.00	1.000																				
Mark Redman, L ERA: 7.11	1.0	W	4	1	0	0	1	0	0	0	0	0	0	3	5	0.00	3.000																				
Bob Wells, R ERA: 3.47	0.1	H	2	1	0	0	0	0	0	0	0	0	0	3	5	0.00	3.000																				
Eddie Guardado, L ERA: 4.63	1.0	H	5	0	0	0	0	1	0	1	0	0	0	12	21	0.00	1.000																				
Mike Trombley, R ERA: 3.95	1.2	S	5	0	0	0	2	0	0	0	0	0	0	12	19	0.00	0.000																				

Minnesota Twins @ Oakland Athletics
Network Associates Coliseum, Oakland, CA
Wed Sep 22 1999, 4:05 PM EDT
Att: 9,895 - Cloudy - 67 F

AB 32
R 4
H 8
RBI 4
BB 4
SO 8
LOB 16



Batter	1	2	3	4	5	6	7	8	9	AB	R	H	RBI	BB	SO	LOB	TOP										
Rich Becker , L (1, 8) OBP: 0.414, SLG: 0.394 Ryan Christenson , R (8, PR) OBP: 0.394, SLG: 0.394										4	0	1	0	1	3	0	Oakland Athletics @ Baltimore Orioles Oriole Park at Camden Yards, Baltimore, MD Thu Sep 23 1999, 4:05 PM EDT Sunny - 79 F										
Randy Velarde , R (1, 4) OBP: 0.388, SLG: 0.446										5	2	3	0	0	1	0											
Jason Giambi , L (1, 3) OBP: 0.423, SLG: 0.567										5	0	3	1	0	2	2											
Matt Stairs , L (1, 9) OBP: 0.364, SLG: 0.527										4	1	1	1	1	2	3											
John Jaha , R (1, 10) OBP: 0.407, SLG: 0.563 Frank Menechino , R (9, PR) OBP: 0.143, SLG: 0.143										3	0	0	1	2	0	2											
Ben Griewe , L (1, 7) OBP: 0.384, SLG: 0.478 Jason McDonald , S (9, PR) OBP: 0.304, SLG: 0.265										5	2	3	1	0	1	3											
Miguel Tejada , R (1, 6) OBP: 0.322, SLG: 0.430										5	1	1	1	0	2	5											
Eric Chavez , L (1, 5) OBP: 0.344, SLG: 0.449										5	1	2	0	0	0	2											
Mike Macfarlane , R (1, 2) OBP: 0.270, SLG: 0.347										4	1	1	3	1	3	1											
Inning Stats	R: 0 E: 0 K: 3 S: 10	H: 1 LOB: 1 BB: 0 P: 17	R: 3 E: 0 K: 1 S: 18	H: 3 LOB: 0 BB: 0 P: 23	R: 1 E: 0 K: 2 S: 12	H: 2 LOB: 2 BB: 1 P: 23	R: 0 E: 0 K: 2 S: 13	H: 2 LOB: 2 BB: 0 P: 19	R: 2 E: 0 K: 1 S: 12	H: 3 LOB: 1 BB: 0 P: 18	R: 0 E: 0 K: 2 S: 10	H: 0 LOB: 0 BB: 0 P: 18	R: 0 E: 0 K: 1 S: 6	H: 0 LOB: 0 BB: 1 P: 14	R: 3 E: 1 K: 1 S: 16	H: 3 LOB: 2 BB: 1 P: 24		R: 0 E: 0 K: 2 S: 9	H: 1 LOB: 3 BB: 2 P: 20	1B: 11 2B: 0 3B: 0 HR: 4	SF: 0 SAC: 0 DP: 1 HBP: 0	WP: 0 PB: 0 SB: 0 CS: 0	PA: 46				
PITCHER	IP	WLS	BF	H	R	ER	SO	BB	IBB	HBP	BLK	WP	HR	S	P	ERA	WHIP										
Sidney Ponson , R (1, 1) ERA: 4.54	4.2		25	10	6	6	8	1	0	0	0	0	3	59	91	11.57	2.357										
B.J. Ryan , L (5, 1) ERA: 3.46	2.1	8	1	0	0	4	1	0	0	0	0	0	0	22	41	0.00	0.857										
Gabe Molina , R (8, 1) ERA: 4.35	0.2	L	5	2	3	2	1	1	0	0	0	0	1	8	13	27.00	4.500										
Jesse Orosco , L (8, 1) ERA: 5.52	0.1		2	1	0	0	0	0	0	0	0	0	0	8	11	0.00	3.000										
Mike Fetters , R (9, 1) ERA: 6.29	1.0		6	1	0	0	2	2	0	0	0	0	0	9	20	0.00	3.000										

AB	41
R	9
H	15
RBI	8
BB	5
SO	15
LOB	21



Batter	1	2	3	4	5	6	7	8	9	AB	R	H	RBI	BB	SO	LOB	BOTTOM										
Brady Anderson , L (1, 7) OBP: 0.412, SLG: 0.485										5	0	1	0	0	1	0	Oakland Athletics @ Baltimore Orioles Oriole Park at Camden Yards, Baltimore, MD Thu Sep 23 1999, 4:05 PM EDT Sunny - 79 F										
Mike Bordick , R (1, 6) OBP: 0.333, SLG: 0.399										4	1	1	1	0	0	0											
B.J. Surhoff , L (1, 10) OBP: 0.351, SLG: 0.506										4	1	2	0	0	0	1											
Albert Belle , R (1, 9) OBP: 0.404, SLG: 0.545										3	2	2	2	1	0	1											
Jeff Conine , R (1, 3) OBP: 0.333, SLG: 0.457										4	1	0	0	0	0	4											
Ryan Minor , R (1, 5) OBP: 0.252, SLG: 0.316										4	0	1	1	0	1	3											
Gene Kingsale , S (1, 8) OBP: 0.302, SLG: 0.293										4	0	0	0	0	1	1											
Jerry Hairston , R (1, 4) OBP: 0.318, SLG: 0.401										4	0	0	0	0	1	0											
Charles Johnson , R (1, 2) OBP: 0.347, SLG: 0.426 Calvin Pickering , L (9, PH) OBP: 0.349, SLG: 0.063										3	1	1	0	0	1	0											
Inning Stats	R: 2 E: 0 K: 1 S: 13	H: 2 LOB: 0 BB: 0 P: 20	R: 0 E: 0 K: 1 S: 8	H: 0 LOB: 0 BB: 0 P: 14	R: 1 E: 0 K: 0 S: 12	H: 3 LOB: 3 BB: 1 P: 19	R: 0 E: 0 K: 2 S: 8	H: 0 LOB: 0 BB: 0 P: 13	R: 3 E: 2 K: 0 S: 11	H: 2 LOB: 1 BB: 0 P: 17	R: 0 E: 0 K: 0 S: 8	H: 0 LOB: 0 BB: 0 P: 11	R: 0 E: 0 K: 0 S: 9	H: 1 LOB: 1 BB: 0 P: 14	R: 0 E: 0 K: 1 S: 10	H: 0 LOB: 0 BB: 0 P: 14		R: 0 E: 0 K: 1 S: 6	H: 0 LOB: 0 BB: 0 P: 9	1B: 5 2B: 2 3B: 0 HR: 1	SF: 1 SAC: 0 DP: 0 HBP: 0	WP: 1 PB: 0 SB: 0 CS: 0	PA: 38				
PITCHER	IP	WLS	BF	H	R	ER	SO	BB	IBB	HBP	BLK	WP	HR	S	P	ERA	WHIP										
Brett Laxton , R (1, 1) ERA: 5.68	4.2		24	7	6	3	4	0	0	0	0	0	1	51	81	5.79	1.500										
Greg McMichael , R (5, 1) ERA: 4.96	1.2		6	1	0	0	0	0	0	0	0	0	0	15	23	0.00	0.600										
T.J. Mathews , R (7, 1) ERA: 3.65	1.2	W	5	0	0	0	1	0	0	0	0	0	0	13	18	0.00	0.000										
Jason Isringhausen , R (9, 1) ERA: 4.82	1.0	S	3	0	0	0	1	0	0	0	0	0	0	6	9	0.00	0.000										

AB	36
R	6
H	8
RBI	4
BB	1
SO	6
LOB	10



Batter	1	2	3	4	5	6	7	8	9	AB	R	H	RBI	BB	SO	LOB	TOP				
Ryan Christenson, R OBP: 0.303, SLG: 0.300 Rich Becker, R OBP: 0.412, SLG: 0.392	L5		HR	K		F9		K		3	1	0	0	1	1	3					
Randy Velarde, R OBP: 0.397, SLG: 0.449	P3		HR			G5-3		G6-3		5	1	1	2	0	1	1					
Jason Giambi, L OBP: 0.422, SLG: 0.564	F9		F9-3			HR		K		3	1	0	0	2	1	1					
John Jaha, R OBP: 0.405, SLG: 0.559		BB	F9-3			F9		G5-3		5	0	1	0	0	1	2					
Matt Stairs, L OBP: 0.364, SLG: 0.531		BB	K			HR		G4-3		4	1	1	2	1	2	0					
Olmedo Saenz, R OBP: 0.385, SLG: 0.486	K					BB		1B		4	0	1	0	1	1	2					
Ramon Hernandez, R OBP: 0.380, SLG: 0.422						BB		1B		1	0	0	0	3	0	0					
Ben Grieve, L OBP: 0.365, SLG: 0.478	L4					1B		FC6		4	0	2	0	0	0	5					
Miguel Tejada, R OBP: 0.323, SLG: 0.431	G5-3					1B		F8		4	0	2	0	0	0	6					
Inning Stats	R: 0 E: 0 K: 0 S: 6	H: 0 LOB: 0 BB: 0 P: 10	R: 0 E: 0 K: 1 S: 17	H: 1 LOB: 3 BB: 2 P: 34	R: 2 E: 0 K: 1 S: 11	H: 1 LOB: 0 BB: 2 P: 22	R: 0 E: 0 K: 1 S: 12	H: 2 LOB: 2 BB: 0 P: 19	R: 2 E: 0 K: 0 S: 11	H: 1 LOB: 1 BB: 0 P: 12	R: 0 E: 0 K: 0 S: 11	H: 2 LOB: 3 BB: 1 P: 21	R: 0 E: 0 K: 2 S: 9	H: 0 LOB: 0 BB: 0 P: 12	R: 0 E: 0 K: 2 S: 9	H: 0 LOB: 0 BB: 0 P: 16	1B: 6 2B: 1 3B: 0 HR: 2	SF: 0 SAC: 0 DP: 1 HBP: 0	WP: 0 PB: 0 SB: 0 CS: 0	PA: 42	
PITCHER	IP	WLS	BF	H	R	ER	SO	BB	IBB	HBP	BLK	WP	HR	S	P	ERA	WHIP				
Matt Riley, L ERA: 7.36	4.2		25	5	4	4	3	7	0	0	0	0	2	55	111	7.71	2.571				
Doug Johns, L ERA: 4.29	2.1	W	11	3	0	0	1	1	0	0	0	0	0	22	36	0.00	1.714				
Al Reyes, R ERA: 4.19	2.0		6	0	0	0	4	0	0	0	0	0	0	18	28	0.00	0.000				

Oakland Athletics @ Baltimore Orioles
 Oriole Park at Camden Yards, Baltimore, MD
 Thu Sep 23 1999, 7:05 PM EDT
 Att: 43,778 - Unknown - 75 F

AB 34
 R 4
 H 8
 RBI 4
 BB 8
 SO 8
 LOB 20



Batter	1	2	3	4	5	6	7	8	9	AB	R	H	RBI	BB	SO	LOB	BOTTOM				
Brady Anderson, L OBP: 0.412, SLG: 0.490 Rich Amaral, R OBP: 0.353, SLG: 0.356	F9	FC6-4		G3	K			HR		5	2	2	1	0	1	2					
Jeff Reboulet, R OBP: 0.315, SLG: 0.192	P8	FC6-4		G3	G1-3			G4-3		4	0	0	0	1	0	4					
B.J. Surhoff, L OBP: 0.353, SLG: 0.504 Gene Kingsale, S OBP: 0.302, SLG: 0.293	2B		F8	2B	HR			G4-3		2	2	0	0	3	0	1					
Albert Belle, R OBP: 0.407, SLG: 0.555			G4-3	HR	2B			L9		5	3	4	3	0	0	1					
Derrick May, L OBP: 0.343, SLG: 0.581	FC6-4		G4-3	HR				L4		4	1	1	3	1	0	2					
Ryan Minor, R OBP: 0.250, SLG: 0.310	FC6-4		1B	K				K		5	0	1	1	0	2	4					
Calvin Pickering, L OBP: 0.393, SLG: 0.350		E	F8		SH			F7		4	3	2	2	1	0	1					
Jesse Garcia, R OBP: 0.263, SLG: 0.389	E1			G1-3	SH			F7		3	0	1	0	0	0	0					
Mike Figga, R OBP: 0.247, SLG: 0.333	FC6-4		E5	G3	K			K		4	1	1	1	0	2	1					
Inning Stats	R: 0 E: 0 K: 0 S: 13	H: 1 LOB: 3 BB: 2 P: 26	R: 1 E: 1 K: 0 S: 8	H: 2 LOB: 1 BB: 1 P: 15	R: 1 E: 0 K: 0 S: 8	H: 2 LOB: 0 BB: 0 P: 12	R: 5 E: 1 K: 1 S: 23	H: 3 LOB: 0 BB: 1 P: 43	R: 1 E: 0 K: 2 S: 12	H: 1 LOB: 1 BB: 0 P: 19	R: 3 E: 0 K: 0 S: 11	H: 2 LOB: 0 BB: 1 P: 20	R: 1 E: 0 K: 1 S: 8	H: 1 LOB: 1 BB: 1 P: 17	R: 0 E: 0 K: 1 S: 8	H: 0 LOB: 0 BB: 0 P: 13	1B: 4 2B: 5 3B: 0 HR: 3	SF: 0 SAC: 1 DP: 0 HBP: 0	WP: 0 PB: 0 SB: 0 CS: 0	PA: 43	
PITCHER	IP	WLS	BF	H	R	ER	SO	BB	IBB	HBP	BLK	WP	HR	S	P	ERA	WHIP				
Omar Olivares, R ERA: 4.08	4.0	L	24	8	7	2	1	4	0	0	0	0	1	52	96	4.50	3.000				
Jimmy Haynes, R ERA: 6.34	2.0		11	3	4	3	2	1	0	0	0	0	1	23	39	13.50	2.000				
Chad Harville, R ERA: 6.43	2.0		8	1	1	1	2	1	0	0	0	0	1	16	30	4.50	1.000				

Oakland Athletics @ Baltimore Orioles
 Oriole Park at Camden Yards, Baltimore, MD
 Thu Sep 23 1999, 7:05 PM EDT
 Att: 43,778 - Unknown - 75 F

AB 36
 R 12
 H 12
 RBI 11
 BB 6
 SO 5
 LOB 16



Batter	1	2	3	4	5	6	7	8	9	AB	R	H	RBI	BB	SO	LOB	TOP										
Rich Becker, L (1, 8) OBP: 0.405, SLG: 0.384	L9		K		K		K		P3	5	0	0	0	0	3	1											
Randy Velarde, R (1, 4) OBP: 0.389, SLG: 0.454	E6 1B		BB		G4-3			G3-1 3B		4	1	3	0	0	0	1											
Jason Giambi, L (1, 3) OBP: 0.421, SLG: 0.561 Olmedo Saenz, R (8, 3) OBP: 0.365, SLG: 0.486	K		BB		BB		F8	G3-1		3	0	0	1	1	1	1											
John Jaha, R (1, 10) OBP: 0.404, SLG: 0.555	CS	2B E BB	G1-3		G4-3		G4-3	L8		3	1	0	0	1	0	2											
Matt Stairs, L (1, 9) OBP: 0.366, SLG: 0.539 Jason McDonald, S (8, 9) OBP: 0.304, SLG: 0.265		E 1-3 2B		F7		1B BB		HR		3	1	2	1	1	0	0											
Ben Griewe, L (1, 7) OBP: 0.384, SLG: 0.476	K		G4-3		G4-3		1B	G4-3		4	0	1	0	0	1	1											
Miguel Tejada, R (1, 6) OBP: 0.321, SLG: 0.428	P3		G5-3		G5-3			G6-3		4	0	0	0	0	0	3											
Eric Chavez, L (1, 5) OBP: 0.340, SLG: 0.443	L9				G3		F7	K		4	0	0	0	0	1	1											
Mike MacFarlane, R (1, 2) OBP: 0.274, SLG: 0.368	G4-3		G4-3		2B		G5-3	HR		4	1	2	1	0	0	0											
Inning Stats	R: 0 E: 1 K: 1 S: 10	H: 1 LOB: 0 BB: 0 P: 19	R: 1 E: 1 K: 1 S: 9	H: 1 LOB: 1 BB: 1 P: 19	R: 0 E: 0 K: 1 S: 13	H: 1 LOB: 2 BB: 1 P: 25	R: 0 E: 0 K: 0 S: 10	H: 0 LOB: 0 BB: 0 P: 13	R: 0 E: 0 K: 1 S: 10	H: 1 LOB: 1 BB: 0 P: 17	R: 0 E: 0 K: 0 S: 8	H: 0 LOB: 0 BB: 0 P: 11	R: 2 E: 0 K: 0 S: 11	H: 2 LOB: 0 BB: 0 P: 17	R: 1 E: 0 K: 1 S: 11	H: 1 LOB: 0 BB: 0 P: 18	1B: 3 2B: 2 3B: 1 HR: 2	SF: 0 SAC: 0 DP: 0 HBP: 0	WP: 0 PB: 0 SB: 0 CS: 1	PA: 38							
PITCHER	IP	WLS	BF	H	R	ER	SO	BB	IBB	HBP	BLK	WP	HR	S	P	ERA	WHIP										
Aaron Sele, R (1, 1) ERA: 4.64	7.0	W	28	5	1	0	5	3	0	0	0	0	0	67	117	0.00	1.143										
Tim Crabtree, R (8, 1) ERA: 3.39	1.0		5	2	2	2	0	0	0	0	0	0	1	11	17	18.00	2.000										
59 Jeff Zimmerman, R (9, 1) ERA: 2.21	1.0		4	1	1	1	1	0	0	0	0	0	1	11	18	9.00	1.000										

Oakland Athletics @ Texas Rangers
The Ballpark at Arlington, Arlington, TX
Fri Sep 24 1999, 8:05 PM EDT
Att: 40,207 - Cloudy - 83 F

AB 34
R 4
H 8
RBI 3
BB 3
SO 6
LOB 10



Batter	1	2	3	4	5	6	7	8	9	AB	R	H	RBI	BB	SO	LOB	BOTTOM										
Mark McLemore, S (1, 4) OBP: 0.358, SLG: 0.365	K		2B		E9 1B	S WP 1B	K			5	2	3	2	0	2	1											
Ivan Rodriguez, R (1, 2) OBP: 0.359, SLG: 0.565	29 BLK 1B		G6-3		HR	29 G4-3 1B	1B			5	2	4	2	0	0	0											
29 Rusty Greer, L (1, 7) OBP: 0.405, SLG: 0.489	K		G3		K	G4-3	G4-3			5	0	0	0	0	2	5											
Juan Gonzalez, R (1, 9) OBP: 0.371, SLG: 0.588	F8			G1-6-3 1B	HR	HR	HR			5	3	4	5	0	0	1											
Rafael Palmeiro, L (1, 10) OBP: 0.426, SLG: 0.646	G4-3		G4-3	G1-6-3 BB	G3	BB	BB		P2	3	0	0	0	2	0	0											
Todd Zeile, R (1, 5) OBP: 0.356, SLG: 0.488	G4-3		G4-3	G1-6-3	G1-6-3	F7	L8		F8	5	0	1	0	0	0	3											
Lee Stevens, L (1, 3) OBP: 0.350, SLG: 0.491	G4-3		G4-3	G1-3	G1-3	HR	1B	2B	F9	5	2	2	0	0	0	2											
Royce Clayton, R (1, 6) OBP: 0.340, SLG: 0.425			BB		SH5-4 E 2B	HR	1B	1B		3	2	3	3	1	0	0											
Tom Goodwin, L (1, 8) OBP: 0.313, SLG: 0.328	G3				SH5-4	HR	K			3	1	1	0	0	1	3											
Inning Stats	R: 0 E: 0 K: 2 S: 12	H: 1 LOB: 1 BB: 0 P: 18	R: 0 E: 0 K: 0 S: 11	H: 1 LOB: 2 BB: 1 P: 20	R: 0 E: 0 K: 0 S: 3	H: 1 LOB: 0 BB: 0 P: 4	R: 0 E: 0 K: 0 S: 6	H: 1 LOB: 1 BB: 1 P: 15	R: 4 E: 1 K: 1 S: 12	H: 4 LOB: 0 BB: 0 P: 15	R: 6 E: 0 K: 0 S: 20	H: 6 LOB: 1 BB: 1 P: 31	R: 1 E: 0 K: 0 S: 15	H: 3 LOB: 2 BB: 0 P: 23	R: 1 E: 0 K: 0 S: 7	H: 1 LOB: 0 BB: 0 P: 11	1B: 10 2B: 4 3B: 0 HR: 4	SF: 0 SAC: 1 DP: 1 HBP: 0	WP: 1 PB: 0 SB: 2 CS: 0	PA: 43							
PITCHER	IP	WLS	BF	H	R	ER	SO	BB	IBB	HBP	BLK	WP	HR	S	P	ERA	WHIP										
Gil Heredia, R (1, 1) ERA: 4.78	5.1	L	26	10	6	6	3	2	0	0	0	0	0	8	12	54.00	9.000										
Buddy Groom, L (6, 1) ERA: 5.24	0.1		4	3	2	2	0	0	0	0	0	1	0	8	12	54.00	9.000										
Greg McMichael, R (6, 1) ERA: 5.23	0.0		2	1	2	2	0	1	0	0	0	0	1	4	9	∞	∞										
Chad Harville, R (6, 1) ERA: 6.91	0.1		2	1	1	1	0	0	0	0	0	0	0	3	4	27.00	3.000										
Tim Kubinski, L (7, 1) ERA: 5.59	2.0		9	3	1	1	2	0	0	0	0	0	1	21	33	4.50	1.500										

Oakland Athletics @ Texas Rangers
The Ballpark at Arlington, Arlington, TX
Fri Sep 24 1999, 8:05 PM EDT
Att: 40,207 - Cloudy - 83 F

AB 39
R 12
H 18
RBI 12
BB 3
SO 5
LOB 15



Batter	1	2	3	4	5	6	7	8	9	AB	R	H	RBI	BB	SO	LOB	TOP					
Rich Becker, L (1, 8) OBP: 0.403, SLG: 0.382										4	1	1	0	0	1	3						
Randy Velarde, R (1, 4) OBP: 0.388, SLG: 0.453										4	1	1	0	0	0	1						
Jason Giambi, L (1, 3) OBP: 0.420, SLG: 0.558										3	0	0	0	1	2	2						
John Jaha, R (1, 10) OBP: 0.405, SLG: 0.562										4	1	2	1	0	1	2						
Matt Stairs, L (1, 9) OBP: 0.366, SLG: 0.536										3	1	0	0	1	0	2						
Ben Grievie, L (1, 7) OBP: 0.383, SLG: 0.474										4	0	1	2	0	0	2						
Miguel Tejada, R (1, 6) OBP: 0.319, SLG: 0.425										4	0	0	0	0	0	1						
3 Eric Chavez, L (1, 5) OBP: 0.337, SLG: 0.438										4	0	0	0	0	1	0						
Mike Macfarlane, R (1, 2) OBP: 0.283, SLG: 0.371										1	0	1	0	2	0	0						
Inning Stats	R: 3 E: 1 K: 2 S: 16	H: 3 LOB: 1 BB: 1 P: 29	R: 0 E: 0 K: 1 S: 9	H: 1 LOB: 0 BB: 0 P: 13	R: 0 E: 0 K: 0 S: 6	H: 0 LOB: 0 BB: 0 P: 8	R: 0 E: 0 K: 0 S: 6	H: 0 LOB: 0 BB: 0 P: 12	R: 0 E: 0 K: 1 S: 9	H: 0 LOB: 1 BB: 1 P: 16	R: 0 E: 0 K: 0 S: 10	H: 1 LOB: 1 BB: 1 P: 19	R: 0 E: 0 K: 0 S: 11	H: 0 LOB: 0 BB: 1 P: 22	R: 1 E: 0 K: 1 S: 12	H: 1 LOB: 0 BB: 0 P: 17	R: 0 E: 0 K: 0 S: 8	H: 0 LOB: 0 BB: 0 P: 14	1B: 5 2B: 0 3B: 0 HR: 1	SF: 0 SAC: 0 DP: 2 HBP: 0	WP: 0 PB: 0 SB: 0 CS: 0	PA: 35
PITCHER	IP	WLS	BF	H	R	ER	SO	BB	IBB	HBP	BLK	WP	HR	S	P	ERA	WHIP					
John Burkett, R (1, 1) ERA: 5.86	7.0	W	28	5	3	2	4	4	0	0	0	0	0	67	119	2.57	1.286					
Tim Crabtree, R (8, 1) ERA: 3.5	0.2		3	1	1	1	1	0	0	0	0	0	1	9	13	13.50	1.500					
Mike Munoz, L (8, 1) ERA: 3.66	0.1		1	0	0	0	0	0	0	0	0	0	0	3	4	0.00	0.000					
John Wetteland, R (9, 1) ERA: 3.52	1.0		3	0	0	0	0	0	0	0	0	0	0	8	14	0.00	0.000					

Oakland Athletics @ Texas Rangers
The Ballpark at Arlington, Arlington, TX
Sat Sep 25 1999, 8:05 PM EDT
Att: 46,178 - Cloudy - 77 F

AB 31
R 4
H 6
RBI 3
BB 4
SO 5
LOB 13



Batter	1	2	3	4	5	6	7	8	9	AB	R	H	RBI	BB	SO	LOB	BOTTOM				
Mark McLemore, S (1, 4) OBP: 0.359, SLG: 0.370										3	2	1	1	1	0	0					
Ivan Rodriguez, R (1, 2) OBP: 0.356, SLG: 0.564										4	0	1	0	0	0	2					
29 Rusty Greer, L (1, 7) OBP: 0.405, SLG: 0.494										4	2	2	2	0	0	1					
Juan Gonzalez, R (1, 9) OBP: 0.368, SLG: 0.584										4	0	0	0	0	3	3					
Rafael Palmeiro, L (1, 3) OBP: 0.425, SLG: 0.642										3	1	0	0	1	0	1					
Todd Zeile, R (1, 5) OBP: 0.397, SLG: 0.494										4	2	2	4	0	0	0					
Lee Stevens, L (1, 10) OBP: 0.349, SLG: 0.489										4	1	1	0	0	2	0					
Royce Clayton, R (1, 6) OBP: 0.342, SLG: 0.429										3	1	1	0	1	0	0					
Tom Goodwin, L (1, 8) OBP: 0.313, SLG: 0.327										4	1	1	2	0	2	1					
Inning Stats	R: 1 E: 0 K: 1 S: 10	H: 2 LOB: 1 BB: 0 P: 19	R: 8 E: 0 K: 2 S: 24	H: 5 LOB: 3 BB: 3 P: 43	R: 0 E: 0 K: 0 S: 6	H: 0 LOB: 0 BB: 0 P: 7	R: 0 E: 0 K: 1 S: 9	H: 0 LOB: 0 BB: 0 P: 14	R: 0 E: 0 K: 1 S: 8	H: 0 LOB: 0 BB: 0 P: 11	R: 0 E: 0 K: 1 S: 10	H: 0 LOB: 0 BB: 0 P: 13	R: 1 E: 0 K: 0 S: 10	H: 1 LOB: 0 BB: 0 P: 13	R: 0 E: 0 K: 1 S: 10	H: 1 LOB: 1 BB: 0 P: 13	1B: 4 2B: 1 3B: 1 HR: 3	SF: 0 SAC: 0 DP: 0 HBP: 0	WP: 2 PB: 0 SB: 0 CS: 0	PA: 36	
PITCHER	IP	WLS	BF	H	R	ER	SO	BB	IBB	HBP	BLK	WP	HR	S	P	ERA	WHIP				
Kevin Appier, R (1, 1) ERA: 5.32	1.2	L	15	7	9	9	2	2	0	0	0	0	1	44	60	1.69	0.188				
Ron Mahay, L (2, 1) ERA: 2.61	5.1		17	1	1	1	4	0	0	0	0	0	0	10	13	0.00	1.000				
Doug Jones, R (8, 1) ERA: 3.62	1.0		4	1	0	0	1	0	0	0	0	0	0	10	13	0.00	1.000				

Oakland Athletics @ Texas Rangers
The Ballpark at Arlington, Arlington, TX
Sat Sep 25 1999, 8:05 PM EDT
Att: 46,178 - Cloudy - 77 F

AB 33
R 10
H 9
RBI 9
BB 3
SO 7
LOB 8



Batter	1	2	3	4	5	6	7	8	9	AB	R	H	RBI	BB	SO	LOB	TOP										
Rich Becker, L OBP: 0.405, SLG: 0.382 (1, 8)	G6-3						E4		G3-1	3	1	1	0	1	0	1	Oakland Athletics @ Texas Rangers The Ballpark at Arlington, Arlington, TX Sun Sep 26 1999, 3:05 PM EDT Att: 38,656 - Cloudy - 84 F										
Ryan Christenson, R OBP: 0.302, SLG: 0.299 (9, PH)	G6-3									1	0	0	0	0	0												
Randy Velarde, R OBP: 0.387, SLG: 0.452 Scott Spiezio, S OBP: 0.324, SLG: 0.441 (1, 4)	G6-3									4	0	1	0	0	0	4											
Jason Giambi, L OBP: 0.420, SLG: 0.557 Jason McDonald, S OBP: 0.302, SLG: 0.263 (7, 8)	G4-3									3	0	1	1	0	0	0											
John Jaha, R OBP: 0.402, SLG: 0.557 (1, 10)	G5-3									4	0	0	0	0	2	2											
Matt Stairs, L OBP: 0.366, SLG: 0.534 Olmedo Saenz, R OBP: 0.367, SLG: 0.488 (7, 3)	K									2	0	0	0	1	1	2											
Ben Grievie, L OBP: 0.362, SLG: 0.479 (1, 7)	K									4	1	1	2	0	2	3											
Ramon Hernandez, R OBP: 0.369, SLG: 0.408 (1, 2)										4	0	0	0	0	0	0											
3 Eric Chavez, L OBP: 0.334, SLG: 0.434 Frank Menechino, R OBP: 0.250, SLG: 0.250 (9, PH)	G3-1									3	0	0	0	0	1	0											
Miguel Tejada, R OBP: 0.320, SLG: 0.424 (1, 6)	K									3	0	1	0	1	1	1											
Inning Stats	R: 0 E: 0 K: 0 S: 5	H: 0 LOB: 0 BB: 0 P: 10	R: 0 E: 0 K: 2 S: 9	H: 0 LOB: 0 BB: 0 P: 12	R: 0 E: 0 K: 1 S: 7	H: 0 LOB: 0 BB: 0 P: 11	R: 1 E: 0 K: 2 S: 23	H: 3 LOB: 2 BB: 0 P: 33	R: 0 E: 0 K: 0 S: 8	H: 0 LOB: 2 BB: 1 P: 16	R: 0 E: 1 K: 1 S: 11	H: 0 LOB: 1 BB: 1 P: 18	R: 0 E: 1 K: 1 S: 16	H: 1 LOB: 2 BB: 0 P: 20	R: 2 E: 0 K: 1 S: 9	H: 2 LOB: 0 BB: 0 P: 13	R: 0 E: 0 K: 0 S: 8	H: 1 LOB: 0 BB: 0 P: 11	1B: 6 2B: 0 3B: 0 HR: 1	SF: 0 SAC: 0 DP: 1 HBP: 0	WP: 0 PB: 0 SB: 0 CS: 1	PA: 37					
PITCHER	IP	WLS	BF	H	R	ER	SO	BB	IBB	HBP	BLK	WP	HR	S	P	ERA	WHIP										
Esteban Loaiza, R ERA: 4.61 59 Jeff Zimmerman, R ERA: 2.39 Mike Venafro, L ERA: 3.27	(1, 1)	7.0	W	29	4	1	7	3	0	0	0	0	0	79	120	1.29	1.000										
(8, 1)	1.0		5	2	2	2	1	0	0	0	0	0	1	9	13	18.00	2.000										
(9, 1)	1.0		3	1	0	0	0	0	0	0	0	0	0	8	11	0.00	1.000										

AB 34
R 3
H 7
RBI 3
BB 3
SO 8
LOB 13



Batter	1	2	3	4	5	6	7	8	9	AB	R	H	RBI	BB	SO	LOB	BOTTOM										
Mark McLemore, S OBP: 0.359, SLG: 0.368 (1, 4)	29 1B BB	P6		P6						3	2	0	0	2	1	3	Oakland Athletics @ Texas Rangers The Ballpark at Arlington, Arlington, TX Sun Sep 26 1999, 3:05 PM EDT Att: 38,656 - Cloudy - 84 F										
Ivan Rodriguez, R OBP: 0.380, SLG: 0.566 (1, 2)	29 1B 1B			G6-3						5	3	3	0	0	1	0											
29 Rusty Greer, L OBP: 0.405, SLG: 0.493 (1, 7)	G4-6-3 1B			F9						4	1	1	1	1	1	1											
Juan Gonzalez, R OBP: 0.372, SLG: 0.589 (1, 9)	G4-6-3 1B									4	1	3	2	1	0	3											
Rafael Palmeiro, L OBP: 0.425, SLG: 0.645 (1, 10)	G4-6-3 1B			G4-3						4	2	1	4	1	0	4											
Todd Zeile, R OBP: 0.386, SLG: 0.501 (1, 5)	G6-3									4	1	2	2	0	0	1											
Lee Stevens, L OBP: 0.346, SLG: 0.485 (1, 3)				K						4	0	0	0	0	3	1											
Royce Clayton, R OBP: 0.341, SLG: 0.429 (1, 6)				K						4	0	1	0	0	1	1											
Tom Goodwin, L OBP: 0.314, SLG: 0.327 (1, 8)										3	0	1	0	1	0	1											
Inning Stats	R: 2 E: 0 K: 0 S: 8	H: 3 LOB: 1 BB: 1 P: 20	R: 0 E: 0 K: 2 S: 12	H: 1 LOB: 1 BB: 0 P: 20	R: 0 E: 0 K: 1 S: 9	H: 1 LOB: 1 BB: 0 P: 15	R: 0 E: 0 K: 1 S: 9	H: 1 LOB: 2 BB: 1 P: 16	R: 4 E: 0 K: 0 S: 17	H: 4 LOB: 1 BB: 1 P: 26	R: 4 E: 0 K: 1 S: 17	H: 2 LOB: 0 BB: 2 P: 29	R: 0 E: 0 K: 1 S: 7	H: 0 LOB: 0 BB: 0 P: 12	R: 0 E: 0 K: 2 S: 15	H: 0 LOB: 1 BB: 1 P: 25		1B: 6 2B: 3 3B: 1 HR: 2	SF: 0 SAC: 0 DP: 1 HBP: 0	WP: 0 PB: 0 SB: 0 CS: 2	PA: 41						
PITCHER	IP	WLS	BF	H	R	ER	SO	BB	IBB	HBP	BLK	WP	HR	S	P	ERA	WHIP										
Kevin Jarvis, R ERA: 12.79 Tim Worrell, R ERA: 4.24 Tim Kubinski, L ERA: 6.1 Doug Jones, R ERA: 3.59 Jason Istringhausen, R ERA: 4.74	(1, 1)	4.1	L	24	9	6	5	3	0	0	0	0	0	17	27	27.00	4.000										
(5, 1)	1.0		7	2	3	3	0	2	0	0	0	0	0	7	10	13.50	1.500										
(6, 1)	0.2		3	1	1	1	1	0	0	0	0	0	1	7	10	0.00	0.000										
(7, 1)	1.0		3	0	0	0	1	0	0	0	0	0	0	7	12	0.00	0.000										
(8, 1)	1.0		4	0	0	0	2	1	0	0	0	0	0	15	25	0.00	1.000										

AB 35
R 10
H 12
RBI 9
BB 6
SO 7
LOB 15



Batter	1	2	3	4	5	6	7	8	9	AB	R	H	RBI	BB	SO	LOB	TOP				
Ryan Christenson, R OBP: 0.300, SLG: 0.300	P4		F8		F9		BB 3 1B 2B	L8	F9	6	1	1	0	0	0	3	Oakland Athletics @ Anaheim Angels Edison International Field, Anaheim, CA Tue Sep 28 1999, 10:05 PM EDT Att: 17,981 - Overcast - 72 F livebaseballscorecards.com				
Randy Velarde, R OBP: 0.386, SLG: 0.451	P9		G1-6-3		HR		K	F8		5	1	1	0	0	1	2					
Jason Giambi, L OBP: 0.424, SLG: 0.565	BB 1B			BB 1B	HR		BB 3 1B IBB	BB		3	3	3	2	2	0	0					
John Jaha, R OBP: 0.405, SLG: 0.556 Frank Menechino, R OBP: 0.250, SLG: 0.250	BB			BB 1B	G6-3		BB 3 1B	BB		2	2	1	0	3	0	0					
Olmedo Saenz, R OBP: 0.367, SLG: 0.486 3 Eric Chavez, L OBP: 0.335, SLG: 0.435	G3-1			BB 1B	L5		BB 1B	F8		0	0	0	0	0	0	0					
Ramon Hernandez, R OBP: 0.384, SLG: 0.424		F9		G1-2-3 BB 1B		BB 1B	SH3-4		G3-1 BB	5	0	4	1	0	0	0					
Miguel Tejada, R OBP: 0.321, SLG: 0.423	G6-3			G1-2-3 BB		SH3-4	SF7		G3-1 BB	1	0	0	2	2	0	0					
Ben Grieve, L OBP: 0.362, SLG: 0.477 Rich Becker, L OBP: 0.403, SLG: 0.380	K			G1-2-3		G6-4-3	K		K	4	0	1	0	0	2	4					
Jason McDonald, S OBP: 0.305, SLG: 0.281				G1-6-3 BB	F8		G6-4-3		G3-1	4	1	1	1	1	0	6					
Inning Stats	R: 0 E: 0 K: 0 S: 13	H: 1 LOB: 2 BB: 1 P: 25	R: 0 E: 0 K: 1 S: 8	H: 0 LOB: 0 BB: 0 P: 12	R: 0 E: 0 K: 0 S: 5	H: 0 LOB: 0 BB: 1 P: 9	R: 2 E: 0 K: 0 S: 10	H: 3 LOB: 2 BB: 2 P: 28	R: 2 E: 0 K: 0 S: 9	H: 2 LOB: 1 BB: 0 P: 17	R: 4 E: 0 K: 2 S: 15	H: 3 LOB: 1 BB: 2 P: 28	R: 1 E: 0 K: 0 S: 11	H: 2 LOB: 2 BB: 1 P: 18	R: 0 E: 0 K: 1 S: 11	H: 1 LOB: 2 BB: 1 P: 19		1B: 10 2B: 2 3B: 0 HR: 2	SF: 1 SAC: 1 DP: 3 HBP: 0	WP: 0 PB: 0 SB: 0 CS: 0	PA: 46
PITCHER	IP WLS BF H R ER SO BB IBB HBP BLK WP HR S P ERA WHIP	IP WLS BF H R ER SO BB IBB HBP BLK WP HR S P ERA WHIP	IP WLS BF H R ER SO BB IBB HBP BLK WP HR S P ERA WHIP	IP WLS BF H R ER SO BB IBB HBP BLK WP HR S P ERA WHIP	IP WLS BF H R ER SO BB IBB HBP BLK WP HR S P ERA WHIP	IP WLS BF H R ER SO BB IBB HBP BLK WP HR S P ERA WHIP	IP WLS BF H R ER SO BB IBB HBP BLK WP HR S P ERA WHIP	IP WLS BF H R ER SO BB IBB HBP BLK WP HR S P ERA WHIP	IP WLS BF H R ER SO BB IBB HBP BLK WP HR S P ERA WHIP	IP WLS BF H R ER SO BB IBB HBP BLK WP HR S P ERA WHIP	IP WLS BF H R ER SO BB IBB HBP BLK WP HR S P ERA WHIP	IP WLS BF H R ER SO BB IBB HBP BLK WP HR S P ERA WHIP	IP WLS BF H R ER SO BB IBB HBP BLK WP HR S P ERA WHIP	IP WLS BF H R ER SO BB IBB HBP BLK WP HR S P ERA WHIP	IP WLS BF H R ER SO BB IBB HBP BLK WP HR S P ERA WHIP	IP WLS BF H R ER SO BB IBB HBP BLK WP HR S P ERA WHIP	IP WLS BF H R ER SO BB IBB HBP BLK WP HR S P ERA WHIP	IP WLS BF H R ER SO BB IBB HBP BLK WP HR S P ERA WHIP	IP WLS BF H R ER SO BB IBB HBP BLK WP HR S P ERA WHIP	IP WLS BF H R ER SO BB IBB HBP BLK WP HR S P ERA WHIP	IP WLS BF H R ER SO BB IBB HBP BLK WP HR S P ERA WHIP

Batter	1	2	3	4	5	6	7	8	9	AB	R	H	RBI	BB	SO	LOB	BOTTOM					
Darin Erstad, L OBP: 0.306, SLG: 0.370 Matt Luke, L OBP: 0.344, SLG: 0.600	K	K		G4-3		P6			P3	2	0	0	0	0	2	2	Oakland Athletics @ Anaheim Angels Edison International Field, Anaheim, CA Tue Sep 28 1999, 10:05 PM EDT Att: 17,981 - Overcast - 72 F livebaseballscorecards.com					
Todd Greene, R OBP: 0.275, SLG: 0.436		K								1	0	0	0	0	0	0						
Jim Edmonds, L OBP: 0.351, SLG: 0.423	HR	G3			BB 16 FC3-6 BB		G3			3	2	1	0	1	0	2						
Mo Vaughn, L OBP: 0.354, SLG: 0.500	HR			1B	F7		F8			4	1	2	2	0	0	1						
Tim Salmon, R OBP: 0.367, SLG: 0.460	K			F7	BB 16 FC3-6 BB		F9			3	0	0	0	1	1	1						
Troy Glaus, R OBP: 0.327, SLG: 0.445	1B			K	BB 16 FC3-6 BB			G6-3		3	0	1	0	1	1	1						
16 Garrett Anderson, L OBP: 0.331, SLG: 0.461	G4-3			G4-3	FC3-6			F8		4	0	0	1	0	0	4						
Jeff Huxton, L OBP: 0.309, SLG: 0.304 Andy Sheets, R OBP: 0.238, SLG: 0.278		WP S BB		G4-3	G5-3			K		2	0	0	0	1	0	2						
Matt Walbeck, S OBP: 0.307, SLG: 0.312	K			G4-3		F9			F8	4	0	0	0	0	1	1						
Gary Disarcina, R OBP: 0.269, SLG: 0.264					BB	G5-3			G6-3	2	0	0	0	2	0	0						
Inning Stats	R: 2 E: 0 K: 2 S: 17	H: 3 LOB: 1 BB: 0 P: 25	R: 0 E: 0 K: 2 S: 8	H: 0 LOB: 2 BB: 2 P: 20	R: 0 E: 0 K: 1 S: 7	H: 1 LOB: 1 BB: 0 P: 12	R: 0 E: 0 K: 0 S: 8	H: 0 LOB: 1 BB: 1 P: 16	R: 1 E: 0 K: 0 S: 8	H: 0 LOB: 2 BB: 3 P: 23	R: 0 E: 0 K: 0 S: 6	H: 0 LOB: 0 BB: 0 P: 7	R: 0 E: 0 K: 0 S: 7	H: 0 LOB: 0 BB: 0 P: 11	R: 0 E: 0 K: 1 S: 6	H: 0 LOB: 0 BB: 0 P: 8	R: 0 E: 0 K: 0 S: 4	H: 0 LOB: 0 BB: 0 P: 7	1B: 2 2B: 1 3B: 0 HR: 1	SF: 0 SAC: 0 DP: 0 HBP: 0	WP: 1 PB: 0 SB: 1 CS: 0	PA: 37
PITCHER	IP WLS BF H R ER SO BB IBB HBP BLK WP HR S P ERA WHIP	IP WLS BF H R ER SO BB IBB HBP BLK WP HR S P ERA WHIP	IP WLS BF H R ER SO BB IBB HBP BLK WP HR S P ERA WHIP	IP WLS BF H R ER SO BB IBB HBP BLK WP HR S P ERA WHIP	IP WLS BF H R ER SO BB IBB HBP BLK WP HR S P ERA WHIP	IP WLS BF H R ER SO BB IBB HBP BLK WP HR S P ERA WHIP	IP WLS BF H R ER SO BB IBB HBP BLK WP HR S P ERA WHIP	IP WLS BF H R ER SO BB IBB HBP BLK WP HR S P ERA WHIP	IP WLS BF H R ER SO BB IBB HBP BLK WP HR S P ERA WHIP	IP WLS BF H R ER SO BB IBB HBP BLK WP HR S P ERA WHIP	IP WLS BF H R ER SO BB IBB HBP BLK WP HR S P ERA WHIP	IP WLS BF H R ER SO BB IBB HBP BLK WP HR S P ERA WHIP	IP WLS BF H R ER SO BB IBB HBP BLK WP HR S P ERA WHIP	IP WLS BF H R ER SO BB IBB HBP BLK WP HR S P ERA WHIP	IP WLS BF H R ER SO BB IBB HBP BLK WP HR S P ERA WHIP	IP WLS BF H R ER SO BB IBB HBP BLK WP HR S P ERA WHIP	IP WLS BF H R ER SO BB IBB HBP BLK WP HR S P ERA WHIP	IP WLS BF H R ER SO BB IBB HBP BLK WP HR S P ERA WHIP	IP WLS BF H R ER SO BB IBB HBP BLK WP HR S P ERA WHIP	IP WLS BF H R ER SO BB IBB HBP BLK WP HR S P ERA WHIP	IP WLS BF H R ER SO BB IBB HBP BLK WP HR S P ERA WHIP	



Batter	1	2	3	4	5	6	7	8	9	AB	R	H	RBI	BB	SO	LOB	TOP								
Rich Becker, L OBP: 0.401, SLG: 0.378 (1, 9)	G4-3		K				G4-3			4	0	1	1	0	1	0	Oakland Athletics @ Anaheim Angels Edison International Field, Anaheim, CA Wed Sep 29 1999, 10:35 PM EDT Att: 17,596 - Unknown - 78 F								
Randy Velarde, R OBP: 0.385, SLG: 0.449 (1, 4)	G5-3		K				K			3	0	0	0	1	2	0									
Jason Giambi, L OBP: 0.422, SLG: 0.560 (1, 3)	P6				G3		K			4	0	0	0	0	1	3									
John Jaha, R OBP: 0.410, SLG: 0.557 Frank Menechino, R OBP: 0.250, SLG: 0.250 (8, PR)		HR								1	1	1	1	2	0	0									
Ben Grievie, L OBP: 0.361, SLG: 0.482 Olmedo Saenz, R OBP: 0.396, SLG: 0.484 Ryan Christenson, R OBP: 0.300, SLG: 0.300 (8, PH)		HR								0	0	0	0	0	0	0									
Ramon Hernandez, R OBP: 0.373, SLG: 0.411 (1, 2)	F9									3	1	1	2	0	0	4									
3 Eric Chavez, L OBP: 0.332, SLG: 0.430 (1, 5)	G3									1	0	0	0	0	0	1									
Miguel Tejada, R OBP: 0.320, SLG: 0.424 (1, 6)	F8									3	1	1	0	0	0	0									
Jason McDonald, S OBP: 0.305, SLG: 0.277 (8, 7)	G4-3									2	1	0	0	1	0	0									
Inning Stats	R: 0 E: 0 K: 0 S: 9	H: 0 LOB: 0 BB: 0 P: 14	R: 2 E: 0 K: 0 S: 10	H: 1 LOB: 0 BB: 0 P: 19	R: 0 E: 0 K: 2 S: 9	H: 0 LOB: 0 BB: 0 P: 16	R: 0 E: 0 K: 0 S: 4	H: 0 LOB: 1 BB: 1 P: 9	R: 2 E: 0 K: 1 S: 17	H: 2 LOB: 3 BB: 3 P: 34	R: 0 E: 0 K: 0 S: 5	H: 0 LOB: 0 BB: 0 P: 8	R: 0 E: 0 K: 1 S: 8	H: 0 LOB: 0 BB: 0 P: 13	R: 0 E: 0 K: 0 S: 10	H: 1 LOB: 1 BB: 0 P: 15		R: 0 E: 0 K: 0 S: 7	H: 0 LOB: 0 BB: 0 P: 14	1B: 2 2B: 1 3B: 0 HR: 1	SF: 0 SAC: 0 DP: 1 HBP: 1	WP: 0 PB: 0 SB: 0 CS: 0	PA: 35		
PITCHER	IP	WLS	BF	H	R	ER	SO	BB	IBB	HBP	BLK	WP	HR	S	P	ERA	WHIP								
Brian Cooper, R ERA: 4.88 (1, 1)	4.2		22	3	4	4	3	4	0	1	0	0	1	47	90	7.71	1.500								
Mike Magnante, L ERA: 3.38 (5, 1)	2.2		9	1	0	0	1	0	0	0	0	0	0	22	33	0.00	0.375								
Shigetoshi Hasegawa, R ERA: 4.68 (8, 1)	0.2	W	1	0	0	0	0	0	0	0	0	0	0	3	5	0.00	0.000								
Lou Pote, R ERA: 2.25 (9, 1)	1.0	S	3	0	0	0	0	0	0	0	0	0	0	7	14	0.00	0.000								

AB	30
R	4
H	4
RBI	4
BB	4
SO	4
LOB	9



Batter	1	2	3	4	5	6	7	8	9	AB	R	H	RBI	BB	SO	LOB	BOTTOM								
Darin Erstad, L OBP: 0.307, SLG: 0.370 (1, 3)	F7									5	1	2	1	0	1	2	Oakland Athletics @ Anaheim Angels Edison International Field, Anaheim, CA Wed Sep 29 1999, 10:35 PM EDT Att: 17,596 - Unknown - 78 F								
Jim Edmonds, L OBP: 0.352, SLG: 0.444 (1, 8)	F9									5	1	2	2	0	0	2									
Mo Vaughn, L OBP: 0.356, SLG: 0.506 (1, 10)										4	1	2	2	1	0	0									
Tim Salmon, R OBP: 0.367, SLG: 0.456 (1, 9)	K									3	1	0	0	2	2	3									
Troy Glaus, R OBP: 0.328, SLG: 0.446 (1, 5)										3	1	1	1	1	2	2									
16 Garret Anderson, L OBP: 0.332, SLG: 0.463 (1, 7)										4	0	2	0	0	0	4									
Jeff Huson, L OBP: 0.312, SLG: 0.304 (1, 4)										3	1	1	0	1	0	3									
Bret Hemphill, S OBP: 0.304, SLG: 0.167 (1, 2)										2	0	0	1	0	0	4									
Gary Disarcina, R OBP: 0.272, SLG: 0.268 (1, 6)										4	1	2	0	0	1	0									
Inning Stats	R: 1 E: 0 K: 1 S: 8	H: 1 LOB: 0 BB: 0 P: 16	R: 0 E: 0 K: 1 S: 8	H: 1 LOB: 0 BB: 0 P: 13	R: 0 E: 0 K: 1 S: 9	H: 1 LOB: 0 BB: 0 P: 14	R: 0 E: 0 K: 0 S: 12	H: 0 LOB: 3 BB: 3 P: 26	R: 1 E: 0 K: 0 S: 9	H: 1 LOB: 0 BB: 0 P: 16	R: 2 E: 0 K: 1 S: 14	H: 3 LOB: 2 BB: 1 P: 28	R: 0 E: 0 K: 1 S: 8	H: 1 LOB: 2 BB: 1 P: 15	R: 3 E: 0 K: 1 S: 19	H: 4 LOB: 1 BB: 0 P: 29		1B: 7 2B: 3 3B: 0 HR: 2	SF: 1 SAC: 1 DP: 1 HBP: 0	WP: 0 PB: 0 SB: 0 CS: 0	PA: 40				
PITCHER	IP	WLS	BF	H	R	ER	SO	BB	IBB	HBP	BLK	WP	HR	S	P	ERA	WHIP								
Omar Olivares, R ERA: 4.16 (1, 1)	5.0		23	5	4	4	3	4	0	0	0	0	2	50	96	7.20	1.800								
Tim Kubinski, L ERA: 5.56 (6, 1)	1.0	B	7	3	0	0	1	0	1	0	0	0	0	11	22	0.00	3.000								
T.J. Mathews, R ERA: 3.88 (7, 1)	1.1	L	6	2	2	2	1	0	0	0	0	0	0	15	23	13.50	1.500								
Doug Jones, R ERA: 3.65 (8, 1)	0.2		4	2	1	1	1	0	0	0	0	0	0	11	16	13.50	3.000								

AB	33
R	7
H	12
RBI	7
BB	5
SO	6
LOB	20



Batter	1	2	3	4	5	6	7	8	9	AB	R	H	RBI	BB	SO	LOB	TOP										
Brian Hunter, R OBP: 0.280, SLG: 0.299 (1, 7)	G6-3		K			K		G6-3		4	0	0	0	0	2	0	Seattle Mariners @ Oakland Athletics Network Associates Coliseum, Oakland, CA Fri Oct 01 1999, 10:35 PM EDT Att: 14,414 - Unknown - 66 F										
Alex Rodriguez, R OBP: 0.397, SLG: 0.584 (1, 6)	G6-3			G5-3		F7 1B		F7		4	0	1	0	0	0	0											
Ken Griffey Jr., L OBP: 0.383, SLG: 0.579 (1, 8)	K			G6-4-3 BB		K		F7		3	0	0	0	1	2	1											
Edgar Martinez, R OBP: 0.451, SLG: 0.559 (1, 10)		1B		G6-4-3 1-2		BB		P9		3	0	1	0	1	0	1											
Tom Lampkin, L OBP: 0.345, SLG: 0.495 (1, 2)	L4				P5	K		G6-3		4	0	0	0	0	1	3											
Jay Buhner, R OBP: 0.388, SLG: 0.421 (1, 9)	K				E5 2B WP			F9		4	1	0	0	0	2	1											
David Bell, R OBP: 0.328, SLG: 0.426 (1, 4)	K				WP 2B			G1-3		3	0	1	0	0	1	1											
Raul Ibanez, L OBP: 0.317, SLG: 0.416 (1, 3)			G5-4-3 BB		K			1B		2	0	1	0	1	1	1											
Charles Gipson, R OBP: 0.266, SLG: 0.315 (1, 5)			G5-4-3 1-2		K			F8		3	0	0	0	0	1	3											
Inning Stats	R: 0 E: 0 K: 1 S: 8	H: 0 LOB: 0 BB: 0 P: 12	R: 0 E: 0 K: 2 S: 9	H: 1 LOB: 1 BB: 0 P: 18	R: 0 E: 0 K: 1 S: 4	H: 0 LOB: 0 BB: 1 P: 10	R: 0 E: 0 K: 0 S: 6	H: 0 LOB: 0 BB: 1 P: 12	R: 1 E: 1 K: 2 S: 13	H: 1 LOB: 1 BB: 0 P: 23	R: 0 E: 0 K: 3 S: 17	H: 1 LOB: 2 BB: 1 P: 29	R: 0 E: 0 K: 0 S: 12	H: 1 LOB: 1 BB: 0 P: 15	R: 0 E: 0 K: 1 S: 10	H: 0 LOB: 0 BB: 0 P: 15	1B: 3 2B: 1 3B: 0 HR: 0	SF: 0 SAC: 0 DP: 2 HBP: 0	WP: 1 PB: 0 SB: 0 CS: 0	PA: 33							
PITCHER	IP	WLS	BF	H	R	ER	SO	BB	IBB	HBP	BLK	WP	HR	S	P	ERA	WHIP										
Kevin Appier, R ERA: 5.17 (1, 1)	6.0	W	23	3	1	0	9	3	0	0	0	1	0	57	104	0.00	1.000										
Doug Jones, R ERA: 3.55 (7, 1)	3.0	S	10	1	0	0	1	0	0	0	0	0	0	29	39	0.00	0.333										

Batter	1	2	3	4	5	6	7	8	9	AB	R	H	RBI	BB	SO	LOB	BOTTOM										
Ryan Christenson, R OBP: 0.301, SLG: 0.299 (1, 8)	BB BB		1B 2B		1B BB		G6-3			2	2	1	0	2	0	0	Seattle Mariners @ Oakland Athletics Network Associates Coliseum, Oakland, CA Fri Oct 01 1999, 10:35 PM EDT Att: 14,414 - Unknown - 66 F										
Randy Velarde, R OBP: 0.390, SLG: 0.452 (1, 4)	BB		G3 1B		1B 3 BB BB		K			2	2	1	1	2	1	0											
Jason Giambi, L OBP: 0.422, SLG: 0.556 (1, 3)	F7		G3		1B		1B BB			3	1	1	1	1	0	3											
John Jaha, R OBP: 0.416, SLG: 0.562 (1, 10)	K		1B		3 BB BB		E9 BB			3	0	2	1	1	1	2											
Olmedo Saenz, R OBP: 0.364, SLG: 0.476 3 Eric Chavez, L OBP: 0.332, SLG: 0.429 (5, PH) (6, 5)	G1-3				FC6 BB		F7			2	0	0	0	0	0	2											
Ben Griewe, L OBP: 0.358, SLG: 0.477 Rich Becker, L OBP: 0.401, SLG: 0.378 (9, 7)	G3				FC6		F9			4	0	0	0	0	0	3											
Miguel Tejada, R OBP: 0.322, SLG: 0.425 (1, 6)		G6-4-3 1B		G5-3		G6-4-3 BB		1B		3	0	2	0	1	0	0											
A.J. Hinch, R OBP: 0.260, SLG: 0.346 (1, 2)	G6-4-3 1-2				K		G6-4-3			4	0	0	0	0	1	3											
Jason McDonald, S OBP: 0.298, SLG: 0.271 (1, 9)			P3		F8		G6-3			4	0	0	0	0	0	1											
Inning Stats	R: 0 E: 0 K: 1 S: 10	H: 0 LOB: 2 BB: 2 P: 23	R: 0 E: 0 K: 0 S: 5	H: 1 LOB: 0 BB: 0 P: 11	R: 2 E: 0 K: 0 S: 12	H: 3 LOB: 1 BB: 0 P: 21	R: 0 E: 0 K: 0 S: 10	H: 0 LOB: 0 BB: 0 P: 15	R: 2 E: 0 K: 1 S: 14	H: 1 LOB: 3 BB: 4 P: 35	R: 0 E: 0 K: 0 S: 5	H: 0 LOB: 1 BB: 1 P: 11	R: 1 E: 1 K: 1 S: 8	H: 1 LOB: 1 BB: 1 P: 18	R: 0 E: 0 K: 0 S: 13	H: 1 LOB: 1 BB: 0 P: 22	1B: 6 2B: 1 3B: 0 HR: 0	SF: 0 SAC: 0 DP: 2 HBP: 0	WP: 0 PB: 0 SB: 0 CS: 0	PA: 36							
PITCHER	IP	WLS	BF	H	R	ER	SO	BB	IBB	HBP	BLK	WP	HR	S	P	ERA	WHIP										
23 Robert Ramsay, L ERA: 6.38 (1, 1)	4.2	L	21	5	4	4	2	4	0	0	0	0	0	45	89	0.00	2.500										
Tom Davey, R ERA: 4.71 (5, 1)	2.0		10	1	1	0	1	4	0	0	0	0	0	18	43	0.00	2.500										
Steve Sinclair, L ERA: 6.63 (7, 1)	1.1		5	1	0	0	0	0	0	0	0	0	0	14	24	0.00	0.750										

AB	30
R	1
H	4
RBI	0
BB	3
SO	10
LOB	11



AB	28
R	5
H	7
RBI	4
BB	8
SO	3
LOB	15



Batter	1	2	3	4	5	6	7	8	9	AB	R	H	RBI	BB	SO	LOB	TOP										
Alex Rodriguez, R OBP: 0.387, SLG: 0.586 David Ortiz, R OBP: 0.331, SLG: 0.432 John Halama, L OBP: 0.330, SLG: 0.400 Denny Stark, R OBP: 0.330, SLG: 0.400 Steve Sinclair, L OBP: 0.330, SLG: 0.400 Ryan Jackson, L OBP: 0.300, SLG: 0.391 28 Ken Cloude, R	2-2 P6		1-3 K		2-0 F9			1-3 K		3	0	0	0	0	1	3	Seattle Mariners @ Oakland Athletics Network Associates Coliseum, Oakland, CA Sun Oct 03 1999, 4:05 PM EDT Att: 25,400 - Sunny - 64 F										
Ken Griffey Jr., L OBP: 0.384, SLG: 0.576 Shane Monahan, L OBP: 0.133, SLG: 0.133	3-3 K		0-0 1B		0-0 F7			0-1 1B		2	0	1	1	0	1	0											
Mike Blowers, R OBP: 0.300, SLG: 0.391	0-0 F7		1-3 K		1-0 F9			1-3 K		4	0	0	0	0	2	3											
Dan Wilson, R OBP: 0.315, SLG: 0.382		3-2 P2		0-0 F8				0-0 P3		4	0	0	0	0	1	1											
Ozzie Timmons, R OBP: 0.188, SLG: 0.227	1-3 K		1-0 G4-3				1-2 E6		0-0 P9	4	0	0	0	0	1	0											
Raul Ibanez, L OBP: 0.313, SLG: 0.421	3-3 K		4-0 CS				2-1 G6-3		2-1 L3	3	0	0	0	1	1	1											
Brian Hunter, R OBP: 0.280, SLG: 0.301			0-1 F8	0-2 CS	0-0 F7		1-2 G5-3		0-3 K	4	0	0	0	0	1	1											
Rafael Bourimigal, R OBP: 0.317, SLG: 0.389			1-2 1B				4-2 BB			1	1	1	0	2	0	0											
Charles Gipson, R OBP: 0.287, SLG: 0.338			1-2 1B				3-3 K			3	0	1	0	0	1	3											
Inning Stats	R: 0 E: 0 K: 1 S: 7	H: 0 LOB: 0 BB: 0 P: 12	R: 0 E: 0 K: 2 S: 11	H: 0 LOB: 0 BB: 0 P: 18	R: 1 E: 0 K: 2 S: 16	H: 3 LOB: 2 BB: 0 P: 20	R: 0 E: 0 K: 0 S: 5	H: 0 LOB: 0 BB: 1 P: 10	R: 0 E: 0 K: 0 S: 5	H: 0 LOB: 0 BB: 0 P: 6	R: 0 E: 1 K: 1 S: 16	H: 0 LOB: 2 BB: 1 P: 27	R: 0 E: 0 K: 1 S: 9	H: 1 LOB: 1 BB: 0 P: 11	R: 0 E: 0 K: 1 S: 6	H: 0 LOB: 0 BB: 0 P: 8		1B: 4 2B: 0 3B: 0 HR: 0	SF: 0 SAC: 0 DP: 0 HBP: 0	WP: 0 PB: 0 SB: 0 CS: 1	PA: 35						
PITCHER	IP	WLS	BF	H	R	ER	SO	BB	IBB	HBP	BLK	WP	HR	S	P	ERA	WHIP										
Ron Mahay, L ERA: 1.86	5.0	W	19	3	1	1	5	2	0	0	0	0	0	44	74	1.80	1.000										
T.J. Mathews, R ERA: 3.81	1.0	H	3	0	0	0	1	0	0	0	0	0	0	5	6	0.00	0.000										
Buddy Groom, L ERA: 5.09	0.2	H	3	0	0	0	0	0	0	0	0	0	0	8	12	0.00	0.000										
Tim Worrell, R ERA: 4.15	1.1	H	6	1	0	0	3	1	0	0	0	0	0	17	26	0.00	1.500										
Jason Istringhausen, R ERA: 4.75	1.0	S	3	0	0	0	1	0	0	0	0	0	0	6	8	0.00	0.000										

Batter	1	2	3	4	5	6	7	8	9	AB	R	H	RBI	BB	SO	LOB	BOTTOM										
Ryan Christenson, R OBP: 0.305, SLG: 0.306	1-0 1B		4-2 S		0-0 2B	2-1 G6-3		2-1 E6		4	1	2	0	1	0	1	Seattle Mariners @ Oakland Athletics Network Associates Coliseum, Oakland, CA Sun Oct 03 1999, 4:05 PM EDT Att: 25,400 - Sunny - 64 F										
Randy Velarde, R OBP: 0.390, SLG: 0.455 Scott Spiezio, S OBP: 0.324, SLG: 0.437	2-0 F8		0-2 F7		1-0 FC5-4	0-0 P6		4-2 G4-3		3	0	1	1	0	0	2											
Jason Giambi, L OBP: 0.422, SLG: 0.553 Olmedo Saenz, R OBP: 0.363, SLG: 0.475	2-1 FC6-4		1-0 G6-4-3		1-1 E3	2-1 F8		1-0 G4-3		4	0	2	0	0	0	1											
John Jaha, R OBP: 0.414, SLG: 0.556 Matt Stairs, L OBP: 0.366, SLG: 0.533	0-0 P3		1-2 G6-4-3		0-3 K		2-3 K		4-0 IBB	3	0	0	0	0	1	7											
Mike Macfarlane, R OBP: 0.282, SLG: 0.372 Ramon Hernandez, R OBP: 0.363, SLG: 0.397	0-0 FC6-4		2-0 G6-3		1-2 FC5-4		3-1 F8		2-1 G1-3	2	0	0	0	0	0	2											
Ben Grieve, L OBP: 0.358, SLG: 0.481		1-3 K		0-0 G4-3		0-0 3		2-1 1B		4	0	2	0	0	1	0											
Miguel Tejada, R OBP: 0.325, SLG: 0.427 Frank Menechino, R OBP: 0.222, SLG: 0.222		0-2 G5-3		1-0 3		0-1 3		1-1 1B		4	0	3	0	0	0	0											
3 Eric Chavez, L OBP: 0.333, SLG: 0.427		4-2 BB		2-1 1B		4-0 1B		2-3 K		2	0	1	1	2	1	2											
Jason McDonald, S OBP: 0.310, SLG: 0.278		2-2 K		2-3 K		0-0 G5-3		2-1 CS		3	0	0	0	0	2	6											
Inning Stats	R: 0 E: 0 K: 0 S: 6	H: 2 LOB: 2 BB: 0 P: 11	R: 0 E: 0 K: 2 S: 16	H: 0 LOB: 1 BB: 1 P: 23	R: 0 E: 0 K: 0 S: 11	H: 1 LOB: 1 BB: 1 P: 17	R: 0 E: 0 K: 1 S: 8	H: 2 LOB: 2 BB: 0 P: 15	R: 3 E: 1 K: 1 S: 16	H: 4 LOB: 3 BB: 1 P: 23	R: 0 E: 0 K: 0 S: 5	H: 0 LOB: 0 BB: 0 P: 9	R: 0 E: 0 K: 2 S: 12	H: 2 LOB: 2 BB: 0 P: 22	R: 0 E: 1 K: 0 S: 8	H: 0 LOB: 2 BB: 2 P: 23		1B: 8 2B: 3 3B: 0 HR: 0	SF: 0 SAC: 0 DP: 1 HBP: 1	WP: 0 PB: 0 SB: 1 CS: 1	PA: 41						
PITCHER	IP	WLS	BF	H	R	ER	SO	BB	IBB	HBP	BLK	WP	HR	S	P	ERA	WHIP										
John Halama, L ERA: 4.22	5.0	L	27	9	3	1	4	3	0	0	0	0	0	57	89	1.80	2.400										
Denny Stark, R ERA: 9.95	1.2		7	2	0	0	1	0	0	0	0	0	0	14	26	0.00	1.200										
Steve Sinclair, L ERA: 6.52	0.1		1	0	0	0	1	0	0	0	0	0	0	3	5	0.00	0.000										
28 Ken Cloude, R ERA: 7.96	1.0		6	0	0	0	0	1	1	1	0	0	0	8	23	0.00	1.000										

