

# Oakland Athletics - 2000

Batter	1	2	3	4	5	6	7	8	9	AB	R	H	RBI	BB	SO	LOB	TOP	
Luis Polonia, L Karim Garcia, L	(1,9) K	(2,1) 2H 1B		(4,0) BB E IBB	(0,0) F7		(0,0) G3-1		(2,1) G4-3	4	1	1	1	1	1	5		
Brad Ausmus, R	(1,2) F9		(2,0) HBP	(4,2) BB E		(3,2) 2B		(2,3) K		3	1	1	1	1	1	0		
Bobby Higginson, L	(1,7) E 1B		(0,0) F7	(1,2) BB E8		(1,3) K		(0,3) K		5	0	1	0	0	2	2		
Juan Gonzalez, R	(1,10) E5		(2,3) K	(1,2) BB K		(1,2) F3		(4,1) BB 1B BB		4	1	0	0	1	2	4		
Tony Clark, S	(1,3) G1-3		(0,0) F7		(3,1) L3		(0,0) F7		(4,2) 1B BB	4	0	0	0	1	0	4		
Dean Palmer, R	(1,5)	(0,1) HR		(2,3) K	(1,1) BB 2B		(1,0) 1B 1B		(1,0) 1B	5	1	4	2	0	1	0		
Damion Easley, R	(1,4) G6-3		(0,1) G3	(4,2) BB BB		(2,1) F7		(1,2) G4-3		4	0	0	0	1	0	3		
Juan Encarnacion, R	(1,8) K		(0,1) 2B BB 1B	(2,3) K		(2,3) K		(2,1) G4-3		5	1	1	0	0	3	3		
Deivi Cruz, R	(1,6) 1B 2B		(0,1) BB E 2B	(4,1) BB 1B		(1,2) 1B		(2,2) G5-3		4	2	3	0	1	0	0		
<b>Inning Stats</b>	R: 0 H: 1 E: 1 K: 1 S: 11	H: 3 LOB: 1 BB: 0 P: 15	R: 0 H: 0 E: 0 K: 1 S: 5	H: 0 LOB: 1 BB: 0 P: 9	R: 4 H: 2 E: 1 K: 2 S: 16	H: 1 LOB: 3 BB: 2 P: 25	R: 0 H: 1 E: 0 K: 1 S: 13	H: 2 LOB: 2 BB: 0 P: 15	R: 1 H: 1 E: 0 K: 2 S: 16	H: 0 LOB: 0 BB: 0 P: 16	1B: 6 2B: 4 3B: 0 HR: 1	SF: 0 SAC: 0 DP: 0 HBP: 1	WP: 0 PB: 0 SB: 0 CS: 0	PA: 46				
<b>PITCHER</b>	IP WLS BF H R ER SO BB IBB HBP BLK WP HR S P ERA WHIP	IP WLS BF H R ER SO BB IBB HBP BLK WP HR S P ERA WHIP	IP WLS BF H R ER SO BB IBB HBP BLK WP HR S P ERA WHIP	IP WLS BF H R ER SO BB IBB HBP BLK WP HR S P ERA WHIP	IP WLS BF H R ER SO BB IBB HBP BLK WP HR S P ERA WHIP	IP WLS BF H R ER SO BB IBB HBP BLK WP HR S P ERA WHIP	IP WLS BF H R ER SO BB IBB HBP BLK WP HR S P ERA WHIP	IP WLS BF H R ER SO BB IBB HBP BLK WP HR S P ERA WHIP	IP WLS BF H R ER SO BB IBB HBP BLK WP HR S P ERA WHIP	IP WLS BF H R ER SO BB IBB HBP BLK WP HR S P ERA WHIP	IP WLS BF H R ER SO BB IBB HBP BLK WP HR S P ERA WHIP	IP WLS BF H R ER SO BB IBB HBP BLK WP HR S P ERA WHIP	IP WLS BF H R ER SO BB IBB HBP BLK WP HR S P ERA WHIP	IP WLS BF H R ER SO BB IBB HBP BLK WP HR S P ERA WHIP	IP WLS BF H R ER SO BB IBB HBP BLK WP HR S P ERA WHIP	IP WLS BF H R ER SO BB IBB HBP BLK WP HR S P ERA WHIP	IP WLS BF H R ER SO BB IBB HBP BLK WP HR S P ERA WHIP	IP WLS BF H R ER SO BB IBB HBP BLK WP HR S P ERA WHIP
Kevin Appier, R	(1,1) ERA: 4.5																	
Luis Vizcaino, R	(7,1) ERA: 5.4																	
Jeff Tam, R	(8,1) ERA:																	

Detroit Tigers @ Oakland Athletics  
Network Associates Coliseum, Oakland, CA  
Mon Apr 03 2000, 10:05 PM EDT  
Att: 53,498 - Sunny - 60 F

AB 39  
R 7  
H 11  
RBI 4  
BB 6  
SO 10  
LOB 21



Batter	1	2	3	4	5	6	7	8	9	AB	R	H	RBI	BB	SO	LOB	BOTTOM	
Rich Becker, L	(1,8) K2-3		(0,1) G4-3		(1,3) K			(0,1) G4-3		4	0	0	0	0	2	0		
Miguel Tejada, R	(1,6) F7		(0,2) F7		(1,3) K			(2,1) G5-3		4	0	0	0	0	1	0		
Jason Giambi, L	(1,3) HR		(0,2) F8			(0,2) F5		(3,1) HR		4	2	2	2	0	0	0		
John Jaha, R	(1,10) WP BB			(2,3) K		(4,0) BB		(3,1) G1-4-3		2	0	0	0	2	1	0		
Matt Stairs, L	(1,9) BB			(2,1) HR		(3,1) F7		(2,1) G3		3	1	1	1	1	0	1		
Ben Grieve, L	(1,7) F8			(0,3) K		(0,3) K2-3		(2,3) K		4	0	0	0	0	3	3		
Ramon Hernandez, R	(1,2)	(1,2) G5-3		(3,2) F9			(2,1) F8		(3,1) F7	4	0	0	0	0	0	0		
3 Eric Chavez, L	(1,5)	(1,2) L7			(1,3) K		(2,1) G4-3			3	0	0	0	0	1	0		
Frank Menechino, R	(1,4)	(0,2) F8			(0,1) HR		(3,3) K			3	1	1	1	0	1	0		
<b>Inning Stats</b>	R: 1 H: 1 E: 0 K: 1 S: 9	H: 0 LOB: 0 BB: 0 P: 12	R: 0 H: 0 E: 0 K: 0 S: 9	H: 0 LOB: 0 BB: 0 P: 9	R: 1 H: 1 E: 0 K: 2 S: 11	H: 1 LOB: 0 BB: 0 P: 14	R: 0 H: 0 E: 0 K: 1 S: 8	H: 0 LOB: 1 BB: 1 P: 15	R: 0 H: 0 E: 0 K: 1 S: 7	H: 0 LOB: 0 BB: 0 P: 14	R: 1 H: 1 E: 0 K: 0 S: 8	H: 0 LOB: 0 BB: 0 P: 16	R: 0 H: 0 E: 0 K: 1 S: 9	H: 0 LOB: 0 BB: 0 P: 16	1B: 0 2B: 0 3B: 0 HR: 4	SF: 0 SAC: 0 DP: 0 HBP: 0	WP: 1 PB: 0 SB: 0 CS: 0	PA: 34
<b>PITCHER</b>	IP WLS BF H R ER SO BB IBB HBP BLK WP HR S P ERA WHIP	IP WLS BF H R ER SO BB IBB HBP BLK WP HR S P ERA WHIP	IP WLS BF H R ER SO BB IBB HBP BLK WP HR S P ERA WHIP	IP WLS BF H R ER SO BB IBB HBP BLK WP HR S P ERA WHIP	IP WLS BF H R ER SO BB IBB HBP BLK WP HR S P ERA WHIP	IP WLS BF H R ER SO BB IBB HBP BLK WP HR S P ERA WHIP	IP WLS BF H R ER SO BB IBB HBP BLK WP HR S P ERA WHIP	IP WLS BF H R ER SO BB IBB HBP BLK WP HR S P ERA WHIP	IP WLS BF H R ER SO BB IBB HBP BLK WP HR S P ERA WHIP	IP WLS BF H R ER SO BB IBB HBP BLK WP HR S P ERA WHIP	IP WLS BF H R ER SO BB IBB HBP BLK WP HR S P ERA WHIP	IP WLS BF H R ER SO BB IBB HBP BLK WP HR S P ERA WHIP	IP WLS BF H R ER SO BB IBB HBP BLK WP HR S P ERA WHIP	IP WLS BF H R ER SO BB IBB HBP BLK WP HR S P ERA WHIP	IP WLS BF H R ER SO BB IBB HBP BLK WP HR S P ERA WHIP	IP WLS BF H R ER SO BB IBB HBP BLK WP HR S P ERA WHIP	IP WLS BF H R ER SO BB IBB HBP BLK WP HR S P ERA WHIP	IP WLS BF H R ER SO BB IBB HBP BLK WP HR S P ERA WHIP
Hideo Nomo, R	(1,1) ERA: 3.86																	
Doug Brocail, R	(8,1) ERA: 9.0																	
Todd Jones, R	(9,1) ERA:																	

Detroit Tigers @ Oakland Athletics  
Network Associates Coliseum, Oakland, CA  
Mon Apr 03 2000, 10:05 PM EDT  
Att: 53,498 - Sunny - 60 F

AB 31  
R 4  
H 4  
RBI 4  
BB 3  
SO 9  
LOB 4









Batter	1	2	3	4	5	6	7	8	9	AB	R	H	RBI	BB	SO	LOB	TOP								
Luis Polonia, L OBP: 0.231, SLG: 0.091 (1, 9)	F9		F9		F8			FC3-6 1B E BB		3	1	0	0	1	0	2									
Brad Ausmus, R OBP: 0.482, SLG: 0.333 (1, 2)	G5-3		FC6-4			1B BB		FC3-6 1B		3	1	1	0	1	0	1									
Bobby Higginson, L OBP: 0.231, SLG: 0.167 (1, 7)	F5			G6-3 BB		1B 1B		FC3-6 E		3	0	1	0	1	0	2									
Dean Palmer, R OBP: 0.462, SLG: 0.727 (1, 5)		G6-3		F3		F9		E6 G4-6-3		4	0	0	1	0	0	4									
Tony Clark, S OBP: 0.308, SLG: 0.333 (1, 3)	K			G6-3		G6-3 1B		G4-6-3		4	0	1	1	0	1	3									
Damon Easley, R Gregg Jefferies, S (9, PH)				F8		G6-3		K		2	0	0	0	0	0	3									
Robert Fick, L OBP: 0.143, SLG: 0.143 (1, 10)				P4		G6-4-3 1B		F9		4	0	1	0	0	1	1									
Juan Encarnacion, R Wendell Magee, R (9, PH)				G6-3		G6-4-3 1B		K		3	0	1	0	0	0	0									
Deivi Cruz, R OBP: 0.455, SLG: 0.600 (1, 6)				G6-3		G6-4-3		G1-3		3	0	1	0	0	0	2									
<b>Inning Stats</b>	R: 0 E: 0 K: 0 S: 8	H: 0 LOB: 0 BB: 0 P: 12	R: 0 E: 0 K: 1 S: 8	H: 0 LOB: 1 BB: 0 P: 12	R: 0 E: 0 K: 0 S: 6	H: 1 LOB: 1 BB: 0 P: 9	R: 0 E: 0 K: 0 S: 6	H: 0 LOB: 1 BB: 1 P: 13	R: 0 E: 0 K: 0 S: 9	H: 2 LOB: 1 BB: 0 P: 13	R: 1 E: 0 K: 0 S: 10	H: 2 LOB: 1 BB: 1 P: 16	R: 0 E: 0 K: 1 S: 10	H: 0 LOB: 0 BB: 0 P: 16	R: 1 E: 1 K: 0 S: 6	H: 1 LOB: 1 BB: 1 P: 16	R: 0 E: 0 K: 2 S: 8	H: 0 LOB: 0 BB: 0 P: 14	1B: 6 2B: 0 3B: 0 HR: 0	SF: 0 SAC: 0 DP: 3 HBP: 1	WP: 0 PB: 0 SB: 0 CS: 0	PA: 35			
<b>PITCHER</b>	IP	WLS	BF	H	R	ER	SO	BB	IBB	HBP	BLK	WP	HR	S	P	ERA	WHIP								
Omar Olivares, R ERA: 2.45 (1, 1)	7.1	W	31	6	2	2	2	3	0	1	0	0	0	61	103	2.46	1.227								
Mike Magnante, L ERA (8, 1)	0.2	H	1	0	0	0	0	0	0	0	0	0	0	2	4	0.00	0.000								
Scott Service, R ERA (9, 1)	1.0		3	0	0	0	2	0	0	0	0	0	0	8	14	0.00	0.000								

Detroit Tigers @ Oakland Athletics  
Network Associates Coliseum, Oakland, CA  
Wed Apr 05 2000, 3:35 PM EDT  
Att. 10,229 - Sunny - 65 F

AB 31  
R 2  
H 6  
RBI 2  
BB 3  
SO 4  
LOB 18



Batter	1	2	3	4	5	6	7	8	9	AB	R	H	RBI	BB	SO	LOB	BOTTOM								
Rich Becker, L (1, 8) (9, 7)	K		E3 G4-3 SF9		G4-6-3		F7			4	1	0	0	0	1	2									
Frank Menechino, R OBP: 0.300, SLG: 1.100 (1, 4)	G6-3		G4-3			HR		F7		4	1	1	2	0	0	1									
Jason Giambi, L OBP: 0.333, SLG: 0.900 (1, 3)	P6		SF9		G6-3			WP 1B BB		3	1	1	1	0	0	0									
John Jaha, R Jeremy Giambi, L (8, PR)		K	K			G5-3		1B WP SF BB		3	0	0	0	1	2	0									
Matt Stairs, L OBP: 0.500, SLG: 0.818 (1, 9)				F8		2B		1B		4	0	3	1	0	0	0									
Ben Grievs, L Ryan Christenson, R (8, PR) (9, 8)			FC4-6 1B					SF SF9		3	0	1	1	0	1	2									
Ramon Hernandez, R (1, 2)			F8		K			SF9		3	0	0	1	0	1	3									
3 Eric Chavez, L OBP: 0.400, SLG: 0.800 (1, 5)				F5		HR				4	2	3	1	0	0	1									
Miguel Tejada, R OBP: 0.333, SLG: 0.200 (1, 6)					G4-6-3 BB		K	G6-3		3	1	1	0	1	1	3									
<b>Inning Stats</b>	R: 0 E: 0 K: 1 S: 7	H: 0 LOB: 0 BB: 0 P: 10	R: 0 E: 0 K: 1 S: 9	H: 1 LOB: 0 BB: 0 P: 14	R: 3 E: 1 K: 1 S: 10	H: 2 LOB: 0 BB: 0 P: 19	R: 0 E: 0 K: 1 S: 9	H: 1 LOB: 1 BB: 0 P: 12	R: 1 E: 0 K: 0 S: 10	H: 1 LOB: 0 BB: 1 P: 18	R: 0 E: 0 K: 1 S: 12	H: 1 LOB: 0 BB: 0 P: 19	R: 1 E: 0 K: 1 S: 14	H: 1 LOB: 0 BB: 0 P: 21	R: 3 E: 1 K: 0 S: 19	H: 3 LOB: 3 BB: 1 P: 32	1B: 6 2B: 2 3B: 0 HR: 2	SF: 3 SAC: 0 DP: 1 HBP: 0	WP: 1 PB: 0 SB: 0 CS: 0	PA: 36					
<b>PITCHER</b>	IP	WLS	BF	H	R	ER	SO	BB	IBB	HBP	BLK	WP	HR	S	P	ERA	WHIP								
Brian Moehler, R ERA: 4.5 (1, 1)	6.0	L	26	7	5	3	5	1	0	0	0	0	0	7	11	0.00	0.000								
Matt Anderson, R ERA (7, 1)	1.0		3	0	0	0	1	0	0	0	0	0	0	7	11	0.00	0.000								
Willie Blair, R ERA: 54.0 (8, 1)	0.1		3	2	3	2	0	1	0	0	0	1	0	9	18	54.00	9.000								
Jim Poole, L ERA (8, 1)	0.0		1	0	0	0	0	0	0	0	0	0	0	3	5	∞	∞								
Danny Patterson, R ERA (8, 1)	0.2		3	1	0	0	0	0	0	0	0	0	0	7	9	0.00	1.500								

Detroit Tigers @ Oakland Athletics  
Network Associates Coliseum, Oakland, CA  
Wed Apr 05 2000, 3:35 PM EDT  
Att. 10,229 - Sunny - 65 F

AB 31  
R 8  
H 10  
RBI 7  
BB 2  
SO 6  
LOB 12





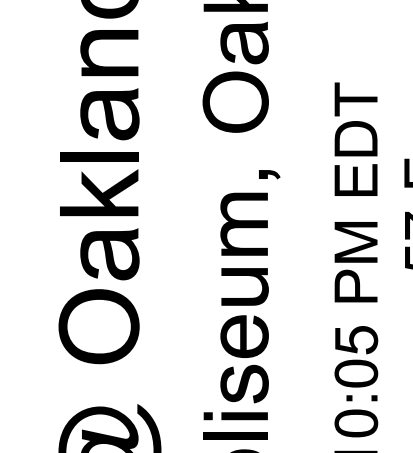
Batter	1	2	3	4	5	6	7	8	9	AB	R	H	RBI	BB	SO	LOB	TOP																	
Ray Durham, S (1,4) OBP: 0.400, SLG: 0.636										4	2	3	3	1	1	0	Chicago White Sox @ Oakland Athletics Network Associates Coliseum, Oakland, CA Fri Apr 07 2000, 10:05 PM EDT Att: 10,549 - Sunny - 57 F																	
Jose Valentin, S (1,6) OBP: 0.380, SLG: 0.409										4	1	0	1	1	0	3																		
Frank Thomas, R (1,3) OBP: 0.625, SLG: 0.895										3	0	2	1	2	1	0																		
Magglio Ordonez, R (1,9) OBP: 0.333, SLG: 0.368										4	0	1	1	1	1	6																		
14 Paul Konerko, R (1,10) OBP: 0.375, SLG: 0.455										4	1	0	0	0	1	4																		
Chris Singleton, L (1,8) OBP: 0.292, SLG: 0.545										4	0	0	0	1	1	3																		
Carlos Lee, R (1,7) OBP: 0.545, SLG: 0.990										4	1	2	1	0	2	1																		
Craig Wilson, R (8,5) OBP: 0.417, SLG: 0.455										1	0	0	0	0	2																			
Greg Norton, S (1,5)										4	0	0	0	0	1	2																		
Mark Johnson, L (8,2)										0	0	0	0	0	0	0																		
Josh Paul, R (1,2) OBP: 0.571, SLG: 0.500										2	1	1	0	1	1	0																		
Jeff Abbott, R (8,PH) OBP: 0.333, SLG: 0.200										0	1	0	0	0	0	0																		
<b>Inning Stats</b>	R: 2 E: 0 K: 1 S: 14	H: 2 LOB: 1 BB: 1 P: 22	R: 0 E: 0 K: 2 S: 8	H: 0 LOB: 0 BB: 0 P: 12	R: 0 E: 0 K: 2 S: 10	H: 0 LOB: 1 BB: 1 P: 17	R: 0 E: 0 K: 1 S: 9	H: 0 LOB: 1 BB: 1 P: 16	R: 0 E: 0 K: 1 S: 12	H: 1 LOB: 3 BB: 2 P: 24	R: 0 E: 0 K: 1 S: 10	H: 1 LOB: 1 BB: 0 P: 12	R: 1 E: 0 K: 1 S: 10	H: 1 LOB: 2 BB: 2 P: 21	R: 4 E: 1 K: 0 S: 14	H: 2 LOB: 0 BB: 0 P: 20	R: 0 E: 0 K: 0 S: 9	H: 2 LOB: 2 BB: 1 P: 16	1B: 5 2B: 4 3B: 0 HR: 1	SF: 0 SAC: 0 DP: 2 HBP: 1	WP: 0 PB: 0 SB: 0 CS: 1	PA: 43												
<b>PITCHER</b>	IP WLS BF H R ER SO BB IBB HBP BLK WP HR S P ERA WHIP																																	
Gil Heredia, R (1,1) ERA: 3.0	6.0	26	4	2	2	8	3	1	0	0	0	0	0	0	63	103	3.00	1.167																
T.J. Mathews, R (7,1) ERA: 8.75	0.1	4	1	1	1	0	2	0	0	0	0	0	0	0	6	14	27.00	9.000																
Scott Service, R (7,1) ERA: 9.0	1.0	4	1	2	2	1	0	0	1	0	0	0	0	12	20	18.00	1.000																	
Mike Magnante, L (8,1) ERA: 6.75	0.2	L 4	1	2	1	0	0	0	0	0	0	1	6	7	13.50	1.500																		
Jeff Tam, R (9,1) ERA:	1.0	5	2	0	0	0	0	1	0	0	0	0	9	16	0.00	2.000																		

Batter	1	2	3	4	5	6	7	8	9	AB	R	H	RBI	BB	SO	LOB	BOTTOM																
Rich Becker, L (1,8)										4	1	0	0	0	3	2	Chicago White Sox @ Oakland Athletics Network Associates Coliseum, Oakland, CA Fri Apr 07 2000, 10:05 PM EDT Att: 10,549 - Sunny - 57 F																
Frank Menechino, R (1,4) OBP: 0.333, SLG: 0.846									3	1	0	0	2	2	2																		
Jason Giambi, L (1,3) OBP: 0.438, SLG: 0.929										4	1	3	2	0	1	1																	
John Jaha, R (1,10)										2	0	0	0	2	1	2																	
Ron Mahay, L (8,PR)										0	0	0	0	0	0	0																	
Matt Stairs, L (1,9) OBP: 0.500, SLG: 0.692										2	1	0	0	2	1	1																	
Ben Grievie, L (1,7) OBP: 0.200, SLG: 0.429										4	1	1	1	0	2	4																	
Ramon Hernandez, R (1,2) OBP: 0.133, SLG: 0.308										3	1	1	2	1	1	2																	
3 Eric Chavez, L (1,5) OBP: 0.357, SLG: 0.643										4	0	1	0	0	0	1																	
Ryan Christenson, R (8,PR)										0	0	0	0	0	0	0																	
Miguel Tejada, R (1,6) OBP: 0.267, SLG: 0.154										3	0	0	0	0	0	1																	
<b>Inning Stats</b>	R: 3 E: 0 K: 1 S: 15	H: 1 LOB: 3 BB: 3 P: 32	R: 0 E: 0 K: 1 S: 10	H: 0 LOB: 0 BB: 0 P: 14	R: 0 E: 0 K: 1 S: 9	H: 1 LOB: 0 BB: 1 P: 13	R: 1 E: 0 K: 0 S: 10	H: 1 LOB: 1 BB: 1 P: 19	R: 0 E: 0 K: 3 S: 11	H: 0 LOB: 1 BB: 1 P: 21	R: 2 E: 0 K: 1 S: 12	H: 1 LOB: 1 BB: 1 P: 23	R: 0 E: 0 K: 2 S: 9	H: 1 LOB: 0 BB: 0 P: 17	R: 0 E: 0 K: 2 S: 16	H: 0 LOB: 1 BB: 1 P: 27	R: 0 E: 0 K: 0 S: 6	H: 1 LOB: 2 BB: 0 P: 7	1B: 3 2B: 1 3B: 0 HR: 2	SF: 0 SAC: 1 DP: 2 HBP: 1	WP: 0 PB: 0 SB: 1 CS: 0	PA: 38											
<b>PITCHER</b>	IP WLS BF H R ER SO BB IBB HBP BLK WP HR S P ERA WHIP																																
21 Cal Eldred, R (1,1) ERA: 7.2	5.0	22	3	4	4	6	5	0	1	0	0	0	1	21	40	9.00	1.500																
Scott Eyre, L (8,1) ERA: 6.0	2.0	W 8	2	2	2	3	1	0	0	0	0	0	7	11	∞	∞																	
41 Bill Simas, R (8,1) ERA: 81.0	0.0	H 1	0	0	0	0	1	0	0	0	0	0	7	11	∞	∞																	
Kelly Wunsch, L (8,1) ERA: 10.8	0.2	H 2	0	0	0	2	0	0	0	0	0	0	7	11	0.00	0.000																	
Keith Foulke, R (8,1) ERA:	1.1	S 5	1	0	0	0	0	0	0	0	0	0	8	12	0.00	0.750																	

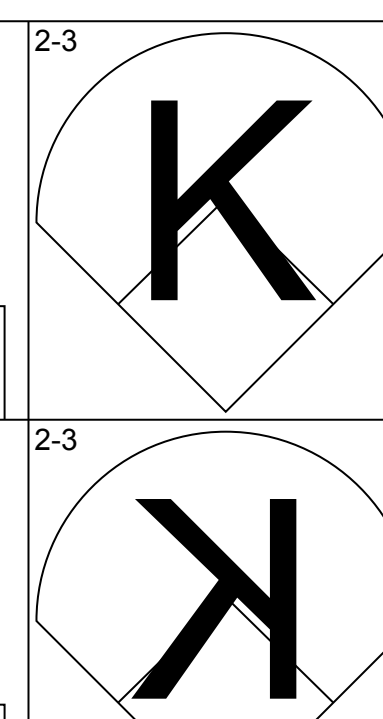
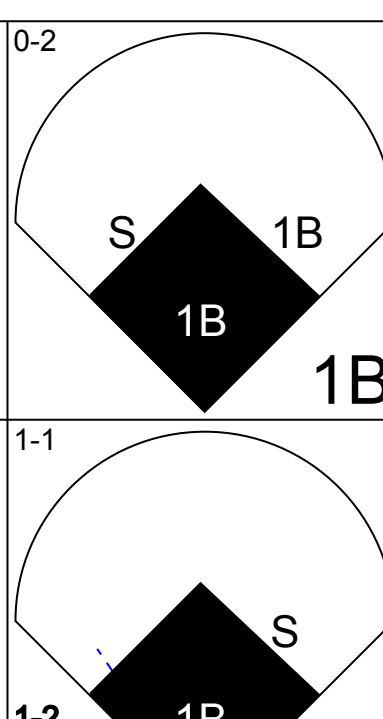
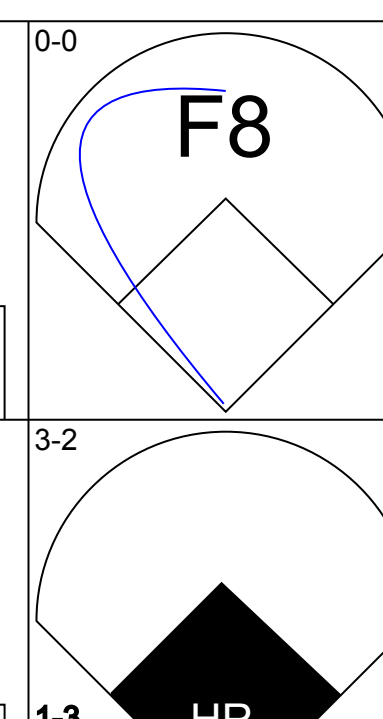
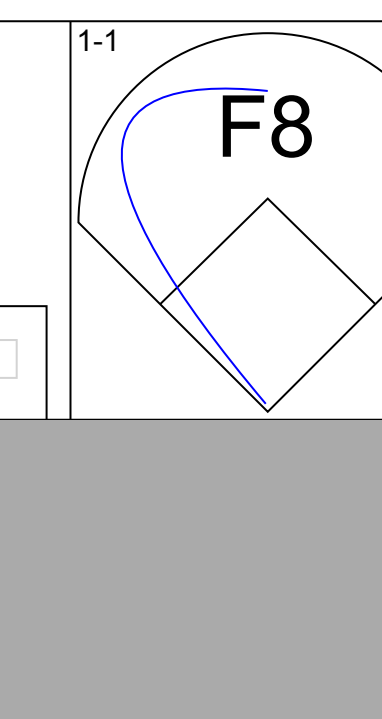
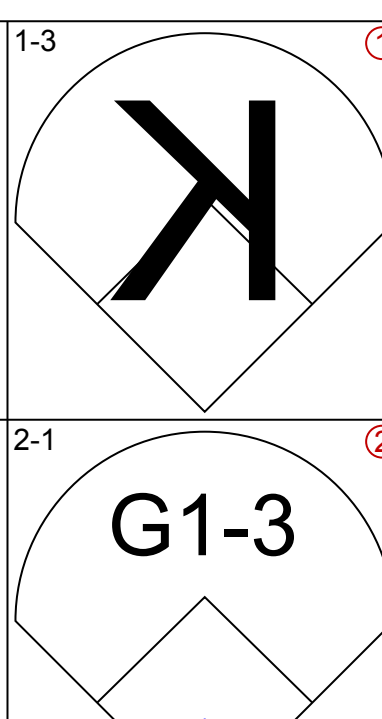
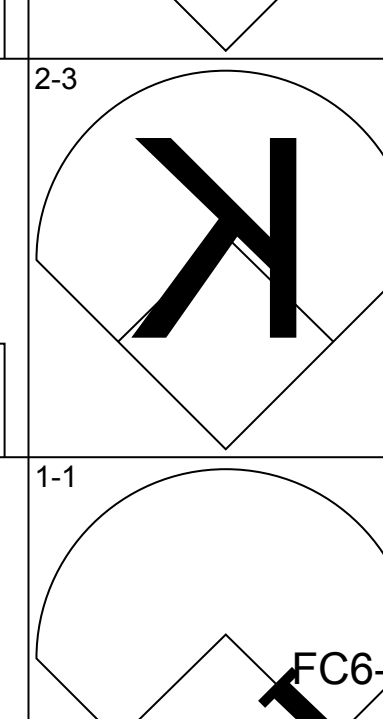
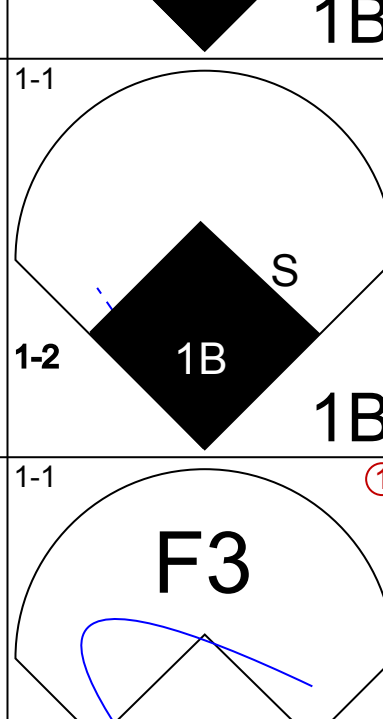
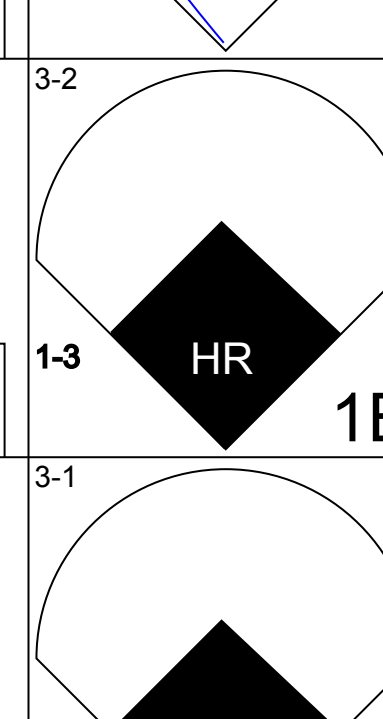

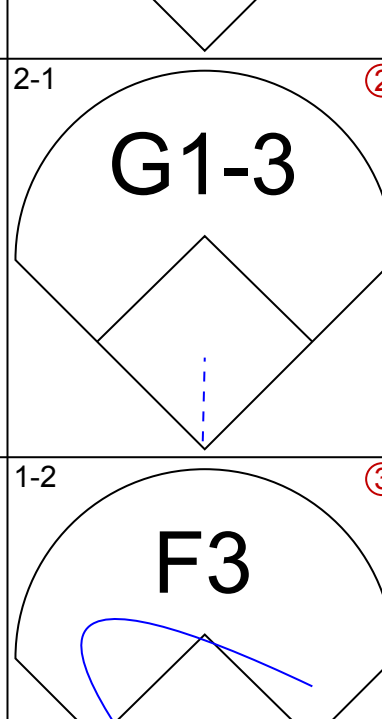
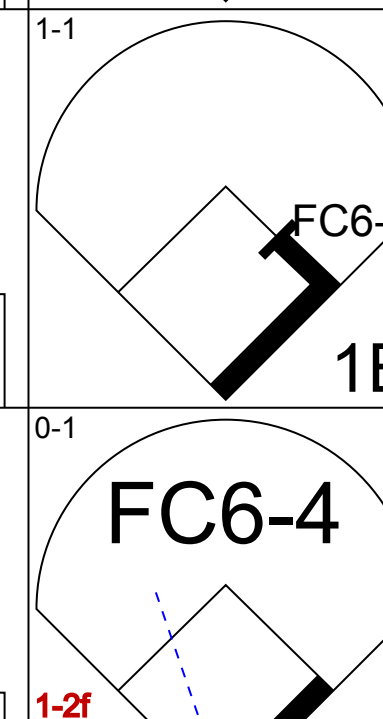
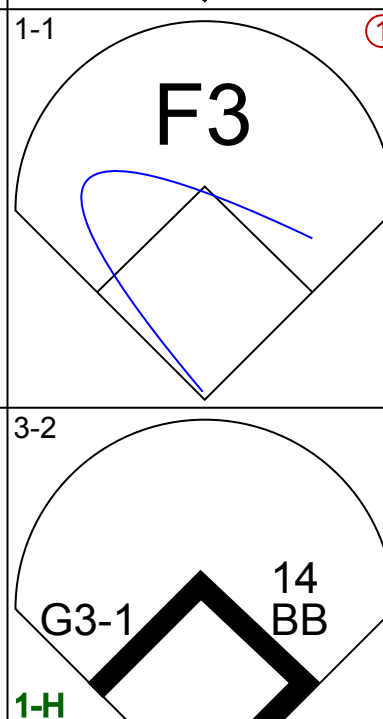
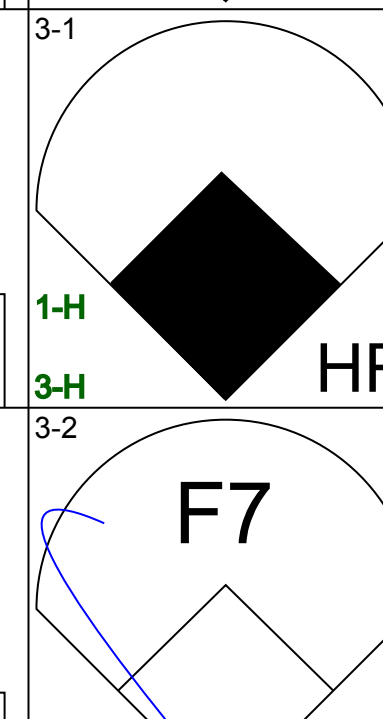

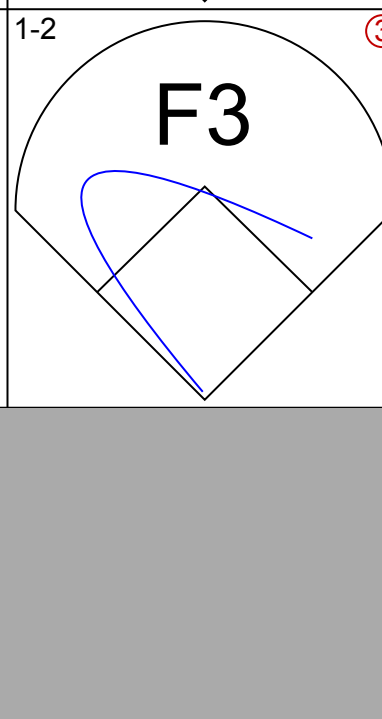
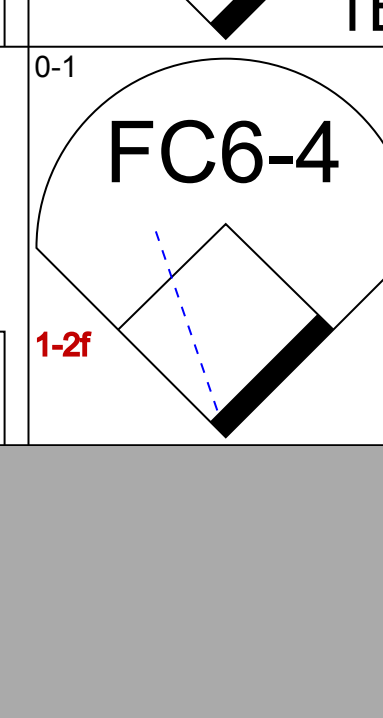
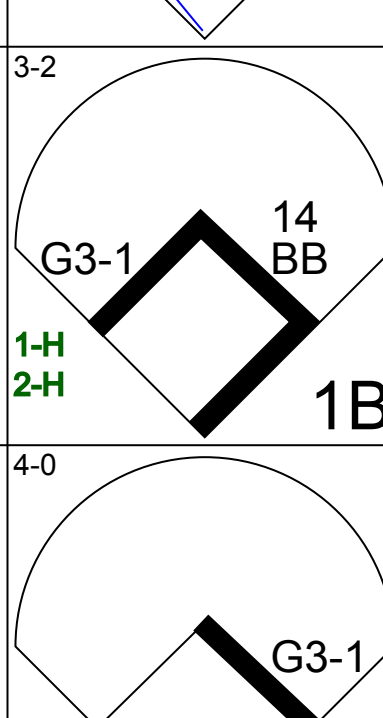
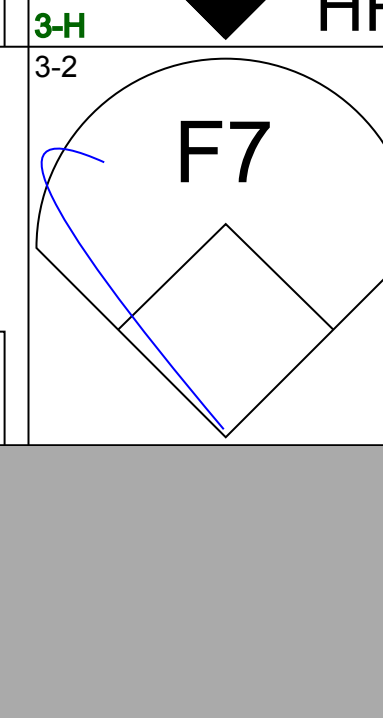

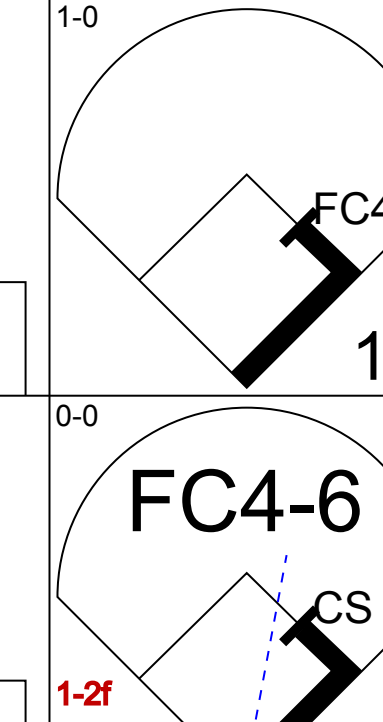
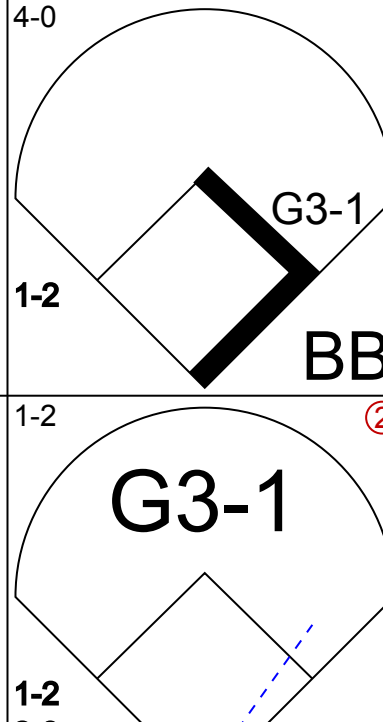
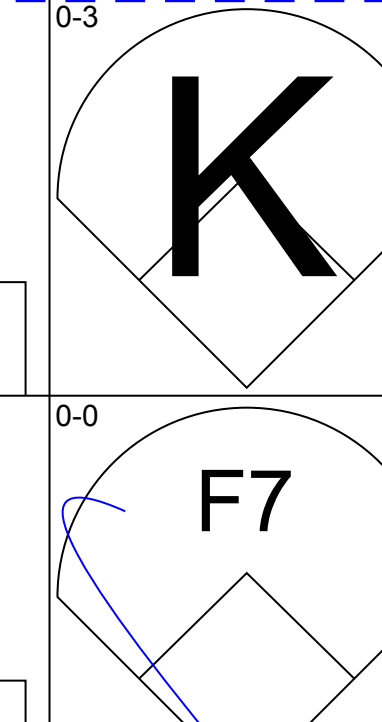
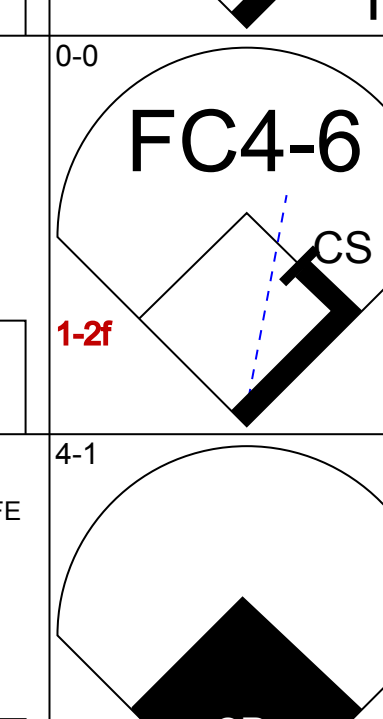
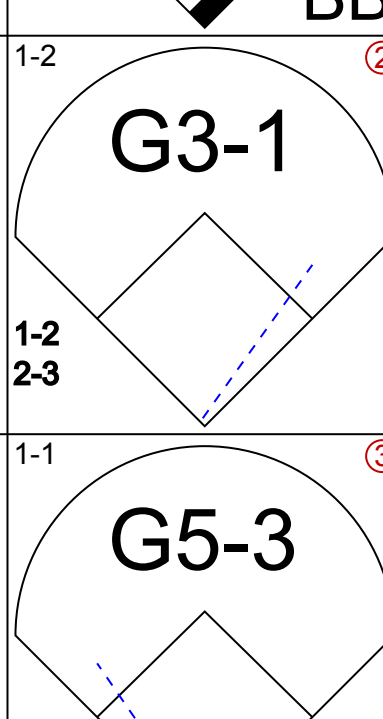
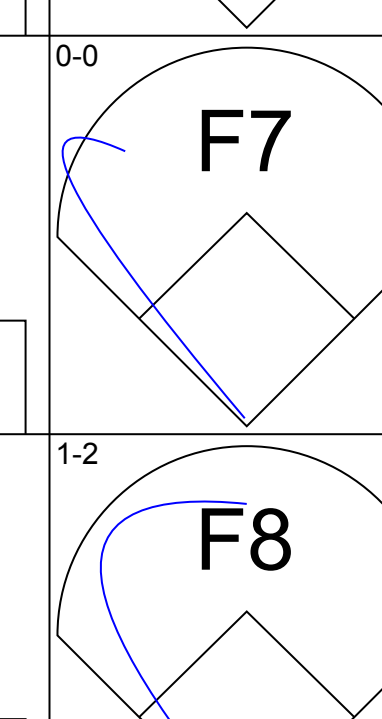
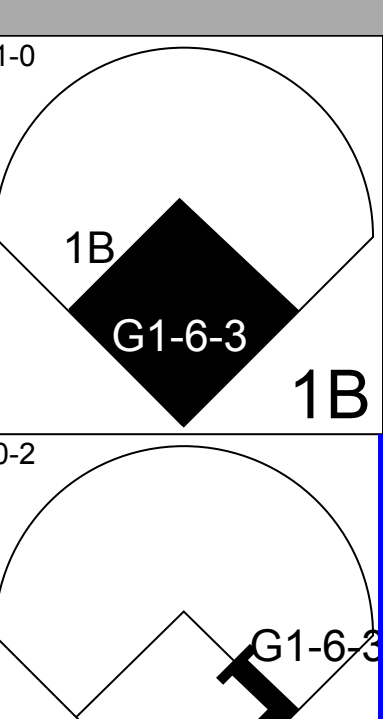
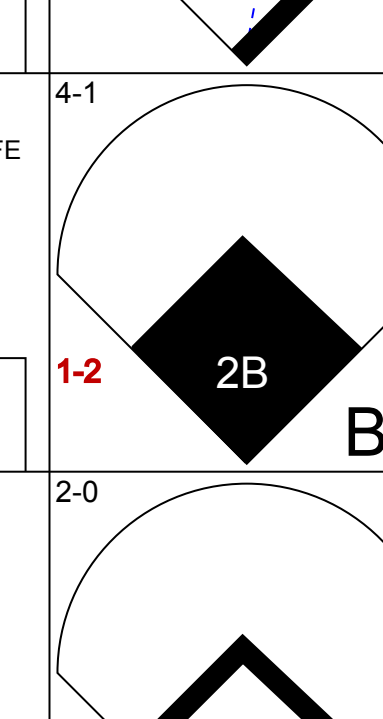
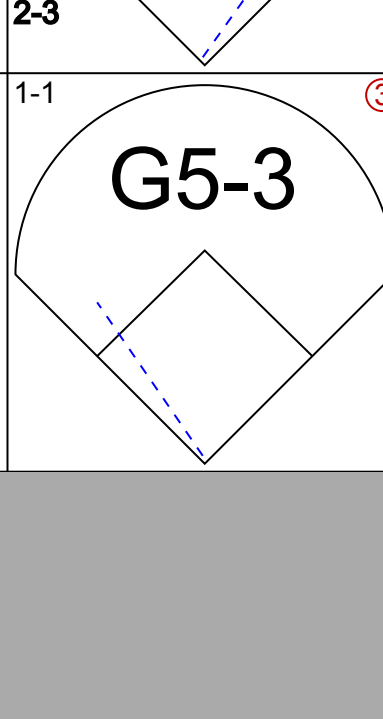
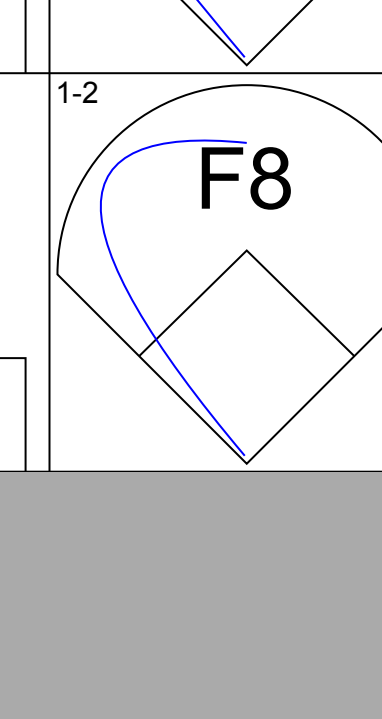
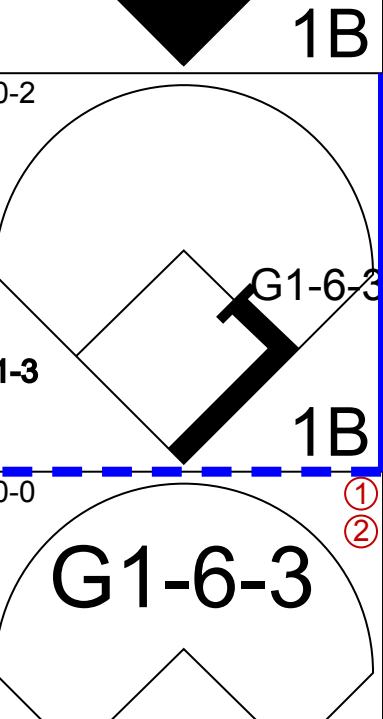
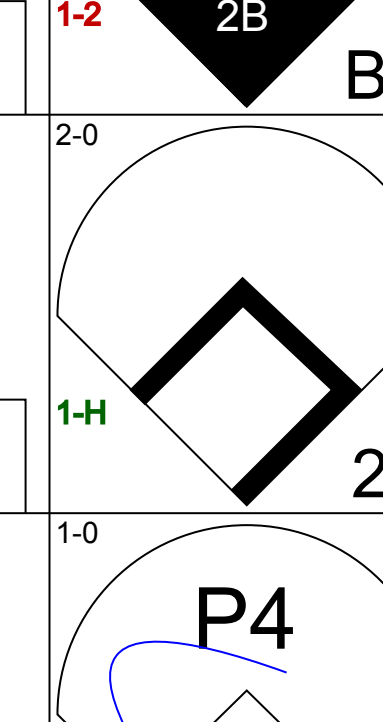
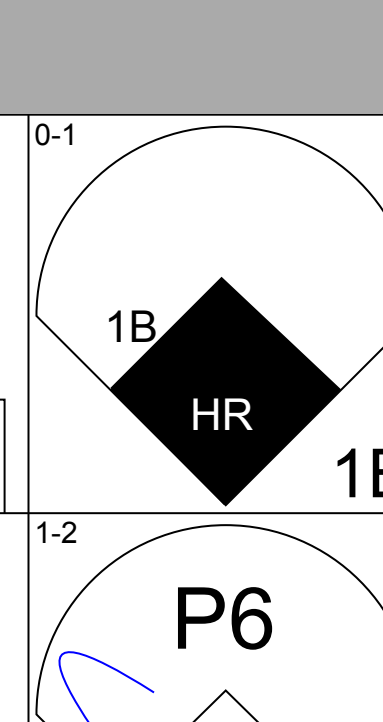
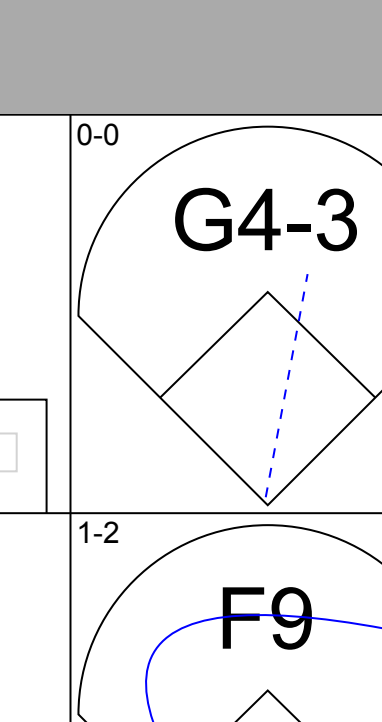
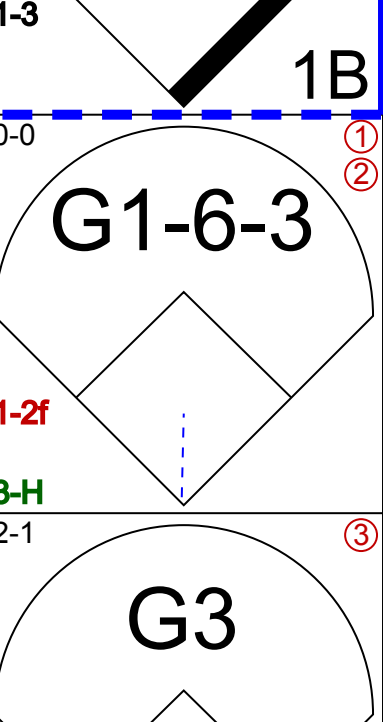
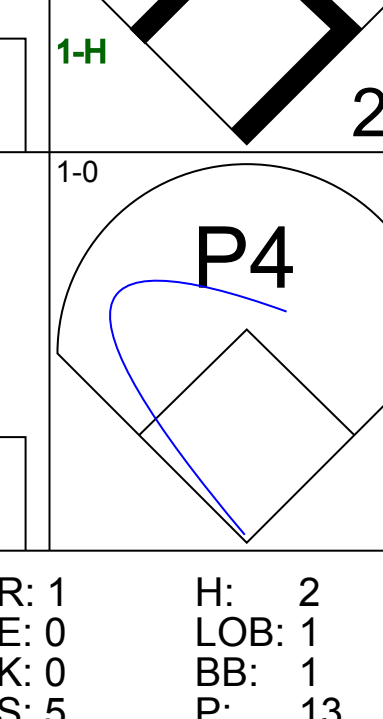
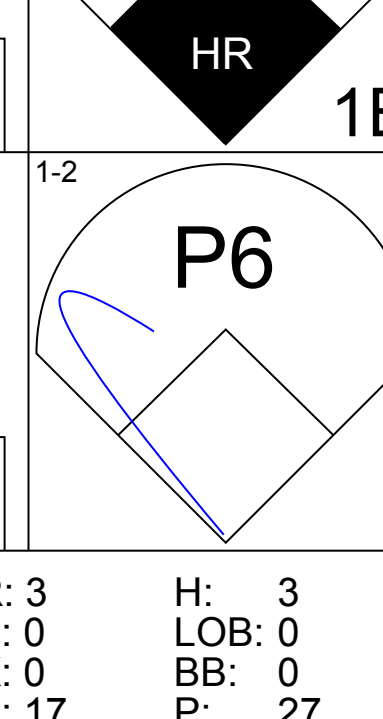
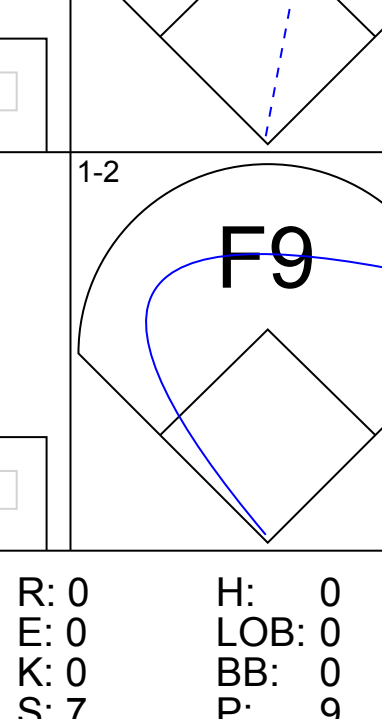
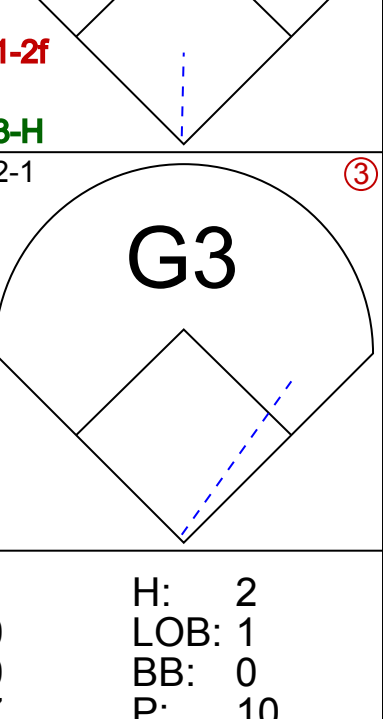
AB 34  
R 7  
H 9  
RBI 7  
BB 7  
SO 9  
LOB 21

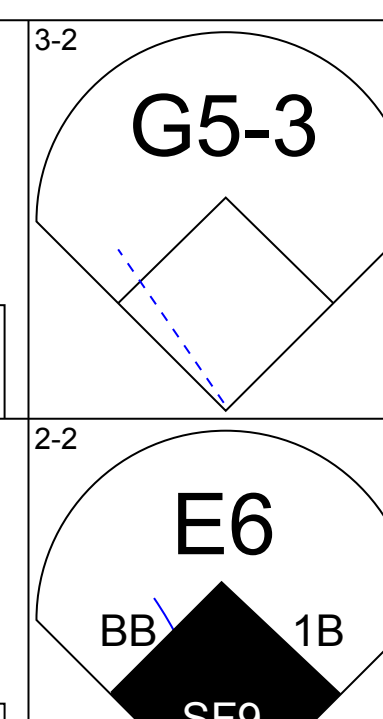
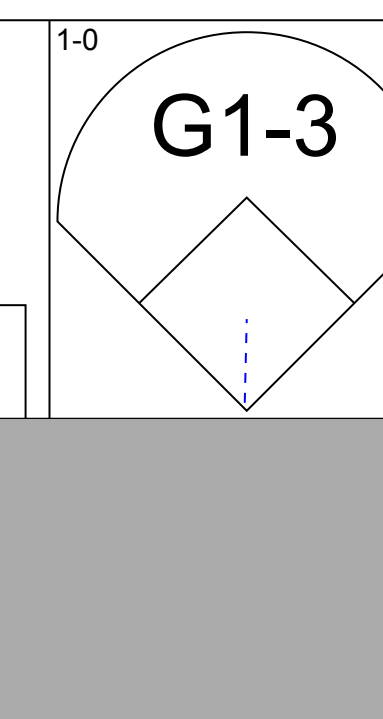
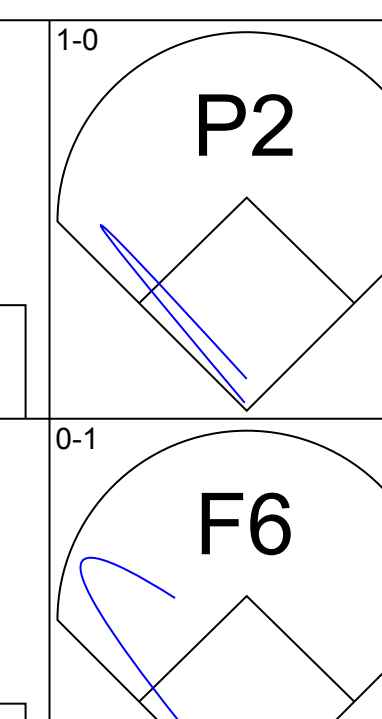
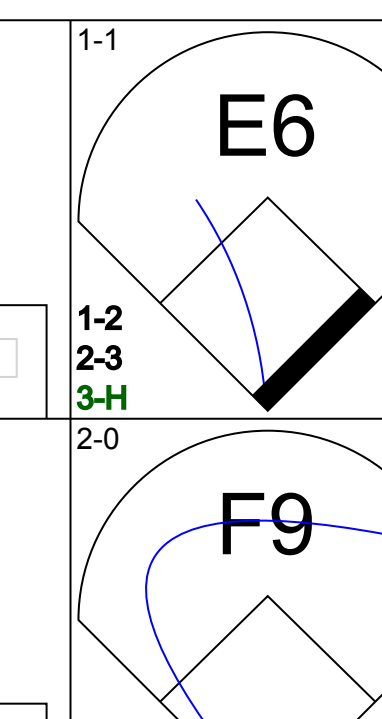
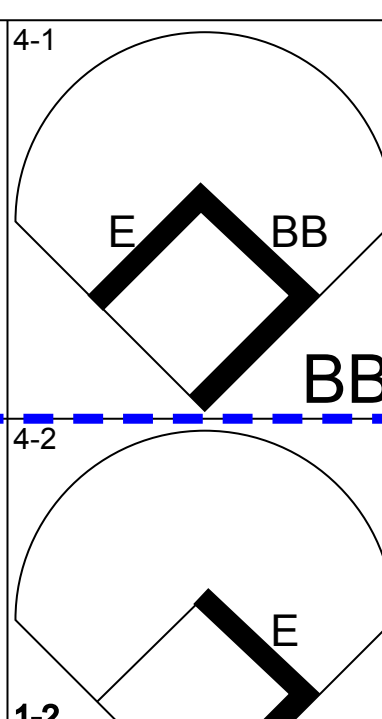
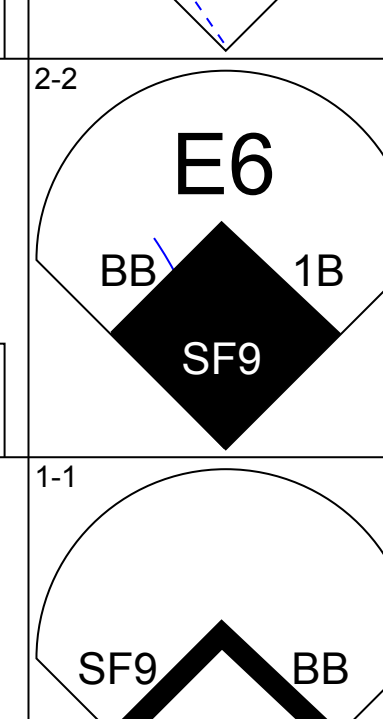
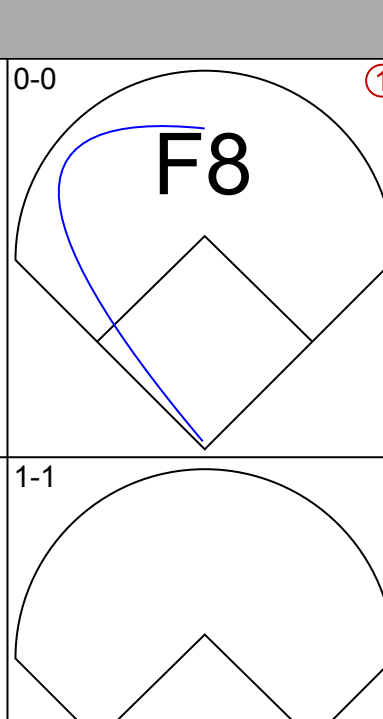
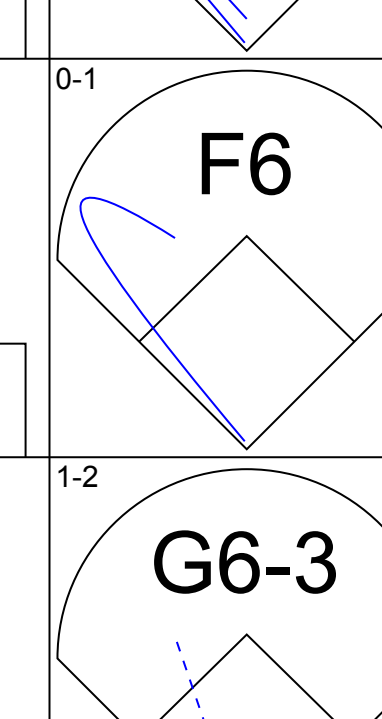
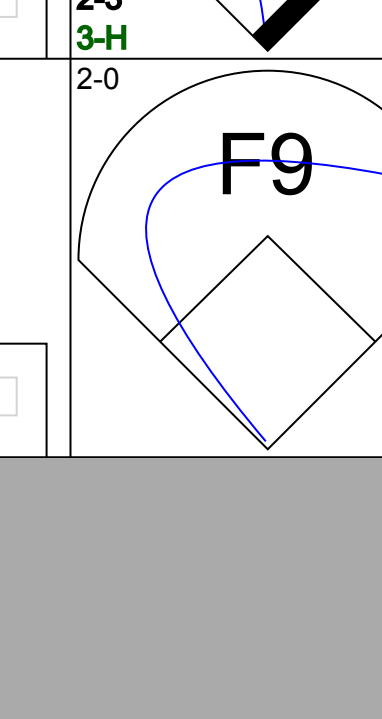
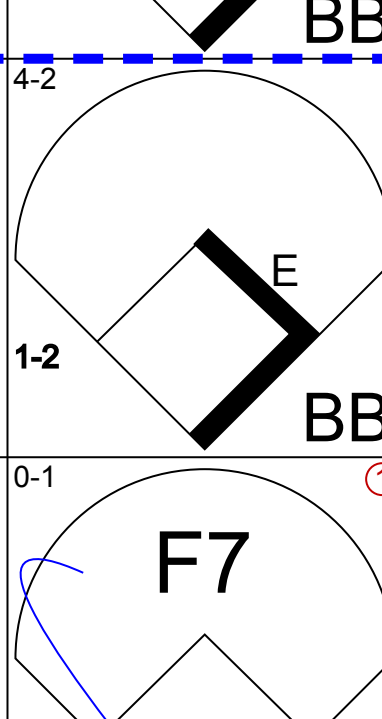
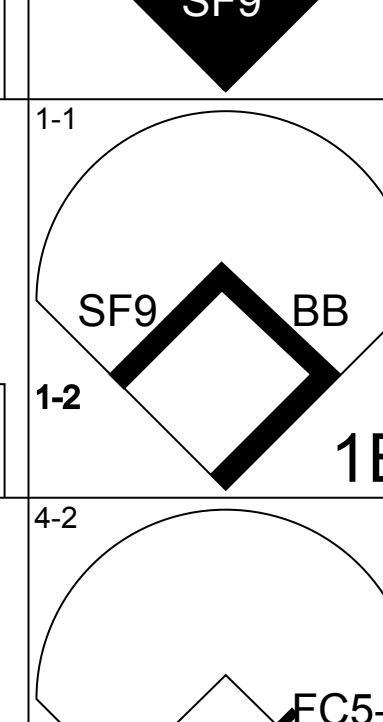
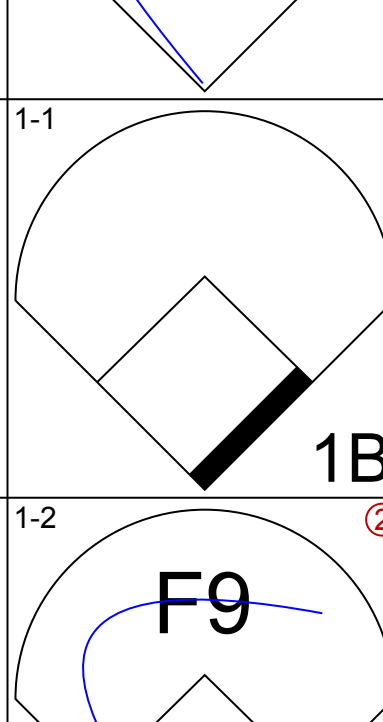
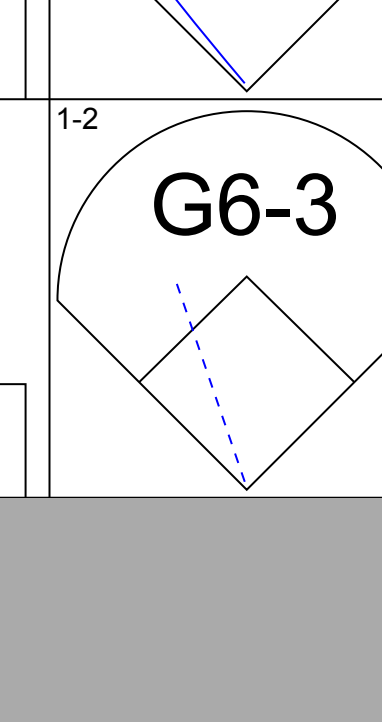
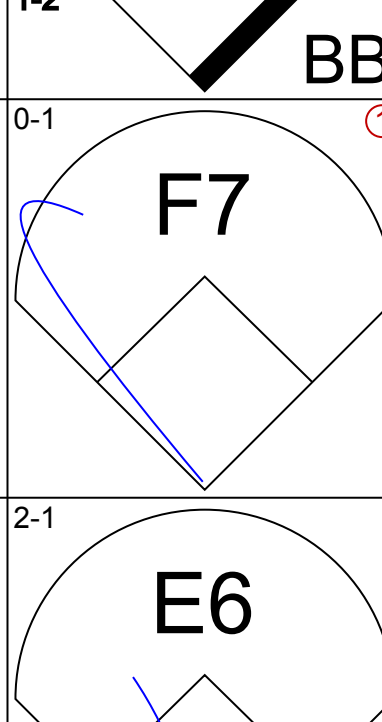
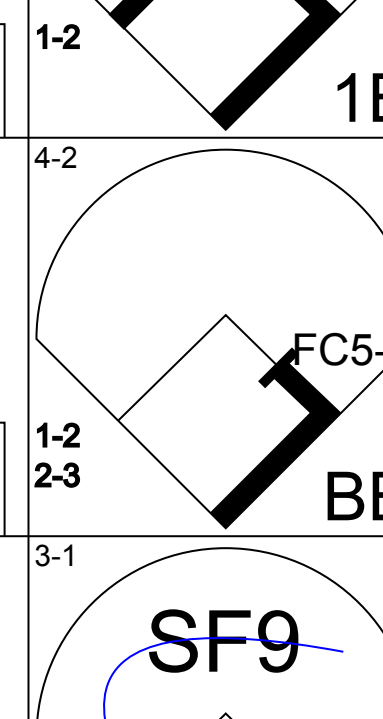
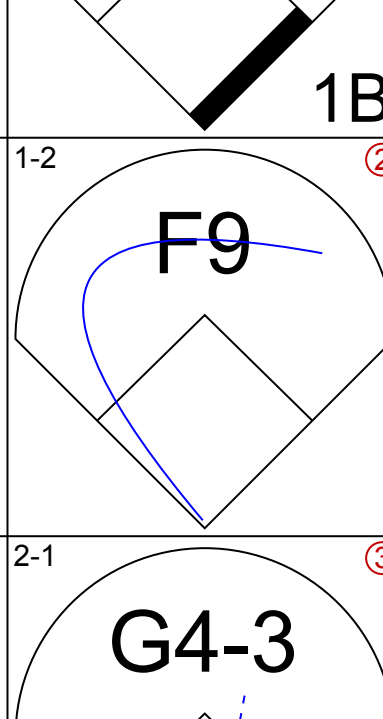

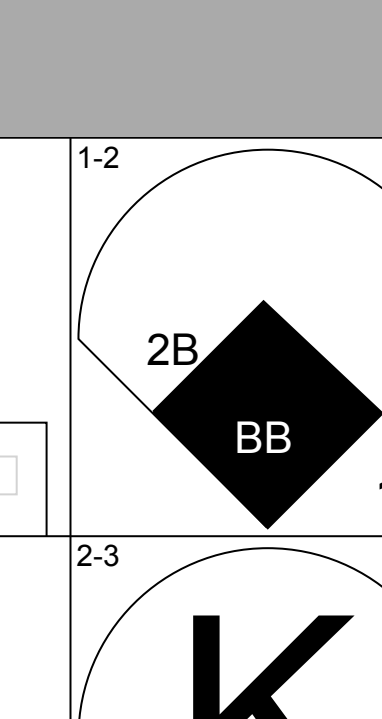
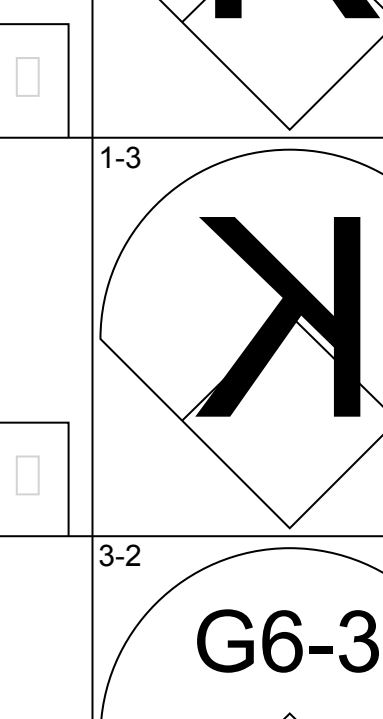
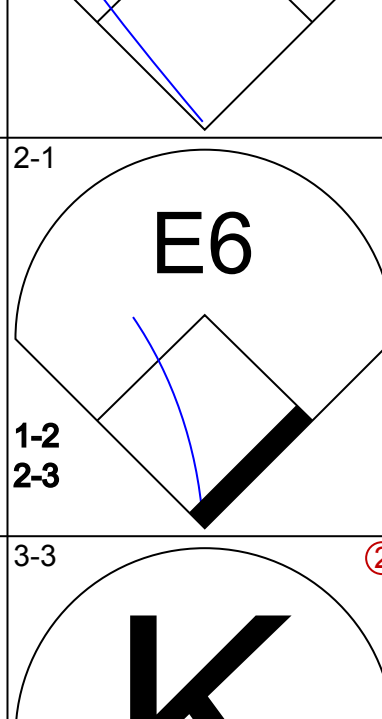
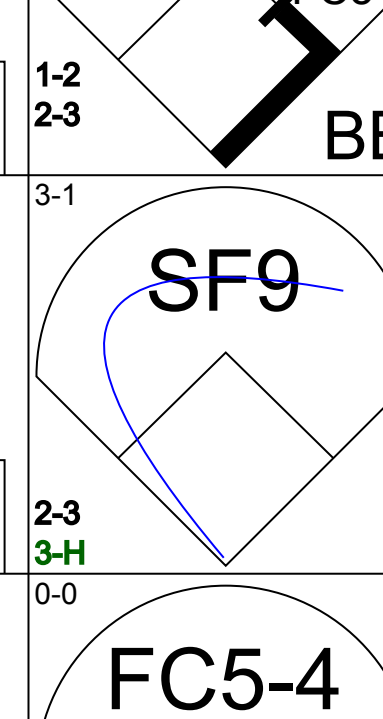
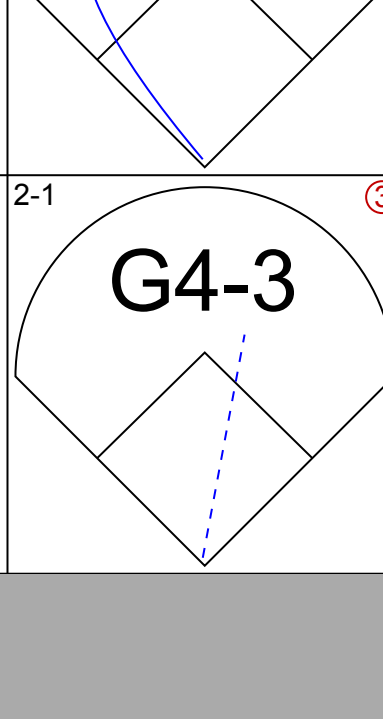

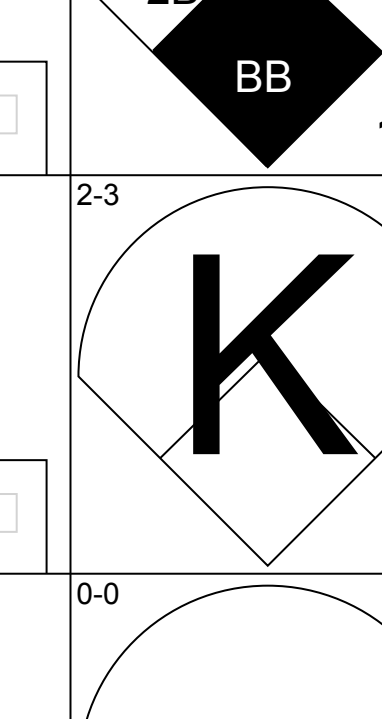
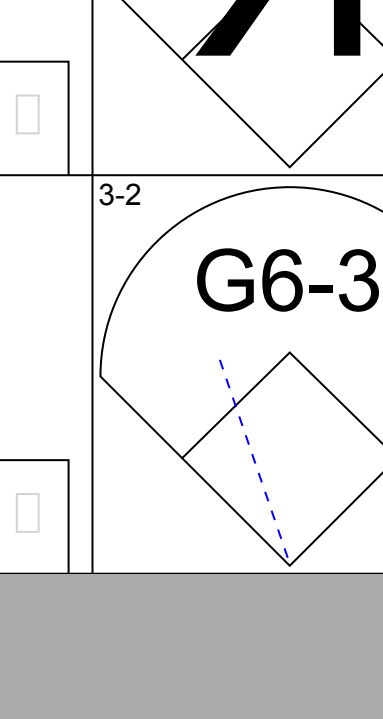
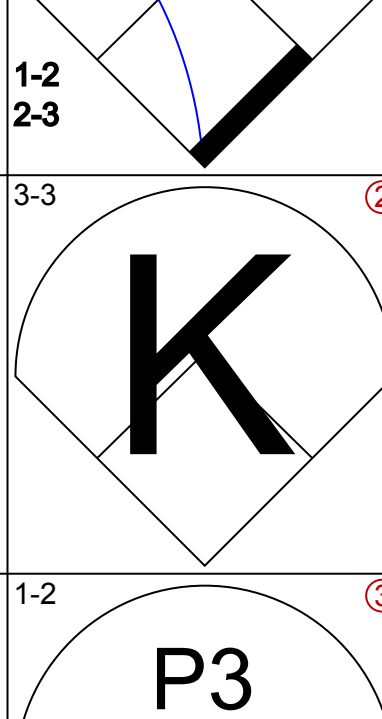
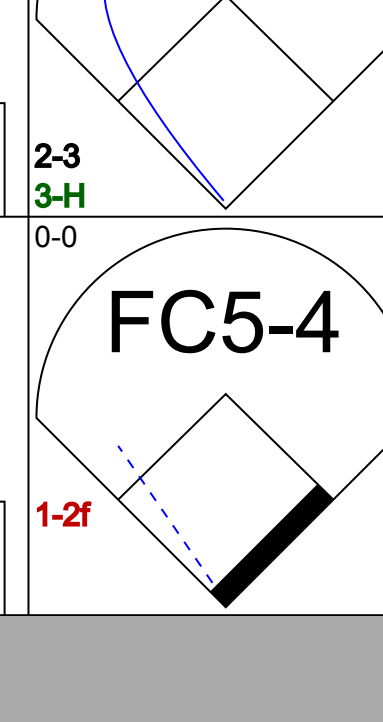
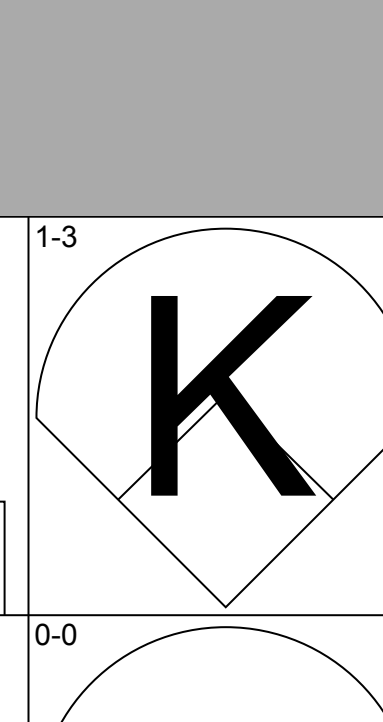
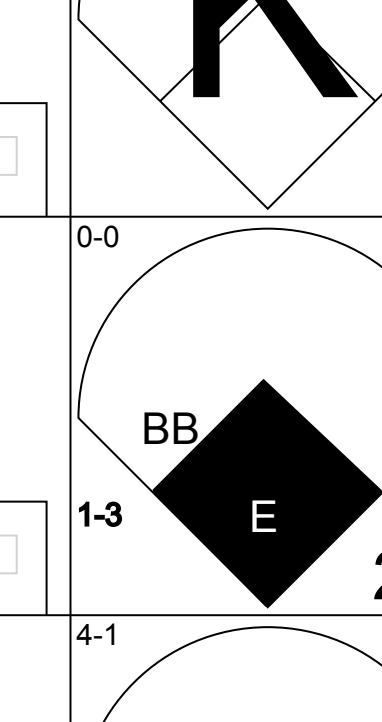
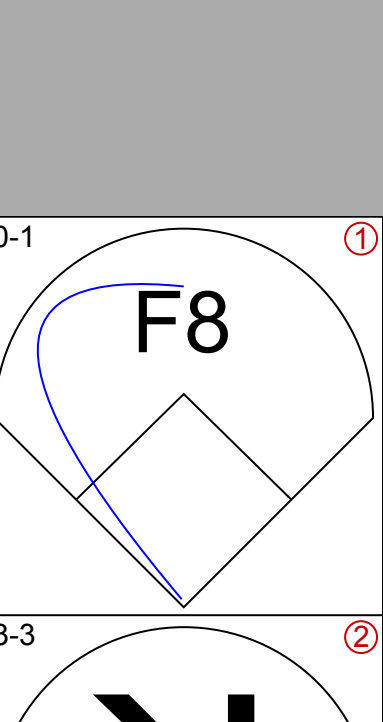
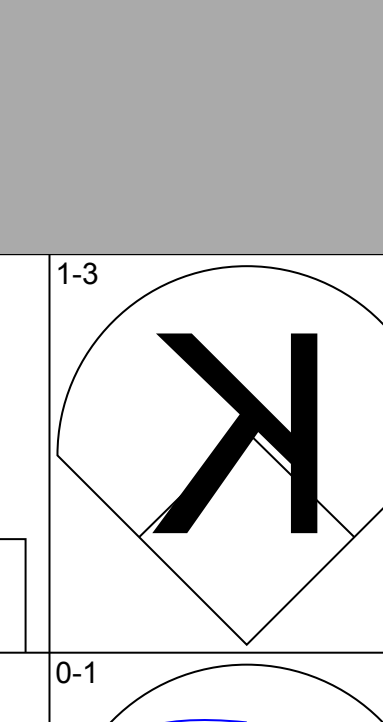
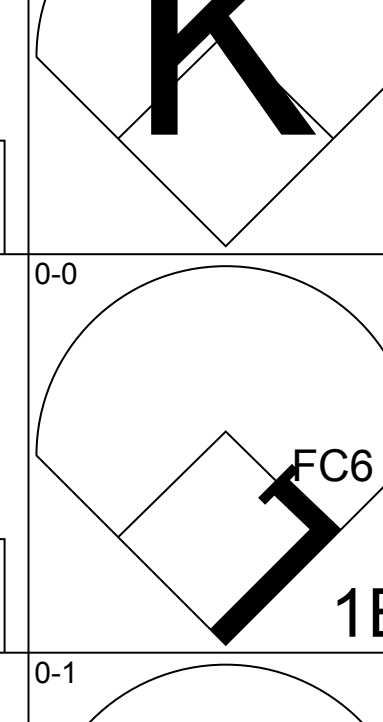
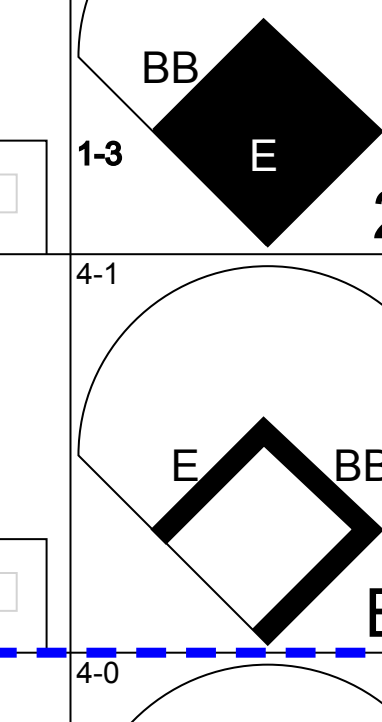

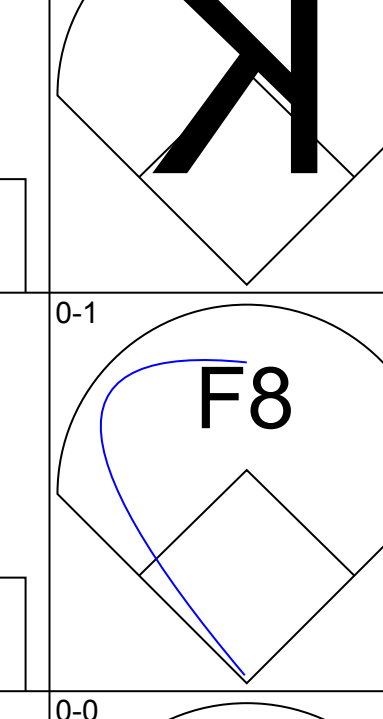
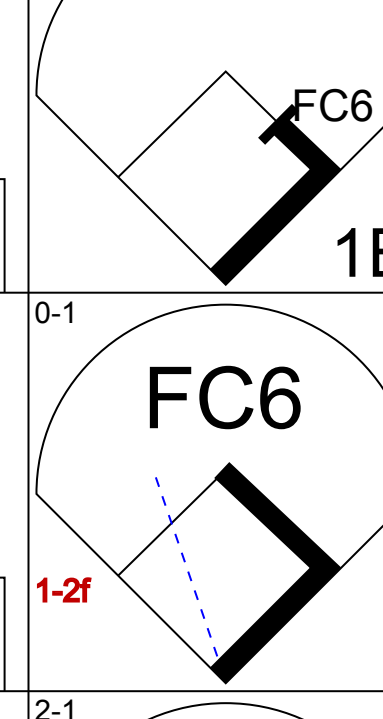
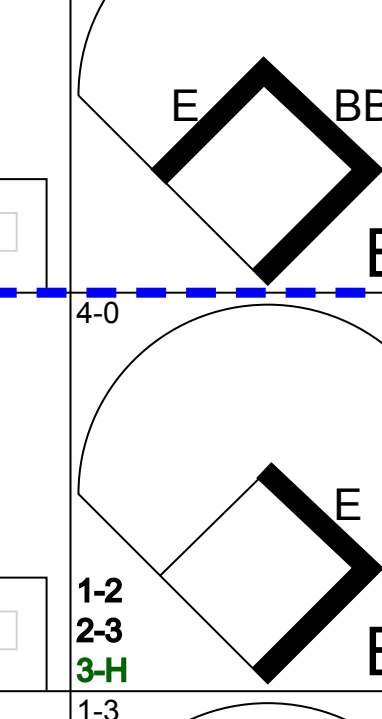
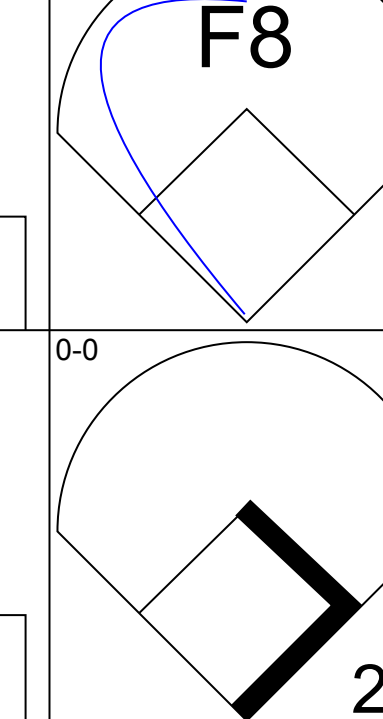
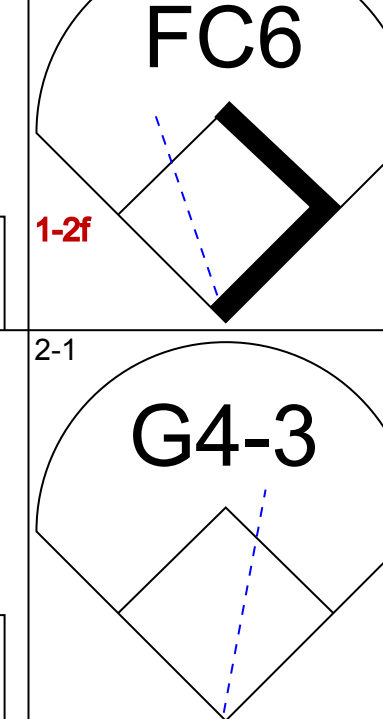
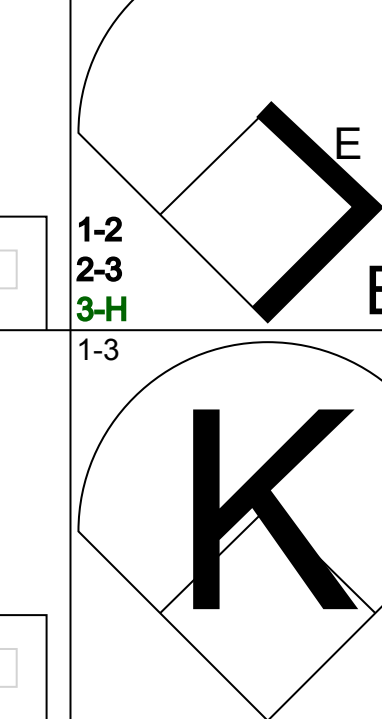
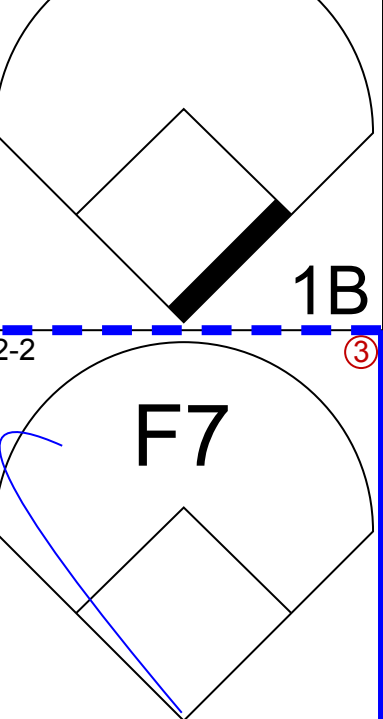


AB 29  
R 6  
H 6  
RBI 5  
BB 7  
SO 11  
LOB 16





Batter	1	2	3	4	5	6	7	8	9	AB	R	H	RBI	BB	SO	LOB	TOP					
Ray Durham, S OBP: 0.367, SLG: 0.556										5	1	1	0	0	2	1	Chicago White Sox @ Oakland Athletics Network Associates Coliseum, Oakland, CA Sat Apr 08 2000, 4:05 PM EDT Att: 13,125 - Overcast - 53 F					
Jose Valentin, S OBP: 0.367, SLG: 0.407										5	2	2	0	0	1	0						
Frank Thomas, R OBP: 0.621, SLG: 0.958										5	1	3	3	0	0	2						
Magglio Ordonez, R OBP: 0.357, SLG: 0.391										4	0	2	2	0	0	1						
14 Paul Konerko, R OBP: 0.393, SLG: 0.440										3	0	1	0	1	1	2						
Chris Singleton, L OBP: 0.286, SLG: 0.500										4	1	1	0	0	0	3						
Carlos Lee, R OBP: 0.530, SLG: 0.826 McKay Christensen, L										3	1	1	0	1	0	2						
Craig Wilson, R OBP: 0.436, SLG: 0.533										4	1	2	1	0	0	1						
Mark Johnson, L OBP: 0.154, SLG: 0.083										4	0	0	0	0	0	3						
<b>Inning Stats</b>	R: 0 E: 0 K: 2 S: 10	H: 1 LOB: 1 BB: 0 P: 15	R: 1 E: 0 K: 0 S: 5	H: 2 LOB: 1 BB: 1 P: 13	R: 2 E: 0 K: 0 S: 15	H: 3 LOB: 2 BB: 1 P: 26	R: 3 E: 0 K: 0 S: 17	H: 3 LOB: 0 BB: 0 P: 27	R: 0 E: 0 K: 1 S: 7	H: 0 LOB: 0 BB: 0 P: 8	R: 0 E: 0 K: 0 S: 7	H: 0 LOB: 0 BB: 0 P: 9	R: 0 E: 0 K: 0 S: 10	H: 2 LOB: 1 BB: 0 P: 14	R: 1 E: 0 K: 0 S: 7	H: 2 LOB: 1 BB: 0 P: 10	R: 0 E: 0 K: 1 S: 8	H: 0 LOB: 0 BB: 0 P: 12	1B: 11 2B: 1 3B: 0 HR: 1	SF: 0 SAC: 0 DP: 2 HBP: 0	WP: 0 PB: 0 SB: 2 CS: 1	PA: 39
<b>PITCHER</b>	IP	WLS	BF	H	R	ER	SO	BB	IBB	HBP	BLK	WP	HR	S	P	ERA	WHIP					
Ron Mahay, L ERA: 13.5	4.0	L	22	9	6	6	2	2	0	0	0	0	1	47	81	13.50	2.750					
Luis Vizcaino, R ERA: 3.95	3.0		12	4	1	1	1	0	0	0	0	0	0	28	36	3.00	1.333					
Jeff Tam, R ERA:	2.0		5	0	0	0	1	0	0	0	0	0	0	11	17	0.00	0.000					

Batter	1	2	3	4	5	6	7	8	9	AB	R	H	RBI	BB	SO	LOB	BOTTOM				
Ryan Christenson, R Rich Becker, L										3	0	0	0	0	0	1	Chicago White Sox @ Oakland Athletics Network Associates Coliseum, Oakland, CA Sat Apr 08 2000, 4:05 PM EDT Att: 13,125 - Overcast - 53 F				
Frank Menechino, R OBP: 0.300, SLG: 0.647										4	1	0	0	1	0	3					
Jason Giambi, L OBP: 0.429, SLG: 0.789										5	0	2	0	0	1	2					
John Jaha, R OBP: 0.381, SLG: 0.071 3 Enc Chavez, L OBP: 0.357, SLG: 0.643										4	1	1	0	1	1	3					
Matt Stairs, L OBP: 0.391, SLG: 0.529										4	0	0	1	0	2	5					
Olmedo Saenz, R OBP: 0.200, SLG: 0.400										5	1	1	0	0	1	5					
Ben Grieve, L OBP: 0.263, SLG: 0.412										3	0	1	0	1	2	0					
Miguel Tejada, R OBP: 0.316, SLG: 0.188										3	0	1	1	1	0	1					
Sal Fasano, R OBP: 0.333, SLG: 0.667 Jeremy Giambi, L Ramon Hernandez, R OBP: 0.133, SLG: 0.308										3	0	1	0	0	1	4					
<b>Inning Stats</b>	R: 1 E: 1 K: 0 S: 17	H: 1 LOB: 2 BB: 1 P: 30	R: 0 E: 0 K: 1 S: 7	H: 1 LOB: 0 BB: 0 P: 9	R: 0 E: 0 K: 1 S: 9	H: 1 LOB: 1 BB: 0 P: 12	R: 0 E: 1 K: 2 S: 15	H: 2 LOB: 3 BB: 2 P: 30	R: 0 E: 0 K: 2 S: 10	H: 0 LOB: 0 BB: 0 P: 16	R: 0 E: 0 K: 1 S: 10	H: 1 LOB: 1 BB: 0 P: 16	R: 0 E: 1 K: 1 S: 15	H: 0 LOB: 3 BB: 2 P: 29	R: 0 E: 1 K: 1 S: 15	H: 0 LOB: 0 BB: 2 P: 29	1B: 5 2B: 2 3B: 0 HR: 0	SF: 1 SAC: 0 DP: 0 HBP: 0	WP: 0 PB: 0 SB: 0 CS: 0	PA: 42	
<b>PITCHER</b>	IP	WLS	BF	H	R	ER	SO	BB	IBB	HBP	BLK	WP	HR	S	P	ERA	WHIP				
Mike Siroka, L ERA: 6.52	5.1	W	25	6	3	1	3	2	0	0	0	0	0	6	14	0.00	1.500				
Sean Lowe, R ERA:	0.2	H	4	0	0	0	1	1	0	0	0	0	0	6	14	0.00	1.500				
Kelly Wunsch, L ERA: 5.4	1.2	H	6	1	0	0	3	0	0	0	0	0	0	16	26	0.00	0.600				
41 Bill Simas, R ERA: 40.5	0.1		2	0	0	0	0	1	0	0	0	0	0	5	11	0.00	3.000				
Bob Howry, R ERA: 4.5	1.0		5	0	0	0	1	1	0	0	0	0	0	14	24	0.00	1.000				

AB 37  
R 7  
H 13  
RBI 6  
BB 2  
SO 4  
LOB 15



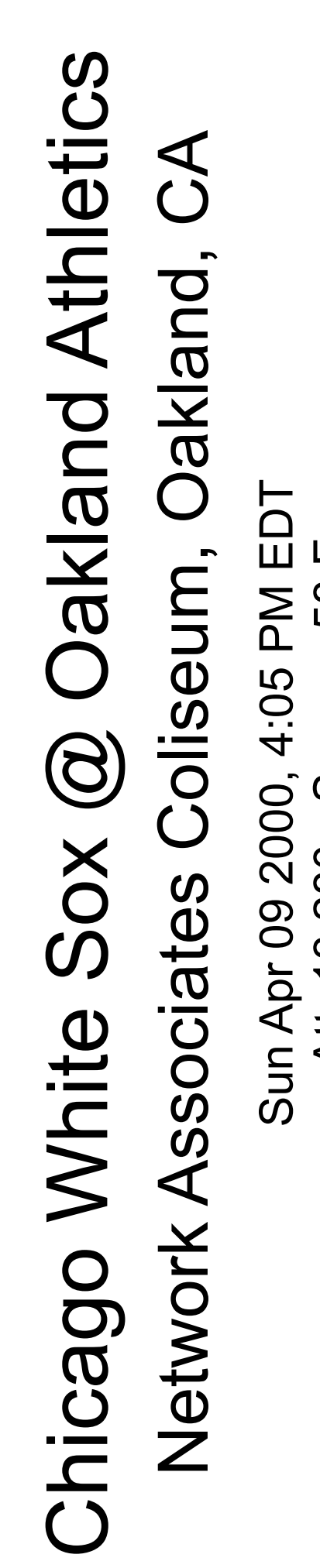
AB 36  
R 3  
H 7  
RBI 2  
BB 5  
SO 8  
LOB 27





Batter	1	2	3	4	5	6	7	8	9	AB	R	H	RBI	BB	SO	LOB	TOP									
Ray Durham, S OBP: 0.353, SLG: 0.613										4	1	1	2	0	1	0	<b>Chicago White Sox @ Oakland Athletics</b> Network Associates Coliseum, Oakland, CA Sun Apr 09 2000, 4:05 PM EDT Att: 13,280 - Sunny - 58 F									
Jose Valentin, S OBP: 0.382, SLG: 0.419										4	0	2	0	0	0	0										
Frank Thomas, R OBP: 0.606, SLG: 0.893										4	0	2	0	0	0	0										
Magglio Ordonez, R OBP: 0.313, SLG: 0.333										4	0	0	0	0	2	4										
14 Paul Konerko, R OBP: 0.344, SLG: 0.379										4	0	0	0	0	1	2										
Chris Singleton, L OBP: 0.281, SLG: 0.448										3	0	0	0	1	0	0										
Carlos Lee, R OBP: 0.533, SLG: 0.769										3	0	1	0	1	0	1										
Greg Norton, S OBP: 0.200, SLG: 0.200										4	0	2	0	0	0	1										
Mark Johnson, L OBP: 0.176, SLG: 0.188										4	1	1	0	0	1	4										
<b>Inning Stats</b>	R: 0 E: 0 K: 1 S: 11	H: 2 LOB: 1 BB: 0 P: 15	R: 0 E: 0 K: 0 S: 12	H: 0 LOB: 0 BB: 0 P: 17	R: 0 E: 0 K: 0 S: 6	H: 0 LOB: 0 BB: 0 P: 9	R: 0 E: 0 K: 1 S: 6	H: 0 LOB: 0 BB: 1 P: 13	R: 0 E: 0 K: 1 S: 9	H: 0 LOB: 1 BB: 1 P: 16	R: 2 E: 0 K: 0 S: 11	H: 2 LOB: 0 BB: 0 P: 17	R: 0 E: 0 K: 1 S: 14	H: 1 LOB: 2 BB: 1 P: 21	R: 0 E: 0 K: 1 S: 11	H: 2 LOB: 2 BB: 0 P: 15	R: 0 E: 0 K: 0 S: 7	H: 2 LOB: 1 BB: 0 P: 9	1B: 7 2B: 1 3B: 0 HR: 1	SF: 0 SAC: 0 DP: 2 HBP: 0	WP: 0 PB: 0 SB: 0 CS: 0	PA: 36				
<b>PITCHER</b>	IP	WLS	BF	H	R	ER	SO	BB	IBB	HBP	BLK	WP	HR	S	P	ERA	WHIP									
Kevin Appier, R ERA: 3.55	(1, 1)	6.2	W	26	5	2	2	3	2	0	0	0	0	1	66	105	2.70	1.050								
Doug Jones, R ERA:	(7, 1)	1.1		6	2	0	0	2	0	0	0	0	0	0	14	18	0.00	1.500								
Jason Isringhausen, R ERA:	(9, 1)	1.0		4	2	0	0	0	0	0	0	0	0	7	9	0.00	2.000									

Batter	1	2	3	4	5	6	7	8	9	AB	R	H	RBI	BB	SO	LOB	BOTTOM									
Rich Becker, L OBP: 0.300, SLG: 0.313										3	2	3	2	0	0	0	<b>Chicago White Sox @ Oakland Athletics</b> Network Associates Coliseum, Oakland, CA Sun Apr 09 2000, 4:05 PM EDT Att: 13,280 - Sunny - 58 F									
Frank Menechino, R OBP: 0.360, SLG: 0.632										2	1	1	1	2	1	1										
Jason Giambi, L OBP: 0.423, SLG: 0.870										4	2	2	5	0	1	2										
Matt Stairs, L OBP: 0.346, SLG: 0.429										4	1	0	0	1	0	2										
Ben Grieve, L OBP: 0.261, SLG: 0.350										3	1	0	0	1	1	0										
Ryan Christenson, R ERA:	(8, 8)									1	0	0	0	0	0	0										
Jeremy Giambi, L OBP: 0.167, SLG: 0.600										4	1	1	2	0	1	0										
Miguel Tejada, R OBP: 0.348, SLG: 0.167										2	2	0	1	2	0	1										
Jorge Velandia, R ERA:	(8, PH)									1	0	0	0	0	1	0										
3 Eric Chavez, L OBP: 0.444, SLG: 0.647										3	2	2	1	1	0	0										
Sal Fasano, R OBP: 0.429, SLG: 0.500										3	2	1	1	1	1	2										
<b>Inning Stats</b>	R: 0 E: 0 K: 1 S: 10	H: 1 LOB: 1 BB: 0 P: 14	R: 0 E: 0 K: 0 S: 10	H: 0 LOB: 0 BB: 0 P: 14	R: 0 E: 0 K: 2 S: 12	H: 0 LOB: 1 BB: 1 P: 19	R: 2 E: 0 K: 0 S: 7	H: 1 LOB: 2 BB: 3 P: 21	R: 1 E: 0 K: 0 S: 9	H: 1 LOB: 0 BB: 1 P: 18	R: 5 E: 1 K: 0 S: 18	H: 3 LOB: 1 BB: 2 P: 35	R: 6 E: 0 K: 2 S: 21	H: 3 LOB: 0 BB: 3 P: 41	R: 0 E: 0 K: 1 S: 6	H: 0 LOB: 0 BB: 0 P: 11	R: 0 E: 0 K: 0 S: 3	H: 0 LOB: 0 BB: 0 P: 9	1B: 6 2B: 0 3B: 1 HR: 2	SF: 3 SAC: 0 DP: 1 HBP: 0	WP: 0 PB: 0 SB: 1 CS: 0	PA: 43				
<b>PITCHER</b>	IP	WLS	BF	H	R	ER	SO	BB	IBB	HBP	BLK	WP	HR	S	P	ERA	WHIP									
Kip Wells, R ERA: 8.68	(1, 1)	5.0	L	25	4	6	5	3	5	0	0	0	0	0	14	25	18.00	3.000								
Scott Eyre, L ERA: 9.0	(6, 1)	1.0		6	2	2	2	0	1	0	0	0	0	1	21	41	54.00	6.000								
Tanyon Sturtze, R ERA: 27.0	(7, 1)	1.0		9	3	6	6	2	3	0	0	0	0	1	21	41	54.00	6.000								
41 Bill Simas, R ERA: 16.2	(8, 1)	1.0		3	0	0	0	1	0	0	0	0	0	6	11	0.00	0.000									





Batter	1	2	3	4	5	6	7	8	9	AB	R	H	RBI	BB	SO	LOB	TOP				
<b>Kenny Lofton, L</b> (1, 10) OBP: 0.367, SLG: 0.536 <b>Richie Sexson, R</b> (7, PH) OBP: 0.393, SLG: 0.227										4	0	1	0	0	1	1	<b>Cleveland Indians @ Oakland Athletics</b> Network Associates Coliseum, Oakland, CA Mon Apr 10 2000, 10:05 PM EDT Att: 9,123 - Sunny - 60 F				
<b>Omar Vizquel, S</b> (1, 6) OBP: 0.371, SLG: 0.594										5	1	3	1	1	0	1					
<b>Roberto Alomar, S</b> (1, 4) OBP: 0.281, SLG: 0.333										4	0	0	0	2	1	5					
<b>Manny Ramirez, R</b> (1, 9) OBP: 0.389, SLG: 0.567										3	2	2	2	3	0	2					
<b>Jim Thome, L</b> (1, 3) OBP: 0.265, SLG: 0.531										5	2	1	0	1	0	10					
<b>David Justice, L</b> (1, 7) OBP: 0.533, SLG: 0.696										4	1	1	0	2	0	0					
<b>Travis Fryman, R</b> (1, 5) OBP: 0.531, SLG: 0.654										6	1	4	4	0	1	0					
<b>Jacob Cruz, L</b> (1, 8) OBP: 0.364, SLG: 0.500										5	1	2	2	0	0	4					
<b>Einar Diaz, R</b> (1, 2) OBP: 0.200, SLG: 0.111										4	1	0	0	0	0	4					
<b>Inning Stats</b>	R: 3 E: 0 K: 1 S: 16	H: 3 LOB: 2 BB: 2 P: 36	R: 0 E: 0 K: 0 S: 12	H: 0 LOB: 3 BB: 3 P: 28	R: 0 E: 0 K: 0 S: 5	H: 0 LOB: 0 BB: 1 P: 9	R: 1 E: 0 K: 0 S: 12	H: 1 LOB: 2 BB: 1 P: 24	R: 0 E: 0 K: 1 S: 8	H: 2 LOB: 2 BB: 0 P: 15	R: 3 E: 0 K: 0 S: 21	H: 4 LOB: 3 BB: 2 P: 42	R: 0 E: 0 K: 0 S: 10	H: 1 LOB: 2 BB: 0 P: 15	R: 2 E: 0 K: 0 S: 11	H: 2 LOB: 2 BB: 2 P: 23		1B: 10 2B: 3 3B: 1 HR: 0	SF: 0 SAC: 0 DP: 0 HBP: 2	WP: 0 PB: 0 SB: 0 CS: 0	PA: 53
<b>PITCHER</b>	IP WLS BF H R ER SO BB IBB HBP BLK WP HR S P ERA WHIP																				
<b>Tim Hudson, R</b> (1, 1) ERA: 3.0	5.0	27	5	4	4	2	6	0	1	0	0	0	0	0	53	112	7.20	2.200			
<b>Jeff Tam, R</b> (6, 1) ERA: 4.75	1.1	L	9	5	3	3	1	0	0	0	0	0	0	18	32	20.25	3.750				
<b>Mike Magnante, L</b> (7, 1) ERA: 3.38	1.1		9	2	0	0	2	0	1	0	0	0	0	19	38	0.00	3.000				
<b>T.J. Mathews, R</b> (8, 1) ERA: 10.13	1.1		8	2	2	2	0	0	0	0	0	0	0	13	25	13.50	3.000				

AB	41
R	9
H	14
RBI	9
BB	10
SO	3
LOB	29



Batter	1	2	3	4	5	6	7	8	9	AB	R	H	RBI	BB	SO	LOB	BOTTOM					
<b>Ryan Christenson, R</b> (1, 8) OBP: 0.273, SLG: 0.278										3	0	0	0	0	2	1	<b>Cleveland Indians @ Oakland Athletics</b> Network Associates Coliseum, Oakland, CA Mon Apr 10 2000, 10:05 PM EDT Att: 9,123 - Sunny - 60 F					
<b>Frank Menechino, R</b> (1, 4) OBP: 0.345, SLG: 0.555										4	1	1	0	0	2	1						
<b>Jason Giambi, L</b> (1, 3) OBP: 0.367, SLG: 0.741										4	0	0	0	0	2	2						
<b>John Jaha, R</b> (1, 10) OBP: 0.440, SLG: 0.176										3	1	2	0	1	1	0						
<b>Matt Stairs, L</b> (1, 9) OBP: 0.333, SLG: 0.400										4	0	1	0	0	2	4						
<b>Ramon Hernandez, R</b> (1, 2) OBP: 0.198, SLG: 0.353										4	0	1	2	0	2	3						
<b>Ben Grieve, L</b> (1, 7) OBP: 0.259, SLG: 0.304										3	0	0	0	1	2	2						
<b>Miguel Tejada, R</b> (1, 6) OBP: 0.370, SLG: 0.227										4	1	2	0	0	2	2						
<b>3 Eric Chavez, L</b> (1, 5) OBP: 0.455, SLG: 0.750										3	1	1	2	1	1	1						
<b>Inning Stats</b>	R: 0 E: 0 K: 2 S: 8	H: 0 LOB: 0 BB: 0 P: 10	R: 0 E: 0 K: 3 S: 13	H: 1 LOB: 1 BB: 0 P: 20	R: 2 E: 0 K: 1 S: 9	H: 2 LOB: 0 BB: 0 P: 14	R: 0 E: 0 K: 1 S: 7	H: 1 LOB: 0 BB: 0 P: 13	R: 0 E: 0 K: 2 S: 13	H: 1 LOB: 1 BB: 0 P: 21	R: 2 E: 0 K: 2 S: 11	H: 2 LOB: 2 BB: 2 P: 24	R: 0 E: 0 K: 1 S: 14	H: 0 LOB: 1 BB: 1 P: 24	R: 0 E: 0 K: 2 S: 12	H: 1 LOB: 1 BB: 0 P: 18		R: 0 E: 0 K: 2 S: 7	H: 0 LOB: 0 BB: 0 P: 7	1B: 6 2B: 1 3B: 0 HR: 1	SF: 0 SAC: 0 DP: 1 HBP: 0	WP: 0 PB: 0 SB: 1 CS: 0
<b>PITCHER</b>	IP WLS BF H R ER SO BB IBB HBP BLK WP HR S P ERA WHIP																					
<b>Chuck Finley, L</b> (1, 1) ERA: 6.75	5.2	25	7	4	4	10	2	0	0	0	0	0	0	17	27	0.00	0.750					
<b>Scott Kamieniecki, R</b> (6, 1) ERA: 3.86	1.1	W	5	0	0	0	1	0	0	0	0	0	0	12	18	0.00	1.000					
<b>Paul Shuey, R</b> (8, 1) ERA: 2.25	1.0	H	4	1	0	0	0	0	0	0	0	0	0	7	7	0.00	0.000					

AB	34
R	4
H	8
RBI	4
BB	3
SO	16
LOB	17





Batter	1	2	3	4	5	6	7	8	9	AB R H RBI BB SO LOB	TOP											
<b>Kenny Lofton, L</b> OBP: 0.343, SLG: 0.469 (1, 8)	G4-3		G3		FC3-6 SF8	F8			BB	4 1 0 0 1 0 5	<b>Cleveland Indians @ Oakland Athletics</b> Network Associates Coliseum, Oakland, CA Tue Apr 11 2000, 10:05 PM EDT Att: 8,638 - Sunny - 68 F											
<b>Omar Vizquel, S</b> OBP: 0.350, SLG: 0.528 (1, 6)	G5-3		F7				F9		K	4 0 0 0 1 1 3												
<b>Roberto Alomar, S</b> OBP: 0.270, SLG: 0.323 (1, 4)	G4-3			1B G6-4-3	SF8		G3		F9	4 1 1 1 0 0 2												
<b>Manny Ramirez, R</b> OBP: 0.390, SLG: 0.529 (1, 9)		F9		1B G6-4-3	F8				K	4 0 1 0 1 1 3												
<b>Jim Thome, L</b> OBP: 0.289, SLG: 0.543 (1, 3)	G5-3			1B G6-4-3		1B	K			3 1 1 0 1 1 1												
<b>Richie Sexson, R</b> OBP: 0.344, SLG: 0.192 (1, 10)	K			G6-4-3		P4			K	4 0 0 0 0 2 3												
<b>David Justice, L</b> OBP: 0.500, SLG: 0.741 (1, 7)			HR	K		F3		G1-4-3		4 1 1 1 0 1 2												
<b>Travis Fryman, R</b> OBP: 0.528, SLG: 0.621 (1, 5)			F7		FC3-6 1B			K		3 1 1 1 1 1 0												
<b>Sandy Alomar Jr., R</b> OBP: 0.500, SLG: 0.450 (1, 2)				G3	FC3-6 1B				F9	2 0 2 0 1 0 0												
<b>Inning Stats</b>	R: 0 H: 0 E: 0 K: 0 S: 10	H: 0 LOB: 0 BB: 0 P: 15	R: 0 H: 0 E: 0 K: 1 S: 7	H: 0 LOB: 0 BB: 0 P: 13	R: 1 H: 1 E: 0 K: 0 S: 5	H: 1 LOB: 1 BB: 1 P: 12	R: 1 H: 2 E: 0 K: 1 S: 12	H: 2 LOB: 1 BB: 1 P: 25	R: 2 H: 1 E: 1 K: 0 S: 8	H: 1 LOB: 1 BB: 2 P: 18	R: 1 H: 2 E: 0 K: 0 S: 14	H: 2 LOB: 2 BB: 0 P: 30	R: 0 H: 0 E: 0 K: 2 S: 10	H: 0 LOB: 1 BB: 1 P: 16	R: 0 H: 0 E: 0 K: 2 S: 10	H: 0 LOB: 0 BB: 0 P: 12	R: 0 H: 1 E: 0 K: 2 S: 17	H: 1 LOB: 2 BB: 1 P: 26	1B: 4 2B: 2 3B: 0 HR: 1	SF: 1 SAC: 0 DP: 1 HBP: 1	WP: 0 PB: 0 SB: 0 CS: 0	PA: 40
<b>PITCHER</b>	IP WLS BF H R ER SO BB IBB HBP BLK WP HR S P ERA WHIP											<b>PITCHER</b>	IP WLS BF H R ER SO BB IBB HBP BLK WP HR S P ERA WHIP									
<b>Omar Olivares, R</b> ERA: 4.15 (1, 1)	5.2 L 26 6 5 4 2 4 0 0 0 0 0 1 51 102 6.35 1.765																					
<b>Luis Vizcaino, R</b> ERA: 2.57 (6, 1)	2.1 9 0 0 0 3 1 0 1 0 0 0 0 23 39 0.00 0.429																					
<b>Mike Magnante, L</b> ERA: 2.7 (9, 1)	0.2 4 1 0 0 1 1 0 0 0 0 0 0 12 18 0.00 3.000																					
<b>Doug Jones, R</b> ERA: (9, 1)	0.1 1 0 0 0 1 0 0 0 0 0 0 0 5 8 0.00 0.000																					

Batter	1	2	3	4	5	6	7	8	9	AB R H RBI BB SO LOB	BOTTOM											
<b>Rich Becker, L</b> OBP: 0.346, SLG: 0.333 (1, 8)	K									3 0 2 0 1 1 0	<b>Cleveland Indians @ Oakland Athletics</b> Network Associates Coliseum, Oakland, CA Tue Apr 11 2000, 10:05 PM EDT Att: 8,638 - Sunny - 68 F											
<b>Frank Menechino, R</b> OBP: 0.344, SLG: 0.520 (1, 4)			1B							2 0 0 0 1 1 3												
<b>Jeremy Giambi, L</b> OBP: 0.143, SLG: 0.500 (8, FH)			K							1 0 0 0 0 1 1												
<b>Jorge Velandia, R</b> OBP: (9, 4)										0 0 0 0 0 0 0												
<b>Jason Giambi, L</b> OBP: 0.382, SLG: 0.800 (1, 3)										3 1 1 1 1 0 1												
<b>John Jaha, R</b> OBP: 0.379, SLG: 0.143 (1, 10)				HR						4 0 0 0 0 3 1												
<b>Matt Stairs, L</b> OBP: 0.294, SLG: 0.345 (1, 9)										4 0 0 0 0 0 0												
<b>Ben Grieve, L</b> OBP: 0.258, SLG: 0.269 (1, 7)										3 0 0 0 1 1 0												
<b>Ramon Hernandez, R</b> OBP: 0.130, SLG: 0.286 (1, 2)										4 0 0 0 0 0 1												
<b>3 Eric Chavez, L</b> OBP: 0.440, SLG: 0.739 (1, 5)										3 0 1 0 0 0 0												
<b>Miguel Tejada, R</b> OBP: 0.333, SLG: 0.200 (1, 6)										3 0 0 0 0 1 1												
<b>Inning Stats</b>	R: 0 H: 0 E: 0 K: 2 S: 11	H: 0 LOB: 1 BB: 2 P: 23	R: 0 H: 0 E: 0 K: 1 S: 5	H: 0 LOB: 0 BB: 0 P: 8	R: 0 H: 1 E: 0 K: 2 S: 11	H: 1 LOB: 0 BB: 0 P: 15	R: 1 H: 1 E: 0 K: 1 S: 9	H: 1 LOB: 0 BB: 0 P: 16	R: 0 H: 1 E: 0 K: 0 S: 12	H: 1 LOB: 2 BB: 1 P: 22	R: 0 H: 0 E: 0 K: 1 S: 6	H: 0 LOB: 0 BB: 0 P: 7	R: 0 H: 0 E: 0 K: 0 S: 10	H: 0 LOB: 0 BB: 0 P: 14	R: 0 H: 1 E: 0 K: 1 S: 16	H: 1 LOB: 1 BB: 0 P: 24	R: 0 H: 0 E: 0 K: 0 S: 11	H: 0 LOB: 1 BB: 1 P: 20	1B: 2 2B: 1 3B: 0 HR: 1	SF: 0 SAC: 0 DP: 0 HBP: 0	WP: 0 PB: 0 SB: 0 CS: 1	PA: 34
<b>PITCHER</b>	IP WLS BF H R ER SO BB IBB HBP BLK WP HR S P ERA WHIP											<b>PITCHER</b>	IP WLS BF H R ER SO BB IBB HBP BLK WP HR S P ERA WHIP									
<b>Charles Nagy, R</b> ERA: 4.73 (1, 1)	8.0 W 30 4 1 1 8 3 0 0 0 0 0 0 1 80 129 1.12 0.875																					
<b>Paul Shuey, R</b> ERA: (9, 1)	1.0 4 0 0 0 0 1 0 0 0 0 0 0 11 20 0.00 1.000																					





Batter	1	2	3	4	5	6	7	8	9	AB	R	H	RBI	BB	SO	LOB	TOP					
<b>Kenny Lofton, L</b> OBP: 0.308, SLG: 0.417 (1, 8)										4	0	0	0	0	1	1	<b>Cleveland Indians @ Oakland Athletics</b> Network Associates Coliseum, Oakland, CA Wed Apr 12 2000, 3:35 PM EDT Att: 14,683 - Cloudy - 64 F					
<b>Omar Vizquel, S</b> OBP: 0.318, SLG: 0.475 (1, 6)										4	0	0	0	0	2	0						
<b>Roberto Alomar, S</b> OBP: 0.293, SLG: 0.429 (1, 4)										4	2	2	1	0	0	0						
<b>Manny Ramirez, R</b> OBP: 0.400, SLG: 0.553 (1, 9)										4	1	2	0	0	1	0						
<b>Jim Thome, L</b> OBP: 0.310, SLG: 0.553 (1, 3)										3	2	1	2	1	1	1						
<b>Richie Sexson, R</b> OBP: 0.361, SLG: 0.267 (1, 7)										4	0	2	1	0	1	2						
<b>David Justice, L</b> OBP: 0.474, SLG: 0.667 (1, 10)										3	0	0	0	1	0	3						
<b>Travis Fryman, R</b> OBP: 0.487, SLG: 0.563 (1, 5)										3	0	0	0	0	0	1						
<b>Einar Diaz, R</b> OBP: 0.231, SLG: 0.167 (1, 2)										3	0	1	0	0	1	0						
<b>Inning Stats</b>	R: 0 E: 0 K: 0 S: 6	H: 0 LOB: 0 BB: 0 P: 7	R: 0 E: 0 K: 1 S: 11	H: 1 LOB: 1 BB: 0 P: 19	R: 0 E: 0 K: 1 S: 6	H: 0 LOB: 0 BB: 0 P: 9	R: 0 E: 0 K: 0 S: 8	H: 0 LOB: 0 BB: 0 P: 11	R: 1 E: 0 K: 0 S: 7	H: 0 LOB: 0 BB: 2 P: 16	R: 0 E: 0 K: 1 S: 7	H: 1 LOB: 0 BB: 0 P: 10	R: 3 E: 0 K: 0 S: 18	H: 4 LOB: 0 BB: 0 P: 23	R: 0 E: 0 K: 2 S: 12	H: 0 LOB: 0 BB: 0 P: 14		R: 1 E: 0 K: 2 S: 13	H: 2 LOB: 1 BB: 0 P: 16	1B: 4 2B: 5 3B: 0 HR: 1	SF: 0 SAC: 0 DP: 3 HBP: 0	WP: 0 PB: 0 SB: 0 CS: 0
<b>PITCHER</b>	IP	WLS	BF	H	R	ER	SO	BB	IBB	HBP	BLK	WP	HR	S	P	ERA	WHIP					
<b>Gil Heredia, R</b> ERA: 4.5 (1, 1)	6.0	L	24	6	4	4	3	2	0	0	0	0	0	59	90	6.00	1.333					
<b>Doug Jones, R</b> ERA: (7, 1)	2.0		5	0	0	0	2	0	0	0	0	0	0	16	19	0.00	0.000					
<b>Jason Irlinghausen, R</b> ERA: 3.0 (9, 1)	1.0		5	2	1	1	2	0	0	0	0	0	1	13	16	9.00	2.000					

AB	32
R	5
H	8
RBI	4
BB	2
SO	7
LOB	8



Batter	1	2	3	4	5	6	7	8	9	AB	R	H	RBI	BB	SO	LOB	BOTTOM					
<b>Rich Becker, L</b> OBP: 0.333, SLG: 0.320 (1, 8)										4	0	1	0	0	0	0	<b>Cleveland Indians @ Oakland Athletics</b> Network Associates Coliseum, Oakland, CA Wed Apr 12 2000, 3:35 PM EDT Att: 14,683 - Cloudy - 64 F					
<b>Eric Chavez, L</b> OBP: 0.375, SLG: 0.630 (1, 5)										4	0	0	0	0	2	1						
<b>Jason Giambi, L</b> OBP: 0.447, SLG: 0.813 (1, 3)										2	0	2	0	2	0	0						
<b>Matt Stairs, L</b> OBP: 0.263, SLG: 0.303 (1, 10)										4	0	0	0	0	1	3						
<b>Jeremy Giambi, L</b> OBP: 0.100, SLG: 0.333 (1, 9)										3	0	0	0	0	0	0						
<b>Ben Grieve, L</b> OBP: 0.294, SLG: 0.310 (1, 7)										3	0	2	0	0	0	0						
<b>Miguel Tejada, R</b> OBP: 0.303, SLG: 0.179 (1, 6)										3	0	0	0	0	1	2						
<b>Sal Fasano, R</b> OBP: 0.333, SLG: 0.375 (1, 2)										2	0	0	0	0	1	1						
<b>Ramon Hernandez, R</b> OBP: 0.125, SLG: 0.273 (8, PH) (9, 2)										1	0	0	0	0	0	0						
<b>Jorge Velandia, R</b> OBP: 0.333, SLG: 0.500 (8, PH) (9, 4)										2	0	0	0	0	0	1						
<b>Inning Stats</b>	R: 0 E: 0 K: 0 S: 10	H: 0 LOB: 1 BB: 1 P: 20	R: 0 E: 0 K: 1 S: 8	H: 0 LOB: 0 BB: 0 P: 12	R: 0 E: 0 K: 2 S: 11	H: 1 LOB: 1 BB: 0 P: 18	R: 0 E: 0 K: 0 S: 5	H: 0 LOB: 0 BB: 1 P: 11	R: 0 E: 0 K: 0 S: 10	H: 1 LOB: 1 BB: 0 P: 16	R: 0 E: 0 K: 1 S: 10	H: 1 LOB: 1 BB: 0 P: 15	R: 0 E: 0 K: 1 S: 7	H: 1 LOB: 1 BB: 0 P: 11	R: 0 E: 0 K: 1 S: 6	H: 0 LOB: 0 BB: 0 P: 11	R: 0 E: 0 K: 0 S: 7	H: 1 LOB: 0 BB: 0 P: 11	1B: 5 2B: 0 3B: 0 HR: 0	SF: 0 SAC: 0 DP: 2 HBP: 0	WP: 0 PB: 0 SB: 0 CS: 0	PA: 31
<b>PITCHER</b>	IP	WLS	BF	H	R	ER	SO	BB	IBB	HBP	BLK	WP	HR	S	P	ERA	WHIP					
<b>Jaret Wright, R</b> ERA: 1.29 (1, 1)	9.0	W	31	5	0	0	6	2	0	0	0	0	0	74	125	0.00	0.778					

AB	29
R	0
H	5
RBI	0
BB	2
SO	6
LOB	8





Batter	1	2	3	4	5	6	7	8	9	AB	R	H	RBI	BB	SO	LOB	TOP					
<b>Rich Becker, L</b> OBP: 0.361, SLG: 0.286 (1, 8) (7, 7)	4-2 HR BB	0-0 F9	2-3 K			4-1 HR BB	4-1 G4-3 BB		3-3 K	3	2	0	0	3	2	1						
<b>Frank Menechino, R</b> OBP: 0.388, SLG: 0.633 <b>Jorge Velandia, R</b> (9, PH) (9, 4)	0-1 HR	0-0 HBP SF8 2B		2-3 K		1-3 K	4-2 G4-3 BB		3-1 F7	4	2	2	2	1	2	2						
<b>Jason Giambi, L</b> OBP: 0.442, SLG: 0.833 <b>Jeremy Giambi, L</b> OBP: 0.091, SLG: 0.300 (1, 3) (7, 3)	1-0 P5	4-1 HBP BB		1-1 G4-3		3-2 HR	3-2 G4-3		2-3 K	4	1	1	4	1	0	2						
<b>Olimedo Saenz, R</b> OBP: 0.300, SLG: 0.250 (1, 10)	4-2 BB 3 HR BB	2-1 HBP		1-2 G6-3		1-1 G5-3	1-1 G5-3			3	1	0	0	1	0	3						
<b>Matt Stairs, L</b> OBP: 0.256, SLG: 0.278 (1, 9)	4-0 HR BB	2-2 SF8			0-1 P4	2-2 F9		1-0 G6-3		3	1	0	1	1	0	0						
<b>Ben Grievs, L</b> OBP: 0.592, SLG: 0.344 <b>Ryan Christenson, R</b> OBP: 0.167, SLG: 0.051 (1, 7) (7, PR) (7, 8)	4-1 HR BB	1-1 F9			2-0 1B		2-0 3B	1-2 3B	1-2 1B	3	1	2	0	1	0	2						
<b>Miguel Tejada, R</b> OBP: 0.289, SLG: 0.242 (1, 6)	0-3 K		0-0 G4-3		1-3 K		1-2 3B	2-3 K		5	1	1	1	0	3	5						
<b>3 Eric Chavez, L</b> OBP: 0.412, SLG: 0.719 (1, 5)	1-2 HR		3-3 K		1-1 F7		0-0 BB G4-3 1B	1-0 1B		5	2	3	5	0	1	1						
<b>Sal Fasano, R</b> OBP: 0.286, SLG: 0.308 (1, 2)	1-3 K		1-2 E6 WP		1-1 E6 HR 1B		1-3 K	3-3 K		5	1	1	0	0	3	3						
<b>Inning Stats</b>	R: 6 E: 0 K: 2 S: 22	H: 2 LOB: 2 BB: 4 P: 41	R: 1 E: 0 K: 0 S: 9	H: 1 LOB: 2 BB: 1 P: 18	R: 0 E: 1 K: 2 S: 13	H: 0 LOB: 1 BB: 0 P: 19	R: 0 E: 0 K: 1 S: 8	H: 0 LOB: 0 BB: 0 P: 12	R: 0 E: 0 K: 1 S: 8	H: 1 LOB: 1 BB: 0 P: 12	R: 3 E: 1 K: 1 S: 14	H: 2 LOB: 0 BB: 1 P: 26	R: 3 E: 0 K: 1 S: 17	H: 3 LOB: 2 BB: 2 P: 33	R: 0 E: 0 K: 2 S: 13	H: 2 LOB: 2 BB: 0 P: 21	R: 0 E: 0 K: 2 S: 8	H: 0 LOB: 0 BB: 0 P: 16	1B: 6 2B: 1 3B: 1 HR: 3	SF: 1 SAC: 0 DP: 0 HBP: 1	WP: 1 PB: 0 SB: 0 CS: 0	PA: 48
<b>PITCHER</b>	IP WLS BF H R ER SO BB IBB HBP BLK WP HR S P ERA WHIP	IP WLS BF H R ER SO BB IBB HBP BLK WP HR S P ERA WHIP																				
<b>Brian Rose, R</b> ERA: 16.5 (1, 1)	0.2 L 8 2 6 1 6 1 4 0 0 0 0 2 19 37 81.00 9.000																					
<b>John Wasdin, R</b> ERA: 5.63 (1, 1)	3.1 14 1 1 1 4 1 0 1 0 1 0 33 53 2.70 0.600																					
<b>Rob Stanifer, R</b> ERA: 12.46 (5, 1)	2.1 15 6 6 6 3 2 0 0 0 0 1 32 56 23.14 3.429																					
<b>Rich Garcés, R</b> ERA: 6.75 (7, 1)	2.2 11 2 0 0 4 1 0 0 0 0 0 28 52 0.00 1.125																					

Oakland Athletics @ Boston Red Sox  
Fenway Park, Boston, MA  
Fri Apr 14, 2000, 6:05 PM EDT  
Att: 29,472 - Sunny - 54 F

AB 38  
R 13  
H 11  
RBI 13  
BB 8  
SO 12  
LOB 19



Batter	1	2	3	4	5	6	7	8	9	AB	R	H	RBI	BB	SO	LOB	BOTTOM					
<b>Jose Offerman, S</b> OBP: 0.417, SLG: 0.265 <b>Jeff Frye, R</b> OBP: 0.200, SLG: 0.200 (1, 4) (8, 4)	1-1 F9 BB 1B		0-0 F7		2-2 1B E 1B		0-0 1B 1B		0-1 G3-1	4	2	3	0	0	0	1						
<b>Trot Nixon, L</b> OBP: 0.376, SLG: 0.667 (1, 9)	1-3 K		2-0 G4-3 1B		2-2 SF7		0-1 F8		3-2 SF7 3B	4	2	2	1	0	1	2						
<b>Brian Daubach, L</b> OBP: 0.424, SLG: 0.852 (1, 10)	4-2 BB		0-0 G4-3		3-1 FC6-4 1B		0-0 1B		2-1 SF7	3	0	2	1	1	0	2						
<b>Nomar Garciaparra, R</b> OBP: 0.396, SLG: 0.359 <b>Manny Alexander, R</b> OBP: 0.091, SLG: 0.182 (1, 6) (8, 6)	2-1 F9		0-1 1B		0-2 FC6-4		2-1 1B		2-2 F9	4	0	2	3	0	0	3						
<b>Troy O'Leary, L</b> OBP: 0.244, SLG: 0.436 <b>Darren Lewis, R</b> OBP: 0.444, SLG: 0.286 (1, 7) (8, 7)	2-2 F8		1-0 F3		1-2 G5-3		1-3 K			4	0	0	0	0	1	6						
<b>Carl Everett, S</b> OBP: 0.415, SLG: 0.750 (1, 8)		2-3 K		0-1 G3		1-3 K	0-2 G3			4	0	0	0	0	2	2						
<b>Mike Stanley, R</b> OBP: 0.389, SLG: 0.310 (1, 3)		2-2 F9		0-0 F8		2-3 K		2-1 L4		4	0	0	0	0	1	0						
<b>Jason Varitek, S</b> OBP: 0.394, SLG: 0.321 <b>Scott Hatteberg, L</b> OBP: 0.222, SLG: 0.222 (1, 2) (8, 2)		1-3 K		1-3 K2-3		0-0 1B		2-3 K		3	0	1	0	0	2	0						
<b>3B Wilton Veras, R</b> OBP: 0.313, SLG: 0.333 (1, 5)			0-0 G4-3 1B 1B		0-0 1B SF7 1B		2-2 G5-3		2-0 G4-3	4	2	2	0	0	0	1						
<b>Inning Stats</b>	R: 0 E: 0 K: 1 S: 13	H: 1 LOB: 2 BB: 1 P: 23	R: 0 E: 0 K: 2 S: 10	H: 0 LOB: 0 BB: 0 P: 15	R: 2 E: 0 K: 0 S: 7	H: 3 LOB: 1 BB: 0 P: 10	R: 0 E: 0 K: 1 S: 6	H: 0 LOB: 0 BB: 0 P: 7	R: 2 E: 1 K: 0 S: 16	H: 3 LOB: 1 BB: 0 P: 22	R: 0 E: 0 K: 2 S: 13	H: 1 LOB: 1 BB: 0 P: 17	R: 1 E: 0 K: 1 S: 12	H: 3 LOB: 2 BB: 0 P: 15	R: 0 E: 0 K: 1 S: 7	H: 0 LOB: 0 BB: 0 P: 13	R: 1 E: 0 K: 0 S: 10	H: 1 LOB: 0 BB: 0 P: 17	1B: 11 2B: 0 3B: 1 HR: 0	SF: 2 SAC: 0 DP: 0 HBP: 0	WP: 0 PB: 0 SB: 0 CS: 0	PA: 40
<b>PITCHER</b>	IP WLS BF H R ER SO BB IBB HBP BLK WP HR S P ERA WHIP	IP WLS BF H R ER SO BB IBB HBP BLK WP HR S P ERA WHIP																				
<b>Kevin Appier, R</b> ERA: 3.86 (7, 1)	6.0 W 27 3 1 1 0 0 0 0 0 0 4 4 27.00 6.000																					
<b>Mike Magnante, L</b> ERA: 4.51 (7, 1)	0.1 3 2 1 1 0 0 0 0 0 0 0 4 4 27.00 6.000																					
<b>Jeff Tam, R</b> ERA: 4.32 (7, 1)	2.2 10 2 1 1 2 0 0 0 0 0 0 25 41 3.38 0.750																					

Oakland Athletics @ Boston Red Sox  
Fenway Park, Boston, MA  
Fri Apr 14, 2000, 6:05 PM EDT  
Att: 29,472 - Sunny - 54 F

AB 37  
R 6  
H 12  
RBI 5  
BB 1  
SO 8  
LOB 17






Batter	1	2	3	4	5	6	7	8	9	AB	R	H	RBI	BB	SO	LOB	TOP										
Rich Becker, L (1, 8) OBP: 0.359, SLG: 0.290 Ryan Christenson, R (8, PH) OBP: 0.154, SLG: 0.063	1-3 K		2-2 1B		0-3 K			1-1 G1-3		3	0	1	0	0	2	0											
Frank Menechino, R (1, 4) OBP: 0.357, SLG: 0.576	4-1 CS BB		1-3 K		1-3 K			0-0 L4		3	0	0	0	1	2	2											
Ben Grieve, L (1, 7) OBP: 0.333, SLG: 0.333	3-3 1-2 K		0-2 1B		0-0 G3			1-0 G1-3		4	0	1	1	0	1	1											
Olmedo Saenz, R (1, 3)		0-0 HR	1-1 G4-3		2-3 K			0-1 G3-1 2B		4	1	2	1	0	1	2											
Matt Stairs, L (1, 10) OBP: 0.255, SLG: 0.275	2-1 P6			1-2 1B				0-1 G3-1		4	0	1	0	0	0	1											
Jeremy Giambi, L (1, 9) OBP: 0.133, SLG: 0.286	0-1 G4-3			2-3 K				1-3 K		4	0	1	0	0	2	2											
Ramon Hernandez, R (1, 2) OBP: 0.107, SLG: 0.231	1-3 K			0-3 K				1-0 FC5-4 1B		4	0	0	0	0	2	3											
3 Eric Chavez, L (1, 5) OBP: 0.376, SLG: 0.657			1-1 L7	2-1 F9				0-1 G4-3		3	0	0	0	0	0	2											
Miguel Tejada, R (1, 6) OBP: 0.293, SLG: 0.229 Jorge Velandia, R (7, 6)			1-1 1B HBP		0-0 G1-3			0-0 G6-3		2	1	0	0	0	0	1											
<b>Inning Stats</b>	R: 0 E: 0 K: 2 S: 8	H: 0 LOB: 0 BB: 1 P: 16	R: 1 E: 0 K: 1 S: 8	H: 1 LOB: 0 BB: 0 P: 11	R: 1 E: 0 K: 1 S: 16	H: 2 LOB: 2 BB: 0 P: 22	R: 0 E: 0 K: 2 S: 15	H: 1 LOB: 1 BB: 0 P: 20	R: 0 E: 0 K: 1 S: 7	H: 0 LOB: 0 BB: 0 P: 8	R: 0 E: 0 K: 1 S: 6	H: 1 LOB: 1 BB: 0 P: 8	R: 0 E: 0 K: 0 S: 5	H: 0 LOB: 0 BB: 0 P: 6	R: 0 E: 0 K: 1 S: 11	H: 1 LOB: 1 BB: 0 P: 13	1B: 4 2B: 1 3B: 0 HR: 1	SF: 0 SAC: 0 DP: 0 HBP: 1	WP: 0 PB: 0 SB: 0 CS: 1	PA: 34							
<b>PITCHER</b>	IP	WLS	BF	H	R	ER	SO	BB	IBB	HBP	BLK	WP	HR	S	P	ERA	WHIP										
Pedro Martinez, R (1, 1) ERA: 1.27	7.0	W	27	5	2	2	9	1	0	1	0	0	1	65	93	2.57	0.857										
Rheal Cormier, L (8, 1) ERA: 4.5	1.0		3	0	0	0	0	0	0	0	0	0	0	4	6	0.00	0.000										
49 Tim Wakefield, R (9, 1) ERA: 2.25	1.0		4	1	0	0	1	0	0	0	0	0	0	11	13	0.00	1.000										

Oakland Athletics @ Boston Red Sox  
Fenway Park, Boston, MA  
Sat Apr 15 2000, 1:05 PM EDT  
Att: 33,122 - Cloudy - 71 F


AB 32  
R 2  
H 6  
RBI 2  
BB 1  
SO 10  
LOB 14



Batter	1	2	3	4	5	6	7	8	9	AB	R	H	RBI	BB	SO	LOB	BOTTOM										
Jose Offerman, S (1, 4) OBP: 0.396, SLG: 0.256 Jeff Frye, R (8, 4) OBP: 0.182, SLG: 0.182	1-0 SH2-3 2B	1-2 F7	3-2 F8		2-1 G6-3	0-0 E5		2-2 F9		5	1	1	0	0	0	3											
Trot Nixon, L (1, 9) OBP: 0.381, SLG: 0.611	2-0 SH2-3	4-0 2B	3-2 F9		4-1 BB	0-3 K		2-3 K		3	1	0	0	2	2	2											
Brian Daubach, L (1, 3) OBP: 0.436, SLG: 0.844	2-2 1B SF8	0-0 FC4-6 2B		4-1 BB	0-0 F8			3-3 K		5	2	2	3	1	1	2											
Nomar Garciaparra, R (1, 6) OBP: 0.391, SLG: 0.372	0-2 SF8 BB	4-1 FC4-6 2B		1-2 F7	0-0 G5-3			1-0 G1-3 1B		4	1	2	0	1	0	3											
Troy O'Leary, L (1, 7) OBP: 0.239, SLG: 0.395	4-1 BB	0-0 FC4-6 2B		1-1 F7		2-0 G3		0-0 G1-3		4	1	0	0	1	0	4											
Carl Everett, S (1, 10) OBP: 0.435, SLG: 0.800	1-2 SF8	3-2 1-2 2-3 2B		2-3 K		0-1 E		1-2 2B 1B		4	2	3	4	0	1	1											
Jason Varitek, S (1, 2) OBP: 0.421, SLG: 0.469	0-3 K				1-1 HR	2-1 F9		0-0 1B 2B		4	2	2	1	1	1	3											
Manny Alexander, R (1, 5) OBP: 0.250, SLG: 0.400					0-1 E6 1B WP	4-2 E		1-1 2B 1B		4	3	2	2	1	0	2											
Darren Lewis, R (1, 8) OBP: 0.429, SLG: 0.273		4-2 E 2B			3-2 G6-3 WP 1B	2-2 E8		1-2 F8		4	1	1	0	1	0	2											
<b>Inning Stats</b>	R: 2 E: 0 K: 1 S: 18	H: 3 LOB: 2 BB: 1 P: 28	R: 5 E: 1 K: 0 S: 22	H: 3 LOB: 2 BB: 4 P: 47	R: 0 E: 0 K: 0 S: 8	H: 0 LOB: 0 BB: 0 P: 14	R: 0 E: 0 K: 1 S: 10	H: 0 LOB: 1 BB: 1 P: 18	R: 2 E: 1 K: 0 S: 12	H: 2 LOB: 2 BB: 1 P: 22	R: 2 E: 2 K: 1 S: 15	H: 1 LOB: 2 BB: 1 P: 25	R: 3 E: 0 K: 1 S: 15	H: 4 LOB: 1 BB: 0 P: 22	R: 0 E: 0 K: 1 S: 9	H: 0 LOB: 0 BB: 0 P: 16	1B: 6 2B: 5 3B: 1 HR: 1	SF: 1 SAC: 1 DP: 0 HBP: 0	WP: 1 PB: 0 SB: 0 CS: 0	PA: 48							
<b>PITCHER</b>	IP	WLS	BF	H	R	ER	SO	BB	IBB	HBP	BLK	WP	HR	S	P	ERA	WHIP										
Tim Hudson, R (1, 1) ERA: 7.24	1.2	L	15	6	7	7	1	4	0	0	0	0	0	36	64	37.80	6.000										
Ron Mahay, L (2, 1) ERA: 7.86	4.0		19	3	3	1	1	3	0	0	0	1	1	39	74	2.25	1.500										
Luis Vizcaino, R (6, 1) ERA: 5.4	1.1		11	4	4	3	2	1	0	0	0	0	0	25	38	20.25	3.750										
Jason Isringhausen, R (8, 1) ERA: 2.25	1.0		3	0	0	0	1	0	0	0	0	0	0	9	16	0.00	0.000										

Oakland Athletics @ Boston Red Sox  
Fenway Park, Boston, MA  
Sat Apr 15 2000, 1:05 PM EDT  
Att: 33,122 - Cloudy - 71 F

AB 38  
R 14  
H 13  
RBI 10  
BB 8  
SO 5  
LOB 22





Batter	1	2	3	4	5	6	7	8	9	AB	R	H	RBI	BB	SO	LOB	TOP				
<b>Rich Becker, L</b> (1, 8) OBP: 0.386, SLG: 0.324	F5																				
<b>Frank Menchino, R</b> (1, 4) OBP: 0.340, SLG: 0.526	G6-3																				
<b>Ben Grieve, L</b> (1, 7) OBP: 0.394, SLG: 0.300	F8																				
<b>Ryan Christenson, R</b> (7, 8)																					
<b>Olimedo Saenz, R</b> (1, 3) OBP: 0.368, SLG: 0.625																					
<b>Matt Stairs, L</b> (1, 10) OBP: 0.255, SLG: 0.273																					
<b>Jeremy Giambi, L</b> (1, 9) OBP: 0.211, SLG: 0.333																					
<b>Miguel Tejada, R</b> (1, 6) OBP: 0.295, SLG: 0.216																					
<b>Eric Chavez, L</b> (1, 5) OBP: 0.415, SLG: 0.692																					
<b>Sal Fasano, R</b> (1, 2) OBP: 0.235, SLG: 0.250																					
<b>Jason Giambi, L</b> (8, PH) OBP: 0.432, SLG: 0.811																					
<b>Ramon Hernandez, R</b> (8, 2) OBP: 0.107, SLG: 0.231																					
<b>Inning Stats</b>	R: 0 E: 0 K: 0 S: 6	H: 0 LOB: 0 BB: 0 P: 13	R: 0 E: 1 K: 0 S: 8	H: 1 LOB: 1 BB: 0 P: 13	R: 0 E: 0 K: 1 S: 9	H: 1 LOB: 1 BB: 1 P: 15	R: 3 E: 0 K: 2 S: 11	H: 2 LOB: 1 BB: 1 P: 22	R: 1 E: 0 K: 3 S: 13	H: 2 LOB: 1 BB: 0 P: 21	R: 0 E: 0 K: 1 S: 12	H: 1 LOB: 2 BB: 1 P: 22	R: 0 E: 0 K: 0 S: 12	H: 1 LOB: 1 BB: 0 P: 14	R: 0 E: 0 K: 2 S: 9	H: 1 LOB: 1 BB: 0 P: 15	1B: 7 2B: 3 3B: 0 HR: 0	SF: 0 SAC: 1 DP: 2 HBP: 1	WP: 0 PB: 0 SB: 0 CS: 0	PA: 40	
<b>PITCHER</b>	IP	WLS	BF	H	R	ER	SO	BB	IBB	HBP	BLK	WP	HR	S	P	ERA	WHIP				
<b>Ramon Martinez, R</b> (1, 1) ERA: 8.76	6.0		27	7	4	4	6	2	0	1	0	0	0	55	98	6.00	1.500				
<b>49 Tim Wakefield, R</b> (7, 1) ERA: 1.86	1.2		8	2	0	0	1	1	0	0	0	0	0	23	35	0.00	1.800				
<b>Rheal Cormier, L</b> (8, 1) ERA: 3.86	1.0		3	0	0	0	1	0	0	0	0	0	0	5	8	0.00	0.000				
<b>Derek Lowe, R</b> (9, 1) ERA: 1.29	0.1	W	2	1	0	0	1	0	0	0	0	0	0	5	8	0.00	3.000				

Oakland Athletics @ Boston Red Sox  
Fenway Park, Boston, MA  
Sun Apr 16 2000, 1:05 PM EDT  
Att: 32,385 - Overcast - 69 F

AB 35  
R 4  
H 10  
RBI 4  
BB 3  
SO 9  
LOB 20



Batter	1	2	3	4	5	6	7	8	9	AB	R	H	RBI	BB	SO	LOB	BOTTOM					
<b>Jose Offerman, S</b> (1, 4) OBP: 0.404, SLG: 0.302																						
<b>Trot Nixon, L</b> (1, 9) OBP: 0.356, SLG: 0.564																						
<b>Darren Lewis, R</b> (8, PH) OBP: 0.400, SLG: 0.250																						
<b>Brian Daubach, L</b> (1, 10) OBP: 0.465, SLG: 0.829																						
<b>Jeff Frye, R</b> (8, PR) OBP: 0.182, SLG: 0.182																						
<b>Mike Stanley, R</b> (1, 3) OBP: 0.350, SLG: 0.273																						
<b>Troy O'Leary, L</b> (1, 7) OBP: 0.240, SLG: 0.383																						
<b>Carl Everett, S</b> (1, 8) OBP: 0.440, SLG: 0.864																						
<b>Jason Varitek, S</b> (1, 2) OBP: 0.415, SLG: 0.457																						
<b>38 Wilton Veras, R</b> (1, 5) OBP: 0.316, SLG: 0.333																						
<b>Andy Sheets, R</b> (1, 6)																						
<b>Inning Stats</b>	R: 1 E: 0 K: 0 S: 9	H: 1 LOB: 1 BB: 1 P: 22	R: 0 E: 0 K: 0 S: 4	H: 0 LOB: 0 BB: 0 P: 8	R: 0 E: 0 K: 0 S: 5	H: 0 LOB: 0 BB: 0 P: 8	R: 1 E: 0 K: 0 S: 12	H: 2 LOB: 1 BB: 0 P: 20	R: 0 E: 0 K: 2 S: 9	H: 0 LOB: 0 BB: 0 P: 13	R: 0 E: 0 K: 0 S: 6	H: 1 LOB: 1 BB: 0 P: 11	R: 2 E: 0 K: 0 S: 9	H: 3 LOB: 1 BB: 0 P: 15	R: 0 E: 0 K: 1 S: 15	H: 1 LOB: 0 BB: 0 P: 19	R: 1 E: 0 K: 0 S: 2	H: 1 LOB: 0 BB: 0 P: 5	1B: 6 2B: 2 3B: 0 HR: 1	SF: 0 SAC: 0 DP: 0 HBP: 0	WP: 1 PB: 0 SB: 0 CS: 0	PA: 33
<b>PITCHER</b>	IP	WLS	BF	H	R	ER	SO	BB	IBB	HBP	BLK	WP	HR	S	P	ERA	WHIP					
<b>Omar Olivares, R</b> (1, 1) ERA: 4.5	7.0		28	7	4	4	2	1	0	0	0	0	0	54	97	5.14	1.143					
<b>Mike Magnante, L</b> (8, 1) ERA: 4.5	0.1		2	1	0	0	1	0	0	0	0	0	0	8	11	0.00	3.000					
<b>T.J. Mathews, R</b> (8, 1) ERA: 10.8	0.2	L	3	1	1	1	0	0	0	0	0	0	1	9	13	13.50	1.500					

Oakland Athletics @ Boston Red Sox  
Fenway Park, Boston, MA  
Sun Apr 16 2000, 1:05 PM EDT  
Att: 32,385 - Overcast - 69 F

AB 32  
R 5  
H 9  
RBI 5  
BB 1  
SO 3  
LOB 10





Batter	1	2	3	4	5	6	7	8	9	AB	R	H	RBI	BB	SO	LOB	TOP								
Ryan Christenson, R (1, 8) OBP: 0.316, SLG: 0.278	3-2 1B 1B		3-1 CS 1B		2-2 G5-3		1-2 F7		1-2 1B	5	0	3	0	0	0	0									
Miguel Tejada, R (1, 6) OBP: 0.313, SLG: 0.244	2-1 S 1B 1-2 1B		0-1 1B 1-2 1B		2-2 G1-3			3-3 K		4	0	2	0	0	1	0									
Olmedo Saenz, R (1, 3) OBP: 0.478, SLG: 0.737	1-1 1B 1-2 2-H 1B		0-2 BB 1-3 2-3 1B		1-1 1B 2B			4-2 BB		3	1	3	0	1	0	0									
John Jaha, R (1, 10) OBP: 0.424, SLG: 0.174	4-2 G3-6-1 1-2 2-3 BB		4-2 1B 1-2 BB		1-1 FC1-5 2-H 1B			2-3 K		2	0	1	1	2	1	1									
Jeremy Giambi, L (1, 9) OBP: 0.174, SLG: 0.273	2-1 G3-6-1 1-2		1-3 K		0-3 K			0-0 F4		4	0	0	0	0	2	8									
Ramon Hernandez, R (1, 2) OBP: 0.094, SLG: 0.200		0-0 L8		2-2 G5-3		1-1 FC1-5 2-3		1-1 G6-3		4	0	0	0	0	0	1									
Ben Grieve, L (1, 7) OBP: 0.300, SLG: 0.318		0-1 G4-3		2-3 K		3-3 K		0-0 1B 2B		4	0	1	0	0	2	1									
Jorge Velandia, R (1, 4) Jason Giambi, L (9, PH) Frank Menechino, R (9, FR)		0-0 G6-3		1-2 G5-3			2-1 F8	4-0 1B IBB		3	0	0	0	0	0	0									
3 Eric Chavez, L (1, 5) OBP: 0.378, SLG: 0.628			2-3 K		1-1 G4-3		2-1 F8	2-2 F7		4	0	0	0	0	1	2									
<b>Inning Stats</b>	R: 0 E: 0 K: 0 S: 11	H: 3 LOB: 2 BB: 1 P: 23	R: 0 E: 0 K: 0 S: 4	H: 0 LOB: 0 BB: 0 P: 4	R: 0 E: 0 K: 2 S: 15	H: 3 LOB: 3 BB: 1 P: 25	R: 0 E: 0 K: 1 S: 10	H: 0 LOB: 0 BB: 0 P: 15	R: 0 E: 0 K: 0 S: 9	H: 0 LOB: 0 BB: 0 P: 14	R: 1 E: 0 K: 2 S: 12	H: 2 LOB: 1 BB: 0 P: 18	R: 0 E: 0 K: 0 S: 7	H: 0 LOB: 0 BB: 0 P: 12	R: 0 E: 0 K: 2 S: 9	H: 0 LOB: 1 BB: 1 P: 18	R: 0 E: 0 K: 0 S: 9	H: 2 LOB: 2 BB: 1 P: 17	1B: 8 2B: 2 3B: 0 HR: 0	SF: 0 SAC: 0 DP: 1 HBP: 0	WP: 0 PB: 0 SB: 1 CS: 1	PA: 37			
<b>PITCHER</b>	IP	WLS	BF	H	R	ER	SO	BB	IBB	HBP	BLK	WP	HR	S	P	ERA	WHIP								
Jeff Fassero, L (1, 1) ERA: 2.93	5.1	L	23	8	1	1	4	2	0	0	0	0	0	56	90	1.69	1.875								
Rich Garces, R (6, 1) ERA: 4.23	2.1		8	0	0	0	3	1	0	0	0	0	0	20	38	0.00	0.429								
49 Tim Wakefield, R (8, 1) ERA: 1.64	1.1		6	2	0	0	0	0	1	0	0	0	0	10	18	0.00	1.500								

Oakland Athletics @ Boston Red Sox  
Fenway Park, Boston, MA  
Mon Apr 17 2000, 11:05 AM EDT  
Att: 33,240 - Sunny - 45 F

AB 33  
R 1  
H 10  
RBI 1  
BB 4  
SO 7  
LOB 13



Batter	1	2	3	4	5	6	7	8	9	AB	R	H	RBI	BB	SO	LOB	BOTTOM								
Darren Lewis, R (1, 7) OBP: 0.368, SLG: 0.200	4-1 L4-6 G3 BB		2-1 F9		2-1 G4-3			0-3 K		3	0	0	0	1	1	1									
Trot Nixon, L (1, 9) OBP: 0.367, SLG: 0.548	2-1 G3 1-2		3-3 K		4-2 FC5-4 BB			3-1 1B		3	0	1	0	1	1	1									
Brian Daubach, L (1, 10) OBP: 0.447, SLG: 0.769	1-0 L4-6 2-3		3-2 2B 1B		1-2 F9			0-3 K		4	0	1	0	0	1	3									
Nomar Garciaparra, R (1, 6) OBP: 0.380, SLG: 0.383		0-2 G5-3		1-1 1B 1-3 2B		0-0 FC5-4 1-2		2-3 K		4	0	1	0	0	1	1									
Carl Everett, S (1, 8) OBP: 0.426, SLG: 0.809		1-1 F2		4-0 IBB		3-2 G1-3		0-1 G1-3		3	0	0	0	1	0	1									
Mike Stanley, R (1, 3) Scott Hatteberg, L (9, PH)		1-2 G5-3		2-1 F9			1-1 G4-3	2-0 G6-3		3	0	0	0	0	0	3									
Jeff Frye, R (1, 4) OBP: 0.143, SLG: 0.143			1-3 K		1-1 L4		1-3 K			3	0	0	0	0	2	3									
Jason Varitek, S (1, 2) OBP: 0.409, SLG: 0.447			1-2 1B		1-3 K		2-2 F8			3	0	1	0	0	1	0									
3B Wilton Veras, R (1, 5) Jose Offerman, S (8, PH)			0-0 F8		0-0 F7			3-3 K		2	0	0	0	0	0	1									
<b>Inning Stats</b>	R: 0 E: 0 K: 0 S: 4	H: 0 LOB: 0 BB: 1 P: 11	R: 0 E: 0 K: 0 S: 8	H: 0 LOB: 0 BB: 0 P: 10	R: 0 E: 0 K: 1 S: 9	H: 1 LOB: 0 BB: 0 P: 13	R: 0 E: 0 K: 1 S: 17	H: 2 LOB: 3 BB: 1 P: 31	R: 0 E: 0 K: 1 S: 6	H: 0 LOB: 0 BB: 0 P: 9	R: 0 E: 0 K: 0 S: 9	H: 0 LOB: 1 BB: 1 P: 17	R: 0 E: 0 K: 1 S: 8	H: 0 LOB: 0 BB: 0 P: 12	R: 0 E: 0 K: 3 S: 11	H: 1 LOB: 1 BB: 0 P: 17	R: 0 E: 0 K: 1 S: 7	H: 0 LOB: 0 BB: 0 P: 11	1B: 3 2B: 2 3B: 0 HR: 0	SF: 0 SAC: 0 DP: 1 HBP: 0	WP: 0 PB: 0 SB: 0 CS: 0	PA: 33			
<b>PITCHER</b>	IP	WLS	BF	H	R	ER	SO	BB	IBB	HBP	BLK	WP	HR	S	P	ERA	WHIP								
Gil Heredia, R (1, 1) ERA: 2.84	7.0	W	26	3	0	0	4	2	1	0	0	0	0	61	103	0.00	0.714								
Doug Jones, R (8, 1) ERA:	1.0	H	4	1	0	0	3	0	0	0	0	0	0	11	17	0.00	1.000								
Jason Iringhausen, R (9, 1) ERA: 1.8	1.0	S	3	0	0	0	1	0	0	0	0	0	0	7	11	0.00	0.000								

Oakland Athletics @ Boston Red Sox  
Fenway Park, Boston, MA  
Mon Apr 17 2000, 11:05 AM EDT  
Att: 33,240 - Sunny - 45 F

AB 30  
R 0  
H 4  
RBI 0  
BB 3  
SO 8  
LOB 14





Batter	1	2	3	4	5	6	7	8	9	AB	R	H	RBI	BB	SO	LOB	TOP				
Ryan Christenson, R OBP: 0.333, SLG: 0.304	G6-3		G3					G3-1		5	0	2	3	0	0	1					
Miguel Tejada, R OBP: 0.355, SLG: 0.311	G5-3			3B	2B				HR	4	2	3	1	1	0	0					
Jason Giambi, L OBP: 0.420, SLG: 0.810	P5			K	K			G4-3		5	1	1	2	0	2	5					
Olmedo Saenz, R OBP: 0.464, SLG: 0.792		G3		G3				F9	E5	5	1	2	1	0	1	2					
Matt Stairs, L OBP: 0.250, SLG: 0.250	G3			G3						4	1	0	1	1	2	2					
Ben Griewe, L OBP: 0.309, SLG: 0.298	L4									3	0	0	0	2	2	2					
Sal Fasano, R OBP: 0.227, SLG: 0.200	K			G1-3				F8		4	0	0	0	1	1	3					
3 Eric Chavez, L OBP: 0.400, SLG: 0.609			G4-3							3	2	1	0	2	0	3					
Jorge Velandia, R John Jaha, R Frank Menechino, R			K		G5-3					2	0	0	0	0	1	1					
<b>Inning Stats</b>	R: 0 E: 0 K: 0 S: 7	H: 0 LOB: 0 BB: 0 P: 11	R: 0 E: 0 K: 1 S: 8	H: 1 LOB: 1 BB: 0 P: 14	R: 0 E: 0 K: 1 S: 6	H: 0 LOB: 0 BB: 0 P: 8	R: 2 E: 0 K: 1 S: 11	H: 2 LOB: 1 BB: 1 P: 20	R: 1 E: 0 K: 2 S: 15	H: 3 LOB: 2 BB: 0 P: 23	R: 3 E: 0 K: 1 S: 14	H: 2 LOB: 2 BB: 3 P: 32	R: 0 E: 0 K: 1 S: 7	H: 0 LOB: 1 BB: 1 P: 14	R: 2 E: 1 K: 1 S: 20	H: 1 LOB: 2 BB: 3 P: 34	1B: 5 2B: 2 3B: 1 HR: 1	SF: 0 SAC: 0 DP: 1 HBP: 0	WP: 0 PB: 0 SB: 1 CS: 0	PA: 44	
<b>PITCHER</b>	IP	WLS	BF	H	R	ER	SO	BB	IBB	HBP	BLK	WP	HR	S	P	ERA	WHIP				
Charles Nagy, R ERA: 6.18	5.2	L	28	7	6	6	6	3	1	0	0	0	0	57	101	9.53	1.765				
Scott Kamieniecki, R ERA: 2.57	2.1		9	1	0	0	3	1	0	0	0	0	0	18	34	0.00	0.857				
Steve Reed, R ERA: 14.54	0.0		3	1	2	2	0	1	0	0	0	0	1	8	13	∞	∞				
Tom Martin, L ERA: 3.38	1.0		4	0	0	0	1	2	0	0	0	0	0	12	21	0.00	2.000				

Oakland Athletics @ Cleveland Indians  
 Jacobs Field, Cleveland, OH  
 Tue Apr 18 2000, 7:05 PM EDT  
 Att: 40,551 - Cloudy - 46 F

AB 36  
 R 8  
 H 9  
 RBI 8  
 BB 8  
 SO 10  
 LOB 20



Batter	1	2	3	4	5	6	7	8	9	AB	R	H	RBI	BB	SO	LOB	BOTTOM					
Omar Vizquel, S OBP: 0.311, SLG: 0.455	F9		F8-3					P5	F8	4	0	0	0	1	1	4						
Travis Fryman, R OBP: 0.426, SLG: 0.522	G6-3		F8-3					FC6-4	P6	5	1	2	2	0	0	4						
Roberto Alomar, S OBP: 0.298, SLG: 0.354	HR		FC6-4					P5		3	1	1	0	1	1	1						
Manny Ramirez, R OBP: 0.361, SLG: 0.574	HR		FC6-4					FC6-4		4	1	1	2	0	0	2						
Jim Thome, L OBP: 0.276, SLG: 0.574	K			G6-3					1B	4	1	1	0	0	2	0						
Richie Sexson, R OBP: 0.314, SLG: 0.250		K			G4-6-3			G6-3	G6-3	4	0	1	0	0	1	1						
David Justice, L OBP: 0.442, SLG: 0.595				G4-6-3				G5-3	HBP	3	0	1	1	1	0	1						
Alex Ramirez, R OBP: 0.333, SLG: 0.500		K						G5-3		4	0	1	0	0	1	1						
Sandy Alomar Jr., R OBP: 0.394, SLG: 0.345										1	0	0	0	0	0	1						
Einar Diaz, R OBP: 0.278, SLG: 0.188	G1-3									2	1	1	0	0	0	0						
<b>Inning Stats</b>	R: 2 E: 0 K: 1 S: 12	H: 2 LOB: 0 BB: 0 P: 18	R: 0 E: 0 K: 2 S: 14	H: 0 LOB: 1 BB: 1 P: 21	R: 0 E: 0 K: 0 S: 6	H: 0 LOB: 2 BB: 2 P: 15	R: 0 E: 0 K: 0 S: 7	H: 1 LOB: 0 BB: 0 P: 11	R: 2 E: 0 K: 2 S: 12	H: 2 LOB: 0 BB: 0 P: 21	R: 0 E: 0 K: 1 S: 9	H: 0 LOB: 0 BB: 0 P: 16	R: 0 E: 0 K: 0 S: 5	H: 0 LOB: 0 BB: 0 P: 8	R: 0 E: 0 K: 0 S: 8	H: 1 LOB: 1 BB: 0 P: 13	R: 1 E: 0 K: 0 S: 12	H: 3 LOB: 3 BB: 0 P: 21	1B: 6 2B: 2 3B: 0 HR: 2	SF: 0 SAC: 0 DP: 2 HBP: 1	WP: 0 PB: 0 SB: 0 CS: 0	PA: 38
<b>PITCHER</b>	IP	WLS	BF	H	R	ER	SO	BB	IBB	HBP	BLK	WP	HR	S	P	ERA	WHIP					
Mark Mulder, L ERA: 6.0	6.0	W	24	5	4	4	6	3	0	0	0	0	0	5	8	0.00	1.333					
Mike Magnante, L ERA: 3.6	1.0	H	3	0	0	0	0	0	0	0	0	0	0	6	10	0.00	1.500					
T.J. Mathews, R ERA: 9.0	0.2	H	3	1	0	0	0	0	0	0	0	0	0	14	24	6.75	2.250					
Jason Istringhausen, R ERA: 2.84	1.1	S	8	3	1	1	0	0	0	1	0	0	0	0	0	0	0					

Oakland Athletics @ Cleveland Indians  
 Jacobs Field, Cleveland, OH  
 Tue Apr 18 2000, 7:05 PM EDT  
 Att: 40,551 - Cloudy - 46 F

AB 34  
 R 5  
 H 9  
 RBI 5  
 BB 3  
 SO 6  
 LOB 15





Batter	1	2	3	4	5	6	7	8	9	AB	R	H	RBI	BB	SO	LOB	TOP									
Ryan Christenson, R OBP: 0.400, SLG: 0.308 (1, 8)	2-3 K	4-1 BB		3-2 E 1B	4-2 HR BB		4-2 BB		3-2 G4-3	3	2	1	0	3	1	2	<b>Oakland Athletics @ Cleveland Indians</b> Jacobs Field, Cleveland, OH Wed Apr 19 2000, 7:05 PM EDT Att: 40,531 - Cloudy - 54 F									
Miguel Tejada, R OBP: 0.356, SLG: 0.392 (1, 6)	0-0 L9	2-3 K		0-0 E4 2B	2-0 HR		0-1 G5-3		1-0 G5-3	6	1	2	5	0	1	5										
Jason Giambi, L OBP: 0.436, SLG: 0.870 (1, 10)	2-0 2B		0-1 HR	4-1 G4-6-3 BB	1-1 F7			1-1 F7		4	1	2	1	1	0	0										
Olmedo Saenz, R OBP: 0.424, SLG: 0.679 (1, 3)	1-0 F9		1-2 L9	1-3 K	1-2 F9			2-1 HBP		4	0	0	0	0	1	3										
Ben Grieve, L OBP: 0.317, SLG: 0.353 Rich Becker, L OBP: 0.386, SLG: 0.324 (8, 7)		4-1 G4-3 3B BB	2-0 HR	0-1 G4-6-3		0-3 K		0-2 L5		4	2	1	1	1	1	3										
Matt Stairs, L OBP: 0.282, SLG: 0.321 (1, 9)	0-0 G4-3	3-1 WP G4-3 1B		2-0 HR	2-1 G3-1		0-0 F8			5	1	2	1	0	0	2										
3 Eric Chavez, L OBP: 0.418, SLG: 0.647 (1, 5)	1-1 FC4 3B	3-2 G4-3	1-2 BB HR 1B	1-2 F9		0-1 FC6-4 1B				5	2	3	1	0	0	1										
Sal Fasano, R OBP: 0.296, SLG: 0.182 (1, 2)	4-1 FC4 BB	4-2 BB	2-3 BB	4-2 BB HR BB		1-0 G5-3		0-1 FC6-4 G4-3 1B		2	1	0	0	3	0	1										
Jorge Velandia, R OBP: 0.071, SLG: 0.071 (1, 4)	2-2 FC4 BB	0-0 G5-3	0-2 F8		0-2 F8		1-0 P6		0-1 G4-3 1B	5	0	1	1	0	0	5										
<b>Inning Stats</b>	R: 0 E: 0 K: 1 S: 6	H: 1 LOB: 1 BB: 0 P: 11	R: 2 E: 0 K: 1 S: 14	H: 1 LOB: 2 BB: 3 P: 31	R: 2 E: 0 K: 0 S: 15	H: 3 LOB: 2 BB: 1 P: 28	R: 1 E: 1 K: 1 S: 10	H: 2 LOB: 1 BB: 1 P: 18	R: 5 E: 0 K: 0 S: 21	H: 3 LOB: 0 BB: 2 P: 36	R: 0 E: 0 K: 1 S: 7	H: 0 LOB: 0 BB: 0 P: 11	R: 0 E: 0 K: 0 S: 6	H: 0 LOB: 1 BB: 1 P: 12	R: 0 E: 0 K: 0 S: 7	H: 0 LOB: 1 BB: 0 P: 10		R: 0 E: 0 K: 0 S: 11	H: 2 LOB: 2 BB: 0 P: 15	1B: 5 2B: 2 3B: 1 HR: 4	SF: 0 SAC: 0 DP: 1 HBP: 1	WP: 1 PB: 0 SB: 0 CS: 0	PA: 47			
<b>PITCHER</b>	IP WLS BF H R ER SO BB IBB HBP BLK WP HR S P ERA WHIP											IP WLS BF H R ER SO BB IBB HBP BLK WP HR S P ERA WHIP														
Jaret Wright, R ERA: 3.71 Sean DePaula, R ERA: 22.5 Tom Martin, L ERA: 2.45 Ricardo Rincon, L ERA: Steve Karsay, R ERA: 1.5	(1, 1) 3.0 L 20 7 5 5 2 4 0 0 0 1 2 39 77 15.00 3.667	(4, 1) 2.0 11 3 5 5 1 3 0 0 0 0 2 27 47 22.50 3.000	(6, 1) 2.0 7 0 0 0 1 1 0 0 0 0 0 13 23 0.00 0.500	(8, 1) 1.0 4 0 0 0 0 0 0 1 0 0 0 7 10 0.00 0.000	(9, 1) 1.0 5 2 0 0 0 0 0 0 0 0 0 11 15 0.00 2.000											(1, 1) 3.0 L 20 7 5 5 2 4 0 0 0 1 2 39 77 15.00 3.667										
Kenny Lofton, L OBP: 0.354, SLG: 0.405 (1, 8)	4-2 WP S BB	0-0 FC6-4		3-1 1-2 2H 1B		1-0 FC4-6 1B		1-0 G4-3		4	0	2	1	1	0	3	<b>Oakland Athletics @ Cleveland Indians</b> Jacobs Field, Cleveland, OH Wed Apr 19 2000, 7:05 PM EDT Att: 40,531 - Cloudy - 54 F									
Omar Vizquel, S OBP: 0.323, SLG: 0.439 Enrique Wilson, S OBP: 0.800, SLG: 1.000 (1, 6) (7, 6)	4-2 K BB		4-1 G6-4-3 1B BB	1-1 L8		1-0 FC4-6 1-2 HR 1B		0-2 HR 1B		2	0	0	0	2	0	3										
Roberto Alomar, S OBP: 0.323, SLG: 0.491 (1, 4)	2-2 F7		0-2 G6-4-3 1B	1-2 HR		2-0 G3		1-1 HR 1B		5	2	3	3	0	0	3										
Manny Ramirez, R OBP: 0.333, SLG: 0.525 (1, 9)	3-3 K		0-0 G6-4-3	1-3 K		3-2 P4		1-3 K		5	0	0	0	0	3	4										
Jim Thome, L OBP: 0.254, SLG: 0.525 (1, 3)		2-1 F9	1-2 F9	1-1 G3		2-2 G4-3		3-2 G3-1		5	0	0	0	0	0	1										
David Justice, L OBP: 0.438, SLG: 0.565 (1, 7)	2-3 K		1-1 F8	4-2 BB BB		1-1 G4-3		0-0 1B		4	0	1	0	1	1	0										
Travis Fryman, R OBP: 0.424, SLG: 0.520 (1, 5)	2-2 1B 2B		1-1 G6-3	4-2 BB BB		2-3 K		0-0 F9		4	1	1	0	1	1	1										
Jacob Cruz, L OBP: 0.304, SLG: 0.300 (1, 10)	4-0 FC6-4 1B BB		1-0 1B 1B	0-0 G4-3		3-3 K				3	1	1	0	1	1	2										
Einar Diaz, R OBP: 0.364, SLG: 0.300 (1, 2)	2-2 FC6-4 1B		0-1 1B		0-0 G6-3		3-2 1B			4	0	3	1	0	0	0										
<b>Inning Stats</b>	R: 0 E: 0 K: 1 S: 13	H: 0 LOB: 1 BB: 2 P: 26	R: 1 E: 0 K: 1 S: 14	H: 2 LOB: 1 BB: 1 P: 26	R: 0 E: 0 K: 0 S: 9	H: 1 LOB: 1 BB: 1 P: 14	R: 1 E: 0 K: 0 S: 11	H: 3 LOB: 2 BB: 0 P: 18	R: 1 E: 0 K: 1 S: 18	H: 1 LOB: 2 BB: 2 P: 29	R: 0 E: 0 K: 0 S: 4	H: 1 LOB: 1 BB: 0 P: 8	R: 0 E: 0 K: 2 S: 12	H: 0 LOB: 0 BB: 0 P: 14	R: 0 E: 0 K: 2 S: 12	H: 1 LOB: 1 BB: 0 P: 21		R: 2 E: 0 K: 1 S: 14	H: 3 LOB: 1 BB: 0 P: 19	1B: 9 2B: 1 3B: 0 HR: 2	SF: 0 SAC: 0 DP: 1 HBP: 0	WP: 1 PB: 0 SB: 1 CS: 0	PA: 43			
<b>PITCHER</b>	IP WLS BF H R ER SO BB IBB HBP BLK WP HR S P ERA WHIP											IP WLS BF H R ER SO BB IBB HBP BLK WP HR S P ERA WHIP														
Kevin Appier, R ERA: 4.18 Jeff Tam, R ERA: 3.18 Doug Jones, R ERA: 3.18	(1, 1) 5.0 W 26 7 3 3 3 6 0 0 0 0 0 24 43 0.00 0.667	(6, 1) 3.0 11 2 0 0 2 0 0 0 0 0 0 1 14 19 18.00 3.000	(9, 1) 1.0 6 3 2 2 1 0 0 0 0 0 1 14 19 18.00 3.000											(1, 1) 5.0 W 26 7 3 3 3 6 0 0 0 0 0 24 43 0.00 0.667												

AB	38
R	10
H	12
RBI	10
BB	8
SO	4
LOB	22



AB	37
R	5
H	12
RBI	5
BB	6
SO	6
LOB	17





Batter	1	2	3	4	5	6	7	8	9	AB	R	H	RBI	BB	SO	LOB	TOP										
Ryan Christenson, R OBP: 0.353, SLG: 0.267 Rich Becker, L OBP: 0.400, SLG: 0.343	G6-3	K		K		L1		BB 1B		4	0	0	0	0	2	6	<b>Oakland Athletics @ Cleveland Indians</b> Jacobs Field, Cleveland, OH Thu Apr 20 2000, 7:05 PM EDT Att: 42,134 - Overcast - 64 F										
Miguel Tejada, R OBP: 0.359, SLG: 0.393	WP 1B		G6-3		G5-3		HR 1B	F9		5	1	2	0	0	0	1											
Matt Stairs, L OBP: 0.288, SLG: 0.404	K				K		HR 1B			4	1	2	2	1	2	1											
John Jaha, R OBP: 0.385, SLG: 0.143	K				K		K			5	0	0	0	0	5	4											
Olmedo Saenz, R OBP: 0.447, SLG: 0.697		1B SF9 2B								5	1	3	0	0	1	1											
Ben Griewe, L OBP: 0.308, SLG: 0.339					G4-3		G4-6-3			5	1	1	0	0	2	2											
Eric Chavez, L OBP: 0.433, SLG: 0.636							BB 1B			4	0	2	0	1	2	3											
Sal Fasano, R OBP: 0.375, SLG: 0.280		SF9					BB 1B			3	0	3	1	1	0	0											
Jorge Velandia, R OBP: 0.125, SLG: 0.188 Jeremy Giambi, L OBP: 0.208, SLG: 0.273 Frank Menechino, R OBP: 0.327, SLG: 0.500 Jason Giambi, L OBP: 0.429, SLG: 0.851					P4		1-2 2-3 BB	FC5-4 1B		2	0	1	1	0	0	2											
<b>Inning Stats</b>	R: 0 E: 0 K: 2 S: 11	H: 1 LOB: 1 BB: 0 P: 17	R: 2 E: 0 K: 2 S: 14	H: 3 LOB: 1 BB: 0 P: 18	R: 0 E: 0 K: 1 S: 10	H: 1 LOB: 1 BB: 0 P: 17	R: 0 E: 0 K: 1 S: 8	H: 0 LOB: 2 BB: 2 P: 18	R: 0 E: 0 K: 0 S: 7	H: 3 LOB: 3 BB: 1 P: 28	R: 2 E: 0 K: 3 S: 15	H: 3 LOB: 1 BB: 0 P: 20	R: 1 E: 1 K: 1 S: 14	H: 2 LOB: 2 BB: 1 P: 24	R: 0 E: 0 K: 2 S: 11	H: 2 LOB: 2 BB: 0 P: 16		1B: 11 2B: 3 3B: 0 HR: 1	SF: 1 SAC: 0 DP: 1 HBP: 0	WP: 1 PB: 0 SB: 0 CS: 0	PA: 45						
<b>PITCHER</b>	IP	WLS	BF	H	R	ER	SO	BB	IBB	HBP	BLK	WP	HR	S	P	ERA	WHIP										
Dave Burba, R ERA: 7.2 Scott Kamieniecki, R ERA: 4.32 Ricardo Rincon, L ERA: Paul Shuey, R ERA: Steve Karsay, R ERA: 1.29	5.0	W	22	5	2	2	9	2	0	0	0	1	0	50	82	3.60	1.400										
<b>PITCHER</b>	IP	WLS	BF	H	R	ER	SO	BB	IBB	HBP	BLK	WP	HR	S	P	ERA	WHIP										
Tim Hudson, R ERA: 8.44 Ron Mahay, L ERA: 7.7 T.J. Mathews, R ERA: 9.0	2.1	L	12	6	3	3	2	1	0	0	0	1	0	48	76	7.36	1.909										
	3.2		18	6	3	3	2	1	0	0	0	0	1	30	40	9.00	2.000										
	2.0		10	3	2	2	0	1	0	0	0	0	1	30	40	9.00	2.000										

AB	40
R	5
H	15
RBI	5
BB	4
SO	15
LOB	23



AB	36
R	9
H	14
RBI	9
BB	3
SO	5
LOB	12





Batter	1	2	3	4	5	6	7	8	9	AB	R	H	RBI	BB	SO	LOB	TOP							
<b>Brady Anderson, L</b> OBP: 0.328, SLG: 0.415										5	1	1	0	0	0	2	<b>Baltimore Orioles @ Oakland Athletics</b> Network Associates Coliseum, Oakland, CA Fri Apr 21 2000, 10:05 PM EDT Att: 11,802 - Cloudy - 57 F							
<b>Delino DeShields, L</b> OBP: 0.381, SLG: 0.448										5	1	3	1	0	0	1								
<b>B.J. Surhoff, L</b> OBP: 0.406, SLG: 0.492										4	1	1	1	1	1	2								
<b>Albert Belle, R</b> OBP: 0.426, SLG: 0.556										2	2	1	1	2	0	0								
<b>Rich Amaral, R</b> OBP: 0.545, SLG: 0.500										0	0	0	0	1	0	0								
<b>Harold Baines, L</b> OBP: 0.276, SLG: 0.321										5	2	2	1	0	0	3								
<b>Cal Ripken Jr., R</b> OBP: 0.304, SLG: 0.510										4	1	2	4	0	0	0								
<b>Jeff Conine, R</b> OBP: 0.419, SLG: 0.586										1	0	1	0	0	0	0								
<b>Will Clark, L</b> OBP: 0.558, SLG: 0.500										4	2	2	0	1	1	1								
<b>Charles Johnson, R</b> OBP: 0.321, SLG: 0.680										5	1	1	0	0	1	4								
<b>Mike Bordick, R</b> OBP: 0.377, SLG: 0.696										4	0	1	2	0	1	2								
<b>Inning Stats</b>	R: 1 E: 0 K: 0 S: 10	H: 2 LOB: 1 BB: 1 P: 19	R: 0 E: 0 K: 1 S: 11	H: 1 LOB: 1 BB: 0 P: 18	R: 0 E: 0 K: 0 S: 7	H: 0 LOB: 0 BB: 0 P: 10	R: 0 E: 0 K: 0 S: 6	H: 0 LOB: 0 BB: 0 P: 12	R: 2 E: 0 K: 1 S: 9	H: 2 LOB: 1 BB: 1 P: 17	R: 3 E: 1 K: 0 S: 11	H: 3 LOB: 1 BB: 1 P: 19	R: 5 E: 0 K: 2 S: 18	H: 4 LOB: 0 BB: 1 P: 28	R: 0 E: 0 K: 0 S: 7	H: 0 LOB: 2 BB: 1 P: 10	R: 0 E: 0 K: 0 S: 10	H: 2 LOB: 2 BB: 1 P: 17	1B: 11 2B: 3 3B: 0 HR: 1	SF: 0 SAC: 0 DP: 2 HBP: 0	WP: 0 PB: 0 SB: 0 CS: 1	PA: 45		
<b>PITCHER</b>	IP WLS BF H R ER SO BB IBB HBP BLK WP HR S P ERA WHIP	IP WLS BF H R ER SO BB IBB HBP BLK WP HR S P ERA WHIP	IP WLS BF H R ER SO BB IBB HBP BLK WP HR S P ERA WHIP	IP WLS BF H R ER SO BB IBB HBP BLK WP HR S P ERA WHIP	IP WLS BF H R ER SO BB IBB HBP BLK WP HR S P ERA WHIP	IP WLS BF H R ER SO BB IBB HBP BLK WP HR S P ERA WHIP	IP WLS BF H R ER SO BB IBB HBP BLK WP HR S P ERA WHIP	IP WLS BF H R ER SO BB IBB HBP BLK WP HR S P ERA WHIP	IP WLS BF H R ER SO BB IBB HBP BLK WP HR S P ERA WHIP	IP WLS BF H R ER SO BB IBB HBP BLK WP HR S P ERA WHIP	IP WLS BF H R ER SO BB IBB HBP BLK WP HR S P ERA WHIP	IP WLS BF H R ER SO BB IBB HBP BLK WP HR S P ERA WHIP	IP WLS BF H R ER SO BB IBB HBP BLK WP HR S P ERA WHIP	IP WLS BF H R ER SO BB IBB HBP BLK WP HR S P ERA WHIP	IP WLS BF H R ER SO BB IBB HBP BLK WP HR S P ERA WHIP	IP WLS BF H R ER SO BB IBB HBP BLK WP HR S P ERA WHIP	IP WLS BF H R ER SO BB IBB HBP BLK WP HR S P ERA WHIP	IP WLS BF H R ER SO BB IBB HBP BLK WP HR S P ERA WHIP	IP WLS BF H R ER SO BB IBB HBP BLK WP HR S P ERA WHIP	IP WLS BF H R ER SO BB IBB HBP BLK WP HR S P ERA WHIP	IP WLS BF H R ER SO BB IBB HBP BLK WP HR S P ERA WHIP	IP WLS BF H R ER SO BB IBB HBP BLK WP HR S P ERA WHIP	IP WLS BF H R ER SO BB IBB HBP BLK WP HR S P ERA WHIP	IP WLS BF H R ER SO BB IBB HBP BLK WP HR S P ERA WHIP

AB	39
R	11
H	15
RBI	10
BB	5
SO	4
LOB	15



Batter	1	2	3	4	5	6	7	8	9	AB	R	H	RBI	BB	SO	LOB	BOTTOM						
<b>Rich Becker, L</b> OBP: 0.412, SLG: 0.375										5	2	2	1	1	1	5	<b>Baltimore Orioles @ Oakland Athletics</b> Network Associates Coliseum, Oakland, CA Fri Apr 21 2000, 10:05 PM EDT Att: 11,802 - Cloudy - 57 F						
<b>Miguel Tejada, R</b> OBP: 0.343, SLG: 0.371										6	1	1	1	0	0	6							
<b>Jason Giambi, L</b> OBP: 0.426, SLG: 0.804										4	0	1	1	1	1	1							
<b>Olmedo Saenz, R</b> OBP: 0.419, SLG: 0.632										5	1	1	0	0	3	3							
<b>Matt Stairs, L</b> OBP: 0.296, SLG: 0.443										4	1	1	2	1	2	1							
<b>Ben Grievie, L</b> OBP: 0.314, SLG: 0.350										4	1	1	0	1	0	2							
<b>Ramon Hernandez, R</b> OBP: 0.167, SLG: 0.219										2	1	1	0	2	0	0							
<b>3 Eric Chavez, L</b> OBP: 0.446, SLG: 0.621										3	1	1	1	2	0	1							
<b>Jorge Velandia, R</b> OBP: 0.167, SLG: 0.222										2	0	1	0	0	1	1							
<b>Jeremy Giambi, L</b> OBP: 0.230, SLG: 0.261										1	0	0	0	0	0	2							
<b>Frank Menechino, R</b> OBP: 0.340, SLG: 0.512										1	1	1	1	0	0	0							
<b>John Jaha, R</b> OBP: 0.400, SLG: 0.143										0	0	0	0	0	0	0							
<b>Ryan Christenson, R</b> OBP: 0.353, SLG: 0.267										0	0	0	0	0	0	0							
<b>Inning Stats</b>	R: 1 E: 0 K: 0 S: 13	H: 2 LOB: 2 BB: 1 P: 27	R: 0 E: 0 K: 2 S: 11	H: 1 LOB: 1 BB: 0 P: 15	R: 0 E: 0 K: 1 S: 8	H: 0 LOB: 0 BB: 0 P: 12	R: 0 E: 0 K: 1 S: 8	H: 0 LOB: 0 BB: 0 P: 10	R: 0 E: 0 K: 0 S: 11	H: 0 LOB: 1 BB: 2 P: 23	R: 0 E: 0 K: 2 S: 10	H: 0 LOB: 1 BB: 1 P: 17	R: 0 E: 0 K: 2 S: 32	H: 5 LOB: 1 BB: 2 P: 56	R: 0 E: 0 K: 0 S: 7	H: 0 LOB: 3 BB: 2 P: 18	R: 0 E: 0 K: 0 S: 10	H: 2 LOB: 2 BB: 1 P: 18	1B: 8 2B: 2 3B: 0 HR: 1	SF: 0 SAC: 1 DP: 0 HBP: 1	WP: 1 PB: 1 SB: 0 CS: 0	PA: 47	
<b>PITCHER</b>	IP WLS BF H R ER SO BB IBB HBP BLK WP HR S P ERA WHIP	IP WLS BF H R ER SO BB IBB HBP BLK WP HR S P ERA WHIP	IP WLS BF H R ER SO BB IBB HBP BLK WP HR S P ERA WHIP	IP WLS BF H R ER SO BB IBB HBP BLK WP HR S P ERA WHIP	IP WLS BF H R ER SO BB IBB HBP BLK WP HR S P ERA WHIP	IP WLS BF H R ER SO BB IBB HBP BLK WP HR S P ERA WHIP	IP WLS BF H R ER SO BB IBB HBP BLK WP HR S P ERA WHIP	IP WLS BF H R ER SO BB IBB HBP BLK WP HR S P ERA WHIP	IP WLS BF H R ER SO BB IBB HBP BLK WP HR S P ERA WHIP	IP WLS BF H R ER SO BB IBB HBP BLK WP HR S P ERA WHIP	IP WLS BF H R ER SO BB IBB HBP BLK WP HR S P ERA WHIP	IP WLS BF H R ER SO BB IBB HBP BLK WP HR S P ERA WHIP	IP WLS BF H R ER SO BB IBB HBP BLK WP HR S P ERA WHIP	IP WLS BF H R ER SO BB IBB HBP BLK WP HR S P ERA WHIP	IP WLS BF H R ER SO BB IBB HBP BLK WP HR S P ERA WHIP	IP WLS BF H R ER SO BB IBB HBP BLK WP HR S P ERA WHIP	IP WLS BF H R ER SO BB IBB HBP BLK WP HR S P ERA WHIP	IP WLS BF H R ER SO BB IBB HBP BLK WP HR S P ERA WHIP	IP WLS BF H R ER SO BB IBB HBP BLK WP HR S P ERA WHIP	IP WLS BF H R ER SO BB IBB HBP BLK WP HR S P ERA WHIP	IP WLS BF H R ER SO BB IBB HBP BLK WP HR S P ERA WHIP	IP WLS BF H R ER SO BB IBB HBP BLK WP HR S P ERA WHIP	IP WLS BF H R ER SO BB IBB HBP BLK WP HR S P ERA WHIP





Batter	1	2	3	4	5	6	7	8	9	AB	R	H	RBI	BB	SO	LOB	TOP								
<b>Brady Anderson, L</b> (1, 8) OBP: 0.318, SLG: 0.397	1-1 F5	1-0 L9		1-1 1B		0-1 G3			1-2 F5	5	0	1	0	0	0	0	<b>Baltimore Orioles @ Oakland Athletics</b> <b>Network Associates Coliseum, Oakland, CA</b> Sat Apr 22 2000, 4:05 PM EDT Att: 23,783 - Cloudy - 63 F								
<b>Delino DeShields, L</b> (1, 4) OBP: 0.368, SLG: 0.419	4-2 G4-3 BB		1-2 G3	0-3 K		2-1 L4			3-2 G4-3	4	0	0	0	1	1										
<b>B.J. Surhoff, L</b> (1, 7) OBP: 0.405, SLG: 0.485	3-2 G4-3		0-0 F8	0-2 1B		1-3 K2-3			3-2 1B	5	0	2	0	0	1										
<b>Albert Belle, R</b> (1, 9) OBP: 0.438, SLG: 0.536	4-2 BB		4-2 2B	0-1 P4			4-2 G6-4-3 HBP		1-1 F8	2	1	0	0	2	0	3									
<b>Harold Baines, L</b> (1, 10) OBP: 0.290, SLG: 0.367	2-1 L6		0-0 1B	1-H 2B			0-0 E		0-0 F7	4	1	2	1	0	0	3									
<b>Cal Ripken Jr., R</b> (1, 5) OBP: 0.317, SLG: 0.509		0-1 HR	1-0 BB	2-3 1B		1-1 G6-3			2-2 G6-4-3	4	1	2	0	0	2										
<b>Will Clark, L</b> (1, 3) OBP: 0.354, SLG: 0.487		1-1 F8	4-2 1B	1-2 BB		3-1 E9			3-2 G4-3	3	0	1	0	1	0	1									
<b>Greg Myers, L</b> (1, 2) OBP: 0.250, SLG: 0.250		0-0 L7	3-3 K			2-3 K			0-2 1B	4	0	1	0	0	2	5									
<b>Charles Johnson, R</b> (9, 2) OBP: 0.321, SLG: 0.680										0	0	0	0	0	0	0									
<b>Mike Bordick, R</b> (1, 6) OBP: 0.369, SLG: 0.717		2-1 HR				1-1 F9			3-2 F8	4	1	1	2	0	0	1									
<b>Inning Stats</b>	R: 0 E: 0 K: 0 S: 11	H: 0 LOB: 2 BB: 2 P: 25	R: 2 E: 0 K: 0 S: 8	H: 2 LOB: 0 BB: 0 P: 12	R: 1 E: 0 K: 1 S: 15	H: 2 LOB: 2 BB: 2 P: 28	R: 0 E: 0 K: 1 S: 12	H: 2 LOB: 2 BB: 0 P: 14	R: 1 E: 0 K: 1 S: 10	H: 2 LOB: 1 BB: 0 P: 16	R: 0 E: 0 K: 1 S: 7	H: 0 LOB: 0 BB: 0 P: 10	R: 0 E: 0 K: 0 S: 6	H: 0 LOB: 0 BB: 0 P: 12	R: 0 E: 0 K: 0 S: 9	H: 1 LOB: 0 BB: 0 P: 15	R: 0 E: 0 K: 0 S: 13	H: 1 LOB: 1 BB: 0 P: 21	1B: 7 2B: 2 3B: 0 HR: 1	SF: 0 SAC: 0 DP: 1 HBP: 1	WP: 0 PB: 0 SB: 1 CS: 0	PA: 40			
<b>PITCHER</b>	IP	WLS	BF	H	R	ER	SO	BB	IBB	HBP	BLK	WP	HR	S	P	ERA	WHIP								
<b>Gil Heredia, R</b> (1, 1) ERA: 3.24	6.0	L	30	8	4	3	4	4	0	0	0	0	1	63	105	4.50	2.000								
<b>Jeff Tam, R</b> (7, 1) ERA: 2.7	2.0		6	1	0	0	0	0	0	1	0	0	0	15	27	0.00	0.500								
<b>Mike Magnante, L</b> (9, 1) ERA: 3.0	1.0		4	1	0	0	0	0	0	0	0	0	0	13	21	0.00	1.000								

Batter	1	2	3	4	5	6	7	8	9	AB	R	H	RBI	BB	SO	LOB	BOTTOM								
<b>Ryan Christenson, R</b> (1, 8) OBP: 0.395, SLG: 0.281	1-0 F7		4-1 1B		3-2 FC4-6		4-2 G3-1		0-0 SH1-4	2	1	1	0	2	0	0	<b>Baltimore Orioles @ Oakland Athletics</b> <b>Network Associates Coliseum, Oakland, CA</b> Sat Apr 22 2000, 4:05 PM EDT Att: 23,783 - Cloudy - 63 F								
<b>Jeremy Giambi, L</b> (1, 7) OBP: 0.233, SLG: 0.259	1-0 F7		2-0 1B		0-0 FC4-6		1-1 G3-1		4-2 1B	4	0	1	0	1	0	2									
<b>Jason Giambi, L</b> (1, 10) OBP: 0.409, SLG: 0.764	0-1 F8		2-2 1B		1-0 P6		2-3 K		3-1 SF8	4	0	1	2	0	1	2									
<b>Olmedo Saenz, R</b> (1, 3) OBP: 0.396, SLG: 0.581		0-2 F5	1-0 P4		1-2 L5		2-1 F2		0-0 1B	5	0	1	0	0	0	3									
<b>Matt Stairs, L</b> (1, 9) OBP: 0.316, SLG: 0.462		1-1 F8		0-1 G3		1-1 F8		4-2 G4-6-3	0-1 F5	4	1	2	0	1	0	3									
<b>Miguel Tejada, R</b> (1, 6) OBP: 0.351, SLG: 0.359		4-2 BB		1-0 F9		4-0 1B		0-0 G4-6-3		2	0	0	0	2	0	2									
<b>3 Eric Chavez, L</b> (1, 5) OBP: 0.420, SLG: 0.581		3-2 F9		0-1 G3		0-1 F8		1-2 P6		4	0	0	0	0	0	4									
<b>Sal Fasano, R</b> (1, 2) OBP: 0.353, SLG: 0.259			2-1 P6		1-0 G4-3		0-1 1B		3-2 SH1-4	2	0	0	0	0	0	1									
<b>Ben Griève, L</b> (6, PH) OBP: 0.324, SLG: 0.361									1-1 SH1-4	1	0	1	1	0	0	0									
<b>Frank Menechino, R</b> (6, PR) OBP: 0.340, SLG: 0.512									1-2 1B	0	0	0	0	0	0	0									
<b>Rich Becker, L</b> (9, PH) OBP: 0.423, SLG: 0.390									1-1 SH1-4	1	1	1	0	0	0	0									
<b>Jorge Velandia, R</b> (1, 4) OBP: 0.150, SLG: 0.200			1-1 L9		0-2 L9		1-3 K2-3		1-1 1B	2	0	0	0	0	0	0									
<b>Ramon Hernandez, R</b> (6, PH) OBP: 0.184, SLG: 0.235									1-2 1B	2	0	1	0	0	1	2									
<b>Inning Stats</b>	R: 0 E: 0 K: 0 S: 4	H: 0 LOB: 0 BB: 0 P: 6	R: 0 E: 0 K: 0 S: 16	H: 0 LOB: 1 BB: 1 P: 24	R: 1 E: 0 K: 0 S: 10	H: 2 LOB: 1 BB: 1 P: 22	R: 0 E: 0 K: 0 S: 6	H: 1 LOB: 1 BB: 0 P: 8	R: 0 E: 0 K: 0 S: 8	H: 1 LOB: 1 BB: 0 P: 12	R: 1 E: 0 K: 1 S: 12	H: 2 LOB: 2 BB: 1 P: 19	R: 0 E: 0 K: 1 S: 10	H: 0 LOB: 1 BB: 1 P: 19	R: 0 E: 0 K: 0 S: 7	H: 0 LOB: 0 BB: 1 P: 12	R: 1 E: 0 K: 0 S: 15	H: 3 LOB: 3 BB: 1 P: 26	1B: 8 2B: 1 3B: 0 HR: 0	SF: 1 SAC: 1 DP: 1 HBP: 0	WP: 0 PB: 0 SB: 0 CS: 0	PA: 41			
<b>PITCHER</b>	IP	WLS	BF	H	R	ER	SO	BB	IBB	HBP	BLK	WP	HR	S	P	ERA	WHIP								
<b>Jose Mercedes, R</b> (1, 1) ERA: 4.86	5.2	W	26	6	2	2	2	3	0	0	0	0	0	53	87	3.18	1.588								
<b>Calvin Maduro, R</b> (6, 1) ERA: 7.3	2.1	H	8	0	0	0	2	2	0	0	0	0	0	20	35	0.00	0.857								
<b>Mike Timlin, R</b> (9, 1) ERA: 10.13	0.2	H	6	3	1	1	0	1	0	0	0	0	0	13	24	13.50	6.000								
<b>Buddy Groom, L</b> (9, 1) ERA: 2.08	0.1	S	1	0	0	0	0	0	0	0	0	0	0	2	2	0.00	0.000								

AB	35
R	4
H	10
RBI	3
BB	4
SO	4
LOB	17

AB	33
R	3
H	9
RBI	3
BB	6
SO	2
LOB	19













Batter	1	2	3	4	5	6	7	8	9	AB	R	H	RBI	BB	SO	LOB	TOP										
<b>José Cruz Jr. S</b> OBP: 0.340, SLG: 0.598 (1, 8)	2-2 S 1B		4-2 G6-3 BB			1-2 G4-3		1-0 G3		3	0	1	0	1	0	1	<b>Toronto Blue Jays @ Oakland Athletics</b> Network Associates Coliseum, Oakland, CA Tue Apr 25 2000, 10:05 PM EDT Att: 8,266 - Sunny - 62 F										
<b>Homer Bush R</b> OBP: 0.239, SLG: 0.212 (1, 4)	1-3 K2-3		0-2 G6-3			2-1 G6-3		0-0 F9		4	0	0	0	0	1	3											
<b>Raul Mondesi R</b> OBP: 0.327, SLG: 0.533 (1, 9)	1-3 K			2-3 K			3-2 G5-3		4-0 G4-3 2B BB	3	1	0	0	1	2	1											
<b>Carlos Delgado L</b> OBP: 0.427, SLG: 0.684 (1, 3)	1-3 K			1-0 L3 HBP			1-3 K		3-2 G4-3	3	0	0	0	0	2	2											
<b>Brad Fullmer L</b> OBP: 0.467, SLG: 0.723 (1, 10)		3-1 F9		2-2 L3			1-0 HR		0-0 2B	4	1	2	2	0	0	1											
<b>Tony Batista R</b> OBP: 0.348, SLG: 0.686 (1, 5)		2-3 K			0-1 P6		2-0 P5		2-1 F7	4	0	0	0	0	1	1											
<b>Darrin Fletcher L</b> OBP: 0.333, SLG: 0.524 (1, 2)		1-2 G4-3			0-1 G3-1				0-0 F7	3	0	0	0	0	0	0											
<b>Alex Gonzalez R</b> OBP: 0.300, SLG: 0.268 (1, 6)			4-1 G4-3 BB		2-3 K			2-1 G4-3		2	0	0	0	1	1	0											
<b>Dewayne Wise L</b> OBP: 0.167, SLG: 0.167 (1, 7)			2-0 G4-3			0-3 K		0-0 1B		3	0	1	0	0	1	1											
<b>Inning Stats</b>	R: 0 E: 0 K: 3 S: 14	H: 1 LOB: 1 BB: 0 P: 19	R: 0 E: 0 K: 1 S: 8	H: 0 LOB: 0 BB: 0 P: 14	R: 0 E: 0 K: 0 S: 7	H: 0 LOB: 1 BB: 2 P: 17	R: 0 E: 0 K: 1 S: 6	H: 0 LOB: 0 BB: 0 P: 11	R: 0 E: 0 K: 1 S: 7	H: 0 LOB: 0 BB: 0 P: 9	R: 0 E: 0 K: 1 S: 8	H: 0 LOB: 0 BB: 0 P: 11	R: 1 E: 0 K: 1 S: 11	H: 1 LOB: 0 BB: 0 P: 18	R: 0 E: 0 K: 0 S: 5	H: 1 LOB: 1 BB: 0 P: 8	R: 1 E: 0 K: 0 S: 7	H: 1 LOB: 1 BB: 1 P: 16	1B: 2 2B: 2 HR: 1	SF: 0 SAC: 0 DP: 2	WP: 0 PB: 0 SB: 1 CS: 0	PA: 33					
<b>PITCHER</b>	IP	WLS	BF	H	R	ER	SO	BB	IBB	HBP	BLK	WP	HR	S	P	ERA	WHIP										
<b>Tim Hudson R</b> ERA: 6.26 (1, 1)	7.0	W	24	2	1	1	8	2	0	0	0	0	1	61	99	1.29	0.571										
<b>Jeff Tam R</b> ERA: 2.51 (8, 1)	1.0		4	1	0	0	0	0	0	0	0	0	0	5	8	0.00	1.000										
<b>Ron Mahay L</b> ERA: 7.82 (9, 1)	1.0		5	1	1	1	0	1	0	0	0	0	0	7	16	9.00	2.000										

AB	29
R	2
H	4
RBI	2
BB	3
SO	8
LOB	10



Batter	1	2	3	4	5	6	7	8	9	AB	R	H	RBI	BB	SO	LOB	BOTTOM										
<b>Terrence Long L</b> OBP: 0.500, SLG: 0.889 (1, 8)	3-2 BB 1B 2B			0-0 G4-3	1-1 HBP		1-1 2B			4	2	3	3	0	0	1	<b>Toronto Blue Jays @ Oakland Athletics</b> Network Associates Coliseum, Oakland, CA Tue Apr 25 2000, 10:05 PM EDT Att: 8,266 - Sunny - 62 F										
<b>Miguel Tejada R</b> OBP: 0.395, SLG: 0.355 (1, 6)	1-1 BB		2-2 G1		0-1 G5-3		1-3 K			4	1	1	0	0	1	3											
<b>Jorge Velandía R</b> OBP: 0.143, SLG: 0.190 (7, 6)	1-2 2B									1	0	0	0	0	1	1											
<b>Jason Giambi L</b> OBP: 0.400, SLG: 0.677 (1, 3)	4-1 2B 1B BB		3-2 G3		1-0 1B BB	0-0 HR		4-0 1B BB		3	3	2	0	2	0	0											
<b>Olmedo Saenz R</b> OBP: 0.407, SLG: 0.571 (1, 10)	1-3 K		1-1 F7		0-0 BB SF8	1-3 K		1-1 1B		5	1	2	0	0	2	4											
<b>Matt Stairs L</b> OBP: 0.315, SLG: 0.434 (1, 9)	1-1 1B WP		4-0 G4-6-3 BB		4-1 BB HBP	2-0 F8		2-3 K		2	2	1	2	2	0	1											
<b>Rich Becker L</b> OBP: 0.404, SLG: 0.356 (7, 9)	1-3 2H 3H				1-2 HBP			1-2 1B		1	0	0	0	0	1	2											
<b>Ben Griève L</b> OBP: 0.341, SLG: 0.446 (1, 7)	1-2 WP		1-1 G4-6-3		4-2 HBP	1-0 HR		1-2 F8		4	1	2	4	1	0	3											
<b>Ramon Hernandez R</b> OBP: 0.220, SLG: 0.302 (1, 2)	2-3 3H				1-2 2-3 3H	1-0 SF8		0-0 G3		3	0	0	1	1	1	3											
<b>3 Eric Chavez L</b> OBP: 0.390, SLG: 0.521 (1, 5)	1-1 F9		0-3 K		3-2 F5		1-1 G3			4	0	0	0	0	1	4											
<b>Frank Menechino R</b> OBP: 0.383, SLG: 0.551 (1, 4)		4-2 HR		2-1 G4-3 1B	4-2 HBP		0-0 F3			2	1	1	0	2	0	0											
<b>Inning Stats</b>	R: 4 E: 0 K: 1 S: 19	H: 4 LOB: 1 BB: 1 P: 32	R: 2 E: 0 K: 0 S: 18	H: 1 LOB: 0 BB: 1 P: 28	R: 0 E: 0 K: 1 S: 5	H: 0 LOB: 2 BB: 2 P: 14	R: 0 E: 0 K: 0 S: 5	H: 1 LOB: 0 BB: 0 P: 7	R: 3 E: 0 K: 1 S: 16	H: 2 LOB: 3 BB: 3 P: 34	R: 2 E: 0 K: 2 S: 9	H: 2 LOB: 0 BB: 0 P: 15	R: 0 E: 0 K: 1 S: 8	H: 1 LOB: 1 BB: 0 P: 11	R: 0 E: 0 K: 1 S: 9	H: 1 LOB: 2 BB: 1 P: 17	1B: 8 2B: 2 HR: 2	SF: 1 SAC: 0 DP: 2	WP: 1 PB: 0 SB: 0 CS: 0	PA: 43							
<b>PITCHER</b>	IP	WLS	BF	H	R	ER	SO	BB	IBB	HBP	BLK	WP	HR	S	P	ERA	WHIP										
<b>32 Roy Halladay R</b> ERA: 10.8 (1, 1)	4.0	L	23	8	9	9	2	5	0	0	0	0	1	50	89	20.25	3.250										
<b>John Bale L</b> ERA: 14.73 (5, 1)	2.0		11	2	2	2	3	2	0	1	0	0	1	22	41	9.00	2.000										
<b>Clayton Andrews L</b> ERA: 13.5 (7, 1)	2.0		9	2	0	0	2	1	0	0	0	0	0	17	28	0.00	1.500										

AB	33
R	11
H	12
RBI	10
BB	8
SO	7
LOB	22





Batter	1	2	3	4	5	6	7	8	9	AB	R	H	RBI	BB	SO	LOB	TOP										
<b>José Cruz Jr., S</b> OBP: 0.333, SLG: 0.570	0-0 F5	1-3 K		0-0 L7		3-1 G1-3			4-2 SH1-4 BB	4	0	0	0	1	1	3											
<b>Homer Bush, R</b> OBP: 0.267, SLG: 0.232	1-0 G4-3 1B	4-1 BB			1-2 1B		1-3 K		1-1 SH1-4	3	0	2	0	1	1	0											
<b>Raul Mondesi, R</b> OBP: 0.311, SLG: 0.505	2-1 G4-3	1-0 F8			3-3 SAFE K		3-1 P5		1-3 K	5	0	0	0	0	2	6											
<b>Carlos Delgado, L</b> OBP: 0.436, SLG: 0.711	2-0 G1-3		3-1 1B		3-2 HBP		2-1 HR		2-3 K	4	1	2	1	0	1	2											
<b>Brad Fullmer, L</b> OBP: 0.468, SLG: 0.706		2-2 BB 1B	1-2 F9		3-2 F7		4-1 BB			3	1	1	0	1	0	2											
<b>Tony Batista, R</b> OBP: 0.344, SLG: 0.667		0-2 L8	2-3 K			0-1 1B SF8 1B	1-0 F7			4	1	1	0	0	1	3											
<b>Marty Cordova, R</b> ERA: 5.12	4-2 1B BB		1-1 P4			0-0 G4-3		2-1 G4-3		3	1	0	0	1	0	2											
<b>Dewayne Wise, L</b> OBP: 0.167, SLG: 0.167	1-2 1B BB					1-2 G4-3				0	0	0	0	0	0	0											
<b>Alex Gonzalez, R</b> OBP: 0.310, SLG: 0.280	0-2 1B 2H			1-1 G6-3		0-2 SF8 1B		0-2 F2		4	0	2	1	0	0	0											
<b>Alberto Castillo, R</b> OBP: 0.240, SLG: 0.348	0-2 BB 1B			0-0 F9		0-2 SF8		1-2 F9		3	0	1	2	0	0	0											
<b>Inning Stats</b>	R: 0 E: 0 K: 0 S: 5	H: 1 LOB: 1 BB: 0 P: 10	R: 2 E: 0 K: 1 S: 21	H: 3 LOB: 3 BB: 2 P: 33	R: 0 E: 0 K: 1 S: 10	H: 1 LOB: 1 BB: 0 P: 17	R: 0 E: 0 K: 0 S: 4	H: 0 LOB: 0 BB: 0 P: 5	R: 0 E: 0 K: 1 S: 11	H: 1 LOB: 1 BB: 0 P: 21	R: 1 E: 0 K: 1 S: 9	H: 1 LOB: 1 BB: 1 P: 20	R: 0 E: 0 K: 0 S: 8	H: 0 LOB: 0 BB: 0 P: 11	R: 0 E: 0 K: 2 S: 11	H: 0 LOB: 1 BB: 1 P: 19	1B: 8 2B: 0 3B: 0 HR: 1	SF: 1 SAC: 1 DP: 0 HBP: 1	WP: 0 PB: 0 SB: 0 CS: 0	PA: 40							
<b>PITCHER</b>	IP	WLS	BF	H	R	ER	SO	BB	IBB	HBP	BLK	WP	HR	S	P	ERA	WHIP										
<b>Omar Olivares, R</b> ERA: 5.12	6.0	L	28	8	3	3	3	2	0	1	0	0	0	62	100	4.50	1.667										
<b>T.J. Mathews, R</b> ERA: 6.3	2.0		8	1	1	1	1	1	0	0	0	0	1	17	31	4.50	1.000										
<b>Jason Iseringhausen, R</b> ERA: 2.0	1.0		4	0	0	0	2	1	0	0	0	0	0	11	19	0.00	1.000										

Toronto Blue Jays @ Oakland Athletics  
Network Associates Coliseum, Oakland, CA  
Wed Apr 26 2000, 10:05 PM EDT  
Att. 14,477 - Sunny - 70 F

AB	33
R	4
H	9
RBI	4
BB	4
SO	6
LOB	18




Batter	1	2	3	4	5	6	7	8	9	AB	R	H	RBI	BB	SO	LOB	BOTTOM										
<b>Terrence Long, L</b> OBP: 0.429, SLG: 0.769	1-1 G4-3 HR 2B		2-1 G4-3		1-2 G6-3		1-1 F8			4	1	1	0	0	0	0											
<b>Miguel Tejada, R</b> OBP: 0.341, SLG: 0.338	0-1 G4-3		1-2 F3		2-0 G4-3			0-1 G6-3		4	0	0	0	0	0	1											
<b>Jason Giambi, L</b> OBP: 0.417, SLG: 0.716	1-0 HR		4-2 2B BB		0-3 K			4-2 BB		2	1	1	2	2	1	0											
<b>Matt Stairs, L</b> OBP: 0.312, SLG: 0.438	3-3 K		0-0 2B		1-1 G4-3			1-1 F3		4	0	1	0	0	1	1											
<b>Adam Piatt, R</b> OBP: 0.286, SLG: 0.286	2-3 K		2-1 G5-3			2-3 K		3-3 K		3	0	0	0	0	2	2											
<b>Rich Becker, L</b> OBP: 0.397, SLG: 0.348										1	0	0	0	0	1	1											
<b>Ben Griewe, L</b> OBP: 0.337, SLG: 0.449		0-0 G4-3		2-2 F8		2-0 2B			0-3 K	4	0	1	0	0	1	0											
<b>Ramon Hernandez, R</b> OBP: 0.222, SLG: 0.298		2-2 F9		0-1 F9		0-0 F9			2-2 1B	4	0	1	0	0	0	1											
<b>3 Eric Chavez, L</b> OBP: 0.395, SLG: 0.513		4-2 BB		0-0 1B			2-1 F8		3-3 K	3	0	1	0	1	1	1											
<b>Frank Menechino, R</b> OBP: 0.365, SLG: 0.519		3-2 F8		3-2 1B			2-1 F9		1-2 P3	3	0	0	0	0	0	2											
<b>Olmedo Saenz, R</b> OBP: 0.400, SLG: 0.560					0-0 G5-3					1	0	0	0	0	0	1											
<b>Inning Stats</b>	R: 2 E: 0 K: 2 S: 11	H: 2 LOB: 0 BB: 0 P: 18	R: 0 E: 0 K: 0 S: 10	H: 0 LOB: 1 BB: 1 P: 19	R: 0 E: 0 K: 0 S: 10	H: 1 LOB: 1 BB: 0 P: 15	R: 0 E: 0 K: 1 S: 8	H: 0 LOB: 0 BB: 0 P: 11	R: 0 E: 0 K: 1 S: 7	H: 1 LOB: 1 BB: 0 P: 12	R: 0 E: 0 K: 0 S: 6	H: 0 LOB: 0 BB: 0 P: 11	R: 0 E: 0 K: 1 S: 9	H: 0 LOB: 1 BB: 1 P: 17	R: 0 E: 0 K: 2 S: 14	H: 1 LOB: 1 BB: 0 P: 20	1B: 2 2B: 3 3B: 0 HR: 1	SF: 0 SAC: 0 DP: 0 HBP: 0	WP: 0 PB: 0 SB: 0 CS: 0	PA: 36							
<b>PITCHER</b>	IP	WLS	BF	H	R	ER	SO	BB	IBB	HBP	BLK	WP	HR	S	P	ERA	WHIP										
<b>Chris Carpenter, R</b> ERA: 5.01	7.1	W	29	5	2	2	4	2	0	0	0	0	0	4	9	0.00	3.000										
<b>Pedro Borbon, L</b> ERA: 8.64	0.1	H	2	0	0	0	0	1	0	0	0	0	0	4	9	0.00	3.000										
<b>Paul Quantrill, R</b> ERA: 5.91	0.1	H	1	0	0	0	1	0	0	0	0	0	0	3	6	0.00	0.000										
<b>Billy Koch, R</b> ERA: 4.09	1.0	S	4	1	0	0	2	0	0	0	0	0	0	14	20	0.00	1.000										


Toronto Blue Jays @ Oakland Athletics  
Network Associates Coliseum, Oakland, CA  
Wed Apr 26 2000, 10:05 PM EDT  
Att. 14,477 - Sunny - 70 F

AB	33
R	2
H	6
RBI	2
BB	3
SO	7
LOB	10







Batter	1	2	3	4	5	6	7	8	9	AB	R	H	RBI	BB	SO	LOB	TOP					
Terrence Long, L (1, 8) OBP: 0.316, SLG: 0.588	E4		L8			F9	SF7		L8	4	0	0	1	0	0	1	<p>Oakland Athletics @ Minnesota Twins</p> <p>Hubert H. Humphrey Metrodome, Minneapolis, MN</p> <p>Fri Apr 28 2000, 8:05 PM EDT</p> <p>Att: 10,611 - Dome - 72 F</p> <p>livebaseballscores.com</p> <p>AB 32 R 5 H 6 RBI 5 BB 6 SO 7 LOB 13</p> 					
Miguel Tejada, R (1, 6) OBP: 0.354, SLG: 0.337	F8								F8	3	1	1	0	2	0	1						
Jason Giambi, L (1, 3) OBP: 0.404, SLG: 0.676	L6		F9			K			P4	4	0	0	0	1	1	4						
Adam Piatt, R (1, 10) OBP: 0.273, SLG: 0.273	G3				P4	L7				4	0	1	2	0	0	2						
Matt Stairs, L (1, 9) OBP: 0.330, SLG: 0.439					K					2	1	1	0	2	1	0						
Ben Grievs, L (1, 7) OBP: 0.353, SLG: 0.427										4	0	0	0	0	1	5						
Ryan Christenson, R (7, 7) OBP: 0.375, SLG: 0.285	G6-3				G1-3					0	0	0	0	0	0	0						
Ramon Hernandez, R (1, 2) OBP: 0.224, SLG: 0.314										4	1	1	0	0	1	0						
3 Eric Chavez, L (1, 5) OBP: 0.389, SLG: 0.500										4	1	1	1	0	1	0						
Frank Menechino, R (1, 4) OBP: 0.369, SLG: 0.509										1	0	0	0	1	1	0						
Olmedo Saenz, R (7, PH) OBP: 0.411, SLG: 0.569										1	0	1	1	0	0	0						
Jorge Velandia, R (7, PR) OBP: 0.136, SLG: 0.182										1	1	0	0	0	1	0						
<b>Inning Stats</b>	R: 0 E: 1 K: 0 S: 12	H: 0 LOB: 1 BB: 0 P: 14	R: 0 E: 0 K: 0 S: 4	H: 0 LOB: 0 BB: 1 P: 11	R: 0 E: 0 K: 0 S: 12	H: 1 LOB: 2 BB: 1 P: 20	R: 0 E: 0 K: 1 S: 11	H: 0 LOB: 0 BB: 0 P: 20	R: 0 E: 0 K: 1 S: 13	H: 0 LOB: 0 BB: 0 P: 16	R: 0 E: 0 K: 1 S: 9	H: 0 LOB: 1 BB: 1 P: 16	R: 5 E: 0 K: 1 S: 21	H: 5 LOB: 3 BB: 3 P: 39	R: 0 E: 0 K: 1 S: 6	H: 0 LOB: 0 BB: 0 P: 9	R: 0 E: 0 K: 0 S: 11	H: 0 LOB: 0 BB: 0 P: 13	1B: 5 2B: 1 3B: 0 HR: 0	SF: 1 SAC: 0 DP: 1 HBP: 0	WP: 0 PB: 0 SB: 0 CS: 0	PA: 39
<b>PITCHER</b>	IP WLS BF H R ER SO BB IBB HBP BLK WP HR S P ERA WHIP																					
Brad Radke, R (1, 1) ERA: 4.69	6.1 L 26 4 3 3 5 3 0 0 0 0 0 0 68 107 4.26 1.105																					
Hector Carrasco, R (7, 1) ERA: 1.1	0.0 B 1 1 0 0 0 0 0 0 0 0 0 0 5 5 ∞ ∞																					
Travis Miller, L (7, 1) ERA: 8.0	0.1 5 1 2 2 0 0 2 1 0 0 0 0 6 20 54.00 9.000																					
Bob Wells, R (7, 1) ERA: 5.68	0.1 1 0 0 0 1 0 0 0 0 0 0 0 3 4 0.00 0.000																					
Mark Redman, L (8, 1) ERA: 4.4	2.0 6 0 0 0 1 0 0 0 0 0 0 0 17 22 0.00 0.000																					

Batter	1	2	3	4	5	6	7	8	9	AB	R	H	RBI	BB	SO	LOB	BOTTOM					
Todd Walker, L (1, 4) OBP: 0.291, SLG: 0.338	G3		E4				F7			3	2	1	0	1	0	0	<p>Oakland Athletics @ Minnesota Twins</p> <p>Hubert H. Humphrey Metrodome, Minneapolis, MN</p> <p>Fri Apr 28 2000, 8:05 PM EDT</p> <p>Att: 10,611 - Dome - 72 F</p> <p>livebaseballscores.com</p> <p>AB 34 R 2 H 7 RBI 2 BB 2 SO 4 LOB 15</p> 					
Cristian Guzman, S (1, 6) OBP: 0.366, SLG: 0.451	G3		G4-3		L4					4	0	1	0	0	0	3						
Matt Lawton, L (1, 9) OBP: 0.468, SLG: 0.570	G3		G4-3		L4					3	0	2	2	1	0	1						
Ron Coomer, R (1, 3) OBP: 0.310, SLG: 0.474	G4-6-3		FC6-5		G4-3					4	0	0	0	0	0	5						
Butch Huskey, R (1, 10) OBP: 0.286, SLG: 0.348	G4-3		K				F9		G1-3	4	0	0	0	0	1	2						
Corey Koskie, L (1, 5) OBP: 0.344, SLG: 0.402	FC5				F7		K		K	4	0	1	0	0	2	0						
Matthew LeCroy, R (1, 2) OBP: 0.273, SLG: 0.383	F7									3	0	0	0	0	1	1						
Midre Cummings, L (9, PH) OBP: 0.292, SLG: 0.391	F7				K		F8		L9	1	0	0	0	0	0	0						
Jacque Jones, L (1, 7) OBP: 0.343, SLG: 0.515	FC5				G4-3					4	0	2	0	0	0	0						
Tori Hunter, R (1, 8) OBP: 0.295, SLG: 0.384	FC5									3	0	0	0	0	0	2						
David Ortiz, L (9, PH) OBP: 0.400, SLG: 0.378	FC5				G5-3		F7		G4-3	1	0	0	0	0	0	1						
<b>Inning Stats</b>	R: 0 E: 0 K: 0 S: 8	H: 0 LOB: 2 BB: 2 P: 20	R: 0 E: 0 K: 0 S: 6	H: 2 LOB: 2 BB: 0 P: 13	R: 1 E: 1 K: 1 S: 11	H: 1 LOB: 1 BB: 0 P: 14	R: 0 E: 0 K: 1 S: 6	H: 0 LOB: 0 BB: 0 P: 8	R: 1 E: 1 K: 0 S: 14	H: 2 LOB: 1 BB: 0 P: 20	R: 0 E: 0 K: 1 S: 6	H: 0 LOB: 0 BB: 0 P: 8	R: 0 E: 0 K: 0 S: 5	H: 0 LOB: 0 BB: 0 P: 6	R: 0 E: 0 K: 0 S: 5	H: 1 LOB: 1 BB: 0 P: 9	R: 0 E: 0 K: 1 S: 11	H: 1 LOB: 1 BB: 0 P: 15	1B: 5 2B: 2 3B: 0 HR: 0	SF: 0 SAC: 0 DP: 1 HBP: 0	WP: 0 PB: 0 SB: 0 CS: 0	PA: 36
<b>PITCHER</b>	IP WLS BF H R ER SO BB IBB HBP BLK WP HR S P ERA WHIP																					
Gil Heredia, R (1, 1) ERA: 2.61	6.0 W 25 5 2 0 3 2 0 0 0 0 0 0 51 83 0.00 1.167																					
Doug Jones, R (7, 1) ERA: 5.56	1.2 H 6 1 0 0 0 0 0 0 0 0 0 0 8 11 0.00 0.600																					
Jason Istringhausen, R (8, 1) ERA: 1.74	1.1 S 5 1 0 0 1 0 0 0 0 0 0 0 13 19 0.00 0.750																					



Batter	1	2	3	4	5	6	7	8	9	10	AB	R	H	RBI	BB	SO	LOB	TOP										
Terrence Long, L OBP: 0.292, SLG: 0.500 (1, 8)	K 2-3 ①			G4-3 1-2 ①		G6-3 1-1 ②				G1-6-3 1-1 ②	5	0	1	0	0	1	1	<p>Oakland Athletics @ Minnesota Twins</p> <p>Hubert H. Humphrey Metrodome, Minneapolis, MN</p> <p>Sat. Apr. 29 2000, 7:05 PM EDT</p> <p>Att. 15,803 - Dome - 72 F</p> <p>livebaseballscores.com</p> <p>AB 35 R 6 H 7 RBI 6 BB 1 SO 10 LOB 5</p> <p>WP: 0 PA: 37 PB: 0 SB: 0 CS: 0</p> 										
Miguel Tejada, R OBP: 0.340, SLG: 0.322 (1, 6)	K 3-3 ②			P6 0-0 ②		G5-3 2-2 ③			F8 1-2 ②		4	0	0	0	0	1	1											
Jason Giambi, L OBP: 0.367, SLG: 0.640 (1, 3)	K 2-3 ③			F7 1-2 ③					F8 0-0 ③		4	0	0	0	0	1	1											
Olmedo Saenz, R OBP: 0.417, SLG: 0.556 Rich Becker, L OBP: 0.397, SLG: 0.348 (10, PR)	K 1-3 ①			3B 1B 3-3 ①		K 2-3 ②			K 1B HR BB 1-2 ②		3	1	1	0	1	2	0											
Matt Stairs, L OBP: 0.327, SLG: 0.430 (1, 9)	K 2-3 ②			K 3-3 ①		F2 2-1 ③			K 1B HR 1B 1-2 ②		4	1	1	0	0	2	1											
Adam Piatt, R OBP: 0.333, SLG: 0.467 (1, 5)	G6-3 0-1 ③			SF9 1-H 3B 0-1 ②				P4 1-0 ①			4	2	2	1	0	0	0											
Ben Griev, L OBP: 0.320, SLG: 0.459 Ryan Christenson, R OBP: 0.375, SLG: 0.265 (10, 7)				P4 0-0 ①		SF9 0-2 ②		F8 1-2 ②			3	1	1	5	0	0	0											
Frank Menechino, R OBP: 0.362, SLG: 0.491 (1, 4)				G4-3 2-3 ②		G4-3 2-2 ③		P3 0-2 ③			4	0	1	0	0	1	0											
Sal Fasano, R OBP: 0.300, SLG: 0.212 (1, 2)	G6-3 0-1 ③					F7 0-0 ①					4	0	0	0	0	2	1											
<b>Inning Stats</b>	R: 0 E: 0 K: 3 S: 11	H: 0 LOB: 0 BB: 0 P: 18	R: 0 E: 0 K: 2 S: 9	H: 0 LOB: 0 BB: 0 P: 12	R: 0 E: 0 K: 1 S: 6	H: 0 LOB: 0 BB: 0 P: 8	R: 0 E: 0 K: 0 S: 9	H: 0 LOB: 0 BB: 0 P: 11	R: 2 E: 0 K: 1 S: 13	H: 2 LOB: 0 BB: 0 P: 19	R: 0 E: 0 K: 0 S: 6	H: 0 LOB: 0 BB: 0 P: 9	R: 0 E: 0 K: 1 S: 7	H: 0 LOB: 0 BB: 0 P: 12	R: 0 E: 0 K: 0 S: 8	H: 0 LOB: 0 BB: 0 P: 10	R: 0 E: 0 K: 1 S: 9		H: 1 LOB: 1 BB: 0 P: 13	R: 4 E: 0 K: 1 S: 18	H: 4 LOB: 1 BB: 1 P: 30	1B: 5 2B: 0 3B: 1 HR: 1	SF: 1 SAC: 0 DP: 1 HBP: 0					
<b>PITCHER</b>	IP 8.0	WLS 26	BF 2	H 2	R 2	ER 2	SO 8	BB 0	IBB 0	HBP 0	BLK 0	WP 0	HR 0	S 69	P 99	ERA 2.25	WHIP 0.250											
Eric Milton, L ERA: 5.03 (1, 1)	1.0	L	8	4	4	4	1	1	0	0	0	0	0	1	19	30	36.00	5.000										
Eddie Guardado, L ERA: 8.31 (9, 1)	1.0		3	1	0	0	1	0	0	0	0	0	0	0	8	13	0.00	1.000										
LaTroy Hawkins, R ERA: 6.0 (10, 1)																												

Batter	1	2	3	4	5	6	7	8	9	10	AB	R	H	RBI	BB	SO	LOB	BOTTOM									
Cristian Guzman, S OBP: 0.358, SLG: 0.458 (1, 6)	G5-3 3B 0-1 ①			K 1-3 ③				K 0-3 ③			5	1	1	0	0	3	8	<p>Oakland Athletics @ Minnesota Twins</p> <p>Hubert H. Humphrey Metrodome, Minneapolis, MN</p> <p>Sat. Apr. 29 2000, 7:05 PM EDT</p> <p>Att. 15,803 - Dome - 72 F</p> <p>livebaseballscores.com</p> <p>AB 35 R 2 H 10 RBI 2 BB 7 SO 6 LOB 24</p> <p>WP: 0 PA: 44 PB: 0 SB: 0 CS: 0</p> 									
Denny Hocking, S OBP: 0.292, SLG: 0.455 (1, 5)	G5-3 3-H ①			G6-3 0-2 ②		F9 2-0 ①		G4-3 0-2 ②		B1-4 1B 2-1 ①	5	0	1	1	0	0	0										
Matt Lawton, L OBP: 0.450, SLG: 0.551 (1, 7)	1B 0-0 ①			K 2-3 ③		G3 1-0 ②		G4-3 0-2 ②		B1-4 1B 0-0 ①	5	0	1	0	0	1	1										
Ron Coomer, R OBP: 0.326, SLG: 0.484 (1, 3)	G6-4-3 1B 2-1 ①			SH3-4 1B SF9 1B 0-0 ①		F8 1-1 ③					5	1	3	0	0	1	0										
Butch Huskey, R OBP: 0.317, SLG: 0.361 (1, 9)	G6-4-3 1-2 ②			SF9 SH3-4 1B 1-2 ①		F3 1B BB 4-1 ①					3	0	2	0	2	0	2										
Midre Cummings, L OBP: 0.321, SLG: 0.407 (1, 10)	G1-4-3 1B 2-2 ①			SH3-4 1-1 ①		F3 1B 1-2 ①		G1-3 1-0 ①			4	0	2	0	0	0	3										
Matthew LeCroy, R OBP: 0.288, SLG: 0.367 Todd Walker, L OBP: 0.291, SLG: 0.338 Marcus Jensen, S OBP: 0.297, SLG: 0.514 (8, PR)	F8 0-0 ①			SF9 IBB 4-0 ①		F3 1B 1-2 ①					2	0	0	0	2	0	3										
Tori Hunter, R OBP: 0.280, SLG: 0.368 Jacque Jones, L OBP: 0.338, SLG: 0.507 (10, PH)	G1-4-3 1-2 ②			SF9 IBB 0-1 ②		K 1-3 ②		FC6-4 BB 1-0 ①			0	0	0	0	1	0	0										
Jason Maxwell, R OBP: 0.310, SLG: 0.423 (1, 4)	G4-3 1-0 ③			SF9 IBB 1-2 ②		K 1-3 ②		FC6-4 BB 1-2 ②		G4-3 3-2 ③	3	0	0	1	0	1	4										
<b>Inning Stats</b>	R: 1 E: 0 K: 0 S: 11	H: 3 LOB: 1 BB: 0 P: 17	R: 0 E: 0 K: 0 S: 7	H: 1 LOB: 1 BB: 0 P: 10	R: 0 E: 0 K: 1 S: 9	H: 0 LOB: 0 BB: 0 P: 12	R: 0 E: 0 K: 1 S: 13	H: 2 LOB: 3 BB: 2 P: 25	R: 0 E: 0 K: 0 S: 4	H: 0 LOB: 0 BB: 0 P: 8	R: 0 E: 0 K: 2 S: 11	H: 1 LOB: 1 BB: 2 P: 22	R: 0 E: 0 K: 0 S: 14	H: 1 LOB: 2 BB: 1 P: 21	R: 0 E: 0 K: 1 S: 10	H: 0 LOB: 2 BB: 1 P: 19	R: 0 E: 0 K: 1 S: 7		H: 1 LOB: 0 BB: 0 P: 11	R: 0 E: 0 K: 0 S: 10	H: 1 LOB: 1 BB: 1 P: 19	1B: 8 2B: 2 3B: 1 HR: 0	SF: 1 SAC: 1 DP: 3 HBP: 0				
<b>PITCHER</b>	IP 6.2	WLS 31	BF 8	H 2	R 2	ER 2	SO 4	BB 3	IBB 1	HBP 0	BLK 0	WP 0	HR 0	S 63	P 104	ERA 2.70	WHIP 1.650										
Mark Mulder, L ERA: 3.66 (7, 1)	0.0	1	0	0	0	0	1	0	0	0	0	0	0	3	7												
Jeff Tam, R ERA: 2.51 (7, 1)	2.0	7	1	0	0	1	1	0	0	0	0	0	0	16	28	0.00	1.000										
Mike Magnante, L ERA: 1.93 (9, 1)	1.1	W	5	1	0	0	1	1	0	0	0	0	0	14	25	0.00	1.500										



Batter	1	2	3	4	5	6	7	8	9	AB	R	H	RBI	BB	SO	LOB	TOP								
Terrence Long, L (1, 8) OBP: 0.276, SLG: 0.444										5	1	1	0	0	1	2	<b>Oakland Athletics @ Minnesota Twins</b> Hubert H. Humphrey Metrodome, Minneapolis, MN Sun Apr 30 2000, 2:05 PM EDT Att: 10,682 - Dome - 72 F  <b>AB 38</b> <b>R 8</b> <b>H 14</b> <b>RBI 8</b> <b>BB 3</b> <b>SO 7</b> <b>LOB 15</b>								
Miguel Tejada, R (1, 6) OBP: 0.395, SLG: 0.360										2	2	1	2	2	0	0									
Jorge Velandia, R (8, PH) OBP: 0.130, SLG: 0.174										1	0	0	0	0	0	0									
Jason Giambi, L (1, 3) OBP: 0.392, SLG: 0.667										3	1	1	1	1	0	2									
Olmedo Saenz, R (8, 3) OBP: 0.410, SLG: 0.545										1	0	0	0	0	0	0									
Matt Stairs, L (1, 9) OBP: 0.330, SLG: 0.440										5	1	2	0	0	0	2									
Adam Platt, R (1, 10) OBP: 0.400, SLG: 0.850										5	2	3	3	0	1	1									
Ben Grievs, L (1, 7) OBP: 0.397, SLG: 0.494										5	2	3	3	0	1	1									
Ryan Christenson, R (7, PR) OBP: 0.386, SLG: 0.257										4	1	4	1	0	0	0									
Ramon Hernandez, R (1, 2) OBP: 0.226, SLG: 0.309										4	0	1	0	0	0	3									
3 Eric Chavez, L (1, 5) OBP: 0.383, SLG: 0.500										4	0	1	0	0	2	3									
Frank Menechino, R (1, 4) OBP: 0.342, SLG: 0.467										3	0	0	1	0	3	1									
<b>Inning Stats</b>	R: 3 E: 0 K: 0 S: 14	H: 4 LOB: 1 BB: 0 P: 20	R: 0 E: 0 K: 1 S: 6	H: 0 LOB: 0 BB: 0 P: 9	R: 2 E: 0 K: 0 S: 13	H: 2 LOB: 1 BB: 2 P: 25	R: 0 E: 0 K: 1 S: 11	H: 1 LOB: 2 BB: 1 P: 24	R: 3 E: 0 K: 1 S: 16	H: 4 LOB: 1 BB: 0 P: 22	R: 0 E: 0 K: 1 S: 11	H: 1 LOB: 1 BB: 0 P: 16	R: 0 E: 0 K: 1 S: 5	H: 1 LOB: 1 BB: 0 P: 7	R: 0 E: 0 K: 2 S: 8	H: 0 LOB: 0 BB: 0 P: 10	R: 0 E: 0 K: 0 S: 8	H: 1 LOB: 1 BB: 0 P: 13	1B: 6 2B: 3 3B: 2 HR: 3	SF: 1 SAC: 0 DP: 2 HBP: 0	WP: 1 PB: 0 SB: 0 CS: 0	PA: 42			
<b>PITCHER</b>	IP	WLS	BF	H	R	ER	SO	BB	IBB	HBP	BLK	WP	HR	S	P	ERA	WHIP								
Sean Bergman, R (1, 1) ERA: 6.91	3.0	L	16	6	5	5	1	2	0	0	0	0	2	33	54	15.00	2.667								
Johan Santana, L (4, 1) ERA: 10.2	2.0		12	5	3	3	2	1	0	0	0	1	1	27	46	13.50	3.000								
Hector Carrasco, R (6, 1) ERA: 0.98	2.0		7	2	0	0	2	0	0	0	0	0	0	16	23	0.00	1.000								
Mark Redman, L (8, 1) ERA: 4.11	1.0		3	0	0	0	2	0	0	0	0	0	0	8	10	0.00	0.000								
Travis Miller, L (9, 1) ERA: 7.2	1.0		4	1	0	0	0	0	0	0	0	0	0	8	13	0.00	1.000								

Batter	1	2	3	4	5	6	7	8	9	AB	R	H	RBI	BB	SO	LOB	BOTTOM								
Todd Walker, L (1, 10) OBP: 0.301, SLG: 0.338										3	1	1	0	1	2	1	<b>Oakland Athletics @ Minnesota Twins</b> Hubert H. Humphrey Metrodome, Minneapolis, MN Sun Apr 30 2000, 2:05 PM EDT Att: 10,682 - Dome - 72 F  <b>AB 34</b> <b>R 2</b> <b>H 7</b> <b>RBI 1</b> <b>BB 1</b> <b>SO 12</b> <b>LOB 12</b>								
Cristian Guzman, S (1, 6) OBP: 0.345, SLG: 0.440										4	0	0	0	0	1	3									
Matt Lawton, L (1, 9) OBP: 0.449, SLG: 0.549										4	0	1	1	0	1	1									
David Ortiz, L (1, 3) OBP: 0.388, SLG: 0.390										4	0	1	0	0	0	1									
Corey Koskie, L (1, 5) OBP: 0.344, SLG: 0.400										3	0	1	0	0	1	1									
Jason Maxwell, R (8, 5) OBP: 0.300, SLG: 0.407										1	0	0	0	0	1	0									
Marcus Jensen, S (1, 2) OBP: 0.288, SLG: 0.462										4	0	0	0	0	3	2									
Jacque Jones, L (1, 7) OBP: 0.333, SLG: 0.507										4	0	1	0	0	1	2									
Tori Hunter, R (1, 8) OBP: 0.271, SLG: 0.354										3	0	0	0	0	1	0									
Mide Cummings, L (9, PH) OBP: 0.310, SLG: 0.393										1	0	0	0	0	0	1									
Denny Hocking, S (1, 4) OBP: 0.314, SLG: 0.468										3	1	2	0	0	1	0									
<b>Inning Stats</b>	R: 0 E: 0 K: 1 S: 5	H: 0 LOB: 0 BB: 0 P: 7	R: 0 E: 0 K: 2 S: 10	H: 1 LOB: 1 BB: 0 P: 13	R: 0 E: 0 K: 1 S: 9	H: 0 LOB: 1 BB: 1 P: 15	R: 0 E: 0 K: 2 S: 8	H: 0 LOB: 0 BB: 0 P: 14	R: 0 E: 0 K: 1 S: 8	H: 1 LOB: 1 BB: 0 P: 8	R: 0 E: 0 K: 1 S: 10	H: 1 LOB: 1 BB: 0 P: 15	R: 2 E: 0 K: 1 S: 18	H: 3 LOB: 1 BB: 0 P: 27	R: 0 E: 0 K: 2 S: 9	H: 1 LOB: 1 BB: 0 P: 13	1B: 4 2B: 3 3B: 0 HR: 0	SF: 0 SAC: 0 DP: 0 HBP: 0	WP: 0 PB: 0 SB: 4 CS: 0	PA: 35					
<b>PITCHER</b>	IP	WLS	BF	H	R	ER	SO	BB	IBB	HBP	BLK	WP	HR	S	P	ERA	WHIP								
Tim Hudson, R (1, 1) ERA: 5.28	7.2	W	30	6	2	2	10	1	0	0	0	0	0	72	110	2.35	0.913								
Jeff Tam, R (8, 1) ERA: 2.3	1.1		5	1	0	0	2	0	0	0	0	0	0	11	17	0.00	0.750								





Batter	1	2	3	4	5	6	7	8	9	AB	R	H	RBI	BB	SO	LOB	TOP							
Terrence Long, L (1, 8) OBP: 0.324, SLG: 0.516	F5			G4-3						4	0	2	4	1	0	0	<b>Oakland Athletics @ Kansas City Royals</b> Kauffman Stadium, Kansas City, MO Mon May 01 2000, 7:05 PM CDT Att: 14,544 - Cloudy - 64 F							
Miguel Tejada, R (1, 6) OBP: 0.339, SLG: 0.340	E9	G6-3		F8			FC5-4 BB	FC4 1B		5	0	0	0	0	0	4								
Jason Giambi, L (1, 3) OBP: 0.392, SLG: 0.642					G3-1				G3-1	3	0	0	0	2	0	1								
Matt Stairs, L (1, 9) OBP: 0.318, SLG: 0.421										4	0	0	0	0	1	4								
Ryan Christenson, R (8, PR) OBP: 0.381, SLG: 0.257	K	F8			P6			E3 1B 3 FC4-6	BB	0	1	0	0	1	0	0								
Adam Platt, R (1, 10) OBP: 0.333, SLG: 0.708	G1-3				F8			SH3-4	K	4	0	0	0	0	2	3								
Ben Grievie, L (1, 7) OBP: 0.340, SLG: 0.473										4	1	0	0	0	0	1								
Rich Becker, L (9, 7) OBP: 0.397, SLG: 0.348		F9		G4-3				FC4-6 1B HBP	G4-3	0	0	0	0	0	0	0								
Ramon Hernandez, R (1, 2) OBP: 0.298, SLG: 0.407										4	2	3	1	0	0	0								
3 Eric Chavez, L (1, 5) OBP: 0.376, SLG: 0.483										3	2	0	1	1	0	2								
Frank Menechino, R (1, 4) OBP: 0.342, SLG: 0.460										3	1	1	0	0	1	0								
Olmedo Saenz, R (8, PH) OBP: 0.419, SLG: 0.554										1	0	1	1	0	0	0								
Jorge Velandía, R (8, PR) OBP: 0.130, SLG: 0.174										0	0	0	0	0	0	0								
<b>Inning Stats</b>	R: 0 E: 1 K: 1 S: 15	H: 0 LOB: 2 BB: 1 P: 27	R: 3 E: 0 K: 0 S: 15	H: 3 LOB: 2 BB: 2 P: 28	R: 1 E: 0 K: 1 S: 8	H: 1 LOB: 0 BB: 0 P: 13	R: 0 E: 0 K: 0 S: 3	H: 0 LOB: 0 BB: 0 P: 7	R: 0 E: 0 K: 0 S: 5	H: 0 LOB: 0 BB: 0 P: 9	R: 0 E: 0 K: 0 S: 5	H: 0 LOB: 1 BB: 1 P: 10	R: 0 E: 0 K: 1 S: 6	H: 0 LOB: 1 BB: 1 P: 15	R: 3 E: 1 K: 0 S: 13	H: 3 LOB: 2 BB: 0 P: 23	R: 0 E: 0 K: 1 S: 9	H: 0 LOB: 1 BB: 1 P: 14	1B: 4 2B: 1 3B: 1 HR: 1	SF: 0 SAC: 1 DP: 0 HBP: 1	WP: 0 PB: 0 SB: 0 CS: 0	PA: 42		
<b>PITCHER</b>	IP WLS BF H R ER SO BB IBB HBP BLK WP HR S P ERA WHIP	6.1 L 28 4 4 4 3 4 0 0 0 0 1 54 103 5.68 1.263	2.2 L 14 3 3 0 1 1 0 1 0 0 0 0 25 43 0.00 1.500											IP WLS BF H R ER SO BB IBB HBP BLK WP HR S P ERA WHIP										



Batter	1	2	3	4	5	6	7	8	9	AB	R	H	RBI	BB	SO	LOB	BOTTOM								
Johnny Damon, L (1, 10) OBP: 0.309, SLG: 0.361			E8 29 F8 1B	K						5	2	2	0	0	1	3	<b>Oakland Athletics @ Kansas City Royals</b> Kauffman Stadium, Kansas City, MO Mon May 01 2000, 7:05 PM CDT Att: 14,544 - Cloudy - 64 F								
Carlos Febles, R (1, 4) OBP: 0.369, SLG: 0.327				K						5	1	1	0	0	2	2									
29 Mike Sweeney, R (1, 3) OBP: 0.342, SLG: 0.556										4	0	0	1	0	0	1									
Jermaine Dye, R (1, 9) OBP: 0.448, SLG: 0.814										4	1	0	0	1	1	1									
Carlos Beltrán, S (1, 8) OBP: 0.292, SLG: 0.330										3	1	2	2	1	0	0									
Joe Randa, R (1, 5) OBP: 0.394, SLG: 0.520										3	0	1	1	1	1	1									
Mark Quinn, R (1, 7) OBP: 0.344, SLG: 0.500										4	0	1	1	0	0	2									
Jorge Fabregas, L (1, 2) OBP: 0.333, SLG: 0.292										4	0	1	0	0	0	2									
Rey Sanchez, R (1, 6) OBP: 0.298, SLG: 0.425										3	0	1	0	0	0	0									
<b>Inning Stats</b>	R: 2 E: 0 K: 0 S: 14	H: 3 LOB: 1 BB: 0 P: 23	R: 0 E: 0 K: 0 S: 5	H: 0 LOB: 0 BB: 0 P: 6	R: 2 E: 1 K: 1 S: 13	H: 3 LOB: 2 BB: 1 P: 21	R: 0 E: 0 K: 2 S: 9	H: 1 LOB: 1 BB: 0 P: 15	R: 1 E: 0 K: 0 S: 14	H: 1 LOB: 2 BB: 2 P: 28	R: 0 E: 0 K: 0 S: 4	H: 0 LOB: 0 BB: 0 P: 5	R: 0 E: 0 K: 0 S: 5	H: 0 LOB: 0 BB: 0 P: 7	R: 0 E: 0 K: 1 S: 8	H: 1 LOB: 2 BB: 0 P: 16	R: 0 E: 0 K: 0 S: 7	H: 0 LOB: 0 BB: 0 P: 8	1B: 8 2B: 1 3B: 0 HR: 0	SF: 1 SAC: 0 DP: 0 HBP: 1	WP: 0 PB: 0 SB: 1 CS: 0	PA: 40			
<b>PITCHER</b>	IP WLS BF H R ER SO BB IBB HBP BLK WP HR S P ERA WHIP	7.0 W 32 8 5 5 4 3 0 0 0 0 0 8 16 0.00 1.571	1.0 H 5 1 0 0 1 0 0 1 0 0 0 8 16 0.00 1.000	1.0 S 3 0 0 0 0 0 0 0 0 0 0 7 8 0.00 0.000											IP WLS BF H R ER SO BB IBB HBP BLK WP HR S P ERA WHIP										





Batter	1	2	3	4	5	6	7	8	9	10	AB	R	H	RBI	BB	SO	LOB
Terrence Long, L OBP: 0.282, SLG: 0.444	(1, 8) 3-1 F7	(1, 8) 2-2 G3-1		(1, 0) F7			(2, 2) L7		(2, 1) G3		5	0	0	0	0	0	5
Miguel Tejada, R OBP: 0.360, SLG: 0.398	(1, 6) 1-0 G4-3	(1, 2) 1-2 2B			(4, 1) FC3-6 BB		(0, 0) 1B			(0, 1) HR	4	1	3	3	1	0	0
Jason Giambi, L OBP: 0.363, SLG: 0.651	(1, 3) 1-1 F7	(1, 3) 1-2 G4-3			(0, 1) FC3-6		(2, 2) G4-3			(2, 2) HR	5	1	1	1	0	0	4
Olmedo Saenz, R OBP: 0.418, SLG: 0.583		(1, 1) HR	(1, 1) L8		(2, 1) L6-3			(4, 0) BB		(1, 3) K2-3	4	1	1	1	1	1	1
Matt Stairs, L OBP: 0.322, SLG: 0.408		(4, 2) 1B	(1, 2) G3			(2, 0) G3-1		(1, 0) L9		(4, 1) 2B	3	1	0	0	2	0	1
Ben Grievs, L OBP: 0.342, SLG: 0.480	(1, 7) 2-2 E8	(2, 2) E8	(2, 2) G3-1			(0, 0) G6-3		(0, 2) F7		(1, 0) BB	5	1	2	0	0	0	1
Jorge Velandria, R OBP: 0.130, SLG: 0.174	(10, 4) 1-H 3 SF7									(1, 3) 2B	0	0	0	0	0	0	0
3 Eric Chavez, L OBP: 0.369, SLG: 0.467	(1, 5) 0-0 SF7				(0, 0) F9		(0, 2) G3		(1, 2) G5-3	(4, 0) IBB	3	0	0	1	1	0	1
Ramon Hernandez, R OBP: 0.276, SLG: 0.410	(1, 2) 0-2 G3-1									(0, 3) K	2	1	1	0	1	1	0
Ryan Christenson, R OBP: 0.381, SLG: 0.527	(7, P/R) 0-2 BB									(0, 3) K	0	0	0	0	0	0	0
Sal Fasano, R OBP: 0.288, SLG: 0.200	(7, 2) 0-2 BB									(0, 3) K	2	0	0	0	0	2	3
Frank Menechino, R OBP: 0.363, SLG: 0.470	(1, 4) 4-1 BB									(1, 3) K	3	1	2	0	1	1	0
Rich Becker, L OBP: 0.350, SLG: 0.340	(10, PH) 1-2 BB									(1, 3) K	1	0	0	0	0	1	3

**TOP**

**Oakland Athletics @ Kansas City Royals**  
Kauffman Stadium, Kansas City, MO

Tue May 02 2000, 7:05 PM CDT  
Att. 13,224 - Cloudy - 72 F

AB	37
R	7
H	10
RBI	6
BB	7
SO	6
LOB	19



Inning Stats	R: 0	H: 0	E: 0	K: 0	S: 5	R: 5	H: 4	E: 1	K: 0	S: 24	R: 0	H: 0	E: 0	K: 0	S: 8	R: 0	H: 1	E: 0	K: 1	S: 6	R: 0	H: 0	E: 0	K: 0	S: 5	R: 0	H: 2	E: 0	K: 0	S: 7	R: 0	H: 0	E: 0	K: 2	S: 9	R: 2	H: 3	E: 0	K: 3	S: 19	1B: 5	SF: 1	2B: 3	SAC: 0	3B: 0	DP: 1	HR: 3	HBP: 0	WP: 0	PA: 45
--------------	------	------	------	------	------	------	------	------	------	-------	------	------	------	------	------	------	------	------	------	------	------	------	------	------	------	------	------	------	------	------	------	------	------	------	------	------	------	------	------	-------	-------	-------	-------	--------	-------	-------	-------	--------	-------	--------

PITCHER	IP	WLS	BF	H	R	ER	SO	BB	IBB	HBP	BLK	WP	HR	S	P	ERA	WHIP
Miguel Batista, R ERA: 11.3	2.0		12	4	5	5	0	2	0	0	0	0	1	29	49	22.50	3.000
Mac Suzuki, R ERA: 3.7	4.0		14	1	0	0	1	2	0	0	0	0	0	25	47	0.00	0.750
Jerry Spradlin, R ERA: 3.15	3.0		11	2	0	0	2	1	0	0	0	0	0	25	43	0.00	1.000
Ricky Bottalico, R ERA: 8.38	0.1		6	3	2	2	1	1	1	0	0	0	2	12	24	54.00	12.000
Jason Rakers, R ERA: 20.25	0.2	W	2	0	0	0	2	0	0	0	0	0	0	7	8	0.00	0.000


Batter	1	2	3	4	5	6	7	8	9	10	AB	R	H	RBI	BB	SO	LOB
Johnny Damon, L OBP: 0.310, SLG: 0.386	(1, 7) 2-0 HR		(2, 2) P6	(0, 1) SF8		(0, 0) FC6-4			(0, 0) G4-3	(4, 1) 1B	4	1	1	2	1	0	1
Carlos Febles, R OBP: 0.368, SLG: 0.320	(1, 4) 0-2 F9		(4, 2) BB	(2, 0) FC6-5-4-6			(2, 1) F9		(3, 2) G2-3	(1, 2) 1B	5	0	1	1	1	0	1
29 Mike Sweeney, R OBP: 0.353, SLG: 0.553	(1, 3) 2-1 FC6-4		(1, 2) P4		(1, 0) P4		(1, 1) 1B		(4, 2) BB		4	0	2	0	1	0	1
Jermaine Dye, R OBP: 0.436, SLG: 0.813	(1, 9) 1-2 P4			(0, 1) HR	(0, 3) K		(0, 2) F9		(2, 1) F8		5	1	1	1	0	1	3
Carlos Beltrán, S OBP: 0.297, SLG: 0.336	(1, 8) 2-2 FC6-4			(0, 1) HR	(4, 0) BB		(1, 2) F7			(2, 2) L7	4	1	1	0	1	0	2
Joe Randa, R OBP: 0.412, SLG: 0.529		(4, 0) BB		(3, 2) SH1-3	(2, 1) F9			(1, 2) SH5-4		(1, 0) HR	4	2	3	0	1	0	1
Mark Quinn, R OBP: 0.351, SLG: 0.533	(1, 10) 3-1 F8			(1, 0) SH1-3		(2, 1) P4		(0, 0) SH5-4		(3, 1) HR	4	2	2	3	0	0	1
Brian Johnson, R OBP: 0.217, SLG: 0.333	(1, 2) 0-1 G5-4-3			(1, 2) SH1-3				(1, 2) F9		(2, 3) K	3	0	1	0	0	0	2
Jorge Fabregas, L OBP: 0.321, SLG: 0.280	(10, PH) 1-2 G5-4-3			(0, 0) SH1-3		(0, 0) FC6-4					1	0	0	0	0	1	0
Rey Sanchez, R OBP: 0.303, SLG: 0.424	(1, 6) 1-2 F7			(2, 2) FC6-4		(3, 2) F9		(1, 1) G4-3		(3, 2) 1B	5	1	2	1	0	0	2

**BOTTOM**

**Oakland Athletics @ Kansas City Royals**  
Kauffman Stadium, Kansas City, MO

Tue May 02 2000, 7:05 PM CDT  
Att. 13,224 - Cloudy - 72 F

AB	39
R	8
H	14
RBI	8
BB	5
SO	2
LOB	14



Inning Stats	R: 1	H: 2	E: 0	K: 0	S: 13	R: 0	H: 0	E: 0	K: 0	S: 4	R: 0	H: 0	E: 0	K: 0	S: 11	R: 4	H: 5	E: 0	K: 0	S: 18	R: 0	H: 1	E: 0	K: 1	S: 6	R: 0	H: 1	E: 0	K: 0	S: 8	R: 0	H: 1	E: 0	K: 0	S: 9	R: 3	H: 4	E: 0	K: 1	S: 17	1B: 10	SF: 1	2B: 1	SAC: 2	3B: 0	DP: 1	HR: 3	HBP: 0	WP: 0	PA: 47
--------------	------	------	------	------	-------	------	------	------	------	------	------	------	------	------	-------	------	------	------	------	-------	------	------	------	------	------	------	------	------	------	------	------	------	------	------	------	------	------	------	------	-------	--------	-------	-------	--------	-------	-------	-------	--------	-------	--------

PITCHER	IP	WLS	BF	H	R	ER	SO	BB	IBB	HBP	BLK	WP	HR	S	P	ERA	WHIP
Ron Mahay, L ERA: 9.0	3.1		18	7	5	5	0	2	0	0	0	0	2	43	71	13.50	2.700
Luis Vizcaino, R ERA: 4.09	2.2		10	1	0	0	1	1	0	0	0	0	0	17	31	0.00	0.750
T.J. Mathews, R ERA: 4.73	2.0		8	2	0	0	0	0	0	0	0	0	0	21	28	0.00	1.000
Jeff Tam, R ERA: 2.16	1.0		4	0	0	0	0	1	0	0	0	0	0	10	19	0.00	1.000
Jason Isringhausen, R ERA: 3.75	0.2	L	7	4	3	3	1	0	1	0	0	0	1	17	32	40.50	6.000



Batter	1	2	3	4	5	6	7	8	9	AB	R	H	RBI	BB	SO	LOB	TOP							
Ryan Christenson, R OBP: 0.404, SLG: 0.308 (1, 9)		G3-1																						
Miguel Tejada, R OBP: 0.375, SLG: 0.433 (1, 6)	WP FC4-6 2B																							
Jason Giambi, L OBP: 0.389, SLG: 0.670 (1, 3)	FC4-6 HBP																							
Olmedo Saenz, R OBP: 0.431, SLG: 0.600 Adam Platt, R OBP: 0.320, SLG: 0.680 (9, PH)	FC4-6 2H																							
Ben Griever, L OBP: 0.350, SLG: 0.490 (1, 7)																								
Terrence Long, L OBP: 0.289, SLG: 0.524 (1, 8)																								
Ramon Hernandez, R OBP: 0.284, SLG: 0.391 (1, 2)																								
3 Eric Chavez, L OBP: 0.361, SLG: 0.484 (1, 5)																								
Frank Menechino, R OBP: 0.381, SLG: 0.500 Jorge Velandia, R OBP: 0.125, SLG: 0.167 (8, PH)																								
<b>Inning Stats</b>	R: 1 E: 0 K: 2 S: 14	H: 1 LOB: 1 BB: 0 P: 21	R: 0 E: 0 K: 1 S: 13	H: 1 LOB: 1 BB: 1 P: 21	R: 0 E: 0 K: 1 S: 15	H: 1 LOB: 1 BB: 0 P: 24	R: 0 E: 0 K: 0 S: 6	H: 0 LOB: 0 BB: 0 P: 12	R: 2 E: 0 K: 1 S: 13	H: 3 LOB: 1 BB: 0 P: 21	R: 1 E: 0 K: 1 S: 11	H: 1 LOB: 2 BB: 2 P: 23	R: 8 E: 0 K: 0 S: 23	H: 10 LOB: 2 BB: 0 P: 30	R: 0 E: 0 K: 2 S: 11	H: 0 LOB: 0 BB: 0 P: 17	R: 2 E: 0 K: 0 S: 9	H: 3 LOB: 1 BB: 0 P: 14	1B: 10 2B: 7 3B: 0 HR: 3	SF: 0 SAC: 1 DP: 0 HBP: 1	WP: 1 PB: 0 SB: 1 CS: 0	PA: 51		
<b>PITCHER</b>	IP WLS BF H R ER SO BB IBB HBP BLK WP HR S P ERA WHIP	IP WLS BF H R ER SO BB IBB HBP BLK WP HR S P ERA WHIP	IP WLS BF H R ER SO BB IBB HBP BLK WP HR S P ERA WHIP	IP WLS BF H R ER SO BB IBB HBP BLK WP HR S P ERA WHIP	IP WLS BF H R ER SO BB IBB HBP BLK WP HR S P ERA WHIP	IP WLS BF H R ER SO BB IBB HBP BLK WP HR S P ERA WHIP	IP WLS BF H R ER SO BB IBB HBP BLK WP HR S P ERA WHIP	IP WLS BF H R ER SO BB IBB HBP BLK WP HR S P ERA WHIP	IP WLS BF H R ER SO BB IBB HBP BLK WP HR S P ERA WHIP	IP WLS BF H R ER SO BB IBB HBP BLK WP HR S P ERA WHIP	IP WLS BF H R ER SO BB IBB HBP BLK WP HR S P ERA WHIP	IP WLS BF H R ER SO BB IBB HBP BLK WP HR S P ERA WHIP	IP WLS BF H R ER SO BB IBB HBP BLK WP HR S P ERA WHIP	IP WLS BF H R ER SO BB IBB HBP BLK WP HR S P ERA WHIP	IP WLS BF H R ER SO BB IBB HBP BLK WP HR S P ERA WHIP	IP WLS BF H R ER SO BB IBB HBP BLK WP HR S P ERA WHIP	IP WLS BF H R ER SO BB IBB HBP BLK WP HR S P ERA WHIP	IP WLS BF H R ER SO BB IBB HBP BLK WP HR S P ERA WHIP	IP WLS BF H R ER SO BB IBB HBP BLK WP HR S P ERA WHIP	IP WLS BF H R ER SO BB IBB HBP BLK WP HR S P ERA WHIP	IP WLS BF H R ER SO BB IBB HBP BLK WP HR S P ERA WHIP	IP WLS BF H R ER SO BB IBB HBP BLK WP HR S P ERA WHIP	IP WLS BF H R ER SO BB IBB HBP BLK WP HR S P ERA WHIP	IP WLS BF H R ER SO BB IBB HBP BLK WP HR S P ERA WHIP

Oakland Athletics @ Kansas City Royals  
Kauffman Stadium, Kansas City, MO  
Wed May 03 2000, 7:05 PM CDT  
Att. 13,344 - Sunny - 72 F

AB	46
R	14
H	20
RBI	14
BB	3
SO	8
LOB	21



Batter	1	2	3	4	5	6	7	8	9	AB	R	H	RBI	BB	SO	LOB	BOTTOM							
Johnny Damon, L OBP: 0.322, SLG: 0.390 (1, 7)																								
Carlos Febles, R OBP: 0.377, SLG: 0.352 (1, 4)																								
29 Mike Sweeney, R OBP: 0.364, SLG: 0.583 (1, 3)																								
Jermaine Dye, R OBP: 0.437, SLG: 0.795 (1, 9)																								
Carlos Beltrán, S OBP: 0.303, SLG: 0.343 Scott Pose, L OBP: 0.235, SLG: 0.133 (3, PH)																								
Joe Randa, R OBP: 0.410, SLG: 0.524 Jeff Reboulet, R OBP: 0.692, SLG: 0.700 (8, PH)																								
Mark Quinn, R OBP: 0.340, SLG: 0.516 Dave McCarty, R OBP: 0.318, SLG: 0.476 (8, PH)																								
Jorge Fabregas, L OBP: 0.313, SLG: 0.276 (1, 2)																								
Rey Sanchez, R OBP: 0.304, SLG: 0.420 Luis Ordez, R (9, 6)																								
<b>Inning Stats</b>	R: 2 E: 0 K: 2 S: 19	H: 5 LOB: 3 BB: 0 P: 26	R: 0 E: 0 K: 0 S: 11	H: 1 LOB: 1 BB: 0 P: 18	R: 0 E: 0 K: 0 S: 8	H: 1 LOB: 1 BB: 0 P: 13	R: 0 E: 0 K: 1 S: 11	H: 1 LOB: 2 BB: 1 P: 18	R: 0 E: 0 K: 0 S: 5	H: 0 LOB: 0 BB: 0 P: 8	R: 0 E: 0 K: 0 S: 6	H: 0 LOB: 0 BB: 0 P: 9	R: 0 E: 0 K: 0 S: 6	H: 2 LOB: 1 BB: 0 P: 6	R: 0 E: 0 K: 0 S: 8	H: 0 LOB: 0 BB: 0 P: 10	R: 3 E: 0 K: 1 S: 15	H: 4 LOB: 1 BB: 0 P: 27	1B: 12 2B: 2 3B: 0 HR: 1	SF: 0 SAC: 0 DP: 2 HBP: 0	WP: 0 PB: 0 SB: 1 CS: 0	PA: 41		
<b>PITCHER</b>	IP WLS BF H R ER SO BB IBB HBP BLK WP HR S P ERA WHIP	IP WLS BF H R ER SO BB IBB HBP BLK WP HR S P ERA WHIP	IP WLS BF H R ER SO BB IBB HBP BLK WP HR S P ERA WHIP	IP WLS BF H R ER SO BB IBB HBP BLK WP HR S P ERA WHIP	IP WLS BF H R ER SO BB IBB HBP BLK WP HR S P ERA WHIP	IP WLS BF H R ER SO BB IBB HBP BLK WP HR S P ERA WHIP	IP WLS BF H R ER SO BB IBB HBP BLK WP HR S P ERA WHIP	IP WLS BF H R ER SO BB IBB HBP BLK WP HR S P ERA WHIP	IP WLS BF H R ER SO BB IBB HBP BLK WP HR S P ERA WHIP	IP WLS BF H R ER SO BB IBB HBP BLK WP HR S P ERA WHIP	IP WLS BF H R ER SO BB IBB HBP BLK WP HR S P ERA WHIP	IP WLS BF H R ER SO BB IBB HBP BLK WP HR S P ERA WHIP	IP WLS BF H R ER SO BB IBB HBP BLK WP HR S P ERA WHIP	IP WLS BF H R ER SO BB IBB HBP BLK WP HR S P ERA WHIP	IP WLS BF H R ER SO BB IBB HBP BLK WP HR S P ERA WHIP	IP WLS BF H R ER SO BB IBB HBP BLK WP HR S P ERA WHIP	IP WLS BF H R ER SO BB IBB HBP BLK WP HR S P ERA WHIP	IP WLS BF H R ER SO BB IBB HBP BLK WP HR S P ERA WHIP	IP WLS BF H R ER SO BB IBB HBP BLK WP HR S P ERA WHIP	IP WLS BF H R ER SO BB IBB HBP BLK WP HR S P ERA WHIP	IP WLS BF H R ER SO BB IBB HBP BLK WP HR S P ERA WHIP	IP WLS BF H R ER SO BB IBB HBP BLK WP HR S P ERA WHIP	IP WLS BF H R ER SO BB IBB HBP BLK WP HR S P ERA WHIP	IP WLS BF H R ER SO BB IBB HBP BLK WP HR S P ERA WHIP

Oakland Athletics @ Kansas City Royals  
Kauffman Stadium, Kansas City, MO  
Wed May 03 2000, 7:05 PM CDT  
Att. 13,344 - Sunny - 72 F

AB	40
R	5
H	15
RBI	5
BB	1
SO	4
LOB	21





Batter	1	2	3	4	5	6	7	8	9	AB	R	H	RBI	BB	SO	LOB	TOP							
Terrence Long, L (1, 8) OBP: 0.333, SLG: 0.587	G1-3		1B BB	F7		BB 2B BB	2B 1B	HR		4	3	2	1	2	0	0								
Miguel Tejada, R (1, 6) OBP: 0.373, SLG: 0.436	F8		1B	G5-3		F3	G4-3 2B	K		6	1	2	2	0	1	1								
Jason Giambi, L (1, 3) OBP: 0.395, SLG: 0.656	FC6-4 1B		K	FC6-4 1B		2B BB	F8	K		5	1	2	0	1	2	3								
Olmedo Saenz, R (1, 10) OBP: 0.436, SLG: 0.580	FC6-4 BB		1B	FC6-4		2B BB	E7 HR	P4		4	2	1	0	2	0	2								
Ben Grievie, L (1, 7) OBP: 0.358, SLG: 0.500 Ryan Christenson, R (9, PR) OBP: 0.404, SLG: 0.399	FC6-4		F8			HR 1B	G4-3	1B		6	2	3	4	0	0	6								
Adam Piatt, R (1, 5) OBP: 0.333, SLG: 0.733 3 Eric Chavez, L (9, PH) OBP: 0.358, SLG: 0.479	CS		K			F9	F7	F8		5	1	2	2	0	1	5								
Jeremy Giambi, L (1, 9) OBP: 0.278, SLG: 0.355	FC1-6 BB			2B HR BB		F9	HR	K		3	2	1	2	2	1	1								
Ramon Hernandez, R (1, 2) OBP: 0.291, SLG: 0.449	FC1-6 WP			HR 2B		HR	K	F9		5	2	2	2	0	1	1								
Frank Menechino, R (1, 4) OBP: 0.382, SLG: 0.527	K			HR		K2-3	1B 2B BB	B1-3		4	2	1	3	1	2	1								
<b>Inning Stats</b>	R: 0 E: 0 K: 0 S: 16	H: 1 LOB: 2 BB: 1 P: 28	R: 0 E: 0 K: 1 S: 10	H: 1 LOB: 1 BB: 1 P: 16	R: 0 E: 0 K: 2 S: 11	H: 2 LOB: 3 BB: 1 P: 19	R: 3 E: 0 K: 0 S: 20	H: 3 LOB: 1 BB: 1 P: 30	R: 2 E: 0 K: 1 S: 11	H: 2 LOB: 0 BB: 0 P: 18	R: 5 E: 0 K: 1 S: 14	H: 2 LOB: 0 BB: 1 P: 31	R: 5 E: 1 K: 1 S: 19	H: 3 LOB: 0 BB: 1 P: 30	R: 1 E: 0 K: 1 S: 10	H: 1 LOB: 0 BB: 0 P: 16	R: 0 E: 0 K: 1 S: 10	H: 1 LOB: 1 BB: 0 P: 17	1B: 8 2B: 3 3B: 0 HR: 5	SF: 0 SAC: 0 DP: 0 HBP: 0	WP: 1 PB: 0 SB: 0 CS: 1	PA: 51		
<b>PITCHER</b>	IP	WLS	BF	H	R	ER	SO	BB	IBB	HBP	BLK	WP	HR	S	P	ERA	WHIP							
Darren Oliver, L (1, 1) ERA: 5.45	5.0		27	9	5	5	4	4	0	0	0	1	2	68	111	9.00	2.600							
40 Matt Persho, L (6, 1) ERA: 9.35	2.0	B	16	5	10	7	2	4	0	0	0	0	2	33	61	31.50	4.500							
59 Jeff Zimmerman, R (8, 1) ERA: 7.5	1.0		4	1	1	1	1	0	0	0	0	0	1	10	16	9.00	1.000							
John Wetteland, R (9, 1) ERA: 3.27	1.0	W	4	1	0	0	1	0	0	0	0	0	0	10	17	0.00	1.000							

Oakland Athletics @ Texas Rangers  
The Ballpark at Arlington, Arlington, TX  
Fri May 05 2000, 8:05 PM EDT  
Att: 38,949 - Cloudy - 76 F

AB 43  
R 16  
H 16  
RBI 16  
BB 8  
SO 8  
LOB 21




Batter	1	2	3	4	5	6	7	8	9	AB	R	H	RBI	BB	SO	LOB	BOTTOM							
Royce Clayton, R (1, 6) OBP: 0.290, SLG: 0.391	K	2B 1B			F8	G1-3	K	G6-4-3		6	1	1	1	0	2	4								
Chad Curtis, R (1, 7) OBP: 0.311, SLG: 0.500	K	2B			1B BB	F9		2B 1B	FC5-4 1B	5	2	3	2	1	1	1								
Ivan Rodriguez, R (1, 2) OBP: 0.388, SLG: 0.716	G6-3	G4-3			1B 1B		HR	1B 2B	FC5-4 BB 1B	6	4	3	1	0	0	2								
Rafael Palmeiro, L (1, 10) OBP: 0.436, SLG: 0.670		K	K		1B 1B		HBP 1B 1B	1B 1B 1B	1B BB	5	2	3	3	1	2	0								
Ruben Mateo, R (1, 8) OBP: 0.360, SLG: 0.425		BB 1B 2B	G6-3		G3 1B		1B 1B HBP	1B 1B 1B	E1 1B	5	3	3	1	0	0	2								
Tom Evans, R (1, 5) OBP: 0.385, SLG: 0.352 Mike Lamb, L (9, PH) OBP: 0.250, SLG: 0.324		BB 1B BB		CS 1B	G3		G4-3 1B	SH1-4 1B		4	2	3	1	1	0	2								
Luis Alicaia, S (1, 4) OBP: 0.365, SLG: 0.398		P3	CS	P4	F9		G4-3 1B	SH1-4 1B 1B		5	1	2	3	0	0	4								
Jason McDonald, S (1, 9) OBP: 0.300, SLG: 0.160		1B BB		G6-3		L3	F7	SH1-4		3	1	0	0	1	0	2								
Scott Sheldon, R (1, 3) OBP: 0.400, SLG: 0.308		1B 2B 1B		F8		G1-3 BB	G4-3	G6-4-3 1B		4	1	2	4	1	0	2								
<b>Inning Stats</b>	R: 0 E: 0 K: 2 S: 10	H: 0 LOB: 0 BB: 0 P: 13	R: 5 E: 0 K: 1 S: 15	H: 4 LOB: 1 BB: 2 P: 28	R: 0 E: 0 K: 1 S: 6	H: 1 LOB: 0 BB: 0 P: 12	R: 0 E: 0 K: 0 S: 7	H: 0 LOB: 0 BB: 0 P: 11	R: 2 E: 0 K: 0 S: 12	H: 3 LOB: 2 BB: 1 P: 23	R: 0 E: 0 K: 0 S: 9	H: 0 LOB: 1 BB: 1 P: 17	R: 3 E: 0 K: 1 S: 16	H: 4 LOB: 2 BB: 0 P: 24	R: 6 E: 0 K: 0 S: 21	H: 7 LOB: 3 BB: 0 P: 27	R: 1 E: 1 K: 0 S: 8	H: 2 LOB: 3 BB: 1 P: 15	1B: 17 2B: 3 3B: 0 HR: 1	SF: 0 SAC: 1 DP: 1 HBP: 1	WP: 0 PB: 0 SB: 0 CS: 1	PA: 52		
<b>PITCHER</b>	IP	WLS	BF	H	R	ER	SO	BB	IBB	HBP	BLK	WP	HR	S	P	ERA	WHIP							
Mark Mulder, L (1, 1) ERA: 5.63	4.1		22	7	7	7	4	3	0	0	0	0	1	19	34	14.54	2.308							
Luis Vizcaino, R (5, 1) ERA: 5.69	1.2		10	3	3	3	0	1	0	1	0	0	1	19	34	16.20	2.400							
Doug Jones, R (7, 1) ERA: 6.75	1.0		8	5	3	3	1	0	0	0	0	0	0	19	25	27.00	5.000							
T.J. Mathews, R (8, 1) ERA: 6.08	0.0		2	2	0	0	0	0	0	0	0	0	0	5	7	∞	∞							
Mike Maggante, L (8, 1) ERA: 5.05	0.1	B	3	2	3	3	0	0	0	0	0	0	0	6	9	81.00	6.000							


Oakland Athletics @ Texas Rangers  
The Ballpark at Arlington, Arlington, TX  
Fri May 05 2000, 8:05 PM EDT  
Att: 38,949 - Cloudy - 76 F

AB 44  
R 17  
H 21  
RBI 17  
BB 5  
SO 5  
LOB 19







Batter	1	2	3	4	5	6	7	8	9	AB	R	H	RBI	BB	SO	LOB	TOP								
<b>Terrence Long, L</b> OBP: 0.321, SLG: 0.569	1-1 E8 G6-3 2B	0-0 P6		2-3 SAFE K			0-1 F8	2-3 K		5	1	1	0	0	2	4	<p><b>Oakland Athletics @ Texas Rangers</b> The Ballpark at Arlington, Arlington, TX Sat May 06 2000, 8:05 PM EDT Att: 47,627 - Sunny - 81 F</p> <p>AB 39 R 10 H 14 RBI 8 BB 3 SO 4 LOB 11</p> 								
<b>Miguel Tejada, R</b> OBP: 0.382, SLG: 0.439	0-0 G6-3	1-0		1-1 F2			4-0 HR BB		2-0 HR 1B	4	2	2	2	1	0	0									
<b>Jason Giambi, L</b> OBP: 0.395, SLG: 0.703	1-3 G3-1	3-1 F8			0-1 G4-3		0-0 HR		2-2 HR	5	2	2	4	0	0	1									
<b>Olmedo Saenz, R</b> OBP: 0.422, SLG: 0.554	0-0 G5-3		2-0 1B		0-2 F8		3-2 G6-3		2-2 F8	5	0	1	0	0	0	0									
<b>Ben Grieve, L</b> OBP: 0.367, SLG: 0.513 <b>Ryan Christenson, R</b> OBP: 0.404, SLG: 0.399		2-1 1B E	1-1 SAFE 1B	1-2 3 1B 1B	2-2 2B		3-1 G6-3		1-0 F9	5	2	3	0	0	0	0									
<b>Ramon Hernandez, R</b> OBP: 0.310, SLG: 0.452		2-1 1B E	3-2 3 1B 1B	1-2 1B	0-0 G5-3			4-1 G4-3 BB	2-1 F9	4	1	2	0	1	0	1									
<b>Jeremy Giambi, L</b> OBP: 0.250, SLG: 0.314		1-1 E1 G4-3 2B	2-3 K			1-1 P6		0-0 G4-3		4	1	0	0	0	1	3									
<b>3 Eric Chavez, L</b> OBP: 0.354, SLG: 0.470		2-1 G4-3	2-1 1B	1-3 2H		1-3 K		2-0 F8		4	0	1	1	0	1	2									
<b>Frank Menechino, R</b> OBP: 0.398, SLG: 0.545		0-0 1B 2B		3-2 CS 1B		2-2 G3-1		4-2 BB		3	1	2	1	1	0	0									
<b>Inning Stats</b>	R: 1 E: 1 K: 0 S: 6	H: 1 LOB: 0 BB: 0 P: 9	R: 4 E: 1 K: 0 S: 13	H: 4 LOB: 1 BB: 0 P: 24	R: 1 E: 0 K: 1 S: 12	H: 4 LOB: 2 BB: 0 P: 22	R: 0 E: 0 K: 1 S: 9	H: 1 LOB: 0 BB: 0 P: 15	R: 0 E: 0 K: 1 S: 10	H: 1 LOB: 1 BB: 0 P: 12	R: 0 E: 0 K: 1 S: 9	H: 0 LOB: 0 BB: 0 P: 13	R: 2 E: 0 K: 0 S: 8	H: 1 LOB: 0 BB: 1 P: 18	R: 0 E: 0 K: 1 S: 9	H: 0 LOB: 2 BB: 2 P: 21	R: 2 E: 0 K: 0 S: 12	H: 2 LOB: 0 BB: 0 P: 21	1B: 9 2B: 3 3B: 0 HR: 2	SF: 0 SAC: 0 DP: 0 HBP: 0	WP: 0 PB: 0 SB: 0 CS: 1	PA: 42			
<b>PITCHER</b>	IP	WLS	BF	H	R	ER	SO	BB	IBB	HBP	BLK	WP	HR	S	P	ERA	WHIP								
<b>Kenny Rogers, L</b> ERA: 4.76	(1, 1)	7.0	32	12	8	6	3	1	0	0	0	0	1	67	113	7.71	1.857								
<b>Mike Venafro, L</b> ERA: 5.19	(8, 1)	1.0	5	0	0	0	1	2	0	0	0	0	0	9	21	0.00	2.000								
<b>John Wetteland, R</b> ERA: 4.5	(9, 1)	1.0	W	5	2	2	2	0	0	0	0	0	1	12	21	18.00	2.000								

Batter	1	2	3	4	5	6	7	8	9	AB	R	H	RBI	BB	SO	LOB	BOTTOM								
<b>Royce Clayton, R</b> OBP: 0.300, SLG: 0.392	3-2 G5-3		0-0 1B SF8	4-0 G4-1 BB		1-3 K		0-1 G3 1B	0-1 E5 1B	5	2	2	2	1	1	1	<p><b>Oakland Athletics @ Texas Rangers</b> The Ballpark at Arlington, Arlington, TX Sat May 06 2000, 8:05 PM EDT Att: 47,627 - Sunny - 81 F</p> <p>AB 41 R 11 H 17 RBI 10 BB 5 SO 6 LOB 24</p> 								
<b>Luis Alicaes, S</b> OBP: 0.373, SLG: 0.414	1-2 G5-3		0-3 K	0-0 G4-1		1-2 WP 2B		1-1 G3 1B	3-3 3H 1B	6	1	3	3	0	1	3									
<b>Ivan Rodriguez, R</b> OBP: 0.381, SLG: 0.694	1-2 G5-3		2-1 1B	0-0 G5-3		3-2 F9		1-2 G3		5	0	1	0	0	0	5									
<b>Rafael Palmeiro, L</b> OBP: 0.443, SLG: 0.677		0-0 G4-3	2-2 SF8	4-0 IBB			1-1 2B	4-0 1B IBB		2	0	1	1	2	0	0									
<b>David Segui, S</b> OBP: 0.355, SLG: 0.505		0-0 1B 1B	2-3 K	2-2 G4-3			2-3 K	3-2 1B	1-3 2H 3H 1B	5	1	2	2	0	2	5									
<b>Ruben Mateo, R</b> OBP: 0.369, SLG: 0.432		2-0 1B 1B		1-2 E BB 1B	1-2 G6-4-3 1B		1-2 F9	1-0 F7		5	1	3	0	0	0	3									
<b>Chad Curtis, R</b> OBP: 0.326, SLG: 0.500		0-1 G4-6-3 1B		4-1 E BB BB	0-1 G6-4-3		3-2 L8		0-0 1B E 1B	4	2	2	1	1	0	2									
<b>Mike Lamb, L</b> OBP: 0.244, SLG: 0.308		3-1 G4-6-3		1-1 E3 BB BB G4-1	0-0 F8			0-0 1B 1B	1-3 K	5	2	1	0	0	1	4									
<b>Jason McDonald, S</b> OBP: 0.343, SLG: 0.310			2-1 HR	4-1 G4-1 BB BB		1-2 F9		1-3 K	2-2 E 1B 1B	4	2	2	1	1	1	1									
<b>Inning Stats</b>	R: 0 E: 0 K: 0 S: 10	H: 0 LOB: 0 BB: 0 P: 15	R: 1 E: 0 K: 0 S: 7	H: 3 LOB: 1 BB: 0 P: 12	R: 2 E: 0 K: 2 S: 14	H: 3 LOB: 1 BB: 0 P: 22	R: 3 E: 1 K: 0 S: 14	H: 1 LOB: 3 BB: 4 P: 34	R: 0 E: 0 K: 1 S: 6	H: 1 LOB: 0 BB: 0 P: 7	R: 0 E: 0 K: 1 S: 21	H: 1 LOB: 1 BB: 0 P: 27	R: 0 E: 0 K: 1 S: 12	H: 1 LOB: 1 BB: 0 P: 19	R: 3 E: 0 K: 1 S: 17	H: 4 LOB: 2 BB: 1 P: 28	R: 2 E: 1 K: 1 S: 14	H: 3 LOB: 2 BB: 0 P: 18	1B: 14 2B: 2 3B: 0 HR: 1	SF: 1 SAC: 0 DP: 2 HBP: 0	WP: 1 PB: 0 SB: 0 CS: 0	PA: 47			
<b>PITCHER</b>	IP	WLS	BF	H	R	ER	SO	BB	IBB	HBP	BLK	WP	HR	S	P	ERA	WHIP								
<b>Tim Hudson, R</b> ERA: 5.4	(1, 1)	6.0	30	9	4	3	3	1	0	0	0	0	0	72	117	6.00	2.000								
<b>Jeff Tam, R</b> ERA: 2.66	(7, 1)	1.0	H	5	2	1	1	1	0	0	0	0	0	13	20	9.00	2.000								
<b>Jason Istringhausen, R</b> ERA: 5.4	(8, 1)	1.1	L	11	5	4	3	2	0	1	0	0	0	28	42	20.25	3.750								
<b>T.J. Mathews, R</b> ERA: 6.08	(9, 1)	0.0	1	1	0	0	0	0	0	0	0	0	0	2	3	*	*								







Batter	1	2	3	4	5	6	7	8	9	AB	R	H	RBI	BB	SO	LOB	TOP					
Terrence Long, L OBP: 0.348, SLG: 0.617	L8		K	HR		1B		K		5	1	2	3	0	2	0	<b>Oakland Athletics @ Anaheim Angels</b> Edison International Field, Anaheim, CA Mon May 08 2000, 10:05 PM EDT Att: 15,034 - Cloudy - 67 F					
Randy Velarde, R OBP: 0.400, SLG: 0.250	E5 HR		G6-3			K		1B		4	1	1	0	1	1	2						
Jason Giambi, L OBP: 0.396, SLG: 0.706				G1-3		G4-3		K		5	1	1	2	0	1	4						
Matt Stairs, L OBP: 0.325, SLG: 0.402																						
Ben Grieve, L OBP: 0.377, SLG: 0.512 Ryan Christenson, R OBP: 0.404, SLG: 0.308	G3-6-3																					
Miguel Tejada, R OBP: 0.384, SLG: 0.415 Olmedo Saenz, R OBP: 0.427, SLG: 0.532																						
Jeremy Giambi, L OBP: 0.300, SLG: 0.409																						
Ramon Hernandez, R OBP: 0.315, SLG: 0.442																						
3 Eric Chavez, L OBP: 0.336, SLG: 0.440																						
																						
<b>Inning Stats</b>	R: 2 E: 1 K: 0 S: 10	H: 2 LOB: 0 BB: 0 P: 19	R: 0 E: 0 K: 2 S: 7	H: 0 LOB: 0 BB: 0 P: 11	R: 0 E: 0 K: 1 S: 9	H: 0 LOB: 0 BB: 0 P: 14	R: 6 E: 0 K: 0 S: 18	H: 4 LOB: 1 BB: 3 P: 38	R: 0 E: 1 K: 0 S: 13	H: 0 LOB: 1 BB: 0 P: 13	R: 0 E: 0 K: 1 S: 13	H: 1 LOB: 2 BB: 1 P: 23	R: 0 E: 1 K: 2 S: 16	H: 1 LOB: 2 BB: 0 P: 27	R: 0 E: 0 K: 2 S: 11	H: 1 LOB: 1 BB: 0 P: 13	R: 0 E: 0 K: 2 S: 13	H: 1 LOB: 1 BB: 0 P: 21	1B: 6 2B: 1 3B: 0 HR: 3	SF: 0 SAC: 0 DP: 1 HBP: 0	WP: 0 PB: 0 SB: 1 CS: 0	PA: 43
<b>PITCHER</b>	IP WLS BF H R ER SO BB IBB HBP BLK WP HR S P ERA WHIP																					
Ramon Ortiz, R ERA: 6.9	(1, 1) 3.2 20 6 8 7 3 3 0 0 0 0 0 3 42 80 17.18 2.455																					
Al Levine, R ERA: 3.32	(4, 1) 2.1 10 1 0 0 1 1 0 0 0 0 0 0 22 38 0.00 0.857																					
Mike Holtz, L ERA: 4.5	(7, 1) 0.2 4 1 0 0 1 0 0 0 0 0 0 0 13 21 0.00 1.500																					
Mark Petkovsek, R ERA: 7.5	(7, 1) 1.1 W 5 1 0 0 3 0 0 0 0 0 0 0 14 19 0.00 0.750																					
Troy Paroval, R ERA: 3.75	(9, 1) 1.0 S 4 1 0 0 2 0 0 0 0 0 0 0 13 21 0.00 1.000																					
<b>Batter</b>	<b>1</b>	<b>2</b>	<b>3</b>	<b>4</b>	<b>5</b>	<b>6</b>	<b>7</b>	<b>8</b>	<b>9</b>	<b>AB</b>	<b>R</b>	<b>H</b>	<b>RBI</b>	<b>BB</b>	<b>SO</b>	<b>LOB</b>	<b>BOTTOM</b>					
Darin Erstad, L OBP: 0.452, SLG: 0.522	K	G6-3		1B		HR		K		5	1	2	1	0	2	2	<b>Oakland Athletics @ Anaheim Angels</b> Edison International Field, Anaheim, CA Mon May 08 2000, 10:05 PM EDT Att: 15,034 - Cloudy - 67 F					
Adam Kennedy, L OBP: 0.348, SLG: 0.465	2B	1B		G3		K		16 G3-1		5	1	3	0	0	1	4						
Mo Vaughn, L OBP: 0.378, SLG: 0.574	2B			K		HR		F7		5	2	3	5	0	1	2						
Tim Salmon, R OBP: 0.386, SLG: 0.539	G5-3			2B		K		L7		4	0	1	0	1	1	1						
16 Garret Anderson, L OBP: 0.246, SLG: 0.405	F8			L9		G3		L6		5	0	0	0	0	0	4						
Troy Glaus, R OBP: 0.450, SLG: 0.638				1B		1B		WP SF7		4	3	4	0	1	0	0						
Scott Spiezio, S OBP: 0.390, SLG: 0.482				G3		F3		G4-3		4	0	0	0	1	0	6						
Bengie Molina, R OBP: 0.297, SLG: 0.317				F9				F8		3	1	1	1	0	0	1						
Gary Disarcina, R OBP: 0.425, SLG: 0.526 Benji Gil, R OBP: 0.313, SLG: 0.319				2B		1B		SF7		2	0	2	2	0	0	0						
				1B		1B		HR		1	1	1	0	1	0	0						
<b>Inning Stats</b>	R: 1 E: 0 K: 1 S: 13	H: 2 LOB: 1 BB: 0 P: 19	R: 2 E: 0 K: 0 S: 6	H: 3 LOB: 0 BB: 0 P: 10	R: 0 E: 0 K: 1 S: 11	H: 2 LOB: 1 BB: 0 P: 15	R: 1 E: 0 K: 0 S: 20	H: 3 LOB: 2 BB: 0 P: 29	R: 1 E: 0 K: 1 S: 12	H: 2 LOB: 1 BB: 0 P: 16	R: 3 E: 0 K: 1 S: 18	H: 2 LOB: 1 BB: 1 P: 28	R: 1 E: 0 K: 1 S: 13	H: 2 LOB: 2 BB: 1 P: 19	R: 0 E: 0 K: 0 S: 9	H: 1 LOB: 3 BB: 2 P: 23	1B: 11 2B: 4 3B: 0 HR: 2	SF: 1 SAC: 0 DP: 0 HBP: 0	WP: 1 PB: 0 SB: 1 CS: 0	PA: 43		
<b>PITCHER</b>	IP WLS BF H R ER SO BB IBB HBP BLK WP HR S P ERA WHIP																					
Ariel Prieto, R ERA: 11.25	(1, 1) 4.0 21 5 5 5 2 1 0 0 0 0 0 1 29 43 13.50 2.000																					
Luis Vizcaino, R ERA: 6.75	(5, 1) 2.0 10 3 3 3 2 1 0 0 0 0 0 1 13 19 9.00 2.000																					
T.J. Mathews, R ERA: 6.28	(7, 1) 1.0 L 6 2 1 1 1 0 1 0 0 0 1 0 9 23 0.00 1.000																					
Mike Magnante, L ERA: 4.5	(8, 1) 1.0 6 1 0 0 0 0 0 2 0 0 0 0 9 23 0.00 1.000																					







Batter	1	2	3	4	5	6	7	8	9	AB	R	H	RBI	BB	SO	LOB	TOP				
Ryan Christenson, R OBP: 0.385, SLG: 0.295	(1, 8) K	(2, 3) K		(1, 3) K			(2, 1) F8		(2, 2) SH1-4 1B	5	1	1	0	0	3	3					
Randy Velarde, R OBP: 0.397, SLG: 0.250	(1, 4) G4-3		(3, 3) K		(4, 2) S 1B BB		(3, 3) K		(1, 0) SH1-4 1-2	3	0	0	0	1	2	0					
Jason Giambi, L OBP: 0.410, SLG: 0.684	(1, 3) BB	(4, 0) BB	(3, 1) P6		(1, 0) F7		(4, 2) 1B BB		(4, 0) BB 1B 1B	2	1	0	0	3	0	1					
Ben Grieve, L OBP: 0.385, SLG: 0.553	(1, 7) L9		(1, 0) HR		(4, 1) 1B BB		(1, 1) 1-2 1B		(2, 1) BB 1B 1B	4	2	3	2	1	0	1					
Matt Stairs, L OBP: 0.338, SLG: 0.394		(2, 2) 2B 1B	(2, 1) G4-3		(2, 2) 1-2 2H 1B		(2, 3) K		(4, 0) 1B 3 1B BB	4	2	2	0	1	1	2					
Jeremy Giambi, L OBP: 0.333, SLG: 0.491		(1, 0) 1B 2B		(0, 2) F8 3 1B	(0, 2) F9			(1, 0) G1-3	(2, 2) 3 1B 1-3 2H 3H 1B	5	1	3	2	0	0	2					
Miguel Tejada, R OBP: 0.353, SLG: 0.398		(2, 0) 2H 3H 1B	(1, 2) L7		(1, 2) F7		(2, 2) G1-3		(1, 3) K	5	0	1	2	0	1	3					
3 Eric Chavez, L OBP: 0.356, SLG: 0.440		(1, 2) P6		(2, 0) 1-2 1B	(2, 2) F7		(0, 0) 1B		(1, 3) 3H 1B	5	0	3	1	0	0	1					
Ramon Hernandez, R OBP: 0.299, SLG: 0.412		(1, 0) P2		(3, 2) F8 2-3	(1, 3) K		(3, 1) F5		(2, 2) G6-3	5	0	0	0	0	1	6					
<b>Inning Stats</b>	R: 0 E: 0 K: 1 S: 9	H: 0 LOB: 1 BB: 1 P: 15	R: 2 E: 0 K: 1 S: 15	H: 3 LOB: 1 BB: 0 P: 24	R: 1 E: 0 K: 1 S: 8	H: 1 LOB: 0 BB: 0 P: 17	R: 0 E: 0 K: 1 S: 14	H: 2 LOB: 2 BB: 0 P: 21	R: 0 E: 0 K: 0 S: 11	H: 0 LOB: 0 BB: 0 P: 13	R: 0 E: 0 K: 2 S: 13	H: 1 LOB: 2 BB: 1 P: 25	R: 0 E: 0 K: 0 S: 7	H: 1 LOB: 1 BB: 0 P: 13	R: 4 E: 0 K: 1 S: 18	H: 4 LOB: 2 BB: 2 P: 36	1B: 11 2B: 1 3B: 0 HR: 1	SF: 0 SAC: 1 DP: 0 HBP: 0	WP: 0 PB: 0 SB: 1 CS: 0	PA: 45	
<b>PITCHER</b>	IP WLS BF H R ER SO	IP WLS BF H R ER SO	IP WLS BF H R ER SO	IP WLS BF H R ER SO	IP WLS BF H R ER SO	IP WLS BF H R ER SO	IP WLS BF H R ER SO	IP WLS BF H R ER SO	IP WLS BF H R ER SO	IP WLS BF H R ER SO	IP WLS BF H R ER SO	IP WLS BF H R ER SO	IP WLS BF H R ER SO	IP WLS BF H R ER SO	IP WLS BF H R ER SO	IP WLS BF H R ER SO	ERA WHIP	ERA WHIP			
Kent Boltenfield, R ERA: 3.78	(1, 1) 6.2 0.1	(7, 1) 0.1	(8, 1) 1.1	(9, 1) 0.2																	
Mike Holtz, L ERA: 2.7																					
Mark Pejkovsek, R ERA: 6.84																					
Mike Fyhrle, R ERA:																					

Oakland Athletics @ Anaheim Angels  
Edison International Field, Anaheim, CA  
Wed May 10 2000, 10:05 PM EDT  
Att: 15,300 - Sunny - 69 F

AB 38  
R 7  
H 13  
RBI 7  
BB 6  
SO 8  
LOB 19



Batter	1	2	3	4	5	6	7	8	9	AB	R	H	RBI	BB	SO	LOB	BOTTOM					
Darin Erstad, L OBP: 0.448, SLG: 0.554	(1, 7) K		(2, 0) HR		(1, 0) G4-3			(1, 2) E 1B	(1, 1) DI 1B	5	2	3	2	0	1	0						
Benji Gil, R OBP: 0.291, SLG: 0.295	(1, 6) G4-3		(1, 3) K		(0, 0) G6-3		(3, 1) F7		(2, 3) K	4	0	0	0	0	1	1						
Scott Spiezio, S OBP: 0.380, SLG: 0.466	(9, FH)								(1, 2) K	1	0	0	0	0	1	1						
Mo Vaughn, L OBP: 0.372, SLG: 0.551	(1, 3) BB		(3, 3) K		(0, 0) F7		(2, 3) K			3	0	0	0	1	2	1						
Tim Salmon, R OBP: 0.372, SLG: 0.520	(1, 9) K		(2, 0) G6-3			(3, 3) K		(3, 2) E7 16 2B	(1, H) 2B	4	1	1	1	0	2	1						
16 Garret Anderson, L OBP: 0.253, SLG: 0.417		(2, 2) G3		(0, 1) 2B FC5-2 1B	(1, 2) G4-3		(0, 0) G4-3		(3, H) 2B	4	0	2	1	0	0	0						
Troy Glaus, R OBP: 0.459, SLG: 0.659		(2, 0) G5-3 2B		(0, 1) 1B 2B	(2, 2) G4-3		(2, 2) G4-3		(0, 3) K	4	0	2	0	0	1	1						
Edgard Clemente, R ERA: 4.83		(1, 2) G5-3 HBP		(0, 0) FC5-2 1B	(2, 2) F9			(4, 0) G3 1B BB		2	0	0	0	0	2							
Orlando Palmeiro, L OBP: 0.421, SLG: 0.406										0	1	0	0	1	0	0						
Matt Walbeck, S OBP: 0.205, SLG: 0.364		(1, 0) G5-3		(3, H) 2B	(2, 0) G6-4-3 1B		(3, 2) G5-3		(1, 3) K	4	0	1	0	0	1	3						
Trent Durrington, R Adam Kennedy, L OBP: 0.344, SLG: 0.456	(1, 4) G1-3			(0, 0) G6-4-3 1-2	(1, 1) G6-3		(1, 1) G6-3		(2, 1) G3	3	0	0	0	0	0	5						
<b>Inning Stats</b>	R: 0 E: 0 K: 2 S: 11	H: 0 LOB: 1 BB: 1 P: 20	R: 0 E: 0 K: 0 S: 10	H: 1 LOB: 2 BB: 0 P: 17	R: 1 E: 0 K: 2 S: 9	H: 1 LOB: 0 BB: 0 P: 17	R: 0 E: 0 K: 0 S: 7	H: 3 LOB: 2 BB: 0 P: 9	R: 0 E: 0 K: 0 S: 3	H: 0 LOB: 0 BB: 0 P: 4	R: 0 E: 0 K: 1 S: 10	H: 0 LOB: 0 BB: 0 P: 16	R: 0 E: 0 K: 0 S: 8	H: 0 LOB: 0 BB: 0 P: 14	R: 2 E: 1 K: 2 S: 17	H: 3 LOB: 1 BB: 0 P: 26	R: 1 E: 0 K: 2 S: 10	H: 1 LOB: 1 BB: 1 P: 20	1B: 4 2B: 4 3B: 0 HR: 1	SF: 0 SAC: 0 DP: 1 HBP: 1	WP: 0 PB: 0 SB: 0 CS: 0	PA: 38
<b>PITCHER</b>	IP WLS BF H R ER SO	IP WLS BF H R ER SO	IP WLS BF H R ER SO	IP WLS BF H R ER SO	IP WLS BF H R ER SO	IP WLS BF H R ER SO	IP WLS BF H R ER SO	IP WLS BF H R ER SO	IP WLS BF H R ER SO	IP WLS BF H R ER SO	IP WLS BF H R ER SO	IP WLS BF H R ER SO	IP WLS BF H R ER SO	IP WLS BF H R ER SO	IP WLS BF H R ER SO	IP WLS BF H R ER SO	ERA WHIP	ERA WHIP				
Mark Mulder, L ERA: 4.83	(1, 1) 7.2																					
T.J. Matthews, R ERA: 6.91	(8, 1) 0.0																					
Jason Istringhausen, R ERA: 5.28	(8, 1) 1.1	W 7	2	2	2	3	1	0	0	0	0	14	24	13.50	2.250							

Oakland Athletics @ Anaheim Angels  
Edison International Field, Anaheim, CA  
Wed May 10 2000, 10:05 PM EDT  
Att: 15,300 - Sunny - 69 F

AB 35  
R 4  
H 9  
RBI 4  
BB 2  
SO 9  
LOB 16





Batter	1	2	3	4	5	6	7	8	9	AB	R	H	RBI	BB	SO	LOB	TOP				
<b>Mike Cameron, R</b> OBP: 0.322, SLG: 0.447 (1, 8)	G6-3		K		K		G5-3		K	5	0	0	0	0	3	1					
<b>Mark McLemore, S</b> OBP: 0.355, SLG: 0.299 (1, 4)	G3-1		G4-3			1B BB	G6-3		FC6-4 BB	3	1	0	0	2	0	0					
<b>Alex Rodriguez, R</b> OBP: 0.483, SLG: 0.709 (1, 6)	E8 1B				K				FC6-4	5	1	2	1	0	2	3					
<b>John Olerud, L</b> OBP: 0.448, SLG: 0.500 (1, 3)	K				BB 2B		1B HR 1B		G5-3	4	1	2	0	0	1	1					
<b>Edgar Martinez, R</b> OBP: 0.416, SLG: 0.602 (1, 10)		F9			BB IBB		1B HR 1B		F9	3	1	1	1	1	0	0					
<b>Jay Buhner, R</b> OBP: 0.367, SLG: 0.583 (8, PR)	F5				G4-6-3 BB		1B HR			2	1	1	3	2	0	0					
<b>Raul Ibanez, L</b> OBP: 0.340, SLG: 0.375 (8, 9)					1-2 2-3 BB		1-1H 2-2H HR			0	0	0	0	0	0	0					
<b>Stan Javier, S</b> OBP: 0.403, SLG: 0.434 (1, 7)	G3				G4-6-3 1-2		G4-3		BB	4	0	0	0	0	1	4					
<b>David Bell, R</b> OBP: 0.252, SLG: 0.363 (1, 5)					HR		G4-3		FC6-4 2B	4	1	2	1	0	1	0					
<b>Dan Wilson, R</b> OBP: 0.314, SLG: 0.367 (9, PH)					K		G6-3		F7	3	0	0	0	0	1	0					
<b>Tom Lampkin, L</b> OBP: 0.320, SLG: 0.563 (9, PH)					K		G6-3			1	0	0	0	0	0	1					
<b>Inning Stats</b>	R: 0 H: 1 E: 1 K: 1 S: 10	H: 1 LOB: 1 BB: 0 P: 16	R: 0 H: 0 E: 0 K: 0 S: 3	H: 0 LOB: 0 BB: 0 P: 7	R: 1 H: 1 E: 0 K: 2 S: 13	H: 1 LOB: 0 BB: 0 P: 17	R: 0 H: 1 E: 0 K: 1 S: 8	H: 0 LOB: 0 BB: 0 P: 15	R: 4 H: 3 E: 0 K: 1 S: 15	H: 3 LOB: 0 BB: 1 P: 26	R: 0 H: 0 E: 0 K: 0 S: 5	H: 0 LOB: 0 BB: 0 P: 9	R: 1 H: 1 E: 0 K: 1 S: 14	H: 1 LOB: 1 BB: 1 P: 23	R: 0 H: 1 E: 0 K: 1 S: 13	H: 1 LOB: 2 BB: 1 P: 23	1B: 3 2B: 2 3B: 0 HR: 3	SF: 0 SAC: 0 DP: 1 HBP: 0	WP: 0 PB: 0 SB: 0 CS: 0	PA: 39	
<b>PITCHER</b>	IP	WLS	BF	H	R	ER	SO	BB	IBB	HBP	BLK	WP	HR	S	P	ERA	WHIP				
<b>Tim Hudson, R</b> ERA: 5.77 (1, 1)	7.0	W	30	7	6	6	7	2	1	0	0	0	3	64	111	7.71	1.286				
<b>Mike Magrane, L</b> ERA: 4.26 (8, 1)	0.1	H	1	0	0	0	0	0	0	0	0	0	0	2	2	0.00	0.000				
<b>Jeff Tam, R</b> ERA: 2.86 (8, 1)	0.2	H	3	0	0	0	1	1	0	0	0	0	0	10	19	0.00	1.500				
<b>Jason Isringhausen, R</b> ERA: 4.96 (9, 1)	1.0	S	5	1	0	0	1	1	0	0	0	0	0	13	23	0.00	2.000				

Seattle Mariners @ Oakland Athletics  
Network Associates Coliseum, Oakland, CA  
Thu May 11 2000, 10:05 PM EDT  
Att: 8,364 - Sunny - 61 F

AB 34  
R 6  
H 8  
RBI 6  
BB 5  
SO 9  
LOB 10



Batter	1	2	3	4	5	6	7	8	9	AB	R	H	RBI	BB	SO	LOB	BOTTOM				
<b>Ryan Christenson, R</b> OBP: 0.388, SLG: 0.271 (1, 8)	1B SF8 BB				K					4	1	0	0	1	1	4					
<b>Randy Velarde, R</b> OBP: 0.474, SLG: 0.375 (1, 4)										4	1	3	0	1	0	0					
<b>Jason Giambi, L</b> OBP: 0.423, SLG: 0.735 (1, 3)										3	1	3	5	1	0	0					
<b>Ben Grieve, L</b> OBP: 0.386, SLG: 0.541 (1, 7)										3	0	0	0	2	2	4					
<b>Matt Stairs, L</b> OBP: 0.326, SLG: 0.377 (1, 10)										5	0	0	0	0	1	6					
<b>Jeremy Giambi, L</b> OBP: 0.313, SLG: 0.456 (1, 9)										4	0	0	0	0	0	0					
<b>Miguel Tejada, R</b> OBP: 0.351, SLG: 0.394 (1, 6)										4	1	1	0	0	0	0					
<b>3 Eric Chavez, L</b> OBP: 0.360, SLG: 0.437 (1, 5)										3	1	1	0	1	0	0					
<b>Ramon Hernandez, R</b> OBP: 0.317, SLG: 0.432 (1, 2)										3	2	2	2	1	1	0					
<b>Inning Stats</b>	R: 1 H: 1 E: 0 K: 0 S: 14	H: 1 LOB: 1 BB: 1 P: 20	R: 0 H: 1 E: 0 K: 0 S: 12	H: 1 LOB: 1 BB: 0 P: 20	R: 0 H: 1 E: 0 K: 1 S: 8	H: 1 LOB: 0 BB: 0 P: 12	R: 3 H: 4 E: 0 K: 2 S: 17	H: 0 LOB: 0 BB: 0 P: 12	R: 0 H: 0 E: 0 K: 0 S: 3	H: 2 LOB: 1 BB: 2 P: 30	R: 0 H: 0 E: 0 K: 0 S: 3	H: 0 LOB: 0 BB: 0 P: 5	R: 0 H: 1 E: 0 K: 1 S: 17	H: 1 LOB: 3 BB: 2 P: 30	1B: 7 2B: 1 3B: 1 HR: 1	SF: 1 SAC: 0 DP: 0 HBP: 0	WP: 0 PB: 0 SB: 0 CS: 0	PA: 41			
<b>PITCHER</b>	IP	WLS	BF	H	R	ER	SO	BB	IBB	HBP	BLK	WP	HR	S	P	ERA	WHIP				
<b>Gil Meche, R</b> ERA: 4.38 (1, 1)	5.2	L	29	8	6	6	4	4	0	0	0	0	1	8	17	13.50	3.000				
<b>Arthur Rhodes, L</b> ERA: 3.95 (6, 1)	0.2	B	4	1	1	1	0	1	0	0	0	0	0	8	17	13.50	3.000				
<b>Jose Mesa, R</b> ERA: 4.5 (7, 1)	1.2		8	1	0	0	1	2	0	0	0	0	0	19	33	0.00	1.800				

Seattle Mariners @ Oakland Athletics  
Network Associates Coliseum, Oakland, CA  
Thu May 11 2000, 10:05 PM EDT  
Att: 8,364 - Sunny - 61 F

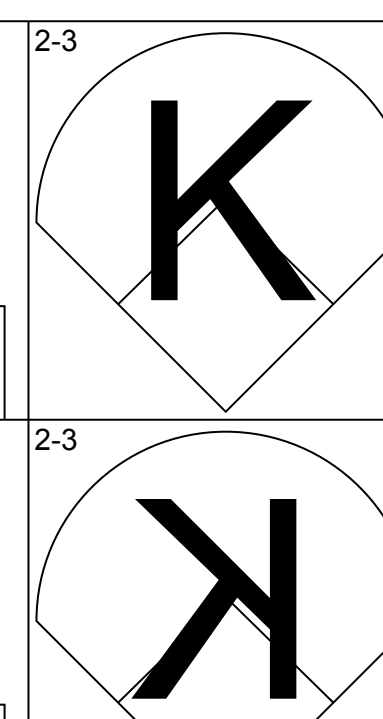
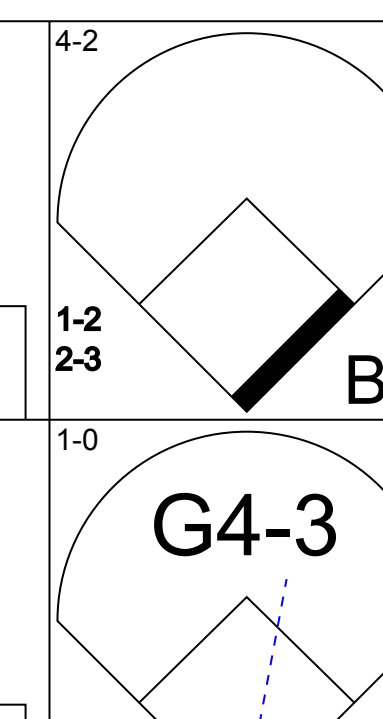


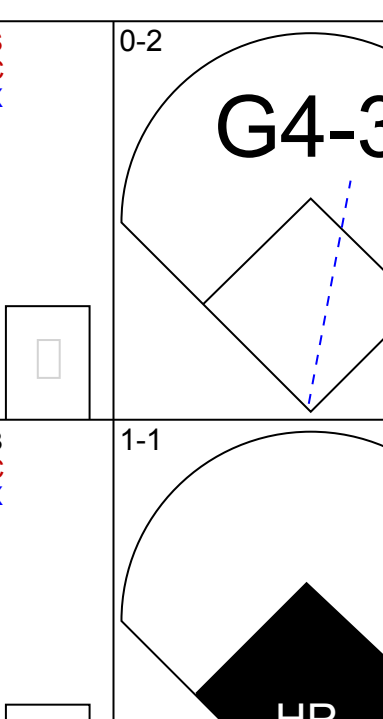
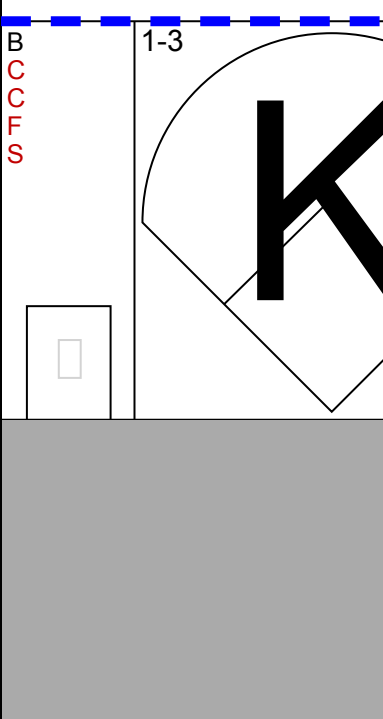
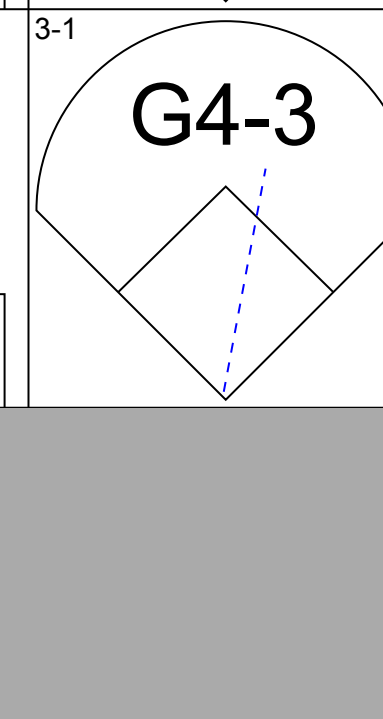
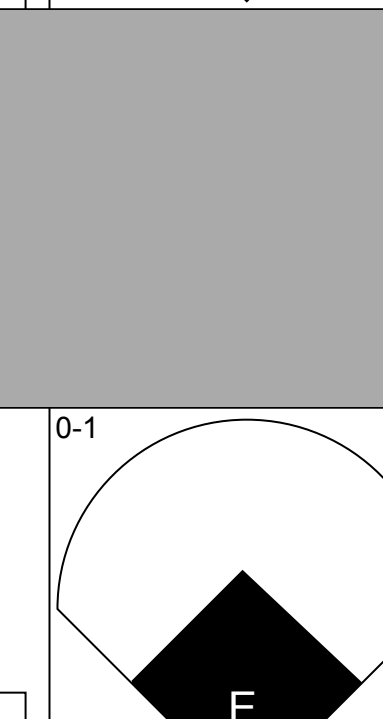


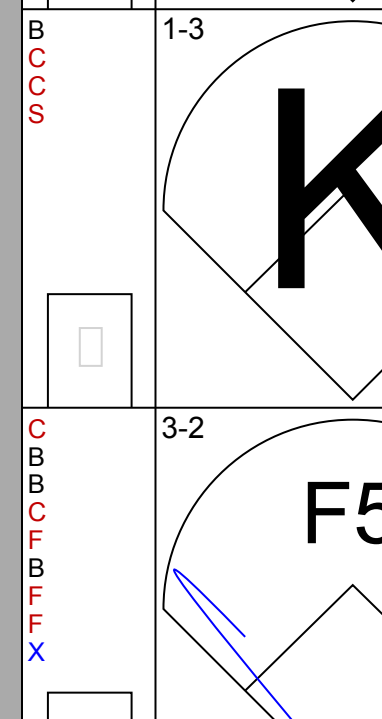

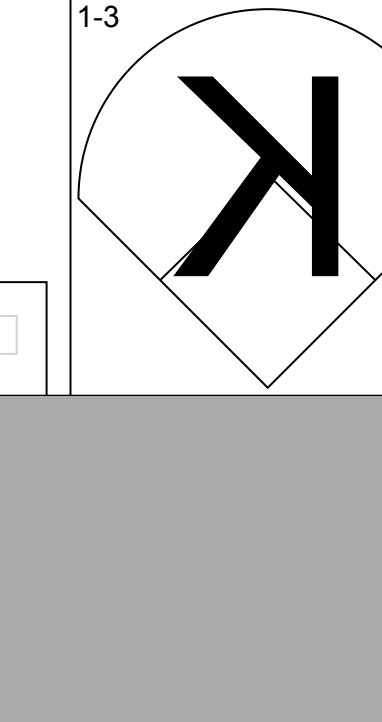
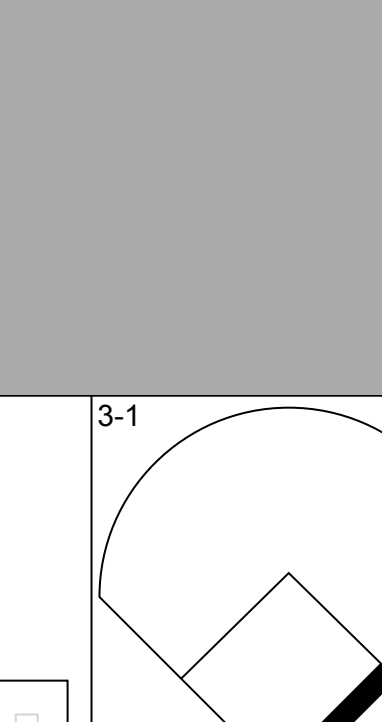
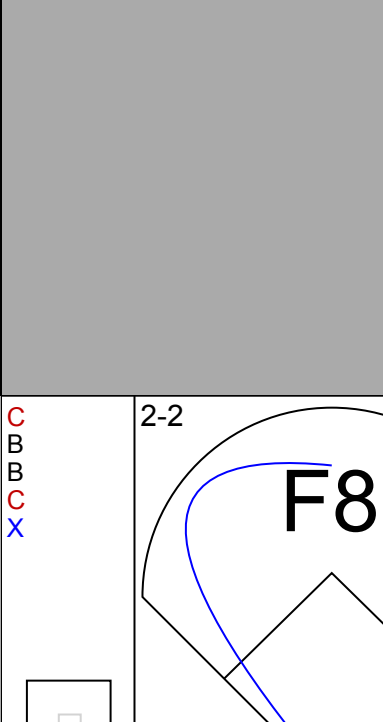

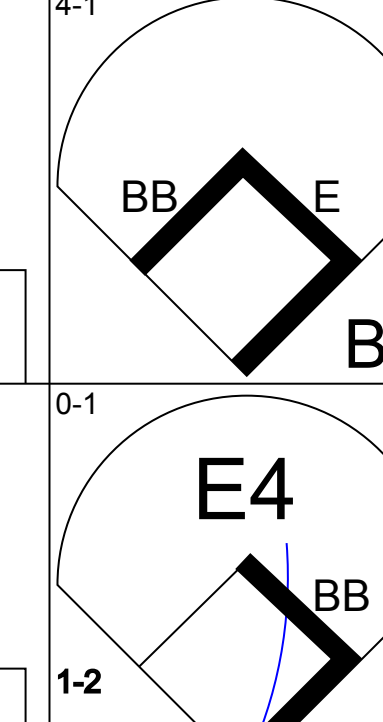

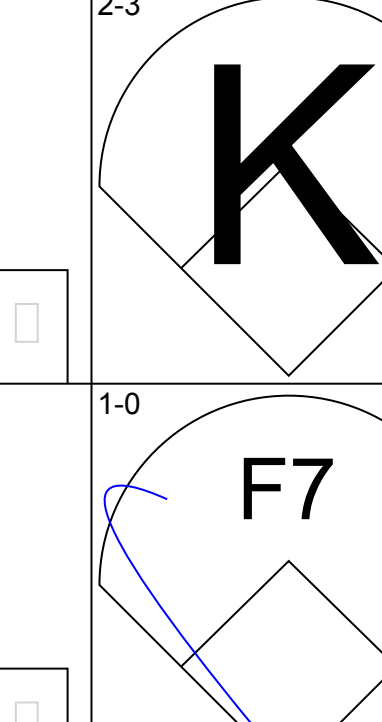
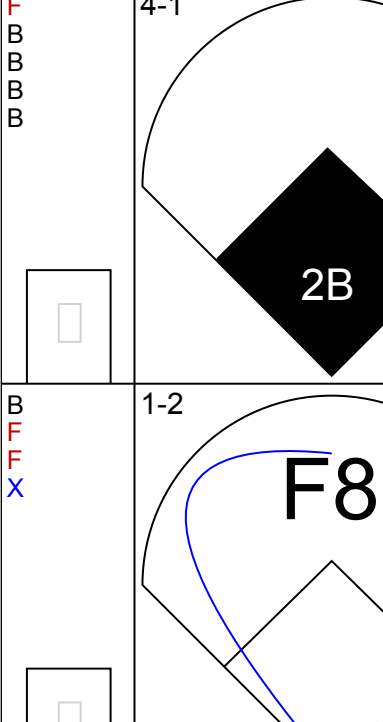

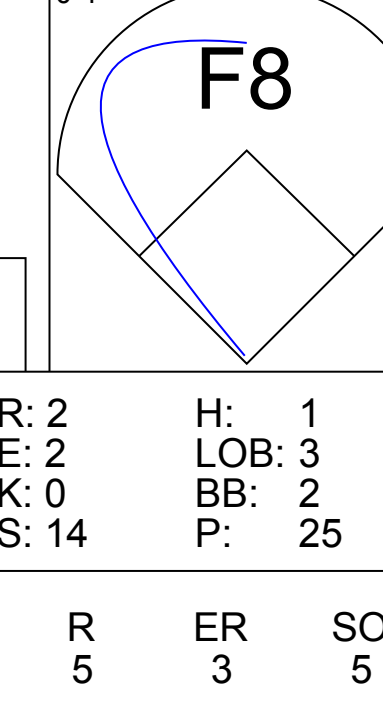
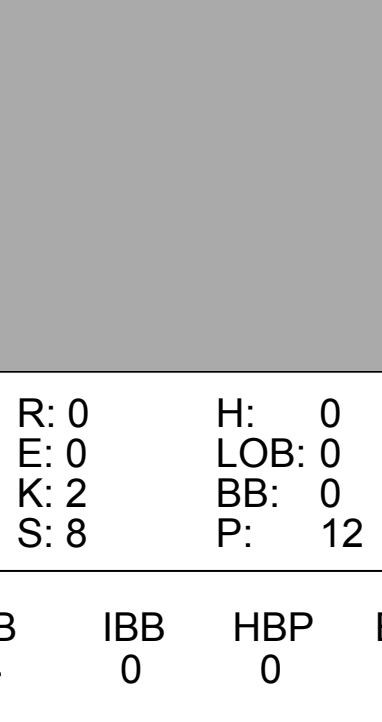
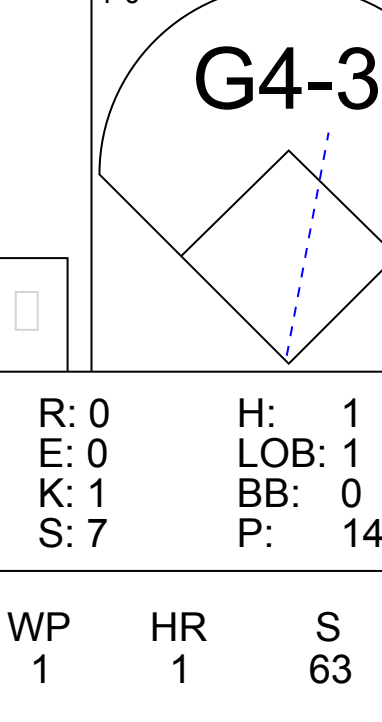
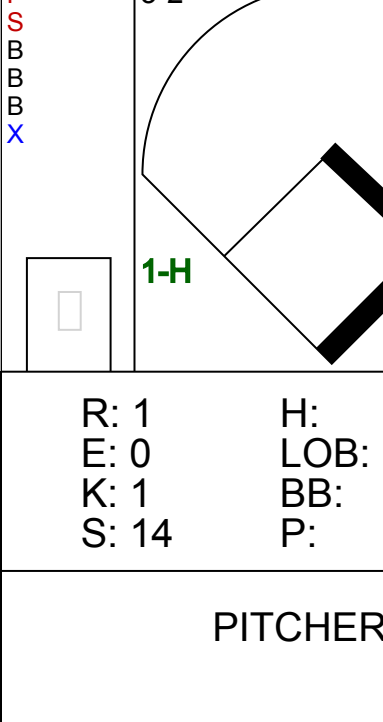
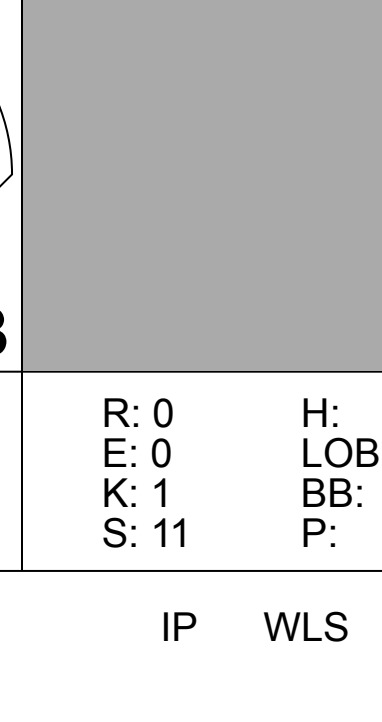
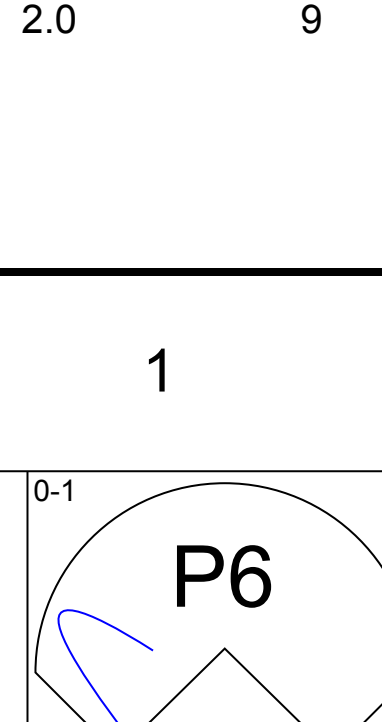
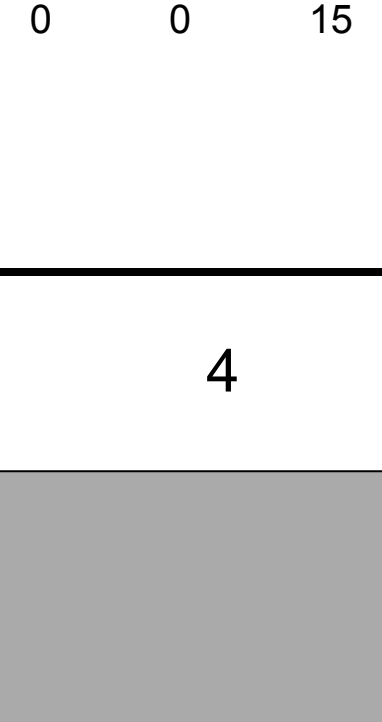
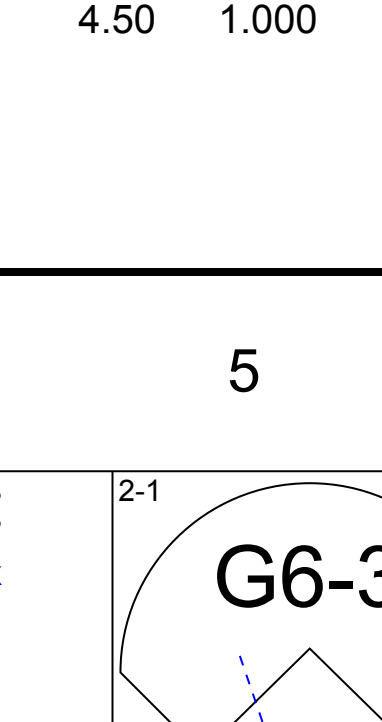
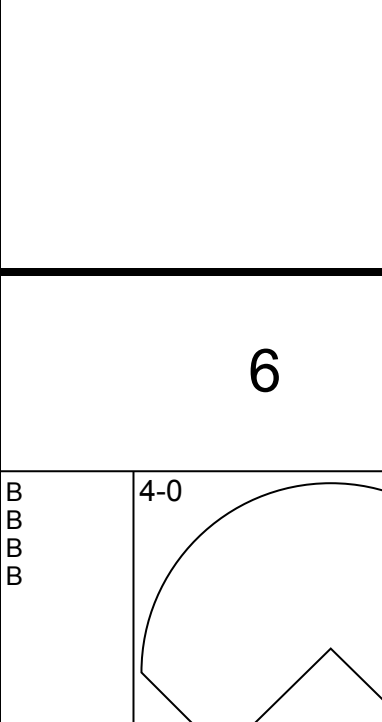


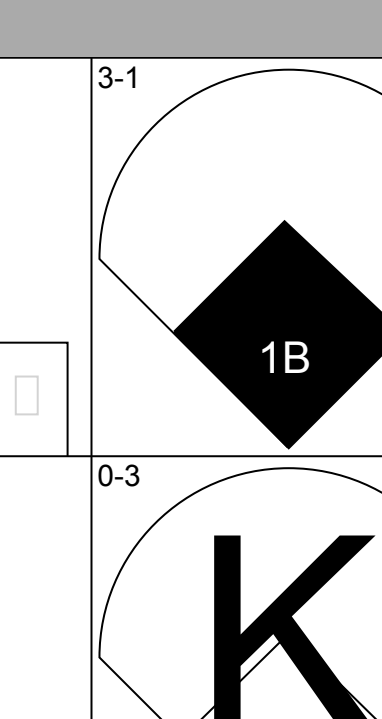
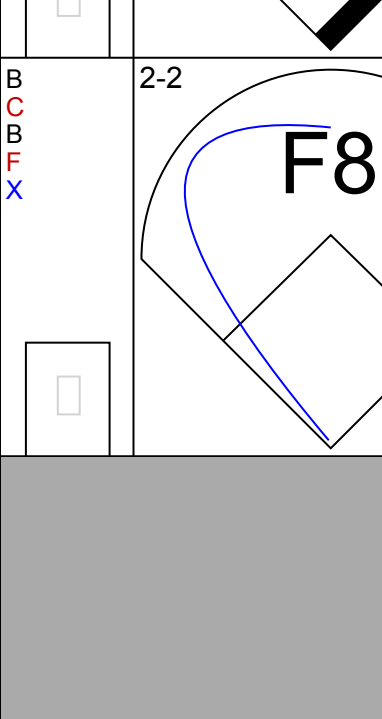
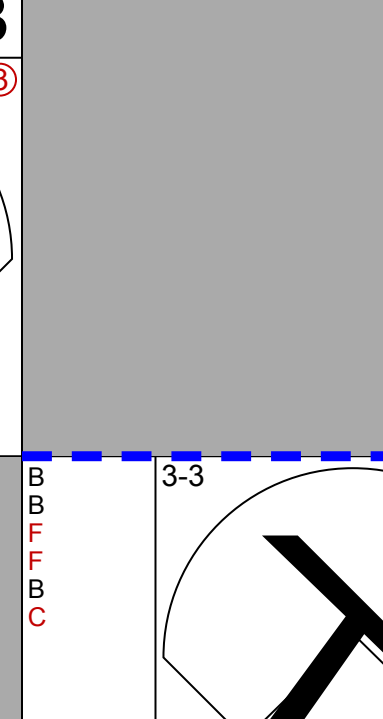
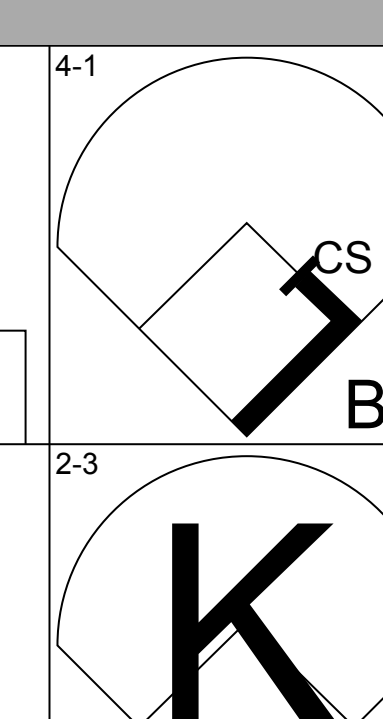

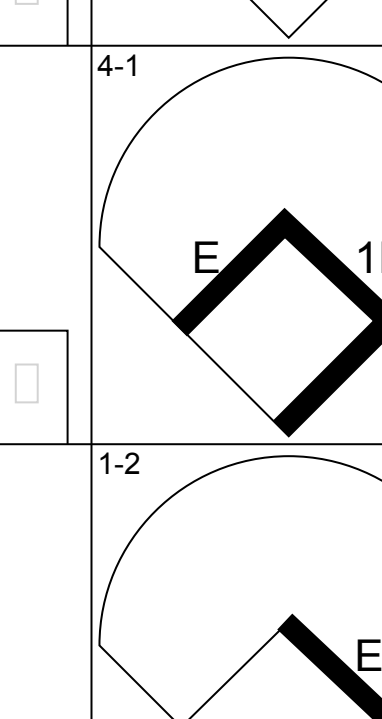



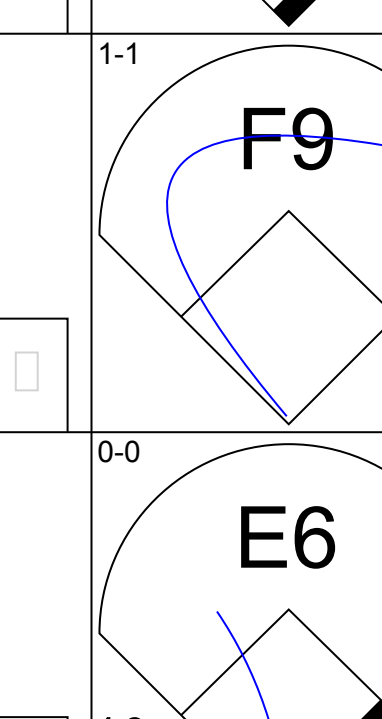
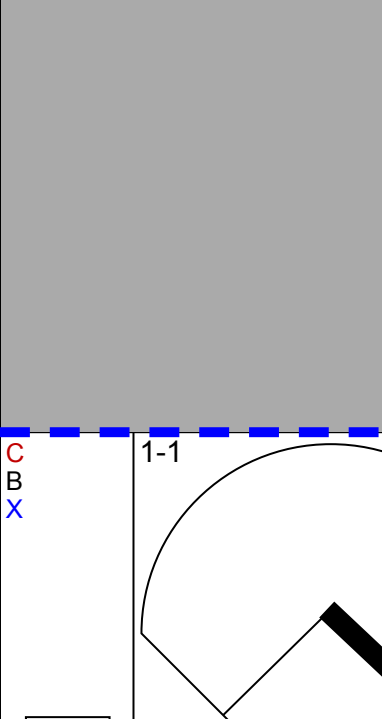
AB 33  
R 7  
H 10  
RBI 7  
BB 7  
SO 5  
LOB 14








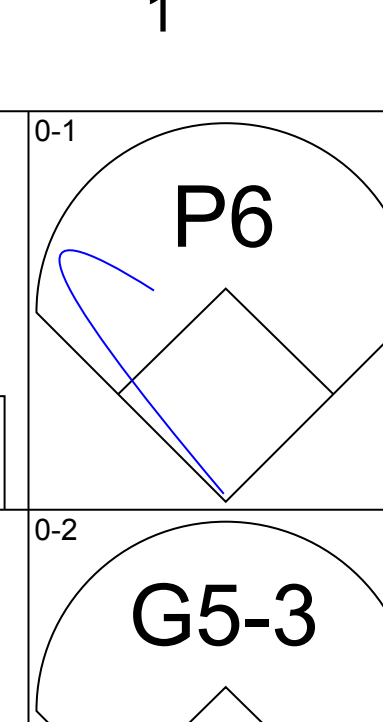
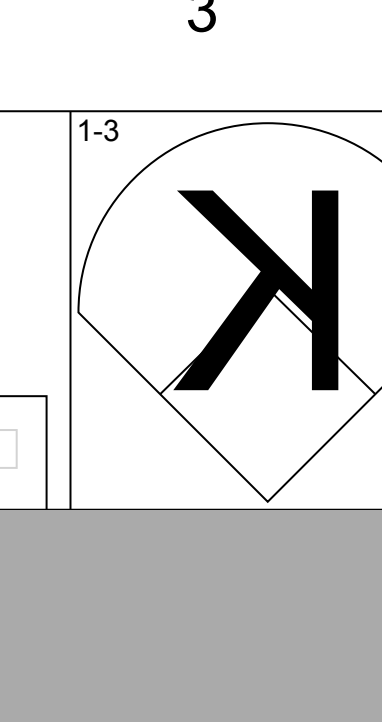
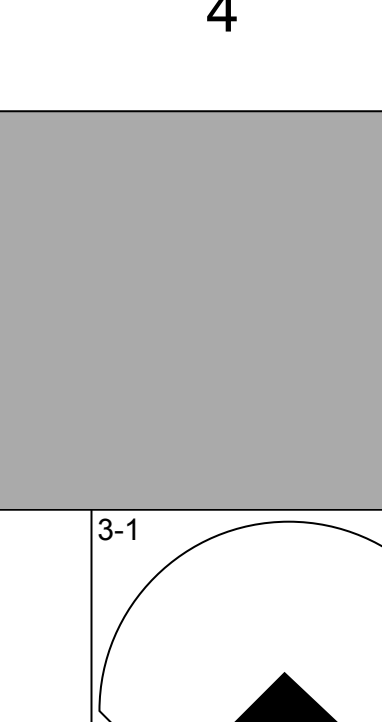
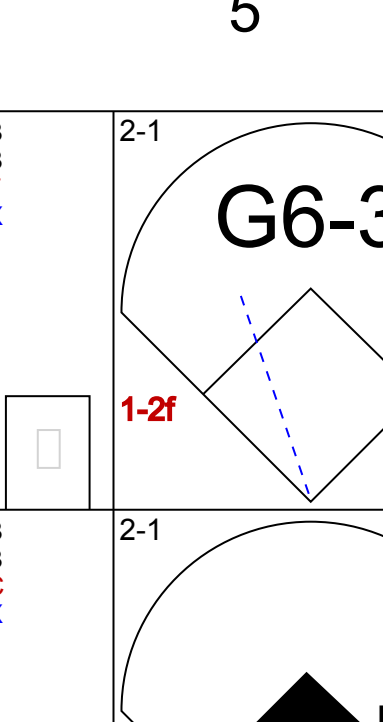
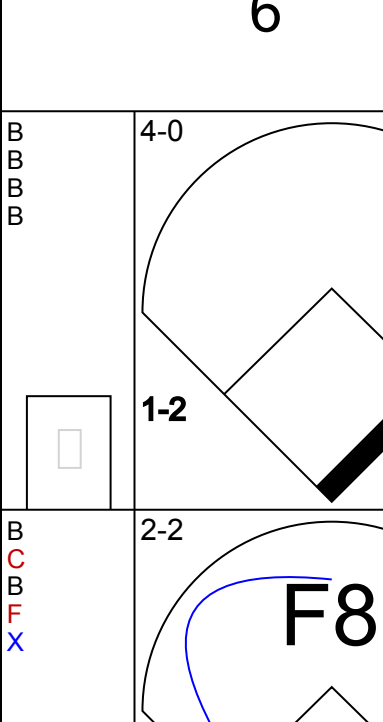
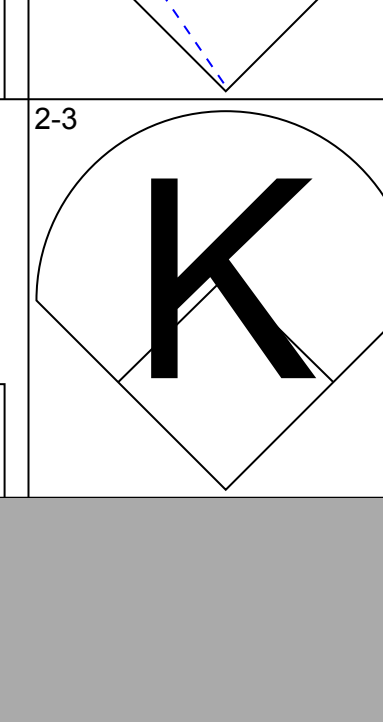
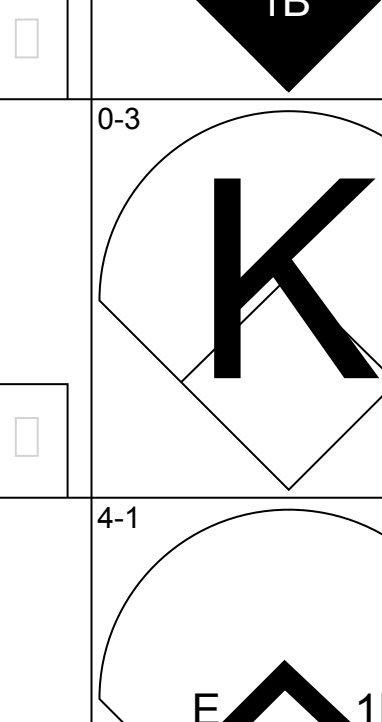
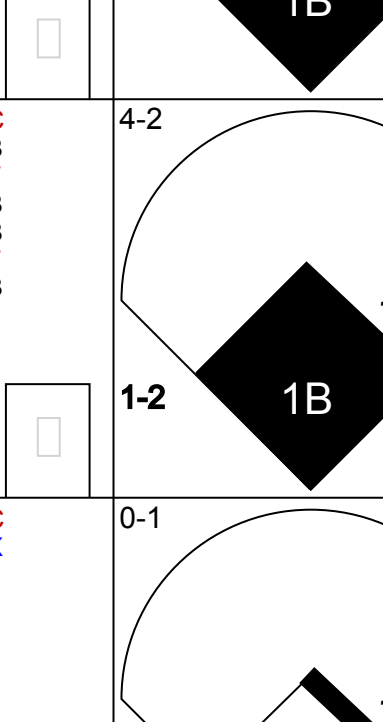

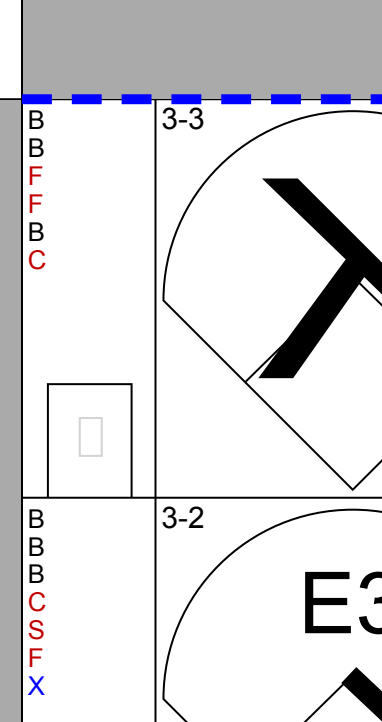


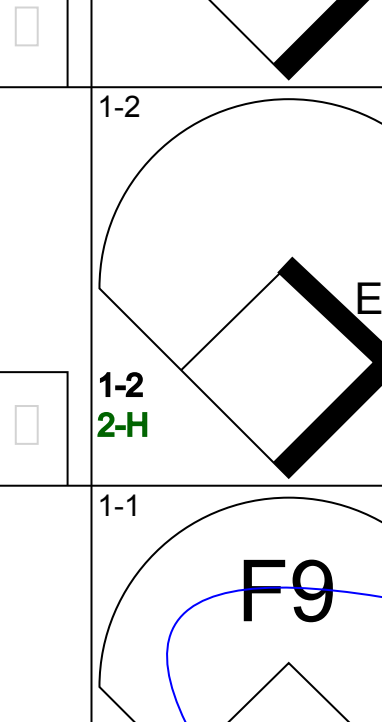
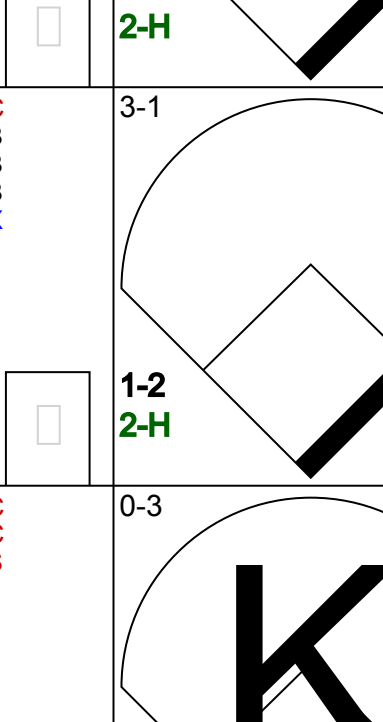

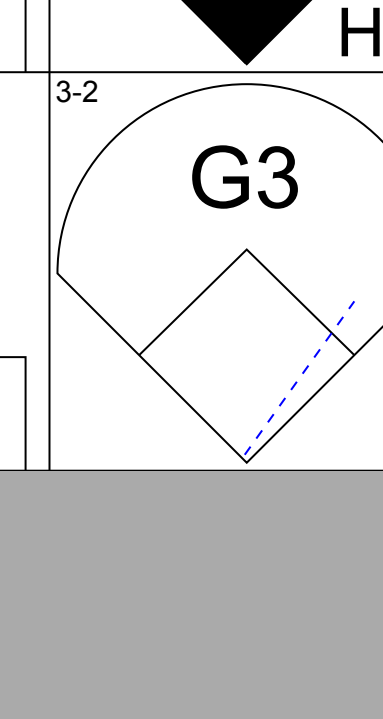
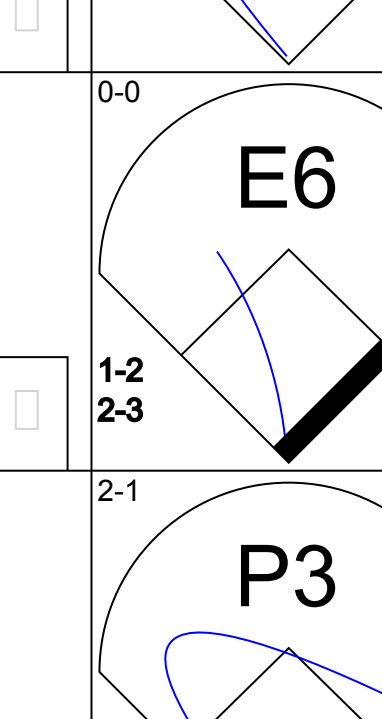

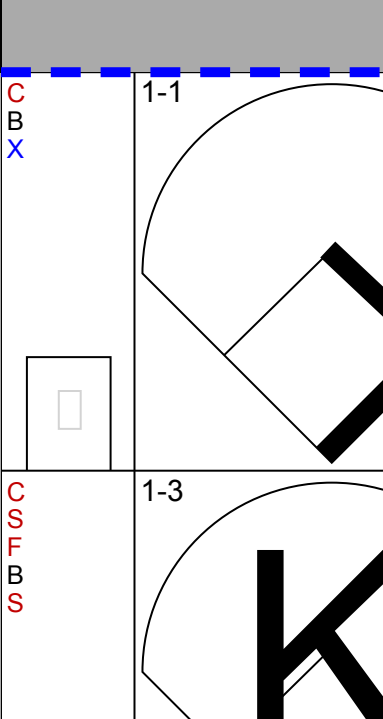
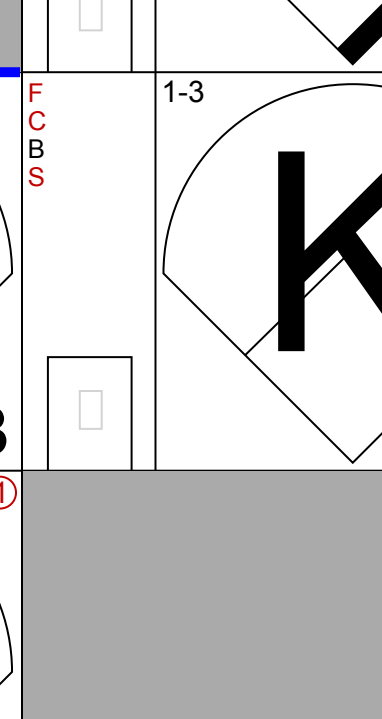

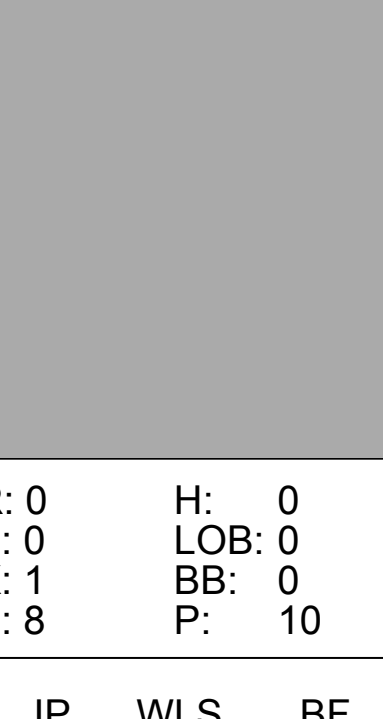
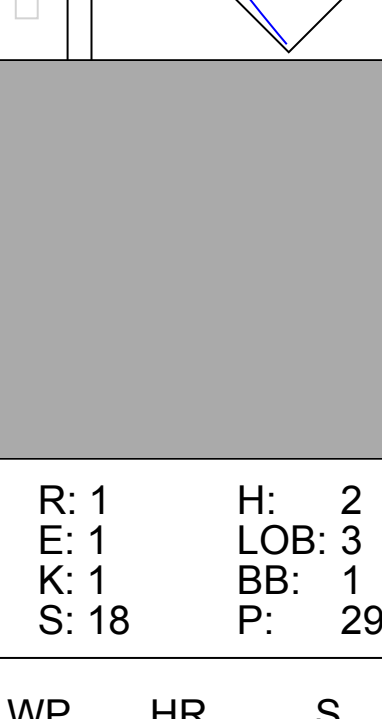
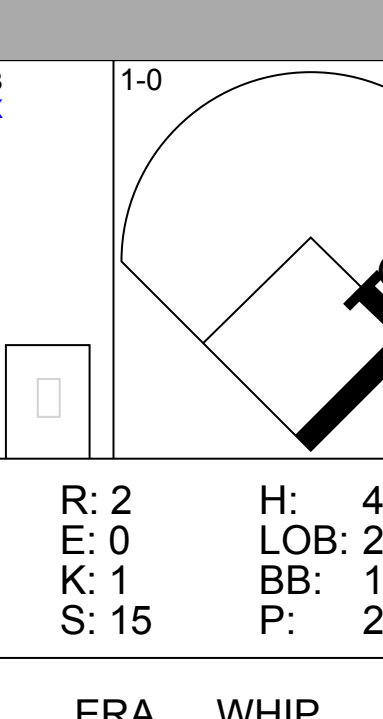
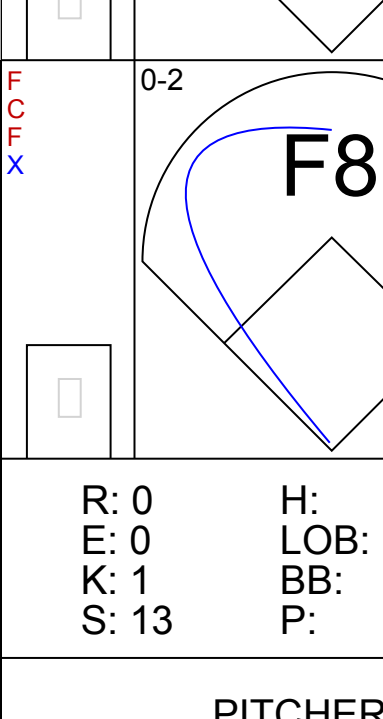
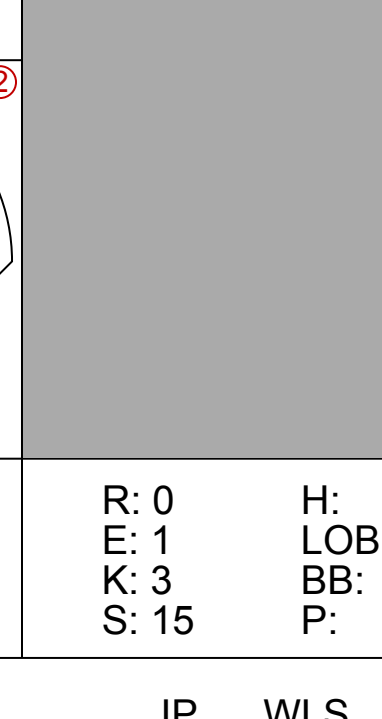

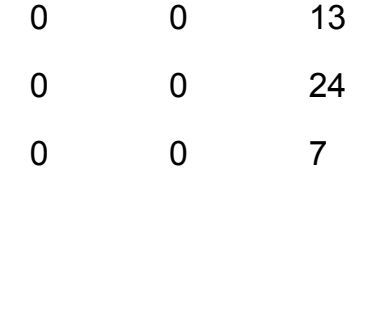




Batter	1	2	3	4	5	6	7	8	9	AB	R	H	RBI	BB	SO	LOB	TOP					
<b>Mark McLemore, S</b> OBP: 0.349, SLG: 0.289 (1, 4)										4	0	0	0	1	2	3						
<b>Stan Javier, S</b> OBP: 0.395, SLG: 0.423 (1, 7)										5	1	1	0	0	1	3						
<b>Alex Rodriguez, R</b> OBP: 0.478, SLG: 0.720 (1, 6)										5	1	1	2	0	2	0						
<b>John Olerud, L</b> OBP: 0.445, SLG: 0.492 (1, 3)										4	1	1	0	1	0	0						
<b>Edgar Martinez, R</b> OBP: 0.418, SLG: 0.610 (1, 10)										3	2	0	0	0	1	1						
<b>Raul Ibanez, L</b> OBP: 0.333, SLG: 0.365 (1, 9)										4	0	1	0	0	0	2						
<b>David Bell, R</b> OBP: 0.276, SLG: 0.370 (1, 5)										1	1	0	0	3	1	1						
<b>Dan Wilson, R</b> OBP: 0.300, SLG: 0.349 (1, 2)										4	0	0	1	0	0	5						
<b>Mike Cameron, R</b> OBP: 0.339, SLG: 0.459 (1, 8)										4	0	2	2	0	0	3						
<b>Inning Stats</b>	R: 0 H: 0 E: 0 K: 2 S: 12	H: 0 LOB: 0 BB: 0 P: 19	R: 2 H: 1 E: 2 K: 0 S: 14	H: 1 LOB: 3 BB: 2 P: 25	R: 0 H: 0 E: 0 K: 2 S: 8	H: 0 LOB: 0 BB: 0 P: 12	R: 0 H: 1 E: 0 K: 1 S: 7	H: 2 LOB: 1 BB: 0 P: 14	R: 2 H: 2 E: 0 K: 0 S: 12	H: 1 LOB: 0 BB: 1 P: 18	R: 1 H: 1 E: 0 K: 1 S: 14	H: 1 LOB: 2 BB: 1 P: 25	R: 0 H: 0 E: 0 K: 1 S: 11	H: 0 LOB: 0 BB: 0 P: 16	R: 1 H: 1 E: 0 K: 0 S: 10	H: 1 LOB: 2 BB: 1 P: 17	R: 0 H: 0 E: 0 K: 0 S: 5	H: 0 LOB: 0 BB: 0 P: 6	1B: 4 2B: 1 3B: 0 HR: 1	SF: 0 SAC: 0 DP: 0 HBP: 1	WP: 1 PB: 0 SB: 0 CS: 1	PA: 40
<b>PITCHER</b>	IP	WLS	BF	H	R	ER	SO	BB	IBB	HBP	BLK	WP	HR	S	P	ERA	WHIP					
<b>Kevin Appier, R</b> ERA: 4.17 (1, 1)	5.2	L	27	5	5	3	5	4	0	0	0	1	1	63	108	4.76	1.588					
<b>Jeff Tam, R</b> ERA: 3.0 (6, 1)	1.1		4	0	0	0	2	0	0	0	0	0	0	15	21	0.00	0.000					
<b>T.J. Mathews, R</b> ERA: 6.35 (8, 1)	2.0		9	1	1	1	0	1	0	1	0	0	0	15	23	4.50	1.000					

Seattle Mariners @ Oakland Athletics  
Network Associates Coliseum, Oakland, CA  
Sat May 13 2000, 4:05 PM EDT  
Att: 25,565 - Cloudy - 56 F

AB	34
R	6
H	6
RBI	5
BB	5
SO	7
LOB	18



Batter	1	2	3	4	5	6	7	8	9	AB	R	H	RBI	BB	SO	LOB	BOTTOM					
<b>Terrence Long, L</b> OBP: 0.364, SLG: 0.580 (1, 8)										4	0	0	0	1	1	1						
<b>Randy Velarde, R</b> OBP: 0.425, SLG: 0.375 (1, 4)										5	2	2	0	0	1	2						
<b>Jason Giambi, L</b> OBP: 0.415, SLG: 0.694 (1, 3)										4	1	0	0	1	3	1						
<b>Matt Stairs, L</b> OBP: 0.345, SLG: 0.400 (1, 10)										3	0	1	1	2	0	0						
<b>Ben Grieve, L</b> OBP: 0.385, SLG: 0.531 (1, 7)										4	0	2	2	0	2	2						
<b>Jeremy Giambi, L</b> OBP: 0.333, SLG: 0.516 (1, 9)										3	1	1	1	1	1	4						
<b>Miguel Tejada, R</b> OBP: 0.340, SLG: 0.379 (1, 6)										4	0	1	0	0	1	4						
<b>3 Eric Chavez, L</b> OBP: 0.354, SLG: 0.416 (1, 5)										4	0	0	0	0	2	4						
<b>Sal Fasano, R</b> OBP: 0.286, SLG: 0.195 <b>Ramon Hernandez, R</b> (8, PH) OBP: 0.321, SLG: 0.457 (9, 2)										3	0	1	0	0	1	1						
<b>Inning Stats</b>	R: 0 H: 0 E: 0 K: 1 S: 8	H: 0 LOB: 0 BB: 0 P: 10	R: 1 H: 1 E: 0 K: 1 S: 9	H: 1 LOB: 1 BB: 1 P: 20	R: 0 H: 0 E: 0 K: 3 S: 10	H: 0 LOB: 0 BB: 0 P: 14	R: 1 H: 2 E: 1 K: 1 S: 18	H: 2 LOB: 3 BB: 1 P: 29	R: 2 H: 4 E: 0 K: 1 S: 15	H: 4 LOB: 2 BB: 1 P: 27	R: 0 H: 1 E: 0 K: 1 S: 13	H: 1 LOB: 2 BB: 1 P: 21	R: 0 H: 0 E: 0 K: 3 S: 15	H: 0 LOB: 2 BB: 1 P: 27	R: 0 H: 0 E: 0 K: 0 S: 9	H: 0 LOB: 0 BB: 0 P: 13	R: 0 H: 0 E: 0 K: 1 S: 7	H: 0 LOB: 0 BB: 0 P: 12	1B: 6 2B: 2 3B: 0 HR: 1	SF: 0 SAC: 0 DP: 2 HBP: 0	WP: 0 PB: 0 SB: 0 CS: 1	PA: 40
<b>PITCHER</b>	IP	WLS	BF	H	R	ER	SO	BB	IBB	HBP	BLK	WP	HR	S	P	ERA	WHIP					
<b>Brett Tomko, R</b> ERA: 6.37 (1, 1)	5.0	W	24	7	4	4	7	3	0	0	0	0	0	13	21	0.00	2.000					
<b>Frankie Rodriguez, R</b> ERA: 3.31 (6, 1)	1.0	H	5	1	0	0	1	1	0	0	0	0	0	24	40	0.00	0.500					
<b>Arthur Rhodes, L</b> ERA: 3.45 (7, 1)	2.0	H	8	0	0	0	3	1	0	0	0	0	0	7	12	0.00	0.000					
<b>Jose Mesa, R</b> ERA: 4.26 (9, 1)	1.0	S	3	0	0	0	1	0	0	0	0	0	0	7	12	0.00	0.000					

Seattle Mariners @ Oakland Athletics  
Network Associates Coliseum, Oakland, CA  
Sat May 13 2000, 4:05 PM EDT  
Att: 25,565 - Cloudy - 56 F

AB	35
R	4
H	8
RBI	4
BB	5
SO	12
LOB	19









Batter	1	2	3	4	5	6	7	8	9	AB	R	H	RBI	BB	SO	LOB	TOP								
Johnny Damon, L (1, 7) OBP: 0.329, SLG: 0.411	G4-3		G4-3														3 1 1 0 1 0 0								
Carlos Febles, R (1, 4) OBP: 0.370, SLG: 0.342	E6 29 HBP 1B		G2-3														4 1 1 0 0 0 3								
29 Mike Sweeney, R (1, 10) OBP: 0.401, SLG: 0.619			P6														3 1 0 0 0 1 2								
Mark Quinn, R (1, 9) OBP: 0.324, SLG: 0.477																	4 0 1 2 0 1 1								
Joe Randa, R (1, 5) OBP: 0.404, SLG: 0.532	SF7 1B																3 0 0 1 0 1 1								
Carlos Beltrán, S (1, 8) OBP: 0.280, SLG: 0.296	G6-3																4 0 1 0 0 0 1								
Dave McCarty, R (1, 3) OBP: 0.357, SLG: 0.525																	4 0 2 0 0 0 0								
Brian Johnson, R (1, 2) OBP: 0.238, SLG: 0.316			G4-6-3 1B														4 0 1 0 0 0 1								
Rey Sanchez, R (1, 6) OBP: 0.283, SLG: 0.350			F8														3 0 0 0 0 0 3								
<b>Inning Stats</b>	R: 2 H: 1 E: 1 K: 0 S: 8	H: 1 LOB: 1 BB: 0 P: 14	R: 0 H: 1 E: 0 K: 0 S: 6	H: 1 LOB: 0 BB: 0 P: 9	R: 0 H: 0 E: 0 K: 1 S: 8	H: 0 LOB: 0 BB: 0 P: 12	R: 0 H: 0 E: 0 K: 1 S: 7	H: 0 LOB: 0 BB: 0 P: 8	R: 0 H: 0 E: 0 K: 0 S: 6	H: 0 LOB: 0 BB: 0 P: 10	R: 1 H: 2 E: 0 K: 1 S: 11	H: 2 LOB: 1 BB: 0 P: 16	R: 0 H: 3 E: 0 K: 0 S: 9	H: 3 LOB: 3 BB: 1 P: 17	R: 0 H: 0 E: 0 K: 1 S: 6	H: 0 LOB: 0 BB: 0 P: 7	R: 0 H: 0 E: 0 K: 0 S: 6	H: 0 LOB: 0 BB: 0 P: 10	1B: 7 2B: 0 3B: 0 HR: 0	SF: 1 SAC: 0 DP: 2 HBP: 1	WP: 1 PB: 0 SB: 0 CS: 0	PA: 35			
<b>PITCHER</b>	IP WLS BF H R ER SO BB IBB HBP BLK WP HR S P ERA WHIP	IP WLS BF H R ER SO BB IBB HBP BLK WP HR S P ERA WHIP	IP WLS BF H R ER SO BB IBB HBP BLK WP HR S P ERA WHIP	IP WLS BF H R ER SO BB IBB HBP BLK WP HR S P ERA WHIP	IP WLS BF H R ER SO BB IBB HBP BLK WP HR S P ERA WHIP	IP WLS BF H R ER SO BB IBB HBP BLK WP HR S P ERA WHIP	IP WLS BF H R ER SO BB IBB HBP BLK WP HR S P ERA WHIP	IP WLS BF H R ER SO BB IBB HBP BLK WP HR S P ERA WHIP	IP WLS BF H R ER SO BB IBB HBP BLK WP HR S P ERA WHIP	IP WLS BF H R ER SO BB IBB HBP BLK WP HR S P ERA WHIP	IP WLS BF H R ER SO BB IBB HBP BLK WP HR S P ERA WHIP	IP WLS BF H R ER SO BB IBB HBP BLK WP HR S P ERA WHIP	IP WLS BF H R ER SO BB IBB HBP BLK WP HR S P ERA WHIP	IP WLS BF H R ER SO BB IBB HBP BLK WP HR S P ERA WHIP	IP WLS BF H R ER SO BB IBB HBP BLK WP HR S P ERA WHIP	IP WLS BF H R ER SO BB IBB HBP BLK WP HR S P ERA WHIP	IP WLS BF H R ER SO BB IBB HBP BLK WP HR S P ERA WHIP	IP WLS BF H R ER SO BB IBB HBP BLK WP HR S P ERA WHIP	IP WLS BF H R ER SO BB IBB HBP BLK WP HR S P ERA WHIP	IP WLS BF H R ER SO BB IBB HBP BLK WP HR S P ERA WHIP	IP WLS BF H R ER SO BB IBB HBP BLK WP HR S P ERA WHIP	IP WLS BF H R ER SO BB IBB HBP BLK WP HR S P ERA WHIP	IP WLS BF H R ER SO BB IBB HBP BLK WP HR S P ERA WHIP	IP WLS BF H R ER SO BB IBB HBP BLK WP HR S P ERA WHIP	IP WLS BF H R ER SO BB IBB HBP BLK WP HR S P ERA WHIP

Kansas City Royals @ Oakland Athletics  
Network Associates Coliseum, Oakland, CA  
Mon May 15 2000, 10:05 PM EDT  
Att: 6,836 - Cloudy - 61 F

AB	32
R	3
H	7
RBI	3
BB	1
SO	3
LOB	12



Batter	1	2	3	4	5	6	7	8	9	AB	R	H	RBI	BB	SO	LOB	BOTTOM								
Terrence Long, L (1, 8) OBP: 0.349, SLG: 0.526	F8		K														4 0 0 0 0 2 0								
Randy Velarde, R (1, 4) OBP: 0.472, SLG: 0.500			G5-3														2 1 1 1 2 0 0								
Jason Giambi, L (1, 3) OBP: 0.431, SLG: 0.715																	3 1 2 0 1 1 0								
Matt Stairs, L (1, 10) OBP: 0.353, SLG: 0.400																	3 1 0 0 1 1 4								
Ben Griev, L (1, 7) OBP: 0.385, SLG: 0.537																	4 1 1 1 1 0 1 4								
Ryan Christenson, R (9, 7) OBP: 0.377, SLG: 0.260	F7																0 0 0 0 0 0 0 0								
Jeremy Giambi, L (1, 9) OBP: 0.325, SLG: 0.486																	3 0 1 1 1 0 1								
Miguel Tejada, R (1, 6) OBP: 0.335, SLG: 0.412																	4 1 1 2 0 0 2								
3 Eric Chavez, L (1, 5) OBP: 0.358, SLG: 0.431																	3 1 1 1 0 0 0								
Ramon Hernandez, R (1, 2) OBP: 0.310, SLG: 0.429																	3 0 0 0 0 1 0								
<b>Inning Stats</b>	R: 0 H: 0 E: 0 K: 1 S: 15	H: 0 LOB: 2 BB: 2 P: 30	R: 0 H: 0 E: 0 K: 0 S: 7	H: 0 LOB: 0 BB: 0 P: 12	R: 0 H: 0 E: 0 K: 1 S: 8	H: 0 LOB: 0 BB: 0 P: 12	R: 1 H: 1 E: 0 K: 1 S: 13	H: 1 LOB: 1 BB: 1 P: 23	R: 0 H: 0 E: 0 K: 1 S: 11	H: 0 LOB: 0 BB: 0 P: 17	R: 5 H: 4 E: 0 K: 1 S: 16	H: 4 LOB: 0 BB: 1 P: 28	R: 0 H: 1 E: 0 K: 0 S: 8	H: 1 LOB: 1 BB: 1 P: 14	R: 0 H: 1 E: 0 K: 1 S: 5	H: 1 LOB: 0 BB: 0 P: 8	R: 0 H: 0 E: 0 K: 0 S: 5	H: 0 LOB: 0 BB: 0 P: 8	1B: 3 2B: 0 3B: 0 HR: 4	SF: 0 SAC: 0 DP: 2 HBP: 0	WP: 0 PB: 0 SB: 0 CS: 0	PA: 34			
<b>PITCHER</b>	IP WLS BF H R ER SO BB IBB HBP BLK WP HR S P ERA WHIP	IP WLS BF H R ER SO BB IBB HBP BLK WP HR S P ERA WHIP	IP WLS BF H R ER SO BB IBB HBP BLK WP HR S P ERA WHIP	IP WLS BF H R ER SO BB IBB HBP BLK WP HR S P ERA WHIP	IP WLS BF H R ER SO BB IBB HBP BLK WP HR S P ERA WHIP	IP WLS BF H R ER SO BB IBB HBP BLK WP HR S P ERA WHIP	IP WLS BF H R ER SO BB IBB HBP BLK WP HR S P ERA WHIP	IP WLS BF H R ER SO BB IBB HBP BLK WP HR S P ERA WHIP	IP WLS BF H R ER SO BB IBB HBP BLK WP HR S P ERA WHIP	IP WLS BF H R ER SO BB IBB HBP BLK WP HR S P ERA WHIP	IP WLS BF H R ER SO BB IBB HBP BLK WP HR S P ERA WHIP	IP WLS BF H R ER SO BB IBB HBP BLK WP HR S P ERA WHIP	IP WLS BF H R ER SO BB IBB HBP BLK WP HR S P ERA WHIP	IP WLS BF H R ER SO BB IBB HBP BLK WP HR S P ERA WHIP	IP WLS BF H R ER SO BB IBB HBP BLK WP HR S P ERA WHIP	IP WLS BF H R ER SO BB IBB HBP BLK WP HR S P ERA WHIP	IP WLS BF H R ER SO BB IBB HBP BLK WP HR S P ERA WHIP	IP WLS BF H R ER SO BB IBB HBP BLK WP HR S P ERA WHIP	IP WLS BF H R ER SO BB IBB HBP BLK WP HR S P ERA WHIP	IP WLS BF H R ER SO BB IBB HBP BLK WP HR S P ERA WHIP	IP WLS BF H R ER SO BB IBB HBP BLK WP HR S P ERA WHIP	IP WLS BF H R ER SO BB IBB HBP BLK WP HR S P ERA WHIP	IP WLS BF H R ER SO BB IBB HBP BLK WP HR S P ERA WHIP	IP WLS BF H R ER SO BB IBB HBP BLK WP HR S P ERA WHIP	IP WLS BF H R ER SO BB IBB HBP BLK WP HR S P ERA WHIP

Kansas City Royals @ Oakland Athletics  
Network Associates Coliseum, Oakland, CA  
Mon May 15 2000, 10:05 PM EDT  
Att: 6,836 - Cloudy - 61 F

AB	29
R	6
H	7
RBI	6
BB	5
SO	6
LOB	11





Batter	1	2	3	4	5	6	7	8	9	AB	R	H	RBI	BB	SO	LOB	TOP								
<b>Johnny Damon, L</b> OBP: 0.331, SLG: 0.413	1-1 G6-3		4-1 E 29 1B BB	1-0 29 BB 2B		2-2 G4-3		1-0 F7		4	1	1	1	1	0	0	<b>Kansas City Royals @ Oakland Athletics</b> Network Associates Coliseum, Oakland, CA Tue May 16 2000, 3:35 PM EDT Att. 13,232 - Sunny - 61 F								
<b>Carlos Febles, R</b> OBP: 0.365, SLG: 0.333	2-3 K		2-3 K	4-2 29 BB		3-2 G4-3		0-3 K		4	0	0	0	1	3	1									
<b>29 Mike Sweeney, R</b> OBP: 0.407, SLG: 0.616	0-2 E 2B 1B		0-1 BB	4-2 G6-4-3 BB		3-3 K		0-2 G6-3		4	1	2	2	1	1	0									
<b>Mark Quinn, R</b> OBP: 0.327, SLG: 0.478	0-1 SAFE 1-H 2B		4-0 3-H 1B	1-2 BB						4	0	1	1	1	1	3									
<b>Joe Randa, R</b> OBP: 0.398, SLG: 0.521	0-0 G5-3		0-3 K		1-1 G6-3		2-2 F3		2-0 G4-3 BB 1B	5	1	1	0	0	1	3									
<b>Dave McCarty, R</b> OBP: 0.362, SLG: 0.568		0-1 G6-3	2-3 K		3-3 K		0-0 HR		4-1 G4-3 BB 1B	4	2	1	1	1	2	2									
<b>Carlos Beltrán, S</b> OBP: 0.290, SLG: 0.302		1-0 1B		0-3 K		4-2 S BB		1-0 S 1B		4	1	2	0	1	1	2									
<b>Jorge Fabregas, L</b> OBP: 0.345, SLG: 0.302		0-3 K		1-1 E 2B 1B		4-2 BB		3-2 1-H 1B		4	1	3	3	1	1	1									
<b>Rey Sanchez, R</b> OBP: 0.273, SLG: 0.336		1-0 G5-3		0-1 E5 2B 29 BB		1-1 G5-3		1-3 K		5	1	0	0	0	1	6									
<b>Inning Stats</b>	R: 1 E: 1 K: 1 S: 11	H: 2 LOB: 1 BB: 0 P: 14	R: 0 E: 0 K: 1 S: 8	H: 1 LOB: 1 BB: 0 P: 9	R: 1 E: 0 K: 3 S: 12	H: 1 LOB: 2 BB: 2 P: 24	R: 2 E: 1 K: 1 S: 16	H: 2 LOB: 2 BB: 2 P: 26	R: 0 E: 0 K: 1 S: 11	H: 0 LOB: 2 BB: 2 P: 24	R: 0 E: 0 K: 1 S: 12	H: 0 LOB: 0 BB: 0 P: 20	R: 2 E: 0 K: 2 S: 17	H: 3 LOB: 1 BB: 0 P: 23	R: 0 E: 0 K: 1 S: 7	H: 0 LOB: 0 BB: 0 P: 8	R: 2 E: 0 K: 0 S: 10	H: 2 LOB: 1 BB: 1 P: 18	1B: 8 2B: 2 3B: 0 HR: 1	SF: 0 SAC: 0 DP: 1 HBP: 0	WP: 0 PB: 0 SB: 3 CS: 0	PA: 45			
<b>PITCHER</b>	IP	WLS	BF	H	R	ER	SO	BB	IBB	HBP	BLK	WP	HR	S	P	ERA	WHIP								
<b>Tim Hudson, R</b> ERA: 5.73	(1, 1)	5.0	27	6	4	3	7	6	0	0	0	0	0	58	97	5.40	2.400								
<b>T.J. Mathews, R</b> ERA: 6.63	(6, 1)	2.0	B	9	3	2	3	0	0	0	0	0	1	29	43	9.00	1.500								
<b>Doug Jones, R</b> ERA: 5.95	(8, 1)	2.0	L	9	2	2	1	1	0	0	0	0	0	17	26	9.00	1.500								


Batter	1	2	3	4	5	6	7	8	9	AB	R	H	RBI	BB	SO	LOB	BOTTOM								
<b>Terrence Long, L</b> OBP: 0.352, SLG: 0.550	1-1 HR	1-2 F9		1-0 G5-3		4-1 WP BB		3-2 F7		4	1	1	1	1	0	1	<b>Kansas City Royals @ Oakland Athletics</b> Network Associates Coliseum, Oakland, CA Tue May 16 2000, 3:35 PM EDT Att. 13,232 - Sunny - 61 F								
<b>Randy Velarde, R</b> OBP: 0.438, SLG: 0.543	3-1 HR	0-1 G4-3			3-3 K		3-3 K		2-3 K	5	1	1	1	0	3	2									
<b>Jason Giambi, L</b> OBP: 0.436, SLG: 0.711	3-2 BB 1B	3-1 WP 1B			2-2 G3-1		0-0 G3-1		1-1 2-H 1B	5	1	3	1	0	0	0									
<b>Ryan Christenson, R</b> OBP: 0.377, SLG: 0.260										0	0	0	0	0	0	0									
<b>Matt Stairs, L</b> OBP: 0.348, SLG: 0.392	0-1 F8	3-3 K			3-1 E9 1B		1-2 G6-4-3 1B		1-1 G6-3	5	1	1	0	0	1	3									
<b>Ben Grieve, L</b> OBP: 0.393, SLG: 0.543	4-0 1B WP BB		2-2 FC4-6 2B		3-1 FC6-4 1B HBP		2-0 G6-4-3			2	1	1	0	1	0	1									
<b>Jeremy Giambi, L</b> OBP: 0.333, SLG: 0.486	2-1 1B 3 SF7 1B		3-3 K		1-2 FC6-4 1B		1-1 F9			4	1	2	2	0	1	1									
<b>Miguel Tejada, R</b> OBP: 0.333, SLG: 0.498	3-1 1B		0-0 FC4-6		1-1 FC6-4		1-2 G6-3			4	0	1	0	0	0	3									
<b>3 Eric Chavez, L</b> OBP: 0.348, SLG: 0.421	1-2 SF7			0-0 P6		2-2 G6-3		0-1 F7		3	0	0	1	0	0	0									
<b>Ramon Hernandez, R</b> OBP: 0.308, SLG: 0.431	1-0 F7			1-2 G4-3		2-0 F8		2-2 1B 2B		4	1	1	0	0	0	1									
<b>Inning Stats</b>	R: 5 E: 0 K: 0 S: 18	H: 5 LOB: 1 BB: 1 P: 36	R: 0 E: 0 K: 1 S: 11	H: 1 LOB: 1 BB: 0 P: 18	R: 0 E: 0 K: 1 S: 10	H: 1 LOB: 0 BB: 0 P: 15	R: 0 E: 0 K: 0 S: 5	H: 0 LOB: 0 BB: 0 P: 7	R: 1 E: 1 K: 1 S: 17	H: 1 LOB: 2 BB: 0 P: 30	R: 0 E: 0 K: 1 S: 10	H: 0 LOB: 1 BB: 1 P: 21	R: 0 E: 0 K: 0 S: 5	H: 1 LOB: 0 BB: 0 P: 8	R: 0 E: 0 K: 0 S: 7	H: 0 LOB: 0 BB: 0 P: 9	R: 1 E: 0 K: 1 S: 13	H: 2 LOB: 1 BB: 0 P: 22	1B: 7 2B: 3 3B: 0 HR: 2	SF: 1 SAC: 0 DP: 2 HBP: 1	WP: 3 PB: 0 SB: 0 CS: 0	PA: 40			
<b>PITCHER</b>	IP	WLS	BF	H	R	ER	SO	BB	IBB	HBP	BLK	WP	HR	S	P	ERA	WHIP								
<b>Chad Durbin, R</b> ERA: 8.85	(1, 1)	0.1		4	5	5	0	1	0	0	0	0	0	12	25	135.00	15.000								
<b>Jason Rakers, R</b> ERA: 8.49	(1, 1)	3.2	13	3	0	0	2	0	0	0	0	2	0	32	51	0.00	0.818								
<b>Dan Reichert, R</b> ERA: 5.33	(5, 1)	4.0	W	16	2	1	0	2	1	0	1	0	0	39	68	0.00	0.750								
<b>Jerry Spradlin, R</b> ERA: 2.57	(9, 1)	1.0	S	5	2	1	1	0	0	0	0	0	0	13	22	9.00	2.000								




Batter	1	2	3	4	5	6	7	8	9	AB	R	H	RBI	BB	SO	LOB	TOP					
Johnny Damon, L (1, 7) OBP: 0.339, SLG: 0.416	F8			F7			E5		E1	4	1	2	0	1	0	0	<b>Kansas City Royals @ Oakland Athletics</b> Network Associates Coliseum, Oakland, CA Wed May 17 2000, 3:35 PM EDT Att: 17,493 - Cloudy - 61 F					
Carlos Febles, R (1, 4) OBP: 0.398, SLG: 0.333 Rey Sanchez, R (9, PH) OBP: 0.271, SLG: 0.333 (9, 6)	F9			WP			G5-3		F9	3	1	1	0	1	0	1						
29 Mike Sweeney, R (1, 3) OBP: 0.409, SLG: 0.610 Jermaine Dye, R (9, 9) OBP: 0.417, SLG: 0.705	F7			F8			SF9			3	1	1	1	1	0	1						
Mark Quinn, R (1, 10) OBP: 0.325, SLG: 0.471		G5-3		K			K		CS	4	0	1	0	0	2	4						
Joe Randa, R (1, 5) OBP: 0.388, SLG: 0.507	F9					L8	E5		F8	4	0	0	1	0	0	3						
Dave McCarty, R (1, 9) OBP: 0.333, SLG: 0.532 (8, 3)	F8					K	SF9		FC5-4	3	0	0	1	0	1	1						
Carlos Beltrán, S (1, 8) OBP: 0.296, SLG: 0.315				L7					G4-3	4	0	2	1	0	0	1						
Jorge Fabregas, L (1, 2) OBP: 0.323, SLG: 0.281				L6		G1-4-3	F9		F8	4	0	0	0	0	0	3						
Jeff Reboulet, R (1, 6) OBP: 0.478, SLG: 0.450 (9, 4)				L7					G6-3	4	1	1	0	0	0	0						
<b>Inning Stats</b>	R: 0 E: 0 K: 0 S: 5	H: 0 LOB: 0 BB: 0 P: 11	R: 0 E: 0 K: 0 S: 5	H: 0 LOB: 0 BB: 0 P: 7	R: 0 E: 0 K: 0 S: 3	H: 0 LOB: 0 BB: 0 P: 6	R: 0 E: 0 K: 1 S: 16	H: 0 LOB: 1 BB: 0 P: 25	R: 0 E: 0 K: 1 S: 10	H: 1 LOB: 1 BB: 0 P: 14	R: 4 E: 1 K: 1 S: 17	H: 4 LOB: 2 BB: 1 P: 27	R: 0 E: 1 K: 0 S: 11	H: 1 LOB: 1 BB: 1 P: 20	R: 0 E: 0 K: 0 S: 11	H: 1 LOB: 1 BB: 0 P: 14		R: 0 E: 1 K: 0 S: 8	H: 1 LOB: 1 BB: 0 P: 14	1B: 7 2B: 1 3B: 0 HR: 0	SF: 1 SAC: 0 DP: 0 HBP: 0	WP: 1 PB: 0 SB: 1 CS: 1
<b>PITCHER</b>	IP WLS BF H R ER SO BB IBB HBP BLK WP HR S P ERA WHIP																					
Omar Olivares, R (1, 1) ERA: 5.48	5.2 L 25 5 4 2 3 2 0 0 0 0 1 0 53 86 3.18 1.235																					
Rich Sauvour, L (6, 1) ERA: 2.57	0.1 1 0 0 0 0 0 0 0 0 0 0 0 3 4 0.00 0.000																					
Jeff Tam, R (7, 1) ERA: 2.57	2.0 8 2 0 0 0 0 0 1 0 0 0 0 22 34 0.00 1.000																					
Jason Isringhausen, R (9, 1) ERA: 4.42	1.0 4 1 0 0 0 0 0 0 0 0 0 0 8 14 0.00 1.000																					

Batter	1	2	3	4	5	6	7	8	9	AB	R	H	RBI	BB	SO	LOB	BOTTOM					
Terrence Long, L (1, 8) OBP: 0.333, SLG: 0.518	L4		E9	G6-3			FC1-6		G1-3	5	1	0	0	0	0	3	<b>Kansas City Royals @ Oakland Athletics</b> Network Associates Coliseum, Oakland, CA Wed May 17 2000, 3:35 PM EDT Att: 17,493 - Cloudy - 61 F					
Randy Velarde, R (1, 4) OBP: 0.435, SLG: 0.500	F9		WP			G6-3	FC6-4			3	1	0	0	2	0	1						
Jason Giambi, L (1, 3) OBP: 0.446, SLG: 0.706	FC6									1	0	0	0	4	1	1						
Ben Grieve, L (1, 7) OBP: 0.390, SLG: 0.535	FC6		G4-6-3	F9			K			4	0	1	0	0	1	4						
Olmedo Saenz, R (1, 5) OBP: 0.409, SLG: 0.506	FC6		P6	G5-3					G6-3	4	0	0	0	0	0	3						
Matt Stairs, L (1, 9) OBP: 0.346, SLG: 0.383		G4-3		G4-3			G6-4-3		F7	3	0	0	0	1	0	0						
Jeremy Giambi, L (1, 10) OBP: 0.341, SLG: 0.474							K		E3	2	1	0	0	2	1	1						
Miguel Tejada, R (1, 6) OBP: 0.331, SLG: 0.404		F9					G6-4-3		K	4	0	1	0	0	1	3						
Ramon Hernandez, R (1, 2) OBP: 0.308, SLG: 0.429 3 Eric Chavez, L (9, PH) OBP: 0.346, SLG: 0.418									P5	3	0	1	1	0	1	1						
<b>Inning Stats</b>	R: 0 E: 0 K: 0 S: 9	H: 1 LOB: 2 BB: 1 P: 17	R: 0 E: 0 K: 1 S: 9	H: 0 LOB: 1 BB: 1 P: 18	R: 2 E: 1 K: 0 S: 10	H: 0 LOB: 0 BB: 2 P: 19	R: 1 E: 0 K: 0 S: 9	H: 2 LOB: 1 BB: 1 P: 18	R: 0 E: 0 K: 1 S: 8	H: 0 LOB: 1 BB: 1 P: 12	R: 0 E: 0 K: 1 S: 6	H: 0 LOB: 0 BB: 1 P: 13	R: 0 E: 1 K: 1 S: 10	H: 0 LOB: 2 BB: 1 P: 20	R: 0 E: 1 K: 1 S: 9	H: 0 LOB: 1 BB: 0 P: 14		R: 0 E: 0 K: 1 S: 15	H: 0 LOB: 1 BB: 1 P: 23	1B: 3 2B: 0 3B: 0 HR: 0	SF: 0 SAC: 0 DP: 3 HBP: 0	WP: 2 PB: 0 SB: 0 CS: 0
<b>PITCHER</b>	IP WLS BF H R ER SO BB IBB HBP BLK WP HR S P ERA WHIP																					
Miguel Batista, R (1, 1) ERA: 8.04	6.0 W 26 3 3 1 2 7 0 0 0 0 0 0 30 51 1.50 1.667																					
Ricky Bottalico, R (7, 1) ERA: 6.0	2.2 H 12 0 0 0 2 2 0 0 0 0 0 0 30 51 0.00 0.750																					
Jerry Spradlin, R (9, 1) ERA: 2.54	0.1 S 1 0 0 0 1 0 0 0 0 0 0 0 4 6 0.00 0.000																					

**AB 34**  
**R 4**  
**H 8**  
**RBI 4**  
**BB 3**  
**SO 3**  
**LOB 15**



**AB 30**  
**R 3**  
**H 3**  
**RBI 1**  
**BB 9**  
**SO 5**  
**LOB 17**





Batter	1	2	3	4	5	6	7	8	9	AB	R	H	RBI	BB	SO	LOB	TOP											
<b>Jacque Jones, L</b> (1, 7) OBP: 0.376, SLG: 0.528										6	3	4	2	0	0	2												
<b>Denny Hocking, S</b> (1, 6) OBP: 0.354, SLG: 0.471										6	2	5	3	0	1	1												
<b>Matt Lawton, L</b> (1, 9) OBP: 0.426, SLG: 0.500										5	0	1	1	0	1	7												
<b>Ron Coomer, R</b> (1, 3) OBP: 0.335, SLG: 0.476										3	0	1	0	2	0	2												
<b>David Ortiz, L</b> (1, 10) OBP: 0.338, SLG: 0.313										3	1	0	0	0	1	3												
<b>Butch Huskey, R</b> (6, PH) OBP: 0.315, SLG: 0.315										2	0	0	1	0	0	2												
<b>Matthew LeCroy, R</b> (1, 2) OBP: 0.250, SLG: 0.357										5	0	1	0	0	0	5												
<b>Corey Koskie, L</b> (1, 5) OBP: 0.340, SLG: 0.394										5	1	2	1	0	1	0												
<b>Tori Hunter, R</b> (1, 8) OBP: 0.265, SLG: 0.328										5	1	1	0	0	1	3												
<b>Jay Canizaro, R</b> (1, 4) OBP: 0.304, SLG: 0.326										5	2	3	0	0	0	1												
<b>Inning Stats</b>	R: 3 H: 4 E: 2 K: 1 S: 21	H: 4 LOB: 2 BB: 0 P: 30	R: 1 H: 2 E: 1 K: 1 S: 13	H: 3 LOB: 3 BB: 1 P: 22	R: 1 H: 3 E: 0 K: 0 S: 11	H: 3 LOB: 2 BB: 0 P: 17	R: 0 H: 1 E: 0 K: 1 S: 8	H: 1 LOB: 0 BB: 0 P: 9	R: 0 H: 0 E: 0 K: 0 S: 6	H: 0 LOB: 0 BB: 0 P: 9	R: 1 H: 2 E: 0 K: 0 S: 10	H: 2 LOB: 2 BB: 1 P: 21	R: 4 H: 5 E: 1 K: 1 S: 14	H: 5 LOB: 0 BB: 0 P: 20	R: 0 H: 0 E: 0 K: 0 S: 4	H: 0 LOB: 0 BB: 0 P: 8	R: 0 H: 1 E: 0 K: 1 S: 10	H: 1 LOB: 1 BB: 0 P: 17	1B: 14 2B: 3 3B: 0 HR: 1	SF: 0 SAC: 0 DP: 1 HBP: 0	WP: 0 PB: 0 SB: 0 CS: 0	PA: 47						
<b>PITCHER</b>	IP	WLS	BF	H	R	ER	SO	BB	IBB	HBP	BLK	WP	HR	S	P	ERA	WHIP											
<b>Kevin Appier, R</b> (1, 1) ERA: 4.31	3.0		21	9	5	2	2	0	1	0	0	0	0	45	69	6.00	3.000											
<b>Luis Vizcaino, R</b> (4, 1) ERA: 5.0	2.0	L	8	3	1	1	1	0	0	0	0	0	0	19	25	4.50	1.500											
<b>Mike Magnante, L</b> (6, 1) ERA: 5.14	1.1		7	2	2	2	1	0	0	0	0	0	0	11	23	13.50	1.500											
<b>Rich Sauvour, L</b> (7, 1) ERA: 4.91	2.2		11	4	2	2	1	0	0	0	0	0	1	22	36	6.75	1.500											
<b>Batter</b>	<b>1</b>	<b>2</b>	<b>3</b>	<b>4</b>	<b>5</b>	<b>6</b>	<b>7</b>	<b>8</b>	<b>9</b>	<b>AB</b>	<b>R</b>	<b>H</b>	<b>RBI</b>	<b>BB</b>	<b>SO</b>	<b>LOB</b>	<b>BOTTOM</b>											
<b>Terrence Long, L</b> (1, 8) OBP: 0.330, SLG: 0.517										4	1	1	1	0	0	0												
<b>Randy Velarde, R</b> (1, 4) OBP: 0.420, SLG: 0.548										4	1	1	2	0	0	0												
<b>Jason Giambi, L</b> (1, 3) OBP: 0.442, SLG: 0.693										4	0	1	0	0	1	0												
<b>Olmedo Saenz, R</b> (1, 10) OBP: 0.412, SLG: 0.506										4	1	2	0	0	0	0												
<b>Ben Grieve, L</b> (1, 7) OBP: 0.381, SLG: 0.522										4	0	0	0	0	1	3												
<b>Miguel Tejada, R</b> (1, 6) OBP: 0.331, SLG: 0.421										3	1	1	2	0	0	0												
<b>Matt Stairs, L</b> (8, PH) OBP: 0.344, SLG: 0.381										1	0	0	0	0	0	2												
<b>Jeremy Giambi, L</b> (1, 9) OBP: 0.337, SLG: 0.463										4	1	1	0	0	1	2												
<b>Eric Chavez, L</b> (1, 5) OBP: 0.340, SLG: 0.409										3	0	0	0	0	1	1												
<b>Sal Fasano, R</b> (1, 2) OBP: 0.275, SLG: 0.186										2	0	0	0	0	0	1												
<b>Ramon Hernandez, R</b> (8, PH) OBP: 0.306, SLG: 0.425										1	0	0	0	0	0	0												
<b>Inning Stats</b>	R: 0 H: 0 E: 0 K: 0 S: 7	H: 0 LOB: 0 BB: 0 P: 12	R: 0 H: 0 E: 0 K: 0 S: 6	H: 0 LOB: 0 BB: 0 P: 8	R: 3 H: 3 E: 0 K: 1 S: 17	H: 3 LOB: 0 BB: 0 P: 25	R: 2 H: 2 E: 0 K: 2 S: 14	H: 2 LOB: 0 BB: 0 P: 22	R: 0 H: 0 E: 0 K: 0 S: 7	H: 0 LOB: 0 BB: 0 P: 12	R: 0 H: 0 E: 0 K: 0 S: 6	H: 0 LOB: 0 BB: 0 P: 8	R: 0 H: 0 E: 0 K: 1 S: 7	H: 0 LOB: 0 BB: 0 P: 10	R: 0 H: 0 E: 0 K: 0 S: 8	H: 0 LOB: 0 BB: 0 P: 12	R: 0 H: 2 E: 0 K: 0 S: 8	H: 2 LOB: 2 BB: 0 P: 13	1B: 4 2B: 1 3B: 0 HR: 2	SF: 0 SAC: 0 DP: 0 HBP: 0	WP: 0 PB: 0 SB: 0 CS: 0	PA: 34						
<b>PITCHER</b>	IP	WLS	BF	H	R	ER	SO	BB	IBB	HBP	BLK	WP	HR	S	P	ERA	WHIP											
<b>Mark Redman, L</b> (1, 1) ERA: 3.89	6.0	W	23	5	5	5	3	0	0	0	0	0	0	2	57	87	7.50	0.833										
<b>Travis Miller, L</b> (7, 1) ERA: 4.75	2.1		9	2	0	0	1	0	0	0	0	0	0	21	32	0.00	0.857											
<b>Bob Wells, R</b> (8, 1) ERA: 4.76	0.2		2	0	0	0	0	0	0	0	0	0	0	2	3	0.00	0.000											

Minnesota Twins @ Oakland Athletics  
Network Associates Coliseum, Oakland, CA  
Thu May 18, 2000, 10:05 PM EDT  
Att: 8,746 - Sunny - 64 F

AB	45
R	10
H	18
RBI	8
BB	2
SO	5
LOB	26



Minnesota Twins @ Oakland Athletics  
Network Associates Coliseum, Oakland, CA  
Thu May 18, 2000, 10:05 PM EDT  
Att: 8,746 - Sunny - 64 F

AB	34
R	5
H	7
RBI	5
BB	0
SO	4
LOB	9









Batter	1	2	3	4	5	6	7	8	9	AB	R	H	RBI	BB	SO	LOB	TOP	
<b>Cristian Guzman, S</b> OBP: 0.337, SLG: 0.414	1-3 K	1-3 K		3-2 G6-3		0-1 G6-3			2-2 G4-6-3	5	0	0	0	0	2	2		
<b>Denny Hocking, S</b> OBP: 0.385, SLG: 0.489	0-0 CS 1B	3-0 FC6-4 1B		4-1 BB			4-2 BB G4-3		2-1 2B	3	0	3	1	2	0	0		
<b>Matt Lawton, L</b> OBP: 0.429, SLG: 0.494	3-2 FC4-6 1B	0-2 FC6-4		2-3 K			3-2 G4-3		4-0 IBB	4	0	1	0	1	1	3		
<b>Ron Coomer, R</b> OBP: 0.333, SLG: 0.464	4-1 FC4-6 BB		0-0 L9		1-0 L6		1-3 K		2-0 F8	4	0	0	0	1	1	3		
<b>Butch Huskey, R</b> OBP: 0.305, SLG: 0.304	1-0 FC4-6		1-1 F9		0-1 L7		0-2 P6			4	0	0	0	0	0	3		
<b>Brian Buchanan, R</b> OBP: 0.500, SLG: 0.500		0-0 2B	1-0 BB		0-0 1B			0-3 K		4	1	3	0	0	1	0		
<b>Matthew LeCroy, R</b> OBP: 0.260, SLG: 0.374		1-1 E 2B	4-2 BB		0-0 P4			0-0 L9		3	1	1	1	1	0	1		
<b>Torii Hunter, R</b> OBP: 0.257, SLG: 0.318		0-1 F9	2-2 L7		0-0 F7			1-2 F9		4	0	0	0	0	0	3		
<b>Jay Canizaro, R</b> OBP: 0.278, SLG: 0.294		1-0 E1 1B		1-0 F9		1-1 L9		2-2 G4-6-3 1B		4	1	1	0	0	0	0		
<b>Inning Stats</b>	R: 0 H: 2 E: 0 K: 1 S: 10	H: 3 R: 3 ER: 1 SO: 13	H: 1 R: 3 ER: 0 SO: 9	H: 0 R: 1 ER: 0 SO: 9	H: 1 R: 0 ER: 0 SO: 5	H: 0 R: 1 ER: 0 SO: 6	H: 0 R: 0 ER: 0 SO: 6	H: 0 R: 0 ER: 0 SO: 23	H: 0 R: 0 ER: 0 SO: 8	H: 2 R: 2 ER: 0 SO: 21	1B: 7 2B: 2 3B: 0 HR: 0	SF: 0 SAC: 0 DP: 1 HBP: 0	WP: 0 PB: 0 SB: 1 CS: 1	PA: 40				
<b>PITCHER</b>	IP	WLS	BF	H	R	ER	SO	BB	IBB	HBP	BLK	WP	HR	S	P	ERA	WHIP	
<b>Mark Mulder, L</b> ERA: 3.83	(1, 1)	7.0	L	32	7	3	1	4	4	0	0	0	0	66	109	1.29	1.571	
<b>Jeff Tam, R</b> ERA: 2.4	(8, 1)	2.0		8	2	0	0	1	0	1	0	0	0	16	29	0.00	1.000	

Minnesota Twins @ Oakland Athletics  
Network Associates Coliseum, Oakland, CA  
Sat May 20 2000, 4:05 PM EDT  
Att. 17,546 - Sunny - 73 F

AB 35  
R 3  
H 9  
RBI 2  
BB 5  
SO 5  
LOB 15



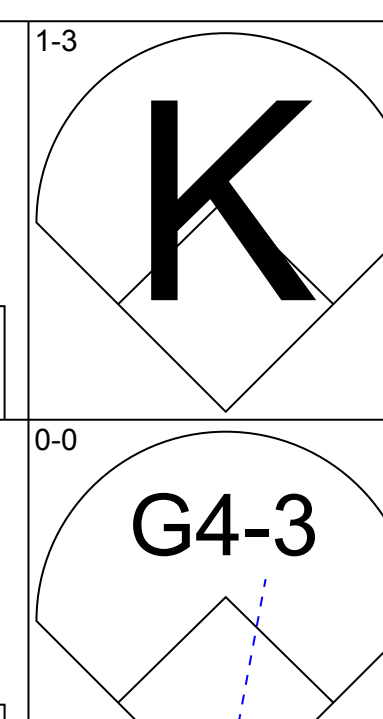
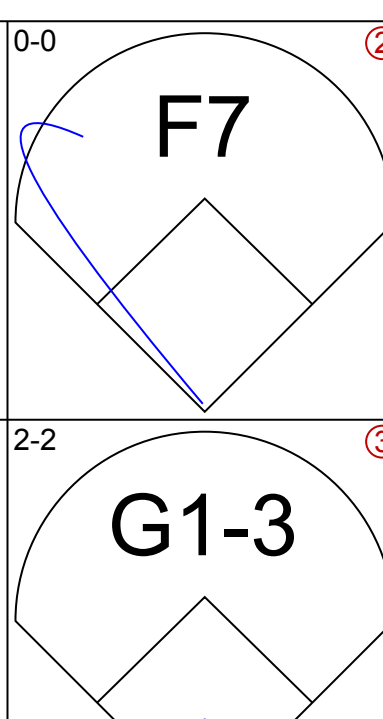
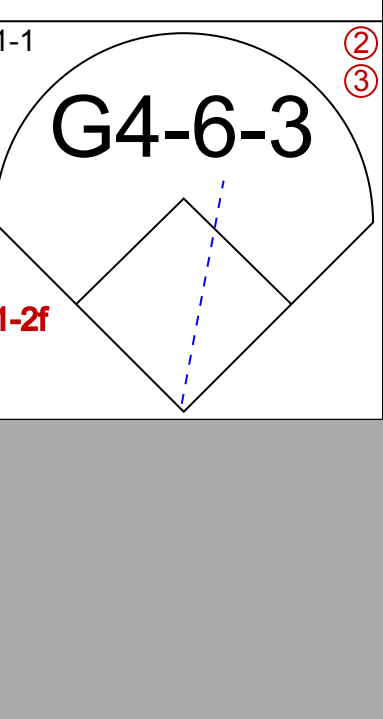
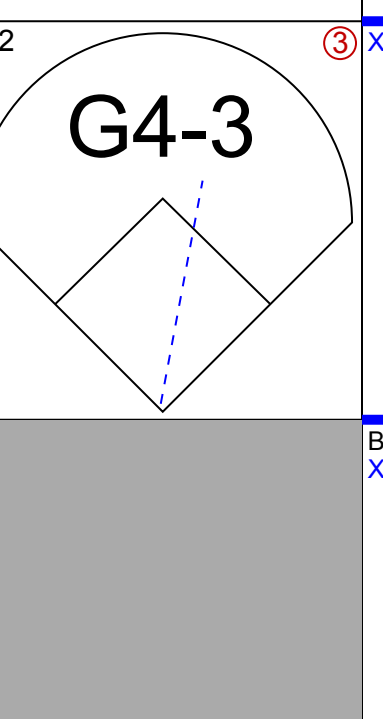
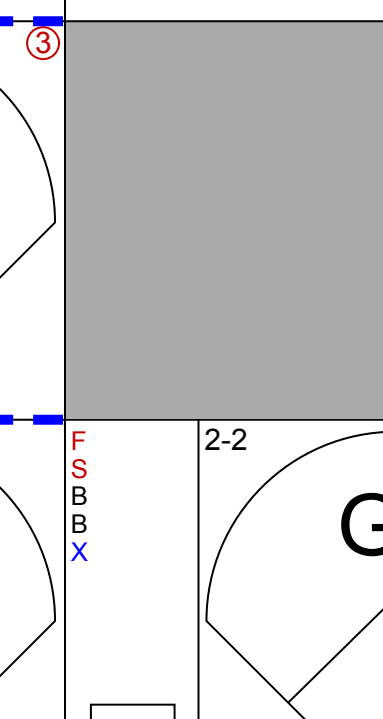
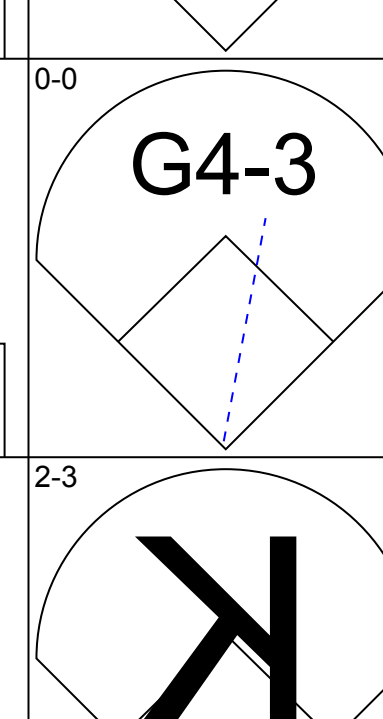
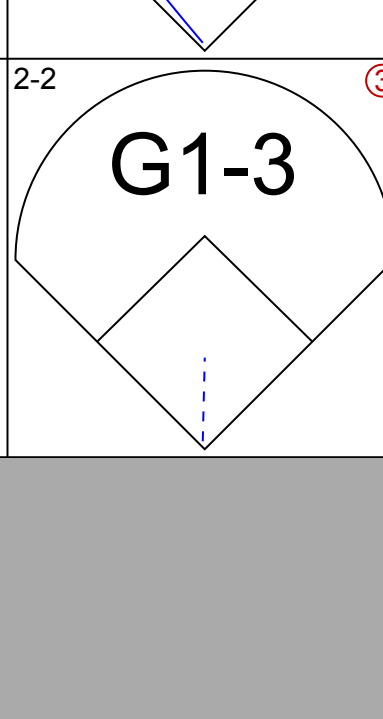
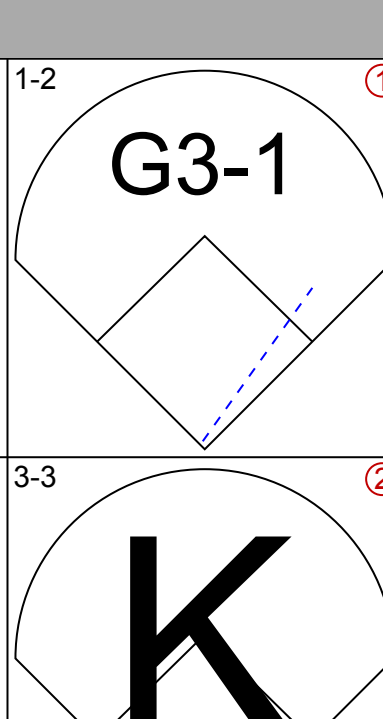
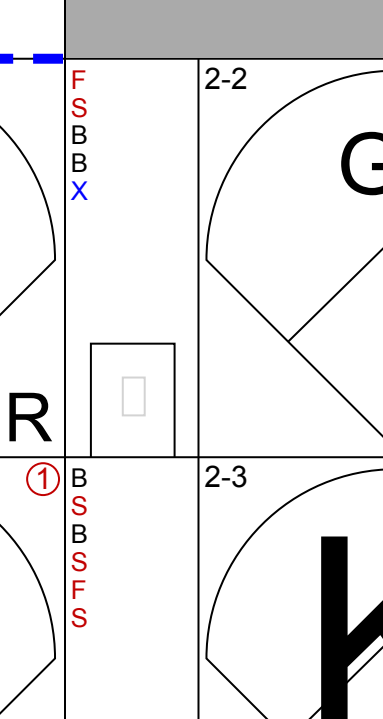
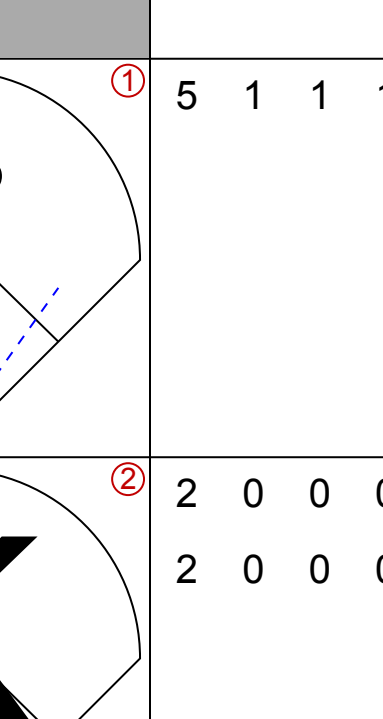
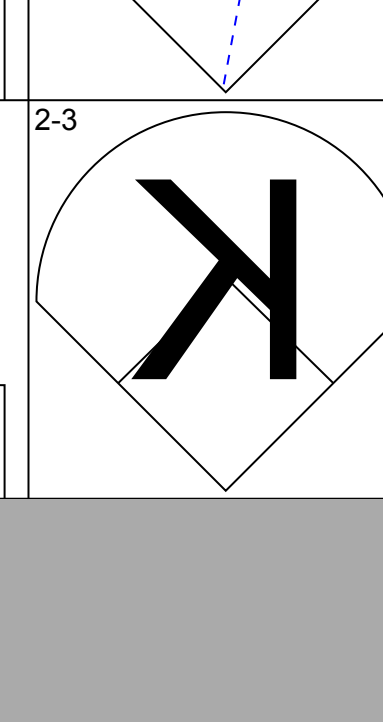
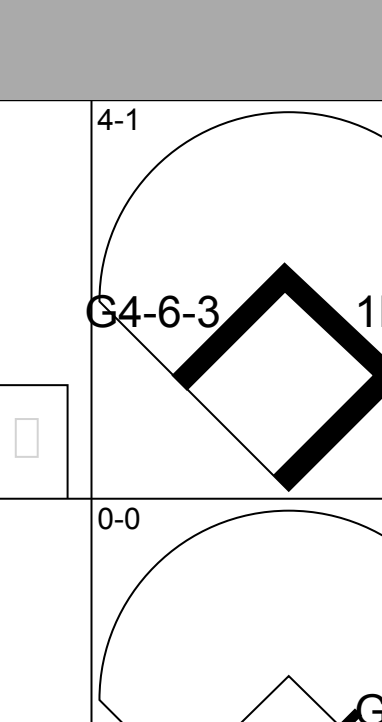
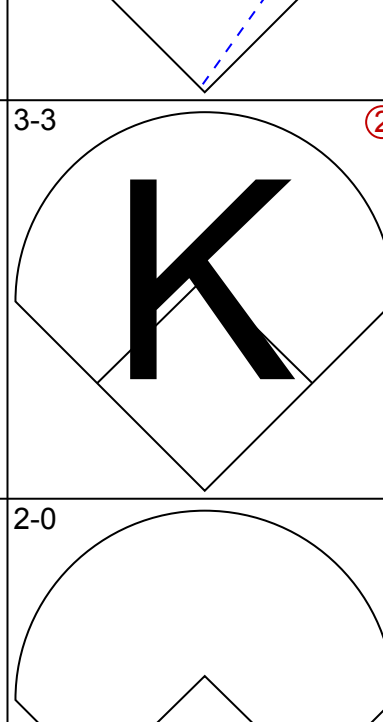
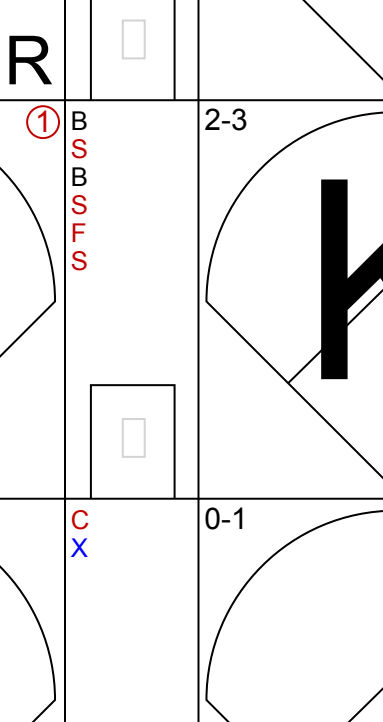
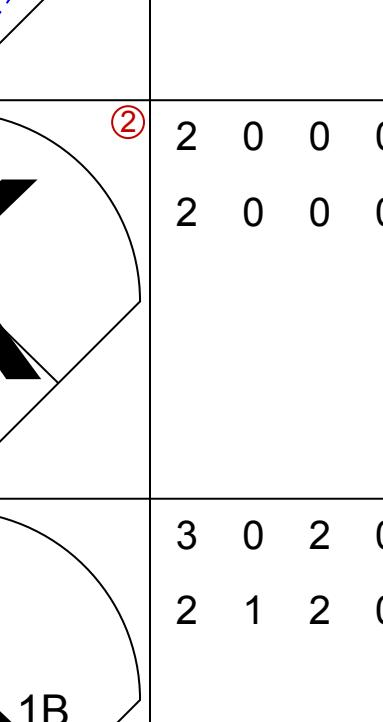
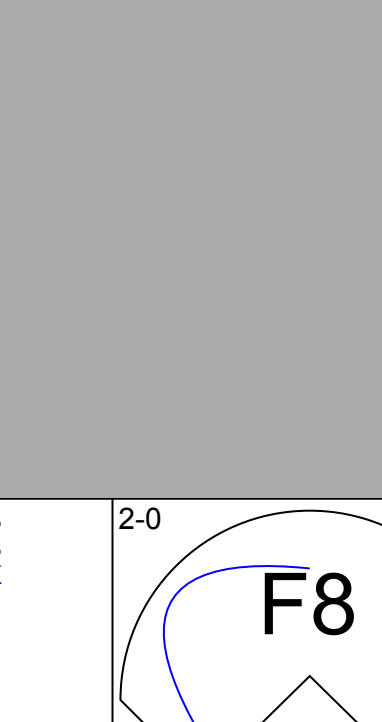
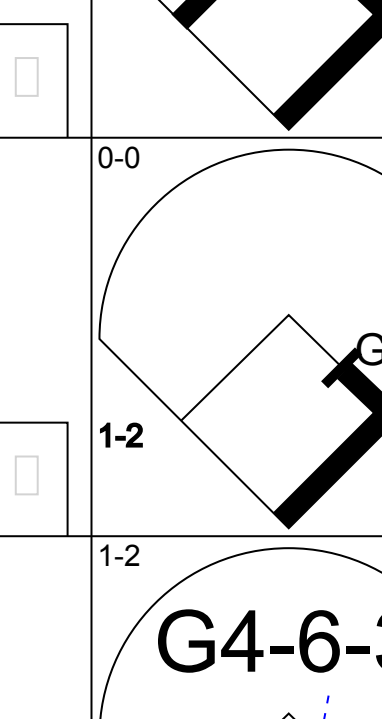
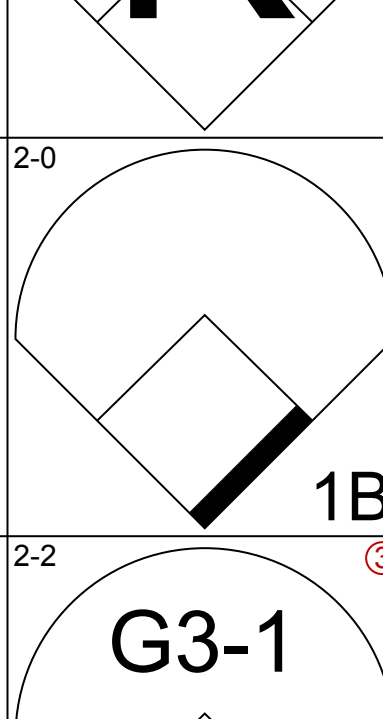
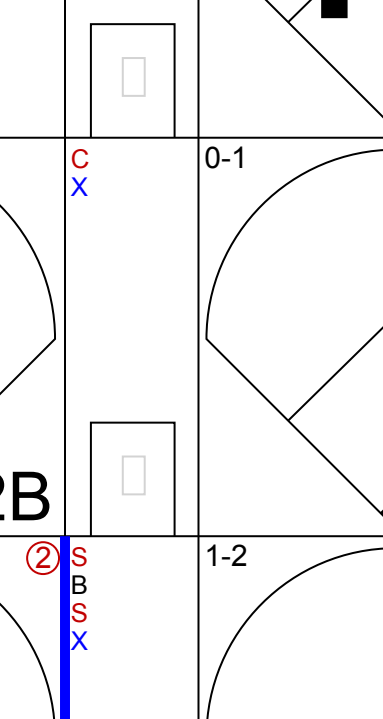
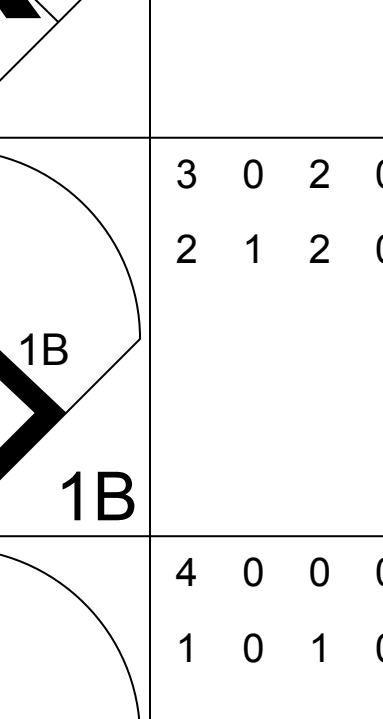
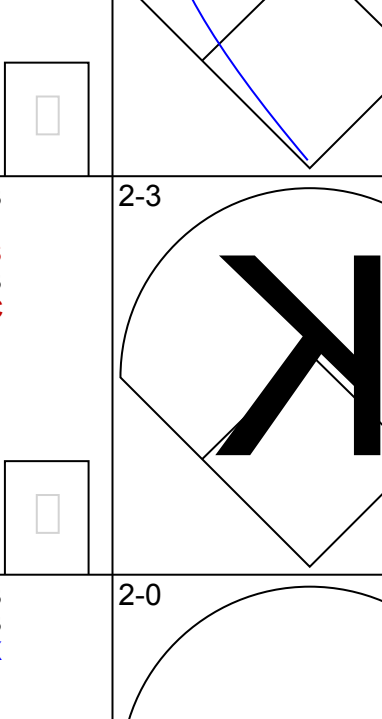
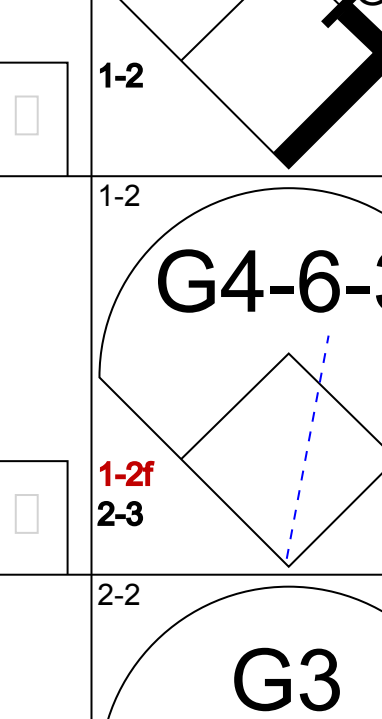
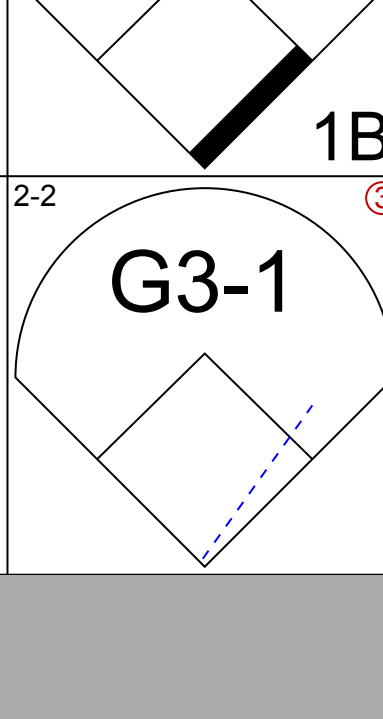
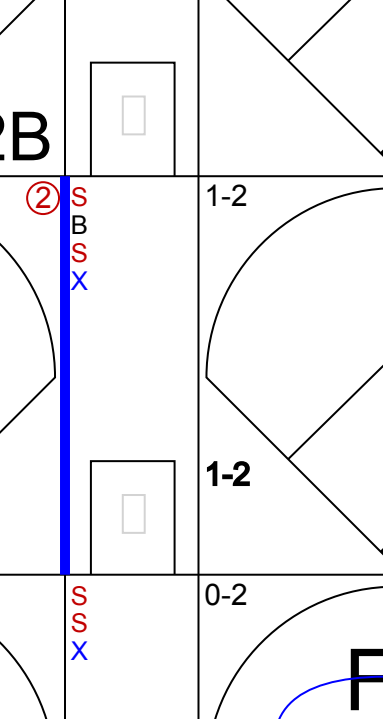
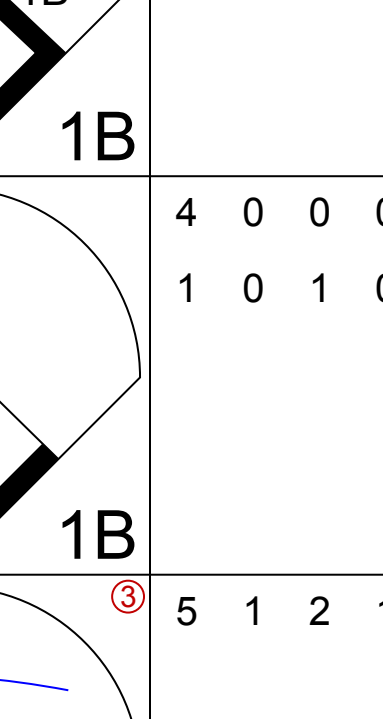
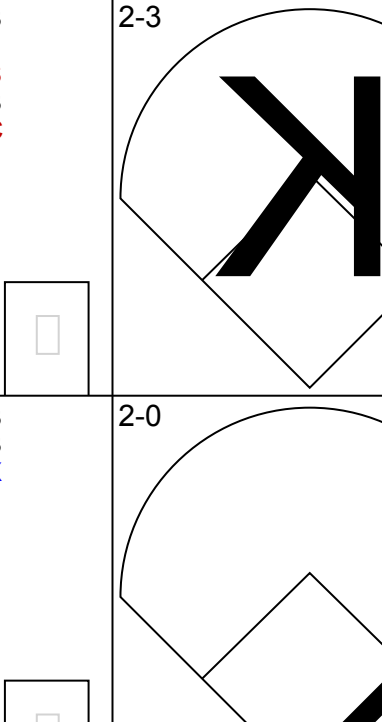
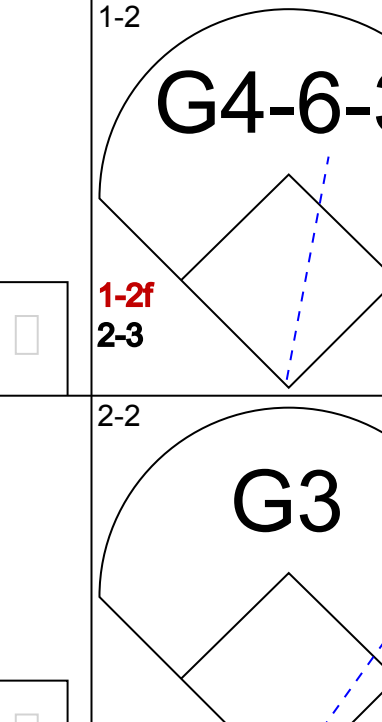
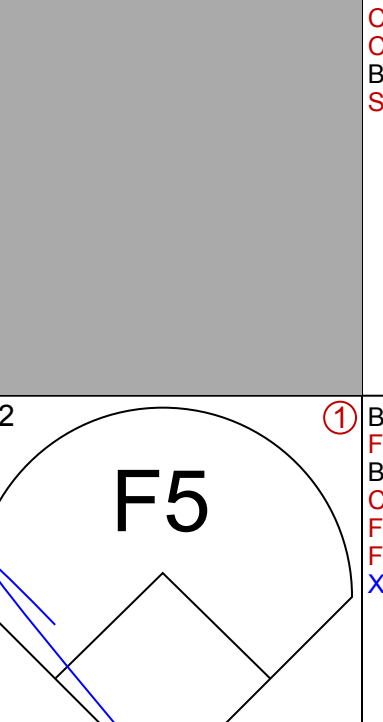
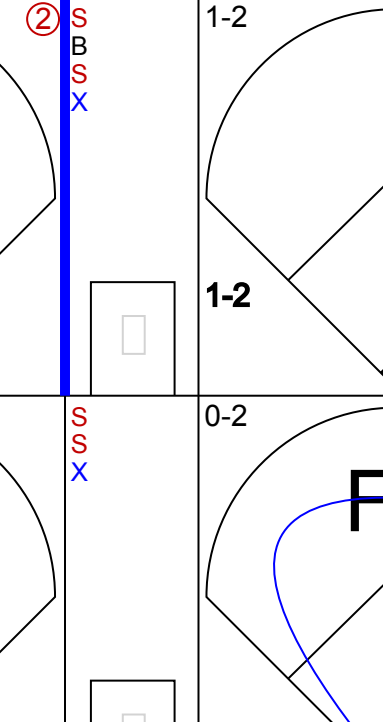
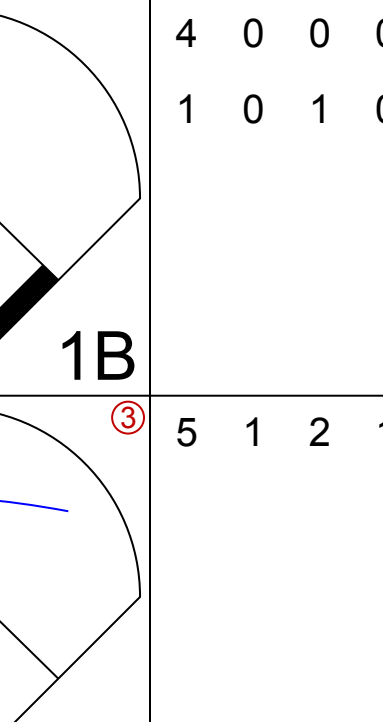
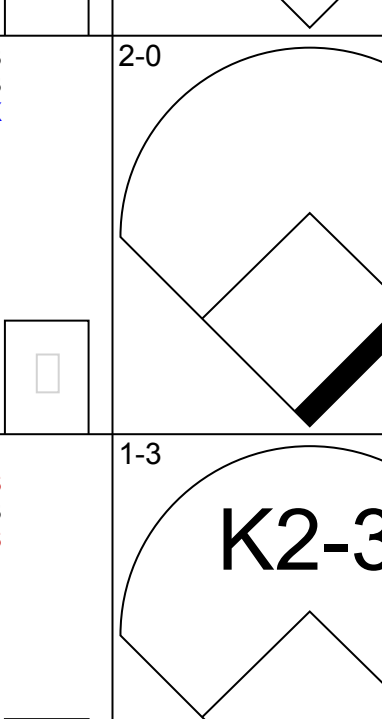
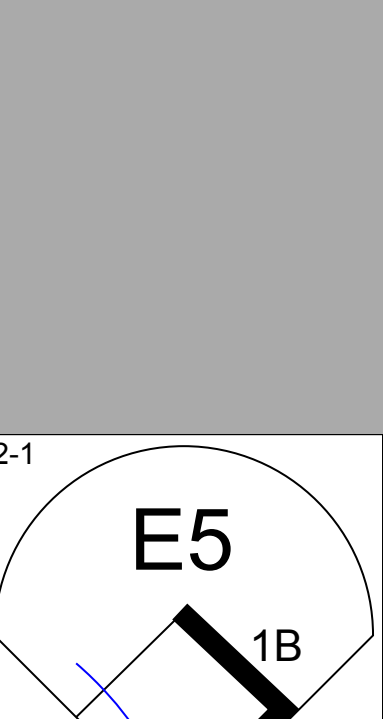
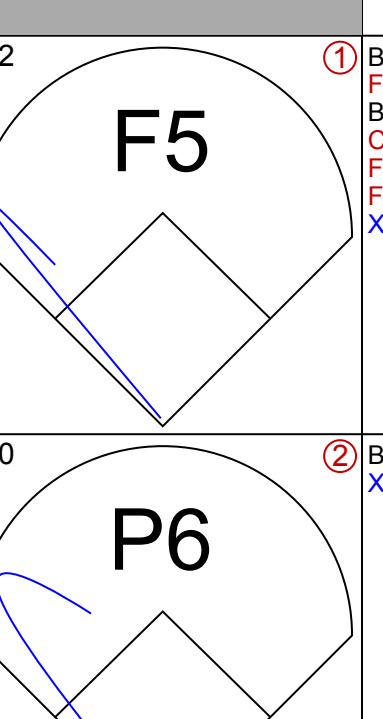
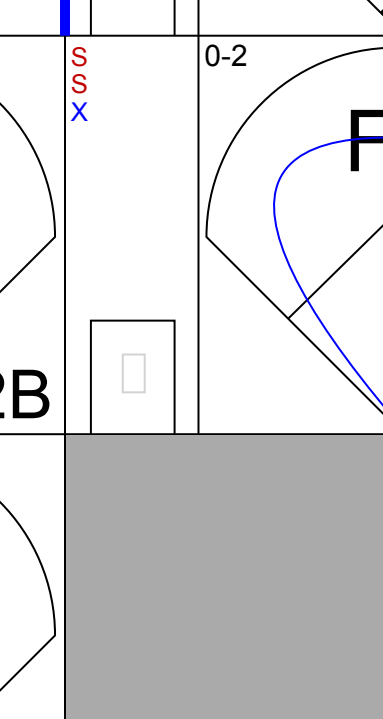

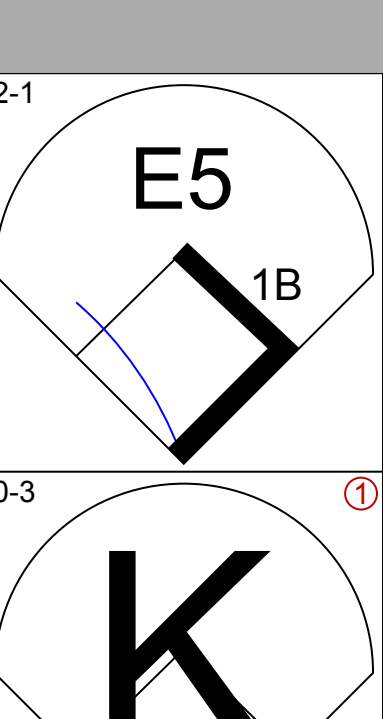
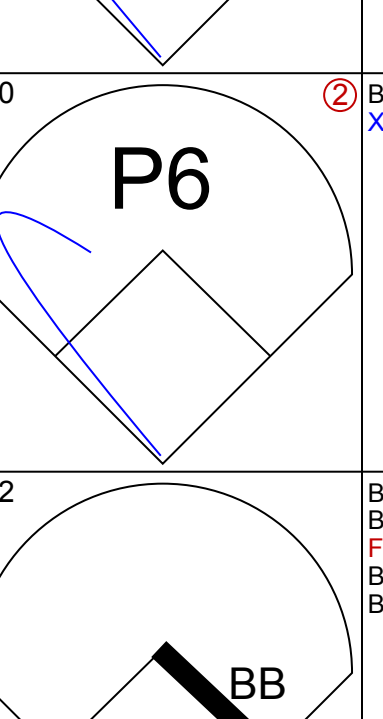
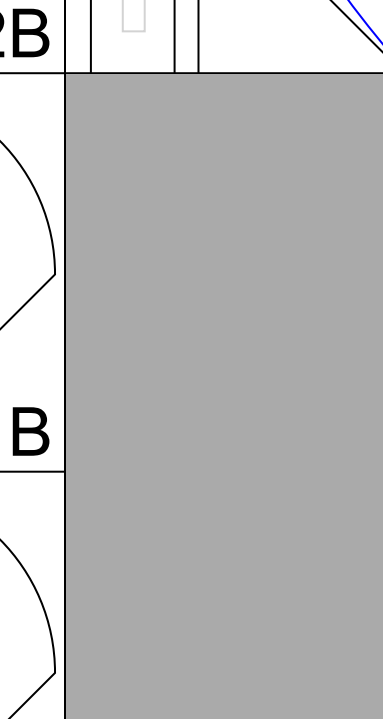
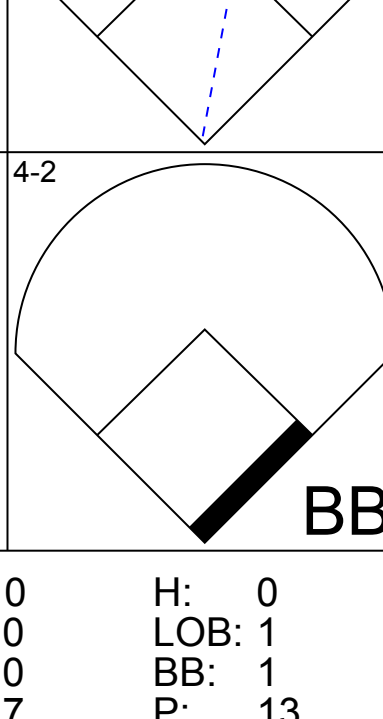
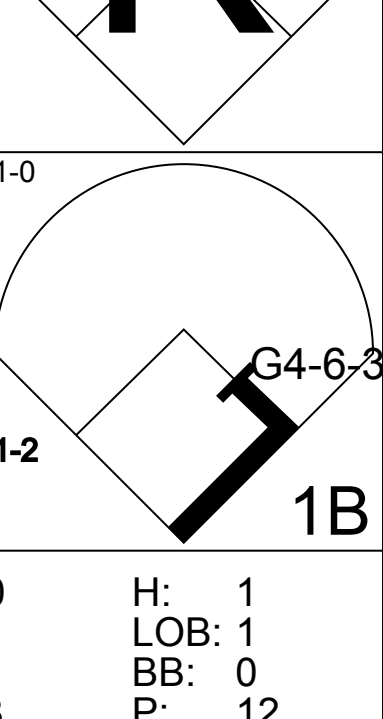
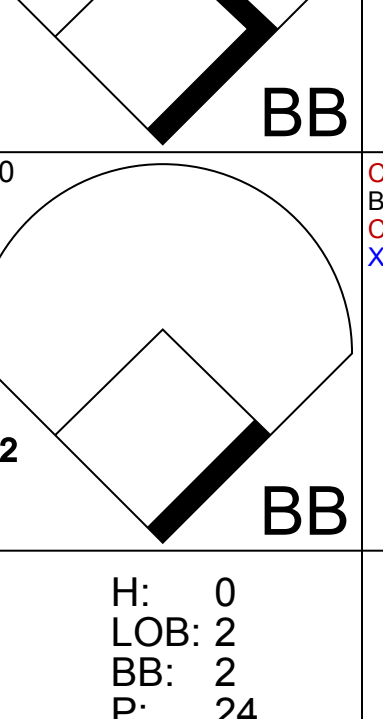
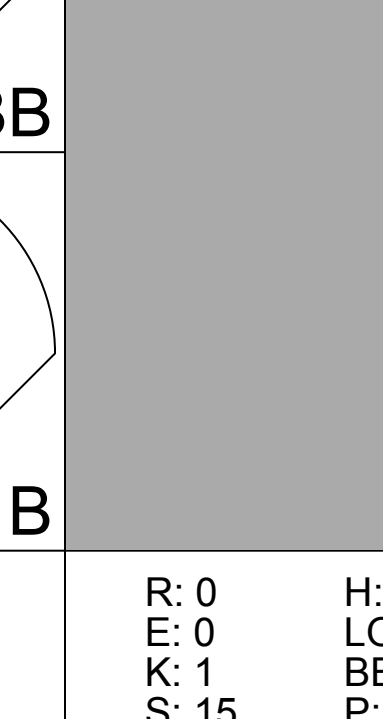
Batter	1	2	3	4	5	6	7	8	9	AB	R	H	RBI	BB	SO	LOB	BOTTOM	
<b>Terrence Long, L</b> OBP: 0.315, SLG: 0.515	2-2 L7		1-3 K			1-0 FC4-6			1-1 F8	4	0	0	0	0	1	2		
<b>Randy Velarde, R</b> OBP: 0.379, SLG: 0.469	3-2 F3		3-2 G6-3			1-1 G5-4-3			1-0 F7	4	0	0	0	0	0	2		
<b>Jason Giambi, L</b> OBP: 0.439, SLG: 0.673	2-2 1B			3-3 K			3-2 G6-4-3 1B		1-0 F9	4	0	2	0	0	1	0		
<b>Olmedo Saenz, R</b> OBP: 0.400, SLG: 0.489	0-0 G6-3			1-2 P1			0-1 F8			3	0	0	0	0	0	2		
<b>Ben Grieve, L</b> OBP: 0.372, SLG: 0.506			2-3 K		2-0 F8		0-1 G6-4-3			3	0	0	0	0	1	1		
<b>Matt Stairs, L</b> OBP: 0.335, SLG: 0.364			1-3 K		4-1 G6-4-3 BB			1-2 F8		2	0	0	0	1	1	0		
<b>Miguel Tejada, R</b> OBP: 0.321, SLG: 0.406			0-3 K		0-0 G6-4-3			0-0 G6-3		3	0	0	0	0	1	1		
<b>Jeremy Giambi, L</b> OBP: 0.323, SLG: 0.430				4-2 BB		3-3 K		2-2 E4		2	0	0	0	1	1	0		
<b>Ramon Hernandez, R</b> OBP: 0.315, SLG: 0.423			1-3 K		2-2 FC4-6 1B			2-2 F8		3	0	1	0	0	1	2		
<b>Inning Stats</b>	R: 0 H: 1 E: 0 K: 0 S: 14	H: 0 R: 0 ER: 0 SO: 10	H: 0 R: 0 ER: 0 SO: 12	H: 0 R: 1 ER: 0 SO: 8	H: 0 R: 0 ER: 0 SO: 14	H: 0 R: 0 ER: 0 SO: 12	H: 1 R: 0 ER: 0 SO: 7	H: 1 R: 0 ER: 0 SO: 10	H: 0 R: 0 ER: 0 SO: 17	H: 0 R: 0 ER: 0 SO: 7	1B: 3 2B: 0 3B: 0 HR: 0	SF: 0 SAC: 0 DP: 3 HBP: 0	WP: 0 PB: 0 SB: 0 CS: 0	PA: 30				
<b>PITCHER</b>	IP	WLS	BF	H	R	ER	SO	BB	IBB	HBP	BLK	WP	HR	S	P	ERA	WHIP	
<b>Eric Milton, L</b> ERA: 6.03	(1, 1)	8.0		27	3	0	0	7	2	0	0	0	0	75	119	0.00	0.625	
<b>Eddie Guardado, L</b> ERA: 5.65	(9, 1)	1.0	S	3	0	0	0	0	0	0	0	0	0	4	7	0.00	0.000	

Minnesota Twins @ Oakland Athletics  
Network Associates Coliseum, Oakland, CA  
Sat May 20 2000, 4:05 PM EDT  
Att. 17,546 - Sunny - 73 F

AB 28  
R 0  
H 3  
RBI 0  
BB 2  
SO 7  
LOB 10

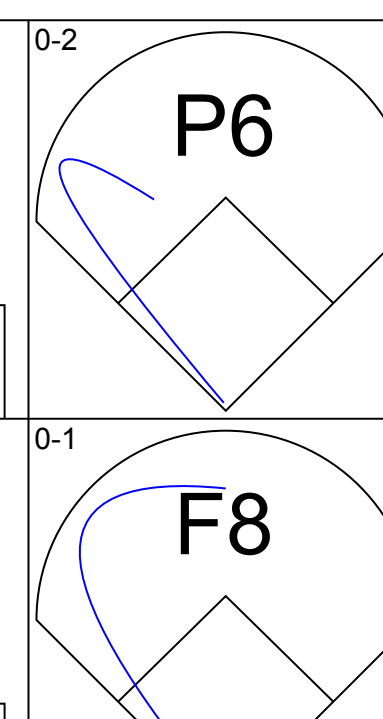

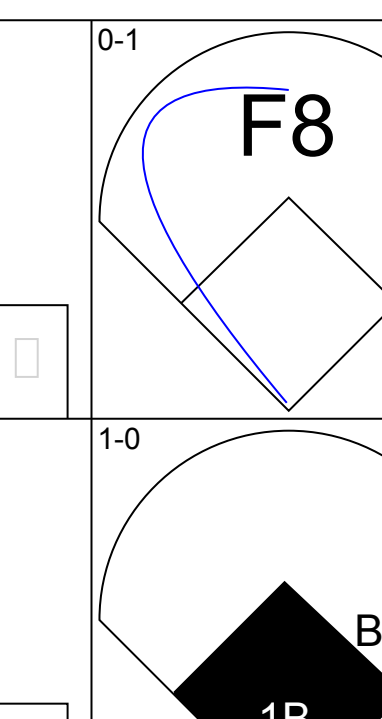
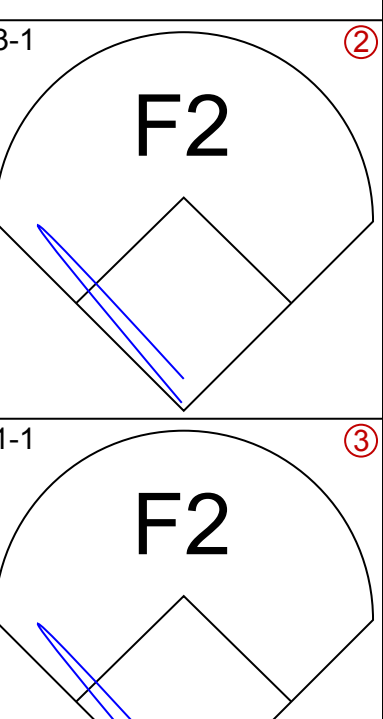
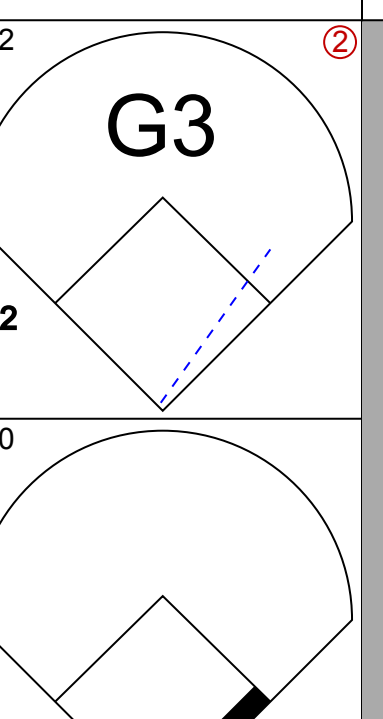
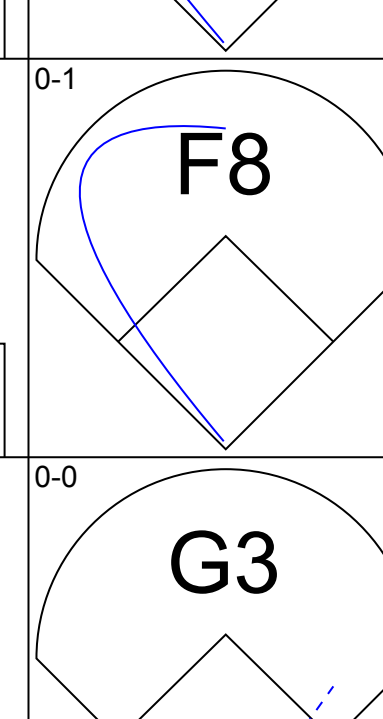

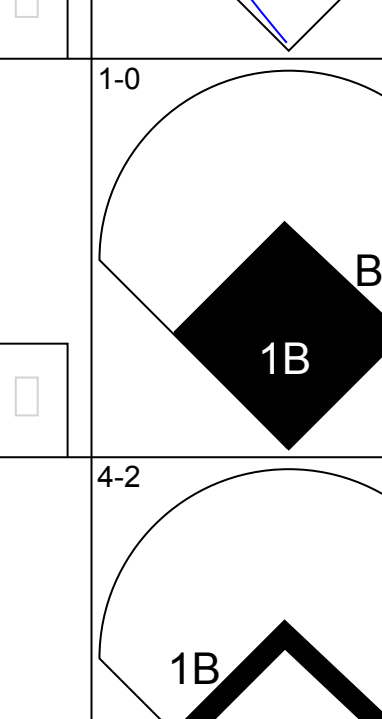
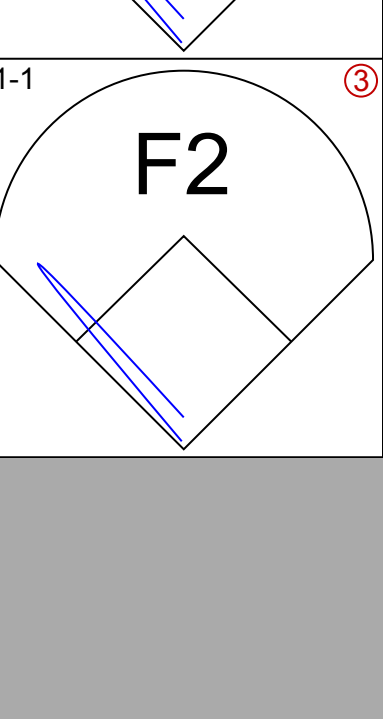

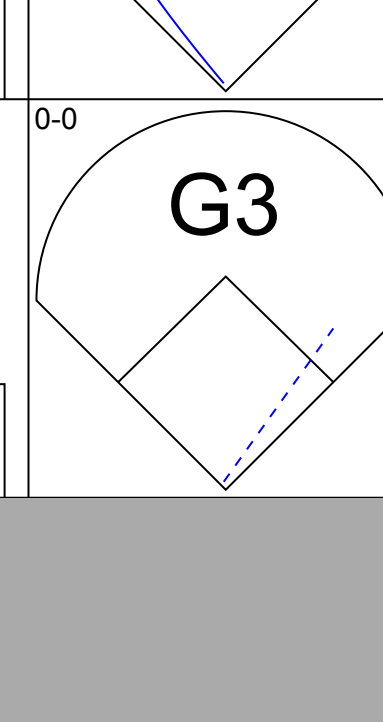

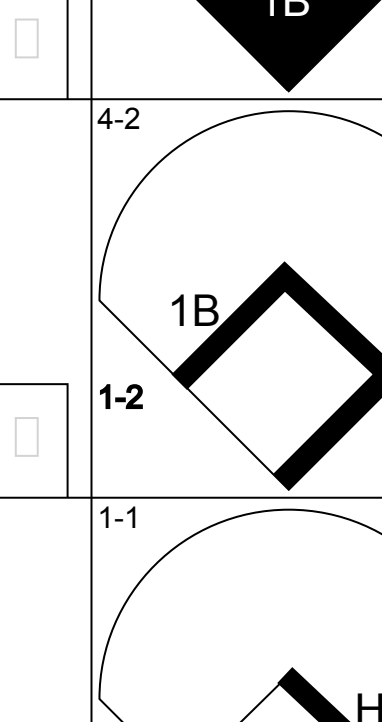
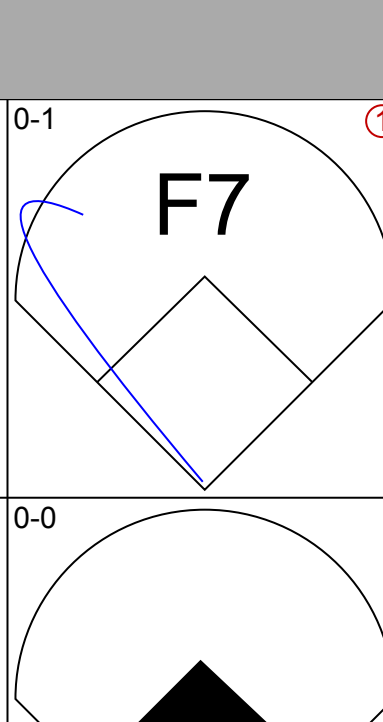
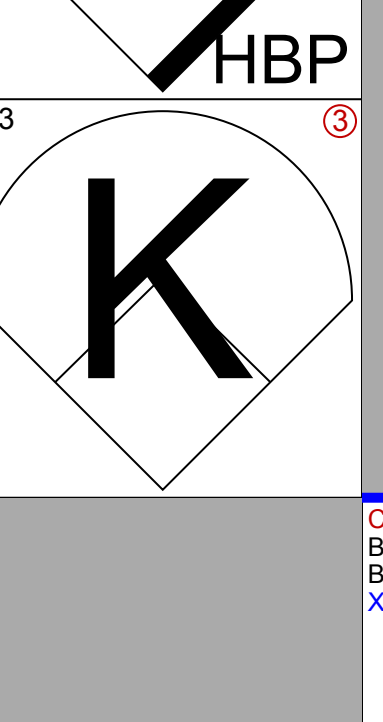
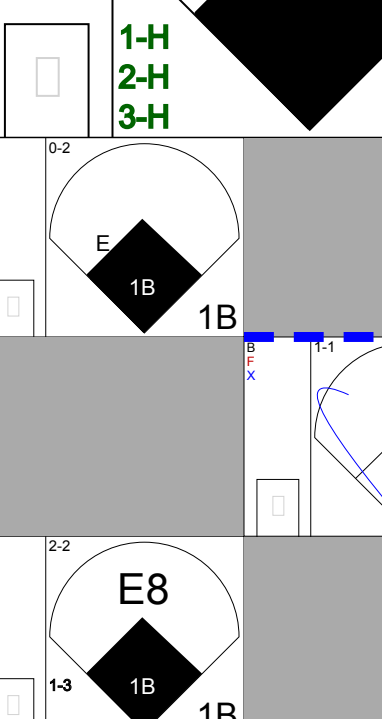
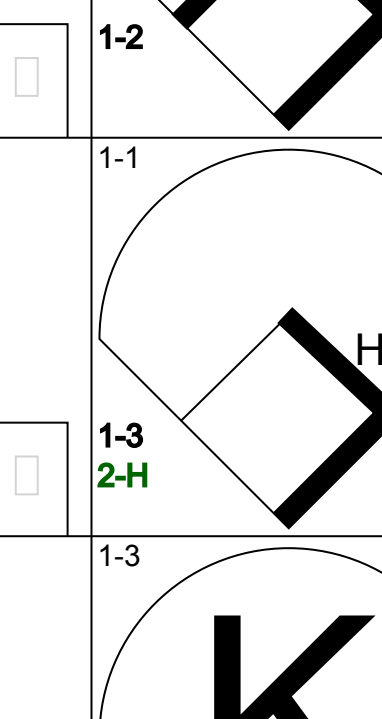
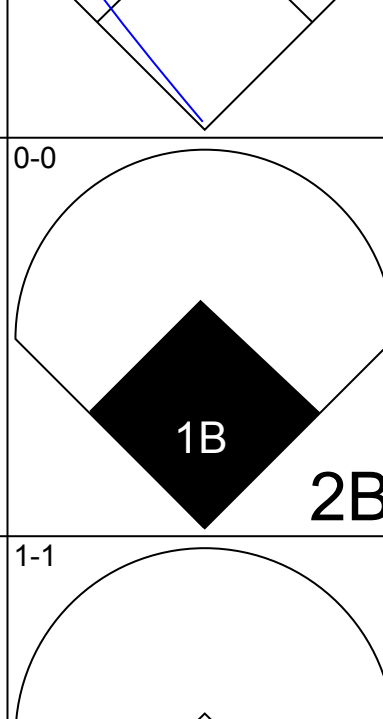
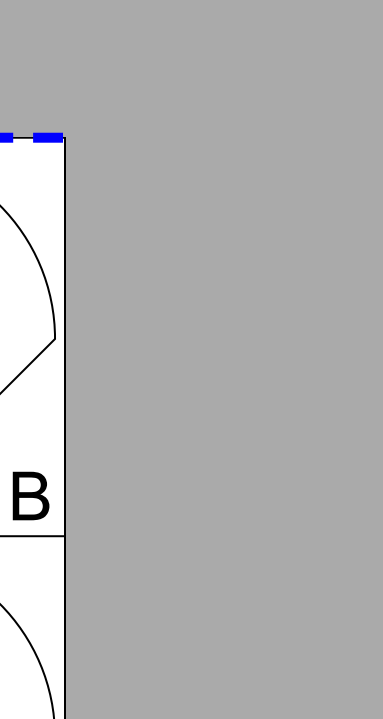


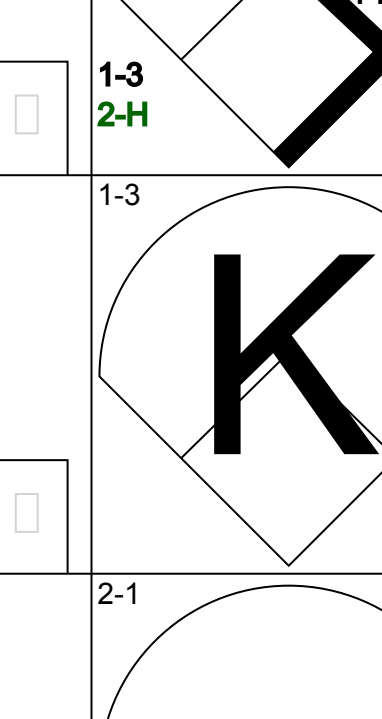
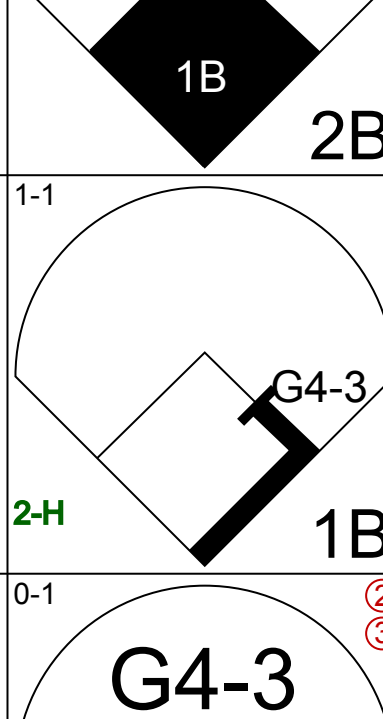

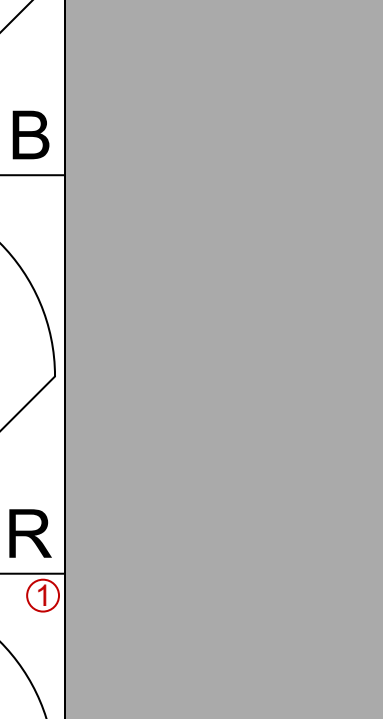
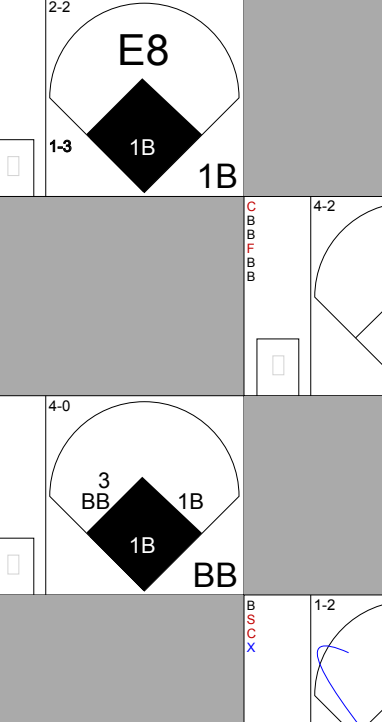
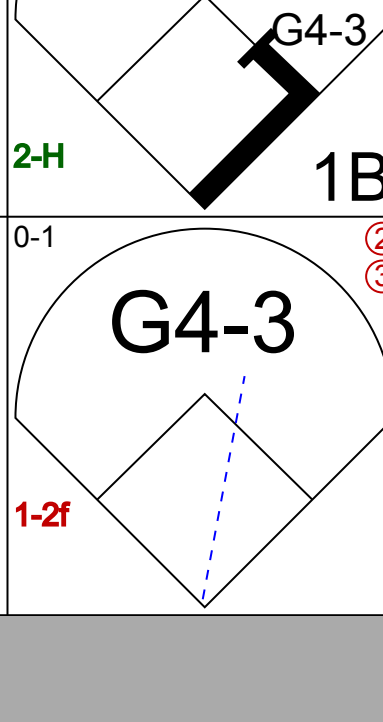
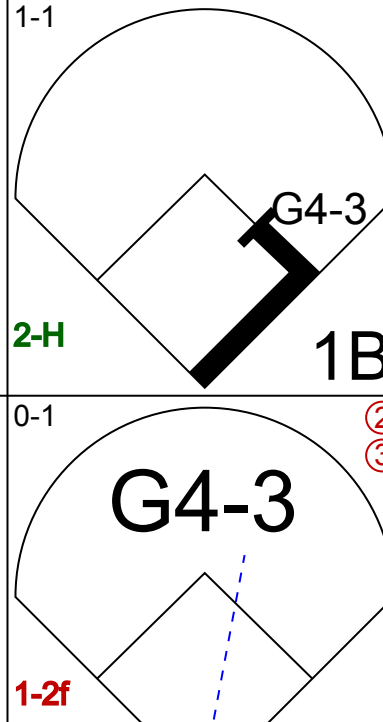

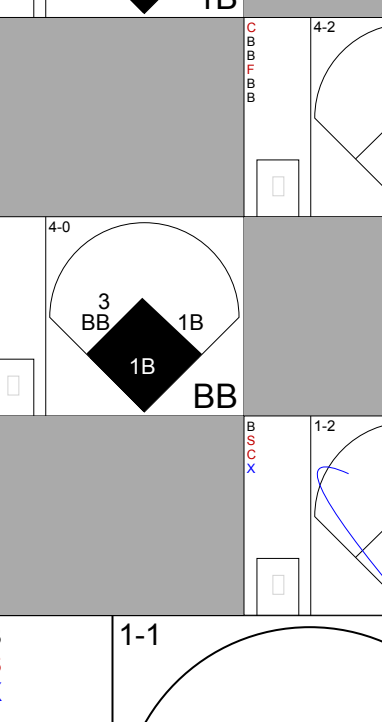

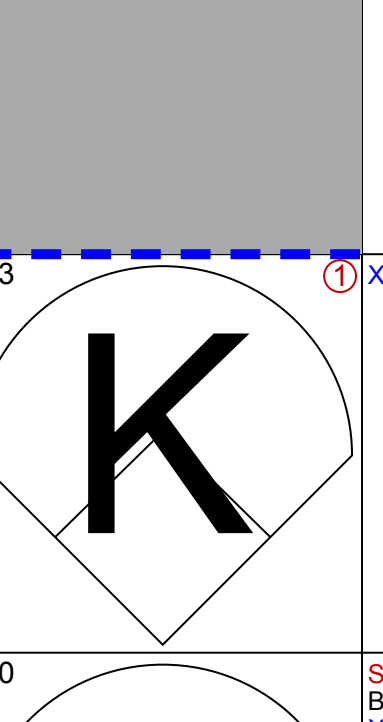

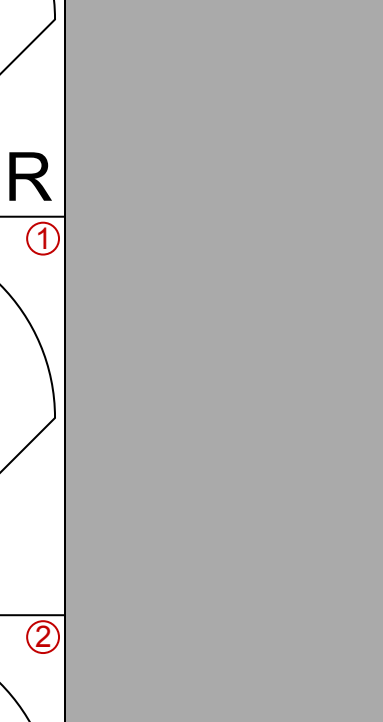
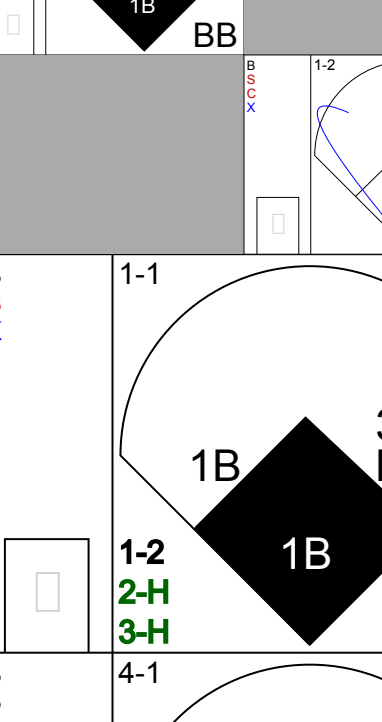
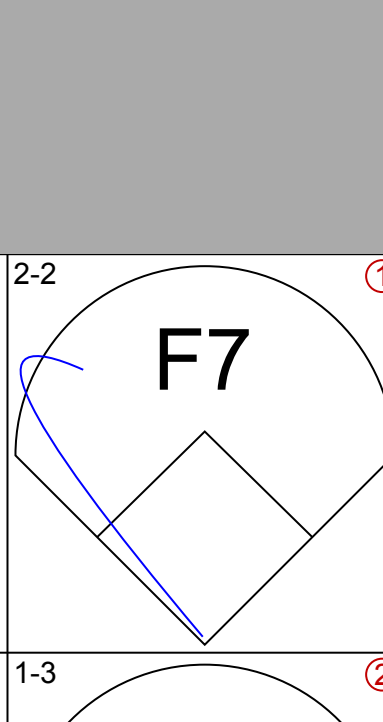
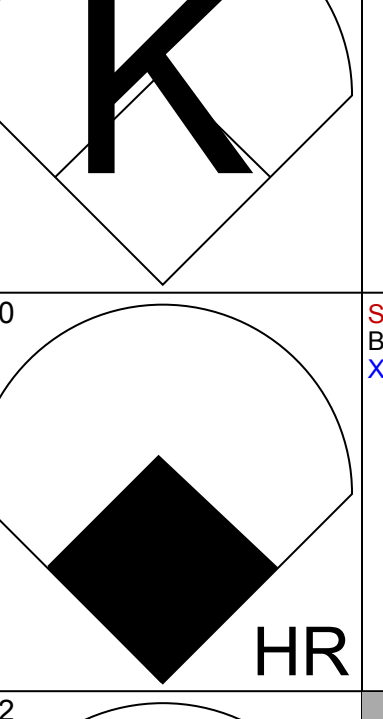
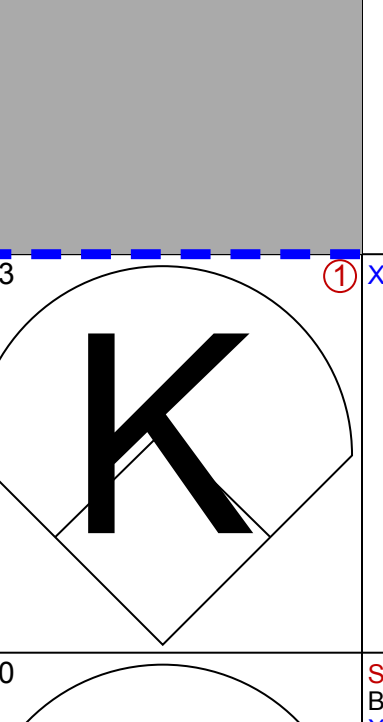
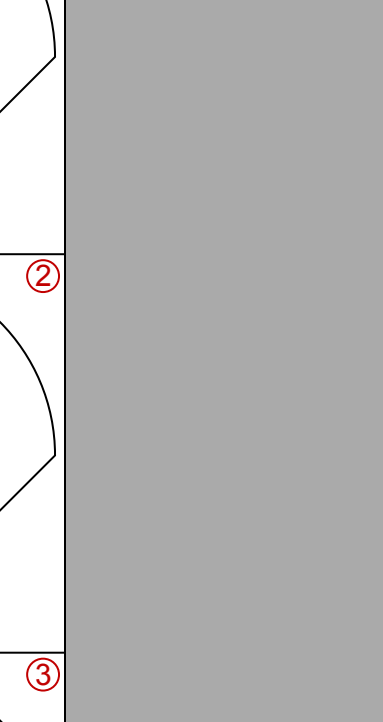
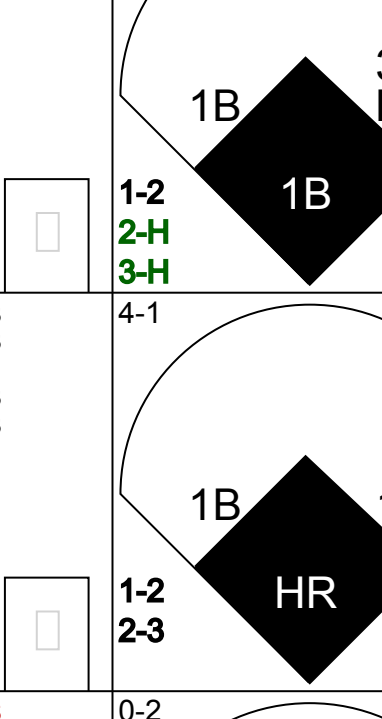
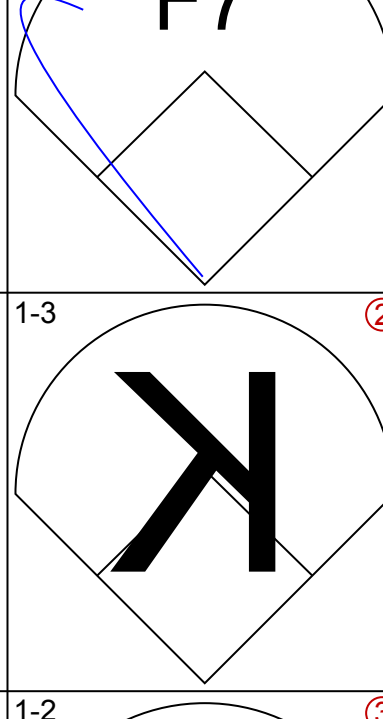
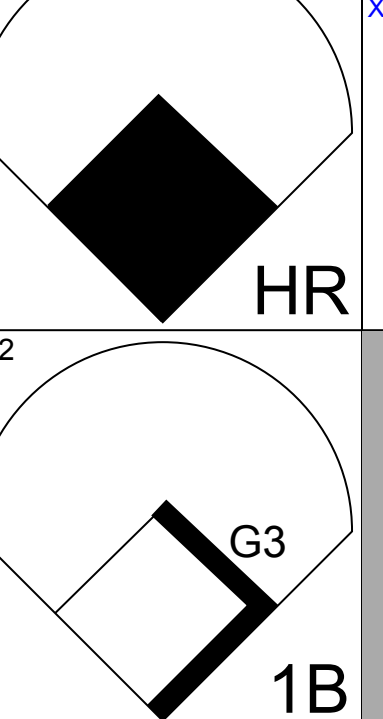
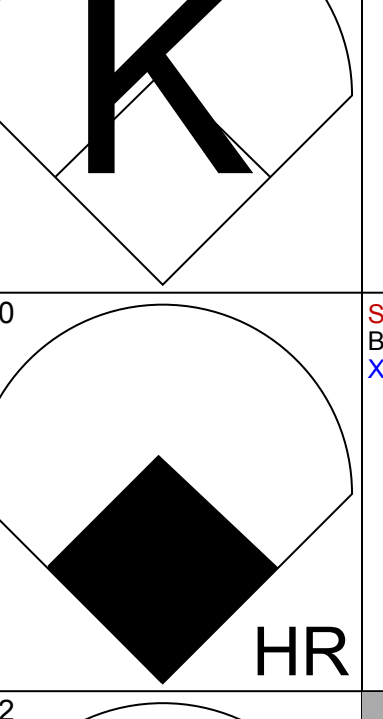




Batter	1	2	3	4	5	6	7	8	9	AB	R	H	RBI	BB	SO	LOB	TOP																						
Jacque Jones, L OBP: 0.364, SLG: 0.522										5	0	0	0	0	1	7	<b>Minnesota Twins @ Oakland Athletics</b> Network Associates Coliseum, Oakland, CA Sun May 21 2000, 4:05 PM EDT Att: 34,065 - Sunny - 89 F																						
Cristian Guzman, S OBP: 0.333, SLG: 0.425										5	1	1	1	0	0	1																							
Matt Lawton, L OBP: 0.428, SLG: 0.488 Tori Hunter, R OBP: 0.254, SLG: 0.313										2	0	0	0	1	2	0																							
Ron Coomer, R OBP: 0.339, SLG: 0.468 Butch Huskey, R OBP: 0.315, SLG: 0.325										3	0	2	0	0	0	0																							
Corey Koskie, L OBP: 0.336, SLG: 0.376 Midre Cummings, L OBP: 0.377, SLG: 0.490										4	0	0	0	0	2	4																							
David Ortiz, L OBP: 0.341, SLG: 0.333										5	1	2	1	0	0	3																							
Brian Buchanan, R OBP: 0.417, SLG: 0.417										4	1	1	1	0	1	1																							
Marcus Jensen, S OBP: 0.296, SLG: 0.403										2	0	0	0	2	1	1																							
Jay Canizaro, R OBP: 0.328, SLG: 0.321										2	0	2	1	2	0	0																							
<b>Inning Stats</b>	R: 0 E: 0 K: 2 S: 8	H: 0 LOB: 0 BB: 0 P: 11	R: 0 E: 0 K: 2 S: 8	H: 1 LOB: 1 BB: 0 P: 15	R: 0 E: 0 K: 0 S: 7	H: 0 LOB: 1 BB: 1 P: 13	R: 0 E: 0 K: 0 S: 9	H: 1 LOB: 1 BB: 1 P: 16	R: 0 E: 0 K: 1 S: 8	H: 1 LOB: 1 BB: 0 P: 12	R: 0 E: 0 K: 0 S: 11	H: 1 LOB: 1 BB: 0 P: 19	R: 0 E: 0 K: 0 S: 9	H: 0 LOB: 2 BB: 2 P: 24	R: 4 E: 0 K: 1 S: 19	H: 5 LOB: 2 BB: 1 P: 30		R: 0 E: 0 K: 1 S: 15	H: 2 LOB: 2 BB: 0 P: 20	1B: 8 2B: 2 3B: 0 HR: 1	SF: 0 SAC: 0 DP: 2 HBP: 0	WP: 0 PB: 0 SB: 0 CS: 0	PA: 42																
<b>PITCHER</b>	IP	WLS	BF	H	R	ER	SO	BB	IBB	HBP	BLK	WP	HR	S	P	ERA	WHIP	<b>PITCHER</b>				IP	WLS	BF	H	R	ER	SO	BB	IBB	HBP	BLK	WP	HR	S	P	ERA	WHIP	
Tim Hudson, R ERA: 5.01	(1, 1)	7.0	W	28	4	0	0	6	4	0	0	0	0	0	60	110	0.00	1.143																					
Doug Jones, R ERA: 7.52	(8, 1)	0.2		8	5	4	4	1	1	0	0	0	0	1	18	29	54.00	9.000																					
Jason Istringhausen, R ERA: 4.12	(8, 1)	1.1		6	2	0	0	1	0	0	0	0	0	0	16	21	0.00	1.500																					

AB	37
R	4
H	11
RBI	4
BB	5
SO	8
LOB	17



Batter	1	2	3	4	5	6	7	8	9	AB	R	H	RBI	BB	SO	LOB	BOTTOM																						
Terrence Long, L OBP: 0.310, SLG: 0.500										5	1	1	1	0	0	2	<b>Minnesota Twins @ Oakland Athletics</b> Network Associates Coliseum, Oakland, CA Sun May 21 2000, 4:05 PM EDT Att: 34,065 - Sunny - 89 F																						
Randy Velarde, R OBP: 0.371, SLG: 0.453 Jorge Velandia, R OBP: 0.160, SLG: 0.167										4	1	1	0	0	1	4																							
Jason Giambi, L OBP: 0.440, SLG: 0.687 Olmedo Saenz, R OBP: 0.396, SLG: 0.483										3	1	1	4	1	0	0																							
Ben Grieve, L OBP: 0.383, SLG: 0.520										5	3	4	1	0	0	0																							
Matt Stairs, L OBP: 0.341, SLG: 0.366 Ryan Christenson, R OBP: 0.397, SLG: 0.346										2	1	1	0	1	1	2																							
Jeremy Giambi, L OBP: 0.327, SLG: 0.416										2	1	2	3	0	0	0																							
Miguel Tejada, R OBP: 0.318, SLG: 0.490										5	1	1	2	0	1	3																							
3 Eric Chavez, L OBP: 0.335, SLG: 0.417										4	2	1	1	1	1	0																							
Ramon Hernandez, R OBP: 0.328, SLG: 0.435										4	1	3	1	0	0	0																							
<b>Inning Stats</b>	R: 8 E: 0 K: 0 S: 6	H: 6 LOB: 1 BB: 3 P: 54	R: 0 E: 0 K: 1 S: 9	H: 0 LOB: 0 BB: 0 P: 13	R: 1 E: 0 K: 1 S: 12	H: 2 LOB: 3 BB: 1 P: 21	R: 0 E: 0 K: 0 S: 7	H: 1 LOB: 1 BB: 0 P: 13	R: 1 E: 0 K: 0 S: 7	H: 2 LOB: 0 BB: 0 P: 8	R: 1 E: 0 K: 2 S: 15	H: 2 LOB: 2 BB: 0 P: 23	R: 2 E: 0 K: 0 S: 10	H: 2 LOB: 0 BB: 0 P: 14	1B: 11 2B: 1 3B: 0 HR: 3	SF: 0 SAC: 0 DP: 1 HBP: 2		WP: 0 PB: 0 SB: 0 CS: 0	PA: 44																				
<b>PITCHER</b>	IP	WLS	BF	H	R	ER	SO	BB	IBB	HBP	BLK	WP	HR	S	P	ERA	WHIP	<b>PITCHER</b>				IP	WLS	BF	H	R	ER	SO	BB	IBB	HBP	BLK	WP	HR	S	P	ERA	WHIP	
Sean Bergman, R ERA: 9.93	(1, 1)	1.1	L	12	6	8	8	1	0	0	0	0	0	30	47	54.00	6.000																						
Johan Santana, L ERA: 8.44	(2, 1)	4.2		21	5	2	2	2	2	0	1	0	0	0	42	68	3.86	1.500																					
Hector Carrasco, R ERA: 2.49	(7, 1)	1.0		6	2	1	1	2	0	0	1	0	0	1	15	23	9.00	2.000																					
LaTroy Hawkins, R ERA: 3.86	(8, 1)	1.0		5	2	2	2	0	0	0	0	0	0	0	10	14	18.00	2.000																					





Batter	1	2	3	4	5	6	7	8	9	AB	R	H	RBI	BB	SO	LOB	TOP										
Terrence Long, L OBP: 0.305, SLG: 0.486 (1, 8)	F8		F5				E6	K		5	1	1	0	0	1	4	<b>Oakland Athletics @ Tampa Bay Devil Rays</b> Tropicana Field, St. Petersburg, FL Tue May 23 2000, 7:15 PM EDT Att: 13,555 - Dome - 72 F <a href="http://livebaseballscorecards.com">livebaseballscorecards.com</a>										
Randy Velarde, R OBP: 0.403, SLG: 0.474 (1, 4)	1B		FC5-4				E	1B		4	0	3	2	1	0	1											
Jason Giambi, L OBP: 0.434, SLG: 0.669 (1, 3)	F8		1-2				F5	K		4	0	0	0	1	1	7											
Matt Stairs, L OBP: 0.335, SLG: 0.359 Olimedo Saenz, R OBP: 0.402, SLG: 0.489 Ryan Christenson, R OBP: 0.391, SLG: 0.340 (1, 9) (7, PH) (7, PR)	P6		F2				E6	K		3	0	0	0	0	0	5											
Ben Grieve, L OBP: 0.384, SLG: 0.520 (1, 7)			K				FC6			4	0	1	0	1	2	2											
Miguel Tejada, R OBP: 0.320, SLG: 0.413 (1, 6)	HR		G4-3				K	F7		4	1	1	1	1	1	2											
Jeremy Giambi, L OBP: 0.324, SLG: 0.409 (1, 10)	F9		G4-3				G1-3	1B		4	1	1	0	0	0	2											
Ramon Hernandez, R OBP: 0.326, SLG: 0.429 (1, 2)	G6-3		G6-3				G5-3	1B		4	1	1	0	0	0	2											
3 Eric Chavez, L OBP: 0.339, SLG: 0.415 (1, 5)			FC5-4				G4-3	1B		3	0	1	0	1	0	0											
<b>Inning Stats</b>	R: 0 E: 0 K: 0 S: 12	H: 1 LOB: 1 BB: 0 P: 20	R: 1 E: 0 K: 0 S: 12	H: 1 LOB: 0 BB: 0 P: 20	R: 0 E: 0 K: 0 S: 4	H: 1 LOB: 2 BB: 1 P: 12	R: 0 E: 0 K: 1 S: 9	H: 0 LOB: 1 BB: 0 P: 16	R: 0 E: 0 K: 1 S: 12	H: 2 LOB: 2 BB: 0 P: 19	R: 1 E: 2 K: 0 S: 10	H: 1 LOB: 2 BB: 1 P: 20	R: 2 E: 0 K: 2 S: 20	H: 3 LOB: 2 BB: 1 P: 38	R: 0 E: 0 K: 1 S: 8	H: 0 LOB: 0 BB: 1 P: 15		1B: 8 2B: 1 3B: 0 HR: 1	SF: 0 SAC: 0 DP: 1 HBP: 0	WP: 0 PB: 0 SB: 0 CS: 0	PA: 42						
<b>PITCHER</b>	IP	WLS	BF	H	R	ER	SO	BB	IBB	HBP	BLK	WP	HR	S	P	ERA	WHIP										
Dave Eiland, R ERA: 7.31 Bryan Rekar, R ERA: 5.85 Mark Guthrie, L ERA: 5.16 Jim Mecir, R ERA: 4.05 Roberto Hernandez, R ERA: 5.99 (1, 1) (1, 1) (7, 1) (7, 1) (8, 1)	0.1		1	0	0	0	0	0	0	0	0	0	0	5	8	0.00	0.000										

Batter	1	2	3	4	5	6	7	8	9	AB	R	H	RBI	BB	SO	LOB	BOTTOM										
Gerald Williams, R OBP: 0.325, SLG: 0.440 (1, 8)	1B	2B		K		G6-3		K		5	0	2	1	0	2	1	<b>Oakland Athletics @ Tampa Bay Devil Rays</b> Tropicana Field, St. Petersburg, FL Tue May 23 2000, 7:15 PM EDT Att: 13,555 - Dome - 72 F <a href="http://livebaseballscorecards.com">livebaseballscorecards.com</a>										
Vinny Castilla, R OBP: 0.258, SLG: 0.333 (1, 5)	L4	G1-3		G6-4-3			1B	G1-3		5	1	2	0	0	0	2											
Greg Vaughn, R OBP: 0.371, SLG: 0.565 (1, 7)	BB		1B	G6-4-3			1B			3	2	2	0	1	0	1											
Fred McGriff, L OBP: 0.348, SLG: 0.461 (1, 3)	BB		1B	1B		F7	1B	BB		1	1	0	0	3	0	0											
Jose Canseco, R OBP: 0.365, SLG: 0.461 (1, 10)	K		FC1-6	1B		G4-3		1B		4	0	2	3	0	1	2											
Jose Guillen, R OBP: 0.185, SLG: 0.333 (1, 9)	G6-3		K			K		F8		4	0	0	0	0	2	4											
John Flaherty, R OBP: 0.341, SLG: 0.421 (1, 2)	HR		FC1-6	1B		F8	P5			4	1	2	2	0	0	2											
Kevin Stocker, S OBP: 0.371, SLG: 0.393 (1, 6)	F8		FC1-6			E	F9			3	0	0	0	1	0	4											
Miguel Cairo, R OBP: 0.340, SLG: 0.367 (1, 4)	2B		F3			F7		P4		4	1	1	0	0	0	3											
<b>Inning Stats</b>	R: 0 E: 0 K: 1 S: 10	H: 1 LOB: 2 BB: 2 P: 24	R: 2 E: 0 K: 0 S: 11	H: 3 LOB: 0 BB: 0 P: 14	R: 2 E: 0 K: 1 S: 11	H: 3 LOB: 2 BB: 1 P: 20	R: 0 E: 0 K: 1 S: 5	H: 1 LOB: 0 BB: 0 P: 7	R: 0 E: 0 K: 0 S: 10	H: 0 LOB: 1 BB: 1 P: 17	R: 2 E: 0 K: 0 S: 11	H: 3 LOB: 2 BB: 1 P: 22	R: 0 E: 0 K: 1 S: 7	H: 0 LOB: 0 BB: 0 P: 8	R: 0 E: 0 K: 1 S: 8	H: 0 LOB: 0 BB: 0 P: 15		1B: 8 2B: 2 3B: 0 HR: 1	SF: 0 SAC: 0 DP: 1 HBP: 0	WP: 0 PB: 0 SB: 1 CS: 0	PA: 38						
<b>PITCHER</b>	IP	WLS	BF	H	R	ER	SO	BB	IBB	HBP	BLK	WP	HR	S	P	ERA	WHIP										
Omar Olivares, R ERA: 5.8 Mike Magnante, L ERA: 5.14 T.J. Mathews, R ERA: 5.73 (1, 1) (7, 1) (7, 1)	6.0	L	30	10	6	6	4	1	0	0	0	0	0	1	5	∞	∞										








Batter	1	2	3	4	5	6	7	8	9	AB	R	H	RBI	BB	SO	LOB	TOP										
Terrence Long, L (1, 8) OBP: 0.307, SLG: 0.483	G6-3		G4-6-3 1B	F8			F8			4	0	1	0	0	0	1	<b>Oakland Athletics @ Tampa Bay Devil Rays</b> Tropicana Field, St. Petersburg, FL Thu May 25 2000, 7:15 PM EDT Att: 13,251 - Dome - 72 F <a href="http://livebaseballscorecards.com">livebaseballscorecards.com</a>										
Randy Velarde, R (1, 4) OBP: 0.395, SLG: 0.446			G4-6-3 1-2f				G5-3			3	1	1	0	1	0	1											
Jason Giambi, L (1, 10) OBP: 0.427, SLG: 0.646	F9			2B 3B HBP	K		F7			3	1	0	0	0	1	2											
Ben Grievie, L (1, 7) OBP: 0.389, SLG: 0.522	F7			3B					K	4	1	2	0	0	1	1											
Ryan Christenson, R (8, 7) OBP: 0.385, SLG: 0.533				3B						0	0	0	0	0	0	0											
Olmedo Saenz, R (1, 3) OBP: 0.406, SLG: 0.543				1B 3B	P4				F8	4	2	2	3	0	0	1											
Matt Stairs, L (1, 9) OBP: 0.326, SLG: 0.366	P5			G3	F7				K	4	0	0	0	0	1	2											
Miguel Tejada, R (1, 6) OBP: 0.317, SLG: 0.406	K			3B 2B G1-6-3 1B	G6-3				K	4	1	1	1	0	2	0											
3 Eric Chavez, L (1, 5) OBP: 0.341, SLG: 0.435	F8			3H G1-6-3 2B	F8				G1-3	4	0	1	0	0	0	0											
Ramon Hernandez, R (1, 2) OBP: 0.317, SLG: 0.415				K G1-6-3	P5				G6-3	4	0	0	1	0	1	1											
<b>Inning Stats</b>	R: 0 E: 0 K: 0 S: 8	H: 0 LOB: 1 BB: 1 P: 15	R: 1 E: 0 K: 1 S: 7	H: 1 LOB: 0 BB: 0 P: 11	R: 0 E: 0 K: 1 S: 8	H: 1 LOB: 0 BB: 0 P: 10	R: 4 E: 0 K: 0 S: 11	H: 4 LOB: 1 BB: 0 P: 21	R: 1 E: 0 K: 1 S: 16	H: 2 LOB: 1 BB: 0 P: 28	R: 0 E: 0 K: 0 S: 9	H: 0 LOB: 0 BB: 0 P: 12	R: 0 E: 0 K: 2 S: 8	H: 0 LOB: 0 BB: 0 P: 12	R: 0 E: 0 K: 1 S: 5	H: 0 LOB: 0 BB: 0 P: 6	1B: 4 2B: 2 3B: 1 HR: 1	SF: 0 SAC: 0 DP: 1 HBP: 1	WP: 1 PB: 0 SB: 1 CS: 0	PA: 36							
<b>PITCHER</b>	IP	WLS	BF	H	R	ER	SO	BB	IBB	HBP	BLK	WP	HR	S	P	ERA	WHIP										
Esteban Yan, R (1, 1) ERA: 5.88	4.1	L	22	8	6	6	3	1	0	1	0	1	1	44	74	12.46	2.077										
Rick White, R (5, 1) ERA: 3.35	2.2		8	0	0	0	0	0	0	0	0	0	0	22	35	0.00	0.000										
Mark Guthrie, L (8, 1) ERA: 4.94	1.0		3	0	0	0	2	0	0	0	0	0	0	8	12	0.00	0.000										
Billy Taylor, R (9, 1) ERA: 7.71	1.0		3	0	0	0	1	0	0	0	0	0	0	5	6	0.00	0.000										

Batter	1	2	3	4	5	6	7	8	9	AB	R	H	RBI	BB	SO	LOB	BOTTOM										
Gerald Williams, R (1, 8) OBP: 0.321, SLG: 0.435	K		CS 1B							4	1	2	0	0	2	1	<b>Oakland Athletics @ Tampa Bay Devil Rays</b> Tropicana Field, St. Petersburg, FL Thu May 25 2000, 7:15 PM EDT Att: 13,251 - Dome - 72 F <a href="http://livebaseballscorecards.com">livebaseballscorecards.com</a>										
Quinton McCracken, S (1, 7) OBP: 0.429, SLG: 0.200	1B BB		CS 1-2	K			G1-3			3	1	0	0	1	1	2											
Greg Vaughn, R (1, 10) OBP: 0.361, SLG: 0.593	G3-6 1B			G6-3						4	1	3	3	0	0	0											
Fred McGriff, L (1, 3) OBP: 0.344, SLG: 0.453	G3-6 1-2f			FC6-4 BB			L6			3	0	0	0	1	0	3											
Jose Guillen, R (1, 9) OBP: 0.200, SLG: 0.400				FC6-4 1-2f			F9			4	0	0	0	0	0	1											
Vinny Castilla, R (1, 5) OBP: 0.246, SLG: 0.316	F8				G5-3		P6			4	0	0	0	0	0	0											
Mike DiFelice, R (1, 2) OBP: 0.327, SLG: 0.356	G5-3				F9					4	0	2	0	0	0	0											
Ozzie Guillen, L (1, 6) OBP: 0.296, SLG: 0.385				G6-3			G3			3	0	0	0	0	0	1											
Steve Cox, L (9, PH) ERA: 5.02					F8					1	0	0	0	0	1	1											
Miguel Cairo, R (1, 4) OBP: 0.337, SLG: 0.359				G5-3			K			3	0	1	0	0	1	0											
<b>Inning Stats</b>	R: 0 E: 0 K: 1 S: 10	H: 1 LOB: 1 BB: 1 P: 20	R: 0 E: 0 K: 0 S: 6	H: 0 LOB: 0 BB: 0 P: 11	R: 0 E: 0 K: 1 S: 9	H: 1 LOB: 0 BB: 0 P: 17	R: 0 E: 0 K: 1 S: 10	H: 0 LOB: 1 BB: 1 P: 21	R: 0 E: 0 K: 1 S: 5	H: 0 LOB: 0 BB: 0 P: 6	R: 1 E: 0 K: 1 S: 11	H: 2 LOB: 1 BB: 0 P: 15	R: 0 E: 0 K: 0 S: 9	H: 1 LOB: 1 BB: 0 P: 13	R: 2 E: 0 K: 1 S: 12	H: 2 LOB: 0 BB: 0 P: 18	R: 0 E: 0 K: 1 S: 16	H: 1 LOB: 1 BB: 0 P: 24	1B: 4 2B: 3 3B: 0 HR: 1	SF: 0 SAC: 0 DP: 1 HBP: 0	WP: 0 PB: 0 SB: 0 CS: 1	PA: 36					
<b>PITCHER</b>	IP	WLS	BF	H	R	ER	SO	BB	IBB	HBP	BLK	WP	HR	S	P	ERA	WHIP										
Gil Heredia, R (1, 1) ERA: 2.49	7.0	W	26	5	1	1	3	2	0	0	0	0	1	9	12	27.00	3.000										
T.J. Matthews, R (8, 1) ERA: 6.35	0.2		4	2	2	2	1	0	0	0	0	0	0	3	6	0.00	0.000										
Mike Magnante, L (8, 1) ERA: 5.02	0.1	H	1	0	0	0	0	0	0	0	0	0	0	3	6	0.00	0.000										
Jason Isringhausen, R (9, 1) ERA: 3.92	1.0	S	4	1	0	0	1	0	0	0	0	0	0	16	24	0.00	1.000										













Batter	1	2	3	4	5	6	7	8	9	AB	R	H	RBI	BB	SO	LOB	TOP			
Terrence Long, L (1, 8) OBP: 0.314, SLG: 0.465	G4-3		G4-3			F9			G3	4	0	0	0	0	0	0				
Randy Velarde, R (1, 4) OBP: 0.381, SLG: 0.458	G1-3			HBP		G6-3			HR	3	1	1	1	1	0	0				
Jason Giambi, L (1, 10) OBP: 0.416, SLG: 0.626					F7				G3-1	4	0	1	0	0	1	1				
Olmedo Saenz, R (1, 3) OBP: 0.387, SLG: 0.505	G6-3								F8	3	0	0	0	0	0	1				
Ben Grieve, L (1, 7) OBP: 0.374, SLG: 0.505		G4-3			F7					3	0	0	0	0	0	2				
Miguel Tejada, R (1, 6) OBP: 0.313, SLG: 0.402		G5-3			G4-3					3	0	0	0	0	1	2				
Matt Stairs, L (1, 9) OBP: 0.332, SLG: 0.383		G4-3				G4-3				3	0	0	0	0	0	0				
Adam Piatt, R (1, 5) OBP: 0.303, SLG: 0.667				G5-3		G4-3			P4	3	0	0	0	0	0	0				
Sal Fasano, R (1, 2) OBP: 0.263, SLG: 0.184										2	0	0	0	0	1	0				
Ramon Hernandez, R (8, PH) OBP: 0.320, SLG: 0.403			L4			K			G1-4-3	1	0	0	0	0	0	0				
<b>Inning Stats</b>	R: 0 H: 1 E: 0 K: 0 S: 10	H: 0 LOB: 1 BB: 0 P: 17	R: 0 H: 0 E: 0 K: 0 S: 6	H: 0 LOB: 0 BB: 0 P: 9	R: 0 H: 0 E: 0 K: 0 S: 6	H: 0 LOB: 0 BB: 0 P: 10	R: 0 H: 0 E: 0 K: 1 S: 5	H: 0 LOB: 2 BB: 1 P: 11	R: 0 H: 0 E: 0 K: 1 S: 9	H: 0 LOB: 0 BB: 0 P: 13	R: 0 H: 0 E: 0 K: 1 S: 9	H: 0 LOB: 0 BB: 0 P: 10	R: 0 H: 0 E: 0 K: 0 S: 13	H: 0 LOB: 0 BB: 0 P: 20	R: 1 H: 1 E: 0 K: 0 S: 6	H: 1 LOB: 0 BB: 0 P: 9	1B: 0 2B: 1 3B: 0 HR: 1	SF: 0 SAC: 0 DP: 0 HBP: 1	WP: 0 PB: 0 SB: 0 CS: 0	PA: 31
<b>PITCHER</b> Andy Pettitte, L (1, 1) ERA: 3.99	IP: 9.0 WLS: W BF: 31 H: 2 R: 1 ER: 1 SO: 3 BB: 1 IBB: 0 HBP: 1 BLK: 0 WP: 0 HR: 1 S: 71 P: 110 ERA: 1.00 WHIP: 0.333															<b>PITCHER</b>				

Oakland Athletics @ New York Yankees  
Yankee Stadium, Bronx, NY  
Mon May 29 2000, 1:05 PM EDT  
Att: 41,284 - Cloudy - 63 F

AB	29
R	1
H	2
RBI	1
BB	1
SO	3
LOB	6



Batter	1	2	3	4	5	6	7	8	9	AB	R	H	RBI	BB	SO	LOB	BOTTOM			
Chuck Knoblauch, R (1, 4) OBP: 0.316, SLG: 0.342	G1-3					FC6-4			G4-3	4	1	1	0	0	0	1				
Derek Jeter, R (1, 6) OBP: 0.362, SLG: 0.441	G6-3					FC6-4			G1-3	4	0	1	1	0	0	1				
Paul O'Neill, L (1, 9) OBP: 0.360, SLG: 0.451	G4-3								L3	3	1	0	0	1	0	1				
Bernie Williams, S (1, 8) OBP: 0.361, SLG: 0.561		L8								4	2	2	2	0	1	0				
Tino Martinez, L (1, 3) OBP: 0.328, SLG: 0.417		F7								3	0	1	0	0	0	0				
20 Jorge Posada, S (1, 2) OBP: 0.443, SLG: 0.610										2	0	0	1	1	0	2				
Shane Spencer, R (1, 10) OBP: 0.294, SLG: 0.455										3	0	0	0	0	0	4				
Ricky Ledee, L (1, 7) OBP: 0.326, SLG: 0.371										3	0	0	0	0	1	0				
Scott Brosius, R (1, 5) OBP: 0.319, SLG: 0.333										3	0	1	0	0	1	0				
<b>Inning Stats</b>	R: 0 H: 0 E: 0 K: 0 S: 5	H: 0 LOB: 0 BB: 0 P: 8	R: 0 H: 0 E: 0 K: 0 S: 7	H: 0 LOB: 1 BB: 1 P: 17	R: 1 H: 2 E: 1 K: 1 S: 12	H: 2 LOB: 1 BB: 0 P: 17	R: 0 H: 0 E: 0 K: 1 S: 11	H: 0 LOB: 1 BB: 0 P: 18	R: 0 H: 1 E: 0 K: 1 S: 8	H: 1 LOB: 1 BB: 0 P: 11	R: 2 H: 1 E: 1 K: 0 S: 15	H: 0 LOB: 0 BB: 1 P: 26	R: 0 H: 0 E: 0 K: 0 S: 10	H: 0 LOB: 0 BB: 0 P: 15	R: 1 H: 2 E: 0 K: 0 S: 9	H: 2 LOB: 1 BB: 0 P: 11	1B: 3 2B: 1 3B: 2 HR: 1	SF: 0 SAC: 0 DP: 0 HBP: 2	WP: 0 PB: 0 SB: 0 CS: 0	PA: 33
<b>PITCHER</b> Omar Olivares, R (1, 1) ERA: 5.65	IP: 8.0 WLS: L BF: 33 H: 6 R: 4 ER: 4 SO: 3 BB: 2 IBB: 0 HBP: 2 BLK: 0 WP: 0 HR: 1 S: 77 P: 123 ERA: 4.50 WHIP: 1.000															<b>PITCHER</b>				

Oakland Athletics @ New York Yankees  
Yankee Stadium, Bronx, NY  
Mon May 29 2000, 1:05 PM EDT  
Att: 41,284 - Cloudy - 63 F

AB	29
R	4
H	6
RBI	4
BB	2
SO	3
LOB	9





Batter	1	2	3	4	5	6	7	8	9	AB	R	H	RBI	BB	SO	LOB	TOP								
<b>Terrence Long, L</b> OBP: 0.324, SLG: 0.473 (1, 8)	4-2 1B BB		2-1 1-H 2B	0-0 G3		1-1 1B 2B		1-1 FC3-5 BB 1B		4	3	2	1	1	0	2									
<b>Randy Velarde, R</b> OBP: 0.404, SLG: 0.480 (1, 4)	3-2 G6-4-3 1B		1-0 F9 2B		4-2 F S G6-3 BB	2-3 K		4-2 1B BB		3	1	2	1	2	1	1									
<b>Jason Giambi, L</b> OBP: 0.420, SLG: 0.621 (1, 3)	0-2 F8		4-0 HBP BB		4-1 G6-3 1B BB	2-2 2B 1B		0-3 K		3	1	1	0	2	1	4									
<b>Ben Griev, L</b> OBP: 0.375, SLG: 0.507 (8, PR)	0-0 G6-4-3		1-0 F9		0-0 E4 G6-3 1B	2-1 2B		2-2 1B		5	1	2	2	0	0	6									
<b>Ryan Christenson, R</b> OBP: 0.385, SLG: 0.533 (8, 7)	1-2		2-3		1-2 2-3 3H	1-3 2H		1-3 2H 1B		0	0	0	0	0	0	0									
<b>Olmedo Saenz, R</b> OBP: 0.379, SLG: 0.486 (1, 10)		1-3 K	1-0 HBP		1-1 G6-3	0-1 F2		1-3 K		4	0	0	1	0	2	6									
<b>Matt Stairs, L</b> OBP: 0.333, SLG: 0.383 (1, 9)	2-2 G6-4-3 1B		1-1 G4-3		1-1 2H 2-3 3H 1B		2-3 K		0-2 P5	5	0	2	2	0	1	3									
<b>Miguel Tejada, R</b> OBP: 0.306, SLG: 0.392 (1, 6)	1-1 G6-4-3 1-2			1-0 G5-3		0-0 L9		0-1 F7		5	0	0	0	0	0	2									
<b>3 Eric Chavez, L</b> OBP: 0.333, SLG: 0.431 (1, 5)			0-0 G4-3	3-1 G4-3	2-0 G3		1-3 K		0-0 1B	5	0	1	0	0	1	1									
<b>Sal Fasano, R</b> OBP: 0.290, SLG: 0.212 (1, 2)			4-1 2B BB	4-2 BB		2-2 F8		3-2 FC3-5 2B		3	1	1	0	2	0	1									
<b>Inning Stats</b>	R: 0 E: 0 K: 0 S: 10	H: 1 LOB: 1 BB: 1 P: 17	R: 0 E: 0 K: 1 S: 9	H: 1 LOB: 0 BB: 0 P: 13	R: 2 E: 0 K: 0 S: 8	H: 2 LOB: 3 BB: 2 P: 22	R: 0 E: 0 K: 0 S: 8	H: 0 LOB: 1 BB: 1 P: 16	R: 3 E: 1 K: 0 S: 11	H: 1 LOB: 1 BB: 2 P: 23	R: 1 E: 0 K: 2 S: 15	H: 3 LOB: 2 BB: 0 P: 24	R: 0 E: 0 K: 2 S: 8	H: 0 LOB: 0 BB: 0 P: 11	R: 1 E: 0 K: 2 S: 16	H: 2 LOB: 2 BB: 1 P: 27	R: 0 E: 0 K: 0 S: 10	H: 1 LOB: 1 BB: 0 P: 14	1B: 7 2B: 4 3B: 0 HR: 0	SF: 0 SAC: 0 DP: 2 HBP: 1	WP: 0 PB: 0 SB: 1 CS: 0	PA: 45			
<b>PITCHER</b>	IP	WLS	BF	H	R	ER	SO	BB	IBB	HBP	BLK	WP	HR	S	P	ERA	WHIP								
<b>Ramiro Mendoza, R</b> ERA: 4.15	4.1	L	24	5	5	4	1	6	0	1	0	0	0	44	87	8.31	2.538								
<b>Jason Grimsley, R</b> ERA: 2.52	1.1		5	1	1	1	1	0	0	0	0	0	0	10	17	6.75	0.750								
<b>Mike Stanton, L</b> ERA: 2.45	1.1		6	2	0	0	2	0	0	0	0	0	0	15	22	0.00	1.500								
<b>Jeff Nelson, R</b> ERA: 1.57	1.0		6	2	1	1	2	1	0	0	0	0	0	16	27	9.00	3.000								
<b>42 Mariano Rivera, R</b> ERA: 3.57	1.0		4	1	0	0	0	0	0	0	0	0	0	10	14	0.00	1.000								

Oakland Athletics @ New York Yankees  
Yankee Stadium, Bronx, NY  
Tue May 30 2000, 7:05 PM EDT  
Att: 26,360 - Sunny - 63 F

AB 37  
R 7  
H 11  
RBI 7  
BB 7  
SO 6  
LOB 26



Batter	1	2	3	4	5	6	7	8	9	AB	R	H	RBI	BB	SO	LOB	BOTTOM								
<b>Chuck Knoblauch, R</b> OBP: 0.319, SLG: 0.371 (1, 4)	1-1 HR	2-1 G6-4-3 1-2		0-2 F7		0-1 2B		0-2 G6-3		5	1	2	1	0	0	3									
<b>2 Derek Jeter, R</b> OBP: 0.365, SLG: 0.468 (1, 6)	0-0 G6-3		0-1 2B		0-0 HR	1-3 K		0-2 1B		5	2	3	1	0	1	1									
<b>Paul O'Neill, L</b> OBP: 0.356, SLG: 0.444 (1, 9)	1-3 K		2-1 L6	0-1 1B		0-0 L9		0-0 G4-3		5	0	1	0	0	1	3									
<b>Bernie Williams, S</b> OBP: 0.357, SLG: 0.557 (1, 8)	2-1 F8		1-2 BB 2B	1-1 P6		0-0 F8			2-3 K	5	0	1	1	0	1	2									
<b>Tino Martinez, L</b> OBP: 0.330, SLG: 0.430 (1, 3)		0-1 HR	2-1 P4		4-2 20 BB BB		2-0 G4-3		2-2 G3	4	1	1	1	1	0	1									
<b>20 Jorge Posada, S</b> OBP: 0.453, SLG: 0.606 (1, 2)		4-1 1B BB	4-0 BB IBB		4-0 BB	1-2 BB		FC6-4 BB		1	0	0	0	4	1	0									
<b>Shane Spencer, R</b> OBP: 0.299, SLG: 0.453 (1, 10)		2-2 1B	4-1 1B BB		1-2 P4		3-2 FC6-4 1-2			3	0	1	0	1	0	3									
<b>Ricky Ledee, L</b> OBP: 0.324, SLG: 0.367 (1, 7)		2-1 G6-4-3 1-2 2-3 1B	2-3 K		1-3 K		2-2 L7			4	0	1	0	0	2	6									
<b>Scott Brosius, R</b> OBP: 0.308, SLG: 0.321 (1, 5)		0-3 K		0-1 L9		1-1 F9		0-2 F8		4	0	0	0	0	1	5									
<b>Inning Stats</b>	R: 1 E: 0 K: 1 S: 8	H: 1 LOB: 0 BB: 0 P: 12	R: 1 E: 0 K: 1 S: 13	H: 3 LOB: 2 BB: 1 P: 23	R: 1 E: 0 K: 1 S: 14	H: 2 LOB: 3 BB: 2 P: 29	R: 1 E: 0 K: 0 S: 10	H: 2 LOB: 1 BB: 0 P: 11	R: 0 E: 0 K: 1 S: 7	H: 1 LOB: 1 BB: 0 P: 8	R: 0 E: 0 K: 0 S: 8	H: 0 LOB: 1 BB: 1 P: 19	R: 0 E: 0 K: 0 S: 12	H: 1 LOB: 1 BB: 0 P: 12	R: 0 E: 0 K: 2 S: 9	H: 0 LOB: 0 BB: 0 P: 14	1B: 5 2B: 2 3B: 0 HR: 3	SF: 0 SAC: 0 DP: 1 HBP: 0	WP: 0 PB: 0 SB: 0 CS: 0	PA: 42					
<b>PITCHER</b>	IP	WLS	BF	H	R	ER	SO	BB	IBB	HBP	BLK	WP	HR	S	P	ERA	WHIP								
<b>Kevin Appier, R</b> ERA: 4.44	5.0	W	28	9	4	4	4	4	1	0	0	0	0	6	13	0.00	0.750								
<b>T.J. Mathews, R</b> ERA: 6.0	1.1	H	5	0	0	0	1	1	0	0	0	0	0	6	13	0.00	0.750								
<b>Jeff Tam, R</b> ERA: 1.98	1.2	H	6	1	0	0	0	0	0	0	0	0	0	19	24	0.00	0.600								
<b>Jason Istringhausen, R</b> ERA: 3.74	1.0	S	3	0	0	0	2	0	0	0	0	0	0	9	14	0.00	0.000								

Oakland Athletics @ New York Yankees  
Yankee Stadium, Bronx, NY  
Tue May 30 2000, 7:05 PM EDT  
Att: 26,360 - Sunny - 63 F

AB 36  
R 4  
H 10  
RBI 4  
BB 6  
SO 7  
LOB 24






Batter	1	2	3	4	5	6	7	8	9	AB	R	H	RBI	BB	SO	LOB	TOP			
Terrence Long, L (1, 8) OBP: 0.313, SLG: 0.459	3-1 P6	2-0 SF7		1-2 P3	1-0 F7			1-1 FC1-6 1B		4	1	0	1	0	0	4	<b>Oakland Athletics @ New York Yankees</b> Yankee Stadium, Bronx, NY Wed May 31 2000, 7:05 PM EDT Att: 30,178 - Sunny - 67°F			
Randy Velarde, R (1, 4) OBP: 0.404, SLG: 0.468	0-0 F9	2-3 K		3-1 S 1-2 BB E		1-0 F7		4-2 1B 1-2 BB		4	1	1	0	1	1					
Jason Giambi, L (1, 3) OBP: 0.424, SLG: 0.619	1-1 HR 1B			4-2 S 1-2 BB		2-1 G3-1		3-1 G6-4-3 1-2 2H 1B		4	1	2	1	1	0					
Ben Grieve, L (1, 7) OBP: 0.376, SLG: 0.502	4-1 HR BB			0-1 SF7		3-2 F9		1-1 G6-4-3 1-2		2	1	0	1	2	0					
Sal Fasano, R (8, 2) OBP: 0.290, SLG: 0.212	1-2 HR BB			3-H						0	0	0	0	0	0					
Matt Stairs, L (1, 10) OBP: 0.335, SLG: 0.398	1-1 HR 1-H 2H			4-1 3-H						4	1	1	3	1	2	1				
Jeremy Giambi, L (1, 9) OBP: 0.339, SLG: 0.406	3-2 G5-3			1-3 K		1-0 3 BB 1B		4-2 FC5-4 BB		4	0	1	0	1	1	2				
Frank Menechino, R (1, 6) OBP: 0.361, SLG: 0.478		1-3 K		1-1 F2		0-0 F9		1-1 FC5-4 1-2		5	0	0	0	0	1	4				
3 Eric Chavez, L (1, 5) OBP: 0.342, SLG: 0.450	4-1 1B SF7 BB			2-1 HR		4-1 BB		2-3 K		2	2	1	1	2	1	1				
Ramon Hernandez, R (1, 2) OBP: 0.331, SLG: 0.414	0-1			2-2 BB 1B		1-0 F8		1-2 FC1-6 1B		4	1	3	0	0	0	2				
Adam Flatt, R (8, PR) OBP: 0.303, SLG: 0.667										0	0	0	0	0	0	0				
Ryan Christenson, R (8, 7) OBP: 0.385, SLG: 0.333	1-3 1B									0	0	0	0	0	0	0				
<b>Inning Stats</b>	R: 3 E: 0 K: 0 S: 11	H: 2 LOB: 0 BB: 1 P: 23	R: 1 E: 0 K: 2 S: 10	H: 1 LOB: 1 BB: 1 P: 19	R: 0 E: 0 K: 1 S: 7	H: 0 LOB: 2 BB: 2 P: 19	R: 3 E: 0 K: 1 S: 19	H: 3 LOB: 1 BB: 1 P: 32	R: 0 E: 0 K: 0 S: 5	H: 1 LOB: 2 BB: 1 P: 12	R: 0 E: 0 K: 2 S: 12	H: 0 LOB: 1 BB: 1 P: 21	R: 1 E: 0 K: 0 S: 12	H: 2 LOB: 2 BB: 1 P: 22	R: 0 E: 0 K: 0 S: 7	H: 0 LOB: 0 BB: 0 P: 11	1B: 7 2B: 0 3B: 0 HR: 2	SF: 2 SAC: 0 DP: 1 HBP: 0	WP: 0 PB: 0 SB: 3 CS: 0	PA: 43
<b>PITCHER</b>	IP WLS BF H R ER SO BB IBB HBP BLK WP HR S P ERA WHIP																			
David Cone, R (1, 1) ERA: 6.24	3.1 L 20 6 7 6 3 4 0 0 0 0 0 2 40 81 16.20 3.000																			
Allen Watson, L (4, 1) ERA: 2.7	2.2 11 1 0 0 1 2 0 0 0 0 0 0 20 38 0.00 1.125																			
Mike Stanton, L (7, 1) ERA: 2.63	2.0 9 2 1 1 2 2 0 0 0 0 0 0 24 43 4.50 2.000																			
42 Mariano Rivera, R (9, 1) ERA: 3.42	1.0 3 0 0 0 0 0 0 0 0 0 0 0 7 11 0.00 0.000																			

AB	33
R	8
H	9
RBI	7
BB	8
SO	6
LOB	17



Batter	1	2	3	4	5	6	7	8	9	AB	R	H	RBI	BB	SO	LOB	BOTTOM			
Chuck Knoblauch, R (1, 4) OBP: 0.333, SLG: 0.406	0-2 F8				0-1 2B	3-2 CS	0-1 2 G4-3 1B	4-2 BB		4	1	3	3	1	0	0	<b>Oakland Athletics @ New York Yankees</b> Yankee Stadium, Bronx, NY Wed May 31 2000, 7:05 PM EDT Att: 30,178 - Sunny - 67°F			
2 Derek Jeter, R (1, 6) OBP: 0.394, SLG: 0.459	1-2 G6-3	2-2 1B			0-0 G5-3		3-1 G4-3	3-3 K		5	0	1	0	0	1	3				
Paul O'Neill, L (1, 9) OBP: 0.352, SLG: 0.443	0-0 2B	2-2 G4-3			3-1 G4-3		2-3 K		0-0 F8	5	0	1	0	0	1	2				
Bernie Williams, S (1, 8) OBP: 0.358, SLG: 0.549	4-1 BB			1-3 K		3-3 K	4-0 IBB		1-1 P6	3	0	0	0	2	2	0				
Tino Martinez, L (1, 3) OBP: 0.327, SLG: 0.424	1-3 K			1-2 F3		1-1 HR 20 BB 1B	2-2 P2		0-3 K	5	1	1	0	0	2	4				
20 Jorge Posada, S (1, 2) OBP: 0.448, SLG: 0.595		3-2 G6-3	1-0 L4			4-1 HR BB		2-2 G4-3		3	1	0	0	1	0	0				
Shane Spencer, R (1, 10) OBP: 0.298, SLG: 0.461	0-0 F9			0-1 F9		1-1 F3		2-1 2B 3B		4	1	1	0	0	0	2				
Ricky Ledee, L (1, 7) OBP: 0.336, SLG: 0.405	4-1 HR BB			1-1 G3		3-1 HR		1-1 2B		3	2	2	4	1	0	0				
Scott Brosius, R (1, 5) OBP: 0.317, SLG: 0.330	1-1 HR BB			0-1 G4-3		2-1 HR		3-H 0-1 2B		3	1	2	0	0	0	0				
Felix Jose, S (8, PH) OBP: 0.667, SLG: 0.667										1	0	0	0	0	0	1				
Clay Bellinger, R (9, 5) OBP: 0.281, SLG: 0.379	1-2 HR 1B									0	0	0	0	0	0	0				
<b>Inning Stats</b>	R: 0 E: 0 K: 1 S: 11	H: 1 LOB: 2 BB: 1 P: 17	R: 3 E: 0 K: 0 S: 16	H: 3 LOB: 1 BB: 1 P: 27	R: 0 E: 0 K: 1 S: 10	H: 0 LOB: 0 BB: 0 P: 13	R: 0 E: 0 K: 0 S: 6	H: 0 LOB: 0 BB: 0 P: 7	R: 0 E: 0 K: 1 S: 14	H: 1 LOB: 2 BB: 1 P: 31	R: 0 E: 0 K: 1 S: 10	H: 1 LOB: 2 BB: 1 P: 21	R: 1 E: 0 K: 1 S: 16	H: 2 LOB: 2 BB: 1 P: 28	R: 0 E: 0 K: 1 S: 6	H: 0 LOB: 0 BB: 0 P: 7	1B: 5 2B: 3 3B: 1 HR: 2	SF: 0 SAC: 0 DP: 0 HBP: 0	WP: 0 PB: 0 SB: 0 CS: 1	PA: 42
<b>PITCHER</b>	IP WLS BF H R ER SO BB IBB HBP BLK WP HR S P ERA WHIP																			
Gil Heredia, R (1, 1) ERA: 3.06	5.2 W 26 7 6 6 3 3 0 0 0 0 0 0 0 11 21 0.00 2.000																			
Doug Jones, R (6, 1) ERA: 6.85	1.0 H 4 2 0 0 1 0 0 0 0 0 0 0 11 21 0.00 2.000																			
Jeff Tam, R (7, 1) ERA: 2.15	0.2 H 5 2 1 1 0 0 0 1 0 0 0 0 0 11 22 13.50 3.000																			
Jason Istringhausen, R (8, 1) ERA: 3.47	1.2 S 6 0 0 0 2 1 0 0 0 0 0 0 0 14 22 0.00 0.600																			

AB	36
R	7
H	11
RBI	7
BB	5
SO	6
LOB	12









Batter	1	2	3	4	5	6	7	8	9	AB	R	H	RBI	BB	SO	LOB	TOP				
Marvin Benard, L (1, 8) OBP: 0.303, SLG: 0.310	G2-3		G4-3 SF7 2B		F8		L7		G1-3	5	1	1	0	0	0	0					
Bill Mueller, S (1, 5) OBP: 0.352, SLG: 0.419	K		G4-3 2-3		F8		F7		G4-3 2B 1B	5	1	1	0	0	1	1					
Barry Bonds, L (1, 7) OBP: 0.437, SLG: 0.799	HR		SF7		HR			E4 SH1-3 HBP BB	G4-3	4	3	2	3	0	0	1					
Jeff Kent, R (1, 4) OBP: 0.410, SLG: 0.635	BB		2B		K			BB SH1-3 HBP	2B	3	0	2	1	1	1	0					
Felipe Crespo, S (1, 3) OBP: 0.410, SLG: 0.429	G4-3		K					SH1-3	G3	4	0	0	0	0	2	3					
Terrell Lowery, R (1, 10) OBP: 0.586, SLG: 0.808		G1-3			G6-3			F3		4	1	1	0	0	0	2					
Armando Rios, L (1, 9) OBP: 0.371, SLG: 0.489		F7			G4-3			1B		3	0	0	0	1	1	1					
Ramon Martinez, R (1, 6) OBP: 0.379, SLG: 0.569		K			HR			BB IBB		3	1	2	3	1	1	0					
Bobby Estalella, R (1, 2) OBP: 0.405, SLG: 0.576	F7				F2			BB		4	0	0	0	0	2	4					
<b>Inning Stats</b>	R: 1 E: 0 K: 1 S: 12	H: 1 LOB: 1 BB: 1 P: 24	R: 0 E: 0 K: 1 S: 8	H: 0 LOB: 1 BB: 0 P: 13	R: 1 E: 0 K: 1 S: 12	H: 2 LOB: 1 BB: 0 P: 19	R: 1 E: 0 K: 0 S: 12	H: 1 LOB: 0 BB: 0 P: 18	R: 1 E: 0 K: 2 S: 10	H: 2 LOB: 1 BB: 0 P: 14	R: 0 E: 0 K: 1 S: 7	H: 0 LOB: 0 BB: 0 P: 10	R: 1 E: 0 K: 1 S: 10	H: 0 LOB: 3 BB: 2 P: 24	R: 1 E: 0 K: 0 S: 13	H: 2 LOB: 1 BB: 0 P: 18	1B: 3 2B: 3 3B: 0 HR: 3	SF: 1 SAC: 1 DP: 0 HBP: 1	WP: 1 PB: 0 SB: 1 CS: 0	PA: 41	
<b>PITCHER</b>	IP	WLS	BF	H	R	ER	SO	BB	IBB	HBP	BLK	WP	HR	S	P	ERA	WHIP				
Tim Hudson, R (1, 1) ERA: 4.7	6.0		26	7	5	5	6	1	0	0	0	1	3	67	108	7.50	1.333				
Doug Jones, R (7, 1) ERA: 6.48	1.1	W	6	0	1	0	1	0	0	1	0	0	0	10	15	0.00	0.000				
Jeff Tam, R (8, 1) ERA: 2.11	0.2	H	4	0	0	0	1	1	1	0	0	0	0	7	19	0.00	1.500				
Jason Isringhausen, R (9, 1) ERA: 3.55	1.0	S	5	2	1	1	0	0	0	0	0	0	0	13	18	9.00	2.000				

San Francisco Giants @ Oakland Athletics  
 Network Associates Coliseum, Oakland, CA  
 Sat Jun 03 2000, 4:05 PM EDT  
 Att: 45,392 - Sunny - 61 F

AB	35
R	7
H	9
RBI	7
BB	3
SO	8
LOB	12



Batter	1	2	3	4	5	6	7	8	9	AB	R	H	RBI	BB	SO	LOB	BOTTOM				
Terrence Long, L (1, 8) OBP: 0.302, SLG: 0.438	L8		F6	F7		K		HR 1B		5	1	1	0	0	1	4					
Randy Velarde, R (1, 4) OBP: 0.427, SLG: 0.523	1B SF7 1B		F9		G6-3 SF7 2B		F9	HR		5	3	3	2	0	0	1					
Jason Giambi, L (1, 3) OBP: 0.416, SLG: 0.605	1B			P4	G6-3		F7	2B		5	0	2	0	0	0	1					
Olmedo Saenz, R (1, 5) OBP: 0.398, SLG: 0.526	SF7			BB 1B BB	BB IBB		HR BB			1	2	0	1	3	1	1					
3 Enc Chavez, L (9, 5) OBP: 0.345, SLG: 0.457								K		0	0	0	0	0	0	0					
Ben Grieve, L (1, 7) OBP: 0.361, SLG: 0.483	G1			K	SF7		F7	K		4	0	0	1	0	2	4					
Ryan Christenson, R (9, 7) OBP: 0.355, SLG: 0.533										0	0	0	0	0	0	0					
John Jaha, R (1, 10) OBP: 0.438, SLG: 0.156		G6-4-3 BB		1B 2B BB	BB		HR 1B			1	2	1	0	3	0	0					
Matt Stairs, L (1, 9) OBP: 0.341, SLG: 0.416	L9			2B 1B	K		HR			4	1	2	4	0	1	3					
Miguel Tejada, R (1, 6) OBP: 0.309, SLG: 0.408	G6-4-3			1B	2B		HR			4	0	1	1	0	0	1					
Ramon Hernandez, R (1, 2) OBP: 0.331, SLG: 0.406			F8					F8		2	0	1	0	1	0	0					
Sal Fasano, R (8, 2) OBP: 0.286, SLG: 0.208										1	0	0	0	0	0	0					
<b>Inning Stats</b>	R: 1 E: 0 K: 0 S: 9	H: 2 LOB: 1 BB: 0 P: 15	R: 0 E: 0 K: 0 S: 7	H: 0 LOB: 1 BB: 1 P: 17	R: 0 E: 0 K: 0 S: 6	H: 0 LOB: 0 BB: 0 P: 11	R: 2 E: 0 K: 1 S: 15	H: 2 LOB: 3 BB: 3 P: 31	R: 1 E: 0 K: 1 S: 13	H: 1 LOB: 2 BB: 2 P: 31	R: 0 E: 0 K: 1 S: 17	H: 1 LOB: 0 BB: 0 P: 28	R: 3 E: 0 K: 0 S: 10	H: 2 LOB: 1 BB: 1 P: 21	R: 2 E: 0 K: 2 S: 17	H: 3 LOB: 1 BB: 0 P: 29	1B: 6 2B: 3 3B: 0 HR: 2	SF: 2 SAC: 0 DP: 1 HBP: 0	WP: 0 PB: 0 SB: 0 CS: 0	PA: 41	
<b>PITCHER</b>	IP	WLS	BF	H	R	ER	SO	BB	IBB	HBP	BLK	WP	HR	S	P	ERA	WHIP				
Kirk Rueter, L (1, 1) ERA: 4.45	4.2		23	5	4	4	1	4	1	0	0	0	0	20	38	0.00	1.500				
Felix Rodriguez, R (5, 1) ERA: 1.91	1.1		6	1	0	0	2	1	0	0	0	0	0	10	21	27.00	3.000				
Alan Embree, L (7, 1) ERA: 5.73	1.0	L	6	2	3	3	0	1	0	0	0	0	1	10	19	54.00	9.000				
John Johnstone, R (8, 1) ERA: 6.31	0.1		4	3	2	2	0	0	0	0	0	0	1	10	19	54.00	9.000				
Robb Nen, R (8, 1) ERA: 2.04	0.2		2	0	0	0	2	0	0	0	0	0	0	7	10	0.00	0.000				

San Francisco Giants @ Oakland Athletics  
 Network Associates Coliseum, Oakland, CA  
 Sat Jun 03 2000, 4:05 PM EDT  
 Att: 45,392 - Sunny - 61 F

AB	32
R	9
H	11
RBI	9
BB	7
SO	5
LOB	15





Batter	1	2	3	4	5	6	7	8	9	AB	R	H	RBI	BB	SO	LOB	TOP					
<b>Marvin Benard, L</b> (1, 8) <small>OBP: 0.310, SLG: 0.320</small> <b>Calvin Murray, R</b> (7, 8) <small>OBP: 0.391, SLG: 0.408</small>										4	1	2	1	1	0	1						
<b>Bill Mueller, S</b> (1, 5) <small>OBP: 0.352, SLG: 0.431</small>										6	3	2	2	0	2	3						
<b>Barry Bonds, L</b> (1, 7) <small>OBP: 0.441, SLG: 0.814</small> <b>Armando Rios, L</b> (5, 7) <small>OBP: 0.370, SLG: 0.484</small>										3	2	2	3	0	1	0						
<b>Jeff Kent, R</b> (1, 4) <small>OBP: 0.417, SLG: 0.675</small>										6	3	4	5	0	1	0						
<b>Ellis Burks, R</b> (1, 9) <small>OBP: 0.421, SLG: 0.551</small> <b>Terrell Lowery, R</b> (7, PH) <small>OBP: 0.613, SLG: 0.815</small>										4	2	2	1	0	0	1						
<b>J.T. Snow, L</b> (1, 3) <small>OBP: 0.353, SLG: 0.418</small> <b>Felipe Crespo, S</b> (7, PH) <small>OBP: 0.390, SLG: 0.405</small>										3	1	0	0	1	2	2						
<b>Russ Davis, R</b> (1, 10) <small>OBP: 0.344, SLG: 0.443</small>										4	2	1	0	1	0	0						
<b>Ramon Martinez, R</b> (1, 6) <small>OBP: 0.413, SLG: 0.618</small>										4	3	3	2	1	0	0						
<b>Bobby Estalella, R</b> (1, 2) <small>OBP: 0.397, SLG: 0.563</small>										4	0	1	2	0	0	3						
<b>Inning Stats</b>	R: 4 E: 0 K: 0 S: 14	H: 4 LOB: 0 BB: 0 P: 28	R: 0 E: 0 K: 0 S: 6	H: 1 LOB: 0 BB: 0 P: 11	R: 0 E: 0 K: 2 S: 7	H: 0 LOB: 0 BB: 0 P: 10	R: 2 E: 0 K: 1 S: 10	H: 3 LOB: 1 BB: 0 P: 14	R: 6 E: 1 K: 3 S: 19	H: 4 LOB: 1 BB: 2 P: 34	R: 0 E: 0 K: 3 S: 18	H: 1 LOB: 1 BB: 0 P: 29	R: 5 E: 0 K: 0 S: 24	H: 4 LOB: 1 BB: 2 P: 38	R: 0 E: 0 K: 0 S: 4	H: 0 LOB: 0 BB: 0 P: 6	R: 1 E: 0 K: 0 S: 11	H: 2 LOB: 2 BB: 1 P: 20	1B: 8 2B: 6 3B: 0 HR: 5	SF: 1 SAC: 0 DP: 1 HBP: 0	WP: 1 PB: 0 CS: 0	PA: 51
<b>PITCHER</b>	IP WLS BF H R ER SO BB IBB HBP BLK WP HR S P ERA WHIP																					
<b>Omar Olivares, R</b> (1, 1) <small>ERA: 6.28</small> <b>Scott Service, R</b> (5, 1) <small>ERA: 13.5</small> <b>Rich Sauvour, L</b> (7, 1) <small>ERA: 5.87</small>	4.1 L	22 15	10 4	8 7	8 4	3 4	3 4	0 4	0 0	0 0	0 0	0 0	1 0	2 29	41 72	72	16.61	2.308	18.00	4.000	10.12	2.250

San Francisco Giants @ Oakland Athletics  
Network Associates Coliseum, Oakland, CA  
Sun Jun 04 2000, 4:05 PM EDT  
Att: 48,128 - Sunny - 59 F

AB 45  
R 18  
H 19  
RBI 17  
BB 5  
SO 7  
LOB 13

Batter	1	2	3	4	5	6	7	8	9	AB	R	H	RBI	BB	SO	LOB	BOTTOM					
<b>Ryan Christenson, R</b> (1, 8) <small>OBP: 0.377, SLG: 0.328</small>										4	0	1	0	0	1	0						
<b>Randy Velarde, R</b> (1, 4) <small>OBP: 0.434, SLG: 0.534</small> <b>Frank Menechino, R</b> (6, FR) <small>OBP: 0.358, SLG: 0.473</small>										2	0	1	0	1	0	2						
<b>Jason Giambi, L</b> (1, 3) <small>OBP: 0.411, SLG: 0.596</small> <b>Eric Chavez, L</b> (7, 5) <small>OBP: 0.348, SLG: 0.460</small>										3	0	0	0	0	0	2						
<b>Olmedo Saenz, R</b> (1, 5) <small>OBP: 0.394, SLG: 0.517</small>										4	0	1	0	0	2	3						
<b>Ben Grievie, L</b> (1, 7) <small>OBP: 0.364, SLG: 0.481</small>										3	0	1	1	1	0	3						
<b>John Jaha, R</b> (1, 10) <small>OBP: 0.423, SLG: 0.143</small>										3	0	0	0	1	0	2						
<b>Matt Stairs, L</b> (1, 9) <small>OBP: 0.338, SLG: 0.411</small> <b>Jeremy Giambi, L</b> (7, 9) <small>OBP: 0.333, SLG: 0.398</small>										2	0	0	0	0	1	1						
<b>Miguel Tejada, R</b> (1, 6) <small>OBP: 0.303, SLG: 0.400</small>										4	0	0	0	0	2	2						
<b>Sal Fasano, R</b> (1, 2) <small>OBP: 0.303, SLG: 0.286</small>										3	1	2	1	0	1	0						
<b>Inning Stats</b>	R: 0 E: 0 K: 1 S: 4	H: 0 LOB: 0 BB: 1 P: 10	R: 0 E: 0 K: 1 S: 11	H: 1 LOB: 0 BB: 0 P: 15	R: 0 E: 0 K: 1 S: 8	H: 2 LOB: 1 BB: 0 P: 14	R: 0 E: 0 K: 1 S: 8	H: 0 LOB: 1 BB: 1 P: 16	R: 1 E: 0 K: 1 S: 7	H: 1 LOB: 0 BB: 0 P: 10	R: 0 E: 0 K: 1 S: 6	H: 1 LOB: 2 BB: 0 P: 12	R: 0 E: 0 K: 0 S: 7	H: 0 LOB: 0 BB: 0 P: 13	R: 0 E: 0 K: 1 S: 10	H: 0 LOB: 0 BB: 0 P: 14	R: 1 E: 0 K: 0 S: 14	H: 2 LOB: 2 BB: 1 P: 23	1B: 5 2B: 1 3B: 0 HR: 1	SF: 0 SAC: 0 DP: 2 HBP: 0	WP: 0 PB: 1 CS: 0	PA: 35
<b>PITCHER</b>	IP WLS BF H R ER SO BB IBB HBP BLK WP HR S P ERA WHIP																					
<b>Shawn Estes, L</b> (1, 1) <small>ERA: 3.25</small>	9.0 W	35 7	7 2	2 2	2 2	8 8	3 0	0 0	0 0	0 0	0 0	1 75	127	127	2.00	1.111						

San Francisco Giants @ Oakland Athletics  
Network Associates Coliseum, Oakland, CA  
Sun Jun 04 2000, 4:05 PM EDT  
Att: 48,128 - Sunny - 59 F

AB 32  
R 2  
H 7  
RBI 2  
BB 3  
SO 8  
LOB 17



Batter	1	2	3	4	5	6	7	8	9	10	AB	R	H	RBI	BB	SO	LOB	TOP								
Eric Owens, R OBP: 0.388, SLG: 0.437 29 Kory DeHaan, L OBP: 0.194, SLG: 0.265	4-1 FC6-5 S BB		1-3 K		4-2 BB		4-2 CS BB			1-1 E5 G4-3	1	0	0	3	1	0										
Al Martin, L OBP: 0.367, SLG: 0.510	1-3 K		0-1 G3-1		2-0 G3-1		4-2 BB			1-2 G4-3	4	0	0	0	1	1	5									
Tony Gwynn, L OBP: 0.318, SLG: 0.396	4-1 FC6-5 IBB			0-1 P3		2-2 F6	1-2 F7			4-0 G6-4-3 IBB	3	0	0	0	2	0	1									
Phil Nevin, R OBP: 0.370, SLG: 0.575	1-1 FC6-5		1-2 G6-3		1-3 K2-3		2-3 K			1-1 G6-4-3	5	0	0	0	0	2	4									
Dave Magadan, L OBP: 0.317, SLG: 0.276	1-3 K		0-1 G4-3		4-1 BB		1-3 K				3	0	0	0	1	2	2									
Bret Boone, R OBP: 0.318, SLG: 0.408		0-1 G5-3			2-3 K	2-2 P6					4	0	0	0	0	2	1									
Carlos Hernandez, R OBP: 0.341, SLG: 0.358		0-0 L6			0-2 F8		0-2 HR 1B		0-1 G4-6-3 1B		4	1	2	0	0	0	0									
Ruben Rivera, R OBP: 0.347, SLG: 0.481		0-1 P4			0-0 BB S 1B		0-0 HR 1B		2-3 K		4	1	2	2	0	1	1									
Damian Jackson, R OBP: 0.365, SLG: 0.417			1-2 F8		4-0 BB BB		3-2 G1-3		2-1 G4-6-3		3	0	0	0	1	0	1									
<b>Inning Stats</b>	R: 0 E: 0 K: 2 S: 11	H: 0 LOB: 2 BB: 2 P: 22	R: 0 E: 0 K: 0 S: 5	H: 0 LOB: 0 BB: 0 P: 5	R: 0 E: 0 K: 1 S: 9	H: 0 LOB: 0 BB: 0 P: 11	R: 0 E: 0 K: 0 S: 10	H: 0 LOB: 0 BB: 0 P: 11	R: 0 E: 0 K: 1 S: 14	H: 1 LOB: 3 BB: 2 P: 26	R: 0 E: 0 K: 3 S: 13	H: 0 LOB: 1 BB: 1 P: 22	R: 2 E: 0 K: 0 S: 15	H: 2 LOB: 1 BB: 2 P: 26	R: 0 E: 0 K: 3 S: 12	H: 0 LOB: 0 BB: 0 P: 17	R: 0 E: 0 K: 1 S: 7	H: 1 LOB: 0 BB: 0 P: 11	R: 0 E: 1 K: 0 S: 7	H: 0 LOB: 1 BB: 1 P: 14	1B: 3 2B: 0 3B: 0 HR: 1	SF: 0 SAC: 0 DP: 2 HBP: 0	WP: 0 PB: 0 SB: 2 CS: 1	PA: 40		
<b>PITCHER</b>	IP WLS BF H R ER SO BB IBB HBP BLK WP HR S P ERA WHIP	7.0 3 30 3 2 2 5 6 0 0 0 0 0 19 28 2.57 1.286	8.1 2.0 6 1 0 0 4 0 0 0 0 0 0 0 7 14 0.00 0.000	10.1 1.0 W 4 0 0 0 0 1 0 0 0 0 0 7 14 0.00 0.000																						

San Diego Padres @ Oakland Athletics  
Network Associates Coliseum, Oakland, CA  
Mon Jun 05 2000, 10:05 PM EDT  
Att. 10,187 - Sunny - 60 F

AB	32
R	2
H	4
RBI	2
BB	8
SO	9
LOB	15



Batter	1	2	3	4	5	6	7	8	9	10	AB	R	H	RBI	BB	SO	LOB	BOTTOM						
Terrence Long, L OBP: 0.299, SLG: 0.430	1-1 F9		0-2 G4-3			2-2 G1-3	0-1 E 1B			0-3 K	5	0	1	0	0	1	0							
Randy Velarde, R OBP: 0.432, SLG: 0.533	1-1 G6-3			2-3 K		1-0 FC4-6 2B	3-2 E6			1-1 S BB FC3-2 HBP	4	0	1	0	0	1	2							
Jason Giambi, L OBP: 0.415, SLG: 0.590	1-3 K			4-0 G3-6-1 BB		4-0 FC4-6 IBB	1-2 G3-2-3			4-1 FC3-2 1B BB	2	1	0	0	3	1	3							
Ben Griever, L OBP: 0.356, SLG: 0.470		1-3 K		0-2 G3-6-1		0-0 FC4-6		2-1 G1-3		0-2 FC3-2 1B	5	0	0	0	0	1	5							
John Jaha, R OBP: 0.439, SLG: 0.156		4-1 FC3-6 HBP			4-0 G3-1 BB	0-1 P4		2-3 K		1-1 1B	3	0	1	1	1	1	2							
Matt Stairs, L OBP: 0.336, SLG: 0.404		1-2 FC3-6 FC5-4			1-1 G3-1		4-1 HR BB	2-3 K			3	1	0	0	1	1	2							
Miguel Tejada, R OBP: 0.303, SLG: 0.411		1-1 FC5-4			0-0 F8		1-0 HR		1-2 F7		4	1	1	2	0	0	2							
3 Eric Chavez, L OBP: 0.351, SLG: 0.458			0-1 F8			4-0 IBB		0-2 HR 1B	2-3 K		3	0	1	0	1	1	0							
Sal Fasano, R OBP: 0.294, SLG: 0.276 Ramon Hernandez, R OBP: 0.327, SLG: 0.400		1-0 F9			3-3 K		1-2 P6		0-2 L8		2	0	0	0	0	1	2							
<b>Inning Stats</b>	R: 0 E: 0 K: 1 S: 7	H: 0 LOB: 0 BB: 0 P: 10	R: 0 E: 0 K: 1 S: 9	H: 0 LOB: 1 BB: 0 P: 16	R: 0 E: 0 K: 0 S: 6	H: 0 LOB: 0 BB: 0 P: 7	R: 0 E: 0 K: 1 S: 6	H: 0 LOB: 0 BB: 1 P: 12	R: 0 E: 0 K: 1 S: 7	H: 0 LOB: 2 BB: 1 P: 14	R: 2 E: 1 K: 0 S: 21	H: 3 LOB: 2 BB: 1 P: 31	R: 0 E: 0 K: 2 S: 8	H: 0 LOB: 0 BB: 0 P: 14	R: 0 E: 0 K: 1 S: 11	H: 0 LOB: 0 BB: 0 P: 14	R: 1 E: 0 K: 1 S: 10	H: 1 LOB: 2 BB: 1 P: 16	1B: 3 2B: 1 3B: 0 HR: 1	SF: 0 SAC: 0 DP: 2 HBP: 2	WP: 0 PB: 0 SB: 1 CS: 0	PA: 41		
<b>PITCHER</b>	IP WLS BF H R ER SO BB IBB HBP BLK WP HR S P ERA WHIP	6.1 2.1 0.2 0.1	28 7 4 2	4 0 1 2	4 3 0 2	3 0 0 0	2 0 0 0	1 0 0 0	1 24 8 5	55 37 13 6	97 37 13 6	2.84 0.00 13.50 0.00	2.84 0.00 13.50 0.00	2.84 0.00 13.50 0.00	2.84 0.00 13.50 0.00	2.84 0.00 13.50 0.00	2.84 0.00 13.50 0.00	2.84 0.00 13.50 0.00	2.84 0.00 13.50 0.00	2.84 0.00 13.50 0.00	2.84 0.00 13.50 0.00	2.84 0.00 13.50 0.00	2.84 0.00 13.50 0.00	2.84 0.00 13.50 0.00

San Diego Padres @ Oakland Athletics  
Network Associates Coliseum, Oakland, CA  
Mon Jun 05 2000, 10:05 PM EDT  
Att. 10,187 - Sunny - 60 F

AB	33
R	3
H	5
RBI	3
BB	6
SO	8
LOB	19





Batter	1	2	3	4	5	6	7	8	9	AB	R	H	RBI	BB	SO	LOB	TOP										
Ruben Rivera, R OBP: 0.344, SLG: 0.472	E6 1B G4-6-3		K		K			K		4	2	1	0	0	2	0	<b>San Diego Padres @ Oakland Athletics</b> Network Associates Coliseum, Oakland, CA Tue Jun 06 2000, 10:05 PM EDT Att: 14,251 - Sunny - 65 F										
Al Martin, L OBP: 0.367, SLG: 0.508	0-1		K		K			K		3	0	1	0	0	2	0											
Ed Sprague, R OBP: 0.365, SLG: 0.686			K		K			K		1	0	1	1	0	0	0											
Eric Owens, R OBP: 0.386, SLG: 0.437			K		K			K		0	0	0	0	0	0	0											
Chris Gomez, R OBP: 0.311, SLG: 0.211	1-3									0	0	0	0	0	0	0											
Tony Gwynn, L OBP: 0.324, SLG: 0.400	G4-6-3									4	0	2	1	0	0	1											
Phil Nevin, R OBP: 0.363, SLG: 0.564	G1-3		G4-3							4	0	0	0	0	0	3											
Dave Magadan, L OBP: 0.333, SLG: 0.308										3	1	1	0	1	0	0											
Bret Boone, R OBP: 0.312, SLG: 0.400										4	0	0	0	0	0	4											
Carlos Hernandez, R OBP: 0.339, SLG: 0.350										3	0	0	0	0	1	1											
29 Kory DeHaan, L OBP: 0.200, SLG: 0.263										4	0	1	1	0	2	1											
Damian Jackson, R OBP: 0.363, SLG: 0.410										3	1	0	0	1	0	1											
<b>Inning Stats</b>	R: 1 E: 1 K: 0 S: 8	H: 1 LOB: 0 BB: 0 P: 10	R: 1 E: 1 K: 0 S: 12	H: 2 LOB: 1 BB: 0 P: 17	R: 0 E: 0 K: 2 S: 10	H: 1 LOB: 1 BB: 0 P: 14	R: 0 E: 0 K: 1 S: 11	H: 0 LOB: 1 BB: 0 P: 15	R: 0 E: 0 K: 2 S: 9	H: 0 LOB: 0 BB: 0 P: 12	R: 0 E: 0 K: 1 S: 7	H: 0 LOB: 0 BB: 0 P: 7	R: 2 E: 0 K: 0 S: 14	H: 3 LOB: 3 BB: 2 P: 28	R: 0 E: 0 K: 1 S: 9	H: 0 LOB: 0 BB: 0 P: 13	1B: 6 2B: 1 3B: 0 HR: 0	SF: 0 SAC: 0 DP: 2 HBP: 1	WP: 0 PB: 0 SB: 0 CS: 0	PA: 36							
<b>PITCHER</b>	IP	WLS	BF	H	R	ER	SO	BB	IBB	HBP	BLK	WP	HR	S	P	ERA	WHIP										
Gil Heredia, R ERA: 3.13	7.0	W	28	5	4	3	6	1	0	1	0	0	0	71	96	3.86	0.857										
Rich Saaveur, L ERA: 5.87	0.0		2	2	0	0	0	0	0	0	0	0	0	2	5	*	*										
T.J. Mathews, R ERA: 5.54	1.0	H	3	0	0	0	0	0	1	0	0	0	0	6	13	0.00	0.000										
Jason Isringhausen, R ERA: 3.29	1.0	S	3	0	0	0	1	0	0	0	0	0	0	9	13	0.00	0.000										

AB	33
R	4
H	7
RBI	3
BB	2
SO	7
LOB	11



Batter	1	2	3	4	5	6	7	8	9	AB	R	H	RBI	BB	SO	LOB	BOTTOM										
Terrence Long, L OBP: 0.304, SLG: 0.447	BB HR BB		K		G3-1			HR		3	2	1	1	1	1	1	<b>San Diego Padres @ Oakland Athletics</b> Network Associates Coliseum, Oakland, CA Tue Jun 06 2000, 10:05 PM EDT Att: 14,251 - Sunny - 65 F										
Randy Velarde, R OBP: 0.426, SLG: 0.516	HR BB		G1		G4-3			K		3	1	0	0	1	1	1											
Jason Giambi, L OBP: 0.416, SLG: 0.584	HR BB		F8					1B BB		2	1	0	0	2	1	0											
Matt Stairs, L OBP: 0.335, SLG: 0.417	HR		K		F8			G4-3		4	1	1	4	0	1	1											
John Jaha, R OBP: 0.443, SLG: 0.190								K		4	0	2	0	0	1	1											
Jeremy Giambi, L OBP: 0.339, SLG: 0.396										3	0	1	0	1	1	1											
Ryan Christenson, R OBP: 0.377, SLG: 0.328										0	0	0	0	0	0	0											
Miguel Tejada, R OBP: 0.302, SLG: 0.408										4	0	1	0	0	2	4											
3 Eric Chavez, L OBP: 0.349, SLG: 0.453	FC4-6							G1-3		4	0	1	0	0	0	1											
Ramon Hernandez, R OBP: 0.321, SLG: 0.392								G4-3		3	0	0	0	0	0	1											
<b>Inning Stats</b>	R: 4 E: 0 K: 0 S: 17	H: 3 LOB: 1 BB: 3 P: 37	R: 0 E: 0 K: 1 S: 10	H: 0 LOB: 0 BB: 0 P: 15	R: 0 E: 0 K: 1 S: 9	H: 1 LOB: 2 BB: 1 P: 19	R: 0 E: 0 K: 0 S: 8	H: 1 LOB: 1 BB: 0 P: 14	R: 0 E: 0 K: 2 S: 14	H: 1 LOB: 2 BB: 1 P: 22	R: 1 E: 0 K: 1 S: 10	H: 1 LOB: 0 BB: 0 P: 17	R: 0 E: 0 K: 1 S: 6	H: 0 LOB: 0 BB: 0 P: 7	R: 0 E: 0 K: 2 S: 9	H: 0 LOB: 0 BB: 0 P: 12	1B: 5 2B: 0 3B: 0 HR: 2	SF: 0 SAC: 0 DP: 1 HBP: 0	WP: 0 PB: 0 SB: 0 CS: 0	PA: 35							
<b>PITCHER</b>	IP	WLS	BF	H	R	ER	SO	BB	IBB	HBP	BLK	WP	HR	S	P	ERA	WHIP										
Rodrigo Lopez, R ERA: 8.24	4.2	L	24	6	4	4	3	5	0	0	0	0	1	55	103	7.71	2.357										
Matt Whiteside, R ERA: 2.65	3.1		11	1	1	1	5	0	0	0	0	0	1	28	40	2.70	0.300										





Batter	1	2	3	4	5	6	7	8	9	AB	R	H	RBI	BB	SO	LOB	TOP				
Ruben Rivera, R OBP: 0.346, SLG: 0.464 (1, 8)	G5-3		G3 1B BB		E5 1B		FC3-6 1B		G6-3	4	1	1	0	1	0	0					
Al Martin, L OBP: 0.359, SLG: 0.495 (1, 7)	G4-3		G3		P1		FC3-6 BB		K	5	0	0	0	0	1	4					
Tony Gwynn, L OBP: 0.353, SLG: 0.417 (1, 10)	2B BB		G6-4-3 1B		G5-4-3 1B		BB		FC5-4 1B	3	1	3	1	2	0	0					
Phil Nevin, R OBP: 0.360, SLG: 0.560 (1, 5)	1-H HR 2B		G6-4-3		G5-4-3		L8		FC5-4	5	1	1	1	0	0	7					
Ed Sprague, R OBP: 0.370, SLG: 0.711 (1, 9)	2-H HR				G3 1B		P5 K			4	1	2	2	0	1	3					
Bret Boone, R OBP: 0.311, SLG: 0.397 (1, 4)	G6-3				P4		1B		G3-1	4	0	1	0	0	0	1					
Dave Magadan, L OBP: 0.306, SLG: 0.279 (1, 3)			K		G3		K		F7	4	0	0	0	0	2	2					
Carlos Hernandez, R OBP: 0.343, SLG: 0.349 (1, 2)			F9		BB		F7		FC6-4 1B	3	0	1	0	1	0	1					
Chris Gomez, R OBP: 0.306, SLG: 0.214 (1, 6)			G4-3		F8		FC3-6 1B		FC6-4	4	0	1	0	0	0	3					
<b>Inning Stats</b>	R: 3 E: 0 K: 0 S: 10	H: 2 LOB: 0 BB: 1 P: 15	R: 0 E: 0 K: 1 S: 8	H: 0 LOB: 0 BB: 0 P: 12	R: 1 E: 0 K: 0 S: 7	H: 1 LOB: 0 BB: 1 P: 13	R: 0 E: 0 K: 0 S: 5	H: 1 LOB: 2 BB: 1 P: 10	R: 0 E: 1 K: 1 S: 8	H: 1 LOB: 1 BB: 0 P: 11	R: 0 E: 0 K: 1 S: 12	H: 2 LOB: 3 BB: 1 P: 23	R: 0 E: 0 K: 0 S: 6	H: 1 LOB: 1 BB: 0 P: 8	R: 0 E: 0 K: 1 S: 12	H: 1 LOB: 1 BB: 0 P: 15	1B: 8 2B: 1 3B: 0 HR: 1	SF: 0 SAC: 0 DP: 2 HBP: 0	WP: 0 PB: 0 SB: 0 CS: 0	PA: 40	
<b>PITCHER</b>	IP	WLS	BF	H	R	ER	SO	BB	IBB	HBP	BLK	WP	HR	S	P	ERA	WHIP				
Mark Mulder, L ERA: 4.85 (1, 1)	4.1		21	5	4	4	1	3	0	0	0	0	1	35	57	8.31	1.846				
Scott Service, R ERA: 9.0 (5, 1)	2.0	W	9	3	0	0	1	1	0	0	0	0	0	17	29	0.00	2.000				
Doug Jones, R ERA: 5.86 (7, 1)	2.2	S	10	2	0	0	2	0	0	0	0	0	0	23	30	0.00	0.750				

San Diego Padres @ Oakland Athletics  
Network Associates Coliseum, Oakland, CA  
Wed Jun 07 2000, 3:35 PM EDT  
Att: 23,408 - Cloudy - 64 F

AB	36
R	4
H	10
RBI	4
BB	4
SO	4
LOB	21



Batter	1	2	3	4	5	6	7	8	9	AB	R	H	RBI	BB	SO	LOB	BOTTOM					
Terrence Long, L OBP: 0.312, SLG: 0.449 (1, 8)	1B 1B	BB BB 1B		E HR BB	P6		G1-3			4	2	2	1	1	0	2						
Randy Velarde, R OBP: 0.417, SLG: 0.495 (1, 4)	F4	BB BB BB		E5 HR	FC6-4 2B		K			4	1	0	0	1	1	5						
Jason Giambi, L OBP: 0.427, SLG: 0.627 (1, 3)	1B 1B	BB BB BB		HR	2B		HR			4	2	4	7	1	0	0						
Matt Stairs, L OBP: 0.341, SLG: 0.422 (1, 10)	1B 1B	G3-1		1B 1B			K			5	0	3	1	0	1	3						
Ben Grieve, L OBP: 0.353, SLG: 0.464 Ryan Christenson, R OBP: 0.377, SLG: 0.329 (1, 7) (9, 7)	G6-3		G3-1		1B		FC5-4 BB HBP		K	5	0	1	0	0	1	2						
Jeremy Giambi, L OBP: 0.341, SLG: 0.385 (1, 9)		G5-3 1B BB		L7	K		L3-6 BB HBP		F7	3	1	0	0	1	1	2						
Miguel Tejada, R OBP: 0.304, SLG: 0.405 (1, 6)		G5-3		K	K		BB		1B	4	0	1	0	1	2	3						
3 Eric Chavez, L OBP: 0.350, SLG: 0.449 (1, 5)		K		E HR SH1-3 1B	E 1B BB		L3-6		G3	4	2	1	0	1	1	5						
Ramon Hernandez, R OBP: 0.333, SLG: 0.396 (1, 2)		BB 1B BB		SH1-3	FC6-4 1B		G1-3 HR HBP			1	2	1	1	1	0	0						
<b>Inning Stats</b>	R: 1 E: 0 K: 0 S: 9	H: 3 LOB: 1 BB: 0 P: 17	R: 2 E: 0 K: 1 S: 14	H: 1 LOB: 3 BB: 4 P: 34	R: 0 E: 0 K: 1 S: 7	H: 0 LOB: 0 BB: 0 P: 12	R: 4 E: 1 K: 2 S: 23	H: 4 LOB: 2 BB: 1 P: 39	R: 1 E: 1 K: 0 S: 9	H: 2 LOB: 2 BB: 1 P: 18	R: 0 E: 0 K: 0 S: 11	H: 1 LOB: 1 BB: 1 P: 23	R: 2 E: 0 K: 2 S: 14	H: 1 LOB: 0 BB: 0 P: 25	R: 0 E: 0 K: 1 S: 7	H: 1 LOB: 1 BB: 0 P: 11	1B: 10 2B: 2 3B: 0 HR: 2	SF: 0 SAC: 1 DP: 1 HBP: 2	WP: 0 PB: 0 SB: 0 CS: 0	PA: 44		
<b>PITCHER</b>	IP	WLS	BF	H	R	ER	SO	BB	IBB	HBP	BLK	WP	HR	S	P	ERA	WHIP					
Matt Clement, R ERA: 4.65 (1, 1)	3.1	L	22	7	7	6	2	5	0	0	0	0	0	19	33	5.40	2.400					
Brandon Kolb, R ERA: 4.26 (4, 1)	1.2		8	3	1	1	2	1	0	0	0	0	0	12	26	9.00	2.000					
Domingo Guzman, R ERA: 9.0 (6, 1)	1.0		6	1	1	1	0	1	0	2	0	0	0	1	20	33	4.50	1.000				
Carlos Almanzar, R ERA: 4.7 (7, 1)	2.0		8	2	1	1	3	0	0	0	0	0	1	20	33	4.50	1.000					

San Diego Padres @ Oakland Athletics  
Network Associates Coliseum, Oakland, CA  
Wed Jun 07 2000, 3:35 PM EDT  
Att: 23,408 - Cloudy - 64 F

AB	34
R	10
H	13
RBI	10
BB	7
SO	7
LOB	22





Batter	1	2	3	4	5	6	7	8	9	AB	R	H	RBI	BB	SO	LOB	TOP							
Ryan Christenson, R OBP: 0.375, SLG: 0.317 Terrence Long, L OBP: 0.309, SLG: 0.443	4-2 CS BB		2-1 F8			0-2 F8		2-1 G1-3	2-3 K	2	0	0	0	1	0	0								
Randy Velarde, R OBP: 0.403, SLG: 0.476	1-1 F8			1-2 G6-3		0-2 F9		1-1 G5-3		4	0	0	0	0	0	1								
Jason Giambi, L OBP: 0.429, SLG: 0.621	1-2 G4-3			0-1 F8		4-0 1B 2B BB		4-0 HR BB		2	2	0	0	2	0	1								
Olmedo Saenz, R OBP: 0.397, SLG: 0.541 3 Eric Chavez, L OBP: 0.350, SLG: 0.449		2-1 E5		1-0 E5		1-2 2B 1B		1-1 HR		4	1	2	2	0	0	0								
Ben Griever, L OBP: 0.355, SLG: 0.467	0-3 K			0-1 G3		1-1 1B		4-2 BB		3	0	1	1	1	1	2								
Ramon Hernandez, R OBP: 0.325, SLG: 0.385	2-0 G5-3				1-3 K	0-1 G1-3		0-2 F8		4	0	0	0	0	1	4								
Matt Stairs, L OBP: 0.335, SLG: 0.413	2-2 F7				3-2 G6-3		1-1 P6		0-0 F8	4	0	0	0	0	0	1								
Miguel Tejada, R OBP: 0.307, SLG: 0.409			1-2 P3		1-0 2B		1-2 F7		4-2 BB	3	0	1	0	1	0	0								
Tim Hudson, R Jeff Tam, R John Jaha, R Jason Isringhausen, R	2-2 G5-3		2-2 G5-3		1-1 G6-3		2-3 K		2-0 F9	3	0	0	0	0	1	1								
<b>Inning Stats</b>	R: 0 E: 0 K: 0 S: 10	H: 0 LOB: 0 BB: 1 P: 16	R: 0 E: 1 K: 1 S: 9	H: 0 LOB: 1 BB: 0 P: 15	R: 0 E: 0 K: 0 S: 8	H: 0 LOB: 0 BB: 0 P: 13	R: 0 E: 1 K: 0 S: 8	H: 0 LOB: 1 BB: 0 P: 10	R: 0 E: 0 K: 1 S: 9	H: 1 LOB: 0 BB: 0 P: 15	R: 1 E: 0 K: 0 S: 16	H: 2 LOB: 2 BB: 1 P: 22	R: 0 E: 0 K: 1 S: 9	H: 0 LOB: 0 BB: 0 P: 13	R: 2 E: 0 K: 0 S: 11	H: 1 LOB: 1 BB: 2 P: 23	R: 0 E: 0 K: 1 S: 8	H: 0 LOB: 1 BB: 1 P: 16	1B: 1 2B: 2 3B: 0 HR: 1	SF: 0 SAC: 0 DP: 0 HBP: 0	WP: 0 PB: 0 SB: 0 CS: 1	PA: 37		
<b>PITCHER</b>	IP	WLS	BF	H	R	ER	SO	BB	IBB	HBP	BLK	WP	HR	S	P	ERA	WHIP							
Carlos Perez, L ERA: 5.16	7.0		27	3	1	1	3	2	0	0	0	0	0	69	104	1.29	0.714							
Antonio Osuna, R ERA: 4.42	2.0	L	10	1	2	2	1	3	0	0	0	0	1	19	39	9.00	2.000							

Oakland Athletics @ Los Angeles Dodgers  
Dodger Stadium, Los Angeles, CA  
Fri Jun 09 2000, 7:10 PM PDT  
Att: 31,038 - Sunny - 68 F

livebaseballscorecards.com

AB 32  
R 3  
H 4  
RBI 3  
BB 5  
SO 4  
LOB 12



Batter	1	2	3	4	5	6	7	8	9	AB	R	H	RBI	BB	SO	LOB	BOTTOM							
F.P. Santangelo, S OBP: 0.330, SLG: 0.205	2-3 K		1-3 K			2-1 FC6-4 1B		0-0 SH1-3	2-2 L3	4	0	1	0	0	2	1								
Mark Czuzdzianek, R OBP: 0.341, SLG: 0.411	0-0 HR		4-1 FC6-4 BB		1-1 FC6-4 FC6-4	1-2 2-3		2-3 K		3	1	1	1	1	1	4								
Gary Sheffield, R OBP: 0.441, SLG: 0.628	3-2 G5-3		0-0 FC6-4		3-1 FC6-4		3-2 F8			4	0	0	0	0	0	6								
Shawn Green, L OBP: 0.451, SLG: 0.581	2-3 K			0-1 G3		1-1 F7		0-0 1B		4	0	1	0	0	1	0								
Eric Karros, R OBP: 0.347, SLG: 0.567		0-3 K		1-1 G4-3		3-3 K		1-3 K		4	0	0	0	0	3	1								
Chad Kreuter, S OBP: 0.446, SLG: 0.532		2-0 G4-3		4-1 BB		3-1 FC4-6 1B		2-3 K		3	0	1	0	1	1	1								
Kevin Elster, R OBP: 0.336, SLG: 0.488		1-3 K		2-3 K		0-1 FC4-6		2-3 K		4	0	0	0	0	3	3								
Alex Cora, L OBP: 0.373, SLG: 0.417			1-1 FC6-4 SH2-4 HBP		4-1 FC6-4 1B BB		2-1 SH1-3 2B		1-2 G4-3	2	0	1	0	1	0	0								
Carlos Perez, L OBP: 0.050, SLG: 0.100 Dave Hansen, L OBP: 0.483, SLG: 0.723 Antonio Osuna, R Jose Vizcaino, S OBP: 0.290, SLG: 0.253			1-0 SH2-4		1-3 K		4-0 SH1-3 BB		1-1 G3	1	0	0	0	0	1	1								
<b>Inning Stats</b>	R: 1 E: 0 K: 2 S: 10	H: 1 LOB: 0 BB: 0 P: 17	R: 0 E: 0 K: 2 S: 7	H: 0 LOB: 0 BB: 0 P: 10	R: 0 E: 0 K: 1 S: 7	H: 0 LOB: 1 BB: 1 P: 14	R: 0 E: 0 K: 1 S: 8	H: 0 LOB: 1 BB: 1 P: 15	R: 0 E: 0 K: 1 S: 9	H: 1 LOB: 2 BB: 0 P: 16	R: 0 E: 0 K: 1 S: 11	H: 1 LOB: 2 BB: 1 P: 22	R: 0 E: 0 K: 3 S: 10	H: 1 LOB: 1 BB: 0 P: 15	R: 0 E: 0 K: 0 S: 11	H: 0 LOB: 0 BB: 0 P: 15	1B: 3 2B: 1 3B: 0 HR: 1	SF: 0 SAC: 2 DP: 0 HBP: 1	WP: 0 PB: 0 SB: 0 CS: 0	PA: 37				
<b>PITCHER</b>	IP	WLS	BF	H	R	ER	SO	BB	IBB	HBP	BLK	WP	HR	S	P	ERA	WHIP							
Tim Hudson, R ERA: 4.42	6.1		28	4	1	1	8	4	0	0	0	0	0	18	28	0.00	0.600							
Jeff Tam, R ERA: 1.93	1.2	W	6	1	0	0	4	0	0	0	0	0	0	11	15	0.00	0.000							
Jason Isringhausen, R ERA: 3.18	1.0	S	3	0	0	0	0	0	0	0	0	0	0	11	15	0.00	0.000							

Oakland Athletics @ Los Angeles Dodgers  
Dodger Stadium, Los Angeles, CA  
Fri Jun 09 2000, 7:10 PM PDT  
Att: 31,038 - Sunny - 68 F

livebaseballscorecards.com

AB 30  
R 1  
H 5  
RBI 1  
BB 4  
SO 12  
LOB 17





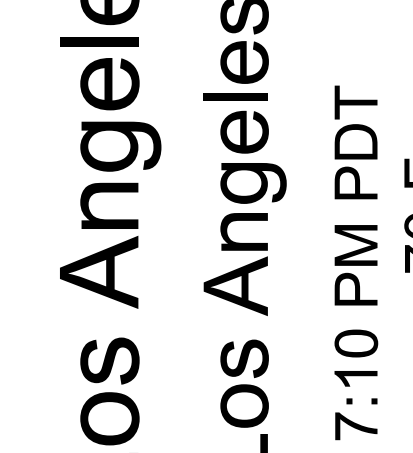
Batter	1	2	3	4	5	6	7	8	9	AB	R	H	RBI	BB	SO	LOB	TOP					
Terrence Long, L (1, 8) OBP: 0.307, SLG: 0.444	G1-3		G6-4-3			WP 1B 2B		G6-3		4	1	1	0	0	0	1	<b>Oakland Athletics @ Los Angeles Dodgers</b> Dodger Stadium, Los Angeles, CA Sat Jun 10 2000, 7:10 PM PDT Att: 38,621 - Sunny - 70 F					
Randy Velarde, R (1, 4) OBP: 0.391, SLG: 0.458	G1-3		F9			K		K		4	0	0	0	0	2	1						
Jason Giambi, L (1, 3) OBP: 0.433, SLG: 0.620	HBP 1B			F7		1B		BB		2	0	1	1	1	0	0						
Matt Stairs, L (1, 9) OBP: 0.333, SLG: 0.410	1B			F8		K		G4-3		4	0	1	0	0	1	2						
Ben Grieve, L (1, 7) OBP: 0.354, SLG: 0.463	L5			G4-3		P5			E8 3B 1B	4	0	1	0	0	0	3						
Ramon Hernandez, R (1, 2) OBP: 0.324, SLG: 0.382		G3			G2-3 1B			G6-3	G1-3	4	0	1	0	0	0	1						
3 Eric Chavez, L (1, 5) OBP: 0.349, SLG: 0.460		F9			P3			HR	F8	4	1	1	1	0	0	2						
Miguel Tejada, R (1, 6) OBP: 0.302, SLG: 0.402		K			G2-3			G6-3	F8	4	0	0	0	0	1	2						
Omar Olivares, R (1, 1) OBP: 1.000, SLG: 1.000 Orlando Hernandez, R (5, PH) Scott Service, R (5, 1) Jeremy Giambi, L (7, PH) Doug Jones, R (7, 1) Rich Sauveur, L (8, 1)					L6			G4-3		1	0	1	0	0	0	0						
<b>Inning Stats</b>	R: 0 E: 0 K: 0 S: 7	H: 1 LOB: 2 BB: 0 P: 10	R: 0 E: 0 K: 1 S: 8	H: 0 LOB: 0 BB: 0 P: 13	R: 0 E: 0 K: 0 S: 8	H: 1 LOB: 0 BB: 0 P: 12	R: 0 E: 0 K: 0 S: 5	H: 0 LOB: 0 BB: 0 P: 10	R: 0 E: 0 K: 0 S: 7	H: 1 LOB: 1 BB: 0 P: 13	R: 1 E: 0 K: 2 S: 12	H: 2 LOB: 1 BB: 0 P: 18	R: 1 E: 0 K: 0 S: 9	H: 1 LOB: 0 BB: 0 P: 14	R: 0 E: 0 K: 1 S: 8	H: 0 LOB: 1 BB: 1 P: 12	R: 0 E: 1 K: 0 S: 6	H: 1 LOB: 1 BB: 0 P: 10	1B: 5 2B: 1 3B: 0 HR: 1	SF: 0 SAC: 0 DP: 1 HBP: 1	WP: 1 PB: 0 SB: 0 CS: 0	PA: 35
<b>PITCHER</b> Kevin Brown, R (1, 1) ERA: 2.41	IP: 9.0 WLS: W BF: 35 H: 7 R: 2 ER: 2 SO: 4 BB: 1 IBB: 0 HBP: 1 BLK: 0 WP: 1 HR: 1 S: 70 P: 112 ERA: 2.00 WHIP: 0.889																					

Batter	1	2	3	4	5	6	7	8	9	AB	R	H	RBI	BB	SO	LOB	BOTTOM					
F.P. Santangelo, S (1, 8) OBP: 0.333, SLG: 0.216	2B 2B		G4-3					G3		5	1	2	0	0	1	4	<b>Oakland Athletics @ Los Angeles Dodgers</b> Dodger Stadium, Los Angeles, CA Sat Jun 10 2000, 7:10 PM PDT Att: 38,621 - Sunny - 70 F					
Mark Czudzielanek, R (1, 4) OBP: 0.338, SLG: 0.410	2B 2B	FC6-4 1B			F3			G4-3		5	1	1	0	0	0	3						
Gary Sheffield, R (1, 7) OBP: 0.444, SLG: 0.631 Shawn Gilbert, R (9, 7)	2B 2B				HR				K	4	2	2	2	1	1	0						
Shawn Green, L (1, 9) OBP: 0.450, SLG: 0.595	2B 2B	1B			HR			K	K	5	1	2	3	0	3	2						
Eric Karros, R (1, 3) OBP: 0.348, SLG: 0.575	G4-6-3 BB		K		F8			F9		4	1	1	1	1	1	0						
Dave Hansen, L (1, 5) OBP: 0.488, SLG: 0.686	G4-6-3		K		F8			1B 1B		4	0	1	0	0	1	2						
Chad Kreuter, S (1, 2) OBP: 0.471, SLG: 0.538	BB		1B 1B					1B 1B		1	1	1	0	3	0	0						
Alex Cora, L (1, 6) OBP: 0.380, SLG: 0.422	K		1B 1B					L7		4	0	2	0	0	1	4						
Kevin Brown, R (1, 1) OBP: 0.160, SLG: 0.125		G6-3			K			F7		4	0	1	1	0	1	2						
<b>Inning Stats</b>	R: 3 E: 0 K: 1 S: 15	H: 4 LOB: 2 BB: 2 P: 31	R: 0 E: 0 K: 1 S: 13	H: 2 LOB: 0 BB: 0 P: 18	R: 1 E: 0 K: 2 S: 16	H: 2 LOB: 2 BB: 1 P: 28	R: 2 E: 0 K: 0 S: 6	H: 1 LOB: 1 BB: 1 P: 12	R: 0 E: 0 K: 2 S: 16	H: 1 LOB: 2 BB: 1 P: 23	R: 1 E: 0 K: 0 S: 16	H: 3 LOB: 0 BB: 0 P: 27	R: 0 E: 0 K: 0 S: 9	H: 0 LOB: 0 BB: 0 P: 10	R: 0 E: 0 K: 2 S: 8	H: 0 LOB: 0 BB: 0 P: 12	R: 0 E: 0 K: 2 S: 8	H: 0 LOB: 0 BB: 0 P: 12	1B: 8 2B: 3 3B: 0 HR: 2	SF: 0 SAC: 0 DP: 1 HBP: 0	WP: 0 PB: 0 SB: 0 CS: 0	PA: 41
<b>PITCHER</b> Omar Olivares, R (1, 1) ERA: 6.64 Scott Service, R (5, 1) ERA: 7.89 Doug Jones, R (7, 1) ERA: 5.65 Rich Sauveur, L (8, 1) ERA: 5.19	IP: 4.0 WLS: L BF: 24 H: 9 R: 6 ER: 6 SO: 4 BB: 4 IBB: 0 HBP: 0 BLK: 0 WP: 0 HR: 1 S: 50 P: 89 ERA: 13.50 WHIP: 3.250																					

AB 33  
R 2  
H 7  
RBI 2  
BB 1  
SO 4  
LOB 13



AB 36  
R 7  
H 13  
RBI 7  
BB 5  
SO 9  
LOB 17





Batter	1	2	3	4	5	6	7	8	9	AB	R	H	RBI	BB	SO	LOB	TOP										
<b>Terrence Long, L</b> OBP: 0.315, SLG: 0.446 (1, 8)										4	1	2	0	1	0	0											
<b>Randy Velarde, R</b> OBP: 0.383, SLG: 0.441 (1, 4)										4	1	0	0	1	2	4											
<b>Jason Giambi, L</b> OBP: 0.440, SLG: 0.623 (1, 3)										2	2	1	0	3	0	0											
<b>Matt Stairs, L</b> OBP: 0.331, SLG: 0.402 (1, 9)										4	1	0	1	0	2	5											
<b>Miguel Tejada, R</b> OBP: 0.301, SLG: 0.403 (1, 6)										4	1	1	2	0	1	2											
<b>Ben Grievs, L</b> OBP: 0.352, SLG: 0.457 <b>Ryan Christenson, R</b> OBP: 0.375, SLG: 0.317 (1, 7), (8, 7)										3	0	0	0	1	0	3											
<b>Sal Fasano, R</b> OBP: 0.278, SLG: 0.258 (1, 2)										4	0	0	0	0	4	3											
<b>3 Eric Chavez, L</b> OBP: 0.351, SLG: 0.466 (1, 5)										4	0	2	2	0	0	0											
<b>Kevin Appier, R</b> OBP: 0.250, SLG: 0.250 (1, 1)										4	0	1	0	0	3	1											
<b>Inning Stats</b>	R: 5 E: 0 K: 1 S: 23	H: 3 LOB: 1 BB: 2 P: 39	R: 0 E: 0 K: 2 S: 12	H: 0 LOB: 0 BB: 0 P: 19	R: 0 E: 0 K: 1 S: 10	H: 0 LOB: 1 BB: 1 P: 19	R: 0 E: 0 K: 1 S: 14	H: 2 LOB: 2 BB: 0 P: 18	R: 1 E: 0 K: 1 S: 10	H: 1 LOB: 1 BB: 1 P: 17	R: 0 E: 0 K: 2 S: 12	H: 1 LOB: 3 BB: 2 P: 29	R: 0 E: 0 K: 1 S: 7	H: 0 LOB: 0 BB: 0 P: 8	R: 0 E: 0 K: 1 S: 9	H: 0 LOB: 0 BB: 0 P: 13	R: 0 E: 0 K: 1 S: 8	H: 0 LOB: 0 BB: 0 P: 10	1B: 4 2B: 3 3B: 0 HR: 0	SF: 0 SAC: 0 DP: 0 HBP: 1	WP: 1 PB: 0 SB: 2 CS: 0	PA: 40					
<b>PITCHER</b>	IP	WLS	BF	H	R	ER	SO	BB	IBB	HBP	BLK	WP	HR	S	P	ERA	WHIP										
<b>Eric Gagne, R</b> ERA: 4.47 (1, 1)	5.0	L	25	6	6	6	6	3	1	1	0	1	0	69	112	10.80	1.800										
<b>Onan Masaoka, L</b> ERA: 4.66 (6, 1)	2.0		9	1	0	0	4	2	0	0	0	0	0	19	37	0.00	1.500										
<b>Matt Herge, R</b> ERA: 3.5 (8, 1)	1.0		3	0	0	0	1	0	0	0	0	0	0	9	13	0.00	0.000										
<b>Jeff Shaw, R</b> ERA: 7.15 (9, 1)	1.0		3	0	0	0	1	0	0	0	0	0	0	8	10	0.00	0.000										

Oakland Athletics @ Los Angeles Dodgers  
Dodger Stadium, Los Angeles, CA  
Sun Jun 11 2000, 1:10 PM PDT  
Att: 38,733 - Sunny - 80 F

AB	33
R	6
H	7
RBI	5
BB	6
SO	12
LOB	18



Batter	1	2	3	4	5	6	7	8	9	AB	R	H	RBI	BB	SO	LOB	BOTTOM										
<b>F.P. Santangelo, S</b> OBP: 0.330, SLG: 0.217 (1, 8)										4	0	1	0	0	1	0											
<b>Mark Chuziulanski, R</b> OBP: 0.337, SLG: 0.408 (1, 4)										4	0	1	0	0	2	1											
<b>Gary Sheffield, R</b> OBP: 0.445, SLG: 0.626 <b>Shawn Gilbert, R</b> (6, PR), (9, 7)										3	0	1	0	1	0	2											
<b>Shawn Green, L</b> OBP: 0.447, SLG: 0.593 (1, 9)										4	0	1	0	0	1	3											
<b>Eric Karros, R</b> OBP: 0.343, SLG: 0.564 (1, 3)										4	0	0	0	0	0	4											
<b>Kevin Elster, R</b> OBP: 0.329, SLG: 0.472 (1, 5)											4	0	0	0	2	0											
<b>Paul Lo Duca, R</b> OBP: 0.308, SLG: 0.615 (1, 2)											4	0	2	0	0	0											
<b>Alex Cora, L</b> OBP: 0.373, SLG: 0.412 (1, 6)											4	0	1	0	0	2											
<b>Eric Gagne, R</b> OBP: 0.277, SLG: 0.077 <b>Jose Vizcaino, S</b> OBP: 0.287, SLG: 0.250 <b>Onan Masaoka, L</b> <b>Dave Hansen, L</b> OBP: 0.340, SLG: 0.673 <b>Matt Herge, R</b> <b>Jeff Shaw, R</b> (1, 1), (5, PR), (6, 1), (7, PR), (8, 1), (9, 1)											1	0	0	0	0	0											
<b>Inning Stats</b>	R: 0 E: 0 K: 0 S: 9	H: 1 LOB: 2 BB: 0 P: 16	R: 0 E: 0 K: 1 S: 10	H: 0 LOB: 0 BB: 0 P: 14	R: 0 E: 0 K: 1 S: 8	H: 1 LOB: 1 BB: 0 P: 13	R: 0 E: 0 K: 0 S: 5	H: 0 LOB: 0 BB: 0 P: 7	R: 0 E: 0 K: 0 S: 7	H: 1 LOB: 0 BB: 0 P: 8	R: 0 E: 0 K: 1 S: 8	H: 1 LOB: 2 BB: 1 P: 16	R: 0 E: 0 K: 1 S: 8	H: 1 LOB: 1 BB: 0 P: 12	R: 0 E: 0 K: 2 S: 11	H: 1 LOB: 1 BB: 0 P: 18	R: 0 E: 0 K: 0 S: 10	H: 1 LOB: 1 BB: 0 P: 18	1B: 5 2B: 3 3B: 0 HR: 0	SF: 0 SAC: 0 DP: 1 HBP: 0	WP: 0 PB: 0 SB: 0 CS: 0	PA: 35					
<b>PITCHER</b>	IP	WLS	BF	H	R	ER	SO	BB	IBB	HBP	BLK	WP	HR	S	P	ERA	WHIP										
<b>Kevin Appier, R</b> ERA: 3.65 (1, 1)	9.0	W	35	7	0	0	6	1	0	0	0	0	0	76	122	0.00	0.889										

Oakland Athletics @ Los Angeles Dodgers  
Dodger Stadium, Los Angeles, CA  
Sun Jun 11 2000, 1:10 PM PDT  
Att: 38,733 - Sunny - 80 F

AB	34
R	0
H	7
RBI	0
BB	1
SO	6
LOB	14





Batter	1	2	3	4	5	6	7	8	9	AB	R	H	RBI	BB	SO	LOB	TOP			
Terrence Long, L (1, 8) OBP: 0.319, SLG: 0.447	0-0 B1-3	1-0 G4-3			0-1 L6-3 1B			2-2 1B DI 1B		4	0	2	0	0	0	0				
Miguel Tejada, R (1, 6) OBP: 0.394, SLG: 0.409	1-1 2B		2-2 2B 1B		0-3 K			2-3 K 1-2		4	0	2	0	0	2	2				
Jason Giambi, L (1, 3) OBP: 0.445, SLG: 0.629	4-2 BB		1-0 1-3 2B		0-1 L6-3 1-2			1-2 1B 2-3		3	0	2	0	1	0	1				
John Jaha, R (1, 10) OBP: 0.424, SLG: 0.191	2-3 K		1-3 K			2-2 G6-3 1B		1-3 K		4	0	1	0	0	3	6				
Matt Stairs, L (1, 9) OBP: 0.325, SLG: 0.394	3-3 K		3-3 K			2-1 G6-3 1-2		1-3 K		4	0	0	0	0	3	7				
Olmedo Saenz, R (1, 5) OBP: 0.390, SLG: 0.528		3-2 HR 1B	1-2 L8			1-1 P4			0-3 K	4	1	1	0	0	1	2				
Ben Grieve, L (1, 7) OBP: 0.351, SLG: 0.466	0-0 HR 1-H			3-3 K				3-2 F8		4	1	1	2	0	2	0				
Ramon Hernandez, R (1, 2) OBP: 0.322, SLG: 0.374	2-3 K		1-3 K					3-2 G6-3		3	0	0	0	1	2	0				
Frank Menechino, R (1, 4) OBP: 0.345, SLG: 0.454	3-3 K		1-3 K					1-3 K		4	0	0	0	0	3	1				
<b>Inning Stats</b>	R: 0 H: 1 E: 0 K: 2 S: 13	H: 1 LOB: 2 BB: 1 P: 23	R: 2 H: 2 E: 0 K: 2 S: 14	H: 2 LOB: 0 BB: 0 P: 23	R: 0 H: 2 E: 0 K: 2 S: 16	H: 2 LOB: 2 BB: 0 P: 24	R: 0 H: 0 E: 0 K: 3 S: 10	H: 0 LOB: 0 BB: 0 P: 15	R: 0 H: 1 E: 0 K: 0 S: 7	H: 1 LOB: 0 BB: 0 P: 12	R: 0 H: 0 E: 0 K: 1 S: 10	H: 0 LOB: 0 BB: 0 P: 17	R: 0 H: 2 E: 0 K: 3 S: 20	H: 2 LOB: 2 BB: 0 P: 27	R: 0 H: 0 E: 0 K: 2 S: 9	H: 0 LOB: 1 BB: 1 P: 14	1B: 6 2B: 3 3B: 0 HR: 1	SF: 0 SAC: 0 DP: 2 HBP: 0	WP: 0 PB: 0 SB: 0 CS: 0	PA: 36
<b>PITCHER</b>	IP WLS BF H R ER SO BB IBB HBP BLK WP HR S P ERA WHIP																			
Eric Milton, L (1, 1) ERA: 4.73	7.0 W 27 7 2 2 11 1 0 0 0 0 1 77 121 2.57 1.143																			
Travis Miller, L (8, 1) ERA: 3.29	2.0 9 2 0 0 5 1 0 0 0 0 0 0 29 41 0.00 1.500																			

Oakland Athletics @ Minnesota Twins  
Hubert H. Humphrey Metrodome, Minneapolis, MN  
Mon Jun 12 2000, 8:05 PM EDT  
Att: 8,486 - Dome - 72 F

AB	34
R	2
H	9
RBI	2
BB	2
SO	16
LOB	19



Batter	1	2	3	4	5	6	7	8	9	AB	R	H	RBI	BB	SO	LOB	BOTTOM			
Denny Hocking, S (1, 4) OBP: 0.372, SLG: 0.452	1-3 K		1-3 K	1-1 SH1-3			1-1 1B			3	0	1	1	0	2	1				
Cristian Guzman, S (1, 6) OBP: 0.314, SLG: 0.430	1-1 G4-3		2-2 E6 E S	3-H G4-3			1-1 F8			4	0	0	0	0	0	1				
Matt Lawton, L (1, 7) OBP: 0.437, SLG: 0.492	1-0 G4-3		3-H K	1-3 K	2-1 F9-3 1B		0-0 G1-3			4	0	1	0	0	1	2				
Ron Coomer, R (1, 3) OBP: 0.329, SLG: 0.434		0-3 K		1-1 G4-3	1-0 P6			1-1 P6		4	0	0	0	0	1	1				
David Ortiz, L (1, 10) OBP: 0.347, SLG: 0.359		1-1 G1-4-3		3-0 HR 1B	1-1 F9-3 1-2			2-0 1B 1B		4	1	2	0	0	0	1				
Butch Huskey, R (1, 9) OBP: 0.333, SLG: 0.351		2-3 K		2-1 HR 1-H		1-2 G6-3		3-3 K		4	1	1	2	0	2	1				
Corey Koskie, L (1, 5) OBP: 0.366, SLG: 0.381			4-2 2B G6-3	4-2 HBP 3B BB			3-3 K	3-2 1B		2	2	1	0	2	1	0				
Matthew LeCroy, R (1, 2) OBP: 0.274, SLG: 0.360			3-2 PB E	1-0 3B HBP			1-0 F9	1-3 K		3	2	1	0	0	1	2				
Jacque Jones, L (1, 8) OBP: 0.351, SLG: 0.520			0-0 G6-3 3-H	0-0 SH1-3 1-H 2-H 3B			2-0 G4-3			3	1	1	3	0	0	1				
<b>Inning Stats</b>	R: 0 H: 0 E: 0 K: 1 S: 6	H: 0 LOB: 0 BB: 0 P: 9	R: 0 H: 0 E: 0 K: 2 S: 8	H: 0 LOB: 0 BB: 0 P: 11	R: 2 H: 1 E: 1 K: 2 S: 18	H: 1 LOB: 1 BB: 1 P: 28	R: 5 H: 3 E: 0 K: 0 S: 13	H: 3 LOB: 0 BB: 1 P: 26	R: 0 H: 1 E: 0 K: 0 S: 5	H: 1 LOB: 0 BB: 0 P: 9	R: 0 H: 0 E: 0 K: 1 S: 9	H: 0 LOB: 0 BB: 0 P: 14	R: 0 H: 1 E: 0 K: 0 S: 6	H: 1 LOB: 1 BB: 0 P: 10	R: 0 H: 2 E: 0 K: 2 S: 14	H: 2 LOB: 2 BB: 0 P: 24	1B: 5 2B: 2 3B: 1 HR: 1	SF: 0 SAC: 1 DP: 1 HBP: 1	WP: 0 PB: 1 SB: 1 CS: 0	PA: 35
<b>PITCHER</b>	IP WLS BF H R ER SO BB IBB HBP BLK WP HR S P ERA WHIP																			
Gil Heredia, R (1, 1) ERA: 3.64	4.0 L 20 4 7 6 5 2 0 0 0 0 0 0 45 74 13.50 1.500																			
Scott Service, R (5, 1) ERA: 6.1	2.1 8 2 0 0 1 0 0 0 0 0 0 0 17 29 0.00 0.857																			
Rich Sauvour, L (7, 1) ERA: 4.82	0.2 2 0 0 0 0 0 0 0 0 0 0 0 3 4 0.00 0.000																			
T.J. Mathews, R (8, 1) ERA: 5.33	1.0 5 2 0 0 2 0 0 0 0 0 0 0 14 24 0.00 2.000																			

Oakland Athletics @ Minnesota Twins  
Hubert H. Humphrey Metrodome, Minneapolis, MN  
Mon Jun 12 2000, 8:05 PM EDT  
Att: 8,486 - Dome - 72 F

AB	31
R	7
H	8
RBI	6
BB	2
SO	8
LOB	10





Batter	1	2	3	4	5	6	7	8	9	AB	R	H	RBI	BB	SO	LOB	TOP								
Terrence Long, L (1, 8) OBP: 0.320, SLG: 0.440	F7		1B BB	F7	K		BB		F7	5	1	1	0	1	1	3									
Randy Velarde, R (1, 4) OBP: 0.384, SLG: 0.440	K		BB BB	BB CS		G6-3	K			5	0	2	0	0	2	3									
Jason Giambi, L (1, 3) OBP: 0.451, SLG: 0.626	F8		BB	BB PB			BB			1	0	0	1	4	0	0									
Matt Stairs, L (1, 9) OBP: 0.327, SLG: 0.389		G4-3		G4-3					F8	3	0	0	1	2	0	5									
John Jaha, R (1, 10) OBP: 0.423, SLG: 0.196 Jeremy Giambi, L (8, PR) OBP: 0.338, SLG: 0.382	3 1B BB		K		F9	F9			FC6-4 1B	4	1	1	0	1	1	5									
Ben Grievs, L (1, 7) OBP: 0.354, SLG: 0.457 Ryan Christenson, R (8, PR) OBP: 0.375, SLG: 0.317	K	G6-4-3			K	G3-1			FC6-4 G4-6-3	5	0	0	0	0	2	7									
Miguel Tejada, R (1, 6) OBP: 0.310, SLG: 0.417	3 1B 1-2		G4-3 1B		3 1B 1B		F9		G4-6-3	5	2	3	0	0	0	1									
3 Eric Chavez, L (1, 5) OBP: 0.357, SLG: 0.470			G4-3		1B		1B BB		L4	5	1	3	1	0	0	1									
Ramon Hernandez, R (1, 2) OBP: 0.330, SLG: 0.381	F7		1B CS		1-2 2-H		1B		G6-3	5	1	3	2	0	0	2									
<b>Inning Stats</b>	R: 0 E: 0 K: 1 S: 6	H: 0 LOB: 0 BB: 0 P: 11	R: 1 E: 0 K: 1 S: 15	H: 2 LOB: 2 BB: 1 P: 19	R: 1 E: 0 K: 1 S: 8	H: 1 LOB: 2 BB: 3 P: 21	R: 2 E: 0 K: 0 S: 21	H: 3 LOB: 2 BB: 1 P: 30	R: 1 E: 0 K: 2 S: 15	H: 3 LOB: 2 BB: 0 P: 17	R: 0 E: 0 K: 0 S: 11	H: 0 LOB: 2 BB: 2 P: 20	R: 1 E: 0 K: 1 S: 17	H: 3 LOB: 3 BB: 1 P: 27	R: 0 E: 0 K: 0 S: 9	H: 1 LOB: 1 BB: 0 P: 13	R: 0 E: 0 K: 0 S: 7	H: 0 LOB: 0 BB: 0 P: 9	1B: 12 2B: 1 3B: 0 HR: 0	SF: 0 SAC: 0 DP: 2 HBP: 0	WP: 0 PB: 1 SB: 0 CS: 2	PA: 46			
<b>PITCHER</b>	IP	WLS	BF	H	R	ER	SO	BB	IBB	HBP	BLK	WP	HR	S	P	ERA	WHIP								
Joe Mays, R (1, 1) ERA: 5.44	6.0	L	33	9	5	4	5	7	0	0	0	0	0	76	118	6.00	2.667								
LaTroy Hawkins, R (7, 1) ERA: 3.32	1.0		7	3	1	1	1	1	0	0	0	0	0	17	27	9.00	4.000								
Hector Carrasco, R (8, 1) ERA: 3.6	2.0		6	1	0	0	0	0	0	0	0	0	0	16	22	0.00	0.500								

Oakland Athletics @ Minnesota Twins  
Hubert H. Humphrey Metrodome, Minneapolis, MN  
Tue Jun 13 2000, 8:05 PM EDT  
Att. 7,485 - Dome - 72 F

AB 38  
R 6  
H 13  
RBI 5  
BB 8  
SO 6  
LOB 27



Batter	1	2	3	4	5	6	7	8	9	AB	R	H	RBI	BB	SO	LOB	BOTTOM								
Denny Hocking, S (1, 6) OBP: 0.367, SLG: 0.450	G5-3		2B	F7		G1-3			K	5	1	1	0	0	1	3									
Jay Canizaro, R (1, 4) OBP: 0.319, SLG: 0.400 Corey Koskie, L (9, PH) OBP: 0.369, SLG: 0.384	G6-4-3 BB		2B	P4			2B		WP BB SF9	3	2	2	1	1	0	2									
Matt Lawton, L (1, 7) OBP: 0.436, SLG: 0.494	G6-4-3		2B		F7		S G6-3		K	5	1	2	2	0	1	2									
Ron Coomer, R (1, 3) OBP: 0.335, SLG: 0.437		G4-6-3 BB			K		G6-3		SF9 WP BB	3	0	1	0	2	1	1									
Butch Huskey, R (1, 10) OBP: 0.335, SLG: 0.350	G4-6-3						G6-3		SF9	3	0	1	2	1	0	1									
Brian Buchanan, R (1, 9) OBP: 0.250, SLG: 0.310 Cristian Guzman, S (7, PH) OBP: 0.316, SLG: 0.433			K		F7				K	3	0	1	0	0	1	4									
Midre Cummings, L (9, PH) OBP: 0.388, SLG: 0.486		FC5-4 1B							K	1	0	0	0	0	1	1									
Matthew LeCroy, R (1, 2) OBP: 0.267, SLG: 0.350	FC5-4			L7			F8		K	4	0	0	0	0	1	2									
Jacque Jones, L (1, 8) OBP: 0.353, SLG: 0.524			F7						L6	4	0	2	0	0	0	0									
Jason Maxwell, R (1, 5) OBP: 0.291, SLG: 0.360			G5-3				K		G1-3	3	0	0	0	1	1	1									
<b>Inning Stats</b>	R: 0 E: 0 K: 0 S: 3	H: 0 LOB: 0 BB: 1 P: 7	R: 0 E: 0 K: 0 S: 6	H: 1 LOB: 1 BB: 1 P: 15	R: 2 E: 0 K: 1 S: 12	H: 4 LOB: 3 BB: 1 P: 24	R: 0 E: 0 K: 0 S: 13	H: 1 LOB: 2 BB: 1 P: 22	R: 0 E: 0 K: 1 S: 7	H: 1 LOB: 1 BB: 0 P: 11	R: 0 E: 0 K: 1 S: 10	H: 1 LOB: 1 BB: 0 P: 15	R: 2 E: 0 K: 1 S: 17	H: 3 LOB: 1 BB: 0 P: 25	R: 0 E: 0 K: 1 S: 10	H: 0 LOB: 0 BB: 0 P: 13	R: 1 E: 0 K: 2 S: 19	H: 1 LOB: 1 BB: 1 P: 29	1B: 7 2B: 5 3B: 0 HR: 0	SF: 1 SAC: 0 DP: 2 HBP: 0	WP: 2 PB: 0 SB: 1 CS: 0	PA: 42			
<b>PITCHER</b>	IP	WLS	BF	H	R	ER	SO	BB	IBB	HBP	BLK	WP	HR	S	P	ERA	WHIP								
Mark Mulder, L (1, 1) ERA: 4.88	6.0	W	28	8	2	2	3	4	0	0	0	0	0	51	94	3.00	2.000								
Jeff Tam, R (7, 1) ERA: 2.25	2.0		9	3	2	2	2	0	0	0	0	0	0	27	38	9.00	1.500								
Jason Istringhausen, R (9, 1) ERA: 9.38	1.0	S	5	1	1	1	2	1	0	0	0	1	0	19	29	9.00	2.000								

Oakland Athletics @ Minnesota Twins  
Hubert H. Humphrey Metrodome, Minneapolis, MN  
Tue Jun 13 2000, 8:05 PM EDT  
Att. 7,485 - Dome - 72 F

AB 36  
R 5  
H 12  
RBI 5  
BB 5  
SO 7  
LOB 17





Batter	1	2	3	4	5	6	7	8	9	AB	R	H	RBI	BB	SO	LOB	TOP					
Terrence Long, L OBP: 0.322, SLG: 0.444										5	1	2	0	0	1	2						
Randy Velarde, R OBP: 0.385, SLG: 0.438										5	2	2	0	0	2	2						
Jason Giambi, L OBP: 0.461, SLG: 0.651										4	2	4	4	1	0	0						
Ben Grievs, L OBP: 0.347, SLG: 0.470										4	1	2	1	0	0	3						
Ryan Christenson, R OBP: 0.384, SLG: 0.317										0	1	0	0	1	0	0						
John Jaha, R OBP: 0.395, SLG: 0.179										5	0	0	0	0	2	7						
Matt Stairs, L OBP: 0.336, SLG: 0.417										5	2	4	3	0	1	1						
Miguel Tejada, R OBP: 0.311, SLG: 0.414										4	0	1	0	1	0	2						
3 Eric Chavez, L OBP: 0.353, SLG: 0.465										4	0	1	1	0	1	3						
Ramon Hernandez, R OBP: 0.323, SLG: 0.372										4	0	0	0	0	0	2						
<b>Inning Stats</b>	R: 0 E: 0 K: 1 S: 10	H: 1 LOB: 2 BB: 1 P: 15	R: 1 E: 0 K: 0 S: 8	H: 1 LOB: 0 BB: 0 P: 12	R: 3 E: 0 K: 1 S: 14	H: 4 LOB: 1 BB: 0 P: 21	R: 0 E: 0 K: 0 S: 6	H: 1 LOB: 0 BB: 0 P: 9	R: 0 E: 0 K: 1 S: 14	H: 2 LOB: 1 BB: 0 P: 21	R: 1 E: 0 K: 0 S: 12	H: 2 LOB: 1 BB: 0 P: 18	R: 1 E: 0 K: 2 S: 19	H: 2 LOB: 1 BB: 0 P: 28	R: 0 E: 0 K: 0 S: 9	H: 0 LOB: 0 BB: 0 P: 15	R: 3 E: 0 K: 2 S: 15	H: 3 LOB: 2 BB: 2 P: 29	1B: 10 2B: 3 3B: 0 HR: 3	SF: 1 SAC: 0 DP: 2 HBP: 0	WP: 1 PB: 1 CS: 0	PA: 44
<b>PITCHER</b>	IP WLS BF H R ER SO BB IBB HBP BLK WP HR S P ERA WHIP																					
Sean Bergman, R ERA: 9.22	(1, 1) 6.0 L 28 11 5 5 3 1 0 0 0 0 3 64 96 7.50 2.000																					
Johan Santana, L ERA: 7.36	(7, 1) 3.0 16 5 4 3 4 2 0 0 0 1 0 43 72 9.00 2.333																					

Oakland Athletics @ Minnesota Twins  
Hubert H. Humphrey Metrodome, Minneapolis, MN  
Wed Jun 14 2000, 8:05 PM EDT  
Att. 8,911 - Dome - 72 F

AB 40  
R 9  
H 16  
RBI 9  
BB 3  
SO 7  
LOB 22



Batter	1	2	3	4	5	6	7	8	9	AB	R	H	RBI	BB	SO	LOB	BOTTOM					
Denny Hocking, S OBP: 0.361, SLG: 0.437										4	1	0	0	1	1	0						
Cristian Guzman, S OBP: 0.314, SLG: 0.436										5	0	1	1	0	1	0						
Matt Lawton, L OBP: 0.432, SLG: 0.488										5	0	1	0	0	1	1						
Ron Coomer, R OBP: 0.329, SLG: 0.429										4	0	0	0	0	0	1						
David Ortiz, L OBP: 0.352, SLG: 0.393										4	2	2	1	0	0	1						
Jay Canizaro, R OBP: 0.316, SLG: 0.394										4	0	1	0	0	1	1						
Corey Koskie, L OBP: 0.372, SLG: 0.383										3	1	1	1	1	1	0						
Marcus Jensen, S OBP: 0.313, SLG: 0.341										2	1	1	0	2	0	0						
Jacque Jones, L OBP: 0.352, SLG: 0.533										4	1	1	3	0	2	4						
<b>Inning Stats</b>	R: 0 E: 0 K: 1 S: 5	H: 0 LOB: 0 BB: 0 P: 7	R: 0 E: 0 K: 1 S: 11	H: 1 LOB: 3 BB: 2 P: 27	R: 0 E: 0 K: 0 S: 6	H: 0 LOB: 0 BB: 0 P: 8	R: 1 E: 0 K: 0 S: 9	H: 1 LOB: 0 BB: 0 P: 16	R: 0 E: 0 K: 1 S: 7	H: 0 LOB: 0 BB: 0 P: 10	R: 0 E: 0 K: 0 S: 8	H: 1 LOB: 1 BB: 0 P: 12	R: 0 E: 0 K: 3 S: 11	H: 0 LOB: 1 BB: 1 P: 17	R: 0 E: 0 K: 1 S: 11	H: 0 LOB: 0 BB: 0 P: 17	R: 5 E: 0 K: 0 S: 22	H: 5 LOB: 1 BB: 1 P: 42	1B: 4 2B: 1 3B: 1 HR: 2	SF: 0 SAC: 0 DP: 0 HBP: 0	WP: 0 PB: 1 CS: 0	PA: 39
<b>PITCHER</b>	IP WLS BF H R ER SO BB IBB HBP BLK WP HR S P ERA WHIP																					
Tim Hudson, R ERA: 4.1	(1, 1) 8.0 W 30 3 1 1 7 3 0 0 0 0 1 68 114 1.12 0.750																					
T.J. Mathews, R ERA: 6.53	(9, 1) 0.2 7 4 5 5 0 1 0 0 0 0 1 17 34 67.50 7.500																					
Doug Jones, R ERA: 5.59	(9, 1) 0.1 2 1 0 0 0 0 0 0 0 0 0 5 8 0.00 3.000																					

Oakland Athletics @ Minnesota Twins  
Hubert H. Humphrey Metrodome, Minneapolis, MN  
Wed Jun 14 2000, 8:05 PM EDT  
Att. 8,911 - Dome - 72 F

AB 35  
R 6  
H 8  
RBI 6  
BB 4  
SO 7  
LOB 8





Batter	1	2	3	4	5	6	7	8	9	AB	R	H	RBI	BB	SO	LOB	TOP			
<b>Terrence Long, L</b> (1, 8) OBP: 0.328, SLG: 0.443										3	1	1	1	2	0	1	<b>Oakland Athletics @ Kansas City Royals</b> Kauffman Stadium, Kansas City, MO Fri Jun 16 2000, 7:05 PM CDT Att: 19,569 - Cloudy - 70 F			
<b>Randy Velarde, R</b> (1, 4) OBP: 0.385, SLG: 0.432										4	0	1	0	1	2	4				
<b>Jason Giambi, L</b> (1, 3) OBP: 0.467, SLG: 0.650										2	1	1	0	3	1	1				
<b>Ben Griev, L</b> (1, 7) OBP: 0.345, SLG: 0.478										4	1	1	3	0	0	5				
<b>Ryan Christenson, R</b> (7, 7) OBP: 0.378, SLG: 0.311										1	0	0	0	0	0	2				
<b>Matt Stairs, L</b> (1, 9) OBP: 0.333, SLG: 0.409										4	0	0	0	1	1	1				
<b>John Jaha, R</b> (1, 10) OBP: 0.407, SLG: 0.186										3	0	1	0	2	0	1				
<b>3 Eric Chavez, L</b> (1, 5) OBP: 0.350, SLG: 0.473										5	1	1	1	0	0	4				
<b>Miguel Tejada, R</b> (1, 6) OBP: 0.314, SLG: 0.427										4	2	2	1	0	1	2				
<b>Sal Fasano, R</b> (1, 2) OBP: 0.284, SLG: 0.266										2	0	1	0	0	0	1				
<b>Jeremy Giambi, L</b> (7, PH) OBP: 0.344, SLG: 0.387										1	1	1	0	0	0	0				
<b>Ramon Hernandez, R</b> (7, 2) OBP: 0.326, SLG: 0.394										1	1	1	1	0	0	0				
<b>Inning Stats</b>	R: 1 E: 0 K: 0 S: 8	H: 0 LOB: 1 BB: 3 P: 22	R: 0 E: 0 K: 0 S: 8	H: 0 LOB: 1 BB: 1 P: 16	R: 0 E: 0 K: 2 S: 9	H: 0 LOB: 1 BB: 1 P: 21	R: 0 E: 0 K: 1 S: 12	H: 1 LOB: 2 BB: 1 P: 19	R: 0 E: 0 K: 0 S: 7	H: 1 LOB: 0 BB: 0 P: 10	R: 4 E: 0 K: 1 S: 15	H: 4 LOB: 0 BB: 1 P: 25	R: 3 E: 0 K: 0 S: 22	H: 5 LOB: 2 BB: 0 P: 34	R: 0 E: 0 K: 0 S: 10	H: 0 LOB: 0 BB: 1 P: 17	1B: 7 2B: 0 3B: 0 HR: 4	SF: 0 SAC: 0 DP: 4 HBP: 0	WP: 0 PB: 0 SB: 2 CS: 0	PA: 43
<b>PITCHER</b>	IP WLS BF H R ER SO BB IBB HBP BLK WP HR S P ERA WHIP																			
<b>Mac Suzuki, R</b> (1, 1) ERA: 3.78	5.0		22	1	1	1	4	7	0	0	0	0	0	0	0	49	99	1.80	1.600	
<b>Dan Reichert, R</b> (6, 1) ERA: 4.53	2.0	L	10	5	4	4	1	0	1	0	0	0	0	1	22	35	18.00	2.500		
<b>Dan Murray, R</b> (8, 1) ERA: 6.75	0.2		6	4	3	3	0	0	0	0	0	0	0	3	16	27	40.50	6.000		
<b>Jerry Spradlin, R</b> (8, 1) ERA: 3.98	1.1		5	1	0	0	0	1	0	0	0	0	0	0	16	24	0.00	1.500		

AB	34
R	8
H	11
RBI	7
BB	9
SO	5
LOB	22



Batter	1	2	3	4	5	6	7	8	9	AB	R	H	RBI	BB	SO	LOB	BOTTOM					
<b>Johnny Damon, L</b> (1, 7) OBP: 0.355, SLG: 0.429										3	1	1	1	2	0	2	<b>Oakland Athletics @ Kansas City Royals</b> Kauffman Stadium, Kansas City, MO Fri Jun 16 2000, 7:05 PM CDT Att: 19,569 - Cloudy - 70 F					
<b>Jeff Reboulet, R</b> (1, 4) OBP: 0.400, SLG: 0.350										5	0	0	0	0	0	2						
<b>29 Mike Sweeney, R</b> (1, 3) OBP: 0.411, SLG: 0.596										5	0	0	0	0	1	1						
<b>Jermaine Dye, R</b> (1, 9) OBP: 0.410, SLG: 0.659										3	0	0	0	1	2	0						
<b>Joe Randa, R</b> (1, 5) OBP: 0.389, SLG: 0.477										4	1	1	0	0	1	2						
<b>Carlos Beltrán, S</b> (1, 8) OBP: 0.320, SLG: 0.369										3	1	1	0	1	0	1						
<b>Todd Dunwoody, L</b> (1, 10) OBP: 0.348, SLG: 0.450										4	0	4	0	0	0	0						
<b>Gregg Zaun, S</b> (1, 2) OBP: 0.379, SLG: 0.364										3	0	0	1	1	0	5						
<b>Rey Sanchez, R</b> (1, 6) OBP: 0.281, SLG: 0.303										3	0	1	1	0	1	3						
<b>Scott Pose, L</b> (8, PH) ERA: 4.51										1	0	0	0	0	0	2						
<b>Luis Ordaz, R</b> (9, 6) OBP: 0.200, SLG: 0.174										0	0	0	0	0	0	0						
<b>Inning Stats</b>	R: 0 E: 0 K: 2 S: 16	H: 0 LOB: 2 BB: 2 P: 32	R: 0 E: 0 K: 0 S: 11	H: 1 LOB: 0 BB: 0 P: 15	R: 0 E: 0 K: 0 S: 6	H: 0 LOB: 0 BB: 0 P: 7	R: 2 E: 1 K: 0 S: 14	H: 2 LOB: 2 BB: 1 P: 22	R: 0 E: 0 K: 1 S: 11	H: 0 LOB: 0 BB: 0 P: 12	R: 0 E: 0 K: 1 S: 12	H: 2 LOB: 2 BB: 1 P: 21	R: 1 E: 0 K: 1 S: 11	H: 1 LOB: 0 BB: 0 P: 13	R: 0 E: 0 K: 0 S: 9	H: 2 LOB: 2 BB: 0 P: 16	R: 0 E: 0 K: 0 S: 4	H: 0 LOB: 0 BB: 1 P: 10	1B: 6 2B: 1 3B: 0 HR: 1	SF: 0 SAC: 0 DP: 1 HBP: 0	WP: 0 PB: 0 SB: 1 CS: 0	PA: 39
<b>PITCHER</b>	IP WLS BF H R ER SO BB IBB HBP BLK WP HR S P ERA WHIP																					
<b>Omar Olivares, R</b> (1, 1) ERA: 6.64	0.0		1	0	0	0	0	1	0	0	0	0	0	0	34	56	0.00	0.900				
<b>Scott Service, R</b> (1, 1) ERA: 4.51	3.1		14	1	2	0	2	2	0	0	0	0	0	0	33	46	0.00	1.500				
<b>Doug Jones, R</b> (4, 1) ERA: 5.12	2.2	W	12	4	0	0	2	0	1	0	0	0	0	0	24	39	3.00	1.333				
<b>Jeff Tam, R</b> (7, 1) ERA: 2.3	3.0	S	12	3	1	1	1	1	0	0	0	0	0	0	0	0						

AB	34
R	3
H	8
RBI	3
BB	5
SO	5
LOB	18





Batter	1	2	3	4	5	6	7	8	9	AB R H RBI BB SO LOB	TOP									
Terrence Long, L (1, 8) OBP: 0.335, SLG: 0.449	4-1 HR BB		2-2 F7		1-0 2H 1B	2-1 1B 2B			3-3 K	4 2 2 1 1 1 0	<p>Oakland Athletics @ Kansas City Royals</p> <p>Kauffman Stadium, Kansas City, MO</p> <p>Sat Jun 17 2000, 7:05 PM CDT</p> <p>Att: 26,077 - Overcast - 68 F</p> <p>livebaseballscorecards.com</p>									
Randy Velarde, R (1, 4) OBP: 0.386, SLG: 0.431	0-2 F8		1-0 F9		1-0 F9			0-0 G4-6-3 1B	5 0 2 1 0 0 2											
Jason Giambi, L (1, 3) OBP: 0.466, SLG: 0.644	3-3 K		2-3 K					1-1 G4-6-3 1B	5 1 2 0 0 3 2											
Ben Grievie, L (1, 7) OBP: 0.346, SLG: 0.488 Ryan Christenson, R (9, 7) OBP: 0.378, SLG: 0.311	1-0 2H HR			3-1 F7		1-3 K	0-0 G4-6-3 1B	2-1 G4-6-3 1B	5 1 2 2 0 1 3 0 0 0 0 0 0 0											
Olmedo Saenz, R (1, 10) OBP: 0.387, SLG: 0.519	0-1 G3-1			2-2 G6-3		1-0 BB 1B	1-0 G4-6-3		4 1 1 0 0 0 1											
Matt Stairs, L (1, 9) OBP: 0.332, SLG: 0.404		3-2 G3-1		0-3 K		4-1 3 1B HR BB	2-3 K		3 1 0 0 1 2 0											
3 Eric Chavez, L (1, 5) OBP: 0.357, SLG: 0.476		2-2 G4-3			4-0 CS BB BB	1-2 HR 1B	1-2 G4-6-3 1B		3 1 2 2 1 0 0											
Miguel Tejada, R (1, 6) OBP: 0.317, SLG: 0.438		1-3 K			4-0 CS 1B BB	0-0 HR 1B	2-2 G4-6-3		3 2 1 3 1 1 1											
Sal Fasano, R (1, 2) OBP: 0.282, SLG: 0.309			3-2 HR		1-3 K	2-2 G6-3		2-2 L5	4 1 1 1 0 1 2											
<b>Inning Stats</b>	R: 2 E: 0 K: 1 S: 10	H: 1 LOB: 0 BB: 1 P: 18	R: 0 E: 0 K: 1 S: 10	H: 0 LOB: 0 BB: 0 P: 16	R: 1 E: 0 K: 1 S: 11	H: 1 LOB: 0 BB: 0 P: 19	R: 0 E: 0 K: 1 S: 8	H: 0 LOB: 0 BB: 0 P: 13	R: 1 E: 0 K: 1 S: 6	H: 1 LOB: 1 BB: 2 P: 17	R: 0 E: 0 K: 1 S: 5	H: 1 LOB: 0 BB: 0 P: 8	R: 0 E: 0 K: 0 S: 9	H: 1 LOB: 0 BB: 0 P: 14	R: 0 E: 0 K: 1 S: 9	H: 2 LOB: 1 BB: 0 P: 15	1B: 9 2B: 1 3B: 0 HR: 3	SF: 0 SAC: 0 DP: 3 HBP: 0	WP: 0 PB: 0 SB: 1 CS: 2	PA: 40
<b>PITCHER</b>	IP WLS BF H R ER SO BB IBB HBP BLK WP HR S P ERA WHIP											<b>PITCHER</b>	IP WLS BF H R ER SO BB IBB HBP BLK WP HR S P ERA WHIP							
Jay Witasick, R (1, 1) ERA: 6.19	5.0 L 20 3 4 4 5 3 0 0 0 0 2 45 83 7.20 1.200																			
Miguel Batista, R (6, 1) ERA: 7.92	1.0 10 6 6 6 2 1 0 0 0 0 1 21 32 54.00 7.000																			
Brett Laxton, R (7, 1) ERA: 8.53	3.0 10 4 0 0 2 0 0 0 0 0 0 23 37 0.00 1.333																			

Batter	1	2	3	4	5	6	7	8	9	AB R H RBI BB SO LOB	BOTTOM											
Johnny Damon, L (1, 7) OBP: 0.352, SLG: 0.434	1-1 G3-1		1-1 SF8		0-1 P6			3-2 29 SF8 3B	1-1 G4-3	4 1 1 1 0 0 1	<p>Oakland Athletics @ Kansas City Royals</p> <p>Kauffman Stadium, Kansas City, MO</p> <p>Sat Jun 17 2000, 7:05 PM CDT</p> <p>Att: 26,077 - Overcast - 68 F</p> <p>livebaseballscorecards.com</p>											
Carlos Beltrán, S (1, 8) OBP: 0.322, SLG: 0.384	2-1 G3		0-0 3H		0-1 1H HR		1-1 F8		4 1 2 2 0 0 1													
29 Mike Sweeney, R (1, 3) OBP: 0.409, SLG: 0.592	1-1 F8		1-0 F7		4-2 BB		0-1 SF8		2 0 0 1 1 0 2													
Jemaine Dye, R (1, 9) OBP: 0.404, SLG: 0.648		1-1 G4-3		3-2 F7	0-0 F4		1-1 F9		4 0 0 0 0 0 1													
Joe Randa, R (1, 5) OBP: 0.383, SLG: 0.469		3-1 G5-3		0-0 G5-3		1-1 G6-3		2-2 F8	4 0 0 0 0 0 0													
Todd Dunwoody, L (1, 10) OBP: 0.333, SLG: 0.417		2-1 G4-3		3-2 1B		1-3 K		1-3 K	4 0 1 0 0 2 0													
Gregg Zaun, S (1, 2) OBP: 0.386, SLG: 0.362			4-2 1B SF8 BB	1-1 G2-3		3-1 HBP 1B		1-2 G1-3	3 1 1 0 1 0 1													
Luis Ordez, R (1, 4) OBP: 0.207, SLG: 0.154			0-1 G1-3		1-1 G6-3	2-1 HBP 1B		2-2 F9	3 0 0 0 0 0 1													
Rey Sanchez, R (1, 6) OBP: 0.266, SLG: 0.309 Ray Holbert, R (9, 6)			0-0 1B 2-3 1B		1-1 HR 1B	3-1 F8		1-0 G6-3	3 1 2 0 0 0 2 1 0 0 0 0 0 0													
<b>Inning Stats</b>	R: 0 E: 0 K: 0 S: 6	H: 0 LOB: 0 BB: 0 P: 10	R: 0 E: 0 K: 0 S: 6	H: 0 LOB: 0 BB: 0 P: 12	R: 1 E: 0 K: 0 S: 9	H: 2 LOB: 2 BB: 1 P: 15	R: 0 E: 0 K: 0 S: 12	H: 1 LOB: 1 BB: 0 P: 19	R: 2 E: 0 K: 1 S: 11	H: 2 LOB: 1 BB: 1 P: 17	R: 0 E: 0 K: 1 S: 10	H: 1 LOB: 2 BB: 0 P: 20	R: 1 E: 0 K: 0 S: 12	H: 1 LOB: 0 BB: 0 P: 17	R: 0 E: 0 K: 1 S: 9	H: 0 LOB: 0 BB: 0 P: 13	R: 0 E: 0 K: 0 S: 6	H: 0 LOB: 0 BB: 0 P: 10	1B: 5 2B: 0 3B: 1 HR: 1	SF: 2 SAC: 0 DP: 0 HBP: 1	WP: 0 PB: 0 SB: 0 CS: 0	PA: 37
<b>PITCHER</b>	IP WLS BF H R ER SO BB IBB HBP BLK WP HR S P ERA WHIP											<b>PITCHER</b>	IP WLS BF H R ER SO BB IBB HBP BLK WP HR S P ERA WHIP									
Kevin Appier, R (1, 1) ERA: 3.75	7.0 W 31 7 4 4 1 2 0 1 0 0 0 9 13 0.00 1.286																					
T.J. Mathews, R (8, 1) ERA: 6.59	1.0 3 0 0 0 1 0 0 0 0 0 0 9 13 0.00 0.000																					
Jason Iringhausen, R (9, 1) ERA: 9.26	1.0 3 0 0 0 0 0 0 0 0 0 0 6 10 0.00 0.000																					



Batter	1	2	3	4	5	6	7	8	9	AB	R	H	RBI	BB	SO	LOB	TOP						
Terrence Long, L OBP: 0.338, SLG: 0.458 (1, 8)										5	3	1	1	2	2	3							
Randy Velarde, R OBP: 0.397, SLG: 0.439 Frank Menechino, R OBP: 0.342, SLG: 0.475 (1, 4) (3, 4)										2	2	2	2	1	0	0							
Jason Giambi, L OBP: 0.473, SLG: 0.656 Ryan Christenson, R OBP: 0.377, SLG: 0.313 (1, 3) (4, 9)										2	4	2	2	2	0	0							
Ben Grieve, L OBP: 0.353, SLG: 0.496 (1, 7)										4	2	3	3	1	0	0							
Jeremy Giambi, L OBP: 0.350, SLG: 0.402 (1, 9) (4, 3)										6	1	3	3	0	1	3							
John Jaha, R OBP: 0.425, SLG: 0.242 (1, 10)										3	2	1	1	3	1	1							
Eric Chavez, L OBP: 0.360, SLG: 0.474 (1, 5)										5	2	2	2	1	1	4							
Miguel Tejada, R OBP: 0.314, SLG: 0.432 (1, 6)										6	1	1	1	0	2	2							
Ramon Hernandez, R OBP: 0.337, SLG: 0.427 (1, 2)										6	3	4	3	0	0	1							
<b>Inning Stats</b>	R: 2 E: 0 K: 0 S: 14	H: 3 LOB: 2 BB: 2 P: 28	R: 0 E: 0 K: 0 S: 6	H: 0 LOB: 0 BB: 0 P: 11	R: 10 E: 0 K: 1 S: 26	H: 8 LOB: 1 BB: 3 P: 54	R: 5 E: 1 K: 1 S: 24	H: 4 LOB: 2 BB: 3 P: 44	R: 2 E: 0 K: 2 S: 18	H: 3 LOB: 2 BB: 1 P: 30	R: 0 E: 0 K: 0 S: 6	H: 0 LOB: 0 BB: 0 P: 9	R: 0 E: 0 K: 2 S: 13	H: 1 LOB: 1 BB: 0 P: 18	R: 0 E: 0 K: 0 S: 4	H: 0 LOB: 0 BB: 0 P: 8	1B: 12 2B: 5 3B: 0 HR: 4	SF: 1 SAC: 0 DP: 0 HBP: 0	WP: 1 PB: 1 SB: 0 CS: 0	PA: 57			
<b>PITCHER</b>	IP WLS BF H R ER SO BB IBB HBP BLK WP HR S P ERA WHIP	IP WLS BF H R ER SO BB IBB HBP BLK WP HR S P ERA WHIP																					
Jeff D'Amico, R ERA: 11.05 Jose Santiago, R ERA: 3.73 Miguel Batista, R ERA: 8.37 Dan Murray, R ERA: 10.5 Dan Reichert, R ERA: 4.43	(1, 1) (3, 1) (4, 1) (5, 1) (7, 1)	2.0 1.0 1.0 2.0 1.0	0 8 10 13 3	0 5 4 5 0	0 4 5 4 0	0 1 1 4 0	0 0 0 0 0	0 0 0 0 0	0 0 0 0 0	0 0 0 0 0	0 0 0 0 0	0 0 0 0 0	0 0 0 0 0	0 0 0 0 0	0 0 0 0 0	0 0 0 0 0	0 0 0 0 0	0 0 0 0 0	0 0 0 0 0	0 0 0 0 0	0.00 36.00 36.00 18.00 0.00	5.500 5.000 7.000 3.500 0.000	
Jerry Spradlin, R ERA: 3.89 Ricky Bottalico, R ERA: 5.57	(8, 1) (9, 1)	1.0 1.0	4 3	1 0	0 0	0 0	2 0	0 0	0 0	0 0	0 0	0 0	0 0	0 0	0 0	0 0	0 0	0 0	0 0	0 0	0 0	0.00 0.00	1.000 0.000

Oakland Athletics @ Kansas City Royals  
Kauffman Stadium, Kansas City, MO  
Sun Jun 18 2000, 1:05 PM CDT  
Att: 25,180 - Sunny - 69 F

livebaseballscores.com

AB 46  
R 21  
H 21  
RBI 21  
BB 10  
SO 8  
LOB 15

Batter	1	2	3	4	5	6	7	8	9	AB	R	H	RBI	BB	SO	LOB	BOTTOM					
Johnny Damon, L OBP: 0.351, SLG: 0.429 (1, 10)										3	1	0	0	1	1	2						
Carlos Beltrán, S OBP: 0.321, SLG: 0.382 (1, 8)										4	0	1	0	0	0	2						
29 Mike Sweeney, R OBP: 0.408, SLG: 0.589 Gregg Zaun, S OBP: 0.380, SLG: 0.356 (1, 3) (7, 3)										3	1	1	1	0	0	1						
Jermaine Dye, R OBP: 0.404, SLG: 0.651 Scott Pose, L OBP: 0.353, SLG: 0.241 (1, 9) (6, 9)										2	0	1	0	0	0	0						
Joe Randa, R OBP: 0.380, SLG: 0.466 Ray Holbert, R OBP: 0.250, SLG: 0.250 (1, 5) (5, 5)										2	0	0	0	0	0	2						
Todd Dunwoody, L OBP: 0.323, SLG: 0.407 (1, 7)										3	0	1	1	0	0	2						
Jeff Reboulet, R OBP: 0.394, SLG: 0.345 (1, 4)										4	1	1	0	0	1	2						
Brian Johnson, R OBP: 0.232, SLG: 0.353 (1, 2)										4	0	2	1	0	0	0						
Rey Sanchez, R OBP: 0.266, SLG: 0.309 Luis Ordez, R OBP: 0.194, SLG: 0.143 (1, 6) (5, PH) (6, 6)										0	0	0	0	0	0	0						
<b>Inning Stats</b>	R: 1 E: 0 K: 0 S: 13	H: 2 LOB: 2 BB: 1 P: 22	R: 1 E: 0 K: 0 S: 6	H: 2 LOB: 1 BB: 0 P: 10	R: 0 E: 0 K: 0 S: 8	H: 0 LOB: 0 BB: 0 P: 9	R: 0 E: 0 K: 0 S: 5	H: 0 LOB: 0 BB: 0 P: 7	R: 0 E: 0 K: 1 S: 9	H: 0 LOB: 0 BB: 0 P: 13	R: 1 E: 0 K: 0 S: 10	H: 2 LOB: 1 BB: 0 P: 14	R: 0 E: 0 K: 2 S: 4	H: 1 LOB: 1 BB: 0 P: 6	R: 0 E: 0 K: 2 S: 9	H: 0 LOB: 0 BB: 0 P: 15	R: 0 E: 0 K: 0 S: 6	H: 1 LOB: 0 BB: 0 P: 12	1B: 6 2B: 2 3B: 0 HR: 0	SF: 1 SAC: 1 DP: 1 HBP: 0	WP: 0 PB: 0 SB: 0 CS: 0	PA: 35
<b>PITCHER</b>	IP WLS BF H R ER SO BB IBB HBP BLK WP HR S P ERA WHIP	IP WLS BF H R ER SO BB IBB HBP BLK WP HR S P ERA WHIP																				
Gil Heredia, R ERA: 3.85 Luis Vizcaino, R ERA: 6.52 Rich Sauvcur, L ERA: 4.35	(1, 1) (8, 1) (9, 1)	7.0 1.0 1.0	29 3 3	0 0 0	3 0 0	0 0 0	0 0 0	0 0 0	0 0 0	0 0 0	0 0 0	0 0 0	0 0 0	0 0 0	0 0 0	0 0 0	0.00 0.00 1.000	3.886 1.143 1.000				

Oakland Athletics @ Kansas City Royals  
Kauffman Stadium, Kansas City, MO  
Sun Jun 18 2000, 1:05 PM CDT  
Att: 25,180 - Sunny - 69 F

livebaseballscores.com

AB 32  
R 3  
H 8  
RBI 3  
BB 1  
SO 4  
LOB 13







Batter	1	2	3	4	5	6	7	8	9	AB	R	H	RBI	BB	SO	LOB	TOP					
<b>Delino DeShields, L</b> OBP: 0.370, SLG: 0.434 (1, 4)	G3		G6-3			F7		G6-3		4	0	0	0	0	0	0	<b>Baltimore Orioles @ Oakland Athletics</b> Network Associates Coliseum, Oakland, CA Tue Jun 20 2000, 3:35 PM EDT Att: 20,337 - Sunny - 68 F					
<b>Mike Bordick, R</b> OBP: 0.354, SLG: 0.523 (1, 6)	F9			G4-3		HR		HR		4	2	2	1	0	0							
<b>Will Clark, L</b> OBP: 0.434, SLG: 0.406 (1, 3)	K			F8		HR		WP		4	1	2	2	0	1							
<b>Albert Belle, R</b> OBP: 0.383, SLG: 0.581 (1, 9)		F9		F8		F9		G1-3		4	0	0	0	0	1							
<b>B.J. Surhoff, L</b> OBP: 0.337, SLG: 0.458 (1, 7)	F9				E S G4-3	F7		G3 S		4	1	2	0	0	0							
<b>Cal Ripken Jr., R</b> OBP: 0.309, SLG: 0.481 (1, 5)	G5-3				G4-3		G6-3	F8		4	0	0	1	0	1							
<b>Harold Baines, L</b> OBP: 0.306, SLG: 0.362 (1, 10)			HR		K		G1-3	G3		4	1	1	1	0	1							
<b>Greg Myers, L</b> OBP: 0.277, SLG: 0.326 (1, 2)			G6-4-3				G4-3	K		4	0	2	0	0	1							
<b>Luis Matos, R</b> (1, 8)		G6-4-3			K			G4-3		3	0	0	0	0	1							
<b>Inning Stats</b>	R: 0 E: 0 K: 1 S: 9	H: 0 LOB: 0 BB: 0 P: 12	R: 0 E: 0 K: 0 S: 4	H: 0 LOB: 0 BB: 0 P: 6	R: 1 E: 0 K: 0 S: 9	H: 2 LOB: 0 BB: 0 P: 12	R: 0 E: 0 K: 0 S: 5	H: 0 LOB: 0 BB: 0 P: 6	R: 1 E: 0 K: 2 S: 14	H: 2 LOB: 1 BB: 0 P: 22	R: 2 E: 0 K: 0 S: 8	H: 2 LOB: 0 BB: 0 P: 16	R: 0 E: 0 K: 0 S: 4	H: 0 LOB: 0 BB: 0 P: 5	R: 1 E: 0 K: 1 S: 12	H: 2 LOB: 1 BB: 0 P: 19	R: 0 E: 0 K: 1 S: 13	H: 1 LOB: 1 BB: 0 P: 19	1B: 6 2B: 0 3B: 0 HR: 3	SF: 0 SAC: 0 DP: 1 HBP: 0	WP: 1 PB: 0 SB: 2 CS: 0	PA: 35
<b>PITCHER</b>	IP	WLS	BF	H	R	ER	SO	BB	IBB	HBP	BLK	WP	HR	S	P	ERA	WHIP					
<b>Tim Hudson, R</b> ERA: 4.24 (1, 1)	8.0	W	31	8	5	5	3	0	0	0	0	1	3	65	98	5.62	1.000					
<b>Jason Isringhausen, R</b> ERA: 3.18 (9, 1)	1.0	S	4	1	0	0	1	0	0	0	0	0	0	13	19	0.00	1.000					

AB	35
R	5
H	9
RBI	5
BB	0
SO	4
LOB	6





Batter	1	2	3	4	5	6	7	8	9	AB	R	H	RBI	BB	SO	LOB	BOTTOM				
<b>Terrence Long, L</b> OBP: 0.344, SLG: 0.450 (1, 8)	K		BB			F7		F7		4	1	1	0	1	1	1	<b>Baltimore Orioles @ Oakland Athletics</b> Network Associates Coliseum, Oakland, CA Tue Jun 20 2000, 3:35 PM EDT Att: 20,337 - Sunny - 68 F				
<b>Randy Velarde, R</b> OBP: 0.407, SLG: 0.439 (1, 4)			BB			F8		F9		3	0	0	0	2	0	2					
<b>Jason Giambi, L</b> OBP: 0.471, SLG: 0.650 (1, 3)	P6		BB			F7		F5		4	0	1	1	0	0	2					
<b>Ben Grievie, L</b> OBP: 0.358, SLG: 0.517 (1, 7)	L4		BB			HR		F7		4	1	1	1	0	1	3					
<b>Ryan Christenson, R</b> OBP: 0.377, SLG: 0.313 (9, 7)			K							0	0	0	0	0	0	0					
<b>John Jaha, R</b> OBP: 0.423, SLG: 0.232 (1, 10)		K				K		K		4	0	0	0	0	4	0					
<b>Matt Stairs, L</b> OBP: 0.336, SLG: 0.420 (1, 9)	F6					F7		HR		4	2	2	1	0	0	0					
<b>Miguel Tejada, R</b> OBP: 0.318, SLG: 0.434 (1, 6)	K					K		HR		3	1	1	0	1	2	1					
<b>3 Eric Chavez, L</b> OBP: 0.357, SLG: 0.477 (1, 5)			F8			G3		HR		3	2	1	2	1	0	1					
<b>Ramon Hernandez, R</b> OBP: 0.337, SLG: 0.436 (1, 2)			K					F7		4	1	2	3	0	1	0					
<b>Inning Stats</b>	R: 0 E: 0 K: 1 S: 8	H: 0 LOB: 1 BB: 1 P: 14	R: 0 E: 0 K: 2 S: 8	H: 0 LOB: 0 BB: 0 P: 14	R: 1 E: 0 K: 2 S: 13	H: 2 LOB: 2 BB: 1 P: 22	R: 0 E: 0 K: 1 S: 8	H: 1 LOB: 0 BB: 0 P: 12	R: 0 E: 0 K: 0 S: 8	H: 1 LOB: 1 BB: 0 P: 13	R: 3 E: 0 K: 2 S: 16	H: 3 LOB: 0 BB: 0 P: 22	R: 0 E: 0 K: 0 S: 6	H: 0 LOB: 0 BB: 0 P: 8	R: 4 E: 0 K: 1 S: 16	H: 2 LOB: 1 BB: 3 P: 36	1B: 5 2B: 0 3B: 0 HR: 4	SF: 0 SAC: 0 DP: 0 HBP: 0	WP: 0 PB: 0 SB: 0 CS: 0	PA: 38	
<b>PITCHER</b>	IP	WLS	BF	H	R	ER	SO	BB	IBB	HBP	BLK	WP	HR	S	P	ERA	WHIP				
<b>Sidney Ponson, R</b> ERA: 4.9 (1, 1)	7.2	L	35	8	7	7	9	4	0	0	0	0	3	77	127	8.22	1.565				
<b>Calvin Maduro, R</b> ERA: 9.07 (8, 1)	0.1		3	1	1	1	0	1	0	0	0	0	1	6	14	27.00	6.000				

AB	33
R	8
H	9
RBI	8
BB	5
SO	9
LOB	10





Batter	1	2	3	4	5	6	7	8	9	AB	R	H	RBI	BB	SO	LOB	TOP										
<b>Brady Anderson, L</b> OBP: 0.373, SLG: 0.457 (1, 8)	F7 1B	K 1-2 2-3		HBP			P6 1B		F8 1B	4	0	0	0	0	1	4	<b>Baltimore Orioles @ Oakland Athletics</b> <b>Network Associates Coliseum, Oakland, CA</b> Wed Jun 21 2000, 10:05 PM EDT Att: 25,287 - Sunny - 66 F  <b>AB 34</b> <b>R 3</b> <b>H 8</b> <b>RBI 3</b> <b>BB 3</b> <b>SO 2</b> <b>LOB 18</b>  										
<b>Mike Bordick, R</b> OBP: 0.353, SLG: 0.517 <b>Mark Lewis, R</b> OBP: 0.230, SLG: 0.281 (8, 6)	E9 1B			L1			G6-3		FC6-4 1-2 2-3	3	1	0	0	1	0	1											
<b>Delino DeShields, L</b> OBP: 0.371, SLG: 0.433 (1, 4)	1B	K 1B					G3-1		G4-6-3 BB	3	1	1	1	1	1	3											
<b>Albert Belle, R</b> OBP: 0.385, SLG: 0.580 <b>Luis Matos, R</b> (8, 9)	1B			FC3-6 1B			L4		G4-6-3 1-2	4	0	2	0	0	0	1											
<b>B.J. Surhoff, L</b> OBP: 0.336, SLG: 0.455 (1, 7)	1B			FC3-6 G6-3			G4-3		G6-3	4	0	1	1	0	0	1											
<b>Cal Ripken Jr., R</b> OBP: 0.305, SLG: 0.475 <b>Jeff Conine, R</b> OBP: 0.335, SLG: 0.494 (7, 5)	G5-4-3 1-2 2-H			G6-3			G4-3			3	0	0	0	0	0	3											
<b>Will Clark, L</b> OBP: 0.430, SLG: 0.397 (1, 3)				G4-3			L6		F7 1B	3	0	0	0	1	0	2											
<b>Harold Baines, L</b> OBP: 0.305, SLG: 0.359 (1, 10)				P6			G6-3		F8	4	0	1	0	0	0	1											
<b>Charles Johnson, R</b> OBP: 0.341, SLG: 0.555 (1, 2)				G1-6-3			F9		F8 1B	4	0	2	1	0	0	0											
<b>Inning Stats</b>	R: 2 H: 3 E: 1 K: 0 S: 9	WLS: 3 BF: 23 LOB: 1 BB: 0 P: 19	R: 0 H: 1 E: 0 K: 2 S: 17	ER: 1 SO: 3 LOB: 2 BB: 2 P: 35	R: 0 H: 1 E: 0 K: 0 S: 9	HR: 1 S: 18 LOB: 1 BB: 0 P: 18	R: 0 H: 0 E: 0 K: 0 S: 5	HR: 0 S: 14 LOB: 0 BB: 0 P: 11	R: 0 H: 0 E: 0 K: 0 S: 12	HR: 0 S: 16 LOB: 0 BB: 0 P: 16	R: 0 H: 0 E: 0 K: 0 S: 9	HR: 0 S: 11 LOB: 0 BB: 0 P: 11	R: 0 H: 0 E: 0 K: 0 S: 3	HR: 0 S: 8 LOB: 0 BB: 1 P: 8	R: 1 H: 3 E: 1 K: 0 S: 14	HR: 3 S: 22 LOB: 2 BB: 0 P: 22	1B: 8 2B: 0 3B: 0 HR: 0	SF: 0 SAC: 0 DP: 2 HBP: 1	WP: 0 PB: 0 SB: 2 CS: 0	PA: 38							
<b>PITCHER</b>	IP	WLS	BF	H	R	ER	SO	BB	IBB	HBP	BLK	WP	HR	S	P	ERA	WHIP										
<b>Ariel Prieto, R</b> ERA: 6.0 (1, 1)	5.0	W	23	5	2	1	2	2	0	1	0	0	0	49	97	1.80	1.400										
<b>Doug Jones, R</b> ERA: 4.81 (6, 1)	2.0		6	0	0	0	0	0	0	0	0	0	0	21	27	0.00	0.000										
<b>T.J. Mathews, R</b> ERA: 6.25 (8, 1)	2.0		9	3	1	1	0	1	0	0	0	0	0	17	30	4.50	2.000										

Batter	1	2	3	4	5	6	7	8	9	AB	R	H	RBI	BB	SO	LOB	BOTTOM										
<b>Terrence Long, L</b> OBP: 0.349, SLG: 0.473 (1, 8)	E 1B	G4-3		2B	HR			F5		5	3	3	2	0	0	1	<b>Baltimore Orioles @ Oakland Athletics</b> <b>Network Associates Coliseum, Oakland, CA</b> Wed Jun 21 2000, 10:05 PM EDT Att: 25,287 - Sunny - 66 F  <b>AB 37</b> <b>R 10</b> <b>H 15</b> <b>RBI 10</b> <b>BB 2</b> <b>SO 8</b> <b>LOB 17</b>  										
<b>Randy Velarde, R</b> OBP: 0.407, SLG: 0.444 <b>Frank Menechino, R</b> OBP: 0.342, SLG: 0.475 (9, 4)	K	G3		2B	G4-3			BB 2B		5	1	2	1	0	1	2											
<b>Jason Giambi, L</b> OBP: 0.466, SLG: 0.639 (1, 3)	E3 1B		G3	K			F8	2B BB		4	0	0	0	1	1	2											
<b>Ben Grieve, L</b> OBP: 0.362, SLG: 0.522 (1, 7)	1B		1B	G3-1			F8	1B		5	0	3	2	0	0	1											
<b>Matt Stairs, L</b> OBP: 0.333, SLG: 0.413 (1, 10)	K		K		HR BB		K	G3		4	1	0	0	1	3	5											
<b>Miguel Tejada, R</b> OBP: 0.319, SLG: 0.444 (1, 6)	L3		1B		HR		P4	F8		5	1	2	2	0	0	4											
<b>Jeremy Giambi, L</b> OBP: 0.352, SLG: 0.402 (1, 9)		3 2B SF8 1B	K		K		K			4	1	1	0	0	3	2											
<b>Eric Chavez, L</b> OBP: 0.367, SLG: 0.513 (1, 5)		SF8 2B		SH3-4 2B 1B	SF9 3B			HR		4	3	4	1	0	0	0											
<b>Ramon Hernandez, R</b> OBP: 0.332, SLG: 0.433 (1, 2)	SF8			SH3-4	SF9		G3			1	0	0	2	0	0	0											
<b>Inning Stats</b>	R: 1 H: 2 E: 1 K: 2 S: 13	WLS: 2 BF: 28 LOB: 2 BB: 0 P: 19	R: 0 H: 2 E: 0 K: 0 S: 11	ER: 2 SO: 8 LOB: 1 BB: 0 P: 19	R: 0 H: 2 E: 0 K: 2 S: 15	HR: 2 S: 18 LOB: 2 BB: 0 P: 23	R: 2 H: 3 E: 0 K: 1 S: 15	HR: 3 S: 31 LOB: 0 BB: 1 P: 31	R: 0 H: 0 E: 0 K: 1 S: 11	HR: 0 S: 18 LOB: 0 BB: 0 P: 18	R: 1 H: 1 E: 0 K: 1 S: 9	HR: 1 S: 11 LOB: 0 BB: 0 P: 11	R: 1 H: 2 E: 0 K: 0 S: 13	HR: 2 S: 27 LOB: 2 BB: 1 P: 27	1B: 7 2B: 4 3B: 1 HR: 3	SF: 2 SAC: 1 DP: 0 HBP: 0	WP: 0 PB: 0 SB: 0 CS: 0	PA: 42									
<b>PITCHER</b>	IP	WLS	BF	H	R	ER	SO	BB	IBB	HBP	BLK	WP	HR	S	P	ERA	WHIP										
<b>35 Mike Mussina, R</b> ERA: 4.15 (1, 1)	4.2	L	28	12	8	8	6	1	0	0	0	0	0	70	104	15.43	2.786										
<b>Jose Mercedes, R</b> ERA: 6.49 (5, 1)	2.1		8	1	1	1	2	0	0	0	0	0	1	23	35	3.86	0.429										
<b>Calvin Maduro, R</b> ERA: 9.64 (8, 1)	1.0		6	2	1	1	0	1	0	0	0	0	0	13	27	9.00	3.000										







Batter	1	2	3	4	5	6	7	8	9	AB	R	H	RBI	BB	SO	LOB	TOP					
<b>Johnny Damon, L</b> OBP: 0.345, SLG: 0.414 (1, 7)	G1-3		F7			F7				4	0	1	0	1	0	2	<b>Kansas City Royals @ Oakland Athletics</b> Network Associates Coliseum, Oakland, CA Sat Jun 24 2000, 4:05 PM EDT Att: 25,318 - Sunny - 70 F					
<b>Jeff Reboulet, R</b> OBP: 0.386, SLG: 0.350 (1, 4)	F7		CS	F7			G3	K		5	0	2	1	0	1	2						
<b>Carlos Beltrán, S</b> OBP: 0.327, SLG: 0.388 (1, 8)	G4-3			G4-3			F8			5	1	1	0	0	1	3						
<b>Jemaine Dye, R</b> OBP: 0.397, SLG: 0.641 (1, 9)		F9		G6-3			G3			5	1	1	0	0	0	2						
<b>29 Mike Sweeney, R</b> OBP: 0.410, SLG: 0.574 (1, 3)		P3				K				4	1	1	1	0	1	1						
<b>Joe Randa, R</b> OBP: 0.372, SLG: 0.457 (1, 5)						G4-3				5	1	2	0	0	1	2						
<b>Mark Quinn, R</b> OBP: 0.337, SLG: 0.470 (1, 10)										3	2	1	3	1	0	2						
<b>Gregg Zaun, S</b> OBP: 0.386, SLG: 0.365 (1, 2)										4	1	2	0	0	0	0						
<b>Luis Orta, R</b> OBP: 0.282, SLG: 0.265 (1, 6)										3	1	2	3	0	0	0						
<b>Inning Stats</b>	R: 0 E: 0 K: 0 S: 7	H: 0 LOB: 0 BB: 0 P: 10	R: 0 E: 0 K: 0 S: 9	H: 1 LOB: 1 BB: 0 P: 15	R: 0 E: 1 K: 0 S: 9	H: 0 LOB: 0 BB: 0 P: 14	R: 0 E: 0 K: 0 S: 5	H: 0 LOB: 0 BB: 0 P: 6	R: 3 E: 0 K: 2 S: 19	H: 4 LOB: 2 BB: 1 P: 33	R: 3 E: 0 K: 1 S: 12	H: 4 LOB: 1 BB: 0 P: 17	R: 0 E: 0 K: 0 S: 12	H: 1 LOB: 1 BB: 0 P: 18	R: 1 E: 0 K: 1 S: 15	H: 2 LOB: 2 BB: 1 P: 21	R: 1 E: 0 K: 0 S: 10	H: 1 LOB: 0 BB: 0 P: 13	1B: 8 2B: 3 3B: 1 HR: 1	SF: 2 SAC: 0 DP: 0 HBP: 0	WP: 0 PB: 0 SB: 4 CS: 1	PA: 43
<b>PITCHER</b>	IP	WLS	BF	H	R	ER	SO	BB	IBB	HBP	BLK	WP	HR	S	P	ERA	WHIP					
<b>Gil Heredia, R</b> ERA: 4.02 (1, 1)	5.1	L	25	8	6	6	3	1	0	0	0	0	1	56	90	10.12	1.688					
<b>Doug Jones, R</b> ERA: 4.79 (6, 1)	2.0		10	4	1	1	0	0	0	0	0	0	0	24	32	4.50	2.000					
<b>T.J. Mathews, R</b> ERA: 6.21 (8, 1)	1.2		7	1	1	1	1	0	1	0	0	0	0	18	25	5.40	0.600					

Batter	1	2	3	4	5	6	7	8	9	AB	R	H	RBI	BB	SO	LOB	BOTTOM					
<b>Terrence Long, L</b> OBP: 0.355, SLG: 0.477 (1, 8)	F5	G4-3			G4-3		E8	P3		5	2	2	0	0	0	2	<b>Kansas City Royals @ Oakland Athletics</b> Network Associates Coliseum, Oakland, CA Sat Jun 24 2000, 4:05 PM EDT Att: 25,318 - Sunny - 70 F					
<b>Randy Velarde, R</b> OBP: 0.418, SLG: 0.474 (1, 4)	K		G4-6-3		G4-3		BB			4	0	2	1	1	1	1						
<b>Jason Giambi, L</b> OBP: 0.480, SLG: 0.669 (1, 3)										4	0	3	1	1	1	1						
<b>Ben Grieve, L</b> OBP: 0.360, SLG: 0.523 (1, 7)	G1-3		G4-6-3		G4-6-3		F7			5	0	0	0	0	1	7						
<b>Matt Stairs, L</b> OBP: 0.336, SLG: 0.405 (1, 9)		G4-3			P4					2	1	0	0	3	0	2						
<b>Jeremy Giambi, L</b> OBP: 0.344, SLG: 0.389 (1, 10)		G1-3			G1-3		F8	F5		4	0	0	0	0	0	5						
<b>3 Eric Chavez, L</b> OBP: 0.369, SLG: 0.506 (1, 5)		G4-3						L3		3	0	1	0	1	0	4						
<b>Miguel Tejada, R</b> OBP: 0.319, SLG: 0.437 (1, 6)										4	0	1	1	0	2	3						
<b>Ramon Hernandez, R</b> OBP: 0.329, SLG: 0.424 (1, 2)										3	0	0	0	1	0	3						
<b>Inning Stats</b>	R: 0 E: 0 K: 1 S: 12	H: 1 LOB: 1 BB: 0 P: 19	R: 1 E: 0 K: 0 S: 12	H: 1 LOB: 2 BB: 2 P: 24	R: 0 E: 0 K: 0 S: 9	H: 1 LOB: 1 BB: 1 P: 17	R: 0 E: 0 K: 0 S: 14	H: 1 LOB: 0 BB: 0 P: 20	R: 1 E: 0 K: 0 S: 8	H: 2 LOB: 0 BB: 0 P: 12	R: 0 E: 0 K: 1 S: 9	H: 0 LOB: 2 BB: 2 P: 21	R: 1 E: 1 K: 0 S: 14	H: 2 LOB: 3 BB: 2 P: 30	R: 0 E: 0 K: 1 S: 6	H: 0 LOB: 0 BB: 0 P: 8	R: 0 E: 0 K: 2 S: 10	H: 1 LOB: 1 BB: 0 P: 18	1B: 7 2B: 2 3B: 0 HR: 0	SF: 0 SAC: 0 DP: 2 HBP: 0	WP: 1 PB: 0 SB: 0 CS: 0	PA: 41
<b>PITCHER</b>	IP	WLS	BF	H	R	ER	SO	BB	IBB	HBP	BLK	WP	HR	S	P	ERA	WHIP					
<b>Dan Reichert, R</b> ERA: 4.25 (1, 1)	4.0		18	4	1	1	1	3	0	0	0	0	0	17	33	4.50	2.000					
<b>Jeff D'Amico, R</b> ERA: 9.64 (5, 1)	2.0		9	2	1	1	1	2	0	0	1	0	0	17	33	4.50	2.000					
<b>Jose Santiago, R</b> ERA: 3.74 (7, 1)	0.1		5	2	1	1	0	2	0	0	0	0	0	9	23	27.00	12.000					
<b>Ricky Bottalico, R</b> ERA: 5.0 (7, 1)	2.2	W	9	1	0	0	3	0	0	0	0	0	0	21	33	0.00	0.375					

AB	38
R	8
H	13
RBI	8
BB	2
SO	4
LOB	14



AB	34
R	3
H	9
RBI	3
BB	7
SO	5
LOB	28









Batter	1	2	3	4	5	6	7	8	9	AB	R	H	RBI	BB	SO	LOB	TOP										
Frank Catalanotto, L (1,4) OBP: 0.512, SLG: 0.620	4-0 G4-1 BB		1-1 G4-3			4-2 BB	1-2 F8			2	0	0	0	2	0	1											
29 Rusty Greer, L (1,7) OBP: 0.353, SLG: 0.412	2-2 G4-1		1-0 G5-3			2-2 CS	2-0 1B 2B	3-2 1B 2B		4	2	2	0	0	0	1											
Rafael Palmeiro, L (1,3) OBP: 0.399, SLG: 0.562	2-3 K			0-0 HR		2-2 1B 2B	1-3 1B	2-1 L6-3 1B		4	2	3	2	0	1	1											
Ivan Rodriguez, R (1,2) OBP: 0.394, SLG: 0.704	2-1 G4-3			0-0 HR		0-0 CS 2B	0-0 L6-3 1B	0-0 L6-3 1B		4	1	2	2	0	0	2											
David Segui, S (1,10) OBP: 0.400, SLG: 0.521		0-1 G4-3 2B		1-0 SF9		1-0 F9	0-1 F9	1-0 E7 1B		3	1	2	1	0	0	1											
Scarborough Green, S (8, PR) OBP: 0.314, SLG: 0.333										0	0	0	0	0	0	0											
Dave Martinez, L (1,9) OBP: 0.290, SLG: 0.342		2-1 G4-3		3-H F7		0-0 F7	1-1 F7	0-0 G3		2	0	0	0	0	0	1											
Chad Curtis, R (6, PH) OBP: 0.314, SLG: 0.426		2-3					2-3			2	0	0	0	0	0	2											
Mike Lamb, L (1,5) OBP: 0.346, SLG: 0.435		1-0 SF8		0-3 K			0-1 L5			3	0	0	1	0	1	0											
Gabe Kapler, R (1,8) OBP: 0.298, SLG: 0.378		3-H K				1-3 K	2-1 1B	0-2 G6-3		4	0	1	0	0	2	0											
Royce Clayton, R (1,6) OBP: 0.284, SLG: 0.415			1-0 G5-3			2-1 F9	0-0 F7	2-3 K		4	0	0	0	0	1	1											
<b>Inning Stats</b>	R: 0 E: 0 K: 1 S: 8	H: 0 LOB: 1 BB: 1 P: 18	R: 1 E: 0 K: 1 S: 9	H: 1 LOB: 0 BB: 0 P: 15	R: 0 E: 0 K: 0 S: 4	H: 0 LOB: 0 BB: 0 P: 7	R: 2 E: 0 K: 1 S: 7	H: 2 LOB: 0 BB: 1 P: 8	R: 0 E: 0 K: 0 S: 12	H: 0 LOB: 0 BB: 1 P: 21	R: 2 E: 0 K: 0 S: 10	H: 3 LOB: 0 BB: 0 P: 15	R: 0 E: 0 K: 0 S: 8	H: 1 LOB: 1 BB: 0 P: 11	R: 1 E: 1 K: 0 S: 9	H: 3 LOB: 1 BB: 0 P: 15	R: 0 E: 0 K: 1 S: 10	H: 0 LOB: 0 BB: 0 P: 13	1B: 5 2B: 4 3B: 1 HR: 1	SF: 2 SAC: 0 DP: 1 HBP: 0	WP: 0 PB: 0 SB: 1 CS: 2	PA: 37					
<b>PITCHER</b>	IP	WLS	BF	H	R	ER	SO	BB	IBB	HBP	BLK	WP	HR	S	P	ERA	WHIP										
Tim Hudson, R (1,1) ERA: 4.3	5.0	W	19	3	3	3	4	2	0	0	0	0	1	40	69	5.40	1.000										
Scott Service, R (6,1) ERA: 6.75	0.0		3	3	2	2	0	0	0	0	0	0	0	6	10												
Mike Magnante, L (6,1) ERA: 4.96	2.0	H	7	2	1	1	0	0	0	0	0	0	0	16	23	4.50	1.000										
Jeff Tam, R (8,1) ERA: 2.48	1.0	H	4	2	0	0	0	0	0	0	0	0	0	5	8	0.00	2.000										
Jason Istringhausen, R (9,1) ERA: 2.94	1.0	S	3	0	0	0	1	0	0	0	0	0	0	10	13	0.00	0.000										

Texas Rangers @ Oakland Athletics  
Network Associates Coliseum, Oakland, CA  
Tue Jun 27 2000, 10:05 PM EDT  
Att: 16,081 - Sunny - 65 F

AB 32  
R 6  
H 10  
RBI 6  
BB 2  
SO 5  
LOB 10



Batter	1	2	3	4	5	6	7	8	9	AB	R	H	RBI	BB	SO	LOB	BOTTOM										
Terrence Long, L (1,8) OBP: 0.355, SLG: 0.468	4-0 1B E BB	1-1 F9		1-0 G4-3 G6-3 1B		2-2 FC3-6 1B		1-1 G4-6-3		4	1	1	1	1	0	3											
Randy Velarde, R (1,4) OBP: 0.408, SLG: 0.460	1-3 K	0-0 G6-4-3		0-2 G6-3		2-1 1B		0-1 G3		5	0	1	0	0	1	4											
Jason Giambi, L (1,3) OBP: 0.483, SLG: 0.665	3-1 1B E		4-2 HR BB	2-2 G4-3		2-2 F7				3	2	1	1	1	0	3											
Olmedo Saenz, R (1,5) OBP: 0.387, SLG: 0.511	0-1 E5		2-2 L5	0-2 F8			1-2 E 1B			4	1	1	1	0	0	3											
Enc Chavez, L (7, PR) OBP: 0.373, SLG: 0.513	1-2 3-H SF8									0	0	0	0	0	0	0											
Ben Grievie, L (1,7) OBP: 0.360, SLG: 0.529	1-1 BB		0-0 HR		3-3 K		2-1 E6			4	1	2	3	0	1	1											
Ryan Christenson, R (7, PR) OBP: 0.377, SLG: 0.313	1-3 2-H 1B		1-H HR				1-3 1B			0	0	0	0	0	0	0											
John Jaha, R (1,10) OBP: 0.426, SLG: 0.219	4-1 BB		2-1 G6-3		1-0 HBP		0-2 G5-3			2	0	0	0	1	0	3											
Jeremy Giambi, L (1,9) OBP: 0.342, SLG: 0.383	0-0 SF8		1-3 K		1-3 K		4-0 G6-4-3 IBB			2	0	0	1	1	2	1											
Miguel Tejada, R (1,6) OBP: 0.319, SLG: 0.433	1-2 G4-3			0-0 1B 1B		3-3 K		0-0 G6-4-3		4	1	1	0	0	1	5											
Ramon Hernandez, R (1,2) OBP: 0.336, SLG: 0.426		4-2 G6-4-3 BB		0-1 G6-3 1B G4-3 1B		3-1 FC3-6 1B		0-0 G4-6-3 1B		3	1	3	0	1	0	0											
<b>Inning Stats</b>	R: 3 E: 1 K: 1 S: 15	H: 2 LOB: 2 BB: 2 P: 29	R: 0 E: 0 K: 0 S: 5	H: 0 LOB: 1 BB: 1 P: 10	R: 2 E: 0 K: 1 S: 12	H: 1 LOB: 1 BB: 1 P: 21	R: 2 E: 0 K: 0 S: 13	H: 3 LOB: 1 BB: 0 P: 16	R: 0 E: 0 K: 2 S: 6	H: 0 LOB: 0 BB: 0 P: 11	R: 0 E: 0 K: 1 S: 14	H: 2 LOB: 2 BB: 0 P: 26	R: 0 E: 1 K: 0 S: 9	H: 1 LOB: 3 BB: 1 P: 16	R: 0 E: 0 K: 0 S: 5	H: 1 LOB: 0 BB: 0 P: 6	1B: 9 2B: 0 3B: 0 HR: 1	SF: 1 SAC: 0 DP: 3 HBP: 1	WP: 0 PB: 0 SB: 0 CS: 0	PA: 38							
<b>PITCHER</b>	IP	WLS	BF	H	R	ER	SO	BB	IBB	HBP	BLK	WP	HR	S	P	ERA	WHIP										
40 Matt Perisho, L (1,1) ERA: 5.36	5.0	L	25	6	7	5	4	4	0	1	0	0	1	51	87	9.00	2.000										
Francisco Cordero, R (6,1) ERA: 3.41	2.0		11	4	0	0	1	0	1	0	0	0	0	24	43	0.00	2.000										
Mike Venafro, L (8,1) ERA: 4.73	1.0		2	0	0	0	0	0	0	0	0	0	0	4	5	0.00	0.000										

Texas Rangers @ Oakland Athletics  
Network Associates Coliseum, Oakland, CA  
Tue Jun 27 2000, 10:05 PM EDT  
Att: 16,081 - Sunny - 65 F

AB 31  
R 7  
H 10  
RBI 7  
BB 5  
SO 5  
LOB 23





Batter	1	2	3	4	5	6	7	8	9	AB	R	H	RBI	BB	SO	LOB	TOP					
Frank Catalanotto, L (1,4) OBP: 0.495, SLG: 0.567	1-2 F5		1-0 F9		1-1 2B 1B HBP	0-0 P4			1-0 F8	4	1	0	0	0	0	2						
29 Rusty Greer, L (1,7) OBP: 0.342, SLG: 0.397	3-3 K		0-1 G1-3		0-0 F8	1-0 F8			1-1 F8	5	0	0	0	0	1	4						
Rafael Palmeiro, L (1,3) OBP: 0.399, SLG: 0.563	2-0 F8			0-1 G3	0-0 1B 2B			2-0 F7	0-0 1B	5	1	2	1	0	0	0						
Ivan Rodriguez, R (1,2) OBP: 0.394, SLG: 0.699		0-1 G5-3		0-1 1B 1B	0-0 2B 1B			1-1 G5-3	0-0 F8	5	1	2	1	0	0	1						
David Segui, S (1,10) OBP: 0.398, SLG: 0.521		3-1 G4-3		1-0 L7	2-2 1B 2B			3-2 G5-3		4	1	1	2	0	0	1						
Dave Martinez, L (1,9) OBP: 0.298, SLG: 0.346		2-2 HBP		0-1 1B	3-2 1B				2-2 G4-3	3	0	2	1	0	0	0						
Mike Lamb, L (1,5) OBP: 0.344, SLG: 0.431		0-2 G3		3-2 F8	1-2 F8				0-1 FC5-4 1B	4	0	1	0	0	0	4						
Gabe Kapler, R (1,8) OBP: 0.303, SLG: 0.377			4-1 BB		1-2 F6	2-1 SH5-3 1B			0-2 FC5-4 1-2	3	0	1	0	1	0	1						
Royce Clayton, R (1,6) OBP: 0.284, SLG: 0.418			0-1 L8		3-2 2B 2B	0-0 SH5-3			1-3 K	3	1	1	0	0	1	2						
<b>Inning Stats</b>	R: 0 E: 0 K: 1 S: 8	H: 0 LOB: 0 BB: 0 P: 14	R: 0 E: 0 K: 0 S: 9	H: 0 LOB: 1 BB: 0 P: 14	R: 0 E: 0 K: 0 S: 6	H: 2 LOB: 1 BB: 1 P: 11	R: 0 E: 0 K: 0 S: 10	H: 2 LOB: 2 BB: 0 P: 14	R: 5 E: 0 K: 0 S: 27	H: 5 LOB: 1 BB: 0 P: 38	R: 0 E: 0 K: 0 S: 5	H: 1 LOB: 0 BB: 0 P: 8	R: 0 E: 0 K: 0 S: 6	H: 0 LOB: 0 BB: 0 P: 12	R: 0 E: 0 K: 1 S: 11	H: 1 LOB: 1 BB: 0 P: 14	R: 0 E: 0 K: 0 S: 5	H: 1 LOB: 0 BB: 0 P: 7	1B: 7 2B: 3 3B: 0 HR: 0	SF: 0 SAC: 1 DP: 0 HBP: 2	WP: 0 PB: 0 SB: 0 CS: 0	PA: 40
<b>PITCHER</b>	IP	WLS	BF	H	R	ER	SO	BB	IBB	HBP	BLK	WP	HR	S	P	ERA	WHIP					
Kevin Appier, R (1,1) ERA: 4.24	7.0	L	32	8	5	5	1	1	0	2	0	0	0	71	111	6.43	1.286					
Doug Jones, R (8,1) ERA: 4.54	2.0		8	2	0	0	1	0	0	0	0	0	0	16	21	0.00	1.000					

Texas Rangers @ Oakland Athletics  
Network Associates Coliseum, Oakland, CA  
Wed Jun 28 2000, 10:05 PM EDT  
Att: 25,643 - Sunny - 63 F

AB	36
R	5
H	10
RBI	5
BB	1
SO	2
LOB	15



Batter	1	2	3	4	5	6	7	8	9	AB	R	H	RBI	BB	SO	LOB	BOTTOM					
Terrence Long, L (1,8) OBP: 0.355, SLG: 0.465	0-1 P6		1-2 F9	3-2 1B		4-2 BB			3-2 F7	4	0	1	1	1	0	0						
Randy Velarde, R (1,4) OBP: 0.403, SLG: 0.452	3-1 BB 1B		3-1 E5	0-0 L4		1-1 G4-3			2-1 G4-3	5	0	1	0	0	0	4						
Jason Giambi, L (1,3) OBP: 0.483, SLG: 0.661	4-1 1-2 BB		3-2 F8		1-2 F5				0-0 G6-4-3 1B	3	0	1	0	1	0	1						
Ben Grieve, L (1,7) OBP: 0.356, SLG: 0.522	0-3 K		1-3 K		0-1 F9				1-2 G6-4-3 1-2	4	0	0	0	0	2	4						
Matt Stairs, L (1,9) OBP: 0.330, SLG: 0.400	3-2 G6-3			1-3 K	3-2 G4-3				2-3 K	4	0	0	0	0	2	2						
John Jaha, R (1,10) OBP: 0.431, SLG: 0.224		3-1 BB 1B		4-1 3 BB 2B BB		0-1 F3			3-2 L7	3	1	1	0	1	0	0						
3 Eric Chavez, L (1,5) OBP: 0.371, SLG: 0.506		1-1 F9		4-1 2B BB		3-2 F7			0-0 G6-3	3	1	0	0	1	0	1						
Miguel Tejada, R (1,6) OBP: 0.324, SLG: 0.442		4-1 G4-6-3 BB		1-0 G6-3 1B 2B		3-2 BB 2B			2-1 G6-3	3	1	2	2	1	0	0						
Sal Fasano, R (1,2) OBP: 0.274, SLG: 0.288		1-0 G4-6-3 BB		1-0 G6-3		4-0 BB				2	0	0	0	1	0	3						
Jeremy Giambi, L (9,PH) OBP: 0.340, SLG: 0.381		1-2 G4-6-3 1-2		2-3 G6-3					2-2 F8	1	0	0	0	0	0	0						
<b>Inning Stats</b>	R: 0 E: 0 K: 1 S: 11	H: 1 LOB: 2 BB: 1 P: 21	R: 0 E: 0 K: 0 S: 6	H: 1 LOB: 1 BB: 1 P: 15	R: 0 E: 1 K: 1 S: 12	H: 0 LOB: 1 BB: 0 P: 20	R: 3 E: 0 K: 1 S: 11	H: 2 LOB: 2 BB: 2 P: 25	R: 0 E: 0 K: 0 S: 8	H: 0 LOB: 0 BB: 0 P: 12	R: 0 E: 0 K: 0 S: 12	H: 1 LOB: 3 BB: 2 P: 27	R: 0 E: 0 K: 1 S: 7	H: 1 LOB: 0 BB: 0 P: 10	R: 0 E: 0 K: 0 S: 6	H: 0 LOB: 0 BB: 0 P: 11	R: 0 E: 0 K: 0 S: 9	H: 0 LOB: 0 BB: 0 P: 16	1B: 4 2B: 2 3B: 0 HR: 0	SF: 0 SAC: 0 DP: 2 HBP: 0	WP: 0 PB: 0 SB: 0 CS: 0	PA: 38
<b>PITCHER</b>	IP	WLS	BF	H	R	ER	SO	BB	IBB	HBP	BLK	WP	HR	S	P	ERA	WHIP					
Rick Helling, R (1,1) ERA: 4.14	5.2	W	28	5	3	3	3	6	0	0	0	0	0	58	117	4.76	1.941					
Mike Venafro, L (6,1) ERA: 4.34	2.1	H	7	1	0	0	1	0	0	0	0	0	0	15	24	0.00	0.429					
John Wetteland, R (9,1) ERA: 4.11	1.0	S	3	0	0	0	0	0	0	0	0	0	0	9	16	0.00	0.000					

Texas Rangers @ Oakland Athletics  
Network Associates Coliseum, Oakland, CA  
Wed Jun 28 2000, 10:05 PM EDT  
Att: 25,643 - Sunny - 63 F

AB	32
R	3
H	6
RBI	3
BB	6
SO	4
LOB	15






Batter	1	2	3	4	5	6	7	8	9	AB	R	H	RBI	BB	SO	LOB	TOP			
Luis Alica, S OBP: 0.397, SLG: 0.444	4-2 29 HR BB		3-1 L9	3-1 G3-1			1-1 F7		0-0 L6-3	4	1	0	0	1	0	3				
29 Rusty Greer, L OBP: 0.346, SLG: 0.421	0-0 1-H HR		0-1 2B		2-2 G1-3		3-2 F5			4	2	2	2	0	0	0				
Rafael Palmeiro, L OBP: 0.397, SLG: 0.562	0-2 P3		0-1 1-H 2B		2-2 P4		0-0 G4-3			4	0	1	1	0	0	0				
Ivan Rodriguez, R OBP: 0.395, SLG: 0.700	0-2 2B		0-2 G6-3		0-1 BB 1B			1-1 F8		4	0	2	0	0	0	1				
David Segui, S OBP: 0.399, SLG: 0.519	1-0 G1-3		2-1 G4-3		4-1 1-2 BB			2-2 1B		3	0	1	0	1	0	2				
Dave Martinez, L OBP: 0.293, SLG: 0.340	1-1 G4-3			1-2 G1-3	2-0 F7			1-2 F9		4	0	0	0	0	0	4				
Mike Lamb, L OBP: 0.338, SLG: 0.422		2-3 K		0-0 G1-3		2-3 K		0-0 F8		4	0	0	0	0	2	1				
Gabe Kapler, R OBP: 0.302, SLG: 0.374		1-0 P4		1-1 1B 1B		0-0 F5		0-0 L5		4	0	1	0	0	0	0				
Royce Clayton, R OBP: 0.287, SLG: 0.419		0-2 F8		2-0 1B		1-0 G3		0-0 L6-3 1B		4	0	2	0	0	0	0				
<b>Inning Stats</b>	R: 2 E: 0 K: 0 S: 12	H: 2 LOB: 1 BB: 1 P: 18	R: 0 E: 0 K: 1 S: 7	H: 0 LOB: 0 BB: 0 P: 10	R: 1 E: 0 K: 0 S: 11	H: 2 LOB: 1 BB: 0 P: 16	R: 0 E: 0 K: 0 S: 9	H: 2 LOB: 2 BB: 0 P: 16	R: 0 E: 0 K: 1 S: 5	H: 0 LOB: 0 BB: 0 P: 8	R: 0 E: 0 K: 0 S: 7	H: 0 LOB: 0 BB: 0 P: 11	R: 0 E: 0 K: 0 S: 9	H: 1 LOB: 1 BB: 0 P: 13	R: 0 E: 0 K: 0 S: 3	H: 1 LOB: 0 BB: 0 P: 3	1B: 6 2B: 3 3B: 0 HR: 1	SF: 0 SAC: 0 DP: 1 HBP: 0	WP: 0 PA: 37 PB: 0 SB: 0 CS: 0	
<b>PITCHER</b> Gil Heredia, R ERA: 3.93	IP: 9.0 WLS: L BF: 37	H: 9 R: 3 ER: 3 SO: 2	BB: 2 IBB: 0 HBP: 0 BLK: 0	WP: 0 HR: 1 S: 73 P: 115	ERA: 3.00 WHIP: 1.222	<b>PITCHER</b>					IP: 9.0 WLS: L BF: 37	H: 9 R: 3 ER: 3 SO: 2	BB: 2 IBB: 0 HBP: 0 BLK: 0	WP: 0 HR: 1 S: 73 P: 115	ERA: 3.00 WHIP: 1.222	<b>PITCHER</b>				

Texas Rangers @ Oakland Athletics  
Network Associates Coliseum, Oakland, CA  
Thu Jun 29 2000, 3:35 PM EDT  
Att: 15,839 - Sunny - 62 F

AB 35  
R 3  
H 9  
RBI 3  
BB 2  
SO 2  
LOB 11



Batter	1	2	3	4	5	6	7	8	9	AB	R	H	RBI	BB	SO	LOB	BOTTOM				
Terrence Long, L OBP: 0.354, SLG: 0.461	3-1 F9		2-2 1B		0-3 K		2-1 F8			4	0	1	0	0	1	0					
Randy Velarde, R OBP: 0.400, SLG: 0.447	0-1 G1-3		3-2 1B		1-0 G1-3			0-1 G6-3		4	0	1	0	0	0	0					
Jason Giambi, L OBP: 0.484, SLG: 0.671	1-3 K		2-3 K			0-0 1B F9-2 1B		2-1 HR G4-3		4	1	2	1	0	2	2					
Ben Grieve, L OBP: 0.360, SLG: 0.528		0-1 F8 2B		2-1 BB 1B		0-0 1B 1B		3-2 G4-3		4	0	3	0	0	0	0					
Matt Stairs, L OBP: 0.333, SLG: 0.401		1-1 F8		4-2 BB 1B		1-2 1B		0-0 F9		2	0	1	0	1	0	1					
Olimedo Saenz, R OBP: 0.359, SLG: 0.507		2-3		1-2 BB		1-2 2-3 1B				1	0	0	0	0	0	0					
Ryan Christenson, R OBP: 0.377, SLG: 0.313										0	0	0	0	0	0	0					
John Jaha, R OBP: 0.416, SLG: 0.213		2-3 K		1-3 K		2-1 F9-2			0-1 F7	4	0	0	0	0	2	6					
3 Eric Chavez, L OBP: 0.369, SLG: 0.500		1-3 K		0-1 F9		2-1 F9			4-1 BB	3	0	0	0	1	1	5					
Miguel Tejada, R OBP: 0.320, SLG: 0.436			1-1 G5-3		2-1 F8		0-1 P6		2-3 K	4	0	0	0	0	1	3					
Ramon Hernandez, R OBP: 0.330, SLG: 0.418			1-1 F7		0-2 G3-1		0-1 P4		2-3 K	4	0	0	0	0	1	1					
<b>Inning Stats</b>	R: 0 E: 0 K: 1 S: 7	H: 0 LOB: 0 BB: 0 P: 11	R: 0 E: 0 K: 2 S: 12	H: 1 LOB: 1 BB: 0 P: 16	R: 0 E: 0 K: 1 S: 18	H: 2 LOB: 2 BB: 0 P: 27	R: 0 E: 0 K: 1 S: 11	H: 1 LOB: 2 BB: 1 P: 20	R: 0 E: 0 K: 1 S: 7	H: 0 LOB: 0 BB: 0 P: 8	R: 0 E: 0 K: 0 S: 6	H: 3 LOB: 2 BB: 0 P: 12	R: 0 E: 0 K: 0 S: 6	H: 0 LOB: 0 BB: 0 P: 8	R: 1 E: 0 K: 0 S: 10	H: 1 LOB: 0 BB: 0 P: 15	R: 0 E: 0 K: 2 S: 10	H: 0 LOB: 1 BB: 1 P: 18	1B: 6 2B: 2 3B: 0 HR: 1	SF: 0 SAC: 0 DP: 1 HBP: 0	WP: 0 PA: 36 PB: 0 SB: 0 CS: 0
<b>PITCHER</b> Esteban Loaiza, R ERA: 5.19	IP: 7.1 WLS: W BF: 30	H: 8 R: 1 ER: 1 SO: 6	BB: 1 IBB: 0 HBP: 0 BLK: 0	WP: 0 HR: 1 S: 72 P: 108	ERA: 1.23 WHIP: 1.227	<b>PITCHER</b>					IP: 9.0 WLS: L BF: 37	H: 9 R: 3 ER: 3 SO: 2	BB: 2 IBB: 0 HBP: 0 BLK: 0	WP: 0 HR: 1 S: 73 P: 115	ERA: 3.00 WHIP: 1.222	<b>PITCHER</b>					
Mike Venafro, L ERA: 4.3	0.1 H	1	0	0	0	0	0	5	8	0.00	0.000										
59 Jeff Zimmerman, R ERA: 6.97	0.1 H	1	0	0	0	0	0	1	1	0.00	0.000										
John Wetteland, R ERA: 3.98	1.0 S	4	0	0	0	2	1	0	10	0.00	1.000										

Texas Rangers @ Oakland Athletics  
Network Associates Coliseum, Oakland, CA  
Thu Jun 29 2000, 3:35 PM EDT  
Att: 15,839 - Sunny - 62 F

AB 34  
R 1  
H 8  
RBI 1  
BB 2  
SO 8  
LOB 18





Batter	1	2	3	4	5	6	7	8	9	AB	R	H	RBI	BB	SO	LOB	TOP					
Terrence Long, L (1, 8) OBP: 0.352, SLG: 0.455	G4-3		K			L9-3 BB			L7	3	0	0	0	1	1	0						
Randy Velarde, R (1, 4) OBP: 0.382, SLG: 0.437	G4-3			F8		L9-3			G5-3	4	0	0	0	0	0	1						
Jason Giambi, L (1, 3) OBP: 0.482, SLG: 0.667				F5						3	0	1	0	0	1	0						
Ben Grieve, L (1, 7) OBP: 0.357, SLG: 0.523	G4-3			F7						3	0	0	0	0	0	1						
Miguel Tejada, R (1, 6) OBP: 0.317, SLG: 0.432		F9			G4-3				G6-3	3	0	0	0	0	0	0						
Matt Stairs, L (1, 9) OBP: 0.333, SLG: 0.400		G3-1							G1-3	3	0	1	0	0	0	0						
John Jaha, R (1, 10) OBP: 0.414, SLG: 0.217										3	0	1	0	0	1	1						
3 Eric Chavez, L (1, 5) OBP: 0.365, SLG: 0.494				G1					G1-6-3	3	0	0	0	0	0	2						
Ramon Hernandez, R (1, 2) OBP: 0.326, SLG: 0.411			P6			G5-3				3	0	0	0	0	1	0						
<b>Inning Stats</b>	R: 0 E: 0 K: 0 S: 10	H: 1 LOB: 1 BB: 0 P: 15	R: 0 E: 0 K: 0 S: 9	H: 0 LOB: 0 BB: 0 P: 11	R: 0 E: 0 K: 1 S: 10	H: 0 LOB: 0 BB: 0 P: 15	R: 0 E: 0 K: 0 S: 7	H: 0 LOB: 0 BB: 0 P: 13	R: 0 E: 0 K: 1 S: 9	H: 1 LOB: 1 BB: 0 P: 16	R: 0 E: 0 K: 1 S: 8	H: 0 LOB: 0 BB: 1 P: 13	R: 0 E: 0 K: 1 S: 14	H: 0 LOB: 0 BB: 0 P: 19	R: 0 E: 0 K: 0 S: 7	H: 1 LOB: 0 BB: 0 P: 12	R: 0 E: 0 K: 1 S: 6	H: 0 LOB: 0 BB: 0 P: 10	1B: 3 2B: 1 3B: 0 HR: 0	SF: 0 SAC: 0 DP: 2 HBP: 0	WP: 0 PB: 0 SB: 0 CS: 0	PA: 29
<b>PITCHER</b> Brian Cooper, R (1, 1) ERA: 3.48	IP: 9.0 WLS: W BF: 29 H: 3 R: 0 ER: 0 SO: 4 BB: 1 IBB: 0 HBP: 0 BLK: 0 WP: 0 HR: 0 S: 80 P: 124 ERA: 0.00 WHIP: 0.444																					

Oakland Athletics @ Anaheim Angels  
Edison International Field, Anaheim, CA  
Fri Jun 30 2000, 10:05 PM EDT  
Att: 28,765 - Sunny - 74 F

AB 28  
R 0  
H 3  
RBI 0  
BB 1  
SO 4  
LOB 5



Batter	1	2	3	4	5	6	7	8	9	AB	R	H	RBI	BB	SO	LOB	BOTTOM					
Darin Erstad, L (1, 7) OBP: 0.429, SLG: 0.573	SH3 SF7 1B	FC4-6 1B 1-2 1B		F8		HR 1B				4	3	2	1	1	0	1						
Benji Gil, R (1, 6) OBP: 0.296, SLG: 0.351	SH3	1B			F7	HR 1B				4	1	2	2	0	1	1						
Mo Vaughn, L (1, 3) OBP: 0.373, SLG: 0.545	1B 2B BB				G4-3	K				3	0	1	1	1	1	0						
Tim Salmon, R (1, 9) OBP: 0.394, SLG: 0.507	SF7	G4-3			F7					3	0	1	1	0	0	2						
16 Garret Anderson, L (1, 8) OBP: 0.256, SLG: 0.500				F8		HR			F7	4	1	2	1	0	0	1						
Troy Glaus, R (1, 5) OBP: 0.417, SLG: 0.636					G6-3				K	3	0	0	0	1	1	1						
Bengie Molina, R (1, 2) OBP: 0.338, SLG: 0.457	F8			P4		HR			F7	4	1	1	1	0	0	4						
Scott Spiezio, S (1, 10) OBP: 0.349, SLG: 0.438		G5-3			G6-3				G4-3	4	0	1	0	0	0	0						
Adam Kennedy, L (1, 4) OBP: 0.330, SLG: 0.414				G6-3		1B 2B			G3	4	1	2	0	0	0	0						
<b>Inning Stats</b>	R: 1 E: 0 K: 0 S: 8	H: 2 LOB: 3 BB: 2 P: 19	R: 1 E: 0 K: 0 S: 12	H: 3 LOB: 2 BB: 0 P: 17	R: 0 E: 0 K: 0 S: 6	H: 0 LOB: 0 BB: 0 P: 9	R: 0 E: 0 K: 0 S: 7	H: 0 LOB: 0 BB: 0 P: 11	R: 0 E: 0 K: 1 S: 5	H: 0 LOB: 0 BB: 0 P: 5	R: 5 E: 0 K: 1 S: 20	H: 6 LOB: 0 BB: 0 P: 29	R: 0 E: 0 K: 1 S: 11	H: 1 LOB: 1 BB: 0 P: 14	R: 0 E: 0 K: 1 S: 12	H: 0 LOB: 1 BB: 1 P: 19	R: 0 E: 0 K: 1 S: 6	H: 0 LOB: 0 BB: 0 P: 10	1B: 6 2B: 3 3B: 0 HR: 3	SF: 1 SAC: 1 DP: 0 HBP: 0	WP: 0 PB: 0 SB: 1 CS: 1	PA: 38
<b>PITCHER</b> Mark Mulder, L (1, 1) ERA: 5.27 T.J. Mathews, R (6, 1) ERA: 6.06	IP: 5.2 WLS: L BF: 28 H: 10 R: 6 ER: 6 SO: 6 BB: 1 IBB: 1 HBP: 0 BLK: 0 WP: 0 HR: 2 S: 53 P: 83 ERA: 9.53 WHIP: 1.941																					

Oakland Athletics @ Anaheim Angels  
Edison International Field, Anaheim, CA  
Fri Jun 30 2000, 10:05 PM EDT  
Att: 28,765 - Sunny - 74 F

AB 33  
R 7  
H 12  
RBI 7  
BB 3  
SO 3  
LOB 10





Batter	1	2	3	4	5	6	7	8	9	AB	R	H	RBI	BB	SO	LOB	TOP				
<b>Terrence Long, L</b> OBP: 0.347, SLG: 0.447 (1, 8)	G4-3		F7			F8		G3		4	0	0	0	0	0	1					
<b>Randy Velarde, R</b> OBP: 0.388, SLG: 0.429 (1, 4)	F5			WP		G6-3		K		3	0	0	0	1	1	0					
<b>Jason Giambi, L</b> OBP: 0.477, SLG: 0.657 (1, 3)	G4-3			P6		L9			F7	4	0	0	0	0	0	1					
<b>Olmedo Saenz, R</b> OBP: 0.388, SLG: 0.525 (1, 5)		G4-6-3		F7					K	3	1	1	1	1	1	1					
<b>Ben Griever, L</b> OBP: 0.359, SLG: 0.525 (1, 7)	F8									3	0	1	0	1	1	1					
<b>John Jaha, R</b> OBP: 0.400, SLG: 0.207 (1, 10)	G4-6-3			G5-3						4	0	0	0	0	1	4					
<b>Matt Stairs, L</b> OBP: 0.337, SLG: 0.412 (1, 9)			K							2	1	1	1	1	1	0					
<b>Miguel Tejada, R</b> OBP: 0.314, SLG: 0.428 (1, 6)			F7			F7				3	0	0	0	0	0	1					
<b>Ramon Hernandez, R</b> OBP: 0.326, SLG: 0.407 (1, 2)						G5-4-3		F5		2	0	0	0	1	0	1					
<b>Inning Stats</b>	R: 0 E: 0 K: 0 S: 6	H: 0 LOB: 0 BB: 0 P: 10	R: 0 E: 0 K: 0 S: 5	H: 0 LOB: 0 BB: 1 P: 11	R: 0 E: 0 K: 1 S: 10	H: 0 LOB: 1 BB: 1 P: 21	R: 0 E: 0 K: 0 S: 8	H: 0 LOB: 0 BB: 2 P: 20	R: 0 E: 0 K: 0 S: 12	H: 0 LOB: 0 BB: 1 P: 11	R: 2 E: 0 K: 1 S: 11	H: 2 LOB: 0 BB: 0 P: 17	R: 0 E: 0 K: 2 S: 6	H: 0 LOB: 0 BB: 0 P: 9	R: 0 E: 0 K: 2 S: 9	H: 1 LOB: 1 BB: 0 P: 16	1B: 0 2B: 1 3B: 0 HR: 2	SF: 0 SAC: 0 DP: 2 HBP: 0	WP: 2 PB: 2 SB: 0 CS: 0	PA: 33	
<b>PITCHER</b>	IP	WLS	BF	H	R	ER	SO	BB	IBB	HBP	BLK	WP	HR	S	P	ERA	WHIP				
<b>Jarrod Washburn, L</b> ERA: 4.21 (1, 1)	6.2	W	25	2	2	2	2	5	0	0	0	1	2	57	107	2.70	1.050				
<b>Al Levine, R</b> ERA: 3.16 (7, 1)	2.1		8	1	0	0	3	0	0	0	0	0	0	17	28	0.00	0.429				

Oakland Athletics @ Anaheim Angels  
Edison International Field, Anaheim, CA  
Sat Jul 01 2000, 10:05 PM EDT  
Att: 31,696 - Sunny - 73 F

AB 28  
R 2  
H 3  
RBI 2  
BB 5  
SO 5  
LOB 10



Batter	1	2	3	4	5	6	7	8	9	AB	R	H	RBI	BB	SO	LOB	BOTTOM				
<b>Darin Erstad, L</b> OBP: 0.426, SLG: 0.566 (1, 7)	G3-1	FC4		F7		G4-3				4	1	0	0	1	0	3					
<b>Orlando Palmeiro, L</b> OBP: 0.415, SLG: 0.426 (1, 9)	1B	L3				F8		1B		3	1	1	0	2	0	4					
<b>Mo Vaughn, L</b> OBP: 0.376, SLG: 0.546 (1, 3)	FC3-6	F8		K						5	1	3	2	0	1	4					
<b>Tim Salmon, R</b> OBP: 0.399, SLG: 0.507 (1, 10)	FC3-6			HR		F8				2	2	1	1	3	0	1					
<b>16 Garret Anderson, L</b> OBP: 0.258, SLG: 0.497 (1, 8)	FC3-6		F7					G5-3		4	0	1	0	1	0	6					
<b>Troy Glaus, R</b> OBP: 0.412, SLG: 0.627 (1, 5)	F3		K			K		G4-6-3		4	0	0	0	0	2	5					
<b>Bengie Molina, R</b> OBP: 0.340, SLG: 0.469 (1, 2)		G3-1		HR		FC5-4		F9		3	1	1	2	1	0	1					
<b>Adam Kennedy, L</b> OBP: 0.326, SLG: 0.408 (1, 4)		G3-1		G6-3		FC6		F7		4	0	0	0	0	2						
<b>Benji Gil, R</b> OBP: 0.300, SLG: 0.356 (1, 6)				F7		G4-3		F9		3	1	1	0	1	0	0					
<b>Inning Stats</b>	R: 2 E: 1 K: 0 S: 14	H: 3 LOB: 1 BB: 0 P: 21	R: 0 E: 1 K: 0 S: 15	H: 0 LOB: 3 BB: 2 P: 29	R: 2 E: 0 K: 1 S: 14	H: 1 LOB: 0 BB: 1 P: 23	R: 0 E: 0 K: 1 S: 6	H: 0 LOB: 1 BB: 1 P: 15	R: 1 E: 1 K: 0 S: 9	H: 0 LOB: 1 BB: 2 P: 19	R: 1 E: 0 K: 0 S: 11	H: 2 LOB: 1 BB: 0 P: 13	R: 0 E: 0 K: 0 S: 5	H: 1 LOB: 0 BB: 0 P: 8	R: 1 E: 0 K: 0 S: 13	H: 1 LOB: 3 BB: 3 P: 29	1B: 6 2B: 1 3B: 0 HR: 1	SF: 0 SAC: 0 DP: 1 HBP: 0	WP: 0 PB: 0 SB: 1 CS: 0	PA: 41	
<b>PITCHER</b>	IP	WLS	BF	H	R	ER	SO	BB	IBB	HBP	BLK	WP	HR	S	P	ERA	WHIP				
<b>Ariel Prieto, R</b> ERA: 6.23 (1, 1)	4.0	L	22	4	5	3	2	5	0	0	0	0	0	20	28	4.50	1.500				
<b>Scott Service, R</b> ERA: 6.52 (5, 1)	2.0		9	2	1	1	1	1	0	0	0	0	0	5	8	0.00	1.000				
<b>Jeff Tam, R</b> ERA: 2.44 (7, 1)	1.0		3	1	0	0	0	0	0	0	0	0	0	13	29	9.00	4.000				
<b>Jason Isringhausen, R</b> ERA: 3.12 (8, 1)	1.0		7	1	1	1	0	3	0	0	0	0	0	13	29	9.00	4.000				

Oakland Athletics @ Anaheim Angels  
Edison International Field, Anaheim, CA  
Sat Jul 01 2000, 10:05 PM EDT  
Att: 31,696 - Sunny - 73 F

AB 32  
R 7  
H 8  
RBI 5  
BB 9  
SO 3  
LOB 26





Batter	1	2	3	4	5	6	7	8	9	AB	R	H	RBI	BB	SO	LOB	TOP					
Ryan Christenson, R (1, 8) OBP: 0.390, SLG: 0.391										5	2	3	2	0	2	0	Oakland Athletics @ Anaheim Angels Edison International Field, Anaheim, CA Sun Jul 02 2000, 8:05 PM EDT Att: 21,150 - Sunny - 79 F					
Randy Velarde, R (1, 4) OBP: 0.394, SLG: 0.431										4	1	2	1	1	1							
Jason Giambi, L (1, 3) OBP: 0.479, SLG: 0.654										4	1	2	1	1	0	4						
Ben Grieve, L (1, 7) OBP: 0.359, SLG: 0.526										5	1	2	1	0	2	4						
Terrence Long, L (9, 8) OBP: 0.347, SLG: 0.447										0	0	0	0	0	0	0						
Olmedo Saenz, R (1, 10) OBP: 0.388, SLG: 0.517										4	1	1	1	0	1	2						
Matt Stairs, L (1, 9) OBP: 0.338, SLG: 0.408										3	2	0	0	2	1	3						
Miguel Tejada, R (1, 6) OBP: 0.313, SLG: 0.434										5	1	1	3	0	0	3						
3 Eric Chavez, L (1, 5) OBP: 0.362, SLG: 0.486										4	1	0	0	1	3	1						
Ramon Hernandez, R (1, 2) OBP: 0.325, SLG: 0.404										4	0	1	1	0	0	0						
<b>Inning Stats</b>	R: 7 E: 0 K: 1 S: 24	H: 7 LOB: 3 BB: 3 P: 48	R: 0 E: 0 K: 0 S: 9	H: 0 LOB: 0 BB: 0 P: 15	R: 0 E: 0 K: 1 S: 8	H: 0 LOB: 0 BB: 0 P: 12	R: 0 E: 0 K: 0 S: 13	H: 2 LOB: 2 BB: 0 P: 21	R: 0 E: 0 K: 1 S: 6	H: 0 LOB: 0 BB: 0 P: 8	R: 1 E: 0 K: 1 S: 12	H: 2 LOB: 0 BB: 0 P: 17	R: 0 E: 0 K: 2 S: 15	H: 0 LOB: 1 BB: 0 P: 23	R: 0 E: 0 K: 1 S: 8	H: 0 LOB: 1 BB: 1 P: 14	R: 2 E: 0 K: 3 S: 16	H: 1 LOB: 0 BB: 1 P: 26	1B: 8 2B: 3 3B: 0 HR: 2	SF: 0 SAC: 0 DP: 1 HBP: 1	WP: 0 PB: 0 SB: 0 CS: 0	PA: 44
<b>PITCHER</b>	IP WLS BF H R ER SO BB IBB HBP BLK WP HR S P ERA WHIP																					
Tim Belcher, R ERA: 9.69	0.1 L 9 5 7 7 0 2 1 0 0 0 0 1 12 32 189.00 21.000																					
Mike Fyhre, R ERA: 2.33	4.2 18 4 0 0 3 0 0 0 0 0 0 0 48 72 0.00 0.857																					
Mark Petkovsek, R ERA: 5.71	1.0 4 2 1 1 1 0 0 0 0 0 0 0 12 17 9.00 2.000																					
Mike Holtz, L ERA: 5.17	1.0 4 0 0 0 2 0 0 1 0 0 0 0 15 23 0.00 0.000																					
Derrick Turnbow, R ERA: 4.61	2.0 9 1 2 2 4 2 0 0 0 0 0 1 24 40 9.00 1.500																					
<b>Batter</b>	<b>1</b>	<b>2</b>	<b>3</b>	<b>4</b>	<b>5</b>	<b>6</b>	<b>7</b>	<b>8</b>	<b>9</b>	<b>AB</b>	<b>R</b>	<b>H</b>	<b>RBI</b>	<b>BB</b>	<b>SO</b>	<b>LOB</b>	<b>BOTTOM</b>					
Darin Erstad, L (1, 10) OBP: 0.429, SLG: 0.566										4	1	2	0	1	0	0	Oakland Athletics @ Anaheim Angels Edison International Field, Anaheim, CA Sun Jul 02 2000, 8:05 PM EDT Att: 21,150 - Sunny - 79 F					
Orlando Palmeiro, L (1, 7) OBP: 0.418, SLG: 0.429										4	1	2	0	0	0	2						
Scott Spiezio, S (9, PH) OBP: 0.349, SLG: 0.436										1	0	0	0	0	0	0						
Mo Vaughn, L (1, 3) OBP: 0.375, SLG: 0.546										4	0	1	0	0	1	3						
Tim Salmon, R (1, 9) OBP: 0.403, SLG: 0.509										3	0	2	1	1	0	1						
16 Garret Anderson, L (1, 8) OBP: 0.258, SLG: 0.492										3	0	0	1	1	1	4						
Troy Glaus, R (1, 5) OBP: 0.407, SLG: 0.618										4	0	0	0	0	2	6						
Bengie Molina, R (1, 2) OBP: 0.335, SLG: 0.461										4	0	0	0	0	0	2						
Adam Kennedy, L (1, 4) OBP: 0.325, SLG: 0.406										4	1	1	0	0	1	0						
Benji Gil, R (1, 6) OBP: 0.296, SLG: 0.351										3	0	0	0	0	2	0						
8 Justin Baughman, R (8, 6) OBP: 0.111, SLG: 0.111										1	0	0	0	0	0	1						
<b>Inning Stats</b>	R: 1 E: 0 K: 0 S: 13	H: 2 LOB: 2 BB: 1 P: 23	R: 0 E: 0 K: 1 S: 6	H: 0 LOB: 0 BB: 0 P: 10	R: 1 E: 1 K: 3 S: 14	H: 2 LOB: 2 BB: 1 P: 22	R: 0 E: 0 K: 1 S: 7	H: 0 LOB: 0 BB: 0 P: 8	R: 0 E: 0 K: 0 S: 10	H: 1 LOB: 1 BB: 0 P: 18	R: 0 E: 0 K: 0 S: 6	H: 0 LOB: 0 BB: 0 P: 9	R: 0 E: 0 K: 1 S: 13	H: 1 LOB: 1 BB: 0 P: 22	R: 0 E: 0 K: 1 S: 12	H: 1 LOB: 2 BB: 1 P: 19	R: 1 E: 0 K: 0 S: 11	H: 1 LOB: 0 BB: 0 P: 16	1B: 7 2B: 1 3B: 0 HR: 0	SF: 0 SAC: 0 DP: 0 HBP: 0	WP: 1 PB: 0 SB: 1 CS: 0	PA: 38
<b>PITCHER</b>	IP WLS BF H R ER SO BB IBB HBP BLK WP HR S P ERA WHIP																					
Tim Hudson, R ERA: 4.18	7.0 W 29 6 2 2 6 2 0 0 0 0 0 0 69 112 2.57 1.143																					
Mike Magnante, L ERA: 4.96	0.1 3 1 0 0 0 1 0 0 0 0 0 0 8 15 0.00 6.000																					
Jeff Tam, R ERA: 2.53	1.2 6 1 1 1 1 0 0 0 0 0 1 0 15 20 5.40 0.600																					



Batter	1	2	3	4	5	6	7	8	9	AB	R	H	RBI	BB	SO	LOB	TOP	
Ryan Christenson, R OBP: 0.385, SLG: 0.389 Matt Stairs, L OBP: 0.337, SLG: 0.406	4-1 1B G4-3 BB	3-3 K		3-2 F9		0-2 1B		2-3 K		3	1	1	0	1	1	4		
Randy Velarde, R OBP: 0.394, SLG: 0.430	1-0 F8		2-0 1B		1-2 F7 BB 1B	3-1 F8		1-2 F8		5	0	2	0	0	0	4		
Jason Giambi, L OBP: 0.477, SLG: 0.648	3-2 G4-3 1B		3-1 F7		4-2 1B BB		2-0 L6		2-2 G4-3	4	0	1	0	1	0	1		
Ben Grieve, L OBP: 0.354, SLG: 0.517	2-0 G4-3		1-0 L7		1-1 F8		1-3 K		1-0 G3-1	5	0	0	1	0	1	4		
Miguel Tejada, R OBP: 0.308, SLG: 0.427	0-2 F6		0-0 F9		2-0 F7		1-1 G6-3		3-3 K	5	0	0	0	0	1	4		
Terence Long, L OBP: 0.347, SLG: 0.444 Ramon Hernandez, R OBP: 0.328, SLG: 0.407		2-2 F9		4-2 3 BB BB		2-2 G4-3		2-1 FC5-4 1B		2	0	0	0	1	0	2		
John Jaha, R OBP: 0.395, SLG: 0.220		2-1 2B		2-3 K		3-2 F8		3-2 FC5-4 2B 1-2 2B		4	1	1	0	0	1	2		
3 Eric Chavez, L OBP: 0.362, SLG: 0.482 Olmedo Saenz, R OBP: 0.392, SLG: 0.528		0-1 F3		4-1 1-2 BB		2-2 G1-3		0-1 2B 2B		2	0	0	0	1	0	1		
Sal Fasano, R OBP: 0.295, SLG: 0.329 Jeremy Giambi, L OBP: 0.340, SLG: 0.381		4-2 HBP		2-3 K		2-2 1B 2B		2-2 2B 2B		3	0	2	2	0	1	2		
<b>Inning Stats</b>	R: 1 E: 0 K: 0 S: 11	H: 1 LOB: 1 BB: 1 P: 21	R: 0 E: 0 K: 1 S: 15	H: 1 LOB: 2 BB: 0 P: 26	R: 0 E: 0 K: 2 S: 17	H: 0 LOB: 2 BB: 2 P: 32	R: 0 E: 0 K: 0 S: 16	H: 2 LOB: 2 BB: 0 P: 26	R: 0 E: 0 K: 1 S: 6	H: 0 LOB: 0 BB: 0 P: 10	R: 2 E: 0 K: 1 S: 17	H: 3 LOB: 1 BB: 0 P: 27	R: 0 E: 0 K: 1 S: 9	H: 0 LOB: 0 BB: 0 P: 15	1B: 5 2B: 4 3B: 0 HR: 0	SF: 0 SAC: 0 DP: 0 HBP: 1	WP: 0 PA: 41 PB: 0 SB: 0 CS: 0	
<b>PITCHER</b>	IP WLS BF H R ER SO BB IBB HBP BLK WP HR S P ERA WHIP	6.0 W 29 6 1 1 3 4 0 1 0 0 0 75 137 1.50 1.667	1.1 H 7 3 2 2 1 0 0 0 0 0 0 16 27 13.50 2.250	0.2 H 2 0 0 0 1 0 0 0 0 0 0 7 10 0.00 0.000	1.0 3 0 0 0 1 0 0 0 0 0 0 9 15 0.00 0.000													

Oakland Athletics @ Texas Rangers  
The Ballpark at Arlington, Arlington, TX  
Mon Jul 03 2000, 8:35 PM EDT  
Att: 31,884 - Cloudy - 89 F

livebaseballscorecards.com

AB 36  
R 3  
H 9  
RBI 3  
BB 4  
SO 6  
LOB 25



Batter	1	2	3	4	5	6	7	8	9	AB	R	H	RBI	BB	SO	LOB	BOTTOM		
Luis Altea, S OBP: 0.390, SLG: 0.430	3-2 P4		1-3 K		2-2 E8 29 G4-3 SF7 1B		4-2 FC4-6 BB	1-2 29 HR 1B		4	2	2	1	1	1	2			
29 Rusty Greer, L OBP: 0.348, SLG: 0.453	3-1 G4-3		3-2 G4-3		1-1 G4-3		0-2 F7	3-H 1-1 HR		5	1	1	2	0	0	4			
Rafael Palmeiro, L OBP: 0.395, SLG: 0.560	1-0 P4			4-2 HR BB	2-1 SF7		4-2 FC4-6 BB	0-0 F7		2	1	0	1	2	0	1			
Ivan Rodriguez, R OBP: 0.392, SLG: 0.706		1-1 G5-3		1-1 HR	1-3 K		2-3 K			4	1	1	2	0	2	2			
David Segui, S OBP: 0.392, SLG: 0.509		1-3 K		3-2 F9		0-0 1B 2B	2-1 FC4-6			4	0	1	0	0	1	2			
Dave Martinez, L OBP: 0.297, SLG: 0.336 Chad Curtis, R OBP: 0.331, SLG: 0.440 Scarborough Green, S OBP: 0.306, SLG: 0.294		3-2 F8		0-1 L7		3-1 F7		0-0 SH3-4 2B 1B		3	0	0	0	0	0	1			
Mike Lamb, L OBP: 0.340, SLG: 0.435			0-1 L9	0-0 HR		0-0 FC6-4 1B		1-0 SH3-4		3	1	2	1	0	0	0			
Gabe Kapler, R OBP: 0.314, SLG: 0.385			4-2 BB BB	0-1 E3 FC5-4		3-0 F2		0-0 G3 1B 2B		3	1	1	1	1	0	2			
Scott Sheldon, R OBP: 0.294, SLG: 0.200 Frank Catalanotto, L OBP: 0.455, SLG: 0.564 44 Kelly Dransfeldt, R			4-2 BB	2-2 FC5-4		0-0 FC6-4		1-2 G3		2	0	0	0	1	0	3			
<b>Inning Stats</b>	R: 0 E: 0 K: 0 S: 7	H: 0 LOB: 0 BB: 0 P: 14	R: 0 E: 0 K: 1 S: 8	H: 0 LOB: 0 BB: 0 P: 13	R: 0 E: 0 K: 1 S: 22	H: 0 LOB: 2 BB: 2 P: 34	R: 3 E: 1 K: 0 S: 17	H: 2 LOB: 1 BB: 1 P: 27	R: 1 E: 1 K: 1 S: 12	H: 1 LOB: 0 BB: 0 P: 18	R: 0 E: 0 K: 0 S: 6	H: 2 LOB: 2 BB: 0 P: 12	R: 0 E: 0 K: 1 S: 16	H: 0 LOB: 2 BB: 2 P: 28	R: 4 E: 0 K: 0 S: 13	H: 4 LOB: 1 BB: 0 P: 17	1B: 4 2B: 2 3B: 0 HR: 3	SF: 1 SAC: 1 DP: 0 HBP: 0	WP: 0 PA: 39 PB: 0 SB: 0 CS: 0
<b>PITCHER</b>	IP WLS BF H R ER SO BB IBB HBP BLK WP HR S P ERA WHIP	7.0 L 32 5 4 3 4 5 0 0 0 0 0 2 88 146 3.86 1.429	0.1 2 1 2 2 0 0 0 0 0 0 0 0 2 3 54.00 3.000	0.2 5 3 2 2 0 0 0 0 0 0 0 1 11 14 27.00 4.500															

Oakland Athletics @ Texas Rangers  
The Ballpark at Arlington, Arlington, TX  
Mon Jul 03 2000, 8:35 PM EDT  
Att: 31,884 - Cloudy - 89 F

livebaseballscorecards.com

AB 32  
R 8  
H 9  
RBI 8  
BB 5  
SO 4  
LOB 19









Batter	1	2	3	4	5	6	7	8	9	AB	R	H	RBI	BB	SO	LOB	TOP					
Terrence Long, L (1, 8) OBP: 0.348, SLG: 0.456	P6		G6-3 1B	F9			F8			5	1	2	0	0	0	1						
Randy Velarde, R (1, 4) OBP: 0.395, SLG: 0.426	L6		G6-3		G3				G5-3	4	0	0	0	1	0	2						
Jason Giambi, L (1, 3) OBP: 0.473, SLG: 0.637	K		FC6-4 1B		G1-3		F7			4	0	1	1	1	1	1						
Olmedo Saenz, R (1, 5)		G5-3			K2-3		F7		K	5	0	1	0	0	2	3						
Ben Grieve, L (1, 7) OBP: 0.359, SLG: 0.523		2B 1B BB		K			F2		K	3	1	0	0	1	2	2						
John Jaha, R (1, 10) OBP: 0.391, SLG: 0.221		F3	FC6-4			1B BB			G5-3	4	0	1	0	0	0	3						
Miguel Tejada, R (1, 6)					G5-3				G4-3	3	1	1	0	1	0	0						
Jeremy Giambi, L (1, 9) OBP: 0.354, SLG: 0.424		1B								4	1	4	3	0	0	0						
Ramon Hernandez, R (1, 2) OBP: 0.333, SLG: 0.402		2H 3H			G6-3		G6-4-3			4	0	1	0	0	1	4						
<b>Inning Stats</b>	R: 0 E: 0 K: 1 S: 8	H: 0 LOB: 0 BB: 0 P: 10	R: 2 E: 0 K: 0 S: 12	H: 3 LOB: 2 BB: 1 P: 26	R: 1 E: 0 K: 1 S: 11	H: 3 LOB: 2 BB: 0 P: 13	R: 0 E: 0 K: 0 S: 9	H: 1 LOB: 1 BB: 0 P: 14	R: 0 E: 0 K: 0 S: 7	H: 0 LOB: 0 BB: 0 P: 11	R: 0 E: 0 K: 0 S: 8	H: 2 LOB: 2 BB: 1 P: 15	R: 0 E: 0 K: 0 S: 5	H: 0 LOB: 1 BB: 1 P: 11	R: 0 E: 0 K: 1 S: 5	H: 0 LOB: 0 BB: 0 P: 9	R: 1 E: 0 K: 2 S: 15	H: 2 LOB: 2 BB: 1 P: 29	1B: 6 2B: 4 3B: 0 HR: 1	SF: 0 SAC: 0 DP: 1 HBP: 0	WP: 0 PB: 0 SB: 0 CS: 0	PA: 40
<b>PITCHER</b>	IP	WLS	BF	H	R	ER	SO	BB	IBB	HBP	BLK	WP	HR	S	P	ERA	WHIP					
Kenny Rogers, L (1, 1) ERA: 4.13	8.0	W	35	10	4	4	4	3	0	0	0	0	1	68	114	4.50	1.625					
Tim Crabtree, R (9, 1) ERA: 5.99	0.2		4	1	0	0	1	1	0	0	0	0	0	9	21	0.00	3.000					
59 Jeff Zimmerman, R (9, 1) ERA: 6.29	0.1		1	0	0	0	1	0	0	0	0	0	0	3	3	0.00	0.000					

Oakland Athletics @ Texas Rangers  
The Ballpark at Arlington, Arlington, TX  
Wed Jul 05 2000, 8:35 PM EDT  
Att: 28,964 - Sunny - 93 F

livebaseballscores.com

AB 36  
R 4  
H 11  
RBI 4  
BB 4  
SO 6  
LOB 16



Batter	1	2	3	4	5	6	7	8	9	AB	R	H	RBI	BB	SO	LOB	BOTTOM				
Luis Altea, S (1, 4) OBP: 0.391, SLG: 0.433			G4-3		G6-3					5	1	2	1	0	1	1					
29 Rusty Greer, L (1, 7) OBP: 0.356, SLG: 0.449	E1					G3				4	1	1	0	1	0	1					
Rafael Palmeiro, L (1, 3) OBP: 0.404, SLG: 0.572	2B 1B	1B 1B	G3			K				5	1	3	2	0	1	2					
Ivan Rodriguez, R (1, 2) OBP: 0.389, SLG: 0.697	SF9	L6-4 1B			K					4	0	2	1	0	1	2					
David Segui, S (1, 10) OBP: 0.399, SLG: 0.512	2B 1B BB								F7	4	1	3	0	1	0	0					
Chad Curtis, R (1, 9) OBP: 0.329, SLG: 0.441										4	1	1	1	0	2	6					
Dave Martinez, L (8, FH) OBP: 0.302, SLG: 0.338		K			G5-3		K		F2	1	0	0	0	0	0	0					
Gabe Kapler, R (1, 8) OBP: 0.313, SLG: 0.382	1B 2B IBB	L6-4			F8					4	1	1	0	1	0	4					
Mike Lamb, L (1, 5) OBP: 0.355, SLG: 0.441							F7			5	2	3	2	0	0	1					
Scott Sheldon, R (1, 6) OBP: 0.333, SLG: 0.378										4	1	1	2	0	2	2					
<b>Inning Stats</b>	R: 7 E: 1 K: 1 S: 18	H: 5 LOB: 1 BB: 2 P: 32	R: 0 E: 0 K: 1 S: 12	H: 3 LOB: 2 BB: 0 P: 16	R: 0 E: 0 K: 1 S: 14	H: 2 LOB: 2 BB: 0 P: 19	R: 0 E: 0 K: 1 S: 10	H: 1 LOB: 1 BB: 0 P: 16	R: 0 E: 0 K: 0 S: 3	H: 0 LOB: 0 BB: 0 P: 6	R: 0 E: 0 K: 2 S: 16	H: 2 LOB: 2 BB: 0 P: 25	R: 2 E: 0 K: 1 S: 15	H: 3 LOB: 2 BB: 1 P: 27	R: 0 E: 0 K: 0 S: 7	H: 1 LOB: 1 BB: 0 P: 15	1B: 13 2B: 5 3B: 0 HR: 0	SF: 1 SAC: 0 DP: 1 HBP: 0	WP: 0 PB: 0 SB: 0 CS: 0	PA: 44	
<b>PITCHER</b>	IP	WLS	BF	H	R	ER	SO	BB	IBB	HBP	BLK	WP	HR	S	P	ERA	WHIP				
Mark Mulder, L (1, 1) ERA: 5.07	6.2	L	38	15	9	2	7	2	1	0	0	0	0	84	134	2.70	2.550				
Jeff Tam, R (7, 1) ERA: 2.51	0.1		2	1	0	0	0	0	0	0	0	0	0	4	7	0.00	3.000				
Jason Istringhausen, R (8, 1) ERA: 3.63	1.0		4	1	0	0	0	0	0	0	0	0	0	7	15	0.00	1.000				

Oakland Athletics @ Texas Rangers  
The Ballpark at Arlington, Arlington, TX  
Wed Jul 05 2000, 8:35 PM EDT  
Att: 28,964 - Sunny - 93 F

livebaseballscores.com

AB 40  
R 9  
H 17  
RBI 9  
BB 3  
SO 7  
LOB 19





Batter	1	2	3	4	5	6	7	8	9	10	11	AB	R	H	RBI	BB	SO	LOB	TOP								
Tony Womack, L OBP: 0.303, SLG: 0.394 (1, 6)	G3-1		E1 G3-1 1B		F7		FC4 1B 1-2r		G6-3		L9	6	0	1	0	0	0	4									
Craig Counsell, L OBP: 0.410, SLG: 0.462 (7, 5)	G5-3		K		K		K		K		K	5	0	1	1	0	3	2									
Luis Gonzalez, L OBP: 0.402, SLG: 0.549 (1, 7)	G6-3		G3-1 IBB		G1-3		K		K		F8	4	0	0	0	1	1	2									
Travis Lee, L OBP: 0.306, SLG: 0.403 (1, 3)		G3	G3-1			FC4-6 1B BB	G6-3				K	4	1	0	1	1	1	4									
Rob Ryan, L OBP: 0.342, SLG: 0.333 Greg Colbrunn, R OBP: 0.448, SLG: 0.544 (8, PH)		F8	K			FC4-6 1B			FC1-6 1B		K	3	0	1	0	0	1	2									
Jason Conti, L OBP: 0.333, SLG: 0.409 (1, 9)		WP BB			K		FC4-6 1B 1-2r		FC1-6 1B 1-2r		1B SH3-4 1B	4	0	1	1	1	1	2									
Danny Bautista, R OBP: 0.252, SLG: 0.402 (1, 8)		WP BB			SH1-3 1B		G6-4-3 1-2r		L7		SH3-4 1B	3	1	1	0	1	0	2									
Danny Klassen, R OBP: 0.342, SLG: 0.397 Brian Anderson, R OBP: 0.205, SLG: 0.216 Jay Bell, R OBP: 0.359, SLG: 0.428 (7, 4)		K			SH1-3 1B				F8		F8	2	0	1	1	0	1	2									
Kelly Stinnett, R OBP: 0.344, SLG: 0.431 Hanley Frias, S OBP: 0.288, SLG: 0.268 Damian Miller, R OBP: 0.359, SLG: 0.529 (11, 2)					G3-1 HBP		P4				K	3	1	1	0	0	1	0									
<b>Inning Stats</b>	R: 0 E: 0 K: 0 S: 3	H: 0 LOB: 0 BB: 2 P: 6	R: 0 E: 0 K: 1 S: 7	H: 0 LOB: 2 BB: 2 P: 20	R: 1 E: 1 K: 2 S: 9	H: 1 LOB: 2 BB: 1 P: 19	R: 1 E: 0 K: 1 S: 10	H: 1 LOB: 0 BB: 0 P: 16	R: 0 E: 0 K: 1 S: 8	H: 1 LOB: 0 BB: 1 P: 15	R: 1 E: 0 K: 1 S: 21	H: 3 LOB: 2 BB: 0 P: 31	R: 0 E: 0 K: 0 S: 6	H: 1 LOB: 1 BB: 0 P: 9	R: 0 E: 0 K: 2 S: 10	H: 0 LOB: 0 BB: 0 P: 15	R: 0 E: 0 K: 2 S: 8	H: 0 LOB: 0 BB: 0 P: 12	R: 0 E: 0 K: 0 S: 12	H: 2 LOB: 2 BB: 0 P: 16	1B: 9 2B: 0 3B: 0 HR: 0	SF: 0 SAC: 2 DP: 1 HBP: 1	WP: 1 PB: 0 SB: 4 CS: 0	PA: 46			
<b>PITCHER</b>	IP ERA WLS BF H R ER SO BB IBB HBP BLK WP HR S P ERA WHIP	3 4.27 1.2 6 1 0 0 1 0 0 0 0 0 0 0 13 18 0.00 0.600	6 4 4 5 0 0 0 0 0 0 0 0 0 0 0 18 27 0.00 0.000	5 4 4 5 0 0 0 0 0 0 0 0 0 0 0 12 16 0.00 2.000	59 112 13 18 0.00 0.600	27 27 0.00 0.000	16 16 0.00 2.000																				

**Arizona Diamondbacks @ Oakland Athletics**  
Network Associates Coliseum, Oakland, CA

Fri Jul 07 2000, 10:05 PM EDT  
Att: 17,287 - Sunny - 64 F

AB	39
R	4
H	9
RBI	4
BB	4
SO	10
LOB	22

Batter	1	2	3	4	5	6	7	8	9	10	11	AB	R	H	RBI	BB	SO	LOB	BOTTOM								
Terrence Long, L OBP: 0.344, SLG: 0.451 Olimedo Saenz, R OBP: 0.373, SLG: 0.497 Ryan Christensen, R OBP: 0.409, SLG: 0.446 (8, 8)	K		K		F6		G4-6-3 1-2r 2-3		1B L4-5 1B		HR	3	0	0	0	0	2	0									
Randy Velarde, R OBP: 0.309, SLG: 0.432 (1, 4)	E BB 1B		G4-3		BB BB		2B		B1			4	0	2	1	1	0	1									
Jason Giambi, L OBP: 0.477, SLG: 0.636 (1, 3)	BB BB		K		BB BB		BB		1B			2	0	1	0	3	1	0									
Ben Grieve, L OBP: 0.354, SLG: 0.515 (1, 7)	P6				G4-3		F8		L4-5			5	0	0	0	0	1	8									
Matt Stairs, L OBP: 0.339, SLG: 0.422 (1, 9)	BB SAFE		K		G3		G3		HR 2B		K	4	1	1	0	1	2	0									
Jeremy Giambi, L OBP: 0.355, SLG: 0.444 (1, 10)	F9		FC6 1B		L8		HR		F8			5	1	2	2	0	0	3									
Miguel Tejada, R OBP: 0.310, SLG: 0.426 (1, 6)		P8			FC6		F7		G5-3		1B	5	0	1	0	0	0	1									
3 Eric Chavez, L OBP: 0.363, SLG: 0.486 (1, 5)		K			HR		G4-6-3 2B 1B		K		L8	5	2	2	1	0	2	1									
Ramon Hernandez, R OBP: 0.331, SLG: 0.394 (1, 2)	G4-3		K		K		BB 1B		F3		G6-3	4	0	0	0	1	1	0									
<b>Inning Stats</b>	R: 0 E: 1 K: 1 S: 10	H: 1 LOB: 3 BB: 2 P: 26	R: 0 E: 0 K: 1 S: 9	H: 0 LOB: 0 BB: 0 P: 16	R: 0 E: 0 K: 2 S: 9	H: 1 LOB: 1 BB: 2 P: 15	R: 0 E: 0 K: 1 S: 8	H: 1 LOB: 2 BB: 2 P: 24	R: 0 E: 0 K: 0 S: 8	H: 2 LOB: 2 BB: 2 P: 15	R: 1 E: 0 K: 1 S: 17	H: 2 LOB: 2 BB: 2 P: 30	R: 2 E: 0 K: 1 S: 13	H: 2 LOB: 0 BB: 0 P: 16	R: 0 E: 0 K: 0 S: 10	H: 2 LOB: 1 BB: 0 P: 12	R: 0 E: 0 K: 1 S: 12	H: 1 LOB: 1 BB: 0 P: 18	R: 1 E: 0 K: 0 S: 3	H: 1 LOB: 0 BB: 0 P: 5	1B: 6 2B: 3 3B: 0 HR: 3	SF: 0 SAC: 0 DP: 2 HBP: 0	WP: 0 PB: 0 SB: 0 CS: 0	PA: 46			
<b>PITCHER</b>	IP ERA WLS BF H R ER SO BB IBB HBP BLK WP HR S P ERA WHIP	5.0 5.81 1.0 5 1 1 1 0 0 0 0 0 0 0 5 9 0.00 1.500	3 3 1 1 0 0 0 0 0 0 0 0 0 0 5 9 0.00 1.500	22 22 1 0 0 0 0 0 0 0 0 0 0 0 11 17 54.00 9.000	47 92 13 24 1.80 1.400	24 24 5 9 0.00 1.500	14 14 11 17 54.00 9.000																				

**Arizona Diamondbacks @ Oakland Athletics**  
Network Associates Coliseum, Oakland, CA

Fri Jul 07 2000, 10:05 PM EDT  
Att: 17,287 - Sunny - 64 F

AB	40
R	5
H	11
RBI	5
BB	6
SO	9
LOB	16







Batter	1	2	3	4	5	6	7	8	9	AB	R	H	RBI	BB	SO	LOB	TOP					
<b>Tony Womack, L</b> (1, 6) OBP: 0.308, SLG: 0.396	G3							L4		5	0	3	1	0	0	1	<b>Arizona Diamondbacks @ Oakland Athletics</b> <b>Network Associates Coliseum, Oakland, CA</b> Sun Jul 09 2000, 4:05 PM EDT Att: 25,513 - Sunny - 66 F					
<b>Jay Bell, R</b> (1, 4) OBP: 0.349, SLG: 0.415	F8	G6-3		G5-3		L5-3		G5-3		5	0	0	0	0	0	5						
<b>Luis Gonzalez, L</b> (1, 7) OBP: 0.402, SLG: 0.548			P5	G3		G4-3			G4-3	5	0	1	0	0	0	1						
<b>Steve Finley, L</b> (1, 8) OBP: 0.379, SLG: 0.601	G4-3									5	1	2	1	0	0	1						
<b>Greg Colbrunn, R</b> (1, 10) OBP: 0.447, SLG: 0.538		G4-3		2B						5	1	2	0	0	1	1						
<b>Jason Conti, L</b> (1, 9) OBP: 0.384, SLG: 0.414										5	1	2	0	0	1	2						
<b>Travis Lee, L</b> (1, 3) OBP: 0.311, SLG: 0.404										2	1	1	1	2	1	0						
<b>Damian Miller, R</b> (1, 2) OBP: 0.353, SLG: 0.521		G6-3		L9						4	0	2	0	0	0	4						
<b>Craig Counsell, L</b> (1, 5) OBP: 0.406, SLG: 0.458					P5			F9		3	0	0	0	1	0	3						
<b>Inning Stats</b>	R: 0 E: 0 K: 0 S: 14	H: 1 LOB: 1 BB: 0 P: 21	R: 2 E: 0 K: 0 S: 10	H: 3 LOB: 2 BB: 1 P: 19	R: 0 E: 0 K: 0 S: 12	H: 2 LOB: 3 BB: 1 P: 22	R: 0 E: 0 K: 0 S: 13	H: 1 LOB: 1 BB: 0 P: 21	R: 1 E: 2 K: 0 S: 12	H: 2 LOB: 2 BB: 1 P: 21	R: 0 E: 0 K: 0 S: 3	H: 1 LOB: 0 BB: 0 P: 4	R: 1 E: 0 K: 1 S: 9	H: 1 LOB: 0 BB: 0 P: 15	R: 0 E: 0 K: 0 S: 11	H: 1 LOB: 1 BB: 0 P: 12	R: 0 E: 0 K: 2 S: 9	H: 1 LOB: 1 BB: 0 P: 10	1B: 9 2B: 4 3B: 0 HR: 1	SF: 0 SAC: 0 DP: 1 HBP: 0	WP: 0 PB: 0 SB: 0 CS: 0	PA: 42
<b>PITCHER</b>	IP	WLS	BF	H	R	ER	SO	BB	IBB	HBP	BLK	WP	HR	S	P	ERA	WHIP					
<b>Gil Heredia, R</b> (1, 1) ERA: 3.99	6.0	L	31	11	4	3	0	2	1	0	0	0	1	65	109	4.50	2.167					
<b>T.J. Mathews, R</b> (7, 1) ERA: 5.63	2.0		7	1	0	0	1	0	0	0	0	0	0	19	26	0.00	0.500					
<b>Doug Jones, R</b> (9, 1) ERA: 4.99	1.0		4	1	0	0	2	0	0	0	0	0	0	9	10	0.00	1.000					
<b>Batter</b>	<b>1</b>	<b>2</b>	<b>3</b>	<b>4</b>	<b>5</b>	<b>6</b>	<b>7</b>	<b>8</b>	<b>9</b>	<b>AB</b>	<b>R</b>	<b>H</b>	<b>RBI</b>	<b>BB</b>	<b>SO</b>	<b>LOB</b>	<b>BOTTOM</b>					
<b>Ryan Christenson, R</b> (1, 8) OBP: 0.391, SLG: 0.423	K		K							4	0	0	0	0	2	0	<b>Arizona Diamondbacks @ Oakland Athletics</b> <b>Network Associates Coliseum, Oakland, CA</b> Sun Jul 09 2000, 4:05 PM EDT Att: 25,513 - Sunny - 66 F					
<b>Randy Velarde, R</b> (1, 4) OBP: 0.397, SLG: 0.447	G5-3									4	0	1	0	0	1	0						
<b>Jason Giambi, L</b> (1, 3) OBP: 0.474, SLG: 0.624										4	0	1	0	0	1	1						
<b>Olmedo Saenz, R</b> (1, 10) OBP: 0.378, SLG: 0.497										4	1	2	0	0	1	1						
<b>Tim Hudson, R</b> (8, PR)	K									0	0	0	0	0	0	0						
<b>Ben Grieve, L</b> (1, 7) OBP: 0.362, SLG: 0.520		G4-3								3	1	1	0	1	0	1						
<b>Miguel Tejada, R</b> (1, 6) OBP: 0.314, SLG: 0.443										2	0	0	0	2	1	1						
<b>Matt Stairs, L</b> (1, 9) OBP: 0.336, SLG: 0.418										4	0	1	2	0	3	2						
<b>Ramon Hernandez, R</b> (1, 2) OBP: 0.327, SLG: 0.389										3	0	0	0	0	2	2						
<b>Jeremy Giambi, L</b> (9, PH) OBP: 0.355, SLG: 0.460			G5-3		K					1	0	0	0	0	1	1						
<b>Frank Menechino, R</b> (1, 5) OBP: 0.333, SLG: 0.462										3	0	0	0	0	3	0						
<b>Eric Chavez, L</b> (9, PH) OBP: 0.361, SLG: 0.483			K							1	0	0	0	0	1	1						
<b>Inning Stats</b>	R: 0 E: 0 K: 2 S: 13	H: 1 LOB: 1 BB: 0 P: 19	R: 0 E: 0 K: 2 S: 10	H: 0 LOB: 0 BB: 0 P: 13	R: 0 E: 0 K: 2 S: 7	H: 0 LOB: 0 BB: 0 P: 11	R: 2 E: 0 K: 3 S: 19	H: 3 LOB: 2 BB: 1 P: 33	R: 0 E: 0 K: 1 S: 10	H: 1 LOB: 1 BB: 0 P: 16	R: 0 E: 0 K: 1 S: 8	H: 0 LOB: 0 BB: 1 P: 16	R: 0 E: 0 K: 2 S: 9	H: 0 LOB: 0 BB: 0 P: 13	R: 0 E: 0 K: 0 S: 8	H: 1 LOB: 1 BB: 0 P: 14	R: 0 E: 0 K: 3 S: 10	H: 0 LOB: 1 BB: 1 P: 17	1B: 5 2B: 1 3B: 0 HR: 0	SF: 0 SAC: 0 DP: 0 HBP: 0	WP: 0 PB: 0 SB: 0 CS: 0	PA: 36
<b>PITCHER</b>	IP	WLS	BF	H	R	ER	SO	BB	IBB	HBP	BLK	WP	HR	S	P	ERA	WHIP					
<b>Randy Johnson, L</b> (1, 1) ERA: 1.8	7.0	W	28	5	2	2	13	2	0	0	0	0	0	76	121	2.57	1.000					
<b>Mike Morgan, R</b> (8, 1) ERA: 4.25	1.0	H	5	1	0	0	0	1	0	0	0	0	0	9	19	0.00	2.000					
<b>Matt Mantei, R</b> (9, 1) ERA: 7.36	1.0	S	3	0	0	0	3	0	0	0	0	0	0	9	12	0.00	0.000					

AB	39
R	4
H	13
RBI	3
BB	3
SO	3
LOB	18



AB	33
R	2
H	6
RBI	2
BB	3
SO	16
LOB	10













Batter	1	2	3	4	5	6	7	8	9	AB	R	H	RBI	BB	SO	LOB	TOP							
Ryan Christenson, R OBP: 0.392, SLG: 0.422 (1, 8) (8, 7)	0-1 F7		2-2 F3	0-1 F9		0-2 2H 1B		0-0 G6-4-3 1B		5	0	2	1	0	0	1								
Randy Velarde, R OBP: 0.395, SLG: 0.450 (1, 4)	2-1 2B 1B		1-1 1B 2B	2-0 1-2 1B		1-0 G3		2-0 G6-4-3		5	2	3	0	0	0	3								
Jason Giambi, L OBP: 0.468, SLG: 0.615 (1, 3)	2-1 1-H 2B		2-2 G1-3	3-2 G4-3			2-1 F7	0-1 G6-3		5	0	1	1	1	0	5								
Olimedo Saenz, R OBP: 0.375, SLG: 0.488 Jason Istringhausen, R (9, 1)	0-0 F9		1-1 BB 1B		1-0 F9		1-1 G4-3		0-0 P4	5	0	1	1	0	0	0								
Adam Piatt, R OBP: 0.384, SLG: 0.676 Matt Stairs, L OBP: 0.330, SLG: 0.406 (7, PH) (7, 9)		2-1 G3-6-3 1B	3-1 BB 1B		2-1 G6-4-3 1B		1-2 F8		3-3 K	3	0	3	0	0	0	0								
Ben Grievie, L OBP: 0.351, SLG: 0.519 Terrence Long, L OBP: 0.344, SLG: 0.449 (8, FR) (8, 8)		1-0 G3-6-3	4-2 1-2 BB		2-2 G6-4-3			0-1 HR 2B	2-0 1B	3	0	1	0	1	0	2								
Ramon Hernandez, R OBP: 0.324, SLG: 0.397 (1, 2)		0-1 BB 1B	2-1 F7			2-2 L5		0-2 2H HR	2-1 G5-3	5	1	2	2	0	0	4								
Miguel Tejada, R OBP: 0.313, SLG: 0.447 (1, 6)		4-0 1-2 BB		2-0 G5-3		2-2 E4 1B		2-0 HR		3	2	1	1	1	0	0								
Gil Heredia, R OBP: 0.500, SLG: 0.500 T.J. Mathews, R (7, 1) Mike Magnante, L (8, 1) 3 Eric Chavez, L OBP: 0.359, SLG: 0.493 (9, 5)		0-0 G1-3		1-0 1B		1-2 SH3-4		4-0 G6-4-3 1B		2	0	1	0	0	0	2								
<b>Inning Stats</b>	R: 1 E: 0 K: 0 S: 7	H: 2 LOB: 0 BB: 0 P: 11	R: 0 E: 0 K: 0 S: 6	H: 2 LOB: 2 BB: 1 P: 13	R: 1 E: 0 K: 0 S: 18	H: 3 LOB: 3 BB: 1 P: 33	R: 0 E: 0 K: 0 S: 8	H: 2 LOB: 2 BB: 0 P: 16	R: 0 E: 0 K: 0 S: 7	H: 1 LOB: 0 BB: 0 P: 12	R: 1 E: 1 K: 0 S: 14	H: 1 LOB: 1 BB: 0 P: 19	R: 0 E: 0 K: 0 S: 7	H: 0 LOB: 0 BB: 0 P: 11	R: 3 E: 0 K: 0 S: 10	H: 4 LOB: 2 BB: 1 P: 18	R: 0 E: 0 K: 1 S: 8	H: 1 LOB: 1 BB: 0 P: 15	1B: 11 2B: 3 3B: 0 HR: 2	SF: 0 SAC: 1 DP: 3 HBP: 0	WP: 0 PB: 0 SB: 0 CS: 0	PA: 43		
<b>PITCHER</b>	IP WLS BF H R ER SO BB IBB HBP BLK WP HR S P ERA WHIP	6.0 L 29 11 3 2 0 2 0 0 0 0 0 60 104 3.00 2.167	0.2 0 0 0 0 0 0 0 0 0 0 0 4 7 0.00 0.000	0.1 0 0 0 0 0 0 0 0 0 0 0 3 4 0.00 0.000	2.0 11 5 3 3 1 1 0 0 0 0 2 18 33 13.50 3.000																			

Oakland Athletics @ San Francisco Giants  
PacBell Park, San Francisco, CA  
Sat Jul 15 2000, 4:05 PM EDT  
Att: 40,930 - Cloudy - 65 F


AB 39  
R 6  
H 16  
RBI 6  
BB 3  
SO 1  
LOB 17



Batter	1	2	3	4	5	6	7	8	9	AB	R	H	RBI	BB	SO	LOB	BOTTOM						
Marvin Benard, L OBP: 0.347, SLG: 0.408 (1, 8) (8, 7)	1-1 G3		2-2 2B		1-0 2H 1B		0-0 G3			4	0	2	1	0	0	2							
Bill Mueller, S OBP: 0.338, SLG: 0.392 (1, 5)	1-3 K		1-0 G6-3		1-0 G1-3			0-0 1B 1B		4	0	1	0	0	1	2							
Barry Bonds, L OBP: 0.439, SLG: 0.742 (1, 7)	3-3 K			0-3 K		3-3 K		0-2 F9		4	0	0	0	0	3	1							
Jeff Kent, R OBP: 0.430, SLG: 0.657 (1, 4)		0-0 G6-3		2-3 K		1-2 G6-3		0-1 1-3 1B		4	0	1	0	0	1	0							
Ellis Burks, R OBP: 0.444, SLG: 0.630 (1, 9)		1-0 G5-3		3-2 HR		0-1 G5-3		1-0 L5		4	1	1	1	0	0	2							
J.T. Snow, L OBP: 0.374, SLG: 0.469 (1, 3)		4-2 BB		1-2 F7			1-1 F7	1-1 G4-3		3	0	0	0	1	0	2							
Rich Aurilia, R OBP: 0.332, SLG: 0.404 (1, 6)		2-2 F8			0-0 G5-4-3 1B		0-0 1B 1B		2-3 K	4	0	2	0	0	1	1							
Doug Mirabeli, R OBP: 0.358, SLG: 0.446 Felipe Crespo, S OBP: 0.370, SLG: 0.466 (9, PH)			0-3 K		0-0 G5-4-3		2-1 1-3 1B		1-3 K	3	0	1	0	0	1	1							
Kirk Rueter, L OBP: 0.195, SLG: 0.188 John Johnstone, R (7, 1) Alan Ambree, L (7, 1) Russ Davis, R OBP: 0.330, SLG: 0.418 Aron Fultz, L OBP: 0.350, SLG: 0.500 Armando Rios, L OBP: 0.330, SLG: 0.443 (9, PH)			1-1 G1-3		0-2 1B 2B		2-2 P3		1-0 G3	2	1	1	0	0	0	0							
<b>Inning Stats</b>	R: 0 E: 0 K: 2 S: 9	H: 0 LOB: 0 BB: 0 P: 14	R: 0 E: 0 K: 0 S: 9	H: 0 LOB: 1 BB: 1 P: 16	R: 0 E: 0 K: 1 S: 13	H: 1 LOB: 0 BB: 0 P: 17	R: 1 E: 0 K: 2 S: 15	H: 1 LOB: 0 BB: 0 P: 21	R: 1 E: 0 K: 0 S: 9	H: 3 LOB: 1 BB: 0 P: 11	R: 0 E: 0 K: 1 S: 10	H: 0 LOB: 0 BB: 0 P: 14	R: 0 E: 0 K: 0 S: 9	H: 2 LOB: 2 BB: 0 P: 14	R: 0 E: 0 K: 0 S: 9	H: 2 LOB: 2 BB: 0 P: 11	R: 0 E: 0 K: 2 S: 7	H: 0 LOB: 0 BB: 0 P: 11	1B: 6 2B: 2 3B: 0 HR: 1	SF: 0 SAC: 0 DP: 1 HBP: 0	WP: 0 PB: 0 SB: 0 CS: 0	PA: 36	
<b>PITCHER</b>	IP WLS BF H R ER SO BB IBB HBP BLK WP HR S P ERA WHIP	6.2 W 27 7 2 2 6 1 0 0 0 0 0 73 106 2.70 1.200	1.0 H 5 2 0 0 0 0 0 0 0 0 8 9 0.00 2.000	0.1 H 1 0 0 0 0 0 0 0 0 0 2 3 0.00 0.000	1.0 3 0 0 0 2 0 0 0 0 0 0 7 11 0.00 0.000																		

Oakland Athletics @ San Francisco Giants  
PacBell Park, San Francisco, CA  
Sat Jul 15 2000, 4:05 PM EDT  
Att: 40,930 - Cloudy - 65 F

AB 35  
R 2  
H 9  
RBI 2  
BB 1  
SO 8  
LOB 13






Batter	1	2	3	4	5	6	7	8	9	AB	R	H	RBI	BB	SO	LOB	TOP										
Ryan Christenson, R OBP: 0.380, SLG: 0.407 Terrence Long, L OBP: 0.341, SLG: 0.444	F8	F8		G6-3		G5-3		G4-3	K	3	0	0	0	0	1	0											
Randy Velarde, R OBP: 0.400, SLG: 0.455	HR	2B	2B	1B			G6-3	BB	1B	4	3	2	0	1	1	0											
Jason Giambi, L OBP: 0.470, SLG: 0.620	F5	1B	2B				2B	2B	E	4	3	2	1	1	1	1											
Olmedo Saenz, R OBP: 0.386, SLG: 0.517	2H	HR	1B	BB			K	2B	E9	4	2	3	4	1	1	0											
Adam Platt, R OBP: 0.381, SLG: 0.683	HR	BB	G3-6-3	1B			F7	G1-3	P4	4	2	2	2	1	0	1											
Jeremy Giambi, L OBP: 0.352, SLG: 0.468	1H	HR	G3-6-3				G1-3	G1-3		4	1	1	2	1	0	3											
Ramon Hernandez, R OBP: 0.326, SLG: 0.399	1B	BB	G6-3				G5-3	2B	G4-3	4	0	1	1	1	0	2											
Frank Menechino, R OBP: 0.336, SLG: 0.462 Miguel Tejada, R OBP: 0.316, SLG: 0.448	1B		G5-3				G3	1B	F8	2	0	1	0	0	0	0											
Marcus Jones, R Doug Jones, R 3 Eric Chavez, L Mike Magnante, L Jeff Tam, R Ben Grievie, L Jason Isringhausen, R	G3		G1-3				G3	F8	L4	2	0	0	0	0	0	2											
<b>Inning Stats</b>	R: 4 E: 0 K: 1 S: 16	H: 4 LOB: 2 BB: 2 P: 34	R: 2 E: 0 K: 0 S: 8	H: 3 LOB: 1 BB: 1 P: 18	R: 0 E: 0 K: 0 S: 5	H: 0 LOB: 0 BB: 0 P: 9	R: 0 E: 0 K: 2 S: 9	H: 0 LOB: 0 BB: 0 P: 15	R: 0 E: 0 K: 1 S: 6	H: 1 LOB: 1 BB: 0 P: 18	R: 3 E: 0 K: 0 S: 18	H: 4 LOB: 2 BB: 1 P: 31	R: 2 E: 1 K: 0 S: 8	H: 1 LOB: 2 BB: 3 P: 26	R: 0 E: 0 K: 1 S: 9	H: 0 LOB: 0 BB: 0 P: 13	1B: 5 2B: 6 3B: 0 HR: 2	SF: 0 SAC: 0 DP: 1 HBP: 0	WP: 0 PA: 46 PB: 0 SB: 0 CS: 0								
<b>PITCHER</b>	IP	WLS	BF	H	R	ER	SO	BB	IBB	HBP	BLK	WP	HR	S	P	ERA	WHIP										
Rigo Beltran, L ERA: 40.5	1.1		13	6	6	6	1	3	0	0	0	0	2	20	45	40.50	6.750										
Julian Tavarez, R ERA: 8.04	4.2	15	2	0	0	3	0	0	0	0	0	0	0	34	59	0.00	0.429										
Gabe White, L ERA: 2.27	0.2	L	5	3	3	3	0	0	0	0	0	0	0	14	21	40.50	4.500										
Mike DeJean, R ERA: 3.9	1.1		10	2	2	1	0	2	2	0	0	0	0	12	36	6.75	3.000										
Mike Myers, L ERA: 1.14	1.0		3	0	0	0	1	0	0	0	0	0	0	9	13	0.00	0.000										

**Oakland Athletics @ Colorado Rockies**  
**Coors Field, Denver, CO**  
 Mon Jul 17 2000, 2:05 PM MDT  
 Att: 40,120 - Cloudy - 82 F


**AB 39**  
**R 11**  
**H 13**  
**RBI 10**  
**BB 7**  
**SO 5**  
**LOB 13**



Batter	1	2	3	4	5	6	7	8	9	AB	R	H	RBI	BB	SO	LOB	BOTTOM										
Tom Goodwin, L OBP: 0.374, SLG: 0.406	F8		S	F8		SH1-4			FC4-6	3	1	1	0	1	0	1											
Brian Hunter, R OBP: 0.383, SLG: 0.351	HR		L4	HR		G1-3			FC4-6	5	3	2	2	0	0	3											
Larry Walker, L OBP: 0.426, SLG: 0.526	1B		17	2B	1B	HR			G4-3	4	2	2	3	1	0	1											
17 Todd Helton, L OBP: 0.475, SLG: 0.712	F8		1B	K					HR	5	3	3	3	0	1	1											
Jeff Cirillo, R OBP: 0.404, SLG: 0.533	1B		1B			G4-3			F9	5	0	2	2	0	0	0											
Nefti Perez, S OBP: 0.311, SLG: 0.419	P4		G4-3	BB		G6-3			G6-3	3	0	0	0	1	0	2											
3 Mike Lansing, R OBP: 0.318, SLG: 0.429		G5-3	G4-3						G6-3	4	0	1	0	0	0	2											
Ben Petrick, R OBP: 0.333, SLG: 0.526	F8			E					G5-3	4	1	1	0	0	0	1											
Rigo Beltran, L Julian Tavarez, L Terry Shumpert, R Gabe White, L Mike DeJean, R Todd Walker, L Mike Myers, L	K			B1		E6			G3	0	0	0	0	0	0	0											
<b>Inning Stats</b>	R: 1 E: 0 K: 0 S: 14	H: 2 LOB: 1 BB: 1 P: 29	R: 0 E: 0 K: 1 S: 7	H: 0 LOB: 0 BB: 0 P: 9	R: 3 E: 0 K: 0 S: 18	H: 3 LOB: 1 BB: 2 P: 31	R: 3 E: 1 K: 1 S: 15	H: 3 LOB: 0 BB: 0 P: 20	R: 0 E: 0 K: 0 S: 6	H: 0 LOB: 0 BB: 0 P: 12	R: 1 E: 0 K: 0 S: 5	H: 1 LOB: 0 BB: 0 P: 10	R: 0 E: 0 K: 0 S: 8	H: 0 LOB: 0 BB: 0 P: 11	R: 2 E: 0 K: 0 S: 12	H: 2 LOB: 0 BB: 0 P: 20	1B: 6 2B: 2 3B: 0 HR: 4	SF: 0 SAC: 1 DP: 1 HBP: 0	WP: 1 PA: 41 PB: 0 SB: 1 CS: 1								
<b>PITCHER</b>	IP	WLS	BF	H	R	ER	SO	BB	IBB	HBP	BLK	WP	HR	S	P	ERA	WHIP										
Marcus Jones, R ERA: 15.43	2.1		15	5	4	4	1	3	0	0	0	0	1	35	64	15.43	3.429										
Doug Jones, R ERA: 5.28	2.2		11	4	3	3	1	0	0	0	0	0	1	36	49	10.12	1.500										
Mike Magnante, L ERA: 5.25	1.1	W	5	1	1	1	0	0	0	0	0	0	1	9	18	6.75	0.750										
Jeff Tam, R ERA: 2.32	1.2	H	5	0	0	0	0	0	0	0	0	0	0	10	15	0.00	0.000										
Jason Isringhausen, R ERA: 3.1	1.0	S	5	2	2	2	0	0	0	0	0	1	1	12	20	18.00	2.000										

**Oakland Athletics @ Colorado Rockies**  
**Coors Field, Denver, CO**  
 Mon Jul 17 2000, 2:05 PM MDT  
 Att: 40,120 - Cloudy - 82 F

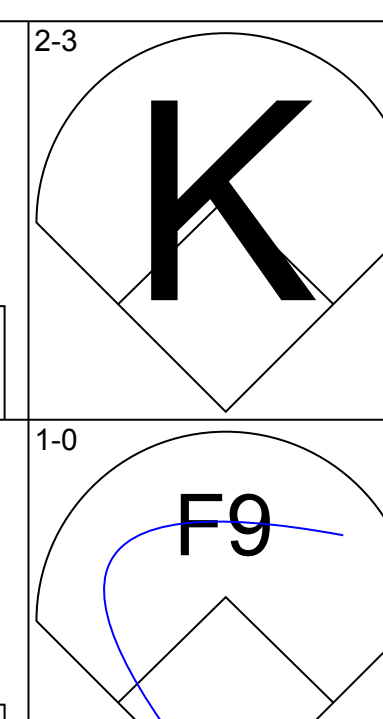
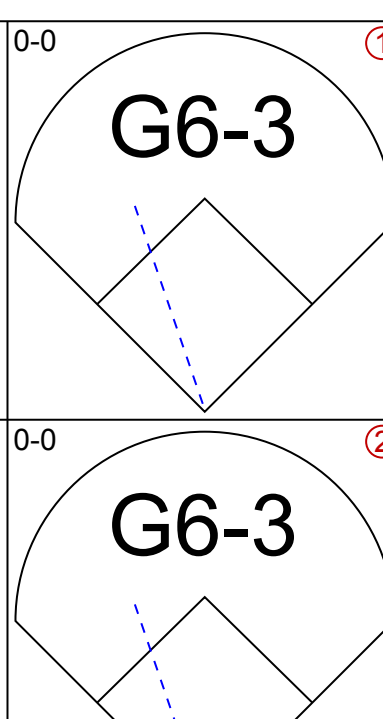
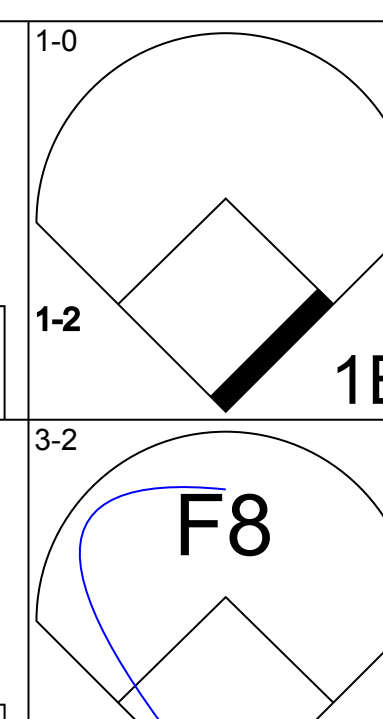
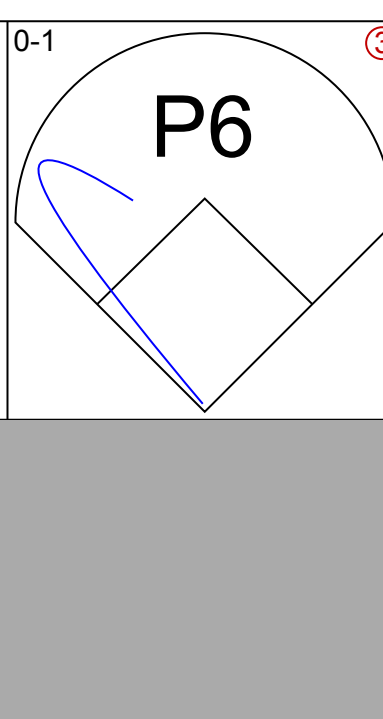
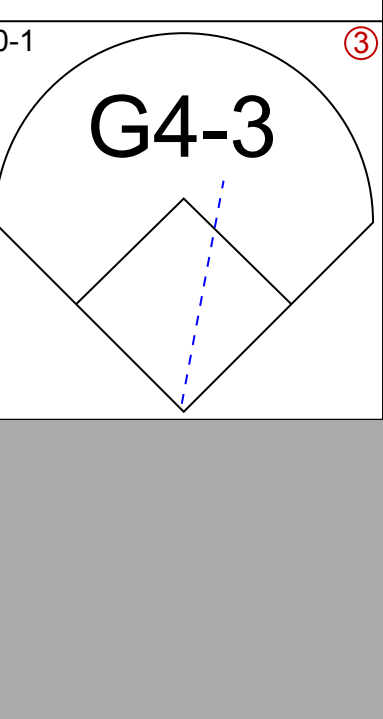
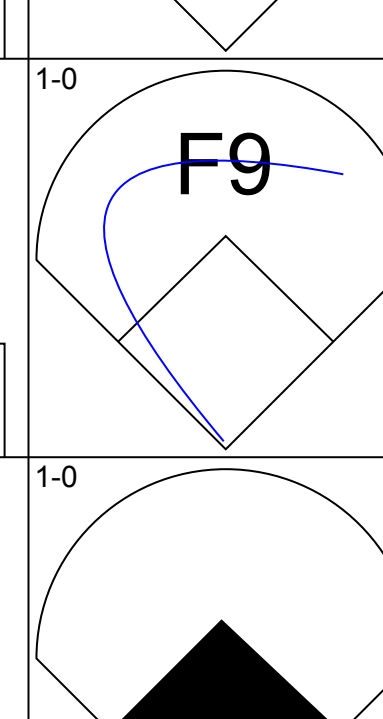
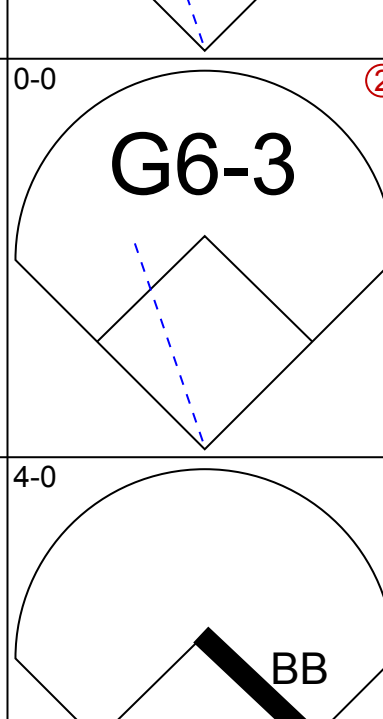
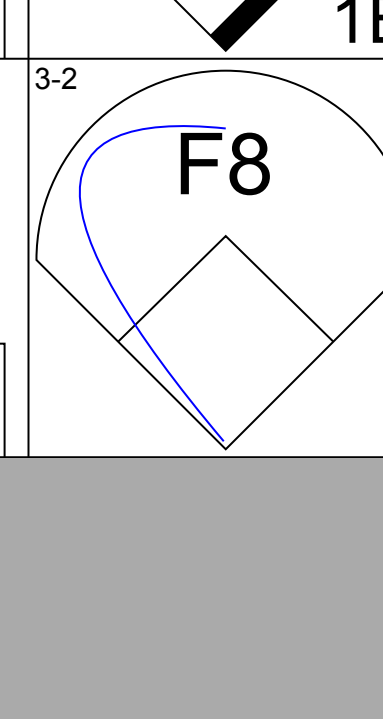
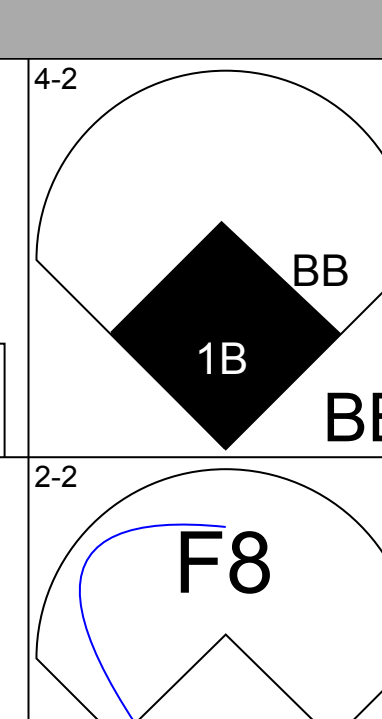
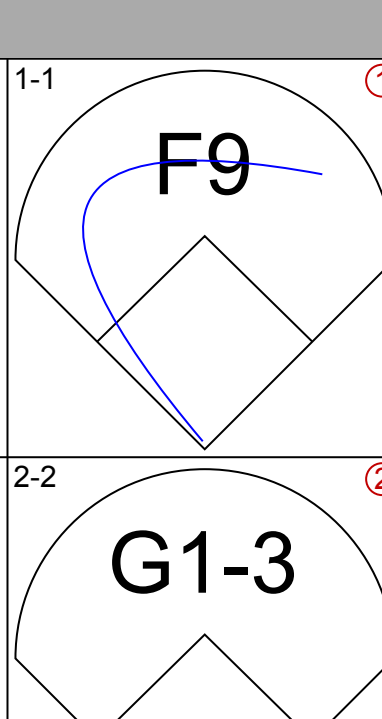
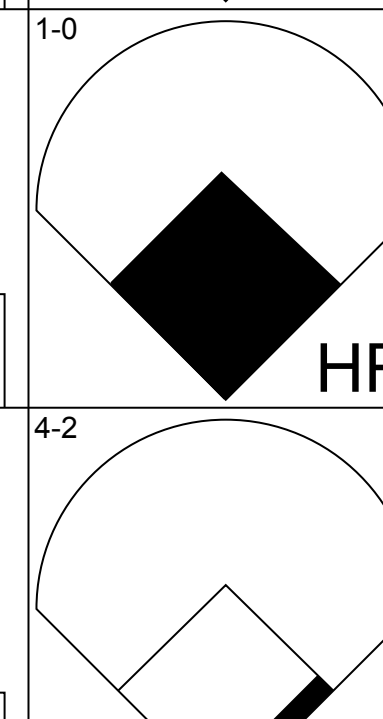
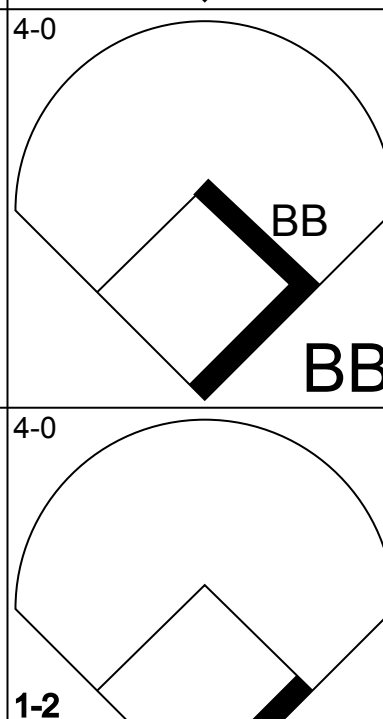
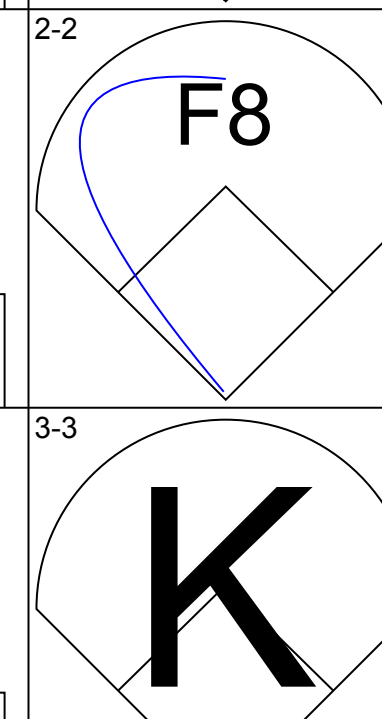
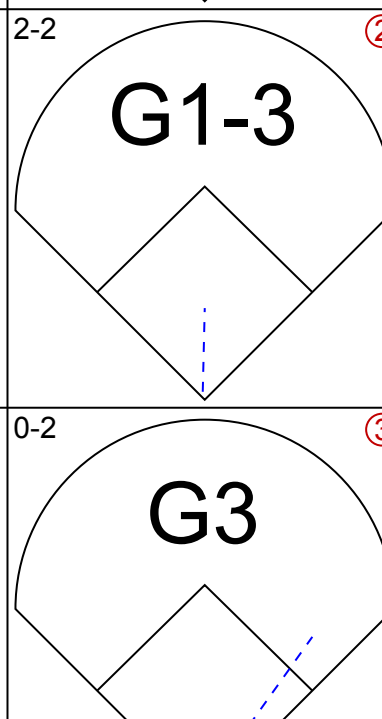
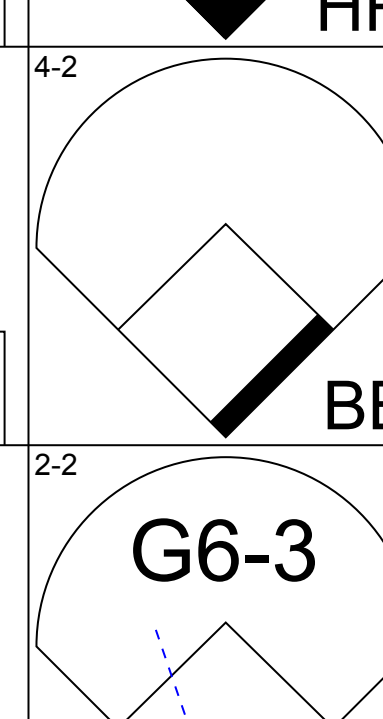
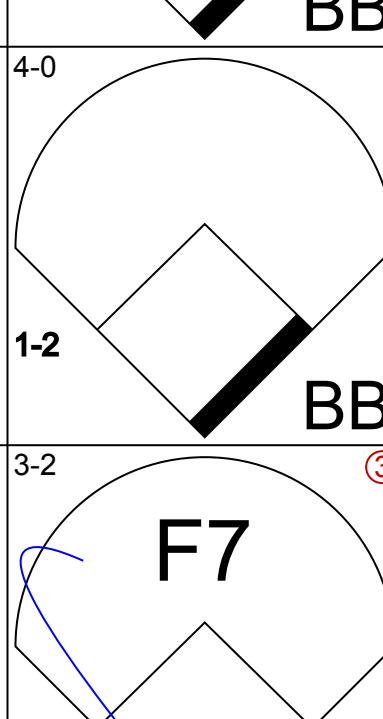
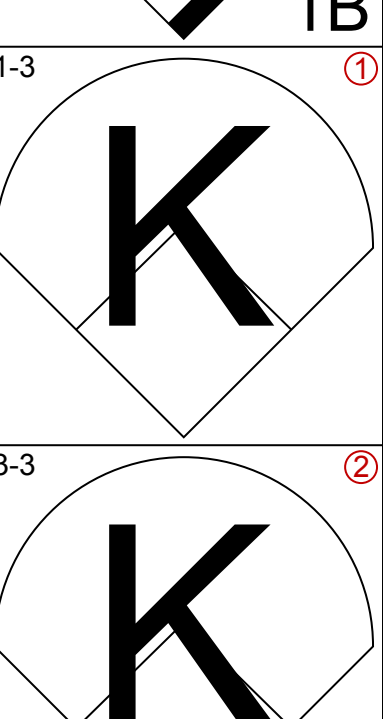
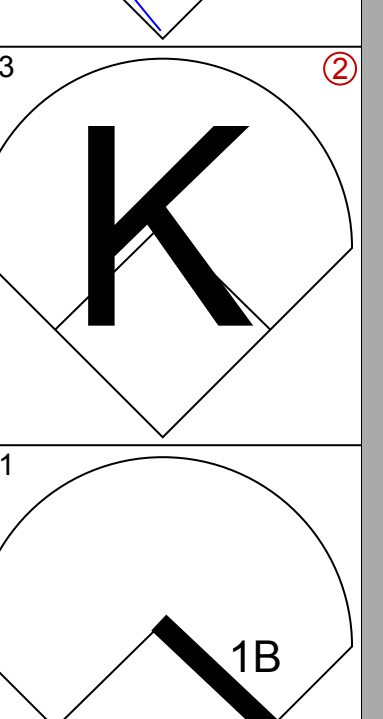
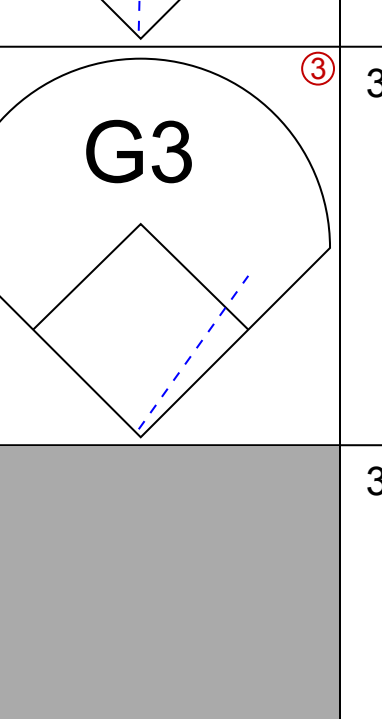
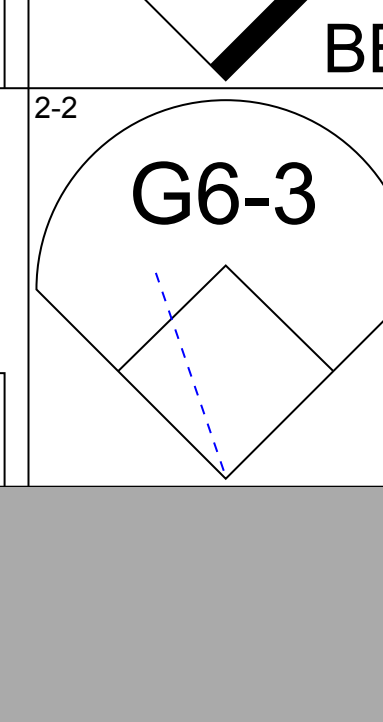
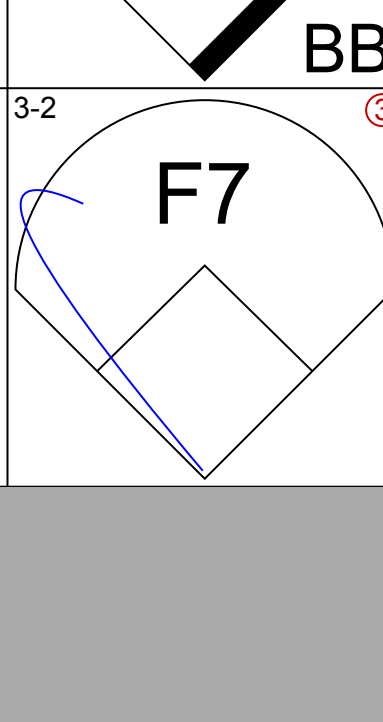
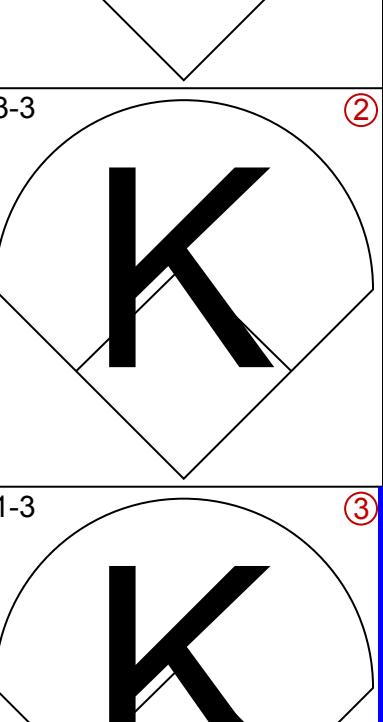
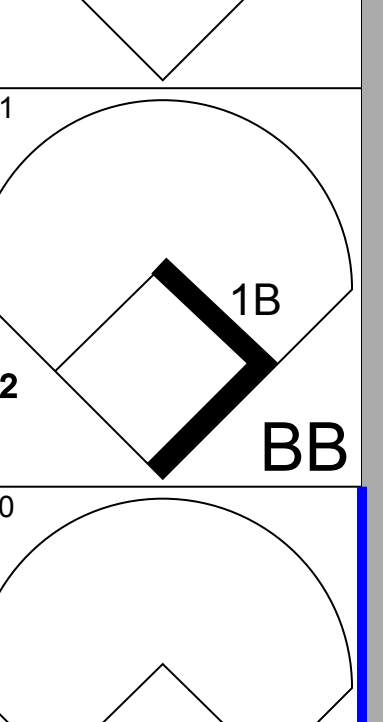
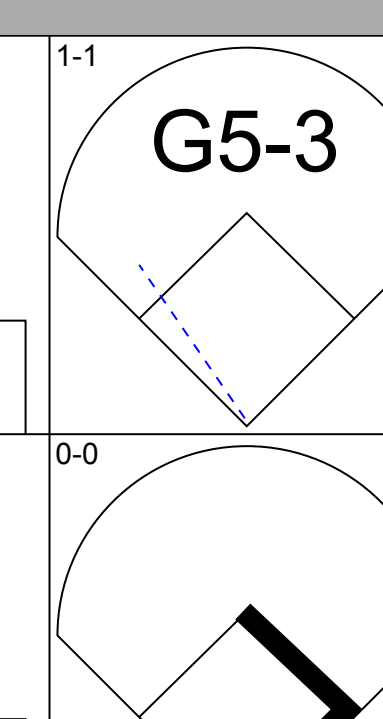
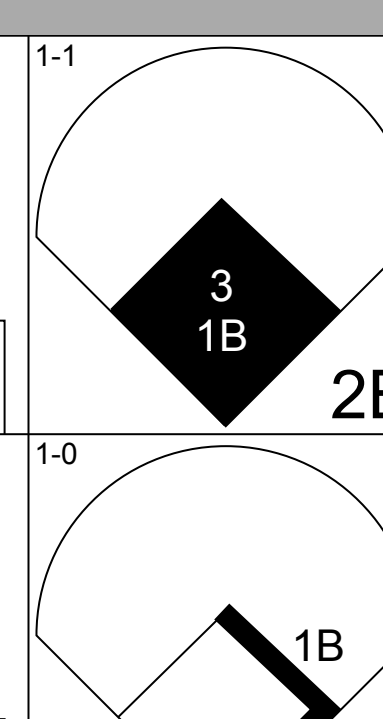
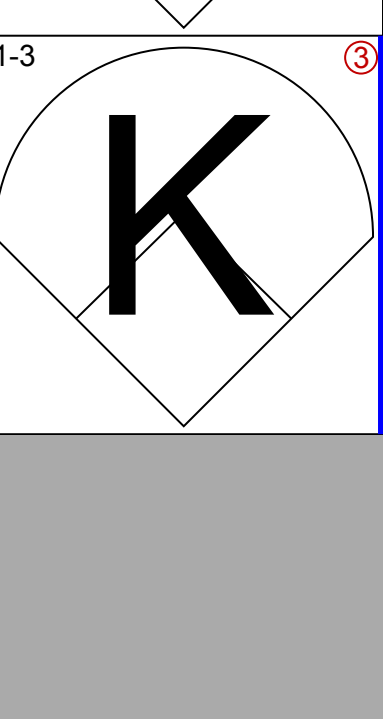
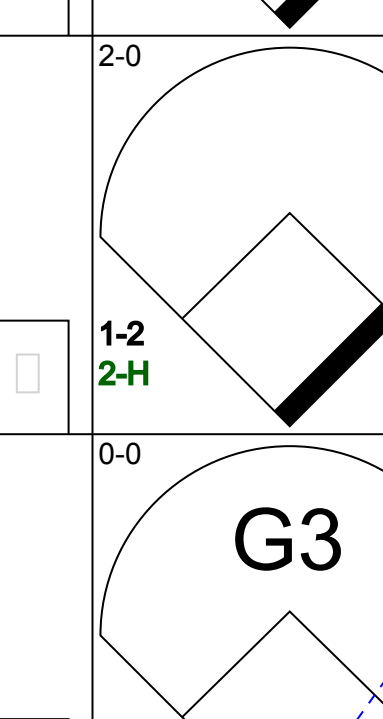
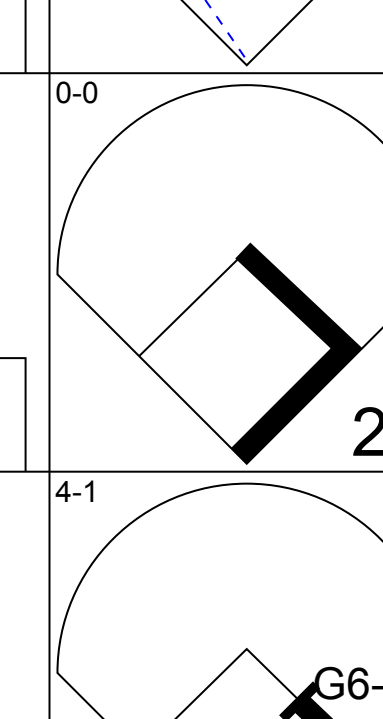
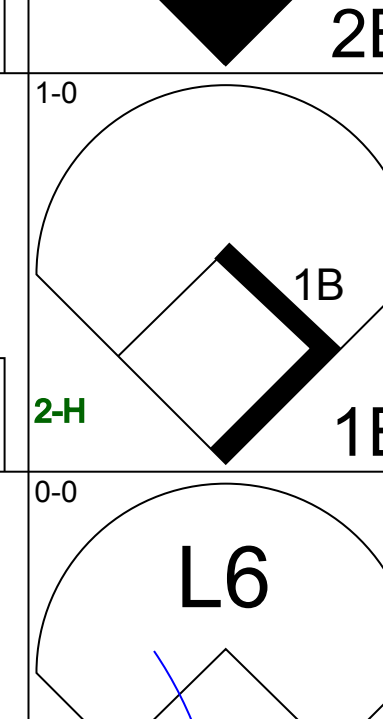
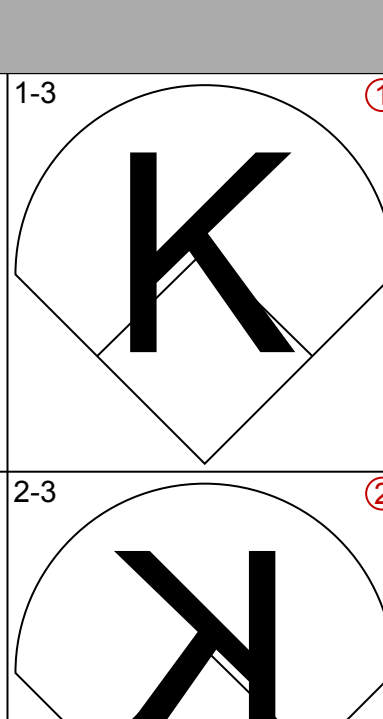
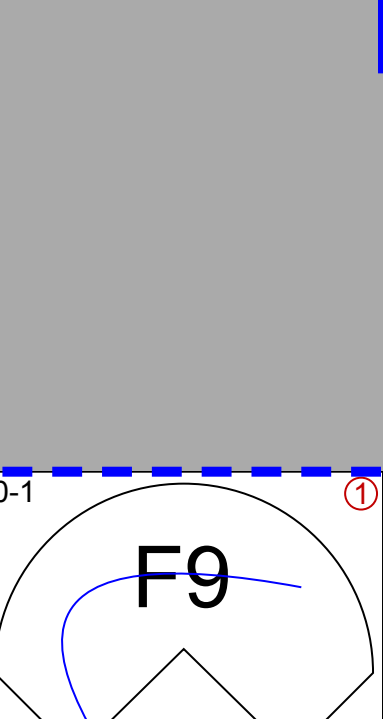
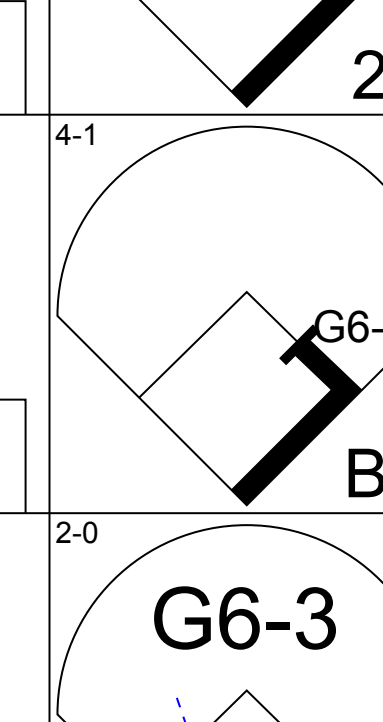
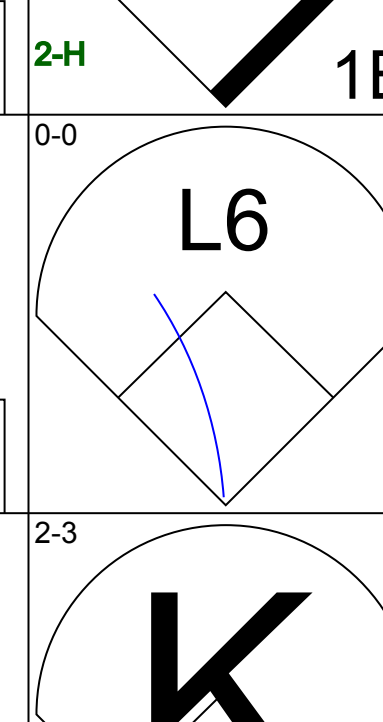
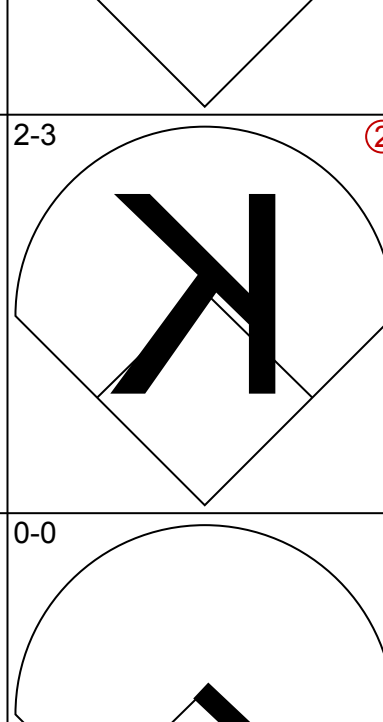
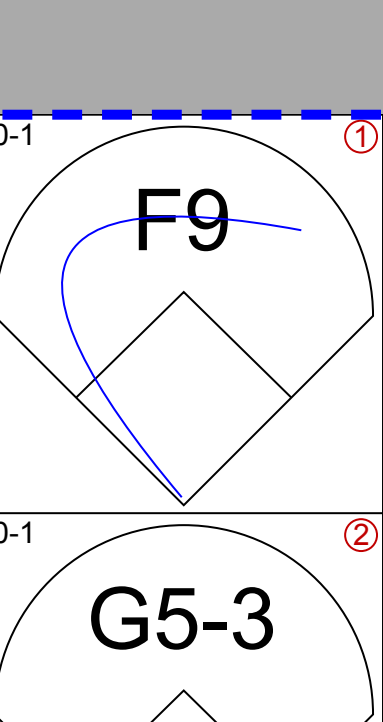

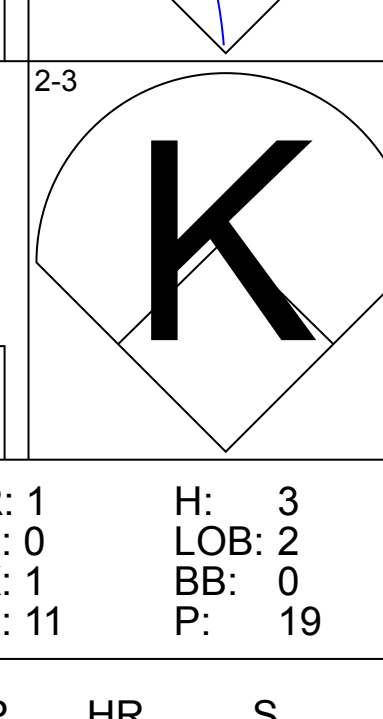
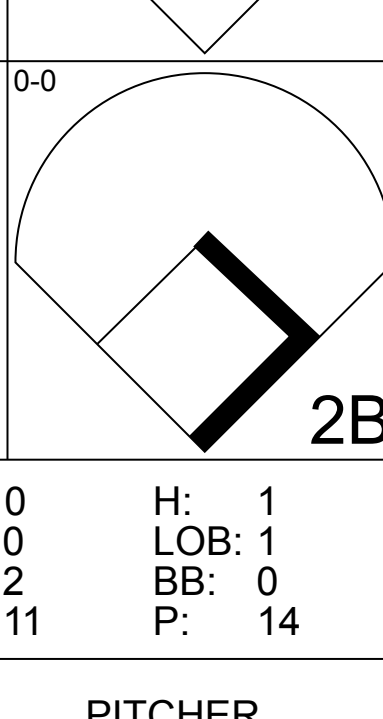
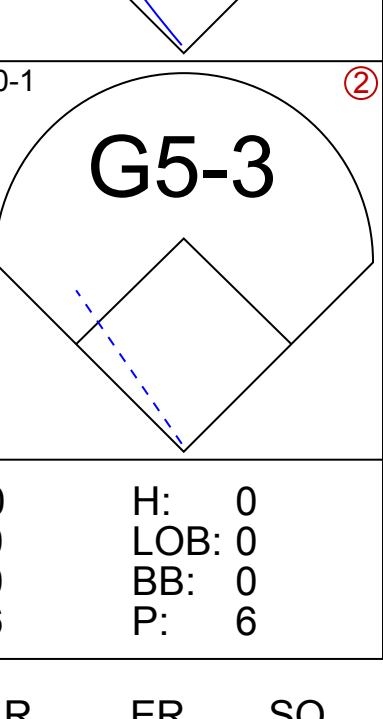
**AB 37**  
**R 10**  
**H 12**  
**RBI 10**  
**BB 3**  
**SO 2**  
**LOB 12**








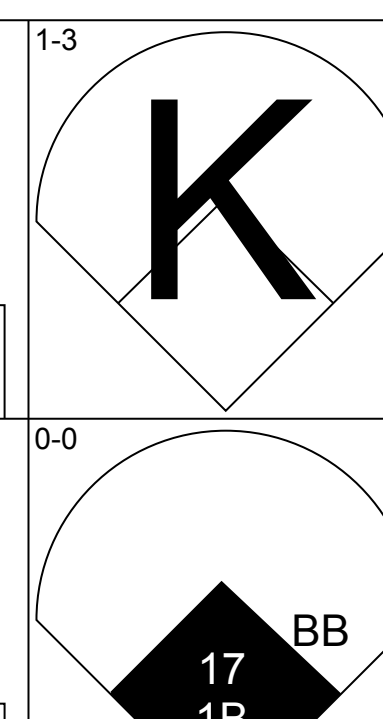
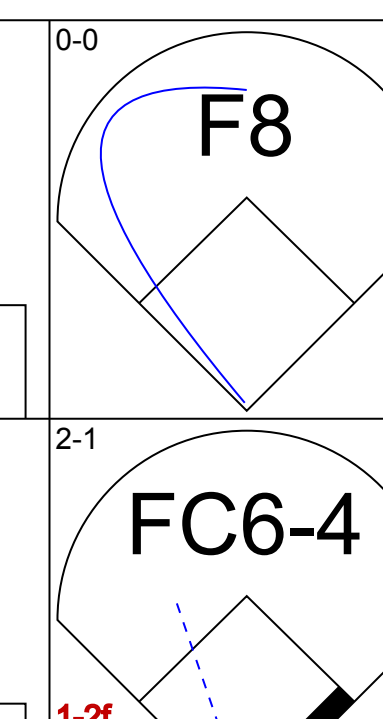
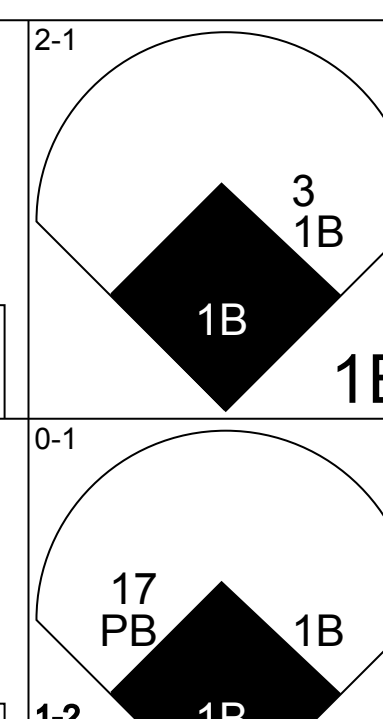
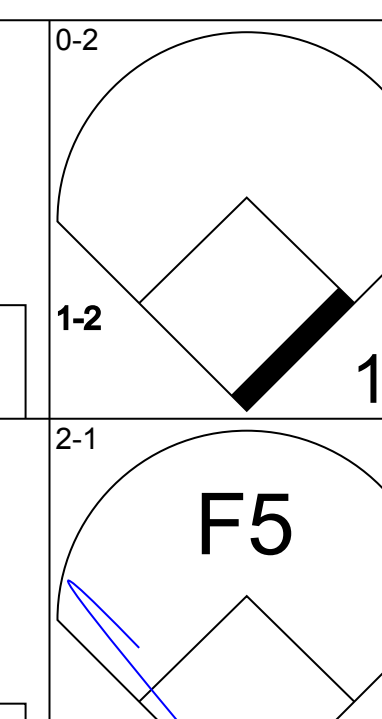
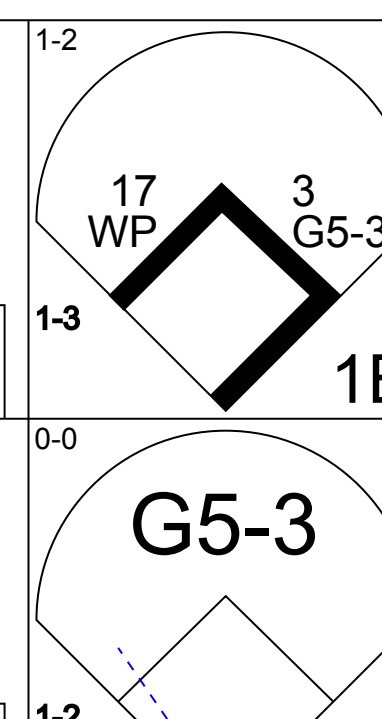
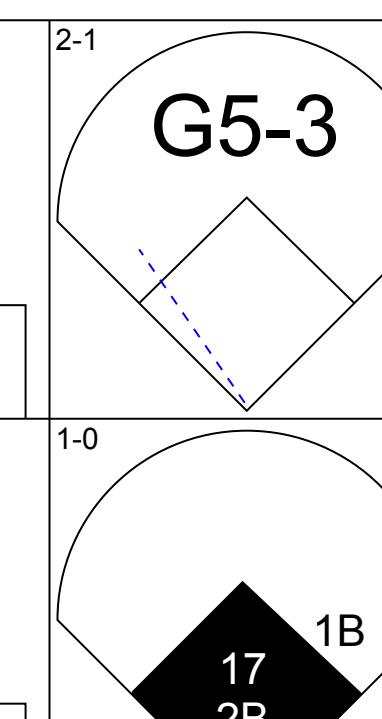

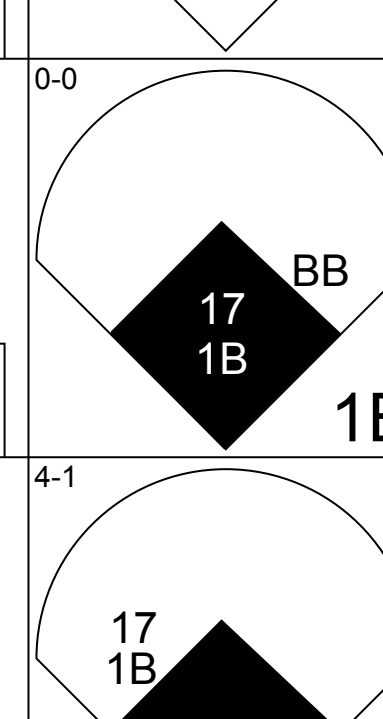
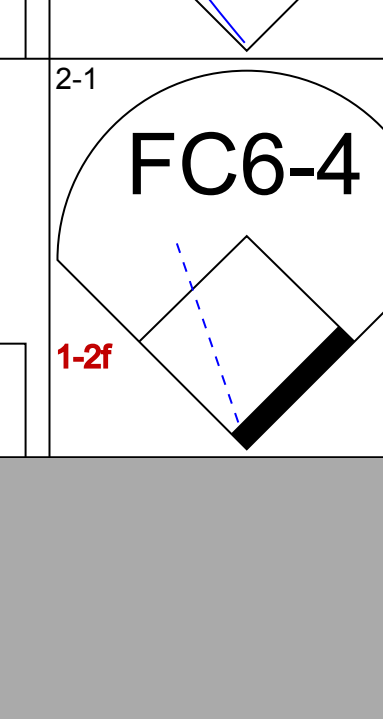
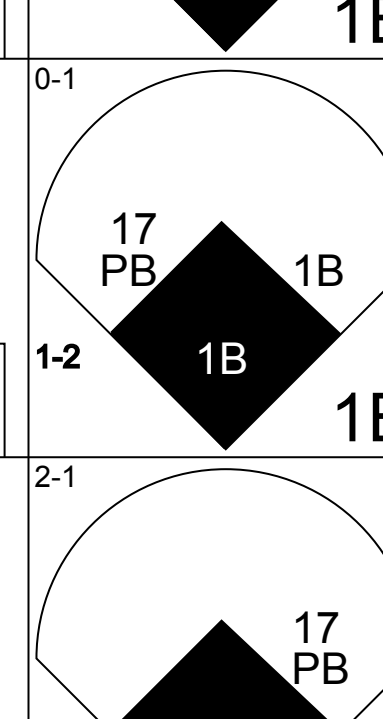
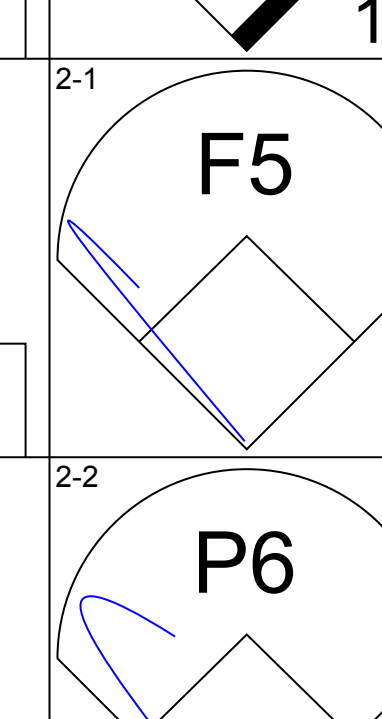

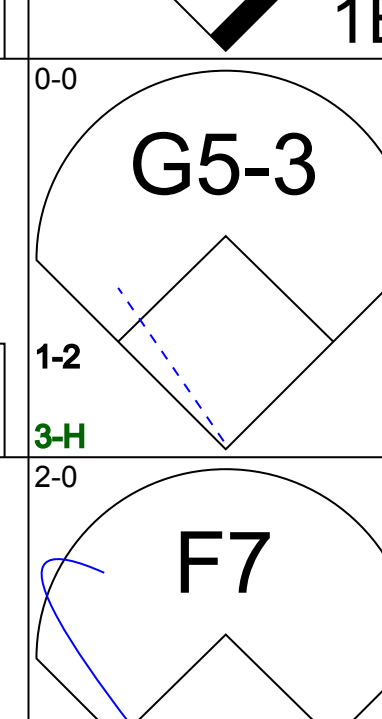
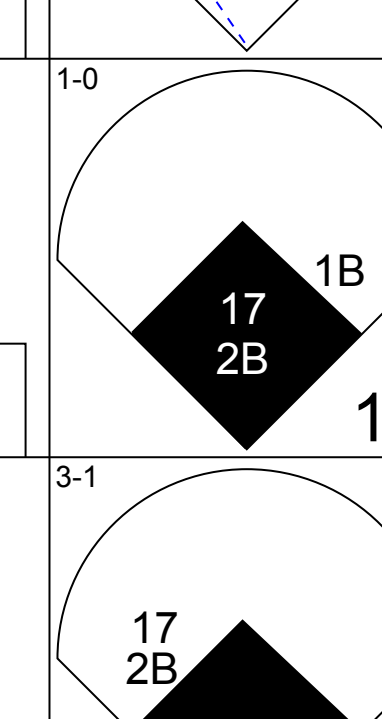

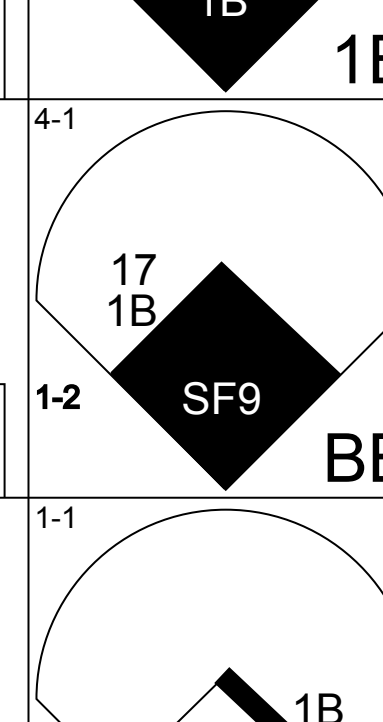
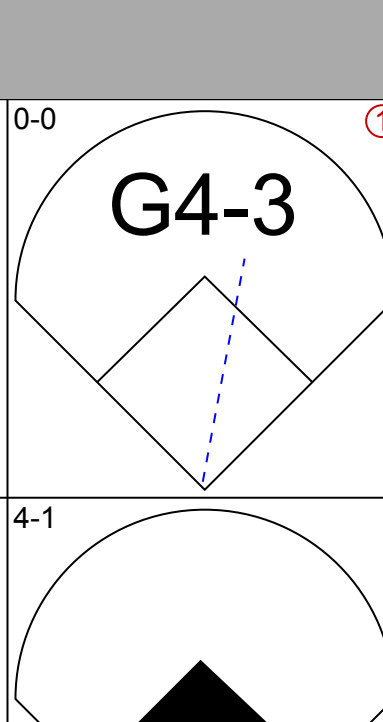
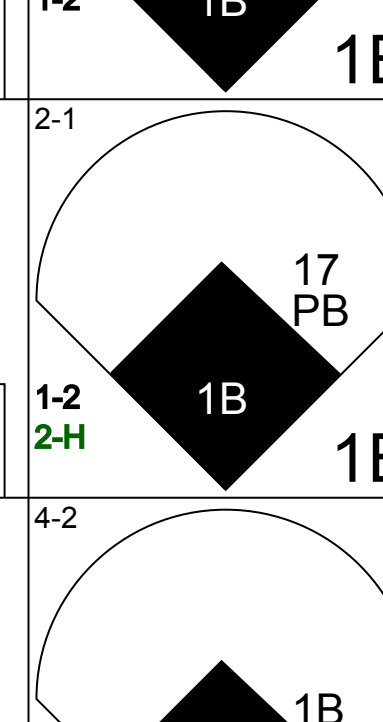
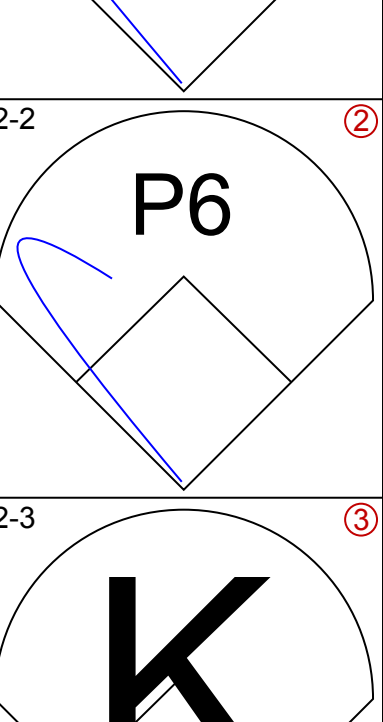
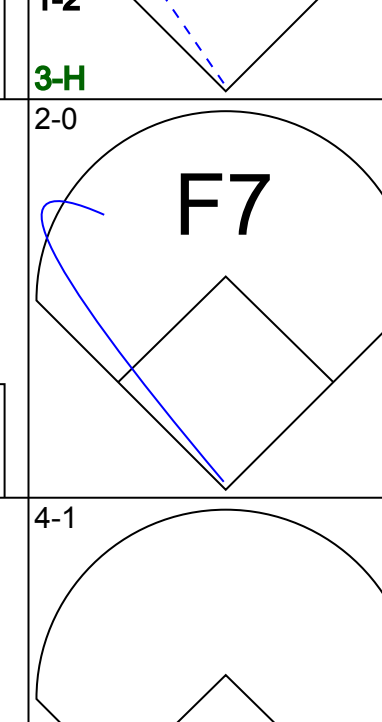
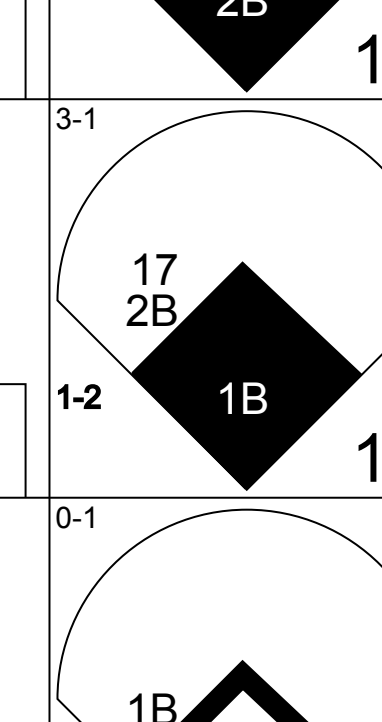

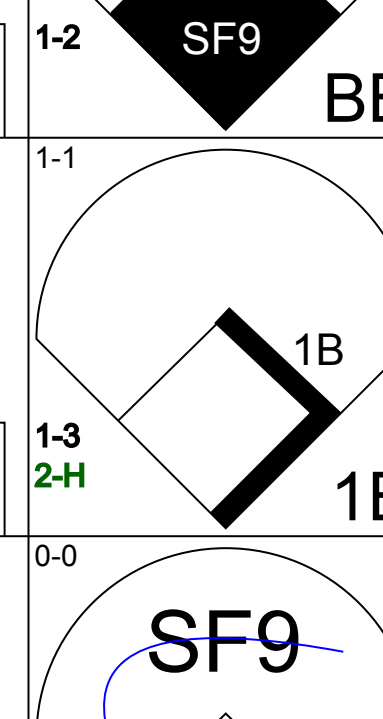
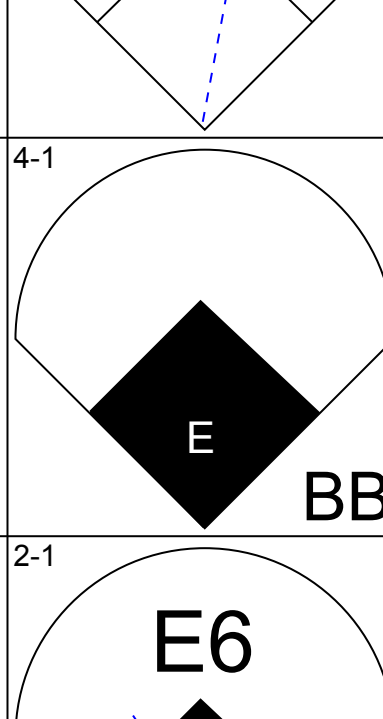
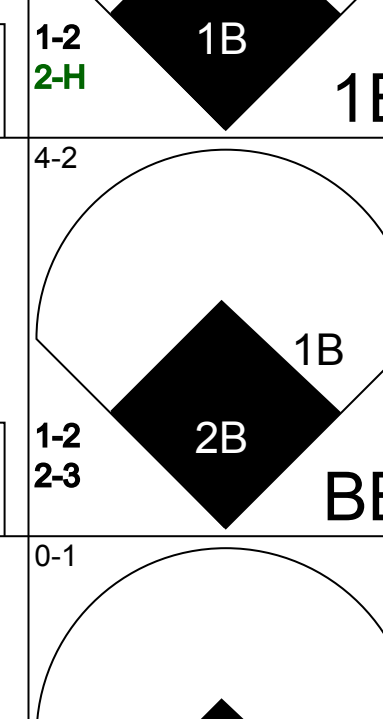
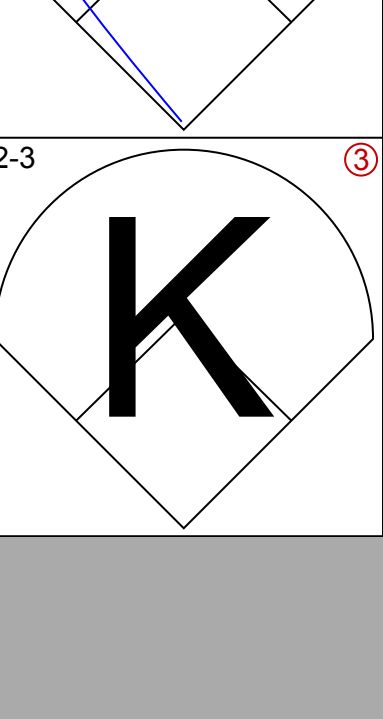
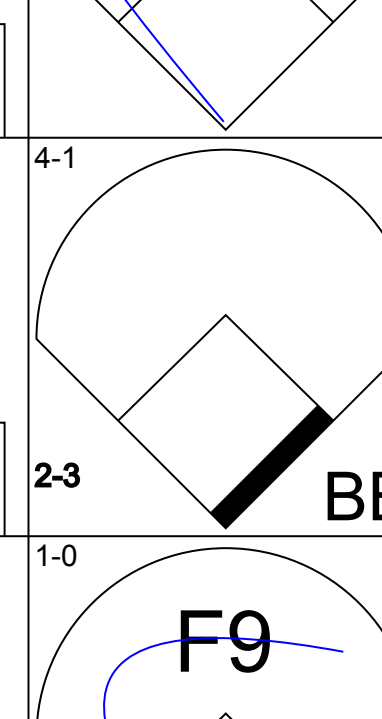
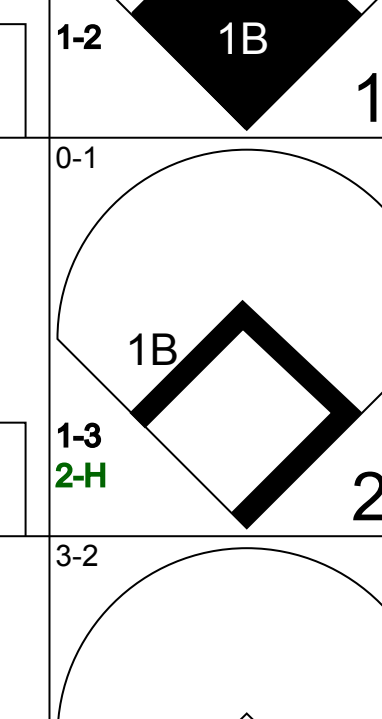

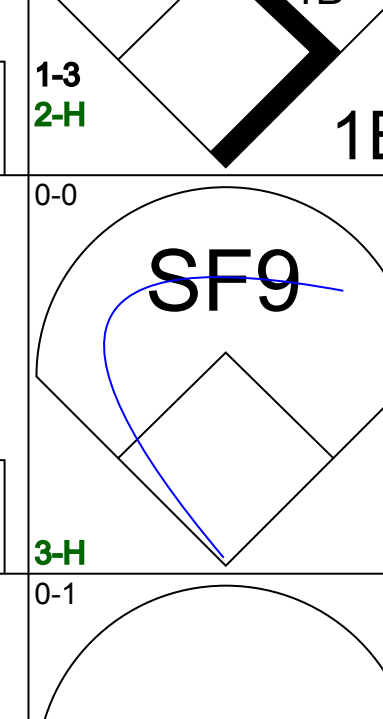
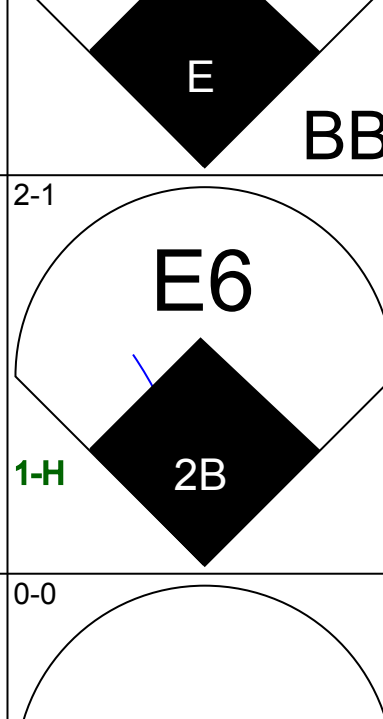
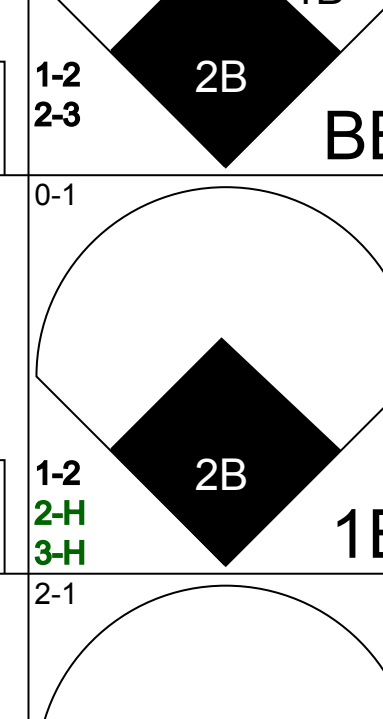

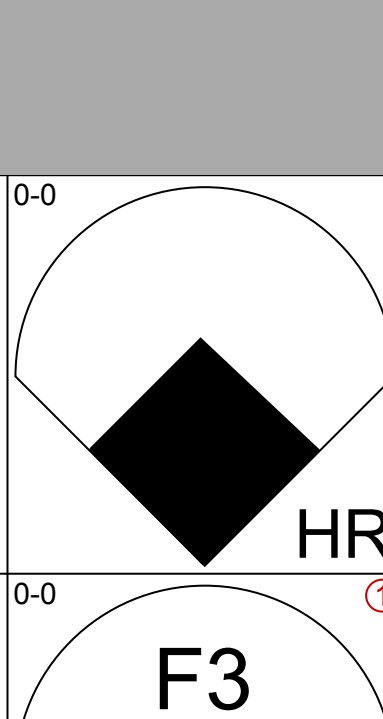
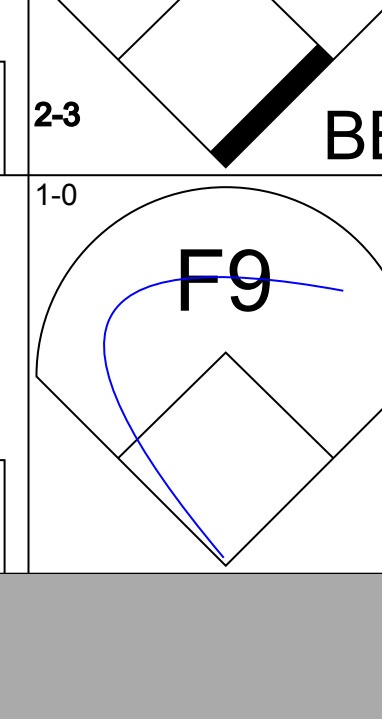
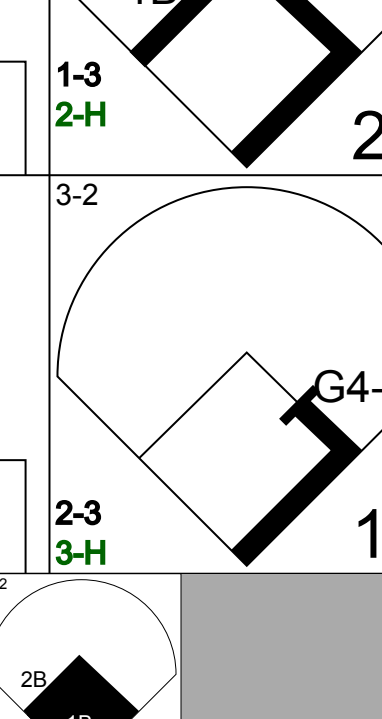

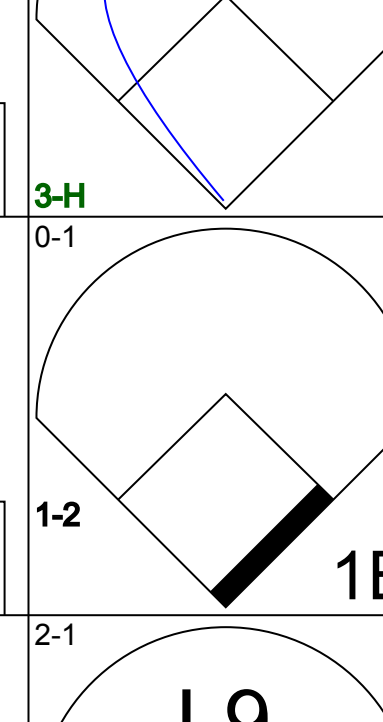
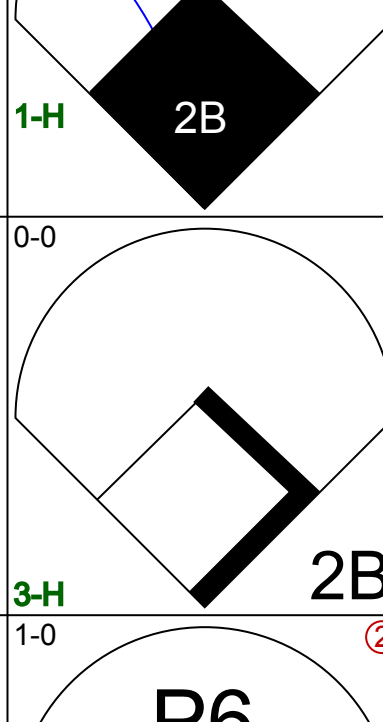
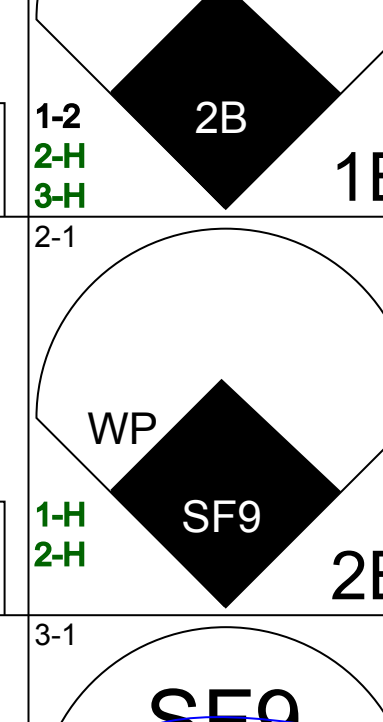

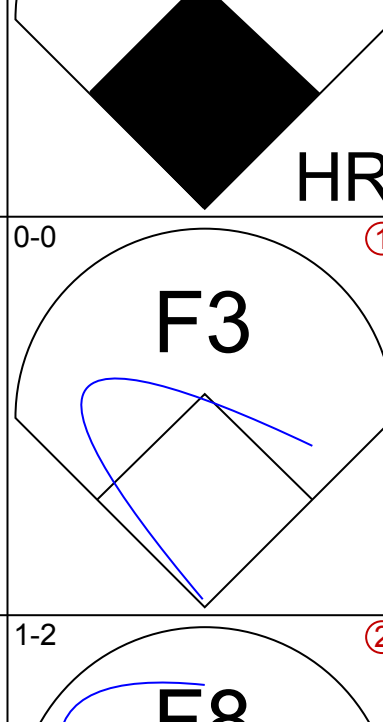
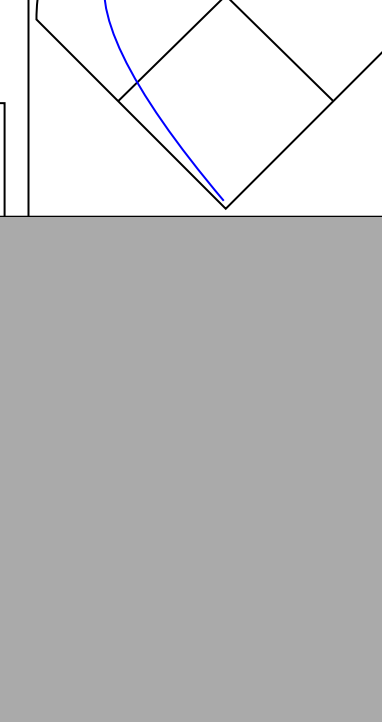
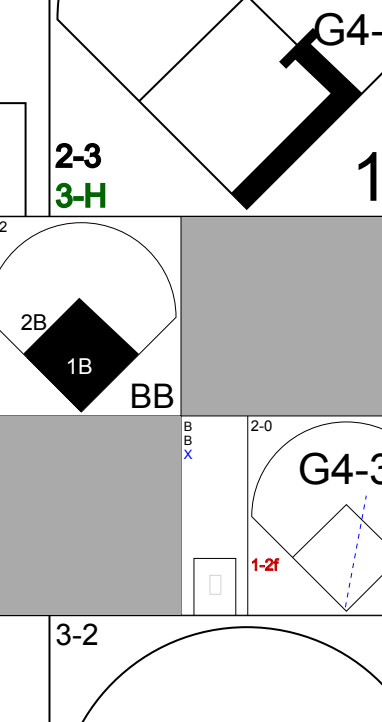

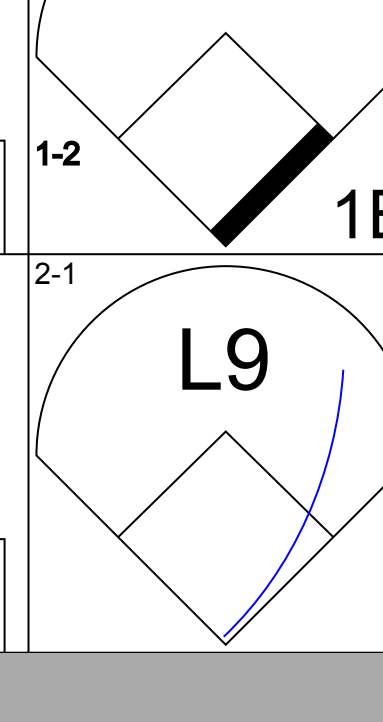
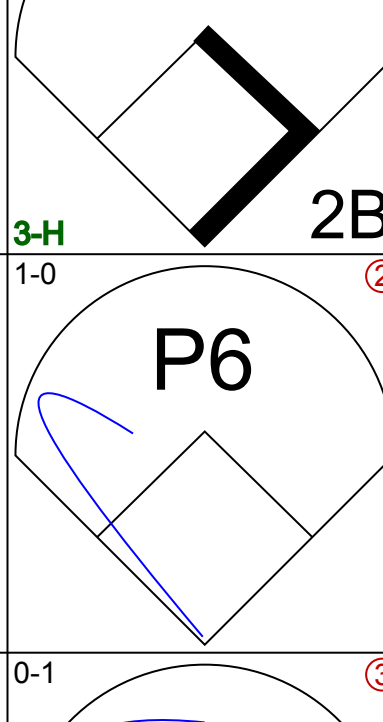
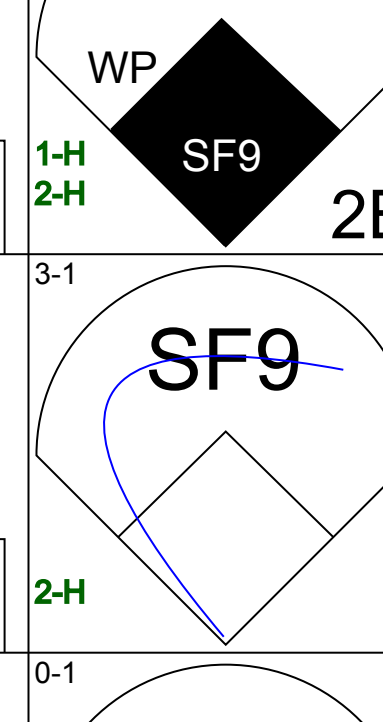

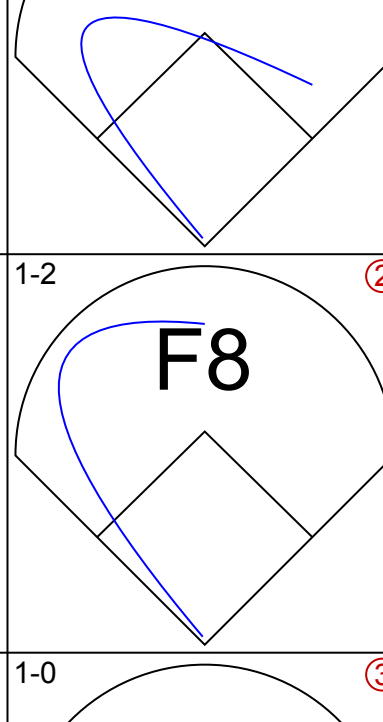

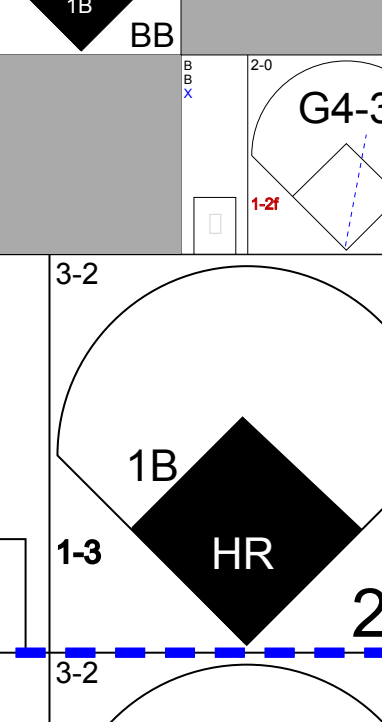

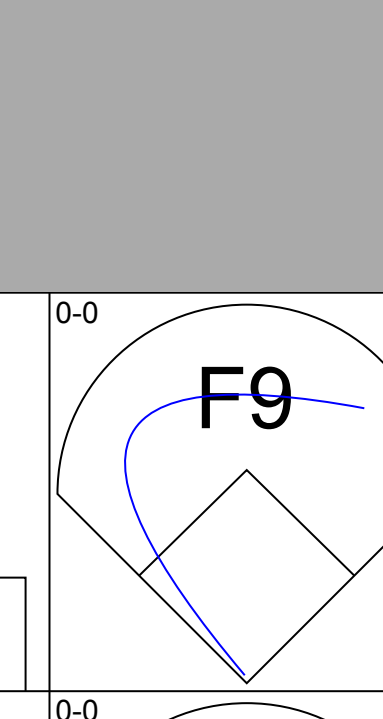
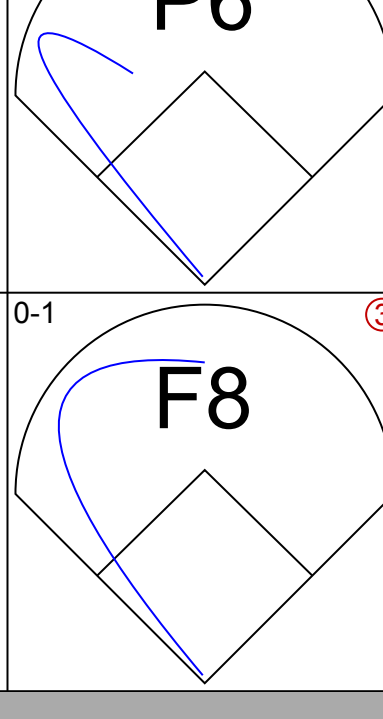
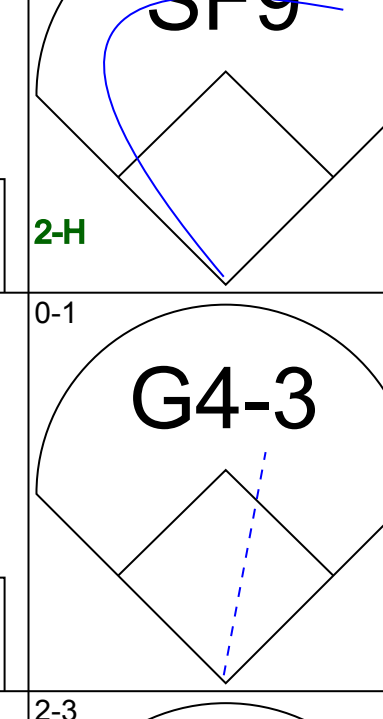


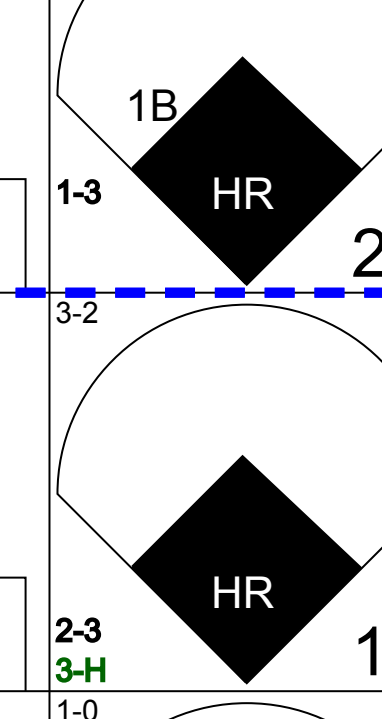

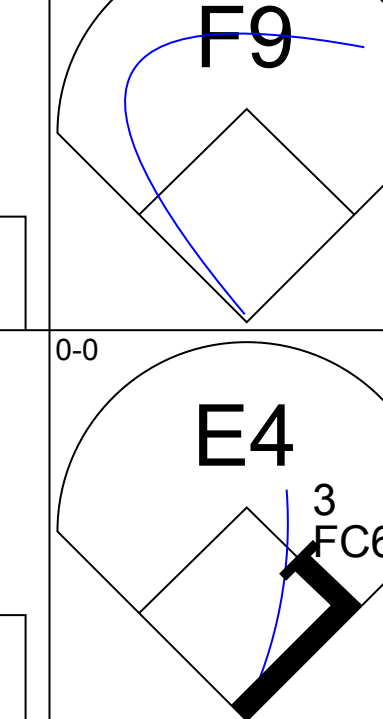
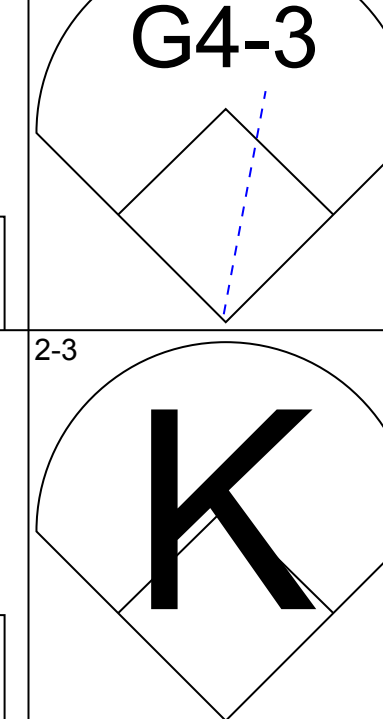
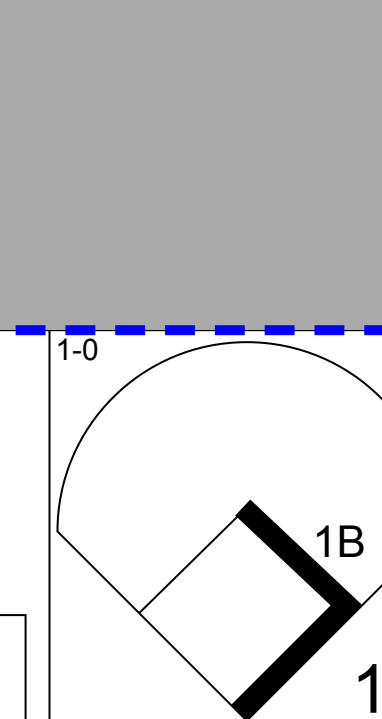
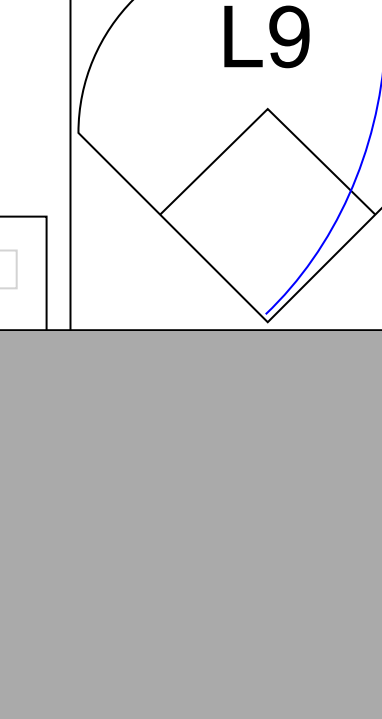
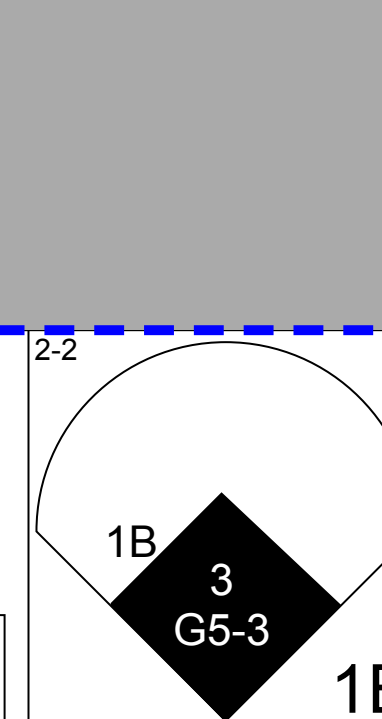
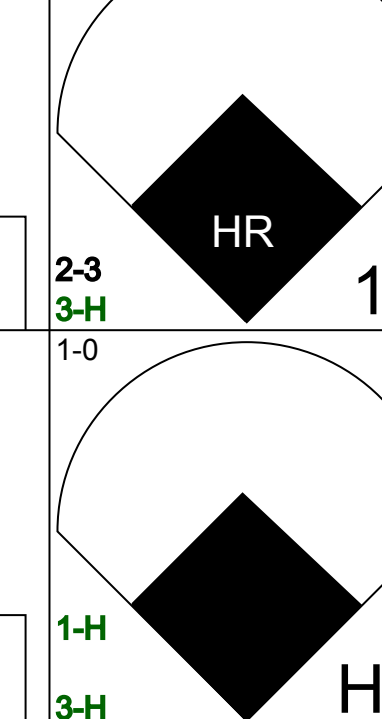



Batter	1	2	3	4	5	6	7	8	9	AB	R	H	RBI	BB	SO	LOB	TOP		
Terrence Long, L (1, 8) OBP: 0.343, SLG: 0.454										5	0	1	0	0	1	1			
Randy Velarde, R (1, 4) OBP: 0.400, SLG: 0.451										4	1	0	0	1	0	2			
Jason Giambi, L (1, 3) OBP: 0.473, SLG: 0.629										4	1	2	1	1	0	1			
Ben Grieve, L (1, 7) OBP: 0.364, SLG: 0.519										3	0	0	0	2	2	2			
Matt Stairs, L (1, 9) OBP: 0.329, SLG: 0.401										3	0	0	0	1	1	4			
Miguel Tejada, R (1, 6) Scott Service, R (5, 1) Jeremy Giambi, L (7, 9) T.J. Mathews, R (17, 1) Frank Menechino, R (8, 1) Adam Ficht, R (8, 9)										3	1	1	0	0	1	1			
3 Eric Chavez, L (1, 5) OBP: 0.357, SLG: 0.487										4	0	2	1	0	1	2			
Ramon Hernandez, R (1, 2) OBP: 0.322, SLG: 0.391										3	0	0	0	1	1	1			
Mark Mulder, L (1, 1) Frank Menechino, R (5, 6)										2	0	0	0	0	1	3			
<b>Inning Stats</b>	R: 1 E: 0 K: 1 S: 10	H: 1 LOB: 1 BB: 1 P: 20	R: 0 E: 0 K: 0 S: 5	H: 1 LOB: 1 BB: 1 P: 12	R: 0 E: 0 K: 0 S: 5	H: 0 LOB: 2 BB: 2 P: 16	R: 1 E: 0 K: 1 S: 11	H: 3 LOB: 2 BB: 0 P: 19	R: 0 E: 0 K: 2 S: 10	H: 1 LOB: 1 BB: 0 P: 15	R: 0 E: 0 K: 2 S: 11	H: 1 LOB: 2 BB: 0 P: 27	R: 0 E: 0 K: 0 S: 6	H: 0 LOB: 0 BB: 0 P: 6	R: 0 E: 0 K: 0 S: 12	H: 0 LOB: 0 BB: 0 P: 15	1B: 4 2B: 3 3B: 0 HR: 1	SF: 0 SAC: 0 DP: 1 HBP: 0	WP: 0 PA: 40 PB: 0 SB: 0 CS: 0
<b>PITCHER</b>	IP	WLS	BF	H	R	ER	SO	BB	IBB	HBP	BLK	WP	HR	S	P	ERA	WHIP		
Pedro Astacio, R (1, 1) ERA: 5.27	7.0	W	34	8	3	3	8	6	0	0	0	0	1	64	123	3.86	2.000		
Bobby Chouinard, R (8, 1) ERA:	2.0		6	0	0	0	0	0	0	0	0	0	0	18	21	0.00	0.000		

**Oakland Athletics @ Colorado Rockies**  
Coors Field, Denver, CO  
Tue Jul 18 2000, 1:05 PM MDT  
Att: 38,371 - Sunny - 84 F


**AB 34**  
**R 3**  
**H 8**  
**RBI 3**  
**BB 6**  
**SO 8**  
**LOB 17**



Batter	1	2	3	4	5	6	7	8	9	AB	R	H	RBI	BB	SO	LOB	BOTTOM		
Brian Hunter, R (1, 8) OBP: 0.386, SLG: 0.352										6	1	3	0	0	1	1			
3 Mike Lansing, R (1, 4) OBP: 0.321, SLG: 0.436 Bobby Chouinard, R (8, 1) OBP: 1.000, SLG: 1.000										5	2	2	1	0	0	4			
Jeff Cirillo, R (1, 5) OBP: 0.407, SLG: 0.530										5	3	2	1	1	0	3			
17 Todd Helton, L (1, 3) OBP: 0.479, SLG: 0.710										3	2	2	2	3	1	2			
Jeffrey Hammonds, R (1, 9) OBP: 0.422, SLG: 0.618										5	3	3	5	0	0	2			
Butch Huskey, R (1, 7) OBP: 0.313, SLG: 0.367										5	2	3	3	1	0	2			
Neifi Perez, S (1, 6) OBP: 0.309, SLG: 0.421										4	1	1	1	0	0	3			
Brent Mayne, L (1, 2) OBP: 0.397, SLG: 0.441										5	1	1	1	0	0	1			
Pedro Astacio, R (1, 1) OBP: 0.088, SLG: 0.088 Todd Walker, L (7, PH) OBP: 0.295, SLG: 0.365										3	0	1	0	0	1	0			
<b>Inning Stats</b>	R: 2 E: 0 K: 1 S: 12	H: 3 LOB: 2 BB: 1 P: 20	R: 0 E: 1 K: 0 S: 5	H: 0 LOB: 1 BB: 0 P: 7	R: 2 E: 1 K: 0 S: 8	H: 1 LOB: 1 BB: 1 P: 15	R: 6 E: 0 K: 1 S: 22	H: 5 LOB: 0 BB: 1 P: 37	R: 0 E: 0 K: 1 S: 12	H: 2 LOB: 2 BB: 0 P: 19	R: 1 E: 0 K: 0 S: 6	H: 1 LOB: 0 BB: 0 P: 8	R: 1 E: 0 K: 0 S: 10	H: 2 LOB: 2 BB: 1 P: 20	R: 6 E: 0 K: 0 S: 24	H: 7 LOB: 1 BB: 1 P: 46	1B: 15 2B: 4 3B: 0 HR: 2	SF: 2 SAC: 0 DP: 1 HBP: 0	WP: 2 PA: 51 PB: 1 SB: 0 CS: 0
<b>PITCHER</b>	IP	WLS	BF	H	R	ER	SO	BB	IBB	HBP	BLK	WP	HR	S	P	ERA	WHIP		
Mark Mulder, L (1, 1) ERA: 5.57	4.0	L	26	9	10	9	2	3	0	0	0	0	1	47	79	20.25	3.000		
Scott Service, R (5, 1) ERA: 7.04	2.0		9	3	1	1	1	0	0	0	0	0	1	18	27	4.50	1.500		
T.J. Mathews, R (7, 1) ERA: 6.38	1.0		8	3	3	3	0	2	0	0	0	1	0	18	35	27.00	5.000		
Frank Menechino, R (8, 1) ERA: 36.0	1.0		8	6	4	4	0	0	0	0	0	0	1	16	31	36.00	6.000		

**Oakland Athletics @ Colorado Rockies**  
Coors Field, Denver, CO  
Tue Jul 18 2000, 1:05 PM MDT  
Att: 38,371 - Sunny - 84 F

**AB 44**  
**R 18**  
**H 21**  
**RBI 17**  
**BB 5**  
**SO 3**  
**LOB 18**










Batter	1	2	3	4	5	6	7	8	9	AB	R	H	RBI	BB	SO	LOB	TOP							
Rickey Henderson, R OBP: 0.363, SLG: 0.304	2-1 CS 1B		0-0 F8			3-3 K 1-2		2-1 G5-3		0-1 F9	5	0	1	0	0	1								
Mark McLemore, S OBP: 0.344, SLG: 0.280	2-2 G4-3		1-1 G6-3			1-1 G4-3		2-1 F7			4	0	0	0	0	1								
Edgar Martinez, R OBP: 0.441, SLG: 0.654	1-0 G6-3		2-2 2B			1-1 F8		1-1 G1-3			4	0	1	0	0	0								
John Olerud, L OBP: 0.423, SLG: 0.492		0-1 G3	4-0 IBB			3-2 G3		2-2 G4-3			3	0	0	0	1	0								
Mike Cameron, R OBP: 0.350, SLG: 0.448		3-2 F9 BB 1B	1-0 G1-3			2-1 BB 1B			2-2 2B E 1B	4	1	3	0	0	0	2								
Jay Buhner, R OBP: 0.381, SLG: 0.498		4-1 BB		4-2 G4-3 BB		4-0 BB 1B		0-2 E 2B	0-2 E 2B	1	1	1	0	3	0	0								
David Bell, R OBP: 0.299, SLG: 0.359		0-0 F9		3-2 G4-3		1-2 BB		1-2 G5-3		1-0 F3	4	0	0	0	0	7								
Joe Oliver, R OBP: 0.305, SLG: 0.468		1-2 F8		1-0 P4			2-3 K		2-2 E8 G4-3 2B	3	0	0	0	0	1	2								
Stan Javier, S OBP: 0.352, SLG: 0.384										1	1	1	2	0	0	0								
Carlos Guillen, S OBP: 0.278, SLG: 0.235						2-2 CS 1B			2-2 G4-3 2B	3	1	2	1	0	0	0								
John Mabry, L OBP: 0.330, SLG: 0.337								0-0 B1		1-2 G4-3	1	0	0	1	0	0								
<b>Inning Stats</b>	R: 0 E: 0 K: 0 S: 6	H: 1 LOB: 0 BB: 0 P: 11	R: 0 E: 0 K: 0 S: 13	H: 1 LOB: 2 BB: 1 P: 21	R: 1 E: 0 K: 0 S: 11	H: 2 LOB: 2 BB: 1 P: 20	R: 0 E: 0 K: 0 S: 8	H: 0 LOB: 0 BB: 1 P: 16	R: 0 E: 0 K: 1 S: 9	H: 1 LOB: 0 BB: 0 P: 15	R: 0 E: 0 K: 0 S: 14	H: 1 LOB: 2 BB: 1 P: 25	R: 0 E: 0 K: 1 S: 6	H: 0 LOB: 0 BB: 0 P: 10	R: 0 E: 0 K: 0 S: 7	H: 0 LOB: 0 BB: 0 P: 12	R: 3 E: 1 K: 0 S: 15	H: 3 LOB: 0 BB: 0 P: 21	1B: 5 2B: 4 3B: 0 HR: 1	SF: 0 SAC: 0 DP: 2 HBP: 0	WP: 0 PB: 0 SB: 0 CS: 2	PA: 37		
<b>PITCHER</b>	IP WLS BF H R ER SO BB IBB HBP BLK WP HR S P ERA WHIP	7.0 W 28 6 1 1 2 3 1 0 0 0 1 67 118 1.29 1.286	1.0 H 5 2 2 2 0 0 0 0 0 0 0 13 20 18.00 2.000	1.0 S 4 1 1 0 0 0 0 0 0 0 0 9 13 0.00 1.000																				

Seattle Mariners @ Oakland Athletics  
Network Associates Coliseum, Oakland, CA  
Thu Jul 20 2000, 3:35 PM EDT  
Att: 25,654 - Sunny - 61 F

AB 33  
R 4  
H 9  
RBI 4  
BB 4  
SO 2  
LOB 13



Batter	1	2	3	4	5	6	7	8	9	AB	R	H	RBI	BB	SO	LOB	BOTTOM						
Terrence Long, L OBP: 0.341, SLG: 0.448	2-1 F5		0-0 F8			3-2 F9	3-1 1B			4	0	1	1	0	0	1							
Randy Velarde, R OBP: 0.392, SLG: 0.444	2-1 G6-3		2-2 G4-3			0-1 F9		1-0 S HR 2B		4	1	1	0	0	0	1							
Jason Giambi, L OBP: 0.469, SLG: 0.619	4-1 BB			1-3 K		1-0 F5	1-2 F7			3	0	0	0	1	1	1							
Ben Griever, L OBP: 0.361, SLG: 0.520	1-3 K			2-1 G4-3		4-0 HBP 2B BB	2-3 K			3	1	0	0	1	2	2							
Ryan Christenson, R OBP: 0.386, SLG: 0.437								2-3 HR		0	0	0	0	0	0	0							
Matt Stairs, L OBP: 0.330, SLG: 0.411		1-0 F7		3-1 G3		0-0 2B HBP 1B	0-0 HR			4	2	2	2	0	0	0							
Jeremy Giambi, L OBP: 0.349, SLG: 0.451		0-0 F8			0-2 G4-3	1-0 2B HBP 1B BB	4-0 BB BB			2	1	0	0	1	0	0							
Miguel Tejada, R OBP: 0.319, SLG: 0.457		2-2 G1-3			2-3 K	2-1 1B 2B	4-2 BB			3	0	1	2	1	1	0							
3 Eric Chavez, L OBP: 0.356, SLG: 0.482			1-1 G4-3		3-2 G3-4-1	1-3 2H 3H 4-0	1-2 F7			3	0	0	0	1	0	2							
Ramon Hernandez, R OBP: 0.325, SLG: 0.403			4-2 BB			3-3 K	2-0 F9			2	0	0	0	1	1	3							
<b>Inning Stats</b>	R: 0 E: 0 K: 1 S: 8	H: 0 LOB: 1 BB: 1 P: 17	R: 0 E: 0 K: 0 S: 5	H: 0 LOB: 0 BB: 0 P: 8	R: 0 E: 0 K: 0 S: 8	H: 0 LOB: 1 BB: 1 P: 15	R: 0 E: 0 K: 1 S: 8	H: 0 LOB: 0 BB: 0 P: 14	R: 0 E: 0 K: 1 S: 8	H: 0 LOB: 0 BB: 0 P: 16	R: 0 E: 0 K: 1 S: 8	H: 0 LOB: 0 BB: 0 P: 14	R: 3 E: 0 K: 0 S: 7	H: 3 LOB: 2 BB: 2 P: 24	R: 2 E: 0 K: 1 S: 14	H: 2 LOB: 2 BB: 2 P: 27	1B: 2 2B: 2 3B: 0 HR: 1	SF: 0 SAC: 0 DP: 0 HBP: 1	WP: 0 PB: 0 SB: 1 CS: 0	PA: 35			
<b>PITCHER</b>	IP WLS BF H R ER SO BB IBB HBP BLK WP HR S P ERA WHIP	6.1 L 26 2 3 3 4 3 1 1 0 0 0 3 8 0.00 1.500	0.2 2 1 0 0 0 0 0 0 0 0 0 1 11 23 27.00 6.000	0.1 1 0 0 0 0 0 0 0 0 0 0 0 3 4 0.00 0.000																			

Seattle Mariners @ Oakland Athletics  
Network Associates Coliseum, Oakland, CA  
Thu Jul 20 2000, 3:35 PM EDT  
Att: 25,654 - Sunny - 61 F

AB 28  
R 5  
H 5  
RBI 5  
BB 6  
SO 5  
LOB 10















Batter	1	2	3	4	5	6	7	8	9	AB	R	H	RBI	BB	SO	LOB	TOP								
Darin Erstad, L (1, 8) OBP: 0.438, SLG: 0.591	F5		FC6-4 BB		2-1 1-3 1B			G1-3		3	0	1	0	1	0	0	<b>Anaheim Angels @ Oakland Athletics</b> Network Associates Coliseum, Oakland, CA Sun Jul 23 2000, 4:05 PM EDT Att: 19,456 - Sunny - 66 F								
Kevin Stocker, S (1, 6) OBP: 0.357, SLG: 0.358	G4-3		FC6-4 1-2		1-3 K			4-2 1B BB		3	0	0	0	1	1	3									
Mo Vaughn, L (1, 3) OBP: 0.385, SLG: 0.556					G4-3			2-1 FC6-4 HBP		3	0	1	0	0	0	1									
Tim Salmon, R (1, 9) OBP: 0.390, SLG: 0.485	F8				F8			FC6-4 16 1B 1-2		4	0	1	0	0	0	2									
16 Garret Anderson, L (1, 10) OBP: 0.280, SLG: 0.526								1-2 1B		4	0	2	0	0	0	2									
Troy Glaus, R (1, 5) OBP: 0.397, SLG: 0.611	G6-3				K			G4-3		4	0	0	0	0	1	3									
Bengie Molina, R (1, 2) OBP: 0.321, SLG: 0.454								1-2 1B		4	0	0	0	0	1	0									
Adam Kennedy, L (1, 4) OBP: 0.314, SLG: 0.411					K2-3			G6-3		4	0	0	0	0	1	0									
Edgard Clemente, R (1, 7) OBP: 0.240, SLG: 0.257					P6			K		3	0	1	0	0	1	0									
<b>Inning Stats</b>	R: 0 E: 0 K: 0 S: 5	H: 1 LOB: 1 BB: 0 P: 9	R: 0 E: 0 K: 0 S: 8	H: 0 LOB: 0 BB: 0 P: 15	R: 0 E: 0 K: 1 S: 9	H: 0 LOB: 1 BB: 1 P: 14	R: 0 E: 0 K: 1 S: 8	H: 1 LOB: 0 BB: 0 P: 16	R: 0 E: 0 K: 1 S: 14	H: 2 LOB: 2 BB: 0 P: 23	R: 0 E: 0 K: 0 S: 5	H: 1 LOB: 1 BB: 0 P: 11	R: 0 E: 0 K: 2 S: 10	H: 0 LOB: 0 BB: 0 P: 12	R: 0 E: 0 K: 0 S: 18	H: 1 LOB: 2 BB: 1 P: 28		R: 0 E: 0 K: 1 S: 10	H: 0 LOB: 0 BB: 0 P: 13	1B: 4 2B: 2 3B: 0 HR: 0	SF: 0 SAC: 0 DP: 1 HBP: 1	WP: 0 PB: 0 SB: 0 CS: 0	PA: 35		
<b>PITCHER</b>	IP	WLS	BF	H	R	ER	SO	BB	IBB	HBP	BLK	WP	HR	S	P	ERA	WHIP								
Mark Mulder, L (1, 1) ERA: 5.16	7.2	W	31	6	0	0	5	2	0	1	0	0	0	73	123	0.00	1.043								
Mike Magrane, L (8, 1) ERA: 5.63	0.1		1	0	0	0	0	0	0	0	0	0	0	4	5	0.00	0.000								
Jason Iringhausen, R (9, 1) ERA: 9.25	1.0		3	0	0	0	1	0	0	0	0	0	0	10	13	0.00	0.000								

Batter	1	2	3	4	5	6	7	8	9	AB	R	H	RBI	BB	SO	LOB	BOTTOM								
Terrence Long, L (1, 8) OBP: 0.340, SLG: 0.442	WP HR 1B				1-1 1B SF9 1B			G1-3		5	2	2	0	0	1	2	<b>Anaheim Angels @ Oakland Athletics</b> Network Associates Coliseum, Oakland, CA Sun Jul 23 2000, 4:05 PM EDT Att: 19,456 - Sunny - 66 F								
Randy Velarde, R (1, 4) OBP: 0.401, SLG: 0.471	1-2 HR				3-2 K			G6-3		5	1	2	2	0	1	2									
Jason Giambi, L (1, 3) OBP: 0.468, SLG: 0.620	1-2 G3 1B				1-1 F8			2-1 SF9 HR		3	1	2	2	0	0	0									
Ben Grieve, L (1, 7) OBP: 0.357, SLG: 0.516	1-3 K				0-0 G4-3			2-1 G1		4	0	0	0	0	2	2									
Ryan Christenson, R (9, 7) OBP: 0.386, SLG: 0.437					3-H K					0	0	0	0	0	0	0									
Matt Stairs, L (1, 9) OBP: 0.338, SLG: 0.425	3-2 G3				4-1 1B BB			2-2 1B		2	1	1	0	2	0	1									
Jeremy Giambi, L (1, 10) OBP: 0.343, SLG: 0.439	3-3 K				3-2 1B			0-1 F8		4	0	1	0	0	1	3									
Miguel Tejada, R (1, 6) OBP: 0.328, SLG: 0.467					2-0 FC1-5 3 BB 1B			2-1 1-2 1B		3	0	3	1	1	0	0									
3 Eric Chavez, L (1, 5) OBP: 0.360, SLG: 0.483					4-0 FC1-5 BB			0-0 F9		3	0	0	0	1	0	6									
Ramon Hernandez, R (1, 2) OBP: 0.316, SLG: 0.389					1-1 FC1-5			0-2 F9		4	0	0	0	0	1	4									
<b>Inning Stats</b>	R: 2 E: 0 K: 2 S: 19	H: 3 LOB: 1 BB: 0 P: 30	R: 0 E: 0 K: 1 S: 10	H: 1 LOB: 2 BB: 1 P: 23	R: 1 E: 0 K: 0 S: 10	H: 2 LOB: 2 BB: 1 P: 20	R: 1 E: 0 K: 1 S: 13	H: 2 LOB: 1 BB: 0 P: 17	R: 0 E: 0 K: 0 S: 10	H: 2 LOB: 2 BB: 0 P: 15	R: 1 E: 0 K: 0 S: 9	H: 1 LOB: 0 BB: 0 P: 17	R: 0 E: 0 K: 0 S: 7	H: 0 LOB: 2 BB: 2 P: 16	R: 0 E: 0 K: 2 S: 8	H: 0 LOB: 0 BB: 0 P: 15		1B: 9 2B: 0 3B: 0 HR: 2	SF: 1 SAC: 0 DP: 1 HBP: 0	WP: 1 PB: 0 SB: 1 CS: 0	PA: 38				
<b>PITCHER</b>	IP	WLS	BF	H	R	ER	SO	BB	IBB	HBP	BLK	WP	HR	S	P	ERA	WHIP								
Ken Hill, R (1, 1) ERA: 6.15	4.1	L	25	10	4	4	4	2	0	0	0	0	1	12	21	5.40	0.600								
Al Levine, R (5, 1) ERA: 3.18	1.2		6	1	1	1	0	0	0	0	0	0	0	7	16	0.00	1.000								
Mike Holtz, L (7, 1) ERA: 3.57	1.0		4	0	0	0	0	1	1	0	0	0	0	8	15	0.00	0.000								
Troy Percival, R (8, 1) ERA: 4.15	1.0		3	0	0	0	2	0	0	0	0	0	0	8	15	0.00	0.000								



Batter	1	2	3	4	5	6	7	8	9	AB	R	H	RBI	BB	SO	LOB	TOP					
Ryan Christenson, R OBP: 0.385, SLG: 0.433 Terrence Long, L OBP: 0.341, SLG: 0.443 (7, PH)	B1-3			G4-3			FC4-6			3	0	1	2	0	0	0						
Randy Velarde, R OBP: 0.394, SLG: 0.462 (1, 4)	G6-3			E5 1B			F8			5	1	0	0	0	2	4						
Jason Giambi, L OBP: 0.468, SLG: 0.617 (1, 3)	P3						G4-3			5	0	2	0	0	1	1						
Olimedo Saenz, R OBP: 0.381, SLG: 0.497 (1, 10)		K					L3			4	0	1	1	0	2	1						
Ben Grieve, L OBP: 0.359, SLG: 0.515 (1, 7)	F7									3	0	1	0	1	0	2						
Adam Piatt, R OBP: 0.373, SLG: 0.612 (1, 5)	L5						P4			4	1	1	0	0	0	3						
Matt Stairs, L OBP: 0.334, SLG: 0.420 (1, 9)				G4-3			F7			4	0	0	0	0	0	3						
Miguel Tejada, R OBP: 0.335, SLG: 0.470 (1, 6)										2	2	2	0	2	0	0						
Ramon Hernandez, R OBP: 0.316, SLG: 0.386 3 Eric Chavez, L OBP: 0.359, SLG: 0.481 (9, PH)										2	0	0	0	1	0	3						
<b>Inning Stats</b>	R: 0 H: 0 E: 0 K: 0 S: 6	H: 0 LOB: 0 BB: 0 P: 6	R: 0 H: 0 E: 0 K: 1 S: 6	H: 0 LOB: 0 BB: 0 P: 9	R: 0 H: 0 E: 0 K: 0 S: 6	H: 0 LOB: 0 BB: 1 P: 11	R: 1 H: 2 E: 1 K: 0 S: 12	H: 2 LOB: 1 BB: 0 P: 18	R: 2 H: 3 E: 0 K: 1 S: 16	H: 3 LOB: 1 BB: 0 P: 26	R: 0 H: 0 E: 0 K: 0 S: 8	H: 0 LOB: 1 BB: 1 P: 15	R: 0 H: 1 E: 0 K: 0 S: 6	H: 1 LOB: 2 BB: 1 P: 12	R: 0 H: 2 E: 0 K: 1 S: 11	H: 2 LOB: 2 BB: 0 P: 16	R: 1 H: 1 E: 0 K: 3 S: 19	H: 1 LOB: 1 BB: 1 P: 29	1B: 9 2B: 0 3B: 0 HR: 0	SF: 0 SAC: 0 DP: 2 HBP: 0	WP: 0 PB: 0 SB: 0 CS: 0	PA: 39
<b>PITCHER</b>	IP	WLS	BF	H	R	ER	SO	BB	IBB	HBP	BLK	WP	HR	S	P	ERA	WHIP					
Jamie Moyer, L ERA: 4.0 (1, 1)	6.1	W	26	6	3	2	2	2	0	0	0	0	0	57	89	2.84	1.263					
Jose Paniagua, R ERA: 4.2 (7, 1)	0.0		1	0	0	0	0	1	0	0	0	0	0	1	5	∞	∞					
Arthur Rhodes, L ERA: 2.51 (7, 1)	1.2	H	7	2	0	0	1	0	0	0	0	0	0	13	19	0.00	1.200					
Kazuhiro Sasaki, R ERA: 3.49 (9, 1)	1.0	S	5	1	1	1	3	1	0	0	0	0	0	19	29	9.00	2.000					

Oakland Athletics @ Seattle Mariners  
Safeco Field, Seattle, WA  
Mon Jul 24 2000, 7:05 PM PDT  
Att: 44,860 - Sunny - 78 F


AB 35  
R 4  
H 9  
RBI 4  
BB 4  
SO 6  
LOB 20



Batter	1	2	3	4	5	6	7	8	9	AB	R	H	RBI	BB	SO	LOB	BOTTOM					
Rickey Henderson, R OBP: 0.366, SLG: 0.308 (1, 7)	F8									3	1	2	0	2	0	0						
Carlos Guillen, S OBP: 0.321, SLG: 0.294 (1, 6)										3	1	0	1	2	0	5						
Edgar Martinez, R OBP: 0.440, SLG: 0.660 (1, 10)										4	2	2	1	1	1	4						
John Olerud, L OBP: 0.421, SLG: 0.484 (1, 3)										4	0	1	1	1	1	0						
Stan Javier, S OBP: 0.357, SLG: 0.399 Raul Ibanez, L OBP: 0.301, SLG: 0.307 (4, 9)										2	0	1	1	0	0	2						
Mike Cameron, R OBP: 0.356, SLG: 0.449 (1, 8)										5	1	2	0	0	1	6						
David Bell, R OBP: 0.300, SLG: 0.354 (1, 5)										4	0	1	2	0	0	2						
Joe Oliver, R OBP: 0.304, SLG: 0.494 (1, 2)										5	0	0	0	0	2	4						
Mark McLemore, S OBP: 0.350, SLG: 0.296 (1, 4)										2	1	1	0	2	0	0						
<b>Inning Stats</b>	R: 2 H: 2 E: 0 K: 2 S: 16	H: 2 LOB: 3 BB: 2 P: 32	R: 2 H: 3 E: 0 K: 0 S: 12	H: 3 LOB: 2 BB: 1 P: 24	R: 0 H: 0 E: 0 K: 0 S: 10	H: 0 LOB: 2 BB: 2 P: 22	R: 1 H: 2 E: 0 K: 1 S: 12	H: 2 LOB: 1 BB: 0 P: 17	R: 0 H: 1 E: 0 K: 2 S: 11	H: 1 LOB: 2 BB: 1 P: 20	R: 0 H: 1 E: 0 K: 0 S: 9	H: 1 LOB: 0 BB: 0 P: 13	R: 0 H: 0 E: 0 K: 0 S: 13	H: 0 LOB: 2 BB: 2 P: 28	R: 1 H: 2 E: 0 K: 1 S: 13	H: 2 LOB: 1 BB: 0 P: 17	R: 1 H: 1 E: 0 K: 3 S: 19	H: 1 LOB: 1 BB: 1 P: 29	1B: 9 2B: 1 3B: 0 HR: 1	SF: 0 SAC: 0 DP: 0 HBP: 1	WP: 0 PB: 0 SB: 1 CS: 0	PA: 44
<b>PITCHER</b>	IP	WLS	BF	H	R	ER	SO	BB	IBB	HBP	BLK	WP	HR	S	P	ERA	WHIP					
Kevin Appier, R ERA: 4.73 (1, 1)	6.0	L	34	9	5	5	5	6	0	1	0	0	0	70	128	7.50	2.500					
Ariel Prieto, R ERA: 5.14 (7, 1)	2.0		10	2	1	1	1	2	0	0	0	0	0	26	45	4.50	2.000					

Oakland Athletics @ Seattle Mariners  
Safeco Field, Seattle, WA  
Mon Jul 24 2000, 7:05 PM PDT  
Att: 44,860 - Sunny - 78 F

AB 35  
R 6  
H 11  
RBI 6  
BB 8  
SO 6  
LOB 23









Batter	1	2	3	4	5	6	7	8	9	AB	R	H	RBI	BB	SO	LOB	TOP					
Terrence Long, L (1, 8) OBP: 0.341, SLG: 0.438	1-1 P6		2-2 G4-3					4-0 HR BB		3	1	1	1	1	0	0						
Randy Velarde, R (1, 4) OBP: 0.392, SLG: 0.457	3-2 F7		1-2 G5-3					2-3 K		4	0	0	0	0	1	2						
Jason Giambi, L (1, 3) OBP: 0.467, SLG: 0.628	1-1 F9							0-1 HR		4	1	1	2	0	1	0						
Ben Grievie, L (1, 7) OBP: 0.360, SLG: 0.513 Ryan Christenson, R (8, PR) OBP: 0.385, SLG: 0.433		1-1 G5-3						4-2 FC6-4 BB		3	0	0	0	1	0	0						
Matt Stairs, L (1, 10) OBP: 0.333, SLG: 0.423		3-3 K						0-3 K		4	0	1	0	0	3	1						
Miguel Tejada, R (1, 6) OBP: 0.333, SLG: 0.464		3-3 K						0-1 FC6-4		4	0	0	0	0	2	2						
Jeremy Giambi, L (1, 9) OBP: 0.343, SLG: 0.425			4-0 G4-3 HR BB					4-1 1B G4-3 BB		1	2	0	0	3	0	0						
3 Eric Chavez, L (1, 5) OBP: 0.354, SLG: 0.471			3-2 G4-3					2-2 F9		4	1	1	0	0	1	2						
Ramon Hernandez, R (1, 2) OBP: 0.317, SLG: 0.395			1-1 HR					3-1 G5-4-3		4	1	1	3	0	1	2						
<b>Inning Stats</b>	R: 0 E: 0 K: 0 S: 7	H: 0 LOB: 0 BB: 0 P: 12	R: 0 E: 0 K: 2 S: 8	H: 0 LOB: 0 BB: 0 P: 15	R: 2 E: 0 K: 0 S: 12	H: 1 LOB: 0 BB: 1 P: 23	R: 0 E: 0 K: 2 S: 7	H: 0 LOB: 0 BB: 0 P: 13	R: 2 E: 0 K: 1 S: 12	H: 2 LOB: 1 BB: 1 P: 20	R: 0 E: 0 K: 1 S: 8	H: 1 LOB: 1 BB: 0 P: 11	R: 0 E: 0 K: 0 S: 6	H: 0 LOB: 0 BB: 1 P: 15	R: 2 E: 0 K: 2 S: 12	H: 1 LOB: 1 BB: 2 P: 22	R: 0 E: 0 K: 2 S: 7	H: 0 LOB: 0 BB: 0 P: 11	1B: 2 2B: 1 3B: 0 HR: 2	SF: 0 SAC: 0 DP: 1 HBP: 0	WP: 1 PB: 0 SB: 0 CS: 0	PA: 36
<b>PITCHER</b>	IP	WLS	BF	H	R	ER	SO	BB	IBB	HBP	BLK	WP	HR	S	P	ERA	WHIP					
Paul Abbott, R (1, 1) ERA: 4.21	7.0	L	27	4	4	4	5	3	0	0	0	1	1	60	109	5.14	1.000					
Brett Tomko, R (8, 1) ERA: 4.53	2.0		9	1	2	2	4	2	0	0	0	0	1	19	33	9.00	1.500					

Oakland Athletics @ Seattle Mariners  
Safeco Field, Seattle, WA  
Wed Jul 26 2000, 7:05 PM PDT  
Att: 45,379 - Cloudy - 68 F

AB 31  
R 6  
H 5  
RBI 6  
BB 5  
SO 9  
LOB 9



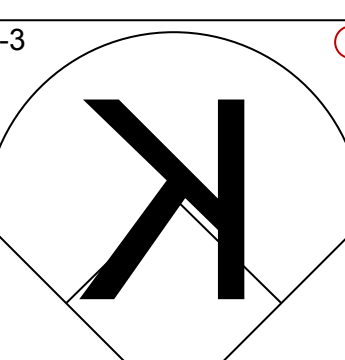
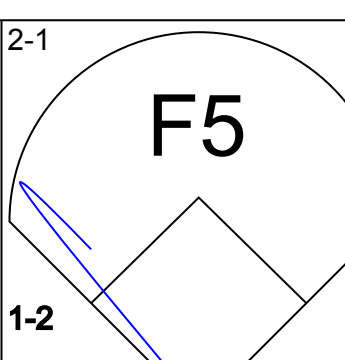
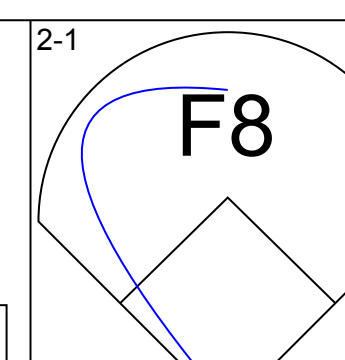
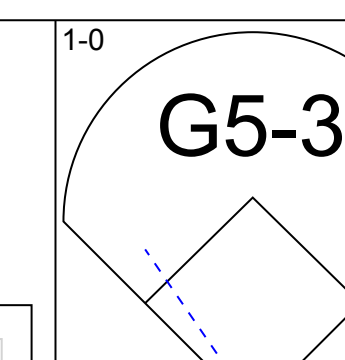
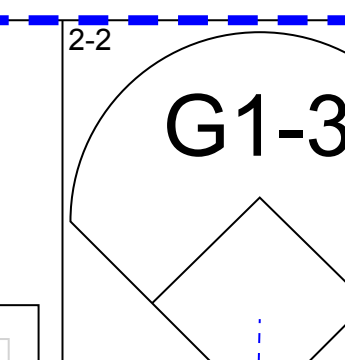
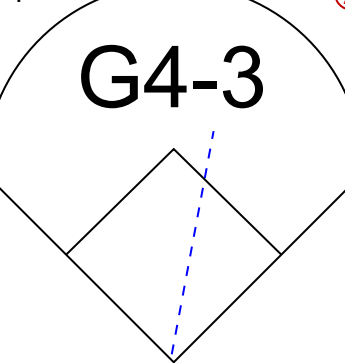
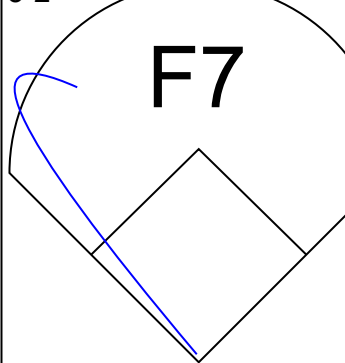
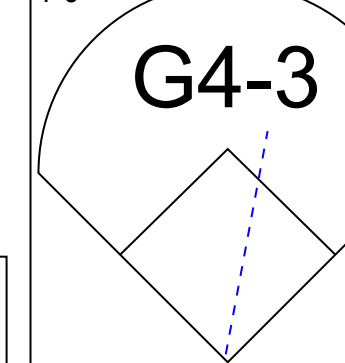
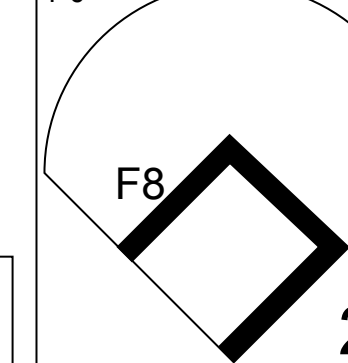
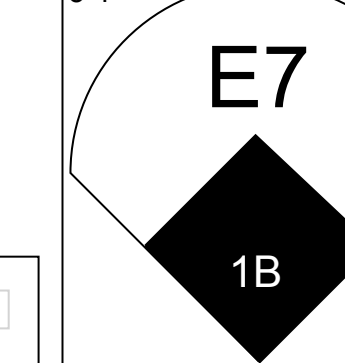
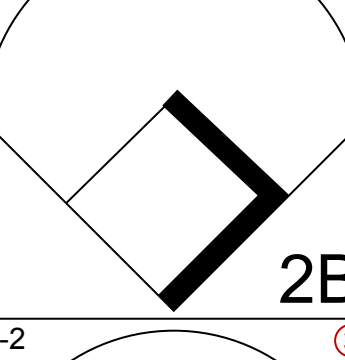
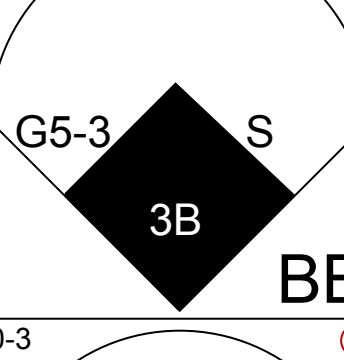
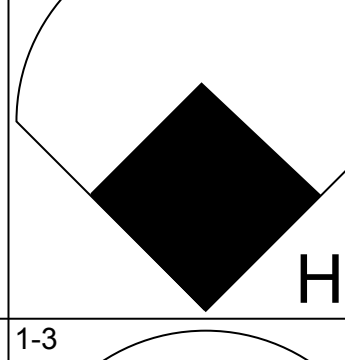
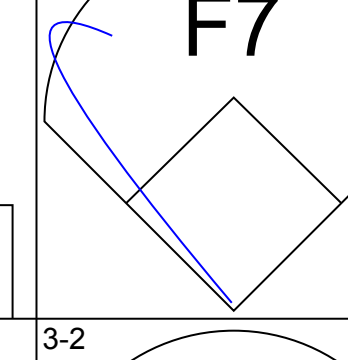
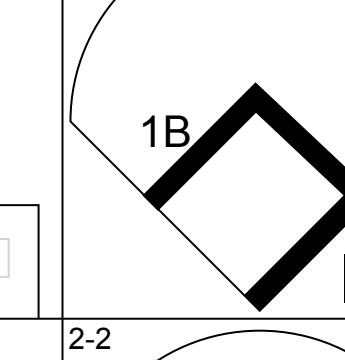
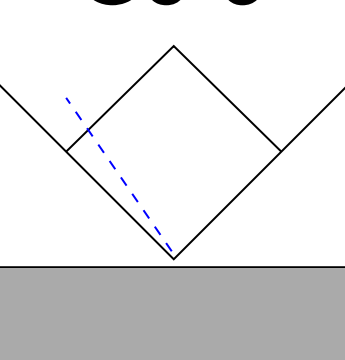
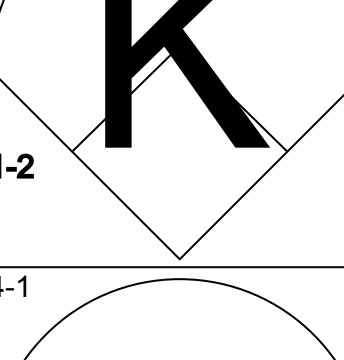
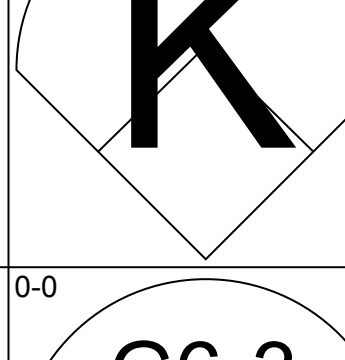
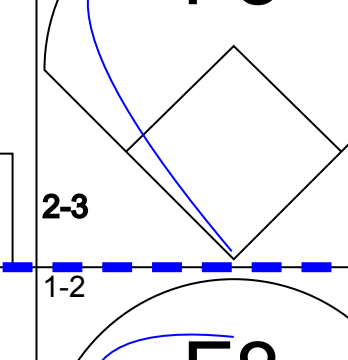
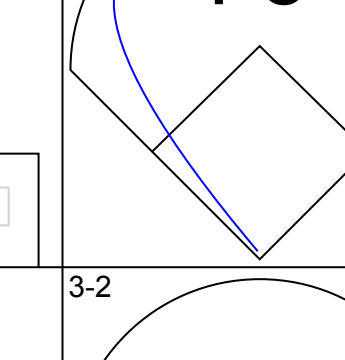
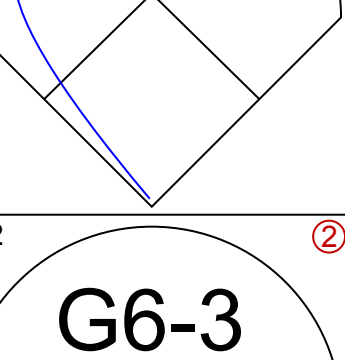
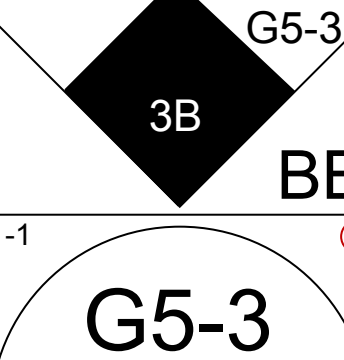
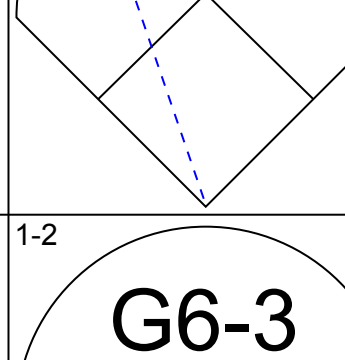
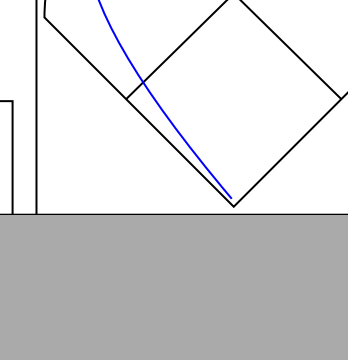
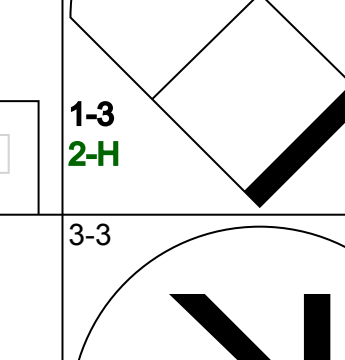

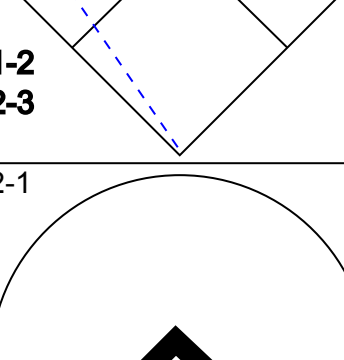
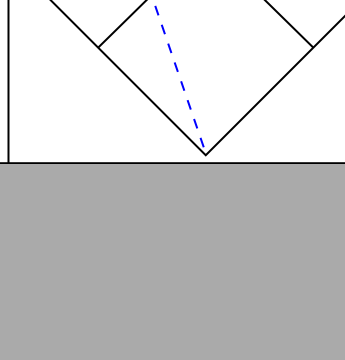
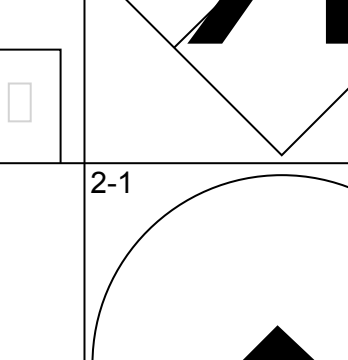

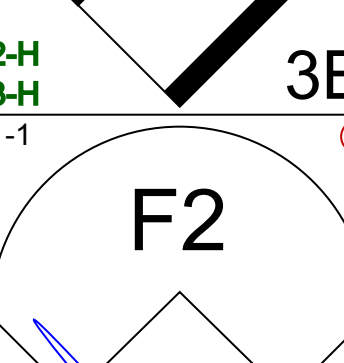
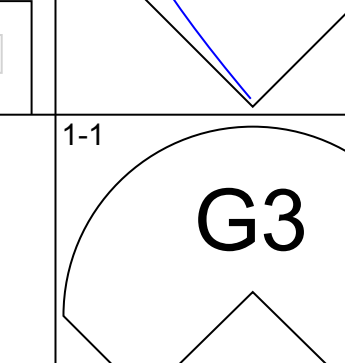
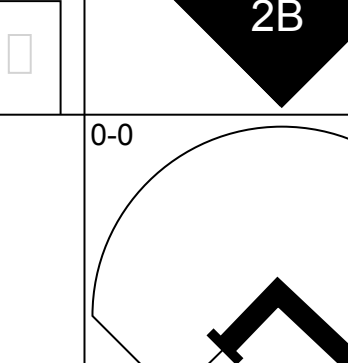
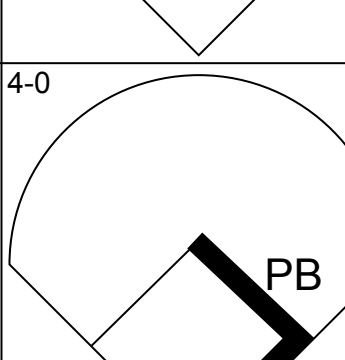
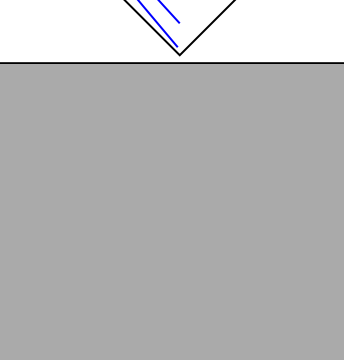
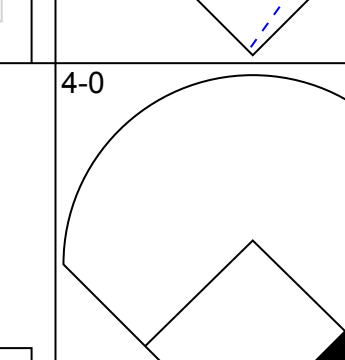
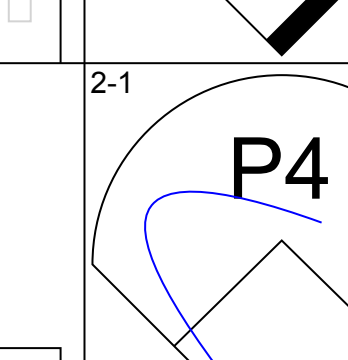
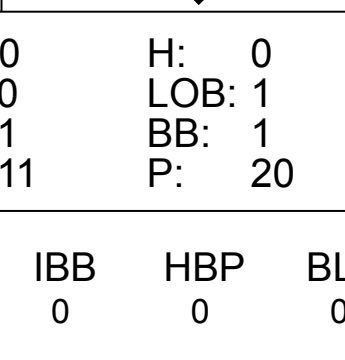
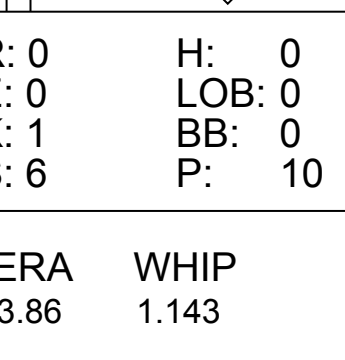
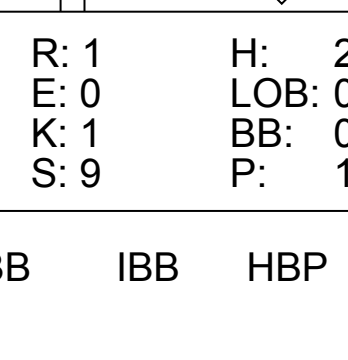
Batter	1	2	3	4	5	6	7	8	9	AB	R	H	RBI	BB	SO	LOB	BOTTOM					
Mike Cameron, R (1, 8) OBP: 0.362, SLG: 0.449	0-0 1B SF8									3	1	2	0	2	1	0						
Carlos Guillen, S (1, 5) OBP: 0.315, SLG: 0.283	0-1 F9									5	0	0	0	0	1	6						
Alex Rodriguez, R (1, 6) OBP: 0.437, SLG: 0.637	2-1 BB									4	0	2	0	0	0	1						
Edgar Martinez, R (1, 10) OBP: 0.442, SLG: 0.654	4-0 BB									2	0	1	0	2	1	1						
John Olerud, L (1, 3) OBP: 0.415, SLG: 0.486	0-0 SF8									3	0	0	1	0	1	4						
John Mabry, L (1, 9) OBP: 0.325, SLG: 0.324 Jay Buhner, R (8, PH) OBP: 0.375, SLG: 0.520	1-3 K									3	0	1	0	0	1	2						
Raul Ibanez, L (1, 7) OBP: 0.291, SLG: 0.295 Mark McLemore, S (8, PH) OBP: 0.348, SLG: 0.295		1-1 F8								3	0	0	0	0	0	1						
David Bell, R (1, 4) OBP: 0.303, SLG: 0.359		2-2 F8								4	0	2	0	0	1	0						
Joe Oliver, R (1, 2) OBP: 0.302, SLG: 0.478		4-2 S BB								3	0	0	0	1	0	3						
<b>Inning Stats</b>	R: 1 E: 0 K: 1 S: 9	H: 2 LOB: 2 BB: 1 P: 16	R: 0 E: 0 K: 0 S: 13	H: 0 LOB: 2 BB: 2 P: 25	R: 0 E: 0 K: 0 S: 6	H: 1 LOB: 0 BB: 0 P: 9	R: 0 E: 0 K: 0 S: 7	H: 2 LOB: 1 BB: 0 P: 12	R: 0 E: 0 K: 1 S: 10	H: 1 LOB: 2 BB: 1 P: 22	R: 0 E: 0 K: 1 S: 10	H: 0 LOB: 0 BB: 0 P: 15	R: 0 E: 0 K: 1 S: 7	H: 0 LOB: 0 BB: 0 P: 11	R: 0 E: 0 K: 2 S: 11	H: 1 LOB: 1 BB: 0 P: 16	R: 0 E: 0 K: 2 S: 10	H: 1 LOB: 2 BB: 1 P: 17	1B: 6 2B: 2 3B: 0 HR: 0	SF: 1 SAC: 0 DP: 2 HBP: 0	WP: 0 PB: 0 SB: 1 CS: 0	PA: 38
<b>PITCHER</b>	IP	WLS	BF	H	R	ER	SO	BB	IBB	HBP	BLK	WP	HR	S	P	ERA	WHIP					
Tim Hudson, R (1, 1) ERA: 4.56	7.1	W	31	7	1	1	5	4	0	0	0	0	0	69	120	1.23	1.500					
Mike Magnante, L (8, 1) ERA: 5.29	1.1		6	1	0	0	2	1	0	0	0	0	0	11	17	0.00	1.500					
T.J. Mathews, R (9, 1) ERA: 6.31	0.1		1	0	0	0	1	0	0	0	0	0	0	3	6	0.00	0.000					

Oakland Athletics @ Seattle Mariners  
Safeco Field, Seattle, WA  
Wed Jul 26 2000, 7:05 PM PDT  
Att: 45,379 - Cloudy - 68 F

AB 32  
R 1  
H 8  
RBI 1  
BB 5  
SO 8  
LOB 19



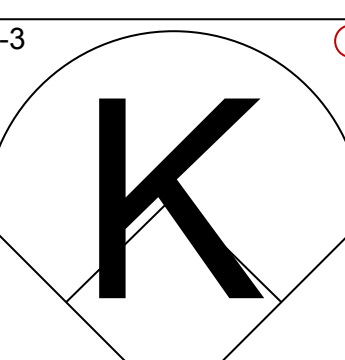
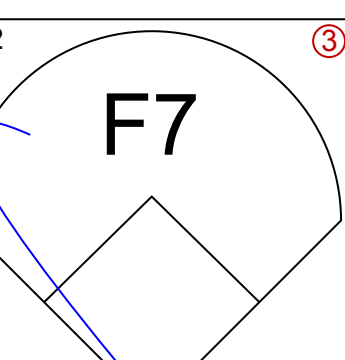
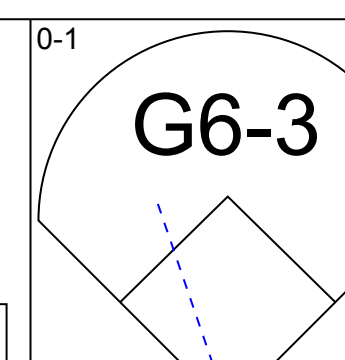
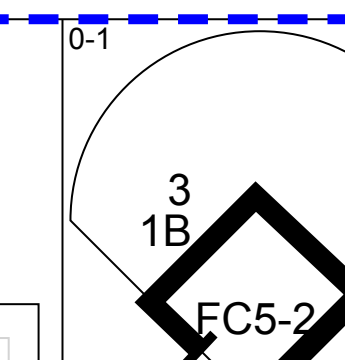
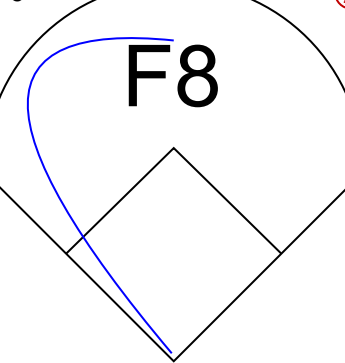
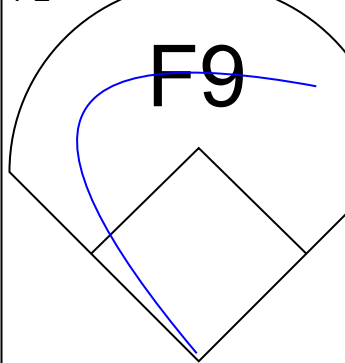
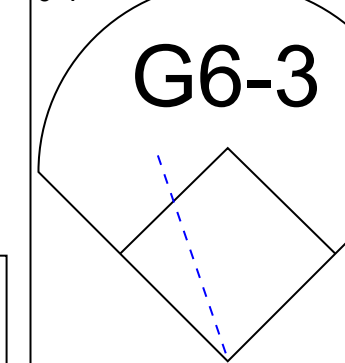
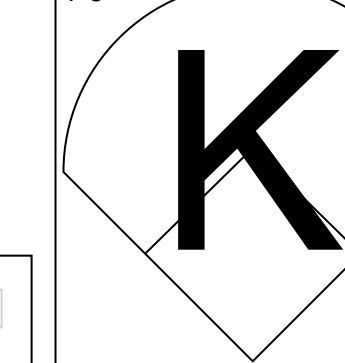
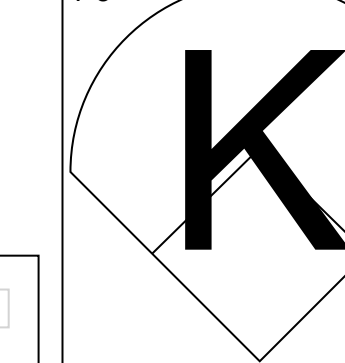
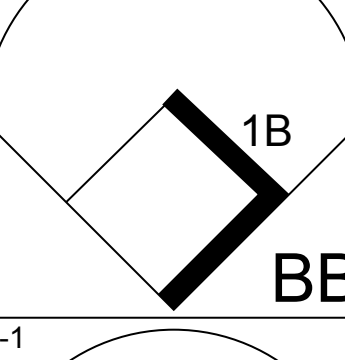
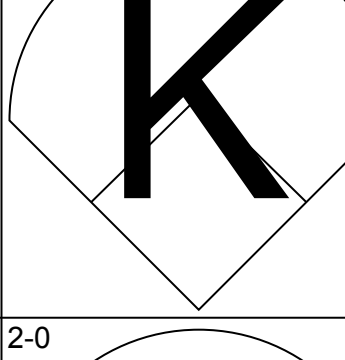
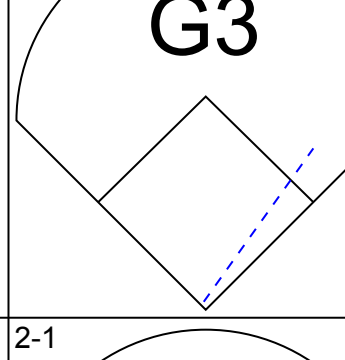
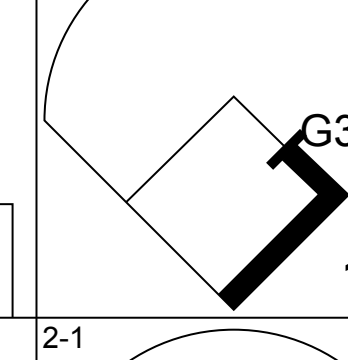
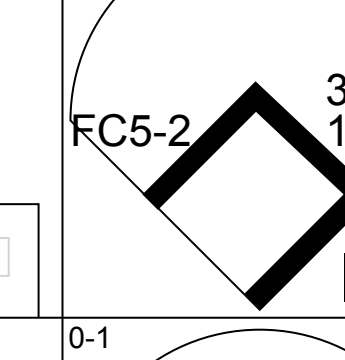
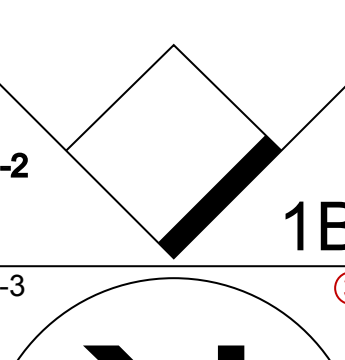
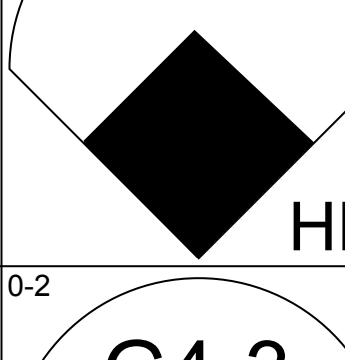
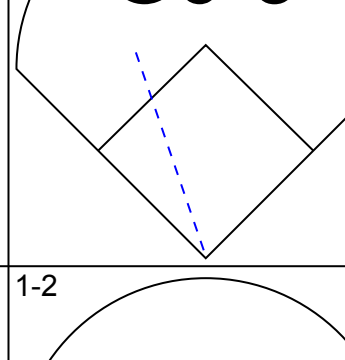
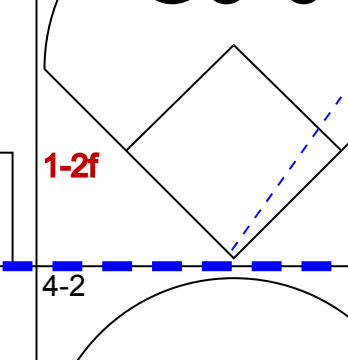
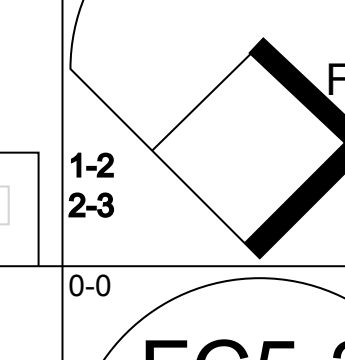

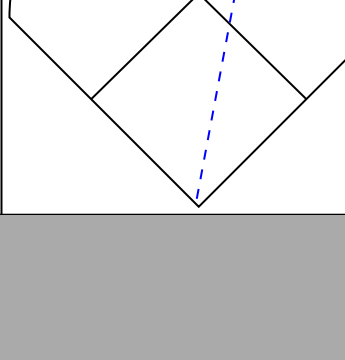

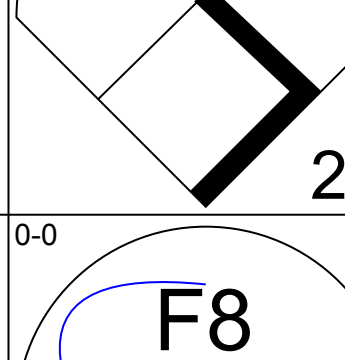
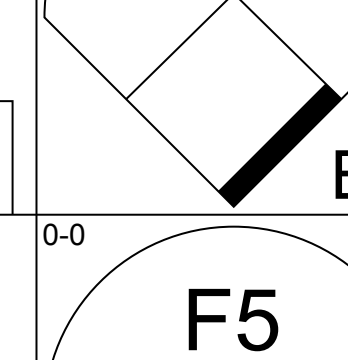
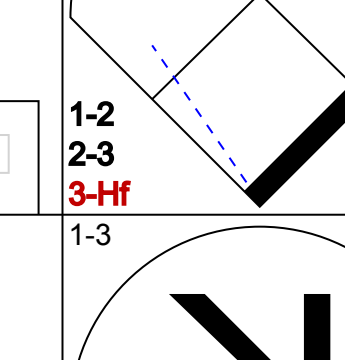
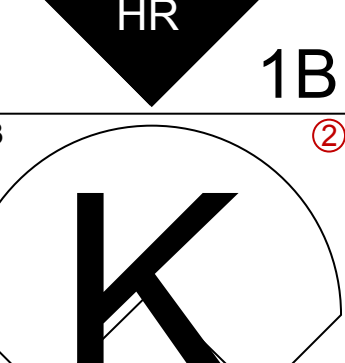
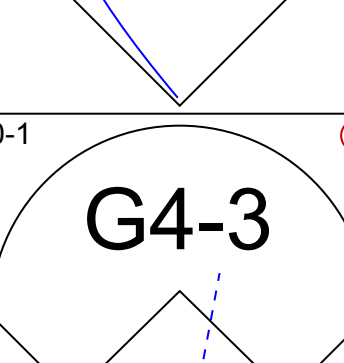



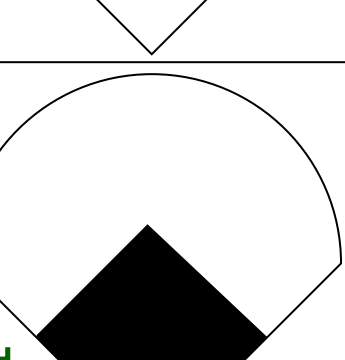
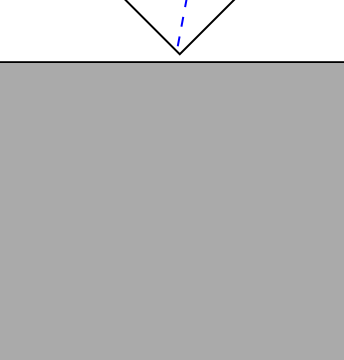
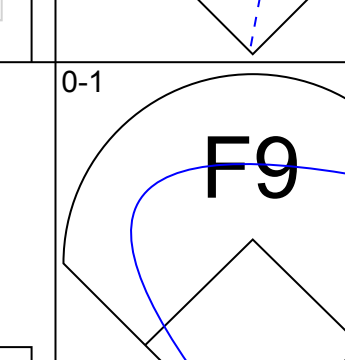
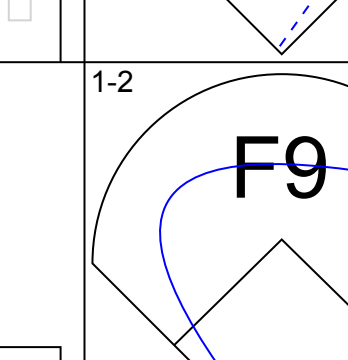
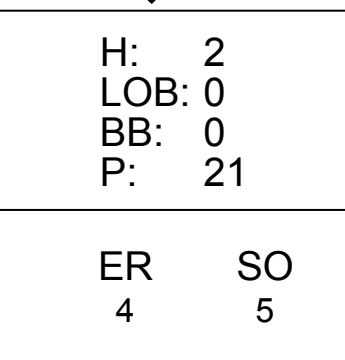
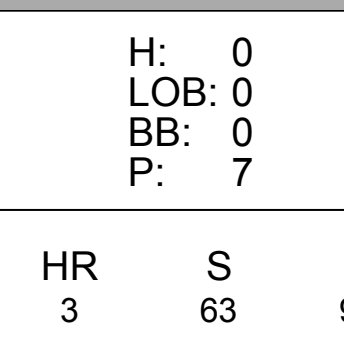
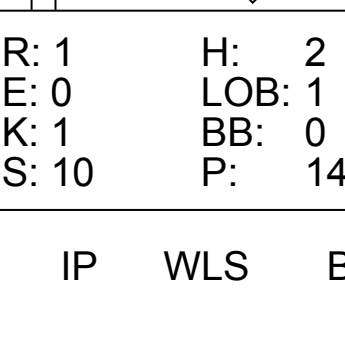
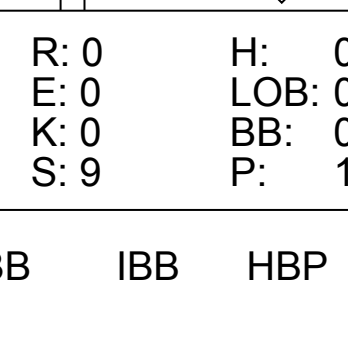






Batter	1	2	3	4	5	6	7	8	9	10	AB	R	H	RBI	BB	SO	LOB	TOP								
<b>Darren Lewis, R</b> OBP: 0.297, SLG: 0.298 (1, 8)											5	0	0	0	0	1	2									
<b>Brian Daubach, L</b> OBP: 0.352, SLG: 0.506 <b>Manny Alexander, R</b> OBP: 0.235, SLG: 0.305 (8, PR) (8, 4)											4	0	1	0	0	0	1									
<b>Nomar Garciaparra, R</b> OBP: 0.452, SLG: 0.652 (1, 6)											3	2	2	1	2	0	1									
<b>Izzy Alcantara, R</b> OBP: 0.304, SLG: 0.548 <b>Scott Hatteberg, L</b> OBP: 0.341, SLG: 0.475 (8, PH) (1, 10)											3	0	0	0	0	2	2									
<b>Troy O'Leary, L</b> OBP: 0.325, SLG: 0.410 (1, 7)											4	1	1	1	1	0	2									
<b>Jose Offerman, S</b> OBP: 0.331, SLG: 0.334 (8, 3) (8, 3)											5	0	0	0	0	2	4									
<b>Bernard Gilkey, R</b> OBP: 0.231, SLG: 0.286 <b>Trot Nixon, L</b> OBP: 0.371, SLG: 0.504 (10, 9)											4	1	2	2	0	0	0									
<b>Jason Varitek, S</b> OBP: 0.367, SLG: 0.429 (1, 2)											4	0	1	1	0	1	1									
<b>Ed Sprague, R</b> OBP: 0.311, SLG: 0.486 (1, 5)											2	0	0	0	2	1	0									
<b>Inning Stats</b>	R: 0 E: 0 K: 1 S: 10	H: 1 LOB: 1 BB: 0 P: 13	R: 0 E: 0 K: 0 S: 7	H: 0 LOB: 0 BB: 0 P: 8	R: 0 E: 0 K: 1 S: 11	H: 0 LOB: 1 BB: 1 P: 20	R: 2 E: 0 K: 1 S: 10	H: 1 LOB: 1 BB: 2 P: 22	R: 0 E: 0 K: 1 S: 6	H: 0 LOB: 0 BB: 0 P: 10	R: 1 E: 0 K: 1 S: 9	H: 1 LOB: 0 BB: 0 P: 13	R: 0 E: 0 K: 0 S: 4	H: 0 LOB: 1 BB: 1 P: 11	R: 0 E: 0 K: 0 S: 16	H: 1 LOB: 2 BB: 0 P: 22	R: 1 E: 0 K: 1 S: 9	H: 2 LOB: 0 BB: 0 P: 13	R: 1 E: 1 K: 2 S: 15	H: 2 LOB: 1 BB: 1 P: 32	1B: 3 2B: 3 3B: 1 HR: 1	SF: 0 SAC: 0 DP: 0 HBP: 0	WP: 0 PB: 1 SB: 1 CS: 0	PA: 42		
<b>PITCHER</b>	IP	WLS	BF	H	R	ER	SO	BB	IBB	HBP	BLK	WP	HR	S	P	ERA	WHIP									
<b>Barry Zito, L</b> ERA: 3.0 (1, 1)	7.0		29	4	3	3	5	4	0	0	0	0	0	1	58	99	3.86	1.143								
<b>T.J. Mathews, R</b> ERA: 5.22 (8, 1)	0.2	H	2	0	0	0	0	0	0	0	0	0	0	11	15	0.00	0.000									
<b>Doug Jones, R</b> ERA: 5.01 (8, 1)	0.1	H	1	0	0	0	0	0	0	0	0	0	0	4	5	0.00	0.000									
<b>Jason Isringhausen, R</b> ERA: 3.47 (9, 1)	1.0	B	4	2	1	1	1	0	0	0	0	0	0	9	13	9.00	2.000									
<b>Jeff Tam, R</b> ERA: 3.03 (10, 1)	1.0	L	6	2	1	1	1	0	1	0	0	0	0	15	32	9.00	2.000									

**Boston Red Sox @ Oakland Athletics**  
Network Associates Coliseum, Oakland, CA  
Thu Jul 27 2000, 10:05 PM EDT  
Att. 19,343 - Sunny - 65 F

AB 37  
R 5  
H 8  
RBI 5  
BB 5  
SO 7  
LOB 16



Batter	1	2	3	4	5	6	7	8	9	10	AB	R	H	RBI	BB	SO	LOB	BOTTOM							
<b>Terrence Long, L</b> OBP: 0.342, SLG: 0.443 (1, 8)											5	0	2	0	0	1	0								
<b>Randy Velarde, R</b> OBP: 0.386, SLG: 0.449 (1, 4)											5	0	0	0	0	2	2								
<b>Jason Giambi, L</b> OBP: 0.469, SLG: 0.625 <b>Frank Menechino, R</b> OBP: 0.336, SLG: 0.468 (10, PR) (1, 3)											3	0	1	0	2	1	0								
<b>Olmedo Saenz, R</b> OBP: 0.511, SLG: 0.511 <b>Eric Chavez, L</b> OBP: 0.356, SLG: 0.473 (9, 5)											4	1	2	1	0	0	1								
<b>Matt Stairs, L</b> OBP: 0.425, SLG: 0.425 <b>Adam Platt, R</b> OBP: 0.377, SLG: 0.600 (8, PH) (1, 10)											3	0	1	0	0	1	2								
<b>Ben Grievs, L</b> OBP: 0.357, SLG: 0.508 <b>Ryan Christenson, R</b> OBP: 0.381, SLG: 0.429 (9, 7)											4	0	0	0	0	0	2								
<b>Miguel Tejada, R</b> OBP: 0.334, SLG: 0.473 (1, 6)											4	2	2	1	0	0	0								
<b>Jeremy Giambi, L</b> OBP: 0.336, SLG: 0.415 (1, 9)											4	0	0	0	0	1	1								
<b>Ramon Hernandez, R</b> OBP: 0.316, SLG: 0.405 (1, 2)											4	1	1	2	0	1	0								
<b>Inning Stats</b>	R: 0 E: 0 K: 2 S: 10	H: 1 LOB: 2 BB: 1 P: 22	R: 2 E: 0 K: 1 S: 15	H: 2 LOB: 0 BB: 0 P: 21	R: 1 E: 0 K: 1 S: 10	H: 1 LOB: 0 BB: 0 P: 15	R: 0 E: 0 K: 0 S: 6	H: 0 LOB: 0 BB: 0 P: 7	R: 0 E: 0 K: 1 S: 7	H: 0 LOB: 0 BB: 0 P: 9	R: 0 E: 0 K: 1 S: 8	H: 1 LOB: 1 BB: 0 P: 12	R: 1 E: 0 K: 1 S: 10	H: 2 LOB: 1 BB: 0 P: 14	R: 0 E: 0 K: 0 S: 8	H: 1 LOB: 1 BB: 1 P: 15	R: 0 E: 0 K: 0 S: 9	H: 0 LOB: 0 BB: 0 P: 12	R: 0 E: 0 K: 2 S: 14	H: 2 LOB: 3 BB: 1 P: 20	1B: 4 2B: 3 3B: 0 HR: 3	SF: 0 SAC: 0 DP: 1 HBP: 0	WP: 0 PB: 0 SB: 1 CS: 0	PA: 42	
<b>PITCHER</b>	IP	WLS	BF	H	R	ER	SO	BB	IBB	HBP	BLK	WP	HR	S	P	ERA	WHIP								
<b>49 Tim Wakefield, R</b> ERA: 4.9 (1, 1)	6.2		28	7	4	4	5	1	0	0	0	0	0	3	63	5.40	1.200								
<b>Hipolito Pichardo, R</b> ERA: 3.93 (7, 1)	0.1		0	0	0	0	1	0	0	0	0	0	0	3	4	0.00	0.000								
<b>Rheal Cormier, L</b> ERA: 3.74 (8, 1)	0.2		2	1	0	0	0	0	0	0	0	0	0	5	8	0.00	1.500								
<b>Ryan Garcia, R</b> ERA: 3.38 (8, 1)	1.1	W	5	0	0	0	0	1	0	0	0	0	0	12	19	0.00	0.750								
<b>Derek Lowe, R</b> ERA: 3.34 (10, 1)	1.0	S	6	2	0	0	2	0	1	0	0	0	0	14	20	0.00	2.000								

**Boston Red Sox @ Oakland Athletics**  
Network Associates Coliseum, Oakland, CA  
Thu Jul 27 2000, 10:05 PM EDT  
Att. 19,343 - Sunny - 65 F

AB 39  
R 4  
H 10  
RBI 4  
BB 3  
SO 8  
LOB 14





Batter	1	2	3	4	5	6	7	8	9	AB	R	H	RBI	BB	SO	LOB	TOP					
Darren Lewis, R OBP: 0.296, SLG: 0.297 (1, 8)	L5		F9				G5-3			4	0	1	0	0	0	0	<b>Boston Red Sox @ Oakland Athletics</b> Network Associates Coliseum, Oakland, CA Fri Jul 28 2000, 10:05 PM EDT Att: 28,072 - Sunny - 65 F					
Jose Offerman, S OBP: 0.351, SLG: 0.330 (1, 4)	G6-3		G3		G6-4-3			K	4	0	0	0	0	1	1							
Brian Daubach, L OBP: 0.352, SLG: 0.592 Manny Alexander, R OBP: 0.235, SLG: 0.305 (1, 3)	G3-1			HR	F8			G6-3	3	1	0	0	1	0	0							
Nomar Garciaparra, R OBP: 0.456, SLG: 0.663 (1, 6)				HR				G6-3	0	0	0	0	0	0	0							
Troy O'Leary, L OBP: 0.321, SLG: 0.404 (1, 7)	F8		G3	HR		F5			4	0	0	0	0	1	2							
Bernard Gilkey, R OBP: 0.242, SLG: 0.290 Trot Nixon, L OBP: 0.373, SLG: 0.510 (1, 9)	G6-4-3			FC6-4	BB			2B	2	0	1	0	1	0	1							
Jason Varitek, S OBP: 0.362, SLG: 0.422 (1, 2)			E5	K		G6-4-3		F5	1	0	1	0	0	1	4							
Scott Hatteberg, L OBP: 0.338, SLG: 0.463 (1, 10)			K		FC6-4		G3		3	0	0	0	1	2	2							
Ed Sprague, R OBP: 0.311, SLG: 0.500 (1, 5)				HR	FC6-4		G5-3		3	1	1	2	0	0	2							
<b>Inning Stats</b>	R: 0 E: 0 K: 0 S: 7	H: 0 LOB: 0 BB: 0 P: 13	R: 0 E: 0 K: 0 S: 5	H: 1 LOB: 0 BB: 0 P: 7	R: 2 E: 1 K: 1 S: 10	H: 1 LOB: 0 BB: 0 P: 16	R: 2 E: 0 K: 1 S: 13	H: 2 LOB: 2 BB: 2 P: 24	R: 0 E: 0 K: 0 S: 6	H: 1 LOB: 1 BB: 0 P: 9	R: 0 E: 0 K: 0 S: 11	H: 0 LOB: 0 BB: 0 P: 21	R: 0 E: 0 K: 1 S: 5	H: 0 LOB: 0 BB: 0 P: 7	R: 0 E: 0 K: 1 S: 7	H: 0 LOB: 0 BB: 0 P: 12		R: 0 E: 0 K: 2 S: 14	H: 1 LOB: 1 BB: 0 P: 22	1B: 4 2B: 1 3B: 0 HR: 2	SF: 0 SAC: 0 DP: 3 HBP: 0	WP: 0 PB: 0 SB: 0 CS: 0
<b>PITCHER</b>	IP	WLS	BF	H	R	ER	SO	BB	IBB	HBP	BLK	WP	HR	S	P	ERA	WHIP					
Mark Mulder, L ERA: 5.03 Ariel Prieto, R ERA: 4.91 (1, 1)	8.0	L	31	6	4	3	3	3	0	0	0	0	2	64	109	3.38	1.125					
(9, 1)	1.0		4	1	0	0	2	0	0	0	0	0	0	14	22	0.00	1.000					

AB 32  
R 4  
H 7  
RBI 4  
BB 3  
SO 5  
LOB 12



Batter	1	2	3	4	5	6	7	8	9	AB	R	H	RBI	BB	SO	LOB	BOTTOM					
Terrence Long, L OBP: 0.341, SLG: 0.450 (1, 8)	HR		G4-3			F9		G3-1		4	1	1	1	0	0	1	<b>Boston Red Sox @ Oakland Athletics</b> Network Associates Coliseum, Oakland, CA Fri Jul 28 2000, 10:05 PM EDT Att: 28,072 - Sunny - 65 F					
Randy Velarde, R OBP: 0.384, SLG: 0.446 (1, 4)	G6-3		K				1B	G4-3	4	0	1	0	0	1	1							
Jason Giambi, L OBP: 0.464, SLG: 0.618 (1, 3)	K			F8		K		G6-3	4	0	0	0	0	2	1							
Olmedo Saenz, R OBP: 0.379, SLG: 0.505 (1, 10)	G6-3			G4-3			FC3-6	F3	4	0	1	0	0	0	0							
Ben Grieve, L OBP: 0.356, SLG: 0.505 (1, 7)			K	K		FC3-6	BB	WP	4	0	1	0	0	2	1							
Miguel Tejada, R OBP: 0.333, SLG: 0.469 (1, 6)			K		K			1B	3	0	0	0	1	2	1							
3 Eric Chavez, L OBP: 0.353, SLG: 0.468 (1, 5)			G3		F5		BB	F7	3	0	0	0	0	1	2							
Jeremy Giambi, L OBP: 0.332, SLG: 0.409 (1, 9)			K		K				3	0	0	0	0	3	2							
Ramon Hernandez, R OBP: 0.316, SLG: 0.404 (1, 2)				G4-3		F9		F9	3	0	1	0	0	0	0							
<b>Inning Stats</b>	R: 1 E: 0 K: 1 S: 12	H: 1 LOB: 0 BB: 0 P: 19	R: 0 E: 0 K: 2 S: 10	H: 0 LOB: 0 BB: 0 P: 18	R: 0 E: 0 K: 2 S: 11	H: 1 LOB: 1 BB: 0 P: 16	R: 0 E: 0 K: 1 S: 7	H: 0 LOB: 0 BB: 0 P: 11	R: 0 E: 0 K: 2 S: 10	H: 0 LOB: 0 BB: 0 P: 13	R: 0 E: 0 K: 1 S: 10	H: 1 LOB: 1 BB: 0 P: 12	R: 0 E: 0 K: 2 S: 13	H: 1 LOB: 2 BB: 1 P: 20	R: 0 E: 0 K: 0 S: 7	H: 0 LOB: 0 BB: 0 P: 12		R: 0 E: 0 K: 0 S: 9	H: 1 LOB: 1 BB: 0 P: 10	1B: 4 2B: 0 3B: 0 HR: 1	SF: 0 SAC: 0 DP: 0 HBP: 0	WP: 1 PB: 0 SB: 0 CS: 0
<b>PITCHER</b>	IP	WLS	BF	H	R	ER	SO	BB	IBB	HBP	BLK	WP	HR	S	P	ERA	WHIP					
Pedro Martinez, R ERA: 1.38 Rich Garcia, R ERA: 3.51 Derek Lowe, R ERA: 3.28 (1, 1)	7.0	W	26	4	1	1	11	1	0	0	0	0	0	7	12	0.00	0.714					
(8, 1)	1.0	H	3	0	0	0	0	0	0	0	0	0	0	7	12	0.00	0.000					
(9, 1)	1.0	S	4	1	0	0	0	0	0	0	0	1	0	9	10	0.00	1.000					

AB 32  
R 1  
H 5  
RBI 1  
BB 1  
SO 11  
LOB 9





Batter	1	2	3	4	5	6	7	8	9	AB	R	H	RBI	BB	SO	LOB	TOP										
Darren Lewis, R OBP: 0.295, SLG: 0.296 (1, 8)	G6-3		K		K			1B FC6-4 1B		4	1	1	0	0	2	2	<b>Boston Red Sox @ Oakland Athletics</b> Network Associates Coliseum, Oakland, CA Sat Jul 29 2000, 9:05 PM EDT Att: 36,325 - Sunny - 72 F										
Jose Offerman, S OBP: 0.331, SLG: 0.329 Manny Alexander, R OBP: 0.233, SLG: 0.302 (1, 3) (6, 6)	BB		F8			FC5-4 BB		K		1	0	0	0	2	0	0											
Brian Daubach, L OBP: 0.350, SLG: 0.498 (1, 10)	K			K		K		FC6-4 1B		4	0	1	0	0	3	2											
Nomar Garciaparra, R OBP: 0.452, SLG: 0.657 Izzy Alcantara, R OBP: 0.382, SLG: 0.563 (1, 6) (6, 3)	G6-3			G6-3		FC5-4 1B		FC6-4 1B		3	0	0	0	0	0	2											
Troy O'Leary, L OBP: 0.321, SLG: 0.403 Bernard Gilkey, R OBP: 0.240, SLG: 0.287 (1, 7) (7, 7)	P6			F2				FC6-4		3	0	1	0	0	0	0											
Mike Lansing, R OBP: 0.312, SLG: 0.415 (1, 4)	G5-3				G6-3	F9		G4-3		4	0	0	0	0	0	4											
Scott Hatteberg, L OBP: 0.343, SLG: 0.472 (1, 2)	PB 2B				P6			G6-4-3 1B	G3-1	4	0	2	0	0	0	0											
Ed Sprague, R OBP: 0.310, SLG: 0.495 (1, 5)	K					BB 1B		G6-4-3 1-2	F7	4	0	1	0	0	1	2											
Trot Nixon, L OBP: 0.371, SLG: 0.504 (1, 9)	G6-3					BB		K		3	0	0	0	1	2	0											
<b>Inning Stats</b>	R: 0 E: 0 K: 1 S: 10	H: 0 LOB: 1 BB: 1 P: 18	R: 0 E: 0 K: 1 S: 13	H: 1 LOB: 1 BB: 0 P: 17	R: 0 E: 0 K: 1 S: 6	H: 0 LOB: 0 BB: 0 P: 9	R: 0 E: 0 K: 1 S: 6	H: 0 LOB: 0 BB: 0 P: 8	R: 0 E: 0 K: 1 S: 12	H: 1 LOB: 2 BB: 1 P: 24	R: 0 E: 0 K: 1 S: 13	H: 1 LOB: 2 BB: 0 P: 22	R: 0 E: 0 K: 1 S: 9	H: 1 LOB: 0 BB: 0 P: 13	R: 1 E: 0 K: 1 S: 20	H: 3 LOB: 2 BB: 0 P: 29		R: 0 E: 0 K: 1 S: 8	H: 0 LOB: 0 BB: 0 P: 11	1B: 6 2B: 1 3B: 0 HR: 0	SF: 0 SAC: 0 DP: 1 HBP: 0	WP: 0 PB: 1 SB: 0 CS: 0	PA: 36				
<b>PITCHER</b>	IP	WLS	BF	H	R	ER	SO	BB	IBB	HBP	BLK	WP	HR	S	P	ERA	WHIP										
Kevin Appier, R ERA: 4.46 (1, 1)	7.0	W	27	4	0	0	7	3	0	0	0	0	0	69	111	0.00	1.000										
Doug Jones, R ERA: 4.99 (8, 1)	2.0		9	3	1	1	2	0	0	0	0	0	0	28	40	4.50	1.500										

Batter	1	2	3	4	5	6	7	8	9	AB	R	H	RBI	BB	SO	LOB	BOTTOM										
Ryan Christenson, R OBP: 0.382, SLG: 0.442 (1, 7)	1B BB	K		F9	1B 3B		G6-3			4	2	1	1	1	1	0	<b>Boston Red Sox @ Oakland Athletics</b> Network Associates Coliseum, Oakland, CA Sat Jul 29 2000, 9:05 PM EDT Att: 36,325 - Sunny - 72 F										
Randy Velarde, R OBP: 0.381, SLG: 0.442 (1, 4)	F8		G6-3	K	FC5-4 BB 1B		G5-3			5	0	1	1	0	1	1											
Jason Giambi, L OBP: 0.465, SLG: 0.618 Jeremy Giambi, L OBP: 0.330, SLG: 0.406 (1, 3) (6, 3)	K		HR BB		BB K			G6-3		3	2	1	0	1	2	2											
Olmedo Saenz, R OBP: 0.390, SLG: 0.510 Ben Grievie, L OBP: 0.358, SLG: 0.505 (1, 10) (8, PH)	BB 1B		HR BB		BB K			G4-3 BB 1B BB		2	2	2	0	2	0	0											
Adam Platt, R OBP: 0.414, SLG: 0.660 (1, 9)	BB 1B		HR BB		BB FC5-4			1B G4-3 BB		3	2	2	4	2	0	2											
Terrence Long, L OBP: 0.342, SLG: 0.451 (1, 8)	BB				E3 2B	K		G4-3		4	1	1	0	1	1	3											
Miguel Tejada, R OBP: 0.334, SLG: 0.471 (1, 6)	K		F8		G3-1 2B 2B	G5-3		1B		5	1	2	3	0	1	4											
Ramon Hernandez, R OBP: 0.311, SLG: 0.396 (1, 2)	G4-3		K		G3-1	F9		K		5	0	0	0	0	2	4											
Frank Menechino, R OBP: 0.331, SLG: 0.459 3 Eric Chavez, L OBP: 0.353, SLG: 0.472 (1, 5) (5, PH) (6, 5)	K			K	3B 2B		F8			2	0	0	0	0	2	0											
<b>Inning Stats</b>	R: 1 E: 0 K: 2 S: 12	H: 2 LOB: 3 BB: 2 P: 28	R: 0 E: 0 K: 2 S: 8	H: 0 LOB: 0 BB: 0 P: 13	R: 3 E: 0 K: 1 S: 16	H: 2 LOB: 1 BB: 2 P: 33	R: 0 E: 0 K: 2 S: 8	H: 0 LOB: 0 BB: 0 P: 12	R: 7 E: 1 K: 1 S: 26	H: 6 LOB: 2 BB: 2 P: 49	R: 0 E: 0 K: 1 S: 7	H: 0 LOB: 0 BB: 0 P: 11	R: 0 E: 0 K: 0 S: 5	H: 0 LOB: 0 BB: 0 P: 11	R: 1 E: 0 K: 1 S: 13	H: 1 LOB: 2 BB: 2 P: 26		1B: 5 2B: 4 3B: 1 HR: 1	SF: 0 SAC: 0 DP: 0 HBP: 0	WP: 0 PB: 0 SB: 0 CS: 0	PA: 44						
<b>PITCHER</b>	IP	WLS	BF	H	R	ER	SO	BB	IBB	HBP	BLK	WP	HR	S	P	ERA	WHIP										
Jeff Fassero, L ERA: 5.04 (1, 1)	4.0	L	24	6	8	8	7	5	0	0	0	0	0	52	103	18.00	2.750										
Bryce Florie, R ERA: 5.09 (5, 1)	3.0		14	4	3	2	2	1	0	0	0	0	0	30	54	6.00	1.667										
Rod Beck, R ERA: 2.25 (8, 1)	1.0		6	1	1	1	1	2	0	0	0	0	0	13	26	9.00	3.000										





Batter	1	2	3	4	5	6	7	8	9	AB	R	H	RBI	BB	SO	LOB	TOP				
<b>Darren Lewis, R</b> (1, 8) OBP: 0.290, SLG: 0.291 <b>Bernard Gilkey, R</b> (8, FH) OBP: 0.238, SLG: 0.284 (8, 9)	0-1 G5-3		0-0 G6-3			1-1 L9		0-0 G5-4-3		3	0	0	0	0	0	1					
<b>Jason Varitek, S</b> (1, 2) OBP: 0.361, SLG: 0.431	0-0 F7			0-2 HR		0-2 G4-3		0-0 G4-3		4	1	1	1	0	0	1					
<b>Brian Daubach, L</b> (1, 3) OBP: 0.346, SLG: 0.492	0-2 G5-3			1-0 F9		1-0 G5-3		3-3 K		4	0	0	0	0	1	1					
<b>Nomar Garciaparra, R</b> (1, 6) OBP: 0.450, SLG: 0.652		0-0 G6-3		2-3 K		2-0 F2		2-0 1B		4	0	1	0	0	1	0					
<b>Troy O'Leary, L</b> (1, 7) OBP: 0.317, SLG: 0.398	0-1 P5			0-2 F8		2-0 G4-3		2-1 F7		4	0	0	0	0	0	1					
<b>Ed Sprague, R</b> (1, 5) OBP: 0.310, SLG: 0.492	1-0 G4-3				2-1 G4-6-3 1B		0-1 G5-3			3	0	1	0	0	0	0					
<b>Scott Hatteberg, L</b> (1, 10) OBP: 0.342, SLG: 0.492			2-2 HR		1-0 F9		0-1 F7			3	1	1	1	0	0	1					
<b>Mike Lansing, R</b> (1, 4) OBP: 0.312, SLG: 0.414			2-2 G6-3		2-1 G4-6-3 1-2		1-1 1B			3	0	1	0	0	0	1					
<b>Trot Nixon, L</b> (1, 9) OBP: 0.375, SLG: 0.504 (8, 8)			0-1 G4-3			4-2 G4-3 S BB		1-1 G5-4-3 1B		2	0	1	0	1	0	0					
<b>Inning Stats</b>	R: 0 E: 0 K: 0 S: 6	H: 0 LOB: 0 BB: 0 P: 6	R: 0 E: 0 K: 0 S: 4	H: 0 LOB: 0 BB: 0 P: 5	R: 1 E: 0 K: 0 S: 12	H: 1 LOB: 0 BB: 0 P: 16	R: 1 E: 0 K: 1 S: 11	H: 1 LOB: 0 BB: 0 P: 14	R: 0 E: 0 K: 0 S: 5	H: 1 LOB: 1 BB: 1 P: 10	R: 0 E: 0 K: 0 S: 4	H: 0 LOB: 0 BB: 0 P: 8	R: 0 E: 0 K: 0 S: 7	H: 2 LOB: 1 BB: 0 P: 9	R: 0 E: 0 K: 1 S: 11	H: 1 LOB: 1 BB: 0 P: 18	1B: 4 2B: 0 3B: 0 HR: 2	SF: 0 SAC: 0 DP: 2 HBP: 0	WP: 0 PB: 0 SB: 1 CS: 0	PA: 32	
<b>PITCHER</b>	IP	WLS	BF	H	R	ER	SO	BB	IBB	HBP	BLK	WP	HR	S	P	ERA	WHIP				
<b>Gil Heredia, R</b> (1, 1) ERA: 3.79	7.1	W	26	4	2	2	1	1	0	0	0	0	2	56	79	2.46	0.682				
<b>Mike Magnante, L</b> (8, 1) ERA: 5.26	0.0		1	1	0	0	0	0	0	0	0	0	0	2	3	∞	∞				
<b>Jeff Tam, R</b> (8, 1) ERA: 3.0	0.2	H	1	0	0	0	0	0	0	0	0	0	0	1	1	0.00	0.000				
<b>Jason Isringhausen, R</b> (9, 1) ERA: 3.4	1.0	S	4	1	0	0	1	0	0	0	0	0	0	11	18	0.00	1.000				

**Boston Red Sox @ Oakland Athletics**  
**Network Associates Coliseum, Oakland, CA**  
Sun Jul 30 2000, 4:05 PM EDT  
Att: 29,847 - Cloudy - 67 F

AB	31
R	2
H	6
RBI	2
BB	1
SO	2
LOB	8



Batter	1	2	3	4	5	6	7	8	9	AB	R	H	RBI	BB	SO	LOB	BOTTOM				
<b>Terrence Long, L</b> (1, 8) OBP: 0.338, SLG: 0.445	3-3 K	0-1 G6-3			0-1 F9		1-1 G4-3			4	0	0	0	0	1	0					
<b>Randy Velarde, R</b> (1, 4) OBP: 0.377, SLG: 0.436	2-2 F3		2-3 K		1-1 G6-3		2-2 F7			4	0	0	0	0	1	0					
<b>Jason Giambi, L</b> (1, 3) OBP: 0.461, SLG: 0.611	0-1 G3-1		2-3 K		0-0 F9			3-2 F9		4	0	0	0	0	1	0					
<b>Ben Grieve, L</b> (1, 7) OBP: 0.357, SLG: 0.501 <b>Ryan Christenson, R</b> (9, 7) OBP: 0.382, SLG: 0.442		4-1 BB HR G5-3 BB	2-3 K		3-2 F9		2-2 G1-3			3	1	0	0	1	1	0					
<b>Matt Stairs, L</b> (1, 10) OBP: 0.331, SLG: 0.422 <b>Olmedo Saenz, R</b> (8, FH) OBP: 0.388, SLG: 0.508		2-2 G5-3		1-0 F9		0-0 L9		3-2 G5-3		3	0	0	0	0	0	1					
<b>Miguel Tejada, R</b> (1, 6) OBP: 0.339, SLG: 0.472		4-2 BB HR BB		4-1 BB BB		2-2 1B				1	1	1	0	2	0	0					
<b>3 Eric Chavez, L</b> (1, 5) OBP: 0.350, SLG: 0.467		2-2 P4		3-1 P6		0-0 P6				3	0	0	0	0	0	4					
<b>Jeremy Giambi, L</b> (1, 9) OBP: 0.335, SLG: 0.404		4-2 HR BB		4-2 BB BB		0-0 F8				1	1	0	0	2	0	0					
<b>Sal Fasano, R</b> (1, 2) OBP: 0.288, SLG: 0.424		0-1 HR		1-0 G5-3		3-2 HR				3	2	2	5	0	0	2					
<b>Inning Stats</b>	R: 0 E: 0 K: 1 S: 8	H: 0 LOB: 0 BB: 0 P: 13	R: 4 E: 0 K: 0 S: 17	H: 1 LOB: 0 BB: 3 P: 33	R: 0 E: 0 K: 3 S: 10	H: 0 LOB: 0 BB: 0 P: 16	R: 0 E: 0 K: 0 S: 8	H: 0 LOB: 2 BB: 2 P: 21	R: 0 E: 0 K: 0 S: 5	H: 1 LOB: 1 BB: 0 P: 6	R: 1 E: 0 K: 0 S: 10	H: 1 LOB: 0 BB: 0 P: 16	R: 0 E: 0 K: 0 S: 9	H: 0 LOB: 0 BB: 0 P: 17	1B: 1 2B: 0 3B: 0 HR: 2	SF: 0 SAC: 0 DP: 0 HBP: 0	WP: 0 PB: 0 SB: 0 CS: 0	PA: 32			
<b>PITCHER</b>	IP	WLS	BF	H	R	ER	SO	BB	IBB	HBP	BLK	WP	HR	S	P	ERA	WHIP				
<b>Rolando Arrojo, R</b> (1, 1) ERA: 6.1	6.1	L	27	3	5	5	4	5	0	0	0	0	2	61	110	7.11	1.263				
<b>Rheal Cormier, L</b> (7, 1) ERA: 3.64	1.1		4	0	0	0	0	0	0	0	0	0	0	11	19	0.00	0.000				
<b>Hipolito Pichardo, R</b> (8, 1) ERA: 2.9	0.1		1	0	0	0	0	0	0	0	0	0	0	3	6	0.00	0.000				

**Boston Red Sox @ Oakland Athletics**  
**Network Associates Coliseum, Oakland, CA**  
Sun Jul 30 2000, 4:05 PM EDT  
Att: 29,847 - Cloudy - 67 F

AB	27
R	5
H	3
RBI	5
BB	5
SO	4
LOB	7





Batter	1	2	3	4	5	6	7	8	9	AB	R	H	RBI	BB	SO	LOB	TOP										
Shannon Stewart, R (1, 7) OBP: 0.375, SLG: 0.543	L5		L6			G6-3			G6-3	4	0	0	0	0	0	0	<b>Toronto Blue Jays @ Oakland Athletics</b> Network Associates Coliseum, Oakland, CA Mon Jul 31 2000, 10:05 PM EDT Att: 13,608 - Sunny - 72 F <a href="http://livebaseballscores.com">livebaseballscores.com</a>										
Craig Grebeck, R (1, 4) OBP: 0.350, SLG: 0.409	K		G4-3			G5-3			2B	4	0	1	0	0	1	0											
Tony Batista, R (1, 5) OBP: 0.322, SLG: 0.565	F8				P5				P4	4	0	0	0	0	0	1											
Carlos Delgado, L (1, 3) OBP: 0.481, SLG: 0.721		G5-3			K				G5-3	3	0	0	0	1	1	1											
Brad Fullmer, L (1, 10) OBP: 0.357, SLG: 0.583		HR			G4-3				1B BB	3	1	2	1	0	0	0											
José Cruz Jr., S (1, 8) OBP: 0.318, SLG: 0.462	K					P6			G4-6-3	3	0	0	0	0	1	2											
Darrin Fletcher, L (1, 2) OBP: 0.358, SLG: 0.542		1B				G3			G1-4-3	3	0	1	0	0	0	0											
Marty Cordova, R (1, 9) OBP: 0.306, SLG: 0.344	K					K			G5-3	3	0	0	0	0	2	1											
Alex Gonzalez, R (1, 6) OBP: 0.306, SLG: 0.374			F7			G6-3			G6-3	3	0	0	0	0	0	0											
<b>Inning Stats</b>	R: 0 E: 0 K: 1 S: 9	H: 0 LOB: 0 BB: 0 P: 15	R: 1 E: 0 K: 2 S: 12	H: 2 LOB: 1 BB: 0 P: 17	R: 0 E: 0 K: 0 S: 8	H: 0 LOB: 0 BB: 0 P: 12	R: 0 E: 0 K: 1 S: 8	H: 0 LOB: 0 BB: 0 P: 10	R: 0 E: 0 K: 1 S: 9	H: 0 LOB: 0 BB: 0 P: 14	R: 0 E: 0 K: 0 S: 10	H: 0 LOB: 0 BB: 0 P: 15	R: 0 E: 0 K: 0 S: 8	H: 1 LOB: 1 BB: 1 P: 16	R: 0 E: 0 K: 0 S: 4	H: 0 LOB: 0 BB: 0 P: 7	R: 0 E: 0 K: 0 S: 9	H: 1 LOB: 1 BB: 0 P: 15	1B: 2 2B: 1 3B: 0 HR: 1	SF: 0 SAC: 0 DP: 1 HBP: 0	WP: 0 PB: 0 SB: 0 CS: 0	PA: 31					
<b>PITCHER</b>	IP	WLS	BF	H	R	ER	SO	BB	IBB	HBP	BLK	WP	HR	S	P	ERA	WHIP										
Tim Hudson, R (1, 1) ERA: 4.35	8.0	W	27	3	1	1	5	1	0	0	0	0	1	68	106	1.12	0.500										
Jim Mecir, R (9, 1) ERA: 3.02	1.0		4	1	0	0	0	0	0	0	0	0	0	9	15	0.00	1.000										

Batter	1	2	3	4	5	6	7	8	9	AB	R	H	RBI	BB	SO	LOB	BOTTOM										
Ryan Christenson, R (1, 7) OBP: 0.374, SLG: 0.433	K		G5-3			2B BB			SH SH1-3	2	1	0	1	1	1	0	<b>Toronto Blue Jays @ Oakland Athletics</b> Network Associates Coliseum, Oakland, CA Mon Jul 31 2000, 10:05 PM EDT Att: 13,608 - Sunny - 72 F <a href="http://livebaseballscores.com">livebaseballscores.com</a>										
Randy Velarde, R (1, 4) OBP: 0.374, SLG: 0.432	1B		B1-3			K			F8 F3	5	0	1	0	0	1	3											
Jason Giambi, L (1, 3) OBP: 0.465, SLG: 0.616	1B					2B			F9-3	2	0	2	1	1	0	0											
Olmedo Saenz, R (1, 5) OBP: 0.386, SLG: 0.507	F9-3					2B			1B	4	0	1	0	0	0	6											
Sal Fasano, R (8, 2) OBP: 0.298, SLG: 0.424	F9-3					G6-3			G6-5-3	0	0	0	0	0	0	0											
Adam Platt, R (1, 9) OBP: 0.419, SLG: 0.702						G6-3			K	4	1	2	1	0	1	0											
Matt Stairs, L (9, 9) OBP: 0.331, SLG: 0.422		HR				G5-3 G4-3			K	0	0	0	0	0	0	0											
Ben Griewe, L (1, 10) OBP: 0.358, SLG: 0.504		G4-3				G4-3			HR	4	1	2	0	0	0	1											
Miguel Tejada, R (1, 6) OBP: 0.338, SLG: 0.477		L9				G5-3			E4	4	1	1	2	0	0	2											
Terrence Long, L (1, 8) OBP: 0.337, SLG: 0.446		G4-3				G3			K	4	1	1	0	0	1	3											
Ramon Hernandez, R (1, 2) OBP: 0.311, SLG: 0.396		G5-3				G3			F8 SH	3	0	1	0	0	0	1											
3 Eric Chavez, L (7, PR) OBP: 0.352, SLG: 0.472									SH1-3	1	1	1	1	0	0	0											
<b>Inning Stats</b>	R: 0 E: 0 K: 1 S: 9	H: 2 LOB: 1 BB: 0 P: 15	R: 1 E: 0 K: 0 S: 11	H: 2 LOB: 1 BB: 0 P: 17	R: 0 E: 0 K: 0 S: 8	H: 1 LOB: 2 BB: 1 P: 15	R: 0 E: 0 K: 0 S: 8	H: 1 LOB: 1 BB: 0 P: 13	R: 1 E: 0 K: 1 S: 9	H: 1 LOB: 1 BB: 1 P: 14	R: 0 E: 1 K: 1 S: 9	H: 0 LOB: 1 BB: 0 P: 12	R: 0 E: 1 K: 0 S: 8	H: 1 LOB: 3 BB: 0 P: 10	R: 4 E: 1 K: 1 S: 16	H: 4 LOB: 0 BB: 0 P: 20	R: 0 E: 0 K: 0 S: 0	H: 0 LOB: 0 BB: 0 P: 0	1B: 5 2B: 6 3B: 0 HR: 2	SF: 0 SAC: 2 DP: 2 HBP: 1	WP: 0 PB: 0 SB: 0 CS: 0	PA: 38					
<b>PITCHER</b>	IP	WLS	BF	H	R	ER	SO	BB	IBB	HBP	BLK	WP	HR	S	P	ERA	WHIP										
David Wells, L (1, 1) ERA: 3.79	8.0	L	38	12	6	5	4	2	0	1	0	0	2	78	116	5.62	1.750										

**Toronto Blue Jays @ Oakland Athletics**  
 Network Associates Coliseum, Oakland, CA  
 Mon Jul 31 2000, 10:05 PM EDT  
 Att: 13,608 - Sunny - 72 F

**Toronto Blue Jays @ Oakland Athletics**  
 Network Associates Coliseum, Oakland, CA  
 Mon Jul 31 2000, 10:05 PM EDT  
 Att: 13,608 - Sunny - 72 F

AB 30  
R 1  
H 4  
RBI 1  
BB 1  
SO 5  
LOB 5

AB 33  
R 6  
H 12  
RBI 6  
BB 2  
SO 4  
LOB 16













Batter	1	2	3	4	5	6	7	8	9	AB	R	H	RBI	BB	SO	LOB	TOP								
Terrence Long, L (1, 8) OBP: 0.343, SLG: 0.446	4-2 BB		1-1 G5-4-3 1B			1-1 BB HR 1B		2-1 G4-3 G3 2B	2-3 K	4	2	3	0	1	1	3									
Randy Velarde, R (1, 4) OBP: 0.373, SLG: 0.436	0-1 F9		2-1 G5-4-3 1-2			4-1 HR BB		1-2 G4-3	2-1 F8	4	1	0	0	1	0	6									
Jason Giambi, L (1, 3) OBP: 0.462, SLG: 0.612	3-2 F9			2-1 P6		2-2 HR		1-0 G3 HBP		3	1	1	3	0	0	1									
Adam Piatt, R (1, 9) OBP: 0.388, SLG: 0.645 Matt Stairs, L (8, PH) OBP: 0.373, SLG: 0.414	2-3 K			2-0 G5-3		1-3 K		3-2 G3		3	0	0	0	0	2	1									
Mike Stanley, R (1, 10) OBP: 0.326, SLG: 0.407		1-3 K		3-3 K		2-1 L3 1B		1-2 G6-3		4	0	1	0	0	2	1									
Ben Grievs, L (1, 7) OBP: 0.357, SLG: 0.498 Ryan Christenson, R (9, PH) OBP: 0.381, SLG: 0.433	4-2 FC1-6 BB			2-1 G3		1-0 L3		3-1 BB 3 2B 1B		3	0	1	0	1	0	1									
Miguel Tejada, R (1, 6) OBP: 0.344, SLG: 0.478	0-0 FC1-6 1-2			2-1 1B		1-0 G5-3		4-1 BB 3 2B 1B		3	0	1	0	1	0	1									
3 Eric Chavez, L (1, 5) OBP: 0.352, SLG: 0.480	3-2 G4-3			2-2 F7		2-3 K		0-0 BB		4	0	1	1	0	1	2									
Sal Fasano, R (1, 2) OBP: 0.284, SLG: 0.406 Jeremy Giambi, L (9, PH) OBP: 0.336, SLG: 0.400 Ramon Hernandez, R (9, 2) OBP: 0.313, SLG: 0.393	2-2 F8			0-3 K		3-3 K		0-2 F8		3	0	0	0	0	2	1									
<b>Inning Stats</b>	R: 0 E: 0 K: 1 S: 17	H: 0 LOB: 1 BB: 1 P: 26	R: 0 E: 0 K: 1 S: 10	H: 0 LOB: 1 BB: 1 P: 18	R: 0 E: 0 K: 0 S: 8	H: 1 LOB: 0 BB: 0 P: 13	R: 0 E: 0 K: 1 S: 6	H: 0 LOB: 0 BB: 0 P: 13	R: 0 E: 0 K: 1 S: 11	H: 1 LOB: 1 BB: 0 P: 17	R: 3 E: 0 K: 2 S: 12	H: 3 LOB: 0 BB: 1 P: 23	R: 0 E: 0 K: 2 S: 7	H: 0 LOB: 0 BB: 0 P: 13	R: 1 E: 0 K: 0 S: 13	H: 1 LOB: 1 BB: 0 P: 22	R: 1 E: 0 K: 1 S: 13	H: 2 LOB: 3 BB: 1 P: 24	1B: 5 2B: 3 3B: 0 HR: 1	SF: 0 SAC: 0 DP: 2 HBP: 1	WP: 0 PB: 0 SB: 0 CS: 0	PA: 38			
<b>PITCHER</b>	IP	WLS	BF	H	R	ER	SO	BB	IBB	HBP	BLK	WP	HR	S	P	ERA	WHIP								
Mike Sirota, L (1, 1) ERA: 3.98	7.0	L	27	5	3	3	7	3	0	0	0	0	1	71	123	3.86	1.143								
Kelly Wunsch, L (8, 1) ERA: 2.99	0.1		3	1	1	1	0	0	0	1	0	0	0	5	9	27.00	3.000								
41 Bill Simas, R (8, 1) ERA: 3.86	0.2		5	2	1	1	0	1	0	0	0	0	0	12	24	13.50	4.500								
56 Mark Buehrle, L (9, 1) ERA: 7.0	1.0		3	0	0	0	1	0	0	0	0	0	0	9	13	0.00	0.000								

Oakland Athletics @ Chicago White Sox  
Comiskey Park, Chicago, IL  
Fri Aug 04 2000, 8:05 PM EDT  
Att: 30,019 - Sunny - 85 F

AB 33  
R 5  
H 8  
RBI 5  
BB 4  
SO 8  
LOB 21



Batter	1	2	3	4	5	6	7	8	9	AB	R	H	RBI	BB	SO	LOB	BOTTOM								
Ray Durham, S (1, 4) OBP: 0.356, SLG: 0.453	1-1 P6		4-1 HR BB			4-2 CS BB		1-1 G6-4-3 1-2		2	1	0	0	2	0	2									
Jose Valentin, S (1, 6) OBP: 0.346, SLG: 0.516	4-1 1B BB		3-2 HR			2-1 G4-3 1-2		0-0 F3 SF8 2B		3	2	2	2	1	0	1									
Frank Thomas, R (1, 3) OBP: 0.443, SLG: 0.621	3-2 G5-4-3 1B		2-1 HBP			0-0 F8		2-2 F3		3	0	1	0	0	0	1									
Magglio Ordonez, R (1, 9) OBP: 0.397, SLG: 0.591	0-1 G5-4-3 1-2		0-2 L4-3			1-0 1B		0-0 SF8		3	0	1	1	0	0	3									
Harold Baines, L (1, 10) OBP: 0.350, SLG: 0.435		2-0 P6		0-0 1B		3-1 L9		3-1 F7		4	0	1	0	0	0	1									
Herbert Perry, R (1, 5) OBP: 0.397, SLG: 0.500		1-0 2B		3-1 F9		2-2 F8		2-1 G5-3 1B		4	0	2	0	0	0	2									
Carlos Lee, R (1, 7) OBP: 0.342, SLG: 0.512		3-1 G6-3		3-2 F7		0-1 WP 1B		0-1 G5-3		4	0	1	0	0	0	3									
Chris Singleton, L (1, 8) OBP: 0.308, SLG: 0.397 14 Paul Konerko, R (9, PH) OBP: 0.363, SLG: 0.477		0-0 G6-3		2-2 P5		3-3 K		1-0 G6-3		3	0	0	0	0	1	3									
Charles Johnson, R (1, 2) OBP: 0.366, SLG: 0.568			3-1 G6-3			2-3 K		4-2 G6-4-3 BB		3	0	0	0	1	2	1									
<b>Inning Stats</b>	R: 0 E: 0 K: 0 S: 9	H: 1 LOB: 1 BB: 1 P: 17	R: 0 E: 0 K: 0 S: 5	H: 1 LOB: 0 BB: 0 P: 11	R: 2 E: 0 K: 0 S: 12	H: 1 LOB: 0 BB: 1 P: 24	R: 0 E: 0 K: 0 S: 11	H: 1 LOB: 1 BB: 0 P: 19	R: 0 E: 0 K: 0 S: 9	H: 1 LOB: 1 BB: 1 P: 15	R: 0 E: 0 K: 1 S: 11	H: 1 LOB: 1 BB: 1 P: 19	R: 1 E: 0 K: 0 S: 8	H: 1 LOB: 0 BB: 0 P: 13	R: 0 E: 0 K: 1 S: 8	H: 1 LOB: 1 BB: 0 P: 12	1B: 5 2B: 3 3B: 0 HR: 1	SF: 1 SAC: 0 DP: 3 HBP: 1	WP: 1 PB: 0 SB: 0 CS: 1	PA: 36					
<b>PITCHER</b>	IP	WLS	BF	H	R	ER	SO	BB	IBB	HBP	BLK	WP	HR	S	P	ERA	WHIP								
Kevin Appier, R (1, 1) ERA: 4.38	6.1	W	27	6	2	2	2	4	0	1	0	0	0	3	4	13.50	1.500								
Mike Magnante, L (7, 1) ERA: 5.47	0.2	H	2	1	1	1	0	0	0	0	0	0	0	3	4	13.50	1.500								
Jim Mecir, R (8, 1) ERA: 3.17	1.0	H	3	0	0	0	0	0	0	0	0	0	0	7	12	0.00	0.000								
Jason Istringhausen, R (9, 1) ERA: 3.2	1.0	S	4	1	0	0	1	0	0	0	0	0	0	8	12	0.00	1.000								

Oakland Athletics @ Chicago White Sox  
Comiskey Park, Chicago, IL  
Fri Aug 04 2000, 8:05 PM EDT  
Att: 30,019 - Sunny - 85 F

AB 30  
R 3  
H 8  
RBI 3  
BB 4  
SO 3  
LOB 18









Batter	1	2	3	4	5	6	7	8	9	AB	R	H	RBI	BB	SO	LOB	TOP																					
Terrence Long, L (1, 8) OBP: 0.341, SLG: 0.442	G5-3		K			G1-3		BB 1B		4	0	1	0	0	1	0	<b>Oakland Athletics @ Chicago White Sox</b> Comiskey Park, Chicago, IL Sun Aug.06 2000, 2:05 PM EDT Att: 32,952 - Cloudy - 85 F																					
Randy Velardo, R (1, 4) OBP: 0.370, SLG: 0.431 Frank Menechino, R (7, 4) OBP: 0.336, SLG: 0.459	K			G3-1 E 1B		G4-3		BB BB		3	0	1	0	0	1	0																						
Jason Giambi, L (1, 3) OBP: 0.459, SLG: 0.603 Mike Stanley, R (7, 3) OBP: 0.324, SLG: 0.404	1B			F8		BB		K		2	0	1	0	1	0	1																						
Ben Grievie, L (1, 7) OBP: 0.360, SLG: 0.504 Ryan Christenson, R (8, 7) OBP: 0.371, SLG: 0.420	K			E3 G3-1		BB		G4-3		4	0	0	0	0	2	6																						
Matt Stairs, L (1, 10) OBP: 0.322, SLG: 0.408		K		G3-1			P4		K	4	0	0	0	0	2	2																						
Miguel Tejada, R (1, 6) OBP: 0.348, SLG: 0.477 Adam Platt, R (7, 5) OBP: 0.366, SLG: 0.606				K			P6		G4-3	3	0	1	0	0	1	2																						
Jeremy Giambi, L (1, 9) OBP: 0.328, SLG: 0.390				G3-6-3 1-2			F7		P5	4	0	0	0	0	0	1																						
3 Eric Chavez, L (1, 5) OBP: 0.347, SLG: 0.472				G3				F7		3	0	0	0	0	0	0																						
Ramon Hernandez, R (1, 2) OBP: 0.312, SLG: 0.388				F8				1B		3	0	1	0	0	0	0																						
<b>Inning Stats</b>	R: 0 E: 0 K: 2 S: 12	H: 1 LOB: 0 BB: 0 P: 20	R: 0 E: 0 K: 1 S: 6	H: 1 LOB: 0 BB: 0 P: 9	R: 0 E: 0 K: 1 S: 9	H: 0 LOB: 0 BB: 0 P: 13	R: 0 E: 1 K: 1 S: 13	H: 1 LOB: 2 BB: 0 P: 17	R: 0 E: 0 K: 0 S: 8	H: 0 LOB: 0 BB: 0 P: 13	R: 0 E: 0 K: 1 S: 11	H: 0 LOB: 1 BB: 1 P: 18	R: 0 E: 0 K: 0 S: 9	H: 0 LOB: 0 BB: 0 P: 14	R: 0 E: 0 K: 1 S: 15	H: 2 LOB: 3 BB: 1 P: 23		R: 0 E: 0 K: 1 S: 5	H: 0 LOB: 0 BB: 0 P: 7	1B: 5 2B: 0 3B: 0 HR: 0	SF: 0 SAC: 0 DP: 1 HBP: 0	WP: 0 PB: 0 SB: 0 CS: 0	PA: 34															
<b>PITCHER</b>	IP	WLS	BF	H	R	ER	SO	BB	IBB	HBP	BLK	WP	HR	S	P	ERA	WHIP	<b>PITCHER</b>				IP	WLS	BF	H	R	ER	SO	BB	IBB	HBP	BLK	WP	HR	S	P	ERA	WHIP
James Baldwin, R (1, 1) ERA: 4.16	8.0	W	31	5	0	0	7	2	0	0	0	0	0	83	127	0.00	0.875																					
56 Mark Buehrle, L (9, 1) ERA: 6.63	1.0		3	0	0	0	1	0	0	0	0	0	0	5	7	0.00	0.000																					


AB	32
R	0
H	5
RBI	0
BB	2
SO	8
LOB	15




Batter	1	2	3	4	5	6	7	8	9	AB	R	H	RBI	BB	SO	LOB	BOTTOM																						
Jose Valentin, S (1, 6) OBP: 0.347, SLG: 0.512	K		E BB			P5				4	0	1	0	1	1	2	<b>Oakland Athletics @ Chicago White Sox</b> Comiskey Park, Chicago, IL Sun Aug.06 2000, 2:05 PM EDT Att: 32,952 - Cloudy - 85 F																						
Tony Graffanino, R (1, 4) OBP: 0.394, SLG: 0.407	F7	F7	E6			F9		1B HR 1B		5	1	1	0	0	0	2																							
Frank Thomas, R (1, 10) OBP: 0.447, SLG: 0.631 Greg Norton, S (8, PH) OBP: 0.348, SLG: 0.384	14 2B BB		F9 1B			G6-4-3 1B		K		3	1	2	0	1	0	2																							
Magglio Ordonez, R (1, 9) OBP: 0.398, SLG: 0.586	14 2B 1B		FC5-2 14 BB 1B BB			G6-4-3 1-2		HR 1B		4	3	2	0	1	1	1																							
14 Paul Konerko, R (1, 3) OBP: 0.366, SLG: 0.480	1B 2B		FC5-2 1B BB			G5-3		1B 1B		4	3	2	2	1	0	2																							
Herbert Perry, R (1, 5) OBP: 0.370, SLG: 0.510	FC6-4 1B		FC5-2 1B			G5-3		1B SF7 1B		5	3	3	4	0	0	3																							
Carlos Lee, R (1, 7) OBP: 0.347, SLG: 0.510	FC6-4 1-2		S 1B G3 1B			G3 BB		1B 1B		4	1	3	3	1	0	1																							
Jeff Abbott, R (1, 8) OBP: 0.335, SLG: 0.381		G6-3	G3 S E 1B			L4		SF7 F9		4	1	1	2	0	0	2																							
Mark Johnson, L (1, 2) OBP: 0.310, SLG: 0.337		G4-3	G3			G3		F7		4	0	0	1	0	0	3																							
<b>Inning Stats</b>	R: 3 E: 0 K: 1 S: 16	H: 3 LOB: 1 BB: 1 P: 31	R: 0 E: 0 K: 0 S: 12	H: 1 LOB: 1 BB: 0 P: 19	R: 5 E: 1 K: 0 S: 19	H: 3 LOB: 2 BB: 3 P: 38	R: 0 E: 0 K: 1 S: 7	H: 0 LOB: 0 BB: 0 P: 12	R: 0 E: 0 K: 0 S: 10	H: 0 LOB: 1 BB: 1 P: 19	R: 2 E: 0 K: 0 S: 15	H: 3 LOB: 1 BB: 0 P: 21	R: 3 E: 0 K: 1 S: 15	H: 4 LOB: 1 BB: 0 P: 18	1B: 13 2B: 1 3B: 0 HR: 1	SF: 1 SAC: 0 DP: 1 HBP: 0		WP: 0 PB: 0 SB: 2 CS: 0	PA: 44																				
<b>PITCHER</b>	IP	WLS	BF	H	R	ER	SO	BB	IBB	HBP	BLK	WP	HR	S	P	ERA	WHIP	<b>PITCHER</b>				IP	WLS	BF	H	R	ER	SO	BB	IBB	HBP	BLK	WP	HR	S	P	ERA	WHIP	
Tim Hudson, R (1, 1) ERA: 4.74	2.2	L	19	7	8	7	1	4	0	0	0	0	0	30	50	0.00	0.600																						
Doug Jones, R (3, 1) ERA: 4.67	3.1		12	1	0	0	1	1	0	0	0	0	0	30	50	0.00	0.600																						
T.J. Mathews, R (7, 1) ERA: 6.89	2.0		13	7	5	5	1	0	0	0	0	0	1	30	39	22.50	3.500																						






Batter	1	2	3	4	5	6	7	8	9	AB	R	H	RBI	BB	SO	LOB	TOP				
Terrence Long, L (1, 8) OBP: 0.339, SLG: 0.437	G5-3			L7	G1-3				K	4	0	0	0	1	1	1	<p>Oakland Athletics @ New York Yankees Yankee Stadium, Bronx, NY Tue Aug 08 2000, 7:05 PM EDT Att: 36,357 - Sunny - 85 F</p> <p>livebaseballscores.com</p> <p>AB 34 R 3 H 7 RBI 3 BB 7 SO 7 LOB 21</p> 				
Randy Velarde, R (1, 4) OBP: 0.385, SLG: 0.425	G1-3			G6-3	G4-3		F8	F9	5	0	0	0	0	0	3						
Jason Giambi, L (1, 3) OBP: 0.460, SLG: 0.601	F8			BB 1B		2B BB	K	BB BB	3	0	1	0	2	1	2						
Ben Grievie, L (1, 7) OBP: 0.361, SLG: 0.502 Ryan Christenson, R (8, PR) OBP: 0.376, SLG: 0.420	K			4-1 BB		F8		WP 1B	3	0	1	0	1	1	1						
Matt Stairs, L (1, 10) OBP: 0.320, SLG: 0.405 Adam Platt, R (8, PH) OBP: 0.356, SLG: 0.588	P5			1-1 BB		K		K	3	0	0	0	0	1	3						
Miguel Tejada, R (1, 6) OBP: 0.349, SLG: 0.478	G6-3			F9				F9	2	0	0	0	0	1	4						
Jeremy Giambi, L (1, 9) OBP: 0.326, SLG: 0.384			G6-3		P4	2B		IBB	3	0	1	0	1	0	0						
3 Eric Chavez, L (1, 5) OBP: 0.349, SLG: 0.482			K		4-2 3 IHR BB	G6-3		K	3	1	0	0	1	1	4						
Ramon Hernandez, R (1, 2) OBP: 0.315, SLG: 0.401	P5				0-0 1-H IHR			FC6-4 1B	4	1	2	2	0	1	2						
<b>Inning Stats</b>	R: 0 E: 0 K: 0 S: 8	H: 0 LOB: 0 BB: 0 P: 12	R: 0 E: 0 K: 1 S: 8	H: 0 LOB: 0 BB: 0 P: 13	R: 0 E: 0 K: 1 S: 8	H: 0 LOB: 0 BB: 0 P: 13	R: 0 E: 0 K: 0 S: 14	H: 1 LOB: 2 BB: 1 P: 24	R: 3 E: 0 K: 0 S: 12	H: 2 LOB: 0 BB: 1 P: 18	R: 0 E: 0 K: 1 S: 11	H: 1 LOB: 2 BB: 1 P: 19	R: 0 E: 0 K: 1 S: 15	H: 1 LOB: 2 BB: 1 P: 24	R: 0 E: 0 K: 2 S: 14	H: 1 LOB: 3 BB: 2 P: 27	1B: 4 2B: 1 3B: 0 HR: 2	SF: 0 SAC: 0 DP: 0 HBP: 0	WP: 1 PB: 0 SB: 0 CS: 0	PA: 41	
<b>PITCHER</b>	IP	WLS	BF	H	R	ER	SO	BB	IBB	HBP	BLK	WP	HR	S	P	ERA	WHIP				
Roger Clemens, R (1, 1) ERA: 3.73	7.0		30	5	3	3	4	4	0	0	0	0	1	76	123	3.86	1.286				
Mike Stanton, L (8, 1) ERA: 3.1	1.0	5	1	0	0	2	0	1	0	0	0	1	0	14	24	0.00	1.000				
42 Mariano Rivera, R (9, 1) ERA: 3.06	1.0	W	6	1	0	0	1	2	0	0	0	0	0	14	27	0.00	3.000				


Batter	1	2	3	4	5	6	7	8	9	AB	R	H	RBI	BB	SO	LOB	BOTTOM					
2 Derek Jeter, R (1, 6) OBP: 0.371, SLG: 0.452	20 G6-3 1B		G6-4-3			G4-3		G6-3		4	0	1	0	0	0	1	<p>Oakland Athletics @ New York Yankees Yankee Stadium, Bronx, NY Tue Aug 08 2000, 7:05 PM EDT Att: 36,357 - Sunny - 85 F</p> <p>livebaseballscores.com</p> <p>AB 29 R 4 H 6 RBI 3 BB 3 SO 5 LOB 12</p> 					
20 Jorge Posada, S (1, 2) OBP: 0.425, SLG: 0.537	G6-3		K			G6-3		F2		4	0	0	0	0	1							
Paul O'Neill, L (1, 9) OBP: 0.364, SLG: 0.461	K			G6-4-3 BB			E3 1B	G6-3		3	1	0	0	1	1							
Bernie Williams, S (1, 8) OBP: 0.395, SLG: 0.600	G5-3			G6-4-3		F9			4	1	1	1	0	0	3							
David Justice, L (1, 7) OBP: 0.382, SLG: 0.603	F8			F9		F9			4	1	2	2	0	0	0							
Glenallen Hill, R (1, 10) OBP: 0.306, SLG: 0.536 Luis Polonia, L (7, PR) OBP: 0.326, SLG: 0.407	K				F8		2B 1B		3	0	1	0	0	1	0							
Tino Martinez, L (1, 3) OBP: 0.330, SLG: 0.422	L3				F8		2B		2	0	0	0	1	1	0							
Scott Brosius, R (1, 5) OBP: 0.309, SLG: 0.378					F9		F9		2	1	0	0	1	1	3							
Luis Sojo, R (1, 4) OBP: 0.330, SLG: 0.433 Jose Canseco, R (7, PH) OBP: 0.361, SLG: 0.447 Jose Vizcaino, S (8, 4) OBP: 0.300, SLG: 0.290					1B 2 G6-4-3 BB		F8	F9	2	0	1	0	0	0	0							
<b>Inning Stats</b>	R: 0 E: 0 K: 1 S: 10	H: 1 LOB: 1 BB: 0 P: 16	R: 0 E: 0 K: 1 S: 5	H: 0 LOB: 0 BB: 0 P: 9	R: 1 E: 0 K: 1 S: 8	H: 1 LOB: 0 BB: 1 P: 19	R: 0 E: 0 K: 0 S: 4	H: 0 LOB: 0 BB: 1 P: 12	R: 0 E: 0 K: 1 S: 6	H: 0 LOB: 0 BB: 0 P: 7	R: 0 E: 0 K: 0 S: 9	H: 0 LOB: 0 BB: 0 P: 14	R: 1 E: 1 K: 1 S: 12	H: 2 LOB: 3 BB: 1 P: 20	R: 0 E: 0 K: 0 S: 6	H: 0 LOB: 0 BB: 0 P: 9	R: 2 E: 0 K: 0 S: 2	H: 2 LOB: 0 BB: 0 P: 2	1B: 3 2B: 1 3B: 0 HR: 2	SF: 0 SAC: 0 DP: 2 HBP: 0	WP: 0 PB: 0 SB: 0 CS: 0	PA: 32
<b>PITCHER</b>	IP	WLS	BF	H	R	ER	SO	BB	IBB	HBP	BLK	WP	HR	S	P	ERA	WHIP					
Barry Zito, L (1, 1) ERA: 2.13	6.1	23	3	2	1	4	2	0	0	0	0	0	0	48	84	1.42	0.789					
Jim Meier, R (7, 1) ERA: 3.07	1.2	H	7	1	0	0	1	0	1	0	0	0	0	12	22	0.00	0.600					
Jason Iiringhausen, R (9, 1) ERA: 3.48	0.0	L	2	2	2	2	0	0	0	0	0	0	2	2	2	*	*					







Batter	1	2	3	4	5	6	7	8	9	AB	R	H	RBI	BB	SO	LOB	TOP								
Terrence Long, L (1.8) OBP: 0.339, SLG: 0.443	P4		G6-3				HR		G4-3	5	1	2	1	0	0	0	<p>Oakland Athletics @ New York Yankees Yankee Stadium, Bronx, NY Thu Aug 10 2000, 12:05 PM EDT Att: 41,011 - Sunny - 79 F</p> <p>livebaseballscorecards.com</p> <p>AB 40 R 6 H 13 RBI 6 BB 2 SO 10 LOB 21</p> 								
Randy Velarde, R (1.4) OBP: 0.385, SLG: 0.429	K		HR				G3-1		G6-3	5	2	3	0	0	2	2									
Jason Giambi, L (1.3) OBP: 0.462, SLG: 0.610 Frank Menechino, R (9, PH) OBP: 0.331, SLG: 0.451			HR				G3-1		G6-3	3	1	1	2	1	1	3									
Ben Grieve, L (1.7) OBP: 0.361, SLG: 0.499	P5		HR						HR	4	1	1	1	1	2	3									
Matt Stairs, L (1.9) OBP: 0.321, SLG: 0.413									HR	5	1	2	2	0	2	2									
Miguel Tejada, R (1.6) OBP: 0.347, SLG: 0.475	F9						F9		G6-3	5	0	1	0	0	1	2									
3 Eric Chavez, L (1.5) OBP: 0.349, SLG: 0.479										4	0	2	0	0	1	2									
Jeremy Giambi, L (1.10) OBP: 0.324, SLG: 0.380	F5						L3		G4-3	4	0	0	0	0	0	4									
Ramon Hernandez, R (1.2) OBP: 0.314, SLG: 0.399			G1-3				FC6-4		K	4	0	1	0	0	1	2									
<b>Inning Stats</b>	R: 0 E: 0 K: 1 S: 8	H: 0 LOB: 1 BB: 1 P: 17	R: 0 E: 0 K: 1 S: 13	H: 1 LOB: 1 BB: 0 P: 17	R: 2 E: 0 K: 1 S: 13	H: 2 LOB: 0 BB: 0 P: 21	R: 0 E: 0 K: 1 S: 10	H: 1 LOB: 1 BB: 0 P: 13	R: 0 E: 0 K: 3 S: 13	H: 2 LOB: 2 BB: 0 P: 19	R: 0 E: 0 K: 1 S: 16	H: 2 LOB: 2 BB: 1 P: 22	R: 1 E: 0 K: 1 S: 10	H: 2 LOB: 1 BB: 1 P: 19	R: 0 E: 0 K: 1 S: 5	H: 0 LOB: 0 BB: 0 P: 7	R: 3 E: 0 K: 0 S: 10	H: 3 LOB: 0 BB: 0 P: 17	1B: 8 2B: 2 3B: 0 HR: 3	SF: 0 SAC: 0 DP: 0 HBP: 0	WP: 0 PB: 0 SB: 0 CS: 0	PA: 42			
<b>PITCHER</b>	IP	WLS	BF	H	R	ER	SO	BB	IBB	HBP	BLK	WP	HR	S	P	ERA	WHIP								
David Cone, R (1.1) ERA: 6.56	6.0	W	27	8	2	2	8	1	0	0	0	0	1	73	109	3.00	1.500								
Jason Grimsley, R (7.1) ERA: 4.57	2.0		9	2	1	1	2	1	0	0	0	0	1	15	26	4.50	1.500								
Allen Watson, L (9.1) ERA: 10.23	1.0		6	3	3	3	0	0	0	0	0	0	1	10	17	27.00	3.000								

Batter	1	2	3	4	5	6	7	8	9	AB	R	H	RBI	BB	SO	LOB	BOTTOM								
2 Derek Jeter, R (1.6) OBP: 0.370, SLG: 0.450	F9		G6-3						G5-3	5	2	2	1	0	0	2	<p>Oakland Athletics @ New York Yankees Yankee Stadium, Bronx, NY Thu Aug 10 2000, 12:05 PM EDT Att: 41,011 - Sunny - 79 F</p> <p>livebaseballscorecards.com</p> <p>AB 36 R 12 H 15 RBI 11 BB 6 SO 3 LOB 14</p> 								
Luis Sojo, R (1.4) OBP: 0.333, SLG: 0.433			G3-1						F7	4	2	2	0	1	0	0									
Bernie Williams, S (1.8) OBP: 0.401, SLG: 0.607									G1-3	4	1	2	2	1	0	0									
Jose Canseco, R (1.10) OBP: 0.385, SLG: 0.471										2	1	2	3	1	0	0									
David Justice, L (1.9) OBP: 0.384, SLG: 0.600 Luis Polonia, L (7.7) OBP: 0.326, SLG: 0.409									G1-3	4	1	1	1	0	0	5									
Glenallen Hill, R (1.7) OBP: 0.314, SLG: 0.555 Clay Bellinger, R (6, FR) OBP: 0.278, SLG: 0.390										4	1	3	3	0	1	2									
Tino Martinez, L (1.3) OBP: 0.335, SLG: 0.436 Jose Vizcaino, S (7.4) OBP: 0.297, SLG: 0.287										3	1	2	0	1	0	0									
Chris Turner, R (1.2) OBP: 0.403, SLG: 0.414										3	1	0	0	2	1	2									
Scott Brosius, R (1.5) OBP: 0.315, SLG: 0.389										4	1	1	1	0	0	2									
<b>Inning Stats</b>	R: 1 E: 0 K: 1 S: 11	H: 2 LOB: 2 BB: 1 P: 18	R: 6 E: 0 K: 0 S: 18	H: 6 LOB: 2 BB: 2 P: 37	R: 0 E: 0 K: 0 S: 5	H: 0 LOB: 0 BB: 0 P: 8	R: 3 E: 0 K: 0 S: 12	H: 3 LOB: 0 BB: 0 P: 23	R: 1 E: 0 K: 0 S: 13	H: 2 LOB: 2 BB: 1 P: 20	R: 0 E: 0 K: 0 S: 15	H: 1 LOB: 2 BB: 2 P: 26	R: 0 E: 0 K: 2 S: 4	H: 1 LOB: 1 BB: 0 P: 7	R: 0 E: 0 K: 2 S: 9	H: 0 LOB: 0 BB: 0 P: 11	1B: 8 2B: 5 3B: 0 HR: 2	SF: 2 SAC: 0 DP: 1 HBP: 0	WP: 0 PB: 0 SB: 0 CS: 0	PA: 44					
<b>PITCHER</b>	IP	WLS	BF	H	R	ER	SO	BB	IBB	HBP	BLK	WP	HR	S	P	ERA	WHIP								
Mark Mulder, L (1.1) ERA: 5.53	3.1	L	24	11	10	10	10	3	0	0	0	0	2	41	77	27.00	4.200								
Doug Jones, R (4.1) ERA: 4.58	1.2		8	2	1	1	0	0	1	0	0	0	0	18	29	5.40	1.200								
T.J. Mathews, R (6.1) ERA: 6.71	3.0		12	2	1	1	2	2	0	0	0	0	0	28	44	3.00	1.333								



Batter	1	2	3	4	5	6	7	8	9	AB	R	H	RBI	BB	SO	LOB	TOP								
<b>Rich Becker, L</b> OBP: 0.390, SLG: 0.387 (1, 8)	0-3 K	2-0 CS	1-0 G4-3	1-0 G4-3		1-3 K		3-1 HR	2-2 G4-3	6	1	1	3	0	2	3									
<b>Billy McMillon, L</b> OBP: 0.394, SLG: 0.632 (1, 10)	4-2 BB 1B		0-0 BB 1B			1-2 P6		3-3 K		4	2	1	0	1	1	1									
<b>Bobby Higginson, L</b> OBP: 0.372, SLG: 0.541 (1, 7)	4-2 1B E		3-1 BB 1B			1-2 G5-3 SF8		1-2 F8		4	3	2	0	1	0	0									
<b>Juan Gonzalez, R</b> OBP: 0.331, SLG: 0.529 <b>Wendell Magee, R</b> OBP: 0.333, SLG: 0.459 (8, 9)	0-0 E8 1B		4-1 1B BB			3-2 G5-3		0-3 K	3-0 HR	4	1	2	2	1	1	1									
<b>Dean Palmer, R</b> OBP: 0.394, SLG: 0.500 (1, 3)	3-3 K		0-0 1B			1-0 SF8		0-1 G6-3	0-1 G6-3	4	0	1	3	0	1	1									
<b>Damon Easley, R</b> OBP: 0.354, SLG: 0.418 (1, 4)	2-1 G5-3		0-0 G5-4-3			0-2 BB 2B		3-1 1B 2B	1-0 F8	5	2	2	0	0	0	3									
<b>Brad Ausmus, R</b> <b>Javier Cardona, R</b> OBP: 0.154, SLG: 0.269 (7, 2)			3-2 F8			0-1 SH5-4 G4-3 1B		4-1 2B BB	0-1 G2-3	3	1	2	1	1	0	0									
<b>Jose Macias, S</b> OBP: 0.339, SLG: 0.388 (1, 5)			0-2 F8			4-2 G4-3 SH5-4 BB		1-0 G3	0-1 1B	4	0	2	1	1	0	1									
<b>Shane Halter, R</b> OBP: 0.297, SLG: 0.339 (1, 6)			0-1 CS 1B			2-0 SH5-4		1-2 F9	1-2 E3 HR	4	1	2	0	0	0	2									
<b>Inning Stats</b>	R: 2 E: 1 K: 2 S: 13	H: 1 LOB: 1 BB: 2 P: 26	R: 0 E: 0 K: 0 S: 9	H: 1 LOB: 0 BB: 0 P: 14	R: 2 E: 0 K: 0 S: 7	H: 3 LOB: 1 BB: 1 P: 15	R: 1 E: 0 K: 0 S: 7	H: 1 LOB: 1 BB: 1 P: 14	R: 2 E: 0 K: 1 S: 16	H: 3 LOB: 2 BB: 1 P: 27	R: 0 E: 0 K: 1 S: 8	H: 0 LOB: 0 BB: 0 P: 10	R: 1 E: 1 K: 1 S: 14	H: 2 LOB: 1 BB: 0 P: 17	R: 3 E: 1 K: 1 S: 15	H: 2 LOB: 0 BB: 0 P: 26	R: 0 E: 0 K: 0 S: 9	H: 2 LOB: 2 BB: 0 P: 12	1B: 11 2B: 2 3B: 0 HR: 2	SF: 1 SAC: 1 DP: 1 HBP: 0	WP: 0 PB: 0 SB: 0 CS: 1	PA: 47			
<b>PITCHER</b>	IP	WLS	BF	H	R	ER	SO	BB	IBB	HBP	BLK	WP	HR	S	P	ERA	WHIP								
<b>Gil Heredia, R</b> ERA: 3.98 (1, 1)	4.2	L	25	8	7	6	2	5	0	0	0	0	0	48	90	11.57	2.786								
<b>Doug Jones, R</b> ERA: 4.58 (5, 1)	2.0		9	3	1	1	2	0	0	0	0	0	0	25	32	4.50	1.500								
<b>Jeff Tam, R</b> ERA: 2.96 (7, 1)	1.1		7	2	3	1	1	0	0	0	0	0	2	16	27	6.75	1.500								
<b>Mike Magnante, L</b> ERA: 5.02 (9, 1)	1.0		5	2	0	0	0	0	0	0	0	0	0	9	12	0.00	2.000								

**Detroit Tigers @ Oakland Athletics**  
Network Associates Coliseum, Oakland, CA  
Fri Aug 11 2000, 10:05 PM EDT  
Att: 14,181 - Sunny - 72 F

AB 39  
R 11  
H 15  
RBI 10  
BB 5  
SO 5  
LOB 12



Batter	1	2	3	4	5	6	7	8	9	AB	R	H	RBI	BB	SO	LOB	BOTTOM								
<b>Terrence Long, L</b> OBP: 0.340, SLG: 0.450 (1, 8)	2-2 L6		1-3 K			1-1 HR		0-1 P4		5	1	2	1	0	1	1									
<b>Randy Velarde, R</b> OBP: 0.366, SLG: 0.426 (1, 4)	0-0 F9		2-3 K			4-1 HR BB		3-2 G5-4-3	4-2 1B G1-3 BB	3	1	0	0	2	1	1									
<b>Jason Giambi, L</b> OBP: 0.463, SLG: 0.616 (1, 3)	4-0 BB					2-2 F9		3-2 HR	4-2 E BB	3	1	1	2	2	0	1									
<b>Ben Grieve, L</b> OBP: 0.362, SLG: 0.498 (1, 7)	3-3 K					2-1 1B		0-2 F8	1-0 1B	5	0	2	0	0	1	2									
<b>Matt Stairs, L</b> OBP: 0.319, SLG: 0.410 (1, 9)			2-1 G4-3 E 1B			0-1 F8		1-2 G5-3	1-3 K	5	0	1	0	0	1	5									
<b>Miguel Tejada, R</b> OBP: 0.349, SLG: 0.486 (1, 6)			1-2 G5-3			0-1 1B		3-1 2B	3-2 HR	5	1	3	1	0	0	3									
<b>3 Eric Chavez, L</b> OBP: 0.346, SLG: 0.474 (1, 5)			2-1 G4-3			2-3 K		1-3 K	2-2 F8	4	0	0	0	0	2	4									
<b>Jeremy Giambi, L</b> OBP: 0.321, SLG: 0.376 <b>Mike Stanley, R</b> OBP: 0.333, SLG: 0.403 (6, PH)			0-3 K			3-2 G5-3		4-1 BB	4-1 BB	2	0	0	0	0	1	1									
<b>Ramon Hernandez, R</b> OBP: 0.310, SLG: 0.393 (1, 2)			0-3 K			1-0 G5-3		1-0 G5-3	2-2 F5	4	0	0	0	0	1	3									
<b>Inning Stats</b>	R: 0 E: 0 K: 1 S: 7	H: 0 LOB: 1 BB: 1 P: 16	R: 0 E: 1 K: 1 S: 10	H: 1 LOB: 0 BB: 0 P: 15	R: 0 E: 0 K: 3 S: 11	H: 0 LOB: 0 BB: 0 P: 14	R: 0 E: 0 K: 1 S: 14	H: 2 LOB: 2 BB: 0 P: 20	R: 3 E: 0 K: 0 S: 15	H: 2 LOB: 0 BB: 1 P: 27	R: 0 E: 0 K: 1 S: 10	H: 1 LOB: 2 BB: 1 P: 20	R: 0 E: 1 K: 1 S: 14	H: 1 LOB: 2 BB: 1 P: 25	R: 1 E: 0 K: 0 S: 16	H: 1 LOB: 1 BB: 1 P: 27	R: 0 E: 0 K: 0 S: 11	H: 1 LOB: 2 BB: 1 P: 20	1B: 5 2B: 1 3B: 0 HR: 3	SF: 0 SAC: 0 DP: 1 HBP: 0	WP: 0 PB: 0 SB: 0 CS: 0	PA: 42			
<b>PITCHER</b>	IP	WLS	BF	H	R	ER	SO	BB	IBB	HBP	BLK	WP	HR	S	P	ERA	WHIP								
<b>Jeff Weaver, R</b> ERA: 4.53 (1, 1)	5.1	W	24	6	3	3	6	2	0	0	0	0	0	19	36	0.00	1.800								
<b>C.J. Nitkowski, L</b> ERA: 5.24 (6, 1)	1.2		8	1	0	0	2	2	0	0	0	0	0	14	25	13.50	3.000								
<b>Danny Patterson, R</b> ERA: 3.12 (8, 1)	0.2		4	1	1	1	0	1	0	0	0	0	1	14	25	13.50	3.000								
<b>Nelson Cruz, R</b> ERA: 1.82 (8, 1)	1.1		6	1	0	0	0	1	0	0	0	0	0	13	22	0.00	1.500								

**Detroit Tigers @ Oakland Athletics**  
Network Associates Coliseum, Oakland, CA  
Fri Aug 11 2000, 10:05 PM EDT  
Att: 14,181 - Sunny - 72 F

AB 36  
R 4  
H 9  
RBI 4  
BB 6  
SO 8  
LOB 21





Batter	1	2	3	4	5	6	7	8	9	AB	R	H	RBI	BB	SO	LOB	TOP								
<b>Rich Becker, L</b> OBP: 0.383, SLG: 0.378 (1, 8)	G4-3		G5-3		K		K		K	5	0	0	0	0	3	4									
<b>Billy McMillon, L</b> OBP: 0.370, SLG: 0.583 (1, 10)	G4-3		G1-3			F3	G4-3 1B		G4-3 1B	5	0	2	2	0	0	0									
<b>Bobby Higginson, L</b> OBP: 0.368, SLG: 0.534 (1, 7)	G4-3			P4		K	G4-3		K	5	0	0	1	0	2	3									
<b>Juan Gonzalez, R</b> OBP: 0.332, SLG: 0.525 (1, 9)		G4-3 1B		BB HBP		K	G6-3		FC6-4	4	0	1	0	0	1	3									
<b>Dean Palmer, R</b> OBP: 0.351, SLG: 0.508 (1, 3)	G4-3			F8			HR	G5-4-3 1B		4	1	2	1	0	0	2									
<b>Damon Easley, R</b> OBP: 0.358, SLG: 0.418 (1, 4)	F8						1B 1B	G5-4-3 HBP		2	1	1	0	1	0	1									
<b>Brad Ausmus, R</b> OBP: 0.348, SLG: 0.354 (1, 2)		BB		BB			1B 1B	G5-4-3		3	1	1	0	1	0	4									
<b>Jose Macias, S</b> OBP: 0.336, SLG: 0.383 (1, 5)	G3						1B 1B	G1-3		4	1	1	0	0	0	3									
<b>Deivi Cruz, R</b> OBP: 0.306, SLG: 0.418 (1, 6)			G4-3		G3		G4-3 1B		WP DI 1B BB	3	1	1	1	1	0	0									
<b>Inning Stats</b>	R: 0 E: 0 K: 0 S: 5	H: 0 LOB: 0 BB: 0 P: 7	R: 0 E: 0 K: 0 S: 8	H: 1 LOB: 2 BB: 1 P: 13	R: 0 E: 0 K: 0 S: 7	H: 0 LOB: 0 BB: 0 P: 9	R: 0 E: 0 K: 0 S: 9	H: 0 LOB: 2 BB: 1 P: 19	R: 0 E: 0 K: 1 S: 7	H: 0 LOB: 0 BB: 0 P: 11	R: 0 E: 0 K: 2 S: 8	H: 0 LOB: 0 BB: 0 P: 13	R: 4 E: 0 K: 1 S: 24	H: 6 LOB: 2 BB: 0 P: 31	R: 0 E: 0 K: 0 S: 10	H: 1 LOB: 1 BB: 0 P: 15	R: 1 E: 0 K: 2 S: 16	H: 1 LOB: 1 BB: 1 P: 26	1B: 8 2B: 0 3B: 0 HR: 1	SF: 0 SAC: 0 DP: 1 HBP: 2	WP: 1 PB: 0 SB: 0 CS: 0	PA: 40			
<b>PITCHER</b>	IP	WLS	BF	H	R	ER	SO	BB	IBB	HBP	BLK	WP	HR	S	P	ERA	WHIP								
<b>Tim Hudson, R</b> ERA: 4.79 (1, 1)	6.0	W	26	5	4	4	3	2	0	1	0	0	1	54	84	6.00	1.167								
<b>Jim Meder, R</b> ERA: 2.97 (7, 1)	2.0	H	9	3	0	0	1	0	0	1	0	0	0	24	34	0.00	1.500								
<b>Jason Istringhausen, R</b> ERA: 9.59 (9, 1)	1.0		5	1	1	1	2	1	0	0	0	1	0	16	26	9.00	2.000								

**Detroit Tigers @ Oakland Athletics**  
Network Associates Coliseum, Oakland, CA  
Sat Aug 12 2000, 4:05 PM EDT  
Att: 25,713 - Sunny - 71 F

AB	35
R	5
H	9
RBI	5
BB	3
SO	6
LOB	20



Batter	1	2	3	4	5	6	7	8	9	AB	R	H	RBI	BB	SO	LOB	BOTTOM									
<b>Randy Velarde, R</b> OBP: 0.364, SLG: 0.422 (1, 4)	G6-3		F8		2B 1B		G6-3	FC4		5	1	1	0	0	0	1										
<b>Miguel Tejada, R</b> OBP: 0.352, SLG: 0.488 (1, 6)	G5-3		HR BB		1H 2B		BB HR 1B	F9		4	2	2	1	1	0	1										
<b>Jason Giambi, L</b> OBP: 0.465, SLG: 0.623 (1, 10)	F8		1H HR		BB		HR BB			2	2	1	2	2	0	0										
<b>Ben Grieve, L</b> OBP: 0.361, SLG: 0.502 (1, 7)										4	1	1	3	0	2	2										
<b>Ryan Christenson, R</b> OBP: 0.373, SLG: 0.416 (8, 7)		K	F7		K		HR			0	0	0	0	0	0	0										
<b>Terrence Long, L</b> OBP: 0.344, SLG: 0.456 (1, 8)		2B SF7 1B		G4-3		2B SF8 1B		2B		4	2	3	0	0	0	0										
<b>Mike Stanley, R</b> OBP: 0.340, SLG: 0.417 (1, 3)					G4-6-3 BB		SF8 3 FC3 2B	K		3	1	2	0	1	1	1										
<b>Matt Stairs, L</b> OBP: 0.316, SLG: 0.498 (1, 9)	SF7			G4-6-3		SF8		K		2	0	0	2	0	1	2										
<b>Eric Chavez, L</b> OBP: 0.347, SLG: 0.472 (1, 5)	F7				G4-3 1B		FC3 CS	FC4 HBP		3	0	1	1	0	0	1										
<b>Ramon Hernandez, R</b> OBP: 0.306, SLG: 0.388 (1, 2)			G6-3		G4-3		F5	K		4	0	0	0	0	1	3										
<b>Inning Stats</b>	R: 0 E: 0 K: 0 S: 10	H: 0 LOB: 0 BB: 0 P: 14	R: 1 E: 0 K: 1 S: 15	H: 2 LOB: 1 BB: 0 P: 20	R: 2 E: 0 K: 0 S: 11	H: 1 LOB: 0 BB: 1 P: 22	R: 0 E: 0 K: 0 S: 9	H: 0 LOB: 0 BB: 1 P: 15	R: 1 E: 0 K: 1 S: 15	H: 3 LOB: 2 BB: 1 P: 25	R: 2 E: 0 K: 0 S: 16	H: 2 LOB: 0 BB: 0 P: 23	R: 3 E: 0 K: 2 S: 18	H: 3 LOB: 1 BB: 1 P: 29	R: 0 E: 1 K: 1 S: 9	H: 0 LOB: 1 BB: 0 P: 17	1B: 5 2B: 4 3B: 0 HR: 2	SF: 2 SAC: 0 DP: 2 HBP: 1	WP: 0 PB: 0 SB: 0 CS: 1	PA: 38						
<b>PITCHER</b>	IP	WLS	BF	H	R	ER	SO	BB	IBB	HBP	BLK	WP	HR	S	P	ERA	WHIP									
<b>Adam Bernero, R</b> ERA: 4.86 (1, 1)	4.2	L	21	6	4	4	1	0	0	0	0	0	0	12	18	27.00	3.000									
<b>C.J. Nitkowski, L</b> ERA: 5.4 (5, 1)	0.2		5	2	2	2	1	0	0	0	0	0	0	1	28	45	13.50	2.000								
<b>Matt Anderson, R</b> ERA: 4.07 (6, 1)	2.0		10	3	3	3	3	1	0	1	0	0	1	28	45	13.50	2.000									
<b>Steve Sparks, R</b> ERA: 5.2 (8, 1)	0.2		2	0	0	0	0	0	0	0	0	0	0	6	11	0.00	0.000									

**Detroit Tigers @ Oakland Athletics**  
Network Associates Coliseum, Oakland, CA  
Sat Aug 12 2000, 4:05 PM EDT  
Att: 25,713 - Sunny - 71 F

AB	31
R	9
H	11
RBI	9
BB	4
SO	5
LOB	11





Batter	1	2	3	4	5	6	7	8	9	AB	R	H	RBI	BB	SO	LOB	TOP										
<b>Damon Easley, R</b> (1, 4) OBP: 0.360, SLG: 0.415	F7		CS 1B BB		1-2 HR BB		3-2 G5-3			2	1	0	0	2	0	2											
<b>Juan Encarnacion, R</b> (1, 8) OBP: 0.333, SLG: 0.429	P4		1-2 1B		1-1 HR			1-2 PB 1B 1B		4	1	3	3	0	0	0											
<b>Bobby Higginson, L</b> (1, 7) OBP: 0.365, SLG: 0.529	F9		2-3 K		1-3 K			1-0 F7		4	0	0	0	0	2	3											
<b>Juan Gonzalez, R</b> (1, 10) OBP: 0.334, SLG: 0.525		3-3 K		1-2 F8		1-2 G4-6-3 1B		1-1 CS 1B		4	0	2	0	0	1	0											
<b>Dean Palmer, R</b> (1, 5) OBP: 0.348, SLG: 0.503	F7		2-1 F9		1-3 K			3-2 G6-3		4	0	0	0	0	1	3											
<b>Wendell Magee, R</b> (1, 9) OBP: 0.322, SLG: 0.443	K		1-1 L4		0-1 G4-6-3				1-3 K	4	0	0	0	0	2	1											
<b>Deivi Cruz, R</b> (1, 6) OBP: 0.308, SLG: 0.419			1-1 HR 1B		0-2 F9		0-0 G5-3 1B		1-0 L6	4	1	2	0	0	0	0											
<b>Brad Ausmus, R</b> (1, 2) OBP: 0.349, SLG: 0.355			0-1 F9		1-2 HR 1B		2-3 K		0-0 FC4-6 1B	4	1	2	0	0	1	2											
<b>Shane Halter, R</b> (1, 3) OBP: 0.299, SLG: 0.357			2-0 HR		0-0 F8		0-1 G5-3 1B		1-2 FC4-6	2	1	1	2	0	0	1											
<b>Rich Becker, L</b> (7, PH) OBP: 0.385, SLG: 0.381										1	0	1	0	0	0	0											
<b>Dusty Allen, R</b> (7, 3)										0	0	0	0	0	0	0											
<b>Jose Macias, S</b> (9, PH) OBP: 0.333, SLG: 0.380			1-H HR				1-2 G5-3 1B		1-2 FC4-6	1	0	0	0	0	0	1											
<b>Inning Stats</b>	R: 0 E: 0 K: 0 S: 7	H: 0 LOB: 0 BB: 0 P: 14	R: 0 E: 0 K: 2 S: 9	H: 0 LOB: 0 BB: 0 P: 15	R: 2 E: 0 K: 1 S: 15	H: 3 LOB: 2 BB: 1 P: 27	R: 0 E: 0 K: 0 S: 7	H: 0 LOB: 0 BB: 0 P: 11	R: 3 E: 0 K: 1 S: 15	H: 2 LOB: 0 BB: 1 P: 22	R: 0 E: 0 K: 1 S: 8	H: 1 LOB: 1 BB: 0 P: 10	R: 0 E: 0 K: 1 S: 11	H: 2 LOB: 1 BB: 0 P: 16	R: 0 E: 0 K: 0 S: 11	H: 2 LOB: 1 BB: 0 P: 17	R: 0 E: 0 K: 1 S: 9	H: 1 LOB: 1 BB: 0 P: 12	1B: 9 2B: 1 3B: 0 HR: 2	SF: 0 SAC: 0 DP: 3 HBP: 0	WP: 0 PB: 1 SB: 0 CS: 2	PA: 36					
<b>PITCHER</b>	IP	WLS	BF	H	R	ER	SO	BB	IBB	HBP	BLK	WP	HR	S	P	ERA	WHIP										
<b>Barry Zito, L</b> (1, 1) ERA: 3.16	6.0	L	25	7	5	5	5	2	0	0	0	0	2	62	100	7.50	1.500										
<b>Omar Olivares, R</b> (7, 1) ERA: 8.56	1.0		4	2	0	0	1	0	0	0	0	0	0	13	19	0.00	2.000										
<b>Mike Magnante, L</b> (8, 1) ERA: 4.97	0.1		1	0	0	0	0	0	0	0	0	0	0	1	2	0.00	0.000										
<b>Jeff Tam, R</b> (8, 1) ERA: 2.89	1.2		6	2	0	0	1	0	0	0	0	0	0	16	23	0.00	1.200										

**Detroit Tigers @ Oakland Athletics**  
Network Associates Coliseum, Oakland, CA  
Sun Aug 13 2000, 4:05 PM EDT  
Att: 16,966 - Sunny - 71 F

**AB 34**  
**R 5**  
**H 11**  
**RBI 5**  
**BB 2**  
**SO 7**  
**LOB 13**



Batter	1	2	3	4	5	6	7	8	9	AB	R	H	RBI	BB	SO	LOB	BOTTOM										
<b>Randy Velarde, R</b> (1, 4) OBP: 0.367, SLG: 0.423	K		FC6-4 1B			4-1 1B BB		0-2 F8 1B	1-1 G5-4-3	4	0	2	0	1	1	2											
<b>Miguel Tejada, R</b> (1, 6) OBP: 0.349, SLG: 0.484	G6-3		FC6-4 1-2			1-1 F2		0-1 E5 BB		4	0	0	0	0	0	4											
<b>Jason Giambi, L</b> (1, 3) OBP: 0.462, SLG: 0.616	G4-3			0-1 F9		1-3 K		0-1 F8		4	0	0	0	0	1	4											
<b>Ben Grieve, L</b> (1, 7) OBP: 0.362, SLG: 0.501		2-0 G1-3		2-3 K		1-1 1B		4-1 1B BB		3	0	1	1	1	1	0											
<b>Ryan Christenson, R</b> (8, PH) OBP: 0.373, SLG: 0.416								1-2 BB		0	0	0	0	0	0	0											
<b>Terrence Long, L</b> (1, 8) OBP: 0.341, SLG: 0.451		0-1 G4-3		2-2 F8		0-3 K		0-3 K		4	0	0	0	0	2	3											
<b>Mike Stanley, R</b> (1, 10) OBP: 0.343, SLG: 0.419		1-1 2B 1B			1-0 G5-3		1-2 3 HR 1B	1-3 K		4	1	2	0	0	1	3											
<b>Matt Stairs, L</b> (1, 9) OBP: 0.318, SLG: 0.412		1-0 1-H 2B			0-2 F7		0-1 F7		2-1 3 1B	4	0	2	0	0	0	1											
<b>3 Eric Chavez, L</b> (1, 5) OBP: 0.349, SLG: 0.481			3-1 F7		0-2 G3		0-0 1-H HR		0-0 G5-4-3 1B	4	1	2	2	0	0	0											
<b>Sal Fasano, R</b> (1, 2) OBP: 0.287, SLG: 0.431			1-0 G5-3			3-2 BB 1B		0-0 L8		3	1	1	0	0	0	0											
<b>Jeremy Giambi, L</b> (9, PH) OBP: 0.320, SLG: 0.374									0-3 K	1	0	0	0	0	1	2											
<b>Inning Stats</b>	R: 0 E: 0 K: 1 S: 9	H: 2 LOB: 2 BB: 0 P: 15	R: 0 E: 0 K: 0 S: 6	H: 2 LOB: 0 BB: 0 P: 10	R: 0 E: 0 K: 0 S: 9	H: 1 LOB: 1 BB: 0 P: 16	R: 0 E: 0 K: 1 S: 10	H: 0 LOB: 0 BB: 0 P: 14	R: 0 E: 0 K: 0 S: 7	H: 0 LOB: 0 BB: 0 P: 8	R: 1 E: 0 K: 1 S: 12	H: 2 LOB: 1 BB: 1 P: 22	R: 2 E: 0 K: 1 S: 10	H: 2 LOB: 0 BB: 0 P: 11	R: 0 E: 1 K: 2 S: 14	H: 1 LOB: 3 BB: 1 P: 19	R: 0 E: 0 K: 1 S: 9	H: 2 LOB: 1 BB: 0 P: 12	1B: 8 2B: 1 3B: 0 HR: 1	SF: 0 SAC: 0 DP: 1 HBP: 0	WP: 0 PB: 0 SB: 0 CS: 0	PA: 37					
<b>PITCHER</b>	IP	WLS	BF	H	R	ER	SO	BB	IBB	HBP	BLK	WP	HR	S	P	ERA	WHIP										
<b>Brian Moehler, R</b> (1, 1) ERA: 4.25	7.0		27	7	3	3	4	1	0	0	0	0	0	5	63	3.86	1.143										
<b>Doug Brocail, R</b> (8, 1) ERA: 4.17	0.0		2	1	0	0	0	0	0	0	0	0	0	5	5												
<b>C.J. Nitkowski, L</b> (8, 1) ERA: 5.36	0.2	H	3	0	0	0	1	1	0	0	0	0	0	6	10	0.00	1.500										
<b>Todd Jones, R</b> (8, 1) ERA: 3.25	1.1	S	5	2	0	0	2	0	0	0	0	0	0	12	16	0.00	1.500										

**Detroit Tigers @ Oakland Athletics**  
Network Associates Coliseum, Oakland, CA  
Sun Aug 13 2000, 4:05 PM EDT  
Att: 16,966 - Sunny - 71 F

**AB 35**  
**R 3**  
**H 10**  
**RBI 3**  
**BB 2**  
**SO 7**  
**LOB 19**





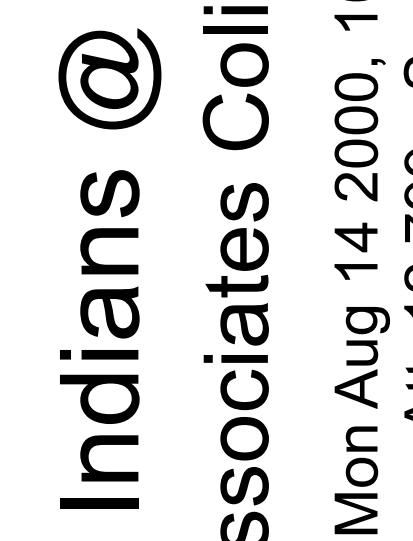
Batter	1	2	3	4	5	6	7	8	9	AB	R	H	RBI	BB	SO	LOB	TOP				
<b>Kenny Lofton, L</b> OBP: 0.352, SLG: 0.387 (1, 8)	F5		F9		F8	F7		FC6		5	0	0	0	0	0	2	<b>Cleveland Indians @ Oakland Athletics</b> Network Associates Coliseum, Oakland, CA Mon Aug 14 2000, 10:05 PM EDT Att. 12,799 - Sunny - 68 F				
<b>Omar Vizquel, S</b> OBP: 0.385, SLG: 0.395 <b>Jolbert Cabrera, R</b> OBP: 0.318, SLG: 0.336 (1, 6) (7, 6)	L6				G4-3				F7	4	0	2	0	0	0	0					
<b>Roberto Alomar, S</b> OBP: 0.342, SLG: 0.430 <b>Chan Perry, R</b> OBP: 0.200, SLG: 0.200 (1, 4) (7, 9)	F7								K	3	1	1	1	1	1	1					
<b>Jim Thome, L</b> OBP: 0.405, SLG: 0.592 (1, 3)									K	4	0	1	0	1	2	2					
<b>David Segui, S</b> OBP: 0.395, SLG: 0.516 (1, 10)										3	0	2	0	1	1	2					
<b>Wil Cordero, R</b> OBP: 0.326, SLG: 0.478 (1, 7)										4	0	0	0	0	2	6					
<b>Travis Fryman, R</b> OBP: 0.393, SLG: 0.509 (1, 5)										2	0	0	0	2	0	0					
<b>Bill Selby, L</b> OBP: 0.238, SLG: 0.250 (1, 9) (7, 4)										4	0	1	0	0	2	2					
<b>Sandy Alomar Jr., R</b> OBP: 0.338, SLG: 0.444 (1, 2)										4	0	1	0	0	0	2					
<b>Inning Stats</b>	R: 0 E: 0 K: 0 S: 4	H: 0 LOB: 0 BB: 0 P: 9	R: 0 E: 0 K: 1 S: 12	H: 1 LOB: 2 BB: 1 P: 18	R: 0 E: 0 K: 0 S: 8	H: 1 LOB: 2 BB: 1 P: 14	R: 0 E: 0 K: 0 S: 13	H: 2 LOB: 2 BB: 1 P: 23	R: 1 E: 0 K: 1 S: 13	H: 2 LOB: 2 BB: 1 P: 21	R: 0 E: 0 K: 3 S: 12	H: 1 LOB: 1 BB: 0 P: 20	R: 0 E: 1 K: 1 S: 9	H: 0 LOB: 1 BB: 0 P: 13	R: 0 E: 0 K: 2 S: 10	H: 0 LOB: 0 BB: 0 P: 14		1B: 6 2B: 1 3B: 0 HR: 1	SF: 0 SAC: 0 DP: 1 HBP: 0	WP: 0 PB: 0 SB: 0 CS: 0	PA: 40
<b>PITCHER</b>	IP	WLS	BF	H	R	ER	SO	BB	IBB	HBP	BLK	WP	HR	S	P	ERA	WHIP				
<b>Kevin Appier, R</b> ERA: 4.78 (1, 1)	6.0	W	29	8	1	1	3	4	0	0	0	0	1	64	111	1.50	2.000				
<b>Jim Mecir, R</b> ERA: 2.57 (7, 1)	2.0		8	0	0	0	4	1	0	0	0	0	0	21	31	0.00	0.500				
<b>Doug Jones, R</b> ERA: 4.5 (9, 1)	1.0		3	0	0	0	2	0	0	0	0	0	0	10	14	0.00	0.000				

Batter	1	2	3	4	5	6	7	8	9	AB	R	H	RBI	BB	SO	LOB	BOTTOM				
<b>Randy Velarde, R</b> OBP: 0.366, SLG: 0.421 (1, 4)	G6-3									4	1	1	0	0	0	2	<b>Cleveland Indians @ Oakland Athletics</b> Network Associates Coliseum, Oakland, CA Mon Aug 14 2000, 10:05 PM EDT Att. 12,799 - Sunny - 68 F				
<b>Miguel Tejada, R</b> OBP: 0.350, SLG: 0.484 (1, 6)										4	1	2	1	0	0	2					
<b>Jason Giambi, L</b> OBP: 0.462, SLG: 0.616 <b>Jeremy Giambi, L</b> OBP: 0.321, SLG: 0.376 (1, 3) (4, 3)										2	0	1	0	0	1	1					
<b>Ben Grieve, L</b> OBP: 0.359, SLG: 0.497 (1, 7)										4	0	0	0	0	1	3					
<b>Terrence Long, L</b> OBP: 0.344, SLG: 0.459 <b>Ryan Christenson, R</b> OBP: 0.367, SLG: 0.468 (1, 8) (5, 8)										2	2	2	0	0	0	0					
<b>Mike Stanley, R</b> OBP: 0.346, SLG: 0.437 (1, 10)										3	1	2	2	0	0	0					
<b>Matt Stairs, L</b> OBP: 0.317, SLG: 0.410 (1, 9)										4	2	1	1	0	2	1					
<b>Eric Chavez, L</b> OBP: 0.350, SLG: 0.490 (1, 5)										4	1	2	2	0	2	0					
<b>Ramon Hernandez, R</b> OBP: 0.307, SLG: 0.387 (1, 2)										3	0	1	1	0	0	0					
<b>Inning Stats</b>	R: 1 E: 0 K: 0 S: 11	H: 2 LOB: 0 BB: 0 P: 15	R: 1 E: 0 K: 2 S: 11	H: 1 LOB: 0 BB: 0 P: 19	R: 1 E: 1 K: 1 S: 12	H: 2 LOB: 1 BB: 0 P: 19	R: 3 E: 0 K: 0 S: 20	H: 3 LOB: 0 BB: 0 P: 28	R: 0 E: 0 K: 1 S: 9	H: 0 LOB: 0 BB: 0 P: 11	R: 2 E: 0 K: 0 S: 14	H: 4 LOB: 2 BB: 0 P: 22	R: 0 E: 0 K: 0 S: 11	H: 1 LOB: 0 BB: 0 P: 16	R: 0 E: 0 K: 2 S: 7	H: 0 LOB: 0 BB: 0 P: 13		1B: 10 2B: 0 3B: 1 HR: 2	SF: 1 SAC: 0 DP: 2 HBP: 0	WP: 0 PB: 0 SB: 0 CS: 0	PA: 35
<b>PITCHER</b>	IP	WLS	BF	H	R	ER	SO	BB	IBB	HBP	BLK	WP	HR	S	P	ERA	WHIP				
<b>Jason Bere, R</b> ERA: 5.18 (1, 1)	4.0	L	19	8	6	5	3	0	0	0	0	0	0	0	0	11.25	2.000				
<b>Tom Martin, L</b> ERA: 4.67 (5, 1)	1.1		7	3	2	2	1	0	0	0	0	0	1	14	21	13.50	2.250				
<b>Jamie Brewington, R</b> ERA: 4.36 (6, 1)	2.2		9	2	0	0	2	0	0	0	0	0	0	27	41	0.00	0.750				

AB	35
R	1
H	8
RBI	1
BB	5
SO	9
LOB	17



AB	34
R	8
H	13
RBI	7
BB	0
SO	6
LOB	9





Batter	1	2	3	4	5	6	7	8	9	AB	R	H	RBI	BB	SO	LOB	TOP						
<b>Kenny Lofton, L</b> OBP: 0.353, SLG: 0.387 (1, 8)	G4-3	G3			G4-3			G4-3	G4-3	5	1	2	0	0	0	1	<b>Cleveland Indians @ Oakland Athletics</b> Network Associates Coliseum, Oakland, CA Tue Aug 15 2000, 10:05 PM EDT Att: 18,691 - Sunny - 69 F						
<b>Omar Vizquel, S</b> OBP: 0.392, SLG: 0.392 (1, 6)	G1-2-3		B3-1		L8			G4-3	F8	4	0	0	0	1	0	3							
<b>Roberto Alomar, S</b> OBP: 0.344, SLG: 0.429 (1, 4)	G1-2-3				G1-6-3			G4-3		3	0	1	0	1	0	1							
<b>Manny Ramirez, R</b> OBP: 0.426, SLG: 0.662 (8, PR)										3	0	1	1	1	1	1							
<b>Chan Perry, R</b> OBP: 0.200, SLG: 0.200 (8, PR)										0	0	0	0	0	0	0							
<b>David Segui, S</b> OBP: 0.396, SLG: 0.516 (1, 3)	G1-2-3									4	1	2	0	0	0	3							
<b>Wil Cordero, R</b> OBP: 0.325, SLG: 0.476 (1, 7)										4	1	1	0	0	0	3							
<b>Travis Fryman, R</b> OBP: 0.394, SLG: 0.509 (1, 5)										4	0	2	0	0	1	0							
<b>Einar Diaz, R</b> OBP: 0.321, SLG: 0.415 (9, PH)										3	0	0	1	0	1	3							
<b>Bill Selby, L</b> OBP: 0.273, SLG: 0.286 (9, PH)										1	0	1	0	0	0	0							
<b>Jolbert Cabrera, R</b> OBP: 0.311, SLG: 0.331 (9, PH)										2	0	0	1	0	0	1							
<b>Jim Thome, L</b> OBP: 0.404, SLG: 0.591 (9, PH)										1	0	0	0	0	0	1							
<b>Inning Stats</b>	R: 0 E: 0 K: 0 S: 13	H: 0 W: 24 BB: 3 P: 27	R: 0 E: 0 K: 1 S: 14	H: 2 R: 2 ER: 2 SO: 2	BB: 1 IBB: 1 HBP: 0 BLK: 0	R: 0 E: 0 K: 1 S: 9	H: 1 R: 0 ER: 0 SO: 13	R: 1 E: 0 K: 0 S: 9	H: 2 R: 0 ER: 0 SO: 13	R: 0 E: 0 K: 0 S: 7	H: 0 R: 0 ER: 0 SO: 13	R: 0 E: 0 K: 0 S: 8	H: 0 R: 0 ER: 0 SO: 9	R: 1 E: 0 K: 0 S: 13	H: 3 R: 0 ER: 0 SO: 20	R: 0 E: 0 K: 1 S: 14	H: 2 R: 0 ER: 0 SO: 23	1B: 10 2B: 0 3B: 0 HR: 0	SF: 1 SAC: 0 DP: 1 HBP: 0	WP: 1 PB: 0 SB: 0 CS: 1	PA: 39		
<b>PITCHER</b>	IP WLS BF H R ER SO BB IBB HBP BLK WP HR S P ERA WHIP	IP WLS BF H R ER SO BB IBB HBP BLK WP HR S P ERA WHIP	IP WLS BF H R ER SO BB IBB HBP BLK WP HR S P ERA WHIP	IP WLS BF H R ER SO BB IBB HBP BLK WP HR S P ERA WHIP	IP WLS BF H R ER SO BB IBB HBP BLK WP HR S P ERA WHIP	IP WLS BF H R ER SO BB IBB HBP BLK WP HR S P ERA WHIP	IP WLS BF H R ER SO BB IBB HBP BLK WP HR S P ERA WHIP	IP WLS BF H R ER SO BB IBB HBP BLK WP HR S P ERA WHIP	IP WLS BF H R ER SO BB IBB HBP BLK WP HR S P ERA WHIP	IP WLS BF H R ER SO BB IBB HBP BLK WP HR S P ERA WHIP	IP WLS BF H R ER SO BB IBB HBP BLK WP HR S P ERA WHIP	IP WLS BF H R ER SO BB IBB HBP BLK WP HR S P ERA WHIP	IP WLS BF H R ER SO BB IBB HBP BLK WP HR S P ERA WHIP	IP WLS BF H R ER SO BB IBB HBP BLK WP HR S P ERA WHIP	IP WLS BF H R ER SO BB IBB HBP BLK WP HR S P ERA WHIP	IP WLS BF H R ER SO BB IBB HBP BLK WP HR S P ERA WHIP	IP WLS BF H R ER SO BB IBB HBP BLK WP HR S P ERA WHIP	IP WLS BF H R ER SO BB IBB HBP BLK WP HR S P ERA WHIP	IP WLS BF H R ER SO BB IBB HBP BLK WP HR S P ERA WHIP	IP WLS BF H R ER SO BB IBB HBP BLK WP HR S P ERA WHIP	IP WLS BF H R ER SO BB IBB HBP BLK WP HR S P ERA WHIP	IP WLS BF H R ER SO BB IBB HBP BLK WP HR S P ERA WHIP	IP WLS BF H R ER SO BB IBB HBP BLK WP HR S P ERA WHIP

Batter	1	2	3	4	5	6	7	8	9	AB	R	H	RBI	BB	SO	LOB	BOTTOM						
<b>Randy Velarde, R</b> OBP: 0.364, SLG: 0.417 (1, 4)	K	E4				P4				3	1	0	0	0	1	1	<b>Cleveland Indians @ Oakland Athletics</b> Network Associates Coliseum, Oakland, CA Tue Aug 15 2000, 10:05 PM EDT Att: 18,691 - Sunny - 69 F						
<b>Miguel Tejada, R</b> OBP: 0.350, SLG: 0.484 (1, 6)	K					F8				4	1	1	1	0	2	2							
<b>Jason Giambi, L</b> OBP: 0.460, SLG: 0.611 (1, 10)										3	1	0	0	1	3	2							
<b>Ben Grieve, L</b> OBP: 0.362, SLG: 0.507 (8, 8)										3	2	2	2	1	1	1							
<b>Terrence Long, L</b> OBP: 0.344, SLG: 0.459 (1, 2)										0	0	0	0	0	0	0							
<b>Mike Stanley, R</b> OBP: 0.344, SLG: 0.431 (1, 3)										3	0	0	0	1	1	1							
<b>Matt Stairs, L</b> OBP: 0.317, SLG: 0.411 (1, 9)										4	0	1	2	0	0	0							
<b>Eric Chavez, L</b> OBP: 0.352, SLG: 0.492 (1, 5)										3	0	1	0	1	0	0							
<b>Ryan Christenson, R</b> OBP: 0.363, SLG: 0.402 (8, 7)										4	0	1	0	0	1	4							
<b>Ramon Hernandez, R</b> OBP: 0.304, SLG: 0.383 (1, 2)										3	0	0	0	0	0	1							
<b>Inning Stats</b>	R: 2 E: 0 K: 3 S: 21	H: 1 W: 25 BB: 4 P: 41	R: 2 E: 1 K: 1 S: 14	H: 2 R: 4 ER: 2 SO: 8	BB: 1 IBB: 1 HBP: 0 BLK: 0	R: 0 E: 0 K: 3 S: 12	H: 1 R: 0 ER: 0 SO: 20	R: 0 E: 0 K: 1 S: 9	H: 0 R: 0 ER: 0 SO: 15	R: 0 E: 0 K: 0 S: 9	H: 1 R: 0 ER: 0 SO: 10	R: 1 E: 0 K: 1 S: 8	H: 1 R: 0 ER: 0 SO: 14	R: 0 E: 0 K: 0 S: 5	H: 0 R: 0 ER: 0 SO: 8	R: 0 E: 0 K: 0 S: 5	H: 0 R: 0 ER: 0 SO: 8	1B: 1 2B: 4 3B: 0 HR: 1	SF: 0 SAC: 1 DP: 0 HBP: 1	WP: 0 PB: 0 SB: 0 CS: 0	PA: 36		
<b>PITCHER</b>	IP WLS BF H R ER SO BB IBB HBP BLK WP HR S P ERA WHIP	IP WLS BF H R ER SO BB IBB HBP BLK WP HR S P ERA WHIP	IP WLS BF H R ER SO BB IBB HBP BLK WP HR S P ERA WHIP	IP WLS BF H R ER SO BB IBB HBP BLK WP HR S P ERA WHIP	IP WLS BF H R ER SO BB IBB HBP BLK WP HR S P ERA WHIP	IP WLS BF H R ER SO BB IBB HBP BLK WP HR S P ERA WHIP	IP WLS BF H R ER SO BB IBB HBP BLK WP HR S P ERA WHIP	IP WLS BF H R ER SO BB IBB HBP BLK WP HR S P ERA WHIP	IP WLS BF H R ER SO BB IBB HBP BLK WP HR S P ERA WHIP	IP WLS BF H R ER SO BB IBB HBP BLK WP HR S P ERA WHIP	IP WLS BF H R ER SO BB IBB HBP BLK WP HR S P ERA WHIP	IP WLS BF H R ER SO BB IBB HBP BLK WP HR S P ERA WHIP	IP WLS BF H R ER SO BB IBB HBP BLK WP HR S P ERA WHIP	IP WLS BF H R ER SO BB IBB HBP BLK WP HR S P ERA WHIP	IP WLS BF H R ER SO BB IBB HBP BLK WP HR S P ERA WHIP	IP WLS BF H R ER SO BB IBB HBP BLK WP HR S P ERA WHIP	IP WLS BF H R ER SO BB IBB HBP BLK WP HR S P ERA WHIP	IP WLS BF H R ER SO BB IBB HBP BLK WP HR S P ERA WHIP	IP WLS BF H R ER SO BB IBB HBP BLK WP HR S P ERA WHIP	IP WLS BF H R ER SO BB IBB HBP BLK WP HR S P ERA WHIP	IP WLS BF H R ER SO BB IBB HBP BLK WP HR S P ERA WHIP	IP WLS BF H R ER SO BB IBB HBP BLK WP HR S P ERA WHIP	IP WLS BF H R ER SO BB IBB HBP BLK WP HR S P ERA WHIP





Batter	1	2	3	4	5	6	7	8	9	AB	R	H	RBI	BB	SO	LOB	TOP					
<b>Kenny Lofton, L</b> (1, 8) OBP: 0.354, SLG: 0.385	F7						SH5-3		F8	2	1	0	0	2	0	0	<b>Cleveland Indians @ Oakland Athletics</b> Network Associates Coliseum, Oakland, CA Wed Aug 16 2000, 10:35 PM EDT Att: 32,376 - Sunny - 71 F					
<b>Omar Vizquel, S</b> (1, 6) OBP: 0.395, SLG: 0.391	G4-3		L4				F7		BB 1B	4	0	1	0	1	0	2						
<b>Roberto Alomar, S</b> (1, 4) OBP: 0.344, SLG: 0.431	G6-3						K		BB 1B	5	0	2	1	0	2	1						
<b>Manny Ramirez, R</b> (1, 9) OBP: 0.424, SLG: 0.656		G6-3							K	4	0	1	0	0	1	2						
<b>Jolbert Cabrera, R</b> (8, PR) OBP: 0.309, SLG: 0.329									FC5 BB SF8 1B	1	1	0	0	0	1	2						
<b>Jim Thome, L</b> (1, 3) OBP: 0.404, SLG: 0.586	L9								K	3	0	0	0	2	2	0						
<b>David Segui, S</b> (1, 10) OBP: 0.394, SLG: 0.512	G4-3								BB	5	1	1	0	0	0	5						
<b>Wil Cordero, R</b> (1, 7) OBP: 0.324, SLG: 0.476									F8	4	1	1	0	0	0	3						
<b>Travis Fryman, R</b> (1, 5) OBP: 0.395, SLG: 0.525									G3 SF7 2B	3	2	2	4	0	0	1						
<b>Sandy Alomar Jr., R</b> (1, 2) OBP: 0.337, SLG: 0.443									G3	3	0	1	1	0	0	2						
<b>Inning Stats</b>	R: 0 E: 0 K: 0 S: 7	H: 0 LOB: 0 BB: 0 P: 11	R: 0 E: 0 K: 0 S: 9	H: 0 LOB: 0 BB: 0 P: 14	R: 0 E: 0 K: 0 S: 11	H: 1 LOB: 1 BB: 1 P: 20	R: 0 E: 0 K: 2 S: 10	H: 0 LOB: 0 BB: 0 P: 14	R: 3 E: 0 K: 1 S: 11	H: 3 LOB: 2 BB: 2 P: 27	R: 0 E: 0 K: 1 S: 8	H: 0 LOB: 0 BB: 0 P: 13	R: 1 E: 0 K: 1 S: 12	H: 2 LOB: 1 BB: 0 P: 17	R: 1 E: 0 K: 0 S: 10	H: 1 LOB: 2 BB: 1 P: 20	R: 0 E: 0 K: 1 S: 15	H: 2 LOB: 3 BB: 1 P: 22	1B: 5 2B: 2 3B: 0 HR: 2	SF: 2 SAC: 1 DP: 0 HBP: 0	WP: 0 PB: 0 SB: 0 CS: 0	PA: 42
<b>PITCHER</b>	IP	WLS	BF	H	R	ER	SO	BB	IBB	HBP	BLK	WP	HR	S	P	ERA	WHIP					
<b>Gil Heredia, R</b> (1, 1) ERA: 4.12	6.0		27	6	5	5	4	3	0	0	0	0	2	59	102	7.50	1.500					
<b>Mike Magnante, L</b> (7, 1) ERA: 4.75	1.1		6	1	1	0	1	1	0	0	0	0	0	13	24	0.00	1.500					
<b>Jeff Tam, R</b> (8, 1) ERA: 2.82	0.2		3	0	0	0	0	0	0	0	0	0	0	6	10	0.00	0.000					
<b>Doug Jones, R</b> (9, 1) ERA: 4.42	1.0	W	6	2	0	0	1	1	0	0	0	0	0	15	22	0.00	3.000					

AB	34
R	6
H	9
RBI	6
BB	5
SO	6
LOB	18





Batter	1	2	3	4	5	6	7	8	9	AB	R	H	RBI	BB	SO	LOB	BOTTOM				
<b>Randy Velarde, R</b> (1, 4) OBP: 0.364, SLG: 0.420	1B									3	1	1	0	0	1	0	<b>Cleveland Indians @ Oakland Athletics</b> Network Associates Coliseum, Oakland, CA Wed Aug 16 2000, 10:35 PM EDT Att: 32,376 - Sunny - 71 F				
<b>Frank Menechino, R</b> (7, PH) OBP: 0.328, SLG: 0.447										1	0	0	0	0	0	2					
<b>Jason Giambi, L</b> (9, PH) OBP: 0.461, SLG: 0.612										1	0	1	1	0	0	0					
<b>Terrence Long, L</b> (1, 8) OBP: 0.347, SLG: 0.469										5	1	3	2	0	1	0					
<b>Miguel Tejada, R</b> (1, 6) OBP: 0.349, SLG: 0.482										2	0	0	1	1	0	0					
<b>Mike Stanley, R</b> (1, 3) OBP: 0.347, SLG: 0.429										3	1	1	0	1	0	1					
<b>Ben Grieve, L</b> (1, 10) OBP: 0.361, SLG: 0.504										4	1	1	0	0	3	1					
<b>Adam Platt, R</b> (1, 9) OBP: 0.346, SLG: 0.553										4	0	2	0	0	2	0					
<b>3 Eric Chavez, L</b> (1, 5) OBP: 0.351, SLG: 0.489										4	1	1	0	0	2	4					
<b>Ramon Hernandez, R</b> (1, 2) OBP: 0.305, SLG: 0.387										2	0	1	0	0	0	0					
<b>Matt Stairs, L</b> (7, PH) OBP: 0.320, SLG: 0.415										1	1	1	2	1	0	0					
<b>Ryan Christenson, R</b> (1, 7) OBP: 0.357, SLG: 0.394										2	0	0	0	0	0	1					
<b>Jeremy Giambi, L</b> (7, PH) OBP: 0.330, SLG: 0.374										1	0	0	0	0	1	2					
<b>Sal Fasano, R</b> (8, 2) OBP: 0.293, SLG: 0.431										0	1	0	0	1	0	0					
<b>Inning Stats</b>	R: 1 E: 0 K: 1 S: 9	H: 2 LOB: 1 BB: 1 P: 18	R: 0 E: 0 K: 1 S: 10	H: 2 LOB: 1 BB: 0 P: 13	R: 0 E: 0 K: 2 S: 8	H: 0 LOB: 0 BB: 0 P: 11	R: 0 E: 0 K: 2 S: 11	H: 0 LOB: 0 BB: 0 P: 20	R: 0 E: 0 K: 0 S: 7	H: 0 LOB: 0 BB: 0 P: 9	R: 2 E: 0 K: 2 S: 16	H: 4 LOB: 2 BB: 0 P: 23	R: 1 E: 0 K: 1 S: 12	H: 1 LOB: 0 BB: 1 P: 18	R: 3 E: 0 K: 1 S: 11	H: 3 LOB: 2 BB: 2 P: 23	1B: 7 2B: 4 3B: 1 HR: 0	SF: 1 SAC: 0 DP: 1 HBP: 0	WP: 0 PB: 0 SB: 0 CS: 0	PA: 38	
<b>PITCHER</b>	IP	WLS	BF	H	R	ER	SO	BB	IBB	HBP	BLK	WP	HR	S	P	ERA	WHIP				
<b>Chuck Finley, L</b> (1, 1) ERA: 4.05	6.1		25	7	3	3	7	1	0	0	0	0	0	65	101	4.26	1.263				
<b>Paul Shuey, R</b> (7, 1) ERA: 3.51	0.2	H	3	1	0	0	1	0	0	0	0	0	0	7	11	0.00	1.500				
<b>Steve Karsay, R</b> (8, 1) ERA: 3.13	1.0	H	4	1	1	1	1	1	0	0	0	0	0	12	18	9.00	2.000				
<b>Bob Wickman, R</b> (9, 1) ERA: 3.5	0.1	L	6	3	3	3	1	2	0	0	0	0	0	11	23	81.00	15.000				

AB	33
R	7
H	12
RBI	6
BB	4
SO	10
LOB	11





Batter	1	2	3	4	5	6	7	8	9	AB	R	H	RBI	BB	SO	LOB	TOP			
Frank Menechino, R OBP: 0.326, SLG: 0.449 (1, 4)	F3		F9			P3			2B	4	0	1	0	0	0	0	<p>Oakland Athletics @ Detroit Tigers</p> <p>Comerica Park, Detroit, MI</p> <p>Fri Aug 18 2000, 7:05 PM EDT</p> <p>Att: 39,277 - Cloudy - 72 F</p> <p>livebaseballscores.com</p> <p>AB 30 R 1 H 3 RBI 1 BB 1 SO 11 LOB 7</p> 			
Terrence Long, L OBP: 0.343, SLG: 0.464 (1, 8)	P6			G6-3		K			F5	4	0	0	0	0	1					
Jason Giambi, L OBP: 0.460, SLG: 0.609 Jeremy Giambi, L OBP: 0.319, SLG: 0.372 (9, PH)	BB			K		K			G3	2	0	0	0	1	2	0				
Mike Stanley, R OBP: 0.341, SLG: 0.421 (1, 3)	F8			G6-3		G6-3			K	4	0	0	0	0	1	2				
Ben Grieve, L OBP: 0.363, SLG: 0.514 Ryan Christenson, R OBP: 0.357, SLG: 0.354 (8, 7)		K				2B				3	1	2	1	0	1	0				
Miguel Tejada, R OBP: 0.347, SLG: 0.479 (1, 6)	K			F9		K				3	0	0	0	0	2	1				
Matt Stairs, L Adam Platt, R OBP: 0.346, SLG: 0.553 (8, 9)	K			K					K	3	0	0	0	0	3	1				
3 Eric Chavez, L OBP: 0.348, SLG: 0.485 (1, 5)			G4-3			G4-3			K	3	0	0	0	0	1	1				
Ramon Hernandez, R OBP: 0.302, SLG: 0.384 (1, 2)			F9			G5-3			G5-3	3	0	0	0	0	0	0				
<b>Inning Stats</b>	R: 0 E: 0 K: 0 S: 5	H: 0 LOB: 1 BB: 1 P: 14	R: 0 E: 0 K: 3 S: 12	H: 0 LOB: 0 BB: 0 P: 18	R: 0 E: 0 K: 0 S: 7	H: 0 LOB: 0 BB: 0 P: 10	R: 0 E: 0 K: 1 S: 13	H: 0 LOB: 1 BB: 0 P: 20	R: 0 E: 0 K: 1 S: 10	H: 0 LOB: 0 BB: 0 P: 8	R: 1 E: 0 K: 2 S: 9	H: 1 LOB: 0 BB: 0 P: 11	R: 0 E: 0 K: 2 S: 8	H: 0 LOB: 0 BB: 0 P: 12	R: 0 E: 0 K: 1 S: 8	H: 1 LOB: 1 BB: 0 P: 10	1B: 0 2B: 2 3B: 0 HR: 1	SF: 0 SAC: 0 DP: 0 HBP: 0	WP: 0 PB: 0 SB: 0 CS: 0	PA: 31
<b>PITCHER</b>	IP WLS BF H R ER SO BB IBB HBP BLK WP HR S P ERA WHIP																			
Hideo Nomo, R ERA: 4.92 (1, 1)	7.0 W 24 2 1 1 8 1 0 0 0 0 1 63 98 1.29 0.429																			
Adam Bernero, R ERA: 4.59 (8, 1)	1.0 3 0 0 0 2 0 0 0 0 0 0 8 12 0.00 0.000																			
Nelson Cruz, R ERA: 1.76 (9, 1)	1.0 4 1 0 0 1 0 0 0 0 0 0 8 10 0.00 1.000																			

Batter	1	2	3	4	5	6	7	8	9	AB	R	H	RBI	BB	SO	LOB	BOTTOM			
Rich Becker, L OBP: 0.397, SLG: 0.402 (1, 9) (7, 7) (8, 8)	G4-3					2B				4	3	3	3	1	0	0	<p>Oakland Athletics @ Detroit Tigers</p> <p>Comerica Park, Detroit, MI</p> <p>Fri Aug 18 2000, 7:05 PM EDT</p> <p>Att: 39,277 - Cloudy - 72 F</p> <p>livebaseballscores.com</p> <p>AB 38 R 10 H 17 RBI 9 BB 5 SO 5 LOB 22</p> 			
Juan Encarnacion, R OBP: 0.336, SLG: 0.440 Wendell Magee, R OBP: 0.341, SLG: 0.463 (1, 8) (7, PH) (8, 7)	K			SF8		FC6-4			1B	4	1	2	1	0	2	0				
Bobby Higginson, L OBP: 0.373, SLG: 0.545 Billy McMillon, L OBP: 0.433, SLG: 0.600 (1, 7) (7, 9)	HR		F7	K		FC6-4			BB	3	1	1	1	1	1	1				
Juan Gonzalez, R OBP: 0.346, SLG: 0.552 (1, 10)	WP			FC5-4		FC6-4				4	1	3	1	1	0	2				
Dean Palmer, R OBP: 0.343, SLG: 0.496 Dusty Allen, R OBP: 0.167, SLG: 0.125 (1, 3) (7, 3)	K		FC5-4			E4			G5-3	4	1	0	0	0	2	5				
Damion Easley, R OBP: 0.398, SLG: 0.429 (1, 4)		G3				G4-6-3				5	0	3	2	0	0	1				
Deivi Cruz, R OBP: 0.309, SLG: 0.426 (1, 6)		P4		G6-3		L1			FC6-4	4	0	0	0	1	0	4				
Brad Ausmus, R OBP: 0.354, SLG: 0.359 Javier Cardona, R OBP: 0.241, SLG: 0.321 (1, 2) (7, PH) (8, 2)	HR								E9	3	2	3	0	0	0	0				
Jose Macias, S OBP: 0.336, SLG: 0.391 (1, 5)	HR			F9		FC6-4			G4-6-3	4	1	0	0	1	0	6				
<b>Inning Stats</b>	R: 1 E: 0 K: 2 S: 15	H: 2 LOB: 1 BB: 0 P: 26	R: 3 E: 0 K: 1 S: 16	H: 2 LOB: 0 BB: 1 P: 28	R: 1 E: 0 K: 0 S: 10	H: 2 LOB: 1 BB: 0 P: 20	R: 1 E: 0 K: 1 S: 10	H: 1 LOB: 1 BB: 1 P: 18	R: 1 E: 1 K: 0 S: 15	H: 2 LOB: 2 BB: 1 P: 24	R: 2 E: 0 K: 1 S: 9	H: 3 LOB: 3 BB: 1 P: 17	R: 1 E: 0 K: 0 S: 16	H: 3 LOB: 1 BB: 1 P: 31	R: 0 E: 2 K: 0 S: 11	H: 2 LOB: 1 BB: 0 P: 19	1B: 11 2B: 4 3B: 0 HR: 2	SF: 1 SAC: 0 DP: 3 HBP: 1	WP: 1 PB: 0 SB: 2 CS: 0	PA: 45
<b>PITCHER</b>	IP WLS BF H R ER SO BB IBB HBP BLK WP HR S P ERA WHIP																			
Tim Hudson, R ERA: 4.98 (1, 1)	3.2 L 20 7 6 5 3 2 0 0 0 0 1 2 48 87 12.27 2.455																			
Omar Olivares, R ERA: 6.64 (4, 1)	4.1 25 10 4 4 2 3 0 1 0 0 0 54 96 8.31 3.000																			



Batter	1	2	3	4	5	6	7	8	9	AB	R	H	RBI	BB	SO	LOB	TOP										
Ryan Christenson, R OBP: 0.359, SLG: 0.395 (1, 7)	G4-3		G6-3 1B		G4-3 1B		G6-3		P4	5	1	2	0	0	0	0											
Terrence Long, L OBP: 0.342, SLG: 0.461 (1, 8)	BB 1B		G6-3 1-2		G2-3 1-2		F8		G6-3	5	0	1	0	0	0	2											
Ben Grieve, L OBP: 0.363, SLG: 0.512 (1, 10)	K		BB 1B		G4-3 2-3			4-1 2B BB	K	4	1	1	0	1	2	2											
Mike Stanley, R OBP: 0.351, SLG: 0.431 (1, 3)	1-2 BB		1-2 BB		1-2 1B			0-0 1B 1-H 2B		2	1	2	2	2	0	0											
Matt Stairs, L OBP: 0.316, SLG: 0.409 Adam Platt, R OBP: 0.354, SLG: 0.558 (8, PH) (8, 5)	F7		G3		F8			0-1 FC5-4 1B 2-3 1B		3	0	0	0	0	0	5											
Miguel Tejada, R OBP: 0.348, SLG: 0.479 (1, 6)		1-3 K		0-2 1B		0-1 F2		1-1 FC5-4 1B 1-2 3-H 1B		4	0	2	1	0	1	0											
3 Eric Chavez, L OBP: 0.348, SLG: 0.484 Ramon Hernandez, R OBP: 0.301, SLG: 0.382 (8, PH) (8, 2)		0-0 G1-3 1B		2-3 K		2-1 G4-3		1-3 K		3	0	1	0	0	1	1											
Frank Menechino, R OBP: 0.317, SLG: 0.434 (1, 4)		0-0 G1-3		1-0 F9		1-2 G2-3		1-2 FC5-4 1-2 2-3		4	0	0	0	0	0	4											
Sal Fasano, R OBP: 0.286, SLG: 0.419 Jeremy Giambi, L OBP: 0.317, SLG: 0.370 (8, PH) (8, 9)		3-3 K		0-0 P4		1-3 K		0-1 G4-3		3	0	0	0	0	2	2											
<b>Inning Stats</b>	R: 0 E: 0 K: 1 S: 11	H: 1 LOB: 2 BB: 1 P: 22	R: 0 E: 0 K: 2 S: 8	H: 1 LOB: 1 BB: 0 P: 12	R: 0 E: 0 K: 1 S: 11	H: 2 LOB: 2 BB: 1 P: 23	R: 0 E: 0 K: 1 S: 10	H: 1 LOB: 1 BB: 0 P: 13	R: 1 E: 0 K: 0 S: 9	H: 2 LOB: 1 BB: 0 P: 13	R: 0 E: 0 K: 0 S: 7	H: 0 LOB: 0 BB: 0 P: 10	R: 0 E: 0 K: 1 S: 8	H: 0 LOB: 0 BB: 0 P: 12	R: 2 E: 0 K: 1 S: 15	H: 3 LOB: 2 BB: 1 P: 22	R: 0 E: 0 K: 1 S: 5	H: 0 LOB: 0 BB: 0 P: 7	1B: 9 2B: 1 3B: 0 HR: 0	SF: 0 SAC: 0 DP: 1 HBP: 0	WP: 0 PB: 0 SB: 0 CS: 0	PA: 39					
<b>PITCHER</b>	IP	WLS	BF	H	R	ER	SO	BB	IBB	HBP	BLK	WP	HR	S	P	ERA	WHIP										
Brian Moehler, R ERA: 4.16 (1, 1)	7.0	W	30	7	2	2	5	3	0	0	0	0	0	65	110	2.57	1.429										
Nelson Cruz, R ERA: 2.05 (8, 1)	0.0		1	1	0	0	0	0	0	0	0	0	0	1	1	∞	∞										
C.J. Nitkowski, L ERA: 5.32 (8, 1)	0.0		2	2	1	1	0	0	0	0	0	0	0	4	5	∞	∞										
Danny Patterson, R ERA: 3.06 (8, 1)	1.0	H	3	0	0	0	1	0	0	0	0	0	0	9	11	0.00	0.000										
Todd Jones, R ERA: 3.11 (9, 1)	1.0	S	3	0	0	0	1	0	0	0	0	0	0	5	7	0.00	0.000										

Oakland Athletics @ Detroit Tigers  
Comerica Park, Detroit, MI  
Sat Aug 19 2000, 5:05 PM EDT  
Att: 38,628 - Cloudy - 71 F

AB	36
R	3
H	10
RBI	3
BB	3
SO	7
LOB	20



Batter	1	2	3	4	5	6	7	8	9	AB	R	H	RBI	BB	SO	LOB	BOTTOM										
Damon Easley, R OBP: 0.363, SLG: 0.425 (1, 4)	K	P4		P4			SH3-4			3	0	0	0	0	1	1											
Juan Encarnacion, R OBP: 0.336, SLG: 0.438 (1, 8)	K	CS 1B			F8		G6-3			4	0	1	0	0	1	1											
Bobby Higginson, L OBP: 0.374, SLG: 0.547 (1, 10)	BB 3B 1B	CS 1-2	2-2 2B		3-3 K		G1-4-3			4	1	2	0	0	1	1											
Juan Gonzalez, R OBP: 0.345, SLG: 0.548 (1, 9)	BB 3B 1B		2-3 K		3-0 P4			1-2 F9		4	1	1	0	0	1	1											
Dean Palmer, R OBP: 0.342, SLG: 0.492 (1, 5)	1-2 2-3 3B BB		1-1 L5		1-0 F8			1-1 G3-1		3	1	0	0	1	0	1											
Wendell Magee, R OBP: 0.338, SLG: 0.472 (1, 7)	1-H 2-H 3-H 2B 3B		1-2 G5-3		0-2 F9			1-0 F7		4	1	1	3	0	0	1											
Deivi Cruz, R OBP: 0.314, SLG: 0.437 (1, 6)		0-1 2B		1-0 2B		1-1 2B				3	0	3	1	0	0	0											
Brad Ausmus, R OBP: 0.351, SLG: 0.357 (1, 2)	3-H G5-3		1-2 F8		2-2 F8		0-1 F8			3	0	0	0	0	0	3											
Shane Halter, R OBP: 0.291, SLG: 0.348 (1, 3)		3-2 F9		2-3 K		1-1 SH3-4 1B				3	0	1	0	0	1	1											
<b>Inning Stats</b>	R: 4 E: 0 K: 2 S: 19	H: 4 LOB: 1 BB: 1 P: 29	R: 0 E: 0 K: 0 S: 9	H: 1 LOB: 0 BB: 0 P: 14	R: 0 E: 0 K: 1 S: 12	H: 1 LOB: 1 BB: 0 P: 18	R: 0 E: 0 K: 1 S: 13	H: 1 LOB: 0 BB: 0 P: 20	R: 0 E: 0 K: 0 S: 6	H: 0 LOB: 0 BB: 0 P: 12	R: 0 E: 0 K: 0 S: 8	H: 1 LOB: 1 BB: 0 P: 10	R: 0 E: 0 K: 0 S: 7	H: 1 LOB: 1 BB: 0 P: 11	R: 0 E: 0 K: 0 S: 6	H: 0 LOB: 0 BB: 0 P: 9	1B: 4 2B: 4 3B: 1 HR: 0	SF: 0 SAC: 1 DP: 0 HBP: 0	WP: 0 PB: 0 SB: 0 CS: 1	PA: 34							
<b>PITCHER</b>	IP	WLS	BF	H	R	ER	SO	BB	IBB	HBP	BLK	WP	HR	S	P	ERA	WHIP										
Barry Zito, L ERA: 3.62 (7, 1)	6.0	L	27	9	4	4	5	1	0	0	0	0	0	69	106	6.00	1.667										
Jeff Tam, R ERA: 2.5 (7, 1)	0.2		2	0	0	0	0	0	0	0	0	0	0	2	4	0.00	0.000										
Mike Magnante, L ERA: 4.7 (7, 1)	0.1		1	0	0	0	0	0	0	0	0	0	0	3	4	0.00	0.000										
Jim Mecir, R ERA: 2.92 (8, 1)	1.0		3	0	0	0	0	0	0	0	0	0	0	6	9	0.00	0.000										

Oakland Athletics @ Detroit Tigers  
Comerica Park, Detroit, MI  
Sat Aug 19 2000, 5:05 PM EDT  
Att: 38,628 - Cloudy - 71 F

AB	31
R	4
H	9
RBI	4
BB	1
SO	5
LOB	10





Batter	1	2	3	4	5	6	7	8	9	10	11	AB	R	H	RBI	BB	SO	LOB	TOP			
Terrence Long, L OBP: 0.339, SLG: 0.456 (1, 8)	F8		2B	F8		G4-3			G6-3	G4-3		6	1	1	0	0	0	4				
Miguel Tejada, R OBP: 0.346, SLG: 0.477 (1, 6)	G3		F7	F9			G6-3		E4		K	6	0	1	0	0	1	2				
Ben Grievie, L OBP: 0.367, SLG: 0.517 Jeremy Giambi, L OBP: 0.317, SLG: 0.370 (11, PR)	G3		2B		G1-3						BB	5	1	3	1	1	0	1				
Mike Stanley, R OBP: 0.351, SLG: 0.433 (1, 3)	F9		2B		F7				F8		BB	6	0	2	1	0	0	4				
Matt Stairs, L OBP: 0.316, SLG: 0.406 (1, 9)		F7	G4-3						G4-3			5	0	1	0	1	0	4				
Adam Platt, R OBP: 0.340, SLG: 0.543 Ryan Christenson, R OBP: 0.353, SLG: 0.358 (8, 7)					FC6-4							4	0	1	0	0	2	1				
3 Eric Chavez, L OBP: 0.350, SLG: 0.481 (1, 5)	F8											4	1	1	0	2	1	1				
Frank Menechino, R OBP: 0.317, SLG: 0.425 (1, 4)												5	1	1	0	1	2	5				
Ramon Hernandez, R OBP: 0.306, SLG: 0.399 (1, 2)			F9									5	0	3	2	0	0	1				
<b>Inning Stats</b>	R: 0 E: 0 K: 0 S: 8	H: 1 LOB: 1 BB: 0 P: 12	R: 0 E: 0 K: 1 S: 9	H: 1 LOB: 1 BB: 0 P: 16	R: 2 E: 0 K: 0 S: 17	H: 3 LOB: 1 BB: 0 P: 27	R: 2 E: 0 K: 1 S: 13	H: 3 LOB: 1 BB: 0 P: 19	R: 0 E: 0 K: 0 S: 8	H: 1 LOB: 1 BB: 0 P: 14	R: 0 E: 1 K: 2 S: 13	H: 0 LOB: 1 BB: 1 P: 23	R: 0 E: 1 K: 0 S: 9	H: 0 LOB: 2 BB: 1 P: 22	R: 0 E: 0 K: 1 S: 12	H: 1 LOB: 2 BB: 1 P: 21	R: 1 E: 0 K: 2 S: 23	H: 2 LOB: 3 BB: 2 P: 39	1B: 9 2B: 5 3B: 0 HR: 0	SF: 0 SAC: 0 DP: 0 HBP: 0	WP: 1 PB: 0 SB: 0 CS: 0	PA: 53
<b>PITCHER</b>	IP WLS BF H R ER SO BB IBB HBP BLK WP HR S P ERA WHIP	<b>PITCHER</b>										IP WLS BF H R ER SO BB IBB HBP BLK WP HR S P ERA WHIP										
Willie Blair, R ERA: 4.91 (1, 1)	6.1	1.2	6	0	0	0	2	1	0	0	0	0	0	0	17	32	0.00	0.600				
Matt Anderson, R ERA: 3.88 (7, 1)	1.2	3	0	0	0	0	1	0	0	0	0	0	0	5	14	0.00	3.000					
C.J. Nitkowski, L ERA: 5.3 (9, 1)	0.1	7	1	0	0	1	1	0	0	0	0	0	0	16	29	0.00	1.200					
Todd Jones, R ERA: 3.0 Nelson Cruz, R ERA: 2.27 (11, 1)	1.0	L	7	2	1	1	2	2	0	0	0	1	0	23	39	9.00	4.000					

Oakland Athletics @ Detroit Tigers  
Comerica Park, Detroit, MI  
Sun Aug 20 2000, 1:05 PM EDT  
Att: 39,442 - Sunny - 68 F

AB 48  
R 5  
H 14  
RBI 4  
BB 5  
SO 7  
LOB 26



Batter	1	2	3	4	5	6	7	8	9	10	11	AB	R	H	RBI	BB	SO	LOB	BOTTOM			
Billy McMillon, L OBP: 0.417, SLG: 0.548 (1, 9)	G4-3		F9						G4-6-3		F7	6	1	2	0	0	1	3				
Juan Encarnacion, R OBP: 0.336, SLG: 0.437 Wendell Magee, R OBP: 0.333, SLG: 0.465 (8, PR)	G4-3		E5								G5-3	4	0	1	0	0	1	2				
Bobby Higginson, L OBP: 0.375, SLG: 0.544 (1, 7)	G3-1											4	0	1	0	1	0	2				
Juan Gonzalez, R OBP: 0.344, SLG: 0.544 (1, 10)												5	0	1	0	0	2	4				
Dean Palmer, R OBP: 0.342, SLG: 0.497 (1, 3)												4	1	1	3	1	1	0				
Damion Easley, R OBP: 0.383, SLG: 0.426 (1, 4)												4	1	1	0	1	0	3				
Deivi Cruz, R OBP: 0.313, SLG: 0.437 (1, 6)												5	0	1	1	0	0	5				
Jose Macias, S OBP: 0.346, SLG: 0.390 (1, 5)												3	0	1	0	2	0	1				
Javier Cardona, R OBP: 0.229, SLG: 0.300 Rich Becker, L OBP: 0.395, SLG: 0.400 Brad Ausmus, R OBP: 0.352, SLG: 0.357 (8, 2)												2	0	0	0	0	0	1				
<b>Inning Stats</b>	R: 0 E: 0 K: 0 S: 5	H: 1 LOB: 0 BB: 0 P: 9	R: 1 E: 0 K: 2 S: 16	H: 1 LOB: 1 BB: 1 P: 28	R: 0 E: 1 K: 0 S: 12	H: 0 LOB: 2 BB: 1 P: 24	R: 0 E: 0 K: 0 S: 6	H: 0 LOB: 0 BB: 0 P: 9	R: 0 E: 0 K: 2 S: 11	H: 1 LOB: 1 BB: 1 P: 20	R: 3 E: 0 K: 1 S: 20	H: 4 LOB: 2 BB: 0 P: 26	R: 0 E: 0 K: 0 S: 3	H: 0 LOB: 0 BB: 1 P: 10	R: 0 E: 0 K: 0 S: 13	H: 2 LOB: 3 BB: 1 P: 22	R: 0 E: 0 K: 0 S: 8	H: 1 LOB: 1 BB: 0 P: 11	1B: 7 2B: 2 3B: 0 HR: 1	SF: 0 SAC: 0 DP: 2 HBP: 0	WP: 0 PB: 0 SB: 1 CS: 0	PA: 47
<b>PITCHER</b>	IP WLS BF H R ER SO BB IBB HBP BLK WP HR S P ERA WHIP	<b>PITCHER</b>										IP WLS BF H R ER SO BB IBB HBP BLK WP HR S P ERA WHIP										
Kevin Appier, R ERA: 4.02 (8, 1)	7.0	B	7	4	3	3	4	0	0	0	0	1	20	26	27.00	4.000						
Jason Isringhausen, R ERA: 3.4 (9, 1)	2.0	W	9	2	0	0	0	1	1	0	0	0	0	16	32	0.00	1.500					
Mike Niekante, L ERA: 4.6 Jeff Tam, R ERA: 2.78 (11, 1)	0.2	H	3	1	0	0	0	0	0	0	0	0	0	5	8	0.00	1.500					

Oakland Athletics @ Detroit Tigers  
Comerica Park, Detroit, MI  
Sun Aug 20 2000, 1:05 PM EDT  
Att: 39,442 - Sunny - 68 F

AB 42  
R 4  
H 10  
RBI 4  
BB 5  
SO 5  
LOB 24





Batter	1	2	3	4	5	6	7	8	9	AB	R	H	RBI	BB	SO	LOB	TOP								
Terrence Long, L (1, 8) OBP: 0.336, SLG: 0.452	G4-3		L7			G4-3-6		G3		4	0	0	0	0	0	2									
Miguel Tejada, R (1, 6) OBP: 0.345, SLG: 0.475	F8					G5-3			1B	4	0	1	0	0	0	0									
Ben Grieve, L (1, 10) OBP: 0.364, SLG: 0.513	K					G3-1		K		4	0	0	0	0	3	1									
Mike Stanley, R (1, 3) OBP: 0.349, SLG: 0.430		F8				G6-3			F8	4	0	1	0	0	0	1									
Matt Stairs, L (1, 9) OBP: 0.313, SLG: 0.402		K					K		K	4	0	0	0	0	3	2									
Jeremy Giambi, L (1, 7) OBP: 0.337, SLG: 0.370						G3				3	0	1	0	0	1	0									
Ryan Christenson, R (7, PR) OBP: 0.353, SLG: 0.388										0	0	0	0	0	0	0									
Ramon Hernandez, R (1, 2) OBP: 0.303, SLG: 0.385				G4-3			K		G5-3	3	0	0	0	0	1	2									
3 Eric Chavez, L (1, 5) OBP: 0.352, SLG: 0.485									F5	3	1	2	0	0	0	0									
Frank Menechino, R (1, 4) OBP: 0.311, SLG: 0.415				L4					K	3	0	0	0	0	2	2									
<b>Inning Stats</b>	R: 0 H: 0 E: 0 K: 1 S: 9	H: 0 LOB: 0 BB: 0 P: 15	R: 0 H: 0 E: 0 K: 2 S: 8	H: 0 LOB: 0 BB: 0 P: 13	R: 0 H: 1 E: 0 K: 0 S: 10	H: 1 LOB: 1 BB: 0 P: 14	R: 0 H: 0 E: 0 K: 0 S: 8	H: 0 LOB: 0 BB: 0 P: 14	R: 0 H: 0 E: 0 K: 2 S: 12	H: 0 LOB: 0 BB: 0 P: 18	R: 1 H: 1 E: 0 K: 1 S: 9	H: 1 LOB: 0 BB: 0 P: 15	R: 0 H: 2 E: 0 K: 1 S: 13	H: 2 LOB: 2 BB: 0 P: 22	R: 0 H: 0 E: 0 K: 1 S: 8	H: 0 LOB: 0 BB: 0 P: 10	R: 0 H: 1 E: 0 K: 2 S: 11	H: 1 LOB: 1 BB: 0 P: 18	1B: 4 2B: 1 3B: 0 HR: 0	SF: 0 SAC: 0 DP: 1 HBP: 0	WP: 0 PB: 1 SB: 0 CS: 0	PA: 32			
<b>PITCHER</b>	IP	WLS	BF	H	R	ER	SO	BB	IBB	HBP	BLK	WP	HR	S	P	ERA	WHIP								
Steve Sparks, R (1, 1) ERA: 3.63	6.2	W	24	4	1	0	7	0	0	0	0	0	0	68	110	0.00	0.600								
Danny Patterson, R (7, 1) ERA: 2.99	1.1	H	4	0	0	0	1	0	0	0	0	0	0	9	11	0.00	0.000								
Todd Jones, R (9, 1) ERA: 2.94	1.0	S	4	1	0	0	2	0	0	0	0	0	0	11	18	0.00	1.000								

Oakland Athletics @ Detroit Tigers  
Comerica Park, Detroit, MI  
Mon Aug 21 2000, 7:05 PM EDT  
Att: 30,135 - Cloudy - 69 F

AB 32  
R 1  
H 5  
RBI 0  
BB 0  
SO 10  
LOB 10



Batter	1	2	3	4	5	6	7	8	9	AB	R	H	RBI	BB	SO	LOB	BOTTOM								
Damon Easley, R (1, 4) OBP: 0.367, SLG: 0.429	FC4-6 BB		G6-3							3	0	2	0	1	0	0									
Juan Encarnacion, R (1, 8) OBP: 0.331, SLG: 0.432	K		F9			L4		G6-3		4	0	0	0	0	1	3									
Bobby Higginson, L (1, 7) OBP: 0.372, SLG: 0.539	FC4-6 BB 1B		E4			P4		F2		4	1	0	0	0	0	2									
Juan Gonzalez, R (1, 10) OBP: 0.348, SLG: 0.545	1B BB					G6-3			FC4-6 1B	3	0	2	0	1	0	0									
Dean Palmer, R (1, 5) OBP: 0.342, SLG: 0.495			K2-3			K		FC4-6		4	0	1	1	0	2	3									
Wendell Magee, R (1, 9) OBP: 0.331, SLG: 0.459	F5							K		4	1	1	0	0	2	3									
Deivi Cruz, R (1, 6) OBP: 0.312, SLG: 0.437		P4				G5-3			L9	4	1	1	1	0	0	1									
Brad Ausmus, R (1, 2) OBP: 0.352, SLG: 0.357		G5-3				G5-3				3	0	1	1	0	0	0									
Shane Halter, R (1, 3) OBP: 0.287, SLG: 0.343						G6-3			B1-3	3	0	0	0	0	1	1									
<b>Inning Stats</b>	R: 1 H: 1 E: 0 K: 1 S: 13	H: 1 LOB: 2 BB: 2 P: 25	R: 0 H: 0 E: 0 K: 1 S: 8	H: 0 LOB: 0 BB: 0 P: 13	R: 0 H: 1 E: 1 K: 1 S: 11	H: 1 LOB: 2 BB: 0 P: 20	R: 0 H: 0 E: 0 K: 1 S: 7	H: 0 LOB: 0 BB: 0 P: 10	R: 0 H: 0 E: 0 K: 0 S: 7	H: 0 LOB: 0 BB: 0 P: 14	R: 2 H: 3 E: 0 K: 1 S: 16	H: 3 LOB: 1 BB: 0 P: 27	R: 0 H: 1 E: 0 K: 0 S: 7	H: 1 LOB: 0 BB: 0 P: 10	R: 0 H: 1 E: 0 K: 1 S: 13	H: 1 LOB: 1 BB: 0 P: 17	R: 0 H: 1 E: 0 K: 2 S: 11	H: 1 LOB: 1 BB: 0 P: 18	1B: 7 2B: 1 3B: 0 HR: 0	SF: 0 SAC: 0 DP: 1 HBP: 0	WP: 0 PB: 0 SB: 0 CS: 0	PA: 34			
<b>PITCHER</b>	IP	WLS	BF	H	R	ER	SO	BB	IBB	HBP	BLK	WP	HR	S	P	ERA	WHIP								
Mark Mulder, L (1, 1) ERA: 5.39	5.2	L	26	6	3	3	5	2	0	0	0	0	0	61	107	4.76	1.412								
Doug Jones, R (6, 1) ERA: 4.26	2.1		8	2	0	0	1	0	0	0	0	0	0	21	29	0.00	0.857								

Oakland Athletics @ Detroit Tigers  
Comerica Park, Detroit, MI  
Mon Aug 21 2000, 7:05 PM EDT  
Att: 30,135 - Cloudy - 69 F

AB 32  
R 3  
H 8  
RBI 3  
BB 2  
SO 6  
LOB 13













Batter	1	2	3	4	5	6	7	8	9	AB	R	H	RBI	BB	SO	LOB	TOP										
Terrence Long, L OBP: 0.339, SLG: 0.462	P3	HR	1B		2B	G3-1			P4	6	2	3	6	0	0	2	<b>Oakland Athletics @ Cleveland Indians</b> Jacobs Field, Cleveland, OH Thu Aug 24 2000, 7:05 PM EDT Att: 43,276 - Sunny - 74 F										
Randy Velarde, R OBP: 0.361, SLG: 0.414	F9	G6-3	K		F7		G3		BB	5	0	0	0	1	1	4											
Jason Giambi, L OBP: 0.464, SLG: 0.612 Adam Platt, R OBP: 0.361, SLG: 0.544	FC6-4	1B	K		2B				K	3	0	2	2	2	1	2											
Mike Stanley, R OBP: 0.343, SLG: 0.417	FC6-4	F9		K	K				P4	5	0	0	0	0	2	4											
Ben Grievie, L OBP: 0.366, SLG: 0.510 Ryan Christenson, R OBP: 0.356, SLG: 0.385		1B HBP BB 1B	G3-1	S BB		F8			K	3	1	1	0	1	0	0											
Miguel Tejada, R OBP: 0.348, SLG: 0.473	BB 1B HR HBP	1B 3 E 1B	1B	F8	1B BB				K	3	3	1	0	1	1	1											
Matt Stairs, L OBP: 0.319, SLG: 0.402	HR BB 1B	HR BB 1B	1B	F9	1B				F9	5	2	3	0	0	0	1											
3 Eric Chavez, L OBP: 0.349, SLG: 0.479	K	K	E2 1B		G4-3				F8	5	1	1	1	0	1	4											
Sal Fasano, R OBP: 0.290, SLG: 0.413	HR BB	K 1B			1B				F8	4	2	1	1	1	2	4											
<b>Inning Stats</b>	R: 0 E: 0 K: 1 S: 8	H: 0 LOB: 1 BB: 1 P: 17	R: 5 E: 0 K: 1 S: 14	H: 4 LOB: 1 BB: 1 P: 24	R: 3 E: 1 K: 3 S: 17	H: 3 LOB: 2 BB: 0 P: 30	R: 0 E: 0 K: 1 S: 8	H: 0 LOB: 1 BB: 1 P: 16	R: 2 E: 0 K: 1 S: 14	H: 3 LOB: 2 BB: 1 P: 21	R: 1 E: 0 K: 1 S: 17	H: 2 LOB: 2 BB: 1 P: 30	R: 0 E: 0 K: 1 S: 11	H: 0 LOB: 0 BB: 1 P: 19	R: 0 E: 0 K: 1 S: 8	H: 0 LOB: 1 BB: 0 P: 11		R: 0 E: 0 K: 1 S: 9	H: 0 LOB: 1 BB: 1 P: 13	1B: 10 2B: 1 3B: 0 HR: 1	SF: 0 SAC: 0 DP: 0 HBP: 1	WP: 1 PB: 0 SB: 1 CS: 0	PA: 48				
<b>PITCHER</b>	IP	WLS	BF	H	R	ER	SO	BB	IBB	HBP	BLK	WP	HR	S	P	ERA	WHIP										
Steve Woodard, R ERA: 6.13	2.1	L	18	6	3	2	2	0	1	0	0	1	1	30	56	27.00	3.429										
Jamie Brewington, R ERA: 4.97	3.0		17	6	3	3	4	2	0	0	0	0	0	42	74	9.00	2.667										
Steve Reed, R ERA: 4.74	1.2		6	0	0	0	2	1	0	0	0	0	0	17	27	0.00	0.600										
Justin Speier, R ERA: 2.94	1.0		3	0	0	0	1	0	0	0	0	0	0	8	11	0.00	0.000										
Ricardo Rincon, L ERA: 0.94	1.0		4	0	0	0	1	1	0	0	0	0	0	9	13	0.00	1.000										

Batter	1	2	3	4	5	6	7	8	9	AB	R	H	RBI	BB	SO	LOB	BOTTOM										
Kenny Lofton, L OBP: 0.358, SLG: 0.415 Jolbert Cabrera, R OBP: 0.304, SLG: 0.322	SH5-3 BB 1B BB	F8		P6-3			1B	FC6-4	FC5	2	1	0	0	1	0	2	<b>Oakland Athletics @ Cleveland Indians</b> Jacobs Field, Cleveland, OH Thu Aug 24 2000, 7:05 PM EDT Att: 43,276 - Sunny - 74 F										
Omar Vizquel, S OBP: 0.380, SLG: 0.381 John McDonald, R ERA: 4.97	SH5-3 BB 1B	K			K			FC1-6	F8	2	1	0	0	1	2	0											
Roberto Alomar, S OBP: 0.352, SLG: 0.436 Bill Selby, L OBP: 0.269, SLG: 0.280	SH5-3		WP		2B					2	0	2	0	0	0	0											
Manny Ramirez, R OBP: 0.445, SLG: 0.681	BB 1B IBB		K		2B				F8	4	1	2	0	1	1	1											
Travis Fryman, R OBP: 0.402, SLG: 0.528 Einar Diaz, R OBP: 0.316, SLG: 0.404	K		P4		2B				BB 1B	3	0	0	0	0	1	6											
David Segui, S OBP: 0.396, SLG: 0.520	BB 1B		F8		K				BB 1B	4	1	2	2	1	1	3											
Jim Thome, L OBP: 0.416, SLG: 0.587	FC6-4 BB			P6-3 BB BB					1B BB	1	1	0	1	4	0	0											
Wil Cordero, R OBP: 0.329, SLG: 0.475	FC6-4			K					FC5 1B	5	0	1	1	0	2	8											
Sandy Alomar Jr., R OBP: 0.336, SLG: 0.431		G6-3			BB				FC5 1B	4	0	2	1	1	0	1											
<b>Inning Stats</b>	R: 2 E: 0 K: 1 S: 14	H: 1 LOB: 3 BB: 4 P: 33	R: 0 E: 0 K: 1 S: 8	H: 0 LOB: 0 BB: 0 P: 8	R: 0 E: 0 K: 1 S: 11	H: 1 LOB: 1 BB: 0 P: 18	R: 0 E: 0 K: 1 S: 9	H: 0 LOB: 2 BB: 2 P: 22	R: 0 E: 1 K: 2 S: 15	H: 2 LOB: 2 BB: 0 P: 26	R: 0 E: 0 K: 0 S: 6	H: 0 LOB: 0 BB: 0 P: 11	R: 2 E: 1 K: 3 S: 22	H: 2 LOB: 3 BB: 2 P: 34	R: 0 E: 0 K: 0 S: 13	H: 1 LOB: 1 BB: 0 P: 19		R: 3 E: 1 K: 0 S: 21	H: 4 LOB: 2 BB: 1 P: 35	1B: 9 2B: 3 3B: 0 HR: 0	SF: 0 SAC: 1 DP: 2 HBP: 0	WP: 1 PB: 0 SB: 0 CS: 0	PA: 47				
<b>PITCHER</b>	IP	WLS	BF	H	R	ER	SO	BB	IBB	HBP	BLK	WP	HR	S	P	ERA	WHIP										
Barry Zito, L ERA: 3.48	6.2	W	30	5	3	2	8	5	1	0	0	1	0	72	128	2.70	1.500										
Jeff Tam, R ERA: 2.7	1.1		9	2	1	0	1	2	0	0	0	0	0	26	43	0.00	3.000										
Jason Iringhausen, R ERA: 3.65	0.2		7	4	3	3	0	1	0	0	0	0	0	17	29	40.50	7.500										
Jim Mecir, R ERA: 3.23	0.1	S	1	0	0	0	0	0	0	0	0	0	0	4	6	0.00	0.000										





Batter	1	2	3	4	5	6	7	8	9	AB	R	H	RBI	BB	SO	LOB	TOP				
Luis Polonia, L OBP: 0.334, SLG: 0.421	1-0 P6		4-0 BB			1-0 G4-3		2-1 B5-3		3	0	0	0	1	0	0					
2 Derek Jeter, R OBP: 0.390, SLG: 0.466	2-2 G1-3		2-3 K			2-1 G6-3		4-1 DI BB		3	0	0	0	1	1	1					
David Justice, L OBP: 0.379, SLG: 0.597	1-3 K			2-2 G4-3		4-0 BB		3-2 G4-3		3	0	0	0	1	1	1					
Glenallen Hill, R OBP: 0.344, SLG: 0.632		3-3 K		2-3 K		0-1 F3			2-3 K	4	0	0	0	0	3	1					
Tino Martinez, L OBP: 0.341, SLG: 0.430		4-1 20 1B BB		1-3 K			2-1 E1 20 WP 20 G3-1 1B		0-0 1B	3	1	2	0	1	1	0					
20 Jorge Posada, S OBP: 0.436, SLG: 0.550		0-2 G6-4-3 1B			1-3 K		3-2 G3-1		2-1 F9	4	0	1	1	0	1	1					
Luis Sojo, R OBP: 0.328, SLG: 0.445		1-2 G6-4-3 1-2			2-1 FC4-6 1B		1-1 F9		0-0 G1-3	4	0	1	0	0	0	3					
Jose Vizcaino, S OBP: 0.302, SLG: 0.287			0-1 CS 1B		1-1 FC4-6 1-2		2-1 F7			3	0	1	0	0	0	1					
Clayton Kershaw, R OBP: 0.315, SLG: 0.400			3-3 K 1-2		2-3 K			2-0 G3-1		3	0	0	0	0	2	2					
<b>Inning Stats</b>	R: 0 E: 0 K: 1 S: 7	H: 0 LOB: 0 BB: 0 P: 11	R: 0 E: 0 K: 1 S: 10	H: 1 LOB: 1 BB: 1 P: 18	R: 0 E: 0 K: 2 S: 10	H: 0 LOB: 0 BB: 0 P: 15	R: 0 E: 0 K: 2 S: 10	H: 1 LOB: 1 BB: 0 P: 16	R: 0 E: 0 K: 0 S: 5	H: 0 LOB: 0 BB: 1 P: 12	R: 1 E: 1 K: 0 S: 10	H: 1 LOB: 0 BB: 0 P: 18	R: 0 E: 0 K: 1 S: 7	H: 0 LOB: 1 BB: 1 P: 18	R: 0 E: 0 K: 1 S: 8	H: 1 LOB: 1 BB: 0 P: 12	1B: 5 2B: 0 3B: 0 HR: 0	SF: 0 SAC: 0 DP: 1 HBP: 0	WP: 1 PB: 0 SB: 0 CS: 1	PA: 34	
<b>PITCHER</b>	IP	WLS	BF	H	R	ER	SO	BB	IBB	HBP	BLK	WP	HR	S	P	ERA	WHIP				
Kevin Appier, R ERA: 4.39	(1, 1)	8.0	W	30	4	1	0	8	4	0	0	0	0	69	127	0.00	1.000				
Mike Magnante, L ERA: 4.32	(9, 1)	1.0		4	1	0	0	1	0	0	0	0	0	8	12	0.00	1.000				

New York Yankees @ Oakland Athletics  
Network Associates Coliseum, Oakland, CA  
Fri Aug 25 2000, 9:05 PM EDT  
Att: 47,773 - Sunny - 71 F

AB 30  
R 1  
H 5  
RBI 1  
BB 4  
SO 9  
LOB 10



Batter	1	2	3	4	5	6	7	8	9	AB	R	H	RBI	BB	SO	LOB	BOTTOM				
Terrence Long, L OBP: 0.338, SLG: 0.461	3-3 K		0-1 BB 1B 2B	0-1 G3		2-1 L7		1-3 K		5	1	1	0	0	2	1					
Randy Velarde, R OBP: 0.383, SLG: 0.413	0-2 F8 BB 1B		1-1 BB 1B HBP	0-0 G5-3		1-0 G6-3				3	1	1	0	0	0	0					
Jason Giambi, L OBP: 0.466, SLG: 0.610	4-0 F8 BB		4-2 1B 3 2B BB	4-0 BB			1-0 F7			1	1	0	0	3	0	0					
Mike Stanley, R OBP: 0.338, SLG: 0.410	3-2 F8		0-1 L5	3-2 F7			0-0 F9			4	0	0	0	0	0	6					
Ben Griev, L OBP: 0.367, SLG: 0.516	3-3 K		3-2 BB 3 2B 1B		3-1 HR		0-3 K			4	2	2	3	0	2	2					
Ryan Christenson, R OBP: 0.356, SLG: 0.385			1-3 2-H 3-H							0	0	0	0	0	0	0					
Miguel Tejada, R OBP: 0.348, SLG: 0.473		0-1 G1-3	0-3 K	1-2 G5-3				1-2 2B 2B		4	1	1	0	0	1	2					
Matt Stairs, L OBP: 0.321, SLG: 0.409		3-1 HR	4-1 3 2B BB	3-3 K				3-3 K		3	2	1	1	1	2	1					
3 Eric Chavez, L OBP: 0.348, SLG: 0.479		2-1 G1-3	0-2 1-H 2-H 3-H	0-0 P6				2-3 K		4	0	1	3	0	1	1					
Ramon Hernandez, R OBP: 0.302, SLG: 0.390		0-0 F8	2-1 G5-3	0-1 F2				2-0 2B		4	0	1	1	0	0	1					
<b>Inning Stats</b>	R: 0 E: 0 K: 2 S: 13	H: 1 LOB: 2 BB: 1 P: 26	R: 1 E: 0 K: 0 S: 7	H: 1 LOB: 0 BB: 0 P: 12	R: 5 E: 0 K: 1 S: 20	H: 3 LOB: 1 BB: 2 P: 34	R: 0 E: 0 K: 0 S: 6	H: 0 LOB: 1 BB: 1 P: 13	R: 1 E: 0 K: 1 S: 9	H: 1 LOB: 0 BB: 0 P: 16	R: 0 E: 0 K: 0 S: 5	H: 0 LOB: 0 BB: 0 P: 8	R: 0 E: 0 K: 1 S: 5	H: 0 LOB: 0 BB: 0 P: 6	R: 1 E: 0 K: 3 S: 14	H: 2 LOB: 1 BB: 0 P: 23	1B: 2 2B: 4 3B: 0 HR: 2	SF: 0 SAC: 0 DP: 0 HBP: 1	WP: 0 PB: 0 SB: 0 CS: 0	PA: 37	
<b>PITCHER</b>	IP	WLS	BF	H	R	ER	SO	BB	IBB	HBP	BLK	WP	HR	S	P	ERA	WHIP				
David Cone, R ERA: 6.41	(1, 1)	3.0	L	18	5	6	3	3	0	1	0	0	0	40	72	18.00	2.667				
Randy Choate, L ERA: 2.13	(4, 1)	4.0		14	1	1	1	2	1	0	0	0	1	25	43	2.25	0.500				
Jason Grimsley, R ERA: 4.57	(8, 1)	1.0		5	2	1	1	3	0	0	0	0	0	14	23	9.00	2.000				

New York Yankees @ Oakland Athletics  
Network Associates Coliseum, Oakland, CA  
Fri Aug 25 2000, 9:05 PM EDT  
Att: 47,773 - Sunny - 71 F

AB 32  
R 8  
H 8  
RBI 8  
BB 4  
SO 8  
LOB 14





Batter	1	2	3	4	5	6	7	8	9	AB	R	H	RBI	BB	SO	LOB	TOP					
<b>2 Derek Jeter, R</b> OBP: 0.391, SLG: 0.466 (1, 6)										4	1	2	1	0	2	2	<b>New York Yankees @ Oakland Athletics</b> Network Associates Coliseum, Oakland, CA Sat Aug 26 2000, 4:05 PM EDT Att: 43,099 - Sunny - 65 F					
<b>Luis Sojo, R</b> OBP: 0.333, SLG: 0.453 (1, 4)										5	1	3	1	0	0	0						
<b>Bernie Williams, S</b> OBP: 0.389, SLG: 0.578 (1, 8)										4	1	1	1	1	1	3						
<b>Glenallen Hill, R</b> OBP: 0.341, SLG: 0.623 (1, 10)										5	0	1	0	0	0	4						
<b>Jose Canseco, R</b> OBP: 0.395, SLG: 0.475 <b>David Justice, L</b> OBP: 0.378, SLG: 0.596 (6, 9)										4	1	1	1	0	1	3						
<b>Tino Martinez, L</b> OBP: 0.341, SLG: 0.428 (1, 3)										4	1	1	2	1	1	0						
<b>20 Jorge Posada, S</b> OBP: 0.435, SLG: 0.550 (1, 2)										4	1	1	1	1	0	1						
<b>Scott Brosius, R</b> OBP: 0.307, SLG: 0.379 (1, 5)										4	2	1	0	1	0	1						
<b>Clay Bellinger, R</b> OBP: 0.327, SLG: 0.442 (6, 7)										4	2	3	3	0	0	1						
<b>Inning Stats</b>	R: 3 E: 0 K: 1 S: 18	H: 4 LOB: 1 BB: 0 P: 25	R: 1 E: 0 K: 0 S: 11	H: 4 LOB: 2 BB: 0 P: 16	R: 2 E: 0 K: 1 S: 12	H: 2 LOB: 1 BB: 1 P: 23	R: 0 E: 0 K: 0 S: 5	H: 0 LOB: 1 BB: 1 P: 12	R: 3 E: 0 K: 0 S: 14	H: 2 LOB: 0 BB: 1 P: 20	R: 0 E: 0 K: 0 S: 7	H: 0 LOB: 0 BB: 0 P: 9	R: 1 E: 0 K: 2 S: 14	H: 1 LOB: 1 BB: 1 P: 25	R: 0 E: 0 K: 1 S: 13	H: 1 LOB: 1 BB: 0 P: 20		R: 0 E: 0 K: 0 S: 3	H: 0 LOB: 0 BB: 0 P: 5	1B: 9 2B: 2 3B: 2 HR: 1	SF: 1 SAC: 0 DP: 0 HBP: 0	WP: 1 PB: 0 SB: 1 CS: 0
<b>PITCHER</b>	IP	WLS	BF	H	R	ER	SO	BB	IBB	HBP	BLK	WP	HR	S	P	ERA	WHIP					
<b>Mark Mulder, L</b> ERA: 5.71 <b>Omar Olivares, R</b> ERA: 7.06 <b>Doug Jones, R</b> ERA: 4.14 <b>Jason Isringhausen, R</b> ERA: 3.77	2.0	L	16	10	6	6	1	1	0	0	0	0	1	34	50	27.00	5.500					

Batter	1	2	3	4	5	6	7	8	9	AB	R	H	RBI	BB	SO	LOB	BOTTOM					
<b>Terrence Long, L</b> OBP: 0.343, SLG: 0.465 (1, 8)										5	1	4	0	0	1	0	<b>New York Yankees @ Oakland Athletics</b> Network Associates Coliseum, Oakland, CA Sat Aug 26 2000, 4:05 PM EDT Att: 43,099 - Sunny - 65 F					
<b>Randy Velarde, R</b> OBP: 0.389, SLG: 0.408 <b>Frank Menechino, R</b> OBP: 0.335, SLG: 0.446 (8, 4)										4	0	0	0	0	3	4						
<b>Jason Giambi, L</b> OBP: 0.465, SLG: 0.607 (1, 10)										4	1	1	0	1	1	1						
<b>Mike Stanley, R</b> OBP: 0.336, SLG: 0.403 (1, 3)										4	0	0	0	0	2	2						
<b>Ben Grieve, L</b> OBP: 0.365, SLG: 0.511 (1, 7)										4	0	0	0	1	0	2						
<b>Miguel Tejada, R</b> OBP: 0.348, SLG: 0.472 (1, 6)										5	0	2	1	0	2	2						
<b>Matt Stairs, L</b> OBP: 0.322, SLG: 0.407 (1, 9)										2	1	0	0	2	0	3						
<b>3 Eric Chavez, L</b> OBP: 0.349, SLG: 0.490 (1, 5)										4	2	2	2	0	0	1						
<b>Ramon Hernandez, R</b> OBP: 0.299, SLG: 0.386 (1, 2)										4	0	0	0	0	3	2						
<b>Inning Stats</b>	R: 0 E: 0 K: 1 S: 9	H: 0 LOB: 0 BB: 0 P: 17	R: 0 E: 0 K: 2 S: 13	H: 0 LOB: 0 BB: 0 P: 19	R: 2 E: 0 K: 3 S: 17	H: 2 LOB: 1 BB: 1 P: 27	R: 0 E: 0 K: 2 S: 7	H: 0 LOB: 0 BB: 0 P: 12	R: 0 E: 0 K: 2 S: 11	H: 1 LOB: 2 BB: 1 P: 23	R: 1 E: 0 K: 0 S: 9	H: 1 LOB: 1 BB: 1 P: 17	R: 0 E: 0 K: 1 S: 12	H: 1 LOB: 1 BB: 0 P: 19	R: 0 E: 0 K: 0 S: 9	H: 1 LOB: 2 BB: 0 P: 18		R: 3 E: 0 K: 1 S: 17	H: 4 LOB: 2 BB: 1 P: 31	1B: 7 2B: 1 3B: 0 HR: 2	SF: 0 SAC: 0 DP: 0 HBP: 1	WP: 0 PB: 0 SB: 0 CS: 0
<b>PITCHER</b>	IP	WLS	BF	H	R	ER	SO	BB	IBB	HBP	BLK	WP	HR	S	P	ERA	WHIP					
<b>Orlando Hernandez, R</b> ERA: 4.95 <b>Jeff Nelson, R</b> ERA: 2.34 <b>Mike Stanton, L</b> ERA: 4.1 <b>42 Mariano Rivera, R</b> ERA: 2.91	7.0	W	29	5	3	3	11	3	0	0	0	0	0	9	18	0.00	1.000					





Batter	1	2	3	4	5	6	7	8	9	AB	R	H	RBI	BB	SO	LOB	TOP				
Luis Polonia, L OBP: 0.334, SLG: 0.418 Glenallen Hill, R OBP: 0.338, SLG: 0.618 Dwight Gooden, R (8, 1) 42 Mariano Rivera, R (8, 1)	G4-3		BB	F8			K	FC5-4		2	1	0	0	1	0	1					
2 Derek Jeter, R OBP: 0.393, SLG: 0.470	2B		1B		G6-3		K		2B	5	1	3	1	0	1	1					
David Justice, L OBP: 0.378, SLG: 0.595	G1-3		F7		G4-3			1B	1B	4	1	1	1	1	0	2					
Jose Canseco, R OBP: 0.396, SLG: 0.473 Jose Vizcaino, S OBP: 0.302, SLG: 0.287	BB		F9		G1-3			1B	SH1-4	3	0	1	0	1	0	1					
Tino Martinez, L OBP: 0.340, SLG: 0.428	F7			2B		F9		E8	F7	5	2	1	0	0	0	5					
20 Jorge Posada, S OBP: 0.433, SLG: 0.545		K		2B	1B	G3		K	K	5	1	1	1	0	3	4					
Luis Sojo, R OBP: 0.336, SLG: 0.453			F8			G5-3		E5		4	0	2	1	0	0	1					
Scott Brosius, R OBP: 0.307, SLG: 0.376		G6-4-3			F7			FC6-4	IBB	3	0	0	0	1	0	2					
Clayton Kershaw, R OBP: 0.327, SLG: 0.447 Bernie Williams, S OBP: 0.388, SLG: 0.576			K				E6	FC6-4		3	0	1	1	0	1	0					
										1	0	0	1	0	0	2					
<b>Inning Stats</b>	R: 0 E: 0 K: 0 S: 12	H: 1 LOB: 2 BB: 1 P: 22	R: 0 E: 0 K: 1 S: 8	H: 1 LOB: 0 BB: 0 P: 14	R: 1 E: 0 K: 1 S: 7	H: 1 LOB: 1 BB: 1 P: 16	R: 2 E: 0 K: 0 S: 11	H: 3 LOB: 1 BB: 0 P: 18	R: 0 E: 0 K: 0 S: 7	H: 0 LOB: 0 BB: 0 P: 11	R: 0 E: 1 K: 2 S: 16	H: 0 LOB: 0 BB: 0 P: 22	R: 3 E: 2 K: 1 S: 16	H: 2 LOB: 2 BB: 2 P: 33	R: 1 E: 0 K: 1 S: 12	H: 2 LOB: 1 BB: 0 P: 16	1B: 6 2B: 4 3B: 0 HR: 0	SF: 0 SAC: 1 DP: 1 HBP: 0	WP: 0 PB: 0 SB: 2 CS: 0	PA: 42	
<b>PITCHER</b>	IP	WLS	BF	H	R	ER	SO	BB	IBB	HBP	BLK	WP	HR	S	P	ERA	WHIP				
Gil Heredia, R ERA: 4.37	(1, 1)	6.1	27	6	3	3	2	2	0	0	0	0	0	57	98	4.26	1.263				
Jim Mecir, R ERA: 3.43	(7, 1)	1.2	L	12	4	4	2	3	1	1	0	0	0	32	55	10.80	3.000				
Doug Jones, R ERA: 4.08	(9, 1)	1.0		3	0	0	0	1	0	0	0	0	0	7	9	0.00	0.000				

New York Yankees @ Oakland Athletics  
Network Associates Coliseum, Oakland, CA  
Sun Aug 27 2000, 4:05 PM EDT  
Att: 39,348 - Sunny - 66 F

AB	37
R	7
H	10
RBI	6
BB	4
SO	6
LOB	22



Batter	1	2	3	4	5	6	7	8	9	AB	R	H	RBI	BB	SO	LOB	BOTTOM				
Terrence Long, L OBP: 0.339, SLG: 0.460	G4-3				G6-3		G1-3		G4-3	5	0	0	0	0	0	0					
Randy Velarde, R OBP: 0.358, SLG: 0.409	HR		K		G6-3		G6-3			4	1	1	0	0	1	0					
Adam Piatt, R OBP: 0.366, SLG: 0.570 Ryan Christenson, R OBP: 0.356, SLG: 0.385	HR		K				K			3	2	1	1	1	2	0					
Mike Stanley, R OBP: 0.338, SLG: 0.414	HR		F9		FC4			F8		3	1	1	3	1	0	0					
Ben Grieve, L OBP: 0.366, SLG: 0.510			G4-3				FC4		K	3	0	1	0	1	1	0					
Miguel Tejada, R OBP: 0.348, SLG: 0.469	K				G4-3		FC4			3	0	0	0	1	1	3					
Matt Stairs, L OBP: 0.322, SLG: 0.404	F7				G4-3				K	3	0	0	0	1	1	2					
3 Eric Chavez, L OBP: 0.348, SLG: 0.487		L3					G3-6-3		G6-3	4	0	1	0	0	0	1					
Sal Fasano, R OBP: 0.291, SLG: 0.438 Ramon Hernandez, R OBP: 0.298, SLG: 0.384							K		F9	3	1	1	1	0	2	1					
										1	0	0	0	0	0	0					
<b>Inning Stats</b>	R: 3 E: 0 K: 1 S: 14	H: 2 LOB: 1 BB: 2 P: 29	R: 1 E: 0 K: 1 S: 12	H: 1 LOB: 0 BB: 0 P: 16	R: 0 E: 0 K: 1 S: 10	H: 1 LOB: 1 BB: 0 P: 16	R: 1 E: 0 K: 0 S: 12	H: 2 LOB: 2 BB: 1 P: 23	R: 0 E: 0 K: 1 S: 7	H: 0 LOB: 0 BB: 1 P: 14	R: 0 E: 0 K: 1 S: 8	H: 0 LOB: 0 BB: 0 P: 11	R: 0 E: 0 K: 2 S: 9	H: 0 LOB: 1 BB: 1 P: 16	R: 0 E: 0 K: 0 S: 11	H: 0 LOB: 0 BB: 0 P: 15	1B: 2 2B: 1 3B: 0 HR: 3	SF: 0 SAC: 0 DP: 1 HBP: 0	WP: 0 PB: 0 SB: 0 CS: 0	PA: 37	
<b>PITCHER</b>	IP	WLS	BF	H	R	ER	SO	BB	IBB	HBP	BLK	WP	HR	S	P	ERA	WHIP				
Denny Neagle, L ERA: 3.97	(1, 1)	7.0	W	30	6	5	5	6	4	0	0	0	0	69	119	6.43	1.429				
Dwight Gooden, R ERA: 4.75	(8, 1)	0.2	H	3	0	0	0	1	1	0	0	0	0	6	13	0.00	1.500				
42 Mariano Rivera, R ERA: 2.85	(8, 1)	1.1	S	4	0	0	0	1	0	0	0	0	0	14	18	0.00	0.000				

New York Yankees @ Oakland Athletics  
Network Associates Coliseum, Oakland, CA  
Sun Aug 27 2000, 4:05 PM EDT  
Att: 39,348 - Sunny - 66 F

AB	32
R	5
H	6
RBI	5
BB	5
SO	8
LOB	7






Batter	1	2	3	4	5	6	7	8	9	AB	R	H	RBI	BB	SO	LOB	TOP					
Ray Durham, S OBP: 0.365, SLG: 0.458 (1, 4)	G4-3		K			K			G1-3	4	0	0	0	0	2	1						
Jose Valentin, S OBP: 0.349, SLG: 0.520 (1, 6)	K				P5		B1-3			3	0	0	0	0	1	0						
Frank Thomas, R OBP: 0.444, SLG: 0.647 (1, 10)	G5-3						F9			3	0	1	0	0	0	0						
Magglio Ordonez, R OBP: 0.392, SLG: 0.562 (1, 9)		F9			G6-4-3				F8	3	0	0	0	0	0	1						
Carlos Lee, R OBP: 0.337, SLG: 0.493 (1, 7)	G4-3					G6-3			G6-3	3	0	0	0	0	0	0						
Herbert Perry, R OBP: 0.355, SLG: 0.468 (1, 5)	K					G6-3			G6-3	3	0	0	0	0	1	0						
14 Paul Konerko, R OBP: 0.359, SLG: 0.468 (1, 3)									G6-3	2	0	0	0	1	1	0						
Chris Singleton, L OBP: 0.300, SLG: 0.380 (1, 8)			K						K2-3	3	0	0	0	0	2	1						
Charles Johnson, R OBP: 0.366, SLG: 0.555 (1, 2)									K	3	0	0	0	0	1	1						
<b>Inning Stats</b>	R: 0 H: 0 E: 0 K: 1 S: 7	H: 0 LOB: 0 BB: 0 P: 10	R: 0 H: 0 E: 0 K: 1 S: 8	H: 0 LOB: 0 BB: 0 P: 12	R: 0 H: 0 E: 0 K: 2 S: 15	H: 0 LOB: 1 BB: 1 P: 25	R: 0 H: 1 E: 0 K: 0 S: 7	H: 0 LOB: 0 BB: 0 P: 13	R: 0 H: 0 E: 0 K: 0 S: 7	H: 0 LOB: 0 BB: 0 P: 12	R: 0 H: 0 E: 0 K: 1 S: 6	H: 0 LOB: 0 BB: 0 P: 10	R: 0 H: 0 E: 0 K: 0 S: 6	H: 0 LOB: 0 BB: 0 P: 9	R: 0 H: 0 E: 0 K: 1 S: 6	H: 0 LOB: 0 BB: 0 P: 6	R: 0 H: 0 E: 0 K: 2 S: 7	H: 0 LOB: 0 BB: 0 P: 9	1B: 1 2B: 0 3B: 0 HR: 0	SF: 0 SAC: 0 DP: 1 HBP: 0	WP: 0 PB: 0 CS: 0	PA: 28
<b>PITCHER</b> Tim Hudson, R ERA: 4.93 (1, 1)	IP: 9.0 WLS: W BF: 28 H: 1 R: 0 ER: 0 SO: 8 BB: 1 IBB: 0 HBP: 0 BLK: 0 WP: 0 HR: 0 S: 69 P: 106 ERA: 0.00 WHIP: 0.222															<b>PITCHER</b>						

Chicago White Sox @ Oakland Athletics  
Network Associates Coliseum, Oakland, CA  
Mon Aug 28 2000, 10:05 PM EDT  
Att. 12,436 - Sunny - 64 F


AB	27
R	0
H	1
RBI	0
BB	1
SO	8
LOB	4



Batter	1	2	3	4	5	6	7	8	9	AB	R	H	RBI	BB	SO	LOB	BOTTOM			
Ryan Christenson, R OBP: 0.345, SLG: 0.372 (1, 7)	G4-3		G1-3			F8			F9	4	0	0	0	0	0	2				
Randy Velarde, R OBP: 0.397, SLG: 0.406 (1, 4)	L3		E3			BB			F9	3	1	0	0	1	0	0				
Terrence Long, L OBP: 0.340, SLG: 0.459 (1, 8)	K					BB			G4-3	3	0	1	0	1	1	0				
Mike Stanley, R OBP: 0.340, SLG: 0.413 (1, 3)		F9	F9							3	0	1	2	1	0	2				
Ben Grieve, L OBP: 0.365, SLG: 0.508 (1, 10)		BB				G3			K	4	0	1	0	0	2	3				
Miguel Tejada, R OBP: 0.347, SLG: 0.466 (1, 6)		BB				L3			K	3	0	0	0	1	1	0				
Adam Platt, R OBP: 0.381, SLG: 0.573 (1, 9)		BB				L6				3	1	2	0	1	0	0				
3 Eric Chavez, L OBP: 0.350, SLG: 0.491 (1, 5)		G4-6-3				BB			F8	3	1	1	1	1	0	4				
Ramon Hernandez, R OBP: 0.297, SLG: 0.382 (1, 2)			K			SH1-4			F7	2	0	0	0	0	1	1				
<b>Inning Stats</b>	R: 0 H: 0 E: 0 K: 1 S: 9	H: 1 LOB: 2 BB: 2 P: 13	R: 0 H: 1 E: 0 K: 0 S: 11	H: 1 LOB: 2 BB: 0 P: 21	R: 0 H: 1 E: 0 K: 1 S: 10	H: 1 LOB: 2 BB: 0 P: 16	R: 0 H: 0 E: 0 K: 1 S: 6	H: 0 LOB: 0 BB: 0 P: 10	R: 2 H: 1 E: 0 K: 0 S: 13	H: 1 LOB: 2 BB: 3 P: 27	R: 1 H: 2 E: 0 K: 1 S: 13	H: 2 LOB: 1 BB: 0 P: 21	R: 0 H: 0 E: 0 K: 1 S: 10	H: 0 LOB: 1 BB: 1 P: 19	R: 0 H: 1 E: 0 K: 0 S: 8	H: 1 LOB: 0 BB: 0 P: 13	1B: 5 2B: 0 3B: 1 HR: 0	SF: 0 SAC: 1 DP: 1 HBP: 0	WP: 0 PB: 0 CS: 0	PA: 35
<b>PITCHER</b> Jim Parque, L ERA: 4.36 (1, 1)	IP: 7.0 WLS: L BF: 32 H: 5 R: 3 ER: 3 SO: 5 BB: 6 IBB: 0 HBP: 0 BLK: 0 WP: 0 HR: 0 S: 72 P: 127 ERA: 3.86 WHIP: 1.571															<b>PITCHER</b>				
56 Mark Buehrle, L ERA: 4.54 (8, 1)	IP: 1.0 WLS: L BF: 3 H: 1 R: 0 ER: 0 SO: 0 BB: 0 IBB: 0 HBP: 0 BLK: 0 WP: 0 HR: 0 S: 8 P: 13 ERA: 0.00 WHIP: 1.000															<b>PITCHER</b>				

Chicago White Sox @ Oakland Athletics  
Network Associates Coliseum, Oakland, CA  
Mon Aug 28 2000, 10:05 PM EDT  
Att. 12,436 - Sunny - 64 F

AB	28
R	3
H	6
RBI	3
BB	6
SO	5
LOB	12






Batter	1	2	3	4	5	6	7	8	9	AB	R	H	RBI	BB	SO	LOB	TOP										
Ray Durham, S OBP: 0.364, SLG: 0.455	4-1 BB BB	1-3 K			1-1 G6-4-3			1-3 K	2-2 F9	4	0	0	0	1	2	3											
Tony Graffanino, R OBP: 0.359, SLG: 0.402	4-2 SAFE BB		1-3 K		1-1 F9			0-0 S 1B		3	0	1	0	1	1	0											
Frank Thomas, R OBP: 0.443, SLG: 0.643	1-3 K		4-2 BB		1-2 L6		1-2 F8	1-3 K	1-2 BB	3	0	0	0	1	2	2											
Magglio Ordonez, R OBP: 0.391, SLG: 0.559	1-3 K		1-2 L6		2-1 G6-3			4-0 BB		3	0	0	0	1	1	2											
Carlos Lee, R OBP: 0.339, SLG: 0.491		1-1 14 HR 1B	2-1 F7		4-1 BB			0-2 F7		3	1	1	0	1	0	3											
Herbert Perry, R OBP: 0.353, SLG: 0.465		1-1 14 HR 1B		0-1 G4-3		2-3 K2-3		2-0 F8		4	1	1	0	0	1	1											
14 Paul Konerko, R OBP: 0.360, SLG: 0.476		0-1 1-H 2-H HR		3-2 F7			1-2 F8	1-1 1B 1B		4	1	2	3	0	0	0											
Chris Singleton, L OBP: 0.298, SLG: 0.376		1-0 G1-3		0-1 F7			1-0 G6-3	1-0 F7		4	0	0	0	0	0	1											
Charles Johnson, R OBP: 0.368, SLG: 0.554		1-0 F3		1-0 G6-4-3 1B			1-2 G4-3	1-2 1B		4	0	2	0	0	0	0											
<b>Inning Stats</b>	R: 0 E: 0 K: 2 S: 11	H: 0 LOB: 1 BB: 2 P: 21	R: 3 E: 0 K: 1 S: 11	H: 3 LOB: 0 BB: 0 P: 16	R: 0 E: 0 K: 1 S: 11	H: 0 LOB: 1 BB: 1 P: 19	R: 0 E: 0 K: 0 S: 7	H: 0 LOB: 0 BB: 0 P: 10	R: 0 E: 0 K: 0 S: 5	H: 1 LOB: 0 BB: 0 P: 8	R: 0 E: 0 K: 1 S: 10	H: 0 LOB: 1 BB: 1 P: 19	R: 0 E: 0 K: 0 S: 10	H: 0 LOB: 0 BB: 0 P: 13	R: 0 E: 0 K: 2 S: 11	H: 1 LOB: 2 BB: 1 P: 17	R: 0 E: 0 K: 0 S: 10	H: 2 LOB: 2 BB: 0 P: 17	1B: 6 2B: 0 3B: 0 HR: 1	SF: 0 SAC: 0 DP: 1 HBP: 0	WP: 0 PB: 0 SB: 1 CS: 0	PA: 37					
<b>PITCHER</b>	IP	WLS	BF	H	R	ER	SO	BB	IBB	HBP	BLK	WP	HR	S	P	ERA	WHIP										
Barry Zito, L ERA: 3.53	7.0	L	27	4	3	3	5	4	0	0	0	0	1	65	106	3.86	1.143										
Doug Jones, R ERA: 3.95	2.0		10	3	0	0	2	1	0	0	0	0	0	21	34	0.00	2.000										

Chicago White Sox @ Oakland Athletics  
 Network Associates Coliseum, Oakland, CA  
 Tue Aug 29 2000, 10:05 PM EDT  
 Att: 12,129 - Cloudy - 60 F


AB	32
R	3
H	7
RBI	3
BB	5
SO	7
LOB	12



Batter	1	2	3	4	5	6	7	8	9	AB	R	H	RBI	BB	SO	LOB	BOTTOM										
Terrence Long, L OBP: 0.342, SLG: 0.459	1-3 K		0-1 G6-4-3 1B		2-2 G6-4-3 1B			3-2 L7		4	0	2	0	0	1	0											
Randy Velarde, R OBP: 0.353, SLG: 0.402	1-0 F3		0-1 G6-4-3		2-1 G6-4-3			2-2 F3		4	0	0	0	0	0	4											
Jason Giambi, L OBP: 0.464, SLG: 0.602	1-2 HBP			1-1 F7		2-1 F8		1-1 F8		3	0	0	0	0	0	0											
Mike Stanley, R OBP: 0.339, SLG: 0.411	2-1 F8			1-1 1B		2-1 G5-3		2-3 K		4	0	1	0	0	1	1											
Ben Grieve, L OBP: 0.363, SLG: 0.504		1-3 K		0-1 F8		2-3 K		2-3 K		4	0	0	0	0	3	1											
Matt Stairs, L OBP: 0.320, SLG: 0.401	1-0 F9			2-1 F8			2-0 G4-3			3	0	0	0	0	0	1											
Miguel Tejada, R OBP: 0.347, SLG: 0.465		2-2 1B			2-0 G6-3		2-1 F5			3	0	1	0	0	0	0											
3 Eric Chavez, L OBP: 0.350, SLG: 0.489		0-2 G1-3			4-2 1B 1B BB		1-1 G3-1			2	0	0	0	1	0	1											
Ramon Hernandez, R OBP: 0.297, SLG: 0.382			3-2 G4-3		0-2 1B 1-2 1B			2-1 F7		3	0	1	0	0	0	0											
<b>Inning Stats</b>	R: 0 E: 0 K: 1 S: 8	H: 0 LOB: 1 BB: 0 P: 13	R: 0 E: 0 K: 1 S: 12	H: 1 LOB: 0 BB: 0 P: 16	R: 0 E: 0 K: 0 S: 7	H: 1 LOB: 0 BB: 0 P: 10	R: 0 E: 0 K: 0 S: 8	H: 1 LOB: 1 BB: 0 P: 12	R: 0 E: 0 K: 0 S: 12	H: 2 LOB: 2 BB: 1 P: 22	R: 0 E: 0 K: 1 S: 9	H: 0 LOB: 0 BB: 0 P: 15	R: 0 E: 0 K: 0 S: 5	H: 0 LOB: 0 BB: 0 P: 10	R: 0 E: 0 K: 0 S: 11	H: 0 LOB: 0 BB: 0 P: 18	R: 0 E: 0 K: 2 S: 8	H: 0 LOB: 0 BB: 0 P: 13	1B: 5 2B: 0 3B: 0 HR: 0	SF: 0 SAC: 0 DP: 2 HBP: 1	WP: 0 PB: 0 SB: 0 CS: 0	PA: 32					
<b>PITCHER</b>	IP	WLS	BF	H	R	ER	SO	BB	IBB	HBP	BLK	WP	HR	S	P	ERA	WHIP										
James Baldwin, R ERA: 4.16	5.0	W	20	5	0	0	2	1	0	1	0	0	0	47	73	0.00	1.200										
56 Mark Buehrle, L ERA: 4.17	3.0	H	9	0	0	0	1	0	0	0	0	0	0	25	43	0.00	0.000										
Keith Foulke, R ERA: 3.32	1.0	S	3	0	0	0	2	0	0	0	0	0	0	8	13	0.00	0.000										

Chicago White Sox @ Oakland Athletics  
 Network Associates Coliseum, Oakland, CA  
 Tue Aug 29 2000, 10:05 PM EDT  
 Att: 12,129 - Cloudy - 60 F

AB	30
R	0
H	5
RBI	0
BB	1
SO	5
LOB	8





Batter	1	2	3	4	5	6	7	8	9	AB	R	H	RBI	BB	SO	LOB	TOP			
Ray Durham, S OBP: 0.364, SLG: 0.452			G4-3		FC5-4				HBP SH1-4 BB	3	2	0	0	2	1	1	Chicago White Sox @ Oakland Athletics Network Associates Coliseum, Oakland, CA Wed Aug 30 2000, 3:35 PM EDT Att: 19,458 - Cloudy - 66 F			
Jose Valentin, S OBP: 0.348, SLG: 0.518			F8		F7		FC5 1B		SH1-4	4	0	1	2	0	1	1				
Frank Thomas, R OBP: 0.444, SLG: 0.644			G6-3				F9		BB HBP FC6-4 IBB	4	1	2	1	1	0	0				
Magglio Ordonez, R OBP: 0.389, SLG: 0.554	G6-3				G6-3		P3		BB E HBP	4	1	0	1	0	0	3				
Harold Baines, L OBP: 0.338, SLG: 0.426		P4							FC6-4 BB	3	0	1	1	2	0	2				
Carlos Lee, R OBP: 0.339, SLG: 0.493					F9				FC6-4 1B	5	1	2	1	0	1	3				
Herbert Perry, R OBP: 0.351, SLG: 0.462					K		G4-3		K	5	0	1	0	0	2	3				
Chris Singleton, L OBP: 0.297, SLG: 0.376	SF8									3	1	1	1	0	2	0				
Mark Johnson, L OBP: 0.305, SLG: 0.318	L4								SH1-4 HBP 1B	4	2	3	0	0	0	1				
<b>Inning Stats</b>	R: 0 H: 1 E: 0 K: 2 S: 11	H: 1 LOB: 1 BB: 0 P: 18	R: 1 H: 2 E: 0 K: 0 S: 9	H: 2 LOB: 1 BB: 0 P: 15	R: 0 H: 0 E: 0 K: 0 S: 6	H: 0 LOB: 0 BB: 0 P: 7	R: 0 H: 0 E: 0 K: 1 S: 7	H: 0 LOB: 1 BB: 1 P: 14	R: 0 H: 1 E: 0 K: 1 S: 9	H: 1 LOB: 1 BB: 0 P: 16	R: 3 H: 4 E: 0 K: 0 S: 19	H: 4 LOB: 2 BB: 1 P: 34	R: 0 H: 1 E: 0 K: 1 S: 7	H: 1 LOB: 0 BB: 0 P: 9	R: 4 H: 1 E: 1 K: 1 S: 12	H: 1 LOB: 1 BB: 3 P: 29	1B: 9 2B: 2 3B: 0 HR: 0	SF: 1 SAC: 1 DP: 1 HBP: 1	WP: 1 PB: 0 CS: 0	PA: 43
<b>PITCHER</b>	IP WLS BF H R ER SO BB IBB HBP BLK WP HR S P ERA WHIP																			
Kevin Appier, R ERA: 4.44	(1, 1)	6.1 L 28 7 4 4 5 2 0 0 0 0 1 0 60 102 5.68 1.421																		
Jim Mecir, R ERA: 3.34	(7, 1)	1.2 B 7 3 0 0 1 0 0 0 0 0 0 0 17 24 0.00 1.800																		
Jason Iseringhausen, R ERA: 4.21	(9, 1)	0.1 6 1 4 3 0 2 1 1 0 0 0 0 7 22 81.00 9.000																		
Jeff Tam, R ERA: 2.68	(9, 1)	0.2 2 0 0 0 1 0 0 0 0 0 0 0 5 7 0.00 0.000																		

Batter	1	2	3	4	5	6	7	8	9	AB	R	H	RBI	BB	SO	LOB	BOTTOM			
Terrence Long, L OBP: 0.338, SLG: 0.454	F8	G6-3		G4-3			F7		G6-3	5	0	0	0	0	0	4	Chicago White Sox @ Oakland Athletics Network Associates Coliseum, Oakland, CA Wed Aug 30 2000, 3:35 PM EDT Att: 19,458 - Cloudy - 66 F			
Randy Velarde, R OBP: 0.355, SLG: 0.403			P4		P3				2B 1B	4	1	2	0	0	0	0				
Jason Giambi, L OBP: 0.462, SLG: 0.691			K		G3-1				1B 2B	4	0	1	1	0	2	1				
Frank Menechino, R OBP: 0.335, SLG: 0.446					F2					0	0	0	0	0	0	0				
Mike Stanley, R OBP: 0.338, SLG: 0.406	G5-3									3	0	0	0	1	1	2				
Ben Grieve, L OBP: 0.362, SLG: 0.502			G3				F8		F5	4	1	1	0	0	0	2				
Adam Platt, R OBP: 0.367, SLG: 0.550					F9		G6-3		L9	4	0	0	0	0	1	2				
Miguel Tejada, R OBP: 0.344, SLG: 0.462					F8		P4		L7	4	0	0	0	0	1	1				
3 Eric Chavez, L OBP: 0.355, SLG: 0.502									G4-3 2B	3	1	3	1	1	0	0				
Ramon Hernandez, R OBP: 0.299, SLG: 0.389							G6-4-3 BB		G4-3	4	0	2	1	0	0	2				
<b>Inning Stats</b>	R: 0 H: 1 E: 0 K: 1 S: 10	H: 3 LOB: 2 BB: 0 P: 24	R: 0 H: 0 E: 0 K: 2 S: 15	H: 0 LOB: 1 BB: 1 P: 16	R: 1 H: 2 E: 0 K: 0 S: 9	H: 2 LOB: 1 BB: 0 P: 16	R: 0 H: 0 E: 0 K: 0 S: 10	H: 0 LOB: 0 BB: 0 P: 14	R: 0 H: 0 E: 0 K: 0 S: 6	H: 0 LOB: 1 BB: 1 P: 11	R: 0 H: 0 E: 0 K: 0 S: 7	H: 0 LOB: 0 BB: 1 P: 14	R: 1 H: 2 E: 0 K: 1 S: 13	H: 2 LOB: 1 BB: 0 P: 21	R: 0 H: 1 E: 0 K: 0 S: 11	H: 1 LOB: 1 BB: 0 P: 18	1B: 4 2B: 4 3B: 0 HR: 1	SF: 0 SAC: 0 DP: 1 HBP: 0	WP: 0 PB: 0 CS: 0	PA: 37
<b>PITCHER</b>	IP WLS BF H R ER SO BB IBB HBP BLK WP HR S P ERA WHIP																			
Mike Siroka, L ERA: 3.79	(1, 1)	7.0 W 28 6 2 2 4 2 0 0 0 0 0 0 66 111 2.57 1.143																		
Kelly Wunsch, L ERA: 2.9	(8, 1)	0.0 2 2 1 1 0 0 0 0 0 0 0 0 3 7 ∞ ∞																		
Bob Howry, R ERA: 3.39	(8, 1)	2.0 S 7 1 0 0 1 0 0 0 0 0 0 0 21 32 0.00 0.500																		

AB 35  
R 8  
H 11  
RBI 7  
BB 5  
SO 7  
LOB 14



AB 35  
R 3  
H 9  
RBI 3  
BB 2  
SO 5  
LOB 14





Batter	1	2	3	4	5	6	7	8	9	AB	R	H	RBI	BB	SO	LOB	TOP				
<b>Randy Velarde, R</b> OBP: 0.353, SLG: 0.400 (1, 4)	F8	1B		G6-3		G1-3			G4-3	5	0	1	1	0	0	1					
<b>Terrence Long, L</b> OBP: 0.339, SLG: 0.457 (1, 8)	G6-3	2B		K			P5			4	0	2	0	0	0	1					
<b>Miguel Tejada, R</b> OBP: 0.342, SLG: 0.458 (1, 6)	G6-3	G6-3		F9			G5-3			4	0	0	0	0	0	4					
<b>Ben Grieve, L</b> OBP: 0.359, SLG: 0.498 (1, 10)	F8			F8		G4-3			G3	4	0	0	0	0	0	1					
<b>Matt Stairs, L</b> OBP: 0.322, SLG: 0.405 <b>Mike Stanley, R</b> OBP: 0.337, SLG: 0.405 <b>Ryan Christenson, R</b> OBP: 0.345, SLG: 0.372 (1, 9) (8, PH) (8, 9)		1B FC3-2 2B		FC5-4 1B		K		F9		3	0	2	0	0	1	0					
<b>Adam Piatt, R</b> OBP: 0.372, SLG: 0.548 (1, 7)		1B FC3-2 2B		FC5-4 1B				K		4	1	2	0	0	1	1					
<b>Eric Chavez, L</b> OBP: 0.354, SLG: 0.500 (1, 5)		1B FC3-2 S		1B		P4		K		4	1	1	0	0	1	3					
<b>Mario Valdez, L</b> (1, 3)		F7		F5		K			F7	4	0	0	0	0	1	4					
<b>Ramon Hernandez, R</b> OBP: 0.301, SLG: 0.393 (1, 2)		1B E S		2B		F8			F9	4	1	2	1	0	0	0					
<b>Inning Stats</b>	R: 0 E: 0 K: 0 S: 10	H: 1 LOB: 1 BB: 0 P: 15	R: 3 E: 1 K: 0 S: 21	H: 5 LOB: 2 BB: 0 P: 33	R: 0 E: 0 K: 0 S: 11	H: 2 LOB: 2 BB: 0 P: 13	R: 0 E: 0 K: 1 S: 9	H: 1 LOB: 1 BB: 0 P: 12	R: 0 E: 0 K: 1 S: 6	H: 0 LOB: 0 BB: 0 P: 7	R: 0 E: 0 K: 0 S: 7	H: 0 LOB: 0 BB: 0 P: 11	R: 0 E: 0 K: 2 S: 7	H: 0 LOB: 0 BB: 0 P: 12	R: 0 E: 0 K: 0 S: 9	H: 0 LOB: 0 BB: 0 P: 15	1B: 7 2B: 3 3B: 0 HR: 0	SF: 0 SAC: 0 DP: 0 HBP: 0	WP: 0 PB: 0 SB: 2 CS: 0	PA: 37	
<b>PITCHER</b>	IP	WLS	BF	H	R	ER	SO	BB	IBB	HBP	BLK	WP	HR	S	P	ERA	WHIP				
<b>Joey Hamilton, R</b> ERA: 2.37 (1, 1)	7.0		31	10	3	3	3	0	0	0	0	0	0	71	103	3.86	1.429				
<b>Mark Guthrie, L</b> ERA: 4.7 (8, 1)	1.1		4	0	0	0	2	0	0	0	0	0	0	10	17	0.00	0.000				
<b>John Frascatore, R</b> ERA: 5.43 (9, 1)	0.2	W	2	0	0	0	0	0	0	0	0	0	0	6	10	0.00	0.000				

Oakland Athletics @ Toronto Blue Jays  
SkyDome, Toronto, ON  
Fri Sep 01 2000, 7:05 PM EDT  
Att: 22,187 - Sunny - 85 F

AB 37  
R 3  
H 10  
RBI 2  
BB 0  
SO 5  
LOB 15



Batter	1	2	3	4	5	6	7	8	9	AB	R	H	RBI	BB	SO	LOB	BOTTOM					
<b>Shannon Stewart, R</b> OBP: 0.388, SLG: 0.563 (1, 7)	G6-3	2B		K				F9		5	0	2	1	0	1	3						
<b>Alex Gonzalez, R</b> OBP: 0.319, SLG: 0.413 (1, 6)	1B WP	G6-3		F8				G6-3		4	0	1	0	1	0	5						
<b>Dave Martinez, L</b> OBP: 0.352, SLG: 0.386 (1, 9)	1B CS			P6		F7			1B	5	1	3	0	0	0	3						
<b>Carlos Delgado, L</b> OBP: 0.483, SLG: 0.718 (1, 3)	K			FC5 BB		L8			1B	4	0	2	0	1	1	5						
<b>Tony Batista, R</b> OBP: 0.322, SLG: 0.553 (1, 5)			K	F8		FC5-2 G6-4-3		K		5	0	1	1	0	2	3						
<b>Todd Greene, R</b> OBP: 0.328, SLG: 0.474 (1, 10)		2B		FC5 BB		G6-4-3		F8		3	1	1	0	1	0	2						
<b>José Cruz Jr., S</b> OBP: 0.326, SLG: 0.473 (1, 8)		1B 2B		FC5		K		F8		4	1	1	1	0	1	2						
<b>Darrin Fletcher, L</b> OBP: 0.351, SLG: 0.523 <b>Dewayne Wise, L</b> OBP: 0.190, SLG: 0.190 <b>Alberto Castillo, R</b> OBP: 0.276, SLG: 0.270 (1, 2) (8, PR) (9, 2)		2B 2H						SH1-4 1B		3	1	3	1	1	0	0						
<b>Craig Grebeck, R</b> OBP: 0.355, SLG: 0.407 (1, 4)		K		F9		1B BB		SH1-4		2	0	0	0	1	1	2						
<b>Inning Stats</b>	R: 0 E: 0 K: 1 S: 10	H: 2 LOB: 1 BB: 0 P: 17	R: 2 E: 0 K: 2 S: 14	H: 4 LOB: 2 BB: 0 P: 24	R: 0 E: 0 K: 0 S: 8	H: 0 LOB: 2 BB: 2 P: 20	R: 0 E: 0 K: 1 S: 9	H: 0 LOB: 1 BB: 1 P: 16	R: 0 E: 0 K: 0 S: 7	H: 2 LOB: 1 BB: 0 P: 10	R: 1 E: 0 K: 1 S: 16	H: 2 LOB: 3 BB: 2 P: 28	R: 0 E: 0 K: 1 S: 7	H: 0 LOB: 0 BB: 0 P: 12	R: 0 E: 0 K: 0 S: 9	H: 1 LOB: 2 BB: 0 P: 11	R: 1 E: 0 K: 0 S: 8	H: 3 LOB: 2 BB: 0 P: 12	1B: 10 2B: 4 3B: 0 HR: 0	SF: 0 SAC: 1 DP: 1 HBP: 0	WP: 1 PB: 0 SB: 0 CS: 1	PA: 41
<b>PITCHER</b>	IP	WLS	BF	H	R	ER	SO	BB	IBB	HBP	BLK	WP	HR	S	P	ERA	WHIP					
<b>Mark Mulder, L</b> ERA: 5.68 (1, 1)	5.1		27	9	3	3	5	4	0	0	0	0	0	5	9	5.06	2.438					
<b>Jeff Tam, R</b> ERA: 2.66 (6, 1)	0.0	B	2	1	0	0	0	1	0	0	0	0	0	5	9	∞	∞					
<b>Mike Magnante, L</b> ERA: 4.08 (6, 1)	2.0		7	1	0	0	1	0	0	0	0	0	0	15	24	0.00	0.500					
<b>Doug Jones, R</b> ERA: 4.05 (8, 1)	0.2	L	5	3	1	1	0	0	0	0	0	0	0	12	16	13.50	4.500					

Oakland Athletics @ Toronto Blue Jays  
SkyDome, Toronto, ON  
Fri Sep 01 2000, 7:05 PM EDT  
Att: 22,187 - Sunny - 85 F

AB 35  
R 4  
H 14  
RBI 4  
BB 5  
SO 6  
LOB 25





Batter	1	2	3	4	5	6	7	8	9	AB	R	H	RBI	BB	SO	LOB	TOP										
Terrence Long, L (1, 8) OBP: 0.340, SLG: 0.459	0-1 G4-6-3 1B		0-0 F7		1-0 L3		1-2 G3		0-2 SF8 1-3 HR 2B	5	1	2	0	0	0	1											
Randy Velarde, R (1, 4) OBP: 0.348, SLG: 0.396	1-2 G4-6-3 1-2f		1-3 K		3-1 F8		1-0 G6-3		0-0 SF8 2-3 3-H 4-0	4	0	0	1	0	1	2											
Jason Giambi, L (1, 10) OBP: 0.460, SLG: 0.596	1-2 G3		1-1 G4-3		1-2 P6		0-0 F7		HR BB	4	1	0	0	1	0	1											
Matt Stairs, L (1, 9) OBP: 0.325, SLG: 0.414		0-2 F8		4-2 3 1B HR BB		3-1 F7		1-1 3 BB 1B	3-1 HR	4	2	2	3	1	0	0											
Adam Piatt, R (1, 7) OBP: 0.385, SLG: 0.570 Ryan Christenson, R (8, PR) OBP: 0.350, SLG: 0.372 (8, 7)	2-2 3 G3-1 3B		0-1 L6		4-1 FC6-4 BB		1-0 3 BB 1B		4-1 1-H 3-H HR	3	1	2	0	1	0	1											
3 Eric Chavez, L (1, 5) OBP: 0.355, SLG: 0.498	0-1 G3-1		0-2 HR 1B		0-0 F3		4-2 2-3 K		2-3 K	4	1	1	1	1	1	2											
Miguel Tejada, R (1, 6) OBP: 0.343, SLG: 0.464	2-1 1B		2-2 1-H 3-H HR		1-0 FC6-4 1-2f		1-3 K			4	1	2	3	0	1	4											
50 Mario Valdez, L (1, 3) OBP: 0.343, SLG: 0.464	3-1 G4-3		0-0 F8		3-2 F7		1-0 F7			4	0	0	0	0	0	1											
Ramon Hernandez, R (1, 2) OBP: 0.303, SLG: 0.391			4-2 BB		0-3 K		1-2 G6-3		4-2 2B SF8 BB	2	1	0	0	2	1	0											
<b>Inning Stats</b>	R: 0 E: 0 K: 0 S: 10	H: 1 LOB: 0 BB: 0 P: 12	R: 1 E: 0 K: 0 S: 13	H: 2 LOB: 1 BB: 0 P: 20	R: 0 E: 0 K: 1 S: 8	H: 0 LOB: 1 BB: 1 P: 14	R: 3 E: 0 K: 1 S: 16	H: 2 LOB: 0 BB: 1 P: 22	R: 0 E: 0 K: 0 S: 6	H: 0 LOB: 0 BB: 0 P: 11	R: 0 E: 0 K: 0 S: 5	H: 0 LOB: 0 BB: 0 P: 13	R: 0 E: 0 K: 1 S: 10	H: 2 LOB: 3 BB: 1 P: 18	R: 4 E: 0 K: 1 S: 15	H: 2 LOB: 1 BB: 3 P: 33	1B: 5 2B: 1 3B: 1 HR: 2	SF: 1 SAC: 0 DP: 1 HBP: 0	WP: 0 PB: 0 SB: 0 CS: 0	PA: 42							
<b>PITCHER</b>	IP	WLS	BF	H	R	ER	SO	BB	IBB	HBP	BLK	WP	HR	S	P	ERA	WHIP										
Steve Trachsel, R (1, 1) ERA: 4.7	8.0	L	34	7	4	4	3	4	0	0	0	0	1	77	124	4.50	1.375										
Pedro Borbon, L (9, 1) ERA: 5.93	0.2		7	2	4	4	0	3	0	0	0	0	1	12	28	54.00	7.500										
Paul Quantrill, R (9, 1) ERA: 4.67	0.1		1	0	0	0	1	0	0	0	0	0	0	3	5	0.00	0.000										

Oakland Athletics @ Toronto Blue Jays  
SkyDome, Toronto, ON  
Sat Sep 02 2000, 4:05 PM EDT  
Att: 26,261 - Dome - 72 F

AB	34
R	8
H	9
RBI	8
BB	7
SO	4
LOB	12



Batter	1	2	3	4	5	6	7	8	9	AB	R	H	RBI	BB	SO	LOB	BOTTOM										
Shannon Stewart, R (1, 7) OBP: 0.389, SLG: 0.561	0-1 SH1-3 1B		2-2 G5-3		4-2 BB BB		0-0 F9			3	0	1	0	1	0	1											
Alex Gonzalez, R (1, 6) OBP: 0.319, SLG: 0.412	0-0 SH1-3		1-1 F8		0-0 L4		1-0 1B			3	0	1	0	0	0	2											
Dave Martinez, L (1, 9) OBP: 0.354, SLG: 0.384	1-2 F8		4-1 BB		4-1 BB		1-2 BB		2-3 K	2	0	0	0	2	1	3											
Carlos Delgado, L (1, 3) OBP: 0.480, SLG: 0.712	0-1 G3		2-2 F7		2-3 K		0-2 L8			4	0	0	0	0	1	7											
Brad Fullmer, L (1, 10) OBP: 0.345, SLG: 0.564		0-2 P6		0-0 G1-3		0-1 F7			0-2 G4-3	4	0	0	0	0	0	4											
Tony Batista, R (1, 5) OBP: 0.319, SLG: 0.549		0-0 F7		2-3 K		3-1 P6		1-3 K	4	0	0	0	0	2	0												
Darrin Fletcher, L (1, 2) OBP: 0.350, SLG: 0.518		0-1 G4-3		0-1 G3		0-0 G4-3		4-0 1B BB	3	0	0	0	1	0	0												
José Cruz Jr., S (1, 8) OBP: 0.326, SLG: 0.472			1-3 K		3-2 F9		1-3 K		0-0 1B	4	0	1	0	0	2	0											
Mickey Morandini, L (1, 4) OBP: 0.337, SLG: 0.326			2-1 P6		1-1 3B		0-1 1B 1B		2-3 K	4	0	2	0	0	1	2											
<b>Inning Stats</b>	R: 0 E: 0 K: 0 S: 8	H: 1 LOB: 1 BB: 0 P: 9	R: 0 E: 0 K: 0 S: 6	H: 0 LOB: 0 BB: 0 P: 6	R: 0 E: 0 K: 1 S: 9	H: 0 LOB: 1 BB: 1 P: 16	R: 0 E: 0 K: 1 S: 9	H: 0 LOB: 0 BB: 0 P: 14	R: 0 E: 0 K: 1 S: 12	H: 1 LOB: 3 BB: 2 P: 23	R: 0 E: 0 K: 1 S: 6	H: 0 LOB: 0 BB: 0 P: 10	R: 0 E: 0 K: 1 S: 10	H: 2 LOB: 2 BB: 0 P: 13	R: 0 E: 0 K: 2 S: 11	H: 1 LOB: 2 BB: 1 P: 18	1B: 4 2B: 0 3B: 1 HR: 0	SF: 0 SAC: 1 DP: 0 HBP: 0	WP: 0 PB: 0 SB: 0 CS: 0	PA: 36							
<b>PITCHER</b>	IP	WLS	BF	H	R	ER	SO	BB	IBB	HBP	BLK	WP	HR	S	P	ERA	WHIP										
Gil Heredia, R (1, 1) ERA: 4.19	7.1	W	29	4	0	0	4	3	0	0	0	0	0	63	97	0.00	0.955										
Jim Mecir, R (8, 1) ERA: 3.26	1.2	S	7	1	0	0	3	1	0	0	0	0	0	17	26	0.00	1.200										

Oakland Athletics @ Toronto Blue Jays  
SkyDome, Toronto, ON  
Sat Sep 02 2000, 4:05 PM EDT  
Att: 26,261 - Dome - 72 F

AB	31
R	0
H	5
RBI	0
BB	4
SO	7
LOB	19





Batter	1	2	3	4	5	6	7	8	9	AB	R	H	RBI	BB	SO	LOB	TOP		
<b>Terrence Long, L</b> (1, 8) OBP: 0.341, SLG: 0.465	1-1 1B		0-1 G3					1-0 G3-1		4	1	2	1	0	0	0	<b>Oakland Athletics @ Toronto Blue Jays</b> SkyDome, Toronto, ON Sun Sep 03 2000, 1:05 PM EDT Att: 24,156 - Dome - 72 F		
<b>Randy Velarde, R</b> (1, 4) OBP: 0.350, SLG: 0.359	3-2 1B		2-2 E					0-1 F9		4	1	2	0	0	0	0			
<b>Jason Giambi, L</b> (1, 10) OBP: 0.460, SLG: 0.602	2-2 F9		1-2 E1					1-1 HR		4	1	2	1	0	0	2			
<b>Matt Stairs, L</b> (1, 9) OBP: 0.322, SLG: 0.410	3-1 F7		3-2 G3					3-1 G4-3		4	0	0	0	0	0	3			
<b>Adam Platt, R</b> (1, 5) OBP: 0.372, SLG: 0.550	1-0 G1-3								1-3 K	4	0	0	0	0	1	2			
<b>Ben Griewe, L</b> (1, 7) OBP: 0.357, SLG: 0.494									0-0 G4-3	4	0	0	0	0	2	0			
<b>Miguel Tejada, R</b> (1, 6) OBP: 0.342, SLG: 0.469									2-1 F9	4	1	1	1	0	0	0			
<b>50 Mario Valdez, L</b> (1, 3) OBP: 0.301, SLG: 0.387										3	0	0	0	0	1	0			
<b>Ramon Hernandez, R</b> (1, 2) OBP: 0.301, SLG: 0.387										3	0	0	0	0	0	0			
<b>Inning Stats</b>	R: 0 H: 2 E: 0 LOB: 2 K: 0 S: 14	H: 2 R: 4 ER: 3 SO: 3 BB: 0 P: 24	R: 1 H: 2 E: 1 LOB: 1 K: 0 S: 12	H: 2 R: 4 ER: 3 SO: 3 BB: 0 P: 19	R: 0 H: 0 E: 0 LOB: 0 K: 1 S: 8	H: 0 R: 3 ER: 0 SO: 7 BB: 0 P: 12	R: 1 H: 1 E: 0 LOB: 0 K: 0 S: 7	H: 1 R: 1 ER: 0 SO: 11 BB: 0 P: 10	R: 0 H: 0 E: 0 LOB: 0 K: 0 S: 7	H: 0 R: 1 ER: 0 SO: 9 BB: 0 P: 9	R: 1 H: 1 E: 0 LOB: 0 K: 0 S: 7	H: 1 R: 1 ER: 0 SO: 12 BB: 0 P: 10	R: 1 H: 1 E: 0 LOB: 0 K: 0 S: 7	H: 0 R: 0 ER: 0 SO: 9 BB: 0 P: 9	H: 0 R: 0 ER: 0 SO: 9 BB: 0 P: 9	1B: 3 2B: 1 3B: 0 HR: 3	SF: 0 SAC: 0 DP: 0 HBP: 0	WP: 0 PA: 34 PB: 0 SB: 0 CS: 0	
<b>PITCHER</b>	IP	WLS	BF	H	R	ER	SO	BB	IBB	HBP	BLK	WP	HR	S	P	ERA	WHIP		
<b>Esteban Loaiza, R</b> (1, 1) ERA: 5.03	8.0	L	31	7	4	3	3	0	0	0	0	0	3	72	110	3.38	0.875		
<b>Billy Koch, R</b> (9, 1) ERA: 2.61	1.0		3	0	0	0	1	0	0	0	0	0	0	6	9	0.00	0.000		

Batter	1	2	3	4	5	6	7	8	9	AB	R	H	RBI	BB	SO	LOB	BOTTOM				
<b>Shannon Stewart, R</b> (1, 7) OBP: 0.388, SLG: 0.558	2-2 1B		2-2 G6-3					1-2 G6-3		4	0	1	0	0	0	0	<b>Oakland Athletics @ Toronto Blue Jays</b> SkyDome, Toronto, ON Sun Sep 03 2000, 1:05 PM EDT Att: 24,156 - Dome - 72 F				
<b>Alex Gonzalez, R</b> (1, 6) OBP: 0.318, SLG: 0.411	0-0 F3		1-2 G5-3					1-1 E		4	1	1	0	0	1	1					
<b>Dave Martinez, L</b> (1, 9) OBP: 0.355, SLG: 0.388	0-0 F7		1-0 L3					0-1 E8		4	1	2	1	0	0	1					
<b>Carlos Delgado, L</b> (1, 3) OBP: 0.480, SLG: 0.713	2-2 F7							1-1 F7		4	1	2	0	0	0	1					
<b>Brad Fullmer, L</b> (1, 10) OBP: 0.342, SLG: 0.559									2-2 G4-3	4	0	0	0	0	0	3					
<b>Tony Batista, R</b> (1, 5) OBP: 0.317, SLG: 0.545									1-3 K	4	0	0	1	0	3	0					
<b>Darrin Fletcher, L</b> (1, 2) OBP: 0.348, SLG: 0.515									2-2 F8	4	0	1	0	0	0	0					
<b>José Cruz Jr., S</b> (1, 8) OBP: 0.326, SLG: 0.471									1-3 K	3	0	1	0	0	0	0					
<b>Mickey Morandini, L</b> (1, 4) OBP: 0.334, SLG: 0.323										3	0	0	0	0	2	2					
<b>Inning Stats</b>	R: 0 H: 1 E: 0 LOB: 1 K: 0 S: 9	H: 2 R: 0 ER: 0 SO: 13 BB: 2 P: 13	R: 0 H: 0 E: 0 LOB: 0 K: 0 S: 7	H: 0 R: 0 ER: 0 SO: 11 BB: 0 P: 11	R: 1 H: 1 E: 0 LOB: 0 K: 0 S: 10	H: 1 R: 0 ER: 0 SO: 14 BB: 0 P: 14	R: 0 H: 0 E: 0 LOB: 0 K: 0 S: 7	H: 0 R: 0 ER: 0 SO: 9 BB: 0 P: 9	R: 0 H: 2 E: 0 LOB: 1 K: 1 S: 8	R: 0 H: 0 E: 0 LOB: 0 K: 1 S: 9	R: 0 H: 0 E: 0 LOB: 0 K: 1 S: 12	R: 2 H: 2 E: 1 LOB: 0 K: 1 S: 12	R: 0 H: 0 E: 0 LOB: 0 K: 1 S: 10	H: 0 R: 0 ER: 0 SO: 15 BB: 0 P: 15	H: 0 R: 0 ER: 0 SO: 13 BB: 0 P: 13	H: 2 R: 1 ER: 1 SO: 15 BB: 0 P: 15	R: 0 H: 0 E: 0 LOB: 0 K: 1 S: 10	H: 0 R: 0 ER: 0 SO: 15 BB: 0 P: 15	1B: 6 2B: 2 3B: 0 HR: 0	SF: 0 SAC: 0 DP: 1 HBP: 0	WP: 0 PA: 34 PB: 0 SB: 0 CS: 0
<b>PITCHER</b>	IP	WLS	BF	H	R	ER	SO	BB	IBB	HBP	BLK	WP	HR	S	P	ERA	WHIP				
<b>Tim Hudson, R</b> (1, 1) ERA: 4.81	7.2	W	30	8	3	2	5	0	0	0	0	0	0	73	108	2.35	1.043				
<b>Mike Magnante, L</b> (8, 1) ERA: 4.0	0.2	H	2	0	0	0	0	0	0	0	0	0	0	6	9	0.00	0.000				
<b>Jim Mecir, R</b> (9, 1) ERA: 3.23	0.2	S	2	0	0	0	1	0	0	0	0	0	0	6	9	0.00	0.000				

AB	34
R	4
H	7
RBI	3
BB	0
SO	4
LOB	7



AB	34
R	3
H	8
RBI	2
BB	0
SO	6
LOB	8





Batter	1	2	3	4	5	6	7	8	9	AB	R	H	RBI	BB	SO	LOB	TOP					
Terrence Long, L (1, 8) OBP: 0.345, SLG: 0.474										6	3	4	2	0	1	1	<b>Oakland Athletics @ Toronto Blue Jays</b> SkyDome, Toronto, ON Mon Sep 04 2000, 1:05 PM EDT Att: 21,824 - Dome - 72 F					
Randy Velarde, R (1, 4) OBP: 0.388, SLG: 0.404 Frank Menechino, R (8, 4) OBP: 0.333, SLG: 0.443										3	2	3	0	2	0	0						
Jason Giambi, L (1, 10) OBP: 0.459, SLG: 0.600										5	0	2	0	0	0	4						
Mike Stanley, R (1, 3) OBP: 0.347, SLG: 0.431 50 Mario Valdez, L (8, 3)										5	2	5	5	0	0	0						
Adam Platt, R (1, 9) OBP: 0.373, SLG: 0.539										4	0	1	0	1	1	4						
Ben Griev, L (1, 7) OBP: 0.356, SLG: 0.498 Ryan Christenson, R (7, 7) OBP: 0.348, SLG: 0.389										4	1	1	2	0	2	7						
Miguel Tejada, R (1, 6) OBP: 0.341, SLG: 0.472										5	1	1	1	0	0	3						
3 Eric Chavez, L (1, 5) OBP: 0.351, SLG: 0.492										5	0	0	0	0	0	0						
A.J. Hinch, R (1, 2) OBP: 0.400, SLG: 0.400										5	1	2	0	0	0	0						
<b>Inning Stats</b>	R: 5 E: 0 K: 1 S: 14	H: 5 LOB: 0 BB: 0 P: 22	R: 2 E: 0 K: 1 S: 16	H: 4 LOB: 3 BB: 1 P: 30	R: 0 E: 0 K: 1 S: 8	H: 0 LOB: 0 BB: 0 P: 15	R: 0 E: 0 K: 1 S: 13	H: 2 LOB: 2 BB: 1 P: 22	R: 0 E: 0 K: 0 S: 9	H: 1 LOB: 1 BB: 0 P: 12	R: 0 E: 0 K: 0 S: 9	H: 2 LOB: 2 BB: 1 P: 19	R: 2 E: 0 K: 0 S: 12	H: 3 LOB: 1 BB: 0 P: 15	R: 1 E: 0 K: 0 S: 13	H: 1 LOB: 0 BB: 0 P: 16		R: 0 E: 0 K: 1 S: 10	H: 1 LOB: 1 BB: 0 P: 15	1B: 14 2B: 2 3B: 0 HR: 4	SF: 0 SAC: 0 DP: 1 HBP: 0	WP: 1 PB: 0 SB: 2 CS: 0
<b>PITCHER</b>	IP WLS BF H R ER SO BB IBB HBP BLK WP HR S P ERA WHIP																					
David Wells, L (1, 1) ERA: 4.24	1.1 L 14 9 7 7 1 1 0 0 0 0 1 2 24 42 47.25 7.500																					
Lance Painter, L (2, 1) ERA: 3.9	2.2 10 2 0 0 3 1 0 0 0 0 0 0 27 47 0.00 1.125																					
Paul Quantrill, R (5, 1) ERA: 4.72	3.0 15 6 2 2 0 1 0 0 0 0 0 1 29 46 6.00 2.333																					
Mark Guthrie, L (8, 1) ERA: 4.76	1.0 4 1 1 1 0 0 0 0 0 0 0 1 13 16 9.00 1.000																					
Kelvim Escobar, R (9, 1) ERA: 5.31	1.0 4 1 0 0 1 0 0 0 0 0 0 0 10 15 0.00 1.000																					
<b>Batter</b>	<b>1</b>	<b>2</b>	<b>3</b>	<b>4</b>	<b>5</b>	<b>6</b>	<b>7</b>	<b>8</b>	<b>9</b>	<b>AB</b>	<b>R</b>	<b>H</b>	<b>RBI</b>	<b>BB</b>	<b>SO</b>	<b>LOB</b>	<b>BOTTOM</b>					
Shannon Stewart, R (1, 7) OBP: 0.385, SLG: 0.554 Dewayne Wise, L (8, 7) OBP: 0.227, SLG: 0.150										4	0	0	0	0	0	6	<b>Oakland Athletics @ Toronto Blue Jays</b> SkyDome, Toronto, ON Mon Sep 04 2000, 1:05 PM EDT Att: 21,824 - Dome - 72 F					
Alex Gonzalez, R (1, 6) OBP: 0.315, SLG: 0.406										5	0	0	0	0	2							
Dave Martinez, L (1, 9) OBP: 0.356, SLG: 0.388										3	0	1	0	1	1							
Carlos Delgado, L (1, 3) OBP: 0.479, SLG: 0.708										3	0	0	0	1	0							
Tony Batista, R (1, 5) OBP: 0.317, SLG: 0.542										3	0	0	0	1	0							
Todd Greene, R (1, 10) OBP: 0.323, SLG: 0.450										3	0	0	0	1	4							
José Cruz Jr., S (1, 8) ERA: 3.12 10 Vernon Wells, R (8, 8) ERA: 2.65										3	0	0	0	2	1							
Craig Grebeck, R (1, 4) OBP: 0.362, SLG: 0.408										2	0	1	0	2	0							
Alberto Castillo, R (1, 2) OBP: 0.288, SLG: 0.289										1	0	0	0	3	0							
<b>Inning Stats</b>	R: 0 E: 0 K: 1 S: 10	H: 0 LOB: 0 BB: 0 P: 14	R: 0 E: 0 K: 0 S: 4	H: 0 LOB: 0 BB: 0 P: 8	R: 0 E: 0 K: 1 S: 7	H: 0 LOB: 2 BB: 2 P: 18	R: 0 E: 0 K: 1 S: 14	H: 1 LOB: 2 BB: 1 P: 22	R: 0 E: 0 K: 0 S: 11	H: 0 LOB: 1 BB: 1 P: 21	R: 0 E: 0 K: 0 S: 6	H: 0 LOB: 0 BB: 0 P: 10	R: 0 E: 0 K: 1 S: 11	H: 1 LOB: 2 BB: 2 P: 23	R: 0 E: 0 K: 0 S: 6	H: 0 LOB: 2 BB: 2 P: 15		R: 0 E: 0 K: 0 S: 10	H: 0 LOB: 2 BB: 1 P: 18	1B: 2 2B: 1 3B: 0 HR: 0	SF: 0 SAC: 0 DP: 1 HBP: 1	WP: 1 PB: 0 SB: 0 CS: 0
<b>PITCHER</b>	IP WLS BF H R ER SO BB IBB HBP BLK WP HR S P ERA WHIP																					
Barry Zito, L (1, 1) ERA: 3.12	6.2 W 27 2 0 0 4 6 0 0 0 0 0 0 2 2 0.00 1.200																					
Jeff Tam, R (7, 1) ERA: 2.65	0.2 2 0 0 0 0 0 0 0 0 0 0 0 0 2 2 0.00 0.000																					
Todd Belitz, L (8, 1) ERA: 2.65	0.0 2 0 0 0 0 2 0 0 0 0 0 0 0 0 8 0.00 0.000																					
T.J. Mathews, R (8, 1) ERA: 6.63	0.2 2 0 0 0 0 0 0 0 0 0 0 0 0 5 6 0.00 0.000																					
Jason Istringhausen, R (9, 1) ERA: 4.14	1.0 5 0 0 0 0 1 0 1 0 0 1 0 0 10 18 0.00 1.000																					
<b>Batter</b>	<b>1</b>	<b>2</b>	<b>3</b>	<b>4</b>	<b>5</b>	<b>6</b>	<b>7</b>	<b>8</b>	<b>9</b>	<b>AB</b>	<b>R</b>	<b>H</b>	<b>RBI</b>	<b>BB</b>	<b>SO</b>	<b>LOB</b>	<b>BOTTOM</b>					
Shannon Stewart, R (1, 7) OBP: 0.385, SLG: 0.554 Dewayne Wise, L (8, 7) OBP: 0.227, SLG: 0.150										4	0	0	0	0	0	6	<b>Oakland Athletics @ Toronto Blue Jays</b> SkyDome, Toronto, ON Mon Sep 04 2000, 1:05 PM EDT Att: 21,824 - Dome - 72 F					
Alex Gonzalez, R (1, 6) OBP: 0.315, SLG: 0.406										5	0	0	0	0	2							
Dave Martinez, L (1, 9) OBP: 0.356, SLG: 0.388										3	0	1	0	1	1							
Carlos Delgado, L (1, 3) OBP: 0.479, SLG: 0.708										3	0	0	0	1	0							
Tony Batista, R (1, 5) OBP: 0.317, SLG: 0.542										3	0	0	0	1	0							
Todd Greene, R (1, 10) OBP: 0.323, SLG: 0.450										3	0	0	0	1	4							
José Cruz Jr., S (1, 8) ERA: 3.12 10 Vernon Wells, R (8, 8) ERA: 2.65										3	0	0	0	2	1							
Craig Grebeck, R (1, 4) OBP: 0.362, SLG: 0.408										2	0	1	0	2	0							
Alberto Castillo, R (1, 2) OBP: 0.288, SLG: 0.289										1	0	0	0	3	0							
<b>Inning Stats</b>	R: 0 E: 0 K: 1 S: 10	H: 0 LOB: 0 BB: 0 P: 14	R: 0 E: 0 K: 0 S: 4	H: 0 LOB: 0 BB: 0 P: 8	R: 0 E: 0 K: 1 S: 7	H: 0 LOB: 2 BB: 2 P: 18	R: 0 E: 0 K: 1 S: 14	H: 1 LOB: 2 BB: 1 P: 22	R: 0 E: 0 K: 0 S: 11	H: 0 LOB: 1 BB: 1 P: 21	R: 0 E: 0 K: 0 S: 6	H: 0 LOB: 0 BB: 0 P: 10	R: 0 E: 0 K: 1 S: 11	H: 1 LOB: 2 BB: 2 P: 23	R: 0 E: 0 K: 0 S: 6	H: 0 LOB: 2 BB: 2 P: 15		R: 0 E: 0 K: 0 S: 10	H: 0 LOB: 2 BB: 1 P: 18	1B: 2 2B: 1 3B: 0 HR: 0	SF: 0 SAC: 0 DP: 1 HBP: 1	WP: 1 PB: 0 SB: 0 CS: 0
<b>PITCHER</b>	IP WLS BF H R ER SO BB IBB HBP BLK WP HR S P ERA WHIP																					
Barry Zito, L (1, 1) ERA: 3.12	6.2 W 27 2 0 0 4 6 0 0 0 0 0 0 2 2 0.00 1.200																					
Jeff Tam, R (7, 1) ERA: 2.65	0.2 2 0 0 0 0 0 0 0 0 0 0 0 0 2 2 0.00 0.000																					
Todd Belitz, L (8, 1) ERA: 2.65	0.0 2 0 0 0 0 2 0 0 0 0 0 0 0 0 8 0.00 0.000																					
T.J. Mathews, R (8, 1) ERA: 6.63	0.2 2 0 0 0 0 0 0 0 0 0 0 0 0 5 6 0.00 0.000																					
Jason Istringhausen, R (9, 1) ERA: 4.14	1.0 5 0 0 0 0 1 0 1 0 0 1 0 0 10 18 0.00 1.000																					



Batter	1	2	3	4	5	6	7	8	9	AB	R	H	RBI	BB	SO	LOB	TOP										
Terrence Long, L (1, 8) OBP: 0.342, SLG: 0.469	G4-3		K			G3	K		G4-6-3	5	0	0	0	0	2	1											
Randy Velarde, R (1, 4) OBP: 0.389, SLG: 0.404	K			F9		1B 2B BB	S 1B			3	1	1	0	1	1	0											
Jason Giambi, L (1, 10) OBP: 0.460, SLG: 0.606	E3			HR		2B FC5-2 1B	G3-1			4	1	2	1	0	0	1											
Mike Stanley, R (1, 3) OBP: 0.345, SLG: 0.432	F7			K		BB BB 2B		F9		4	1	1	1	0	1	1											
Adam Platt, R (1, 9) OBP: 0.362, SLG: 0.521		F9		K		FC5-2 BB BB	P3			4	0	0	0	0	1	2											
Ben Griewe, L (1, 7) OBP: 0.357, SLG: 0.497		G4-3			F8	BB BB				3	0	1	0	1	0	0											
Miguel Tejada, R (1, 6) OBP: 0.340, SLG: 0.469		K			E5 FC6-4	BB BB		P3		3	0	0	1	1	1	1											
3 Eric Chavez, L (1, 5) OBP: 0.350, SLG: 0.489			G4-3		K	F2				4	0	1	0	0	1	4											
Ramon Hernandez, R (1, 2) OBP: 0.299, SLG: 0.385			L5		FC6-4					2	0	0	0	0	0	1											
50 Mario Valdez, L (7, PH) OBP: 0.289, SLG: 0.434					FC6-4		K		F3	1	0	0	0	0	1	0											
										1	0	0	0	0	0	1											
<b>Inning Stats</b>	R: 0 E: 1 K: 1 S: 10	H: 0 LOB: 1 BB: 0 P: 14	R: 0 E: 0 K: 1 S: 8	H: 0 LOB: 0 BB: 0 P: 9	R: 0 E: 0 K: 1 S: 7	H: 0 LOB: 0 BB: 0 P: 12	R: 1 E: 0 K: 2 S: 8	H: 1 LOB: 0 BB: 0 P: 12	R: 0 E: 1 K: 1 S: 8	H: 0 LOB: 1 BB: 0 P: 16	R: 2 E: 0 K: 0 S: 10	H: 2 LOB: 3 BB: 3 P: 26	R: 0 E: 0 K: 2 S: 13	H: 1 LOB: 1 BB: 0 P: 16	R: 0 E: 0 K: 0 S: 8	H: 1 LOB: 1 BB: 0 P: 11	R: 0 E: 0 K: 0 S: 7	H: 1 LOB: 0 BB: 0 P: 10	1B: 4 2B: 1 3B: 0 HR: 1	SF: 0 SAC: 0 DP: 1 HBP: 0	WP: 0 PB: 0 SB: 1 CS: 0	PA: 37					
<b>PITCHER</b>	IP	WLS	BF	H	R	ER	SO	BB	IBB	HBP	BLK	WP	HR	S	P	ERA	WHIP										
Pete Schourek, L (1, 1) ERA: 5.05	5.1	W	21	2	3	3	6	1	0	0	0	0	1	46	74	5.06	0.562										
Hipolito Pichardo, R (6, 1) ERA: 3.13	0.1		4	1	0	0	0	2	0	0	0	0	0	3	12	0.00	9.000										
Rich Garcias, R (6, 1) ERA: 3.2	1.1	H	5	1	0	0	2	0	0	0	0	0	0	15	19	0.00	0.750										
49 Tim Wakefield, R (8, 1) ERA: 5.53	1.0		4	1	0	0	0	0	0	0	0	0	0	8	11	0.00	1.000										
Jeff Fassero, L (9, 1) ERA: 5.2	1.0		3	1	0	0	0	0	0	0	0	0	0	7	10	0.00	1.000										

Oakland Athletics @ Boston Red Sox  
Fenway Park, Boston, MA  
Tue Sep 05 2000, 7:05 PM EDT  
Att: 31,825 - Sunny - 62 F

AB	34
R	3
H	6
RBI	3
BB	3
SO	8
LOB	12



Batter	1	2	3	4	5	6	7	8	9	AB	R	H	RBI	BB	SO	LOB	BOTTOM										
Trot Nixon, L (1, 9) OBP: 0.372, SLG: 0.468			FC3-6 2H 2B		F7		BB 2B BB			4	2	3	1	1	0	0											
Jose Offerman, S (1, 3) OBP: 0.335, SLG: 0.321										2	0	0	0	3	0	3											
Rico Brogna, L (8, 3) OBP: 0.289, SLG: 0.369			FC3-6 BB		FC4-6 BB		F8			0	0	0	0	0	0	0											
Carl Everett, S (1, 8) OBP: 0.381, SLG: 0.608	G6-3		FC3-6		FC4-6		2B BB			4	0	1	0	1	0	5											
Nomar Garciaparra, R (1, 6) OBP: 0.429, SLG: 0.592	1B BB 1B	F7		P4		F2	2B			5	1	2	3	0	0	1											
Troy O'Leary, L (1, 7) OBP: 0.328, SLG: 0.404	1B BB	P6		K		1B		F7		4	1	1	0	1	1	1											
Dante Bichette, R (1, 10) OBP: 0.350, SLG: 0.457	BB 1B HR	F8		BB 1B		K		K		5	1	2	0	0	2	2											
Scott Hatteberg, L (1, 2) OBP: 0.360, SLG: 0.444	HR 1B		G6-3		BB	G3		G4-3		4	1	1	2	1	0	1											
Donnie Sadler, R (1, 4) OBP: 0.247, SLG: 0.319	HR BB		2B 2B		L1			G4-3		3	2	1	0	1	0	2											
Manny Alexander, R (1, 5) OBP: 0.250, SLG: 0.316	HR		K		G5-3		BB BB 2B			3	2	1	4	1	1	1											
<b>Inning Stats</b>	R: 7 E: 0 K: 0 S: 19	H: 6 LOB: 1 BB: 3 P: 36	R: 0 E: 0 K: 0 S: 14	H: 1 LOB: 1 BB: 0 P: 18	R: 1 E: 0 K: 1 S: 13	H: 2 LOB: 2 BB: 1 P: 23	R: 0 E: 0 K: 1 S: 10	H: 1 LOB: 2 BB: 1 P: 21	R: 0 E: 0 K: 1 S: 9	H: 0 LOB: 1 BB: 1 P: 19	R: 0 E: 0 K: 1 S: 8	H: 1 LOB: 1 BB: 0 P: 13	R: 2 E: 0 K: 0 S: 11	H: 1 LOB: 2 BB: 3 P: 23	R: 0 E: 0 K: 1 S: 8	H: 0 LOB: 0 BB: 0 P: 12	R: 0 E: 0 K: 1 S: 7	H: 0 LOB: 0 BB: 0 P: 10	1B: 8 2B: 3 3B: 0 HR: 1	SF: 0 SAC: 0 DP: 1 HBP: 0	WP: 0 PB: 0 SB: 0 CS: 0	PA: 43					
<b>PITCHER</b>	IP	WLS	BF	H	R	ER	SO	BB	IBB	HBP	BLK	WP	HR	S	P	ERA	WHIP										
Kevin Appier, R (1, 1) ERA: 4.8	2.2	L	19	9	8	8	1	3	0	0	0	0	1	42	68	27.00	4.500										
Omar Olivares, R (3, 1) ERA: 6.99	3.2		18	2	2	2	2	5	0	0	0	0	0	35	74	4.91	1.909										
Doug Jones, R (7, 1) ERA: 4.01	0.2		3	1	0	0	0	1	0	0	0	0	0	7	11	0.00	3.000										
Todd Beltz, L (8, 1) ERA:	1.0		3	0	0	0	1	0	0	0	0	0	0	8	12	0.00	0.000										

Oakland Athletics @ Boston Red Sox  
Fenway Park, Boston, MA  
Tue Sep 05 2000, 7:05 PM EDT  
Att: 31,825 - Sunny - 62 F

AB	34
R	10
H	12
RBI	10
BB	9
SO	4
LOB	16





Batter	1	2	3	4	5	6	7	8	9	AB	R	H	RBI	BB	SO	LOB	TOP					
Terrence Long, L (1, 8) OBP: 0.344, SLG: 0.471										5	2	3	1	0	1	0	<b>Oakland Athletics @ Boston Red Sox</b> Fenway Park, Boston, MA Wed Sep 06 2000, 7:05 PM EDT Att: 31,262 - Sunny - 62 F					
Randy Velarde, R (1, 4) OBP: 0.357, SLG: 0.404										5	0	1	2	0	2	2						
Jason Giambi, L (1, 3) OBP: 0.459, SLG: 0.603										5	0	2	0	0	1	1						
Matt Stairs, L (1, 9) OBP: 0.321, SLG: 0.415										4	1	1	2	0	1	2						
Miguel Tejada, R (1, 6) OBP: 0.341, SLG: 0.468										5	1	2	0	0	0	3						
Ben Grievie, L (1, 10) OBP: 0.356, SLG: 0.497 Frank Menechino, R (8, FR) OBP: 0.333, SLG: 0.443										4	0	1	0	0	0	1						
Adam Platt, R (1, 7) OBP: 0.373, SLG: 0.525										3	1	2	1	1	0	1						
3 Eric Chavez, L (1, 5) OBP: 0.347, SLG: 0.485										4	0	0	0	0	0	5						
Sal Fasano, R (1, 2) OBP: 0.290, SLG: 0.431 Mike Stanley, R (8, PH) OBP: 0.345, SLG: 0.430 Ramon Hernandez, R (8, 2) OBP: 0.299, SLG: 0.385										3	1	1	0	0	2	1						
										1	0	0	0	0	0	2						
										0	0	0	0	0	0	0						
<b>Inning Stats</b>	R: 0 E: 0 K: 1 S: 12	H: 2 LOB: 2 BB: 0 P: 18	R: 3 E: 0 K: 1 S: 15	H: 4 LOB: 1 BB: 0 P: 23	R: 1 E: 1 K: 0 S: 10	H: 2 LOB: 1 BB: 0 P: 15	R: 0 E: 0 K: 2 S: 11	H: 0 LOB: 0 BB: 0 P: 17	R: 0 E: 0 K: 0 S: 7	H: 0 LOB: 0 BB: 0 P: 9	R: 0 E: 0 K: 1 S: 8	H: 0 LOB: 1 BB: 1 P: 13	R: 0 E: 0 K: 1 S: 10	H: 0 LOB: 0 BB: 0 P: 13	R: 1 E: 0 K: 0 S: 21	H: 3 LOB: 2 BB: 0 P: 31	R: 1 E: 1 K: 1 S: 9	H: 2 LOB: 1 BB: 0 P: 12	1B: 10 2B: 2 3B: 0 HR: 1	SF: 1 SAC: 0 DP: 0 HBP: 0	WP: 0 PB: 1 SB: 0 CS: 0	PA: 41
<b>PITCHER</b>	IP WLS BF H R ER SO BB IBB HBP BLK WP HR S P ERA WHIP																					
Rolando Arrojo, R (1, 1) ERA: 5.61	3.0 L 17 8 4 4 2 0 0 0 0 0 0 1 37 56 12.00 2.667																					
Rheal Cormier, L (4, 1) ERA: 3.99	2.0 6 0 0 0 2 0 0 0 0 0 0 0 18 26 0.00 0.000																					
49 Tim Wakefield, R (6, 1) ERA: 5.45	2.0 7 0 0 0 2 1 0 0 0 0 0 0 18 26 0.00 0.500																					
Rod Beck, R (8, 1) ERA: 2.25	1.0 6 3 1 1 0 0 0 0 0 0 0 0 21 31 9.00 3.000																					
Derek Lowe, R (9, 1) ERA: 2.79	1.0 5 2 1 1 1 0 0 0 0 0 0 0 9 12 9.00 2.000																					
<b>Batter</b>	<b>1</b>	<b>2</b>	<b>3</b>	<b>4</b>	<b>5</b>	<b>6</b>	<b>7</b>	<b>8</b>	<b>9</b>	<b>AB</b>	<b>R</b>	<b>H</b>	<b>RBI</b>	<b>BB</b>	<b>SO</b>	<b>LOB</b>	<b>BOTTOM</b>					
Darren Lewis, R (1, 9) OBP: 0.315, SLG: 0.311										3	0	0	0	0	0	2	<b>Oakland Athletics @ Boston Red Sox</b> Fenway Park, Boston, MA Wed Sep 06 2000, 7:05 PM EDT Att: 31,262 - Sunny - 62 F					
Trot Nixon, L (7, PH) OBP: 0.372, SLG: 0.468 Bernard Gilkey, R (7, PH) OBP: 0.265, SLG: 0.296										5	2	2	1	0	2	2						
Jose Offerman, S (1, 3) OBP: 0.336, SLG: 0.330										5	2	2	1	0	2	2						
Carl Everett, S (1, 8) OBP: 0.380, SLG: 0.604										3	0	0	0	1	1	1						
Nomar Garciaparra, R (1, 6) OBP: 0.428, SLG: 0.589										4	1	1	0	0	0	1						
Dante Bichette, R (1, 10) OBP: 0.353, SLG: 0.465 Rico Brogna, L (8, FR) OBP: 0.289, SLG: 0.369										3	1	2	2	1	0	0						
Troy O'Leary, L (1, 7) OBP: 0.325, SLG: 0.405										4	0	2	1	0	1	1						
Jason Varitek, S (1, 2) OBP: 0.355, SLG: 0.409										4	0	0	0	0	1	4						
Donnie Sadler, R (1, 4) OBP: 0.266, SLG: 0.329 Brian Daubach, L (7, PH) OBP: 0.329, SLG: 0.479 Lou Merloni, R (8, 5) OBP: 0.338, SLG: 0.426										1	0	1	0	1	0	0						
										1	0	0	0	0	1	1						
										1	0	0	0	0	0	0						
<b>Inning Stats</b>	R: 0 E: 0 K: 1 S: 6	H: 0 LOB: 0 BB: 0 P: 7	R: 0 E: 0 K: 0 S: 7	H: 1 LOB: 1 BB: 1 P: 13	R: 0 E: 0 K: 0 S: 6	H: 1 LOB: 1 BB: 0 P: 8	R: 1 E: 0 K: 1 S: 10	H: 1 LOB: 0 BB: 1 P: 20	R: 0 E: 0 K: 0 S: 8	H: 0 LOB: 1 BB: 1 P: 16	R: 1 E: 0 K: 0 S: 8	H: 1 LOB: 1 BB: 0 P: 14	R: 0 E: 0 K: 1 S: 9	H: 1 LOB: 2 BB: 1 P: 17	R: 2 E: 0 K: 2 S: 19	H: 3 LOB: 1 BB: 0 P: 29	R: 0 E: 0 K: 1 S: 17	H: 1 LOB: 1 BB: 0 P: 26	1B: 7 2B: 1 3B: 0 HR: 2	SF: 0 SAC: 0 DP: 2 HBP: 0	WP: 1 PB: 0 SB: 1 CS: 0	PA: 38
<b>PITCHER</b>	IP WLS BF H R ER SO BB IBB HBP BLK WP HR S P ERA WHIP																					
Mark Mulder, L (1, 1) ERA: 5.57	6.0 W 24 5 2 2 2 1 0 0 0 0 1 0 6 12 3.00 1.333																					
Jeff Tam, R (7, 1) ERA: 2.43	0.2 H 3 0 0 0 1 1 0 0 0 0 1 0 6 12 0.00 1.500																					
Mike Magnante, L (7, 1) ERA: 3.96	0.1 H 1 0 0 0 0 0 0 0 0 0 0 0 1 1 0.00 0.000																					
Doug Jones, R (8, 1) ERA: 4.1	0.0 1 1 1 1 0 0 0 0 0 0 0 0 2 4 ∞ ∞																					
Jim Mecir, R (8, 1) ERA: 3.27	2.0 S 9 3 1 1 3 0 0 0 0 0 0 0 34 51 4.50 1.500																					



Batter	1	2	3	4	5	6	7	8	9	AB	R	H	RBI	BB	SO	LOB	TOP			
Gerald Williams, R OBP: 0.319, SLG: 0.442	1-2 P6		0-1 G5-3		0-0 F2			2-1 F7		4	0	0	0	0	0	0				
Miguel Cairo, R OBP: 0.320, SLG: 0.338	0-0 G3			1-0 G3-1 E G4-3		1-2 P3		2-2 L5		4	1	2	0	0	0	0				
Steve Cox, L OBP: 0.401, SLG: 0.486 Jose Guillen, R OBP: 0.323, SLG: 0.436	0-0 G3			1-1 G4-3		2-1 G3		0-1 HR		4	1	1	0	0	0	2				
Fred McGriff, L OBP: 0.363, SLG: 0.433	2-2 F5			1-0 G3-1		3-2 G3		1-1 F7		4	0	0	0	0	0	3				
Greg Vaughn, R OBP: 0.371, SLG: 0.512		1-2 G5-3		2-1 E7 2B			3-2 L5		0-0 HR	4	2	1	2	0	0	0				
Vinny Castilla, R OBP: 0.287, SLG: 0.330	0-0 G6-3			3-H 0-0 2B		1-3 K		0-0 G6-3		4	0	1	1	0	1	0				
John Flaherty, R OBP: 0.303, SLG: 0.368	1-2 G5-3			3-2 F8		2-0 G5-3				3	0	0	0	0	0	1				
Jason Tyner, L OBP: 0.271, SLG: 0.276			1-0 G5-3		0-3 K			0-0 G6-3		3	0	0	0	0	1	0				
Felix Martinez, S OBP: 0.305, SLG: 0.284			1-3 K		1-2 G6-3			0-3 K2-3		3	0	0	0	0	2	0				
<b>Inning Stats</b>	R: 0 E: 0 K: 0 S: 8	H: 1 LOB: 1 BB: 0 P: 11	R: 0 E: 0 K: 0 S: 11	H: 0 LOB: 0 BB: 0 P: 13	R: 0 E: 0 K: 1 S: 6	H: 0 LOB: 0 BB: 0 P: 8	R: 2 E: 1 K: 0 S: 12	H: 2 LOB: 1 BB: 0 P: 20	R: 0 E: 0 K: 1 S: 9	H: 0 LOB: 0 BB: 0 P: 9	R: 0 E: 0 K: 1 S: 8	H: 0 LOB: 0 BB: 0 P: 14	R: 0 E: 0 K: 1 S: 6	H: 0 LOB: 0 BB: 0 P: 8	R: 2 E: 0 K: 0 S: 10	H: 2 LOB: 0 BB: 0 P: 13	1B: 2 2B: 2 3B: 0 HR: 1	SF: 0 SAC: 0 DP: 0 HBP: 0	WP: 0 PB: 0 CS: 0	PA: 33
<b>PITCHER</b> Gil Heredia, R ERA: 4.08	IP: 9.0 WLS: L BF: 33	H: 5 R: 4 ER: 2 SO: 4	BB: 0 IBB: 0 HBP: 0 BLK: 0	WP: 0 HR: 1 S: 78 P: 111	ERA: 2.00 WHIP: 0.556															

Tampa Bay Devil Rays @ Oakland Athletics  
Network Associates Coliseum, Oakland, CA  
Fri Sep 08 2000, 10:05 PM EDT  
Att: 12,085 - Sunny - 67 F

AB 33  
R 4  
H 5  
RBI 3  
BB 0  
SO 4  
LOB 6



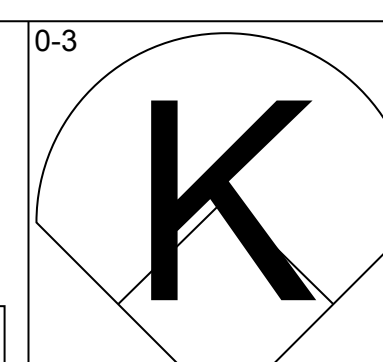
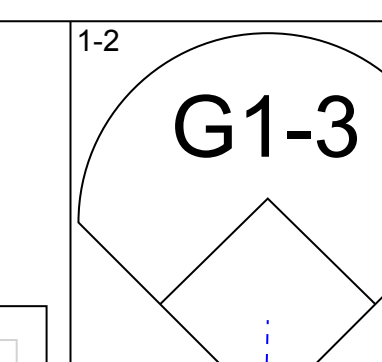
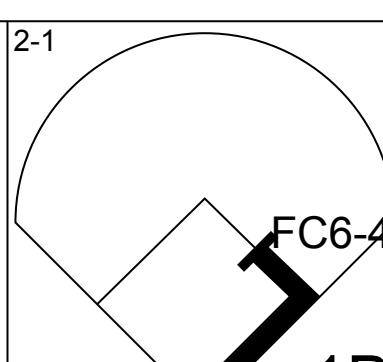
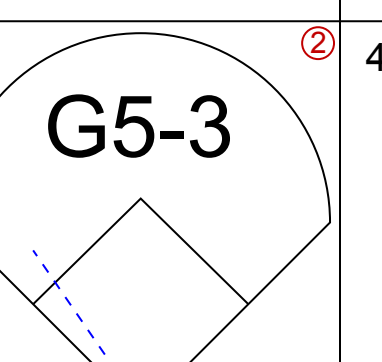
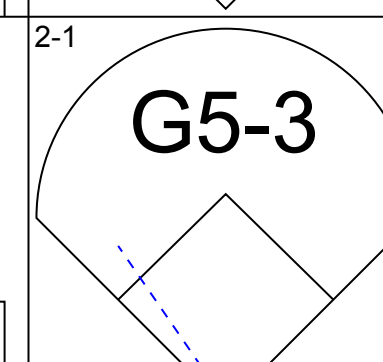
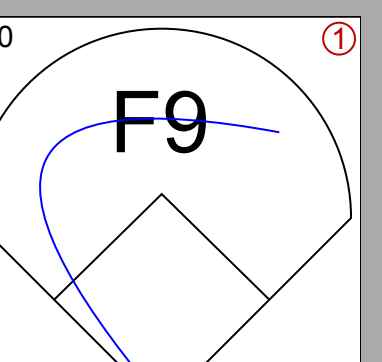
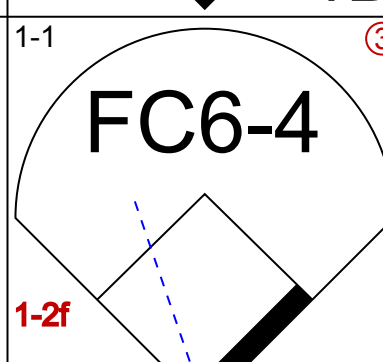
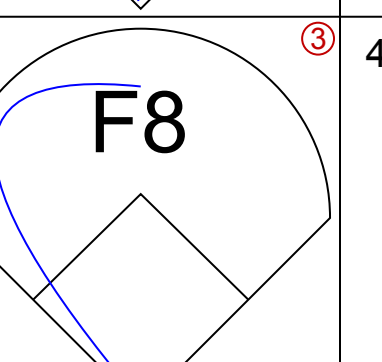
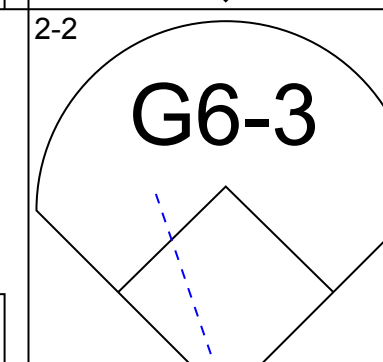
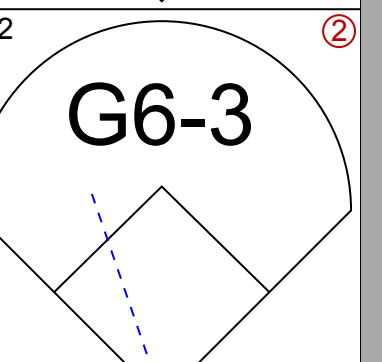
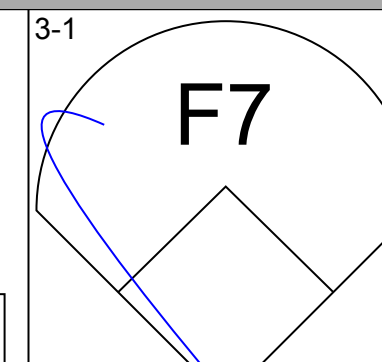
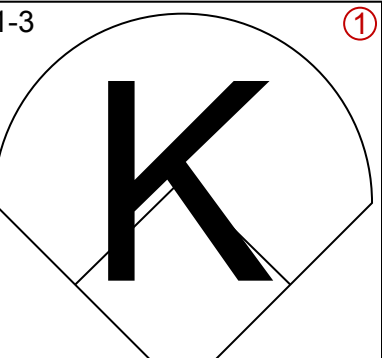
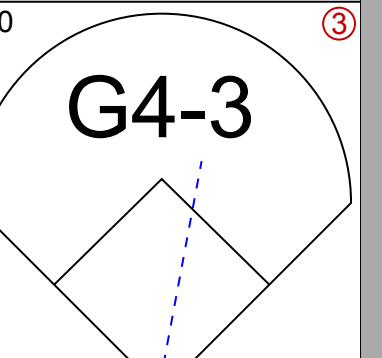
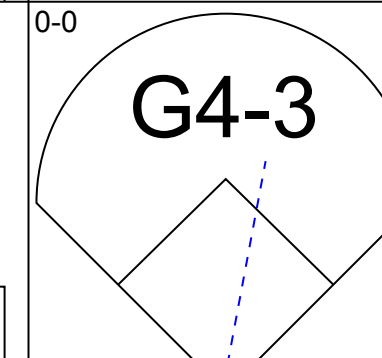
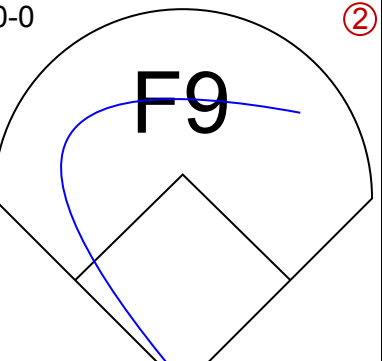
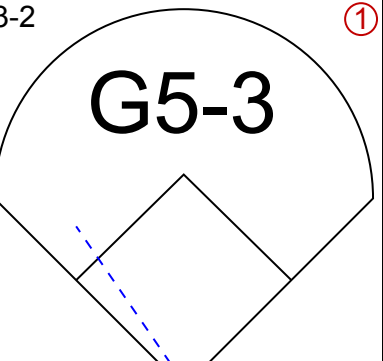
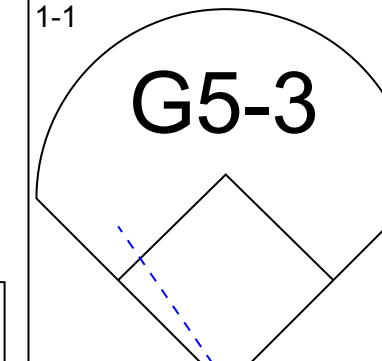
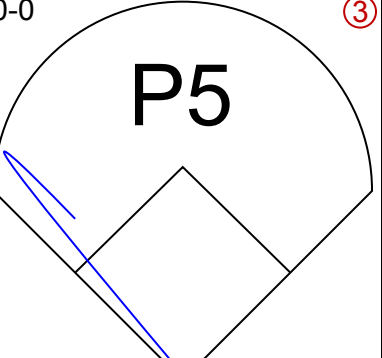
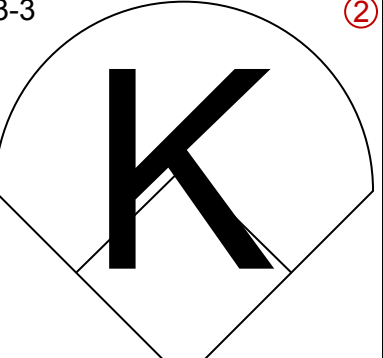
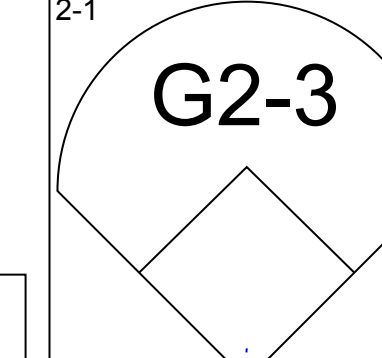
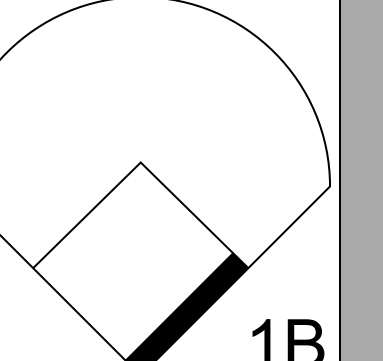
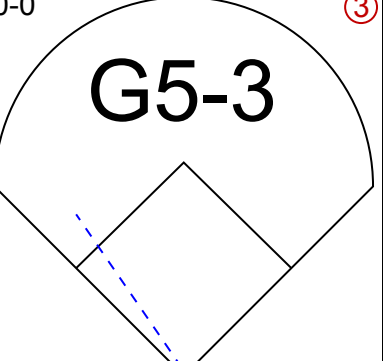
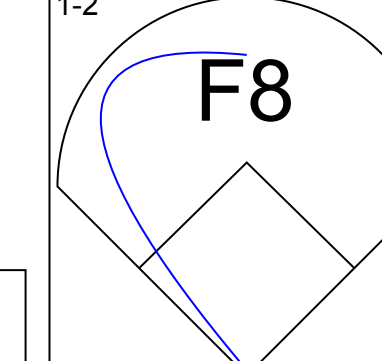
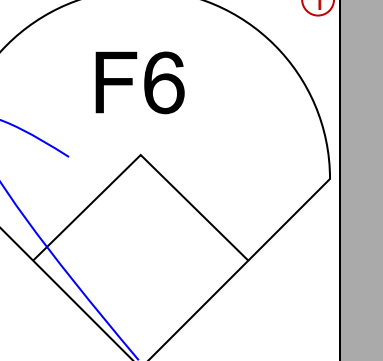
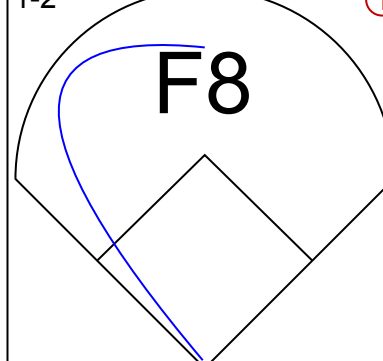
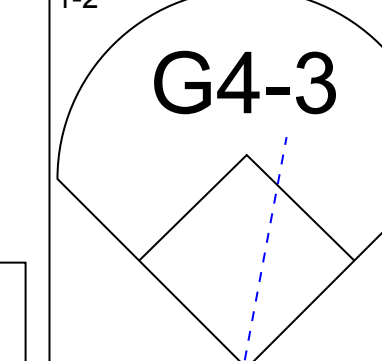
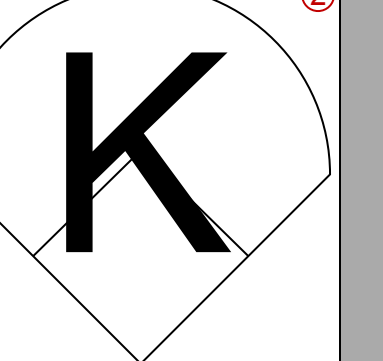
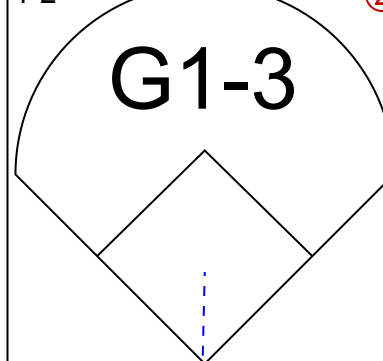
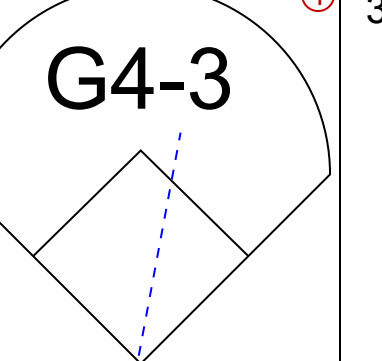
Batter	1	2	3	4	5	6	7	8	9	AB	R	H	RBI	BB	SO	LOB	BOTTOM			
Terrence Long, L OBP: 0.342, SLG: 0.467	3-2 G6-3		0-0 FC6-4			1-1 L8		0-3 K		4	0	0	0	0	1	2				
Randy Velarde, R OBP: 0.354, SLG: 0.400	0-1 F8		3-2 G5-3			1-0 G5-3			1-3 K	4	0	0	0	0	1	2				
Jason Giambi, L OBP: 0.461, SLG: 0.606	0-1 F8			1-0 G6-3 2B		3-2 FC4-6 1B			4-0 FC6-4 BB	3	0	2	0	1	0	0				
Matt Stairs, L OBP: 0.319, SLG: 0.412 Mike Stanley, R OBP: 0.344, SLG: 0.429		0-1 G1-3		0-0 G6-3		0-0 FC4-6			3-1 F7	3	0	0	0	0	0	2				
Miguel Tejada, R OBP: 0.338, SLG: 0.465		1-3 K		2-1 G1-3			0-3 K		0-2 FC6-4	4	0	0	0	0	2	2				
Ben Griewe, L OBP: 0.354, SLG: 0.494		0-0 L8		1-1 G6-3			3-2 F5			3	0	0	0	0	0	1				
Adam Platt, R OBP: 0.372, SLG: 0.516			4-2 FC1-5 BB		0-2 G4-3			2-1 F2		2	0	0	0	1	0	0				
3 Eric Chavez, L OBP: 0.347, SLG: 0.482			4-1 FC6-4 FC1-5 BB		0-0 L5			2-3 K		2	0	0	0	1	1	0				
Ramon Hernandez, R OBP: 0.297, SLG: 0.382			0-1 FC1-5 FC6-4		1-2 G4-3			2-3 K		3	0	0	0	0	1	2				
<b>Inning Stats</b>	R: 0 E: 0 K: 0 S: 7	H: 0 LOB: 0 BB: 0 P: 10	R: 0 E: 0 K: 1 S: 7	H: 0 LOB: 0 BB: 0 P: 8	R: 0 E: 0 K: 0 S: 10	H: 0 LOB: 2 BB: 2 P: 21	R: 0 E: 0 K: 0 S: 6	H: 1 LOB: 1 BB: 0 P: 10	R: 0 E: 0 K: 0 S: 9	H: 0 LOB: 0 BB: 0 P: 10	R: 0 E: 0 K: 0 S: 7	H: 1 LOB: 1 BB: 0 P: 12	R: 0 E: 0 K: 3 S: 9	H: 0 LOB: 0 BB: 0 P: 13	R: 0 E: 0 K: 1 S: 8	H: 0 LOB: 1 BB: 1 P: 16	1B: 1 2B: 1 3B: 0 HR: 0	SF: 0 SAC: 0 DP: 0 HBP: 0	WP: 0 PB: 0 CS: 0	PA: 32
<b>PITCHER</b> Cory Lidle, R ERA: 5.45 Doug Creek, L ERA: 4.16	IP: 7.0 WLS: W BF: 25	H: 2 R: 0 ER: 0 SO: 2	BB: 2 IBB: 0 HBP: 0 BLK: 0	WP: 0 HR: 0 S: 55 P: 85	ERA: 0.00 WHIP: 0.571															

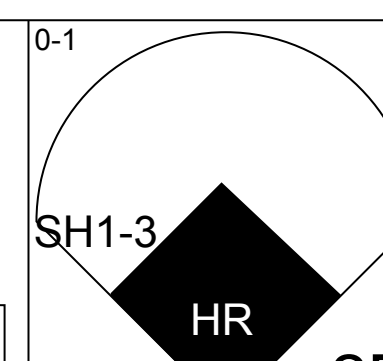
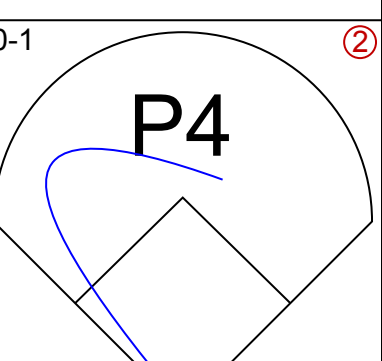
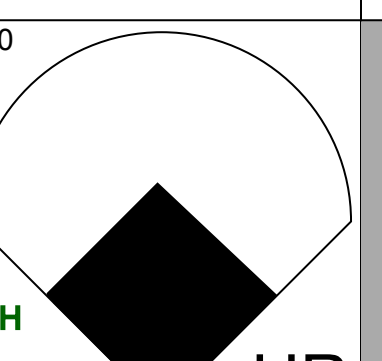
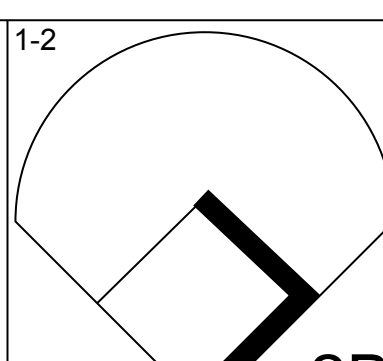
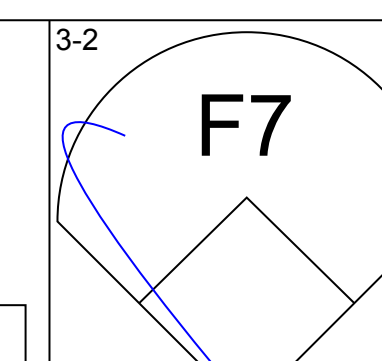
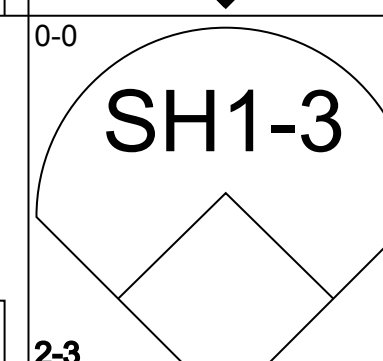
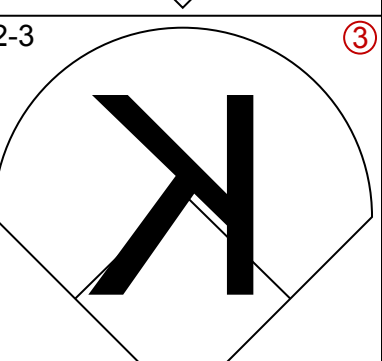
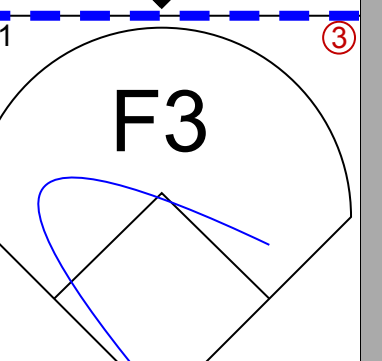
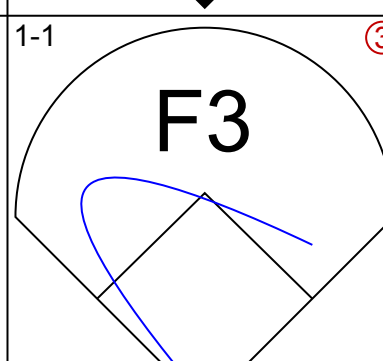
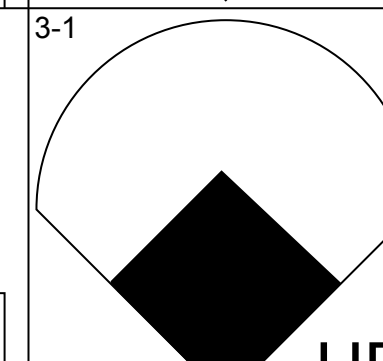
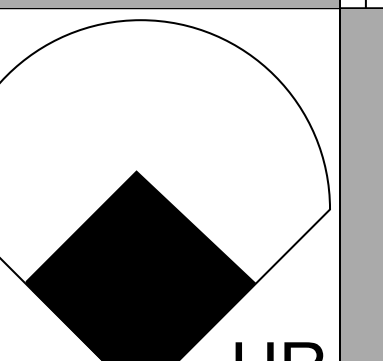
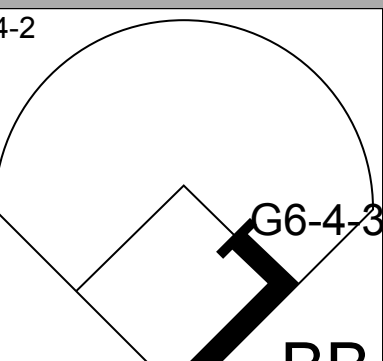
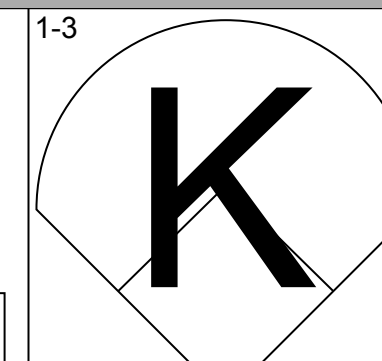
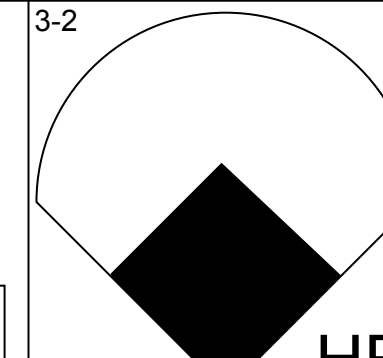




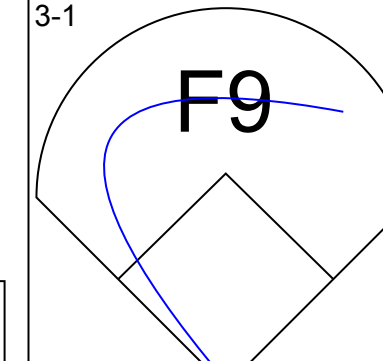
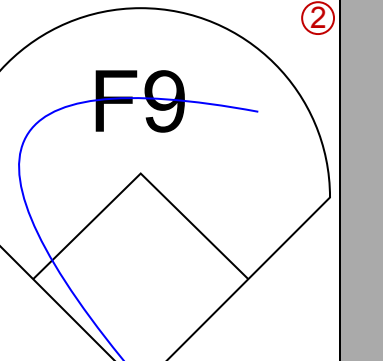
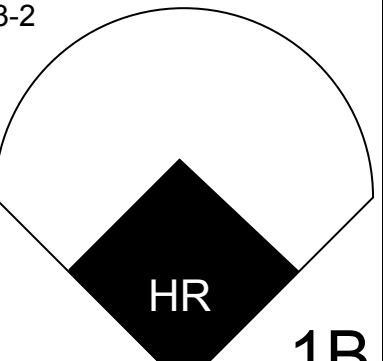
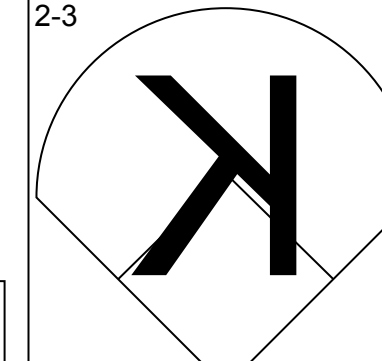
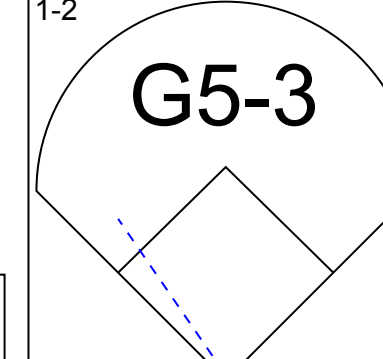
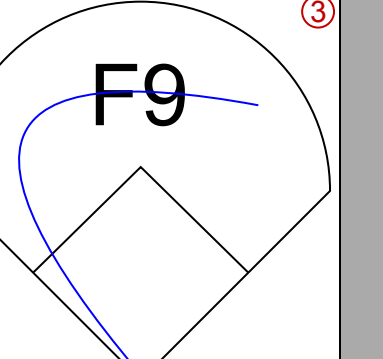
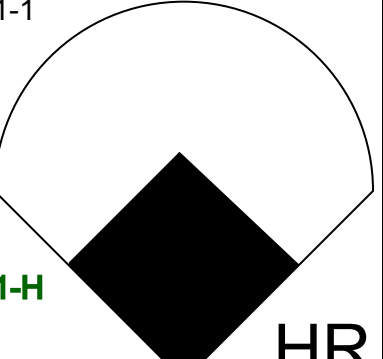
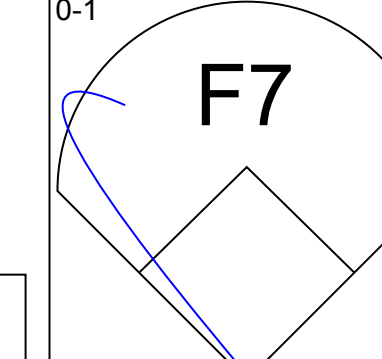
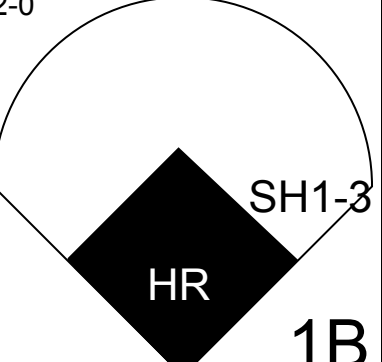
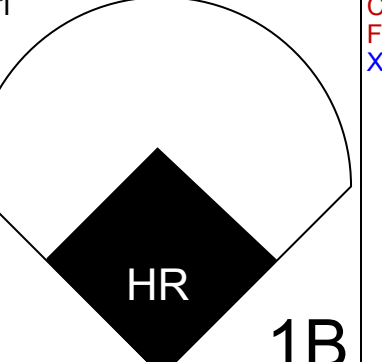
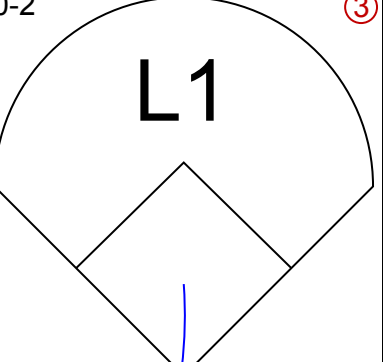
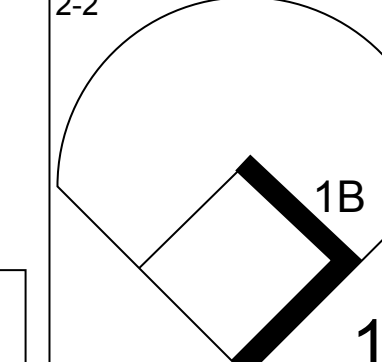

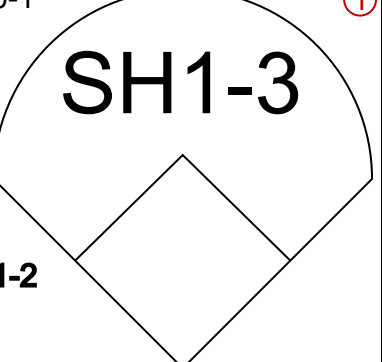
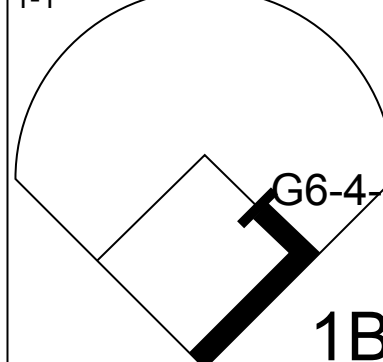
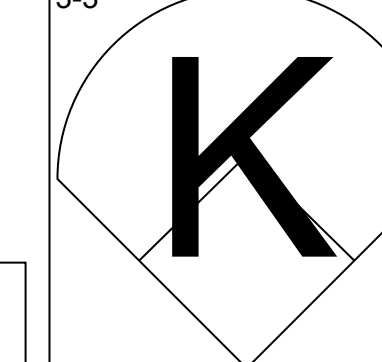

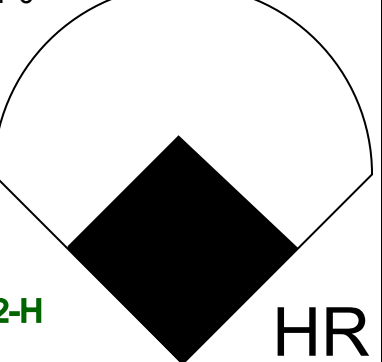
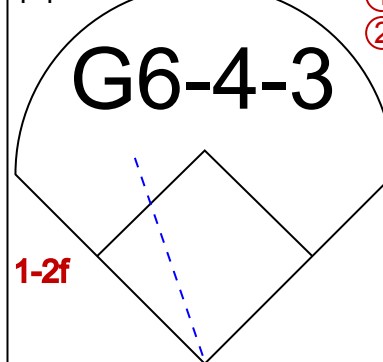
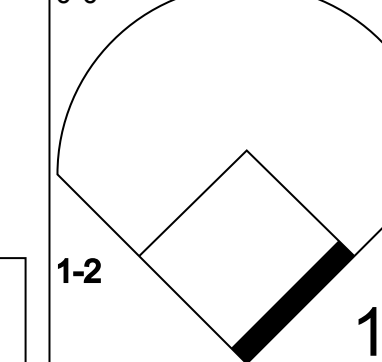
Tampa Bay Devil Rays @ Oakland Athletics  
Network Associates Coliseum, Oakland, CA  
Fri Sep 08 2000, 10:05 PM EDT  
Att: 12,085 - Sunny - 67 F

AB 29  
R 0  
H 2  
RBI 0  
BB 3  
SO 6  
LOB 12





Batter	1	2	3	4	5	6	7	8	9	AB	R	H	RBI	BB	SO	LOB	TOP					
<b>Gerald Williams, R</b> OBP: 0.318, SLG: 0.441 (1, 8)										4	0	1	0	0	1	1	<b>Tampa Bay Devil Rays @ Oakland Athletics</b> Network Associates Coliseum, Oakland, CA Sat Sep 09 2000, 4:05 PM EDT Att: 30,841 - Sunny - 66 F					
<b>Miguel Cairo, R</b> OBP: 0.316, SLG: 0.334 (1, 4)										4	0	0	0	0	0	1						
<b>Steve Cox, L</b> OBP: 0.397, SLG: 0.480 (1, 9) (7, 3)										3	0	0	0	0	0	0						
<b>Fred McGriff, L</b> OBP: 0.361, SLG: 0.431 <b>Damian Rolls, R</b> (7, 5)										3	0	0	0	0	1	0						
<b>Greg Vaughn, R</b> OBP: 0.369, SLG: 0.508 (1, 10)										3	0	0	0	0	0	0						
<b>Vinny Castilla, R</b> OBP: 0.285, SLG: 0.328 <b>Jose Guillen, R</b> OBP: 0.322, SLG: 0.435 (1, 5) (7, 9)										2	0	0	0	0	1	0						
<b>John Flaherty, R</b> OBP: 0.303, SLG: 0.368 (1, 2)										3	0	1	0	0	0	0						
<b>Jason Tyner, L</b> OBP: 0.264, SLG: 0.267 (1, 7)										3	0	0	0	0	0	1						
<b>Ozzie Guillen, L</b> OBP: 0.290, SLG: 0.347 (1, 6)										3	0	0	0	0	1	1						
<b>Inning Stats</b>	R: 0 E: 0 K: 1 S: 8	H: 0 LOB: 0 BB: 0 P: 12	R: 0 E: 0 K: 1 S: 5	H: 0 LOB: 0 BB: 0 P: 6	R: 0 E: 0 K: 1 S: 10	H: 1 LOB: 1 BB: 0 P: 14	R: 0 E: 0 K: 0 S: 5	H: 0 LOB: 0 BB: 0 P: 7	R: 0 E: 0 K: 1 S: 9	H: 0 LOB: 0 BB: 0 P: 15	R: 0 E: 0 K: 0 S: 10	H: 1 LOB: 1 BB: 0 P: 15	R: 0 E: 0 K: 0 S: 5	H: 0 LOB: 0 BB: 0 P: 9	R: 0 E: 0 K: 0 S: 8	H: 0 LOB: 0 BB: 0 P: 12		R: 0 E: 0 K: 0 S: 4	H: 0 LOB: 0 BB: 0 P: 4	1B: 2 2B: 0 3B: 0 HR: 0	SF: 0 SAC: 0 DP: 0 HBP: 0	WP: 0 PB: 0 SB: 0 CS: 0
<b>PITCHER</b> <b>Tim Hudson, R</b> ERA: 4.56 (1, 1)	IP: 9.0 WLS: W BF: 29 H: 2 R: 0 ER: 0 SO: 4 BB: 0 IBB: 0 HBP: 0 BLK: 0 WP: 0 HR: 0 S: 64 P: 94 ERA: 0.00 WHIP: 0.222															<b>PITCHER</b>						

Batter	1	2	3	4	5	6	7	8	9	AB	R	H	RBI	BB	SO	LOB	BOTTOM	
<b>Terrence Long, L</b> OBP: 0.344, SLG: 0.478 (1, 8)										5	2	3	2	0	0	2	<b>Tampa Bay Devil Rays @ Oakland Athletics</b> Network Associates Coliseum, Oakland, CA Sat Sep 09 2000, 4:05 PM EDT Att: 30,841 - Sunny - 66 F	
<b>Randy Velarde, R</b> OBP: 0.382, SLG: 0.397 <b>Frank Menechino, R</b> OBP: 0.333, SLG: 0.443 (1, 4) (8, 4)										3	0	0	0	0	1	1		
<b>Jason Giambi, L</b> OBP: 0.463, SLG: 0.620 <b>Adam Piatt, R</b> OBP: 0.372, SLG: 0.516 (1, 3) (9, 9)										3	2	2	3	1	1	0		
<b>Ben Grieve, L</b> OBP: 0.354, SLG: 0.498 <b>Ryan Christenson, R</b> OBP: 0.348, SLG: 0.369 (1, 7) (8, 7)										4	1	1	1	0	0	1		
<b>Matt Stairs, L</b> OBP: 0.318, SLG: 0.411 (1, 9) (9, 3)										4	1	1	0	0	1	0		
<b>Miguel Tejada, R</b> OBP: 0.338, SLG: 0.469 (1, 6)										4	1	1	2	0	0	0		
<b>3 Eric Chavez, L</b> OBP: 0.351, SLG: 0.485 (1, 5)										4	2	3	0	0	0	0		
<b>Jeremy Giambi, L</b> OBP: 0.318, SLG: 0.369 (1, 10)										3	0	1	0	0	1	2		
<b>Ramon Hernandez, R</b> OBP: 0.299, SLG: 0.392 (1, 2)										4	1	2	2	0	0	2		
<b>Inning Stats</b>	R: 3 E: 0 K: 0 S: 13	H: 3 LOB: 0 BB: 0 P: 23	R: 2 E: 0 K: 1 S: 9	H: 2 LOB: 0 BB: 0 P: 14	R: 1 E: 0 K: 0 S: 6	H: 1 LOB: 0 BB: 0 P: 11	R: 2 E: 0 K: 0 S: 9	H: 2 LOB: 0 BB: 0 P: 13	R: 2 E: 0 K: 0 S: 13	H: 2 LOB: 1 BB: 1 P: 23	R: 0 E: 0 K: 2 S: 9	H: 0 LOB: 0 BB: 0 P: 14	R: 0 E: 0 K: 1 S: 15	H: 2 LOB: 2 BB: 0 P: 23	1B: 6 2B: 2 3B: 0 HR: 6	SF: 0 SAC: 2 DP: 2 HBP: 0		WP: 0 PB: 0 SB: 0 CS: 0
<b>PITCHER</b> <b>Albie Lopez, R</b> ERA: 3.99 <b>Trevor Enders, L</b> ERA: 4.79 <b>Tony Fiore, R</b> ERA: 5.79 (1, 1) (4, 1) (8, 1)	IP: 3.2 WLS: L BF: 19 H: 8 R: 8 ER: 8 SO: 1 BB: 0 IBB: 0 HBP: 0 BLK: 0 WP: 0 HR: 5 S: 35 P: 58 ERA: 19.64 WHIP: 2.182															<b>PITCHER</b>		

AB	29
R	0
H	2
RBI	0
BB	0
SO	4
LOB	4



AB	34
R	10
H	14
RBI	10
BB	1
SO	4
LOB	8







Batter	1	2	3	4	5	6	7	8	9	AB	R	H	RBI	BB	SO	LOB	TOP					
<b>Gerald Williams, R</b> OBP: 0.316, SLG: 0.438 (1, 8)	G5-3		K			G5-3		F7		4	0	0	0	0	1	0	<b>Tampa Bay Devil Rays @ Oakland Athletics</b> Network Associates Coliseum, Oakland, CA Sun Sep 10 2000, 4:05 PM EDT Att: 20,957 - Sunny - 65 F <a href="http://livebaseballscorecards.com">livebaseballscorecards.com</a>					
<b>Russ Johnson, R</b> OBP: 0.324, SLG: 0.315 (1, 6)	1B		G6-3			1B		K		4	0	2	0	0	1	0						
<b>Steve Cox, L</b> OBP: 0.395, SLG: 0.481 (1, 3)	P6					2B		FC6-4		4	0	1	0	0	0	2						
<b>Greg Vaughn, R</b> OBP: 0.366, SLG: 0.504 (1, 10)	G5-3					E5		FC6-4		4	0	0	0	0	0	3						
<b>Vinny Castilla, R</b> OBP: 0.265, SLG: 0.327 (1, 5)						G6-4-3				4	0	1	0	0	1	2						
<b>Jose Guillen, R</b> OBP: 0.319, SLG: 0.431 (1, 9)	FC1-6					F8				3	0	0	0	0	1	2						
<b>Bobby Smith, R</b> OBP: 0.284, SLG: 0.387 (1, 4)										3	0	1	0	0	2	1						
<b>Mike DiFelice, R</b> OBP: 0.272, SLG: 0.372 (1, 2)										3	0	0	0	0	1	2						
<b>Jason Tyner, L</b> OBP: 0.257, SLG: 0.260 (1, 7)										3	0	0	0	0	1	0						
<b>Inning Stats</b>	R: 0 H: 1 E: 0 K: 0 S: 5	H: 1 LOB: 1 BB: 0 P: 8	R: 0 H: 1 E: 0 K: 2 S: 9	H: 1 LOB: 1 BB: 0 P: 13	R: 0 H: 0 E: 0 K: 2 S: 10	H: 0 LOB: 0 BB: 0 P: 13	R: 0 H: 1 E: 1 K: 0 S: 8	H: 0 LOB: 0 BB: 0 P: 10	R: 0 H: 0 E: 0 K: 1 S: 6	H: 0 LOB: 0 BB: 0 P: 9	R: 0 H: 1 E: 0 K: 0 S: 11	H: 1 LOB: 1 BB: 0 P: 17	R: 0 H: 1 E: 0 K: 2 S: 16	H: 1 LOB: 1 BB: 0 P: 21	R: 0 H: 0 E: 0 K: 1 S: 8	H: 0 LOB: 0 BB: 0 P: 12	R: 0 H: 0 E: 0 K: 0 S: 5	H: 0 LOB: 0 BB: 0 P: 7	1B: 4 2B: 1 3B: 0 HR: 0	SF: 0 SAC: 0 DP: 1 HBP: 0	WP: 0 PB: 0 SB: 0 CS: 0	PA: 32
<b>PITCHER</b> <b>Barry Zito, L</b> ERA: 2.7 (1, 1)	IP: 9.0 WLS: W BF: 32 H: 5 R: 0 ER: 0 SO: 8 BB: 0 IBB: 0 HBP: 0 BLK: 0 WP: 0 HR: 0 S: 78 P: 110 ERA: 0.00 WHIP: 0.556																					

Batter	1	2	3	4	5	6	7	8	9	AB	R	H	RBI	BB	SO	LOB	BOTTOM			
<b>Terrence Long, L</b> OBP: 0.345, SLG: 0.480 (1, 8)	G5-3					F9		F8		5	2	2	2	0	0	0	<b>Tampa Bay Devil Rays @ Oakland Athletics</b> Network Associates Coliseum, Oakland, CA Sun Sep 10 2000, 4:05 PM EDT Att: 20,957 - Sunny - 65 F <a href="http://livebaseballscorecards.com">livebaseballscorecards.com</a>			
<b>Randy Velarde, R</b> OBP: 0.353, SLG: 0.403 <b>Frank Menechino, R</b> OBP: 0.331, SLG: 0.440 (1, 4) (8, PH) (9, 4)	K					1B		2B		3	2	1	1	1	2	0				
<b>Jason Giambi, L</b> OBP: 0.463, SLG: 0.618 <b>Jeremy Giambi, L</b> OBP: 0.320, SLG: 0.377 (1, 3) (7, PR) (8, 3)	F7					HR				3	1	1	2	1	1	0				
<b>Ben Grieve, L</b> OBP: 0.356, SLG: 0.501 <b>Ryan Christenson, R</b> OBP: 0.352, SLG: 0.389 (1, 7) (7, PR) (8, 7)	G4-3					1B		2B		3	0	2	1	1	0	0				
<b>Adam Platt, R</b> OBP: 0.366, SLG: 0.504 (1, 10)	K					FC5-4		FC4-6		0	0	0	0	1	0	0				
<b>Matt Stairs, L</b> OBP: 0.318, SLG: 0.413 (1, 9)	G6-3					1B		BB		5	0	1	1	0	2	5				
<b>Miguel Tejada, R</b> OBP: 0.336, SLG: 0.465 (1, 6)										3	1	1	1	0	1	2				
<b>3 Eric Chavez, L</b> OBP: 0.354, SLG: 0.492 (1, 5)										4	0	0	0	0	2	5				
<b>Ramon Hernandez, R</b> OBP: 0.301, SLG: 0.393 (1, 2)	1B									2	3	1	1	2	0	0				
<b>Inning Stats</b>	R: 0 H: 0 E: 0 K: 1 S: 6	H: 0 LOB: 0 BB: 0 P: 8	R: 0 H: 0 E: 0 K: 1 S: 9	H: 0 LOB: 0 BB: 0 P: 16	R: 0 H: 1 E: 0 K: 1 S: 8	H: 1 LOB: 1 BB: 0 P: 13	R: 1 H: 2 E: 0 K: 1 S: 10	H: 2 LOB: 1 BB: 0 P: 16	R: 0 H: 6 E: 0 K: 1 S: 24	H: 6 LOB: 2 BB: 2 P: 40	R: 1 H: 1 E: 0 K: 1 S: 10	H: 0 LOB: 2 BB: 2 P: 13	R: 1 H: 0 E: 0 K: 1 S: 16	H: 0 LOB: 2 BB: 2 P: 29	R: 2 H: 2 E: 0 K: 1 S: 15	H: 2 LOB: 2 BB: 2 P: 27	1B: 6 2B: 4 3B: 0 HR: 2	SF: 1 SAC: 0 DP: 0 HBP: 0	WP: 0 PB: 0 SB: 0 CS: 0	PA: 41
<b>PITCHER</b> <b>Paul Wilson, R</b> ERA: 3.9 <b>Dave Eiland, R</b> ERA: 7.24 <b>Dan Wheeler, R</b> ERA: 7.36 (1, 1) (5, 1) (7, 1)	IP: 4.1 WLS: L BF: 21 H: 7 R: 7 ER: 7 SO: 4 BB: 2 IBB: 0 HBP: 0 BLK: 0 WP: 0 HR: 1 S: 50 P: 84 ERA: 14.54 WHIP: 2.077																			





Batter	1	2	3	4	5	6	7	8	9	AB	R	H	RBI	BB	SO	LOB	TOP								
Gerald Williams, R (1, 8) OBP: 0.316, SLG: 0.438	G1-3		F7			2B		P4		4	0	1	1	0	0	0	<p>Tampa Bay Devil Rays @ Oakland Athletics Network Associates Coliseum, Oakland, CA</p> <p>Mon Sep 11 2000, 10:05 PM EDT Att: 9,109 - Sunny - 71 F</p> <p>livebaseballscorecards.com</p> <p>AB 32 R 1 H 6 RBI 1 BB 0 SO 7 LOB 12</p> 								
Randy Winn, S (1, 7) OBP: 0.346, SLG: 0.263	CS 1B				F7	K			G3 1B	4	0	2	0	0	1										
Steve Cox, L (1, 9) OBP: 0.390, SLG: 0.473	K				F8	F9			G3	4	0	0	0	0	1										
Fred McGriff, L (1, 3) OBP: 0.362, SLG: 0.431		WP F6 1B			G3				K	4	0	2	0	0	1										
Greg Vaughn, R (1, 10) OBP: 0.363, SLG: 0.499	F6				G6-3		F7		K	4	0	0	0	0	1										
Aubrey Huff, L (1, 5) OBP: 0.310, SLG: 0.439	K				F9		FC3-6 FC5-4			3	0	0	0	0	1										
John Flaherty, R (1, 2) OBP: 0.301, SLG: 0.365	F7				F9		FC5-4			3	0	0	0	0	0										
Bobby Smith, R (1, 4) OBP: 0.278, SLG: 0.379			K			F9		F9		3	0	0	0	0	1										
Felix Martinez, S (1, 6) OBP: 0.305, SLG: 0.292			K			2B 3B		G4-3		3	1	1	0	0	1										
<b>Inning Stats</b>	R: 0 E: 0 K: 1 S: 12	H: 1 LOB: 1 BB: 0 P: 18	R: 0 E: 0 K: 1 S: 12	H: 1 LOB: 1 BB: 0 P: 16	R: 0 E: 0 K: 2 S: 9	H: 0 LOB: 0 BB: 0 P: 13	R: 0 E: 0 K: 0 S: 7	H: 0 LOB: 0 BB: 0 P: 9	R: 0 E: 0 K: 0 S: 3	H: 0 LOB: 0 BB: 0 P: 7	R: 1 E: 0 K: 1 S: 11	H: 2 LOB: 1 BB: 0 P: 17	R: 0 E: 0 K: 0 S: 7	H: 1 LOB: 1 BB: 0 P: 11	R: 0 E: 0 K: 0 S: 5	H: 0 LOB: 0 BB: 0 P: 8	R: 0 E: 0 K: 2 S: 14	H: 1 LOB: 1 BB: 0 P: 19	1B: 4 2B: 2 3B: 1 HR: 0	SF: 0 SAC: 0 DP: 1 HBP: 0	WP: 1 PB: 0 CS: 1	PA: 32			
<b>PITCHER</b>	IP	WLS	BF	H	R	ER	SO	BB	IBB	HBP	BLK	WP	HR	S	P	ERA	WHIP								
Kevin Appier, R (1, 1) ERA: 4.63	8.0	W	28	5	1	1	5	0	0	0	0	1	0	66	99	1.12	0.625								
Jason Isringhausen, R (9, 1) ERA: 4.07	1.0		4	1	0	0	2	0	0	0	0	0	0	14	19	0.00	1.000								

Batter	1	2	3	4	5	6	7	8	9	AB	R	H	RBI	BB	SO	LOB	BOTTOM								
Terrence Long, L (1, 8) OBP: 0.343, SLG: 0.477	F7		BB BB 1B		F7		F8	G4-3		5	0	1	0	0	0	3	<p>Tampa Bay Devil Rays @ Oakland Athletics Network Associates Coliseum, Oakland, CA</p> <p>Mon Sep 11 2000, 10:05 PM EDT Att: 9,109 - Sunny - 71 F</p> <p>livebaseballscorecards.com</p> <p>AB 28 R 5 H 7 RBI 5 BB 7 SO 4 LOB 22</p> 								
Randy Velarde, R (1, 4) OBP: 0.356, SLG: 0.404	BB		BB BB		K		CS	1B 1B		2	1	1	0	2	1	0									
Jason Giambi, L (1, 3) OBP: 0.605, SLG: 0.617	F7		BB					WP 1B		2	0	1	0	2	0	1									
Mark Bellhorn, S (8, PR)								1B		0	1	0	0	0	0	0									
Jeremy Giambi, L (9, 3) OBP: 0.320, SLG: 0.377			BB		BB			1B		0	0	0	0	0	0	0									
Ben Grieve, L (1, 7) OBP: 0.356, SLG: 0.499	F7				F7			WP 2B		4	0	1	1	0	0	5									
Ryan Christenson, R (8, PR)					F8			2B		0	1	0	0	0	0	0									
Adam Platt, R (1, 10) OBP: 0.363, SLG: 0.492		1B SF7 HBP			K		K	K		3	1	0	0	0	3	5									
Matt Stairs, L (1, 9) OBP: 0.321, SLG: 0.417		FC3-6 1B			F7		G6-4-3 BB	G4-3 3 1B 2B		3	1	2	2	1	0	3									
Miguel Tejada, R (1, 6) OBP: 0.333, SLG: 0.463	SF7				F8		G6-4-3	G4-3		3	0	0	1	0	0	3									
3 Eric Chavez, L (1, 5) OBP: 0.353, SLG: 0.490	FC3-6				G4-3			F8		4	0	1	1	0	0	1									
Ramon Hernandez, R (1, 2) OBP: 0.301, SLG: 0.391	P6				G3-1			BB		2	0	0	0	1	0	1									
Eric Byrnes, R (7, PR)										0	0	0	0	0	0	0									
Sal Fasano, R (8, 2) OBP: 0.295, SLG: 0.431								CS		0	0	0	0	1	0	0									
<b>Inning Stats</b>	R: 0 E: 0 K: 0 S: 8	H: 0 LOB: 1 BB: 1 P: 14	R: 1 E: 0 K: 0 S: 10	H: 1 LOB: 1 BB: 0 P: 13	R: 0 E: 0 K: 1 S: 12	H: 1 LOB: 3 BB: 2 P: 25	R: 0 E: 0 K: 0 S: 11	H: 0 LOB: 0 BB: 0 P: 16	R: 0 E: 0 K: 1 S: 12	H: 0 LOB: 1 BB: 1 P: 20	R: 0 E: 0 K: 1 S: 8	H: 0 LOB: 0 BB: 1 P: 17	R: 0 E: 0 K: 0 S: 6	H: 0 LOB: 1 BB: 1 P: 12	R: 4 E: 0 K: 1 S: 16	H: 5 LOB: 2 BB: 1 P: 28	R: 0 E: 0 K: 1 S: 14	H: 0 LOB: 1 BB: 0 P: 19	1B: 6 2B: 1 3B: 0 HR: 0	SF: 1 SAC: 0 DP: 1 HBP: 1	WP: 2 PB: 0 CS: 1	PA: 38			
<b>PITCHER</b>	IP	WLS	BF	H	R	ER	SO	BB	IBB	HBP	BLK	WP	HR	S	P	ERA	WHIP								
Travis Harper, R (1, 1) ERA: 8.18	5.0	L	22	2	1	1	2	4	0	1	0	0	0	53	88	1.80	1.200								
Doug Creek, L (6, 1) ERA: 4.53	2.0		9	3	3	3	1	2	0	0	0	0	0	19	37	13.50	2.500								
Esteban Yan, R (8, 1) ERA: 6.51	1.0		6	2	1	1	1	1	0	0	0	2	0	11	20	9.00	3.000								



Batter	1	2	3	4	5	6	7	8	9	AB	R	H	RBI	BB	SO	LOB	TOP								
<b>Cristian Guzman, S</b> (1, 6) OBP: 0.305, SLG: 0.400	0-3 <b>K</b>		2-2 <b>L5</b>		0-0 <b>L5</b>			2-1 <b>G5-3</b>		4	0	0	0	0	1	0									
<b>Jason Maxwell, R</b> (1, 4) OBP: 0.302, SLG: 0.337	0-1 <b>G1-3</b>		1-2 <b>F9</b>		2-1 <b>G6-3</b>			3-2 <b>G5-3</b>		4	0	0	0	0	0	0									
<b>Ron Coomer, R</b> (1, 3) OBP: 0.325, SLG: 0.431	1-0 <b>G6-3</b>		1-1 <b>F7</b>		0-1 <b>F3</b>			1-2 <b>1B</b>		4	0	1	0	0	0	0									
<b>David Ortiz, L</b> (1, 10) OBP: 0.377, SLG: 0.476		0-0 <b>1B</b> <b>2B</b>		2-1 <b>G6-3</b>		0-1 <b>L1</b>		2-2 <b>F8</b>		4	1	1	0	0	0	1									
<b>Brian Buchanan, R</b> (1, 9) OBP: 0.250, SLG: 0.282		4-1 <b>1B</b> <b>BB</b>		2-2 <b>G6-3</b>		0-3 <b>K</b>			1-3 <b>K</b>	3	0	0	0	1	2	0									
<b>Corey Koskie, L</b> (1, 5) OBP: 0.392, SLG: 0.441		1-3 <b>K</b>		4-2 <b>3B</b> <b>BB</b>		2-3 <b>K</b>			2-1 <b>1B</b> <b>2B</b>	3	2	1	0	1	2	2									
<b>Denny Hocking, S</b> (1, 8) OBP: 0.375, SLG: 0.418		2-2 <b>1B</b>		1-0 <b>1-H</b> <b>3B</b>			2-1 <b>L9</b>		1-2 <b>DI</b> <b>1B</b>	4	0	3	3	0	0	0									
<b>Jacque Jones, L</b> (1, 7) OBP: 0.306, SLG: 0.446	0-0 <b>G3</b>		4-2 <b>BB</b>		1-2 <b>G6-3</b>			0-0 <b>F7</b>		3	0	0	0	1	0	3									
<b>Chad Moeller, R</b> (1, 2) OBP: 0.264, SLG: 0.265		2-3 <b>K</b>		0-0 <b>G1-3</b>			1-0 <b>G4-3</b>		1-2 <b>G4-3</b>	3	0	0	0	0	1	4									
<b>Matt Lawton, L</b> (9, PH) OBP: 0.410, SLG: 0.467										1	0	0	0	0	0	1									
<b>Inning Stats</b>	R: 0 E: 0 K: 1 S: 6	H: 0 LOB: 0 BB: 0 P: 7	R: 1 E: 0 K: 2 S: 13	H: 2 LOB: 2 BB: 1 P: 22	R: 0 E: 0 K: 0 S: 9	H: 0 LOB: 0 BB: 0 P: 13	R: 1 E: 0 K: 0 S: 13	H: 1 LOB: 2 BB: 2 P: 26	R: 0 E: 0 K: 2 S: 5	H: 0 LOB: 0 BB: 0 P: 7	R: 0 E: 0 K: 2 S: 8	H: 0 LOB: 0 BB: 0 P: 10	R: 0 E: 0 K: 0 S: 7	H: 0 LOB: 0 BB: 0 P: 11	R: 0 E: 0 K: 0 S: 13	H: 1 LOB: 1 BB: 0 P: 21	R: 1 E: 0 K: 1 S: 12	H: 2 LOB: 1 BB: 0 P: 17	1B: 3 2B: 2 3B: 1 HR: 0	SF: 0 SAC: 0 DP: 0 HBP: 0	WP: 0 PB: 0 SB: 0 CS: 0	PA: 36			
<b>PITCHER</b>	IP	WLS	BF	H	R	ER	SO	BB	IBB	HBP	BLK	WP	HR	S	P	ERA	WHIP								
<b>Mark Mulder, L</b> (1, 1) ERA: 5.44	7.0	W	27	3	2	2	5	3	0	0	0	0	0	61	96	2.57	0.857								
<b>Jim Meder, R</b> (8, 1) ERA: 3.31	1.2	H	8	3	1	1	1	0	0	0	0	0	0	22	34	5.40	1.800								
<b>Jason Iiringhausen, R</b> (9, 1) ERA: 4.05	0.1	S	1	0	0	0	0	0	0	0	0	0	0	3	4	0.00	0.000								

Minnesota Twins @ Oakland Athletics  
Network Associates Coliseum, Oakland, CA  
Tue Sep 12 2000, 10:05 PM EDT  
Att: 10,440 - Overcast - 67 F

AB 33  
R 3  
H 6  
RBI 3  
BB 3  
SO 6  
LOB 11



Batter	1	2	3	4	5	6	7	8	9	AB	R	H	RBI	BB	SO	LOB	BOTTOM									
<b>Terrence Long, L</b> (1, 8) OBP: 0.343, SLG: 0.475	0-2 <b>F8</b>	1-1 <b>1B</b>		0-0 <b>G4-3</b>			2-2 <b>G4-3</b>			4	0	1	0	0	0	0										
<b>Mark Bellhorn, S</b> (1, 4) OBP: 0.500, SLG: 0.500	3-2 <b>BB</b>	2-3 <b>K</b>		2-3 <b>K</b>			2-0 <b>HR</b> <b>1B</b>			4	1	2	0	0	2	2										
<b>Randy Velarde, R</b> (8, 4) OBP: 0.356, SLG: 0.404										0	0	0	0	0	0	0										
<b>Jason Giambi, L</b> (1, 3) OBP: 0.469, SLG: 0.633	4-0 <b>BB</b>		0-2 <b>HR</b>		1-0 <b>BB</b> <b>1B</b>		2-1 <b>1-H</b> <b>HR</b>			3	2	3	3	1	0	0										
<b>Matt Stairs, L</b> (1, 9) OBP: 0.321, SLG: 0.415	1-1 <b>F7</b>		0-0 <b>FC6-4</b> <b>1B</b>		1-3 <b>K</b>		0-1 <b>F9</b>			4	0	1	0	0	1	3										
<b>Mike Stanley, R</b> (1, 10) OBP: 0.343, SLG: 0.424	0-1 <b>F9</b>		3-1 <b>F7</b>		4-2 <b>G4-6-3</b> <b>BB</b>		0-0 <b>G5-3</b>			3	0	0	0	1	0	3										
<b>Ben Griev, L</b> (1, 7) OBP: 0.353, SLG: 0.495		1-0 <b>G4-3</b>	0-1 <b>FC6-4</b>		0-1 <b>G4-6-3</b>			2-2 <b>L4</b>		4	0	0	0	0	0	3										
<b>Ryan Christenson, R</b> (9, 7) OBP: 0.352, SLG: 0.389			1-2 <b>1B</b>		1-2 <b>1B</b>					0	0	0	0	0	0	0										
<b>Miguel Tejada, R</b> (1, 6) OBP: 0.333, SLG: 0.461		0-0 <b>3</b> <b>G3</b> <b>1B</b>	1-0 <b>P6</b>		0-2 <b>P4</b>			3-2 <b>F9</b>		4	1	1	0	0	0	1										
<b>3 Eric Chavez, L</b> (1, 5) OBP: 0.352, SLG: 0.494	0-1 <b>G3</b>			1-1 <b>HR</b>		0-0 <b>G3-1</b>		3-2 <b>G4-3</b>		4	1	1	1	0	0	1										
<b>Ramon Hernandez, R</b> (1, 2) OBP: 0.302, SLG: 0.390		2-2 <b>1B</b> <b>1B</b>		1-1 <b>F2</b>			3-2 <b>G5-3</b>			3	0	1	1	0	0	0										
<b>Inning Stats</b>	R: 0 E: 0 K: 0 S: 14	H: 1 LOB: 2 BB: 1 P: 22	R: 1 E: 0 K: 1 S: 14	H: 3 LOB: 3 BB: 0 P: 20	R: 1 E: 0 K: 0 S: 9	H: 2 LOB: 1 BB: 0 P: 13	R: 1 E: 0 K: 1 S: 8	H: 1 LOB: 0 BB: 0 P: 12	R: 0 E: 0 K: 0 S: 9	H: 0 LOB: 0 BB: 0 P: 15	R: 0 E: 0 K: 0 S: 7	H: 0 LOB: 0 BB: 0 P: 10	R: 2 E: 0 K: 0 S: 11	H: 2 LOB: 0 BB: 0 P: 17	R: 0 E: 0 K: 0 S: 9	H: 0 LOB: 0 BB: 0 P: 17	1B: 7 2B: 0 3B: 0 HR: 3	SF: 0 SAC: 0 DP: 1 HBP: 0	WP: 0 PB: 0 SB: 1 CS: 0	PA: 35						
<b>PITCHER</b>	IP	WLS	BF	H	R	ER	SO	BB	IBB	HBP	BLK	WP	HR	S	P	ERA	WHIP									
<b>Brad Radke, R</b> (1, 1) ERA: 4.44	7.0	L	32	10	5	5	3	2	0	0	0	0	0	3	72	109	6.43	1.714								
<b>Travis Miller, L</b> (8, 1) ERA: 4.1	1.0		3	0	0	0	0	0	0	0	0	0	0	9	17	0.00	0.000									

Minnesota Twins @ Oakland Athletics  
Network Associates Coliseum, Oakland, CA  
Tue Sep 12 2000, 10:05 PM EDT  
Att: 10,440 - Overcast - 67 F

AB 33  
R 5  
H 10  
RBI 5  
BB 2  
SO 3  
LOB 13









Batter	1	2	3	4	5	6	7	8	9	AB	R	H	RBI	BB	SO	LOB	TOP								
Terrence Long, L Eric Byrnes, R OBP: 0.347, SLG: 0.478 OBP: 0.300, SLG: 0.222	G1-3		HR	2B	2B	1B		F2		4	3	3	3	1	0	0									
Randy Velarde, R Jose Ortiz, R OBP: 0.380, SLG: 0.401 OBP: 0.677, SLG: 1.667	G4-6-3		HR	K	P6	L5		K		2	1	0	0	2	1	5									
Jason Giambi, L Adam Platt, R OBP: 0.371, SLG: 0.642 OBP: 0.358, SLG: 0.496	G4-6-3		HR	2B	1B			L5		4	2	3	7	0	0	1									
Ben Grieve, L Ryan Christenson, R OBP: 0.354, SLG: 0.494 OBP: 0.354, SLG: 0.371	G6-3		FC4-6	1B	2B			K		4	1	2	2	0	0	1									
Matt Stairs, L Bo Porter, R OBP: 0.322, SLG: 0.415 OBP: 0.667, SLG: 1.667	G5-3		FC4-6	1B	2B			1B		3	0	1	2	0	0	1									
Miguel Tejada, R Frank Menechino, R OBP: 0.337, SLG: 0.468 OBP: 0.333, SLG: 0.441	G6-4-3		HR	1B	2B			1B		3	1	2	0	1	0	1									
3 Eric Chavez, L Mark Bellhorn, S OBP: 0.355, SLG: 0.497 OBP: 0.286, SLG: 0.286	G6-4-3		HR	1B	2B			1B		2	0	1	0	0	0	0									
Jeremy Giambi, L OBP: 0.326, SLG: 0.389			F8	1B	2B			K		3	1	2	0	1	0	2									
Ramon Hernandez, R Sal Fasano, R OBP: 0.304, SLG: 0.391 OBP: 0.285, SLG: 0.413	F9		F9	1B	2B			F7		2	2	1	0	1	0	1									
<b>Inning Stats</b>	R: 0 E: 0 K: 0 S: 7	H: 0 LOB: 0 BB: 1 P: 14	R: 0 E: 0 K: 0 S: 8	H: 2 LOB: 2 BB: 0 P: 11	R: 4 E: 0 K: 0 S: 14	H: 2 LOB: 2 BB: 4 P: 39	R: 5 E: 0 K: 1 S: 17	H: 6 LOB: 0 BB: 2 P: 23	R: 4 E: 1 K: 0 S: 21	H: 2 LOB: 1 BB: 2 P: 39	R: 1 E: 0 K: 1 S: 13	H: 3 LOB: 2 BB: 0 P: 16	R: 2 E: 0 K: 1 S: 12	H: 2 LOB: 0 BB: 0 P: 15	R: 1 E: 0 K: 2 S: 18	H: 1 LOB: 1 BB: 0 P: 23	R: 0 E: 0 K: 2 S: 15	H: 2 LOB: 3 BB: 1 P: 23	1B: 13 2B: 4 3B: 0 HR: 3	SF: 0 SAC: 0 DP: 2 HBP: 0	WP: 1 PB: 0 SB: 0 CS: 0	PA: 54			
<b>PITCHER</b>	IP	WLS	BF	H	R	ER	SO	BB	IBB	HBP	BLK	WP	HR	S	P	ERA	WHIP								
Abie Lopez, R ERA: 4.35	3.1	L	21	8	8	8	1	5	0	0	0	0	1	39	78	21.60	3.900								
Trevor Enders, L ERA: 8.22	1.0		9	4	5	4	0	2	0	0	0	0	0	22	41	36.00	6.000								
Tony Fiore, R ERA: 7.71	2.2		13	5	3	3	2	0	0	0	0	0	1	31	38	10.12	1.875								
Dan Wheeler, R ERA: 6.62	1.0		5	1	1	1	2	0	0	0	0	1	1	18	23	9.00	1.000								
Roberto Hernandez, R ERA: 2.88	1.0		6	2	0	0	2	1	0	0	0	0	0	15	23	0.00	3.000								

**Oakland Athletics @ Tampa Bay Devil Rays**  
Tropicana Field, St. Petersburg, FL  
Fri Sep 15 2000, 7:15 PM EDT  
Att: 14,087 - Dome - 72 F

AB 46  
R 17  
H 20  
RBI 17  
BB 8  
SO 7  
LOB 26



Batter	1	2	3	4	5	6	7	8	9	AB	R	H	RBI	BB	SO	LOB	BOTTOM								
Gerald Williams, R OBP: 0.316, SLG: 0.434	IBB		P6					F2		4	0	1	0	1	0	0									
Randy Winn, S Toby Hall, R OBP: 0.347, SLG: 0.266 OBP: 0.677, SLG: 1.667	IBB		F8					F9		2	0	0	0	1	0	1									
Vinny Castilla, R Aubrey Huff, L OBP: 0.280, SLG: 0.319 OBP: 0.307, SLG: 0.434	L5		G5-3					F8		3	0	0	0	0	0	3									
Fred McGriff, L Steve Cox, L OBP: 0.364, SLG: 0.434 OBP: 0.386, SLG: 0.463	F8							1B		2	0	0	0	1	0	2									
Greg Vaughn, R Kenny Kelly, R OBP: 0.365, SLG: 0.501 OBP: 0.677, SLG: 1.667	IBB							2B		0	1	0	0	2	0	0									
Russ Johnson, R OBP: 0.317, SLG: 0.302	F9							1B		1	0	0	0	0	0	1									
John Flaherty, R Ozzie Timmons, R OBP: 0.298, SLG: 0.369 OBP: 0.500, SLG: 1.000	L6							2B		3	1	1	2	0	0	2									
Jose Guillen, R OBP: 0.315, SLG: 0.425	K							F2		4	0	0	0	0	2	4									
Felix Martinez, S Damian Rolls, R OBP: 0.302, SLG: 0.288 OBP: 0.677, SLG: 1.667	K							F8		3	0	0	0	0	1	0									
<b>Inning Stats</b>	R: 0 E: 0 K: 0 S: 7	H: 1 LOB: 3 BB: 2 P: 21	R: 0 E: 0 K: 2 S: 10	H: 0 LOB: 0 BB: 0 P: 11	R: 0 E: 0 K: 0 S: 9	H: 0 LOB: 0 BB: 0 P: 12	R: 2 E: 0 K: 1 S: 12	H: 1 LOB: 0 BB: 1 P: 21	R: 0 E: 0 K: 1 S: 5	H: 0 LOB: 2 BB: 1 P: 12	R: 0 E: 0 K: 1 S: 8	H: 1 LOB: 2 BB: 1 P: 15	R: 0 E: 0 K: 0 S: 9	H: 0 LOB: 0 BB: 0 P: 11	R: 1 E: 1 K: 0 S: 11	H: 1 LOB: 2 BB: 1 P: 25	R: 0 E: 0 K: 0 S: 8	H: 0 LOB: 0 BB: 0 P: 12	1B: 2 2B: 1 3B: 0 HR: 1	SF: 0 SAC: 0 DP: 0 HBP: 0	WP: 0 PB: 0 SB: 0 CS: 0	PA: 38			
<b>PITCHER</b>	IP	WLS	BF	H	R	ER	SO	BB	IBB	HBP	BLK	WP	HR	S	P	ERA	WHIP								
Barry Zito, L ERA: 2.72	6.0	W	26	3	2	2	4	4	0	0	0	0	0	9	11	0.00	0.000								
T.J. Mathews, R ERA: 6.51	1.0		3	0	0	0	0	0	0	0	0	0	0	9	11	0.00	0.000								
Todd Beltz, L ERA:	1.0		6	1	1	0	0	1	0	0	0	0	0	11	25	0.00	2.000								
Jon Ratliff, R ERA:	1.0		3	0	0	0	0	0	0	0	0	0	0	8	12	0.00	0.000								

**Oakland Athletics @ Tampa Bay Devil Rays**  
Tropicana Field, St. Petersburg, FL  
Fri Sep 15 2000, 7:15 PM EDT  
Att: 14,087 - Dome - 72 F

AB 32  
R 3  
H 4  
RBI 3  
BB 6  
SO 4  
LOB 20





Batter	1	2	3	4	5	6	7	8	9	AB R H RBI BB SO LOB	TOP
Terrence Long, L (1, 8) OBP: 0.348, SLG: 0.480	2-1 P6			1-0 2B	2-3 K		0-1 L5		0-0 1B	5 1 2 0 0 1 1	<b>Oakland Athletics @ Tampa Bay Devil Rays</b> Tropicana Field, St. Petersburg, FL Sat Sep 16 2000, 4:15 PM EDT Att: 17,154 - Dome - 72 F <a href="http://livebaseballscorecards.com">livebaseballscorecards.com</a>
Randy Velarde, R (1, 4) OBP: 0.356, SLG: 0.397	3-2 F9			0-3 K	2-1 F8		2-2 F8		2-2 G4-3	5 0 0 0 0 1 3	
Jason Giambi, L (1, 3) OBP: 0.471, SLG: 0.642	2-1 F8			4-1 2B 3 1B BB	2-1 1B 2B		2-2 G4-3			3 2 1 1 1 0 0	
Ben Grievie, L (1, 7) OBP: 0.355, SLG: 0.495		2-2 F9		3-2 3 1B 2B	1-0 1B				3-3 K	3 1 1 1 0 1 0	
Ryan Christenson, R (8, 7) OBP: 0.354, SLG: 0.371				1-3 2H	HBP					0 0 0 0 0 0 0	
Matt Stairs, L (1, 10) OBP: 0.325, SLG: 0.416		1-3 K		4-0 FC6-4 3 1B	2-2 1B				2-1 1B	3 0 2 1 1 1 0	
Miguel Tejada, R (1, 6) OBP: 0.334, SLG: 0.465				0-3 K	3-3 K				1-2 F9	4 0 0 0 0 2 6	
3 Eric Chavez, L (1, 5) OBP: 0.354, SLG: 0.494				3-1 F7	1-1 FC6-4 1B		3-2 P6		2-3 K	4 0 1 2 0 1 1	
Jeremy Giambi, L (1, 9) OBP: 0.323, SLG: 0.385				1-0 F8	0-0 FC6-4		1-3 K		0-3 K	2 0 0 0 0 0 2	
Bo Porter, R (6, PH) OBP: 0.400, SLG: 1.000				1-2 2H	2-3					2 0 0 0 0 2 0	
Ramon Hernandez, R (1, 2) OBP: 0.304, SLG: 0.389				2-2 G6-3			1-1 2B		1-2 F8	4 1 1 0 0 1 0	
<b>Inning Stats</b>	R: 0 H: 0 E: 0 LOB: 0 K: 0 BB: 0 S: 7 P: 14	R: 0 H: 0 E: 0 LOB: 0 K: 2 BB: 0 S: 11 P: 14	R: 0 H: 0 E: 0 LOB: 0 K: 0 BB: 0 S: 7 P: 13	R: 3 H: 3 E: 0 LOB: 2 K: 2 BB: 2 S: 15 P: 31	R: 2 H: 3 E: 0 LOB: 2 K: 1 BB: 0 S: 14 P: 25	R: 0 H: 0 E: 0 LOB: 0 K: 2 BB: 0 S: 11 P: 17	R: 0 H: 0 E: 0 LOB: 0 K: 0 BB: 0 S: 10 P: 14	R: 0 H: 1 E: 0 LOB: 1 K: 2 BB: 0 S: 13 P: 21	R: 0 H: 1 E: 0 LOB: 1 K: 1 BB: 0 S: 13 P: 15	1B: 5 SF: 0 2B: 3 SAC: 0 3B: 0 DP: 0 HR: 0 HBP: 1	WP: 0 PA: 38 PB: 0 SB: 0 CS: 0
<b>PITCHER</b>	IP WLS BF H R ER SO BB IBB HBP BLK WP HR S P ERA WHIP										
Paul Wilson, R (1, 1) ERA: 4.62	4.2 L 22 5 5 5 5 1 1 1 0 0 0 49 89 9.64 1.286										
Doug Creek, L (5, 1) ERA: 4.25	3.1 12 2 0 0 4 0 0 0 0 0 0 39 60 0.00 0.600										
Esteban Yan, R (9, 1) ERA: 6.46	1.0 4 1 0 0 1 0 0 0 0 0 0 13 15 0.00 1.000										

Batter	1	2	3	4	5	6	7	8	9	AB R H RBI BB SO LOB	BOTTOM
Gerald Williams, R (1, 8) OBP: 0.316, SLG: 0.436	1-3 K		0-0 B5-3		0-0 1B		2-2 1B 2B		1-3 K	5 1 2 1 0 2 0	<b>Oakland Athletics @ Tampa Bay Devil Rays</b> Tropicana Field, St. Petersburg, FL Sat Sep 16 2000, 4:15 PM EDT Att: 17,154 - Dome - 72 F <a href="http://livebaseballscorecards.com">livebaseballscorecards.com</a>
Randy Winn, S (1, 7) OBP: 0.349, SLG: 0.260	3-2 L3		2-2 F5		K		4-0 1B BB		4-2 BB	3 0 0 0 2 1 1	
Steve Cox, L (1, 9) OBP: 0.389, SLG: 0.464	4-2 BB		0-0 1B		K		2-2 1B		1-2 G4-3	4 0 2 1 1 1 2	
Fred McGriff, L (1, 3) OBP: 0.363, SLG: 0.433	1-2 G3		2-1 G6-3				3-2 G4-3 1B		1-2 P6	4 0 1 0 0 0 4	
Greg Vaughn, R (1, 10) OBP: 0.362, SLG: 0.497			0-1 F8		1-1 F8		3-3 K		1-3 K	4 0 0 0 0 2 1	
Aubrey Huff, L (1, 5) OBP: 0.333, SLG: 0.460		2-2 2B		3-2 1B		0-0 G4-3		1-0 1B		4 0 3 0 0 0 1	
John Flaherty, R (1, 2) OBP: 0.295, SLG: 0.365		1-2 G5-3		2-3 K			0-2 G5-3		0-1 F8	4 0 0 0 0 1 3	
Miguel Cairo, R (1, 4) OBP: 0.318, SLG: 0.332		4-2 BB		0-1 F7			4-0 2B BB		1-2 G1-3	2 1 0 0 2 0 2	
Felix Martinez, S (1, 6) OBP: 0.300, SLG: 0.286		0-0 P5			2-1 G4-3		1-3 K		3-2 F8	2 0 0 0 0 0 2	
Ozzie Timmons, R (7, PH) OBP: 0.333, SLG: 0.667										1 0 0 0 0 1 1	
Ozzie Guillen, L (8, 6) OBP: 0.287, SLG: 0.343										1 0 0 0 0 0 0	
<b>Inning Stats</b>	R: 0 H: 0 E: 0 LOB: 1 K: 1 BB: 1 S: 11 P: 20	R: 0 H: 1 E: 0 LOB: 2 K: 0 BB: 1 S: 11 P: 18	R: 0 H: 1 E: 0 LOB: 1 K: 0 BB: 0 S: 7 P: 11	R: 0 H: 1 E: 0 LOB: 1 K: 1 BB: 0 S: 11 P: 17	R: 0 H: 1 E: 0 LOB: 1 K: 2 BB: 0 S: 10 P: 15	R: 0 H: 1 E: 0 LOB: 0 K: 1 BB: 0 S: 9 P: 15	R: 2 H: 2 E: 0 LOB: 2 K: 1 BB: 2 S: 19 P: 33	R: 0 H: 1 E: 0 LOB: 1 K: 1 BB: 0 S: 9 P: 12	R: 0 H: 0 E: 0 LOB: 1 K: 1 BB: 1 S: 12 P: 21	1B: 6 SF: 0 2B: 2 SAC: 0 3B: 0 DP: 1 HR: 0 HBP: 0	WP: 0 PA: 39 PB: 0 SB: 1 CS: 0
<b>PITCHER</b>	IP WLS BF H R ER SO BB IBB HBP BLK WP HR S P ERA WHIP										
Tim Hudson, R (1, 1) ERA: 4.45	6.2 W 29 6 2 2 6 4 0 0 0 0 0 69 117 2.70 1.500										
Mike Magnante, L (7, 1) ERA: 4.23	0.2 H 4 2 0 0 1 0 0 0 0 0 0 13 18 0.00 3.000										
Jeff Tam, R (8, 1) ERA: 2.55	0.2 H 2 0 0 0 0 0 0 0 0 0 0 5 6 0.00 0.000										
Jason Isringhausen, R (9, 1) ERA: 3.98	1.0 S 4 0 0 0 1 1 0 0 0 0 0 12 21 0.00 1.000										



Batter	1	2	3	4	5	6	7	8	9	AB	R	H	RBI	BB	SO	LOB	TOP																		
																														<b>Oakland Athletics @ Tampa Bay Devil Rays</b> Tropicana Field, St. Petersburg, FL Sun Sep 17 2000, 1:15 PM EDT <a href="http://livebaseballscorecards.com">livebaseballscorecards.com</a>					
Inning Stats																																			
PITCHER	IP	WLS	BF	H	R	ER	SO	BB	IBB	HBP	BLK	WP	HR	S	P	ERA	WHIP	PITCHER	IP	WLS	BF	H	R	ER	SO	BB	IBB	HBP	BLK	WP	HR	S	P	ERA	WHIP



1B: 0 SF: 0 WP: 0 PA: 0  
 2B: 0 SAC: 0 FB: 0  
 3B: 0 DP: 0 SB: 0  
 HR: 0 HBP: 0 CS: 0

Batter	1	2	3	4	5	6	7	8	9	AB	R	H	RBI	BB	SO	LOB	BOTTOM																		
																															<b>Oakland Athletics @ Tampa Bay Devil Rays</b> Tropicana Field, St. Petersburg, FL Sun Sep 17 2000, 1:15 PM EDT <a href="http://livebaseballscorecards.com">livebaseballscorecards.com</a>				
Inning Stats																																			
PITCHER	IP	WLS	BF	H	R	ER	SO	BB	IBB	HBP	BLK	WP	HR	S	P	ERA	WHIP	PITCHER	IP	WLS	BF	H	R	ER	SO	BB	IBB	HBP	BLK	WP	HR	S	P	ERA	WHIP



1B: 0 SF: 0 WP: 0 PA: 0  
 2B: 0 SAC: 0 FB: 0  
 3B: 0 DP: 0 SB: 0  
 HR: 0 HBP: 0 CS: 0



Batter	1	2	3	4	5	6	7	8	9	AB	R	H	RBI	BB	SO	LOB	TOP							
Terrence Long, L (1, 8) OBP: 0.346, SLG: 0.476	1-1 1B 1B	2-2 G5-3		2-2 F8	2-1 G1-3		2-3 K		0-2 G4-6-3	6	1	1	0	0	1	6								
Randy Velarde, R (1, 4) OBP: 0.389, SLG: 0.389 Frank Menechino, R (8, 4) OBP: 0.337, SLG: 0.441	3-2 1B 1B		0-1 G4-6-3 1B	0-1 G6-3		0-0 F8		1-0 G5-3 1B	4-2 BB	5	1	3	0	0	0	1								
Jason Giambi, L (1, 3) OBP: 0.471, SLG: 0.646 Adam Platt, R (9, PH) OBP: 0.355, SLG: 0.493	0-2 BB 1B		1-0 G4-6-3	1-2 G6-3		1-2 HR		1-2 F7	3-3 K	5	1	2	2	0	0	3								
Matt Stairs, L (1, 10) OBP: 0.325, SLG: 0.414 Jose Ortiz, R (8, PH)	1-3 K		1-1 L9		4-0 G4-6-3 BB	0-0 G4-3		1-2 G5-3		3	0	0	0	1	1	2								
Ben Grieve, L (1, 7) OBP: 0.357, SLG: 0.497 Ryan Christenson, R (8, PH) OBP: 0.354, SLG: 0.371	4-2 BB			3-1 1B 2B	0-0 G4-6-3	2-1 G4-3		2-2 2B 1B		4	1	2	1	1	0	1								
Miguel Tejada, R (1, 6) OBP: 0.338, SLG: 0.474 Mark Bellhorn, S (9, 4)	1-1 F9			0-1 3B 2B 1B	4-2 3B 2B BB		3-2 HR	1-1 3B 2B		4	4	3	3	1	0	3								
3 Eric Chavez, L (1, 5)	1-3 K			1-1 2B 1B	0-0 2B 1B		2-0 F7	3-2 HR		5	2	3	2	0	1	3								
Jeremy Giambi, L (1, 9) OBP: 0.327, SLG: 0.391 Bo Porter, R (7, PH) OBP: 0.286, SLG: 0.714		2-3 K		4-0 2B BB	2-2 2B		1-0 F2	1-3 K		2	1	1	1	1	1	0								
Ramon Hernandez, R (1, 2) OBP: 0.308, SLG: 0.394 A.J. Hinch, R (9, PH) OBP: 0.500, SLG: 0.400		1-1 G5-3		0-0 1B HBP	2-2 HBP		2-1 1B	4-0 BB		3	0	2	3	0	0	0								
<b>Inning Stats</b>	R: 1 E: 0 K: 2 S: 20	H: 3 LOB: 3 BB: 1 P: 31	R: 0 E: 0 K: 1 S: 8	H: 0 LOB: 0 BB: 0 P: 13	R: 0 E: 0 K: 0 S: 5	H: 1 LOB: 0 BB: 0 P: 7	R: 4 E: 0 K: 0 S: 17	H: 4 LOB: 1 BB: 1 P: 28	R: 1 E: 0 K: 0 S: 12	H: 2 LOB: 3 BB: 2 P: 26	R: 1 E: 0 K: 0 S: 7	H: 1 LOB: 0 BB: 0 P: 10	R: 1 E: 0 K: 1 S: 10	H: 2 LOB: 1 BB: 0 P: 20	R: 4 E: 0 K: 1 S: 20	H: 4 LOB: 1 BB: 0 P: 30	R: 0 E: 0 K: 1 S: 12	H: 0 LOB: 1 BB: 2 P: 23	1B: 10 2B: 4 3B: 0 HR: 3	SF: 0 SAC: 0 DP: 3 HBP: 1	WP: 0 PB: 0 SB: 0 CS: 0	PA: 48		
<b>PITCHER</b>	IP WLS BF H R ER SO BB IBB HBP BLK WP HR S P ERA WHIP	6.0 L 32 11 7 7 3 4 0 1 0 0 1 69 115 10.50 2.500	1.0 5 2 1 1 1 0 0 0 0 0 0 1 10 20 9.00 2.000	1.0 7 4 4 4 1 0 0 0 0 0 0 1 20 30 36.00 4.000	1.0 4 0 0 0 1 2 0 0 0 0 0 0 12 23 0.00 2.000																			

Oakland Athletics @ Baltimore Orioles  
 Oriole Park at Camden Yards, Baltimore, MD  
 Mon Sep 18 2000, 7:05 PM EDT  
 Att: 30,341 - Cloudy - 74 F

AB 41  
 R 12  
 H 17  
 RBI 12  
 BB 6  
 SO 6  
 LOB 22



Batter	1	2	3	4	5	6	7	8	9	AB	R	H	RBI	BB	SO	LOB	BOTTOM						
Brady Anderson, L (1, 9) OBP: 0.372, SLG: 0.413 Trenidad Hubbard, R (6, 9) OBP: 0.277, SLG: 0.260	3-2 P4	1-2 P6			2-3 K		1-2 G5-3		1-1 F7	2	0	0	0	0	0	1							
Jerry Hairston, R (1, 4) OBP: 0.346, SLG: 0.341	3-1 HR 1B	1-0 P4		4-1 FC6-4 BB		0-1 G6-3		0-0 G6-3		4	1	1	0	1	0	1							
Delino DeShields, L (1, 7) OBP: 0.369, SLG: 0.445	1-0 1H HR		4-0 S BB	1-2 P6		4-2 S BB				2	1	1	2	2	0	1							
Cal Ripken Jr., R (1, 5) OBP: 0.295, SLG: 0.435 13 Ivanon Coffie, L (9, 5) OBP: 0.262, SLG: 0.293	1-2 2B		0-0 L7	2-2 FC6-4		3-3 K				4	0	1	0	0	1	3							
6 Melvin Mora, R (1, 6) OBP: 0.335, SLG: 0.421	1-3 K		1-1 L7		1-0 1B 1B		1-1 G6-3			4	1	1	0	0	1	2							
Chris Richard, L (1, 3) OBP: 0.326, SLG: 0.515	4-0 IBB		2-2 G4-3		0-0 F7		1-2 1B			3	0	1	0	1	0	2							
Brook Fordyce, R (1, 2) OBP: 0.342, SLG: 0.507	3-2 P4		2-3 K		2-2 1B 1B		2-2 F8			4	0	1	0	0	1	3							
Greg Myers, L (1, 10) OBP: 0.286, SLG: 0.348		1-1 G3		0-3 K		3-1 G6-4-3 1B		2-2 G1-3		4	0	1	1	0	1	1							
Gene Kingsale, S (1, 8) OBP: 0.240, SLG: 0.286		0-1 1B		2-0 G6-3		2-1 G6-4-3		3-3 K		4	0	1	0	0	1	2							
<b>Inning Stats</b>	R: 2 E: 0 K: 1 S: 15	H: 3 LOB: 2 BB: 1 P: 31	R: 0 E: 0 K: 0 S: 8	H: 1 LOB: 1 BB: 0 P: 11	R: 0 E: 0 K: 2 S: 6	H: 0 LOB: 1 BB: 1 P: 13	R: 0 E: 0 K: 2 S: 7	H: 0 LOB: 0 BB: 0 P: 11	R: 0 E: 0 K: 1 S: 10	H: 3 LOB: 1 BB: 1 P: 19	R: 0 E: 0 K: 1 S: 11	H: 0 LOB: 1 BB: 1 P: 19	R: 0 E: 0 K: 0 S: 12	H: 1 LOB: 1 BB: 0 P: 18	R: 0 E: 0 K: 1 S: 7	H: 0 LOB: 0 BB: 0 P: 11	1B: 6 2B: 1 3B: 0 HR: 1	SF: 0 SAC: 0 DP: 1 HBP: 0	WP: 0 PB: 0 SB: 2 CS: 0	PA: 38			
<b>PITCHER</b>	IP WLS BF H R ER SO BB IBB HBP BLK WP HR S P ERA WHIP	5.1 W 26 7 3 3 4 2 1 0 0 0 0 13 23 0.00 0.600	1.2 5 0 0 0 1 1 0 0 0 0 0 0 12 18 0.00 1.000	1.0 4 1 0 0 0 0 0 0 0 0 0 0 7 11 0.00 0.000																			

Oakland Athletics @ Baltimore Orioles  
 Oriole Park at Camden Yards, Baltimore, MD  
 Mon Sep 18 2000, 7:05 PM EDT  
 Att: 30,341 - Cloudy - 74 F


AB 34  
 R 3  
 H 8  
 RBI 3  
 BB 4  
 SO 6  
 LOB 16










Batter	1	2	3	4	5	6	7	8	9	AB R H RBI BB SO LOB	TOP																								
											<p>Oakland Athletics @ Baltimore Orioles  Oriole Park at Camden Yards, Baltimore, MD  Tue Sep 19 2000, 7:05 PM EDT</p> <p><a href="http://livebaseballscorecards.com">livebaseballscorecards.com</a></p> <p>AB 0 R 0 H 0 RBI 0 BB 0 SO 0 LOB 0</p>  <p>1B: 0 SF: 0 WP: 0 PA: 0  2B: 0 SAC: 0 FB: 0  3B: 0 DP: 0 SB: 0  HR: 0 HBP: 0 CS: 0</p>																								
Inning Stats																																			
PITCHER	IP	WLS	BF	H	R	ER	SO	BB	IBB	HBP	BLK	WP	HR	S	P	ERA	WHIP	PITCHER	IP	WLS	BF	H	R	ER	SO	BB	IBB	HBP	BLK	WP	HR	S	P	ERA	WHIP

Batter	1	2	3	4	5	6	7	8	9	AB R H RBI BB SO LOB	BOTTOM																								
											<p>Oakland Athletics @ Baltimore Orioles  Oriole Park at Camden Yards, Baltimore, MD  Tue Sep 19 2000, 7:05 PM EDT</p> <p><a href="http://livebaseballscorecards.com">livebaseballscorecards.com</a></p> <p>AB 0 R 0 H 0 RBI 0 BB 0 SO 0 LOB 0</p>  <p>1B: 0 SF: 0 WP: 0 PA: 0  2B: 0 SAC: 0 FB: 0  3B: 0 DP: 0 SB: 0  HR: 0 HBP: 0 CS: 0</p>																								
Inning Stats																																			
PITCHER	IP	WLS	BF	H	R	ER	SO	BB	IBB	HBP	BLK	WP	HR	S	P	ERA	WHIP	PITCHER	IP	WLS	BF	H	R	ER	SO	BB	IBB	HBP	BLK	WP	HR	S	P	ERA	WHIP



Batter	1	2	3	4	5	6	7	8	9	AB	R	H	RBI	BB	SO	LOB	TOP										
Terrence Long, L (1, 8) OBP: 0.349, SLG: 0.473	1-2 S 1B		2-1 F8		3-2 G5-3		0-3 K			4	0	1	0	0	1	2											
Randy Velarde, R (1, 4) OBP: 0.358, SLG: 0.395	2-3 K		1-1 F7			0-1 G6-3		4-2 G3 BB		3	0	0	0	1	1												
Jason Giambi, L (1, 3) OBP: 0.465, SLG: 0.634	3-1 G4-3			2-2 F7		2-1 F7		1-2 G3		4	0	0	0	0	0	2											
Ben Grieve, L (1, 7) OBP: 0.358, SLG: 0.495	2-1 G3			2-0 1B		4-0 1B BB		2-2 L7		3	0	1	0	1	0	2											
Miguel Tejada, R (1, 6) OBP: 0.338, SLG: 0.471		0-1 G4-3		1-1 L9		1-2 1B		0-3 K		4	0	1	0	0	1	2											
Matt Stairs, L (1, 10) OBP: 0.326, SLG: 0.412		4-0 BB		0-1 F2		0-3 K			2-3 K	3	0	0	0	1	2	3											
Adam Platt, R (1, 9) OBP: 0.359, SLG: 0.489		0-1 F7			2-2 WP 3 PB 1B		1-0 F8		1-3 K	3	0	1	0	0	0	1											
Jeremy Giambi, L (0, PH) OBP: 0.326, SLG: 0.386										1	0	0	0	0	1	0											
3 Eric Chavez, L (1, 5) OBP: 0.358, SLG: 0.508		0-2 G1-3			1-3 K		1-0 F5		1-3 K	4	0	0	0	0	2	2											
A.J. Hinch, R (1, 2) OBP: 0.375, SLG: 0.286				1-0 F7		0-2 G5-3				2	0	0	0	0	0	1											
Ramon Hernandez, R (7, PH) OBP: 0.311, SLG: 0.393										0	0	0	0	1	0	0											
<b>Inning Stats</b>	R: 0 E: 0 K: 1 S: 11	H: 1 LOB: 1 BB: 0 P: 19	R: 0 E: 0 K: 0 S: 7	H: 0 LOB: 1 BB: 1 P: 11	R: 0 E: 0 K: 0 S: 5	H: 0 LOB: 0 BB: 0 P: 9	R: 0 E: 0 K: 0 S: 8	H: 1 LOB: 1 BB: 0 P: 13	R: 0 E: 0 K: 1 S: 15	H: 1 LOB: 1 BB: 0 P: 21	R: 0 E: 0 K: 1 S: 11	H: 1 LOB: 2 BB: 1 P: 18	R: 0 E: 0 K: 1 S: 12	H: 0 LOB: 1 BB: 1 P: 11	R: 0 E: 0 K: 3 S: 9	H: 0 LOB: 0 BB: 0 P: 13	1B: 4 2B: 0 3B: 0 HR: 0	SF: 0 SAC: 0 DP: 0 HBP: 0	WP: 1 PB: 1 SB: 1 CS: 0	PA: 35							
<b>PITCHER</b>	IP	WLS	BF	H	R	ER	SO	BB	IBB	HBP	BLK	WP	HR	S	P	ERA	WHIP										
Chuck McElroy, L (1, 1) ERA: 5.02	5.0	W	19	3	0	0	2	1	0	0	0	1	0	46	73	0.00	0.800										
Luis Rivera, R (6, 1) ERA: 1.23	2.0	H	4	1	0	0	0	1	0	0	0	0	0	8	15	0.00	3.000										
B.J. Ryan, L (6, 1) ERA: 6.23	0.2	H	8	0	0	0	2	2	0	0	0	0	0	17	30	0.00	1.000										
Mike Trombley, R (8, 1) ERA: 4.64	0.1	H	1	0	0	0	1	0	0	0	0	0	0	3	3	0.00	0.000										
Ryan Kohlmeier, R (9, 1) ERA: 2.69	1.0	S	3	0	0	0	3	0	0	0	0	0	0	9	13	0.00	0.000										

Oakland Athletics @ Baltimore Orioles  
Oriole Park at Camden Yards, Baltimore, MD  
Wed Sep 20 2000, 1:05 PM EDT  
Att: 32,539 - Sunny - 88 F

AB 31  
R 0  
H 4  
RBI 0  
BB 4  
SO 8  
LOB 16



Batter	1	2	3	4	5	6	7	8	9	AB	R	H	RBI	BB	SO	LOB	BOTTOM										
Brady Anderson, L (1, 10) OBP: 0.373, SLG: 0.410	3-2 F8		4-1 BB		2-1 SAFE P6			4-1 1B BB		2	0	0	0	2	0	1											
Jerry Hairston, R (1, 4) OBP: 0.352, SLG: 0.355	3-2 F8		0-0 F9			1-0 P6		2-1 1B BB		4	0	1	0	0	0	1											
Delino DeShields, L (1, 7) OBP: 0.369, SLG: 0.446	0-2 G4-3			4-2 HR BB		0-0 3B		2-3 K		3	1	1	0	1	1	2											
Cal Ripken Jr., R (1, 5) OBP: 0.294, SLG: 0.430		4-0 G1-3 BB		0-0 L8		0-1 G1-3		0-0 P5		3	0	0	0	1	0	4											
Brook Fordyce, R (1, 2) OBP: 0.341, SLG: 0.515		0-1 G1-3		0-2 HR		0-1 F7				3	1	1	2	0	0	2											
Mark Lewis, R (1, 6) OBP: 0.309, SLG: 0.387		1-0 P4		4-1 HR G4-3 BB			2-1 G6-3			2	0	0	0	1	0	1											
Trenidad Hubbard, R (1, 9) OBP: 0.270, SLG: 0.272		1-1 L7		0-0 G4-3			1-3 K			3	0	0	0	0	1	2											
Ryan Minor, R (1, 3) OBP: 0.161, SLG: 0.143			1-3 K		3-2 F8		3-3 K			3	0	0	0	0	2	0											
Luis Matos, R (1, 8) OBP: 0.290, SLG: 0.325		0-2 G3-1		0-2 CS 1B		1-0 G6-3				3	0	1	0	0	0	0											
<b>Inning Stats</b>	R: 0 E: 0 K: 0 S: 9	H: 0 LOB: 0 BB: 0 P: 15	R: 0 E: 0 K: 0 S: 5	H: 0 LOB: 1 BB: 1 P: 11	R: 0 E: 0 K: 1 S: 8	H: 0 LOB: 1 BB: 1 P: 13	R: 2 E: 0 K: 0 S: 8	H: 1 LOB: 0 BB: 2 P: 16	R: 0 E: 0 K: 0 S: 7	H: 1 LOB: 0 BB: 0 P: 13	R: 0 E: 0 K: 0 S: 6	H: 1 LOB: 1 BB: 0 P: 7	R: 0 E: 0 K: 2 S: 10	H: 0 LOB: 0 BB: 0 P: 16	R: 0 E: 0 K: 1 S: 9	H: 1 LOB: 2 BB: 1 P: 18	1B: 2 2B: 0 3B: 1 HR: 1	SF: 0 SAC: 0 DP: 1 HBP: 0	WP: 0 PB: 0 SB: 0 CS: 1	PA: 31							
<b>PITCHER</b>	IP	WLS	BF	H	R	ER	SO	BB	IBB	HBP	BLK	WP	HR	S	P	ERA	WHIP										
Barry Zito, L (1, 1) ERA: 2.69	7.2	L	30	4	2	2	4	5	0	0	0	0	0	61	108	2.35	1.174										
Jeff Tam, R (8, 1) ERA: 2.53	0.1		1	0	0	0	0	0	0	0	0	0	0	1	1	0.00	0.000										

Oakland Athletics @ Baltimore Orioles  
Oriole Park at Camden Yards, Baltimore, MD  
Wed Sep 20 2000, 1:05 PM EDT  
Att: 32,539 - Sunny - 88 F

AB 26  
R 2  
H 4  
RBI 2  
BB 5  
SO 4  
LOB 13





Batter	1	2	3	4	5	6	7	8	9	AB	R	H	RBI	BB	SO	LOB	TOP				
Terrence Long, L (1, 8) OBP: 0.347, SLG: 0.471	1-2 1B	0-2 P6		1-3 K		3-2 G3		0-0 G4-6-3		5	0	1	0	0	1	2					
Jose Ortiz, R (1, 4) Olmedo Saenz, R (9, PH) Randy Velarde, R (9, PR) OBP: 0.359, SLG: 0.395	3-2 F7		4-2 G6-4-3 BB	1-3 K		0-0 F8		FC6-4 F8 HBP		3	0	0	0	1	1	2					
Jason Giambi, L (1, 3) OBP: 0.464, SLG: 0.630	0-1 BB 1-3 1B		0-0 G6-4-3 1-2		2-3 K		4-1 F8 1B BB	1-2 F8		4	0	1	0	1	1	2					
Matt Stairs, L (1, 10) OBP: 0.329, SLG: 0.419	1-2 P3		1-1 E 1B		1-1 HR		2-2 F7	4-0 FC6-4 IBB		4	2	2	1	1	0	3					
Ben Grieve, L (1, 7) Ryan Christenson, R (7, PR) OBP: 0.349, SLG: 0.365	4-1 BB		3-2 E8 1B		3-2 F7		0-0 FC6 1B	1-2 FC6-4		3	0	1	0	1	0	1					
Miguel Tejada, R (1, 6) OBP: 0.339, SLG: 0.469	2-2 L4		0-0 1-2 1B		1-0 HBP		1-0 F8	0-2 G5-3		4	0	1	1	0	0	7					
3 Eric Chavez, L (1, 5) OBP: 0.357, SLG: 0.512		0-2 HR	0-1 G4-3		0-2 G5-3		2-2 FC6 1-2			4	1	1	1	0	0	5					
Jeremy Giambi, L (1, 9) Bo Porter, R (8, 9) OBP: 0.375, SLG: 0.714	1-2 F7			0-0 HR		2-1 SH1-3 2B		0-0 G4-3		4	1	2	1	0	0	0					
Ramon Hernandez, R (1, 2) OBP: 0.311, SLG: 0.393	0-3 K		0-1 F8		1-1 F8		0-1 SH1-3	0-2 G4-6-3 1B		3	0	1	0	0	1	0					
<b>Inning Stats</b>	R: 0 E: 0 K: 0 S: 15	H: 2 LOB: 3 BB: 1 P: 26	R: 1 E: 0 K: 0 S: 15	H: 1 LOB: 0 BB: 0 P: 16	R: 1 E: 1 K: 0 S: 11	H: 2 LOB: 2 BB: 1 P: 19	R: 1 E: 0 K: 0 S: 10	H: 1 LOB: 0 BB: 0 P: 13	R: 1 E: 0 K: 0 S: 12	H: 1 LOB: 1 BB: 0 P: 19	R: 0 E: 0 K: 0 S: 10	H: 1 LOB: 2 BB: 1 P: 19	R: 0 E: 0 K: 0 S: 5	H: 1 LOB: 2 BB: 0 P: 5	R: 0 E: 0 K: 0 S: 13	H: 0 LOB: 2 BB: 1 P: 21	1B: 6 2B: 1 3B: 0 HR: 3	SF: 0 SAC: 1 DP: 2 HBP: 2	WP: 0 PB: 0 SB: 0 CS: 0	PA: 42	
<b>PITCHER</b>	IP WLS BF H R ER SO BB IBB HBP BLK WP HR S P ERA WHIP	IP WLS BF H R ER SO BB IBB HBP BLK WP HR S P ERA WHIP	IP WLS BF H R ER SO BB IBB HBP BLK WP HR S P ERA WHIP	IP WLS BF H R ER SO BB IBB HBP BLK WP HR S P ERA WHIP	IP WLS BF H R ER SO BB IBB HBP BLK WP HR S P ERA WHIP	IP WLS BF H R ER SO BB IBB HBP BLK WP HR S P ERA WHIP	IP WLS BF H R ER SO BB IBB HBP BLK WP HR S P ERA WHIP	IP WLS BF H R ER SO BB IBB HBP BLK WP HR S P ERA WHIP	IP WLS BF H R ER SO BB IBB HBP BLK WP HR S P ERA WHIP	IP WLS BF H R ER SO BB IBB HBP BLK WP HR S P ERA WHIP	IP WLS BF H R ER SO BB IBB HBP BLK WP HR S P ERA WHIP	IP WLS BF H R ER SO BB IBB HBP BLK WP HR S P ERA WHIP	IP WLS BF H R ER SO BB IBB HBP BLK WP HR S P ERA WHIP	IP WLS BF H R ER SO BB IBB HBP BLK WP HR S P ERA WHIP	IP WLS BF H R ER SO BB IBB HBP BLK WP HR S P ERA WHIP	IP WLS BF H R ER SO BB IBB HBP BLK WP HR S P ERA WHIP	IP WLS BF H R ER SO BB IBB HBP BLK WP HR S P ERA WHIP	IP WLS BF H R ER SO BB IBB HBP BLK WP HR S P ERA WHIP	IP WLS BF H R ER SO BB IBB HBP BLK WP HR S P ERA WHIP	IP WLS BF H R ER SO BB IBB HBP BLK WP HR S P ERA WHIP	IP WLS BF H R ER SO BB IBB HBP BLK WP HR S P ERA WHIP

Oakland Athletics @ Baltimore Orioles  
 Oriole Park at Camden Yards, Baltimore, MD  
 Wed Sep 20 2000, 7:05 PM EDT  
 Att: 33,181 - Sunny - 92 F

AB 35  
 R 4  
 H 10  
 RBI 4  
 BB 4  
 SO 4  
 LOB 24



Batter	1	2	3	4	5	6	7	8	9	AB	R	H	RBI	BB	SO	LOB	BOTTOM				
Brady Anderson, L (1, 9) Luis Matos, R (8, 9) OBP: 0.372, SLG: 0.410	1-3 K		3-1 G6-4-3 1B		0-0 G3			1-3 K		3	0	1	0	0	1	1					
Jerry Hairston, R (1, 4) OBP: 0.349, SLG: 0.352	2-2 G5-3		0-0 G6-4-3 1-2			1-3 K		0-0 WP 1B		4	0	1	0	0	1	2					
Delino DeShields, L (1, 7) OBP: 0.370, SLG: 0.449	0-0 S 1B			3-2 2B		1-2 G6-3		4-2 1B BB		3	0	2	0	1	0	0					
Chris Richard, L (1, 3) OBP: 0.313, SLG: 0.492	1-3 K		0-0 P4		0-0 P6		1-1 FC3-6 1B	0-0 G4-3		4	0	1	0	0	0	1					
Greg Myers, L (1, 10) Karim Garcia, L (7, PR) OBP: 0.094, SLG: 0.094	2-2 G3		1-1 L6		1-1 L6		0-0 FC3-6 1-2	0-3 K		3	0	0	0	0	0	2					
Mark Lewis, R (1, 5) OBP: 0.307, SLG: 0.390	0-0 G5-3				1-2 L6		1-0 F7	2-1 13 1B 2B		4	0	1	0	0	0	1					
Jesse Garcia, R (1, 6) 13 Ivanon Coffie, L (9, PH) OBP: 0.284, SLG: 0.317			0-2 G1-3		0-1 1B		0-1 G4-3	1-1 1B		3	0	1	0	0	0	1					
Gene Kingsale, S (1, 8) OBP: 0.259, SLG: 0.298			2-1 1B		0-3 K		2-2 F8	1-1 G4-3		4	0	1	0	0	1	3					
<b>Inning Stats</b>	R: 0 E: 0 K: 2 S: 10	H: 1 LOB: 1 BB: 0 P: 14	R: 0 E: 0 K: 0 S: 6	H: 0 LOB: 0 BB: 0 P: 8	R: 0 E: 0 K: 0 S: 8	H: 2 LOB: 1 BB: 0 P: 13	R: 0 E: 0 K: 0 S: 8	H: 1 LOB: 1 BB: 0 P: 13	R: 0 E: 0 K: 2 S: 9	H: 0 LOB: 0 BB: 0 P: 12	R: 0 E: 0 K: 0 S: 6	H: 1 LOB: 1 BB: 0 P: 8	R: 0 E: 0 K: 1 S: 15	H: 1 LOB: 2 BB: 1 P: 22	R: 0 E: 0 K: 1 S: 10	H: 2 LOB: 2 BB: 0 P: 14	1B: 7 2B: 2 3B: 0 HR: 0	SF: 0 SAC: 0 DP: 1 HBP: 0	WP: 1 PB: 0 SB: 1 CS: 0	PA: 36	
<b>PITCHER</b>	IP WLS BF H R ER SO BB IBB HBP BLK WP HR S P ERA WHIP	IP WLS BF H R ER SO BB IBB HBP BLK WP HR S P ERA WHIP	IP WLS BF H R ER SO BB IBB HBP BLK WP HR S P ERA WHIP	IP WLS BF H R ER SO BB IBB HBP BLK WP HR S P ERA WHIP	IP WLS BF H R ER SO BB IBB HBP BLK WP HR S P ERA WHIP	IP WLS BF H R ER SO BB IBB HBP BLK WP HR S P ERA WHIP	IP WLS BF H R ER SO BB IBB HBP BLK WP HR S P ERA WHIP	IP WLS BF H R ER SO BB IBB HBP BLK WP HR S P ERA WHIP	IP WLS BF H R ER SO BB IBB HBP BLK WP HR S P ERA WHIP	IP WLS BF H R ER SO BB IBB HBP BLK WP HR S P ERA WHIP	IP WLS BF H R ER SO BB IBB HBP BLK WP HR S P ERA WHIP	IP WLS BF H R ER SO BB IBB HBP BLK WP HR S P ERA WHIP	IP WLS BF H R ER SO BB IBB HBP BLK WP HR S P ERA WHIP	IP WLS BF H R ER SO BB IBB HBP BLK WP HR S P ERA WHIP	IP WLS BF H R ER SO BB IBB HBP BLK WP HR S P ERA WHIP	IP WLS BF H R ER SO BB IBB HBP BLK WP HR S P ERA WHIP	IP WLS BF H R ER SO BB IBB HBP BLK WP HR S P ERA WHIP	IP WLS BF H R ER SO BB IBB HBP BLK WP HR S P ERA WHIP	IP WLS BF H R ER SO BB IBB HBP BLK WP HR S P ERA WHIP	IP WLS BF H R ER SO BB IBB HBP BLK WP HR S P ERA WHIP	IP WLS BF H R ER SO BB IBB HBP BLK WP HR S P ERA WHIP

Oakland Athletics @ Baltimore Orioles  
 Oriole Park at Camden Yards, Baltimore, MD  
 Wed Sep 20 2000, 7:05 PM EDT  
 Att: 33,181 - Sunny - 92 F

AB 35  
 R 0  
 H 9  
 RBI 0  
 BB 1  
 SO 7  
 LOB 15






Batter	1	2	3	4	5	6	7	8	9	AB	R	H	RBI	BB	SO	LOB	TOP										
Terrence Long, L OBP: 0.345, SLG: 0.467 (1, 8)	F7		G4-3			G6-3	F8			4	0	0	0	0	0	0	<b>Oakland Athletics @ Seattle Mariners</b> Safeco Field, Seattle, WA Thu Sep 21 2000, 7:05 PM PDT Att: 44,786 - Cloudy - 65 F										
Jose Ortiz, R OBP: 0.300, SLG: 0.125 Randy Velarde, R OBP: 0.357, SLG: 0.394 (1, 4) (6, 4)	G3 BB		G4-3			2B BB 1B	F8			2	1	1	0	1	0	0											
Jason Giambi, L OBP: 0.464, SLG: 0.631 (1, 3)	G3		F8			BB 1B 2B				3	1	1	0	1	0	1											
Miguel Tejada, R OBP: 0.340, SLG: 0.474 (1, 6)	F8					BB 1B IBB				3	2	1	1	1	0	2											
Ben Grieve, L OBP: 0.356, SLG: 0.490 Ryan Christenson, R OBP: 0.349, SLG: 0.365 (1, 7) (8, 7)	G4-3		F8			P6				4	0	0	0	0	0	4											
Adam Piatt, R OBP: 0.356, SLG: 0.479 Bo Porter, R OBP: 0.375, SLG: 0.714 (1, 9) (9, 9)	K		F8			1B 3 1B BB				3	1	0	1	1	1	0											
Matt Stairs, L OBP: 0.330, SLG: 0.422 (1, 10)	K					1-2 2-3 3-H CS 1B				4	0	2	2	0	1	0											
3 Eric Chavez, L OBP: 0.356, SLG: 0.510 (1, 5)			G1-3			1-3 2-3 3-H CS 1B				4	0	1	1	0	1	1											
Ramon Hernandez, R OBP: 0.309, SLG: 0.390 (1, 2)			F8			1-3 3-H 2-1 CS 1B				3	0	0	0	0	1	1											
						3-H 2-1 CS 1B				3	0	0	0	0	1	1											
<b>Inning Stats</b>	R: 0 H: 0 E: 0 K: 0 S: 9	H: 0 LOB: 1 BB: 1 P: 19	R: 0 H: 0 E: 0 K: 2 S: 10	H: 0 LOB: 0 BB: 0 P: 13	R: 0 H: 0 E: 0 K: 0 S: 7	H: 1 LOB: 0 BB: 0 P: 10	R: 1 H: 1 E: 0 K: 0 S: 6	H: 1 LOB: 1 BB: 0 P: 11	R: 0 H: 0 E: 0 K: 2 S: 13	H: 1 LOB: 1 BB: 0 P: 19	R: 4 H: 4 E: 0 K: 0 S: 15	H: 4 LOB: 1 BB: 2 P: 33	R: 0 H: 0 E: 0 K: 0 S: 6	H: 0 LOB: 0 BB: 1 P: 11	R: 0 H: 0 E: 0 K: 0 S: 10	H: 0 LOB: 0 BB: 1 P: 19	R: 0 H: 0 E: 0 K: 0 S: 5	H: 0 LOB: 0 BB: 7 P: 7	1B: 3 2B: 2 3B: 0 HR: 1	SF: 0 SAC: 0 DP: 1 HBP: 0	WP: 0 PB: 0 SB: 0 CS: 1	PA: 36					
<b>PITCHER</b>	IP	WLS	BF	H	R	ER	SO	BB	IBB	HBP	BLK	WP	HR	S	P	ERA	WHIP										
Jamie Moyer, L ERA: 5.32 (1, 1)	5.2	L	26	6	5	5	4	2	1	0	0	0	1	59	102	7.94	1.412										
Brett Tomko, R ERA: 4.62 (6, 1)	3.1		9	0	0	0	0	1	0	0	0	0	0	22	40	0.00	0.300										

AB	31
R	5
H	6
RBI	5
BB	4
SO	4
LOB	9



Batter	1	2	3	4	5	6	7	8	9	AB	R	H	RBI	BB	SO	LOB	BOTTOM										
Rickey Henderson, R OBP: 0.369, SLG: 0.309 Dan Wilson, R OBP: 0.250, SLG: 0.335 Al Martin, L OBP: 0.344, SLG: 0.462 (1, 7) (8, 2) (9, PH)	F8		F8			F8	G5-3			4	0	0	0	0	0	2	<b>Oakland Athletics @ Seattle Mariners</b> Safeco Field, Seattle, WA Thu Sep 21 2000, 7:05 PM PDT Att: 44,786 - Cloudy - 65 F										
Mike Cameron, R OBP: 0.382, SLG: 0.437 (1, 8)	1B G6-3 BB		WP S 1B			L6				3	1	1	0	2	1	1											
Alex Rodriguez, R OBP: 0.426, SLG: 0.610 (1, 6)	G6-3 S 1B		K							5	1	1	0	0	3	5											
Edgar Martinez, R OBP: 0.413, SLG: 0.567 (1, 10)	G6-3									2	0	0	1	1	1	4											
John Olerud, L OBP: 0.396, SLG: 0.442 (1, 3)	E1 2B		G4-3			FC3-6 BB 1-2f				3	0	0	0	1	0	3											
Jay Buhner, R OBP: 0.375, SLG: 0.541 (1, 9)										3	0	1	0	1	1	1											
David Bell, R OBP: 0.305, SLG: 0.356 (1, 5)	G5-3									4	0	0	0	0	0	3											
Joe Oliver, R OBP: 0.299, SLG: 0.478 Raul Ibanez, L OBP: 0.291, SLG: 0.313 (1, 2) (7, PH) (8, 7)	K									2	0	0	0	0	2	0											
Mark McLemore, S OBP: 0.351, SLG: 0.307 (1, 4)										2	0	1	0	0	1	1											
										4	0	1	0	0	2	0											
<b>Inning Stats</b>	R: 2 H: 2 E: 1 K: 0 S: 10	H: 2 LOB: 2 BB: 1 P: 23	R: 0 H: 0 E: 0 K: 2 S: 7	H: 0 LOB: 0 BB: 0 P: 9	R: 0 H: 1 E: 0 K: 1 S: 11	H: 1 LOB: 2 BB: 1 P: 22	R: 0 H: 0 E: 0 K: 1 S: 7	H: 0 LOB: 0 BB: 0 P: 9	R: 0 H: 0 E: 0 K: 1 S: 7	H: 0 LOB: 0 BB: 0 P: 10	R: 0 H: 0 E: 0 K: 1 S: 14	H: 0 LOB: 2 BB: 1 P: 22	R: 0 H: 2 E: 0 K: 2 S: 17	H: 2 LOB: 3 BB: 1 P: 27	R: 0 H: 0 E: 0 K: 2 S: 11	H: 0 LOB: 1 BB: 1 P: 15	R: 0 H: 0 E: 0 K: 1 S: 9	H: 0 LOB: 1 BB: 1 P: 15	1B: 4 2B: 1 3B: 0 HR: 0	SF: 0 SAC: 0 DP: 0 HBP: 1	WP: 1 PB: 0 SB: 2 CS: 0	PA: 39					
<b>PITCHER</b>	IP	WLS	BF	H	R	ER	SO	BB	IBB	HBP	BLK	WP	HR	S	P	ERA	WHIP										
Tim Hudson, R ERA: 4.4 (1, 1)	6.0	W	27	5	2	1	6	2	1	0	0	0	0	61	101	1.50	1.167										
Jim Mecir, R ERA: 3.06 (7, 1)	1.1	H	6	0	0	0	3	2	0	0	0	0	0	19	32	0.00	1.500										
Jeff Tam, R ERA: 2.45 (8, 1)	0.2	H	2	0	0	0	1	0	0	0	0	0	0	4	4	0.00	0.000										
Jason Istringhausen, R ERA: 3.86 (9, 1)	1.0	S	4	0	0	0	1	1	0	0	0	0	0	9	15	0.00	1.000										

AB	32
R	2
H	5
RBI	1
BB	6
SO	11
LOB	20





Batter	1	2	3	4	5	6	7	8	9	AB	R	H	RBI	BB	SO	LOB	TOP					
<b>Terrence Long, L</b> OBP: 0.343, SLG: 0.463 (1, 8)										5	1	0	0	1	0	4	<b>Oakland Athletics @ Seattle Mariners</b> Safeco Field, Seattle, WA Fri Sep 22 2000, 7:05 PM PDT Att: 45,408 - Sunny - 64 F					
<b>Randy Velarde, R</b> OBP: 0.355, SLG: 0.392 (1, 4)										5	1	1	0	0	2	0						
<b>Jason Giambi, L</b> OBP: 0.464, SLG: 0.627 (1, 3)										3	0	0	0	2	1	2						
<b>Matt Stairs, L</b> OBP: 0.335, SLG: 0.424 (1, 10)										3	2	2	1	2	1	1						
<b>Ben Grieve, L</b> OBP: 0.357, SLG: 0.488 (8, PH)										4	2	1	0	1	2	3						
<b>Ryan Christenson, R</b> OBP: 0.349, SLG: 0.355 (8, 7)										0	0	0	0	0	0	0						
<b>Miguel Tejada, R</b> OBP: 0.343, SLG: 0.477 (1, 6)										4	1	3	2	1	0	3						
<b>Eric Chavez, L</b> OBP: 0.358, SLG: 0.508 (1, 5)										3	1	1	2	2	1	4						
<b>Jeremy Giambi, L</b> OBP: 0.330, SLG: 0.405 (5, PH)										2	0	1	2	0	0	2						
<b>Adam Platt, R</b> OBP: 0.358, SLG: 0.476 (5, 9)										1	0	0	0	1	1	2						
<b>Bo Porter, R</b> OBP: 0.333, SLG: 0.625 (7, 9)										1	0	0	0	0	0	0						
<b>Ramon Hernandez, R</b> OBP: 0.307, SLG: 0.387 (1, 2)										3	0	0	1	0	2	5						
<b>Inning Stats</b>	R: 5 E: 1 K: 2 S: 26	H: 4 LOB: 1 BB: 2 P: 43	R: 0 E: 0 K: 1 S: 10	H: 0 LOB: 1 BB: 1 P: 19	R: 0 E: 0 K: 1 S: 10	H: 1 LOB: 2 BB: 1 P: 18	R: 0 E: 0 K: 0 S: 7	H: 0 LOB: 0 BB: 0 P: 10	R: 3 E: 1 K: 0 S: 17	H: 3 LOB: 1 BB: 1 P: 30	R: 0 E: 0 K: 2 S: 9	H: 0 LOB: 1 BB: 1 P: 18	R: 0 E: 0 K: 2 S: 14	H: 1 LOB: 2 BB: 1 P: 24	R: 0 E: 0 K: 2 S: 14	H: 0 LOB: 3 BB: 3 P: 30	R: 0 E: 0 K: 0 S: 8	H: 0 LOB: 0 BB: 0 P: 12	1B: 8 2B: 1 3B: 0 HR: 0	SF: 1 SAC: 0 DP: 1 HBP: 1	WP: 0 PB: 0 SB: 0 CS: 0	PA: 46
<b>PITCHER</b>	IP WLS BF H R ER SO BB IBB HBP BLK WP HR S P ERA WHIP																					
<b>Freddy Garcia, R</b> ERA: 3.95 (1, 1)	4.0 L 24 8 8 6 4 4 0 0 0 0 0 0 27 98 13.50 3.000																					
<b>37 Robert Ramsey, L</b> ERA: 3.28 (5, 1)	2.0 8 0 0 0 2 2 0 0 0 0 0 0 22 40 0.00 1.000																					
<b>Frankie Rodriguez, R</b> ERA: 6.35 (7, 1)	2.0 11 1 0 0 4 4 0 0 0 0 0 0 28 54 0.00 2.500																					
<b>58 Kevin Hodges, R</b> ERA: 3.52 (9, 1)	1.0 3 0 0 0 0 0 0 1 0 0 0 0 8 12 0.00 0.000																					

Batter	1	2	3	4	5	6	7	8	9	AB	R	H	RBI	BB	SO	LOB	BOTTOM					
<b>Mark McLemore, S</b> OBP: 0.348, SLG: 0.303 (1, 4)										5	0	0	1	0	1	4	<b>Oakland Athletics @ Seattle Mariners</b> Safeco Field, Seattle, WA Fri Sep 22 2000, 7:05 PM PDT Att: 45,408 - Sunny - 64 F					
<b>Stan Javier, S</b> OBP: 0.344, SLG: 0.390 (1, 7)										4	0	0	0	0	1	3						
<b>Alex Rodriguez, R</b> OBP: 0.425, SLG: 0.606 (1, 6)										3	1	0	0	0	0	0						
<b>Edgar Martinez, R</b> OBP: 0.413, SLG: 0.568 (1, 10)										3	1	1	1	1	0	0						
<b>John Olerud, L</b> OBP: 0.398, SLG: 0.443 (1, 3)										3	0	2	0	1	0	1						
<b>Jay Buhner, R</b> OBP: 0.374, SLG: 0.538 (1, 9)										4	0	1	0	0	2	2						
<b>Mike Cameron, R</b> OBP: 0.362, SLG: 0.435 (1, 8)										3	0	0	0	1	1	3						
<b>Joe Oliver, R</b> OBP: 0.306, SLG: 0.481 (1, 2)										1	1	1	0	1	0	0						
<b>Raul Ibanez, L</b> OBP: 0.299, SLG: 0.313 (6, PH)										0	0	0	1	0	0	0						
<b>Chris Widger, R</b> OBP: 0.307, SLG: 0.440 (7, 2)										0	0	0	0	0	0	0						
<b>Carlos Guillen, S</b> OBP: 0.325, SLG: 0.394 (9, PH)										1	0	0	0	0	0	1						
<b>David Bell, R</b> OBP: 0.307, SLG: 0.358 (1, 5)										3	0	2	0	0	0	2						
<b>Al Martin, L</b> OBP: 0.343, SLG: 0.461 (9, PH)										1	0	0	0	0	1	1						
<b>Inning Stats</b>	R: 0 E: 0 K: 1 S: 9	H: 0 LOB: 0 BB: 0 P: 13	R: 0 E: 0 K: 1 S: 9	H: 0 LOB: 0 BB: 1 P: 14	R: 1 E: 0 K: 0 S: 8	H: 2 LOB: 1 BB: 0 P: 13	R: 0 E: 0 K: 1 S: 9	H: 1 LOB: 1 BB: 0 P: 14	R: 0 E: 0 K: 1 S: 13	H: 1 LOB: 2 BB: 1 P: 21	R: 2 E: 0 K: 1 S: 14	H: 2 LOB: 2 BB: 1 P: 23	R: 0 E: 0 K: 0 S: 9	H: 0 LOB: 0 BB: 0 P: 12	R: 0 E: 0 K: 0 S: 4	H: 1 LOB: 0 BB: 0 P: 5	R: 0 E: 0 K: 1 S: 10	H: 0 LOB: 1 BB: 1 P: 18	1B: 6 2B: 1 3B: 0 HR: 0	SF: 1 SAC: 0 DP: 2 HBP: 1	WP: 0 PB: 0 SB: 0 CS: 0	PA: 37
<b>PITCHER</b>	IP WLS BF H R ER SO BB IBB HBP BLK WP HR S P ERA WHIP																					
<b>Omar Olivares, R</b> ERA: 6.82 (1, 1)	5.0 W 21 4 2 2 2 4 2 0 0 0 0 0 37 76 3.60 1.200																					
<b>Scott Service, R</b> ERA: 6.06 (6, 1)	4.0 S 16 3 1 1 2 2 0 0 0 0 0 0 37 57 2.25 1.250																					

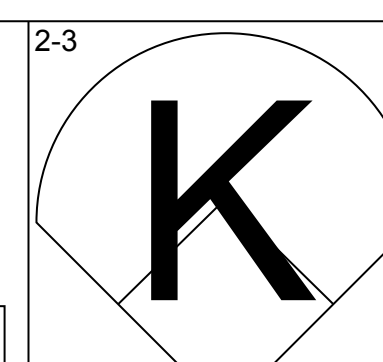
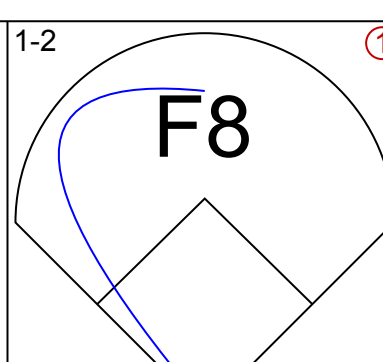
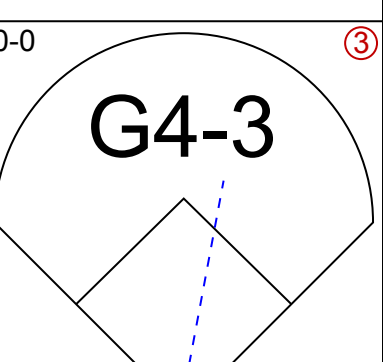
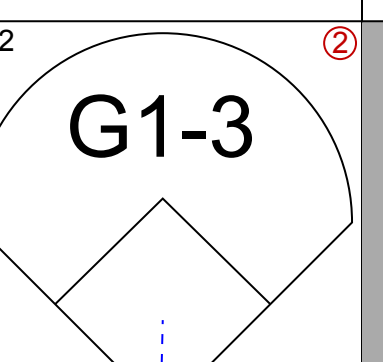
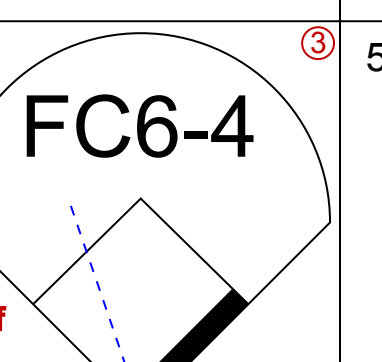
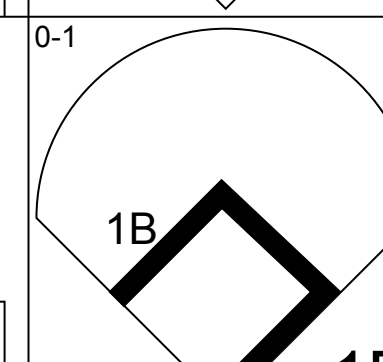
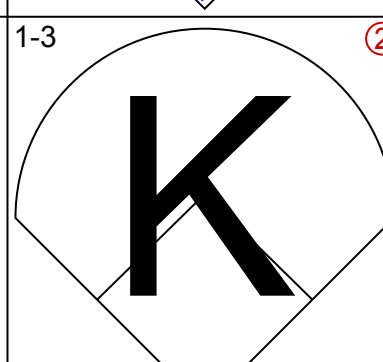
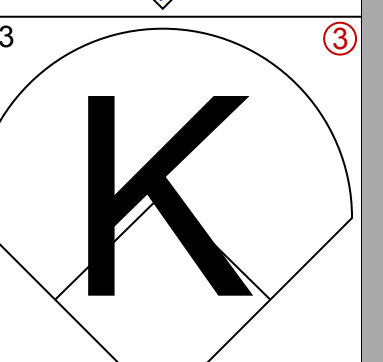
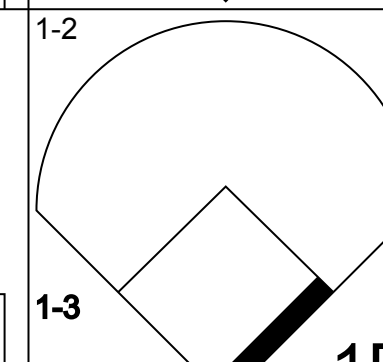
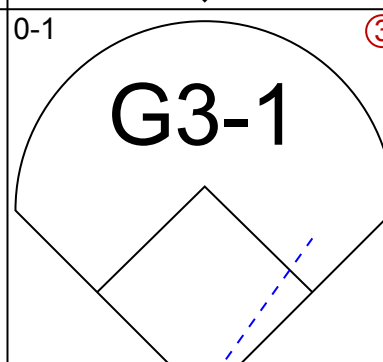
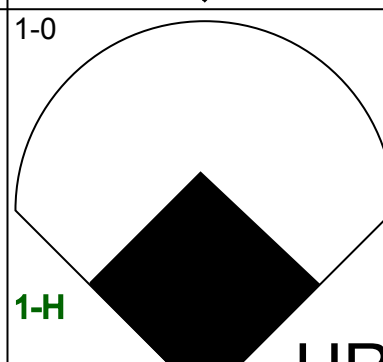
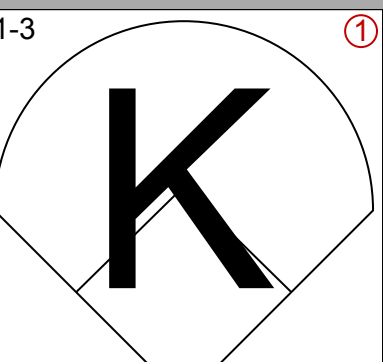
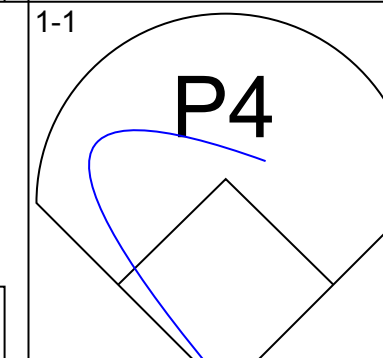
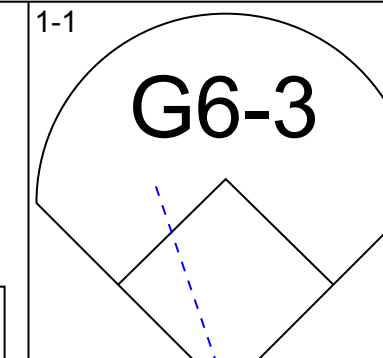
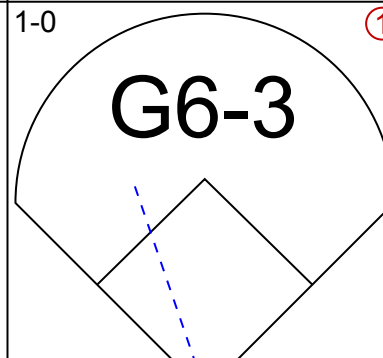
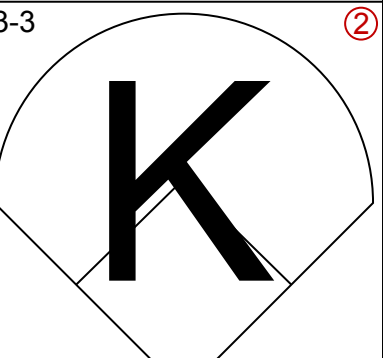
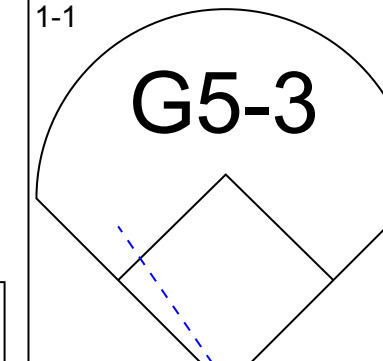
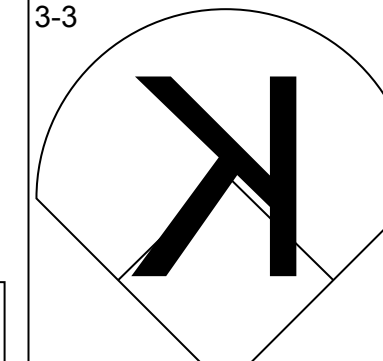
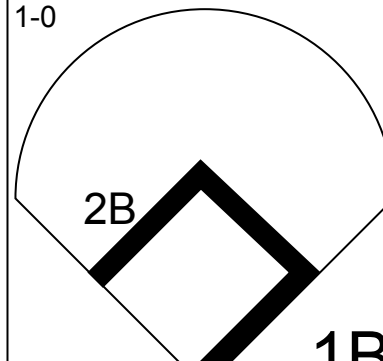
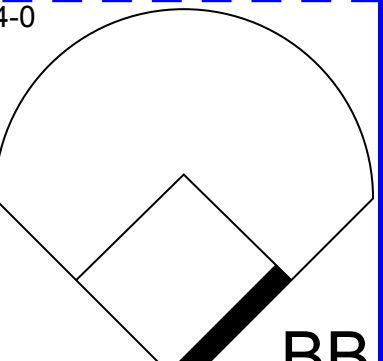
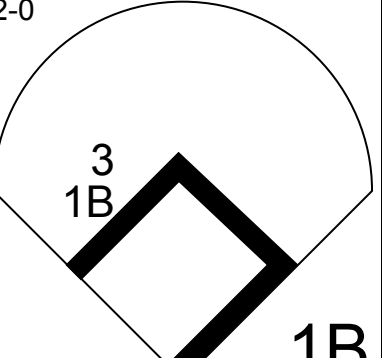
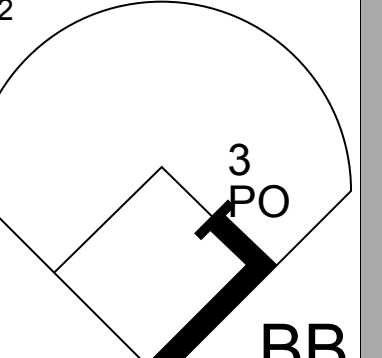
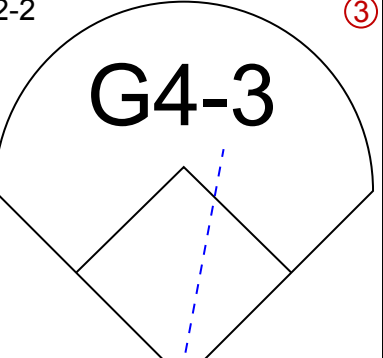
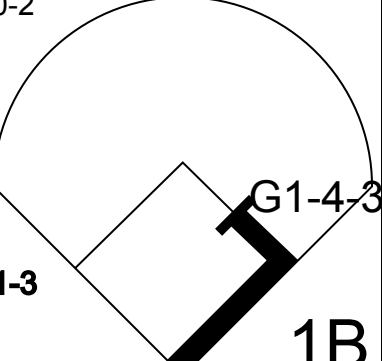
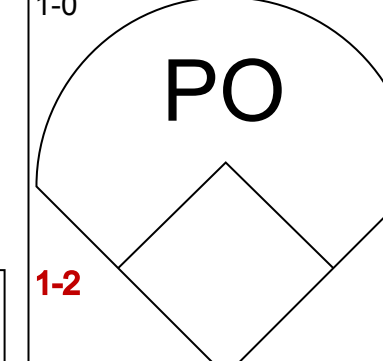

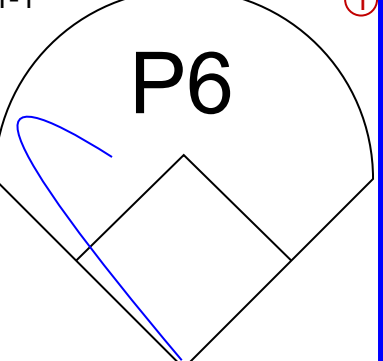
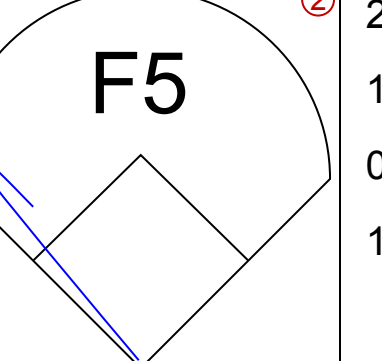

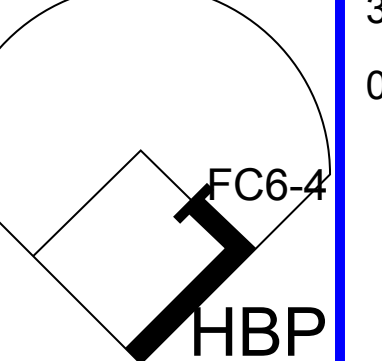
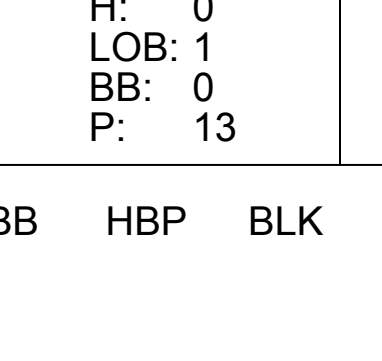
AB	34
R	8
H	9
RBI	8
BB	10
SO	10
LOB	26







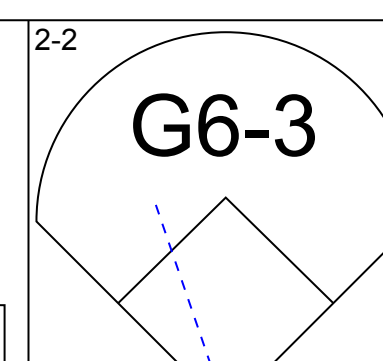
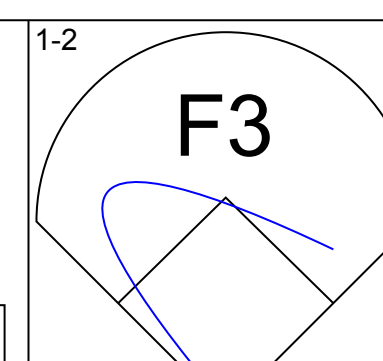
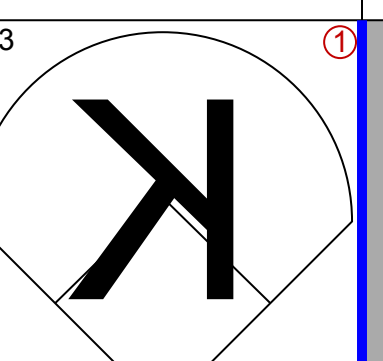
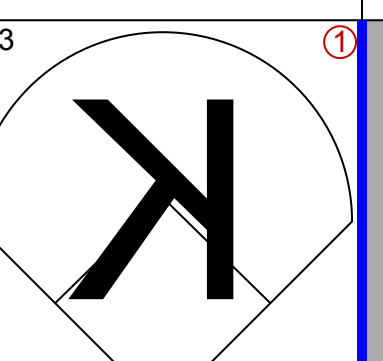
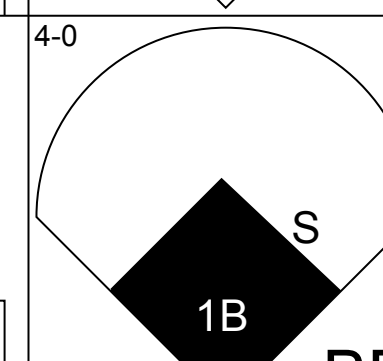
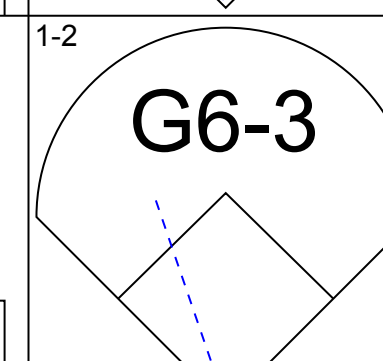
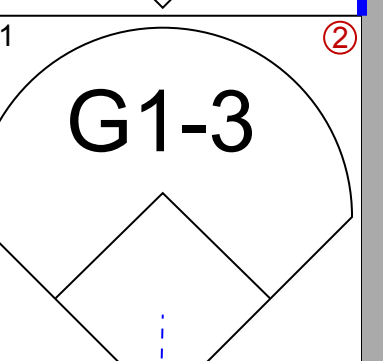
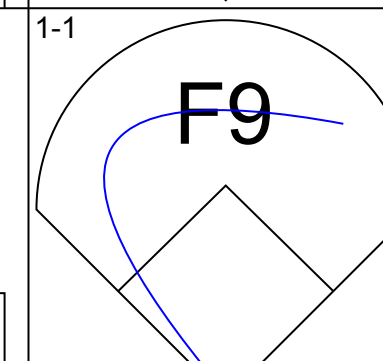
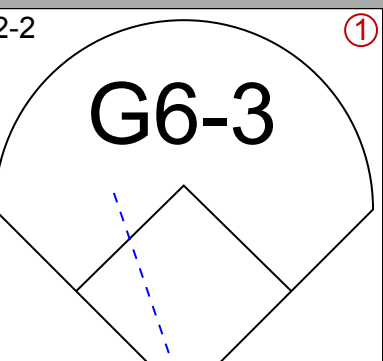
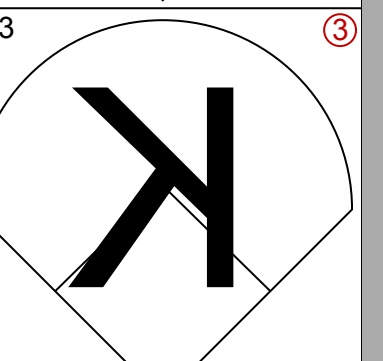
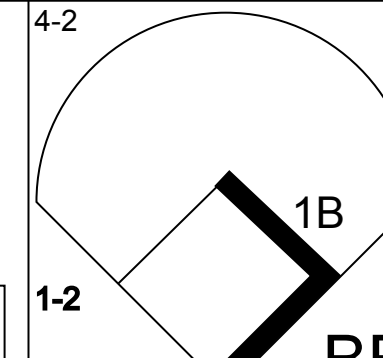
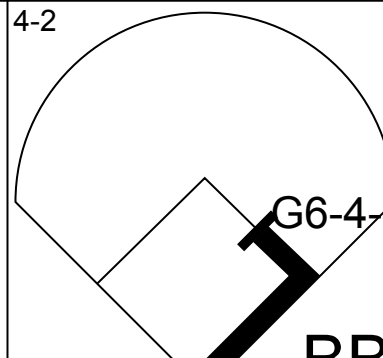
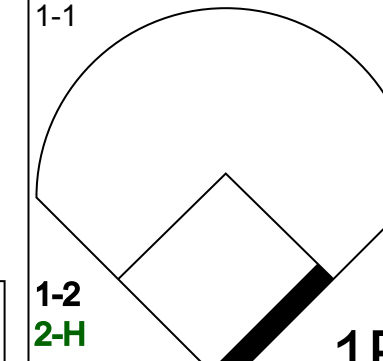
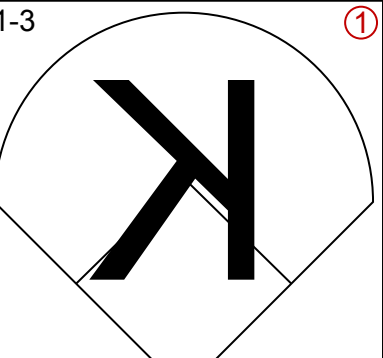
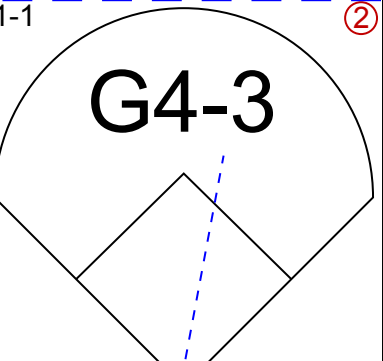
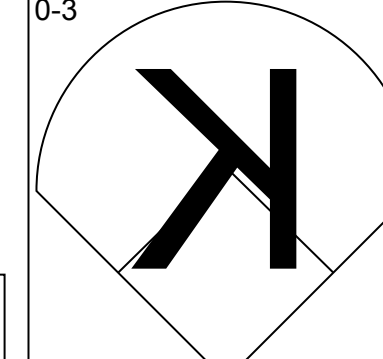
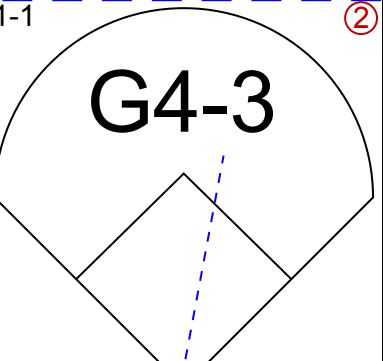
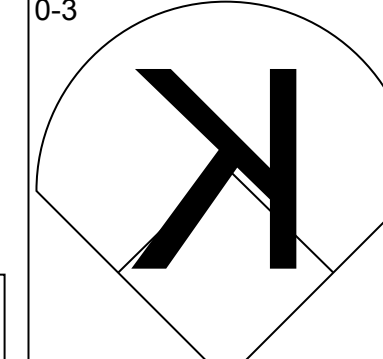

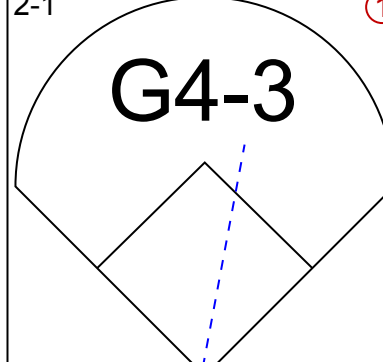
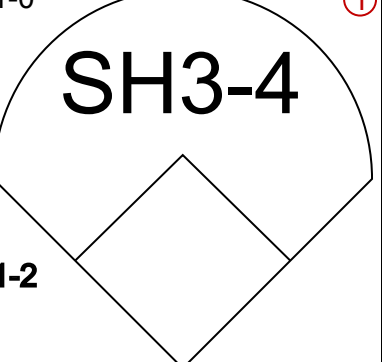
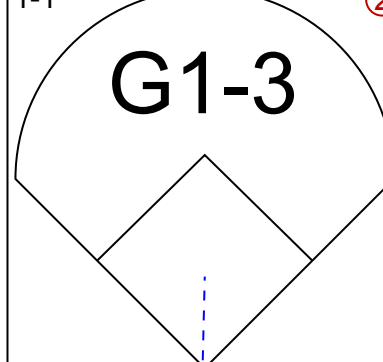
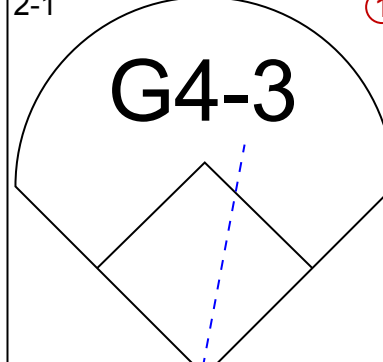
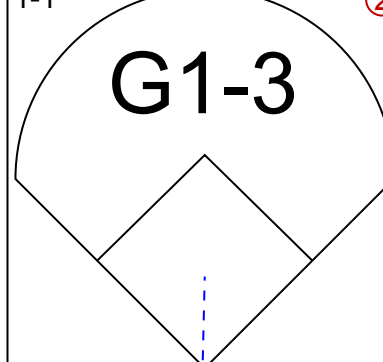
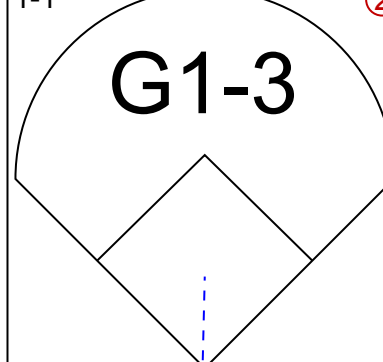
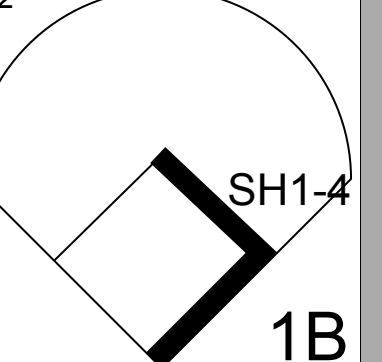
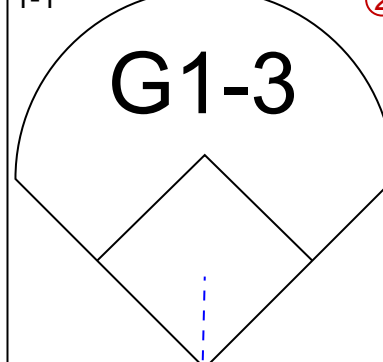


Batter	1	2	3	4	5	6	7	8	9	AB	R	H	RBI	BB	SO	LOB	TOP			
Terrence Long, L OBP: 0.341, SLG: 0.458										5	0	0	0	0	1	2				
Randy Velarde, R OBP: 0.355, SLG: 0.393										4	1	2	0	0	2	0				
Jason Giambi, L OBP: 0.467, SLG: 0.632										4	1	2	2	0	1	0				
Miguel Tejada, R OBP: 0.342, SLG: 0.472										4	0	0	0	0	1	2				
Ben Grieve, L OBP: 0.357, SLG: 0.491										3	0	1	0	1	1	2				
Ryan Christenson, R OBP: 0.347, SLG: 0.362										0	0	0	0	0	0	0				
Adam Piatt, R OBP: 0.370, SLG: 0.490										2	0	2	0	1	0	0				
Matt Stairs, L OBP: 0.334, SLG: 0.421										1	0	0	0	0	0	1				
3 Eric Chavez, L OBP: 0.360, SLG: 0.507										3	0	1	0	1	2	2				
Jeremy Giambi, L OBP: 0.327, SLG: 0.405																				
Olmedo Saenz, R OBP: 0.390, SLG: 0.505										2	0	0	0	0	1	3				
Bo Porter, R OBP: 0.333, SLG: 0.625										1	0	0	0	0	1	2				
Mark Bellhorn, S OBP: 0.333, SLG: 0.250										0	0	0	0	0	0	0				
Ramon Hernandez, R OBP: 0.306, SLG: 0.385										3	0	0	0	0	0	3				
Eric Byrnes, R OBP: 0.300, SLG: 0.222										0	0	0	0	0	0	0				
<b>Inning Stats</b>	R: 0 E: 0 K: 1 S: 12	H: 2 LOB: 2 BB: 0 P: 17	R: 0 E: 0 K: 1 S: 8	H: 2 LOB: 1 BB: 0 P: 11	R: 0 E: 0 K: 1 S: 8	H: 0 LOB: 0 BB: 0 P: 10	R: 0 E: 0 K: 1 S: 8	H: 0 LOB: 0 BB: 1 P: 17	R: 0 E: 0 K: 0 S: 4	H: 0 LOB: 1 BB: 1 P: 11	R: 2 E: 0 K: 2 S: 11	H: 4 LOB: 2 BB: 0 P: 18	R: 0 E: 0 K: 1 S: 9	H: 0 LOB: 1 BB: 1 P: 19	R: 0 E: 0 K: 1 S: 8	H: 0 LOB: 1 BB: 0 P: 13	1B: 6 2B: 1 3B: 0 HR: 1	SF: 0 SAC: 0 DP: 1 HBP: 1	WP: 0 PB: 0 SB: 0 CS: 0	PA: 38
<b>PITCHER</b>	IP WLS BF H R ER SO BB IBB HBP BLK WP HR S P ERA WHIP																			
John Halama, L ERA: 5.14	(1, 1) 5.1 W 24 8 2 2 4 2 0 0 0 0 0 1 45 75 3.38 1.875																			
Arthur Rhodes, L ERA: 4.41	(6, 1) 2.0 H 6 0 0 0 4 0 0 0 0 0 0 0 17 24 0.00 0.000																			
Kazuhiro Sasaki, R ERA: 3.34	(8, 1) 1.2 S 7 0 0 0 2 1 0 1 0 0 0 0 14 28 0.00 0.600																			

Oakland Athletics @ Seattle Mariners  
Safeco Field, Seattle, WA  
Sun Sep 24 2000, 1:35 PM PDT  
Att: 45,405 - Sunny - 63 F

AB 33  
R 2  
H 8  
RBI 2  
BB 3  
SO 10  
LOB 17



Batter	1	2	3	4	5	6	7	8	9	AB	R	H	RBI	BB	SO	LOB	BOTTOM			
Rickey Henderson, R OBP: 0.367, SLG: 0.305										4	0	0	0	0	1	3				
Charles Gipson, R OBP: 0.419, SLG: 0.444										0	0	0	0	0	0	0				
Mike Cameron, R OBP: 0.363, SLG: 0.433										3	1	1	1	1	0	1				
Alex Rodriguez, R OBP: 0.420, SLG: 0.597										4	0	0	0	0	1	3				
Edgar Martinez, R OBP: 0.413, SLG: 0.569										2	0	0	0	2	1	0				
John Olerud, L OBP: 0.396, SLG: 0.440										4	0	2	1	0	0	1				
Jay Buhner, R OBP: 0.370, SLG: 0.532										4	0	0	0	0	1	4				
Raul Ibanez, L OBP: 0.287, SLG: 0.311										0	0	0	0	0	0	0				
Carlos Guillen, S OBP: 0.327, SLG: 0.404										3	1	2	1	0	0	0				
Joe Oliver, R OBP: 0.308, SLG: 0.481										2	0	1	0	0	0	0				
Mark McLemore, S OBP: 0.348, SLG: 0.303										1	1	0	0	1	0	0				
<b>Inning Stats</b>	R: 1 E: 0 K: 1 S: 16	H: 1 LOB: 2 BB: 2 P: 27	R: 1 E: 0 K: 0 S: 8	H: 2 LOB: 1 BB: 1 P: 15	R: 0 E: 0 K: 0 S: 5	H: 0 LOB: 0 BB: 1 P: 10	R: 1 E: 0 K: 0 S: 13	H: 2 LOB: 1 BB: 0 P: 18	R: 0 E: 0 K: 0 S: 10	H: 1 LOB: 1 BB: 0 P: 15	R: 0 E: 0 K: 0 S: 6	H: 0 LOB: 0 BB: 0 P: 12	R: 0 E: 0 K: 2 S: 8	H: 0 LOB: 0 BB: 0 P: 11	R: 0 E: 0 K: 1 S: 8	H: 0 LOB: 0 BB: 0 P: 11	1B: 5 2B: 0 3B: 0 HR: 1	SF: 0 SAC: 2 DP: 1 HBP: 0	WP: 0 PB: 0 SB: 1 CS: 0	PA: 33
<b>PITCHER</b>	IP WLS BF H R ER SO BB IBB HBP BLK WP HR S P ERA WHIP																			
Ariel Prieto, R ERA: 5.12	(1, 1) 5.0 L 24 4 3 3 1 4 0 0 0 0 0 0 1 52 85 5.40 2.000																			
T.J. Mathews, R ERA: 6.17	(6, 1) 2.1 7 0 0 0 3 0 0 0 0 0 0 0 17 27 0.00 0.000																			
Mike Magnante, L ERA: 4.31	(8, 1) 0.1 1 0 0 0 0 0 0 0 0 0 0 0 2 3 0.00 0.000																			
Doug Jones, R ERA: 3.97	(8, 1) 0.1 1 0 0 0 0 0 0 0 0 0 0 0 3 4 0.00 0.000																			

Oakland Athletics @ Seattle Mariners  
Safeco Field, Seattle, WA  
Sun Sep 24 2000, 1:35 PM PDT  
Att: 45,405 - Sunny - 63 F

AB 27  
R 3  
H 6  
RBI 3  
BB 4  
SO 4  
LOB 12





Batter	1	2	3	4	5	6	7	8	9	AB	R	H	RBI	BB	SO	LOB	TOP			
Darin Erstad, L (1, 8) OBP: 0.408, SLG: 0.535	1-1 F8		2-2 G3		1-1 G3		4-2 BB		1-1 F7	4	0	0	0	1	0	2	<b>Anaheim Angels @ Oakland Athletics</b> <b>Network Associates Coliseum, Oakland, CA</b> Mon Sep 25 2000, 10:05 PM EDT Att: 14,248 - Sunny - 68 F			
Troy Glaus, R (1, 5) OBP: 0.406, SLG: 0.599	0-2 1B 2B		3-3 K			1-0 P6	0-3 K		0-0 1B 1-2 2-3 1B	5	0	2	0	0	2	3				
Tim Salmon, R (1, 10) 8 Justin Baughman, R (9, PR) OBP: 0.227, SLG: 0.286	0-1 1B 2-3 1B			3-1 2B 1B		0-0 F9		0-3 K	1-0 1B 1-3 2-H 3-H 1B	5	1	3	2	0	1	0				
Mo Vaughn, L (1, 3) OBP: 0.370, SLG: 0.514	3-3 K			1-1 1B 1-3 2B		1-3 K		0-0 F8	1-3 K	5	1	1	0	0	3	4				
Ron Gant, R (1, 7) OBP: 0.333, SLG: 0.488	2-3 K			0-0 1B G6-4-3			2-3 K	2-0 3B		4	0	2	2	0	2	2				
16 Garrett Anderson, L (1, 9) OBP: 0.300, SLG: 0.508		1-3 K		2-H 3-H 2-0 1B F8			0-2 2B	F7		4	1	1	0	0	1	2				
Bengie Molina, R (1, 2) OBP: 0.327, SLG: 0.427		0-0 P3		0-0 G6-4-3 1-2			1-2 WP 3-H 2B		4-0 1B 1B BB	3	1	1	1	1	0	1				
Adam Kennedy, L (1, 4) OBP: 0.300, SLG: 0.407		0-3 K			0-3 K		4-2 BB		0-2 1B 1B	3	1	1	0	1	2	0				
Kevin Stocker, S (1, 6) Scott Spiezio, S (7, PH) OBP: 0.329, SLG: 0.446			1-3 K		0-3 K		2-3 BB		1-2 1B 1B	2	0	0	0	0	2	0				
<b>Inning Stats</b>	R: 0 E: 0 K: 2 S: 13	H: 2 LOB: 2 BB: 0 P: 19	R: 0 E: 0 K: 2 S: 9	H: 0 LOB: 0 BB: 0 P: 10	R: 0 E: 0 K: 2 S: 9	H: 0 LOB: 0 BB: 0 P: 15	R: 2 E: 0 K: 0 S: 7	H: 3 LOB: 0 BB: 0 P: 13	R: 0 E: 0 K: 1 S: 5	H: 0 LOB: 0 BB: 0 P: 7	R: 1 E: 0 K: 2 S: 20	H: 2 LOB: 3 BB: 3 P: 35	R: 0 E: 0 K: 1 S: 8	H: 1 LOB: 1 BB: 0 P: 12	R: 2 E: 0 K: 1 S: 13	H: 3 LOB: 3 BB: 1 P: 22	1B: 6 2B: 3 3B: 2 HR: 0	SF: 0 SAC: 0 DP: 1 HBP: 0	WP: 2 PB: 2 SB: 0 CS: 0	PA: 40
<b>PITCHER</b>	IP WLS BF H R ER SO BB IBB HBP BLK WP HR S P ERA WHIP																			
Barry Zito, L (1, 1) ERA: 2.8	6.1 W 26 7 3 3 10 1 0 0 0 1 0 67 96 4.26 1.263																			
Jim Meier, R (7, 1) ERA: 3.0	1.2 H 7 1 0 0 2 2 0 0 0 0 0 15 27 0.00 1.800																			
Jason Iringhausen, R (9, 1) ERA: 4.08	1.0 7 3 2 2 1 1 0 0 0 1 0 13 22 18.00 4.000																			

Batter	1	2	3	4	5	6	7	8	9	AB	R	H	RBI	BB	SO	LOB	BOTTOM			
Terrence Long, L (1, 8) OBP: 0.339, SLG: 0.456	1-2 G6-3	1-1 F8		3-2 G4-6-3		3-1 P6		0-1 1B		5	0	1	0	0	0	2	<b>Anaheim Angels @ Oakland Athletics</b> <b>Network Associates Coliseum, Oakland, CA</b> Mon Sep 25 2000, 10:05 PM EDT Att: 14,248 - Sunny - 68 F			
Randy Velarde, R (1, 4) OBP: 0.354, SLG: 0.391	2-0 F8	2-3 K			0-1 HR 1B		0-3 K	3-3 K		5	1	1	0	0	3	3				
Jason Giambi, L (1, 3) OBP: 0.469, SLG: 0.638	0-1 F7		3-0 FC5-4 HBP		2-2 HR 1B		4-1 G3 1B BB			2	1	1	2	1	0	0				
Matt Stairs, L (1, 10) OBP: 0.332, SLG: 0.418		1-0 F7	1-2 FC5-4		3-3 K		0-0 G3 1B			3	0	0	0	0	1	1				
Olmedo Saenz, R (7, PH) ERA: 5.87		3-2 F7	1-2 FC5-4		1-2 K		1-2 G3 1B			1	0	1	0	0	0	0				
Jose Ortiz, R (7, PR) OBP: 0.273, SLG: 0.111		3 BB 1B 3B	1-3 K		1-3 K		0-2 G3			0	0	0	0	0	0	0				
Ben Grieve, L (1, 7) OBP: 0.356, SLG: 0.490		3-2 3 BB 1B	1-3 K		1-3 K		1-2 G3			4	1	1	0	0	2	3				
Ryan Christenson, R (8, 7) OBP: 0.347, SLG: 0.362		1-0 3 BB 1B	2-2 G4-3		4-2 BB		1-2 2-3 G6-3			0	0	0	0	0	0	0				
3 Eric Chavez, L (1, 5) OBP: 0.361, SLG: 0.512		4-1 3 BB 1B		3-2 HR		1-0 F7		3-2 G3		3	2	1	1	1	0	1				
Jeremy Giambi, L (1, 9) OBP: 0.331, SLG: 0.414		0-2 3 BB 1B		4-2 HR		3-3 K		2-3 K		2	1	1	3	1	1	0				
Bo Porter, R (7, 9) OBP: 0.300, SLG: 0.556		1-H 2-H 3-H 1B 3B		G4-6-3 BB						1	0	0	0	0	1	0				
Ramon Hernandez, R (1, 2) OBP: 0.308, SLG: 0.386		0-1 PB 1B		2-0 P6		1-2 P6		2-1 1B 1B		4	0	2	1	0	0	1				
<b>Inning Stats</b>	R: 0 E: 0 K: 0 S: 6	H: 4 LOB: 1 BB: 1 P: 28	R: 0 E: 0 K: 1 S: 9	H: 0 LOB: 1 BB: 0 P: 16	R: 1 E: 0 K: 0 S: 15	H: 1 LOB: 0 BB: 1 P: 27	R: 2 E: 0 K: 2 S: 16	H: 2 LOB: 1 BB: 1 P: 27	R: 0 E: 0 K: 1 S: 11	H: 0 LOB: 0 BB: 0 P: 18	R: 0 E: 0 K: 1 S: 10	H: 1 LOB: 3 BB: 1 P: 15	R: 0 E: 0 K: 2 S: 14	H: 2 LOB: 2 BB: 0 P: 24	R: 0 E: 0 K: 1 S: 8	H: 1 LOB: 1 BB: 1 P: 12	1B: 7 2B: 0 3B: 1 HR: 2	SF: 0 SAC: 0 DP: 1 HBP: 1	WP: 0 PB: 1 SB: 0 CS: 0	PA: 38
<b>PITCHER</b>	IP WLS BF H R ER SO BB IBB HBP BLK WP HR S P ERA WHIP																			
Tim Lincecum, R (1, 1) ERA: 6.39	4.0 L 21 7 7 7 2 2 0 0 0 0 0 11 20 0.00 1.000																			
Kent Mercker, L (5, 1) ERA: 5.87	1.0 4 0 0 0 2 1 0 0 0 0 0 11 20 0.00 1.000																			
Mike Fyhrie, R (6, 1) ERA: 2.19	1.1 4 0 0 0 2 0 0 0 0 0 0 14 21 0.00 0.000																			
Juan Alvarez, L (7, 1) ERA: 4.5	0.1 3 1 0 0 0 1 0 0 0 0 0 5 9 0.00 6.000																			
Mark Petkovsek, R (7, 1) ERA: 4.52	1.1 6 2 0 0 2 0 0 0 0 0 0 16 27 0.00 1.500																			

AB	36
R	5
H	11
RBI	5
BB	4
SO	13
LOB	16



AB	33
R	7
H	10
RBI	7
BB	4
SO	8
LOB	15





Batter	1	2	3	4	5	6	7	8	9	AB	R	H	RBI	BB	SO	LOB	TOP				
<b>Darin Erstad, L</b> OBP: 0.407, SLG: 0.533 (1, 7)	1-1 2B 1B		0-2 G3-1			0-1 L3		2-1 G4-3		4	1	1	0	0	0	0					
<b>Orlando Palmeiro, L</b> OBP: 0.392, SLG: 0.999 (1, 9)	2-1 16 1B 2B		2-2 F9			3-2 G4-3		1-2 G4-3		4	1	1	1	0	0	0					
<b>Mo Vaughn, L</b> OBP: 0.369, SLG: 0.511 (1, 3)	1-0 L3		2-3 K			4-2 2B BB		2-0 G4-3		3	0	0	0	1	1	1					
<b>Tim Salmon, R</b> OBP: 0.408, SLG: 0.554 <b>8 Justin Baughman, R</b> (9, PR) OBP: 0.227, SLG: 0.295 (1, 10)	2-3 K			2-2 G6-3		2-1 2B		1-2 16 G4-3 1B 2B		4	0	2	0	0	1	1					
<b>16 Garret Anderson, L</b> OBP: 0.299, SLG: 0.506 (1, 8)	0-2 FC5-4 2H 1B			0-0 G4-3		3-3 K		3-2 G4-3		4	0	1	1	0	1	3					
<b>Troy Glaus, R</b> OBP: 0.405, SLG: 0.597 (1, 5)	0-0 FC5-4			0-3 K			2-2 G6-3		0-1 1B	4	0	1	1	0	1	1					
<b>Bengie Molina, R</b> OBP: 0.324, SLG: 0.423 (1, 2)		1-1 G6-3			1-2 L4		1-1 G6-3		1-1 F3	4	0	0	0	0	0	2					
<b>Adam Kennedy, L</b> OBP: 0.300, SLG: 0.406 (1, 4)		2-1 G4-3			0-1 F8		3-1 1B		1-3 K	4	0	1	0	0	1	2					
<b>Kevin Stocker, S</b> OBP: 0.334, SLG: 0.329 (1, 6)		0-1 G4-3			1-3 K		1-1 G6-3			3	0	0	0	0	1	1					
<b>Inning Stats</b>	R: 2 E: 0 K: 1 S: 13	H: 3 LOB: 1 BB: 0 P: 19	R: 0 E: 0 K: 0 S: 6	H: 0 LOB: 0 BB: 0 P: 9	R: 0 E: 0 K: 1 S: 9	H: 0 LOB: 0 BB: 0 P: 13	R: 0 E: 0 K: 1 S: 7	H: 0 LOB: 0 BB: 0 P: 9	R: 0 E: 0 K: 1 S: 8	H: 1 LOB: 2 BB: 1 P: 10	R: 0 E: 0 K: 0 S: 9	H: 1 LOB: 1 BB: 0 P: 16	R: 0 E: 0 K: 0 S: 6	H: 0 LOB: 0 BB: 0 P: 11	R: 1 E: 0 K: 1 S: 14	H: 2 LOB: 2 BB: 0 P: 20	1B: 4 2B: 3 3B: 0 HR: 0	SF: 0 SAC: 0 DP: 0 HBP: 0	WP: 0 PB: 0 SB: 0 CS: 0	PA: 35	
<b>PITCHER</b>	IP	WLS	BF	H	R	ER	SO	BB	IBB	HBP	BLK	WP	HR	S	P	ERA	WHIP				
<b>Tim Hudson, R</b> ERA: 4.31 <b>Scott Service, R</b> ERA: 6.15	(1, 1) (9, 1)	8.0 1.0	W 5	30 2	5 1	2 1	5 1	1 0	0 0	0 0	0 0	0 0	0 0	71 14	112 20	2.25 9.00	0.750 2.000				

Anaheim Angels @ Oakland Athletics  
Network Associates Coliseum, Oakland, CA  
Tue Sep 26 2000, 10:05 PM EDT  
Att: 22,234 - Sunny - 56 F

AB 34  
R 3  
H 7  
RBI 3  
BB 1  
SO 6  
LOB 11



Batter	1	2	3	4	5	6	7	8	9	AB	R	H	RBI	BB	SO	LOB	BOTTOM				
<b>Terrence Long, L</b> OBP: 0.338, SLG: 0.454 (1, 8)	K					0-1 G4-3		1-0 FC5-2-5-1 1B		5	1	1	0	0	3	3					
<b>Randy Velarde, R</b> OBP: 0.350, SLG: 0.387 (1, 4)	G6-3	0-1 F8			1-0 G4-3	1-0 P4		1-0 FC5-2-5-1 HR		5	1	0	0	0	0	3					
<b>Jason Giambi, L</b> OBP: 0.468, SLG: 0.641 (1, 3)	4-2 BB 1B BB	1-3 K		0-3 K		0-0 G3-1		0-1 1H 2H HR		4	2	1	3	1	2	0					
<b>Olmedo Saenz, R</b> OBP: 0.397, SLG: 0.507 <b>Matt Stairs, L</b> (4, PH) OBP: 0.332, SLG: 0.416 (1, 10)	4-1 BB 1B BB	4-0 HR BB		0-1 L9		3-2 G3		4-1 BB		0	2	0	0	2	0	0					
<b>Miguel Tejada, R</b> OBP: 0.344, SLG: 0.476 (1, 6)	1-0 BB 3 BB 1B	1-0 HR			2-3 K	2-1 G3		3-1 F8		5	2	2	3	0	1	1					
<b>Ben Grievs, L</b> OBP: 0.359, SLG: 0.489 <b>Ryan Christenson, R</b> (7, PR) OBP: 0.347, SLG: 0.362 (8, 7)	4-0 3 BB BB	1-0 L6			4-2 WP BB	4-2 BB				1	1	0	0	3	0	0					
<b>Adam Piatt, R</b> OBP: 0.373, SLG: 0.483 <b>Bo Porter, R</b> OBP: 0.300, SLG: 0.556 (1, 9) (8, 9)	4-1 3 BB 1B		2-3 K		4-2 BB	1-2 BB		0-0 F9		2	1	0	1	2	1	1					
<b>3 Eric Chavez, L</b> OBP: 0.362, SLG: 0.511 (1, 5)	4-2 1B BB		1-1 G3		3-3 K	0-1 1B 1B		0-1 1B 1B		3	0	1	1	1	1	2					
<b>Ramon Hernandez, R</b> OBP: 0.312, SLG: 0.390 (1, 2)	1-2 2H 1B		3-2 K		1-3 K	1-1 FC5-2-5-1 1B		1-1 FC5-2-5-1 1B		4	0	3	2	0	1	2					
<b>Inning Stats</b>	R: 5 E: 0 K: 2 S: 19	H: 2 LOB: 5 BB: 1 P: 46	R: 2 E: 0 K: 1 S: 7	H: 1 LOB: 1 BB: 1 P: 14	R: 0 E: 0 K: 2 S: 13	H: 1 LOB: 0 BB: 0 P: 20	R: 0 E: 0 K: 1 S: 6	H: 0 LOB: 0 BB: 0 P: 7	R: 0 E: 0 K: 3 S: 17	H: 0 LOB: 2 BB: 2 P: 31	R: 0 E: 0 K: 0 S: 4	H: 0 LOB: 0 BB: 1 P: 5	R: 0 E: 0 K: 0 S: 9	H: 0 LOB: 1 BB: 0 P: 18	R: 3 E: 0 K: 0 S: 11	H: 4 LOB: 1 BB: 1 P: 21	1B: 6 2B: 0 3B: 0 HR: 2	SF: 0 SAC: 0 DP: 1 HBP: 0	WP: 1 PB: 0 SB: 0 CS: 0	PA: 41	
<b>PITCHER</b>	IP	WLS	BF	H	R	ER	SO	BB	IBB	HBP	BLK	WP	HR	S	P	ERA	WHIP				
<b>Scott Schoeneweis, L</b> ERA: 5.45 <b>Lou Pote, R</b> ERA: 3.77 <b>Bryan Ward, L</b> ERA: 3.12 <b>Juan Alvarez, L</b> ERA: 9.0	(1, 1) (3, 1) (6, 1) (8, 1)	2.0 3.0 2.0 1.0	L 12 7 4	15 1 0 3	7 0 0 3	7 0 0 3	3 6 0 0	7 0 0 0	3 2 0 0	0 0 0 0	0 0 0 0	0 0 0 0	0 0 0 0	1 0 13 11	26 58 23 21	6.00 0.00 0.00 27.00	4.500 1.000 0.500 5.000				

Anaheim Angels @ Oakland Athletics  
Network Associates Coliseum, Oakland, CA  
Tue Sep 26 2000, 10:05 PM EDT  
Att: 22,234 - Sunny - 56 F

AB 31  
R 10  
H 8  
RBI 10  
BB 10  
SO 9  
LOB 12





Batter	1	2	3	4	5	6	7	8	9	AB	R	H	RBI	BB	SO	LOB	TOP					
Darin Erstad, L OBP: 0.410, SLG: 0.541	0-1 FC3-6 1B	0-0 HR		3-2 WP 2B	4-0 BB 1B		3-2 1B		2-2 G4-3	5	1	4	1	1	0	0						
Orlando Palmeiro, L OBP: 0.394, SLG: 0.597	1-1 FC3-6 F9 16 2B 1-2	0-2 1B		4-2 FC5-4 BB 2-3	4-2 BB 1-2 2-3		2-1 F7		1-1 F7	4	1	1	0	2	0	2						
Mo Vaughn, L OBP: 0.367, SLG: 0.507	4-0 16 2B 1-2 BB	2-3 K		1-3 K	1-0 F5		1-3 K		0-0 G3	5	1	0	0	1	3	7						
Tim Salmon, R OBP: 0.405, SLG: 0.549	2-1 F9 2-3		2-3 K	0-0 FC5-4 1-2		3-2 G5-3		1-1 G6-3		5	0	0	0	0	1	4						
16 Garret Anderson, L OBP: 0.303, SLG: 0.512	1-1 1-H 3-H 2B		2-0 E 1B		2-1 2B SF7 1B		0-1 2B 2B		0-2 F9	5	2	4	2	0	0	0						
Troy Glaus, R OBP: 0.407, SLG: 0.597	4-2 BB		0-1 E2 1-2		1-1 1B E 2B		0-3 K		4-2 DI WP BB	3	2	1	0	2	1	2						
Adam Kennedy, L OBP: 0.300, SLG: 0.408	0-0 G3		0-1 F9		0-0 SF7		3-2 2B 2B		3-2 BB 1B	4	0	2	2	0	0	4						
Matt Walbeck, S OBP: 0.240, SLG: 0.356		0-1 L1	1-3 K		0-1 BB E 1B		2-3 K		4-2 BB	3	0	1	0	0	1	2						
Scott Spiezo, S OBP: 0.326, SLG: 0.444										1	0	0	0	0	1	1						
Ron Gant, R OBP: 0.320, SLG: 0.488										0	0	0	0	1	0	0						
Benji Gil, R OBP: 0.320, SLG: 0.357										0	0	0	0	0	0	0						
Kevin Stocker, S OBP: 0.332, SLG: 0.326		1-0 G3		0-0 F8	1-3 K		0-1 F9		2-2 G4-3	3	0	0	0	0	1	1						
Bengie Molina, R OBP: 0.323, SLG: 0.421										2	0	0	0	0	0	2						
<b>Inning Stats</b>	R: 2 E: 0 K: 0 S: 12	H: 2 LOB: 2 BB: 2 P: 24	R: 1 E: 0 K: 1 S: 10	H: 2 LOB: 1 BB: 0 P: 13	R: 0 E: 1 K: 2 S: 12	H: 1 LOB: 2 BB: 1 P: 17	R: 0 E: 0 K: 1 S: 12	H: 1 LOB: 2 BB: 1 P: 20	R: 2 E: 1 K: 1 S: 15	H: 3 LOB: 3 BB: 2 P: 28	R: 1 E: 0 K: 2 S: 15	H: 2 LOB: 1 BB: 0 P: 23	R: 0 E: 0 K: 1 S: 11	H: 1 LOB: 1 BB: 0 P: 17	R: 1 E: 0 K: 0 S: 17	H: 1 LOB: 2 BB: 2 P: 31	R: 0 E: 0 K: 0 S: 7	H: 0 LOB: 0 BB: 0 P: 10	1B: 7 2B: 5 3B: 0 HR: 1	SF: 1 SAC: 0 DP: 0 HBP: 0	WP: 3 PB: 0 SB: 0 CS: 0	PA: 48
<b>PITCHER</b>	IP WLS BF H R ER SO BB IBB HBP BLK WP HR S P ERA WHIP	4.0 W 8 2 1 1 1 3 0 0 0 1 1 50 81 11.25 2.750	1.1 W 8 2 1 1 1 1 1 0 0 0 0 0 17 30 6.75 2.250	0.1 H 2 1 0 0 1 0 0 0 0 0 0 6 9 0.00 3.000	2.0 H 9 2 1 1 2 1 0 0 0 1 0 25 41 4.50 1.500	0.0 S 1 0 0 0 0 1 0 0 0 0 0 2 6 ∞ ∞	0.1 H 1 0 0 0 0 0 0 0 0 0 0 0 0 0 0.00 0.000	1.0 S 3 0 0 0 0 0 0 0 0 0 0 0 0 0 0.00 0.000														

Anaheim Angels @ Oakland Athletics  
Network Associates Coliseum, Oakland, CA  
Wed Sep 27 2000, 3:35 PM EDT  
Att: 23,333 - Overcast - 66 F

AB	40
R	7
H	13
RBI	5
BB	7
SO	8
LOB	25



Batter	1	2	3	4	5	6	7	8	9	AB	R	H	RBI	BB	SO	LOB	BOTTOM					
Terrence Long, L OBP: 0.337, SLG: 0.458	1-1 G1-3	1-0 SF7	1-0 F7		3-1 HR		1-3 K			4	1	1	3	0	1	1						
Randy Velarde, R OBP: 0.382, SLG: 0.388	1-0 G3 1B	4-2 BB 2B BB	0-1 G1-3		1-1 G4-6-3 1B		1-0 F9			4	2	2	0	1	0	1						
Jason Giambi, L OBP: 0.469, SLG: 0.638	4-1 G3 1B BB	4-0 BB 2B BB		4-2 FC3-6 BB	1-0 G4-6-3 1B		1-2 F7			2	2	0	0	3	0	1						
Matt Stairs, L OBP: 0.333, SLG: 0.419	3-2 G3	0-0 BB 2B		3-2 FC3-6 S 1-2		3-1 1B 3 SF7 1B		0-0 P4		4	0	2	2	0	0	3						
Eric Byrnes, R OBP: 0.300, SLG: 0.222	1-2 2-3	1-H 2-H 2B		1-2 G6-3		1-3 K		2-3 K		0	1	0	0	0	0	0						
Ben Grieve, L OBP: 0.359, SLG: 0.487	1-0 2B	4-0 BB BB		1-1 G6-3		1-3 K		2-3 K		4	0	1	2	1	2	2						
Ryan Christenson, R OBP: 0.347, SLG: 0.362	2-H 3-H 1B			1-2 G6-3		1-2 K		1-1 K		0	0	0	0	0	0	0						
Miguel Tejada, R OBP: 0.348, SLG: 0.481	2-0 2B	4-1 BB BB		4-0 IBB		1-1 E 1B		1-1 1B		3	1	3	0	2	0	0						
3 Eric Chavez, L OBP: 0.359, SLG: 0.507	2-1 F8	0-1 F7		0-0 G3		0-0 SF7		2-2 G3		4	0	0	1	0	0	8						
Jeremy Giambi, L OBP: 0.336, SLG: 0.420		1-0 F9 SF7 2B	4-0 SH1-3 BB		4-0 FC4-6 BB		3-H 1-2 E9			1	1	1	0	1	0	0						
Adam Piatt, R OBP: 0.374, SLG: 0.480										1	0	0	0	1	0	0						
Bo Porter, R OBP: 0.300, SLG: 0.556										0	0	0	0	0	0	0						
Ramon Hernandez, R OBP: 0.310, SLG: 0.387		1-0 F9	0-0 SH1-3		1-2 FC4-6 HR		1-1 G5-3			3	1	0	0	0	0	4						
<b>Inning Stats</b>	R: 2 E: 0 K: 0 S: 11	H: 3 LOB: 2 BB: 1 P: 25	R: 3 E: 0 K: 0 S: 9	H: 2 LOB: 3 BB: 4 P: 28	R: 0 E: 0 K: 0 S: 4	H: 0 LOB: 1 BB: 1 P: 9	R: 0 E: 0 K: 0 S: 9	H: 0 LOB: 2 BB: 2 P: 21	R: 2 E: 1 K: 1 S: 14	H: 2 LOB: 2 BB: 1 P: 18	R: 2 E: 1 K: 1 S: 14	H: 2 LOB: 2 BB: 0 P: 21	R: 0 E: 0 K: 1 S: 8	H: 0 LOB: 0 BB: 0 P: 11	R: 0 E: 0 K: 1 S: 9	H: 1 LOB: 1 BB: 0 P: 14	R: 0 E: 0 K: 0 S: 7	H: 0 LOB: 0 BB: 0 P: 10	1B: 6 2B: 3 3B: 0 HR: 1	SF: 2 SAC: 1 DP: 1 HBP: 0	WP: 0 PB: 0 SB: 2 CS: 0	PA: 43
<b>PITCHER</b>	IP WLS BF H R ER SO BB IBB HBP BLK WP HR S P ERA WHIP	1.2 L 8 3 4 3 1 1 0 0 0 0 1 15 29 16.20 2.400	2.0 L 8 3 4 3 1 1 0 0 0 0 0 1 16 22 0.00 0.600	1.0 L 4 1 0 0 1 0 0 0 0 0 0 0 9 14 0.00 1.000	0.1 L 1 0 0 0 0 0 0 0 0 0 0 0 0 0 0 0.00 0.000	1.0 S 3 0 0 0 0 0 0 0 0 0 0 0 0 0 0.00 0.000																

Anaheim Angels @ Oakland Athletics  
Network Associates Coliseum, Oakland, CA  
Wed Sep 27 2000, 3:35 PM EDT  
Att: 23,333 - Overcast - 66 F

AB	31
R	9
H	10
RBI	8
BB	9
SO	3
LOB	20





Batter	1	2	3	4	5	6	7	8	9	10	11	12	13	14	AB	R	H	RBI	BB	SO	LOB	TOP			
<b>Darin Erstad, L</b> OBP: 0.412, SLG: 0.540 (1, 8)															5	2	2	0	2	1	1				
<b>Scott Sizemore, S</b> OBP: 0.331, SLG: 0.467 <b>Orlando Palmeiro, L</b> OBP: 0.396, SLG: 0.462 (1, 7) (7, 7)															3	2	2	3	0	0	2				
<b>Mo Vaughn, L</b> OBP: 0.365, SLG: 0.502 (1, 3)															6	0	0	0	1	2	4				
<b>Tim Salmon, R</b> OBP: 0.403, SLG: 0.546 <b>Justin Baughman, R</b> (11, PR) OBP: 0.227, SLG: 0.286 <b>Ron Gant, R</b> OBP: 0.336, SLG: 0.488 (1, 10) (13, PH)															5	0	1	0	0	1	1				
<b>16 Garret Anderson, L</b> OBP: 0.305, SLG: 0.512 (1, 9)															6	0	3	0	0	0	4				
<b>Troy Claus, R</b> OBP: 0.405, SLG: 0.598 (1, 5)															6	1	1	1	0	2	3				
<b>Bengie Molina, R</b> OBP: 0.321, SLG: 0.418 (1, 2)															6	1	1	0	0	0	3				
<b>Adam Kennedy, L</b> OBP: 0.300, SLG: 0.405 (1, 4)															4	0	0	0	1	0	0				
<b>Kevin Stocker, S</b> OBP: 0.329, SLG: 0.322 (1, 6)															5	0	0	0	1	1	2				
<b>Inning Stats</b>	R: 1 E: 0 K: 0 S: 6	H: 2 LOB: 0 BB: 0 P: 9	H: 1 LOB: 0 BB: 0 P: 13	R: 0 E: 0 K: 1 S: 11	H: 1 LOB: 0 BB: 0 P: 13	R: 0 E: 0 K: 0 S: 9	H: 0 LOB: 0 BB: 0 P: 21	R: 0 E: 0 K: 0 S: 10	H: 2 LOB: 1 BB: 0 P: 15	R: 0 E: 0 K: 0 S: 6	H: 0 LOB: 0 BB: 0 P: 11	R: 0 E: 0 K: 0 S: 7	H: 1 LOB: 0 BB: 0 P: 12	R: 0 E: 0 K: 0 S: 9	H: 0 LOB: 2 BB: 0 P: 17	R: 0 E: 0 K: 1 S: 10	H: 0 LOB: 0 BB: 0 P: 15	R: 0 E: 0 K: 1 S: 19	H: 3 LOB: 1 BB: 1 P: 27	R: 3 E: 0 K: 2 S: 14	H: 3 LOB: 1 BB: 1 P: 27	1B: 8 2B: 1 3B: 0 HR: 3	SF: 0 SAC: 1 DP: 2 HBP: 0	WP: 1 PA: 57	
<b>PITCHER</b>	IP: 8.0 WLS: 7 BF: 31 ERA: 4.52	H: 7 ER: 3 SO: 3 BB: 1	H: 3 ER: 0 SO: 3 BB: 1	H: 3 ER: 0 SO: 3 BB: 1	H: 3 ER: 0 SO: 3 BB: 1	H: 3 ER: 0 SO: 3 BB: 1	H: 3 ER: 0 SO: 3 BB: 1	H: 3 ER: 0 SO: 3 BB: 1	H: 3 ER: 0 SO: 3 BB: 1	H: 3 ER: 0 SO: 3 BB: 1	H: 3 ER: 0 SO: 3 BB: 1	H: 3 ER: 0 SO: 3 BB: 1	H: 3 ER: 0 SO: 3 BB: 1	H: 3 ER: 0 SO: 3 BB: 1	H: 3 ER: 0 SO: 3 BB: 1	H: 3 ER: 0 SO: 3 BB: 1	H: 3 ER: 0 SO: 3 BB: 1	H: 3 ER: 0 SO: 3 BB: 1	H: 3 ER: 0 SO: 3 BB: 1	H: 3 ER: 0 SO: 3 BB: 1	H: 3 ER: 0 SO: 3 BB: 1	H: 3 ER: 0 SO: 3 BB: 1	H: 3 ER: 0 SO: 3 BB: 1	H: 3 ER: 0 SO: 3 BB: 1	H: 3 ER: 0 SO: 3 BB: 1
<b>Kevin Appier, R</b> ERA: 4.52 <b>T.J. Mathews, R</b> ERA: 6.03 <b>Jason Loughausen, R</b> ERA: 3.3 <b>Jeff Tan, R</b> ERA: 2.42 <b>Doug Jones, R</b> ERA: 3.98	(11, 1) (9, 1) (10, 1) (12, 1) (13, 1)	8.0 1.0 2.0 1.0 0.2	7 3 7 3 4	3 0 1 0 0	3 0 0 0 0	3 0 0 0 0	3 0 0 0 0	3 0 0 0 0	3 0 0 0 0	3 0 0 0 0	3 0 0 0 0	3 0 0 0 0	3 0 0 0 0	3 0 0 0 0	3 0 0 0 0	3 0 0 0 0	3 0 0 0 0	3 0 0 0 0	3 0 0 0 0	3 0 0 0 0	3 0 0 0 0	3 0 0 0 0	3 0 0 0 0	3 0 0 0 0	3 0 0 0 0
<b>Scott Service, R</b> ERA: 6.75 <b>Todd Beltz, L</b> ERA:	(13, 1) (14, 1)	1.0 0.1	2 1	0 0	0 0	0 0	0 0	0 0	0 0	0 0	0 0	0 0	0 0	0 0	0 0	0 0	0 0	0 0	0 0	0 0	0 0	0 0	0 0		

Anaheim Angels @ Oakland Athletics  
Network Associates Coliseum, Oakland, CA  
Thu Sep 28 2000, 3:35 PM EDT  
Att. 12,523 - Overcast - 61 F

AB 50  
R 6  
H 12  
RBI 6  
BB 6  
SO 7  
LOB 21



Batter	1	2	3	4	5	6	7	8	9	10	11	12	13	14	AB	R	H	RBI	BB	SO	LOB	BOTTOM						
<b>Terrence Long, L</b> OBP: 0.337, SLG: 0.455 (1, 8)															6	0	1	0	1	1	3							
<b>Randy Velarde, R</b> OBP: 0.348, SLG: 0.382 (1, 4)															7	0	0	0	0	1	7							
<b>Jason Giambi, L</b> OBP: 0.449, SLG: 0.636 <b>Bo Porter, C</b> OBP: 0.350, SLG: 0.558 (8, PH) (8, 9) (10, PH) (11, PH) (14, PH)															3	0	1	0	1	0	0							
<b>Orlando Saenz, R</b> OBP: 0.397, SLG: 0.502 <b>Matt Stairs, L</b> OBP: 0.355, SLG: 0.417 (6, PH)															1	0	0	0	1	0	0							
<b>Miquel Tejada, R</b> OBP: 0.348, SLG: 0.479 (1, 6)															6	0	2	1	0	1	3							
<b>Ben Grieve, L</b> OBP: 0.357, SLG: 0.486 (1, 7)															6	1	1	0	0	0	3							
<b>Adam Platt, R</b> OBP: 0.382, SLG: 0.480 <b>Jeremy Giambi, L</b> OBP: 0.334, SLG: 0.417 (7, PH) (8, 9) (9, 3)															0	0	0	0	2	0	0							
<b>3 Eric Chavez, L</b> OBP: 0.357, SLG: 0.502 (1, 5)															5	1	0	0	1	0	3							
<b>Ramon Hernandez, R</b> OBP: 0.309, SLG: 0.385 <b>Eric Byrnes, R</b> OBP: 0.300, SLG: 0.222 <b>Sal Fasano, R</b> OBP: 0.288, SLG: 0.415 (1, 2) (9, PR) (10, 2)															4	0	1	0	0	1	4							
<b>Inning Stats</b>	R: 0 E: 0 K: 0 S: 8	H: 2 LOB: 2 BB: 1 P: 16	H: 0 LOB: 0 BB: 1 P: 13	R: 0 E: 0 K: 0 S: 4	H: 0 LOB: 0 BB: 0 P: 13	R: 0 E: 0 K: 0 S: 6	H: 0 LOB: 0 BB: 0 P: 11	R: 0 E: 0 K: 1 S: 12	H: 1 LOB: 1 BB: 1 P: 22	R: 0 E: 0 K: 0 S: 5	H: 0 LOB: 0 BB: 0 P: 8	R: 0 E: 0 K: 0 S: 16	H: 1 LOB: 3 BB: 2 P: 29	R: 1 E: 0 K: 0 S: 11	H: 1 LOB: 2 BB: 2 P: 22	R: 0 E: 0 K: 0 S: 8	H: 1 LOB: 1 BB: 0 P: 12	R: 0 E: 0 K: 0 S: 11	H: 0 LOB: 1 BB: 0 P: 17	R: 0 E: 0 K: 1 S: 10	H: 0 LOB: 0 BB: 0 P: 18	R: 0 E: 0 K: 0 S: 7	H: 0 LOB: 0 BB: 0 P: 12	R: 0 E: 0 K: 3 S: 10	H: 0 LOB: 1 BB: 1 P: 16	1B: 7 2B: 1 3B: 0 HR: 0	SF: 0 SAC: 0 DP: 3 HBP: 0	WP: 0 PA: 57
<b>PITCHER</b>	IP: 5.0 WLS: 4 BF: 20 ERA: 7.42	H: 3 ER: 2 SO: 2 BB: 3	H: 2 ER: 0 SO: 2 BB: 1	H: 2 ER: 0 SO: 2 BB: 1	H: 2 ER: 0 SO: 2 BB: 1	H: 2 ER: 0 SO: 2 BB: 1	H: 2 ER: 0 SO: 2 BB: 1	H: 2 ER: 0 SO: 2 BB: 1	H: 2 ER: 0 SO: 2 BB: 1	H: 2 ER: 0 SO: 2 BB: 1	H: 2 ER: 0 SO: 2 BB: 1	H: 2 ER: 0 SO: 2 BB: 1	H: 2 ER: 0 SO: 2 BB: 1	H: 2 ER: 0 SO: 2 BB: 1	H: 2 ER: 0 SO: 2 BB: 1	H: 2 ER: 0 SO: 2 BB: 1	H: 2 ER: 0 SO: 2 BB: 1	H: 2 ER: 0 SO: 2 BB: 1	H: 2 ER: 0 SO: 2 BB: 1	H: 2 ER: 0 SO: 2 BB: 1	H: 2 ER: 0 SO: 2 BB: 1	H: 2 ER: 0 SO: 2 BB: 1	H: 2 ER: 0 SO: 2 BB: 1	H: 2 ER: 0 SO: 2 BB: 1	H: 2 ER: 0 SO: 2 BB: 1	H: 2 ER: 0 SO: 2 BB: 1		
<b>Scott Karl, L</b> ERA: 7.42 <b>Ben Weber, R</b> ERA: 6.86 <b>Shigetoshi Hasegawa, R</b> ERA: 3.03 <b>Mark Petkovsek, R</b> ERA: 4.34 <b>Mike Fyhre, R</b> ERA: 2.15	(11, 1) (7, 1) (7, 1) (9, 1) (12, 1)	5.0 1.1 1.2 3.0 1.0	4 5 9 12 4	2 1 1 0 0	2 0 1 0 0	2 0 0 0 0	2 0 0 0 0	2 0 0 0 0	2 0 0 0 0	2 0 0 0 0	2 0 0 0 0	2 0 0 0 0	2 0 0 0 0	2 0 0 0 0	2 0 0 0 0	2 0 0 0 0	2 0 0 0 0	2 0 0 0 0	2 0 0 0 0	2 0 0 0 0	2 0 0 0 0	2 0 0 0 0	2 0 0 0 0	2 0 0 0 0	2 0 0 0 0	2 0 0 0 0		
<b>Mike Holtz, L</b> ERA: 5.05 <b>Troy Percival, R</b> ERA: 4.5	(13, 1) (14, 1)	1.0 1.0	0 4	0 0	0 0	0 0	0 0	0 0	0 0	0 0	0 0	0 0	0 0	0 0	0 0	0 0	0 0	0 0	0 0	0 0	0 0	0 0						

Anaheim Angels @ Oakland Athletics  
Network Associates Coliseum, Oakland, CA  
Thu Sep 28 2000, 3:35 PM EDT  
Att. 12,523 - Overcast - 61 F

AB 48  
R 3  
H 8  
RBI 1  
BB 9  
SO 6  
LOB 26









Batter	1	2	3	4	5	6	7	8	9	AB	R	H	RBI	BB	SO	LOB	TOP										
Scarborough Green, S OBP: 0.350, SLG: 0.267	F7	G5-3			G6-3			1B	K	5	0	1	0	0	1	5											
Royce Clayton, R OBP: 0.300, SLG: 0.382 10 Michael Young, R (6, 4)	K		K		G6-3			K	F7	3	0	0	0	0	2	0											
Rafael Palmeiro, L OBP: 0.390, SLG: 0.557 44 Kelly Dransfeldt, R OBP: 0.148, SLG: 0.192	K		F9		K			K		3	0	0	0	0	2	0											
Chad Curtis, R OBP: 0.347, SLG: 0.429 Pedro Valdes, L OBP: 0.339, SLG: 0.420		G4-3	G1-3			K		1B		3	0	0	0	0	1	0											
Ruben Sierra, S OBP: 0.286, SLG: 0.288		1B BB 1B		L1		F9		F9		4	1	1	0	0	0	2											
Ricky Ledes, L OBP: 0.324, SLG: 0.384		1B 1B 1-2 BB		FC5-4 1B		K			G4-3 1B BB	2	1	1	0	2	1	0											
Scott Sheldon, R OBP: 0.338, SLG: 0.479		1B 1-2 2-3		K			F7		1B G4-3 1-2 1B	4	0	2	0	0	1	1											
Mike Lamb, L OBP: 0.327, SLG: 0.372		1-2 2-3 3-H		FC5-4 1B			G3-1		G4-3	4	0	2	1	0	0	2											
Randy Knorr, R OBP: 0.303, SLG: 0.545 B.J. Waszgis, R OBP: 0.284, SLG: 0.244		P3		FC5-4 1-2 2-3			G5-3		2-3 3-H 1B	3	0	0	0	0	0	5											
<b>Inning Stats</b>	R: 0 E: 0 K: 2 S: 7	H: 0 LOB: 0 BB: 13	R: 1 E: 0 K: 0 S: 17	H: 3 LOB: 3 BB: 1	R: 0 E: 0 K: 1 S: 8	H: 0 LOB: 0 BB: 0	R: 0 E: 0 K: 1 S: 15	H: 2 LOB: 2 BB: 0	R: 0 E: 0 K: 2 S: 9	H: 0 LOB: 0 BB: 11	R: 0 E: 0 K: 0 S: 7	H: 0 LOB: 0 BB: 13	R: 0 E: 0 K: 2 S: 15	H: 2 LOB: 2 BB: 21	R: 1 E: 0 K: 1 S: 10	H: 2 LOB: 2 BB: 16	1B: 9 2B: 0 3B: 0 HR: 0	SF: 0 SAC: 0 DP: 0 HBP: 0	WP: 0 PA: 38 PB: 0 SB: 0 CS: 0								
<b>PITCHER</b>	IP	WLS	BF	H	R	ER	SO	BB	IBB	HBP	BLK	WP	HR	S	P	ERA	WHIP										
Barry Zito, L ERA: 2.72	(1, 1)	6.0	W	24	5	1	1	7	1	0	0	0	0	62	100	1.50	1.000										
Scott Service, R ERA: 8.39	(7, 1)	2.0		8	2	0	0	2	0	0	0	0	0	22	34	0.00	1.000										
Todd Beltz, L ERA: 2.7	(9, 1)	1.0		6	2	1	1	1	1	0	0	0	0	10	16	9.00	3.000										

Texas Rangers @ Oakland Athletics  
Network Associates Coliseum, Oakland, CA  
Sat Sep 30 2000, 4:05 PM EDT  
Att: 35,546 - Sunny - 72 F

AB	36
R	2
H	9
RBI	2
BB	2
SO	10
LOB	19



Batter	1	2	3	4	5	6	7	8	9	AB	R	H	RBI	BB	SO	LOB	BOTTOM											
Terrence Long, L OBP: 0.338, SLG: 0.455 Bo Porter, R OBP: 0.267, SLG: 0.385			G5-3			WP 1B		F9		4	3	3	3	1	0	0												
Randy Velarde, R OBP: 0.353, SLG: 0.393 Frank Menechino, R OBP: 0.345, SLG: 0.455			F9		1B WP HR	F8		1B		5	3	3	2	0	0	2												
Jason Giambi, L OBP: 0.648 Jeremy Giambi, L OBP: 0.338, SLG: 0.420					HR			1B		3	3	3	3	2	0	0												
Olmedo Saenz, R OBP: 0.398, SLG: 0.498 Jose Ortiz, R OBP: 0.308, SLG: 0.182 A.J. Hinch, R OBP: 0.333, SLG: 0.250			F9		HR			1B		3	0	1	1	1	0	1												
Miguel Tejada, R OBP: 0.350, SLG: 0.481 Eric Byrnes, R OBP: 0.364, SLG: 0.300	FC6-4 FC4-6			F8		F9		HR		4	1	1	5	1	0	4												
Ben Grievs, L OBP: 0.358, SLG: 0.486 Ryan Christenson, R OBP: 0.349, SLG: 0.388	FC4-6 BB			F8				HR		4	1	1	0	1	1	2												
Adam Platt, R OBP: 0.392, SLG: 0.490										6	2	4	0	0	1	3												
3 Eric Chavez, L OBP: 0.358, SLG: 0.499 Mark Bellhorn, S OBP: 0.297, SLG: 0.154										0	1	0	0	1	0	0												
Ramon Hernandez, R OBP: 0.309, SLG: 0.385 Sal Fasano, R OBP: 0.306, SLG: 0.429										2	1	0	1	1	1	2												
<b>Inning Stats</b>	R: 9 E: 0 K: 0 S: 23	H: 7 LOB: 1 BB: 3	R: 0 E: 0 K: 1 S: 11	H: 0 LOB: 2 BB: 2	R: 1 E: 0 K: 0 S: 11	H: 1 LOB: 0 BB: 0	R: 0 E: 0 K: 1 S: 10	H: 1 LOB: 1 BB: 0	R: 5 E: 0 K: 2 S: 28	H: 5 LOB: 2 BB: 1	R: 0 E: 0 K: 1 S: 11	H: 1 LOB: 3 BB: 2	R: 8 E: 0 K: 3 S: 28	H: 7 LOB: 1 BB: 2	R: 0 E: 0 K: 2 S: 21	H: 2 LOB: 2 BB: 0	1B: 15 2B: 5 3B: 0 HR: 4	SF: 0 SAC: 0 DP: 0 HBP: 0	WP: 1 PA: 58 PB: 0 SB: 0 CS: 0									
<b>PITCHER</b>	IP	WLS	BF	H	R	ER	SO	BB	IBB	HBP	BLK	WP	HR	S	P	ERA	WHIP											
Darren Oliver, L ERA: 7.42	(1, 1)	0.2	L	8	5	6	6	0	1	0	0	0	0	18	29	81.00	9.000											
Brian Sikorski, R ERA: 5.73	(1, 1)	3.1		18	4	4	4	2	4	0	0	0	0	2	37	10.80	2.400											
40 Matt Perisho, L ERA: 7.37	(5, 1)	0.1		5	3	4	4	1	1	0	0	0	1	0	19	29	108.00	12.000										
Francisco Cordero, R ERA: 5.35	(5, 1)	1.2		10	3	1	1	2	2	0	0	0	0	1	20	38	5.40	3.000										
Jonathan Johnson, R ERA: 6.21	(7, 1)	0.2		9	5	7	7	2	2	0	0	0	0	0	20	37	94.50	10.500										

Texas Rangers @ Oakland Athletics  
Network Associates Coliseum, Oakland, CA  
Sat Sep 30 2000, 4:05 PM EDT  
Att: 35,546 - Sunny - 72 F

AB	48
R	23
H	24
RBI	23
BB	10
SO	10
LOB	28













Batter	1	2	3	4	5	6	7	8	9	AB	R	H	RBI	BB	SO	LOB	TOP					
2 Derek Jeter, R (1,6)	1-2 P9		0-0 G5-3		1-3 K		2-1 G5-3		0-1 G4-3	5	0	0	0	0	1	3						
20 Jorge Posada, S (1,2) OBP: 0.556, SLG: 0.500	4-1 1B BB BB		2-2 G4-3		2-3 K		1-0 G3 2B		4-0 2B IBB	3	0	1	0	2	1	1						
David Justice, L (1,7) Clay Bellinger, R (7,7) OBP: 1.000, SLG: 2.000	4-2 1B BB		2-3 K		2-0 G4-3		0-1 G3		0-0 1-3 2B	3	0	0	0	1	1	1						
Bernie Williams, S (1,8) OBP: 0.444, SLG: 0.667	1-2 F9				0-0 CS 1B		0-0 1B 2B		2-0 G3	5	1	2	0	0	0	6						
Tino Martinez, L (1,3) OBP: 0.375, SLG: 0.429	2-2 1B		0-1 P6		0-1 K		1-0 G4-6-3 1B			4	0	2	0	0	1	2						
Paul O'Neill, L (1,9)	3-2 F9		4-1 1-2 BB		4-0 1B 2B IBB		0-0 G4-6-3 1-2			2	1	0	0	2	0	4						
Glenallen Hill, R (1,10) OBP: 0.200, SLG: 0.200			0-0 F5		0-3 K		1-0 1-2 2B 1B		2-3 K	4	1	1	1	0	2	1						
Luis Sojo, R (1,4) OBP: 0.429, SLG: 0.667 Jose Vizcaino, S (9,FR) (9,4)	0-1 F8				4-2 BB		1-1 1-H 2-H 2B		2-2 E3 G4-3 SH3 2B	3	0	1	2	1	0	0						
Scott Brosius, R (1,5) OBP: 0.143, SLG: 0.286	1-3 K				2-3 K		0-0 G5-3		0-0 SH3	3	0	0	0	0	2	2						
<b>Inning Stats</b>	R: 0 E: 0 K: 0 S: 18	H: 1 LOB: 3 BB: 2 P: 33	R: 0 E: 0 K: 1 S: 6	H: 0 LOB: 0 BB: 0 P: 7	R: 0 E: 0 K: 1 S: 7	H: 0 LOB: 0 BB: 0 P: 11	R: 0 E: 0 K: 1 S: 7	H: 1 LOB: 1 BB: 1 P: 11	R: 0 E: 0 K: 3 S: 12	H: 0 LOB: 1 BB: 1 P: 20	R: 3 E: 0 K: 1 S: 9	H: 3 LOB: 1 BB: 1 P: 19	R: 0 E: 0 K: 0 S: 6	H: 1 LOB: 1 BB: 0 P: 11	R: 0 E: 0 K: 1 S: 5	H: 1 LOB: 0 BB: 0 P: 8	R: 1 E: 1 K: 0 S: 8	H: 1 LOB: 3 BB: 1 P: 16	1B: 4 2B: 4 3B: 0 HR: 0	SF: 0 SAC: 1 DP: 1 HBP: 0	WP: 0 PB: 0 SB: 0 CS: 1	PA: 40
<b>PITCHER</b>	IP WLS BF H R ER SO BB IBB HBP BLK WP HR S P ERA WHIP																					
Kevin Appier, R (1,1) ERA: 4.26	6.1 L 29 6 3 3 7 4 1 0 0 0 0 0 0 62 107 4.26 1.579																					
Mike Magnante, L (7,1) ERA:	1.2 5 1 0 0 1 0 0 0 0 0 0 0 8 13 0.00 0.600																					
Jeff Tam, R (9,1) ERA:	0.2 5 1 1 0 0 0 0 0 0 0 0 0 7 13 0.00 1.500																					
Doug Jones, R (9,1) ERA:	0.1 1 0 0 0 0 0 0 0 0 0 0 0 1 3 0.00 0.000																					

New York Yankees @ Oakland Athletics  
Network Associates Coliseum, Oakland, CA  
Wed Oct 04 2000, 8:00 PM EDT  
Att: 47,860 - Sunny - 64 F

AB 33  
R 4  
H 8  
RBI 4  
BB 6  
SO 8  
LOB 20



Batter	1	2	3	4	5	6	7	8	9	AB	R	H	RBI	BB	SO	LOB	BOTTOM					
Terrence Long, L (1,8) OBP: 0.125, SLG: 0.125	2-2 G4-3		0-1 F8				0-1 G1-3		1-1 E4	4	0	0	0	0	0	2						
Randy Velarde, R (1,4) OBP: 0.375, SLG: 0.167	4-1 1B BB				1-3 K		3-2 G6-3		1-1 G5-3	3	0	0	0	1	1	3						
Jason Giambi, L (1,3) OBP: 0.625, SLG: 0.500	0-2 G5-4-3 1B				1-1 G6-3		3-1 1B 1B		2-2 G4-3	4	0	2	0	0	0	0						
Olmedo Saenz, R (1,10)	2-1 G5-4-3 1-2				2-3 K		3-1 F3		1-1 G5-3	4	0	0	0	0	1	3						
Miguel Tejada, R (1,6) OBP: 0.375, SLG: 0.500			1-1 G5-3				0-1 F9		2-1 G5-4-3 1B	4	0	2	0	0	0	0						
Ben Grieve, L (1,7)			2-1 G3				2-2 G4-3		0-0 G5-4-3 1-2	4	0	0	0	0	0	3						
Adam Platt, R (1,9)			1-2 F8				0-1 G6-3		0-1 P4	3	0	0	0	0	0	0						
3 Eric Chavez, L (1,5) OBP: 0.571, SLG: 0.714			2-2 F7				0-2 2B		1-1 G6-3	3	0	1	0	0	0	0						
Ramon Hernandez, R (1,2) OBP: 0.429, SLG: 0.714			2-3 K				1-0 G6-3		2-2 E 2B	3	0	1	0	0	1	1						
<b>Inning Stats</b>	R: 0 E: 0 K: 0 S: 9	H: 1 LOB: 1 BB: 1 P: 17	R: 0 E: 0 K: 0 S: 8	H: 0 LOB: 0 BB: 0 P: 12	R: 0 E: 0 K: 1 S: 9	H: 0 LOB: 0 BB: 0 P: 13	R: 0 E: 0 K: 2 S: 8	H: 0 LOB: 0 BB: 0 P: 12	R: 0 E: 0 K: 0 S: 7	H: 0 LOB: 0 BB: 0 P: 9	R: 0 E: 0 K: 0 S: 9	H: 1 LOB: 1 BB: 0 P: 13	R: 0 E: 0 K: 0 S: 7	H: 2 LOB: 1 BB: 0 P: 15	R: 0 E: 1 K: 0 S: 15	H: 1 LOB: 2 BB: 0 P: 20	R: 0 E: 0 K: 0 S: 9	H: 1 LOB: 1 BB: 0 P: 16	1B: 3 2B: 3 3B: 0 HR: 0	SF: 0 SAC: 0 DP: 2 HBP: 0	WP: 0 PB: 0 SB: 0 CS: 0	PA: 33
<b>PITCHER</b>	IP WLS BF H R ER SO BB IBB HBP BLK WP HR S P ERA WHIP																					
Andy Pettitte, L (1,1) ERA:	7.2 W 28 5 0 0 3 1 0 0 0 0 0 0 70 108 0.00 0.783																					
42 Mariano Rivera, R (8,1) ERA:	1.1 S 5 1 0 0 0 0 0 0 0 0 0 0 11 19 0.00 0.750																					

New York Yankees @ Oakland Athletics  
Network Associates Coliseum, Oakland, CA  
Wed Oct 04 2000, 8:00 PM EDT  
Att: 47,860 - Sunny - 64 F

AB 32  
R 0  
H 6  
RBI 0  
BB 1  
SO 3  
LOB 12





Batter	1	2	3	4	5	6	7	8	9	AB	R	H	RBI	BB	SO	LOB	TOP				
Terrence Long, L (1, 8) OBP: 0.250, SLG: 0.500	G3		BB 1B		HR		G4-6-3			4	1	2	1	0	0	1	<b>Oakland Athletics @ New York Yankees</b> Yankee Stadium, Bronx, NY Fri Oct 06 2000, 8:00 PM EDT Att: 56,606 - Sunny - 66 F				
Randy Velarde, R (1, 4) OBP: 0.250, SLG: 0.100	L9		F9		L9			L5		4	0	0	0	0	0	1					
Jason Giambi, L (1, 3) OBP: 0.583, SLG: 0.375	G4-3		BB		BB		G6-4-3	G6-3		2	0	0	0	2	0	0					
3 Eric Chavez, L (1, 5) OBP: 0.364, SLG: 0.455		F7	F2		G6-4-3			K		4	0	0	0	0	1	3					
Miguel Tejada, R (1, 6) OBP: 0.333, SLG: 0.364		BB 1B BB	F5		F8			F8		3	1	0	0	1	0	2					
Matt Stairs, L (1, 9)		F4			F2		K	P6		4	0	0	0	0	1	1					
Ben Grieve, L (1, 7)		BB 1B BB			BB		F7	E3		2	0	0	0	2	0	0					
Jeremy Giambi, L (1, 10) OBP: 0.429, SLG: 0.333		BB 1B	F7				K	G3		4	0	1	1	0	1	2					
Ramon Hernandez, R (1, 2) OBP: 0.400, SLG: 0.600		K2-3			K		G4-6-3 1B			3	0	1	0	0	2	3					
<b>Inning Stats</b>	R: 0 E: 0 K: 0 S: 11	H: 0 LOB: 0 BB: 0 P: 16	R: 1 E: 0 K: 1 S: 15	H: 1 LOB: 2 BB: 2 P: 28	R: 0 E: 0 K: 0 S: 11	H: 1 LOB: 1 BB: 1 P: 21	R: 0 E: 0 K: 1 S: 11	H: 0 LOB: 0 BB: 1 P: 20	R: 1 E: 0 K: 0 S: 14	H: 1 LOB: 0 BB: 0 P: 23	R: 0 E: 0 K: 1 S: 9	H: 1 LOB: 0 BB: 0 P: 12	R: 0 E: 0 K: 1 S: 7	H: 0 LOB: 0 BB: 0 P: 10	R: 0 E: 1 K: 0 S: 8	H: 0 LOB: 1 BB: 0 P: 13	1B: 3 2B: 0 3B: 0 HR: 1	SF: 0 SAC: 0 DP: 2 HBP: 0	WP: 0 PB: 0 SB: 0 CS: 0	PA: 35	
<b>PITCHER</b>	IP	WLS	BF	H	R	ER	SO	BB	IBB	HBP	BLK	WP	HR	S	P	ERA	WHIP				
Orlando Hernandez, R (1, 1) ERA: 2.57	7.0	W	28	4	2	2	4	5	0	0	0	0	1	77	130	2.57	1.286				
42 Mariano Rivera, R (8, 1) ERA:	2.0	S	7	0	0	0	1	0	0	0	0	0	0	15	23	0.00	0.000				

Batter	1	2	3	4	5	6	7	8	9	AB	R	H	RBI	BB	SO	LOB	BOTTOM				
2 Derek Jeter, R (1, 6) OBP: 0.154, SLG: 0.083	G5-3			FC6-4 20 CS			G4-3			4	0	1	2	0	0	1	<b>Oakland Athletics @ New York Yankees</b> Yankee Stadium, Bronx, NY Fri Oct 06 2000, 8:00 PM EDT Att: 56,606 - Sunny - 66 F				
20 Jorge Posada, S (1, 2) OBP: 0.385, SLG: 0.300	K			F8			G4-3			4	0	0	0	0	2	4					
David Justice, L (1, 7) OBP: 0.167, SLG: 0.091	F9		FC6-4 E 1B		G4-3		K			4	0	1	0	0	1	0					
Bernie Williams, S (1, 8) OBP: 0.385, SLG: 0.615		BB 1B FC1 2B	F9		G1-3			L5		4	1	1	0	0	0	1					
Tino Martinez, L (1, 3) OBP: 0.417, SLG: 0.400		K	E4 FC6-4		BB			G5-3 1B		3	1	1	0	1	1	2					
Paul O'Neill, L (1, 9) OBP: 0.250, SLG: 0.100		BB 2 1B FC1 1B	K		F8			G5-3		4	1	1	0	0	1	4					
Glenallen Hill, R (1, 10) OBP: 0.222, SLG: 0.125		FC1 2 1B BB	FC6-4				G6-3			3	0	0	1	1	0	3					
Chuck Knoblauch, R (8, PR) OBP: 0.250, SLG: 0.250		FC1 2 1B BB	FC6-4					1B BB		0	0	0	0	0	0	0					
Luis Sojo, R (1, 4) OBP: 0.455, SLG: 0.556		F8		E 2 FC6-4 BB			L6			3	1	1	1	1	0	2					
Scott Brosius, R (1, 5) OBP: 0.200, SLG: 0.222		BB 2 1B		E2 2 FC6-4			L9			2	0	0	0	1	0	1					
<b>Inning Stats</b>	R: 0 E: 0 K: 1 S: 8	H: 3 LOB: 3 BB: 1 P: 26	R: 0 E: 1 K: 1 S: 10	H: 1 LOB: 2 BB: 0 P: 17	R: 1 E: 1 K: 0 S: 7	H: 0 LOB: 0 BB: 1 P: 16	R: 0 E: 0 K: 0 S: 9	H: 0 LOB: 1 BB: 1 P: 16	R: 0 E: 0 K: 0 S: 5	H: 0 LOB: 0 BB: 0 P: 9	R: 0 E: 0 K: 1 S: 5	H: 0 LOB: 0 BB: 0 P: 6	R: 1 E: 0 K: 0 S: 11	H: 2 LOB: 2 BB: 1 P: 20	1B: 5 2B: 1 3B: 0 HR: 0	SF: 0 SAC: 0 DP: 0 HBP: 0	WP: 0 PB: 0 SB: 0 CS: 1	PA: 35			
<b>PITCHER</b>	IP	WLS	BF	H	R	ER	SO	BB	IBB	HBP	BLK	WP	HR	S	P	ERA	WHIP				
Tim Hudson, R (1, 1) ERA: 3.38	8.0	L	35	6	4	3	5	4	0	0	0	0	0	72	122	3.38	1.250				

AB 30  
R 2  
H 4  
RBI 2  
BB 5  
SO 5  
LOB 13



AB 31  
R 4  
H 6  
RBI 4  
BB 4  
SO 5  
LOB 18





Batter	1	2	3	4	5	6	7	8	9	AB	R	H	RBI	BB	SO	LOB	TOP					
Terrence Long, L (1, 8) OBP: 0.235, SLG: 0.375		FC4-2		G4-3		G3		G4-6-3									4 0 0 0 1 0 5					
Randy Velardo, R (1, 4) OBP: 0.235, SLG: 0.200 Frank Menechino, R (9, 4)	FC5-4 BB HR	G4-3				F8			HBP 3 2B								5 2 1 0 0 1 5 0 0 0 0 0 0 0					
Jason Giambi, L (1, 3) OBP: 0.588, SLG: 0.300	4-1 HR BB			1B BB				F8	HBP 3 2B BB								2 2 0 0 3 1 0					
Olmedo Saenz, R (1, 10) OBP: 0.300, SLG: 0.556 Adam Platt, R (9, PR)	HR			1B		F9		P4	3 2B G4-3 HBP								4 1 2 3 0 0 0 0 1 0 0 0 0 0					
Eric Chavez, L (1, 5) OBP: 0.375, SLG: 0.500	G4-3			K				G3	G4-3 1B 2B								5 2 2 2 0 1 2					
Miguel Tejada, R (1, 6) OBP: 0.353, SLG: 0.400	K			F7					G4-3								4 2 1 1 1 1 4					
Ben Grieve, L (1, 7) Bo Porter, R (8, 9) OBP: 1.000, SLG: 1.000		SH5-3 FC4-2 1B		K					K 1B BB								4 1 2 2 0 2 3 1 0 1 1 0 0 0					
Jeremy Giambi, L (1, 9) OBP: 0.500, SLG: 0.375 Ryan Christenson, R (6, PR) OBP: 0.500, SLG: 0.500		FC4-2 SH5-3 BB		G1-3					FC6-4 1B								2 0 1 0 1 0 0 2 0 1 1 0 0 1 1					
Ramon Hernandez, R (1, 2) OBP: 0.357, SLG: 0.462		SH5-3		G1-3					FC6-4 G3								3 0 0 1 0 0 2					
<b>Inning Stats</b>	R: 3 E: 0 K: 1 S: 14	H: 1 LOB: 0 BB: 2 P: 25	R: 0 E: 0 K: 0 S: 6	H: 1 LOB: 2 BB: 1 P: 12	R: 0 E: 0 K: 2 S: 14	H: 1 LOB: 2 BB: 1 P: 25	R: 0 E: 0 K: 0 S: 9	H: 0 LOB: 0 BB: 0 P: 12	R: 0 E: 0 K: 0 S: 9	H: 0 LOB: 0 BB: 0 P: 12	R: 3 E: 0 K: 0 S: 16	H: 4 LOB: 2 BB: 0 P: 22	R: 0 E: 0 K: 0 S: 9	H: 0 LOB: 0 BB: 0 P: 12	R: 1 E: 0 K: 1 S: 15	H: 1 LOB: 1 BB: 1 P: 28	R: 4 E: 0 K: 1 S: 20	H: 3 LOB: 1 BB: 1 P: 32	1B: 7 2B: 3 3B: 0 HR: 1	SF: 0 SAC: 1 DP: 1 HBP: 2	WP: 0 PB: 0 SB: 1 CS: 0	PA: 45
<b>PITCHER</b>	IP WLS BF H R ER SO BB IBB HBP BLK WP HR S P ERA WHIP																					
Roger Clemens, R (1, 1) ERA: 8.18	5.0 L 25 6 6 6 5 4 0 0 0 0 0 1 58 93 10.80 2.000																					
Mike Stanton, L (6, 1) ERA: 3.85	1.0 4 1 0 0 0 0 0 0 0 0 0 0 10 15 0.00 1.000																					
Randy Choate, L (7, 1) ERA: 6.75	1.1 5 0 1 1 1 1 0 0 0 0 0 0 15 25 6.75 0.750																					
Dwight Gooden, R (8, 1) ERA: 21.6	1.2 11 4 4 4 1 1 0 2 0 0 0 0 29 47 21.60 3.000																					

Oakland Athletics @ New York Yankees  
 Yankee Stadium, Bronx, NY  
 Sat Oct 07 2000, 7:38 PM EDT  
 Att: 56,915 - Sunny - 57 F

AB	36
R	11
H	11
RBI	11
BB	6
SO	7
LOB	22



Batter	1	2	3	4	5	6	7	8	9	AB	R	H	RBI	BB	SO	LOB	BOTTOM					
2 Derek Jeter, R (1, 6) OBP: 0.294, SLG: 0.200	G6-4-3 1B								G4-3								3 0 2 0 1 0 0					
Luis Sojo, R (1, 4) OBP: 0.333, SLG: 0.385	G6-4-3 1-2F			F9		FC6-4 BB			K								4 0 0 0 0 1 4					
Paul O'Neill, L (1, 9) OBP: 0.250, SLG: 0.143	K			K													4 1 1 0 0 2 0					
Bernie Williams, S (1, 8) OBP: 0.353, SLG: 0.500				K					F9 1B 1B								3 0 0 0 1 1 1					
David Justice, L (1, 7) OBP: 0.250, SLG: 0.200				K					F8 20 2B 1B								4 0 2 0 0 1 1					
Glenallen Hill, R (1, 10) OBP: 0.154, SLG: 0.083				K					F9 1B								4 0 0 0 0 2 4					
20 Jorge Posada, S (1, 2) OBP: 0.375, SLG: 0.385 Luis Polonia, L (9, PH) OBP: 1.000, SLG: 1.000				F7													3 0 1 1 0 0 1 1 0 1 0 0 0 0					
Tino Martinez, L (1, 3) OBP: 0.375, SLG: 0.357				P3													4 0 1 0 0 0 3					
Scott Brosius, R (1, 5) OBP: 0.143, SLG: 0.154				G6-3													4 0 0 0 0 0 2					
<b>Inning Stats</b>	R: 0 E: 0 K: 1 S: 11	H: 1 LOB: 0 BB: 0 P: 14	R: 0 E: 0 K: 2 S: 10	H: 0 LOB: 1 BB: 1 P: 16	R: 0 E: 0 K: 0 S: 7	H: 1 LOB: 0 BB: 0 P: 13	R: 0 E: 0 K: 2 S: 16	H: 1 LOB: 1 BB: 0 P: 26	R: 0 E: 0 K: 0 S: 11	H: 1 LOB: 2 BB: 1 P: 18	R: 1 E: 0 K: 0 S: 15	H: 3 LOB: 2 BB: 0 P: 21	R: 0 E: 0 K: 1 S: 6	H: 0 LOB: 0 BB: 0 P: 12	R: 0 E: 0 K: 0 S: 6	H: 0 LOB: 0 BB: 0 P: 7	R: 0 E: 0 K: 1 S: 9	H: 1 LOB: 1 BB: 0 P: 12	1B: 7 2B: 1 3B: 0 HR: 0	SF: 0 SAC: 0 DP: 1 HBP: 0	WP: 0 PB: 0 SB: 0 CS: 0	PA: 36
<b>PITCHER</b>	IP WLS BF H R ER SO BB IBB HBP BLK WP HR S P ERA WHIP																					
Barry Zito, L (1, 1) ERA: 1.59	5.2 W 25 7 1 1 1 5 2 0 0 0 0 0 68 104 1.59 1.588																					
Jim Mecir, R (6, 1) ERA	1.0 3 0 0 0 0 0 0 0 0 0 0 0 5 11 0.00 0.000																					
Mike Magnante, L (7, 1) ERA	1.1 4 0 0 0 0 1 0 0 0 0 0 0 9 12 0.00 0.000																					
Doug Jones, R (9, 1) ERA	1.0 4 1 0 0 0 1 0 0 0 0 0 0 9 12 0.00 1.000																					

Oakland Athletics @ New York Yankees  
 Yankee Stadium, Bronx, NY  
 Sat Oct 07 2000, 7:38 PM EDT  
 Att: 56,915 - Sunny - 57 F

AB	34
R	1
H	8
RBI	1
BB	2
SO	7
LOB	16





Batter	1	2	3	4	5	6	7	8	9	AB	R	H	RBI	BB	SO	LOB	TOP					
<b>Chuck Knoblauch</b> , R (1, 10) OBP: 0.333, SLG: 0.333										5	1	2	1	0	1	1	<b>New York Yankees @ Oakland Athletics</b> Network Associates Coliseum, Oakland, CA Sun Oct 08 2000, 7:30 PM EDT Att: 41,170 - Sunny - 63 F					
<b>2 Derek Jeter</b> , R (1, 6) OBP: 0.318, SLG: 0.211										4	1	1	0	1	1	2						
<b>Paul O'Neill</b> , L (1, 9) OBP: 0.286, SLG: 0.263										5	1	2	0	0	1	2						
<b>Bernie Williams</b> , S (1, 8) OBP: 0.273, SLG: 0.400										4	0	0	1	0	2	1						
<b>David Justice</b> , L (1, 7) OBP: 0.333, SLG: 0.389 <b>Clay Bellinger</b> , R (9, 7) OBP: 1.000, SLG: 2.000										3	2	1	1	2	0	1						
<b>Tino Martinez</b> , L (1, 3) OBP: 0.428, SLG: 0.526										5	1	3	3	0	1	1						
<b>20 Jorge Posada</b> , S (1, 2) OBP: 0.350, SLG: 0.353										4	1	1	0	0	1	3						
<b>Luis Sojo</b> , R (1, 4) OBP: 0.263, SLG: 0.313										3	0	0	1	0	0	1						
<b>Scott Brosius</b> , R (1, 5) OBP: 0.222, SLG: 0.235										4	0	2	0	0	1	0						
<b>Inning Stats</b>	R: 6 E: 0 K: 0 S: 17	H: 6 LOB: 2 BB: 2 P: 30	R: 0 E: 0 K: 2 S: 11	H: 1 LOB: 2 BB: 1 P: 20	R: 0 E: 0 K: 0 S: 8	H: 2 LOB: 2 BB: 0 P: 12	R: 1 E: 0 K: 2 S: 11	H: 1 LOB: 0 BB: 0 P: 20	R: 0 E: 0 K: 0 S: 9	H: 0 LOB: 0 BB: 0 P: 16	R: 0 E: 0 K: 0 S: 9	H: 0 LOB: 1 BB: 0 P: 12	R: 0 E: 0 K: 1 S: 13	H: 1 LOB: 1 BB: 0 P: 18	R: 0 E: 0 K: 1 S: 8	H: 0 LOB: 0 BB: 0 P: 12		R: 0 E: 0 K: 1 S: 16	H: 1 LOB: 1 BB: 0 P: 23	1B: 8 2B: 3 3B: 0 HR: 1	SF: 2 SAC: 0 DP: 0 HBP: 0	WP: 0 PB: 0 SB: 1 CS: 0
<b>PITCHER</b>	IP WLS BF H R ER SO BB IBB HBP BLK WP HR S P ERA WHIP																					
<b>Gil Heredia</b> , R (1, 1) ERA: 12.79	0.1 L 7 4 2 0 0 0 2 0 0 0 0 0 0 11 23 162.00 18.000																					
<b>Jeff Tam</b> , R (1, 1) ERA:	0.2 4 2 0 0 0 0 0 0 0 0 0 0 1 39 68 2.25 1.250																					
<b>Kevin Appier</b> , R (2, 1) ERA: 3.48	4.0 17 4 1 1 6 1 0 0 0 0 0 0 30 42 0.00 0.333																					
<b>Jim Mecir</b> , R (6, 1) ERA:	3.0 10 1 0 0 1 0 0 0 0 0 0 0 16 23 0.00 1.000																					
<b>Jason Isringhausen</b> , R (9, 1) ERA:	1.0 4 1 0 0 1 0 0 0 0 0 0 0 0 0 0 0.00 1.000																					
<b>Batter</b>	1	2	3	4	5	6	7	8	9	AB <th>R</th> <th>H</th> <th>RBI</th> <th>BB</th> <th>SO</th> <th>LOB</th> <th>BOTTOM</th>	R	H	RBI	BB	SO	LOB	BOTTOM					
<b>Terrence Long</b> , L (1, 8) OBP: 0.273, SLG: 0.316 <b>Sal Fasano</b> , R (9, 2)										3	1	0	0	2	2	1	<b>New York Yankees @ Oakland Athletics</b> Network Associates Coliseum, Oakland, CA Sun Oct 08 2000, 7:30 PM EDT Att: 41,170 - Sunny - 63 F					
<b>Randy Velarde</b> , R (1, 4) OBP: 0.318, SLG: 0.300										5	0	3	2	0	0	1						
<b>Jason Giambi</b> , L (1, 3) OBP: 0.500, SLG: 0.286										4	0	1	1	0	1	3						
<b>Olmedo Saenz</b> , R (1, 10) OBP: 0.267, SLG: 0.462										4	0	1	1	0	1	1						
<b>Miguel Tejada</b> , R (1, 6) OBP: 0.409, SLG: 0.450										5	1	3	0	0	0	2						
<b>3 Eric Chavez</b> , L (1, 5) OBP: 0.333, SLG: 0.476										5	0	1	1	0	2	3						
<b>Adam Platt</b> , R (1, 9) ERA: 3.97 <b>Jeremy Giambi</b> , L (7, PH) OBP: 0.455, SLG: 0.333 (8, 9)										3	1	1	0	0	1	1						
<b>Ben Grieve</b> , L (1, 7) OBP: 0.250, SLG: 0.118										4	0	0	0	0	4	2						
<b>Ramon Hernandez</b> , R (1, 2) OBP: 0.412, SLG: 0.500 <b>Matt Stairs</b> , L (8, PH) OBP: 0.111, SLG: 0.222 (8, PR) <b>Bo Porter</b> , R (9, 8) OBP: 1.000, SLG: 1.000 (9, 8)										3	2	2	0	0	0	0						
<b>Inning Stats</b>	R: 0 E: 0 K: 1 S: 13	H: 2 LOB: 2 BB: 0 P: 19	R: 2 E: 0 K: 2 S: 18	H: 3 LOB: 2 BB: 1 P: 32	R: 1 E: 0 K: 1 S: 11	H: 2 LOB: 1 BB: 0 P: 15	R: 2 E: 0 K: 0 S: 16	H: 3 LOB: 2 BB: 1 P: 27	R: 0 E: 0 K: 2 S: 10	H: 0 LOB: 0 BB: 0 P: 15	R: 0 E: 0 K: 2 S: 11	H: 1 LOB: 1 BB: 0 P: 18	R: 0 E: 0 K: 1 S: 9	H: 0 LOB: 0 BB: 0 P: 13	R: 0 E: 0 K: 2 S: 11	H: 1 LOB: 1 BB: 0 P: 14		R: 0 E: 0 K: 0 S: 7	H: 1 LOB: 1 BB: 0 P: 11	1B: 11 2B: 2 3B: 0 HR: 0	SF: 2 SAC: 0 DP: 0 HBP: 0	WP: 0 PB: 0 SB: 0 CS: 0
<b>PITCHER</b>	IP WLS BF H R ER SO BB IBB HBP BLK WP HR S P ERA WHIP																					
<b>Andy Pettitte</b> , L (1, 1) ERA: 3.97	3.2 23 1 0 0 3 2 0 0 0 0 0 0 21 33 0.00 0.500																					
<b>Mike Stanton</b> , L (4, 1) ERA: 2.08	2.0 W 7 1 0 0 3 0 0 0 0 0 0 0 12 18 0.00 0.000																					
<b>Jeff Nelson</b> , R (6, 1) ERA:	1.1 H 4 0 0 0 2 0 0 0 0 0 0 0 6 8 0.00 3.000																					
<b>Orlando Hernandez</b> , R (8, 1) ERA: 2.45	0.1 H 2 1 0 0 1 0 0 0 0 0 0 0 12 17 0.00 0.600																					
<b>42 Mariano Rivera</b> , R (8, 1) ERA:	1.2 S 6 1 0 0 1 0 0 0 0 0 0 0 0 0 0 0.00 0.600																					
<b>OAKLAND ATHLETICS</b>																						