

Oakland Athletics - 2001

Batter	1	2	3	4	5	6	7	8	9	AB	R	H	RBI	BB	SO	LOB	TOP		
Johnny Damon, L (1,7)	G4-3		P2	BB 1B BB		G3		G5-3		4	0	0	0	1	0	2			
Jose Ortiz, R (1,4) OBP: 0.400, SLG: 0.400	F8		K	BB 1B		F8		G5-4-3 1B		5	0	2	2	0	1	1			
Jason Giambi, L (1,3)	G1-3		2B IBB			K		F7		3	0	0	0	2	1	1			
Olmedo Saenz, R (1,10) OBP: 0.200, SLG: 0.400		F8	1-3 2H	2B		P6		F8		5	0	1	1	0	0	4			
3 Eric Chavez, L (1,5)		BB BB	K	K				G4-3		3	0	0	0	1	2	5			
Miguel Tejada, R (1,6)		BB		G6-3		F7		L5		3	0	0	0	1	0	0			
Terrence Long, L (1,8)		K		S 1B 2B		K		SH1-4 1B		4	1	2	0	0	2	2			
Jeremy Giambi, L (1,9) Adam Platt, R (8,PH) (8,9)		K		BB 1B BB				SH1-4		2	1	1	0	1	1	2			
Ramon Hernandez, R (1,2) OBP: 0.500, SLG: 0.750				2B 1B 1B		L8		K		0	0	0	0	0	0	0			
Inning Stats	R: 0 H: 0 E: 0 K: 0 S: 5	H: 0 LOB: 0 BB: 0 P: 10	R: 0 H: 0 E: 0 K: 2 S: 10	H: 0 LOB: 2 BB: 2 P: 23	R: 1 H: 2 E: 0 K: 2 S: 10	H: 2 LOB: 2 BB: 1 P: 21	R: 3 H: 3 E: 0 K: 1 S: 19	H: 3 LOB: 3 BB: 3 P: 41	R: 0 H: 1 E: 0 K: 1 S: 8	H: 1 LOB: 1 BB: 0 P: 13	R: 0 H: 0 E: 0 K: 0 S: 7	H: 0 LOB: 0 BB: 0 P: 10	R: 0 H: 1 E: 0 K: 1 S: 8	H: 1 LOB: 1 BB: 0 P: 12	R: 0 H: 1 E: 0 K: 0 S: 6	H: 1 LOB: 0 BB: 0 P: 8	1B: 5 2B: 3 3B: 0 HR: 0	SF: 0 SAC: 1 DP: 1 HBP: 0	WP: 0 PA: 40 PB: 0 SB: 1 CS: 0
PITCHER	IP WLS BF H R ER SO BB IBB HBP BLK WP HR S P ERA WHIP																		
Freddy Garcia, R (1,1) ERA: 10.8	3.1 20 5 4 4 4 4 1 0 0 0 0 0 39 81 10.80 2.700																		
Brett Tomko, R (4,1) ERA:	3.2 13 1 0 0 3 1 0 0 0 0 0 0 28 50 0.00 0.545																		
Arthur Rhodes, L (8,1) ERA:	1.0 W 4 1 0 0 1 0 0 0 0 0 0 0 8 12 0.00 1.000																		
Kazuhiro Sasaki, R (9,1) ERA:	1.0 S 3 1 0 0 0 0 0 0 0 0 0 0 6 8 0.00 1.000																		

Oakland Athletics @ Seattle Mariners
Safeco Field, Seattle, WA
Mon Apr 02 2001, 7:05 PM PDT
Att: 45,911 - Cloudy - 46 F

AB 33
R 4
H 8
RBI 4
BB 6
SO 8
LOB 19



Batter	1	2	3	4	5	6	7	8	9	AB	R	H	RBI	BB	SO	LOB	BOTTOM		
51 Ichiro Suzuki, L (1,9) OBP: 0.400, SLG: 0.400	G4-3		G3		K		BB 1B	E1 SF8 1B		5	1	2	0	0	1	0			
Mike Cameron, R (1,8)	FC6-4 1B BB		E S BB		1B SF9 BB		1B BB	F8		1	2	0	0	4	0	2			
Edgar Martinez, R (1,10) OBP: 1.000, SLG: 1.000	FC6-4 1B		1-3 IBB		BB 1B		SH3-4 FC5-2 1B	1B IBB		3	0	3	1	2	0	0			
John Olerud, L (1,3) OBP: 0.400, SLG: 0.333	L8		K2-3		BB		FC5-2 SH3-4 1B	SF8		3	0	1	2	1	1	4			
Bret Boone, R (1,4)	FC6-4				SF9		SH3-4	G4-3		3	0	0	1	0	1	4			
Al Martin, L (1,7) Anthony Sanders, R (8,7)			G3		S 1B BB		FC5-2 IBB			2	1	0	0	2	0	2			
David Bell, R (1,5)		G6-3		K			FC5-2			4	0	0	0	0	2	4			
Dan Wilson, R (1,2) OBP: 0.250, SLG: 0.250		G5-3		1B			K2-3			4	0	1	1	0	2	3			
Carlos Guillen, S (1,6)			K2-3		G1-3		F8	51 E SF8 BB		3	1	0	0	1	1	1			
Inning Stats	R: 0 H: 1 E: 0 K: 0 S: 13	H: 0 LOB: 0 BB: 0 P: 8	R: 0 H: 0 E: 0 K: 2 S: 10	H: 0 LOB: 2 BB: 2 P: 19	R: 1 H: 1 E: 0 K: 2 S: 12	H: 1 LOB: 1 BB: 1 P: 20	R: 1 H: 1 E: 0 K: 1 S: 18	H: 1 LOB: 2 BB: 2 P: 32	R: 0 H: 0 E: 0 K: 2 S: 8	H: 0 LOB: 0 BB: 0 P: 11	R: 2 H: 3 E: 0 K: 1 S: 16	H: 3 LOB: 3 BB: 2 P: 30	R: 1 H: 1 E: 1 K: 0 S: 8	H: 1 LOB: 2 BB: 2 P: 21	1B: 7 2B: 0 3B: 0 HR: 0	SF: 2 SAC: 1 DP: 0 HBP: 0	WP: 0 PA: 41 PB: 0 SB: 2 CS: 0		
PITCHER	IP WLS BF H R ER SO BB IBB HBP BLK WP HR S P ERA WHIP																		
Tim Hudson, R (1,1) ERA: 3.6	5.0 24 3 2 2 2 5 1 0 0 0 0 0 12 21 18.00 2.000																		
T.J. Mathews, R (6,1) ERA: 18.0	1.0 H 5 1 2 2 2 1 0 0 0 0 0 0 12 21 18.00 2.000																		
Jim Mecir, R (7,1) ERA: 6.75	1.1 L 10 3 1 1 1 1 1 2 0 0 0 0 0 16 34 6.75 3.000																		
Mark Guthrie, L (8,1) ERA:	0.2 2 0 0 0 0 0 0 0 0 0 0 0 0 4 7 0.00 0.000																		

Oakland Athletics @ Seattle Mariners
Safeco Field, Seattle, WA
Mon Apr 02 2001, 7:05 PM PDT
Att: 45,911 - Cloudy - 46 F

AB 28
R 5
H 7
RBI 5
BB 10
SO 8
LOB 20



Batter	1	2	3	4	5	6	7	8	9	AB	R	H	RBI	BB	SO	LOB	TOP								
Johnny Damon, L OBP: 0.300, SLG: 0.125	F7		P4			G4-3											4 0 1 0 1 0 0								
Jose Ortiz, R OBP: 0.300, SLG: 0.333	F8		SF7	1B			F8		F3								4 1 1 1 0 0 1								
Jason Giambi, L OBP: 0.444, SLG: 0.167 23 Mario Valdez, L			HR	1B			F8										3 1 1 0 0 1 1 0 0 0 0 0 0 0								
Olmedo Saenz, R OBP: 0.111, SLG: 0.222	K		F7				F8										4 0 0 0 0 2 3								
3 Eric Chavez, L		K	HR	BB			F7		G3-1								3 1 0 0 1 1 0								
Miguel Tejada, R OBP: 0.375, SLG: 0.857	G6-3		HR						P6								4 1 2 4 0 0 0								
Terrence Long, L OBP: 0.375, SLG: 0.500			G4-3				F7		G3								4 0 1 0 0 0 1								
Adam Piatt, R OBP: 1.000, SLG: 1.500 Jeremy Giambi, L OBP: 0.400, SLG: 0.250							F7		K								2 1 2 0 0 0 0 2 0 0 0 0 1 0								
Ryan Christenson, R																	0 0 0 0 0 0 0								
Ramon Hernandez, R OBP: 0.250, SLG: 0.375	G5-3		L3				F9		F8								4 0 0 0 0 0 3								
Inning Stats	R: 0 E: 0 K: 1 S: 9	H: 0 LOB: 1 BB: 0 P: 14	R: 0 E: 0 K: 1 S: 11	H: 2 LOB: 2 BB: 0 P: 18	R: 4 E: 0 K: 0 S: 15	H: 3 LOB: 0 BB: 1 P: 27	R: 1 E: 0 K: 1 S: 15	H: 2 LOB: 1 BB: 0 P: 22	R: 0 E: 0 K: 0 S: 9	H: 1 LOB: 1 BB: 0 P: 13	R: 0 E: 0 K: 0 S: 8	H: 0 LOB: 0 BB: 0 P: 12	R: 0 E: 0 K: 0 S: 8	H: 0 LOB: 0 BB: 0 P: 12	R: 0 E: 0 K: 0 S: 8	H: 0 LOB: 0 BB: 0 P: 15	R: 0 E: 0 K: 1 S: 12	H: 0 LOB: 1 BB: 1 P: 20	1B: 5 2B: 2 3B: 0 HR: 1	SF: 1 SAC: 0 DP: 0 HBP: 1	WP: 0 PB: 0 SB: 0 CS: 0	PA: 38			
PITCHER	IP	WLS	BF	H	R	ER	SO	BB	IBB	HBP	BLK	WP	HR	S	P	ERA	WHIP								
John Halama, L ERA: 13.5	3.1	L	19	7	5	5	2	1	0	1	0	0	1	43	71	13.50	2.400								
Ryan Franklin, R	4.1		12	1	0	0	2	0	0	0	0	0	0	32	47	0.00	0.273								
Jeff Nelson, R	8.1		3	0	0	0	0	0	0	0	0	0	0	8	15	0.00	0.000								
Jose Paniagua, R	9.1		4	0	0	0	1	1	0	0	0	0	0	12	20	0.00	1.000								

Oakland Athletics @ Seattle Mariners
Safeco Field, Seattle, WA
Tue Apr 03 2001, 7:05 PM PDT
Att: 27,212 - Dome - 72 F

AB	34
R	5
H	8
RBI	5
BB	2
SO	5
LOB	9



Batter	1	2	3	4	5	6	7	8	9	AB	R	H	RBI	BB	SO	LOB	BOTTOM								
51 Ichiro Suzuki, L OBP: 0.222, SLG: 0.222	F8			G4-3				G5-3									4 0 0 0 0 1 0								
Mike Cameron, R OBP: 0.778, SLG: 0.500	F9			F9	BB		1B	1B	1B								3 1 2 0 1 0 0								
Edgar Martinez, R OBP: 0.889, SLG: 0.833	G3			WP	BB		1B	1B	1B								3 0 2 0 1 0 0								
John Olerud, L OBP: 0.222, SLG: 0.167			K	F9			P4	SF8									3 0 0 1 0 1 4								
Bret Boone, R		G1-3		K				G6-3	G4-3								4 0 0 0 0 1 3								
Anthony Sanders, R		F2					G6-3										2 0 0 0 1 0 0 1 0 1 0 0 0 0								
Mark McLemore, S OBP: 1.000, SLG: 2.000								1B	BB	BB															
David Bell, R			G5-3				K			1B	BB						3 0 0 0 1 1 1								
Dan Wilson, R OBP: 0.286, SLG: 0.286 Tom Lampkin, L			F7				G6-3		F7								3 0 1 0 0 0 0 1 0 0 0 0 0 1								
Carlos Guillen, S			G4-3					K	F8								4 0 0 0 0 2 3								
Inning Stats	R: 0 E: 0 K: 0 S: 6	H: 0 LOB: 0 BB: 0 P: 12	R: 0 E: 0 K: 1 S: 5	H: 0 LOB: 0 BB: 0 P: 7	R: 0 E: 0 K: 0 S: 7	H: 0 LOB: 0 BB: 0 P: 11	R: 0 E: 0 K: 1 S: 12	H: 0 LOB: 2 BB: 2 P: 25	R: 0 E: 0 K: 2 S: 10	H: 2 LOB: 2 BB: 0 P: 15	R: 0 E: 0 K: 0 S: 9	H: 1 LOB: 2 BB: 2 P: 20	R: 0 E: 0 K: 0 S: 12	H: 2 LOB: 1 BB: 0 P: 19	R: 1 E: 0 K: 1 S: 12	H: 2 LOB: 1 BB: 0 P: 17	1B: 5 2B: 1 3B: 0 HR: 0	SF: 1 SAC: 0 DP: 0 HBP: 0	WP: 1 PB: 0 SB: 0 CS: 0	PA: 36					
PITCHER	IP	WLS	BF	H	R	ER	SO	BB	IBB	HBP	BLK	WP	HR	S	P	ERA	WHIP								
Barry Zito, L	7.0	W	27	3	0	0	5	4	0	0	0	0	0	59	102	0.00	1.000								
Jeff Tam, R ERA: 9.0	1.0		5	2	1	1	0	0	0	0	0	0	0	12	19	9.00	2.000								
Jason Istringhausen, R	9.1		4	1	0	0	1	0	0	0	0	0	0	12	17	0.00	1.000								

Oakland Athletics @ Seattle Mariners
Safeco Field, Seattle, WA
Tue Apr 03 2001, 7:05 PM PDT
Att: 27,212 - Dome - 72 F

AB	31
R	1
H	6
RBI	1
BB	4
SO	6
LOB	12



Batter	1	2	3	4	5	6	7	8	9	AB	R	H	RBI	BB	SO	LOB	TOP			
Johnny Damon, L (1, 7) <small>OBP: 0.214, SLG: 0.083</small> Ryan Christenson, R (9, PH)	B3		P6	G6-3			G5-3		G5-3	4	0	0	0	0	0	2				
Jose Ortiz, R (1, 4) <small>OBP: 0.357, SLG: 0.385</small>	F8 3 BB 1B		FC6-4 HBP 1B		G5-3		P6			4	1	2	0	0	0	0				
Jason Giambi, L (1, 3) <small>OBP: 0.538, SLG: 0.375</small>	F8 3 BB 1B		F8							2	0	1	0	2	0	1				
Olmedo Saenz, R (1, 10)	F8		FC6-4 HBP 1B				F9			3	0	1	0	0	0	3				
Eric Chavez, L (1, 5)			FC6-4		K				K	4	0	1	1	0	2	4				
Miguel Tejada, R (1, 6) <small>OBP: 0.333, SLG: 0.727</small>	F7						F9		F7	4	1	1	0	0	0	4				
Terrence Long, L (1, 8) <small>OBP: 0.250, SLG: 0.333</small>			F8		L5		F7		G4-3	4	0	0	0	0	0	1				
Jeremy Giambi, L (1, 9) <small>OBP: 0.375, SLG: 0.286</small> Adam Platt, R (9, PH) <small>OBP: 0.667, SLG: 1.000</small>			K		1B 2H 1B		F9		F3	3	0	1	1	0	1	0				
Ramon Hernandez, R (1, 2) <small>OBP: 0.273, SLG: 0.364</small> Sal Fasano, R (9, PH)			G6-3				P4		K	3	0	1	0	0	0	0				
Inning Stats	R: 1 E: 0 K: 0 S: 12	H: 2 LOB: 2 BB: 1 P: 23	R: 0 E: 0 K: 1 S: 8	H: 0 LOB: 0 BB: 0 P: 14	R: 0 E: 0 K: 0 S: 9	H: 1 LOB: 2 BB: 0 P: 17	R: 1 E: 0 K: 0 S: 10	H: 3 LOB: 1 BB: 0 P: 15	R: 0 E: 0 K: 1 S: 12	H: 1 LOB: 2 BB: 1 P: 23	R: 0 E: 0 K: 0 S: 8	H: 1 LOB: 1 BB: 0 P: 11	R: 0 E: 0 K: 1 S: 7	H: 0 LOB: 0 BB: 0 P: 12	R: 0 E: 0 K: 1 S: 9	H: 0 LOB: 0 BB: 0 P: 12	1B: 6 2B: 2 3B: 0 HR: 0	SF: 0 SAC: 0 DP: 1 HBP: 1	WP: 0 PB: 0 SB: 0 CS: 0	PA: 37
PITCHER	IP WLS BF H R ER SO BB IBB HBP BLK WP HR S P ERA WHIP	IP WLS BF H R ER SO BB IBB HBP BLK WP HR S P ERA WHIP																		
Aaron Sele, R (1, 1) <small>ERA: 3.0</small> Arthur Rhodes, L (7, 1) <small>ERA:</small> Norm Charlton, L (8, 1) <small>ERA:</small>	6.0 W 27 7 2 2 2 2 0 0 1 0 0 0 59 106 3.00 1.500	1.0 L 4 1 0 0 0 0 0 0 0 0 0 0 8 11 0.00 1.000	2.0 L 6 0 0 0 2 0 0 0 0 0 0 0 16 24 0.00 0.000																	

Oakland Athletics @ Seattle Mariners
 Safeco Field, Seattle, WA
 Wed Apr 04 2001, 3:35 PM PDT
 Att: 31,382 - Sunny - 56 F

AB 34
 R 2
 H 8
 RBI 2
 BB 2
 SO 4
 LOB 15





Batter	1	2	3	4	5	6	7	8	9	AB	R	H	RBI	BB	SO	LOB	BOTTOM			
51 Ichiro Suzuki, L (1, 9) <small>OBP: 0.397, SLG: 0.308</small>	BB 1B FC6-4 1B				G6-3	1B IBB	G1-3			4	2	2	0	1	0	0				
Mike Cameron, R (1, 8) <small>OBP: 0.643, SLG: 0.444</small>	FC6-4 BB 1B		K		P4	1B SF8 1B		F7		5	1	2	1	0	1	1				
Edgar Martinez, R (1, 10) <small>OBP: 0.857, SLG: 0.990</small> Charles Gipson, R (8, PR)	FC6-4 BB		K			1B 2B 1B		1B SF8 1B		4	1	3	2	1	1	1				
John Olerud, L (1, 3) <small>OBP: 0.286, SLG: 0.222</small>	F8		G4-3			SF8		1B		3	0	1	1	1	0	4				
Bret Boone, R (1, 4) <small>OBP: 0.154, SLG: 0.100</small>	FC6-4			1B 1B G4-6-3 BB		K		SF8		3	2	1	2	1	1	4				
Al Martin, L (1, 7) <small>OBP: 0.429, SLG: 0.200</small> Anthony Sanders, R (6, PH) <small>OBP: 0.400, SLG: 0.500</small>	G1-3			G4-6-3 1B			K2-3		L7	3	0	1	0	0	1	2				
Carlos Guillen, S (1, 6) <small>OBP: 0.250, SLG: 0.182</small>			K		G4-6-3 1B					4	1	2	0	0	1	1				
Tom Lampkin, L (1, 2) <small>OBP: 0.200, SLG: 0.200</small>			K		G4-6-3					4	1	1	0	0	1	2				
David Bell, R (1, 5) <small>OBP: 0.167, SLG: 0.182</small>	F9			G3						4	1	1	1	0	0	1				
Inning Stats	R: 1 E: 0 K: 0 S: 15	H: 2 LOB: 2 BB: 1 P: 23	R: 0 E: 0 K: 2 S: 9	H: 0 LOB: 0 BB: 0 P: 14	R: 0 E: 0 K: 2 S: 9	H: 1 LOB: 1 BB: 0 P: 13	R: 1 E: 0 K: 0 S: 14	H: 2 LOB: 1 BB: 1 P: 23	R: 0 E: 0 K: 1 S: 7	H: 1 LOB: 2 BB: 1 P: 16	R: 7 E: 0 K: 1 S: 21	H: 7 LOB: 1 BB: 1 P: 38	R: 0 E: 0 K: 0 S: 8	H: 0 LOB: 0 BB: 0 P: 12	R: 1 E: 0 K: 0 S: 16	H: 2 LOB: 1 BB: 0 P: 24	1B: 12 2B: 3 3B: 0 HR: 0	SF: 2 SAC: 0 DP: 1 HBP: 0	WP: 0 PB: 0 SB: 0 CS: 0	PA: 42
PITCHER	IP WLS BF H R ER SO BB IBB HBP BLK WP HR S P ERA WHIP	IP WLS BF H R ER SO BB IBB HBP BLK WP HR S P ERA WHIP																		
Gil Heredia, R (1, 1) <small>ERA: 6.75</small> Jeff Tam, R (6, 1) <small>ERA: 45.0</small> Mark Guthrie, L (6, 1) <small>ERA: 6.75</small> Mike Magnante, L (7, 1) <small>ERA: 4.5</small>	5.1 L 26 8 4 4 4 6 0 1 0 0 0 0 4 12 6.75 1.875	0.0 L 4 3 2 2 0 0 0 0 0 0 0 0 7 10 40.50 3.000	2.0 L 8 2 1 1 0 0 0 0 0 0 0 0 24 36 4.50 1.000																	

Oakland Athletics @ Seattle Mariners
 Safeco Field, Seattle, WA
 Wed Apr 04 2001, 3:35 PM PDT
 Att: 31,382 - Sunny - 56 F

AB 36
 R 10
 H 15
 RBI 9
 BB 4
 SO 6
 LOB 17




Batter	1	2	3	4	5	6	7	8	9	AB	R	H	RBI	BB	SO	LOB	TOP										
Darin Erstad, L (1, 8) OBP: 0.435, SLG: 0.421	G6-3			K		G3		G3		4	0	0	0	0	1	2	Anaheim Angels @ Oakland Athletics Network Associates Coliseum, Oakland, CA Sat Apr 07 2001, 4:05 PM EDT Att: 21,398 - Overcast - 53 F AB 30 R 2 H 3 RBI 2 BB 1 SO 12 LOB 3 										
Orlando Palmeiro, L (1, 10) OBP: 0.273, SLG: 0.500	G1-3			WP HR BB		F7		G1-3		3	1	0	0	1	0	0											
Tim Salmon, R (1, 9) OBP: 0.167, SLG: 0.294	K			K				K		4	0	0	0	0	4	1											
Troy Glaus, R (1, 5) OBP: 0.478, SLG: 0.944		F8		HR				K		4	1	1	2	0	1	0											
16 Garret Anderson, L (1, 7) OBP: 0.286, SLG: 0.316	F7			K				K		3	0	0	0	0	2	0											
Wally Joyner, L (1, 3) OBP: 0.250, SLG: 0.625	F8					F7		G3		3	0	0	0	0	0	0											
Jorge Fabregas, L (1, 2) OBP: 0.286, SLG: 0.714			G5-3			K2-3		F7		3	0	0	0	0	1	0											
David Eckstein, R (1, 4) OBP: 0.412, SLG: 0.471			K			K		1B 1B		3	0	1	0	0	2	0											
Jose Nieves, R (1, 6) Scott Spiezio, S (8, PH) Benji Gil, R (8, PR)			K			G6-3		1B 1B		2	0	0	0	0	1	0											
										1	0	1	0	0	0	0											
										0	0	0	0	0	0	0											
Inning Stats	R: 0 E: 0 K: 1 S: 8	H: 0 LOB: 0 BB: 0 P: 11	R: 0 E: 0 K: 0 S: 4	H: 0 LOB: 0 BB: 0 P: 7	R: 0 E: 0 K: 2 S: 7	H: 0 LOB: 0 BB: 0 P: 10	R: 2 E: 0 K: 3 S: 12	H: 1 LOB: 0 BB: 1 P: 19	R: 0 E: 0 K: 2 S: 9	H: 0 LOB: 0 BB: 0 P: 13	R: 0 E: 0 K: 3 S: 11	H: 0 LOB: 0 BB: 0 P: 14	R: 0 E: 0 K: 0 S: 12	H: 2 LOB: 2 BB: 0 P: 15	R: 0 E: 0 K: 1 S: 9	H: 0 LOB: 0 BB: 0 P: 11	1B: 2 2B: 0 3B: 0 HR: 1	SF: 0 SAC: 0 DP: 0 HBP: 0	WP: 1 PB: 0 SB: 0 CS: 0	PA: 31							
PITCHER	IP	WLS	BF	H	R	ER	SO	BB	IBB	HBP	BLK	WP	HR	S	P	ERA	WHIP										
Tim Hudson, R (1, 1) ERA: 2.77	8.0	W	28	3	2	2	11	1	0	0	0	1	1	72	101	2.25	0.500										
Jason Isringhausen, R (8, 1) ERA:	1.0	S	3	0	0	0	1	0	0	0	0	0	0	9	11	0.00	0.000										

Batter	1	2	3	4	5	6	7	8	9	AB	R	H	RBI	BB	SO	LOB	BOTTOM										
Johnny Damon, L (1, 7) OBP: 0.273, SLG: 0.111	G5-3			K			B1-4			3	0	0	0	1	1	1	Anaheim Angels @ Oakland Athletics Network Associates Coliseum, Oakland, CA Sat Apr 07 2001, 4:05 PM EDT Att: 21,398 - Overcast - 53 F AB 29 R 4 H 5 RBI 2 BB 7 SO 4 LOB 20 										
Jose Ortiz, R (1, 4) OBP: 0.273, SLG: 0.286	G4-3		F8		F9		G5-3			4	0	0	0	0	0	1											
Jason Giambi, L (1, 3) OBP: 0.619, SLG: 0.571	BB		1B		BB		G4-3			2	0	1	0	2	0	0											
Olmedo Saenz, R (1, 10) Ryan Christenson, R (8, PR)	BB		P4		K		FC5-4 1B			3	0	1	0	1	1	3											
										0	1	0	0	0	0	0											
3 Eric Chavez, L (1, 5) OBP: 0.250, SLG: 0.167	K		K			WP E 1B	E5 E			4	2	1	0	0	2	4											
Miguel Tejada, R (1, 6) OBP: 0.250, SLG: 0.444		G1-6-3 1B BB		L7		L7	G1-3			3	1	0	0	1	0	4											
Terrence Long, L (1, 8) OBP: 0.300, SLG: 0.278		G1-6-3 1B		L6		BB	FC5-4 IBB			2	0	1	0	2	0	0											
Jeremy Giambi, L (1, 9) OBP: 0.214, SLG: 0.154		G1-6-3		G6-3		F7	FC5-4			4	0	0	1	0	0	4											
Ramon Hernandez, R (1, 2) OBP: 0.263, SLG: 0.316		1B		F8		F3	G5-3			4	0	1	1	0	0	3											
										1B: 5 2B: 0 3B: 0 HR: 0	SF: 0 SAC: 0 DP: 1 HBP: 0	WP: 2 PB: 0 SB: 0 CS: 0	PA: 36														
Inning Stats	R: 0 E: 0 K: 1 S: 10	H: 0 LOB: 2 BB: 2 P: 22	R: 1 E: 0 K: 1 S: 11	H: 2 LOB: 1 BB: 1 P: 19	R: 0 E: 0 K: 1 S: 11	H: 1 LOB: 1 BB: 0 P: 14	R: 0 E: 0 K: 0 S: 6	H: 0 LOB: 0 BB: 0 P: 8	R: 0 E: 0 K: 1 S: 8	H: 0 LOB: 2 BB: 2 P: 18	R: 1 E: 1 K: 0 S: 9	H: 1 LOB: 1 BB: 1 P: 17	R: 0 E: 0 K: 0 S: 9	H: 0 LOB: 0 BB: 0 P: 12	R: 2 E: 2 K: 0 S: 11	H: 1 LOB: 2 BB: 1 P: 23	1B: 5 2B: 0 3B: 0 HR: 0	SF: 0 SAC: 0 DP: 1 HBP: 0	WP: 2 PB: 0 SB: 0 CS: 0	PA: 36							
PITCHER	IP	WLS	BF	H	R	ER	SO	BB	IBB	HBP	BLK	WP	HR	S	P	ERA	WHIP										
Steve Green, R (1, 1) ERA: 3.0	6.0		27	4	2	2	4	6	0	0	0	2	0	55	98	3.00	1.667										
Mike Holtz, L (7, 1) ERA:	1.0		3	0	0	0	0	0	0	0	0	0	0	9	12	0.00	0.000										
Al Levine, R (8, 1) ERA:	1.0	L	6	1	2	0	0	0	1	0	0	0	0	11	23	0.00	1.000										

Batter	1	2	3	4	5	6	7	8	9	AB	R	H	RBI	BB	SO	LOB	TOP								
51 Ichiro Suzuki, L (1, 9) OBP: 0.400, SLG: 0.485	L7	FC5			G1-3		2-0 1B		BB SF9 BB	4	0	1	1	1	0	2									
Mike Cameron, R (1, 8) OBP: 0.455, SLG: 0.400	BB 1B			K	G6-3		1-3 K		SF9 BB	4	0	1	1	0	2	1									
Edgar Martinez, R (1, 10) OBP: 0.686, SLG: 0.783	G4-6-3 BB			HR		4-2 BB		G4-6-3 BB	BB IBB	1	1	1	1	4	0	0									
John Olerud, L (1, 3) OBP: 0.400, SLG: 0.391	G4-6-3			G6-4-3 1B		1-3 K		G4-6-3	BB	4	0	1	1	1	1	4									
Bret Boone, R (1, 4) OBP: 0.370, SLG: 0.500		G4-6-3 1B		G6-4-3		2-1 F8		BB	K	4	0	1	0	1	1	5									
Al Martin, L (1, 7) Charles Gipson, R (8, 7) OBP: 0.267, SLG: 0.083	G4-6-3			G4-3		3-2 G1-3		K		4	0	0	0	0	1	3									
Carlos Guillen, S (1, 6) OBP: 0.207, SLG: 0.154		1B BB		F7		4-2 SH2-4 51 1B BB			SF9 2B	2	3	1	0	2	0	0									
Dan Wilson, R (1, 2) OBP: 0.250, SLG: 0.250	51 FC5 1B			G4-3		0-1 SH2-4			SH3-2-4	2	0	1	0	0	0	0									
David Bell, R (1, 5) OBP: 0.200, SLG: 0.310	51 FC5 1B			L6		3-2 L6			F9 51 BB 1B	4	1	2	1	0	0	1									
Inning Stats	R: 0 E: 0 K: 0 S: 6	H: 1 LOB: 1 BB: 1 P: 11	R: 1 E: 0 K: 0 S: 19	H: 3 LOB: 2 BB: 1 P: 31	R: 1 E: 0 K: 1 S: 9	H: 2 LOB: 0 BB: 0 P: 15	R: 0 E: 0 K: 0 S: 7	H: 0 LOB: 0 BB: 0 P: 7	R: 0 E: 0 K: 0 S: 7	H: 0 LOB: 0 BB: 0 P: 10	R: 0 E: 0 K: 1 S: 11	H: 0 LOB: 1 BB: 1 P: 21	R: 1 E: 0 K: 1 S: 11	H: 1 LOB: 1 BB: 1 P: 18	R: 0 E: 0 K: 1 S: 9	H: 0 LOB: 2 BB: 2 P: 20	R: 2 E: 0 K: 1 S: 12	H: 2 LOB: 3 BB: 3 P: 28	1B: 7 2B: 1 3B: 0 HR: 1	SF: 1 SAC: 2 DP: 4 HBP: 0	WP: 0 PB: 0 SB: 0 CS: 0	PA: 41			
PITCHER	IP	WLS	BF	H	R	ER	SO	BB	IBB	HBP	BLK	WP	HR	S	P	ERA	WHIP								
Gil Heredia, R (1, 1) ERA: 4.76	6.0	L	24	6	2	2	2	3	0	0	0	0	1	59	95	3.00	1.500								
T.J. Mathews, R (7, 1) ERA: 8.1	0.2		3	0	1	1	0	1	0	0	0	0	0	6	10	13.50	1.500								
Mark Guthrie, L (7, 1) ERA: 2.7	1.1		6	1	0	0	2	2	0	0	0	0	0	14	28	0.00	2.250								
Jeff Tam, R (9, 1) ERA: 17.18	1.0		8	2	2	2	1	2	1	0	0	0	0	12	28	18.00	4.000								

Seattle Mariners @ Oakland Athletics
Network Associates Coliseum, Oakland, CA
Tue Apr 10 2001, 10:05 PM EDT
Att: 14,860 - Sunny - 57 F

AB 29
R 5
H 9
RBI 5
BB 9
SO 5
LOB 16



Batter	1	2	3	4	5	6	7	8	9	AB	R	H	RBI	BB	SO	LOB	BOTTOM								
Johnny Damon, L (1, 7) OBP: 0.290, SLG: 0.120	FC6-4 1B		G1-3			B1-3		G5-3		4	0	1	0	0	0	1									
Jose Ortiz, R (1, 4) OBP: 0.256, SLG: 0.241	P6			G6-3		4-1 BB 1B BB		K		3	1	0	0	1	1	2									
Jason Giambi, L (1, 3) Ryan Christenson, R (8, PH) Robin Jennings, L (9, 3) OBP: 0.500, SLG: 0.500	P6			K		2-2 F9		BB		3	0	0	0	1	1	2									
Olmedo Saenz, R (1, 10) 23 Mario Valdez, L (8, PH) OBP: 0.333, SLG: 0.391 OBP: 0.500, SLG: 0.500	FC6-4			K		1-0 BB BB		K		3	0	1	0	0	1	1									
Miguel Tejada, R (1, 6) OBP: 0.345, SLG: 0.560		G4-6-3 1B		P3		4-1 BB BB			G3-6-1 HBP	2	0	1	0	1	0	0									
Adam Piatt, R (1, 9) Jeremy Giambi, L (8, PH) OBP: 0.333, SLG: 0.375 OBP: 0.200, SLG: 0.143	G4-6-3			F7		1-3 K			G3-6-1	3	0	0	0	0	1	4									
Terrence Long, L (1, 8) OBP: 0.321, SLG: 0.217	K			G3-4-1		4-2 BB			BB	2	0	0	1	2	1	0									
3 Eric Chavez, L (1, 5) OBP: 0.250, SLG: 0.160			G3			2-2 G6-4-3 1B		K		4	0	1	0	0	1	4									
Ramon Hernandez, R (1, 2) OBP: 0.308, SLG: 0.360			G1-3			2-1 G6-4-3			2B	3	0	1	0	0	0	1									
Inning Stats	R: 0 E: 0 K: 0 S: 11	H: 1 LOB: 0 BB: 0 P: 17	R: 0 E: 0 K: 1 S: 6	H: 1 LOB: 0 BB: 0 P: 10	R: 0 E: 0 K: 0 S: 5	H: 0 LOB: 0 BB: 0 P: 8	R: 0 E: 0 K: 2 S: 9	H: 0 LOB: 0 BB: 0 P: 17	R: 0 E: 0 K: 0 S: 7	H: 1 LOB: 0 BB: 0 P: 12	R: 1 E: 0 K: 2 S: 14	H: 1 LOB: 3 BB: 3 P: 32	R: 0 E: 0 K: 2 S: 12	H: 1 LOB: 2 BB: 1 P: 22	R: 0 E: 0 K: 0 S: 8	H: 0 LOB: 1 BB: 1 P: 14	1B: 4 2B: 1 3B: 0 HR: 0	SF: 0 SAC: 0 DP: 3 HBP: 1	WP: 0 PB: 0 SB: 0 CS: 0	PA: 35					
PITCHER	IP	WLS	BF	H	R	ER	SO	BB	IBB	HBP	BLK	WP	HR	S	P	ERA	WHIP								
John Halama, L (1, 1) ERA: 5.99	6.1	W	22	4	1	1	3	1	0	0	0	0	0	4	9	0.00	3.000								
Jeff Nelson, R (7, 1) ERA: 7.36	1.0	H	6	1	0	0	2	2	0	0	0	0	0	14	30	0.00	3.000								
Arthur Rhodes, L (7, 1) ERA: 4.15	1.1	S	5	0	0	0	1	1	0	1	0	0	0	11	17	0.00	0.750								

Seattle Mariners @ Oakland Athletics
Network Associates Coliseum, Oakland, CA
Tue Apr 10 2001, 10:05 PM EDT
Att: 14,860 - Sunny - 57 F

AB 29
R 1
H 5
RBI 1
BB 5
SO 7
LOB 18



Batter	1	2	3	4	5	6	7	8	9	AB	R	H	RBI	BB	SO	LOB	TOP										
Mark McLemore, S (1, 7) OBP: 0.500, SLG: 1.100	G3-1		L8			K		G6-3 2B 1B		4	1	1	0	0	1	0											
Mike Cameron, R (1, 8) OBP: 0.432, SLG: 0.379	G6-3					K		G6-3		4	0	1	1	0	1	1											
Edgar Martinez, R (1, 10) OBP: 0.641, SLG: 0.692	K							G6-3		3	0	0	0	1	1	2											
John Olerud, L (1, 3) OBP: 0.382, SLG: 0.346		G4-3				L7		2B IBB		3	1	0	0	1	0	1											
Bret Boone, R (1, 4) OBP: 0.419, SLG: 0.600						G1-3				3	0	2	2	1	0	1											
David Bell, R (1, 5) OBP: 0.176, SLG: 0.273						K				4	0	0	0	0	4	3											
Anthony Sanders, R (1, 9) OBP: 0.231, SLG: 0.182										3	0	0	0	0	0	2											
Carlos Guillen, S (8, 6) OBP: 0.200, SLG: 0.148	G6-3					P6				1	0	0	0	0	0	0											
Dan Wilson, R (1, 2) OBP: 0.250, SLG: 0.211						F9				3	0	0	0	1	0	1											
Charles Gipson, R (1, 6) OBP: 0.405, SLG: 0.486										2	0	0	0	0	1	1											
51 Ichiro Suzuki, L (8, PH) OBP: 0.405, SLG: 0.486						K				2	1	1	0	0	0	0											
						G4-3				1B G6-3 1B																	
Inning Stats	R: 0 H: 0 E: 0 K: 1 S: 6	H: 0 LOB: 0 BB: 0 P: 13	R: 0 H: 1 E: 0 K: 1 S: 9	LOB: 1 BB: 0 P: 15	R: 0 H: 0 E: 0 K: 1 S: 7	LOB: 0 BB: 0 P: 11	R: 0 H: 1 E: 1 K: 0 S: 6	H: 1 LOB: 1 BB: 0 P: 10	R: 0 H: 0 E: 0 K: 2 S: 10	H: 0 LOB: 1 BB: 1 P: 22	R: 0 H: 0 E: 0 K: 1 S: 10	H: 0 LOB: 1 BB: 1 P: 16	R: 3 H: 3 E: 0 K: 1 S: 15	H: 3 LOB: 1 BB: 1 P: 26	R: 0 H: 0 E: 0 K: 0 S: 5	H: 0 LOB: 0 BB: 0 P: 8	1B: 3 2B: 2 3B: 0 HR: 0	SF: 0 SAC: 0 DP: 1 HBP: 0	WP: 0 PA: 36 PB: 0 SB: 0 CS: 0								
PITCHER	IP	WLS	BF	H	R	ER	SO	BB	IBB	HBP	BLK	WP	HR	S	P	ERA	WHIP										
Mark Mulder, L (1, 1) ERA: 2.92	7.0		26	2	0	0	7	3	0	0	0	0	0	57	103	0.00	0.714										
Jim Mecir, R (8, 1) ERA: 9.82	1.0	L	7	3	3	3	1	0	1	0	0	0	0	15	26	27.00	3.000										
Mike Magnante, L (9, 1) ERA: 1.8	1.0		3	0	0	0	0	0	0	0	0	0	0	5	8	0.00	0.000										

Seattle Mariners @ Oakland Athletics
Network Associates Coliseum, Oakland, CA
Wed Apr 11 2001, 10:05 PM EDT
Att: 16,652 - Sunny - 54 F

AB 32
R 3
H 5
RBI 3
BB 4
SO 8
LOB 12



Batter	1	2	3	4	5	6	7	8	9	AB	R	H	RBI	BB	SO	LOB	BOTTOM										
Johnny Damon, L (1, 7) OBP: 0.286, SLG: 0.138			P6			E6 CS		FC6-4 1-2		4	0	1	0	0	0	1											
Frank Menechino, R (1, 4) OBP: 0.485, SLG: 0.375	F9		F8			F7				4	0	0	0	0	0	2											
Jason Giambi, L (1, 3) OBP: 0.485, SLG: 0.375	F7					CS				4	0	0	0	0	1	1											
23 Mario Valdez, L (1, 10) OBP: 0.333, SLG: 0.200	P6					F7				3	0	0	0	1	1	1											
Miguel Tejada, R (1, 6) OBP: 0.313, SLG: 0.500		G6-3				G4-3				3	0	0	0	0	0	1											
3 Eric Chavez, L (1, 5) OBP: 0.256, SLG: 0.214						F8				3	0	1	0	0	0	1											
Terrence Long, L (1, 8) OBP: 0.323, SLG: 0.231						L3				3	0	1	0	0	0	1											
Jeremy Giambi, L (1, 9) OBP: 0.167, SLG: 0.118						P6				3	0	0	0	0	0	2											
Sal Fasano, R (1, 2) OBP: 0.333, SLG: 0.385						G6-3				2	0	0	0	0	1	0											
Ramon Hernandez, R (8, PH) OBP: 0.333, SLG: 0.385										1	0	1	0	0	0	0											
Inning Stats	R: 0 H: 1 E: 0 K: 0 S: 8	H: 1 LOB: 1 BB: 0 P: 11	R: 0 H: 1 E: 0 K: 0 S: 8	LOB: 1 BB: 0 P: 12	R: 0 H: 0 E: 0 K: 0 S: 6	LOB: 0 BB: 0 P: 10	R: 0 H: 0 E: 0 K: 0 S: 9	H: 0 LOB: 0 BB: 0 P: 14	R: 0 H: 0 E: 1 K: 1 S: 10	H: 0 LOB: 0 BB: 0 P: 17	R: 0 H: 0 E: 0 K: 1 S: 9	H: 0 LOB: 1 BB: 1 P: 15	R: 0 H: 2 E: 0 K: 0 S: 8	H: 2 LOB: 1 BB: 0 P: 12	R: 0 H: 0 E: 0 K: 1 S: 8	H: 0 LOB: 0 BB: 0 P: 12	1B: 3 2B: 1 3B: 0 HR: 0	SF: 0 SAC: 0 DP: 0 HBP: 0	WP: 0 PA: 32 PB: 0 SB: 0 CS: 1								
PITCHER	IP	WLS	BF	H	R	ER	SO	BB	IBB	HBP	BLK	WP	HR	S	P	ERA	WHIP										
Aaron Sele, R (1, 1) ERA: 1.29	8.0		28	4	0	0	2	1	0	0	0	0	0	64	99	0.00	0.625										
Kazuhiko Sasaki, R (9, 1) ERA: 3.35	1.0	S	3	0	0	0	1	0	0	0	0	0	0	8	12	0.00	0.000										

Seattle Mariners @ Oakland Athletics
Network Associates Coliseum, Oakland, CA
Wed Apr 11 2001, 10:05 PM EDT
Att: 16,652 - Sunny - 54 F

AB 30
R 0
H 4
RBI 0
BB 1
SO 3
LOB 10



Batter	1	2	3	4	5	6	7	8	9	AB	R	H	RBI	BB	SO	LOB	TOP								
51 Ichiro Suzuki, L (1, 9) OBP: 0.405, SLG: 0.462	G4-3		HR			G6-3		G6-3		4	1	1	0	1	0	0	Seattle Mariners @ Oakland Athletics Network Associates Coliseum, Oakland, CA Thu Apr 12 2001, 3:35 PM EDT Att: 15,414 - Cloudy - 55 F								
Mike Cameron, R (1, 8) OBP: 0.425, SLG: 0.471	F9		HR			HR		P4		5	2	2	1	0	1	3									
Edgar Martinez, R (1, 10) OBP: 0.614, SLG: 0.733	P5		HR			HR		K		4	2	1	3	0	1	0									
John Olerud, L (1, 3) OBP: 0.385, SLG: 0.333		K	HR			F8		E9		4	1	1	0	1	1	0									
Bret Boone, R (1, 4) OBP: 0.444, SLG: 0.633		BB	WP	BB		F9		F9		5	1	3	0	0	1	1									
Al Martin, L (1, 7) OBP: 0.263, SLG: 0.067		BB	WP	BB						3	0	0	0	1	1	2									
David Bell, R (7, 5) OBP: 0.171, SLG: 0.265		BB	WP	BB						1	0	0	0	0	0	1									
Tom Lampkin, L (1, 2) OBP: 0.357, SLG: 0.500	F7		2B			G3		G3		3	0	0	0	1	0	2									
Carlos Guillen, S (1, 6) OBP: 0.235, SLG: 0.200			2B			L9		F7		3	0	1	1	1	0	0									
Mark McLemore, S (1, 5) OBP: 0.375, SLG: 0.786	K		L5			F8		G3		4	0	0	0	0	1	5									
Inning Stats	R: 0 E: 0 K: 0 S: 4	H: 0 LOB: 0 BB: 0 P: 7	R: 0 E: 0 K: 2 S: 11	H: 1 LOB: 3 BB: 2 P: 23	R: 5 E: 0 K: 1 S: 20	H: 5 LOB: 3 BB: 3 P: 43	R: 0 E: 0 K: 1 S: 7	H: 0 LOB: 0 BB: 0 P: 12	R: 0 E: 0 K: 1 S: 7	H: 0 LOB: 0 BB: 0 P: 9	R: 2 E: 1 K: 0 S: 13	H: 2 LOB: 1 BB: 0 P: 21	R: 0 E: 0 K: 0 S: 6	H: 0 LOB: 0 BB: 0 P: 9	R: 0 E: 0 K: 0 S: 8	H: 0 LOB: 0 BB: 0 P: 10	R: 0 E: 0 K: 1 S: 14	H: 1 LOB: 1 BB: 0 P: 18	1B: 5 2B: 2 3B: 0 HR: 2	SF: 0 SAC: 0 DP: 0 HBP: 1	WP: 1 PB: 1 SB: 0 CS: 0	PA: 42			
PITCHER	IP	WLS	BF	H	R	ER	SO	BB	IBB	HBP	BLK	WP	HR	S	P	ERA	WHIP								
Tim Hudson, R (1, 1) ERA: 5.28	2.1	L	17	6	5	5	2	4	0	0	0	1	1	29	60	19.29	4.286								
Mark Guthrie, L (3, 1) ERA: 2.7	3.1		14	2	2	1	3	1	0	1	0	0	1	30	51	2.70	0.900								
T.J. Mathews, R (6, 1) ERA: 4.76	2.1		7	0	0	0	0	0	0	0	0	0	0	17	23	0.00	0.000								
Jason Isringhausen, R (9, 1) ERA:	1.0		4	1	0	0	1	0	0	0	0	0	0	14	18	0.00	1.000								

AB	36
R	7
H	9
RBI	5
BB	5
SO	6
LOB	14



Batter	1	2	3	4	5	6	7	8	9	AB	R	H	RBI	BB	SO	LOB	BOTTOM								
Johnny Damon, L (1, 7) OBP: 0.300, SLG: 0.176	G3					F5			K	5	0	2	0	0	1	0	Seattle Mariners @ Oakland Athletics Network Associates Coliseum, Oakland, CA Thu Apr 12 2001, 3:35 PM EDT Att: 15,414 - Cloudy - 55 F								
Jose Ortiz, R (1, 4) OBP: 0.229, SLG: 0.212	F9					F9			K	4	0	0	0	0	4										
23 Mario Valdez, L (9, PH) OBP: 0.286, SLG: 0.167						G5-3			K	1	0	0	0	0	1	0									
Jason Giambi, L (1, 3) OBP: 0.514, SLG: 0.407	FC5-4		2B					F8		3	1	2	0	0	0	0									
Olmedo Saenz, R (1, 10) OBP: 0.323, SLG: 0.370	FC5-4		F7			P4		P3		4	0	1	0	0	0	2									
Miguel Tejada, R (1, 6) OBP: 0.306, SLG: 0.500	FC5-4		3B			G5-3		K		4	1	1	0	0	1	2									
3 Eric Chavez, L (1, 5) OBP: 0.286, SLG: 0.344			HR			P4		G4-3		4	1	2	2	0	0	0									
Adam Platt, R (1, 9) OBP: 0.250, SLG: 0.300			HR					F8		2	0	0	1	0	2	0									
Robin Jennings, L (6, PH) OBP: 0.333, SLG: 0.333			K			K		F8		1	0	0	0	0	0	0									
Terrence Long, L (1, 8) OBP: 0.343, SLG: 0.267			G3			G5-3		G6-3		4	0	2	0	0	0	0									
Ramon Hernandez, R (1, 2) OBP: 0.323, SLG: 0.345	FC5-4		G4-3			F9		G4-3		3	0	0	0	1	0	3									
Inning Stats	R: 0 E: 0 K: 0 S: 8	H: 2 LOB: 2 BB: 0 P: 14	R: 1 E: 0 K: 1 S: 10	H: 2 LOB: 2 BB: 1 P: 18	R: 2 E: 0 K: 0 S: 15	H: 4 LOB: 2 BB: 0 P: 25	R: 0 E: 0 K: 0 S: 6	H: 0 LOB: 1 BB: 0 P: 11	R: 0 E: 0 K: 1 S: 8	H: 0 LOB: 0 BB: 0 P: 11	R: 0 E: 0 K: 0 S: 9	H: 2 LOB: 1 BB: 0 P: 16	R: 0 E: 0 K: 1 S: 12	H: 0 LOB: 0 BB: 0 P: 15	R: 0 E: 0 K: 0 S: 6	H: 0 LOB: 0 BB: 0 P: 10	R: 0 E: 0 K: 2 S: 11	H: 0 LOB: 0 BB: 0 P: 17	1B: 8 2B: 1 3B: 0 HR: 1	SF: 1 SAC: 0 DP: 1 HBP: 1	WP: 0 PB: 0 SB: 0 CS: 0	PA: 38			
PITCHER	IP	WLS	BF	H	R	ER	SO	BB	IBB	HBP	BLK	WP	HR	S	P	ERA	WHIP								
Jamie Moyer, L (1, 1) ERA: 4.35	5.1	W	28	10	3	3	2	1	0	1	0	0	0	21	29	0.00	0.000								
Jose Paniagua, R (6, 1) ERA: 2.94	2.2	H	7	0	0	0	1	0	0	0	0	0	0	11	17	0.00	0.000								
Jeff Nelson, R (9, 1) ERA: 5.79	1.0		3	0	0	0	2	0	0	0	0	0	0	11	17	0.00	0.000								

AB	35
R	3
H	10
RBI	3
BB	1
SO	5
LOB	11



Batter	1	2	3	4	5	6	7	8	9	AB	R	H	RBI	BB	SO	LOB	TOP										
29 Rusty Greer, L OBP: 0.365, SLG: 0.478 (1, 7)	1-1 HR	2-2 G3	2-3 K		3-1 E1 1B SF8		2-2 BB		0-1 E	6	3	3	1	0	1	4											
Randy Velarde, R OBP: 0.379, SLG: 0.727 Frank Catalanotto, L OBP: 0.300, SLG: 0.333 (7, PH)	3-2 HR	0-1	0-0 G5-3		2-2 HBP 1B		4-0 BB		2-2 G1-3	4	1	3	3	0	0	2											
Alex Rodriguez, R OBP: 0.477, SLG: 0.487 Bo Porter, R OBP: 0.300, SLG: 0.300 (7, PH)	4-2 G3 1B BB	0-0 P5		3-2 HR	0-1 SF8		1-2 F3		0-0 E7 1B	2	2	1	2	1	0	1											
Rafael Palmeiro, L OBP: 0.412, SLG: 0.421 (1, 3)	3-1 G3 1B	0-0 P4		1-2 G3	1-1 HBP		4-1 BB		2-2 G1-3 1B	4	1	2	0	1	0	1											
Ivan Rodriguez, R OBP: 0.250, SLG: 0.317 Mike Venafro, L (9, 1)	0-0 G3		0-0 G5-3	2-2 F8	0-0 G1-3		2-2 L5		0-0 G1-4-3 1B	6	0	0	0	0	0	9											
Andres Galarraga, R OBP: 0.386, SLG: 0.667 Doug Mirabelli, R (8, PH)	0-2 1B		3-1 2B HBP	1-0 HR		1-2 F8		1-0 F7		3	2	2	3	0	0	0											
Ken Caminiti, S OBP: 0.293, SLG: 0.324 (1, 5)	3-1 G1-3		1-0 2B	0-3 K		1-2 F9		0-0 G4-3		5	1	1	1	0	1	0											
Chad Curtis, R OBP: 0.457, SLG: 0.633 Scott Sheldon, R OBP: 0.200, SLG: 0.200 (7, 6)		3-2 1B E	2-1 WP 2B		2-2 G5-3		0-0 F8		2-2 1B	4	1	2	1	0	0	0											
Ruben Mateo, R OBP: 0.318, SLG: 0.415 (1, 9)		2-2 E8 29 G3 1B	4-2 BB		1-0 29 E 1B		0-3 K		0-1 G5-3	4	2	2	0	1	1	1											
Inning Stats	R: 4 E: 0 K: 0 S: 18	H: 4 LOB: 0 BB: 1 P: 32	R: 2 E: 1 K: 0 S: 15	H: 3 LOB: 1 BB: 0 P: 22	R: 2 E: 0 K: 1 S: 11	H: 2 LOB: 0 BB: 1 P: 23	R: 2 E: 0 K: 1 S: 19	H: 2 LOB: 0 BB: 0 P: 26	R: 2 E: 1 K: 0 S: 14	H: 2 LOB: 2 BB: 0 P: 23	R: 0 E: 0 K: 0 S: 8	H: 0 LOB: 0 BB: 0 P: 10	R: 0 E: 0 K: 1 S: 13	H: 1 LOB: 3 BB: 2 P: 26	R: 0 E: 0 K: 0 S: 7	H: 1 LOB: 1 BB: 0 P: 10	R: 1 E: 1 K: 0 S: 10	H: 3 LOB: 1 BB: 0 P: 14	1B: 10 2B: 4 3B: 0 HR: 4	SF: 1 SAC: 0 DP: 1 HBP: 2	WP: 1 PB: 0 SB: 0 CS: 0	PA: 50					
PITCHER	IP	WLS	BF	H	R	ER	SO	BB	IBB	HBP	BLK	WP	HR	S	P	ERA	WHIP										
Cory Lidle, R ERA: 27.0	2.1	L	18	9	8	7	0	2	0	1	0	1	2	40	71	27.00	4.714										
Mike Magnante, L ERA: 3.12	3.2		17	4	4	2	2	0	0	1	0	0	2	45	65	4.91	1.091										
Jeff Tam, R ERA: 10.8	3.0		15	5	1	1	1	2	0	0	0	0	0	30	50	3.00	2.333										

Texas Rangers @ Oakland Athletics
Network Associates Coliseum, Oakland, CA
Fri Apr 13 2001, 10:05 PM EDT
Att: 19,255 - Sunny - 53 F

AB	43
R	13
H	18
RBI	11
BB	4
SO	3
LOB	21



Batter	1	2	3	4	5	6	7	8	9	AB	R	H	RBI	BB	SO	LOB	BOTTOM										
Johnny Damon, L OBP: 0.302, SLG: 0.189 Ryan Christenson, R (9, 8)	1-1 L3	0-1 F9			1-1 1B		2-2 FC4-6 FC5 23 1B		1-0 L7	3	0	1	0	0	0	3											
Miguel Tejada, R OBP: 0.282, SLG: 0.457 Frank Menechino, R (6, 6)	3-2 F9		3-2 L4		1-3 K		2-2 F7		2-3 K	3	0	0	0	0	1	1											
Jason Giambi, L OBP: 0.500, SLG: 0.400 23 Mario Valdez, L OBP: 0.375, SLG: 0.286 (6, 3)	1-0 FC6-4 1B		2-3 K		1-1 F9		1-0 FC5 1B		1-2 FC5	3	0	1	0	0	1	1											
Olmedo Saenz, R OBP: 0.286, SLG: 0.323 (1, 10)	0-1 FC6-4		2-0 F8		1-3 K		0-2 FC5		1-2 FC5	4	0	0	0	0	1	4											
Adam Piatt, R OBP: 0.188, SLG: 0.214 (1, 9)		0-1 F8		0-1 F3		3-3 K		0-3 K		4	0	0	0	0	2	0											
Terrence Long, L OBP: 0.398, SLG: 0.281 Jeremy Giambi, L OBP: 0.211, SLG: 0.222 (8, PH)		4-2 BB 1B BB		0-0 3 2B 1B		2-2 G3-1		1-2 2B		2	1	1	0	1	0	0											
Ramon Hernandez, R OBP: 0.353, SLG: 0.375 Sal Fasano, R (7, 2)		1-1 BB 1B		3-2 F7		1-0 1B		0-0 G1-3		3	0	2	0	0	0	1											
3 Eric Chavez, L OBP: 0.282, SLG: 0.361 (1, 5)		3-2 P6		1-0 2B		1-2 F8		1-2 G5-3		4	0	1	1	0	0	4											
Jose Ortiz, R OBP: 0.256, SLG: 0.200 (1, 4)		4-2 BB		2-1 L5		4-1 FC4-6 BB		0-2 F8		2	0	0	0	2	0	1											
Inning Stats	R: 0 E: 0 K: 0 S: 9	H: 1 LOB: 1 BB: 0 P: 14	R: 0 E: 0 K: 0 S: 13	H: 1 LOB: 3 BB: 2 P: 25	R: 0 E: 0 K: 1 S: 12	H: 0 LOB: 0 BB: 0 P: 19	R: 1 E: 0 K: 0 S: 10	H: 2 LOB: 1 BB: 0 P: 16	R: 0 E: 0 K: 2 S: 11	H: 1 LOB: 1 BB: 0 P: 15	R: 0 E: 0 K: 1 S: 10	H: 1 LOB: 1 BB: 0 P: 17	R: 0 E: 0 K: 0 S: 11	H: 1 LOB: 2 BB: 1 P: 20	R: 0 E: 0 K: 1 S: 11	H: 1 LOB: 1 BB: 0 P: 13	R: 0 E: 0 K: 1 S: 7	H: 0 LOB: 0 BB: 0 P: 10	1B: 6 2B: 2 3B: 0 HR: 0	SF: 0 SAC: 0 DP: 0 HBP: 0	WP: 0 PB: 0 SB: 0 CS: 0	PA: 38					
PITCHER	IP	WLS	BF	H	R	ER	SO	BB	IBB	HBP	BLK	WP	HR	S	P	ERA	WHIP										
Doug Davis, L ERA: 3.97	6.2	W	30	7	1	1	4	3	0	0	0	0	0	73	123	1.35	1.500										
59 Jeff Zimmerman, R ERA: 4.29	1.1		5	1	0	0	1	0	0	0	0	0	0	14	16	0.00	0.750										
Mike Venafro, L ERA: 4.5	1.0		3	0	0	0	1	0	0	0	0	0	0	7	10	0.00	0.000										

Texas Rangers @ Oakland Athletics
Network Associates Coliseum, Oakland, CA
Fri Apr 13 2001, 10:05 PM EDT
Att: 19,255 - Sunny - 53 F

AB	35
R	1
H	8
RBI	1
BB	3
SO	6
LOB	18



Batter	1	2	3	4	5	6	7	8	9	AB	R	H	RBI	BB	SO	LOB	TOP					
29 Rusty Greer, L OBP: 0.356, SLG: 0.528 (1, 7) X	F7		HR		F9	2B		K		5	1	2	1	0	1	1	Texas Rangers @ Oakland Athletics Network Associates Coliseum, Oakland, CA Sun Apr 15 2001, 8:05 PM EDT Att: 18,853 - Sunny - 59 F					
Randy Velarde, R OBP: 0.426, SLG: 0.765 (1, 4) C	HR		K		HR	HR		BB		4	3	3	1	0	1	0						
Alex Rodriguez, R OBP: 0.466, SLG: 0.702 (1, 6) X	HR		G5-3		HR	HR		BB		3	2	2	5	2	0	0						
Rafael Palmeiro, L OBP: 0.393, SLG: 0.395 (1, 3) C	G4-3				HR	BB		BB		5	1	1	0	0	0	3						
Ivan Rodriguez, R OBP: 0.269, SLG: 0.388 (1, 2) B	F8				HR					5	2	2	2	0	0	0						
Andres Galarraga, R OBP: 0.326, SLG: 0.609 (1, 10) B	P4				BB	BB				4	0	2	0	1	0	0						
Ken Caminiti, S OBP: 0.326, SLG: 0.342 (1, 5) B	G6-4-3				BB	BB				4	0	2	0	1	0	2						
Bo Porter, R OBP: 0.316, SLG: 0.421 (1, 8) X	G6-4-3				HR					5	1	1	0	0	2	4						
Ruben Mateo, R OBP: 0.269, SLG: 0.347 (1, 9) B			P6		P6	K		P6		4	0	0	0	0	1	1						
Inning Stats	R: 2 E: 0 K: 0 S: 8	H: 2 LOB: 0 BB: 0 P: 10	R: 0 E: 0 K: 0 S: 5	H: 1 LOB: 0 BB: 0 P: 8	R: 1 E: 0 K: 1 S: 10	H: 1 LOB: 0 BB: 0 P: 14	R: 0 E: 0 K: 0 S: 13	H: 0 LOB: 1 BB: 1 P: 25	R: 5 E: 0 K: 1 S: 17	H: 6 LOB: 2 BB: 0 P: 26	R: 1 E: 0 K: 1 S: 15	H: 2 LOB: 1 BB: 1 P: 23	R: 1 E: 0 K: 1 S: 8	H: 2 LOB: 0 BB: 0 P: 10	R: 0 E: 0 K: 1 S: 13	H: 1 LOB: 2 BB: 1 P: 22	R: 0 E: 0 K: 0 S: 9	H: 0 LOB: 0 BB: 1 P: 15	1B: 8 2B: 2 3B: 0 HR: 5	SF: 0 SAC: 0 DP: 2 HBP: 1	WP: 0 PB: 0 SB: 0 CS: 0	PA: 44
PITCHER	IP	WLS	BF	H	R	ER	SO	BB	IBB	HBP	BLK	WP	HR	S	P	ERA	WHIP					
Gil Heredia, R ERA: 7.88 (1, 1)	4.2	L	23	8	8	8	1	1	0	1	0	0	4	48	76	15.43	1.929					
T.J. Mathews, R ERA: 6.43 (5, 1)	1.1		10	6	2	2	2	1	0	0	0	0	1	24	34	13.50	5.250					
Luis Vizcaino, R ERA: (7, 1)	2.0		7	1	0	0	2	1	0	0	0	0	0	17	28	0.00	1.000					
Jason Istringhausen, R ERA: (9, 1)	1.0		4	0	0	0	0	1	0	0	0	0	0	9	15	0.00	1.000					

Batter	1	2	3	4	5	6	7	8	9	AB	R	H	RBI	BB	SO	LOB	BOTTOM					
Johnny Damon, L OBP: 0.283, SLG: 0.213 (1, 7) C	G6-3		WP		G5-3	FC6-4			K	5	1	1	0	0	1	2	Texas Rangers @ Oakland Athletics Network Associates Coliseum, Oakland, CA Sun Apr 15 2001, 8:05 PM EDT Att: 18,853 - Sunny - 59 F					
Miguel Tejada, R OBP: 0.327, SLG: 0.512 (1, 6) B	G4-3		BB		F9			G4-3		3	0	0	0	2	0	0						
Jason Giambi, L OBP: 0.540, SLG: 0.641 (1, 3) B			BB		G4-3					4	1	3	3	1	0	0						
Mark Bellhorn, S (9, PR) X	BB				G4-3	HR				0	0	0	0	0	0	0						
Olmedo Saenz, R OBP: 0.268, SLG: 0.324 (1, 10) B	G1-3		G6-4-3		G4-3					3	1	1	0	0	0	3						
23 Mario Valdez, L OBP: 0.417, SLG: 0.300 (7, PH) X			G6-4-3		BB					1	0	0	0	1	1	0						
Adam Platt, R OBP: 0.261, SLG: 0.333 (1, 9) B			K		BB					3	0	2	1	0	1	1						
Jeremy Giambi, L OBP: 0.190, SLG: 0.200 (7, PH) X	L4-3				BB			G3-1		2	0	0	0	0	0	3						
Terrence Long, L OBP: 0.426, SLG: 0.450 (1, 8) B	K				BB					4	2	3	1	0	1	1						
Ramon Hernandez, R OBP: 0.349, SLG: 0.415 (1, 2) B	L4-3				SF7	FC1		G4-3		4	1	1	1	0	0	2						
3 Eric Chavez, L OBP: 0.340, SLG: 0.366 (1, 5) B			BB		G3	P6				3	1	1	0	1	0	2						
Frank Menechino, R OBP: 0.100, SLG: 0.111 (1, 4) B			BB		SF7	FC6-4		G4-6-3		3	1	1	1	0	0	2						
Inning Stats	R: 0 E: 0 K: 0 S: 11	H: 1 LOB: 1 BB: 0 P: 15	R: 0 E: 0 K: 1 S: 9	H: 1 LOB: 0 BB: 0 P: 14	R: 3 E: 1 K: 1 S: 15	H: 3 LOB: 1 BB: 1 P: 29	R: 2 E: 0 K: 0 S: 11	H: 2 LOB: 0 BB: 0 P: 17	R: 1 E: 0 K: 0 S: 10	H: 2 LOB: 1 BB: 0 P: 16	R: 0 E: 0 K: 0 S: 12	H: 2 LOB: 2 BB: 0 P: 15	R: 1 E: 0 K: 1 S: 14	H: 1 LOB: 0 BB: 0 P: 20	R: 1 E: 0 K: 0 S: 8	H: 1 LOB: 0 BB: 1 P: 14	R: 0 E: 0 K: 1 S: 7	H: 0 LOB: 2 BB: 3 P: 20	1B: 8 2B: 4 3B: 0 HR: 2	SF: 1 SAC: 0 DP: 4 HBP: 0	WP: 1 PB: 0 SB: 0 CS: 0	PA: 41
PITCHER	IP	WLS	BF	H	R	ER	SO	BB	IBB	HBP	BLK	WP	HR	S	P	ERA	WHIP					
Darren Oliver, L ERA: 5.17 (1, 1)	5.0	W	23	9	6	5	2	1	0	0	0	0	2	34	49	6.00	1.667					
Pat Mahomes, R ERA: 1.74 (6, 1)	3.0	H	13	4	2	2	1	1	0	0	0	0	0	7	20	0.00	3.000					
Mike Venafro, L ERA: 6.0 (9, 1)	1.0	S	5	0	0	0	1	3	0	0	0	0	0	7	20	0.00	3.000					

AB	39
R	10
H	15
RBI	9
BB	4
SO	5
LOB	11



AB	35
R	8
H	13
RBI	7
BB	5
SO	4
LOB	16



Batter	1	2	3	4	5	6	7	8	9	AB	R	H	RBI	BB	SO	LOB	TOP					
Johnny Damon, L OBP: 0.271, SLG: 0.208 (1, 7)	F9	E4		F7			FC6-4		G3	6	0	1	0	0	0	5	Oakland Athletics @ Anaheim Angels Edison International Field, Anaheim, CA Mon Apr 16 2001, 10:05 PM EDT Att: 16,368 - Sunny - 59 F					
Miguel Tejada, R OBP: 0.315, SLG: 0.500 (1, 6)	G5-3	F8-4		K			F9		HBP G1-2-3 2B	5	0	1	0	0	1	5						
Jason Giambi, L OBP: 0.527, SLG: 0.595 (1, 3)	1B BB	F7			F7		F7		G1-2-3 HBP IBB	3	0	0	0	2	0	2						
Olmedo Saenz, R OBP: 0.304, SLG: 0.341 (1, 10)	1B		E6		2B		F9		G1-2-3 HBP	4	0	2	0	0	0	0						
Adam Platt, R OBP: 0.286, SLG: 0.385 (1, 9)	F9		G6-4-3		L6		1B 2B		G1-2-3	5	1	2	0	0	0	6						
Terrence Long, L OBP: 0.442, SLG: 0.455 (1, 8)		3B 1B 1B	F8		L6		2B E 1B		FC4-6 IBB	4	2	2	0	1	0	2						
Ramon Hernandez, R OBP: 0.354, SLG: 0.435 (1, 2)		1B E 1B		G5-3		P4	E 2B		FC4-6	5	1	2	1	0	0	3						
3 Eric Chavez, L OBP: 0.365, SLG: 0.378 (1, 5)		E 1B 1B		HR 1B		P6	E IBB		G4-3	4	1	2	0	1	0	0						
Frank Menechino, R OBP: 0.267, SLG: 0.462 (1, 4)	F8-4 E 1B			HR			1B BB		G1-3	4	1	2	3	1	0	2						
Inning Stats	R: 0 E: 0 K: 0 S: 8	H: 1 LOB: 2 BB: 1 P: 19	R: 2 E: 1 K: 0 S: 13	H: 4 LOB: 2 BB: 0 P: 17	R: 0 E: 1 K: 0 S: 7	H: 0 LOB: 0 BB: 0 P: 9	R: 2 E: 0 K: 1 S: 11	H: 2 LOB: 0 BB: 0 P: 16	R: 0 E: 0 K: 0 S: 8	H: 2 LOB: 1 BB: 0 P: 15	R: 0 E: 0 K: 0 S: 9	H: 1 LOB: 2 BB: 1 P: 21	R: 2 E: 1 K: 0 S: 21	H: 3 LOB: 3 BB: 1 P: 37	R: 0 E: 0 K: 0 S: 5	H: 1 LOB: 3 BB: 2 P: 17	R: 0 E: 0 K: 0 S: 6	H: 0 LOB: 0 BB: 0 P: 7	1B: 10 2B: 5 3B: 0 HR: 1	SF: 0 SAC: 0 DP: 4 HBP: 1	WP: 0 PB: 0 SB: 0 CS: 0	PA: 46
PITCHER	IP	WLS	BF	H	R	ER	SO	BB	IBB	HBP	BLK	WP	HR	S	P	ERA	WHIP					
Jarrod Washburn, L ERA: 5.4 (1, 1)	6.2	L	33	12	6	4	1	2	0	0	0	0	1	68	117	5.40	2.100					
Lou Pote, R ERA: 1.74 (7, 1)	2.1		13	2	0	0	0	0	3	1	0	0	0	20	41	0.00	0.857					

AB	40
R	6
H	14
RBI	4
BB	5
SO	1
LOB	25



Batter	1	2	3	4	5	6	7	8	9	AB	R	H	RBI	BB	SO	LOB	BOTTOM				
Darin Erstad, L OBP: 0.368, SLG: 0.404 (1, 8)	F7			K		L8				4	0	0	0	0	2	1	Oakland Athletics @ Anaheim Angels Edison International Field, Anaheim, CA Mon Apr 16 2001, 10:05 PM EDT Att: 16,368 - Sunny - 59 F				
Tim Salmon, R OBP: 0.245, SLG: 0.261 (1, 9)	F6			G4-3						3	0	1	0	1	0	0					
Troy Glaus, R OBP: 0.345, SLG: 0.673 (1, 5)	G5-3			K		K				4	0	0	0	0	2	3					
16 Garret Anderson, L OBP: 0.268, SLG: 0.377 (1, 7)		F7			L7		2B 1B		K	4	1	1	0	0	1	0					
Bengie Molina, R OBP: 0.400, SLG: 0.432 (1, 2)		K			P1		WP 1B 2B		G5-3	4	1	1	1	0	1	0					
Glenallen Hill, R OBP: 0.171, SLG: 0.244 (1, 10)		K			L8				K	4	0	1	1	0	2	0					
Shawn Wooten, R ERA: 3.44 OBP: 0.385, SLG: 0.846 (1, 3)				K						2	1	1	1	0	1	0					
Scott Spiezio, S OBP: 0.400, SLG: 0.353 (7, PH) (8, 3)				K		HR				1	0	0	0	0	1	1					
Adam Kennedy, L OBP: 0.364, SLG: 0.889 (1, 4)				K		1B 1B			F8	3	0	1	0	0	1	1					
Benji Gil, R OBP: 0.405, SLG: 0.528 (1, 6)				G5-3		P4			K	3	0	0	0	0	1	2					
Inning Stats	R: 0 E: 0 K: 0 S: 9	H: 0 LOB: 0 BB: 0 P: 17	R: 0 E: 0 K: 2 S: 11	H: 0 LOB: 0 BB: 0 P: 11	R: 0 E: 0 K: 2 S: 8	H: 0 LOB: 0 BB: 0 P: 14	R: 0 E: 0 K: 2 S: 8	H: 0 LOB: 0 BB: 0 P: 10	R: 0 E: 0 K: 1 S: 11	H: 3 LOB: 2 BB: 0 P: 20	R: 2 E: 0 K: 2 S: 20	H: 3 LOB: 1 BB: 0 P: 30	R: 0 E: 0 K: 1 S: 7	H: 0 LOB: 0 BB: 1 P: 14	R: 0 E: 0 K: 2 S: 13	H: 0 LOB: 0 BB: 0 P: 15	1B: 4 2B: 1 3B: 0 HR: 1	SF: 0 SAC: 0 DP: 1 HBP: 0	WP: 1 PB: 0 SB: 0 CS: 0	PA: 33	
PITCHER	IP	WLS	BF	H	R	ER	SO	BB	IBB	HBP	BLK	WP	HR	S	P	ERA	WHIP				
Mark Mulder, L ERA: 3.44 (1, 1)	6.0	W	23	5	3	3	7	0	0	0	0	0	1	62	94	4.50	0.833				
Jim Mecir, R ERA: 6.75 (7, 1)	2.0		7	1	0	0	3	1	0	0	0	1	0	20	33	0.00	1.000				
Jason Isringhausen, R ERA: (8, 1)	1.0	S	3	0	0	0	2	0	0	0	0	0	0	13	15	0.00	0.000				

AB	32
R	3
H	6
RBI	3
BB	1
SO	12
LOB	8



Batter	1	2	3	4	5	6	7	8	9	AB	R	H	RBI	BB	SO	LOB	TOP									
Johnny Damon, L OBP: 0.266, SLG: 0.193	4-2 2B BB	1-2 F7			0-0 B1	1-1 G4-3		0-0 G6-3		4	1	0	0	1	0	5										
Miguel Tejada, R OBP: 0.395, SLG: 0.472	1-2 F8		0-1 F8		2-2 G4-3		2-2 2B 3 WP 1B		1-1 L5	5	1	1	0	0	0	2										
Jason Giambi, L OBP: 0.533, SLG: 0.630	2-0 1-H 2B		1-1 F8		4-0 IBB		1-2 3 WP 3 SF7 2B		0-1 P5	4	1	2	1	1	0	0										
Eric Chavez, L OBP: 0.333, SLG: 0.347	0-3 K		2-2 F7		3-2 F9		3-0 SF7		0-0 G4-3	4	0	0	1	0	1	3										
Olmedo Saenz, R OBP: 0.300, SLG: 0.333	1-3 K			2-1 G4-3 1B		0-1 SH1-4 1B FC4				4	2	1	0	0	2	1										
Terrence Long, L OBP: 0.446, SLG: 0.458		2-0 F9		0-0 G4-3		1-1 SH1-4 1B		1-1 S 1B		4	0	2	0	0	0	1										
Ramon Hernandez, R OBP: 0.353, SLG: 0.429		0-0 G6-3		1-1 2-H 1B		1-0 SH1-4 1B		3-3 K		3	0	1	1	0	1	1										
Jeremy Giambi, L OBP: 0.200, SLG: 0.174		4-2 BB BB		0-0 G4-3		1-1 FC4		0-3 K		3	0	0	1	1	1	1										
Frank Menechino, R OBP: 0.316, SLG: 0.500		4-0 1-2 BB			1-2 G4-3 2B		3-1 F9		3-2 G6-3	3	0	1	0	1	0	2										
Inning Stats	R: 1 E: 0 K: 2 S: 17	H: 1 LOB: 1 BB: 1 P: 25	R: 0 E: 0 K: 0 S: 8	H: 0 LOB: 2 BB: 2 P: 19	R: 0 E: 0 K: 0 S: 7	H: 0 LOB: 0 BB: 0 P: 10	R: 1 E: 0 K: 0 S: 6	H: 2 LOB: 0 BB: 0 P: 9	R: 0 E: 0 K: 0 S: 12	H: 1 LOB: 2 BB: 1 P: 22	R: 1 E: 1 K: 0 S: 11	H: 1 LOB: 2 BB: 0 P: 18	R: 2 E: 0 K: 2 S: 15	H: 3 LOB: 1 BB: 0 P: 27	R: 0 E: 0 K: 1 S: 7	H: 0 LOB: 0 BB: 0 P: 10	R: 0 E: 0 K: 0 S: 5	H: 0 LOB: 0 BB: 0 P: 6	1B: 5 2B: 3 3B: 0 HR: 0	SF: 1 SAC: 1 DP: 0 HBP: 0	WP: 1 PB: 0 SB: 1 CS: 0	PA: 40				
PITCHER	IP	WLS	BF	H	R	ER	SO	BB	IBB	HBP	BLK	WP	HR	S	P	ERA	WHIP									
Ramon Ortiz, R ERA: 3.54	(1, 1)	6.0	L	30	7	5	4	2	3	1	0	0	0	67	112	6.00	1.667									
Mike Holtz, L ERA: 3.0	(7, 1)	1.1		5	1	0	0	3	0	0	0	0	1	0	12	21	0.00	0.750								
Al Levine, R ERA:	(8, 1)	1.2		5	0	0	0	0	0	0	0	0	0	0	9	13	0.00	0.000								

Oakland Athletics @ Anaheim Angels
Edison International Field, Anaheim, CA
Tue Apr 17 2001, 10:05 PM EDT
Att: 17,837 - Sunny - 57 F

AB	34
R	5
H	8
RBI	4
BB	4
SO	5
LOB	16



Batter	1	2	3	4	5	6	7	8	9	AB	R	H	RBI	BB	SO	LOB	BOTTOM								
Darin Erstad, L OBP: 0.361, SLG: 0.393	1-0 G1-3		0-3 K		2-2 BB 1B		0-1 F7			4	0	1	0	0	1	0									
Wally Joyner, L OBP: 0.250, SLG: 0.308	2-1 F7		3-3 K		4-1 BB			2-0 G4-3 1B		3	0	1	0	1	1	0									
Tim Salmon, R OBP: 0.246, SLG: 0.245	2-0 F8			1-2 2B HBP		3-3 K		0-1 G4-3 1-2		3	0	0	0	0	1	3									
Troy Glaus, R OBP: 0.339, SLG: 0.642		1-1 G6-3		0-1 F9		1-2 16 FC4-6 1B		0-0 G5-3		4	0	1	0	0	0	1									
16 Garret Anderson, L OBP: 0.267, SLG: 0.368		0-0 FC5-4 1B		1-1 F8		1-1 FC4-6 1-2		0-3 K		4	0	1	0	0	1	2									
Scott Spiezio, S OBP: 0.375, SLG: 0.381		0-3 K		0-1 K		1-2 F7		0-0 G4-3		4	0	1	0	0	1	2									
Bengie Molina, R OBP: 0.364, SLG: 0.390		0-1 FC5-4 1-2		0-0 G6-3		1-1 L7		1-1 L4		4	0	0	0	0	0	4									
Adam Kennedy, L OBP: 0.286, SLG: 0.667			1-2 G6-3		2-1 G1-3		1-0 G4-3			3	0	0	0	0	0	0									
David Eckstein, R OBP: 0.442, SLG: 0.500			3-2 HR		3-2 P6		3-3 K			3	1	1	1	0	1	0									
Inning Stats	R: 0 E: 0 K: 0 S: 4	H: 0 LOB: 0 BB: 0 P: 9	R: 0 E: 0 K: 1 S: 8	H: 1 LOB: 1 BB: 0 P: 9	R: 1 E: 0 K: 2 S: 14	H: 1 LOB: 0 BB: 0 P: 21	R: 0 E: 0 K: 0 S: 9	H: 1 LOB: 2 BB: 0 P: 11	R: 0 E: 0 K: 1 S: 12	H: 1 LOB: 2 BB: 1 P: 26	R: 0 E: 0 K: 0 S: 11	H: 1 LOB: 1 BB: 0 P: 15	R: 0 E: 0 K: 1 S: 6	H: 0 LOB: 0 BB: 0 P: 10	R: 0 E: 0 K: 0 S: 4	H: 1 LOB: 0 BB: 0 P: 6	R: 0 E: 0 K: 1 S: 6	H: 0 LOB: 0 BB: 0 P: 7	1B: 4 2B: 1 3B: 0 HR: 1	SF: 0 SAC: 0 DP: 1 HBP: 1	WP: 0 PB: 0 SB: 0 CS: 0	PA: 34			
PITCHER	IP	WLS	BF	H	R	ER	SO	BB	IBB	HBP	BLK	WP	HR	S	P	ERA	WHIP								
Tim Hudson, R ERA: 4.03	(1, 1)	7.0	W	29	6	1	1	5	1	0	0	0	0	65	104	1.29	1.000								
Jeff Tam, R ERA: 8.31	(8, 1)	2.0		5	0	0	0	1	0	0	0	0	0	9	10	0.00	0.000								

Oakland Athletics @ Anaheim Angels
Edison International Field, Anaheim, CA
Tue Apr 17 2001, 10:05 PM EDT
Att: 17,837 - Sunny - 57 F

AB	32
R	1
H	6
RBI	1
BB	1
SO	6
LOB	12



Batter	1	2	3	4	5	6	7	8	9	AB	R	H	RBI	BB	SO	LOB	TOP					
Johnny Damon, L OBP: 0.279, SLG: 0.213 (1, 7)	G3-1		F9			G5-4-3 1B		G4-3 2B 1B		4	1	2	1	0	0	1	Oakland Athletics @ Anaheim Angels Edison International Field, Anaheim, CA Wed Apr 18 2001, 10:05 PM EDT Att: 17,962 - Cloudy - 65 F					
Miguel Tejada, R OBP: 0.286, SLG: 0.439 (1, 6)	G4-3			G6-3		G5-4-3		G4-3		4	0	0	0	0	0	3						
Jason Giambi, L OBP: 0.516, SLG: 0.620 (1, 3)	G4-3			G4-3		G4-3				4	0	1	1	0	0	1						
Omedo Saenz, R OBP: 0.278, SLG: 0.306 (1, 10)		G6-3		E6 FC6-4			F7	K		4	0	0	0	0	1	1						
Adam Platt, R OBP: 0.290, SLG: 0.357 Jeremy Giambi, L OBP: 0.192, SLG: 0.167 (9, PH) (9, 9)	G6-3			FC6-4			BB		K	2	0	0	0	1	0	1						
Terrence Long, L OBP: 0.433, SLG: 0.462 (1, 8)							P6	FC5 2B		4	0	1	0	0	1	1						
Ramon Hernandez, R OBP: 0.327, SLG: 0.396 (1, 2)			G4-3				P6	L3		4	0	0	0	0	1	3						
3 Eric Chavez, L OBP: 0.344, SLG: 0.365 (1, 5)			P4							3	1	1	0	1	1	0						
Frank Menechino, R OBP: 0.348, SLG: 0.500 (1, 4)						G5-4-3 1B		F7 2B	FC5 IBB	4	0	2	0	0	0	3						
Inning Stats	R: 0 E: 0 K: 0 S: 9	H: 0 LOB: 0 BB: 0 P: 14	R: 0 E: 0 K: 0 S: 4	H: 0 LOB: 0 BB: 0 P: 7	R: 0 E: 0 K: 0 S: 9	H: 1 LOB: 0 BB: 0 P: 16	R: 0 E: 1 K: 0 S: 8	H: 0 LOB: 1 BB: 0 P: 11	R: 0 E: 0 K: 3 S: 9	H: 0 LOB: 0 BB: 0 P: 10	R: 0 E: 0 K: 0 S: 7	H: 2 LOB: 1 BB: 0 P: 9	R: 0 E: 0 K: 1 S: 6	H: 0 LOB: 1 BB: 1 P: 12	R: 2 E: 0 K: 1 S: 16	H: 3 LOB: 1 BB: 0 P: 26	R: 0 E: 0 K: 1 S: 12	H: 1 LOB: 2 BB: 1 P: 22	1B: 4 2B: 3 3B: 0 HR: 0	SF: 0 SAC: 0 DP: 1 HBP: 0	WP: 1 PB: 0 SB: 1 CS: 1	PA: 36
PITCHER	IP	WLS	BF	H	R	ER	SO	BB	IBB	HBP	BLK	WP	HR	S	P	ERA	WHIP					
Scott Schoeneweis, L ERA: 3.49 (1, 1)	7.2		30	6	2	2	3	1	0	0	0	1	0	65	100	2.35	0.913					
Shigetoshi Hasegawa, R ERA: 8.53 (8, 1)	1.0		5	1	0	0	2	0	1	0	0	0	0	12	22	0.00	1.000					
Troy Percival, R ERA: (9, 1)	0.1	W	1	0	0	0	0	0	0	0	0	0	0	3	5	0.00	0.000					

Batter	1	2	3	4	5	6	7	8	9	AB	R	H	RBI	BB	SO	LOB	BOTTOM					
Darin Erstad, L OBP: 0.338, SLG: 0.367 (1, 8)	G4-3		F9			K		FC3 G4-3		4	0	0	1	0	1	1	Oakland Athletics @ Anaheim Angels Edison International Field, Anaheim, CA Wed Apr 18 2001, 10:05 PM EDT Att: 17,962 - Cloudy - 65 F					
Wally Joyner, L OBP: 0.250, SLG: 0.300 David Eckstein, R OBP: 0.442, SLG: 0.500 (1, 3) (9, 6)	K					G4-3		G4-3		4	0	1	1	0	1	1						
Tim Salmon, R OBP: 0.262, SLG: 0.250 (1, 9)						G6-3				3	0	1	0	1	1	1						
Troy Glaus, R OBP: 0.348, SLG: 0.625 (1, 5)	F8									3	1	1	0	1	0	2						
16 Garret Anderson, L OBP: 0.281, SLG: 0.377 (1, 7)		G4-3					F7			4	0	2	0	0	0	1						
Bengie Molina, R OBP: 0.333, SLG: 0.356 (1, 2)		G6-3								4	0	0	0	0	0	5						
Glenallen Hill, R OBP: 0.156, SLG: 0.222 (1, 10)		G6-3								4	0	0	0	0	2	3						
Adam Kennedy, L OBP: 0.444, SLG: 0.867 (1, 4)										3	2	3	1	1	0	0						
Benji Gil, R OBP: 0.385, SLG: 0.500 Scott Spiezio, S OBP: 0.360, SLG: 0.364 (8, PH) (9, 3)										2	0	0	0	0	2	2						
Inning Stats	R: 0 E: 0 K: 1 S: 9	H: 1 LOB: 1 BB: 0 P: 13	R: 0 E: 0 K: 0 S: 4	H: 0 LOB: 0 BB: 0 P: 7	R: 1 E: 0 K: 1 S: 10	H: 2 LOB: 1 BB: 0 P: 12	R: 0 E: 0 K: 0 S: 6	H: 1 LOB: 1 BB: 1 P: 12	R: 0 E: 0 K: 2 S: 11	H: 0 LOB: 1 BB: 1 P: 18	R: 0 E: 0 K: 1 S: 7	H: 0 LOB: 0 BB: 0 P: 13	R: 0 E: 0 K: 0 S: 9	H: 0 LOB: 1 BB: 1 P: 14	R: 1 E: 0 K: 1 S: 10	H: 1 LOB: 0 BB: 0 P: 17	R: 1 E: 0 K: 1 S: 11	H: 3 LOB: 2 BB: 0 P: 15	1B: 7 2B: 2 3B: 1 HR: 0	SF: 0 SAC: 0 DP: 2 HBP: 0	WP: 0 PB: 0 SB: 1 CS: 1	PA: 35
PITCHER	IP	WLS	BF	H	R	ER	SO	BB	IBB	HBP	BLK	WP	HR	S	P	ERA	WHIP					
Cory Lidle, R ERA: 7.71 (1, 1)	7.0		25	4	1	1	5	3	0	0	0	0	0	56	89	1.29	1.000					
Jim Mecir, R ERA: 7.88 (8, 1)	1.1	L	8	3	2	2	1	0	0	0	0	0	0	15	24	13.50	2.250					
Jason Isringhausen, R ERA: (9, 1)	0.1		2	1	0	0	1	0	0	0	0	0	0	6	8	0.00	3.000					



Batter	1	2	3	4	5	6	7	8	9	AB	R	H	RBI	BB	SO	LOB	TOP										
Johnny Damon, L OBP: 0.288, SLG: 0.273 (1, 7)	1-1 1B SF8	2-3 K		2-2 G4-3		0-1 HR		2-1 F8		5	2	2	4	0	1	3											
Frank Menechino, R OBP: 0.357, SLG: 0.680 (1, 4)	2-3 K		0-0 HR	2-3 G5-3		0-0 G3-1		1-2 HR		5	2	2	1	0	1	2											
Jason Giambi, L OBP: 0.522, SLG: 0.667 (1, 3)	3-2 FC5-4 1B		2-0 HR		3-2 E6 1B	3-2 G3		4-2 2B SF8 BB		4	2	2	2	1	0	0											
Olmedo Saenz, R OBP: 0.288, SLG: 0.340 (1, 10)	0-0 SF8		3-3 K		2-3 K		0-0 1B BB	0-2 2B		4	0	2	1	0	2	1											
Adam Piatt, R OBP: 0.306, SLG: 0.355 (1, 9)	2-1 FC5-4 1-2		0-1 G5-3		1-1 G6-4-3 1B	1-2 1B	4-1 1B BB	2-0 SF8		3	0	1	1	1	0	1											
Terrence Long, L OBP: 0.431, SLG: 0.446 (1, 8)		4-2 1B BB		0-0 F7		0-1 G6-4-3 1-2	1-1 1B	0-1 P4		4	0	1	0	1	0	3											
Miguel Tejada, R OBP: 0.309, SLG: 0.452 (1, 6)		1-1 1B		1-0 3 2B G4-3 1B		0-2 3 CS 1B	1-0 F2	3-1 F8		5	1	3	0	0	0	3											
Eric Chavez, L OBP: 0.348, SLG: 0.404 (1, 5)		0-0 F2		0-1 G4-3 2B		2-1 HR 2B	2-3 K	2-3 K		5	1	2	0	0	2	5											
Ramon Hernandez, R OBP: 0.317, SLG: 0.368 (1, 2)		0-3 K		0-2 F8		2-1 HR HBP	3-2 F8	1-1 G4-3		4	1	0	0	0	1	7											
Inning Stats	R: 1 E: 0 K: 1 S: 13	H: 2 LOB: 1 BB: 0 P: 21	R: 0 E: 0 K: 2 S: 11	H: 1 LOB: 2 BB: 1 P: 18	R: 2 E: 0 K: 1 S: 8	H: 2 LOB: 1 BB: 0 P: 13	R: 1 E: 0 K: 0 S: 12	H: 2 LOB: 1 BB: 0 P: 16	R: 0 E: 1 K: 1 S: 10	H: 1 LOB: 3 BB: 0 P: 16	R: 3 E: 0 K: 0 S: 13	H: 3 LOB: 0 BB: 0 P: 20	R: 0 E: 0 K: 1 S: 11	H: 2 LOB: 3 BB: 1 P: 22	R: 2 E: 0 K: 0 S: 15	H: 2 LOB: 1 BB: 0 P: 24	R: 0 E: 0 K: 1 S: 8	H: 0 LOB: 0 BB: 0 P: 14	1B: 8 2B: 3 3B: 1 HR: 3	SF: 2 SAC: 0 DP: 1 HBP: 1	WP: 0 PB: 0 SB: 0 CS: 1	PA: 45					
PITCHER	IP	WLS	BF	H	R	ER	SO	BB	IBB	HBP	BLK	WP	HR	S	P	ERA	WHIP										
Kenny Rogers, L ERA: 5.47 (1, 1)	6.0	L	30	11	7	7	5	1	0	1	0	0	2	67	104	10.50	2.000										
Jonathan Johnson, R ERA: 9.58 (7, 1)	2.0		12	4	2	2	1	2	0	0	0	0	1	26	46	9.00	3.000										
Jeff Brantley, R ERA: 4.82 (9, 1)	1.0		3	0	0	0	1	0	0	0	0	0	0	8	14	0.00	0.000										

Oakland Athletics @ Texas Rangers
The Ballpark at Arlington, Arlington, TX
Thu Apr 19 2001, 8:05 PM EDT
Att: 33,311 - Cloudy - 72 F

livebaseballscorecards.com

AB 39
R 9
H 15
RBI 9
BB 3
SO 7
LOB 25



Batter	1	2	3	4	5	6	7	8	9	AB	R	H	RBI	BB	SO	LOB	BOTTOM										
Chad Curtis, R OBP: 0.421, SLG: 0.569 (1, 7)	2-2 WP S 1B		1-3 K		0-2 1B		1-3 K	2-2 BB 1B		5	0	3	1	0	2	2											
Randy Velarde, R OBP: 0.397, SLG: 0.627 (1, 4)	2-3 K2-3 1-2		2-2 HR 1B		3-2 1B		4-1 1-2 2-3 BB	4-1 FC6-4 BB		3	1	2	0	2	1	1											
Alex Rodriguez, R OBP: 0.436, SLG: 0.651 (1, 6)	4-2 BB		2-1 1H HR		1-1 F7		3-3 K	3-1 FC6-4 1-2		4	1	1	2	1	1	8											
Ivan Rodriguez, R OBP: 0.324, SLG: 0.394 (1, 10)	2-3 K		1-3 K			3-2 F9		2-2 1B SF9 1B	0-0 29 DI 1B	5	1	2	0	0	2	2											
Andres Galarraga, R OBP: 0.380, SLG: 0.532 (1, 3)	0-0 G1-3			3-2 G6-3		1-0 F2		4-1 SF9 1B BB	1-0 L6	4	1	0	0	1	0	3											
Ruben Mateo, R OBP: 0.292, SLG: 0.356 (1, 9)		2-3 K		1-2 P6		2-2 F3		0-0 1B DI 1B	1-0 F5	5	1	1	0	0	1	1											
Bo Porter, R OBP: 0.321, SLG: 0.385 (1, 8)	4-2 CS BB			3-3 K			3-2 BB BB 1B	2-2 SF9	1-3 K	2	0	1	1	1	1	0											
29 Rusty Greer, L OBP: 0.387, SLG: 0.537 (9, PH)								2-3 3H		1	0	0	0	0	1	1											
Doug Mirabeli, R OBP: 0.154, SLG: 0.333 (1, 2)		3-3 K			1-3 K		1-1 F9	0-3 K		4	0	0	0	0	3	4											
Scott Sheldon, R OBP: 0.300, SLG: 0.300 (1, 5)			2-3 K			1-3 K		2-2 BB 1B		2	0	0	0	0	2	0											
Frank Catalanotto, L OBP: 0.357, SLG: 0.333 (7, PH)								1-2 BB		1	0	1	1	1	0	0											
Inning Stats	R: 0 E: 0 K: 2 S: 13	H: 1 LOB: 2 BB: 1 P: 23	R: 0 E: 0 K: 2 S: 9	H: 0 LOB: 1 BB: 1 P: 18	R: 2 E: 0 K: 3 S: 16	H: 2 LOB: 0 BB: 0 P: 24	R: 0 E: 0 K: 1 S: 11	H: 0 LOB: 0 BB: 0 P: 18	R: 0 E: 0 K: 0 S: 13	H: 0 LOB: 2 BB: 0 P: 19	R: 0 E: 0 K: 2 S: 14	H: 1 LOB: 3 BB: 2 P: 30	R: 3 E: 0 K: 1 S: 21	H: 4 LOB: 3 BB: 2 P: 40	R: 0 E: 0 K: 1 S: 7	H: 1 LOB: 1 BB: 0 P: 9	1B: 10 2B: 1 3B: 0 HR: 1	SF: 1 SAC: 0 DP: 1 HBP: 0	WP: 1 PB: 0 SB: 1 CS: 1	PA: 43							
PITCHER	IP	WLS	BF	H	R	ER	SO	BB	IBB	HBP	BLK	WP	HR	S	P	ERA	WHIP										
Barry Zito, L ERA: 5.55 (1, 1)	6.0	W	24	5	2	2	10	2	0	0	0	0	1	76	122	3.00	1.167										
Jeff Tam, R ERA: 7.45 (7, 1)	1.0		6	1	0	0	2	2	0	0	0	0	0	14	30	0.00	3.000										
Luis Vizcaino, R ERA: 5.79 (8, 1)	0.2		7	4	3	3	1	1	0	0	0	0	0	18	30	40.50	7.500										
Mike Magnante, L ERA: 3.12 (8, 1)	0.0		1	0	0	0	0	1	0	0	0	0	0	1	5	∞	∞										
T.J. Mathews, R ERA: 5.4 (8, 1)	1.1	S	5	1	0	0	1	0	0	0	0	0	0	9	14	0.00	0.750										

Oakland Athletics @ Texas Rangers
The Ballpark at Arlington, Arlington, TX
Thu Apr 19 2001, 8:05 PM EDT
Att: 33,311 - Cloudy - 72 F

livebaseballscorecards.com

AB 36
R 5
H 11
RBI 5
BB 6
SO 14
LOB 22



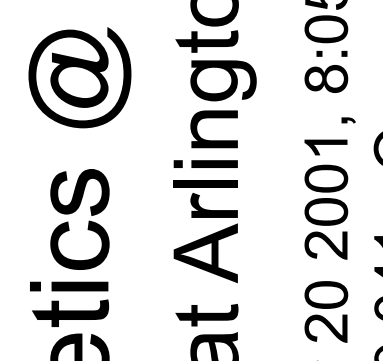
Batter	1	2	3	4	5	6	7	8	9	AB	R	H	RBI	BB	SO	LOB	TOP					
Johnny Damon, L (1, 7) OBP: 0.282, SLG: 0.268	F7		F8		P3		E4 F8 HBP		E7 G6-3	5	0	1	0	0	0	0	Oakland Athletics @ Texas Rangers The Ballpark at Arlington, Arlington, TX Fri Apr 20 2001, 8:05 PM EDT Att: 39,041 - Overcast - 77 F livebaseballscorecards.com					
Frank Menechino, R (1, 4) OBP: 0.384, SLG: 0.697	G6-3		L8						G6-4-3	3	0	0	0	1	0	2						
Jason Giambi, L (1, 3) OBP: 0.527, SLG: 0.729										5	2	3	2	0	1	3						
Olmedo Saenz, R (1, 10) OBP: 0.290, SLG: 0.327 23 Mano Valdez, L (7, PH) OBP: 0.357, SLG: 0.250	G4-3									2	0	0	0	1	1	0						
Adam Platt, R (1, 9) OBP: 0.300, SLG: 0.343										4	1	1	0	0	2	2						
Terrence Long, L (1, 8) OBP: 0.449, SLG: 0.533										4	1	3	3	0	1	0						
Miguel Tejada, R (1, 6) OBP: 0.292, SLG: 0.424										4	0	0	0	0	2	3						
3 Eric Chavez, L (1, 5) OBP: 0.343, SLG: 0.383										3	1	0	0	0	1	3						
Ramon Hernandez, R (1, 2) OBP: 0.313, SLG: 0.361										4	1	1	0	0	1	0						
Inning Stats	R: 1 E: 0 K: 0 S: 11	H: 1 LOB: 0 BB: 0 P: 13	R: 0 E: 0 K: 1 S: 8	H: 1 LOB: 1 BB: 0 P: 11	R: 0 E: 0 K: 0 S: 5	H: 0 LOB: 0 BB: 0 P: 8	R: 1 E: 0 K: 3 S: 15	H: 2 LOB: 2 BB: 1 P: 24	R: 0 E: 0 K: 2 S: 8	H: 0 LOB: 1 BB: 1 P: 15	R: 2 E: 0 K: 1 S: 15	H: 2 LOB: 0 BB: 0 P: 22	R: 0 E: 1 K: 0 S: 6	H: 0 LOB: 2 BB: 0 P: 12	R: 0 E: 0 K: 2 S: 9	H: 0 LOB: 0 BB: 0 P: 16	R: 2 E: 1 K: 1 S: 17	H: 3 LOB: 1 BB: 0 P: 25	1B: 5 2B: 2 3B: 0 HR: 2	SF: 0 SAC: 0 DP: 1 HBP: 2	WP: 0 PB: 0 SB: 0 CS: 0	PA: 40
PITCHER	IP	WLS	BF	H	R	ER	SO	BB	IBB	HBP	BLK	WP	HR	S	P	ERA	WHIP					
Darren Oliver, L (1, 1) ERA: 5.24	6.2	W	30	6	4	4	7	2	0	1	0	0	2	66	101	5.40	1.200					
Mark Petkovsek, R (7, 1) ERA: 9.9	1.1	H	6	1	2	2	2	0	0	1	0	0	0	15	27	13.50	0.750					
Mike Venafro, L (9, 1) ERA: 3.86	1.0		4	2	0	0	1	0	0	0	0	0	0	13	18	0.00	2.000					

Batter	1	2	3	4	5	6	7	8	9	AB	R	H	RBI	BB	SO	LOB	BOTTOM				
29 Rusty Greer, L (1, 7) OBP: 0.375, SLG: 0.556	F7	G3-1					G3			5	1	1	4	0	1	3	Oakland Athletics @ Texas Rangers The Ballpark at Arlington, Arlington, TX Fri Apr 20 2001, 8:05 PM EDT Att: 39,041 - Overcast - 77 F livebaseballscorecards.com				
Frank Catalanotto, L (1, 4) OBP: 0.368, SLG: 0.529	F8	G3-1								5	1	2	1	0	1	2					
Alex Rodriguez, R (1, 6) OBP: 0.434, SLG: 0.672										4	1	1	1	1	2	0					
Rafael Palmeiro, L (1, 3) OBP: 0.387, SLG: 0.517	G3									5	0	1	0	0	2	2					
Ivan Rodriguez, R (1, 2) OBP: 0.329, SLG: 0.465										5	2	2	1	0	0	1					
Andres Galaraga, R (1, 10) OBP: 0.400, SLG: 0.531										2	1	1	0	1	1	0					
Ken Caminiti, S (1, 5) OBP: 0.317, SLG: 0.389 Scott Sheldon, R (8, 5) OBP: 0.300, SLG: 0.300										3	1	1	1	1	0	1					
Chad Curtis, R (1, 8) OBP: 0.426, SLG: 0.582										4	1	2	1	0	1	3					
Ruben Mateo, R (1, 9) OBP: 0.304, SLG: 0.355										3	1	1	0	1	1	3					
Inning Stats	R: 1 E: 0 K: 0 S: 9	H: 1 LOB: 0 BB: 0 P: 17	R: 2 E: 0 K: 1 S: 13	H: 3 LOB: 1 BB: 1 P: 24	R: 0 E: 0 K: 2 S: 11	H: 1 LOB: 3 BB: 1 P: 21	R: 0 E: 0 K: 2 S: 13	H: 1 LOB: 2 BB: 1 P: 23	R: 5 E: 0 K: 1 S: 15	H: 4 LOB: 0 BB: 1 P: 26	R: 0 E: 0 K: 1 S: 7	H: 0 LOB: 0 BB: 0 P: 9	R: 0 E: 0 K: 0 S: 10	H: 1 LOB: 1 BB: 0 P: 15	R: 1 E: 0 K: 2 S: 10	H: 1 LOB: 0 BB: 0 P: 15	1B: 6 2B: 1 3B: 1 HR: 4	SF: 0 SAC: 0 DP: 0 HBP: 1	WP: 0 PB: 0 SB: 1 CS: 0	PA: 41	
PITCHER	IP	WLS	BF	H	R	ER	SO	BB	IBB	HBP	BLK	WP	HR	S	P	ERA	WHIP				
Gil Herala, R (1, 1) ERA: 8.85	4.1	L	26	9	6	6	5	3	0	1	0	0	1	24	38	6.75	1.125				
Mark Guthrie, L (5, 1) ERA: 3.95	2.2		11	2	2	2	2	1	0	0	0	0	1	24	38	6.75	1.125				
Luis Vizcaino, R (8, 1) ERA: 6.35	1.0		4	1	1	1	2	0	0	0	0	0	1	10	15	9.00	1.000				

AB 36
R 6
H 9
RBI 5
BB 2
SO 10
LOB 16



AB 36
R 9
H 12
RBI 9
BB 4
SO 9
LOB 15



Batter	1	2	3	4	5	6	7	8	9	AB	R	H	RBI	BB	SO	LOB	TOP										
Johnny Damon, L (1, 7) OBP: 0.298, SLG: 0.312										6	1	3	0	0	0	3											
Frank Menechino, R (1, 4) OBP: 0.388, SLG: 0.758										5	2	2	4	0	2	3											
Jason Giambi, L (1, 3) OBP: 0.544, SLG: 0.717										1	0	0	0	4	1	0											
Terrence Long, L (1, 8) OBP: 0.446, SLG: 0.508										3	0	0	0	2	1	3											
Jeremy Giambi, L (1, 9) OBP: 0.258, SLG: 0.345										5	1	3	1	0	1	5											
Miguel Tejada, R (1, 6) OBP: 0.286, SLG: 0.408										5	1	1	0	0	0	5											
3 Eric Chavez, L (1, 5) OBP: 0.347, SLG: 0.446										5	1	2	2	0	1	2											
23 Mario Valdez, L (1, 10) OBP: 0.316, SLG: 0.235										5	0	1	0	0	2	1											
Ramon Hernandez, R (1, 2) OBP: 0.319, SLG: 0.369										4	1	1	0	1	0	2											
Inning Stats	R: 0 E: 0 K: 1 S: 10	H: 1 LOB: 3 BB: 2 P: 22	R: 0 E: 0 K: 0 S: 7	H: 1 LOB: 1 BB: 0 P: 12	R: 1 E: 0 K: 0 S: 10	H: 2 LOB: 1 BB: 1 P: 18	R: 3 E: 0 K: 2 S: 11	H: 2 LOB: 0 BB: 0 P: 18	R: 0 E: 0 K: 2 S: 10	H: 1 LOB: 2 BB: 1 P: 16	R: 3 E: 1 K: 1 S: 17	H: 3 LOB: 1 BB: 0 P: 26	R: 0 E: 0 K: 1 S: 12	H: 2 LOB: 2 BB: 0 P: 15	R: 0 E: 0 K: 1 S: 8	H: 1 LOB: 0 BB: 0 P: 14	1B: 5 2B: 4 3B: 0 HR: 4	SF: 0 SAC: 0 DP: 1 HBP: 0	WP: 0 PB: 1 SB: 0 CS: 1	PA: 47							
PITCHER	IP	WLS	BF	H	R	ER	SO	BB	IBB	HBP	BLK	WP	HR	S	P	ERA	WHIP										
Ryan Glynn, R (1, 1) ERA: 12.12	3.2		22	6	4	4	1	5	1	0	0	0	2	36	75	9.82	3.000										
Pat Mahomes, R (4, 1) ERA: 2.93	3.1	L	16	4	3	2	5	0	1	0	0	0	2	40	63	5.40	1.200										
Jeff Brantley, R (8, 1) ERA: 4.35	1.0		5	2	0	0	1	0	0	0	0	0	0	12	15	0.00	2.000										
59 Jeff Zimmerman, R (9, 1) ERA: 2.61	1.0		3	1	0	0	1	0	0	0	0	0	0	8	14	0.00	1.000										

Oakland Athletics @ Texas Rangers
The Ballpark at Arlington, Arlington, TX
Sat Apr 21 2001, 8:05 PM EDT
Att: 45,174 - Overcast - 76 F

AB	39
R	7
H	13
RBI	7
BB	7
SO	8
LOB	24



Batter	1	2	3	4	5	6	7	8	9	AB	R	H	RBI	BB	SO	LOB	BOTTOM										
29 Rusty Greer, L (1, 7) OBP: 0.357, SLG: 0.533										3	0	0	1	0	2	1											
Randy Velarde, R (1, 4) OBP: 0.423, SLG: 0.623										2	0	1	0	3	1	2											
Alex Rodriguez, R (1, 6) OBP: 0.443, SLG: 0.657										3	0	1	0	2	0	4											
Rafael Palmeiro, L (1, 10) OBP: 0.363, SLG: 0.477										5	0	0	0	0	2	7											
Ivan Rodriguez, R (1, 2) OBP: 0.321, SLG: 0.487										5	1	1	1	0	0	2											
Andres Galarraga, R (1, 3) OBP: 0.388, SLG: 0.522										5	1	1	0	0	1	0											
Chad Curtis, R (1, 8) ERA: 4.44										1	1	1	1	0	0	0											
Bo Porter, R (3, 8) OBP: 0.344, SLG: 0.400										4	2	2	0	0	1	0											
Ruben Mateo, R (1, 9) OBP: 0.315, SLG: 0.354										3	1	1	1	1	0	1											
Scott Sheldon, R (1, 5) OBP: 0.462, SLG: 0.615										3	0	3	2	0	0	0											
Frank Catalanotto, L (8, PH) OBP: 0.350, SLG: 0.500										1	0	0	0	0	0	0											
Inning Stats	R: 0 E: 0 K: 1 S: 10	H: 1 LOB: 2 BB: 1 P: 17	R: 3 E: 0 K: 0 S: 13	H: 3 LOB: 1 BB: 2 P: 25	R: 0 E: 0 K: 1 S: 8	H: 0 LOB: 0 BB: 0 P: 13	R: 1 E: 0 K: 1 S: 11	H: 2 LOB: 2 BB: 1 P: 23	R: 0 E: 0 K: 1 S: 10	H: 0 LOB: 0 BB: 0 P: 15	R: 1 E: 1 K: 1 S: 12	H: 3 LOB: 3 BB: 1 P: 19	R: 1 E: 0 K: 1 S: 9	H: 1 LOB: 2 BB: 1 P: 12	R: 0 E: 0 K: 1 S: 4	H: 0 LOB: 0 BB: 0 P: 9	1B: 7 2B: 3 3B: 0 HR: 1	SF: 1 SAC: 1 DP: 1 HBP: 0	WP: 0 PB: 0 SB: 1 CS: 0	PA: 43							
PITCHER	IP	WLS	BF	H	R	ER	SO	BB	IBB	HBP	BLK	WP	HR	S	P	ERA	WHIP										
Mark Mulder, L (1, 1) ERA: 4.44	6.0		31	9	5	5	5	4	1	0	0	0	0	64	112	7.50	2.167										
Jeff Tam, R (7, 1) ERA: 7.59	1.0	H	4	1	1	1	1	0	0	0	0	0	1	9	14	9.00	1.000										
Mike Magnante, L (8, 1) ERA: 2.69	0.2	H	3	1	0	0	1	0	0	0	0	0	0	5	6	0.00	1.500										
Jim Mecir, R (8, 1) ERA: 7.56	0.1	H	2	0	0	0	0	1	0	0	0	0	0	2	6	0.00	3.000										
Jason Istringhausen, R (9, 1) ERA:	1.0	S	3	0	0	0	0	0	0	0	0	0	0	4	9	0.00	0.000										

Oakland Athletics @ Texas Rangers
The Ballpark at Arlington, Arlington, TX
Sat Apr 21 2001, 8:05 PM EDT
Att: 45,174 - Overcast - 76 F

AB	35
R	6
H	11
RBI	6
BB	6
SO	7
LOB	17



Batter	1	2	3	4	5	6	7	8	9	AB	R	H	RBI	BB	SO	LOB	TOP										
Johnny Damon, L (1, 7) <small>OBP: 0.284, SLG: 0.296</small> 23 Mario Valdez, L (8, 3) <small>OBP: 0.300, SLG: 0.222</small>	F7		K		E6		FC4-6		F5	4	0	0	0	0	1	1											
Frank Menechino, R (1, 4) <small>OBP: 0.405, SLG: 0.743</small>	BB		HR		FC6-4		BB			2	1	1	0	1	0	1											
Jason Giambi, L (1, 3) <small>OBP: 0.354, SLG: 0.762</small> Adam Platt, R (8, 9) <small>OBP: 0.300, SLG: 0.343</small>	G4-6-3		HR		1B		L6			3	1	2	2	1	0	2											
Terrence Long, L (1, 8) <small>OBP: 0.423, SLG: 0.478</small>	G4-6-3		K		F7		E7			4	0	0	0	0	1	3											
Jeremy Giambi, L (1, 9) <small>OBP: 0.257, SLG: 0.313</small>		G6-4-3		K		F7		P6		3	0	0	0	1	1	2											
Miguel Tejada, R (1, 6) <small>OBP: 0.284, SLG: 0.400</small>		G6-4-3		G6-3		1B		L6		4	0	1	0	0	0	2											
3 Eric Chavez, L (1, 10) <small>OBP: 0.346, SLG: 0.456</small> Olmedo Saenz, R (8, PH) <small>OBP: 0.286, SLG: 0.321</small>			P6		K		FC5-4			3	0	1	0	0	1	2											
Mark Bellhorn, S (1, 5) <small>OBP: 0.250, SLG: 0.250</small>			2B		K		1B		F7	4	0	1	0	0	2	1											
Sal Fasano, R (1, 2)			K		F8		K		F2	4	0	0	0	0	2	1											
Inning Stats	R: 0 E: 0 K: 0 S: 7	H: 1 LOB: 1 BB: 1 P: 16	R: 0 E: 0 K: 1 S: 10	H: 1 LOB: 1 BB: 1 P: 19	R: 2 E: 0 K: 3 S: 12	H: 1 LOB: 0 BB: 0 P: 16	R: 0 E: 0 K: 1 S: 6	H: 0 LOB: 0 BB: 0 P: 10	R: 0 E: 1 K: 1 S: 10	H: 2 LOB: 2 BB: 0 P: 28	R: 0 E: 0 K: 1 S: 12	H: 1 LOB: 2 BB: 1 P: 22	R: 0 E: 1 K: 0 S: 13	H: 0 LOB: 1 BB: 0 P: 18	R: 0 E: 0 K: 0 S: 3	H: 0 LOB: 0 BB: 0 P: 6	1B: 4 2B: 1 3B: 0 HR: 1	SF: 0 SAC: 0 DP: 2 HBP: 1	WP: 0 PB: 0 SB: 0 CS: 0	PA: 37							
PITCHER	IP	WLS	BF	H	R	ER	SO	BB	IBB	HBP	BLK	WP	HR	S	P	ERA	WHIP										
Rick Helling, R (1, 1) <small>ERA: 8.31</small>	6.2	W	29	6	2	2	8	3	0	1	0	0	1	74	123	2.70	1.350										
Mike Venafro, L (7, 1) <small>ERA: 3.0</small>	1.1		5	0	0	0	0	0	0	0	0	0	0	14	21	0.00	0.000										
R.A. Dickey, R (8, 1) <small>ERA:</small>	1.0		3	0	0	0	0	0	0	0	0	0	0	3	6	0.00	0.000										

Oakland Athletics @ Texas Rangers
The Ballpark at Arlington, Arlington, TX
Sun Apr 22 2001, 3:05 PM EDT
Att: 32,527 - Cloudy - 79 F

AB	33
R	2
H	6
RBI	2
BB	3
SO	8
LOB	16



Batter	1	2	3	4	5	6	7	8	9	AB	R	H	RBI	BB	SO	LOB	BOTTOM										
29 Rusty Greer, L (1, 7) <small>OBP: 0.348, SLG: 0.513</small>	F7		G3		G3-1		F9			5	0	1	1	0	0	1											
Randy Velarde, R (1, 4) <small>OBP: 0.422, SLG: 0.603</small>	K		HR		G6-3		1B		F9	4	1	1	0	1	1	2											
Alex Rodriguez, R (1, 6) <small>OBP: 0.462, SLG: 0.676</small>	1B		HR		1B		2B		P4	4	3	3	0	1	0	0											
Rafael Palmeiro, L (1, 3) <small>OBP: 0.353, SLG: 0.500</small>	F9		HR		K		F7		K	5	1	1	3	0	2	3											
Ivan Rodriguez, R (1, 2) <small>OBP: 0.337, SLG: 0.525</small>		HR	F7		FC6-4		2B		G5-3	4	2	2	2	1	0	0											
Andres Galaraga, R (1, 10) <small>OBP: 0.380, SLG: 0.548</small>		K	2B		FC6-4		1B		2B	4	2	2	2	0	1	1											
Frank Catalanotto, L (1, 5) <small>OBP: 0.376, SLG: 0.545</small> Scott Sheldon, R (8, 5) <small>OBP: 0.462, SLG: 0.615</small>		G4-3		2B		G5-3		1B	2B	4	1	2	2	0	0	1											
Ruben Mateo, R (1, 9) <small>OBP: 0.312, SLG: 0.338</small>		BB	F7				P6			3	0	0	0	1	0	2											
Gabe Kapler, R (1, 8) <small>OBP: 0.500, SLG: 0.333</small>		G4-3		G5-3		29 F9	29 S		1B	3	1	1	0	1	0	1											
Inning Stats	R: 0 E: 0 K: 1 S: 9	H: 1 LOB: 1 BB: 0 P: 14	R: 1 E: 0 K: 1 S: 10	H: 1 LOB: 1 BB: 1 P: 17	R: 4 E: 0 K: 0 S: 18	H: 4 LOB: 1 BB: 1 P: 31	R: 0 E: 0 K: 0 S: 11	H: 0 LOB: 0 BB: 0 P: 15	R: 1 E: 0 K: 1 S: 11	H: 2 LOB: 1 BB: 0 P: 14	R: 1 E: 0 K: 0 S: 15	H: 5 LOB: 2 BB: 1 P: 43	R: 0 E: 0 K: 1 S: 9	H: 0 LOB: 0 BB: 0 P: 12	1B: 7 2B: 4 3B: 0 HR: 2	SF: 0 SAC: 0 DP: 0 HBP: 0	WP: 1 PB: 0 SB: 1 CS: 1	PA: 42									
PITCHER	IP	WLS	BF	H	R	ER	SO	BB	IBB	HBP	BLK	WP	HR	S	P	ERA	WHIP										
Tim Hudson, R (1, 1) <small>ERA: 5.46</small>	5.2	L	29	8	7	7	3	4	0	0	0	0	2	72	115	11.12	2.118										
T.J. Mathews, R (6, 1) <small>ERA: 8.68</small>	1.0		8	5	4	4	0	1	0	0	0	0	0	25	41	36.00	6.000										
Luis Vizcaino, R (7, 1) <small>ERA: 6.0</small>	0.1		1	0	0	0	0	0	0	0	0	0	0	2	5	0.00	0.000										
Jim Mecir, R (8, 1) <small>ERA: 6.75</small>	1.0		3	0	0	0	1	0	0	0	0	0	0	9	12	0.00	0.000										

Oakland Athletics @ Texas Rangers
The Ballpark at Arlington, Arlington, TX
Sun Apr 22 2001, 3:05 PM EDT
Att: 32,527 - Cloudy - 79 F

AB	36
R	11
H	13
RBI	10
BB	5
SO	4
LOB	11



Batter	1	2	3	4	5	6	7	8	9	AB	R	H	RBI	BB	SO	LOB	TOP										
Johnny Damon, L (1, 7) OBP: 0.283, SLG: 0.286	0-1 P1		4-2 HBP HR BB		3-2 F3		0-1 SH1-3		0-0 L3	3	1	0	0	1	0	1											
Frank Menechino, R (1, 4) OBP: 0.426, SLG: 0.703	2-2 F9		2-2 HR HBP		2-2 G1-3		4-2 2B BB		4-2 3B BB	2	2	0	0	2	0	1											
Jason Giambi, L (1, 3) OBP: 0.557, SLG: 0.788	4-1 BB		0-1 HR		4-0 IBB		1-3 K		1-3 K	3	1	1	4	2	2	3											
Terrence Long, L (1, 8) OBP: 0.422, SLG: 0.514	0-2 G1-3		1-2 G4-3		0-1 F9		1-1 2B		1-0 3B	5	0	2	2	0	0	3											
Adam Piatt, R (1, 9) OBP: 0.302, SLG: 0.324 Jeremy Giambi, L (7, PH) OBP: 0.243, SLG: 0.294		1-1 P4	3-3 K		4-2 FC5-4 BB		2-2 F7		3-3 K	2	0	0	0	1	1	0											
Miguel Tejada, R (1, 6) OBP: 0.271, SLG: 0.380	0-1 G4-3			0-3 K		1-1 FC5-4 1-2		0-1 P4		4	0	0	0	0	1	1											
Eric Chavez, L (1, 5) OBP: 0.354, SLG: 0.458	0-2 G5-3			1-2 G6-4-3 1B		2-0 F9		1-2 1B		4	0	2	0	0	0	1											
Ramon Hernandez, R (1, 2) OBP: 0.301, SLG: 0.348			3-2 F9	1-0 G6-4-3 1-2		0-2 F8		1-2 F8		4	0	0	0	0	0	3											
Mario Valdez, L (1, 10) OBP: 0.375, SLG: 0.286			1-1 HBP HR HBP		0-0 G1-3 1B		1-1 SH1-3 2B 1B		1-2 F8	3	2	2	0	0	0	1											
Inning Stats	R: 0 E: 0 K: 0 S: 9	H: 0 LOB: 1 BB: 1 P: 15	R: 0 E: 0 K: 0 S: 7	H: 0 LOB: 0 BB: 0 P: 8	R: 4 E: 0 K: 1 S: 19	H: 1 LOB: 0 BB: 1 P: 33	R: 0 E: 0 K: 1 S: 10	H: 1 LOB: 0 BB: 0 P: 12	R: 0 E: 0 K: 0 S: 9	H: 1 LOB: 2 BB: 1 P: 18	R: 0 E: 0 K: 1 S: 8	H: 0 LOB: 1 BB: 1 P: 15	R: 1 E: 0 K: 1 S: 14	H: 2 LOB: 1 BB: 1 P: 23	R: 0 E: 0 K: 0 S: 13	H: 1 LOB: 1 BB: 0 P: 16	R: 1 E: 0 K: 2 S: 12	H: 1 LOB: 1 BB: 1 P: 21	1B: 4 2B: 1 3B: 1 HR: 1	SF: 0 SAC: 1 DP: 1 HBP: 2	WP: 0 PB: 0 CS: 0	PA: 41					
PITCHER	IP	WLS	BF	H	R	ER	SO	BB	IBB	HBP	BLK	WP	HR	S	P	ERA	WHIP										
56 Mark Buehrle, L (1, 1) ERA: 7.04	6.1	L	29	4	5	5	2	4	1	2	0	0	1	68	112	7.11	1.263										
Kelly Wunsch, L (7, 1) ERA: 8.22	0.1		2	1	0	0	1	0	0	0	0	0	0	5	7	0.00	3.000										
Lorenzo Barcelo, R (7, 1) ERA:	1.1		5	1	0	0	0	0	0	0	0	0	0	16	21	0.00	0.750										
Bob Howry, R (9, 1) ERA: 4.5	1.0		5	1	1	1	2	1	0	0	0	0	0	12	21	9.00	2.000										

Oakland Athletics @ Chicago White Sox
Comiskey Park, Chicago, IL
Tue Apr 24 2001, 8:05 PM EDT
Att. 12,441 - Sunny - 61 F

AB	32
R	6
H	7
RBI	6
BB	6
SO	5
LOB	17



Batter	1	2	3	4	5	6	7	8	9	AB	R	H	RBI	BB	SO	LOB	BOTTOM										
Ray Durham, S (1, 4) OBP: 0.300, SLG: 0.384	1-1 G6-3		4-1 3B BB		1-0 F7		1-0 F9		4-2 DI BB	3	1	0	0	2	0	0											
Royce Clayton, R (1, 6) OBP: 0.185, SLG: 0.204	1-1 S 14 1B		1-0 1H 3H 2-2 3B		1-3 K		2-2 G1-3		0-3 K	5	1	2	2	0	2	1											
Frank Thomas, R (1, 10) OBP: 0.333, SLG: 0.475	1-1 F9		1-1 F2		1-3 K		3-2 G5-3		3-2 G5-3	4	0	0	0	0	1	2											
Magglio Ordonez, R (1, 9) OBP: 0.282, SLG: 0.394	4-1 14 1B BB		4-1 14 G1-4-3 BB		1-2 F8		0-3 K		0-3 K	2	0	0	0	2	1	0											
14 Paul Konerko, R (1, 3) OBP: 0.435, SLG: 0.651	1-0 1B		2-1 G1-4-3		3-2 G6-3		2-1 3B 1B		2-1 3B 1B	4	1	2	1	0	0	1											
Carlos Lee, R (1, 7) OBP: 0.382, SLG: 0.475	3-3 K		0-1 1B		0-0 G5-3		1-2 1H 3B		1-2 G3	4	0	2	1	0	1	2											
Herbert Perry, R (1, 5) OBP: 0.370, SLG: 0.535		0-0 P1-6 1B	1-1 1B		0-1 G6-3		0-1 G3		0-1 G3	4	0	2	0	0	0	1											
Sandy Alomar Jr., R (1, 2) OBP: 0.345, SLG: 0.380		0-1 WP 3B 1B	0-0 G4-3		0-3 K		1-1 F9		1-1 F9	4	1	1	0	0	1	2											
Julio Ramirez, R (1, 8) OBP: 0.063, SLG: 0.063 Jose Valentin, S (9, PH) OBP: 0.411, SLG: 0.673		1-0 P1-6		0-3 K		1-3 K		2-3 K		3	0	0	0	0	2	2											
Inning Stats	R: 1 E: 0 K: 1 S: 12	H: 2 LOB: 2 BB: 1 P: 23	R: 2 E: 1 K: 0 S: 9	H: 3 LOB: 1 BB: 1 P: 17	R: 0 E: 0 K: 0 S: 8	H: 2 LOB: 2 BB: 1 P: 15	R: 0 E: 0 K: 2 S: 8	H: 0 LOB: 0 BB: 0 P: 10	R: 0 E: 0 K: 1 S: 10	H: 0 LOB: 0 BB: 0 P: 15	R: 0 E: 0 K: 1 S: 6	H: 0 LOB: 0 BB: 0 P: 6	R: 0 E: 0 K: 1 S: 8	H: 0 LOB: 0 BB: 0 P: 12	R: 1 E: 0 K: 0 S: 15	H: 2 LOB: 1 BB: 0 P: 21	R: 0 E: 0 K: 2 S: 11	H: 0 LOB: 1 BB: 1 P: 18	1B: 7 2B: 1 3B: 2 HR: 0	SF: 0 SAC: 0 DP: 2 HBP: 0	WP: 1 PB: 0 CS: 0	PA: 38					
PITCHER	IP	WLS	BF	H	R	ER	SO	BB	IBB	HBP	BLK	WP	HR	S	P	ERA	WHIP										
Barry Zito, L (1, 1) ERA: 5.17	7.0	W	29	7	3	3	6	3	0	0	0	0	0	13	19	13.50	3.000										
Chad Bradford, R (8, 1) ERA: 13.5	0.2	H	4	2	1	1	1	0	0	0	0	0	0	2	2	0.00	0.000										
Jeff Tam, R (8, 1) ERA: 7.36	0.1	H	1	0	0	0	0	0	0	0	0	0	0	2	2	0.00	0.000										
Jason Istringhausen, R (9, 1) ERA:	1.0	S	4	0	0	0	2	1	0	0	0	0	0	11	18	0.00	1.000										

Oakland Athletics @ Chicago White Sox
Comiskey Park, Chicago, IL
Tue Apr 24 2001, 8:05 PM EDT
Att. 12,441 - Sunny - 61 F

AB	34
R	4
H	9
RBI	4
BB	4
SO	9
LOB	11



Batter	1	2	3	4	5	6	7	8	9	10	11	AB	R	H	RBI	BB	SO	LOB	TOP					
Johnny Damon, L (1.7) OBP: 0.268, SLG: 0.270	K		L6			G3	L1			K		5	0	0	0	0	2	3						
Frank Menechino, R (1.4) OBP: 0.404, SLG: 0.634	F9		F9			G5-3		F8		BB		4	0	0	0	1	0	1						
Jason Giambi, L (1.3) OBP: 0.548, SLG: 0.754	F5					1B	BB	G4-3		K		3	0	0	0	2	1	1						
Terrence Long, L (1.8) OBP: 0.420, SLG: 0.545		HR						P6		K		5	1	2	1	0	2	2						
Adam Piatt, R (1.9) OBP: 0.292, SLG: 0.293		G1-6-3																						
Miguel Tejada, R (1.6) OBP: 0.279, SLG: 0.381	G1-6-3																							
3 Eric Chavez, L (1.5) OBP: 0.345, SLG: 0.434	G4-3																							
Ramon Hernandez, R (1.2) OBP: 0.308, SLG: 0.342																								
23 Mario Valdez, L (1.10) OBP: 0.357, SLG: 0.250																								
Inning Stats	R: 0 E: 0 K: 1 S: 6	H: 0 LOB: 0 BB: 0 P: 9	R: 1 E: 0 K: 0 S: 4	H: 1 LOB: 0 BB: 1 P: 9	R: 0 E: 0 K: 2 S: 8	H: 0 LOB: 1 BB: 1 P: 17	R: 0 E: 0 K: 1 S: 8	H: 0 LOB: 1 BB: 1 P: 16	R: 0 E: 0 K: 0 S: 6	H: 0 LOB: 0 BB: 0 P: 9	R: 0 E: 0 K: 1 S: 12	H: 1 LOB: 2 BB: 1 P: 18	R: 0 E: 0 K: 0 S: 7	H: 0 LOB: 0 BB: 0 P: 8	R: 0 E: 0 K: 1 S: 15	H: 1 LOB: 2 BB: 1 P: 23	R: 0 E: 0 K: 3 S: 10	H: 0 LOB: 1 BB: 1 P: 18	R: 0 E: 0 K: 0 S: 12	H: 0 LOB: 1 BB: 1 P: 21	1B: 4 2B: 0 3B: 0 HR: 1	SF: 0 SAC: 0 DP: 1 HBP: 0	WP: 0 PB: 0 SB: 1 CS: 0	PA: 44
PITCHER	IP: 9.0 ERA: 3.23 WLS: 2.0 BF: 36 H: 5 R: 0 ER: 0 SO: 3 BB: 2 IBB: 0 HBP: 0 BLK: 0 WP: 0 HR: 0 S: 22 P: 39 ERA: 0.00 WHIP: 1.000																							

Oakland Athletics @ Chicago White Sox
Comiskey Park, Chicago, IL
Wed Apr 25 2001, 8:05 PM EDT
Att: 12,941 - Sunny - 55 F

AB	37
R	1
H	5
RBI	1
BB	7
SO	8
LOB	19



Batter	1	2	3	4	5	6	7	8	9	10	11	AB	R	H	RBI	BB	SO	LOB	BOTTOM					
Ray Durham, S (1.4) OBP: 0.318, SLG: 0.382	F8		K			S	1B	FC4-6		BB		3	0	1	0	2	1	0						
Jose Valentin, S (1.8) OBP: 0.393, SLG: 0.685		HR				F8		FC4-6		F7		5	1	1	1	0	1	4						
Harold Baines, L (1.10) OBP: 0.198, SLG: 0.111	F7					F9		K				4	0	0	0	1	1	1						
14 Paul Konerko, R (1.3) OBP: 0.419, SLG: 0.662						G6-3		K				5	1	1	1	0	2	2						
Carlos Lee, R (1.7) OBP: 0.359, SLG: 0.477						G5-3						4	0	2	0	0	0	0						
Julio Ramirez, R (10.7) OBP: 0.063, SLG: 0.063		G1-6-3						P6				0	0	0	0	0	0	0						
Herbert Perry, R (1.5) OBP: 0.360, SLG: 0.511		K				G5-3		G3-1		G5-4-3		4	0	1	0	0	1	2						
Chris Singleton, L (1.9) OBP: 0.186, SLG: 0.233		G1-6-3				L6		G3-1		F7		4	0	0	0	0	0	2						
Royce Clayton, R (1.6) OBP: 0.175, SLG: 0.192		G6-3				G6-3		K		F8		3	0	0	0	0	1	2						
Magglio Ordonez, R (10.0) OBP: 0.278, SLG: 0.388												1	0	0	0	0	0	0						
Josh Paul, R (1.2) OBP: 0.357, SLG: 0.392						L5						2	0	1	0	0	0	0						
Frank Thomas, R (8.0) OBP: 0.328, SLG: 0.468												1	0	0	0	0	0	0						
Sandy Alomar Jr., R (9.2) OBP: 0.357, SLG: 0.392												1	0	1	0	0	0	0						
Inning Stats	R: 1 E: 0 K: 10 S: 10	H: 1 LOB: 0 BB: 0 P: 14	R: 0 E: 0 K: 1 S: 13	H: 1 LOB: 1 BB: 0 P: 19	R: 0 E: 0 K: 2 S: 9	H: 0 LOB: 0 BB: 0 P: 13	R: 0 E: 0 K: 0 S: 8	H: 0 LOB: 0 BB: 0 P: 11	R: 0 E: 0 K: 1 S: 12	H: 2 LOB: 2 BB: 1 P: 20	R: 0 E: 0 K: 1 S: 10	H: 1 LOB: 1 BB: 0 P: 15	R: 0 E: 0 K: 1 S: 14	H: 0 LOB: 0 BB: 1 P: 19	R: 0 E: 0 K: 0 S: 5	H: 1 LOB: 1 BB: 0 P: 8	R: 0 E: 0 K: 0 S: 10	H: 1 LOB: 2 BB: 1 P: 18	R: 1 E: 0 K: 0 S: 6	H: 1 LOB: 0 BB: 0 P: 11	1B: 5 2B: 1 3B: 0 HR: 2	SF: 0 SAC: 0 DP: 1 HBP: 0	WP: 1 PB: 0 SB: 3 CS: 0	PA: 40
PITCHER	IP: 7.0 ERA: 4.96 WLS: 2.0 BF: 26 H: 5 R: 1 ER: 1 SO: 6 BB: 1 IBB: 0 HBP: 0 BLK: 0 WP: 0 HR: 1 S: 68 P: 100 ERA: 1.29 WHIP: 0.857																							

Oakland Athletics @ Chicago White Sox
Comiskey Park, Chicago, IL
Wed Apr 25 2001, 8:05 PM EDT
Att: 12,941 - Sunny - 55 F

AB	37
R	2
H	8
RBI	2
BB	3
SO	7
LOB	13



Batter	1	2	3	4	5	6	7	8	9	AB	R	H	RBI	BB	SO	LOB	TOP			
Johnny Damon, L (1, 7) OBP: 0.282, SLG: 0.305	G3-1		HR	2B	2B	L3		G5-3	2B	6	3	3	1	0	0	0	Oakland Athletics @ Chicago White Sox Comeriskey Park, Chicago, IL Thu Apr 26 2001, 8:05 PM EDT Att: 12,963 - Sunny - 77 F			
Frank Menechino, R (1, 4) OBP: 0.431, SLG: 0.674	1B		K	2B	2B	F7		BB	2B	5	1	3	3	1	1					
Jason Giambi, L (1, 3) 23 Mario Valdez, L (6, PR) OBP: 0.379, SLG: 0.320	P6		HR	HBP	G3-1		G3	BB	2B	3	1	0	0	1	0	2				
Terrence Long, L (1, 8) OBP: 0.426, SLG: 0.578	G5-3		HR	HR			K	3	2B	6	3	3	3	0	1	4				
Miguel Tejada, R (1, 6) OBP: 0.295, SLG: 0.432	L9	L9	G6-3		HR		K	3	2B	4	3	2	2	1	0	0				
Olmedo Saenz, R (1, 10) OBP: 0.285, SLG: 0.295	F2			F8	G5-3		K		P6	5	0	0	0	0	1	3				
Adam Piatt, R (1, 9) Jeremy Giambi, L (7, PH) OBP: 0.282, SLG: 0.314	G4-3			1B	G5-3		K	3	2B	3	0	1	0	0	0	0				
3 Eric Chavez, L (1, 5) OBP: 0.359, SLG: 0.531			HR	FC1-4-6	2B		K		HR	5	3	3	6	0	1	1				
Ramon Hernandez, R (1, 2) OBP: 0.301, SLG: 0.325	G5-3		HR	2B	2B	K		G4-3	P6	4	1	0	0	1	1	0				
Inning Stats	R: 0 E: 0 K: 0 S: 9	H: 1 LOB: 1 BB: 0 P: 13	R: 0 E: 0 K: 0 S: 6	H: 0 LOB: 0 BB: 0 P: 10	R: 4 E: 0 K: 1 S: 20	H: 3 LOB: 0 BB: 0 P: 32	R: 3 E: 0 K: 0 S: 15	H: 3 LOB: 1 BB: 1 P: 29	R: 2 E: 0 K: 1 S: 9	H: 2 LOB: 0 BB: 0 P: 13	R: 2 E: 0 K: 1 S: 12	H: 2 LOB: 2 BB: 2 P: 23	R: 0 E: 0 K: 1 S: 8	H: 0 LOB: 2 BB: 2 P: 22	R: 5 E: 0 K: 0 S: 19	H: 6 LOB: 1 BB: 0 P: 31	1B: 6 2B: 7 3B: 0 HR: 4	SF: 0 SAC: 0 DP: 0 HBP: 1	WP: 0 PB: 1 SB: 0 CS: 0	PA: 49
PITCHER	IP WLS BF H R ER SO BB IBB HBP BLK WP HR S P ERA WHIP																			
Jim Parque, L (1, 1) ERA: 8.04	3.2 L 20 7 7 7 1 1 0 0 0 0 2 48 79 17.18 2.182																			
Sean Lowe, R (4, 1) ERA: 2.45	2.1 9 2 2 2 2 0 0 0 0 0 1 20 32 7.71 0.857																			
Kelly Wunsch, L (7, 1) ERA: 9.0	0.1 2 1 1 1 0 0 0 0 0 0 0 4 5 27.00 3.000																			
Gary Glover, R (7, 1) ERA: 6.17	2.2 18 7 6 6 2 4 0 0 0 0 1 35 71 20.25 4.125																			

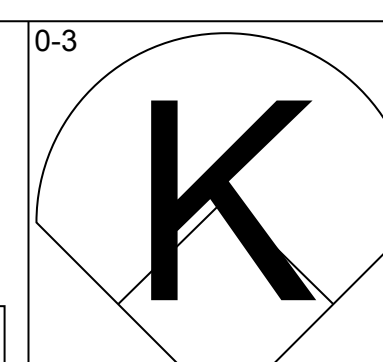
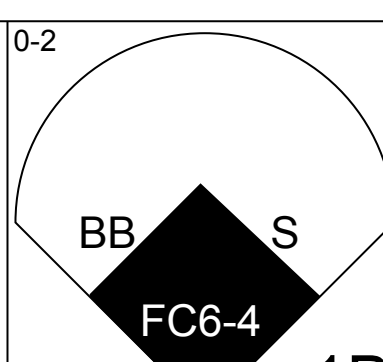
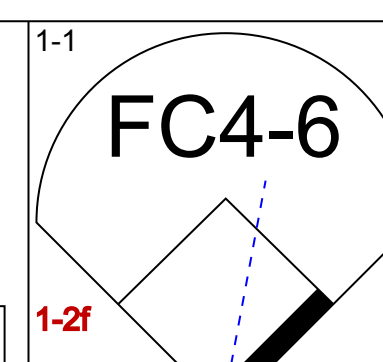
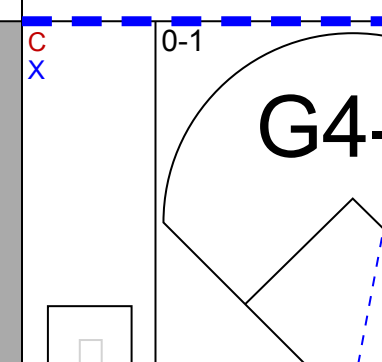
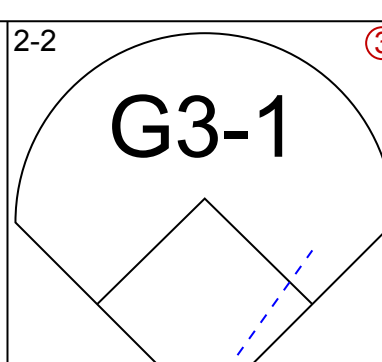
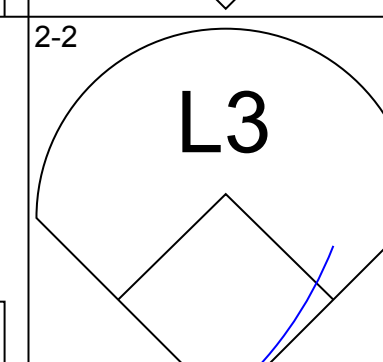
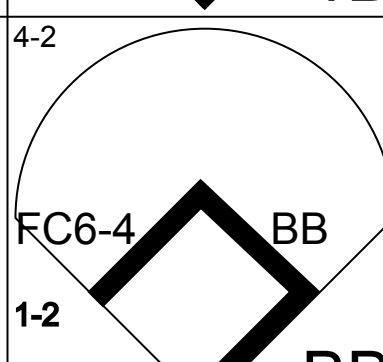
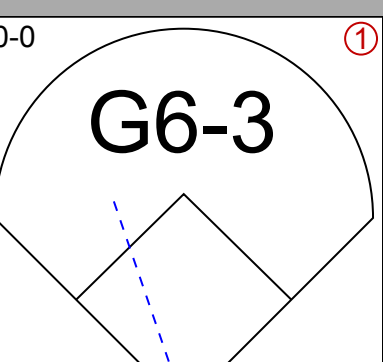
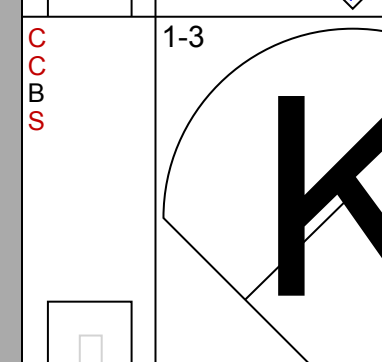
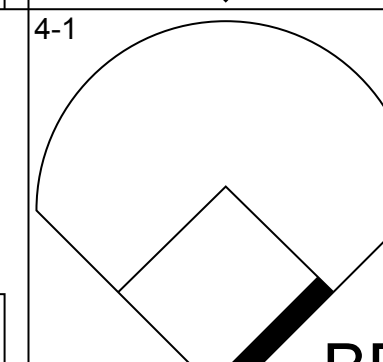
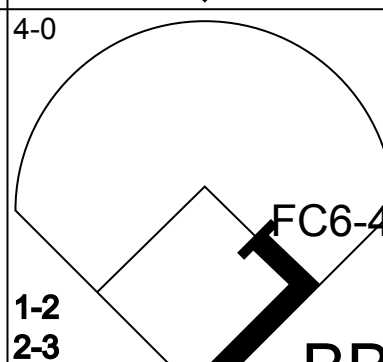
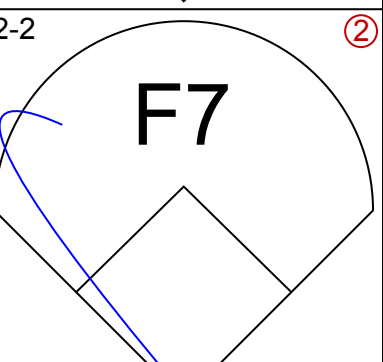
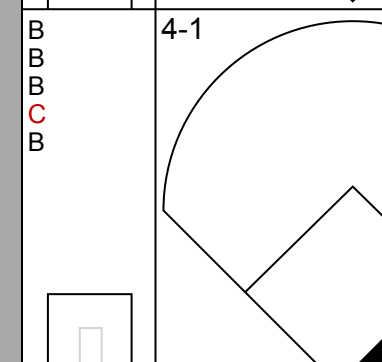
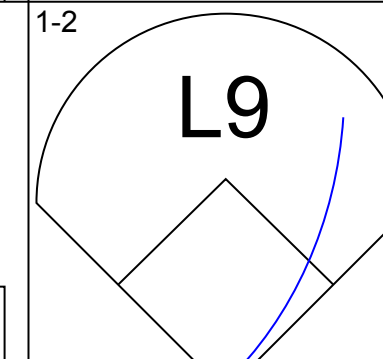
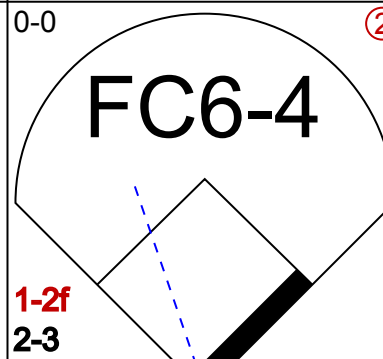
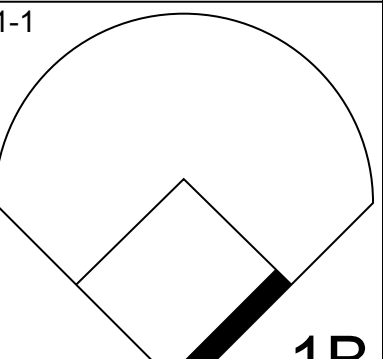
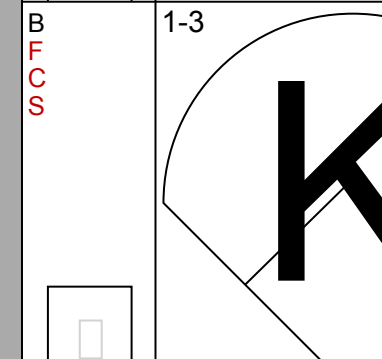
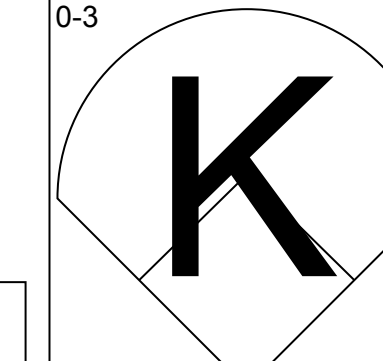
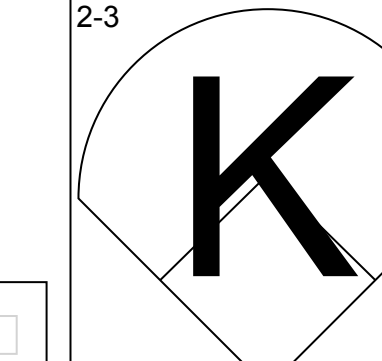
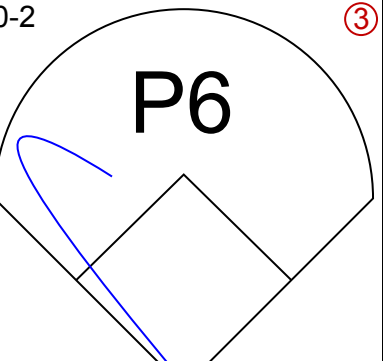
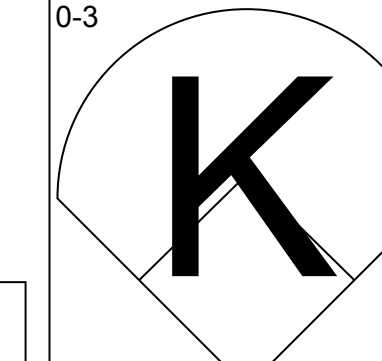
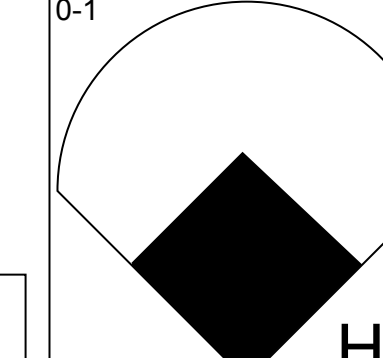
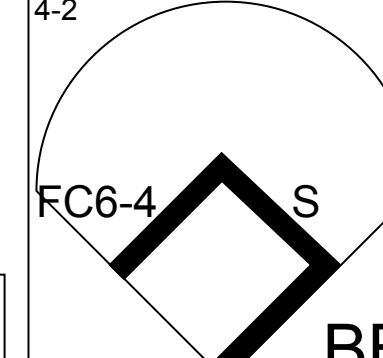
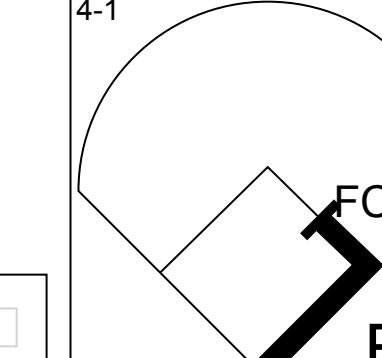
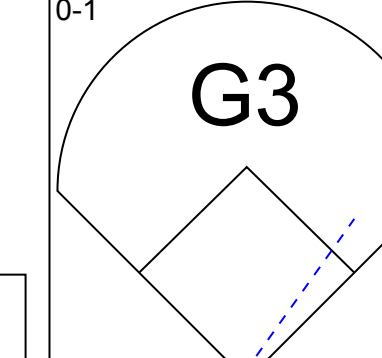
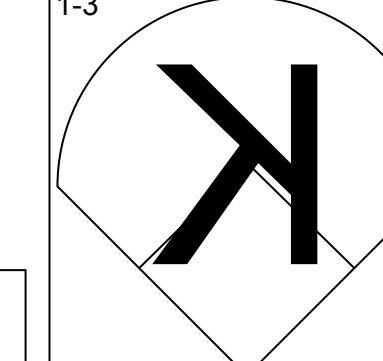
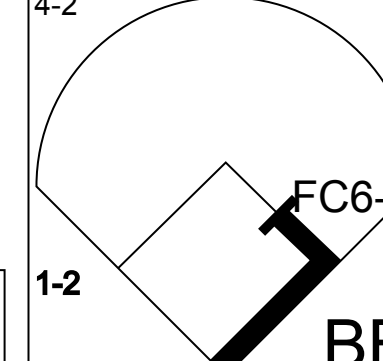
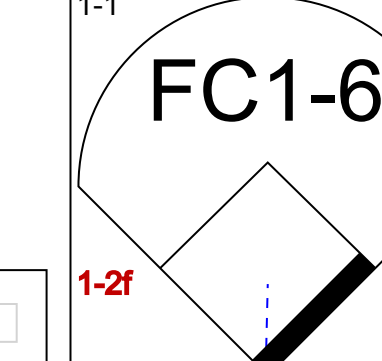
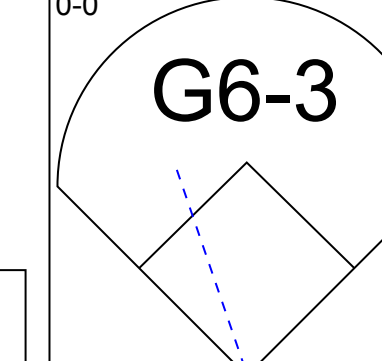
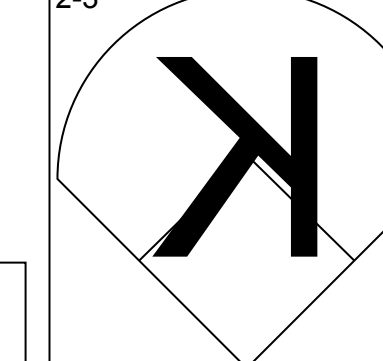
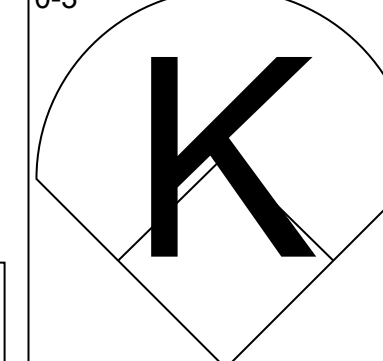
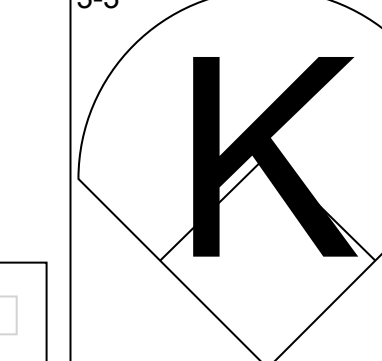
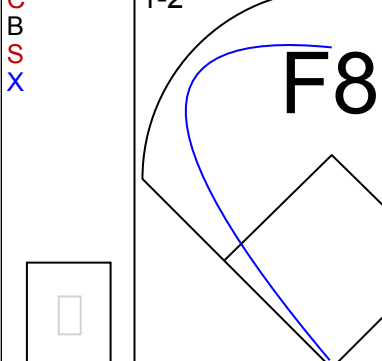

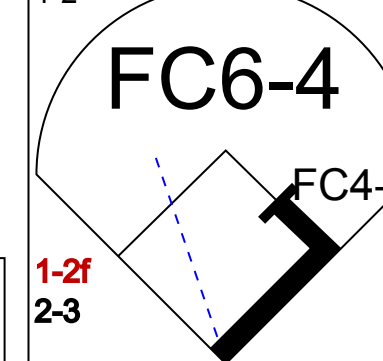
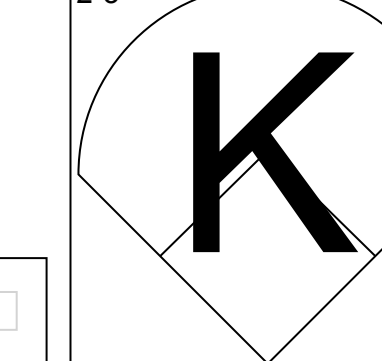
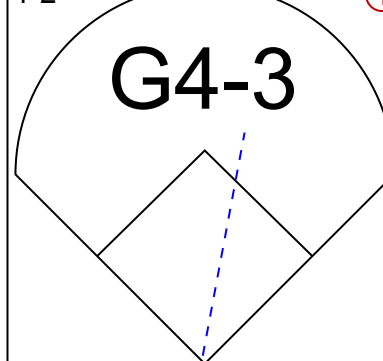
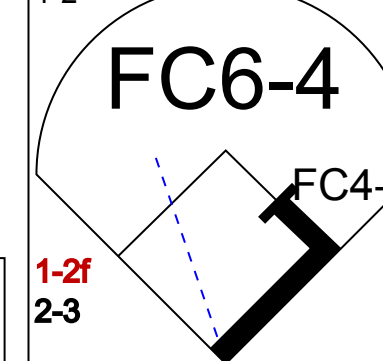
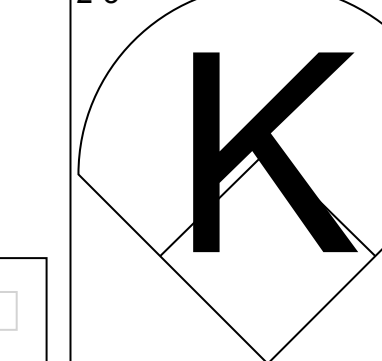
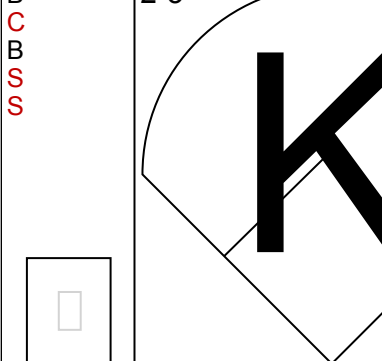
AB 43
R 16
H 17
RBI 16
BB 5
SO 5
LOB 11



Batter	1	2	3	4	5	6	7	8	9	AB	R	H	RBI	BB	SO	LOB	BOTTOM			
Ray Durham, S (1, 4) OBP: 0.322, SLG: 0.375	G5-3		F7		E	S		F9		4	1	1	0	1	0	1	Oakland Athletics @ Chicago White Sox Comeriskey Park, Chicago, IL Thu Apr 26 2001, 8:05 PM EDT Att: 12,963 - Sunny - 77 F			
Jose Valentin, S (1, 6) OBP: 0.384, SLG: 0.627	G3-1		F8		K		F7	1B	5	0	0	0	0	1	4					
Frank Thomas, R (1, 10) OBP: 0.321, SLG: 0.448	F2		F7		1B		K		G5-3	5	0	1	1	0	1					
Magglio Ordonez, R (1, 9) OBP: 0.312, SLG: 0.414		14	G1-4-3	HR	2B	FC5	1B	G6-3		3	1	2	0	1	0	1				
14 Paul Konerko, R (1, 3) OBP: 0.405, SLG: 0.671	G1-4-3		F8		HR		F8		FC5-4	5	1	1	1	0	0	4				
Carlos Lee, R (1, 7) OBP: 0.403, SLG: 0.529		HR		FC5	1B	HR		FC6-4		5	2	3	2	0	0	2				
Chris Singleton, L (1, 8) OBP: 0.191, SLG: 0.298		K		F8		HR		K		4	1	1	2	0	2					
Herbert Perry, R (1, 5) OBP: 0.352, SLG: 0.490		1B		FC5		E6		K		4	0	1	0	0	1	2				
Sandy Alomar Jr., R (1, 2) OBP: 0.350, SLG: 0.382	F9			1-2	2-3	G5-3		P6	1B	4	0	1	0	0	0	2				
Inning Stats	R: 0 E: 0 K: 0 S: 5	H: 0 LOB: 0 BB: 0 P: 7	R: 2 E: 0 K: 1 S: 10	H: 3 LOB: 1 BB: 0 P: 18	R: 0 E: 0 K: 0 S: 10	H: 0 LOB: 0 BB: 0 P: 14	R: 0 E: 0 K: 0 S: 8	H: 2 LOB: 2 BB: 0 P: 13	R: 1 E: 0 K: 1 S: 16	H: 1 LOB: 1 BB: 1 P: 25	R: 3 E: 1 K: 0 S: 14	H: 3 LOB: 1 BB: 0 P: 19	R: 0 E: 0 K: 2 S: 13	H: 0 LOB: 2 BB: 0 P: 16	R: 0 E: 0 K: 0 S: 12	H: 0 LOB: 1 BB: 0 P: 16	1B: 7 2B: 1 3B: 0 HR: 3	SF: 0 SAC: 0 DP: 0 HBP: 1	WP: 0 PB: 0 SB: 1 CS: 0	PA: 42
PITCHER	IP WLS BF H R ER SO BB IBB HBP BLK WP HR S P ERA WHIP																			
Gil Heredia, R (1, 1) ERA: 9.24	5.0 W 25 9 6 6 2 1 0 0 0 0 0 30 42 10.80 2.000																			
T.J. Mathews, R (6, 1) ERA: 6.75	2.2 H 12 2 0 0 3 1 0 0 0 0 0 30 42 0.00 1.125																			
Mike Magnante, L (8, 1) ERA: 2.61	0.1 1 0 0 0 0 0 0 0 0 0 0 3 3 0.00 0.000																			
Chad Bradford, R (9, 1) ERA: 10.8	1.0 4 0 0 0 0 0 0 1 0 0 0 0 12 16 0.00 0.000																			

AB 39
R 6
H 11
RBI 6
BB 2
SO 5
LOB 18

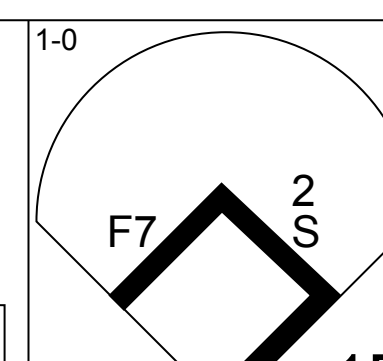
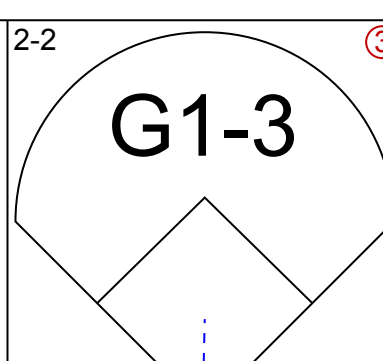
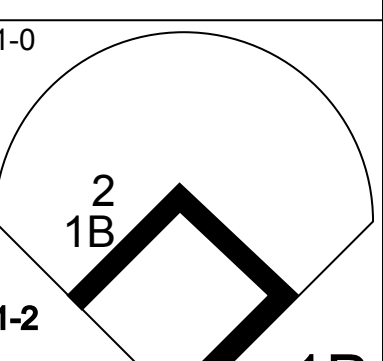
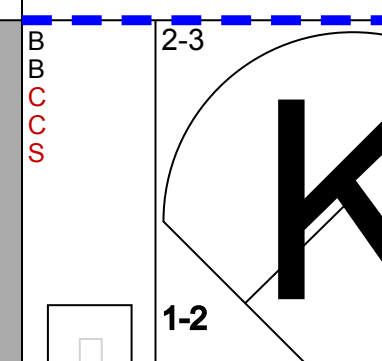
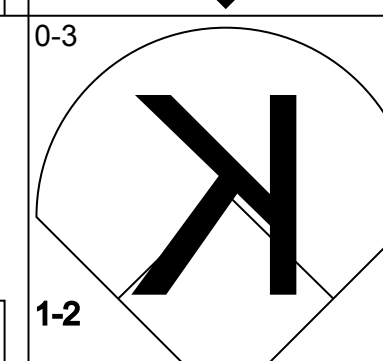
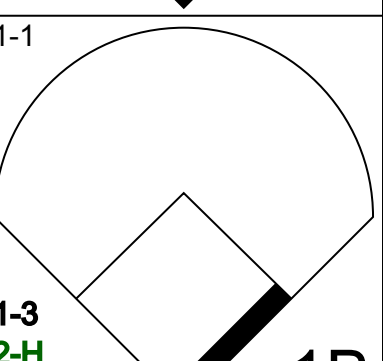
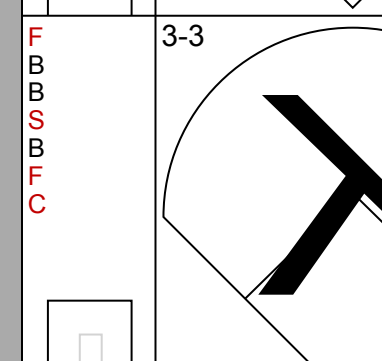

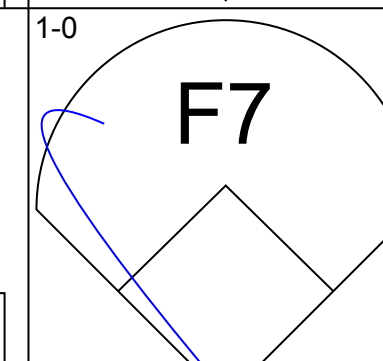
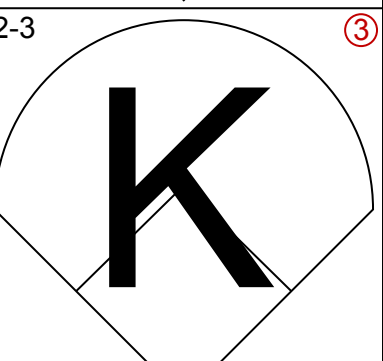

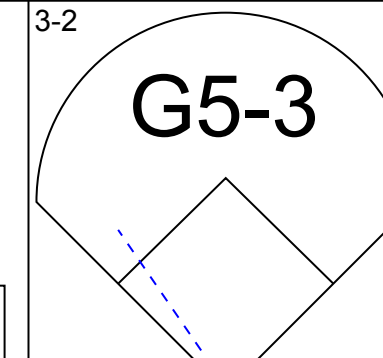
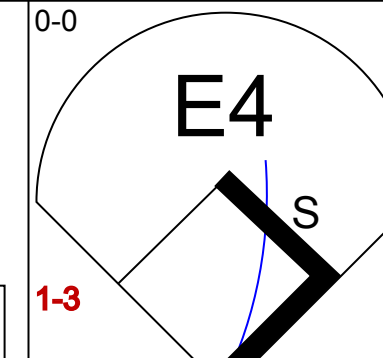

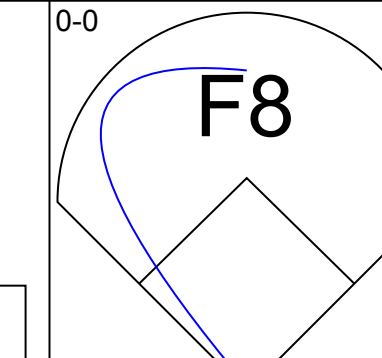

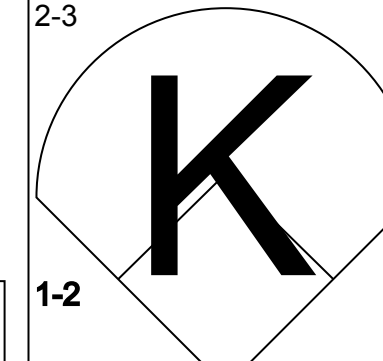
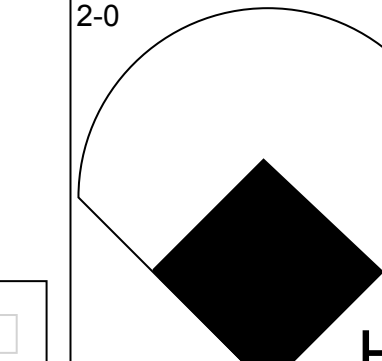
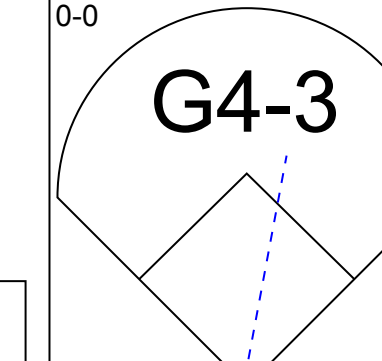
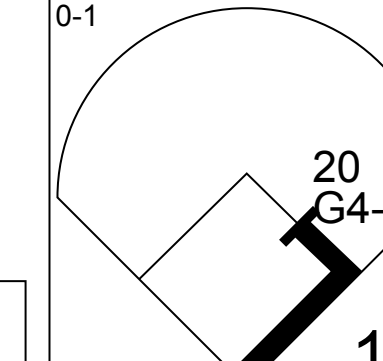
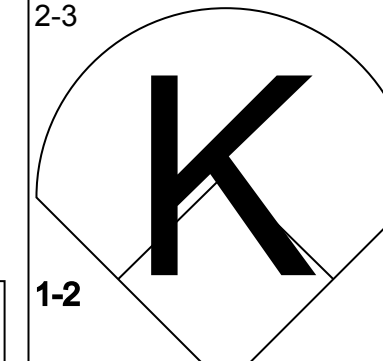
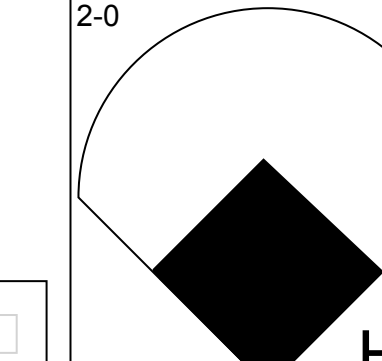
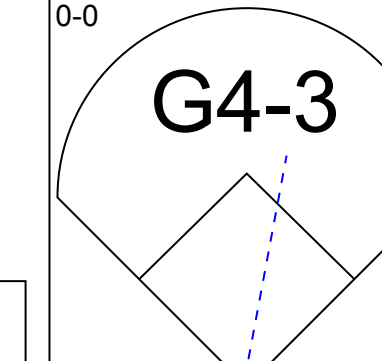
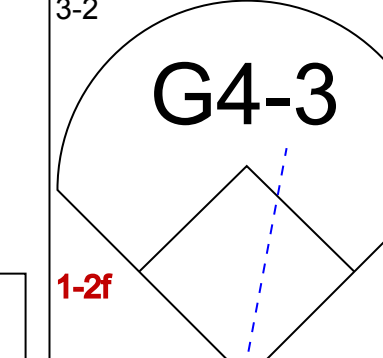
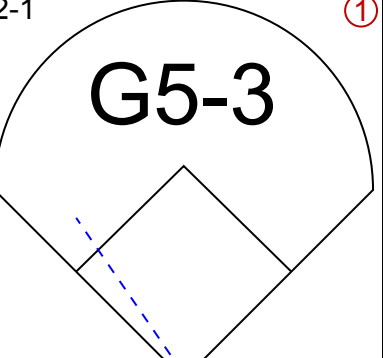
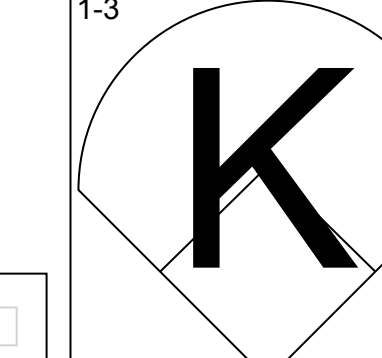
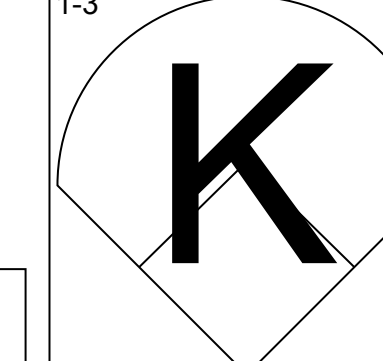
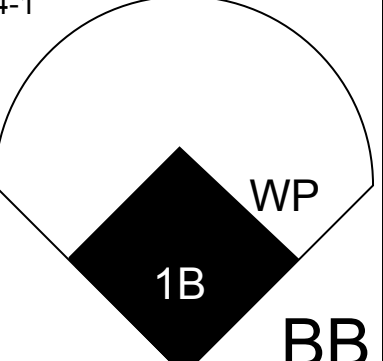
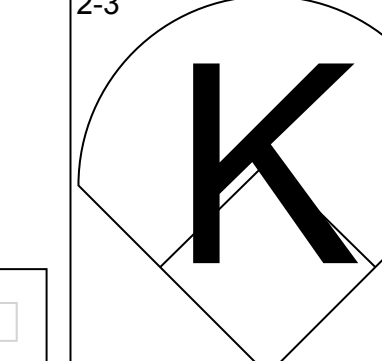
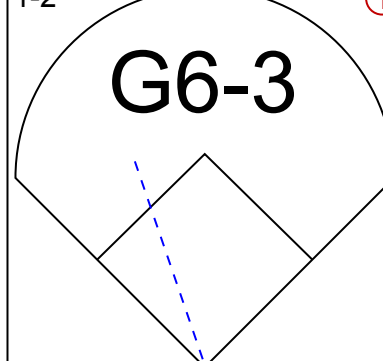
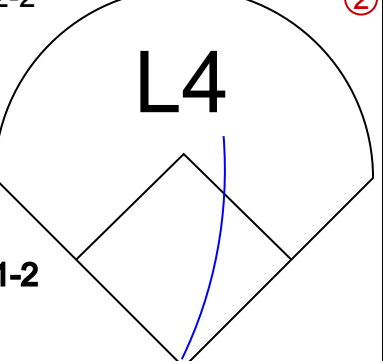
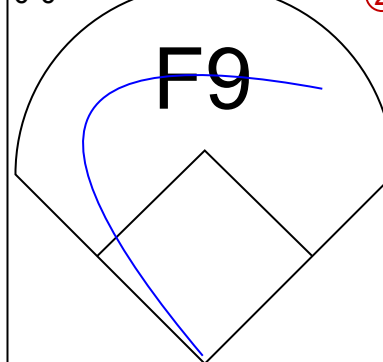
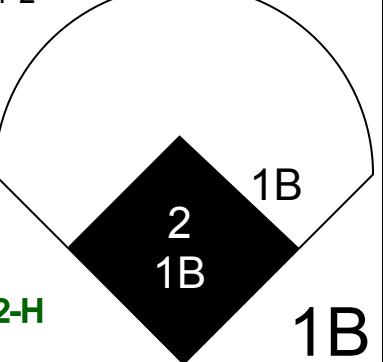
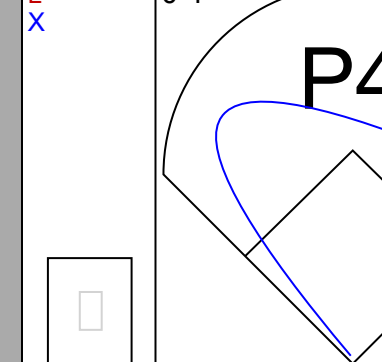


Batter	1	2	3	4	5	6	7	8	9	AB	R	H	RBI	BB	SO	LOB	TOP			
Johnny Damon, L OBP: 0.278, SLG: 0.300										5	1	1	0	0	1	2				
Frank Menchino, R OBP: 0.419, SLG: 0.633										3	0	0	0	1	1	0				
Jason Giambi, L OBP: 0.549, SLG: 0.712										1	0	0	0	3	0	0				
Terrence Long, L OBP: 0.418, SLG: 0.563										4	0	1	1	0	1	4				
3 Eric Chavez, L OBP: 0.344, SLG: 0.506										4	0	0	0	0	3	3				
Miguel Tejada, R OBP: 0.313, SLG: 0.467										2	1	1	1	2	0	0				
Jeremy Giambi, L OBP: 0.279, SLG: 0.289										3	0	0	0	1	1	1				
23 Mario Valdez, L OBP: 0.355, SLG: 0.296										2	0	0	0	0	2	2				
Olmedo Saenz, R OBP: 0.237, SLG: 0.286										2	0	0	0	0	1	1				
Ramon Hernandez, R OBP: 0.287, SLG: 0.309										4	0	0	0	0	2	3				
Inning Stats	R: 0 E: 0 K: 1 S: 10	H: 0 LOB: 1 BB: 1 P: 17	R: 1 E: 0 K: 3 S: 13	H: 1 LOB: 0 BB: 0 P: 16	R: 1 E: 0 K: 1 S: 13	H: 1 LOB: 2 BB: 2 P: 24	R: 0 E: 0 K: 1 S: 14	H: 0 LOB: 1 BB: 1 P: 24	R: 0 E: 0 K: 2 S: 9	H: 0 LOB: 1 BB: 1 P: 12	R: 0 E: 0 K: 2 S: 10	H: 0 LOB: 1 BB: 1 P: 15	R: 0 E: 0 K: 1 S: 6	H: 0 LOB: 0 BB: 0 P: 6	R: 0 E: 0 K: 1 S: 13	H: 0 LOB: 0 BB: 0 P: 18	1B: 2 2B: 0 3B: 0 HR: 1	SF: 0 SAC: 0 DP: 0 HBP: 0	WP: 0 PB: 0 SB: 2 CS: 0	PA: 37
PITCHER	IP	WLS	BF	H	R	ER	SO	BB	IBB	HBP	BLK	WP	HR	S	P	ERA	WHIP			
Orlando Hernandez, R ERA: 5.19	(1, 1)	5.0	23	3	2	2	6	5	0	0	0	0	1	59	93	3.60	1.600			
Randy Choate, L ERA: 3.12	(6, 1)	1.0	W	4	0	0	2	1	0	0	0	0	0	10	20	0.00	1.000			
Mike Stanton, L ERA: 0.64	(7, 1)	1.1	H	5	0	0	3	1	0	0	0	0	0	12	18	0.00	0.750			
42 Mariano Rivera, R ERA: 1.74	(8, 1)	1.2	S	5	0	0	1	0	0	0	0	0	0	16	21	0.00	0.000			

Oakland Athletics @ New York Yankees
Yankee Stadium, Bronx, NY
Fri Apr 27 2001, 7:05 PM EDT
Att: 35,170 - Sunny - 69 F

AB 30
R 2
H 3
RBI 2
BB 7
SO 12
LOB 16



Batter	1	2	3	4	5	6	7	8	9	AB	R	H	RBI	BB	SO	LOB	BOTTOM			
Chuck Knoblauch, R OBP: 0.400, SLG: 0.408										4	0	2	0	0	1	1				
Clay Bellinger, R OBP: 0.063, SLG: 0.063										0	0	0	0	0	0	0				
2 Derek Jeter, R OBP: 0.368, SLG: 0.365										4	0	2	1	0	2	2				
Paul O'Neill, L OBP: 0.321, SLG: 0.545										4	0	0	0	0	1	4				
Bernie Williams, S OBP: 0.345, SLG: 0.409										4	0	0	0	0	0	2				
Tino Martinez, L OBP: 0.316, SLG: 0.461										4	1	2	1	0	1	1				
20 Jorge Posada, S OBP: 0.386, SLG: 0.616										3	0	0	0	0	1	1				
David Justice, L OBP: 0.344, SLG: 0.452										2	1	0	0	1	2	0				
Alfonso Soriano, R OBP: 0.276, SLG: 0.412										3	0	1	0	0	0	1				
Scott Brosius, R OBP: 0.368, SLG: 0.461										3	1	1	1	0	0	1				
Inning Stats	R: 0 E: 0 K: 1 S: 8	H: 1 LOB: 0 BB: 0 P: 13	R: 0 E: 0 K: 1 S: 8	H: 1 LOB: 0 BB: 0 P: 12	R: 0 E: 0 K: 0 S: 7	H: 0 LOB: 0 BB: 0 P: 10	R: 0 E: 1 K: 1 S: 8	H: 1 LOB: 1 BB: 0 P: 11	R: 2 E: 0 K: 1 S: 15	H: 3 LOB: 2 BB: 1 P: 28	R: 1 E: 0 K: 2 S: 9	H: 1 LOB: 0 BB: 0 P: 14	R: 0 E: 0 K: 2 S: 11	H: 1 LOB: 1 BB: 0 P: 16	R: 0 E: 0 K: 0 S: 5	H: 0 LOB: 0 BB: 0 P: 6	1B: 7 2B: 0 3B: 0 HR: 1	SF: 0 SAC: 0 DP: 1 HBP: 0	WP: 1 PB: 0 SB: 3 CS: 0	PA: 32
PITCHER	IP	WLS	BF	H	R	ER	SO	BB	IBB	HBP	BLK	WP	HR	S	P	ERA	WHIP			
Mark Mulder, L ERA: 4.4	(1, 1)	6.1	L	27	8	3	6	8	3	3	6	1	1	59	92	4.26	1.421			
Jeff Tam, R ERA: 6.57	(7, 1)	0.2		2	0	0	2	0	0	0	0	0	0	7	12	0.00	0.000			
Mike Magnante, L ERA: 2.38	(8, 1)	1.0		3	0	0	0	0	0	0	0	0	0	5	6	0.00	0.000			

Oakland Athletics @ New York Yankees
Yankee Stadium, Bronx, NY
Fri Apr 27 2001, 7:05 PM EDT
Att: 35,170 - Sunny - 69 F

AB 31
R 3
H 8
RBI 3
BB 1
SO 8
LOB 13



Batter	1	2	3	4	5	6	7	8	9	AB	R	H	RBI	BB	SO	LOB	TOP								
Johnny Damon, L OBP: 0.277, SLG: 0.298 (1, 7)	G4-3		F8		P4			FC6-4 1B		4	0	1	0	0	0	0	Oakland Athletics @ New York Yankees Yankee Stadium, Bronx, NY Sat Apr 28 2001, 1:05 PM EDT Att: 38,422 - Sunny - 59 F								
Frank Menechino, R OBP: 0.394, SLG: 0.585 (1, 4)	K		F2		F8			FC6-4		4	0	0	0	0	1	2									
Jason Giambi, L OBP: 0.528, SLG: 0.684 (1, 3)	K			K		G3-1		SF8		3	0	0	1	0	2	0									
Terrence Long, L OBP: 0.402, SLG: 0.538 (1, 8)		P6		G6-3		F7		F9		4	0	0	0	0	0	1									
Miguel Tejada, R OBP: 0.311, SLG: 0.452 (1, 6)		S BB BB		G4-3		K			E6 HR	3	1	0	0	1	1	0									
Adam Piatt, R OBP: 0.321, SLG: 0.295 (7, PH)						2B WP BB			L6	0	1	0	0	2	0	0									
Jeremy Giambi, L OBP: 0.267, SLG: 0.275 (7, 9)										2	0	0	0	0	0	1									
Olmedo Saenz, R OBP: 0.270, SLG: 0.358 (1, 10)										4	2	2	2	0	2	2									
3 Eric Chavez, L OBP: 0.330, SLG: 0.483 (1, 5)										4	0	0	0	0	2	4									
Ramon Hernandez, R OBP: 0.297, SLG: 0.345 (1, 2)				K				FC6-4 1B SF8 BB		3	2	1	2	1	1	0									
Inning Stats	R: 0 E: 0 K: 2 S: 10	H: 0 LOB: 0 BB: 0 P: 17	R: 0 E: 0 K: 1 S: 11	H: 0 LOB: 2 BB: 2 P: 25	R: 0 E: 0 K: 1 S: 8	H: 0 LOB: 0 BB: 0 P: 12	R: 0 E: 0 K: 1 S: 6	H: 0 LOB: 0 BB: 0 P: 10	R: 3 E: 0 K: 1 S: 17	H: 2 LOB: 0 BB: 1 P: 31	R: 0 E: 0 K: 1 S: 8	H: 0 LOB: 0 BB: 0 P: 11	R: 0 E: 0 K: 1 S: 9	H: 0 LOB: 0 BB: 0 P: 10	R: 1 E: 0 K: 0 S: 9	H: 1 LOB: 1 BB: 1 P: 15	R: 2 E: 1 K: 1 S: 13	H: 1 LOB: 0 BB: 0 P: 17	1B: 1 2B: 1 3B: 0 HR: 2	SF: 1 SAC: 0 DP: 0 HBP: 0	WP: 1 PB: 0 SB: 1 CS: 0	PA: 36			
PITCHER	IP	WLS	BF	H	R	ER	SO	BB	IBB	HBP	BLK	WP	HR	S	P	ERA	WHIP								
Ted Lilly, L ERA: 3.65 (1, 1)	5.2	W	22	2	3	3	6	3	0	0	0	1	1	57	102	4.76	0.882								
Ramiro Mendoza, R ERA: 3.65 (6, 1)	1.2	H	7	1	1	1	2	1	0	0	0	0	0	19	25	5.40	1.200								
Mike Stanton, L ERA: 0.61 (8, 1)	0.2	H	2	0	0	0	0	0	0	0	0	0	0	2	4	0.00	0.000								
42 Mariano Rivera, R ERA: 2.38 (9, 1)	1.0	S	5	1	2	1	1	0	0	0	0	0	1	13	17	9.00	1.000								

Batter	1	2	3	4	5	6	7	8	9	AB	R	H	RBI	BB	SO	LOB	BOTTOM								
Chuck Knoblauch, R OBP: 0.417, SLG: 0.463 (1, 7)	SH1-3 2B		1B			1B		G3		5	2	4	3	0	0	2	Oakland Athletics @ New York Yankees Yankee Stadium, Bronx, NY Sat Apr 28 2001, 1:05 PM EDT Att: 38,422 - Sunny - 59 F								
2 Derek Jeter, R OBP: 0.394, SLG: 0.352 (1, 6)	SH1-3		1B			G6-3		G5-3		3	1	0	0	1	1	3									
Paul O'Neill, L OBP: 0.333, SLG: 0.548 (1, 9)	G1-3							G5-3		5	1	3	1	0	0	3									
Bernie Williams, S OBP: 0.322, SLG: 0.383 (1, 8)	F7		SF7			K		G4-3		3	0	0	1	0	1	3									
Tino Martinez, L OBP: 0.324, SLG: 0.473 (1, 3)			L9			G3-1 1B		L3		4	0	2	1	0	0	1									
David Justice, L OBP: 0.340, SLG: 0.443 (1, 10)	F8					G3-1		K		4	1	1	0	0	1	2									
Alfonso Soriano, R OBP: 0.275, SLG: 0.406 (1, 4)	F7					F9		G1-3		4	1	1	0	0	0	2									
Joe Oliver, R OBP: 0.412, SLG: 0.438 (1, 2)	F2									3	0	1	0	0	1	1									
Scott Brosius, R OBP: 0.374, SLG: 0.467 (1, 5)			L6							3	1	2	1	0	0	0									
Inning Stats	R: 0 E: 0 K: 0 S: 7	H: 1 LOB: 1 BB: 0 P: 11	R: 0 E: 0 K: 0 S: 6	H: 1 LOB: 0 BB: 0 P: 13	R: 2 E: 0 K: 0 S: 9	H: 2 LOB: 1 BB: 1 P: 18	R: 2 E: 0 K: 1 S: 12	H: 3 LOB: 1 BB: 0 P: 20	R: 1 E: 0 K: 1 S: 16	H: 2 LOB: 1 BB: 0 P: 25	R: 2 E: 0 K: 1 S: 11	H: 3 LOB: 0 BB: 0 P: 14	R: 0 E: 0 K: 1 S: 10	H: 0 LOB: 0 BB: 0 P: 16	R: 0 E: 0 K: 0 S: 8	H: 2 LOB: 2 BB: 0 P: 12	1B: 11 2B: 2 3B: 0 HR: 1	SF: 2 SAC: 2 DP: 0 HBP: 0	WP: 0 PB: 0 SB: 3 CS: 0	PA: 39					
PITCHER	IP	WLS	BF	H	R	ER	SO	BB	IBB	HBP	BLK	WP	HR	S	P	ERA	WHIP								
Tim Hudson, R ERA: 6.35 (1, 1)	6.0	L	31	12	7	7	3	1	0	0	0	0	0	61	101	10.50	2.167								
Jim Mecir, R ERA: 5.11 (7, 1)	1.0		3	0	0	0	1	0	0	0	0	0	0	10	16	0.00	0.000								
Chad Bradford, R ERA: 6.75 (8, 1)	1.0		5	2	0	0	0	0	0	0	0	0	0	8	12	0.00	2.000								

AB 31
R 6
H 4
RBI 5
BB 4
SO 9
LOB 10



AB 34
R 7
H 14
RBI 7
BB 1
SO 4
LOB 17



Batter	1	2	3	4	5	6	7	8	9	AB	R	H	RBI	BB	SO	LOB	TOP					
Johnny Damon, L OBP: 0.265, SLG: 0.284 (1, 7)										5	0	0	0	0	1	3						
Frank Menechino, R OBP: 0.410, SLG: 0.589 (1, 4)										3	1	1	0	1	0	0						
Jason Giambi, L OBP: 0.518, SLG: 0.663 (1, 3)										4	0	1	1	0	1	2						
Terrence Long, L OBP: 0.396, SLG: 0.526 (1, 8)										4	0	1	0	0	0	3						
Olmedo Saenz, R OBP: 0.260, SLG: 0.343 23 Mario Valdez, L (8, PH) OBP: 0.375, SLG: 0.321 (1, 10)										3	0	0	0	0	0	1						
3 Eric Chavez, L OBP: 0.317, SLG: 0.462 (1, 5)										4	0	0	0	0	1	3						
Miguel Tejada, R OBP: 0.308, SLG: 0.443 (1, 6)										4	0	1	0	0	2	0						
Jeremy Giambi, L OBP: 0.265, SLG: 0.273 (1, 9)										4	0	1	0	0	1	2						
Ramon Hernandez, R OBP: 0.305, SLG: 0.345 (1, 2)										3	0	1	0	1	0	1						
Inning Stats	R: 0 E: 0 K: 1 S: 9	H: 0 LOB: 0 BB: 0 P: 12	R: 0 E: 1 K: 0 S: 12	H: 1 LOB: 2 BB: 0 P: 16	R: 0 E: 0 K: 1 S: 9	H: 1 LOB: 2 BB: 1 P: 20	R: 0 E: 0 K: 1 S: 9	H: 0 LOB: 0 BB: 0 P: 14	R: 0 E: 0 K: 0 S: 9	H: 0 LOB: 0 BB: 0 P: 15	R: 1 E: 0 K: 0 S: 8	H: 2 LOB: 1 BB: 0 P: 11	R: 0 E: 0 K: 1 S: 10	H: 0 LOB: 1 BB: 1 P: 20	R: 0 E: 0 K: 1 S: 8	H: 2 LOB: 2 BB: 0 P: 10	R: 0 E: 0 K: 0 S: 9	H: 1 LOB: 1 BB: 0 P: 11	1B: 6 2B: 1 3B: 0 HR: 0	SF: 0 SAC: 0 DP: 0 HBP: 0	WP: 0 PB: 0 SB: 0 CS: 0	PA: 37
PITCHER	IP	WLS	BF	H	R	ER	SO	BB	IBB	HBP	BLK	WP	HR	S	P	ERA	WHIP					
Roger Clemens, R ERA: 4.35 (1, 1)	7.1	W	29	4	1	1	5	2	0	0	0	0	0	67	110	1.23	0.818					
Mike Stanton, L ERA: 0.5 (8, 1)	0.1	H	2	1	0	0	0	0	0	0	0	0	0	2	3	0.00	3.000					
Todd Williams, R ERA: 3.24 (8, 1)	0.0		1	1	0	0	0	0	0	0	0	0	0	2	2	∞	∞					
Randy Choate, L ERA: 3.0 (8, 1)	0.1	H	1	0	0	0	1	0	0	0	0	0	0	3	3	0.00	0.000					
42 Mariano Rivera, R ERA: 2.19 (9, 1)	1.0	S	4	1	0	0	0	0	0	0	0	0	0	9	11	0.00	1.000					

Oakland Athletics @ New York Yankees
Yankee Stadium, Bronx, NY
Sun Apr 29 2001, 1:05 PM EDT
Att: 50,572 - Sunny - 61 F

AB 35
R 1
H 7
RBI 1
BB 2
SO 6
LOB 15



Batter	1	2	3	4	5	6	7	8	9	AB	R	H	RBI	BB	SO	LOB	BOTTOM					
Chuck Knoblauch, R OBP: 0.411, SLG: 0.450 (1, 7)										3	0	0	0	1	0	1						
2 Derek Jeter, R OBP: 0.369, SLG: 0.359 (1, 6)										4	0	2	1	0	1	0						
Paul O'Neill, L OBP: 0.333, SLG: 0.542 David Justice, L OBP: 0.337, SLG: 0.438 (1, 9) (6, 9)										3	0	1	0	0	1	2						
Bernie Williams, S OBP: 0.302, SLG: 0.353 (1, 8)										4	0	0	0	0	1	4						
Tino Martinez, L OBP: 0.330, SLG: 0.469 (1, 3)										3	1	1	0	0	1	2						
20 Jorge Posada, S OBP: 0.372, SLG: 0.592 (1, 2)										3	1	0	0	0	0	2						
Michael Coleman, R OBP: 0.258, SLG: 0.367 (1, 10)										3	0	0	1	0	2	2						
Alfonso Soriano, R OBP: 0.286, SLG: 0.408 (1, 4)										2	1	1	1	1	1	0						
Scott Brosius, R OBP: 0.363, SLG: 0.453 (1, 5)										3	0	0	0	0	2	2						
Inning Stats	R: 0 E: 0 K: 1 S: 7	H: 0 LOB: 0 BB: 0 P: 11	R: 0 E: 0 K: 2 S: 16	H: 1 LOB: 1 BB: 0 P: 23	R: 1 E: 0 K: 1 S: 10	H: 2 LOB: 2 BB: 1 P: 19	R: 2 E: 1 K: 0 S: 11	H: 1 LOB: 0 BB: 0 P: 16	R: 0 E: 0 K: 1 S: 13	H: 1 LOB: 2 BB: 1 P: 26	R: 0 E: 0 K: 2 S: 8	H: 0 LOB: 0 BB: 0 P: 13	R: 0 E: 0 K: 1 S: 11	H: 0 LOB: 0 BB: 0 P: 17	R: 0 E: 0 K: 1 S: 7	H: 0 LOB: 0 BB: 0 P: 12	1B: 5 2B: 0 3B: 0 HR: 0	SF: 0 SAC: 0 DP: 0 HBP: 1	WP: 0 PB: 0 SB: 1 CS: 1	PA: 33		
PITCHER	IP	WLS	BF	H	R	ER	SO	BB	IBB	HBP	BLK	WP	HR	S	P	ERA	WHIP					
Barry Zito, L ERA: 4.58 (7, 1)	6.0	L	26	5	3	1	7	2	0	1	0	0	0	65	108	1.50	1.167					
Jeff Tam, R ERA: 6.08 (8, 1)	1.0		3	0	0	0	1	0	0	0	0	0	0	11	17	0.00	0.000					
Jason Isringhausen, R ERA: (8, 1)	1.0		3	0	0	0	1	0	0	0	0	0	0	7	12	0.00	0.000					

Oakland Athletics @ New York Yankees
Yankee Stadium, Bronx, NY
Sun Apr 29 2001, 1:05 PM EDT
Att: 50,572 - Sunny - 61 F

AB 29
R 3
H 5
RBI 3
BB 2
SO 9
LOB 15



Batter	1	2	3	4	5	6	7	8	9	10	AB	R	H	RBI	BB	SO	LOB	TOP							
Shannon Stewart, R OBP: 0.444, SLG: 0.590 (1, 7)	G3	K					F7		F9		5	0	1	0	0	1	2								
Alex Gonzalez, R OBP: 0.314, SLG: 0.368 (1, 6)	K		K				K			HR	5	1	1	1	0	4	1								
José Cruz Jr., S OBP: 0.361, SLG: 0.520 (1, 8)	HBP 1B		F7				G3			K	5	0	1	0	0	2	1								
Carlos Delgado, L OBP: 0.475, SLG: 0.674 (1, 3)	HBP IBB		K				G4-3		P6		4	0	1	0	1	1	0								
Raul Mondesi, R OBP: 0.333, SLG: 0.515 (1, 9)							F8		K		4	1	1	1	0	2	1								
Brad Fullmer, L OBP: 0.331, SLG: 0.422 (1, 10)	K						HR		L3		5	2	2	1	0	1	4								
Tony Batista, R OBP: 0.252, SLG: 0.467 (1, 5)							HR			2B	5	1	2	1	0	2	3								
Darrin Fletcher, L OBP: 0.253, SLG: 0.247 (9, PR)							G4-3				4	0	1	1	0	0	1								
Brian Simmons, S OBP: 0.129, SLG: 0.125 (9, 2)							G4-3				0	0	0	0	0	0	0								
Alberto Castillo, R OBP: 0.318, SLG: 0.167 (9, 2)							G4-3				0	0	0	0	0	0	0								
Jeff Frye, R OBP: 0.268, SLG: 0.255 (1, 4)							L1-3		G4-3		4	0	0	0	0	0	1								
Inning Stats	R: 0 E: 0 K: 2 S: 12	H: 1 LOB: 3 BB: 1 P: 23	R: 1 E: 0 K: 1 S: 8	H: 1 LOB: 0 BB: 0 P: 12	R: 0 E: 0 K: 2 S: 12	H: 0 LOB: 0 BB: 0 P: 16	R: 1 E: 0 K: 1 S: 8	H: 1 LOB: 0 BB: 0 P: 9	R: 0 E: 0 K: 1 S: 6	H: 1 LOB: 1 BB: 0 P: 11	R: 1 E: 0 K: 0 S: 11	H: 2 LOB: 1 BB: 0 P: 18	R: 0 E: 0 K: 1 S: 7	H: 0 LOB: 0 BB: 0 P: 11	R: 0 E: 0 K: 2 S: 7	H: 0 LOB: 0 BB: 0 P: 11	R: 1 E: 0 K: 1 S: 13	H: 2 LOB: 2 BB: 0 P: 17	R: 1 E: 1 K: 2 S: 13	H: 2 LOB: 2 BB: 0 P: 17	1B: 4 2B: 1 3B: 1 HR: 4	SF: 0 SAC: 0 DP: 0 HBP: 1	WP: 0 PB: 0 SB: 2 CS: 0	PA: 43	
PITCHER	IP	WLS	BF	H	R	ER	SO	BB	IBB	HBP	BLK	WP	HR	S	P	ERA	WHIP								
Cory Lidle, R ERA: 4.84 (1, 1)	6.0		26	6	3	3	7	0	0	1	0	0	0	3	57	89	4.50	1.000							
Jim Mecir, R ERA: 4.4 (7, 1)	2.0	H	6	0	0	0	3	0	0	0	0	0	0	14	22	0.00	0.000								
Jason Isringhausen, R ERA: 1.74 (9, 1)	2.0	L	11	4	2	2	3	0	0	0	0	0	1	26	34	9.00	2.000								

Toronto Blue Jays @ Oakland Athletics
Network Associates Coliseum, Oakland, CA
Tue May 01 2001, 10:05 PM EDT
Att. 10,935 - Sunny - 67 F

AB	41
R	5
H	10
RBI	5
BB	1
SO	13
LOB	14



Batter	1	2	3	4	5	6	7	8	9	10	AB	R	H	RBI	BB	SO	LOB	BOTTOM						
Johnny Damon, L OBP: 0.268, SLG: 0.281 (1, 7)	F9 2B 1B						G4-3				5	1	1	0	1	0	2							
Frank Menechino, R OBP: 0.413, SLG: 0.627 (1, 4)	2B						HR				3	2	1	1	2	1	2							
Jason Giambi, L OBP: 0.504, SLG: 0.631 (1, 3)	F9						BB				4	0	0	0	1	0	5							
Terrence Long, L OBP: 0.396, SLG: 0.530 (1, 8)	G3 2B						G4-3				5	0	2	2	0	1	1							
3 Eric Chavez, L OBP: 0.303, SLG: 0.439 (1, 5)	G3						F7				5	0	0	0	0	1	2							
Miguel Tejada, R OBP: 0.313, SLG: 0.436 (1, 6)	K						HBP 1B				4	0	1	0	1	2	2							
Olmedo Saenz, R OBP: 0.305, SLG: 0.384 (10, PR)							G4-3				3	1	3	0	0	0	0							
Mark Bellhorn, S OBP: 0.250, SLG: 0.250 (10, PR)							HBP 2B				0	0	0	0	0	0	0							
Jeremy Giambi, L OBP: 0.264, SLG: 0.292 (1, 9)	G4-3						HBP 2B				4	0	1	0	0	1	5							
Ramon Hernandez, R OBP: 0.290, SLG: 0.326 (1, 2)	G4-3						G6-3				5	0	0	1	0	0	3							
Inning Stats	R: 2 E: 0 K: 1 S: 10	H: 2 LOB: 1 BB: 1 P: 17	R: 1 E: 0 K: 1 S: 9	H: 2 LOB: 2 BB: 1 P: 20	R: 0 E: 0 K: 1 S: 16	H: 1 LOB: 1 BB: 0 P: 20	R: 1 E: 0 K: 0 S: 8	H: 1 LOB: 1 BB: 1 P: 16	R: 0 E: 0 K: 2 S: 13	H: 1 LOB: 1 BB: 0 P: 19	R: 0 E: 0 K: 1 S: 9	H: 0 LOB: 2 BB: 1 P: 16	R: 0 E: 0 K: 1 S: 12	H: 0 LOB: 2 BB: 0 P: 21	R: 0 E: 0 K: 0 S: 7	H: 0 LOB: 0 BB: 0 P: 11	R: 0 E: 0 K: 0 S: 10	H: 1 LOB: 1 BB: 0 P: 16	R: 0 E: 0 K: 0 S: 8	H: 1 LOB: 2 BB: 0 P: 12	1B: 5 2B: 3 3B: 0 HR: 1	SF: 0 SAC: 1 DP: 0 HBP: 2	WP: 0 PB: 0 SB: 0 CS: 0	PA: 46
PITCHER	IP	WLS	BF	H	R	ER	SO	BB	IBB	HBP	BLK	WP	HR	S	P	ERA	WHIP							
Chris Carpenter, R ERA: 3.57 (7, 1)	6.0		30	7	4	4	5	4	0	0	0	0	0	65	108	6.00	1.833							
Pedro Borbon, L ERA: 1.93 (7, 1)	0.2		2	0	0	0	1	0	0	0	0	0	0	4	7	0.00	0.000							
Bob Fife, R ERA: 1.59 (9, 1)	1.1		6	0	0	0	0	1	0	1	0	0	0	15	25	0.00	0.750							
Dan Plesac, L ERA: 2.45 (9, 1)	0.2		3	1	0	0	0	0	0	0	0	0	0	6	9	0.00	1.500							
Paul Quantrill, R ERA: (9, 1)	0.1	W	1	0	0	0	0	0	0	0	0	0	0	4	7	0.00	0.000							

Toronto Blue Jays @ Oakland Athletics
Network Associates Coliseum, Oakland, CA
Tue May 01 2001, 10:05 PM EDT
Att. 10,935 - Sunny - 67 F

AB	38
R	4
H	9
RBI	4
BB	5
SO	6
LOB	22



Batter	1	2	3	4	5	6	7	8	9	AB	R	H	RBI	BB	SO	LOB	TOP			
Shannon Stewart, R OBP: 0.430, SLG: 0.569	0-1 G5-3		3-2 F9			0-1 G5-3		1-3 K		4	0	0	0	0	1	0				
Alex Gonzalez, R OBP: 0.320, SLG: 0.373	1-2 1B		1-2 L9			3-1 G6-3			0-2 FC4 1B	4	0	2	0	0	0	0				
José Cruz Jr., S OBP: 0.366, SLG: 0.524	1-3 K			3-1 2B		4-2 BB			0-2 FC6 1-2 FC4	3	0	1	0	1	1	2				
Carlos Delgado, L OBP: 0.468, SLG: 0.652	4-1 BB			2-3 K		0-3 K			0-1 F7	3	0	0	0	1	2	4				
Raul Mondesi, R OBP: 0.389, SLG: 0.500	1-1 L5			4-1 BB G6-4-3			0-0 G5-3		2-2 L8	3	0	0	0	1	0	4				
Luis Lopez, R (1, 10)		2-2 G5-3		0-0 G6-4-3 1-2			1-3 K		2-1 FC4	4	0	0	0	0	1	4				
Tony Batista, R OBP: 0.246, SLG: 0.455		1-0 F3			1-2 F8					3	0	0	0	0	1	0				
Alberto Castillo, R OBP: 0.280, SLG: 0.143		3-3 K			2-1 G3			0-2 G4-3		3	0	0	0	0	1	0				
Jeff Frye, R OBP: 0.254, SLG: 0.241			2-2 G6-3		3-2 G6-3			0-0 F9		3	0	0	0	0	0	0				
Inning Stats	R: 0 E: 0 K: 1 S: 11	H: 1 LOB: 2 BB: 1 P: 18	R: 0 E: 0 K: 1 S: 7	H: 0 LOB: 0 BB: 0 P: 13	R: 0 E: 0 K: 0 S: 9	H: 0 LOB: 0 BB: 0 P: 15	R: 0 E: 0 K: 1 S: 7	H: 1 LOB: 1 BB: 1 P: 16	R: 0 E: 0 K: 0 S: 9	H: 0 LOB: 1 BB: 1 P: 15	R: 0 E: 0 K: 2 S: 8	H: 0 LOB: 0 BB: 0 P: 10	R: 0 E: 0 K: 1 S: 7	H: 0 LOB: 0 BB: 0 P: 8	R: 0 E: 1 K: 0 S: 14	H: 1 LOB: 2 BB: 0 P: 18	1B: 2 2B: 1 3B: 0 HR: 0	SF: 0 SAC: 0 DP: 1 HBP: 0	WP: 0 PB: 0 SB: 1 CS: 0	PA: 33
PITCHER Mark Mulder, L ERA: 3.4	IP: 9.0 WLS: W BF: 33 H: 3 R: 0 ER: 0 SO: 7 BB: 3 IBB: 0 HBP: 0 BLK: 0 WP: 0 HR: 0 S: 81 P: 129 ERA: 0.00 WHIP: 0.667																			

Toronto Blue Jays @ Oakland Athletics
Network Associates Coliseum, Oakland, CA
Wed May 02 2001, 10:05 PM EDT
Att: 14,048 - Sunny - 74 F

AB 30
R 0
H 3
RBI 0
BB 3
SO 7
LOB 14



Batter	1	2	3	4	5	6	7	8	9	AB	R	H	RBI	BB	SO	LOB	BOTTOM			
Johnny Damon, L OBP: 0.273, SLG: 0.280	2-2 G4-6-3 1B		4-1 BB BB	0-1 F9		3-2 G1-3		1-1 F9		4	0	1	0	1	0	1				
Frank Menechino, R OBP: 0.400, SLG: 0.641	1-1 G4-6-3 1-2		0-3 K		0-1 HR	2-2 F7		3-1 P6		5	1	1	1	0	1	3				
Jason Giambi, L OBP: 0.508, SLG: 0.621	2-3 K		4-2 FC5-4 BB	1-2 FC5-4	0-0 FC1-6 1B	4-1 BB		0-0 G4-3		3	0	1	0	2	1	0				
Terrence Long, L OBP: 0.383, SLG: 0.510		2-3 K	1-2 FC5-4		0-0 FC1-6 SF8	0-3 K				4	1	0	0	0	2	5				
Olmedo Saenz, R OBP: 0.302, SLG: 0.395		0-1 G6-3		2-2 G4-3 HR	2-2 SF8		1-1 F7			3	1	1	1	0	0	0				
Jeremy Giambi, L OBP: 0.288, SLG: 0.346		1-2 1B		2-2 G4-3	0-0 HR		1-2 3 1B			4	1	3	0	0	0	1				
Miguel Tejada, R OBP: 0.319, SLG: 0.495		0-1 L5		0-1 HR	0-0 HR		2-3 K			4	2	2	4	0	1	2				
3 Eric Chavez, L OBP: 0.319, SLG: 0.455			0-1 F9 2B	2-1 G5-3 HBP	1-3 K		1-0 FC6 1B			3	0	2	0	0	1	0				
Ramon Hernandez, R OBP: 0.279, SLG: 0.313			0-1 F9	2-1 G5-3	2-1 G6-3		1-1 FC6			4	0	0	0	0	0	5				
Inning Stats	R: 0 E: 0 K: 1 S: 12	H: 1 LOB: 0 BB: 0 P: 17	R: 0 E: 0 K: 1 S: 12	H: 1 LOB: 1 BB: 0 P: 15	R: 0 E: 0 K: 1 S: 14	H: 1 LOB: 3 BB: 2 P: 23	R: 2 E: 0 K: 0 S: 17	H: 2 LOB: 1 BB: 0 P: 25	R: 4 E: 1 K: 1 S: 15	H: 4 LOB: 1 BB: 0 P: 20	R: 0 E: 0 K: 1 S: 11	H: 0 LOB: 1 BB: 1 P: 20	R: 0 E: 0 K: 1 S: 11	H: 2 LOB: 2 BB: 0 P: 17	R: 0 E: 0 K: 0 S: 5	H: 0 LOB: 0 BB: 0 P: 9	1B: 5 2B: 3 3B: 0 HR: 3	SF: 1 SAC: 0 DP: 1 HBP: 1	WP: 0 PB: 1 SB: 0 CS: 0	PA: 39
PITCHER Esteban Loaiza, R ERA: 3.68 John Frascatore, R ERA: 2.13 Pedro Borbon, L ERA: 1.74	IP: 5.0 WLS: L BF: 27 H: 9 R: 6 ER: 6 SO: 4 BB: 2 IBB: 0 HBP: 1 BLK: 0 WP: 0 HR: 3 S: 70 P: 100 ERA: 10.80 WHIP: 2.200																			

Toronto Blue Jays @ Oakland Athletics
Network Associates Coliseum, Oakland, CA
Wed May 02 2001, 10:05 PM EDT
Att: 14,048 - Sunny - 74 F


AB 34
R 6
H 11
RBI 6
BB 3
SO 6
LOB 17



Batter	1	2	3	4	5	6	7	8	9	AB	R	H	RBI	BB	SO	LOB	TOP					
Chris Stynes, R OBP: 0.233, SLG: 0.279 Troy O'Leary, L OBP: 0.233, SLG: 0.291	P3	K		G5-3		G6-3			G3	4	0	0	0	0	1	3						
Trot Nixon, L OBP: 0.364, SLG: 0.429	F8 1B 2B		1B WP 2B				K		F9	5	2	3	0	0	1	0						
Carl Everett, S OBP: 0.375, SLG: 0.473	F8		E 1B 1B		L7		P3			4	1	1	0	0	0	2						
Manny Ramirez, R OBP: 0.461, SLG: 0.681	1B 1B		1B 1B		IBB		G6-3			3	0	1	1	1	1	2						
Dante Bichette, R OBP: 0.351, SLG: 0.429	1B		1B		L7			G4-3 1B		4	0	3	1	0	0	2						
Scott Hatteberg, L OBP: 0.222, SLG: 0.303	L1		F7		G1-3			G4-3		4	0	0	0	0	0	6						
Shea Hillenbrand, R OBP: 0.339, SLG: 0.590		F7	P4			G1-3		G6-3		4	0	0	0	0	0	2						
Brian Daubach, L OBP: 0.306, SLG: 0.575		G3		G6-3			BB BB	P6		3	0	0	0	1	0	1						
Mike Lansing, R OBP: 0.283, SLG: 0.339 Jose Offerman, S OBP: 0.376, SLG: 0.391	E6		F8			G6-3		G4-3		2	0	0	0	1	0	0						
										1	0	0	0	0	0	0						
Inning Stats	R: 1 E: 0 K: 0 S: 12	H: 3 LOB: 2 BB: 0 P: 19	R: 0 E: 1 K: 1 S: 7	H: 0 LOB: 1 BB: 0 P: 10	R: 2 E: 0 K: 1 S: 16	H: 3 LOB: 1 BB: 0 P: 24	R: 0 E: 0 K: 0 S: 6	H: 0 LOB: 0 BB: 0 P: 9	R: 0 E: 0 K: 0 S: 8	H: 1 LOB: 2 BB: 1 P: 18	R: 0 E: 0 K: 1 S: 11	H: 0 LOB: 0 BB: 0 P: 12	R: 0 E: 0 K: 0 S: 10	H: 1 LOB: 1 BB: 0 P: 18	R: 0 E: 0 K: 0 S: 4	H: 0 LOB: 0 BB: 0 P: 5	1B: 5 2B: 3 3B: 0 HR: 0	SF: 0 SAC: 0 DP: 1 HBP: 0	WP: 1 PB: 0 SB: 0 CS: 0	PA: 38		
PITCHER	IP	WLS	BF	H	R	ER	SO	BB	IBB	HBP	BLK	WP	HR	S	P	ERA	WHIP					
Gil Heredia, R ERA: 8.22	(1, 1)	5.1	W	26	7	3	2	2	1	1	0	0	1	0	57	93	3.38	1.500				
T.J. Mathews, R ERA: 5.08	(6, 1)	0.2	H	2	0	0	0	0	1	0	0	0	0	0	5	12	0.00	1.500				
Mike Magnante, L ERA: 2.19	(7, 1)	0.2	H	2	0	0	0	1	0	0	0	0	0	0	10	11	0.00	0.000				
Jeff Tam, R ERA: 4.96	(7, 1)	2.1	S	8	1	0	0	0	0	0	0	0	0	0	15	24	0.00	0.429				

Boston Red Sox @ Oakland Athletics
Network Associates Coliseum, Oakland, CA
 Fri May 04, 2001, 10:05 PM EDT
 Att: 20,631 - Sunny - 64 F


AB	35
R	3
H	8
RBI	2
BB	3
SO	3
LOB	18



Batter	1	2	3	4	5	6	7	8	9	AB	R	H	RBI	BB	SO	LOB	BOTTOM				
Johnny Damon, L OBP: 0.259, SLG: 0.264	L5		PB 1B S	G6-3		F9		G4-3		5	1	1	1	0	0	1					
Frank Menechino, R OBP: 0.413, SLG: 0.616	K		G3-1 1B S		K			K		5	0	2	1	0	3	0					
Jason Giambi, L OBP: 0.511, SLG: 0.621	2B		G3-1 BB		1B G4-3 2B		G1-6-3 BB	1B HBP		2	1	2	0	2	0	0					
Terrence Long, L OBP: 0.381, SLG: 0.491	G4-3		G3-1		G4-3 1B HBP		G1-6-3	1B		5	1	2	0	0	0	5					
Olmedo Saenz, R OBP: 0.326, SLG: 0.390		G4-6-3 BB	BB		G4-3 1B HBP		G5-3	G5-3		2	1	0	0	2	0	2					
Jeremy Giambi, L OBP: 0.299, SLG: 0.328	G4-6-3		K		G4-3		E2 3 HR			4	1	0	1	0	1	6					
Miguel Tejada, R OBP: 0.310, SLG: 0.465	F8			S F7 1B	3 1B IBB		F6			3	0	1	0	1	0	1					
3 Eric Chavez, L OBP: 0.333, SLG: 0.477			G4-3 1B S		F7		HR			4	2	3	4	0	0	1					
Ramon Hernandez, R OBP: 0.270, SLG: 0.301			G4-3		K		F7		G5-3	4	0	0	0	0	1	4					
Inning Stats	R: 0 E: 0 K: 1 S: 7	H: 1 LOB: 1 BB: 0 P: 11	R: 0 E: 0 K: 0 S: 3	H: 0 LOB: 0 BB: 1 P: 10	R: 2 E: 0 K: 1 S: 16	H: 3 LOB: 3 BB: 2 P: 32	R: 0 E: 0 K: 1 S: 8	H: 1 LOB: 1 BB: 0 P: 13	R: 3 E: 0 K: 1 S: 20	H: 3 LOB: 2 BB: 1 P: 34	R: 0 E: 0 K: 0 S: 5	H: 1 LOB: 1 BB: 1 P: 13	R: 2 E: 1 K: 0 S: 10	H: 1 LOB: 0 BB: 0 P: 18	R: 0 E: 0 K: 1 S: 11	H: 1 LOB: 2 BB: 0 P: 19	1B: 7 2B: 3 3B: 0 HR: 1	SF: 0 SAC: 0 DP: 2 HBP: 2	WP: 0 PB: 1 SB: 4 CS: 0	PA: 41	
PITCHER	IP	WLS	BF	H	R	ER	SO	BB	IBB	HBP	BLK	WP	HR	S	P	ERA	WHIP				
Tomo Ohka, R ERA: 2.67	(1, 1)	2.2	L	14	4	2	2	1	4	2	0	0	0	23	48	6.75	2.625				
Derek Lowe, R ERA: 7.41	(3, 1)	1.2	L	9	3	3	3	3	0	0	1	0	0	24	38	16.20	1.800				
Pete Schourek, L ERA: 2.13	(5, 1)	1.2		8	2	0	0	0	1	1	0	0	0	12	27	0.00	1.800				
Rod Beck, R ERA: 2.12	(7, 1)	2.0		10	2	2	0	1	0	0	1	0	1	21	37	0.00	1.000				

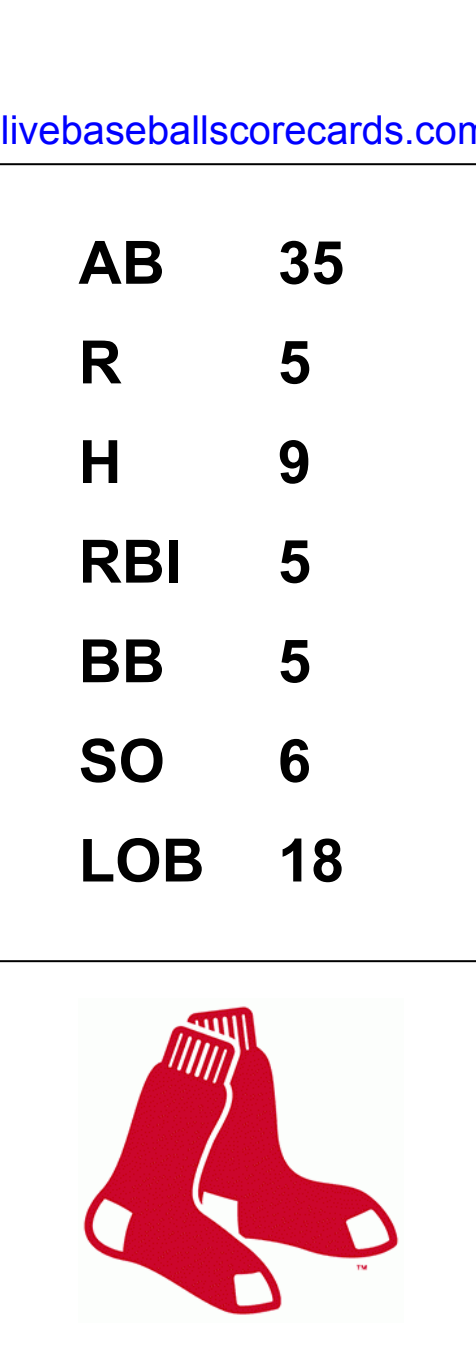
Boston Red Sox @ Oakland Athletics
Network Associates Coliseum, Oakland, CA
 Fri May 04, 2001, 10:05 PM EDT
 Att: 20,631 - Sunny - 64 F

AB	34
R	7
H	11
RBI	7
BB	5
SO	5
LOB	20



Batter	1	2	3	4	5	6	7	8	9	AB	R	H	RBI	BB	SO	LOB	TOP		
Trot Nixon, L OBP: 0.343, SLG: 0.400 (1,9)	G3		K		F9		K		F9	5	0	0	0	0	2	2			
Jose Offerman, S OBP: 0.396, SLG: 0.469 (1,3)	K		G3		HR		1B		1B	5	1	3	3	0	1	0			
Carl Everett, S OBP: 0.377, SLG: 0.458 (1,8)	2B		HBP		BB		1B		FC3-6	3	0	1	0	1	0	1			
Manny Ramirez, R OBP: 0.478, SLG: 0.686 (1,10)	HBP		2B		G1-4-3		K		1B	3	1	1	0	2	1	3			
Troy O'Leary, L OBP: 0.242, SLG: 0.322 (1,7)	2B		BB		G3		K2-3		G4-3	4	1	1	2	1	1	4			
Jason Varitek, S OBP: 0.363, SLG: 0.356 (1,2)	G4-3		BB		G1-3		G3		2B	4	0	1	0	0	0	3			
Shea Hillenbrand, R OBP: 0.329, SLG: 0.496 (1,5)		G6-3		F7		L5-4	G6-3	1B	G5-3	4	0	1	0	0	0	1	AB 35		
Chris Stynes, R OBP: 0.250, SLG: 0.365 (1,4)		G1-3				F9	S	1B	G6-3	4	1	1	0	0	0	2	R 5		
Mike Lansing, R OBP: 0.279, SLG: 0.333 (1,6)		G5-3				HR	BB		L5-4	3	1	0	0	1	1	2	H 9		
						HR	BB		K								RBI 5		
Inning Stats	R: 0 H: 1 E: 0 K: 1 S: 8	H: 1 LOB: 3 BB: 1 P: 16	R: 0 H: 0 E: 0 K: 0 S: 5	H: 0 LOB: 0 BB: 0 P: 7	R: 0 H: 0 E: 0 K: 1 S: 11	H: 0 LOB: 1 BB: 1 P: 17	R: 0 H: 0 E: 0 K: 0 S: 7	H: 0 LOB: 0 BB: 0 P: 11	R: 5 H: 3 E: 0 K: 0 S: 16	H: 3 LOB: 0 BB: 2 P: 28	R: 0 H: 1 E: 0 K: 3 S: 9	H: 2 LOB: 2 BB: 0 P: 13	R: 0 H: 1 E: 0 K: 1 S: 11	H: 1 LOB: 1 BB: 0 P: 17	R: 0 H: 1 E: 0 K: 0 S: 14	H: 2 LOB: 2 BB: 1 P: 22	1B: 5 2B: 3 3B: 0 HR: 2	SF: 0 SAC: 0 DP: 1 HBP: 1	WP: 0 PA: 41 PB: 0 SB: 2 CS: 0
PITCHER	IP WLS BF H R ER SO BB IBB HBP BLK WP HR S P ERA WHIP																		
Cory Lidle, R ERA: 5.4 (1,1)	6.0 L 27 5 5 5 2 4 0 1 0 0 2 56 92 7.50 1.500																		
Mike Magrane, L ERA: 2.13 (7,1)	0.1 3 2 0 0 1 0 0 0 0 0 0 5 6 0.00 6.000																		
Jim Mecir, R ERA: 3.5 (7,1)	1.2 6 1 0 0 3 0 0 0 0 0 0 17 24 0.00 6.000																		
Jason Istringhausen, R ERA: 1.35 (9,1)	1.0 5 1 0 0 0 0 0 1 0 0 0 0 14 22 0.00 1.000																		

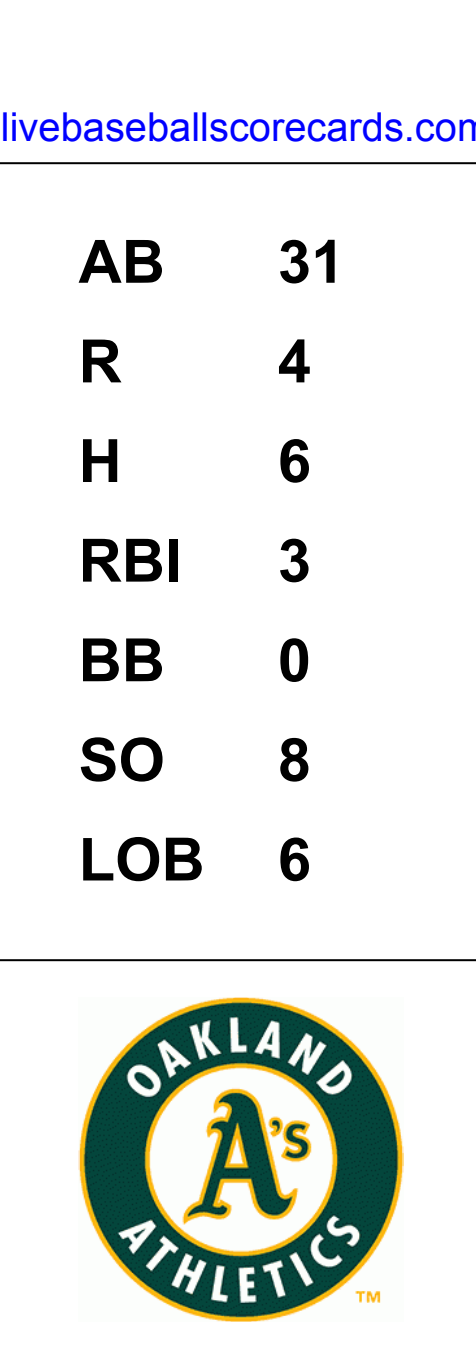
Boston Red Sox @ Oakland Athletics
Network Associates Coliseum, Oakland, CA
Sun May 06 2001, 8:05 PM EDT
Att: 40,186 - Sunny - 78 F



livebaseballscorecards.com

Batter	1	2	3	4	5	6	7	8	9	AB	R	H	RBI	BB	SO	LOB	BOTTOM		
Johnny Damon, L OBP: 0.259, SLG: 0.263 (1,7)	G6-5-3		F7			G4-6-3		G3		4	0	1	0	0	0	1			
Sal Fasano, R OBP: 0.100, SLG: 0.100 (9,2)	1B					1-2				0	0	0	0	0	0	0			
Frank Menechino, R OBP: 0.400, SLG: 0.580 (1,4)	P4				F7	K			DI	4	1	1	0	0	1	1			
Jason Giambi, L OBP: 0.489, SLG: 0.592 (1,3)	G6-5-3				G4-3				BLK	4	0	0	1	0	0	1			
Olmedo Saenz, R OBP: 0.330, SLG: 0.368 (1,10)		K							G3	4	0	0	1	0	0	1			
Eric Byrnes, R (9, PR)									1B	3	0	0	0	0	3	0			
Terrence Long, L OBP: 0.358, SLG: 0.459 (1,8)		G6-3							FC6-4	0	0	0	0	0	0	0			
Jeremy Giambi, L OBP: 0.307, SLG: 0.333 (1,9)					F9				HBP	4	0	0	0	0	1	1			
Miguel Tejada, R OBP: 0.308, SLG: 0.450 (1,6)									FC6-4	4	0	0	0	0	1	1			
3 Eric Chavez, L OBP: 0.331, SLG: 0.483 (1,5)									1-2	4	0	1	0	0	2	1			
Ramon Hernandez, R OBP: 0.267, SLG: 0.296 (1,2)										4	0	1	0	0	2	1			
23 Mario Valdez, L OBP: 0.382, SLG: 0.310 (8, PH)										2	1	0	0	0	1	1			
										2	1	0	0	0	0	0			
										1	0	0	1	0	0	0			
Inning Stats	R: 0 H: 1 E: 0 K: 0 S: 9	H: 1 LOB: 0 BB: 0 P: 13	R: 0 H: 1 E: 0 K: 1 S: 14	H: 1 LOB: 0 BB: 0 P: 19	R: 0 H: 0 E: 0 K: 0 S: 6	H: 0 LOB: 0 BB: 0 P: 8	R: 0 H: 0 E: 0 K: 1 S: 11	H: 0 LOB: 0 BB: 0 P: 16	R: 0 H: 0 E: 0 K: 1 S: 8	H: 2 LOB: 0 BB: 0 P: 13	R: 0 H: 0 E: 0 K: 2 S: 9	H: 0 LOB: 0 BB: 0 P: 11	R: 2 H: 1 E: 0 K: 1 S: 14	H: 1 LOB: 0 BB: 0 P: 22	R: 1 H: 1 E: 0 K: 1 S: 13	H: 1 LOB: 1 BB: 0 P: 22	1B: 4 2B: 2 3B: 0 HR: 0	SF: 0 SAC: 0 DP: 2 HBP: 2	WP: 1 PA: 33 PB: 0 SB: 1 CS: 0
PITCHER	IP WLS BF H R ER SO BB IBB HBP BLK WP HR S P ERA WHIP																		
Pedro Martinez, R ERA: 1.44 (1,1)	7.0 W 23 4 1 1 6 4 1 1 0 0 0 65 92 1.29 0.571																		
Rolando Arrojo, R ERA: 1.05 (8,1)	0.2 4 1 2 2 1 0 0 1 0 0 0 12 19 27.00 1.500																		
Rich Garcés, R ERA: 3.6 (8,1)	0.2 H 3 1 1 1 0 0 0 0 1 0 0 8 14 13.50 1.500																		
Rod Beck, R ERA: 2.04 (9,1)	0.2 S 3 0 0 0 1 0 0 0 1 0 0 7 11 0.00 0.000																		

Boston Red Sox @ Oakland Athletics
Network Associates Coliseum, Oakland, CA
Sun May 06 2001, 8:05 PM EDT
Att: 40,186 - Sunny - 78 F



livebaseballscorecards.com

Batter	1	2	3	4	5	6	7	8	9	AB	R	H	RBI	BB	SO	LOB	TOP																							
Johnny Damon, L OBP: 0.263, SLG: 0.289 (1, 7)	F7		G4-3	F9		HR			G6-3	5	1	2	1	0	0	0	Oakland Athletics @ Toronto Blue Jays SkyDome, Toronto, ON Tue May 08 2001, 7:05 PM EDT Att: 16,479 - Dome - 72 F																							
Frank Menechino, R OBP: 0.400, SLG: 0.565 (1, 4)	G3-1 BB		FC4-6	1B		G6-3			G6-3	4	0	1	0	1	1	1																								
Jason Giambi, L OBP: 0.490, SLG: 0.585 (1, 3) 23 Mario Valdez, L OBP: 0.400, SLG: 0.310 (9, PH) (9, 3)	G3-1		FC4-6	HR		1B			F7	3	1	1	0	1	0	1																								
Terrence Long, L OBP: 0.360, SLG: 0.476 (1, 8)	G3-1		HR			F7			1B	4	1	1	2	1	0	3																								
Olmedo Saenz, R OBP: 0.346, SLG: 0.378 (1, 10)			K			F7			G4-3	3	1	2	0	1	1	0																								
Jeremy Giambi, L OBP: 0.316, SLG: 0.342 (1, 9)	F9					2B			G4-6-3	4	2	2	0	0	0	5																								
Miguel Tejada, R OBP: 0.314, SLG: 0.484 (1, 6)		P4				1B			G5-3	4	2	2	4	0	0	0																								
3 Eric Chavez, L OBP: 0.328, SLG: 0.475 (1, 5)			G4-3			G5-4-3			L3	4	0	1	0	0	0	0																								
Sal Fasano, R OBP: 0.071, SLG: 0.071 (1, 2)			K			G5-4-3			G5-3	4	0	0	0	0	2	1																								
Inning Stats	R: 0 E: 0 K: 0 S: 16	H: 0 LOB: 3 BB: 3 P: 32	R: 0 E: 0 K: 1 S: 7	H: 0 LOB: 0 BB: 0 P: 11	R: 2 E: 0 K: 1 S: 11	H: 2 LOB: 0 BB: 0 P: 17	R: 2 E: 0 K: 0 S: 8	H: 3 LOB: 0 BB: 0 P: 10	R: 0 E: 0 K: 0 S: 11	H: 1 LOB: 0 BB: 0 P: 14	R: 4 E: 0 K: 2 S: 13	H: 4 LOB: 0 BB: 0 P: 16	R: 0 E: 0 K: 0 S: 11	H: 1 LOB: 1 BB: 1 P: 17	R: 0 E: 0 K: 0 S: 9	H: 0 LOB: 0 BB: 0 P: 12	R: 0 E: 0 K: 0 S: 8	H: 1 LOB: 1 BB: 1 P: 14	1B: 8 2B: 1 3B: 0 HR: 3	SF: 0 SAC: 0 DP: 3 HBP: 0	WP: 0 PA: 40 PB: 0 SB: 0 CS: 0																			
PITCHER	IP	WLS	BF	H	R	ER	SO	BB	IBB	HBP	BLK	WP	HR	S	P	ERA	WHIP	PITCHER				IP	WLS	BF	H	R	ER	SO	BB	IBB	HBP	BLK	WP	HR	S	P	ERA	WHIP		
Esteban Loaiza, R ERA: 4.71 (1, 1)	5.2	L	28	10	8	8	3	3	0	0	0	0	0	3	63	96	12.71	2.294					5.2	L	28	10	8	8	3	3	0	0	0	0	0	3	63	96	12.71	2.294
John Frascatore, R ERA: 1.84 (6, 1)	0.1		1	0	0	0	1	0	0	0	0	0	0	0	3	4	0.00	0.000					0.1		1	0	0	0	1	0	0	0	0	0	3	4	0.00	0.000		
Pedro Borbon, L ERA: 4.15 (7, 1)	1.0		4	1	0	0	0	1	0	0	0	0	0	0	11	17	0.00	2.000					1.0		4	1	0	0	0	1	0	0	0	0	11	17	0.00	2.000		
Kelvim Escobar, R ERA: 1.65 (8, 1)	1.0		3	0	0	0	0	0	0	0	0	0	0	0	9	12	0.00	0.000					1.0		3	0	0	0	0	0	0	0	0	9	12	0.00	0.000			
Billy Koch, R ERA: 3.71 (9, 1)	1.0		4	1	0	0	0	1	0	0	0	0	0	0	8	14	0.00	2.000					1.0		4	1	0	0	0	1	0	0	0	8	14	0.00	2.000			

AB	35
R	8
H	12
RBI	7
BB	5
SO	4
LOB	11



Batter	1	2	3	4	5	6	7	8	9	AB	R	H	RBI	BB	SO	LOB	BOTTOM																					
Shannon Stewart, R OBP: 0.389, SLG: 0.496 (1, 7)	L5		F9			G6-3			L8	4	0	0	0	0	0	0	Oakland Athletics @ Toronto Blue Jays SkyDome, Toronto, ON Tue May 08 2001, 7:05 PM EDT Att: 16,479 - Dome - 72 F																					
Alex Gonzalez, R OBP: 0.299, SLG: 0.343 (1, 6)	G4-3					G4-3			K	4	1	1	0	0	1	0																						
Raul Mondesi, R OBP: 0.416, SLG: 0.600 (1, 9)	K					G5-3			G4-3	4	0	1	0	0	1	1																						
Carlos Delgado, L OBP: 0.449, SLG: 0.630 (1, 3)			K			G5-3			G6-3	4	0	0	0	0	1	2																						
Brad Fullmer, L OBP: 0.348, SLG: 0.500 (1, 10)	G4-3					G5-4-3			HR	4	2	3	1	0	0	0																						
Tony Batista, R OBP: 0.248, SLG: 0.451 (1, 5)	G4-3					G5-4-3			FC6-4	4	0	2	2	0	0	1																						
Brian Simmons, S OBP: 0.179, SLG: 0.162 (1, 8)						G6-3			FC6-4	4	1	1	0	0	0	2																						
Darrin Fletcher, L OBP: 0.274, SLG: 0.309 (1, 2)						F7			G4-3	3	0	1	0	0	0	0																						
Chris Woodward, R OBP: 0.200, SLG: 0.600 (1, 4)						F7			HR	3	1	1	1	0	0	1																						
Inning Stats	R: 0 E: 0 K: 1 S: 8	H: 0 LOB: 0 BB: 0 P: 16	R: 0 E: 0 K: 1 S: 9	H: 0 LOB: 0 BB: 0 P: 14	R: 0 E: 0 K: 0 S: 7	H: 2 LOB: 0 BB: 0 P: 12	R: 0 E: 0 K: 0 S: 7	H: 1 LOB: 0 BB: 0 P: 10	R: 0 E: 0 K: 0 S: 6	H: 1 LOB: 0 BB: 0 P: 9	R: 0 E: 0 K: 0 S: 7	H: 0 LOB: 0 BB: 0 P: 8	R: 2 E: 0 K: 0 S: 12	H: 3 LOB: 1 BB: 0 P: 19	R: 1 E: 0 K: 1 S: 9	H: 1 LOB: 0 BB: 0 P: 13	R: 0 E: 0 K: 0 S: 11	H: 2 LOB: 1 BB: 0 P: 19	1B: 8 2B: 0 3B: 0 HR: 2	SF: 0 SAC: 0 DP: 3 HBP: 0	WP: 1 PA: 34 PB: 0 SB: 0 CS: 0																	
PITCHER	IP	WLS	BF	H	R	ER	SO	BB	IBB	HBP	BLK	WP	HR	S	P	ERA	WHIP	PITCHER				IP	WLS	BF	H	R	ER	SO	BB	IBB	HBP	BLK	WP	HR	S	P	ERA	WHIP
Mark Mulder, L ERA: 3.64 (1, 1)	7.1	W	27	8	4	4	2	8	4	4	2	1	1	60	92	4.91	1.091					7.1	W	27	8	4	4	2	8	4	4	2	1	1	60	92	4.91	1.091
Jeff Tam, R ERA: 4.67 (8, 1)	1.0		3	0	0	0	1	0	0	0	0	0	0	8	14	0.00	0.000					1.0		3	0	0	0	1	0	0	0	0	8	14	0.00	0.000		
Mike Magnante, L ERA: 2.77 (9, 1)	0.1		3	2	1	1	0	0	0	0	0	0	1	5	10	27.00	6.000					0.1		3	2	1	1	0	0	0	0	1	5	10	27.00	6.000		
Jim Mecir, R ERA: 3.44 (9, 1)	0.1	S	1	0	0	0	0	0	0	0	0	0	0	3	4	0.00	0.000					0.1	S	1	0	0	0	0	0	0	0	0	3	4	0.00	0.000		



Batter	1	2	3	4	5	6	7	8	9	AB	R	H	RBI	BB	SO	LOB	TOP										
Johnny Damon, L OBP: 0.255, SLG: 0.281 (1, 7)	1-2 P4		2-1 F8		0-1 P3	1-2 SF8		1-3 K		4	0	0	1	0	1	1	Oakland Athletics @ Toronto Blue Jays SkyDome, Toronto, ON Wed May 09 2001, 7:05 PM EDT Att: 16,241 - Dome - 72 F										
Ramon Hernandez, R OBP: 0.264, SLG: 0.292 (1, 2)	0-0 F8		2-2 G4-3		0-1 BB 2B 1B	2-1 FC5-4		0-2 F7		5	1	1	0	0	0	3											
Jason Giambi, L OBP: 0.486, SLG: 0.582 (1, 3)	3-2 F7		2-1 G4-1		4-2 2B 1B	0-1 F8			1-2 G6-3 2B	4	1	1	0	1	0	2											
John Jaha, R OBP: 0.200, SLG: 0.400 (1, 10)		1-1 G6-3		0-1 L5	3-2 1B 2B		3-3 K		2-2 G6-3	5	1	1	2	0	1	1											
Terrence Long, L OBP: 0.361, SLG: 0.473 (1, 8)		2-2 BB 1B		0-0 G4-3	2-0 1B		1-1 G1-3		2-0 G6-3	5	1	2	2	0	0	1											
Miguel Tejada, R OBP: 0.324, SLG: 0.504 (1, 6)		4-1 1B 3 1B BB		1-0 HBP	2-1 F7		2-1 HR		0-3 K	3	2	1	1	1	1	2											
Jeremy Giambi, L OBP: 0.325, SLG: 0.351 23 Mario Valdez, L OBP: 0.395, SLG: 0.313 (2, 7)	1-2 1B			1-0 F9		3-2 SF8 1B		3-2 G4-3		1	0	1	1	0	0	0											
3 Eric Chavez, L OBP: 0.326, SLG: 0.468 (1, 5)	3-2 G4-6-3 1B				1-3 K	1-2 E3 FC5-4 BB		3-3 K		4	0	1	1	0	2	1											
Mark Bellhorn, S OBP: 0.375, SLG: 0.167 (1, 4)	1-2 G4-6-3 1B				4-1 BB 1B 2B BB	4-2 FC5-4 BB		1-2 F8		2	1	0	0	2	0	2											
Inning Stats	R: 0 E: 0 K: 0 S: 11	H: 0 LOB: 0 BB: 0 P: 15	R: 2 E: 0 K: 0 S: 21	H: 3 LOB: 1 BB: 1 P: 34	R: 0 E: 0 K: 0 S: 7	H: 0 LOB: 0 BB: 0 P: 13	R: 0 E: 0 K: 0 S: 4	H: 0 LOB: 1 BB: 0 P: 6	R: 4 E: 0 K: 1 S: 17	H: 3 LOB: 1 BB: 2 P: 32	R: 1 E: 1 K: 0 S: 17	H: 1 LOB: 2 BB: 1 P: 28	R: 1 E: 0 K: 1 S: 11	H: 1 LOB: 0 BB: 0 P: 20	R: 0 E: 0 K: 2 S: 13	H: 0 LOB: 1 BB: 0 P: 18		R: 0 E: 0 K: 1 S: 10	H: 1 LOB: 1 BB: 0 P: 15	1B: 6 2B: 2 3B: 0 HR: 1	SF: 1 SAC: 0 DP: 1 HBP: 1	WP: 1 PB: 0 SB: 0 CS: 0	PA: 42				
PITCHER	IP	WLS	BF	H	R	ER	SO	BB	IBB	HBP	BLK	WP	HR	S	P	ERA	WHIP										
Chris Michalak, L ERA: 3.58 (1, 1)	5.0	L	24	6	6	6	1	3	0	1	0	0	0	60	100	10.80	1.800										
Pedro Borbon, L ERA: 4.05 (6, 1)	0.1		4	1	1	0	0	1	0	0	0	0	0	13	22	0.00	6.000										
John Frascatore, R ERA: 2.2 (6, 1)	1.2		6	1	1	1	1	0	0	0	0	0	1	15	26	5.40	0.600										
Dan Plesac, L ERA: 1.86 (8, 1)	1.0		4	0	0	0	2	0	0	0	0	1	0	13	18	0.00	0.000										
Paul Quantrill, R ERA: (9, 1)	1.0		4	1	0	0	1	0	0	0	0	0	0	10	15	0.00	1.000										

Batter	1	2	3	4	5	6	7	8	9	AB	R	H	RBI	BB	SO	LOB	BOTTOM										
Shannon Stewart, R OBP: 0.389, SLG: 0.489 (1, 7)	1-1 E4 SH1-3								2-2 F8	4	0	1	0	1	1	1	Oakland Athletics @ Toronto Blue Jays SkyDome, Toronto, ON Wed May 09 2001, 7:05 PM EDT Att: 16,241 - Dome - 72 F										
Alex Gonzalez, R OBP: 0.298, SLG: 0.362 (1, 6)	2-0 SH1-3								1-0 HR	4	1	1	2	0	0	3											
Raul Mondesi, R OBP: 0.409, SLG: 0.585 (1, 9)	1-3 K								0-2 1B	5	0	1	0	0	1	1											
Carlos Delgado, L OBP: 0.447, SLG: 0.619 (1, 3)	2-0 F8								0-0 G4-3	5	1	2	0	0	0	2											
Brad Fullmer, L OBP: 0.352, SLG: 0.504 (1, 10)									1-1 G3	3	1	1	0	0	0	2											
Tony Batista, R OBP: 0.248, SLG: 0.445 (1, 5)									1-0 FC5-4 1B	4	0	1	1	0	2	3											
Brian Simmons, S OBP: 0.163, SLG: 0.146 (1, 8)									2-1 FC5-4	4	0	0	0	0	1	3											
Darrin Fletcher, L OBP: 0.282, SLG: 0.327 (1, 2)									1-2 HR 1B	4	2	2	1	0	0	0											
Chris Woodward, R OBP: 0.208, SLG: 0.542 (1, 4)									0-3 K	4	0	1	1	0	2	1											
Inning Stats	R: 0 E: 1 K: 1 S: 8	H: 0 LOB: 1 BB: 0 P: 14	R: 2 E: 0 K: 1 S: 20	H: 4 LOB: 2 BB: 0 P: 29	R: 0 E: 0 K: 1 S: 13	H: 1 LOB: 1 BB: 0 P: 20	R: 0 E: 0 K: 1 S: 6	H: 0 LOB: 0 BB: 0 P: 10	R: 0 E: 0 K: 1 S: 7	H: 0 LOB: 0 BB: 0 P: 11	R: 0 E: 0 K: 1 S: 11	H: 0 LOB: 1 BB: 0 P: 17	R: 0 E: 0 K: 0 S: 9	H: 0 LOB: 1 BB: 1 P: 16	R: 1 E: 0 K: 0 S: 12	H: 2 LOB: 1 BB: 0 P: 18		R: 2 E: 0 K: 1 S: 16	H: 3 LOB: 1 BB: 0 P: 20	1B: 7 2B: 2 3B: 0 HR: 1	SF: 0 SAC: 1 DP: 0 HBP: 1	WP: 2 PB: 0 SB: 0 CS: 0	PA: 40				
PITCHER	IP	WLS	BF	H	R	ER	SO	BB	IBB	HBP	BLK	WP	HR	S	P	ERA	WHIP										
Tim Hudson, R ERA: 5.07 (1, 1)	6.2	W	28	5	2	2	6	1	0	1	0	0	0	71	113	2.70	0.900										
Chad Bradford, R ERA: 4.26 (7, 1)	0.2		2	0	0	0	0	0	0	0	0	0	0	6	9	0.00	0.000										
Mark Guthrie, L ERA: 4.63 (8, 1)	0.2		5	3	2	2	0	0	0	0	0	0	0	12	17	27.00	4.500										
T.J. Mathews, R ERA: 6.14 (9, 1)	0.2		4	2	1	1	1	0	0	0	0	0	1	12	15	13.50	3.000										
Jason Istringhausen, R ERA: 1.32 (9, 1)	0.1	S	1	0	0	0	0	0	0	0	0	0	0	1	1	0.00	0.000										



Batter	1	2	3	4	5	6	7	8	9	AB	R	H	RBI	BB	SO	LOB	TOP					
Johnny Damon, L (1, 9) OBP: 0.252, SLG: 0.298	G6-3	SF8		G1				G3		5	1	1	3	0	0	2	Oakland Athletics @ Toronto Blue Jays SkyDome, Toronto, ON Thu May 10 2001, 7:05 PM EDT Att: 16,130 - Dome - 72 F					
23 Mario Valdez, L (1, 7) OBP: 0.409, SLG: 0.286	2B	G1-3		G5-3		G4-3	1B	2B	G6-4-3	3	2	0	0	3	0	2						
Jason Giambi, L (1, 3) OBP: 0.497, SLG: 0.623 Olmedo Saenz, R (8, 3) OBP: 0.343, SLG: 0.374	G4-3			F8		1B	2B	G6-3	G6-4-3	4	3	3	2	1	0	1						
John Jaha, R (1, 10) OBP: 0.300, SLG: 0.444 Sal Fasano, R (9, PH) OBP: 0.087, SLG: 0.067	G4-3			HR		F3	F8	G6-3	K	4	0	1	1	1	0	2						
Terrence Long, L (1, 8) OBP: 0.362, SLG: 0.471	G4-3			BB		F3	F8	G6-3	K	1	0	0	0	0	1	0						
Miguel Tejada, R (1, 6) OBP: 0.333, SLG: 0.523				BB		F3	F8	G6-3	K	5	1	2	0	0	0	4						
3 Eric Chavez, L (1, 5) OBP: 0.329, SLG: 0.481				BB		FC6-4	1B	L9		3	2	1	4	2	0	2						
Mark Bellhorn, S (1, 4) OBP: 0.462, SLG: 0.600				BB		FC6-4	1B	L9		5	2	2	0	0	0	4						
Ramon Hernandez, R (1, 2) OBP: 0.278, SLG: 0.308	SF9			1B		FC6-4	2B	G4-3		4	2	2	1	1	2	2						
Inning Stats	R: 1 E: 0 K: 0 S: 10	H: 1 LOB: 1 BB: 1 P: 20	R: 2 E: 0 K: 0 S: 11	H: 1 LOB: 1 BB: 2 P: 22	R: 1 E: 0 K: 0 S: 16	H: 1 LOB: 1 BB: 1 P: 24	R: 1 E: 0 K: 0 S: 9	H: 2 LOB: 1 BB: 0 P: 14	R: 0 E: 0 K: 1 S: 11	H: 1 LOB: 2 BB: 1 P: 19	R: 7 E: 0 K: 0 S: 24	H: 7 LOB: 1 BB: 1 P: 39	R: 2 E: 0 K: 0 S: 18	H: 2 LOB: 1 BB: 1 P: 28	R: 0 E: 0 K: 1 S: 6	H: 0 LOB: 0 BB: 1 P: 8	R: 0 E: 0 K: 1 S: 8	H: 0 LOB: 0 BB: 1 P: 15	1B: 6 2B: 5 3B: 1 HR: 3	SF: 2 SAC: 0 DP: 1 HBP: 0	WP: 0 PB: 0 SB: 0 CS: 0	PA: 49
PITCHER	IP WLS BF H R ER SO BB IBB HBP BLK WP HR S P ERA WHIP																					
Steve Parris, R (1, 1) ERA: 6.31	3.0	16	3	4	4	0	4	0	0	0	0	0	0	1	37	66	12.00	2.333				
Lance Painter, L (4, 1) ERA: 16.5	2.1	14	5	4	4	1	2	0	0	0	0	0	1	28	49	15.43	3.000					
Paul Quantrill, R (6, 1) ERA: 1.54	0.1	6	5	4	4	0	0	0	0	0	0	1	14	21	108.00	15.000						
Bob File, R (6, 1) ERA: 2.25	1.1	7	2	2	2	0	1	0	0	0	0	0	20	30	13.50	2.250						
Kelvin Escobar, R (8, 1) ERA: 1.59	1.0	3	0	0	0	1	0	0	0	0	0	0	6	8	0.00	0.000						
PITCHER	IP WLS BF H R ER SO BB IBB HBP BLK WP HR S P ERA WHIP																					
Billy Koch, R (9, 1) ERA: 3.5	1.0	3	0	0	0	1	0	0	0	0	0	0	8	15	0.00	1.000						

AB	39
R	14
H	15
RBI	14
BB	8
SO	3
LOB	20



Batter	1	2	3	4	5	6	7	8	9	AB	R	H	RBI	BB	SO	LOB	BOTTOM					
Shannon Stewart, R (1, 7) OBP: 0.390, SLG: 0.482	F8	1B	S		F9		FC6-4			4	0	1	0	1	0	3	Oakland Athletics @ Toronto Blue Jays SkyDome, Toronto, ON Thu May 10 2001, 7:05 PM EDT Att: 16,130 - Dome - 72 F					
Alex Gonzalez, R (1, 6) OBP: 0.301, SLG: 0.364	S	1B	K		G6-3			G5-3		5	1	2	0	0	1	2						
Raul Mondesi, R (1, 9) OBP: 0.403, SLG: 0.567	HBP	K	K		K		F8	K		4	1	0	0	1	3	2						
Carlos Delgado, L (1, 3) OBP: 0.452, SLG: 0.641	BB	K	K		HR		G6-3	HR		4	2	2	1	1	1	2						
Brad Fullmer, L (1, 10) OBP: 0.347, SLG: 0.489	BB	K	K		K		F7	G3		4	0	0	1	0	2	1						
Tony Batista, R (1, 5) OBP: 0.280, SLG: 0.472	K	K	HR		HR		K	G4-6-3		5	2	3	2	0	2	3						
Brian Simmons, S (1, 8) OBP: 0.188, SLG: 0.222	BB	HR	HR		L8		G4-3	K		4	1	1	3	1	1	1						
Darrin Fletcher, L (1, 2) OBP: 0.296, SLG: 0.377	F7	HR	HR		G4-3		FC6-4	G4-6-3		5	1	3	1	0	0	4						
Chris Woodward, R (1, 4) OBP: 0.214, SLG: 0.500	F7	L6	L6		G4-3		FC6-4	G4-6-3		4	0	1	0	0	0	1						
Inning Stats	R: 2 E: 0 K: 1 S: 22	H: 1 LOB: 3 BB: 3 P: 40	R: 0 E: 0 K: 2 S: 14	H: 1 LOB: 2 BB: 1 P: 24	R: 3 E: 0 K: 2 S: 16	H: 4 LOB: 1 BB: 0 P: 27	R: 2 E: 0 K: 2 S: 11	H: 2 LOB: 0 BB: 0 P: 17	R: 0 E: 0 K: 0 S: 5	H: 1 LOB: 1 BB: 0 P: 9	R: 0 E: 0 K: 0 S: 7	H: 0 LOB: 0 BB: 0 P: 9	R: 0 E: 0 K: 1 S: 11	H: 2 LOB: 2 BB: 0 P: 15	R: 1 E: 0 K: 1 S: 7	H: 1 LOB: 0 BB: 0 P: 14	R: 0 E: 0 K: 1 S: 6	H: 1 LOB: 0 BB: 0 P: 8	1B: 8 2B: 1 3B: 0 HR: 4	SF: 0 SAC: 0 DP: 1 HBP: 1	WP: 0 PB: 0 SB: 4 CS: 0	PA: 44
PITCHER	IP WLS BF H R ER SO BB IBB HBP BLK WP HR S P ERA WHIP																					
Barry Zito, L (1, 1) ERA: 5.89	3.0	20	6	5	5	5	4	0	0	0	0	0	1	16	26	9.00	1.500					
Mark Guttridge, L (4, 1) ERA: 5.27	2.0	9	3	2	2	2	0	0	0	0	0	0	1	16	26	9.00	1.500					
Jeff Tam, R (6, 1) ERA: 4.19	2.0	8	2	0	0	1	0	0	0	0	0	0	18	24	0.00	1.000						
Chad Bradford, R (8, 1) ERA: 4.32	2.0	7	2	1	1	2	0	0	0	0	0	0	1	13	22	4.50	1.000					

AB	39
R	8
H	13
RBI	8
BB	4
SO	10
LOB	19



Batter	1	2	3	4	5	6	7	8	9	AB	R	H	RBI	BB	SO	LOB	TOP										
Johnny Damon, L OBP: 0.260, SLG: 0.308 (1, 9)										5	3	2	0	1	1	2											
Jeremy Giambi, L OBP: 0.353, SLG: 0.364 23 Mario Valdez, L OBP: 0.409, SLG: 0.286 (1, 7) (9, 7)										3	1	2	1	2	0	0											
Jason Giambi, L OBP: 0.506, SLG: 0.624 (1, 3)										3	1	2	1	2	0	1											
John Jaha, R OBP: 0.333, SLG: 0.333 (1, 10)										3	0	0	1	2	1	5											
Terrence Long, L OBP: 0.357, SLG: 0.468 (1, 8)										5	0	1	2	0	0	3											
Miguel Tejada, R OBP: 0.336, SLG: 0.526 (1, 6)										5	1	2	0	0	0	4											
3 Eric Chavez, L OBP: 0.331, SLG: 0.481 (1, 5)										4	0	1	0	1	2	2											
Mark Bellhorn, S OBP: 0.389, SLG: 0.467 (1, 4)										5	0	1	1	0	1	5											
Ramon Hernandez, R OBP: 0.285, SLG: 0.339 Sal Fasano, R OBP: 0.063, SLG: 0.063 (1, 2) (8, 2)										4	1	2	1	0	0	3											
Inning Stats	R: 2 E: 0 K: 0 S: 16	H: 1 LOB: 1 BB: 3 P: 30	R: 2 E: 1 K: 1 S: 10	H: 4 LOB: 2 BB: 0 P: 14	R: 0 E: 0 K: 0 S: 10	H: 1 LOB: 1 BB: 0 P: 13	R: 0 E: 0 K: 1 S: 14	H: 2 LOB: 2 BB: 1 P: 20	R: 0 E: 0 K: 1 S: 11	H: 0 LOB: 0 BB: 0 P: 10	R: 1 E: 0 K: 1 S: 14	H: 1 LOB: 3 BB: 3 P: 32	R: 1 E: 0 K: 2 S: 10	H: 1 LOB: 1 BB: 1 P: 15	R: 1 E: 0 K: 2 S: 15	H: 2 LOB: 0 BB: 0 P: 22	1B: 8 2B: 4 3B: 0 HR: 1	SF: 0 SAC: 0 DP: 2 HBP: 0	WP: 0 PB: 0 SB: 0 CS: 0	PA: 46							
PITCHER	IP	WLS	BF	H	R	ER	SO	BB	IBB	HBP	BLK	WP	HR	S	P	ERA	WHIP										
63 Paxton Crawford, R ERA: 4.76 (1, 1)	2.0		13	5	4	4	1	3	0	0	0	0	1	26	44	18.00	4.000										
49 Tim Wakefield, R ERA: 1.89 (3, 1)	3.0		13	4	0	0	1	1	0	0	0	0	0	35	50	0.00	1.667										
Pete Schourek, L ERA: 2.4 (6, 1)	1.0		4	0	1	1	1	1	0	0	0	0	0	6	14	9.00	1.000										
Rolando Arrojo, R ERA: 3.66 (7, 1)	2.0		11	2	1	1	1	2	1	0	0	0	0	24	43	4.50	2.000										
Rod Beck, R ERA: 2.29 (9, 1)	1.0	L	5	2	1	1	2	0	0	0	0	0	0	15	22	9.00	2.000										

Oakland Athletics @ Boston Red Sox
Fenway Park, Boston, MA
Fri May 11 2001, 7:05 PM EDT
Att: 32,718 - Sunny - 83 F

AB	38
R	7
H	13
RBI	7
BB	8
SO	6
LOB	26



Batter	1	2	3	4	5	6	7	8	9	AB	R	H	RBI	BB	SO	LOB	BOTTOM										
Trot Nixon, L OBP: 0.339, SLG: 0.408 (1, 9)										3	1	0	0	2	0	2											
Jose Offerman, S OBP: 0.392, SLG: 0.487 (1, 4)										5	1	2	0	0	0	2											
Carl Everett, S OBP: 0.363, SLG: 0.446 (1, 8)										5	2	2	1	0	0	2											
Manny Ramirez, R OBP: 0.490, SLG: 0.724 (1, 10)										4	1	2	3	0	2	0											
Troy O'Leary, L OBP: 0.264, SLG: 0.394 (1, 7)										4	0	1	1	0	1	3											
John Valentin, R OBP: 0.375, SLG: 0.333 (1, 6) (9, 5)										4	0	0	0	0	1	3											
Brian Daubach, L OBP: 0.311, SLG: 0.553 (1, 3)										3	0	1	0	1	1	0											
Shea Hillenbrand, R OBP: 0.319, SLG: 0.489 Jason Varitek, S OBP: 0.354, SLG: 0.347 (1, 5) (8, PH) (9, 2)										3	1	0	0	0	1	1											
Scott Hatteberg, L OBP: 0.250, SLG: 0.341 Lou Merloni, R OBP: 0.389, SLG: 0.563 (1, 2) (9, 6)										4	0	2	1	0	2	2											
Inning Stats	R: 0 E: 0 K: 0 S: 7	H: 0 LOB: 0 BB: 0 P: 10	R: 0 E: 0 K: 3 S: 10	H: 0 LOB: 0 BB: 0 P: 14	R: 1 E: 0 K: 0 S: 13	H: 2 LOB: 1 BB: 0 P: 19	R: 0 E: 0 K: 1 S: 10	H: 0 LOB: 0 BB: 0 P: 11	R: 0 E: 0 K: 1 S: 9	H: 0 LOB: 0 BB: 0 P: 10	R: 2 E: 0 K: 1 S: 15	H: 2 LOB: 2 BB: 1 P: 25	R: 0 E: 0 K: 1 S: 13	H: 1 LOB: 0 BB: 0 P: 15	R: 3 E: 0 K: 2 S: 23	H: 4 LOB: 2 BB: 1 P: 35	R: 0 E: 0 K: 0 S: 11	H: 1 LOB: 2 BB: 1 P: 20	1B: 4 2B: 6 3B: 1 HR: 0	SF: 0 SAC: 0 DP: 1 HBP: 2	WP: 0 PB: 0 SB: 0 CS: 0	PA: 41					
PITCHER	IP	WLS	BF	H	R	ER	SO	BB	IBB	HBP	BLK	WP	HR	S	P	ERA	WHIP										
Cory Lidle, R ERA: 5.29 (1, 1)	5.2		23	4	3	3	6	1	0	1	0	0	0	60	85	4.76	0.882										
Jim Mecir, R ERA: 3.2 (8, 1)	1.1	H	5	1	0	0	1	0	0	0	0	0	0	17	19	0.00	0.750										
Jason Iringhausen, R ERA: 0.07 (9, 1)	1.0	W	8	4	3	3	2	0	1	0	0	0	0	23	35	27.00	4.000										
Mike Magnante, L ERA: 2.7 (9, 1)	0.1	H	3	1	0	0	0	1	0	0	0	0	0	8	16	0.00	6.000										
Jeff Tam, R ERA: 4.05 (9, 1)	0.2	S	2	0	0	0	0	0	0	1	0	0	0	3	4	0.00	0.000										

Oakland Athletics @ Boston Red Sox
Fenway Park, Boston, MA
Fri May 11 2001, 7:05 PM EDT
Att: 32,718 - Sunny - 83 F

AB	36
R	6
H	10
RBI	6
BB	3
SO	9
LOB	17



Batter	1	2	3	4	5	6	7	8	9	AB	R	H	RBI	BB	SO	LOB	TOP					
Johnny Damon, L OBP: 0.254, SLG: 0.300	1-1 P6		0-0 G3-1			1-3 K		2-1 G3		4	0	0	0	0	1	1						
23 Mario Valdez, L OBP: 0.396, SLG: 0.282	1-3 K		3-3 K			1-2 HR 1B		1-2 G4-3		4	1	1	0	0	2	0						
Jason Giambi, L OBP: 0.500, SLG: 0.636	1-3 K			2-1 G6-3		0-0 HR 1H 2H		0-0 F7		4	1	1	3	0	1	0						
John Jaha, R OBP: 0.278, SLG: 0.267 Frank Menechino, R OBP: 0.396, SLG: 0.559		3-3 K		2-2 F8		2-3 K		3-3 K		3	0	0	0	0	2	0						
Terrence Long, L OBP: 0.354, SLG: 0.469		1-2 G5-3 2B		1-1 G6-3		0-0 F8		1-2 G3-1		4	0	1	0	0	0	0						
Miguel Tejada, R OBP: 0.329, SLG: 0.514		1-0 G5-3			2-2 G5-3			1-3 K		3	0	0	0	0	1	1						
3 Eric Chavez, L OBP: 0.331, SLG: 0.474		4-1 BB			0-3 K			1-0 P6		2	0	0	0	1	1	0						
Mark Bellhorn, S OBP: 0.333, SLG: 0.389		0-3 K			1-3 K			3-3 K		3	0	0	0	0	3	2						
Sal Fasano, R OBP: 0.105, SLG: 0.056			1-3 K			1-0 HR 23 1B HBP		1-3 K		2	1	0	0	0	2	0						
Inning Stats	R: 0 H: 0 E: 0 K: 2 S: 8	H: 0 LOB: 0 BB: 0 P: 11	R: 0 H: 1 E: 0 K: 2 S: 12	H: 1 LOB: 2 BB: 1 P: 21	R: 0 H: 0 E: 0 K: 2 S: 8	H: 0 LOB: 0 BB: 0 P: 12	R: 0 H: 0 E: 0 K: 2 S: 7	H: 0 LOB: 0 BB: 0 P: 12	R: 3 H: 2 E: 0 K: 2 S: 11	H: 2 LOB: 0 BB: 0 P: 16	R: 0 H: 0 E: 0 K: 2 S: 7	H: 0 LOB: 0 BB: 0 P: 12	R: 0 H: 0 E: 0 K: 1 S: 9	H: 0 LOB: 0 BB: 0 P: 13	R: 0 H: 0 E: 0 K: 1 S: 7	H: 0 LOB: 0 BB: 0 P: 11	1B: 1 2B: 1 3B: 0 HR: 1	SF: 0 SAC: 0 DP: 0 HBP: 1	WP: 0 PB: 0 SB: 0 CS: 0	PA: 32		
PITCHER	IP	WLS	BF	H	R	ER	SO	BB	IBB	HBP	BLK	WP	HR	S	P	ERA	WHIP					
Pedro Martinez, R ERA: 1.74	(1, 1)	7.0	W	26	3	3	3	12	1	0	1	0	0	1	62	96	3.86	0.571				
Rich Garcés, R ERA: 3.0	(8, 1)	1.0		3	0	0	0	1	0	0	0	0	0	0	9	13	0.00	0.000				
Derek Lowe, R ERA: 5.73	(9, 1)	1.0		3	0	0	0	1	0	0	0	0	0	0	7	11	0.00	0.000				

Oakland Athletics @ Boston Red Sox
Fenway Park, Boston, MA
Sat May 12 2001, 1:05 PM EDT
Att: 32,686 - Cloudy - 83 F

AB 30
R 3
H 3
RBI 3
BB 1
SO 14
LOB 4



Batter	1	2	3	4	5	6	7	8	9	AB	R	H	RBI	BB	SO	LOB	BOTTOM				
Trot Nixon, L OBP: 0.358, SLG: 0.466	0-0 1B 1B 2B	1-0 1B		2-0 HR		1-3 K	2-2 2B			5	2	4	1	0	1	1					
Jose Offerman, S OBP: 0.400, SLG: 0.500	2-2 1B E	0-0 1B		2-3 K		2-1 F8	0-1 1B			5	1	3	0	0	1	1					
Carl Everett, S OBP: 0.370, SLG: 0.458	0-0 E	3-2 G5-4-3		2-1 G6-3		0-2 1B	2-3 K			5	2	3	2	0	1	2					
Manny Ramirez, R OBP: 0.494, SLG: 0.739	1-0 E5 1B 2B	0-1 G5-4-3			0-0 HR	4-0 BB 1B IBB		0-3 K		4	2	2	2	1	1	2					
Dante Bichette, R OBP: 0.352, SLG: 0.442	0-0 2B		1-3 K		0-0 G6-3	0-2 BB 1B		0-0 1B		5	0	3	2	0	1	0					
Jason Varitek, S OBP: 0.356, SLG: 0.352	2-3 3H P6		2-1 G4-3		2-2 1B 2B	4-2 1B BB		0-0 F7		4	1	1	0	1	0	3					
Shea Hillenbrand, R OBP: 0.322, SLG: 0.453	1-2 1B		2-1 P6		1-2 1B	1-1 G1-3		2-3 K		5	0	2	2	0	1	4					
Lou Merloni, R OBP: 0.318, SLG: 0.450	0-0 P4			0-0 G4-3	1-3 K			1-0 G6-3		4	0	0	0	0	1	3					
Mike Lansing, R OBP: 0.263, SLG: 0.324	1-1 F8			1-0 G6-3		2-2 2B 1B		0-0 G5-3		4	1	1	0	0	0	2					
Inning Stats	R: 4 H: 6 E: 1 K: 0 S: 14	H: 3 LOB: 1 BB: 0 P: 13	R: 0 H: 0 E: 0 K: 1 S: 7	H: 0 LOB: 0 BB: 0 P: 12	R: 1 H: 1 E: 0 K: 1 S: 6	H: 1 LOB: 0 BB: 0 P: 11	R: 2 H: 3 E: 0 K: 1 S: 13	H: 3 LOB: 2 BB: 2 P: 37	R: 0 H: 2 E: 0 K: 1 S: 13	H: 2 LOB: 2 BB: 0 P: 18	R: 0 H: 1 E: 0 K: 2 S: 9	H: 1 LOB: 1 BB: 0 P: 11	1B: 12 2B: 5 3B: 0 HR: 2	SF: 0 SAC: 0 DP: 1 HBP: 0	WP: 0 PB: 0 SB: 0 CS: 0	PA: 43					
PITCHER	IP	WLS	BF	H	R	ER	SO	BB	IBB	HBP	BLK	WP	HR	S	P	ERA	WHIP				
Gil Heredia, R ERA: 8.92	(1, 1)	4.2	L	25	13	7	2	0	0	0	0	0	0	18	28	18.00	2.786				
T.J. Mathews, R ERA: 6.69	(5, 1)	1.0		6	2	2	2	0	1	0	0	0	0	30	42	0.00	2.143				
Chad Bradford, R ERA: 3.38	(6, 1)	2.1		12	4	0	3	1	0	0	0	0	0	30	42	0.00	2.143				

Oakland Athletics @ Boston Red Sox
Fenway Park, Boston, MA
Sat May 12 2001, 1:05 PM EDT
Att: 32,686 - Cloudy - 83 F

AB 41
R 9
H 19
RBI 9
BB 2
SO 7
LOB 18




Batter	1	2	3	4	5	6	7	8	9	10	11	AB	R	H	RBI	BB	SO	LOB	TOP					
Johnny Damon, L (1,9) OBP: 0.263, SLG: 0.294	F9		BB		HBP G3-1 BB	BB			F8	K		3	1	0	0	3	1	3						
Frank Menechino, R (1,4) OBP: 0.393, SLG: 0.554	F9		K		G3-1 HBP BB	F9			F7		G6-4-3 2B	6	0	2	0	0	1	4						
Jason Giambi, L (1,3) OBP: 0.500, SLG: 0.629	K				SF7	G6-3				1B	G6-4-3 IBB	3	0	1	1	2	1	0						
Olmedo Saenz, R (1,10) OBP: 0.333, SLG: 0.354	F8				K	G3-1 HBP			F7		G6-4-3	5	0	0	0	0	1	4						
Terrence Long, L (1,8) OBP: 0.348, SLG: 0.453	F5				G3	G3-1			G3		F8	5	0	0	1	1	0	3						
Miguel Tejada, R (1,6) OBP: 0.353, SLG: 0.500	F7				G6-3	G5-3			F7		E 23 S 1B	6	0	1	0	0	0	5						
3 Eric Chavez, L (1,5) OBP: 0.340, SLG: 0.475									K		K	4	1	2	0	1	2	1						
23 Mario Valdez, L (1,7) OBP: 0.434, SLG: 0.366												2	1	1	2	3	0	1						
Sal Fasano, R (1,2) OBP: 0.130, SLG: 0.048												3	1	0	0	1	1	3						
Jeremy Giambi, L (10, PH) OBP: 0.349, SLG: 0.359												1	0	0	0	0	0	2						
Ramon Hernandez, R (10, PR) OBP: 0.285, SLG: 0.339												0	0	0	0	0	0	0						
Inning Stats	R: 0 E: 0 K: 1 S: 10	H: 0 LOB: 0 BB: 0 P: 15	R: 0 E: 0 K: 0 S: 7	H: 0 LOB: 0 BB: 0 P: 11	R: 0 E: 0 K: 2 S: 10	H: 0 LOB: 3 BB: 3 P: 26	R: 0 E: 0 K: 1 S: 8	H: 0 LOB: 1 BB: 1 P: 16	R: 4 E: 0 K: 0 S: 21	H: 3 LOB: 2 BB: 2 P: 38	R: 0 E: 0 K: 0 S: 11	H: 1 LOB: 2 BB: 1 P: 16	R: 0 E: 0 K: 0 S: 5	H: 0 LOB: 0 BB: 0 P: 6	R: 0 E: 0 K: 1 S: 11	H: 0 LOB: 1 BB: 1 P: 18	R: 0 E: 1 K: 2 S: 17	H: 1 LOB: 3 BB: 1 P: 30	R: 0 E: 0 K: 0 S: 6	H: 1 LOB: 2 BB: 2 P: 14	1B: 5 2B: 1 3B: 0 HR: 1	SF: 1 SAC: 0 DP: 1 HBP: 1	WP: 0 PB: 0 SB: 1 CS: 1	PA: 51
PITCHER	IP: 4.0 WLS: 3.8 BF: 19 H: 4 R: 0 ER: 4 SO: 4 BB: 6 IBB: 0 HBP: 1 BLK: 0 WP: 0 HR: 1 S: 42 P: 85 ERA: 9.00 WHIP: 2.000	IP: 2.0 WLS: 1.76 BF: 10 H: 2 R: 0 ER: 0 SO: 0 BB: 1 IBB: 0 HBP: 0 BLK: 0 WP: 0 HR: 0 S: 5 P: 6 ERA: 0.00 WHIP: 0.000	IP: 1.0 WLS: 2.94 BF: 3 H: 0 R: 0 ER: 0 SO: 1 BB: 0 IBB: 0 HBP: 0 BLK: 0 WP: 0 HR: 1 S: 11 P: 18 ERA: 2.25 WHIP: 1.000	IP: 1.2 WLS: 2.11 BF: 8 H: 2 R: 0 ER: 0 SO: 1 BB: 0 IBB: 0 HBP: 0 BLK: 0 WP: 0 HR: 0 S: 18 P: 32 ERA: 0.00 WHIP: 1.200	PITCHER	IP: 1.1 WLS: 5.4 BF: 7 H: 1 R: 0 ER: 0 SO: 1 BB: 0 IBB: 2 HBP: 0 BLK: 0 WP: 0 HR: 0 S: 13 P: 26 ERA: 0.00 WHIP: 0.750																		

Oakland Athletics @ Boston Red Sox
Fenway Park, Boston, MA
Sun May 13 2001, 1:05 PM EDT
Att: 31,926 - Sunny - 60 F

livebaseballscores.com

AB 38
R 4
H 7
RBI 4
BB 11
SO 7
LOB 26



Batter	1	2	3	4	5	6	7	8	9	10	11	AB	R	H	RBI	BB	SO	LOB	BOTTOM					
Trot Nixon, L (1,9) OBP: 0.352, SLG: 0.449	G3-1				G4-6-3				F8		G6-3	4	0	0	0	1	0	3						
Jose Offerman, S (1,3) OBP: 0.393, SLG: 0.504	G6-3				G1-3					1B	K	5	1	1	0	0	2	1						
John Valentin, R (1,6) OBP: 0.385, SLG: 0.300	1B BB				F9				G6-3		L6	4	2	1	1	1	0	1						
Manny Ramirez, R (1,10) OBP: 0.497, SLG: 0.754	FC6-4 1B				K				K		HR	4	1	2	2	1	2	1						
Dante Bichette, R (1,7) OBP: 0.356, SLG: 0.429	FC6-4 1B				FC1-6 HBP				L4		G5-3	4	0	1	1	0	1	1						
Shea Hillenbrand, R (1,5) OBP: 0.311, SLG: 0.477	FC6-4				FC1-6				K		G4-3	5	0	0	0	0	1	4						
Jason Varitek, S (1,2) OBP: 0.366, SLG: 0.385	G1-3				F9				G1 1B BB		1B	4	1	2	1	1	0	1						
Mike Lansing, R (1,4) OBP: 0.262, SLG: 0.321	G6-3				K				G1 1B		G4-3	4	0	1	0	0	1	2						
Darren Lewis, R (1,8) OBP: 0.232, SLG: 0.382									G1			3	0	1	0	0	0	2						
Carl Everett, S (9, PH) OBP: 0.368, SLG: 0.455	F7								G1		K	1	0	0	0	0	1	0						
Inning Stats	R: 1 E: 0 K: 0 S: 6	H: 2 LOB: 2 BB: 1 P: 13	R: 0 E: 0 K: 0 S: 6	H: 0 LOB: 0 BB: 0 P: 10	R: 0 E: 0 K: 2 S: 9	H: 0 LOB: 1 BB: 1 P: 15	R: 0 E: 0 K: 1 S: 12	H: 0 LOB: 1 BB: 0 P: 18	R: 0 E: 0 K: 0 S: 7	H: 1 LOB: 2 BB: 0 P: 10	R: 0 E: 0 K: 1 S: 9	H: 1 LOB: 2 BB: 1 P: 14	R: 3 E: 0 K: 0 S: 20	H: 4 LOB: 1 BB: 0 P: 29	R: 0 E: 0 K: 2 S: 8	H: 0 LOB: 0 BB: 0 P: 14	R: 0 E: 0 K: 1 S: 12	H: 0 LOB: 1 BB: 1 P: 20	R: 1 E: 0 K: 0 S: 3	H: 1 LOB: 0 BB: 0 P: 4	1B: 6 2B: 0 3B: 1 HR: 2	SF: 0 SAC: 0 DP: 1 HBP: 1	WP: 0 PB: 0 SB: 1 CS: 0	PA: 43
PITCHER	IP: 7.0 WLS: 3.5 BF: 29 H: 5 R: 3 ER: 2 SO: 2 BB: 3 IBB: 0 HBP: 0 BLK: 0 WP: 0 HR: 0 S: 57 P: 90 ERA: 2.57 WHIP: 1.143	IP: 2.0 WLS: 9.0 BF: 9 H: 3 R: 2 ER: 2 SO: 2 BB: 0 IBB: 0 HBP: 1 BLK: 0 WP: 0 HR: 1 S: 27 P: 42 ERA: 9.00 WHIP: 1.500	IP: 1.0 WLS: 4.29 BF: 5 H: 1 R: 1 ER: 1 SO: 1 BB: 0 IBB: 0 HBP: 0 BLK: 0 WP: 0 HR: 1 S: 15 P: 24 ERA: 9.00 WHIP: 1.000	PITCHER	IP: 1.1 WLS: 2.57 BF: 7 H: 1 R: 0 ER: 0 SO: 1 BB: 0 IBB: 2 HBP: 0 BLK: 0 WP: 0 HR: 0 S: 13 P: 26 ERA: 0.00 WHIP: 0.750																			

Oakland Athletics @ Boston Red Sox
Fenway Park, Boston, MA
Sun May 13 2001, 1:05 PM EDT
Att: 31,926 - Sunny - 60 F

livebaseballscores.com

AB 38
R 5
H 9
RBI 5
BB 4
SO 8
LOB 16



Batter	1	2	3	4	5	6	7	8	9	AB	R	H	RBI	BB	SO	LOB	TOP										
Alfonso Soriano, R OBP: 0.290, SLG: 0.403	G6-3		FC6-4 1B			K		G5-3		4	0	1	1	0	1	1	New York Yankees @ Oakland Athletics Network Associates Coliseum, Oakland, CA Thu May 17 2001, 3:35 PM EDT Att: 31,073 - Sunny - 66 F										
2 Derek Jeter, R OBP: 0.380, SLG: 0.406	G6-3		FC6-4 1B			G6-3		K		4	0	0	0	0	1	3											
Paul O'Neill, L OBP: 0.337, SLG: 0.497	G1-6-3		FC6-4					F5		3	1	0	0	1	0	2											
Tino Martinez, L OBP: 0.358, SLG: 0.475					F7			K		4	1	1	0	0	2	0											
20 Jorge Posada, S OBP: 0.336, SLG: 0.435								K		3	0	0	0	1	3	0											
David Justice, L OBP: 0.306, SLG: 0.420										2	0	1	1	2	0	0											
Scott Brosius, R OBP: 0.348, SLG: 0.487										4	1	1	0	0	0	4											
Luis Sojo, R OBP: 0.188, SLG: 0.133										4	0	0	0	0	1	3											
Robert Perez, R OBP: 0.364, SLG: 0.455										4	0	2	0	0	2	1											
Inning Stats	R: 0 E: 0 K: 0 S: 7	H: 0 LOB: 0 BB: 0 P: 10	R: 0 E: 0 K: 2 S: 7	H: 0 LOB: 0 BB: 0 P: 10	R: 1 E: 0 K: 1 S: 12	H: 3 LOB: 2 BB: 0 P: 17	R: 0 E: 0 K: 1 S: 10	H: 0 LOB: 1 BB: 1 P: 20	R: 0 E: 0 K: 1 S: 14	H: 1 LOB: 1 BB: 0 P: 21	R: 2 E: 0 K: 0 S: 10	H: 1 LOB: 1 BB: 3 P: 26	R: 0 E: 0 K: 2 S: 12	H: 0 LOB: 0 BB: 0 P: 19	R: 0 E: 0 K: 2 S: 8	H: 1 LOB: 1 BB: 0 P: 12	R: 0 E: 0 K: 1 S: 12	H: 1 LOB: 1 BB: 0 P: 17	1B: 3 2B: 3 3B: 0 HR: 0	SF: 0 SAC: 0 DP: 1 HBP: 0	WP: 0 PB: 0 SB: 0 CS: 0	PA: 36					
PITCHER	IP	WLS	BF	H	R	ER	SO	BB	IBB	HBP	BLK	WP	HR	S	P	ERA	WHIP										
Cory Lidle, R ERA: 5.31	5.0		23	5	3	3	5	3	0	0	0	0	0	57	94	5.40	1.600										
Mike Magnante, L ERA: 2.51	0.0	1	0	0	0	0	0	1	0	0	0	0	0	0	4	∞	∞										
Chad Bradford, R ERA: 2.84	2.0	W	5	0	0	0	2	0	0	0	0	0	0	15	25	0.00	0.000										
Mark Guthrie, L ERA: 4.7	1.0		3	0	0	0	2	0	0	0	0	0	0	8	12	0.00	0.000										
T.J. Mathews, R ERA: 6.23	1.0		4	1	0	0	1	0	0	0	0	0	0	12	17	0.00	1.000										

Batter	1	2	3	4	5	6	7	8	9	AB	R	H	RBI	BB	SO	LOB	BOTTOM										
Johnny Damon, L OBP: 0.268, SLG: 0.299	L6 S 1B		G1			F9	F7			5	0	2	0	0	0	1	New York Yankees @ Oakland Athletics Network Associates Coliseum, Oakland, CA Thu May 17 2001, 3:35 PM EDT Att: 31,073 - Sunny - 66 F										
Frank Menechino, R OBP: 0.391, SLG: 0.547	F3		FC6-4 BB			1B	1B			3	2	1	0	1	1	4											
Jason Giambi, L OBP: 0.492, SLG: 0.599	L6		FC6-4 1B			1B	1B			5	1	2	0	0	0	2											
Terrence Long, L OBP: 0.352, SLG: 0.444			G3			FC6 1B	FC6 1B			4	1	2	1	1	1	0											
3 Eric Chavez, L OBP: 0.353, SLG: 0.490			K			FC6	FC6 1B			5	1	2	1	0	1	3											
Miguel Tejada, R OBP: 0.331, SLG: 0.490						G5-3				2	2	1	2	3	0	0											
Robin Jennings, L OBP: 0.222, SLG: 0.250						K				4	1	1	1	0	1	3											
Adam Piatt, R OBP: 0.333, SLG: 0.291										3	0	1	1	1	1	2											
Ramon Hernandez, R OBP: 0.310, SLG: 0.349										3	0	1	1	0	0	2											
Inning Stats	R: 0 E: 0 K: 0 S: 8	H: 1 LOB: 0 BB: 0 P: 14	R: 2 E: 1 K: 1 S: 11	H: 2 LOB: 1 BB: 1 P: 22	R: 0 E: 0 K: 0 S: 10	H: 1 LOB: 2 BB: 1 P: 20	R: 0 E: 0 K: 1 S: 13	H: 0 LOB: 1 BB: 1 P: 19	R: 1 E: 0 K: 0 S: 10	H: 3 LOB: 1 BB: 0 P: 16	R: 1 E: 0 K: 0 S: 11	H: 1 LOB: 1 BB: 1 P: 21	R: 4 E: 0 K: 2 S: 22	H: 4 LOB: 3 BB: 1 P: 39	R: 0 E: 0 K: 1 S: 11	H: 1 LOB: 2 BB: 1 P: 20	1B: 10 2B: 4 3B: 0 HR: 0	SF: 1 SAC: 0 DP: 1 HBP: 2	WP: 0 PB: 0 SB: 1 CS: 0	PA: 43							
PITCHER	IP	WLS	BF	H	R	ER	SO	BB	IBB	HBP	BLK	WP	HR	S	P	ERA	WHIP										
35 Mike Mussina, R ERA: 3.75	6.0	L	28	8	4	3	2	4	0	0	0	0	0	63	112	4.50	2.000										
Mike Stanton, L ERA: 1.52	0.0		4	2	4	4	0	1	0	1	0	0	0	8	17	∞	∞										
Todd Williams, R ERA: 2.38	1.0		6	2	0	0	2	0	0	1	0	0	0	14	22	0.00	2.000										
Randy Choate, L ERA: 2.38	1.0		5	1	0	0	1	0	1	0	0	0	0	11	20	0.00	1.000										



livebaseballscores.com

livebaseballscores.com


Batter	1	2	3	4	5	6	7	8	9	AB	R	H	RBI	BB	SO	LOB	TOP			
Ray Durham, S OBP: 0.329, SLG: 0.415										3	0	0	0	1	2	0	Chicago White Sox @ Oakland Athletics Network Associates Coliseum, Oakland, CA Fri May 18, 2001, 10:05 PM EDT Att: 16,823 - Sunny - 65 F			
Jose Valentin, S OBP: 0.333, SLG: 0.593										4	0	1	0	0	0	0				
Carlos Lee, R OBP: 0.357, SLG: 0.538										4	1	2	0	0	0	1				
Magglio Ordonez, R OBP: 0.340, SLG: 0.489										3	1	1	0	1	1	2				
Harold Baines, L OBP: 0.194, SLG: 0.140 Tony Graffanino, R (9, PR) OBP: 0.425, SLG: 0.500										2	0	0	0	2	0	1				
14 Paul Konerko, R OBP: 0.314, SLG: 0.479										3	0	0	0	0	1	2				
Jeff Liefer, L OBP: 0.316, SLG: 0.500										4	0	0	0	0	0	4				
Sandy Alomar Jr., R OBP: 0.308, SLG: 0.354										3	0	1	0	0	0	1				
Royce Clayton, R OBP: 0.155, SLG: 0.148										3	0	0	0	0	0	1				
Inning Stats	R: 0 E: 0 K: 1 S: 7	H: 1 LOB: 1 BB: 0 P: 9	R: 0 E: 0 K: 0 S: 6	H: 0 LOB: 0 BB: 0 P: 8	R: 0 E: 0 K: 0 S: 5	H: 0 LOB: 0 BB: 1 P: 12	R: 0 E: 0 K: 1 S: 8	H: 1 LOB: 1 BB: 0 P: 13	R: 0 E: 0 K: 1 S: 10	H: 0 LOB: 0 BB: 0 P: 7	R: 1 E: 0 K: 0 S: 6	H: 1 LOB: 1 BB: 1 P: 14	R: 0 E: 0 K: 1 S: 10	H: 0 LOB: 0 BB: 0 P: 14	R: 1 E: 0 K: 0 S: 13	H: 1 LOB: 2 BB: 2 P: 25	1B: 5 2B: 0 3B: 0 HR: 0	SF: 0 SAC: 0 DP: 2 HBP: 1	WP: 0 PB: 0 SB: 1 CS: 1	PA: 35
PITCHER	IP WLS BF H R ER SO BB IBB HBP BLK WP HR S P ERA WHIP																			
Gil Heredia, R ERA: 7.84	(1, 1) 6.0 W 23 4 1 1 3 2 0 0 0 0 0 0 44 72 1.50 1.000																			
Jim Meier, R ERA: 3.16	(7, 1) 2.0 H 6 0 0 0 1 0 0 0 1 0 0 0 13 21 0.00 0.000																			
Jason Istringhausen, R ERA: 3.44	(9, 1) 1.0 S 5 1 1 1 0 2 0 0 0 0 0 0 0 13 25 9.00 3.000																			

Batter	1	2	3	4	5	6	7	8	9	AB	R	H	RBI	BB	SO	LOB	BOTTOM			
Johnny Damon, L OBP: 0.268, SLG: 0.294										3	0	0	1	1	1	0	Chicago White Sox @ Oakland Athletics Network Associates Coliseum, Oakland, CA Fri May 18, 2001, 10:05 PM EDT Att: 16,823 - Sunny - 65 F			
Frank Menechino, R OBP: 0.386, SLG: 0.550										3	0	1	1	0	0	0				
Jason Giambi, L OBP: 0.492, SLG: 0.593										3	0	1	0	1	1	0				
Terrence Long, L OBP: 0.350, SLG: 0.440										4	0	1	0	0	1	3				
3 Eric Chavez, L OBP: 0.351, SLG: 0.481										3	0	0	0	1	1	1				
Miguel Tejada, R OBP: 0.341, SLG: 0.513										3	1	2	1	0	0	1				
Adam Platt, R OBP: 0.329, SLG: 0.288										4	1	1	0	0	1	4				
Robin Jennings, L OBP: 0.250, SLG: 0.200										2	1	0	0	1	0	2				
Ramon Hernandez, R OBP: 0.310, SLG: 0.348										3	0	1	0	0	0	1				
Inning Stats	R: 0 E: 0 K: 2 S: 10	H: 1 LOB: 1 BB: 0 P: 14	R: 0 E: 0 K: 1 S: 6	H: 0 LOB: 1 BB: 1 P: 16	R: 0 E: 0 K: 0 S: 9	H: 1 LOB: 2 BB: 1 P: 16	R: 3 E: 0 K: 0 S: 16	H: 3 LOB: 1 BB: 2 P: 29	R: 0 E: 0 K: 0 S: 9	H: 0 LOB: 0 BB: 0 P: 13	R: 0 E: 0 K: 1 S: 6	H: 0 LOB: 0 BB: 0 P: 10	R: 0 E: 0 K: 1 S: 6	H: 1 LOB: 1 BB: 0 P: 11	R: 0 E: 0 K: 1 S: 13	H: 1 LOB: 2 BB: 2 P: 25	1B: 5 2B: 2 3B: 0 HR: 1	SF: 1 SAC: 0 DP: 2 HBP: 1	WP: 0 PB: 0 SB: 0 CS: 0	PA: 34
PITCHER	IP WLS BF H R ER SO BB IBB HBP BLK WP HR S P ERA WHIP																			
Kip Wells, R ERA: 1.88	(1, 1) 5.0 L 23 5 3 3 3 3 1 0 0 0 0 0 17 26 0.00 0.500																			
Sean Lowe, R ERA: 3.97	(6, 1) 2.0 7 1 0 0 1 0 0 0 0 0 0 0 17 26 0.00 0.500																			
Keith Foulke, R ERA: 1.54	(8, 1) 1.0 4 1 0 0 1 0 0 0 1 0 0 0 6 11 0.00 1.000																			

Batter	1	2	3	4	5	6	7	8	9	AB	R	H	RBI	BB	SO	LOB	TOP										
Ray Durham, S (1, 4) OBP: 0.322, SLG: 0.404	G1-3		G5-3			F7			F9	4	0	0	0	0	0	0											
Tony Graffanino, R (1, 5) OBP: 0.409, SLG: 0.474	G5-3		F7				G4-3		14 2B	4	1	1	0	0	0	0											
Carlos Lee, R (1, 7) OBP: 0.348, SLG: 0.523	G6-3		G5-3				G6-3		K	4	0	0	0	0	0	1											
Magglio Ordonez, R (1, 9) OBP: 0.344, SLG: 0.510		G1-3			F9		HR		14 2B	4	2	2	1	0	0	0											
14 Paul Konerko, R (1, 3) OBP: 0.312, SLG: 0.479		G4-3			E8				14 2B	4	0	1	2	0	0	0											
Jose Valentin, S (9, PR) OBP: 0.333, SLG: 0.593							F9		S	0	0	0	0	0	0	0											
Herbert Perry, R (1, 10) OBP: 0.324, SLG: 0.436		K			P6				1-H 2-H	4	0	0	0	0	1	2											
Josh Paul, R (1, 2) OBP: 0.340, SLG: 0.386			G1-3		G4-3				2-2	3	0	0	0	0	0	1											
Royce Clayton, R (1, 6) OBP: 0.160, SLG: 0.154			G4-3			K			1-1	3	0	1	0	0	1	0											
Julio Ramirez, R (1, 8) OBP: 0.128, SLG: 0.081			G6-3			P4			0-1	2	0	0	0	0	0	0											
Sandy Alomar Jr., R (8, PH) OBP: 0.356, SLG: 0.351										1	0	0	0	0	0	1											
Chris Singleton, L (8, 8) OBP: 0.267, SLG: 0.365										0	0	0	0	0	0	0											
Inning Stats	R: 0 E: 0 K: 0 S: 5	H: 0 LOB: 0 BB: 0 P: 9	R: 0 E: 0 K: 1 S: 6	H: 0 LOB: 0 BB: 0 P: 12	R: 0 E: 0 K: 0 S: 5	H: 0 LOB: 0 BB: 0 P: 8	R: 0 E: 0 K: 0 S: 5	H: 0 LOB: 0 BB: 0 P: 10	R: 0 E: 0 K: 0 S: 12	H: 0 LOB: 1 BB: 0 P: 15	R: 1 E: 0 K: 0 S: 9	H: 1 LOB: 0 BB: 0 P: 11	R: 0 E: 0 K: 0 S: 8	H: 1 LOB: 1 BB: 0 P: 11	R: 2 E: 0 K: 1 S: 15	H: 3 LOB: 2 BB: 0 P: 23	1B: 3 2B: 1 3B: 0 HR: 1	SF: 0 SAC: 0 DP: 0 HBP: 0	WP: 0 PB: 0 SB: 1 CS: 0	PA: 33							
PITCHER	IP	WLS	BF	H	R	ER	SO	BB	IBB	HBP	BLK	WP	HR	S	P	ERA	WHIP										
Mark Mulder, L (1, 1) ERA: 3.45	8.2	W	31	4	3	3	3	0	0	0	0	0	1	68	102	3.12	0.462										
Jason Isringhausen, R (9, 1) ERA: 3.38	0.1	S	2	1	0	0	0	0	0	0	0	0	0	6	10	0.00	3.000										

Chicago White Sox @ Oakland Athletics
Network Associates Coliseum, Oakland, CA
Sat May 19 2001, 4:05 PM EDT
Att: 30,820 - Sunny - 70 F


AB 33
R 3
H 5
RBI 3
BB 0
SO 3
LOB 5



Batter	1	2	3	4	5	6	7	8	9	AB	R	H	RBI	BB	SO	LOB	BOTTOM										
Johnny Damon, L (1, 7) OBP: 0.267, SLG: 0.293	B4-3		E S SF8		P6			G3		4	1	1	0	0	0	0											
Frank Menechino, R (1, 4) OBP: 0.382, SLG: 0.541	G3-6-1 BB		SF8			G6-3		F8		2	0	0	1	1	0	0											
Jason Giambi, L (1, 10) OBP: 0.492, SLG: 0.608	G3-6-1 1-2		F7			HR		BB		3	1	1	1	1	0	1											
Terrence Long, L (1, 8) OBP: 0.342, SLG: 0.429		G3	F9			P4		L8		4	0	0	0	0	0	1											
Miguel Tejada, R (1, 6) OBP: 0.335, SLG: 0.503		G5-3			F7		F8			3	0	0	0	0	0	0											
3 Eric Chavez, L (1, 5) OBP: 0.350, SLG: 0.484			1B		F5		G5-3			3	1	1	0	0	0	0											
Adam Platt, R (1, 9) OBP: 0.329, SLG: 0.279		1B 2B			F7		P4			2	0	0	0	1	0	0											
Robin Jennings, L (1, 3) OBP: 0.267, SLG: 0.231		1B BB			G4-3		G4-3			3	0	1	1	0	0	0											
Tom Wilson, R (1, 2) OBP: 0.333, SLG: 1.333		1-3 2-H			F9			HR		3	1	1	1	0	0	2											
Inning Stats	R: 0 E: 0 K: 0 S: 4	H: 2 LOB: 2 BB: 1 P: 8	R: 1 E: 0 K: 0 S: 14	H: 2 LOB: 2 BB: 1 P: 22	R: 1 E: 0 K: 0 S: 16	H: 1 LOB: 0 BB: 0 P: 25	R: 0 E: 0 K: 0 S: 6	H: 0 LOB: 0 BB: 0 P: 9	R: 0 E: 0 K: 0 S: 7	H: 0 LOB: 0 BB: 0 P: 9	R: 1 E: 0 K: 0 S: 12	H: 1 LOB: 0 BB: 0 P: 20	R: 0 E: 0 K: 0 S: 7	H: 0 LOB: 0 BB: 0 P: 9	R: 1 E: 0 K: 0 S: 12	H: 1 LOB: 1 BB: 1 P: 20	1B: 2 2B: 1 3B: 0 HR: 2	SF: 1 SAC: 0 DP: 1 HBP: 0	WP: 0 PB: 0 SB: 1 CS: 0	PA: 31							
PITCHER	IP	WLS	BF	H	R	ER	SO	BB	IBB	HBP	BLK	WP	HR	S	P	ERA	WHIP										
James Baldwin, R (1, 1) ERA: 3.15	8.0	L	31	5	4	3	0	3	0	0	0	0	2	78	122	3.38	1.000										

Chicago White Sox @ Oakland Athletics
Network Associates Coliseum, Oakland, CA
Sat May 19 2001, 4:05 PM EDT
Att: 30,820 - Sunny - 70 F


AB 27
R 4
H 5
RBI 4
BB 3
SO 0
LOB 4



Batter	1	2	3	4	5	6	7	8	9	AB	R	H	RBI	BB	SO	LOB	TOP										
Jose Valentin, S OBP: 0.331, SLG: 0.583	L6		SF8 1B			F9		K		4	1	1	0	0	1	0											
Tony Graffanino, R OBP: 0.417, SLG: 0.488	S FC6-5 1B		SF8 1-H			PO 1B			G6-3	3	1	2	1	0	0	0											
Carlos Lee, R OBP: 0.352, SLG: 0.529	FC6-5 S 1-2 1B		G4-3			K				4	0	2	0	0	1	1											
Magglio Ordonez, R OBP: 0.335, SLG: 0.497	FC6-5 1-H 2-H			G6-3		PO	F9		G1-3	4	0	0	1	0	0	2											
Harold Baines, L OBP: 0.182, SLG: 0.131	G3			G4-3			F9		K	4	0	0	0	0	1	2											
14 Paul Konerko, R OBP: 0.313, SLG: 0.473		G5-3		G1-3						2	0	0	0	1	0	0											
Sandy Alomar Jr., R OBP: 0.299, SLG: 0.340		G6-3			G6-3			BB		3	0	0	0	0	0	1											
Chris Singleton, L OBP: 0.258, SLG: 0.352			K			F8			G4-3	3	0	0	0	0	1	0											
Royce Clayton, R OBP: 0.155, SLG: 0.149			L8			G5-3			G5-3	3	0	0	0	0	0	0											
Inning Stats	R: 1 E: 0 K: 0 S: 11	H: 2 LOB: 1 BB: 0 P: 16	R: 0 E: 0 K: 1 S: 8	H: 0 LOB: 0 BB: 0 P: 10	R: 1 E: 1 K: 0 S: 5	H: 1 LOB: 0 BB: 0 P: 9	R: 0 E: 0 K: 0 S: 8	H: 0 LOB: 0 BB: 0 P: 13	R: 0 E: 0 K: 1 S: 15	H: 1 LOB: 0 BB: 0 P: 18	R: 0 E: 0 K: 0 S: 5	H: 0 LOB: 1 BB: 1 P: 12	R: 0 E: 0 K: 1 S: 10	H: 0 LOB: 0 BB: 0 P: 13	R: 0 E: 0 K: 1 S: 10	H: 1 LOB: 1 BB: 0 P: 11	1B: 4 2B: 1 3B: 0 HR: 0	SF: 1 SAC: 0 DP: 0 HBP: 0	WP: 0 PB: 0 CS: 0	PA: 33							
PITCHER	IP	WLS	BF	H	R	ER	SO	BB	IBB	HBP	BLK	WP	HR	S	P	ERA	WHIP										
Tim Hudson, R ERA: 4.31	(1, 1)	8.0	W	28	4	2	1	3	1	0	0	0	0	69	101	1.12	0.625										
Jeff Tam, R ERA: 3.75	(9, 1)	1.0		4	1	0	0	1	0	0	0	0	0	10	11	0.00	1.000										

Chicago White Sox @ Oakland Athletics
Network Associates Coliseum, Oakland, CA
Sun May 20 2001, 4:05 PM EDT
Att: 39,249 - Sunny - 72 F

livebaseballscores.com
AB 30
R 2
H 5
RBI 2
BB 1
SO 4
LOB 6



Batter	1	2	3	4	5	6	7	8	9	AB	R	H	RBI	BB	SO	LOB	BOTTOM										
Johnny Damon, L OBP: 0.267, SLG: 0.289	G1-3			K		G4-3				3	1	0	0	1	1	1											
Frank Menechino, R OBP: 0.379, SLG: 0.539	L8			G5-3			F8	BB 2B		4	1	1	3	0	0	0											
Jason Giambi, L OBP: 0.487, SLG: 0.596	K			G6-3			K	HBP 1B IBB		3	1	0	0	1	2	0											
Olmedo Saenz, R OBP: 0.331, SLG: 0.343		F8			K		G4-3	1B HBP		3	0	0	0	0	1	0											
Terrence Long, L OBP: 0.346, SLG: 0.431		K			F7			1B		4	1	2	2	0	1	0											
Miguel Tejada, R OBP: 0.328, SLG: 0.491		G6-3			L8			F9 K		4	0	0	0	0	1	3											
3 Eric Chavez, L OBP: 0.350, SLG: 0.481			G1-3			L8		1B 2B 1B		3	1	1	0	0	0	0											
Adam Piatt, R OBP: 0.342, SLG: 0.313			G3					BB 2B 1B		3	1	2	1	0	0	0											
Ramon Hernandez, R OBP: 0.304, SLG: 0.341			G5-3			G5-3		K		3	0	0	0	0	1	3											
Inning Stats	R: 0 E: 0 K: 1 S: 10	H: 0 LOB: 0 BB: 0 P: 15	R: 0 E: 0 K: 1 S: 11	H: 0 LOB: 0 BB: 0 P: 16	R: 0 E: 0 K: 0 S: 8	H: 0 LOB: 0 BB: 0 P: 12	R: 0 E: 0 K: 1 S: 10	H: 0 LOB: 0 BB: 0 P: 14	R: 0 E: 0 K: 0 S: 13	H: 1 LOB: 1 BB: 0 P: 17	R: 0 E: 0 K: 1 S: 11	H: 0 LOB: 0 BB: 0 P: 16	R: 6 E: 0 K: 2 S: 26	H: 5 LOB: 2 BB: 2 P: 47	R: 0 E: 0 K: 2 S: 10	H: 0 LOB: 0 BB: 0 P: 11	1B: 4 2B: 2 3B: 0 HR: 0	SF: 0 SAC: 0 DP: 0 HBP: 1	WP: 0 PB: 0 CS: 0	PA: 33							
PITCHER	IP	WLS	BF	H	R	ER	SO	BB	IBB	HBP	BLK	WP	HR	S	P	ERA	WHIP										
56 Mark Buehrle, L ERA: 5.01	(1, 1)	7.1		25	3	2	2	5	0	0	0	0	0	78	110	2.46	0.409										
Bob Howry, R ERA: 5.17	(8, 1)	0.1	L	2	1	0	0	1	0	0	0	0	0	7	10	0.00	3.000										
Kelly Wunsch, L ERA: 6.89	(8, 1)	0.0		1	0	0	0	0	1	0	0	0	0	2	6	∞	∞										
Keith Foulke, R ERA: 2.28	(8, 1)	0.1	B	5	2	4	4	1	0	1	1	0	0	10	21	108.00	6.000										

Chicago White Sox @ Oakland Athletics
Network Associates Coliseum, Oakland, CA
Sun May 20 2001, 4:05 PM EDT
Att: 39,249 - Sunny - 72 F

livebaseballscores.com
AB 30
R 6
H 6
RBI 6
BB 2
SO 7
LOB 7



Batter	1	2	3	4	5	6	7	8	9	AB	R	H	RBI	BB	SO	LOB	TOP				
Johnny Damon, L (1, 7) OBP: 0.270, SLG: 0.292	G6-3		G6-3		G6-3			G3	G3	5	1	2	1	0	0	2	Oakland Athletics @ Kansas City Royals Kauffman Stadium, Kansas City, MO Tue May 22 2001, 7:05 PM CDT Att: 15,233 - Overcast - 59 F				
Frank Menechino, R (1, 4) OBP: 0.375, SLG: 0.529	G6-3		G2-3			G5-3		G3		4	1	1	0	0	0	1					
Jason Giambi, L (1, 3) OBP: 0.487, SLG: 0.620	F8					G3-1		G3		4	1	2	3	0	0	0					
Olmedo Saenz, R (1, 10) Eric Byrnes, R (8, PR)		K			F3			K		4	0	1	0	0	2	1					
Terrence Long, L (1, 8) OBP: 0.349, SLG: 0.438	G6-3							K		4	0	2	0	0	1	1					
Miguel Tejada, R (1, 6) OBP: 0.321, SLG: 0.479	G6-3				G6-4-3			G5-3		4	0	0	0	0	0	5					
3 Eric Chavez, L (1, 5) OBP: 0.348, SLG: 0.476								G3		4	1	1	0	0	0	1					
Adam Piatt, R (1, 9) OBP: 0.338, SLG: 0.338								G5-3		4	0	1	0	0	1	2					
Ramon Hernandez, R (1, 2) OBP: 0.303, SLG: 0.338								G3-1		4	0	1	0	0	0	2					
Inning Stats	R: 0 E: 0 K: 0 S: 8	H: 0 LOB: 0 BB: 0 P: 14	R: 0 E: 0 K: 1 S: 10	H: 0 LOB: 0 BB: 0 P: 15	R: 1 E: 0 K: 0 S: 14	H: 2 LOB: 1 BB: 0 P: 25	R: 0 E: 0 K: 0 S: 8	H: 2 LOB: 1 BB: 0 P: 15	R: 0 E: 0 K: 0 S: 11	H: 1 LOB: 1 BB: 0 P: 16	R: 0 E: 0 K: 1 S: 13	H: 1 LOB: 1 BB: 0 P: 20	R: 3 E: 0 K: 1 S: 16	H: 4 LOB: 2 BB: 0 P: 25	R: 0 E: 0 K: 0 S: 7	H: 1 LOB: 1 BB: 0 P: 11		1B: 6 2B: 3 3B: 1 HR: 1	SF: 0 SAC: 0 DP: 1 HBP: 0	WP: 0 PB: 0 SB: 2 CS: 0	PA: 37
PITCHER	IP	WLS	BF	H	R	ER	SO	BB	IBB	HBP	BLK	WP	HR	S	P	ERA	WHIP				
Jeff Suppan, R (1, 1) ERA: 4.35	7.1	L	29	8	3	3	3	0	0	0	0	0	0	79	128	3.68	1.091				
Jason Grimsley, R (8, 1) ERA: 2.57	0.2		4	2	1	1	1	0	0	0	0	0	1	9	15	13.50	3.000				
Doug Henry, R (9, 1) ERA: 5.04	1.0		4	1	0	0	0	0	0	0	0	0	0	7	11	0.00	1.000				



Batter	1	2	3	4	5	6	7	8	9	AB	R	H	RBI	BB	SO	LOB	BOTTOM				
Carlos Beltrán, S (1, 8) OBP: 0.317, SLG: 0.402	G5-4-3		K					K2	G3	5	0	1	0	0	2	3	Oakland Athletics @ Kansas City Royals Kauffman Stadium, Kansas City, MO Tue May 22 2001, 7:05 PM CDT Att: 15,233 - Overcast - 59 F				
Rey Sanchez, R (1, 6) OBP: 0.303, SLG: 0.337	G5-4-3								K	4	0	2	1	1	1	2					
29 Mike Sweeney, R (1, 10) OBP: 0.364, SLG: 0.559	F9		G5-3							3	0	0	0	1	0	3					
Jermaine Dye, R (1, 9) OBP: 0.322, SLG: 0.405								L4		4	0	2	0	0	1	2					
Joe Randa, R (1, 5) OBP: 0.306, SLG: 0.401								F8		4	0	0	0	0	1	2					
Mark Quinn, R (1, 7) OBP: 0.310, SLG: 0.543								G6-3		4	0	1	0	0	0	2					
Dave McCarty, R (1, 3) OBP: 0.346, SLG: 0.349								K		3	0	0	0	1	3	2					
Luis Alicea, S (1, 4) OBP: 0.308, SLG: 0.327	F8							L8		4	0	0	0	0	0	2					
Héctor Ortiz, R (1, 2) OBP: 0.274, SLG: 0.299										3	1	1	0	0	1	0					
Dee Brown, L (9, PH) OBP: 0.346, SLG: 0.414								E6		1	0	1	0	0	0	0					
Inning Stats	R: 0 E: 0 K: 0 S: 9	H: 1 LOB: 0 BB: 0 P: 9	R: 0 E: 0 K: 2 S: 13	H: 1 LOB: 2 BB: 1 P: 27	R: 0 E: 0 K: 2 S: 11	H: 1 LOB: 1 BB: 0 P: 18	R: 0 E: 0 K: 1 S: 9	H: 1 LOB: 1 BB: 0 P: 13	R: 0 E: 0 K: 0 S: 10	H: 1 LOB: 2 BB: 1 P: 18	R: 1 E: 1 K: 1 S: 8	H: 1 LOB: 2 BB: 1 P: 16	R: 0 E: 0 K: 1 S: 9	H: 0 LOB: 0 BB: 0 P: 17	R: 0 E: 0 K: 1 S: 8	H: 1 LOB: 1 BB: 0 P: 13	1B: 8 2B: 0 3B: 0 HR: 0	SF: 0 SAC: 0 DP: 1 HBP: 0	WP: 0 PB: 0 SB: 1 CS: 1	PA: 38	
PITCHER	IP	WLS	BF	H	R	ER	SO	BB	IBB	HBP	BLK	WP	HR	S	P	ERA	WHIP				
Barry Zito, L (1, 1) ERA: 4.89	6.2		28	6	1	0	7	2	0	0	0	0	0	70	114	0.00	1.200				
Jim Meier, R (7, 1) ERA: 3.0	1.1	W	6	1	0	0	1	0	1	0	0	0	0	11	23	0.00	0.750				
Jason Isringhausen, R (9, 1) ERA: 3.2	1.0	S	4	1	0	0	1	0	0	0	0	0	0	8	13	0.00	1.000				



Batter	1	2	3	4	5	6	7	8	9	AB	R	H	RBI	BB	SO	LOB	TOP					
Johnny Damon, L OBP: 0.270, SLG: 0.296 (1, 7)	L4		1B		G5-4-3		G3-1			4	1	1	0	0	0	3	Oakland Athletics @ Kansas City Royals Kauffman Stadium, Kansas City, MO Wed May 23 2001, 7:05 PM CDT Att: 13,316 - Cloudy - 64 F					
Frank Menechino, R OBP: 0.372, SLG: 0.516 (1, 4)	BB		F7			G5-3		G6-3		3	0	0	0	1	0	1						
Jason Giambi, L OBP: 0.488, SLG: 0.614 (1, 3)	K		2H					K		3	0	1	1	1	2	1						
Terrence Long, L OBP: 0.347, SLG: 0.434 (1, 8)	F8		F9			L9				4	0	1	0	0	0	3						
Eric Chavez, L OBP: 0.340, SLG: 0.465 (1, 5)		G6-3			F7			G3		4	0	0	0	0	0	2						
Miguel Tejada, R OBP: 0.330, SLG: 0.483 (1, 6)					G5-3					3	0	2	0	1	0	0						
Olmedo Saenz, R OBP: 0.317, SLG: 0.336 (1, 10)		K					F8	G5-4-3		4	0	0	0	0	2	3						
Adam Piatt, R OBP: 0.345, SLG: 0.352 (1, 9)	K				G6-3					3	0	1	0	1	1	1						
Ramon Hernandez, R OBP: 0.301, SLG: 0.331 (1, 2)			F8				L3	L7		3	0	0	0	1	0	3						
Inning Stats	R: 0 E: 0 K: 1 S: 10	H: 0 LOB: 1 BB: 1 P: 16	R: 0 E: 0 K: 2 S: 11	H: 0 LOB: 1 BB: 1 P: 23	R: 1 E: 0 K: 0 S: 12	H: 2 LOB: 1 BB: 0 P: 19	R: 0 E: 0 K: 1 S: 6	H: 0 LOB: 0 BB: 0 P: 9	R: 0 E: 0 K: 0 S: 12	H: 0 LOB: 0 BB: 1 P: 18	R: 0 E: 0 K: 0 S: 7	H: 0 LOB: 1 BB: 1 P: 15	R: 0 E: 0 K: 0 S: 11	H: 2 LOB: 2 BB: 0 P: 15	R: 0 E: 0 K: 1 S: 9	H: 1 LOB: 1 BB: 0 P: 12	R: 0 E: 0 K: 0 S: 6	H: 1 LOB: 1 BB: 1 P: 16	1B: 4 2B: 2 3B: 0 HR: 0	SF: 0 SAC: 0 DP: 2 HBP: 0	WP: 0 PB: 0 SB: 0 CS: 0	PA: 36
PITCHER	IP	WLS	BF	H	R	ER	SO	BB	IBB	HBP	BLK	WP	HR	S	P	ERA	WHIP					
Chad Durbin, R ERA: 4.32 (1, 1)	7.0	W	28	4	1	1	4	4	0	0	0	0	0	69	115	1.29	1.143					
Jason Grimsley, R ERA: 2.57 (8, 1)	1.0	H	4	1	0	0	1	0	0	0	0	0	0	9	12	0.00	1.000					
Roberto Hernandez, R ERA: 6.1 (9, 1)	1.0	S	4	1	0	0	0	1	0	0	0	0	0	6	16	0.00	2.000					

AB	31
R	1
H	6
RBI	1
BB	5
SO	5
LOB	17



Batter	1	2	3	4	5	6	7	8	9	AB	R	H	RBI	BB	SO	LOB	BOTTOM				
Carlos Beltrán, S OBP: 0.316, SLG: 0.399 (1, 8)	G6-3		F8				F5			4	1	1	1	0	0	0	Oakland Athletics @ Kansas City Royals Kauffman Stadium, Kansas City, MO Wed May 23 2001, 7:05 PM CDT Att: 13,316 - Cloudy - 64 F				
Rey Sanchez, R OBP: 0.313, SLG: 0.343 (1, 6)	29 L4-3 BB			FC6-4 1B	E1 FC6-4 1B		G4-3			3	1	2	0	1	0	0					
29 Mike Sweeney, R OBP: 0.366, SLG: 0.553 (1, 3)	L4-3			FC6-4 BB	FC6-4 IBB			G6-3		2	0	0	0	2	0	1					
Jermaine Dye, R OBP: 0.321, SLG: 0.401 (1, 9)			FC4-6 1B	FC6-4 1B	FC6-4			G6-3		4	0	1	1	0	0	4					
Joe Randa, R OBP: 0.311, SLG: 0.403 (1, 5)			K		G6-3 1B		G4-3			4	0	2	1	0	1	3					
Dee Brown, L OBP: 0.343, SLG: 0.409 (1, 7)		FC4-6			G6-3					4	0	1	0	0	1	3					
Mark Quinn, R OBP: 0.314, SLG: 0.548 (1, 10)		G3								4	1	2	0	0	0	3					
Luis Alicea, S OBP: 0.301, SLG: 0.319 (1, 4)					F7					3	0	0	0	0	1	2					
A.J. Hinch, R OBP: 0.192, SLG: 0.229 (1, 2)										3	1	1	0	0	1	0					
Inning Stats	R: 0 E: 0 K: 0 S: 9	H: 0 LOB: 0 BB: 1 P: 15	R: 0 E: 0 K: 1 S: 10	H: 1 LOB: 1 BB: 0 P: 16	R: 0 E: 0 K: 1 S: 5	H: 0 LOB: 0 BB: 0 P: 6	R: 1 E: 0 K: 0 S: 6	H: 2 LOB: 1 BB: 1 P: 14	R: 3 E: 1 K: 1 S: 16	H: 4 LOB: 2 BB: 1 P: 28	R: 0 E: 0 K: 1 S: 13	H: 1 LOB: 0 BB: 0 P: 20	R: 0 E: 0 K: 0 S: 4	H: 0 LOB: 0 BB: 0 P: 7	R: 0 E: 0 K: 0 S: 10	H: 2 LOB: 2 BB: 0 P: 15	1B: 9 2B: 2 3B: 0 HR: 0	SF: 0 SAC: 0 DP: 2 HBP: 0	WP: 0 PB: 0 SB: 0 CS: 1	PA: 34	
PITCHER	IP	WLS	BF	H	R	ER	SO	BB	IBB	HBP	BLK	WP	HR	S	P	ERA	WHIP				
Cory Lidle, R ERA: 5.28 (1, 1)	7.0	L	29	8	4	4	4	2	1	0	0	0	0	63	106	5.14	1.429				
Chad Bradford, R ERA: 2.7 (8, 1)	0.2		3	1	0	0	0	0	0	0	0	0	0	7	10	0.00	1.500				
Mike Magnante, L ERA: 2.51 (8, 1)	0.0		1	1	0	0	0	0	0	0	0	0	0	2	4	∞	∞				
Jeff Tam, R ERA: 3.7 (8, 1)	0.1		1	0	0	0	0	0	0	0	0	0	0	1	1	0.00	0.000				

AB	31
R	4
H	10
RBI	3
BB	3
SO	4
LOB	16



Batter	1	2	3	4	5	6	7	8	9	AB	R	H	RBI	BB	SO	LOB	TOP					
Johnny Damon, L OBP: 0.269, SLG: 0.296 (1, 7)										3	0	1	1	0	1	0	Oakland Athletics @ Minnesota Twins Hubert H. Humphrey Metrodome, Minneapolis, MN Fri May 25 2001, 8:05 PM EDT Att: 20,866 - Dome - 72 F livebaseballscorecards.com					
Frank Menechino, R OBP: 0.368, SLG: 0.598 (1, 4)										4	1	1	0	0	2	1						
Jason Giambi, L OBP: 0.493, SLG: 0.631 (1, 10)										4	1	3	0	0	0	0						
Terrence Long, L OBP: 0.345, SLG: 0.432 (1, 8)										3	1	1	2	0	0	1						
Miguel Tejada, R OBP: 0.328, SLG: 0.477 (1, 6)										4	0	1	0	0	1	2						
Eric Chavez, L OBP: 0.344, SLG: 0.471 (1, 5)										4	0	2	1	0	1	1						
Adam Platt, R OBP: 0.341, SLG: 0.338 (1, 9)										3	0	0	0	1	1	3						
Robin Jennings, L OBP: 0.263, SLG: 0.294 (1, 3)										4	1	1	0	0	0	2						
Ramon Hernandez, R OBP: 0.296, SLG: 0.324 (1, 2)										3	0	0	0	0	0	2						
Inning Stats	R: 1 E: 0 K: 1 S: 11	H: 2 LOB: 1 BB: 0 P: 20	R: 0 E: 1 K: 0 S: 18	H: 1 LOB: 1 BB: 0 P: 26	R: 2 E: 0 K: 1 S: 15	H: 4 LOB: 2 BB: 0 P: 21	R: 1 E: 0 K: 1 S: 9	H: 1 LOB: 0 BB: 0 P: 15	R: 0 E: 0 K: 1 S: 9	H: 1 LOB: 1 BB: 0 P: 11	R: 0 E: 0 K: 0 S: 5	H: 0 LOB: 1 BB: 1 P: 12	R: 0 E: 0 K: 0 S: 9	H: 1 LOB: 0 BB: 0 P: 14	R: 0 E: 0 K: 1 S: 8	H: 0 LOB: 0 BB: 0 P: 11	R: 0 E: 0 K: 1 S: 12	H: 0 LOB: 0 BB: 0 P: 19	1B: 6 2B: 4 3B: 0 HR: 0	SF: 2 SAC: 1 DP: 1 HBP: 0	WP: 1 PB: 0 CS: 0	PA: 36
PITCHER	IP WLS BF H R ER SO BB IBB HBP BLK WP HR S P ERA WHIP																					
Joe Mays, R ERA: 2.97 (1, 1)	6.0 L 27 9 4 4 4 1 0 0 0 0 1 0 67 105 6.00 1.667																					
Travis Miller, L ERA: 5.73 (7, 1)	3.0 9 1 0 0 2 0 0 0 0 0 0 0 29 44 0.00 0.333																					

Batter	1	2	3	4	5	6	7	8	9	AB	R	H	RBI	BB	SO	LOB	BOTTOM					
Cristian Guzman, S OBP: 0.331, SLG: 0.515 (1, 6)										5	0	0	0	0	0	2	Oakland Athletics @ Minnesota Twins Hubert H. Humphrey Metrodome, Minneapolis, MN Fri May 25 2001, 8:05 PM EDT Att: 20,866 - Dome - 72 F livebaseballscorecards.com					
Denny Hocking, S OBP: 0.305, SLG: 0.288 (1, 7)										3	1	1	0	1	0	2						
Doug Mientkiewicz, L OBP: 0.449, SLG: 0.641 (1, 3)										4	0	0	0	0	1	2						
Brian Buchanan, R OBP: 0.200, SLG: 0.500 (1, 10)										4	0	1	1	0	0	1						
Matt Lawton, L OBP: 0.395, SLG: 0.366 (1, 9)										4	0	2	0	0	1	0						
Torii Hunter, R OBP: 0.276, SLG: 0.407 (1, 8)										4	0	0	0	0	1	2						
Corey Koskie, L OBP: 0.331, SLG: 0.442 (1, 5)										4	1	2	1	0	1	0						
Luis Rivas, R OBP: 0.266, SLG: 0.358 (1, 4)										4	0	1	0	0	2	1						
Tom Prince, R OBP: 0.299, SLG: 0.373 (1, 2)										3	0	1	0	0	1	1						
Jacque Jones, L OBP: 0.307, SLG: 0.349 (9, PH)										1	0	1	0	0	0	0						
Inning Stats	R: 0 E: 0 K: 1 S: 10	H: 0 LOB: 1 BB: 1 P: 17	R: 0 E: 0 K: 1 S: 8	H: 1 LOB: 0 BB: 0 P: 13	R: 0 E: 0 K: 1 S: 10	H: 0 LOB: 0 BB: 0 P: 15	R: 0 E: 0 K: 0 S: 6	H: 1 LOB: 0 BB: 0 P: 10	R: 0 E: 0 K: 1 S: 9	H: 1 LOB: 1 BB: 0 P: 12	R: 1 E: 0 K: 0 S: 15	H: 3 LOB: 2 BB: 0 P: 28	R: 0 E: 0 K: 1 S: 12	H: 1 LOB: 0 BB: 0 P: 21	R: 0 E: 0 K: 1 S: 7	H: 0 LOB: 0 BB: 0 P: 11	R: 1 E: 0 K: 1 S: 16	H: 2 LOB: 1 BB: 0 P: 27	1B: 7 2B: 1 3B: 0 HR: 1	SF: 0 SAC: 0 DP: 0 HBP: 0	WP: 0 PB: 0 CS: 1	PA: 38
PITCHER	IP WLS BF H R ER SO BB IBB HBP BLK WP HR S P ERA WHIP																					
Mark Mulder, L ERA: 3.25 (1, 1)	6.2 W 28 7 1 1 5 1 0 0 0 0 0 0 68 112 1.35 1.200																					
Jim Mecir, R ERA: 2.86 (7, 1)	1.1 H 4 0 0 0 1 0 0 0 0 0 0 0 9 15 0.00 0.000																					
Jason Iiringhausen, R ERA: 3.48 (9, 1)	1.0 S 5 2 1 1 1 0 0 0 0 0 0 1 16 27 9.00 2.000																					



Batter	1	2	3	4	5	6	7	8	9	10	AB	R	H	RBI	BB	SO	LOB	TOP									
Johnny Damon, L OBP: 0.268, SLG: 0.291 (1, 7)	G3		G3		G3-1		BB		P4		4	0	0	0	1	0	1	Oakland Athletics @ Minnesota Twins Hubert H. Humphrey Metrodome, Minneapolis, MN Sat May 26 2001, 3:05 PM EDT Dome - 72 F AB 39 R 5 H 9 RBI 4 BB 4 SO 5 LOB 15									
Frank Menechino, R OBP: 0.369, SLG: 0.496 (1, 4)	G6-3		F8		2B		BB			WP 1B BB	3	1	0	0	2	1	1										
Jason Giambi, L OBP: 0.500, SLG: 0.640 (1, 3)	2B 1B								G3		4	2	3	1	1	0	1										
Terrence Long, L OBP: 0.341, SLG: 0.432 (1, 8)	2B									WP 1B	4	2	3	1	1	0	1										
Miguel Tejada, R OBP: 0.318, SLG: 0.492 (1, 6)	2B								F7		5	1	1	0	0	2	5										
3 Eric Chavez, L OBP: 0.335, SLG: 0.458 (1, 5)	G4-3									WP 1B	5	0	3	3	0	0	0										
Adam Piatt, R OBP: 0.333, SLG: 0.329 (1, 9)										WP 1B	5	0	0	3	3	0	0										
Omedo Saenz, R OBP: 0.318, SLG: 0.345 Robin Jennings, L OBP: 0.250, SLG: 0.278 (9, PH)										2B 1B	5	0	0	0	0	0	3										
Ramon Hernandez, R OBP: 0.288, SLG: 0.315 (1, 2)										L7	5	0	1	0	0	1	2										
Inning Stats	R: 2 E: 0 K: 0 S: 15	H: 3 LOB: 1 BB: 0 P: 23	R: 0 E: 0 K: 0 S: 8	H: 0 LOB: 0 BB: 0 P: 13	R: 0 E: 0 K: 1 S: 8	H: 0 LOB: 1 BB: 1 P: 16	R: 0 E: 0 K: 0 S: 7	H: 0 LOB: 0 BB: 0 P: 10	R: 1 E: 0 K: 0 S: 13	H: 2 LOB: 2 BB: 1 P: 22	R: 0 E: 0 K: 0 S: 9	H: 1 LOB: 1 BB: 0 P: 12	R: 0 E: 0 K: 1 S: 7	H: 0 LOB: 1 BB: 1 P: 12	R: 0 E: 0 K: 0 S: 10	H: 1 LOB: 1 BB: 0 P: 15	R: 0 E: 0 K: 1 S: 6		H: 0 LOB: 0 BB: 0 P: 9	R: 2 E: 0 K: 2 S: 21	H: 2 LOB: 1 BB: 1 P: 34	1B: 4 2B: 5 3B: 0 HR: 0	SF: 0 SAC: 0 DP: 0 HBP: 0	WP: 3 PB: 0 SB: 0 CS: 0	PA: 43		
PITCHER	IP	WLS	BF	H	R	ER	SO	BB	IBB	HBP	BLK	WP	HR	S	P	ERA	WHIP										
J.C. Romero, L ERA: 4.93 (1, 1)	6.1		27	6	3	3	1	2	0	0	0	0	0	62	99	4.26	1.263										
Eddie Guardado, L ERA: 5.14 (7, 1)	1.1		6	1	0	0	1	1	0	0	0	0	0	13	20	0.00	1.500										
Bob Wells, R ERA: 4.38 (8, 1)	1.1	L	6	1	2	2	1	1	0	0	0	0	0	15	24	13.50	1.500										
LaTroy Hawkins, R ERA: 3.32 (10, 1)	0.1		2	1	0	0	1	0	0	0	0	2	0	5	10	0.00	3.000										
Jack Cressend, R ERA: 2.08 (10, 1)	0.2		2	0	0	0	1	0	0	0	0	1	0	9	13	0.00	0.000										


Batter	1	2	3	4	5	6	7	8	9	10	AB	R	H	RBI	BB	SO	LOB	BOTTOM									
Chad Allen, R OBP: 0.380, SLG: 0.410 (1, 7) (9, 9)	E9 G4-3 2B		L8				L4			1B BB	4	2	2	0	1	0	0	Oakland Athletics @ Minnesota Twins Hubert H. Humphrey Metrodome, Minneapolis, MN Sat May 26 2001, 3:05 PM EDT Dome - 72 F AB 35 R 4 H 8 RBI 3 BB 6 SO 8 LOB 16									
Denny Hocking, S OBP: 0.322, SLG: 0.289 (1, 3) (7, 8)	G4-3		G3-1				2B BB			1B BB	3	1	1	1	2	0	0										
Matt Lawton, L OBP: 0.395, SLG: 0.373 (1, 10)	G4-3						2B			FC6	5	0	2	2	0	0	2										
Brian Buchanan, R OBP: 0.212, SLG: 0.469 Jacque Jones, L OBP: 0.309, SLG: 0.351 (1, 9) (8, PH) (9, 7)	K						K			FC3-2	2	0	0	0	1	2	1										
Corey Koskie, L OBP: 0.328, SLG: 0.431 (1, 5)							2B			CS FC3-2	4	0	0	0	1	1	4										
Toni Hunter, R OBP: 0.273, SLG: 0.400 Doug Mientkiewicz, L OBP: 0.444, SLG: 0.632 (1, 8) (6, PH) (7, 3)	F3						F7			1B	2	0	0	0	0	1	1										
Jason Maxwell, R OBP: 0.265, SLG: 0.387 Cristian Guzman, S OBP: 0.330, SLG: 0.512 (1, 6) (9, PH) (10, 6)										P5-3	1	0	0	0	0	1	0										
A.J. Pierzynski, L OBP: 0.284, SLG: 0.380 (1, 2)										1B BB	4	1	2	0	0	1	1										
Luis Rivas, R OBP: 0.260, SLG: 0.350 (1, 4)										1B	4	0	0	0	0	2	2										
Inning Stats	R: 1 E: 1 K: 1 S: 7	H: 1 LOB: 0 BB: 0 P: 11	R: 0 E: 0 K: 1 S: 10	H: 0 LOB: 1 BB: 1 P: 16	R: 0 E: 0 K: 1 S: 9	H: 0 LOB: 0 BB: 0 P: 11	R: 0 E: 0 K: 0 S: 7	H: 1 LOB: 2 BB: 2 P: 11	R: 1 E: 0 K: 1 S: 13	H: 2 LOB: 2 BB: 1 P: 23	R: 0 E: 0 K: 0 S: 5	H: 1 LOB: 0 BB: 0 P: 10	R: 0 E: 0 K: 1 S: 7	H: 1 LOB: 0 BB: 0 P: 13	R: 1 E: 0 K: 1 S: 12	H: 2 LOB: 1 BB: 1 P: 22	1B: 6 2B: 3 3B: 0 HR: 0		SF: 0 SAC: 0 DP: 1 HBP: 0	WP: 1 PB: 0 SB: 0 CS: 2	PA: 41						
PITCHER	IP	WLS	BF	H	R	ER	SO	BB	IBB	HBP	BLK	WP	HR	S	P	ERA	WHIP										
Tim Hudson, R ERA: 4.29 (1, 1)	6.2		29	4	3	3	6	4	1	0	0	0	0	64	106	4.05	1.200										
Mike Magnante, L ERA: 3.45 (7, 1)	0.1		1	0	0	0	0	0	0	0	0	0	0	2	3	0.00	0.000										
Jim Mecir, R ERA: 2.07 (8, 1)	2.0	W	6	2	0	0	1	0	0	0	0	0	0	12	23	0.00	1.000										
Jason Isringhausen, R ERA: 3.92 (10, 1)	0.0		3	2	1	1	0	1	0	0	0	0	0	7	14												
Mark Guthrie, L ERA: 4.41 (10, 1)	1.0	S	2	0	0	0	1	0	0	0	0	0	0	5	8	0.00	0.000										



Batter	1	2	3	4	5	6	7	8	9	10	AB	R	H	RBI	BB	SO	LOB	TOP		
Eric Byrnes, R OBP: 0.286, SLG: 0.167 Johnny Damon, L OBP: 0.288, SLG: 0.291 Ramon Hernandez, R OBP: 0.287, SLG: 0.313	G1-3	FC6-4		SF7		E		P6		G5-3	4	3	1	0	0	0	2			
Frank Menechino, R OBP: 0.387, SLG: 0.508							F9				3	1	2	0	3	0	1			
Jason Giambi, L OBP: 0.505, SLG: 0.636				E1							4	0	2	2	2	0	4			
Terrence Long, L OBP: 0.338, SLG: 0.428	P3			SF7			F8				4	0	1	1	0	1	5			
Miguel Tejada, R OBP: 0.332, SLG: 0.484	F8	FC5					G6-3				5	0	1	0	0	0	5			
3 Eric Chavez, L OBP: 0.332, SLG: 0.451				F9							5	1	1	0	0	1	3			
Adam Platt, R OBP: 0.316, SLG: 0.310											5	0	0	0	0	2	1			
Olmedo Saenz, R OBP: 0.321, SLG: 0.365 Mark Belhorn, S OBP: 0.304, SLG: 0.350											5	1	2	1	0	0	0			
Tom Wilson, R OBP: 0.286, SLG: 0.667 Robin Jennings, L OBP: 0.238, SLG: 0.263											3	0	0	0	1	1	0			
Inning Stats	R: 0 E: 0 K: 0 S: 10	H: 0 LOB: 2 BB: 2 P: 26	R: 4 E: 0 K: 1 S: 21	H: 4 LOB: 2 BB: 2 P: 40	R: 0 E: 0 K: 1 S: 6	H: 0 LOB: 0 BB: 0 P: 11	R: 1 E: 1 K: 0 S: 15	H: 3 LOB: 3 BB: 0 P: 18	R: 0 E: 0 K: 0 S: 7	H: 0 LOB: 0 BB: 0 P: 9	R: 0 E: 0 K: 2 S: 9	H: 1 LOB: 2 BB: 1 P: 17	R: 0 E: 0 K: 0 S: 4	H: 0 LOB: 0 BB: 0 P: 7	R: 0 E: 0 K: 0 S: 12	H: 1 LOB: 2 BB: 1 P: 17	1B: 7 2B: 3 3B: 0 HR: 0	SF: 1 SAC: 0 DP: 0 HBP: 1	WP: 1 PB: 0 SB: 0 CS: 0	PA: 48
PITCHER	IP WLS BF H R ER SO ERA WHIP	IP WLS BF H R ER SO ERA WHIP	IP WLS BF H R ER SO ERA WHIP	IP WLS BF H R ER SO ERA WHIP	IP WLS BF H R ER SO ERA WHIP	IP WLS BF H R ER SO ERA WHIP	IP WLS BF H R ER SO ERA WHIP	IP WLS BF H R ER SO ERA WHIP	IP WLS BF H R ER SO ERA WHIP	IP WLS BF H R ER SO ERA WHIP	IP WLS BF H R ER SO ERA WHIP	IP WLS BF H R ER SO ERA WHIP	IP WLS BF H R ER SO ERA WHIP	IP WLS BF H R ER SO ERA WHIP	IP WLS BF H R ER SO ERA WHIP	IP WLS BF H R ER SO ERA WHIP	IP WLS BF H R ER SO ERA WHIP	IP WLS BF H R ER SO ERA WHIP	IP WLS BF H R ER SO ERA WHIP	IP WLS BF H R ER SO ERA WHIP
Brad Thomas, L ERA: 21.6 Johan Santana, L ERA: 3.21 Hector Carrasco, R ERA: 3.81 Eddie Guardado, L ERA: 4.91	1.2 5.1 2.0 1.0	1.2 23 9 4	12 5 2 0	3 2 0 0	4 0 0 0	4 2 0 0	1 2 0 0	1 0 0 0	1 0 0 0	1 0 0 0	27 59 15 26 10	59 83 26 15	21.60 0.00 0.00 0.00	4.200 0.938 1.000 1.000						

Oakland Athletics @ Minnesota Twins
Hubert H. Humphrey Metrodome, Minneapolis, MN
Sat May 26 2001, 7:35 PM EDT
Att. 38,047 - Dome - 72 F

AB 40
R 6
H 10
RBI 4
BB 6
SO 5
LOB 23



Batter	1	2	3	4	5	6	7	8	9	10	AB	R	H	RBI	BB	SO	LOB	BOTTOM				
Cristian Guzman, S OBP: 0.337, SLG: 0.517	FC4-6			G4-3			FC4				4	2	2	1	1	0	1					
Denny Hocking, S OBP: 0.326, SLG: 0.309	FC4-6										5	0	2	1	0	1	4					
Doug Mientkiewicz, L OBP: 0.437, SLG: 0.619	FC4-6										5	1	1	1	0	1	3					
Corey Koskie, L OBP: 0.319, SLG: 0.419	E3										5	0	0	0	0	0	3					
Matt Lawton, L OBP: 0.400, SLG: 0.387	E7										5	1	3	1	0	0	0					
Chad Allen, R OBP: 0.368, SLG: 0.394	F8										5	0	1	0	0	0	3					
Jacque Jones, L OBP: 0.310, SLG: 0.346 Brian Buchanan, R OBP: 0.206, SLG: 0.455											2	0	0	0	1	0	0					
Luis Rivas, R OBP: 0.264, SLG: 0.350											0	0	0	0	1	0	0					
Tori Hunter, R OBP: 0.283, SLG: 0.464											5	3	4	3	0	1	1					
Tom Prince, R OBP: 0.286, SLG: 0.365											4	0	1	0	0	0	1					
Inning Stats	R: 1 E: 2 K: 0 S: 13	H: 2 LOB: 2 BB: 0 P: 20	R: 0 E: 0 K: 1 S: 9	H: 1 LOB: 2 BB: 1 P: 15	R: 0 E: 0 K: 1 S: 10	H: 1 LOB: 1 BB: 0 P: 13	R: 0 E: 0 K: 0 S: 8	H: 0 LOB: 0 BB: 0 P: 13	R: 0 E: 0 K: 0 S: 7	H: 0 LOB: 0 BB: 0 P: 9	R: 2 E: 0 K: 0 S: 16	H: 3 LOB: 1 BB: 0 P: 24	R: 0 E: 0 K: 0 S: 5	H: 0 LOB: 0 BB: 0 P: 7	R: 2 E: 0 K: 1 S: 19	H: 2 LOB: 1 BB: 0 P: 32	R: 1 E: 0 K: 0 S: 9	H: 3 LOB: 3 BB: 1 P: 15	1B: 9 2B: 3 3B: 0 HR: 2	SF: 0 SAC: 0 DP: 1 HBP: 0	WP: 0 PB: 0 SB: 1 CS: 0	PA: 44
PITCHER	IP WLS BF H R ER SO ERA WHIP	IP WLS BF H R ER SO ERA WHIP	IP WLS BF H R ER SO ERA WHIP	IP WLS BF H R ER SO ERA WHIP	IP WLS BF H R ER SO ERA WHIP	IP WLS BF H R ER SO ERA WHIP	IP WLS BF H R ER SO ERA WHIP	IP WLS BF H R ER SO ERA WHIP	IP WLS BF H R ER SO ERA WHIP	IP WLS BF H R ER SO ERA WHIP	IP WLS BF H R ER SO ERA WHIP	IP WLS BF H R ER SO ERA WHIP	IP WLS BF H R ER SO ERA WHIP	IP WLS BF H R ER SO ERA WHIP	IP WLS BF H R ER SO ERA WHIP	IP WLS BF H R ER SO ERA WHIP	IP WLS BF H R ER SO ERA WHIP	IP WLS BF H R ER SO ERA WHIP	IP WLS BF H R ER SO ERA WHIP	IP WLS BF H R ER SO ERA WHIP		
Gil Heredia, R ERA: 7.36 Mike Maignante, L ERA: 2.25 Jeff Tam, R ERA: 3.96 Mark Guthrie, L ERA: 5.29 Chad Bradford, R ERA: 2.7	6.1 1.1 0.2 0.2 0.0	4 H L L 2	9 0 3 6 1	4 0 1 2 0	3 0 1 2 0	2 0 0 0 1	2 0 0 0 0	2 0 0 0 0	2 0 0 0 0	2 0 0 0 0	27 67 12 28 9	94 15 12 28 9	7.36 0.000 13.500 27.000 ∞	1.579 0.000 1.500 6.000 ∞								

Oakland Athletics @ Minnesota Twins
Hubert H. Humphrey Metrodome, Minneapolis, MN
Sat May 26 2001, 7:35 PM EDT
Att. 38,047 - Dome - 72 F

AB 41
R 7
H 14
RBI 7
BB 3
SO 3
LOB 16



Batter	1	2	3	4	5	6	7	8	9	AB	R	H	RBI	BB	SO	LOB	TOP															
Johnny Damon, L OBP: 0.275, SLG: 0.298 (1, 7)										5	0	3	0	0	0	0	Oakland Athletics @ Minnesota Twins Hubert H. Humphrey Metrodome, Minneapolis, MN Sun May 27 2001, 2:05 PM EDT Att: 29,276 - Dome - 72 F livebaseballscorecards.com															
Mark Bellhorn, S OBP: 0.286, SLG: 0.320 (1, 4)										5	1	1	0	0	2	5																
Jason Giambi, L OBP: 0.500, SLG: 0.633 (1, 10)										4	0	1	1	0	1	0																
Terrence Long, L OBP: 0.341, SLG: 0.429 (1, 8)										4	0	2	0	0	0	1																
Miguel Tejada, R OBP: 0.335, SLG: 0.481 (1, 6)										3	1	1	0	1	0	1																
3 Eric Chavez, L OBP: 0.330, SLG: 0.463 (1, 5)										4	1	1	2	0	0	4																
Olmedo Saenz, R OBP: 0.319, SLG: 0.370 (1, 3)										4	0	1	0	0	2	0																
Robin Jennings, L OBP: 0.280, SLG: 0.304 (1, 9)										4	0	2	0	0	1	1																
Ramon Hernandez, R OBP: 0.280, SLG: 0.305 (1, 2)										4	0	0	0	0	1	3																
Inning Stats	R: 0 E: 0 K: 0 S: 7	H: 1 LOB: 0 BB: 0 P: 10	R: 0 E: 0 K: 0 S: 7	H: 0 LOB: 0 BB: 0 P: 8	R: 0 E: 0 K: 2 S: 14	H: 2 LOB: 2 BB: 0 P: 16	R: 0 E: 0 K: 0 S: 9	H: 2 LOB: 1 BB: 0 P: 10	R: 0 E: 0 K: 1 S: 8	H: 0 LOB: 0 BB: 0 P: 8	R: 2 E: 0 K: 0 S: 15	H: 3 LOB: 1 BB: 0 P: 18	R: 1 E: 0 K: 0 S: 12	H: 2 LOB: 2 BB: 0 P: 21	R: 0 E: 0 K: 2 S: 14	H: 2 LOB: 2 BB: 0 P: 18	1B: 9 2B: 2 3B: 0 HR: 1	SF: 0 SAC: 0 DP: 1 HBP: 0	WP: 0 PB: 0 CS: 1	PA: 38												
PITCHER	IP WLS BF H R ER SO BB IBB HBP BLK WP HR S P ERA WHIP																															
Brad Radke, R ERA: 3.42 (1, 1)	7.1	30	10	3	3	5	0	0	0	0	0	1	76	94	3.68	1.364																
Eddie Guardado, L ERA: 4.75 (8, 1)	0.2	W	3	0	0	0	0	1	0	0	0	0	5	10	0.00	0.000																
Bob Wells, R ERA: 4.21 (9, 1)	1.0	5	2	0	0	2	0	0	0	0	0	0	14	18	0.00	2.000																

Batter	1	2	3	4	5	6	7	8	9	AB	R	H	RBI	BB	SO	LOB	BOTTOM															
Cristian Guzman, S OBP: 0.333, SLG: 0.506 (1, 6)										4	0	0	0	1	2	2	Oakland Athletics @ Minnesota Twins Hubert H. Humphrey Metrodome, Minneapolis, MN Sun May 27 2001, 2:05 PM EDT Att: 29,276 - Dome - 72 F livebaseballscorecards.com															
Chad Allen, R OBP: 0.358, SLG: 0.371 (1, 10)										4	1	0	0	1	2	1																
Doug Mientkiewicz, L OBP: 0.436, SLG: 0.667 (1, 3)										3	2	0	0	1	1	2																
Brian Buchanan, R OBP: 0.211, SLG: 0.432 Jacque Jones, L OBP: 0.310, SLG: 0.346 (9, 7)										4	0	1	0	0	1	2																
Matt Lawton, L OBP: 0.402, SLG: 0.386 (1, 9)										0	0	0	0	0	0	0																
Torii Hunter, R OBP: 0.299, SLG: 0.481 (1, 8)										4	2	2	2	0	0	0																
Corey Koskie, L OBP: 0.333, SLG: 0.437 (1, 5)										2	2	2	1	1	0	0																
Luis Rivas, R OBP: 0.271, SLG: 0.361 (1, 4)										3	1	2	3	0	0	1																
A.J. Pierzynski, L OBP: 0.274, SLG: 0.365 (1, 2)										4	0	0	0	0	2	5																
Inning Stats	R: 1 E: 0 K: 1 S: 11	H: 2 LOB: 2 BB: 1 P: 20	R: 1 E: 0 K: 1 S: 13	H: 2 LOB: 1 BB: 0 P: 18	R: 0 E: 0 K: 2 S: 8	H: 0 LOB: 0 BB: 0 P: 13	R: 1 E: 0 K: 2 S: 11	H: 2 LOB: 1 BB: 0 P: 19	R: 0 E: 0 K: 0 S: 6	H: 0 LOB: 0 BB: 0 P: 9	R: 0 E: 0 K: 1 S: 8	H: 0 LOB: 0 BB: 0 P: 11	R: 0 E: 0 K: 1 S: 14	H: 0 LOB: 1 BB: 0 P: 21	R: 6 E: 1 K: 1 S: 23	H: 2 LOB: 2 BB: 4 P: 47	1B: 3 2B: 5 3B: 0 HR: 0	SF: 0 SAC: 1 DP: 0 HBP: 2	WP: 0 PB: 0 CS: 0	PA: 39												
PITCHER	IP WLS BF H R ER SO BB IBB HBP BLK WP HR S P ERA WHIP																															
Barry Zito, L ERA: 5.06 (1, 1)	7.0	L	30	6	5	5	8	2	0	2	0	0	73	119	6.43	1.143																
Mike Magnante, L ERA: 2.75 (8, 1)	0.1	2	0	0	0	0	0	1	0	0	0	0	2	6	0.00	0.000																
Jeff Tam, R ERA: 4.32 (8, 1)	0.0	3	2	2	2	0	0	1	0	0	0	0	4	11	∞	∞																
Mark Guthrie, L ERA: 5.19 (8, 1)	0.1	1	0	0	0	1	0	0	0	0	0	0	4	6	0.00	0.000																
T.J. Mathews, R ERA: 6.11 (8, 1)	0.1	3	0	2	0	0	1	0	0	0	0	0	11	16	0.00	3.000																



Batter	1	2	3	4	5	6	7	8	9	AB	R	H	RBI	BB	SO	LOB	TOP				
Randy Winn, S OBP: 0.488, SLG: 0.544 (1, 9)	2-1 FC4-6 1B		1-1 G3 1B	3-1 FC5-2 3H		0-1 L8			2-1 P4	5	1	2	0	0	0	2					
Damian Rolfs, R OBP: 0.390, SLG: 0.422 (1, 4)	1-1 FC4-6 1B		0-0 G3	1-2 G3			0-1 F3		0-2 1B	5	1	1	0	0	0	4					
Ben Grieve, L OBP: 0.380, SLG: 0.385 (1, 10)	1-0 1B		3-1 FC5-4 2H 1B		3-2 G4-3		3-2 L8		3-1 G4-3	5	0	2	1	0	0	1					
Greg Vaughn, R OBP: 0.319, SLG: 0.476 Jason Tyner, L OBP: 0.231, SLG: 0.167 (1, 7) (6, 7)	2-2 P3		0-2 FC5-4 1B		0-0 P4		1-0 G3			3	0	0	0	0	0	3					
Fred McGriff, L OBP: 0.360, SLG: 0.505 Steve Cox, L OBP: 0.291, SLG: 0.367 (1, 3) (7, 3)	3-2 1B		1-0 1B		1-0 1B		2-2 E4 FC6-4			3	0	3	1	0	0	0					
Gerald Williams, R OBP: 0.276, SLG: 0.348 (1, 8)	1-0 F9		0-1 G1-3		3-2 1B		2-2 FC6-4 1-2			4	0	1	0	0	0	5					
Aubrey Huff, L OBP: 0.234, SLG: 0.333 (1, 5)		2-3 K		2-2 SH3-4 FC5-2 1B		2-1 L4		0-3 K		4	0	1	0	0	2	3	AB 38				
Mike DiFelice, R OBP: 0.250, SLG: 0.269 (1, 2)		2-0 F9		3-2 E5 SH3-4		1-0 F7		2-2 G2-3		4	0	0	0	0	0	2	R 2				
Andy Sheets, R OBP: 0.317, SLG: 0.368 (1, 6)		0-2 F9		1-0 SH3-4		0-1 G6-3		0-2 F2		3	0	0	0	0	0	0	H 10				
Inning Stats	R: 1 E: 0 K: 0 S: 12	H: 3 LOB: 2 BB: 0 P: 22	R: 0 E: 0 K: 1 S: 7	H: 0 LOB: 0 BB: 0 P: 11	R: 1 E: 0 K: 0 S: 11	H: 3 LOB: 2 BB: 0 P: 16	R: 0 E: 1 K: 0 S: 12	H: 1 LOB: 2 BB: 0 P: 22	R: 0 E: 0 K: 0 S: 5	H: 0 LOB: 0 BB: 0 P: 6	R: 0 E: 0 K: 0 S: 6	H: 0 LOB: 0 BB: 0 P: 10	R: 0 E: 1 K: 1 S: 14	H: 0 LOB: 1 BB: 0 P: 20	R: 0 E: 0 K: 0 S: 10	H: 1 LOB: 1 BB: 0 P: 15	1B: 10 2B: 0 3B: 0 HR: 0	SF: 0 SAC: 1 DP: 0 HBP: 0	WP: 0 PB: 0 SB: 0 CS: 0	PA: 39	
PITCHER	IP	WLS	BF	H	R	ER	SO	BB	IBB	HBP	BLK	WP	HR	S	P	ERA	WHIP				
Mark Mulder, L ERA: 3.27 Jeff Tam, R ERA: 4.0 Chad Bradford, R ERA: 2.7	(1, 1) (6, 1) (8, 1)	5.0 2.0 2.0	W 6 8	25 0 1	9 0 0	2 0 0	1 0 1	0 0 0	0 0 0	0 0 0	0 0 0	0 0 0	0 0 0	54 11 24	92 16 35	3.60 0.00 0.00	1.800 0.000 0.500				

Tampa Bay Devil Rays @ Oakland Athletics
Network Associates Coliseum, Oakland, CA
 Wed May 30 2001, 3:35 PM EDT
 Att: 17,901 - Sunny - 82 F

livebaseballscores.com

AB 38
R 2
H 10
RBI 2
BB 0
SO 2
LOB 20



Batter	1	2	3	4	5	6	7	8	9	AB	R	H	RBI	BB	SO	LOB	BOTTOM				
Johnny Damon, L OBP: 0.286, SLG: 0.313 Adam Platt, R OBP: 0.308, SLG: 0.292 (1, 7) (6, FH) (7, 9)	3-2 L6	4-2 1B BB		2-2 F8	2-2 HR	3-1 G4-3		1-0 F8		3	2	1	3	1	0	0					
Frank Menechino, R OBP: 0.385, SLG: 0.489 (1, 4)	1-0 L8	2-2 1B BB		0-1 FC4-6 BB 1B	2-2 L6		0-0 G1-4-3	4-1 BB		5	1	2	0	1	0	1					
Jason Giambi, L OBP: 0.506, SLG: 0.646 Eric Byrnes, R OBP: 0.250, SLG: 0.143 (1, 3) (6, 7)	2-2 HR	2-1 FC6-4 1B		4-1 FC4-6 BB 1B	2-0 G4-3		1-0 HR BB 1B	2-2 L8		4	2	3	3	1	0	1					
Terrence Long, L OBP: 0.341, SLG: 0.422 (1, 8)	1-0 1B	1-2 FC6-4 2H 1B		1-0 FC4-6 1-2 2-3		2-2 E3 BB 1B	4-1 HR BB			4	2	2	1	1	0	2					
Miguel Tejada, R OBP: 0.335, SLG: 0.490 (1, 6)	2-2 G5-3	0-2 FC6-4		2-3 K		2-1 1B FC3-6 1B	0-0 HR			5	2	2	3	0	1	5					
Eric Chavez, L OBP: 0.333, SLG: 0.464 Mark Bellhorn, S OBP: 0.300, SLG: 0.308 (1, 5) (5, FR) (6, 5)		4-1 G5-3 BB	1-0 1B		1-0 L9 2B	4-2 FC3-6 1B SF8 BB	3-3 K			2	1	2	0	1	0	0					
Olmedo Saenz, R OBP: 0.313, SLG: 0.359 (1, 10)		0-2 G5-3		2-2 F9		2-0 L9	2-1 G5-3			5	0	1	1	0	0	3	AB 41				
Robin Jennings, L OBP: 0.300, SLG: 0.357 (1, 9) (7, 7) (8, 3)	1-1 F7		3-1 P4		3-1 HR 1B	3-1 FC3-6 WP		1-1 2B		5	1	2	2	0	0	4	R 15				
Tom Wilson, R OBP: 0.333, SLG: 0.600 (1, 2)	1-1 1B BB 2H 1B		1-3 K		3-1 HR 1B	3-1 SF8		2-3 K		4	2	2	2	0	2	2	H 17				
Inning Stats	R: 1 E: 0 K: 0 S: 12	H: 2 LOB: 1 BB: 0 P: 21	R: 4 E: 0 K: 0 S: 19	H: 4 LOB: 2 BB: 2 P: 35	R: 0 E: 0 K: 1 S: 10	H: 1 LOB: 0 BB: 0 P: 17	R: 0 E: 0 K: 1 S: 10	H: 1 LOB: 2 BB: 1 P: 19	R: 4 E: 0 K: 0 S: 15	H: 4 LOB: 1 BB: 0 P: 27	R: 3 E: 1 K: 0 S: 16	H: 2 LOB: 1 BB: 1 P: 31	R: 3 E: 0 K: 1 S: 10	H: 2 LOB: 0 BB: 1 P: 19	R: 0 E: 0 K: 1 S: 10	H: 1 LOB: 2 BB: 1 P: 20	1B: 12 2B: 2 3B: 0 HR: 3	SF: 1 SAC: 0 DP: 0 HBP: 0	WP: 1 PB: 0 SB: 0 CS: 0	PA: 48	
PITCHER	IP	WLS	BF	H	R	ER	SO	BB	IBB	HBP	BLK	WP	HR	S	P	ERA	WHIP				
Albie Lopez, R ERA: 5.15 Jeff Wallace, L ERA: 1.35 Brian Rose, R ERA: 7.45	(1, 1) (5, 1) (6, 1)	4.1 1.0 2.2	L 7 13	28 2 3	12 3 3	9 1 3	2 0 2	0 1 2	0 0 0	0 0 0	0 0 0	0 0 1	0 0 1	19 33 24	33 48	9.00 10.12	3.000 1.875				

Tampa Bay Devil Rays @ Oakland Athletics
Network Associates Coliseum, Oakland, CA
 Wed May 30 2001, 3:35 PM EDT
 Att: 17,901 - Sunny - 82 F

livebaseballscores.com

AB 41
R 15
H 17
RBI 15
BB 6
SO 4
LOB 22



Batter	1	2	3	4	5	6	7	8	9	AB	R	H	RBI	BB	SO	LOB	TOP											
Brady Anderson, L OBP: 0.302, SLG: 0.280	2-1 BB 1B	1-3 K		3-2 FC1-6 1-2F			3-2 G5-3	1-1 1B 2B		5	2	2	1	0	1	2												
Mike Bordick, R OBP: 0.312, SLG: 0.349	1-1 BB 1B	1-1 L5		1-2 F7			2-2 HR 1B	1-0 1B		5	1	3	1	0	0	2												
David Segui, S OBP: 0.397, SLG: 0.392	4-0 BB 1B		0-1 G3	2-2 F9			4-0 HR BB	1-3 K2-3		3	1	0	0	2	1	2												
Jeff Conine, R OBP: 0.393, SLG: 0.516	0-1 L5		0-0 1B		2-2 F7		0-0 HR		0-0 F7	5	1	2	3	0	0	3												
Greg Myers, L OBP: 0.380, SLG: 0.531	4-1 BB		2-2 F7		3-3 K		3-1 F8		1-3 K	4	0	0	1	1	2	1												
Chris Richard, L OBP: 0.348, SLG: 0.424	0-3 K		0-0 F9		0-0 G3-1		0-2 G3		1-3 K	5	0	0	0	0	2	4												
Delino DeShields, L OBP: 0.321, SLG: 0.313	2-0 G3			4-2 HR BB			0-1 F8		0-3 K	3	1	0	0	1	1	3												
Brook Fordyce, R OBP: 0.269, SLG: 0.306		2-1 SH2-3 1B		1-1 HR			0-0 G5-3		2-2 G5-3	4	1	2	2	0	0	0												
Jerry Hairston, R OBP: 0.310, SLG: 0.374		0-1 SH2-3		0-1 FC1-6 1B			1-3 K		4-1 2B BB	2	1	1	0	1	1	0												
Inning Stats	R: 1 E: 0 K: 1 S: 11	H: 2 LOB: 3 BB: 2 P: 24	R: 0 E: 0 K: 1 S: 9	H: 1 LOB: 1 BB: 0 P: 13	R: 0 E: 0 K: 0 S: 7	H: 1 LOB: 1 BB: 0 P: 9	R: 2 E: 0 K: 0 S: 19	H: 2 LOB: 1 BB: 1 P: 30	R: 0 E: 0 K: 1 S: 6	H: 0 LOB: 0 BB: 0 P: 12	R: 0 E: 0 K: 0 S: 6	H: 0 LOB: 0 BB: 0 P: 7	R: 3 E: 0 K: 0 S: 14	H: 2 LOB: 1 BB: 1 P: 26	R: 2 E: 0 K: 2 S: 14	H: 2 LOB: 1 BB: 1 P: 23	R: 0 E: 0 K: 2 S: 7	H: 0 LOB: 0 BB: 0 P: 9	1B: 7 2B: 1 3B: 0 HR: 2	SF: 0 SAC: 1 DP: 0 HBP: 0	WP: 0 PB: 0 SB: 2 CS: 0	PA: 42						
PITCHER	IP	WLS	BF	H	R	ER	SO	BB	IBB	HBP	BLK	WP	HR	S	P	ERA	WHIP											
Gil Heredia, R ERA: 7.04	(1, 1)	6.0		27	6	3	3	4	3	0	0	0	0	1	59	95	4.50	1.500										
Jim Mecir, R ERA: 3.45	(7, 1)	1.0	L	6	2	3	3	0	1	0	0	0	0	1	14	26	27.00	3.000										
Mark Guthrie, L ERA: 5.79	(8, 1)	1.0		6	2	2	2	2	1	0	0	0	0	0	14	23	18.00	3.000										
T.J. Mathews, R ERA: 5.49	(9, 1)	1.0		3	0	0	0	2	0	0	0	0	0	0	7	9	0.00	0.000										

Baltimore Orioles @ Oakland Athletics
Network Associates Coliseum, Oakland, CA
Fri Jun 01 2001, 9:35 PM EDT
Att: 30,168 - Cloudy - 61 F

AB 36
R 8
H 10
RBI 8
BB 5
SO 8
LOB 17



Batter	1	2	3	4	5	6	7	8	9	AB	R	H	RBI	BB	SO	LOB	BOTTOM											
Johnny Damon, L OBP: 0.287, SLG: 0.308	3-2 G4-3		2-1 G4-3			1-1 HR 1B	3-3 K			4	1	1	0	0	1	1												
Frank Menechino, R OBP: 0.388, SLG: 0.483	3-3 K			1-2 F8		4-2 HR BB	0-0 1B			3	1	1	0	1	1	0												
Jason Giambi, L OBP: 0.510, SLG: 0.698	2-1 G6-3			4-2 G1-3 BB		3-2 HR	1-1 F7			3	1	1	3	1	0	2												
Terrence Long, L OBP: 0.333, SLG: 0.425		1-3 K		0-0 G1-3		1-0 G4-3		2-2 F7		4	0	0	0	0	1	1												
Miguel Tejada, R OBP: 0.341, SLG: 0.510		1-3 K		1-3 K		0-0 2B		1-2 F5		4	0	1	0	0	2	1												
Robin Jennings, L OBP: 0.297, SLG: 0.343					1-1 F2	2-1 F7		1-3 K		3	0	1	0	0	0	1												
Adam Platt, R OBP: 0.302, SLG: 0.286										1	0	0	0	0	1	0												
Olmedo Saenz, R OBP: 0.316, SLG: 0.382		0-0 G5-3			3-1 HR	2-2 P6			1-2 L5	4	1	1	1	0	0	2												
Mark Bellhorn, S OBP: 0.263, SLG: 0.265			3-2 F8		2-3 K		1-1 F8		1-0 E3 G6-4-3	4	0	0	0	0	1	0												
Ramon Hernandez, R OBP: 0.300, SLG: 0.319			0-1 G6-3		3-1 F5		4-1 1B BB		1-1 G6-4-3	3	0	0	0	1	0	1												
Inning Stats	R: 0 E: 0 K: 1 S: 10	H: 0 LOB: 0 BB: 0 P: 18	R: 0 E: 0 K: 2 S: 8	H: 1 LOB: 1 BB: 0 P: 10	R: 0 E: 0 K: 0 S: 8	H: 0 LOB: 0 BB: 0 P: 13	R: 0 E: 0 K: 1 S: 9	H: 0 LOB: 1 BB: 1 P: 15	R: 1 E: 0 K: 1 S: 9	H: 1 LOB: 0 BB: 0 P: 18	R: 3 E: 0 K: 0 S: 16	H: 3 LOB: 1 BB: 1 P: 29	R: 0 E: 0 K: 1 S: 10	H: 1 LOB: 2 BB: 1 P: 19	R: 0 E: 0 K: 1 S: 9	H: 0 LOB: 0 BB: 0 P: 13	R: 0 E: 1 K: 0 S: 7	H: 0 LOB: 0 BB: 0 P: 10	1B: 3 2B: 1 3B: 0 HR: 2	SF: 0 SAC: 0 DP: 1 HBP: 0	WP: 0 PB: 0 SB: 1 CS: 0	PA: 36						
PITCHER	IP	WLS	BF	H	R	ER	SO	BB	IBB	HBP	BLK	WP	HR	S	P	ERA	WHIP											
Sidney Ponson, R ERA: 4.89	(1, 1)	6.0		25	5	4	4	5	2	0	0	0	0	2	60	103	6.00	1.167										
B.J. Ryan, L ERA: 3.65	(7, 1)	1.2	H	7	1	0	0	1	1	0	0	0	0	0	16	28	0.00	1.200										
Mike Trombley, R ERA: 1.8	(8, 1)	1.1		4	0	0	0	1	0	0	0	0	0	0	10	14	0.00	0.000										

Baltimore Orioles @ Oakland Athletics
Network Associates Coliseum, Oakland, CA
Fri Jun 01 2001, 9:35 PM EDT
Att: 30,168 - Cloudy - 61 F

AB 33
R 4
H 6
RBI 4
BB 3
SO 7
LOB 9



Batter	1	2	3	4	5	6	7	8	9	AB	R	H	RBI	BB	SO	LOB	TOP								
Brady Anderson, L (1, 9) OBP: 0.304, SLG: 0.283	1-2 G4-3	1-2 S 1B		3-1 P6		3-2 P4		0-0 G6-4-3 1B		5	1	2	2	0	0	1									
Mike Bordick, R (1, 6) OBP: 0.309, SLG: 0.345	3-2 1B 2B	2-2 L4		0-1 L7		1-1 G1-3		2-0 G6-4-3 1B		5	1	1	0	0	0	3									
David Segui, S (1, 10) OBP: 0.413, SLG: 0.412	0-0 2B	1-0 1B		1-2 1B			2-1 F8		1-0 1B SF7	5	2	4	1	0	0	0									
Jeff Conine, R (1, 3) OBP: 0.393, SLG: 0.520	3-2 1B 2B	0-1 G1-3		2-2 F7			1-0 L7		1-2 1B G6-4-3	5	0	2	2	0	0	2									
Cal Ripken Jr., R (1, 5) OBP: 0.244, SLG: 0.329	1-1 P3		3-2 F8		3-1 F7		4-2 1B BB		1-0 SF7	3	1	0	1	1	0	1									
Mike Kinkade, R (1, 7) OBP: 0.318, SLG: 0.375	2-1 G3		0-0 2B		2-3 K		0-1 1B 1B		0-0 G6-4-3 1B	5	0	2	0	0	1	2									
6 Melvin Mora, R (1, 8) OBP: 0.358, SLG: 0.368		1-2 1B 1B		4-1 BB		2-2 P4		1-2 1B		3	1	2	1	1	0	0									
Brook Fordyce, R (1, 2) OBP: 0.262, SLG: 0.297		3-0 F8		0-2 P6		1-1 P4		2-3 K		4	0	0	0	0	1	5									
Jerry Hairston, R (1, 4) OBP: 0.313, SLG: 0.377		2-2 1B 1B		2-3 K		0-0 S 1B		0-1 G6-3		4	1	2	0	0	1	2									
Inning Stats	R: 2 E: 0 K: 0 S: 15	H: 3 LOB: 1 BB: 0 P: 25	R: 3 E: 0 K: 0 S: 19	H: 4 LOB: 1 BB: 0 P: 29	R: 0 E: 0 K: 1 S: 12	H: 1 LOB: 2 BB: 1 P: 21	R: 0 E: 0 K: 0 S: 10	H: 1 LOB: 1 BB: 0 P: 16	R: 0 E: 0 K: 1 S: 10	H: 0 LOB: 0 BB: 0 P: 17	R: 0 E: 0 K: 0 S: 8	H: 1 LOB: 1 BB: 0 P: 13	R: 1 E: 0 K: 1 S: 15	H: 2 LOB: 2 BB: 1 P: 25	R: 0 E: 0 K: 0 S: 4	H: 1 LOB: 0 BB: 0 P: 6	R: 1 E: 0 K: 0 S: 7	H: 2 LOB: 0 BB: 0 P: 10	1B: 13 2B: 2 3B: 0 HR: 0	SF: 1 SAC: 0 DP: 2 HBP: 0	WP: 0 PB: 0 SB: 4 CS: 0	PA: 42			
PITCHER	IP	WLS	BF	H	R	ER	SO	BB	IBB	HBP	BLK	WP	HR	S	P	ERA	WHIP								
Barry Zito, L (1, 1) ERA: 5.35	5.0	L	25	9	5	5	2	1	0	0	0	0	0	66	108	9.00	2.000								
Chad Bradford, R (6, 1) ERA: 2.75	3.0		13	4	1	1	1	1	0	0	0	0	0	27	44	3.00	1.667								
Mike Magnante, L (9, 1) ERA: 3.06	1.0		4	2	1	1	0	0	0	0	0	0	0	7	10	9.00	2.000								

Baltimore Orioles @ Oakland Athletics
Network Associates Coliseum, Oakland, CA
Sat Jun 02 2001, 4:05 PM EDT
Att: 23,726 - Cloudy - 63 F

AB 39
R 7
H 15
RBI 7
BB 2
SO 3
LOB 16



Batter	1	2	3	4	5	6	7	8	9	AB	R	H	RBI	BB	SO	LOB	BOTTOM								
Johnny Damon, L (1, 7) OBP: 0.286, SLG: 0.305	0-1 F7		1-3 K		2-0 1B		3-2 G6-3 1-2f		1-1 F7	5	0	1	0	0	1	4									
Frank Menechino, R (1, 4) OBP: 0.390, SLG: 0.480	1-1 G1-3		2-2 1B		0-3 K			4-2 BB BB		3	0	1	0	1	1	1									
Jason Giambi, L (1, 3) OBP: 0.506, SLG: 0.686	0-1 G3		1-2 L6		0-0 P6		0-0 P6	4-2 BB BB		3	0	0	0	1	0	1									
Miguel Tejada, R (1, 6) OBP: 0.335, SLG: 0.500		1-2 P6		0-0 F3		3-2 F5		2-2 P4		4	0	0	0	0	0	2									
Terrence Long, L (1, 8) OBP: 0.332, SLG: 0.427		1-1 2B		0-1 G3		3-2 F7		2-2 F5		4	0	1	0	0	0	2									
Olmedo Saenz, R (1, 10) OBP: 0.321, SLG: 0.381		1-1 HBP		0-1 1B			1-2 G1-3	1-0 P6		3	0	1	0	0	0	2									
Robin Jennings, L (1, 9) OBP: 0.300, SLG: 0.342		0-0 F7		0-1 P4			0-0 HBP 1B		1-3 K	3	0	1	0	0	0	3									
Adam Piatt, R (9, PH) OBP: 0.299, SLG: 0.283										1	0	0	0	0	1	0									
Mark Bellhorn, S (1, 5) OBP: 0.262, SLG: 0.263		0-3 K		1-1 F2		0-2 HBP 1B		1-2 HBP 1B		4	0	1	0	0	2	2									
Tom Wilson, R (1, 2) OBP: 0.333, SLG: 0.500			1-3 K		0-0 F3		1-2 G6-3 HBP		0-1 1B	2	0	0	0	0	1	0									
Eric Byrnes, R (9, PH) OBP: 0.300, SLG: 0.222										1	0	1	0	0	0	0									
Inning Stats	R: 0 E: 0 K: 0 S: 6	H: 0 LOB: 0 BB: 0 P: 7	R: 0 E: 0 K: 1 S: 11	H: 1 LOB: 2 BB: 0 P: 14	R: 0 E: 0 K: 2 S: 12	H: 1 LOB: 1 BB: 0 P: 17	R: 0 E: 0 K: 0 S: 7	H: 1 LOB: 1 BB: 0 P: 7	R: 0 E: 0 K: 1 S: 7	H: 1 LOB: 1 BB: 0 P: 10	R: 0 E: 0 K: 0 S: 9	H: 0 LOB: 0 BB: 0 P: 15	R: 0 E: 0 K: 0 S: 16	H: 2 LOB: 2 BB: 0 P: 21	R: 0 E: 0 K: 0 S: 18	H: 0 LOB: 2 BB: 2 P: 31	R: 0 E: 0 K: 2 S: 10	H: 1 LOB: 1 BB: 0 P: 15	1B: 6 2B: 1 3B: 0 HR: 0	SF: 0 SAC: 0 DP: 1 HBP: 2	WP: 0 PB: 0 SB: 0 CS: 0	PA: 37			
PITCHER	IP	WLS	BF	H	R	ER	SO	BB	IBB	HBP	BLK	WP	HR	S	P	ERA	WHIP								
Josh Towers, R (1, 1) ERA: 2.78	7.0	W	30	6	0	0	4	2	0	2	0	0	0	78	109	0.00	1.143								
Buddy Groom, L (8, 1) ERA: 4.0	2.0		7	1	0	0	2	0	0	0	0	0	0	18	28	0.00	0.500								

Baltimore Orioles @ Oakland Athletics
Network Associates Coliseum, Oakland, CA
Sat Jun 02 2001, 4:05 PM EDT
Att: 23,726 - Cloudy - 63 F


AB 33
R 0
H 7
RBI 0
BB 2
SO 6
LOB 17



Batter	1	2	3	4	5	6	7	8	9	AB	R	H	RBI	BB	SO	LOB	TOP					
Brady Anderson, L OBP: 0.308, SLG: 0.288 (1, 9)	1-2 G1-3		3-2 1B			3-2 F8		0-0 1B		4	0	2	0	0	0	0	Baltimore Orioles @ Oakland Athletics Network Associates Coliseum, Oakland, CA Sun Jun 03 2001, 4:05 PM EDT Att: 18,977 - Sunny - 64 F					
Chris Richard, L OBP: 0.352, SLG: 0.444 (1, 8)	2-1 G4-3		2-1 1B			0-0 HR		1-2 F8		4	1	2	1	0	0	1						
David Segui, S OBP: 0.300, SLG: 0.396 (1, 10)	1-0 G4-3		3-3 K			0-0 F8		0-0 G3		4	0	0	0	0	1	3						
Jeff Conine, R OBP: 0.403, SLG: 0.534 (1, 3)		1-1 6 CS 1B		1-2 F9		0-0 1B		2-1 2B		4	0	3	0	0	0	0						
Greg Myers, L OBP: 0.360, SLG: 0.500 (1, 2)	1-1 F7		3-3 K			0-0 G4-3		0-1 G1-3		4	0	0	0	0	1	3						
6 Melvin Mora, R OBP: 0.355, SLG: 0.372 (1, 6)	2-1 1 SAFE 2B		3-2 G1-6-3			1-0 G5-3		2-3 K		4	0	1	0	0	1	1						
Cal Ripken Jr., R OBP: 0.298, SLG: 0.320 (1, 5)	3-2 P4				0-0 G6-3		0-3 K	1-3 K		4	0	0	0	0	2	2						
Delino DeShields, L OBP: 0.321, SLG: 0.313 (1, 7)			0-0 CS 1B		0-3 K		2-1 G1-3			3	0	1	0	0	1	0						
Jerry Hairston, R OBP: 0.309, SLG: 0.371 (1, 4)			0-3 K		3-2 G4-3		2-1 G5-3			3	0	0	0	0	1	1						
Inning Stats	R: 0 E: 0 K: 0 S: 6	H: 0 LOB: 0 BB: 0 P: 10	R: 0 E: 0 K: 0 S: 10	H: 2 LOB: 1 BB: 0 P: 17	R: 0 E: 0 K: 2 S: 13	H: 3 LOB: 2 BB: 0 P: 21	R: 0 E: 0 K: 1 S: 9	H: 0 LOB: 0 BB: 0 P: 16	R: 0 E: 0 K: 1 S: 8	H: 0 LOB: 0 BB: 0 P: 11	R: 1 E: 0 K: 0 S: 7	H: 2 LOB: 1 BB: 0 P: 10	R: 0 E: 0 K: 1 S: 6	H: 0 LOB: 0 BB: 0 P: 9	R: 0 E: 0 K: 0 S: 7	H: 1 LOB: 1 BB: 0 P: 10	R: 0 E: 0 K: 2 S: 11	H: 1 LOB: 1 BB: 0 P: 16	1B: 6 2B: 2 3B: 0 HR: 1	SF: 0 SAC: 0 DP: 0 HBP: 0	WP: 0 PB: 0 SB: 0 CS: 2	PA: 34
PITCHER	IP	WLS	BF	H	R	ER	SO	BB	IBB	HBP	BLK	WP	HR	S	P	ERA	WHIP					
Cory Lidle, R ERA: 4.88 (1, 1)	7.0	W	26	7	1	1	5	0	0	0	0	0	1	59	94	1.29	1.000					
Jeff Tam, R ERA: 3.86 (8, 1)	1.0	H	4	1	0	0	0	0	0	0	0	0	0	7	10	0.00	1.000					
Jason Istringhausen, R ERA: 9.57 (9, 1)	1.0		4	1	0	0	2	0	0	0	0	0	0	11	16	0.00	1.000					

Batter	1	2	3	4	5	6	7	8	9	AB	R	H	RBI	BB	SO	LOB	BOTTOM					
Johnny Damon, L OBP: 0.285, SLG: 0.301 (1, 7)	0-1 P6		4-1 G4-3 BB	1-1 L1-3			0-0 FC1-6 1B S G5-3			3	1	0	0	1	0	4	Baltimore Orioles @ Oakland Athletics Network Associates Coliseum, Oakland, CA Sun Jun 03 2001, 4:05 PM EDT Att: 18,977 - Sunny - 64 F					
Frank Menechino, R OBP: 0.393, SLG: 0.477 (1, 4)	2-2 2B 1B		3-2 G4-3		1-0 F8		4-2 G5-3 1B BB			3	0	1	0	1	0	1						
Jason Giambi, L OBP: 0.506, SLG: 0.688 (1, 3)	1-0 2B		2-2 G2-3		0-3 K		0-0 G5-3 1B			4	0	2	0	0	1	0						
Miguel Tejada, R OBP: 0.333, SLG: 0.495 (1, 6)	1-2 L8			1-0 SH BB 1B	1-3 K		0-0 G5-3			4	1	1	1	0	1	4						
Terrence Long, L OBP: 0.335, SLG: 0.428 (1, 8)	1-3 K			0-0 BB SH BB 1B		3-2 WP 1B	3-3 K			4	1	2	0	0	2	4						
Olmedo Saenz, R OBP: 0.321, SLG: 0.401 (1, 10)		2-3 K		0-0 SH BB BB	1-2 2-3 3-H		2-1 F8	3-1 HR		3	1	1	1	0	1	1						
Robin Jennings, L OBP: 0.273, SLG: 0.310 (1, 9)	1-0 F7		1-0 P6	1-0 P6		2-1 P4	0-0 G6-3			4	0	0	0	0	0	4						
Mark Bellhorn, S OBP: 0.261, SLG: 0.244 (1, 5)	2-0 F2		4-2 BB BB	1-2 2-3 3-H		3-3 K	1-3 K			3	0	0	1	1	2	1						
Ramon Hernandez, R OBP: 0.310, SLG: 0.339 (1, 2)			3-1 HR	1-2 2-3 3-H		4-1 FC1-6 BB	2-3 K			2	1	1	2	2	1	0						
Inning Stats	R: 0 E: 0 K: 1 S: 13	H: 2 LOB: 2 BB: 0 P: 18	R: 0 E: 0 K: 1 S: 5	H: 0 LOB: 0 BB: 0 P: 10	R: 1 E: 0 K: 0 S: 11	H: 1 LOB: 0 BB: 1 P: 23	R: 2 E: 1 K: 0 S: 13	H: 2 LOB: 2 BB: 2 P: 24	R: 0 E: 0 K: 2 S: 7	H: 0 LOB: 0 BB: 0 P: 9	R: 0 E: 0 K: 1 S: 10	H: 1 LOB: 1 BB: 0 P: 20	R: 1 E: 0 K: 1 S: 10	H: 1 LOB: 2 BB: 2 P: 20	R: 1 E: 0 K: 2 S: 9	H: 1 LOB: 0 BB: 0 P: 15	R: 1 E: 0 K: 2 S: 11	H: 1 LOB: 0 BB: 0 P: 16	1B: 5 2B: 2 3B: 0 HR: 2	SF: 0 SAC: 1 DP: 2 HBP: 0	WP: 1 PB: 0 SB: 1 CS: 0	PA: 36
PITCHER	IP	WLS	BF	H	R	ER	SO	BB	IBB	HBP	BLK	WP	HR	S	P	ERA	WHIP					
Willis Roberts, R ERA: 5.1 (1, 1)	3.1	L	18	5	3	2	2	3	0	0	0	0	1	40	72	5.40	2.400					
Chuck McElroy, L ERA: 4.67 (4, 1)	3.2		14	2	1	1	4	2	0	0	0	1	0	29	52	2.46	1.091					
John Parrish, L ERA: 9.0 (8, 1)	1.0		4	1	1	1	2	0	0	0	0	0	1	9	15	9.00	1.000					

AB	34
R	1
H	9
RBI	1
BB	0
SO	7
LOB	11



Batter	1	2	3	4	5	6	7	8	9	AB	R	H	RBI	BB	SO	LOB	TOP										
Johnny Damon, L OBP: 0.281, SLG: 0.296 (1, 7)	1-1 G4-3			2-2 L3		2-2 F8		1-1 G1-3		4	0	0	0	0	0	3	Oakland Athletics @ Anaheim Angels Edison International Field, Anaheim, CA Tue Jun 05 2001, 10:05 PM EDT Att: 16,166 - Sunny - 70 F										
Frank Menechino, R OBP: 0.390, SLG: 0.472 (1, 4)	2-3 K			2-1 F8		0-0 G5-3		1-2 2-3 PB 1B		4	0	1	2	0	1	1											
Jason Giambi, L OBP: 0.502, SLG: 0.694 (1, 3)	2-2 F7			2-1 F7			0-0 HR	2-H 3-H 2-1 G6-3		4	1	1	1	0	0	1											
Olmedo Saenz, R OBP: 0.333, SLG: 0.417 (1, 10)		4-2 CS BB			0-0 1B				1-2 G5-3	2	0	2	0	1	0	0											
Eric Byrnes, R OBP: 0.273, SLG: 0.200 (9, PH)										1	0	0	0	0	0	0											
Terrence Long, L OBP: 0.333, SLG: 0.425 (1, 8)		2-2 F7			3-1 F9		2-1 G6-4-3 1B		0-3 K	4	0	1	0	0	1	2											
Miguel Tejada, R OBP: 0.326, SLG: 0.486 (1, 6)		2-3 K			3-2 F2		2-1 G6-4-3 1-2		1-1 G6-3	4	0	0	0	0	1	3											
3 Eric Chavez, L OBP: 0.329, SLG: 0.457 (1, 5)			3-3 K		2-1 G3			1-2 G3		3	0	0	0	0	1	1											
Adam Piatt, R OBP: 0.300, SLG: 0.284 (1, 9)			1-2 G5-3			1-1 P3		1-1 G1-3 BB 1B		3	1	1	0	0	0	0											
Ramon Hernandez, R OBP: 0.316, SLG: 0.337 (1, 2)			2-0 P4			4-2 BB		4-2 G1-3 1B BB		1	1	0	0	2	0	0											
Inning Stats	R: 0 E: 0 K: 1 S: 10	H: 0 LOB: 0 BB: 0 P: 15	R: 0 E: 0 K: 1 S: 9	H: 0 LOB: 0 BB: 1 P: 17	R: 0 E: 0 K: 1 S: 8	H: 0 LOB: 0 BB: 0 P: 14	R: 0 E: 0 K: 0 S: 8	H: 1 LOB: 1 BB: 0 P: 16	R: 0 E: 0 K: 0 S: 9	H: 0 LOB: 0 BB: 1 P: 16	R: 1 E: 0 K: 0 S: 6	H: 3 LOB: 0 BB: 0 P: 10	R: 2 E: 0 K: 0 S: 15	H: 2 LOB: 1 BB: 1 P: 24	R: 0 E: 0 K: 1 S: 8	H: 0 LOB: 0 BB: 0 P: 10	1B: 4 2B: 1 3B: 0 HR: 1	SF: 0 SAC: 0 DP: 1 HBP: 0	WP: 0 PB: 1 SB: 0 CS: 1	PA: 33							
PITCHER	IP	WLS	BF	H	R	ER	SO	BB	IBB	HBP	BLK	WP	HR	S	P	ERA	WHIP										
Jarrod Washburn, L ERA: 4.45 (1, 1)	7.0	W	24	4	1	1	3	2	0	0	0	0	1	58	102	1.29	0.857										
Ben Weber, R ERA: 2.77 (8, 1)	0.2		5	2	2	2	0	1	0	0	0	0	0	13	20	27.00	4.500										
47 Mark Lukasiewicz, L ERA: 4.26 (8, 1)	1.1		4	0	0	0	1	0	0	0	0	0	0	10	14	0.00	0.000										

AB	30
R	3
H	6
RBI	3
BB	3
SO	4
LOB	11



Batter	1	2	3	4	5	6	7	8	9	AB	R	H	RBI	BB	SO	LOB	BOTTOM										
David Eckstein, R OBP: 0.368, SLG: 0.342 (1, 6)	1-1 G4-3	0-0 1B		3-1 S HR 1B		0-1 L9				4	1	2	0	0	0	0	Oakland Athletics @ Anaheim Angels Edison International Field, Anaheim, CA Tue Jun 05 2001, 10:05 PM EDT Att: 16,166 - Sunny - 70 F										
Darin Erstad, L OBP: 0.341, SLG: 0.420 (1, 8)	3-1 E4 HR 1B	1-1 1B		1-1 1-H HR		0-0 F7				4	2	3	2	0	0	0											
Troy Glaus, R OBP: 0.385, SLG: 0.599 (1, 5)	4-2 HR BB	0-1 P6		4-2 CS BB			2-0 F7			2	1	0	0	2	0	2											
Tim Salmon, R OBP: 0.393, SLG: 0.435 (1, 9)	0-0 1-H 3-H HR		3-2 G5-3 1B	0-2 SAFE CS	4-2 16 HR BB		4-2 WP BB			2	2	2	3	2	0	0											
16 Garret Anderson, L OBP: 0.308, SLG: 0.397 (1, 7)	3-3 K		0-0 F7		0-1 1-H HR		1-0 F8			4	1	1	2	0	1	2											
Benji Gil, R OBP: 0.381, SLG: 0.530 (1, 10)	0-0 1B		3-1 G5-3		0-0 G6-4-3 1B		3-3 K			4	0	2	0	0	1	2											
Shawn Wooten, R OBP: 0.324, SLG: 0.515 (1, 2)	2-1 F7		2-3 K		2-1 F8			0-3 K		4	0	0	0	0	2	3											
Scott Spiezio, S OBP: 0.296, SLG: 0.355 (1, 3)		2-1 F9		2-0 G3-6-3 1B	2-1 G6-4-3			1-0 F8		4	0	1	0	0	0	1											
Adam Kennedy, L OBP: 0.350, SLG: 0.427 (1, 4)		1-0 G3		1-2 G3-6-3 1-2		3-2 F9		1-0 F8		4	0	0	0	0	0	1											
Inning Stats	R: 3 E: 1 K: 1 S: 14	H: 3 LOB: 1 BB: 1 P: 27	R: 0 E: 0 K: 0 S: 8	H: 2 LOB: 2 BB: 0 P: 12	R: 0 E: 0 K: 1 S: 9	H: 1 LOB: 1 BB: 0 P: 17	R: 2 E: 0 K: 0 S: 13	H: 3 LOB: 0 BB: 1 P: 24	R: 2 E: 0 K: 0 S: 10	H: 2 LOB: 0 BB: 1 P: 18	R: 0 E: 0 K: 0 S: 6	H: 0 LOB: 0 BB: 0 P: 9	R: 0 E: 0 K: 1 S: 9	H: 0 LOB: 1 BB: 1 P: 19	R: 0 E: 0 K: 1 S: 5	H: 0 LOB: 0 BB: 0 P: 7	1B: 8 2B: 0 3B: 0 HR: 3	SF: 0 SAC: 0 DP: 2 HBP: 0	WP: 1 PB: 0 SB: 1 CS: 1	PA: 37							
PITCHER	IP	WLS	BF	H	R	ER	SO	BB	IBB	HBP	BLK	WP	HR	S	P	ERA	WHIP										
Mark Mulder, L ERA: 3.91 (1, 1)	4.0	L	24	11	7	7	2	3	0	0	0	0	3	50	90	15.75	3.500										
T.J. Mathews, R ERA: 4.75 (5, 1)	3.0		9	0	0	0	1	1	0	0	0	1	0	19	36	0.00	0.333										
Mark Guthrie, L ERA: 5.49 (8, 1)	1.0		3	0	0	0	1	0	0	0	0	0	0	5	7	0.00	0.000										



Batter	1	2	3	4	5	6	7	8	9	AB	R	H	RBI	BB	SO	LOB	TOP				
Johnny Damon, L OBP: 0.284, SLG: 0.300	G5-3		FC6-4 1B		F9		1-3 2H 1B			4	0	2	1	0	0	1					
Frank Menechino, R OBP: 0.387, SLG: 0.466	K		FC6-4 1-2		L8			G6-5-3 1B		4	0	1	0	0	1	2					
Jason Giambi, L OBP: 0.494, SLG: 0.680	F7			G4-3		F9		G6-5-3 1-2		4	0	0	0	0	0	1					
Terrence Long, L OBP: 0.328, SLG: 0.417		G1-3		G1-3		F9		G3		4	0	0	0	0	0	0					
Miguel Tejada, R OBP: 0.335, SLG: 0.500						F9			1-0 3 HR 1B	4	2	3	0	0	0	0					
3 Eric Chavez, L OBP: 0.336, SLG: 0.478									1-0 1H HR	4	1	3	3	0	0	1					
Olmedo Saenz, R OBP: 0.325, SLG: 0.405									0-3 K	4	1	0	0	0	1	3					
Robin Jennings, L OBP: 0.271, SLG: 0.326									0-0 G1-4-3	4	0	1	0	0	1	1					
Ramon Hernandez, R OBP: 0.314, SLG: 0.335									1-3 K	4	0	1	0	0	1	1					
Inning Stats	R: 0 E: 0 K: 1 S: 9	H: 0 LOB: 0 BB: 0 P: 16	R: 0 E: 0 K: 0 S: 8	H: 1 LOB: 1 BB: 0 P: 12	R: 0 E: 0 K: 0 S: 10	H: 1 LOB: 1 BB: 0 P: 14	R: 1 E: 0 K: 0 S: 13	H: 2 LOB: 1 BB: 0 P: 16	R: 0 E: 0 K: 0 S: 6	H: 0 LOB: 0 BB: 0 P: 14	R: 1 E: 0 K: 1 S: 13	H: 3 LOB: 2 BB: 0 P: 18	R: 0 E: 0 K: 0 S: 7	H: 1 LOB: 0 BB: 0 P: 10	R: 2 E: 0 K: 2 S: 13	H: 2 LOB: 0 BB: 0 P: 16	1B: 7 2B: 3 3B: 0 HR: 1	SF: 0 SAC: 0 DP: 1 HBP: 0	WP: 0 PB: 0 SB: 0 CS: 0	PA: 36	
PITCHER	IP	WLS	BF	H	R	ER	SO	BB	IBB	HBP	BLK	WP	HR	S	P	ERA	WHIP				
Pat Rapp, R ERA: 4.63	7.0	L	29	9	2	2	2	0	0	0	0	0	0	69	101	2.57	1.286				
Mike Holtz, L ERA: 5.27	1.0		2	0	0	0	0	0	0	0	0	0	0	5	8	0.00	0.000				
Ben Weber, R ERA: 3.33	1.0		5	2	2	2	2	0	0	0	0	0	1	13	16	18.00	2.000				

Oakland Athletics @ Anaheim Angels
Edison International Field, Anaheim, CA
Wed Jun 06 2001, 10:05 PM EDT
Att: 15,356 - Sunny - 71 F

AB 36
R 4
H 11
RBI 4
BB 0
SO 4
LOB 10



Batter	1	2	3	4	5	6	7	8	9	AB	R	H	RBI	BB	SO	LOB	BOTTOM				
David Eckstein, R OBP: 0.370, SLG: 0.342	G6-3									3	0	1	0	1	1	1					
Darin Erstad, L OBP: 0.340, SLG: 0.414	L9									3	0	0	0	1	1	1					
Troy Glaus, R OBP: 0.386, SLG: 0.597	P6									4	0	2	0	0	1	0					
Tim Salmon, R OBP: 0.391, SLG: 0.428										3	0	0	0	1	1	4					
16 Garret Anderson, L OBP: 0.303, SLG: 0.390										4	0	0	0	0	0	2					
Wally Joyner, L OBP: 0.304, SLG: 0.365										4	0	0	0	0	0	1					
Adam Kennedy, L OBP: 0.354, SLG: 0.435										4	1	2	0	0	1	0					
Jorge Fabregas, L OBP: 0.148, SLG: 0.226										2	0	0	0	0	0	1					
Orlando Palmeiro, L OBP: 0.338, SLG: 0.348										1	0	0	1	0	0	0					
Inning Stats	R: 0 E: 0 K: 0 S: 9	H: 0 LOB: 0 BB: 0 P: 14	R: 0 E: 0 K: 0 S: 6	H: 0 LOB: 0 BB: 0 P: 8	R: 1 E: 0 K: 0 S: 11	H: 1 LOB: 1 BB: 1 P: 19	R: 0 E: 0 K: 1 S: 11	H: 0 LOB: 1 BB: 1 P: 19	R: 0 E: 0 K: 1 S: 10	H: 1 LOB: 1 BB: 0 P: 15	R: 0 E: 0 K: 1 S: 9	H: 0 LOB: 0 BB: 0 P: 14	R: 0 E: 0 K: 0 S: 8	H: 2 LOB: 2 BB: 1 P: 16	R: 0 E: 0 K: 0 S: 5	H: 0 LOB: 0 BB: 0 P: 6	1B: 4 2B: 1 3B: 0 HR: 0	SF: 1 SAC: 2 DP: 1 HBP: 0	WP: 0 PB: 0 SB: 1 CS: 0	PA: 34	
PITCHER	IP	WLS	BF	H	R	ER	SO	BB	IBB	HBP	BLK	WP	HR	S	P	ERA	WHIP				
Tim Hudson, R ERA: 3.75	7.0	W	26	3	1	1	5	2	0	0	0	0	0	67	106	1.29	0.714				
Jeff Tam, R ERA: 3.72	1.0	H	5	2	0	0	0	1	0	0	0	0	0	8	16	0.00	3.000				
Jason Istringhausen, R ERA: 3.42	1.0	S	3	0	0	0	0	0	0	0	0	0	0	5	6	0.00	0.000				

Oakland Athletics @ Anaheim Angels
Edison International Field, Anaheim, CA
Wed Jun 06 2001, 10:05 PM EDT
Att: 15,356 - Sunny - 71 F

AB 28
R 1
H 5
RBI 1
BB 3
SO 5
LOB 10




Batter	1	2	3	4	5	6	7	8	9	AB	R	H	RBI	BB	SO	LOB	TOP										
Johnny Damon, L (1, 8) OBP: 0.283, SLG: 0.298	G4-3			G4-3			G4-3		F8	5	0	1	1	0	0	0											
Frank Menechino, R (1, 4) OBP: 0.394, SLG: 0.485	HR	CS	2B 3 FC4-6 HBP			F9		WP 1B SF8 HBP		2	3	1	1	0	0	0											
Jason Giambi, L (1, 3) OBP: 0.498, SLG: 0.685	FC1-4 HBP		FC4-6 2B			G6-3		SF8 WP 1B		3	0	2	0	0	0	0											
Miguel Tejada, R (1, 6) OBP: 0.329, SLG: 0.491	FC1-4 1B		K			F8		F8		4	0	0	0	0	1	5											
Olmedo Saenz, R (1, 10) OBP: 0.329, SLG: 0.407	FC5-4 1B		FC4-6 HBP			G5-6-3		SF8		2	0	1	1	0	0	0											
3 Eric Chavez, L (1, 5) OBP: 0.335, SLG: 0.471	FC5-4		FC4-6			G4-3		HBP		3	0	0	1	0	0	4											
Eric Byrnes, R (1, 7) OBP: 0.214, SLG: 0.154		L8	F7			P3		F8		3	0	0	0	0	0	2											
Terrence Long, L (8, PH) OBP: 0.327, SLG: 0.416										1	0	0	0	0	0	2											
Robin Jennings, L (1, 9) OBP: 0.250, SLG: 0.300		K		G4-3			P6		G3	4	0	0	0	0	1	0											
Ramon Hernandez, R (1, 2) OBP: 0.313, SLG: 0.339		1B 2B		G4-3			B5-3		F7	4	1	1	0	0	0	0											
Inning Stats	R: 1 E: 0 K: 0 S: 11	H: 2 LOB: 2 BB: 0 P: 14	R: 1 E: 0 K: 1 S: 7	H: 2 LOB: 0 BB: 0 P: 12	R: 1 E: 0 K: 1 S: 8	H: 1 LOB: 2 BB: 0 P: 13	R: 0 E: 0 K: 0 S: 7	H: 0 LOB: 0 BB: 0 P: 10	R: 0 E: 0 K: 0 S: 4	H: 0 LOB: 0 BB: 0 P: 5	R: 0 E: 0 K: 0 S: 8	H: 0 LOB: 0 BB: 0 P: 14	R: 0 E: 0 K: 0 S: 8	H: 0 LOB: 0 BB: 0 P: 11	R: 1 E: 0 K: 0 S: 9	H: 1 LOB: 2 BB: 0 P: 16	R: 0 E: 0 K: 0 S: 7	H: 0 LOB: 0 BB: 0 P: 10	1B: 3 2B: 2 3B: 0 HR: 1	SF: 1 SAC: 0 DP: 0 HBP: 5	WP: 1 PB: 0 SB: 0 CS: 1	PA: 38					
PITCHER	IP	WLS	BF	H	R	ER	SO	BB	IBB	HBP	BLK	WP	HR	S	P	ERA	WHIP										
Scott Schoeneweis, L ERA: 3.92	7.1	W	31	6	4	4	2	0	0	4	0	0	1	58	87	4.91	0.818										
Al Levine, R ERA: 3.19	0.1	H	1	0	0	0	0	0	0	0	0	1	0	1	3	0.00	0.000										
Mike Holtz, L ERA: 5.27	0.0		1	0	0	0	0	0	0	1	0	0	0	1	3	∞	∞										
Troy Percival, R ERA: 0.4	1.1	S	4	0	0	0	0	0	0	0	0	0	0	9	12	0.00	0.000										

Oakland Athletics @ Anaheim Angels
Edison International Field, Anaheim, CA
Thu Jun 07 2001, 10:05 PM EDT
Att: 15,859 - Sunny - 68 F

livebaseballscores.com

AB 31
R 4
H 6
RBI 4
BB 0
SO 2
LOB 13




Batter	1	2	3	4	5	6	7	8	9	AB	R	H	RBI	BB	SO	LOB	BOTTOM											
David Eckstein, R (1, 6) OBP: 0.373, SLG: 0.345	BB 1B		G6-3			HBP 1B BB			F8	4	1	2	0	0	0	2												
Darin Erstad, L (1, 8) OBP: 0.339, SLG: 0.411	BB 1B		G1-3			F7	F9			4	0	1	0	0	0	1												
Troy Glaus, R (1, 5) OBP: 0.388, SLG: 0.607	F3		F7			16 1B HBP BB	HR			3	2	1	1	1	0	2												
Tim Salmon, R (1, 9) OBP: 0.392, SLG: 0.423	BB					16 1B HBP	F8			2	1	0	0	1	0	0												
16 Garret Anderson, L (1, 7) OBP: 0.302, SLG: 0.388	P4		L8			1B 1B E	F7			4	1	1	1	0	0	3												
Benji Gil, R (1, 10) OBP: 0.374, SLG: 0.520	G1-3		K			1-2 2-3 3-H	1B			2	0	0	0	0	1	3												
Orlando Palmeiro, L (8, PH) OBP: 0.340, SLG: 0.357						1-2 2-3 3-H	1B			1	1	1	2	0	0	0												
Jeff DaVanon, S (8, PH) OBP: 0.250, SLG: 0.571						1-2 2-3 3-H	1B			1	0	0	0	0	1	0												
Shawn Wooten, R (1, 2) OBP: 0.320, SLG: 0.500		L3				1-2 2-3 3-H	1B			4	0	1	0	0	0	0												
Scott Spiezio, S (1, 3) OBP: 0.295, SLG: 0.346		G6-3				1-2 2-3 3-H	G3			3	0	0	1	0	0	1												
Adam Kennedy, L (1, 4) OBP: 0.345, SLG: 0.424		F7				1-2 2-3 3-H	G3			4	0	0	0	0	1	3												
Inning Stats	R: 0 E: 0 K: 0 S: 14	H: 2 LOB: 3 BB: 1 P: 22	R: 0 E: 0 K: 0 S: 4	H: 0 LOB: 0 BB: 0 P: 6	R: 0 E: 0 K: 0 S: 9	H: 0 LOB: 0 BB: 0 P: 14	R: 0 E: 0 K: 1 S: 7	H: 0 LOB: 0 BB: 0 P: 11	R: 0 E: 0 K: 0 S: 7	H: 0 LOB: 0 BB: 0 P: 11	R: 5 E: 1 K: 0 S: 29	H: 4 LOB: 2 BB: 1 P: 48	R: 1 E: 0 K: 0 S: 11	H: 1 LOB: 0 BB: 0 P: 19	R: 0 E: 0 K: 2 S: 7	H: 0 LOB: 1 BB: 0 P: 13	1B: 6 2B: 0 3B: 0 HR: 1	SF: 0 SAC: 0 DP: 0 HBP: 2	WP: 0 PB: 0 SB: 0 CS: 0	PA: 36								
PITCHER	IP	WLS	BF	H	R	ER	SO	BB	IBB	HBP	BLK	WP	HR	S	P	ERA	WHIP											
Barry Zito, L ERA: 5.45	5.1	L	23	4	4	4	1	2	0	1	0	0	0	5	8	∞	∞											
Chad Bradford, R ERA: 2.75	0.0	B	2	2	0	0	0	0	0	0	0	0	0	1	22	36	5.40	0.600										
Mike Magnante, L ERA: 3.26	1.2		7	1	2	1	0	0	0	0	0	0	0	7	13	0.00	0.000											
Mark Guthrie, L ERA: 5.23	1.0		4	0	0	0	2	0	0	1	0	0	0	7	13	0.00	0.000											

Oakland Athletics @ Anaheim Angels
Edison International Field, Anaheim, CA
Thu Jun 07 2001, 10:05 PM EDT
Att: 15,859 - Sunny - 68 F

livebaseballscores.com

AB 32
R 6
H 7
RBI 5
BB 2
SO 3
LOB 15



Batter	1	2	3	4	5	6	7	8	9	AB	R	H	RBI	BB	SO	LOB	TOP				
Marvin Benard, L (1, 9) OBP: 0.272, SLG: 0.305	G1-3		1B BB	F8			K			3	0	0	0	1	1	1					
Rich Aurilia, R (1, 6) OBP: 0.408, SLG: 0.599	G5-3		F7				K			4	0	0	0	0	1	1					
Barry Bonds, L (1, 10) OBP: 0.481, SLG: 0.916	P6		P4				FC5-4 BB			2	0	0	0	2	0	1					
Jeff Kent, R (1, 3) OBP: 0.349, SLG: 0.480		1-1 1B 2B 1B	FC6-4 1B				FC5-4 FC6-4 1-2			4	1	2	0	0	1	2					
Bento Santiago, R (1, 2) OBP: 0.374, SLG: 0.432		0-0 2B F8-2 1B	FC6-4				FC6-4 1-2			4	0	1	0	0	0	4					
Armando Rios, L (1, 7) OBP: 0.310, SLG: 0.464		1-1 1-3 2-H 2B					L4 G5-4-3 1B			4	0	2	1	0	0	1					
Ramon Martinez, R (1, 4) OBP: 0.319, SLG: 0.320		4-2 BB	G6-3				F9			3	0	0	0	1	0	1					
Russ Davis, R (1, 5) OBP: 0.330, SLG: 0.487		0-0 F3					G5-4-3			3	1	1	1	0	0	4					
Edwards Guzman, L (9, PH) OBP: 0.200, SLG: 0.275							HR			1	0	0	0	0	1	0					
Calvin Murray, R (1, 8) OBP: 0.378, SLG: 0.438		1-0 F8-2								3	0	1	0	0	0	3					
Felipe Crespo, S (9, PH) OBP: 0.333, SLG: 0.593										1	0	0	0	0	1	0					
Inning Stats	R: 0 E: 0 K: 0 S: 5	H: 0 LOB: 0 BB: 0 P: 6	R: 1 E: 0 K: 0 S: 9	H: 3 LOB: 2 BB: 1 P: 16	R: 0 E: 0 K: 0 S: 9	H: 1 LOB: 2 BB: 1 P: 14	R: 1 E: 0 K: 0 S: 14	H: 2 LOB: 1 BB: 0 P: 24	R: 0 E: 0 K: 1 S: 6	H: 0 LOB: 1 BB: 1 P: 11	R: 0 E: 0 K: 1 S: 7	H: 0 LOB: 0 BB: 0 P: 9	R: 0 E: 0 K: 1 S: 9	H: 0 LOB: 1 BB: 1 P: 18	R: 0 E: 0 K: 2 S: 11	H: 0 LOB: 0 BB: 0 P: 14	1B: 5 2B: 2 3B: 0 HR: 1	SF: 0 SAC: 0 DP: 2 HBP: 0	WP: 0 PB: 0 SB: 1 CS: 0	PA: 36	
PITCHER	IP	WLS	BF	H	R	ER	SO	BB	IBB	HBP	BLK	WP	HR	S	P	ERA	WHIP				
Gil Heredia, R (1, 1) ERA: 6.64	6.0	W	26	7	2	2	1	3	0	0	0	0	1	46	75	3.00	1.667				
Jeff Tam, R (7, 1) ERA: 3.48	2.0	H	7	0	0	0	2	1	0	0	0	0	0	16	27	0.00	0.500				
Jason Irsinghausen, R (9, 1) ERA: 9.28	1.0	S	3	0	0	0	2	0	0	0	0	0	0	11	14	0.00	0.000				

San Francisco Giants @ Oakland Athletics
Network Associates Coliseum, Oakland, CA
Fri Jun 08 2001, 10:05 PM EDT
Att: 41,904 - Sunny - 62 F

AB 32
R 2
H 7
RBI 2
BB 4
SO 5
LOB 18



Batter	1	2	3	4	5	6	7	8	9	AB	R	H	RBI	BB	SO	LOB	BOTTOM				
Johnny Damon, L (1, 7) OBP: 0.282, SLG: 0.301	K		1B SF7 2B				K			4	1	1	0	0	2	2					
Frank Menechino, R (1, 4) OBP: 0.396, SLG: 0.491	F9		HR				P4			4	1	2	0	0	0	1					
Jason Giambi, L (1, 3) OBP: 0.498, SLG: 0.698	HR		SF7				G4-3			2	1	1	2	1	0	1					
Terrence Long, L (1, 8) OBP: 0.325, SLG: 0.426	G6-3		HR				F5			4	1	1	2	0	1	3					
Miguel Tejada, R (1, 6) OBP: 0.324, SLG: 0.483		1-0 F8	G5-3				K			4	0	0	0	0	1	3					
3 Eric Chavez, L (1, 5) OBP: 0.325, SLG: 0.462		1-1 G4-3					F9			4	0	0	0	0	1	0					
23 Mario Valdez, L (1, 10) OBP: 0.429, SLG: 0.349		4-1 BB					K			2	0	0	0	1	1	0					
Ramon Hernandez, R (1, 2) OBP: 0.308, SLG: 0.333		1-3 K					F7			3	0	0	0	0	2	1					
Robin Jennings, L (1, 9) OBP: 0.273, SLG: 0.308			G4-3							2	0	1	0	1	0	0					
Inning Stats	R: 1 E: 0 K: 1 S: 11	H: 1 LOB: 0 BB: 0 P: 17	R: 0 E: 0 K: 1 S: 8	H: 0 LOB: 1 BB: 1 P: 15	R: 3 E: 0 K: 0 S: 18	H: 3 LOB: 0 BB: 0 P: 24	R: 0 E: 0 K: 1 S: 7	H: 0 LOB: 0 BB: 0 P: 11	R: 0 E: 0 K: 2 S: 16	H: 2 LOB: 3 BB: 1 P: 26	R: 0 E: 0 K: 1 S: 9	H: 0 LOB: 0 BB: 0 P: 15	R: 0 E: 0 K: 0 S: 5	H: 0 LOB: 1 BB: 1 P: 12	R: 0 E: 0 K: 2 S: 7	H: 0 LOB: 0 BB: 0 P: 8	1B: 2 2B: 2 3B: 0 HR: 2	SF: 1 SAC: 0 DP: 0 HBP: 0	WP: 0 PB: 0 SB: 0 CS: 0	PA: 33	
PITCHER	IP	WLS	BF	H	R	ER	SO	BB	IBB	HBP	BLK	WP	HR	S	P	ERA	WHIP				
Mark Gardner, R (1, 1) ERA: 5.9	6.0	L	27	6	4	4	6	2	1	0	0	0	2	71	114	6.00	1.333				
Aaron Fultz, L (7, 1) ERA: 4.09	2.0		6	0	0	0	2	0	0	0	0	0	0	10	14	0.00	0.000				

San Francisco Giants @ Oakland Athletics
Network Associates Coliseum, Oakland, CA
Fri Jun 08 2001, 10:05 PM EDT
Att: 41,904 - Sunny - 62 F

AB 29
R 4
H 6
RBI 4
BB 3
SO 8
LOB 11



Batter	1	2	3	4	5	6	7	8	9	AB	R	H	RBI	BB	SO	LOB	TOP					
Shawn Dunston, R OBP: 0.313, SLG: 0.479	G5-3			G6-3		F7		G5-3		4	0	0	0	0	0	1						
Rich Aurilia, R OBP: 0.407, SLG: 0.604	G5-3			L4			1B SF7 2B	G5-3		4	1	1	0	0	0	1						
Barry Bonds, L OBP: 0.480, SLG: 0.891	F7			F8			2-3 1B		4-2 BB	3	0	1	0	1	0	0						
Jeff Kent, R OBP: 0.348, SLG: 0.487		L8			G6-3		SF7		2-3 K	3	0	0	1	0	1	1						
Benito Santiago, R OBP: 0.366, SLG: 0.426		K					3-H F7		2-3 K	4	0	1	0	0	2	2						
Russ Davis, R OBP: 0.328, SLG: 0.479 Felipe Crespo, S OBP: 0.333, SLG: 0.545		F8			F7		G5-3		1-0 G3	3	0	0	0	0	0	2						
Ramon Martinez, R OBP: 0.320, SLG: 0.330				F8	G4-3			0-0 2B		3	1	1	0	0	0	1						
Pedro Feliz, R OBP: 0.228, SLG: 0.307				G4-3		F8		2-3 K		3	0	0	0	0	1	1						
Calvin Murray, R OBP: 0.341, SLG: 0.410				F9		F7		0-0 2B		3	0	1	1	0	0	0						
Inning Stats	R: 0 E: 0 K: 0 S: 7	H: 0 LOB: 0 BB: 0 P: 13	R: 0 E: 0 K: 1 S: 9	H: 0 LOB: 0 BB: 0 P: 13	R: 0 E: 0 K: 0 S: 4	H: 0 LOB: 0 BB: 0 P: 8	R: 0 E: 0 K: 0 S: 6	H: 0 LOB: 0 BB: 0 P: 12	R: 0 E: 0 K: 0 S: 8	H: 1 LOB: 1 BB: 0 P: 8	R: 0 E: 0 K: 0 S: 8	H: 0 LOB: 0 BB: 0 P: 12	R: 1 E: 0 K: 0 S: 12	H: 2 LOB: 1 BB: 0 P: 18	R: 1 E: 0 K: 2 S: 7	H: 2 LOB: 1 BB: 0 P: 11	R: 0 E: 0 K: 2 S: 11	H: 0 LOB: 1 BB: 1 P: 20	1B: 1 2B: 4 3B: 0 HR: 0	SF: 1 SAC: 0 DP: 0 HBP: 0	WP: 0 PB: 0 SB: 0 CS: 0	PA: 33
PITCHER	IP	WLS	BF	H	R	ER	SO	BB	IBB	HBP	BLK	WP	HR	S	P	ERA	WHIP					
Mark Mulder, L ERA: 3.77	7.2	W	28	5	2	2	2	0	0	0	0	0	0	58	93	2.35	0.652					
Chad Bradford, R ERA: 2.57	8.1	S	5	0	0	0	2	1	0	0	0	0	0	12	22	0.00	0.750					

San Francisco Giants @ Oakland Athletics
Network Associates Coliseum, Oakland, CA
Sun Jun 10 2001, 4:05 PM EDT
Att: 47,859 - Sunny - 64 F

AB	31
R	2
H	5
RBI	2
BB	1
SO	4
LOB	10



Batter	1	2	3	4	5	6	7	8	9	AB	R	H	RBI	BB	SO	LOB	BOTTOM					
Johnny Damon, L OBP: 0.280, SLG: 0.295	F8			FC6-4 BB			L4			3	0	0	0	1	1	3						
Frank Menechino, R OBP: 0.398, SLG: 0.494	F3			FC4-6 BB		1-2 FC6-4	G6-4-3			3	0	0	0	1	0	3						
Jason Giambi, L OBP: 0.489, SLG: 0.676	L4			F7		1-0 F8		2-2 G4-3		4	0	0	0	0	0	1						
Terrence Long, L OBP: 0.318, SLG: 0.414		K		FC4-6 FC6-4		1-0 G3		1-1 3 HR 1B		4	1	1	0	0	1	1						
Miguel Tejada, R OBP: 0.317, SLG: 0.469		F7		FC6-4		1-1 1B		1-1 F9		4	0	1	0	0	0	2						
3 Eric Chavez, L OBP: 0.326, SLG: 0.472		1B 2B				2-2 F8		1-0 G4-3		4	2	2	2	0	0	0						
Jeremy Giambi, L OBP: 0.347, SLG: 0.395		23 1B BB				2-1 G3		2-2 HR		3	3	2	1	1	0	0						
Ramon Hernandez, R OBP: 0.306, SLG: 0.326		23 1B 1-2 2H 1B				0-0 P4		0-1 G6-3		4	0	1	1	0	1	1						
23 Mario Valdez, L OBP: 0.458, SLG: 0.391				E8		1-2 G6-4-3 1B				3	0	3	2	0	0	0						
Inning Stats	R: 0 E: 0 K: 0 S: 6	H: 0 LOB: 0 BB: 0 P: 10	R: 2 E: 0 K: 2 S: 18	H: 3 LOB: 2 BB: 1 P: 26	R: 0 E: 0 K: 0 S: 7	H: 0 LOB: 1 BB: 1 P: 15	R: 1 E: 1 K: 0 S: 11	H: 2 LOB: 2 BB: 1 P: 21	R: 0 E: 0 K: 0 S: 4	H: 1 LOB: 1 BB: 0 P: 7	R: 0 E: 0 K: 1 S: 6	H: 0 LOB: 0 BB: 0 P: 11	R: 0 E: 0 K: 0 S: 8	H: 1 LOB: 0 BB: 0 P: 11	R: 3 E: 0 K: 0 S: 14	H: 3 LOB: 0 BB: 0 P: 21	1B: 6 2B: 2 3B: 0 HR: 2	SF: 0 SAC: 0 DP: 1 HBP: 0	WP: 0 PB: 0 SB: 0 CS: 0	PA: 35		
PITCHER	IP	WLS	BF	H	R	ER	SO	BB	IBB	HBP	BLK	WP	HR	S	P	ERA	WHIP					
Livan Hernandez, R ERA: 6.8	7.2	L	34	10	6	6	3	3	0	0	0	0	0	72	120	7.04	1.696					
Tim Worrell, R ERA: 3.89	8.1		1	0	0	0	0	0	0	0	0	0	0	2	2	0.00	0.000					

San Francisco Giants @ Oakland Athletics
Network Associates Coliseum, Oakland, CA
Sun Jun 10 2001, 4:05 PM EDT
Att: 47,859 - Sunny - 64 F

AB	32
R	6
H	10
RBI	6
BB	3
SO	3
LOB	11



Batter	1	2	3	4	5	6	7	8	9	AB	R	H	RBI	BB	SO	LOB	TOP				
Johnny Damon, L (1, 7) OBP: 0.286, SLG: 0.300	F9		1B SF5 2B		F7			1B 2B HBP	1B HBP	3	2	1	0	0	0	0					
Frank Menechino, R (1, 4) OBP: 0.403, SLG: 0.497	G5-3		2-3 1B		G4-3			2B FC5-2 1B	1-2 2-H 1B	5	0	3	1	0	0	0					
Jason Giambi, L (1, 3) OBP: 0.487, SLG: 0.692	HR		SF5					FC5-2 1-3 2-H 2B	F7	4	1	2	3	0	1	2					
Terrence Long, L (1, 8) OBP: 0.321, SLG: 0.413	K2-3		K					FC5-2 IBB		3	0	1	0	1	2	1					
Miguel Tejada, R (1, 6) OBP: 0.316, SLG: 0.465		G5-3 1B	F9					FC5-2		4	1	1	0	0	0	5					
3 Eric Chavez, L (1, 5) OBP: 0.321, SLG: 0.464		F7			F7			G1		4	0	0	0	0	0	4					
Ramon Hernandez, R (1, 2) OBP: 0.310, SLG: 0.326		G5-3			F9			F7-6-3 HBP		3	1	1	0	0	0	1					
Jeremy Giambi, L (1, 9) OBP: 0.347, SLG: 0.393		2-2 1B			K			F7-6-3	SH1-3	3	0	1	1	0	1	1					
Tim Hudson, R (1, 1) 23 Mario Valdez, L (8, PH) Mike Maignante, L (8, 1) Olmedo Saenz, R (9, PH) Jason Isringhausen, R (9, 1)		F9			F9			K	K	2	0	0	0	0	0	1					
Inning Stats	R: 1 E: 0 K: 1 S: 12	H: 1 LOB: 0 BB: 0 P: 18	R: 1 E: 0 K: 0 S: 9	H: 2 LOB: 1 BB: 0 P: 16	R: 1 E: 0 K: 1 S: 15	H: 2 LOB: 1 BB: 0 P: 20	R: 0 E: 0 K: 1 S: 8	H: 0 LOB: 0 BB: 0 P: 13	R: 0 E: 0 K: 0 S: 7	H: 1 LOB: 0 BB: 0 P: 11	R: 0 E: 0 K: 0 S: 7	H: 0 LOB: 0 BB: 0 P: 11	R: 1 E: 0 K: 0 S: 13	H: 2 LOB: 3 BB: 1 P: 25	R: 1 E: 0 K: 1 S: 13	H: 2 LOB: 2 BB: 0 P: 19	1B: 7 2B: 3 3B: 0 HR: 1	SF: 1 SAC: 1 DP: 2 HBP: 3	WP: 0 PB: 0 SB: 0 CS: 0	PA: 39	
PITCHER	IP	WLS	BF	H	R	ER	SO	BB	IBB	HBP	BLK	WP	HR	S	P	ERA	WHIP				
Woody Williams, R (1, 1) ERA: 4.6	7.0	L	26	6	3	3	4	0	0	1	0	0	1	65	99	3.86	0.857				
Jay Witasick, R (8, 1) ERA: 1.32	1.0		7	2	1	1	1	0	1	1	0	0	0	13	25	9.00	2.000				
Brian Lawrence, R (9, 1) ERA: 6.57	1.0		6	2	1	1	1	0	0	1	0	0	0	13	19	9.00	2.000				

Oakland Athletics @ San Diego Padres
Qualcomm Stadium, San Diego, CA
Tue Jun 12 2001, 10:05 PM EDT
Att: 20,793 - Cloudy - 68 F

livebaseballscores.com

AB 33
R 5
H 10
RBI 5
BB 1
SO 6
LOB 16




Batter	1	2	3	4	5	6	7	8	9	AB	R	H	RBI	BB	SO	LOB	BOTTOM					
Rickey Henderson, R (1, 7) OBP: 0.343, SLG: 0.352	E6 2B		K		K			F8		4	1	0	0	0	2	0						
Mark Kotsay, L (1, 8) OBP: 0.352, SLG: 0.416	G3 CS 2B		HR		G6-3 1B			F7		4	1	3	2	0	0	0						
Ryan Klesko, L (1, 3) OBP: 0.412, SLG: 0.584	G3		G3-1		G6-3			F8		4	0	0	0	0	0	2						
Phil Nevin, R (1, 5) OBP: 0.402, SLG: 0.578	BB		G4-3		K				K	3	0	0	0	1	2	0						
Mike Darr, L (1, 9) OBP: 0.368, SLG: 0.350	P6				G6-3			G4-3	G3-1	4	0	0	0	0	0	2						
Ben Davis, S (1, 2) OBP: 0.389, SLG: 0.438	CS		FC1-5 2B		K			1B 1B	K	4	0	2	0	0	2	0						
Cesar Crespo, S (1, 4) OBP: 0.282, SLG: 0.273			K		G4-3					3	0	0	0	0	2	2						
Chris Gomez, R (1, 6) OBP: 0.243, SLG: 0.214		FC1-5-6 2-3			G6-3					3	0	1	0	0	0	1						
Woody Williams, R (1, 1) ERA: 3.97 Dave Magadan, L (7, PH) Jay Witasick, R (8, 1) Brian Lawrence, R (9, 1)			K		F9			G3		2	0	0	0	0	1	1						
Inning Stats	R: 1 E: 1 K: 0 S: 16	H: 1 LOB: 1 BB: 1 P: 31	R: 0 E: 0 K: 2 S: 10	H: 1 LOB: 0 BB: 0 P: 18	R: 1 E: 0 K: 1 S: 8	H: 1 LOB: 0 BB: 0 P: 13	R: 0 E: 0 K: 1 S: 5	H: 0 LOB: 0 BB: 0 P: 9	R: 0 E: 0 K: 1 S: 10	H: 0 LOB: 0 BB: 0 P: 17	R: 0 E: 0 K: 1 S: 9	H: 1 LOB: 0 BB: 0 P: 14	R: 0 E: 0 K: 1 S: 12	H: 2 LOB: 2 BB: 0 P: 19	R: 0 E: 0 K: 0 S: 12	H: 0 LOB: 0 BB: 0 P: 16	R: 0 E: 0 K: 2 S: 9	H: 0 LOB: 0 BB: 0 P: 13	1B: 3 2B: 2 3B: 0 HR: 1	SF: 0 SAC: 0 DP: 1 HBP: 0	WP: 0 PB: 0 SB: 0 CS: 1	PA: 34
PITCHER	IP	WLS	BF	H	R	ER	SO	BB	IBB	HBP	BLK	WP	HR	S	P	ERA	WHIP					
Tim Hudson, R (1, 1) ERA: 3.97	7.0	W	27	6	2	1	7	1	0	0	0	0	1	70	121	1.29	1.000					
Mike Maignante, L (8, 1) ERA: 3.0	1.0	H	3	0	0	0	0	0	0	0	0	0	0	12	16	0.00	0.000					
Jason Isringhausen, R (9, 1) ERA: 2.93	1.0	S	3	0	0	0	2	0	0	0	0	0	0	9	13	0.00	0.000					


Oakland Athletics @ San Diego Padres
Qualcomm Stadium, San Diego, CA
Tue Jun 12 2001, 10:05 PM EDT
Att: 20,793 - Cloudy - 68 F

livebaseballscores.com

AB 32
R 2
H 6
RBI 2
BB 1
SO 9
LOB 10



Batter	1	2	3	4	5	6	7	8	9	AB	R	H	RBI	BB	SO	LOB	TOP								
Johnny Damon, L (1, 7) OBP: 0.288, SLG: 0.299	2-1 P4		4-1 BB			0-1 HR 1B		3-3 K	3-2 G4-3	4	1	1	0	1	1	0	Oakland Athletics @ San Diego Padres Qualcomm Stadium, San Diego, CA Wed Jun 13 2001, 10:05 PM EDT Att: 14,707 - Cloudy - 72 F AB 37 R 6 H 9 RBI 6 BB 3 SO 11 LOB 14 								
Frank Menechino, R (1, 4) OBP: 0.407, SLG: 0.532	1-1 G5-3		1-0 P3			0-2 HR		0-0 1B	2-2 HR	5	3	3	3	0	0	1									
Jason Giambi, L (1, 3) OBP: 0.486, SLG: 0.683	1-3 K			4-2 G1 BB		0-0 F7		1-2 E 3 1B	1-2 F7	4	1	1	0	1	1	0									
Terrence Long, L (1, 8) OBP: 0.319, SLG: 0.409		0-3 K		0-1 G1		1-1 G4-3		2-1 3 E	3-2 F7	5	1	1	1	0	1	1									
Miguel Tejada, R (1, 6) OBP: 0.311, SLG: 0.457		1-3 K		1-0 G6-3		0-0 F7		1-0 E6		4	0	0	0	0	1	3									
3 Eric Chavez, L (1, 5) OBP: 0.324, SLG: 0.469		2-1 2B		1-3 K			0-0 G4-3	1-2 1B		4	0	2	2	0	1	1									
Ramon Hernandez, R (1, 2) OBP: 0.308, SLG: 0.321		3-1 G6-3			2-0 G6-3		1-2 G6-3	4-2 BB		3	0	0	0	1	0	1									
Jeremy Giambi, L (1, 9) OBP: 0.343, SLG: 0.387			2-3 K		1-3 K		0-0 1B	1-3 K		4	0	1	0	0	3	3									
Barry Zito, L (1, 1)			1-1 G6-3		2-3 K		0-3 K	2-3 K		3	0	0	0	0	2	1									
Mark Guthrie, R (7, 1)										0	0	0	0	0	0	0									
23 Mario Valdez, L (8, PH) OBP: 0.443, SLG: 0.375										1	0	0	0	0	1	3									
Mike Magnante, L (8, 1)										0	0	0	0	0	0	0									
Jeff Tam, R (8, 1)										0	0	0	0	0	0	0									
Inning Stats	R: 0 E: 0 K: 1 S: 8	H: 0 LOB: 0 BB: 0 P: 12	R: 0 E: 0 K: 2 S: 10	H: 1 LOB: 1 BB: 0 P: 16	R: 0 E: 0 K: 1 S: 7	H: 0 LOB: 1 BB: 1 P: 15	R: 0 E: 0 K: 1 S: 8	H: 0 LOB: 1 BB: 1 P: 14	R: 0 E: 0 K: 2 S: 8	H: 0 LOB: 0 BB: 0 P: 13	R: 2 E: 0 K: 0 S: 9	H: 2 LOB: 0 BB: 0 P: 10	R: 0 E: 0 K: 1 S: 8	H: 1 LOB: 1 BB: 0 P: 9	R: 3 E: 1 K: 3 S: 22	H: 4 LOB: 3 BB: 1 P: 37	R: 1 E: 0 K: 0 S: 13	H: 1 LOB: 0 BB: 0 P: 22	1B: 6 2B: 1 3B: 0 HR: 2	SF: 0 SAC: 0 DP: 0 HBP: 0	WP: 0 PB: 0 SB: 0 CS: 0	PA: 40			
PITCHER	IP WLS BF H R ER SO BB IBB HBP BLK WP HR S P ERA WHIP																								
Adam Eaton, R (1, 1) ERA: 4.78	7.0		27	4	2	2	8	2	0	0	0	0	0	0	1	58	89	2.57	0.857						
Jose Nunez, L (8, 1) ERA: 9.92	0.1	L	4	3	3	3	1	0	0	0	0	0	0	0	0	10	16	81.00	9.000						
Jay Witasick, R (8, 1) ERA: 1.32	0.0		3	1	0	0	0	1	0	0	0	0	0	0	6	12									
David Lee, R (8, 1) ERA: 3.38	1.2		6	1	1	1	2	0	0	0	0	0	0	1	19	31	5.40	0.600							

Batter	1	2	3	4	5	6	7	8	9	AB	R	H	RBI	BB	SO	LOB	BOTTOM								
Rickey Henderson, R (1, 7) OBP: 0.342, SLG: 0.345	3-1 F9		4-1 BB BB				3-1 F8		2-2 FC4-6 CS	3	0	0	0	1	0	2	Oakland Athletics @ San Diego Padres Qualcomm Stadium, San Diego, CA Wed Jun 13 2001, 10:05 PM EDT Att: 14,707 - Cloudy - 72 F AB 28 R 2 H 5 RBI 2 BB 6 SO 4 LOB 12 								
Mark Kotsay, L (1, 8) OBP: 0.355, SLG: 0.411	3-2 F7		4-0 BB			1-2 G4-3		0-1 CS	4-2 G4-6-3 1B BB	2	0	0	0	2	0	1									
Ryan Klesko, L (1, 3) OBP: 0.410, SLG: 0.578	1-2 F9		3-3 K			1-2 L4		2-2 G4-6-3 1B		4	0	1	0	0	1	3									
Phil Nevin, R (1, 5) OBP: 0.403, SLG: 0.590		1-1 CS 1B		2-3 K		3-2 HR		0-0 G4-6-3	2-2 G4-6-3 1B	4	1	2	1	0	1	2									
Bubba Trammell, R (1, 9) OBP: 0.337, SLG: 0.466	1-0 F8		1-1 F3			2-3 K		3-2 G6-3		4	0	0	0	0	1	2									
Ben Davis, S (1, 2) OBP: 0.387, SLG: 0.431	3-3 K		4-2 BB			1-0 F8			3-1 G3	3	0	0	0	1	1	1									
Alex Arias, R (1, 4) OBP: 0.326, SLG: 0.375			2-2 G3		0-0 G1-3			4-2 SH1-4 1B BB		2	0	0	0	1	0	1									
Cesar Crespo, S (7, PR) OBP: 0.275, SLG: 0.265										1	1	0	0	0	0	0									
Chris Gomez, R (1, 6) OBP: 0.239, SLG: 0.210			0-2 G4-3			0-0 F8		0-0 SH1-4	3-1 G2-3	2	0	0	0	0	0	0									
Rick Wilkins, L (9, PH) ERA: 4.91								1-2 SH1-4		1	0	0	0	0	0	0									
Adam Eaton, R (1, 1) OBP: 0.219, SLG: 0.172			4-0 BB BB					2-1 FC4-6 1B		1	0	1	0	1	0	0									
Mike Colangelo, R (7, PH) OBP: 0.349, SLG: 0.466										1	0	1	1	0	0	0									
Jose Nunez, L (8, 1)										0	0	0	0	0	0	0									
Jay Witasick, R (8, 1)										0	0	0	0	0	0	0									
David Lee, R (8, 1)										0	0	0	0	0	0	0									
Inning Stats	R: 0 E: 0 K: 0 S: 8	H: 0 LOB: 0 BB: 0 P: 15	R: 0 E: 0 K: 1 S: 7	H: 1 LOB: 1 BB: 0 P: 12	R: 0 E: 0 K: 1 S: 10	H: 0 LOB: 3 BB: 3 P: 27	R: 0 E: 0 K: 1 S: 8	H: 0 LOB: 1 BB: 1 P: 15	R: 0 E: 0 K: 0 S: 7	H: 1 LOB: 1 BB: 0 P: 11	R: 1 E: 0 K: 0 S: 13	H: 1 LOB: 0 BB: 0 P: 20	R: 1 E: 0 K: 0 S: 11	H: 1 LOB: 1 BB: 1 P: 19	R: 0 E: 0 K: 0 S: 13	H: 1 LOB: 1 BB: 1 P: 22	R: 0 E: 0 K: 0 S: 6	H: 0 LOB: 0 BB: 0 P: 13	1B: 4 2B: 1 3B: 0 HR: 1	SF: 0 SAC: 1 DP: 2 HBP: 0	WP: 0 PB: 0 SB: 0 CS: 2	PA: 36			
PITCHER	IP WLS BF H R ER SO BB IBB HBP BLK WP HR S P ERA WHIP																								
Barry Zito, L (1, 1) ERA: 5.24	6.1		27	4	2	2	4	5	0	0	0	0	0	0	0	59	112	2.84	1.421						
Mark Guthrie, L (7, 1) ERA: 4.91	0.2	W	1	0	0	0	0	0	0	0	0	0	0	0	5	7	0.00	0.000							
Mike Magnante, L (8, 1) ERA: 3.0	0.0		2	1	0	0	0	1	0	0	0	0	0	8	14										
Jeff Tam, R (8, 1) ERA: 3.21	2.0	S	5	0	0	0	0	0	0	0	0	0	0	11	21	0.00	0.000								

Batter	1	2	3	4	5	6	7	8	9	AB	R	H	RBI	BB	SO	LOB	TOP								
Johnny Damon, L (1, 7) OBP: 0.284, SLG: 0.294	F7		F8		P6		F7			4	0	0	0	0	0	1	Oakland Athletics @ San Diego Padres Qualcomm Stadium, San Diego, CA Thu Jun 14 2001, 5:05 PM EDT Att: 17,053 - Sunny - 74 F								
Frank Menechino, R (1, 4) OBP: 0.404, SLG: 0.524	F9		BB 1B		F9		F7			3	1	0	0	1	0	0									
Jason Giambi, L (1, 3) OBP: 0.483, SLG: 0.674	G4-3		1B BB		F7		E6 FC5-4 WP			3	0	0	0	1	0	0									
Terrence Long, L (1, 8) OBP: 0.325, SLG: 0.424		HR			L3		FC5-4 BB			3	1	2	2	1	0	0									
Miguel Tejada, R (1, 6) OBP: 0.310, SLG: 0.458	K				G6-3		FC5-4 BB			4	1	1	0	0	1	2									
3 Eric Chavez, L (1, 5) OBP: 0.319, SLG: 0.461	K				G4-3		G4-1			4	0	0	0	0	2	3									
Jeremy Giambi, L (1, 9) OBP: 0.340, SLG: 0.379					SF9		G1-3		G4-3	2	0	0	1	1	0	0									
Tom Wilson, R (1, 2) OBP: 0.333, SLG: 0.667 23 Mario Valdez, L (9, PH) OBP: 0.435, SLG: 0.367	F9				P6		HR		K	3	1	1	1	0	0	1									
Gil Heredia, R (1, 1) OBP: 0.333, SLG: 0.333 Jim Mecer, S (7, 1)					G4-3				K	1	0	0	0	0	1	0									
Chad Bradford, R (8, 1) OBP: 0.326, SLG: 0.401 Olmedo Saenz, R (9, PH)					G4-3		1B		K	0	0	0	0	0	0	0									
Inning Stats	R: 0 E: 0 K: 0 S: 8	H: 0 LOB: 0 BB: 0 P: 9	R: 1 E: 0 K: 2 S: 17	H: 1 LOB: 1 BB: 1 P: 28	R: 1 E: 0 K: 0 S: 9	H: 1 LOB: 2 BB: 2 P: 21	R: 1 E: 0 K: 0 S: 10	H: 1 LOB: 0 BB: 0 P: 14	R: 0 E: 0 K: 0 S: 5	H: 0 LOB: 0 BB: 0 P: 7	R: 0 E: 0 K: 0 S: 6	H: 0 LOB: 0 BB: 0 P: 9	R: 1 E: 0 K: 1 S: 14	H: 2 LOB: 1 BB: 0 P: 23	R: 0 E: 1 K: 0 S: 9	H: 0 LOB: 2 BB: 1 P: 15	R: 0 E: 0 K: 2 S: 8	H: 0 LOB: 0 BB: 0 P: 12	1B: 2 2B: 1 3B: 0 HR: 2	SF: 1 SAC: 0 DP: 0 HBP: 0	WP: 1 PB: 0 SB: 0 CS: 0	PA: 36			
PITCHER	IP	WLS	BF	H	R	ER	SO	BB	IBB	HBP	BLK	WP	HR	S	P	ERA	WHIP								
Kevin Jarvis, R (1, 1) ERA: 5.14	7.0		28	5	4	4	3	3	0	0	0	0	2	69	111	5.14	1.143								
Tom Davey, R (8, 1) ERA: 3.75	1.0	W	5	0	0	0	0	1	0	0	0	1	0	9	15	0.00	1.000								
Trevor Hoffman, R (9, 1) ERA: 4.01	1.0	S	3	0	0	0	2	0	0	0	0	0	0	8	12	0.00	0.000								

AB	31
R	4
H	5
RBI	4
BB	4
SO	5
LOB	7



Batter	1	2	3	4	5	6	7	8	9	AB	R	H	RBI	BB	SO	LOB	BOTTOM								
Cesar Crespo, S (1, 4) OBP: 0.295, SLG: 0.289	F8			1B SF8 1B		G3		SH1-4 HR 1B		4	2	2	0	0	0	0	Oakland Athletics @ San Diego Padres Qualcomm Stadium, San Diego, CA Thu Jun 14 2001, 5:05 PM EDT Att: 17,053 - Sunny - 74 F								
Mark Kotsay, L (1, 8) OBP: 0.355, SLG: 0.410	F8			BB 1B		F8		SH1-4		3	0	1	0	0	0	0									
Ryan Klesko, L (1, 3) OBP: 0.407, SLG: 0.573	G4-3			SF8		F8		HR IBB		2	1	0	1	1	0	0									
Phil Nevin, R (1, 5) OBP: 0.405, SLG: 0.617		G5-3		K			HR	HR		4	2	2	5	0	1	1									
Mike Darr, L (1, 9) OBP: 0.371, SLG: 0.349		G3-1				G3		G5-3 1B		3	0	1	0	1	0	0									
Bubba Trammell, R (1, 7) OBP: 0.330, SLG: 0.456		P4		G5-3		G1-3		G5-3		4	0	0	0	0	0	3									
Ben Davis, S (1, 2) OBP: 0.384, SLG: 0.427			G3-1		P5		1B	F7		4	0	1	0	0	0	2									
Santiago Perez, S (1, 6) OBP: 0.321, SLG: 0.217			G4-3		K		G1-3			3	0	0	0	0	1	1									
Kevin Jarvis, L (1, 1) OBP: 0.321, SLG: 0.423 Tom Davey, R (8, 1)			G5-3		G6-3			SH1-4 HR 1B		2	0	0	0	0	0	0									
Dave Magadan, L (8, PH) OBP: 0.375, SLG: 0.371 Adam Eaton, R (8, PR) OBP: 0.219, SLG: 0.172 Trevor Hoffman, R (9, 1)										1	0	1	0	0	0	0									
Inning Stats	R: 0 E: 0 K: 0 S: 3	H: 0 LOB: 0 BB: 0 P: 5	R: 0 E: 0 K: 0 S: 6	H: 0 LOB: 0 BB: 0 P: 9	R: 0 E: 0 K: 0 S: 7	H: 0 LOB: 0 BB: 0 P: 9	R: 1 E: 0 K: 1 S: 9	H: 2 LOB: 2 BB: 1 P: 15	R: 0 E: 0 K: 0 S: 7	H: 0 LOB: 0 BB: 0 P: 9	R: 1 E: 0 K: 0 S: 10	H: 2 LOB: 1 BB: 0 P: 14	R: 0 E: 0 K: 0 S: 14	H: 4 LOB: 2 BB: 1 P: 25	R: 4 E: 0 K: 0 S: 14	H: 4 LOB: 2 BB: 1 P: 25	1B: 6 2B: 0 3B: 0 HR: 2	SF: 1 SAC: 1 DP: 0 HBP: 0	WP: 0 PB: 0 SB: 0 CS: 0	PA: 34					
PITCHER	IP	WLS	BF	H	R	ER	SO	BB	IBB	HBP	BLK	WP	HR	S	P	ERA	WHIP								
Gil Heredia, R (1, 1) ERA: 6.24	6.2		25	4	2	2	2	1	0	0	0	0	1	49	73	6.24	3.000								
Jim Mecer, R (7, 1) ERA: 4.22	0.2	L	5	2	3	3	0	0	1	0	0	0	0	9	16	40.50	3.000								
Chad Bradford, R (8, 1) ERA: 2.91	0.2	B	4	2	1	1	0	0	0	0	0	0	1	7	11	13.50	3.000								

AB	30
R	6
H	8
RBI	6
BB	2
SO	2
LOB	7



Batter	1	2	3	4	5	6	7	8	9	AB	R	H	RBI	BB	SO	LOB	TOP								
Johnny Damon, L (1, 7) OBP: 0.287, SLG: 0.301	2-1 F5		2-2 2B			2-1 P4		3-2 CS BB 1B		4	0	2	0	0	0	0	Oakland Athletics @ San Francisco Giants PacBell Park, San Francisco, CA Fri Jun 15 2001, 10:35 PM EDT Att: 40,849 - Sunny - 59 F livebaseballscores.com								
Frank Menechino, R (1, 4) OBP: 0.402, SLG: 0.516	1-2 L9		0-0 F7			2-1 3B HBP		1-3 K		3	1	0	0	0	1	3									
Jason Giambi, L (1, 3) OBP: 0.483, SLG: 0.679	1-0 F8			1-3 K		1-0 1-H 3B		4-1 BB		3	0	1	1	1	1	0									
Terrence Long, L (1, 8) OBP: 0.320, SLG: 0.417		2-2 G4-3		0-0 F9		3-3 K		1-2 F7		4	0	0	0	0	1	3									
Miguel Tejada, R (1, 6) OBP: 0.306, SLG: 0.451		0-0 F9		1-0 G1-3		1-0 F7		1-0 CS	1-2 F8	4	0	0	0	0	0	1									
3 Eric Chavez, L (1, 5) OBP: 0.313, SLG: 0.453		0-1 P5			1-1 F8		1-2 F7		2-3 K	4	0	0	0	0	1	0									
Ramon Hernandez, R (1, 2) OBP: 0.307, SLG: 0.316			1-1 G5-3		2-0 G5-3		4-1 BB		1-1 L4	3	0	0	0	1	0	0									
Jeremy Giambi, L (1, 9) OBP: 0.339, SLG: 0.378			3-1 F7		0-0 1B		1-3 K			3	0	1	0	0	1	1									
Mark Mulder, L (1, 1) OBP: 0.500, SLG: 0.500 (7, PH)			0-1 2B		0-2 G4-3		2-1 P4			2	0	1	0	0	0	1									
Olmedo Saenz, R (7, PH) OBP: 0.324, SLG: 0.399										1	0	0	0	0	0	1									
Jim Mecir, S (7, 1)										0	0	0	0	0	0	0									
Mark Guthrie, R (8, 1)										0	0	0	0	0	0	0									
Inning Stats	R: 0 E: 0 K: 0 S: 6	H: 0 LOB: 0 BB: 0 P: 10	R: 0 E: 0 K: 0 S: 6	H: 0 LOB: 0 BB: 0 P: 8	R: 0 E: 0 K: 0 S: 12	H: 2 LOB: 2 BB: 0 P: 18	R: 0 E: 0 K: 1 S: 5	H: 0 LOB: 0 BB: 0 P: 7	R: 0 E: 0 K: 0 S: 7	H: 1 LOB: 1 BB: 0 P: 10	R: 1 E: 0 K: 1 S: 8	H: 1 LOB: 1 BB: 0 P: 17	R: 0 E: 0 K: 1 S: 10	H: 0 LOB: 1 BB: 1 P: 18	R: 0 E: 0 K: 1 S: 10	H: 1 LOB: 1 BB: 1 P: 20	R: 0 E: 0 K: 1 S: 9	H: 0 LOB: 0 BB: 0 P: 13	1B: 3 2B: 1 3B: 1 HR: 0	SF: 0 SAC: 0 DP: 0 HBP: 1	WP: 0 PB: 0 SB: 0 CS: 1	PA: 35			
PITCHER	IP	WLS	BF	H	R	ER	SO	BB	IBB	HBP	BLK	WP	HR	S	P	ERA	WHIP								
Shawn Estes, L (1, 1) ERA: 2.41	7.0	W	27	4	1	1	3	1	0	1	0	0	0	54	88	1.29	0.714								
Felix Rodriguez, R (8, 1) ERA: 1.45	1.0	H	4	1	0	0	1	1	0	0	0	0	0	10	20	0.00	2.000								
Robb Nen, R (9, 1) ERA: 3.52	1.0	S	3	0	0	0	1	0	0	0	0	0	0	9	13	0.00	0.000								



Batter	1	2	3	4	5	6	7	8	9	AB	R	H	RBI	BB	SO	LOB	BOTTOM								
Shawon Dunston, R (1, 8) OBP: 0.301, SLG: 0.485	0-3 K		0-2 P4		0-2 E5		0-2 G4-3			4	0	0	0	0	1	1	Oakland Athletics @ San Francisco Giants PacBell Park, San Francisco, CA Fri Jun 15 2001, 10:35 PM EDT Att: 40,849 - Sunny - 59 F livebaseballscores.com								
Calvin Murray, R (8, 8) OBP: 0.298, SLG: 0.404							2-3 G4-3			0	0	0	0	0	0	0									
Rich Aurilia, R (1, 6) OBP: 0.399, SLG: 0.599	0-1 G6-3		1-1 F7		1-1 F7		1-0 G5-3			4	0	0	0	0	0	2									
Barry Bonds, L (1, 7) OBP: 0.491, SLG: 0.934	3-1 HR		1-1 1B			1-1 HR		4-2 G5-4-3 BB		3	2	3	2	1	0	0									
Jeff Kent, R (1, 4) OBP: 0.352, SLG: 0.482	0-0 S 1B		0-0 F7			3-1 G6-3		0-2 F8		4	0	1	0	0	0	2									
Benito Santiago, R (1, 2) OBP: 0.367, SLG: 0.428	3-1 F8			2-0 G4-3		0-0 F2		3-2 G5-4-3	1-2 F8	4	0	0	0	0	0	2									
Eric Davis, R (1, 9) OBP: 0.275, SLG: 0.339		2-1 F8 SF8 2B		1-3 K		0-0 1B				3	1	2	0	0	1	0									
J.T. Snow, L (1, 3) OBP: 0.359, SLG: 0.354		0-2 F8		3-2 G6-3		0-1 F7				3	0	0	0	0	0	2									
Pedro Feliz, R (1, 5) OBP: 0.225, SLG: 0.289		0-0 SF8			1-1 G5-3		0-3 K			2	0	0	1	0	1	0									
Shawn Estes, R (1, 1) OBP: 0.120, SLG: 0.087		3-H G6-3			3-3 K		0-2 G4-3 2B			2	0	0	0	0	1	0									
Marvin Benard, L (7, PH) OBP: 0.269, SLG: 0.306										1	0	1	0	0	0	0									
Felix Rodriguez, R (8, 1)										0	0	0	0	0	0	0									
Robb Nen, R (9, 1)										0	0	0	0	0	0	0									
Inning Stats	R: 1 E: 0 K: 1 S: 10	H: 2 LOB: 1 BB: 0 P: 16	R: 1 E: 0 K: 0 S: 8	H: 1 LOB: 0 BB: 0 P: 11	R: 0 E: 0 K: 1 S: 9	H: 1 LOB: 1 BB: 0 P: 10	R: 0 E: 0 K: 1 S: 11	H: 0 LOB: 0 BB: 0 P: 16	R: 1 E: 0 K: 0 S: 8	H: 2 LOB: 1 BB: 0 P: 12	R: 0 E: 0 K: 1 S: 10	H: 1 LOB: 1 BB: 0 P: 11	R: 0 E: 0 K: 0 S: 9	H: 0 LOB: 0 BB: 1 P: 16	1B: 3 2B: 2 3B: 0 HR: 2	SF: 1 SAC: 0 DP: 1 HBP: 0	WP: 0 PB: 0 SB: 1 CS: 0	PA: 32							
PITCHER	IP	WLS	BF	H	R	ER	SO	BB	IBB	HBP	BLK	WP	HR	S	P	ERA	WHIP								
Mark Mulder, L (1, 1) ERA: 3.82	6.0	L	25	6	3	3	3	0	0	0	0	0	0	54	80	4.50	1.000								
Jim Mecir, R (7, 1) ERA: 4.09	1.0		4	1	0	0	1	0	0	0	0	0	0	10	11	0.00	1.000								
Mark Guthrie, L (8, 1) ERA: 4.7	1.0		3	0	0	0	0	1	0	0	0	0	0	9	16	0.00	1.000								



Batter	1	2	3	4	5	6	7	8	9	AB	R	H	RBI	BB	SO	LOB	TOP			
Johnny Damon, L (1, 7) OBP: 0.286, SLG: 0.298	G3-1		K			2B BB		K		3	1	0	0	1	2	0	Oakland Athletics @ San Francisco Giants PacBell Park, San Francisco, CA Sat Jun 16 2001, 4:05 PM EDT Att: 41,094 - Sunny - 69 F livebaseballscores.com			
Frank Menechino, R (1, 4) OBP: 0.395, SLG: 0.595	K		G6-3			F9		K		4	0	0	0	0	2	1				
Jason Giambi, L (1, 3) OBP: 0.483, SLG: 0.678 Mark Bellhorn, S (9, PR) OBP: 0.261, SLG: 0.244	L7				G4-6-3 BB	P6		2B		3	0	1	0	1	0	1				
Terrence Long, L (1, 8) OBP: 0.319, SLG: 0.418		G4-3		G4-6-3		2B		F8		4	0	1	1	0	0	2				
3 Eric Chavez, L (1, 5) OBP: 0.313, SLG: 0.447		BB 1B BB		F9		G4-3		G3-1		3	0	0	0	1	0	1				
Miguel Tejada, R (1, 6) OBP: 0.313, SLG: 0.457		L6-4 BB 1B				G6-4-3 1B				3	0	3	0	0	0	0				
Jeremy Giambi, L (1, 9) OBP: 0.339, SLG: 0.370					F9			G6-4-3		2	0	0	0	1	0	2				
Ramon Hernandez, R (1, 2) OBP: 0.303, SLG: 0.311		L6-4			F9			F9		3	0	0	0	0	0	4				
Cory Lidle, R (1, 1) 23 Mario Valdez, L (8, PH) OBP: 0.429, SLG: 0.360 Jeff Tam, R (8, 1) Mike Magnante, L (8, 1)			K			K		K		2	0	0	0	0	2	1				
Inning Stats	R: 0 E: 0 K: 1 S: 8	H: 0 LOB: 0 BB: 0 P: 13	R: 0 E: 0 K: 0 S: 10	H: 1 LOB: 2 BB: 2 P: 23	R: 0 E: 0 K: 2 S: 9	H: 0 LOB: 0 BB: 1 P: 10	R: 0 E: 0 K: 0 S: 12	H: 0 LOB: 0 BB: 1 P: 19	R: 0 E: 0 K: 1 S: 9	H: 1 LOB: 1 BB: 0 P: 15	R: 0 E: 0 K: 0 S: 7	H: 1 LOB: 0 BB: 1 P: 15	R: 0 E: 0 K: 0 S: 9	H: 1 LOB: 0 BB: 1 P: 13	R: 0 E: 0 K: 1 S: 14	H: 1 LOB: 1 BB: 0 P: 19		1B: 3 2B: 3 3B: 0 HR: 0	SF: 0 SAC: 0 DP: 3 HBP: 0	WP: 0 PB: 0 SB: 0 CS: 0
PITCHER	IP WLS BF H R ER SO BB IBB HBP BLK WP HR S P ERA WHIP																			
Livan Hernandez, R (1, 1) ERA: 6.33	8.0 W 28 4 1 1 6 4 0 0 0 0 0 0 72 121 1.12 1.000																			
Robb Nen, R (9, 1) ERA: 3.41	1.0 S 4 1 0 0 1 0 0 0 0 0 0 0 14 19 0.00 1.000																			

Batter	1	2	3	4	5	6	7	8	9	AB	R	H	RBI	BB	SO	LOB	BOTTOM			
Calvin Murray, R (1, 8) OBP: 0.295, SLG: 0.393	K		G5-3			CS 1B		FC2-6		4	0	1	0	0	1	2	Oakland Athletics @ San Francisco Giants PacBell Park, San Francisco, CA Sat Jun 16 2001, 4:05 PM EDT Att: 41,094 - Sunny - 69 F livebaseballscores.com			
Ramon Martinez, R (1, 5) OBP: 0.311, SLG: 0.314	G6-3				G5-3		K	G4-3		4	0	0	0	0	1	3				
Barry Bonds, L (1, 7) OBP: 0.489, SLG: 0.925	F8				F8			G6-4-3 BB		2	0	0	0	1	0	0				
Jeff Kent, R (1, 4) OBP: 0.352, SLG: 0.478		G4-3 BB			K			G6-4-3		2	0	0	0	1	1	1				
J.T. Snow, L (1, 3) OBP: 0.353, SLG: 0.347		G4-3			G3-1			F8		3	0	0	0	0	0	1				
Rich Aurilia, R (1, 6) OBP: 0.398, SLG: 0.596		F8			F7			3B 1B		3	1	1	0	0	0	1				
Armando Rios, L (1, 9) OBP: 0.307, SLG: 0.457		K						1B 3B		3	1	2	1	0	1	1				
Benito Santiago, R (1, 2) OBP: 0.367, SLG: 0.426					K			FC2-6 E		3	0	1	1	0	1	1				
Livan Hernandez, R (1, 1) ERA: 4.21 Felipe Crespo, S (8, PH) OBP: 0.324, SLG: 0.529 Robb Nen, R (9, 1) ERA: 2.86					K			E6		2	0	0	0	0	1	0				
Inning Stats	R: 0 E: 0 K: 1 S: 5	H: 0 LOB: 0 BB: 0 P: 9	R: 0 E: 0 K: 1 S: 12	H: 0 LOB: 1 BB: 1 P: 21	R: 0 E: 0 K: 2 S: 7	H: 0 LOB: 0 BB: 0 P: 11	R: 0 E: 0 K: 1 S: 8	H: 0 LOB: 0 BB: 0 P: 13	R: 0 E: 0 K: 0 S: 8	H: 1 LOB: 1 BB: 0 P: 11	R: 0 E: 0 K: 1 S: 6	H: 1 LOB: 0 BB: 0 P: 9	R: 0 E: 0 K: 0 S: 4	H: 0 LOB: 0 BB: 1 P: 11	R: 2 E: 1 K: 0 S: 11	H: 3 LOB: 1 BB: 0 P: 12		1B: 4 2B: 0 3B: 1 HR: 0	SF: 0 SAC: 0 DP: 2 HBP: 0	WP: 0 PB: 0 SB: 0 CS: 1
PITCHER	IP WLS BF H R ER SO BB IBB HBP BLK WP HR S P ERA WHIP																			
Cory Lidle, R (1, 1) ERA: 4.21	7.0 L 3 3 2 2 0 0 0 0 0 0 0 0 3 4 * *																			
Jeff Tam, R (8, 1) ERA: 3.74	0.0 L 3 3 2 2 0 0 0 0 0 0 0 0 3 4 * *																			
Mike Magnante, L (8, 1) ERA: 2.86	1.0 3 0 0 0 0 0 0 0 0 0 0 0 8 8 0.00 0.000																			

Batter	1	2	3	4	5	6	7	8	9	AB	R	H	RBI	BB	SO	LOB	TOP					
Billy McMillon, L (1, 9) OBP: 0.171, SLG: 0.189	4-1 1B BB		2-2 F7		1-2 G1-3			0-0 F7		3	0	0	0	1	0	1						
Frank Menechino, R (1, 4) OBP: 0.397, SLG: 0.595	0-0 F9		3-1 1B			1-1 G6-3 HBP 1B		3-3 K		4	0	2	0	0	1	1						
Jason Giambi, L (1, 3) OBP: 0.480, SLG: 0.670	2-3 K		2-3 K			4-1 G6-3 HBP 1-2		3-3 K		3	0	0	0	0	3	2						
Omedo Saenz, R (1, 5) OBP: 0.322, SLG: 0.395	1-1 1B			1-1 F8		2-1 G6-3 1-2 2-3		0-0 G5-3		4	0	1	0	0	0	2						
Terrence Long, L (1, 8) OBP: 0.315, SLG: 0.412	3-2 F8			2-2 G4-3		2-3 K		1-2 F9		4	0	0	0	0	1	3						
Miguel Tejada, R (1, 6) OBP: 0.309, SLG: 0.450		1-2 G4-3		1-0 F3			2-1 F3		2-2 F8		4	0	0	0	0	0						
23 Mario Valdez, L (1, 7) OBP: 0.424, SLG: 0.558		2-1 G6-3			0-1 G5-3 1B			0-2 G3		3	0	1	0	0	0	0						
Ramon Hernandez, R (1, 2) OBP: 0.304, SLG: 0.312		2-2 F3			1-0 F4			2-2 1B		3	0	1	0	0	0	1						
Tim Hudson, R (1, 1) Jeremy Giambi, L (7, PH) Mark Guthrie, R (7, 1) Chad Bradford, R (8, 1)				1-0 G6-3		2-2 G5-3 1-2		1-2 F8		2	0	0	0	0	0	1						
Inning Stats	R: 0 E: 0 K: 1 S: 10	H: 1 LOB: 2 BB: 1 P: 20	R: 0 E: 0 K: 0 S: 11	H: 0 LOB: 0 BB: 0 P: 16	R: 0 E: 0 K: 1 S: 11	H: 1 LOB: 1 BB: 0 P: 19	R: 0 E: 0 K: 0 S: 6	H: 0 LOB: 0 BB: 0 P: 10	R: 0 E: 0 K: 0 S: 10	H: 1 LOB: 1 BB: 0 P: 14	R: 0 E: 0 K: 1 S: 8	H: 1 LOB: 1 BB: 0 P: 17	R: 0 E: 0 K: 0 S: 13	H: 1 LOB: 1 BB: 0 P: 18	R: 0 E: 0 K: 2 S: 7	H: 0 LOB: 0 BB: 0 P: 13	R: 0 E: 0 K: 0 S: 7	H: 0 LOB: 0 BB: 0 P: 10	1B: 5 2B: 0 3B: 0 HR: 0	SF: 0 SAC: 0 DP: 1 HBP: 1	WP: 0 PB: 0 SB: 0 CS: 0	PA: 33
PITCHER	IP	WLS	BF	H	R	ER	SO	BB	IBB	HBP	BLK	WP	HR	S	P	ERA	WHIP					
Kirk Rueter, L (1, 1) ERA: 5.34	6.0	W	23	4	0	0	3	1	0	1	0	0	0	56	96	0.00	0.833					
Tim Worrell, R (7, 1) ERA: 3.93	1.0	H	4	1	0	0	0	0	0	0	0	0	0	13	18	0.00	1.000					
Felix Rodriguez, R (8, 1) ERA: 1.41	1.0	H	3	0	0	0	2	0	0	0	0	0	0	7	13	0.00	0.000					
Robb Nen, R (9, 1) ERA: 3.31	1.0	S	3	0	0	0	0	0	0	0	0	0	0	7	10	0.00	0.000					

Oakland Athletics @ San Francisco Giants
PacBell Park, San Francisco, CA
Sun Jun 17 2001, 4:05 PM EDT
Att: 41,506 - Sunny - 70 F

AB	31
R	0
H	5
RBI	0
BB	1
SO	5
LOB	12



Batter	1	2	3	4	5	6	7	8	9	AB	R	H	RBI	BB	SO	LOB	BOTTOM				
Calvin Murray, R (1, 8) OBP: 0.292, SLG: 0.383	0-0 B5-3		3-2 FC5-4 1B	0-1 G1-2-3		3-3 K		1-1 CS		4	0	1	1	0	1	5					
Rich Aurilia, R (1, 6) OBP: 0.393, SLG: 0.587	3-2 G1-3		0-1 FC5-4 BB 1-2	2-0 G6-3		3-2 G5-3				4	0	0	1	0	0	1					
Barry Bonds, L (1, 7) OBP: 0.485, SLG: 0.911	1-1 L8		4-0 BB	0-0 P5		2-3 K				3	0	0	0	1	1	0					
Jeff Kent, R (1, 4) OBP: 0.357, SLG: 0.480		2-0 F8	4-2 BB	1-2 BB	2-2 1B	1-1 1B				3	0	2	0	1	0	0					
J.T. Snow, L (1, 3) OBP: 0.346, SLG: 0.338		1-1 G1	0-0 G6-3	3-2 G4-3		1-3 K				4	0	0	0	0	1	5					
Benito Santiago, R (1, 2) OBP: 0.394, SLG: 0.422		3-3 K		3-1 E6 1B G1-2-3		3-2 WP 1B		0-3 K		4	0	1	0	0	2	0					
Armando Rios, L (1, 9) OBP: 0.310, SLG: 0.452			4-0 E 1B BB	4-1 1B BB		3-3 K		2-3 K		2	1	0	0	2	2	1					
Ramon Martinez, R (1, 5) OBP: 0.324, SLG: 0.331			2-1 E6 1B SH2-4 FC5-4	0-0 1B	1-2 1B	4-2 BB		0-1 1B 2B		3	2	2	0	1	0	1					
Kirk Rueter, L (1, 1) Marvin Gonzalez, L (6, PH) Tim Worrell, R (7, 1) Felix Rodriguez, R (8, 1) Eric Davis, R (8, PH) Robb Nen, R (9, 1)			0-1 SH2-4	0-3 K		1-3 K		0-0 CS 1B		1	0	0	0	0	1	3					
Inning Stats	R: 0 E: 0 K: 0 S: 6	H: 0 LOB: 0 BB: 0 P: 10	R: 0 E: 0 K: 1 S: 6	H: 0 LOB: 0 BB: 0 P: 12	R: 2 E: 1 K: 0 S: 18	H: 1 LOB: 3 BB: 3 P: 35	R: 0 E: 1 K: 1 S: 9	H: 1 LOB: 2 BB: 1 P: 16	R: 0 E: 0 K: 0 S: 11	H: 1 LOB: 1 BB: 0 P: 18	R: 0 E: 0 K: 3 S: 17	H: 1 LOB: 2 BB: 1 P: 31	R: 0 E: 0 K: 2 S: 11	H: 1 LOB: 1 BB: 0 P: 18	R: 1 E: 0 K: 2 S: 10	H: 2 LOB: 2 BB: 0 P: 13	1B: 6 2B: 1 3B: 0 HR: 0	SF: 0 SAC: 1 DP: 1 HBP: 0	WP: 1 PB: 0 SB: 1 CS: 1	PA: 37	
PITCHER	IP	WLS	BF	H	R	ER	SO	BB	IBB	HBP	BLK	WP	HR	S	P	ERA	WHIP				
Tim Hudson, R (1, 1) ERA: 3.44	6.0	L	28	4	2	1	5	5	0	0	0	0	0	67	122	1.50	1.500				
Mark Guthrie, L (7, 1) ERA: 4.74	1.2		7	2	1	1	4	0	0	0	0	0	0	19	28	5.40	1.200				
Chad Bradford, R (8, 1) ERA: 2.86	0.1		1	1	0	0	0	0	0	0	0	0	0	2	3	0.00	3.000				

Oakland Athletics @ San Francisco Giants
PacBell Park, San Francisco, CA
Sun Jun 17 2001, 4:05 PM EDT
Att: 41,506 - Sunny - 70 F

AB	30
R	3
H	7
RBI	3
BB	5
SO	9
LOB	18



Batter	1	2	3	4	5	6	7	8	9	AB	R	H	RBI	BB	SO	LOB	TOP					
51 Ichiro Suzuki, L (1, 9) OBP: 0.375, SLG: 0.468	E5 G4-6-3		FC4-6 1-2f		G6-3			G4-3		4	0	0	0	0	0	1	Seattle Mariners @ Oakland Athletics Network Associates Coliseum, Oakland, CA Mon Jun 18 2001, 10:05 PM EDT Att: 16,368 - Sunny - 76 F					
Stan Javier, S (1, 7) OBP: 0.340, SLG: 0.306	G4-6-3 1-2f			FC6-4 1B		K		F7		4	0	1	0	0	1							
Edgar Martinez, R (1, 10) OBP: 0.448, SLG: 0.543	G6-3			FC6-4 1B SF8			G1-6-3 BB	F4		3	1	0	0	1	0							
John Olerud, L (1, 3) OBP: 0.441, SLG: 0.521		G5-4-3 HBP		FC5 1B			G1-6-3 1-2f	G4-3		3	0	1	0	0	0	1						
Bret Boone, R (1, 4) OBP: 0.358, SLG: 0.566 Mark McLemore, S (9, PR) OBP: 0.385, SLG: 0.445	F3			FC5 1B			2B 2B 1B	E3		4	1	2	0	0	0	1						
Mike Cameron, R (1, 8) OBP: 0.386, SLG: 0.512	G5-4-3 1-2f			SF8			2B 2B	K		3	1	1	1	0	1	2						
David Bell, R (1, 5) OBP: 0.288, SLG: 0.372 Al Martin, L (9, PH) OBP: 0.288, SLG: 0.305			FC4-6 1B	FC5			G4-3 L7-2 2B 2B	K		3	0	2	2	0	0	2						
Dan Wilson, R (1, 2) OBP: 0.333, SLG: 0.397			K		G5-3		G4-3			3	0	0	0	0	1	2						
Carlos Guillen, S (1, 6) OBP: 0.320, SLG: 0.318			F3		F9		L7-2			3	0	0	0	0	0	2						
Inning Stats	R: 0 E: 1 K: 0 S: 7	H: 0 LOB: 0 BB: 0 P: 10	R: 0 E: 0 K: 0 S: 7	H: 0 LOB: 0 BB: 0 P: 10	R: 0 E: 0 K: 1 S: 9	H: 1 LOB: 1 BB: 0 P: 14	R: 1 E: 0 K: 0 S: 14	H: 3 LOB: 2 BB: 0 P: 21	R: 0 E: 0 K: 0 S: 7	H: 0 LOB: 0 BB: 1 P: 16	R: 2 E: 0 K: 0 S: 10	H: 3 LOB: 0 BB: 0 P: 15	R: 0 E: 0 K: 2 S: 6	H: 0 LOB: 0 BB: 0 P: 11	R: 0 E: 1 K: 2 S: 12	H: 0 LOB: 2 BB: 0 P: 17		1B: 5 2B: 3 3B: 0 HR: 0	SF: 1 SAC: 0 DP: 4 HBP: 1	WP: 0 PB: 0 SB: 1 CS: 0	PA: 34	
PITCHER	IP WLS BF H R ER SO BB IBB HBP BLK WP HR S P ERA WHIP	IP WLS BF H R ER SO BB IBB HBP BLK WP HR S P ERA WHIP	IP WLS BF H R ER SO BB IBB HBP BLK WP HR S P ERA WHIP	IP WLS BF H R ER SO BB IBB HBP BLK WP HR S P ERA WHIP	IP WLS BF H R ER SO BB IBB HBP BLK WP HR S P ERA WHIP	IP WLS BF H R ER SO BB IBB HBP BLK WP HR S P ERA WHIP	IP WLS BF H R ER SO BB IBB HBP BLK WP HR S P ERA WHIP	IP WLS BF H R ER SO BB IBB HBP BLK WP HR S P ERA WHIP	IP WLS BF H R ER SO BB IBB HBP BLK WP HR S P ERA WHIP	IP WLS BF H R ER SO BB IBB HBP BLK WP HR S P ERA WHIP	IP WLS BF H R ER SO BB IBB HBP BLK WP HR S P ERA WHIP	IP WLS BF H R ER SO BB IBB HBP BLK WP HR S P ERA WHIP	IP WLS BF H R ER SO BB IBB HBP BLK WP HR S P ERA WHIP	IP WLS BF H R ER SO BB IBB HBP BLK WP HR S P ERA WHIP	IP WLS BF H R ER SO BB IBB HBP BLK WP HR S P ERA WHIP	IP WLS BF H R ER SO BB IBB HBP BLK WP HR S P ERA WHIP	IP WLS BF H R ER SO BB IBB HBP BLK WP HR S P ERA WHIP	IP WLS BF H R ER SO BB IBB HBP BLK WP HR S P ERA WHIP	IP WLS BF H R ER SO BB IBB HBP BLK WP HR S P ERA WHIP	IP WLS BF H R ER SO BB IBB HBP BLK WP HR S P ERA WHIP	IP WLS BF H R ER SO BB IBB HBP BLK WP HR S P ERA WHIP	IP WLS BF H R ER SO BB IBB HBP BLK WP HR S P ERA WHIP


AB	31
R	3
H	7
RBI	3
BB	1
SO	4
LOB	14




Batter	1	2	3	4	5	6	7	8	9	AB	R	H	RBI	BB	SO	LOB	BOTTOM					
Johnny Damon, L (1, 7) OBP: 0.286, SLG: 0.295	G3		2B BB		F2		FC6-4 1-2f			3	1	0	1	1	0	1	Seattle Mariners @ Oakland Athletics Network Associates Coliseum, Oakland, CA Mon Jun 18 2001, 10:05 PM EDT Att: 16,368 - Sunny - 76 F					
Frank Menechino, R (1, 4) OBP: 0.394, SLG: 0.505	K		CS 1H 2H		K		K			4	0	1	2	0	3	1						
Jason Giambi, L (1, 3) OBP: 0.483, SLG: 0.667	HBP		CS BB				G4-3			1	0	0	0	2	0	0						
John Jaha, R (1, 10) OBP: 0.280, SLG: 0.286	K		FC6-4 BB		L6		G5-3			3	0	0	0	1	1	2						
Terrence Long, L (1, 8) OBP: 0.311, SLG: 0.406	K		FC6-4 1-2f		F8		K			4	0	0	0	0	2	3						
Miguel Tejada, R (1, 6) OBP: 0.308, SLG: 0.447	G4-3				F5		SH5-4 3 BB 1B	G5-3		4	1	1	0	0	0	1						
3 Eric Chavez, L (1, 5) OBP: 0.313, SLG: 0.443	L5				P4		1B SH5-4 FC6-4 BB			2	1	0	0	1	0	0						
Ramon Hernandez, R (1, 2) OBP: 0.301, SLG: 0.308			F5		G4-3		SH5-4			2	0	0	0	0	0	0						
Jeremy Giambi, L (1, 9) OBP: 0.345, SLG: 0.385			2B 2B		K		FC6-4 1B			3	1	2	1	0	1	0						
Inning Stats	R: 0 E: 0 K: 2 S: 12	H: 0 LOB: 1 BB: 0 P: 16	R: 0 E: 0 K: 1 S: 7	H: 0 LOB: 0 BB: 0 P: 8	R: 2 E: 0 K: 0 S: 13	H: 2 LOB: 2 BB: 3 P: 27	R: 0 E: 0 K: 0 S: 8	H: 0 LOB: 0 BB: 0 P: 10	R: 0 E: 0 K: 2 S: 11	H: 0 LOB: 0 BB: 0 P: 19	R: 0 E: 0 K: 0 S: 7	H: 0 LOB: 0 BB: 1 P: 13	R: 2 E: 0 K: 1 S: 11	H: 2 LOB: 1 BB: 1 P: 19	R: 0 E: 0 K: 1 S: 9	H: 0 LOB: 1 BB: 1 P: 16		1B: 2 2B: 2 3B: 0 HR: 0	SF: 0 SAC: 1 DP: 0 HBP: 1	WP: 0 PB: 0 SB: 0 CS: 2	PA: 33	
PITCHER	IP WLS BF H R ER SO BB IBB HBP BLK WP HR S P ERA WHIP	IP WLS BF H R ER SO BB IBB HBP BLK WP HR S P ERA WHIP	IP WLS BF H R ER SO BB IBB HBP BLK WP HR S P ERA WHIP	IP WLS BF H R ER SO BB IBB HBP BLK WP HR S P ERA WHIP	IP WLS BF H R ER SO BB IBB HBP BLK WP HR S P ERA WHIP	IP WLS BF H R ER SO BB IBB HBP BLK WP HR S P ERA WHIP	IP WLS BF H R ER SO BB IBB HBP BLK WP HR S P ERA WHIP	IP WLS BF H R ER SO BB IBB HBP BLK WP HR S P ERA WHIP	IP WLS BF H R ER SO BB IBB HBP BLK WP HR S P ERA WHIP	IP WLS BF H R ER SO BB IBB HBP BLK WP HR S P ERA WHIP	IP WLS BF H R ER SO BB IBB HBP BLK WP HR S P ERA WHIP	IP WLS BF H R ER SO BB IBB HBP BLK WP HR S P ERA WHIP	IP WLS BF H R ER SO BB IBB HBP BLK WP HR S P ERA WHIP	IP WLS BF H R ER SO BB IBB HBP BLK WP HR S P ERA WHIP	IP WLS BF H R ER SO BB IBB HBP BLK WP HR S P ERA WHIP	IP WLS BF H R ER SO BB IBB HBP BLK WP HR S P ERA WHIP	IP WLS BF H R ER SO BB IBB HBP BLK WP HR S P ERA WHIP	IP WLS BF H R ER SO BB IBB HBP BLK WP HR S P ERA WHIP	IP WLS BF H R ER SO BB IBB HBP BLK WP HR S P ERA WHIP	IP WLS BF H R ER SO BB IBB HBP BLK WP HR S P ERA WHIP	IP WLS BF H R ER SO BB IBB HBP BLK WP HR S P ERA WHIP	IP WLS BF H R ER SO BB IBB HBP BLK WP HR S P ERA WHIP

AB	26
R	4
H	4
RBI	4
BB	5
SO	7
LOB	8



Batter	1	2	3	4	5	6	7	8	9	AB	R	H	RBI	BB	SO	LOB	TOP					
51 Ichiro Suzuki, L (1, 9) OBP: 0.376, SLG: 0.470	G3-1		F8 HR 2B		G5-3		G5-3		G4-3 1B	5	2	2	1	0	0	0	Seattle Mariners @ Oakland Athletics Network Associates Coliseum, Oakland, CA Tue Jun 19 2001, 10:05 PM EDT Att: 17,542 - Sunny - 69 F AB 35 R 8 H 8 RBI 7 BB 6 SO 3 LOB 14 					
Mark McLemore, S (1, 7) OBP: 0.391, SLG: 0.443 Ed Sprague, R (9, 3) OBP: 0.533, SLG: 0.667	K		F8		BB		E		SF9 1B	3	2	1	0	2	1	1						
Edgar Martinez, R (1, 10) OBP: 0.447, SLG: 0.552	F8		HR		BB		F9		G4-3	4	1	1	3	1	0	2						
John Olerud, L (1, 3) OBP: 0.440, SLG: 0.520 Charles Gipson, R (9, PR) OBP: 0.250, SLG: 0.238	F9 2B		G4-3		G4-3		E7		SF9 IBB	4	0	1	0	1	0	2						
Bret Boone, R (1, 4) OBP: 0.356, SLG: 0.559	G6-3		L6				G4-3		SF9	3	0	0	1	1	0	1						
Mike Cameron, R (1, 8) OBP: 0.383, SLG: 0.502	F9 BB				G6-3		G1-3		G6-3	4	0	0	0	1	0	4						
Carlos Guillen, S (1, 6) OBP: 0.315, SLG: 0.313	F9				F5		F9		L6	4	0	0	0	0	0	2						
Tom Lampkin, L (1, 2) OBP: 0.322, SLG: 0.365	P6				P6		HR 1B		K	4	1	1	0	0	1	2						
David Bell, R (1, 5) OBP: 0.292, SLG: 0.389			51 2B 1B		K		HR		G5-3	4	2	2	2	0	1	0						
Inning Stats	R: 0 E: 0 K: 1 S: 6	H: 0 LOB: 0 BB: 0 P: 8	R: 0 E: 0 K: 0 S: 6	H: 1 LOB: 2 BB: 1 P: 12	R: 3 E: 0 K: 0 S: 11	H: 3 LOB: 0 BB: 0 P: 16	R: 0 E: 0 K: 0 S: 5	H: 0 LOB: 0 BB: 0 P: 5	R: 0 E: 0 K: 1 S: 11	H: 0 LOB: 2 BB: 2 P: 22	R: 0 E: 0 K: 0 S: 4	H: 0 LOB: 0 BB: 0 P: 4	R: 3 E: 1 K: 0 S: 16	H: 2 LOB: 2 BB: 2 P: 32	R: 0 E: 0 K: 1 S: 9	H: 0 LOB: 0 BB: 0 P: 12		R: 2 E: 1 K: 0 S: 8	H: 2 LOB: 2 BB: 1 P: 16	1B: 4 2B: 2 3B: 0 HR: 2	SF: 1 SAC: 0 DP: 0 HBP: 0	WP: 0 PB: 0 SB: 1 CS: 0
PITCHER	IP WLS BF H R ER SO BB IBB HBP BLK WP HR S P ERA WHIP																					
Gil Heredia, R (1, 1) ERA: 6.35	6.0	27	6	5	5	2	3	0	0	0	0	2	46	70	7.50	1.500						
Mark Guthrie, L (7, 1) ERA: 4.62	0.2	4	0	1	0	0	1	0	0	0	0	0	9	20	0.00	1.500						
Jeff Tam, R (7, 1) ERA: 3.6	1.1	5	0	0	0	1	1	0	0	0	0	13	21	0.00	0.750							
Jason Isringhausen, R (9, 1) ERA: 3.03	1.0	L 6	2	2	1	0	0	1	0	0	0	0	8	16	9.00	2.000						

Batter	1	2	3	4	5	6	7	8	9	AB	R	H	RBI	BB	SO	LOB	BOTTOM			
Johnny Damon, L (1, 8) OBP: 0.288, SLG: 0.296	WP SF7 1B	G3		G6-3			B1-3			5	1	2	1	0	0	0	Seattle Mariners @ Oakland Athletics Network Associates Coliseum, Oakland, CA Tue Jun 19 2001, 10:05 PM EDT Att: 17,542 - Sunny - 69 F AB 34 R 7 H 10 RBI 7 BB 4 SO 6 LOB 13 			
Frank Menechino, R (1, 4) OBP: 0.394, SLG: 0.498	SF7 WP 1B	F8		G5-3					F9	3	1	0	0	2	0	0				
Jason Giambi, L (1, 3) OBP: 0.476, SLG: 0.655	SF7	K		G3-1			K		K	4	0	0	1	0	3	1				
John Jaha, R (1, 10) OBP: 0.267, SLG: 0.269	HBP 1B			F9			K		K	5	1	1	1	0	2	1				
3 Eric Chavez, L (1, 5) OBP: 0.312, SLG: 0.440	P6			K			F9			4	1	1	0	0	1	1				
Miguel Tejada, R (1, 6) OBP: 0.314, SLG: 0.454	1B			2B			F7			3	3	2	0	0	0	0				
Jeremy Giambi, L (1, 9) OBP: 0.367, SLG: 0.396	1B			2B						2	0	2	1	2	0	0				
Ramon Hernandez, R (1, 2) OBP: 0.304, SLG: 0.317	1B									4	0	2	2	0	0	4				
Billy McMillon, L (1, 7) OBP: 0.159, SLG: 0.175 Olmedo Saenz, R (8, PH) OBP: 0.320, SLG: 0.392 Terrence Long, L (9, 8) OBP: 0.311, SLG: 0.406	F8			P3			F9		G1-3	3	0	0	0	0	0	4				
Inning Stats	R: 4 E: 0 K: 0 S: 24	H: 4 LOB: 1 BB: 1 P: 40	R: 0 E: 0 K: 1 S: 11	H: 0 LOB: 0 BB: 0 P: 19	R: 1 E: 0 K: 1 S: 10	H: 2 LOB: 1 BB: 1 P: 17	R: 0 E: 0 K: 0 S: 6	H: 0 LOB: 0 BB: 0 P: 11	R: 0 E: 0 K: 0 S: 6	H: 1 LOB: 0 BB: 0 P: 10	R: 0 E: 0 K: 2 S: 14	H: 0 LOB: 1 BB: 1 P: 20	R: 2 E: 0 K: 0 S: 16	H: 3 LOB: 2 BB: 1 P: 22	R: 0 E: 0 K: 2 S: 9	H: 0 LOB: 0 BB: 0 P: 11		1B: 8 2B: 2 3B: 0 HR: 0	SF: 1 SAC: 0 DP: 1 HBP: 1	WP: 1 PB: 0 SB: 1 CS: 0
PITCHER	IP WLS BF H R ER SO BB IBB HBP BLK WP HR S P ERA WHIP																			
Paul Abbott, R (1, 1) ERA: 4.58	6.0	27	7	5	5	2	1	0	0	0	0	0	30	42	9.00	2.500				
Arthur Rhodes, L (7, 1) ERA: 2.35	2.0	W 10	3	2	2	2	2	0	0	0	0	0	9	11	0.00	0.000				
Kazuhiro Sasaki, R (9, 1) ERA: 2.78	1.0	S 3	0	0	0	2	0	0	0	0	0	0	9	11	0.00	0.000				

Batter	1	2	3	4	5	6	7	8	9	AB	R	H	RBI	BB	SO	LOB	TOP										
51 Ichiro Suzuki, L (1, 9) OBP: 0.376, SLG: 0.469	2-2 G3		0-2 L8			3-2 G5-3 HR	0-0 1B		0-2 G6-3	5	1	2	0	0	0	1											
Stan Javier, S (1, 7) Charles Gipson, R (9, 7) OBP: 0.331, SLG: 0.296 OBP: 0.292, SLG: 0.238	1-2 G6-3			0-2 G6-3		1-0 G5-3	2-3 K			4	0	0	0	0	1	3											
Edgar Martinez, R (1, 10) OBP: 0.444, SLG: 0.559	3-2 G5-3			2-3 K		2-2 K	1-3 K			4	1	1	2	0	2	2											
John Olerud, L (1, 3) OBP: 0.438, SLG: 0.516		0-0 G5-3		3-3 K		2-1 G5-3 BB		0-0 F8		4	0	1	0	0	1	0											
Bret Boone, R (1, 4) OBP: 0.361, SLG: 0.582	3-2 G4-3				2-0 HR	4-2 G5-3 BB		0-0 HR		3	2	2	2	1	0	0											
Mike Cameron, R (1, 8) OBP: 0.357, SLG: 0.493	1-1 F3			3-1 F9		1-1 G5-3		2-3 K		4	0	0	0	0	1	2											
David Bell, R (1, 5) OBP: 0.291, SLG: 0.386			0-2 G6-3		2-2 1B	1-0 G4-3		1-0 P4		4	0	1	0	0	0	2											
Dan Wilson, R (1, 2) OBP: 0.331, SLG: 0.393			3-2 1B		1-0 P4		1-1 F8		0-3 K	4	0	1	0	0	1	1											
Carlos Guillen, S (1, 6) OBP: 0.314, SLG: 0.311			1-3 K		3-3 K		2-0 51 1B		2-3 K	4	0	1	0	0	3	2											
Inning Stats	R: 0 H: 0 E: 0 K: 0 S: 12	H: 0 R: 0 ER: 0 LOB: 0 BB: 0 P: 18	R: 0 H: 0 E: 0 K: 0 S: 7	H: 0 R: 0 ER: 0 LOB: 0 BB: 0 P: 11	R: 0 H: 1 E: 0 K: 1 S: 13	H: 1 R: 0 ER: 0 LOB: 1 BB: 0 P: 17	R: 0 H: 0 E: 0 K: 2 S: 10	H: 0 R: 0 ER: 0 LOB: 0 BB: 0 P: 15	R: 1 H: 2 E: 0 K: 1 S: 14	H: 2 R: 0 ER: 0 LOB: 1 BB: 0 P: 25	R: 2 H: 3 E: 0 K: 0 S: 15	H: 3 R: 0 ER: 0 LOB: 2 BB: 0 P: 29	R: 0 H: 2 E: 0 K: 2 S: 11	H: 2 R: 0 ER: 0 LOB: 2 BB: 0 P: 17	R: 1 H: 1 E: 0 K: 1 S: 6	H: 1 R: 0 ER: 0 LOB: 0 BB: 0 P: 9	R: 0 H: 0 E: 0 K: 2 S: 9	H: 0 R: 0 ER: 0 LOB: 0 BB: 0 P: 11	1B: 6 2B: 0 3B: 0 HR: 3	SF: 0 SAC: 0 DP: 0 HBP: 0	WP: 0 PB: 0 SB: 0 CS: 0	PA: 37					
PITCHER	IP	WLS	BF	H	R	ER	SO	BB	IBB	HBP	BLK	WP	HR	S	P	ERA	WHIP										
Mark Mulder, L (1, 1) ERA: 3.88	5.1		23	6	3	3	4	1	0	0	0	0	2	68	110	5.06	1.312										
Chad Bradford, R (6, 1) ERA: 2.74	1.0		4	1	0	0	0	0	0	0	0	0	0	6	11	0.00	1.000										
Mike Magnante, L (7, 1) ERA: 2.7	0.1		2	1	0	0	1	0	0	0	0	0	0	5	7	0.00	3.000										
Jim Mecir, R (7, 1) ERA: 4.19	1.1		5	1	1	1	2	0	0	0	0	0	1	9	13	6.75	0.750										
Mark Guthrie, L (9, 1) ERA: 4.44	1.0	W	3	0	0	0	2	0	0	0	0	0	0	9	11	0.00	0.000										

Seattle Mariners @ Oakland Athletics
Network Associates Coliseum, Oakland, CA
Wed Jun 20 2001, 10:05 PM EDT
Att: 40,639 - Sunny - 74 F

AB 36
R 4
H 9
RBI 4
BB 1
SO 9
LOB 13



Batter	1	2	3	4	5	6	7	8	9	AB	R	H	RBI	BB	SO	LOB	BOTTOM										
Johnny Damon, L (1, 7) OBP: 0.291, SLG: 0.304	1-1 HR 1B		1-1 F7			1-0 SH		2-1 2B		3	1	2	0	0	0	0											
Frank Menechino, R (1, 4) OBP: 0.388, SLG: 0.488	1-3 K		0-0 G6-3			3-1 P4		0-2 P6		4	0	0	0	0	1	3											
Jason Giambi, L (1, 3) OBP: 0.479, SLG: 0.668 Mark Bellhorn, S (9, PR) OBP: 0.261, SLG: 0.244	0-2 HR			2-2 G4-3		4-0 G5-4-3 IBB		1-1 3 HR 1B		3	1	2	2	1	0	0											
John Jaha, R (1, 10) OBP: 0.235, SLG: 0.233	3-3 K			3-3 K		1-1 G5-4-3		1-3 K		4	0	0	0	0	3	3											
Terrence Long, L (1, 8) OBP: 0.310, SLG: 0.404	1-1 F9			1-0 F7			2-2 P5		0-0 3 HR 1B	4	1	1	0	0	0	0											
Miguel Tejada, R (1, 6) OBP: 0.310, SLG: 0.447		2-3 K			0-2 G5-3		0-3 K		0-2 F8	4	0	0	0	0	2	2											
3 Eric Chavez, L (1, 5) OBP: 0.311, SLG: 0.449		1-2 F8			3-1 G1-3		0-0 G3-1		2-1 HR	4	1	1	3	0	0	0											
Ramon Hernandez, R (1, 2) OBP: 0.300, SLG: 0.313		2-1 G1-3			3-2 F8			1-3 K		3	0	0	0	0	1	0											
Jeremy Giambi, L (1, 9) OBP: 0.366, SLG: 0.389			0-0 G6-3			4-2 SH BB		1-2 L7		2	1	0	0	1	0	0											
Inning Stats	R: 2 H: 2 E: 0 K: 2 S: 13	H: 2 R: 0 ER: 0 LOB: 0 BB: 0 P: 19	R: 0 H: 0 E: 0 K: 1 S: 9	H: 0 R: 0 ER: 0 LOB: 0 BB: 0 P: 14	R: 0 H: 0 E: 0 K: 0 S: 4	H: 0 R: 0 ER: 0 LOB: 0 BB: 0 P: 5	R: 0 H: 0 E: 0 K: 1 S: 7	H: 0 R: 0 ER: 0 LOB: 0 BB: 0 P: 13	R: 0 H: 0 E: 0 K: 0 S: 9	H: 0 R: 0 ER: 0 LOB: 0 BB: 0 P: 15	R: 1 H: 0 E: 1 K: 0 S: 7	H: 0 R: 0 ER: 0 LOB: 1 BB: 2 P: 20	R: 0 H: 0 E: 0 K: 1 S: 7	H: 0 R: 0 ER: 0 LOB: 0 BB: 0 P: 9	R: 0 H: 1 E: 0 K: 1 S: 11	H: 1 R: 0 ER: 0 LOB: 1 BB: 0 P: 15	R: 3 H: 3 E: 0 K: 1 S: 11	H: 3 R: 0 ER: 0 LOB: 1 BB: 0 P: 15	1B: 3 2B: 1 3B: 0 HR: 2	SF: 0 SAC: 1 DP: 1 HBP: 0	WP: 0 PB: 0 SB: 0 CS: 0	PA: 34					
PITCHER	IP	WLS	BF	H	R	ER	SO	BB	IBB	HBP	BLK	WP	HR	S	P	ERA	WHIP										
Freddy Garcia, R (1, 1) ERA: 3.7	7.2		28	3	3	2	6	1	1	0	0	0	1	64	107	2.35	0.522										
Jeff Nelson, R (8, 1) ERA: 2.4	0.1	H	1	0	0	0	0	0	0	0	0	0	0	3	3	0.00	0.000										
Kazuhiro Sasaki, R (9, 1) ERA: 3.55	0.2	L	5	3	3	3	1	0	0	0	0	0	1	11	15	40.50	4.500										

Seattle Mariners @ Oakland Athletics
Network Associates Coliseum, Oakland, CA
Wed Jun 20 2001, 10:05 PM EDT
Att: 40,639 - Sunny - 74 F

AB 31
R 6
H 6
RBI 5
BB 2
SO 7
LOB 8



Batter	1	2	3	4	5	6	7	8	9	AB	R	H	RBI	BB	SO	LOB	TOP		
Frank Catalanotto, L (1,7) OBP: 0.377, SLG: 0.513	G1-3		1B		F8			FC5-4 1B		4	1	2	1	0	0	1	<p>Texas Rangers @ Oakland Athletics</p> <p>Network Associates Coliseum, Oakland, CA</p> <p>Fri Jun 22 2001, 10:05 PM EDT</p> <p>Att: 18,615 - Sunny - 61 F</p>		
Ivan Rodriguez, R (1,2) OBP: 0.325, SLG: 0.546	G4-3		1B			FC1-6 1B		FC5-4 E 1-2		4	0	2	1	0	0	1			
Alex Rodriguez, R (1,6) OBP: 0.420, SLG: 0.630	K		P5			K		E3		4	0	0	0	0	2	3			
Rafael Palmeiro, L (1,3) OBP: 0.360, SLG: 0.521		K		F7		FC1-6 1-2		G4-3		4	0	0	0	0	1	3			
Ruben Sierra, S (1,10) OBP: 0.322, SLG: 0.647	G4-3			K		K			G3	4	0	0	0	0	2	1			
Gabe Kapler, R (1,8) OBP: 0.358, SLG: 0.492	K			F8			G6-3		G6-3	4	0	0	0	0	1	0			
Ricky Ledee, L (1,9) OBP: 0.200, SLG: 0.143			G1-3				K		G6-3	4	0	0	0	0	2	0			
Mike Lamb, L (1,5) OBP: 0.222, SLG: 0.176			K		L7		K			3	0	0	0	0	2	0			
10 Michael Young, R (1,4) OBP: 0.280, SLG: 0.299			2B 1B		E5			K		3	1	1	0	0	1	0			
Inning Stats	R: 0 H: 0 E: 0 K: 1 S: 6	H: 0 LOB: 0 BB: 0 P: 12	R: 0 H: 0 E: 0 K: 2 S: 9	H: 0 LOB: 0 BB: 0 P: 10	R: 2 H: 3 E: 0 K: 1 S: 14	H: 3 LOB: 1 BB: 0 P: 19	R: 0 H: 0 E: 0 K: 1 S: 6	H: 0 LOB: 0 BB: 0 P: 7	R: 0 H: 0 E: 1 K: 1 S: 7	H: 1 LOB: 1 BB: 0 P: 11	R: 0 H: 1 E: 0 K: 2 S: 8	H: 0 LOB: 0 BB: 0 P: 11	R: 0 H: 1 E: 1 K: 1 S: 10	H: 2 LOB: 2 BB: 0 P: 15	R: 0 H: 0 E: 0 K: 0 S: 4	H: 0 LOB: 0 BB: 0 P: 5		1B: 4 2B: 1 3B: 0 HR: 0	SF: 0 SAC: 0 DP: 0 HBP: 0
PITCHER Tim Hudson, R (1,1) ERA: 3.32	IP: 9.0 WLS: L BF: 34 H: 5 R: 2 ER: 2 SO: 11 BB: 0 IBB: 0 HBP: 0 BLK: 0 WP: 0 HR: 0 S: 75 P: 105 ERA: 2.00 WHIP: 0.556															PITCHER			


Batter	1	2	3	4	5	6	7	8	9	AB	R	H	RBI	BB	SO	LOB	BOTTOM		
Johnny Damon, L (1,7) OBP: 0.295, SLG: 0.308	3B 1B		G4-3		WP 1B		F5			4	1	2	0	0	0	2	<p>Texas Rangers @ Oakland Athletics</p> <p>Network Associates Coliseum, Oakland, CA</p> <p>Fri Jun 22 2001, 10:05 PM EDT</p> <p>Att: 18,615 - Sunny - 61 F</p>		
Frank Menechino, R (1,4) OBP: 0.390, SLG: 0.495	3B		1B		F9			FC5 1B 1B		4	0	3	1	0	0	1			
Jason Giambi, L (1,3) OBP: 0.484, SLG: 0.680	K		K			L3		FC5 FC1 1B		4	0	1	0	0	2	2			
John Jaha, R (1,10) OBP: 0.209, SLG: 0.184	G4-6-3 BB			K		K		FC5		3	0	0	0	1	2	2			
Mark Bellhorn, S (6, PR) OBP: 0.291, SLG: 0.244								FC5 1-3 2-3		0	0	0	0	0	0	0			
Terrence Long, L (1,8) OBP: 0.310, SLG: 0.403	G4-6-3				2B		G3-1	FC1		4	0	1	0	0	0	4			
Miguel Tejada, R (1,6) OBP: 0.314, SLG: 0.448		K		P4			1B 1B	K		4	0	1	0	0	2	3			
3 Eric Chavez, L (1,5) OBP: 0.304, SLG: 0.449		G5-3		G3			K		K	4	0	0	0	0	2	2			
Ramon Hernandez, R (1,2) OBP: 0.299, SLG: 0.312			F9		P4				K	3	0	1	0	0	0	0			
23 Mario Valdez, L (9, PH) OBP: 0.419, SLG: 0.352									K	1	0	0	0	0	1	0			
Jeremy Giambi, L (1,9) OBP: 0.364, SLG: 0.400			G3		P6		F7		F7	4	0	0	0	0	0	2			
Inning Stats	R: 1 H: 2 E: 0 K: 1 S: 16	H: 2 LOB: 1 BB: 1 P: 26	R: 0 H: 0 E: 0 K: 1 S: 11	H: 0 LOB: 0 BB: 0 P: 12	R: 0 H: 1 E: 0 K: 1 S: 11	H: 1 LOB: 1 BB: 0 P: 19	R: 0 H: 1 E: 0 K: 1 S: 7	H: 1 LOB: 1 BB: 0 P: 13	R: 0 H: 1 E: 0 K: 0 S: 9	H: 1 LOB: 1 BB: 0 P: 16	R: 0 H: 0 E: 0 K: 1 S: 8	H: 0 LOB: 0 BB: 0 P: 13	R: 0 H: 2 E: 1 K: 1 S: 13	H: 2 LOB: 2 BB: 0 P: 20	R: 0 H: 0 E: 0 K: 2 S: 12	H: 0 LOB: 0 BB: 0 P: 18	1B: 7 2B: 1 3B: 1 HR: 0	SF: 0 SAC: 0 DP: 1 HBP: 0	WP: 1 PA: 36 PB: 0 SB: 0 CS: 0
PITCHER Doug Davis, L (1,1) ERA: 5.08	IP: 7.0 WLS: W BF: 28 H: 7 R: 1 ER: 1 SO: 6 BB: 1 IBB: 0 HBP: 0 BLK: 0 WP: 1 HR: 0 S: 70 P: 109 ERA: 1.29 WHIP: 1.143															PITCHER			
Mike Venafro, L (8,1) ERA: 3.38	0.2 H 1																		
Francisco Cordero, R (8,1) ERA: 3.38	0.1 H 1																		
59 Jeff Zimmerman, R (9,1) ERA: 3.53	1.0 S 3																		


AB	34
R	2
H	5
RBI	2
BB	0
SO	11
LOB	9



AB	35
R	1
H	9
RBI	1
BB	1
SO	9
LOB	18



Batter	1	2	3	4	5	6	7	8	9	AB R H RBI BB SO LOB	TOP											
Frank Catalanotto, L (1.7) OBP: 0.379, SLG: 0.512	G6-3		G4-3							4 1 2 2 1 0 0	<p>Texas Rangers @ Oakland Athletics Network Associates Coliseum, Oakland, CA</p> <p>Sun Jun 24 2001, 4:05 PM EDT Att: 28,266 - Cloudy - 65 F</p> <p>livebaseballscorecards.com</p> <p>AB 37 R 9 H 11 RBI 8 BB 3 SO 10 LOB 14</p> 											
Ivan Rodriguez, R (1.2) OBP: 0.321, SLG: 0.549	K			G6-3	K					5 1 1 2 0 3 2												
Alex Rodriguez, R (1.6) OBP: 0.411, SLG: 0.614	F9			F2	K					5 1 1 0 0 1 2												
Rafael Palmeiro, L (1.3) OBP: 0.363, SLG: 0.526		L3 1B		HR	K			F8		4 1 2 1 1 1 2												
Ruben Sierra, S (1.10) OBP: 0.323, SLG: 0.681		L3 1-2		HR		K2-3			K	5 1 2 2 0 2 3												
Mike Lamb, L (1.5) OBP: 0.227, SLG: 0.190			G4-3		G6-3					4 0 1 0 0 0 1												
Bo Porter, R (1.8) OBP: 0.339, SLG: 0.440										3 2 1 0 1 2 1												
Ricky Ledee, L (1.9) OBP: 0.206, SLG: 0.156										4 1 1 0 0 1 2												
10 Michael Young, R (1.4) OBP: 0.253, SLG: 0.270										3 1 0 1 0 0 1												
Inning Stats	R: 0 E: 0 K: 1 S: 6	H: 0 LOB: 0 BB: 0 P: 7	R: 0 E: 0 K: 0 S: 5	H: 1 LOB: 0 BB: 0 P: 7	R: 0 E: 0 K: 0 S: 9	H: 1 LOB: 0 BB: 0 P: 14	R: 2 E: 0 K: 0 S: 6	H: 2 LOB: 0 BB: 0 P: 11	R: 3 E: 1 K: 3 S: 17	H: 2 LOB: 1 BB: 1 P: 30	R: 0 E: 0 K: 3 S: 14	H: 1 LOB: 1 BB: 0 P: 23	R: 3 E: 0 K: 0 S: 13	H: 4 LOB: 1 BB: 0 P: 18	R: 0 E: 0 K: 1 S: 9	H: 0 LOB: 0 BB: 0 P: 14	R: 0 E: 0 K: 2 S: 16	H: 0 LOB: 2 BB: 2 P: 28	1B: 6 2B: 3 3B: 0 HR: 3	SF: 1 SAC: 0 DP: 1 HBP: 0	WP: 1 PB: 0 SB: 1 CS: 0	PA: 41
PITCHER	IP WLS BF H R ER SO BB IBB HBP BLK WP HR S P ERA WHIP											IP WLS BF H R ER SO BB IBB HBP BLK WP HR S P ERA WHIP										
Gil Heredia, R (1.1) ERA: 6.48	4.0 L 19 6 6 4 1 1 0 0 0 0 0 2 31 50 9.00 1.750																					
Chad Bradford, R (5.1) ERA: 2.53	0.2 2 0 0 0 2 0 0 0 0 0 0 0 9 13 0.00 0.000																					
Mark Guthrie, L (5.1) ERA: 5.02	2.0 11 5 3 3 4 0 0 0 0 0 1 1 27 43 13.50 2.500																					
Mike Magnante, L (7.1) ERA: 2.73	1.1 4 0 0 0 1 0 0 0 0 0 0 0 12 18 0.00 0.000																					
Jim Mecir, R (9.1) ERA: 3.96	1.0 5 0 0 0 2 2 0 0 0 0 0 0 16 28 0.00 2.000																					

Batter	1	2	3	4	5	6	7	8	9	AB R H RBI BB SO LOB	BOTTOM											
Johnny Damon, L (1.8) OBP: 0.299, SLG: 0.318	F7									5 1 2 1 0 1 2	<p>Texas Rangers @ Oakland Athletics Network Associates Coliseum, Oakland, CA</p> <p>Sun Jun 24 2001, 4:05 PM EDT Att: 28,266 - Cloudy - 65 F</p> <p>livebaseballscorecards.com</p> <p>AB 33 R 5 H 8 RBI 5 BB 6 SO 2 LOB 16</p> 											
Frank Menechino, R (1.4) OBP: 0.398, SLG: 0.500	G3 2B	CS	G4-3		SF8 BB					3 1 1 0 2 0 0												
Jason Giambi, L (1.3) OBP: 0.489, SLG: 0.679	G3		G4-3		SF8 BB					3 0 1 0 1 0 1												
Olmedo Saenz, R (9.3) OBP: 0.310, SLG: 0.378	G3 2B		G4-3		SF8 BB					1 0 0 0 0 0 0												
John Jaha, R (1.10) OBP: 0.208, SLG: 0.171	G3 BB		G6-3		SF8					3 0 0 1 1 1 1												
Jeremy Giambi, L (1.7) OBP: 0.362, SLG: 0.393	G3		F9		G3					4 1 1 1 0 0 5												
Terrence Long, L (1.9) OBP: 0.314, SLG: 0.403	F7									4 1 1 1 0 0 2												
Miguel Tejada, R (1.6) OBP: 0.315, SLG: 0.451										4 1 2 1 0 0 0												
3 Eric Chavez, L (1.5) OBP: 0.305, SLG: 0.441										2 0 0 0 2 0 1												
Tom Wilson, R (1.2) OBP: 0.273, SLG: 0.526										4 0 0 0 0 0 4												
Inning Stats	R: 1 E: 0 K: 0 S: 16	H: 1 LOB: 2 BB: 2 P: 27	R: 1 E: 0 K: 0 S: 12	H: 2 LOB: 0 BB: 0 P: 19	R: 0 E: 0 K: 0 S: 10	H: 1 LOB: 1 BB: 0 P: 16	R: 0 E: 0 K: 0 S: 8	H: 0 LOB: 0 BB: 0 P: 12	R: 1 E: 0 K: 0 S: 11	H: 1 LOB: 2 BB: 2 P: 26	R: 0 E: 0 K: 0 S: 5	H: 0 LOB: 1 BB: 1 P: 11	R: 0 E: 0 K: 1 S: 7	H: 0 LOB: 0 BB: 0 P: 11	R: 2 E: 0 K: 0 S: 12	H: 3 LOB: 2 BB: 1 P: 23	R: 0 E: 0 K: 1 S: 9	H: 0 LOB: 0 BB: 0 P: 12	1B: 3 2B: 5 3B: 0 HR: 0	SF: 1 SAC: 0 DP: 0 HBP: 0	WP: 1 PB: 0 SB: 0 CS: 1	PA: 41
PITCHER	IP WLS BF H R ER SO BB IBB HBP BLK WP HR S P ERA WHIP											IP WLS BF H R ER SO BB IBB HBP BLK WP HR S P ERA WHIP										
Rob Bell, R (1.1) ERA: 5.83	5.0 W 23 5 3 3 0 4 0 0 0 0 0 0 22 42 6.75 1.875																					
Pat Mahomes, R (6.1) ERA: 7.15	2.2 H 13 3 2 2 1 2 0 0 0 0 0 0 22 42 6.75 1.875																					
Mike Venafro, L (8.1) ERA: 3.21	1.1 S 4 0 0 0 1 0 0 0 0 0 0 0 11 15 0.00 0.000																					

Batter	1	2	3	4	5	6	7	8	9	AB	R	H	RBI	BB	SO	LOB	TOP			
Johnny Damon, L (1, 8) OBP: 0.297, SLG: 0.319	1-2 1B	0-1 P6		2-1 G1-3			2-2 FC4-6 BB		0-1 FC4-6	5	1	1	0	0	0	3				
Frank Menchino, R (1, 4) OBP: 0.394, SLG: 0.494	1-1 1B 2B	1-3 K			3-2 G5-3		2-2 P4		3-2 F8	5	1	1	1	0	1	3				
Jason Giambi, L (1, 3) OBP: 0.486, SLG: 0.671	0-1 F2		2-1 P6		1-2 G1-3		4-0 BB		1-2 BB	3	0	0	0	1	0	1				
Terrence Long, L (1, 9) OBP: 0.317, SLG: 0.408	0-0 FC3-6 1B	1-3 1B		1-1 G4-3		2-0 2B		2-3 K		4	0	2	0	0	1	2				
Miguel Tejada, R (1, 6) OBP: 0.317, SLG: 0.452	2-1 FC3-6 1B	1-2 1B	1-0 1B		1-2 F5			1-2 G6-3		4	0	2	1	0	0	1				
Jeremy Giambi, L (1, 7) OBP: 0.352, SLG: 0.381	3-2 FC3-6 1-2 2-3		0-0 F8			2-2 F8		1-3 K		4	0	0	0	0	1	3				
3 Eric Chavez, L (1, 5) OBP: 0.304, SLG: 0.449	1-3 K			1-1 HR		2-3 K		2-2 G3-1		4	1	1	1	0	2	2				
Ramon Hernandez, R (1, 2) OBP: 0.301, SLG: 0.314		1-2 1B		0-1 G5-3		0-0 G6-3			4-2 FC4-6 BB	3	0	1	0	0	0	0				
Greg Myers, L (9, PH) OBP: 0.349, SLG: 0.459										0	0	0	0	1	0	0				
Billy McMillon, L (1, 10) OBP: 0.167, SLG: 0.182		1-3 K		2-1 G4-3			3-2 FC4-6 1B		3-3 K	4	0	1	0	0	2	2				
Inning Stats	R: 2 E: 0 K: 1 S: 16	H: 4 LOB: 2 BB: 0 P: 24	R: 0 E: 0 K: 2 S: 12	H: 1 LOB: 1 BB: 0 P: 15	R: 0 E: 0 K: 0 S: 6	H: 1 LOB: 1 BB: 0 P: 10	R: 1 E: 0 K: 0 S: 8	H: 1 LOB: 0 BB: 0 P: 13	R: 0 E: 0 K: 1 S: 10	H: 0 LOB: 0 BB: 0 P: 17	R: 0 E: 0 K: 1 S: 7	H: 0 LOB: 2 BB: 1 P: 11	R: 0 E: 0 K: 1 S: 15	H: 1 LOB: 1 BB: 1 P: 28	R: 0 E: 0 K: 1 S: 13	H: 0 LOB: 1 BB: 1 P: 23	1B: 6 2B: 2 3B: 0 HR: 1	SF: 0 SAC: 0 DP: 0 HBP: 0	WP: 0 PB: 0 SB: 0 CS: 0	PA: 38
PITCHER	IP	WLS	BF	H	R	ER	SO	BB	IBB	HBP	BLK	WP	HR	S	P	ERA	WHIP			
Freddy Garcia, R (1, 1) ERA: 3.72	6.2	W	30	9	3	3	4	1	0	0	0	0	1	70	112	4.05	1.500			
Arthur Rhodes, L (7, 1) ERA: 2.09	1.1	H	4	0	0	0	2	0	0	0	0	0	0	17	23	0.00	0.000			
Jose Paniagua, R (9, 1) ERA: 4.23	1.0		4	0	0	0	1	1	0	0	0	0	0	13	23	0.00	1.000			

Oakland Athletics @ Seattle Mariners
Safeco Field, Seattle, WA
Tue Jun 26 2001, 7:05 PM PDT
Att: 45,337 - Cloudy - 71 F

AB 36
R 3
H 9
RBI 3
BB 2
SO 7
LOB 17



Batter	1	2	3	4	5	6	7	8	9	AB	R	H	RBI	BB	SO	LOB	BOTTOM			
51 Ichiro Suzuki, L (1, 9) OBP: 0.380, SLG: 0.464	0-2 CS 1B	4-2 BB		1-2 G4-3		1-2 HR 1B		0-2 FC4-6 S		4	1	2	1	1	0	2				
Mike Cameron, R (1, 8) OBP: 0.385, SLG: 0.519	1-2 G4-3 CS 1B	0-3 K			1-1 F8	1-2 HR 1B		3-3 K		5	1	2	3	0	2	4				
Edgar Martinez, R (1, 10) OBP: 0.437, SLG: 0.545	2-2 G4-3 1-3 2-3		2-1 F9		2-2 2B	3-3 K		0-0 P4		5	0	1	0	0	1	4				
John Olerud, L (1, 3) OBP: 0.434, SLG: 0.502	1-3 K		2-2 G1-3		0-2 G5-3	2-2 G4-3				4	0	0	0	0	1	2				
Bret Boone, R (1, 4) OBP: 0.364, SLG: 0.597		0-0 2B 1B	1-0 E 1B 1B		4-0 IBB		0-0 G5-3			3	2	2	0	1	0	0				
Ed Sprague, R (1, 7) OBP: 0.458, SLG: 0.550		1-2 F8	2-2 E1 1B		2-1 F8		0-1 G1-3			3	0	0	0	0	0	4				
Mark McLemore, S (7, 7) OBP: 0.385, SLG: 0.425			1-2 E1 1B							1	0	0	0	0	0	0				
David Bell, R (1, 5) OBP: 0.295, SLG: 0.404		3-1 E 2B	2-2 E 1B			2-2 SH3-4 1B 1B		1-2 G4-3		4	2	3	2	0	0	0				
Dan Wilson, R (1, 2) OBP: 0.331, SLG: 0.404		1-2 G5-3		1-0 G5-4-3 1B		0-0 SH3-4		1-1 51 FC4-6 1B		3	0	2	0	0	0	1				
Carlos Guillen, S (1, 6) OBP: 0.309, SLG: 0.306		1-0 E7 2H 1B		1-1 G5-4-3		0-0 51 HR 1B		3-1 51 FC4-6 1B		4	1	3	1	0	0	1				
Inning Stats	R: 0 E: 0 K: 1 S: 14	H: 2 LOB: 1 BB: 0 P: 18	R: 2 E: 1 K: 1 S: 16	H: 3 LOB: 2 BB: 1 P: 26	R: 1 E: 1 K: 0 S: 12	H: 2 LOB: 2 BB: 0 P: 21	R: 0 E: 0 K: 0 S: 9	H: 1 LOB: 0 BB: 0 P: 12	R: 0 E: 0 K: 1 S: 20	H: 1 LOB: 2 BB: 1 P: 20	R: 4 E: 0 K: 1 S: 20	H: 4 LOB: 0 BB: 0 P: 29	R: 0 E: 0 K: 0 S: 6	H: 0 LOB: 0 BB: 0 P: 7	R: 0 E: 0 K: 1 S: 16	H: 2 LOB: 2 BB: 0 P: 23	1B: 12 2B: 2 3B: 0 HR: 1	SF: 0 SAC: 1 DP: 1 HBP: 0	WP: 0 PB: 0 SB: 1 CS: 2	PA: 39
PITCHER	IP	WLS	BF	H	R	ER	SO	BB	IBB	HBP	BLK	WP	HR	S	P	ERA	WHIP			
Mark Mulder, L (1, 1) ERA: 4.12	5.1	L	28	12	6	5	2	1	1	0	0	0	0	71	109	8.44	2.438			
Chad Bradford, R (6, 1) ERA: 2.7	2.2		11	3	1	1	2	0	0	0	0	0	1	33	47	3.38	1.125			

Oakland Athletics @ Seattle Mariners
Safeco Field, Seattle, WA
Tue Jun 26 2001, 7:05 PM PDT
Att: 45,337 - Cloudy - 71 F

AB 36
R 7
H 15
RBI 7
BB 2
SO 4
LOB 18



Batter	1	2	3	4	5	6	7	8	9	AB	R	H	RBI	BB	SO	LOB	TOP					
Johnny Damon, L (1, 8) OBP: 0.293, SLG: 0.314	G3-1	G3			F9		G3		G3-1	5	0	0	0	0	0	0						
Frank Menchino, R (1, 4) OBP: 0.399, SLG: 0.500		G5-3			HR		HBP			3	1	2	0	0	0	0						
Terrence Long, L (1, 9) OBP: 0.319, SLG: 0.419					HR		G6-4-3			4	1	2	2	0	1	1						
John Jaha, R (1, 10) OBP: 0.192, SLG: 0.156	K				G5-3		G6-4-3			4	0	0	0	0	1	3						
Jeremy Giambi, L (1, 7)		G1-3			G4-3				G4-6-3	4	1	3	0	0	0	0						
Miguel Tejada, R (1, 6) OBP: 0.317, SLG: 0.449		G1-3			P3				G4-6-3	4	1	1	0	0	1	2						
Olmedo Saenz, R (1, 3) OBP: 0.309, SLG: 0.381		G1-3			F8				P6	4	0	1	0	0	0	2						
Eric Chavez, L (1, 5) OBP: 0.304, SLG: 0.444		HR			G6-3		F5			3	1	0	0	0	1	1						
Ramon Hernandez, R (1, 2) OBP: 0.300, SLG: 0.326		HR			L4				K	4	1	1	4	0	2	1						
Inning Stats	R: 0 E: 0 K: 2 S: 13	H: 1 LOB: 1 BB: 0 P: 18	R: 4 E: 0 K: 0 S: 14	H: 3 LOB: 0 BB: 24 P: 24	R: 0 E: 0 K: 0 S: 7	H: 1 LOB: 1 BB: 0 P: 11	R: 0 E: 0 K: 0 S: 6	H: 0 LOB: 3 BB: 0 P: 12	R: 2 E: 0 K: 0 S: 12	H: 2 LOB: 0 BB: 0 P: 19	R: 0 E: 0 K: 2 S: 10	H: 1 LOB: 1 BB: 0 P: 16	R: 0 E: 0 K: 0 S: 7	H: 1 LOB: 1 BB: 0 P: 11	R: 0 E: 0 K: 2 S: 5	H: 0 LOB: 0 BB: 0 P: 10	R: 0 E: 0 K: 2 S: 9	H: 0 LOB: 0 BB: 0 P: 17	1B: 6 2B: 2 3B: 0 HR: 2	SF: 0 SAC: 0 DP: 2 HBP: 2	WP: 0 PB: 0 SB: 0 CS: 0	PA: 37
PITCHER	IP	WLS	BF	H	R	ER	SO	BB	IBB	HBP	BLK	WP	HR	S	P	ERA	WHIP					
John Halama, L (1, 1) ERA: 5.42	5.0	L	23	7	6	6	2	0	0	1	0	0	2	52	84	10.80	1.400					
Ryan Franklin, R (6, 1) ERA: 3.17	2.0		8	2	0	0	2	0	0	0	0	0	0	17	27	0.00	1.000					
Jeff Nelson, R (8, 1) ERA: 2.27	1.0		3	1	0	0	2	0	0	0	0	0	0	5	10	0.00	1.000					
Brian Fuentes, L (9, 1) ERA:	1.0		3	0	0	0	2	0	0	0	0	0	0	9	17	0.00	0.000					

Oakland Athletics @ Seattle Mariners
Safeco Field, Seattle, WA
Wed Jun 27 2001, 7:05 PM PDT
Att: 45,104 - Dome - 72 F

AB 35
R 6
H 10
RBI 6
BB 0
SO 6
LOB 10



Batter	1	2	3	4	5	6	7	8	9	AB	R	H	RBI	BB	SO	LOB	BOTTOM					
51 Ichiro Suzuki, L (1, 9) OBP: 0.378, SLG: 0.460	G5-3		G4-3	BB		G5-3		K		5	0	1	0	0	1	0						
Mark McLemore, S (1, 7) OBP: 0.391, SLG: 0.430	K			BB		BB		G1-6-3		5	0	3	1	0	1	0						
Edgar Martinez, R (1, 10) OBP: 0.440, SLG: 0.540	F8		G3-6-1	BB		BB		K		2	0	0	0	3	1	0						
John Olerud, L (1, 3) OBP: 0.430, SLG: 0.494		G4-3	G3-6-1	K		BB		F7		4	0	0	0	1	1	5						
Bret Boone, R (1, 4) OBP: 0.365, SLG: 0.593		BB		2B		G6-3		F5		5	1	2	0	0	0	3						
Mike Cameron, R (1, 8) OBP: 0.382, SLG: 0.516		P6		G3		F8		K		5	1	1	0	0	2	1						
Tom Lampkin, L (1, 2) OBP: 0.326, SLG: 0.351		BB		G3		L3				2	0	0	1	2	0	1						
David Bell, R (1, 5) OBP: 0.298, SLG: 0.400		BB		G6-3		P4				2	0	0	1	2	0	1						
Carlos Guillen, S (1, 6) OBP: 0.308, SLG: 0.309		F2		51		G4-3		K		4	1	1	0	0	1	4						
Inning Stats	R: 0 E: 0 K: 1 S: 9	H: 0 LOB: 0 BB: 0 P: 13	R: 0 E: 0 K: 0 S: 10	H: 1 LOB: 3 BB: 2 P: 19	R: 0 E: 0 K: 0 S: 6	H: 1 LOB: 1 BB: 1 P: 11	R: 3 E: 0 K: 1 S: 20	H: 5 LOB: 3 BB: 1 P: 33	R: 0 E: 0 K: 0 S: 10	H: 0 LOB: 1 BB: 1 P: 14	R: 0 E: 0 K: 0 S: 15	H: 1 LOB: 3 BB: 2 P: 31	R: 0 E: 0 K: 2 S: 10	H: 0 LOB: 1 BB: 1 P: 18	R: 0 E: 0 K: 2 S: 13	H: 0 LOB: 0 BB: 0 P: 20	R: 0 E: 0 K: 1 S: 8	H: 0 LOB: 0 BB: 0 P: 11	1B: 6 2B: 2 3B: 0 HR: 0	SF: 0 SAC: 0 DP: 1 HBP: 0	WP: 0 PB: 0 SB: 0 CS: 0	PA: 42
PITCHER	IP	WLS	BF	H	R	ER	SO	BB	IBB	HBP	BLK	WP	HR	S	P	ERA	WHIP					
Tim Hudson, R (1, 1) ERA: 3.99	5.2	W	29	8	3	3	2	5	0	0	0	0	0	63	104	4.76	2.294					
Mike Magnante, L (6, 1) ERA: 2.73	0.0		2	0	0	0	0	2	0	0	0	0	0	2	10	-	-					
Jeff Tam, R (6, 1) ERA: 3.96	1.1	H	5	0	0	0	2	1	0	0	0	0	0	15	25	0.00	0.750					
Jim Meier, R (8, 1) ERA: 3.86	1.0	H	3	0	0	0	2	0	0	0	0	0	0	13	20	0.00	0.000					
Jason Istringhausen, R (9, 1) ERA: 3.03	1.0	S	3	0	0	0	1	0	0	0	0	0	0	8	11	0.00	0.000					

Oakland Athletics @ Seattle Mariners
Safeco Field, Seattle, WA
Wed Jun 27 2001, 7:05 PM PDT
Att: 45,104 - Dome - 72 F

AB 34
R 3
H 8
RBI 3
BB 8
SO 7
LOB 15



Batter	1	2	3	4	5	6	7	8	9	AB	R	H	RBI	BB	SO	LOB	TOP				
Johnny Damon, L OBP: 0.297, SLG: 0.329	1-2 F9	1-0 HR						3-2 G6-3		4	1	2	2	1	0	2					
Frank Menchino, R OBP: 0.396, SLG: 0.492	2-1 F9	0-0 F7							2-2 WP 1B 1B HBP	4	1	0	0	0	1	2					
Jason Giambi, L OBP: 0.485, SLG: 0.664	3-1 BB 1B		0-1 G3				2-1 F7		4-0 PO HBP IBB	4	1	1	0	1	0	2					
Olmedo Saenz, R OBP: 0.316, SLG: 0.380	4-0 BB 1B	1-2 BB	1-3 K				0-0 G5-3		2-2 HBP	3	1	1	0	1	1	1					
Terrence Long, L OBP: 0.320, SLG: 0.419	1-2 1B		2-1 F8				1-1 G4-3	1-0 PO	1-3 K	3-2 FC5-4 1B	5	0	2	2	0	1	0				
Miguel Tejada, R OBP: 0.315, SLG: 0.445	1-1 P4			0-2 F9			1-1 1B		0-3 K 3 1B	0-1 FC5-4 PB	5	1	1	0	0	1	4				
Jeremy Giambi, L OBP: 0.357, SLG: 0.381		0-0 F8		3-2 G4-3			2-3 K	4-1 3 1B BB	3-3 K	4	0	0	0	1	2	2					
3 Eric Chavez, L OBP: 0.310, SLG: 0.446		4-2 HR G4-3 BB		0-0			2-1 G5-3	1-2 2H 1B		3	1	2	1	1	0	1					
Greg Myers, L OBP: 0.333, SLG: 0.436	1-1 G4-3		1-2 F8					2-2 G6-3	1-1 F8	4	0	0	0	0	0	4					
Inning Stats	R: 1 E: 0 K: 0 S: 12	H: 2 LOB: 2 BB: 1 P: 24	R: 2 E: 0 K: 0 S: 8	H: 1 LOB: 0 BB: 1 P: 14	R: 0 E: 0 K: 1 S: 7	H: 0 LOB: 0 BB: 0 P: 10	R: 0 E: 0 K: 0 S: 13	H: 1 LOB: 1 BB: 0 P: 17	R: 0 E: 0 K: 1 S: 7	H: 0 LOB: 1 BB: 1 P: 14	R: 0 E: 0 K: 0 S: 10	H: 1 LOB: 2 BB: 1 P: 23	R: 1 E: 0 K: 2 S: 15	H: 1 LOB: 2 BB: 1 P: 25	R: 2 E: 0 K: 1 S: 17	H: 2 LOB: 1 BB: 0 P: 25	1B: 7 2B: 1 3B: 0 HR: 1	SF: 0 SAC: 0 DP: 0 HBP: 2	WP: 2 PB: 1 CS: 0	PA: 44	
PITCHER	IP	WLS	BF	H	R	ER	SO	BB	IBB	HBP	BLK	WP	HR	S	P	ERA	WHIP				
Aaron Sele, R ERA: 3.61	(1, 1)	6.2	31	6	3	3	3	3	1	1	0	0	1	70	120	4.05	1.350				
Brian Fuentes, L ERA: 1.35	(7, 1)	1.1	L 6	1	1	1	2	1	0	0	0	1	0	15	26	6.75	1.500				
Jose Paniagua, R ERA: 4.35	(9, 1)	1.0	6	2	2	1	1	0	0	1	0	1	0	17	25	9.00	2.000				

Oakland Athletics @ Seattle Mariners
Safeco Field, Seattle, WA
Thu Jun 28 2001, 3:35 PM PDT
Att: 45,399 - Sunny - 65 F

AB 36
R 6
H 9
RBI 5
BB 5
SO 6
LOB 18



Batter	1	2	3	4	5	6	7	8	9	AB	R	H	RBI	BB	SO	LOB	BOTTOM				
51 Ichiro Suzuki, L OBP: 0.376, SLG: 0.458	2-0 F8		2-1 L8				3-1 F8			4	0	1	1	0	0	1					
Stan Javier, S OBP: 0.333, SLG: 0.304	2-3 K			4-2 G4-3 BB	1-1 FC6-4 1B		2-2 G6-3			3	0	1	0	1	1	0					
Edgar Martinez, R OBP: 0.438, SLG: 0.538	0-2 G6-3			1-1 F7	2-1 FC6-4 1B			2-0 L3 1B		4	0	1	0	0	0	4					
Al Martin, L OBP: 0.305, SLG: 0.343										0	0	0	0	0	0	0					
Bret Boone, R OBP: 0.364, SLG: 0.589		1-1 G6-3		2-2 G4-3		2-1 G5-4-3 1B		0-0 L3		4	0	1	0	0	0	2					
Mike Cameron, R OBP: 0.357, SLG: 0.508		0-0 P6		2-3 K		0-1 G5-4-3		0-3 K		4	0	0	0	0	2	3					
Ed Sprague, R OBP: 0.444, SLG: 0.652		1-0 F7			1-3 K				1-3 K	3	1	1	1	0	1	0					
Mark McLemore, S OBP: 0.389, SLG: 0.428										1	0	0	0	0	1	0					
David Bell, R OBP: 0.295, SLG: 0.395				1-3 K		1-1 F9		2-1 G6-3		3	0	0	0	0	1	0					
John Olerud, L OBP: 0.429, SLG: 0.493										1	0	0	0	0	0	0					
Dan Wilson, R OBP: 0.326, SLG: 0.396				0-1 G5-3		1-0 E5 51 1B			3-2 F9	3	1	0	0	0	1	0					
Tom Lampkin, L OBP: 0.323, SLG: 0.348										1	0	0	0	0	0	0					
Carlos Guillen, S OBP: 0.316, SLG: 0.329			3-1		1-0 1B 51 1B					3	1	3	1	0	0	0					
Inning Stats	R: 0 E: 0 K: 1 S: 8	H: 0 LOB: 0 BB: 0 P: 12	R: 0 E: 0 K: 0 S: 4	H: 0 LOB: 0 BB: 0 P: 6	R: 0 E: 0 K: 1 S: 9	H: 1 LOB: 1 BB: 0 P: 15	R: 0 E: 0 K: 1 S: 12	H: 0 LOB: 1 BB: 1 P: 21	R: 1 E: 1 K: 1 S: 13	H: 3 LOB: 3 BB: 0 P: 22	R: 1 E: 0 K: 0 S: 8	H: 2 LOB: 0 BB: 0 P: 14	R: 1 E: 0 K: 1 S: 5	H: 1 LOB: 1 BB: 0 P: 7	R: 0 E: 0 K: 1 S: 10	H: 0 LOB: 0 BB: 0 P: 15	1B: 6 2B: 1 3B: 0 HR: 2	SF: 0 SAC: 0 DP: 2 HBP: 0	WP: 0 PB: 0 CS: 0	PA: 35	
PITCHER	IP	WLS	BF	H	R	ER	SO	BB	IBB	HBP	BLK	WP	HR	S	P	ERA	WHIP				
Barry Zito, L ERA: 4.91	(1, 1)	6.1	27	7	3	2	5	1	0	0	0	0	0	59	99	2.84	1.263				
Mark Guthrie, L ERA: 4.91	(7, 1)	0.2	W 2	0	0	0	0	0	0	0	0	0	0	5	10	0.00	0.000				
Jim Mecir, R ERA: 3.76	(8, 1)	1.0	H 3	1	0	0	1	0	0	0	0	0	0	5	7	0.00	1.000				
Jason Istringhausen, R ERA: 2.94	(9, 1)	1.0	S 3	0	0	0	1	0	0	0	0	0	0	10	15	0.00	0.000				

Oakland Athletics @ Seattle Mariners
Safeco Field, Seattle, WA
Thu Jun 28 2001, 3:35 PM PDT
Att: 45,399 - Sunny - 65 F

AB 34
R 3
H 8
RBI 3
BB 1
SO 7
LOB 10



Batter	1	2	3	4	5	6	7	8	9	AB	R	H	RBI	BB	SO	LOB	TOP					
Johnny Damon, L (1, 8) OBP: 0.293, SLG: 0.324	F7	G4-3			G1-3	F5			F9	5	0	0	0	0	0	1						
Frank Menechino, R (1, 4) OBP: 0.389, SLG: 0.482	G1-5-3		L5		K		P4		F9	5	0	0	0	0	1	0						
Jason Giambi, L (1, 10) OBP: 0.485, SLG: 0.659	F8			BB	1B	1B	G3			2	1	0	0	2	0	0						
Olmedo Saenz, R (1, 3)		G5-3	F9		1B	1B	G6-3			4	1	1	0	0	0	1						
Terrence Long, L (1, 9) OBP: 0.319, SLG: 0.417	P6		G4-3		1B	1B		G3-1		4	0	1	1	0	0	1						
Miguel Tejada, R (1, 6) OBP: 0.317, SLG: 0.446					G6-3			K		4	1	2	1	0	1	0						
Jeremy Giambi, L (1, 7) OBP: 0.367, SLG: 0.404										2	2	1	1	2	1	2						
3 Eric Chavez, L (1, 5) OBP: 0.309, SLG: 0.447					F7					4	1	1	2	0	1	1						
Ramon Hernandez, R (1, 2) OBP: 0.301, SLG: 0.326										3	0	1	1	0	1	0						
Billy McMillon, L (9, PH) OBP: 0.163, SLG: 0.178										1	0	0	0	0	1	0						
Inning Stats	R: 0 E: 0 K: 0 S: 7	H: 0 LOB: 0 BB: 0 P: 14	R: 3 E: 0 K: 0 S: 22	H: 3 LOB: 1 BB: 1 P: 34	R: 0 E: 0 K: 0 S: 6	H: 0 LOB: 1 BB: 1 P: 14	R: 1 E: 0 K: 1 S: 7	H: 1 LOB: 3 BB: 0 P: 12	R: 2 E: 0 K: 2 S: 14	H: 3 LOB: 2 BB: 1 P: 22	R: 0 E: 0 K: 1 S: 6	H: 0 LOB: 0 BB: 0 P: 11	R: 0 E: 0 K: 0 S: 9	H: 0 LOB: 0 BB: 0 P: 13	R: 0 E: 0 K: 1 S: 11	H: 0 LOB: 1 BB: 1 P: 16	R: 0 E: 0 K: 1 S: 7	H: 0 LOB: 0 BB: 0 P: 10	1B: 5 2B: 1 3B: 0 HR: 1	SF: 0 SAC: 0 DP: 0 HBP: 0	WP: 0 PB: 0 SB: 0 CS: 0	PA: 38
PITCHER	IP	WLS	BF	H	R	ER	SO	BB	IBB	HBP	BLK	WP	HR	S	P	ERA	WHIP					
Rob Bell, R (1, 1) ERA: 6.29	4.2		24	7	6	6	2	3	0	0	0	0	1	53	93	11.57	2.143					
Pat Mahomes, R (5, 1) ERA: 6.79	2.1	W	7	0	0	0	2	0	0	0	0	0	0	18	27	0.00	0.000					
Juan Moreno, L (8, 1) ERA: 1.69	1.0	H	4	0	0	0	1	1	0	0	0	0	0	11	16	0.00	1.000					
59 Jeff Zimmerman, R (9, 1) ERA: 3.26	1.0	S	3	0	0	0	1	0	0	0	0	0	0	7	10	0.00	0.000					

Oakland Athletics @ Texas Rangers
The Ballpark at Arlington, Arlington, TX
Fri Jun 29 2001, 8:35 PM EDT
Att: 40,025 - Sunny - 89 F

AB	34
R	6
H	7
RBI	6
BB	4
SO	6
LOB	6



Batter	1	2	3	4	5	6	7	8	9	AB	R	H	RBI	BB	SO	LOB	BOTTOM					
Frank Catalanotto, L (1, 7) OBP: 0.368, SLG: 0.500	FC5-4 HBP				F8				G4-3	4	1	1	1	0	0	3						
Scott Sheldon, R (9, 7) OBP: 0.340, SLG: 0.467										0	0	0	0	0	0	0						
Ivan Rodriguez, R (1, 2) OBP: 0.325, SLG: 0.531	FC5-4 HR								F8	4	2	2	0	1	0	1						
Alex Rodriguez, R (1, 6) OBP: 0.407, SLG: 0.616										4	1	2	2	0	1	4						
Rafael Palmeiro, L (1, 3) OBP: 0.370, SLG: 0.528										4	1	1	1	1	0	2						
Ruben Sierra, S (1, 10) OBP: 0.333, SLG: 0.695										4	2	2	1	0	0	2						
Gabe Kapler, R (1, 8) OBP: 0.344, SLG: 0.454										3	2	1	0	1	1	0						
Ricky Ledee, L (1, 9) OBP: 0.297, SLG: 0.238										3	0	1	0	0	0	1						
Andres Galaraga, R (7, PH) OBP: 0.302, SLG: 0.386										1	0	0	0	0	1	3						
Bo Porter, R (8, 9) OBP: 0.338, SLG: 0.393										0	0	0	0	0	0	0						
Mike Lamb, L (1, 5) OBP: 0.225, SLG: 0.231										4	0	0	0	0	1	3						
10 Michael Young, R (1, 4) OBP: 0.275, SLG: 0.297										4	0	2	1	0	0	0						
Inning Stats	R: 3 E: 0 K: 1 S: 16	H: 2 LOB: 0 BB: 0 P: 26	R: 0 E: 0 K: 0 S: 8	H: 1 LOB: 0 BB: 0 P: 14	R: 1 E: 0 K: 0 S: 8	H: 3 LOB: 1 BB: 0 P: 14	R: 1 E: 1 K: 1 S: 11	H: 2 LOB: 3 BB: 1 P: 18	R: 0 E: 0 K: 0 S: 7	H: 0 LOB: 0 BB: 0 P: 8	R: 0 E: 0 K: 0 S: 9	H: 1 LOB: 0 BB: 0 P: 13	R: 4 E: 0 K: 2 S: 14	H: 3 LOB: 0 BB: 1 P: 24	R: 0 E: 0 K: 0 S: 9	H: 0 LOB: 0 BB: 0 P: 12	R: 0 E: 0 K: 0 S: 9	H: 0 LOB: 0 BB: 0 P: 12	1B: 8 2B: 1 3B: 0 HR: 3	SF: 0 SAC: 0 DP: 2 HBP: 1	WP: 3 PB: 0 SB: 0 CS: 0	PA: 38
PITCHER	IP	WLS	BF	H	R	ER	SO	BB	IBB	HBP	BLK	WP	HR	S	P	ERA	WHIP					
Cory Lidle, R (1, 1) ERA: 4.66	6.0		28	5	4	4	2	1	0	1	0	0	0	59	93	6.00	1.667					
Jeff Tam, R (7, 1) ERA: 4.15	0.1	H	2	1	1	1	0	0	0	0	0	0	0	4	4	27.00	3.000					
Mike Magnante, L (7, 1) ERA: 2.93	1.1	L	7	2	3	1	2	0	1	0	0	1	0	16	28	6.75	1.500					
Chad Bradford, R (8, 1) ERA: 2.67	0.1		1	0	0	0	0	0	0	0	0	0	0	3	4	0.00	0.000					

Oakland Athletics @ Texas Rangers
The Ballpark at Arlington, Arlington, TX
Fri Jun 29 2001, 8:35 PM EDT
Att: 40,025 - Sunny - 89 F

AB	35
R	9
H	12
RBI	6
BB	2
SO	4
LOB	19



Batter	1	2	3	4	5	6	7	8	9	AB	R	H	RBI	BB	SO	LOB	TOP								
Johnny Damon, L (1, 8) OBP: 0.293, SLG: 0.329	F7		F5				K			4	0	1	0	0	1	2									
Frank Menechino, R (1, 4) OBP: 0.393, SLG: 0.478	G4-6-3 BB		FC6-4					FC5-4 1B		2	0	1	0	2	0	1									
Jeremy Giambi, L (1, 10) OBP: 0.373, SLG: 0.413	G4-6-3							FC5-4 G3-6-4		3	0	0	0	0	1	3									
Olmedo Saenz, R (6, PH) OBP: 0.312, SLG: 0.373	G4-6-3							G3-6-4		1	0	0	0	0	0	1									
Jason Giambi, L (1, 3) OBP: 0.481, SLG: 0.652		G4-3 2B						G3-6-1		4	0	2	0	0	0	1									
Miguel Tejada, R (1, 6) OBP: 0.325, SLG: 0.478		G4-3							2B 1B	4	0	1	0	0	0	2									
Terrence Long, L (1, 9) OBP: 0.328, SLG: 0.422									1B 2B	3	0	1	0	1	0	1									
3 Eric Chavez, L (1, 5) OBP: 0.307, SLG: 0.450										4	1	1	0	0	0	4									
Greg Myers, L (1, 2) OBP: 0.326, SLG: 0.422										4	0	1	0	0	1	3									
Billy McMillon, L (1, 7) OBP: 0.189, SLG: 0.213										2	0	1	1	0	0	1									
Eric Byrnes, R (6, 7) OBP: 0.348, SLG: 0.550										0	0	0	0	0	0	0									
Mark Bellhorn, S (6, PH) OBP: 0.250, SLG: 0.217										1	0	0	0	0	1	2									
Inning Stats	R: 0 E: 0 K: 0 S: 11	H: 0 LOB: 0 BB: 1 P: 21	R: 0 E: 0 K: 0 S: 12	H: 1 LOB: 1 BB: 1 P: 22	R: 0 E: 0 K: 0 S: 8	H: 1 LOB: 1 BB: 0 P: 13	R: 0 E: 0 K: 0 S: 10	H: 1 LOB: 0 BB: 0 P: 14	R: 1 E: 0 K: 1 S: 17	H: 2 LOB: 2 BB: 1 P: 28	R: 0 E: 0 K: 0 S: 8	H: 0 LOB: 0 BB: 0 P: 15	R: 0 E: 0 K: 1 S: 11	H: 1 LOB: 1 BB: 0 P: 15	R: 0 E: 0 K: 0 S: 6	H: 1 LOB: 0 BB: 0 P: 10	R: 0 E: 0 K: 2 S: 11	H: 2 LOB: 2 BB: 0 P: 19	1B: 4 2B: 5 3B: 0 HR: 0	SF: 1 SAC: 0 DP: 3 HBP: 0	WP: 1 PB: 0 SB: 0 CS: 0	PA: 36			
PITCHER	IP	WLS	BF	H	R	ER	SO	BB	IBB	HBP	BLK	WP	HR	S	P	ERA	WHIP								
Rick Helling, R (1, 1) ERA: 5.3	6.2		27	6	1	1	1	3	0	0	0	1	0	74	125	1.35	1.350								
Mike Venafro, L (7, 1) ERA: 2.97	1.1	W	4	1	0	0	1	0	0	0	0	0	0	9	13	0.00	0.750								
59 Jeff Zimmerman, R (9, 1) ERA: 3.18	1.0	S	5	2	0	0	2	0	0	0	0	0	0	11	19	0.00	2.000								

Oakland Athletics @ Texas Rangers
The Ballpark at Arlington, Arlington, TX
Sun Jul 01 2001, 8:05 PM EDT
Att: 26,547 - Overcast - 72 F

livebaseballscorecards.com



AB	32
R	1
H	9
RBI	1
BB	3
SO	4
LOB	21

Batter	1	2	3	4	5	6	7	8	9	AB	R	H	RBI	BB	SO	LOB	BOTTOM								
Bo Porter, R (1, 7) OBP: 0.329, SLG: 0.413	G2		G6-3							4	1	1	3	0	0	0									
Ivan Rodriguez, R (1, 2) OBP: 0.325, SLG: 0.527	G5-3									1	0	0	0	0	0	0									
Bill Haselman, R (4, 2) OBP: 0.300, SLG: 0.300										3	0	1	0	0	0	0									
Alex Rodriguez, R (1, 6) OBP: 0.402, SLG: 0.606	K									4	0	0	0	0	1	1									
Rafael Palmeiro, L (1, 10) OBP: 0.374, SLG: 0.541										3	0	1	0	0	2	0									
Ruben Sierra, S (1, 9) OBP: 0.315, SLG: 0.656										3	0	0	0	0	1	1									
Ricky Ledee, L (9, 9) OBP: 0.280, SLG: 0.277										0	0	0	0	0	0	0									
Andres Galarraga, R (1, 3) OBP: 0.306, SLG: 0.394										3	0	2	0	0	0	1									
Gabe Kapler, R (1, 8) OBP: 0.343, SLG: 0.453										3	1	1	0	0	0	2									
Scott Sheldon, R (1, 5) OBP: 0.308, SLG: 0.420										3	0	0	0	0	1	3									
10 Michael Young, R (1, 4) OBP: 0.257, SLG: 0.276										3	1	0	0	0	1	2									
Inning Stats	R: 0 E: 0 K: 1 S: 8	H: 0 LOB: 0 BB: 0 P: 11	R: 0 E: 0 K: 0 S: 6	H: 1 LOB: 1 BB: 0 P: 10	R: 0 E: 0 K: 0 S: 5	H: 0 LOB: 0 BB: 0 P: 9	R: 0 E: 0 K: 1 S: 6	H: 0 LOB: 0 BB: 0 P: 12	R: 0 E: 0 K: 1 S: 11	H: 1 LOB: 1 BB: 0 P: 17	R: 0 E: 0 K: 0 S: 7	H: 0 LOB: 0 BB: 0 P: 11	R: 0 E: 0 K: 1 S: 5	H: 0 LOB: 0 BB: 0 P: 7	R: 3 E: 0 K: 1 S: 16	H: 4 LOB: 1 BB: 0 P: 24	1B: 3 2B: 2 3B: 0 HR: 1	SF: 0 SAC: 0 DP: 0 HBP: 0	WP: 0 PB: 0 SB: 0 CS: 0	PA: 30					
PITCHER	IP	WLS	BF	H	R	ER	SO	BB	IBB	HBP	BLK	WP	HR	S	P	ERA	WHIP								
Mark Mulder, L (1, 1) ERA: 4.08	7.2	L	29	6	3	3	6	0	0	0	0	0	1	61	98	3.52	0.783								
Jim Mecir, R (8, 1) ERA: 3.72	0.1		1	0	0	0	0	0	0	0	0	0	0	3	3	0.00	0.000								

Oakland Athletics @ Texas Rangers
The Ballpark at Arlington, Arlington, TX
Sun Jul 01 2001, 8:05 PM EDT
Att: 26,547 - Overcast - 72 F

livebaseballscorecards.com



AB	30
R	3
H	6
RBI	3
BB	0
SO	6
LOB	10

Batter	1	2	3	4	5	6	7	8	9	10	11	12	AB	R	H	RBI	BB	SO	LOB	TOP
David Eckstein, R OBP: 0.363, SLG: 0.352	G1-3		G5-3			K			K		P4		5	0	0	0	0	2	0	
Adam Kennedy, L OBP: 0.366, SLG: 0.423	K								F9		F7		5	0	2	0	0	1	0	
Darin Erstad, L OBP: 0.348, SLG: 0.394			PO						G6-3		G1-3		5	0	1	0	0	0	1	
Troy Glaus, R OBP: 0.362, SLG: 0.534	F8								K			G1-3	5	0	0	0	0	3	1	
16 Garret Anderson, L OBP: 0.297, SLG: 0.418		G3							G4-3		K	G1-3	5	0	0	0	0	1	0	
Shawn Wooten, R OBP: 0.369, SLG: 0.564		F7							F3				4	0	1	0	0	1	0	
Jeff DaVanon, S OBP: 0.179, SLG: 0.259											1B		0	0	0	0	0	0	0	
Orilando Palmeiro, L OBP: 0.333, SLG: 0.374									G6-3				4	0	2	0	0	0	0	
Benjie Molina, R OBP: 0.324, SLG: 0.290		G1-3							G2-3		K		4	0	0	0	0	1	3	
Larry Barnes, L OBP: 0.128, SLG: 0.184													3	0	0	0	0	1	0	
Benji Gil, R OBP: 0.362, SLG: 0.511			P6						G3-1				1	0	0	0	0	0	0	
Inning Stats	R: 0 E: 0 K: 1 S: 12	H: 1 LOB: 1 BB: 0 P: 18	R: 0 E: 0 K: 1 S: 10	H: 1 LOB: 1 BB: 0 P: 14	R: 0 E: 0 K: 0 S: 7	H: 1 LOB: 0 BB: 0 P: 11	R: 0 E: 0 K: 1 S: 7	H: 0 LOB: 0 BB: 0 P: 11	R: 0 E: 0 K: 1 S: 14	H: 1 LOB: 1 BB: 0 P: 17	R: 0 E: 0 K: 1 S: 9	H: 0 LOB: 0 BB: 0 P: 14	R: 0 E: 0 K: 1 S: 10	H: 2 LOB: 2 BB: 0 P: 16	R: 0 E: 0 K: 0 S: 6	H: 0 LOB: 0 BB: 0 P: 10	1B: 6 2B: 0 3B: 0 HR: 0	SF: 0 SAC: 0 DP: 0 HBP: 0	WP: 0 PB: 0 SB: 1 CS: 0	PA: 42
PITCHER	IP WLS BF H R ER SO BB IBB HBP BLK WP HR S P ERA WHIP	IP WLS BF H R ER SO BB IBB HBP BLK WP HR S P ERA WHIP	IP WLS BF H R ER SO BB IBB HBP BLK WP HR S P ERA WHIP	IP WLS BF H R ER SO BB IBB HBP BLK WP HR S P ERA WHIP	IP WLS BF H R ER SO BB IBB HBP BLK WP HR S P ERA WHIP	IP WLS BF H R ER SO BB IBB HBP BLK WP HR S P ERA WHIP	IP WLS BF H R ER SO BB IBB HBP BLK WP HR S P ERA WHIP	IP WLS BF H R ER SO BB IBB HBP BLK WP HR S P ERA WHIP	IP WLS BF H R ER SO BB IBB HBP BLK WP HR S P ERA WHIP	IP WLS BF H R ER SO BB IBB HBP BLK WP HR S P ERA WHIP	IP WLS BF H R ER SO BB IBB HBP BLK WP HR S P ERA WHIP	IP WLS BF H R ER SO BB IBB HBP BLK WP HR S P ERA WHIP	IP WLS BF H R ER SO BB IBB HBP BLK WP HR S P ERA WHIP	IP WLS BF H R ER SO BB IBB HBP BLK WP HR S P ERA WHIP	IP WLS BF H R ER SO BB IBB HBP BLK WP HR S P ERA WHIP	IP WLS BF H R ER SO BB IBB HBP BLK WP HR S P ERA WHIP	IP WLS BF H R ER SO BB IBB HBP BLK WP HR S P ERA WHIP	IP WLS BF H R ER SO BB IBB HBP BLK WP HR S P ERA WHIP	IP WLS BF H R ER SO BB IBB HBP BLK WP HR S P ERA WHIP	IP WLS BF H R ER SO BB IBB HBP BLK WP HR S P ERA WHIP
Tim Hudson, R ERA: 3.17	8.0	27	4	0	0	6	0	0	0	0	0	0	0	0	0	23	27	0.00	1.000	
Jason Isringhausen, R ERA: 2.78	2.0	8	2	0	0	4	0	0	0	0	0	0	0	0	0	10	15	0.00	0.000	
Mike Knappe, L ERA: 2.79	1.1	4	0	0	0	0	0	0	0	0	0	0	0	0	0	4	7	0.00	0.000	
Jeff Tam, R ERA: 4.08	0.2	W	2	0	0	0	0	0	0	0	0	0	0	0	0	0	0	0.00	0.000	

Anaheim Angels @ Oakland Athletics
Network Associates Coliseum, Oakland, CA

Mon Jul 02 2001, 10:05 PM EDT
Att: 11,222 - Cloudy - 78 F

AB 41
R 0
H 6
RBI 0
BB 0
SO 10
LOB 5



Batter	1	2	3	4	5	6	7	8	9	10	11	12	AB	R	H	RBI	BB	SO	LOB	BOTTOM						
Eric Byrnes, R OBP: 0.310, SLG: 0.500	F7					K							6	0	1	0	0	4	3							
Frank Menechino, R OBP: 0.392, SLG: 0.473													5	0	1	0	1	2	1							
Jeremy Giambi, L OBP: 0.378, SLG: 0.430													6	1	3	0	0	2	3							
Olmedo Saenz, R OBP: 0.313, SLG: 0.385													4	0	0	0	2	0	3							
Terrence Long, L OBP: 0.329, SLG: 0.416	P6												4	0	0	0	2	1	4							
Miguel Tejada, R OBP: 0.324, SLG: 0.473													5	0	1	1	0	1	0							
3 Eric Chavez, L OBP: 0.306, SLG: 0.446													5	0	1	0	0	1	0							
Ramon Hernandez, R OBP: 0.301, SLG: 0.322													4	0	1	0	0	0	0							
Johnny Damon, L OBP: 0.292, SLG: 0.329													1	0	0	0	0	1	2							
Billy McMillon, L OBP: 0.207, SLG: 0.235													4	0	1	0	1	0	2							
Greg Myers, L OBP: 0.326, SLG: 0.422													0	0	0	0	0	0	0							
Inning Stats	R: 0 E: 0 K: 1 S: 9	H: 1 LOB: 2 BB: 1 P: 18	R: 0 E: 0 K: 1 S: 12	H: 2 LOB: 3 BB: 0 P: 18	R: 0 E: 0 K: 0 S: 8	H: 0 LOB: 0 BB: 0 P: 5	R: 0 E: 0 K: 2 S: 8	H: 0 LOB: 0 BB: 0 P: 13	R: 0 E: 0 K: 2 S: 10	H: 1 LOB: 2 BB: 1 P: 18	R: 0 E: 0 K: 0 S: 9	H: 0 LOB: 0 BB: 0 P: 14	R: 0 E: 0 K: 1 S: 13	H: 1 LOB: 2 BB: 1 P: 21	R: 0 E: 0 K: 0 S: 8	H: 0 LOB: 0 BB: 0 P: 15	R: 0 E: 0 K: 1 S: 11	H: 1 LOB: 2 BB: 1 P: 20	R: 0 E: 0 K: 1 S: 10	H: 1 LOB: 2 BB: 1 P: 21	R: 1 E: 1 K: 1 S: 13	H: 2 LOB: 3 BB: 1 P: 23	1B: 5 2B: 4 3B: 0 HR: 0	SF: 0 SAC: 1 DP: 0 HBP: 0	WP: 1 PB: 0 SB: 0 CS: 0	PA: 51
PITCHER	IP WLS BF H R ER SO BB IBB HBP BLK WP HR S P ERA WHIP	IP WLS BF H R ER SO BB IBB HBP BLK WP HR S P ERA WHIP	IP WLS BF H R ER SO BB IBB HBP BLK WP HR S P ERA WHIP	IP WLS BF H R ER SO BB IBB HBP BLK WP HR S P ERA WHIP	IP WLS BF H R ER SO BB IBB HBP BLK WP HR S P ERA WHIP	IP WLS BF H R ER SO BB IBB HBP BLK WP HR S P ERA WHIP	IP WLS BF H R ER SO BB IBB HBP BLK WP HR S P ERA WHIP	IP WLS BF H R ER SO BB IBB HBP BLK WP HR S P ERA WHIP	IP WLS BF H R ER SO BB IBB HBP BLK WP HR S P ERA WHIP	IP WLS BF H R ER SO BB IBB HBP BLK WP HR S P ERA WHIP	IP WLS BF H R ER SO BB IBB HBP BLK WP HR S P ERA WHIP	IP WLS BF H R ER SO BB IBB HBP BLK WP HR S P ERA WHIP	IP WLS BF H R ER SO BB IBB HBP BLK WP HR S P ERA WHIP	IP WLS BF H R ER SO BB IBB HBP BLK WP HR S P ERA WHIP	IP WLS BF H R ER SO BB IBB HBP BLK WP HR S P ERA WHIP	IP WLS BF H R ER SO BB IBB HBP BLK WP HR S P ERA WHIP	IP WLS BF H R ER SO BB IBB HBP BLK WP HR S P ERA WHIP	IP WLS BF H R ER SO BB IBB HBP BLK WP HR S P ERA WHIP	IP WLS BF H R ER SO BB IBB HBP BLK WP HR S P ERA WHIP	IP WLS BF H R ER SO BB IBB HBP BLK WP HR S P ERA WHIP	IP WLS BF H R ER SO BB IBB HBP BLK WP HR S P ERA WHIP					
Jarrod Washburn, L ERA: 3.55	8.0	32	5	0	0	9	2	1	0	0	0	0	0	0	0	70	113	0.00	0.875							
Al Levine, R ERA: 2.28	2.0	8	1	0	0	1	1	0	0	0	0	0	0	0	0	19	35	0.00	1.000							
Mike Hottel, L ERA: 3.66	0.1	3	1	0	0	0	1	0	0	0	0	0	0	0	0	4	9	0.00	6.000							
Shigetoshi Hasegawa, R ERA: 4.3	1.1	L	8	2	1	0	2	0	1	0	0	0	1	0	0	19	35	0.00	1.500							

Anaheim Angels @ Oakland Athletics
Network Associates Coliseum, Oakland, CA

Mon Jul 02 2001, 10:05 PM EDT
Att: 11,222 - Cloudy - 78 F

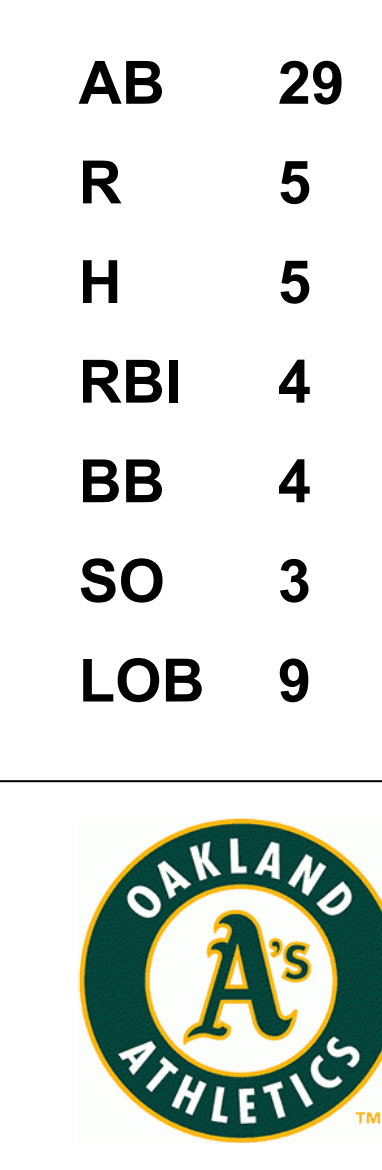
AB 44
R 1
H 9
RBI 1
BB 6
SO 12
LOB 18



Batter	1	2	3	4	5	6	7	8	9	AB	R	H	RBI	BB	SO	LOB	TOP
David Eckstein, R (1, 6) OBP: 0.358, SLG: 0.347	F9	G5-3			F8			G5-3		4	0	0	0	0	0	3	Anaheim Angels @ Oakland Athletics Network Associates Coliseum, Oakland, CA Tue Jul 03 2001, 9:05 PM EDT Att: 51,838 - Sunny - 88 F
Benji Gil, R (1, 4) OBP: 0.352, SLG: 0.496	F9		F9		G6-4-3			G4-3		4	0	0	0	0	0	1	
Darin Erstad, L (1, 8) OBP: 0.350, SLG: 0.392	F7		K			HBP		FC4 BB		2	0	0	0	1	1	0	
Troy Glaus, R (1, 5) OBP: 0.360, SLG: 0.530			K			K		FC4		4	1	1	0	0	2	2	
16 Garret Anderson, L (1, 7) OBP: 0.299, SLG: 0.426										3	1	1	2	1	1	0	
Shawn Wooten, R (1, 2) OBP: 0.355, SLG: 0.544										4	0	0	0	0	2	1	
Scott Spiezio, S (1, 3) OBP: 0.301, SLG: 0.347										3	0	0	0	1	1	1	
Bengie Molina, R (1, 10) OBP: 0.325, SLG: 0.291										3	0	1	0	0	1	2	
Jeff DaVanon, S (1, 9) OBP: 0.226, SLG: 0.276										2	0	1	0	1	0	1	
Inning Stats	R: 0 H: 0 E: 0 K: 0 S: 15	H: 0 R: 0 ER: 0 LOB: 0 P: 22	H: 3 R: 2 ER: 0 LOB: 2 P: 32	H: 0 R: 0 ER: 0 LOB: 0 P: 13	H: 0 R: 0 ER: 0 LOB: 1 P: 20	H: 0 R: 0 ER: 0 LOB: 0 P: 16	H: 0 R: 0 ER: 0 LOB: 1 P: 10	H: 1 R: 0 ER: 0 LOB: 1 P: 7	H: 0 R: 0 ER: 0 LOB: 1 P: 19	1B: 3 2B: 1 3B: 0 HR: 1	SF: 0 SAC: 0 DP: 2 HBP: 1	WP: 0 PB: 0 SB: 2 CS: 1	PA: 34				
PITCHER	IP WLS BF H R ER SO BB IBB HBP BLK WP HR S P ERA WHIP																
Barry Zito, L (1, 1) ERA: 4.75	5.0 W 21 3 2 2 5 3 0 1 0 0 1 64 106 3.60 1.200																
Jeff Tam, R (6, 1) ERA: 3.8	3.0 H 10 1 0 0 1 1 0 0 0 0 0 16 26 0.00 0.667																
Jason Iringhausen, R (9, 1) ERA: 2.7	1.0 S 3 0 0 0 2 0 0 0 0 0 0 0 14 19 0.00 0.000																

Batter	1	2	3	4	5	6	7	8	9	AB	R	H	RBI	BB	SO	LOB	BOTTOM
Johnny Damon, L (1, 8) OBP: 0.295, SLG: 0.328	F3						G4-3			3	0	1	0	1	0	0	Anaheim Angels @ Oakland Athletics Network Associates Coliseum, Oakland, CA Tue Jul 03 2001, 9:05 PM EDT Att: 51,838 - Sunny - 88 F
Frank Menechino, R (1, 4) OBP: 0.387, SLG: 0.466	G4-3						P4			4	1	0	1	0	0	3	
Jeremy Giambi, L (1, 3) OBP: 0.381, SLG: 0.428							F7			3	0	1	1	1	0	0	
Jason Giambi, L (1, 10) OBP: 0.476, SLG: 0.642	G4-3									4	1	0	0	0	0	3	
Miguel Tejada, R (1, 6) OBP: 0.323, SLG: 0.480										4	1	1	2	0	1	0	
Terrence Long, L (1, 9) OBP: 0.328, SLG: 0.413										3	0	0	0	1	1	0	
3 Eric Chavez, L (1, 5) OBP: 0.306, SLG: 0.443										2	0	0	0	1	1	1	
Ramon Hernandez, R (1, 2) OBP: 0.301, SLG: 0.326										3	1	1	0	0	0	1	
Billy McMillon, L (1, 7) OBP: 0.213, SLG: 0.241										3	1	1	0	0	0	1	
Eric Byrnes, R (9, 7) OBP: 0.310, SLG: 0.500										0	0	0	0	0	0	0	
Inning Stats	R: 0 H: 0 E: 0 K: 0 S: 11	H: 0 R: 0 ER: 0 LOB: 1 P: 18	H: 0 R: 0 ER: 0 LOB: 0 P: 13	H: 4 R: 5 ER: 0 LOB: 1 P: 31	H: 1 R: 0 ER: 0 LOB: 1 P: 14	H: 0 R: 0 ER: 0 LOB: 0 P: 8	H: 0 R: 0 ER: 0 LOB: 1 P: 10	H: 0 R: 0 ER: 0 LOB: 0 P: 9	H: 0 R: 0 ER: 0 LOB: 0 P: 6	1B: 3 2B: 1 3B: 0 HR: 1	SF: 0 SAC: 0 DP: 0 HBP: 0	WP: 0 PB: 1 SB: 0 CS: 0	PA: 33				
PITCHER	IP WLS BF H R ER SO BB IBB HBP BLK WP HR S P ERA WHIP																
Pat Rapp, R (1, 1) ERA: 4.63	6.0 L 27 5 5 5 3 4 0 0 0 0 0 0 1 55 94 7.50 1.500																
Ben Weber, R (7, 1) ERA: 3.0	2.0 6 0 0 0 0 0 0 0 0 0 0 0 12 15 0.00 0.000																

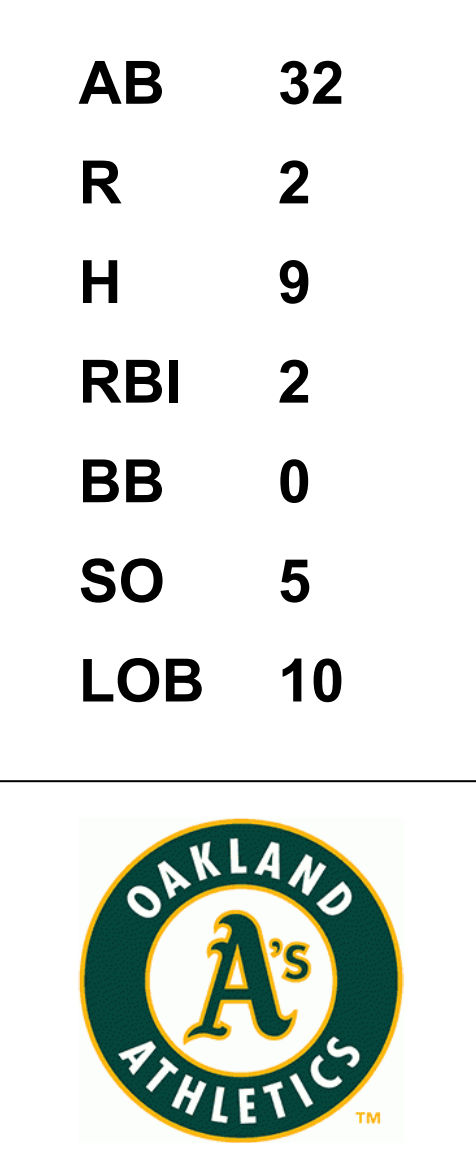
AB 29
R 2
H 4
RBI 2
BB 4
SO 8
LOB 11



Batter	1	2	3	4	5	6	7	8	9	AB	R	H	RBI	BB	SO	LOB	TOP										
Orlando Palmeiro, L OBP: 0.339, SLG: 0.379 (1,7)	G4-3		B1-3			WP 1B		1B		4	0	2	0	0	0	1	Anaheim Angels @ Oakland Athletics Network Associates Coliseum, Oakland, CA Wed Jul 04 2001, 3:35 PM EDT Att: 29,045 - Cloudy - 69 F										
Adam Kennedy, L OBP: 0.384, SLG: 0.420 (1,4)	1B		L1			F8		G3		4	0	1	0	0	0	3											
Darin Erstad, L OBP: 0.346, SLG: 0.387 (1,10)	K				G4-3				K	4	0	0	0	0	2	2											
Troy Glaus, R OBP: 0.356, SLG: 0.523 (1,5)	K				K		F8		F9	4	0	0	0	0	2	1											
16 Garret Anderson, L OBP: 0.296, SLG: 0.422 (1,8)		L7			F8		G4-3		K	4	0	0	0	0	1	0											
Scott Spiezio, S OBP: 0.302, SLG: 0.358 (1,3)		G4-3				F9				3	0	1	0	0	0	0											
Bengie Molina, R OBP: 0.316, SLG: 0.283 (1,2)		L4			G5-3		P4			3	0	0	0	0	0	1											
Jeff DaVanon, S OBP: 0.235, SLG: 0.281 (1,9)					G6-3					3	0	1	0	0	1	0											
Benji Gil, R OBP: 0.345, SLG: 0.486 (1,6)			B1-3 G5-3 1B		G5-3		K		G5-3	3	0	0	0	0	1	1											
Inning Stats	R: 0 H: 1 E: 0 K: 2 S: 14	H: 1 LOB: 1 BB: 0 P: 20	R: 0 H: 0 E: 0 K: 0 S: 6	H: 0 LOB: 0 BB: 0 P: 10	R: 0 H: 1 E: 0 K: 0 S: 10	H: 1 LOB: 1 BB: 0 P: 13	R: 0 H: 0 E: 0 K: 1 S: 7	H: 0 LOB: 0 BB: 0 P: 11	R: 0 H: 1 E: 0 K: 1 S: 10	H: 1 LOB: 1 BB: 0 P: 15	R: 0 H: 1 E: 0 K: 0 S: 7	H: 1 LOB: 1 BB: 0 P: 13	R: 0 H: 1 E: 0 K: 1 S: 8	H: 1 LOB: 1 BB: 0 P: 10	R: 0 H: 0 E: 0 K: 2 S: 9	H: 0 LOB: 0 BB: 0 P: 11	1B: 4 2B: 0 3B: 1 HR: 0	SF: 0 SAC: 0 DP: 0 HBP: 0	WP: 1 PB: 0 SB: 0 CS: 0	PA: 32							
PITCHER	IP	WLS	BF	H	R	ER	SO	BB	IBB	HBP	BLK	WP	HR	S	P	ERA	WHIP										
Cory Lidle, R ERA: 4.27 (1,1)	7.2	W	28	5	0	0	5	0	0	0	0	1	0	66	99	0.00	0.652										
Mike Magnante, L ERA: 2.76 (8,1)	0.1	H	1	0	0	0	0	0	0	0	0	0	0	2	3	0.00	0.000										
Jim Mecir, R ERA: 3.63 (9,1)	1.0	S	3	0	0	0	2	0	0	0	0	0	0	9	11	0.00	0.000										

Batter	1	2	3	4	5	6	7	8	9	AB	R	H	RBI	BB	SO	LOB	BOTTOM										
Johnny Damon, L OBP: 0.297, SLG: 0.333 (1,8)	B1-3		1B				G3			4	0	2	1	0	0	0	Anaheim Angels @ Oakland Athletics Network Associates Coliseum, Oakland, CA Wed Jul 04 2001, 3:35 PM EDT Att: 29,045 - Cloudy - 69 F										
Frank Menechino, R OBP: 0.385, SLG: 0.462 (1,4)	G4-6-3 1B		F9		G5-3		K			4	0	1	0	0	1	3											
Jason Giambi, L OBP: 0.471, SLG: 0.633 (1,10)	G4-6-3				G3		G1-3		L4	4	0	0	0	0	0	1											
Ron Gant, R OBP: 0.343, SLG: 0.463 (1,7)		P4			K		1B 1B		G4-3	4	1	1	0	0	1	0											
Miguel Tejada, R OBP: 0.319, SLG: 0.474 (1,6)		G6-3			G4-3		F9		K	4	0	0	0	0	1	1											
Olmedo Saenz, R OBP: 0.318, SLG: 0.375 (1,5)					K		1B			3	0	2	0	0	1	0											
3 Eric Chavez, L OBP: 0.306, SLG: 0.443 (9,5)							1B			0	0	0	0	0	0	0											
Terrence Long, L OBP: 0.331, SLG: 0.415 (1,9)							E 2B		1B	3	1	2	1	0	0	1											
Jeremy Giambi, L OBP: 0.380, SLG: 0.426 (1,3)			F7		E7 2B		G6-3			3	0	1	0	0	0	2											
Ramon Hernandez, R OBP: 0.298, SLG: 0.322 (1,2)			F9		K				F8	3	0	0	0	0	1	2											
Inning Stats	R: 0 H: 1 E: 0 K: 0 S: 6	H: 1 LOB: 1 BB: 0 P: 9	R: 0 H: 1 E: 0 K: 0 S: 11	H: 1 LOB: 1 BB: 0 P: 16	R: 0 H: 1 E: 0 K: 0 S: 7	H: 1 LOB: 1 BB: 0 P: 9	R: 0 H: 0 E: 0 K: 1 S: 8	H: 0 LOB: 0 BB: 0 P: 13	R: 1 H: 3 E: 1 K: 2 S: 16	H: 3 LOB: 2 BB: 0 P: 21	R: 1 H: 3 E: 0 K: 0 S: 11	H: 3 LOB: 2 BB: 0 P: 16	R: 0 H: 0 E: 0 K: 1 S: 8	H: 0 LOB: 0 BB: 0 P: 13	R: 0 H: 0 E: 0 K: 1 S: 6	H: 0 LOB: 0 BB: 0 P: 8	1B: 7 2B: 2 3B: 0 HR: 0	SF: 0 SAC: 0 DP: 1 HBP: 0	WP: 0 PB: 0 SB: 0 CS: 0	PA: 32							
PITCHER	IP	WLS	BF	H	R	ER	SO	BB	IBB	HBP	BLK	WP	HR	S	P	ERA	WHIP										
Scott Schoeneweis, L ERA: 4.95 (1,1)	8.0	L	32	9	2	2	5	0	0	0	0	0	0	73	105	2.25	1.125										

AB	32
R	0
H	5
RBI	0
BB	0
SO	7
LOB	9



Batter	1	2	3	4	5	6	7	8	9	AB	R	H	RBI	BB	SO	LOB	TOP				
David Eckstein, R OBP: 0.358, SLG: 0.347 (1, 6)	G6-3		E 1B		SH5-3		SH FC4-6		F5	3	1	1	0	0	0	1					
Adam Kennedy, L OBP: 0.361, SLG: 0.416 (1, 4)	1B		F7		G4-3		FC4-6 S WP		F9	5	0	1	1	0	0	4					
Darin Erstad, L OBP: 0.344, SLG: 0.384 (1, 8)	F8		E9 HR				K		F7	5	1	1	1	0	1	3					
Troy Glaus, R OBP: 0.358, SLG: 0.532 (1, 5)	1B		HR		F8		K2-3			4	1	2	2	0	1	2					
16 Garret Anderson, L OBP: 0.298, SLG: 0.425 (1, 7)	G3-1		G3				G3-1 2B		FC6-4 1B	4	0	2	0	0	0	2					
Scott Spiezio, S OBP: 0.296, SLG: 0.350 (1, 3)		F9			P6		G3-1		L7	4	0	0	0	0	0	2					
Shawn Wooten, R OBP: 0.344, SLG: 0.525 (1, 10)		K			F8		F2		K	4	0	0	0	0	2	2	AB 36				
Bengie Molina, R OBP: 0.306, SLG: 0.273 (1, 2)		G5-3			F8		F9		FC6-4	4	0	0	0	0	0	2	R 5				
Orlando Palmeiro, L OBP: 0.353, SLG: 0.396 (1, 9)			G4-3		G4-3 SH5-3 1B BB		SH FC4-6 2B			3	2	2	0	1	0	0	H 9				
Inning Stats	R: 0 E: 0 K: 0 S: 10	H: 2 LOB: 2 BB: 0 P: 14	R: 0 E: 0 K: 1 S: 6	H: 0 LOB: 0 BB: 0 P: 8	R: 3 E: 1 K: 0 S: 8	H: 2 LOB: 0 BB: 0 P: 12	R: 0 E: 0 K: 0 S: 5	H: 0 LOB: 0 BB: 0 P: 5	R: 1 E: 0 K: 0 S: 9	H: 1 LOB: 1 BB: 1 P: 14	R: 0 E: 0 K: 0 S: 6	H: 1 LOB: 1 BB: 0 P: 7	R: 1 E: 1 K: 2 S: 13	H: 1 LOB: 0 BB: 0 P: 19	R: 0 E: 0 K: 1 S: 8	H: 1 LOB: 1 BB: 0 P: 13	R: 0 E: 0 K: 0 S: 10	H: 1 LOB: 1 BB: 0 P: 15	1B: 6 2B: 2 3B: 0 HR: 1	SF: 0 SAC: 2 DP: 0 HBP: 0	WP: 1 PA: 39 PB: 0 SB: 1 CS: 0
PITCHER	IP	WLS	BF	H	R	ER	SO	BB	IBB	HBP	BLK	WP	HR	S	P	ERA	WHIP				
Gil Heredia, R ERA: 6.23 (1, 1)	6.0	L	28	7	5	2	1	1	0	0	0	0	1	47	65	3.00	1.333				
Mark Guttrick, L ERA: 4.5 (7, 1)	2.0		7	1	0	0	3	0	0	0	0	1	0	18	27	0.00	0.500				
Erik Hiljusz, R ERA: 2.25 (9, 1)	1.0		4	1	0	0	0	0	0	0	0	0	0	10	15	0.00	1.000				

Anaheim Angels @ Oakland Athletics
Network Associates Coliseum, Oakland, CA
Thu Jul 05 2001, 3:35 PM EDT
Att. 12,719 - Sunny - 65 F

AB 36
R 5
H 9
RBI 4
BB 1
SO 4
LOB 18



Batter	1	2	3	4	5	6	7	8	9	AB	R	H	RBI	BB	SO	LOB	BOTTOM				
Johnny Damon, L OBP: 0.298, SLG: 0.332 (1, 8)	K		BB HBP 1B		F8				F9	4	0	1	0	1	1	1					
Frank Menechino, R OBP: 0.383, SLG: 0.457 (1, 4)	P4		BB HBP		G5-3		L7			3	0	0	0	0	0	1					
Jeremy Giambi, L OBP: 0.379, SLG: 0.420 (1, 10)			K		G6-3		F8			2	0	0	0	1	1	2					
Ron Gant, R OBP: 0.342, SLG: 0.460 (7, PH)	BB									1	0	0	0	0	0	1					
Greg Myers, L OBP: 0.333, SLG: 0.412 (1, 2)	L4						G6-3			2	0	0	0	2	0	2					
Miguel Tejada, R OBP: 0.318, SLG: 0.480 (1, 6)		HR	G1-3		F8				G4-3	4	1	1	1	0	0	4					
Terrence Long, L OBP: 0.332, SLG: 0.416 (1, 9)		K			G4-3 2B 1B		G5-3 1B		G4-3	4	1	2	0	0	1	0					
3 Eric Chavez, L OBP: 0.305, SLG: 0.444 (1, 5)		K			G4-3 2B		K		K	4	0	1	0	0	3	1					
Olmedo Saenz, R OBP: 0.312, SLG: 0.367 (1, 3)		K			G5-3		G5-3		G5-3	4	0	0	0	0	1	3					
Billy McMillon, L OBP: 0.200, SLG: 0.224 (1, 7)			K		G4-3		F7		K	4	0	0	1	0	2	2					
Inning Stats	R: 0 E: 0 K: 1 S: 13	H: 0 LOB: 1 BB: 1 P: 21	R: 1 E: 0 K: 3 S: 12	H: 1 LOB: 0 BB: 0 P: 17	R: 0 E: 0 K: 2 S: 10	H: 1 LOB: 3 BB: 1 P: 20	R: 1 E: 0 K: 0 S: 9	H: 2 LOB: 1 BB: 0 P: 12	R: 0 E: 0 K: 0 S: 4	H: 0 LOB: 1 BB: 1 P: 9	R: 0 E: 0 K: 1 S: 8	H: 1 LOB: 1 BB: 0 P: 15	R: 0 E: 0 K: 0 S: 7	H: 0 LOB: 1 BB: 1 P: 12	R: 0 E: 0 K: 1 S: 9	H: 0 LOB: 0 BB: 0 P: 15	R: 0 E: 0 K: 1 S: 15	H: 0 LOB: 0 BB: 0 P: 19	1B: 3 2B: 1 3B: 0 HR: 1	SF: 0 SAC: 0 DP: 0 HBP: 1	WP: 0 PA: 37 PB: 0 SB: 0 CS: 0
PITCHER	IP	WLS	BF	H	R	ER	SO	BB	IBB	HBP	BLK	WP	HR	S	P	ERA	WHIP				
Ismael Valdez, R ERA: 4.37 (1, 1)	5.0	W	23	4	2	2	6	3	0	1	0	0	0	48	79	3.60	1.400				
Shigetoshi Hasegawa, R ERA: 4.13 (6, 1)	1.0	H	4	1	0	0	1	0	0	0	0	0	0	8	15	0.00	1.000				
Mike Holtz, L ERA: 3.6 (7, 1)	0.1		2	0	0	0	0	1	0	0	0	0	0	3	8	0.00	3.000				
Al Levine, R ERA: 2.2 (7, 1)	1.2	H	5	0	0	0	1	0	0	0	0	0	0	13	19	0.00	0.000				
Troy Percival, R ERA: 0.87 (9, 1)	1.0	S	3	0	0	0	1	0	0	0	0	0	0	15	19	0.00	0.000				

Anaheim Angels @ Oakland Athletics
Network Associates Coliseum, Oakland, CA
Thu Jul 05 2001, 3:35 PM EDT
Att. 12,719 - Sunny - 65 F

AB 32
R 2
H 5
RBI 2
BB 4
SO 9
LOB 17



Batter	1	2	3	4	5	6	7	8	9	AB	R	H	RBI	BB	SO	LOB	TOP																			
Johnny Damon, L (1.8) OBP: 0.295, SLG: 0.329	E5		P4					F2		4	0	0	0	0	1	0																				
Frank Menechino, R (1.4) OBP: 0.388, SLG: 0.463	K			G6-3			3B	2B	1B	3	1	2	0	1	1	1																				
Terrence Long, L (1.9) OBP: 0.329, SLG: 0.411	K			F8			F9	K		4	0	0	0	0	2	3																				
Ron Gant, R (1.7) OBP: 0.340, SLG: 0.467		K		G6-3			1B	F4		4	1	1	1	0	1	2																				
Miguel Tejada, R (1.6) OBP: 0.320, SLG: 0.480		FC4-6			G5-3		2B	L3		4	1	2	1	0	0	0																				
Olmedo Saenz, R (1.3) OBP: 0.311, SLG: 0.370		F7			K		3B	F9		4	0	1	0	0	1	1																				
3 Eric Chavez, L (1.5) OBP: 0.302, SLG: 0.439		FC4-6			G6-3		SF7	G3		3	0	0	1	0	0	1																				
Ramon Hernandez, R (1.2) OBP: 0.298, SLG: 0.320				G6-3		K	FC6-4			2	0	0	0	1	1	0																				
Mark Mulder, L (1.1) OBP: 0.200, SLG: 0.200				G1-3		K	FC6-4			3	0	0	0	0	1	2																				
Inning Stats	R: 0 H: 0 E: 1 K: 2 S: 9	H: 0 LOB: 0 BB: 0 P: 13	R: 0 H: 1 E: 0 K: 1 S: 10	LOB: 1 BB: 0 P: 12	R: 0 H: 0 E: 0 K: 0 S: 5	LOB: 0 BB: 0 P: 9	R: 0 H: 0 E: 0 K: 0 S: 9	LOB: 0 BB: 1 P: 18	R: 0 H: 0 E: 0 K: 1 S: 8	LOB: 0 BB: 0 P: 9	R: 3 H: 4 E: 0 K: 0 S: 11	LOB: 2 BB: 1 P: 19	R: 0 H: 1 E: 0 K: 1 S: 8	LOB: 1 BB: 0 P: 13	R: 0 H: 0 E: 0 K: 0 S: 8	LOB: 0 BB: 0 P: 12	1B: 3 2B: 3 3B: 1 HR: 0	SF: 1 SAC: 0 DP: 1 HBP: 0	WP: 0 PA: 34 SB: 0 CS: 1																	
PITCHER	IP	WLS	BF	H	R	ER	SO	BB	IBB	HBP	BLK	WP	HR	S	P	ERA	WHIP	PITCHER		IP	WLS	BF	H	R	ER	SO	BB	IBB	HBP	BLK	WP	HR	S	P	ERA	WHIP
Brian Anderson, L (1.1) ERA: 4.76	7.0	L	27	5	3	3	7	1	1	0	0	0	0	64	97	3.86	0.857																			
Erik Sabel, R (8.1) ERA: 3.24	2.0		7	1	0	0	1	0	0	0	0	0	0	16	25	0.00	0.500																			

Oakland Athletics @ Arizona Diamondbacks
Bank One Ballpark, Phoenix, AZ
Fri Jul 06 2001, 10:05 PM EDT
Att: 34,008 - Dome - 72 F

livebaseballscorecards.com

AB 31
R 3
H 6
RBI 3
BB 2
SO 8
LOB 10



Batter	1	2	3	4	5	6	7	8	9	AB	R	H	RBI	BB	SO	LOB	BOTTOM																			
Craig Counsell, L (1.4) OBP: 0.365, SLG: 0.363	G1-3			G3			G6-3		G5-3	4	0	0	0	0	0	0																				
Jay Bell, R (1.5) OBP: 0.376, SLG: 0.451	F9			G5-3			G6-3			3	0	0	0	0	0	0																				
Luis Gonzalez, L (1.7) OBP: 0.442, SLG: 0.752	K			G3			K			3	0	0	0	0	2	0																				
Danny Bautista, R (1.9) OBP: 0.330, SLG: 0.376		F3			K		G1-3	1B		3	0	1	0	0	1	0																				
Mark Grace, L (1.3) OBP: 0.415, SLG: 0.513		K			F8		G1-3			3	0	0	0	0	1	1																				
Damian Miller, R (1.2) OBP: 0.326, SLG: 0.381		K			G6-3		G5-3			3	0	0	0	0	1	1																				
David Dellucci, L (1.8) OBP: 0.366, SLG: 0.558				G6-3			K		K	3	0	0	0	0	2	1																				
Tony Womack, L (1.6) OBP: 0.275, SLG: 0.309				G4-3			K		G3	3	0	0	0	0	1	0																				
Brian Anderson, R (1.1) OBP: 0.050, SLG: 0.050				G4-3			K		G5-3	2	0	0	0	0	1	0																				
Erik Sabel, R (8.1) OBP: 0.375, SLG: 0.465										0	0	0	0	0	0	0																				
Junior Spivey, R (9. PH)										1	0	0	0	0	0	0																				
Inning Stats	R: 0 H: 0 E: 0 K: 1 S: 6	H: 0 LOB: 0 BB: 0 P: 10	R: 0 H: 0 E: 0 K: 2 S: 10	LOB: 0 BB: 0 P: 11	R: 0 H: 0 E: 0 K: 0 S: 6	LOB: 0 BB: 0 P: 7	R: 0 H: 0 E: 0 K: 0 S: 7	LOB: 0 BB: 0 P: 11	R: 0 H: 0 E: 0 K: 1 S: 9	LOB: 0 BB: 0 P: 13	R: 0 H: 0 E: 0 K: 3 S: 10	LOB: 0 BB: 0 P: 13	R: 0 H: 1 E: 0 K: 1 S: 11	LOB: 1 BB: 0 P: 15	R: 0 H: 0 E: 0 K: 0 S: 7	LOB: 0 BB: 0 P: 9	1B: 1 2B: 0 3B: 0 HR: 0	SF: 0 SAC: 0 DP: 0 HBP: 0	WP: 0 PA: 28 SB: 0 CS: 0																	
PITCHER	IP	WLS	BF	H	R	ER	SO	BB	IBB	HBP	BLK	WP	HR	S	P	ERA	WHIP	PITCHER		IP	WLS	BF	H	R	ER	SO	BB	IBB	HBP	BLK	WP	HR	S	P	ERA	WHIP
Mark Mulder, L (1.1) ERA: 3.77	9.0	W	28	1	0	0	9	0	0	0	0	0	0	74	100	0.00	0.111																			

Oakland Athletics @ Arizona Diamondbacks
Bank One Ballpark, Phoenix, AZ
Fri Jul 06 2001, 10:05 PM EDT
Att: 34,008 - Dome - 72 F

livebaseballscorecards.com

AB 28
R 0
H 1
RBI 0
BB 0
SO 9
LOB 3



Batter	1	2	3	4	5	6	7	8	9	AB	R	H	RBI	BB	SO	LOB	TOP				
Johnny Damon, L (1.8) OBP: 0.302, SLG: 0.355	0-1 1B 2B		3-2 HR		0-0 F9		0-2 FC6-4 1B		1-2 HR	5	3	4	2	0	0	1					
Frank Menechino, R (1.4) OBP: 0.388, SLG: 0.460	1-1 2H 1B		2-1 G4-3		2-2 F9		1-1 FC6-4 CS		4-2 G4-6-3 BB	4	0	1	1	1	0	2					
Jeremy Giambi, L (1.7) OBP: 0.385, SLG: 0.426	1-3 K		2-2 1B		2-2 G4-6-3 1B		0-2 SAFE 1B		0-0 G4-6-3 1-2	5	0	3	0	0	1	2					
Jason Giambi, L (1.3) OBP: 0.468, SLG: 0.627	2-2 F8		3-3 K		0-1 G4-6-3 1-2		2-1 1B			4	0	1	0	0	1	3					
Miguel Tejada, R (1.6) OBP: 0.322, SLG: 0.488	1-2 G5-3			1-1 HBP G3-6-3		1-1 HR			2-2 P6	3	1	1	1	0	0	3					
Terrence Long, L (1.9) OBP: 0.328, SLG: 0.407		1-0 F9		1-1 G3-6-3 1-2		4-0 S 3 1B BB			0-1 F8	3	1	0	0	1	0	1					
Ramon Hernandez, R (1.2) OBP: 0.297, SLG: 0.316		0-1 G5-3		0-1 G5-3		4-2 3 1B BB			1-1 G5-3	3	0	0	0	1	0	0					
3 Eric Chavez, L (1.5) OBP: 0.304, SLG: 0.440		2-2 G4-3			1-1 1B		1-2 2H 1B		0-0 F7	4	0	2	1	0	0	0					
Tim Hudson, R (1.1)			0-3 K		0-3 K		0-0 F3		0-3 K	4	0	0	0	0	3	3					
Inning Stats	R: 1 E: 0 K: 1 S: 14	H: 2 LOB: 1 BB: 0 P: 19	R: 0 E: 0 K: 0 S: 7	H: 0 LOB: 0 BB: 0 P: 10	R: 1 E: 0 K: 2 S: 16	H: 2 LOB: 1 BB: 0 P: 26	R: 0 E: 0 K: 0 S: 5	H: 0 LOB: 0 BB: 0 P: 7	R: 0 E: 0 K: 1 S: 9	H: 1 LOB: 1 BB: 0 P: 12	R: 2 E: 0 K: 0 S: 16	H: 3 LOB: 2 BB: 2 P: 28	R: 0 E: 0 K: 0 S: 13	H: 3 LOB: 3 BB: 0 P: 18	R: 0 E: 0 K: 0 S: 5	H: 0 LOB: 0 BB: 0 P: 6	R: 1 E: 0 K: 1 S: 10	H: 1 LOB: 0 BB: 1 P: 15	1B: 8 2B: 1 3B: 0 HR: 3	SF: 0 SAC: 0 DP: 3 HBP: 1	WP: 0 PA: 39 PB: 0 SB: 1 CS: 1
PITCHER	IP WLS BF H R ER SO BB IBB HBP BLK WP HR S P ERA WHIP																				
Miguel Batista, R (1.1) ERA: 3.56	5.2 L 25 7 4 4 4 2 0 1 0 0 2 62 96 6.35 1.588																				
Troy Brohawn, L (6.1) ERA: 4.4	1.0 6 4 0 0 0 0 0 0 0 0 0 0 15 19 0.00 4.000																				
Greg Swindell, L (7.1) ERA: 3.94	1.1 4 0 0 0 0 0 0 0 0 0 0 8 11 0.00 0.000																				
Mike Mohler, L (9.1) ERA: 3.12	1.0 4 1 1 1 1 1 0 0 0 0 1 10 15 9.00 2.000																				

Oakland Athletics @ Arizona Diamondbacks
Bank One Ballpark, Phoenix, AZ
Sat Jul 07 2001, 10:05 PM EDT
Att: 36,978 - Dome - 72 F

livebaseballscores.com

AB 35
R 5
H 12
RBI 5
BB 3
SO 5
LOB 15




Batter	1	2	3	4	5	6	7	8	9	AB	R	H	RBI	BB	SO	LOB	BOTTOM				
Craig Counsell, L (1.4) OBP: 0.364, SLG: 0.361	1-0 G6-3		1-1 G3			1-3 K			0-1 FC6-4 1B	4	0	1	0	0	1	0					
David Dellucci, L (1.8) OBP: 0.363, SLG: 0.548	2-2 G3			2-1 G4-3		0-1 L4-3 1B			1-2 FC6-4 G4-3 2B	4	1	1	0	0	0	1					
Luis Gonzalez, L (1.7) OBP: 0.440, SLG: 0.746	1-2 F5			0-0 G6-4-3 1B		0-1 L4-3 1-2			0-1 G4-3	4	0	1	0	0	0	2					
Jay Bell, R (1.5) OBP: 0.374, SLG: 0.452		1-3 K		1-1 G6-4-3 1-2		1-3 K			0-2 2H 2B	4	0	1	1	0	2	1					
Mark Grace, L (1.3) OBP: 0.410, SLG: 0.504		0-0 F8			0-3 K				2-1 G6-3	4	0	0	0	0	1	1					
Danny Bautista, R (1.9) OBP: 0.338, SLG: 0.385		0-0 1B			0-0 G5-3				1-1 1B	3	0	2	0	0	0	0					
Tony Womack, L (1.6) OBP: 0.273, SLG: 0.307					1-2 G4-3				1-3 K	2	0	0	0	0	0	1					
Troy Brohawn, L (6.1) ERA: 4.4										0	0	0	0	0	0	0					
Greg Swindell, L (7.1) ERA: 3.94										0	0	0	0	0	0	0					
Erubiel Durazo, L (8. PH) OBP: 0.355, SLG: 0.592										1	0	0	0	0	1	1					
Mike Mohler, R (9.1) ERA: 3.12										0	0	0	0	0	0	0					
Chad Moeller, R (1.2) OBP: 0.325, SLG: 0.324			1-2 G3			1-0 G5-4-3 1B			0-2 1B	3	0	2	0	0	0	0					
Miguel Batista, R (1.1) Junior Spivey, R (6.4) OBP: 0.360, SLG: 0.444			1-3 K			2-1 G5-4-3 1-2			0-0 G5-3	1	0	0	0	0	1	0					
2	2	0	0	0	0	3				2	0	0	0	0	0	3					
Inning Stats	R: 0 E: 0 K: 0 S: 8	H: 0 LOB: 0 BB: 0 P: 12	R: 0 E: 1 K: 1 S: 7	H: 1 LOB: 0 BB: 0 P: 10	R: 0 E: 0 K: 1 S: 10	H: 0 LOB: 0 BB: 0 P: 13	R: 0 E: 0 K: 0 S: 5	H: 1 LOB: 0 BB: 0 P: 8	R: 0 E: 0 K: 1 S: 8	H: 0 LOB: 0 BB: 0 P: 9	R: 0 E: 0 K: 1 S: 8	H: 1 LOB: 0 BB: 0 P: 12	R: 0 E: 0 K: 1 S: 9	H: 1 LOB: 0 BB: 0 P: 10	R: 0 E: 0 K: 1 S: 12	H: 2 LOB: 2 BB: 0 P: 16	R: 1 E: 0 K: 0 S: 11	H: 2 LOB: 1 BB: 0 P: 12	1B: 7 2B: 2 3B: 0 HR: 0	SF: 0 SAC: 0 DP: 3 HBP: 0	WP: 0 PA: 32 PB: 0 SB: 0 CS: 0
PITCHER	IP WLS BF H R ER SO BB IBB HBP BLK WP HR S P ERA WHIP																				
Tim Hudson, R (1.1) ERA: 3.02	9.0 W 32 8 1 1 6 0 0 0 0 0 0 78 102 1.00 0.889																				

Oakland Athletics @ Arizona Diamondbacks
Bank One Ballpark, Phoenix, AZ
Sat Jul 07 2001, 10:05 PM EDT
Att: 36,978 - Dome - 72 F

livebaseballscores.com

AB 32
R 1
H 8
RBI 1
BB 0
SO 6
LOB 10



Batter	1	2	3	4	5	6	7	8	9	AB	R	H	RBI	BB	SO	LOB	TOP					
Johnny Damon, L OBP: 0.301, SLG: 0.357 (1, 8)	F7		F8			SF9 2B		F7		4	1	1	0	0	0	0	Oakland Athletics @ Arizona Diamondbacks Bank One Ballpark, Phoenix, AZ Sun Jul 08 2001, 4:35 PM EDT Att: 31,927 - Dome - 72 F livebaseballscorecards.com					
Frank Menechino, R OBP: 0.389, SLG: 0.457 (1, 4)	BB			K		G4-3		BB		2	0	0	0	2	1							
Jeremy Giambi, L OBP: 0.377, SLG: 0.418 (1, 7)	F7			G5-3		SF9		F8		3	0	0	1	0	2							
Jason Giambi, L OBP: 0.463, SLG: 0.618 (1, 3)	K			K		P5		K		4	0	0	0	0	3	2						
Miguel Tejada, R OBP: 0.324, SLG: 0.491 (1, 6)		K				1B 3 SF8 2B				4	1	2	0	0	2	0						
Terrence Long, L OBP: 0.327, SLG: 0.405 (1, 9)		K						G6-3		4	0	1	0	0	2	1						
Greg Myers, L OBP: 0.300, SLG: 0.404 Jason Isringhausen, R (9, 1)		K						K		4	0	1	0	0	3	2						
3 Eric Chavez, L OBP: 0.301, SLG: 0.437 (1, 5)				P4		SF8		FC6-4		2	0	0	1	0	0	2						
Barry Zito, L Billy McMillon, L Jim Meier, R Mark Guthrie, R Jeff Tam, R Ramon Hernandez, R OBP: 0.291, SLG: 0.316 (7, PH)				K				K		2	0	0	0	0	2	1						
Inning Stats	R: 0 E: 0 K: 1 S: 9	H: 0 LOB: 1 BB: 1 P: 16	R: 0 E: 0 K: 3 S: 10	H: 0 LOB: 0 BB: 0 P: 15	R: 0 E: 0 K: 1 S: 9	H: 0 LOB: 0 BB: 0 P: 11	R: 0 E: 0 K: 2 S: 8	H: 0 LOB: 0 BB: 0 P: 9	R: 1 E: 0 K: 2 S: 12	H: 2 LOB: 1 BB: 0 P: 13	R: 1 E: 0 K: 0 S: 11	H: 1 LOB: 0 BB: 0 P: 17	R: 0 E: 0 K: 2 S: 11	H: 2 LOB: 2 BB: 0 P: 20	R: 0 E: 0 K: 1 S: 8	H: 0 LOB: 1 BB: 1 P: 17		R: 0 E: 0 K: 2 S: 11	H: 0 LOB: 0 BB: 0 P: 18	1B: 3 2B: 2 3B: 0 HR: 0	SF: 2 SAC: 0 DP: 0 HBP: 0	WP: 0 PB: 0 SB: 0 CS: 0
PITCHER	IP	WLS	BF	H	R	ER	SO	BB	IBB	HBP	BLK	WP	HR	S	P	ERA	WHIP					
Curt Schilling, R ERA: 3.2 Byung-Hyun Kim, R ERA: 3.09	(1, 1)	7.0	L	27	5	2	2	11	1	0	0	0	0	70	101	2.57	0.857					
PITCHER	IP	WLS	BF	H	R	ER	SO	BB	IBB	HBP	BLK	WP	HR	S	P	ERA	WHIP					

Oakland Athletics @ Arizona Diamondbacks
 Bank One Ballpark, Phoenix, AZ
 Sun Jul 08 2001, 4:35 PM EDT
 Att: 31,927 - Dome - 72 F
livebaseballscorecards.com

AB	30
R	2
H	5
RBI	2
BB	2
SO	14
LOB	13



Batter	1	2	3	4	5	6	7	8	9	AB	R	H	RBI	BB	SO	LOB	BOTTOM				
Junior Spivey, R OBP: 0.370, SLG: 0.458 Steve Finley, L OBP: 0.299, SLG: 0.332 (9, PH)	K		G3 1B 2B	K					F7	3	1	1	0	1	2	1	Oakland Athletics @ Arizona Diamondbacks Bank One Ballpark, Phoenix, AZ Sun Jul 08 2001, 4:35 PM EDT Att: 31,927 - Dome - 72 F livebaseballscorecards.com				
Craig Counsell, L OBP: 0.358, SLG: 0.355 (1, 6)	G4-3		G3			F4				4	0	0	0	0	1	2					
Luis Gonzalez, L OBP: 0.443, SLG: 0.745 (1, 7)	HBP		1B			K		BB 1B		3	0	2	1	0	1	0					
Danny Bautista, R OBP: 0.336, SLG: 0.374 (1, 9)	K		K			K		BB		3	0	0	0	1	3	2					
Mark Grace, L OBP: 0.411, SLG: 0.504 (1, 3)		BLK 1B	1B			K		F8		4	0	2	0	0	1	2					
Jay Bell, R OBP: 0.370, SLG: 0.446 (1, 5)	F9		K			L6		F7		4	0	0	0	0	1	5					
David Dellucci, L OBP: 0.353, SLG: 0.531 (1, 8)	F8					K		G3-1		4	0	0	0	0	1	3					
Damian Miller, R OBP: 0.330, SLG: 0.385 Jason Conti, L OBP: 0.400, SLG: 0.250 (9, PH)	BLK 1B		SH3-4 1B			K		G5-3		3	0	2	0	0	1	0					
Curt Schilling, R OBP: 0.128, SLG: 0.149 Erubiel Durazo, L OBP: 0.353, SLG: 0.587 Byung-Hyun Kim, R Tony Womack, L OBP: 0.272, SLG: 0.306 (9, PH)	K		SH3-4 1B			K		K		1	0	0	0	0	1	2					
Inning Stats	R: 0 E: 0 K: 2 S: 11	H: 0 LOB: 1 BB: 0 P: 17	R: 0 E: 0 K: 1 S: 10	H: 2 LOB: 0 BB: 0 P: 17	R: 1 E: 0 K: 2 S: 14	H: 3 LOB: 2 BB: 0 P: 17	R: 0 E: 0 K: 1 S: 8	H: 1 LOB: 1 BB: 0 P: 12	R: 0 E: 0 K: 2 S: 10	H: 0 LOB: 0 BB: 0 P: 15	R: 0 E: 0 K: 3 S: 11	H: 0 LOB: 1 BB: 1 P: 17	R: 0 E: 0 K: 0 S: 10	H: 1 LOB: 2 BB: 1 P: 20	R: 0 E: 0 K: 1 S: 9	H: 0 LOB: 0 BB: 0 P: 11		1B: 6 2B: 1 3B: 0 HR: 0	SF: 0 SAC: 1 DP: 0 HBP: 1	WP: 0 PB: 0 SB: 0 CS: 0	PA: 37
PITCHER	IP	WLS	BF	H	R	ER	SO	BB	IBB	HBP	BLK	WP	HR	S	P	ERA	WHIP				
Barry Zito, L ERA: 4.58 Jim Meier, R ERA: 3.54 Mark Guthrie, L ERA: 4.55 Jeff Tam, R ERA: 3.74 Jason Isringhausen, R ERA: 2.63	(1, 1)	6.0	W	25	6	1	1	10	0	0	1	1	0	63	97	1.50	1.000				
PITCHER	IP	WLS	BF	H	R	ER	SO	BB	IBB	HBP	BLK	WP	HR	S	P	ERA	WHIP				

Oakland Athletics @ Arizona Diamondbacks
 Bank One Ballpark, Phoenix, AZ
 Sun Jul 08 2001, 4:35 PM EDT
 Att: 31,927 - Dome - 72 F
livebaseballscorecards.com


AB	33
R	1
H	7
RBI	1
BB	2
SO	14
LOB	17



Batter	1	2	3	4	5	6	7	8	9	AB	R	H	RBI	BB	SO	LOB	TOP					
Paul Lo Duca, R OBP: 0.382, SLG: 0.606	F9		BB			G5-3		F9		3	0	0	0	1	0	1						
Mark Grudzielanek, R OBP: 0.369, SLG: 0.432	G6-3		K			G5-3		F9		4	0	0	0	0	1	3						
Shawn Green, L OBP: 0.357, SLG: 0.524	G4-3				P5	G4-3			FC4-6 1B	4	0	1	0	0	0	0						
Gary Sheffield, R OBP: 0.408, SLG: 0.528		G6-4-3 1B			G1-3		K		L8	4	0	1	0	0	1	1						
Eric Karros, R OBP: 0.310, SLG: 0.408		K			K				L8	4	0	1	0	0	2	2						
Marquis Grissom, R OBP: 0.266, SLG: 0.504	G6-4-3 1-2f				G6-3		L9		FC4-6 1-2f	4	0	0	0	0	0	3						
Adrian Beltré, R OBP: 0.297, SLG: 0.415			E S 1B		FC6-4 1B		G1-3			3	0	2	0	0	0	1						
Jeff Reboulet, R OBP: 0.371, SLG: 0.382			K		FC6-4 1-2f			P1		3	0	0	0	0	1	2						
Tom Goodwin, L OBP: 0.299, SLG: 0.367			K		K					3	0	1	0	0	2	2						
Inning Stats	R: 0 E: 0 K: 0 S: 6	H: 0 LOB: 0 BB: 0 P: 10	R: 0 E: 0 K: 1 S: 5	H: 1 LOB: 0 BB: 0 P: 6	R: 0 E: 1 K: 3 S: 13	H: 1 LOB: 2 BB: 1 P: 21	R: 0 E: 0 K: 1 S: 7	H: 0 LOB: 0 BB: 0 P: 13	R: 0 E: 0 K: 1 S: 13	H: 1 LOB: 1 BB: 0 P: 18	R: 0 E: 0 K: 0 S: 6	H: 0 LOB: 0 BB: 0 P: 11	R: 0 E: 0 K: 1 S: 12	H: 1 LOB: 1 BB: 0 P: 16	R: 0 E: 0 K: 0 S: 7	H: 1 LOB: 1 BB: 0 P: 8	R: 0 E: 0 K: 0 S: 4	H: 1 LOB: 1 BB: 0 P: 4	1B: 5 2B: 1 3B: 0 HR: 0	SF: 0 SAC: 0 DP: 1 HBP: 0	WP: 0 PB: 0 SB: 1 CS: 0	PA: 33
PITCHER Mark Mulder, L ERA: 3.51	IP: 9.0 WLS: W BF: 33 H: 6 R: 0 ER: 0 SO: 7 BB: 1 IBB: 0 HBP: 0 BLK: 0 WP: 0 HR: 0 S: 73 P: 107 ERA: 0.00 WHIP: 0.778															PITCHER						

Los Angeles Dodgers @ Oakland Athletics
Network Associates Coliseum, Oakland, CA
Thu Jul 12, 2001, 10:05 PM EDT
Att: 18,293 - Cloudy - 64 F


AB 32
R 0
H 6
RBI 0
BB 1
SO 7
LOB 15



Batter	1	2	3	4	5	6	7	8	9	AB	R	H	RBI	BB	SO	LOB	BOTTOM			
Johnny Damon, L OBP: 0.305, SLG: 0.361	P5		G6-4-3 BB		1B 1B			L9		4	1	2	1	1	0	1				
Frank Menechino, R OBP: 0.386, SLG: 0.454	L1		G6-4-3 1-2f		1B 1B	G6-3		SF8		4	0	1	1	0	0	3				
Jeremy Giambi, L OBP: 0.383, SLG: 0.424				G4-6-3 1B	1-2 2H 1B		K	F5		5	0	3	1	0	1	0				
Jason Giambi, L OBP: 0.458, SLG: 0.610	G4-3			G4-6-3 1-2f	P4		K			4	0	0	0	0	1	4				
Miguel Tejada, R OBP: 0.326, SLG: 0.500		G5-3		1B 1B		K		HR		4	1	2	1	0	1	0				
Terrence Long, L OBP: 0.329, SLG: 0.409		F8		1-2 1B		G1-4-3				4	0	2	0	0	0	0				
Ron Gant, R OBP: 0.343, SLG: 0.464		F3		K		3 1B 2B				3	1	1	0	1	1	2				
3 Eric Chavez, L OBP: 0.301, SLG: 0.435			F8		P5	2B 1B		P6		4	1	1	0	0	0	2				
Ramon Hernandez, R OBP: 0.304, SLG: 0.331			BB 1B		K	2B 2B		L9 SF8 2B		4	2	3	2	0	1	0				
Inning Stats	R: 0 E: 0 K: 0 S: 6	H: 1 LOB: 1 BB: 0 P: 8	R: 0 E: 0 K: 0 S: 6	H: 0 LOB: 0 BB: 0 P: 10	R: 0 E: 0 K: 0 S: 9	H: 1 LOB: 1 BB: 1 P: 19	R: 0 E: 0 K: 1 S: 11	H: 3 LOB: 2 BB: 0 P: 17	R: 1 E: 0 K: 1 S: 17	H: 3 LOB: 2 BB: 0 P: 24	R: 3 E: 0 K: 2 S: 15	H: 4 LOB: 1 BB: 1 P: 21	R: 1 E: 0 K: 2 S: 15	H: 2 LOB: 2 BB: 1 P: 28	R: 1 E: 0 K: 0 S: 9	H: 1 LOB: 0 BB: 0 P: 12	1B: 10 2B: 4 3B: 0 HR: 1	SF: 1 SAC: 0 DP: 2 HBP: 0	WP: 0 PB: 0 SB: 0 CS: 0	PA: 39
PITCHER Terry Adams, R ERA: 5.05	IP: 6.0 WLS: L BF: 29 H: 12 R: 4 ER: 4 SO: 3 BB: 1 IBB: 0 HBP: 0 BLK: 0 WP: 0 HR: 0 S: 66 P: 99 ERA: 6.00 WHIP: 2.167															PITCHER				
Jesse Orosco, L ERA: 2.0	0.2	2	0	0	0	2	0	0	0	0	0	8	13	0.00	0.000					
Al Reyes, R ERA: 2.79	0.1	4	2	1	1	0	1	0	0	0	1	7	15	27.00	9.000					
Mike Fetters, R ERA: 6.57	1.0	4	1	1	1	0	0	0	0	0	0	9	12	9.00	1.000					

Los Angeles Dodgers @ Oakland Athletics
Network Associates Coliseum, Oakland, CA
Thu Jul 12, 2001, 10:05 PM EDT
Att: 18,293 - Cloudy - 64 F

AB 36
R 6
H 15
RBI 6
BB 2
SO 5
LOB 12



Batter	1	2	3	4	5	6	7	8	9	AB	R	H	RBI	BB	SO	LOB	TOP			
Juan Pierre, L (1, 8) OBP: 0.376, SLG: 0.394	G4-3		F8			G2-3	E3 1B		F5	5	1	0	0	0	0	1				
Neft Perez, S (1, 6) OBP: 0.329, SLG: 0.452	G3-1		F8			BB G3 1B	1B			4	0	2	1	0	0	0				
Larry Walker, L (1, 10) OBP: 0.435, SLG: 0.686	HR					G3	P3			3	1	1	1	1	0	2				
17 Todd Helton, L (1, 3) OBP: 0.427, SLG: 0.658	FC6-4 BB		FC6-4 G5-4-3			BB IBB			K	2	0	0	0	2	1	1				
Jeff Cirillo, R (1, 5) OBP: 0.350, SLG: 0.477	FC6-4		G5-4-3			BB			F9	3	0	0	0	1	0	2				
Todd Walker, L (1, 4) OBP: 0.356, SLG: 0.509						G3			G6-3	2	0	0	0	2	0	3				
Jacob Cruz, L (1, 9) Terry Shumpert, R (9, PH) OBP: 0.308, SLG: 0.331 OBP: 0.288, SLG: 0.371						G5-3				3	1	1	0	0	1	2				
Ben Petrick, R (1, 2) OBP: 0.301, SLG: 0.463						P4				4	0	0	0	0	1	3				
Kimera Barteel, R (1, 7) Greg Norton, S (7, PH) OBP: 0.319, SLG: 0.507 OBP: 0.319, SLG: 0.507						G4-3				2	0	0	0	0	0	1				
Inning Stats	R: 1 E: 0 K: 0 S: 10	H: 1 LOB: 1 BB: 1 P: 18	R: 0 E: 0 K: 1 S: 13	H: 0 LOB: 0 BB: 1 P: 22	R: 0 E: 0 K: 0 S: 5	H: 0 LOB: 0 BB: 0 P: 7	R: 0 E: 0 K: 0 S: 4	H: 0 LOB: 1 BB: 1 P: 9	R: 0 E: 0 K: 0 S: 11	H: 1 LOB: 1 BB: 2 P: 19	R: 2 E: 1 K: 0 S: 15	H: 2 LOB: 1 BB: 0 P: 20	R: 0 E: 0 K: 1 S: 6	H: 0 LOB: 0 BB: 0 P: 10	R: 0 E: 0 K: 1 S: 11	H: 1 LOB: 1 BB: 0 P: 16	1B: 3 2B: 2 3B: 0 HR: 1	SF: 1 SAC: 0 DP: 2 HBP: 0	WP: 0 PA: 37 PB: 0 SB: 0 CS: 1	
PITCHER	IP	WLS	BF	H	R	ER	SO	BB	IBB	HBP	BLK	WP	HR	S	P	ERA	WHIP			
Cory Lidle, R (1, 1) ERA: 4.18	6.1	W	26	3	2	2	1	5	1	0	0	0	1	66	113	2.84	1.263			
Mike Magnante, L (7, 1) ERA: 2.51	1.2	H	8	2	1	0	1	0	0	0	0	0	0	16	25	0.00	1.200			
Luis Vizcaino, R (9, 1) ERA: 5.14	1.0	S	3	0	0	0	2	0	0	0	0	0	0	9	12	0.00	0.000			

Colorado Rockies @ Oakland Athletics
Network Associates Coliseum, Oakland, CA
Sun Jul 15 2001, 4:05 PM EDT
Att: 24,327 - Sunny - 61 F

AB 30
R 3
H 5
RBI 3
BB 6
SO 4
LOB 16



Batter	1	2	3	4	5	6	7	8	9	AB	R	H	RBI	BB	SO	LOB	BOTTOM			
Johnny Damon, L (1, 8) OBP: 0.304, SLG: 0.354	F9		P4			1B 2B	G1-3	F9		5	1	1	0	0	0	5				
Frank Menechino, R (1, 4) OBP: 0.386, SLG: 0.442	L4		G3-6-3 1B			F8	BB			3	0	1	0	1	0	1				
Jason Giambi, L (1, 3) OBP: 0.464, SLG: 0.643	HR		G3-6-3			HR 1B	F7			4	2	2	2	0	0	5				
Olmedo Saenz, R (1, 5) OBP: 0.307, SLG: 0.378	1B					L7	HR	F8		4	1	2	2	0	0	0				
Ron Gant, R (1, 7) OBP: 0.336, SLG: 0.455 Billy McMillon, L (8, PH) OBP: 0.244, SLG: 0.300	F7					F7		FC3-6 HBP		3	0	0	0	0	0	1				
Terrence Long, L (1, 9) OBP: 0.328, SLG: 0.406						G4-3		FC3-6 1B 2B		4	1	0	0	0	0	1				
Miguel Tejada, R (1, 6) OBP: 0.326, SLG: 0.487						G6-3				4	1	1	0	0	0	0				
Jeremy Giambi, L (1, 10) OBP: 0.382, SLG: 0.418						K				4	0	2	2	0	1	0				
Ramon Hernandez, R (1, 2) OBP: 0.312, SLG: 0.336						F8				3	0	1	0	1	0	1				
Inning Stats	R: 1 E: 0 K: 0 S: 13	H: 2 LOB: 1 BB: 0 P: 19	R: 0 E: 0 K: 0 S: 9	H: 0 LOB: 0 BB: 0 P: 13	R: 0 E: 0 K: 0 S: 11	H: 2 LOB: 1 BB: 0 P: 16	R: 0 E: 0 K: 0 S: 6	H: 0 LOB: 0 BB: 0 P: 12	R: 0 E: 0 K: 1 S: 6	H: 0 LOB: 0 BB: 0 P: 10	R: 3 E: 0 K: 0 S: 11	H: 3 LOB: 0 BB: 0 P: 17	R: 0 E: 1 K: 0 S: 12	H: 1 LOB: 3 BB: 1 P: 23	R: 2 E: 0 K: 0 S: 19	H: 2 LOB: 2 BB: 1 P: 30	1B: 6 2B: 2 3B: 0 HR: 2	SF: 0 SAC: 0 DP: 1 HBP: 1	WP: 0 PA: 37 PB: 0 SB: 0 CS: 0	
PITCHER	IP	WLS	BF	H	R	ER	SO	BB	IBB	HBP	BLK	WP	HR	S	P	ERA	WHIP			
Brian Bohanon, L (1, 1) ERA: 6.88	6.0	L	24	7	4	4	1	0	0	0	0	0	2	56	87	6.00	1.167			
Dan Miceli, R (7, 1) ERA: 6.41	0.2		5	1	0	0	0	1	0	0	0	0	0	9	18	0.00	3.000			
Mike Myers, L (7, 1) ERA: 3.04	0.1		1	0	0	0	0	0	0	0	0	0	0	3	5	0.00	0.000			
Juan Aoevedo, R (8, 1) ERA: 5.25	1.0		7	2	2	2	0	1	0	1	0	0	0	19	30	18.00	3.000			

Colorado Rockies @ Oakland Athletics
Network Associates Coliseum, Oakland, CA
Sun Jul 15 2001, 4:05 PM EDT
Att: 24,327 - Sunny - 61 F

AB 34
R 6
H 10
RBI 6
BB 2
SO 1
LOB 14



Batter	1	2	3	4	5	6	7	8	9	AB	R	H	RBI	BB	SO	LOB	TOP											
Juan Pierre, L OBP: 0.377, SLG: 0.393	1-1 FC5 S 1B		0-0 B1-3		1-0 F9		2-0 HBP			3	0	1	0	0	0	1												
Neft Perez, S OBP: 0.328, SLG: 0.450	2-1 F9		2-2 L8			2-2 17 F8 G3 1B	1-2 G4-3			4	0	1	0	0	0	4												
Larry Walker, L OBP: 0.431, SLG: 0.677	1-3 K			2-2 F8		3-2 G3		1-3 K		4	0	0	0	0	2	2												
17 Todd Helton, L OBP: 0.431, SLG: 0.658	4-1 FC5 IBB			2-0 G4-6-3 1B		1-2 F8		1-0 FC5-4 1B		3	0	2	0	1	0	1												
Jeff Cirillo, R OBP: 0.345, SLG: 0.470	0-0 FC5			2-2 G4-6-3 1-2		0-1 L6		2-2 FC5-4		4	0	0	0	0	0	5												
Todd Walker, L OBP: 0.351, SLG: 0.502		0-2 F7			2-1 F9			0-1 G3	2-2 F8	4	0	0	0	0	0	1												
Greg Norton, S OBP: 0.317, SLG: 0.520		0-0 G6-3			1-2 HR			2-2 F9		4	1	1	1	0	1	0												
Jacob Cruz, L OBP: 0.304, SLG: 0.326		0-0 G4-3			1-2 G5-3			0-1 E 2B	3-3 K	2	0	0	0	0	0	0												
Cliff Brumbaugh, R OBP: 0.292, SLG: 0.351										2	0	1	0	0	1	0												
Adam Melhuse, S OBP: 0.240, SLG: 0.304			0-3 K		1-1 1B			1-1 E5 HBP	2-1 F8	4	0	1	0	0	1	1												
Inning Stats	R: 0 E: 0 K: 1 S: 9	H: 1 LOB: 2 BB: 1 P: 17	R: 0 E: 0 K: 0 S: 6	H: 0 LOB: 0 BB: 0 P: 6	R: 0 E: 0 K: 1 S: 9	H: 0 LOB: 0 BB: 0 P: 11	R: 0 E: 0 K: 0 S: 8	H: 1 LOB: 0 BB: 0 P: 14	R: 1 E: 0 K: 0 S: 11	H: 2 LOB: 1 BB: 0 P: 17	R: 0 E: 0 K: 0 S: 12	H: 1 LOB: 1 BB: 0 P: 18	R: 0 E: 1 K: 0 S: 13	H: 1 LOB: 3 BB: 0 P: 19	R: 0 E: 0 K: 1 S: 10	H: 1 LOB: 1 BB: 0 P: 16	R: 0 E: 0 K: 2 S: 9	H: 0 LOB: 0 BB: 0 P: 15	1B: 5 2B: 1 3B: 0 HR: 1	SF: 0 SAC: 0 DP: 1 HBP: 1	WP: 0 PB: 0 SB: 1 CS: 0	PA: 36						
PITCHER	IP	WLS	BF	H	R	ER	SO	BB	IBB	HBP	BLK	WP	HR	S	P	ERA	WHIP											
Gil Heredia, R ERA: 5.95	(1, 1)	5.1	W	21	5	1	1	2	0	0	0	0	0	1	49	76	1.69	0.938										
Mark Guttrine, L ERA: 4.53	(6, 1)	1.1	H	7	1	0	0	0	0	0	1	0	0	0	15	21	0.00	0.750										
Jim Mecir, R ERA: 3.86	(7, 1)	1.1	H	5	1	0	0	1	0	0	0	0	0	0	14	21	0.00	0.750										
Jeff Tam, R ERA: 3.45	(9, 1)	1.0		3	0	0	0	2	0	0	0	0	0	9	15	0.00	0.000											

Colorado Rockies @ Oakland Athletics
Network Associates Coliseum, Oakland, CA
Mon Jul 16 2001, 10:05 PM EDT
Att: 13,808 - Cloudy - 61 F

AB 34
R 1
H 7
RBI 1
BB 1
SO 5
LOB 15



Batter	1	2	3	4	5	6	7	8	9	AB	R	H	RBI	BB	SO	LOB	BOTTOM											
Johnny Damon, L OBP: 0.306, SLG: 0.361	2-1 1B 2B	1-1 FC3-6 1-2		2-2 G3			0-2 SH3-4 FC6-4 2B			4	1	2	0	0	0	2												
Frank Menechino, R OBP: 0.383, SLG: 0.438	2-2 P6	0-1 F8			1-2 G5-3		0-0 SH3-4			3	0	0	0	0	0	2												
Jason Giambi, L OBP: 0.464, SLG: 0.640	1-2 BB 1B		0-2 F8		1-2 G4-3		2-3 FC6-4 IBB			3	0	1	0	1	0	0												
Olmedo Saenz, R OBP: 0.306, SLG: 0.373	4-2 BB		1-0 G6-3		1-2 L5		1-2 FC6-4			3	0	0	1	1	0	1												
Terrence Long, L OBP: 0.325, SLG: 0.401	2-3 K		0-3 K			1-2 G1-5-3		2-3 K		4	0	0	0	0	3	4												
Miguel Tejada, R OBP: 0.325, SLG: 0.485	1-1 G4-3			3-2 G4-3		2-1 FC5-4 1B		0-0 G5-3		4	0	1	0	0	0	3												
Jeremy Giambi, L OBP: 0.384, SLG: 0.426		2-2 G4-3 1B 2B		1-2 L4		0-0 FC5-4 1-2 HR		1-2 G5-4-3 1B		4	2	2	0	0	0	1												
Ramon Hernandez, R OBP: 0.314, SLG: 0.361		0-0 G4-3		1-0 HR		0-0 1-H HR		1-2 G5-4-3		4	2	2	3	0	0	2												
Billy McMillon, L OBP: 0.259, SLG: 0.306		0-0 FC3-6 1B		4-2 BB		1-3 K				2	0	1	1	1	1	0												
Inning Stats	R: 0 E: 0 K: 1 S: 15	H: 2 LOB: 3 BB: 1 P: 27	R: 1 E: 0 K: 0 S: 10	H: 2 LOB: 1 BB: 0 P: 13	R: 0 E: 0 K: 1 S: 7	H: 0 LOB: 0 BB: 0 P: 8	R: 1 E: 0 K: 0 S: 13	H: 1 LOB: 1 BB: 1 P: 24	R: 0 E: 0 K: 0 S: 9	H: 0 LOB: 0 BB: 0 P: 12	R: 2 E: 0 K: 1 S: 10	H: 2 LOB: 0 BB: 0 P: 14	R: 1 E: 0 K: 1 S: 12	H: 1 LOB: 1 BB: 1 P: 19	R: 0 E: 0 K: 0 S: 8	H: 1 LOB: 0 BB: 0 P: 10	R: 0 E: 0 K: 2 S: 9	H: 0 LOB: 0 BB: 0 P: 15	1B: 4 2B: 3 3B: 0 HR: 2	SF: 0 SAC: 1 DP: 1 HBP: 0	WP: 0 PB: 0 SB: 0 CS: 0	PA: 35						
PITCHER	IP	WLS	BF	H	R	ER	SO	BB	IBB	HBP	BLK	WP	HR	S	P	ERA	WHIP											
Denny Neagle, L ERA: 4.5	(1, 1)	6.1	L	29	8	5	5	3	2	0	0	0	0	2	69	103	7.11	1.579										
Juan Acevedo, R ERA: 5.11	(7, 1)	0.2		3	0	0	0	1	0	1	0	0	0	0	7	14	0.00	0.000										
Jay Powell, R ERA: 3.43	(8, 1)	1.0		3	1	0	0	0	0	0	0	0	0	8	10	0.00	1.000											

Colorado Rockies @ Oakland Athletics
Network Associates Coliseum, Oakland, CA
Mon Jul 16 2001, 10:05 PM EDT
Att: 13,808 - Cloudy - 61 F


AB 31
R 5
H 9
RBI 5
BB 3
SO 4
LOB 15




Batter	1	2	3	4	5	6	7	8	9	AB	R	H	RBI	BB	SO	LOB	TOP										
Neft Perez, S (1, 6) OBP: 0.329, SLG: 0.448	0-1 P4		0-0 G6-3 1B		2-2 G6-3		4-2 FC5 BB		2-3 K	4	0	1	1	1	1	1	Colorado Rockies @ Oakland Athletics Network Associates Coliseum, Oakland, CA Tue Jul 17 2001, 3:35 PM EDT Att: 22,099 - Sunny - 65 F										
Brent Butler, R (1, 4) OBP: 0.238, SLG: 0.381	1-0 G1-3		0-1 G6-3		0-0 1B		0-0 FC5		1-1 F8	5	0	1	0	0	0	7											
Jeff Cirillo, R (1, 5) OBP: 0.341, SLG: 0.464	1-3 K			1-1 G6-3	1-3 K			2-1 G6-3		4	0	0	0	0	2	1											
17 Todd Helton, L (1, 3) OBP: 0.431, SLG: 0.655 Mike Hampton, R (8, PR) OBP: 0.327, SLG: 0.708 Adam Melhuse, S (8, 3) OBP: 0.240, SLG: 0.304		1-3 K		4-0 G6-3 BB		1-2 G6-3		0-0 1B		3	0	1	0	1	1	0											
Greg Norton, S (1, 10) OBP: 0.315, SLG: 0.513	1-0 F9		3-2 G6-3		0-1 L6 1B		1-3 K			4	0	1	0	0	1	2											
Terry Shumpert, R (1, 7) OBP: 0.281, SLG: 0.359	3-2 F8		0-0 F8		3-2 L6 1B		1-0 F9			4	0	0	0	0	0	3											
Ben Petrick, R (1, 2) OBP: 0.302, SLG: 0.467 Todd Walker, L (9, PH) OBP: 0.350, SLG: 0.500			0-1 1B 2B		1-0 F8		2-0 G6-3		1-2 G6-3	3	0	1	0	0	0	0											
Cliff Brumbaugh, R (1, 9) OBP: 0.310, SLG: 0.385 Larry Walker, L (9, PH) OBP: 0.432, SLG: 0.677			1-0 F9		2-2 3B 1B		0-1 FC4-6 1B		4-2 WP BB	3	1	2	0	0	0	1											
Juan Pierre, L (1, 8) OBP: 0.379, SLG: 0.399			2-2 1B HBP		0-1 G6-3 3B		0-1 FC4-6 FC5 S		1-1 F9	3	1	1	1	0	0	2											
Inning Stats	R: 0 E: 0 K: 1 S: 7	H: 0 LOB: 0 BB: 0 P: 9	R: 0 E: 0 K: 1 S: 10	H: 0 LOB: 0 BB: 0 P: 15	R: 0 E: 0 K: 0 S: 8	H: 2 LOB: 2 BB: 0 P: 11	R: 0 E: 0 K: 0 S: 6	H: 0 LOB: 1 BB: 1 P: 14	R: 2 E: 0 K: 1 S: 14	H: 3 LOB: 1 BB: 0 P: 20	R: 0 E: 0 K: 0 S: 11	H: 1 LOB: 0 BB: 0 P: 15	R: 0 E: 0 K: 0 S: 10	H: 1 LOB: 2 BB: 1 P: 16	R: 0 E: 0 K: 1 S: 8	H: 1 LOB: 1 BB: 0 P: 12		R: 0 E: 0 K: 1 S: 13	H: 0 LOB: 2 BB: 1 P: 22	1B: 6 2B: 1 3B: 1 HR: 0	SF: 0 SAC: 0 DP: 1 HBP: 1	WP: 2 PA: 38 PB: 0 SB: 1 CS: 0					
PITCHER	IP	WLS	BF	H	R	ER	SO	BB	IBB	HBP	BLK	WP	HR	S	P	ERA	WHIP										
Mark Mulder, L (1, 1) ERA: 3.48	7.0	W	29	7	2	2	3	2	0	1	0	0	0	66	100	2.57	1.286										
Jeff Tam, R (8, 1) ERA: 3.42	0.1	H	1	0	0	0	0	0	0	0	0	0	0	2	4	0.00	0.000										
Mike Magnante, L (8, 1) ERA: 2.96	0.2	H	3	1	0	0	1	0	0	0	0	0	0	6	8	0.00	1.500										
Jason Isringhausen, R (9, 1) ERA: 2.34	1.0	S	5	0	0	0	1	1	0	0	0	1	0	13	22	0.00	1.000										

Batter	1	2	3	4	5	6	7	8	9	AB	R	H	RBI	BB	SO	LOB	BOTTOM										
Johnny Damon, L (1, 8) OBP: 0.306, SLG: 0.360	3-2 G1-3 1B		2-0 F8	2-3 K			2-1 G4-3			4	0	1	0	0	1	3	Colorado Rockies @ Oakland Athletics Network Associates Coliseum, Oakland, CA Tue Jul 17 2001, 3:35 PM EDT Att: 22,099 - Sunny - 65 F										
Frank Menechino, R (1, 4) OBP: 0.381, SLG: 0.435	2-1 F3		0-2 G6-3		0-3 K		0-1 WP 1B			4	0	1	0	0	1	2											
Jeremy Giambi, L (1, 10) OBP: 0.386, SLG: 0.424	2-1 G1-3			2-1 1B 1B	4-2 BB		2-2 G6-3			3	1	1	0	1	0	2											
Jason Giambi, L (1, 3) OBP: 0.462, SLG: 0.635	1-3 K			1-0 1B E 1B	0-1 F9			1-3 K2-3		4	1	1	0	0	2	2											
Miguel Tejada, R (1, 6) OBP: 0.324, SLG: 0.482		2-3 K		0-0 G4-3 1B 1B	1-0 G5-3			1-0 F7		4	1	1	1	0	1	1											
Terrence Long, L (1, 9) OBP: 0.324, SLG: 0.402	1-1 F8		2-2 G4-3		2-3 K			1-0 2B		4	0	1	0	0	1	1											
Olmedo Saenz, R (1, 5) OBP: 0.305, SLG: 0.370 Mark Bellhorn, S (9, 5) OBP: 0.241, SLG: 0.208	1-1 F8		3-1 WP BB 1B		2-0 F7			0-3 K		4	0	1	1	0	1	1											
Greg Myers, L (1, 2) OBP: 0.312, SLG: 0.378			2-0 G4-3		4-2 P6			0-3 K		3	0	0	0	0	0	1											
Billy McMillon, L (1, 7) OBP: 0.274, SLG: 0.311			3-1 S 1B		4-2 WP BB			1-2 G3-1		2	0	1	0	1	0	0											
Inning Stats	R: 0 E: 0 K: 1 S: 10	H: 1 LOB: 1 BB: 0 P: 18	R: 0 E: 0 K: 1 S: 7	H: 0 LOB: 0 BB: 0 P: 11	R: 0 E: 0 K: 0 S: 7	H: 1 LOB: 1 BB: 0 P: 14	R: 3 E: 0 K: 1 S: 16	H: 4 LOB: 2 BB: 1 P: 30	R: 0 E: 0 K: 1 S: 9	H: 0 LOB: 1 BB: 1 P: 14	R: 0 E: 0 K: 1 S: 7	H: 0 LOB: 0 BB: 0 P: 12	R: 0 E: 0 K: 0 S: 10	H: 1 LOB: 1 BB: 0 P: 15	R: 0 E: 0 K: 2 S: 9	H: 1 LOB: 1 BB: 0 P: 12		1B: 7 2B: 1 3B: 0 HR: 0	SF: 0 SAC: 0 DP: 0 HBP: 0	WP: 2 PA: 34 PB: 0 SB: 2 CS: 0							
PITCHER	IP	WLS	BF	H	R	ER	SO	BB	IBB	HBP	BLK	WP	HR	S	P	ERA	WHIP										
Pedro Astacio, R (1, 1) ERA: 5.14	8.0	L	34	8	3	3	7	2	0	0	0	2	0	75	126	3.38	1.250										

AB 34
R 2
H 8
RBI 2
BB 3
SO 5
LOB 17



AB 32
R 3
H 8
RBI 2
BB 2
SO 7
LOB 13



livebaseballscores.com

livebaseballscores.com

Batter	1	2	3	4	5	6	7	8	9	AB	R	H	RBI	BB	SO	LOB	TOP									
Johnny Damon, L OBP: 0.310, SLG: 0.367	1-2 HR 1B	0-0 F7			2-0 P3		0-2 G6-3		1-0 2B 1B	5	2	2	0	0	0	2										
Frank Menechino, R OBP: 0.384, SLG: 0.443	0-2 HR		2-3 K		3-2 F9			4-2 2B BB	1-0 2B 1B	4	3	2	3	1	1	0										
Jason Giambi, L OBP: 0.458, SLG: 0.628	1-2 F8		1-1 G4-3		1-3 K			2-1 2B 1B	3-1 2B	5	2	2	1	0	1	0										
Ron Gant, R OBP: 0.335, SLG: 0.455	1-3 K		1-3 K		1-2 P4			2-1 2B	3-2 2B	4	0	1	2	0	2	0										
Billy McMillon, L OBP: 0.291, SLG: 0.329								1-2 2B	3-1 2B	1	0	1	2	0	0	0										
Miguel Tejada, R OBP: 0.321, SLG: 0.473	1-1 HBP		0-0 G6-3		0-1 G6-3			0-3 K2-3	3-1 P6	4	0	0	0	0	1	2										
Olmedo Saenz, R OBP: 0.298, SLG: 0.359	1-3 K		2-2 G5-3		1-3 K			2-2 F8	1-2 G4-3	4	0	0	0	0	2	2										
3 Eric Chavez, L OBP: 0.300, SLG: 0.441										1	0	0	0	0	0	1										
Terrence Long, L OBP: 0.324, SLG: 0.401		0-2 1B		0-1 HR 1B			1-3 K	0-1 F7		4	1	2	0	0	1	1										
Jeremy Giambi, L OBP: 0.402, SLG: 0.460		1-3 K		2-2 HR 1B			0-3 K		4-2 1B BB	3	2	1	2	1	2	1										
Ramon Hernandez, R OBP: 0.317, SLG: 0.360		0-1 F5		0-0 F7			4-0 BB		0-1 L4	3	0	0	0	1	0	2										
Inning Stats	R: 2 E: 0 K: 2 S: 18	H: 2 LOB: 1 BB: 0 P: 23	R: 0 E: 0 K: 1 S: 9	H: 1 LOB: 1 BB: 0 P: 10	R: 0 E: 0 K: 2 S: 8	H: 0 LOB: 0 BB: 0 P: 12	R: 2 E: 0 K: 0 S: 12	H: 2 LOB: 0 BB: 0 P: 16	R: 0 E: 0 K: 1 S: 7	H: 0 LOB: 0 BB: 0 P: 13	R: 0 E: 0 K: 1 S: 8	H: 0 LOB: 1 BB: 1 P: 10	R: 0 E: 0 K: 2 S: 10	H: 0 LOB: 1 BB: 1 P: 15	R: 2 E: 0 K: 1 S: 16	H: 2 LOB: 1 BB: 1 P: 26	R: 4 E: 0 K: 0 S: 17	H: 4 LOB: 1 BB: 1 P: 33	1B: 6 2B: 3 3B: 0 HR: 2	SF: 0 SAC: 0 DP: 0 HBP: 1	WP: 0 PB: 0 SB: 0 CS: 0	PA: 42				
PITCHER	IP	WLS	BF	H	R	ER	SO	BB	IBB	HBP	BLK	WP	HR	S	P	ERA	WHIP									
Eric Milton, L ERA: 3.84	(1, 1)	7.0	W	29	5	5	5	9	2	0	1	0	0	2	74	105	6.43	1.000								
Eddie Guardado, L ERA: 4.25	(8, 1)	0.0		2	2	1	1	0	0	0	0	0	0	0	4	8	∞	∞								
Bob Wells, R ERA: 4.62	(8, 1)	0.2	H	2	0	0	0	1	0	0	0	0	0	0	8	10	0.00	0.000								
Travis Miller, L ERA: 4.94	(8, 1)	0.2	H	5	2	3	3	0	1	0	0	0	0	0	9	15	40.50	4.500								
Jack Cressend, R ERA: 3.34	(9, 1)	0.0		1	1	0	0	0	0	0	0	0	0	0	2	5	∞	∞								

Oakland Athletics @ Minnesota Twins
Hubert H. Humphrey Metrodome, Minneapolis, MN
Thu Jul 19 2001, 8:05 PM EDT
Att: 19,605 - Dome - 72 F

AB 38
R 10
H 11
RBI 10
BB 3
SO 10
LOB 11



Batter	1	2	3	4	5	6	7	8	9	AB	R	H	RBI	BB	SO	LOB	BOTTOM									
Matt Lawton, L OBP: 0.409, SLG: 0.464	1-0 F8	1-0 FC4-6		1-3 K	1-3 K		1-0 G3	2-0 F8		6	0	0	0	0	2	8										
Luis Rivas, R OBP: 0.312, SLG: 0.360	1-1 WP 1B		3-3 K		3-2 F9	0-0 F8	2-1 1B 1B	0-1 1B BB		6	2	3	2	0	1	0										
Doug Mientkiewicz, L OBP: 0.389, SLG: 0.597	2-3 K		0-2 2B		1-0 2B HBP	2-2 2B 1B	1-2 1B 1B	4-0 1B 1B	1-2 2-3 BB	4	2	3	0	1	1	1										
Brian Buchanan, R OBP: 0.343, SLG: 0.505	4-2 BB		1-1 F9		0-0 2B 2B	0-1 2B 1B	0-0 1B 1B	1-2 1B 1B	1-2 2-3 1B	5	2	4	4	1	0	1										
Corey Koskie, L OBP: 0.363, SLG: 0.491	2-3 K		1-2 G4-3		1-2 1B 2B	0-0 2B	1-3 K	1-2 1B		6	1	3	3	0	2	5										
Tori Hunter, R OBP: 0.284, SLG: 0.470		3-2 1B 1B		2-2 G1-3	1-3 K	0-0 G6-3	1-0 G4-3	0-3 K		6	0	1	0	0	2	7										
Denny Hocking, S OBP: 0.328, SLG: 0.349		1-3 K		3-1 1B SF8 1B	4-1 1B BB	4-0 FC4-6 IBB		4-1 PB FC5-2 BB		2	2	1	0	3	1	1										
Casey Blake, R OBP: 0.400, SLG: 0.364	0-3 K		0-3 K		1-2 E 1B	3-2 WP 1B	1-1 FC4-6	1-3 K		3	0	2	1	0	1	1										
Quinton McCracken, S OBP: 0.275, SLG: 0.313					1-3 1B	1-3 2H 1B	1-2 1B	1-3 1B		2	1	0	0	0	1	3										
Tom Prince, R OBP: 0.315, SLG: 0.385		2-2 FC4-6 1B		0-1 SF8	0-1 WP 1B		0-2 1B 3B	0-0 FC5-2 1B		4	2	3	2	0	0	2										
Inning Stats	R: 0 E: 0 K: 2 S: 14	H: 1 LOB: 2 BB: 1 P: 24	R: 0 E: 0 K: 2 S: 14	H: 2 LOB: 2 BB: 0 P: 21	R: 0 E: 0 K: 1 S: 14	H: 1 LOB: 1 BB: 0 P: 19	R: 1 E: 1 K: 1 S: 14	H: 2 LOB: 1 BB: 0 P: 21	R: 4 E: 0 K: 0 S: 10	H: 3 LOB: 2 BB: 1 P: 17	R: 2 E: 0 K: 1 S: 14	H: 4 LOB: 2 BB: 0 P: 20	R: 3 E: 0 K: 2 S: 20	H: 3 LOB: 3 BB: 2 P: 33	1B: 15 2B: 4 3B: 1 HR: 0	SF: 1 SAC: 0 DP: 0 HBP: 1	WP: 2 PB: 1 SB: 1 CS: 0	PA: 51								
PITCHER	IP	WLS	BF	H	R	ER	SO	BB	IBB	HBP	BLK	WP	HR	S	P	ERA	WHIP									
Barry Zito, L ERA: 4.66	(1, 1)	4.2	L	26	9	5	5	7	2	0	1	0	1	0	15	23	13.50	3.000								
Luis Vizcaino, R ERA: 7.71	(5, 1)	1.1		9	4	2	2	1	0	1	0	0	0	0	14	20	18.00	4.000								
Jeff Tam, R ERA: 3.72	(7, 1)	1.0		7	4	2	2	1	0	0	0	0	0	0	20	33	0.00	5.000								
Erik Hiljus, R ERA: 1.86	(8, 1)	1.0		9	3	3	0	2	2	0	0	0	0	0	20	33	0.00	5.000								

Oakland Athletics @ Minnesota Twins
Hubert H. Humphrey Metrodome, Minneapolis, MN
Thu Jul 19 2001, 8:05 PM EDT
Att: 19,605 - Dome - 72 F

AB 44
R 12
H 20
RBI 12
BB 5
SO 11
LOB 29



Batter	1	2	3	4	5	6	7	8	9	AB	R	H	RBI	BB	SO	LOB	TOP								
Johnny Damon, L (1, 8) OBP: 0.313, SLG: 0.369	1-2 BB 1B	1-2 G5-3			1-0 1B 2B 1B	0-1 P6	2-2 G4-6-3 1B		3-2 G6-3	6	2	3	0	0	0	2									
Frank Menechino, R (1, 4) OBP: 0.382, SLG: 0.439	4-1 1B		1-0 F9		0-3 K	3-2 G3	0-0 SF9		1-3 K	3	0	0	1	1	1	3									
Mark Bellhorn, S (7, 4) OBP: 0.236, SLG: 0.204	1-2 BB				1-2 2-3					1	0	0	0	0	1	0									
Jeremy Giambi, L (1, 10) OBP: 0.406, SLG: 0.463	3-2 1B		3-2		0-1 2B 1B	2-2 F3	3-H G4-6-3		2-3 K	5	1	3	1	0	0	3									
Ron Gant, R (9, PH) OBP: 0.333, SLG: 0.453	1-2 2-H 1B				1-3 2B 1B	2-3 3-H	1-2 G4-6-3			1	0	0	0	0	1	0									
Jason Giambi, L (1, 3) OBP: 0.457, SLG: 0.622	1-3 K		1-1 F8		4-2 2B 1-2 BB					3	1	0	0	2	1	3									
Olmedo Saenz, R (8, 3) OBP: 0.296, SLG: 0.359	K				1-2 2B BB					0	0	0	0	0	0	0									
Terrence Long, L (1, 9) OBP: 0.325, SLG: 0.406	0-0 F7		2-2 G5-3		2-0 2B					5	2	2	2	0	0	3									
Miguel Tejada, R (1, 6) OBP: 0.322, SLG: 0.474	1-2 F7				1-3 2-H 3-H 2B	2-2 F7	1-0 P4			4	2	1	1	1	0	4									
3 Eric Chavez, L (1, 5) OBP: 0.307, SLG: 0.469		1-2 1B G4-6-3 1B			0-1 G1-3					5	4	4	6	0	0	0									
Billy McMillon, L (1, 7) OBP: 0.298, SLG: 0.369		1-1 G3			1-1 G3					5	2	3	1	0	0	0									
Greg Myers, L (1, 2) OBP: 0.307, SLG: 0.363		1-1 G4-6-3			0-0 G3					4	0	0	0	1	0	2									
Inning Stats	R: 1 E: 0 K: 1 S: 19	H: 2 LOB: 2 BB: 1 P: 29	R: 1 E: 0 K: 0 S: 10	H: 2 LOB: 0 BB: 0 P: 14	R: 0 E: 0 K: 0 S: 9	H: 1 LOB: 1 BB: 0 P: 16	R: 0 E: 0 K: 0 S: 7	H: 0 LOB: 0 BB: 0 P: 10	R: 2 E: 0 K: 1 S: 17	H: 3 LOB: 2 BB: 1 P: 25	R: 2 E: 0 K: 0 S: 17	H: 2 LOB: 1 BB: 0 P: 24	R: 5 E: 0 K: 0 S: 13	H: 5 LOB: 1 BB: 2 P: 29	R: 3 E: 1 K: 0 S: 12	H: 1 LOB: 0 BB: 1 P: 19	R: 0 E: 0 K: 1 S: 10	H: 0 LOB: 0 BB: 0 P: 16	1B: 8 2B: 6 3B: 0 HR: 2	SF: 1 SAC: 0 DP: 2 HBP: 0	WP: 1 PB: 0 SB: 0 CS: 0	PA: 48			
PITCHER	IP	WLS	BF	H	R	ER	SO	BB	IBB	HBP	BLK	WP	HR	S	P	ERA	WHIP								
Paul Byrd, R (1, 1) ERA: 5.4	5.0	L	24	8	4	4	2	2	0	0	0	0	0	62	94	7.20	2.000								
Doug Henry, R (6, 1) ERA: 8.5	1.0		10	5	6	6	0	1	0	0	0	1	1	23	35	54.00	6.000								
Jeff Austin, R (7, 1) ERA: 4.97	3.0		14	3	4	3	2	2	0	0	0	0	1	29	53	9.00	1.667								

Oakland Athletics @ Kansas City Royals
Kauffman Stadium, Kansas City, MO
Fri Jul 20, 2001, 7:05 PM CDT
Att: 30,523 - Sunny - 92 F

livebaseballscorecards.com

AB 42
R 14
H 16
RBI 12
BB 5
SO 4
LOB 20



Batter	1	2	3	4	5	6	7	8	9	AB	R	H	RBI	BB	SO	LOB	BOTTOM								
Luis Altea, S (1, 4) OBP: 0.340, SLG: 0.373	0-2 G3	1-1 G3		1-0 F7			0-1 L3		1-1 G4-3	5	0	0	0	0	0	3									
Rey Sanchez, R (1, 6) OBP: 0.316, SLG: 0.346	0-2 L8		0-1 WP		2-2 29 F8 S G6-3 1B		0-1 G5-3			3	1	2	0	0	0	0									
Donnie Sadler, R (7, PH) OBP: 0.257, SLG: 0.250					4-2 G6-3 29 F8 BB		2-1			1	0	0	0	0	0	0									
Carlos Beltrán, S (1, 8) OBP: 0.319, SLG: 0.441	2-2 E4		1-3 K		1-2 1B					3	0	1	0	1	1	1									
29 Mike Sweeney, R (1, 3) OBP: 0.373, SLG: 0.581	0-1 G6-3		0-0 L7		1-1 F8		0-2 P4			3	0	0	0	0	0	4									
Dave McCarty, R (7, PH) OBP: 0.302, SLG: 0.359					1-2 2-3					1	0	0	0	0	0	1									
Jermaine Dye, R (1, 9) OBP: 0.333, SLG: 0.412		3-2 G3-1	2-1 G6-3		1-1 G6-3					4	0	1	1	0	0	2									
Raul Ibanez, L (1, 10) OBP: 0.372, SLG: 0.462		2-2 1B			3-2 1B					3	1	2	0	0	0	1									
Luis Ordez, R (8, PH) OBP: 0.305, SLG: 0.315		1B 1B			2-3 3-H 2-2 F9					1	0	0	0	0	0	1									
Joe Randa, R (1, 5) OBP: 0.296, SLG: 0.360		0-2 F8			0-0 F9		0-2 G4-3		0-2 G5-3	4	0	0	0	0	0	1									
Mark Quinn, R (1, 7) OBP: 0.307, SLG: 0.519		0-2 1B			0-0 S 1B		1-1 G3-1		0-3 K	4	1	2	0	0	1	0									
Brent Mayne, L (1, 2) OBP: 0.378, SLG: 0.388		1-2 1B			2-2 1B		1-1 G4-3		0-0 G6-3	4	0	2	2	0	0	0									
Inning Stats	R: 0 E: 1 K: 0 S: 12	H: 0 LOB: 1 BB: 0 P: 14	R: 1 E: 0 K: 0 S: 23	H: 3 LOB: 2 BB: 0 P: 30	R: 0 E: 0 K: 1 S: 8	H: 1 LOB: 1 BB: 0 P: 11	R: 1 E: 0 K: 0 S: 11	H: 3 LOB: 1 BB: 0 P: 17	R: 1 E: 0 K: 0 S: 12	H: 1 LOB: 1 BB: 1 P: 22	R: 0 E: 0 K: 0 S: 8	H: 0 LOB: 0 BB: 0 P: 10	R: 0 E: 0 K: 0 S: 9	H: 1 LOB: 1 BB: 0 P: 11	R: 0 E: 0 K: 0 S: 9	H: 1 LOB: 0 BB: 0 P: 11	R: 0 E: 0 K: 1 S: 6	H: 0 LOB: 0 BB: 0 P: 7	1B: 10 2B: 0 3B: 0 HR: 0	SF: 0 SAC: 0 DP: 1 HBP: 0	WP: 1 PB: 0 SB: 2 CS: 0	PA: 37			
PITCHER	IP	WLS	BF	H	R	ER	SO	BB	IBB	HBP	BLK	WP	HR	S	P	ERA	WHIP								
Cory Lidle, R (1, 1) ERA: 4.24	5.0	W	24	8	3	3	1	1	0	0	0	0	0	66	94	5.40	1.800								
Jeff Tam, R (6, 1) ERA: 3.58	2.0	H	7	1	0	0	0	0	0	0	0	0	0	17	21	0.00	0.500								
Mike Magnante, L (8, 1) ERA: 2.48	1.0		3	1	0	0	0	0	0	0	0	0	0	9	11	0.00	1.000								
Jason Isringhausen, R (9, 1) ERA: 2.28	1.0		3	0	0	0	1	0	0	0	0	0	0	6	7	0.00	0.000								

Oakland Athletics @ Kansas City Royals
Kauffman Stadium, Kansas City, MO
Fri Jul 20, 2001, 7:05 PM CDT
Att: 30,523 - Sunny - 92 F

livebaseballscorecards.com

AB 36
R 3
H 10
RBI 3
BB 1
SO 2
LOB 14



Batter	1	2	3	4	5	6	7	8	9	AB	R	H	RBI	BB	SO	LOB	TOP										
Johnny Damon, L (1, 8) OBP: 0.312, SLG: 0.367	G4-3					F2		G3		5	1	1	0	0	0	0	Oakland Athletics @ Kansas City Royals Kauffman Stadium, Kansas City, MO Sat Jul 21 2001, 7:05 PM CDT Att: 25,830 - Sunny - 92 F										
Frank Menechino, R (1, 4) OBP: 0.385, SLG: 0.438	K		G3 BB			1B BB		G6-3		3	1	1	0	1	1	0											
Jeremy Giambi, L (1, 10) OBP: 0.406, SLG: 0.473	G3		2B G3		F8	F5		HR		4	2	1	1	1	0	2											
Jason Giambi, L (1, 3) OBP: 0.457, SLG: 0.620		FC6-4 1B	G3		F9			G6-3		4	1	2	1	0	0	3											
Olmedo Saenz, R (8, 3) OBP: 0.297, SLG: 0.358		1B				1B				1	0	0	0	0	0	0											
Terrence Long, L (1, 9) OBP: 0.327, SLG: 0.409		1B						G5-3		4	1	2	1	0	1	3											
Ron Gant, R (9, PH) OBP: 0.332, SLG: 0.451		1B				G3-1				1	0	0	0	0	0	0											
Miguel Tejada, R (1, 6) OBP: 0.319, SLG: 0.470		1B						G4-3		3	1	0	1	0	1	2											
Mark Bellhorn, S (8, 6) OBP: 0.232, SLG: 0.200	FC6-4 3 WP		SF8			G2		K		1	0	0	0	0	0	0											
3 Eric Chavez, L (1, 5) OBP: 0.313, SLG: 0.477		2B				WP 2B		G1-3		3	1	2	2	1	0	0											
Billy McMillon, L (1, 7) OBP: 0.296, SLG: 0.375	K		2B			K		G5-3		4	1	1	2	0	2	2											
Greg Myers, L (1, 2) OBP: 0.305, SLG: 0.387	F8		HR			F7		F8		4	1	1	2	0	0	2											
Inning Stats	R: 0 E: 0 K: 1 S: 6	H: 0 LOB: 0 BB: 0 P: 11	R: 2 E: 0 K: 1 S: 13	H: 3 LOB: 1 BB: 0 P: 18	R: 7 E: 0 K: 0 S: 24	H: 5 LOB: 2 BB: 2 P: 44	R: 0 E: 0 K: 1 S: 9	H: 0 LOB: 1 BB: 0 P: 17	R: 0 E: 0 K: 1 S: 6	H: 1 LOB: 1 BB: 0 P: 11	R: 0 E: 0 K: 0 S: 12	H: 1 LOB: 2 BB: 1 P: 20	R: 0 E: 0 K: 1 S: 7	H: 0 LOB: 0 BB: 0 P: 9	R: 0 E: 0 K: 0 S: 6	H: 0 LOB: 0 BB: 0 P: 8	R: 1 E: 0 K: 0 S: 8	H: 1 LOB: 0 BB: 0 P: 16	1B: 5 2B: 4 3B: 0 HR: 2	SF: 1 SAC: 0 DP: 0 HBP: 1	WP: 2 PB: 0 SB: 0 CS: 0	PA: 42					
PITCHER	IP	WLS	BF	H	R	ER	SO	BB	IBB	HBP	BLK	WP	HR	S	P	ERA	WHIP										
Dan Reichert, R (1, 1) ERA: 5.61	2.2	L	17	7	8	8	2	1	1	0	0	1	0	38	65	27.00	3.000										
Blake Stein, R (3, 1) ERA: 5.4	5.1		21	3	1	1	3	1	0	1	0	1	1	45	73	1.69	0.750										
55 Tony Cogan, L (9, 1) ERA: 6.2	1.0		4	1	1	1	0	0	0	0	0	0	1	8	16	9.00	1.000										

Batter	1	2	3	4	5	6	7	8	9	AB	R	H	RBI	BB	SO	LOB	BOTTOM										
Luis Altea, S (1, 4) OBP: 0.336, SLG: 0.368	F9									4	0	0	0	0	0	1	Oakland Athletics @ Kansas City Royals Kauffman Stadium, Kansas City, MO Sat Jul 21 2001, 7:05 PM CDT Att: 25,830 - Sunny - 92 F										
Luis Ordaz, R (8, 4) OBP: 0.305, SLG: 0.315			G5-3					G4-3		0	0	0	0	0	0	0											
Rev Sanchez, R (1, 6) OBP: 0.313, SLG: 0.343	G1-4-3									3	0	0	0	0	0	1											
Donnie Sadler, R (8, 6) OBP: 0.255, SLG: 0.248			G4-3					G6-3		1	0	0	0	0	0	0											
Carlos Beltrán, S (1, 8) OBP: 0.319, SLG: 0.441	G4-3									3	1	1	0	0	0	0											
Dave McCarty, R (8, 9) OBP: 0.300, SLG: 0.357						G1-3		F6		1	0	0	0	0	0	0											
29 Mike Sweeney, R (1, 3) OBP: 0.374, SLG: 0.580						G6-3				4	0	2	0	0	0	1											
Jermaine Dye, R (1, 10) OBP: 0.332, SLG: 0.411										3	0	1	1	0	2	2											
Raul Ibanez, L (1, 9) OBP: 0.384, SLG: 0.473										4	0	3	0	0	0	0											
Joe Randa, R (1, 5) OBP: 0.295, SLG: 0.359										4	0	1	0	0	1	3											
Mark Quinn, R (1, 7) OBP: 0.306, SLG: 0.519										4	0	1	0	0	2	2											
Brent Mayne, L (1, 2) OBP: 0.371, SLG: 0.381										4	0	0	0	0	1	2											
Inning Stats	R: 0 E: 0 K: 0 S: 7	H: 2 LOB: 1 BB: 0 P: 9	R: 0 E: 0 K: 1 S: 10	H: 2 LOB: 0 BB: 0 P: 14	R: 0 E: 0 K: 0 S: 10	H: 1 LOB: 1 BB: 0 P: 14	R: 1 E: 0 K: 1 S: 16	H: 3 LOB: 2 BB: 0 P: 26	R: 0 E: 0 K: 0 S: 6	H: 0 LOB: 0 BB: 0 P: 7	R: 0 E: 0 K: 1 S: 11	H: 2 LOB: 2 BB: 0 P: 17	R: 0 E: 0 K: 1 S: 7	H: 0 LOB: 0 BB: 0 P: 10	R: 0 E: 0 K: 1 S: 9	H: 1 LOB: 1 BB: 0 P: 11	R: 0 E: 1 K: 1 S: 12	H: 0 LOB: 1 BB: 0 P: 17	1B: 8 2B: 2 3B: 0 HR: 0	SF: 1 SAC: 0 DP: 1 HBP: 0	WP: 0 PB: 0 SB: 1 CS: 1	PA: 36					
PITCHER	IP	WLS	BF	H	R	ER	SO	BB	IBB	HBP	BLK	WP	HR	S	P	ERA	WHIP										
Gil Heredia, R (1, 1) ERA: 5.67	6.0	W	25	8	1	1	3	0	0	0	0	0	0	60	87	1.50	1.333										
Luis Vizcaino, R (7, 1) ERA: 6.35	2.0		7	1	0	0	2	0	0	0	0	0	0	16	21	0.00	0.500										
Jim Mecir, R (9, 1) ERA: 3.69	1.0		4	0	0	0	1	0	0	0	0	0	0	12	17	0.00	0.000										



Batter	1	2	3	4	5	6	7	8	9	AB	R	H	RBI	BB	SO	LOB	TOP										
Johnny Damon, L (1, 8) OBP: 0.313, SLG: 0.368										4	0	2	0	0	1	0	Oakland Athletics @ Kansas City Royals Kauffman Stadium, Kansas City, MO Sun Jul 22 2001, 7:05 PM CDT Att: 17,252 - Sunny - 94 F										
Frank Menechino, R (1, 4) OBP: 0.381, SLG: 0.433										4	0	0	0	0	2	2											
Jeremy Giambi, L (1, 10) OBP: 0.403, SLG: 0.467										3	1	0	0	1	2	0											
Jason Giambi, L (1, 3) OBP: 0.460, SLG: 0.630										3	2	2	1	1	0	0											
Terrence Long, L (1, 9) OBP: 0.329, SLG: 0.416										4	0	2	1	0	1	2											
Miguel Tejada, R (1, 6) OBP: 0.321, SLG: 0.469										3	0	1	1	1	0	1											
3 Eric Chavez, L (1, 5) OBP: 0.311, SLG: 0.474										2	0	0	0	0	0	1											
Olmedo Saenz, R (7, 5) OBP: 0.294, SLG: 0.355										2	0	0	0	0	0	2											
Billy McMillon, L (1, 7) OBP: 0.284, SLG: 0.359										4	0	0	0	0	0	1											
Greg Myers, L (1, 2) OBP: 0.306, SLG: 0.413										3	1	1	1	0	0	0											
Inning Stats	R: 0 E: 0 K: 2 S: 10	H: 0 LOB: 0 BB: 0 P: 15	R: 1 E: 0 K: 1 S: 9	H: 2 LOB: 0 BB: 0 P: 12	R: 0 E: 0 K: 1 S: 8	H: 0 LOB: 1 BB: 1 P: 13	R: 0 E: 0 K: 1 S: 9	H: 0 LOB: 1 BB: 1 P: 18	R: 0 E: 0 K: 0 S: 7	H: 1 LOB: 0 BB: 0 P: 12	R: 0 E: 0 K: 1 S: 9	H: 1 LOB: 1 BB: 0 P: 14	R: 1 E: 0 K: 1 S: 14	H: 2 LOB: 1 BB: 0 P: 20	R: 2 E: 1 K: 0 S: 15	H: 2 LOB: 1 BB: 2 P: 24	1B: 3 2B: 3 3B: 1 HR: 1	SF: 0 SAC: 0 DP: 3 HBP: 0	WP: 0 PB: 0 SB: 1 CS: 1	PA: 35							
PITCHER	IP	WLS	BF	H	R	ER	SO	BB	IBB	HBP	BLK	WP	HR	S	P	ERA	WHIP										
Jeff Suppan, R (1, 1) ERA: 4.48	7.2		28	6	2	2	5	1	0	0	0	0	1	70	109	2.35	0.913										
Jason Grimsley, R (8, 1) ERA: 2.49	0.1	H	1	0	0	0	1	0	0	0	0	0	0	3	4	0.00	0.000										
Roberto Hernandez, R (9, 1) ERA: 4.54	1.0	W	6	2	2	2	0	2	0	0	0	0	0	15	24	18.00	4.000										

Batter	1	2	3	4	5	6	7	8	9	AB	R	H	RBI	BB	SO	LOB	BOTTOM										
Donnie Sadler, R (1, 8) OBP: 0.255, SLG: 0.242										3	1	0	0	1	0	1	Oakland Athletics @ Kansas City Royals Kauffman Stadium, Kansas City, MO Sun Jul 22 2001, 7:05 PM CDT Att: 17,252 - Sunny - 94 F										
Raul Ibanez, L (9, PH) OBP: 0.389, SLG: 0.473										0	0	0	0	1	0	0											
Rey Sanchez, R (1, 6) OBP: 0.319, SLG: 0.350										5	0	4	3	0	0	0											
Carlos Beltrán, S (1, 10) OBP: 0.319, SLG: 0.439										4	0	1	0	0	0	3											
29 Mike Sweeney, R (1, 3) OBP: 0.375, SLG: 0.587										4	2	2	1	0	0	1											
Jermaine Dye, R (1, 9) OBP: 0.334, SLG: 0.412										4	0	2	0	0	0	0											
Mark Quinn, R (1, 7) OBP: 0.301, SLG: 0.510										4	0	0	0	0	1	3											
Joe Randa, R (1, 5) OBP: 0.298, SLG: 0.361										4	1	2	1	0	1	0											
Héctor Ortiz, R (1, 2) OBP: 0.299, SLG: 0.306										3	0	3	0	0	0	0											
Brent Mayne, L (9, PH) OBP: 0.374, SLG: 0.393										1	1	1	0	0	0	0											
Luis Ortaez, R (1, 4) OBP: 0.295, SLG: 0.304										2	0	0	0	0	0	3											
Luis Alicea, S (9, PH) OBP: 0.334, SLG: 0.366										1	0	0	0	0	0	1											
Inning Stats	R: 0 E: 0 K: 0 S: 8	H: 1 LOB: 1 BB: 0 P: 13	R: 0 E: 0 K: 1 S: 10	H: 0 LOB: 0 BB: 0 P: 14	R: 1 E: 0 K: 0 S: 13	H: 2 LOB: 1 BB: 0 P: 20	R: 1 E: 0 K: 0 S: 9	H: 3 LOB: 0 BB: 0 P: 13	R: 1 E: 0 K: 0 S: 12	H: 3 LOB: 2 BB: 1 P: 21	R: 1 E: 0 K: 0 S: 10	H: 4 LOB: 0 BB: 0 P: 12	R: 0 E: 0 K: 1 S: 10	H: 0 LOB: 0 BB: 0 P: 15	R: 1 E: 0 K: 0 S: 8	H: 2 LOB: 2 BB: 1 P: 15	1B: 13 2B: 0 3B: 1 HR: 1	SF: 0 SAC: 1 DP: 2 HBP: 0	WP: 1 PB: 0 SB: 1 CS: 0	PA: 38							
PITCHER	IP	WLS	BF	H	R	ER	SO	BB	IBB	HBP	BLK	WP	HR	S	P	ERA	WHIP										
Mark Mulder, L (1, 1) ERA: 3.99	5.0		23	11	4	4	1	1	0	0	0	0	1	57	88	7.20	2.400										
Jeff Tam, R (6, 1) ERA: 3.44	2.0		7	2	0	0	0	0	0	0	0	0	0	9	9	0.00	1.000										
Mark Guthrie, L (8, 1) ERA: 4.79	1.0		3	0	0	0	1	0	0	0	0	0	0	10	15	0.00	0.000										
Jim Mecir, R (9, 1) ERA: 3.83	0.2	L	5	2	1	1	0	1	0	0	0	0	0	8	15	13.50	4.500										

AB	32
R	4
H	8
RBI	4
BB	3
SO	6
LOB	9



WP	0	PA	35
PB	0		
SB	1		
CS	1		

AB	35
R	5
H	15
RBI	5
BB	2
SO	2
LOB	12



WP	1	PA	38
PB	0		
SB	1		
CS	0		

Batter	1	2	3	4	5	6	7	8	9	AB	R	H	RBI	BB	SO	LOB	TOP				
Johnny Damon, L OBP: 0.312, SLG: 0.364 (1, 8)	F8	P4		G6-3		G4-3		BB		4	0	0	0	1	0	2	Oakland Athletics @ Kansas City Royals Kauffman Stadium, Kansas City, MO Mon Jul 23 2001, 7:05 PM CDT Att: 20,807 - Cloudy - 90 F livebaseballscorecards.com				
Frank Menechino, R OBP: 0.376, SLG: 0.426 (1, 4)	K		G6-3		G4-3		G3	G4-3		5	0	0	0	0	1	1					
Jeremy Giambi, L OBP: 0.403, SLG: 0.460 (1, 10)	F5		2B		K		BB	BB	K	3	2	0	0	2	2	0					
Jason Giambi, L OBP: 0.464, SLG: 0.632 (1, 3)		F7		2B			BB	BB		2	0	1	1	2	0	0					
Terrence Long, L OBP: 0.329, SLG: 0.416 (1, 9)		3 1B		2B			BB	BB		4	1	1	0	1	1	4					
Miguel Tejada, R OBP: 0.326, SLG: 0.472 (1, 6)		3 1B		F3			BB	BB		4	2	3	1	1	0	1					
3 Eric Chavez, L OBP: 0.315, SLG: 0.479 (1, 5)		HR					BB	BB		5	1	3	1	0	1	5					
Ron Gant, R OBP: 0.330, SLG: 0.462 (1, 7)		HR								4	1	1	3	0	1	3					
Ramon Hernandez, R OBP: 0.313, SLG: 0.356 (1, 2)		P5		F3		SF9		K		3	0	0	1	0	1	1					
Inning Stats	R: 0 E: 0 K: 1 S: 9	H: 0 LOB: 0 BB: 0 P: 15	R: 4 E: 0 K: 0 S: 13	H: 3 LOB: 0 BB: 1 P: 26	R: 1 E: 0 K: 0 S: 13	H: 1 LOB: 1 BB: 0 P: 19	R: 0 E: 0 K: 0 S: 11	H: 1 LOB: 1 BB: 0 P: 17	R: 0 E: 0 K: 1 S: 9	H: 0 LOB: 1 BB: 0 P: 13	R: 1 E: 0 K: 2 S: 12	H: 1 LOB: 2 BB: 2 P: 27	R: 0 E: 0 K: 1 S: 9	H: 0 LOB: 1 BB: 1 P: 18	R: 0 E: 0 K: 1 S: 10	H: 1 LOB: 2 BB: 2 P: 22	1B: 5 2B: 3 3B: 0 HR: 1	SF: 1 SAC: 0 DP: 1 HBP: 1	WP: 0 PB: 0 SB: 0 CS: 0	PA: 43	
PITCHER	IP	WLS	BF	H	R	ER	SO	BB	IBB	HBP	BLK	WP	HR	S	P	ERA	WHIP				
Chad Durbin, R ERA: 4.76 (1, 1)	6.0	L	28	7	6	6	3	2	0	1	0	0	1	64	104	9.00	1.500				
55 Tony Cogan, L ERA: 6.33 (7, 1)	1.0		6	1	1	1	2	2	0	0	0	0	0	12	27	9.00	3.000				
Doug Henry, R ERA: 6.66 (8, 1)	1.0		4	0	0	0	1	1	0	0	0	0	0	9	18	0.00	1.000				
Cory Bailey, R ERA: 3.92 (9, 1)	1.0		5	1	0	0	1	2	0	0	0	0	0	10	22	0.00	3.000				

Batter	1	2	3	4	5	6	7	8	9	AB	R	H	RBI	BB	SO	LOB	BOTTOM				
Luis Altea, S OBP: 0.331, SLG: 0.362 (1, 4)	L5		SH5-3			G4-3		L6		3	0	0	0	0	0	0	Oakland Athletics @ Kansas City Royals Kauffman Stadium, Kansas City, MO Mon Jul 23 2001, 7:05 PM CDT Att: 20,807 - Cloudy - 90 F livebaseballscorecards.com				
Rey Sanchez, R OBP: 0.319, SLG: 0.349 (1, 6)			SF8			G4-3		L4		3	0	1	1	0	0	0					
29 Mike Sweeney, R OBP: 0.372, SLG: 0.581 (1, 3)			G1-3			G1-3		F8		4	0	0	0	0	1	2					
Jermaine Dye, R OBP: 0.336, SLG: 0.421 (1, 8)	G6-3				G5-3		HR		G2-3	4	1	2	1	0	0	1					
Raul Ibanez, L OBP: 0.392, SLG: 0.464 (1, 9)			G6-4-3		F9		G4-3		G2-3	2	0	0	0	2	0	0					
Mark Quinn, R OBP: 0.296, SLG: 0.502 (1, 7)			G6-4-3		K		L8		F3	4	0	0	0	0	1	3					
Joe Randa, R OBP: 0.297, SLG: 0.359 (1, 5)			L5			G6-3		BB		4	0	1	0	0	0	2					
Gregg Zaun, S OBP: 0.500, SLG: 0.333 (1, 10)			SH5-3			F8		G6-3		3	1	1	0	1	0	2					
Brent Mayne, L OBP: 0.373, SLG: 0.392 (1, 2)			SH5-3			G3				3	0	1	0	0	1	2					
Inning Stats	R: 0 E: 0 K: 1 S: 13	H: 1 LOB: 1 BB: 0 P: 17	R: 0 E: 0 K: 0 S: 7	H: 0 LOB: 0 BB: 1 P: 13	R: 1 E: 0 K: 0 S: 11	H: 1 LOB: 1 BB: 1 P: 18	R: 0 E: 0 K: 1 S: 10	H: 0 LOB: 0 BB: 0 P: 14	R: 0 E: 0 K: 0 S: 6	H: 0 LOB: 0 BB: 0 P: 10	R: 1 E: 0 K: 0 S: 13	H: 3 LOB: 2 BB: 0 P: 24	R: 0 E: 0 K: 0 S: 6	H: 0 LOB: 0 BB: 0 P: 12	R: 0 E: 0 K: 0 S: 13	H: 1 LOB: 2 BB: 1 P: 23	1B: 5 2B: 0 3B: 0 HR: 1	SF: 1 SAC: 1 DP: 1 HBP: 0	WP: 0 PB: 0 SB: 0 CS: 0	PA: 35	
PITCHER	IP	WLS	BF	H	R	ER	SO	BB	IBB	HBP	BLK	WP	HR	S	P	ERA	WHIP				
Tim Hudson, R ERA: 2.96 (1, 1)	7.0	W	27	5	2	2	3	2	0	0	0	0	1	67	106	2.57	1.000				
Luis Vizcaino, R ERA: 5.84 (8, 1)	1.0		3	0	0	0	0	0	0	0	0	0	0	6	12	0.00	0.000				
Jason Istringhausen, R ERA: 2.23 (9, 1)	1.0		5	1	0	0	0	1	0	0	0	0	0	13	23	0.00	2.000				

Batter	1	2	3	4	5	6	7	8	9	AB	R	H	RBI	BB	SO	LOB	TOP						
Luis Rivas, R OBP: 0.301, SLG: 0.350 (1, 4)										5	0	2	0	0	2	2	Minnesota Twins @ Oakland Athletics Network Associates Coliseum, Oakland, CA Tue Jul 24, 2001, 10:05 PM EDT Att: 13,407 - Sunny - 66 F						
Denny Hocking, S OBP: 0.324, SLG: 0.337 (1, 6)										4	0	0	0	1	1	4							
Doug Mientkiewicz, L OBP: 0.380, SLG: 0.500 (1, 3)										2	0	1	2	2	0	0							
Brian Buchanan, R OBP: 0.339, SLG: 0.490 Jacque Jones, L OBP: 0.311, SLG: 0.402 (6, PH) (6, 7)										3	0	0	0	0	2	7							
Matt Lawton, L OBP: 0.405, SLG: 0.453 (8, PH) (8, 9)										1	0	0	0	0	1	0							
Corey Koskie, L OBP: 0.369, SLG: 0.494 (1, 5)										4	2	2	0	1	1	0							
Chad Allen, R OBP: 0.363, SLG: 0.468 (6, 9) (8, 7)										5	1	2	1	0	1	2							
David Ortiz, L OBP: 0.407, SLG: 0.621 (1, 10)										3	2	2	1	2	1	1							
Tori Hunter, R OBP: 0.280, SLG: 0.457 (1, 8)										5	1	2	2	0	2	4							
A.J. Pierzynski, L OBP: 0.321, SLG: 0.419 (1, 2)										4	0	0	0	0	1	5							
Inning Stats	R: 0 E: 0 K: 2 S: 9	H: 0 LOB: 1 BB: 1 P: 17	R: 3 E: 0 K: 1 S: 16	H: 2 LOB: 2 BB: 2 P: 29	R: 3 E: 0 K: 3 S: 20	H: 6 LOB: 3 BB: 0 P: 27	R: 0 E: 0 K: 1 S: 10	H: 0 LOB: 1 BB: 1 P: 21	R: 0 E: 0 K: 2 S: 8	H: 0 LOB: 0 BB: 0 P: 13	R: 0 E: 0 K: 2 S: 12	H: 1 LOB: 1 BB: 0 P: 16	R: 0 E: 0 K: 0 S: 5	H: 1 LOB: 1 BB: 1 P: 12	R: 0 E: 0 K: 1 S: 12	H: 1 LOB: 2 BB: 1 P: 20	1B: 7 2B: 3 3B: 1 HR: 0	SF: 0 SAC: 0 DP: 1 HBP: 2	WP: 0 PB: 0 SB: 1 CS: 0	PA: 45			
PITCHER	IP WLS BF H R ER SO BB IBB HBP BLK WP HR S P ERA WHIP																						
Barry Zito, L ERA: 5.07 Erik Hillis, R ERA: 1.23 Jim Mecir, R ERA: 3.8 Mark Guthrie, L ERA: 4.71 Jason Istringhausen, R ERA: 2.18	(1, 1) (3, 1) (8, 1) (8, 1) (9, 1)	2.0 5.0 0.1 0.2 1.0	WLS 16 4 1 5	BF 16 20 3 1 5	H 5 4 0 1	R 6 0 0 0	ER 6 0 0 0	SO 3 8 0 0	BB 3 1 0 0	IBB 0 0 0 0	HBP 2 0 0 0	BLK 0 0 0 0	WP 0 0 0 0	HR 0 53 4 1	S 31 76 10 2	P 56 100 10 2	ERA 27.00 0.00 0.00 0.00 0.00	WHIP 4.000 1.000 3.000 0.000 1.000					

Batter	1	2	3	4	5	6	7	8	9	AB	R	H	RBI	BB	SO	LOB	BOTTOM						
Frank Menechino, R OBP: 0.378, SLG: 0.426 (1, 4)										2	2	1	0	1	0	0	Minnesota Twins @ Oakland Athletics Network Associates Coliseum, Oakland, CA Tue Jul 24, 2001, 10:05 PM EDT Att: 13,407 - Sunny - 66 F						
Miguel Tejada, R OBP: 0.325, SLG: 0.480 (1, 6)										4	1	2	2	0	1	2							
Jason Giambi, L OBP: 0.468, SLG: 0.642 (1, 3)										3	1	2	3	2	1	2							
Olmedo Saenz, R OBP: 0.292, SLG: 0.351 (1, 10)										5	0	1	0	0	0	6							
Terrence Long, L OBP: 0.333, SLG: 0.422 (1, 8)										4	1	2	0	1	1	2							
Ron Gant, R OBP: 0.323, SLG: 0.450 (1, 7)										5	0	0	0	0	2	6							
Jeremy Giambi, L OBP: 0.397, SLG: 0.452 (1, 9)										4	0	0	0	0	2	1							
3 Eric Chavez, L OBP: 0.314, SLG: 0.485 (1, 5)										4	1	1	1	0	0	1							
Ramon Hernandez, R OBP: 0.318, SLG: 0.360 Johnny Damon, L OBP: 0.312, SLG: 0.364 Greg Myers, L OBP: 0.306, SLG: 0.413 (8, PR) (9, 2)										3	1	2	0	1	0	0							
Inning Stats	R: 0 E: 0 K: 0 S: 15	H: 1 LOB: 3 BB: 2 P: 27	R: 4 E: 1 K: 1 S: 24	H: 5 LOB: 2 BB: 1 P: 41	R: 0 E: 0 K: 1 S: 7	H: 0 LOB: 0 BB: 0 P: 10	R: 2 E: 0 K: 1 S: 14	H: 2 LOB: 0 BB: 0 P: 19	R: 0 E: 0 K: 2 S: 8	H: 0 LOB: 2 BB: 2 P: 12	R: 0 E: 0 K: 1 S: 10	H: 1 LOB: 1 BB: 0 P: 18	R: 0 E: 0 K: 1 S: 12	H: 1 LOB: 2 BB: 0 P: 19	R: 1 E: 1 K: 0 S: 4	H: 1 LOB: 1 BB: 0 P: 8		1B: 5 2B: 3 3B: 1 HR: 2	SF: 0 SAC: 2 DP: 0 HBP: 1	WP: 1 PB: 0 SB: 0 CS: 0	PA: 42		
PITCHER	IP WLS BF H R ER SO BB IBB HBP BLK WP HR S P ERA WHIP																						
Eric Milton, L ERA: 4.12 Hector Carrasco, R ERA: 5.35 Eddie Guardado, L ERA: 4.03 Bob Wells, R ERA: 4.41 Travis Miller, L ERA: 4.46	(1, 1) (5, 1) (7, 1) (8, 1) (8, 1)	4.0 2.0 1.0 0.1 0.2	WLS 23 8 4 1 L	BF 23 8 4 3 3	H 6 0 1 1	R 6 0 0 1	ER 6 0 0 0	SO 3 3 0 0	BB 1 0 0 0	IBB 1 0 0 0	HBP 0 0 0 1	BLK 0 0 0 0	WP 1 0 0 0	HR 0 18 14 7 7	S 60 33 18 12 11	P 97 33 18 12 11	ERA 13.50 0.00 0.00 0.00 0.00	WHIP 2.750 0.500 1.000 3.000 1.500					
PITCHER	IP WLS BF H R ER SO BB IBB HBP BLK WP HR S P ERA WHIP																						
LaTroy Hawkins, R ERA: 3.13 (9, 1)	0.0	WLS 1	BF 1	H 0	R 0	ER 0	SO 0	BB 0	IBB 0	HBP 0	BLK 0	WP 0	HR 0	S 2	P 4	ERA 8	WHIP 8						

AB	37
R	6
H	11
RBI	6
BB	6
SO	12
LOB	27



Batter	1	2	3	4	5	6	7	8	9	AB	R	H	RBI	BB	SO	LOB	TOP								
Luis Rivas, R OBP: 0.300, SLG: 0.349 (1, 4)	F9		G5-3		F9		G4-6-3 1B			4	0	1	0	0	0	1									
Denny Hocking, S OBP: 0.323, SLG: 0.351 (1, 6)	F9		HR		P6		G4-6-3 1-2			4	1	1	1	0	0	2									
Doug Mientkiewicz, L OBP: 0.391, SLG: 0.590 (1, 3)	G4-3		K			1B G3 1B		1B		4	0	2	0	0	1	0									
Corey Koskie, L OBP: 0.368, SLG: 0.491 (1, 5)		G4-3	P4			G3		G3 1B		4	0	1	0	0	0	1									
David Ortiz, L OBP: 0.402, SLG: 0.607 (1, 10)		FC5 1B		G4-3		K		G3		4	0	1	0	0	1	2									
Matt Lawton, L OBP: 0.406, SLG: 0.452 (1, 9)		FC5 E 1B		F2		1B IBB		G4-3		3	1	1	0	1	0	1									
Tori Hunter, R OBP: 0.280, SLG: 0.454 (1, 8)		FC5 E 1-2 2-3		G1-3		1B			F9	4	1	1	0	0	0	2	AB 35								
Jacque Jones, L OBP: 0.313, SLG: 0.406 (1, 7)		E6 1-H 2-H			F8	G4-3			CS 1B	4	0	2	2	0	0	3	R 3								
Tom Prince, R OBP: 0.313, SLG: 0.381 (1, 2)		G1-3			E 1B		G5-3		F8	4	0	1	0	0	0	2	H 11								
Inning Stats	R: 0 E: 0 K: 0 S: 6	H: 0 LOB: 0 BB: 0 P: 9	R: 2 E: 1 K: 0 S: 17	H: 3 LOB: 1 BB: 0 P: 26	R: 1 E: 0 K: 1 S: 10	H: 1 LOB: 0 BB: 0 P: 16	R: 0 E: 0 K: 0 S: 5	H: 0 LOB: 0 BB: 0 P: 10	R: 0 E: 1 K: 0 S: 10	H: 1 LOB: 1 BB: 0 P: 13	R: 0 E: 0 K: 1 S: 11	H: 2 LOB: 3 BB: 1 P: 18	R: 0 E: 0 K: 0 S: 7	H: 1 LOB: 0 BB: 0 P: 9	R: 0 E: 0 K: 0 S: 8	H: 2 LOB: 1 BB: 0 P: 12	R: 0 E: 0 K: 0 S: 5	H: 1 LOB: 0 BB: 0 P: 8	1B: 9 2B: 1 3B: 0 HR: 1	SF: 0 SAC: 0 DP: 1 HBP: 0	WP: 0 PB: 0 SB: 0 CS: 1	PA: 36			
PITCHER	IP	WLS	BF	H	R	ER	SO	BB	IBB	HBP	BLK	WP	HR	S	P	ERA	WHIP								
Cory Lidle, R ERA: 4.21 (1, 1)	7.0	L	29	8	3	3	2	0	1	0	0	0	1	66	101	3.86	1.143								
Mike Magnante, L ERA: 2.34 (8, 1)	2.0		7	3	0	0	0	0	0	0	0	0	0	13	20	0.00	1.500								

Minnesota Twins @ Oakland Athletics
Network Associates Coliseum, Oakland, CA
Wed Jul 25 2001, 10:05 PM EDT
Att: 31,426 - Sunny - 67 F

AB 35
R 3
H 11
RBI 3
BB 1
SO 2
LOB 14



Batter	1	2	3	4	5	6	7	8	9	AB	R	H	RBI	BB	SO	LOB	BOTTOM								
Johnny Damon, L OBP: 0.314, SLG: 0.364 (1, 8)	P6			CS 1B			G4-3		G6-4-3 BB	3	0	1	0	1	0	0									
Frank Menechino, R OBP: 0.374, SLG: 0.421 (1, 4)	G5-3			F8			L5		G6-4-3 1-2	4	0	0	0	0	0	2									
Jeremy Giambi, L OBP: 0.391, SLG: 0.443 (1, 10)	F9			G6-3			L1		F7	4	0	0	0	0	0	0									
Jason Giambi, L OBP: 0.467, SLG: 0.638 (1, 3)		F7			G6-3			WP 1B WP HBP		2	1	0	0	0	0	0									
Jermaine Dye, R OBP: 0.330, SLG: 0.414 (1, 9)		G5-3			F8			K		3	0	0	0	0	1	1									
Terrence Long, L OBP: 0.333, SLG: 0.422 (1, 7)		G4-3			F8			3 1B 2-H		3	0	1	1	0	0	0									
Miguel Tejada, R OBP: 0.327, SLG: 0.476 (1, 6)			G5-3				G6-3		F8	3	0	0	0	0	0	1	AB 27								
3 Eric Chavez, L OBP: 0.317, SLG: 0.485 (1, 5)			G4-3				G6-4-3 BB			2	0	1	0	1	0	0	R 1								
Ramon Hernandez, R OBP: 0.315, SLG: 0.356 (1, 2)			G4-3				G6-4-3 1-2		P6	3	0	0	0	0	0	3	H 3								
Inning Stats	R: 0 E: 0 K: 0 S: 11	H: 0 LOB: 0 BB: 0 P: 16	R: 0 E: 0 K: 0 S: 8	H: 0 LOB: 0 BB: 0 P: 10	R: 0 E: 0 K: 0 S: 7	H: 0 LOB: 0 BB: 0 P: 12	R: 0 E: 0 K: 0 S: 6	H: 1 LOB: 0 BB: 0 P: 12	R: 0 E: 0 K: 0 S: 8	H: 0 LOB: 0 BB: 0 P: 16	R: 0 E: 0 K: 0 S: 4	H: 0 LOB: 1 BB: 1 P: 10	R: 0 E: 0 K: 0 S: 4	H: 0 LOB: 0 BB: 0 P: 6	R: 1 E: 0 K: 1 S: 12	H: 2 LOB: 2 BB: 0 P: 20	R: 0 E: 0 K: 0 S: 5	H: 0 LOB: 0 BB: 1 P: 10	1B: 3 2B: 0 3B: 0 HR: 0	SF: 0 SAC: 0 DP: 2 HBP: 1	WP: 2 PB: 0 SB: 0 CS: 1	PA: 30			
PITCHER	IP	WLS	BF	H	R	ER	SO	BB	IBB	HBP	BLK	WP	HR	S	P	ERA	WHIP								
Joe Mays, R ERA: 3.25 (1, 1)	7.2	W	25	2	1	1	1	1	0	1	0	0	0	0	56	1.17	0.391								
Eddie Guardado, L ERA: 3.99 (8, 1)	0.1	H	2	1	0	0	0	0	0	0	0	0	0	4	5	0.00	3.000								
LaTroy Hawkins, R ERA: 3.05 (9, 1)	1.0	S	3	0	0	0	0	1	0	0	0	0	0	5	10	0.00	1.000								

Minnesota Twins @ Oakland Athletics
Network Associates Coliseum, Oakland, CA
Wed Jul 25 2001, 10:05 PM EDT
Att: 31,426 - Sunny - 67 F

AB 27
R 1
H 3
RBI 1
BB 2
SO 1
LOB 7



Batter	1	2	3	4	5	6	7	8	9	AB	R	H	RBI	BB	SO	LOB	TOP										
Luis Rivas, R OBP: 0.304, SLG: 0.353 (1, 4)										5	1	3	0	0	1	0											
Denny Hocking, S OBP: 0.324, SLG: 0.348 Jason Maxwell, R OBP: 0.308, SLG: 0.370 (1, 6) (9, 6)										4	0	1	0	0	0	1											
Doug Mientkiewicz, L OBP: 0.386, SLG: 0.494 (1, 3)										4	0	0	1	0	1	1											
Corey Koskie, L OBP: 0.369, SLG: 0.500 (1, 5)										4	1	2	1	0	0	1											
David Ortiz, L OBP: 0.389, SLG: 0.586 (1, 10)										4	0	0	0	0	1	2											
Matt Lawton, L OBP: 0.405, SLG: 0.450 (1, 9)										4	1	1	0	0	1	0											
Tori Hunter, R OBP: 0.285, SLG: 0.466 (1, 8)										4	2	3	1	0	0	0											
Jacque Jones, L OBP: 0.315, SLG: 0.409 (1, 7)										3	0	1	0	1	0	2											
Tom Prince, R OBP: 0.318, SLG: 0.436 (1, 2)										4	2	2	4	0	0	3											
Inning Stats	R: 1 E: 0 K: 0 S: 13	H: 2 LOB: 1 BB: 0 P: 15	R: 0 E: 0 K: 0 S: 6	H: 1 LOB: 1 BB: 0 P: 10	R: 0 E: 0 K: 0 S: 8	H: 1 LOB: 0 BB: 0 P: 14	R: 4 E: 0 K: 0 S: 16	H: 5 LOB: 0 BB: 0 P: 27	R: 0 E: 0 K: 1 S: 10	H: 1 LOB: 1 BB: 0 P: 16	R: 0 E: 0 K: 1 S: 8	H: 0 LOB: 0 BB: 0 P: 14	R: 0 E: 0 K: 0 S: 12	H: 1 LOB: 2 BB: 1 P: 18	R: 0 E: 0 K: 1 S: 5	H: 0 LOB: 0 BB: 0 P: 10	1B: 8 2B: 1 3B: 0 HR: 4	SF: 1 SAC: 0 DP: 1 HBP: 1	WP: 2 PB: 0 SB: 2 CS: 1	PA: 40							
PITCHER	IP	WLS	BF	H	R	ER	SO	BB	IBB	HBP	BLK	WP	HR	S	P	ERA	WHIP										
Gil Heredia, R ERA: 5.84 (1, 1)	5.0	L	23	10	5	5	1	0	0	0	0	0	2	53	82	9.00	2.000										
Mark Guttrine, L ERA: 4.53 (6, 1)	2.0		8	2	2	2	2	0	0	0	0	0	1	17	25	9.00	1.000										
Luis Vizcaino, R ERA: 5.4 (8, 1)	1.0		5	1	0	0	0	1	0	0	0	1	0	12	18	0.00	2.000										
Jeff Tam, R ERA: 3.38 (9, 1)	1.0		3	0	0	0	1	0	0	1	0	0	0	5	10	0.00	0.000										

Minnesota Twins @ Oakland Athletics
Network Associates Coliseum, Oakland, CA
Thu Jul 26 2001, 3:35 PM EDT
Att: 20,891 - Sunny - 65 F

AB	36
R	7
H	13
RBI	7
BB	1
SO	4
LOB	10





Batter	1	2	3	4	5	6	7	8	9	AB	R	H	RBI	BB	SO	LOB	BOTTOM										
Johnny Damon, L OBP: 0.317, SLG: 0.362 (1, 8)										2	0	0	0	2	0	1											
Frank Menechino, R OBP: 0.375, SLG: 0.417 (1, 4)										3	1	0	0	1	1	3											
Jeremy Giambi, L OBP: 0.395, SLG: 0.442 (1, 10)										3	0	1	1	2	1	2											
Jason Giambi, L OBP: 0.462, SLG: 0.628 (1, 3)										5	0	0	0	0	0	7											
Jermaine Dye, R OBP: 0.328, SLG: 0.414 (1, 9)										4	0	1	0	0	1	4											
Terrence Long, L OBP: 0.334, SLG: 0.421 (1, 7)										3	1	1	0	1	2	1											
Miguel Tejada, R OBP: 0.329, SLG: 0.481 (1, 6)										4	1	2	1	0	0	1											
3 Eric Chavez, L OBP: 0.316, SLG: 0.481 (1, 5)										3	1	0	0	1	1	2											
Ramon Hernandez, R OBP: 0.314, SLG: 0.354 (1, 2)										4	0	1	2	0	0	1											
Inning Stats	R: 0 E: 0 K: 0 S: 13	H: 0 LOB: 2 BB: 2 P: 24	R: 0 E: 0 K: 1 S: 13	H: 0 LOB: 0 BB: 1 P: 22	R: 0 E: 0 K: 1 S: 8	H: 0 LOB: 0 BB: 0 P: 13	R: 0 E: 0 K: 1 S: 12	H: 1 LOB: 1 BB: 0 P: 21	R: 2 E: 0 K: 0 S: 22	H: 2 LOB: 2 BB: 2 P: 37	R: 1 E: 0 K: 2 S: 11	H: 2 LOB: 1 BB: 0 P: 19	R: 0 E: 0 K: 1 S: 14	H: 0 LOB: 0 BB: 0 P: 18	R: 1 E: 0 K: 0 S: 11	H: 1 LOB: 1 BB: 0 P: 19	1B: 4 2B: 1 3B: 1 HR: 0	SF: 0 SAC: 0 DP: 0 HBP: 2	WP: 0 PB: 0 SB: 2 CS: 2	PA: 41							
PITCHER	IP	WLS	BF	H	R	ER	SO	BB	IBB	HBP	BLK	WP	HR	S	P	ERA	WHIP										
Adam Johnson, R ERA: 6.28 (1, 1)	5.0	W	22	3	2	2	3	5	0	0	0	0	0	68	117	3.60	1.600										
Hector Carrasco, R ERA: 5.33 (6, 1)	1.0		5	2	1	1	0	0	0	0	0	0	0	12	19	9.00	2.000										
Eddie Guardado, L ERA: 3.79 (7, 1)	2.0		8	0	0	0	3	2	0	0	0	0	0	25	42	0.00	1.000										
Bob Wells, R ERA: 4.5 (9, 1)	1.0		5	1	1	1	0	0	0	1	0	0	0	11	19	9.00	1.000										

Minnesota Twins @ Oakland Athletics
Network Associates Coliseum, Oakland, CA
Thu Jul 26 2001, 3:35 PM EDT
Att: 20,891 - Sunny - 65 F

AB	31
R	4
H	6
RBI	4
BB	7
SO	6
LOB	22



Batter	1	2	3	4	5	6	7	8	9	AB	R	H	RBI	BB	SO	LOB	TOP			
Neft Perez, S (1, 4) OBP: 0.323, SLG: 0.442	4-2 CS BB			1-0 SH5-3 2B		2-0 G4-3		0-1 G1-3		3	0	1	0	1	0	0	Kansas City Royals @ Oakland Athletics Network Associates Coliseum, Oakland, CA Fri Jul 27 2001, 10:05 PM EDT Att. 14,413 - Sunny - 61 F livebaseballscorecards.com			
Rey Sanchez, R (1, 6) OBP: 0.324, SLG: 0.367	1 SAFE 2-3 K			0-0 SH5-3		1-0			0-1 L5	3	0	1	0	0	1	1				
Carlos Beltrán, S (1, 8) OBP: 0.316, SLG: 0.436	1-3 K			1-3 K		1-3 K			1-0 29 G5-3 2B	4	0	1	0	0	3	2				
29 Mike Sweeney, R (1, 3) OBP: 0.367, SLG: 0.571		1-1 G5-3		4-0 S IBB			3-2 P3		1-1 G5-3	3	0	0	0	1	0	1				
Joe Randa, R (1, 5) OBP: 0.298, SLG: 0.361		2-1 G4-3		0-2 F9			0-1 FC6-5 2B		2-1 G6-3	4	0	1	0	0	0	3				
Mark Quinn, R (1, 9) OBP: 0.285, SLG: 0.490		2-2 G5-3			0-0 F9		0-0 FC6-5			3	0	0	0	0	0	1				
Gregg Zaun, S (1, 2) OBP: 0.313, SLG: 0.308			2-1 F7		2-1 G6-3		1-0 F9			3	0	0	0	0	0	1				
Dee Brown, L (1, 7) OBP: 0.317, SLG: 0.401			1-3 K		0-3 K			1-2 G4-3		3	0	0	0	0	2	0				
Dave McCarty, R (1, 10) OBP: 0.292, SLG: 0.346			0-2 G3-1			1-3 K		0-0 L8		3	0	0	0	0	1	0				
Inning Stats	R: 0 H: 0 E: 0 K: 2 S: 11	H: 0 LOB: 0 BB: 1 P: 18	R: 0 H: 0 E: 0 K: 0 S: 7	H: 0 LOB: 0 BB: 0 P: 12	R: 0 H: 0 E: 0 K: 1 S: 8	H: 0 LOB: 0 BB: 1 P: 11	R: 0 H: 1 E: 0 K: 1 S: 8	H: 0 LOB: 2 BB: 0 P: 14	R: 0 H: 1 E: 0 K: 2 S: 9	H: 0 LOB: 0 BB: 0 P: 8	R: 0 H: 1 E: 0 K: 0 S: 7	H: 1 LOB: 1 BB: 0 P: 11	R: 0 H: 0 E: 0 K: 0 S: 6	H: 0 LOB: 0 BB: 0 P: 7	R: 0 H: 1 E: 0 K: 0 S: 7	H: 1 LOB: 1 BB: 0 P: 11		1B: 0 2B: 4 3B: 0 HR: 0	SF: 0 SAC: 1 DP: 0 HBP: 0	WP: 0 PB: 0 SB: 1 CS: 1
PITCHER Mark Mulder, L (1, 1) ERA: 3.38	IP: 9.0 WLS: W BF: 32 H: 4 R: 0 ER: 0 SO: 7 BB: 1 IBB: 1 HBP: 0 BLK: 0 WP: 0 HR: 0 S: 69 P: 106 ERA: 0.00 WHIP: 0.556															PITCHER				

Batter	1	2	3	4	5	6	7	8	9	AB	R	H	RBI	BB	SO	LOB	BOTTOM			
Johnny Damon, L (1, 8) OBP: 0.316, SLG: 0.361	0-1 L6		0-0 G3			2-2 1B FC3-2 1B	2-0 P4			4	0	1	0	0	0	1	Kansas City Royals @ Oakland Athletics Network Associates Coliseum, Oakland, CA Fri Jul 27 2001, 10:05 PM EDT Att. 14,413 - Sunny - 61 F livebaseballscorecards.com			
Jeremy Giambi, L (1, 10) OBP: 0.392, SLG: 0.436	3-3 K			1-0 P4		1-3 K	4-1 BB			3	0	0	0	1	2	2				
Jason Giambi, L (1, 3) OBP: 0.465, SLG: 0.628	0-0 FC6-4 1B			2-1 F8		4-0 FC3-2 1B 2B	4-2 BB			2	1	1	0	2	0	0				
Jermaine Dye, R (1, 9) OBP: 0.329, SLG: 0.414	2-1 FC6-4			1-2 P4		3-1 FC3-2 2B 1B	3-1 SF8			3	1	1	2	0	0	1				
Terrence Long, L (1, 7) OBP: 0.331, SLG: 0.417		2-1 G4-3			2-0 F7	2-0 FC3-2 2B	1-3 K			4	1	0	0	0	1	5				
Miguel Tejada, R (1, 6) OBP: 0.330, SLG: 0.483		3-3 K		4-2 FC4-6 BB		0-1 2B		0-0 G6-3		3	0	1	3	1	1	0				
3 Eric Chavez, L (1, 5) OBP: 0.316, SLG: 0.476		3-1 G3		1-1 FC4-6 FC6-4		1-1 FC4-6 IBB		0-3 K		3	0	0	0	1	1	1				
Frank Menechino, R (1, 4) OBP: 0.371, SLG: 0.412			2-2 G5-3		1-0 FC6-4	0-3 K		0-1 G5-3		4	0	0	0	0	1	3				
Greg Myers, L (1, 2) OBP: 0.315, SLG: 0.414		1-2 G4-3			0-1 1B	4-2 BB SF8 BB				2	2	1	0	1	0	0				
Inning Stats	R: 0 H: 1 E: 0 K: 1 S: 8	H: 1 LOB: 1 BB: 0 P: 13	R: 0 H: 0 E: 0 K: 1 S: 7	H: 0 LOB: 0 BB: 0 P: 15	R: 0 H: 0 E: 0 K: 0 S: 7	H: 0 LOB: 0 BB: 0 P: 10	R: 0 H: 0 E: 0 K: 0 S: 6	H: 0 LOB: 0 BB: 0 P: 10	R: 0 H: 0 E: 0 K: 0 S: 6	H: 0 LOB: 1 BB: 1 P: 14	R: 1 H: 0 E: 0 K: 1 S: 12	H: 0 LOB: 2 BB: 3 P: 30	R: 0 H: 0 E: 0 K: 1 S: 6	H: 0 LOB: 0 BB: 0 P: 6	R: 0 H: 0 E: 0 K: 0 S: 6	H: 0 LOB: 0 BB: 0 P: 6		1B: 4 2B: 1 3B: 0 HR: 0	SF: 1 SAC: 0 DP: 0 HBP: 0	WP: 0 PB: 0 SB: 0 CS: 0
PITCHER Jeff Suppan, R (1, 1) ERA: 4.52	IP: 6.0 WLS: L BF: 26 H: 5 R: 4 ER: 4 SO: 4 BB: 4 IBB: 4 HBP: 4 BLK: 4 WP: 0 HR: 0 S: 51 P: 95 ERA: 6.00 WHIP: 1.167															PITCHER				
Doug Henry, R (7, 1) ERA: 6.79	0.1 3 0 1 1 0																			
55 Tony Cogan, L (7, 1) ERA: 6.14	0.2 3 0 0 0 1																			
Roberto Hernandez, R (8, 1) ERA: 4.43	1.0 3 0 0 0 1																			

Batter	1	2	3	4	5	6	7	8	9	AB	R	H	RBI	BB	SO	LOB	TOP										
Neft Perez, S OBP: 0.321, SLG: 0.437 (1, 4)										5	1	1	1	0	3	2											
Ray Sanchez, R OBP: 0.392, SLG: 0.364 (1, 6)										3	0	0	0	0	1	0											
Brent Mayne, L OBP: 0.279, SLG: 0.397 (5, PR)										1	0	1	0	0	0	0											
Carlos Beltrán, S OBP: 0.318, SLG: 0.436 (1, 8)										4	0	0	0	1	1	4											
29 Mike Sweeney, R OBP: 0.364, SLG: 0.563 (1, 3)										3	1	0	0	1	2	1											
Joe Randa, R OBP: 0.304, SLG: 0.361 (1, 5)										2	0	0	1	2	1	0											
Mark Quinn, R OBP: 0.286, SLG: 0.485 (1, 9)										4	0	1	2	0	0	2											
Luis Alica, S OBP: 0.326, SLG: 0.350 (1, 10)										4	0	1	0	0	1	4											
Dee Brown, L OBP: 0.313, SLG: 0.390 (1, 7)										3	1	1	0	0	0	1											
Gregg Zaun, S OBP: 0.300, SLG: 0.294 (1, 2)										4	0	1	0	0	1	2											
Inning Stats	R: 0 H: 0 E: 0 K: 3 S: 9	H: 0 LOB: 0 BB: 0 P: 11	R: 0 H: 0 E: 0 K: 2 S: 10	H: 0 LOB: 0 BB: 0 P: 13	R: 0 H: 0 E: 0 K: 1 S: 9	H: 0 LOB: 1 BB: 0 P: 16	R: 0 H: 0 E: 0 K: 0 S: 7	H: 0 LOB: 0 BB: 0 P: 9	R: 0 H: 1 E: 0 K: 0 S: 10	H: 1 LOB: 1 BB: 0 P: 14	R: 0 H: 0 E: 0 K: 1 S: 15	H: 0 LOB: 2 BB: 2 P: 30	R: 0 H: 3 E: 0 K: 0 S: 18	H: 3 LOB: 3 BB: 3 P: 37	R: 0 H: 2 E: 0 K: 1 S: 11	H: 2 LOB: 2 BB: 0 P: 16	1B: 6 2B: 0 3B: 0 HR: 0	SF: 0 SAC: 0 DP: 0 HBP: 1	WP: 1 PB: 0 CS: 1	PA: 39							
PITCHER	IP	WLS	BF	H	R	ER	SO	BB	IBB	HBP	BLK	WP	HR	S	P	ERA	WHIP										
Barry Zito, L ERA: 4.77 (1, 1)	6.1		23	1	0	0	9	2	0	1	0	0	0	5	7	0.00	0.474										
Jeff Tam, R ERA: 3.35 (7, 1)	0.1	H	1	0	0	0	0	0	0	0	0	0	0	0	0	0.00	0.000										
Mark Guthrie, L ERA: 5.08 (7, 1)	0.2	H	3	1	1	1	0	0	0	0	0	1	0	6	10	13.50	1.500										
Jason Isringhausen, R ERA: 2.74 (8, 1)	0.2	W	7	2	3	3	0	2	1	0	0	0	0	14	31	40.50	6.000										
Jim Mecir, R ERA: 3.62 (9, 1)	1.0	S	5	2	0	0	1	0	0	0	0	0	0	11	16	0.00	2.000										

Kansas City Royals @ Oakland Athletics
Network Associates Coliseum, Oakland, CA
Sun Jul 29 2001, 4:05 PM EDT
Att: 19,384 - Sunny - 63 F

AB 33
R 4
H 6
RBI 4
BB 5
SO 10
LOB 16



Batter	1	2	3	4	5	6	7	8	9	AB	R	H	RBI	BB	SO	LOB	BOTTOM										
Johnny Damon, L OBP: 0.313, SLG: 0.357 (1, 8)										4	0	0	0	0	0	2											
Jeremy Giambi, L OBP: 0.392, SLG: 0.432 (1, 10)										3	2	1	0	1	0	0											
Jason Giambi, L OBP: 0.458, SLG: 0.625 (1, 3)										4	0	0	0	0	1	2											
Jemaine Dye, R OBP: 0.329, SLG: 0.421 (1, 9)										4	2	3	2	0	0	0											
Terrence Long, L OBP: 0.332, SLG: 0.415 (1, 7)										3	0	1	1	1	1	1											
Miguel Tejada, R OBP: 0.330, SLG: 0.480 (1, 6)										4	1	1	1	0	0	2											
3 Eric Chavez, L OBP: 0.323, SLG: 0.475 (1, 5)										0	1	0	0	4	0	0											
Ramon Hernandez, R OBP: 0.311, SLG: 0.349 (1, 2)										4	0	1	2	0	3	3											
Mark Bellhorn, S OBP: 0.222, SLG: 0.193 (1, 4)										4	0	0	0	0	3	3											
Inning Stats	R: 0 H: 0 E: 0 K: 1 S: 11	H: 1 LOB: 1 BB: 1 P: 14	R: 1 H: 1 E: 0 K: 1 S: 8	H: 1 LOB: 1 BB: 1 P: 16	R: 0 H: 0 E: 0 K: 1 S: 6	H: 0 LOB: 0 BB: 0 P: 10	R: 0 H: 0 E: 0 K: 0 S: 9	H: 0 LOB: 1 BB: 1 P: 17	R: 0 H: 2 E: 0 K: 0 S: 15	H: 2 LOB: 1 BB: 1 P: 24	R: 0 H: 0 E: 0 K: 2 S: 9	H: 0 LOB: 1 BB: 1 P: 15	R: 4 H: 4 E: 0 K: 1 S: 14	H: 4 LOB: 1 BB: 1 P: 24	R: 0 H: 1 E: 0 K: 1 S: 11	H: 1 LOB: 1 BB: 0 P: 16	1B: 5 2B: 1 3B: 0 HR: 1	SF: 0 SAC: 0 DP: 0 HBP: 0	WP: 0 PB: 0 CS: 0	PA: 36							
PITCHER	IP	WLS	BF	H	R	ER	SO	BB	IBB	HBP	BLK	WP	HR	S	P	ERA	WHIP										
51 Kris Wilson, R ERA: 3.7 (1, 1)	6.0		24	3	2	2	5	4	0	0	0	0	0	1	58	3.00	1.167										
Cory Bailey, R ERA: 3.63 (7, 1)	1.0		4	0	0	0	2	1	0	0	0	0	0	9	15	0.00	1.000										
Jason Grimsley, R ERA: 3.08 (8, 1)	1.0	L	8	4	4	4	1	0	1	0	0	0	0	14	24	36.00	4.000										

Kansas City Royals @ Oakland Athletics
Network Associates Coliseum, Oakland, CA
Sun Jul 29 2001, 4:05 PM EDT
Att: 19,384 - Sunny - 63 F

AB 30
R 6
H 7
RBI 6
BB 6
SO 8
LOB 13



Batter	1	2	3	4	5	6	7	8	9	AB	R	H	RBI	BB	SO	LOB	TOP		
Johnny Damon, L (1, 8) <small>OBP: 0.311, SLG: 0.354</small>	G1-3				G4-3			K	E5 FC5	6	1	1	0	0	1	3	Oakland Athletics @ Cleveland Indians Jacobs Field, Cleveland, OH Tue Jul 31 2001, 7:05 PM EDT Att: 38,830 - Sunny - 77 F		
Jeremy Giambi, L (1, 10) <small>OBP: 0.394, SLG: 0.441</small> Ron Gant, R (8, PH) <small>OBP: 0.320, SLG: 0.446</small>	2B		FC1 2B 1B	1B FC5-4 2B		G4-3		K	FC5	4	2	2	0	0	0	2			
Jason Giambi, L (1, 3) <small>OBP: 0.459, SLG: 0.626</small> Olmedo Saenz, R (8, PH) <small>OBP: 0.295, SLG: 0.354</small>	K		1B 2B	FC5-4 1B		K				4	1	2	2	0	2	1			
Jermaine Dye, R (1, 9) <small>OBP: 0.330, SLG: 0.421</small>	G5-3		1B FC6-4 3 HR	FC5-4 FC6-4				G4-3		5	1	2	2	0	0	3			
Terrence Long, L (1, 7) <small>OBP: 0.330, SLG: 0.412</small>	G1-3		FC6-4 1B	K					K	5	0	1	1	0	2	2			
Miguel Tejada, R (1, 6) <small>OBP: 0.326, SLG: 0.479</small>	K		FC6-4 3 HR	FC6-4				F8		5	2	1	0	0	1	3			
Eric Chavez, L (1, 5) <small>OBP: 0.321, SLG: 0.480</small>	G4-3		HR		G4-3			G1-3	P4	5	1	1	3	0	0	1			
Ramon Hernandez, R (1, 2) <small>OBP: 0.321, SLG: 0.363</small>									1B E BB	3	2	3	0	2	0	0			
Frank Menechino, R (1, 4) <small>OBP: 0.370, SLG: 0.409</small>								FC4-6	FC5 E 1B	4	1	1	1	0	1	3			
Inning Stats	R: 0 E: 0 K: 1 S: 8	H: 1 LOB: 1 BB: 0 P: 14	R: 0 E: 0 K: 1 S: 7	H: 0 LOB: 0 BB: 0 P: 9	R: 8 E: 1 K: 0 S: 23	H: 7 LOB: 1 BB: 0 P: 39	R: 1 E: 0 K: 1 S: 13	H: 2 LOB: 1 BB: 0 P: 16	R: 0 E: 0 K: 1 S: 10	H: 1 LOB: 1 BB: 0 P: 12	R: 0 E: 0 K: 0 S: 8	H: 0 LOB: 1 BB: 1 P: 16	R: 0 E: 0 K: 2 S: 9	H: 1 LOB: 1 BB: 0 P: 14	R: 2 E: 1 K: 1 S: 15	H: 2 LOB: 2 BB: 1 P: 23	1B: 8 2B: 6 3B: 0 HR: 1	SF: 0 SAC: 0 DP: 0 HBP: 1	WP: 0 PA: 47 PB: 0 SB: 0 CS: 0
PITCHER	IP	WLS	BF	H	R	ER	SO	BB	IBB	HBP	BLK	WP	HR	S	P	ERA	WHIP		
37 Jake Westbrook, R (1, 1) <small>ERA: 5.4</small>	2.1	L	16	7	8	7	2	0	0	0	0	0	0	30	48	27.00	3.000		
Steve Woodard, R (3, 1) <small>ERA: 4.41</small>	2.2		12	4	1	1	2	0	0	0	0	0	0	32	42	3.38	1.500		
Rich Rodriguez, L (6, 1) <small>ERA: 3.9</small>	1.0		4	1	0	0	1	0	0	0	0	0	0	10	12	0.00	1.000		
Ryan Drese, R (7, 1) <small>ERA: 3.38</small>	1.0		4	0	0	0	0	1	0	0	0	0	0	8	16	0.00	1.000		
Ricardo Rincon, L (8, 1) <small>ERA: 2.97</small>	1.0		4	1	0	0	2	0	0	0	0	0	0	9	14	0.00	1.000		
PITCHER	IP	WLS	BF	H	R	ER	SO	BB	IBB	HBP	BLK	WP	HR	S	P	ERA	WHIP		
David Riske, R (9, 1) <small>ERA: 1.13</small>	1.0		7	2	2	1	1	1	0	0	0	0	0	15	23	9.00	3.000		

Batter	1	2	3	4	5	6	7	8	9	AB	R	H	RBI	BB	SO	LOB	BOTTOM				
Kenny Lofton, L (1, 8) <small>OBP: 0.299, SLG: 0.348</small>	F7		G4-6-3		FC4-6			F7		4	0	0	0	0	0	3	Oakland Athletics @ Cleveland Indians Jacobs Field, Cleveland, OH Tue Jul 31 2001, 7:05 PM EDT Att: 38,830 - Sunny - 77 F				
Omar Vizquel, S (1, 6) <small>OBP: 0.336, SLG: 0.332</small>	G1-3				F8			F7		4	0	0	0	0	0	1					
Roberto Alomar, S (1, 4) <small>OBP: 0.430, SLG: 0.558</small> Wil Cordero, R (9, PH) <small>OBP: 0.341, SLG: 0.394</small>	G6-3								L6-4 1B	3	1	1	0	0	0	0					
Jim Thome, L (1, 3) <small>OBP: 0.432, SLG: 0.655</small>									1B	4	0	2	1	0	2	0					
Marty Cordova, R (1, 7) <small>OBP: 0.349, SLG: 0.498</small>									1B	4	0	0	0	0	2	3					
Travis Fryman, R (1, 5) <small>OBP: 0.354, SLG: 0.314</small>									L8	4	0	0	0	0	0	3					
Jolbert Cabrera, R (1, 9) <small>OBP: 0.329, SLG: 0.383</small>									L6-4	4	0	0	0	0	0	3					
Russell Branyan, L (1, 10) <small>OBP: 0.313, SLG: 0.478</small>										3	1	1	0	0	0	0					
Einar Diaz, R (1, 2) <small>OBP: 0.357, SLG: 0.418</small>										3	0	2	1	0	1	0					
Inning Stats	R: 0 E: 0 K: 0 S: 7	H: 0 LOB: 0 BB: 0 P: 11	R: 0 E: 0 K: 2 S: 8	H: 0 LOB: 0 BB: 0 P: 10	R: 0 E: 0 K: 0 S: 7	H: 2 LOB: 1 BB: 0 P: 12	R: 1 E: 0 K: 1 S: 11	H: 2 LOB: 1 BB: 0 P: 17	R: 1 E: 0 K: 1 S: 10	H: 2 LOB: 1 BB: 0 P: 17	R: 0 E: 0 K: 1 S: 7	H: 0 LOB: 0 BB: 0 P: 11	R: 0 E: 0 K: 1 S: 8	H: 0 LOB: 0 BB: 0 P: 10	R: 0 E: 0 K: 1 S: 10	H: 0 LOB: 1 BB: 0 P: 16	R: 0 E: 0 K: 0 S: 11	H: 2 LOB: 1 BB: 0 P: 13	1B: 7 2B: 2 3B: 0 HR: 0	SF: 0 SAC: 0 DP: 2 HBP: 0	WP: 0 PA: 33 PB: 0 SB: 1 CS: 0
PITCHER	IP	WLS	BF	H	R	ER	SO	BB	IBB	HBP	BLK	WP	HR	S	P	ERA	WHIP				
Cory Lidle, R (1, 1) <small>ERA: 4.08</small>	8.0	W	29	6	2	2	7	0	0	0	0	0	0	11	13	0.00	2.000				
Mike Magnante, L (9, 1) <small>ERA: 2.75</small>	1.0		4	2	0	0	0	0	0	0	0	0	0	11	13	0.00	2.000				
PITCHER	IP	WLS	BF	H	R	ER	SO	BB	IBB	HBP	BLK	WP	HR	S	P	ERA	WHIP				



Batter	1	2	3	4	5	6	7	8	9	AB	R	H	RBI	BB	SO	LOB	TOP								
Johnny Damon, L OBP: 0.314, SLG: 0.359										5	2	3	0	0	0	1	Oakland Athletics @ Cleveland Indians Jacobs Field, Cleveland, OH Wed Aug 01 2001, 7:05 PM EDT Att: 40,592 - Sunny - 81 F								
Jeremy Giambi, L OBP: 0.394, SLG: 0.450										4	1	1	3	1	1										
Jason Giambi, L OBP: 0.456, SLG: 0.622										4	0	1	1	0	0	2									
Jermaine Dye, R OBP: 0.334, SLG: 0.426										4	0	3	0	0	0	0									
Terrence Long, L OBP: 0.330, SLG: 0.411										4	0	1	0	0	1	3									
Miguel Tejada, R OBP: 0.326, SLG: 0.476										3	0	0	0	0	0	2									
F.P. Santangelo, S OBP: 0.294, SLG: 0.352										0	0	0	0	0	0	0									
Olmedo Saenz, R OBP: 0.318, SLG: 0.474										1	0	0	0	0	0	2									
3 Eric Chavez, L OBP: 0.318, SLG: 0.474										4	0	0	0	0	2	2									
Ramon Hernandez, R OBP: 0.320, SLG: 0.371										4	1	1	1	0	2	2									
Frank Menechino, R OBP: 0.370, SLG: 0.412										3	1	1	0	0	0	0									
Greg Myers, L OBP: 0.312, SLG: 0.411										1	0	0	0	0	0	0									
Inning Stats	R: 1 E: 0 K: 1 S: 13	H: 2 LOB: 1 BB: 0 P: 24	R: 0 E: 0 K: 1 S: 9	H: 0 LOB: 0 BB: 0 P: 13	R: 1 E: 0 K: 0 S: 13	H: 1 LOB: 0 BB: 0 P: 19	R: 0 E: 0 K: 1 S: 9	H: 2 LOB: 2 BB: 0 P: 14	R: 2 E: 0 K: 0 S: 11	H: 2 LOB: 0 BB: 0 P: 18	R: 0 E: 0 K: 1 S: 9	H: 0 LOB: 0 BB: 0 P: 13	R: 0 E: 0 K: 1 S: 8	H: 0 LOB: 0 BB: 0 P: 12	R: 0 E: 0 K: 1 S: 14	H: 2 LOB: 2 BB: 0 P: 20	R: 1 E: 0 K: 0 S: 11	H: 2 LOB: 2 BB: 1 P: 21	1B: 6 2B: 3 3B: 0 HR: 2	SF: 1 SAC: 0 DP: 0 HBP: 0	WP: 1 PB: 0 SB: 1 CS: 0	PA: 39			
PITCHER	IP	WLS	BF	H	R	ER	SO	BB	IBB	HBP	BLK	WP	HR	S	P	ERA	WHIP								
Charles Nagy, R ERA: 5.91	(1, 1)	5.2	24	7	4	4	3	0	0	0	0	0	1	61	96	6.35	1.235								
Rich Rodriguez, L ERA: 3.95	(6, 1)	0.1	1	0	0	0	1	0	0	0	0	0	0	3	5	0.00	0.000								
Danys Baez, R ERA: 1.37	(7, 1)	1.0	W	3	0	0	1	0	0	0	0	0	0	8	12	0.00	0.000								
John Rocker, L ERA: 3.99	(8, 1)	1.0	H	5	2	0	1	0	0	0	0	1	0	14	20	0.00	2.000								
Bob Wickman, R ERA: 2.99	(9, 1)	1.0	S	6	2	1	0	1	0	0	0	0	1	11	21	9.00	3.000								

Batter	1	2	3	4	5	6	7	8	9	AB	R	H	RBI	BB	SO	LOB	BOTTOM								
Kenny Lofton, L OBP: 0.303, SLG: 0.355										5	0	3	1	0	0	1	Oakland Athletics @ Cleveland Indians Jacobs Field, Cleveland, OH Wed Aug 01 2001, 7:05 PM EDT Att: 40,592 - Sunny - 81 F								
Omar Vizquel, S OBP: 0.335, SLG: 0.330										5	1	1	0	0	1	4									
Roberto Alomar, S OBP: 0.425, SLG: 0.551										5	0	0	0	0	0	4									
Jim Thome, L OBP: 0.435, SLG: 0.663										2	3	1	2	2	1	0									
Ellis Burks, R OBP: 0.371, SLG: 0.592										4	1	2	0	0	1	1									
Marty Cordova, R OBP: 0.352, SLG: 0.498										4	0	2	2	0	1	1									
Travis Fryman, R OBP: 0.357, SLG: 0.325										4	1	2	1	0	0	1									
Russell Branyan, L OBP: 0.311, SLG: 0.474										2	0	0	0	0	2	3									
Wil Cordero, R OBP: 0.340, SLG: 0.392										1	0	0	0	0	1	0									
Jolbert Cabrera, R OBP: 0.332, SLG: 0.387										1	0	1	0	0	0	0									
Eddie Taubensee, L OBP: 0.289, SLG: 0.349										3	0	0	0	1	1	2									
Inning Stats	R: 2 E: 0 K: 1 S: 16	H: 3 LOB: 1 BB: 0 P: 22	R: 1 E: 0 K: 1 S: 15	H: 2 LOB: 1 BB: 0 P: 19	R: 1 E: 0 K: 2 S: 17	H: 2 LOB: 2 BB: 1 P: 24	R: 0 E: 0 K: 0 S: 11	H: 1 LOB: 1 BB: 0 P: 17	R: 0 E: 0 K: 1 S: 9	H: 0 LOB: 0 BB: 0 P: 15	R: 0 E: 0 K: 1 S: 9	H: 0 LOB: 1 BB: 1 P: 15	R: 2 E: 0 K: 1 S: 11	H: 2 LOB: 1 BB: 1 P: 26	R: 0 E: 0 K: 1 S: 12	H: 2 LOB: 2 BB: 0 P: 15	1B: 8 2B: 3 3B: 0 HR: 1	SF: 0 SAC: 0 DP: 0 HBP: 0	WP: 0 PB: 0 SB: 2 CS: 0	PA: 39					
PITCHER	IP	WLS	BF	H	R	ER	SO	BB	IBB	HBP	BLK	WP	HR	S	P	ERA	WHIP								
Erik Hiljus, R ERA: 2.75	(1, 1)	5.0	24	8	4	4	5	1	0	0	0	0	0	9	15	0.00	1.000								
Mark Guttridge, L ERA: 4.95	(6, 1)	1.0	4	0	0	0	1	1	0	0	0	0	0	12	27	18.00	3.000								
Jim Mecir, R ERA: 3.91	(7, 1)	1.0	L	7	3	2	2	0	1	0	0	0	0	11	14	0.00	1.000								
Mike Magnante, L ERA: 2.88	(8, 1)	1.0	4	1	0	0	1	0	0	0	0	0	0	11	14	0.00	1.000								



Batter	1	2	3	4	5	6	7	8	9	AB	R	H	RBI	BB	SO	LOB	TOP										
Johnny Damon, L (1, 8) F.P. Santangelo, S (6, FH) (6, 8)	P2		1-1 HR	2-2 E	1-0 FC6-4	2-2 F8			3-1 F8	4	2	3	1	0	0	0											
Frank Menechino, R (1, 4) OBP: 0.355, SLG: 0.407	K		0-3 K	0-0 E4	2-0 FC6-4				0-0 BB	6	2	1	1	0	2	6											
Jason Giambi, L (1, 3) Jeremy Giambi, L (8, 3) OBP: 0.396, SLG: 0.453	G4-3		2-0 P6	0-1 G3		1-0 1B			1-1 G3-1	5	1	2	2	0	0	2											
Jermaine Dye, R (1, 9) OBP: 0.339, SLG: 0.435		3-2 F8	2-1 HR	1-0 G3		4-2 1B			4-2 G4-3	4	3	2	4	2	0	1											
Miguel Tejada, R (1, 6) OBP: 0.328, SLG: 0.483	HR	0-0	1-1 CS	1-1 G4-3		1-2 BB			1-0 G4-3	6	2	3	2	0	0	4											
Terence Long, L (1, 7) OBP: 0.334, SLG: 0.414	F8	3-2 1 SAFE	1-0 CS	0-2 S	1-0 BB	1-0 FC4-6			1-0 F9	6	2	4	4	0	0	0											
Ron Gant, R (1, 10) OBP: 0.325, SLG: 0.450	K		2-1 1B	4-2 1B		3-1 FC4-6			0-1 G3	5	1	2	1	1	2	2											
Olmedo Saenz, R (1, 5) OBP: 0.292, SLG: 0.362			0-0 HR	1-3 K	2-1 F9	2-1 F8			2-0 G3	5	1	1	1	0	1	6											
Ramon Hernandez, R (1, 2) OBP: 0.324, SLG: 0.371		4-0 1B	4-2 E	1-0 F7		1-0 1B			0-1 F7	3	2	1	0	2	0	3											
Inning Stats	R: 0 E: 0 K: 1 S: 10	H: 0 LOB: 0 BB: 0 P: 16	R: 1 E: 0 K: 1 S: 10	H: 1 LOB: 0 BB: 0 P: 17	R: 4 E: 0 K: 1 S: 11	H: 4 LOB: 0 BB: 1 P: 22	R: 5 E: 1 K: 1 S: 20	H: 4 LOB: 1 BB: 1 P: 31	R: 1 E: 0 K: 0 S: 8	H: 2 LOB: 2 BB: 1 P: 18	R: 3 E: 0 K: 0 S: 19	H: 4 LOB: 2 BB: 1 P: 34	R: 0 E: 0 K: 0 S: 6	H: 1 LOB: 1 BB: 0 P: 9	R: 3 E: 0 K: 1 S: 13	H: 3 LOB: 1 BB: 1 P: 24	1B: 15 2B: 2 3B: 0 HR: 3	SF: 0 SAC: 0 DP: 0 HBP: 0	WP: 0 PB: 0 SB: 3 CS: 1	PA: 53							
PITCHER	IP	WLS	BF	H	R	ER	SO	BB	IBB	HBP	BLK	WP	HR	S	P	ERA	WHIP										
CC Sabathia, L (1, 1) ERA: 4.62	3.0	L	16	7	7	7	3	1	0	0	0	0	3	36	62	21.00	2.667										
Tim Drew, R (4, 1) ERA: 7.52	5.0		29	10	7	6	1	3	0	0	0	0	0	57	98	10.80	2.600										
Ricardo Rincon, L (9, 1) ERA: 3.67	1.0		7	3	3	3	1	1	0	0	0	0	0	13	24	27.00	4.000										

Oakland Athletics @ Cleveland Indians
Jacobs Field, Cleveland, OH
Thu Aug 02 2001, 7:05 PM EDT
Att: 38,226 - Cloudy - 86 F

AB	47
R	17
H	20
RBI	16
BB	5
SO	5
LOB	26



Batter	1	2	3	4	5	6	7	8	9	AB	R	H	RBI	BB	SO	LOB	BOTTOM										
Kenny Lofton, L (1, 8) OBP: 0.305, SLG: 0.355	G6-3			3-2 G6-3		1-1 E2			4-2 FC4-6	3	2	1	0	1	0	0											
Omar Vizquel, S (1, 6) OBP: 0.338, SLG: 0.333	F9			0-0 G5-4-3		2-1 E6			4-1 FC4-6	3	0	2	0	1	0	0											
Ellis Burks, R (1, 10) OBP: 0.366, SLG: 0.584	K			1-0 G5-4-3		0-3 K			0-1 FC4-6	4	0	0	0	0	2	4											
Jim Thome, L (1, 3) OBP: 0.435, SLG: 0.663		3-1 F9			2-1 1B	0-3 K			4-0 BB	3	1	1	0	1	1	1											
Marty Cordova, R (1, 9) OBP: 0.350, SLG: 0.496		0-1 F8			1-1 1B	1-1 L9			0-0 SF9	3	0	1	1	0	0	1											
Wil Cordero, R (1, 7) OBP: 0.336, SLG: 0.386		2-0 F8			4-2 1B				0-1 G3	3	0	0	0	1	0	2											
Travis Fryman, R (1, 5) OBP: 0.360, SLG: 0.347			1-0 G1-3		0-0 1B				1-2 HR	4	1	2	2	0	0	0											
Jolbert Cabrera, R (1, 4) OBP: 0.325, SLG: 0.379			1-3 K		0-0 L1-3				0-3 K	4	0	0	0	0	2	3											
Eddie Taubensee, L (1, 2) OBP: 0.277, SLG: 0.333			2-3 K		1-3 K				0-1 L4	4	0	0	0	0	2	2											
Inning Stats	R: 0 E: 0 K: 1 S: 6	H: 0 LOB: 0 BB: 0 P: 9	R: 0 E: 0 K: 0 S: 5	H: 0 LOB: 0 BB: 0 P: 10	R: 0 E: 0 K: 2 S: 8	H: 0 LOB: 0 BB: 0 P: 12	R: 0 E: 0 K: 0 S: 8	H: 1 LOB: 0 BB: 0 P: 12	R: 1 E: 0 K: 1 S: 13	H: 3 LOB: 2 BB: 1 P: 21	R: 1 E: 2 K: 2 S: 12	H: 2 LOB: 1 BB: 0 P: 16	R: 1 E: 0 K: 1 S: 11	H: 1 LOB: 0 BB: 0 P: 13	R: 1 E: 0 K: 0 S: 12	H: 0 LOB: 2 BB: 3 P: 24	R: 0 E: 0 K: 0 S: 7	H: 0 LOB: 0 BB: 0 P: 13	1B: 5 2B: 2 3B: 0 HR: 1	SF: 1 SAC: 0 DP: 2 HBP: 0	WP: 0 PB: 0 SB: 0 CS: 0	PA: 36					
PITCHER	IP	WLS	BF	H	R	ER	SO	BB	IBB	HBP	BLK	WP	HR	S	P	ERA	WHIP										
Mark Mulder, L (1, 1) ERA: 3.3	6.0	W	23	6	2	1	6	1	0	0	0	0	0	52	80	1.50	1.167										
Luis Vizcaino, R (7, 1) ERA: 5.28	1.0		4	1	1	1	1	0	0	0	0	0	1	11	13	9.00	1.000										
Jeff Tam, R (8, 1) ERA: 3.45	1.0		6	0	1	1	0	3	0	0	0	0	0	12	24	9.00	3.000										
Jason Istringhausen, R (9, 1) ERA: 2.68	1.0		3	0	0	0	0	0	0	0	0	0	0	7	13	0.00	0.000										

Oakland Athletics @ Cleveland Indians
Jacobs Field, Cleveland, OH
Thu Aug 02 2001, 7:05 PM EDT
Att: 38,226 - Cloudy - 86 F

AB	31
R	4
H	7
RBI	3
BB	4
SO	7
LOB	13



Batter	1	2	3	4	5	6	7	8	9	AB	R	H	RBI	BB	SO	LOB	TOP			
Johnny Damon, L (1, 8) OBP: 0.319, SLG: 0.365	F7		G4-3 2B		P6			HBP		3	0	1	0	0	0	0				
Jeremy Giambi, L (1, 10) OBP: 0.394, SLG: 0.449	G3-1		G4-3			G5-4-3 1B		G5-3		4	0	1	0	0	0	2				
Jason Giambi, L (1, 3) OBP: 0.458, SLG: 0.629	HBP		BB			G5-4-3 1-2			HR	2	1	1	1	1	0	1				
Jermaine Dye, R (1, 9) OBP: 0.336, SLG: 0.430	F9		BB			K			F3	4	0	0	0	0	2	3				
Terrence Long, L (1, 7) OBP: 0.312, SLG: 0.417		G6-3 3B			F8			G4-3		4	1	1	0	0	1	0				
Miguel Tejada, R (1, 6) OBP: 0.325, SLG: 0.479		G6-3			K			G6-3		4	0	0	1	0	1	0				
Eric Chavez, L (1, 5) OBP: 0.316, SLG: 0.470		P6			G4-3			G4-3		3	0	0	0	0	0	0				
Ramon Hernandez, R (1, 2) OBP: 0.322, SLG: 0.367		G6-3			F7			K		3	0	0	0	0	1	0				
Frank Menechino, R (1, 4) OBP: 0.365, SLG: 0.404			G1-3		G5-3			G6-3		3	0	0	0	0	0	0				
Inning Stats	R: 0 E: 0 K: 0 S: 10	H: 0 LOB: 1 BB: 0 P: 18	R: 1 E: 0 K: 0 S: 9	H: 1 LOB: 0 BB: 0 P: 13	R: 0 E: 0 K: 1 S: 12	H: 1 LOB: 2 BB: 1 P: 19	R: 0 E: 0 K: 1 S: 7	H: 0 LOB: 0 BB: 0 P: 7	R: 0 E: 0 K: 0 S: 5	H: 0 LOB: 0 BB: 0 P: 8	R: 0 E: 0 K: 0 S: 8	H: 0 LOB: 0 BB: 0 P: 9	R: 0 E: 0 K: 1 S: 7	H: 0 LOB: 1 BB: 0 P: 13	R: 1 E: 0 K: 1 S: 7	H: 1 LOB: 0 BB: 0 P: 11	1B: 1 2B: 1 3B: 1 HR: 1	SF: 0 SAC: 0 DP: 1 HBP: 2	WP: 0 PB: 0 SB: 1 CS: 0	PA: 33
PITCHER Jeff Weaver, R (1, 1) ERA: 3.88	IP: 9.0 WLS: L BF: 33 H: 4 R: 2 ER: 2 SO: 5 BB: 1 IBB: 0 HBP: 2 BLK: 0 WP: 0 HR: 1 S: 72 P: 108 ERA: 2.00 WHIP: 0.556															PITCHER				

Oakland Athletics @ Detroit Tigers
Comerica Park, Detroit, MI
Fri Aug 03 2001, 7:05 PM EDT
Att: 30,071 - Sunny - 84 F

AB 30
R 2
H 4
RBI 2
BB 1
SO 5
LOB 6



Batter	1	2	3	4	5	6	7	8	9	AB	R	H	RBI	BB	SO	LOB	BOTTOM			
Roger Cedeno, S (1, 8) OBP: 0.343, SLG: 0.403	S 1B		G6-4-3 1B		CS 1B		FC5-4 HBP			3	0	3	0	0	0	0				
Damion Easley, R (1, 4) OBP: 0.332, SLG: 0.397	F9		G6-4-3 1-2		G1-3		FC5-4			4	0	0	0	0	0	6				
Bobby Higginson, L (1, 7) OBP: 0.376, SLG: 0.471	P6				2B		G5-3 1B		K	4	0	2	0	0	1	1				
Robert Fick, L (1, 2) OBP: 0.364, SLG: 0.550	BB				F7		F9		F8	3	0	0	0	1	0	2				
Randall Simon, L (1, 10) OBP: 0.394, SLG: 0.438	G4-3				K		G5-3		G4-3	4	0	0	0	0	1	4				
Shane Halter, R (1, 3) OBP: 0.350, SLG: 0.458		G1-3			P6		K		K	4	0	0	0	0	2	2				
Deivi Cruz, R (1, 6) OBP: 0.288, SLG: 0.382		K					FC4-6 1B		G1-3	4	0	2	0	0	1	0				
Juan Encarnacion, R (1, 9) OBP: 0.298, SLG: 0.418		F7			FC4-6 2B		SH2-3 1B			3	1	1	0	0	0	1				
Jose Macias, S (1, 5) OBP: 0.325, SLG: 0.432			F7		1B 1-H		G4-3		F8	4	0	1	1	0	0	2				
Inning Stats	R: 0 E: 0 K: 0 S: 10	H: 1 LOB: 2 BB: 1 P: 18	R: 0 E: 0 K: 1 S: 7	H: 0 LOB: 0 BB: 0 P: 11	R: 0 E: 0 K: 1 S: 8	H: 1 LOB: 1 BB: 0 P: 11	R: 1 E: 0 K: 0 S: 9	H: 3 LOB: 1 BB: 0 P: 12	R: 0 E: 0 K: 1 S: 10	H: 1 LOB: 2 BB: 0 P: 16	R: 0 E: 0 K: 0 S: 8	H: 1 LOB: 0 BB: 0 P: 10	R: 0 E: 0 K: 1 S: 7	H: 0 LOB: 0 BB: 0 P: 10	R: 0 E: 0 K: 1 S: 7	H: 1 LOB: 0 BB: 0 P: 12	1B: 7 2B: 2 3B: 0 HR: 0	SF: 0 SAC: 1 DP: 1 HBP: 1	WP: 0 PB: 0 SB: 1 CS: 1	PA: 36
PITCHER Tim Hudson, R (1, 1) ERA: 3.08	IP: 9.0 WLS: W BF: 36 H: 9 R: 1 ER: 1 SO: 5 BB: 1 IBB: 0 HBP: 1 BLK: 0 WP: 0 HR: 0 S: 71 P: 105 ERA: 1.00 WHIP: 1.111															PITCHER				

Oakland Athletics @ Detroit Tigers
Comerica Park, Detroit, MI
Fri Aug 03 2001, 7:05 PM EDT
Att: 30,071 - Sunny - 84 F

AB 33
R 1
H 9
RBI 1
BB 1
SO 5
LOB 18



Batter	1	2	3	4	5	6	7	8	9	AB R H RBI BB SO LOB	TOP											
Johnny Damon, L (1, 8) OBP: 0.320, SLG: 0.364	G4-3		2B 1B	G3-1		F8			FC4-6 BB	4 1 1 0 1 0 0	Oakland Athletics @ Detroit Tigers Comerica Park, Detroit, MI Sat Aug 04 2001, 5:05 PM EDT Att: 28,331 - Sunny - 86 F											
Jeremy Giambi, L (1, 10) OBP: 0.393, SLG: 0.448 Olmedo Saenz, R (6, PH) OBP: 0.290, SLG: 0.359	P4		K		FC6-4 BB 2B 1B	K		FC4-6 1B 1-2 1B	3 1 1 0 0 1 2 2 1 0 0 0 1 1													
Jason Giambi, L (1, 3) OBP: 0.460, SLG: 0.631 Ramon Hernandez, R (8, 3) OBP: 0.324, SLG: 0.369	G3-1		HR 2B		FC6-4 BB 1-2 2B		G5-3 BB	K 1B 1-3 1B	2 1 1 2 2 0 0 1 0 1 0 0 0 0													
Jermaine Dye, R (1, 9) OBP: 0.337, SLG: 0.437 Ron Gant, R (9, PH) OBP: 0.326, SLG: 0.452		BB	HR		FC6-4 2B 1-2 2-3		F3	K 1B 1-2 1-3 3-H 1B	3 2 1 2 1 0 3 1 0 1 1 0 0 0													
Terrence Long, L (1, 7) OBP: 0.334, SLG: 0.418	F7		BB		HR 2B		G5-3	K	4 1 1 2 1 1 4													
Greg Myers, L (1, 2) OBP: 0.310, SLG: 0.431	K		G1-3		HR		K		4 1 1 2 0 2 3													
Miguel Tejada, R (1, 6) OBP: 0.323, SLG: 0.474	F8			G6-3	E5 G6-4-3		G4-3		4 0 0 0 0 0 1													
3 Eric Chavez, L (1, 5) OBP: 0.315, SLG: 0.476			F7	HR	G6-4-3		P5		4 1 1 1 0 0 1													
F.P. Santangelo, S (1, 4) OBP: 0.167, SLG: 0.167			1B 2B 1B	G4-3		F8		F8	4 1 1 0 0 0 0													
Inning Stats	R: 0 E: 0 K: 0 S: 6	H: 0 LOB: 0 BB: 0 P: 11	R: 0 E: 0 K: 1 S: 9	H: 0 LOB: 1 BB: 1 P: 18	R: 4 E: 0 K: 1 S: 22	H: 4 LOB: 1 BB: 1 P: 36	R: 1 E: 0 K: 0 S: 7	H: 1 LOB: 0 BB: 0 P: 8	R: 4 E: 1 K: 0 S: 16	H: 3 LOB: 0 BB: 1 P: 29	R: 0 E: 0 K: 1 S: 5	H: 0 LOB: 1 BB: 0 P: 10	R: 0 E: 0 K: 1 S: 11	H: 0 LOB: 1 BB: 1 P: 19	R: 0 E: 0 K: 0 S: 6	H: 0 LOB: 0 BB: 0 P: 6	R: 1 E: 0 K: 1 S: 9	H: 2 LOB: 2 BB: 1 P: 19	1B: 5 2B: 2 3B: 0 HR: 3	SF: 0 SAC: 0 DP: 1 HBP: 0	WP: 0 PB: 0 SB: 0 CS: 0	PA: 41
PITCHER	IP WLS BF H R ER SO BB IBB HBP BLK WP HR S P ERA WHIP											IP WLS BF H R ER SO BB IBB HBP BLK WP HR S P ERA WHIP										
Steve Sparks, R (1, 1) ERA: 4.12	4.1 L 23 7 8 1 2 3 0 0 0 0 0 2 52 20 16.61 2.308																					
Matt Perisho, L (5, 1) ERA: 8.09	1.2 6 1 1 1 1 0 0 0 0 0 1 13 20 5.40 0.600																					
C.J. Nitkowski, L (7, 1) ERA: 5.14	1.0 4 0 0 0 1 1 0 0 0 0 0 0 11 19 0.00 1.000																					
Luis Pineda, R (8, 1) ERA:	1.0 3 0 0 0 0 0 0 0 0 0 0 0 6 6 0.00 0.000																					
Heath Murray, L (9, 1) ERA: 6.59	1.0 5 2 1 1 1 1 0 0 0 0 0 0 9 19 9.00 3.000																					

AB	36
R	10
H	10
RBI	10
BB	5
SO	5
LOB	15



Batter	1	2	3	4	5	6	7	8	9	AB R H RBI BB SO LOB	BOTTOM											
Roger Cedeno, S (1, 8) OBP: 0.344, SLG: 0.402 Ryan Jackson, L (6, 7) OBP: 0.260, SLG: 0.370	CS S BB		G5-3			P4			1B	1 0 0 0 1 0 0 2 0 1 0 0 0 0	Oakland Athletics @ Detroit Tigers Comerica Park, Detroit, MI Sat Aug 04 2001, 5:05 PM EDT Att: 28,331 - Sunny - 86 F											
Damon Easley, R (1, 4) OBP: 0.328, SLG: 0.393	K		P6			K		L9	4 0 0 0 0 2 2													
Juan Encarnacion, R (1, 9) OBP: 0.295, SLG: 0.413	K			K				F3	4 0 0 0 0 3 2													
Wendell Magee, R (1, 7) OBP: 0.336, SLG: 0.468	CS	HR	G5-3			L8			3 1 1 1 0 0 0													
Shane Halter, R (1, 3) OBP: 0.346, SLG: 0.452			F8		G5-3			K	3 0 0 0 0 1 0													
Deivi Cruz, R (1, 6) OBP: 0.288, SLG: 0.379			FC3-6 BB		P5			F8	2 0 0 0 1 0 0													
Jose Macias, S (1, 5) OBP: 0.323, SLG: 0.428	FC3-6 1-2 1-2 1B		F3		F3			F8	3 0 0 0 0 0 1													
Randall Simon, L (1, 10) OBP: 0.381, SLG: 0.424	L9				K			K	3 0 0 0 0 2 1													
Javier Cardona, R (1, 2) OBP: 0.235, SLG: 0.314			K			K		F8	3 0 0 0 0 2 0													
Inning Stats	R: 0 E: 0 K: 2 S: 9	H: 0 LOB: 1 BB: 1 P: 17	R: 1 E: 0 K: 0 S: 8	H: 1 LOB: 1 BB: 1 P: 14	R: 0 E: 0 K: 1 S: 10	H: 0 LOB: 0 BB: 0 P: 14	R: 0 E: 0 K: 1 S: 7	H: 0 LOB: 0 BB: 0 P: 11	R: 0 E: 0 K: 2 S: 5	H: 0 LOB: 0 BB: 0 P: 8	R: 0 E: 0 K: 2 S: 7	H: 0 LOB: 0 BB: 0 P: 9	R: 0 E: 0 K: 2 S: 9	H: 0 LOB: 0 BB: 0 P: 13	R: 0 E: 0 K: 1 S: 6	H: 0 LOB: 0 BB: 0 P: 8	R: 0 E: 0 K: 0 S: 6	H: 1 LOB: 1 BB: 0 P: 10	1B: 1 2B: 0 3B: 0 HR: 1	SF: 0 SAC: 0 DP: 0 HBP: 0	WP: 0 PB: 0 SB: 1 CS: 1	PA: 31
PITCHER	IP WLS BF H R ER SO BB IBB HBP BLK WP HR S P ERA WHIP											IP WLS BF H R ER SO BB IBB HBP BLK WP HR S P ERA WHIP										
Barry Zito, L (1, 1) ERA: 4.56	8.0 W 26 1 1 1 10 2 0 0 0 0 0 1 61 94 1.12 0.375																					
Jeff Tam, R (9, 1) ERA: 3.4	1.0 4 1 0 0 0 0 0 0 0 0 0 0 6 10 0.00 1.000																					

AB	28
R	1
H	2
RBI	1
BB	2
SO	10
LOB	6



Batter	1	2	3	4	5	6	7	8	9	AB	R	H	RBI	BB	SO	LOB	TOP					
Johnny Damon, L OBP: 0.317, SLG: 0.361 (1, 8)	G1-3		P5		F7			G3		4	0	0	0	0	0	1						
Jeremy Giambi, L OBP: 0.388, SLG: 0.441 (1, 10)	F9		F8			G5-3		F5		4	0	0	0	0	0	0						
Jason Giambi, L OBP: 0.461, SLG: 0.635 (1, 3)	K			E	G4-3			G6-3		4	1	2	0	0	1	0						
Jermaine Dye, R OBP: 0.338, SLG: 0.436 (1, 9)		2B		F8		G4-3			3B	3	2	1	0	1	0	1						
Terrence Long, L OBP: 0.335, SLG: 0.426 (1, 7)		2B		G3		L8			3B	4	1	2	2	0	0	1						
Miguel Tejada, R OBP: 0.322, SLG: 0.473 (1, 6)		1B		F7			F7		SF7	3	0	1	1	0	0	0						
3 Eric Chavez, L OBP: 0.317, SLG: 0.477 (1, 5)		G4-3			E				P6	4	0	2	0	0	0	1						
Ramon Hernandez, R OBP: 0.320, SLG: 0.365 (1, 2)		K		F8			F6		K	4	0	0	0	0	2	3						
Frank Menechino, R OBP: 0.362, SLG: 0.401 (1, 4)			K				F3			3	0	0	0	0	2	2						
Inning Stats	R: 0 E: 0 K: 1 S: 10	H: 0 LOB: 0 BB: 0 P: 15	R: 1 E: 0 K: 1 S: 12	H: 3 LOB: 1 BB: 0 P: 18	R: 0 E: 0 K: 1 S: 7	H: 0 LOB: 0 BB: 0 P: 11	R: 1 E: 1 K: 0 S: 6	H: 1 LOB: 0 BB: 0 P: 10	R: 0 E: 0 K: 0 S: 11	H: 1 LOB: 1 BB: 0 P: 16	R: 0 E: 0 K: 0 S: 12	H: 1 LOB: 1 BB: 0 P: 18	R: 0 E: 0 K: 0 S: 9	H: 1 LOB: 1 BB: 0 P: 11	R: 0 E: 0 K: 0 S: 5	H: 0 LOB: 0 BB: 0 P: 9	R: 2 E: 0 K: 1 S: 13	H: 1 LOB: 0 BB: 1 P: 23	1B: 4 2B: 3 3B: 1 HR: 0	SF: 1 SAC: 0 DP: 0 HBP: 0	WP: 0 PB: 0 SB: 1 CS: 0	PA: 35
PITCHER	IP	WLS	BF	H	R	ER	SO	BB	IBB	HBP	BLK	WP	HR	S	P	ERA	WHIP					
Jose Lima, R ERA: 5.5 (1, 1)	8.0	L	30	7	2	2	4	0	0	0	0	0	0	72	108	2.25	0.875					
Matt Anderson, R ERA: 5.18 (9, 1)	1.0	S	5	1	2	2	1	1	0	0	0	0	0	13	23	18.00	2.000					

Oakland Athletics @ Detroit Tigers
Comerica Park, Detroit, MI
Sun Aug 05 2001, 1:05 PM EDT
Att: 26,626 - Cloudy - 85 F


AB 33
R 4
H 8
RBI 3
BB 1
SO 5
LOB 9



Batter	1	2	3	4	5	6	7	8	9	AB	R	H	RBI	BB	SO	LOB	BOTTOM					
Jose Macias, S OBP: 0.319, SLG: 0.423 (1, 5)	G3		G3			L7		F8		4	0	0	0	0	0	0						
Damion Easley, R OBP: 0.328, SLG: 0.389 (1, 4)	F9		G6-3			G6-3			G6-3	4	0	0	0	0	0	0						
Bobby Higginson, L OBP: 0.379, SLG: 0.470 (1, 7)	G3			E9		G3-1			BB	3	1	1	0	1	0	0						
Robert Flick, L OBP: 0.363, SLG: 0.544 (1, 2)		BB		F7			G4-3		F3	3	0	0	0	1	0	1						
Tony Clark, S OBP: 0.404, SLG: 0.531 (1, 10)		1B		G4-3			K		BB	3	0	0	0	1	1	1						
Wendell Magee, R OBP: 0.333, SLG: 0.461 (1, 8)		K		F8			1B		FC6-4	4	0	1	0	0	1	3						
Randall Simon, L OBP: 0.380, SLG: 0.421 (1, 3)		1B				F8			FC6-4	3	0	1	0	0	0	1						
Deivi Cruz, R OBP: 0.285, SLG: 0.375 (1, 6)		K					K		P6	3	0	0	0	0	2	2						
Ryan Jackson, L OBP: 0.252, SLG: 0.359 (1, 9)			G3				K		G4-3	3	0	0	0	0	1	0						
Inning Stats	R: 0 E: 0 K: 0 S: 4	H: 1 LOB: 2 BB: 1 P: 7	R: 0 E: 0 K: 2 S: 12	H: 1 LOB: 1 BB: 1 P: 18	R: 0 E: 0 K: 0 S: 7	H: 0 LOB: 0 BB: 0 P: 12	R: 1 E: 1 K: 0 S: 9	H: 1 LOB: 0 BB: 0 P: 15	R: 0 E: 0 K: 2 S: 8	H: 0 LOB: 0 BB: 0 P: 9	R: 0 E: 0 K: 0 S: 7	H: 0 LOB: 0 BB: 0 P: 10	R: 0 E: 0 K: 1 S: 9	H: 1 LOB: 1 BB: 0 P: 12	R: 0 E: 0 K: 0 S: 6	H: 0 LOB: 0 BB: 0 P: 8	R: 0 E: 0 K: 0 S: 10	H: 0 LOB: 2 BB: 2 P: 24	1B: 3 2B: 0 3B: 0 HR: 0	SF: 0 SAC: 0 DP: 0 HBP: 0	WP: 0 PB: 0 SB: 0 CS: 0	PA: 33
PITCHER	IP	WLS	BF	H	R	ER	SO	BB	IBB	HBP	BLK	WP	HR	S	P	ERA	WHIP					
Cory Lidle, R ERA: 3.82 (1, 1)	8.0	W	28	3	1	0	5	1	0	0	0	0	0	62	91	0.00	0.500					
Jason Istringhausen, R ERA: 2.63 (9, 1)	1.0	S	5	0	0	0	0	2	0	0	0	0	0	10	24	0.00	2.000					

Oakland Athletics @ Detroit Tigers
Comerica Park, Detroit, MI
Sun Aug 05 2001, 1:05 PM EDT
Att: 26,626 - Cloudy - 85 F

AB 30
R 1
H 3
RBI 0
BB 3
SO 5
LOB 8



Batter	1	2	3	4	5	6	7	8	9	AB	R	H	RBI	BB	SO	LOB	TOP					
Johnny Damon, L OBP: 0.320, SLG: 0.370 (1, 8)	G3		K			SF7 G3 1B			HR	5	2	3	3	0	1	0	Oakland Athletics @ Detroit Tigers Comerica Park, Detroit, MI Mon Aug 06 2001, 1:05 PM EDT Att: 21,830 - Cloudy - 92 F					
Jeremy Giambi, L OBP: 0.381, SLG: 0.432 (1, 10)	F9			G3-1		G3	K		G4-3	5	0	0	0	0	1	2						
Jason Giambi, L OBP: 0.460, SLG: 0.631 (1, 3)				G6-3		HBP 3 1B 1B	F8		F7	4	1	1	0	1	0	1						
Jermaine Dye, R OBP: 0.340, SLG: 0.438 (1, 9)	F8					SF7			G6-4-3 1B	3	0	2	1	0	0	1						
Terrence Long, L OBP: 0.335, SLG: 0.424 (1, 7)		F8		G4-3		HBP 3 1B 1B			G6-4-3	4	1	1	0	0	0	2						
Miguel Tejada, R OBP: 0.324, SLG: 0.471 (1, 6)		G5-3				F8 BB			G5-3	2	0	0	0	1	0	0						
Eric Chavez, L OBP: 0.319, SLG: 0.477 (1, 5)		G4-3				L9				4	1	2	2	0	0	1						
Ramon Hernandez, R OBP: 0.316, SLG: 0.360 (1, 2)				G6-3		F8			E3 SH1-4 HR	4	1	0	0	0	0	4						
Frank Menechino, R OBP: 0.360, SLG: 0.397 F.P. Santangelo, S OBP: 0.167, SLG: 0.167 (9, PH) (9, 4)				G6-3		F8			SH1-4 HR	3	0	0	0	0	1	1						
Inning Stats	R: 0 E: 0 K: 0 S: 9	H: 0 LOB: 1 BB: 1 P: 15	R: 0 E: 0 K: 0 S: 8	H: 0 LOB: 0 BB: 0 P: 13	R: 0 E: 0 K: 1 S: 7	H: 0 LOB: 0 BB: 0 P: 10	R: 0 E: 0 K: 0 S: 8	H: 1 LOB: 1 BB: 0 P: 14	R: 0 E: 0 K: 0 S: 15	H: 0 LOB: 1 BB: 1 P: 23	R: 3 E: 0 K: 0 S: 13	H: 4 LOB: 2 BB: 0 P: 19	R: 0 E: 0 K: 2 S: 10	H: 1 LOB: 1 BB: 0 P: 17	R: 0 E: 0 K: 0 S: 7	H: 1 LOB: 0 BB: 0 P: 11	R: 3 E: 1 K: 0 S: 9	H: 2 LOB: 0 BB: 0 P: 10	1B: 8 2B: 0 3B: 0 HR: 1	SF: 1 SAC: 1 DP: 1 HBP: 1	WP: 0 PB: 0 SB: 0 CS: 0	PA: 39
PITCHER	IP	WLS	BF	H	R	ER	SO	BB	IBB	HBP	BLK	WP	HR	S	P	ERA	WHIP			ERA	WHIP	
Chris Holt, R ERA: 6.07 C.J. Nitkowski, L ERA: 5.14 Victor Santos, R ERA: 3.81 Matt Perisho, L ERA: 7.83 Danny Patterson, R ERA: 2.82	(1, 1)	5.0	B	24	4	3	3	1	2	0	1	0	0	0	56	90	4.76	1.059			0.00	0.000
Heath Murray, L ERA: 6.54	(9, 1)	0.1		1	0	0	0	0	0	0	0	0	0	0	2	2	∞	∞			0.00	0.000

AB	34
R	6
H	9
RBI	6
BB	2
SO	3
LOB	12



Batter	1	2	3	4	5	6	7	8	9	AB	R	H	RBI	BB	SO	LOB	BOTTOM					
Jose Macias, S OBP: 0.317, SLG: 0.426 (1, 4)	P4			F7			G6-3		G3	5	0	1	2	0	0	1	Oakland Athletics @ Detroit Tigers Comerica Park, Detroit, MI Mon Aug 06 2001, 1:05 PM EDT Att: 21,830 - Cloudy - 92 F					
Robert Fick, L OBP: 0.358, SLG: 0.536 (1, 2)	K			P4		1-H 3-H 3B			G4-3	4	0	0	0	0	1	1						
Bobby Higginson, L OBP: 0.382, SLG: 0.480 (1, 7)	K			S BB		SF9 3B			G3-1 2B	3	1	2	0	1	1	0						
Tony Clark, S OBP: 0.405, SLG: 0.530 Ryan Jackson, L OBP: 0.292, SLG: 0.359 (8, PR)		G4-3		FC6 BB		SF9			G3-1 IBB	1	0	0	1	2	0	0						
Randall Simon, L OBP: 0.375, SLG: 0.424 (1, 3)		F9		FC6					G3-1	0	0	0	0	0	0	0						
Shane Halter, R OBP: 0.345, SLG: 0.449 (1, 5)		L7		1-2 BB		2B			G3-1	4	0	1	0	0	0	4						
Deivi Cruz, R OBP: 0.286, SLG: 0.378 (1, 6)				F8 SH1-4 3B 1B		F3			K	4	1	1	0	0	1	4						
Wendell Magee, R OBP: 0.324, SLG: 0.447 (1, 8)				K		SH1-4 L6			F8 2B	3	0	1	0	0	1	1						
Juan Encarnacion, R OBP: 0.295, SLG: 0.410 (1, 9)				P6		F8			F8	4	0	0	0	0	0	2						
Inning Stats	R: 0 E: 0 K: 2 S: 10	H: 0 LOB: 0 BB: 0 P: 14	R: 0 E: 0 K: 0 S: 7	H: 0 LOB: 0 BB: 0 P: 11	R: 0 E: 0 K: 2 S: 7	H: 0 LOB: 0 BB: 0 P: 9	R: 0 E: 0 K: 0 S: 13	H: 0 LOB: 2 BB: 2 P: 26	R: 2 E: 0 K: 0 S: 12	H: 2 LOB: 1 BB: 1 P: 19	R: 1 E: 0 K: 0 S: 13	H: 2 LOB: 1 BB: 0 P: 20	R: 0 E: 0 K: 1 S: 5	H: 0 LOB: 0 BB: 0 P: 5	R: 0 E: 0 K: 1 S: 11	H: 1 LOB: 3 BB: 1 P: 22	R: 0 E: 0 K: 1 S: 15	H: 1 LOB: 1 BB: 0 P: 22	1B: 1 2B: 3 3B: 2 HR: 0	SF: 1 SAC: 1 DP: 0 HBP: 0	WP: 0 PB: 0 SB: 1 CS: 0	PA: 37
PITCHER	IP	WLS	BF	H	R	ER	SO	BB	IBB	HBP	BLK	WP	HR	S	P	ERA	WHIP			ERA	WHIP	
Erik Hiljus, R ERA: 2.92 Mark Guthrie, L ERA: 5.13 Jeff Tam, R ERA: 3.32 Mike Magnante, L ERA: 2.61 Luis Vizcaino, R ERA: 5.17	(1, 1)	5.0	B	20	2	2	2	4	3	0	0	0	0	0	9	13	27.00	6.000			0.00	1.000
Jason Isringhausen, R ERA: 2.57	(9, 1)	1.0	S	4	1	0	0	1	0	0	0	0	0	0	15	22	0.00	1.000			0.00	1.000



Batter	1	2	3	4	5	6	7	8	9	AB	R	H	RBI	BB	SO	LOB	TOP										
Chris Stynes, R OBP: 0.355, SLG: 0.461 (1, 4)										4	0	1	0	0	1	1	Boston Red Sox @ Oakland Athletics Network Associates Coliseum, Oakland, CA Tue Aug 07 2001, 10:05 PM EDT Att: 26,650 - Sunny - 69 F										
Mike Lansing, R OBP: 0.310, SLG: 0.410 (1, 6)										4	1	2	1	0	1	1											
Trot Nixon, L OBP: 0.381, SLG: 0.510 (1, 9)										4	0	2	1	0	1	1											
Manny Ramirez, R OBP: 0.411, SLG: 0.635 (1, 7)										4	0	1	0	0	1	3											
Carl Everett, S OBP: 0.328, SLG: 0.451 (1, 8)										4	0	0	0	0	1	2											
Dante Bichette, R OBP: 0.340, SLG: 0.500 (1, 10)										4	0	1	0	0	1	0											
Brian Daubach, L OBP: 0.348, SLG: 0.506 (1, 3)										4	0	0	0	0	0	1											
Shea Hillenbrand, R OBP: 0.289, SLG: 0.409 (1, 5)										3	0	0	0	0	1	0											
Scott Hatteberg, L OBP: 0.336, SLG: 0.387 (1, 2)										3	1	1	0	0	0	0											
Inning Stats	R: 0 E: 0 K: 2 S: 14	H: 1 LOB: 1 BB: 0 P: 21	R: 0 E: 0 K: 1 S: 6	H: 0 LOB: 0 BB: 7	R: 2 E: 0 K: 1 S: 16	H: 4 LOB: 2 BB: 0 P: 24	R: 0 E: 0 K: 0 S: 5	H: 1 LOB: 0 BB: 0 P: 8	R: 0 E: 0 K: 0 S: 8	H: 0 LOB: 0 BB: 0 P: 12	R: 0 E: 0 K: 0 S: 6	H: 0 LOB: 0 BB: 0 P: 9	R: 0 E: 0 K: 1 S: 5	H: 0 LOB: 0 BB: 0 P: 6	R: 0 E: 0 K: 1 S: 14	H: 2 LOB: 2 BB: 0 P: 21		R: 0 E: 0 K: 1 S: 8	H: 0 LOB: 0 BB: 0 P: 10	1B: 7 2B: 1 3B: 0 HR: 0	SF: 0 SAC: 0 DP: 1 HBP: 0	WP: 0 PB: 0 SB: 0 CS: 0	PA: 34				
PITCHER	IP	WLS	BF	H	R	ER	SO	BB	IBB	HBP	BLK	WP	HR	S	P	ERA	WHIP										
Mark Mulder, L ERA: 3.26 (1, 1)	7.1	W	27	6	2	2	5	0	0	0	0	0	0	63	91	2.46	0.818										
Jeff Tam, R ERA: 3.26 (8, 1)	0.2		4	2	0	0	1	0	0	0	0	0	0	11	17	0.00	3.000										
Jason Istringhausen, R ERA: 2.52 (9, 1)	1.0	S	3	0	0	0	1	0	0	0	0	0	0	8	10	0.00	0.000										

Batter	1	2	3	4	5	6	7	8	9	AB	R	H	RBI	BB	SO	LOB	BOTTOM										
Johnny Damon, L OBP: 0.324, SLG: 0.373 (1, 8)										4	1	3	0	0	0	1	Boston Red Sox @ Oakland Athletics Network Associates Coliseum, Oakland, CA Tue Aug 07 2001, 10:05 PM EDT Att: 26,650 - Sunny - 69 F										
Jeremy Giambi, L OBP: 0.380, SLG: 0.430 (1, 10)										4	0	1	1	0	2	2											
Jason Giambi, L OBP: 0.458, SLG: 0.627 (1, 3)										4	0	1	0	0	2	3											
Jermaine Dye, R OBP: 0.339, SLG: 0.436 (1, 9)										4	0	1	0	0	1	3											
Terrence Long, L OBP: 0.332, SLG: 0.420 (1, 7)										4	0	0	0	0	2	3											
Miguel Tejada, R OBP: 0.323, SLG: 0.469 (1, 6)										4	1	1	0	0	1	0											
3 Eric Chavez, L OBP: 0.320, SLG: 0.482 (1, 5)										4	2	2	0	0	1	0											
Ramon Hernandez, R OBP: 0.317, SLG: 0.364 Greg Myers, L OBP: 0.305, SLG: 0.424 (5, 2)										2	0	1	1	0	1	2											
Frank Menechino, R OBP: 0.362, SLG: 0.399 (1, 4)										2	0	0	0	0	0	0											
Inning Stats	R: 0 E: 0 K: 3 S: 15	H: 1 LOB: 1 BB: 0 P: 21	R: 1 E: 0 K: 1 S: 14	H: 2 LOB: 1 BB: 0 P: 18	R: 0 E: 0 K: 0 S: 11	H: 1 LOB: 1 BB: 0 P: 12	R: 2 E: 0 K: 1 S: 21	H: 3 LOB: 1 BB: 0 P: 31	R: 0 E: 0 K: 1 S: 10	H: 2 LOB: 1 BB: 0 P: 15	R: 0 E: 0 K: 1 S: 7	H: 0 LOB: 0 BB: 0 P: 10	R: 2 E: 0 K: 2 S: 14	H: 3 LOB: 1 BB: 0 P: 25	R: 0 E: 0 K: 1 S: 7	H: 0 LOB: 0 BB: 0 P: 12		1B: 9 2B: 3 3B: 0 HR: 0	SF: 0 SAC: 0 DP: 1 HBP: 0	WP: 2 PB: 0 SB: 2 CS: 0	PA: 35						
PITCHER	IP	WLS	BF	H	R	ER	SO	BB	IBB	HBP	BLK	WP	HR	S	P	ERA	WHIP										
Bret Saberhagen, R ERA: 6.0 (1, 1)	4.0	L	19	7	3	3	5	0	0	0	0	0	0	17	25	0.00	1.000										
Bill Pulsipher, L ERA: 3.79 (5, 1)	2.0		7	2	0	0	2	0	0	0	0	0	0	14	25	18.00	3.000										
Rod Beck, R ERA: 3.38 (7, 1)	1.0		6	3	2	2	2	0	0	0	0	1	0	7	12	0.00	0.000										
Ugueth Urbina, R ERA: 3.96 (8, 1)	1.0		3	0	0	0	1	0	0	0	0	0	0	7	12	0.00	0.000										

AB	34
R	2
H	8
RBI	2
BB	0
SO	7
LOB	9



Batter	1	2	3	4	5	6	7	8	9	AB	R	H	RBI	BB	SO	LOB	TOP							
Jose Offerman, S OBP: 0.321, SLG: 0.340 (1, 4)	1-2 G6-3 1B	1-3 K			1-0 G4-3		2-2 G3			4	0	1	0	0	1	3								
Trot Nixon, L OBP: 0.377, SLG: 0.504 (1, 9)	1-2 L7	0-1 G3			0-3 K		0-0 P6			4	0	0	0	0	1	4								
Nomar Garciaparra, R OBP: 0.424, SLG: 0.690 (1, 6)	1-2 G6-3		1-1 G6-3		0-3 K		1-3 K			4	0	0	0	0	2	1								
Manny Ramirez, R OBP: 0.410, SLG: 0.632 (1, 7)	1-0 2H 1B		0-1 G5-3		0-1 G6-3		1-2 F7			4	0	1	0	0	0	0								
Carl Everett, S OBP: 0.330, SLG: 0.459 (1, 8)		0-0 HR	2-2 F8		4-2 1B BB		1-1 G4-3			3	1	1	1	1	0	0								
Brian Daubach, L OBP: 0.383, SLG: 0.511 (9, PH)		0-0 1B BB		1-2 G6-4-3 1B		3-1 G6-3 1B		2-1 G6-3		3	0	3	0	0	0	0								
Mike Lansing, R OBP: 0.309, SLG: 0.408 (9, PH)		1-3 K		0-0 G6-4-3 1B		1-2 G6-3		2-1 G6-3		1	0	0	0	0	0	0								
Chris Stynes, R OBP: 0.357, SLG: 0.462 (1, 5)		1-3 K		1-2 G6-4-3 1B		1-2 G6-3		2-1 G6-3		4	0	2	0	0	1	3								
Scott Hatteberg, L OBP: 0.336, SLG: 0.383 (9, PH)		4-0 1B BB		1-1 G6-4-3		3-1 G4-3		2-0 P4		2	0	0	0	1	0	2								
Dante Bichette, R OBP: 0.339, SLG: 0.498 (9, PH)		1-2 1B BB		1-2 2-3		2-2 L4				1	0	0	0	0	0	1								
Doug Mirabeli, R OBP: 0.320, SLG: 0.364 (1, 2)		1-1 1B		3-1 G4-3						3	0	1	0	0	0	1								
Inning Stats	R: 0 E: 0 K: 0 S: 13	H: 2 LOB: 2 BB: 0 P: 17	R: 1 E: 0 K: 2 S: 12	H: 3 LOB: 3 BB: 1 P: 19	R: 0 E: 0 K: 0 S: 10	H: 0 LOB: 0 BB: 0 P: 13	R: 0 E: 0 K: 0 S: 9	H: 2 LOB: 1 BB: 0 P: 14	R: 0 E: 0 K: 2 S: 7	H: 1 LOB: 1 BB: 1 P: 17	R: 0 E: 0 K: 0 S: 8	H: 0 LOB: 0 BB: 0 P: 15	R: 0 E: 0 K: 1 S: 8	H: 0 LOB: 0 BB: 0 P: 10	R: 0 E: 0 K: 0 S: 7	H: 1 LOB: 1 BB: 0 P: 14	1B: 8 2B: 0 3B: 0 HR: 1	SF: 0 SAC: 0 DP: 2 HBP: 0	WP: 0 PB: 0 SB: 0 CS: 0	PA: 35				
PITCHER	IP WLS BF H R ER SO BB IBB HBP BLK WP HR S P ERA WHIP	IP WLS BF H R ER SO BB IBB HBP BLK WP HR S P ERA WHIP	IP WLS BF H R ER SO BB IBB HBP BLK WP HR S P ERA WHIP	IP WLS BF H R ER SO BB IBB HBP BLK WP HR S P ERA WHIP	IP WLS BF H R ER SO BB IBB HBP BLK WP HR S P ERA WHIP	IP WLS BF H R ER SO BB IBB HBP BLK WP HR S P ERA WHIP	IP WLS BF H R ER SO BB IBB HBP BLK WP HR S P ERA WHIP	IP WLS BF H R ER SO BB IBB HBP BLK WP HR S P ERA WHIP	IP WLS BF H R ER SO BB IBB HBP BLK WP HR S P ERA WHIP	IP WLS BF H R ER SO BB IBB HBP BLK WP HR S P ERA WHIP	IP WLS BF H R ER SO BB IBB HBP BLK WP HR S P ERA WHIP	IP WLS BF H R ER SO BB IBB HBP BLK WP HR S P ERA WHIP	IP WLS BF H R ER SO BB IBB HBP BLK WP HR S P ERA WHIP	IP WLS BF H R ER SO BB IBB HBP BLK WP HR S P ERA WHIP	IP WLS BF H R ER SO BB IBB HBP BLK WP HR S P ERA WHIP	IP WLS BF H R ER SO BB IBB HBP BLK WP HR S P ERA WHIP	IP WLS BF H R ER SO BB IBB HBP BLK WP HR S P ERA WHIP	IP WLS BF H R ER SO BB IBB HBP BLK WP HR S P ERA WHIP	IP WLS BF H R ER SO BB IBB HBP BLK WP HR S P ERA WHIP	IP WLS BF H R ER SO BB IBB HBP BLK WP HR S P ERA WHIP	IP WLS BF H R ER SO BB IBB HBP BLK WP HR S P ERA WHIP			
Tim Hudson, R ERA: 2.99 (1, 1)	8.0 W 31	8 1 1 5	2 0 0 0	0 0 0 0	0 0 0 0	0 0 0 0	0 0 0 0	0 0 0 0	0 0 0 0	0 0 0 0	0 0 0 0	0 0 0 0	0 0 0 0	0 0 0 0	0 0 0 0	0 0 0 0	0 0 0 0	0 0 0 0	0 0 0 0	0 0 0 0	0 0 0 0	0 0 0 0	1.12 1.250	
Mike Magnante, L ERA: 2.59 (9, 1)	0.2 3	1 0 0 0	0 0 0 0	0 0 0 0	0 0 0 0	0 0 0 0	0 0 0 0	0 0 0 0	0 0 0 0	0 0 0 0	0 0 0 0	0 0 0 0	0 0 0 0	0 0 0 0	0 0 0 0	0 0 0 0	0 0 0 0	0 0 0 0	0 0 0 0	0 0 0 0	0 0 0 0	0 0 0 0	0 0 0 0	0.00 1.500
Luis Vizcaino, R ERA: 5.06 (9, 1)	0.1 1	0 0 0 0	0 0 0 0	0 0 0 0	0 0 0 0	0 0 0 0	0 0 0 0	0 0 0 0	0 0 0 0	0 0 0 0	0 0 0 0	0 0 0 0	0 0 0 0	0 0 0 0	0 0 0 0	0 0 0 0	0 0 0 0	0 0 0 0	0 0 0 0	0 0 0 0	0 0 0 0	0 0 0 0	0 0 0 0	0.00 0.000

Boston Red Sox @ Oakland Athletics
 Network Associates Coliseum, Oakland, CA
 Wed Aug 08 2001, 10:05 PM EDT
 Att: 50,863 - Sunny - 65 F

AB	33
R	1
H	9
RBI	1
BB	2
SO	5
LOB	15



Batter	1	2	3	4	5	6	7	8	9	AB	R	H	RBI	BB	SO	LOB	BOTTOM						
Johnny Damon, L OBP: 0.326, SLG: 0.376 (1, 8)	3-2 HR 1B		0-0 2B	2-3 K			1-1 G4-3	4-1 BB		4	1	2	0	1	1	1							
Jeremy Giambi, L OBP: 0.379, SLG: 0.432 (1, 10)	1-2 P4		1-3 K		1-2 E8 FC4-6 2B		0-0 BB 1B	2-3 K		3	1	1	0	0	1	2							
Ron Gant, R OBP: 0.329, SLG: 0.453 (7, PH)										2	1	1	0	0	1	1							
Jason Giambi, L OBP: 0.463, SLG: 0.636 (1, 3)	0-0 1H HR		4-0 FC6-4 IBB		4-2 FC4-6 BB		4-2 G3 1B BB			1	1	1	2	3	0	0							
Jermaine Dye, R OBP: 0.338, SLG: 0.434 (1, 9)	0-2 F9		1-0 FC6-4		2-3 K		1-2 G3			4	0	1	1	0	1	4							
Terrence Long, L OBP: 0.329, SLG: 0.416 (1, 7)	0-0 G4-3			1-0 G4-3	1-1 FC4-6		2-2 G3			4	0	0	1	0	0	3							
Miguel Tejada, R OBP: 0.322, SLG: 0.466 (1, 6)		2-1 G6-3		0-1 G5-3	2-1 L5		4-1 IBB			3	0	0	0	1	0	1							
3 Eric Chavez, L OBP: 0.320, SLG: 0.480 (1, 5)		0-1 G3-1		1-2 2B 1B		3-2 G5-3	2-0 G4-3			4	1	1	0	0	0	3							
Ramon Hernandez, R OBP: 0.317, SLG: 0.366 (1, 2)		1-2 G5-3		2-2 1H E 2B		1-1 G5-3		1-3 K		4	1	1	1	0	1	0							
F.P. Santangelo, S OBP: 0.200, SLG: 0.200 (1, 4)			3-3 K	1-1 E9 1B		0-2 G5-3		1-3 K		4	0	1	1	0	2	0							
Inning Stats	R: 2 E: 0 K: 0 S: 13	H: 2 LOB: 0 BB: 0 P: 16	R: 0 E: 0 K: 0 S: 8	H: 0 LOB: 0 BB: 0 P: 11	R: 0 E: 0 K: 2 S: 9	H: 1 LOB: 2 BB: 1 P: 18	R: 2 E: 1 K: 1 S: 16	H: 3 LOB: 1 BB: 0 P: 23	R: 1 E: 1 K: 1 S: 18	H: 1 LOB: 1 BB: 1 P: 28	R: 0 E: 0 K: 0 S: 8	H: 0 LOB: 0 BB: 0 P: 12	R: 1 E: 0 K: 0 S: 15	H: 2 LOB: 3 BB: 2 P: 29	R: 0 E: 0 K: 3 S: 10	H: 0 LOB: 1 BB: 1 P: 18	1B: 5 2B: 3 3B: 0 HR: 1	SF: 0 SAC: 0 DP: 0 HBP: 0	WP: 0 PB: 0 SB: 0 CS: 0	PA: 38			
PITCHER	IP WLS BF H R ER SO BB IBB HBP BLK WP HR S P ERA WHIP	IP WLS BF H R ER SO BB IBB HBP BLK WP HR S P ERA WHIP	IP WLS BF H R ER SO BB IBB HBP BLK WP HR S P ERA WHIP	IP WLS BF H R ER SO BB IBB HBP BLK WP HR S P ERA WHIP	IP WLS BF H R ER SO BB IBB HBP BLK WP HR S P ERA WHIP	IP WLS BF H R ER SO BB IBB HBP BLK WP HR S P ERA WHIP	IP WLS BF H R ER SO BB IBB HBP BLK WP HR S P ERA WHIP	IP WLS BF H R ER SO BB IBB HBP BLK WP HR S P ERA WHIP	IP WLS BF H R ER SO BB IBB HBP BLK WP HR S P ERA WHIP	IP WLS BF H R ER SO BB IBB HBP BLK WP HR S P ERA WHIP	IP WLS BF H R ER SO BB IBB HBP BLK WP HR S P ERA WHIP	IP WLS BF H R ER SO BB IBB HBP BLK WP HR S P ERA WHIP	IP WLS BF H R ER SO BB IBB HBP BLK WP HR S P ERA WHIP	IP WLS BF H R ER SO BB IBB HBP BLK WP HR S P ERA WHIP	IP WLS BF H R ER SO BB IBB HBP BLK WP HR S P ERA WHIP	IP WLS BF H R ER SO BB IBB HBP BLK WP HR S P ERA WHIP	IP WLS BF H R ER SO BB IBB HBP BLK WP HR S P ERA WHIP	IP WLS BF H R ER SO BB IBB HBP BLK WP HR S P ERA WHIP	IP WLS BF H R ER SO BB IBB HBP BLK WP HR S P ERA WHIP	IP WLS BF H R ER SO BB IBB HBP BLK WP HR S P ERA WHIP	IP WLS BF H R ER SO BB IBB HBP BLK WP HR S P ERA WHIP		
Frank Castillo, R ERA: 4.55 (5, 1)	3.2 L 16	2 1 1 3	2 1 0 0	0 0 0 0	0 0 0 0	0 0 0 0	0 0 0 0	0 0 0 0	0 0 0 0	0 0 0 0	0 0 0 0	0 0 0 0	0 0 0 0	0 0 0 0	0 0 0 0	0 0 0 0	0 0 0 0	0 0 0 0	0 0 0 0	0 0 0 0	0 0 0 0	0 0 0 0	2.46 1.091

Boston Red Sox @ Oakland Athletics
 Network Associates Coliseum, Oakland, CA
 Wed Aug 08 2001, 10:05 PM EDT
 Att: 50,863 - Sunny - 65 F

AB	33
R	6
H	9
RBI	6
BB	5
SO	7
LOB	15



Batter	1	2	3	4	5	6	7	8	9	AB	R	H	RBI	BB	SO	LOB	TOP		
Chris Stynes, R OBP: 0.351, SLG: 0.454	G5-3			G6-3		K			G1-3	4	0	0	0	0	1	0			
Mike Lansing, R OBP: 0.304, SLG: 0.402	F9			P6			F9		K	4	0	0	0	0	1	0			
Nomar Garciaparra, R OBP: 0.403, SLG: 0.559	F9			L7			G4-3			4	0	1	0	0	0	0			
Manny Ramirez, R OBP: 0.410, SLG: 0.629		FC4-6 BB			F9				G4-3	2	0	0	0	2	0	1			
Carl Everett, S OBP: 0.327, SLG: 0.455		FC4-6 CS			G2-3		K			3	0	0	0	0	1	2			
Dante Bichette, R OBP: 0.342, SLG: 0.500								G6-3		3	0	2	0	0	0	0			
Scott Hatteberg, L OBP: 0.332, SLG: 0.378				F8		G3-1		G5-3		3	0	0	0	0	0	1			
Shea Hillenbrand, R OBP: 0.290, SLG: 0.409				P5			F8			3	0	1	0	0	0	0			
Darren Lewis, R OBP: 0.278, SLG: 0.355				G4-3			G6-3		G4-3	3	0	0	0	0	0	1			
Inning Stats	R: 0 H: 0 E: 0 K: 0 S: 5	H: 0 LOB: 0 BB: 0 P: 7	R: 0 H: 1 E: 0 K: 0 S: 8	LOB: 1 BB: 1 P: 15	R: 0 H: 0 E: 0 K: 0 S: 13	LOB: 0 BB: 0 P: 18	R: 0 H: 0 E: 0 K: 0 S: 5	LOB: 0 BB: 0 P: 8	R: 0 H: 1 E: 0 K: 1 S: 9	LOB: 1 BB: 0 P: 13	R: 0 H: 0 E: 0 K: 1 S: 12	LOB: 1 BB: 1 P: 24	R: 0 H: 1 E: 0 K: 0 S: 12	LOB: 1 BB: 0 P: 16	R: 0 H: 1 E: 0 K: 1 S: 10	LOB: 1 BB: 0 P: 13	1B: 4 2B: 0 3B: 0 HR: 0	SF: 0 SAC: 0 DP: 0 HBP: 0	WP: 0 PA: 31 PB: 0 SB: 0 CS: 1
PITCHER Barry Zito, L ERA: 4.29	IP: 9.0 WLS: W BF: 31 H: 4 R: 0 ER: 0 SO: 3 BB: 2 IBB: 0 HBP: 0 BLK: 0 WP: 0 HR: 0 S: 79 P: 120 ERA: 0.00 WHIP: 0.667																		

Boston Red Sox @ Oakland Athletics
 Network Associates Coliseum, Oakland, CA
 Thu Aug 09 2001, 3:35 PM EDT
 Att: 28,781 - Sunny - 70 F

AB 29
 R 0
 H 4
 RBI 0
 BB 2
 SO 3
 LOB 5



Batter	1	2	3	4	5	6	7	8	9	AB	R	H	RBI	BB	SO	LOB	BOTTOM		
Johnny Damon, L OBP: 0.326, SLG: 0.377	F7	G6-3					K			4	0	1	1	0	1	1			
3 Eric Chavez, L OBP: 0.319, SLG: 0.478	E8 1B		P5	G3			G4-3			4	0	1	0	0	0	1			
Jason Giambi, L OBP: 0.459, SLG: 0.629	P4		F7			K	F7			4	0	0	0	0	1	1			
Jermaine Dye, R OBP: 0.338, SLG: 0.431	K		P4			F7		E 1B SF7 BB		3	1	0	0	1	1	1			
Terrence Long, L OBP: 0.331, SLG: 0.424		F8		HR				F8		4	1	2	1	0	0	1			
Miguel Tejada, R OBP: 0.324, SLG: 0.473		F7		HR		F3		E 1B		4	1	2	1	0	0	1			
Olmedo Saenz, R OBP: 0.289, SLG: 0.357		PB BB 2B 1B		G6-3		K		E6		4	1	1	0	0	1	2			
F.P. Santangelo, S OBP: 0.214, SLG: 0.167		PB 2B BB		G3		F7		SF7		2	1	0	1	1	0	0			
Ramon Hernandez, R OBP: 0.319, SLG: 0.368					PB 2B BB		G6-3	G1-3		3	1	1	2	1	0	2			
Inning Stats	R: 0 H: 1 E: 1 K: 1 S: 8	H: 2 LOB: 1 BB: 1 P: 11	R: 2 H: 2 E: 0 K: 0 S: 23	H: 2 LOB: 1 BB: 1 P: 35	R: 0 H: 0 E: 0 K: 0 S: 12	LOB: 0 BB: 0 P: 14	R: 3 H: 3 E: 0 K: 0 S: 19	H: 3 LOB: 1 BB: 1 P: 31	R: 0 H: 1 E: 0 K: 1 S: 11	LOB: 1 BB: 0 P: 14	R: 0 H: 0 E: 0 K: 1 S: 9	LOB: 0 BB: 0 P: 16	R: 0 H: 0 E: 0 K: 1 S: 10	LOB: 0 BB: 0 P: 14	R: 1 H: 1 E: 1 K: 0 S: 20	LOB: 2 BB: 1 P: 30	1B: 4 2B: 2 3B: 0 HR: 2	SF: 1 SAC: 0 DP: 0 HBP: 0	WP: 0 PA: 36 PB: 2 SB: 0 CS: 0
PITCHER 49 Tim Wakefield, R ERA: 3.45 Bill Pulsipher, L ERA: 3.35	IP: 6.0 WLS: L BF: 27 H: 7 R: 5 ER: 4 SO: 3 BB: 2 IBB: 0 HBP: 0 BLK: 0 WP: 0 HR: 2 S: 82 P: 121 ERA: 6.00 WHIP: 1.500																		

Boston Red Sox @ Oakland Athletics
 Network Associates Coliseum, Oakland, CA
 Thu Aug 09 2001, 3:35 PM EDT
 Att: 28,781 - Sunny - 70 F

AB 32
 R 6
 H 8
 RBI 6
 BB 3
 SO 4
 LOB 10



Batter	1	2	3	4	5	6	7	8	9	AB	R	H	RBI	BB	SO	LOB	TOP					
2 Derek Jeter, R OBP: 0.388, SLG: 0.465 (1, 6)	0-0 HR		1-0 2B 1B		2-1 FC6-4 1B 1-3 1B		2-2 20 1B BB 1B	2-2 G4-3		5	2	4	1	0	0	1						
David Justice, L OBP: 0.324, SLG: 0.449 (1, 10)	1-0 P2		0-0 2B		2-2 FC6-4 1-2 3H 1B		0-1 F7		3-2 L8	5	0	2	1	0	0	1						
Bernie Williams, S OBP: 0.393, SLG: 0.500 (1, 8)	1-0 G3		1-0 F9		0-2 F9		0-3 K		0-2 E6 1B	5	1	0	0	0	1	5						
Tino Martinez, L OBP: 0.312, SLG: 0.480 (1, 3)	2-3 K		0-3 K		0-1 FC6-4 1-2 2-3		4-1 20 1B BB		1-0 20 G4-6-3 1B 2H	4	0	1	1	1	2	4						
20 Jorge Posada, S OBP: 0.389, SLG: 0.519 (1, 2)		3-1 G3		2-3 K		0-0 F7		1-2 2H 1B	2-2 G4-6-3	5	0	1	1	0	1	1						
Paul O'Neill, L OBP: 0.335, SLG: 0.474 (1, 9)		2-3 K		1-1 G6-3		2-2 1B 2B		2-1 G4-3		4	1	1	0	0	1	2						
Shane Spencer, R OBP: 0.303, SLG: 0.423 (1, 7)		0-3 K		2-3 K		2-3 K		1-2 G4-3		4	0	0	0	0	3	1						
Alfonso Soriano, R OBP: 0.310, SLG: 0.457 (1, 4)			1-0 HR		0-2 2 1B 2 S 1B		2-2 E S 1B 2H		0-0 G5-3	4	2	3	2	0	0	0						
Clayton Kershaw, R OBP: 0.121, SLG: 0.194 (1, 5) Enrique Wilson, S OBP: 0.196, SLG: 0.226 (6, PH) Jeff Tam, R ERA: 3.22 (6, 5)			0-3 K		1-2 F8		2-2 G5-3 1-3		0-0 1B	2	0	0	0	0	1	1						
Inning Stats	R: 1 E: 0 K: 1 S: 7	H: 1 LOB: 0 BB: 0 P: 11	R: 0 E: 0 K: 2 S: 8	H: 0 LOB: 0 BB: 0 P: 13	R: 1 E: 0 K: 2 S: 11	H: 3 LOB: 2 BB: 0 P: 14	R: 0 E: 0 K: 2 S: 8	H: 0 LOB: 0 BB: 0 P: 13	R: 1 E: 0 K: 0 S: 18	H: 2 LOB: 1 BB: 0 P: 21	R: 1 E: 0 K: 1 S: 14	H: 2 LOB: 2 BB: 1 P: 22	R: 1 E: 0 K: 1 S: 12	H: 2 LOB: 2 BB: 1 P: 20	R: 0 E: 0 K: 0 S: 10	H: 1 LOB: 1 BB: 0 P: 13	R: 1 E: 1 K: 0 S: 12	H: 1 LOB: 0 BB: 0 P: 18	1B: 9 2B: 2 3B: 0 HR: 2	SF: 0 SAC: 0 DP: 1 HBP: 0	WP: 0 PB: 0 SB: 2 CS: 0	PA: 41
PITCHER	IP	WLS	BF	H	R	ER	SO	BB	IBB	HBP	BLK	WP	HR	S	P	ERA	WHIP					
Erik Hiljus, R ERA: 3.41 (1, 1)	4.1		20	7	3	3	7	0	0	0	0	0	2	47	67	6.23	1.615					
Mike Magnante, L ERA: 2.72 (5, 1)	1.0	W	4	1	1	1	0	0	0	0	0	0	0	9	11	9.00	1.000					
Chad Bradford, R ERA: 2.93 (6, 1)	0.2		4	2	1	1	1	0	0	0	0	0	0	13	21	13.50	3.000					
Mark Guthrie, L ERA: 5.01 (7, 1)	1.0	H	5	1	0	0	1	1	0	0	0	0	0	9	15	0.00	2.000					
Jason Iringhausen, R ERA: 2.47 (9, 1)	1.0	S	4	1	1	0	0	0	0	0	0	0	0	12	18	0.00	1.000					

New York Yankees @ Oakland Athletics
Network Associates Coliseum, Oakland, CA
Sat Aug 11 2001, 10:05 PM EDT
Att: 45,253 - Cloudy - 65 F

AB	40
R	6
H	13
RBI	6
BB	1
SO	9
LOB	17



Batter	1	2	3	4	5	6	7	8	9	AB	R	H	RBI	BB	SO	LOB	BOTTOM					
Johnny Damon, L OBP: 0.327, SLG: 0.377 (1, 8)	2-2 HR 1B	1-1 BB 1B 1B		1-1 FC4-6 1B BB 1-2	1-1 L5			1-2 1B		5	2	3	0	0	0	2						
Frank Menechino, R OBP: 0.369, SLG: 0.399 (1, 4)	0-1 P6	0-0 BB 1B 1B		4-2 1B BB		0-2 G5-3		1-2 2-3 1B		4	1	2	1	1	0	1						
Jason Giambi, L OBP: 0.464, SLG: 0.644 (1, 3)	3-2 1H HR	4-0 1B BB		0-0 1B		4-2 G5-4-3 BB		1-1 G4-6-3 1-2 1B		3	1	2	2	2	0	2						
Jermaine Dye, R OBP: 0.336, SLG: 0.435 (1, 9)	3-1 G5-3	1-0 1B		2-3 K		1-2 G5-4-3 1-2		1-2 G5-4-3 1-2		4	0	1	2	0	1	4						
Terrence Long, L OBP: 0.329, SLG: 0.418 (1, 7)	3-0 F9	0-1 G1-3		3-1 G4-3		1-1 F9				4	0	0	0	0	0	5						
Miguel Tejada, R OBP: 0.321, SLG: 0.467 (1, 6)		0-1 P4	0-1 L8		0-2 F5		0-0 G6-3			4	0	0	0	0	0	0						
3 Eric Chavez, L OBP: 0.318, SLG: 0.475 (1, 5)		0-1 G4-3	2-1 G3-1		0-1 SH5-3 2B 1B		1-2 G1-3			4	1	1	0	0	0	0						
Ramon Hernandez, R OBP: 0.321, SLG: 0.369 (1, 2)		4-2 HR BB	2-1 F9		0-0 SH5-3		1-0 1B BB 2B			2	2	1	0	1	0	0						
Jeremy Giambi, L OBP: 0.384, SLG: 0.450 (1, 10)	1-0 HR		1-2 FC4-6 HBP 2B		1-2 2B			1-1 F7		3	1	2	3	0	0	1						
Inning Stats	R: 2 E: 0 K: 0 S: 11	H: 2 LOB: 0 BB: 0 P: 22	R: 4 E: 0 K: 0 S: 13	H: 4 LOB: 2 BB: 2 P: 24	R: 0 E: 0 K: 0 S: 6	H: 0 LOB: 0 BB: 0 P: 10	R: 0 E: 0 K: 1 S: 14	H: 1 LOB: 3 BB: 1 P: 25	R: 1 E: 0 K: 0 S: 11	H: 2 LOB: 1 BB: 0 P: 13	R: 0 E: 0 K: 0 S: 9	H: 0 LOB: 0 BB: 1 P: 14	R: 0 E: 0 K: 0 S: 6	H: 0 LOB: 0 BB: 0 P: 8	R: 1 E: 0 K: 0 S: 11	H: 3 LOB: 1 BB: 0 P: 16	R: 1 E: 0 K: 0 S: 11	H: 3 LOB: 1 BB: 0 P: 16	1B: 8 2B: 2 3B: 0 HR: 2	SF: 0 SAC: 1 DP: 2 HBP: 1	WP: 0 PB: 0 SB: 0 CS: 0	PA: 39
PITCHER	IP	WLS	BF	H	R	ER	SO	BB	IBB	HBP	BLK	WP	HR	S	P	ERA	WHIP					
Sterling Hitchcock, L ERA: 5.9 (1, 1)	3.2	L	22	7	6	6	1	3	0	1	0	0	0	28	40	2.70	0.900					
Ramiro Mendoza, R ERA: 3.84 (4, 1)	3.1		12	2	1	1	0	1	0	0	0	0	0	11	16	9.00	3.000					
Mike Stanton, L ERA: 1.9 (8, 1)	1.0		5	3	1	1	0	0	0	0	0	0	0	11	16	9.00	3.000					

New York Yankees @ Oakland Athletics
Network Associates Coliseum, Oakland, CA
Sat Aug 11 2001, 10:05 PM EDT
Att: 45,253 - Cloudy - 65 F

AB	33
R	8
H	12
RBI	8
BB	4
SO	1
LOB	15



Batter	1	2	3	4	5	6	7	8	9	AB	R	H	RBI	BB	SO	LOB	TOP			
Chuck Knoblauch R (1, 7) OBP: 0.335, SLG: 0.349	G4-3		F9			K		L9		4	0	0	0	0	1	1	New York Yankees @ Oakland Athletics Network Associates Coliseum, Oakland, CA Sun Aug 12 2001, 4:05 PM EDT Att: 47,725 - Sunny - 64 F			
2 Derek Jeter R (1, 6) OBP: 0.365, SLG: 0.461	F8				K	K		G5-3		4	0	0	0	0	2	1				
Bernie Williams S (1, 8) OBP: 0.394, SLG: 0.503					G1-3					4	0	2	0	0	0	0				
Tino Martinez L (1, 3) OBP: 0.309, SLG: 0.476	G5-3				P4					4	0	0	0	0	0	2				
20 Jorge Posada S (1, 2) OBP: 0.390, SLG: 0.519										4	0	2	0	0	2	1				
David Justice L (1, 10) OBP: 0.320, SLG: 0.442										4	0	0	0	0	2	3				
Shane Spencer R (1, 9) OBP: 0.298, SLG: 0.416										3	0	0	0	0	0	1				
Alfonso Soriano R (1, 4) OBP: 0.310, SLG: 0.456										3	1	1	0	0	0	1				
Clay Bellinger R (1, 5) OBP: 0.167, SLG: 0.324										3	1	2	2	0	0	0				
Inning Stats	R: 0 H: 1 E: 0 K: 0 S: 10	H: 1 LOB: 1 BB: 0 P: 14	R: 0 H: 0 E: 0 K: 1 S: 7	H: 0 LOB: 0 BB: 0 P: 10	R: 0 H: 0 E: 0 K: 1 S: 5	H: 0 LOB: 0 BB: 0 P: 8	R: 0 H: 0 E: 0 K: 1 S: 7	H: 0 LOB: 1 BB: 0 P: 9	R: 0 H: 1 E: 0 K: 2 S: 7	H: 1 LOB: 1 BB: 0 P: 11	R: 0 H: 1 E: 0 K: 0 S: 10	H: 1 LOB: 1 BB: 0 P: 15	R: 2 H: 2 E: 0 K: 2 S: 10	H: 2 LOB: 0 BB: 0 P: 15	R: 0 H: 1 E: 0 K: 2 S: 10	H: 1 LOB: 0 BB: 0 P: 16	1B: 5 2B: 1 3B: 0 HR: 1	SF: 0 SAC: 0 DP: 0 HBP: 0	WP: 0 PB: 0 SB: 0 CS: 1	PA: 33
PITCHER Mark Mulder L (1, 1) ERA: 3.2	IP: 9.0 WLS: W BF: 33 H: 7 R: 2 ER: 2 SO: 7 BB: 0 IBB: 0 HBP: 0 BLK: 0 WP: 0 HR: 1 S: 74 P: 110 ERA: 2.00 WHIP: 0.778																			

Batter	1	2	3	4	5	6	7	8	9	AB	R	H	RBI	BB	SO	LOB	BOTTOM					
Johnny Damon L (1, 8) OBP: 0.326, SLG: 0.374	F5					G6-3				3	1	0	0	1	1	0	New York Yankees @ Oakland Athletics Network Associates Coliseum, Oakland, CA Sun Aug 12 2001, 4:05 PM EDT Att: 47,725 - Sunny - 64 F					
Jeremy Giambi L (1, 10) OBP: 0.380, SLG: 0.445	L9									3	0	0	0	0	1	0						
Olmedo Saenz R (9, PH) OBP: 0.295, SLG: 0.364										1	0	0	0	0	1	1						
Jason Giambi L (1, 3) OBP: 0.462, SLG: 0.647	F8									4	1	1	2	0	1	0						
Jermaine Dye R (1, 9) OBP: 0.334, SLG: 0.432										3	0	0	0	0	2	0						
Terrence Long L (1, 7) OBP: 0.327, SLG: 0.416										3	0	0	0	0	0	0						
Miguel Tejada R (1, 6) OBP: 0.321, SLG: 0.473										3	1	1	1	0	1	0						
3 Eric Chavez L (1, 5) OBP: 0.318, SLG: 0.482										3	1	1	1	0	0	0						
Greg Myers L (1, 2) OBP: 0.299, SLG: 0.413										3	0	0	0	0	2	0						
F.P. Santangelo S (1, 4) OBP: 0.188, SLG: 0.143										2	0	0	0	0	1	0						
Frank Menechino R (9, PH) OBP: 0.369, SLG: 0.398										1	0	0	0	0	1	0						
Inning Stats	R: 0 H: 0 E: 0 K: 0 S: 8	H: 0 LOB: 0 BB: 0 P: 11	R: 0 H: 0 E: 0 K: 2 S: 10	H: 0 LOB: 0 BB: 0 P: 16	R: 0 H: 0 E: 0 K: 1 S: 8	H: 0 LOB: 0 BB: 0 P: 15	R: 0 H: 0 E: 0 K: 2 S: 12	H: 0 LOB: 0 BB: 0 P: 19	R: 2 H: 2 E: 0 K: 2 S: 11	H: 2 LOB: 0 BB: 0 P: 15	R: 0 H: 0 E: 0 K: 1 S: 8	H: 0 LOB: 0 BB: 0 P: 12	R: 0 H: 0 E: 0 K: 1 S: 7	H: 0 LOB: 0 BB: 0 P: 12	R: 0 H: 0 E: 0 K: 1 S: 8	H: 0 LOB: 0 BB: 0 P: 10	R: 2 H: 1 E: 0 K: 2 S: 9	H: 1 LOB: 1 BB: 1 P: 19	1B: 0 2B: 0 3B: 0 HR: 3	SF: 0 SAC: 0 DP: 0 HBP: 0	WP: 0 PB: 0 SB: 0 CS: 0	PA: 30
PITCHER 35 Mike Mussina R (1, 1) ERA: 3.83 Mike Stanton L (9, 1) ERA: 2.17	IP: 8.0 WLS: L BF: 26 H: 2 R: 2 ER: 2 SO: 9 BB: 0 IBB: 0 HBP: 0 BLK: 0 WP: 0 HR: 2 S: 72 P: 110 ERA: 2.25 WHIP: 0.250																					



Batter	1	2	3	4	5	6	7	8	9	AB	R	H	RBI	BB	SO	LOB	TOP	
Johnny Damon, L (1, 8) OBP: 0.323, SLG: 0.370										5	0	0	0	0	2	3		
Jeremy Giambi, L (1, 10) OBP: 0.386, SLG: 0.449										2	0	2	0	1	0	0		
Olmedo Saenz, R (7, PH) OBP: 0.298, SLG: 0.379										1	1	1	2	0	0	0		
Jason Giambi, L (1, 3) OBP: 0.462, SLG: 0.648										4	0	2	0	0	0	1		
Jermaine Dye, R (1, 9) OBP: 0.337, SLG: 0.437										2	0	1	0	2	1	0		
Terrence Long, L (1, 7) OBP: 0.325, SLG: 0.412										4	0	0	0	0	1	7		
Miguel Tejada, R (1, 6) OBP: 0.318, SLG: 0.469										4	0	0	0	0	2	3		
Eric Chavez, L (1, 5) OBP: 0.320, SLG: 0.481										3	1	1	0	1	1	0		
Ramon Hernandez, R (1, 2) OBP: 0.320, SLG: 0.367										4	0	1	0	0	0	1		
Frank Menechino, R (1, 4) OBP: 0.372, SLG: 0.397										1	1	0	0	2	0	1		
Inning Stats	R: 0 H: 2 E: 0 K: 1 S: 14	H: 2 R: 2 ER: 1 LOB: 0 BB: 1 P: 24	R: 0 H: 2 E: 0 K: 2 S: 14	H: 2 R: 2 ER: 0 LOB: 3 BB: 1 P: 22	R: 0 H: 0 E: 0 K: 0 S: 7	H: 1 R: 0 ER: 0 LOB: 1 BB: 1 P: 15	R: 0 H: 0 E: 0 K: 0 S: 6	H: 1 R: 2 ER: 0 LOB: 0 BB: 1 P: 20	R: 0 H: 0 E: 0 K: 2 S: 9	H: 0 R: 0 ER: 0 LOB: 0 BB: 0 P: 8	1B: 5 2B: 2 3B: 1 HR: 1	SF: 0 SAC: 0 DP: 5 HBP: 1	WP: 0 PB: 0 SB: 0 CS: 0	PA: 37				
PITCHER	IP WLS BF H R ER SO BB IBB HBP BLK WP HR S P ERA WHIP																	
Chris Carpenter, R (1, 1) ERA: 4.42	6.0	27	7	2	1	3	6	0	0	0	0	0	0	0	61	107	1.50	2.167
Pedro Borbon, L (7, 1) ERA: 3.7	0.2	3	1	1	1	1	0	0	0	0	0	0	1	7	8	13.50	1.500	
Paul Quantrill, R (7, 1) ERA: 2.57	1.1	4	0	0	0	3	0	0	0	0	0	0	0	12	18	0.00	0.000	
Billy Koch, R (9, 1) ERA: 4.86	1.0	3	0	0	0	0	0	0	1	0	0	0	0	5	8	0.00	0.000	

Oakland Athletics @ Toronto Blue Jays
SkyDome, Toronto, ON
Tue Aug 14 2001, 7:05 PM EDT
Att: 25,121 - Sunny - 76 F

AB 30
R 3
H 8
RBI 2
BB 6
SO 7
LOB 16



Batter	1	2	3	4	5	6	7	8	9	AB	R	H	RBI	BB	SO	LOB	BOTTOM	
José Cruz Jr., S (1, 8) OBP: 0.333, SLG: 0.514										5	2	2	4	0	1	2		
Alex Gonzalez, R (1, 6) OBP: 0.294, SLG: 0.387										4	0	0	0	0	1	1		
Shannon Stewart, R (1, 7) OBP: 0.376, SLG: 0.462										4	0	2	0	0	0	0		
Carlos Delgado, L (1, 3) OBP: 0.404, SLG: 0.555										3	1	2	1	1	0	0		
Raul Mondesi, R (1, 9) OBP: 0.341, SLG: 0.465										4	0	0	0	0	0	4		
Brad Fullmer, L (1, 10) OBP: 0.326, SLG: 0.444										4	1	1	0	0	1	4		
Felipe Lopez, S (1, 5) ERA: 2.95										1	0	0	0	0	0	0		
Jeff Frye, R (4, 5) OBP: 0.283, SLG: 0.263										2	0	0	0	0	1	4		
Chris Latham, S (9, PH) OBP: 0.488, SLG: 0.571										1	0	0	0	0	1	1		
Darrin Fletcher, L (1, 2) OBP: 0.289, SLG: 0.358										4	1	1	0	0	1	0		
Homer Bush, R (1, 4) OBP: 0.353, SLG: 0.431										3	1	2	1	1	0	0		
Inning Stats	R: 0 H: 0 E: 0 K: 0 S: 5	H: 1 R: 2 ER: 0 LOB: 0 BB: 0 P: 13	R: 1 H: 1 E: 0 K: 1 S: 8	H: 1 R: 0 ER: 0 LOB: 0 BB: 0 P: 14	R: 0 H: 2 E: 1 K: 1 S: 13	H: 1 R: 0 ER: 0 LOB: 2 BB: 0 P: 15	R: 0 H: 1 E: 0 K: 1 S: 10	H: 0 R: 0 ER: 0 LOB: 1 BB: 1 P: 16	R: 0 H: 0 E: 0 K: 1 S: 10	H: 4 R: 0 ER: 0 LOB: 0 BB: 0 P: 16	1B: 6 2B: 1 3B: 0 HR: 3	SF: 0 SAC: 0 DP: 1 HBP: 0	WP: 0 PB: 0 SB: 1 CS: 0	PA: 37				
PITCHER	IP WLS BF H R ER SO BB IBB HBP BLK WP HR S P ERA WHIP																	
Tim Hudson, R (1, 1) ERA: 2.95	6.0	25	6	2	2	4	1	0	0	0	0	0	0	9	16	0.00	1.000	
Mike Magnante, L (7, 1) ERA: 2.66	1.0	3	0	0	0	0	1	0	0	0	0	0	0	8	10	0.00	0.000	
Jeff Tam, R (8, 1) ERA: 3.15	0.2	2	0	0	0	1	0	0	0	0	0	0	0	1	15	18	36.00	4.000
Jason Istringhausen, R (8, 1) ERA: 3.12	1.0	7	4	4	4	1	0	0	0	0	0	0	0	1	15	18	36.00	4.000

Oakland Athletics @ Toronto Blue Jays
SkyDome, Toronto, ON
Tue Aug 14 2001, 7:05 PM EDT
Att: 25,121 - Sunny - 76 F

AB 35
R 6
H 10
RBI 6
BB 2
SO 6
LOB 16



Batter	1	2	3	4	5	6	7	8	9	AB	R	H	RBI	BB	SO	LOB	TOP										
Johnny Damon, L OBP: 0.323, SLG: 0.369 (1, 8)	G4-3		F7			P4				4	0	1	0	0	0	1	Oakland Athletics @ Toronto Blue Jays SkyDome, Toronto, ON Wed Aug 15 2001, 7:05 PM EDT Att: 23,135 - Sunny - 82 F										
Jeremy Giambi, L OBP: 0.381, SLG: 0.442 (1, 10)	K			G3		G3-1		L3		4	0	0	0	0	1	2											
Jason Giambi, L OBP: 0.459, SLG: 0.642 (1, 3)	K			G4-3			K			4	0	0	0	0	3	0											
Jemaine Dye, R OBP: 0.337, SLG: 0.435 (1, 9)		K		P3			G5-3			4	1	1	0	0	1	0											
Terrence Long, L OBP: 0.326, SLG: 0.412 (1, 7)										3	0	1	0	1	1	1											
Miguel Tejada, R OBP: 0.320, SLG: 0.471 (1, 6)										4	1	2	1	0	0	2											
3 Eric Chavez, L OBP: 0.319, SLG: 0.478 (1, 5)										4	0	1	1	0	0	1											
Ramon Hernandez, R OBP: 0.317, SLG: 0.364 (1, 2) F.P. Santangelo, S OBP: 0.176, SLG: 0.133 (9, PH)										3	0	0	0	0	0	1											
Frank Menechino, R OBP: 0.374, SLG: 0.396 (1, 4)										1	0	0	0	2	0	0											
Inning Stats	R: 0 H: 0 E: 0 K: 2 S: 12	H: 0 LOB: 0 BB: 0 P: 18	R: 0 H: 0 E: 0 K: 1 S: 6	H: 0 LOB: 0 BB: 1 P: 12	R: 0 H: 0 E: 0 K: 0 S: 9	H: 0 LOB: 1 BB: 1 P: 15	R: 0 H: 0 E: 0 K: 0 S: 11	H: 0 LOB: 0 BB: 0 P: 16	R: 0 H: 1 E: 0 K: 0 S: 8	H: 1 LOB: 0 BB: 0 P: 12	R: 0 H: 0 E: 0 K: 1 S: 9	H: 0 LOB: 0 BB: 0 P: 10	R: 0 H: 1 E: 0 K: 1 S: 7	H: 1 LOB: 1 BB: 0 P: 8	R: 0 H: 1 E: 0 K: 0 S: 10	H: 1 LOB: 2 BB: 1 P: 20	R: 2 H: 3 E: 0 K: 2 S: 11	H: 3 LOB: 1 BB: 0 P: 18	1B: 5 2B: 1 3B: 0 HR: 0	SF: 0 SAC: 0 DP: 1 HBP: 0	WP: 0 PB: 0 SB: 0 CS: 0	PA: 35					
PITCHER	IP	WLS	BF	H	R	ER	SO	BB	IBB	HBP	BLK	WP	HR	S	P	ERA	WHIP										
Kelvin Escobar, R ERA: 3.42 (1, 1)	7.2	W	28	3	0	0	4	3	0	0	0	0	0	69	105	0.00	0.783										
Dan Plesac, L ERA: 3.68 (8, 1)	1.0		4	1	1	1	2	0	0	0	0	0	0	10	17	9.00	1.000										
Paul Quantrill, R ERA: 2.71 (9, 1)	0.0		2	2	1	1	0	0	0	0	0	0	0	3	5	∞	∞										
Billy Koch, R ERA: 4.53 (9, 1)	0.1	S	1	0	0	0	0	0	0	0	0	0	0	1	2	0.00	0.000										

AB	32
R	2
H	6
RBI	2
BB	3
SO	6
LOB	9



Batter	1	2	3	4	5	6	7	8	9	AB	R	H	RBI	BB	SO	LOB	BOTTOM										
José Cruz Jr., S OBP: 0.330, SLG: 0.510 (1, 8)	F8		F9				G3			4	0	0	0	0	1	1	Oakland Athletics @ Toronto Blue Jays SkyDome, Toronto, ON Wed Aug 15 2001, 7:05 PM EDT Att: 23,135 - Sunny - 82 F										
Alex Gonzalez, R OBP: 0.297, SLG: 0.398 (1, 6)	S SF7						K			4	2	3	2	0	1	0											
Shannon Stewart, R OBP: 0.377, SLG: 0.461 (1, 7)										3	0	1	0	1	0	1											
Carlos Delgado, L OBP: 0.403, SLG: 0.552 (1, 3)										2	1	0	1	1	0	0											
Raul Mondesi, R OBP: 0.338, SLG: 0.461 (1, 9)										4	1	0	0	0	0	4											
Brad Fullmer, L OBP: 0.328, SLG: 0.444 (1, 10)										4	0	2	2	0	0	0											
Homer Bush, R OBP: 0.350, SLG: 0.427 (1, 4)										4	0	1	0	0	0	2											
Alberto Castillo, R OBP: 0.272, SLG: 0.283 (1, 2)										4	0	0	0	0	1	3											
Jeff Frye, R OBP: 0.284, SLG: 0.271 (1, 5)										3	1	1	0	0	0	1											
Inning Stats	R: 1 H: 1 E: 0 K: 0 S: 9	H: 1 LOB: 1 BB: 1 P: 20	R: 0 H: 0 E: 0 K: 0 S: 8	H: 0 LOB: 0 BB: 0 P: 10	R: 0 H: 1 E: 0 K: 0 S: 10	H: 1 LOB: 1 BB: 0 P: 12	R: 2 H: 1 E: 2 K: 0 S: 16	H: 1 LOB: 1 BB: 0 P: 22	R: 0 H: 1 E: 0 K: 2 S: 11	H: 1 LOB: 2 BB: 1 P: 20	R: 0 H: 1 E: 0 K: 1 S: 7	H: 1 LOB: 0 BB: 0 P: 9	R: 2 H: 2 E: 0 K: 0 S: 11	H: 2 LOB: 0 BB: 0 P: 18	R: 0 H: 1 E: 0 K: 0 S: 6	H: 1 LOB: 1 BB: 0 P: 8	R: 0 H: 1 E: 0 K: 0 S: 6	H: 1 LOB: 1 BB: 0 P: 8	1B: 5 2B: 3 3B: 0 HR: 1	SF: 1 SAC: 0 DP: 1 HBP: 0	WP: 0 PB: 0 SB: 2 CS: 1	PA: 35					
PITCHER	IP	WLS	BF	H	R	ER	SO	BB	IBB	HBP	BLK	WP	HR	S	P	ERA	WHIP										
Barry Zito, L ERA: 4.29 (1, 1)	6.1	L	29	7	5	3	3	2	0	0	0	0	0	68	105	4.26	1.421										
Luis Vizcaino, R ERA: 4.96 (7, 1)	0.2		2	0	0	0	0	0	0	0	0	0	0	4	6	0.00	0.000										
Gil Heredia, R ERA: 5.78 (8, 1)	1.0		4	1	0	0	0	0	0	0	0	0	0	6	8	0.00	1.000										

AB	32
R	5
H	8
RBI	5
BB	2
SO	3
LOB	12



Batter	1	2	3	4	5	6	7	8	9	AB	R	H	RBI	BB	SO	LOB	TOP			
Johnny Damon, L (1, 8) OBP: 0.325, SLG: 0.374										5	3	3	0	0	2	0	Oakland Athletics @ Toronto Blue Jays SkyDome, Toronto, ON Thu Aug 16 2001, 12:35 PM EDT Att: 30,062 - Dome - 72 F			
Jeremy Giambi, L (1, 10) OBP: 0.383, SLG: 0.441										3	1	1	0	1	0	2				
Olmedo Saenz, R (9, PH) OBP: 0.300, SLG: 0.385										1	0	1	0	0	0	0				
Ron Gant, R (9, PR) OBP: 0.328, SLG: 0.447										0	1	0	0	0	0	0				
Jason Giambi, L (1, 3) OBP: 0.456, SLG: 0.639										2	0	0	2	1	0	3				
Jermaine Dye, R (1, 9) OBP: 0.339, SLG: 0.438										4	1	2	2	1	1	0				
Terrence Long, L (1, 7) OBP: 0.329, SLG: 0.418										5	1	3	2	0	0	4				
Miguel Tejada, R (1, 6) OBP: 0.318, SLG: 0.474										5	1	1	1	0	1	3				
3 Eric Chavez, L (1, 5) OBP: 0.319, SLG: 0.479										4	0	1	1	0	1	1	AB 36 R 8 H 12 RBI 8 BB 4 SO 8 LOB 17			
Greg Myers, L (1, 2) OBP: 0.297, SLG: 0.403										3	0	0	0	1	2	2				
F.P. Santangelo, S (1, 4) OBP: 0.143, SLG: 0.105										4	0	0	0	0	1	2				
Inning Stats	R: 1 E: 0 K: 1 S: 11	H: 1 LOB: 0 BB: 0 P: 19	R: 0 E: 0 K: 2 S: 14	H: 1 LOB: 1 BB: 0 P: 21	R: 1 E: 0 K: 2 S: 17	H: 1 LOB: 2 BB: 2 P: 32	R: 1 E: 0 K: 1 S: 10	H: 1 LOB: 0 BB: 0 P: 14	R: 1 E: 0 K: 0 S: 5	H: 2 LOB: 1 BB: 0 P: 10	R: 1 E: 0 K: 0 S: 13	H: 3 LOB: 1 BB: 0 P: 22	R: 1 E: 0 K: 0 S: 14	H: 0 LOB: 1 BB: 1 P: 11	R: 2 E: 0 K: 1 S: 14	H: 2 LOB: 1 BB: 1 P: 24	1B: 5 2B: 6 3B: 0 HR: 1	SF: 2 SAC: 0 DP: 1 HBP: 0	WP: 0 PB: 0 SB: 2 CS: 0	PA: 42
PITCHER	IP WLS BF H R ER SO BB IBB HBP BLK WP HR S P ERA WHIP																			
Brandon Lyon, R (1, 1) ERA: 6.75	5.0 L 22 5 4 4 6 2 0 0 0 0 0 1 57 96 7.20 1.400																			
Chris Michalak, L (6, 1) ERA: 4.57	1.1 8 4 2 2 1 0 0 0 0 0 0 0 21 37 13.50 3.000																			
Bob File, R (7, 1) ERA: 2.61	1.2 6 1 0 0 0 1 0 0 0 0 0 0 10 22 0.00 1.200																			
Pedro Borbon, L (9, 1) ERA: 4.07	0.2 5 2 2 2 1 0 0 1 0 0 0 0 11 19 27.00 3.000																			
Matt DeWitt, R (9, 1) ERA: 4.82	0.1 1 0 0 0 0 0 0 0 0 0 0 0 3 5 0.00 0.000																			

Batter	1	2	3	4	5	6	7	8	9	AB	R	H	RBI	BB	SO	LOB	BOTTOM			
José Cruz Jr., S (1, 8) OBP: 0.328, SLG: 0.508										5	0	1	2	0	2	2	Oakland Athletics @ Toronto Blue Jays SkyDome, Toronto, ON Thu Aug 16 2001, 12:35 PM EDT Att: 30,062 - Dome - 72 F			
Alex Gonzalez, R (1, 6) OBP: 0.297, SLG: 0.397										4	0	1	0	0	2	2				
Shannon Stewart, R (1, 7) OBP: 0.376, SLG: 0.462										4	0	1	0	0	1	1				
Carlos Delgado, L (1, 3) OBP: 0.402, SLG: 0.552										4	0	1	0	0	0	1				
Chris Latham, S (1, 9) OBP: 0.444, SLG: 0.513										4	0	0	0	0	4	2				
Brad Fullmer, L (1, 10) OBP: 0.332, SLG: 0.452										2	2	1	1	2	0	0				
Felipe Lopez, S (1, 5) ERA: 3.74										3	1	1	0	0	0	1				
Tony Fernandez, S (6, PH) OBP: 0.322, SLG: 0.327										1	0	0	0	0	0	2				
Jeff Frye, R (9, 5) OBP: 0.284, SLG: 0.271										0	0	0	0	0	0	0				
Darrin Fletcher, L (1, 2) OBP: 0.286, SLG: 0.353										4	0	0	0	0	0	2				
Homer Bush, R (1, 4) OBP: 0.359, SLG: 0.435										4	1	3	1	0	0	0				
Inning Stats	R: 0 E: 0 K: 0 S: 6	H: 1 LOB: 0 BB: 0 P: 8	R: 0 E: 0 K: 1 S: 9	H: 0 LOB: 0 BB: 0 P: 11	R: 0 E: 0 K: 1 S: 12	H: 1 LOB: 1 BB: 0 P: 17	R: 0 E: 0 K: 1 S: 10	H: 1 LOB: 1 BB: 0 P: 16	R: 2 E: 0 K: 1 S: 5	H: 0 LOB: 0 BB: 0 P: 8	R: 2 E: 0 K: 1 S: 10	H: 2 LOB: 1 BB: 1 P: 19	R: 0 E: 0 K: 2 S: 8	H: 1 LOB: 2 BB: 1 P: 16	R: 0 E: 0 K: 1 S: 6	H: 0 LOB: 0 BB: 0 P: 7	1B: 5 2B: 3 3B: 0 HR: 1	SF: 0 SAC: 0 DP: 0 HBP: 0	WP: 1 PB: 0 SB: 2 CS: 1	PA: 37
PITCHER	IP WLS BF H R ER SO BB IBB HBP BLK WP HR S P ERA WHIP																			
Cory Lidle, R (1, 1) ERA: 3.74	6.2 W 27 7 4 4 5 1 0 0 0 0 0 0 1 64 96 5.40 1.200																			
Mike Magnante, L (7, 1) ERA: 2.66	0.0 1 1 0 0 0 0 0 0 0 0 0 0 1 2 - - -																			
Jeff Tam, R (7, 1) ERA: 3.15	0.2 H 3 1 0 0 2 0 0 0 0 0 0 0 8 9 0.00 1.500																			
Mark Guthrie, L (8, 1) ERA: 4.93	0.2 H 3 0 0 0 1 1 0 0 0 0 0 0 4 11 0.00 1.500																			
Jason Istringhausen, R (9, 1) ERA: 3.06	1.0 3 0 0 0 1 0 0 0 0 0 0 0 6 7 0.00 0.000																			

Batter	1	2	3	4	5	6	7	8	9	AB	R	H	RBI	BB	SO	LOB	TOP										
Johnny Damon, L OBP: 0.326, SLG: 0.374	1-1 WP 2B S 1B	0-0 F9	2-2 L4					0-1 F8 S 1B									5 1 2 0 0 0 3										
Jeremy Giambi, L OBP: 0.386, SLG: 0.456	1-1 F3	2-0		1-1 HR				4-1	2-2 G3-1								4 1 2 1 1 0 1										
Jason Giambi, L OBP: 0.460, SLG: 0.638	4-1 WP 2B BB	4-0 FC6-4 IBB		2-1 G5-4-3 1B				2-1 F8	4-1	2 2 1 0 3 0 2							2 2 1 0 3 0 2										
Jermaine Dye, R OBP: 0.340, SLG: 0.440	2-1 1B 2B	1-2 FC6-4		1-0 G5-4-3				1-1 G6-3	0-1	5 2 2 2 0 0 6							5 2 2 2 0 0 6										
Terrence Long, L OBP: 0.330, SLG: 0.416	1-0 F7		4-2 E 3 SF7 BB						0-0	4 2 1 0 1 1 1							4 2 1 0 1 1 1										
Miguel Tejada, R OBP: 0.317, SLG: 0.473	1-0 1B		1-0 E8 F8 1-3		2-3 K			2-1 F8	3-0 SF8	4 0 1 2 0 1 1							4 0 1 2 0 1 1										
3 Eric Chavez, L OBP: 0.317, SLG: 0.484	1-2 F7		1-0 SF7		2-1 F7			2-0 F9	2-1	4 1 1 4 0 0 1							4 1 1 4 0 0 1										
Ramon Hernandez, R OBP: 0.318, SLG: 0.365		0-0 2B 1B	3-1 F8		2-3 K				3-2 L9	5 0 2 0 0 1 1							5 0 2 0 0 1 1										
Frank Menechino, R OBP: 0.372, SLG: 0.392		0-3 K	4-1 BB					1-0 G6-3	1-3 K	4 0 0 0 1 3 2							4 0 0 0 1 3 2										
Inning Stats	R: 3 E: 0 K: 0 S: 14	H: 3 LOB: 1 BB: 1 P: 25	R: 0 E: 0 K: 1 S: 9	H: 2 LOB: 3 BB: 1 P: 16	R: 1 E: 1 K: 0 S: 11	H: 0 LOB: 2 BB: 2 P: 26	R: 1 E: 0 K: 0 S: 6	H: 2 LOB: 0 BB: 0 P: 10	R: 0 E: 0 K: 2 S: 8	H: 0 LOB: 0 BB: 0 P: 14	R: 0 E: 0 K: 1 S: 8	H: 1 LOB: 2 BB: 1 P: 16	R: 0 E: 0 K: 1 S: 7	H: 0 LOB: 0 BB: 0 P: 13	R: 0 E: 0 K: 1 S: 10	H: 0 LOB: 0 BB: 0 P: 15	R: 4 E: 0 K: 1 S: 17	H: 4 LOB: 1 BB: 1 P: 33	1B: 8 2B: 2 3B: 0 HR: 2	SF: 2 SAC: 0 DP: 1 HBP: 0	WP: 1 PB: 0 SB: 2 CS: 0	PA: 45					
PITCHER	IP	WLS	BF	H	R	ER	SO	BB	IBB	HBP	BLK	WP	HR	S	P	ERA	WHIP										
Dan Wright, R ERA: 3.21	6.0	L	31	8	5	4	3	4	1	0	0	1	1	56	107	6.00	2.000										
Matt Ginter, R ERA: 7.25	2.2		11	2	3	3	2	1	0	0	0	0	0	25	45	10.12	1.125										
Alan Embree, L ERA: 9.68	0.1		3	2	1	1	1	0	0	0	0	0	1	9	16	27.00	6.000										

Oakland Athletics @ Chicago White Sox
Comiskey Park, Chicago, IL
Fri Aug 17 2001, 8:05 PM EDT
Att: 33,834 - Cloudy - 75 F

livebaseballscores.com

AB 37
R 9
H 12
RBI 9
BB 6
SO 6
LOB 18




Batter	1	2	3	4	5	6	7	8	9	AB	R	H	RBI	BB	SO	LOB	BOTTOM										
Ray Durham, S OBP: 0.334, SLG: 0.432	1-1 F7		1-2 G5-3							4 0 2 0 0 0 0							4 0 2 0 0 0 0										
Jose Valentin, S OBP: 0.345, SLG: 0.514	1-2 G1-3 1B			2-2 G3-1	1-0 FC6-4 1B			0-0 F7		4 0 2 0 0 0 1							4 0 2 0 0 0 1										
Magglio Ordonez, R OBP: 0.374, SLG: 0.533	0-2 G1-3			0-0 HR	2-0 FC6-4			0-1 G6-4-3 14 1B 1B		4 1 2 1 0 0 3							4 1 2 1 0 0 3										
14 Paul Konerko, R OBP: 0.342, SLG: 0.518	3-2 F9			1-0 FC5-4 1B				2-0 E4	0-0	4 0 2 0 0 0 1							4 0 2 0 0 0 1										
Jose Canseco, R OBP: 0.378, SLG: 0.549			1-3 K	2-3 K				1-3 K	3-1 G6-4-3	4 0 0 0 0 3 4							4 0 0 0 0 3 4										
Carlos Lee, R OBP: 0.324, SLG: 0.496		3-2 F8		0-0 FC5-4				2-1 G6-3	1-1 G6-3	4 0 0 0 0 0 3							4 0 0 0 0 0 3										
Herbert Perry, R OBP: 0.337, SLG: 0.426		1-2 P6						0-1 SH1-3 G3 2B	0-1 G3	3 1 1 0 0 0 1							3 1 1 0 0 0 1										
Chris Singleton, L OBP: 0.299, SLG: 0.379										1 0 0 0 0 1 0							1 0 0 0 0 1 0										
Aaron Rowand, R OBP: 0.398, SLG: 0.479										2 0 0 0 0 0 0							2 0 0 0 0 0 0										
Jeff Liefer, L OBP: 0.276, SLG: 0.495										1 0 0 0 0 0 0							1 0 0 0 0 0 0										
Mark Johnson, L OBP: 0.365, SLG: 0.347										4 0 0 1 0 0 0							4 0 0 1 0 0 0										
Inning Stats	R: 0 E: 0 K: 0 S: 13	H: 1 LOB: 1 BB: 0 P: 18	R: 0 E: 0 K: 1 S: 11	H: 0 LOB: 0 BB: 0 P: 16	R: 0 E: 0 K: 0 S: 13	H: 0 LOB: 0 BB: 0 P: 15	R: 1 E: 0 K: 1 S: 10	H: 2 LOB: 1 BB: 0 P: 15	R: 1 E: 0 K: 0 S: 13	H: 3 LOB: 2 BB: 0 P: 21	R: 0 E: 0 K: 1 S: 8	H: 0 LOB: 1 BB: 0 P: 13	R: 0 E: 0 K: 0 S: 9	H: 1 LOB: 1 BB: 0 P: 11	R: 0 E: 0 K: 0 S: 7	H: 2 LOB: 1 BB: 0 P: 11	R: 0 E: 0 K: 1 S: 8	H: 0 LOB: 0 BB: 0 P: 10	1B: 7 2B: 1 3B: 0 HR: 1	SF: 0 SAC: 1 DP: 1 HBP: 0	WP: 0 PB: 0 SB: 0 CS: 0	PA: 36					
PITCHER	IP	WLS	BF	H	R	ER	SO	BB	IBB	HBP	BLK	WP	HR	S	P	ERA	WHIP										
Erik Hiljus, R ERA: 3.44	5.0	W	22	6	2	2	2	0	0	0	0	0	0	15	20	0.00	0.600										
Luis Vizcaino, R ERA: 4.42	1.2	H	6	1	0	0	1	0	0	0	0	0	0	1	1	0.00	0.000										
Mike Magnante, L ERA: 2.63	0.1	H	1	0	0	0	0	0	0	0	0	0	0	7	11	0.00	2.000										
Jeff Tam, R ERA: 3.1	1.0	H	4	2	0	0	0	0	0	0	0	0	0	8	10	0.00	0.000										
Chad Bradford, R ERA: 2.84	1.0		3	0	0	0	1	0	0	0	0	0	0	8	10	0.00	0.000										

Oakland Athletics @ Chicago White Sox
Comiskey Park, Chicago, IL
Fri Aug 17 2001, 8:05 PM EDT
Att: 33,834 - Cloudy - 75 F

livebaseballscores.com

AB 35
R 2
H 9
RBI 2
BB 0
SO 4
LOB 13



Batter	1	2	3	4	5	6	7	8	9	AB	R	H	RBI	BB	SO	LOB	TOP					
Johnny Damon, L OBP: 0.327, SLG: 0.373 (1, 8)	F5		L4		F9		G2-3 E BB			4	0	1	1	1	0	2	Oakland Athletics @ Chicago White Sox Comiskey Park, Chicago, IL Sat Aug 18 2001, 1:15 PM EDT Att: 27,861 - Overcast - 66 F					
Jeremy Giambi, L OBP: 0.386, SLG: 0.451 (1, 10)	K						G2-3 SAFE	G4-3		3	0	0	0	1	1	3						
Jason Giambi, L OBP: 0.461, SLG: 0.636 (1, 3)	G4-3								F8	3	0	1	2	2	0	0						
Jermaine Dye, R OBP: 0.337, SLG: 0.435 (1, 9)		F2	P4		E6		G1-6-3 IBB		F9	5	0	0	0	0	0	6						
Terrence Long, L OBP: 0.328, SLG: 0.416 (1, 7)	F9			G4-3	L9				G4-3	5	1	1	0	0	0	3						
Miguel Tejada, R OBP: 0.319, SLG: 0.473 (1, 6)	K			G5-3						4	0	2	0	0	1	0						
Eric Chavez, L OBP: 0.317, SLG: 0.481 (1, 5)			HBP 1B	G3			F8			4	1	1	0	0	0	3						
Greg Myers, L OBP: 0.303, SLG: 0.425 (1, 2)			P6				F8			3	2	1	1	1	0	2						
F.P. Santangelo, S OBP: 0.167, SLG: 0.095 (8, PH)										2	1	0	0	1	1	1						
Olmedo Saenz, R OBP: 0.303, SLG: 0.368 (8, PR)										1	0	1	1	0	0	0						
Frank Menechino, R OBP: 0.372, SLG: 0.392 (8, 4)										0	0	0	0	0	0	0						
Inning Stats	R: 0 E: 0 K: 1 S: 6	H: 0 LOB: 0 BB: 0 P: 9	R: 0 E: 0 K: 1 S: 5	H: 0 LOB: 0 BB: 0 P: 8	R: 2 E: 0 K: 0 S: 17	H: 2 LOB: 2 BB: 1 P: 31	R: 0 E: 0 K: 0 S: 8	H: 0 LOB: 0 BB: 0 P: 10	R: 1 E: 1 K: 0 S: 12	H: 1 LOB: 3 BB: 2 P: 25	R: 0 E: 0 K: 1 S: 10	H: 1 LOB: 1 BB: 0 P: 17	R: 0 E: 1 K: 0 S: 9	H: 0 LOB: 1 BB: 2 P: 23	R: 2 E: 0 K: 0 S: 11	H: 4 LOB: 2 BB: 1 P: 22	R: 0 E: 0 K: 0 S: 4	H: 0 LOB: 0 BB: 0 P: 8	1B: 6 2B: 1 3B: 0 HR: 1	SF: 0 SAC: 0 DP: 1 HBP: 1	WP: 0 PB: 0 SB: 0 CS: 0	PA: 41
PITCHER	IP	WLS	BF	H	R	ER	SO	BB	IBB	HBP	BLK	WP	HR	S	P	ERA	WHIP					
Gary Glover, R ERA: 4.34 (1, 1)	5.0		23	3	3	3	2	3	0	1	0	0	1	48	83	5.40	1.200					
Kip Wells, R ERA: 4.09 (6, 1)	2.0	H	8	1	0	0	1	1	1	0	0	0	0	19	40	0.00	1.000					
Bob Howry, R ERA: 4.73 (8, 1)	1.0	L	7	4	2	2	0	0	1	0	0	0	0	11	22	18.00	4.000					
Alan Embree, L ERA: 9.41 (9, 1)	1.0		3	0	0	0	0	0	0	0	0	0	0	4	8	0.00	0.000					

AB	34
R	5
H	8
RBI	5
BB	6
SO	3
LOB	20



Batter	1	2	3	4	5	6	7	8	9	AB	R	H	RBI	BB	SO	LOB	BOTTOM					
Tony Graffanino, R OBP: 0.355, SLG: 0.398 (1, 4) (9, 6)	HR 1B								G1-3	4	2	2	0	1	1	1	Oakland Athletics @ Chicago White Sox Comiskey Park, Chicago, IL Sat Aug 18 2001, 1:15 PM EDT Att: 27,861 - Overcast - 66 F					
Carlos Lee, R OBP: 0.325, SLG: 0.502 (1, 7)	HR								F8	5	2	2	2	0	0	2						
Magglio Ordonez, R OBP: 0.373, SLG: 0.533 (1, 9)	G5-3									4	0	1	2	0	0	0						
14 Paul Konerko, R OBP: 0.342, SLG: 0.517 (1, 3)	K									4	0	1	0	0	1	1						
Jose Canseco, R OBP: 0.375, SLG: 0.538 (1, 10)	P4									3	0	0	0	1	0	1						
Herbert Perry, R OBP: 0.333, SLG: 0.420 (8, PH) (9, 5)										3	0	0	0	0	2	3						
Jeff Liefer, L OBP: 0.274, SLG: 0.492 (9, 5)										1	0	0	0	0	0	0						
Aaron Rowand, R OBP: 0.391, SLG: 0.468 (1, 8)		L4								4	0	1	0	0	1	0						
Royce Clayton, R OBP: 0.284, SLG: 0.356 (8, PH) (9, 4)										3	0	1	0	0	0	0						
Ray Durham, S OBP: 0.333, SLG: 0.431 (9, 4)										1	0	0	0	0	0	1						
Josh Paul, R OBP: 0.260, SLG: 0.270 (8, PH) (9, 1)										2	0	1	0	1	0	1						
Jose Valentin, S OBP: 0.344, SLG: 0.513 (9, PH)										1	0	0	0	0	1	0						
Inning Stats	R: 2 E: 0 K: 1 S: 11	H: 2 LOB: 0 BB: 0 P: 19	R: 0 E: 0 K: 1 S: 8	H: 1 LOB: 1 BB: 0 P: 12	R: 2 E: 0 K: 1 S: 12	H: 3 LOB: 1 BB: 1 P: 20	R: 0 E: 0 K: 1 S: 9	H: 0 LOB: 2 BB: 2 P: 20	R: 0 E: 0 K: 1 S: 13	H: 1 LOB: 1 BB: 0 P: 19	R: 0 E: 0 K: 1 S: 8	H: 1 LOB: 1 BB: 0 P: 9	R: 0 E: 0 K: 0 S: 4	H: 0 LOB: 0 BB: 0 P: 7	R: 0 E: 0 K: 0 S: 7	H: 1 LOB: 1 BB: 0 P: 10	R: 0 E: 0 K: 1 S: 5	H: 0 LOB: 0 BB: 0 P: 6	1B: 5 2B: 3 3B: 0 HR: 1	SF: 0 SAC: 0 DP: 0 HBP: 0	WP: 0 PB: 0 SB: 0 CS: 2	PA: 38
PITCHER	IP	WLS	BF	H	R	ER	SO	BB	IBB	HBP	BLK	WP	HR	S	P	ERA	WHIP					
Mark Mulder, L ERA: 3.35 (5, 1)	4.0		20	6	4	4	4	3	0	0	0	0	0	25	35	0.00	0.667					
Gi Heredia, R ERA: 5.61 (8, 1)	3.0	W	11	2	0	0	1	0	0	0	0	0	0	6	7	0.00	1.500					
Luis Vizcaino, R ERA: 4.26 (8, 1)	0.2	H	3	1	0	0	0	0	0	0	0	0	0	1	3	0.00	0.000					
Mark Guthrie, L ERA: 4.89 (9, 1)	0.1	H	1	0	0	0	0	0	0	0	0	0	0	1	3	0.00	0.000					
Jason Isringhausen, R ERA: 3.0 (9, 1)	1.0	S	3	0	0	0	1	0	0	0	0	0	0	5	6	0.00	0.000					

AB	35
R	4
H	9
RBI	4
BB	3
SO	6
LOB	10



Batter	1	2	3	4	5	6	7	8	9	AB	R	H	RBI	BB	SO	LOB	TOP			
Johnny Damon, L OBP: 0.326, SLG: 0.371 (1, 8)	B1-3		K		E3			L9		5	1	1	0	0	1	4	Oakland Athletics @ Chicago White Sox Sun Aug 19 2001, 2:05 PM EDT Att: 25,019 - Cloudy - 70 F livebaseballscorecards.com			
Ramon Hernandez, R OBP: 0.319, SLG: 0.374 (1, 2)	G5-3		G1-6-3		P4				HR	5	1	2	1	0	0	4				
Jason Giambi, L OBP: 0.460, SLG: 0.632 (1, 3)					G6-3			G4-6-3		4	1	1	0	0	0	3				
Jermaine Dye, R OBP: 0.341, SLG: 0.445 (1, 9)																				
Terrence Long, L OBP: 0.325, SLG: 0.412 (1, 7)	G1-3				K			G1-3		5	0	0	0	0	1	3				
Miguel Tejada, R OBP: 0.316, SLG: 0.469 (1, 6)			K		L4			F8		4	0	0	0	0	1	1				
Olmedo Saenz, R OBP: 0.301, SLG: 0.385 3 Eric Chavez, L OBP: 0.318, SLG: 0.482 (6, PH) (6, 5)	G4-3							G1-3		2	0	0	0	0	0	1				
Ron Gant, R OBP: 0.333, SLG: 0.447 Jeremy Giambi, L OBP: 0.387, SLG: 0.462 (6, PH)								G3		0	1	0	0	2	0	0				
Frank Menechino, R OBP: 0.377, SLG: 0.395 (1, 4)										2	1	1	2	0	0	0				
Inning Stats	R: 0 E: 0 K: 0 S: 7	H: 1 LOB: 1 BB: 0 P: 11	R: 0 E: 0 K: 1 S: 8	H: 0 LOB: 1 BB: 1 P: 13	R: 0 E: 0 K: 1 S: 16	H: 0 LOB: 1 BB: 2 P: 26	R: 1 E: 0 K: 1 S: 13	H: 1 LOB: 0 BB: 0 P: 18	R: 4 E: 0 K: 0 S: 14	H: 1 LOB: 1 BB: 2 P: 31	R: 2 E: 0 K: 1 S: 19	H: 5 LOB: 2 BB: 0 P: 29	R: 0 E: 0 K: 1 S: 14	H: 1 LOB: 1 BB: 0 P: 18	R: 1 E: 0 K: 0 S: 5	H: 1 LOB: 0 BB: 0 P: 7		1B: 6 2B: 1 3B: 0 HR: 3	SF: 0 SAC: 0 DP: 3 HBP: 2	WP: 0 PB: 0 SB: 0 CS: 0
PITCHER	IP	WLS	BF	H	R	ER	SO	BB	IBB	HBP	BLK	WP	HR	S	P	ERA	WHIP			
56 Mark Buehrle, L ERA: 2.96	5.0		23	3	5	1	3	5	0	1	0	0	1	58	99	1.80	1.600			
Rocky Biddle, R ERA: 5.29	3.0	L	14	6	2	2	1	0	0	0	0	0	1	40	59	6.00	2.000			
Matt Ginter, R ERA: 7.33	1.0		4	1	1	1	0	0	0	1	0	0	1	5	7	9.00	1.000			

Batter	1	2	3	4	5	6	7	8	9	AB	R	H	RBI	BB	SO	LOB	BOTTOM					
Ray Durham, S OBP: 0.330, SLG: 0.426 (1, 4)	F7		G4-3		E5				F8	5	1	0	0	0	1	1	Oakland Athletics @ Chicago White Sox Sun Aug 19 2001, 2:05 PM EDT Att: 25,019 - Cloudy - 70 F livebaseballscorecards.com					
Jose Valentin, S OBP: 0.345, SLG: 0.512 (1, 5)	L4				SH2-3			F8		4	2	2	0	0	0	0						
Magglio Ordonez, R OBP: 0.373, SLG: 0.531 (1, 9)	K				1B			F9		4	2	1	1	1	1	1						
14 Paul Konerko, R OBP: 0.343, SLG: 0.517 Tony Graffanino, R OBP: 0.360, SLG: 0.404 (7, PR) (8, 3)								E6		4	0	2	0	0	1	2						
Jeff Liefer, L OBP: 0.272, SLG: 0.484 (1, 10)					1B			G4-3		1	0	1	1	0	0	0						
Carlos Lee, R OBP: 0.328, SLG: 0.512 (1, 7)	F7				HR					4	1	3	4	0	0	0						
Chris Singleton, L OBP: 0.301, SLG: 0.381 (1, 8)					K2-3			FC1-6		4	0	2	0	0	1	3						
Royce Clayton, R OBP: 0.283, SLG: 0.355 (1, 6)					G5-3			G5-3		4	0	1	0	0	0	2						
Mark Johnson, L OBP: 0.356, SLG: 0.337 Jose Canseco, R OBP: 0.373, SLG: 0.535 (8, PH) Josh Paul, R OBP: 0.260, SLG: 0.270 (9, 2)					G3			G4-3		3	0	0	0	0	0	2						
Inning Stats	R: 0 E: 0 K: 1 S: 8	H: 0 LOB: 0 BB: 0 P: 11	R: 0 E: 0 K: 2 S: 16	H: 0 LOB: 0 BB: 0 P: 23	R: 0 E: 0 K: 0 S: 9	H: 1 LOB: 1 BB: 0 P: 11	R: 4 E: 0 K: 0 S: 22	H: 4 LOB: 1 BB: 1 P: 32	R: 2 E: 0 K: 1 S: 22	H: 3 LOB: 2 BB: 0 P: 28	R: 0 E: 0 K: 1 S: 10	H: 0 LOB: 0 BB: 0 P: 15	R: 0 E: 1 K: 1 S: 14	H: 2 LOB: 1 BB: 0 P: 23	R: 0 E: 0 K: 1 S: 11	H: 2 LOB: 1 BB: 0 P: 17		R: 1 E: 0 K: 1 S: 15	H: 2 LOB: 1 BB: 0 P: 20	1B: 12 2B: 0 3B: 0 HR: 1	SF: 0 SAC: 1 DP: 0 HBP: 0	WP: 0 PB: 0 SB: 0 CS: 1
PITCHER	IP	WLS	BF	H	R	ER	SO	BB	IBB	HBP	BLK	WP	HR	S	P	ERA	WHIP					
Tim Hudson, R ERA: 3.11	4.2		24	8	6	4	3	1	0	0	0	0	0	16	24	0.00	0.000					
Mike Magnante, L ERA: 2.53	1.2	W	5	0	0	0	2	0	0	0	0	0	0	12	19	0.00	1.500					
Luis Vizcaino, R ERA: 4.12	0.2	H	3	1	0	0	0	0	0	0	0	0	0	11	17	0.00	2.000					
Jeff Tam, R ERA: 3.05	1.0	H	4	2	0	0	1	0	0	0	0	0	0	15	20	9.00	2.000					
Jason Istringhausen, R ERA: 3.11	1.0	S	5	2	1	1	1	0	0	0	0	0	0	15	20	9.00	2.000					

AB	34
R	8
H	10
RBI	7
BB	5
SO	4
LOB	16



AB	39
R	7
H	13
RBI	7
BB	1
SO	7
LOB	16



Batter	1	2	3	4	5	6	7	8	9	AB	R	H	RBI	BB	SO	LOB	TOP					
Jolbert Cabrera, R OBP: 0.318, SLG: 0.367 (1, 8)										4	0	0	0	0	2	1						
Omar Vizquel, S OBP: 0.340, SLG: 0.353 (1, 6)										4	0	2	0	0	1	0						
Roberto Alomar, S OBP: 0.421, SLG: 0.550 Marty Cordova, R OBP: 0.359, SLG: 0.524 (1, 4) (8, 8)										3	0	0	0	0	1	1						
Juan Gonzalez, R OBP: 0.391, SLG: 0.624 Russell Branyan, L OBP: 0.320, SLG: 0.484 (1, 9) (8, 9)										3	0	0	0	0	0	1						
Ellis Burks, R OBP: 0.352, SLG: 0.537 (1, 10)										4	0	0	0	0	1	2						
Jim Thome, L OBP: 0.431, SLG: 0.678 (1, 3)										3	0	0	0	1	1	2						
Wil Cordero, R OBP: 0.325, SLG: 0.364 (1, 7)										3	0	0	0	0	3	1						
Travis Fryman, R OBP: 0.332, SLG: 0.344 (1, 5)										3	0	2	0	0	0	0						
Einar Diaz, R OBP: 0.346, SLG: 0.403 Eddie Taubensee, L OBP: 0.288, SLG: 0.347 (1, 2) (8, 2)										3	0	0	0	0	1	3						
Inning Stats	R: 0 E: 0 K: 1 S: 9	H: 1 LOB: 1 BB: 0 P: 13	R: 0 E: 0 K: 1 S: 10	H: 1 LOB: 2 BB: 1 P: 20	R: 0 E: 0 K: 2 S: 9	H: 0 LOB: 0 BB: 0 P: 12	R: 0 E: 0 K: 1 S: 6	H: 0 LOB: 0 BB: 0 P: 9	R: 0 E: 0 K: 0 S: 10	H: 0 LOB: 0 BB: 0 P: 11	R: 0 E: 0 K: 0 S: 7	H: 0 LOB: 0 BB: 0 P: 10	R: 0 E: 0 K: 0 S: 6	H: 0 LOB: 0 BB: 0 P: 11	R: 0 E: 0 K: 12 S: 12	H: 1 LOB: 1 BB: 0 P: 15	R: 0 E: 0 K: 2 S: 9	H: 1 LOB: 2 BB: 1 P: 18	1B: 4 2B: 0 3B: 0 HR: 0	SF: 0 SAC: 0 DP: 0 HBP: 0	WP: 0 PB: 0 SB: 0 CS: 0	PA: 33
PITCHER Barry Zito, L ERA: 4.05 (1, 1)	IP: 9.0 WLS: W BF: 33	H: 4 R: 0 ER: 0 SO: 11	BB: 2 IBB: 0 HBP: 0 BLK: 0	WP: 0 HR: 0 S: 78 P: 119	ERA: 0.00 WHIP: 0.667																	

Cleveland Indians @ Oakland Athletics
Network Associates Coliseum, Oakland, CA
Mon Aug 20 2001, 10:05 PM EDT
Att: 18,133 - Overcast - 53 F

AB	31
R	0
H	4
RBI	0
BB	2
SO	11
LOB	12



Batter	1	2	3	4	5	6	7	8	9	AB	R	H	RBI	BB	SO	LOB	BOTTOM			
Johnny Damon, L OBP: 0.323, SLG: 0.368 (1, 8)										5	0	0	0	0	1	6				
Frank Menechino, R OBP: 0.373, SLG: 0.390 (1, 4)										5	0	0	0	0	2	0				
Jason Giambi, L OBP: 0.462, SLG: 0.631 (1, 3)										4	3	2	0	1	1	0				
Jermaine Dye, R OBP: 0.342, SLG: 0.451 (1, 9)										5	1	2	2	0	0	1				
Terrence Long, L OBP: 0.330, SLG: 0.414 (1, 7)										2	2	2	1	2	0	0				
Miguel Tejada, R OBP: 0.318, SLG: 0.469 (1, 6)										4	3	2	0	0	0	3				
Olmedo Saenz, R OBP: 0.302, SLG: 0.394 3 Eric Chavez, L OBP: 0.316, SLG: 0.479 (1, 5) (6, PH) (7, 5)										2	0	1	3	0	0	1				
Ron Gant, R OBP: 0.331, SLG: 0.442 Jeremy Giambi, L OBP: 0.389, SLG: 0.462 F.P. Santangelo, S OBP: 0.200, SLG: 0.136 (1, 10) (6, PH) (7, PH)										2	0	0	0	0	0	1				
Ramon Hernandez, R OBP: 0.324, SLG: 0.379 (1, 2)										3	0	2	2	0	0	0				
Inning Stats	R: 0 E: 0 K: 2 S: 8	H: 0 LOB: 0 BB: 0 P: 10	R: 0 E: 1 K: 0 S: 7	H: 0 LOB: 1 BB: 1 P: 17	R: 0 E: 0 K: 0 S: 7	H: 1 LOB: 0 BB: 0 P: 12	R: 3 E: 0 K: 1 S: 15	H: 3 LOB: 1 BB: 1 P: 30	R: 0 E: 0 K: 0 S: 8	H: 0 LOB: 0 BB: 0 P: 13	R: 2 E: 0 K: 0 S: 16	H: 3 LOB: 3 BB: 1 P: 30	R: 4 E: 0 K: 0 S: 21	H: 5 LOB: 2 BB: 1 P: 32	R: 0 E: 0 K: 1 S: 6	H: 0 LOB: 0 BB: 0 P: 10	1B: 9 2B: 2 3B: 1 HR: 1	SF: 0 SAC: 0 DP: 1 HBP: 1	WP: 0 PB: 0 SB: 0 CS: 0	PA: 40
PITCHER Chuck Finley, L ERA: 6.44 David Riske, R ERA: 1.5 Rich Rodriguez, L ERA: 4.55 Ricardo Rincon, L ERA: 3.12 (1, 1) (6, 1) (7, 1) (8, 1)	IP: 5.0 WLS: L BF: 23	H: 7 R: 5 ER: 5 SO: 3	BB: 2 IBB: 0 HBP: 0 BLK: 0	WP: 0 HR: 0 S: 49 P: 89	ERA: 9.00 WHIP: 1.800															

Cleveland Indians @ Oakland Athletics
Network Associates Coliseum, Oakland, CA
Mon Aug 20 2001, 10:05 PM EDT
Att: 18,133 - Overcast - 53 F

AB	35
R	9
H	12
RBI	9
BB	4
SO	4
LOB	16



Batter	1	2	3	4	5	6	7	8	9	AB	R	H	RBI	BB	SO	LOB	TOP								
Kenny Lofton, L OBP: 0.322, SLG: 0.383 (1, 8)										3	0	1	0	0	0	2	Cleveland Indians @ Oakland Athletics Network Associates Coliseum, Oakland, CA Tue Aug 21 2001, 10:05 PM EDT Att: 19,343 - Sunny - 65 F								
Omar Vizquel, S OBP: 0.337, SLG: 0.350 (1, 6)										4	0	0	0	0	1	3									
Roberto Alomar, S OBP: 0.419, SLG: 0.546 (1, 4)										3	0	0	0	1	0	1									
Juan Gonzalez, R OBP: 0.392, SLG: 0.621 (1, 9)										3	0	1	1	1	0	0									
Jim Thome, L OBP: 0.427, SLG: 0.672 (1, 3)										4	0	0	0	0	1	5									
Marty Cordova, R OBP: 0.381, SLG: 0.528 Jolbert Cabrera, R OBP: 0.317, SLG: 0.365 (8, 7)										3	1	2	0	0	0	0									
Travis Fryman, R OBP: 0.335, SLG: 0.344 (1, 5)										3	0	1	1	1	1	1									
Russell Branyan, L OBP: 0.319, SLG: 0.479 (1, 10)										3	1	0	0	1	2	2									
Einar Diaz, R OBP: 0.347, SLG: 0.402 (1, 2)										1	0	0	0	0	0	1									
Inning Stats	R: 0 E: 0 K: 0 S: 10	H: 2 LOB: 2 BB: 0 P: 18	R: 0 E: 0 K: 1 S: 5	H: 1 LOB: 0 BB: 0 P: 8	R: 0 E: 0 K: 1 S: 8	H: 0 LOB: 0 BB: 0 P: 15	R: 0 E: 0 K: 0 S: 3	H: 0 LOB: 0 BB: 0 P: 5	R: 1 E: 0 K: 0 S: 12	H: 2 LOB: 1 BB: 0 P: 22	R: 0 E: 0 K: 1 S: 5	H: 0 LOB: 0 BB: 0 P: 7	R: 0 E: 0 K: 1 S: 6	H: 0 LOB: 0 BB: 0 P: 7	R: 1 E: 0 K: 0 S: 10	H: 0 LOB: 3 BB: 3 P: 25		R: 0 E: 0 K: 1 S: 11	H: 0 LOB: 0 BB: 1 P: 20	1B: 4 2B: 2 3B: 0 HR: 0	SF: 0 SAC: 2 DP: 1 HBP: 1	WP: 0 PB: 0 SB: 0 CS: 3	PA: 36		
PITCHER	IP	WLS	BF	H	R	ER	SO	BB	IBB	HBP	BLK	WP	HR	S	P	ERA	WHIP								
Cory Lidle, R ERA: 3.67 (1, 1)	7.2	L	31	5	2	2	4	2	1	1	0	0	0	57	105	2.35	0.913								
Mike Magnante, L ERA: 2.51 (8, 1)	0.1		1	0	0	0	0	0	0	0	0	0	0	2	2	0.00	0.000								
Luis Vizcaino, R ERA: 3.92 (9, 1)	1.0	S	3	0	0	0	1	1	0	0	0	0	0	11	20	0.00	1.000								


Batter	1	2	3	4	5	6	7	8	9	AB	R	H	RBI	BB	SO	LOB	BOTTOM								
Johnny Damon, L OBP: 0.322, SLG: 0.371 (1, 8)										4	1	1	0	0	1	2	Cleveland Indians @ Oakland Athletics Network Associates Coliseum, Oakland, CA Tue Aug 21 2001, 10:05 PM EDT Att: 19,343 - Sunny - 65 F								
Jeremy Giambi, L OBP: 0.385, SLG: 0.457 Olmedo Saenz, R OBP: 0.301, SLG: 0.392 (1, 10)										3	0	0	0	0	0	2									
Jason Giambi, L OBP: 0.460, SLG: 0.626 F.P. Santangelo, S OBP: 0.200, SLG: 0.136 (6, PR)										3	0	0	0	1	1	2									
Jermaine Dye, R OBP: 0.343, SLG: 0.452 (9, 4)										4	0	2	0	0	0	1									
Terrence Long, L OBP: 0.328, SLG: 0.411 (1, 7)										4	0	0	0	0	0	4									
Miguel Tejada, R OBP: 0.315, SLG: 0.465 (1, 6)										4	0	0	0	0	1	0									
3 Eric Chavez, L OBP: 0.318, SLG: 0.479 (9, 3)										4	0	2	0	0	0	0									
Ramon Hernandez, R OBP: 0.321, SLG: 0.376 (1, 2)										3	0	0	0	0	0	1									
Frank Menechino, R OBP: 0.373, SLG: 0.392 (9, 5)										3	0	1	0	0	0	2									
Inning Stats	R: 1 E: 0 K: 1 S: 16	H: 2 LOB: 1 BB: 0 P: 25	R: 0 E: 0 K: 0 S: 7	H: 0 LOB: 0 BB: 0 P: 9	R: 0 E: 0 K: 0 S: 10	H: 1 LOB: 1 BB: 0 P: 15	R: 0 E: 0 K: 0 S: 9	H: 0 LOB: 0 BB: 0 P: 12	R: 0 E: 1 K: 0 S: 8	H: 1 LOB: 1 BB: 0 P: 13	R: 0 E: 0 K: 0 S: 8	H: 1 LOB: 1 BB: 0 P: 13	R: 0 E: 0 K: 1 S: 10	H: 1 LOB: 2 BB: 1 P: 19	R: 0 E: 0 K: 1 S: 10	H: 0 LOB: 0 BB: 0 P: 14		1B: 4 2B: 1 3B: 1 HR: 0	SF: 0 SAC: 1 DP: 0 HBP: 0	WP: 1 PB: 0 SB: 0 CS: 0	PA: 35				
PITCHER	IP	WLS	BF	H	R	ER	SO	BB	IBB	HBP	BLK	WP	HR	S	P	ERA	WHIP								
Steve Woodard, R ERA: 3.95 (1, 1)	7.0	W	27	5	1	1	1	0	0	0	0	0	0	74	112	1.29	0.714								
John Rocker, L ERA: 3.95 (8, 1)	1.0	H	5	1	0	0	1	1	0	0	0	0	0	10	19	0.00	2.000								
Bob Wickman, R ERA: 2.98 (9, 1)	1.0	S	3	0	0	0	1	0	0	0	0	0	0	10	14	0.00	0.000								



Batter	1	2	3	4	5	6	7	8	9	10	11	AB	R	H	RBI	BB	SO	LOB	TOP							
Kenny Lofton, L OBP: 0.322, SLG: 0.380 (1, 8)	G5-3			F8		2B 2B		FC4-6 BB				3	1	0	0	2	1	0								
Omar Vizquel, S OBP: 0.338, SLG: 0.353 (1, 6)	F7			G6-3		2B		P6		1B		5	1	2	0	0	0	1								
Roberto Alomar, S OBP: 0.421, SLG: 0.548 (1, 4)	F7					2B		FC4-6 HR		1B		4	1	2	2	1	0	1								
Juan Gonzalez, R OBP: 0.390, SLG: 0.624 (1, 9)		P3				K				1B		5	1	1	2	0	2	4								
Jim Thome, L OBP: 0.425, SLG: 0.673 (1, 3)		F8						K				5	1	1	1	0	1	1								
Marty Cordova, R OBP: 0.359, SLG: 0.521 Jolbert Cabrera, R OBP: 0.317, SLG: 0.365 (1, 7)		F8										5	0	0	0	0	2	0								
Travis Fryman, R OBP: 0.336, SLG: 0.345 (1, 5)				P6								5	0	2	0	0	0	0								
Russell Branyan, L OBP: 0.317, SLG: 0.474 (1, 10)				P4								5	0	1	0	0	1	1								
Einar Diaz, R OBP: 0.343, SLG: 0.397 (1, 2)				K2-3								4	0	0	0	0	1	2								
Inning Stats	R: 0 E: 0 K: 0 S: 10	H: 0 LOB: 0 BB: 0 P: 13	R: 0 E: 0 K: 0 S: 9	H: 0 LOB: 0 BB: 0 P: 10	R: 0 E: 0 K: 1 S: 8	H: 0 LOB: 0 BB: 0 P: 10	R: 0 E: 0 K: 1 S: 11	H: 0 LOB: 1 BB: 1 P: 16	R: 0 E: 0 K: 0 S: 6	H: 1 LOB: 1 BB: 1 P: 11	R: 2 E: 0 K: 1 S: 14	H: 2 LOB: 1 BB: 1 P: 23	R: 0 E: 0 K: 0 S: 13	H: 2 LOB: 1 BB: 0 P: 21	R: 2 E: 0 K: 1 S: 12	H: 1 LOB: 0 BB: 1 P: 21	R: 0 E: 0 K: 2 S: 10	H: 0 LOB: 0 BB: 0 P: 14	R: 0 E: 0 K: 1 S: 12	H: 2 LOB: 2 BB: 0 P: 19	R: 1 E: 0 K: 1 S: 9	H: 1 LOB: 0 BB: 0 P: 13	1B: 5 2B: 2 3B: 0 HR: 2	SF: 0 SAC: 0 DP: 1 HBP: 0	WP: 0 PB: 0 SB: 2 CS: 0	PA: 44
PITCHER	IP: 5.2 WLS: 22 BF: 22 H: 5 R: 2 ER: 2 SO: 3 BB: 0 IBB: 0 HBP: 0 BLK: 0 WP: 0 HR: 0 S: 51 P: 81 ERA: 3.4 WHIP: 3.18	IP: 1.0 WLS: 4 BF: 4 H: 1 R: 1 ER: 1 SO: 1 BB: 0 IBB: 0 HBP: 0 BLK: 0 WP: 0 HR: 0 S: 21 P: 21 ERA: 4.15 WHIP: 9.00																								

Cleveland Indians @ Oakland Athletics
Network Associates Coliseum, Oakland, CA
Wed Aug 22 2001, 10:05 PM EDT
Att: 40,992 - Sunny - 69 F


livebaseballscores.com
AB 41
R 5
H 9
RBI 5
BB 3
SO 8
LOB 10



Batter	1	2	3	4	5	6	7	8	9	10	11	AB	R	H	RBI	BB	SO	LOB	BOTTOM					
Johnny Damon, L OBP: 0.325, SLG: 0.377 (1, 8)	F8 2B		G3-1		E 2B		G4-3	SH2-4				5	0	3	0	0	0	0						
Jeremy Giambi, L OBP: 0.362, SLG: 0.453 Olmedo Saenz, R OBP: 0.301, SLG: 0.391 (1, 10)			G4-3		K		2B 1B	F8		F3		3	0	0	0	0	2	2						
Jason Giambi, L OBP: 0.462, SLG: 0.628 F.P. Santangelo, S OBP: 0.200, SLG: 0.136 (1, 3)			F8		HR BB		1B WP 2B	G6-3				5	2	3	0	1	0	2						
Jermaine Dye, R OBP: 0.347, SLG: 0.458 (1, 9)	F9				K		WP 1B IBB					4	1	2	2	2	1	3						
Terrence Long, L OBP: 0.330, SLG: 0.410 (1, 7)		G1-3	G4-3				WP 1B	F7				4	0	1	1	2	0	1						
Miguel Tejada, R OBP: 0.372, SLG: 0.460 (1, 6)		G5-3		F9	F7		P4			K		6	0	0	0	0	1	9						
Eric Chavez, L OBP: 0.322, SLG: 0.480 (1, 5)				G3-1		K						4	0	2	0	2	1	0						
Greg Myers, L OBP: 0.308, SLG: 0.419 Ramon Hernandez, R OBP: 0.320, SLG: 0.374 (1, 2)						G6-3		K				2	0	0	0	2	1	3						
Frank Menechino, R OBP: 0.371, SLG: 0.368 (1, 4)					F3		G6-3	F8 SH2-4 BB		G6-3		4	0	0	0	1	0	3						
Inning Stats	R: 0 E: 0 K: 1 S: 10	H: 1 LOB: 1 BB: 0 P: 14	R: 0 E: 0 K: 0 S: 13	H: 1 LOB: 2 BB: 1 P: 17	R: 2 E: 0 K: 0 S: 7	H: 1 LOB: 0 BB: 1 P: 16	R: 0 E: 0 K: 0 S: 9	H: 0 LOB: 1 BB: 1 P: 16	R: 0 E: 0 K: 1 S: 6	H: 0 LOB: 0 BB: 1 P: 8	R: 2 E: 0 K: 1 S: 14	H: 3 LOB: 3 BB: 2 P: 34	R: 0 E: 0 K: 0 S: 6	H: 0 LOB: 1 BB: 1 P: 12	R: 0 E: 0 K: 2 S: 10	H: 1 LOB: 2 BB: 1 P: 21	R: 0 E: 0 K: 0 S: 7	H: 1 LOB: 0 BB: 0 P: 8	R: 0 E: 0 K: 1 S: 17	H: 2 LOB: 3 BB: 2 P: 32	1B: 8 2B: 3 3B: 0 HR: 1	SF: 0 SAC: 1 DP: 1 HBP: 0	WP: 1 PB: 0 SB: 0 CS: 1	PA: 53
PITCHER	IP: 6.0 WLS: 27 BF: 27 H: 5 R: 3 ER: 2 SO: 4 BB: 3 IBB: 1 HBP: 0 BLK: 0 WP: 0 HR: 1 S: 58 P: 95 ERA: 6.17 WHIP: 3.00	IP: 1.0 WLS: 5 BF: 1 H: 1 R: 0 ER: 0 SO: 1 BB: 0 IBB: 0 HBP: 0 BLK: 0 WP: 0 HR: 0 S: 5 P: 5 ERA: 4.55 WHIP: 2.00																						

Cleveland Indians @ Oakland Athletics
Network Associates Coliseum, Oakland, CA
Wed Aug 22 2001, 10:05 PM EDT
Att: 40,992 - Sunny - 69 F

livebaseballscores.com
AB 42
R 4
H 12
RBI 3
BB 10
SO 8
LOB 30



Batter	1	2	3	4	5	6	7	8	9	AB	R	H	RBI	BB	SO	LOB	TOP										
Kenny Lofton, L OBP: 0.321, SLG: 0.378 (1, 8)	 1-3	 1-0		 2-1	 1-3			 1-1		5	2	1	1	0	2	1											
Omar Vizquel, S OBP: 0.340, SLG: 0.358 (1, 6)	 0-2	 3-2		 4-1		 1-1		 1-2		4	2	2	1	1	0	0											
Ellis Burks, R OBP: 0.355, SLG: 0.538 (1, 9)	 1-1	 0-0		 1-1		 0-1		 0-2		5	0	3	1	0	0	1											
Juan Gonzalez, R OBP: 0.393, SLG: 0.623 (1, 10)		 0-2	 0-1	 0-1		 3-3		 1-2		5	2	3	2	0	2	2											
Travis Fryman, R OBP: 0.337, SLG: 0.346 (1, 5)		 2-1	 0-0	 0-0		 0-0		 3-2		5	1	2	1	0	0	2											
Jim Thome, L OBP: 0.425, SLG: 0.669 (1, 3)		 4-2	 3-3	 0-0			 0-1	 3-3		4	0	1	0	1	2	1											
Wil Cordero, R OBP: 0.323, SLG: 0.364 Roberto Alomar, S OBP: 0.421, SLG: 0.548 (9, 4)	 1-0	 1-2	 1-3	 1-3		 2-2		 1-2		5	1	1	1	0	1	4											
Jolbert Cabrera, R OBP: 0.315, SLG: 0.362 (9, 7)	 2-1	 1-2	 3-2		 0-0		 1-0	 1-3		5	1	1	1	0	1	3											
Einar Diaz, R OBP: 0.342, SLG: 0.395 (1, 2)	 1-2			 0-1	 0-1			 1-2		4	0	1	0	0	0	0											
Inning Stats	R: 0 E: 0 K: 1 S: 8	H: 0 LOB: 0 BB: 0 P: 10	R: 5 E: 1 K: 0 S: 18	H: 5 LOB: 1 BB: 1 P: 32	R: 0 E: 0 K: 1 S: 12	H: 2 LOB: 2 BB: 0 P: 19	R: 3 E: 0 K: 1 S: 15	H: 5 LOB: 2 BB: 1 P: 24	R: 0 E: 0 K: 1 S: 7	H: 0 LOB: 0 BB: 0 P: 8	R: 0 E: 0 K: 0 S: 6	H: 0 LOB: 0 BB: 0 P: 9	R: 1 E: 0 K: 1 S: 15	H: 2 LOB: 1 BB: 0 P: 19	R: 0 E: 1 K: 2 S: 15	H: 0 LOB: 0 BB: 0 P: 23	1B: 13 2B: 2 3B: 1 HR: 0	SF: 0 SAC: 0 DP: 0 HBP: 0	WP: 0 PB: 0 SB: 2 CS: 0	PA: 44							
PITCHER	IP	WLS	BF	H	R	ER	SO	BB	IBB	HBP	BLK	WP	HR	S	P	ERA	WHIP										
Mark Mulder, L ERA: 3.66 (1, 1)	3.2	L	22	10	8	8	2	2	0	0	0	0	0	47	77	19.64	3.273										
Gil Heredia, R ERA: 5.48 (4, 1)	4.0		16	4	1	1	3	0	0	0	0	0	0	36	49	2.25	1.000										
Chad Bradford, R ERA: 2.73 (8, 1)	1.1		6	1	0	0	3	0	0	0	0	0	0	21	30	0.00	0.750										

Cleveland Indians @ Oakland Athletics
Network Associates Coliseum, Oakland, CA
Thu Aug 23 2001, 3:35 PM EDT
Att: 22,281 - Cloudy - 68 F

AB 42
R 9
H 15
RBI 8
BB 2
SO 8
LOB 14



Batter	1	2	3	4	5	6	7	8	9	AB	R	H	RBI	BB	SO	LOB	BOTTOM										
Johnny Damon, L OBP: 0.324, SLG: 0.375 (1, 8)	 1-2		 0-0	 0-1		 1-1			 1-1	5	1	1	0	0	0	0											
Frank Menechino, R OBP: 0.372, SLG: 0.389 Greg Myers, L OBP: 0.306, SLG: 0.415 (9, PH)	 3-2		 2-2		 0-1		 1-2		 1-3	4	2	2	1	0	0	0											
Olmedo Saenz, R OBP: 0.304, SLG: 0.402 Jason Giambi, L OBP: 0.462, SLG: 0.627 (9, PH)	 2-3		 1-2	 3-2		 3-2		 4-2	 0-0	3	1	1	1	1	1	1											
Jermaine Dye, R OBP: 0.350, SLG: 0.458 (1, 9)		 4-1	 0-0	 4-2	 1-2	 4-2		 4-2		0	1	0	1	3	0	0											
Ron Gant, R OBP: 0.331, SLG: 0.438 Jeremy Giambi, L OBP: 0.381, SLG: 0.451 (7, PH)	 1-3	 1-3	 3-3	 4-1	 1-2	 2-2		 2-2		2	0	0	0	1	2	3											
Terrence Long, L OBP: 0.331, SLG: 0.409 (1, 7)	 4-2	 1-2	 1-0	 1-1	 1-1	 1-2		 1-2		3	1	1	2	1	0	3											
Miguel Tejada, R OBP: 0.311, SLG: 0.460 (1, 6)	 2-1	 1-0	 1-0	 2-3	 2-3			 1-1		4	0	1	2	0	1	4											
Eric Chavez, L OBP: 0.320, SLG: 0.475 (1, 5)	 1-3			 2-2		 2-1		 0-1		4	0	0	0	0	1	1											
Ramon Hernandez, R OBP: 0.319, SLG: 0.375 (1, 2)			 1-1	 3-3		 1-1		 0-0		4	1	1	0	0	1	0											
Inning Stats	R: 0 E: 0 K: 1 S: 11	H: 0 LOB: 0 BB: 0 P: 17	R: 2 E: 0 K: 2 S: 11	H: 1 LOB: 2 BB: 2 P: 23	R: 3 E: 0 K: 1 S: 16	H: 4 LOB: 2 BB: 1 P: 27	R: 0 E: 0 K: 1 S: 10	H: 0 LOB: 0 BB: 0 P: 15	R: 1 E: 0 K: 0 S: 13	H: 1 LOB: 2 BB: 2 P: 27	R: 0 E: 0 K: 0 S: 6	H: 0 LOB: 0 BB: 0 P: 10	R: 1 E: 0 K: 0 S: 17	H: 1 LOB: 1 BB: 1 P: 28	R: 0 E: 0 K: 0 S: 5	H: 0 LOB: 0 BB: 0 P: 6	R: 0 E: 0 K: 1 S: 6	H: 0 LOB: 0 BB: 0 P: 8	1B: 4 2B: 2 3B: 0 HR: 1	SF: 1 SAC: 0 DP: 0 HBP: 0	WP: 0 PB: 0 SB: 1 CS: 1	PA: 39					
PITCHER	IP	WLS	BF	H	R	ER	SO	BB	IBB	HBP	BLK	WP	HR	S	P	ERA	WHIP										
CC Sabathia, L ERA: 4.58 (3, 1)	2.1	W	10	1	1	1	2	2	0	0	0	0	0	24	44	3.86	1.286										
Rich Rodriguez, L ERA: 4.41 (6, 1)	1.0	H	3	0	0	0	0	0	0	0	0	0	0	6	10	0.00	0.000										
Danys Baez, R ERA: 2.32 (7, 1)	0.1	H	3	1	1	1	0	1	0	0	0	0	1	10	18	27.00	6.000										
Ricardo Rincon, L ERA: 3.4 (7, 1)	1.2	H	5	0	0	0	0	0	0	0	0	0	0	12	16	0.00	0.000										

Cleveland Indians @ Oakland Athletics
Network Associates Coliseum, Oakland, CA
Thu Aug 23 2001, 3:35 PM EDT
Att: 22,281 - Cloudy - 68 F


AB 32
R 7
H 7
RBI 7
BB 6
SO 7
LOB 13



Batter	1	2	3	4	5	6	7	8	9	AB	R	H	RBI	BB	SO	LOB	TOP								
Roger Cedeno, S OBP: 0.346, SLG: 0.397	2-3 K		3-3 K		0-0 1B		0-1 P4			4	0	1	1	0	2	1									
Damion Easley, R OBP: 0.329, SLG: 0.401	3-2 G4-3		0-0 G6-3		2-0 1B			1-2 G3		4	0	1	0	0	0	0									
Bobby Higginson, L OBP: 0.377, SLG: 0.460	1-0 F8		2-2 G4-3		1-2 F8			0-1 G1-3		4	0	0	0	0	0	2									
Tony Clark, S OBP: 0.384, SLG: 0.487		2-1 BB 2B		0-2 L8		3-3 K		3-2 P2		4	0	1	0	0	1	0									
Wendell Magee, R OBP: 0.325, SLG: 0.425		4-0 BB BB		0-2 G4-3		0-3 K		4-2 G5-4-3 BB		2	0	0	0	2	1	0									
Shane Halter, R OBP: 0.325, SLG: 0.444		1-3 K		0-1 F3		3-2 F7		0-2 G5-4-3 1-2		4	0	0	0	0	1	3									
Deivi Cruz, R OBP: 0.284, SLG: 0.371		4-1 1-2 2-3 BB		1-2 F8		2-2 F8		1-2 G6-3		3	0	0	0	1	0	0									
Juan Encarnacion, R OBP: 0.292, SLG: 0.407		2-3 K		1-0 1B 2B		1-3 K				3	1	1	0	0	2	3									
Javier Cardona, R OBP: 0.239, SLG: 0.323		1-3 K		4-0 1B 1B BB		0-1 2B				2	0	1	0	1	1	3									
Inning Stats	R: 0 E: 0 K: 1 S: 11	H: 0 LOB: 0 BB: 0 P: 17	R: 0 E: 0 K: 3 S: 14	H: 1 LOB: 3 BB: 2 P: 28	R: 0 E: 0 K: 1 S: 7	H: 0 LOB: 0 BB: 0 P: 12	R: 0 E: 0 K: 0 S: 9	H: 0 LOB: 0 BB: 0 P: 9	R: 1 E: 0 K: 0 S: 11	H: 3 LOB: 2 BB: 1 P: 20	R: 0 E: 0 K: 2 S: 12	H: 0 LOB: 0 BB: 0 P: 18	R: 0 E: 0 K: 1 S: 10	H: 1 LOB: 1 BB: 0 P: 13	R: 0 E: 0 K: 0 S: 10	H: 0 LOB: 0 BB: 1 P: 14	R: 0 E: 0 K: 0 S: 9	H: 0 LOB: 0 BB: 1 P: 14	1B: 2 2B: 3 3B: 0 HR: 0	SF: 0 SAC: 0 DP: 1 HBP: 0	WP: 0 PB: 0 SB: 0 CS: 0	PA: 34			
PITCHER	IP	WLS	BF	H	R	ER	SO	BB	IBB	HBP	BLK	WP	HR	S	P	ERA	WHIP								
Barry Zito, L ERA: 3.96	6.0	W	24	4	1	1	7	3	0	0	0	0	0	64	104	1.50	1.167								
Chad Bradford, R ERA: 2.57	0.2	H	3	1	0	0	1	0	0	0	0	0	0	8	11	0.00	1.500								
Mike Magnante, L ERA: 2.42	1.1	H	4	0	0	0	0	0	0	0	0	0	0	12	16	0.00	0.000								
Luis Vizcaino, R ERA: 3.8	1.0		3	0	0	0	0	1	0	0	0	0	0	9	14	0.00	1.000								

Detroit Tigers @ Oakland Athletics
Network Associates Coliseum, Oakland, CA
Sat Aug 25 2001, 4:05 PM EDT
Att: 24,236 - Sunny - 68 F


AB 30
R 1
H 5
RBI 1
BB 4
SO 8
LOB 12



Batter	1	2	3	4	5	6	7	8	9	AB	R	H	RBI	BB	SO	LOB	BOTTOM								
Johnny Damon, L OBP: 0.323, SLG: 0.372	0-0 B1-3	0-1 G1-3		2-2 F3		3-2 G3		4-2 1B BB		4	0	0	0	1	0	3									
Jeremy Giambi, L OBP: 0.384, SLG: 0.467	4-2 BB BB	1-1 G4-3			0-0 G4-3		1-0 E 2B	1-1 G3-6-1 1B		4	1	2	1	1	0	2									
Jason Giambi, L OBP: 0.461, SLG: 0.630	4-1 1-2 BB		1-2 L4		3-2 HR		2-2 G1-3	3-1 G3-6-1 1-2		4	1	1	1	1	0	3									
Jermaine Dye, R OBP: 0.348, SLG: 0.453	2-2 F9		1-0 PB 1B		1-1 F8		2-2 E8 1B			4	1	1	0	0	0	2									
3 Eric Chavez, L OBP: 0.321, SLG: 0.477	1-1 F7		0-0 F5		0-1 G3		4-0 1B BB			3	0	0	0	1	0	3									
Terrence Long, L OBP: 0.337, SLG: 0.415		3-2 1B 1B	4-0 1B BB		1-2 BB		2-2 1B 2B	1-1 G6-4-3 1-2 1B		3	2	3	1	1	0	0									
Greg Myers, L OBP: 0.305, SLG: 0.410		3-1 G1-3 1B 1B	2-1 G4-3			1-0 F5	0-0 G6-4-3 1-2			4	0	1	0	0	0	5									
Miguel Tejada, R OBP: 0.310, SLG: 0.457		1-2 L8		1-3 K		3-2 WP 1B		0-0 G5-3		4	0	1	1	0	1	2									
F.P. Santangelo, S OBP: 0.233, SLG: 0.154		0-1 G1-3 1B		2-2 L6		2-2 F7		2-2 S 1B HBP		3	1	1	1	0	0	1									
Inning Stats	R: 0 E: 0 K: 0 S: 9	H: 0 LOB: 2 BB: 2 P: 20	R: 1 E: 0 K: 0 S: 14	H: 3 LOB: 2 BB: 0 P: 22	R: 0 E: 0 K: 1 S: 7	H: 1 LOB: 2 BB: 1 P: 15	R: 0 E: 0 K: 1 S: 10	H: 0 LOB: 0 BB: 0 P: 15	R: 1 E: 0 K: 0 S: 9	H: 1 LOB: 0 BB: 0 P: 13	R: 1 E: 0 K: 0 S: 14	H: 2 LOB: 1 BB: 0 P: 25	R: 2 E: 1 K: 0 S: 11	H: 2 LOB: 1 BB: 1 P: 21	R: 1 E: 0 K: 0 S: 10	H: 1 LOB: 1 BB: 1 P: 20	1B: 7 2B: 2 3B: 0 HR: 1	SF: 0 SAC: 0 DP: 2 HBP: 1	WP: 1 PB: 1 SB: 1 CS: 0	PA: 39					
PITCHER	IP	WLS	BF	H	R	ER	SO	BB	IBB	HBP	BLK	WP	HR	S	P	ERA	WHIP								
Steve Sparks, R ERA: 4.03	6.1	L	31	8	5	3	1	3	0	0	0	0	0	71	123	4.26	1.737								
Matt Parisho, L ERA: 5.79	0.2		3	1	0	0	0	1	0	0	0	0	0	3	8	0.00	3.000								
Adam Pettyjohn, L ERA: 6.39	1.0		5	1	1	1	0	1	0	1	0	0	0	10	20	9.00	2.000								

Detroit Tigers @ Oakland Athletics
Network Associates Coliseum, Oakland, CA
Sat Aug 25 2001, 4:05 PM EDT
Att: 24,236 - Sunny - 68 F


AB 33
R 6
H 10
RBI 5
BB 5
SO 1
LOB 21



Batter	1	2	3	4	5	6	7	8	9	AB	R	H	RBI	BB	SO	LOB	TOP					
Roger Cedeno, S (1, 8) OBP: 0.347, SLG: 0.397										5	2	2	0	0	0	1						
Jose Macias, S (1, 4) OBP: 0.312, SLG: 0.414										4	1	1	1	0	0	2						
Bobby Higginson, L (1, 7) OBP: 0.361, SLG: 0.462										4	1	3	1	1	0	1						
Robert Fick, L (1, 2) OBP: 0.342, SLG: 0.499										4	1	2	1	0	0	3						
Damon Easley, R (9, PR) OBP: 0.329, SLG: 0.401										0	0	0	0	0	0	0						
Randall Simon, L (1, 10) OBP: 0.369, SLG: 0.447										5	0	1	1	0	1	4						
Shane Halter, R (1, 5) OBP: 0.326, SLG: 0.442										4	0	1	0	1	1	2						
Ryan Jackson, L (1, 3) OBP: 0.250, SLG: 0.342										3	0	0	0	0	2	3						
Tony Clark, S (7, PH) OBP: 0.393, SLG: 0.486										1	0	0	1	0	0	2						
Deivi Cruz, R (1, 6) OBP: 0.284, SLG: 0.368										3	0	0	1	0	1	2						
Juan Encarnacion, R (1, 9) OBP: 0.294, SLG: 0.410										4	1	2	0	0	1	3						
Inning Stats	R: 3 E: 0 K: 0 S: 19	H: 5 LOB: 3 BB: 0 P: 27	R: 0 E: 1 K: 0 S: 9	H: 0 LOB: 1 BB: 0 P: 15	R: 0 E: 0 K: 1 S: 11	H: 0 LOB: 0 BB: 0 P: 14	R: 2 E: 0 K: 1 S: 12	H: 3 LOB: 1 BB: 0 P: 18	R: 0 E: 0 K: 2 S: 10	H: 0 LOB: 0 BB: 0 P: 17	R: 0 E: 0 K: 0 S: 10	H: 1 LOB: 1 BB: 0 P: 14	R: 1 E: 0 K: 0 S: 10	H: 2 LOB: 2 BB: 1 P: 18	R: 0 E: 0 K: 1 S: 9	H: 0 LOB: 0 BB: 0 P: 15	R: 0 E: 0 K: 1 S: 10	H: 1 LOB: 2 BB: 1 P: 17	1B: 10 2B: 3 3B: 0 HR: 0	SF: 1 SAC: 0 DP: 2 HBP: 2	WP: 0 PB: 0 SB: 1 CS: 1	PA: 42
PITCHER	IP WLS BF H R ER SO BB IBB HBP BLK WP HR S P ERA WHIP																					
Cory Lidt, R (1, 1) ERA: 3.87	4.0	22	8	5	5	2	0	0	0	0	0	0	0	0	0	15	23	0.00	0.750			
Erik Hiljus, R (5, 1) ERA: 3.29	1.1	5	1	0	0	2	0	0	0	0	0	0	0	0	0	13	24	0.00	2.000			
Mark Guthrie, L (6, 1) ERA: 4.63	1.0	6	2	1	0	0	0	1	0	1	0	0	0	0	5	7	0.00	0.000				
Jeff Tam, R (7, 1) ERA: 2.95	1.0	W	3	0	0	0	1	0	0	0	0	0	0	0	6	10	0.00	0.000				
Mike Magnante, L (8, 1) ERA: 2.39	0.2	H	2	0	0	0	0	0	0	0	0	0	0	0	6	10	0.00	0.000				

Detroit Tigers @ Oakland Athletics
Network Associates Coliseum, Oakland, CA
Sun Aug 26 2001, 4:05 PM EDT
Att: 27,915 - Sunny - 64 F


AB 37
R 6
H 12
RBI 6
BB 2
SO 6
LOB 23





Batter	1	2	3	4	5	6	7	8	9	AB	R	H	RBI	BB	SO	LOB	BOTTOM			
Johnny Damon, L (1, 8) OBP: 0.320, SLG: 0.369										5	0	0	0	0	0	4				
Jeremy Giambi, L (1, 3) OBP: 0.384, SLG: 0.464										2	1	0	0	1	1	3				
Olmedo Saenz, R (7, PH) OBP: 0.307, SLG: 0.402										0	1	0	0	1	0	0				
Jason Giambi, L (1, 10) OBP: 0.462, SLG: 0.635										3	2	1	2	0	1	3				
Jermaine Dye, R (1, 9) OBP: 0.349, SLG: 0.453										4	0	2	1	0	0	0				
3 Eric Chavez, L (1, 5) OBP: 0.318, SLG: 0.472										4	0	0	0	0	0	3				
Terrence Long, L (1, 7) OBP: 0.340, SLG: 0.417										3	2	2	1	1	0	0				
Miguel Tejada, R (1, 6) OBP: 0.314, SLG: 0.467										4	1	3	3	0	0	1				
Ramon Hernandez, R (1, 2) OBP: 0.316, SLG: 0.371										3	0	1	0	0	1	0				
F.P. Santangelo, S (1, 4) OBP: 0.235, SLG: 0.138										3	0	0	0	0	1	1				
Frank Menechino, R (9, 4) OBP: 0.369, SLG: 0.385										0	0	0	0	0	0	0				
Inning Stats	R: 0 E: 0 K: 2 S: 10	H: 0 LOB: 0 BB: 0 P: 14	R: 0 E: 0 K: 0 S: 7	H: 0 LOB: 0 BB: 0 P: 11	R: 0 E: 0 K: 0 S: 16	H: 2 LOB: 3 BB: 0 P: 23	R: 2 E: 0 K: 1 S: 17	H: 1 LOB: 0 BB: 1 P: 27	R: 2 E: 0 K: 1 S: 17	H: 2 LOB: 1 BB: 1 P: 26	R: 1 E: 0 K: 0 S: 10	H: 2 LOB: 1 BB: 0 P: 12	R: 2 E: 0 K: 0 S: 10	H: 2 LOB: 1 BB: 1 P: 20	R: 0 E: 0 K: 0 S: 6	H: 0 LOB: 0 BB: 0 P: 9	1B: 6 2B: 1 3B: 0 HR: 2	SF: 0 SAC: 1 DP: 1 HBP: 2	WP: 0 PB: 0 SB: 0 CS: 0	PA: 37
PITCHER	IP WLS BF H R ER SO BB IBB HBP BLK WP HR S P ERA WHIP																			
Jeff Weaver, R (1, 1) ERA: 4.02	6.0	28	7	5	5	4	2	0	1	0	0	0	8	17	27.00	4.500				
Matt Perisho, L (7, 1) ERA: 6.21	0.2	L	5	2	2	2	0	1	0	1	0	0	0	8	12	0.00	0.000			
Danny Patterson, R (7, 1) ERA: 2.88	1.1	4	0	0	0	0	0	0	0	0	0	0	0	8	12	0.00	0.000			

Detroit Tigers @ Oakland Athletics
Network Associates Coliseum, Oakland, CA
Sun Aug 26 2001, 4:05 PM EDT
Att: 27,915 - Sunny - 64 F

AB 31
R 7
H 9
RBI 7
BB 3
SO 4
LOB 15



Batter	1	2	3	4	5	6	7	8	9	AB	R	H	RBI	BB	SO	LOB	TOP			
Johnny Damon, L (1, 8) OBP: 0.321, SLG: 0.369	G4-3		BB 1B 1B	G1-3		S 1B		F9		5	1	2	1	0	0	0	<p>Oakland Athletics @ Baltimore Orioles Oriole Park at Camden Yards, Baltimore, MD</p> <p>Tue Aug 28 2001, 7:05 PM EDT Att: 31,048 - Sunny - 90 F</p> <p>livebaseballscores.com</p> <p>AB 39 R 6 H 12 RBI 6 BB 6 SO 3 LOB 24</p> 			
Jeremy Giambi, L (1, 10) OBP: 0.384, SLG: 0.462	F9		1B BB 1B	HR BB		L5		G6-3		4	1	1	0	1	0	1				
Jason Giambi, L (1, 3) OBP: 0.466, SLG: 0.644	1B		1B BB 1B	HR		IBB		BB		2	1	2	2	3	0	0				
Jermaine Dye, R (1, 9) OBP: 0.347, SLG: 0.451	F7		1B	G1-3		P4		F9		5	0	1	1	0	0	4				
3 Eric Chavez, L (1, 5) OBP: 0.317, SLG: 0.469		F7	F2		E S 1B	F4		G4-3		5	0	1	0	0	0	5				
Miguel Tejada, R (1, 6) OBP: 0.313, SLG: 0.463	G4-3		K		G5-3 BB		G5-3	G5-3		4	0	0	0	1	1	3				
Terrence Long, L (1, 7) OBP: 0.342, SLG: 0.419	L8			HR 1B	F7	G5-3 1B		BB 1B		5	1	3	0	0	0	2				
Ramon Hernandez, R (1, 2) OBP: 0.320, SLG: 0.383			1B 2B	HR	G5-3	G5-3		BB		4	2	2	2	1	0	3				
Frank Menechino, R (1, 4) OBP: 0.366, SLG: 0.381			G1-3	G6-3	K	K		F9		5	0	0	0	0	2	6				
Inning Stats	R: 0 E: 0 K: 0 S: 13	H: 1 LOB: 1 BB: 0 P: 16	R: 0 E: 0 K: 0 S: 8	H: 0 LOB: 0 BB: 0 P: 12	R: 2 E: 0 K: 1 S: 20	H: 4 LOB: 3 BB: 1 P: 27	R: 4 E: 0 K: 0 S: 11	H: 3 LOB: 0 BB: 1 P: 22	R: 0 E: 0 K: 1 S: 12	H: 1 LOB: 2 BB: 1 P: 24	R: 0 E: 0 K: 1 S: 8	H: 1 LOB: 1 BB: 0 P: 13	R: 0 E: 0 K: 0 S: 7	H: 0 LOB: 1 BB: 1 P: 13	R: 0 E: 0 K: 0 S: 14	H: 1 LOB: 2 BB: 1 P: 23	1B: 9 2B: 1 3B: 0 HR: 2	SF: 0 SAC: 0 DP: 0 HBP: 0	WP: 0 PB: 0 SB: 3 CS: 0	PA: 45
PITCHER	IP WLS BF H R ER SO BB IBB HBP BLK WP HR S P ERA WHIP																			
Sidney Ponson, R (1, 1) ERA: 4.94	4.0 L 22 8 6 6 1 2 0 0 0 0 2 52 77 13.50 2.500																			
John Waddell, R (5, 1) ERA: 5.56	3.0 14 3 0 0 2 1 1 0 0 0 0 33 58 0.00 1.333																			
Jorge Julio, R (8, 1) ERA: 5.63	1.0 4 0 0 0 0 1 0 0 0 0 0 7 13 0.00 1.000																			
Willis Roberts, R (9, 1) ERA: 4.77	1.0 5 1 0 0 0 1 0 0 0 0 0 14 23 0.00 2.000																			

Batter	1	2	3	4	5	6	7	8	9	AB	R	H	RBI	BB	SO	LOB	BOTTOM					
Brady Anderson, L (1, 7) OBP: 0.308, SLG: 0.301	SH 1B 1B		G6-3		F7			G6-3		4	1	1	0	0	0	1	<p>Oakland Athletics @ Baltimore Orioles Oriole Park at Camden Yards, Baltimore, MD</p> <p>Tue Aug 28 2001, 7:05 PM EDT Att: 31,048 - Sunny - 90 F</p> <p>livebaseballscores.com</p> <p>AB 28 R 2 H 4 RBI 2 BB 3 SO 4 LOB 12</p> 					
6 Melvin Mora, R (1, 6) OBP: 0.332, SLG: 0.366	SH 1B 1B		G5-3			BB		F7		3	1	1	0	1	0	0						
Chris Richard, L (1, 9) OBP: 0.348, SLG: 0.448	SH G4-3 1B 1-2 2-3		L1		K			G6-3		3	0	0	0	0	1	1						
Jeff Conine, R (1, 3) OBP: 0.391, SLG: 0.471	G4-3 1B 1-2 2H 3H			S BB	F8			L9		3	0	1	2	1	0	1						
Cal Ripken Jr., R (1, 5) OBP: 0.296, SLG: 0.397	G4-3 1-2 2-3		P6		P6			G4-3		4	0	0	0	0	0	4						
Tony Batista, R (1, 10) OBP: 0.287, SLG: 0.418	K		P6		P6			P4		3	0	0	0	0	1	2						
Luis Matos, R (1, 8) OBP: 0.167, SLG: 0.167		G6-4-3 1B	K		K			K		3	0	1	0	0	2	1						
Brook Fordyce, R (1, 2) OBP: 0.270, SLG: 0.336	F7		F7		F7			F9		3	0	0	0	0	0	1						
Jerry Hairston, R (1, 4) OBP: 0.311, SLG: 0.353	G6-4-3 1-2		G5-3		G5-3			G6-3 BB		2	0	0	0	1	0	1						
Inning Stats	R: 2 E: 1 K: 1 S: 12	H: 3 LOB: 1 BB: 0 P: 14	R: 0 E: 0 K: 0 S: 6	H: 1 LOB: 0 BB: 0 P: 6	R: 0 E: 0 K: 0 S: 5	H: 0 LOB: 0 BB: 0 P: 5	R: 0 E: 0 K: 1 S: 10	H: 0 LOB: 1 BB: 1 P: 18	R: 0 E: 0 K: 0 S: 7	H: 0 LOB: 0 BB: 0 P: 11	R: 0 E: 0 K: 1 S: 10	H: 0 LOB: 1 BB: 1 P: 18	R: 0 E: 0 K: 1 S: 9	H: 0 LOB: 0 BB: 0 P: 10	R: 0 E: 0 K: 0 S: 4	H: 0 LOB: 0 BB: 1 P: 11	R: 0 E: 0 K: 0 S: 4	H: 0 LOB: 0 BB: 0 P: 6	1B: 4 2B: 0 3B: 0 HR: 0	SF: 0 SAC: 1 DP: 3 HBP: 0	WP: 0 PB: 0 SB: 1 CS: 0	PA: 32
PITCHER	IP WLS BF H R ER SO BB IBB HBP BLK WP HR S P ERA WHIP																					
Mark Mulder, L (1, 1) ERA: 3.6	8.0 W 29 4 2 2 4 3 0 0 0 0 0 63 93 2.25 0.875																					
Mike Magnante, L (9, 1) ERA: 2.36	0.1 1 0 0 0 0 0 0 0 0 0 0 2 4 0.00 0.000																					
Jeff Tam, R (9, 1) ERA: 2.92	0.2 2 0 0 0 0 0 0 0 0 0 0 2 2 0.00 0.000																					

Batter	1	2	3	4	5	6	7	8	9	AB	R	H	RBI	BB	SO	LOB	TOP					
Johnny Damon, L OBP: 0.320, SLG: 0.368 (1, 8)										5	0	1	0	0	1	2	Oakland Athletics @ Baltimore Orioles Oriole Park at Camden Yards, Baltimore, MD Wed Aug 29 2001, 7:05 PM EDT Att: 31,628 - Cloudy - 87 F					
Jeremy Giambi, L OBP: 0.383, SLG: 0.462 (1, 10)										4	1	1	0	0	1	2						
Jason Giambi, L OBP: 0.467, SLG: 0.644 (1, 3)										3	0	1	1	1	0	1						
Jermaine Dye, R OBP: 0.347, SLG: 0.449 (1, 9)										4	0	1	0	0	1	2						
Terrence Long, L OBP: 0.342, SLG: 0.417 (1, 7)										4	0	1	0	0	0	3						
Miguel Tejada, R OBP: 0.310, SLG: 0.460 (1, 6)										4	0	0	0	0	1	2						
3 Eric Chavez, L OBP: 0.318, SLG: 0.478 (1, 5)										4	2	2	1	0	1	0						
Ramon Hernandez, R OBP: 0.319, SLG: 0.390 (1, 2)										4	1	1	2	0	2	0						
Frank Menechino, R OBP: 0.367, SLG: 0.383 (1, 4)										3	0	1	0	1	0	0						
Inning Stats	R: 0 E: 0 K: 1 S: 14	H: 2 LOB: 2 BB: 0 P: 18	R: 0 E: 0 K: 1 S: 6	H: 0 LOB: 0 BB: 0 P: 8	R: 1 E: 0 K: 2 S: 15	H: 2 LOB: 1 BB: 0 P: 22	R: 1 E: 0 K: 1 S: 9	H: 1 LOB: 0 BB: 0 P: 13	R: 0 E: 0 K: 0 S: 5	H: 1 LOB: 0 BB: 0 P: 6	R: 0 E: 0 K: 0 S: 9	H: 1 LOB: 1 BB: 0 P: 13	R: 2 E: 0 K: 0 S: 8	H: 2 LOB: 0 BB: 0 P: 14	R: 0 E: 0 K: 0 S: 9	H: 0 LOB: 1 BB: 1 P: 16	R: 0 E: 0 K: 0 S: 8	H: 0 LOB: 1 BB: 1 P: 16	1B: 3 2B: 4 3B: 0 HR: 2	SF: 0 SAC: 0 DP: 1 HBP: 0	WP: 0 PB: 0 SB: 1 CS: 0	PA: 37
PITCHER	IP	WLS	BF	H	R	ER	SO	BB	IBB	HBP	BLK	WP	HR	S	P	ERA	WHIP					
Josh Towers, R ERA: 4.11 (1, 1)	7.0	L	29	9	4	4	5	0	0	0	0	0	2	66	94	5.14	1.286					
B.J. Ryan, L ERA: 4.53 (8, 1)	1.0		4	0	0	0	0	1	0	0	0	0	0	9	16	0.00	1.000					
Buddy Groom, L ERA: 3.4 (9, 1)	1.0		4	0	0	0	2	1	0	0	0	0	0	8	16	0.00	1.000					

AB	35
R	4
H	9
RBI	4
BB	2
SO	7
LOB	12



Batter	1	2	3	4	5	6	7	8	9	AB	R	H	RBI	BB	SO	LOB	BOTTOM					
1 Brian Roberts, S OBP: 0.296, SLG: 0.342 (1, 10)										2	1	0	0	2	0	0	Oakland Athletics @ Baltimore Orioles Oriole Park at Camden Yards, Baltimore, MD Wed Aug 29 2001, 7:05 PM EDT Att: 31,628 - Cloudy - 87 F					
Larry Bigbie, L OBP: 0.326, SLG: 0.351 (1, 7)										3	0	1	0	1	0	1						
Chris Richard, L OBP: 0.344, SLG: 0.443 (1, 9)										4	0	0	0	0	2	3						
Jeff Conine, R OBP: 0.391, SLG: 0.471 (1, 3)										4	0	2	1	0	0	1						
Cal Ripken Jr., R OBP: 0.296, SLG: 0.394 (1, 5)										3	0	0	0	1	0	2						
6 Melvin Mora, R OBP: 0.331, SLG: 0.364 (1, 6)										3	0	0	0	1	1	2						
Luis Matos, R ERA: 3.29 (1, 8)										1	0	0	0	2	1	0						
Tony Batista, R OBP: 0.266, SLG: 0.417 (9, PH)										1	0	0	0	0	0	2						
Brook Fordyce, R OBP: 0.267, SLG: 0.332 (1, 2)										3	0	0	0	0	0	3						
Jerry Hairston, R OBP: 0.309, SLG: 0.351 (1, 4)										3	0	0	0	0	1	0						
Inning Stats	R: 0 E: 0 K: 0 S: 6	H: 0 LOB: 1 BB: 1 P: 13	R: 0 E: 0 K: 0 S: 8	H: 1 LOB: 2 BB: 2 P: 21	R: 0 E: 0 K: 2 S: 9	H: 0 LOB: 1 BB: 1 P: 16	R: 0 E: 0 K: 0 S: 6	H: 0 LOB: 0 BB: 0 P: 8	R: 0 E: 0 K: 1 S: 7	H: 0 LOB: 0 BB: 0 P: 13	R: 1 E: 0 K: 1 S: 18	H: 1 LOB: 1 BB: 1 P: 24	R: 0 E: 0 K: 0 S: 6	H: 0 LOB: 0 BB: 1 P: 15	R: 0 E: 0 K: 0 S: 6	H: 0 LOB: 0 BB: 0 P: 8	R: 0 E: 0 K: 1 S: 10	H: 1 LOB: 2 BB: 1 P: 19	1B: 2 2B: 1 3B: 0 HR: 0	SF: 0 SAC: 0 DP: 3 HBP: 0	WP: 0 PB: 0 SB: 2 CS: 0	PA: 34
PITCHER	IP	WLS	BF	H	R	ER	SO	BB	IBB	HBP	BLK	WP	HR	S	P	ERA	WHIP					
Tim Hudson, R ERA: 3.29 (1, 1)	6.1	W	25	2	1	1	4	6	0	0	0	0	0	58	105	1.42	1.263					
Jeff Tam, R ERA: 2.89 (7, 1)	0.2	H	1	0	0	0	0	0	0	0	0	0	0	2	5	0.00	0.000					
Mike Magnante, L ERA: 2.3 (8, 1)	1.1	H	4	0	0	0	0	0	0	0	0	0	0	9	12	0.00	0.000					
Jason Isringhausen, R ERA: 3.05 (9, 1)	0.2		4	1	0	0	1	1	0	0	0	0	0	7	15	0.00	3.000					

AB	27
R	1
H	3
RBI	1
BB	7
SO	5
LOB	14



Batter	1	2	3	4	5	6	7	8	9	AB	R	H	RBI	BB	SO	LOB	TOP								
Johnny Damon, L (1, 8) OBP: 0.319, SLG: 0.366	2-1 G4-3	1-1 G4-3			2-1 SF9	1-1 L5		3-2 BB BB BB	2-2 L5	5	1	1	1	0	0	2									
Jeremy Giambi, L (1, 10) OBP: 0.382, SLG: 0.459	2-3 K		1-2 F8		4-2 3H 1B BB FC6-4	2-3 K		4-2 BB BB 3 HR	1-2 2B	2	1	0	0	1	1	0									
Ron Gant, R (6, PH) OBP: 0.335, SLG: 0.439								1-2 BB	1B	2	2	1	0	1	1	1									
Jason Giambi, L (1, 3) OBP: 0.469, SLG: 0.645	4-2 BB 3 HR		1-2 G5-4-3 1B		4-1 3 FC6-4 1B			4-1 BB 3 HR	3-2 2B	1	1	1	0	2	0	0									
Olmedo Saenz, R (7, PH) OBP: 0.310, SLG: 0.407					1-2 BB			1-2 BB	1B	2	1	1	3	1	0	0									
Jermaine Dye, R (1, 9) OBP: 0.350, SLG: 0.449	4-2 BB 3 HR		1-0 G5-4-3 1B		1-2 3 FC6-4 1B			4-2 BB 3 HR	0-2 2B	2	1	1	1	2	0	1									
F.P. Santangelo, S (8, PH) OBP: 0.250, SLG: 0.133					1-2 3 FC6-4 1B			4-2 BB 3 HR	G1-3	1	1	0	1	1	0	1									
3 Eric Chavez, L (1, 5) OBP: 0.319, SLG: 0.491	3-2 HR				1-2 F5			1-2 HR		5	2	2	8	0	0	3									
Miguel Tejada, R (1, 6) OBP: 0.311, SLG: 0.459	2-2 1B				1-0 F9			1-2 HR		5	0	2	0	0	2	3									
Terrence Long, L (1, 7) OBP: 0.340, SLG: 0.415	2-2 G6-3				1-2 P6			2-0 S E 1B		5	1	1	0	0	0	2									
Ramon Hernandez, R (1, 2) OBP: 0.317, SLG: 0.387		2-2 G5-3			2-2 1B SF9 1B			1-1 G6-3	1-0 G5-3	5	1	1	0	0	0	1									
Frank Menechino, R (1, 4) OBP: 0.369, SLG: 0.384	2-3 K				2-2 BB BB 1B			2-1 E6 1B	4-1 BB 2B	4	3	2	0	1	1	0									
Inning Stats	R: 3 E: 0 K: 1 S: 24	H: 2 LOB: 1 BB: 2 P: 43	R: 0 E: 0 K: 1 S: 8	H: 0 LOB: 0 BB: 0 P: 13	R: 0 E: 0 K: 0 S: 7	H: 1 LOB: 0 BB: 0 P: 10	R: 0 E: 0 K: 0 S: 7	H: 0 LOB: 0 BB: 0 P: 10	R: 3 E: 0 K: 1 S: 20	H: 3 LOB: 2 BB: 2 P: 38	R: 1 E: 1 K: 1 S: 11	H: 2 LOB: 1 BB: 0 P: 21	R: 0 E: 0 K: 1 S: 11	H: 0 LOB: 1 BB: 1 P: 16	R: 6 E: 1 K: 0 S: 24	H: 3 LOB: 1 BB: 3 P: 46	R: 2 E: 0 K: 0 S: 15	H: 2 LOB: 1 BB: 1 P: 26	1B: 10 2B: 1 3B: 0 HR: 2	SF: 1 SAC: 0 DP: 1 HBP: 0	WP: 0 PB: 0 SB: 1 CS: 0	PA: 49			
PITCHER	IP	WLS	BF	H	R	ER	SO	BB	IBB	HBP	BLK	WP	HR	S	P	ERA	WHIP								
Jason Johnson, R (1, 1) ERA: 3.66	4.1	L	22	6	6	6	2	4	0	0	0	0	1	61	105	12.46	2.308								
John Bale, L (5, 1) ERA: 2.16	3.1		17	3	5	2	3	3	0	0	0	0	0	42	76	5.40	1.800								
Alan Mills, R (8, 1) ERA: 10.38	0.1		4	2	2	0	0	1	0	0	0	0	1	9	16	0.00	9.000								
Jorge Julio, R (9, 1) ERA: 7.0	1.0		6	2	2	2	0	1	0	0	0	0	0	15	26	18.00	3.000								

Oakland Athletics @ Baltimore Orioles
 Oriole Park at Camden Yards, Baltimore, MD

Thu Aug 30 2001, 7:05 PM EDT
 Att: 44,068 - Cloudy - 81 F



AB 39
 R 15
 H 13
 RBI 14
 BB 9
 SO 5
 LOB 14

Batter	1	2	3	4	5	6	7	8	9	AB	R	H	RBI	BB	SO	LOB	BOTTOM								
1 Brian Roberts, S (1, 6) OBP: 0.291, SLG: 0.336	2-3 K		1-1 G6-3		0-1 G5-3		0-1 L9			4	0	0	0	0	1	0									
Jerry Hairston, R (1, 4) OBP: 0.310, SLG: 0.353	4-1 BB		0-0 6 F6 2B		2-2 F9			2-2 P6		3	0	1	0	1	0	0									
6 Melvin Mora, R (1, 8) OBP: 0.330, SLG: 0.362	0-1 F5		1-1 F9		1-3 K			0-0 G6-3		2	0	0	0	0	0	2									
Larry Bigbie, L (6, PH) OBP: 0.318, SLG: 0.342			2-3 G5-3		4-2 BB 1B			4-1 BB		2	0	0	0	2	0	2									
Jeff Conine, R (1, 3) OBP: 0.392, SLG: 0.469	0-0 G4-3		2-1 G5-3		1-2 BB 1B			0-3 K		4	0	2	0	0	1	1									
Cal Ripken Jr., R (1, 5) OBP: 0.298, SLG: 0.395		0-0 P4		0-1 F7-4-3 1B				1-2 BB 1B		4	0	2	0	0	1	1									
Tony Batista, R (1, 10) OBP: 0.288, SLG: 0.416		3-2 1B 1B		3-2 F7				4-1 BB		3	0	1	0	1	0	1									
Chris Richard, L (1, 9) OBP: 0.341, SLG: 0.438		1-3 K		2-0 F7-4-3				1-0 F8		4	0	0	0	0	1	5									
Fernando Lunar, R (1, 2) OBP: 0.295, SLG: 0.296		0-1 1B		1-2 G3				0-2 G4-3		4	0	1	0	0	1	0									
Luis Matos, R (1, 7) OBP: 0.250, SLG: 0.100		2-1 P6		2-0 F3				0-0 G6-3		3	0	0	0	0	0	2									
Inning Stats	R: 0 E: 0 K: 1 S: 8	H: 0 LOB: 1 BB: 1 P: 14	R: 0 E: 0 K: 1 S: 11	H: 2 LOB: 0 BB: 0 P: 17	R: 0 E: 1 K: 0 S: 7	H: 1 LOB: 1 BB: 0 P: 11	R: 0 E: 0 K: 0 S: 6	H: 1 LOB: 0 BB: 0 P: 11	R: 0 E: 0 K: 1 S: 15	H: 1 LOB: 3 BB: 2 P: 28	R: 0 E: 0 K: 0 S: 6	H: 0 LOB: 0 BB: 0 P: 6	R: 0 E: 0 K: 1 S: 9	H: 0 LOB: 1 BB: 1 P: 15	R: 0 E: 0 K: 1 S: 5	H: 0 LOB: 0 BB: 0 P: 5	1B: 4 2B: 2 3B: 0 HR: 0	SF: 0 SAC: 0 DP: 1 HBP: 0	WP: 0 PB: 0 SB: 0 CS: 0	PA: 35					
PITCHER	IP	WLS	BF	H	R	ER	SO	BB	IBB	HBP	BLK	WP	HR	S	P	ERA	WHIP								
Barry Zito, L (1, 1) ERA: 3.83	6.0	W	25	5	0	0	3	3	0	0	0	0	0	53	90	0.00	1.333								
Luis Vizcaino, R (7, 1) ERA: 3.51	2.0		7	0	0	0	1	1	0	0	0	0	0	15	21	0.00	0.500								
Gil Heredia, R (9, 1) ERA: 5.43	1.0		3	0	0	0	1	0	0	0	0	0	0	5	5	0.00	0.000								

Oakland Athletics @ Baltimore Orioles
 Oriole Park at Camden Yards, Baltimore, MD

Thu Aug 30 2001, 7:05 PM EDT
 Att: 44,068 - Cloudy - 81 F



AB 31
 R 0
 H 5
 RBI 0
 BB 4
 SO 5
 LOB 13

Batter	1	2	3	4	5	6	7	8	9	AB	R	H	RBI	BB	SO	LOB	TOP				
Johnny Damon, L (1, 8) OBP: 0.318, SLG: 0.367	F7		1B		G5-3		G4-3		F7	5	1	1	0	0	0	1					
Jeremy Giambi, L (1, 10) OBP: 0.385, SLG: 0.463	F9		2B		HR		1B		K	4	2	2	2	1	1	0					
Jason Giambi, L (1, 3) OBP: 0.472, SLG: 0.645	2B		F5		HR		3 SF7		1B	3	2	2	0	2	0	0					
Jemaine Dye, R (1, 9) OBP: 0.352, SLG: 0.458	2B		K		HR		3 SF7		G3	4	2	2	3	1	1	1					
Eric Chavez, L (1, 5) OBP: 0.320, SLG: 0.494	2B				G1-4-3		SF7			3	0	2	3	0	0	0					
Terrence Long, L (1, 7) OBP: 0.338, SLG: 0.412	G5-3				G1-6-3		L9			4	0	0	0	0	0	4					
Miguel Tejada, R (1, 6) OBP: 0.309, SLG: 0.456			K		F2		F8		G5-3	4	0	0	0	0	1	0					
Greg Myers, L (1, 2) OBP: 0.303, SLG: 0.428	G3-1				G4-3		HR		G4-3	4	1	1	1	0	0	0					
F.P. Santangelo, S (1, 4) OBP: 0.250, SLG: 0.147 Frank Menechino, R (8, 4) OBP: 0.369, SLG: 0.384	F7				E4		P6		F7	4	1	1	0	0	0	0					
Inning Stats	R: 2 E: 0 K: 0 S: 12	H: 2 LOB: 1 BB: 1 P: 19	R: 0 E: 0 K: 1 S: 9	H: 0 LOB: 0 BB: 0 P: 13	R: 1 E: 0 K: 1 S: 14	H: 2 LOB: 0 BB: 0 P: 20	R: 0 E: 0 K: 0 S: 11	H: 1 LOB: 0 BB: 0 P: 17	R: 4 E: 1 K: 0 S: 15	H: 3 LOB: 0 BB: 1 P: 24	R: 1 E: 0 K: 0 S: 11	H: 1 LOB: 2 BB: 2 P: 21	R: 0 E: 0 K: 0 S: 7	H: 0 LOB: 0 BB: 0 P: 9	R: 0 E: 0 K: 1 S: 10	H: 1 LOB: 1 BB: 0 P: 16	1B: 5 2B: 4 3B: 0 HR: 2	SF: 1 SAC: 0 DP: 1 HBP: 0	WP: 0 PB: 0 CS: 0	PA: 40	
PITCHER	IP	WLS	BF	H	R	ER	SO	BB	IBB	HBP	BLK	WP	HR	S	P	ERA	WHIP				
Bryan Rekar, R (1, 1) ERA: 5.98	6.0	L	27	9	8	8	2	1	1	0	0	0	2	72	109	12.00	1.667				
Jesus Colome, R (7, 1) ERA: 3.56	3.0		13	2	1	1	1	2	0	0	0	0	0	28	46	3.00	1.333				

Oakland Athletics @ Tampa Bay Devil Rays
Tropicana Field, St. Petersburg, FL
Fri Aug 31 2001, 7:15 PM EDT
Att: 11,230 - Dome - 72 F

livebaseballscores.com

AB 35
R 9
H 11
RBI 9
BB 4
SO 3
LOB 6



Batter	1	2	3	4	5	6	7	8	9	AB	R	H	RBI	BB	SO	LOB	BOTTOM				
Jason Tyner, L (1, 8) OBP: 0.320, SLG: 0.337	S		E1		G3		F8		G4-3	5	1	1	0	0	0	3					
Brent Abernathy, R (1, 4) OBP: 0.338, SLG: 0.405	F3		2B		F7		F7		G5-3	5	1	1	2	0	0	2					
Greg Vaughn, R (1, 7) OBP: 0.330, SLG: 0.437	K		2B		P3		1B		G5-3	4	1	1	1	1	1	1					
Steve Cox, L (1, 3) OBP: 0.303, SLG: 0.396	G5-3		K		G3		1B			4	0	1	0	0	1	3					
Toby Hall, R (1, 2) OBP: 0.359, SLG: 0.455			G6-3		2B		G5-3			4	0	2	2	0	0	2					
Ben Grievie, L (1, 10) OBP: 0.380, SLG: 0.364	K		F7		G2-3		G1-3			4	0	0	0	0	1	2					
Randy Winn, S (1, 9) OBP: 0.359, SLG: 0.437	K				G4-3		G6-3		1B	4	0	1	0	0	1	1					
Jared Sandberg, R (1, 5) OBP: 0.314, SLG: 0.317			G6-3		G5-3		P4		F8	3	0	0	0	0	0	2					
Chris Gomez, R (1, 6) OBP: 0.289, SLG: 0.384			1B		G5-3		1B		K	4	2	2	0	0	1	2					
Inning Stats	R: 0 E: 0 K: 1 S: 11	H: 1 LOB: 0 BB: 0 P: 18	R: 0 E: 0 K: 2 S: 7	H: 0 LOB: 0 BB: 0 P: 8	R: 4 E: 1 K: 1 S: 21	H: 3 LOB: 1 BB: 1 P: 28	R: 0 E: 0 K: 0 S: 9	H: 0 LOB: 1 BB: 0 P: 11	R: 0 E: 0 K: 0 S: 10	H: 1 LOB: 1 BB: 0 P: 12	R: 1 E: 0 K: 0 S: 9	H: 3 LOB: 2 BB: 0 P: 9	R: 0 E: 0 K: 1 S: 10	H: 1 LOB: 0 BB: 0 P: 15	R: 0 E: 0 K: 0 S: 8	H: 0 LOB: 0 BB: 0 P: 12	1B: 7 2B: 2 3B: 0 HR: 0	SF: 0 SAC: 0 DP: 0 HBP: 1	WP: 1 PB: 0 CS: 0	PA: 39	
PITCHER	IP	WLS	BF	H	R	ER	SO	BB	IBB	HBP	BLK	WP	HR	S	P	ERA	WHIP				
Cory Lidle, R (1, 1) ERA: 3.82	6.2	W	30	7	5	2	4	0	0	0	0	0	0	1	1	2.70	1.200				
Mark Guthrie, L (7, 1) ERA: 4.63	0.0		1	1	0	0	0	0	0	0	0	0	0	1	1	∞	∞				
Chad Bradford, R (7, 1) ERA: 2.65	0.1	H	1	0	0	0	0	0	0	0	0	0	0	2	2	0.00	0.000				
Mike Magnante, L (8, 1) ERA: 2.23	1.1		5	1	0	0	1	0	0	0	0	0	0	13	20	0.00	0.750				
Jeff Tam, R (9, 1) ERA: 2.86	0.2		2	0	0	0	0	0	0	0	0	0	0	5	7	0.00	0.000				

Oakland Athletics @ Tampa Bay Devil Rays
Tropicana Field, St. Petersburg, FL
Fri Aug 31 2001, 7:15 PM EDT
Att: 11,230 - Dome - 72 F

livebaseballscores.com

AB 37
R 5
H 9
RBI 5
BB 1
SO 5
LOB 18



Batter	1	2	3	4	5	6	7	8	9	AB	R	H	RBI	BB	SO	LOB	TOP										
Johnny Damon, L (1, 8) OBP: 0.320, SLG: 0.371	4-2 BB		F7-4-3		B1-3	1-0 1B			2-1 3B	4	0	2	1	1	0	1											
Frank Menechino, R (1, 4) OBP: 0.388, SLG: 0.383	0-3 K			0-2 BB	1-2 L6	2-3 K			0-3 K	4	1	1	0	0	2	2											
Jeremy Giambi, L (9, PH) OBP: 0.384, SLG: 0.461				1-2 BB						1	0	0	0	0	1	1											
Jason Giambi, L (1, 3) OBP: 0.472, SLG: 0.641	3-2 F8			4-1 BB		3-1 WP			3-3 K	4	1	1	0	1	2	2											
Jermaine Dye, R (1, 9) OBP: 0.350, SLG: 0.457	2-3 K			1-1 BB		2-2 L4			0-1 G6-3	5	0	1	1	0	1	3											
Olmedo Saenz, R (1, 10) OBP: 0.310, SLG: 0.408		2-3 K		0-3 K		2-2 BB			0-3 K	4	1	1	1	0	3	2											
Terrence Long, L (1, 7) OBP: 0.337, SLG: 0.410		1-3 K		1-3 K		4-0 BB			2-2 F7	3	1	0	0	1	2	2											
Miguel Tejada, R (1, 6) OBP: 0.310, SLG: 0.454		1-2 G5-3		2-1 HBP		4-0 BB			0-3 K2-3	2	1	0	0	1	1	0											
3 Eric Chavez, L (1, 5) OBP: 0.322, SLG: 0.494			1-2 G6-3	3-3 K		2-2 E1			2-0 1B	4	1	2	1	0	1	3											
Ramon Hernandez, R (1, 2) OBP: 0.317, SLG: 0.386			3-2 F7-4-3		2-2 G4-3	3-3 K			1-0 F7	4	0	1	0	0	1	2											
Inning Stats	R: 0 E: 0 K: 2 S: 11	H: 0 LOB: 1 BB: 1 P: 20	R: 0 E: 0 K: 2 S: 9	H: 0 LOB: 0 BB: 0 P: 13	R: 0 E: 0 K: 0 S: 12	H: 1 LOB: 0 BB: 0 P: 17	R: 1 E: 0 K: 3 S: 17	H: 2 LOB: 3 BB: 1 P: 28	R: 0 E: 0 K: 0 S: 9	H: 0 LOB: 0 BB: 0 P: 12	R: 5 E: 1 K: 2 S: 19	H: 4 LOB: 1 BB: 2 P: 42	R: 0 E: 0 K: 2 S: 9	H: 0 LOB: 0 BB: 0 P: 13	R: 0 E: 0 K: 1 S: 8	H: 1 LOB: 1 BB: 0 P: 13	R: 0 E: 0 K: 2 S: 11	H: 1 LOB: 1 BB: 0 P: 16	1B: 6 2B: 3 3B: 1 HR: 0	SF: 0 SAC: 0 DP: 1 HBP: 1	WP: 1 PB: 0 SB: 0 CS: 0	PA: 40					
PITCHER	IP	WLS	BF	H	R	ER	SO	BB	IBB	HBP	BLK	WP	HR	S	P	ERA	WHIP										
Nick Bierbrodt, L (1, 1) ERA: 6.0	5.1		23	5	3	3	7	2	0	1	0	1	0	66	105	5.06	1.312										
Doug Creek, L (6, 1) ERA: 4.23	0.0	B	3	1	2	2	0	2	0	0	0	0	0	4	14	∞	∞										
Victor Zambrano, R (6, 1) ERA: 3.57	1.2		6	1	1	0	4	0	0	0	0	0	0	16	26	0.00	0.600										
Bobby Seay, L (8, 1) ERA: 2.08	1.0	W	4	1	0	0	1	0	0	0	0	0	0	8	13	0.00	1.000										
Esteban Yan, R (9, 1) ERA: 4.44	1.0	S	4	1	0	0	2	0	0	0	0	0	0	11	16	0.00	1.000										

Oakland Athletics @ Tampa Bay Devil Rays
Tropicana Field, St. Petersburg, FL
Sat Sep 01 2001, 4:15 PM EDT
Att: 15,944 - Dome - 72 F

livebaseballscorecards.com

AB 35
R 6
H 9
RBI 4
BB 4
SO 14
LOB 18



Batter	1	2	3	4	5	6	7	8	9	AB	R	H	RBI	BB	SO	LOB	BOTTOM										
Jason Tyner, L (1, 8) OBP: 0.321, SLG: 0.341	3-2 L7		0-1 WP	1-0 F7		0-0 F7		2-0 1B		5	1	2	1	0	0	4											
Brent Abernathy, R (1, 4) OBP: 0.341, SLG: 0.416	1-0 F9		3-0 F2		1-2 F8		0-2 HR	3-1 1B		4	1	1	1	1	0	1											
Greg Vaughn, R (1, 7) OBP: 0.331, SLG: 0.437	4-2 HR		2-0 F5		2-3 K		1-0 P4	0-1 1B		0	1	0	0	1	0	0											
Damian Rolis, R (3, PH) OBP: 0.300, SLG: 0.345			2-3 HR				3-3 K	1-2 2H		4	0	1	1	0	1	1											
Steve Cox, L (1, 3) OBP: 0.305, SLG: 0.406	0-1 HR		1-0 F9		4-2 BB		3-3 K	1-2 P5		4	1	1	2	1	1	2											
Randy Winn, S (1, 9) OBP: 0.355, SLG: 0.432	0-0 G6-3		1-1 F8		0-1 L5		3-1 G6-3			4	0	0	0	0	0	1											
Ben Grievie, L (1, 10) OBP: 0.361, SLG: 0.365		2-0 F7		1-0 1B		0-0 G3-1		2-2 SH3		4	2	2	0	0	0	0											
John Flaherty, R (1, 2) OBP: 0.268, SLG: 0.359		1-3 K		2-1 1B		1-2 HR		0-0 SH3		3	1	2	1	0	1	0											
18 Jared Sandberg, R (1, 5) OBP: 0.324, SLG: 0.343		2-3 K		1-3 1B		0-3 K		1-0 G4-3		4	1	2	2	0	2	0											
Chris Gomez, R (1, 6) OBP: 0.292, SLG: 0.383			1-2 F7		1-2 BB		1-1 1B	2-1 G4-3		3	0	1	0	1	0	1											
Inning Stats	R: 2 E: 0 K: 0 S: 10	H: 1 LOB: 1 BB: 1 P: 18	R: 0 E: 0 K: 2 S: 7	H: 0 LOB: 0 BB: 0 P: 12	R: 0 E: 0 K: 0 S: 7	H: 1 LOB: 0 BB: 0 P: 13	R: 1 E: 0 K: 0 S: 11	H: 3 LOB: 3 BB: 1 P: 22	R: 0 E: 0 K: 1 S: 13	H: 0 LOB: 1 BB: 1 P: 20	R: 1 E: 0 K: 1 S: 12	H: 2 LOB: 1 BB: 0 P: 14	R: 1 E: 0 K: 1 S: 9	H: 1 LOB: 0 BB: 0 P: 16	R: 3 E: 0 K: 0 S: 14	H: 4 LOB: 2 BB: 1 P: 26	R: 0 E: 0 K: 2 S: 11	H: 1 LOB: 1 BB: 0 P: 16	1B: 7 2B: 2 3B: 0 HR: 3	SF: 0 SAC: 1 DP: 0 HBP: 0	WP: 1 PB: 0 SB: 4 CS: 0	PA: 40					
PITCHER	IP	WLS	BF	H	R	ER	SO	BB	IBB	HBP	BLK	WP	HR	S	P	ERA	WHIP										
Erik Hiljus, R (1, 1) ERA: 3.52	5.0		23	5	3	3	3	3	0	0	0	0	1	48	85	5.40	1.600										
Gil Heredia, R (6, 1) ERA: 5.55	1.0	H	6	3	2	2	1	0	0	0	0	0	2	15	17	18.00	3.000										
Mark Guthrie, L (7, 1) ERA: 4.72	1.0	H	4	1	1	1	1	0	0	0	0	0	0	9	18	9.00	1.000										
Jeff Tam, R (8, 1) ERA: 2.97	0.2	L	3	1	0	0	0	0	0	0	0	0	0	4	7	0.00	1.500										
Mike Magnante, L (8, 1) ERA: 2.42	0.0		1	1	1	1	0	0	0	0	0	0	0	1	3	∞	∞										

Oakland Athletics @ Tampa Bay Devil Rays
Tropicana Field, St. Petersburg, FL
Sat Sep 01 2001, 4:15 PM EDT
Att: 15,944 - Dome - 72 F

livebaseballscorecards.com

AB 35
R 8
H 12
RBI 8
BB 4
SO 5
LOB 10



Batter	1	2	3	4	5	6	7	8	9	AB R H RBI BB SO LOB	TOP																
Johnny Damon, L (1, 8) OBP: 0.321, SLG: 0.370	2-1 1B WP 1B	0-2 L3			1-0 P6		4-2 1B WP BB	3-2 G4-3		4 2 1 0 1 0 3	Oakland Athletics @ Tampa Bay Devil Rays Tropicana Field, St. Petersburg, FL Sun Sep 02 2001, 1:15 PM EDT Att: 14,634 - Dome - 72 F livebaseballscorecards.com																
Frank Menechino, R (1, 4) OBP: 0.388, SLG: 0.381	1-2 1B		1-1 F2		4-2 G5-3 1B BB		2-3 K	3-3 K	4 0 1 0 1 2 1																		
Jason Giambi, L (1, 3) OBP: 0.473, SLG: 0.639	2-1 G3-1		0-2 G6-3		1-1 G5-3 1B		4-2 1B BB	4-2 S 1B BB	3 1 1 0 2 0 0																		
Jermaine Dye, R (1, 9) OBP: 0.349, SLG: 0.455	3-H 1-0 1B WP 1B		2-2 G4-3		2-1 G5-3		2-2 P4	2-3 K	5 0 1 0 0 1 5																		
Olmedo Saenz, R (1, 10) OBP: 0.306, SLG: 0.404 Jeremy Giambi, L (7, PH) OBP: 0.387, SLG: 0.465	3-1 G4-3			0-3 K	1-3 K		3-2 1-3 2-H 1B	1-2 1B	3 0 0 0 0 2 3 2 0 2 2 0 0 0																		
Ron Gant, R (1, 7) OBP: 0.342, SLG: 0.448 Terrence Long, L (7, PH) OBP: 0.336, SLG: 0.408		4-2 3 BB		2-1 G4-3 2B		3-2 G4-3 3 S 1B	1-1 P6	2-1 G4-3	2 0 2 0 1 0 0 2 0 0 0 0 0 3																		
Eric Chavez, L (1, 5) OBP: 0.321, SLG: 0.491		4-2 BB		3-0 G4-3		3-1 G4-3		3-2 F7	3 0 0 0 1 0 2																		
Miguel Tejada, R (1, 6) OBP: 0.312, SLG: 0.455		1-2 BB		2-3 HBP		1-3 F5		0-1 S 2B	3 0 1 0 0 1 3																		
Ramon Hernandez, R (1, 2) OBP: 0.314, SLG: 0.382		1-3 K		0-1 G5-3		0-1 B5-3		0-3 K	4 0 0 0 0 2 6																		
Inning Stats	R: 1 E: 0 K: 0 S: 10	H: 3 LOB: 1 BB: 0 P: 19	R: 0 E: 0 K: 2 S: 15	H: 0 LOB: 2 BB: 2 P: 25	R: 0 E: 0 K: 1 S: 8	H: 0 LOB: 0 BB: 0 P: 11	R: 0 E: 0 K: 1 S: 11	H: 1 LOB: 2 BB: 0 P: 18	R: 0 E: 0 K: 0 S: 13	H: 1 LOB: 2 BB: 1 P: 22		R: 1 E: 0 K: 1 S: 17	H: 1 LOB: 2 BB: 2 P: 33	R: 0 E: 0 K: 1 S: 18	H: 1 LOB: 1 BB: 0 P: 24	R: 1 E: 0 K: 2 S: 15	H: 1 LOB: 1 BB: 1 P: 27	1B: 7 2B: 2 3B: 0 HR: 0	SF: 0 SAC: 0 DP: 0 HBP: 1	WP: 3 PB: 0 SB: 3 CS: 0	PA: 42						
PITCHER	IP WLS BF H R ER SO BB IBB HBP BLK WP HR S P ERA WHIP											PITCHER	IP WLS BF H R ER SO BB IBB HBP BLK WP HR S P ERA WHIP														
Joe Kennedy, L (1, 1) ERA: 4.56	6.0	27	6	1	1	4	3	0	1	0	2	0	67	111	1.50	1.500											
Doug Creek, L (7, 1) ERA: 4.37	0.1	L	3	0	1	1	1	2	0	0	0	1	0	7	17	27.00	6.000										
Travis Phelps, R (7, 1) ERA: 3.64	1.1		6	2	0	1	0	0	0	0	0	0	25	34	0.00	1.500											
Jeff Wallace, L (8, 1) ERA: 3.18	1.1		6	1	1	2	1	0	0	0	0	0	18	33	6.75	1.500											

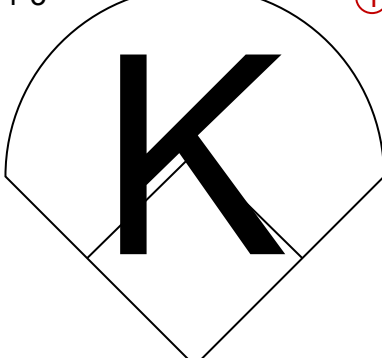
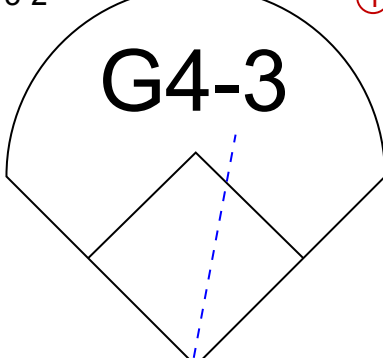
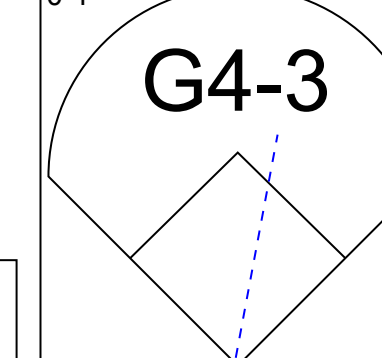
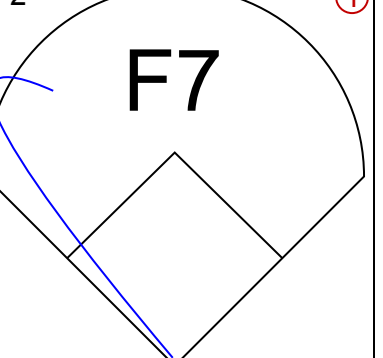
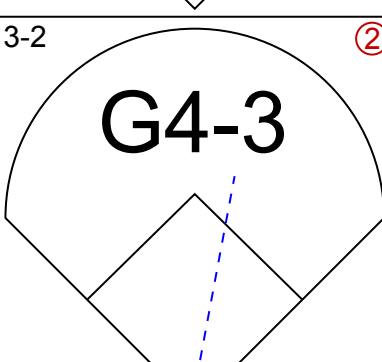
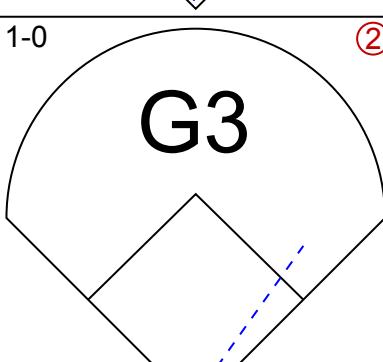
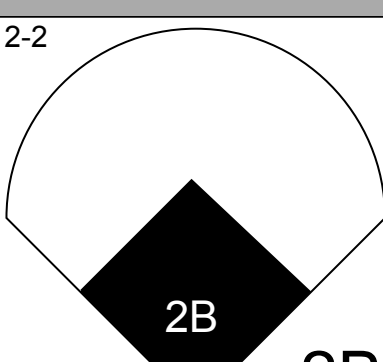
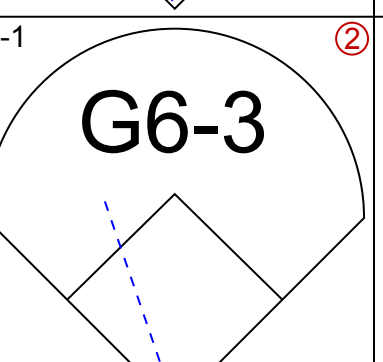
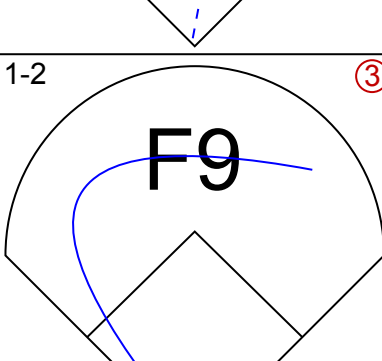
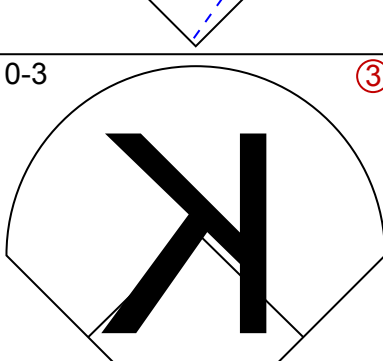
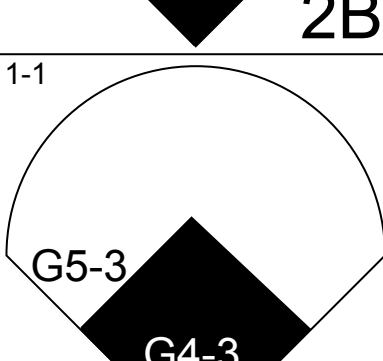
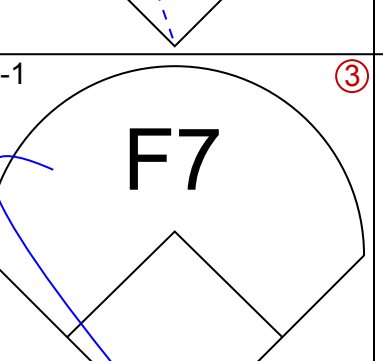
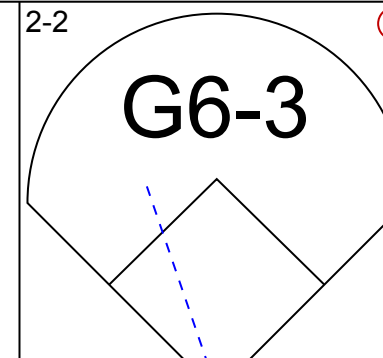
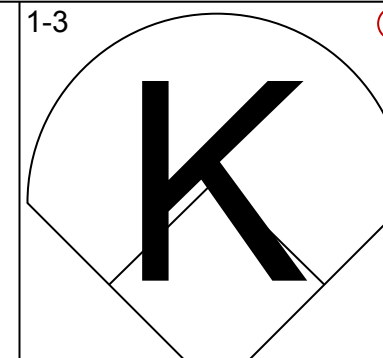
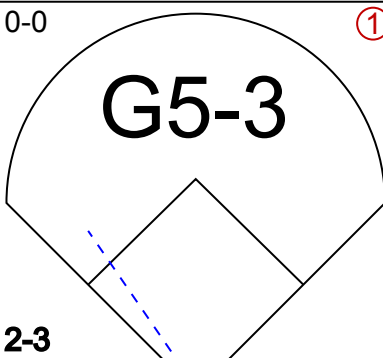
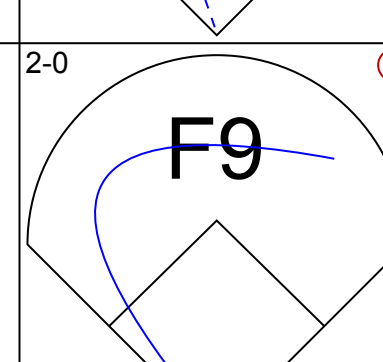
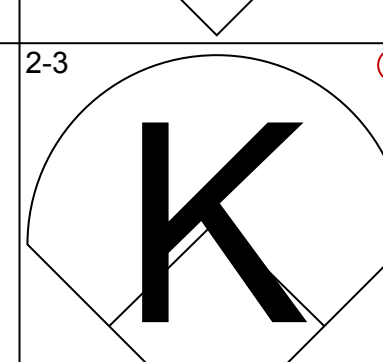
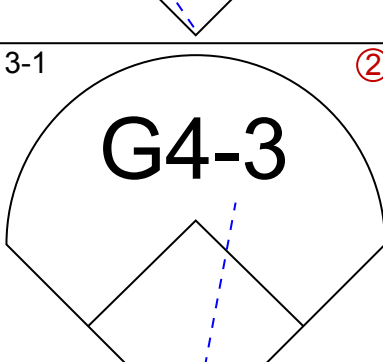
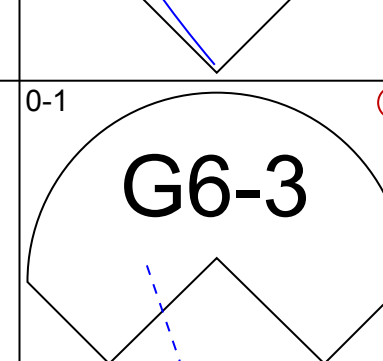
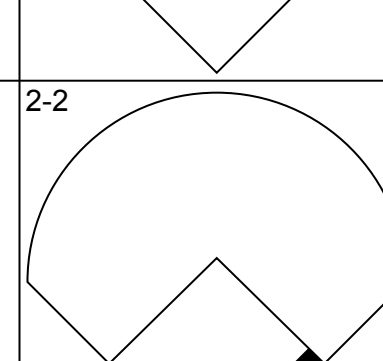
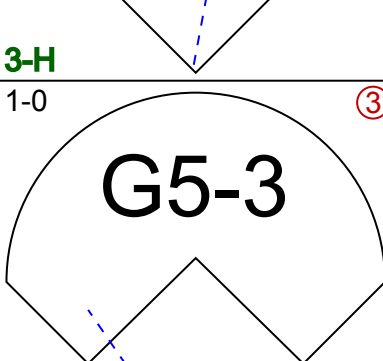
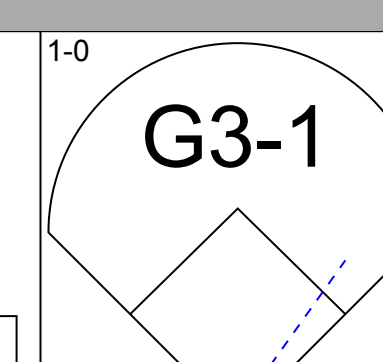
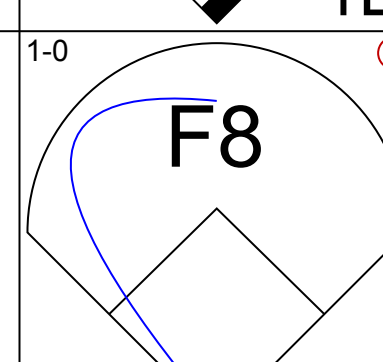
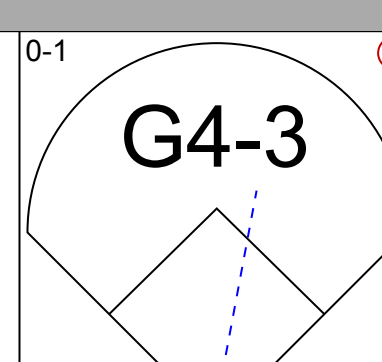
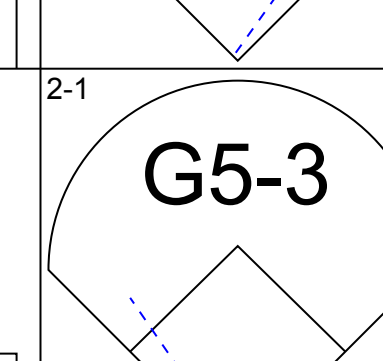
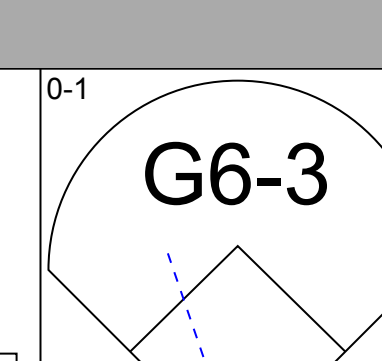
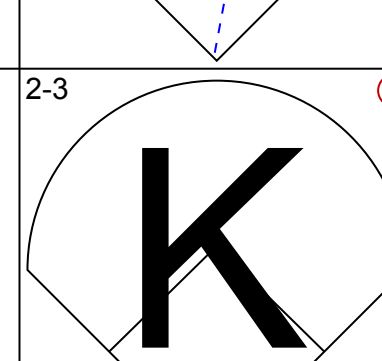
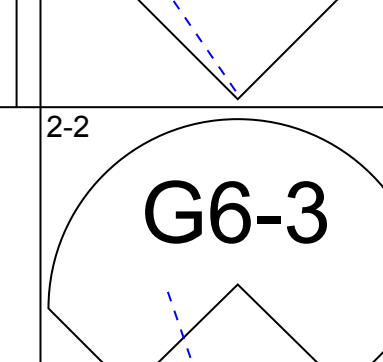
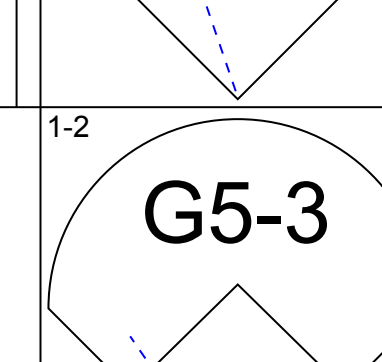
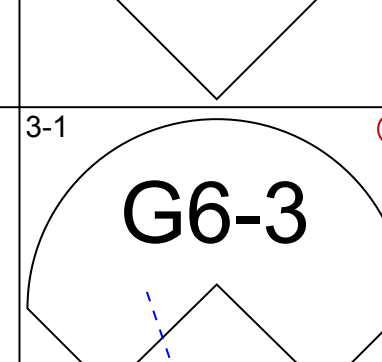
Batter	1	2	3	4	5	6	7	8	9	AB R H RBI BB SO LOB	BOTTOM															
Damian Rolls, R (1, 8) OBP: 0.295, SLG: 0.339	0-3 K			1-0 F8		0-2 G6-3			0-0 F8	4 0 0 0 0 1 0	Oakland Athletics @ Tampa Bay Devil Rays Tropicana Field, St. Petersburg, FL Sun Sep 02 2001, 1:15 PM EDT Att: 14,634 - Dome - 72 F livebaseballscorecards.com															
Brent Abernathy, R (1, 4) OBP: 0.335, SLG: 0.408	2-3 K			0-1 P4		0-2 L7			0-1 G6-3	4 0 0 0 0 1 0																
Randy Winn, S (1, 9) OBP: 0.352, SLG: 0.427	0-1 G5-3			0-1 G1-3		1-2 G6-3			3-1 F9	4 0 0 0 0 0 0																
Steve Cox, L (1, 3) OBP: 0.301, SLG: 0.401		2-3 K		0-3 K		0-1 G5-3				3 0 0 0 0 2 0																
Russ Johnson, R (1, 10) OBP: 0.384, SLG: 0.427		0-3 K		1-1 F9		0-0 G1-6-3 1B				3 0 1 0 0 1 0																
John Fiehrty, R (1, 2) OBP: 0.289, SLG: 0.363		0-1 G6-3		0-0 1B 2B		0-1 G1-6-3				3 1 1 0 0 0 1																
Ben Grieve, L (1, 7) OBP: 0.361, SLG: 0.365			2-3 K		0-2 1B 1B			1-0 G6-3		3 0 1 1 0 1 0																
1B Jared Sandberg, R (1, 5) OBP: 0.325, SLG: 0.343			0-3 K		1-1 1B			0-1 G5-3		3 0 1 0 0 1 0																
Felix Martinez, S (1, 6) OBP: 0.284, SLG: 0.297 Toby Hall, R (8, PH) OBP: 0.355, SLG: 0.449 Chris Gomez, R (9, 6) OBP: 0.292, SLG: 0.383			0-0 G3		1-3 K			2-2 G6-3		2 0 0 0 0 1 2 1 0 0 0 0 0 0 0 0 0 0 0 0 0																
Inning Stats	R: 0 E: 0 K: 2 S: 8	H: 0 LOB: 0 BB: 0 P: 10	R: 0 E: 0 K: 2 S: 8	H: 0 LOB: 0 BB: 0 P: 10	R: 0 E: 0 K: 0 S: 5	H: 0 LOB: 0 BB: 0 P: 6	R: 1 E: 0 K: 2 S: 14	H: 3 LOB: 2 BB: 0 P: 17	R: 0 E: 0 K: 0 S: 9	H: 0 LOB: 0 BB: 0 P: 10		R: 0 E: 0 K: 0 S: 5	H: 1 LOB: 0 BB: 0 P: 5	R: 0 E: 0 K: 0 S: 7	H: 0 LOB: 0 BB: 0 P: 10	R: 0 E: 0 K: 0 S: 5	H: 0 LOB: 0 BB: 0 P: 8	1B: 3 2B: 1 3B: 0 HR: 0	SF: 0 SAC: 0 DP: 1 HBP: 0	WP: 0 PB: 0 SB: 0 CS: 0	PA: 30					
PITCHER	IP WLS BF H R ER SO BB IBB HBP BLK WP HR S P ERA WHIP											PITCHER	IP WLS BF H R ER SO BB IBB HBP BLK WP HR S P ERA WHIP													
Mark Mulder, L (1, 1) ERA: 3.48	9.0	W	30	4	1	1	8	0	0	0	0	0	69	86	1.00	0.444										

AB 35
R 3
H 9
RBI 2
BB 6
SO 8
LOB 26



AB 30
R 1
H 4
RBI 1
BB 0
SO 8
LOB 3

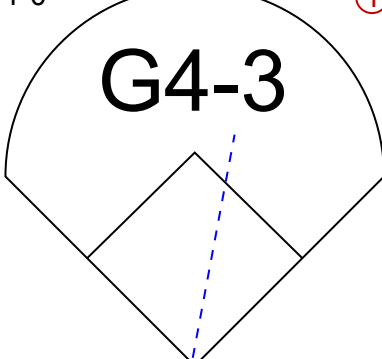
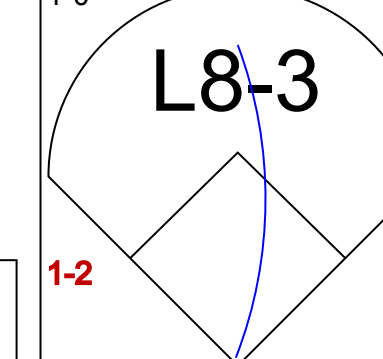
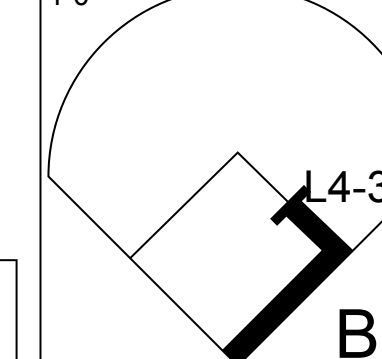
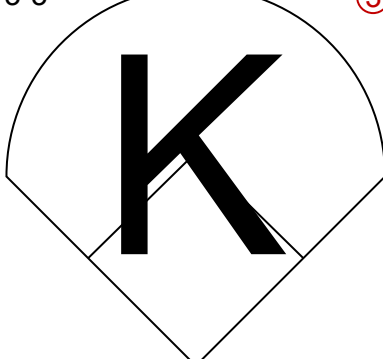
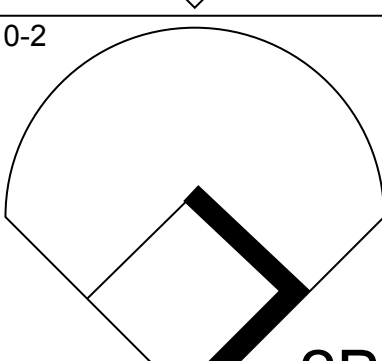
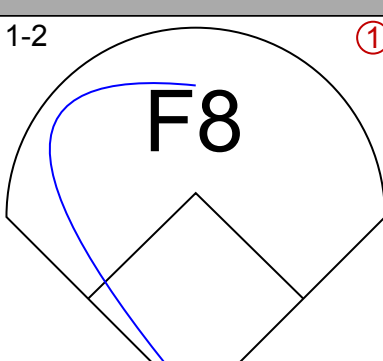
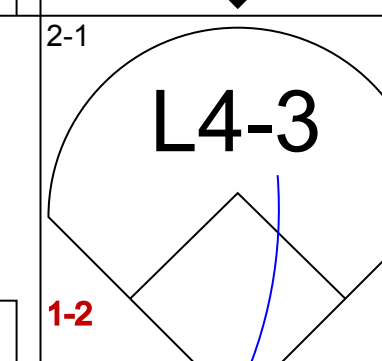
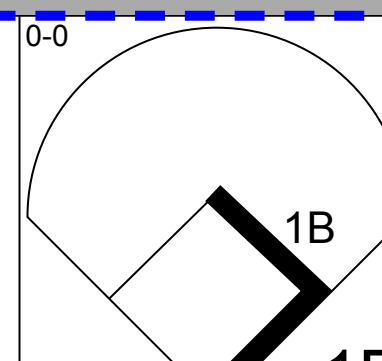
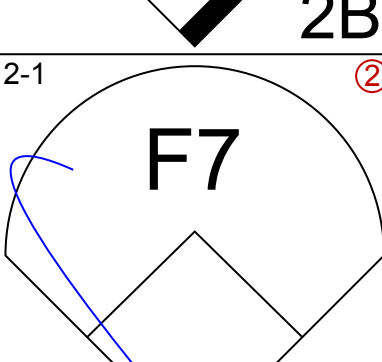
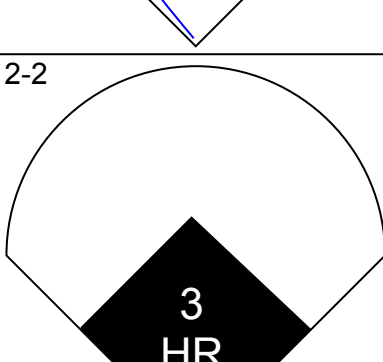
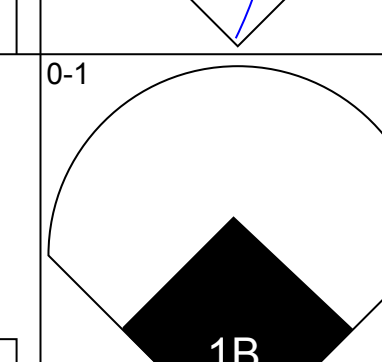
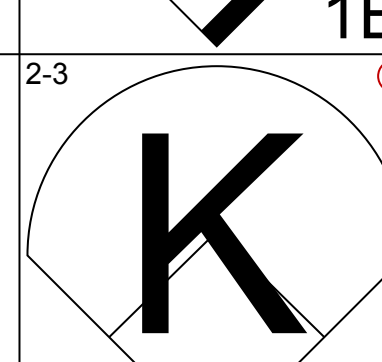
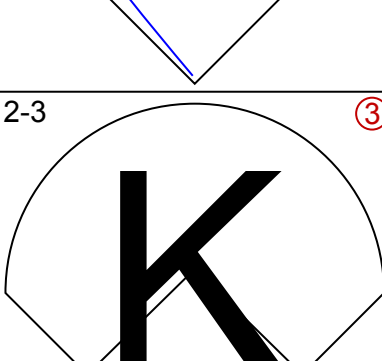

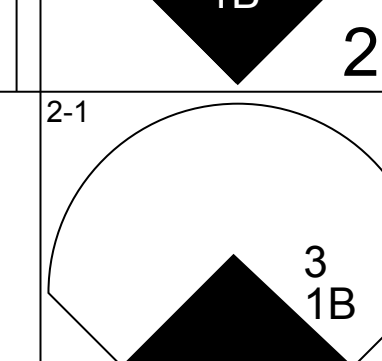
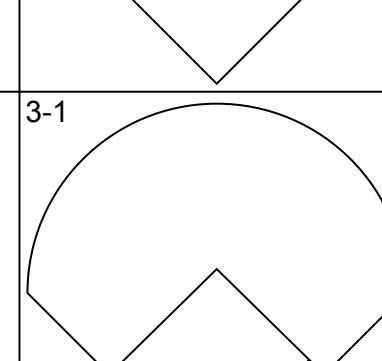
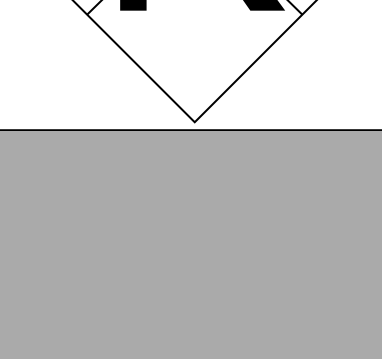
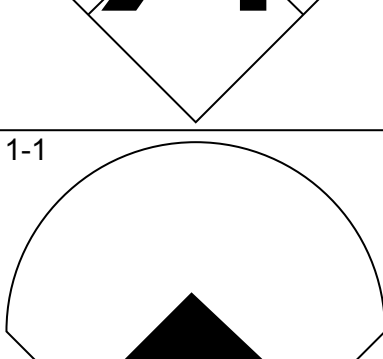
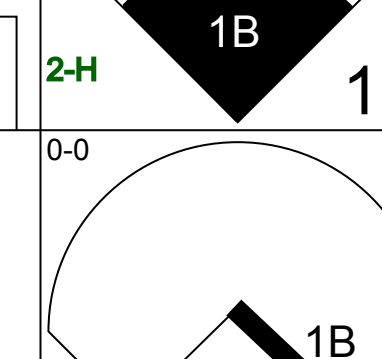
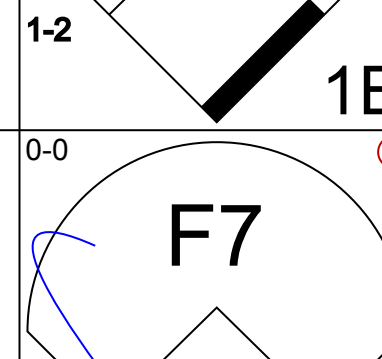
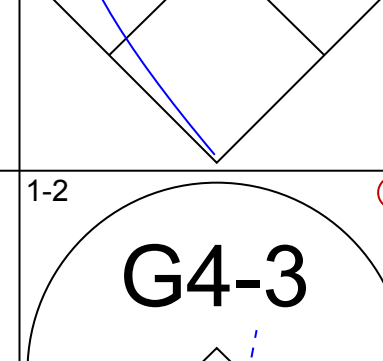
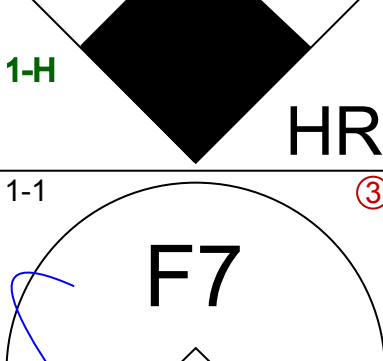
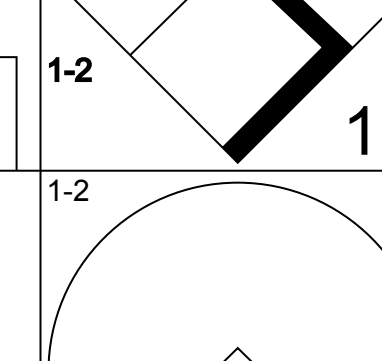
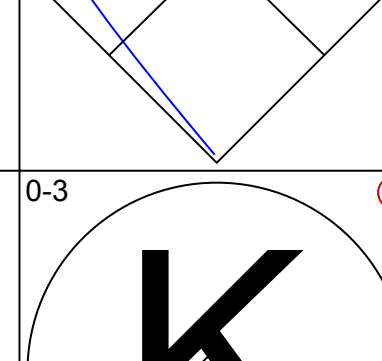
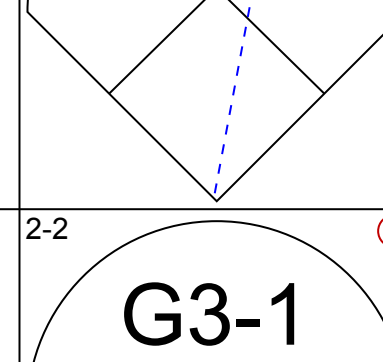
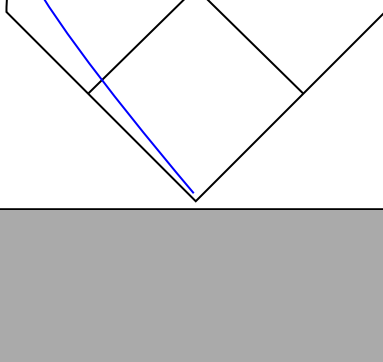
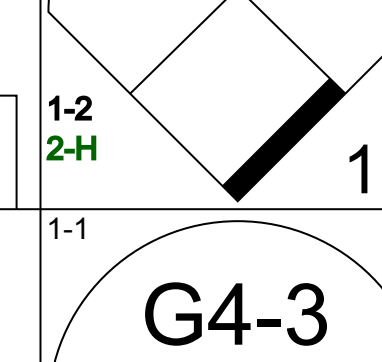

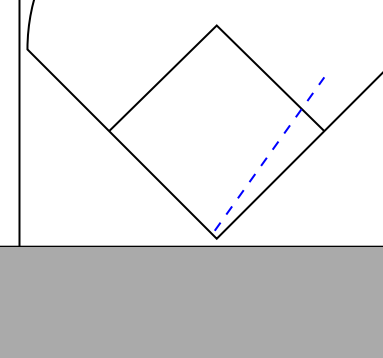
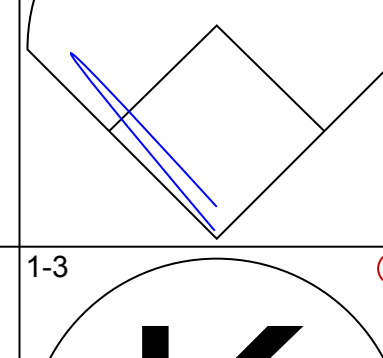
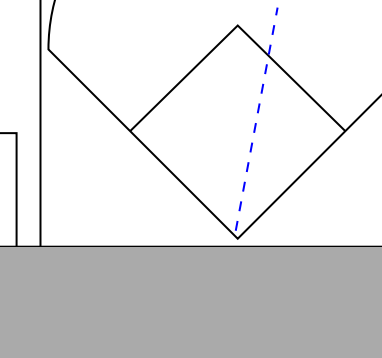
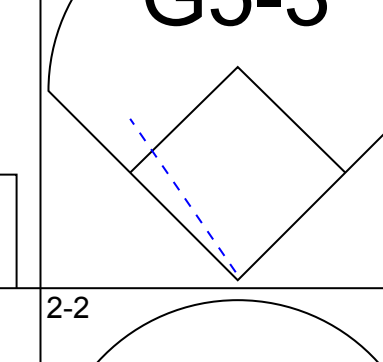
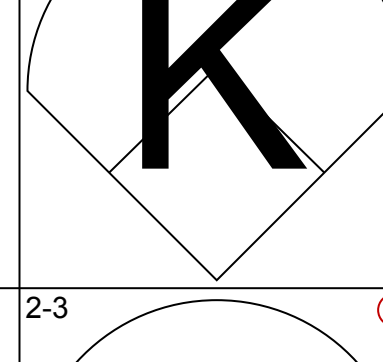
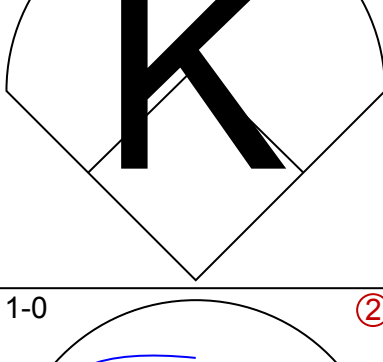
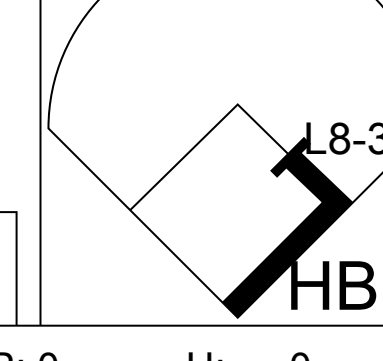
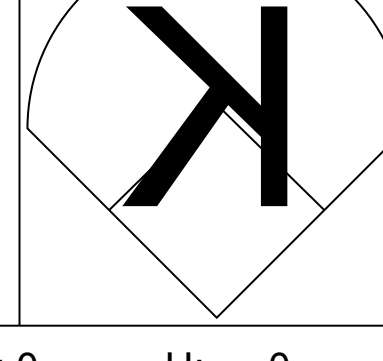
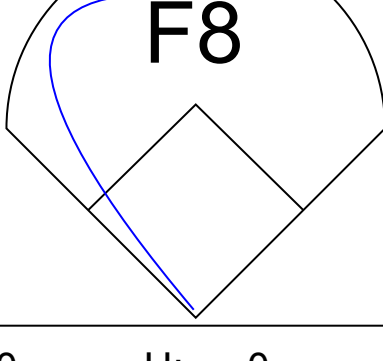


Batter	1	2	3	4	5	6	7	8	9	AB	R	H	RBI	BB	SO	LOB	TOP		
Willie Harris, L (1, 8)										4	0	0	0	0	1	0			
1 Brian Roberts, S (1, 10) OBP: 0.285, SLG: 0.338										4	1	1	0	0	0	0			
Chris Richard, L (1, 9)							 2B			4	1	1	1	0	1	0			
Jeff Conine, R (1, 3) OBP: 0.396, SLG: 0.464										3	0	0	0	0	1	1			
Tony Batista, R (1, 5) OBP: 0.264, SLG: 0.412										3	0	0	1	0	1	0			
6 Melvin Mora, R (1, 6) OBP: 0.329, SLG: 0.362										3	0	1	0	0	0	0			
Brady Anderson, L (1, 7) OBP: 0.309, SLG: 0.305										3	0	0	0	0	0	1			
Brook Fordyce, R (1, 2) OBP: 0.263, SLG: 0.327										3	0	0	0	0	1	0			
Jerry Hairston, R (1, 4) OBP: 0.308, SLG: 0.350										3	0	0	0	0	0	0			
Inning Stats	R: 0 H: 0 E: 0 K: 1 S: 12	H: 0 R: 0 ER: 0 LOB: 0 BB: 0 P: 17	R: 0 H: 0 E: 0 K: 0 S: 6	H: 0 R: 0 ER: 0 LOB: 0 BB: 0 P: 10	R: 0 H: 0 E: 0 K: 0 S: 6	H: 0 R: 0 ER: 0 LOB: 0 BB: 0 P: 11	R: 0 H: 0 E: 0 K: 1 S: 7	H: 1 R: 0 ER: 0 LOB: 1 BB: 0 P: 11	R: 0 H: 0 E: 0 K: 0 S: 7	H: 0 R: 0 ER: 0 LOB: 0 BB: 0 P: 8	R: 2 H: 2 E: 0 K: 0 S: 9	H: 2 R: 0 ER: 0 LOB: 0 BB: 0 P: 16	R: 0 H: 0 E: 0 K: 1 S: 7	H: 0 R: 0 ER: 0 LOB: 0 BB: 0 P: 12	R: 0 H: 0 E: 0 K: 0 S: 7	H: 0 R: 0 ER: 0 LOB: 0 BB: 0 P: 10	1B: 1 2B: 2 3B: 0 HR: 0	SF: 0 SAC: 0 DP: 0 HBP: 0	WP: 0 PA: 30 PB: 0 SB: 0 CS: 0
PITCHER	IP WLS BF H R ER SO BB IBB HBP BLK WP HR S P ERA WHIP																		
Tim Hudson, R (1, 1) ERA: 3.25	8.0 W 27 3 2 2 5 0 0 0 0 0 0 0 67 104 2.25 0.375																		
Jason Isringhausen, R (9, 1) ERA: 3.0	1.0 S 3 0 0 0 0 0 0 0 0 0 0 0 7 10 0.00 0.000																		

Baltimore Orioles @ Oakland Athletics
Network Associates Coliseum, Oakland, CA
Mon Sep 03 2001, 10:05 PM EDT
Att: 28,665 - Sunny - 69 F

AB 30
R 2
H 3
RBI 2
BB 0
SO 5
LOB 2



Batter	1	2	3	4	5	6	7	8	9	AB	R	H	RBI	BB	SO	LOB	BOTTOM		
Johnny Damon, L (1, 8)						 BB				3	0	0	0	1	1	1			
Jeremy Giambi, L (1, 10) OBP: 0.387, SLG: 0.466						 1-2				3	0	1	0	0	0	1			
Olmedo Saenz, R (8, PH) OBP: 0.309, SLG: 0.406				 1B		 2B				1	0	1	0	0	0	0			
Jason Giambi, L (1, 3) OBP: 0.473, SLG: 0.640						 2B				4	2	2	0	0	1	2			
Jermaine Dye, R (1, 9) OBP: 0.350, SLG: 0.455						 2B				4	1	2	1	0	2	2			
3 Eric Chavez, L (1, 5) OBP: 0.323, SLG: 0.498				 1H		 2B				4	1	2	2	0	0	2			
Terrence Long, L (1, 7) OBP: 0.336, SLG: 0.407						 2B				4	0	1	1	0	1	2			
Ramon Hernandez, R (1, 2) OBP: 0.312, SLG: 0.379										3	0	0	0	0	0	2			
Miguel Tejada, R (1, 6) OBP: 0.310, SLG: 0.453										3	0	0	0	0	2	0			
Frank Menechino, R (1, 4) OBP: 0.368, SLG: 0.379			 HBP							2	0	0	0	0	1	0			
Inning Stats	R: 0 H: 1 E: 0 K: 1 S: 9	H: 0 R: 0 ER: 0 LOB: 0 BB: 0 P: 14	R: 0 H: 0 E: 0 K: 0 S: 7	H: 0 R: 0 ER: 0 LOB: 0 BB: 0 P: 10	R: 0 H: 0 E: 0 K: 0 S: 6	H: 0 R: 0 ER: 0 LOB: 0 BB: 0 P: 10	R: 2 H: 2 E: 0 K: 1 S: 15	H: 2 R: 0 ER: 0 LOB: 0 BB: 0 P: 20	R: 0 H: 0 E: 0 K: 2 S: 10	H: 0 R: 0 ER: 0 LOB: 2 BB: 1 P: 13	R: 2 H: 4 E: 0 K: 0 S: 13	H: 4 R: 0 ER: 0 LOB: 1 BB: 0 P: 23	R: 0 H: 0 E: 0 K: 2 S: 7	H: 0 R: 0 ER: 0 LOB: 0 BB: 0 P: 14	R: 0 H: 2 E: 0 K: 2 S: 12	H: 2 R: 0 ER: 0 LOB: 2 BB: 0 P: 17	1B: 6 2B: 4 3B: 0 HR: 1	SF: 0 SAC: 0 DP: 2 HBP: 1	WP: 0 PA: 33 PB: 0 SB: 0 CS: 0
PITCHER	IP WLS BF H R ER SO BB IBB HBP BLK WP HR S P ERA WHIP																		
Josh Towers, R (1, 1) ERA: 4.2	6.0 L 25 7 4 4 4 1 0 0 0 0 0 0 4 8 6.00 1.333																		
Ryan Kohlmeier, R (7, 1) ERA: 8.55	0.2 2 0 0 0 1 0 0 0 0 0 0 0 4 8 0.00 0.000																		
B.J. Ryan, L (7, 1) ERA: 4.57	0.1 1 0 0 0 1 0 0 0 0 0 0 0 3 6 0.00 0.000																		
Buddy Groom, L (8, 1) ERA: 3.25	1.0 5 2 0 0 2 0 0 0 0 0 0 0 12 17 0.00 2.000																		

Baltimore Orioles @ Oakland Athletics
Network Associates Coliseum, Oakland, CA
Mon Sep 03 2001, 10:05 PM EDT
Att: 28,665 - Sunny - 69 F

AB 31
R 4
H 9
RBI 4
BB 1
SO 8
LOB 12



Batter	1	2	3	4	5	6	7	8	9	AB	R	H	RBI	BB	SO	LOB	TOP									
1 Brian Roberts, S OBP: 0.285, SLG: 0.332	F7		G6-3					F8		4	0	0	0	0	1	0	Baltimore Orioles @ Oakland Athletics Network Associates Coliseum, Oakland, CA Tue Sep 04 2001, 10:05 PM EDT Att: 16,123 - Overcast - 64 F									
Jerry Hairston, R OBP: 0.312, SLG: 0.354	CS 1B HBP							F2		3	1	2	0	0	0	0										
Chris Richard, L OBP: 0.339, SLG: 0.430	F9		P5					G3		4	0	0	0	0	1	3										
Jeff Conine, R OBP: 0.395, SLG: 0.462					F9			F7		4	0	1	1	0	0	0										
Cal Ripken Jr., R OBP: 0.298, SLG: 0.392	F9							G6-3		3	1	1	0	1	0	1										
Tony Batista, R OBP: 0.266, SLG: 0.411								F8		3	0	1	0	1	1	0										
Brady Anderson, L OBP: 0.306, SLG: 0.302								P6		4	0	0	0	0	1	3										
Brook Fordyce, R OBP: 0.260, SLG: 0.324 Willie Harris, L (9, PH)								F7		3	0	0	0	0	2	2										
Luis Matos, R OBP: 0.188, SLG: 0.071								G5-3		3	0	0	0	0	0	0										
Inning Stats	R: 1 E: 0 K: 0 S: 15	H: 1 LOB: 1 BB: 0 P: 21	R: 0 E: 0 K: 3 S: 10	H: 0 LOB: 0 BB: 0 P: 14	R: 0 E: 0 K: 0 S: 9	H: 1 LOB: 1 BB: 0 P: 13	R: 0 E: 0 K: 1 S: 13	H: 0 LOB: 2 BB: 2 P: 28	R: 0 E: 0 K: 1 S: 11	H: 0 LOB: 0 BB: 0 P: 18	R: 0 E: 0 K: 0 S: 7	H: 0 LOB: 0 BB: 0 P: 9	R: 0 E: 0 K: 0 S: 8	H: 0 LOB: 0 BB: 0 P: 10	R: 0 E: 0 K: 1 S: 8	H: 1 LOB: 1 BB: 0 P: 13		R: 1 E: 1 K: 1 S: 13	H: 2 LOB: 1 BB: 0 P: 24	1B: 3 2B: 2 3B: 0 HR: 0	SF: 0 SAC: 0 DP: 0 HBP: 1	WP: 0 PB: 0 SB: 1 CS: 1	PA: 35			
PITCHER	IP	WLS	BF	H	R	ER	SO	BB	IBB	HBP	BLK	WP	HR	S	P	ERA	WHIP									
Barry Zito, L ERA: 3.7	(1, 1)	6.0	W	23	2	1	0	5	2	0	1	0	0	0	65	103	0.00	0.667								
Jeff Tam, R ERA: 2.88	(7, 1)	2.0	H	7	1	0	0	1	0	0	0	0	0	0	16	23	0.00	0.500								
Chad Bradford, R ERA: 2.88	(9, 1)	0.1		3	2	1	1	0	0	0	0	0	0	0	8	16	27.00	6.000								
Jason Isringhausen, R ERA: 2.97	(9, 1)	0.2	S	2	0	0	0	1	0	0	0	0	0	0	5	8	0.00	0.000								

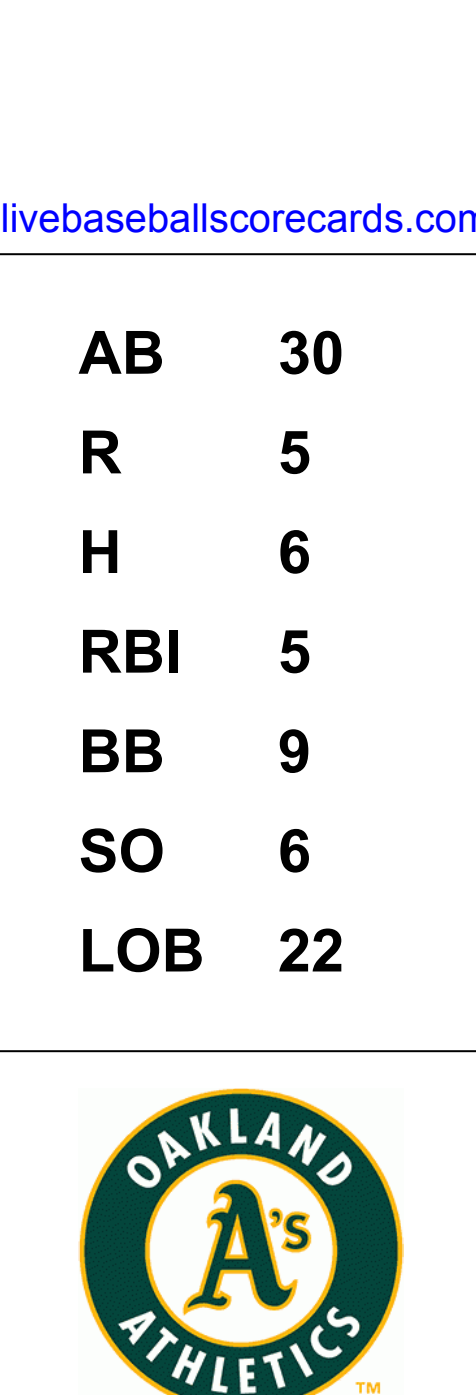
Batter	1	2	3	4	5	6	7	8	9	AB	R	H	RBI	BB	SO	LOB	BOTTOM									
Frank Menechino, R OBP: 0.368, SLG: 0.377	K	2B				G3				3	0	0	0	2	1	2	Baltimore Orioles @ Oakland Athletics Network Associates Coliseum, Oakland, CA Tue Sep 04 2001, 10:05 PM EDT Att: 16,123 - Overcast - 64 F									
Jeremy Giambi, L OBP: 0.388, SLG: 0.470 Olmedo Saenz, R OBP: 0.307, SLG: 0.403		BB						F9		2	1	1	1	1	0	0										
Jason Giambi, L OBP: 0.476, SLG: 0.640 Ron Gant, R OBP: 0.341, SLG: 0.446 Greg Myers, L OBP: 0.301, SLG: 0.424		3 HR BB						FC6-4		2	0	0	0	0	1	5										
Jason Giambi, L OBP: 0.476, SLG: 0.640 Ron Gant, R OBP: 0.341, SLG: 0.446 Greg Myers, L OBP: 0.301, SLG: 0.424		3 HR BB						G6-3		0	1	0	0	3	0	0										
Jason Giambi, L OBP: 0.476, SLG: 0.640 Ron Gant, R OBP: 0.341, SLG: 0.446 Greg Myers, L OBP: 0.301, SLG: 0.424		3 HR BB						K		1	0	0	0	0	0	0										
Jason Giambi, L OBP: 0.476, SLG: 0.640 Ron Gant, R OBP: 0.341, SLG: 0.446 Greg Myers, L OBP: 0.301, SLG: 0.424		3 HR BB						K		1	0	0	0	0	1	3										
Jermaine Dye, R OBP: 0.349, SLG: 0.453								F7		4	0	1	0	0	1	5										
3 Eric Chavez, L OBP: 0.322, SLG: 0.502								F7		4	1	1	3	0	1	2										
Terrence Long, L OBP: 0.335, SLG: 0.408								P5		4	1	1	0	0	0	2										
Ramon Hernandez, R OBP: 0.311, SLG: 0.378								E4		4	0	1	1	0	1	0										
Miguel Tejada, R OBP: 0.310, SLG: 0.450								P3		3	0	0	0	1	0	2										
F.P. Santangelo, S OBP: 0.295, SLG: 0.194								G4-6-3		2	1	1	0	2	0	1										
Inning Stats	R: 3 E: 0 K: 2 S: 12	H: 1 LOB: 0 BB: 2 P: 27	R: 1 E: 0 K: 0 S: 14	H: 2 LOB: 3 BB: 2 P: 30	R: 0 E: 0 K: 0 S: 8	H: 0 LOB: 0 BB: 0 P: 13	R: 0 E: 0 K: 0 S: 4	H: 0 LOB: 1 BB: 1 P: 9	R: 0 E: 0 K: 0 S: 9	H: 1 LOB: 2 BB: 1 P: 14	R: 0 E: 1 K: 0 S: 5	H: 0 LOB: 0 BB: 0 P: 7	R: 1 E: 0 K: 2 S: 21	H: 2 LOB: 3 BB: 2 P: 39	1B: 2 2B: 3 3B: 0 HR: 1	SF: 0 SAC: 0 DP: 1 HBP: 0	WP: 0 PB: 0 SB: 0 CS: 0	PA: 39								
PITCHER	IP	WLS	BF	H	R	ER	SO	BB	IBB	HBP	BLK	WP	HR	S	P	ERA	WHIP									
Jason Johnson, R ERA: 3.75	(1, 1)	5.2	L	28	4	4	4	4	6	1	0	0	0	0	7	10	0.00	0.000								
John Parrish, L ERA: 5.94	(6, 1)	1.1		4	0	0	0	0	0	0	0	0	0	0	7	10	0.00	0.000								
36 Kris Foster, R ERA: 4.76	(8, 1)	0.2		6	2	1	1	1	2	0	0	0	0	0	17	33	13.50	6.000								
John Bale, L ERA: 2.12	(8, 1)	0.1		1	0	0	0	1	0	0	0	0	0	0	4	6	0.00	0.000								


AB	32
R	2
H	5
RBI	1
BB	2
SO	7
LOB	10





BOTTOM


AB	30
R	5
H	6
RBI	5
BB	9
SO	6
LOB	22



Batter	1	2	3	4	5	6	7	8	9	AB	R	H	RBI	BB	SO	LOB	TOP										
Willie Harris, L OBP: 0.100, SLG: 0.100 Luis Matos, R OBP: 0.278, SLG: 0.375	K		G6-4-3 1B		F8			2B 1B	HR	3	0	1	0	0	1	0	<p>Baltimore Orioles @ Oakland Athletics Network Associates Coliseum, Oakland, CA</p> <p>Wed Sep 05 2001, 3:35 PM EDT Att: 30,922 - Sunny - 65 F</p> <p>livebaseballscores.com</p> <p>AB 38 R 6 H 13 RBI 6 BB 1 SO 6 LOB 16</p> 										
1 Brian Roberts, S OBP: 0.337, SLG: 0.333	G3		G6-4-3			G4-3		2B 1B	1B	5	1	2	0	0	0	1											
Chris Richard, L OBP: 0.337, SLG: 0.430	G4-3			G1-3		G4-3		1-H 2B	K	5	0	1	2	0	1	1											
Jeff Conine, R OBP: 0.396, SLG: 0.462		E7 1B		G5-4-3 1B		G6-3		K		4	0	2	0	0	1	1											
Cal Ripken Jr., R OBP: 0.295, SLG: 0.388	K		G5-4-3				G6-3	P6		4	0	0	0	0	1	3											
Tony Batista, R OBP: 0.288, SLG: 0.414					G5-3		FC5 2B	K		4	0	2	0	0	1	1											
Brady Anderson, L OBP: 0.308, SLG: 0.302	P6								P6	3	1	1	0	1	0	2											
Fernando Lunar, R OBP: 0.288, SLG: 0.289	G5-3				G6-3		K	G5-3		4	0	0	0	0	1	5											
Jerry Hairston, R OBP: 0.313, SLG: 0.362			F8				FC5		HR	4	2	2	2	0	0	2											
Inning Stats	R: 0 E: 0 K: 1 S: 7	H: 0 LOB: 0 BB: 0 P: 10	R: 0 E: 1 K: 1 S: 15	H: 2 LOB: 2 BB: 0 P: 21	R: 0 E: 0 K: 0 S: 4	H: 1 LOB: 0 BB: 0 P: 5	R: 0 E: 0 K: 0 S: 7	H: 1 LOB: 0 BB: 0 P: 11	R: 2 E: 0 K: 0 S: 12	H: 2 LOB: 0 BB: 0 P: 18	R: 0 E: 0 K: 1 S: 6	H: 0 LOB: 0 BB: 0 P: 9	R: 0 E: 0 K: 1 S: 14	H: 1 LOB: 2 BB: 1 P: 23	R: 2 E: 0 K: 2 S: 14	H: 3 LOB: 1 BB: 0 P: 20		R: 2 E: 0 K: 1 S: 12	H: 3 LOB: 1 BB: 0 P: 15	1B: 9 2B: 2 3B: 0 HR: 2	SF: 0 SAC: 0 DP: 2 HBP: 0	WP: 0 PB: 0 SB: 0 CS: 0	PA: 39				
PITCHER	IP	WLS	BF	H	R	ER	SO	BB	IBB	HBP	BLK	WP	HR	S	P	ERA	WHIP										
Cory Lidle, R ERA: 3.76	7.0	W	27	7	2	2	3	1	0	0	0	0	1	65	97	2.57	1.143										
Mike Magnante, L ERA: 2.79	0.0		3	3	2	2	0	0	0	0	0	0	0	7	8	∞	∞										
Luis Vizcaino, R ERA: 3.33	1.0		3	0	0	0	2	0	0	0	0	0	0	7	12	0.00	0.000										
Jim Mecir, R ERA: 4.18	1.0		6	3	2	2	1	0	0	0	0	0	1	12	15	18.00	3.000										

Batter	1	2	3	4	5	6	7	8	9	AB	R	H	RBI	BB	SO	LOB	BOTTOM										
Frank Menechino, R OBP: 0.371, SLG: 0.380	F2		F9			2B BB				4	0	2	2	1	0	1	<p>Baltimore Orioles @ Oakland Athletics Network Associates Coliseum, Oakland, CA</p> <p>Wed Sep 05 2001, 3:35 PM EDT Att: 30,922 - Sunny - 65 F</p> <p>livebaseballscores.com</p> <p>AB 36 R 12 H 14 RBI 12 BB 6 SO 3 LOB 12</p> 										
Jeremy Giambi, L OBP: 0.388, SLG: 0.467 Olmedo Saenz, R OBP: 0.305, SLG: 0.400	F9			HR BB	K	K	K			2	1	0	0	1	1	1											
Jason Giambi, L OBP: 0.477, SLG: 0.649 Ron Gant, R OBP: 0.340, SLG: 0.444	F7			HR				G5-3		3	1	2	2	1	0	0											
Jermaine Dye, R OBP: 0.350, SLG: 0.461		G5-3						HR		4	2	2	2	0	0	0											
3 Eric Chavez, L OBP: 0.323, SLG: 0.503		G6-3			G4-3					5	1	2	0	0	0	2											
Terrence Long, L OBP: 0.337, SLG: 0.414	F8				HR			F8		4	2	2	2	1	0	1											
Miguel Tejada, R OBP: 0.309, SLG: 0.448			G6-3		E4			G6-3		5	1	1	1	0	0	2											
Greg Myers, L OBP: 0.313, SLG: 0.426					F7					2	2	1	1	2	0	1											
F.P. Santangelo, S OBP: 0.313, SLG: 0.250	P6				F2					4	2	2	2	0	0	1											
Inning Stats	R: 0 E: 0 K: 0 S: 6	H: 0 LOB: 0 BB: 0 P: 11	R: 0 E: 0 K: 0 S: 7	H: 0 LOB: 0 BB: 0 P: 13	R: 0 E: 0 K: 0 S: 11	H: 0 LOB: 1 BB: 1 P: 18	R: 3 E: 1 K: 0 S: 17	H: 2 LOB: 1 BB: 1 P: 29	R: 0 E: 0 K: 1 S: 11	H: 1 LOB: 2 BB: 1 P: 17	R: 6 E: 1 K: 1 S: 22	H: 7 LOB: 2 BB: 1 P: 32	R: 2 E: 0 K: 1 S: 11	H: 2 LOB: 1 BB: 2 P: 21	R: 1 E: 0 K: 0 S: 13	H: 2 LOB: 1 BB: 0 P: 24		1B: 6 2B: 5 3B: 0 HR: 3	SF: 1 SAC: 0 DP: 1 HBP: 0	WP: 0 PB: 0 SB: 0 CS: 0	PA: 43						
PITCHER	IP	WLS	BF	H	R	ER	SO	BB	IBB	HBP	BLK	WP	HR	S	P	ERA	WHIP										
Calvin Maduro, R ERA: 4.41	5.0	L	25	7	7	7	1	0	0	0	0	0	0	9	12	∞	∞										
B.J. Ryan, L ERA: 4.96	0.0		3	3	1	1	0	0	0	0	0	0	0	9	12	∞	∞										
John Wasdin, R ERA: 5.55	2.0		10	2	3	3	2	2	1	0	0	0	0	18	32	13.50	2.000										
Willis Roberts, R ERA: 4.76	1.0		5	2	1	1	0	0	0	0	0	0	1	13	24	9.00	2.000										

Batter	1	2	3	4	5	6	7	8	9	AB	R	H	RBI	BB	SO	LOB	TOP					
Jason Tyner, L (1, 7) OBP: 0.315, SLG: 0.339	F8		B2-3			L7	K			4	0	0	0	0	1	1	<p>Tampa Bay Devil Rays @ Oakland Athletics Network Associates Coliseum, Oakland, CA</p> <p>livebaseballscores.com</p> <p>AB 33 R 3 H 8 RBI 3 BB 3 SO 7 LOB 13</p> 					
Brent Abernathy, R (1, 4) OBP: 0.325, SLG: 0.394	G3			FC5-4 1B		CS BB		G4-3		3	0	1	0	1	0	0						
Randy Winn, S (1, 8) OBP: 0.356, SLG: 0.436	F7			FC5-4 1B 1-2		F8		K		4	0	0	0	0	1	2						
Steve Cox, L (1, 3) OBP: 0.296, SLG: 0.402		F9			1-0 1B	CS 1-2	F8	G3		4	0	1	0	0	0	0						
Toby Hall, R (1, 2) OBP: 0.345, SLG: 0.429		F9			1-1 P3		E6 2B 1B		L5	4	1	1	0	0	0	2						
Ben Grieve, L (1, 10) OBP: 0.363, SLG: 0.375					3-3 K		HR 2B		K	4	1	2	1	0	2	2						
Jose Guillen, R (1, 9) OBP: 0.298, SLG: 0.343										3	1	2	2	1	1	1						
1B Jared Sandberg, R (1, 5) OBP: 0.315, SLG: 0.333						G4-3 L7-2 2B				3	0	1	0	1	1	1						
Chris Gomez, R (1, 6) OBP: 0.290, SLG: 0.380						L7-2				2	0	0	0	0	0	1						
Felix Martinez, S (7, PH) OBP: 0.283, SLG: 0.296						L7-2 3H				2	0	0	0	0	1	3						
Inning Stats	R: 0 E: 0 K: 0 S: 6	H: 0 LOB: 0 BB: 0 P: 9	R: 0 E: 0 K: 1 S: 7	H: 1 LOB: 1 BB: 0 P: 10	R: 0 E: 0 K: 1 S: 9	H: 0 LOB: 0 BB: 0 P: 13	R: 0 E: 0 K: 1 S: 9	H: 2 LOB: 2 BB: 0 P: 15	R: 0 E: 0 K: 0 S: 3	H: 1 LOB: 0 BB: 0 P: 5	R: 0 E: 0 K: 0 S: 8	H: 0 LOB: 0 BB: 0 P: 18	R: 3 E: 1 K: 1 S: 13	H: 4 LOB: 1 BB: 0 P: 22	R: 0 E: 0 K: 1 S: 8	H: 0 LOB: 0 BB: 0 P: 10	R: 0 E: 0 K: 2 S: 18	H: 0 LOB: 2 BB: 2 P: 30	1B: 4 2B: 4 HR: 1	SF: 0 SAC: 0 DP: 1 HBP: 0	WP: 0 PB: 0 SB: 0 CS: 1	PA: 37
PITCHER	IP WLS BF H R ER SO BB IBB HBP BLK WP HR S P ERA WHIP																					
Erik Hiljus, R (1, 1) ERA: 3.61	6.1 W 26 8 3 3 3 1 0 0 0 0 0 1 51 86 4.26 1.421																					
Mark Guthrie, L (7, 1) ERA: 4.95	0.2 2 0 0 0 1 0 0 0 0 0 0 0 4 6 0.00 0.000																					
Luis Vizcaino, R (8, 1) ERA: 3.21	1.0 3 0 0 0 1 0 0 0 0 0 0 0 8 10 0.00 0.000																					
Jim Mecir, R (9, 1) ERA: 4.1	1.0 5 0 0 0 2 2 0 0 0 0 0 0 18 30 0.00 2.000																					

Batter	1	2	3	4	5	6	7	8	9	AB	R	H	RBI	BB	SO	LOB	BOTTOM			
Johnny Damon, L (1, 8) OBP: 0.321, SLG: 0.373	K		G5-3			HR	P4			4	1	1	2	1	1	1	<p>Tampa Bay Devil Rays @ Oakland Athletics Network Associates Coliseum, Oakland, CA</p> <p>livebaseballscores.com</p> <p>AB 32 R 9 H 8 RBI 9 BB 10 SO 5 LOB 17</p> 			
Jeremy Giambi, L (1, 10) OBP: 0.386, SLG: 0.463	BB 1B		F5		G3	K		F8		5	0	1	0	0	1	3				
Jason Giambi, L (1, 3) OBP: 0.474, SLG: 0.644	F9				G3-1	G3				4	0	0	1	0	0	3				
Frank Menechino, R (7, 4) OBP: 0.372, SLG: 0.380										0	0	0	0	1	0	0				
Jermaine Dye, R (1, 9) OBP: 0.354, SLG: 0.467	FC4-6 BB				HR BB	HR BB		K		2	2	1	1	3	1	1				
3 Eric Chavez, L (1, 5) OBP: 0.326, SLG: 0.508	FC4-6 1-2				G3	G3				3	1	1	3	2	0	2				
Terrence Long, L (1, 7) OBP: 0.336, SLG: 0.412		G3			F7			G4-3		5	1	1	0	0	0	5				
Greg Myers, L (1, 2) OBP: 0.317, SLG: 0.448		K			FC5-4 1B	HR	G3			4	1	2	2	0	1	0				
Miguel Tejada, R (1, 6) OBP: 0.310, SLG: 0.446					FC5-4 1-2					2	1	0	0	2	1	1				
F.P. Santangelo, S (1, 4) OBP: 0.333, SLG: 0.286					G3-1					2	2	1	0	1	0	0				
Olmedo Saenz, R (7, 3) OBP: 0.304, SLG: 0.399						HR BB		FC4-6		1	0	0	0	0	0	1				
Inning Stats	R: 0 E: 0 K: 1 S: 6	H: 1 LOB: 2 BB: 1 P: 17	R: 0 E: 0 K: 2 S: 12	H: 0 LOB: 0 BB: 0 P: 18	R: 0 E: 0 K: 0 S: 7	H: 0 LOB: 0 BB: 0 P: 13	R: 2 E: 0 K: 0 S: 15	H: 2 LOB: 1 BB: 1 P: 22	R: 3 E: 0 K: 0 S: 10	H: 2 LOB: 0 BB: 1 P: 24	R: 4 E: 0 K: 1 S: 19	H: 3 LOB: 3 BB: 4 P: 43	R: 0 E: 0 K: 0 S: 6	H: 0 LOB: 1 BB: 1 P: 13	R: 0 E: 0 K: 1 S: 9	H: 0 LOB: 2 BB: 2 P: 20	1B: 3 2B: 1 3B: 0 HR: 4	SF: 0 SAC: 0 DP: 0 HBP: 0	WP: 0 PB: 0 SB: 0 CS: 0	PA: 42
PITCHER	IP WLS BF H R ER SO BB IBB HBP BLK WP HR S P ERA WHIP																			
Bryan Rekar, R (1, 1) ERA: 6.12	4.2 L 22 5 5 5 3 3 0 0 0 0 0 3 47 88 9.64 1.714																			
Bobby Seay, L (5, 1) ERA: 7.2	1.0 8 3 4 4 1 2 0 0 0 0 0 1 18 36 36.00 5.000																			
Jeff Wallace, L (6, 1) ERA: 2.96	2.1 12 0 0 0 1 5 0 0 0 0 0 0 19 46 0.00 2.143																			

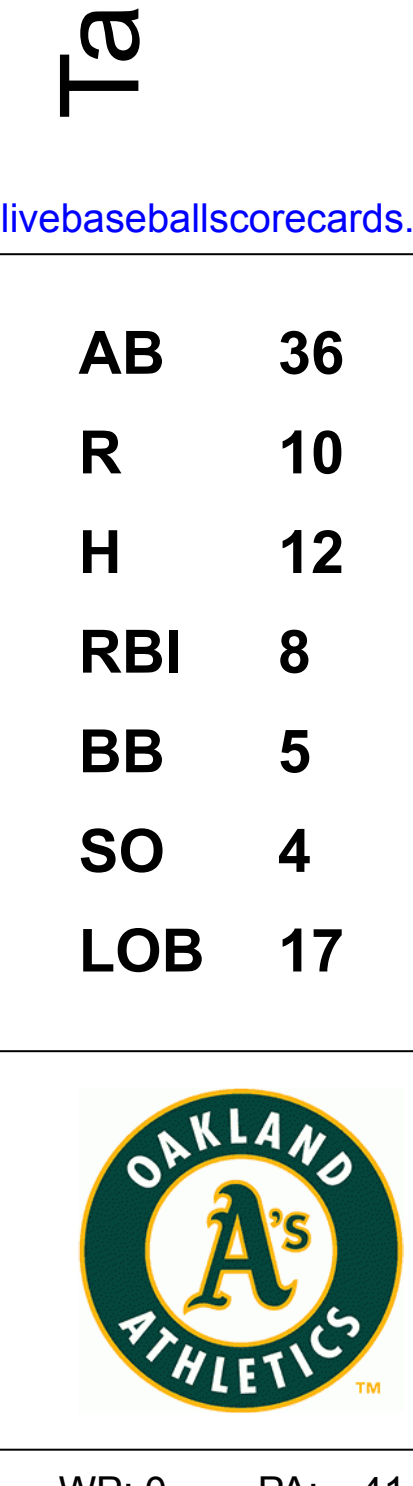
Batter	1	2	3	4	5	6	7	8	9	AB	R	H	RBI	BB	SO	LOB	TOP				
Brent Abernathy, R (1.4) OBP: 0.335, SLG: 0.398	G6-3		FC5-4 HBP 1B	1-2			G1-3		0-1 1B 1B	5	0	3	0	0	0	0	Tampa Bay Devil Rays @ Oakland Athletics Network Associates Coliseum, Oakland, CA Sat Sep 08 2001, 4:05 PM EDT Att: 32,548 - Sunny - 64 F				
Ben Grievie, L (1.7) OBP: 0.363, SLG: 0.374	K		2-1 FC5-4 HBP	2-1			K		1-2 1B 1B	4	0	1	1	0	2	2					
Randy Winn, S (1.8) OBP: 0.351, SLG: 0.430	K		1-0 FC5-4				G3		2-3 1B	5	0	0	1	0	2	4					
Greg Vaughn, R (1.10) OBP: 0.340, SLG: 0.434		4-2 CS BB					G2-3		0-1 P6	3	0	0	0	1	1	3					
Toby Hall, R (1.2) OBP: 0.342, SLG: 0.431	F7						F8		1-2 F9	4	1	1	0	0	0	2					
Jose Guillen, R (1.9) OBP: 0.305, SLG: 0.348	1 SAFE 1B FC5-4 1B						G4-3		2-0 G6-3	4	1	2	0	0	0	1					
1B Jared Sandberg, R (1.5) OBP: 0.301, SLG: 0.318	FC5-4 1B						K		1-0 G5-3	4	0	0	0	0	1	3					
Aubrey Huff, L (1.3) OBP: 0.286, SLG: 0.358							G5-3		0-1 G1-3	4	0	0	1	0	0	1					
Chris Gomez, R (1.6) OBP: 0.295, SLG: 0.384							G5-3		1-2 1B	3	1	2	1	0	0	0					
Paul Hoover, R (9, PH) OBP: 1.000, SLG: 1.000			HBP FC5-4 1B				G5-3		1-2 1B 1B	1	1	1	0	0	0	0					
Inning Stats	R: 0 E: 0 K: 2 S: 7	H: 0 LOB: 0 BB: 0 P: 11	R: 0 E: 0 K: 0 S: 6	H: 1 LOB: 1 BB: 1 P: 14	R: 1 E: 0 K: 1 S: 12	H: 2 LOB: 2 BB: 0 P: 18	R: 2 E: 0 K: 0 S: 14	H: 4 LOB: 2 BB: 0 P: 21	R: 0 E: 1 K: 0 S: 11	H: 0 LOB: 1 BB: 0 P: 16	R: 0 E: 0 K: 1 S: 6	H: 0 LOB: 0 BB: 0 P: 10	R: 0 E: 0 K: 0 S: 6	H: 0 LOB: 0 BB: 0 P: 9	R: 1 E: 0 K: 1 S: 15	H: 3 LOB: 2 BB: 0 P: 20	1B: 9 2B: 1 3B: 0 HR: 0	SF: 0 SAC: 0 DP: 0 HBP: 1	WP: 0 PB: 0 SB: 0 CS: 1	PA: 39	
PITCHER	IP	WLS	BF	H	R	ER	SO	BB	IBB	HBP	BLK	WP	HR	S	P	ERA	WHIP				
Mark Mulder, L (1.1) ERA: 3.5	7.0	W	30	7	3	3	5	1	0	1	0	0	0	62	98	3.86	1.143				
Luis Vizcaino, R (8.1) ERA: 3.3	2.0		9	3	1	1	1	0	0	0	0	0	0	21	29	4.50	1.500				

Batter	1	2	3	4	5	6	7	8	9	AB	R	H	RBI	BB	SO	LOB	BOTTOM				
F.P. Santangelo, S (1.8) OBP: 0.321, SLG: 0.261	G4-6-3 1B BB	B1-3				G4-3			0-0 L4	4	0	0	0	1	1	3	Tampa Bay Devil Rays @ Oakland Athletics Network Associates Coliseum, Oakland, CA Sat Sep 08 2001, 4:05 PM EDT Att: 32,548 - Sunny - 64 F				
Frank Menechino, R (1.4) OBP: 0.374, SLG: 0.398	1-2 G4-6-3 1B		0-3 K	2-2 G1-3		2-1 G4-3		4-0 HR BB	4	2	2	1	1	1	2						
Olmedo Saenz, R (1.3) OBP: 0.299, SLG: 0.391	1-0 G4-6-3		2-3 K			2-2 G3	1-1 F3	0-0 F9	5	0	0	0	0	1	3						
Jermaine Dye, R (1.9) OBP: 0.352, SLG: 0.470	3-2 F8		0-1 G4-3			2-0 F8	0-1 G6-3	2-2 HR	5	1	1	2	0	0	1						
Ron Gant, R (1.10) OBP: 0.345, SLG: 0.459		4-2 HR BB		1-1 HR	1-1 2B 1B		1-1 F7	1-1 F8	4	3	2	1	1	0	0						
Terrence Long, L (1.7) OBP: 0.339, SLG: 0.418		2-3 K		1-0 3 1B 2B	2-0 3 1B 2B		0-2 1B		4	2	3	1	0	1	1						
Miguel Tejada, R (1.6) OBP: 0.313, SLG: 0.453		3-2 HR		3-2 F9	4-0 3 1B IBB		0-1 3 FC6-4 1B		3	2	2	2	1	0	1						
3 Eric Chavez, L (1.5) OBP: 0.327, SLG: 0.507		4-1 FC6-4 BB		2-2 1B 2H	3-2 1B 2H		2-1 FC6-4		3	0	1	1	1	0	2						
Ramon Hernandez, R (1.2) OBP: 0.311, SLG: 0.376		1-2 FC6-4		0-2 1B	1-2 G5-3		0-0 F9		4	0	1	0	0	0	4						
Inning Stats	R: 0 E: 0 K: 0 S: 8	H: 1 LOB: 1 BB: 1 P: 17	R: 2 E: 0 K: 1 S: 16	H: 1 LOB: 2 BB: 2 P: 30	R: 0 E: 0 K: 2 S: 10	H: 0 LOB: 0 BB: 0 P: 12	R: 2 E: 0 K: 1 S: 20	H: 4 LOB: 2 BB: 0 P: 30	R: 3 E: 1 K: 0 S: 17	H: 2 LOB: 1 BB: 1 P: 32	R: 1 E: 0 K: 0 S: 8	H: 1 LOB: 0 BB: 0 P: 13	R: 0 E: 0 K: 0 S: 11	H: 2 LOB: 2 BB: 0 P: 14	R: 2 E: 0 K: 0 S: 7	H: 1 LOB: 0 BB: 1 P: 14	1B: 6 2B: 2 3B: 0 HR: 4	SF: 0 SAC: 0 DP: 1 HBP: 0	WP: 0 PB: 0 SB: 0 CS: 0	PA: 41	
PITCHER	IP	WLS	BF	H	R	ER	SO	BB	IBB	HBP	BLK	WP	HR	S	P	ERA	WHIP				
Nick Blierbrodt, L (1.1) ERA: 0.25	4.2	L	26	8	7	5	4	3	1	0	0	0	0	0	117	9.64	2.357				
Victor Zambrano, R (5.1) ERA: 3.96	0.1		1	0	0	0	0	0	0	0	0	0	0	3	4	0.00	0.000				
Jason Standridge, R (6.1) ERA: 3.63	3.0		14	4	3	3	0	1	0	0	0	0	2	26	41	9.00	1.667				

AB 37
R 4
H 10
RBI 4
BB 1
SO 6
LOB 16



AB 36
R 10
H 12
RBI 8
BB 5
SO 4
LOB 17



Batter	1	2	3	4	5	6	7	8	9	AB	R	H	RBI	BB	SO	LOB	TOP			
10 Michael Young, R OBP: 0.310, SLG: 0.436	0-2 P4			0-0 G4-3		2-3 K			2-1 HR	4	1	1	1	0	1	0				
Gabe Kapler, R OBP: 0.344, SLG: 0.428	0-2 G5-3			1-1 2B		0-3 K			0-0 G5-3	4	0	2	0	0	1	0				
Alex Rodriguez, R OBP: 0.395, SLG: 0.608	0-3 K			2-2 P4			1-3 K		1-0 G4-3	4	0	0	0	0	2	2				
Rafael Palmeiro, L OBP: 0.378, SLG: 0.556		1-2 G4-3		0-0 2B		2-3 K			4-1 BB	3	0	1	0	1	1	0				
Ruben Sierra, S OBP: 0.315, SLG: 0.570		1-3 K		1-0 G4-3			4-2 BB		2-2 G5-3	3	0	0	0	1	1	4				
Bill Haselman, R OBP: 0.322, SLG: 0.420		0-3 K			1-3 K		2-1 F3			3	0	0	0	0	2	1				
Scott Sheldon, R OBP: 0.230, SLG: 0.333			1-0 F7		1-3 K			0-1 F3		3	0	0	0	0	1	0				
Craig Monroe, R OBP: 0.304, SLG: 0.390			1-3 K		1-2 P4			1-1 G5-3		3	0	0	0	0	1	0				
Chris Magruder, S OBP: 0.250, SLG: 0.250			2-1 F9			0-1 G4-3		1-1 G6-3		3	0	0	0	0	0	0				
Inning Stats	R: 0 H: 0 E: 0 K: 1 S: 10	H: 0 LOB: 0 BB: 0 P: 10	R: 0 H: 0 E: 0 K: 2 S: 11	H: 0 LOB: 0 BB: 0 P: 13	R: 0 H: 0 E: 0 K: 1 S: 6	H: 2 LOB: 2 BB: 0 P: 10	R: 0 H: 0 E: 0 K: 2 S: 8	H: 0 LOB: 0 BB: 0 P: 13	R: 0 H: 0 E: 0 K: 2 S: 9	H: 0 LOB: 1 BB: 1 P: 11	R: 0 H: 0 E: 0 K: 2 S: 10	H: 0 LOB: 1 BB: 1 P: 19	R: 0 H: 0 E: 0 K: 0 S: 6	H: 0 LOB: 0 BB: 0 P: 8	R: 1 H: 2 E: 0 K: 0 S: 8	H: 2 LOB: 1 BB: 1 P: 17	1B: 2 2B: 1 3B: 0 HR: 1	SF: 0 SAC: 0 DP: 1 HBP: 0	WP: 0 PB: 0 SB: 0 CS: 0	PA: 32
PITCHER Barry Zito, L ERA: 3.57	IP: 9.0 WLS: W BF: 32 H: 4 R: 1 ER: 1 SO: 10 BB: 2 IBB: 0 HBP: 0 BLK: 0 WP: 0 HR: 1 S: 78 P: 113 ERA: 1.00 WHIP: 0.667															PITCHER	IP: WLS: BF: H: R: ER: SO: BB: IBB: HBP: BLK: WP: HR: S: P: ERA: WHIP:			

Texas Rangers @ Oakland Athletics
Network Associates Coliseum, Oakland, CA
Mon Sep 10 2001, 10:05 PM EDT
Att. 12,115 - Sunny - 68 F

AB	30
R	1
H	4
RBI	1
BB	2
SO	10
LOB	7





Batter	1	2	3	4	5	6	7	8	9	AB	R	H	RBI	BB	SO	LOB	BOTTOM			
Johnny Damon, L OBP: 0.387, SLG: 0.372	4-0 BB 1B	2-1 HR 1B	0-0 P6			1-0 G5-3		2-2 F8		4	2	1	0	1	0	3				
Jeremy Giambi, L OBP: 0.374, SLG: 0.471 Andy Abad, L (8, PH) (9, 3)	4-2 BB 1B 2B	1-2 HR 1B	2-0 G3-2-3			2-2 G1-3		1-0 P5		3	2	1	2	1	0	3				
Jason Giambi, L OBP: 0.474, SLG: 0.642 Rob Ryan, L (8, PH)	1-2 BB 2B 1B	2-3 K		0-0 F5		1-1 FC5-4 1B		2-3 K		4	1	2	1	0	1	0				
Jermaine Dye, R OBP: 0.350, SLG: 0.470	0-2 BB 1B 2B	2-2 L8		1-1 G6-3		1-1 FC5-4				4	1	1	1	0	0	1				
3 Eric Chavez, L OBP: 0.327, SLG: 0.505	0-2 FC5-4 1B	0-0 E1		0-3 K		2-1 L9 SF7 2B				4	1	2	1	0	1	0				
Terrence Long, L OBP: 0.337, SLG: 0.415	1-2 FC5-4 1B	2-3 K			0-0 G6-3		2-2 L9			4	0	1	1	0	1	2				
Miguel Tejada, R OBP: 0.311, SLG: 0.452	0-0 FC5-4 1B		3-2 BB G3-2-3 1B		1-1 G5-3		2-2 SF7			3	0	1	1	0	0	2				
Ramon Hernandez, R OBP: 0.313, SLG: 0.380	1-3 K		0-1 BB 1B		2-2 1B		3-2 K			4	0	3	0	0	1	2				
Frank Menechino, R OBP: 0.373, SLG: 0.384	3-3 K		4-2 BB 1B		0-1 F7		2-3 K			3	0	0	0	1	2	4				
Inning Stats	R: 4 H: 4 E: 0 K: 2 S: 24	H: 4 LOB: 2 BB: 2 P: 38	R: 2 H: 2 E: 1 K: 2 S: 16	H: 2 LOB: 1 BB: 0 P: 25	R: 0 H: 2 E: 0 K: 0 S: 10	H: 2 LOB: 2 BB: 1 P: 19	R: 0 H: 0 E: 0 K: 1 S: 6	H: 0 LOB: 0 BB: 0 P: 7	R: 0 H: 1 E: 0 K: 0 S: 8	H: 1 LOB: 1 BB: 0 P: 11	R: 0 H: 1 E: 0 K: 0 S: 8	H: 1 LOB: 1 BB: 0 P: 13	R: 1 H: 2 E: 0 K: 1 S: 17	H: 2 LOB: 1 BB: 0 P: 28	R: 0 H: 0 E: 0 K: 1 S: 8	H: 0 LOB: 0 BB: 0 P: 13	1B: 8 2B: 3 3B: 0 HR: 1	SF: 1 SAC: 0 DP: 1 HBP: 0	WP: 0 PB: 0 SB: 0 CS: 0	PA: 39
PITCHER Aaron Myette, R ERA: 7.2 Chris Michalak, L ERA: 4.39 Mark Petkovsek, R ERA: 5.73	IP: 1.2 WLS: L BF: 14 H: 6 R: 6 ER: 6 SO: 6 BB: 2 IBB: 0 HBP: 0 BLK: 0 WP: 0 HR: 1 S: 37 P: 58 ERA: 32.40 WHIP: 4.800															PITCHER	IP: WLS: BF: H: R: ER: SO: BB: IBB: HBP: BLK: WP: HR: S: P: ERA: WHIP:			


Texas Rangers @ Oakland Athletics
Network Associates Coliseum, Oakland, CA
Mon Sep 10 2001, 10:05 PM EDT
Att. 12,115 - Sunny - 68 F


AB	35
R	7
H	12
RBI	7
BB	3
SO	7
LOB	17





Batter	1	2	3	4	5	6	7	8	9	AB R H RBI BB SO LOB	TOP																								
											<p>Texas Rangers @ Oakland Athletics Network Associates Coliseum, Oakland, CA Tue Sep 11 2001, 10:05 PM EDT</p> <p>livebaseballscorecards.com</p> <p>AB 0 R 0 H 0 RBI 0 BB 0 SO 0 LOB 0</p>  <p>WP: 0 PA: 0 FB: 0 SB: 0 CS: 0 1B: 0 SF: 0 2B: 0 SAC: 0 3B: 0 DP: 0 HR: 0 HBP: 0</p>																								
Inning Stats																																			
PITCHER	IP	WLS	BF	H	R	ER	SO	BB	IBB	HBP	BLK	WP	HR	S	P	ERA	WHIP	PITCHER	IP	WLS	BF	H	R	ER	SO	BB	IBB	HBP	BLK	WP	HR	S	P	ERA	WHIP


Batter	1	2	3	4	5	6	7	8	9	AB R H RBI BB SO LOB	BOTTOM																								
											<p>Texas Rangers @ Oakland Athletics Network Associates Coliseum, Oakland, CA Tue Sep 11 2001, 10:05 PM EDT</p> <p>livebaseballscorecards.com</p> <p>AB 0 R 0 H 0 RBI 0 BB 0 SO 0 LOB 0</p>  <p>WP: 0 PA: 0 FB: 0 SB: 0 CS: 0 1B: 0 SF: 0 2B: 0 SAC: 0 3B: 0 DP: 0 HR: 0 HBP: 0</p>																								
Inning Stats																																			
PITCHER	IP	WLS	BF	H	R	ER	SO	BB	IBB	HBP	BLK	WP	HR	S	P	ERA	WHIP	PITCHER	IP	WLS	BF	H	R	ER	SO	BB	IBB	HBP	BLK	WP	HR	S	P	ERA	WHIP


Batter	1	2	3	4	5	6	7	8	9	AB R H RBI BB SO LOB	TOP																								
											<p>Texas Rangers @ Oakland Athletics Network Associates Coliseum, Oakland, CA Wed Sep 12 2001, 10:05 PM EDT</p> <p>livebaseballscorecards.com</p> <p>AB 0 R 0 H 0 RBI 0 BB 0 SO 0 LOB 0</p>  <p>1B: 0 SF: 0 WP: 0 PA: 0 2B: 0 SAC: 0 PB: 0 3B: 0 DP: 0 SB: 0 HR: 0 HBP: 0 CS: 0</p>																								
Inning Stats																																			
PITCHER	IP	WLS	BF	H	R	ER	SO	BB	IBB	HBP	BLK	WP	HR	S	P	ERA	WHIP	PITCHER	IP	WLS	BF	H	R	ER	SO	BB	IBB	HBP	BLK	WP	HR	S	P	ERA	WHIP


Batter	1	2	3	4	5	6	7	8	9	AB R H RBI BB SO LOB	BOTTOM																								
											<p>Texas Rangers @ Oakland Athletics Network Associates Coliseum, Oakland, CA Wed Sep 12 2001, 10:05 PM EDT</p> <p>livebaseballscorecards.com</p> <p>AB 0 R 0 H 0 RBI 0 BB 0 SO 0 LOB 0</p>  <p>1B: 0 SF: 0 WP: 0 PA: 0 2B: 0 SAC: 0 PB: 0 3B: 0 DP: 0 SB: 0 HR: 0 HBP: 0 CS: 0</p>																								
Inning Stats																																			
PITCHER	IP	WLS	BF	H	R	ER	SO	BB	IBB	HBP	BLK	WP	HR	S	P	ERA	WHIP	PITCHER	IP	WLS	BF	H	R	ER	SO	BB	IBB	HBP	BLK	WP	HR	S	P	ERA	WHIP


Batter	1	2	3	4	5	6	7	8	9	AB R H RBI BB SO LOB	TOP																								
											<p>Oakland Athletics @ Anaheim Angels Edison International Field, Anaheim, CA Thu Sep 13 2001, 10:05 PM EDT</p> <p>livebaseballscorecards.com</p> <p>AB 0 R 0 H 0 RBI 0 BB 0 SO 0 LOB 0</p> 																								
Inning Stats										1B: 0 SF: 0 WP: 0 PA: 0 2B: 0 SAC: 0 FB: 0 3B: 0 DP: 0 SB: 0 HR: 0 HBP: 0 CS: 0																									
PITCHER	IP	WLS	BF	H	R	ER	SO	BB	IBB	HBP	BLK	WP	HR	S	P	ERA	WHIP	PITCHER	IP	WLS	BF	H	R	ER	SO	BB	IBB	HBP	BLK	WP	HR	S	P	ERA	WHIP


Batter	1	2	3	4	5	6	7	8	9	AB R H RBI BB SO LOB	BOTTOM																								
											<p>Oakland Athletics @ Anaheim Angels Edison International Field, Anaheim, CA Thu Sep 13 2001, 10:05 PM EDT</p> <p>livebaseballscorecards.com</p> <p>AB 0 R 0 H 0 RBI 0 BB 0 SO 0 LOB 0</p> 																								
Inning Stats										1B: 0 SF: 0 WP: 0 PA: 0 2B: 0 SAC: 0 FB: 0 3B: 0 DP: 0 SB: 0 HR: 0 HBP: 0 CS: 0																									
PITCHER	IP	WLS	BF	H	R	ER	SO	BB	IBB	HBP	BLK	WP	HR	S	P	ERA	WHIP	PITCHER	IP	WLS	BF	H	R	ER	SO	BB	IBB	HBP	BLK	WP	HR	S	P	ERA	WHIP


Batter	1	2	3	4	5	6	7	8	9	AB R H RBI BB SO LOB	TOP																								
												<p>Oakland Athletics @ Anaheim Angels Edison International Field, Anaheim, CA Fri Sep 14 2001, 10:05 PM EDT</p> <p>livebaseballscorecards.com</p> <p>AB 0 R 0 H 0 RBI 0 BB 0 SO 0 LOB 0</p> 																							
Inning Stats											1B: 0 SF: 0 WP: 0 PA: 0 2B: 0 SAC: 0 FB: 0 3B: 0 DP: 0 SB: 0 HR: 0 HBP: 0 CS: 0																								
PITCHER	IP	WLS	BF	H	R	ER	SO	BB	IBB	HBP	BLK	WP	HR	S	P	ERA	WHIP	PITCHER	IP	WLS	BF	H	R	ER	SO	BB	IBB	HBP	BLK	WP	HR	S	P	ERA	WHIP

Batter	1	2	3	4	5	6	7	8	9	AB R H RBI BB SO LOB	BOTTOM																								
												<p>Oakland Athletics @ Anaheim Angels Edison International Field, Anaheim, CA Fri Sep 14 2001, 10:05 PM EDT</p> <p>livebaseballscorecards.com</p> <p>AB 0 R 0 H 0 RBI 0 BB 0 SO 0 LOB 0</p> 																							
Inning Stats											1B: 0 SF: 0 WP: 0 PA: 0 2B: 0 SAC: 0 FB: 0 3B: 0 DP: 0 SB: 0 HR: 0 HBP: 0 CS: 0																								
PITCHER	IP	WLS	BF	H	R	ER	SO	BB	IBB	HBP	BLK	WP	HR	S	P	ERA	WHIP	PITCHER	IP	WLS	BF	H	R	ER	SO	BB	IBB	HBP	BLK	WP	HR	S	P	ERA	WHIP

Batter	1	2	3	4	5	6	7	8	9	AB R H RBI BB SO LOB	TOP																								
												<p>Oakland Athletics @ Anaheim Angels Edison International Field, Anaheim, CA Sat Sep 15 2001, 4:05 PM EDT</p> <p>livebaseballscorecards.com</p> <p>AB 0 R 0 H 0 RBI 0 BB 0 SO 0 LOB 0</p> 																							
Inning Stats											1B: 0 SF: 0 WP: 0 PA: 0 2B: 0 SAC: 0 FB: 0 3B: 0 DP: 0 SB: 0 HR: 0 HBP: 0 CS: 0																								
PITCHER	IP	WLS	BF	H	R	ER	SO	BB	IBB	HBP	BLK	WP	HR	S	P	ERA	WHIP	PITCHER	IP	WLS	BF	H	R	ER	SO	BB	IBB	HBP	BLK	WP	HR	S	P	ERA	WHIP

Batter	1	2	3	4	5	6	7	8	9	AB R H RBI BB SO LOB	BOTTOM																								
												<p>Oakland Athletics @ Anaheim Angels Edison International Field, Anaheim, CA Sat Sep 15 2001, 4:05 PM EDT</p> <p>livebaseballscorecards.com</p> <p>AB 0 R 0 H 0 RBI 0 BB 0 SO 0 LOB 0</p> 																							
Inning Stats											1B: 0 SF: 0 WP: 0 PA: 0 2B: 0 SAC: 0 FB: 0 3B: 0 DP: 0 SB: 0 HR: 0 HBP: 0 CS: 0																								
PITCHER	IP	WLS	BF	H	R	ER	SO	BB	IBB	HBP	BLK	WP	HR	S	P	ERA	WHIP	PITCHER	IP	WLS	BF	H	R	ER	SO	BB	IBB	HBP	BLK	WP	HR	S	P	ERA	WHIP

Batter	1	2	3	4	5	6	7	8	9	AB R H RBI BB SO LOB	TOP																								
												<p>Oakland Athletics @ Anaheim Angels Edison International Field, Anaheim, CA Sun Sep 16 2001, 8:05 PM EDT</p> <p>livebaseballscorecards.com</p> <p>AB 0 R 0 H 0 RBI 0 BB 0 SO 0 LOB 0</p> 																							
Inning Stats											1B: 0 SF: 0 WP: 0 PA: 0 2B: 0 SAC: 0 FB: 0 3B: 0 DP: 0 SB: 0 HR: 0 HBP: 0 CS: 0																								
PITCHER	IP	WLS	BF	H	R	ER	SO	BB	IBB	HBP	BLK	WP	HR	S	P	ERA	WHIP	PITCHER	IP	WLS	BF	H	R	ER	SO	BB	IBB	HBP	BLK	WP	HR	S	P	ERA	WHIP

Batter	1	2	3	4	5	6	7	8	9	AB R H RBI BB SO LOB	BOTTOM																								
												<p>Oakland Athletics @ Anaheim Angels Edison International Field, Anaheim, CA Sun Sep 16 2001, 8:05 PM EDT</p> <p>livebaseballscorecards.com</p> <p>AB 0 R 0 H 0 RBI 0 BB 0 SO 0 LOB 0</p> 																							
Inning Stats											1B: 0 SF: 0 WP: 0 PA: 0 2B: 0 SAC: 0 FB: 0 3B: 0 DP: 0 SB: 0 HR: 0 HBP: 0 CS: 0																								
PITCHER	IP	WLS	BF	H	R	ER	SO	BB	IBB	HBP	BLK	WP	HR	S	P	ERA	WHIP	PITCHER	IP	WLS	BF	H	R	ER	SO	BB	IBB	HBP	BLK	WP	HR	S	P	ERA	WHIP

Batter	1	2	3	4	5	6	7	8	9	AB	R	H	RBI	BB	SO	LOB	TOP										
Johnny Damon, L OBP: 0.324, SLG: 0.373 (1, 8)										3	2	1	0	2	1	1											
Miguel Tejada, R OBP: 0.312, SLG: 0.451 (1, 6)										5	1	2	1	0	0	1											
Jason Giambi, L OBP: 0.474, SLG: 0.642 (1, 3)										5	0	2	1	0	0	2											
Jemaine Dye, R OBP: 0.354, SLG: 0.471 (1, 9)										3	0	2	0	2	0	0											
Eric Chavez, L OBP: 0.326, SLG: 0.508 (1, 5)										5	1	1	1	0	1	7											
Greg Myers, L OBP: 0.311, SLG: 0.439 (7, PH)										3	0	0	0	0	2	0											
Olmedo Saenz, R OBP: 0.297, SLG: 0.396 (7, PH)										2	0	0	0	0	2	4											
Terrence Long, L OBP: 0.337, SLG: 0.414 (1, 7)										4	0	1	0	0	1	0											
Ramon Hernandez, R OBP: 0.315, SLG: 0.391 (1, 2)										4	1	2	1	0	0	1											
Frank Menechino, R OBP: 0.372, SLG: 0.381 (1, 4)										3	1	0	0	1	1	2											
Inning Stats	R: 0 E: 0 K: 0 S: 13	H: 1 LOB: 2 BB: 1 P: 23	R: 0 E: 0 K: 1 S: 12	H: 1 LOB: 1 BB: 0 P: 20	R: 1 E: 0 K: 1 S: 13	H: 3 LOB: 1 BB: 0 P: 20	R: 1 E: 0 K: 1 S: 10	H: 1 LOB: 0 BB: 0 P: 17	R: 0 E: 0 K: 0 S: 11	H: 0 LOB: 0 BB: 0 P: 13	R: 1 E: 0 K: 1 S: 9	H: 1 LOB: 0 BB: 0 P: 18	R: 3 E: 1 K: 2 S: 14	H: 2 LOB: 2 BB: 3 P: 34	R: 0 E: 0 K: 2 S: 11	H: 1 LOB: 1 BB: 0 P: 17	R: 0 E: 0 K: 1 S: 23	H: 1 LOB: 2 BB: 1 P: 31	1B: 6 2B: 3 3B: 0 HR: 2	SF: 0 SAC: 0 DP: 1 HBP: 0	WP: 1 PB: 0 SB: 0 CS: 0	PA: 42					
PITCHER	IP	WLS	BF	H	R	ER	SO	BB	IBB	HBP	BLK	WP	HR	S	P	ERA	WHIP										
Rick Helling, R ERA: 5.04 (1, 1)	6.0		25	7	3	3	4	1	0	0	0	0	2	68	111	4.50	1.333										
Dan Kolb, R ERA: 4.15 (7, 1)	0.1	H	2	0	1	1	0	1	0	0	0	0	0	4	9	27.00	3.000										
Mike Venafro, L ERA: 4.42 (7, 1)	0.1	L	5	2	2	2	0	1	1	0	0	1	0	7	19	54.00	9.000										
Pat Mahomes, R ERA: 5.67 (7, 1)	1.1		5	1	0	0	3	0	0	0	0	0	0	14	23	0.00	0.750										
59 Jeff Zimmerman, R ERA: 2.62 (9, 1)	1.0		5	1	0	0	1	1	0	0	0	0	0	23	31	0.00	2.000										

Oakland Athletics @ Texas Rangers
The Ballpark at Arlington, Arlington, TX
Tue Sep 18 2001, 8:05 PM EDT
Att: 21,517 - Cloudy - 86 F

AB 37
R 6
H 11
RBI 4
BB 5
SO 8
LOB 18





Batter	1	2	3	4	5	6	7	8	9	AB	R	H	RBI	BB	SO	LOB	BOTTOM										
Frank Catalanotto, L OBP: 0.402, SLG: 0.517 (1, 7)										4	1	1	0	0	0	1											
Chad Curtis, R OBP: 0.339, SLG: 0.369 (1, 9)										2	2	1	0	1	0	0											
Ricky Ledee, L OBP: 0.305, SLG: 0.366 (8, PH)										1	0	0	0	0	0	0											
Alex Rodriguez, R OBP: 0.397, SLG: 0.616 (1, 6)										4	2	3	2	0	0	0											
Rafael Palmeiro, L OBP: 0.379, SLG: 0.553 (8, PR)										2	0	0	1	1	2	0											
Chris Magruder, S OBP: 0.250, SLG: 0.250 (9, 7)										0	0	0	0	0	0	0											
Ruben Sierra, S OBP: 0.310, SLG: 0.562 (1, 10)										4	0	0	1	0	1	3											
Gabe Kapler, R OBP: 0.343, SLG: 0.425 (1, 8)										3	0	0	0	1	0	2											
Mike Lamb, L OBP: 0.345, SLG: 0.412 (1, 5)										4	0	1	0	0	0	1											
Bill Haselman, R OBP: 0.323, SLG: 0.418 (9, PH)										3	0	1	0	0	1	1											
Carlos Pena, L OBP: 0.294, SLG: 0.077 (9, PH)										1	0	0	0	0	1	0											
10 Michael Young, R OBP: 0.306, SLG: 0.430 (1, 4)										4	0	0	0	0	0	2											
Inning Stats	R: 2 E: 0 K: 0 S: 13	H: 3 LOB: 1 BB: 0 P: 19	R: 0 E: 0 K: 0 S: 7	H: 1 LOB: 0 BB: 0 P: 14	R: 0 E: 0 K: 1 S: 8	H: 0 LOB: 1 BB: 1 P: 14	R: 0 E: 0 K: 1 S: 10	H: 0 LOB: 0 BB: 0 P: 16	R: 2 E: 0 K: 2 S: 12	H: 1 LOB: 1 BB: 1 P: 21	R: 0 E: 0 K: 1 S: 6	H: 1 LOB: 1 BB: 0 P: 8	R: 1 E: 0 K: 0 S: 15	H: 1 LOB: 1 BB: 1 P: 26	R: 0 E: 0 K: 1 S: 5	H: 0 LOB: 0 BB: 0 P: 9	1B: 5 2B: 1 3B: 0 HR: 1	SF: 0 SAC: 0 DP: 2 HBP: 1	WP: 0 PB: 0 SB: 1 CS: 0	PA: 36							
PITCHER	IP	WLS	BF	H	R	ER	SO	BB	IBB	HBP	BLK	WP	HR	S	P	ERA	WHIP										
Mark Mulder, L ERA: 3.57 (1, 1)	6.0	W	25	6	4	4	3	2	0	1	0	0	1	57	91	6.00	1.333										
Jeff Tam, R ERA: 2.9 (7, 1)	1.1	H	5	1	1	1	1	0	0	0	0	0	0	11	16	6.75	0.750										
Jim Mecir, R ERA: 4.05 (8, 1)	0.2	H	3	0	0	0	0	1	0	0	0	0	0	9	17	0.00	1.500										
Jason Istringhausen, R ERA: 2.78 (9, 1)	1.0	S	3	0	0	0	1	0	0	0	0	0	0	5	9	0.00	0.000										


Oakland Athletics @ Texas Rangers
The Ballpark at Arlington, Arlington, TX
Tue Sep 18 2001, 8:05 PM EDT
Att: 21,517 - Cloudy - 86 F


AB 32
R 5
H 7
RBI 4
BB 3
SO 5
LOB 10



Batter	1	2	3	4	5	6	7	8	9	AB	R	H	RBI	BB	SO	LOB	TOP										
Johnny Damon, L (1, 8) Eric Byrnes, R (9, PH) OBP: 0.325, SLG: 0.375 OBP: 0.333, SLG: 0.519	G4-3		G6-3		G4-3		1B		1B	3	1	1	1	1	0	1	<p>Oakland Athletics @ Texas Rangers The Ballpark at Arlington, Arlington, TX Wed Sep 19 2001, 8:05 PM EDT Att: 25,013 - Sunny - 80 F</p> <p>livebaseballscores.com</p> <p>AB 36 R 4 H 10 RBI 4 BB 3 SO 7 LOB 14</p> 										
Ramon Hernandez, R (1, 2) OBP: 0.314, SLG: 0.389	G6-3		K		G3		K		1B	5	0	1	0	0	2	3											
Jason Giambi, L (1, 3) Olmedo Saenz, R (9, PH) OBP: 0.297, SLG: 0.394	P4		L9		G4-3		1B		F9	4	0	1	1	0	0	1											
Jermaine Dye, R (1, 9) OBP: 0.352, SLG: 0.468		G4-3			F9		K		G6-4-3	4	0	0	0	0	1	2											
Ron Gant, R (1, 10) OBP: 0.344, SLG: 0.462		K			FC4-6 1B		F8		P4	4	0	1	0	0	1	0											
Terrence Long, L (1, 7) OBP: 0.336, SLG: 0.413		BB 1B			FC4-6 HR		G4-3		G4-3	4	1	1	0	0	0	1											
Miguel Tejada, R (1, 6) OBP: 0.315, SLG: 0.457		BB 1B			HR		BB		G4-3	2	1	1	2	2	0	0											
3 Eric Chavez, L (1, 5) OBP: 0.325, SLG: 0.506		K			K		BB		G4-3	4	0	1	0	0	2	2											
F.P. Santangelo, S (1, 4) OBP: 0.318, SLG: 0.273					G6-3 2B		BB		F7	4	1	2	0	0	1	2											
Inning Stats	R: 0 E: 0 K: 0 S: 8	H: 0 LOB: 0 BB: 0 P: 11	R: 0 E: 0 K: 2 S: 10	H: 1 LOB: 2 BB: 1 P: 15	R: 0 E: 0 K: 1 S: 13	H: 1 LOB: 1 BB: 0 P: 19	R: 2 E: 0 K: 1 S: 11	H: 2 LOB: 0 BB: 0 P: 20	R: 2 E: 0 K: 1 S: 13	H: 2 LOB: 0 BB: 0 P: 22	R: 0 E: 0 K: 1 S: 11	H: 1 LOB: 1 BB: 1 P: 21	R: 0 E: 0 K: 1 S: 9	H: 1 LOB: 1 BB: 1 P: 17	R: 0 E: 0 K: 0 S: 6	H: 0 LOB: 0 BB: 0 P: 11		R: 0 E: 0 K: 0 S: 9	H: 2 LOB: 2 BB: 0 P: 14	1B: 7 2B: 2 3B: 0 HR: 1	SF: 0 SAC: 0 DP: 1 HBP: 0	WP: 0 PB: 0 SB: 0 CS: 0	PA: 39				
PITCHER	IP	WLS	BF	H	R	ER	SO	BB	IBB	HBP	BLK	WP	HR	S	P	ERA	WHIP										
Doug Davis, L (1, 1) ERA: 4.31	6.0	W	27	7	4	4	6	2	0	0	0	0	1	66	108	6.00	1.500										
Chris Michalak, L (7, 1) ERA: 4.26	3.0	S	12	3	0	0	1	1	0	0	0	0	0	24	42	0.00	1.333										

Batter	1	2	3	4	5	6	7	8	9	AB	R	H	RBI	BB	SO	LOB	BOTTOM										
Frank Catalanotto, L (1, 7) OBP: 0.400, SLG: 0.512	HR BB	F9		F9	L5			F8		4	1	0	0	1	0	2	<p>Oakland Athletics @ Texas Rangers The Ballpark at Arlington, Arlington, TX Wed Sep 19 2001, 8:05 PM EDT Att: 25,013 - Sunny - 80 F</p> <p>livebaseballscores.com</p> <p>AB 35 R 10 H 12 RBI 8 BB 5 SO 6 LOB 11</p> 										
10 Michael Young, R (1, 4) OBP: 0.301, SLG: 0.424	F9	G4-3		L8		K		K		5	0	0	0	0	2	1											
Alex Rodriguez, R (1, 6) OBP: 0.400, SLG: 0.623	HR		2B	1B	1B	K		1B		5	2	4	2	0	1	0											
Rafael Palmeiro, L (1, 10) OBP: 0.379, SLG: 0.553	G1-3 2B		2B FC3-2 BB	P6		P4		F7		4	1	1	0	1	0	2											
Mike Lamb, L (1, 5) OBP: 0.344, SLG: 0.414	G1-3		E	2B		F7		G1-3		4	1	1	1	0	0	1											
Gabe Kapler, R (1, 8) OBP: 0.347, SLG: 0.426	FC5 1B		E	BB	1B	K		K		3	2	2	1	1	1	0											
Ricky Ledee, L (1, 9) OBP: 0.308, SLG: 0.363	FC5 BB		FC3-2		E	G4-3		G4-3		2	0	0	0	2	0	1											
Bill Haselman, R (1, 2) OBP: 0.330, SLG: 0.453	FC5		K		E7			HR		4	1	2	2	0	1	2											
Carlos Pena, L (1, 3) OBP: 0.333, SLG: 0.529		F8		HR		K		HR		4	2	2	2	0	1	2											
Inning Stats	R: 3 E: 0 K: 0 S: 21	H: 3 LOB: 2 BB: 2 P: 39	R: 0 E: 0 K: 0 S: 11	H: 0 LOB: 0 BB: 0 P: 14	R: 3 E: 1 K: 1 S: 11	H: 2 LOB: 2 BB: 2 P: 19	R: 1 E: 0 K: 0 S: 12	H: 2 LOB: 1 BB: 0 P: 16	R: 1 E: 0 K: 1 S: 14	H: 2 LOB: 1 BB: 1 P: 22	R: 0 E: 0 K: 2 S: 9	H: 0 LOB: 0 BB: 0 P: 13	R: 0 E: 0 K: 1 S: 8	H: 0 LOB: 0 BB: 0 P: 15	R: 2 E: 0 K: 1 S: 17	H: 3 LOB: 1 BB: 0 P: 25		1B: 6 2B: 2 3B: 0 HR: 4	SF: 0 SAC: 0 DP: 0 HBP: 0	WP: 0 PB: 0 SB: 3 CS: 0	PA: 40						
PITCHER	IP	WLS	BF	H	R	ER	SO	BB	IBB	HBP	BLK	WP	HR	S	P	ERA	WHIP										
Tim Hudson, R (1, 1) ERA: 3.38	3.0	L	17	5	6	4	1	4	0	0	0	0	1	43	72	12.00	3.000										
Gl Hernandez, R (4, 1) ERA: 5.59	1.0		5	2	1	1	0	0	0	0	0	0	0	12	16	9.00	2.000										
Mark Guthrie, L (5, 1) ERA: 4.74	1.0		6	2	1	1	1	1	0	0	0	0	0	14	22	9.00	3.000										
Mike Fyhrie, R (6, 1) ERA: 3.94	1.0		3	0	0	0	2	0	0	0	0	0	0	9	13	0.00	0.000										
Chad Harville, R (7, 1) ERA:	1.0		3	0	0	0	1	0	0	0	0	0	0	8	15	0.00	0.000										
PITCHER	IP	WLS	BF	H	R	ER	SO	BB	IBB	HBP	BLK	WP	HR	S	P	ERA	WHIP										
Luis Vizcaino, R (8, 1) ERA: 3.69	1.0		6	3	2	2	1	0	0	0	0	0	0	2	25	18.00	3.000										

Batter	1	2	3	4	5	6	7	8	9	AB	R	H	RBI	BB	SO	LOB	TOP								
Johnny Damon, L (1, 8) OBP: 0.325, SLG: 0.376	1-1 F9	3-3 K			0-0 1B 2B		2-3 K	4-1 BB		4	1	1	0	1	2	1	Oakland Athletics @ Texas Rangers The Ballpark at Arlington, Arlington, TX Thu Sep 20 2001, 8:05 PM EDT Att: 22,219 - Sunny - 75 F livebaseballscorecards.com AB 36 R 7 H 12 RBI 7 BB 5 SO 5 LOB 16 								
Miguel Tejada, R (1, 6) OBP: 0.316, SLG: 0.455	4-1 1B SF9 BB		0-2 F3		0-2 CS 1B		2-2 G5-3	0-0 F7		4	1	1	2	1	0	2									
Jason Giambi, L (1, 10) OBP: 0.472, SLG: 0.635	1-2 1B		2-2 G1-3		3-3 2H 3H 1B		4-2 WP BB	0-1 G6-3		4	0	1	0	1	1	3									
Jermaine Dye, R (1, 9) OBP: 0.349, SLG: 0.464	1-1 SF9		3-3 K		1-0 G5-3		2-2 G4-3		2-1 P3	4	0	0	1	0	1	1									
Terrence Long, L (1, 7) OBP: 0.338, SLG: 0.414	2-0 1B			2-0 CS 1B		0-1 G4-3		3-1 1B 3 HR 1B	0-2 F7	5	1	3	0	0	0	0									
Olmedo Saenz, R (1, 3) OBP: 0.297, SLG: 0.397	0-0 P4			1-3 K		3-2 3 1B 2B		0-1 F8	4-1 FC5-4 BB	3	1	1	0	0	1	3									
Jeremy Giambi, L (8, PH) OBP: 0.388, SLG: 0.469				1-2 K						1	0	0	0	1	0	1									
Ramon Hernandez, R (1, 2) OBP: 0.315, SLG: 0.388		0-0 L5		4-2 BB		0-0 F8		0-1 3 HR 1B	2-2 FC5-4	4	1	1	0	1	0	2									
3 Eric Chavez, L (1, 5) OBP: 0.328, SLG: 0.514		0-1 1B		1-2 F5		0-0 S 1B		1-0 HR		4	1	3	4	0	0	1									
F.P. Santangelo, S (1, 4) OBP: 0.329, SLG: 0.276		3-1 P6			2-2 2B 1B HBP		1-1 F9	0-0 BB 1B		3	1	1	0	0	0	2									
Inning Stats	R: 1 E: 0 K: 0 S: 10	H: 2 LOB: 2 BB: 1 P: 19	R: 0 E: 0 K: 1 S: 8	H: 1 LOB: 1 BB: 0 P: 14	R: 0 E: 0 K: 1 S: 12	H: 0 LOB: 0 BB: 0 P: 17	R: 0 E: 0 K: 1 S: 12	H: 1 LOB: 1 BB: 1 P: 20	R: 2 E: 0 K: 1 S: 13	H: 2 LOB: 1 BB: 0 P: 19	R: 1 E: 0 K: 0 S: 9	H: 2 LOB: 1 BB: 0 P: 13	R: 0 E: 0 K: 1 S: 14	H: 0 LOB: 1 BB: 1 P: 24	R: 3 E: 0 K: 0 S: 12	H: 4 LOB: 2 BB: 1 P: 20	R: 0 E: 0 K: 0 S: 10	H: 0 LOB: 1 BB: 1 P: 18	1B: 9 2B: 2 3B: 0 HR: 1	SF: 1 SAC: 0 DP: 0 HBP: 1	WP: 1 PB: 0 SB: 2 CS: 2	PA: 43			
PITCHER	IP	WLS	BF	H	R	ER	SO	BB	IBB	HBP	BLK	WP	HR	S	P	ERA	WHIP								
Darren Oliver, L (1, 1) ERA: 5.91	6.0	L	27	8	4	4	4	2	0	1	0	0	0	64	102	6.00	1.667								
Dan Kolb, R (7, 1) ERA: 3.72	1.0		4	0	0	0	1	1	0	0	0	1	0	14	24	0.00	1.000								
Mark Petkovsek, R (8, 1) ERA: 6.03	1.0		8	4	3	3	0	1	0	0	0	0	1	12	20	27.00	5.000								
Juan Moreno, L (9, 1) ERA: 3.89	1.0		4	0	0	0	0	1	0	0	0	0	0	10	18	0.00	1.000								

Batter	1	2	3	4	5	6	7	8	9	AB	R	H	RBI	BB	SO	LOB	BOTTOM								
Chad Curtis, R (1, 7) OBP: 0.344, SLG: 0.363	4-2 10 L3 BB		0-2 F9		4-2 10 1B 10 S BB		2-1 L5			2	0	0	0	2	0	0	Oakland Athletics @ Texas Rangers The Ballpark at Arlington, Arlington, TX Thu Sep 20 2001, 8:05 PM EDT Att: 22,219 - Sunny - 75 F livebaseballscorecards.com AB 31 R 2 H 8 RBI 2 BB 4 SO 9 LOB 16 								
10 Michael Young, R (1, 4) OBP: 0.307, SLG: 0.431	2-2 L3			1-0 1B	1-1 1B			2-2 G4-6-3 1B		4	1	3	0	0	0	1									
Alex Rodriguez, R (1, 6) OBP: 0.399, SLG: 0.620	1-0 F8			4-2 1B BB	1-3 K			0-0 G4-6-3	2-3 K	3	0	0	0	1	1	3									
Rafael Palmeiro, L (1, 10) OBP: 0.378, SLG: 0.556		1-2 HR		0-3 K		1-0 F8		2-3 K		4	1	1	1	0	2	2									
Ruben Sierra, S (1, 9) OBP: 0.313, SLG: 0.561		1-1 G1-3		0-0 FC5-4 1B	1-2 2H	1-2 1B		0-0 G1-3		4	0	2	1	0	0	0									
Gabe Kapler, R (1, 8) OBP: 0.348, SLG: 0.427		1-0 CS 1B		1-0 F7		3-2 F7		1-2 1B		4	0	2	0	0	0	3									
Bill Haselman, R (1, 2) OBP: 0.233, SLG: 0.439		3-1 G6-3		0-2 FC5-4		0-3 K		0-3 K		3	0	0	0	0	1	4									
Chris Magruder, S (9, PH) OBP: 0.222, SLG: 0.222				1-2 1B						1	0	0	0	0	1	1									
Scott Sheldon, R (1, 5) OBP: 0.233, SLG: 0.326			2-2 G5-3		4-2 CS BB		1-3 K		1-3 K	2	0	0	0	1	1	0									
Ricky Ledee, L (9, PH) OBP: 0.307, SLG: 0.361										1	0	0	0	0	1	1									
Carlos Pena, L (1, 3) OBP: 0.292, SLG: 0.450			0-3 K		3-3 K		0-0 G5-3			3	0	0	0	0	2	1									
Inning Stats	R: 0 E: 0 K: 0 S: 6	H: 0 LOB: 0 BB: 1 P: 13	R: 1 E: 0 K: 0 S: 8	H: 2 LOB: 0 BB: 0 P: 14	R: 0 E: 0 K: 1 S: 10	H: 0 LOB: 0 BB: 0 P: 12	R: 1 E: 0 K: 1 S: 11	H: 2 LOB: 2 BB: 1 P: 17	R: 0 E: 0 K: 2 S: 14	H: 1 LOB: 2 BB: 2 P: 27	R: 0 E: 0 K: 1 S: 12	H: 1 LOB: 1 BB: 0 P: 17	R: 0 E: 0 K: 1 S: 7	H: 0 LOB: 0 BB: 0 P: 10	R: 0 E: 0 K: 1 S: 7	H: 1 LOB: 0 BB: 0 P: 11	R: 0 E: 0 K: 2 S: 10	H: 1 LOB: 1 BB: 0 P: 12	1B: 6 2B: 3 3B: 0 HR: 1	SF: 0 SAC: 0 DP: 3 HBP: 0	WP: 0 PB: 0 SB: 1 CS: 2	PA: 35			
PITCHER	IP	WLS	BF	H	R	ER	SO	BB	IBB	HBP	BLK	WP	HR	S	P	ERA	WHIP								
Barry Zito, L (1, 1) ERA: 3.56	6.0	W	25	6	2	2	5	4	0	0	0	0	0	61	100	3.00	1.667								
Mike Magnante, L (7, 1) ERA: 2.74	1.0	H	3	0	0	0	1	0	0	0	0	0	0	7	10	0.00	0.000								
Jim Mecir, R (8, 1) ERA: 3.9	2.0		7	2	0	0	3	0	0	0	0	0	0	17	23	0.00	1.000								

Batter	1	2	3	4	5	6	7	8	9	AB	R	H	RBI	BB	SO	LOB	TOP			
51 Ichiro Suzuki, L (1, 9) OBP: 0.391, SLG: 0.456	P4		K		K			G5-4-3 1B		4	0	1	0	0	2	0	Seattle Mariners @ Oakland Athletics Network Associates Coliseum, Oakland, CA Fri Sep 21 2001, 10:05 PM EDT Att: 30,387 - Sunny - 61 F			
Mark McLemore, S (1, 5) OBP: 0.382, SLG: 0.389	L7		3B		F7			P6		4	0	1	0	0	0	1				
Edgar Martinez, R (1, 10) OBP: 0.425, SLG: 0.540	1B		BB		G4-3			G5-4-3 1-2		3	0	1	0	1	0	1				
John Olerud, L (1, 3) OBP: 0.397, SLG: 0.452	G4-3		BB		1-2					3	0	0	0	1	0	1				
Mike Cameron, R (1, 8)		G3-1	F8			G6-3			F8	4	1	1	1	0	1	3				
Carlos Guillen, S (1, 6)		FC4-6 1B			1-1	G4-3			HR	3	0	2	0	1	0	0				
Jay Buhner, R (1, 7) Gene Kingsale, S (9, PR)	FC4-6 1-2 2B				F8			G5-4-3 BB		3	0	1	0	1	0	2				
Dan Wilson, R (1, 2) Tom Lampkin, L (9, PH)	1-1 2B				1-3	K		G5-4-3 1-2		1	0	0	0	0	1	2				
Ramón Vázquez, L (1, 4) Stan Javier, S (9, PH)					1-0	G5-3		F7		3	0	0	0	0	1	1				
					1-0	G5-3			G6-3	1	0	0	0	0	0	3				
Inning Stats	R: 0 E: 0 K: 0 S: 6	H: 1 LOB: 1 BB: 0 P: 13	R: 0 E: 0 K: 0 S: 8	H: 2 LOB: 2 BB: 0 P: 15	R: 0 E: 0 K: 2 S: 11	H: 1 LOB: 3 BB: 2 P: 23	R: 0 E: 0 K: 1 S: 8	H: 1 LOB: 1 BB: 0 P: 11	R: 0 E: 0 K: 1 S: 7	H: 0 LOB: 0 BB: 0 P: 10	R: 0 E: 0 K: 1 S: 5	H: 0 LOB: 0 BB: 1 P: 9	R: 0 E: 0 K: 0 S: 5	H: 1 LOB: 3 BB: 1 P: 9	R: 1 E: 0 K: 1 S: 17	H: 2 LOB: 3 BB: 1 P: 26	1B: 5 2B: 1 3B: 1 HR: 1	SF: 0 SAC: 0 DP: 2 HBP: 0	WP: 0 PB: 0 SB: 0 CS: 0	PA: 36
PITCHER	IP WLS BF H R ER SO	IP WLS BF H R ER SO	IP WLS BF H R ER SO	IP WLS BF H R ER SO	IP WLS BF H R ER SO	IP WLS BF H R ER SO	IP WLS BF H R ER SO	IP WLS BF H R ER SO	IP WLS BF H R ER SO	IP WLS BF H R ER SO	IP WLS BF H R ER SO	IP WLS BF H R ER SO	IP WLS BF H R ER SO	IP WLS BF H R ER SO	IP WLS BF H R ER SO	IP WLS BF H R ER SO	ERA WHIP	ERA WHIP	ERA WHIP	
Cory Lidle, R (1, 1) ERA: 3.61	7.0	W	27	5	0	5	3	0	0	0	0	53	95	0.00	1.143					
Mike Magrane, L (8, 1) ERA: 2.84	1.1		5	2	1	1	0	0	0	0	0	1	9	6.75	1.500					
Luis Vizcaino, R (9, 1) ERA: 3.69	0.0		2	1	0	0	1	0	0	0	0	1	5	∞	∞					
Jason Istringhausen, R (9, 1) ERA: 2.76	0.2	S	2	0	0	0	0	0	0	0	0	12	14	0.00	0.000					

Batter	1	2	3	4	5	6	7	8	9	AB	R	H	RBI	BB	SO	LOB	BOTTOM			
Johnny Damon, L (1, 8) OBP: 0.324, SLG: 0.373	F9		G1-3		G4-3	BB BB		K		4	0	0	0	1	1	0	Seattle Mariners @ Oakland Athletics Network Associates Coliseum, Oakland, CA Fri Sep 21 2001, 10:05 PM EDT Att: 30,387 - Sunny - 61 F			
Jeremy Giambi, L (1, 10) OBP: 0.383, SLG: 0.462	K		K		G6-3	P5		G4-3		5	0	0	0	0	2	3				
Jason Giambi, L (1, 3) OBP: 0.475, SLG: 0.643	HR		FC6-4 BB		1B	BB		BB		2	1	2	2	2	0	0				
Jermaine Dye, R (1, 9) OBP: 0.348, SLG: 0.462	F8		FC6-4 1-2		BB	F8				3	0	0	0	1	0	4				
3 Eric Chavez, L (1, 5) OBP: 0.332, SLG: 0.515		1B WP 1B			G4-3			FC3-6 1B		3	2	2	0	1	0	2				
Terrence Long, L (1, 7) OBP: 0.341, SLG: 0.420		G6-3 WP 1B			1B			1B 3B		4	1	3	0	0	0	1				
Miguel Tejada, R (1, 6) OBP: 0.315, SLG: 0.454	F9		F8		F8	BB SH5-3 BB		F8		4	1	1	1	0	0	5				
Ramon Hernandez, R (1, 2) OBP: 0.313, SLG: 0.386	G6-3		SF7		SF7	SH5-3		G1-3		2	0	0	1	0	0	2				
F.P. Santangelo, S (1, 4) Frank Menechino, R (9, 4) OBP: 0.372, SLG: 0.381	K		K		K	BB BB		K		3	0	0	0	1	3	2				
										0	0	0	0	0	0	0				
Inning Stats	R: 1 E: 0 K: 1 S: 16	H: 1 LOB: 0 BB: 0 P: 21	R: 1 E: 0 K: 1 S: 10	H: 2 LOB: 1 BB: 0 P: 19	R: 0 E: 0 K: 1 S: 12	H: 0 LOB: 1 BB: 1 P: 20	R: 1 E: 0 K: 1 S: 11	H: 1 LOB: 1 BB: 1 P: 26	R: 0 E: 0 K: 0 S: 8	H: 1 LOB: 2 BB: 1 P: 17	R: 2 E: 0 K: 0 S: 17	H: 2 LOB: 3 BB: 3 P: 32	R: 0 E: 0 K: 0 S: 9	H: 1 LOB: 0 BB: 0 P: 13	R: 0 E: 0 K: 2 S: 9	H: 0 LOB: 0 BB: 0 P: 11	1B: 6 2B: 0 3B: 1 HR: 1	SF: 1 SAC: 1 DP: 0 HBP: 0	WP: 1 PB: 0 SB: 0 CS: 0	PA: 38
PITCHER	IP WLS BF H R ER SO	IP WLS BF H R ER SO	IP WLS BF H R ER SO	IP WLS BF H R ER SO	IP WLS BF H R ER SO	IP WLS BF H R ER SO	IP WLS BF H R ER SO	IP WLS BF H R ER SO	IP WLS BF H R ER SO	IP WLS BF H R ER SO	IP WLS BF H R ER SO	IP WLS BF H R ER SO	IP WLS BF H R ER SO	IP WLS BF H R ER SO	IP WLS BF H R ER SO	IP WLS BF H R ER SO	ERA WHIP	ERA WHIP	ERA WHIP	
Paul Abbott, R (1, 1) ERA: 4.17	5.0	L	23	5	3	3	4	3	0	0	0	0	0	10	5.40	1.600				
Ryan Franklin, R (6, 1) ERA: 3.63	1.0		8	2	2	2	0	3	0	0	0	0	0	17	32	18.00	5.000			
Brett Tomko, R (7, 1) ERA: 5.76	1.0		4	1	0	0	0	0	0	0	0	9	13	0.00	1.000					
Jose Paniagua, R (8, 1) ERA: 4.62	1.0		3	0	0	0	2	0	0	0	0	9	11	0.00	0.000					

AB	32
R	1
H	8
RBI	1
BB	4
SO	6
LOB	16



AB	30
R	5
H	8
RBI	4
BB	6
SO	6
LOB	19



Batter	1	2	3	4	5	6	7	8	9	AB	R	H	RBI	BB	SO	LOB	TOP					
51 Ichiro Suzuki, L (1, 9) Gene Kingsale, S (6, 9)	1-1 G4-3		1-1 P4		0-0 1B SF8	2-0 1B		0-1 B4-3		4	1	2	0	0	0	0						
Mark McLemore, S (1, 4) Jay Buhner, R (6, PH) Ramón Vázquez, L (6, 4) Mike Cameron, R (1, 8) Charles Gibson, R (7, 8)	0-3 K		1-0 1B		2-1 1B SF8	2-1 G6-3		0-1 G4-3		3	0	2	0	0	1	0						
Edgar Martínez, R (1, 10)		4-1 1B BB	0-3 K		2-2 1B SF8		1-2 G5-3		4-1 G6-3 BB	3	0	1	1	0	0	0						
John Olerud, L (1, 3)		1-1 1B BB		1-0 1B HR	2-0 G4-3		0-0 L7		2-1 G6-3	4	0	1	0	1	1	4						
Stan Javier, S (1, 7)		1-3 K		2-3 K		1-1 51 1B 1B				4	0	2	0	0	2	2						
Carlos Guillen, S (1, 6)		2-3 K		4-1 1B BB		0-1 F7		0-1 G3		3	0	0	0	1	1	5						
Ed Sprague, R (1, 5)		1-2 F9		0-3 K		2-3 K		2-2 F9		4	0	0	0	0	2	4						
Tom Lampkin, L (1, 2) Pat Borders, R (6, PH)			1-3 K	1-1 F8		0-2 51 1B 1B			1-1 B4-3 1B	2	0	0	0	0	1	1						
Inning Stats	R: 0 E: 0 K: 5 S: 6	H: 0 LOB: 0 BB: 0 P: 9	R: 0 E: 0 K: 2 S: 13	H: 1 LOB: 2 BB: 1 P: 22	R: 0 E: 0 K: 2 S: 13	H: 2 LOB: 2 BB: 0 P: 17	R: 1 E: 0 K: 2 S: 12	H: 1 LOB: 1 BB: 0 P: 20	R: 1 E: 0 K: 0 S: 8	H: 2 LOB: 1 BB: 0 P: 14	R: 0 E: 0 K: 1 S: 14	H: 3 LOB: 3 BB: 0 P: 21	R: 0 E: 0 K: 0 S: 10	H: 2 LOB: 2 BB: 0 P: 14	R: 0 E: 0 K: 0 S: 9	H: 1 LOB: 1 BB: 0 P: 12	R: 0 E: 0 K: 0 S: 5	H: 0 LOB: 0 BB: 1 P: 12	1B: 10 2B: 1 3B: 0 HR: 1	SF: 1 SAC: 0 DP: 1 HBP: 0	WP: 0 PB: 0 SB: 1 CS: 0	PA: 41
PITCHER	IP WLS BF H R ER SO BB IBB HBP BLK WP HR S P ERA WHIP																					
Erik Hiljus, R (1, 1) Mark Guthrie, L (6, 1) Jeff Tam, R (7, 1) Mike Fyhrie, R (8, 1)	5.2 W 26 7 2 2 8 2 0 0 0 0 0 1 60 93 3.18 1.588																					

Seattle Mariners @ Oakland Athletics
Network Associates Coliseum, Oakland, CA
Sat Sep 22 2001, 4:05 PM EDT
Att: 45,734 - Cloudy - 67 F

AB	37
R	2
H	12
RBI	2
BB	3
SO	8
LOB	24



Batter	1	2	3	4	5	6	7	8	9	AB	R	H	RBI	BB	SO	LOB	BOTTOM			
Johnny Damon, L (1, 8) Rob Ryan, L (7, PH)	3-2 1B 3 E	2-2 1B G4-6-3		1-3 K	1-1 G3-1		3-2 F7			4	2	2	0	0	1	1				
Jeremy Giambi, L (1, 10)	1-3 K	0-2 1B G4-6-3		0-2 G4-3		3-2 F9		4-2 1B BB		4	0	1	0	1	1	2				
Jason Giambi, L (1, 3) Olmedo Saenz, R (6, PH)	0-1 3 E 1B SF7	1-0 1B G4-6-3		4-2 1B BB		1-2 F3		1-1 P4		3	1	1	0	1	0	1				
Jermaine Dye, R (1, 9)	4-2 1B BB	0-2 2B		2-2 P6		2-3 K		0-3 K		4	1	1	0	1	2	3				
3 Eric Chavez, L (1, 5)	1-2 E4 1B	1-1 F7		2-1 G3		2-0 1B HR		0-1 G1-3		5	2	1	2	0	0	4				
Terrence Long, L (1, 7)	2-1 SF7		2-3 K		2-0 1B HR		0-2 G5-3			3	1	1	2	0	1	0				
Miguel Tejada, R (1, 6)	1-1 1B PB		1-3 K		0-0 1B HR		0-1 1B HR			4	3	3	2	0	1	0				
Ramon Hernandez, R (1, 2)	1-2 1B S		2-3 K		0-1 1B HR		0-1 G6-3			4	1	2	3	0	1	0				
F.P. Santangelo, S (1, 4) Frank Menechino, R (8, 4)	3-3 K			4-2 1B G4-3		1-3 K		1-0 1B HBP		2	0	0	0	1	2	1				
Inning Stats	R: 5 E: 1 K: 2 S: 29	H: 4 LOB: 1 BB: 1 P: 45	R: 1 E: 0 K: 0 S: 13	H: 3 LOB: 0 BB: 0 P: 17	R: 0 E: 0 K: 3 S: 10	H: 0 LOB: 0 BB: 0 P: 15	R: 0 E: 0 K: 1 S: 15	H: 0 LOB: 2 BB: 2 P: 26	R: 3 E: 0 K: 1 S: 11	H: 3 LOB: 0 BB: 0 P: 17	R: 0 E: 0 K: 1 S: 13	H: 0 LOB: 0 BB: 0 P: 19	R: 2 E: 0 K: 0 S: 11	H: 2 LOB: 1 BB: 0 P: 17	R: 0 E: 0 K: 1 S: 10	H: 0 LOB: 1 BB: 1 P: 15	1B: 7 2B: 1 3B: 0 HR: 4	SF: 1 SAC: 0 DP: 1 HBP: 1	WP: 0 PB: 1 SB: 1 CS: 0	PA: 41
PITCHER	IP WLS BF H R ER SO BB IBB HBP BLK WP HR S P ERA WHIP																			
Joel Pineiro, R (1, 1) Denny Stark, R (3, 1) Norm Charlton, L (6, 1) Jeff Nelson, R (7, 1) Jose Paniagua, R (8, 1)	2.0 L 14 3 3 3 5 2 0 0 0 0 0 2 36 58 9.00 4.000																			

Seattle Mariners @ Oakland Athletics
Network Associates Coliseum, Oakland, CA
Sat Sep 22 2001, 4:05 PM EDT
Att: 45,734 - Cloudy - 67 F

AB	35
R	11
H	12
RBI	9
BB	4
SO	9
LOB	14



Batter	1	2	3	4	5	6	7	8	9	AB	R	H	RBI	BB	SO	LOB	TOP					
51 Ichiro Suzuki, L (1, 9) OBP: 0.380, SLG: 0.454	G6-3		G4-3				K		G3	5	0	1	0	0	1	0	Seattle Mariners @ Oakland Athletics Network Associates Coliseum, Oakland, CA Sun Sep 23 2001, 4:05 PM EDT Att: 38,628 - Cloudy - 62 F					
Carlos Guillen, S (1, 6) OBP: 0.326, SLG: 0.342	G5-3		G5-3 1B					HBP 2B	1B	5	1	3	0	0	1	1						
Bret Boone, R (1, 4) OBP: 0.367, SLG: 0.576										3	0	1	0	0	1	1						
Ramón Vázquez, L (6, PR) OBP: 0.071, SLG: 0.077	K								G3	1	1	0	0	0	0	1						
Edgar Martínez, R (1, 10) OBP: 0.427, SLG: 0.542			G5-3							2	1	1	1	2	0	2						
Mike Cameron, R (1, 8) OBP: 0.352, SLG: 0.493										4	1	2	1	0	0	3						
Jay Buhner, R (1, 7) OBP: 0.344, SLG: 0.286										4	0	1	0	0	0	3						
Charles Gipson, R (8, 5) OBP: 0.246, SLG: 0.260										0	0	0	0	0	0	0						
Stan Javier, S (1, 3) OBP: 0.380, SLG: 0.374										4	0	0	0	0	1	5						
Ed Sprague, R (1, 5) OBP: 0.385, SLG: 0.456										3	0	1	1	0	0	0						
John Olerud, L (8, PH) OBP: 0.396, SLG: 0.457										1	0	0	0	0	0	2						
Dan Wilson, R (1, 2) OBP: 0.303, SLG: 0.384										3	0	0	0	0	1	2						
Mark McLemore, S (9, PH) OBP: 0.393, SLG: 0.391										1	0	0	0	0	0	0						
Inning Stats	R: 0 E: 0 K: 1 S: 8	H: 0 LOB: 0 BB: 0 P: 14	R: 1 E: 0 K: 1 S: 15	H: 2 LOB: 2 BB: 1 P: 23	R: 0 E: 0 K: 0 S: 10	H: 2 LOB: 0 BB: 0 P: 17	R: 0 E: 0 K: 0 S: 7	H: 0 LOB: 0 BB: 0 P: 11	R: 0 E: 0 K: 1 S: 8	H: 1 LOB: 1 BB: 0 P: 10	R: 0 E: 0 K: 0 S: 9	H: 1 LOB: 1 BB: 1 P: 15	R: 0 E: 0 K: 1 S: 13	H: 0 LOB: 0 BB: 0 P: 19	R: 3 E: 1 K: 1 S: 14	H: 3 LOB: 2 BB: 0 P: 19	R: 0 E: 0 K: 0 S: 7	H: 1 LOB: 1 BB: 0 P: 13	1B: 9 2B: 1 3B: 0 HR: 0	SF: 0 SAC: 0 DP: 1 HBP: 1	WP: 0 PB: 0 SB: 0 CS: 1	PA: 39
PITCHER	IP WLS BF H R ER SO BB IBB HBP BLK WP HR S P ERA WHIP																					
Mark Mulder, L (1, 1) ERA: 3.49	7.0 W 28 6 1 1 4 2 0 0 0 0 0 0 70 109 1.29 1.143																					
Jeff Tam, R (8, 1) ERA: 3.11	0.0 2 1 2 2 0 0 0 0 1 0 0 0 4 6 ∞ ∞																					
Jim Mecir, R (8, 1) ERA: 3.88	0.2 H 4 2 1 0 1 0 0 0 0 0 0 0 8 11 0.00 3.000																					
Mike Magnante, L (8, 1) ERA: 2.82	0.1 H 1 0 0 0 0 0 0 0 0 0 0 0 2 2 0.00 0.000																					
Jason Istringhausen, R (9, 1) ERA: 2.71	1.0 S 4 1 0 0 0 0 0 0 0 0 0 0 7 13 0.00 1.000																					

Batter	1	2	3	4	5	6	7	8	9	AB	R	H	RBI	BB	SO	LOB	BOTTOM			
Johnny Damon, L (1, 8) OBP: 0.324, SLG: 0.371	F7	F9					L6	K		4	0	0	0	1	1	2	Seattle Mariners @ Oakland Athletics Network Associates Coliseum, Oakland, CA Sun Sep 23 2001, 4:05 PM EDT Att: 38,628 - Cloudy - 62 F			
Jeremy Giambi, L (1, 10) OBP: 0.385, SLG: 0.459										1	1	0	0	2	0	0				
Ron Gant, R (7, PH) OBP: 0.347, SLG: 0.464										1	0	1	0	0	0	0				
Jason Giambi, L (1, 3) OBP: 0.474, SLG: 0.637										3	1	0	0	1	0	3				
Jermaine Dye, R (1, 9) OBP: 0.348, SLG: 0.466										4	1	1	3	0	1	2				
3 Eric Chavez, L (1, 5) OBP: 0.332, SLG: 0.526										4	2	2	1	0	2	0				
Terrence Long, L (1, 7) OBP: 0.338, SLG: 0.422										4	0	0	0	0	1	1				
Miguel Tejada, R (1, 6) OBP: 0.319, SLG: 0.460										3	1	1	0	1	1	0				
Greg Myers, L (1, 2) OBP: 0.316, SLG: 0.467										4	1	2	3	0	2	1				
Mark Bellhorn, S (8, PR) OBP: 0.222, SLG: 0.193										0	0	0	0	0	0	0				
Ramon Hernandez, R (9, 2) OBP: 0.314, SLG: 0.394										0	0	0	0	0	0	0				
Frank Menechino, R (1, 4) OBP: 0.371, SLG: 0.378										3	0	0	0	0	1	0				
Inning Stats	R: 3 E: 0 K: 1 S: 16	H: 1 LOB: 2 BB: 2 P: 28	R: 1 E: 0 K: 0 S: 8	H: 1 LOB: 0 BB: 0 P: 15	R: 0 E: 0 K: 0 S: 6	H: 0 LOB: 0 BB: 0 P: 13	R: 0 E: 0 K: 2 S: 10	H: 1 LOB: 1 BB: 0 P: 11	R: 0 E: 0 K: 2 S: 12	H: 0 LOB: 2 BB: 2 P: 22	R: 1 E: 0 K: 0 S: 12	H: 1 LOB: 0 BB: 0 P: 15	R: 0 E: 0 K: 0 S: 12	H: 1 LOB: 1 BB: 0 P: 19	R: 2 E: 0 K: 2 S: 18	H: 2 LOB: 2 BB: 1 P: 33	1B: 2 2B: 2 3B: 0 HR: 3	SF: 0 SAC: 0 DP: 0 HBP: 1	WP: 0 PB: 0 SB: 0 CS: 0	PA: 37
PITCHER	IP WLS BF H R ER SO BB IBB HBP BLK WP HR S P ERA WHIP																			
Freddy Garcia, R (1, 1) ERA: 2.98	6.0 L 26 4 5 5 7 4 0 0 0 0 0 0 3 64 7.50 1.333																			
Arthur Rhodes, L (7, 1) ERA: 1.43	1.0 4 1 0 0 0 0 0 0 0 0 0 0 12 19 0.00 1.000																			
Kazuhiko Sasaki, R (8, 1) ERA: 3.5	1.0 7 2 2 2 2 1 0 1 0 0 0 0 18 33 18.00 3.000																			

AB	36
R	4
H	10
RBI	3
BB	2
SO	5
LOB	20



AB	31
R	7
H	7
RBI	7
BB	5
SO	9
LOB	9



Batter	1	2	3	4	5	6	7	8	9	AB	R	H	RBI	BB	SO	LOB	TOP					
Orlando Palmeiro, L OBP: 0.321, SLG: 0.324 (1, 9)	G4-3		L8					G3		4	0	1	0	0	0	0	Anaheim Angels @ Oakland Athletics Network Associates Coliseum, Oakland, CA Thu Sep 27 2001, 3:35 PM EDT Att: 17,167 - Cloudy - 66 F					
David Eckstein, R OBP: 0.357, SLG: 0.358 (1, 6)	G6-3			1B	1B			G5-3		4	1	1	0	0	1	2						
16 Garret Anderson, L OBP: 0.313, SLG: 0.475 (1, 7)	G5-3			K				G3		4	0	0	0	0	1	1						
Troy Glaus, R OBP: 0.358, SLG: 0.519 (1, 5)		BB						F7		3	0	1	1	1	0	0						
Scott Spiezio, S OBP: 0.329, SLG: 0.448 (1, 3)	P6			F7				G3-1		4	0	0	0	0	0	2						
Tim Salmon, R OBP: 0.370, SLG: 0.396 (1, 10)	F7			K				G5-3		3	0	0	0	0	1	2						
Jorge Fabregas, L OBP: 0.248, SLG: 0.338 (1, 2)	G3							G6-3		3	1	1	1	0	0	1						
Adam Kennedy, L OBP: 0.321, SLG: 0.377 (1, 4)			F9					F7		3	0	0	0	0	0	0						
Jeff DaVanon, S OBP: 0.270, SLG: 0.409 (1, 8)	F7							G4-3		3	0	1	0	0	0	0						
Inning Stats	R: 0 E: 0 K: 0 S: 8	H: 0 LOB: 0 BB: 0 P: 9	R: 0 E: 0 K: 0 S: 7	H: 0 LOB: 1 BB: 1 P: 14	R: 0 E: 0 K: 0 S: 11	H: 0 LOB: 0 BB: 0 P: 15	R: 1 E: 0 K: 2 S: 12	H: 2 LOB: 1 BB: 0 P: 17	R: 1 E: 0 K: 1 S: 10	H: 3 LOB: 2 BB: 0 P: 17	R: 0 E: 0 K: 0 S: 8	H: 0 LOB: 0 BB: 0 P: 10	R: 0 E: 0 K: 0 S: 5	H: 0 LOB: 0 BB: 0 P: 5	R: 0 E: 0 K: 0 S: 6	H: 0 LOB: 0 BB: 0 P: 6	R: 0 E: 0 K: 0 S: 7	H: 0 LOB: 0 BB: 0 P: 13	1B: 3 2B: 2 3B: 0 HR: 1	SF: 0 SAC: 0 DP: 1 HBP: 0	WP: 0 PB: 0 SB: 1 CS: 1	PA: 32
PITCHER Cory Lidle, R ERA: 3.53 (1, 1)	IP: 9.0 WLS: W BF: 32 H: 5 R: 2 ER: 2 SO: 3 BB: 1 IBB: 0 HBP: 0 BLK: 0 WP: 0 HR: 1 S: 74 P: 106 ERA: 2.00 WHIP: 0.667																					

Batter	1	2	3	4	5	6	7	8	9	AB	R	H	RBI	BB	SO	LOB	BOTTOM			
Johnny Damon, L OBP: 0.324, SLG: 0.369 (1, 8)	P5		G3			F9		FC6-2		4	0	0	0	0	0	3	Anaheim Angels @ Oakland Athletics Network Associates Coliseum, Oakland, CA Thu Sep 27 2001, 3:35 PM EDT Att: 17,167 - Cloudy - 66 F			
Jeremy Giambi, L OBP: 0.386, SLG: 0.459 (1, 10)	G4-3		G4-3							3	1	0	0	1	0	3				
Jason Giambi, L OBP: 0.476, SLG: 0.646 (1, 3)					F8			HR		4	2	3	2	0	0	0				
Jermaine Dye, R OBP: 0.348, SLG: 0.466 (1, 9)	K				2B			F3		4	1	1	0	0	2	2				
3 Eric Chavez, L OBP: 0.334, SLG: 0.529 (1, 5)			K					SF8		3	1	2	2	0	1	0				
Terrence Long, L OBP: 0.338, SLG: 0.418 (1, 7)			K		2B			P6		3	1	0	0	1	1	1				
Miguel Tejada, R OBP: 0.323, SLG: 0.461 (1, 6)								K		3	0	1	1	1	2	1				
Ramon Hernandez, R OBP: 0.312, SLG: 0.397 (1, 2)								K		4	0	1	1	0	1	1				
Mark Bellhorn, S OBP: 0.229, SLG: 0.238 (1, 4)								K		3	0	0	0	1	2	0				
Inning Stats	R: 0 E: 0 K: 1 S: 10	H: 1 LOB: 1 BB: 0 P: 21	R: 0 E: 0 K: 2 S: 15	H: 0 LOB: 1 BB: 1 P: 25	R: 0 E: 0 K: 1 S: 9	H: 0 LOB: 0 BB: 0 P: 14	R: 1 E: 0 K: 1 S: 12	H: 2 LOB: 1 BB: 0 P: 20	R: 0 E: 0 K: 0 S: 5	H: 0 LOB: 0 BB: 0 P: 10	R: 4 E: 0 K: 1 S: 21	H: 4 LOB: 3 BB: 3 P: 40	R: 1 E: 0 K: 0 S: 9	H: 1 LOB: 0 BB: 0 P: 15	R: 0 E: 0 K: 3 S: 11	H: 0 LOB: 0 BB: 0 P: 17	1B: 4 2B: 3 3B: 0 HR: 1	SF: 1 SAC: 0 DP: 0 HBP: 0	WP: 0 PB: 0 SB: 1 CS: 0	PA: 36
PITCHER Matt Wise, R ERA: 4.43 (1, 1)	IP: 5.1 WLS: L BF: 22 H: 4 R: 3 ER: 4 SO: 6 BB: 2 IBB: 0 HBP: 0 BLK: 0 WP: 0 HR: 1 S: 57 P: 102 ERA: 5.06 WHIP: 1.125																			
Mike Holtz, L ERA: 5.14 (6, 1)	0.0	2	1	0	0	0	1	0	0	0	0	5	10							
Al Levine, R ERA: 2.39 (6, 1)	0.2	5	2	2	2	0	1	0	0	0	0	10	18	27.00	4.500					
Pat Rapp, R ERA: 4.82 (7, 1)	1.0	4	1	1	1	0	0	0	0	0	0	9	15	9.00	1.000					
Troy Percival, R ERA: 2.7 (8, 1)	1.0	3	0	0	0	3	0	0	0	0	0	11	17	0.00	0.000					

Batter	1	2	3	4	5	6	7	8	9	AB	R	H	RBI	BB	SO	LOB	TOP								
Johnny Damon, L (1, 8) OBP: 0.324, SLG: 0.366	1-1 F7		1-2 L9			4-1 BB 2B BB	1-1 G6-3		3-1 F9	4	1	0	0	1	0	1									
Jeremy Giambi, L (1, 10) OBP: 0.389, SLG: 0.458	4-2 FC5-4 BB		0-3 K			4-1 2B BB 1B	1-2 HBP			1	1	0	0	2	1	0									
Jason Giambi, L (1, 3) OBP: 0.476, SLG: 0.647	1-3 K			0-0 FC5-4 1B		0-0 1B 2B	2-3 K			4	1	2	1	0	2	2									
Jermaine Dye, R (1, 9) OBP: 0.347, SLG: 0.464	0-1 FC5-4			3-2 FC5-4 3 G3-6-1		1-0 F8 1B		1-3 K		4	0	1	1	0	1	2									
Eric Chavez, L (1, 5) OBP: 0.333, SLG: 0.527		3-2 F7		1-2 G3-6-1		1-1 P6		2-1 G4-6-3 1B		4	0	1	0	0	0	3									
Terrence Long, L (1, 7) OBP: 0.339, SLG: 0.419		0-0 1B			2-3 K	1-2 1B		1-1 G4-6-3		4	0	2	1	0	1	1									
Miguel Tejada, R (1, 6) OBP: 0.323, SLG: 0.459		2-0 L5			0-0 G1-3	1-0 F8		1-2 FC3-6 1B		4	0	1	0	0	0	3	AB 33								
Greg Myers, L (1, 2) OBP: 0.318, SLG: 0.462		3-1 G3			1-0 1B	0-0 G4-3		0-3 K		4	0	1	0	0	1	4	R 3								
F.P. Santangelo, S (1, 4) OBP: 0.325, SLG: 0.246				0-0 B4		0-0 F8		0-2 FC3-6		1	0	0	0	0	0	0	H 8								
Mark Bellhorn, S (5, PH) OBP: 0.219, SLG: 0.227								1-2 K		3	0	0	0	0	0	2	RBI 3								
Inning Stats	R: 0 E: 0 K: 1 S: 11	H: 0 LOB: 1 BB: 1 P: 17	R: 0 E: 0 K: 0 S: 7	H: 1 LOB: 1 BB: 0 P: 15	R: 0 E: 0 K: 1 S: 7	H: 0 LOB: 0 BB: 0 P: 8	R: 0 E: 0 K: 0 S: 8	H: 1 LOB: 0 BB: 0 P: 12	R: 0 E: 0 K: 1 S: 6	H: 1 LOB: 1 BB: 0 P: 9	R: 3 E: 0 K: 0 S: 12	H: 3 LOB: 2 BB: 2 P: 24	R: 0 E: 0 K: 1 S: 9	H: 0 LOB: 1 BB: 0 P: 16	R: 0 E: 0 K: 1 S: 7	H: 1 LOB: 0 BB: 0 P: 11	R: 0 E: 0 K: 1 S: 11	H: 1 LOB: 1 BB: 0 P: 15	1B: 7 2B: 1 3B: 0 HR: 0	SF: 0 SAC: 0 DP: 2 HBP: 1	WP: 0 PB: 0 SB: 0 CS: 0	PA: 37			
PITCHER	IP	WLS	BF	H	R	ER	SO	BB	IBB	HBP	BLK	WP	HR	S	P	ERA	WHIP								
Freddy Garcia, R (1, 1) ERA: 3.02	6.0	W	26	6	3	3	3	3	0	0	0	0	0	51	85	4.50	1.500								
Norm Charlton, L (7, 1) ERA: 3.19	1.0	H	4	0	0	0	1	0	0	1	0	0	0	9	16	0.00	0.000								
Arthur Rhodes, L (8, 1) ERA: 1.52	1.0	H	3	1	0	0	1	0	0	0	0	0	0	7	11	0.00	1.000								
Kazuhiro Sasaki, R (9, 1) ERA: 3.39	1.0	S	4	1	0	0	1	0	0	0	0	0	0	11	15	0.00	1.000								

Oakland Athletics @ Seattle Mariners
Safeco Field, Seattle, WA
Fri Sep 28 2001, 7:05 PM PDT
Att: 45,695 - Cloudy - 66 F

AB	33
R	3
H	8
RBI	3
BB	3
SO	6
LOB	18



Batter	1	2	3	4	5	6	7	8	9	AB	R	H	RBI	BB	SO	LOB	BOTTOM								
51 Ichiro Suzuki, L (1, 9) OBP: 0.393, SLG: 0.453	1-1 2B FC5-4 1B		1-1 SH1-3 1B	0-2 G4-3		4-0 1B BB				3	2	2	0	1	0	1									
Stan Javier, S (1, 7) OBP: 0.380, SLG: 0.388	0-2 FC5-4 E 2B		0-0 SH1-3	0-1 F7		1-2 F8				3	1	1	0	0	0	4									
Bret Boone, R (1, 4) OBP: 0.374, SLG: 0.583	2-3 K		1-2 FC6-4 1B		2-0 G6-3		1-0 G3-6-3 1B			4	0	2	1	0	1	2									
Mike Cameron, R (1, 8) OBP: 0.358, SLG: 0.490	4-0 FC5-4 IBB		3-2 FC6-4 1B 2B		1-1 G3-6-3 1B		2-3 K			3	1	1	0	1	1	2									
John Olerud, L (1, 3) OBP: 0.401, SLG: 0.462	1-1 FC5-4 S		0-1 2B 1B		2-2 G3-6-3		1-1 G3-6-3			4	1	1	1	0	0	4									
Ed Sprague, R (1, 5) OBP: 0.390, SLG: 0.434	3-3 K		0-2 1B			1-0 G4-3		0-1 G5-3		4	0	1	2	0	1	1									
Charles Gipson, R (9, 5) OBP: 0.250, SLG: 0.283			1-2 2B							0	0	0	0	0	0	0									
Jay Buhner, R (1, 10) OBP: 0.300, SLG: 0.229		0-0 G6-3	2-2 L8			3-2 G5-3		1-0 G6-3		4	0	0	0	0	0	1	AB 30								
Dan Wilson, R (1, 2) OBP: 0.305, SLG: 0.393		0-2 F8		3-2 SH1-3 2B		4-0 51 BB 1B BB		0-2 P6		3	0	1	0	1	0	0	R 5								
Ramón Vázquez, L (1, 6) OBP: 0.118, SLG: 0.125		0-2 G6-3		0-0 SH1-3		0-1 51 BB 1B				2	0	1	0	0	0	0	H 10								
Inning Stats	R: 2 E: 0 K: 2 S: 14	H: 2 LOB: 1 BB: 1 P: 25	R: 0 E: 0 K: 0 S: 9	H: 0 LOB: 0 BB: 0 P: 9	R: 3 E: 1 K: 0 S: 17	H: 4 LOB: 1 BB: 0 P: 23	R: 0 E: 0 K: 0 S: 13	H: 1 LOB: 1 BB: 0 P: 16	R: 0 E: 0 K: 0 S: 6	H: 1 LOB: 0 BB: 0 P: 11	R: 0 E: 0 K: 0 S: 7	H: 1 LOB: 3 BB: 2 P: 21	R: 0 E: 0 K: 1 S: 6	H: 1 LOB: 0 BB: 0 P: 10	R: 0 E: 0 K: 0 S: 6	H: 0 LOB: 0 BB: 0 P: 7	R: 0 E: 0 K: 0 S: 6	H: 0 LOB: 0 BB: 0 P: 7	1B: 7 2B: 3 3B: 0 HR: 0	SF: 0 SAC: 2 DP: 2 HBP: 0	WP: 0 PB: 0 SB: 1 CS: 0	PA: 35			
PITCHER	IP	WLS	BF	H	R	ER	SO	BB	IBB	HBP	BLK	WP	HR	S	P	ERA	WHIP								
Mark Mulder, L (1, 1) ERA: 3.56	6.0	L	29	9	5	4	2	2	1	0	0	0	0	66	105	6.00	1.833								
Luis Vizcaino, R (7, 1) ERA: 3.66	0.1		2	1	0	0	1	0	0	0	0	0	0	4	7	0.00	3.000								
Mark Guthrie, L (7, 1) ERA: 4.56	1.2		4	0	0	0	0	0	0	0	0	0	0	8	10	0.00	0.000								

Oakland Athletics @ Seattle Mariners
Safeco Field, Seattle, WA
Fri Sep 28 2001, 7:05 PM PDT
Att: 45,695 - Cloudy - 66 F

AB	30
R	5
H	10
RBI	4
BB	3
SO	3
LOB	15



Batter	1	2	3	4	5	6	7	8	9	AB	R	H	RBI	BB	SO	LOB	TOP					
Johnny Damon, L (1, 8) OBP: 0.326, SLG: 0.367	G1-3		1B			CS HBP	HR		L9	4	1	2	0	0	0	0						
Miguel Tejada, R (1, 6) OBP: 0.326, SLG: 0.472	SF8		1B			3 HR	2B		F8	5	3	4	4	0	0	0						
Jason Giambi, L (1, 3) OBP: 0.476, SLG: 0.647	SF8		1B			3 HR	BB			2	1	1	1	1	0	2						
Jermaine Dye, R (1, 9) OBP: 0.347, SLG: 0.463	P6			K		K				4	0	1	0	0	2	2						
3 Eric Chavez, L (1, 5) OBP: 0.333, SLG: 0.530	G4-3			G5-3		HR			G6-3	4	1	1	3	0	0	1						
Ron Gant, R (1, 10) OBP: 0.343, SLG: 0.453	K			K		K			F8	4	0	0	0	0	3	0						
Terrence Long, L (1, 7) OBP: 0.337, SLG: 0.416	G4-3					G3-1			P4	4	0	0	0	0	0	0						
Ramon Hernandez, R (1, 2) OBP: 0.312, SLG: 0.394			G4-3			K			K	3	1	0	0	1	2	0						
Frank Menechino, R (1, 4) OBP: 0.367, SLG: 0.374			G6-3			L6			F9	4	1	1	0	0	0	0						
Inning Stats	R: 1 E: 0 K: 0 S: 13	H: 1 LOB: 0 BB: 0 P: 17	R: 0 E: 0 K: 1 S: 7	H: 0 LOB: 0 BB: 0 P: 8	R: 0 E: 0 K: 0 S: 11	H: 2 LOB: 2 BB: 0 P: 17	R: 0 E: 0 K: 2 S: 9	H: 0 LOB: 0 BB: 0 P: 17	R: 0 E: 0 K: 1 S: 8	H: 0 LOB: 0 BB: 0 P: 9	R: 3 E: 0 K: 2 S: 17	H: 2 LOB: 0 BB: 1 P: 29	R: 4 E: 0 K: 0 S: 19	H: 5 LOB: 1 BB: 1 P: 28	R: 0 E: 0 K: 1 S: 9	H: 0 LOB: 0 BB: 0 P: 13	R: 0 E: 0 K: 0 S: 5	H: 0 LOB: 0 BB: 0 P: 6	1B: 6 2B: 1 3B: 1 HR: 2	SF: 1 SAC: 0 DP: 0 HBP: 1	WP: 0 PB: 0 SB: 0 CS: 1	PA: 38
PITCHER	IP	WLS	BF	H	R	ER	SO	BB	IBB	HBP	BLK	WP	HR	S	P	ERA	WHIP					
Jamie Moyer, L (1, 1) ERA: 3.46	6.1	L	28	7	7	7	6	2	0	1	0	0	1	74	113	9.95	1.421					
Jose Paniagua, R (7, 1) ERA: 4.5	1.2		7	3	1	1	1	0	0	0	0	0	1	19	25	5.40	1.800					
John Halama, L (9, 1) ERA: 4.86	1.0		3	0	0	0	0	0	0	0	0	0	0	5	6	0.00	0.000					

Oakland Athletics @ Seattle Mariners
Safeco Field, Seattle, WA
Sat Sep 29 2001, 7:15 PM PDT
Att: 45,104 - Cloudy - 67 F

AB	34
R	8
H	10
RBI	8
BB	2
SO	7
LOB	5



Batter	1	2	3	4	5	6	7	8	9	AB	R	H	RBI	BB	SO	LOB	BOTTOM					
51 Ichiro Suzuki, L (1, 9) OBP: 0.391, SLG: 0.452	F8		P6			G6-3			K	5	0	1	0	0	1	1						
Gene Kingsale, S (1, 7) OBP: 0.250, SLG: 0.182	S		E9						E3	4	2	2	0	1	1	3						
Bret Boone, R (1, 4) OBP: 0.373, SLG: 0.580	K		2B						F8	5	1	1	0	0	2	4						
Edgar Martinez, R (1, 10) OBP: 0.425, SLG: 0.547	BB		2B			L4			HR	4	1	3	4	1	0	0						
John Olerud, L (1, 3) OBP: 0.399, SLG: 0.462	K		F7			2B			G4-3	5	0	1	0	0	1	5						
Mike Cameron, R (1, 8) OBP: 0.356, SLG: 0.487	F7		K			IBB			K	4	0	0	0	1	3	3						
Ed Sprague, R (1, 5) OBP: 0.356, SLG: 0.425										4	0	1	0	0	1	4						
Al Martin, L (9, PH) OBP: 0.327, SLG: 0.381										1	0	1	0	0	0	0						
Tom Lampkin, L (1, 2) OBP: 0.300, SLG: 0.330	K					G1-3			G3	5	0	2	0	0	1	2						
Ramón Vázquez, L (1, 6) OBP: 0.158, SLG: 0.167										2	0	1	0	0	0	1						
Jay Buhner, R (6, PH) OBP: 0.293, SLG: 0.222										1	0	0	0	0	0	1						
Charles Gibson, R (7, 6) OBP: 0.246, SLG: 0.278										1	0	0	0	0	0	1						
Inning Stats	R: 0 E: 0 K: 2 S: 15	H: 1 LOB: 2 BB: 1 P: 22	R: 0 E: 0 K: 1 S: 9	H: 1 LOB: 0 BB: 0 P: 14	R: 2 E: 1 K: 1 S: 16	H: 3 LOB: 1 BB: 0 P: 20	R: 0 E: 0 K: 2 S: 13	H: 2 LOB: 2 BB: 0 P: 17	R: 0 E: 0 K: 1 S: 9	H: 1 LOB: 2 BB: 1 P: 20	R: 0 E: 0 K: 0 S: 8	H: 1 LOB: 0 BB: 0 P: 11	R: 1 E: 1 K: 1 S: 13	H: 1 LOB: 2 BB: 1 P: 26	R: 0 E: 1 K: 1 S: 17	H: 1 LOB: 2 BB: 0 P: 24	R: 1 E: 0 K: 1 S: 13	H: 2 LOB: 1 BB: 0 P: 22	1B: 8 2B: 4 3B: 0 HR: 1	SF: 0 SAC: 0 DP: 1 HBP: 0	WP: 0 PB: 0 SB: 1 CS: 0	PA: 44
PITCHER	IP	WLS	BF	H	R	ER	SO	BB	IBB	HBP	BLK	WP	HR	S	P	ERA	WHIP					
Erik Hiljus, R (1, 1) ERA: 3.57	5.0	W	26	9	2	2	7	1	1	0	0	0	0	6	11	0.00	1.000					
Mike Magnante, L (6, 1) ERA: 2.73	1.0	H	3	0	1	0	0	1	0	0	0	0	0	6	11	0.00	1.000					
Jeff Tam, R (7, 1) ERA: 3.05	1.0		5	1	0	0	1	0	0	0	0	0	0	11	20	0.00	1.000					
Jim Mecir, R (8, 1) ERA: 3.66	1.0		5	1	0	0	1	0	0	0	0	0	0	17	24	0.00	1.000					
Luis Vizcaino, R (9, 1) ERA: 3.82	1.0		5	2	1	1	1	0	0	0	0	0	1	13	22	9.00	2.000					

Oakland Athletics @ Seattle Mariners
Safeco Field, Seattle, WA
Sat Sep 29 2001, 7:15 PM PDT
Att: 45,104 - Cloudy - 67 F

AB	41
R	4
H	13
RBI	4
BB	3
SO	10
LOB	25



Batter	1	2	3	4	5	6	7	8	9	AB	R	H	RBI	BB	SO	LOB	TOP		
Johnny Damon, L (1, 8) OBP: 0.325, SLG: 0.367	K2-3			K			F7		1B	4	1	1	0	0	2	0	Oakland Athletics @ Seattle Mariners Safeco Field, Seattle, WA Sun Sep.30 2001, 1:35 PM PDT Att: 45,674 - Cloudy - 59 F		
Jeremy Giambi, L (1, 3) OBP: 0.389, SLG: 0.460 Olmedo Saenz, R (9, PH) OBP: 0.291, SLG: 0.387	F7			K			2B		F9	3	1	1	0	0	1	0			
Jason Giambi, L (1, 10) OBP: 0.474, SLG: 0.643 Ron Gant, R (9, PH) OBP: 0.345, SLG: 0.456	K			K			K		1B	3	0	0	0	0	3	1			
Jermaine Dye, R (1, 9) OBP: 0.348, SLG: 0.465		L8			L7				1B	4	0	2	2	0	0	0			
Eric Chavez, L (1, 5) OBP: 0.334, SLG: 0.530		P6-4-3 1B			G4-3				1B	4	0	2	1	0	1	1			
Miguel Tejada, R (1, 6) OBP: 0.324, SLG: 0.469		P6-4-3 1-2			G5-3				1B	4	0	0	0	0	2	3			
Terrence Long, L (1, 7) OBP: 0.336, SLG: 0.414				P6			G1-3		G1-3	3	0	0	0	1	0	2			
Ramon Hernandez, R (1, 2) OBP: 0.311, SLG: 0.393 Rob Ryan, L (8, PH) Tom Wilson, R (8, 2) OBP: 0.273, SLG: 0.526				P6			P4			2	0	0	0	0	0	0			
Frank Menechino, R (1, 4) OBP: 0.366, SLG: 0.372 Mark Bellhorn, S (8, PH) OBP: 0.216, SLG: 0.224				K			G5-3			2	0	0	0	0	1	0			
Inning Stats	R: 0 E: 0 K: 2 S: 9	H: 0 LOB: 0 BB: 0 P: 12	R: 0 E: 0 K: 0 S: 9	H: 1 LOB: 0 BB: 0 P: 14	R: 0 E: 0 K: 1 S: 8	H: 0 LOB: 0 BB: 0 P: 12	R: 0 E: 0 K: 0 S: 11	H: 0 LOB: 0 BB: 0 P: 12	R: 1 E: 0 K: 2 S: 19	H: 2 LOB: 1 BB: 0 P: 25	R: 0 E: 0 K: 3 S: 15	H: 0 LOB: 1 BB: 1 P: 24	R: 2 E: 0 K: 1 S: 15	H: 4 LOB: 2 BB: 0 P: 20	1B: 5 2B: 3 3B: 0 HR: 0	SF: 0 SAC: 0 DP: 1 HBP: 0		WP: 0 PB: 0 SB: 0 CS: 0	PA: 34
PITCHER	IP	WLS	BF	H	R	ER	SO	BB	IBB	HBP	BLK	WP	HR	S	P	ERA	WHIP		
Aaron Sele, R (1, 1) ERA: 3.56	7.0	W	23	3	1	1	8	0	0	0	0	0	0	77	105	1.29	0.429		
Jeff Nelson, R (8, 1) ERA: 2.73	1.0		4	0	0	0	3	1	0	0	0	0	0	15	24	0.00	1.000		
Arthur Rhodes, L (9, 1) ERA: 1.77	1.0		7	4	2	2	1	0	0	0	0	0	0	15	20	18.00	4.000		

AB	33
R	3
H	7
RBI	3
BB	1
SO	12
LOB	10



Batter	1	2	3	4	5	6	7	8	9	AB	R	H	RBI	BB	SO	LOB	BOTTOM			
51 Ichiro Suzuki, L (1, 9) OBP: 0.391, SLG: 0.455	G6-3		G5-3				G6-3			4	1	1	1	0	0	1	Oakland Athletics @ Seattle Mariners Safeco Field, Seattle, WA Sun Sep.30 2001, 1:35 PM PDT Att: 45,674 - Cloudy - 59 F			
Stan Javier, S (1, 7) OBP: 0.379, SLG: 0.385	G4-3		K		HR		1B			4	0	1	1	0	2	0				
Bret Boone, R (1, 4) OBP: 0.372, SLG: 0.577	PB 1B			K	G6-3		K			4	0	1	0	0	2	1				
Edgar Martinez, R (1, 10) OBP: 0.426, SLG: 0.547	G1			HR 1B			G5-3			4	2	2	0	0	0	2				
John Olerud, L (1, 3) OBP: 0.400, SLG: 0.467		L4		HR			F7			4	1	2	2	0	0	0				
Mike Cameron, R (1, 8) OBP: 0.356, SLG: 0.484		F9		K			G6-4-3			3	0	0	0	1	1	1				
Ramón Vázquez, L (1, 6) OBP: 0.217, SLG: 0.227		1B			1B		F8		P4	4	0	2	0	0	0	1				
Tom Lampkin, L (1, 2) OBP: 0.304, SLG: 0.333		1B		K			E3 SH 51 WP		1B	4	1	2	0	0	1	1				
Charles Gipson, R (1, 5) OBP: 0.234, SLG: 0.263			P4		G5-3		SH 51 WP 1B		K	3	1	0	0	0	1	2				
Inning Stats	R: 0 E: 0 K: 0 S: 12	H: 1 LOB: 1 BB: 0 P: 18	R: 0 E: 0 K: 0 S: 8	H: 2 LOB: 1 BB: 0 P: 11	R: 0 E: 0 K: 1 S: 10	H: 0 LOB: 0 BB: 0 P: 15	R: 2 E: 0 K: 3 S: 16	H: 3 LOB: 1 BB: 0 P: 24	R: 1 E: 0 K: 1 S: 10	H: 1 LOB: 0 BB: 0 P: 14	R: 1 E: 1 K: 0 S: 8	H: 2 LOB: 0 BB: 0 P: 13	R: 2 E: 2 K: 1 S: 16	H: 1 LOB: 1 BB: 0 P: 23	R: 0 E: 0 K: 1 S: 10	H: 1 LOB: 2 BB: 1 P: 16		1B: 9 2B: 0 3B: 0 HR: 2	SF: 0 SAC: 1 DP: 1 HBP: 0	WP: 1 PB: 1 SB: 0 CS: 0
PITCHER	IP	WLS	BF	H	R	ER	SO	BB	IBB	HBP	BLK	WP	HR	S	P	ERA	WHIP			
Tim Hudson, R (1, 1) ERA: 3.42	6.1	L	29	10	6	3	5	0	0	0	0	0	0	2	72	107	4.26	1.579		
Chad Bradford, R (7, 1) ERA: 2.83	0.2		2	0	0	0	1	0	0	0	0	0	0	8	11	0.00	0.000			
Jason Iiringhausen, R (8, 1) ERA: 2.63	1.0		5	1	0	0	1	1	0	0	0	0	0	10	16	0.00	2.000			

AB	34
R	6
H	11
RBI	4
BB	1
SO	7
LOB	9



Batter	1	2	3	4	5	6	7	8	9	AB	R	H	RBI	BB	SO	LOB	TOP								
Gabe Kapler, R OBP: 0.347, SLG: 0.434 (1, 8)	B1		P4				FC6-4			4	0	1	0	1	0	2	Texas Rangers @ Oakland Athletics Network Associates Coliseum, Oakland, CA Tue Oct 02 2001, 10:05 PM EDT Att: 18,336 - Sunny - 63 F								
10 Michael Young, R OBP: 0.303, SLG: 0.411 (1, 4)	FC6-4 1B				K		G6-4-3		F9	5	0	2	1	0	1	5									
Alex Rodriguez, R OBP: 0.403, SLG: 0.630 (1, 6)	FC6-4				1B				F8	4	0	1	1	0	1	2									
Rafael Palmeiro, L OBP: 0.383, SLG: 0.565 (1, 3)	L9								K	4	0	1	0	0	1	1									
Ruben Sierra, S OBP: 0.324, SLG: 0.572 (1, 10)		G6-3							F9	4	1	1	1	0	0	3									
Bill Haselman, R OBP: 0.344, SLG: 0.418 (1, 2)		F5								3	0	1	0	0	1	0									
Ricky Ledee, L OBP: 0.307, SLG: 0.353 (9, PH)									F5	1	0	0	0	0	0	0									
Craig Monroe, R OBP: 0.302, SLG: 0.375 (1, 9)										4	1	1	0	0	2	1									
Scott Sheldon, R OBP: 0.233, SLG: 0.342 (1, 5)										3	1	1	0	0	0	0									
Carlos Pena, L OBP: 0.375, SLG: 0.592 (9, PH)										1	0	1	1	0	0	0									
Chris Magruder, S OBP: 0.300, SLG: 0.222 (1, 7)										3	1	0	0	1	0	2									
Inning Stats	R: 0 E: 0 K: 0 S: 8	H: 1 LOB: 1 BB: 0 P: 14	R: 0 E: 0 K: 1 S: 6	H: 0 LOB: 0 BB: 0 P: 9	R: 1 E: 0 K: 1 S: 11	H: 2 LOB: 1 BB: 0 P: 17	R: 1 E: 0 K: 0 S: 6	H: 2 LOB: 0 BB: 0 P: 9	R: 1 E: 0 K: 1 S: 20	H: 3 LOB: 3 BB: 1 P: 33	R: 0 E: 0 K: 2 S: 8	H: 0 LOB: 0 BB: 0 P: 10	R: 0 E: 1 K: 0 S: 5	H: 0 LOB: 0 BB: 0 P: 6	R: 0 E: 0 K: 1 S: 11	H: 0 LOB: 0 BB: 0 P: 16	R: 1 E: 0 K: 0 S: 13	H: 2 LOB: 2 BB: 1 P: 22	1B: 7 2B: 2 3B: 0 HR: 1	SF: 0 SAC: 0 DP: 2 HBP: 0	WP: 0 PB: 0 SB: 0 CS: 0	PA: 38			
PITCHER	IP	WLS	BF	H	R	ER	SO	BB	IBB	HBP	BLK	WP	HR	S	P	ERA	WHIP								
Barry Zito, L ERA: 3.53 (1, 1)	6.0	W	27	8	3	3	5	1	0	0	0	0	1	61	95	4.50	1.500								
Jeff Tam, R ERA: 3.91 (7, 1)	1.0		2	0	0	0	0	0	0	0	0	0	0	3	3	0.00	0.000								
Jim Mecir, R ERA: 3.6 (8, 1)	1.0		3	0	0	0	1	0	0	0	0	0	0	11	16	0.00	0.000								
Luis Vizcaino, R ERA: 3.97 (9, 1)	1.0		6	2	1	1	0	1	0	0	0	0	0	13	22	9.00	3.000								

Batter	1	2	3	4	5	6	7	8	9	AB	R	H	RBI	BB	SO	LOB	BOTTOM								
Johnny Damon, L OBP: 0.327, SLG: 0.368 (1, 8)	1B	1B		G1-3				G5-3		5	3	3	0	0	0	0	Texas Rangers @ Oakland Athletics Network Associates Coliseum, Oakland, CA Tue Oct 02 2001, 10:05 PM EDT Att: 18,336 - Sunny - 63 F								
Miguel Tejada, R OBP: 0.326, SLG: 0.475 (1, 6)	1B	1B		F9				L5		5	2	3	3	0	0	0									
Jason Giambi, L OBP: 0.476, SLG: 0.652 (1, 3)	1B	1B		FC6-4						4	2	3	4	1	0	0									
Jermaine Dye, R OBP: 0.347, SLG: 0.461 (1, 9)	F3	BB		FC6-4				F3		4	0	0	0	1	0	3									
3 Eric Chavez, L OBP: 0.333, SLG: 0.527 (1, 5)	FC3-6	FC3-6								3	0	0	1	1	0	4									
Olmedo Saenz, R OBP: 0.291, SLG: 0.385 (1, 10)	BB	WP								2	0	0	0	1	0	1									
Jeremy Giambi, L OBP: 0.388, SLG: 0.458 (7, PH)	BB									1	0	0	0	0	1	1									
Terrence Long, L OBP: 0.334, SLG: 0.411 (1, 7)	G3-1			K				F7		4	0	0	0	0	2	4									
Ramon Hernandez, R OBP: 0.312, SLG: 0.396 (1, 2)		G5-3		L7						4	0	2	0	0	0	0									
Frank Menechino, R OBP: 0.367, SLG: 0.372 (1, 4)	1B	1B		F7						3	2	1	0	1	1	2									
Inning Stats	R: 1 E: 0 K: 0 S: 14	H: 3 LOB: 3 BB: 1 P: 22	R: 4 E: 0 K: 0 S: 21	H: 4 LOB: 1 BB: 1 P: 31	R: 0 E: 0 K: 1 S: 9	H: 0 LOB: 0 BB: 0 P: 14	R: 0 E: 0 K: 0 S: 8	H: 0 LOB: 1 BB: 1 P: 15	R: 0 E: 0 K: 2 S: 13	H: 1 LOB: 2 BB: 1 P: 23	R: 1 E: 0 K: 0 S: 11	H: 1 LOB: 0 BB: 0 P: 14	R: 0 E: 0 K: 0 S: 11	H: 0 LOB: 0 BB: 0 P: 14	R: 1 E: 0 K: 0 S: 13	H: 1 LOB: 2 BB: 1 P: 23	1B: 8 2B: 2 3B: 0 HR: 2	SF: 0 SAC: 0 DP: 0 HBP: 0	WP: 1 PB: 0 SB: 0 CS: 0	PA: 40					
PITCHER	IP	WLS	BF	H	R	ER	SO	BB	IBB	HBP	BLK	WP	HR	S	P	ERA	WHIP								
Darren Oliver, L ERA: 6.12 (1, 1)	5.1	L	28	9	7	7	2	4	0	0	0	0	0	62	104	11.81	2.438								
Pat Mahomes, R ERA: 5.69 (6, 1)	1.2		8	2	1	1	2	1	0	0	0	0	1	19	35	5.40	1.800								
Justin Duchscherer, R ERA: 10.8 (8, 1)	1.0		4	1	1	1	0	0	0	0	0	0	1	11	14	9.00	1.000								

AB	36
R	4
H	10
RBI	4
BB	2
SO	6
LOB	16



AB	35
R	9
H	12
RBI	8
BB	5
SO	4
LOB	15



Batter	1	2	3	4	5	6	7	8	9	AB	R	H	RBI	BB	SO	LOB	TOP				
Johnny Damon, L (1, 8) <small>OBP: 0.328, SLG: 0.369</small> Rob Ryan, L (9, PH) <small>(9, 8)</small>										4	0	2	0	0	0	2					
Miguel Tejada, R (1, 6) <small>OBP: 0.325, SLG: 0.478</small>										5	0	1	2	0	1	2					
Jason Giambi, L (1, 3) <small>OBP: 0.475, SLG: 0.658</small>										3	0	0	0	1	1	2					
Eric Chavez, L (1, 5) <small>OBP: 0.337, SLG: 0.536</small>										4	1	1	0	0	2	2					
Jeremy Giambi, L (1, 10) <small>OBP: 0.385, SLG: 0.452</small>										4	0	0	0	0	0	1					
Terrence Long, L (1, 7) <small>OBP: 0.333, SLG: 0.410</small>										4	1	2	1	0	0	0					
Ramon Hernandez, R (1, 2) <small>OBP: 0.314, SLG: 0.402</small>										3	2	1	1	1	1	1					
Mark Bellhorn, S (1, 9) <small>OBP: 0.205, SLG: 0.211</small>										4	0	0	0	0	3	3					
F.P. Santangelo, S (1, 4) <small>OBP: 0.345, SLG: 0.265</small>										3	1	2	1	1	1	0					
Inning Stats	R: 0 E: 0 K: 1 S: 8	H: 1 LOB: 0 BB: 0 P: 13	R: 1 E: 1 K: 2 S: 15	H: 2 LOB: 1 BB: 0 P: 24	R: 0 E: 0 K: 0 S: 8	H: 1 LOB: 2 BB: 1 P: 16	R: 3 E: 0 K: 1 S: 25	H: 4 LOB: 2 BB: 1 P: 35	R: 0 E: 0 K: 1 S: 10	H: 0 LOB: 0 BB: 0 P: 12	R: 0 E: 0 K: 1 S: 7	H: 0 LOB: 1 BB: 0 P: 9	R: 1 E: 0 K: 1 S: 11	H: 1 LOB: 0 BB: 0 P: 19	R: 0 E: 0 K: 3 S: 10	H: 0 LOB: 0 BB: 0 P: 13	1B: 7 2B: 1 3B: 0 HR: 1	SF: 0 SAC: 0 DP: 0 HBP: 0	WP: 0 PB: 0 SB: 0 CS: 0	PA: 38	
PITCHER	IP	WLS	BF	H	R	ER	SO	BB	IBB	HBP	BLK	WP	HR	S	P	ERA	WHIP				
Ismael Valdez, R (1, 1) <small>ERA: 4.45</small>	6.0	L	28	8	4	3	5	3	0	0	0	0	0	74	117	4.50	1.833				
Mike Holtz, L (7, 1) <small>ERA: 4.55</small>	1.0		3	0	0	0	1	0	0	0	0	0	0	7	9	0.00	0.000				
Brian Cooper, R (8, 1) <small>ERA: 2.08</small>	1.0		4	1	1	1	1	0	0	0	0	0	1	11	19	9.00	1.000				
J.B. Moadich, R (9, 1) <small>ERA: 3.52</small>	1.0		3	0	0	0	3	0	0	0	0	0	0	10	13	0.00	0.000				

Oakland Athletics @ Anaheim Angels
Edison International Field, Anaheim, CA
Thu Oct 04 2001, 10:05 PM EDT
Att: 14,215 - Cloudy - 66 F

AB 35
R 5
H 9
RBI 5
BB 3
SO 10
LOB 13

Batter	1	2	3	4	5	6	7	8	9	AB	R	H	RBI	BB	SO	LOB	BOTTOM					
Darin Erstad, L (1, 3) <small>OBP: 0.331, SLG: 0.359</small>										4	0	0	0	0	2	1						
David Eckstein, R (1, 10) <small>OBP: 0.359, SLG: 0.360</small>										4	0	1	0	0	0	1						
16 Garret Anderson, L (1, 7) <small>OBP: 0.311, SLG: 0.473</small>										4	0	0	0	0	1	1						
Troy Glaus, R (1, 5) <small>OBP: 0.366, SLG: 0.535</small>										2	0	0	0	2	1	0						
Tim Salmon, R (1, 9) <small>OBP: 0.365, SLG: 0.385</small>										4	0	0	0	0	0	3						
Benji Gil, R (1, 4) <small>OBP: 0.326, SLG: 0.477</small>										3	0	0	0	0	1	1						
Bengie Molina, R (1, 2) <small>OBP: 0.307, SLG: 0.343</small>										2	0	0	0	1	0	0						
Jose Nieves, R (1, 6) <small>OBP: 0.333, SLG: 0.511</small>										3	1	1	1	0	1	1						
Jeff DaVanon, S (1, 8) <small>OBP: 0.290, SLG: 0.432</small>										3	0	1	0	0	1	2						
Inning Stats	R: 0 E: 0 K: 0 S: 5	H: 0 LOB: 0 BB: 0 P: 7	R: 0 E: 0 K: 0 S: 6	H: 0 LOB: 0 BB: 1 P: 12	R: 0 E: 1 K: 1 S: 7	H: 0 LOB: 1 BB: 0 P: 13	R: 0 E: 0 K: 1 S: 9	H: 1 LOB: 2 BB: 1 P: 18	R: 0 E: 0 K: 1 S: 10	H: 0 LOB: 0 BB: 0 P: 18	R: 0 E: 0 K: 1 S: 8	H: 0 LOB: 0 BB: 0 P: 13	R: 0 E: 0 K: 1 S: 11	H: 0 LOB: 0 BB: 0 P: 17	R: 1 E: 0 K: 1 S: 12	H: 2 LOB: 1 BB: 0 P: 20	R: 0 E: 0 K: 1 S: 9	H: 0 LOB: 0 BB: 0 P: 16	1B: 1 2B: 2 3B: 0 HR: 1	SF: 0 SAC: 0 DP: 2 HBP: 0	WP: 1 PB: 0 SB: 1 CS: 1	PA: 32
PITCHER	IP	WLS	BF	H	R	ER	SO	BB	IBB	HBP	BLK	WP	HR	S	P	ERA	WHIP					
Mark Mulder, L (1, 1) <small>ERA: 3.45</small>	7.0	W	24	1	0	0	0	3	0	0	0	0	0	56	98	0.00	0.571					
Mike Magnante, L (8, 1) <small>ERA: 2.53</small>	1.1		6	2	1	1	1	0	0	0	0	0	1	15	24	6.75	1.500					
Chad Bradford, R (9, 1) <small>ERA: 2.78</small>	0.2		2	0	0	0	1	0	0	0	0	0	0	6	12	0.00	0.000					

Oakland Athletics @ Anaheim Angels
Edison International Field, Anaheim, CA
Thu Oct 04 2001, 10:05 PM EDT
Att: 14,215 - Cloudy - 66 F

AB 29
R 1
H 3
RBI 1
BB 3
SO 7
LOB 10

Batter	1	2	3	4	5	6	7	8	9	AB	R	H	RBI	BB	SO	LOB	TOP									
Johnny Damon, L OBP: 0.325, SLG: 0.366 (1, 8)	1-2 G6-3		0-1 P5		0-2 G4-3	1-1 F7		2-2 F7		5	0	0	0	0	0	5										
Miguel Tejada, R OBP: 0.324, SLG: 0.475 (1, 6)	1-0 G4-3		2-2 G5-3		1-1 P4	0-2 FC6-4			4-0 2B	4	1	0	0	1	0	3										
Jason Giambi, L OBP: 0.476, SLG: 0.658 (1, 3)	4-1 2B		1-1 L9		4-1 2B				1-2 3 2B	3	2	1	1	2	1	0										
Jermaine Dye, R OBP: 0.345, SLG: 0.461 (1, 9)	1-0 2B			3-1 F8	3-2 3 WP 3 1B		2-2 G6-3		2-3 K	5	1	2	2	0	1	1										
3 Eric Chavez, L OBP: 0.338, SLG: 0.537 (1, 5)	1-2 F8			2-2 G1-3	2-0 2H		3-2 G4-3		2-1 G3-1	5	0	2	2	0	0	2										
Jeremy Giambi, L OBP: 0.386, SLG: 0.451 (1, 10)		2-3 K		4-2 1B	0-3 K			0-0 1B	4-2 G3-1	3	0	1	0	1	2	1										
Ron Gant, R OBP: 0.347, SLG: 0.456 (9, PH)										0	0	0	0	1	0	0										
Terrence Long, L OBP: 0.332, SLG: 0.408 (1, 7)	1-0 F8			0-1 1B		0-1 G4-3		1-2 F9	0-1 G3-1	5	0	1	0	0	0	3										
Ramon Hernandez, R OBP: 0.317, SLG: 0.411 (1, 2)	0-0 HR			0-0 G2-3		0-0 BB		1-0 1B	2-1 G4-3	5	1	3	1	0	0	4										
Frank Menechino, R OBP: 0.369, SLG: 0.372 (1, 4)	1-3 K				0-0 G4-3	4-1 FC6-4		2-3 K		3	1	1	0	1	2	2										
Inning Stats	R: 0 E: 0 K: 0 S: 9	H: 1 LOB: 2 BB: 1 P: 17	R: 1 E: 0 K: 2 S: 9	H: 1 LOB: 0 BB: 0 P: 13	R: 0 E: 0 K: 0 S: 9	H: 0 LOB: 0 BB: 0 P: 12	R: 0 E: 0 K: 0 S: 13	H: 1 LOB: 2 BB: 1 P: 22	R: 3 E: 0 K: 1 S: 16	H: 3 LOB: 1 BB: 1 P: 26	R: 0 E: 0 K: 0 S: 9	H: 1 LOB: 2 BB: 1 P: 14	R: 0 E: 0 K: 1 S: 11	H: 0 LOB: 0 BB: 0 P: 18	R: 0 E: 0 K: 1 S: 11	H: 2 LOB: 2 BB: 0 P: 17	R: 2 E: 0 K: 1 S: 16	H: 2 LOB: 2 BB: 2 P: 31	1B: 5 2B: 5 3B: 0 HR: 1	SF: 0 SAC: 0 DP: 0 HBP: 0	WP: 1 PB: 0 SB: 0 CS: 0	PA: 44				
PITCHER	IP	WLS	BF	H	R	ER	SO	BB	IBB	HBP	BLK	WP	HR	S	P	ERA	WHIP									
Ramon Ortiz, R ERA: 4.36	(1, 1)	6.0	L	29	7	4	4	3	3	1	0	0	1	1	65	104	6.00	1.667								
Shigetoshi Hasegawa, R ERA: 4.04	(7, 1)	2.0		8	2	0	0	2	0	0	0	0	0	0	22	35	0.00	1.000								
J.B. Mladich, R ERA: 5.63	(9, 1)	0.1		3	1	2	2	1	1	0	0	0	0	0	8	15	54.00	6.000								
Mike Holtz, L ERA: 4.86	(9, 1)	0.2		4	1	0	0	0	1	0	0	0	0	0	8	16	0.00	3.000								

Oakland Athletics @ Anaheim Angels
Edison International Field, Anaheim, CA
Fri Oct 05 2001, 10:05 PM EDT
Att: 26,343 - Cloudy - 65 F

AB 38
R 6
H 11
RBI 6
BB 6
SO 6
LOB 21



Batter	1	2	3	4	5	6	7	8	9	AB	R	H	RBI	BB	SO	LOB	BOTTOM								
Darin Erstad, L OBP: 0.331, SLG: 0.360 (1, 3)	1-3 K		0-2 G5-3		2-2 F8		1-1 F8		2-1 3B	5	2	2	0	0	1	1									
David Eckstein, R OBP: 0.358, SLG: 0.362 (1, 6)	0-1 F9		1-0 G5-3		1-3 K		0-3 K		3-2 2H	5	0	1	1	0	2	2									
16 Garret Anderson, L OBP: 0.312, SLG: 0.472 (1, 7)	2-3 K		1-1 2H		1-0 G1-3		1-0 G1-3		0-1 G3	5	0	2	1	0	1	1									
Troy Glaus, R OBP: 0.367, SLG: 0.534 (1, 5)		1-1 F8	0-0 G5-3		2-2 G1-3		1-2 G1-3		4-1 BB	3	0	1	0	1	0	1									
Scott Spiezio, S OBP: 0.325, SLG: 0.440 (1, 10)		1-2 F8		2-3 K		1-3 K		0-0 F8		4	0	1	0	0	2	3									
Tim Salmon, R OBP: 0.366, SLG: 0.384 (1, 9)		0-1 1B		0-0 G1-3		2-2 G1-3		4-2 BB		3	0	1	0	1	0	2									
Orlando Palmeiro, L OBP: 0.322, SLG: 0.325 (1, 8)	1-2 F8		1-3 K		1-3 K		4-0 BB		3-2 F5	3	0	0	0	1	1	4									
Jorge Fabregas, L OBP: 0.235, SLG: 0.318 (1, 2)	2-0 F8				1-0 F7		1-2 F7		0-0 G4-3	4	0	0	0	0	0	5									
Adam Kennedy, L OBP: 0.319, SLG: 0.373 (1, 4)			1-0 F7		1-2 S		3-2 F8		0-2 F9	4	0	1	0	0	0	0									
Inning Stats	R: 0 E: 0 K: 2 S: 8	H: 0 LOB: 0 BB: 0 P: 11	R: 0 E: 0 K: 0 S: 11	H: 2 LOB: 0 BB: 0 P: 16	R: 1 E: 0 K: 0 S: 8	H: 2 LOB: 1 BB: 0 P: 11	R: 0 E: 0 K: 2 S: 9	H: 0 LOB: 0 BB: 0 P: 12	R: 0 E: 0 K: 1 S: 10	H: 1 LOB: 1 BB: 0 P: 15	R: 0 E: 0 K: 1 S: 16	H: 2 LOB: 3 BB: 1 P: 27	R: 0 E: 0 K: 1 S: 8	H: 0 LOB: 0 BB: 0 P: 12	R: 0 E: 0 K: 0 S: 11	H: 0 LOB: 2 BB: 2 P: 22	R: 1 E: 0 K: 0 S: 17	H: 2 LOB: 1 BB: 0 P: 22	1B: 7 2B: 1 3B: 1 HR: 0	SF: 0 SAC: 0 DP: 0 HBP: 0	WP: 0 PB: 0 SB: 1 CS: 0	PA: 39			
PITCHER	IP	WLS	BF	H	R	ER	SO	BB	IBB	HBP	BLK	WP	HR	S	P	ERA	WHIP								
Tim Hudson, R ERA: 3.37	(1, 1)	6.0	W	26	7	1	1	6	1	0	0	0	0	62	92	1.50	1.333								
Mark Guthrie, L ERA: 4.47	(7, 1)	1.0	H	3	0	0	0	1	0	0	0	0	0	8	12	0.00	0.000								
Jim Mecir, R ERA: 3.48	(8, 1)	1.0	H	5	0	0	0	0	2	0	0	0	0	11	22	0.00	2.000								
Jason Istringhausen, R ERA: 2.69	(9, 1)	1.0		5	2	1	1	0	0	0	0	0	0	17	22	9.00	2.000								

Oakland Athletics @ Anaheim Angels
Edison International Field, Anaheim, CA
Fri Oct 05 2001, 10:05 PM EDT
Att: 26,343 - Cloudy - 65 F

AB 36
R 2
H 9
RBI 2
BB 3
SO 7
LOB 19



Batter	1	2	3	4	5	6	7	8	9	AB	R	H	RBI	BB	SO	LOB	TOP								
Eric Byrnes, R OBP: 0.310, SLG: 0.500 (1, 8) (7, 9)	P4		SF8 BB HR BB	F7		2-1 1B			G5-3	4	1	1	1	1	0	1									
Miguel Tejada, R OBP: 0.325, SLG: 0.477 Mark Bellhorn, S OBP: 0.213, SLG: 0.247 (1, 6) (5, 6)	2B		S HR BB	F7		0-3 K				2	1	1	0	1	0	0									
Ron Gant, R OBP: 0.346, SLG: 0.454 Jeremy Giambi, L OBP: 0.388, SLG: 0.451 (1, 10) (9, PH)	P4		SF8	F9				G5-4-3 1B	3B	3	0	1	1	0	0	1									
Jermaine Dye, R OBP: 0.346, SLG: 0.466 Rob Ryan, L (1, 9) (7, 8)	F9		2-3 3-H 2-2					G5-4-3 1-2	K	4	1	2	3	0	0	2									
3 Eric Chavez, L OBP: 0.338, SLG: 0.536 F.P. Santangelo, S OBP: 0.349, SLG: 0.261 (1, 5) (6, 5)		L7		F7						3	0	1	0	0	0	1									
Olmedo Saenz, R OBP: 0.290, SLG: 0.385 (1, 3)		K	F3			1-1 1B G6-4-3 2B			G5-3	5	1	1	0	0	1	4									
Terrence Long, L OBP: 0.333, SLG: 0.409 (1, 7)	G3			G3		1-1 2-3 1B G6-4-3 1B				4	0	2	0	0	0	0									
Ramon Hernandez, R OBP: 0.317, SLG: 0.410 Tom Wilson, R OBP: 0.250, SLG: 0.476 (1, 2) (4, 2)			K		BB	0-0 G6-4-3 1-2 3-H			K	1	0	0	0	1	1	0									
Frank Menechino, R OBP: 0.370, SLG: 0.374 (1, 4)			BB SF8 HBP	L6		1-2 2-1 1B 2B			K	3	2	1	0	0	1	2									
Inning Stats	R: 0 E: 0 K: 0 S: 10	H: 1 LOB: 1 BB: 0 P: 14	R: 0 E: 0 K: 1 S: 8	H: 0 LOB: 0 BB: 0 P: 9	R: 4 E: 0 K: 1 S: 19	H: 2 LOB: 1 BB: 2 P: 31	R: 0 E: 0 K: 0 S: 5	H: 0 LOB: 1 BB: 1 P: 10	R: 0 E: 0 K: 1 S: 10	H: 1 LOB: 1 BB: 0 P: 16	R: 2 E: 0 K: 1 S: 12	H: 4 LOB: 1 BB: 0 P: 18	R: 0 E: 0 K: 1 S: 7	H: 1 LOB: 0 BB: 0 P: 12	R: 0 E: 0 K: 2 S: 14	H: 1 LOB: 1 BB: 0 P: 20	R: 0 E: 0 K: 1 S: 13	H: 1 LOB: 3 BB: 2 P: 24	1B: 6 2B: 3 3B: 1 HR: 1	SF: 1 SAC: 0 DP: 2 HBP: 1	WP: 0 PB: 0 SB: 1 CS: 0	PA: 42			
PITCHER	IP	WLS	BF	H	R	ER	SO	BB	IBB	HBP	BLK	WP	HR	S	P	ERA	WHIP								
Scott Schoeneweis, L ERA: 5.08 Pat Rapp, R ERA: 4.76 (1, 1) (8, 1)	7.0	L	32	9	6	6	4	3	0	1	0	0	1	71	110	7.71	1.714								

Oakland Athletics @ Anaheim Angels
Edison International Field, Anaheim, CA
Sat Oct 06 2001, 4:05 PM EDT
Att: 26,276 - Cloudy - 70 F

AB 35
R 6
H 11
RBI 5
BB 5
SO 7
LOB 16

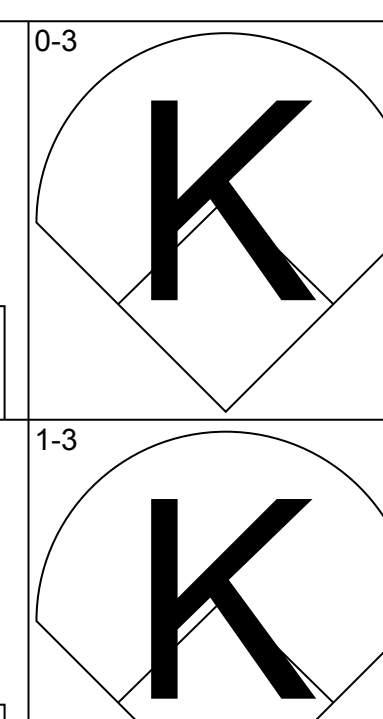
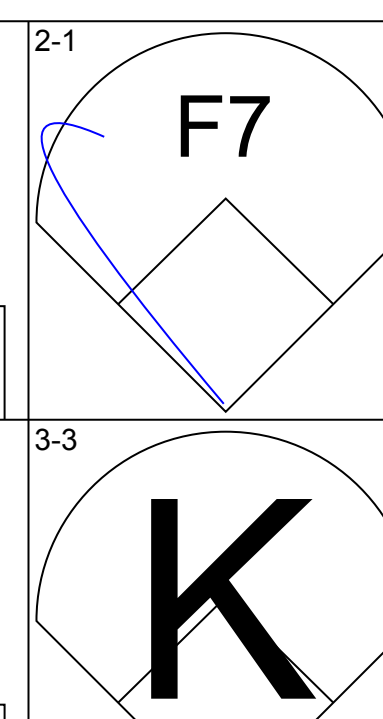
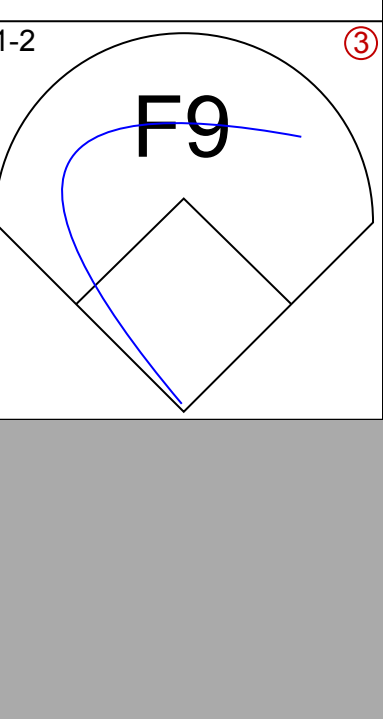
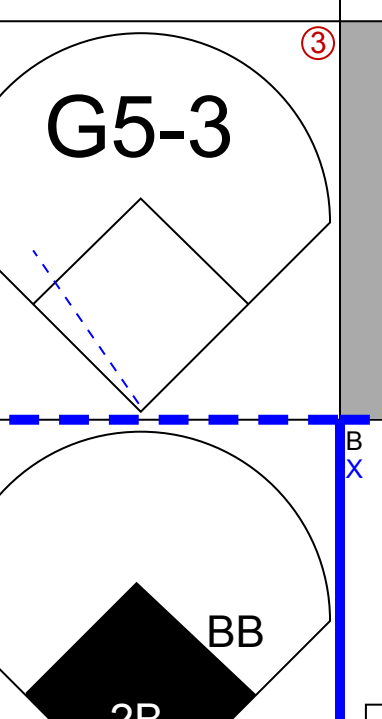
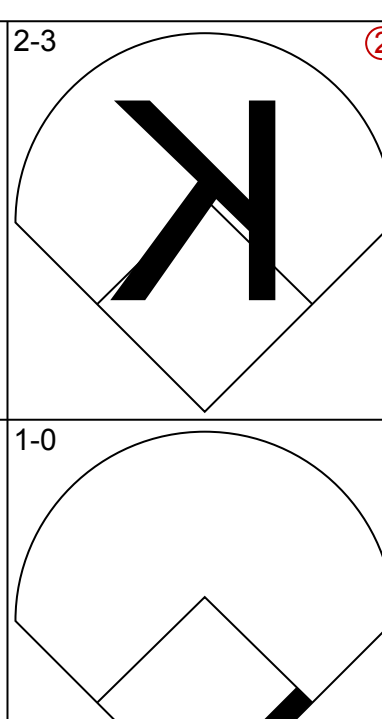

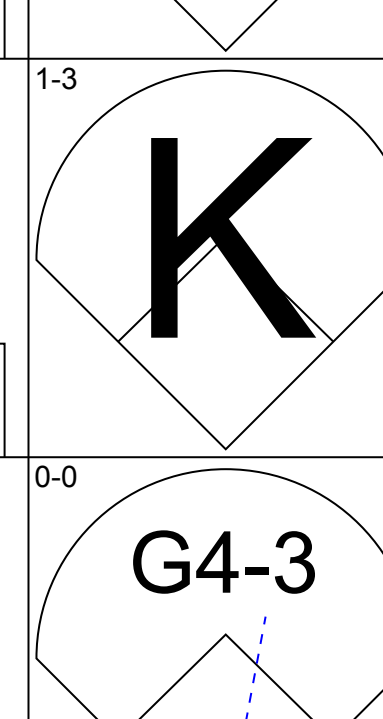
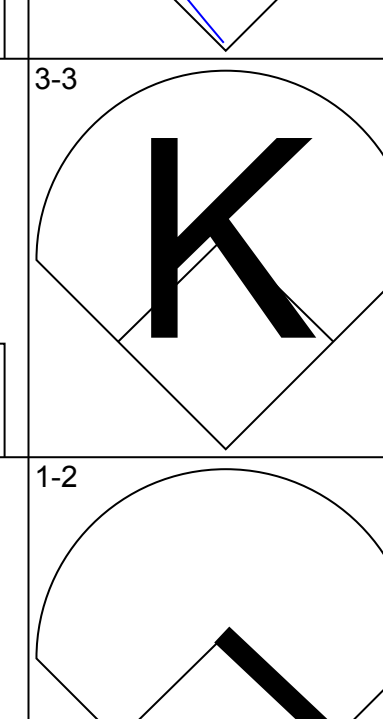
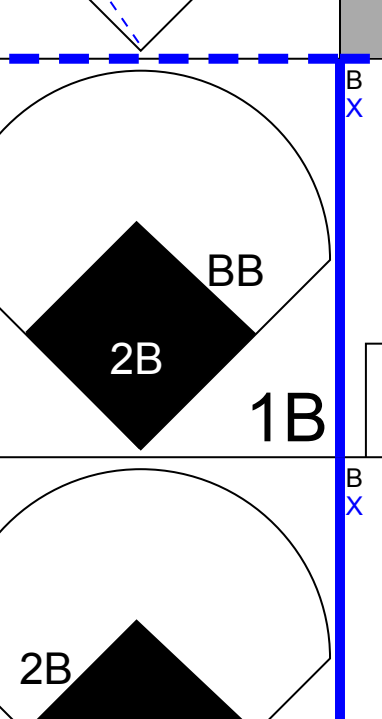
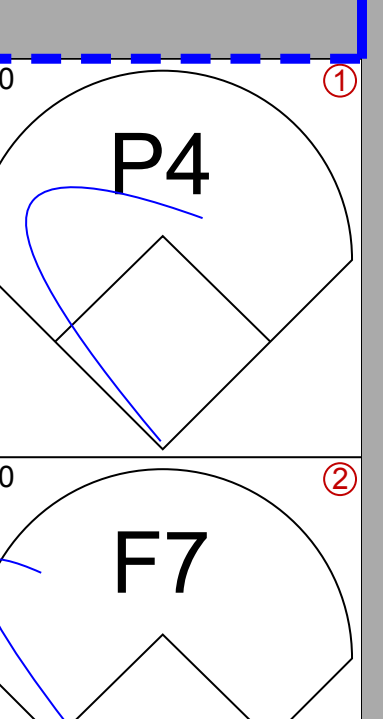
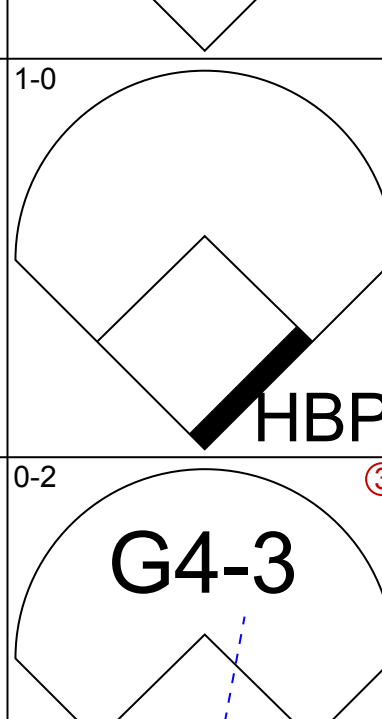
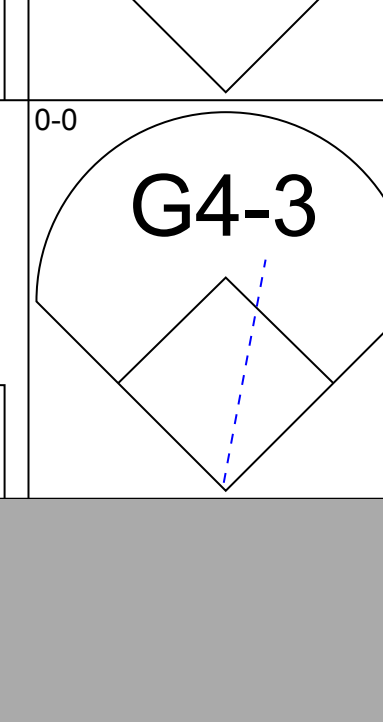
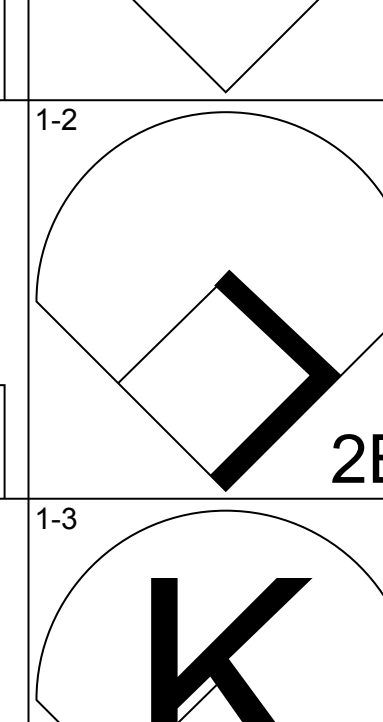
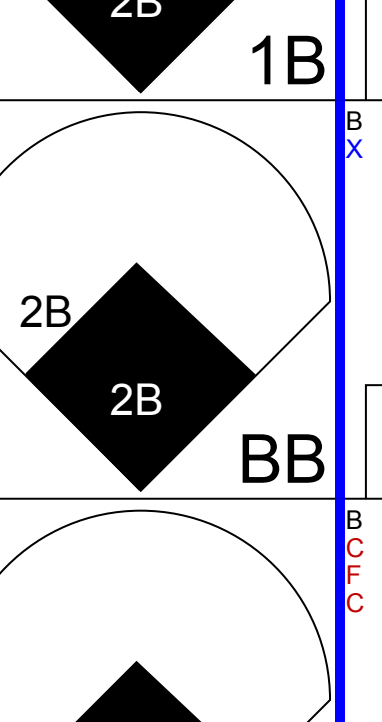
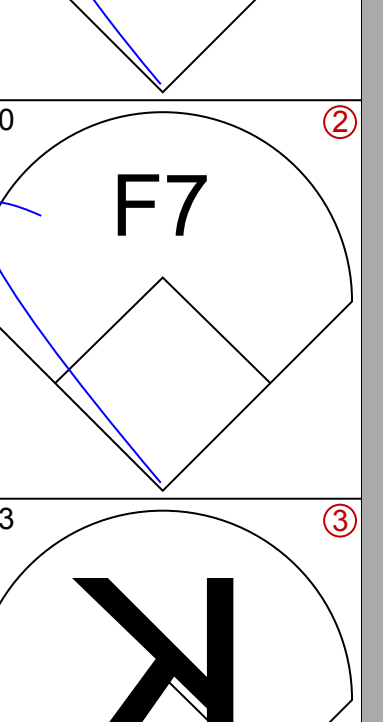
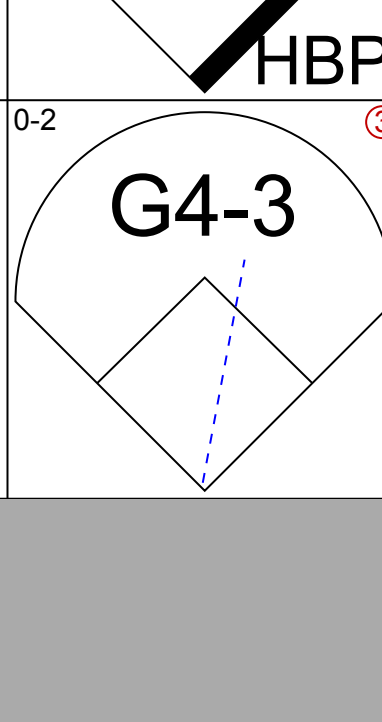
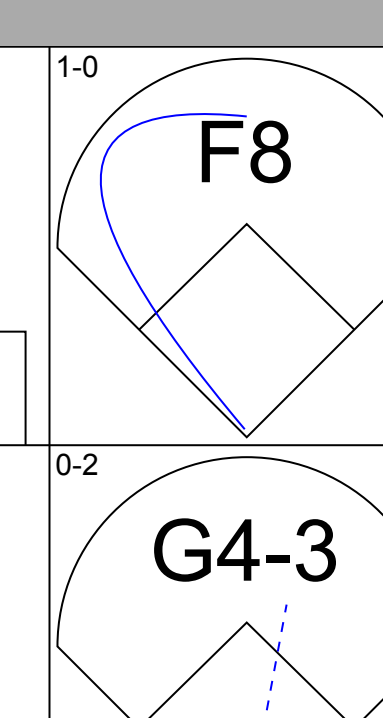
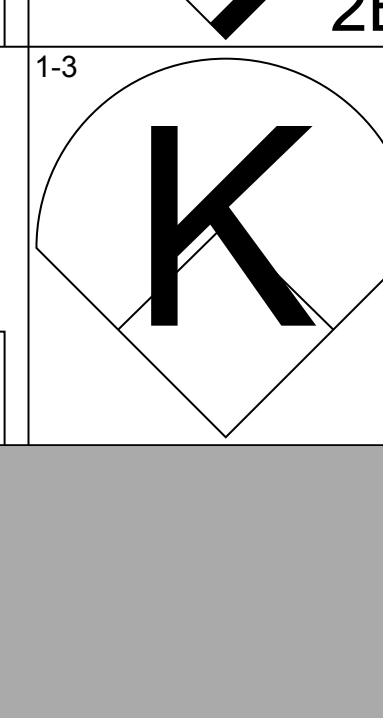
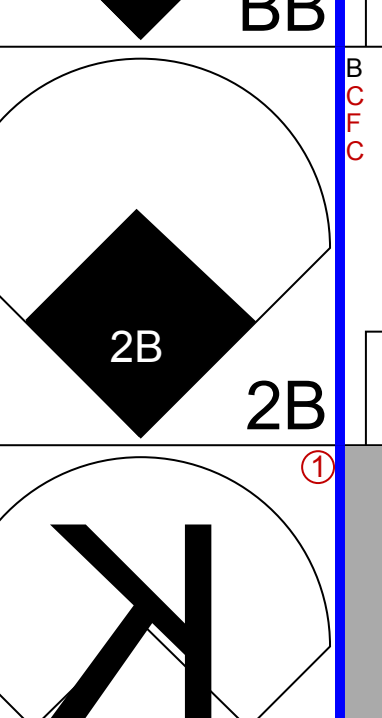
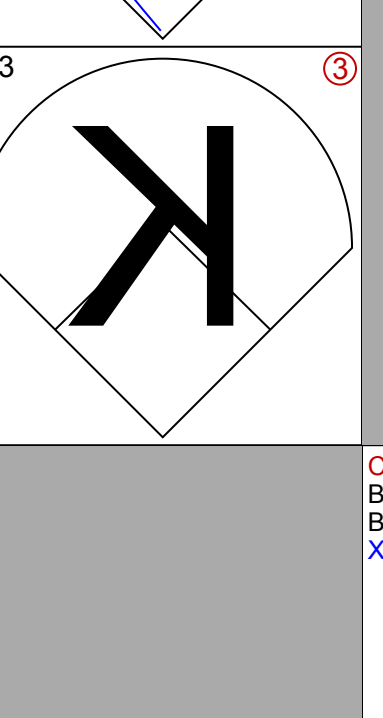
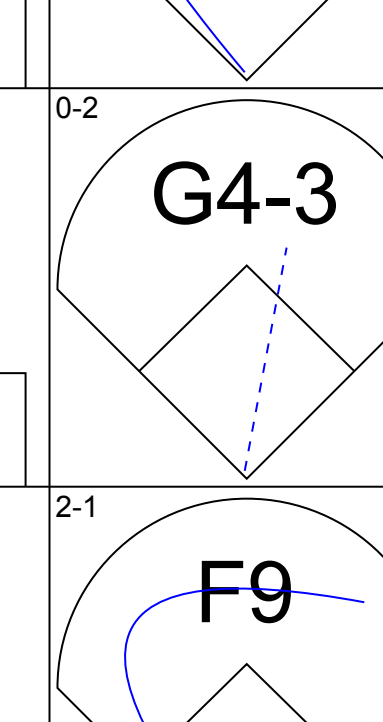
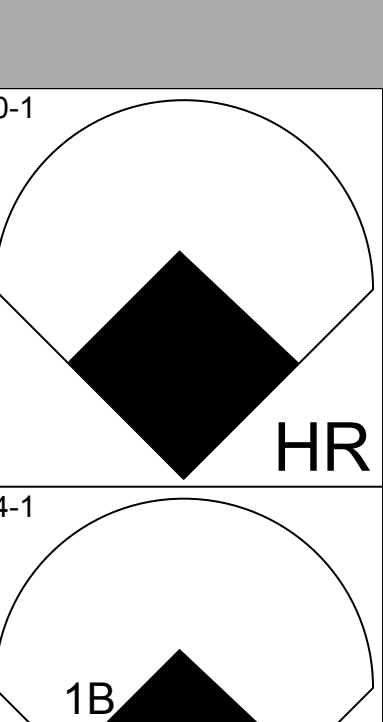
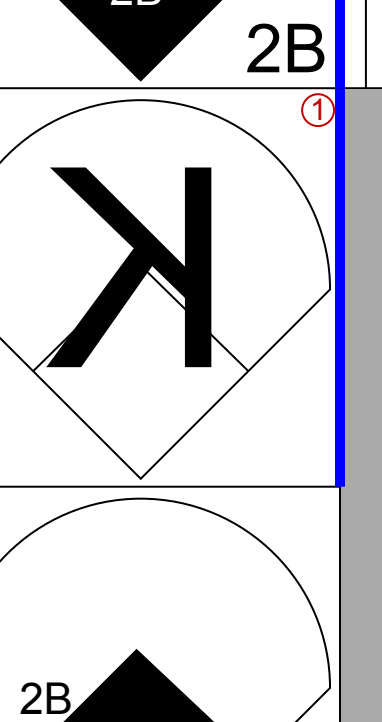
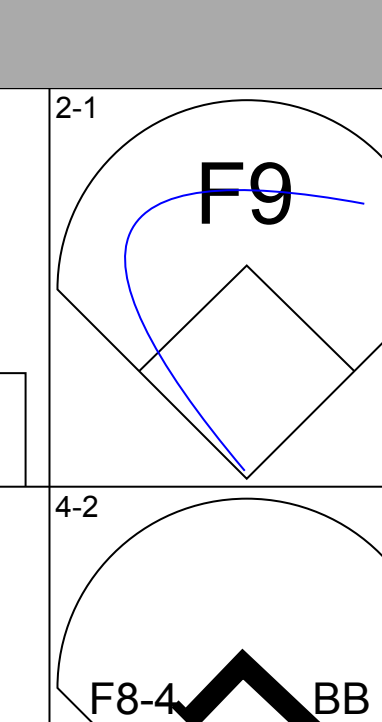
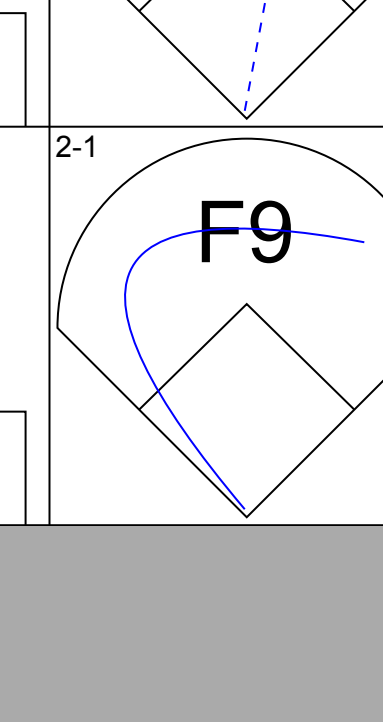
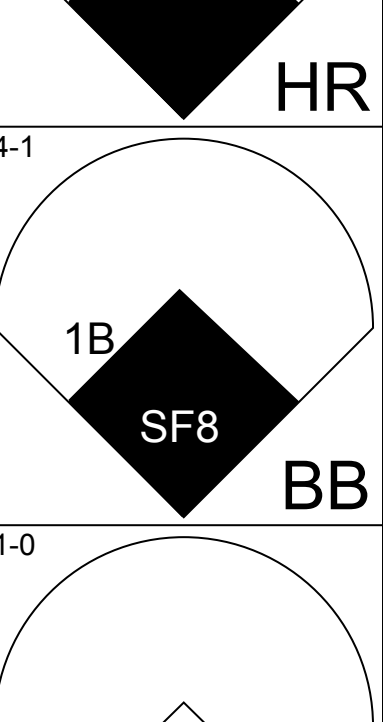
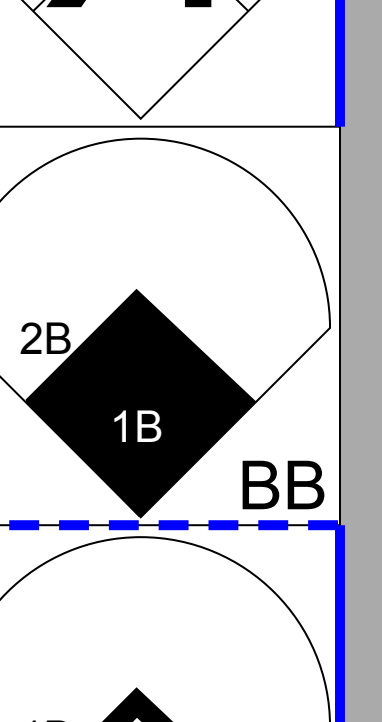
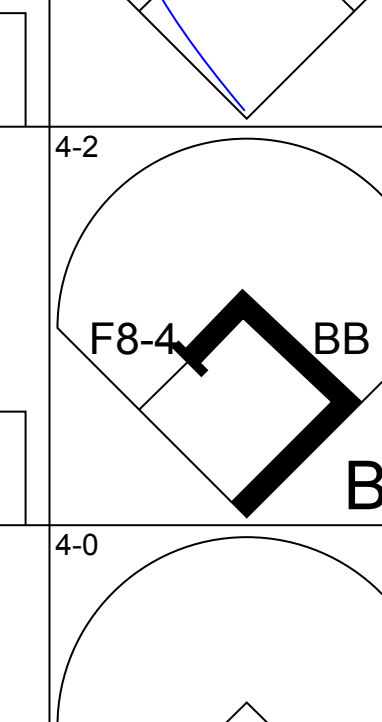
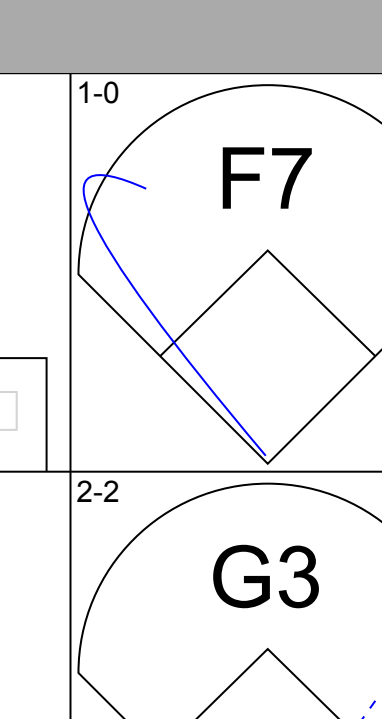
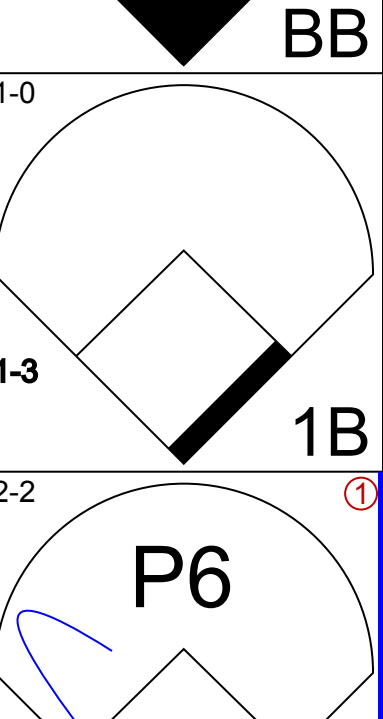
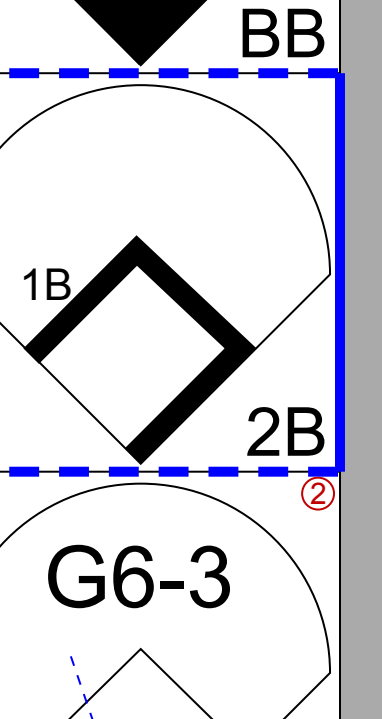
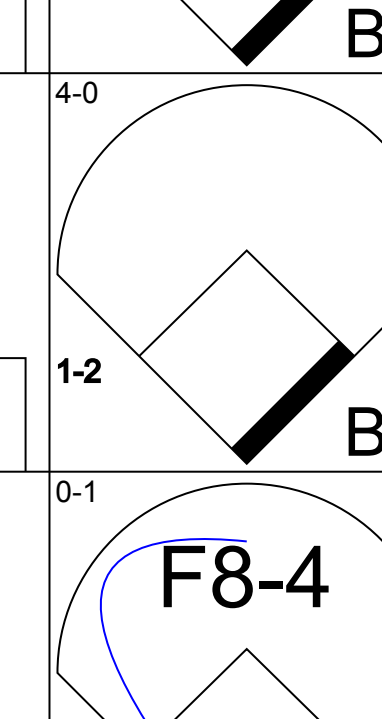
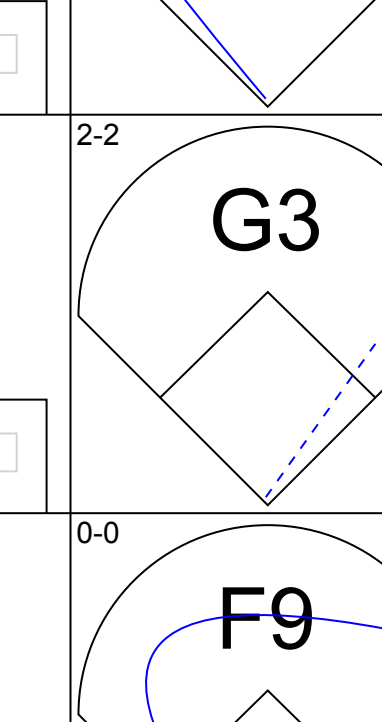
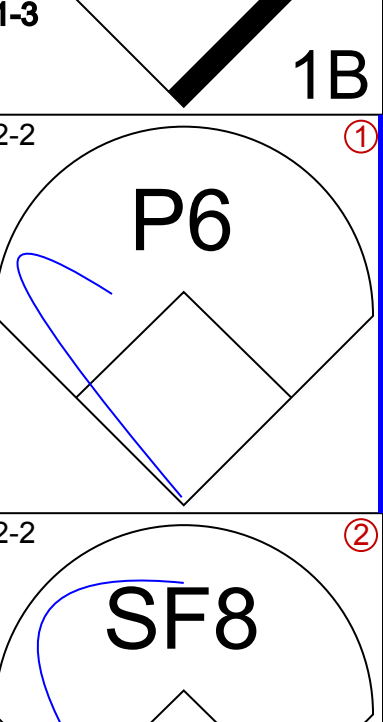
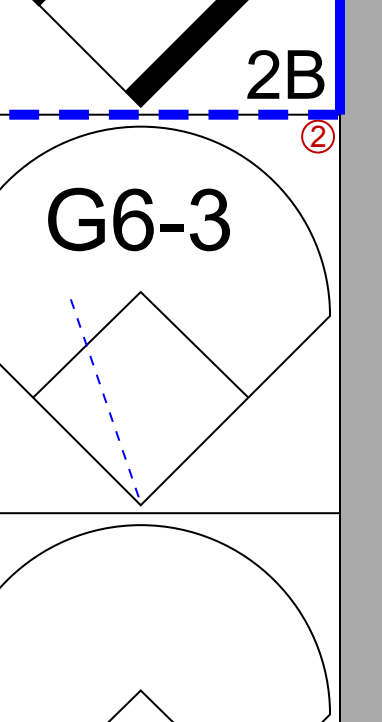
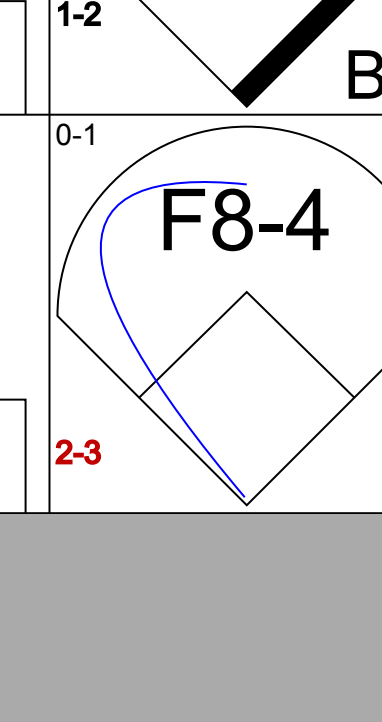
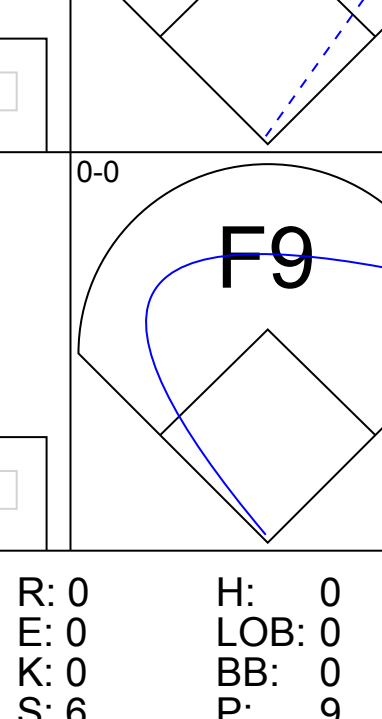
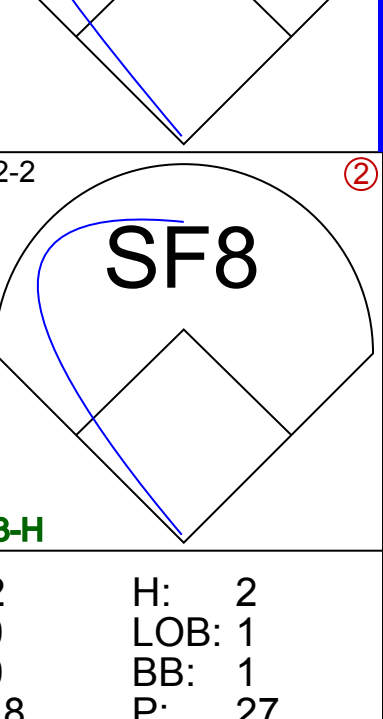
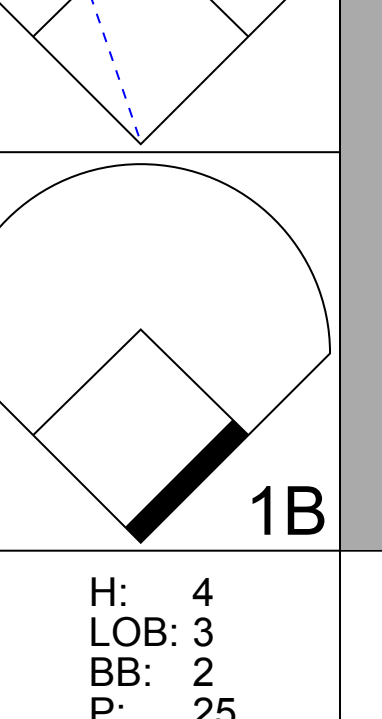
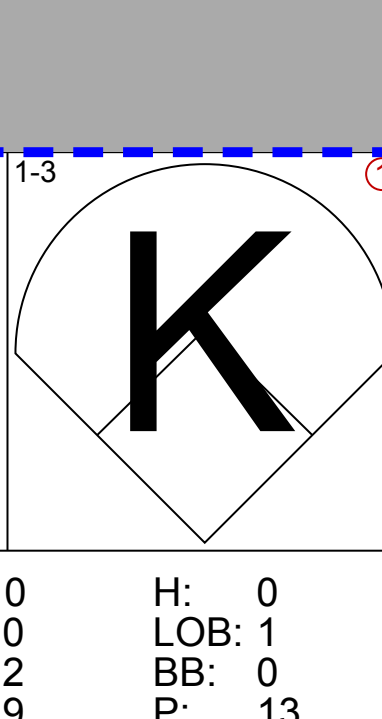


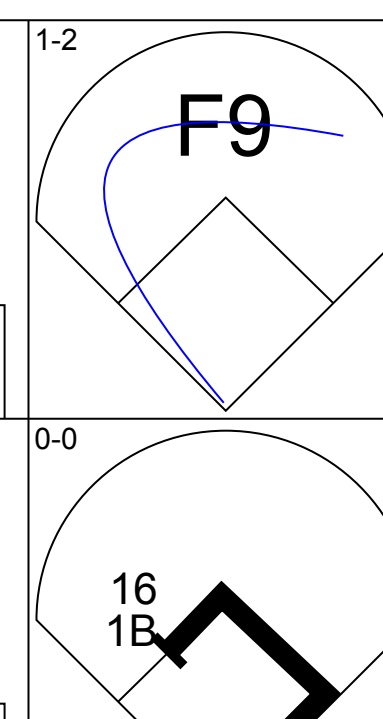
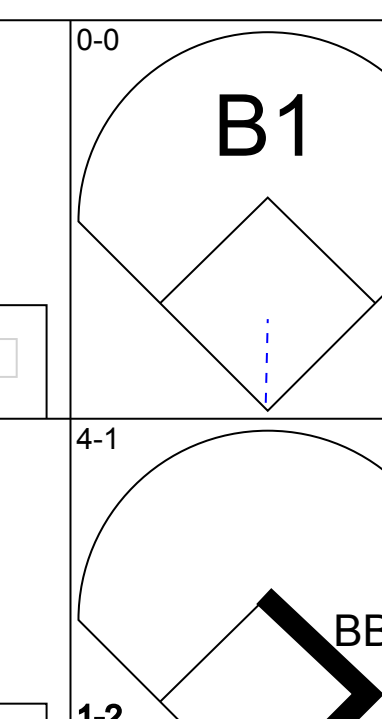
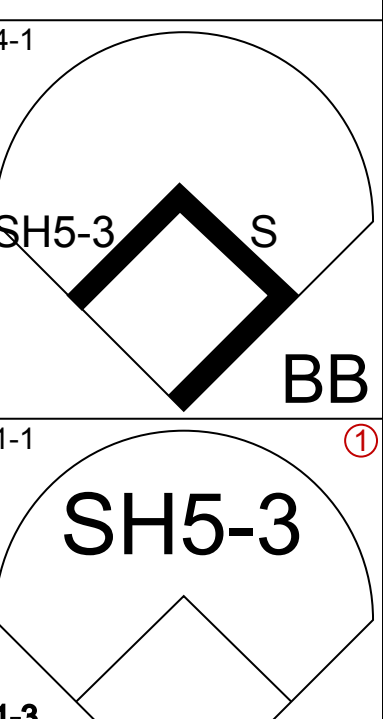
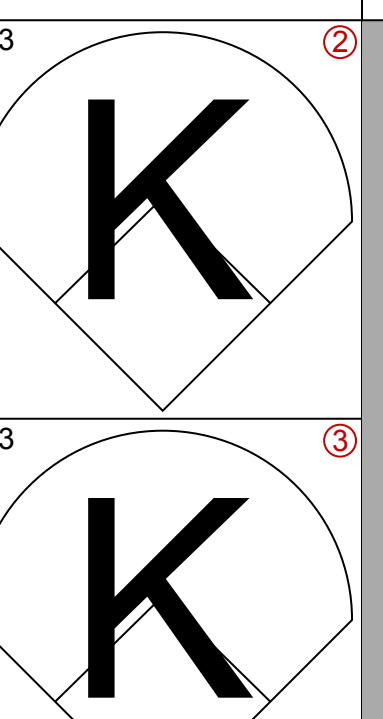

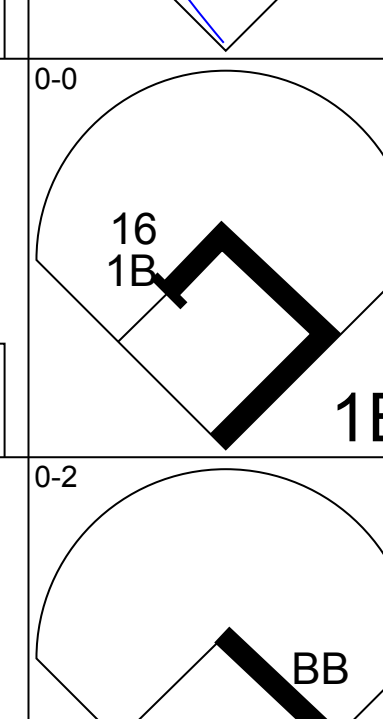
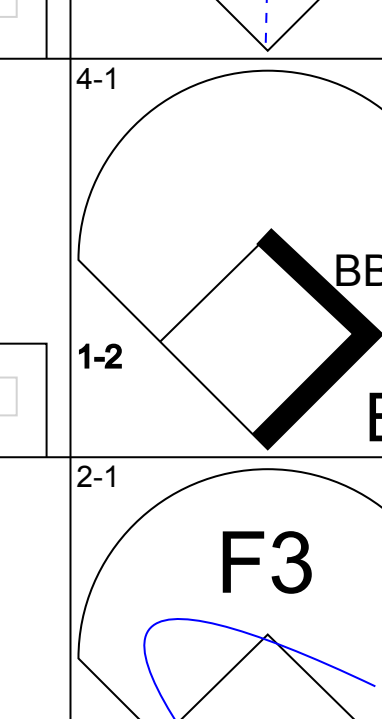
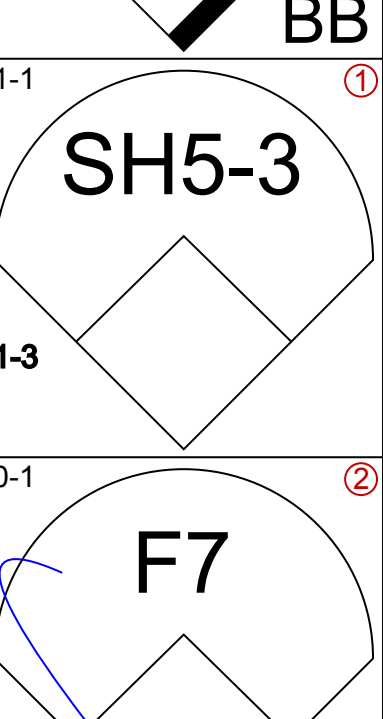

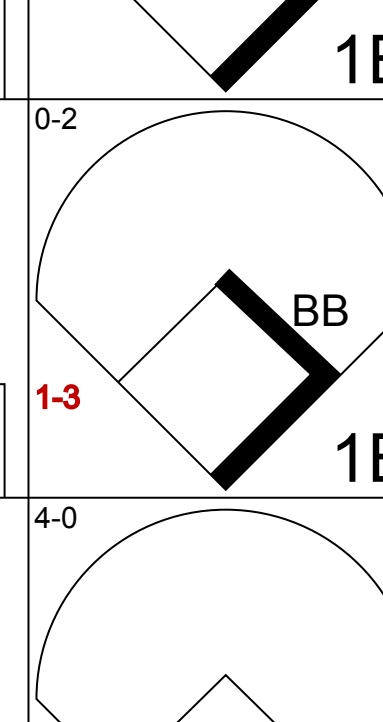
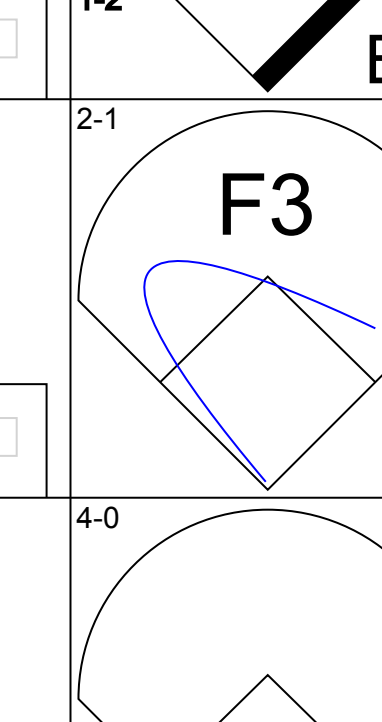
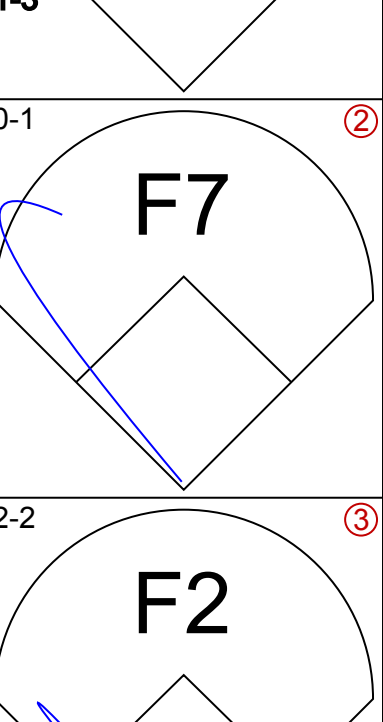
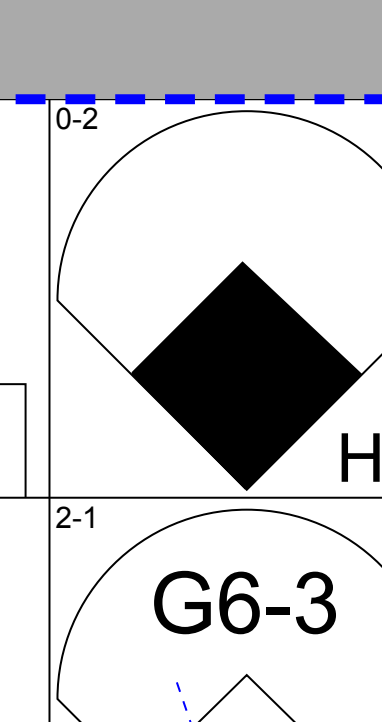
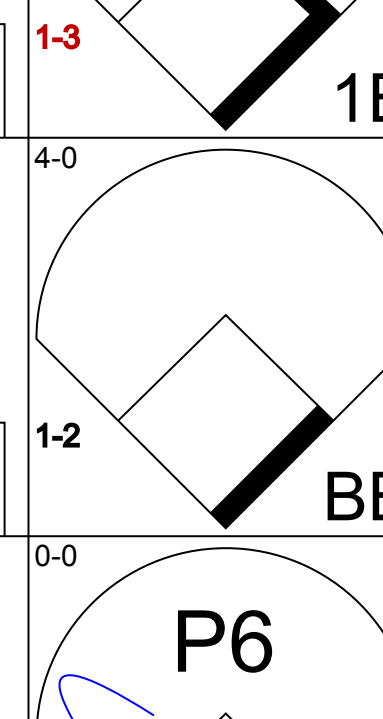
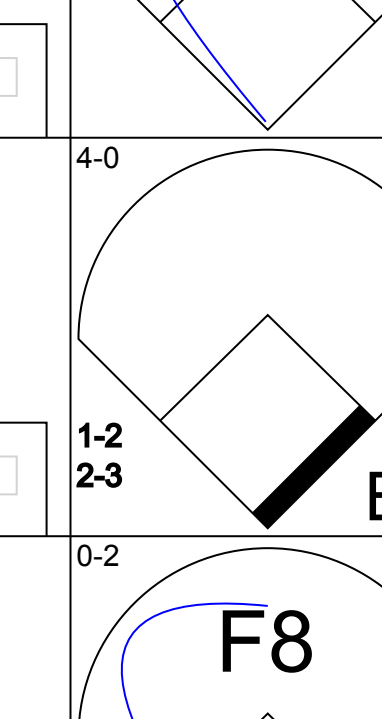
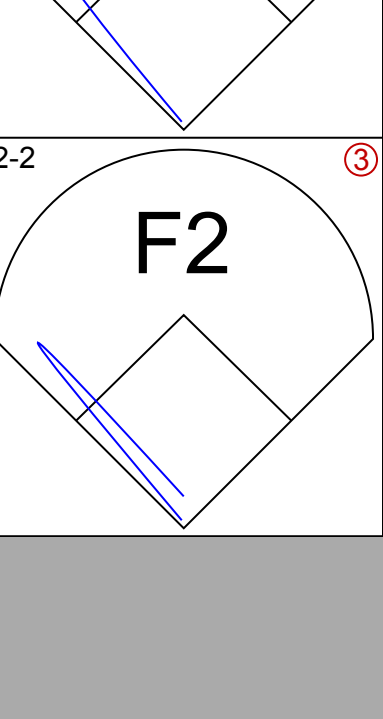
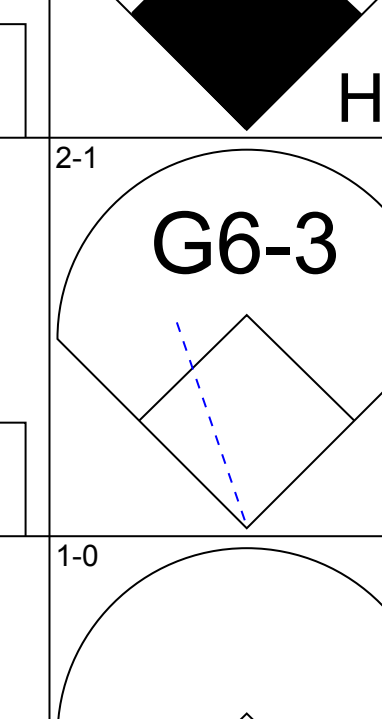
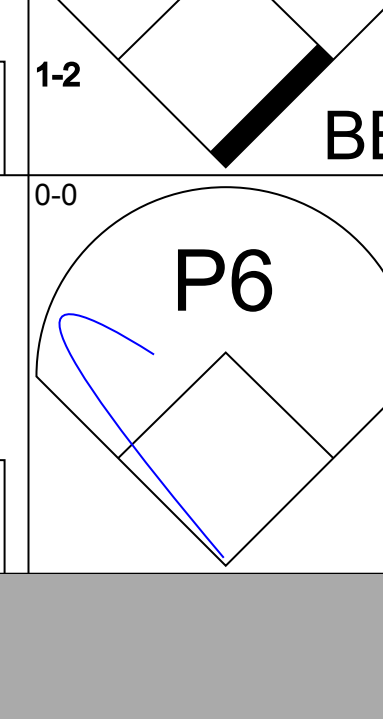
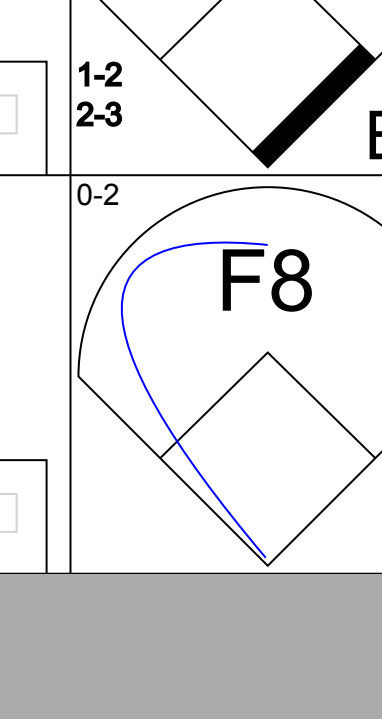
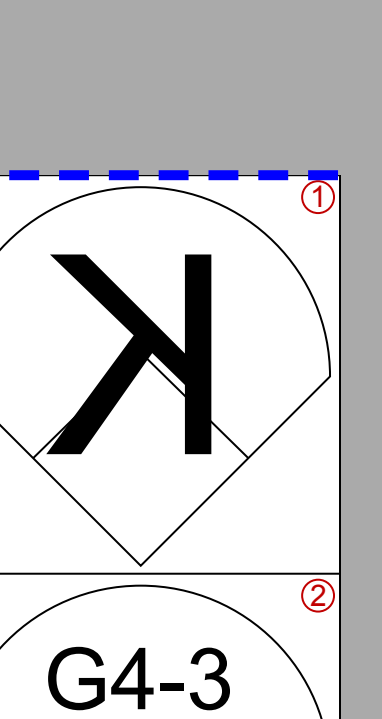
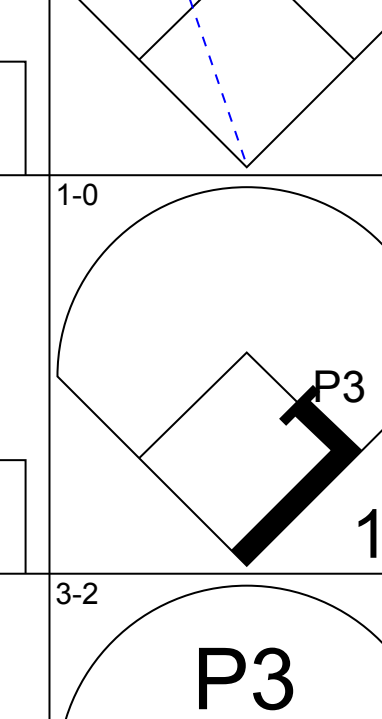
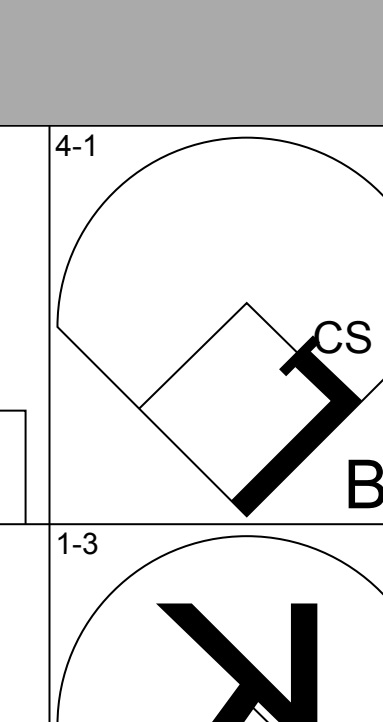
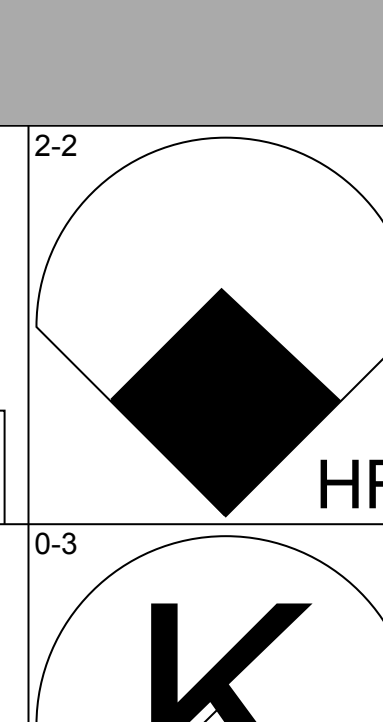
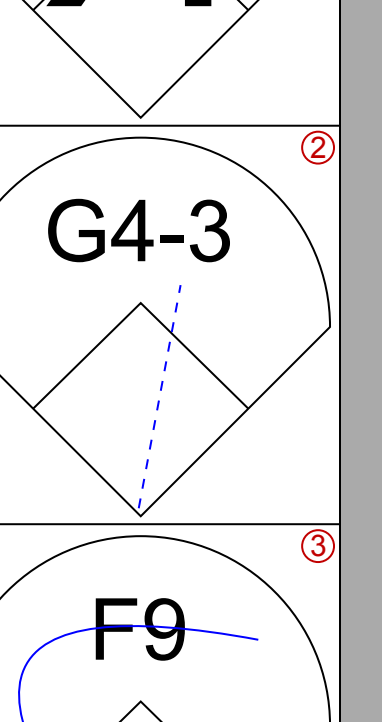
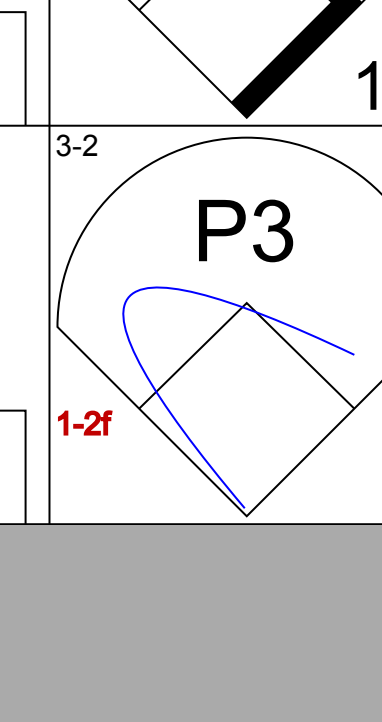
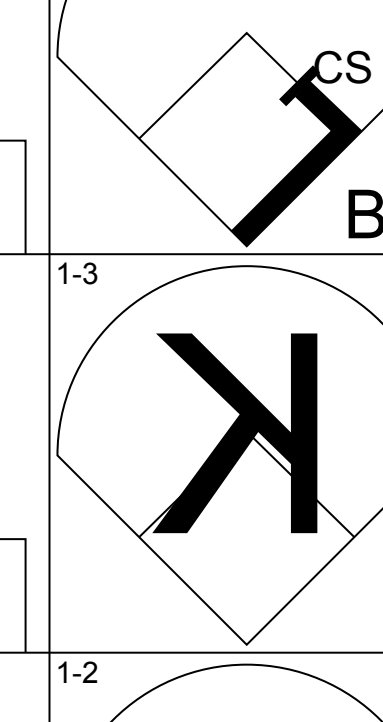
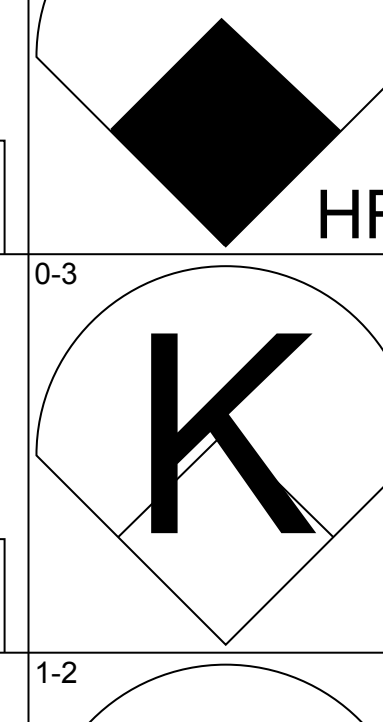
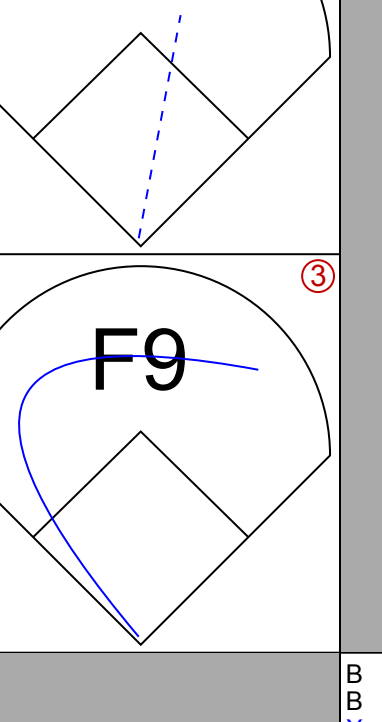
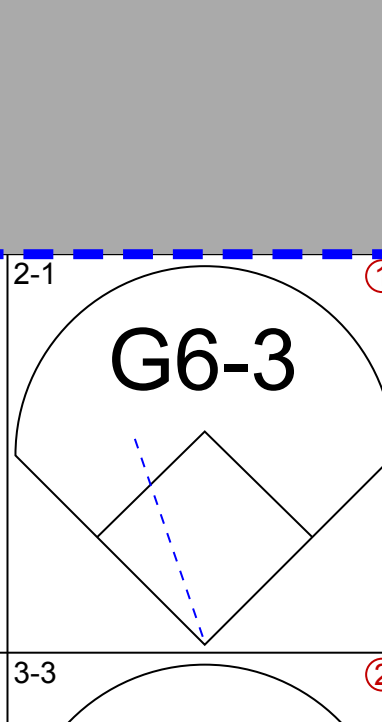
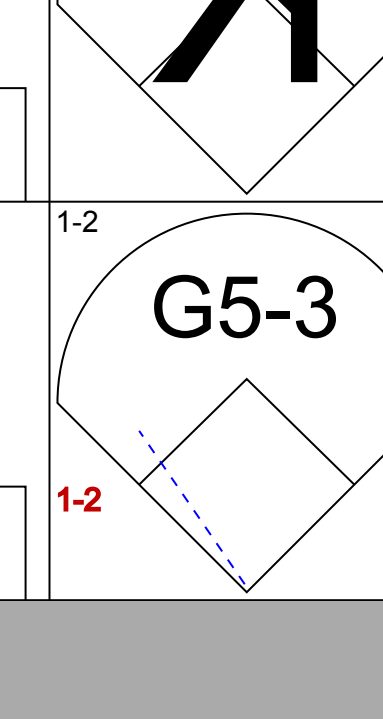
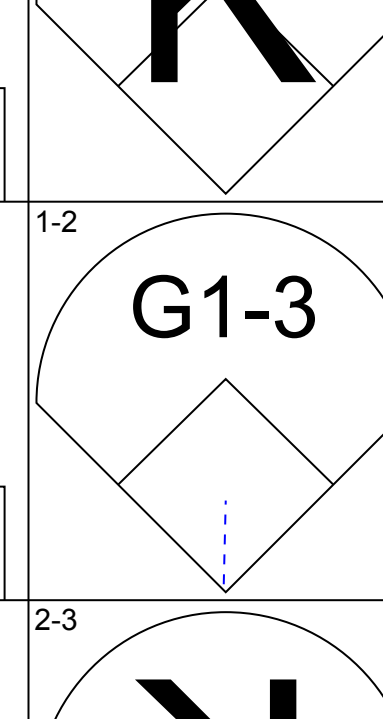
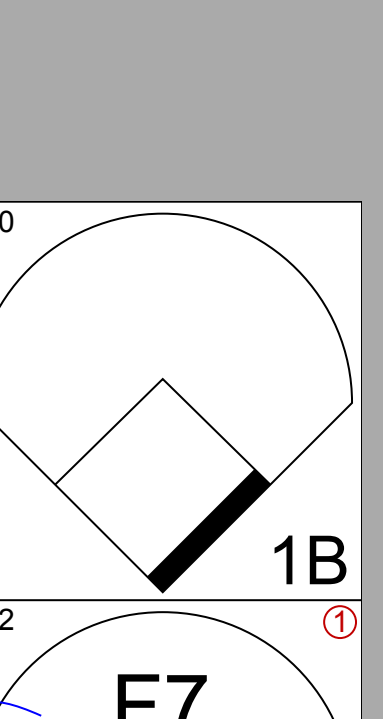
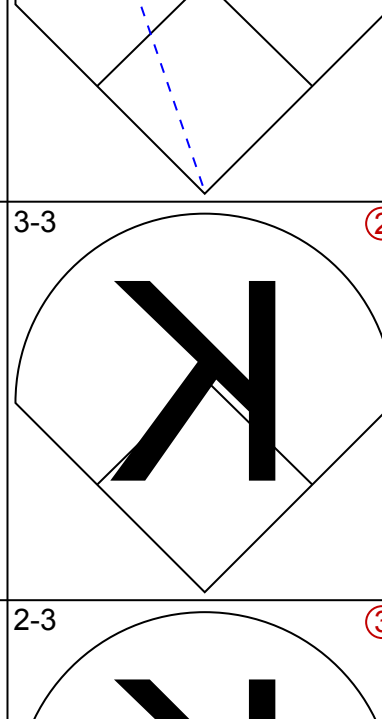
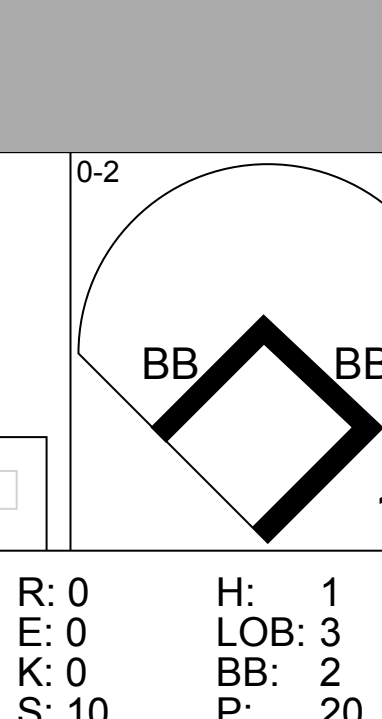
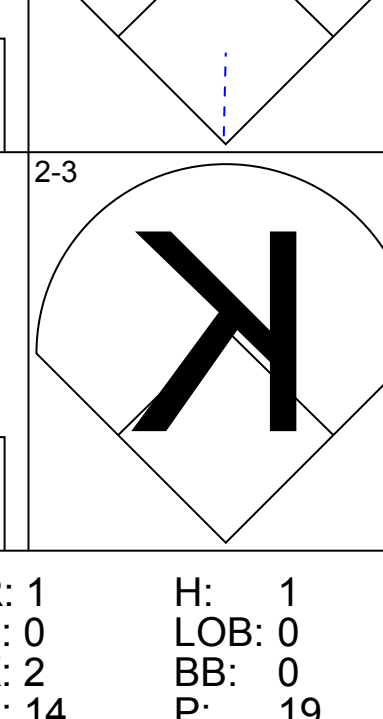
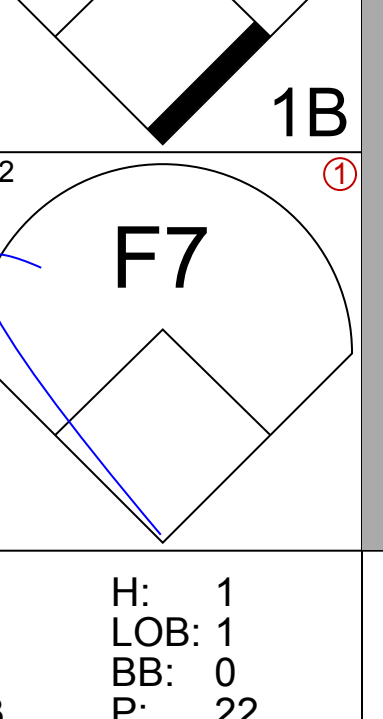
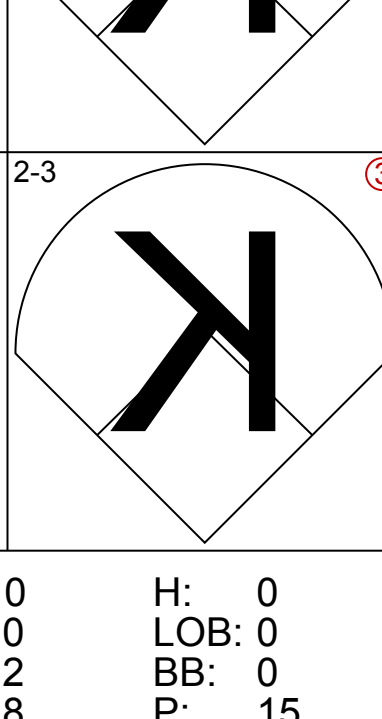
Batter	1	2	3	4	5	6	7	8	9	AB	R	H	RBI	BB	SO	LOB	BOTTOM								
Darin Erstad, L OBP: 0.331, SLG: 0.360 (1, 3)	F8		K			G4-3 WP 1-2 2-3 1B			G1	4	0	1	0	0	1	0									
David Eckstein, R OBP: 0.356, SLG: 0.359 (1, 6)	K			G6-3	G4-3	1-3 2-H 3-H 1-1			G4-3	4	0	0	1	0	1	1									
16 Garret Anderson, L OBP: 0.313, SLG: 0.473 (1, 7)					1B 2B				F8	3	1	1	0	1	0	1									
Troy Glaus, R OBP: 0.366, SLG: 0.532 (1, 10)	F9				2-H 1B				K	4	0	1	1	0	1	1									
Scott Spiezio, S OBP: 0.327, SLG: 0.439 (1, 5) (7, 9)		F3		P6		4-0 WP BB			DI 1B	3	0	1	0	1	0	1									
Orlando Palmeiro, L OBP: 0.319, SLG: 0.322 Jose Nieves, R OBP: 0.321, SLG: 0.490 (1, 9) (6, PH) (7, 5)		F5		P6		1-3 1-2 K			K	2	0	0	0	0	0	1									
Bengie Molina, R OBP: 0.307, SLG: 0.342 (1, 2)		G6-3			1B 1B WP 1B				K	4	1	1	0	0	1	2									
Adam Kennedy, L OBP: 0.318, SLG: 0.372 (1, 4)				K		1-0 WP 1B G4-3 1B			P6	4	1	1	0	0	2	1									
Jeff DaVanon, S OBP: 0.281, SLG: 0.417 (1, 8)				P6		1-3 K			K	3	0	0	0	0	2	2									
Inning Stats	R: 0 E: 0 K: 1 S: 8	H: 0 LOB: 1 BB: 1 P: 13	R: 0 E: 0 K: 0 S: 10	H: 0 LOB: 0 BB: 0 P: 14	R: 0 E: 0 K: 2 S: 13	H: 0 LOB: 0 BB: 0 P: 18	R: 1 E: 0 K: 0 S: 10	H: 2 LOB: 1 BB: 0 P: 16	R: 2 E: 0 K: 1 S: 12	H: 3 LOB: 1 BB: 0 P: 20	R: 0 E: 0 K: 1 S: 5	H: 0 LOB: 0 BB: 1 P: 10	R: 0 E: 0 K: 1 S: 7	H: 0 LOB: 0 BB: 0 P: 11	R: 0 E: 0 K: 1 S: 11	H: 0 LOB: 0 BB: 0 P: 14	R: 0 E: 0 K: 3 S: 15	H: 1 LOB: 1 BB: 0 P: 20	1B: 5 2B: 1 3B: 0 HR: 0	SF: 0 SAC: 0 DP: 0 HBP: 0	WP: 2 PB: 0 SB: 0 CS: 0	PA: 35			
PITCHER	IP	WLS	BF	H	R	ER	SO	BB	IBB	HBP	BLK	WP	HR	S	P	ERA	WHIP								
Erik Hiljus, R ERA: 3.41 Luis Vizcaino, R ERA: 4.54 Mike Magnante, L ERA: 2.77 Chad Harville, R ERA: Chad Bradford, R ERA: 2.7 (1, 1) (4, 1) (5, 1) (7, 1) (8, 1)	3.0		10	5	3	3	1	0	0	0	0	1	0	20	33	16.20	3.000								
PITCHER	IP	WLS	BF	H	R	ER	SO	BB	IBB	HBP	BLK	WP	HR	S	P	ERA	WHIP								
Jason Isringhausen, R ERA: 2.65 (9, 1)	1.0	S	4	1	0	0	3	0	0	0	0	0	0	15	20	0.00	1.000								

Oakland Athletics @ Anaheim Angels
Edison International Field, Anaheim, CA
Sat Oct 06 2001, 4:05 PM EDT
Att: 26,276 - Cloudy - 70 F

AB 33
R 3
H 6
RBI 2
BB 2
SO 10
LOB 12



Batter	1	2	3	4	5	6	7	8	9	AB	R	H	RBI	BB	SO	LOB	TOP					
Johnny Damon, L (1, 8) Rob Ryan, L (7, 8)										4	0	0	0	0	1	4	<p>Oakland Athletics @ Anaheim Angels Edison International Field, Anaheim, CA</p> <p>Sun Oct 07 2001, 4:05 PM EDT Att: 18,682 - Sunny - 75 F</p> <p>livebaseballscores.com</p> <p>AB 32 R 6 H 7 RBI 6 BB 5 SO 8 LOB 14</p> 					
Miguel Tejada, R (1, 6) Olmedo Saenz, R (6, 3)										3	1	1	0	0	2	0						
Jason Giambi, L (1, 3) F.P. Santangelo, S (6, PR)										2	0	1	0	1	0	0						
Jermaine Dye, R (1, 9) Ron Gant, R (6, 7)										3	1	1	1	0	1	1						
3 Eric Chavez, L (1, 5) Mark Bellhorn, S (6, 6)										3	1	1	1	0	1	2						
Jeremy Giambi, L (1, 10)										1	2	0	0	3	0	0						
Terrence Long, L (1, 7) Eric Byrnes, R (6, PR)										3	0	2	2	0	0	0						
Greg Myers, L (1, 2) Ramon Hernandez, R (5, 2)										2	0	0	0	0	0	2						
Frank Menechino, R (1, 4)										3	0	1	2	0	1	0						
Inning Stats	R: 0 E: 0 K: 2 S: 7	H: 0 LOB: 0 BB: 0 P: 8	R: 0 E: 0 K: 0 S: 6	H: 0 LOB: 0 BB: 0 P: 9	R: 0 E: 0 K: 0 S: 6	H: 0 LOB: 1 BB: 0 P: 9	R: 0 E: 0 K: 2 S: 13	H: 1 LOB: 1 BB: 0 P: 20	R: 2 E: 0 K: 0 S: 18	H: 2 LOB: 1 BB: 1 P: 27	R: 4 E: 0 K: 1 S: 15	H: 4 LOB: 3 BB: 2 P: 25	R: 0 E: 0 K: 1 S: 5	H: 0 LOB: 1 BB: 0 P: 8	R: 0 E: 0 K: 0 S: 6	H: 0 LOB: 1 BB: 2 P: 16		R: 0 E: 0 K: 2 S: 9	H: 0 LOB: 1 BB: 0 P: 13	1B: 3 2B: 4 3B: 0 HR: 1	SF: 1 SAC: 0 DP: 1 HBP: 1	WP: 0 PB: 0 SB: 0 CS: 0
PITCHER	IP WLS BF H R ER SO BB IBB HBP BLK WP HR S P ERA WHIP																					
Brian Cooper, R (1, 1) Lou Pote, R (6, 1) Mike Holtz, L (6, 1) Al Levine, R (6, 1) J.B. Moadich, R (7, 1)	5.0 L 19 3 2 2 4 1 2 0 0 0 0 0 0 1 50 73 3.60 0.800																					
Matt Wise, R (9, 1)	1.0 4 0 0 0 2 0 0 1 0 0 0 10 18 108.00 12.000																					

Batter	1	2	3	4	5	6	7	8	9	AB	R	H	RBI	BB	SO	LOB	BOTTOM			
David Eckstein, R (1, 6)										3	0	0	0	1	1	2	<p>Oakland Athletics @ Anaheim Angels Edison International Field, Anaheim, CA</p> <p>Sun Oct 07 2001, 4:05 PM EDT Att: 18,682 - Sunny - 75 F</p> <p>livebaseballscores.com</p> <p>AB 30 R 2 H 7 RBI 2 BB 5 SO 8 LOB 16</p> 			
Benji Gil, R (1, 3)										2	0	1	0	1	1	1				
16 Garret Anderson, L (1, 10)										4	1	2	1	0	0	3				
Troy Glaus, R (1, 5)										2	0	0	0	2	0	1				
Tim Salmon, R (1, 9)										4	0	1	0	0	1	5				
Bengie Molina, R (1, 2)										3	1	1	1	1	0	1				
Jose Nieves, R (1, 4)										4	0	0	0	0	2	1				
Scott Spiezio, S (1, 7)										4	0	1	0	0	1	1				
Jeff DaVanon, S (1, 8)										4	0	1	0	0	2	1				
Inning Stats	R: 0 E: 0 K: 0 S: 8	H: 2 LOB: 2 BB: 1 P: 13	R: 0 E: 0 K: 1 S: 10	H: 0 LOB: 1 BB: 1 P: 16	R: 0 E: 0 K: 0 S: 10	H: 1 LOB: 3 BB: 2 P: 20	R: 1 E: 0 K: 2 S: 14	H: 1 LOB: 0 BB: 0 P: 19	R: 0 E: 0 K: 1 S: 9	H: 0 LOB: 1 BB: 0 P: 13	R: 0 E: 0 K: 2 S: 13	H: 1 LOB: 1 BB: 0 P: 22	R: 1 E: 0 K: 0 S: 10	H: 2 LOB: 0 BB: 0 P: 16	R: 0 E: 0 K: 2 S: 8	H: 0 LOB: 0 BB: 0 P: 15		1B: 5 2B: 1 3B: 0 HR: 2	SF: 0 SAC: 1 DP: 1 HBP: 0	WP: 0 PB: 0 SB: 1 CS: 1
PITCHER	IP WLS BF H R ER SO BB IBB HBP BLK WP HR S P ERA WHIP																			
Barry Zito, L (1, 1) Mike Flynne, R (6, 1) Luis Vizcaino, R (8, 1) Jim Mecir, R (9, 1)	5.0 W 22 4 1 1 3 0 0 0 0 0 0 22 35 0.00 0.500																			
	2.0 7 1 0 0 3 0 0 0 0 0 0 10 16 9.00 2.000																			
	1.0 4 2 1 1 0 0 0 0 0 0 0 8 15 0.00 0.000																			

Batter	1	2	3	4	5	6	7	8	9	AB	R	H	RBI	BB	SO	LOB	TOP					
Johnny Damon, L (1, 8) OBP: 1.000, SLG: 1.000										4	1	4	0	1	0	0	Oakland Athletics @ New York Yankees Yankee Stadium, Bronx, NY Wed Oct 10 2001, 8:05 PM EDT Att: 56,697 - Cloudy - 63 F					
Miguel Tejada, R (1, 6)										4	0	0	1	0	0	6						
Jason Giambi, L (1, 3) OBP: 0.400, SLG: 1.333										3	1	1	2	1	0	1						
Jermaine Dye, R (1, 9) OBP: 0.400, SLG: 0.500										4	0	1	0	1	1	1						
3 Eric Chavez, L (1, 5) OBP: 0.200, SLG: 0.200										5	0	1	0	0	1	4						
Jeremy Giambi, L (1, 10) OBP: 0.250, SLG: 0.500 Ron Gant, R (9, PH)										4	0	1	0	0	0	4						
Terrence Long, L (1, 7) OBP: 0.500, SLG: 2.000										4	2	2	2	0	1	3						
Ramon Hernandez, R (1, 2)										2	0	0	0	1	0	0						
Frank Menechino, R (1, 4)										4	1	0	0	0	0	3						
Inning Stats	R: 1 E: 0 K: 0 S: 13	H: 1 LOB: 1 BB: 1 P: 21	R: 0 E: 0 K: 1 S: 16	H: 1 LOB: 3 BB: 1 P: 23	R: 0 E: 1 K: 0 S: 10	H: 0 LOB: 0 BB: 0 P: 16	R: 1 E: 0 K: 0 S: 13	H: 2 LOB: 1 BB: 0 P: 17	R: 0 E: 0 K: 1 S: 12	H: 1 LOB: 1 BB: 1 P: 19	R: 0 E: 0 K: 0 S: 15	H: 1 LOB: 1 BB: 0 P: 21	R: 1 E: 0 K: 1 S: 14	H: 2 LOB: 0 BB: 0 P: 23	R: 2 E: 0 K: 0 S: 14	H: 2 LOB: 1 BB: 1 P: 22	R: 0 E: 0 K: 0 S: 5	H: 0 LOB: 0 BB: 0 P: 6	1B: 5 2B: 3 3B: 0 HR: 3	SF: 2 SAC: 0 DP: 1 HBP: 1	WP: 0 PB: 0 SB: 2 CS: 0	PA: 42
PITCHER	IP WLS BF H R ER SO BB IBB HBP BLK WP HR S P ERA WHIP																					
Roger Clemens, R (1, 1) ERA: 4.5	4.0 L 21 4 2 2 1 3 0 0 0 0 1 53 82 4.50 1.750																					
Sterling Hitchcock, L (5, 1) ERA: 6.0	3.0 13 5 2 2 2 0 0 0 0 0 2 42 60 6.00 1.667																					
Jay Witasick, R (8, 1) ERA: 13.5	0.2 4 1 1 1 0 1 0 0 0 0 0 11 19 13.50 3.000																					
Mike Stanton, L (8, 1) ERA:	1.1 4 0 0 0 0 0 0 0 0 0 0 6 7 0.00 0.000																					

AB	35
R	5
H	10
RBI	5
BB	4
SO	3
LOB	22



Batter	1	2	3	4	5	6	7	8	9	AB	R	H	RBI	BB	SO	LOB	BOTTOM					
Chuck Knoblauch, R (1, 7) OBP: 0.250, SLG: 0.250										4	0	1	1	0	0	1	Oakland Athletics @ New York Yankees Yankee Stadium, Bronx, NY Wed Oct 10 2001, 8:05 PM EDT Att: 56,697 - Cloudy - 63 F					
2 Derek Jeter, R (1, 6) OBP: 0.750, SLG: 0.750										4	0	3	0	0	0	1						
Bernie Williams, S (1, 8)										4	1	0	0	0	1	4						
Tino Martinez, L (1, 3) OBP: 0.250, SLG: 1.000										4	1	1	2	0	1	1						
20 Jorge Posada, S (1, 2) OBP: 0.750, SLG: 1.000										4	0	3	0	0	0	0						
Paul O'Neill, L (1, 10)										4	0	0	0	0	0	3						
David Justice, L (1, 9)										4	0	0	0	0	3	1						
Scott Brosius, R (1, 5)										4	0	0	0	0	1	1						
Alfonso Soriano, R (1, 4) OBP: 0.500, SLG: 0.500										4	1	2	0	0	1	0						
Inning Stats	R: 0 E: 1 K: 1 S: 10	H: 1 LOB: 0 BB: 0 P: 14	R: 0 E: 0 K: 2 S: 14	H: 1 LOB: 0 BB: 0 P: 21	R: 0 E: 0 K: 1 S: 12	H: 2 LOB: 1 BB: 0 P: 17	R: 0 E: 0 K: 0 S: 7	H: 0 LOB: 0 BB: 0 P: 10	R: 1 E: 0 K: 0 S: 13	H: 2 LOB: 1 BB: 0 P: 18	R: 0 E: 0 K: 0 S: 12	H: 1 LOB: 1 BB: 0 P: 19	R: 0 E: 0 K: 1 S: 9	H: 0 LOB: 0 BB: 0 P: 14	R: 2 E: 0 K: 0 S: 20	H: 3 LOB: 1 BB: 0 P: 31	R: 0 E: 0 K: 2 S: 9	H: 0 LOB: 0 BB: 0 P: 13	1B: 8 2B: 1 3B: 0 HR: 1	SF: 0 SAC: 0 DP: 1 HBP: 0	WP: 0 PB: 0 SB: 1 CS: 1	PA: 36
PITCHER	IP WLS BF H R ER SO BB IBB HBP BLK WP HR S P ERA WHIP																					
Mark Mulder, L (1, 1) ERA: 1.35	6.2 W 26 7 1 1 5 0 0 0 0 0 0 75 110 1.35 1.050																					
Jim Mecir, R (7, 1) ERA: 13.5	1.1 H 7 3 2 2 0 0 0 0 0 0 1 22 34 13.50 2.250																					
Jason Isringhausen, R (9, 1) ERA:	1.0 S 3 0 0 0 2 0 0 0 0 0 0 9 13 0.00 0.000																					

AB	36
R	3
H	10
RBI	3
BB	0
SO	7
LOB	12



Batter	1	2	3	4	5	6	7	8	9	AB	R	H	RBI	BB	SO	LOB	TOP
Johnny Damon, L (1, 8) OBP: 0.700, SLG: 1.000	G3		G3	G3			FC5-4 2B		E 3B	5	1	2	0	0	0	1	
Miguel Tejada, R (1, 6) OBP: 0.200, SLG: 0.444	2B		2B		G5-3		P4		E5 G3-6-3	5	0	2	0	0	0	1	
Jason Giambi, L (1, 3) OBP: 0.400, SLG: 0.667	P4		BB		G3		FC5-4 IBB		G3-6-3 1-2	3	0	0	0	2	0	2	
Jermaine Dye, R (1, 9) OBP: 0.333, SLG: 0.286	BB		F9		G5-3		FC5-4			3	0	0	0	1	0	4	
3 Eric Chavez, L (1, 5) OBP: 0.111, SLG: 0.111	K		K			F7		F8		4	0	0	0	0	2	4	
Ron Gant, R (1, 10) OBP: 0.500, SLG: 1.250 Jeremy Giambi, L (8, FH) OBP: 0.200, SLG: 0.400		1B		HR		K		G4-3		3	1	2	1	0	1	0	
Terrence Long, L (1, 7) OBP: 0.500, SLG: 1.375	F5		G1-3			2B		1B		4	0	2	0	0	0	1	
Ramon Hernandez, R (1, 2)	F8		G5-3			K		K		4	0	0	0	0	2	3	
Frank Menechino, R (1, 4) OBP: 0.125, SLG: 0.125	G3			1B			F2		K	4	0	1	0	0	1	1	
Inning Stats	R: 0 H: 1 E: 0 K: 1 S: 14	H: 1 R: 0 ER: 0 K: 0 S: 9	H: 1 R: 0 ER: 0 K: 1 S: 16	H: 1 R: 0 ER: 0 K: 0 S: 12	H: 2 R: 1 ER: 0 K: 0 S: 10	H: 0 R: 0 ER: 0 K: 2 S: 10	H: 1 R: 0 ER: 0 K: 2 S: 9	H: 1 R: 0 ER: 0 K: 1 S: 11	H: 1 R: 0 ER: 0 K: 1 S: 13	H: 1 R: 1 ER: 1 K: 1 S: 11	H: 1 R: 0 ER: 0 K: 1 S: 13	H: 1 R: 0 ER: 0 K: 1 S: 11	H: 1 R: 0 ER: 0 K: 1 S: 11	1B: 3 2B: 4 3B: 1 HR: 1	SF: 0 SAC: 0 DP: 1 HBP: 0	WP: 0 PB: 0 SB: 0 CS: 0	PA: 39
PITCHER	IP	WLS	BF	H	R	ER	SO	BB	IBB	HBP	BLK	WP	HR	S	P	ERA	WHIP
Andy Pettitte, L (1, 1) ERA: 1.42	6.1	L	28	7	1	1	4	2	0	0	0	0	1	74	115	1.42	1.421
Ramiro Mendoza, R (7, 1) ERA:	1.2		7	1	0	0	1	0	1	0	0	0	0	20	31	0.00	0.600
42 Mariano Rivera, R (9, 1) ERA:	1.0		4	1	1	0	1	0	0	0	0	0	0	11	15	0.00	1.000

Oakland Athletics @ New York Yankees
Yankee Stadium, Bronx, NY
Thu Oct 11 2001, 8:45 PM EDT
Att: 56,684 - Sunny - 67 F


AB 36
R 2
H 9
RBI 1
BB 3
SO 6
LOB 17



Batter	1	2	3	4	5	6	7	8	9	AB	R	H	RBI	BB	SO	LOB	BOTTOM
Chuck Knoblauch, R (1, 7) OBP: 0.375, SLG: 0.375	G1-3		G4-3			2B 1B		2 FC1-4-6 1B		4	0	2	0	0	0	0	
2 Derek Jeter, R (1, 6) OBP: 0.625, SLG: 0.625	FC6-4 1B			G6-3		1B		FC1-4-6 1-2 1B		4	0	2	0	0	0	1	
Paul O'Neill, L (1, 10)	FC6-4 1-2			G3		F8		P5		4	0	0	0	0	0	4	
Bernie Williams, S (1, 8) OBP: 0.125, SLG: 0.250	G4-3			G4-3			G4-3		2B	4	0	1	0	0	0	1	
Tino Martinez, L (1, 3) OBP: 0.375, SLG: 0.714 Clay Bellinger, R (9, PR)		K		G4-3		1B 1B		BB		3	0	1	0	1	1	0	
20 Jorge Posada, S (1, 2) OBP: 0.500, SLG: 0.571		K		BB		P4		K		3	0	0	0	1	2	3	
David Justice, L (1, 9) OBP: 0.125, SLG: 0.125		G6-3		L1-3 BB		FC4-6 1B		P5		4	0	1	0	0	0	3	
Scott Brosius, R (1, 5)			G5-3			K		P3		4	0	0	0	0	1	4	
Alfonso Soriano, R (1, 4) OBP: 0.286, SLG: 0.286			F9		L4			G1-3		3	0	0	0	0	0	0	
Inning Stats	R: 0 H: 1 E: 0 K: 0 S: 10	H: 0 R: 0 ER: 0 K: 2 S: 11	H: 0 R: 0 ER: 0 K: 0 S: 8	H: 0 R: 0 ER: 0 K: 0 S: 4	H: 0 R: 0 ER: 0 K: 0 S: 5	H: 0 R: 0 ER: 0 K: 1 S: 5	H: 2 R: 0 ER: 0 K: 1 S: 15	H: 2 R: 0 ER: 0 K: 0 S: 12	H: 1 R: 0 ER: 0 K: 0 S: 9	H: 1 R: 0 ER: 0 K: 1 S: 9	1B: 6 2B: 2 3B: 0 HR: 0	SF: 0 SAC: 0 DP: 1 HBP: 0	WP: 0 PB: 0 SB: 0 CS: 0	PA: 35			
PITCHER	IP	WLS	BF	H	R	ER	SO	BB	IBB	HBP	BLK	WP	HR	S	P	ERA	WHIP
Tim Hudson, R (1, 1) ERA:	8.0	W	30	6	0	0	3	1	0	0	0	0	0	74	113	0.00	0.875
Jason Iiringhausen, R (9, 1) ERA:	1.0	S	5	1	0	0	1	1	0	0	0	0	0	9	17	0.00	2.000

Oakland Athletics @ New York Yankees
Yankee Stadium, Bronx, NY
Thu Oct 11 2001, 8:45 PM EDT
Att: 56,684 - Sunny - 67 F

AB 33
R 0
H 7
RBI 0
BB 2
SO 4
LOB 16



Batter	1	2	3	4	5	6	7	8	9	AB	R	H	RBI	BB	SO	LOB	TOP				
Chuck Knoblauch R (1,7) OBP: 0.250, SLG: 0.250	E6		P3			F8		F7		4	0	0	0	0	0	0	New York Yankees @ Oakland Athletics Network Associates Coliseum, Oakland, CA Sat Oct 13 2001, 7:30 PM EDT Att: 55,861 - Sunny - 82 F				
Alfonso Soriano R (1,4) OBP: 0.182, SLG: 0.182	B3			K		P3		K		4	0	0	0	0	2	1					
2 Derek Jeter R (1,6) OBP: 0.500, SLG: 0.455	P9			L4			HBP		F8	3	0	0	0	0	0	1					
Bernie Williams S (1,8) OBP: 0.167, SLG: 0.182	K			G5-3			HBP		F8	3	0	0	0	1	1						
Tino Martinez L (1,3) OBP: 0.333, SLG: 0.500		HBP				L8			K2-3	3	0	0	0	0	1	2					
20 Jorge Posada S (1,2) OBP: 0.455, SLG: 0.800		G5-4-3					HR			3	1	1	1	0	0	1					
Shane Spencer R (1,9) OBP: 0.333, SLG: 0.667		K					2B			3	0	1	0	0	2	0					
Randy Velarde R (1,10)				F8			L8			3	0	0	0	0	1	1					
Scott Brosius R (1,5)				P4			F8		F7	3	0	0	0	0	0	1					
Inning Stats	R: 0 H: 0 E: 1 K: 1 S: 9	H: 0 LOB: 1 BB: 0 P: 11	R: 0 H: 0 E: 0 K: 1 S: 5	H: 0 LOB: 0 BB: 0 P: 11	R: 0 H: 0 E: 0 K: 0 S: 10	H: 0 LOB: 0 BB: 0 P: 14	R: 0 H: 0 E: 0 K: 0 S: 11	H: 0 LOB: 1 BB: 0 P: 14	R: 1 H: 2 E: 0 K: 0 S: 10	H: 2 LOB: 1 BB: 0 P: 14	R: 0 H: 0 E: 0 K: 2 S: 12	H: 0 LOB: 0 BB: 0 P: 19	R: 0 H: 0 E: 0 K: 1 S: 5	H: 0 LOB: 0 BB: 0 P: 8	R: 0 H: 0 E: 0 K: 1 S: 8	H: 0 LOB: 0 BB: 0 P: 11	1B: 0 2B: 1 3B: 0 HR: 1	SF: 0 SAC: 0 DP: 1 HBP: 2	WP: 0 PB: 0 SB: 0 CS: 0	PA: 32	
PITCHER	IP	WLS	BF	H	R	ER	SO	BB	IBB	HBP	BLK	WP	HR	S	P	ERA	WHIP				
Barry Zito, L (1,1) ERA: 1.13	8.0	L	29	2	1	1	6	1	0	2	0	0	1	74	110	1.12	0.375				
Mark Guthrie, L (9,1) ERA:	1.0		3	0	0	0	1	0	0	0	0	0	0	8	11	0.00	0.000				

AB 29
R 1
H 2
RBI 1
BB 1
SO 7
LOB 8



Batter	1	2	3	4	5	6	7	8	9	AB	R	H	RBI	BB	SO	LOB	BOTTOM					
Johnny Damon L (1,8) OBP: 0.500, SLG: 0.692	G3		G4-3			L5		F3		4	0	0	0	0	0	1	New York Yankees @ Oakland Athletics Network Associates Coliseum, Oakland, CA Sat Oct 13 2001, 7:30 PM EDT Att: 55,861 - Sunny - 82 F					
Miguel Tejada R (1,6) OBP: 0.143, SLG: 0.308	G5-3			F7		P4		L7		4	0	0	0	0	0	1						
Jason Giambi L (1,3) OBP: 0.357, SLG: 0.500					FC3-6 1B	F7			G4-3	4	0	1	0	0	1	0						
Jermaine Dye R (1,9) OBP: 0.385, SLG: 0.455		G6-3			FC3-6 1B		P6			4	0	2	0	0	0	0						
3 Eric Chavez L (1,5) OBP: 0.077, SLG: 0.077		G6-3			FC3-6		F8			4	0	0	0	0	1	3						
Jeremy Giambi L (1,10) OBP: 0.333, SLG: 0.375					G4-3			2B	G4-3	3	0	1	0	1	0	3						
Terrence Long L (1,7) OBP: 0.455, SLG: 1.182						P6				3	0	1	0	0	1	1						
Ramon Hernandez R (1,2)										2	0	0	0	0	1	0						
Olmedo Saenz R (8,PH) F.P. Santangelo, S (9,4)								F9		1	0	0	0	0	0	0						
Frank Menechino R (1,4) OBP: 0.100, SLG: 0.100 Greg Myers L (8,PH) OBP: 1.000, SLG: 1.000										2	0	0	0	0	1	0						
Inning Stats	R: 0 H: 0 E: 0 K: 1 S: 7	H: 0 LOB: 0 BB: 0 P: 9	R: 0 H: 0 E: 0 K: 1 S: 12	H: 0 LOB: 1 BB: 1 P: 20	R: 0 H: 0 E: 0 K: 0 S: 10	H: 0 LOB: 0 BB: 0 P: 15	R: 0 H: 2 E: 0 K: 0 S: 12	H: 2 LOB: 2 BB: 0 P: 21	R: 0 H: 0 E: 0 K: 2 S: 9	H: 0 LOB: 0 BB: 0 P: 12	R: 0 H: 0 E: 0 K: 0 S: 6	H: 0 LOB: 0 BB: 0 P: 7	R: 0 H: 2 E: 0 K: 0 S: 12	H: 2 LOB: 2 BB: 0 P: 16	R: 0 H: 1 E: 0 K: 0 S: 13	H: 1 LOB: 1 BB: 0 P: 19	R: 0 H: 1 E: 0 K: 1 S: 8	H: 1 LOB: 1 BB: 0 P: 12	1B: 4 2B: 2 3B: 0 HR: 0	SF: 0 SAC: 0 DP: 0 HBP: 0	WP: 0 PB: 0 SB: 0 CS: 0	PA: 33
PITCHER	IP	WLS	BF	H	R	ER	SO	BB	IBB	HBP	BLK	WP	HR	S	P	ERA	WHIP					
35 Mike Mussina R (1,1) ERA:	7.0	W	25	4	0	0	4	1	0	0	0	0	0	68	100	0.00	0.714					
42 Mariano Rivera R (8,1) ERA:	2.0	S	8	2	0	0	1	0	0	0	0	0	0	21	31	0.00	1.000					

AB 32
R 0
H 6
RBI 0
BB 1
SO 5
LOB 9



Batter	1	2	3	4	5	6	7	8	9	AB	R	H	RBI	BB	SO	LOB	TOP										
Johnny Damon, L (1, 8) OBP: 0.435, SLG: 0.591	1-1 1B 2B		3-2 G1-6-3		2-2 F7		1-2 F5			4	1	1	0	0	0	1	Oakland Athletics @ New York Yankees Yankee Stadium, Bronx, NY Mon Oct 15 2001, 8:05 PM EDT Att: 56,642 - Sunny - 63 F										
Miguel Tejada, R (1, 6) OBP: 0.394, SLG: 0.429	2-3 K		1-3 K		3-2 F9 1B HBP		2-1 G1-3			3	0	0	0	0	2	1											
Jason Giambi, L (1, 3) OBP: 0.455, SLG: 0.529	1-1 3 G6-3 2-H 1B		3-2 1B		0-0 1-2 2-H 1B			1-1 3 FC3-6 1B		4	0	4	2	0	0	0											
3 Eric Chavez, L (1, 5) OBP: 0.143, SLG: 0.190	1-2 G6-3		0-0 G3		1-0 F9			0-2 FC3-6 F6 1-2		4	0	0	0	0	0	5											
Terrence Long, L (1, 9) OBP: 0.421, SLG: 0.889		1-1 1B 2B		2-1 F9		1-2 F8		1-1 F6 1-2		4	1	1	0	0	0	3											
Ron Gant, R (1, 7) OBP: 0.182, SLG: 0.455		2-3 K		1-1 G5-3		1-1 G1-3		0-1 G5-3		4	0	0	0	0	1	2											
Jeremy Giambi, L (1, 10) OBP: 0.357, SLG: 0.385 Olmedo Saenz, R (6, PH)		3-2 S 1B		1-2 E5		2-0 F9		1-1 G4-3		2	0	1	1	0	0	0											
Ramon Hernandez, R (1, 2) Greg Myers, L (3, 2) OBP: 0.143, SLG: 0.143		3-3 K		2-1 L7		2-0 F7		0-3 K		1	0	0	0	0	1	1											
Frank Menechino, R (1, 4) OBP: 0.154, SLG: 0.083 Eric Byrnes, R (9, PH)		1-3 K			4-1 WP 1B BB		2-3 K		2-3 K	2	1	0	0	1	2	1											
										1	0	0	0	0	1	0											
Inning Stats	R: 1 E: 0 K: 1 S: 10	H: 2 LOB: 0 BB: 0 P: 15	R: 1 E: 0 K: 3 S: 15	H: 2 LOB: 1 BB: 0 P: 25	R: 0 E: 0 K: 1 S: 11	H: 1 LOB: 1 BB: 0 P: 18	R: 0 E: 1 K: 0 S: 9	H: 0 LOB: 1 BB: 0 P: 15	R: 1 E: 0 K: 0 S: 13	H: 1 LOB: 2 BB: 1 P: 24	R: 0 E: 0 K: 0 S: 4	H: 0 LOB: 0 BB: 0 P: 9	R: 0 E: 0 K: 1 S: 10	H: 1 LOB: 0 BB: 0 P: 15	R: 0 E: 0 K: 0 S: 10	H: 0 LOB: 0 BB: 0 P: 11	R: 0 E: 0 K: 2 S: 8	H: 0 LOB: 0 BB: 0 P: 11	1B: 5 2B: 2 3B: 0 HR: 0	SF: 0 SAC: 0 DP: 1 HBP: 1	WP: 1 PB: 0 SB: 1 CS: 0	PA: 36					
PITCHER	IP	WLS	BF	H	R	ER	SO	BB	IBB	HBP	BLK	WP	HR	S	P	ERA	WHIP										
Roger Clemens, R (1, 1) ERA: 5.4	4.1		20	5	3	3	5	1	0	1	0	1	0	53	90	6.23	1.385										
Mike Stanton, L (5, 1) ERA:	1.2	W	6	1	0	0	0	0	0	0	0	0	0	9	16	0.00	0.600										
Ramiro Mendoza, R (7, 1) ERA:	1.0	H	3	0	0	0	1	0	0	0	0	0	0	10	15	0.00	0.000										
42 Mariano Rivera, R (8, 1) ERA:	2.0	S	7	1	0	0	2	0	0	0	0	0	0	18	23	0.00	0.500										

Batter	1	2	3	4	5	6	7	8	9	AB	R	H	RBI	BB	SO	LOB	BOTTOM											
Chuck Knoblauch, R (1, 7) OBP: 0.273, SLG: 0.318	1-1 L6	1-2 F9		0-0 SH3-4 2 SF7 1B CS		0-1 G6-3		2-2 S 2B		5	1	2	0	0	0	2	Oakland Athletics @ New York Yankees Yankee Stadium, Bronx, NY Mon Oct 15 2001, 8:05 PM EDT Att: 56,642 - Sunny - 63 F											
Randy Velarde, R (1, 10) OBP: 0.200, SLG: 0.200 David Justice, L (6, PH) OBP: 0.333, SLG: 0.615	2-2 2 1B	0-0 FC4-6 1-2		1-0 SH3-4 1-3		1-1 HR		2-3 K		2	0	1	0	0	0	2												
2 Derek Jeter, R (1, 6) OBP: 0.476, SLG: 0.500	1-2 G4-6-3 1B		1-1 G6-3		0-0 SF7		3-1 2B			3	0	2	1	0	0	0												
Bernie Williams, S (1, 8) OBP: 0.333, SLG: 0.389	0-0 G4-6-3 1-2		0-3 K 20 F8 HBP E		4-1 CS BB		0-1 G6-3			3	1	0	0	1	1	3												
Tino Martinez, L (1, 3) OBP: 0.238, SLG: 0.278		2-2 G4-3		1-0 E BB HBP		1-3 K		3-3 K		3	0	0	0	0	2	0												
20 Jorge Posada, S (1, 2) OBP: 0.500, SLG: 0.667		2-2 HBP 1B 1B		1-2 F8		1-2 S 1B		0-0 F7		4	1	2	0	0	0	2												
Shane Spencer, R (1, 9) OBP: 0.333, SLG: 0.375		3-2 HBP 1B 1B		4-2 E BB		3-3 K		1-3 K		3	1	1	0	1	2	1												
Scott Brosius, R (1, 5) OBP: 0.111, SLG: 0.059		1-0 1B HBP		2-2 E5 FC5-4		0-0 P6		1-3 K		3	0	0	0	0	1	3												
Alfonso Soriano, R (1, 4) OBP: 0.263, SLG: 0.222		2-2 FC4-6 1B		2-2 FC5-4 1-2		0-3 K		2-0 G5-3		4	0	1	2	0	1	3												
Inning Stats	R: 0 E: 0 K: 0 S: 9	H: 2 LOB: 1 BB: 0 P: 13	R: 2 E: 0 K: 0 S: 20	H: 3 LOB: 2 BB: 0 P: 31	R: 1 E: 2 K: 1 S: 16	H: 0 LOB: 3 BB: 1 P: 25	R: 1 E: 0 K: 0 S: 4	H: 1 LOB: 0 BB: 1 P: 9	R: 0 E: 0 K: 2 S: 12	H: 2 LOB: 1 BB: 0 P: 17	R: 1 E: 0 K: 1 S: 12	H: 0 LOB: 0 BB: 0 P: 16	R: 0 E: 0 K: 2 S: 7	H: 0 LOB: 0 BB: 0 P: 11	R: 0 E: 0 K: 2 S: 11	H: 1 LOB: 1 BB: 0 P: 18	R: 0 E: 0 K: 2 S: 11	H: 1 LOB: 1 BB: 0 P: 18	1B: 7 2B: 2 3B: 0 HR: 1	SF: 1 SAC: 1 DP: 1 HBP: 2	WP: 0 PB: 0 SB: 2 CS: 2	PA: 39						
PITCHER	IP	WLS	BF	H	R	ER	SO	BB	IBB	HBP	BLK	WP	HR	S	P	ERA	WHIP											
Mark Mulder, L (1, 1) ERA: 2.45	4.1	L	24	7	4	2	2	2	0	2	0	0	0	55	86	4.15	2.077											
Tim Hudson, R (5, 1) ERA: 0.93	1.2		7	2	1	1	2	0	0	0	0	0	0	1	18	25	5.40	1.200										
Jim Mecir, R (7, 1) ERA: 5.4	2.0		7	1	0	0	4	0	0	0	0	0	0	0	18	29	0.00	0.500										

