



Oakland Athletics - 2002

Batter	1	2	3	4	5	6	7	8	9	AB R H RBI BB SO LOB	TOP																								
											<p>Oakland Athletics @ Midland RockHounds</p> <p>Christensen Stadium, Midland, TX</p> <p>Wed Mar 27 2002, 9:05 PM EST</p> <p>livebaseballscorecards.com</p> <p>AB 0 R 0 H 0 RBI 0 BB 0 SO 0 LOB 0</p> 																								
Inning Stats										1B: 0 SF: 0 WP: 0 PA: 0 2B: 0 SAC: 0 FB: 0 3B: 0 DP: 0 SB: 0 HR: 0 HBP: 0 CS: 0																									
PITCHER	IP	WLS	BF	H	R	ER	SO	BB	IBB	HBP	BLK	WP	HR	S	P	ERA	WHIP	PITCHER	IP	WLS	BF	H	R	ER	SO	BB	IBB	HBP	BLK	WP	HR	S	P	ERA	WHIP

Batter	1	2	3	4	5	6	7	8	9	AB R H RBI BB SO LOB	BOTTOM																								
											<p>Oakland Athletics @ Midland RockHounds</p> <p>Christensen Stadium, Midland, TX</p> <p>Wed Mar 27 2002, 9:05 PM EST</p> <p>livebaseballscorecards.com</p> <p>AB 0 R 0 H 0 RBI 0 BB 0 SO 0 LOB 0</p> 																								
Inning Stats										1B: 0 SF: 0 WP: 0 PA: 0 2B: 0 SAC: 0 FB: 0 3B: 0 DP: 0 SB: 0 HR: 0 HBP: 0 CS: 0																									
PITCHER	IP	WLS	BF	H	R	ER	SO	BB	IBB	HBP	BLK	WP	HR	S	P	ERA	WHIP	PITCHER	IP	WLS	BF	H	R	ER	SO	BB	IBB	HBP	BLK	WP	HR	S	P	ERA	WHIP

Batter	1	2	3	4	5	6	7	8	9	AB	R	H	RBI	BB	SO	LOB	TOP					
Frank Catalanotto, L (1, 10) OBP: 0.250, SLG: 0.500	G4-3		G2-6-3			K			HR	4	1	1	0	0	1	1						
Carl Everett, S (1, 8) OBP: 0.250, SLG: 1.000	F9				F3		F8		HR	4	1	1	2	0	0	0						
Alex Rodriguez, R (1, 6)	F8				G5-3		F8		F2	4	0	0	0	0	0	0						
Juan Gonzalez, R (1, 9) OBP: 0.500, SLG: 0.500		K			G5-3				P6-3	4	0	2	0	0	1	0						
Rafael Palmeiro, L (1, 3)		K			G6-3		K		P6-3	4	0	0	0	0	2	2						
Ivan Rodriguez, R (1, 2) Bill Haselman, R (8, 2)		G5-3			F9				G4-3	3	0	0	0	0	0	0						
Gabe Kapler, R (1, 7) OBP: 0.667, SLG: 1.000					F9				1B	3	1	2	0	0	0	0						
9 Hank Blalock, L (1, 5) OBP: 0.333, SLG: 0.333					9 1B				1B	3	0	1	1	0	2	1						
10 Michael Young, R (1, 4)					2B				K	3	0	0	0	0	2	2						
					1B				K													
									G1-3													
Inning Stats	R: 0 H: 0 E: 0 K: 0 S: 7	H: 0 LOB: 0 BB: 0 P: 11	R: 0 H: 0 E: 0 K: 2 S: 8	H: 0 LOB: 0 BB: 0 P: 11	R: 1 H: 2 E: 0 K: 1 S: 7	H: 2 LOB: 0 BB: 0 P: 10	R: 0 H: 0 E: 0 K: 0 S: 6	H: 0 LOB: 0 BB: 0 P: 9	R: 0 H: 0 E: 0 K: 0 S: 6	H: 0 LOB: 0 BB: 0 P: 10	R: 0 H: 0 E: 0 K: 3 S: 11	H: 0 LOB: 0 BB: 0 P: 14	R: 0 H: 1 E: 0 K: 1 S: 9	H: 1 LOB: 1 BB: 0 P: 13	R: 0 H: 1 E: 0 K: 1 S: 7	H: 1 LOB: 1 BB: 0 P: 9	R: 2 H: 3 E: 0 K: 0 S: 12	H: 3 LOB: 0 BB: 0 P: 18	1B: 4 2B: 3 3B: 0 HR: 1	SF: 0 SAC: 0 DP: 2 HBP: 0	WP: 0 PB: 0 SB: 0 CS: 0	PA: 32
PITCHER	IP WLS BF H R ER SO BB IBB HBP BLK WP HR S P ERA WHIP																					
Mark Mulder, L (1, 1) ERA: 3.38	8.0 W 29 6 3 3 8 0 0 0 0 0 1 67 95 3.38 0.750																					
Chad Bradford, R (9, 1) ERA:	1.0 3 1 0 0 0 0 0 0 0 0 0 6 10 0.00 1.000																					

Texas Rangers @ Oakland Athletics
Network Associates Coliseum, Oakland, CA
Mon Apr 01 2002, 10:05 PM EST
Att: 43,908 - Cloudy - 55 F

AB	32
R	3
H	7
RBI	3
BB	0
SO	8
LOB	6



Batter	1	2	3	4	5	6	7	8	9	AB	R	H	RBI	BB	SO	LOB	BOTTOM					
Jeremy Giambi, L (1, 7) OBP: 0.750, SLG: 0.750	G4-6-3					G4-3				4	1	3	1	0	0	0						
Mike Colangelo, R (6, 7)	HBP					WP				1	0	0	0	0	0	0						
Randy Velarde, R (1, 4) Frank Menechino, R (3, 4) OBP: 1.000, SLG: 1.500	1B					2B				0	0	0	0	0	0	0						
	G4-6-3					HR				2	1	2	1	1	0	0						
	HBP					2B																
Scott Hatteberg, L (1, 10)	G4-6-3					F7				4	0	0	0	0	0	6						
	1-2					G3-6-1																
	2-3					G6-3																
David Justice, L (1, 9) OBP: 0.750, SLG: 1.500	G6-3					3 2B				4	2	3	2	0	0	1						
						1B																
						1B																
3 Eric Chavez, L (1, 5) OBP: 0.500, SLG: 1.500						P6				4	2	2	2	0	1	1						
						2B																
						2B																
Miguel Tejada, R (1, 6) OBP: 0.250, SLG: 0.500						P4				4	1	1	1	0	1	1						
						1B																
						2B																
Terrence Long, L (1, 8) OBP: 0.250, SLG: 0.250						F8				4	1	1	1	0	1	1						
						1B																
						1B																
Ramon Hernandez, R (1, 2) OBP: 0.250, SLG: 0.500						K				4	0	1	0	0	1	1						
						F9																
						2B																
Carlos Pena, L (1, 3)						K				4	0	0	0	0	2	2						
						F7																
						K																
						F7																
Inning Stats	R: 0 H: 1 E: 0 K: 0 S: 9	H: 1 LOB: 1 BB: 0 P: 16	R: 1 H: 2 E: 0 K: 2 S: 13	H: 2 LOB: 1 BB: 0 P: 22	R: 3 H: 3 E: 0 K: 1 S: 12	H: 3 LOB: 0 BB: 0 P: 17	R: 0 H: 0 E: 0 K: 2 S: 10	H: 0 LOB: 0 BB: 0 P: 14	R: 0 H: 1 E: 0 K: 0 S: 8	H: 1 LOB: 0 BB: 0 P: 11	R: 4 H: 5 E: 0 K: 1 S: 26	H: 5 LOB: 3 BB: 1 P: 43	R: 0 H: 1 E: 0 K: 0 S: 11	H: 1 LOB: 1 BB: 0 P: 13	R: 0 H: 0 E: 0 K: 0 S: 9	H: 0 LOB: 0 BB: 0 P: 15	R: 2 H: 4 E: 0 K: 0 S: 12	H: 4 LOB: 0 BB: 0 P: 18	1B: 7 2B: 4 3B: 0 HR: 2	SF: 0 SAC: 0 DP: 2 HBP: 1	WP: 1 PB: 0 SB: 0 CS: 0	PA: 37
PITCHER	IP WLS BF H R ER SO BB IBB HBP BLK WP HR S P ERA WHIP																					
Chan Ho Park, R (1, 1) ERA: 10.8	5.0 L 23 9 6 6 5 0 0 0 0 0 0 0 10 15 27.00 6.000																					
Todd Van Poppel, R (6, 1) ERA: 54.0	0.1 3 2 1 1 1 0 0 0 0 0 0 0 3 7 27.00 3.000																					
Rich Rodriguez, L (6, 1) ERA:	0.1 2 1 1 1 0 0 0 0 0 0 0 3 7 27.00 3.000																					
Colby Lewis, R (6, 1) ERA:	1.1 6 1 0 0 0 1 0 0 0 1 0 17 24 0.00 1.500																					
Steve Woodard, R (8, 1) ERA:	1.0 3 0 0 0 0 0 0 0 0 0 0 9 15 0.00 0.000																					

Texas Rangers @ Oakland Athletics
Network Associates Coliseum, Oakland, CA
Mon Apr 01 2002, 10:05 PM EST
Att: 43,908 - Cloudy - 55 F

AB	35
R	8
H	13
RBI	8
BB	1
SO	6
LOB	13



Batter	1	2	3	4	5	6	7	8	9	AB	R	H	RBI	BB	SO	LOB	TOP					
Frank Catalanotto, L OBP: 0.111, SLG: 0.222	G3		L3			F7	FC6-4		K	5	0	0	0	0	1	6						
Carl Everett, S OBP: 0.125, SLG: 0.500	G4-3		K			K			K	4	0	0	0	0	3	1						
Alex Rodriguez, R OBP: 0.125, SLG: 0.500					G5-3	F9		F2		3	0	0	0	1	0	1						
Juan Gonzalez, R OBP: 0.250, SLG: 0.250	K				L6			G4-3		4	0	0	0	0	1	1						
Rafael Palmeiro, L OBP: 0.250, SLG: 0.286 10 Michael Young, R OBP: 0.429, SLG: 0.429		G3-1								3	1	1	0	1	1	0						
Ivan Rodriguez, R OBP: 0.429, SLG: 0.429					F8					4	1	3	1	0	0	0						
29 Rusty Greer, L Herbert Perry, R						G1-3				2	0	0	0	0	0	1						
9 Hank Blalock, L OBP: 0.286, SLG: 0.167						K				3	0	0	0	1	3	3						
Gabe Kapler, R OBP: 0.714, SLG: 0.833					F8					3	0	2	1	1	0	0						
Inning Stats	R: 0 E: 0 K: 1 S: 8	H: 0 LOB: 1 BB: 1 P: 15	R: 0 E: 0 K: 1 S: 10	H: 1 LOB: 1 BB: 0 P: 17	R: 0 E: 0 K: 1 S: 12	H: 0 LOB: 0 BB: 0 P: 16	R: 0 E: 0 K: 1 S: 8	H: 0 LOB: 0 BB: 0 P: 11	R: 0 E: 0 K: 1 S: 7	H: 0 LOB: 0 BB: 0 P: 8	R: 0 E: 0 K: 1 S: 11	H: 1 LOB: 1 BB: 0 P: 15	R: 1 E: 0 K: 0 S: 15	H: 2 LOB: 3 BB: 2 P: 26	R: 0 E: 0 K: 1 S: 9	H: 0 LOB: 0 BB: 0 P: 13	R: 1 E: 0 K: 2 S: 16	H: 2 LOB: 2 BB: 1 P: 24	1B: 5 2B: 1 3B: 0 HR: 0	SF: 0 SAC: 0 DP: 0 HBP: 0	WP: 1 PB: 0 SB: 0 CS: 0	PA: 37
PITCHER	IP	WLS	BF	H	R	ER	SO	BB	IBB	HBP	BLK	WP	HR	S	P	ERA	WHIP					
Tim Hudson, R ERA: 1.42	6.1		24	4	1	1	6	1	0	0	0	0	0	62	89	1.42	0.789					
Mike Venafro, L ERA:	0.1	H	2	0	0	0	0	1	0	0	0	0	0	4	9	0.00	3.000					
Jim Mecir, R ERA:	1.1	H	5	0	0	0	1	1	0	0	0	1	0	14	23	0.00	0.750					
Billy Koch, R ERA: 9.0	1.0	W	6	2	1	1	2	1	0	0	0	0	0	16	24	9.00	3.000					

Texas Rangers @ Oakland Athletics
Network Associates Coliseum, Oakland, CA
Tue Apr 02 2002, 10:05 PM EST
Att: 10,267 - Cloudy - 55 F

AB 33
R 2
H 6
RBI 2
BB 4
SO 9
LOB 16



Batter	1	2	3	4	5	6	7	8	9	AB	R	H	RBI	BB	SO	LOB	BOTTOM					
Jeremy Giambi, L OBP: 0.800, SLG: 0.750 Mike Colangelo, R	BB 3B HBP	K			G6-3		BB BB BB			0	1	0	0	0	0	0						
Frank Menechino, R OBP: 0.857, SLG: 1.000	BB 3B	FC4-6			BB 1B		BB BB BB			2	1	1	0	2	0	1						
Scott Hatteberg, L OBP: 0.750, SLG: 1.500	K				F7		F7			3	0	0	0	1	1	5						
David Justice, L OBP: 0.375, SLG: 0.857					G1-6-3					2	0	1	2	2	0	1						
3 Eric Chavez, L OBP: 0.375, SLG: 0.857	BB 3B				BB		L9			3	0	0	0	1	1	5						
Miguel Tejada, R OBP: 0.250, SLG: 0.375	FC3-2-5-1				G6-3		G5-4-3 1B		G6-3	4	0	1	0	0	0	2						
Terrence Long, L OBP: 0.125, SLG: 0.125	G4-3				L8		K		G1-3	4	0	0	0	0	1	3						
Ramon Hernandez, R OBP: 0.250, SLG: 0.286					G5-3		G5-4-3		F9	3	0	0	0	1	0	1						
Carlos Pena, L OBP: 0.250, SLG: 0.625					FC4-6 1B		K		G1-3	4	1	2	1	0	1	1						
Inning Stats	R: 2 E: 0 K: 1 S: 17	H: 1 LOB: 2 BB: 2 P: 33	R: 0 E: 0 K: 1 S: 9	H: 1 LOB: 0 BB: 0 P: 11	R: 0 E: 0 K: 1 S: 6	H: 0 LOB: 1 BB: 1 P: 15	R: 0 E: 0 K: 1 S: 12	H: 0 LOB: 1 BB: 1 P: 20	R: 0 E: 0 K: 0 S: 11	H: 1 LOB: 2 BB: 1 P: 21	R: 0 E: 0 K: 1 S: 13	H: 1 LOB: 0 BB: 0 P: 18	R: 0 E: 0 K: 0 S: 10	H: 0 LOB: 3 BB: 3 P: 25	R: 0 E: 0 K: 0 S: 7	H: 0 LOB: 0 BB: 0 P: 12	R: 1 E: 0 K: 0 S: 2	H: 1 LOB: 0 BB: 0 P: 3	1B: 3 2B: 0 3B: 1 HR: 1	SF: 0 SAC: 0 DP: 2 HBP: 1	WP: 1 PB: 0 SB: 0 CS: 0	PA: 36
PITCHER	IP	WLS	BF	H	R	ER	SO	BB	IBB	HBP	BLK	WP	HR	S	P	ERA	WHIP					
Kenny Rogers, L ERA: 3.6	5.0		23	3	2	2	4	3	2	2	4	0	0	55	100	3.60	1.600					
Hideki Irabu, R ERA:	1.1		6	1	0	0	1	2	0	0	0	0	0	19	34	0.00	2.250					
Rich Rodriguez, L ERA:	0.2		3	0	0	0	0	1	0	0	0	0	0	4	9	0.00	1.500					
Dan Miceli, R ERA: 9.0	1.0	L	4	1	1	1	0	0	0	0	0	0	1	9	15	9.00	1.000					

Texas Rangers @ Oakland Athletics
Network Associates Coliseum, Oakland, CA
Tue Apr 02 2002, 10:05 PM EST
Att: 10,267 - Cloudy - 55 F

AB 27
R 3
H 5
RBI 3
BB 8
SO 5
LOB 20



Batter	1	2	3	4	5	6	7	8	9	AB	R	H	RBI	BB	SO	LOB	TOP					
Frank Catalanotto, L (1.4) OBP: 0.400, SLG: 0.571										4	1	3	0	0	0	0						
Carl Everett, S (1.8) OBP: 0.116, SLG: 0.294										5	0	1	0	0	0	3						
Alex Rodriguez, R (1.6) OBP: 0.278, SLG: 0.071										2	2	1	0	1	0	0						
Juan Gonzalez, R (1.9) OBP: 0.412, SLG: 0.400										3	1	1	0	1	0	4						
Gabe Kapler, R (9.9) OBP: 0.462, SLG: 0.583										1	0	1	0	0	0	0						
Rafael Palmeiro, L (1.3) OBP: 0.167, SLG: 0.375										4	0	0	1	0	0	4						
Ivan Rodriguez, R (1.10) OBP: 0.436, SLG: 0.533										4	1	1	2	0	0	1						
29 Rusty Greer, L (1.7) OBP: 0.364, SLG: 0.364										4	1	1	0	0	0	1						
9 Hank Blalock, L (1.5) OBP: 0.182, SLG: 0.100										4	0	0	0	0	1	2						
Bill Haselman, R (1.2) OBP: 0.250, SLG: 1.000										4	1	1	3	0	1	0						
Inning Stats	R: 1 E: 0 K: 0 S: 9	H: 2 LOB: 1 BB: 0 P: 17	R: 0 E: 0 K: 1 S: 10	H: 0 LOB: 0 BB: 0 P: 14	R: 0 E: 0 K: 0 S: 9	H: 1 LOB: 2 BB: 1 P: 19	R: 0 E: 0 K: 0 S: 5	H: 0 LOB: 0 BB: 0 P: 9	R: 0 E: 0 K: 1 S: 8	H: 1 LOB: 1 BB: 0 P: 13	R: 0 E: 0 K: 1 S: 8	H: 4 LOB: 1 BB: 0 P: 30	R: 1 E: 0 K: 0 S: 8	H: 1 LOB: 1 BB: 1 P: 14	R: 0 E: 0 K: 0 S: 7	H: 0 LOB: 0 BB: 0 P: 11	R: 0 E: 0 K: 0 S: 11	H: 1 LOB: 1 BB: 0 P: 16	1B: 5 2B: 4 3B: 0 HR: 1	SF: 1 SAC: 0 DP: 1 HBP: 3	WP: 2 PB: 0 SB: 0 CS: 0	PA: 41
PITCHER	IP WLS BF H R ER SO BB IBB HBP BLK WP HR S P ERA WHIP																					
Cory Lidle, R (1.1) ERA: 6.75	5.1 L 24 6 4 4 2 1 0 2 0 1 0 51 85 6.75 1.312																					
Mike Venfro, L (6.1) ERA: 18.0	0.2 5 2 2 2 0 0 0 1 0 0 1 12 17 27.00 3.000																					
Jeff Tam, R (7.1) ERA: 18.0	1.0 5 1 1 1 0 1 0 0 0 1 0 8 14 9.00 2.000																					
Mike Magnante, L (8.1) ERA: 18.0	1.0 3 0 0 0 0 0 0 0 0 0 0 7 11 0.00 0.000																					
Mike Holtz, L (9.1) ERA: 6.75	1.0 4 1 0 0 0 0 0 0 0 0 0 11 16 0.00 1.000																					

Texas Rangers @ Oakland Athletics
Network Associates Coliseum, Oakland, CA
Thu Apr 04 2002, 3:35 PM EST
Att: 15,081 - Overcast - 56 F

AB 35
R 7
H 10
RBI 6
BB 2
SO 2
LOB 15



Batter	1	2	3	4	5	6	7	8	9	AB	R	H	RBI	BB	SO	LOB	BOTTOM					
Jeremy Giambi, L (1.7) OBP: 0.533, SLG: 0.364										5	0	1	0	0	2	1						
Frank Menechino, R (1.4) OBP: 0.588, SLG: 0.692										5	1	3	0	0	0	2						
Scott Hatteberg, L (1.10) OBP: 0.333, SLG: 0.143										3	0	1	0	2	0	2						
Randy Velarde, R (9.9) OBP: 0.556, SLG: 1.000										5	0	2	1	0	1	5						
David Justice, L (1.9) OBP: 0.556, SLG: 1.000										5	0	2	1	0	1	5						
Miguel Tejada, R (1.6) OBP: 0.333, SLG: 0.412										5	1	1	0	0	1	5						
Terrence Long, L (1.8) OBP: 0.059, SLG: 0.059										4	0	0	0	0	2	1						
Olmedo Saenz, R (1.5) OBP: 0.600, SLG: 0.667										2	1	1	1	0	0							
Ramon Hernandez, R (1.2) OBP: 0.250, SLG: 0.214										4	1	1	0	0	1	1						
Carlos Pena, L (1.3) OBP: 0.375, SLG: 0.733										4	1	2	3	0	1	0						
Inning Stats	R: 0 E: 0 K: 2 S: 11	H: 1 LOB: 1 BB: 0 P: 15	R: 0 E: 0 K: 1 S: 9	H: 0 LOB: 1 BB: 1 P: 14	R: 0 E: 1 K: 1 S: 14	H: 1 LOB: 2 BB: 0 P: 21	R: 1 E: 0 K: 0 S: 8	H: 1 LOB: 0 BB: 0 P: 13	R: 1 E: 0 K: 0 S: 13	H: 2 LOB: 2 BB: 1 P: 19	R: 0 E: 0 K: 1 S: 6	H: 0 LOB: 0 BB: 0 P: 8	R: 0 E: 0 K: 0 S: 6	H: 2 LOB: 1 BB: 0 P: 11	R: 0 E: 0 K: 1 S: 7	H: 1 LOB: 0 BB: 0 P: 13	R: 3 E: 1 K: 2 S: 20	H: 4 LOB: 2 BB: 1 P: 32	1B: 8 2B: 3 3B: 0 HR: 1	SF: 1 SAC: 0 DP: 2 HBP: 0	WP: 0 PB: 0 SB: 0 CS: 0	PA: 41
PITCHER	IP WLS BF H R ER SO BB IBB HBP BLK WP HR S P ERA WHIP																					
Doug Davis, L (1.1) ERA: 2.57	7.0 W 30 7 2 2 5 2 0 0 0 0 0 67 101 2.57 1.286																					
Rudy Seanez, R (8.1) ERA: 10.8	1.0 3 1 0 0 1 0 0 0 0 0 0 7 13 0.00 1.000																					
John Rocker, L (9.1) ERA: 27.0	1.0 8 4 3 3 2 1 0 0 0 0 1 20 32 27.00 5.000																					

Texas Rangers @ Oakland Athletics
Network Associates Coliseum, Oakland, CA
Thu Apr 04 2002, 3:35 PM EST
Att: 15,081 - Overcast - 56 F

AB 37
R 5
H 12
RBI 5
BB 3
SO 8
LOB 17



Batter	1	2	3	4	5	6	7	8	9	AB	R	H	RBI	BB	SO	LOB	TOP										
Jeremy Giambi, L OBP: 0.474, SLG: 0.333 (1, 7)										4	0	1	0	0	2	0											
Frank Menchino, R OBP: 0.476, SLG: 0.529 (1, 4)										4	0	0	0	0	2	1											
Scott Hatteberg, L OBP: 0.364, SLG: 0.222 (1, 10)										4	0	2	0	0	0	0											
David Justice, L OBP: 0.500, SLG: 0.842 (1, 9)										4	0	1	0	0	0	2											
Miguel Tejada, R OBP: 0.333, SLG: 0.400 (1, 6)										3	0	1	0	0	0	1											
Terrence Long, L OBP: 0.050, SLG: 0.050 (1, 8)										3	0	0	0	0	2	1											
Olmedo Saenz, R OBP: 0.500, SLG: 0.400 (1, 5)										2	0	0	0	1	1	0											
Ramon Hernandez, R OBP: 0.211, SLG: 0.176 (1, 2)										3	0	0	0	0	0	2											
Carlos Pena, L OBP: 0.368, SLG: 0.833 (1, 3)										3	1	1	1	0	2	0											
Inning Stats	R: 0 E: 0 K: 0 S: 6	H: 1 LOB: 0 BB: 0 P: 11	R: 0 E: 0 K: 1 S: 11	H: 1 LOB: 0 BB: 0 P: 17	R: 0 E: 0 K: 1 S: 6	H: 0 LOB: 0 BB: 0 P: 8	R: 0 E: 0 K: 1 S: 10	H: 0 LOB: 0 BB: 0 P: 14	R: 0 E: 0 K: 1 S: 14	H: 1 LOB: 2 BB: 1 P: 27	R: 1 E: 0 K: 1 S: 9	H: 2 LOB: 1 BB: 0 P: 15	R: 0 E: 0 K: 1 S: 7	H: 0 LOB: 0 BB: 0 P: 12	R: 0 E: 0 K: 2 S: 8	H: 0 LOB: 0 BB: 0 P: 11	R: 0 E: 0 K: 1 S: 5	H: 1 LOB: 0 BB: 0 P: 9	1B: 5 2B: 0 3B: 0 HR: 1	SF: 0 SAC: 0 DP: 3 HBP: 0	WP: 0 PB: 0 SB: 0 CS: 0	PA: 31					
PITCHER	IP	WLS	BF	H	R	ER	SO	BB	IBB	HBP	BLK	WP	HR	S	P	ERA	WHIP										
James Baldwin, R ERA: 1.29	7.0	W	25	5	1	1	6	1	0	0	0	0	1	63	104	1.29	0.857										
Arthur Rhodes, L ERA:	1.0		3	0	0	0	2	0	0	0	0	0	0	8	11	0.00	0.000										
Shigetoshi Hasegawa, R ERA:	1.0		3	1	0	0	1	0	0	0	0	0	0	5	9	0.00	1.000										

Oakland Athletics @ Seattle Mariners
Safeco Field, Seattle, WA
Fri Apr 05 2002, 7:05 PM PST
Att: 40,303 - Dome - 72 F

AB	30
R	1
H	6
RBI	1
BB	1
SO	9
LOB	7





Batter	1	2	3	4	5	6	7	8	9	AB	R	H	RBI	BB	SO	LOB	BOTTOM										
51 Ichiro Suzuki, L OBP: 0.250, SLG: 0.250 (1, 9)										5	0	0	0	0	1	2											
Mark McLemore, S OBP: 0.333, SLG: 0.313 (1, 7)										5	1	1	0	0	0	1											
Bret Boone, R OBP: 0.389, SLG: 0.533 (1, 4)										3	2	1	2	1	0	0											
Edgar Martinez, R OBP: 0.412, SLG: 0.308 (1, 10)										3	1	1	0	1	0	0											
John Olerud, L OBP: 0.500, SLG: 0.769 (1, 3)										4	2	3	2	0	0	0											
Mike Cameron, R OBP: 0.529, SLG: 0.692 (1, 8)										3	1	1	0	1	0	2											
Jeff Cirillo, R OBP: 0.200, SLG: 0.143 (1, 5)										3	0	1	2	0	0	3											
Ben Davis, S OBP: 0.500, SLG: 0.500 (1, 2)										4	0	2	1	0	1	4											
Desi Relaford, S (1, 6)										4	0	0	0	0	2	2											
Inning Stats	R: 3 E: 1 K: 0 S: 11	H: 3 LOB: 1 BB: 0 P: 18	R: 0 E: 0 K: 1 S: 8	H: 1 LOB: 1 BB: 0 P: 13	R: 1 E: 0 K: 1 S: 13	H: 1 LOB: 2 BB: 2 P: 28	R: 0 E: 0 K: 0 S: 8	H: 0 LOB: 0 BB: 0 P: 13	R: 0 E: 0 K: 0 S: 5	H: 0 LOB: 0 BB: 0 P: 7	R: 1 E: 0 K: 1 S: 10	H: 2 LOB: 1 BB: 0 P: 16	R: 2 E: 0 K: 0 S: 13	H: 3 LOB: 2 BB: 1 P: 23	R: 0 E: 0 K: 1 S: 8	H: 0 LOB: 0 BB: 0 P: 11	R: 0 E: 0 K: 1 S: 5	H: 0 LOB: 0 BB: 0 P: 9	1B: 5 2B: 3 3B: 0 HR: 2	SF: 0 SAC: 1 DP: 0 HBP: 0	WP: 0 PB: 0 SB: 0 CS: 0	PA: 38					
PITCHER	IP	WLS	BF	H	R	ER	SO	BB	IBB	HBP	BLK	WP	HR	S	P	ERA	WHIP										
Erik Hiljus, R ERA: 7.5	6.0	L	28	7	5	5	3	2	0	0	0	0	0	13	23	18.00	3.000										
Mike Maignante, L ERA: 9.0	1.0		7	3	2	2	0	0	1	0	0	0	0	8	11	0.00	0.000										
Mike Holtz, L ERA: 3.86	1.0		3	0	0	0	1	0	0	0	0	0	0	8	11	0.00	0.000										

Oakland Athletics @ Seattle Mariners
Safeco Field, Seattle, WA
Fri Apr 05 2002, 7:05 PM PST
Att: 40,303 - Dome - 72 F

AB	34
R	7
H	10
RBI	7
BB	3
SO	4
LOB	14



Batter	1	2	3	4	5	6	7	8	9	AB	R	H	RBI	BB	SO	LOB	TOP										
Jeremy Giambi, L (1, 7) OBP: 0.458, SLG: 0.474 Mike Colangelo, R (8, 7)	G3		HR		G6-3		HR	F8		4	2	1	1	1	0	1	Oakland Athletics @ Seattle Mariners Safeco Field, Seattle, WA Sat Apr 06 2002, 7:05 PM PST Att: 45,093 - Dome - 72 F										
Frank Menechino, R (1, 4) OBP: 0.462, SLG: 0.636	L4		G5-3		K		HR	3B	1B	5	2	2	2	0	1	0											
Scott Hatteberg, L (1, 10) OBP: 0.370, SLG: 0.348	F9		E6		G6-3		FC5-4	1B	3B	5	0	2	2	0	0	0											
David Justice, L (1, 9) OBP: 0.519, SLG: 0.792		BB	E		HR		FC5-4	L3		5	2	3	0	0	0	2											
Miguel Tejada, R (1, 6) OBP: 0.308, SLG: 0.480	F8		E6		HR		F9		F9	5	1	1	2	0	0	4											
Terrence Long, L (1, 8) OBP: 0.120, SLG: 0.125		BB	F9		K		2B		K	4	0	1	1	1	2	3											
Greg Myers, L (1, 2) OBP: 0.400, SLG: 0.400	K				K		K		1B	5	0	2	0	0	3	3											
Olmedo Saenz, R (1, 5) OBP: 0.385, SLG: 0.300	K				FC4-6				G3	5	1	1	0	0	2	4											
Carlos Pena, L (1, 3) OBP: 0.304, SLG: 0.682			G4-3		G6-3		G4-3		F7	4	0	0	0	0	0	2											
Inning Stats	R: 0 E: 0 K: 0 S: 7	H: 0 LOB: 0 BB: 0 P: 8	R: 0 E: 0 K: 2 S: 15	H: 1 LOB: 2 BB: 1 P: 27	R: 1 E: 2 K: 0 S: 15	H: 2 LOB: 3 BB: 0 P: 29	R: 0 E: 0 K: 2 S: 12	H: 0 LOB: 0 BB: 0 P: 14	R: 0 E: 0 K: 1 S: 6	H: 0 LOB: 0 BB: 0 P: 7	R: 2 E: 0 K: 1 S: 11	H: 3 LOB: 1 BB: 0 P: 18	R: 3 E: 0 K: 1 S: 18	H: 3 LOB: 1 BB: 1 P: 28	R: 2 E: 0 K: 0 S: 22	H: 3 LOB: 1 BB: 0 P: 31	R: 0 E: 0 K: 1 S: 9	H: 1 LOB: 1 BB: 0 P: 14	1B: 8 2B: 1 3B: 1 HR: 3	SF: 0 SAC: 0 DP: 0 HBP: 0	WP: 0 PB: 0 SB: 1 CS: 0	PA: 44					
PITCHER	IP	WLS	BF	H	R	ER	SO	BB	IBB	HBP	BLK	WP	HR	S	P	ERA	WHIP										
Freddy Garcia, R (1, 1) ERA: 6.57	6.0	L	30	8	6	6	6	2	0	0	0	0	3	73	116	9.00	1.667										
Jeff Nelson, R (7, 1) ERA: 10.8	1.0		4	1	0	0	1	0	0	0	0	0	0	11	15	0.00	1.000										
Ryan Franklin, R (8, 1) ERA: 12.27	2.0		10	4	2	2	1	0	0	0	0	0	0	31	45	9.00	2.000										

Batter	1	2	3	4	5	6	7	8	9	AB	R	H	RBI	BB	SO	LOB	BOTTOM										
51 Ichiro Suzuki, L (1, 9) OBP: 0.250, SLG: 0.250	G6-3		BB		SH5-3		G3		K	4	1	1	0	0	1	0	Oakland Athletics @ Seattle Mariners Safeco Field, Seattle, WA Sat Apr 06 2002, 7:05 PM PST Att: 45,093 - Dome - 72 F										
Mike Cameron, R (1, 8) OBP: 0.591, SLG: 0.733	WP		1B		L7		G6-3		BB	2	1	1	0	3	0	1											
Bret Boone, R (1, 4) OBP: 0.348, SLG: 0.450	E5		1B		F7		G6-3		F9	5	1	1	1	0	0	4											
Edgar Martinez, R (1, 10) OBP: 0.409, SLG: 0.294	G4-6-3		BB		F8		L9		K	4	0	1	1	1	1	2											
Ruben Sierra, S (1, 7) OBP: 0.167, SLG: 0.167	G4-6-3		K		G4-3		G2-3			4	0	0	0	0	1	5											
Jeff Cirillo, R (1, 3) OBP: 0.263, SLG: 0.125		G5-3			G6-3		BB		BB	2	0	0	0	1	0	0											
Carlos Guillen, S (1, 6) OBP: 0.500, SLG: 0.538		K			BB		F9		BB	2	0	0	1	2	1	0											
Dan Wilson, R (1, 2) OBP: 0.214, SLG: 0.231		K			G4-3		K		F7	4	0	0	0	0	2	5											
Desi Relaford, S (1, 5) OBP: 0.125, SLG: 0.125			G1		G1		F8		G4-3	4	0	1	0	0	0	2											
Inning Stats	R: 0 E: 1 K: 0 S: 8	H: 1 LOB: 2 BB: 1 P: 14	R: 0 E: 0 K: 2 S: 9	H: 0 LOB: 0 BB: 0 P: 12	R: 3 E: 0 K: 1 S: 12	H: 3 LOB: 3 BB: 2 P: 30	R: 0 E: 0 K: 0 S: 5	H: 1 LOB: 1 BB: 0 P: 6	R: 0 E: 0 K: 1 S: 8	H: 0 LOB: 0 BB: 0 P: 11	R: 0 E: 0 K: 0 S: 7	H: 0 LOB: 1 BB: 1 P: 13	R: 0 E: 0 K: 0 S: 13	H: 0 LOB: 2 BB: 2 P: 23	R: 0 E: 0 K: 2 S: 11	H: 0 LOB: 1 BB: 1 P: 16	1B: 4 2B: 1 3B: 0 HR: 0	SF: 0 SAC: 1 DP: 1 HBP: 1	WP: 1 PB: 0 SB: 1 CS: 0	PA: 40							
PITCHER	IP	WLS	BF	H	R	ER	SO	BB	IBB	HBP	BLK	WP	HR	S	P	ERA	WHIP										
Mark Mulder, L (1, 1) ERA: 3.77	6.1		29	5	3	3	4	3	1	0	0	0	0	16	28	0.00	1.200										
Jim Mecir, R (7, 1) ERA:	1.2	H	7	0	0	0	0	2	0	0	0	0	0	11	16	0.00	1.000										
Billy Koch, R (8, 1) ERA: 3.0	1.0		4	0	0	0	2	1	0	0	0	0	0	11	16	0.00	1.000										

Batter	1	2	3	4	5	6	7	8	9	AB	R	H	RBI	BB	SO	LOB	TOP								
Jeremy Giambi, L (1,7) OBP: 0.464, SLG: 0.478 Terrence Long, L (8, FR) OBP: 0.154, SLG: 0.125	1-2 1B		0-0 F8		0-2 L6			0-0 BB 1B	4-2 FC1-6 BB	4	0	2	0	0	0	1									
Frank Menchino, R (1,4) OBP: 0.419, SLG: 0.538	3-1 F8		1-2 G6-4-3			2-2 F9		4-2 BB 1B	2-2 FC1-6	4	1	0	0	1	0	4									
3 Eric Chavez, L (1,10) OBP: 0.471, SLG: 1.071	1-2 F9			0-0 F9		2-2 HR		2-2 BB 1B	1-1 F7	5	2	2	3	0	0	3									
David Justice, L (1,9) OBP: 0.484, SLG: 0.714	0-0 F5			0-1 F9		1-1 F8		2-1 FC5-4 1B		4	0	1	1	0	0	1									
Miguel Tejada, R (1,6) OBP: 0.300, SLG: 0.448		2-1 G4-3		2-1 F8		0-0 F8		3-H 1-1 FC5-4 1B		4	0	1	0	0	0	0									
Olmedo Saenz, R (1,5) OBP: 0.353, SLG: 0.286		3-2 1B			3-3 K		1-3 K	1-1 FC5-4		4	0	1	0	0	2	2									
Ramon Hernandez, R (1,2) OBP: 0.174, SLG: 0.143		1-0 F7			1-1 F8		1-0 G6-3	0-3 K		4	0	0	0	0	1	3									
Mike Colangelo, R (1,8) OBP: 0.375, SLG: 0.429		0-1 P3			1-2 HR 2B		1-0 F9		1-1 FC1-6 WP 1B	4	1	2	0	0	0	1									
Carlos Pena, L (1,3) OBP: 0.333, SLG: 0.769			2-2 G6-4-3 1B		3-2 HR			2-1 G6-3	2-3 K	4	1	2	2	0	1	1									
Inning Stats	R: 0 E: 0 K: 0 S: 9	H: 1 LOB: 1 BB: 0 P: 14	R: 0 E: 0 K: 0 S: 8	H: 1 LOB: 1 BB: 0 P: 14	R: 0 E: 0 K: 0 S: 7	H: 1 LOB: 0 BB: 0 P: 10	R: 0 E: 0 K: 0 S: 5	H: 0 LOB: 0 BB: 0 P: 7	R: 2 E: 0 K: 1 S: 17	H: 2 LOB: 0 BB: 0 P: 25	R: 1 E: 0 K: 0 S: 9	H: 1 LOB: 0 BB: 0 P: 14	R: 0 E: 0 K: 1 S: 5	H: 0 LOB: 0 BB: 0 P: 8	R: 3 E: 1 K: 1 S: 19	H: 4 LOB: 2 BB: 1 P: 31	R: 0 E: 0 K: 1 S: 13	H: 1 LOB: 2 BB: 1 P: 23	1B: 7 2B: 2 3B: 0 HR: 2	SF: 0 SAC: 0 DP: 1 HBP: 0	WP: 1 PB: 0 SB: 0 CS: 0	PA: 39			
PITCHER	IP	WLS	BF	H	R	ER	SO	BB	IBB	HBP	BLK	WP	HR	S	P	ERA	WHIP								
Jamie Moyer, L (1,1) ERA: 2.77	7.0	L	26	6	3	3	2	0	0	0	0	0	2	60	92	3.86	0.857								
Arthur Rhodes, L (8,1) ERA: 16.2	0.1		5	3	3	3	0	1	0	0	0	0	0	12	22	81.00	12.000								
Kazuhiro Sasaki, R (8,1) ERA:	0.2		3	1	0	0	1	0	0	0	0	0	0	7	9	0.00	1.500								
Joel Pineiro, R (9,1) ERA:	1.0		5	1	0	0	1	1	0	0	0	1	0	13	23	0.00	2.000								

Oakland Athletics @ Seattle Mariners
Safeco Field, Seattle, WA
Sun Apr 07 2002, 5:05 PM PDT
Att: 39,870 - Overcast - 50 F

AB 37
R 6
H 11
RBI 6
BB 2
SO 4
LOB 16



Batter	1	2	3	4	5	6	7	8	9	AB	R	H	RBI	BB	SO	LOB	BOTTOM								
51 Ichiro Suzuki, L (1,9) OBP: 0.276, SLG: 0.321	4-1 FC4-6 BB		1-2 FC4-6 CS		2-2 G4-3		1-1 E5 1B	2-1 SF7 3B		4	2	1	3	1	0	1									
Mark McLemore, S (1,7) OBP: 0.304, SLG: 0.300	1-1 FC4-6		3-2 G6-3		0-1 G4-3		2-2 S 1B	2-1 SF7		4	0	1	1	0	0	2									
Bret Boone, R (1,4) OBP: 0.357, SLG: 0.440	1-3 K			0-2 BB 1B		2-1 G4-3	1-0 S 1B	2-2 G4-3		5	0	2	1	0	1	1									
Edgar Martinez, R (1,10) OBP: 0.370, SLG: 0.238 23 Luis Ugueto, S (9, PR)	1-3 K			2-3 K		0-2 E5 FC5-2	1-2 K		4-1 S BB	4	0	0	0	1	3	4									
John Olerud, L (1,3) OBP: 0.571, SLG: 0.733 Desi Relaford, S (9, PR)		0-1 L3		1-2 BB 1B		4-1 FC5-2 BB	4-2 BB		4-2 L1-3 BB	2	0	1	0	3	0	0									
Mike Cameron, R (1,8) OBP: 0.556, SLG: 0.632	1-2 G5-3			4-2 BB		0-1 FC5 FC5-2 1B	2-2 L7		1-1 F3	4	0	1	0	1	0	5									
Jeff Cirillo, R (1,5) OBP: 0.250, SLG: 0.143	0-2 G5-3			1-3 K		0-0 FC5-2 FC5		2-1 51 3B 1B	2-0 L1-3	5	1	1	0	0	1	8									
Dan Wilson, R (1,2) OBP: 0.235, SLG: 0.200 Ben Davis, S (8, PH)			4-0 51 FC4-6 BB	1-2 F8		1-2 FC5		1-3 K		2	1	0	0	1	0	6									
Carlos Guillen, S (1,6) OBP: 0.500, SLG: 0.529			1-1 51 FC4-6 1B		0-3 K		3-2 G1-3	1-1 51 3B 1B		4	1	2	0	0	1	0									
Inning Stats	R: 0 E: 0 K: 2 S: 9	H: 0 LOB: 1 BB: 1 P: 16	R: 0 E: 0 K: 0 S: 9	H: 0 LOB: 0 BB: 0 P: 10	R: 1 E: 0 K: 0 S: 8	H: 1 LOB: 1 BB: 1 P: 17	R: 0 E: 0 K: 2 S: 21	H: 2 LOB: 3 BB: 1 P: 30	R: 0 E: 0 K: 1 S: 8	H: 0 LOB: 0 BB: 0 P: 10	R: 0 E: 1 K: 0 S: 10	H: 1 LOB: 3 BB: 1 P: 16	R: 1 E: 1 K: 1 S: 18	H: 2 LOB: 3 BB: 1 P: 34	R: 3 E: 0 K: 1 S: 14	H: 3 LOB: 0 BB: 0 P: 24	R: 0 E: 0 K: 0 S: 6	H: 0 LOB: 2 BB: 2 P: 17	1B: 8 2B: 1 3B: 1 HR: 0	SF: 1 SAC: 0 DP: 1 HBP: 0	WP: 1 PB: 0 SB: 3 CS: 1	PA: 43			
PITCHER	IP	WLS	BF	H	R	ER	SO	BB	IBB	HBP	BLK	WP	HR	S	P	ERA	WHIP								
Tim Hudson, R (1,1) ERA: 1.46	6.0	W	26	4	1	1	5	4	0	0	0	0	0	8	14	0.00	3.000								
Mike Venafro, L (7,1) ERA: 13.5	0.1	H	3	1	1	0	0	0	0	0	0	0	0	5	9	0.00	3.000								
Chad Bradford, R (7,1) ERA:	0.1	H	2	1	0	0	1	0	0	0	0	0	0	2	6	∞	∞								
Mike Holtz, L (7,1) ERA: 3.86	0.0		1	0	0	0	0	1	0	0	0	0	0	2	6	∞	∞								
Jeff Tam, R (7,1) ERA: 21.6	0.2	H	4	2	2	2	1	0	0	0	0	0	0	10	16	27.00	3.000								
PITCHER	IP	WLS	BF	H	R	ER	SO	BB	IBB	HBP	BLK	WP	HR	S	P	ERA	WHIP								
Mike Magnante, L (8,1) ERA: 11.57	1.1	S	5	0	0	0	0	2	0	0	0	0	0	9	22	0.00	1.500								
Billy Koch, R (8,1) ERA: 2.09																									

Oakland Athletics @ Seattle Mariners
Safeco Field, Seattle, WA
Sun Apr 07 2002, 5:05 PM PDT
Att: 39,870 - Overcast - 50 F

AB 35
R 5
H 9
RBI 5
BB 7
SO 7
LOB 28



Batter	1	2	3	4	5	6	7	8	9	10	11	AB	R	H	RBI	BB	SO	LOB
Jeremy Giambi, L (1, 10) OBP: 0.469, SLG: 0.519 Mark Ellis, R (8, PR)	1-1 1B 2B		3-1 G6-3		1-1 G3			1-1 1B		1-2 G6-3	3-2 1B	4	1	2	0	0	0	2
Frank Menechino, R (1, 4) OBP: 0.405, SLG: 0.500	3-2 FC5-4 2H 1B		1-3 K		2-2 G5-3			3-2 1B		0-0 F8	1-1 P4	6	0	2	1	0	1	2
3 Eric Chavez, L (1, 5) OBP: 0.455, SLG: 1.211	1-3 K			2-2 G4-3				2-2 1B		1-0 HR		5	2	2	2	0	1	3
David Justice, L (1, 9) OBP: 0.444, SLG: 0.625	3-2 FC5-4 1-2F			0-1 G1				1-1 G3		4-1 HR		4	0	0	0	1	1	3
Miguel Tejada, R (1, 6) OBP: 0.257, SLG: 0.382	2-1 FC5-4 1-2F			3-1 G4-3				1-1 F8		0-0 G3		5	0	0	0	0	1	2
Terrence Long, L (1, 8) OBP: 0.220, SLG: 0.310		1-2 G4-3		0-1 G4-3 2B				0-1 F8		1-0 2B 3B		5	2	3	0	0	0	0
Mike Colangelo, R (1, 7) OBP: 0.333, SLG: 0.364		1-1 G6-4-3 1B		1-0 G4-3				0-3 K		0-2 G5-3		4	0	1	0	0	1	2
Greg Myers, L (1, 2) OBP: 0.500, SLG: 0.556		2-1 G6-4-3 1-2F		2-3 BB				0-0 G3		0-0 2B		4	0	2	2	1	0	1
Carlos Pena, L (1, 3) OBP: 0.261, SLG: 0.645			2-1 G4-3		3-3 K			2-2 G1-3		1-3 K		5	0	0	0	0	2	4


TOP

Oakland Athletics @ Texas Rangers
The Ballpark at Arlington, Arlington, TX

Tue Apr 09 2002, 8:05 PM EDT
Att: 20,168 - Sunny - 69 F

livebaseballscores.com

AB 44
R 5
H 13
RBI 5
BB 2
SO 7
LOB 19



Batter	1	2	3	4	5	6	7	8	9	10	11	AB	R	H	RBI	BB	SO	LOB
Gabe Kapler, R (1, 8) OBP: 0.444, SLG: 0.500	4-1 1B BB	0-2 G5-3			2-3 K 1-2					2-2 1B 29 BB 1B	0-3 K	5	2	1	0	1	2	3
Ivan Rodriguez, R (1, 2) OBP: 0.357, SLG: 0.385	4-2 1B BB		1-1 FC6-4 1B		0-3 K			0-1 F8		1-2 29 BB FC4-2 1B		4	0	2	0	1	1	0
Alex Rodriguez, R (1, 6) OBP: 0.313, SLG: 0.407	0-1 FC5-4 1-2 2-H 1B		1-0 FC6-4 29 G4-3		2-3 K			1-0 HR		4-0 FC4-2 29 BB IBB		4	1	2	2	1	1	1
Juan Gonzalez, R (1, 9) OBP: 0.308, SLG: 0.292 29 Rusty Greer, L (3, 7) OBP: 0.319, SLG: 0.250	3-2 P6		3-2 G4-3		0-3 K			4-1 FC6-4 BB		4-0 FC4-2 FC4-2 BB		1	0	0	0	0	2	2
Rafael Palmeiro, L (1, 3) OBP: 0.220, SLG: 0.444	0-2 L9		3-2 F9		1-3 K			1-3 K		1-2 2-3 3-H FC4-2		5	0	0	0	0	2	7
Herbert Perry, R (1, 5) OBP: 0.385, SLG: 0.545	0-1 FC5-4 1-2F			0-0 F9				0-0 HR		0-2 FC6-4 1-2F		5	1	1	1	0	0	6
Carl Everett, S (1, 10) OBP: 0.138, SLG: 0.222		2-1 P6		0-3 K				0-3 K		0-2 F8	2-2 G4-1	5	0	0	0	0	2	3
Kevin Mench, R (1, 7) (3, 9)		0-3 K		0-1 G5-3				0-2 G6-3		3-1 P5		4	0	0	0	0	1	0
9 Hank Blalock, L (1, PH) OBP: 0.211, SLG: 0.063											0-0 G3-1	1	0	0	0	0	0	0
Frank Catalanotto, L (1, 4) OBP: 0.400, SLG: 0.429		4-1 BB			4-1 CS BB			2-2 1B		0-0 G5-3		3	0	1	0	2	1	0


BOTTOM

Oakland Athletics @ Texas Rangers
The Ballpark at Arlington, Arlington, TX

Tue Apr 09 2002, 8:05 PM EDT
Att: 20,168 - Sunny - 69 F

livebaseballscores.com

AB 39
R 4
H 7
RBI 4
BB 7
SO 11
LOB 23



PITCHER	IP	WLS	BF	H	R	ER	SO	BB	IBB	HBP	BLK	WP	HR	S	P	ERA	WHIP
Kenny Rogers, L (1, 1) ERA: 3.27	6.0	23	8	5	2	0	4	1	0	0	0	0	0	19	31	0.00	1.000
Chris Michalak, L (7, 1) ERA:	2.0	8	2	0	0	1	0	0	0	0	0	0	0	11	15	9.00	2.000
John Rocker, L (9, 1) ERA: 18.0	1.0	B	5	2	1	1	2	0	0	0	0	0	0	1	13	23.50	3.000
Rudy Seanez, R (10, 1) ERA: 12.0	1.1	L	8	3	2	2	0	1	0	0	0	0	0	1	23	13.50	3.000
Dan Miceli, R (11, 1) ERA: 9.38	0.2	3	1	0	0	0	0	0	0	0	0	0	0	6	10	0.00	1.500

Batter	1	2	3	4	5	6	7	8	9	AB	R	H	RBI	BB	SO	LOB	TOP			
Jeremy Giambi, L (1, 7) OBP: 0.432, SLG: 0.469	G3	P5		K			K		K	5	0	1	0	0	2	3				
Frank Menchino, R (1, 4) OBP: 0.390, SLG: 0.472	G6-3	F8			G4-6-3		K			4	0	1	0	0	1	1				
3 Eric Chavez, L (1, 10) OBP: 0.423, SLG: 1.045	BB		P5		K		K			3	1	0	0	1	2	2				
David Justice, L (1, 9) OBP: 0.425, SLG: 0.571	BB	BB	G5-3		G4-6-3			K		3	1	0	0	1	1	1				
Terrence Long, L (1, 8) OBP: 0.229, SLG: 0.303	BB	BB	F9			F7		G3-1		4	0	1	1	0	0	0				
Miguel Tejada, R (1, 6) OBP: 0.296, SLG: 0.368	BB		G6-3		G4-3			G1-3		4	0	1	1	0	0	0				
Greg Myers, L (1, 2) OBP: 0.571, SLG: 0.636	BB	FC5-4		F9			2B		K	2	0	1	0	2	1	0				
Olmedo Saenz, R (1, 5) OBP: 0.333, SLG: 0.235	FC5-4					F9			K	3	0	0	0	1	1	4				
Carlos Pena, L (1, 3) OBP: 0.278, SLG: 0.600				F9			K			4	0	1	0	0	2	2				
Inning Stats	R: 2 H: 2 E: 0 K: 0 S: 20	H: 2 LOB: 3 BB: 3 P: 35	R: 0 H: 0 E: 0 K: 1 S: 7	H: 0 LOB: 0 BB: 0 P: 12	R: 0 H: 0 E: 0 K: 0 S: 7	H: 0 LOB: 0 BB: 0 P: 10	R: 0 H: 0 E: 0 K: 1 S: 12	H: 1 LOB: 2 BB: 2 P: 22	R: 0 H: 1 E: 0 K: 0 S: 11	H: 1 LOB: 1 BB: 0 P: 16	R: 0 H: 1 E: 0 K: 3 S: 14	H: 1 LOB: 0 BB: 0 P: 19	R: 0 H: 0 E: 0 K: 1 S: 9	H: 0 LOB: 0 BB: 0 P: 15	R: 0 H: 1 E: 0 K: 3 S: 11	H: 1 LOB: 1 BB: 0 P: 12	1B: 5 2B: 1 3B: 0 HR: 0	SF: 0 SAC: 0 DP: 1 HBP: 0	WP: 0 PB: 0 SB: 1 CS: 0	PA: 37
PITCHER	IP	WLS	BF	H	R	ER	SO	BB	IBB	HBP	BLK	WP	HR	S	P	ERA	WHIP			
Dave Burba, R (1, 1) ERA: 5.06	5.2	W	25	4	2	2	3	5	0	0	0	0	0	63	106	3.18	1.588			
Colby Lewis, R (6, 1) ERA: 1.53	2.1	H	8	1	0	0	4	0	0	0	0	0	0	24	35	0.00	0.429			
John Rocker, L (9, 1) ERA: 12.0	1.0	S	4	1	0	0	3	0	0	0	0	0	0	11	12	0.00	1.000			

Oakland Athletics @ Texas Rangers
The Ballpark at Arlington, Arlington, TX
Wed Apr 10 2002, 8:05 PM EDT
Att: 21,384 - Cloudy - 72 F

AB 32
R 2
H 6
RBI 2
BB 5
SO 10
LOB 13

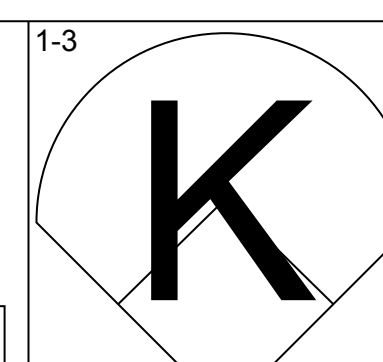
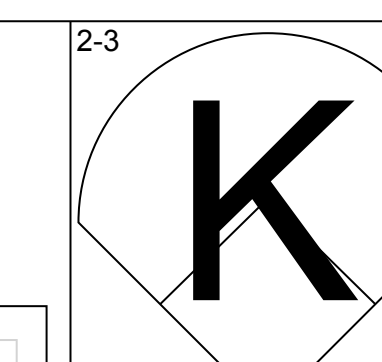
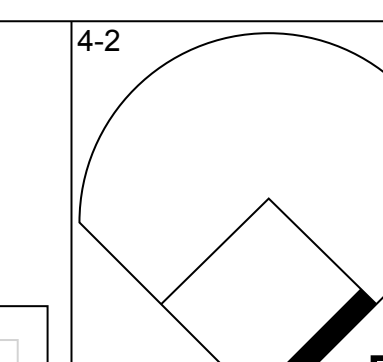

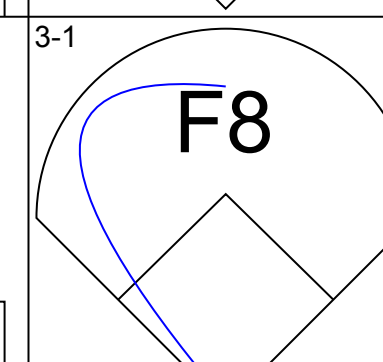
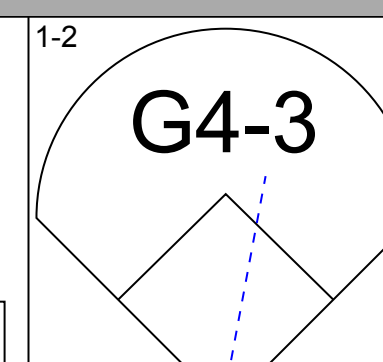
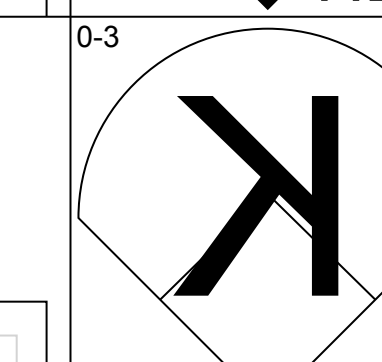
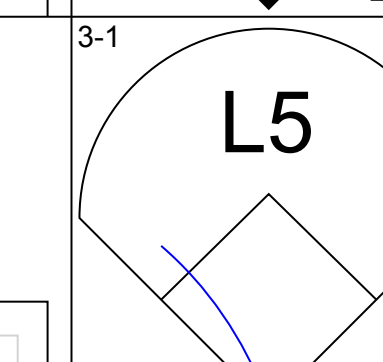
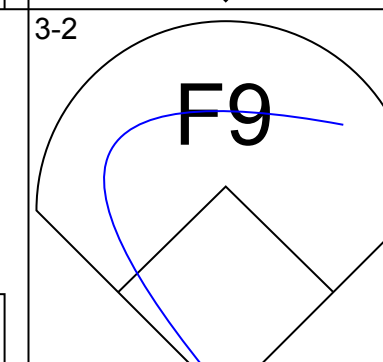
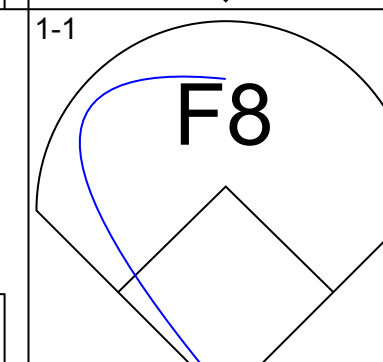
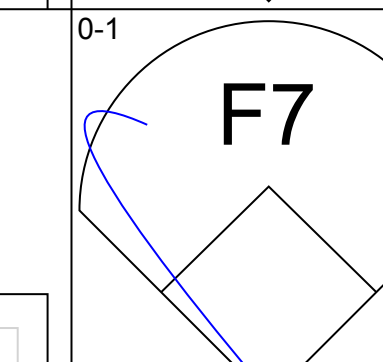
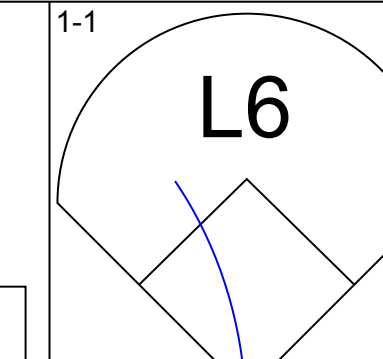
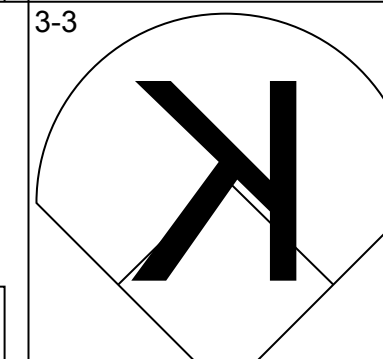
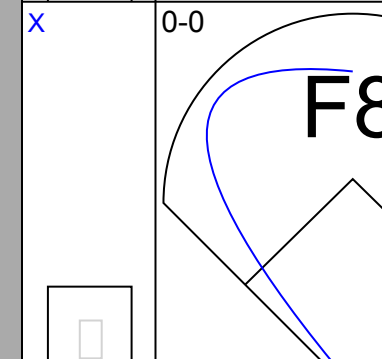
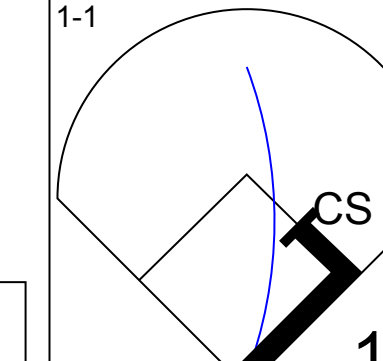
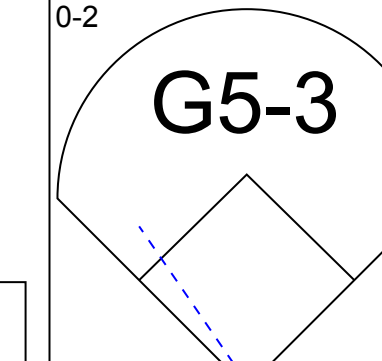
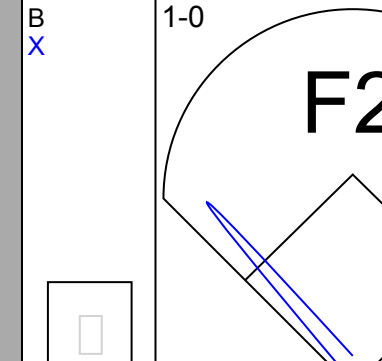
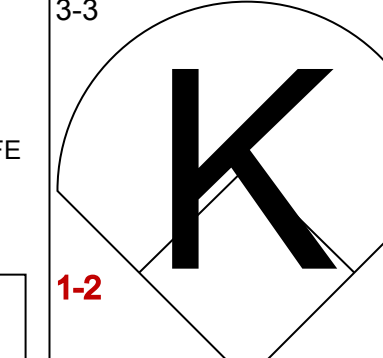
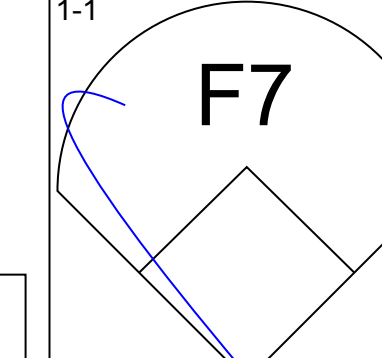
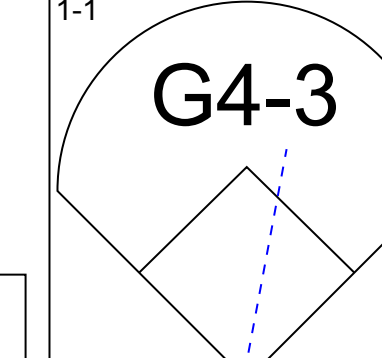
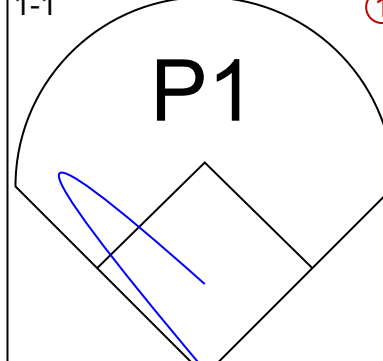
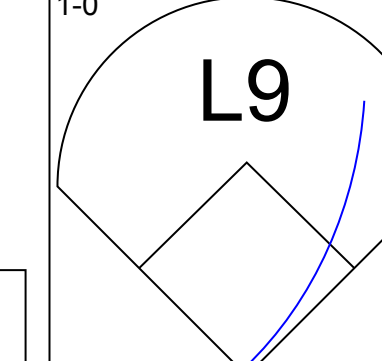
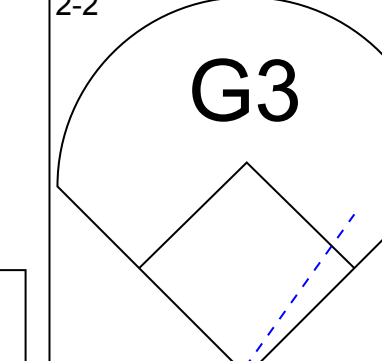
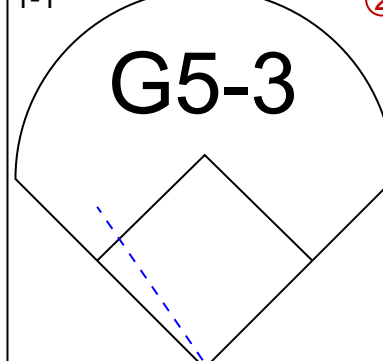
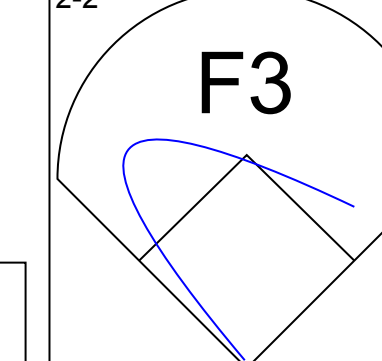
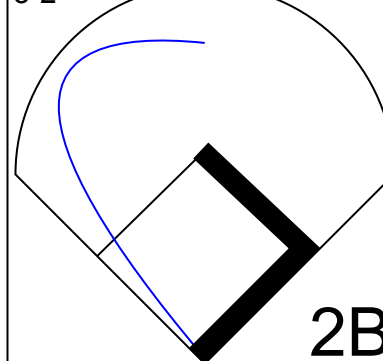
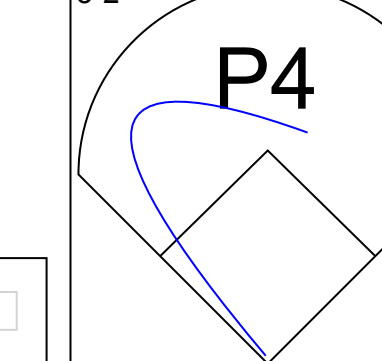
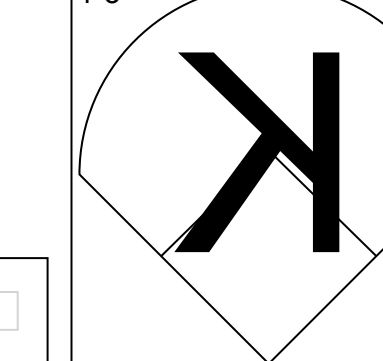


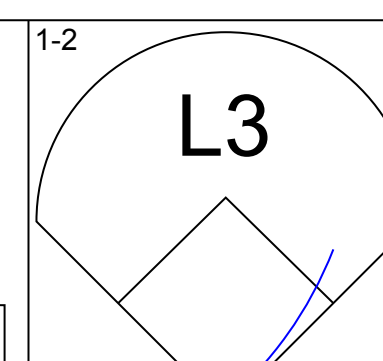
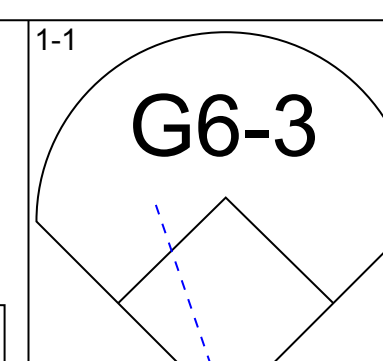
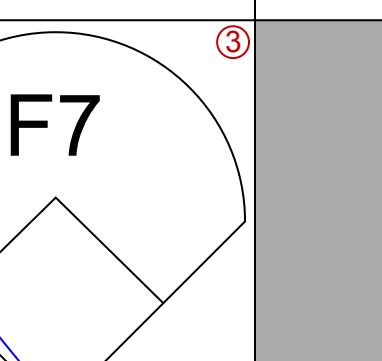
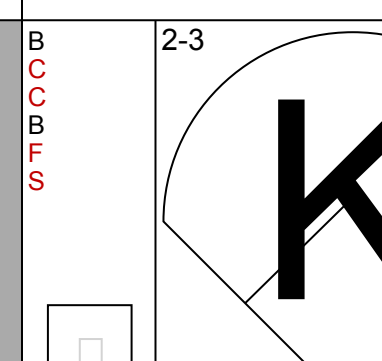

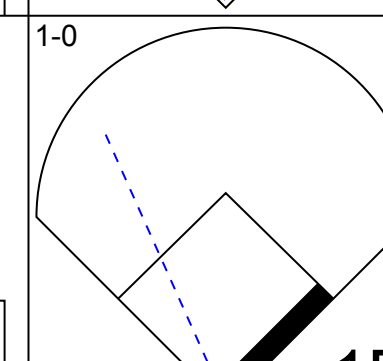
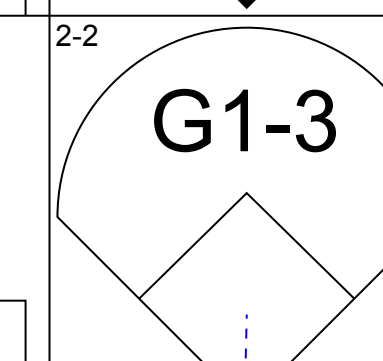
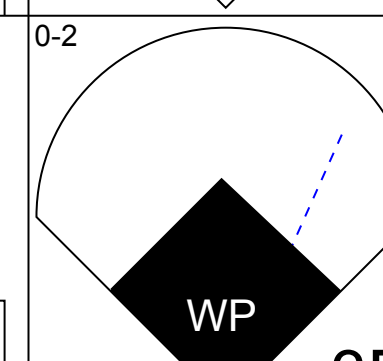
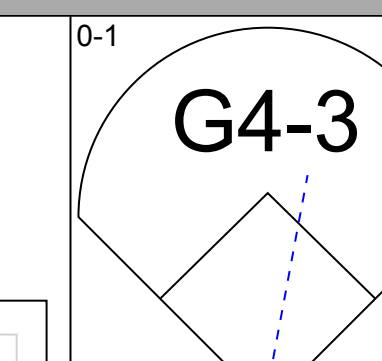
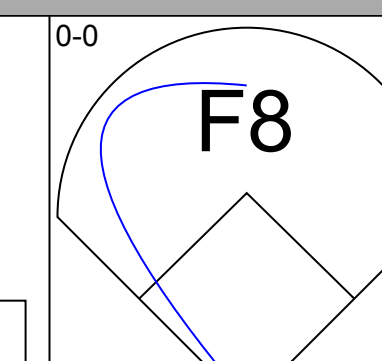
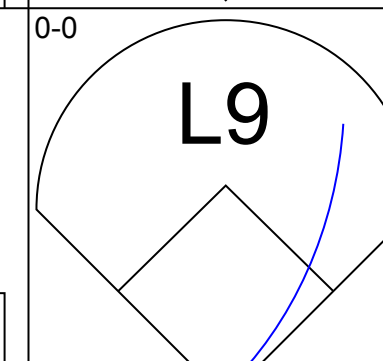
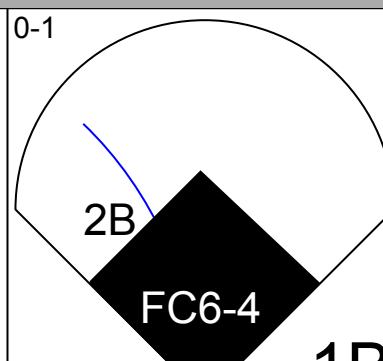
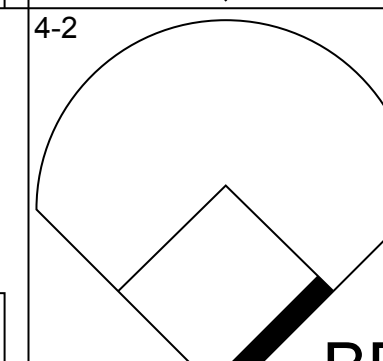
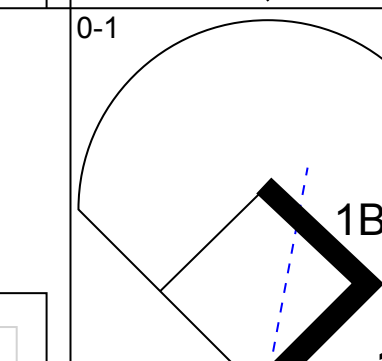
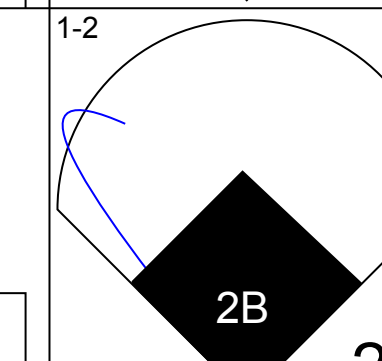
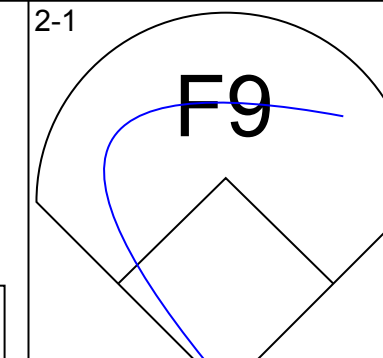
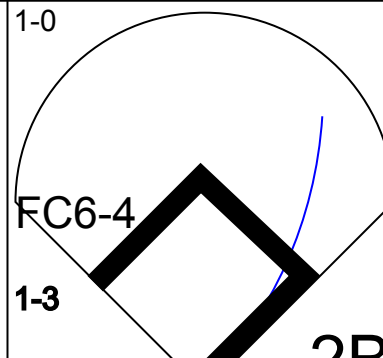
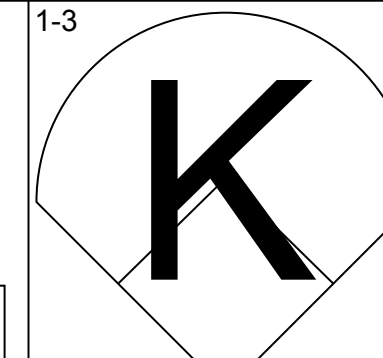
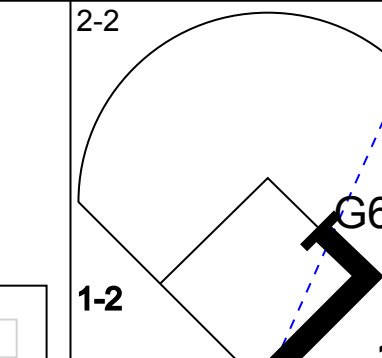
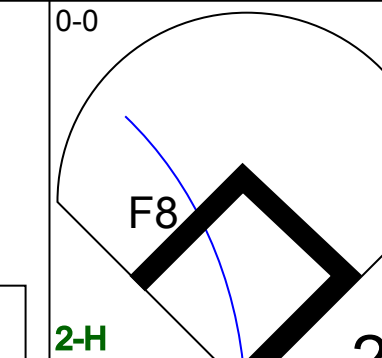
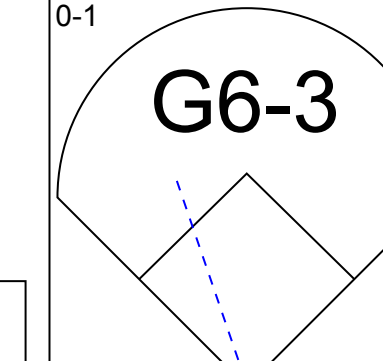
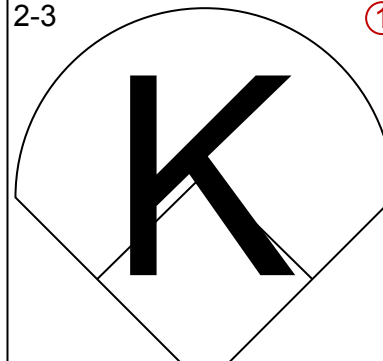
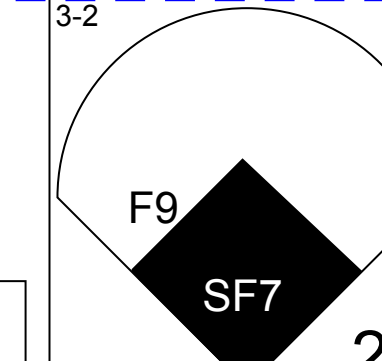
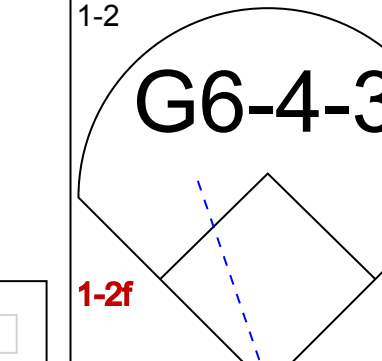
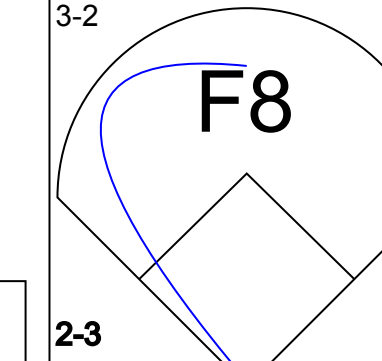
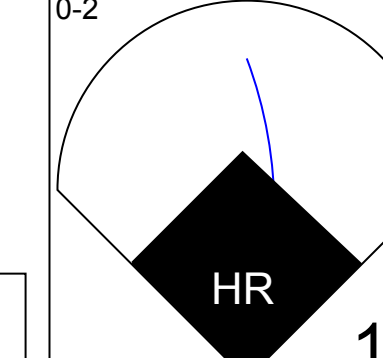
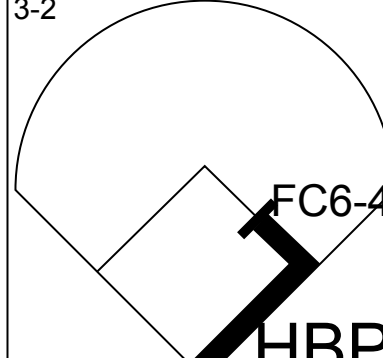

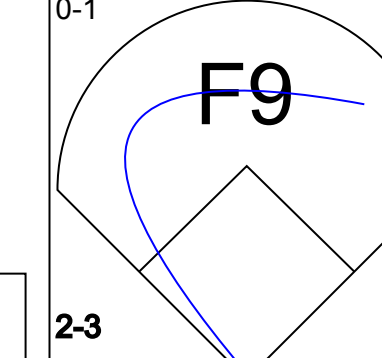
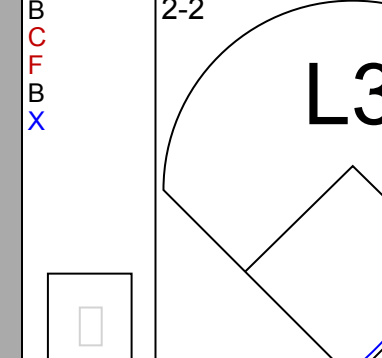
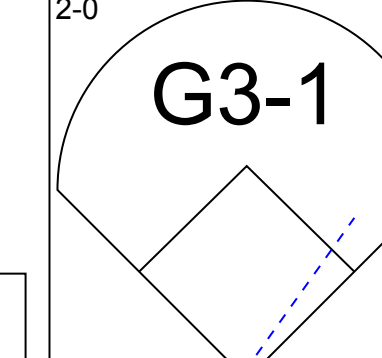
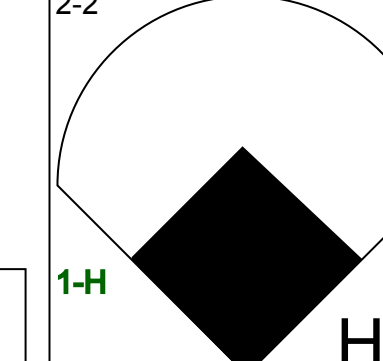
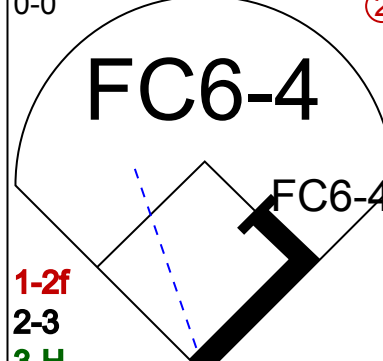

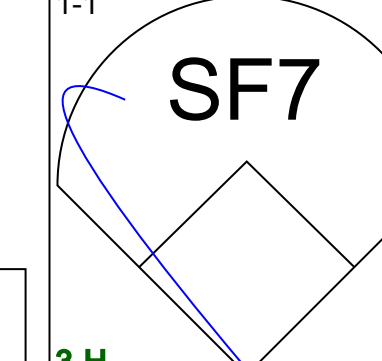
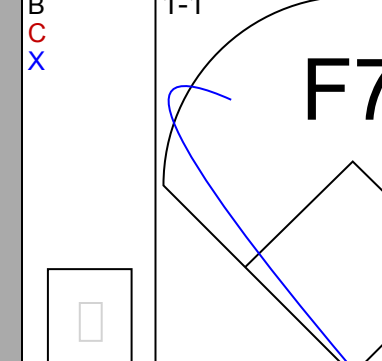

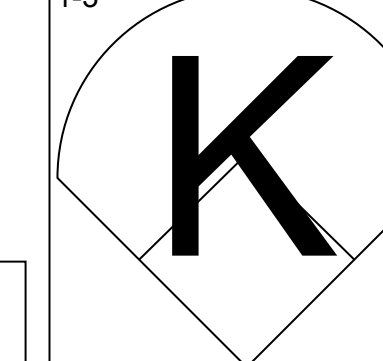
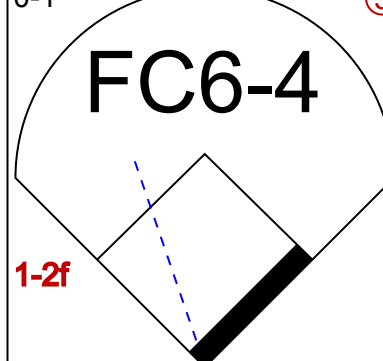

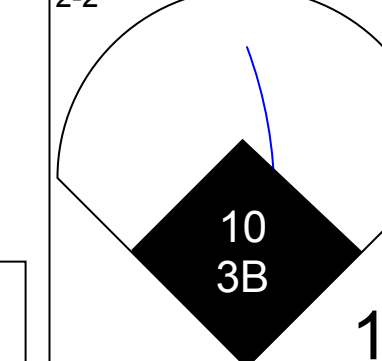
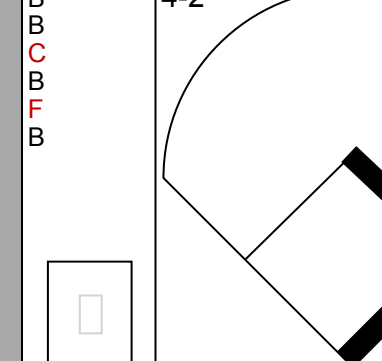
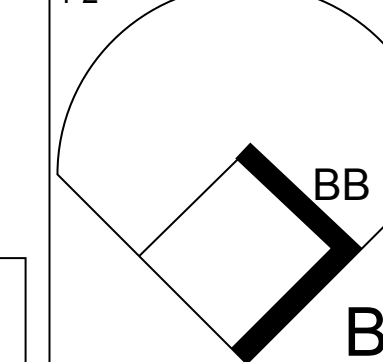

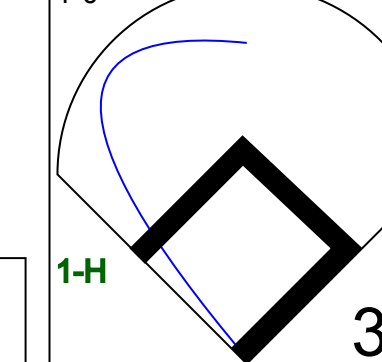

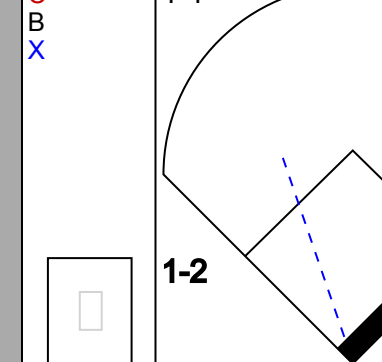

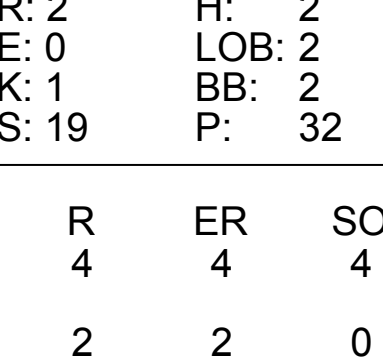
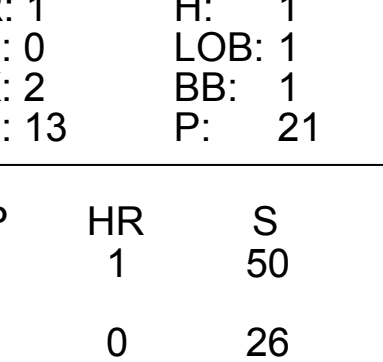
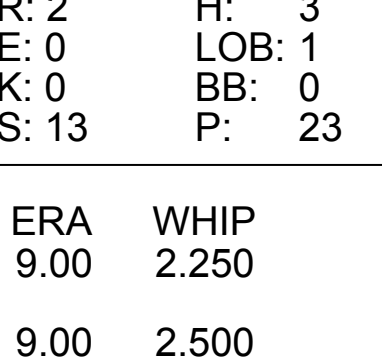
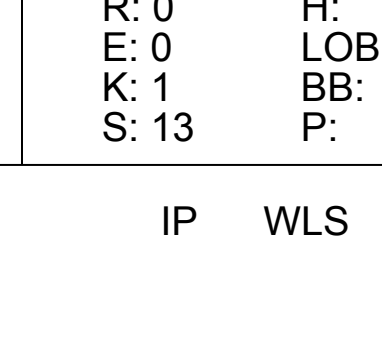
Batter	1	2	3	4	5	6	7	8	9	AB	R	H	RBI	BB	SO	LOB	BOTTOM			
Frank Catalanotto, L (1, 4) OBP: 0.414, SLG: 0.417	BB				F7		G1-3			3	1	1	0	1	0	1				
29 Rusty Greer, L (1, 7) OBP: 0.346, SLG: 0.417	BB						F9			4	1	2	1	0	0	3				
Alex Rodriguez, R (1, 6) OBP: 0.278, SLG: 0.355	K			F9		P6		F8		4	0	0	0	0	1	2				
Rafael Palmeiro, L (1, 3) OBP: 0.257, SLG: 0.484	BB			F8		G3-1		WP		4	1	2	0	0	0	0				
Ivan Rodriguez, R (1, 2) OBP: 0.344, SLG: 0.357	BB			K			F9		1B	2	0	0	1	1	1	0				
Carl Everett, S (1, 10) OBP: 0.192, SLG: 0.226	K				K		K		1B	4	0	1	1	0	3	2				
Gabe Kapler, R (1, 8) OBP: 0.387, SLG: 0.429		E5		G6-3		G5-3		K		4	1	0	0	0	1	2				
9 Hank Blalock, L (1, 5) OBP: 0.261, SLG: 0.200		G3						F7		4	0	2	0	0	0	3				
Kevin Mench, R (1, 9) OBP: 0.143, SLG: 0.143	BB			FC6-4		G1-3				3	0	1	1	0	0	2				
Inning Stats	R: 1 H: 2 E: 1 K: 2 S: 13	H: 2 LOB: 1 BB: 0 P: 18	R: 0 H: 0 E: 0 K: 1 S: 5	H: 0 LOB: 0 BB: 0 P: 8	R: 0 H: 1 E: 0 K: 1 S: 8	H: 1 LOB: 1 BB: 0 P: 11	R: 1 H: 1 E: 0 K: 0 S: 7	H: 0 LOB: 0 BB: 0 P: 11	R: 0 H: 1 E: 0 K: 0 S: 7	H: 1 LOB: 1 BB: 0 P: 9	R: 1 H: 2 E: 0 K: 1 S: 13	H: 2 LOB: 2 BB: 1 P: 26	1B: 6 2B: 2 3B: 0 HR: 1	SF: 1 SAC: 0 DP: 1 HBP: 0	WP: 1 PB: 0 SB: 0 CS: 0	PA: 35				
PITCHER	IP	WLS	BF	H	R	ER	SO	BB	IBB	HBP	BLK	WP	HR	S	P	ERA	WHIP			
Cory Lidle, R (1, 1) ERA: 4.63	6.1	L	27	7	3	2	5	1	0	0	0	0	0	3	3	0.00	0.000			
Mike Magnante, L (7, 1) ERA: 9.0	0.2		2	0	0	0	0	0	0	0	0	0	0	3	3	0.00	0.000			
Jeff Tam, R (8, 1) ERA: 18.0	0.1		1	0	0	0	0	0	0	0	0	0	0	3	5	0.00	0.000			
Mike Venafro, L (8, 1) ERA: 20.25	0.0		3	2	1	1	0	0	1	0	0	1	0	3	10	∞	∞			
Chad Bradford, R (8, 1) ERA:	0.2		2	0	0	0	1	0	0	0	0	0	0	7	11	0.00	0.000			

Oakland Athletics @ Texas Rangers
The Ballpark at Arlington, Arlington, TX
Wed Apr 10 2002, 8:05 PM EDT
Att: 21,384 - Cloudy - 72 F

AB 32
R 4
H 9
RBI 4
BB 2
SO 6
LOB 15



Batter	1	2	3	4	5	6	7	8	9	AB	R	H	RBI	BB	SO	LOB	TOP					
Jeremy Giambi, L (1, 7) OBP: 0.439, SLG: 0.441										2	0	0	0	1	2	1	<p>Oakland Athletics @ Texas Rangers The Ballpark at Arlington, Arlington, TX Thu Apr 11 2002, 3:05 PM EDT Att: 21,903 - Cloudy - 77 F</p> <p>livebaseballscorecards.com</p> <p>AB 28 R 0 H 2 RBI 0 BB 1 SO 6 LOB 5</p> 					
Frank Menechino, R (1, 4) OBP: 0.356, SLG: 0.425										4	0	0	0	0	1	2						
3 Eric Chavez, L (1, 5) OBP: 0.367, SLG: 0.885										4	0	0	0	0	0	1						
David Justice, L (1, 10) OBP: 0.395, SLG: 0.526										3	0	0	0	0	1	0						
Miguel Tejada, R (1, 6) OBP: 0.262, SLG: 0.366										3	0	1	0	0	0	0						
Terrence Long, L (1, 8) OBP: 0.211, SLG: 0.278										3	0	0	0	0	1	1						
Ramon Hernandez, R (1, 2) OBP: 0.154, SLG: 0.125										3	0	0	0	0	0	0						
Mike Colangelo, R (1, 9) OBP: 0.267, SLG: 0.286										3	0	0	0	0	0	0						
Carlos Pena, L (1, 3) OBP: 0.282, SLG: 0.605										3	0	1	0	0	1	0						
Inning Stats	R: 0 E: 0 K: 1 S: 8	H: 0 LOB: 0 BB: 0 P: 15	R: 0 E: 0 K: 1 S: 7	H: 1 LOB: 0 BB: 0 P: 12	R: 0 E: 0 K: 1 S: 10	H: 1 LOB: 1 BB: 0 P: 17	R: 0 E: 0 K: 1 S: 9	H: 0 LOB: 0 BB: 0 P: 14	R: 0 E: 0 K: 0 S: 6	H: 0 LOB: 0 BB: 0 P: 8	R: 0 E: 0 K: 1 S: 10	H: 0 LOB: 1 BB: 0 P: 16	R: 0 E: 0 K: 0 S: 4	H: 0 LOB: 0 BB: 0 P: 6	R: 0 E: 0 K: 0 S: 8	H: 0 LOB: 0 BB: 0 P: 13	R: 0 E: 0 K: 1 S: 10	H: 0 LOB: 1 BB: 1 P: 18	1B: 1 2B: 1 3B: 0 HR: 0	SF: 0 SAC: 0 DP: 0 HBP: 1	WP: 0 PB: 0 SB: 0 CS: 1	PA: 30
PITCHER Doug Davis, L (1, 1) ERA: 1.13	IP: 9.0 WLS: W BF: 30 H: 2 R: 0 ER: 0 SO: 6 BB: 1 IBB: 0 HBP: 1 BLK: 0 WP: 0 HR: 0 S: 72 P: 119 ERA: 0.00 WHIP: 0.333															PITCHER	IP: WLS: BF: H: R: ER: SO: BB: IBB: HBP: BLK: WP: HR: S: P: ERA: WHIP:					

Batter	1	2	3	4	5	6	7	8	9	AB	R	H	RBI	BB	SO	LOB	BOTTOM			
Gabe Kapler, R (1, 8) OBP: 0.361, SLG: 0.375										4	0	0	0	1	1	3	<p>Oakland Athletics @ Texas Rangers The Ballpark at Arlington, Arlington, TX Thu Apr 11 2002, 3:05 PM EDT Att: 21,903 - Cloudy - 77 F</p> <p>livebaseballscorecards.com</p> <p>AB 36 R 7 H 14 RBI 6 BB 4 SO 5 LOB 19</p> 			
29 Rusty Greer, L (1, 7) OBP: 0.355, SLG: 0.483										5	1	2	0	0	0	2				
Alex Rodriguez, R (1, 6) OBP: 0.341, SLG: 0.429										4	2	3	0	1	0	1				
Rafael Palmeiro, L (1, 3) OBP: 0.300, SLG: 0.556										5	0	3	1	0	1	2				
Ivan Rodriguez, R (1, 10) OBP: 0.324, SLG: 0.364										5	1	1	0	0	1	5				
Herbert Perry, R (1, 5) OBP: 0.438, SLG: 0.538										2	1	1	0	0	0	1				
9 Hank Blalock, L (6, 5) OBP: 0.240, SLG: 0.182										2	0	0	0	0	0	1				
Kevin Mench, R (1, 9) OBP: 0.182, SLG: 0.500										3	1	1	4	0	0	2				
Bill Haselman, R (1, 2) OBP: 0.375, SLG: 0.714										3	1	1	0	1	1	2				
10 Michael Young, R (1, 4) OBP: 0.385, SLG: 0.455										3	0	2	1	1	1	0				
Inning Stats	R: 0 E: 0 K: 0 S: 7	H: 1 LOB: 1 BB: 0 P: 11	R: 2 E: 0 K: 1 S: 19	H: 2 LOB: 2 BB: 2 P: 32	R: 1 E: 0 K: 1 S: 11	H: 2 LOB: 2 BB: 0 P: 17	R: 1 E: 0 K: 2 S: 13	H: 1 LOB: 1 BB: 1 P: 21	R: 2 E: 0 K: 0 S: 13	H: 3 LOB: 1 BB: 0 P: 23	R: 0 E: 0 K: 0 S: 13	H: 2 LOB: 1 BB: 0 P: 16	R: 0 E: 0 K: 1 S: 13	H: 1 LOB: 2 BB: 1 P: 23	R: 1 E: 0 K: 0 S: 14	H: 2 LOB: 1 BB: 0 P: 20	1B: 7 2B: 4 3B: 2 HR: 1	SF: 1 SAC: 0 DP: 1 HBP: 1	WP: 1 PB: 0 SB: 0 CS: 0	PA: 42
PITCHER Mark Mulder, L (1, 1) ERA: 4.91 Jeff Tam, R (5, 1) ERA: 13.5 Mike Venafro, L (7, 1) ERA: 10.8	IP: 4.0 WLS: L BF: 22 H: 6 R: 4 ER: 4 SO: 4 BB: 3 IBB: 0 HBP: 1 BLK: 0 WP: 0 HR: 1 S: 50 P: 81 ERA: 9.00 WHIP: 2.250															PITCHER	IP: WLS: BF: H: R: ER: SO: BB: IBB: HBP: BLK: WP: HR: S: P: ERA: WHIP:			

Batter	1	2	3	4	5	6	7	8	9	AB	R	H	RBI	BB	SO	LOB	TOP						
Jeremy Giambi, L (1, 7) OBP: 0.413, SLG: 0.410 Mike Colangelo, R (9, 7) OBP: 0.267, SLG: 0.286	2-1 G3 G4-3 1B		1-2 F8		0-1 F8		0-0 G3		2-1 P4	5	0	1	0	0	0	2							
Frank Menechino, R (1, 4) OBP: 0.380, SLG: 0.419	1-1 G4-3		4-2 BB		1-2 G6-3 1B		2-2 FC6-2		4-0 1B BB	3	0	1	0	2	0	3							
Scott Hatteberg, L (1, 10) OBP: 0.364, SLG: 0.345	2-2 G3		2-0 G4-3		0-3 K		2-3 G4-3		2-2 1B	5	0	1	0	0	1	5							
David Justice, L (1, 9) OBP: 0.375, SLG: 0.488	0-3 K				0-1 G6-3		2-0 G6-3		2-2 HR 1B	5	1	1	0	0	1	4							
3 Eric Chavez, L (1, 5) OBP: 0.382, SLG: 0.862		2-3 K			0-0 2B		4-2 1B BB		2-0 L4	3	1	1	0	1	1	1							
Miguel Tejada, R (1, 6) OBP: 0.304, SLG: 0.489		0-2 2B			1-0 F8		1-2 1B E		0-2 HR	4	2	3	2	0	0	1							
Terrence Long, L (1, 8) OBP: 0.214, SLG: 0.275		1-2 F8			0-0 F8		1-1 E7 1B		1-2 G5-3	4	1	1	1	0	0	2							
Ramon Hernandez, R (1, 2) OBP: 0.167, SLG: 0.143		1-2 F8			2-3 K		1-2 G3 FC6-2 1B		0-1 G6-3	4	0	1	1	0	1	1							
Carlos Pena, L (1, 3) OBP: 0.279, SLG: 0.561					0-0 F7		2-1 F7		0-1 F9	3	0	0	0	1	0	0							
Inning Stats	R: 0 E: 0 K: 1 S: 10	H: 1 LOB: 1 BB: 0 P: 15	R: 0 E: 0 K: 1 S: 18	H: 1 LOB: 1 BB: 0 P: 22	R: 0 E: 0 K: 0 S: 8	H: 0 LOB: 1 BB: 1 P: 15	R: 0 E: 0 K: 0 S: 5	H: 1 LOB: 1 BB: 0 P: 6	R: 0 E: 0 K: 1 S: 9	H: 0 LOB: 0 BB: 0 P: 13	R: 0 E: 0 K: 1 S: 8	H: 1 LOB: 0 BB: 0 P: 11	R: 3 E: 1 K: 0 S: 24	H: 3 LOB: 2 BB: 2 P: 39	R: 2 E: 0 K: 0 S: 12	H: 2 LOB: 0 BB: 0 P: 17	R: 0 E: 0 K: 0 S: 10	H: 1 LOB: 2 BB: 1 P: 19	1B: 7 2B: 2 3B: 0 HR: 1	SF: 0 SAC: 0 DP: 1 HBP: 0	WP: 0 PB: 0 SB: 0 CS: 0	PA: 40	
PITCHER	IP WLS BF H R ER SO BB IBB HBP BLK WP HR S P ERA WHIP	6.0 L 27 7 3 3 4 3 0 0 0 0 0 0 75 110 4.50 1.667	7.1 1 5 1 1 1 0 0 0 0 0 0 0 0 11 19 6.75 0.750	8.1 0.2 3 1 1 1 0 0 0 0 0 0 0 0 8 9 13.50 1.500	9.1 1.0 5 1 0 0 0 1 0 0 0 0 0 0 10 19 0.00 2.000																		

Oakland Athletics @ Anaheim Angels
Edison International Field, Anaheim, CA
Fri Apr 12 2002, 10:05 PM EDT
Att: 31,815 - Sunny - 63 F

AB	36
R	5
H	10
RBI	4
BB	4
SO	4
LOB	19



Batter	1	2	3	4	5	6	7	8	9	AB	R	H	RBI	BB	SO	LOB	BOTTOM						
David Eckstein, R (1, 6) OBP: 0.349, SLG: 0.400	1-1 CS 1B		1-0 G6-3 1B		0-3 K		0-1 L4			4	0	2	0	0	1	4							
Darin Erstad, L (1, 8) OBP: 0.279, SLG: 0.256	1-1 1B		1-1 G6-3		0-1 1B		1-1 1B		0-2 G4-3	4	0	2	1	0	0	2							
16 Garret Anderson, L (1, 7) OBP: 0.214, SLG: 0.211	2-3 K				1-1 G4-3		1-1 G3		0-1 F9	4	0	0	0	0	1	5							
Troy Glaus, R (1, 5) OBP: 0.294, SLG: 0.594	3-3 K				3-2 G4-3		1-2 G4-3		3-2 G6-3	4	0	0	0	0	1	2							
Brad Fullmer, L (1, 10) OBP: 0.324, SLG: 0.250		3-2 G4-3			1-3 K		1-1 F8		1-3 K	4	0	0	0	0	2	0							
Tim Salmon, R (1, 9) OBP: 0.293, SLG: 0.229		0-0 G4-6-3 1B			0-1 G5-3		2-3 K		1-2 G4-3	4	0	1	0	0	1	0							
Scott Spiezio, S (1, 3) OBP: 0.283, SLG: 0.316		0-1 G4-6-3			1-1 1B 2B		0-0 FC4-6 1B		1-0 F7	4	1	2	0	0	0	1							
Bengie Molina, R (1, 2) OBP: 0.310, SLG: 0.393			1-0 1B 2B		0-1 1B BB		2-1 P4			3	0	2	0	0	0	1							
Adam Kennedy, L (1, 4) OBP: 0.235, SLG: 0.281			1-1 F8		4-2 1B		0-0 FC4-6			2	0	0	0	1	0	2							
Inning Stats	R: 0 E: 0 K: 2 S: 12	H: 2 LOB: 2 BB: 0 P: 19	R: 0 E: 0 K: 0 S: 6	H: 1 LOB: 0 BB: 0 P: 9	R: 0 E: 0 K: 0 S: 6	H: 2 LOB: 1 BB: 0 P: 10	R: 0 E: 0 K: 1 S: 9	H: 0 LOB: 0 BB: 0 P: 14	R: 1 E: 0 K: 1 S: 15	H: 3 LOB: 3 BB: 1 P: 21	R: 0 E: 0 K: 1 S: 8	H: 0 LOB: 0 BB: 0 P: 12	R: 0 E: 0 K: 0 S: 6	H: 1 LOB: 1 BB: 0 P: 8	R: 0 E: 0 K: 0 S: 10	H: 0 LOB: 0 BB: 0 P: 13	R: 0 E: 0 K: 1 S: 7	H: 0 LOB: 0 BB: 0 P: 10	1B: 7 2B: 3 3B: 0 HR: 0	SF: 0 SAC: 0 DP: 3 HBP: 0	WP: 0 PB: 0 SB: 0 CS: 1	PA: 34	
PITCHER	IP WLS BF H R ER SO BB IBB HBP BLK WP HR S P ERA WHIP	7.0 W 28 9 1 1 5 1 0 0 0 0 0 0 62 93 1.29 1.429	1.0 0 3 0 0 0 0 0 0 0 0 0 0 0 10 13 0.00 0.000	1.0 0 3 0 0 0 1 0 0 0 0 0 0 0 7 10 0.00 0.000																			

Oakland Athletics @ Anaheim Angels
Edison International Field, Anaheim, CA
Fri Apr 12 2002, 10:05 PM EDT
Att: 31,815 - Sunny - 63 F

AB	33
R	1
H	9
RBI	1
BB	1
SO	6
LOB	17



Batter	1	2	3	4	5	6	7	8	9	AB	R	H	RBI	BB	SO	LOB	TOP								
Jeremy Giambi, L (1, 7) OBP: 0.392, SLG: 0.372 Mike Colangelo, R (9, 7) OBP: 0.267, SLG: 0.286	3-3 K	4-2 2B BB		2-1 G6-3			0-3 K		2-3 K	4	1	0	0	1	3	0									
Frank Menechino, R (1, 4) OBP: 0.382, SLG: 0.426	2-2 F7	3-2 2B		3-1 F9			1-3 K		4-2 HR BB	4	1	1	3	1	1	0									
Scott Hatteberg, L (1, 10) OBP: 0.421, SLG: 0.469	4-2 HBP BB				0-1 FC4-6 1B		4-2 1B BB		1-0 HR	3	1	2	2	2	0	1									
David Justice, L (1, 9) OBP: 0.415, SLG: 0.500	2-1 HBP			0-0 3 HR 1B		3-1 FC4-6 1-2	1-0 1B		4-1 BB	3	1	2	0	1	0	1									
3 Eric Chavez, L (1, 5) OBP: 0.359, SLG: 0.853	1-0 F8			3-1 HR		1-3 K	0-1 F8		2-2 G3-1	5	1	1	2	0	1	6									
Miguel Tejada, R (1, 6) OBP: 0.280, SLG: 0.449		0-1 F7		1-1 G5-3		1-6 F7			1-2 P4	4	0	0	0	0	0	1									
Terrence Long, L (1, 8) OBP: 0.217, SLG: 0.273		1-0 BB 2B 1B		0-3 K			1-1 G4-3		0-2 F7	4	1	1	0	0	1	0									
Ramon Hernandez, R (1, 2) OBP: 0.176, SLG: 0.129		4-2 BB 2B BB		0-1 F3			1-1 G6-3		0-0 F9	3	1	0	0	1	0	0									
Carlos Pena, L (1, 3) OBP: 0.255, SLG: 0.511	1-2 P2			1-0 G5-3			1-3 K		1-0 G3	4	0	0	0	0	1	2									
Inning Stats	R: 0 E: 0 K: 1 S: 13	H: 0 LOB: 2 BB: 1 P: 25	R: 3 E: 0 K: 0 S: 20	H: 2 LOB: 1 BB: 2 P: 36	R: 2 E: 0 K: 1 S: 10	H: 2 LOB: 0 BB: 0 P: 14	R: 0 E: 0 K: 0 S: 5	H: 0 LOB: 0 BB: 0 P: 11	R: 0 E: 0 K: 1 S: 8	H: 1 LOB: 1 BB: 0 P: 13	R: 0 E: 0 K: 1 S: 7	H: 0 LOB: 0 BB: 0 P: 10	R: 0 E: 0 K: 2 S: 13	H: 1 LOB: 2 BB: 1 P: 19	R: 0 E: 0 K: 0 S: 11	H: 0 LOB: 0 BB: 0 P: 12	R: 2 E: 0 K: 1 S: 14	H: 1 LOB: 1 BB: 2 P: 28	1B: 4 2B: 1 3B: 0 HR: 2	SF: 0 SAC: 0 DP: 0 HBP: 1	WP: 0 PB: 0 SB: 0 CS: 0	PA: 41			
PITCHER	IP	WLS	BF	H	R	ER	SO	BB	IBB	HBP	BLK	WP	HR	S	P	ERA	WHIP								
Jarrod Washburn, L (1, 1) ERA: 6.0	4.2	L	23	5	5	5	3	3	0	1	0	0	1	55	97	9.64	1.714								
Lou Pote, R (5, 1) ERA: 1.42	2.0		7	0	0	0	3	1	0	0	0	0	0	18	27	0.00	0.500								
47 Mark Lukasiewicz, L (7, 1) ERA: 2.25	1.1		5	1	0	0	0	0	0	0	0	0	0	14	16	0.00	0.750								
Al Levine, R (9, 1) ERA: 4.76	1.0		6	1	2	2	1	2	0	0	0	0	1	14	28	18.00	3.000								

Oakland Athletics @ Anaheim Angels
Edison International Field, Anaheim, CA
Sat Apr 13, 2002, 10:05 PM EDT
Att: 33,554 - Overcast - 62 F

AB 34
R 7
H 7
RBI 7
BB 6
SO 7
LOB 11



Batter	1	2	3	4	5	6	7	8	9	AB	R	H	RBI	BB	SO	LOB	BOTTOM								
David Eckstein, R (1, 6) OBP: 0.340, SLG: 0.372	0-1 F2		1-2 F8		0-1 F8			1-0 16 FC3-6 HBP		3	0	0	0	0	0	1									
Darin Erstad, L (1, 8) OBP: 0.277, SLG: 0.256	1-1 16 HR 1B		0-1 F3			2-2 F9		2-3 K		4	1	1	0	0	1	1									
16 Garret Anderson, L (1, 7) OBP: 0.239, SLG: 0.310	0-2 1H HR			1-2 F9		0-0 BB 1B		0-0 FC3-6 1-2		4	1	2	2	0	0	1									
Troy Glaus, R (1, 5) OBP: 0.263, SLG: 0.528	1-2 G1-3			1-3 K		0-1 F8		0-0 G5-3		4	0	0	0	0	1	2									
Scott Spiezio, S (1, 3) OBP: 0.304, SLG: 0.286	3-2 F7			4-2 BB		4-1 BB		1-2 BB		2	0	0	0	2	0	0									
Brad Fullmer, L (1, 10) OBP: 0.308, SLG: 0.235 Tim Salmon, R (6, PH) OBP: 0.279, SLG: 0.216		3-2 F7		1-0 F9		3-3 K		2-1 F9		2	0	0	0	0	0	1									
Jeff DaVanon, S (1, 9)		0-0 B3			2-2 P5		0-1 F8		1-1 G4-3	4	0	0	0	0	0	0									
Jorge Fabregas, L (1, 2) Bengie Molina, R (7, PH) OBP: 0.300, SLG: 0.379 (8, 2)		0-1 G4-3			0-1 G1-3		1-0 G6-3			2	0	0	0	0	0	0									
Adam Kennedy, L (1, 4) OBP: 0.243, SLG: 0.286			1-2 F7		0-2 1B		0-1 G1-3			3	0	1	0	0	0	0									
Inning Stats	R: 2 E: 0 K: 0 S: 14	H: 2 LOB: 0 BB: 0 P: 19	R: 0 E: 0 K: 0 S: 7	H: 0 LOB: 0 BB: 0 P: 10	R: 0 E: 0 K: 0 S: 10	H: 0 LOB: 0 BB: 0 P: 12	R: 0 E: 0 K: 1 S: 10	H: 0 LOB: 1 BB: 1 P: 17	R: 0 E: 0 K: 0 S: 14	H: 1 LOB: 2 BB: 0 P: 16	R: 0 E: 0 K: 1 S: 10	H: 1 LOB: 2 BB: 1 P: 19	R: 0 E: 0 K: 0 S: 5	H: 0 LOB: 0 BB: 0 P: 6	R: 0 E: 0 K: 1 S: 5	H: 0 LOB: 1 BB: 0 P: 8	R: 0 E: 0 K: 0 S: 6	H: 0 LOB: 0 BB: 0 P: 9	1B: 3 2B: 0 3B: 0 HR: 1	SF: 0 SAC: 0 DP: 0 HBP: 1	WP: 0 PB: 0 SB: 0 CS: 0	PA: 34			
PITCHER	IP	WLS	BF	H	R	ER	SO	BB	IBB	HBP	BLK	WP	HR	S	P	ERA	WHIP								
Erik Hiljus, R (1, 1) ERA: 5.4	5.2	H	23	4	2	2	1	2	0	0	0	0	0	12	19	0.00	0.000								
Mike Venafro, L (6, 1) ERA: 5.75	2.0		7	0	0	0	2	0	0	1	0	0	0	12	19	0.00	0.000								
Jim Mecir, R (8, 1) ERA: 1.35	0.1	H	1	0	0	0	0	0	0	0	0	0	0	1	1	0.00	0.000								
Chad Bradford, R (9, 1) ERA:	1.0		3	0	0	0	0	0	0	0	0	0	0	6	9	0.00	0.000								

Oakland Athletics @ Anaheim Angels
Edison International Field, Anaheim, CA
Sat Apr 13, 2002, 10:05 PM EDT
Att: 33,554 - Overcast - 62 F

AB 31
R 2
H 4
RBI 2
BB 2
SO 3
LOB 8



Batter	1	2	3	4	5	6	7	8	9	AB	R	H	RBI	BB	SO	LOB	TOP				
Jeremy Giambi, L (1, 7) OBP: 0.400, SLG: 0.370	1-1 F8		2-1 FC6-4 1B			2-2 F8		4-1 BB BB		3	0	1	0	1	0	0	Oakland Athletics @ Anaheim Angels Edison International Field, Anaheim, CA Sun Apr 14 2002, 4:05 PM EDT Att: 32,881 - Overcast - 70 F				
Frank Menechino, R (1, 4) OBP: 0.390, SLG: 0.420	2-3 K		1-2 FC6-4 1-2			3-2 1B		4-0 BB BB		3	0	1	0	1	1						
Scott Hatteberg, L (1, 10) OBP: 0.405, SLG: 0.429	4-1 BB			1-1 F9		2-2 F7		1-2 F5		3	0	0	0	1	0						
3 Eric Chavez, L (1, 5) OBP: 0.349, SLG: 0.868	1-3 K			1-2 HR		2-3 K		1-0 F8		4	1	1	1	0	2						
Terrence Long, L (1, 8) OBP: 0.220, SLG: 0.255		4-1 CS BB		1-0 G3-1			1-3 K		1-1 G3		3	0	0	0	1						
Miguel Tejada, R (1, 6) OBP: 0.299, SLG: 0.415		2-1 F9		0-0 G5-3			1-3 K		0-2 G1-3		4	0	0	0	0						
Greg Myers, L (1, 2) OBP: 0.500, SLG: 0.600		3-2 F8 1-2			2-1 F9		1-1 E9 2B		3-2 G6-3		4	0	1	0	0						
Mike Colangelo, R (1, 9) OBP: 0.222, SLG: 0.235			2-2 F3		2-2 G5-3		0-0 F9				3	0	0	0	0						
Carlos Pena, L (1, 3) OBP: 0.240, SLG: 0.479			1-2 G1-3		1-1 F7			2-2 G6-3		3	0	0	0	0	0						
Inning Stats	R: 0 E: 0 K: 2 S: 9	H: 0 LOB: 1 BB: 1 P: 17	R: 0 E: 0 K: 0 S: 6	H: 0 LOB: 0 BB: 1 P: 15	R: 0 E: 0 K: 0 S: 12	H: 1 LOB: 1 BB: 0 P: 18	R: 1 E: 0 K: 0 S: 7	H: 1 LOB: 0 BB: 0 P: 10	R: 0 E: 0 K: 1 S: 14	H: 1 LOB: 1 BB: 0 P: 23	R: 0 E: 1 K: 2 S: 10	H: 1 LOB: 1 BB: 0 P: 13	R: 0 E: 0 K: 0 S: 9	H: 0 LOB: 2 BB: 2 P: 21	R: 0 E: 0 K: 0 S: 8	H: 0 LOB: 0 BB: 0 P: 12	1B: 2 2B: 1 3B: 0 HR: 1	SF: 0 SAC: 0 DP: 0 HBP: 0	WP: 0 PB: 0 SB: 0 CS: 1	PA: 34	
PITCHER	IP	WLS	BF	H	R	ER	SO	BB	IBB	HBP	BLK	WP	HR	S	P	ERA	WHIP				
Kevin Appier, R (1, 1) ERA: 2.37	7.0	W	26	4	1	1	5	2	0	0	0	0	1	65	108	1.29	0.857				
Dennis Cook, L (8, 1) ERA: 2.7	1.0	H	5	0	0	0	0	2	0	0	0	0	0	9	21	0.00	2.000				
Al Levine, R (9, 1) ERA: 4.05	1.0	S	3	0	0	0	0	0	0	0	0	0	0	8	12	0.00	0.000				



Batter	1	2	3	4	5	6	7	8	9	AB	R	H	RBI	BB	SO	LOB	BOTTOM				
David Eckstein, R (1, 6) OBP: 0.373, SLG: 0.426	1-1 CS 1B		1-2 1B		1-0 G3 2H G1-3 2B		1-1 G4-3			4	1	3	1	0	0	0	Oakland Athletics @ Anaheim Angels Edison International Field, Anaheim, CA Sun Apr 14 2002, 4:05 PM EDT Att: 32,881 - Overcast - 70 F				
Darin Erstad, L (1, 8) OBP: 0.275, SLG: 0.255	1-0 P4		2-2 F8		0-0 G3			2-1 G1-3 S 1B		4	0	1	0	0	0						
Troy Glaus, R (1, 5) OBP: 0.282, SLG: 0.487	2-1 F9 1-2			4-2 1B BB	0-1 G1-3			1-2 G1-3		3	1	0	1	1	0						
16 Garret Anderson, L (1, 7) OBP: 0.240, SLG: 0.370		2-1 HR		1-3 K	1-1 G3-1			2-3 K		4	1	1	1	0	2						
Tim Salmon, R (1, 9) OBP: 0.255, SLG: 0.195		1-2 L5		0-0 P6		1-0 F9		1-0 G5-3		4	0	0	0	0	0						
Bengie Molina, R (1, 2) OBP: 0.303, SLG: 0.375		2-1 F8		1-0 1B	1-2 1B		2-3 K			3	0	1	0	0	1						
Scott Spiezio, S (1, 3) OBP: 0.308, SLG: 0.292		2-3 K		0-2 1B	1-2 1B		1-2 G6-3			3	0	1	1	0	1						
Jose Nieves, R (1, 4) OBP: 0.111, SLG: 0.222			1-3 K	1-2 L8			1-2 G6-3			3	0	0	0	0	1						
Jeff DaVanon, S (1, 10) OBP: 0.111, SLG: 0.222			2-2 F9		1-2 2B		1-0 F5			3	1	1	0	0	0						
Inning Stats	R: 0 E: 0 K: 0 S: 5	H: 1 LOB: 0 BB: 0 P: 9	R: 1 E: 0 K: 1 S: 10	H: 1 LOB: 0 BB: 0 P: 17	R: 0 E: 0 K: 1 S: 24	H: 1 LOB: 1 BB: 0 P: 30	R: 1 E: 0 K: 1 S: 15	H: 2 LOB: 2 BB: 1 P: 22	R: 2 E: 0 K: 0 S: 9	H: 2 LOB: 0 BB: 0 P: 12	R: 0 E: 0 K: 1 S: 7	H: 0 LOB: 0 BB: 0 P: 11	R: 0 E: 0 K: 0 S: 7	H: 0 LOB: 0 BB: 0 P: 10	R: 0 E: 0 K: 1 S: 9	H: 1 LOB: 1 BB: 0 P: 15	1B: 5 2B: 2 3B: 0 HR: 1	SF: 0 SAC: 0 DP: 0 HBP: 0	WP: 0 PB: 0 SB: 1 CS: 1	PA: 32	
PITCHER	IP	WLS	BF	H	R	ER	SO	BB	IBB	HBP	BLK	WP	HR	S	P	ERA	WHIP				
Barry Zito, L (1, 1) ERA: 3.38	6.0	L	25	7	4	4	4	1	0	0	0	0	0	70	101	6.00	1.333				
Jeff Tam, R (7, 1) ERA: 10.8	1.0		3	0	0	0	0	0	0	0	0	0	0	7	10	0.00	0.000				
Mike Holtz, L (8, 1) ERA: 2.25	0.2		3	1	0	0	1	0	0	0	0	0	0	8	13	0.00	1.500				
Chad Bradford, R (8, 1) ERA:	0.1		1	0	0	0	0	0	0	0	0	0	0	1	2	0.00	0.000				



Batter	1	2	3	4	5	6	7	8	9	AB	R	H	RBI	BB	SO	LOB	TOP
51 Ichiro Suzuki, L (1, 9) OBP: 0.414, SLG: 0.459	1-2 FC1-5-6 2B		1-1 1B		1-2 E 1B	1-1 G1-6-3				4	1	3	0	0	0	1	Seattle Mariners @ Oakland Athletics Network Associates Coliseum, Oakland, CA Tue Apr 16 2002, 10:05 PM EDT Att: 13,022 - Cloudy - 53 F
Jeff Cirillo, R (1, 5) OBP: 0.259, SLG: 0.283	1-2 FC1-5-6-1 2-3		1-3 K		3-1 E1 1B 2B	0-0				4	1	1	0	0	1	3	
Bret Boone, R (1, 4) OBP: 0.319, SLG: 0.422	1-3 K			1-2 G6-3	1-1 2B 1B	2-2 F3				4	1	1	1	0	1	2	
John Olerud, L (1, 3) OBP: 0.458, SLG: 0.580	2-1 F7			3-2 1B 1B	4-0 2B 1B IBB		3-2 L9			3	1	1	0	1	0	1	
Mike Cameron, R (1, 8) OBP: 0.478, SLG: 0.722		3-2 G4-3		1-0 1B	1-2 1B	1-2 1B SF7 2B		3-3 K		4	1	2	2	0	1	0	
Ruben Sierra, S (1, 10) OBP: 0.526, SLG: 0.697		1-1 G1-3		0-1 L7	1-0 1B	1-0 2B		1-1 F9		4	0	1	1	0	0	2	
Carlos Guillen, S (1, 6) OBP: 0.429, SLG: 0.457		3-3 K		2-2 F8	3-2 SF7					2	0	0	1	0	1	2	
Dan Wilson, R (1, 2) OBP: 0.400, SLG: 0.444			1-3 K							3	1	1	0	0	1	1	
Mark McLemore, S (1, 7) OBP: 0.327, SLG: 0.419			0-1 F8		0-0 F7	0-2 51 G1-6-3 1B				3	0	1	0	0	0	1	
Inning Stats	R: 0 E: 0 K: 1 S: 12	H: 1 LOB: 1 BB: 0 P: 17	R: 0 E: 0 K: 1 S: 15	H: 0 LOB: 0 BB: 0 P: 22	R: 0 E: 0 K: 2 S: 10	H: 1 LOB: 1 BB: 0 P: 13	R: 0 E: 0 K: 0 S: 13	H: 2 LOB: 2 BB: 0 P: 20	R: 6 E: 1 K: 0 S: 21	H: 5 LOB: 1 BB: 1 P: 35	R: 0 E: 0 K: 0 S: 9	H: 2 LOB: 1 BB: 0 P: 12	R: 0 E: 0 K: 1 S: 10	H: 0 LOB: 0 BB: 0 P: 17			
PITCHER	IP WLS BF H R ER SO BB IBB HBP BLK WP HR S P ERA WHIP																
Cory Lidle, R (1, 1) ERA: 5.63	4.1 L 22 7 5 4 4 0 0 0 0 0 0 63 94 8.31 1.615																
Chad Bradford, R (5, 1) ERA: 1.59	1.2 8 4 1 1 0 0 0 0 0 0 0 17 25 5.40 2.400																
Mike Magnante, L (7, 1) ERA: 6.75	1.0 3 0 0 0 1 0 0 0 0 0 0 10 17 0.00 0.000																

AB	31
R	6
H	11
RBI	5
BB	1
SO	5
LOB	13



Batter	1	2	3	4	5	6	7	8	9	AB	R	H	RBI	BB	SO	LOB	BOTTOM
Jeremy Giambi, L (1, 7) OBP: 0.431, SLG: 0.531	3-1 HR		3-1 HR		2-1 1B					3	2	3	2	0	0	0	Seattle Mariners @ Oakland Athletics Network Associates Coliseum, Oakland, CA Tue Apr 16 2002, 10:05 PM EDT Att: 13,022 - Cloudy - 53 F
Frank Menechino, R (1, 4) OBP: 0.371, SLG: 0.396	3-3 K		0-1 F3		3-1 F9					3	0	0	0	0	1	1	
Scott Hatteberg, L (1, 10) OBP: 0.400, SLG: 0.421	1-1 L7		1-3 K			2-2 WP BB 1B				3	0	1	0	0	1	0	
David Justice, L (1, 9) OBP: 0.411, SLG: 0.479	2-2 G4-3			3-1 G4-3		4-1 WP BB				2	0	0	0	1	0	0	
3 Eric Chavez, L (1, 5) OBP: 0.326, SLG: 0.805		0-1 F8		3-2 G6-3		2-3 K				3	0	0	0	0	1	2	
Miguel Tejada, R (1, 6) OBP: 0.283, SLG: 0.400		1-0 F9		4-1 BB		2-3 K				2	0	0	0	1	1	2	
Terrence Long, L (1, 8) OBP: 0.226, SLG: 0.260		1-0 1B		1-3 K		1-2 2-3 K				3	0	1	0	0	1	3	
Ramon Hernandez, R (1, 2) OBP: 0.167, SLG: 0.121		0-0 G5-3			1-3 K					2	0	0	0	0	1	1	
Carlos Pena, L (1, 3) OBP: 0.231, SLG: 0.460			0-0 G1-3		1-3 K					2	0	0	0	0	1	0	
Inning Stats	R: 1 E: 0 K: 1 S: 10	H: 1 LOB: 0 BB: 0 P: 19	R: 0 E: 0 K: 0 S: 5	H: 1 LOB: 1 BB: 0 P: 7	R: 1 E: 0 K: 1 S: 8	H: 1 LOB: 0 BB: 0 P: 12	R: 0 E: 0 K: 1 S: 10	H: 0 LOB: 1 BB: 1 P: 21	R: 0 E: 0 K: 2 S: 10	H: 1 LOB: 1 BB: 0 P: 17	R: 0 E: 0 K: 2 S: 15	H: 1 LOB: 2 BB: 1 P: 27	R: 0 E: 0 K: 2 S: 10	H: 0 LOB: 0 BB: 0 P: 17			
PITCHER	IP WLS BF H R ER SO BB IBB HBP BLK WP HR S P ERA WHIP																
Freddy Garcia, R (1, 1) ERA: 5.56	4.0 16 3 2 2 3 1 0 0 0 0 2 33 59 4.50 1.000																
Joel Pineiro, R (5, 1) ERA:	2.0 W 9 2 0 0 4 1 0 0 0 0 1 0 25 44 0.00 1.500																

AB	23
R	2
H	5
RBI	2
BB	2
SO	7
LOB	9



Batter	1	2	3	4	5	6	7	8	9	AB	R	H	RBI	BB	SO	LOB	TOP					
David Eckstein, R (1, 6) OBP: 0.375, SLG: 0.386	0-1 P3		1-2 F7		1-1 L8			0-2 1B SF7 1B		4	1	1	0	0	0	1						
Darin Erstad, L (1, 8) OBP: 0.297, SLG: 0.288	0-2 G6-3		3-2 1B		0-0 F8			2-2 1B		4	0	2	0	0	0	1						
Brad Fullmer, L (1, 10) OBP: 0.294, SLG: 0.289	1-0 2B		0-0 F8		2-1 F9			0-0 SF7		3	0	1	1	0	0	1						
16 Garret Anderson, L (1, 7) OBP: 0.258, SLG: 0.386	4-1 BB		2-3 K		1-0 F7			3-H F8		3	0	0	0	1	1	2						
Scott Spiezio, S (1, 3) OBP: 0.316, SLG: 0.400	3-3 K			1-1 G4-3				1-2 F8		4	1	1	1	0	1	3						
Troy Glaus, R (1, 5) OBP: 0.229, SLG: 0.422		1-2 F3		0-0 P3				1-2 G5-3		4	0	0	0	0	1	0						
Jeff DaVanon, S (1, 9) OBP: 0.154, SLG: 0.308		0-0 2B		1-2 F8				0-0 F9		4	0	1	0	0	1	0						
Jorge Fabregas, L (1, 2) OBP: 0.154, SLG: 0.083		1-1 F8			4-0 BB			2-0 F7		3	0	1	0	1	0	1						
Jose Nieves, R (9, PR) OBP: 0.231, SLG: 0.308										0	0	0	0	0	0	0						
Adam Kennedy, L (1, 4) OBP: 0.217, SLG: 0.250		2-1 F8			0-0 F8			0-0 G1-3		4	0	0	0	0	0	3						
Inning Stats	R: 0 E: 0 K: 1 S: 10	H: 1 LOB: 2 BB: 1 P: 18	R: 0 E: 0 K: 0 S: 8	H: 1 LOB: 1 BB: 0 P: 12	R: 0 E: 0 K: 1 S: 12	H: 1 LOB: 1 BB: 0 P: 18	R: 0 E: 0 K: 0 S: 6	H: 0 LOB: 0 BB: 0 P: 8	R: 0 E: 0 K: 0 S: 4	H: 0 LOB: 1 BB: 1 P: 9	R: 1 E: 0 K: 0 S: 8	H: 1 LOB: 0 BB: 0 P: 12	R: 0 E: 0 K: 0 S: 3	H: 0 LOB: 0 BB: 0 P: 5	R: 1 E: 0 K: 0 S: 15	H: 2 LOB: 1 BB: 0 P: 21	R: 0 E: 0 K: 2 S: 11	H: 1 LOB: 2 BB: 0 P: 17	1B: 4 2B: 2 3B: 0 HR: 1	SF: 1 SAC: 0 DP: 0 HBP: 0	WP: 0 PB: 0 SB: 0 CS: 0	PA: 36
PITCHER	IP WLS BF H R ER SO BB IBB HBP BLK WP HR S P ERA WHIP																					
Erik Hiljus, R (1, 1) ERA: 3.86	7.0 W 27 4 1 1 2 2 0 0 0 0 1 51 82 1.29 0.857																					
Jim Mecir, R (8, 1) ERA: 2.35	1.0 H 5 2 1 1 0 0 0 0 0 0 0 15 21 9.00 2.000																					
Billy Koch, R (9, 1) ERA: 2.16	1.0 S 4 1 0 0 2 0 0 0 0 0 0 0 11 17 0.00 1.000																					

Anaheim Angels @ Oakland Athletics
Network Associates Coliseum, Oakland, CA
Thu Apr 18 2002, 4:05 PM EDT
Att: 9,145 - Cloudy - 57 F

AB 33
R 2
H 7
RBI 2
BB 2
SO 4
LOB 12



Batter	1	2	3	4	5	6	7	8	9	AB	R	H	RBI	BB	SO	LOB	BOTTOM			
Jeremy Giambi, L (1, 7) OBP: 0.433, SLG: 0.561	2-2 F7		1-1 FC6-4 1B			0-0 HR		4-2 BB		3	1	2	1	1	0	0				
Mike Colangelo, R (7, PR) OBP: 0.222, SLG: 0.235										0	0	0	0	0	0	0				
Frank Menechino, R (1, 4) OBP: 0.380, SLG: 0.424	2-3 K		3-1 FC6-4 1-2			4-2 FC3-6 BB		1-0 F8		3	0	0	0	1	1	2				
Scott Hatteberg, L (1, 10) OBP: 0.370, SLG: 0.356	1-1 G4-3			2-2 G4-3		1-0 F7		4-0 1B BB		3	0	0	0	1	0	1				
David Justice, L (1, 9) OBP: 0.400, SLG: 0.456		1-0 G4-6-3 1B		2-3 K		2-1 FC3-6 1-2		1-3 K		4	0	1	0	0	2	2				
Miguel Tejada, R (1, 6) OBP: 0.258, SLG: 0.375		2-2 G4-6-3 1-2		1-0 L3		2-0 F9		2-1 1B		4	0	1	0	0	0	2				
Terrence Long, L (1, 8) OBP: 0.230, SLG: 0.310		0-0 HR			0-0 L6			1-2 L9		4	1	1	1	0	1	2				
Ramon Hernandez, R (1, 2) OBP: 0.159, SLG: 0.150		2-0 L9			3-2 G6-3			1-2 F9		4	1	1	0	0	0	2				
Carlos Pena, L (1, 3) OBP: 0.288, SLG: 0.554			0-1 G5-3			4-0 BB				2	1	1	2	1	0	0				
Mark Ellis, R (1, 5) OBP: 0.250, SLG: 0.250			3-2 P6			2-3 K		0-2 HR		3	0	1	0	0	1	1				
Inning Stats	R: 0 E: 0 K: 1 S: 8	H: 0 LOB: 0 BB: 0 P: 13	R: 1 E: 0 K: 0 S: 6	H: 2 LOB: 0 BB: 0 P: 11	R: 0 E: 0 K: 0 S: 10	H: 1 LOB: 1 BB: 0 P: 17	R: 0 E: 0 K: 1 S: 7	H: 0 LOB: 0 BB: 0 P: 12	R: 0 E: 0 K: 1 S: 9	H: 0 LOB: 1 BB: 1 P: 18	R: 1 E: 1 K: 0 S: 7	H: 1 LOB: 1 BB: 1 P: 16	R: 2 E: 0 K: 1 S: 19	H: 3 LOB: 1 BB: 1 P: 24	R: 0 E: 0 K: 1 S: 11	H: 1 LOB: 2 BB: 1 P: 20	1B: 4 2B: 1 3B: 0 HR: 3	SF: 0 SAC: 0 DP: 1 HBP: 0	WP: 0 PB: 0 SB: 0 CS: 1	PA: 34
PITCHER	IP WLS BF H R ER SO BB IBB HBP BLK WP HR S P ERA WHIP																			
Ramon Ortiz, R (1, 1) ERA: 4.19	6.1 L 27 7 4 4 4 4 2 0 0 0 0 3 62 102 5.68 1.421																			
Dennis Cook, L (7, 1) ERA: 2.08	1.0 4 0 0 0 1 2 0 0 0 0 0 0 7 17 0.00 2.000																			
Lou Pote, R (8, 1) ERA: 1.29	0.2 3 1 0 0 0 0 0 0 0 0 0 0 8 12 0.00 1.500																			

Anaheim Angels @ Oakland Athletics
Network Associates Coliseum, Oakland, CA
Thu Apr 18 2002, 4:05 PM EDT
Att: 9,145 - Cloudy - 57 F

AB 30
R 4
H 8
RBI 4
BB 4
SO 5
LOB 12



Batter	1	2	3	4	5	6	7	8	9	AB	R	H	RBI	BB	SO	LOB	TOP								
David Eckstein, R OBP: 0.371, SLG: 0.381	G1-3		FC1-5 1B 16 2B G1-3 1-2 2-3			G6-3			L8	6	1	2	0	0	0	4									
Darin Erstad, L OBP: 0.284, SLG: 0.274 Jeff DaVanon, S OBP: 0.133, SLG: 0.267			G1-3	G3		F8	G5-3			3	0	0	0	0	1	4									
Brad Fullmer, L OBP: 0.304, SLG: 0.286	K					G6-3		G4-3		4	2	1	1	0	1	0									
16 Garret Anderson, L OBP: 0.273, SLG: 0.410 Orlando Palmeiro, L OBP: 0.429, SLG: 0.333		G6-3				F8		G5-3		4	1	2	2	0	0	1									
Troy Glaus, R OBP: 0.245, SLG: 0.408		G5-3				F8		G6-3		4	1	1	0	1	0	1									
Scott Spiezio, S OBP: 0.349, SLG: 0.395										3	2	1	1	2	1	2									
Tim Salmon, R OBP: 0.250, SLG: 0.173										3	1	0	0	2	0	3									
Bengie Molina, R OBP: 0.283, SLG: 0.333										5	0	3	3	0	0	1									
Adam Kennedy, L OBP: 0.235, SLG: 0.265										5	1	2	2	0	1	5									
Inning Stats	R: 0 E: 0 K: 2 S: 10	H: 0 LOB: 0 BB: 0 P: 13	R: 0 E: 0 K: 0 S: 9	H: 0 LOB: 0 BB: 0 P: 11	R: 4 E: 0 K: 1 S: 16	H: 4 LOB: 2 BB: 2 P: 29	R: 0 E: 0 K: 0 S: 12	H: 2 LOB: 2 BB: 0 P: 14	R: 2 E: 0 K: 1 S: 14	H: 1 LOB: 2 BB: 2 P: 26	R: 0 E: 0 K: 0 S: 8	H: 0 LOB: 0 BB: 0 P: 12	R: 3 E: 1 K: 0 S: 17	H: 4 LOB: 2 BB: 0 P: 23	R: 0 E: 0 K: 0 S: 6	H: 0 LOB: 0 BB: 0 P: 10	R: 0 E: 0 K: 0 S: 10	H: 1 LOB: 2 BB: 1 P: 18	1B: 11 2B: 1 3B: 0 HR: 0	SF: 0 SAC: 0 DP: 0 HBP: 1	WP: 0 PB: 1 SB: 1 CS: 0	PA: 46			
PITCHER	IP	WLS	BF	H	R	ER	SO	BB	IBB	HBP	BLK	WP	HR	S	P	ERA	WHIP								
Mike Fyhrle, R ERA: 11.57	4.2	L	26	7	6	6	3	4	0	1	0	0	0	56	86	11.57	2.357								
Mike Magnante, L ERA: 7.94	1.2		8	3	3	2	1	0	0	0	0	0	0	20	27	10.80	1.800								
Chad Bradford, R ERA: 1.23	1.2		7	1	0	0	0	0	0	0	0	0	0	16	25	0.00	0.600								
Mike Holtz, L ERA: 5.4	1.0		5	1	0	0	0	1	0	0	0	0	0	10	18	0.00	2.000								

Anaheim Angels @ Oakland Athletics
Network Associates Coliseum, Oakland, CA
Fri Apr 19 2002, 10:05 PM EDT
Att: 12,468 - Sunny - 63 F

AB 40
R 9
H 12
RBI 9
BB 5
SO 4
LOB 23



Batter	1	2	3	4	5	6	7	8	9	AB	R	H	RBI	BB	SO	LOB	BOTTOM								
Jeremy Giambi, L OBP: 0.431, SLG: 0.541	G5-4-3 1B					F7			FC4-6 BB 1B 1-2	4	1	1	0	0	0	3									
Frank Menechino, R OBP: 0.388, SLG: 0.406	G5-4-3 1-2									5	1	1	0	0	2	3									
Scott Hatteberg, L OBP: 0.356, SLG: 0.327	F7									4	0	0	0	1	0	0									
David Justice, L OBP: 0.406, SLG: 0.500										3	1	1	1	1	0	0									
Mike Colangelo, R OBP: 0.222, SLG: 0.235										0	0	0	0	0	0	0									
Greg Myers, L OBP: 0.326, SLG: 0.625										1	0	1	2	0	0	0									
Mark Ellis, R OBP: 0.250, SLG: 0.250										0	0	0	0	0	0	0									
Olmedo Saenz, R OBP: 0.346, SLG: 0.238										4	0	1	0	0	1	2									
Miguel Tejada, R OBP: 0.254, SLG: 0.362										5	1	1	0	0	0	5									
Terrence Long, L OBP: 0.262, SLG: 0.344										3	2	2	1	1	0	0									
Ramon Hernandez, R OBP: 0.188, SLG: 0.205										4	1	2	1	0	1	1									
Carlos Pena, L OBP: 0.302, SLG: 0.576										3	0	2	2	0	0	1									
Inning Stats	R: 0 E: 0 K: 0 S: 6	H: 1 LOB: 0 BB: 0 P: 9	R: 0 E: 0 K: 0 S: 7	H: 0 LOB: 0 BB: 0 P: 14	R: 0 E: 0 K: 1 S: 12	H: 1 LOB: 2 BB: 0 P: 20	R: 1 E: 0 K: 0 S: 13	H: 2 LOB: 0 BB: 0 P: 21	R: 0 E: 0 K: 0 S: 12	H: 1 LOB: 1 BB: 0 P: 17	R: 0 E: 0 K: 0 S: 5	H: 0 LOB: 0 BB: 0 P: 9	R: 2 E: 0 K: 0 S: 16	H: 3 LOB: 1 BB: 0 P: 20	R: 0 E: 0 K: 1 S: 14	H: 0 LOB: 2 BB: 1 P: 23	R: 4 E: 0 K: 1 S: 24	H: 4 LOB: 2 BB: 2 P: 45	1B: 8 2B: 3 3B: 0 HR: 1	SF: 1 SAC: 0 DP: 2 HBP: 2	WP: 0 PB: 0 SB: 1 CS: 0	PA: 42			
PITCHER	IP	WLS	BF	H	R	ER	SO	BB	IBB	HBP	BLK	WP	HR	S	P	ERA	WHIP								
Jarrod Washburn, L ERA: 5.48	6.1	W	26	8	3	3	2	0	0	1	0	0	0	14	21	0.00	0.750								
47 Mark Lukasiewicz, L ERA: 1.59	1.1		5	0	0	0	1	1	0	0	0	0	0	19	32	54.00	6.000								
Donne Wall, R ERA: 0.75	0.2		7	3	4	4	0	1	0	1	0	0	0	11	22	0.00	3.000								
Troy Percival, R ERA: 5.4	0.2	S	4	1	0	0	1	1	0	0	0	0	0	11	22	0.00	3.000								

Anaheim Angels @ Oakland Athletics
Network Associates Coliseum, Oakland, CA
Fri Apr 19 2002, 10:05 PM EDT
Att: 12,468 - Sunny - 63 F

AB 36
R 7
H 12
RBI 7
BB 3
SO 4
LOB 15



Batter	1	2	3	4	5	6	7	8	9	AB	R	H	RBI	BB	SO	LOB	TOP			
David Eckstein, R OBP: 0.354, SLG: 0.361 (1, 6)	L3	FC5-4			G4-3		1B		G5-3	5	0	1	1	0	0	1				
Orlando Palmeiro, L OBP: 0.435, SLG: 0.316 (1, 7)	16 2B 1B		G4-3		G4-3		F9		16 1B BB	4	1	2	0	1	0	1				
Troy Glaus, R OBP: 0.270, SLG: 0.466 (1, 5)	K		G5-3		K			16 1B BB	K	4	1	0	0	1	3	3				
16 Garret Anderson, L OBP: 0.303, SLG: 0.451 (1, 8)	1B 2B		F9			G4-3		SH1-4 1B 1B		5	1	3	0	0	0	0				
Tim Salmon, R OBP: 0.286, SLG: 0.217 (1, 9)	1B			G1-3		G4-6-3 BB		1B SH1-4 SF8 1B	F3	4	1	2	2	1	0	2				
Brad Fullmer, L OBP: 0.288, SLG: 0.269 Jeff Davanon, S OBP: 0.200, SLG: 0.316 (1, 10) (8, PH)	G4-3			F8		G4-6-3		SH1-4		3	0	0	0	0	0	3				
Bengie Molina, R OBP: 0.309, SLG: 0.340 (1, 2)		G6-3					F8			4	0	2	1	0	0	0				
Scott Spiezio, S OBP: 0.333, SLG: 0.386 (1, 3)		G3						3B 3H 1B	SF8	3	1	1	1	0	1	1				
Adam Kennedy, L OBP: 0.236, SLG: 0.264 (1, 4)					G3-1			2-3 2B	G4-3	4	0	1	0	0	0	2				
Inning Stats	R: 1 E: 0 K: 1 S: 14	H: 3 LOB: 2 BB: 0 P: 18	R: 0 E: 0 K: 0 S: 14	H: 1 LOB: 1 BB: 0 P: 18	R: 0 E: 0 K: 0 S: 7	H: 0 LOB: 0 BB: 0 P: 8	R: 0 E: 0 K: 1 S: 9	H: 1 LOB: 1 BB: 0 P: 14	R: 0 E: 0 K: 1 S: 13	H: 0 LOB: 0 BB: 1 P: 13	R: 1 E: 0 K: 0 S: 7	H: 2 LOB: 1 BB: 0 P: 11	R: 3 E: 0 K: 0 S: 20	H: 3 LOB: 1 BB: 1 P: 31	R: 0 E: 0 K: 1 S: 14	H: 1 LOB: 2 BB: 1 P: 23	1B: 10 2B: 2 3B: 0 HR: 0	SF: 1 SAC: 1 DP: 1 HBP: 0	WP: 0 PA: 41 PB: 0 SB: 0 CS: 0	
PITCHER	IP WLS BF H R ER SO BB IBB HBP BLK WP HR S P ERA WHIP	6.1 0.1 0.2 1.2	26 1 7 7	7 0 0 1	2 0 3 0	3 0 0 1	1 0 0 0	0 0 0 0	0 0 0 0	0 0 20 18	0 0 1 0	66 1 31 30	94 0 1 30	2.84 0.00 40.50 0.00	1.263 0.000 7.500 1.200					

Anaheim Angels @ Oakland Athletics
Network Associates Coliseum, Oakland, CA
Sun Apr 21 2002, 8:05 PM EDT
Att: 20,088 - Sunny - 67 F

AB 36
R 5
H 12
RBI 5
BB 3
SO 4
LOB 13



Batter	1	2	3	4	5	6	7	8	9	AB	R	H	RBI	BB	SO	LOB	BOTTOM				
Jeremy Giambi, L OBP: 0.457, SLG: 0.544 Mike Colangelo, R OBP: 0.222, SLG: 0.235 (7, PR) (8, 7)	F9		G6-3		HR 1B		1B			4	1	2	0	0	0	0					
Frank Menechino, R OBP: 0.353, SLG: 0.394 (1, 4)	L9		1B HBP		L3-6		K			3	0	0	0	0	1	3					
Scott Hatteberg, L OBP: 0.368, SLG: 0.397 (1, 10)	G4-3		1B					G5-4-3 1B		4	1	3	2	0	0	0					
David Justice, L OBP: 0.410, SLG: 0.493 (1, 9)		F8					K	G5-4-3		3	0	0	0	1	1	1					
3 Eric Chavez, L OBP: 0.350, SLG: 0.755 (1, 5)			K					G5-3		4	1	2	1	0	1	3					
Miguel Tejada, R OBP: 0.286, SLG: 0.377 (1, 6)		FC4-6 1B			F9		L8-3		1B HR	4	1	2	0	0	0	1					
Terrence Long, L OBP: 0.260, SLG: 0.333 (1, 8)		FC4-6			F7		F8		HR 1B	4	1	1	0	0	0	1					
Ramon Hernandez, R OBP: 0.176, SLG: 0.191 Greg Myers, L OBP: 0.353, SLG: 0.789 (9, PH)		P3			F3			G3-1		3	0	0	0	0	0	1					
Carlos Pena, L OBP: 0.300, SLG: 0.591 (1, 3)			L8					P6		3	0	1	0	0	0	0					
Inning Stats	R: 0 E: 0 K: 0 S: 10	H: 0 LOB: 0 BB: 0 P: 18	R: 1 E: 0 K: 0 S: 14	H: 2 LOB: 1 BB: 0 P: 18	R: 0 E: 0 K: 1 S: 16	H: 1 LOB: 3 BB: 1 P: 28	R: 0 E: 0 K: 0 S: 7	H: 0 LOB: 0 BB: 0 P: 11	R: 2 E: 0 K: 1 S: 11	H: 3 LOB: 0 BB: 0 P: 20	R: 0 E: 0 K: 0 S: 7	H: 1 LOB: 0 BB: 0 P: 11	R: 0 E: 0 K: 1 S: 11	H: 1 LOB: 1 BB: 0 P: 16	R: 0 E: 0 K: 0 S: 9	H: 1 LOB: 0 BB: 0 P: 13	R: 3 E: 0 K: 0 S: 6	H: 3 LOB: 0 BB: 0 P: 9	1B: 9 2B: 2 3B: 0 HR: 3	SF: 0 SAC: 0 DP: 3 HBP: 1	WP: 0 PA: 35 PB: 0 SB: 0 CS: 0
PITCHER	IP WLS BF H R ER SO BB IBB HBP BLK WP HR S P ERA WHIP	6.1 1.2 0.0	26 6 3	7 2 0 3	3 0 1 0	2 0 1 0	0 0 18 6	67 18 27 9	108 0 27 9	4.26 0.00 ∞	1.263 1.200 ∞										

Anaheim Angels @ Oakland Athletics
Network Associates Coliseum, Oakland, CA
Sun Apr 21 2002, 8:05 PM EDT
Att: 20,088 - Sunny - 67 F

AB 33
R 6
H 12
RBI 6
BB 1
SO 3
LOB 10



Batter	1	2	3	4	5	6	7	8	9	AB	R	H	RBI	BB	SO	LOB	TOP			
Alfonso Soriano, R OBP: 0.397, SLG: 0.633 (1, 4)	1-1 F7		1-2 G6-3			0-1 F2		1-0 L9		4	0	0	0	0	0	0				
Bernie Williams, S OBP: 0.358, SLG: 0.266 (1, 8)	3-3 K		0-1 G1-3			1-3 K		0-0 L7		4	0	0	0	0	2	0				
2 Derek Jeter, R OBP: 0.354, SLG: 0.382 (1, 6)	1-1 G6-3			0-0 F8		1-1 L4			2-0 G4-3	4	0	0	0	0	0	0				
25 Jason Giambi, L OBP: 0.376, SLG: 0.475 (1, 3)		2-1 G4-3		1-3 K			3-2 2B 20 HR		3-2 1B	4	1	2	0	0	1	0				
20 Jorge Posada, S OBP: 0.438, SLG: 0.559 (1, 2)		1-2 WP 2B		4-1 BB			2-0 2H HR		2-3 K	3	1	2	2	1	1	1				
Robin Ventura, L OBP: 0.351, SLG: 0.578 (1, 5)		4-2 BB 2B		1-0 G4-3			0-0 F5		2-1 G4-3	3	0	0	0	1	0	2				
Rondell White, R OBP: 0.305, SLG: 0.474 (1, 7)		4-2 G6-4-3 BB			3-3 K		1-1 G4-3			2	0	0	0	1	1	0				
John Vander Wal, L OBP: 0.290, SLG: 0.321 Shane Spencer, R OBP: 0.361, SLG: 0.451 (7, 9)		2-0 G6-4-3			1-1 G4-3		0-0 G4-3			3	0	0	0	0	0	3				
Nick Johnson, L OBP: 0.345, SLG: 0.356 (1, 10)			1-3 K		2-0 L7			1-1 G4-3		3	0	0	0	0	1	0				
Inning Stats	R: 0 E: 0 K: 1 S: 7	H: 0 LOB: 0 BB: 0 P: 12	R: 0 E: 0 K: 0 S: 10	H: 1 LOB: 2 BB: 2 P: 23	R: 0 E: 0 K: 1 S: 8	H: 0 LOB: 0 BB: 0 P: 10	R: 0 E: 0 K: 1 S: 6	H: 0 LOB: 1 BB: 1 P: 12	R: 0 E: 0 K: 1 S: 8	H: 0 LOB: 0 BB: 0 P: 10	R: 2 E: 0 K: 0 S: 8	H: 2 LOB: 0 BB: 0 P: 14	R: 0 E: 0 K: 1 S: 4	H: 0 LOB: 0 BB: 0 P: 6	R: 0 E: 0 K: 1 S: 9	H: 1 LOB: 1 BB: 0 P: 18	1B: 1 2B: 2 3B: 0 HR: 1	SF: 0 SAC: 0 DP: 1 HBP: 0	WP: 1 PB: 0 SB: 0 CS: 0	PA: 33
PITCHER Tim Hudson, R ERA: 2.29 (1, 1)	IP: 9.0 WLS: L BF: 33	H: 4 R: 2 ER: 2 SO: 6	BB: 3 IBB: 0 HBP: 0 BLK: 0	WP: 1 HR: 1 S: 66 P: 117	ERA: 2.00 WHIP: 0.778	PITCHER IP: WLS: BF: H: R: ER: SO: BB: IBB: HBP: BLK: WP: HR: S: P: ERA: WHIP														

New York Yankees @ Oakland Athletics
Network Associates Coliseum, Oakland, CA
Tue Apr 23 2002, 10:05 PM EDT
Att: 40,360 - Sunny - 62 F

AB 30
R 2
H 4
RBI 2
BB 3
SO 6
LOB 6



Batter	1	2	3	4	5	6	7	8	9	AB	R	H	RBI	BB	SO	LOB	BOTTOM			
Jeremy Giambi, L OBP: 0.459, SLG: 0.542 (1, 7)	2-0 G3 1B		0-0 P6		0-1 1B			1-3 K		4	0	2	0	0	1	0				
Frank Menechino, R OBP: 0.337, SLG: 0.373 (1, 4)	2-3 K		1-0 F8		1-3 K			1-0 E4		4	0	0	0	0	2	2				
Scott Hatteberg, L OBP: 0.361, SLG: 0.403 (1, 10)	2-2 G3 1-2		3-2 2B			2-0 F9		3-2 G6-3		4	0	1	0	0	0	2				
David Justice, L OBP: 0.402, SLG: 0.471 (1, 9)	3-1 F7		2-0 G3			2-0 G4-3			4-0 1B BB	3	0	0	0	1	0	2				
3 Eric Chavez, L OBP: 0.328, SLG: 0.702 (1, 5)		0-3 K		0-2 G3		0-3 K			3-3 K	4	0	0	0	0	3	1				
Miguel Tejada, R OBP: 0.285, SLG: 0.407 (1, 6)		2-1 HR		2-3 K			0-1 G1-3		1-2 F7	4	1	1	1	0	1	1				
Terrence Long, L OBP: 0.260, SLG: 0.329 (1, 8)		1-1 L9		1-1 F7			2-3 K		1-1 K	4	0	1	0	0	1	0				
Ramon Hernandez, R OBP: 0.185, SLG: 0.200 Greg Myers, L OBP: 0.560, SLG: 0.750 (9, PH)		1-1 WP 1B			0-2 F9		0-3 K		3-2 P5	3	0	1	0	0	1	0				
Carlos Pena, L OBP: 0.288, SLG: 0.565 (1, 3)		2-3 K		1-3 K				0-3 K		3	0	0	0	0	3	1				
Inning Stats	R: 0 E: 0 K: 1 S: 11	H: 1 LOB: 1 BB: 0 P: 20	R: 1 E: 0 K: 2 S: 13	H: 2 LOB: 1 BB: 0 P: 19	R: 0 E: 0 K: 0 S: 6	H: 1 LOB: 1 BB: 0 P: 12	R: 0 E: 0 K: 1 S: 8	H: 0 LOB: 0 BB: 0 P: 11	R: 0 E: 0 K: 2 S: 12	H: 1 LOB: 1 BB: 0 P: 14	R: 0 E: 0 K: 1 S: 5	H: 0 LOB: 0 BB: 0 P: 9	R: 0 E: 1 K: 2 S: 10	H: 0 LOB: 1 BB: 0 P: 15	R: 0 E: 0 K: 1 S: 14	H: 1 LOB: 2 BB: 1 P: 26	1B: 4 2B: 1 3B: 0 HR: 1	SF: 0 SAC: 0 DP: 0 HBP: 0	WP: 1 PB: 0 SB: 0 CS: 0	PA: 35
PITCHER Orlando Hernandez, R ERA: 1.24 42 Mariano Rivera, R ERA: 2.0 (1, 1) (9, 1)	IP: 8.0 WLS: W BF: 30	H: 5 R: 1 ER: 0 SO: 1	BB: 1 IBB: 0 HBP: 0 BLK: 0	WP: 0 HR: 0 S: 14 P: 26	ERA: 0.00 WHIP: 2.000	PITCHER IP: WLS: BF: H: R: ER: SO: BB: IBB: HBP: BLK: WP: HR: S: P: ERA: WHIP														

New York Yankees @ Oakland Athletics
Network Associates Coliseum, Oakland, CA
Tue Apr 23 2002, 10:05 PM EDT
Att: 40,360 - Sunny - 62 F

AB 34
R 1
H 6
RBI 1
BB 1
SO 12
LOB 11




Batter	1	2	3	4	5	6	7	8	9	AB	R	H	RBI	BB	SO	LOB	TOP
Kenny Lofton, L OBP: 0.450, SLG: 0.477	G5-3		P5			G3		L5	G6-3	5	0	0	0	0	0	3	
Ray Durham, S OBP: 0.435, SLG: 0.455	1B		K			G3		FC6-4		3	1	1	0	0	1	0	
Frank Thomas, R OBP: 0.369, SLG: 0.476	F9		G5-3			F7		K		4	0	0	0	0	1	4	
Magglio Ordonez, R OBP: 0.392, SLG: 0.578	1B					G6-3		FC6-4		4	1	2	0	0	0	3	
14 Paul Konerko, R OBP: 0.380, SLG: 0.543	E8		K			K			L8	4	0	1	1	0	2	1	
Jose Valentin, S OBP: 0.276, SLG: 0.469	K		K			K			F7	4	0	0	0	0	3	2	
Carlos Lee, R OBP: 0.267, SLG: 0.420			F3			G5-3			HR	4	1	1	0	0	1	1	
Mark Johnson, L OBP: 0.395, SLG: 0.400			F7			G5-3		HBP	HR	3	1	1	2	1	0	0	
Royce Clayton, R OBP: 0.263, SLG: 0.444			K			G1-3		HBP	DI	3	0	1	0	1	1	0	
Inning Stats	R: 2 H: 3 E: 1 K: 1 S: 13	H: 3 R: 0 ER: 0 SO: 8	H: 0 R: 0 ER: 0 SO: 7	H: 0 R: 0 ER: 0 SO: 7	H: 0 R: 0 ER: 0 SO: 6	H: 0 R: 0 ER: 0 SO: 11	H: 0 R: 0 ER: 0 SO: 16	H: 1 R: 0 ER: 0 SO: 14	H: 1 R: 2 ER: 0 SO: 25	H: 2 R: 0 ER: 0 SO: 20	1B: 6 2B: 0 3B: 0 HR: 1	SF: 0 SAC: 0 DP: 0 HBP: 1	WP: 0 PA: 37				
PITCHER	IP WLS BF H R ER SO BB IBB HBP BLK WP HR S P ERA WHIP																
Cory Lidle, R ERA: 3.99	7.0 W 27 5 2 1 8 1 0 0 0 0 0 67 99 1.29 0.857																
Mike Holtz, L ERA: 4.05	0.1 H 2 0 0 0 0 0 0 1 0 0 0 2 6 0.00 0.000																
Jim Mecir, R ERA: 6.97	1.1 H 7 2 2 2 1 1 0 0 0 0 1 14 21 13.50 2.250																
Billy Koch, R ERA: 1.69	0.1 S 1 0 0 0 0 0 0 0 0 0 0 4 7 0.00 0.000																

Chicago White Sox @ Oakland Athletics
Network Associates Coliseum, Oakland, CA
Fri Apr 26 2002, 10:05 PM EDT
Att: 10,129 - Cloudy - 58 F

livebaseballscores.com

AB 34
R 4
H 7
RBI 3
BB 2
SO 9
LOB 14




Batter	1	2	3	4	5	6	7	8	9	AB	R	H	RBI	BB	SO	LOB	BOTTOM
Jeremy Giambi, L OBP: 0.455, SLG: 0.506	FC6-4		2B			E		F7		2	1	1	0	3	0	0	
Mike Colangelo, R OBP: 0.217, SLG: 0.227	BB					BB				0	0	0	0	0	0	0	
Frank Menechino, R OBP: 0.340, SLG: 0.368	FC6-4		BB			E		K		4	1	2	1	1	1	1	
Scott Hatteberg, L OBP: 0.353, SLG: 0.400	FC6-4		F2			E5		1B		4	0	1	0	0	0	4	
Jemaine Dye, R	G4-6-3		F8			G5-3		F9		4	0	0	0	0	0	6	
3 Eric Chavez, L OBP: 0.316, SLG: 0.627			G1-3			F8		P4		3	1	1	0	1	0	1	
Miguel Tejada, R OBP: 0.295, SLG: 0.478			G1-3			G6-3		G5-3		4	0	1	0	0	0	2	
Terrence Long, L OBP: 0.247, SLG: 0.341			F8			F5		F9		4	1	1	2	0	0	3	
Ramon Hernandez, R OBP: 0.242, SLG: 0.362			K			G5-3		HR		4	2	2	2	0	1	1	
Carlos Pena, L OBP: 0.286, SLG: 0.526			F7			G4-3		K		4	0	0	0	0	2	0	
Inning Stats	R: 0 H: 1 E: 0 K: 0 S: 7	H: 0 R: 0 ER: 0 SO: 12	H: 0 R: 0 ER: 0 SO: 9	H: 1 R: 0 ER: 0 SO: 16	H: 0 R: 0 ER: 0 SO: 5	H: 1 R: 2 ER: 0 SO: 17	H: 1 R: 3 ER: 0 SO: 16	H: 2 R: 0 ER: 0 SO: 22	H: 1 R: 1 ER: 0 SO: 18	1B: 4 2B: 2 3B: 0 HR: 3	SF: 0 SAC: 0 DP: 1 HBP: 0	WP: 0 PA: 38					
PITCHER	IP WLS BF H R ER SO BB IBB HBP BLK WP HR S P ERA WHIP																
Jon Rauch, R ERA: 6.91	5.0 L 22 5 3 3 1 4 0 0 0 0 0 2 32 45 13.50 3.000																
Jim Parque, L ERA: 13.5	2.0 L 12 5 3 3 1 1 0 0 0 0 0 2 32 45 13.50 3.000																
Mike Porzio, L ERA: 1.35	1.0 4 1 1 1 2 0 0 0 0 0 0 1 12 18 9.00 1.000																

Chicago White Sox @ Oakland Athletics
Network Associates Coliseum, Oakland, CA
Fri Apr 26 2002, 10:05 PM EDT
Att: 10,129 - Cloudy - 58 F

livebaseballscores.com

AB 33
R 6
H 9
RBI 5
BB 5
SO 4
LOB 18



Batter	1	2	3	4	5	6	7	8	9	AB	R	H	RBI	BB	SO	LOB	TOP					
Kenny Lofton, L (1, 8) OBP: 0.437, SLG: 0.462 Aaron Rowand, R (6, 8) OBP: 0.250, SLG: 0.500										3	0	0	0	0	1	1						
Ray Durham, S (1, 4) OBP: 0.426, SLG: 0.443 Tony Graffanino, R (5, 4) OBP: 0.440, SLG: 0.524										2	0	0	0	0	0	1						
Frank Thomas, R (1, 10) OBP: 0.364, SLG: 0.477										4	0	1	0	0	2	0						
Magglio Ordonez, R (1, 9) OBP: 0.386, SLG: 0.596										4	1	1	1	0	0	1						
14 Paul Konerko, R (1, 3) OBP: 0.379, SLG: 0.546 Jeff Liefer, L (7, 3) OBP: 0.385, SLG: 0.417										3	0	1	0	0	0	1						
Jose Valentin, S (1, 5) OBP: 0.287, SLG: 0.452										3	0	0	0	0	0	2						
Carlos Lee, R (1, 7) OBP: 0.258, SLG: 0.405										3	0	0	0	0	0	1						
Sandy Alomar Jr., R (1, 2) OBP: 0.367, SLG: 0.596										3	0	0	0	0	0	0						
Royce Clayton, R (1, 6) OBP: 0.265, SLG: 0.453										3	0	1	0	0	0	0						
Inning Stats	R: 0 E: 0 K: 1 S: 8	H: 0 LOB: 0 BB: 0 P: 14	R: 1 E: 0 K: 0 S: 9	H: 1 LOB: 0 BB: 0 P: 13	R: 0 E: 0 K: 0 S: 8	H: 1 LOB: 1 BB: 0 P: 10	R: 0 E: 0 K: 0 S: 13	H: 1 LOB: 1 BB: 0 P: 21	R: 0 E: 0 K: 0 S: 6	H: 0 LOB: 0 BB: 0 P: 7	R: 0 E: 0 K: 0 S: 11	H: 0 LOB: 1 BB: 0 P: 17	R: 0 E: 0 K: 0 S: 9	H: 1 LOB: 1 BB: 0 P: 14	R: 0 E: 0 K: 0 S: 7	H: 0 LOB: 0 BB: 0 P: 9	R: 0 E: 0 K: 1 S: 7	H: 0 LOB: 0 BB: 0 P: 10	1B: 0 2B: 3 3B: 0 HR: 1	SF: 0 SAC: 0 DP: 0 HBP: 0	WP: 0 PB: 0 CS: 0	PA: 31
PITCHER	IP	WLS	BF	H	R	ER	SO	BB	IBB	HBP	BLK	WP	HR	S	P	ERA	WHIP					
Mike Fyhrie, R (1, 1) ERA: 5.4	7.0	W	25	4	1	1	3	0	0	0	0	0	1	64	96	1.29	0.571					
Jeff Tam, R (8, 1) ERA: 6.97	1.0		3	0	0	0	0	0	0	0	0	0	0	7	9	0.00	0.000					
Mike Venafro, L (9, 1) ERA: 4.32	1.0		3	0	0	0	1	0	0	0	0	0	0	7	10	0.00	0.000					

Chicago White Sox @ Oakland Athletics
Network Associates Coliseum, Oakland, CA
Sat Apr 27 2002, 4:05 PM EDT
Att: 26,111 - Cloudy - 57 F

AB 31
R 1
H 4
RBI 1
BB 0
SO 4
LOB 7



Batter	1	2	3	4	5	6	7	8	9	AB	R	H	RBI	BB	SO	LOB	BOTTOM				
Jeremy Giambi, L (1, 7) OBP: 0.471, SLG: 0.524 Mike Colangelo, R (6, FR) OBP: 0.208, SLG: 0.217										3	1	2	1	2	0	0					
Frank Menechino, R (1, 4) OBP: 0.348, SLG: 0.396										4	3	1	2	2	1	4					
Scott Hatteberg, L (1, 10) OBP: 0.374, SLG: 0.450										5	2	3	1	1	1	3					
Jermaine Dye, R (1, 9) OBP: 0.300, SLG: 0.125										4	1	1	0	2	0	1					
3 Eric Chavez, L (1, 5) OBP: 0.329, SLG: 0.639										5	2	3	3	0	2	2					
Miguel Tejada, R (1, 6) OBP: 0.317, SLG: 0.485										5	2	3	1	0	0	4					
Terrence Long, L (1, 8) OBP: 0.253, SLG: 0.374										6	2	2	4	0	2	4					
Ramon Hernandez, R (1, 2) OBP: 0.224, SLG: 0.339										4	0	0	1	0	2	2					
Carlos Pena, L (1, 3) OBP: 0.307, SLG: 0.573 Olmedo Saenz, R (8, 3) OBP: 0.370, SLG: 0.409										4	2	3	1	0	1	0					
Inning Stats	R: 1 E: 0 K: 0 S: 11	H: 2 LOB: 2 BB: 1 P: 21	R: 1 E: 0 K: 1 S: 12	H: 2 LOB: 1 BB: 0 P: 18	R: 7 E: 0 K: 2 S: 24	H: 6 LOB: 3 BB: 3 P: 48	R: 2 E: 0 K: 1 S: 13	H: 4 LOB: 2 BB: 0 P: 23	R: 0 E: 0 K: 1 S: 5	H: 0 LOB: 1 BB: 0 P: 12	R: 0 E: 0 K: 1 S: 10	H: 0 LOB: 1 BB: 1 P: 21	R: 1 E: 1 K: 1 S: 10	H: 2 LOB: 2 BB: 0 P: 13	R: 4 E: 0 K: 2 S: 21	H: 3 LOB: 1 BB: 2 P: 36	1B: 12 2B: 2 3B: 0 HR: 5	SF: 2 SAC: 0 DP: 0 HBP: 1	WP: 1 PB: 0 CS: 0	PA: 52	
PITCHER	IP	WLS	BF	H	R	ER	SO	BB	IBB	HBP	BLK	WP	HR	S	P	ERA	WHIP				
56 Mark Buehrle, L (1, 1) ERA: 3.93	2.2	L	19	9	8	8	2	2	0	0	0	0	1	20	40	20.25	5.250				
Mike Porzio, L (3, 1) ERA: 4.5	1.1		11	5	3	3	2	2	0	0	0	0	1	20	40	20.25	5.250				
Antonio Osuna, R (5, 1) ERA: 5.68	2.0		8	0	0	0	2	1	0	1	0	0	0	15	33	0.00	0.500				
Gary Glover, R (7, 1) ERA: 1.89	1.0		6	2	1	0	1	0	0	0	0	0	0	10	13	0.00	2.000				
Damaso Marte, L (8, 1) ERA: 8.31	1.0		8	3	4	4	2	2	0	0	0	0	1	21	36	36.00	5.000				

Chicago White Sox @ Oakland Athletics
Network Associates Coliseum, Oakland, CA
Sat Apr 27 2002, 4:05 PM EDT
Att: 26,111 - Cloudy - 57 F


AB 42
R 16
H 19
RBI 15
BB 7
SO 9
LOB 20



Batter	1	2	3	4	5	6	7	8	9	AB	R	H	RBI	BB	SO	LOB	TOP				
Kenny Lofton, L OBP: 0.421, SLG: 0.442 (1, 8)	G4-3		G2-3			G4-3		G3-1		4	0	0	0	0	0	1					
Tony Graffanino, R OBP: 0.379, SLG: 0.440 (1, 4)	K			G4-3		G5-3			G3	4	0	0	0	0	1	0					
Frank Thomas, R OBP: 0.351, SLG: 0.457 (1, 10)	G6-3			P4			G5-3		K	4	0	0	0	0	1	0					
Magglio Ordóñez, R OBP: 0.375, SLG: 0.577 Jeff Liefer, L OBP: 0.357, SLG: 0.385 (1, 9) (7, 9)		F8		F7			G3-1		K	3	0	0	0	0	0	0					
14 Paul Konerko, R OBP: 0.387, SLG: 0.560 (1, 3)		1B			G5-3		2B			3	0	2	0	0	0	0					
Jose Valentin, S OBP: 0.258, SLG: 0.437 (1, 5)		K			G4-3		K			3	0	0	0	0	2	2					
Carlos Lee, R OBP: 0.272, SLG: 0.407 (1, 7)		G4-3				BB		FC6-4 1B		2	0	1	0	1	0	1					
Mark Johnson, L OBP: 0.370, SLG: 0.368 (1, 2)			K		G4-3			FC6-4 G5-3		3	0	0	0	0	1	2					
Royce Clayton, R OBP: 0.256, SLG: 0.436 (1, 6)			K			G5-3		G5-3		3	0	0	0	0	1	1					
Inning Stats	R: 0 H: 0 E: 0 K: 1 S: 5	H: 0 LOB: 0 BB: 0 P: 8	R: 0 H: 1 E: 0 K: 1 S: 14	LOB: 1 BB: 0 P: 19	R: 0 H: 0 E: 0 K: 2 S: 8	LOB: 0 BB: 0 P: 11	R: 0 H: 0 E: 0 K: 0 S: 6	H: 0 LOB: 1 BB: 0 P: 10	R: 0 H: 0 E: 0 K: 0 S: 5	LOB: 0 BB: 0 P: 10	R: 0 H: 1 E: 0 K: 1 S: 11	H: 1 LOB: 1 BB: 0 P: 18	R: 0 H: 1 E: 0 K: 2 S: 7	H: 1 LOB: 1 BB: 0 P: 13	R: 0 H: 0 E: 0 K: 2 S: 8	LOB: 0 BB: 0 P: 15	1B: 2 2B: 1 3B: 0 HR: 0	SF: 0 SAC: 0 DP: 0 HBP: 0	WP: 0 PB: 0 CS: 0	PA: 31	
PITCHER	IP	WLS	BF	H	R	ER	SO	BB	IBB	HBP	BLK	WP	HR	S	P	ERA	WHIP				
Tim Hudson, R ERA: 1.87 Billy Koch, R ERA: 1.54 (1, 1) (9, 1)	8.0	W	28	3	0	0	5	1	0	0	0	0	0	64	105	0.00	0.500				

Chicago White Sox @ Oakland Athletics
Network Associates Coliseum, Oakland, CA
Sun Apr 28 2002, 4:05 PM EDT
Att: 20,365 - Cloudy - 56 F


AB 30
R 0
H 3
RBI 0
BB 1
SO 7
LOB 7



Batter	1	2	3	4	5	6	7	8	9	AB	R	H	RBI	BB	SO	LOB	BOTTOM				
Jeremy Giambi, L OBP: 0.477, SLG: 0.517 Mike Colangelo, R OBP: 0.208, SLG: 0.217 (1, 7) (7, PR) (8, 7)	G5-4-3 BB	BB 1B		P6	F8					3	0	1	2	2	0	1					
Frank Menechino, R OBP: 0.351, SLG: 0.400 (1, 4)	G5-4-3 1-2					F8	F7			4	0	1	0	1	0	3					
Scott Hatteberg, L OBP: 0.368, SLG: 0.440 Olmedo Saenz, R OBP: 0.357, SLG: 0.391 (1, 10) (7, PH)	G4-3	L3		F7		1B 3 HR	F8			4	1	1	0	0	0	4					
Jermaine Dye, R OBP: 0.400, SLG: 0.250 (1, 9)		BB 1B	E5 3 WP 3 1B			1B 3 HR		P5		4	3	2	0	1	0	0					
3 Eric Chavez, L OBP: 0.345, SLG: 0.671 (1, 5)		K	1B	F7		HR				4	2	2	4	1	1	3					
Miguel Tejada, R OBP: 0.330, SLG: 0.495 (1, 6)		1B BB	E9 1B		1B 2B		L6	F8		4	3	2	0	1	0	1					
Terrence Long, L OBP: 0.240, SLG: 0.354 (1, 8)		K	G4-3		F7	F3		F9		5	0	0	0	0	1	5					
Ramon Hernandez, R OBP: 0.225, SLG: 0.333 (1, 2)		E5 1B			F8			G6-3		4	1	1	1	0	0	2					
Carlos Pena, L OBP: 0.326, SLG: 0.571 (1, 3)		1B BB	G3-6-3 1B					BB HBP		2	0	1	1	1	0	1					
Inning Stats	R: 0 H: 0 E: 0 K: 0 S: 5	H: 2 LOB: 3 BB: 1 P: 10	R: 3 H: 3 E: 2 K: 0 S: 15	H: 3 LOB: 0 BB: 0 P: 17	R: 0 H: 1 E: 0 K: 0 S: 12	LOB: 2 BB: 1 P: 24	R: 1 H: 2 E: 0 K: 0 S: 11	H: 2 LOB: 1 BB: 0 P: 16	R: 3 H: 3 E: 0 K: 0 S: 14	H: 3 LOB: 0 BB: 0 P: 22	R: 0 H: 0 E: 0 K: 0 S: 8	H: 0 LOB: 2 BB: 1 P: 17	R: 0 H: 0 E: 0 K: 0 S: 8	H: 0 LOB: 1 BB: 1 P: 16	1B: 8 2B: 2 3B: 0 HR: 1	SF: 0 SAC: 0 DP: 2 HBP: 1	WP: 1 PB: 0 CS: 0	PA: 43			
PITCHER	IP	WLS	BF	H	R	ER	SO	BB	IBB	HBP	BLK	WP	HR	S	P	ERA	WHIP				
Todd Ritchie, R ERA: 3.03 Bob Howry, R ERA: 3.55 Jim Parque, L ERA: 9.0 Gary Glover, R ERA: 1.54 (1, 1) (6, 1) (7, 1) (8, 1)	5.0	L	28	8	7	3	2	5	0	0	0	0	1	14	22	27.00	3.000				

Chicago White Sox @ Oakland Athletics
Network Associates Coliseum, Oakland, CA
Sun Apr 28 2002, 4:05 PM EDT
Att: 20,365 - Cloudy - 56 F

AB 35
R 10
H 11
RBI 8
BB 7
SO 2
LOB 22



Batter	1	2	3	4	5	6	7	8	9	AB	R	H	RBI	BB	SO	LOB	TOP					
Jeremy Giambi, L (1, 7) OBP: 0.456, SLG: 0.489	L3		K		G4-3		F5		P6	5	0	0	0	0	1	1						
Frank Menechino, R (1, 4) OBP: 0.347, SLG: 0.394	F9		L9		BB 1B		G6-3			4	1	1	0	0	0	1						
Scott Hatteberg, L (1, 10) OBP: 0.384, SLG: 0.460	2B		1B		1B		F8			3	0	2	0	1	0	0						
Jermaine Dye, R (1, 9) OBP: 0.368, SLG: 0.250	K		K		1B 2H			G6-3		4	0	1	1	0	2	3						
3 Eric Chavez, L (1, 5) OBP: 0.352, SLG: 0.713		F8		HR	K					4	1	2	1	0	1	2						
Miguel Tejada, R (1, 6) OBP: 0.327, SLG: 0.486		1B			F7		L5		K	4	0	1	0	0	1	1						
Terrence Long, L (1, 8) OBP: 0.231, SLG: 0.340	P6				G6-3		L8		G1-3	4	0	0	0	0	0	2						
Ramon Hernandez, R (1, 2) OBP: 0.227, SLG: 0.319		G6-3			G1-3					3	0	0	0	1	0	1						
Carlos Pena, L (1, 3) OBP: 0.323, SLG: 0.552				1B BB			F7		G3	3	0	0	0	1	1	1						
Inning Stats	R: 0 E: 0 K: 1 S: 10	H: 1 LOB: 1 BB: 0 P: 19	R: 0 E: 0 K: 0 S: 10	H: 1 LOB: 1 BB: 0 P: 15	R: 0 E: 0 K: 2 S: 13	H: 1 LOB: 2 BB: 1 P: 21	R: 1 E: 0 K: 0 S: 7	H: 1 LOB: 0 BB: 0 P: 11	R: 1 E: 0 K: 1 S: 12	H: 2 LOB: 2 BB: 1 P: 22	R: 0 E: 0 K: 0 S: 8	H: 0 LOB: 1 BB: 1 P: 17	R: 0 E: 0 K: 0 S: 10	H: 0 LOB: 0 BB: 0 P: 15	R: 0 E: 0 K: 1 S: 8	H: 1 LOB: 1 BB: 0 P: 10	R: 0 E: 0 K: 1 S: 7	H: 0 LOB: 0 BB: 0 P: 10	1B: 4 2B: 2 3B: 0 HR: 1	SF: 0 SAC: 0 DP: 0 HBP: 0	WP: 0 PB: 0 SB: 0 CS: 0	PA: 37
PITCHER	IP	WLS	BF	H	R	ER	SO	BB	IBB	HBP	BLK	WP	HR	S	P	ERA	WHIP					
David Wells, L (1, 1) ERA: 4.15	5.0	W	23	6	2	2	4	2	0	0	0	0	1	52	88	3.60	1.600					
Ramiro Mendoza, R (6, 1) ERA: 5.79	3.0		11	1	0	0	1	1	0	0	0	0	0	26	42	0.00	0.667					
Mike Stanton, L (9, 1) ERA: 1.35	1.0		3	0	0	0	1	0	0	0	0	0	0	7	10	0.00	0.000					

Oakland Athletics @ New York Yankees
 Yankee Stadium, Bronx, NY
 Tue Apr 30 2002, 7:05 PM EDT
 Att: 32,888 - Cloudy - 52 F

livebaseballscores.com

AB 34
 R 2
 H 7
 RBI 2
 BB 3
 SO 6
 LOB 12




Batter	1	2	3	4	5	6	7	8	9	AB	R	H	RBI	BB	SO	LOB	BOTTOM					
Alfonso Soriano, R (1, 4) OBP: 0.372, SLG: 0.600	F8	F3		K		K		G5-4-3		5	0	0	0	0	2	2						
Bernie Williams, S (1, 8) OBP: 0.367, SLG: 0.292	25 20 1B BB	G6-3		K			G1-3	G3		5	1	1	0	0	1	2						
2 Derek Jeter, R (1, 6) OBP: 0.368, SLG: 0.416	K	K		1B			G1-3			4	0	1	0	0	2	1						
25 Jason Giambi, L (1, 3) OBP: 0.378, SLG: 0.456 Nick Johnson, L (7, PR) OBP: 0.327, SLG: 0.345	20 1B BB		FC2-5 20 BB	F7			1B			2	1	1	0	2	0	1						
20 Jorge Posada, S (1, 2) OBP: 0.412, SLG: 0.477	BB 1B		1B FC2-5 BB		K		P6			3	1	1	1	1	1	1						
Rondell White, R (1, 7) OBP: 0.287, SLG: 0.404 Gerald Williams, R (8, PR) (9, 7)	1B HR		FC2-5 1B		K			E6 1B		3	1	0	0	1	1	2						
Shane Spencer, R (1, 9) OBP: 0.403, SLG: 0.508	HR		K		G3-1			1B 1B		4	2	2	3	0	1	2						
Ron Coomer, R (1, 10) OBP: 0.375, SLG: 0.682	HR					G3		G5-4-3 1B		4	1	3	3	0	0	0						
Enrique Wilson, S (1, 5) OBP: 0.357, SLG: 0.538	G6-3		K			L5		G5-4-3 1B		4	0	1	1	0	1	3						
Inning Stats	R: 6 E: 0 K: 1 S: 24	H: 4 LOB: 2 BB: 2 P: 43	R: 0 E: 0 K: 1 S: 11	H: 0 LOB: 0 BB: 0 P: 16	R: 0 E: 0 K: 2 S: 12	H: 1 LOB: 3 BB: 2 P: 22	R: 0 E: 0 K: 2 S: 11	H: 1 LOB: 1 BB: 0 P: 15	R: 0 E: 0 K: 2 S: 10	H: 0 LOB: 0 BB: 0 P: 14	R: 0 E: 0 K: 1 S: 8	H: 0 LOB: 0 BB: 0 P: 10	R: 0 E: 0 K: 0 S: 10	H: 1 LOB: 1 BB: 0 P: 18	R: 2 E: 1 K: 0 S: 14	H: 3 LOB: 2 BB: 0 P: 18	1B: 9 2B: 0 3B: 0 HR: 1	SF: 0 SAC: 0 DP: 1 HBP: 0	WP: 0 PB: 0 SB: 0 CS: 0	PA: 38		
PITCHER	IP	WLS	BF	H	R	ER	SO	BB	IBB	HBP	BLK	WP	HR	S	P	ERA	WHIP					
Barry Zito, L (1, 1) ERA: 4.81	4.0	L	22	6	6	6	6	4	0	0	0	0	0	58	96	13.50	2.500					
Chad Bradford, R (5, 1) ERA: 1.42	3.0		10	1	0	0	3	0	0	0	0	0	0	28	42	0.00	0.333					
Jeff Tam, R (8, 1) ERA: 7.15	1.0		6	3	2	1	0	0	0	0	0	0	0	14	18	9.00	3.000					

Oakland Athletics @ New York Yankees
 Yankee Stadium, Bronx, NY
 Tue Apr 30 2002, 7:05 PM EDT
 Att: 32,888 - Cloudy - 52 F

livebaseballscores.com

AB 34
 R 8
 H 10
 RBI 8
 BB 4
 SO 9
 LOB 14



Batter	1	2	3	4	5	6	7	8	9	AB	R	H	RBI	BB	SO	LOB	TOP					
Jeremy Giambi, L (1, 7) OBP: 0.437, SLG: 0.464 Mike Colangelo, R (9, 7) OBP: 0.208, SLG: 0.217	G3-1	FC3-6		K			F7		K	5	0	0	1	0	2	3						
Frank Menechino, R (1, 4) OBP: 0.336, SLG: 0.379	E9 1B	K			F9		F9			4	1	0	0	0	1	2						
Scott Hatteberg, L (1, 10) OBP: 0.379, SLG: 0.451	2H 1B		F9		G1-3		K			4	0	1	1	0	1	0						
Jemaine Dye, R (1, 9) OBP: 0.348, SLG: 0.400	L8			HR	G5-3			K		4	1	1	1	0	1	1						
3 Eric Chavez, L (1, 5) OBP: 0.337, SLG: 0.679	F8		G4-3			G3-1		G5-3		4	0	0	0	0	0	1						
Miguel Tejada, R (1, 6) OBP: 0.342, SLG: 0.491		BB FC3-6 1B	G4-3			S 2B 1B		HBP		3	2	2	0	0	0	0						
Terrence Long, L (1, 8) OBP: 0.241, SLG: 0.350		FC3-6 BB 1-2		L1		G4-3 1-H 2B		P6		3	0	1	1	1	0	1						
Greg Myers, L (1, 2) OBP: 0.469, SLG: 0.704 Ramon Hernandez, R (8, 2) OBP: 0.226, SLG: 0.314		K		G3		G4-3		F8		3	0	0	0	0	1	3						
Carlos Pena, L (1, 3) OBP: 0.330, SLG: 0.539		FC3-6 BB 1-2 2-3				G4-3		F7		2	0	0	0	2	0	1						
Inning Stats	R: 1 E: 1 K: 0 S: 13	H: 1 LOB: 1 BB: 0 P: 20	R: 1 E: 0 K: 2 S: 15	H: 1 LOB: 2 BB: 2 P: 27	R: 1 E: 0 K: 1 S: 9	H: 1 LOB: 0 BB: 1 P: 13	R: 0 E: 0 K: 1 S: 6	H: 0 LOB: 1 BB: 1 P: 14	R: 0 E: 0 K: 0 S: 7	H: 0 LOB: 0 BB: 0 P: 8	R: 1 E: 0 K: 0 S: 12	H: 2 LOB: 1 BB: 0 P: 14	R: 0 E: 0 K: 1 S: 9	H: 0 LOB: 0 BB: 0 P: 15	R: 0 E: 0 K: 1 S: 7	H: 0 LOB: 1 BB: 0 P: 12	R: 0 E: 0 K: 1 S: 12	H: 0 LOB: 0 BB: 0 P: 16	1B: 3 2B: 1 3B: 0 HR: 1	SF: 0 SAC: 0 DP: 0 HBP: 1	WP: 0 PB: 0 SB: 1 CS: 0	PA: 37
PITCHER	IP	WLS	BF	H	R	ER	SO	BB	IBB	HBP	BLK	WP	HR	S	P	ERA	WHIP					
35 Mike Mussina, R (1, 1) ERA: 3.73	7.0	L	30	5	4	3	4	3	0	0	0	0	1	71	111	3.86	1.143					
Steve Karsay, R (8, 1) ERA: 3.39	0.2		3	0	0	0	1	0	0	1	0	0	0	6	11	0.00	0.000					
Mike Stanton, L (8, 1) ERA: 1.23	1.1		4	0	0	0	1	0	0	0	0	0	0	13	17	0.00	0.000					

Oakland Athletics @ New York Yankees
 Yankee Stadium, Bronx, NY
 Wed May 01 2002, 7:05 PM EDT
 Att: 31,006 - Cloudy - 66 F

AB	33
R	4
H	5
RBI	4
BB	3
SO	6
LOB	12



Batter	1	2	3	4	5	6	7	8	9	AB	R	H	RBI	BB	SO	LOB	BOTTOM					
Alfonso Soriano, R (1, 4) OBP: 0.376, SLG: 0.605	F9		K				G1-6-3			4	0	2	0	0	1	1						
Bernie Williams, S (1, 8) OBP: 0.372, SLG: 0.293						2B	1B		G1-6-3	3	0	1	0	1	1	2						
2 Derek Jeter, R (1, 6) OBP: 0.364, SLG: 0.419	F9									4	1	1	0	0	1	3						
25 Jason Giambi, L (1, 3) OBP: 0.374, SLG: 0.443	G6-3					25 G4-3 G6-3 2B	G4-3		G1-3	3	0	0	0	1	0	2						
20 Jorge Posada, S (1, 2) OBP: 0.406, SLG: 0.461		G2-3					BB		G6-3	3	0	0	0	1	1	1						
Robin Ventura, L (1, 5) OBP: 0.386, SLG: 0.551			K				F9		G6-3	3	0	0	0	1	2	1						
Shane Spencer, R (1, 7) OBP: 0.382, SLG: 0.477		P6							G6-3	4	0	0	1	0	1	3						
John Vander Wal, L (1, 9) OBP: 0.378, SLG: 0.452 Ron Coomer, R (6, PH) OBP: 0.360, SLG: 0.652 Gerald Williams, R (7, 9)									G6-3	2	0	1	0	0	1	0						
Enrique Wilson, S (9, PH) OBP: 0.333, SLG: 0.500									G4-3	1	0	0	0	0	1	2						
Nick Johnson, L (1, 10) OBP: 0.317, SLG: 0.333									G5-3	1	0	0	0	0	0	0						
Inning Stats	R: 0 E: 0 K: 0 S: 7	H: 1 LOB: 1 BB: 0 P: 10	R: 0 E: 0 K: 1 S: 7	H: 0 LOB: 0 BB: 0 P: 10	R: 0 E: 0 K: 3 S: 12	H: 1 LOB: 2 BB: 1 P: 24	R: 0 E: 0 K: 2 S: 17	H: 0 LOB: 1 BB: 1 P: 28	R: 0 E: 0 K: 3 S: 14	H: 1 LOB: 1 BB: 0 P: 19	R: 1 E: 0 K: 1 S: 8	H: 1 LOB: 2 BB: 2 P: 17	R: 0 E: 0 K: 0 S: 5	H: 1 LOB: 0 BB: 0 P: 6	R: 0 E: 0 K: 0 S: 5	H: 0 LOB: 0 BB: 0 P: 8	R: 0 E: 0 K: 1 S: 9	H: 0 LOB: 0 BB: 0 P: 9	1B: 2 2B: 3 3B: 0 HR: 0	SF: 0 SAC: 0 DP: 1 HBP: 0	WP: 0 PB: 0 SB: 0 CS: 0	PA: 35
PITCHER	IP	WLS	BF	H	R	ER	SO	BB	IBB	HBP	BLK	WP	HR	S	P	ERA	WHIP					
Erik Hiljus, R (1, 1) ERA: 4.25	5.0	W	21	4	1	1	9	2	0	0	0	0	0	3	11	0.00	6.000					
Mike Magnante, L (6, 1) ERA: 7.36	0.1		3	0	0	0	0	2	0	0	0	0	0	3	11	0.00	6.000					
Jeff Tam, R (6, 1) ERA: 6.94	0.1	H	1	0	0	0	0	0	0	0	0	0	0	1	1	0.00	0.000					
Mike Venafro, L (6, 1) ERA: 3.72	1.1	H	4	1	0	0	1	0	0	0	0	0	0	8	9	0.00	0.750					
Jim Mecir, R (8, 1) ERA: 6.35	1.0	H	3	0	0	0	0	0	0	0	0	0	0	5	8	0.00	0.000					
PITCHER	IP	WLS	BF	H	R	ER	SO	BB	IBB	HBP	BLK	WP	HR	S	P	ERA	WHIP					
Billy Koch, R (9, 1) ERA: 1.42	1.0	S	3	0	0	0	1	0	0	0	0	0	0	9	9	0.00	0.000					

Oakland Athletics @ New York Yankees
 Yankee Stadium, Bronx, NY
 Wed May 01 2002, 7:05 PM EDT
 Att: 31,006 - Cloudy - 66 F

AB	31
R	1
H	5
RBI	1
BB	4
SO	11
LOB	16



Batter	1	2	3	4	5	6	7	8	9	AB	R	H	RBI	BB	SO	LOB	TOP										
Jeremy Giambi, L (1, 7) OBP: 0.433, SLG: 0.471	G3	K															4 1 2 0 0 1 3										
Frank Menechino, R (1, 4) OBP: 0.321, SLG: 0.357	G4-3		G1-3														4 0 0 0 0 1 2										
Scott Hatteberg, L (1, 10) OBP: 0.378, SLG: 0.439	1B		G4-3														4 0 2 1 0 0 0										
Jemaine Dye, R (1, 9) OBP: 0.323, SLG: 0.357	G4-3		K														4 0 0 0 0 2 2										
3 Eric Chavez, L (1, 5) OBP: 0.311, SLG: 0.620			K														4 0 0 0 0 1 0										
Miguel Tejada, R (1, 6) OBP: 0.336, SLG: 0.474		G5-3															4 0 1 0 0 1 0										
Terrence Long, L (1, 8) OBP: 0.250, SLG: 0.345																	4 0 1 0 0 0 1										
Ramon Hernandez, R (1, 2) OBP: 0.238, SLG: 0.303																	3 0 0 0 1 1 1										
Carlos Pena, L (1, 3) OBP: 0.330, SLG: 0.516																	2 0 0 0 1 0 0										
Inning Stats	R: 0 E: 0 K: 0 S: 12	H: 1 LOB: 1 BB: 0 P: 18	R: 0 E: 0 K: 2 S: 15	H: 1 LOB: 2 BB: 2 P: 27	R: 0 E: 0 K: 1 S: 9	H: 0 LOB: 0 BB: 0 P: 12	R: 0 E: 0 K: 0 S: 11	H: 1 LOB: 1 BB: 0 P: 18	R: 1 E: 0 K: 0 S: 12	H: 2 LOB: 1 BB: 0 P: 22	R: 0 E: 0 K: 0 S: 6	H: 0 LOB: 0 BB: 0 P: 9	R: 0 E: 0 K: 0 S: 12	H: 1 LOB: 1 BB: 0 P: 20	R: 0 E: 0 K: 0 S: 5	H: 0 LOB: 0 BB: 0 P: 8	R: 0 E: 0 K: 1 S: 9	H: 0 LOB: 0 BB: 0 P: 12	1B: 4 2B: 2 3B: 0 HR: 0	SF: 0 SAC: 0 DP: 0 HBP: 0	WP: 0 PB: 0 SB: 0 CS: 0	PA: 35					
PITCHER	IP	WLS	BF	H	R	ER	SO	BB	IBB	HBP	BLK	WP	HR	S	P	ERA	WHIP										
56 Mark Buehrle, L (1, 1) ERA: 3.53	6.2	W	28	6	1	1	5	2	0	0	0	0	0	73	119	1.35	1.200										
Antonio Osuna, R (7, 1) ERA: 4.7	1.1		4	0	0	0	1	0	0	0	0	0	0	9	15	0.00	0.000										
Keith Foulke, R (9, 1) ERA: 3.29	1.0		3	0	0	0	1	0	0	0	0	0	0	9	12	0.00	0.000										

Oakland Athletics @ Chicago White Sox
Comiskey Park, Chicago, IL
Fri May 03 2002, 8:05 PM EDT
Att. 15,746 - Sunny - 45 F

AB	33
R	1
H	6
RBI	1
BB	2
SO	7
LOB	9



Batter	1	2	3	4	5	6	7	8	9	AB	R	H	RBI	BB	SO	LOB	BOTTOM										
Kenny Lofton, L (1, 8) OBP: 0.408, SLG: 0.414	1B	2B															5 0 2 2 0 0 1										
Ray Durham, S (1, 4) OBP: 0.389, SLG: 0.392	P5	F8															4 0 0 0 0 1 3										
Frank Thomas, R (1, 10) OBP: 0.392, SLG: 0.514	F9																3 2 2 1 0 0 1										
Magglio Ordonez, R (1, 9) OBP: 0.372, SLG: 0.580	F8	G5-3															4 0 0 0 0 0 4										
Jeff Liefer, L (1, 3) OBP: 0.400, SLG: 0.389																	4 1 1 0 0 1 1										
Jose Valentin, S (1, 5) OBP: 0.300, SLG: 0.470																	4 1 2 1 0 1 0										
Carlos Lee, R (1, 7) OBP: 0.306, SLG: 0.480																	3 1 1 0 1 1 1										
Aaron Rowand, R (8, 7) OBP: 0.182, SLG: 0.364																	0 0 0 0 0 0 0										
Sandy Alomar Jr., R (1, 2) OBP: 0.361, SLG: 0.552																	4 0 1 0 0 0 3										
Royce Clayton, R (1, 6) OBP: 0.273, SLG: 0.489																	4 1 1 1 0 0 3										
Inning Stats	R: 0 E: 0 K: 0 S: 12	H: 1 LOB: 1 BB: 0 P: 16	R: 4 E: 1 K: 0 S: 17	H: 5 LOB: 2 BB: 0 P: 23	R: 0 E: 0 K: 1 S: 16	H: 1 LOB: 2 BB: 1 P: 24	R: 1 E: 0 K: 1 S: 7	H: 1 LOB: 0 BB: 0 P: 12	R: 0 E: 0 K: 2 S: 11	H: 0 LOB: 0 BB: 0 P: 13	R: 0 E: 0 K: 0 S: 9	H: 1 LOB: 1 BB: 0 P: 12	R: 1 E: 0 K: 0 S: 10	H: 1 LOB: 1 BB: 0 P: 17	R: 0 E: 0 K: 0 S: 6	H: 0 LOB: 0 BB: 0 P: 12	R: 0 E: 0 K: 0 S: 6	H: 0 LOB: 0 BB: 0 P: 12	1B: 7 2B: 2 3B: 0 HR: 1	SF: 0 SAC: 0 DP: 0 HBP: 1	WP: 0 PB: 0 SB: 0 CS: 0	PA: 37					
PITCHER	IP	WLS	BF	H	R	ER	SO	BB	IBB	HBP	BLK	WP	HR	S	P	ERA	WHIP										
Mike Fyhrie, R (1, 1) ERA: 6.11	6.0	L	29	9	5	5	4	1	0	0	0	0	0	72	100	7.50	1.667										
Jeff Tam, R (7, 1) ERA: 6.59	2.0		8	1	1	1	0	0	0	1	0	0	0	16	29	4.50	0.500										

Oakland Athletics @ Chicago White Sox
Comiskey Park, Chicago, IL
Fri May 03 2002, 8:05 PM EDT
Att. 15,746 - Sunny - 45 F

AB	35
R	6
H	10
RBI	5
BB	1
SO	4
LOB	17



Batter	1	2	3	4	5	6	7	8	9	AB	R	H	RBI	BB	SO	LOB	TOP										
Jeremy Giambi, L OBP: 0.432, SLG: 0.491 (1, 7)										4	1	1	1	1	1	5	Oakland Athletics @ Chicago White Sox Comiskey Park, Chicago, IL Sat May 04 2002, 7:05 PM EDT Att: 27,511 - Sunny - 64 F										
Randy Velarde, R OBP: 0.505, SLG: 1.000 (1, 4)										5	1	2	1	0	0	0											
David Justice, L OBP: 0.411, SLG: 0.494 (1, 9)										5	0	2	0	0	0	2											
Jemaine Dye, R OBP: 0.333, SLG: 0.375 (1, 10)										4	0	1	0	1	0	3											
3 Eric Chavez, L OBP: 0.296, SLG: 0.588 (1, 5)										5	0	0	0	0	3	4											
Miguel Tejada, R OBP: 0.325, SLG: 0.458 (1, 6)										4	0	0	0	0	0	0											
Terrence Long, L OBP: 0.267, SLG: 0.377 (1, 8)										4	0	3	0	0	0	0											
Ramon Hernandez, R OBP: 0.253, SLG: 0.316 (8, PH)										3	0	2	0	0	1	1											
Greg Myers, L OBP: 0.465, SLG: 0.704 (8, 2)										0	0	0	0	1	0	0											
Carlos Pena, L OBP: 0.336, SLG: 0.505 (1, 3)										2	0	0	0	2	0	3											
Inning Stats	R: 1 E: 0 K: 1 S: 13	H: 2 LOB: 1 P: 19	R: 0 E: 0 K: 1 S: 9	H: 1 LOB: 2 P: 16	R: 0 E: 0 K: 0 S: 11	H: 0 LOB: 1 P: 23	R: 0 E: 0 K: 0 S: 6	H: 2 LOB: 1 P: 8	R: 1 E: 0 K: 1 S: 14	H: 2 LOB: 1 P: 19	R: 0 E: 0 K: 0 S: 7	H: 1 LOB: 1 P: 16	R: 0 E: 0 K: 1 S: 14	H: 1 LOB: 3 P: 29	R: 0 E: 0 K: 1 S: 8	H: 1 LOB: 1 P: 12	1B: 4 2B: 5 3B: 0 HR: 2	SF: 0 SAC: 0 DP: 2 HBP: 0	WP: 1 PB: 0 SB: 0 CS: 0	PA: 41							
PITCHER	IP	WLS	BF	H	R	ER	SO	BB	IBB	HBP	BLK	WP	HR	S	P	ERA	WHIP										
Todd Ritchie, R ERA: 3.02	6.0	W	29	9	2	2	3	3	0	0	0	1	2	68	112	3.00	2.000										
Damaso Marte, L ERA: 7.45	0.2	H	1	0	0	0	0	0	0	0	0	0	0	2	5	0.00	0.000										
Bob Howry, R ERA: 3.21	1.0	H	6	1	0	0	1	2	0	0	0	0	0	14	30	0.00	3.000										
Antonio Osuna, R ERA: 4.6	0.1		1	0	0	0	0	0	0	0	0	0	0	1	1	0.00	0.000										
Rocky Biddle, R ERA:	1.0		4	1	0	0	1	0	0	0	0	0	0	8	12	0.00	1.000										

Batter	1	2	3	4	5	6	7	8	9	AB	R	H	RBI	BB	SO	LOB	BOTTOM										
Kenny Lofton, L OBP: 0.423, SLG: 0.421 (1, 8)										3	1	2	0	2	0	1	Oakland Athletics @ Chicago White Sox Comiskey Park, Chicago, IL Sat May 04 2002, 7:05 PM EDT Att: 27,511 - Sunny - 64 F										
Ray Durham, S OBP: 0.388, SLG: 0.420 (1, 4)										3	1	1	1	0	0	2											
Frank Thomas, R OBP: 0.393, SLG: 0.500 (1, 10)										3	2	0	0	2	1	2											
Magglio Ordonez, R OBP: 0.376, SLG: 0.578 (1, 9)										4	2	2	2	0	0	1											
14 Paul Konerko, R OBP: 0.368, SLG: 0.517 (1, 3)										3	2	1	0	1	1	0											
Jose Valentin, S OBP: 0.307, SLG: 0.490 (1, 5)										4	1	2	5	0	1	0											
Carlos Lee, R OBP: 0.295, SLG: 0.466 (1, 7)										3	0	0	1	0	0	1											
Mark Johnson, L OBP: 0.333, SLG: 0.326 (1, 2)										4	0	1	0	0	0	1											
Royce Clayton, R OBP: 0.272, SLG: 0.479 (1, 6)										4	1	1	0	0	1	1											
Inning Stats	R: 0 E: 0 K: 0 S: 7	H: 1 LOB: 0 P: 10	R: 0 E: 0 K: 0 S: 5	H: 0 LOB: 0 P: 9	R: 0 E: 0 K: 1 S: 7	H: 1 LOB: 0 P: 12	R: 4 E: 0 K: 1 S: 15	H: 4 LOB: 1 P: 24	R: 1 E: 0 K: 1 S: 12	H: 1 LOB: 0 P: 15	R: 0 E: 0 K: 1 S: 9	H: 0 LOB: 0 P: 14	R: 5 E: 1 K: 0 S: 11	H: 3 LOB: 1 P: 29	R: 0 E: 0 K: 1 S: 11	H: 0 LOB: 1 P: 19	1B: 8 2B: 0 3B: 1 HR: 1	SF: 1 SAC: 2 DP: 0 HBP: 0	WP: 0 PB: 0 SB: 0 CS: 0	PA: 39							
PITCHER	IP	WLS	BF	H	R	ER	SO	BB	IBB	HBP	BLK	WP	HR	S	P	ERA	WHIP										
Tim Hudson, R ERA: 3.26	6.1	L	31	9	9	9	3	2	1	0	0	0	0	60	100	12.79	1.737										
Chad Bradford, R ERA: 1.35	0.2		4	1	1	0	0	1	0	0	0	0	0	6	13	0.00	3.000										
Billy Koch, R ERA: 1.32	1.0		4	0	0	0	1	1	0	0	0	0	0	11	19	0.00	1.000										



Batter	1	2	3	4	5	6	7	8	9	AB	R	H	RBI	BB	SO	LOB	TOP									
Jeremy Giambi, L OBP: 0.419, SLG: 0.473 (1, 7)	G4-3		F9		K		L9			4	0	0	0	0	1	2	Oakland Athletics @ Chicago White Sox Comiskey Park, Chicago, IL Sun May 05 2002, 2:05 PM EDT Att: 27,275 - Sunny - 48 F									
Randy Velarde, R OBP: 0.500, SLG: 0.889 (1, 4)	K		2B		1B		K			4	0	2	1	0	2	0										
Scott Hatteberg, L OBP: 0.383, SLG: 0.436 (1, 10)	F8		F7		1B		G5-4-3 HBP			3	0	1	1	0	0	1										
David Justice, L OBP: 0.404, SLG: 0.519 (1, 9)		HR			G3		G5-4-3			4	1	1	1	0	0	3										
Miguel Tejada, R OBP: 0.315, SLG: 0.444 (1, 6)	G2-3		G5-3		G1-3		K			4	0	0	0	0	1	0										
3 Eric Chavez, L OBP: 0.286, SLG: 0.564 (1, 5)	G4-3		L8		K		F7			4	0	0	0	0	1	0										
Terrence Long, L OBP: 0.266, SLG: 0.381 (1, 8)	2B		L7		K		K			4	0	1	0	0	2	0										
Greg Myers, L OBP: 0.486, SLG: 0.679 Ramon Hernandez, R OBP: 0.250, SLG: 0.313 (7, PH) (7, 2)	G4-3		BB 1B BB		G4-3		G4-3			1	1	0	0	1	0	1										
Carlos Pena, L OBP: 0.336, SLG: 0.495 (1, 3)			G6-3		BB 1B BB		K			1	0	0	0	0	0	0										
Inning Stats	R: 0 E: 0 K: 1 S: 8	H: 0 LOB: 0 BB: 0 P: 12	R: 1 E: 0 K: 0 S: 13	H: 2 LOB: 1 BB: 0 P: 16	R: 0 E: 0 K: 0 S: 9	H: 1 LOB: 1 BB: 0 P: 11	R: 0 E: 0 K: 0 S: 5	H: 0 LOB: 0 BB: 0 P: 7	R: 2 E: 0 K: 1 S: 14	H: 2 LOB: 2 BB: 2 P: 34	R: 0 E: 0 K: 2 S: 14	H: 0 LOB: 0 BB: 0 P: 18	R: 0 E: 0 K: 1 S: 8	H: 0 LOB: 0 BB: 0 P: 13	R: 0 E: 0 K: 1 S: 6	H: 0 LOB: 0 BB: 0 P: 12		R: 0 E: 0 K: 2 S: 9	H: 0 LOB: 0 BB: 0 P: 16	1B: 2 2B: 2 3B: 0 HR: 1	SF: 0 SAC: 0 DP: 1 HBP: 1	WP: 0 PB: 0 SB: 0 CS: 0	PA: 34			
PITCHER	IP	WLS	BF	H	R	ER	SO	BB	IBB	HBP	BLK	WP	HR	S	P	ERA	WHIP									
Dan Wright, R ERA: 5.17 (1, 1)	4.2	L	21	5	3	3	2	2	0	0	0	0	0	1	46	74	5.79	1.500								
Damaso Marte, L ERA: 6.0 (5, 1)	2.1		7	0	0	0	3	0	0	0	0	0	0	25	37	0.00	0.000									
Bob Howry, R ERA: 3.0 (8, 1)	1.0		3	0	0	0	1	0	0	1	0	0	0	6	12	0.00	0.000									
Keith Foulke, R ERA: 3.07 (9, 1)	1.0		3	0	0	0	2	0	0	0	0	0	0	9	16	0.00	0.000									

Batter	1	2	3	4	5	6	7	8	9	AB	R	H	RBI	BB	SO	LOB	BOTTOM								
Ray Durham, S OBP: 0.375, SLG: 0.404 (1, 4)	F3		K		K			G3-1		4	0	0	0	0	2	1	Oakland Athletics @ Chicago White Sox Comiskey Park, Chicago, IL Sun May 05 2002, 2:05 PM EDT Att: 27,275 - Sunny - 48 F								
Tony Graffanino, R OBP: 0.400, SLG: 0.467 (1, 5)	F7		CS		1B		F2			4	1	1	0	0	1	0									
Frank Thomas, R OBP: 0.396, SLG: 0.527 (1, 10)	P4		1B		1B		HR			4	1	2	1	0	1	0									
Magglio Ordonez, R OBP: 0.364, SLG: 0.558 (1, 9)		K			L8		F8			4	0	0	0	0	1	2									
14 Paul Konerko, R OBP: 0.364, SLG: 0.508 (1, 3)	G5-3		1B		1B		G6-3			4	0	1	1	0	1	0									
Carlos Lee, R OBP: 0.296, SLG: 0.462 (1, 7)			1B		F9		L6			3	0	1	0	0	0	2									
Sandy Alomar Jr., R OBP: 0.344, SLG: 0.525 (1, 2)	F5		F2		F2		G3-1			3	0	0	0	0	0	3									
Aaron Rowand, R OBP: 0.231, SLG: 0.385 Kenny Lofton, L OBP: 0.420, SLG: 0.417 (7, PH) (8, 8)			CS		1B		F9			2	0	1	0	0	0	0									
Royce Clayton, R OBP: 0.264, SLG: 0.464 (1, 6)			1B		F9		F9			3	0	0	0	0	2	1									
Inning Stats	R: 0 E: 0 K: 0 S: 13	H: 1 LOB: 1 BB: 0 P: 18	R: 0 E: 0 K: 1 S: 12	H: 1 LOB: 1 BB: 0 P: 14	R: 0 E: 0 K: 2 S: 16	H: 1 LOB: 0 BB: 0 P: 21	R: 1 E: 0 K: 0 S: 15	H: 3 LOB: 2 BB: 0 P: 22	R: 0 E: 0 K: 1 S: 8	H: 0 LOB: 0 BB: 0 P: 12	R: 1 E: 0 K: 0 S: 13	H: 1 LOB: 0 BB: 0 P: 19	R: 0 E: 0 K: 1 S: 8	H: 0 LOB: 0 BB: 0 P: 12	R: 0 E: 0 K: 2 S: 11	H: 0 LOB: 0 BB: 0 P: 18		R: 0 E: 0 K: 2 S: 10	H: 0 LOB: 0 BB: 0 P: 15	1B: 5 2B: 0 3B: 0 HR: 1	SF: 0 SAC: 0 DP: 0 HBP: 0	WP: 0 PB: 0 SB: 0 CS: 1	PA: 33		
PITCHER	IP	WLS	BF	H	R	ER	SO	BB	IBB	HBP	BLK	WP	HR	S	P	ERA	WHIP								
Barry Zito, L ERA: 4.54 (1, 1)	6.0		23	6	2	2	4	0	0	0	0	0	0	19	77	3.00	1.000								
Jim Mecir, R ERA: 5.4 (7, 1)	2.0	H	6	0	0	0	3	0	0	0	0	0	0	19	30	0.00	0.000								
Billy Koch, R ERA: 1.23 (9, 1)	1.0	S	3	0	0	0	2	0	0	0	0	0	0	10	15	0.00	0.000								

AB	31
R	3
H	5
RBI	3
BB	2
SO	8
LOB	7



AB	32
R	2
H	6
RBI	2
BB	0
SO	9
LOB	9



Batter	1	2	3	4	5	6	7	8	9	AB	R	H	RBI	BB	SO	LOB	TOP				
18 Johnny Damon, L (1.8) OBP: 0.380, SLG: 0.484	F7		SF8		G6-3		G3-1		K	4	0	0	1	0	1	0	Boston Red Sox @ Oakland Athletics Network Associates Coliseum, Oakland, CA Thu May 09 2002, 3:35 PM EDT Att. 18,477 - Sunny - 68 F				
Jose Offerman, S (1.3) OBP: 0.384, SLG: 0.493	G4-3		HR		G4-3		F9		G3-1	5	1	1	2	0	0						
Shea Hillenbrand, R (1.5) OBP: 0.371, SLG: 0.558			G4-3						G3-1	3	1	1	1	0	0						
Manny Ramirez, R (1.10) OBP: 0.486, SLG: 0.657			G4-3						F8 BB 1B	4	1	1	0	0	1						
Brian Daubach, L (1.7) OBP: 0.432, SLG: 0.639									G3-1	2	0	0	0	1	1						
Jason Varitek, S (1.2) OBP: 0.327, SLG: 0.415									1B BB	3	0	0	0	1	1						
Trot Nixon, L (1.9) OBP: 0.371, SLG: 0.473									F8	4	0	2	1	0	1						
Lou Merloni, R (1.4) OBP: 0.300, SLG: 0.316									1B	4	1	1	0	0	2						
Rey Sanchez, R (1.6) OBP: 0.347, SLG: 0.392									K2-3	4	1	1	0	0	0						
Inning Stats	R: 0 E: 0 K: 0 S: 7	H: 0 LOB: 1 BB: 0 P: 13	R: 0 E: 0 K: 2 S: 7	H: 0 LOB: 0 BB: 0 P: 12	R: 3 E: 0 K: 0 S: 16	H: 3 LOB: 0 BB: 0 P: 23	R: 0 E: 0 K: 2 S: 10	H: 0 LOB: 2 BB: 1 P: 17	R: 1 E: 0 K: 1 S: 9	H: 1 LOB: 0 BB: 0 P: 13	R: 0 E: 0 K: 0 S: 6	H: 0 LOB: 0 BB: 0 P: 13	R: 1 E: 0 K: 1 S: 12	H: 2 LOB: 2 BB: 1 P: 21	R: 0 E: 0 K: 1 S: 9	H: 0 LOB: 0 BB: 0 P: 15	1B: 4 2B: 1 3B: 0 HR: 2	SF: 1 SAC: 0 DP: 0 HBP: 2	WP: 0 PB: 0 SB: 0 CS: 0	PA: 38	
PITCHER	IP	WLS	BF	H	R	ER	SO	BB	IBB	HBP	BLK	WP	HR	S	P	ERA	WHIP				
Tim Hudson, R (1.1) ERA: 3.49	7.0	L	29	5	4	4	5	1	0	2	0	0	2	63	103	5.14	0.857				
Chad Bradford, R (8.1) ERA: 1.99	0.1		2	1	1	1	0	0	0	0	0	0	0	3	3	27.00	3.000				
Mike Venafro, L (8.1) ERA: 3.38	0.1		3	1	0	0	0	1	0	0	0	0	0	6	13	0.00	6.000				
Jim Mecir, R (8.1) ERA: 4.91	0.1		1	0	0	0	1	0	0	0	0	0	0	3	5	0.00	0.000				
Billy Koch, R (9.1) ERA: 1.15	1.0		3	0	0	0	1	0	0	0	0	0	0	9	15	0.00	0.000				

AB	33
R	5
H	7
RBI	5
BB	2
SO	7
LOB	12



Batter	1	2	3	4	5	6	7	8	9	AB	R	H	RBI	BB	SO	LOB	BOTTOM					
Jeremy Giambi, L (1.7) OBP: 0.400, SLG: 0.468	G4-3		K		G6-3			G4-3		4	0	0	0	0	1	1	Boston Red Sox @ Oakland Athletics Network Associates Coliseum, Oakland, CA Thu May 09 2002, 3:35 PM EDT Att. 18,477 - Sunny - 68 F					
Randy Velarde, R (1.4) OBP: 0.388, SLG: 0.611	G4-3 1B		G4-3 2B		G5-3			G3-1		4	1	2	0	0	0							
Scott Hatteberg, L (1.10) OBP: 0.360, SLG: 0.405	G4-3		G4-3				G4-3		G4-3	4	0	0	0	0	2							
Jermaine Dye, R (1.9) OBP: 0.333, SLG: 0.419			G5-3				G1-3		F7	4	0	1	1	0	0							
3 Eric Chavez, L (1.5) OBP: 0.315, SLG: 0.595									L9	3	0	2	0	1	0							
Miguel Tejada, R (1.6) OBP: 0.315, SLG: 0.449									G5-3	4	0	0	0	0	4							
Terrence Long, L (1.8) OBP: 0.265, SLG: 0.367										2	0	0	0	1	0							
Ramon Hernandez, R (1.2) OBP: 0.250, SLG: 0.307										3	0	0	0	0	2							
Carlos Pena, L (1.3) OBP: 0.325, SLG: 0.467										3	0	1	0	0	0							
Inning Stats	R: 1 E: 0 K: 0 S: 13	H: 3 LOB: 2 BB: 0 P: 23	R: 0 E: 0 K: 0 S: 9	H: 0 LOB: 0 BB: 0 P: 16	R: 0 E: 0 K: 1 S: 10	H: 1 LOB: 1 BB: 0 P: 14	R: 0 E: 0 K: 0 S: 3	H: 1 LOB: 1 BB: 1 P: 7	R: 0 E: 0 K: 0 S: 7	H: 1 LOB: 0 BB: 0 P: 9	R: 0 E: 0 K: 0 S: 10	H: 0 LOB: 1 BB: 1 P: 17	R: 0 E: 0 K: 0 S: 4	H: 0 LOB: 0 BB: 0 P: 6	R: 0 E: 0 K: 0 S: 9	H: 0 LOB: 0 BB: 0 P: 14	R: 0 E: 0 K: 0 S: 8	H: 0 LOB: 0 BB: 0 P: 11	1B: 4 2B: 3 3B: 0 HR: 0	SF: 0 SAC: 0 DP: 2 HBP: 0	WP: 0 PB: 0 SB: 1 CS: 0	PA: 33
PITCHER	IP	WLS	BF	H	R	ER	SO	BB	IBB	HBP	BLK	WP	HR	S	P	ERA	WHIP					
Derek Lowe, R (1.1) ERA: 2.15	8.0	W	30	6	1	1	1	2	0	0	0	0	0	65	106	1.12	1.000					
49 Tim Wakefield, R (9.1) ERA: 2.59	1.0		3	0	0	0	0	0	0	0	0	0	0	8	11	0.00	0.000					

AB	31
R	1
H	6
RBI	1
BB	2
SO	1
LOB	10



Batter	1	2	3	4	5	6	7	8	9	AB	R	H	RBI	BB	SO	LOB	TOP								
10 Vernon Wells, R OBP: 0.277, SLG: 0.383	G5-3			FC5-4		F8		G5-3		5	0	1	2	0	0	2									
Dave Berg, R OBP: 0.254, SLG: 0.328	G6-3	F9				G1-3			F8	5	1	1	0	0	0	1									
José Cruz Jr., S OBP: 0.333, SLG: 0.373	K		G6-3		F8		G5-3			5	0	1	0	0	1	1									
Carlos Delgado, L OBP: 0.450, SLG: 0.591		BB 1B 1B	K		BB 1B		FC1-4 1B		1B	5	1	4	0	0	1	0									
Raul Mondesi, R OBP: 0.266, SLG: 0.404		BB 1B	F9		BB 1B		FC1-4 1B		F3	5	1	2	1	0	0	3									
Eric Hinske, L OBP: 0.384, SLG: 0.516		G4-3 1B 1B BB		S 1B	F7		G1-3		G1-3	4	2	1	0	1	0	5									
Tom Wilson, R OBP: 0.406, SLG: 0.333		G4-3 1B 1B		FC5-4 1B					K	3	1	2	3	1	1	0									
Ken Huckaby, R OBP: 0.250, SLG: 0.250	G4-3			K		G1-3				4	0	1	0	0	1	6									
Chris Woodward, R OBP: 0.150, SLG: 0.222	G5-3			FC5-4 10 FC5-4		K		G3		4	0	0	0	0	1	4									
Inning Stats	R: 0 E: 0 K: 1 S: 9	H: 0 LOB: 0 BB: 0 P: 13	R: 4 E: 0 K: 0 S: 15	H: 4 LOB: 1 BB: 25	R: 0 E: 0 K: 1 S: 6	H: 0 LOB: 0 BB: 0 P: 8	R: 1 E: 0 K: 1 S: 13	H: 2 LOB: 1 BB: 0 P: 20	R: 1 E: 0 K: 0 S: 21	H: 3 LOB: 3 BB: 1 P: 35	R: 0 E: 0 K: 1 S: 7	H: 0 LOB: 0 BB: 0 P: 11	R: 0 E: 0 K: 0 S: 12	H: 1 LOB: 1 BB: 0 P: 20	R: 0 E: 0 K: 1 S: 9	H: 1 LOB: 1 BB: 0 P: 14	R: 0 E: 0 K: 0 S: 14	H: 2 LOB: 2 BB: 0 P: 18	1B: 13 2B: 0 3B: 0 HR: 0	SF: 0 SAC: 0 DP: 0 HBP: 0	WP: 0 PB: 0 SB: 2 CS: 0	PA: 42			
PITCHER	IP	WLS	BF	H	R	ER	SO	BB	IBB	HBP	BLK	WP	HR	S	P	ERA	WHIP								
Mark Mulder, L ERA: 6.35	4.1	L	22	8	6	6	3	1	0	0	0	0	0	50	78	12.46	2.077								
Jeff Tam, R ERA: 5.29	1.2		7	1	0	0	1	1	0	0	0	0	0	21	34	0.00	1.200								
Mike Venafro, L ERA: 2.84	2.0		8	2	0	0	1	0	0	0	0	0	0	21	34	0.00	1.000								
Mike Magnante, L ERA: 6.1	1.0		5	2	0	0	0	0	0	0	0	0	0	14	18	0.00	2.000								

Toronto Blue Jays @ Oakland Athletics
Network Associates Coliseum, Oakland, CA
Fri May 10 2002, 10:05 PM EDT
Att: 10,824 - Sunny - 60 F

AB 40
R 6
H 13
RBI 6
BB 2
SO 5
LOB 22





Batter	1	2	3	4	5	6	7	8	9	AB	R	H	RBI	BB	SO	LOB	BOTTOM								
Jeremy Giambi, L OBP: 0.396, SLG: 0.469	G4-3		1B 2B		G4-3		F8			4	0	1	0	0	0	1									
Randy Velarde, R OBP: 0.348, SLG: 0.545	K		F 1B		G6-3			K		4	1	1	0	0	2	0									
Scott Hatteberg, L OBP: 0.357, SLG: 0.395		BB	F5		G6-3			K		3	0	0	0	1	1	1									
Jermaine Dye, R OBP: 0.327, SLG: 0.404	P4		1B		L9			F9		4	0	1	1	0	0	1									
3 Eric Chavez, L OBP: 0.313, SLG: 0.591		G4-3 2B 2B	K		P4			K		4	1	1	0	0	2	1									
Miguel Tejada, R OBP: 0.313, SLG: 0.450	G4-3				G3-1			F7		4	0	1	0	0	0	1									
Terrence Long, L OBP: 0.284, SLG: 0.371	G4-3 2B				P4		L1		F7	4	0	1	1	0	0	1									
Ramon Hernandez, R OBP: 0.242, SLG: 0.297	G4-3				F9			F7		3	0	0	0	0	0	2									
Carlos Pena, L OBP: 0.325, SLG: 0.459	K				P4					2	0	0	0	1	1	2									
Inning Stats	R: 0 E: 0 K: 1 S: 10	H: 0 LOB: 1 BB: 1 P: 17	R: 1 E: 0 K: 1 S: 13	H: 2 LOB: 0 BB: 0 P: 20	R: 1 E: 1 K: 1 S: 11	H: 3 LOB: 1 BB: 0 P: 17	R: 0 E: 0 K: 0 S: 7	H: 1 LOB: 1 BB: 0 P: 13	R: 0 E: 0 K: 0 S: 6	H: 0 LOB: 0 BB: 0 P: 11	R: 0 E: 0 K: 0 S: 9	H: 0 LOB: 0 BB: 0 P: 13	R: 0 E: 0 K: 2 S: 9	H: 0 LOB: 1 BB: 1 P: 13	R: 0 E: 0 K: 1 S: 6	H: 0 LOB: 0 BB: 0 P: 11	R: 0 E: 0 K: 1 S: 6	H: 0 LOB: 0 BB: 0 P: 11	1B: 2 2B: 4 3B: 0 HR: 0	SF: 0 SAC: 0 DP: 0 HBP: 0	WP: 0 PB: 0 SB: 0 CS: 0	PA: 34			
PITCHER	IP	WLS	BF	H	R	ER	SO	BB	IBB	HBP	BLK	WP	HR	S	P	ERA	WHIP								
Luke Prokopec, R ERA: 6.82	7.0	W	28	6	2	2	3	2	0	0	0	0	0	64	104	2.57	1.143								
Scott Cassidy, R ERA: 6.46	1.0		3	0	0	0	2	0	0	0	0	0	0	9	14	0.00	0.000								
Felix Heredia, L ERA: 3.6	1.0		3	0	0	0	1	0	0	0	0	0	0	6	11	0.00	0.000								

Toronto Blue Jays @ Oakland Athletics
Network Associates Coliseum, Oakland, CA
Fri May 10 2002, 10:05 PM EDT
Att: 10,824 - Sunny - 60 F

AB 32
R 2
H 6
RBI 2
BB 2
SO 6
LOB 10



Batter	1	2	3	4	5	6	7	8	9	AB	R	H	RBI	BB	SO	LOB	TOP				
10 Vernon Wells, R OBP: 0.283, SLG: 0.387 (1, 8)	1-2 1B		1-3 K		1-1 F3			1-2 FC5-4 1B		4	0	2	0	0	1	0	Toronto Blue Jays @ Oakland Athletics Network Associates Coliseum, Oakland, CA Sat May 11 2002, 4:05 PM EDT Att: 21,115 - Sunny - 74 F AB 35 R 4 H 8 RBI 4 BB 1 SO 16 LOB 14 				
Dave Berg, R OBP: 0.267, SLG: 0.380 (7, 4)	3-2 1B		2-2 HR		1-3 K			1-2 FC5-4 1-2		4	1	2	1	0	1	1					
José Cruz Jr., S OBP: 0.324, SLG: 0.362 (1, 7)	0-3 K		2-2 G5-3		1-3 K			1-3 K		4	0	0	0	0	3	3					
Carlos Delgado, L OBP: 0.438, SLG: 0.571 (1, 3)	2-3 K		1-3 K		0-3 K			0-3 K		4	0	0	0	0	4	3					
Raul Mondesi, R OBP: 0.272, SLG: 0.428 (1, 9)	0-0 F7			0-2 G5-3		2-1 IHR		3-2 S HR 1B		4	2	2	1	0	0	2					
Tom Wilson, R OBP: 0.397, SLG: 0.316 (1, 10)		4-2 BB		3-3 K		0-0 G5-3		3-3 K		3	0	0	0	1	2	1					
Felipe Lopez, S OBP: 0.320, SLG: 0.482 (1, 6)		3-3 K		1-2 2B			0-3 K		3-2 2H HR	4	1	2	2	0	2	1					
Ken Huckaby, R OBP: 0.125, SLG: 0.125 (1, 2)		1-3 K		0-2 F3			0-2 G6-3		3-2 L3	4	0	0	0	0	1	2					
Joe Lawrence, R OBP: 0.261, SLG: 0.238 (7, PH)		2-2 F9			2-0 P3		1-3 K		2-3 K	2	0	0	0	0	0	1					
Eric Hinske, L OBP: 0.379, SLG: 0.508 (7, 5)										2	0	0	0	0	2	0					
Inning Stats	R: 0 H: 2 E: 0 K: 2 S: 13	H: 2 LOB: 2 BB: 0 P: 19	R: 0 H: 0 E: 0 K: 2 S: 18	H: 0 LOB: 1 BB: 1 P: 28	R: 1 H: 1 E: 0 K: 2 S: 15	H: 1 LOB: 0 BB: 0 P: 21	R: 0 H: 1 E: 0 K: 1 S: 16	H: 1 LOB: 1 BB: 0 P: 20	R: 0 H: 0 E: 0 K: 2 S: 7	H: 0 LOB: 0 BB: 0 P: 11	R: 1 H: 1 E: 0 K: 2 S: 9	H: 1 LOB: 0 BB: 0 P: 12	R: 0 H: 0 E: 1 K: 2 S: 15	H: 1 LOB: 1 BB: 0 P: 18	R: 2 H: 2 E: 0 K: 2 S: 18	H: 2 LOB: 0 BB: 0 P: 32	1B: 4 2B: 1 3B: 0 HR: 3	SF: 0 SAC: 0 DP: 0 HBP: 0	WP: 0 PA: 36 PB: 0 SB: 1 CS: 0		
PITCHER	IP	WLS	BF	H	R	ER	SO	BB	IBB	HBP	BLK	WP	HR	S	P	ERA	WHIP				
Barry Zito, L ERA: 4.34	(1, 1)	6.0	W	24	5	2	2	10	1	0	0	0	0	1	78	111	3.00	1.000			
Chad Bradford, R ERA: 1.75	(7, 1)	1.2		6	1	0	0	3	0	0	0	0	0	2	26	0.00	0.600				
Mike Magnante, L ERA: 5.91	(8, 1)	0.1		1	0	0	0	1	0	0	0	0	0	4	4	0.00	0.000				
Billy Koch, R ERA: 2.16	(9, 1)	1.0		5	2	2	2	2	0	0	0	0	1	18	32	18.00	2.000				

Batter	1	2	3	4	5	6	7	8	9	AB	R	H	RBI	BB	SO	LOB	BOTTOM				
Eric Byrnes, R OBP: 0.400, SLG: 1.000 (1, 9)	1-0 G5-3	0-1 G4-3		0-0 G5-3		2-2 1B 2B				4	1	1	0	0	0	2	Toronto Blue Jays @ Oakland Athletics Network Associates Coliseum, Oakland, CA Sat May 11 2002, 4:05 PM EDT Att: 21,115 - Sunny - 74 F AB 31 R 7 H 8 RBI 7 BB 5 SO 8 LOB 9 				
Jeremy Giambi, L OBP: 0.405, SLG: 0.481 (1, 7)	1-0 BB 2B	4-2 3 HR BB		2-1 P5		1-2 2H 1B				3	2	2	1	1	0	0					
3 Eric Chavez, L OBP: 0.318, SLG: 0.610 (1, 5)	4-1 BB BB	1-2 1H 2H 3H HR		1-1 G4-3		2-3 K				3	1	1	4	1	1	1					
Jermaine Dye, R OBP: 0.339, SLG: 0.420 (1, 10)	4-0 BB	1-2 2-3 BB		2-0 2B		1-3 K				3	0	1	0	1	2	0					
Greg Myers, L OBP: 0.452, SLG: 0.576	(1, 2)	4-1 BB		2-3 K		0-0 G5-3				2	0	0	1	1	2	1					
Ramon Hernandez, R OBP: 0.240, SLG: 0.293 (6, 2)	1-2 2-3 3H BB			1-3 K		3-1 G6-3				1	0	0	0	0	0	0					
Miguel Tejada, R OBP: 0.311, SLG: 0.441 (1, 6)	2-1 G4-6-3			4-0 L5		0-3 IBB		3-1 G6-3		3	0	0	0	1	0	3					
Scott Hatteberg, L OBP: 0.356, SLG: 0.419	(1, 3)	1-1 HR		0-3 K2-3		0-3 K		1-1 G3-1		3	1	1	1	0	2	2					
Carlos Pena, L OBP: 0.323, SLG: 0.455 (8, 3)				1-0 HR				1-2 G3-1		1	0	0	0	0	0	0					
Terrence Long, L OBP: 0.264, SLG: 0.368 (1, 8)		1-0 G4-3 3 HR 1B 1B		3-1 G3-1		0-0 G4-3		1-2 G3-1		4	1	1	0	0	0	0					
Frank Menechino, R OBP: 0.324, SLG: 0.347 (1, 4)		2-2 3 HR G4-3 1B		3-2 P3		2-1 F9		1-3 K		4	1	1	0	0	1	0					
Inning Stats	R: 1 H: 1 E: 0 K: 0 S: 6	H: 1 LOB: 3 BB: 3 P: 22	R: 5 H: 4 E: 0 K: 2 S: 25	H: 4 LOB: 0 BB: 1 P: 37	R: 0 H: 0 E: 0 K: 1 S: 7	H: 0 LOB: 0 BB: 0 P: 10	R: 0 H: 0 E: 0 K: 0 S: 6	H: 0 LOB: 0 BB: 0 P: 11	R: 0 H: 2 E: 0 K: 1 S: 13	H: 2 LOB: 1 BB: 0 P: 20	R: 0 H: 0 E: 0 K: 1 S: 6	H: 0 LOB: 0 BB: 0 P: 10	R: 0 H: 0 E: 0 K: 1 S: 8	H: 0 LOB: 0 BB: 0 P: 11	R: 0 H: 0 E: 0 K: 1 S: 8	H: 0 LOB: 0 BB: 0 P: 11	1B: 3 2B: 3 3B: 0 HR: 2	SF: 0 SAC: 0 DP: 1 HBP: 0	WP: 0 PA: 36 PB: 0 SB: 0 CS: 0		
PITCHER	IP	WLS	BF	H	R	ER	SO	BB	IBB	HBP	BLK	WP	HR	S	P	ERA	WHIP				
Justin Miller, R ERA: 6.97	(1, 1)	4.0	L	20	5	6	6	3	4	0	0	0	0	2	44	80	13.50	2.250			
Scott Eyre, L ERA: 8.53	(5, 1)	2.0		10	3	1	1	3	0	1	0	0	0	22	38	4.50	1.500				
Pete Walker, R ERA: 1.35	(7, 1)	1.0		3	0	0	0	1	0	0	0	0	0	6	10	0.00	0.000				
Pedro Borbon, L ERA: 4.97	(8, 1)	1.0		3	0	0	0	1	0	0	0	0	0	8	11	0.00	0.000				

Batter	1	2	3	4	5	6	7	8	9	AB	R	H	RBI	BB	SO	LOB	TOP								
10 Vernon Wells, R OBP: 0.287, SLG: 0.383	G6-3	P6			SH1-3 HR 1B		P4		HR BB	4	2	1	0	1	0	0	Toronto Blue Jays @ Oakland Athletics Network Associates Coliseum, Oakland, CA Sun May 12 2002, 4:05 PM EDT Att: 19,519 - Cloudy - 61 F								
Dave Berg, R OBP: 0.276, SLG: 0.387	1B		F7		SH1-3		G4-3		HR 1B	4	1	2	0	0	0	0									
José Cruz Jr., S OBP: 0.327, SLG: 0.385	K		1B		K2-3				HR	5	1	2	1	0	2	4									
Carlos Delgado, L OBP: 0.437, SLG: 0.613	K		F8		HR				P5	5	2	2	5	0	1	2									
Raul Mondesi, R OBP: 0.270, SLG: 0.420		HR 1B	F8		F8				K	5	1	1	0	0	1	1									
Eric Hinske, L OBP: 0.375, SLG: 0.523		HR			K		F8		F8	4	1	1	2	0	1	0									
Tom Wilson, R OBP: 0.416, SLG: 0.344		FC4-6 1B			FC6-4 1B		G5-3		3B 1B	4	1	3	0	0	0	0									
Felipe Lopez, S OBP: 0.317, SLG: 0.491	FC4-6 WP SF7		FC6-4		K				1-H SF8 3B	4	2	1	1	0	1	2									
Joe Lawrence, R OBP: 0.222, SLG: 0.217	SF7		G1-3				K		SF8	2	0	0	2	0	1	1									
Inning Stats	R: 0 E: 0 K: 2 S: 12	H: 1 LOB: 1 BB: 0 P: 16	R: 3 E: 0 K: 0 S: 19	H: 3 LOB: 0 BB: 0 P: 28	R: 0 E: 0 K: 0 S: 8	H: 1 LOB: 1 BB: 0 P: 11	R: 0 E: 0 K: 1 S: 8	H: 1 LOB: 0 BB: 0 P: 13	R: 2 E: 0 K: 1 S: 13	H: 2 LOB: 0 BB: 0 P: 18	R: 0 E: 0 K: 1 S: 9	H: 0 LOB: 0 BB: 0 P: 15	R: 0 E: 0 K: 1 S: 12	H: 0 LOB: 0 BB: 0 P: 19	R: 1 E: 0 K: 1 S: 8	H: 1 LOB: 0 BB: 0 P: 13	R: 5 E: 0 K: 0 S: 20	H: 4 LOB: 0 BB: 1 P: 33	1B: 8 2B: 0 3B: 1 HR: 4	SF: 2 SAC: 1 DP: 0 HBP: 0	WP: 1 PB: 0 SB: 0 CS: 0	PA: 41			
PITCHER	IP	WLS	BF	H	R	ER	SO	BB	IBB	HBP	BLK	WP	HR	S	P	ERA	WHIP								
Cory Lidle, R ERA: 5.24	6.0	L	26	8	5	4	5	0	0	0	0	1	2	69	101	6.00	1.333								
Jim Mecir, R ERA: 4.86	2.0		7	1	1	1	2	0	0	0	0	0	1	20	32	4.50	0.500								
Billy Koch, R ERA: 4.58	1.0		8	4	5	5	0	1	0	0	0	0	1	20	33	45.00	5.000								

Batter	1	2	3	4	5	6	7	8	9	AB	R	H	RBI	BB	SO	LOB	BOTTOM								
Randy Velarde, R OBP: 0.321, SLG: 0.481	G5-3		G5-4-3		F3			G6-3	1B	5	0	1	0	0	0	2	Toronto Blue Jays @ Oakland Athletics Network Associates Coliseum, Oakland, CA Sun May 12 2002, 4:05 PM EDT Att: 19,519 - Cloudy - 61 F								
Jeremy Giambi, L OBP: 0.405, SLG: 0.496	FC8-6 BB				K		K	HR	F7	4	1	1	1	1	2	3									
3 Eric Chavez, L OBP: 0.307, SLG: 0.585	FC8-6				G5-3		K	K	G3-1	5	0	0	0	0	2	3									
Jermaine Dye, R OBP: 0.350, SLG: 0.415	K				1B		K	BB BB		3	0	1	0	1	2	1									
Scott Hatteberg, L OBP: 0.356, SLG: 0.412			G4-3		P3			BB		2	0	0	0	1	0	1									
Frank Menechino, R OBP: 0.329, SLG: 0.347								BB		0	0	0	0	1	0	0									
Miguel Tejada, R OBP: 0.310, SLG: 0.435			K		2B 1B		K	L8		4	1	1	0	0	2	3									
Terrence Long, L OBP: 0.270, SLG: 0.386	G3				1B 2B		K		1B FC6-4 2B	4	2	2	1	0	1	0									
Olmedo Saenz, R OBP: 0.382, SLG: 0.448			G5-3		F7		G1-6-3 1B		FC6-4 1B	4	0	2	0	0	0	1									
Ramon Hernandez, R OBP: 0.250, SLG: 0.302			G5-4-3 1B		2H 1B		G1-6-3 1B		FC6-4 1B	4	0	2	2	0	0	2									
Inning Stats	R: 0 E: 0 K: 1 S: 15	H: 0 LOB: 1 BB: 1 P: 19	R: 0 E: 0 K: 1 S: 8	H: 0 LOB: 0 BB: 0 P: 12	R: 0 E: 0 K: 0 S: 6	H: 1 LOB: 0 BB: 0 P: 9	R: 0 E: 0 K: 1 S: 10	H: 1 LOB: 1 BB: 0 P: 11	R: 2 E: 0 K: 1 S: 12	H: 3 LOB: 1 BB: 0 P: 17	R: 0 E: 0 K: 3 S: 13	H: 0 LOB: 1 BB: 1 P: 21	R: 0 E: 0 K: 1 S: 6	H: 1 LOB: 0 BB: 0 P: 12	R: 1 E: 0 K: 1 S: 11	H: 1 LOB: 2 BB: 2 P: 25	R: 1 E: 0 K: 0 S: 12	H: 3 LOB: 2 BB: 0 P: 18	1B: 7 2B: 2 3B: 0 HR: 1	SF: 0 SAC: 0 DP: 2 HBP: 0	WP: 0 PB: 0 SB: 0 CS: 0	PA: 39			
PITCHER	IP	WLS	BF	H	R	ER	SO	BB	IBB	HBP	BLK	WP	HR	S	P	ERA	WHIP								
32 Roy Halladay, R ERA: 3.46	7.1	W	28	6	2	2	8	2	0	0	0	0	0	72	103	2.46	1.091								
Dan Plesac, L ERA: 4.5	0.1		2	1	1	1	1	0	0	0	0	0	1	5	9	27.00	3.000								
Scott Cassidy, R ERA: 6.46	0.0		1	0	0	0	0	1	0	0	0	0	0	2	6	∞	∞								
Felix Heredia, L ERA: 3.6	0.0		1	0	0	0	0	1	0	0	0	0	0	0	4	∞	∞								
Pete Walker, R ERA: 2.25	1.1	S	7	3	1	1	0	0	0	0	0	0	0	14	22	6.75	2.250								

AB	37
R	11
H	13
RBI	11
BB	1
SO	7
LOB	10



Batter	1	2	3	4	5	6	7	8	9	AB	R	H	RBI	BB	SO	LOB	TOP								
Jeremy Giambi, L OBP: 0.407, SLG: 0.483 (1, 7)	G4-3 1		HBP BB 1-2		FC6-4 1B 1-H			1B BB 3 1B		2	1	1	1	2	0	0	Oakland Athletics @ Boston Red Sox Fenway Park, Boston, MA Wed May 15 2002, 7:05 PM EDT Att: 32,346 - Cloudy - 62 F								
Randy Velarde, R OBP: 0.381, SLG: 0.457 (1, 4)	FC4-6 1B		HBP 1-2 2-3		FC6-4 1-2		1B		3 0	2	0	0	0	0	1										
Eric Chavez, L OBP: 0.317, SLG: 0.588 (1, 5)	FC4-6 1-2		G3			F5 1-1		1B 1-2 2-H	4	0	1	1	0	0	4										
Jemaine Dye, R OBP: 0.309, SLG: 0.361 (1, 9)	CS 1-2	K 1-3		K 1-3		K 2-3		1B G5-4-3 1-2	4	0	0	0	0	3	2										
Miguel Tejada, R OBP: 0.313, SLG: 0.439 (1, 6)		K 0-3		G3 0-1		G5-3 0-0			4	0	0	0	0	1	0										
Terrence Long, L OBP: 0.269, SLG: 0.378 (1, 8)		G6-3 1-0		G5-3 0-1			G1-3 1-1	1B L4-3	4	0	1	0	0	0	0										
Scott Hatteberg, L OBP: 0.350, SLG: 0.402 (1, 10)			G3-1 2-2		G4-3 1-1		K 1-3	1B L4-3 1-2	4	0	0	0	0	1	1										
Greg Myers, L OBP: 0.444, SLG: 0.556 (1, 2)			FC5-4 1B		G6-3 0-0		G4-3 0-1		3	0	1	0	0	0	0										
Carlos Pena, L OBP: 0.313, SLG: 0.436 (1, 3)			FC5-4 HBP BB 1-2		1B 1B			F8 1-0	3	1	1	0	0	0	1										
Inning Stats	R: 0 E: 0 K: 0 S: 7	H: 1 LOB: 0 BB: 0 P: 13	R: 0 E: 0 K: 2 S: 7	H: 0 LOB: 0 BB: 0 P: 9	R: 0 E: 0 K: 0 S: 15	H: 1 LOB: 3 BB: 1 P: 28	R: 0 E: 0 K: 1 S: 7	H: 0 LOB: 0 BB: 0 P: 8	R: 1 E: 0 K: 0 S: 11	H: 2 LOB: 1 BB: 0 P: 17	R: 0 E: 0 K: 1 S: 6	H: 0 LOB: 0 BB: 0 P: 9	R: 0 E: 0 K: 1 S: 7	H: 0 LOB: 0 BB: 0 P: 9	R: 1 E: 0 K: 0 S: 8	H: 2 LOB: 1 BB: 1 P: 13	R: 0 E: 0 K: 0 S: 6	H: 1 LOB: 0 BB: 0 P: 11	1B: 7 2B: 1 3B: 0 HR: 0	SF: 0 SAC: 0 DP: 2 HBP: 1	WP: 0 PB: 0 SB: 0 CS: 1	PA: 35			
PITCHER	IP	WLS	BF	H	R	ER	SO	BB	IBB	HBP	BLK	WP	HR	S	P	ERA	WHIP								
Derek Lowe, R ERA: 2.16 (1, 1)	8.0	W	31	6	2	2	5	2	0	1	0	0	0	68	106	2.25	1.000								
Rich Garces, R ERA: 9.0 (9, 1)	1.0		3	1	0	0	0	0	0	0	0	0	0	6	11	0.00	1.000								

AB	31
R	2
H	7
RBI	2
BB	2
SO	5
LOB	9



Batter	1	2	3	4	5	6	7	8	9	AB	R	H	RBI	BB	SO	LOB	BOTTOM								
Rickey Henderson, R OBP: 0.394, SLG: 0.400 (1, 7)	G6-3 1				F8 1		G4-3 2	BB 1B 2B		5	1	2	2	0	0	0	Oakland Athletics @ Boston Red Sox Fenway Park, Boston, MA Wed May 15 2002, 7:05 PM EDT Att: 32,346 - Cloudy - 62 F								
18 Johnny Damon, L OBP: 0.375, SLG: 0.472 (1, 8)	E1 HR	G1-3 2			CS S 1B		BB 2B BB	BB 1B BB	4	2	2	0	1	0	2										
Nomar Garciaparra, R OBP: 0.349, SLG: 0.504 (1, 6)	P4 2	F2 3			F9 1-3		1B BB IBB	F9 2	4	0	0	0	1	0	6										
Brian Daubach, L OBP: 0.441, SLG: 0.627 (1, 10)	HR 2H		P4 1			P5 1	1B BB 1-2 2-3	1B BB 1-2 2-3	3	1	1	2	2	0	0										
Shea Hillenbrand, R OBP: 0.383, SLG: 0.585 (1, 5)	HR		F8 2			2B	1B 1-2 2-3 3-H	1B 1-2 2-3 3-H	5	1	4	3	0	0	0										
Jose Offerman, S OBP: 0.379, SLG: 0.469 (1, 9)	P6 3		G3-1 3			BB	G3-1 3	F8 3	4	0	0	0	1	0	6										
Tony Clark, S OBP: 0.271, SLG: 0.296 (1, 3)			1B BB 2B		F7 1		L4 2	3B 3B 1-2	3	2	1	0	1	0	2										
Jason Varitek, S OBP: 0.311, SLG: 0.405 (1, 2)		F5 1		K 2-3		K 3		G4-3 1	4	0	0	0	0	2	4										
Rey Sanchez, R OBP: 0.364, SLG: 0.417 (1, 4)		2B 1B 1-2		G6-3 3			G4-3 1	2B 3B 3-H	4	1	2	1	0	0	0										
Inning Stats	R: 3 E: 1 K: 0 S: 12	H: 2 LOB: 0 BB: 0 P: 20	R: 1 E: 0 K: 0 S: 14	H: 2 LOB: 1 BB: 1 P: 29	R: 0 E: 0 K: 0 S: 7	H: 0 LOB: 0 BB: 0 P: 13	R: 0 E: 0 K: 1 S: 11	H: 0 LOB: 0 BB: 0 P: 13	R: 0 E: 0 K: 1 S: 14	H: 1 LOB: 1 BB: 1 P: 20	R: 1 E: 0 K: 0 S: 15	H: 2 LOB: 3 BB: 2 P: 29	R: 3 E: 0 K: 0 S: 25	H: 4 LOB: 3 BB: 2 P: 41	1B: 4 2B: 4 3B: 2 HR: 2	SF: 0 SAC: 0 DP: 0 HBP: 0	WP: 0 PB: 0 SB: 1 CS: 1	PA: 42							
PITCHER	IP	WLS	BF	H	R	ER	SO	BB	IBB	HBP	BLK	WP	HR	S	P	ERA	WHIP								
Erik Hiljus, R ERA: 5.45 (1, 1)	6.0	L	26	6	4	1	2	2	0	0	0	0	0	66	108	1.50	1.333								
Jim Mecir, R ERA: 5.09 (7, 1)	1.0		7	2	1	1	0	1	1	0	0	0	0	15	29	9.00	3.000								
Mike Magnante, L ERA: 8.18 (8, 1)	0.1		5	3	3	3	0	1	0	0	0	0	0	17	29	81.00	12.000								
Mike Holtz, L ERA: 6.55 (8, 1)	0.2		4	1	0	0	0	1	0	0	0	0	0	8	12	0.00	3.000								




Batter	1	2	3	4	5	6	7	8	9	AB	R	H	RBI	BB	SO	LOB	TOP				
Eric Byrnes, R OBP: 0.600, SLG: 1.000 (1, 7)	1-2 3 BB 2B 1B	1-1 FC4-6 1B			0-0 F9		1-1 3 BB 2B	1-0 HBP		4	2	3	0	0	0	0					
Randy Velarde, R OBP: 0.327, SLG: 0.450 (1, 4)	1-1 3 BB 2B 1B	0-1 FC4-6			0-2 3 BB 1B		2-3 K	1-2 G1-3		5	1	2	0	0	1	3					
3 Eric Chavez, L OBP: 0.327, SLG: 0.590 (1, 5)	4-2 2B G6-3 BB		1-2 F2		4-1 BB BB		0-0 PB 1B 2B	0-0 F7		3	2	1	1	2	0	0					
Jemaine Dye, R OBP: 0.315, SLG: 0.369 (1, 9)	1-1 G4-3 2B		1-2 F8		4-2 BB BB		1-2 F8	2-0 G5-3		4	0	1	2	1	0	1					
Miguel Tejada, R OBP: 0.310, SLG: 0.431 (1, 6)	3-2 G6-3		1-2 G4-3		1-2 F9		1-3 K 1B	2-2 1B		5	0	1	1	0	1	5					
Terrence Long, L OBP: 0.297, SLG: 0.373 (1, 8)	1-2 G4-3		0-1 L6		1-2 G6-3		2-2 1B	1-3 3-H 2-2 K		5	0	1	1	0	1	2					
Scott Hatteberg, L OBP: 0.354, SLG: 0.395 (1, 10)	3-1 G4-3		4-2 G6-4-3 BB		4-1 1B BB		2-2 G4-3			2	0	0	0	2	0	3					
Ramon Hernandez, R OBP: 0.241, SLG: 0.288 (1, 2)		1-0 G5-3		1-0 G6-4-3		1-3 K		0-3 K		4	0	0	0	0	2	2					
Carlos Pena, L OBP: 0.312, SLG: 0.430 (1, 3)	0-2 G1-3				2-3 K		2-1 E9 1B	0-1 G6-3		4	0	1	0	0	1	0					
Inning Stats	R: 3 H: 3 E: 0 K: 0 S: 20	H: 3 LOB: 1 BB: 1 P: 34	R: 0 H: 1 E: 0 K: 0 S: 8	H: 1 LOB: 1 BB: 0 P: 10	R: 0 H: 0 E: 0 K: 0 S: 12	H: 0 LOB: 0 BB: 1 P: 15	R: 0 H: 0 E: 0 K: 1 S: 6	H: 0 LOB: 0 BB: 1 P: 11	R: 0 H: 1 E: 0 K: 1 S: 15	H: 1 LOB: 3 BB: 2 P: 25	R: 2 H: 3 E: 0 K: 2 S: 20	H: 3 LOB: 2 BB: 0 P: 29	R: 0 H: 0 E: 0 K: 1 S: 8	H: 0 LOB: 1 BB: 0 P: 10	R: 0 H: 1 E: 0 K: 1 S: 10	H: 1 LOB: 1 BB: 0 P: 17	1B: 7 2B: 3 3B: 0 HR: 0	SF: 0 SAC: 0 DP: 1 HBP: 1	WP: 0 PB: 1 SB: 1 CS: 0	PA: 42	
PITCHER	IP	WLS	BF	H	R	ER	SO	BB	IBB	HBP	BLK	WP	HR	S	P	ERA	WHIP				
Frank Castillo, R ERA: 3.88 (1, 1)	6.0	L	27	6	3	3	2	5	0	0	0	0	0	72	114	4.50	1.833				
49 Tim Wakefield, R ERA: 2.55 (7, 1)	2.0		11	3	2	1	3	0	0	1	0	0	0	28	39	4.50	1.500				
Sun-Woo Kim, R ERA: 5.93 (9, 1)	1.0		4	1	0	0	1	0	0	0	0	0	0	10	17	0.00	1.000				

Oakland Athletics @ Boston Red Sox
Fenway Park, Boston, MA
Thu May 16 2002, 7:05 PM EDT
Att: 33,057 - Sunny - 77 F

livebaseballscores.com

AB 36
R 5
H 10
RBI 5
BB 5
SO 6
LOB 16




Batter	1	2	3	4	5	6	7	8	9	AB	R	H	RBI	BB	SO	LOB	BOTTOM					
Rickey Henderson, R OBP: 0.373, SLG: 0.375 (1, 7)	1-1 G6-3		3-3 K			1-1 F9		3-2 G5-3		4	0	0	0	0	1	1						
18 Johnny Damon, L OBP: 0.378, SLG: 0.473 (1, 8)	0-2 1B		1-0 P6			2-3 K		1-2 1B 1B		4	0	2	0	0	1	1						
Nomar Garciaparra, R OBP: 0.340, SLG: 0.490 (1, 6)	1-2 F8		0-1 G4-3			1-2 F3		3-1 F8		4	0	0	0	0	0	2						
Carlos Baerga, S OBP: 0.343, SLG: 0.406 (1, 10)	1-0 G5-3		1-3 K			2-1 G5-3		0-2 G3-6-3 1B		4	0	1	0	0	1	1						
Shea Hillenbrand, R OBP: 0.386, SLG: 0.582 (1, 5)		3-1 G1-6-3 1B		1-2 E1 1B		1-3 K		0-1 G3-6-3		4	0	2	0	0	1	2						
Jose Offerman, S OBP: 0.378, SLG: 0.464 (1, 9)		3-1 G1-6-3		3-2 G5-3		2-2 FC6-4 1B		1-2 G5-3		3	0	1	0	0	0	2						
Tony Clark, S OBP: 0.284, SLG: 0.287 (1, 3)		1-3 K			0-3 K		1-1 FC6-4			3	0	0	0	0	2	1						
Jason Varitek, S OBP: 0.303, SLG: 0.395 (1, 2)			2-0 F9		1-2 G4-3		2-2 F8			3	0	0	0	0	0	0						
Rey Sanchez, R OBP: 0.363, SLG: 0.432 (1, 4)			1-0 3B		0-1 G3-1		1-2 G5-3			3	0	1	0	0	0	0						
Inning Stats	R: 0 H: 1 E: 0 K: 0 S: 10	H: 1 LOB: 0 BB: 0 P: 13	R: 0 H: 1 E: 0 K: 1 S: 7	H: 1 LOB: 0 BB: 0 P: 14	R: 0 H: 1 E: 0 K: 1 S: 6	H: 1 LOB: 1 BB: 0 P: 13	R: 0 H: 0 E: 0 K: 1 S: 12	H: 0 LOB: 0 BB: 0 P: 17	R: 0 H: 1 E: 0 K: 1 S: 9	H: 0 LOB: 0 BB: 0 P: 10	R: 0 H: 0 E: 0 K: 1 S: 11	H: 0 LOB: 0 BB: 0 P: 15	R: 0 H: 1 E: 0 K: 1 S: 10	H: 1 LOB: 1 BB: 0 P: 16	R: 0 H: 0 E: 0 K: 0 S: 10	H: 2 LOB: 1 BB: 0 P: 16	R: 0 H: 2 E: 0 K: 0 S: 13	H: 1 LOB: 1 BB: 0 P: 17	1B: 6 2B: 0 3B: 1 HR: 0	SF: 0 SAC: 0 DP: 2 HBP: 0	WP: 0 PB: 0 SB: 0 CS: 0	PA: 32
PITCHER	IP	WLS	BF	H	R	ER	SO	BB	IBB	HBP	BLK	WP	HR	S	P	ERA	WHIP					
Barry Zito, L ERA: 3.69 (1, 1)	8.0	W	28	5	0	0	6	0	0	0	0	0	0	75	114	0.00	0.625					
Billy Koch, R ERA: 4.34 (9, 1)	1.0		4	2	0	0	0	0	0	0	0	0	0	13	17	0.00	2.000					

Oakland Athletics @ Boston Red Sox
Fenway Park, Boston, MA
Thu May 16 2002, 7:05 PM EDT
Att: 33,057 - Sunny - 77 F

livebaseballscores.com

AB 32
R 0
H 7
RBI 0
BB 0
SO 6
LOB 10



Batter	1	2	3	4	5	6	7	8	9	AB	R	H	RBI	BB	SO	LOB	TOP										
Eric Byrnes, R OBP: 0.400, SLG: 0.643 (1, 7)	K2-3		F7		G6-4-3			G5-3	FC5-4	5	0	0	0	0	1	4	Oakland Athletics @ Toronto Blue Jays SkyDome, Toronto, ON Fri May 17 2002, 7:05 PM EDT Att: 14,061 - Dome - 72 F										
Randy Velarde, R OBP: 0.348, SLG: 0.432 (1, 4)	G4-3				G6-3		G5-3	HBP 1B		4	0	1	0	0	0	0											
3 Eric Chavez, L OBP: 0.325, SLG: 0.580 (1, 5)	G1-3				G6-3		K	HBP 1B		4	0	1	0	0	1	0											
Jermaine Dye, R OBP: 0.325, SLG: 0.358 (1, 9)		F9			1B BB		P4	HBP 1B		2	0	0	0	1	0	0											
Miguel Tejada, R OBP: 0.320, SLG: 0.445 (1, 6)		G4-6-3 1B			FC4-6 1B			P5		4	1	3	0	0	0	3											
Terrence Long, L OBP: 0.261, SLG: 0.363 (1, 8)		G4-6-3 1-2f			FC4-6 1-2f		G1-3	K		4	0	0	0	0	1	7											
Olmedo Saenz, R OBP: 0.395, SLG: 0.469 (1, 3)							G6-3		K	3	0	1	0	1	1	1											
Scott Hatteberg, L OBP: 0.364, SLG: 0.397 (1, 10)			G6-3				FC1-5 BB	FC5-4 BB		2	0	1	1	2	0	1											
Ramon Hernandez, R OBP: 0.235, SLG: 0.280 (1, 2)			FC1-6-5				FC1-5	G6-4-3		3	0	0	0	0	0	4											
Greg Myers, L OBP: 0.435, SLG: 0.541 (9, PH)							FC1-5		K	1	0	0	0	0	1	1											
Inning Stats	R: 0 E: 0 K: 1 S: 7	H: 0 LOB: 0 BB: 0 P: 10	R: 0 E: 0 K: 0 S: 8	H: 1 LOB: 0 BB: 0 P: 10	R: 0 E: 0 K: 0 S: 6	H: 1 LOB: 1 BB: 0 P: 9	R: 0 E: 0 K: 0 S: 9	H: 1 LOB: 2 BB: 1 P: 13	R: 0 E: 0 K: 0 S: 8	H: 0 LOB: 1 BB: 2 P: 16	R: 0 E: 0 K: 1 S: 8	H: 0 LOB: 0 BB: 0 P: 14	R: 1 E: 0 K: 0 S: 13	H: 2 LOB: 1 BB: 0 P: 23	R: 0 E: 0 K: 1 S: 11	H: 2 LOB: 3 BB: 0 P: 19	R: 0 E: 0 K: 1 S: 11	H: 0 LOB: 1 BB: 1 P: 18	1B: 5 2B: 2 3B: 0 HR: 0	SF: 0 SAC: 0 DP: 2 HBP: 1	WP: 0 PB: 0 SB: 0 CS: 0	PA: 37					
PITCHER	IP	WLS	BF	H	R	ER	SO	BB	IBB	HBP	BLK	WP	HR	S	P	ERA	WHIP										
32 Roy Halladay, R ERA: 3.18 (1, 1)	7.2	W	32	7	1	1	2	3	0	1	0	0	0	67	109	1.17	1.304										
Dan Plesac, L ERA: 4.09 (8, 1)	0.1		1	0	0	0	1	0	0	0	0	0	0	3	5	0.00	0.000										
Scott Cassidy, R ERA: 5.71 (9, 1)	1.0		4	0	0	0	2	1	0	0	0	0	0	11	18	0.00	1.000										

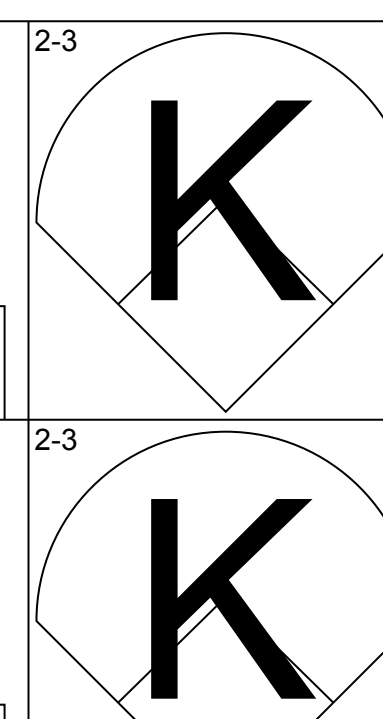
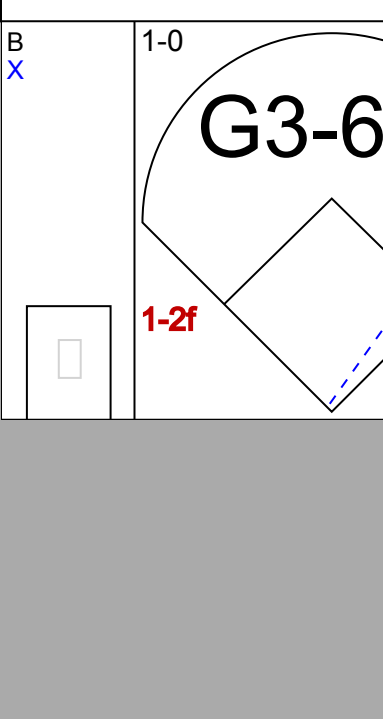
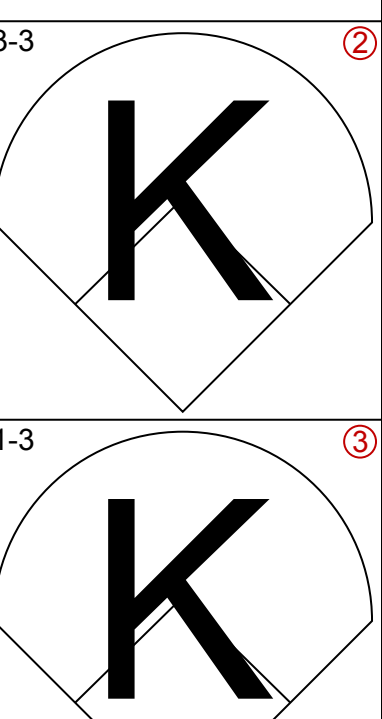
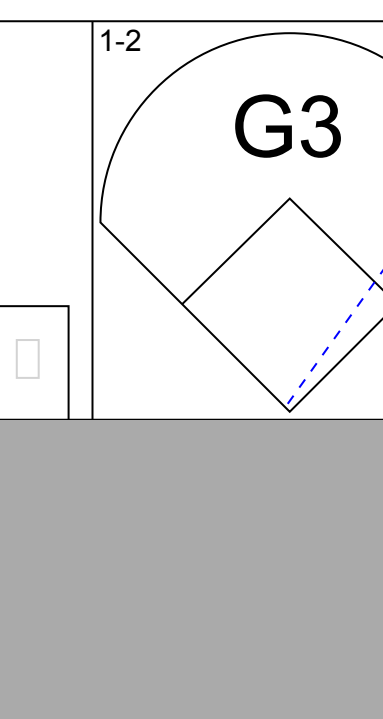
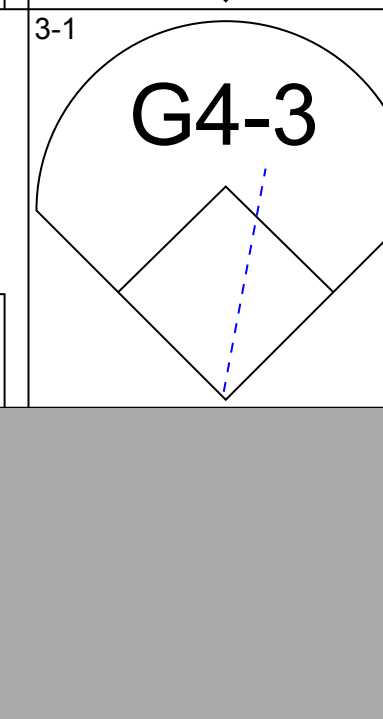
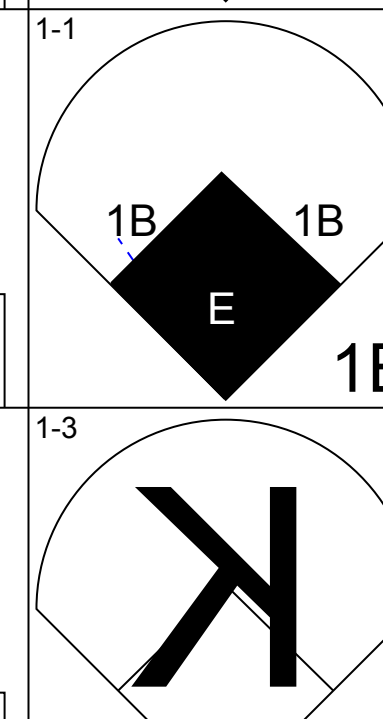

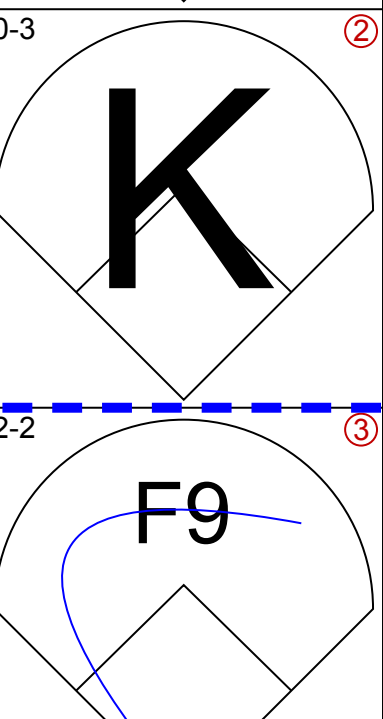

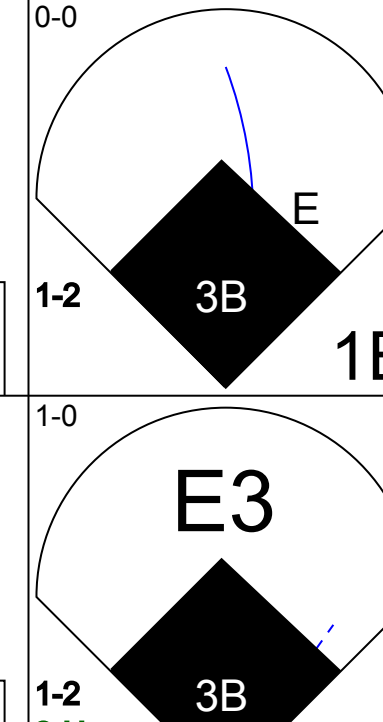
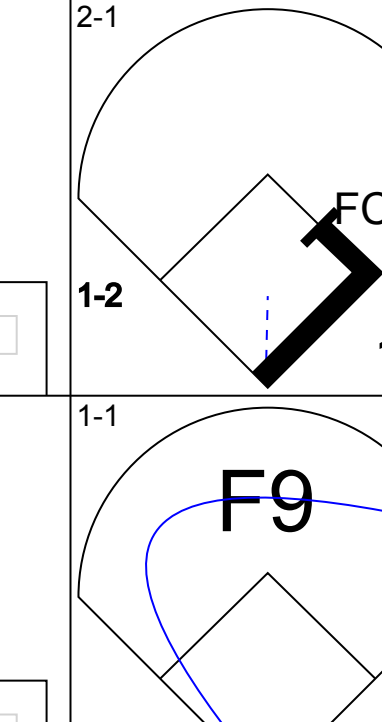

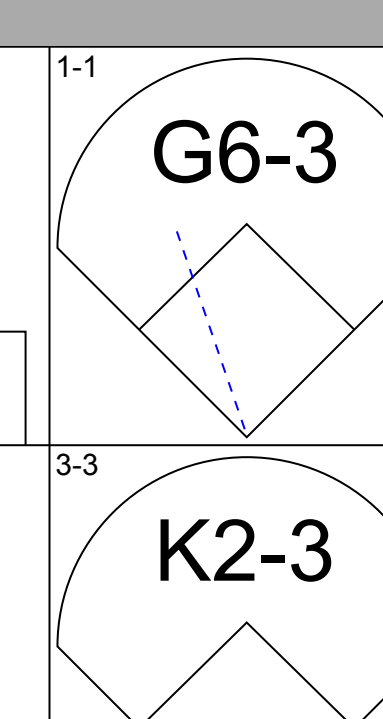
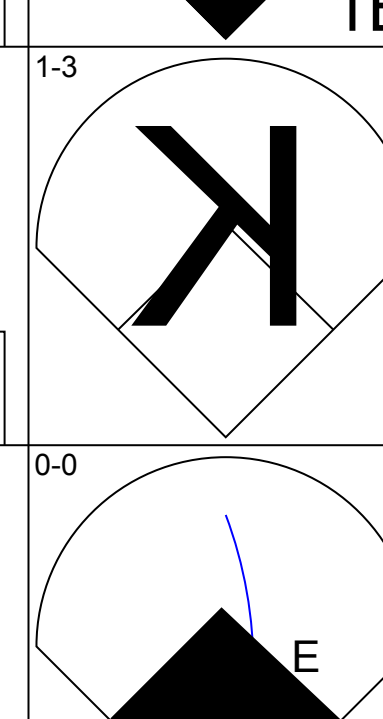
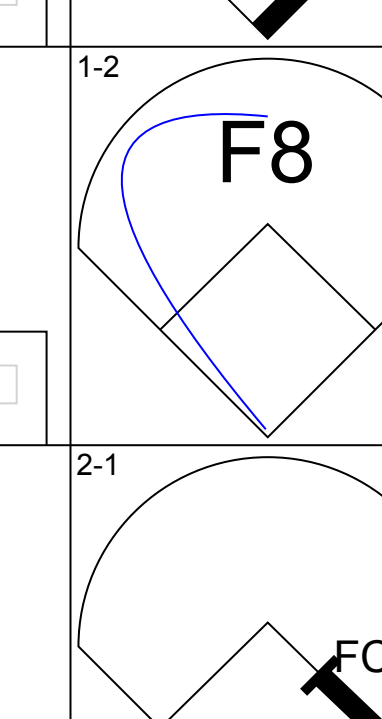
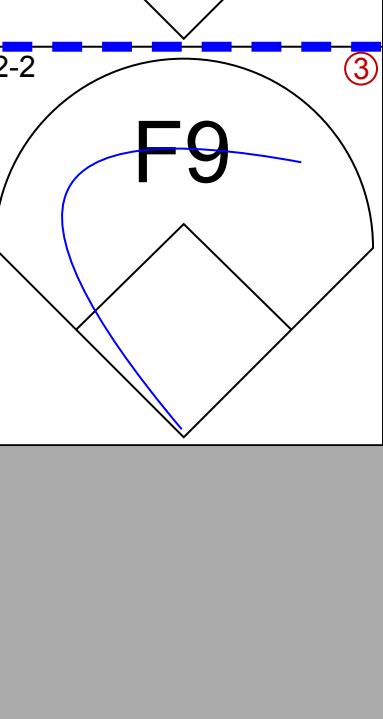
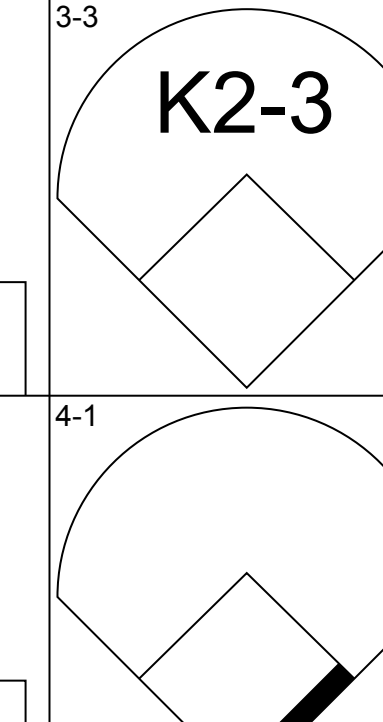
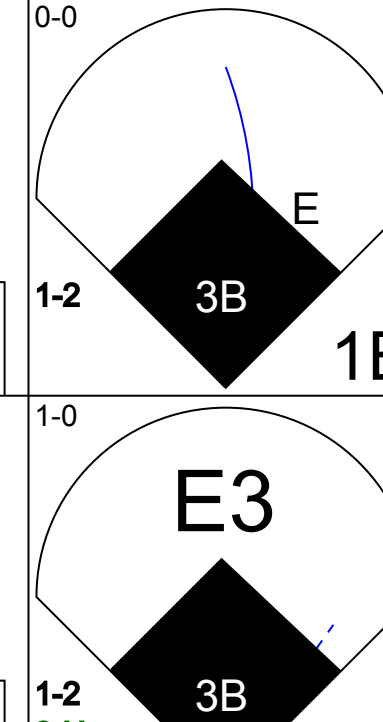
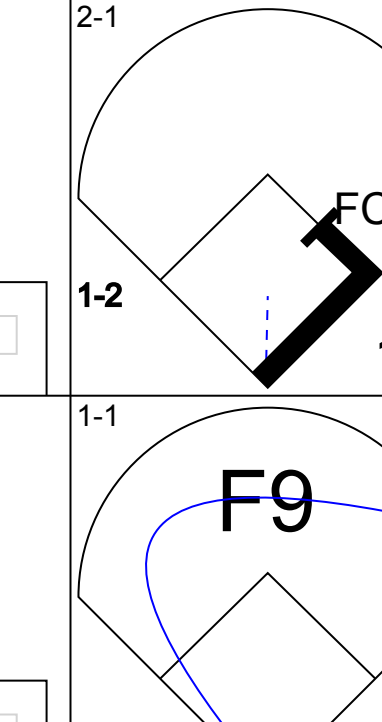
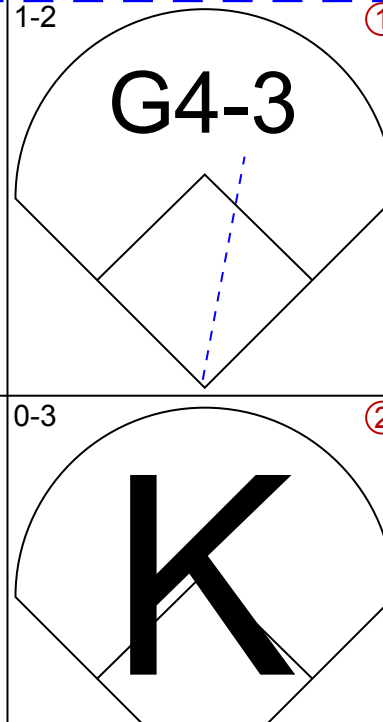
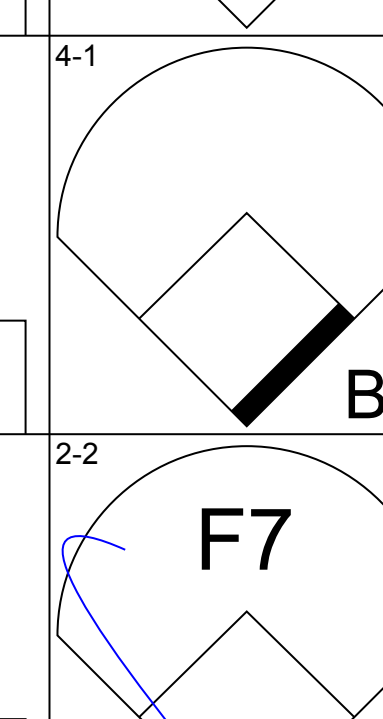
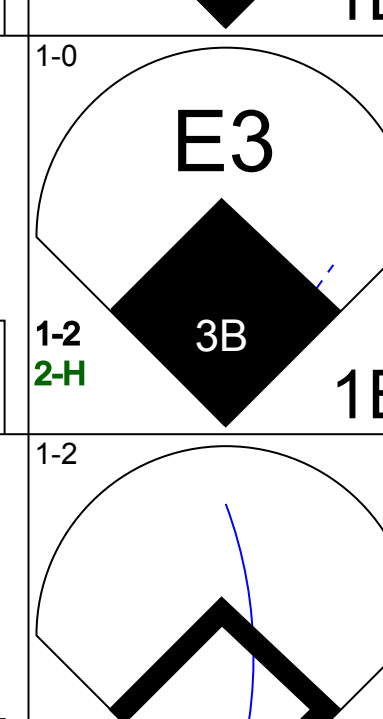
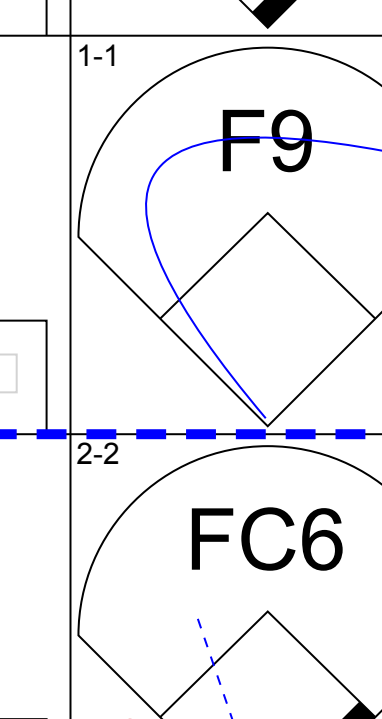
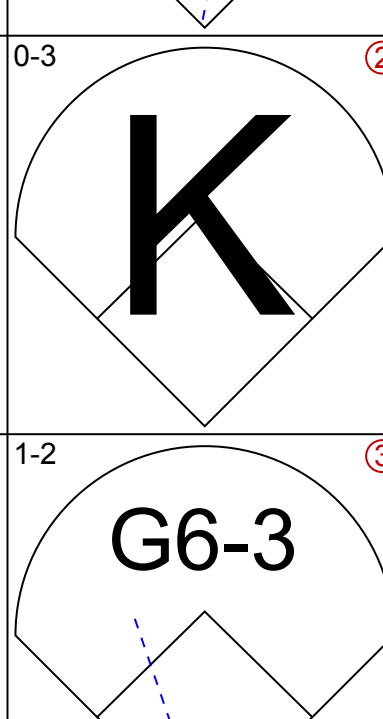
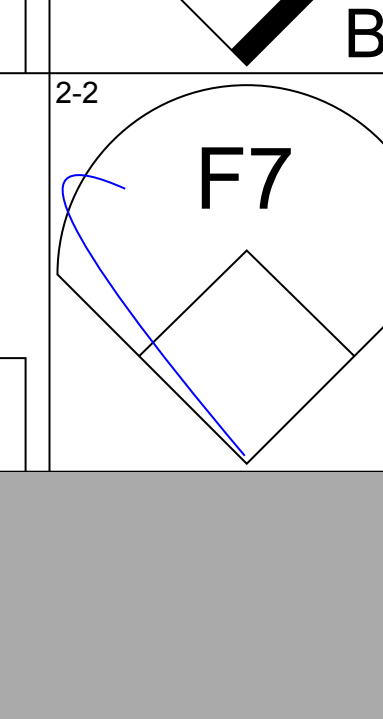
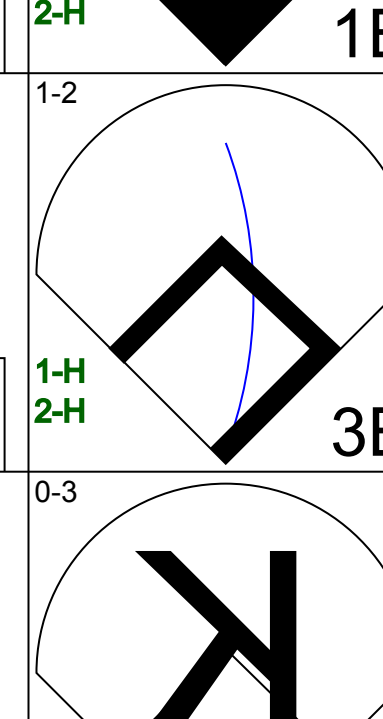
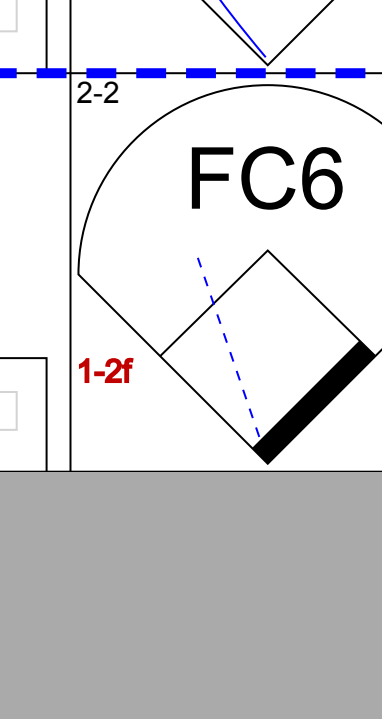
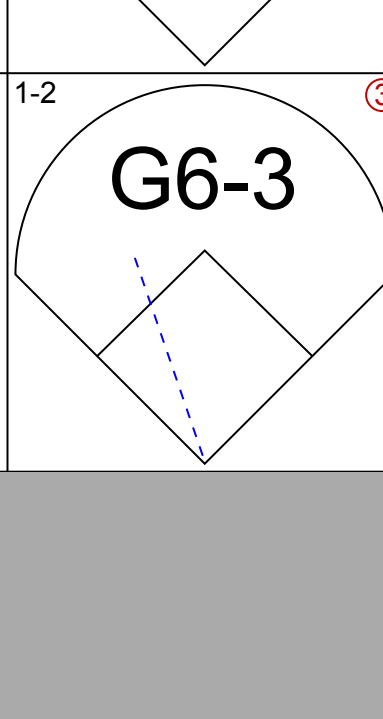
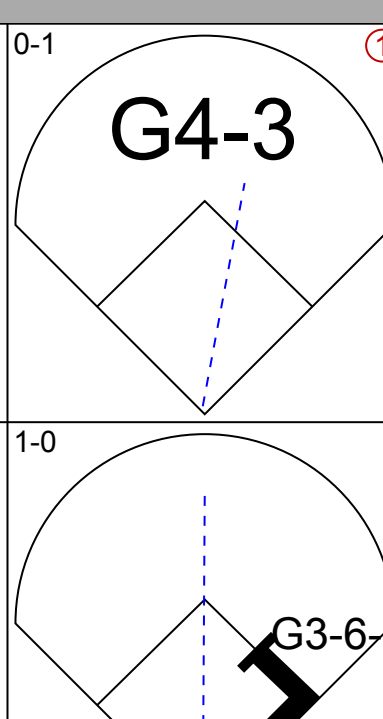

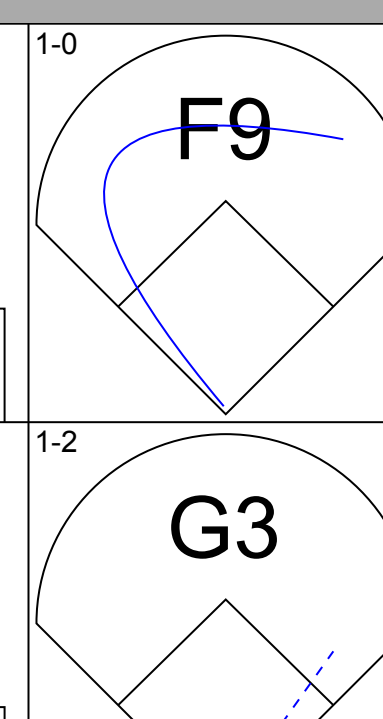
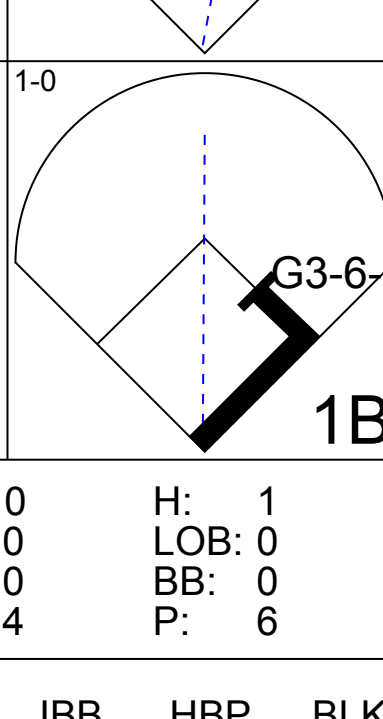
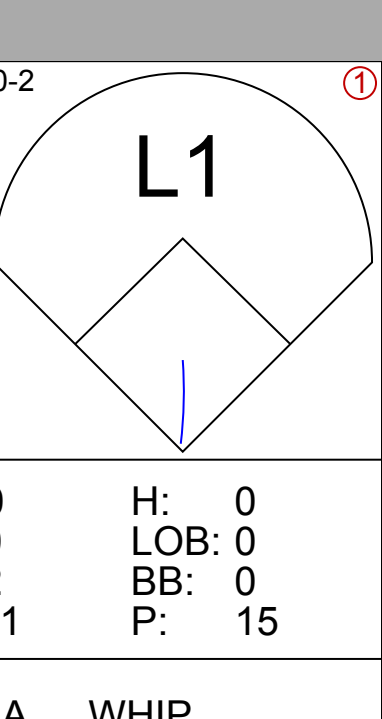
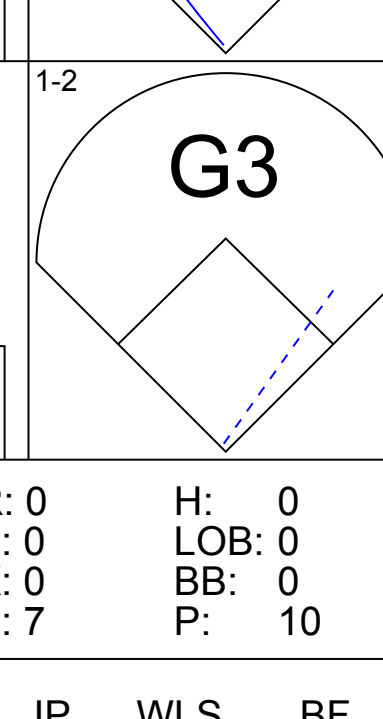
AB	32
R	1
H	7
RBI	1
BB	4
SO	5
LOB	21



Batter	1	2	3	4	5	6	7	8	9	AB	R	H	RBI	BB	SO	LOB	BOTTOM										
Shannon Stewart, R OBP: 0.353, SLG: 0.472 (1, 10)	K		G4-3				G5-3			5	1	2	3	0	1	2	Oakland Athletics @ Toronto Blue Jays SkyDome, Toronto, ON Fri May 17 2002, 7:05 PM EDT Att: 14,061 - Dome - 72 F										
Dave Berg, R OBP: 0.304, SLG: 0.402 (1, 5)	L4				G5-3 1B		FC3-6 BB 1B	F7	BB BB 1B	4	0	2	0	1	0	0											
José Cruz Jr., S OBP: 0.316, SLG: 0.395 (1, 7)	P6				P4		FC3-6 BB	1B 2B	F8	4	1	1	0	1	0	3											
Carlos Delgado, L OBP: 0.425, SLG: 0.574 (1, 3)		K			G5-3		FC3-6 1-2f 2-3	1B BB IBB	P5	4	1	0	0	1	1	5											
Raul Mondesi, R OBP: 0.263, SLG: 0.394 (1, 9)		G3			G5-3		F9	BB HBP 1B	BB BB	4	0	1	1	1	0	3											
Tom Wilson, R OBP: 0.441, SLG: 0.487 (1, 2)		G5-3					10 2B	SH5-3 3B 2B	1B HBP	4	2	2	0	0	0	3											
10 Vernon Wells, R OBP: 0.279, SLG: 0.368 (1, 8)					F9		G3 HR 2B	SH5-3	K	3	1	1	1	0	1	3											
Felipe Lopez, S OBP: 0.305, SLG: 0.473 (1, 6)					P3		G3	G4-3	FC5-4 BB	3	0	0	1	1	0	2											
Chris Woodward, R OBP: 0.280, SLG: 0.409 (1, 4)							HR BB	G4-3	FC5-4	3	1	2	1	1	0	3											
Inning Stats	R: 0 E: 0 K: 1 S: 7	H: 0 LOB: 0 BB: 0 P: 12	R: 0 E: 0 K: 1 S: 6	H: 0 LOB: 0 BB: 0 P: 11	R: 0 E: 0 K: 0 S: 9	H: 1 LOB: 1 BB: 0 P: 15	R: 0 E: 0 K: 0 S: 11	H: 1 LOB: 1 BB: 0 P: 17	R: 4 E: 0 K: 0 S: 15	H: 4 LOB: 2 BB: 2 P: 28	R: 0 E: 0 K: 1 S: 18	H: 2 LOB: 3 BB: 2 P: 33	R: 0 E: 0 K: 0 S: 9	H: 1 LOB: 3 BB: 2 P: 23	R: 0 E: 0 K: 1 S: 9	H: 1 LOB: 3 BB: 2 P: 23	1B: 5 2B: 4 3B: 1 HR: 1	SF: 0 SAC: 1 DP: 0 HBP: 1	WP: 0 PB: 0 SB: 0 CS: 0	PA: 42							
PITCHER	IP	WLS	BF	H	R	ER	SO	BB	IBB	HBP	BLK	WP	HR	S	P	ERA	WHIP										
Mark Mulder, L ERA: 6.83 (1, 1)	5.0	L	24	7	5	5	2	2	0	0	0	0	0	24	42	10.80	2.400										
Jeff Tam, R ERA: 5.68 (6, 1)	1.2		11	3	2	2	1	1	1	1	0	0	0	24	42	10.80	2.400										
Mike Holtz, L ERA: 6.0 (7, 1)	1.0		6	1	0	0	0	2	0	0	0	0	0	9	23	0.00	3.000										
Chad Bradford, R ERA: 1.62 (8, 1)	0.1		1	0	0	0	0	0	0	0	0	0	0	1	1	0.00	0.000										

AB	34
R	7
H	11
RBI	7
BB	6
SO	3
LOB	24

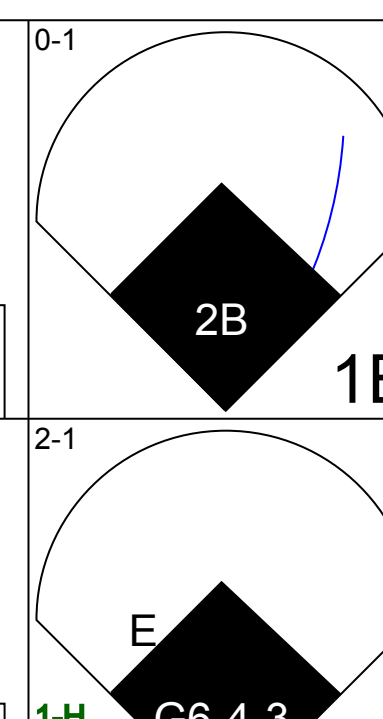
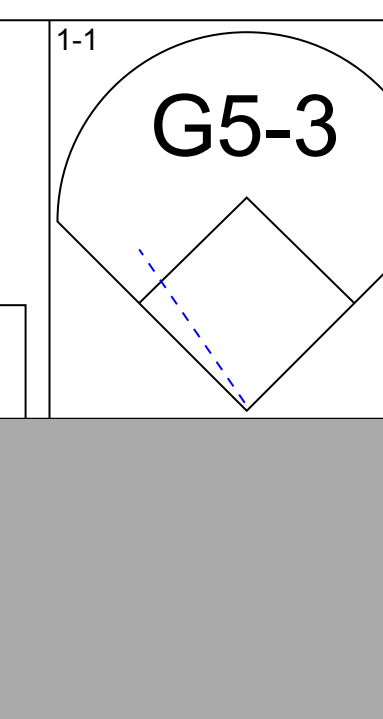
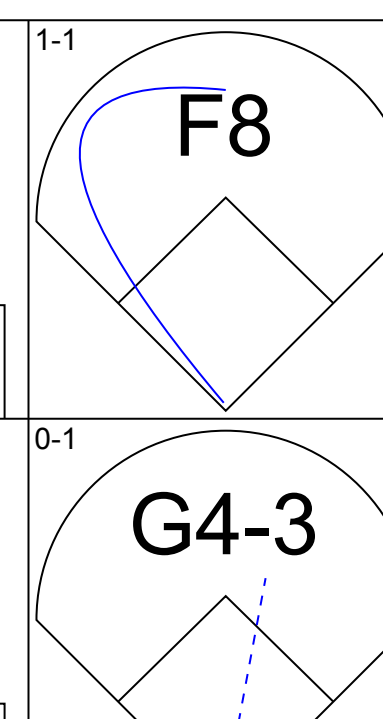
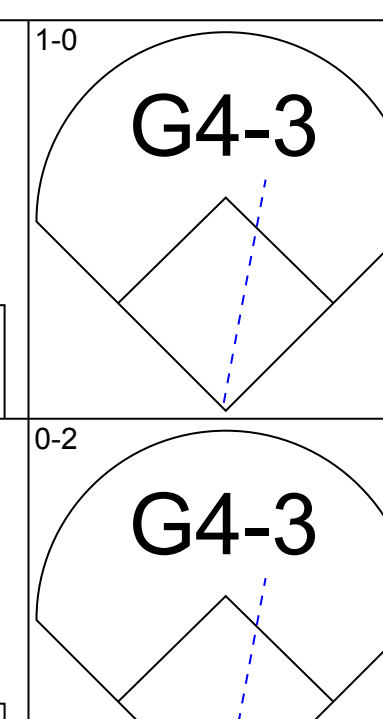
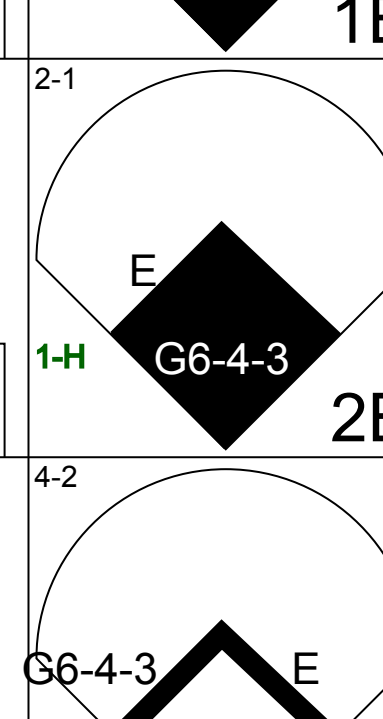
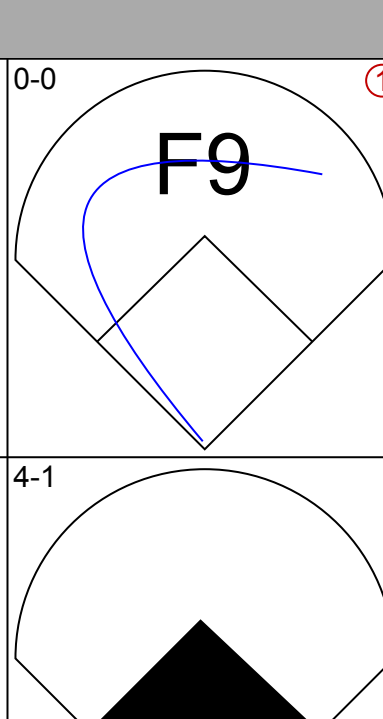
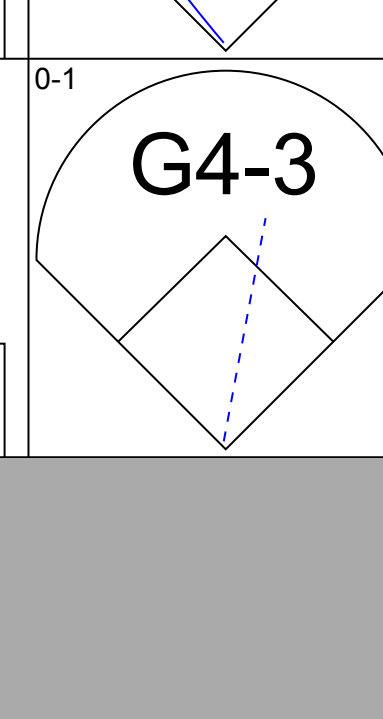
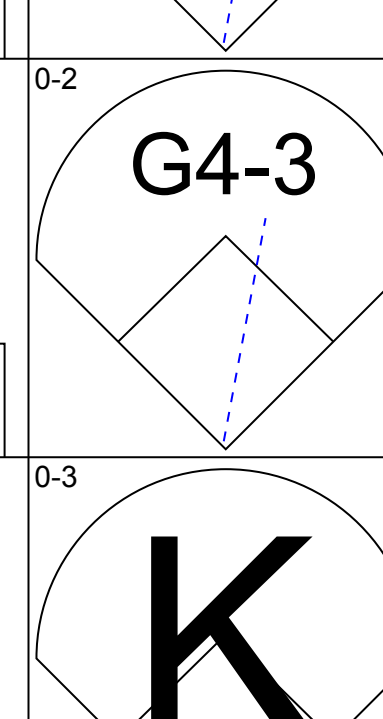
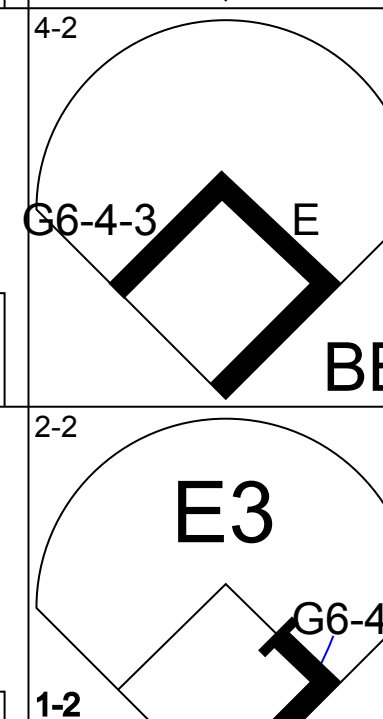
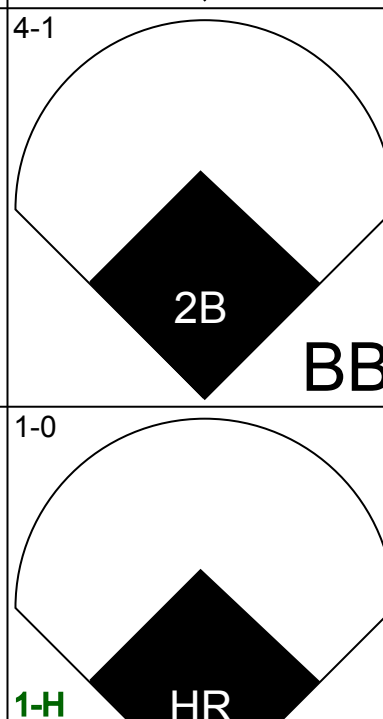
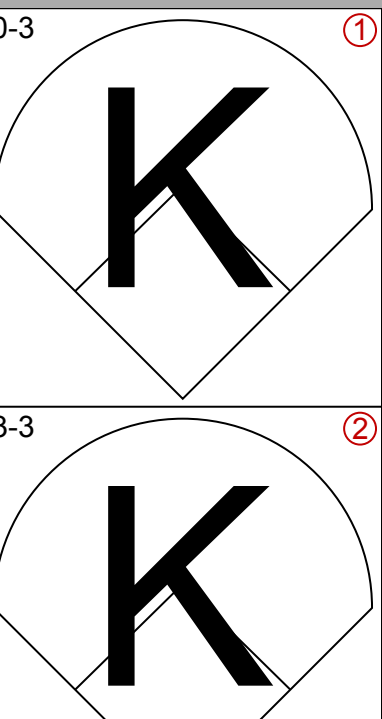
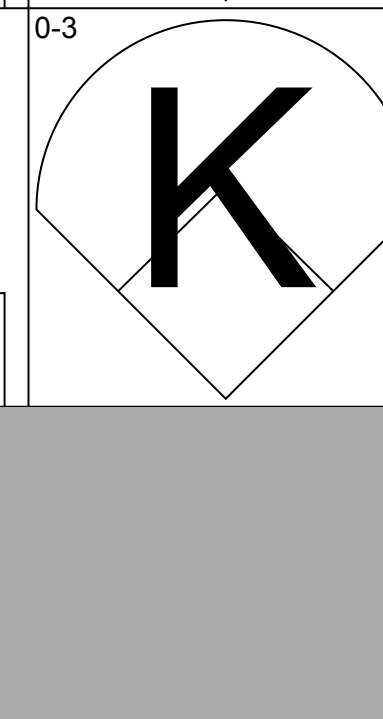
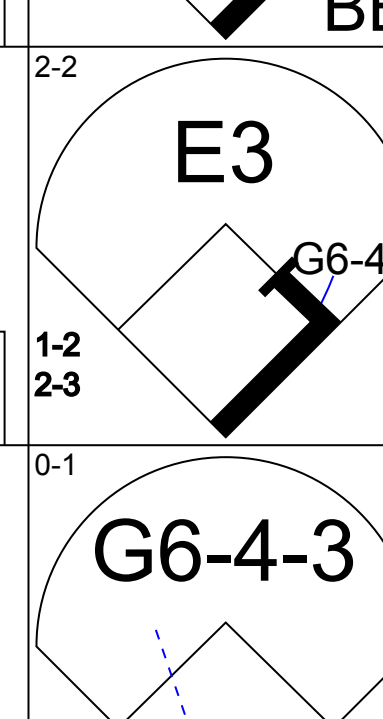
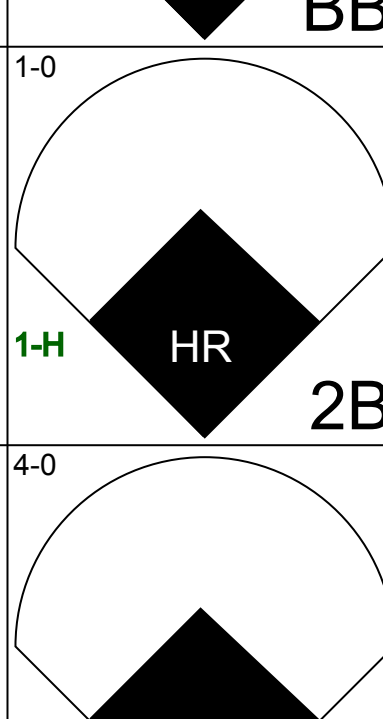
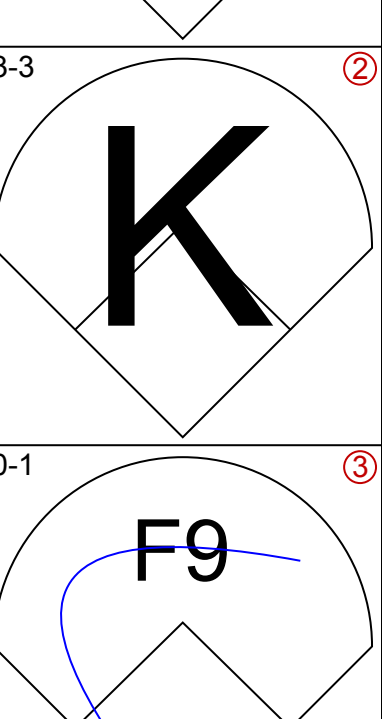
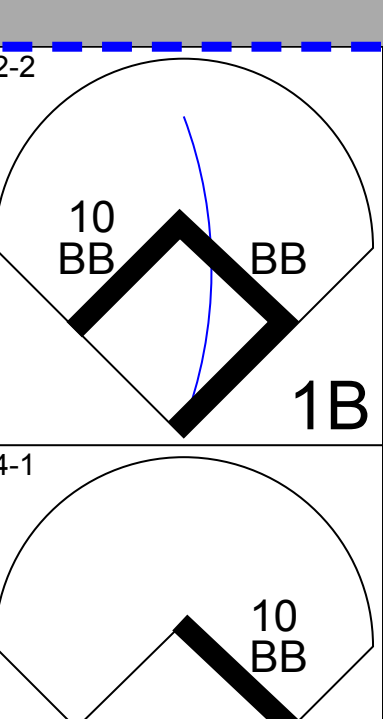
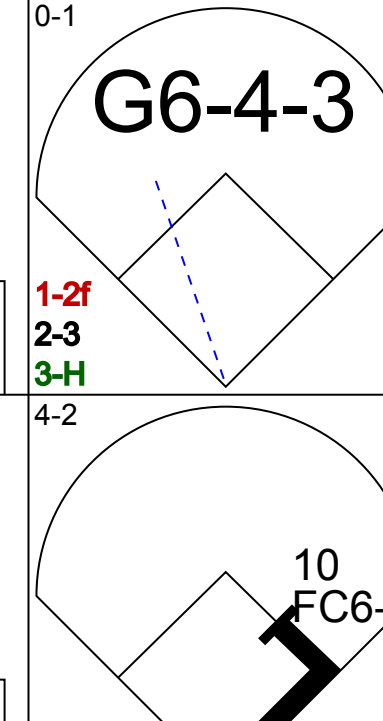
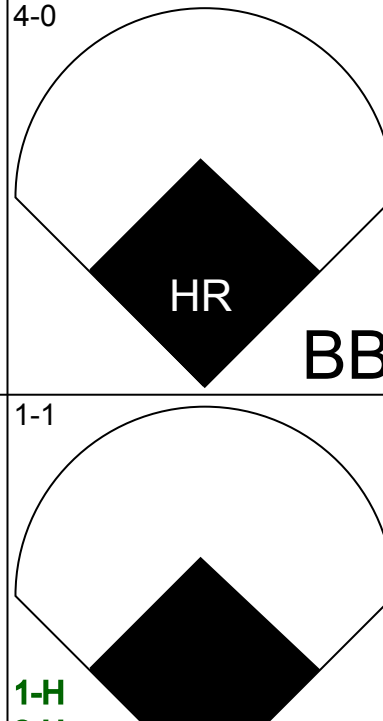
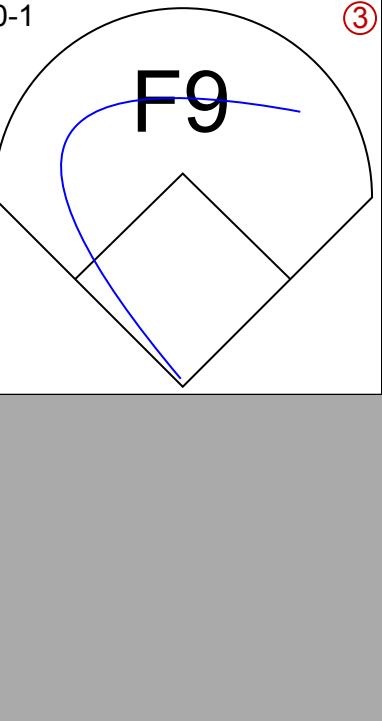
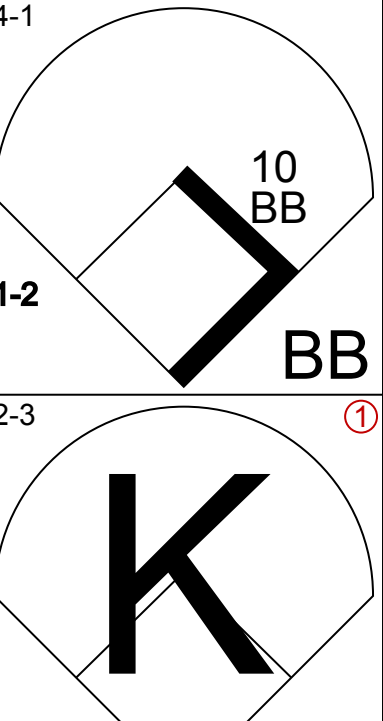
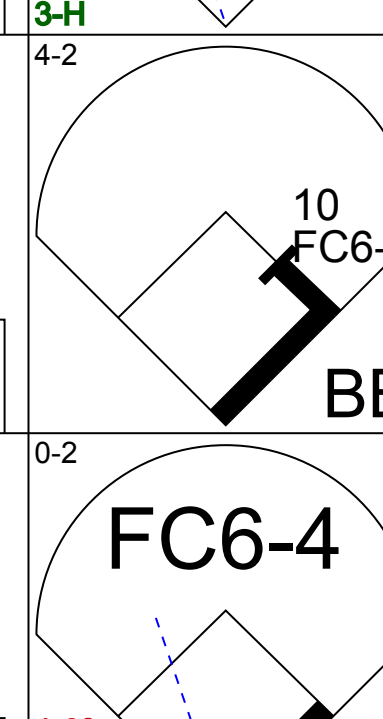
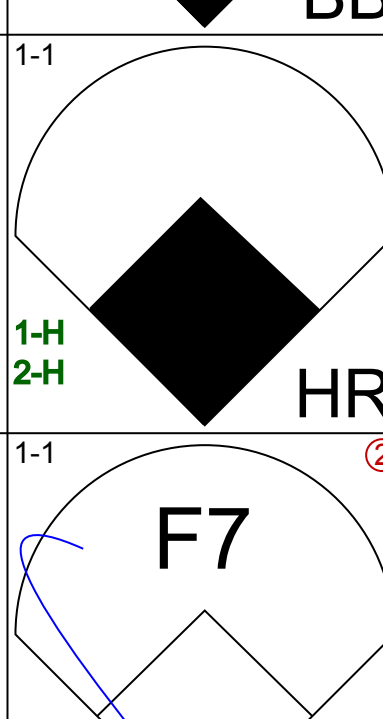
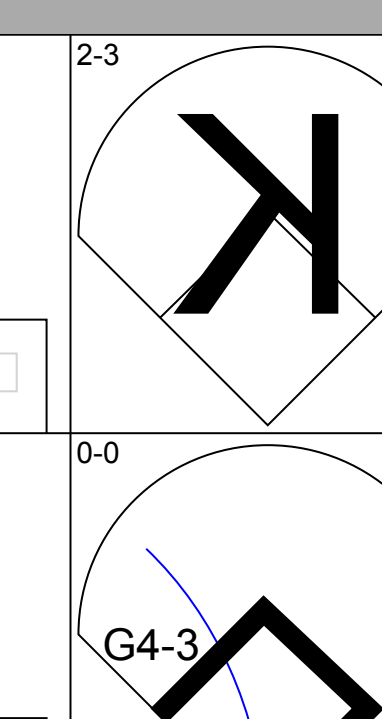
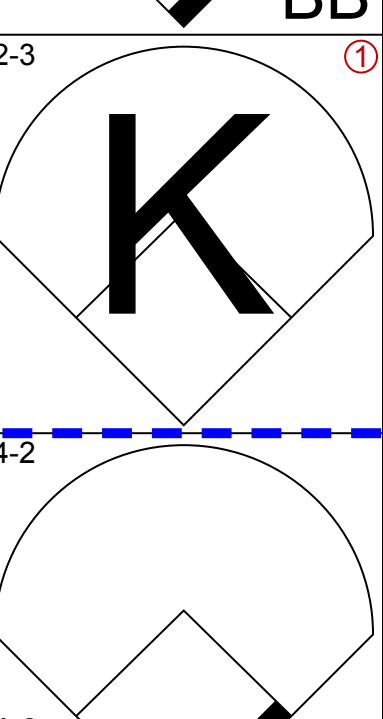
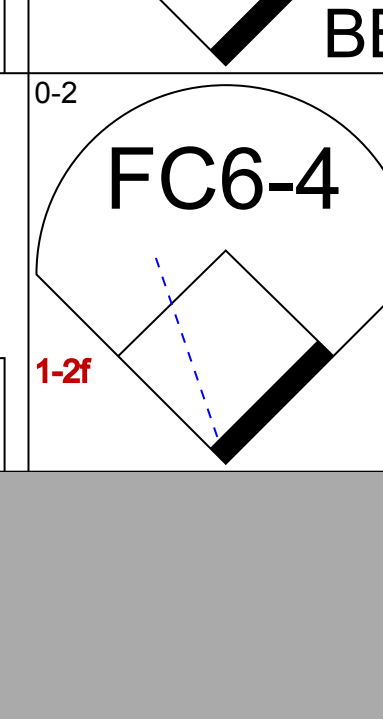
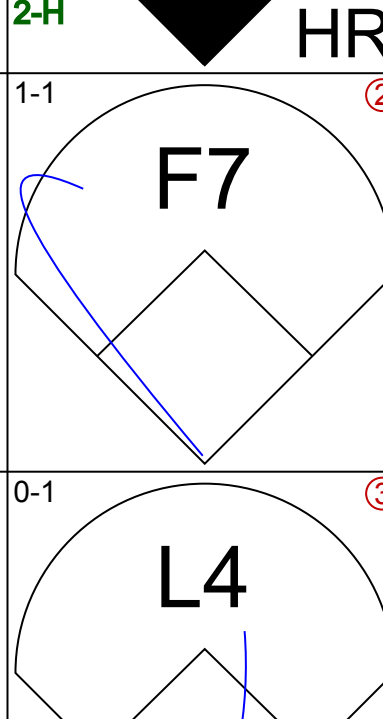
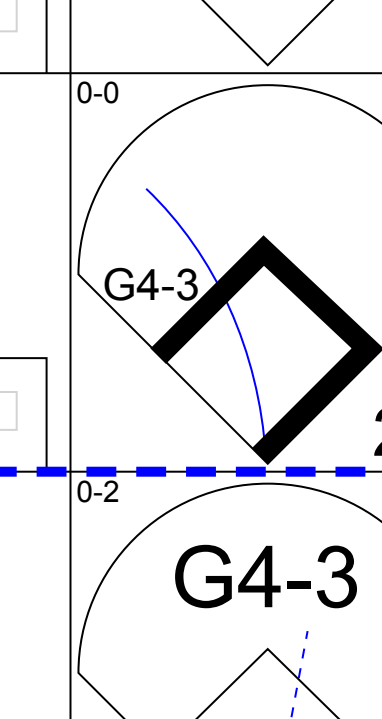
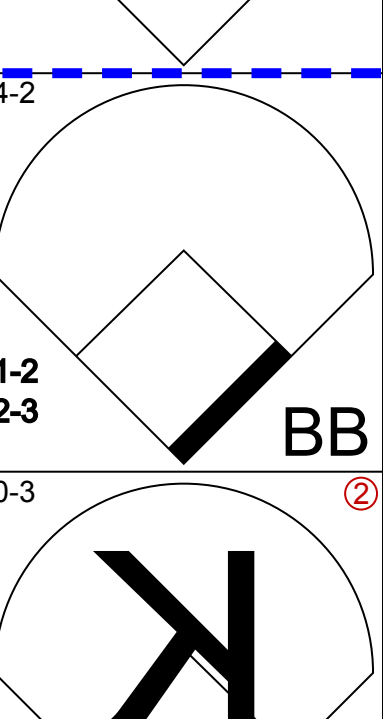
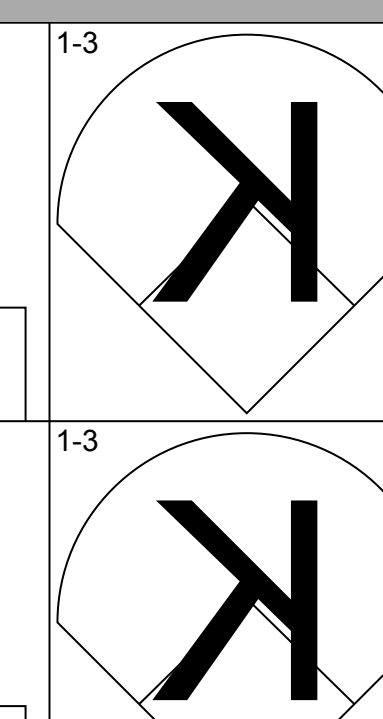
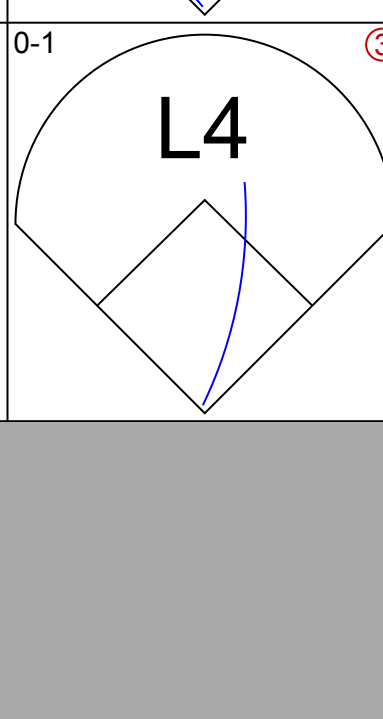
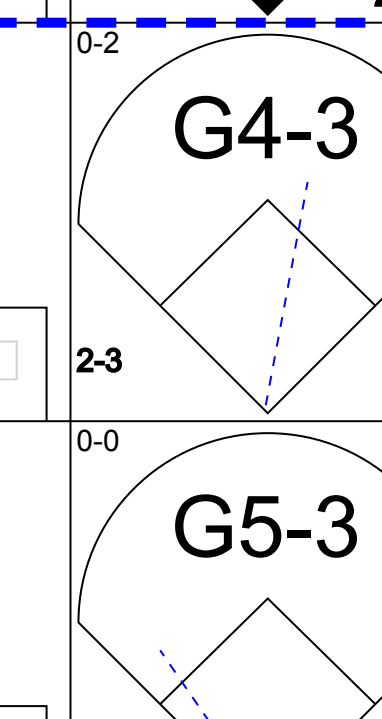
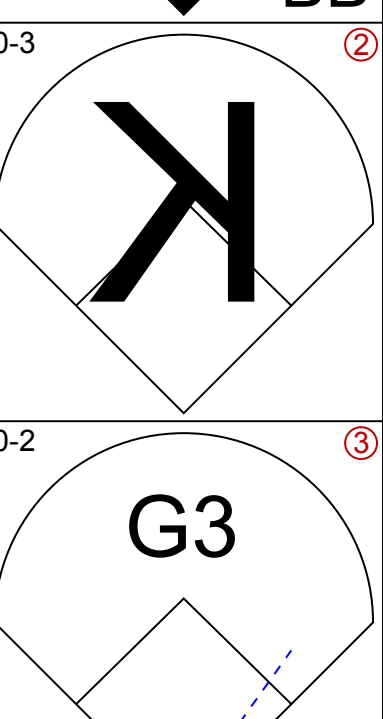
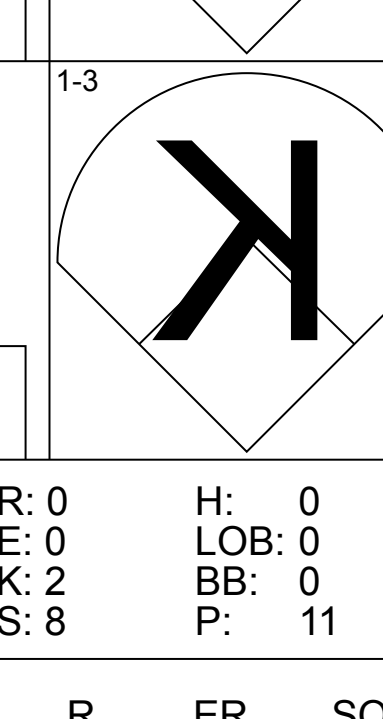
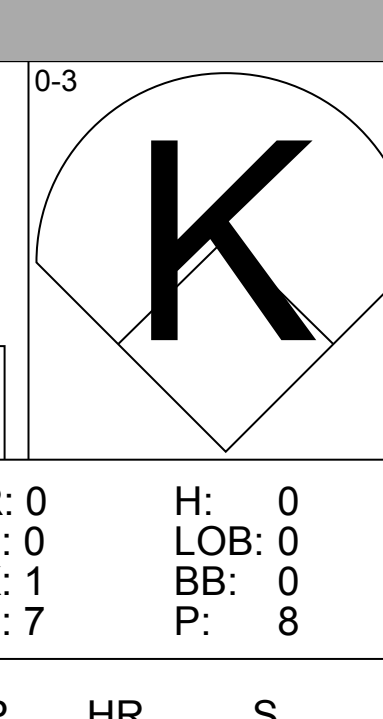
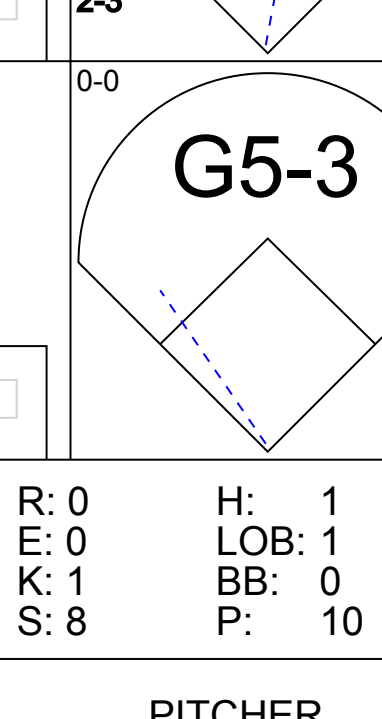
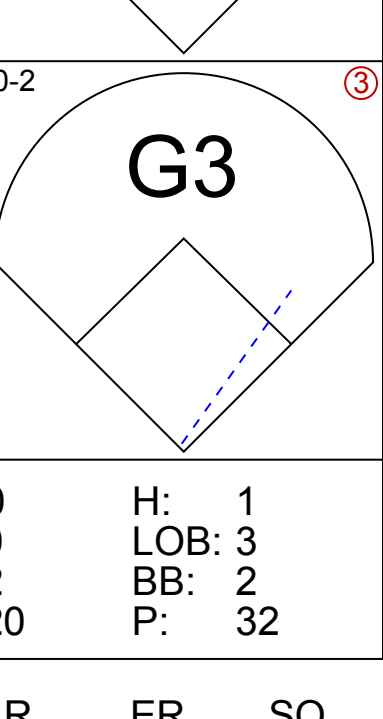


Batter	1	2	3	4	5	6	7	8	9	AB	R	H	RBI	BB	SO	LOB	TOP
Jeremy Giambi, L (1,7) OBP: 0.398, SLG: 0.469										4	0	0	0	0	2	1	
Randy Velarde, R (1,4) OBP: 0.320, SLG: 0.396										4	0	0	0	0	3	0	
3 Eric Chavez, L (1,5) OBP: 0.329, SLG: 0.577										4	1	2	0	0	1	0	
Jermaine Dye, R (1,10) OBP: 0.309, SLG: 0.338										4	0	0	0	0	1	2	
Miguel Tejada, R (1,6) OBP: 0.324, SLG: 0.446										4	1	2	0	0	1	0	
Scott Hatteberg, L (1,3) OBP: 0.388, SLG: 0.396										3	1	1	0	1	1	2	
Terrence Long, L (1,8) OBP: 0.260, SLG: 0.373										4	0	1	2	0	0	3	
Eric Byrnes, R (1,9) OBP: 0.333, SLG: 0.529										3	0	0	0	0	1	1	
Ramon Hernandez, R (1,2) OBP: 0.237, SLG: 0.282										3	0	1	0	0	0	0	
Inning Stats	R: 0 H: 0 E: 0 K: 2 S: 8	H: 0 R: 0 ER: 0 K: 1 S: 9	H: 0 R: 0 ER: 0 K: 1 S: 9	H: 1 R: 0 ER: 0 K: 0 S: 4	H: 4 R: 3 ER: 1 K: 2 S: 17	H: 0 R: 0 ER: 0 K: 2 S: 11	H: 2 R: 0 ER: 0 K: 0 S: 12	H: 0 R: 0 ER: 0 K: 0 S: 7	H: 0 R: 0 ER: 0 K: 1 S: 10	H: 0 R: 0 ER: 0 K: 1 S: 9	H: 0 R: 0 ER: 0 K: 1 S: 9	H: 0 R: 0 ER: 0 K: 1 S: 11	1B: 6 2B: 0 3B: 1 HR: 0	SF: 0 SAC: 0 DP: 1 HBP: 0	WP: 0 PB: 0 SB: 0 CS: 0	PA: 34	
PITCHER	IP WLS BF H R ER SO BB IBB HBP BLK WP HR S P ERA WHIP																
Justin Miller, R (1,1) ERA: 6.49	5.2 W 24 7 3 3 7 1 0 0 0 0 0 0 58 92 4.76 1.412																
Scott Eyre, L (6,1) ERA: 7.43	2.0 H 6 0 0 0 2 0 0 0 0 0 0 0 16 24 0.00 0.000																
Pete Walker, R (8,1) ERA: 2.45	0.1 1 0 0 0 0 0 0 0 0 0 0 0 4 6 0.00 0.000																
Kelvim Escobar, R (9,1) ERA: 4.63	1.0 S 3 0 0 0 1 0 0 0 0 0 0 0 9 11 0.00 0.000																

Oakland Athletics @ Toronto Blue Jays
SkyDome, Toronto, ON
Sat May 18 2002, 1:05 PM EDT
Att: 17,846 - Dome - 72 F

AB 33
R 3
H 7
RBI 2
BB 1
SO 10
LOB 9

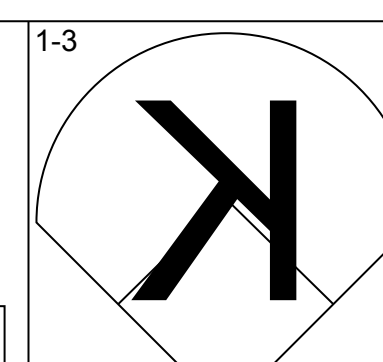
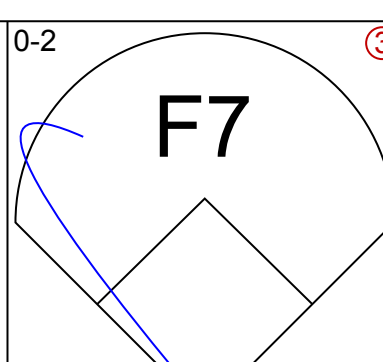
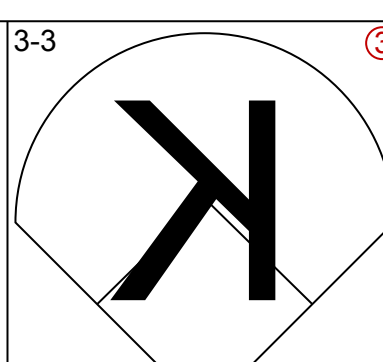
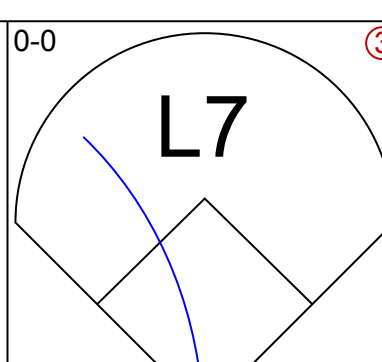
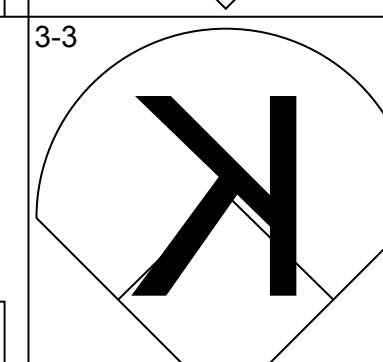
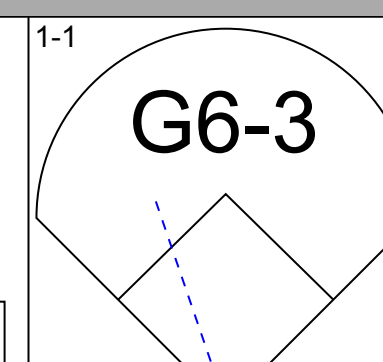
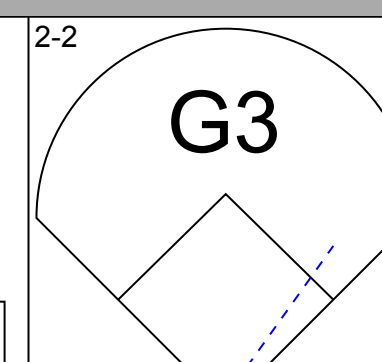
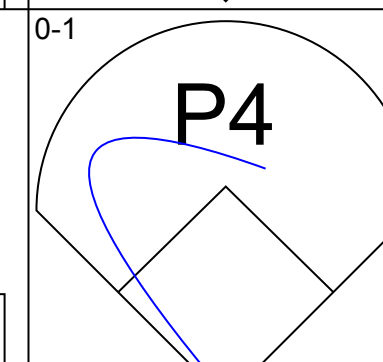
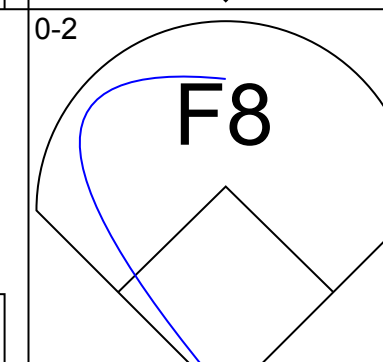
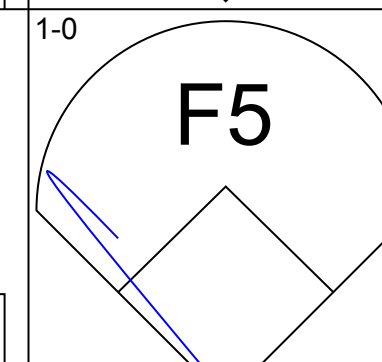
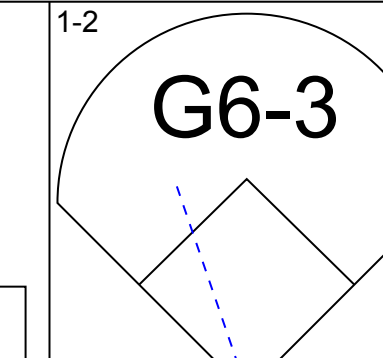
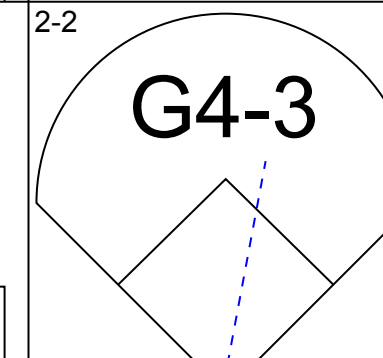
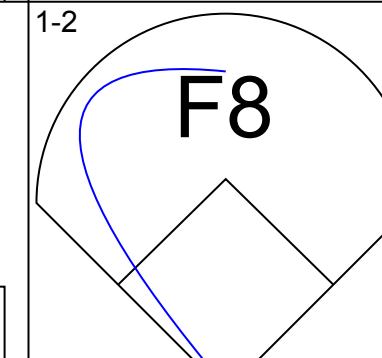
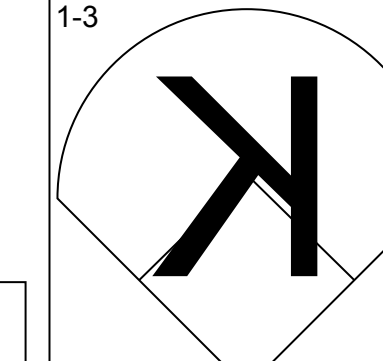
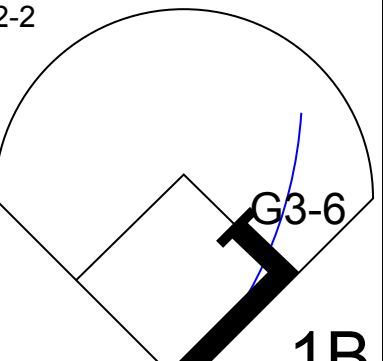
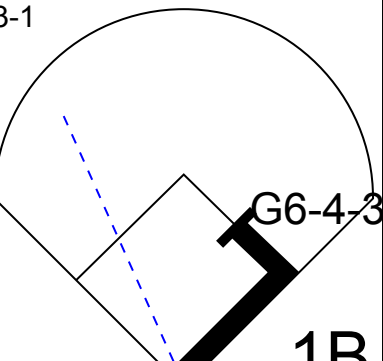
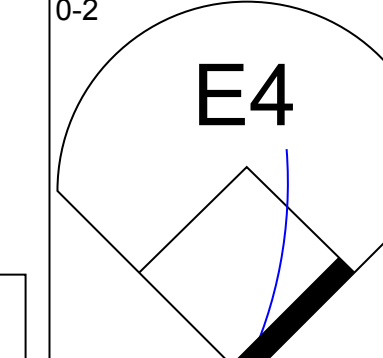
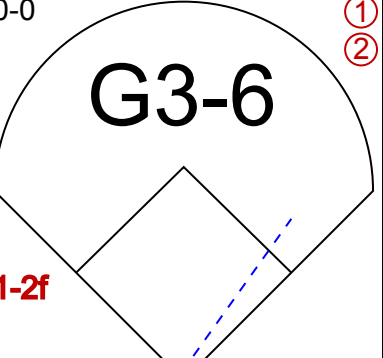
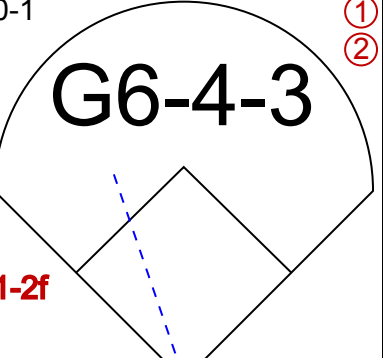
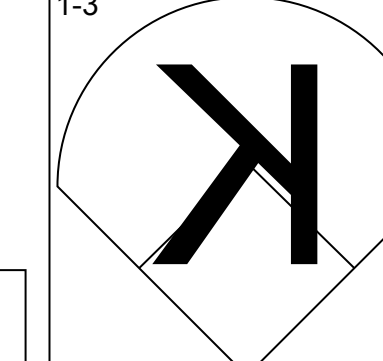
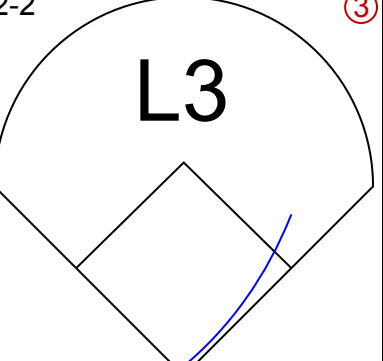
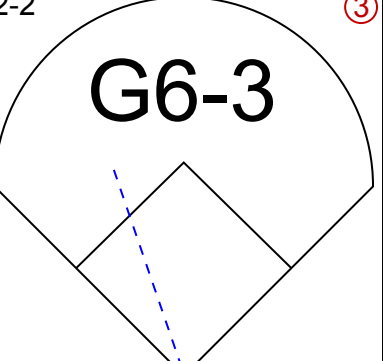
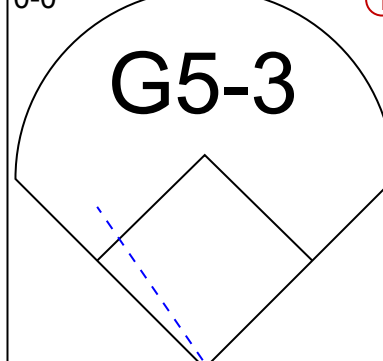
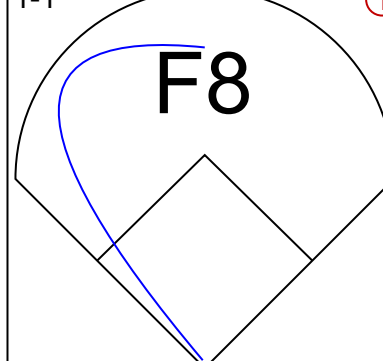
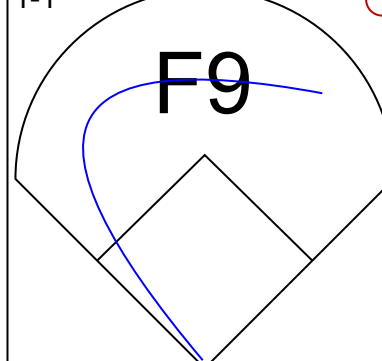
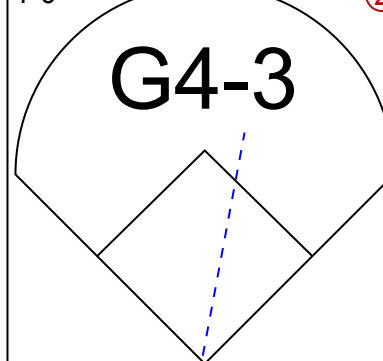




Batter	1	2	3	4	5	6	7	8	9	AB	R	H	RBI	BB	SO	LOB	BOTTOM
Shannon Stewart, R (1,10) OBP: 0.350, SLG: 0.464										4	1	1	0	0	0	0	
Dave Berg, R (1,4) OBP: 0.302, SLG: 0.407										4	1	1	1	0	0	0	
José Cruz Jr., S (1,7) OBP: 0.320, SLG: 0.390										2	1	0	0	2	2	0	
Carlos Delgado, L (1,3) OBP: 0.427, SLG: 0.579										4	1	2	1	0	1	2	
Raul Mondesi, R (1,9) OBP: 0.268, SLG: 0.389										2	1	0	0	2	0	2	
Eric Hinske, L (1,5) OBP: 0.377, SLG: 0.549										3	1	1	3	1	2	2	
10 Vernon Wells, R (1,8) OBP: 0.284, SLG: 0.373										3	0	1	0	1	0	2	
Chris Woodward, R (1,6) OBP: 0.241, SLG: 0.346										4	0	0	0	0	2	4	
Ken Huckaby, R (1,2) OBP: 0.133, SLG: 0.133										4	0	0	0	0	2	4	
Inning Stats	R: 2 H: 2 E: 1 K: 0 S: 22	H: 2 R: 0 ER: 0 K: 2 S: 8	H: 0 R: 0 ER: 0 K: 2 S: 11	H: 2 R: 4 ER: 0 K: 0 S: 9	H: 0 R: 0 ER: 0 K: 1 S: 7	H: 0 R: 0 ER: 0 K: 2 S: 8	H: 1 R: 0 ER: 0 K: 1 S: 8	H: 0 R: 0 ER: 0 K: 1 S: 7	H: 1 R: 0 ER: 0 K: 2 S: 20	H: 0 R: 0 ER: 0 K: 2 S: 10	H: 0 R: 0 ER: 0 K: 2 S: 9	H: 1 R: 0 ER: 0 K: 2 S: 11	1B: 2 2B: 3 3B: 0 HR: 1	SF: 0 SAC: 0 DP: 1 HBP: 0	WP: 0 PB: 0 SB: 0 CS: 0	PA: 36	
PITCHER	IP WLS BF H R ER SO BB IBB HBP BLK WP HR S P ERA WHIP																
Mike Fyhrie, R (1,1) ERA: 6.41	5.1 L 25 5 6 5 6 4 0 0 0 0 0 0 11 58 8.44 1.688																
Chad Bradford, R (6,1) ERA: 1.47	1.2 5 0 0 0 1 0 0 0 0 0 0 0 11 12 0.00 0.000																
Mike Magnante, L (8,1) ERA: 7.94	0.1 3 1 0 0 1 1 0 0 0 0 0 0 10 18 0.00 6.000																
Jim Mecir, R (8,1) ERA: 4.91	0.2 3 0 0 0 1 1 0 0 0 0 0 0 10 14 0.00 1.500																

Oakland Athletics @ Toronto Blue Jays
SkyDome, Toronto, ON
Sat May 18 2002, 1:05 PM EDT
Att: 17,846 - Dome - 72 F

AB 30
R 6
H 6
RBI 5
BB 6
SO 9
LOB 16

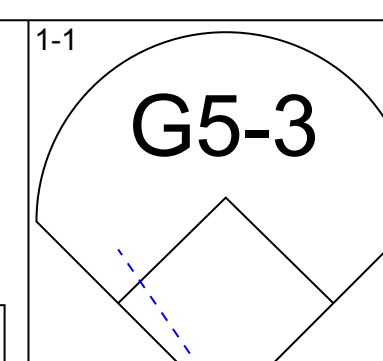
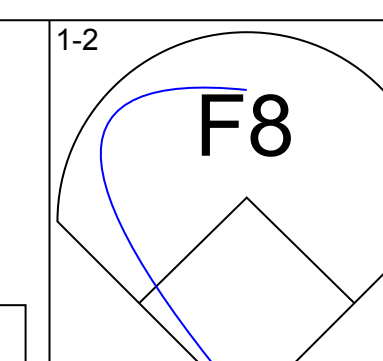
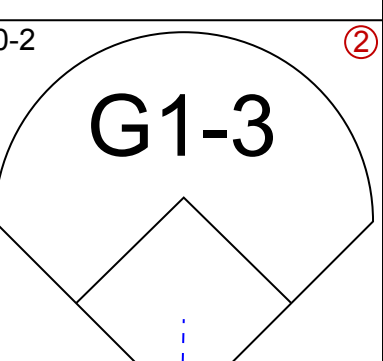
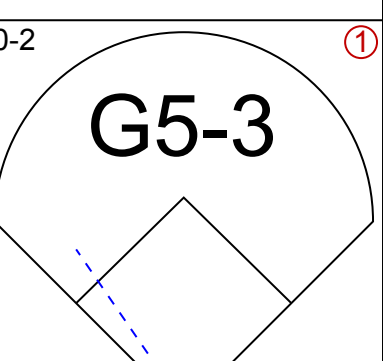
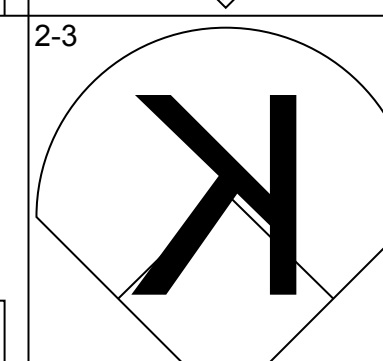
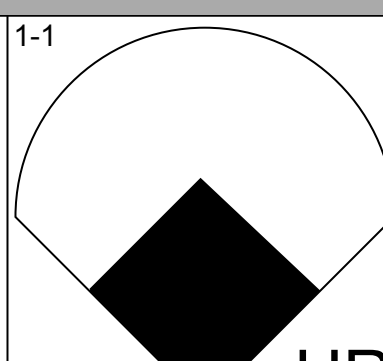
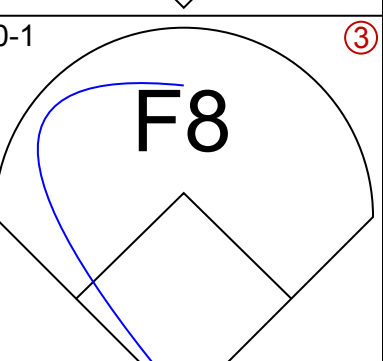
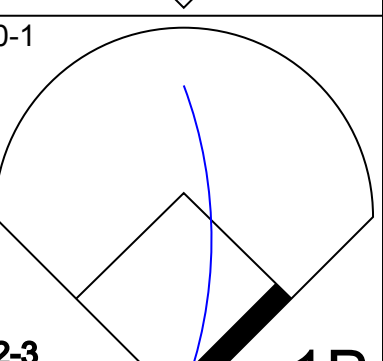

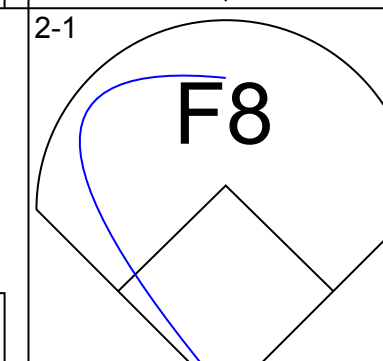
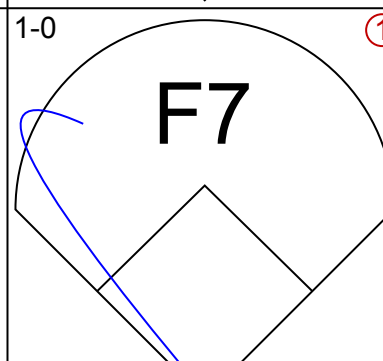
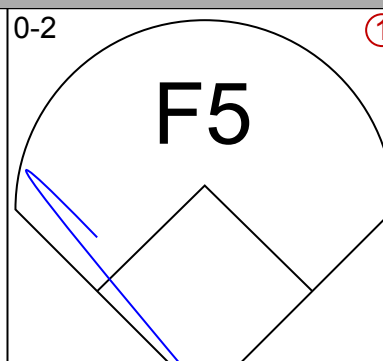
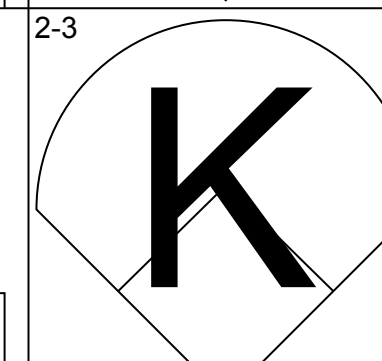
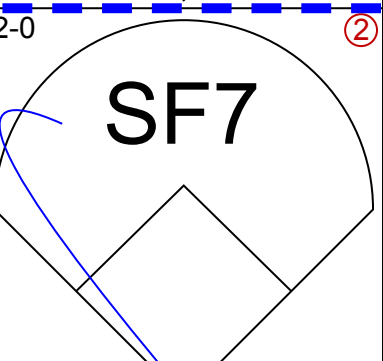
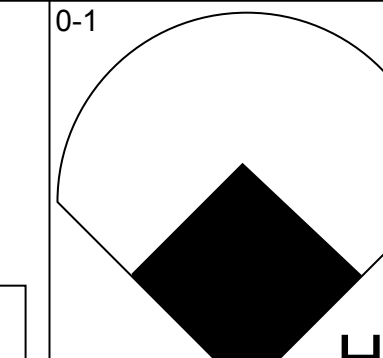
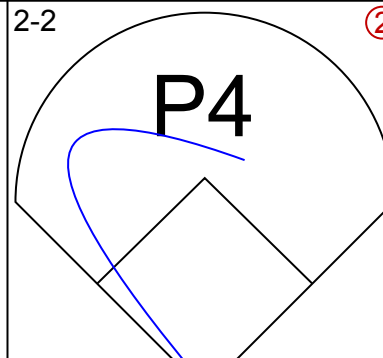
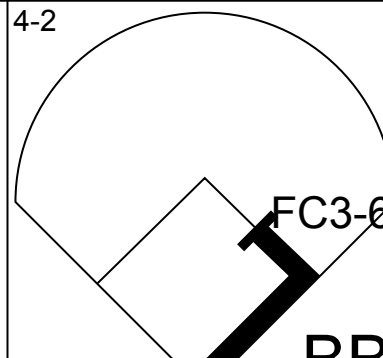

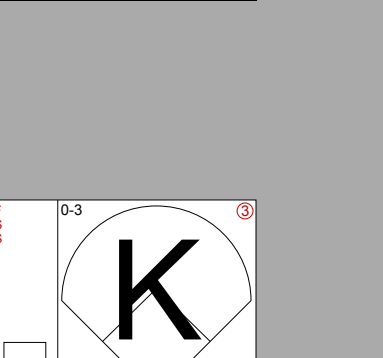
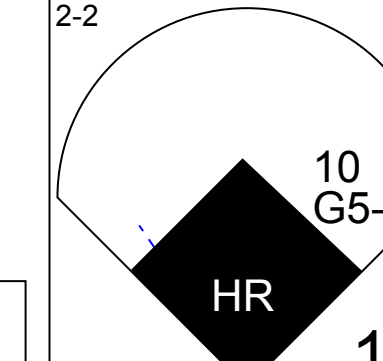
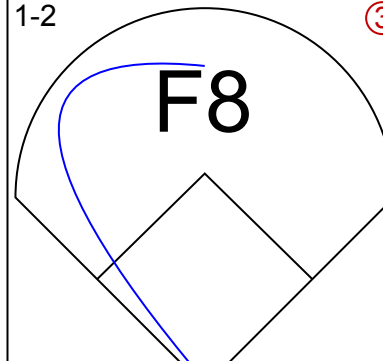
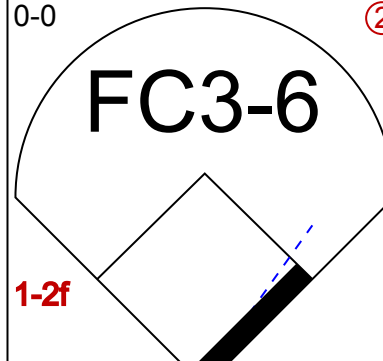

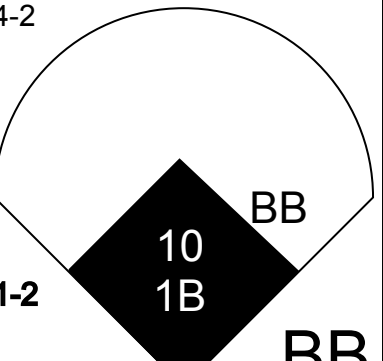
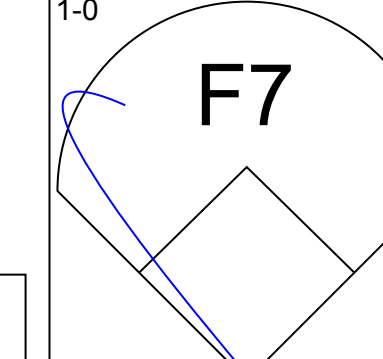
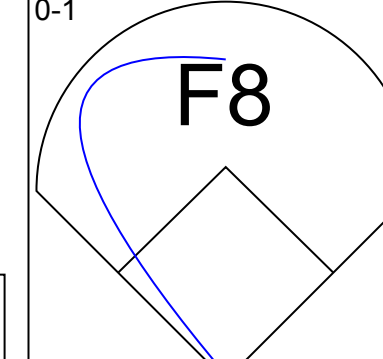
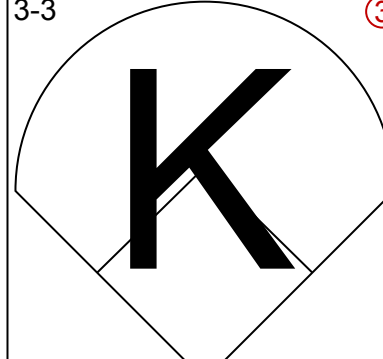
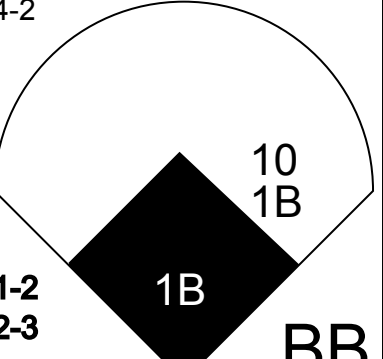
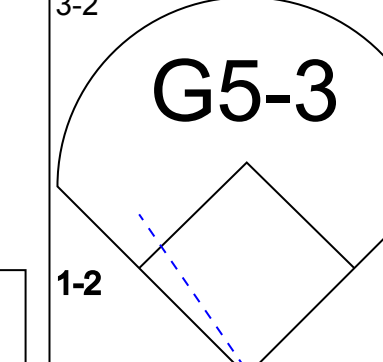
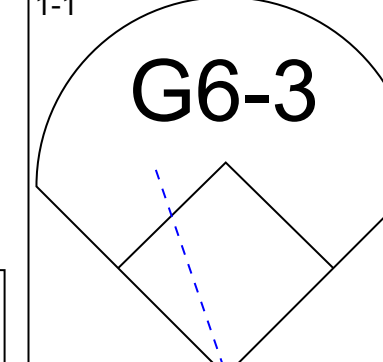
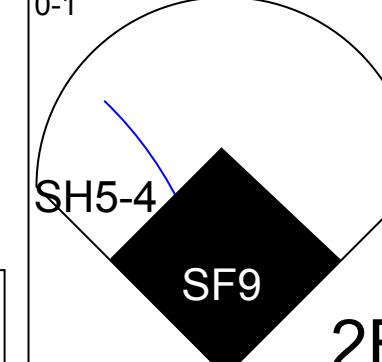
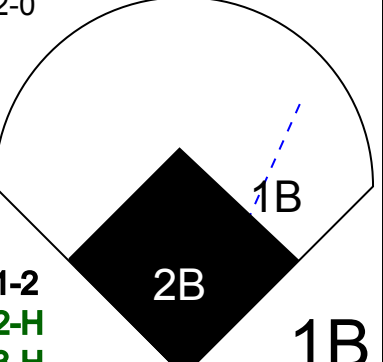
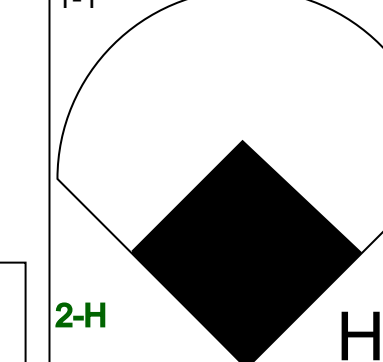
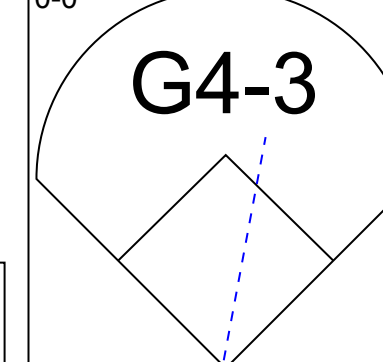
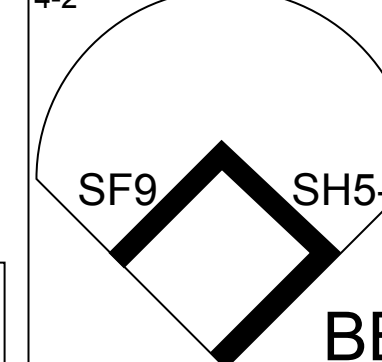
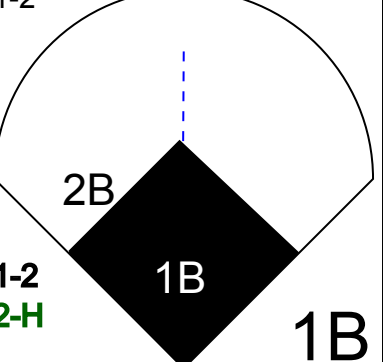
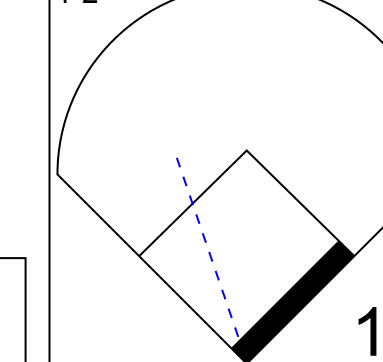
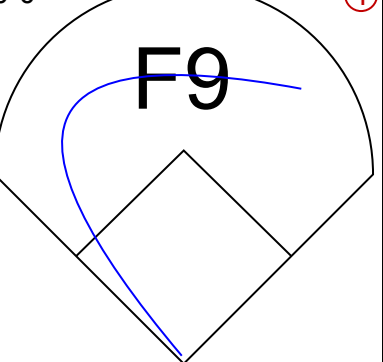
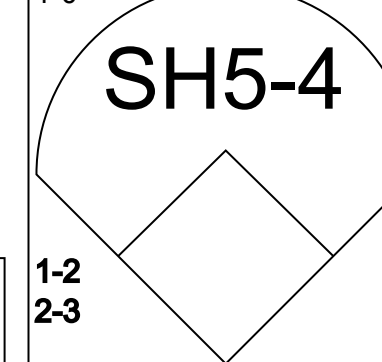
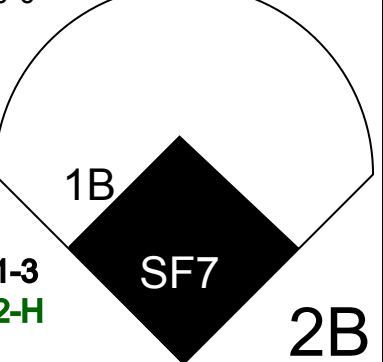


Batter	1	2	3	4	5	6	7	8	9	AB	R	H	RBI	BB	SO	LOB	TOP					
Jeremy Giambi, L (1, 7) OBP: 0.389, SLG: 0.457										4	0	0	0	0	2	0						
Frank Menechino, R (1, 4) OBP: 0.322, SLG: 0.339										3	0	0	0	0	1	0						
Miguel Tejada, R (1, 6) OBP: 0.318, SLG: 0.439										3	0	0	0	0	0	0						
Greg Myers, L (1, 2) OBP: 0.408, SLG: 0.500										3	0	0	0	0	0	0						
Jermaine Dye, R (1, 9) OBP: 0.321, SLG: 0.351										3	0	2	0	0	1	0						
Terrence Long, L (1, 8) OBP: 0.256, SLG: 0.366										3	0	0	0	0	0	2						
Scott Hatteberg, L (1, 10) OBP: 0.361, SLG: 0.387										3	0	0	0	0	1	1						
Olmedo Saenz, R (1, 5) OBP: 0.366, SLG: 0.429										3	0	0	0	0	0	0						
Carlos Pena, L (1, 3) OBP: 0.305, SLG: 0.419										3	0	0	0	0	2	0						
Inning Stats	R: 0 E: 0 K: 2 S: 8	H: 0 LOB: 0 BB: 0 P: 12	R: 0 E: 1 K: 2 S: 13	H: 0 LOB: 1 BB: 0 P: 16	R: 0 E: 0 K: 0 S: 5	H: 0 LOB: 0 BB: 0 P: 6	R: 0 E: 0 K: 0 S: 10	H: 0 LOB: 0 BB: 0 P: 13	R: 0 E: 0 K: 0 S: 8	H: 1 LOB: 0 BB: 0 P: 12	R: 0 E: 0 K: 2 S: 11	H: 0 LOB: 0 BB: 0 P: 16	R: 0 E: 0 K: 0 S: 10	H: 0 LOB: 0 BB: 0 P: 14	R: 0 E: 0 K: 0 S: 7	H: 1 LOB: 0 BB: 0 P: 12	R: 0 E: 0 K: 1 S: 7	H: 0 LOB: 0 BB: 0 P: 9	1B: 2 2B: 0 3B: 0 HR: 0	SF: 0 SAC: 0 DP: 2 HBP: 0	WP: 0 PB: 0 SB: 0 CS: 0	PA: 28
PITCHER Esteban Loaiza, R (1, 1) ERA: 1.76	IP: 9.0 WLS: W BF: 28	H: 2 R: 0 ER: 0 SO: 7	BB: 0 IBB: 0 HBP: 0 BLK: 0	WP: 0 HR: 0 S: 79 P: 110	ERA: 0.00 WHIP: 0.222																	

Oakland Athletics @ Toronto Blue Jays
SkyDome, Toronto, ON
Sun May 19 2002, 1:05 PM EDT
Att: 23,408 - Dome - 72 F

AB	28
R	0
H	2
RBI	0
BB	0
SO	7
LOB	3



Batter	1	2	3	4	5	6	7	8	9	AB	R	H	RBI	BB	SO	LOB	BOTTOM				
Shannon Stewart, R (1, 10) OBP: 0.344, SLG: 0.448										4	0	0	0	1	0	3					
Dave Berg, R (1, 4) OBP: 0.307, SLG: 0.442										4	1	2	3	0	1	0					
José Cruz Jr., S (1, 7) OBP: 0.311, SLG: 0.380										4	0	0	1	0	1	2					
Carlos Delgado, L (1, 3) OBP: 0.432, SLG: 0.594										3	2	1	1	2	1	1					
Raul Mondesi, R (1, 9) OBP: 0.273, SLG: 0.388										3	2	1	0	1	0	1					
Eric Hinske, L (1, 5) OBP: 0.374, SLG: 0.538										3	1	0	0	1	1	2					
10 Vernon Wells, R (1, 8) OBP: 0.289, SLG: 0.383										4	2	2	2	0	0	1					
Felipe Lopez, S (1, 6) OBP: 0.317, SLG: 0.500										3	2	2	3	1	0	0					
Ken Huckaby, R (1, 2) OBP: 0.222, SLG: 0.278										3	1	2	1	0	0	0					
Inning Stats	R: 0 E: 0 K: 1 S: 8	H: 4 LOB: 1 BB: 0 P: 13	R: 3 E: 0 K: 0 S: 19	H: 4 LOB: 1 BB: 0 P: 28	R: 1 E: 0 K: 0 S: 10	H: 1 LOB: 0 BB: 0 P: 15	R: 0 E: 0 K: 0 S: 5	H: 0 LOB: 0 BB: 0 P: 6	R: 0 E: 0 K: 1 S: 12	H: 0 LOB: 1 BB: 1 P: 19	R: 1 E: 0 K: 1 S: 10	H: 1 LOB: 2 BB: 2 P: 22	R: 6 E: 0 K: 1 S: 20	H: 4 LOB: 1 BB: 3 P: 37	1B: 5 2B: 2 3B: 0 HR: 3	SF: 2 SAC: 1 DP: 0 HBP: 0	WP: 1 PB: 0 SB: 0 CS: 0	PA: 40			
PITCHER Tim Hudson, R (1, 1) ERA: 4.17	IP: 7.0 WLS: L BF: 30	H: 6 R: 5 ER: 5 SO: 3	BB: 2 IBB: 1 HBP: 0 BLK: 0	WP: 0 HR: 3 S: 70 P: 109	ERA: 6.43 WHIP: 1.143																
Billy Koch, R (8, 1) ERA: 6.27	0.0	4	1	4	4	0	3	0	0	0	1	0	7	21							
Jeff Tam, R (8, 1) ERA: 6.52	0.1	4	3	1	1	0	0	0	0	0	0	0	9	10	27.00	9.000					
Mike Venafro, L (8, 1) ERA: 2.45	0.2	2	0	1	1	1	0	0	0	0	0	0	4	6	13.50	0.000					

Oakland Athletics @ Toronto Blue Jays
SkyDome, Toronto, ON
Sun May 19 2002, 1:05 PM EDT
Att: 23,408 - Dome - 72 F

AB	31
R	11
H	10
RBI	11
BB	6
SO	4
LOB	10



Batter	1	2	3	4	5	6	7	8	9	10	11	12	13	14	AB	R	H	RBI	BB	SO	LOB	TOP					
6 Melvin Mora, R OBP: 0.374, SLG: 0.379															5	1	0	0	1	1	2						
Gary Matthews, S OBP: 0.369, SLG: 0.431															7	0	1	1	0	2	4						
21 Marty Cordova, R OBP: 0.358, SLG: 0.458															5	1	1	1	0	1	2						
Jeff Conine, R OBP: 0.261, SLG: 0.364															5	0	1	0	1	0	1						
Tony Batista, R OBP: 0.322, SLG: 0.625															5	0	1	0	0	2	2						
Geronimo Gil, R OBP: 0.324, SLG: 0.495															6	1	2	2	0	2	2						
Mike Bordick, R OBP: 0.308, SLG: 0.355															5	1	0	0	1	2	2						
Jerry Hairston, R OBP: 0.315, SLG: 0.319															5	1	3	1	0	1	2						
Chris Singleton, L OBP: 0.259, SLG: 0.383															6	1	2	1	0	0	2						
Inning Stats	R: 1 E: 0 K: 2 S: 17	H: 1 LOB: 2 BB: 2 P: 29	R: 1 E: 0 K: 0 S: 12	H: 2 LOB: 1 BB: 0 P: 18	R: 2 E: 0 K: 1 S: 13	H: 2 LOB: 0 BB: 0 P: 18	R: 0 E: 1 K: 1 S: 16	H: 1 LOB: 2 BB: 0 P: 14	R: 0 E: 0 K: 1 S: 8	H: 0 LOB: 0 BB: 0 P: 12	R: 0 E: 0 K: 0 S: 6	H: 0 LOB: 0 BB: 0 P: 10	R: 0 E: 0 K: 2 S: 11	H: 0 LOB: 0 BB: 0 P: 17	R: 0 E: 0 K: 0 S: 13	H: 1 LOB: 1 BB: 0 P: 19	R: 0 E: 0 K: 0 S: 5	H: 1 LOB: 0 BB: 0 P: 7	R: 2 E: 0 K: 0 S: 13	H: 2 LOB: 0 BB: 1 P: 19	1B: 7 2B: 1 3B: 1 HR: 2	SF: 1 SAC: 2 DP: 1 HBP: 1	WP: 0 PB: 0 SB: 4 CS: 1	PA: 57			
PITCHER	IP 6.0	WLS 29	BF 7	H 4	R 4	ER 0	SO 5	BB 2	IBB 0	HBP 0	BLK 0	WP 0	HR 2	S 75	P 110	ERA 6.00	WHIP 1.500										
Barry Zito, L ERA: 3.92	(7, 1)	2.0	6	0	0	0	2	0	0	0	0	0	0	16	25	0.00	0.000										
Chad Bradford, R ERA: 1.33	(7, 1)	2.0	6	0	0	0	2	0	0	0	0	0	0	19	30	0.00	0.000										
Jim Mecir, R ERA: 4.43	(9, 1)	3.0	10	2	0	0	2	0	0	0	0	0	0	27	38	0.00	0.667										
Billy Koch, R ERA: 5.4	(11, 1)	1.0	L	5	2	2	0	1	0	0	0	0	0	13	19	18.00	3.000										
Mike Venafro, L ERA: 3.45	(14, 1)																										

Baltimore Orioles @ Oakland Athletics
Network Associates Coliseum, Oakland, CA
Tue May 21 2002, 10:05 PM EDT
Att: 10,245 - Cloudy - 60 F

AB 49
R 6
H 11
RBI 6
BB 3
SO 11
LOB 19



Batter	1	2	3	4	5	6	7	8	9	10	11	12	13	14	AB	R	H	RBI	BB	SO	LOB	BOTTOM										
Esteban German, R OBP: 0.390, SLG: 0.471															6	0	0	0	1	4	2											
Jeremy Giambi, L OBP: 0.390, SLG: 0.471															6	1	2	1	1	1	2											
Miguel Tejada, R OBP: 0.328, SLG: 0.446															6	1	3	0	1	0	2											
Jermaine Dye, R OBP: 0.319, SLG: 0.375															6	1	1	2	1	3	3											
Terrence Long, L OBP: 0.253, SLG: 0.359															6	0	1	0	0	0	4											
Scott Hatteberg, L OBP: 0.354, SLG: 0.379															3	0	0	0	0	1	2											
Randy Velarde, R OBP: 0.321, SLG: 0.380															2	0	0	0	1	0	1											
Olmedo Saenz, R OBP: 0.383, SLG: 0.512															6	1	3	1	0	1	3											
Larry Sutton, L Adam Piatt, R															3	0	0	0	1	1	3											
Ramon Hernandez, R OBP: 0.235, SLG: 0.279															1	0	0	0	0	0	0											
Greg Myers, L OBP: 0.396, SLG: 0.477															4	0	1	0	0	0	1											
Inning Stats	R: 0 E: 0 K: 0 S: 9	H: 0 LOB: 0 BB: 0 P: 13	R: 0 E: 0 K: 2 S: 15	H: 2 LOB: 0 BB: 0 P: 26	R: 0 E: 0 K: 1 S: 13	H: 0 LOB: 1 BB: 1 P: 23	R: 0 E: 0 K: 0 S: 9	H: 0 LOB: 0 BB: 0 P: 9	R: 1 E: 0 K: 1 S: 13	H: 1 LOB: 1 BB: 1 P: 18	R: 0 E: 0 K: 1 S: 8	H: 1 LOB: 0 BB: 0 P: 14	R: 3 E: 0 K: 1 S: 15	H: 3 LOB: 0 BB: 0 P: 21	R: 0 E: 0 K: 0 S: 8	H: 1 LOB: 0 BB: 0 P: 12	R: 0 E: 0 K: 1 S: 9	H: 0 LOB: 0 BB: 3 P: 27	R: 0 E: 0 K: 0 S: 10	H: 0 LOB: 1 BB: 1 P: 18	R: 0 E: 0 K: 0 S: 8	H: 0 LOB: 0 BB: 0 P: 11	R: 0 E: 0 K: 2 S: 11	H: 0 LOB: 0 BB: 0 P: 17	R: 0 E: 0 K: 0 S: 8	H: 0 LOB: 1 BB: 0 P: 11	R: 0 E: 0 K: 2 S: 11	H: 1 LOB: 1 BB: 0 P: 18	1B: 7 2B: 1 3B: 0 HR: 3	SF: 0 SAC: 1 DP: 0 HBP: 0	WP: 0 PB: 0 SB: 0 CS: 0	PA: 58
PITCHER	IP 6.1	WLS 26	BF 5	H 1	R 1	ER 1	SO 6	BB 2	IBB 0	HBP 0	BLK 0	WP 0	HR 1	S 71	P 113	ERA 1.42	WHIP 1.105															
Rodrigo Lopez, R ERA: 1.94	(11, 1)	1.0	B	5	3	3	1	0	0	0	0	0	2	12	16	27.00	3.000															
Rick Bauer, R ERA: 3.86	(7, 1)	0.2	2	0	0	0	0	0	0	0	0	0	0	4	6	0.00	0.000															
Buddy Groom, L ERA: 2.45	(8, 1)	1.1	7	1	0	0	1	2	0	0	0	0	0	12	26	0.00	2.250															
Willis Roberts, R ERA: 2.38	(9, 1)	1.2	7	0	0	0	0	2	0	0	0	0	0	15	31	0.00	1.200															
B.J. Ryan, L ERA: 9.65	(10, 1)																															
PITCHER	IP 2.0	WLS W	BF 7	H 1	R 0	ER 0	SO 1	BB 0	IBB 0	HBP 0	BLK 0	WP 0	HR 0	S 19	P 28	ERA 0.00	WHIP 0.500															
Travis Driskill, R ERA: 3.18	(12, 1)	2.0	7	1	0	0	2	0	0	0	0	0	0	11	18	0.00	1.000															
Jorge Julio, R ERA: 2.78	(14, 1)	1.0	S	4	1	0	0	0	0	0	0	0	0	0	0	0.00	1.000															

Baltimore Orioles @ Oakland Athletics
Network Associates Coliseum, Oakland, CA
Tue May 21 2002, 10:05 PM EDT
Att: 10,245 - Cloudy - 60 F

AB 51
R 4
H 11
RBI 4
BB 6
SO 11
LOB 23



Batter	1	2	3	4	5	6	7	8	9	AB	R	H	RBI	BB	SO	LOB	TOP					
6 Melvin Mora, R OBP: 0.376, SLG: 0.387	B1-3	G1-3			G4-3	21 F8 1-H 2B		FC5-4 1B	1-2 1B	6	0	3	1	0	0	0						
1 Brian Roberts, S OBP: 0.300, SLG: 0.143	F9		F8		E4 21 2B 31 1B	F7		FC5-4 21 HR	F8	6	2	0	0	0	0	5						
21 Marty Cordova, R OBP: 0.374, SLG: 0.500	1B				31 1B 2B	F8		HR		4	2	3	3	1	0	1						
Jeff Conine, R OBP: 0.259, SLG: 0.353 Ryan McGuire, L (8, 3)	G6-3		L4		31 1B 1B	G5-3		F9		4	1	0	0	1	0	3						
Tony Batista, R OBP: 0.312, SLG: 0.503		F8	L7		K		G5-3	1B		5	0	1	0	0	1	4						
31 Jay Gibbons, L OBP: 0.345, SLG: 0.516	G3 HR			L1	1B	1-3 2-H 3-H 1B	G4-3	G4-3		5	1	2	2	0	0	1						
Gerónimo Gil, R OBP: 0.336, SLG: 0.536	G3				HR	1-2 3-H 1B	2B		P4	5	1	3	2	0	0	1						
Mike Bordick, R OBP: 0.298, SLG: 0.336	HR WP BB			G4-3	F3		F7	G6-3		4	1	0	0	1	0	3						
Chris Singleton, L OBP: 0.284, SLG: 0.411 Luis García, S OBP: 0.500, SLG: 0.500 (9, PH) (9, 8)	HR			F9		6 S 6 2B BB		FC5-4 1 HR 6 1B HBP	1B	2	3	1	3	1	0	0						
Inning Stats	R: 0 E: 0 K: 0 S: 7	H: 1 LOB: 1 BB: 0 P: 9	R: 3 E: 0 K: 0 S: 13	H: 2 LOB: 0 BB: 1 P: 25	R: 0 E: 0 K: 0 S: 7	H: 0 LOB: 1 BB: 1 P: 15	R: 1 E: 0 K: 0 S: 9	H: 1 LOB: 0 BB: 0 P: 14	R: 3 E: 1 K: 1 S: 16	H: 3 LOB: 2 BB: 1 P: 29	R: 1 E: 0 K: 0 S: 11	H: 1 LOB: 1 BB: 1 P: 24	R: 0 E: 0 K: 0 S: 11	H: 1 LOB: 0 BB: 0 P: 17	R: 3 E: 0 K: 0 S: 10	H: 3 LOB: 1 BB: 0 P: 13	R: 0 E: 0 K: 0 S: 9	H: 2 LOB: 2 BB: 0 P: 11	1B: 7 2B: 4 3B: 0 HR: 3	SF: 0 SAC: 0 DP: 0 HBP: 1	WP: 1 PB: 0 SB: 1 CS: 0	PA: 47
PITCHER	IP	WLS	BF	H	R	ER	SO	BB	IBB	HBP	BLK	WP	HR	S	P	ERA	WHIP					
Mark Mulder, L ERA: 6.96	4.2	L	24	6	7	4	1	2	1	0	0	1	2	47	83	7.71	1.714					
Mike Magnante, L ERA: 7.3	2.1		12	3	2	2	0	1	0	1	0	0	0	27	51	7.71	1.714					
Mike Holtz, L ERA: 6.43	2.0		11	5	2	2	0	0	0	0	0	0	1	19	23	9.00	2.500					

Baltimore Orioles @ Oakland Athletics
Network Associates Coliseum, Oakland, CA
Thu May 23 2002, 3:35 PM EDT
Att: 11,737 - Sunny - 64 F

AB 42
R 11
H 14
RBI 11
BB 4
SO 1
LOB 18



Batter	1	2	3	4	5	6	7	8	9	AB	R	H	RBI	BB	SO	LOB	BOTTOM					
Randy Velarde, R OBP: 0.328, SLG: 0.370	G4-3 1B		K				G1-3		K	4	1	1	0	0	2	2						
Larry Sutton, L OBP: 0.231, SLG: 0.417	K		K		G4-3		K			4	0	0	0	0	3	4						
Miguel Tejada, R OBP: 0.328, SLG: 0.452	G4-3		G4-3			3 1B 2B		K		4	1	1	0	0	1	1						
Jermaine Dye, R OBP: 0.330, SLG: 0.386 Adam Platt, R (9, 9)	1B			P4		K		G6-3		4	0	1	1	0	1	1						
3 Eric Chavez, L OBP: 0.323, SLG: 0.553	F2			K		2-H 1B		F8		4	0	1	1	0	1	1						
Olmedo Saenz, R OBP: 0.400, SLG: 0.521		G4-6-3 1B BB		G6-3		L6		FC6-4 1B		3	0	1	0	1	0	1						
Terrence Long, L OBP: 0.265, SLG: 0.366 Eric Byrnes, R OBP: 0.350, SLG: 0.526 (9, 8)		G4-6-3 1B			FC4-6 BB	P6		FC6-4 1B G3		2	0	1	0	1	0	1						
Scott Hatteberg, L OBP: 0.358, SLG: 0.396		G4-6-3			F7			G3 1B		4	0	2	0	0	0	3						
Ramon Hernandez, R OBP: 0.236, SLG: 0.271	F9				FC4-6 HBP		K	G3		4	0	0	1	0	1	4						
Inning Stats	R: 1 E: 0 K: 1 S: 17	H: 2 LOB: 1 BB: 0 P: 25	R: 0 E: 0 K: 0 S: 12	H: 1 LOB: 1 BB: 1 P: 21	R: 0 E: 0 K: 2 S: 9	H: 0 LOB: 0 BB: 0 P: 16	R: 0 E: 0 K: 1 S: 8	H: 0 LOB: 0 BB: 0 P: 13	R: 0 E: 0 K: 0 S: 6	H: 0 LOB: 2 BB: 1 P: 16	R: 1 E: 0 K: 0 S: 16	H: 2 LOB: 1 BB: 0 P: 21	R: 0 E: 0 K: 2 S: 10	H: 1 LOB: 1 BB: 0 P: 13	R: 0 E: 0 K: 1 S: 6	H: 0 LOB: 0 BB: 0 P: 6	R: 1 E: 0 K: 1 S: 13	H: 2 LOB: 1 BB: 0 P: 18	1B: 6 2B: 1 3B: 1 HR: 0	SF: 0 SAC: 0 DP: 1 HBP: 1	WP: 0 PB: 0 SB: 1 CS: 0	PA: 37
PITCHER	IP	WLS	BF	H	R	ER	SO	BB	IBB	HBP	BLK	WP	HR	S	P	ERA	WHIP					
Sidney Ponson, R ERA: 4.48	6.0	W	25	5	2	2	5	2	0	1	0	0	0	68	112	3.00	1.167					
Rick Bauer, R ERA: 3.55	2.0		7	1	0	0	3	0	0	0	0	0	0	16	19	0.00	0.500					
Willis Roberts, R ERA: 2.66	1.0		5	2	1	1	1	0	0	0	0	0	0	13	18	9.00	2.000					

Baltimore Orioles @ Oakland Athletics
Network Associates Coliseum, Oakland, CA
Thu May 23 2002, 3:35 PM EDT
Att: 11,737 - Sunny - 64 F

AB 34
R 3
H 8
RBI 3
BB 2
SO 9
LOB 19



Batter	1	2	3	4	5	6	7	8	9	AB	R	H	RBI	BB	SO	LOB	TOP				
Brent Abernathy, R OBP: 0.307, SLG: 0.363 (1, 4)	G1-3		G3-6-3	G5-3		HBP 1B		P4		5	0	1	0	0	0	3					
Randy Winn, S OBP: 0.319, SLG: 0.406 (1, 8)	K			3B 3B	K			HR	1B	4	2	2	0	0	2	0					
Steve Cox, L OBP: 0.361, SLG: 0.494 (1, 3)	G4-3			1B 3B	HR			G4-3	K	5	2	2	2	0	1	4					
Greg Vaughn, R OBP: 0.257, SLG: 0.266 (1, 7)		F8		F7	P4			K	HR	5	1	1	2	0	1	1					
Toby Hall, R OBP: 0.237, SLG: 0.290 (1, 2)	L7			HBP BB 1B	K2-3			F7	G3	5	1	1	1	0	1	0					
Jason Conti, L OBP: 0.336, SLG: 0.393 (1, 9)				HBP 2B BB		1B G4-3 BB		S BB	K	2	2	1	0	3	1	0					
Chris Gomez, R OBP: 0.310, SLG: 0.420 (1, 6)		G6-3		2B HBP		1B		K		3	0	1	0	0	1	2					
Russ Johnson, R OBP: 0.342, SLG: 0.297 (1, 10)			G3-6-3 BB	2B		1B G4-3 BB		K		2	0	1	2	2	1	0					
1B Jared Sandberg, R OBP: 0.122, SLG: 0.200 (1, 5)			K	G5-3		G4-3		F3		2	0	0	0	0	1	3					
Jason Smith, L OBP: 0.250, SLG: 0.318 (6, PH) (6, 5)										2	0	0	1	0	0	1					
Inning Stats	R: 0 E: 0 K: 1 S: 11	H: 0 LOB: 0 BB: 0 P: 15	R: 0 E: 0 K: 0 S: 8	H: 1 LOB: 1 BB: 0 P: 14	R: 0 E: 0 K: 1 S: 6	H: 0 LOB: 0 BB: 1 P: 10	R: 4 E: 0 K: 0 S: 16	H: 4 LOB: 2 BB: 1 P: 28	R: 1 E: 0 K: 2 S: 10	H: 1 LOB: 0 BB: 0 P: 14	R: 0 E: 0 K: 2 S: 15	H: 0 LOB: 1 BB: 1 P: 18	R: 0 E: 0 K: 1 S: 9	H: 0 LOB: 0 BB: 0 P: 11	R: 2 E: 0 K: 2 S: 13	H: 2 LOB: 0 BB: 0 P: 19	1B: 5 2B: 1 3B: 2 HR: 2	SF: 0 SAC: 0 DP: 1 HBP: 2	WP: 0 PB: 0 SB: 1 CS: 0	PA: 42	
PITCHER	IP	WLS	BF	H	R	ER	SO	BB	IBB	HBP	BLK	WP	HR	S	P	ERA	WHIP				
Tim Hudson, R ERA: 4.6 (1, 1)	5.1		26	7	6	6	4	4	0	1	0	0	1	58	98	10.12	2.062				
Chad Bradford, R ERA: 1.31 (6, 1)	0.1	B	3	1	0	0	0	0	0	1	0	0	0	6	8	0.00	3.000				
Mike Venafro, L ERA: 3.38 (6, 1)	0.1		1	0	0	0	0	0	0	0	0	0	0	2	3	0.00	0.000				
Jim Mecir, R ERA: 3.86 (7, 1)	2.0	W	7	0	0	0	3	1	0	0	0	0	0	20	29	0.00	0.500				
Billy Koch, R ERA: 5.7 (9, 1)	1.0	S	5	2	2	2	2	0	0	0	0	0	1	13	19	18.00	2.000				

Tampa Bay Devil Rays @ Oakland Athletics
Network Associates Coliseum, Oakland, CA
Fri May 24 2002, 9:05 PM EDT
Att: 25,458 - Sunny - 73 F

AB 35
R 8
H 10
RBI 8
BB 5
SO 9
LOB 14

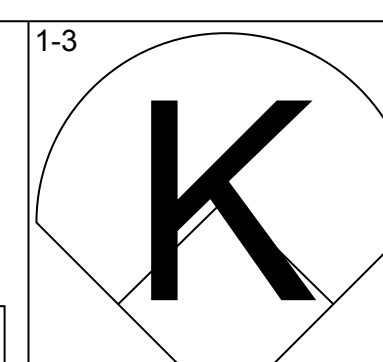
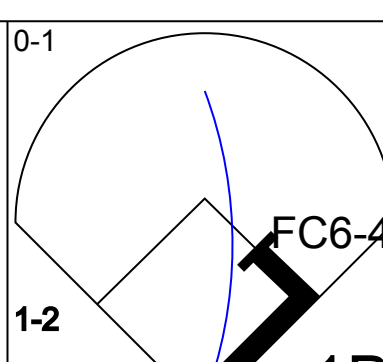
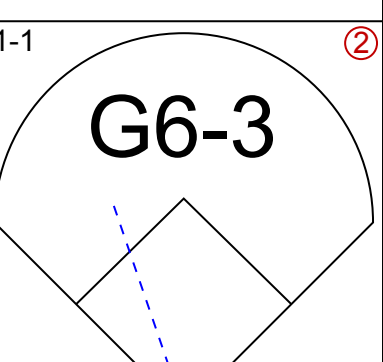
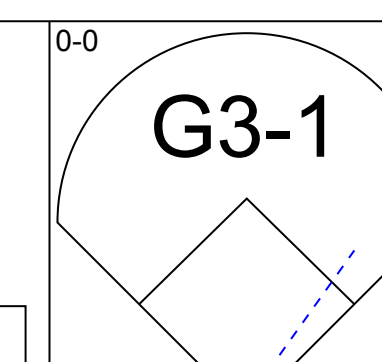
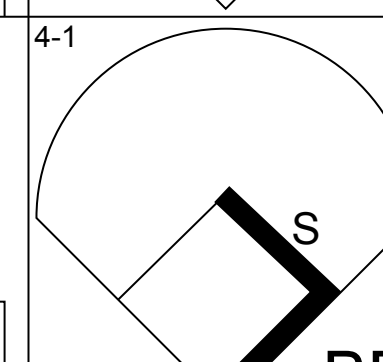
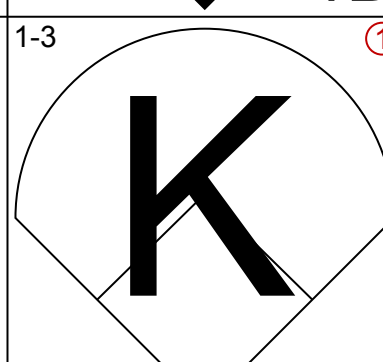
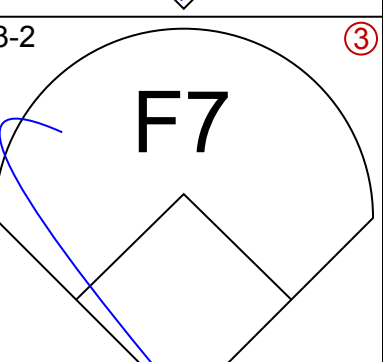
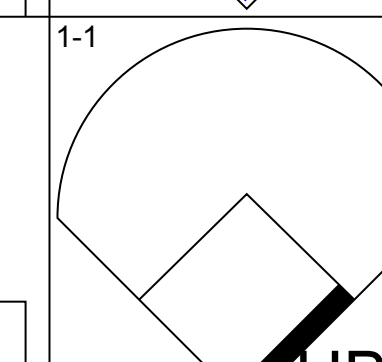
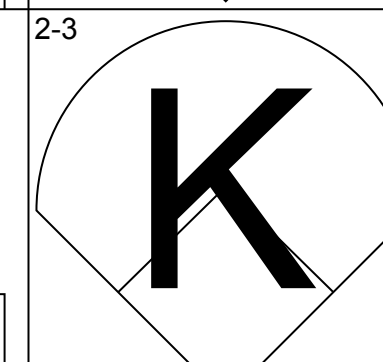
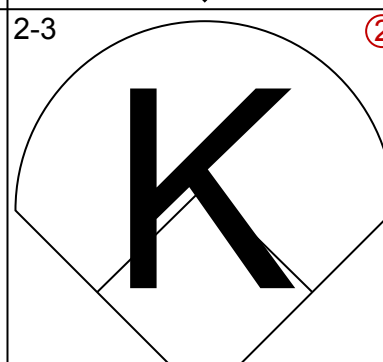
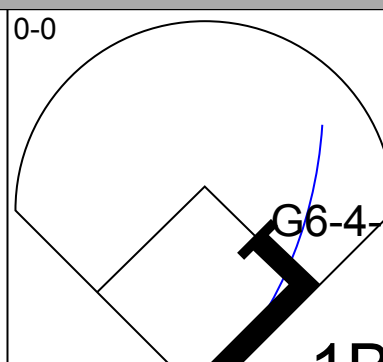
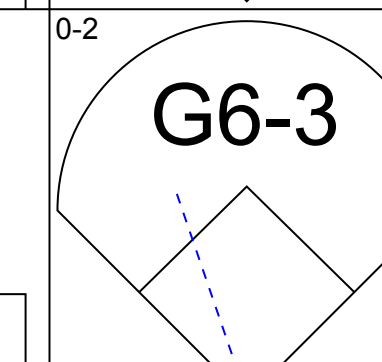
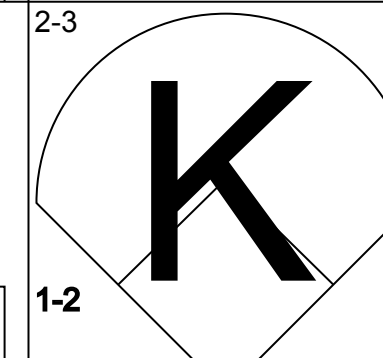
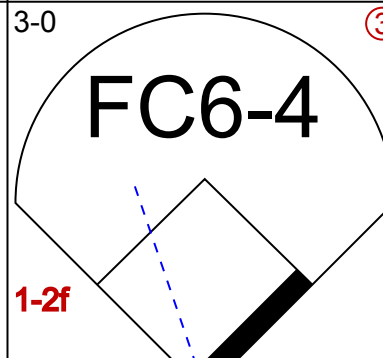
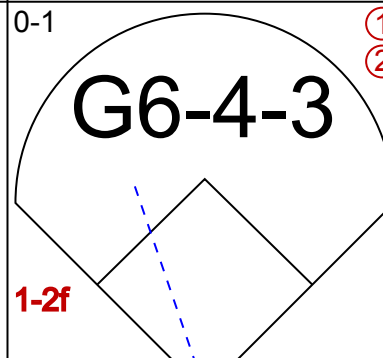
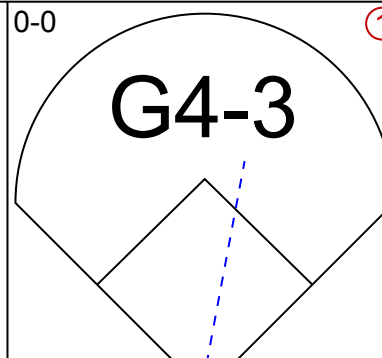
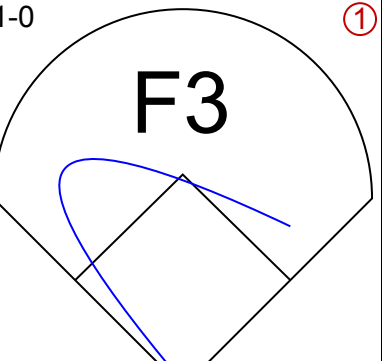

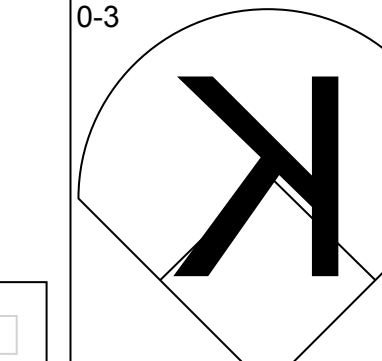
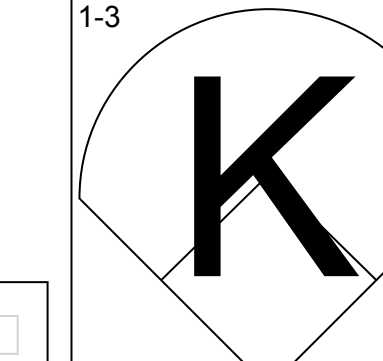

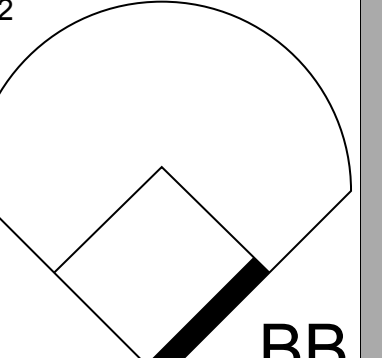
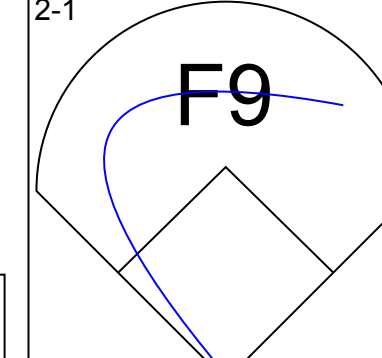
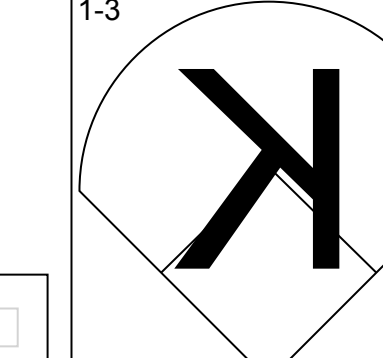
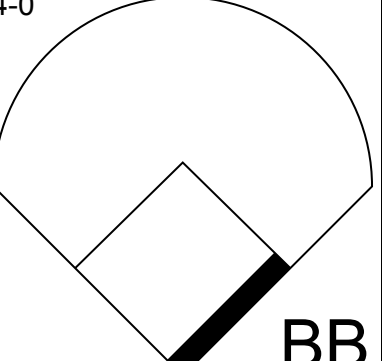

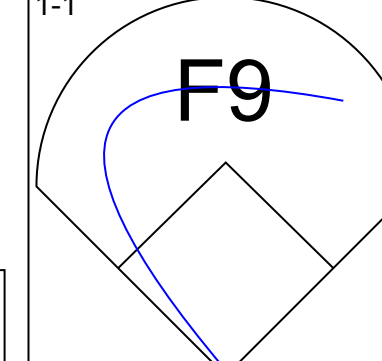
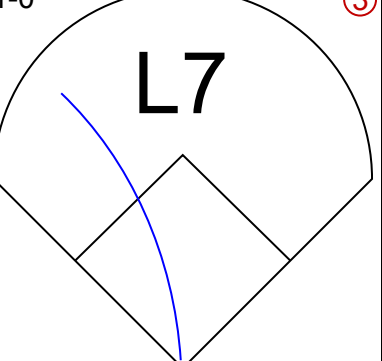

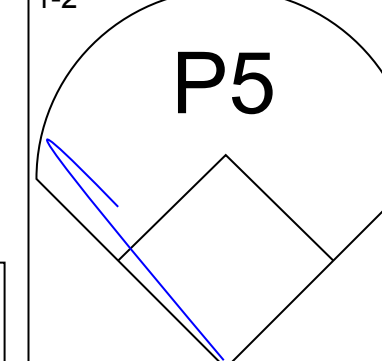
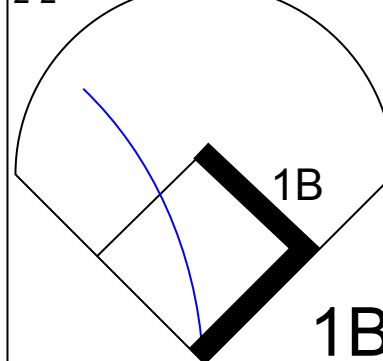
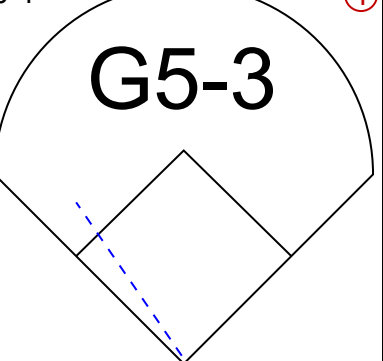
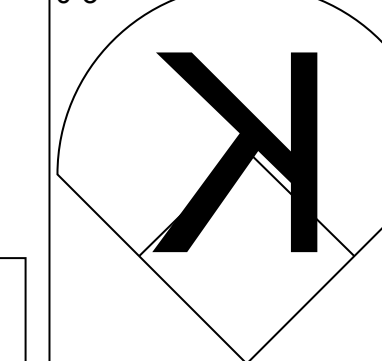


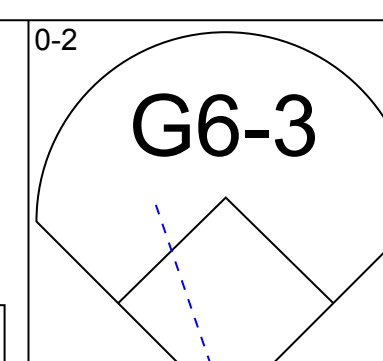
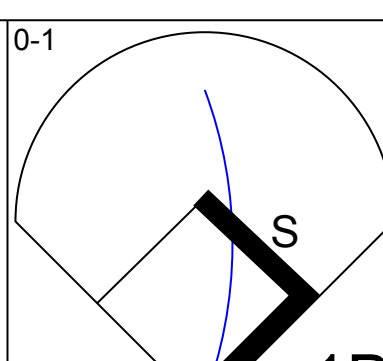
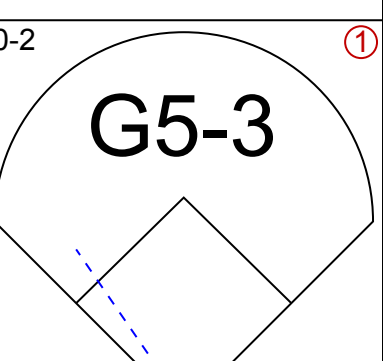
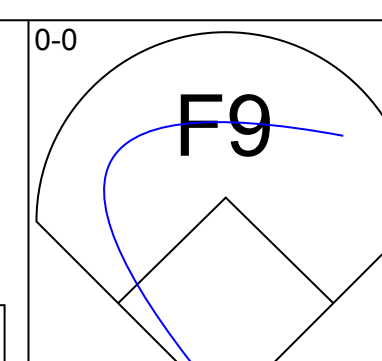
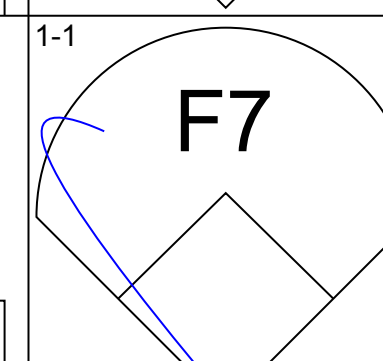
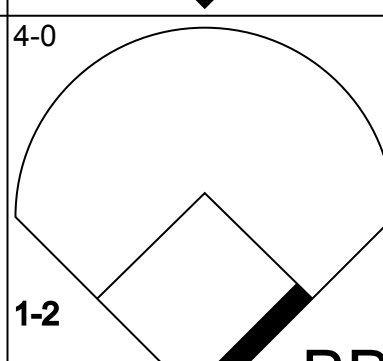
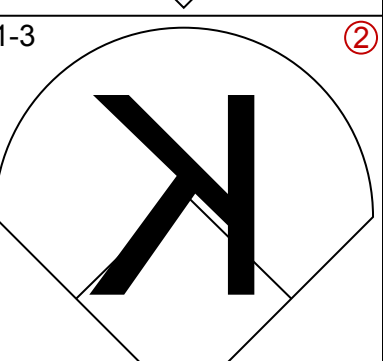
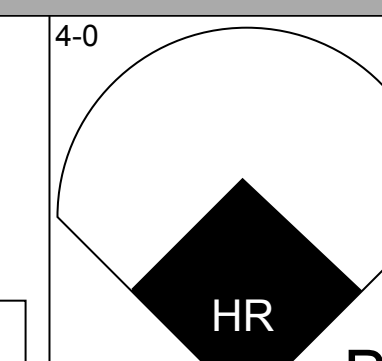
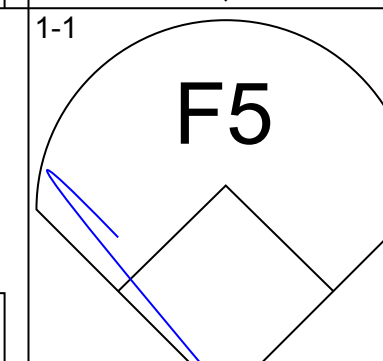
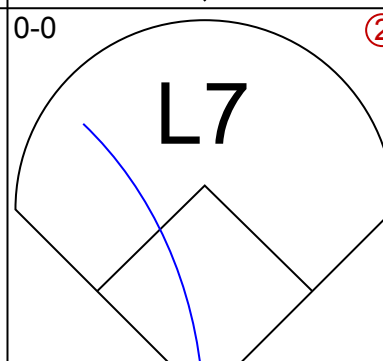
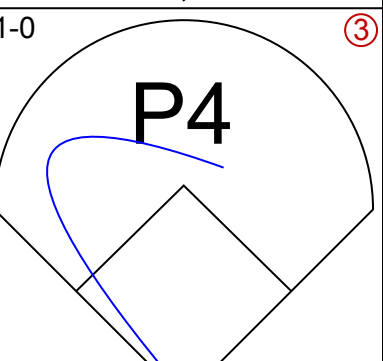
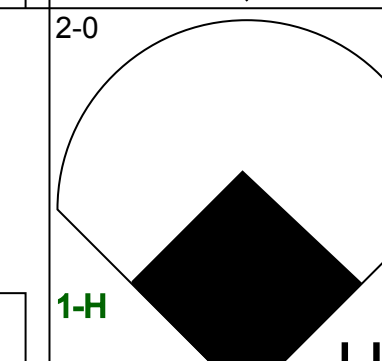

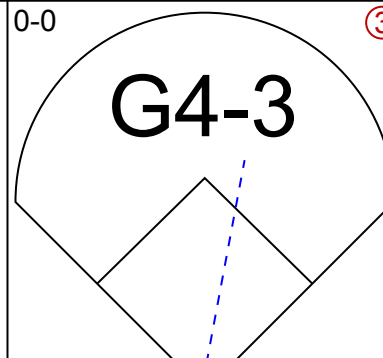

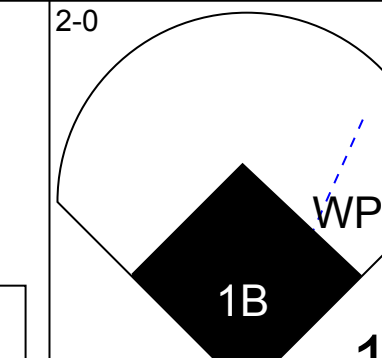
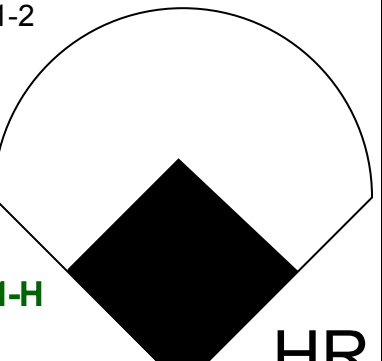

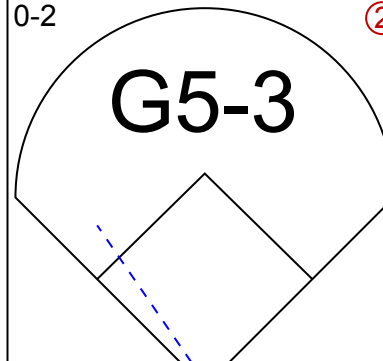
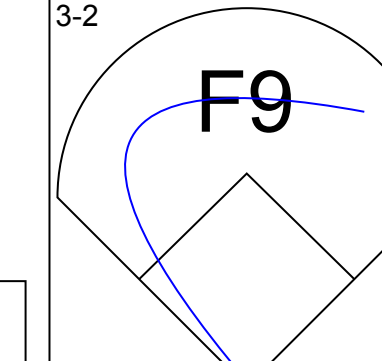
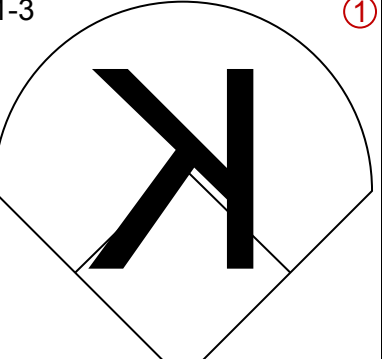
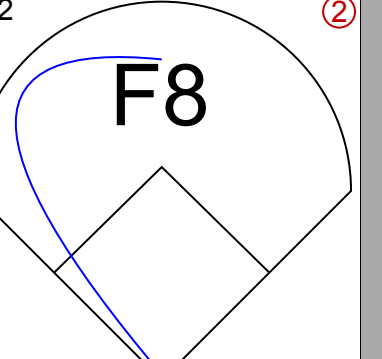
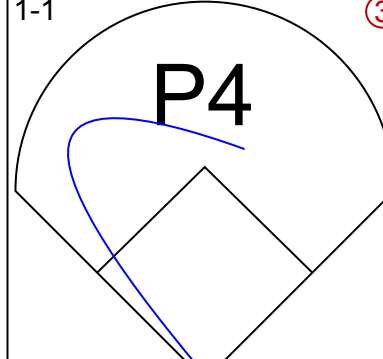
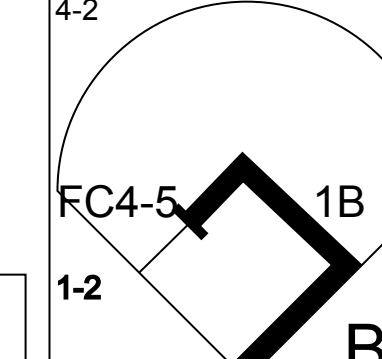

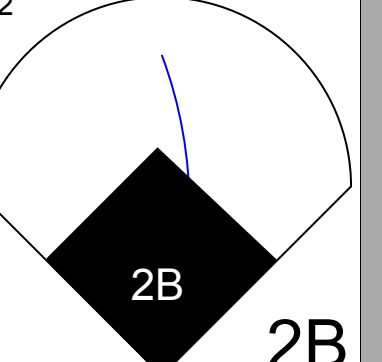

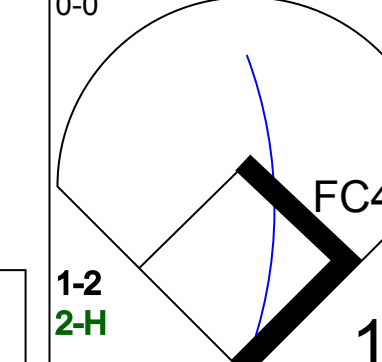

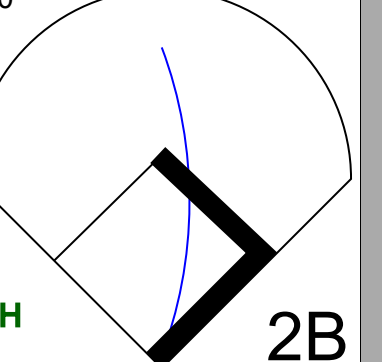
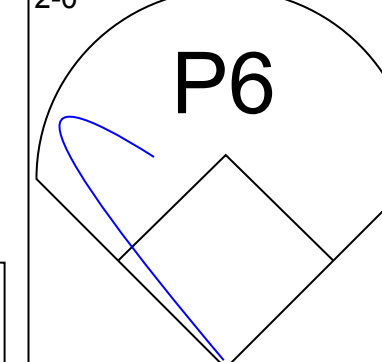
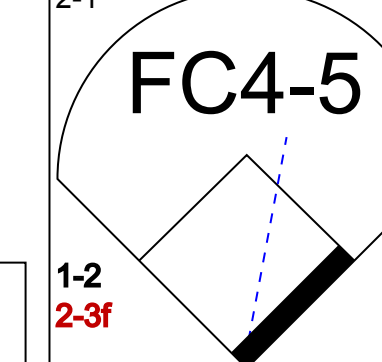

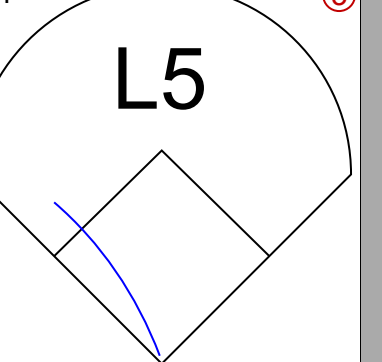
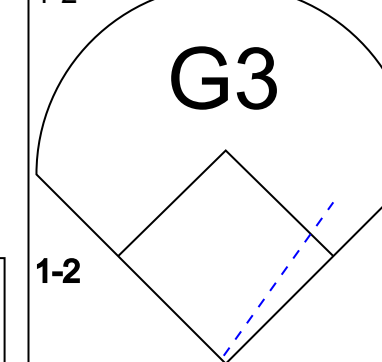
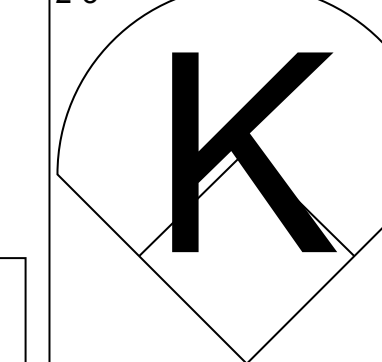

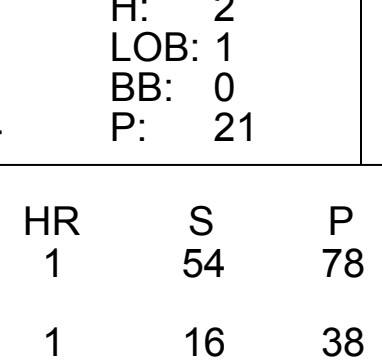
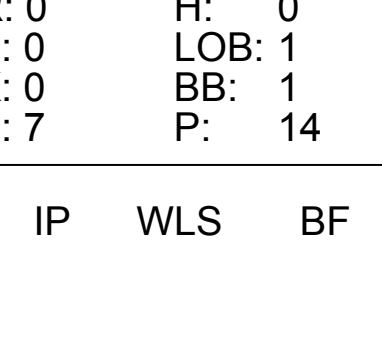
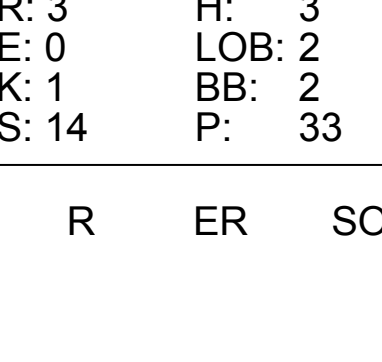
Batter	1	2	3	4	5	6	7	8	9	AB	R	H	RBI	BB	SO	LOB	BOTTOM				
Esteban German, R OBP: 0.353, SLG: 0.214 (1, 4)	K		G5-3		3B BB	K		FC5-4 1B		4	1	1	0	1	2	0					
Scott Hatteberg, L OBP: 0.367, SLG: 0.439 (1, 10)			G5-3		1B 3B		G5-4-3 1B	F3		4	2	3	2	0	0	0					
Eric Byrnes, R OBP: 0.333, SLG: 0.500 (7, FR)	HR									1	0	0	0	0	0	2					
Miguel Tejada, R OBP: 0.330, SLG: 0.447 (1, 6)	G4-3			3 BB 1B BB	P6		G5-4-3 1B	FC5-4		4	1	1	0	1	0	3					
Jermaine Dye, R OBP: 0.337, SLG: 0.385 (1, 9)	K			3 BB 1B BB	F9 WP 1B		G5-4-3			3	2	1	1	1	1	2					
3 Eric Chavez, L OBP: 0.327, SLG: 0.549 (1, 5)		P2		1B BB	WP 1B		L8			3	0	1	0	1	0	2					
Olmedo Saenz, R OBP: 0.390, SLG: 0.519 (1, 3)		G6-3		K	F9			HR	2B	4	0	1	0	0	1	5					
Larry Sutton, L OBP: 0.231, SLG: 0.417 (8, FR) (9, 3)										0	1	0	0	0	0	0					
Terrence Long, L OBP: 0.270, SLG: 0.369 (1, 8)		1B		1-2 2H 3H	1B		P6	L6		4	0	2	2	0	0	2					
Adam Piatt, R OBP: 0.200, SLG: 0.444 (1, 7)		L7		F9		K		HR		4	1	1	2	0	1	3					
Ramon Hernandez, R OBP: 0.237, SLG: 0.295 (1, 2)			K	F7		G6-3		HR		4	1	1	1	0	1	2					
Inning Stats	R: 1 E: 0 K: 2 S: 10	H: 1 LOB: 0 BB: 0 P: 16	R: 0 E: 0 K: 0 S: 8	H: 1 LOB: 0 BB: 0 P: 12	R: 0 E: 0 K: 1 S: 9	H: 0 LOB: 0 BB: 0 P: 15	R: 2 E: 0 K: 1 S: 20	H: 1 LOB: 3 BB: 1 P: 37	R: 3 E: 0 K: 2 S: 15	H: 3 LOB: 0 BB: 1 P: 24	R: 0 E: 0 K: 2 S: 8	H: 0 LOB: 0 BB: 0 P: 10	R: 0 E: 0 K: 0 S: 7	H: 2 LOB: 2 BB: 0 P: 12	R: 3 E: 0 K: 0 S: 8	H: 4 LOB: 2 BB: 0 P: 13	1B: 7 2B: 1 3B: 1 HR: 3	SF: 0 SAC: 0 DP: 1 HBP: 0	WP: 1 PB: 0 SB: 0 CS: 0	PA: 39	
PITCHER	IP	WLS	BF	H	R	ER	SO	BB	IBB	HBP	BLK	WP	HR	S	P	ERA	WHIP				
Paul Wilson, R ERA: 4.06 (1, 1)	5.0		25	6	6	6	4	4	0	0	0	0	1	62	104	10.80	2.000				
Lee Gardner, R ERA: 5.53 (8, 1)	2.0		7	2	0	0	2	0	0	0	0	0	0	15	22	0.00	1.000				
Victor Zambrano, R ERA: 5.53 (8, 1)	1.0	L	7	4	3	3	0	0	0	0	0	0	2	8	13	27.00	4.000				

Tampa Bay Devil Rays @ Oakland Athletics
Network Associates Coliseum, Oakland, CA
Fri May 24 2002, 9:05 PM EDT
Att: 25,458 - Sunny - 73 F

AB 35
R 9
H 12
RBI 8
BB 4
SO 6
LOB 21



Batter	1	2	3	4	5	6	7	8	9	AB	R	H	RBI	BB	SO	LOB	TOP				
Brent Abernathy, R OBP: 0.306, SLG: 0.360 (1, 4)			 1B							4	0	1	0	0	1	0	Tampa Bay Devil Rays @ Oakland Athletics Network Associates Coliseum, Oakland, CA Sat May 25 2002, 4:05 PM EDT Att: 31,697 - Cloudy - 63 F				
Randy Winn, S OBP: 0.323, SLG: 0.401 (1, 8)	 BB									2	0	0	0	1	1	2					
Steve Cox, L OBP: 0.359, SLG: 0.488 (1, 3)						 1B				4	0	1	0	0	2	4					
Greg Vaughn, R OBP: 0.251, SLG: 0.259 (1, 7)			 1-2			 1-2				4	0	0	0	0	1	4					
Toby Hall, R OBP: 0.231, SLG: 0.281 (1, 2)										4	0	0	0	0	3	0					
Jason Conti, L OBP: 0.333, SLG: 0.373 (1, 9)											3	0	0	0	1	2		0			
Russ Johnson, R OBP: 0.342, SLG: 0.288 (1, 10)										2	0	0	0	1	1	1					
Jason Smith, L OBP: 0.222, SLG: 0.280 (1, 5)										3	0	0	0	0	1	2					
Felix Escalona, R OBP: 0.267, SLG: 0.268 (1, 6)			 1B							3	0	1	0	0	1	0					
Inning Stats	R: 0 E: 0 K: 3 S: 12	H: 0 LOB: 1 BB: 1 P: 21	R: 0 E: 0 K: 1 S: 5	H: 0 LOB: 1 BB: 1 P: 14	R: 0 E: 0 K: 2 S: 12	H: 2 LOB: 2 BB: 0 P: 20	R: 0 E: 0 K: 3 S: 12	H: 0 LOB: 1 BB: 1 P: 18	R: 0 E: 0 K: 0 S: 7	H: 1 LOB: 0 BB: 0 P: 6	R: 0 E: 0 K: 0 S: 7	H: 0 LOB: 0 BB: 0 P: 11	R: 0 E: 0 K: 1 S: 10	H: 0 LOB: 1 BB: 0 P: 11	R: 0 E: 0 K: 2 S: 8	H: 0 LOB: 0 BB: 0 P: 10	1B: 3 2B: 0 3B: 0 HR: 0	SF: 0 SAC: 0 DP: 1 HBP: 1	WP: 0 PB: 0 SB: 1 CS: 0	PA: 33	
PITCHER	IP	WLS	BF	H	R	ER	SO	BB	IBB	HBP	BLK	WP	HR	S	P	ERA	WHIP				
Aaron Harang, R ERA: 1.19 (1, 1)	7.0	W	26	3	0	0	10	3	0	0	0	0	0	61	101	0.00	0.857				
Chad Bradford, R ERA: 1.19 (8, 1)	2.0	S	7	0	0	0	3	0	0	1	0	0	0	18	21	0.00	0.000				

Batter	1	2	3	4	5	6	7	8	9	AB	R	H	RBI	BB	SO	LOB	BOTTOM				
Esteban German, R OBP: 0.333, SLG: 0.222 (1, 4)			 1B							4	0	1	0	0	0	1	Tampa Bay Devil Rays @ Oakland Athletics Network Associates Coliseum, Oakland, CA Sat May 25 2002, 4:05 PM EDT Att: 31,697 - Cloudy - 63 F				
Scott Hatteberg, L OBP: 0.370, SLG: 0.433 (1, 3)								 BB		2	0	0	0	2	1	0					
Larry Sutton, L OBP: 0.231, SLG: 0.417 (8, FR) (9, 3)								 1B		0	1	0	0	0	0	0					
Miguel Tejada, R OBP: 0.328, SLG: 0.459 (1, 6)								 1H		4	1	1	2	0	0	2					
3 Eric Chavez, L OBP: 0.331, SLG: 0.548 (1, 5)		 1B						 1B		4	2	2	0	0	0	2					
Jermaine Dye, R OBP: 0.333, SLG: 0.411 (1, 10)	 1H									4	1	1	2	0	0	1					
Terrence Long, L OBP: 0.269, SLG: 0.363 (1, 8)								 1B BB		3	0	0	0	1	1	0					
Adam Platt, R OBP: 0.357, SLG: 0.583 (1, 7)			 2B			 BB		 1B 1-2 2H		3	1	2	1	1	0	0					
John Mabry, L OBP: 0.296, SLG: 0.320 (1, 9)			 2H					 1-2 2H		4	0	1	1	0	0	3					
Greg Myers, L OBP: 0.368, SLG: 0.438 (1, 2)							 1-2			4	0	0	0	0	1	4					
Inning Stats	R: 0 E: 0 K: 0 S: 8	H: 0 LOB: 0 BB: 0 P: 10	R: 2 E: 0 K: 1 S: 13	H: 2 LOB: 0 BB: 0 P: 18	R: 0 E: 0 K: 0 S: 6	H: 1 LOB: 2 BB: 1 P: 11	R: 1 E: 0 K: 0 S: 14	H: 2 LOB: 1 BB: 0 P: 21	R: 0 E: 0 K: 1 S: 7	H: 0 LOB: 0 BB: 0 P: 9	R: 0 E: 0 K: 0 S: 6	H: 0 LOB: 0 BB: 0 P: 9	R: 0 E: 0 K: 0 S: 7	H: 0 LOB: 1 BB: 1 P: 14	R: 3 E: 0 K: 1 S: 14	H: 3 LOB: 2 BB: 2 P: 33	1B: 4 2B: 2 3B: 0 HR: 2	SF: 0 SAC: 0 DP: 0 HBP: 0	WP: 1 PB: 0 SB: 1 CS: 0	PA: 36	
PITCHER	IP	WLS	BF	H	R	ER	SO	BB	IBB	HBP	BLK	WP	HR	S	P	ERA	WHIP				
Travis Harper, R ERA: 3.27 (1, 1)	6.0	L	24	5	3	3	2	1	0	0	0	0	0	16	38	20.25	4.500				
Jorge Sosa, R ERA: 4.91 (7, 1)	1.1		10	3	3	3	0	3	0	0	0	1	1	16	38	20.25	4.500				
Doug Creek, L ERA: 4.4 (8, 1)	0.2		2	0	0	0	1	0	0	0	0	0	0	5	9	0.00	0.000				



Batter	1	2	3	4	5	6	7	8	9	AB	R	H	RBI	BB	SO	LOB	TOP																						
Felix Escalona, R OBP: 0.245, SLG: 0.244										4	0	0	0	0	2	1																							
Randy Winn, S OBP: 0.321, SLG: 0.394										3	0	0	0	1	1	1																							
Greg Vaughn, R OBP: 0.257, SLG: 0.256										2	0	0	0	2	0	1																							
Steve Cox, L OBP: 0.356, SLG: 0.480										3	0	0	0	0	2	4																							
Toby Hall, R OBP: 0.224, SLG: 0.273										4	0	0	0	0	0	2																							
Chris Gomez, R OBP: 0.308, SLG: 0.422										4	0	1	0	0	0	1																							
Russ Johnson, R OBP: 0.329, SLG: 0.275										3	0	0	0	0	1	1																							
1B Jared Sandberg, R OBP: 0.136, SLG: 0.190										2	0	0	0	1	1	1																							
Jason Conti, L OBP: 0.333, SLG: 0.387										3	0	1	0	0	0	1																							
Inning Stats	R: 0 E: 0 K: 2 S: 10	H: 0 LOB: 1 BB: 1 P: 15	R: 0 E: 0 K: 1 S: 12	H: 1 LOB: 1 BB: 0 P: 16	R: 0 E: 0 K: 2 S: 13	H: 1 LOB: 2 BB: 1 P: 20	R: 0 E: 0 K: 1 S: 7	H: 0 LOB: 0 BB: 0 P: 11	R: 0 E: 0 K: 0 S: 9	H: 0 LOB: 0 BB: 1 P: 15	R: 0 E: 0 K: 1 S: 8	H: 0 LOB: 1 BB: 1 P: 17	R: 0 E: 0 K: 0 S: 6	H: 0 LOB: 0 BB: 0 P: 11	R: 0 E: 0 K: 0 S: 9	H: 0 LOB: 1 BB: 0 P: 15	R: 0 E: 0 K: 0 S: 11	H: 0 LOB: 1 BB: 0 P: 17	1B: 0 2B: 2 3B: 0 HR: 0	SF: 0 SAC: 0 DP: 1 HBP: 1	WP: 0 PA: 33 SB: 0 CS: 0																		
PITCHER	IP	WLS	BF	H	R	ER	SO	BB	IBB	HBP	BLK	WP	HR	S	P	ERA	WHIP	PITCHER				IP	WLS	BF	H	R	ER	SO	BB	IBB	HBP	BLK	WP	HR	S	P	ERA	WHIP	
Barry Zito, L ERA: 3.51	(1, 1)	7.0	W	26	2	0	7	4	0	0	0	0	0	65	105	0.00	0.857																						
Jim Mecir, R ERA: 3.7	(8, 1)	1.0		3	0	0	0	0	0	0	0	0	0	9	15	0.00	0.000																						
Billy Koch, R ERA: 5.47	(9, 1)	1.0		4	0	0	0	0	0	1	0	0	0	11	17	0.00	0.000																						

Tampa Bay Devil Rays @ Oakland Athletics
Network Associates Coliseum, Oakland, CA
Sun May 26 2002, 4:05 PM EDT
Att: 15,943 - Cloudy - 61 F

AB 28
R 0
H 2
RBI 0
BB 4
SO 7
LOB 13



Batter	1	2	3	4	5	6	7	8	9	AB	R	H	RBI	BB	SO	LOB	BOTTOM																							
Esteban German, R OBP: 0.320, SLG: 0.190										3	1	0	0	0	0	0																								
Adam Platt, R OBP: 0.444, SLG: 1.000										4	3	3	3	0	1	0																								
Miguel Tejada, R OBP: 0.327, SLG: 0.470										4	1	1	3	0	0	0																								
Jermaine Dye, R OBP: 0.330, SLG: 0.404										4	0	1	0	0	0	0																								
3 Eric Chavez, L OBP: 0.324, SLG: 0.534										4	0	0	0	0	1	1																								
Olmedo Saenz, R OBP: 0.381, SLG: 0.500										4	0	1	0	0	0	0																								
Terrence Long, L OBP: 0.265, SLG: 0.357										3	0	0	0	0	0	1																								
Eric Byrnes, R OBP: 0.333, SLG: 0.478										3	1	1	0	0	0	0																								
Ramon Hernandez, R OBP: 0.239, SLG: 0.304										3	1	1	1	0	0	0																								
Inning Stats	R: 0 E: 0 K: 1 S: 12	H: 0 LOB: 0 BB: 0 P: 15	R: 0 E: 0 K: 0 S: 14	H: 1 LOB: 1 BB: 0 P: 21	R: 0 E: 0 K: 0 S: 9	H: 0 LOB: 0 BB: 0 P: 13	R: 1 E: 0 K: 0 S: 9	H: 1 LOB: 0 BB: 0 P: 16	R: 5 E: 0 K: 0 S: 22	H: 5 LOB: 1 BB: 0 P: 31	R: 0 E: 0 K: 0 S: 8	H: 0 LOB: 0 BB: 0 P: 12	R: 1 E: 0 K: 0 S: 10	H: 1 LOB: 0 BB: 0 P: 17	R: 0 E: 0 K: 1 S: 7	H: 0 LOB: 0 BB: 0 P: 12	1B: 4 2B: 1 3B: 0 HR: 3	SF: 0 SAC: 0 DP: 0 HBP: 1	WP: 1 PA: 33 SB: 0 CS: 0																					
PITCHER	IP	WLS	BF	H	R	ER	SO	BB	IBB	HBP	BLK	WP	HR	S	P	ERA	WHIP	PITCHER				IP	WLS	BF	H	R	ER	SO	BB	IBB	HBP	BLK	WP	HR	S	P	ERA	WHIP		
Joe Kennedy, L ERA: 4.0	(1, 1)	5.0	L	23	7	6	6	1	0	1	0	0	0	8	12	0.00	0.000																							
Lee Gardner, R ERA: 5.65	(6, 1)	1.0		3	0	0	0	0	0	0	0	0	0	8	12	0.00	0.000																							
Victor Zambrano, R ERA: 5.65	(7, 1)	1.0		4	1	1	1	0	0	0	0	0	1	10	17	9.00	1.000																							
Esteban Yan, R ERA: 5.12	(8, 1)	1.0		3	0	0	0	1	0	0	0	0	0	7	12	0.00	0.000																							

Tampa Bay Devil Rays @ Oakland Athletics
Network Associates Coliseum, Oakland, CA
Sun May 26 2002, 4:05 PM EDT
Att: 15,943 - Cloudy - 61 F

AB 32
R 7
H 8
RBI 7
BB 0
SO 2
LOB 2



Batter	1	2	3	4	5	6	7	8	9	AB	R	H	RBI	BB	SO	LOB	TOP										
Esteban German, R OBP: 0.367, SLG: 0.240 (1, 4)	F9	1B		BB		1B		G5-3		4	0	2	0	1	0	0											
Larry Sutton, L OBP: 0.167, SLG: 0.294 (1, 3)	F9	K		K		F2		G1		5	0	0	0	0	2	5											
Miguel Tejada, R OBP: 0.324, SLG: 0.463 (1, 6)	G6-3		G6-3		FC5-4 1B	F9			L8	5	0	1	0	0	0	2											
Jermaine Dye, R OBP: 0.333, SLG: 0.398 (1, 9)		3 HR BB	P4		FC5-4 2B		G3		3 1B 1B	4	2	1	0	1	0	1											
Eric Chavez, L OBP: 0.337, SLG: 0.555 (1, 5)		1-H HR	S BB		F5		BB BB		FC4-6 1B	3	1	2	2	2	0	1											
Terrence Long, L OBP: 0.269, SLG: 0.360 (1, 8)		HR BB	K		1-H 2B		K		K	4	1	1	1	1	3	4											
Adam Platt, R OBP: 0.435, SLG: 1.000 (1, 7)		1-H HR	G6-3		G6-3		1-2 BB		FC4-6 1-2	4	1	1	2	1	0	3											
Scott Hatteberg, L OBP: 0.367, SLG: 0.435 (1, 10)		F7			2B		G1-3		G3-1	4	0	1	0	0	0	2											
Ramon Hernandez, R OBP: 0.239, SLG: 0.302 (1, 2)		G5-3			F3		1B 1B		K	4	0	1	0	0	1	1											
Inning Stats	R: 0 E: 0 K: 0 S: 10	H: 0 LOB: 0 BB: 0 P: 14	R: 4 E: 0 K: 1 S: 18	H: 3 LOB: 1 BB: 2 P: 31	R: 0 E: 0 K: 1 S: 8	H: 0 LOB: 1 BB: 1 P: 16	R: 0 E: 0 K: 1 S: 10	H: 1 LOB: 2 BB: 1 P: 20	R: 1 E: 0 K: 0 S: 13	H: 2 LOB: 1 BB: 0 P: 20	R: 0 E: 0 K: 0 S: 13	H: 2 LOB: 2 BB: 0 P: 19	R: 0 E: 0 K: 1 S: 15	H: 0 LOB: 0 BB: 2 P: 27	R: 0 E: 0 K: 1 S: 8	H: 0 LOB: 0 BB: 0 P: 11	R: 0 E: 0 K: 1 S: 14	H: 2 LOB: 2 BB: 0 P: 19	1B: 6 2B: 2 3B: 0 HR: 2	SF: 0 SAC: 0 DP: 0 HBP: 0	WP: 0 PB: 0 SB: 1 CS: 0	PA: 43					
PITCHER	IP	WLS	BF	H	R	ER	SO	BB	IBB	HBP	BLK	WP	HR	S	P	ERA	WHIP										
Calvin Maduro, R ERA: 5.57 (1, 1)	4.2	L	24	6	5	5	3	4	0	0	0	0	2	57	98	9.64	2.143										
Willis Roberts, R ERA: 2.03 (5, 1)	3.1		14	2	0	0	2	2	0	0	0	0	0	38	60	0.00	1.200										
B.J. Ryan, L ERA: 4.86 (9, 1)	1.0	S	5	2	0	0	1	0	0	0	0	0	0	14	19	0.00	2.000										

Oakland Athletics @ Baltimore Orioles
 Oriole Park at Camden Yards, Baltimore, MD
 Tue May 28 2002, 7:05 PM EDT
 Att: 24,825 - Cloudy - 85 F

AB 37
 R 5
 H 10
 RBI 5
 BB 6
 SO 6
 LOB 19



Batter	1	2	3	4	5	6	7	8	9	AB	R	H	RBI	BB	SO	LOB	BOTTOM										
6 Melvin Mora, R OBP: 0.367, SLG: 0.400 (1, 7)	S 2B	SF7		F9			L5		BB	3	0	1	1	1	0	1											
1 Brian Roberts, S OBP: 0.217, SLG: 0.150 (1, 4)	F3	FC6-4 1-2		G6-3			F2		P4	5	0	0	0	0	0	5											
Chris Singleton, L OBP: 0.295, SLG: 0.410 (1, 8)	K		G4-3		G3		BB		K	4	0	0	0	1	2	2											
Jeff Conine, R OBP: 0.263, SLG: 0.366 (1, 3)	P4		FC5-4 31 1B		G6-3		L7			4	0	1	0	0	0	2											
31 Jay Gibbons, L OBP: 0.333, SLG: 0.482 (1, 9)		L6	FC5-4 1B		K			G4-3		4	0	1	0	0	1	0											
Tony Batista, R OBP: 0.328, SLG: 0.522 (1, 5)		E8 21 1B	FC5-4 1-2 2-3			21 B1-3 1B		21 G5-3 1B		4	1	3	0	0	0	2											
21 Marty Cordova, R OBP: 0.342, SLG: 0.450 (1, 10)		1B 6 SF7 1B	K		B1-3		G5-3			4	1	1	1	0	1	4											
Geronimo Gil, R OBP: 0.298, SLG: 0.472 (1, 2)		E6 1B		G1-3		F9		K		4	0	0	0	0	1	3											
Mike Bordick, R OBP: 0.300, SLG: 0.343 (1, 6)		FC6-4 1B				K			G5-3	3	0	2	0	0	1	1											
Gary Matthews, S OBP: 0.356, SLG: 0.410 (9, PH)		1 FC6-4 1B								1	0	0	0	0	0	0											
Inning Stats	R: 0 E: 0 K: 1 S: 18	H: 1 LOB: 1 BB: 0 P: 22	R: 2 E: 2 K: 0 S: 17	H: 3 LOB: 2 BB: 0 P: 27	R: 0 E: 0 K: 1 S: 9	H: 2 LOB: 2 BB: 0 P: 12	R: 0 E: 0 K: 0 S: 10	H: 1 LOB: 1 BB: 0 P: 15	R: 0 E: 0 K: 1 S: 6	H: 0 LOB: 0 BB: 0 P: 10	R: 0 E: 0 K: 1 S: 14	H: 1 LOB: 1 BB: 0 P: 19	R: 0 E: 0 K: 0 S: 9	H: 0 LOB: 1 BB: 1 P: 15	R: 0 E: 0 K: 1 S: 14	H: 1 LOB: 1 BB: 0 P: 23	R: 0 E: 0 K: 1 S: 11	H: 0 LOB: 1 BB: 1 P: 17	1B: 6 2B: 3 3B: 0 HR: 0	SF: 1 SAC: 0 DP: 0 HBP: 0	WP: 0 PB: 0 SB: 1 CS: 0	PA: 39					
PITCHER	IP	WLS	BF	H	R	ER	SO	BB	IBB	HBP	BLK	WP	HR	S	P	ERA	WHIP										
Mark Mulder, L ERA: 6.1 (1, 1)	6.0	W	27	8	2	1	4	0	0	0	0	0	0	74	105	1.50	1.333										
Jim Mecir, R ERA: 3.42 (7, 1)	2.0	H	8	1	0	0	1	1	0	0	0	0	0	23	38	0.00	1.000										
Billy Koch, R ERA: 5.26 (9, 1)	1.0	S	4	0	0	0	1	1	0	0	0	0	0	11	17	0.00	1.000										

Oakland Athletics @ Baltimore Orioles
 Oriole Park at Camden Yards, Baltimore, MD
 Tue May 28 2002, 7:05 PM EDT
 Att: 24,825 - Cloudy - 85 F

AB 36
 R 2
 H 9
 RBI 2
 BB 2
 SO 6
 LOB 20



Batter	1	2	3	4	5	6	7	8	9	AB	R	H	RBI	BB	SO	LOB	TOP					
Randy Velarde, R OBP: 0.317, SLG: 0.345	2-1 F9		3-1 F8	0-1 G6-3		4-2 BB			3-1 G6-3	4	0	0	0	1	0	0	Oakland Athletics @ Baltimore Orioles Oriole Park at Camden Yards, Baltimore, MD Wed May 29 2002, 7:05 PM EDT Att: 24,913 - Cloudy - 86 F					
Scott Hatteberg, L OBP: 0.374, SLG: 0.456	1-2 1B		0-0 HR		4-2 1B G4-6-3	0-1 G4-3			3-2 F9	4	2	2	1	1	0	2						
Miguel Tejada, R OBP: 0.330, SLG: 0.478	2-2 F8		2-2 HR		1-1 G4-6-3	1-3 1B			4-2 BB	4	1	2	1	1	0	1						
Jemaine Dye, R OBP: 0.336, SLG: 0.387	2-3 K		4-0 3 HR		0-1 G4-6-3	1-2 BB			1-3 K	3	1	0	0	2	2	3						
3 Eric Chavez, L OBP: 0.346, SLG: 0.575		2-2 F2	1-1 HR		4-2 E S	4-2 BB			0-2 G6-3	3	1	2	2	1	0	0						
Adam Piatt, R OBP: 0.407, SLG: 0.875		1-0 G6-3	0-0 G3-6		2-1 G6-3	1-3 BB			1-2 G6-3	4	0	1	0	0	0	3						
Terrence Long, L OBP: 0.268, SLG: 0.358		3-2 BB	0-2 G3-6			1-3 K			1-1 G5-3	4	0	1	0	0	1	1						
Olmedo Saenz, R OBP: 0.388, SLG: 0.492		4-1 BB		0-0 F9		1-3 K			2-2 G6-4-3	3	0	1	0	1	1	0						
Ramon Hernandez, R OBP: 0.239, SLG: 0.301		0-2 L9		2-2 G4-3		1-0 BB			2-1 G6-4-3	4	0	1	0	0	0	3						
Inning Stats	R: 0 E: 0 K: 1 S: 12	H: 1 LOB: 1 BB: 0 P: 19	R: 0 E: 0 K: 0 S: 18	H: 1 LOB: 2 BB: 1 P: 28	R: 4 E: 0 K: 0 S: 15	H: 4 LOB: 0 BB: 1 P: 25	R: 0 E: 0 K: 0 S: 7	H: 0 LOB: 0 BB: 0 P: 9	R: 1 E: 0 K: 0 S: 11	H: 1 LOB: 1 BB: 2 P: 22	R: 0 E: 0 K: 0 S: 11	H: 1 LOB: 1 BB: 1 P: 18	R: 0 E: 0 K: 0 S: 10	H: 1 LOB: 1 BB: 1 P: 18	R: 0 E: 0 K: 0 S: 7	H: 1 LOB: 0 BB: 1 P: 21	1B: 7 2B: 0 3B: 0 HR: 3	SF: 0 SAC: 0 DP: 4 HBP: 0	WP: 0 PB: 0 SB: 1 CS: 0	PA: 40		
PITCHER	IP WLS BF H R ER SO BB IBB HBP BLK WP HR S P ERA WHIP	5.0 W 24 7 5 5 1 4 0 0 0 0 3 63 103 9.00 2.200	2.0 L 9 2 0 0 2 2 0 0 0 0 0 21 36 0.00 2.000	1.0 S 3 1 0 0 2 0 0 0 0 0 7 12 0.00 1.000	1.0 R 4 0 0 0 1 1 0 0 0 0 0 10 21 0.00 1.000																	

AB	33
R	5
H	10
RBI	4
BB	7
SO	4
LOB	13



Batter	1	2	3	4	5	6	7	8	9	AB	R	H	RBI	BB	SO	LOB	BOTTOM				
6 Melvin Mora, R OBP: 0.368, SLG: 0.400	1-2 BB		1-1 F8-3	2-2 F8		0-1 FC5-2		0-2 1B		5	1	2	0	0	0	6	Oakland Athletics @ Baltimore Orioles Oriole Park at Camden Yards, Baltimore, MD Wed May 29 2002, 7:05 PM EDT Att: 24,913 - Cloudy - 86 F				
1 Brian Roberts, S OBP: 0.214, SLG: 0.160	2-1 F4		2-2 F8	1-1 L3		0-0 HR		0-0 P4		5	1	1	1	0	0	3					
Chris Singleton, L OBP: 0.303, SLG: 0.415	4-2 BB			2-2 HR	0-2 G3	0-1 SF8		1-1 1B		3	1	2	1	1	0	0					
Jeff Conine, R OBP: 0.271, SLG: 0.399	4-0 BB			3-1 HR	2-3 K	0-0 HR		1-3 K		4	2	2	5	1	2	2					
Tony Batista, R OBP: 0.330, SLG: 0.532	2-2 G6-4-3			0-2 HR	4-0 31 S	0-0 G6-3		0-2 F8		4	1	1	1	1	0	5					
31 Jay Gibbons, L OBP: 0.337, SLG: 0.486		1-1 F8		1-1 21 HR	2-2 G4-3			4-2 G6-3		3	1	1	0	1	0	1					
21 Marty Cordova, R OBP: 0.352, SLG: 0.476		0-1 G5-3		1-1 HR		4-1 SH		0-2 G6-3		3	1	2	2	1	0	0					
Geronimo Gil, R OBP: 0.304, SLG: 0.473		1-2 G4-3		0-0 1B		2-2 FC5-2		1-1 G6-3		4	1	2	0	0	0	2					
Mike Bordick, R OBP: 0.307, SLG: 0.350			0-2 6 F8-3	2-1 6 CS		1-1 SH		0-2 L6		3	1	2	0	0	0	1					
Inning Stats	R: 0 E: 0 K: 0 S: 11	H: 1 LOB: 2 BB: 2 P: 24	R: 0 E: 0 K: 0 S: 8	H: 0 LOB: 0 BB: 0 P: 10	R: 0 E: 0 K: 0 S: 8	H: 1 LOB: 0 BB: 0 P: 11	R: 5 E: 0 K: 0 S: 21	H: 7 LOB: 1 BB: 0 P: 33	R: 0 E: 0 K: 1 S: 10	H: 0 LOB: 1 BB: 1 P: 18	R: 5 E: 0 K: 0 S: 13	H: 3 LOB: 0 BB: 1 P: 20	R: 0 E: 0 K: 0 S: 11	H: 1 LOB: 1 BB: 1 P: 16	R: 0 E: 0 K: 1 S: 13	H: 2 LOB: 2 BB: 0 P: 15	1B: 10 2B: 2 3B: 0 HR: 4	SF: 1 SAC: 1 DP: 3 HBP: 0	WP: 0 PB: 0 SB: 1 CS: 1	PA: 41	
PITCHER	IP WLS BF H R ER SO BB IBB HBP BLK WP HR S P ERA WHIP	3.0 L 11 3 3 3 1 2 0 0 0 0 0 24 44 13.50 2.500	1.0 S 5 2 2 2 0 0 0 0 0 0 1 7 7 18.00 2.000	1.0 L 4 1 0 0 0 1 0 0 0 0 0 11 16 0.00 2.000	1.0 S 5 2 0 0 1 0 0 0 0 0 13 15 0.00 2.000																

AB	34
R	10
H	15
RBI	10
BB	5
SO	2
LOB	20



Batter	1	2	3	4	5	6	7	8	9	10	11	12	13	AB	R	H	RBI	BB	SO	LOB	TOP					
Esteban German, R OBP: 0.333, SLG: 0.226 (1, 4)														6	0	1	0	0	4	0						
Scott Hatteberg, L OBP: 0.371, SLG: 0.447 (8, 3)														3	0	0	0	0	1	0						
Larry Sutton, L OBP: 0.150, SLG: 0.263 (9, 9)														2	0	0	0	0	2	1						
Miguel Tejada, R OBP: 0.326, SLG: 0.469 (1, 5)														6	0	1	0	0	0	1						
Jermaine Dye, R OBP: 0.333, SLG: 0.376 (9, PR)														3	0	0	0	0	0	0						
Eric Byrnes, R OBP: 0.320, SLG: 0.458 (13, PH)														1	1	0	0	0	0	0						
Greg Myers, L OBP: 0.362, SLG: 0.422 (1, 5)														1	0	0	0	0	0	2						
3 Eric Chavez, L OBP: 0.347, SLG: 0.570 (1, 5)														5	1	2	0	0	0	1						
Terrence Long, L OBP: 0.271, SLG: 0.355 (1, 8)														4	0	1	0	1	0	1						
Adam Platt, R OBP: 0.406, SLG: 0.821 (1, 7)														4	1	1	1	1	0	2						
John Mabry, L OBP: 0.350, SLG: 0.357 (9, PH)														3	0	1	2	0	1	2						
Olmedo Saenz, R OBP: 0.391, SLG: 0.483 (9, 3)														1	0	0	0	1	1	0						
Ramon Hernandez, R OBP: 0.231, SLG: 0.290 (1, 2)														5	0	0	0	0	0	4						
Inning Stats	R: 0 E: 0 K: 2 S: 8	H: 0 LOB: 0 BB: 0 P: 11	R: 0 E: 0 K: 0 S: 15	H: 1 LOB: 2 BB: 1 P: 27	R: 0 E: 0 K: 0 S: 8	H: 0 LOB: 0 BB: 0 P: 14	R: 0 E: 0 K: 0 S: 4	H: 0 LOB: 0 BB: 0 P: 5	R: 0 E: 0 K: 1 S: 11	H: 0 LOB: 1 BB: 0 P: 16	R: 2 E: 0 K: 1 S: 10	H: 2 LOB: 1 BB: 1 P: 20	R: 0 E: 0 K: 1 S: 7	H: 0 LOB: 0 BB: 0 P: 10	R: 1 E: 0 K: 0 S: 7	H: 2 LOB: 3 BB: 1 P: 16	R: 0 E: 0 K: 0 S: 12	H: 0 LOB: 0 BB: 0 P: 16	R: 0 E: 0 K: 1 S: 7	H: 0 LOB: 0 BB: 0 P: 12	R: 0 E: 0 K: 1 S: 8	H: 2 LOB: 1 BB: 0 P: 11	1B: 5 2B: 2 3B: 0 HR: 0	SF: 0 SAC: 0 DP: 2 HBP: 2	W/P: 0 PB: 0 SB: 0 CS: 0	PA: 49
PITCHER	IP	WLS	BF	H	R	ER	SO	BB	IBB	HBP	BLK	WP	HR	S	P	ERA	WHIP									
Paul Wilson, R ERA: 3.86 (1, 1)	8.0		30	3	2	2	5	2	0	1	0	0	0	71	114	2.25	0.625									
Lee Gardner, R ERA: 3.0 (9, 1)	0.0	1	0	1	1	0	0	0	0	1	0	0	0	2	5	=	=									
Doug Creek, L ERA: 4.11 (9, 1)	1.0	5	2	0	0	0	0	0	1	0	0	0	0	5	11	0.00	2.000									
Esteban Yan, R ERA: 4.64 (10, 1)	2.0	6	0	0	0	2	0	0	0	0	0	0	0	19	26	0.00	0.000									
Travis Harper, R ERA: 3.0 (12, 1)	2.0	W	7	2	0	0	2	0	0	0	0	0	0	15	23	0.00	1.000									

Oakland Athletics @ Tampa Bay Devil Rays
Tropicana Field, St. Petersburg, FL
Thu May 30 2002, 7:15 PM EDT
Att. 10,130 - Dome - 72 F

AB	44
R	3
H	7
RBI	3
BB	3
SO	9
LOB	14



Batter	1	2	3	4	5	6	7	8	9	10	11	12	13	AB	R	H	RBI	BB	SO	LOB	BOTTOM							
Brent Abernathy, R OBP: 0.313, SLG: 0.353 (1, 4)														5	0	2	0	1	0	2								
Randy Winn, S OBP: 0.322, SLG: 0.389 (1, 8)														7	0	2	0	0	1	5								
Steve Cox, L OBP: 0.353, SLG: 0.470 (1, 10)														3	0	2	0	2	0	0								
Felix Escalona, R OBP: 0.245, SLG: 0.244 (9, PR)														0	1	0	0	0	0	0								
Russ Johnson, R OBP: 0.348, SLG: 0.300 (10, PH)														1	1	1	0	0	0	0								
Greg Vaughn, R OBP: 0.262, SLG: 0.260 (1, 7)														7	0	3	2	0	2	9								
Ben Grievie, L OBP: 0.333, SLG: 0.408 (1, 9)														6	1	1	1	0	3	5								
John Flaherty, R OBP: 0.333, SLG: 0.517 (1, 2)														6	0	1	0	0	2	2								
Aubrey Huff, L OBP: 0.357, SLG: 0.769 (1, 3)														5	1	2	1	1	1	0								
Chris Gomez, R OBP: 0.312, SLG: 0.413 (1, 6)														6	0	2	0	0	3	5								
18 Jared Sandberg, R OBP: 0.180, SLG: 0.250 (1, 5)														6	0	3	0	0	1	1								
Inning Stats	R: 0 E: 0 K: 1 S: 11	H: 2 LOB: 2 BB: 0 P: 16	R: 0 E: 0 K: 2 S: 8	H: 1 LOB: 0 BB: 0 P: 13	R: 0 E: 0 K: 2 S: 10	H: 1 LOB: 2 BB: 1 P: 19	R: 0 E: 0 K: 0 S: 14	H: 2 LOB: 2 BB: 0 P: 21	R: 1 E: 0 K: 0 S: 12	H: 2 LOB: 1 BB: 0 P: 17	R: 0 E: 0 K: 2 S: 11	H: 2 LOB: 2 BB: 0 P: 15	R: 1 E: 0 K: 2 S: 10	H: 2 LOB: 3 BB: 2 P: 19	R: 1 E: 0 K: 1 S: 16	H: 2 LOB: 3 BB: 1 P: 26	R: 0 E: 0 K: 0 S: 10	H: 1 LOB: 1 BB: 1 P: 19	R: 0 E: 0 K: 1 S: 7	H: 0 LOB: 0 BB: 0 P: 7	R: 0 E: 0 K: 1 S: 7	H: 1 LOB: 1 BB: 0 P: 9	R: 1 E: 0 K: 0 S: 4	H: 2 LOB: 1 BB: 0 P: 6	1B: 12 2B: 7 3B: 0 HR: 2	SF: 0 SAC: 0 DP: 2 HBP: 2	W/P: 0 PB: 0 SB: 0 CS: 2	PA: 59
PITCHER	IP	WLS	BF	H	R	ER	SO	BB	IBB	HBP	BLK	WP	HR	S	P	ERA	WHIP											
Tim Hudson, R ERA: 4.37 (1, 1)	6.0		29	11	1	1	7	0	2	0	0	0	1	67	108	1.50	1.833											
Mike Venafro, L ERA: 3.12 (7, 1)	0.1	H	1	0	0	0	0	0	0	0	0	0	0	1	1	0.00	0.000											
Jim Mecir, R ERA: 3.54 (7, 1)	1.2	H	8	2	1	1	2	0	0	0	1	0	0	1	29	5.40	1.200											
Billy Koch, R ERA: 5.33 (9, 1)	1.1	B	10	3	1	1	3	1	1	1	0	0	0	22	41	6.75	3.000											
Chad Bradford, R ERA: 2.05 (10, 1)	2.2	L	10	3	1	1	1	0	0	0	0	0	0	20	26	3.38	1.125											

Oakland Athletics @ Tampa Bay Devil Rays
Tropicana Field, St. Petersburg, FL
Thu May 30 2002, 7:15 PM EDT
Att. 10,130 - Dome - 72 F

AB	52
R	4
H	19
RBI	4
BB	4
SO	13
LOB	31



Batter	1	2	3	4	5	6	7	8	9	AB	R	H	RBI	BB	SO	LOB	TOP				
Esteban German, R (1, 4) <small>OBP: 0.300, SLG: 0.200</small> Randy Velarde, R (7, FH) <small>OBP: 0.323, SLG: 0.350</small>										4	0	0	0	0	1	2					
Scott Hatteberg, L (1, 10) <small>OBP: 0.382, SLG: 0.491</small> Eric Byrnes, R (8, FR) <small>OBP: 0.308, SLG: 0.440</small>										4	2	3	4	0	1	0					
Miguel Tejada, R (1, 6) <small>OBP: 0.335, SLG: 0.475</small>										6	2	4	1	0	0	0					
Jermaine Dye, R (1, 9) <small>OBP: 0.348, SLG: 0.375</small>										3	2	1	1	3	2	4					
3 Eric Chavez, L (1, 5) <small>OBP: 0.352, SLG: 0.567</small>										6	0	3	3	0	0	5					
Adam Piatt, R (1, 7) <small>OBP: 0.474, SLG: 0.800</small>										2	2	1	0	2	0	0					
Terrence Long, L (1, 8) <small>OBP: 0.269, SLG: 0.355</small>										6	0	1	2	0	1	9					
Olmedo Saenz, R (1, 3) <small>OBP: 0.387, SLG: 0.508</small>										5	1	2	2	0	0	5					
Greg Myers, L (1, 2) <small>OBP: 0.349, SLG: 0.407</small>										5	1	1	0	0	3	2					
Inning Stats	R: 0 E: 0 K: 2 S: 16	H: 2 LOB: 2 BB: 0 P: 22	R: 0 E: 0 K: 0 S: 15	H: 1 LOB: 1 BB: 0 P: 21	R: 1 E: 0 K: 1 S: 14	H: 2 LOB: 2 BB: 1 P: 25	R: 4 E: 0 K: 0 S: 18	H: 3 LOB: 0 BB: 1 P: 35	R: 2 E: 0 K: 1 S: 14	H: 2 LOB: 1 BB: 1 P: 23	R: 1 E: 1 K: 0 S: 18	H: 1 LOB: 3 BB: 1 P: 32	R: 0 E: 0 K: 2 S: 9	H: 0 LOB: 0 BB: 0 P: 11	R: 1 E: 0 K: 2 S: 17	H: 2 LOB: 3 BB: 1 P: 33	R: 4 E: 1 K: 1 S: 21	H: 4 LOB: 2 BB: 0 P: 29	1B: 13 2B: 1 3B: 1 HR: 2	SF: 1 SAC: 0 DP: 0 HBP: 3	WP: 0 PA: 53 SB: 0 CS: 1
PITCHER	IP WLS BF H R ER SO BB IBB HBP BLK WP HR S P ERA WHIP																				
Wilson Alvarez, L (1, 1) <small>ERA: 6.08</small>	3.1	18	7	4	4	3	2	0	0	0	0	0	0	1	24	41	10.80	2.700			
Steve Kent, L (4, 1) <small>ERA: 3.85</small>	1.2	9	3	3	3	1	1	0	0	0	0	1	24	41	16.20	2.400					
Lee Gardner, R (6, 1) <small>ERA: 4.91</small>	0.2	B	6	1	1	1	0	1	0	1	0	0	1	14	26	13.50	3.000				
Doug Creek, L (6, 1) <small>ERA: 4.08</small>	2.1	L	11	2	1	1	4	1	0	1	0	0	30	50	3.86	1.286					
Esteban Yan, R (9, 1) <small>ERA: 5.24</small>	1.0	L	9	4	4	2	1	0	0	1	0	0	0	21	29	18.00	4.000				
Batter	1	2	3	4	5	6	7	8	9	AB	R	H	RBI	BB	SO	LOB	BOTTOM				
Brent Abernathy, R (1, 4) <small>OBP: 0.319, SLG: 0.358</small>										6	1	3	0	0	0	2					
Randy Winn, S (1, 8) <small>OBP: 0.327, SLG: 0.393</small>										6	1	3	1	0	1	1					
Steve Cox, L (1, 10) <small>OBP: 0.353, SLG: 0.458</small>										5	1	0	0	1	3	4					
Ben Grieve, L (1, 9) <small>OBP: 0.346, SLG: 0.419</small>										3	1	2	2	2	0	1					
Greg Vaughn, R (1, 7) <small>OBP: 0.265, SLG: 0.292</small>										5	2	2	3	0	0	6					
Aubrey Huff, L (1, 3) <small>OBP: 0.421, SLG: 0.688</small>										3	1	1	0	2	0	0					
John Flaherty, R (1, 2) <small>OBP: 0.343, SLG: 0.516</small>										4	0	2	1	0	0	0					
Chris Gomez, R (1, 6) <small>OBP: 0.322, SLG: 0.427</small>										4	1	3	1	0	0	1					
1B Jared Sandberg, R (1, 5) <small>OBP: 0.182, SLG: 0.245</small>										5	1	1	1	0	1	6					
Inning Stats	R: 0 E: 0 K: 1 S: 10	H: 1 LOB: 2 BB: 1 P: 20	R: 0 E: 0 K: 0 S: 7	H: 2 LOB: 0 BB: 0 P: 9	R: 0 E: 0 K: 2 S: 11	H: 1 LOB: 1 BB: 0 P: 17	R: 8 E: 0 K: 1 S: 22	H: 8 LOB: 2 BB: 2 P: 39	R: 0 E: 0 K: 0 S: 9	H: 1 LOB: 1 BB: 0 P: 14	R: 1 E: 0 K: 0 S: 11	H: 2 LOB: 1 BB: 0 P: 17	R: 0 E: 0 K: 0 S: 8	H: 2 LOB: 2 BB: 1 P: 16	R: 0 E: 0 K: 0 S: 5	H: 0 LOB: 1 BB: 1 P: 11	R: 0 E: 0 K: 1 S: 8	H: 0 LOB: 0 BB: 0 P: 12	1B: 13 2B: 2 3B: 1 HR: 1	SF: 0 SAC: 2 DP: 1 HBP: 0	WP: 0 PA: 48 SB: 0 CS: 0
PITCHER	IP WLS BF H R ER SO BB IBB HBP BLK WP HR S P ERA WHIP																				
Cory Lidle, R (1, 1) <small>ERA: 5.94</small>	3.2	22	9	6	6	3	2	0	0	0	0	0	9	17	54.00	9.000					
Jeff Tam, R (4, 1) <small>ERA: 7.32</small>	0.1	5	3	2	2	1	0	1	0	0	0	0	9	17	54.00	9.000					
Mike Magnante, L (5, 1) <small>ERA: 7.02</small>	2.0	9	3	1	1	0	0	0	0	0	0	1	20	31	4.50	1.500					
Mike Venafro, L (7, 1) <small>ERA: 2.79</small>	2.0	W	9	2	0	0	0	2	0	0	0	0	13	27	0.00	2.000					
Billy Koch, R (9, 1) <small>ERA: 5.14</small>	1.0	3	0	0	0	1	0	0	0	0	0	0	8	12	0.00	0.000					

Oakland Athletics @ Tampa Bay Devil Rays
Tropicana Field, St. Petersburg, FL
Fri May 31 2002, 7:15 PM EDT
Att: 10,227 - Dome - 72 F

AB	44
R	13
H	17
RBI	13
BB	5
SO	9
LOB	28



Oakland Athletics @ Tampa Bay Devil Rays
Tropicana Field, St. Petersburg, FL
Fri May 31 2002, 7:15 PM EDT
Att: 10,227 - Dome - 72 F

AB	41
R	9
H	17
RBI	9
BB	5
SO	5
LOB	21



Batter	1	2	3	4	5	6	7	8	9	AB	R	H	RBI	BB	SO	LOB	TOP					
Randy Velarde, R (1, 4) OBP: 0.343, SLG: 0.400	F8			FC6-4 2B		FC6-4 1B		HR		5	2	3	1	0	0	1						
Scott Hatteberg, L (1, 3) OBP: 0.379, SLG: 0.503	G4-3			F8		G3		HR		4	1	1	3	0	0	2						
John Mabry, L (8, 3) OBP: 0.290, SLG: 0.345				F8		G3		HR		1	0	0	0	0	1	1						
Miguel Tejada, R (1, 6) OBP: 0.333, SLG: 0.471	F3			FC8-6-5 2-3				F8		4	0	1	1	0	0	1						
Jermaine Dye, R (1, 10) OBP: 0.346, SLG: 0.365						F7		F8		3	0	0	0	1	0	1						
Eric Chavez, L (1, 5) OBP: 0.345, SLG: 0.555				G3-6-3 1-2		F8		L6		4	0	0	0	0	1	1						
Adam Piatt, R (1, 7) OBP: 0.476, SLG: 0.794								F8		4	1	2	0	0	1	0						
Terrence Long, L (1, 8) OBP: 0.277, SLG: 0.374				CS						3	2	2	2	1	1	0						
Eric Byrnes, R (1, 9) OBP: 0.300, SLG: 0.414						F9				4	1	1	0	0	1	1						
Ramon Hernandez, R (1, 2) OBP: 0.238, SLG: 0.305						P4				3	1	2	1	0	0	0						
Inning Stats	R: 0 E: 0 K: 0 S: 6	H: 0 LOB: 0 BB: 0 P: 10	R: 0 E: 0 K: 0 S: 10	H: 1 LOB: 0 BB: 1 P: 17	R: 0 E: 0 K: 1 S: 8	H: 0 LOB: 0 BB: 0 P: 9	R: 0 E: 0 K: 0 S: 4	H: 1 LOB: 0 BB: 0 P: 7	R: 1 E: 0 K: 0 S: 8	H: 2 LOB: 1 BB: 0 P: 16	R: 1 E: 0 K: 0 S: 15	H: 2 LOB: 1 BB: 0 P: 23	R: 1 E: 0 K: 1 S: 9	H: 1 LOB: 0 BB: 0 P: 12	R: 3 E: 0 K: 1 S: 16	H: 3 LOB: 0 BB: 0 P: 28	R: 2 E: 0 K: 2 S: 14	H: 2 LOB: 1 BB: 1 P: 23	1B: 6 2B: 5 3B: 0 HR: 2	SF: 1 SAC: 0 DP: 2 HBP: 0	WP: 0 PB: 0 SB: 0 CS: 1	PA: 39
PITCHER	IP	WLS	BF	H	R	ER	SO	BB	IBB	HBP	BLK	WP	HR	S	P	ERA	WHIP					
Joe Kennedy, L (1, 1) ERA: 4.33	7.2	L	31	10	6	6	2	1	0	0	0	0	2	72	116	7.04	1.435					
Victor Zambrano, R (8, 1) ERA: 5.85	1.1		7	2	2	2	3	1	0	0	0	0	0	18	29	13.50	2.250					

Oakland Athletics @ Tampa Bay Devil Rays
Tropicana Field, St. Petersburg, FL
Sat Jun 01 2002, 6:15 PM EDT
Att: 14,073 - Dome - 72 F

livebaseballscorecards.com

AB 35
R 8
H 12
RBI 8
BB 2
SO 5
LOB 8



Batter	1	2	3	4	5	6	7	8	9	AB	R	H	RBI	BB	SO	LOB	BOTTOM					
Brent Abernathy, R (1, 4) OBP: 0.316, SLG: 0.354	G6-3			F7						5	0	1	2	0	1	1						
Randy Winn, S (1, 8) OBP: 0.324, SLG: 0.388	F2									5	0	1	0	0	1	2						
Ben Grieve, L (1, 9) OBP: 0.348, SLG: 0.419										5	0	2	0	0	3	3						
Greg Vaughn, R (1, 7) OBP: 0.273, SLG: 0.293										3	0	1	0	2	2	3						
Aubrey Huff, L (1, 10) OBP: 0.391, SLG: 0.600										4	0	1	0	0	2	5						
John Flaherty, R (1, 2) OBP: 0.338, SLG: 0.545										4	1	1	1	0	1	4						
Chris Gomez, R (1, 6) OBP: 0.320, SLG: 0.419										3	1	0	0	1	1	2						
Russ Johnson, R (1, 5) OBP: 0.352, SLG: 0.324										4	1	2	0	0	0	0						
1B Jared Sandberg, R (1, 3) OBP: 0.169, SLG: 0.228										4	0	0	0	0	2	3						
Inning Stats	R: 0 E: 0 K: 0 S: 9	H: 1 LOB: 2 BB: 1 P: 17	R: 0 E: 0 K: 0 S: 5	H: 0 LOB: 0 BB: 0 P: 6	R: 0 E: 0 K: 1 S: 9	H: 0 LOB: 0 BB: 0 P: 14	R: 0 E: 0 K: 2 S: 12	H: 1 LOB: 2 BB: 1 P: 23	R: 0 E: 0 K: 1 S: 8	H: 0 LOB: 0 BB: 0 P: 9	R: 0 E: 0 K: 2 S: 11	H: 1 LOB: 1 BB: 0 P: 18	R: 1 E: 0 K: 2 S: 10	H: 2 LOB: 1 BB: 0 P: 14	R: 0 E: 0 K: 3 S: 17	H: 2 LOB: 2 BB: 0 P: 22	R: 2 E: 1 K: 2 S: 18	H: 2 LOB: 2 BB: 1 P: 28	1B: 7 2B: 1 3B: 0 HR: 1	SF: 0 SAC: 0 DP: 0 HBP: 0	WP: 0 PB: 1 SB: 1 CS: 0	PA: 40
PITCHER	IP	WLS	BF	H	R	ER	SO	BB	IBB	HBP	BLK	WP	HR	S	P	ERA	WHIP					
Barry Zito, L (1, 1) ERA: 3.25	8.0	W	33	7	1	1	11	2	0	0	0	0	1	81	123	1.12	1.125					
Jim Mecir, R (9, 1) ERA: 4.03	1.0		7	2	2	2	2	1	0	0	0	0	0	18	28	18.00	3.000					

Oakland Athletics @ Tampa Bay Devil Rays
Tropicana Field, St. Petersburg, FL
Sat Jun 01 2002, 6:15 PM EDT
Att: 14,073 - Dome - 72 F

livebaseballscorecards.com

AB 37
R 3
H 9
RBI 3
BB 3
SO 13
LOB 23



Batter	1	2	3	4	5	6	7	8	9	AB	R	H	RBI	BB	SO	LOB	TOP								
Mark McLemore, S OBP: 0.389, SLG: 0.458 (1, 7)	F7		K				F5		L6	5	0	1	1	0	1	2									
Mike Cameron, R OBP: 0.345, SLG: 0.464 (1, 8)	K		K				1B		G1-3	5	0	1	1	0	3	3									
51 Ichiro Suzuki, L OBP: 0.445, SLG: 0.462 (1, 9)	G4-3									5	0	2	0	0	0	2									
John Olerud, L OBP: 0.388, SLG: 0.477 (1, 3)										5	1	2	0	0	1	3									
Bret Boone, R OBP: 0.336, SLG: 0.434 (1, 4)										2	0	0	0	2	0	2									
Ruben Sierra, S OBP: 0.384, SLG: 0.482 (1, 10)										4	1	1	1	0	1	3									
Desi Relaford, S OBP: 0.378, SLG: 0.333 (1, 6)										3	1	1	0	1	0	3									
Dan Wilson, R OBP: 0.341, SLG: 0.357 (1, 2)										3	0	2	0	0	0	1									
Jeff Cirillo, R OBP: 0.286, SLG: 0.346 (1, 5)										3	1	1	1	0	0	3									
Inning Stats	R: 0 H: 0 E: 0 K: 1 S: 9	H: 0 LOB: 0 BB: 0 P: 13	R: 0 H: 1 E: 0 K: 1 S: 10	LOB: 1 BB: 1 P: 20	R: 0 H: 1 E: 0 K: 2 S: 11	LOB: 1 BB: 0 P: 13	R: 0 H: 0 E: 0 K: 0 S: 6	LOB: 0 BB: 0 P: 9	R: 2 H: 2 E: 0 K: 1 S: 19	LOB: 2 BB: 1 P: 32	R: 1 H: 1 E: 0 K: 0 S: 11	LOB: 1 BB: 1 P: 22	R: 1 H: 3 E: 0 K: 1 S: 14	LOB: 2 BB: 0 P: 21	R: 0 H: 2 E: 0 K: 0 S: 9	LOB: 1 BB: 0 P: 11	R: 0 H: 1 E: 0 K: 0 S: 8	LOB: 1 BB: 0 P: 13	1B: 8 2B: 3 3B: 0 HR: 0	SF: 1 SAC: 1 DP: 2 HBP: 0	WP: 0 PB: 1 SB: 0 CS: 0	PA: 40			
PITCHER	IP	WLS	BF	H	R	ER	SO	BB	IBB	HBP	BLK	WP	HR	S	P	ERA	WHIP								
Aaron Harang, R ERA: 1.38 (1, 1)	6.0	L	26	5	3	2	5	3	0	0	0	0	0	66	109	3.00	1.333								
Mike Magnante, L ERA: 7.27 (7, 1)	0.2		5	3	1	1	1	0	0	0	0	0	0	11	17	13.50	4.500								
Jeff Tam, R ERA: 6.55 (7, 1)	2.1		9	3	0	0	0	0	0	0	0	0	0	20	28	0.00	1.286								

Seattle Mariners @ Oakland Athletics
Network Associates Coliseum, Oakland, CA
Mon Jun 03 2002, 10:05 PM EDT
Att: 14,188 - Sunny - 63 F

AB	35
R	4
H	11
RBI	4
BB	3
SO	6
LOB	22



Batter	1	2	3	4	5	6	7	8	9	AB	R	H	RBI	BB	SO	LOB	BOTTOM								
Randy Velarde, R OBP: 0.329, SLG: 0.361 (1, 4)	G5-3		K							4	0	0	0	0	1	1									
Scott Hatteberg, L OBP: 0.383, SLG: 0.478 (1, 3)	G4-3		F8							4	0	0	0	0	1	1									
Miguel Tejada, R OBP: 0.337, SLG: 0.474 (1, 6)										4	0	2	0	0	0	0									
3 Eric Chavez, L OBP: 0.341, SLG: 0.537 (1, 5)										3	0	0	0	1	1	2									
Jermaine Dye, R OBP: 0.352, SLG: 0.374 (1, 10)										4	0	1	0	0	1	2									
Terrence Long, L OBP: 0.276, SLG: 0.365 (1, 8)										3	0	0	0	0	1	2									
Adam Platt, R OBP: 0.449, SLG: 0.718 (1, 7)										2	0	0	0	1	0	0									
John Mabry, L OBP: 0.289, SLG: 0.444 (1, 9)										3	1	1	1	0	0	2									
Greg Myers, L OBP: 0.343, SLG: 0.443 (1, 2)										3	0	1	0	0	0	0									
Inning Stats	R: 0 H: 1 E: 0 K: 0 S: 9	H: 1 LOB: 1 BB: 0 P: 14	R: 0 H: 1 E: 0 K: 0 S: 8	LOB: 1 BB: 1 P: 15	R: 0 H: 0 E: 0 K: 1 S: 6	LOB: 0 BB: 0 P: 10	R: 0 H: 0 E: 0 K: 2 S: 8	LOB: 0 BB: 0 P: 15	R: 0 H: 0 E: 0 K: 1 S: 6	LOB: 0 BB: 0 P: 9	R: 0 H: 0 E: 0 K: 1 S: 8	LOB: 0 BB: 0 P: 11	R: 0 H: 1 E: 0 K: 0 S: 10	LOB: 1 BB: 0 P: 13	R: 1 H: 2 E: 0 K: 0 S: 11	LOB: 1 BB: 0 P: 17	R: 0 H: 0 E: 0 K: 0 S: 6	LOB: 0 BB: 1 P: 10	1B: 3 2B: 1 3B: 0 HR: 1	SF: 0 SAC: 0 DP: 2 HBP: 0	WP: 0 PB: 0 SB: 0 CS: 0	PA: 32			
PITCHER	IP	WLS	BF	H	R	ER	SO	BB	IBB	HBP	BLK	WP	HR	S	P	ERA	WHIP								
Freddy Garcia, R ERA: 3.39 (1, 1)	7.2	W	28	5	1	1	5	1	0	0	0	0	0	63	99	1.17	0.783								
Arthur Rhodes, L ERA: 3.05 (8, 1)	0.1	H	1	0	0	0	0	0	0	0	0	0	0	3	5	0.00	0.000								
Kazuhiro Sasaki, R ERA: 0.42 (9, 1)	1.0	S	3	0	0	0	0	1	0	0	0	0	0	6	10	0.00	1.000								

Seattle Mariners @ Oakland Athletics
Network Associates Coliseum, Oakland, CA
Mon Jun 03 2002, 10:05 PM EDT
Att: 14,188 - Sunny - 63 F

AB	30
R	1
H	5
RBI	1
BB	2
SO	5
LOB	10



Batter	1	2	3	4	5	6	7	8	9	AB	R	H	RBI	BB	SO	LOB	TOP																					
51 Ichiro Suzuki, L (1, 9) OBP: 0.447, SLG: 0.459	G6-3		G5-3						FC3-6	4	1	1	0	1	0	1	Seattle Mariners @ Oakland Athletics Network Associates Coliseum, Oakland, CA Wed Jun 05 2002, 10:05 PM EDT Att: 35,647 - Sunny - 75 F																					
Mark McLemore, S (1, 10) OBP: 0.390, SLG: 0.455	P4		K							5	0	2	0	0	1	2																						
Bret Boone, R (1, 4) OBP: 0.327, SLG: 0.419	K2-3		G1-3							5	0	1	1	0	1	2																						
John Olerud, L (1, 3) OBP: 0.393, SLG: 0.488										4	2	1	0	1	1	4																						
Ruben Sierra, S (1, 7) Charles Gipson, R (8, PR) OBP: 0.370, SLG: 0.490 OBP: 0.333, SLG: 0.333										4	2	3	1	0	0	0																						
Mike Cameron, R (1, 8) OBP: 0.344, SLG: 0.455										0	0	0	0	0	0	0																						
Desi Relaford, S (1, 6) OBP: 0.386, SLG: 0.356										3	0	1	1	1	0	2																						
Dan Wilson, R (1, 2) OBP: 0.346, SLG: 0.361										4	0	2	1	0	1	1																						
Jeff Cirillo, R (1, 5) OBP: 0.285, SLG: 0.342										4	0	1	0	0	0	3																						
Inning Stats	R: 0 H: 0 E: 0 K: 1 S: 7	H: 0 LOB: 0 BB: 0 P: 13	R: 2 H: 3 E: 0 K: 1 S: 11	H: 3 LOB: 1 BB: 1 P: 22	R: 0 H: 0 E: 0 K: 1 S: 7	H: 0 LOB: 0 BB: 0 P: 9	R: 0 H: 0 E: 0 K: 0 S: 7	H: 0 LOB: 1 BB: 1 P: 12	R: 0 H: 1 E: 0 K: 0 S: 8	H: 1 LOB: 1 BB: 1 P: 18	R: 2 H: 3 E: 0 K: 0 S: 13	H: 3 LOB: 1 BB: 0 P: 21	R: 0 H: 2 E: 0 K: 0 S: 7	H: 2 LOB: 2 BB: 0 P: 9	R: 0 H: 1 E: 0 K: 0 S: 5	H: 1 LOB: 1 BB: 0 P: 6		R: 1 H: 3 E: 0 K: 2 S: 15	H: 3 LOB: 2 BB: 0 P: 23	1B: 11 2B: 3 3B: 0 HR: 0	SF: 0 SAC: 0 DP: 3 HBP: 0	WP: 0 PB: 0 SB: 1 CS: 0	PA: 40															
PITCHER	IP	WLS	BF	H	R	ER	SO	BB	IBB	HBP	BLK	WP	HR	S	P	ERA	WHIP	PITCHER				IP	WLS	BF	H	R	ER	SO	BB	IBB	HBP	BLK	WP	HR	S	P	ERA	WHIP
Cory Lidle, R (1, 1) ERA: 5.88	6.2	L	30	9	4	4	3	2	1	0	0	0	0	58	100	5.40	1.650																					
Mike Venafro, L (7, 1) ERA: 2.49	1.1		4	1	0	0	0	0	0	0	0	0	0	7	10	0.00	0.750																					
Chad Bradford, R (9, 1) ERA: 2.22	1.0		6	3	1	1	2	0	0	0	0	0	0	15	23	9.00	3.000																					

AB	37
R	5
H	13
RBI	5
BB	3
SO	5
LOB	19



Batter	1	2	3	4	5	6	7	8	9	AB	R	H	RBI	BB	SO	LOB	BOTTOM																					
Randy Velarde, R (1, 4) OBP: 0.310, SLG: 0.338			G5-3							4	0	1	0	0	1	0	Seattle Mariners @ Oakland Athletics Network Associates Coliseum, Oakland, CA Wed Jun 05 2002, 10:05 PM EDT Att: 35,647 - Sunny - 75 F																					
Adam Piatt, R (1, 7) OBP: 0.404, SLG: 0.617			G5-3							4	0	0	0	0	0	1																						
Miguel Tejada, R (1, 6) OBP: 0.335, SLG: 0.469			P4							4	0	1	0	0	0	0																						
David Justice, L (1, 10) OBP: 0.390, SLG: 0.478										3	0	1	0	1	1	2																						
Jermaine Dye, R (1, 9) OBP: 0.340, SLG: 0.354										4	0	0	0	0	1	4																						
3 Eric Chavez, L (1, 5) OBP: 0.336, SLG: 0.556										4	0	0	0	0	1	2																						
Olmedo Saenz, R (1, 3) OBP: 0.397, SLG: 0.507										2	0	1	0	0	0	0																						
Terrence Long, L (1, 8) OBP: 0.274, SLG: 0.362										3	0	0	0	0	0	3																						
Ramon Hernandez, R (1, 2) OBP: 0.229, SLG: 0.293										3	0	0	0	0	0	1																						
Inning Stats	R: 0 H: 2 E: 0 K: 1 S: 13	H: 0 LOB: 2 BB: 0 P: 24	R: 0 H: 0 E: 0 K: 0 S: 6	H: 0 LOB: 0 BB: 0 P: 10	R: 0 H: 0 E: 0 K: 0 S: 5	H: 0 LOB: 0 BB: 0 P: 9	R: 0 H: 2 E: 0 K: 0 S: 9	H: 2 LOB: 2 BB: 0 P: 13	R: 0 H: 0 E: 0 K: 0 S: 5	H: 0 LOB: 0 BB: 0 P: 10	R: 0 H: 0 E: 0 K: 1 S: 6	H: 0 LOB: 1 BB: 1 P: 13	R: 0 H: 0 E: 0 K: 0 S: 9	H: 0 LOB: 0 BB: 0 P: 14	R: 0 H: 0 E: 0 K: 1 S: 8	H: 0 LOB: 0 BB: 0 P: 14		R: 0 H: 0 E: 0 K: 1 S: 9	H: 0 LOB: 0 BB: 0 P: 13	1B: 3 2B: 1 3B: 0 HR: 0	SF: 0 SAC: 0 DP: 0 HBP: 1	WP: 0 PB: 0 SB: 0 CS: 0	PA: 33															
PITCHER	IP	WLS	BF	H	R	ER	SO	BB	IBB	HBP	BLK	WP	HR	S	P	ERA	WHIP	PITCHER				IP	WLS	BF	H	R	ER	SO	BB	IBB	HBP	BLK	WP	HR	S	P	ERA	WHIP
Jamie Moyer, L (1, 1) ERA: 3.89	8.0	W	30	4	0	0	3	1	0	1	0	0	0	61	107	0.00	0.625																					
Arthur Rhodes, L (9, 1) ERA: 2.91	1.0		3	0	0	0	1	0	0	0	0	0	0	9	13	0.00	0.000																					



Batter	1	2	3	4	5	6	7	8	9	AB	R	H	RBI	BB	SO	LOB	TOP			
Jose Vizcaino, S (1,3) OBP: 0.314, SLG: 0.374	F8		SF8			G6-3		17 1B		3	1	1	1	0	0	0	Houston Astros @ Oakland Athletics Network Associates Coliseum, Oakland, CA Fri Jun 07 2002, 10:05 PM EDT Att: 17,453 - Cloudy - 63 F			
Craig Biggio, R (1,4) OBP: 0.331, SLG: 0.388	K		G4-3			5 CS 17 1B BB		17 1B HBP		2	0	0	0	1	1					
17 Lance Berkman, S (1,8) OBP: 0.384, SLG: 0.581	K					1-2 1B		BB 1B		4	0	2	1	0	1	0				
5 Jeff Bagwell, R (1,10) OBP: 0.388, SLG: 0.488		F9				1-2 1B		1-3 2-H 1B		4	0	0	0	0	3	4				
Richard Hidalgo, R (1,9) OBP: 0.368, SLG: 0.544		G3-6-1 BB				2-3 K		FC5-4 BB		2	1	1	0	2	0	0				
Darby Ward, L (1,7) OBP: 0.330, SLG: 0.431		G3-6-1 1-2				G4-3		FC5-4 1-2		4	0	0	1	0	0	4				
Brad Ausmus, R (1,2) OBP: 0.337, SLG: 0.361						L8		G3 3B		4	1	1	0	0	2	0				
Keith Ginter, R (1,5) OBP: 0.571, SLG: 0.500						L8		K												
Gregg Zaun, S (9,PH) OBP: 0.300, SLG: 0.325								K		2	0	1	0	1	1	0				
2B Adam Everett, R (1,6) OBP: 0.304, SLG: 0.205								K		1	0	0	0	0	1	0				
Orlando Merced, S (9,PH) OBP: 0.382, SLG: 0.370								K		2	0	0	0	0	2	1				
								K		1	0	0	0	0	1	0				
Inning Stats	R: 0 E: 0 K: 2 S: 9	H: 0 LOB: 0 BB: 0 P: 10	R: 0 E: 0 K: 0 S: 9	H: 0 LOB: 0 BB: 1 P: 17	R: 1 E: 0 K: 0 S: 8	H: 1 LOB: 1 BB: 1 P: 12	R: 0 E: 0 K: 1 S: 6	H: 0 LOB: 0 BB: 0 P: 10	R: 0 E: 0 K: 1 S: 10	H: 1 LOB: 2 BB: 1 P: 19	R: 1 E: 0 K: 2 S: 9	H: 1 LOB: 0 BB: 0 P: 12	R: 1 E: 0 K: 3 S: 17	H: 2 LOB: 3 BB: 1 P: 29	R: 0 E: 0 K: 3 S: 10	H: 0 LOB: 0 BB: 0 P: 11	1B: 3 2B: 3 3B: 1 HR: 0	SF: 1 SAC: 1 DP: 2 HBP: 1	WP: 0 PB: 0 SB: 0 CS: 1	PA: 36
PITCHER	IP WLS BF H R ER SO BB IBB HBP BLK WP HR S P ERA WHIP	IP WLS BF H R ER SO BB IBB HBP BLK WP HR S P ERA WHIP	IP WLS BF H R ER SO BB IBB HBP BLK WP HR S P ERA WHIP	IP WLS BF H R ER SO BB IBB HBP BLK WP HR S P ERA WHIP	IP WLS BF H R ER SO BB IBB HBP BLK WP HR S P ERA WHIP	IP WLS BF H R ER SO BB IBB HBP BLK WP HR S P ERA WHIP	IP WLS BF H R ER SO BB IBB HBP BLK WP HR S P ERA WHIP	IP WLS BF H R ER SO BB IBB HBP BLK WP HR S P ERA WHIP	IP WLS BF H R ER SO BB IBB HBP BLK WP HR S P ERA WHIP	IP WLS BF H R ER SO BB IBB HBP BLK WP HR S P ERA WHIP	IP WLS BF H R ER SO BB IBB HBP BLK WP HR S P ERA WHIP	IP WLS BF H R ER SO BB IBB HBP BLK WP HR S P ERA WHIP	IP WLS BF H R ER SO BB IBB HBP BLK WP HR S P ERA WHIP	IP WLS BF H R ER SO BB IBB HBP BLK WP HR S P ERA WHIP	IP WLS BF H R ER SO BB IBB HBP BLK WP HR S P ERA WHIP	IP WLS BF H R ER SO BB IBB HBP BLK WP HR S P ERA WHIP	IP WLS BF H R ER SO BB IBB HBP BLK WP HR S P ERA WHIP			
Mark Mulder, L (1,1) ERA: 5.44	7.1	W	28	5	3	3	8	3	0	0	0	0	0	0	0	0	3.68	1.091		
Chad Bradford, R (8,1) ERA: 2.15	0.0		1	0	0	0	0	0	0	1	0	0	0	0	0	0	∞	∞		
Mike Venafro, L (8,1) ERA: 2.49	0.0		1	1	0	0	0	0	0	0	0	0	0	3	5	∞	∞	∞		
Billy Koch, R (8,1) ERA: 4.41	1.2	S	6	0	0	0	4	1	0	0	0	0	0	18	28	0.00	0.600			

AB	29
R	3
H	6
RBI	3
BB	4
SO	12
LOB	10



Batter	1	2	3	4	5	6	7	8	9	AB	R	H	RBI	BB	SO	LOB	BOTTOM									
Randy Velarde, R (1,4) OBP: 0.330, SLG: 0.349	BB 1B					SF9				1	1	1	1	2	0	0	Houston Astros @ Oakland Athletics Network Associates Coliseum, Oakland, CA Fri Jun 07 2002, 10:05 PM EDT Att: 17,453 - Cloudy - 63 F									
Mark Ellis, R (8,FR) OBP: 0.250, SLG: 0.250	BB 1B					3-H 1B		HBP		0	0	0	0	0	0	0										
Scott Hatteberg, L (1,3) OBP: 0.397, SLG: 0.468	BB 1B					1-2 1B		K		3	0	1	1	2	1	3										
John Mabry, L (9,3) OBP: 0.289, SLG: 0.444	BB 1B					G4-6-3 BB				0	0	0	0	0	0	0										
Miguel Tejada, R (1,6) OBP: 0.331, SLG: 0.472	K					G4-6-3 1-2		G5-3		4	0	0	0	0	1	7										
David Justice, L (1,10) OBP: 0.395, SLG: 0.464	BB 1B					F5		P3		4	0	1	1	0	0	2										
Jermaine Dye, R (1,9) OBP: 0.342, SLG: 0.365	K					K		E6 2B		4	0	0	0	0	3	2										
3 Eric Chavez, L (1,5) OBP: 0.346, SLG: 0.562	FC5-4 BB					P5		P4		3	0	1	0	1	0	0										
Adam Platt, R (1,7) OBP: 0.424, SLG: 0.636	FC5-4 1-2					G5-3		FC5-2-6-3 2B		4	1	1	0	0	0	5										
Terrence Long, L (1,8) OBP: 0.276, SLG: 0.390								L9		4	2	2	2	0	1	1										
Ramon Hernandez, R (1,2) OBP: 0.236, SLG: 0.298								F3		4	1	2	0	0	0	0										
								BB 1B		1B: 5 2B: 3 3B: 0 HR: 2	SF: 1 SAC: 0 DP: 2 HBP: 1	WP: 0 PB: 0 SB: 0 CS: 0	PA: 38													
Inning Stats	R: 1 E: 0 K: 2 S: 17	H: 1 LOB: 3 BB: 3 P: 32	R: 1 E: 0 K: 0 S: 14	H: 3 LOB: 2 BB: 0 P: 19	R: 0 E: 0 K: 1 S: 11	H: 0 LOB: 0 BB: 0 P: 14	R: 1 E: 0 K: 0 S: 14	H: 1 LOB: 1 BB: 2 P: 28	R: 0 E: 0 K: 1 S: 9	H: 0 LOB: 0 BB: 0 P: 12	R: 2 E: 0 K: 0 S: 11	H: 3 LOB: 1 BB: 0 P: 15	R: 0 E: 1 K: 0 S: 7	H: 1 LOB: 1 BB: 0 P: 13	R: 0 E: 0 K: 2 S: 10	H: 0 LOB: 1 BB: 0 P: 16	IP WLS BF H R ER SO BB IBB HBP BLK WP HR S P ERA WHIP	IP WLS BF H R ER SO BB IBB HBP BLK WP HR S P ERA WHIP	IP WLS BF H R ER SO BB IBB HBP BLK WP HR S P ERA WHIP	IP WLS BF H R ER SO BB IBB HBP BLK WP HR S P ERA WHIP	IP WLS BF H R ER SO BB IBB HBP BLK WP HR S P ERA WHIP	IP WLS BF H R ER SO BB IBB HBP BLK WP HR S P ERA WHIP	IP WLS BF H R ER SO BB IBB HBP BLK WP HR S P ERA WHIP	IP WLS BF H R ER SO BB IBB HBP BLK WP HR S P ERA WHIP	IP WLS BF H R ER SO BB IBB HBP BLK WP HR S P ERA WHIP	IP WLS BF H R ER SO BB IBB HBP BLK WP HR S P ERA WHIP
PITCHER	IP WLS BF H R ER SO BB IBB HBP BLK WP HR S P ERA WHIP	IP WLS BF H R ER SO BB IBB HBP BLK WP HR S P ERA WHIP	IP WLS BF H R ER SO BB IBB HBP BLK WP HR S P ERA WHIP	IP WLS BF H R ER SO BB IBB HBP BLK WP HR S P ERA WHIP	IP WLS BF H R ER SO BB IBB HBP BLK WP HR S P ERA WHIP	IP WLS BF H R ER SO BB IBB HBP BLK WP HR S P ERA WHIP	IP WLS BF H R ER SO BB IBB HBP BLK WP HR S P ERA WHIP	IP WLS BF H R ER SO BB IBB HBP BLK WP HR S P ERA WHIP	IP WLS BF H R ER SO BB IBB HBP BLK WP HR S P ERA WHIP	IP WLS BF H R ER SO BB IBB HBP BLK WP HR S P ERA WHIP	IP WLS BF H R ER SO BB IBB HBP BLK WP HR S P ERA WHIP	IP WLS BF H R ER SO BB IBB HBP BLK WP HR S P ERA WHIP	IP WLS BF H R ER SO BB IBB HBP BLK WP HR S P ERA WHIP	IP WLS BF H R ER SO BB IBB HBP BLK WP HR S P ERA WHIP	IP WLS BF H R ER SO BB IBB HBP BLK WP HR S P ERA WHIP	IP WLS BF H R ER SO BB IBB HBP BLK WP HR S P ERA WHIP										
44 Roy Oswalt, R (1,1) ERA: 2.81	5.2	L	29	8	5	4	4	5	0	0	0	0	0	0	0	0	6.35	2.294								
Nelson Cruz, R (6,1) ERA: 6.66	1.1		5	1	0	0	0	0	0	0	0	0	0	8	14	0.00	0.750									
Octavio Dotel, R (8,1) ERA: 2.89	1.0		4	0	0	0	2	0	0	1	0	0	0	10	16	0.00	0.000									



Batter	1	2	3	4	5	6	7	8	9	AB	R	H	RBI	BB	SO	LOB	TOP										
Jose Vizcaino, S (1, 6) OBP: 0.318, SLG: 0.369	F8		17 BB 1B		G3		1-2 BB		K	4	0	1	0	1	1	0											
Craig Biggio, R (1, 4) OBP: 0.328, SLG: 0.380	17 G5-3 BB		F8		F9		F2		K	4	0	0	0	1	1	4											
17 Lance Berkman, S (1, 8) OBP: 0.385, SLG: 0.575	G5-3			1-2 2-3 BB		5 1B BB	G4-3			2	0	0	0	2	0	3											
5 Jeff Bagwell, R (1, 10) OBP: 0.385, SLG: 0.484		1-3 K	1-3 K			2-2 1B			P6	4	0	1	0	0	2	3											
Orlando Merced, S (1, 3) OBP: 0.407, SLG: 0.460		0-0 1B		2-2 1B		2-1 F7		1-1 HR		4	1	3	1	0	0	2											
Richard Hidalgo, R (1, 9) OBP: 0.386, SLG: 0.536	F8		F8	2-0 F8		1-2 F9		4-1 G3 BB		3	0	0	0	1	0	4											
Daryle Ward, L (1, 7) OBP: 0.324, SLG: 0.423	P6		L6	1-2 L6		2-1 G3		3-2 G3		4	0	0	0	0	0	5											
Gregg Zaun, S (1, 2) OBP: 0.287, SLG: 0.310			F5	1-0 FC4-6			P4	0-2 F9		4	0	0	0	0	0	2											
Geoff Blum, S (1, 5) OBP: 0.327, SLG: 0.360			17 BB 1B	1-2 G3		0-1 BB		1-2 G6-3		4	0	2	0	0	0	0											
Inning Stats	R: 0 E: 0 K: 0 S: 5	H: 0 LOB: 0 BB: 1 P: 9	R: 0 E: 0 K: 1 S: 10	H: 1 LOB: 1 BB: 0 P: 12	R: 0 E: 0 K: 1 S: 14	H: 2 LOB: 3 BB: 1 P: 27	R: 0 E: 0 K: 0 S: 9	H: 1 LOB: 0 BB: 0 P: 15	R: 0 E: 0 K: 0 S: 7	H: 0 LOB: 0 BB: 0 P: 11	R: 0 E: 0 K: 0 S: 11	H: 1 LOB: 2 BB: 1 P: 22	R: 0 E: 0 K: 0 S: 17	H: 1 LOB: 2 BB: 1 P: 27	R: 1 E: 0 K: 0 S: 14	H: 1 LOB: 1 BB: 1 P: 24	R: 0 E: 0 K: 2 S: 10	H: 0 LOB: 0 BB: 0 P: 15	1B: 6 2B: 0 3B: 0 HR: 1	SF: 0 SAC: 0 DP: 1 HBP: 0	WP: 0 PB: 0 SB: 0 CS: 0	PA: 38					
PITCHER	IP	WLS	BF	H	R	ER	SO	BB	IBB	HBP	BLK	WP	HR	S	P	ERA	WHIP										
Aaron Harang, R (1, 1) ERA: 0.93	6.1	W	28	6	0	0	2	4	0	0	0	0	0	68	115	0.00	1.579										
Chad Bradford, R (7, 1) ERA: 2.12	0.1		1	0	0	0	0	0	0	0	0	0	0	3	4	0.00	0.000										
Mike Venafro, L (7, 1) ERA: 2.7	1.2		7	1	1	0	0	1	0	0	0	0	1	19	32	5.40	1.200										
Jim Mecir, R (9, 1) ERA: 3.66	0.2		2	0	0	0	2	0	0	0	0	0	0	7	11	0.00	0.000										

Houston Astros @ Oakland Athletics
Network Associates Coliseum, Oakland, CA
Sat Jun 08 2002, 4:05 PM EDT
Att: 27,115 - Sunny - 73 F

AB 33
R 1
H 7
RBI 1
BB 5
SO 4
LOB 23



Batter	1	2	3	4	5	6	7	8	9	AB	R	H	RBI	BB	SO	LOB	BOTTOM										
Mark Ellis, R (1, 4) OBP: 0.250, SLG: 0.250	K		F8	1-2 3H 1B			K			4	0	1	1	0	2	2											
Scott Hatteberg, L (1, 3) OBP: 0.382, SLG: 0.461	K			G2-3			4-0 BB			3	0	0	0	0	2	2											
Olmedo Saenz, R (7, PH) OBP: 0.405, SLG: 0.507							1-2 BB			0	0	0	0	1	0	0											
Miguel Tejada, R (1, 6) OBP: 0.330, SLG: 0.480	G5-3			1-2 HR	2-3 K		0-0 L8			4	1	1	1	0	1	2											
3 Eric Chavez, L (1, 5) OBP: 0.345, SLG: 0.556		3-3 K		0-0 1B 1B	0-0 L8		2-1 P5			4	1	1	0	0	1	2											
Jermaine Dye, R (1, 10) OBP: 0.345, SLG: 0.369		0-1 G6-4-3 1B		2-1 BB 1B 1B	0-3 K			3-3 K		4	1	2	0	0	2	0											
John Mabry, L (1, 9) OBP: 0.282, SLG: 0.400	G6-4-3			0-2 F8		0-0 G4-3		1-1 G2-3		4	0	0	0	0	0	3											
Adam Platt, R (1, 7) OBP: 0.414, SLG: 0.610			K	1-2 2H 1B 1B		3-3 K		0-0 G6-3		4	1	1	1	0	2	0											
Terrence Long, L (1, 8) OBP: 0.277, SLG: 0.387			K	1-2 2-3 1B BB		2-3 K				2	1	0	0	1	2	0											
Ramon Hernandez, R (1, 2) OBP: 0.250, SLG: 0.307				1-3 2H 1B 1B			3-2 BB			2	0	2	2	1	0	0											
Inning Stats	R: 0 E: 0 K: 2 S: 8	H: 0 LOB: 0 BB: 0 P: 13	R: 0 E: 0 K: 1 S: 7	H: 1 LOB: 0 BB: 0 P: 11	R: 0 E: 0 K: 2 S: 12	H: 0 LOB: 1 BB: 1 P: 19	R: 5 E: 0 K: 1 S: 26	H: 6 LOB: 2 BB: 1 P: 37	R: 0 E: 0 K: 2 S: 7	H: 0 LOB: 0 BB: 0 P: 9	R: 0 E: 0 K: 2 S: 8	H: 0 LOB: 0 BB: 0 P: 13	R: 0 E: 0 K: 1 S: 9	H: 1 LOB: 2 BB: 1 P: 20	R: 0 E: 0 K: 1 S: 7	H: 0 LOB: 0 BB: 0 P: 11	R: 0 E: 0 K: 1 S: 10	H: 0 LOB: 0 BB: 0 P: 15	1B: 7 2B: 0 3B: 0 HR: 1	SF: 0 SAC: 0 DP: 1 HBP: 0	WP: 0 PB: 0 SB: 0 CS: 0	PA: 34					
PITCHER	IP	WLS	BF	H	R	ER	SO	BB	IBB	HBP	BLK	WP	HR	S	P	ERA	WHIP										
Shane Reynolds, R (1, 1) ERA: 4.86	3.2	L	19	7	5	5	6	2	0	0	0	0	0	22	35	0.00	0.375										
Ricky Stone, R (4, 1) ERA: 2.3	2.2		9	1	0	0	5	0	0	0	0	0	0	3	9	0.00	1.500										
Pedro Borbon, L (7, 1) ERA: 5.24	0.2		3	0	0	0	0	1	0	0	0	0	0	3	9	0.00	1.500										
Jim Mann, R (8, 1) ERA: 1.93	1.0		3	0	0	0	1	0	0	0	0	0	0	7	11	0.00	0.000										

Houston Astros @ Oakland Athletics
Network Associates Coliseum, Oakland, CA
Sat Jun 08 2002, 4:05 PM EDT
Att: 27,115 - Sunny - 73 F

AB 31
R 5
H 8
RBI 5
BB 3
SO 12
LOB 11



Batter	1	2	3	4	5	6	7	8	9	AB	R	H	RBI	BB	SO	LOB	TOP					
Jose Vizcaino, S OBP: 0.313, SLG: 0.361										5	0	1	0	0	2	6						
Craig Biggio, R OBP: 0.329, SLG: 0.378										4	1	1	1	1	0	2						
17 Lance Berkman, S OBP: 0.390, SLG: 0.578										4	2	2	0	1	1	4						
5 Jeff Bagwell, R OBP: 0.386, SLG: 0.482										5	1	2	1	0	1	2						
Orlando Merced, S OBP: 0.391, SLG: 0.436										5	1	1	1	0	1	2						
Richard Hidalgo, R OBP: 0.371, SLG: 0.536										4	1	2	2	0	2	0						
Daryle Ward, L OBP: 0.286, SLG: 0.417										3	0	0	0	0	0	3						
Brian Hunter, R OBP: 0.296, SLG: 0.415										1	0	0	0	0	0	2						
Gregg Zaun, S OBP: 0.286, SLG: 0.300										3	0	0	0	1	1	3						
28 Adam Everett, R OBP: 0.304, SLG: 0.295										0	0	0	0	0	0	0						
Brad Ausmus, R OBP: 0.337, SLG: 0.361										0	0	0	0	0	0	0						
Geoff Blum, S OBP: 0.342, SLG: 0.369										3	0	2	1	1	0	0						
Inning Stats	R: 0 E: 0 K: 1 S: 8	H: 1 LOB: 1 BB: 0 P: 12	R: 0 E: 0 K: 2 S: 11	H: 0 LOB: 0 BB: 0 P: 15	R: 0 E: 0 K: 1 S: 7	H: 1 LOB: 1 BB: 0 P: 9	R: 1 E: 0 K: 0 S: 16	H: 2 LOB: 2 BB: 0 P: 27	R: 0 E: 0 K: 1 S: 6	H: 0 LOB: 0 BB: 0 P: 10	R: 0 E: 0 K: 1 S: 10	H: 1 LOB: 1 BB: 0 P: 13	R: 0 E: 0 K: 0 S: 14	H: 2 LOB: 2 BB: 0 P: 20	R: 5 E: 0 K: 1 S: 18	H: 4 LOB: 3 BB: 4 P: 41	R: 0 E: 0 K: 1 S: 9	H: 0 LOB: 0 BB: 0 P: 13	1B: 10 2B: 1 3B: 0 HR: 0	SF: 0 SAC: 0 DP: 1 HBP: 1	WP: 0 PB: 0 CS: 0	PA: 42
PITCHER	IP	WLS	BF	H	R	ER	SO	BB	IBB	HBP	BLK	WP	HR	S	P	ERA	WHIP					
Tim Hudson, R ERA: 4.04	7.0		28	7	1	1	6	0	0	1	0	0	0	72	106	1.29	1.000					
Jim Mecir, R ERA: 5.06	0.0	H	5	4	5	5	0	1	0	0	0	0	0	11	22	∞	∞					
Mike Magnante, L ERA: 7.23	0.1	H	3	0	0	0	0	2	0	0	0	0	0	1	9	0.00	6.000					
Billy Koch, R ERA: 4.19	1.2	W	6	0	0	0	2	1	0	0	0	0	0	15	23	0.00	0.600					

Houston Astros @ Oakland Athletics
Network Associates Coliseum, Oakland, CA
Sun Jun 09 2002, 4:05 PM EDT
Att: 35,065 - Sunny - 78 F

AB	37
R	6
H	11
RBI	6
BB	4
SO	8
LOB	24



Batter	1	2	3	4	5	6	7	8	9	AB	R	H	RBI	BB	SO	LOB	BOTTOM					
Mark Ellis, R OBP: 0.308, SLG: 0.182										3	1	0	0	2	0	2						
Scott Hatteberg, L OBP: 0.383, SLG: 0.454										3	1	0	1	2	0	3						
Eric Byrnes, R OBP: 0.324, SLG: 0.500										5	1	2	4	0	2	1						
Miguel Tejada, R OBP: 0.331, SLG: 0.494										2	1	1	0	3	0	1						
David Justice, L OBP: 0.412, SLG: 0.465										0	0	0	0	0	0	0						
Randy Velarde, R OBP: 0.330, SLG: 0.349										4	0	1	0	1	2	4						
3 Eric Chavez, L OBP: 0.346, SLG: 0.550										4	0	0	0	1	2	4						
Adam Piatt, R OBP: 0.400, SLG: 0.571										4	0	0	0	1	2	4						
Terrence Long, L OBP: 0.283, SLG: 0.389										4	1	2	0	1	0	1						
John Mabry, L OBP: 0.277, SLG: 0.400										5	1	2	0	0	2	6						
Ramon Hernandez, R OBP: 0.260, SLG: 0.318										4	1	2	2	1	1	5						
Inning Stats	R: 0 E: 0 K: 1 S: 9	H: 0 LOB: 1 BB: 1 P: 17	R: 0 E: 0 K: 3 S: 11	H: 1 LOB: 2 BB: 1 P: 22	R: 0 E: 0 K: 0 S: 6	H: 0 LOB: 0 BB: 0 P: 8	R: 6 E: 0 K: 2 S: 22	H: 4 LOB: 2 BB: 4 P: 45	R: 0 E: 0 K: 0 S: 13	H: 1 LOB: 2 BB: 1 P: 21	R: 0 E: 0 K: 2 S: 8	H: 0 LOB: 1 BB: 1 P: 15	R: 0 E: 0 K: 0 S: 10	H: 1 LOB: 3 BB: 2 P: 23	R: 1 E: 0 K: 1 S: 23	H: 3 LOB: 3 BB: 1 P: 31	R: 0 E: 0 K: 1 S: 9	H: 0 LOB: 0 BB: 0 P: 13	1B: 7 2B: 2 3B: 0 HR: 1	SF: 0 SAC: 0 DP: 0 HBP: 0	WP: 0 PB: 0 CS: 0	PA: 45
PITCHER	IP	WLS	BF	H	R	ER	SO	BB	IBB	HBP	BLK	WP	HR	S	P	ERA	WHIP					
Tim Redding, R ERA: 4.91	3.2		20	4	6	6	6	5	0	0	0	0	0	35	65	0.00	2.333					
Neelson Cruz, R ERA: 5.96	3.0		16	3	0	0	2	4	0	0	0	0	0	2	7	0.00	3.000					
Jim Mann, R ERA: 1.8	0.1		2	0	0	0	0	1	0	0	0	0	0	2	7	0.00	3.000					
Octavio Dotel, R ERA: 3.05	1.0	L	7	3	1	1	1	1	0	0	0	0	1	23	31	9.00	4.000					

Houston Astros @ Oakland Athletics
Network Associates Coliseum, Oakland, CA
Sun Jun 09 2002, 4:05 PM EDT
Att: 35,065 - Sunny - 78 F

AB	34
R	7
H	10
RBI	7
BB	11
SO	9
LOB	27



Batter	1	2	3	4	5	6	7	8	9	AB	R	H	RBI	BB	SO	LOB	TOP					
Eric Young Sr., R OBP: 0.318, SLG: 0.310	L7		G5-3			P6			1B	4	1	1	0	0	0	0						
Ronnie Belliard, R OBP: 0.308, SLG: 0.319	L5		P4			G1-3			L4	4	0	0	0	0	0	1						
Jeffrey Hammonds, R OBP: 0.379, SLG: 0.482	1B			F8		K			FC3-6	4	0	2	0	0	1	0						
Richie Sexson, R OBP: 0.341, SLG: 0.542	P4			G6-3			P3		FC3-6	4	0	1	1	0	0	1						
Alex Ochoa, R OBP: 0.347, SLG: 0.415		P3			P6		L7		FC3-6	4	0	0	0	0	0	2						
Geoff Jenkins, L OBP: 0.322, SLG: 0.436					HR		F7		G4-3	3	1	1	1	1	0	2						
José Hernández, R OBP: 0.364, SLG: 0.507			F9		K			G6-3		3	0	0	0	0	1	1						
Mark Loretta, R OBP: 0.266, SLG: 0.203			P4		G1-3			G1-3		3	0	0	0	0	0	1						
Robert Machado, R OBP: 0.329, SLG: 0.400			G4-3		K			K		3	0	0	0	0	2	0						
Inning Stats	R: 0 E: 0 K: 0 S: 9	H: 1 LOB: 1 BB: 0 P: 16	R: 0 E: 0 K: 0 S: 4	H: 0 LOB: 1 BB: 0 P: 10	R: 0 E: 0 K: 0 S: 7	H: 0 LOB: 0 BB: 0 P: 11	R: 0 E: 0 K: 0 S: 6	H: 0 LOB: 0 BB: 0 P: 11	R: 1 E: 0 K: 2 S: 13	H: 1 LOB: 0 BB: 0 P: 19	R: 0 E: 0 K: 1 S: 7	H: 0 LOB: 0 BB: 0 P: 10	R: 0 E: 0 K: 0 S: 7	H: 0 LOB: 0 BB: 0 P: 10	R: 0 E: 0 K: 1 S: 12	H: 0 LOB: 0 BB: 0 P: 15	R: 1 E: 0 K: 0 S: 12	H: 3 LOB: 2 BB: 0 P: 18	1B: 4 2B: 0 3B: 0 HR: 1	SF: 0 SAC: 0 DP: 0 HBP: 0	WP: 0 PB: 0 SB: 0 CS: 0	PA: 33
PITCHER	IP	WLS	BF	H	R	ER	SO	BB	IBB	HBP	BLK	WP	HR	S	P	ERA	WHIP					
Barry Zito, L ERA: 3.13	(1, 1)	8.0	W	27	2	1	1	4	1	0	0	0	1	65	102	1.12	0.375					
Mike Magnante, L ERA: 7.32	(9, 1)	1.0		6	3	1	1	0	0	0	0	0	0	12	18	9.00	3.000					

Milwaukee Brewers @ Oakland Athletics
Network Associates Coliseum, Oakland, CA
Tue Jun 11 2002, 10:05 PM EDT
Att: 11,223 - Sunny - 64 F

AB	32
R	2
H	5
RBI	2
BB	1
SO	4
LOB	8



Batter	1	2	3	4	5	6	7	8	9	AB	R	H	RBI	BB	SO	LOB	BOTTOM					
Mark Ellis, R OBP: 0.348, SLG: 0.300	1B	1B		G6-3		1B		F7		5	1	3	0	0	0	2						
Terrence Long, L OBP: 0.293, SLG: 0.394	E9	G6-3		F7		K		HR		5	2	3	2	0	1	3						
Miguel Tejada, R OBP: 0.335, SLG: 0.500	2B	G6-3			K	1B		HR		4	2	2	3	0	1	2						
David Justice, L OBP: 0.414, SLG: 0.448	2B		K		BB	G4-3		F9		3	1	0	1	2	1	3						
Jermaine Dye, R OBP: 0.353, SLG: 0.430	3					F8				4	2	2	4	0	0	1						
Eric Byrnes, R OBP: 0.314, SLG: 0.485	1B		HR			G6-3		K		1	0	0	0	0	1	0						
3 Eric Chavez, L OBP: 0.343, SLG: 0.543	G4-6-3		F9		L9			K		4	0	1	1	0	1	1						
Adam Platt, R OBP: 0.386, SLG: 0.535	K			1B		G6-3	G5-3			4	0	1	0	0	1	1						
John Mabry, L OBP: 0.275, SLG: 0.388	G4-6-3		K			E1		1B	1B	4	2	1	0	0	1	2						
Ramon Hernandez, R OBP: 0.277, SLG: 0.331		F7		G5-3		1B		2B	1B	3	1	1	0	1	0	0						
Inning Stats	R: 5 E: 1 K: 1 S: 22	H: 4 LOB: 0 BB: 1 P: 34	R: 0 E: 0 K: 0 S: 8	H: 2 LOB: 1 BB: 0 P: 10	R: 1 E: 0 K: 2 S: 12	H: 2 LOB: 1 BB: 0 P: 20	R: 0 E: 0 K: 0 S: 6	H: 0 LOB: 0 BB: 0 P: 7	R: 0 E: 0 K: 1 S: 11	H: 0 LOB: 1 BB: 1 P: 22	R: 1 E: 1 K: 1 S: 18	H: 2 LOB: 3 BB: 1 P: 32	R: 0 E: 0 K: 1 S: 7	H: 0 LOB: 0 BB: 0 P: 9	R: 4 E: 0 K: 1 S: 15	H: 4 LOB: 0 BB: 0 P: 22	1B: 10 2B: 2 3B: 0 HR: 2	SF: 0 SAC: 0 DP: 2 HBP: 1	WP: 1 PB: 0 SB: 0 CS: 0	PA: 41		
PITCHER	IP	WLS	BF	H	R	ER	SO	BB	IBB	HBP	BLK	WP	HR	S	P	ERA	WHIP					
Nelson Figueroa, R ERA: 5.85	(1, 1)	5.1	L	28	9	7	6	4	3	0	0	0	1	69	113	10.12	2.250					
Jayson Durocher, R ERA:	(6, 1)	0.2		3	1	0	0	1	0	0	0	0	0	8	12	0.00	1.500					
Mike DeJean, R ERA: 3.6	(7, 1)	1.0		3	0	0	0	1	0	0	0	0	0	7	9	0.00	0.000					
Luis Vizcaino, R ERA: 3.58	(8, 1)	1.0		7	4	4	4	1	0	0	0	0	1	15	22	36.00	4.000					

Milwaukee Brewers @ Oakland Athletics
Network Associates Coliseum, Oakland, CA
Tue Jun 11 2002, 10:05 PM EDT
Att: 11,223 - Sunny - 64 F

AB	37
R	11
H	14
RBI	11
BB	3
SO	7
LOB	15



Batter	1	2	3	4	5	6	7	8	9	AB	R	H	RBI	BB	SO	LOB	TOP			
Eric Young Sr. R OBP: 0.316, SLG: 0.303 (1, 10)	G5-3		FC6-4 BB			K		G4-6-3	FC4-6	4	0	0	0	1	1	4				
Ronnie Belliard R OBP: 0.305, SLG: 0.317 (1, 4)	G4-3		FC6-4			G4-3		1B		4	0	1	0	0	0	2				
Jeffrey Hammonds R OBP: 0.380, SLG: 0.480 (1, 8)	FC5-4 BB		L5			L8		1B		3	0	1	0	1	0	2				
Richie Sexson R OBP: 0.336, SLG: 0.533 (1, 3)	FC5-4			F7			K	F8		4	0	0	0	0	1	3				
Alex Ochoa R OBP: 0.359, SLG: 0.427 (1, 9)		CS 1B		K			FC3-6 1B		1B G1-3	4	0	3	0	0	1	0				
Geoff Jenkins L OBP: 0.317, SLG: 0.429 (1, 7)	K			K			FC3-6 1B		G1-3	4	0	0	0	0	2	3				
José Hernández R OBP: 0.367, SLG: 0.505 (1, 6)					G5-3				1B BB	3	0	1	0	1	1	1				
Mark Loretta R OBP: 0.289, SLG: 0.222 (1, 5)			FC6-4 WP BB			G6-4-3 1B			FC4-6 1B	3	0	2	0	1	0	2				
Marcus Jensen S OBP: 0.242, SLG: 0.250 (1, 2)			L8			G6-4-3			G4-6-3 1B	4	0	1	0	0	0	5				
Inning Stats	R: 0 E: 0 K: 0 S: 8	H: 0 LOB: 1 BB: 1 P: 13	R: 0 E: 0 K: 2 S: 8	H: 1 LOB: 0 BB: 0 P: 11	R: 0 E: 0 K: 0 S: 7	H: 0 LOB: 2 BB: 2 P: 17	R: 0 E: 0 K: 2 S: 7	H: 0 LOB: 0 BB: 0 P: 8	R: 0 E: 0 K: 1 S: 5	H: 0 LOB: 0 BB: 0 P: 6	R: 0 E: 0 K: 1 S: 14	H: 2 LOB: 2 BB: 0 P: 22	R: 0 E: 0 K: 0 S: 6	H: 3 LOB: 3 BB: 0 P: 8	R: 0 E: 0 K: 0 S: 9	H: 2 LOB: 3 BB: 1 P: 19	1B: 9 2B: 0 3B: 0 HR: 0	SF: 0 SAC: 0 DP: 2 HBP: 0	WP: 1 PB: 0 SB: 0 CS: 1	PA: 37
PITCHER Mark Mulder L ERA: 4.62 (1, 1)	IP: 9.0 WLS: W BF: 37 H: 9 R: 0 ER: 0 SO: 6 BB: 4 IBB: 0 HBP: 0 BLK: 0 WP: 1 HR: 0 S: 70 P: 112 ERA: 0.00 WHIP: 1.444															PITCHER				

Milwaukee Brewers @ Oakland Athletics
Network Associates Coliseum, Oakland, CA
Wed Jun 12 2002, 3:35 PM EDT
Att: 20,847 - Sunny - 66 F

AB 33
R 0
H 9
RBI 0
BB 4
SO 6
LOB 22



Batter	1	2	3	4	5	6	7	8	9	AB	R	H	RBI	BB	SO	LOB	BOTTOM					
Mark Ellis R OBP: 0.393, SLG: 0.400 (1, 4)	G4-3 WP PB 1B	2-2 PB 1B		E6 1B 2B		G5-3		L9		5	2	3	2	0	0	1						
Scott Hatteberg L OBP: 0.383, SLG: 0.463 (1, 3)	G4-3	G6-3		G1-3			BB		K	4	0	0	0	1	1	5						
Miguel Tejada R OBP: 0.337, SLG: 0.498 John Mabry L OBP: 0.275, SLG: 0.388 (1, 6)	G6-3 BB		K	1B		F7				3	0	1	1	1	1	1						
David Justice L OBP: 0.409, SLG: 0.440 (1, 10)	G6-3		L5	1B		K				4	0	1	0	0	1	2						
Jermaine Dye R OBP: 0.345, SLG: 0.418 Eric Byrnes R OBP: 0.314, SLG: 0.485 (8, 9)		G5-3	K	K		G5-3				4	0	0	0	0	2	2						
3 Eric Chavez L OBP: 0.345, SLG: 0.556 (1, 5)		G4-3		G4-3 2B 1B		G4-3				4	2	2	1	0	0	0						
Adam Platt R OBP: 0.391, SLG: 0.547 (1, 7)		HR 1B		G4-3 E 2B		F8		G6-3		4	2	2	0	0	0	0						
Terrence Long L OBP: 0.293, SLG: 0.406 Randy Velarde R OBP: 0.337, SLG: 0.349 (8, PH)		HR		G4-3		K		G1-3 BB		3	1	1	3	0	1	1						
Ramon Hernandez R OBP: 0.282, SLG: 0.327 (1, 2)		PB 1B BB		E HBP		K		G1-3		2	1	0	0	1	1	1						
Inning Stats	R: 1 E: 0 K: 0 S: 11	H: 1 LOB: 0 BB: 1 P: 20	R: 2 E: 0 K: 0 S: 21	H: 3 LOB: 2 BB: 1 P: 35	R: 0 E: 0 K: 2 S: 13	H: 0 LOB: 0 BB: 0 P: 19	R: 4 E: 1 K: 1 S: 15	H: 5 LOB: 2 BB: 0 P: 24	R: 1 E: 0 K: 2 S: 9	H: 1 LOB: 0 BB: 0 P: 15	R: 0 E: 0 K: 1 S: 8	H: 0 LOB: 1 BB: 1 P: 15	R: 0 E: 0 K: 0 S: 4	H: 0 LOB: 0 BB: 0 P: 7	R: 0 E: 0 K: 1 S: 14	H: 0 LOB: 1 BB: 1 P: 20	1B: 6 2B: 2 3B: 0 HR: 2	SF: 0 SAC: 0 DP: 1 HBP: 1	WP: 1 PB: 2 SB: 0 CS: 0	PA: 38		
PITCHER 15 Ben Sheets R ERA: 4.33 Jayson Durocher R ERA: 3.39 Jose Cabrera R ERA: 4.75 Ray King L ERA: 4.43 (1, 1)	IP: 4.0 WLS: L BF: 23 H: 9 R: 7 ER: 6 SO: 3 BB: 2 IBB: 0 HBP: 1 BLK: 0 WP: 1 HR: 1 S: 60 P: 98 ERA: 13.50 WHIP: 2.750	(5, 1)	2.0 8 1 1 1 3 1 0 0 0 0 1 17 30 4.50 1.000	(7, 1)	1.0 3 0 0 0 0 0 0 0 0 0 0 4 7 0.00 0.000	(8, 1)	1.0 4 0 0 0 1 1 0 0 0 0 0 14 20 0.00 1.000															PITCHER

Milwaukee Brewers @ Oakland Athletics
Network Associates Coliseum, Oakland, CA
Wed Jun 12 2002, 3:35 PM EDT
Att: 20,847 - Sunny - 66 F

AB 33
R 8
H 10
RBI 7
BB 4
SO 7
LOB 13




Batter	1	2	3	4	5	6	7	8	9	AB	R	H	RBI	BB	SO	LOB	TOP		
Mark Ellis, R OBP: 0.375, SLG: 0.414 (1, 4)										4	1	1	0	0	1	2	Oakland Athletics @ San Francisco Giants PacBell Park, San Francisco, CA Fri Jun 14 2002, 10:35 PM EDT Att: 41,457 - Sunny - 60 F		
Scott Hatteberg, L OBP: 0.398, SLG: 0.463 Jim Mecir, S (8, 1)										4	0	2	2	0	0	1			
Mike Venafro, L Chad Bradford, R Olmedo Saenz, R Miguel Tejada, R (1, 6)										4	0	0	0	0	1	2			
3 Eric Chavez, L OBP: 0.344, SLG: 0.564 (1, 5)										4	1	1	1	0	1	1			
Jermaine Dye, R Billy Koch, R (9, 1)										4	0	1	0	0	1	0			
Terrence Long, L OBP: 0.289, SLG: 0.399 (1, 8)										4	0	0	0	0	1	1			
Ramon Hernandez, R OBP: 0.281, SLG: 0.325 (1, 2)										4	0	1	0	0	2	0			
Adam Platt, R OBP: 0.378, SLG: 0.526 (1, 7)										3	0	0	0	0	1	1			
Tim Hudson, R John Mabry, L (8, 3)										2	1	1	0	1	0	1			
										0	0	0	0	0	0	0			
Inning Stats	R: 0 E: 0 K: 2 S: 14	H: 1 LOB: 1 BB: 0 P: 20	R: 0 E: 0 K: 2 S: 8	H: 0 LOB: 0 BB: 0 P: 10	R: 2 E: 0 K: 1 S: 11	H: 2 LOB: 0 BB: 1 P: 17	R: 1 E: 0 K: 0 S: 9	H: 1 LOB: 0 BB: 0 P: 11	R: 0 E: 0 K: 2 S: 13	H: 1 LOB: 1 BB: 0 P: 19	R: 0 E: 0 K: 0 S: 8	H: 1 LOB: 1 BB: 0 P: 11	R: 0 E: 0 K: 0 S: 12	H: 0 LOB: 0 BB: 0 P: 15	R: 0 E: 0 K: 1 S: 9	H: 0 LOB: 0 BB: 0 P: 14	1B: 4 2B: 2 3B: 0 HR: 1	SF: 0 SAC: 0 DP: 1 HBP: 0	WP: 1 PA: 34 PB: 0 CS: 0
PITCHER	IP WLS BF H R ER SO BB IBB HBP BLK WP HR S P ERA WHIP																		
Jason Schmidt, R ERA: 3.51 Tim Worrell, R ERA: 2.67	(1, 1) (9, 1)	8.0 L	31 3	7 0	3 0	3 0	7 1	1 0	0 0	0 0	0 0	1 0	1 0	81 9	111 14	3.38 0.00	1.000 0.000		

AB	33
R	3
H	7
RBI	3
BB	1
SO	8
LOB	9



Batter	1	2	3	4	5	6	7	8	9	AB	R	H	RBI	BB	SO	LOB	BOTTOM									
Reggie Sanders, R OBP: 0.333, SLG: 0.395 (1, 9)										4	1	2	0	0	0	0	Oakland Athletics @ San Francisco Giants PacBell Park, San Francisco, CA Fri Jun 14 2002, 10:35 PM EDT Att: 41,457 - Sunny - 60 F									
Rich Aurilia, R OBP: 0.322, SLG: 0.468 (1, 6)										4	1	2	0	0	0	1										
Barry Bonds, L OBP: 0.573, SLG: 0.835 (1, 7)										4	0	2	1	0	0	1										
Jeff Kent, R OBP: 0.337, SLG: 0.438 (1, 4)										4	0	1	0	0	2	2										
Damon Minor, L OBP: 0.403, SLG: 0.660 (1, 3)										3	0	0	0	1	1	1										
Bento Santiago, R OBP: 0.333, SLG: 0.488 (1, 2)										4	0	2	0	0	0	0										
David Bell, R Tom Goodwin, L (1, 5) (9, PR)										4	0	1	0	0	1	3										
Tsuyoshi Shinjo, R OBP: 0.297, SLG: 0.353 (1, 8)										4	0	1	0	0	2	2										
Jason Schmidt, R Marvin Benard, L Tim Worrell, R Shawon Dunston, R (1, 1) (8, PH) (9, 1) (9, PH)										2	0	0	0	0	1	2										
										1	0	0	0	0	0	0										
										1	0	0	0	0	0	3										
Inning Stats	R: 0 E: 0 K: 0 S: 5	H: 2 LOB: 1 BB: 0 P: 8	R: 0 E: 0 K: 2 S: 11	H: 0 LOB: 0 BB: 0 P: 15	R: 0 E: 0 K: 2 S: 9	H: 0 LOB: 0 BB: 0 P: 11	R: 0 E: 0 K: 1 S: 8	H: 0 LOB: 0 BB: 0 P: 14	R: 0 E: 0 K: 0 S: 9	H: 3 LOB: 1 BB: 0 P: 14	R: 0 E: 0 K: 0 S: 3	H: 1 LOB: 0 BB: 0 P: 4	R: 1 E: 0 K: 1 S: 13	H: 2 LOB: 1 BB: 0 P: 21	R: 0 E: 0 K: 0 S: 16	H: 2 LOB: 3 BB: 0 P: 20	1B: 8 2B: 2 3B: 1 HR: 0	SF: 0 SAC: 0 DP: 3 HBP: 0	WP: 0 PA: 36 PB: 0 CS: 0							
PITCHER	IP WLS BF H R ER SO BB IBB HBP BLK WP HR S P ERA WHIP																									
Tim Hudson, R Jim Mecir, R Mike Venafro, L Chad Bradford, R Billy Koch, R (1, 1) (8, 1) (8, 1) (8, 1) (9, 1)	7.0 0.2 0.0 0.1 1.0	W H L S	26 3 1 5	H R E S	1 1 0 2	R R E S	1 1 0 0	ER ER ER ER	1 1 0 0	SO SO SO SO	6 0 0 1	BB BB BB BB	1 0 0 0	IBB IBB IBB IBB	0 0 0 0	BLK BLK BLK BLK	0 0 0 0	WP WP WP WP	HR HR HR HR	0 7 3 5	P P P P	92 11 5 5	ERA ERA ERA ERA	1.29 13.50 ∞ 0.00	WHIP WHIP WHIP WHIP	1.143 1.500 ∞ 0.000



Batter	1	2	3	4	5	6	7	8	9	AB	R	H	RBI	BB	SO	LOB	TOP													
Mark Ellis, R OBP: 0.391, SLG: 0.382	1-1 F8 BB 2B 1B		3-2 G5-3		1-0 F8		2-1 G5-3		1-2 G6-3	5	1	1	0	0	0	2	Oakland Athletics @ San Francisco Giants PacBell Park, San Francisco, CA Sat Jun 15 2002, 4:05 PM EDT Att: 41,298 - Sunny - 61 F AB 33 R 2 H 9 RBI 2 BB 5 SO 4 LOB 19 													
Scott Hatteberg, L OBP: 0.366, SLG: 0.459	4-1 2B 1-2 BB		3-2 G1-3		2-0 BB 1-3 1B		1-0 G3-1		2-1 G4-3	4	0	1	0	1	0	0														
Miguel Tejada, R OBP: 0.334, SLG: 0.495	1-2 F8 2-3		0-3 K		3-1 BB 1-2 3-H 1B		2-2 PB 2B			4	0	2	1	0	1	2														
David Justice, L OBP: 0.426, SLG: 0.455	1-1 1-3 3-H 2B			4-1 G5-4-3 3 1B BB		4-2 1-2 2-3 BB		4-1 2-3 BB		1	0	1	1	3	0	0														
Eric Chavez, L OBP: 0.346, SLG: 0.561	1-2 G6-4-3 IBB			2-0 BB 1-2 G5-4-3 1B		3-2 G6-3		1-1 G1-3		3	0	1	0	1	0	5														
Jermaine Dye, R OBP: 0.341, SLG: 0.410	1-1 G6-4-3 1-2			1-1 G5-4-3 1-2 2-3		1-2 1B		0-1 F8		4	0	1	0	0	0	5														
Greg Myers, L OBP: 0.316, SLG: 0.391		2-2 G5-3		3-1 G3-1		0-0 F8		0-1 G4-3		4	0	0	0	0	0	2														
Terrence Long, L OBP: 0.286, SLG: 0.397		2-1 G4-3		1-2 1B 1B 1B		0-3 K		1-1 G6-3		4	1	1	0	0	1	1														
Aaron Harang, R Eric Byrnes, R Mike Fyhrie, R Cory Lidle, R Olmedo Saenz, R Mike Venafro, L Mike Maignante, L John Mabry, R		2-3 K		2-3 K		3-2 F7		2-2 G6-3 1B		1	0	0	0	0	1	0														
Inning Stats	R: 1 E: 0 K: 0 S: 12	H: 2 LOB: 2 BB: 2 P: 24	R: 0 E: 0 K: 1 S: 8	H: 0 LOB: 0 BB: 0 P: 14	R: 0 E: 0 K: 1 S: 9	H: 0 LOB: 0 BB: 0 P: 15	R: 0 E: 0 K: 0 S: 6	H: 1 LOB: 1 BB: 1 P: 16	R: 1 E: 0 K: 1 S: 19	H: 3 LOB: 3 BB: 1 P: 35	R: 0 E: 0 K: 1 S: 10	H: 1 LOB: 2 BB: 1 P: 14	R: 0 E: 0 K: 0 S: 10	H: 0 LOB: 0 BB: 0 P: 20	R: 0 E: 0 K: 0 S: 6	H: 0 LOB: 0 BB: 0 P: 7		R: 0 E: 0 K: 0 S: 8	H: 1 LOB: 0 BB: 0 P: 13	1B: 7 2B: 2 3B: 0 HR: 0	SF: 0 SAC: 0 DP: 3 HBP: 0	WP: 0 PB: 1 CS: 0	PA: 38							
PITCHER	IP WLS BF H R ER SO BB IBB HBP BLK WP HR S P ERA WHIP	IP WLS BF H R ER SO BB IBB HBP BLK WP HR S P ERA WHIP															IP WLS BF H R ER SO BB IBB HBP BLK WP HR S P ERA WHIP													
Russ Ortiz, R ERA: 3.54	(1, 1) 4.2 0 0 22	(5, 1) 0.1 W 1 0 0 0 0 0 0 0 0 0 0 0 7 10 0.00 0.000	(6, 1) 2.0 0 0 9	(8, 1) 1.0 0 0 3	(9, 1) 1.0 0 0 3	(1, 1) 4.2 0 0 22	(5, 1) 0.1 W 1 0 0 0 0 0 0 0 0 0 0 0 7 10 0.00 0.000	(6, 1) 2.0 0 0 9	(8, 1) 1.0 0 0 3	(9, 1) 1.0 0 0 3	(1, 1) 4.2 0 0 22	(5, 1) 0.1 W 1 0 0 0 0 0 0 0 0 0 0 0 7 10 0.00 0.000	(6, 1) 2.0 0 0 9	(8, 1) 1.0 0 0 3	(9, 1) 1.0 0 0 3	(1, 1) 4.2 0 0 22	(5, 1) 0.1 W 1 0 0 0 0 0 0 0 0 0 0 0 0 7 10 0.00 0.000	(6, 1) 2.0 0 0 9	(8, 1) 1.0 0 0 3	(9, 1) 1.0 0 0 3	(1, 1) 4.2 0 0 22	(5, 1) 0.1 W 1 0 0 0 0 0 0 0 0 0 0 0 7 10 0.00 0.000	(6, 1) 2.0 0 0 9	(8, 1) 1.0 0 0 3	(9, 1) 1.0 0 0 3					
41 Chad Zerbe, L ERA: 2.92	(5, 1) 0.1 W 1 0 0 0 0 0 0 0 0 0 0 0 7 10 0.00 0.000	(6, 1) 2.0 0 0 9	(8, 1) 1.0 0 0 3	(9, 1) 1.0 0 0 3	(1, 1) 4.2 0 0 22	(5, 1) 0.1 W 1 0 0 0 0 0 0 0 0 0 0 0 7 10 0.00 0.000	(6, 1) 2.0 0 0 9	(8, 1) 1.0 0 0 3	(9, 1) 1.0 0 0 3	(1, 1) 4.2 0 0 22	(5, 1) 0.1 W 1 0 0 0 0 0 0 0 0 0 0 0 7 10 0.00 0.000	(6, 1) 2.0 0 0 9	(8, 1) 1.0 0 0 3	(9, 1) 1.0 0 0 3	(1, 1) 4.2 0 0 22	(5, 1) 0.1 W 1 0 0 0 0 0 0 0 0 0 0 0 7 10 0.00 0.000	(6, 1) 2.0 0 0 9	(8, 1) 1.0 0 0 3	(9, 1) 1.0 0 0 3	(1, 1) 4.2 0 0 22	(5, 1) 0.1 W 1 0 0 0 0 0 0 0 0 0 0 0 7 10 0.00 0.000	(6, 1) 2.0 0 0 9	(8, 1) 1.0 0 0 3	(9, 1) 1.0 0 0 3						
Tim Worrell, R ERA: 1.38	(8, 1) 1.0 0 0 3	(9, 1) 1.0 0 0 3	(1, 1) 4.2 0 0 22	(5, 1) 0.1 W 1 0 0 0 0 0 0 0 0 0 0 0 7 10 0.00 0.000	(6, 1) 2.0 0 0 9	(8, 1) 1.0 0 0 3	(9, 1) 1.0 0 0 3	(1, 1) 4.2 0 0 22	(5, 1) 0.1 W 1 0 0 0 0 0 0 0 0 0 0 0 7 10 0.00 0.000	(6, 1) 2.0 0 0 9	(8, 1) 1.0 0 0 3	(9, 1) 1.0 0 0 3	(1, 1) 4.2 0 0 22	(5, 1) 0.1 W 1 0 0 0 0 0 0 0 0 0 0 0 7 10 0.00 0.000	(6, 1) 2.0 0 0 9	(8, 1) 1.0 0 0 3	(9, 1) 1.0 0 0 3	(1, 1) 4.2 0 0 22	(5, 1) 0.1 W 1 0 0 0 0 0 0 0 0 0 0 0 7 10 0.00 0.000	(6, 1) 2.0 0 0 9	(8, 1) 1.0 0 0 3	(9, 1) 1.0 0 0 3	(1, 1) 4.2 0 0 22	(5, 1) 0.1 W 1 0 0 0 0 0 0 0 0 0 0 0 7 10 0.00 0.000	(6, 1) 2.0 0 0 9	(8, 1) 1.0 0 0 3	(9, 1) 1.0 0 0 3			
Robb Nen, R ERA: 2.17	(9, 1) 1.0 0 0 3	(1, 1) 4.2 0 0 22	(5, 1) 0.1 W 1 0 0 0 0 0 0 0 0 0 0 0 7 10 0.00 0.000	(6, 1) 2.0 0 0 9	(8, 1) 1.0 0 0 3	(9, 1) 1.0 0 0 3	(1, 1) 4.2 0 0 22	(5, 1) 0.1 W 1 0 0 0 0 0 0 0 0 0 0 0 7 10 0.00 0.000	(6, 1) 2.0 0 0 9	(8, 1) 1.0 0 0 3	(9, 1) 1.0 0 0 3	(1, 1) 4.2 0 0 22	(5, 1) 0.1 W 1 0 0 0 0 0 0 0 0 0 0 0 7 10 0.00 0.000	(6, 1) 2.0 0 0 9	(8, 1) 1.0 0 0 3	(9, 1) 1.0 0 0 3	(1, 1) 4.2 0 0 22	(5, 1) 0.1 W 1 0 0 0 0 0 0 0 0 0 0 0 7 10 0.00 0.000	(6, 1) 2.0 0 0 9	(8, 1) 1.0 0 0 3	(9, 1) 1.0 0 0 3	(1, 1) 4.2 0 0 22	(5, 1) 0.1 W 1 0 0 0 0 0 0 0 0 0 0 0 7 10 0.00 0.000	(6, 1) 2.0 0 0 9	(8, 1) 1.0 0 0 3	(9, 1) 1.0 0 0 3				
Inning Stats	R: 0 E: 0 K: 1 S: 13	H: 1 LOB: 3 BB: 2 P: 24	R: 0 E: 0 K: 2 S: 9	H: 0 LOB: 0 BB: 0 P: 14	R: 1 E: 0 K: 1 S: 8	H: 1 LOB: 0 BB: 1 P: 14	R: 4 E: 0 K: 0 S: 18	H: 2 LOB: 0 BB: 1 P: 33	R: 1 E: 0 K: 1 S: 20	H: 2 LOB: 2 BB: 2 P: 35	R: 0 E: 0 K: 0 S: 5	H: 0 LOB: 0 BB: 0 P: 7	R: 0 E: 0 K: 1 S: 6	H: 0 LOB: 0 BB: 0 P: 7	R: 0 E: 0 K: 1 S: 7	H: 0 LOB: 0 BB: 0 P: 9	R: 0 E: 0 K: 1 S: 8	H: 0 LOB: 0 BB: 0 P: 13	1B: 3 2B: 1 3B: 0 HR: 2	SF: 0 SAC: 0 DP: 1 HBP: 1	WP: 0 PB: 0 CS: 0	PA: 36								
PITCHER	IP WLS BF H R ER SO BB IBB HBP BLK WP HR S P ERA WHIP	IP WLS BF H R ER SO BB IBB HBP BLK WP HR S P ERA WHIP															IP WLS BF H R ER SO BB IBB HBP BLK WP HR S P ERA WHIP													
Aaron Harang, R ERA: 2.7	(1, 1) 4.0 L 20	(5, 1) 0.2 6 2 1 1 0 1 1 0 0 0 0 0 16 30 13.50 4.500	(5, 1) 0.1 1 0 0 0 1 0 0 0 0 0 0 0 4 5 0.00 0.000	(6, 1) 2.0 6 0 0 0 1 0 0 0 0 0 0 11 14 0.00 0.000	(8, 1) 1.0 3 0 0 0 1 0 0 0 0 0 0 7 9 0.00 0.000	(1, 1) 4.0 L 20	(5, 1) 0.2 6 2 1 1 0 1 1 0 0 0 0 0 16 30 13.50 4.500	(5, 1) 0.1 1 0 0 0 1 0 0 0 0 0 0 0 4 5 0.00 0.000	(6, 1) 2.0 6 0 0 0 1 0 0 0 0 0 0 11 14 0.00 0.000	(8, 1) 1.0 3 0 0 0 1 0 0 0 0 0 0 7 9 0.00 0.000	(1, 1) 4.0 L 20	(5, 1) 0.2 6 2 1 1 0 1 1 0 0 0 0 0 16 30 13.50 4.500	(5, 1) 0.1 1 0 0 0 1 0 0 0 0 0 0 0 4 5 0.00 0.000	(6, 1) 2.0 6 0 0 0 1 0 0 0 0 0 0 11 14 0.00 0.000	(8, 1) 1.0 3 0 0 0 1 0 0 0 0 0 0 7 9 0.00 0.000	(1, 1) 4.0 L 20	(5, 1) 0.2 6 2 1 1 0 1 1 0 0 0 0 0 16 30 13.50 4.500	(5, 1) 0.1 1 0 0 0 1 0 0 0 0 0 0 0 4 5 0.00 0.000	(6, 1) 2.0 6 0 0 0 1 0 0 0 0 0 0 11 14 0.00 0.000	(8, 1) 1.0 3 0 0 0 1 0 0 0 0 0 0 7 9 0.00 0.000	(1, 1) 4.0 L 20	(5, 1) 0.2 6 2 1 1 0 1 1 0 0 0 0 0 16 30 13.50 4.500	(5, 1) 0.1 1 0 0 0 1 0 0 0 0 0 0 0 4 5 0.00 0.000	(6, 1) 2.0 6 0 0 0 1 0 0 0 0 0 0 11 14 0.00 0.000	(8, 1) 1.0 3 0 0 0 1 0 0 0 0 0 0 7 9 0.00 0.000	(1, 1) 4.0 L 20	(5, 1) 0.2 6 2 1 1 0 1 1 0 0 0 0 0 16 30 13.50 4.500	(5, 1) 0.1 1 0 0 0 1 0 0 0 0 0 0 0 4 5 0.00 0.000	(6, 1) 2.0 6 0 0 0 1 0 0 0 0 0 0 11 14 0.00 0.000	(8, 1) 1.0 3 0 0 0 1 0 0 0 0 0 0 7 9 0.00 0.000
41 Chad Zerbe, L ERA: 0.63	(5, 1) 0.2 6 2 1 1 0 1 1 0 0 0 0 0 16 30 13.50 4.500	(5, 1) 0.1 1 0 0 0 1 0 0 0 0 0 0 0 4 5 0.00 0.000	(6, 1) 2.0 6 0 0 0 1 0 0 0 0 0 0 11 14 0.00 0.000	(8, 1) 1.0 3 0 0 0 1 0 0 0 0 0 0 7 9 0.00 0.000	(1, 1) 4.0 L 20	(5, 1) 0.2 6 2 1 1 0 1 1 0 0 0 0 0 16 30 13.50 4.500	(5, 1) 0.1 1 0 0 0 1 0 0 0 0 0 0 0 4 5 0.00 0.000	(6, 1) 2.0 6 0 0 0 1 0 0 0 0 0 0 11 14 0.00 0.000	(8, 1) 1.0 3 0 0 0 1 0 0 0 0 0 0 7 9 0.00 0.000	(1, 1) 4.0 L 20	(5, 1) 0.2 6 2 1 1 0 1 1 0 0 0 0 0 16 30 13.50 4.500	(5, 1) 0.1 1 0 0 0 1 0 0 0 0 0 0 0 4 5 0.00 0.000	(6, 1) 2.0 6 0 0 0 1 0 0 0 0 0 0 11 14 0.00 0.000	(8, 1) 1.0 3 0 0 0 1 0 0 0 0 0 0 7 9 0.00 0.000	(1, 1) 4.0 L 20	(5, 1) 0.2 6 2 1 1 0 1 1 0 0 0 0 0 16 30 13.50 4.500	(5, 1) 0.1 1 0 0 0 1 0 0 0 0 0 0 0 4 5 0.00 0.000	(6, 1) 2.0 6 0 0 0 1 0 0 0 0 0 0 11 14 0.00 0.000	(8, 1) 1.0 3 0 0 0 1 0 0 0 0 0 0 7 9 0.00 0.000	(1, 1) 4.0 L 20	(5, 1) 0.2 6 2 1 1 0 1 1 0 0 0 0 0 16 30 13.50 4.500	(5, 1) 0.1 1 0 0 0 1 0 0 0 0 0 0 0 4 5 0.00 0.000	(6, 1) 2.0 6 0 0 0 1 0 0 0 0 0 0 11 14 0.00 0.000	(8, 1) 1.0 3 0 0 0 1 0 0 0 0 0 0 7 9 0.00 0.000	(1, 1) 4.0 L 20	(5, 1) 0.2 6 2 1 1 0 1 1 0 0 0 0 0 16 30 13.50 4.500	(5, 1) 0.1 1 0 0 0 1 0 0 0 0 0 0 0 4 5 0.00 0.000	(6, 1) 2.0 6 0 0 0 1 0 0 0 0 0 0 11 14 0.00 0.000	(8, 1) 1.0 3 0 0 0 1 0 0 0 0 0 0 7 9 0.00 0.000	
Marvin Benard, L ERA: 2.84	(5, 1) 0.2 6 2 1 1 0 1 1 0 0 0 0 0 16 30 13.50 4.500	(5, 1) 0.1 1 0 0 0 1 0 0 0 0 0 0 0 4 5 0.00 0.000	(6, 1) 2.0 6 0 0 0 1 0 0 0 0 0 0 11 14 0.00 0.000	(8, 1) 1.0 3 0 0 0 1 0 0 0 0 0 0 7 9 0.00 0.000	(1, 1) 4.0 L 20	(5, 1) 0.2 6 2 1 1 0 1 1 0 0 0 0 0 16 30 13.50 4.500	(5, 1) 0.1 1 0 0 0 1 0 0 0 0 0 0 0 4 5 0.00 0.000	(6, 1) 2.0 6 0 0 0 1 0 0 0 0 0 0 11 14 0.00 0.000	(8, 1) 1.0 3 0 0 0 1 0 0 0 0 0 0 7 9 0.00 0.000	(1, 1) 4.0 L 20	(5, 1) 0.2 6 2 1 1 0 1 1 0 0 0 0 0 16 30 13.50 4.500	(5, 1) 0.1 1 0 0 0 1 0 0 0 0 0 0 0 4 5 0.00 0.000	(6, 1) 2.0 6 0 0 0 1 0 0 0 0 0 0 11 14 0.00 0.000	(8, 1) 1.0 3 0 0 0 1 0 0 0 0 0 0 7 9 0.00 0.000	(1, 1) 4.0 L 20	(5, 1) 0.2 6 2 1 1 0 1 1 0 0 0 0 0 16 30 13.50 4.500	(5, 1) 0.1 1 0 0 0 1 0 0 0 0 0 0 0 4 5 0.00 0.000	(6, 1) 2.0 6 0 0 0 1 0 0 0 0 0 0 11 14 0.00 0.000	(8, 1) 1.0 3 0 0 0 1 0 0 0 0 0 0 7 9 0.00 0.000	(1, 1) 4.0 L 20	(5, 1) 0.2 6 2 1 1 0 1 1 0 0 0 0 									

Batter	1	2	3	4	5	6	7	8	9	AB	R	H	RBI	BB	SO	LOB	TOP										
Randy Velarde, R (1,4) OBP: 0.353, SLG: 0.404	FC1-5 2B		HR		1B IBB			K		3	1	2	1	1	1	0											
Adam Platt, R (1,7) OBP: 0.372, SLG: 0.512	FC1-5 FC4-6 2-3		K		1B 1-2 2-H			L4		4	0	1	1	0	1	1											
Miguel Tejada, R (1,6) OBP: 0.333, SLG: 0.491	FC4-6 1-2			G5-3	1B 1-2 2-H			K		4	0	1	0	0	1	1											
Jermaine Dye, R (1,9) Eric Byrnes, R (9, PR) OBP: 0.344, SLG: 0.418 OBP: 0.306, SLG: 0.471	G3-1			FC1-6 1B		L7			2-1	4	0	2	0	0	0	1											
3 Eric Chavez, L (1,5) OBP: 0.345, SLG: 0.556		G4-3		FC1-6 1-2					2-3	4	0	1	0	0	1	2											
Olmedo Saenz, R (1,3) David Justice, L (9, PH) Billy Koch, R (9,1) OBP: 0.376, SLG: 0.466 OBP: 0.423, SLG: 0.450		G4-3		G4-3		G3-1			1-3	3	0	0	0	0	0	2											
Ramon Hernandez, R (1,2) OBP: 0.280, SLG: 0.324		F8				F9			0-0	4	0	1	0	0	0	1											
Terrence Long, L (1,8) OBP: 0.293, SLG: 0.400			E6 1B		SH2-4 1B			G6-4-3 1-2		3	1	2	0	0	0	1											
Barry Zito, L (1,1) Chad Bradford, R (7,1) John Mabry, L (9,3) OBP: 0.286, SLG: 0.400			K		SH2-4			K		2	0	0	0	0	2	1											
Inning Stats	R: 0 E: 0 K: 0 S: 11	H: 1 LOB: 1 BB: 0 P: 12	R: 0 E: 0 K: 0 S: 6	H: 0 LOB: 0 BB: 0 P: 10	R: 1 E: 1 K: 2 S: 11	H: 2 LOB: 0 BB: 0 P: 19	R: 0 E: 0 K: 0 S: 12	H: 1 LOB: 1 BB: 0 P: 21	R: 1 E: 0 K: 0 S: 7	H: 3 LOB: 2 BB: 1 P: 16	R: 0 E: 0 K: 1 S: 9	H: 1 LOB: 0 BB: 0 P: 16	R: 0 E: 0 K: 1 S: 8	H: 1 LOB: 0 BB: 0 P: 13	R: 0 E: 0 K: 2 S: 10	H: 0 LOB: 0 BB: 0 P: 14	R: 0 E: 0 K: 2 S: 9	H: 1 LOB: 1 BB: 0 P: 14	1B: 7 2B: 2 3B: 0 HR: 1	SF: 0 SAC: 1 DP: 1 HBP: 0	WP: 0 PB: 0 SB: 0 CS: 1	PA: 34					
PITCHER	IP	WLS	BF	H	R	ER	SO	BB	IBB	HBP	BLK	WP	HR	S	P	ERA	WHIP										
Kirk Rueter, L (1,1) ERA: 3.26	7.0	L	27	9	2	2	3	0	1	0	0	0	1	64	107	2.57	1.286										
Felix Rodriguez, R (8,1) ERA: 5.02	1.0		4	1	0	0	2	0	0	0	0	0	0	12	18	0.00	1.000										
Aaron Fultz, L (9,1) ERA: 6.35	0.1		1	0	0	0	1	0	0	0	0	0	0	3	5	0.00	0.000										
Tim Worrell, R (9,1) ERA: 2.53	0.2		2	0	0	0	1	0	0	0	0	0	0	4	5	0.00	0.000										

Oakland Athletics @ San Francisco Giants
PacBell Park, San Francisco, CA
Sun Jun 16 2002, 4:05 PM EDT
Att: 41,550 - Sunny - 64 F

AB	32
R	2
H	10
RBI	2
BB	1
SO	7
LOB	11



Batter	1	2	3	4	5	6	7	8	9	AB	R	H	RBI	BB	SO	LOB	BOTTOM										
Reggie Sanders, R (1,9) OBP: 0.335, SLG: 0.428	K				L7				G4-3	4	0	1	0	0	1	2											
Rich Aurilia, R (1,6) OBP: 0.309, SLG: 0.448	F3		F8		G6-3			G5-3		4	0	0	0	0	0	3											
Barry Bonds, L (1,7) OBP: 0.574, SLG: 0.822	G5-3			F8		F8 BB		G6-4-3 IBB		2	0	0	0	2	0	0											
Jeff Kent, R (1,4) OBP: 0.342, SLG: 0.442		K		FC5-4 1B		S BB		G6-4-3		3	0	1	0	1	1	1											
Benito Santiago, R (1,2) OBP: 0.326, SLG: 0.471		F9		L5		F8		L7		4	0	0	0	0	0	3											
David Bell, R (1,3) Tsuayoshi Shinjo, R (9, PR) OBP: 0.316, SLG: 0.420 OBP: 0.296, SLG: 0.348			HR	FC5-4 1-2		L6		FC6-4 1B		4	1	2	1	0	0	3											
Shawon Dunston, R (1,8) OBP: 0.158, SLG: 0.232		F7			SH 1B	F3		FC6-4		4	0	1	0	0	0	3											
Pedro Feliz, R (1,5) OBP: 0.269, SLG: 0.320			K		P6			K		4	0	0	0	0	2	2											
Kirk Rueter, L (1,1) Ramon Martinez, R (7, PH) Felix Rodriguez, R (8,1) Aaron Fultz, L (9,1) Tim Worrell, R (9,1) OBP: 0.185, SLG: 0.160 OBP: 0.366, SLG: 0.417			B1-3		SH			K		1	0	0	0	0	0	0											
Inning Stats	R: 0 E: 0 K: 1 S: 10	H: 0 LOB: 0 BB: 0 P: 13	R: 1 E: 0 K: 1 S: 7	H: 1 LOB: 0 BB: 0 P: 8	R: 0 E: 0 K: 1 S: 11	H: 1 LOB: 1 BB: 0 P: 17	R: 0 E: 0 K: 0 S: 10	H: 1 LOB: 1 BB: 0 P: 18	R: 0 E: 0 K: 0 S: 6	H: 1 LOB: 2 BB: 0 P: 8	R: 0 E: 0 K: 0 S: 20	H: 0 LOB: 2 BB: 2 P: 33	R: 0 E: 0 K: 2 S: 9	H: 0 LOB: 0 BB: 0 P: 12	R: 0 E: 0 K: 0 S: 6	H: 0 LOB: 0 BB: 1 P: 11	R: 0 E: 0 K: 0 S: 10	H: 1 LOB: 1 BB: 0 P: 14	1B: 3 2B: 1 3B: 0 HR: 1	SF: 0 SAC: 1 DP: 1 HBP: 0	WP: 0 PB: 0 SB: 1 CS: 0	PA: 35					
PITCHER	IP	WLS	BF	H	R	ER	SO	BB	IBB	HBP	BLK	WP	HR	S	P	ERA	WHIP										
Barry Zito, L (1,1) ERA: 3.01	6.2	W	27	4	1	1	5	2	0	0	0	0	0	70	105	1.35	0.900										
Chad Bradford, R (7,1) ERA: 1.93	1.1	H	4	0	0	0	0	0	1	0	0	0	0	9	15	0.00	0.000										
Billy Koch, R (9,1) ERA: 3.86	1.0	S	4	1	0	0	0	0	0	0	0	0	0	10	14	0.00	1.000										

Oakland Athletics @ San Francisco Giants
PacBell Park, San Francisco, CA
Sun Jun 16 2002, 4:05 PM EDT
Att: 41,550 - Sunny - 64 F

AB	31
R	1
H	5
RBI	1
BB	3
SO	5
LOB	17



Batter	1	2	3	4	5	6	7	8	9	AB	R	H	RBI	BB	SO	LOB	TOP										
Mark Ellis, R OBP: 0.298, SLG: 0.315 (1, 4)	F9		G5-3		G1-3		K		K	5	0	0	0	0	2	1	Oakland Athletics @ Cincinnati Reds Cinergy Field, Cincinnati, OH Fri Jun 21 2002, 7:10 PM EDT Att: 26,101 - Sunny - 91 F										
Scott Hatteberg, L OBP: 0.371, SLG: 0.460 Billy Koch, R (9, 1)	G6-3		L8		G4-3		1B		K	5	0	1	0	0	1	0											
Miguel Tejada, R OBP: 0.335, SLG: 0.498 (1, 6)	BB			HR	1B		F5			3	2	2	1	1	0	1											
David Justice, L OBP: 0.405, SLG: 0.411 (1, 7)	G4-3		G6-3		F2		HR	1B		4	1	1	0	0	0	2											
Eric Chavez, L OBP: 0.339, SLG: 0.542 (1, 5)	G4-3		K		1B		F8			3	0	0	0	1	1	1											
John Mabry, L OBP: 0.322, SLG: 0.491 (1, 9) (9, 3)	G4-3		G3-1		BB		HR			4	1	2	3	0	0	0											
Greg Myers, L OBP: 0.325, SLG: 0.389 (1, 2)	BB				1B		F7			3	0	1	0	1	1	2											
Terrence Long, L OBP: 0.297, SLG: 0.395 (1, 8)	P4				F7		G4-3 WP	2B		4	1	1	0	0	1	2											
Aaron Harang, R (1, 1)			K		K		G4-3		K	2	0	0	0	0	2	1											
Olmedo Saenz, R OBP: 0.367, SLG: 0.449 (7, PH) Mike Venafro, L (7, 1) Adam Piatt, R OBP: 0.357, SLG: 0.488 (9, PH)										1	0	0	0	0	0	1											
Inning Stats	R: 0 E: 0 K: 0 S: 7	H: 0 LOB: 1 BB: 1 P: 13	R: 0 E: 0 K: 0 S: 11	H: 0 LOB: 1 BB: 1 P: 19	R: 0 E: 0 K: 1 S: 6	H: 0 LOB: 0 BB: 0 P: 12	R: 1 E: 0 K: 1 S: 10	H: 1 LOB: 0 BB: 0 P: 13	R: 0 E: 0 K: 1 S: 13	H: 1 LOB: 1 BB: 1 P: 19	R: 1 E: 0 K: 1 S: 13	H: 2 LOB: 2 BB: 1 P: 22	R: 1 E: 0 K: 1 S: 12	H: 2 LOB: 1 BB: 0 P: 18	R: 2 E: 0 K: 1 S: 13	H: 2 LOB: 0 BB: 0 P: 19	R: 0 E: 0 K: 3 S: 10	H: 0 LOB: 0 BB: 0 P: 14	1B: 5 2B: 1 3B: 0 HR: 2	SF: 0 SAC: 0 DP: 0 HBP: 0	WP: 1 PB: 0 SB: 0 CS: 0	PA: 38					
PITCHER	IP	WLS	BF	H	R	ER	SO	BB	IBB	HBP	BLK	WP	HR	S	P	ERA	WHIP										
Jimmy Haynes, R ERA: 4.45 (1, 1)	6.0		25	4	2	2	4	3	0	0	0	0	1	60	98	3.00	1.167										
Scott Williamson, R ERA: 3.45 (7, 1)	1.0	L	5	2	1	1	1	0	0	0	0	1	0	12	18	9.00	2.000										
Scott Sullivan, R ERA: 4.71 (8, 1)	2.0		8	2	2	2	4	0	0	0	0	0	1	23	33	9.00	1.000										

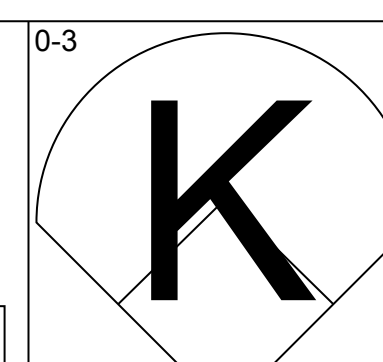
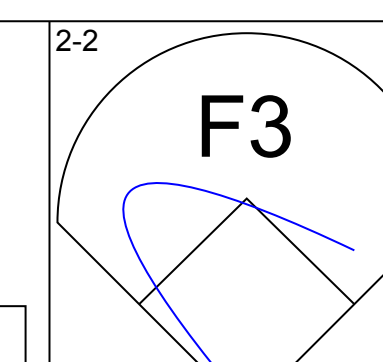
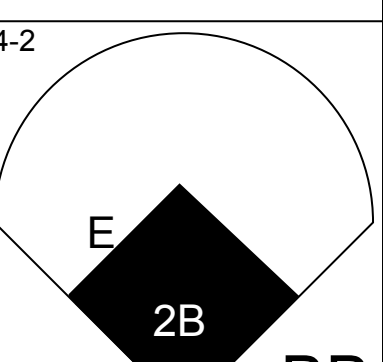
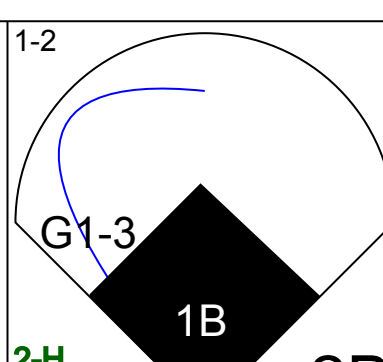
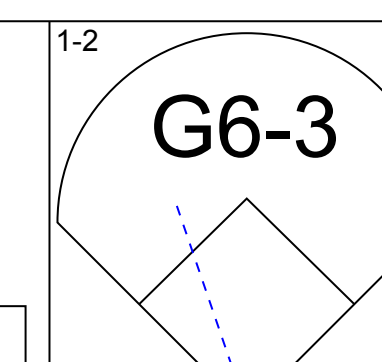
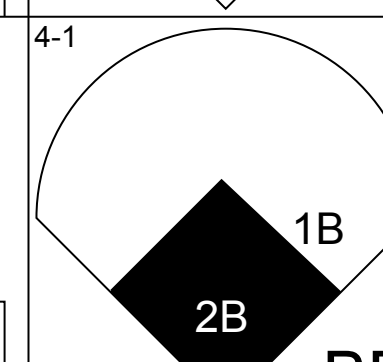
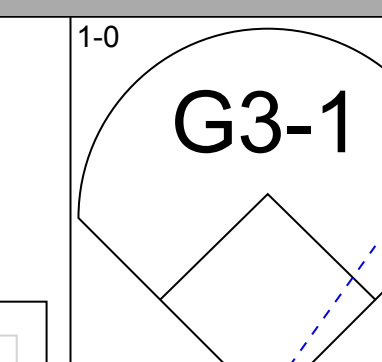
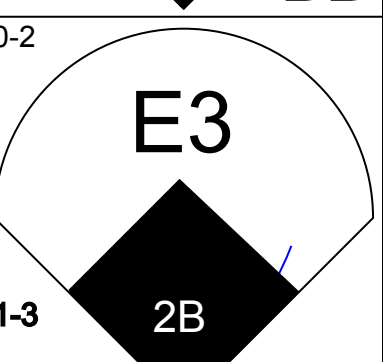
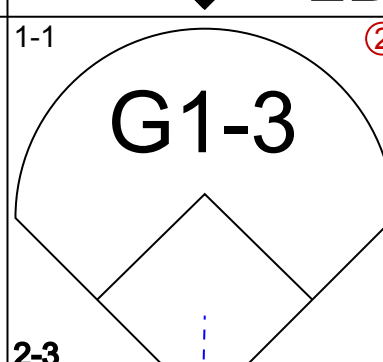
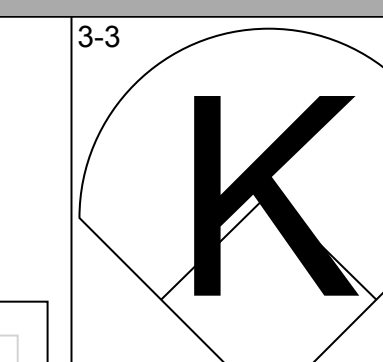
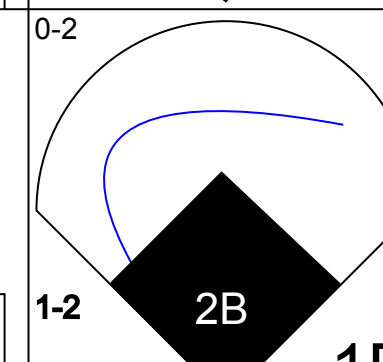
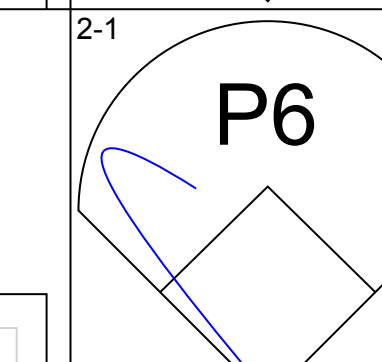
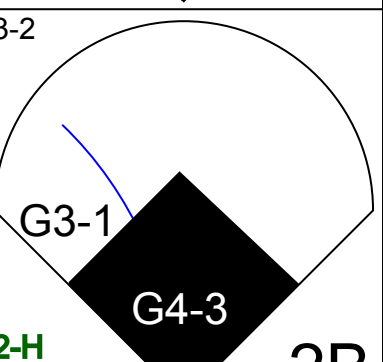
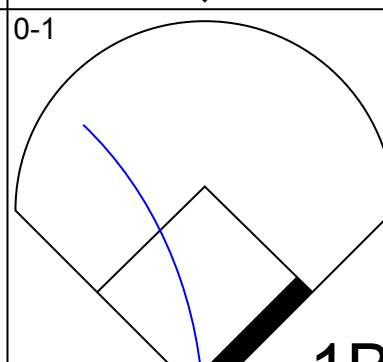
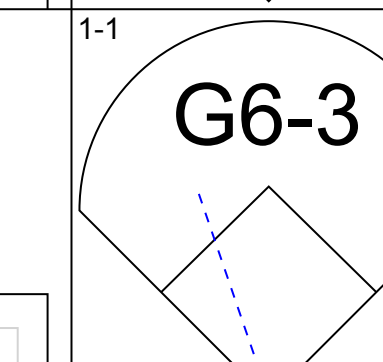
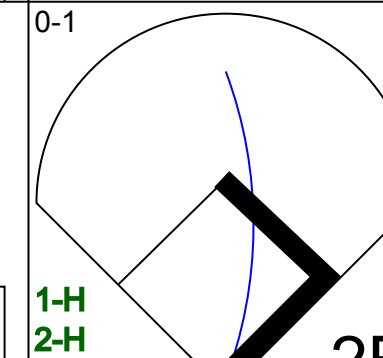
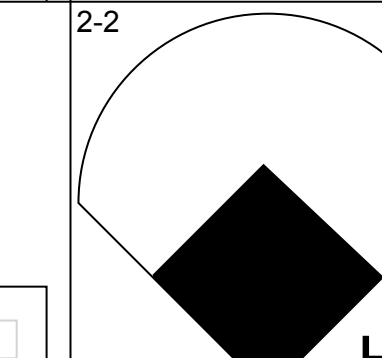
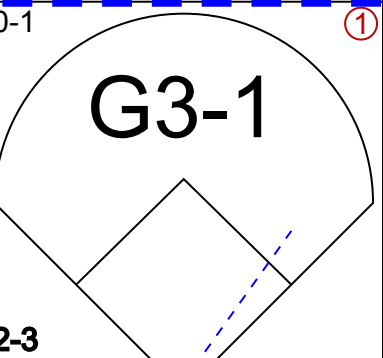
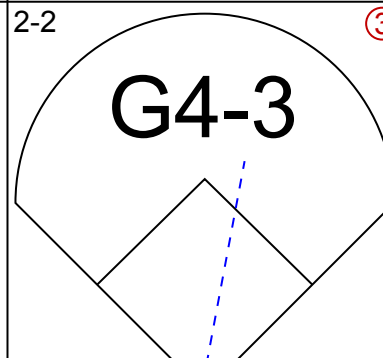
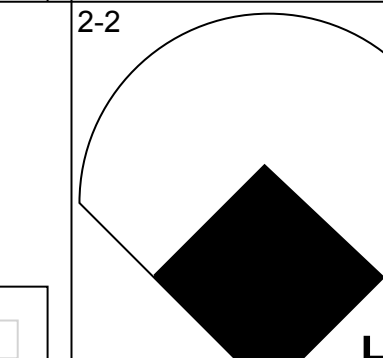
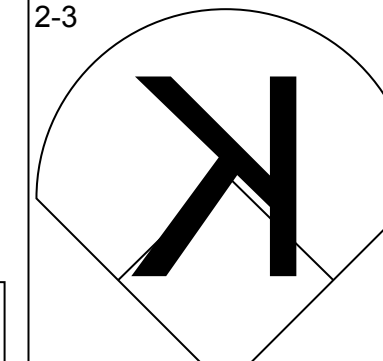
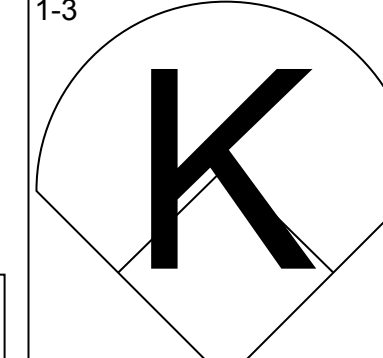

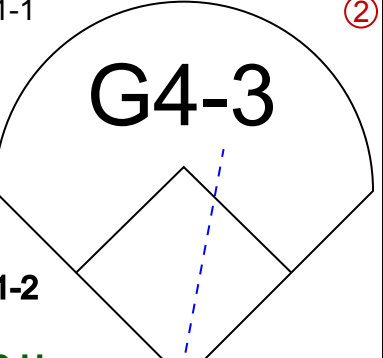
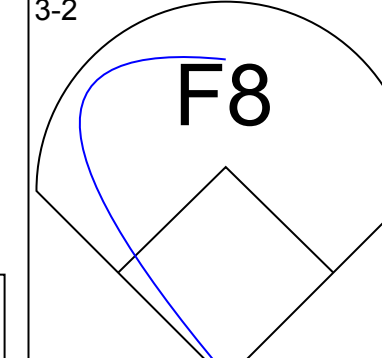


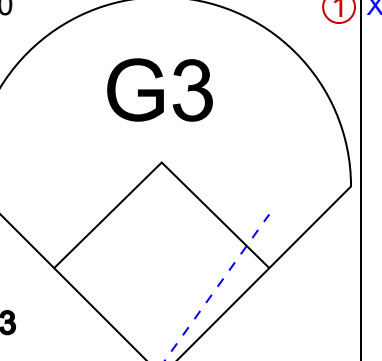
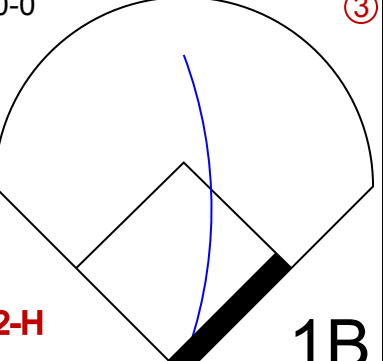
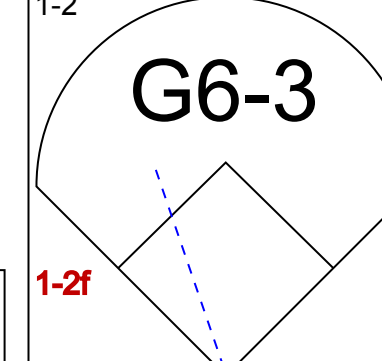
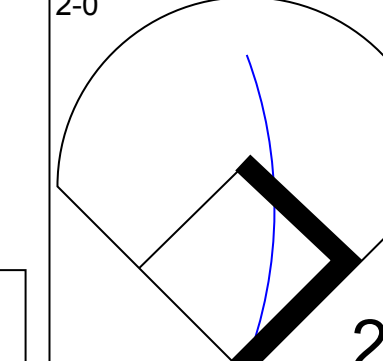
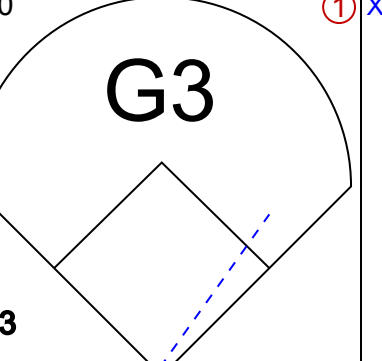
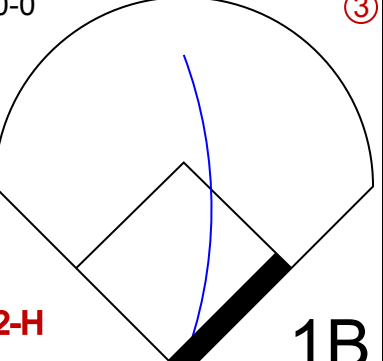
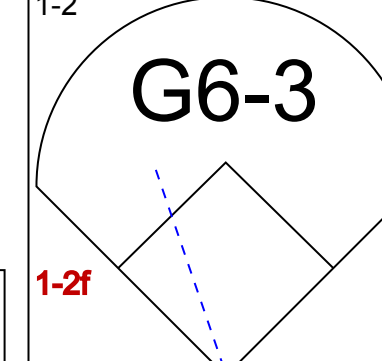
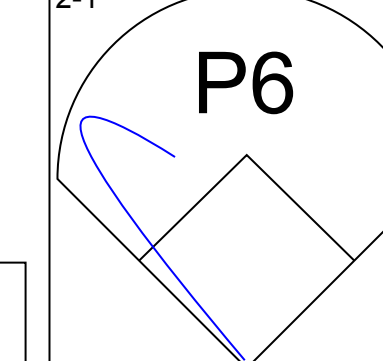
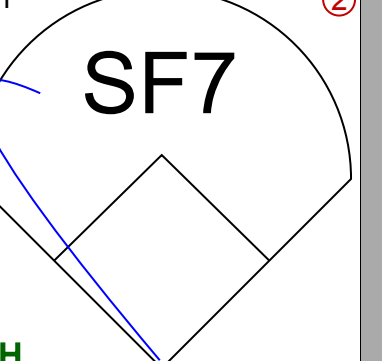
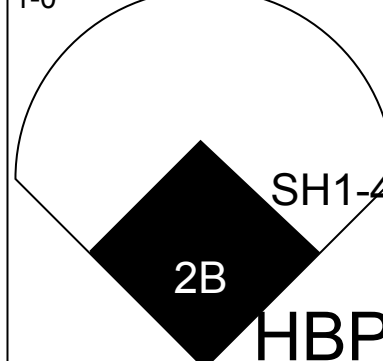
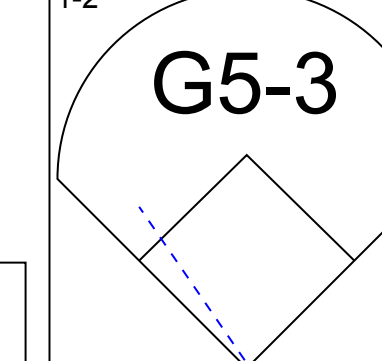
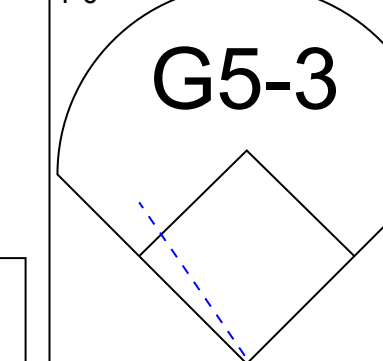

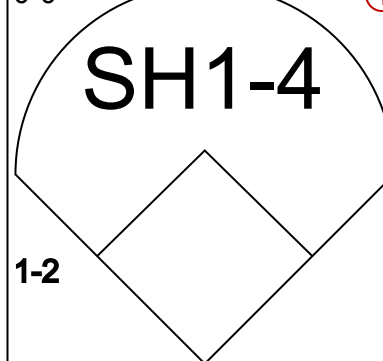
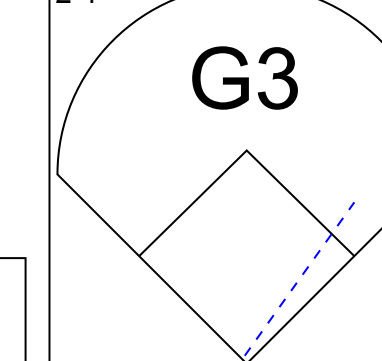
AB	35
R	5
H	8
RBI	4
BB	3
SO	9
LOB	11



Batter	1	2	3	4	5	6	7	8	9	AB	R	H	RBI	BB	SO	LOB	BOTTOM										
Barry Larkin, R OBP: 0.292, SLG: 0.363 (1, 6)	G5-3		F8		F9		K		DI BB	4	0	0	0	1	1	0	Oakland Athletics @ Cincinnati Reds Cinergy Field, Cincinnati, OH Fri Jun 21 2002, 7:10 PM EDT Att: 26,101 - Sunny - 91 F										
Adam Dunn, L OBP: 0.456, SLG: 0.548 (1, 3)	2B SF8 BB		K		P5		F8		K	4	1	0	0	1	2	1											
Ken Griffey Jr., L OBP: 0.346, SLG: 0.368 (1, 8)	SF8 2B		F7		F8				G4-3	4	0	1	0	0	0	0											
Juan Encarnacion, R OBP: 0.313, SLG: 0.460 (1, 9)	SF8			E4 1B SF 1B			2B		1B	3	1	3	1	0	0	0											
Russell Branyan, L OBP: 0.273, SLG: 0.387 (1, 5)	K		K		K		BB		L5	3	0	0	0	1	2	3											
Todd Walker, L OBP: 0.336, SLG: 0.367 (1, 4)		L7		SF 1B		B5			G6-3	4	0	1	0	0	0	3											
Reggie Taylor, L OBP: 0.256, SLG: 0.402 (1, 7)	G4-3		SF		P6				G6-3 PB G5-3 1B	3	1	1	1	0	0	2											
Jason LaRue, R OBP: 0.305, SLG: 0.316 Sean Casey, L OBP: 0.365, SLG: 0.359 (9, PH)			K		K				G6-3	3	0	1	0	0	2	4											
Jimmy Haynes, R OBP: 0.154, SLG: 0.192 Scott Williamson, R (7, 1) Wilton Guerrero, S OBP: 0.289, SLG: 0.257 Scott Sullivan, R (8, 1) Aaron Boone, R OBP: 0.290, SLG: 0.364 (9, PH)			K		G4-3		G1-3		G5-3	2	0	0	0	0	1	3											
Inning Stats	R: 1 E: 0 K: 1 S: 12	H: 1 LOB: 1 BB: 1 P: 17	R: 0 E: 0 K: 1 S: 11	H: 1 LOB: 0 BB: 0 P: 16	R: 0 E: 0 K: 1 S: 9	H: 0 LOB: 0 BB: 0 P: 12	R: 1 E: 2 K: 2 S: 13	H: 2 LOB: 2 BB: 0 P: 18	R: 0 E: 0 K: 0 S: 9	H: 0 LOB: 0 BB: 0 P: 14	R: 0 E: 0 K: 1 S: 9	H: 1 LOB: 2 BB: 1 P: 16	R: 0 E: 0 K: 1 S: 7	H: 0 LOB: 0 BB: 0 P: 10	R: 0 E: 0 K: 0 S: 8	H: 1 LOB: 1 BB: 0 P: 9		R: 1 E: 0 K: 1 S: 10	H: 1 LOB: 1 BB: 1 P: 18	1B: 5 2B: 2 3B: 0 HR: 0	SF: 2 SAC: 0 DP: 0 HBP: 0	WP: 0 PB: 1 SB: 0 CS: 0	PA: 38				
PITCHER	IP	WLS	BF	H	R	ER	SO	BB	IBB	HBP	BLK	WP	HR	S	P	ERA	WHIP										
Aaron Harang, R ERA: 2.45 (1, 1)	6.0	W	26	5	2	1	6	2	0	0	0	0	0	63	93	1.50	1.167										
Mike Venafro, L ERA: 2.63 (7, 1)	2.0	H	7	1	0	0	1	0	0	0	0	0	0	15	19	0.00	0.500										
Billy Koch, R ERA: 3.7 (9, 1)	1.0	S	5	1	1	0	1	1	0	0	0	0	0	10	18	0.00	2.000										

AB	33
R	3
H	7
RBI	3
BB	3
SO	8
LOB	17

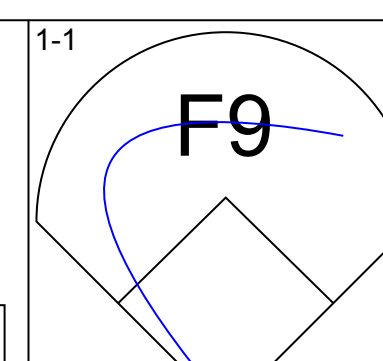
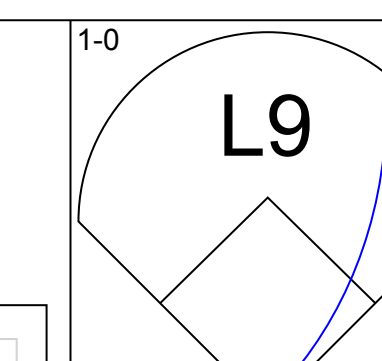
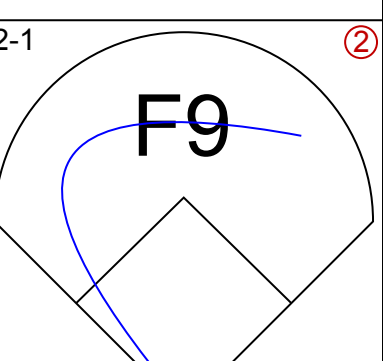
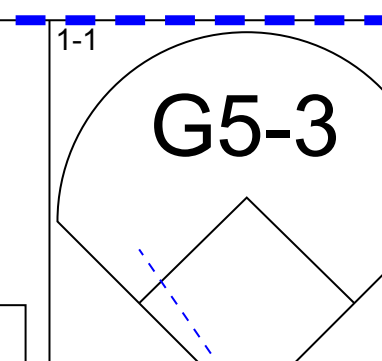
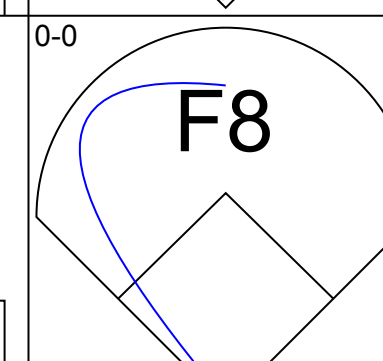
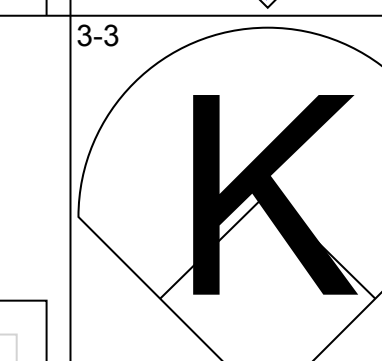
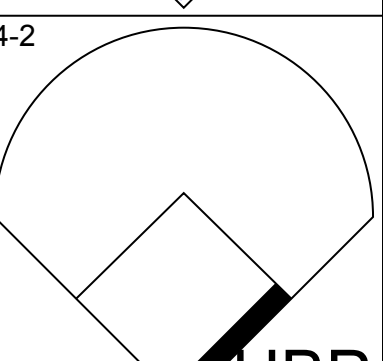
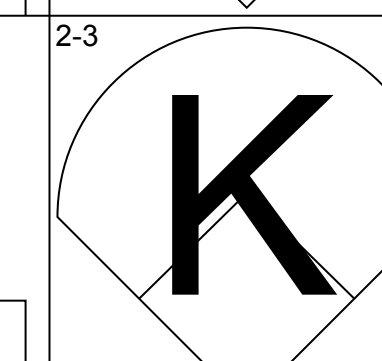
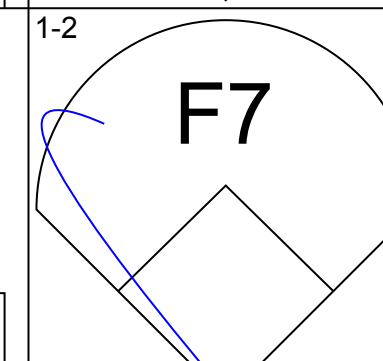
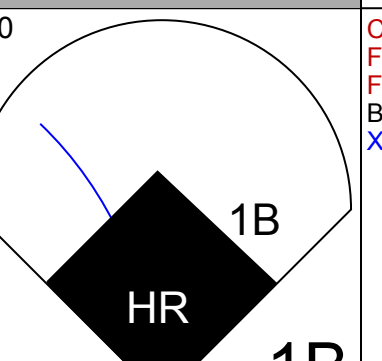
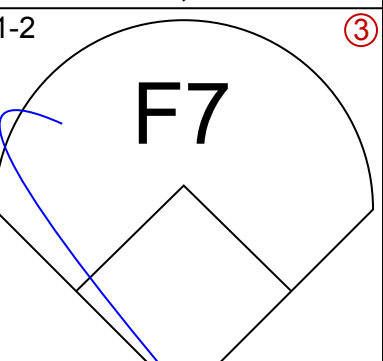
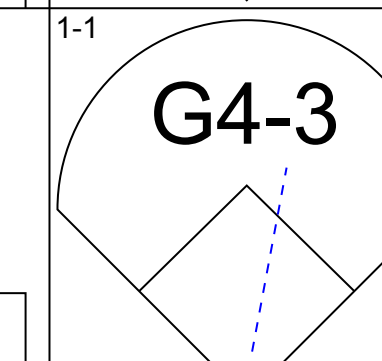
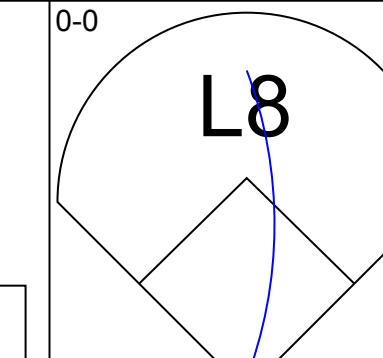
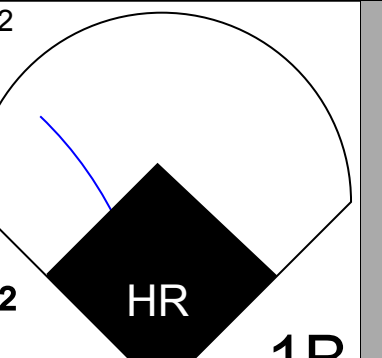
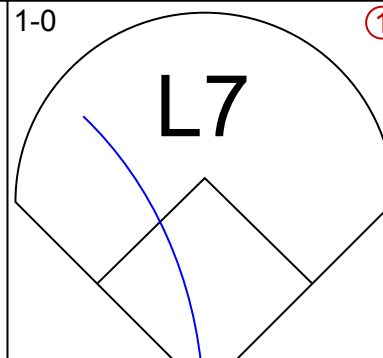
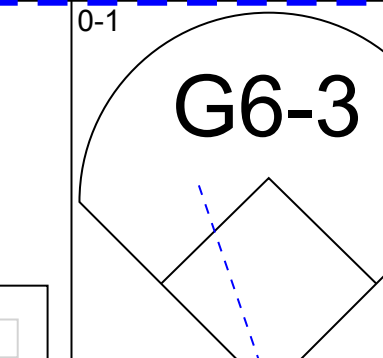
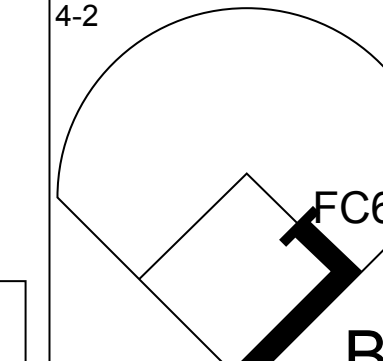
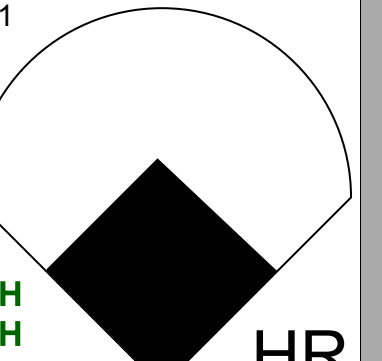
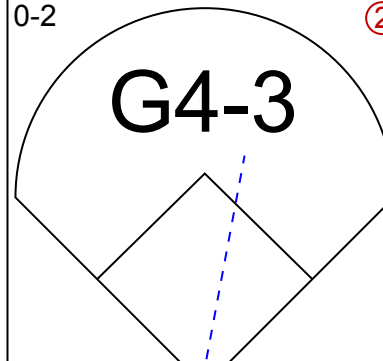
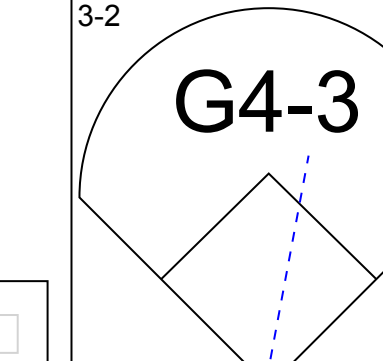
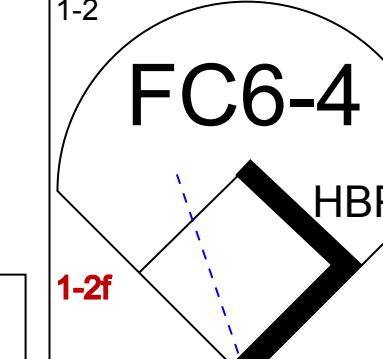
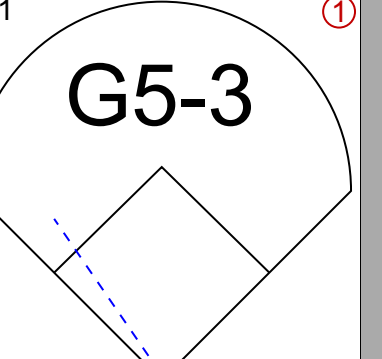
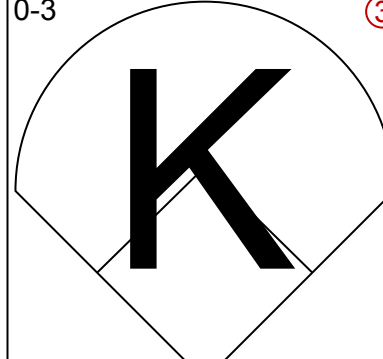
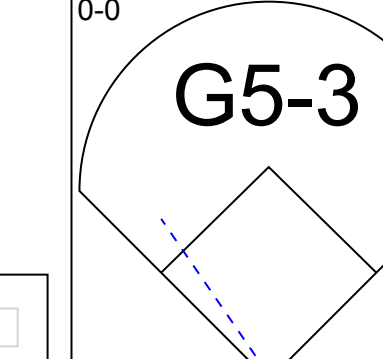
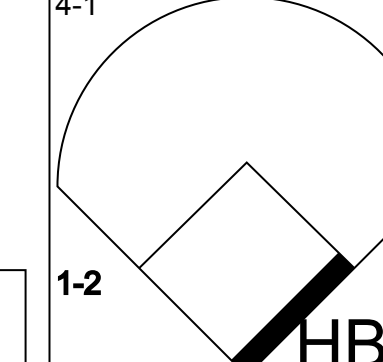

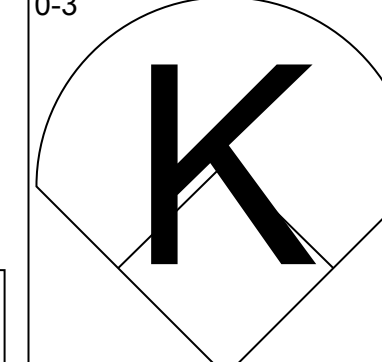
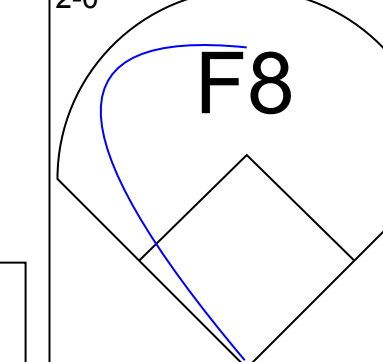
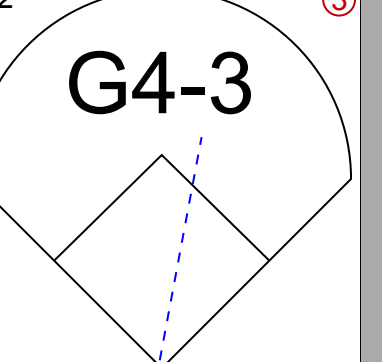
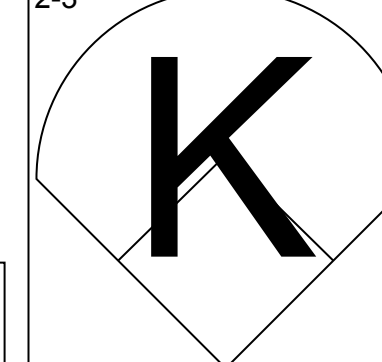
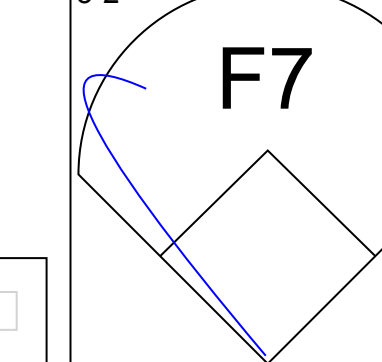
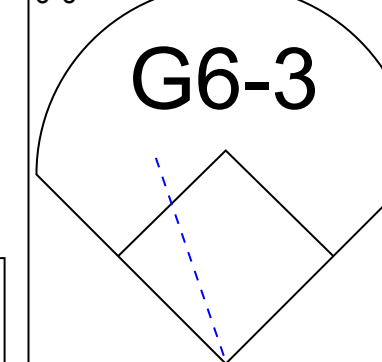


Batter	1	2	3	4	5	6	7	8	9	AB	R	H	RBI	BB	SO	LOB	TOP					
Randy Velarde, R OBP: 0.355, SLG: 0.409 (1,4)										4	2	1	1	1	1	1						
Terence Long, L OBP: 0.296, SLG: 0.390 (1,8)										4	2	0	0	1	1	2						
Miguel Tejada, R OBP: 0.341, SLG: 0.505 (9, PH)										4	2	3	3	0	0	0						
Mark Ellis, R OBP: 0.293, SLG: 0.309 (9,6)										1	0	0	0	0	0	0						
Olmedo Saenz, R OBP: 0.380, SLG: 0.513 (5, PH)										2	1	2	3	0	0	0						
Scott Hatteberg, L OBP: 0.370, SLG: 0.471 (5,3)										3	1	1	1	0	0	2						
3 Eric Chavez, L OBP: 0.340, SLG: 0.536 (1,5)										3	0	0	0	2	3	1						
Adam Piatt, R OBP: 0.353, SLG: 0.489 (1,7)										4	1	1	1	0	1	3						
Ramon Hernandez, R OBP: 0.278, SLG: 0.335 (1,2)										4	0	2	0	0	0	2						
Eric Byrnes, R OBP: 0.300, SLG: 0.444 (1,9)										2	1	0	1	0	0	1						
Barry Zito, L OBP: 0.377, SLG: 0.483 (8, PH)										2	0	0	0	0	1	1						
John Mabry, L OBP: 0.317, SLG: 0.483 (8, PH)										1	0	0	0	0	0	0						
Chad Bradford, R ERA: 4.5 (8,1)										0	0	0	0	0	0	0						
Mike Magnante, L ERA: 1.59 (9,1)										0	0	0	0	0	0	0						
Inning Stats	R: 2 E: 0 K: 3 S: 16	H: 2 LOB: 1 BB: 1 P: 23	R: 0 E: 0 K: 0 S: 7	H: 1 LOB: 1 BB: 0 P: 14	R: 1 E: 0 K: 1 S: 9	H: 1 LOB: 0 BB: 0 P: 17	R: 1 E: 0 K: 1 S: 7	H: 1 LOB: 0 BB: 0 P: 10	R: 3 E: 1 K: 0 S: 13	H: 2 LOB: 2 BB: 2 P: 25	R: 2 E: 0 K: 0 S: 12	H: 2 LOB: 1 BB: 1 P: 17	R: 0 E: 0 K: 0 S: 11	H: 0 LOB: 0 BB: 1 P: 19	R: 0 E: 0 K: 0 S: 8	H: 0 LOB: 0 BB: 0 P: 12	R: 1 E: 0 K: 2 S: 11	H: 1 LOB: 0 BB: 0 P: 19	1B: 3 2B: 5 3B: 0 HR: 2	SF: 1 SAC: 1 DP: 1 HBP: 1	WP: 0 PB: 0 SB: 0 CS: 0	PA: 41
PITCHER	IP	WLS	BF	H	R	ER	SO	BB	IBB	HBP	BLK	WP	HR	S	P	ERA	WHIP					
Bruce Chen, L ERA: 7.01 (1,1)	4.0	L	21	6	7	5	5	2	0	0	0	0	1	47	79	11.25	2.000					
Jose Silva, R ERA: 4.5 (5,1)	3.0		13	3	2	2	0	1	1	1	0	0	0	28	46	6.00	1.333					
John Riedling, R ERA: 1.59 (8,1)	2.0		7	1	1	1	2	0	0	0	0	0	1	19	31	4.50	0.500					

Oakland Athletics @ Cincinnati Reds
Cinergy Field, Cincinnati, OH
Sat Jun 22 2002, 7:10 PM EDT
Att: 27,243 - Sunny - 90 F

AB 34
R 10
H 10
RBI 10
BB 4
SO 7
LOB 13



Batter	1	2	3	4	5	6	7	8	9	AB	R	H	RBI	BB	SO	LOB	BOTTOM					
Barry Larkin, R OBP: 0.287, SLG: 0.357 (1,6)										4	0	0	0	0	0	0						
Aaron Boone, R OBP: 0.289, SLG: 0.359 (1,5)										3	0	0	0	0	2	0						
Ken Griffey Jr., L OBP: 0.341, SLG: 0.361 (1,8)										4	1	1	0	0	0	1						
Juan Encarnacion, R OBP: 0.313, SLG: 0.457 (1,9)										4	1	1	0	0	0	0						
Sean Casey, L OBP: 0.365, SLG: 0.371 (1,3)										3	1	1	3	1	0	0						
Austin Kearns, R OBP: 0.395, SLG: 0.472 (1,7)										4	0	0	0	0	1	1						
Jason LaRue, R OBP: 0.305, SLG: 0.313 (1,2)										2	0	0	0	0	2	0						
Juan Castro, R OBP: 0.214, SLG: 0.167 (1,4)										2	0	0	0	0	0	2						
John Riedling, R ERA: 1.75 (8,1)										0	0	0	0	0	0	0						
Bruce Chen, L OBP: 0.385, SLG: 0.462 (1,1)										1	0	0	0	0	0	0						
Jose Silva, R ERA: 3.07 (5,1)										0	0	0	0	0	0	0						
Wilton Guerrero, S OBP: 0.282, SLG: 0.250 (5,4)										2	0	0	0	0	1	0						
Reggie Taylor, L OBP: 0.253, SLG: 0.398 (7, PH)										1	0	0	0	0	1	0						
Inning Stats	R: 0 E: 0 K: 0 S: 6	H: 0 LOB: 0 BB: 0 P: 8	R: 0 E: 0 K: 0 S: 9	H: 0 LOB: 2 BB: 1 P: 20	R: 0 E: 0 K: 1 S: 9	H: 0 LOB: 0 BB: 0 P: 16	R: 3 E: 0 K: 1 S: 15	H: 3 LOB: 0 BB: 0 P: 22	R: 0 E: 0 K: 1 S: 12	H: 0 LOB: 1 BB: 0 P: 20	R: 0 E: 0 K: 2 S: 7	H: 0 LOB: 0 BB: 0 P: 8	R: 0 E: 0 K: 1 S: 7	H: 0 LOB: 0 BB: 0 P: 11	R: 0 E: 0 K: 0 S: 6	H: 0 LOB: 0 BB: 0 P: 9	R: 0 E: 0 K: 0 S: 6	H: 0 LOB: 0 BB: 0 P: 9	1B: 2 2B: 0 3B: 0 HR: 1	SF: 0 SAC: 0 DP: 0 HBP: 2	WP: 0 PB: 0 SB: 0 CS: 0	PA: 33
PITCHER	IP	WLS	BF	H	R	ER	SO	BB	IBB	HBP	BLK	WP	HR	S	P	ERA	WHIP					
Barry Zito, L ERA: 3.07 (1,1)	7.0	W	27	3	3	3	6	1	0	2	0	0	0	65	103	3.86	0.571					
Chad Bradford, R ERA: 1.75 (8,1)	1.0		3	0	0	0	1	0	0	0	0	0	0	7	11	0.00	0.000					
Mike Magnante, L ERA: 6.65 (9,1)	1.0		3	0	0	0	0	0	0	0	0	0	0	6	9	0.00	0.000					

Oakland Athletics @ Cincinnati Reds
Cinergy Field, Cincinnati, OH
Sat Jun 22 2002, 7:10 PM EDT
Att: 27,243 - Sunny - 90 F

AB 30
R 3
H 3
RBI 3
BB 1
SO 7
LOB 4



Batter	1	2	3	4	5	6	7	8	9	AB	R	H	RBI	BB	SO	LOB	TOP										
Randy Velarde, R (1, 4) OBP: 0.351, SLG: 0.412										4	1	1	0	0	1	2											
Scott Hatteberg, L (1, 3) OBP: 0.375, SLG: 0.466										2	0	0	0	1	0	1											
Olmedo Saenz, R (8, PH) OBP: 0.372, SLG: 0.500										1	0	0	0	0	0	0											
Miguel Tejada, R (1, 6) OBP: 0.338, SLG: 0.497										3	0	0	0	1	0	1											
David Justice, L (1, 7) OBP: 0.404, SLG: 0.410										2	0	0	1	1	0	0											
Jermaine Dye, R (1, 10) OBP: 0.357, SLG: 0.443										4	0	1	0	0	2	2											
3 Eric Chavez, L (1, 5) OBP: 0.344, SLG: 0.557										4	0	1	0	0	0	1											
Adam Platt, R (1, 9) OBP: 0.351, SLG: 0.475										4	0	2	0	0	1	1											
Terrence Long, L (1, 8) OBP: 0.306, SLG: 0.394										4	0	2	0	0	0	2											
Ramon Hernandez, R (1, 2) OBP: 0.274, SLG: 0.328										3	0	1	0	0	1	2											
Inning Stats	R: 0 E: 0 K: 2 S: 13	H: 0 LOB: 2 BB: 2 P: 23	R: 0 E: 0 K: 1 S: 9	H: 2 LOB: 1 BB: 0 P: 11	R: 1 E: 0 K: 0 S: 6	H: 1 LOB: 0 BB: 1 P: 13	R: 0 E: 0 K: 0 S: 8	H: 1 LOB: 1 BB: 0 P: 10	R: 0 E: 0 K: 1 S: 7	H: 0 LOB: 0 BB: 0 P: 11	R: 0 E: 0 K: 0 S: 10	H: 2 LOB: 1 BB: 0 P: 13	R: 0 E: 0 K: 0 S: 4	H: 0 LOB: 0 BB: 0 P: 7	R: 0 E: 0 K: 1 S: 7	H: 1 LOB: 1 BB: 0 P: 9	1B: 6 2B: 3 3B: 0 HR: 0	SF: 1 SAC: 0 DP: 3 HBP: 0	WP: 0 PB: 0 SB: 0 CS: 0	PA: 35							
PITCHER	IP	WLS	BF	H	R	ER	SO	BB	IBB	HBP	BLK	WP	HR	S	P	ERA	WHIP										
James Baldwin, R (1, 1) ERA: 4.65	7.0	W	28	7	1	1	4	3	0	0	0	0	0	64	96	1.29	1.429										
Arthur Rhodes, L (8, 1) ERA: 3.46	1.0		3	0	0	0	0	0	0	0	0	0	0	4	7	0.00	0.000										
Kazuhiro Sasaki, R (9, 1) ERA: 0.33	1.0		4	1	0	0	1	0	0	0	0	0	0	7	9	0.00	1.000										

Oakland Athletics @ Seattle Mariners
Safeco Field, Seattle, WA
Tue Jun 25 2002, 7:05 PM PDT
Att: 43,985 - Sunny - 84 F

AB 31
R 1
H 8
RBI 1
BB 3
SO 5
LOB 12



Batter	1	2	3	4	5	6	7	8	9	AB	R	H	RBI	BB	SO	LOB	BOTTOM										
51 Ichiro Suzuki, L (1, 9) OBP: 0.432, SLG: 0.469										5	0	0	0	0	0	4											
Jeff Cirillo, R (1, 5) OBP: 0.308, SLG: 0.363										4	0	1	0	0	0	0											
John Olerud, L (1, 3) OBP: 0.424, SLG: 0.536										3	2	2	0	1	0	0											
Ruben Sierra, S (1, 10) OBP: 0.355, SLG: 0.484										4	0	1	0	0	1	4											
Carlos Guillen, S (1, 6) OBP: 0.371, SLG: 0.491										4	3	3	0	0	0	2											
Mike Cameron, R (1, 8) OBP: 0.329, SLG: 0.450										3	1	2	4	1	0	1											
Desi Relaford, S (1, 4) OBP: 0.366, SLG: 0.336										4	1	1	1	0	1	3											
Ben Davis, S (1, 2) OBP: 0.297, SLG: 0.289										3	0	0	0	1	0	2											
Charles Gipson, R (1, 7) OBP: 0.381, SLG: 0.472										3	0	1	1	1	1	0											
Inning Stats	R: 0 E: 0 K: 0 S: 9	H: 1 LOB: 1 BB: 1 P: 16	R: 0 E: 0 K: 0 S: 5	H: 2 LOB: 0 BB: 0 P: 8	R: 0 E: 0 K: 1 S: 7	H: 0 LOB: 0 BB: 0 P: 12	R: 3 E: 0 K: 1 S: 16	H: 2 LOB: 2 BB: 3 P: 36	R: 0 E: 1 K: 0 S: 5	H: 0 LOB: 0 BB: 0 P: 11	R: 1 E: 0 K: 1 S: 18	H: 3 LOB: 2 BB: 0 P: 27	R: 3 E: 0 K: 0 S: 10	H: 3 LOB: 0 BB: 0 P: 14	R: 0 E: 0 K: 0 S: 8	H: 0 LOB: 0 BB: 0 P: 15	1B: 8 2B: 1 3B: 1 HR: 1	SF: 0 SAC: 0 DP: 3 HBP: 0	WP: 1 PB: 0 SB: 0 CS: 0	PA: 37							
PITCHER	IP	WLS	BF	H	R	ER	SO	BB	IBB	HBP	BLK	WP	HR	S	P	ERA	WHIP										
Tim Hudson, R (1, 1) ERA: 3.85	6.0	L	28	8	4	4	3	4	0	0	0	0	0	60	110	6.00	2.000										
Mike Venafro, L (7, 1) ERA: 3.3	2.0		9	3	3	3	0	0	0	0	0	0	1	18	29	13.50	1.500										

Oakland Athletics @ Seattle Mariners
Safeco Field, Seattle, WA
Tue Jun 25 2002, 7:05 PM PDT
Att: 43,985 - Sunny - 84 F

AB 33
R 7
H 11
RBI 6
BB 4
SO 3
LOB 16



Batter	1	2	3	4	5	6	7	8	9	AB	R	H	RBI	BB	SO	LOB	TOP										
Mark Ellis, R OBP: 0.278, SLG: 0.309 (1, 4)										4	0	0	0	0	1	2											
Adam Platt, R OBP: 0.348, SLG: 0.461 (1, 9)										3	0	0	0	1	0	0											
Miguel Tejada, R OBP: 0.337, SLG: 0.494 (1, 6)										4	0	1	0	0	0	1											
David Justice, L OBP: 0.394, SLG: 0.399 (1, 7)										4	0	0	0	0	1	2											
3 Eric Chavez, L OBP: 0.346, SLG: 0.553 (1, 5)										2	0	0	0	1	1	0											
Jermaine Dye, R OBP: 0.320, SLG: 0.433 (1, 10)										4	0	0	0	0	0	3											
Olmedo Saenz, R OBP: 0.371, SLG: 0.494 (1, 3)										3	0	1	0	0	1	1											
Terrence Long, L OBP: 0.306, SLG: 0.391 (1, 8)										2	0	0	0	1	1	2											
Ramon Hernandez, R OBP: 0.274, SLG: 0.325 (1, 2)										2	0	0	0	1	0	1											
Inning Stats	R: 0 E: 0 K: 1 S: 10	H: 0 LOB: 1 BB: 1 P: 18	R: 0 E: 0 K: 0 S: 10	H: 0 LOB: 1 BB: 1 P: 16	R: 0 E: 0 K: 0 S: 8	H: 0 LOB: 0 BB: 0 P: 10	R: 0 E: 0 K: 1 S: 6	H: 0 LOB: 0 BB: 0 P: 12	R: 0 E: 0 K: 1 S: 10	H: 1 LOB: 2 BB: 1 P: 19	R: 0 E: 0 K: 0 S: 9	H: 0 LOB: 0 BB: 1 P: 15	R: 0 E: 0 K: 1 S: 13	H: 0 LOB: 0 BB: 1 P: 19	R: 0 E: 0 K: 0 S: 9	H: 0 LOB: 0 BB: 0 P: 9	1B: 2 2B: 0 3B: 0 HR: 0	SF: 0 SAC: 0 DP: 1 HBP: 1	WP: 0 PB: 0 SB: 0 CS: 0	PA: 33							
PITCHER	IP	WLS	BF	H	R	ER	SO	BB	IBB	HBP	BLK	WP	HR	S	P	ERA	WHIP										
Jamie Moyer, L ERA: 3.25 (1, 1)	7.0		27	2	0	0	4	4	0	1	0	0	0	66	109	0.00	0.857										
Shigetoshi Hasegawa, R ERA: 1.08 (8, 1)	1.0	W	3	0	0	0	0	0	0	0	0	0	0	9	17	0.00	0.000										
Kazuhiko Sasaki, R ERA: 0.32 (9, 1)	1.0	S	3	0	0	0	1	0	0	0	0	0	0	6	9	0.00	0.000										

Oakland Athletics @ Seattle Mariners
Safeco Field, Seattle, WA
Wed Jun 26 2002, 7:05 PM PDT
Att: 42,120 - Sunny - 85 F

AB 28
R 0
H 2
RBI 0
BB 4
SO 5
LOB 12



Batter	1	2	3	4	5	6	7	8	9	AB	R	H	RBI	BB	SO	LOB	BOTTOM										
51 Ichiro Suzuki, L OBP: 0.427, SLG: 0.463 (1, 10)										4	0	0	0	0	0	3											
Jeff Cirillo, R OBP: 0.310, SLG: 0.363 (1, 5)										3	0	1	1	1	1	0											
John Olerud, L OBP: 0.418, SLG: 0.528 (1, 3)										4	0	0	0	0	2	3											
Ruben Sierra, S OBP: 0.353, SLG: 0.481 (1, 7)										4	0	1	0	0	1	3											
23 Luis Ugueto, S OBP: 0.200, SLG: 0.077 (9, 4)										0	0	0	0	0	0	0											
Carlos Guillen, S OBP: 0.371, SLG: 0.486 (1, 6)										2	0	0	0	1	0	1											
Mike Cameron, R OBP: 0.326, SLG: 0.444 (1, 8)										3	0	0	0	0	2	1											
Desi Relaford, S OBP: 0.371, SLG: 0.338 (1, 4)										2	0	1	0	1	0	0											
Dan Wilson, R OBP: 0.349, SLG: 0.416 (1, 2)										3	0	1	0	0	0	2											
Charles Gipson, R OBP: 0.378, SLG: 0.462 (1, 9)										3	1	1	0	0	1	2											
Inning Stats	R: 0 E: 1 K: 2 S: 12	H: 0 LOB: 1 BB: 0 P: 16	R: 0 E: 0 K: 1 S: 8	H: 0 LOB: 0 BB: 0 P: 11	R: 0 E: 0 K: 1 S: 12	H: 0 LOB: 0 BB: 0 P: 18	R: 0 E: 0 K: 1 S: 10	H: 1 LOB: 1 BB: 0 P: 17	R: 0 E: 0 K: 1 S: 13	H: 1 LOB: 2 BB: 1 P: 25	R: 0 E: 0 K: 0 S: 7	H: 0 LOB: 0 BB: 1 P: 15	R: 0 E: 0 K: 0 S: 8	H: 1 LOB: 1 BB: 1 P: 13	R: 1 E: 0 K: 1 S: 15	H: 2 LOB: 1 BB: 0 P: 24	1B: 5 2B: 0 3B: 0 HR: 0	SF: 0 SAC: 0 DP: 2 HBP: 0	WP: 0 PB: 0 SB: 2 CS: 0	PA: 31							
PITCHER	IP	WLS	BF	H	R	ER	SO	BB	IBB	HBP	BLK	WP	HR	S	P	ERA	WHIP										
Aaron Harang, R ERA: 2.02 (1, 1)	6.1		24	2	0	0	6	3	0	0	0	0	0	67	111	0.00	0.789										
Mike Venafro, L ERA: 3.3 (7, 1)	0.0		1	1	0	0	0	0	0	0	0	0	0	2	3	∞	∞										
Chad Bradford, R ERA: 1.88 (7, 1)	1.0	L	4	2	1	1	0	0	0	0	0	0	0	9	14	9.00	2.000										
Jim Mecir, R ERA: 4.66 (8, 1)	0.2		2	0	0	0	1	0	0	0	0	0	0	7	11	0.00	0.000										

Oakland Athletics @ Seattle Mariners
Safeco Field, Seattle, WA
Wed Jun 26 2002, 7:05 PM PDT
Att: 42,120 - Sunny - 85 F

AB 28
R 1
H 5
RBI 1
BB 3
SO 7
LOB 15



Batter	1	2	3	4	5	6	7	8	9	AB	R	H	RBI	BB	SO	LOB	TOP			
Mark Ellis, R OBP: 0.286, SLG: 0.315 (1, 4)										5	1	2	0	0	2	1				
Scott Hatteberg, L OBP: 0.373, SLG: 0.463 (1, 3)										4	0	1	0	0	0	2				
Olmedo Saenz, R OBP: 0.367, SLG: 0.488 (9, PH)										1	0	0	0	0	0	0				
Miguel Tejada, R OBP: 0.342, SLG: 0.497 (1, 6)										2	0	1	1	2	0	0				
David Justice, L OBP: 0.391, SLG: 0.394 (1, 7)										4	0	1	0	0	0	3				
Eric Chavez, L OBP: 0.348, SLG: 0.550 (1, 5)										3	0	1	0	1	2	3				
Jermaine Dye, R OBP: 0.345, SLG: 0.426 (1, 10)										3	1	0	0	1	0	4				
John Mabry, L OBP: 0.341, SLG: 0.470 (1, 9)										2	0	0	0	0	2		AB 34			
Adam Platt, R OBP: 0.342, SLG: 0.452 (6, PH)										2	0	0	0	0	2		R 4			
Terrence Long, L OBP: 0.305, SLG: 0.389 (1, 8)										4	1	1	0	0	1	2		H 9		
Greg Myers, L OBP: 0.341, SLG: 0.475 (1, 2)										3	1	2	3	0	0	0		RBI 4		
Randy Velarde, R OBP: 0.348, SLG: 0.408 (9, PH)										1	0	0	0	0	0		BB 4			
Inning Stats	R: 1 E: 0 K: 1 S: 10	H: 2 LOB: 1 BB: 0 P: 15	R: 3 E: 0 K: 0 S: 14	H: 3 LOB: 2 BB: 2 P: 29	R: 0 E: 0 K: 0 S: 6	H: 0 LOB: 1 BB: 1 P: 11	R: 0 E: 0 K: 0 S: 10	H: 1 LOB: 0 BB: 0 P: 14	R: 0 E: 0 K: 3 S: 13	H: 1 LOB: 1 BB: 0 P: 17	R: 0 E: 0 K: 0 S: 8	H: 0 LOB: 0 BB: 0 P: 11	R: 0 E: 0 K: 1 S: 13	H: 1 LOB: 1 BB: 0 P: 16	R: 0 E: 0 K: 1 S: 9	H: 0 LOB: 0 BB: 0 P: 13	1B: 7 2B: 1 3B: 0 HR: 1	SF: 0 SAC: 0 DP: 2 HBP: 0	WP: 0 PB: 0 SB: 0 CS: 0	PA: 38
PITCHER	IP WLS BF H R ER SO BB IBB HBP BLK WP HR S P ERA WHIP																			
Rafael Soriano, R ERA: 4.3 (1, 1)	2.1	15	5	4	4	1	3	0	0	0	0	0	0	1	27	52	15.43	3.429		
John Halama, L ERA: 2.3 (3, 1)	4.2	17	4	0	0	4	1	0	0	0	0	0	0	50	69	0.00	1.071			
Ryan Franklin, R ERA: 3.43 (8, 1)	1.0	3	0	0	0	1	0	0	0	0	0	0	0	8	11	0.00	0.000			
Arthur Rhodes, L ERA: 3.33 (9, 1)	1.0	3	0	0	0	1	0	0	0	0	0	0	0	9	13	0.00	0.000			

Oakland Athletics @ Seattle Mariners
Safeco Field, Seattle, WA
Thu Jun 27 2002, 7:05 PM PDT
Att: 42,159 - Dome - 72 F

AB	34
R	4
H	9
RBI	4
BB	4
SO	7
LOB	18



Batter	1	2	3	4	5	6	7	8	9	AB	R	H	RBI	BB	SO	LOB	BOTTOM			
51 Ichiro Suzuki, L OBP: 0.430, SLG: 0.463 (1, 9)										4	1	2	0	0	1	1				
Jeff Cirillo, R OBP: 0.316, SLG: 0.363 (1, 5)										3	2	1	0	2	0	2				
Bret Boone, R OBP: 0.300, SLG: 0.372 (1, 4)										3	1	1	0	1	1	2				
Edgar Martinez, R OBP: 0.345, SLG: 0.362 (1, 10)										5	1	2	3	0	0	6				
John Olerud, L OBP: 0.419, SLG: 0.531 (1, 3)										4	1	2	1	0	0	1				
Ruben Sierra, S OBP: 0.352, SLG: 0.477 (1, 7)										4	0	1	0	0	1	2				
Charles Gipson, R OBP: 0.378, SLG: 0.462 (8, 7)										0	0	0	0	0	0	0				
Mike Cameron, R OBP: 0.325, SLG: 0.445 (1, 8)										4	1	1	1	0	0	2				
Ben Davis, S OBP: 0.295, SLG: 0.288 (1, 2)										4	0	1	1	0	2	0				
Desi Relaford, S OBP: 0.368, SLG: 0.335 (1, 6)										4	0	1	0	0	0	1				
Inning Stats	R: 2 E: 0 K: 1 S: 21	H: 3 LOB: 2 BB: 1 P: 35	R: 0 E: 0 K: 1 S: 15	H: 1 LOB: 1 BB: 0 P: 22	R: 3 E: 0 K: 2 S: 17	H: 4 LOB: 1 BB: 0 P: 28	R: 2 E: 0 K: 0 S: 12	H: 2 LOB: 1 BB: 1 P: 20	R: 0 E: 0 K: 0 S: 4	H: 0 LOB: 0 BB: 0 P: 7	R: 0 E: 0 K: 0 S: 8	H: 1 LOB: 1 BB: 0 P: 14	R: 0 E: 0 K: 0 S: 6	H: 0 LOB: 0 BB: 0 P: 10	R: 0 E: 0 K: 1 S: 14	H: 1 LOB: 3 BB: 1 P: 27	1B: 9 2B: 2 3B: 0 HR: 1	SF: 0 SAC: 0 DP: 1 HBP: 2	WP: 1 PB: 0 SB: 2 CS: 0	PA: 40
PITCHER	IP WLS BF H R ER SO BB IBB HBP BLK WP HR S P ERA WHIP																			
Barry Zito, L ERA: 3.58 (1, 1)	3.0	20	9	7	4	0	2	0	0	1	0	0	0	26	41	0.00	0.500			
Mike Flynne, R ERA: 5.88 (4, 1)	4.0	14	2	0	0	0	0	0	1	0	0	0	0	14	27	0.00	2.000			
Billy Koch, R ERA: 3.61 (8, 1)	1.0	6	1	0	0	1	1	0	1	0	0	0	0	14	27	0.00	2.000			

Oakland Athletics @ Seattle Mariners
Safeco Field, Seattle, WA
Thu Jun 27 2002, 7:05 PM PDT
Att: 42,159 - Dome - 72 F

AB	35
R	7
H	12
RBI	6
BB	3
SO	5
LOB	17



Batter	1	2	3	4	5	6	7	8	9	AB	R	H	RBI	BB	SO	LOB	TOP								
David Bell, R OBP: 0.319, SLG: 0.426	L9		K	L6			G4-3		E	5	1	1	0	0	1	1									
Rich Aurilia, R OBP: 0.297, SLG: 0.428 Ramon Martinez, R OBP: 0.349, SLG: 0.385	G5-3		HR		L6		F9		E8	3	1	1	0	0	0	0									
Jeff Kent, R OBP: 0.366, SLG: 0.497	G6-3		HR		F8			F8	2B	5	1	2	3	0	0	0									
Barry Bonds, L OBP: 0.572, SLG: 0.801		G3-1			F9				K	4	0	1	0	1	1	1									
Reggie Sanders, R OBP: 0.333, SLG: 0.419 Marvin Benard, L OBP: 0.356, SLG: 0.455	E6		K			G6-3		F8		3	1	0	0	0	1	1									
Benito Santiago, R OBP: 0.320, SLG: 0.465	E6		G6-3			G1-3			K	4	0	0	0	0	1	3									
Shawon Dunston, R OBP: 0.219, SLG: 0.282									G6-3	3	0	2	1	0	0	0									
J.T. Snow, L OBP: 0.310, SLG: 0.323 Damon Minor, L OBP: 0.404, SLG: 0.538	K				FC3-6					2	0	0	0	0	1	3									
Tsuyoshi Shinjo, R OBP: 0.291, SLG: 0.343	L4				G4-3				F9	4	0	0	0	0	0	4									
Inning Stats	R: 0 E: 0 K: 0 S: 4	H: 0 LOB: 0 BB: 0 P: 6	R: 1 E: 2 K: 1 S: 17	H: 1 LOB: 2 BB: 0 P: 24	R: 2 E: 0 K: 2 S: 15	H: 3 LOB: 1 BB: 0 P: 20	R: 0 E: 1 K: 0 S: 5	H: 1 LOB: 1 BB: 0 P: 6	R: 0 E: 0 K: 0 S: 5	H: 0 LOB: 0 BB: 0 P: 9	R: 0 E: 0 K: 1 S: 7	H: 0 LOB: 0 BB: 0 P: 8	R: 0 E: 0 K: 0 S: 8	H: 0 LOB: 1 BB: 0 P: 11	R: 0 E: 0 K: 1 S: 5	H: 0 LOB: 1 BB: 0 P: 10	R: 3 E: 1 K: 1 S: 13	H: 4 LOB: 1 BB: 0 P: 18	1B: 7 2B: 1 3B: 0 HR: 1	SF: 0 SAC: 0 DP: 0 HBP: 1	WP: 1 PB: 0 SB: 0 CS: 0	PA: 40			
PITCHER	IP	WLS	BF	H	R	ER	SO	BB	IBB	HBP	BLK	WP	HR	S	P	ERA	WHIP								
Mark Mulder, L ERA: 4.2	8.2	W	39	9	6	4	5	1	0	1	0	1	1	76	108	4.15	1.154								
Mike Venafro, L ERA: 3.25	0.1		1	0	0	0	1	0	0	0	0	0	0	3	4	0.00	0.000								

San Francisco Giants @ Oakland Athletics
Network Associates Coliseum, Oakland, CA
Fri Jun 28 2002, 10:05 PM EDT
Att: 46,345 - Cloudy - 64 F

AB 38
R 6
H 9
RBI 5
BB 1
SO 6
LOB 15



Batter	1	2	3	4	5	6	7	8	9	AB	R	H	RBI	BB	SO	LOB	BOTTOM								
Mark Ellis, R OBP: 0.305, SLG: 0.364	BB	G4-3				BB	F3			4	3	2	2	1	0	1									
Scott Hatteberg, L OBP: 0.375, SLG: 0.465 Eric Byrnes, R OBP: 0.310, SLG: 0.474	BB	F8				F9	HR			3	1	1	0	1	0	2									
Miguel Tejada, R OBP: 0.340, SLG: 0.492	K					BB	F8			5	1	1	0	0	1	4									
David Justice, L OBP: 0.399, SLG: 0.400 Adam Platt, R OBP: 0.339, SLG: 0.448	BB	BB				BB	G4-3			3	2	2	1	1	0	0									
3 Eric Chavez, L OBP: 0.350, SLG: 0.557 Olmedo Saenz, R OBP: 0.364, SLG: 0.483	K					BB	F9			4	2	2	4	0	2	2									
Jermaine Dye, R OBP: 0.341, SLG: 0.418	P4					BB	G5-3			4	0	0	1	0	0	4									
John Mabry, L OBP: 0.365, SLG: 0.514		G4-3				BB	BB			4	1	4	0	0	0	0									
Terrence Long, L OBP: 0.310, SLG: 0.397	G4-3					BB	P5			4	0	2	2	1	0	2									
Ramon Hernandez, R OBP: 0.269, SLG: 0.318	G2					K				4	0	0	0	0	1	7									
Inning Stats	R: 1 E: 0 K: 2 S: 15	H: 1 LOB: 2 BB: 2 P: 32	R: 1 E: 0 K: 0 S: 10	H: 2 LOB: 1 BB: 0 P: 15	R: 0 E: 0 K: 1 S: 9	H: 0 LOB: 0 BB: 0 P: 17	R: 0 E: 0 K: 0 S: 12	H: 1 LOB: 1 BB: 0 P: 19	R: 4 E: 0 K: 0 S: 17	H: 4 LOB: 2 BB: 1 P: 27	R: 4 E: 0 K: 1 S: 21	H: 5 LOB: 2 BB: 1 P: 37	R: 0 E: 0 K: 0 S: 10	H: 1 LOB: 1 BB: 0 P: 15	R: 0 E: 0 K: 0 S: 11	H: 1 LOB: 1 BB: 0 P: 16	1B: 8 2B: 5 3B: 1 HR: 1	SF: 1 SAC: 0 DP: 0 HBP: 1	WP: 0 PB: 0 SB: 0 CS: 0	PA: 44					
PITCHER	IP	WLS	BF	H	R	ER	SO	BB	IBB	HBP	BLK	WP	HR	S	P	ERA	WHIP								
Livan Hernandez, R ERA: 4.45	4.2	L	26	6	6	3	3	3	0	1	0	0	0	62	108	11.57	2.357								
Jay Witasick, R ERA: 2.15	1.0		9	5	4	4	0	1	0	0	0	0	1	19	34	36.00	6.000								
Felix Rodriguez, R ERA: 5.45	1.1		5	1	0	0	1	0	0	0	0	0	0	13	20	0.00	0.750								
41 Chad Zerbe, L ERA: 2.78	1.0		4	1	0	0	0	0	0	0	0	0	0	11	16	0.00	1.000								

San Francisco Giants @ Oakland Athletics
Network Associates Coliseum, Oakland, CA
Fri Jun 28 2002, 10:05 PM EDT
Att: 46,345 - Cloudy - 64 F

AB 38
R 10
H 15
RBI 10
BB 4
SO 4
LOB 23




Batter	1	2	3	4	5	6	7	8	9	AB	R	H	RBI	BB	SO	LOB	TOP			
Shawon Dunston, R OBP: 0.222, SLG: 0.278	F3		1B		L6			G6-3		4	0	1	0	0	0	0	San Francisco Giants @ Oakland Athletics Network Associates Coliseum, Oakland, CA Sun Jun 30 2002, 4:05 PM EDT Att: 54,123 - Sunny - 72 F livebaseballscorecards.com			
Rich Aurilia, R OBP: 0.298, SLG: 0.426	2B		F7		F8			BB		3	0	1	0	1	0					
Jeff Kent, R OBP: 0.371, SLG: 0.508	L6		1B		G5-3			F8		4	0	2	0	0	2					
Barry Bonds, L OBP: 0.571, SLG: 0.791	IBB		1B		F7			F7		2	0	0	0	2	0					
Reggie Sanders, R OBP: 0.330, SLG: 0.416	F9		FC4		G5-3			F9		4	0	0	0	0	6					
Benito Santiago, R OBP: 0.315, SLG: 0.457		G5-3			G6-3			E5		4	0	0	0	0	1					
Damon Minor, L OBP: 0.369, SLG: 0.483	F9				G3-1			L6		4	0	0	0	0	1					
Pedro Feliz, R OBP: 0.289, SLG: 0.368	K				F8			1B		4	0	1	0	0	1					
Tsuyoshi Shinjo, R OBP: 0.286, SLG: 0.337					G6-3			G4-3		4	0	0	0	0	2					
Inning Stats	R: 0 E: 0 K: 0 S: 8	H: 1 LOB: 2 BB: 1 P: 15	R: 0 E: 0 K: 1 S: 9	H: 0 LOB: 0 BB: 0 P: 13	R: 0 E: 0 K: 0 S: 9	H: 2 LOB: 3 BB: 1 P: 20	R: 0 E: 0 K: 0 S: 6	H: 0 LOB: 0 BB: 0 P: 10	R: 0 E: 0 K: 0 S: 7	H: 1 LOB: 1 BB: 0 P: 12	R: 0 E: 0 K: 0 S: 6	H: 0 LOB: 0 BB: 0 P: 10	R: 0 E: 0 K: 0 S: 8	H: 0 LOB: 1 BB: 1 P: 17	R: 0 E: 1 K: 0 S: 11	H: 1 LOB: 2 BB: 0 P: 16	1B: 4 2B: 1 3B: 0 HR: 0	SF: 0 SAC: 0 DP: 0 HBP: 0	WP: 0 PB: 0 SB: 0 CS: 0	PA: 36
PITCHER Tim Hudson, R ERA: 3.57	IP: 9.0 WLS: W BF: 36 H: 5 R: 0 ER: 0 SO: 1 BB: 1 IBB: 2 HBP: 0 BLK: 0 WP: 0 HR: 0 S: 70 P: 122 ERA: 0.00 WHIP: 0.667																			

Batter	1	2	3	4	5	6	7	8	9	AB	R	H	RBI	BB	SO	LOB	BOTTOM				
Mark Ellis, R OBP: 0.311, SLG: 0.357	F9		1B	SH1-4		1B		K		4	2	2	0	0	1	0	San Francisco Giants @ Oakland Athletics Network Associates Coliseum, Oakland, CA Sun Jun 30 2002, 4:05 PM EDT Att: 54,123 - Sunny - 72 F livebaseballscorecards.com				
Scott Hatteberg, L OBP: 0.377, SLG: 0.464	G4-3		1B			1B		G3		5	2	3	3	0	0						
Eric Byrnes, R OBP: 0.310, SLG: 0.474			1B			1B				0	0	0	0	0	0						
Miguel Tejada, R OBP: 0.340, SLG: 0.489	G5-3		1B			1B		G5-3		5	0	2	1	0	1						
David Justice, L OBP: 0.399, SLG: 0.396								L5		3	0	0	0	1	2	6					
Randy Velarde, R OBP: 0.345, SLG: 0.404		BB								1	0	0	0	0	0						
3 Eric Chavez, L OBP: 0.347, SLG: 0.559	F7							L6		4	0	1	1	0	0	3					
Jermaine Dye, R OBP: 0.333, SLG: 0.403										3	0	0	0	1	1	3					
John Mabry, L OBP: 0.365, SLG: 0.514	K							IBB		0	0	0	0	0	0						
Terrence Long, L OBP: 0.312, SLG: 0.398								G1-3		3	0	1	0	1	1	4					
Adam Piatt, R OBP: 0.344, SLG: 0.450								G4-3		3	1	1	0	1	0	1					
Ramon Hernandez, R OBP: 0.274, SLG: 0.324	G5-3							F9		3	2	1	0	1	0	3					
Inning Stats	R: 0 E: 0 K: 0 S: 7	H: 0 LOB: 0 BB: 0 P: 10	R: 0 E: 0 K: 1 S: 16	H: 0 LOB: 3 BB: 3 P: 35	R: 2 E: 0 K: 1 S: 20	H: 4 LOB: 2 BB: 0 P: 32	R: 2 E: 0 K: 2 S: 14	H: 2 LOB: 1 BB: 1 P: 23	R: 0 E: 0 K: 0 S: 10	H: 1 LOB: 1 BB: 0 P: 14	R: 3 E: 1 K: 1 S: 21	H: 4 LOB: 2 BB: 1 P: 38	R: 0 E: 0 K: 1 S: 9	H: 0 LOB: 0 BB: 0 P: 14	R: 0 E: 0 K: 0 S: 5	H: 0 LOB: 0 BB: 0 P: 7		1B: 8 2B: 3 3B: 0 HR: 0	SF: 0 SAC: 1 DP: 0 HBP: 0	WP: 1 PB: 0 SB: 0 CS: 0	PA: 40
PITCHER Russ Ortiz, R ERA: 3.8	IP: 5.0 WLS: L BF: 28 H: 4 R: 0 ER: 6 SO: 4 BB: 0 IBB: 0 HBP: 0 BLK: 0 WP: 1 HR: 0 S: 74 P: 124 ERA: 9.00 WHIP: 2.600																				
Aaron Fultz, L ERA: 5.59	IP: 1.0 WLS: 0 BF: 6 H: 2 R: 1 ER: 1 SO: 1 BB: 0 IBB: 0 HBP: 0 BLK: 0 WP: 0 HR: 0 S: 14 P: 28 ERA: 0.00 WHIP: 0.000																				
Felix Rodriguez, R ERA: 5.29	IP: 1.0 WLS: 0 BF: 3 H: 0 R: 0 ER: 0 SO: 1 BB: 0 IBB: 0 HBP: 0 BLK: 0 WP: 0 HR: 0 S: 9 P: 14 ERA: 0.00 WHIP: 0.000																				
41 Chad Zerbe, L ERA: 2.7	IP: 1.0 WLS: 0 BF: 3 H: 0 R: 0 ER: 0 SO: 0 BB: 0 IBB: 0 HBP: 0 BLK: 0 WP: 0 HR: 0 S: 5 P: 7 ERA: 0.00 WHIP: 0.000																				


Batter	1	2	3	4	5	6	7	8	9	AB	R	H	RBI	BB	SO	LOB	TOP				
Jacque Jones, L OBP: 0.332, SLG: 0.472										5	1	2	0	0	1	3	Minnesota Twins @ Oakland Athletics Network Associates Coliseum, Oakland, CA Mon Jul 01 2002, 10:05 PM EDT Att: 13,503 - Sunny - 73 F				
Cristian Guzman, S OBP: 0.273, SLG: 0.343										5	1	2	0	0	1	5					
Corey Koskie, L OBP: 0.371, SLG: 0.446										5	2	1	1	0	0	4					
David Ortiz, L OBP: 0.303, SLG: 0.393 Matthew LeCroy, R OBP: 0.373, SLG: 0.527										3	0	1	1	0	0	2					
Tori Hunter, R OBP: 0.350, SLG: 0.559										5	0	2	0	0	2	4					
Doug Mientkiewicz, L OBP: 0.394, SLG: 0.372										3	0	1	3	0	1	2					
Bobby Kielty, S OBP: 0.450, SLG: 0.529										3	0	1	0	1	0	1					
A.J. Pierzynski, L OBP: 0.371, SLG: 0.513										4	0	3	0	0	0	2					
Luis Rivas, R OBP: 0.323, SLG: 0.360										3	1	1	0	0	1	3					
Inning Stats	R: 1 E: 0 K: 2 S: 16	H: 3 LOB: 2 BB: 0 P: 23	R: 0 E: 0 K: 1 S: 10	H: 2 LOB: 2 BB: 0 P: 16	R: 1 E: 0 K: 0 S: 10	H: 2 LOB: 1 BB: 0 P: 19	R: 1 E: 0 K: 0 S: 9	H: 2 LOB: 1 BB: 0 P: 16	R: 0 E: 0 K: 1 S: 9	H: 1 LOB: 0 BB: 0 P: 12	R: 2 E: 1 K: 2 S: 16	H: 2 LOB: 1 BB: 0 P: 19	R: 0 E: 0 K: 1 S: 7	H: 1 LOB: 0 BB: 0 P: 11	R: 0 E: 0 K: 1 S: 7	H: 1 LOB: 0 BB: 0 P: 10	1B: 11 2B: 3 3B: 0 HR: 0	SF: 1 SAC: 1 DP: 0 HBP: 0	WP: 1 PB: 0 SB: 0 CS: 2	PA: 42	
PITCHER	IP	WLS	BF	H	R	ER	SO	BB	IBB	HBP	BLK	WP	HR	S	P	ERA	WHIP				
Aaron Harang, R ERA: 2.43	(1, 1)	5.0	25	9	3	3	3	1	0	0	0	0	0	52	87	5.40	2.000				
Mike Venafro, L ERA: 3.16	(6, 1)	1.0	L 5	2	2	0	1	0	0	0	0	0	0	12	15	0.00	2.000				
Jim Mecir, R ERA: 4.42	(7, 1)	2.0	B 8	2	0	0	3	0	0	0	0	1	0	20	27	0.00	1.000				
Billy Koch, R ERA: 3.45	(9, 1)	1.0	3	1	0	0	1	0	0	0	0	0	0	7	10	0.00	1.000				

Batter	1	2	3	4	5	6	7	8	9	AB	R	H	RBI	BB	SO	LOB	BOTTOM				
Mark Ellis, R OBP: 0.298, SLG: 0.341										4	0	0	0	0	2	2	Minnesota Twins @ Oakland Athletics Network Associates Coliseum, Oakland, CA Mon Jul 01 2002, 10:05 PM EDT Att: 13,503 - Sunny - 73 F				
Scott Hatteberg, L OBP: 0.376, SLG: 0.461 Adam Platt, R OBP: 0.341, SLG: 0.446										2	0	0	0	1	0	0					
Randy Velarde, R OBP: 0.342, SLG: 0.400 Ramon Hernandez, R OBP: 0.274, SLG: 0.324										1	0	0	0	0	1	2					
Miguel Tejada, R OBP: 0.344, SLG: 0.490										0	0	0	0	0	0	0					
David Justice, L OBP: 0.404, SLG: 0.399										4	0	2	1	1	0	1					
3 Eric Chavez, L OBP: 0.351, SLG: 0.558										4	1	2	0	1	1	5					
Jermaine Dye, R OBP: 0.335, SLG: 0.397										3	1	0	0	2	1	3					
John Mabry, L OBP: 0.377, SLG: 0.575 Olmedo Saenz, R OBP: 0.356, SLG: 0.467										3	1	2	3	0	0	3					
Terrence Long, L OBP: 0.311, SLG: 0.396										4	0	1	0	0	0	1					
Greg Myers, L OBP: 0.347, SLG: 0.477 Eric Byrnes, R OBP: 0.310, SLG: 0.474										4	1	2	0	0	0	2					
Inning Stats	R: 0 E: 0 K: 1 S: 7	H: 0 LOB: 0 BB: 0 P: 9	R: 3 E: 0 K: 1 S: 19	H: 3 LOB: 1 BB: 1 P: 32	R: 0 E: 0 K: 0 S: 17	H: 1 LOB: 3 BB: 2 P: 30	R: 1 E: 0 K: 0 S: 13	H: 2 LOB: 3 BB: 2 P: 25	R: 0 E: 0 K: 1 S: 12	H: 2 LOB: 2 BB: 0 P: 18	R: 0 E: 0 K: 0 S: 7	H: 0 LOB: 0 BB: 1 P: 12	R: 0 E: 0 K: 1 S: 11	H: 1 LOB: 2 BB: 0 P: 16	R: 0 E: 0 K: 1 S: 19	H: 1 LOB: 1 BB: 0 P: 24	1B: 8 2B: 2 3B: 0 HR: 1	SF: 0 SAC: 1 DP: 1 HBP: 0	WP: 0 PB: 0 SB: 1 CS: 0	PA: 43	
PITCHER	IP	WLS	BF	H	R	ER	SO	BB	IBB	HBP	BLK	WP	HR	S	P	ERA	WHIP				
Kyle Lohse, R ERA: 5.6	(1, 1)	3.2	22	6	4	4	2	4	1	0	0	0	0	19	28	9.82	2.727				
Jose Rodriguez, L ERA: 7.71	(4, 1)	2.0	8	2	0	0	0	0	0	0	0	0	0	6	12	0.00	6.000				
J.C. Romero, L ERA: 1.74	(6, 1)	0.1	W 3	1	0	0	1	1	0	0	0	0	0	6	12	0.00	6.000				
LaTroy Hawkins, R ERA: 1.6	(7, 1)	2.0	H 6	1	0	0	1	0	0	0	0	0	0	16	22	0.00	0.500				
Eddie Guardado, L ERA: 2.5	(9, 1)	1.0	S 4	1	0	0	1	0	0	0	0	0	0	19	24	0.00	1.000				

AB 38
R 5
H 14
RBI 5
BB 1
SO 8
LOB 28



AB 36
R 4
H 11
RBI 4
BB 6
SO 5
LOB 23



Batter	1	2	3	4	5	6	7	8	9	AB	R	H	RBI	BB	SO	LOB	TOP		
Bobby Kielty, S OBP: 0.438, SLG: 0.514 (1, 7)	P5	P4			P4		G5-3			4	0	0	0	0	0	2	Minnesota Twins @ Oakland Athletics Network Associates Coliseum, Oakland, CA Tue Jul 02 2002, 10:05 PM EDT Att: 15,317 - Sunny - 66 F		
Cristian Guzman, S OBP: 0.275, SLG: 0.343 (1, 6)	CS BB BB		G1-3		2B 1B		G5-3			3	1	1	0	1	0	0			
Corey Koskie, L OBP: 0.372, SLG: 0.444 (1, 5)	CS HR BB		S 1B		F7		G4-3			3	1	1	0	1	0	1			
Matthew LeCroy, R OBP: 0.373, SLG: 0.568 (1, 10)	1-2 HR		L4		1-2 2B		F7			4	1	2	3	0	0	1			
Tori Hunter, R OBP: 0.346, SLG: 0.552 (1, 8)	F7		K		F3		K			4	0	0	0	0	2	2			
David Ortiz, L OBP: 0.393, SLG: 0.392 Doug Mientkiewicz, L OBP: 0.395, SLG: 0.375 (1, 3)		1B			G3		G5-3			3	0	1	0	0	0	0			
Dustin Mohr, R OBP: 0.349, SLG: 0.474 Jacque Jones, L OBP: 0.331, SLG: 0.471 (9, PH)		1B			K		G4-3 BB		FC6-4 1B	2	0	1	0	1	1	0			
Denny Hocking, S OBP: 0.314, SLG: 0.317 (1, 4)		1B			K		G4-3		FC6-4 G3	1	0	0	0	0	0	1			
Tom Prince, R OBP: 0.329, SLG: 0.493 (1, 2)		1B			K		G4-3		G3	4	0	1	0	0	0	4			
Inning Stats	R: 2 H: 1 E: 0 K: 0 S: 11	H: 1 LOB: 0 BB: 2 P: 21	R: 0 H: 2 E: 0 K: 0 S: 11	H: 2 LOB: 2 BB: 0 P: 19	R: 0 H: 1 E: 0 K: 1 S: 11	H: 1 LOB: 1 BB: 0 P: 18	R: 0 H: 1 E: 0 K: 0 S: 10	H: 2 LOB: 1 BB: 0 P: 12	R: 0 H: 0 E: 0 K: 0 S: 7	H: 0 LOB: 0 BB: 1 P: 12	R: 0 H: 0 E: 0 K: 0 S: 5	R: 0 H: 0 E: 0 K: 1 S: 6	H: 0 LOB: 0 BB: 0 P: 7	R: 0 H: 1 E: 0 K: 0 S: 12	H: 1 LOB: 1 BB: 0 P: 16	1B: 6 2B: 1 3B: 0 HR: 1		SF: 0 SAC: 0 DP: 1 HBP: 0	WP: 0 PA: 36 PB: 0 SB: 1 CS: 2
PITCHER	IP	WLS	BF	H	R	ER	SO	BB	IBB	HBP	BLK	WP	HR	S	P	ERA	WHIP		
Barry Zito, L ERA: 3.56 Chad Bradford, R ERA: 1.74 (1, 1)	8.0		32	7	3	3	3	3	0	0	0	0	1	71	113	3.38	1.250		
PITCHER	IP	WLS	BF	H	R	ER	SO	BB	IBB	HBP	BLK	WP	HR	S	P	ERA	WHIP		
Barry Zito, L ERA: 3.56 Chad Bradford, R ERA: 1.74 (9, 1)	1.0	W	4	1	0	0	0	0	0	0	0	0	0	12	16	0.00	1.000		

AB 33
R 3
H 8
RBI 3
BB 3
SO 3
LOB 15



Batter	1	2	3	4	5	6	7	8	9	AB	R	H	RBI	BB	SO	LOB	BOTTOM				
Mark Ellis, R OBP: 0.296, SLG: 0.370 (1, 4)	P4		G1-3		FC5			HR		4	1	1	1	0	0	2	Minnesota Twins @ Oakland Athletics Network Associates Coliseum, Oakland, CA Tue Jul 02 2002, 10:05 PM EDT Att: 15,317 - Sunny - 66 F				
Terrence Long, L OBP: 0.313, SLG: 0.397 (1, 8)	P4			1B G6-4-3	F8		1B			4	1	2	0	0	0	2					
Miguel Tejada, R OBP: 0.343, SLG: 0.487 (1, 6)	G6-3		G6-4-3 1B				K			4	0	1	0	0	1	1					
David Justice, L OBP: 0.401, SLG: 0.391 (1, 10)		F9		G6-4-3 BB	F8		G5-3			3	0	0	0	1	0	1					
Eric Chavez, L OBP: 0.353, SLG: 0.561 (1, 5)		E 1B		G6-4-3			K			4	1	2	0	0	1	2					
Jermaine Dye, R OBP: 0.333, SLG: 0.394 (1, 9)		E8 1B		L5			G6-3		K	4	0	1	0	0	1	2					
John Mabry, L OBP: 0.375, SLG: 0.579 Olmedo Saenz, R OBP: 0.362, SLG: 0.505 (1, 3)		F9			FC5 2B		G3-1		HR	3	0	1	0	0	0	2					
Adam Piatt, R OBP: 0.333, SLG: 0.435 (1, 7)				F8			G5-3			3	0	0	0	0	0	1					
Ramon Hernandez, R OBP: 0.276, SLG: 0.322 Greg Myers, L OBP: 0.343, SLG: 0.471 (1, 2)				G6-3			FC5 BB		K	1	0	0	0	1	0	0					
Inning Stats	R: 0 H: 0 E: 0 K: 0 S: 7	H: 2 LOB: 1 BB: 0 P: 11	R: 0 H: 2 E: 1 K: 0 S: 10	H: 2 LOB: 1 BB: 0 P: 15	R: 0 H: 0 E: 0 K: 0 S: 7	H: 0 LOB: 0 BB: 0 P: 10	R: 1 H: 2 E: 0 K: 0 S: 16	H: 2 LOB: 1 BB: 1 P: 29	R: 0 H: 1 E: 0 K: 0 S: 15	H: 1 LOB: 2 BB: 1 P: 26	R: 0 H: 0 E: 0 K: 2 S: 10	H: 0 LOB: 0 BB: 0 P: 13	R: 0 H: 0 E: 0 K: 0 S: 9	H: 0 LOB: 0 BB: 0 P: 12	R: 1 H: 2 E: 0 K: 1 S: 12	H: 2 LOB: 1 BB: 0 P: 18		R: 2 H: 2 E: 0 K: 1 S: 11	H: 2 LOB: 0 BB: 0 P: 15	1B: 5 2B: 2 3B: 0 HR: 2	SF: 0 SAC: 0 DP: 1 HBP: 0
PITCHER	IP	WLS	BF	H	R	ER	SO	BB	IBB	HBP	BLK	WP	HR	S	P	ERA	WHIP				
Rick Reed, R ERA: 4.53 Michael Jackson, R ERA: 2.34 J.C. Romero, L ERA: 1.72 Eddie Guardado, L ERA: 2.93 (1, 1)	7.0		26	5	1	1	2	2	0	0	0	0	1	9	15	13.50	3.000				
PITCHER	IP	WLS	BF	H	R	ER	SO	BB	IBB	HBP	BLK	WP	HR	S	P	ERA	WHIP				
Rick Reed, R ERA: 4.53 Michael Jackson, R ERA: 2.34 J.C. Romero, L ERA: 1.72 Eddie Guardado, L ERA: 2.93 (8, 1)	0.2	H	4	2	1	1	1	0	0	0	0	0	0	3	3	0.00	0.000				
PITCHER	IP	WLS	BF	H	R	ER	SO	BB	IBB	HBP	BLK	WP	HR	S	P	ERA	WHIP				
Rick Reed, R ERA: 4.53 Michael Jackson, R ERA: 2.34 J.C. Romero, L ERA: 1.72 Eddie Guardado, L ERA: 2.93 (9, 1)	0.1	L	3	2	2	2	1	0	0	0	0	0	1	11	15	54.00	6.000				

AB 32
R 4
H 9
RBI 3
BB 2
SO 4
LOB 13



Batter	1	2	3	4	5	6	7	8	9	AB	R	H	RBI	BB	SO	LOB	TOP			
Jacque Jones, L OBP: 0.331, SLG: 0.466 (1, 7)										3	0	0	0	1	3	0	Minnesota Twins @ Oakland Athletics Network Associates Coliseum, Oakland, CA Wed Jul 03 2002, 10:05 PM EDT Att: 30,213 - Sunny - 63 F			
Denny Hocking, S OBP: 0.313, SLG: 0.316 (1, 6)										4	0	1	0	0	2	1				
Corey Koskie, L OBP: 0.374, SLG: 0.453 (1, 5)										4	1	2	0	0	1	1				
Matthew LeCroy, R OBP: 0.358, SLG: 0.545 (1, 10)										4	0	0	0	0	0	2				
Bobby Kielty, S OBP: 0.435, SLG: 0.514 (1, 8) (7, 9)										4	1	1	1	0	1	0				
Doug Mientkiewicz, L OBP: 0.384, SLG: 0.373 (1, 3)										4	0	1	1	0	2	0				
Brian Buchanan, R OBP: 0.302, SLG: 0.427 Tori Hunter, R OBP: 0.346, SLG: 0.552 (7, 8)										3	0	1	0	0	0	1				
A.J. Pierzynski, L OBP: 0.367, SLG: 0.506 (1, 2)										3	0	0	0	0	2	1				
Luis Rivas, R OBP: 0.313, SLG: 0.348 (1, 4)										3	0	0	0	0	1	1				
Inning Stats	R: 0 E: 0 K: 2 S: 10	H: 1 LOB: 1 BB: 0 P: 14	R: 0 E: 0 K: 0 S: 6	H: 0 LOB: 0 BB: 0 P: 8	R: 0 E: 0 K: 2 S: 8	H: 0 LOB: 0 BB: 0 P: 12	R: 2 E: 0 K: 0 S: 11	H: 3 LOB: 1 BB: 0 P: 18	R: 0 E: 0 K: 1 S: 12	H: 0 LOB: 1 BB: 1 P: 21	R: 0 E: 0 K: 2 S: 12	H: 1 LOB: 1 BB: 0 P: 15	R: 0 E: 0 K: 1 S: 6	H: 1 LOB: 0 BB: 0 P: 6	R: 0 E: 0 K: 2 S: 10	H: 0 LOB: 0 BB: 0 P: 14	1B: 2 2B: 4 3B: 0 HR: 0	SF: 0 SAC: 0 DP: 1 HBP: 0	WP: 0 PB: 0 SB: 0 CS: 0	PA: 33
PITCHER Mark Mulder, L ERA: 3.99 (1, 1)	IP: 9.0 WLS: L BF: 33 H: 6 R: 2 ER: 2 SO: 12 BB: 1 IBB: 0 HBP: 0 BLK: 0 WP: 0 HR: 0 S: 81 P: 115 ERA: 2.00 WHIP: 0.778																			

AB	32
R	2
H	6
RBI	2
BB	1
SO	12
LOB	7



Batter	1	2	3	4	5	6	7	8	9	AB	R	H	RBI	BB	SO	LOB	BOTTOM			
Mark Ellis, R OBP: 0.307, SLG: 0.366 (1, 4)										1	0	0	0	1	1	0	Minnesota Twins @ Oakland Athletics Network Associates Coliseum, Oakland, CA Wed Jul 03 2002, 10:05 PM EDT Att: 30,213 - Sunny - 63 F			
Randy Velarde, R OBP: 0.335, SLG: 0.388 (1, 5)										3	0	0	0	1	0	3				
Miguel Tejada, R OBP: 0.342, SLG: 0.484 (1, 6)										4	0	1	0	0	0	4				
Olmedo Saenz, R OBP: 0.367, SLG: 0.505 (1, 3)										4	0	2	0	0	1	3				
Jermaine Dye, R OBP: 0.336, SLG: 0.401 (1, 10)										4	0	2	0	0	1	2				
Adam Piatt, R OBP: 0.326, SLG: 0.424 David Justice, L OBP: 0.399, SLG: 0.389 (8, PH) (9, 7)										3	0	0	0	0	3	3				
Eric Byrnes, R OBP: 0.304, SLG: 0.452 (1, 9)										4	0	1	0	0	0	2				
Terrence Long, L OBP: 0.313, SLG: 0.395 (1, 8)										4	1	1	0	0	2	3				
Ramon Hernandez, R OBP: 0.281, SLG: 0.324 3 Eric Chavez, L OBP: 0.352, SLG: 0.559 (9, PH)										2	0	1	1	1	1	0				
Inning Stats	R: 0 E: 0 K: 1 S: 9	H: 0 LOB: 0 BB: 0 P: 10	R: 0 E: 0 K: 1 S: 9	H: 1 LOB: 1 BB: 0 P: 11	R: 1 E: 0 K: 1 S: 15	H: 2 LOB: 2 BB: 0 P: 23	R: 0 E: 0 K: 1 S: 9	H: 1 LOB: 1 BB: 0 P: 15	R: 0 E: 0 K: 3 S: 13	H: 2 LOB: 2 BB: 0 P: 20	R: 0 E: 0 K: 1 S: 8	H: 0 LOB: 0 BB: 1 P: 15	R: 0 E: 0 K: 0 S: 9	H: 2 LOB: 1 BB: 0 P: 14	R: 0 E: 0 K: 1 S: 8	H: 0 LOB: 0 BB: 0 P: 11	1B: 7 2B: 1 3B: 0 HR: 0	SF: 0 SAC: 1 DP: 3 HBP: 1	WP: 0 PB: 0 SB: 0 CS: 0	PA: 36
PITCHER Johan Santana, L ERA: 2.45 LaTroy Hawkins, R ERA: 1.56 J.C. Romero, L ERA: 1.71 Eddie Guardado, L ERA: 2.85 (1, 1) (7, 1) (8, 1) (9, 1)	IP: 6.1 WLS: W BF: 28 H: 6 R: 1 ER: 1 SO: 8 BB: 3 IBB: 0 HBP: 1 BLK: 0 WP: 0 HR: 0 S: 9 P: 72 ERA: 1.42 WHIP: 1.421																			

AB	31
R	1
H	8
RBI	1
BB	3
SO	9
LOB	21



Batter	1	2	3	4	5	6	7	8	9	AB	R	H	RBI	BB	SO	LOB	TOP								
Carlos Febles, R (1,4) OBP: 0.331, SLG: 0.353	G1-3			1B		HR			G4-3	4	1	2	1	0	0	0									
Aaron Guiel, L (1,9) OBP: 0.435, SLG: 0.538	L8			F8					G4-3	4	0	0	0	0	1	1									
Carlos Beltrán, S (1,10) OBP: 0.331, SLG: 0.468	K			K					K	4	0	0	0	0	3	1									
Joe Randa, R (1,5) OBP: 0.352, SLG: 0.466		G5-3		G6-3					L3	3	0	0	0	0	0	1									
Raul Ibanez, L (1,3) OBP: 0.333, SLG: 0.551		1B			P3				HR	3	1	2	1	0	0	0									
Michael Tucker, L (1,8) OBP: 0.339, SLG: 0.364	K				G4-3				K	3	0	0	0	0	2	1									
Brandon Berger, R (1,7) OBP: 0.250, SLG: 0.345				F3					G5-3	3	0	0	0	0	0	0									
Neffi Perez, S (1,6) OBP: 0.238, SLG: 0.294				B1-3					G4-3	3	0	0	0	0	0	0									
Brent Mayne, L (1,2) OBP: 0.284, SLG: 0.248				F8					G4-3	3	0	0	0	0	0	0									
Inning Stats	R: 0 H: 0 E: 0 K: 1 S: 11	H: 0 LOB: 0 BB: 0 P: 15	R: 0 H: 1 E: 0 K: 1 S: 7	LOB: 1 BB: 0 P: 11	R: 0 H: 0 E: 0 K: 0 S: 5	LOB: 0 BB: 0 P: 8	R: 0 H: 1 E: 0 K: 1 S: 10	LOB: 1 BB: 0 P: 16	R: 0 H: 0 E: 0 K: 0 S: 6	LOB: 0 BB: 0 P: 9	R: 1 H: 1 E: 0 K: 1 S: 10	H: 1 LOB: 0 BB: 0 P: 14	R: 1 H: 1 E: 0 K: 1 S: 7	LOB: 1 BB: 0 P: 14	R: 0 H: 0 E: 0 K: 0 S: 9	LOB: 0 BB: 0 P: 15	R: 0 H: 0 E: 0 K: 1 S: 9	LOB: 0 BB: 0 P: 13	1B: 2 2B: 1 3B: 0 HR: 2	SF: 0 SAC: 0 DP: 1 HBP: 0	WP: 0 PB: 0 SB: 1 CS: 1	PA: 30			
PITCHER	IP	WLS	BF	H	R	ER	SO	BB	IBB	HBP	BLK	WP	HR	S	P	ERA	WHIP								
Cory Lidle, R (1,1) ERA: 5.3	8.0		27	4	2	2	5	0	0	0	0	0	2	65	102	2.25	0.500								
Billy Koch, R (9,1) ERA: 3.39	1.0	W	3	0	0	0	1	0	0	0	0	0	0	9	13	0.00	0.000								

Kansas City Royals @ Oakland Athletics
Network Associates Coliseum, Oakland, CA
Thu Jul 04 2002, 9:35 PM EDT
Att: 28,315 - Cloudy - 61 F

livebaseballscorecards.com

AB 30
R 2
H 4
RBI 2
BB 0
SO 6
LOB 4



Batter	1	2	3	4	5	6	7	8	9	AB	R	H	RBI	BB	SO	LOB	BOTTOM								
Mark Ellis, R (1,4) OBP: 0.305, SLG: 0.361	1B									4	0	1	0	0	0	2									
Olmedo Saenz, R (9, FH) OBP: 0.373, SLG: 0.505		FC6-4								0	0	0	0	0	0	0									
Randy Velarde, R (9, PR) OBP: 0.339, SLG: 0.388										0	0	0	0	0	0	0									
Scott Hatteberg, L (1,3) OBP: 0.370, SLG: 0.452	F5			K					K	5	0	0	0	0	2	2									
Miguel Tejada, R (1,6) OBP: 0.341, SLG: 0.481	1B			F8					E3	4	0	1	0	0	0	0									
David Justice, L (1,10) OBP: 0.406, SLG: 0.400	1B			2B					G5-3	3	0	2	0	1	0	0									
3 Eric Chavez, L (1,5) OBP: 0.351, SLG: 0.554	F8			K					1B	4	0	1	0	0	1	4									
Jermaine Dye, R (1,9) OBP: 0.335, SLG: 0.403	K			SF7					G1-3	4	1	1	0	0	1	5									
John Mabry, L (1,7) OBP: 0.357, SLG: 0.550		L7		G3-1					F9	4	0	0	0	0	0	1									
Terrence Long, L (1,8) OBP: 0.315, SLG: 0.396		FC6-4		SF7					P6	2	1	1	1	1	0	0									
Ramon Hernandez, R (1,2) OBP: 0.281, SLG: 0.321		BB		P4					1B	2	0	0	0	1	0	1									
Eric Byrnes, R (7, PR) OBP: 0.304, SLG: 0.452									BB	0	0	0	0	0	0	0									
Greg Myers, L (8,2) OBP: 0.350, SLG: 0.471									E	0	1	0	0	1	0	0									
Inning Stats	R: 0 H: 2 E: 0 K: 1 S: 12	H: 0 LOB: 3 BB: 1 P: 20	R: 0 H: 0 E: 0 K: 0 S: 10	LOB: 1 BB: 1 P: 17	R: 0 H: 1 E: 0 K: 2 S: 13	LOB: 1 BB: 0 P: 21	R: 1 H: 1 E: 0 K: 0 S: 7	LOB: 0 BB: 0 P: 9	R: 0 H: 0 E: 0 K: 0 S: 9	LOB: 0 BB: 0 P: 15	R: 0 H: 0 E: 0 K: 0 S: 4	H: 0 LOB: 2 BB: 1 P: 10	R: 0 H: 2 E: 0 K: 1 S: 18	LOB: 2 BB: 0 P: 26	R: 2 H: 1 E: 1 K: 0 S: 9	LOB: 2 BB: 1 P: 20	1B: 5 2B: 2 3B: 0 HR: 0	SF: 1 SAC: 0 DP: 0 HBP: 1	WP: 1 PB: 0 SB: 2 CS: 0	PA: 38					
PITCHER	IP	WLS	BF	H	R	ER	SO	BB	IBB	HBP	BLK	WP	HR	S	P	ERA	WHIP								
56 Shawn Sedlacek, R (1,1) ERA: 2.84	7.0		28	4	1	1	3	3	0	0	0	0	0	62	103	1.29	1.000								
Jason Grimsley, R (8,1) ERA: 5.34	1.0	H	5	2	0	0	1	0	0	0	0	1	0	18	26	0.00	2.000								
Roberto Hernandez, R (9,1) ERA: 2.84	0.1	L	5	1	2	0	0	1	0	1	0	0	0	9	20	0.00	6.000								

Kansas City Royals @ Oakland Athletics
Network Associates Coliseum, Oakland, CA
Thu Jul 04 2002, 9:35 PM EDT
Att: 28,315 - Cloudy - 61 F

livebaseballscorecards.com


AB 32
R 3
H 7
RBI 1
BB 4
SO 4
LOB 15



Batter	1	2	3	4	5	6	7	8	9	AB	R	H	RBI	BB	SO	LOB	TOP																					
Carlos Febles, R OBP: 0.336, SLG: 0.365 (1, 4)										4	1	2	1	1	0	2																						
Aaron Guiel, L OBP: 0.392, SLG: 0.488 (1, 9)										4	0	0	1	0	3	3																						
Carlos Beltrán, S OBP: 0.332, SLG: 0.465 (1, 8)										4	0	1	0	1	0	0																						
Joe Randa, R OBP: 0.354, SLG: 0.470 (1, 10)										4	0	2	0	0	0	3																						
Raul Ibanez, L OBP: 0.346, SLG: 0.569 (1, 3)										1	1	1	1	3	0	0																						
Michael Tucker, L OBP: 0.333, SLG: 0.358 (1, 7)										4	0	0	0	0	1	5																						
Luis Alica, S OBP: 0.298, SLG: 0.265 (1, 5)										4	0	1	0	0	2	3																						
A.J. Hinch, R OBP: 0.317, SLG: 0.421 (1, 2)										4	0	2	0	0	0	0																						
Mike Caruso, S (1, 6)										3	1	0	0	1	1	3																						
Inning Stats	R: 0 H: 0 E: 0 K: 1 S: 12	H: 0 LOB: 1 BB: 2 P: 23	R: 1 H: 3 E: 0 K: 0 S: 10	H: 3 LOB: 2 BB: 0 P: 15	R: 0 H: 1 E: 0 K: 1 S: 7	H: 1 LOB: 0 BB: 0 P: 10	R: 0 H: 0 E: 0 K: 0 S: 6	H: 0 LOB: 0 BB: 1 P: 14	R: 0 H: 0 E: 0 K: 1 S: 6	H: 0 LOB: 0 BB: 0 P: 7	R: 0 H: 1 E: 0 K: 2 S: 12	H: 1 LOB: 2 BB: 1 P: 20	R: 0 H: 1 E: 0 K: 1 S: 15	H: 1 LOB: 1 BB: 1 P: 26	R: 0 H: 1 E: 0 K: 1 S: 14	H: 1 LOB: 2 BB: 1 P: 24	R: 2 H: 2 E: 0 K: 0 S: 7	H: 2 LOB: 0 BB: 0 P: 9	1B: 5 2B: 2 3B: 1 HR: 1	SF: 1 SAC: 0 DP: 2 HBP: 0	WP: 1 PB: 1 SB: 0 CS: 1	PA: 40																
PITCHER	IP	WLS	BF	H	R	ER	SO	BB	IBB	HBP	BLK	WP	HR	S	P	ERA	WHIP	PITCHER				IP	WLS	BF	H	R	ER	SO	BB	IBB	HBP	BLK	WP	HR	S	P	ERA	WHIP
Tim Hudson, R ERA: 3.44 (1, 1)	7.0		29	6	1	1	6	5	0	0	0	1	1	68	115	1.29	1.571																					
Jim Mecir, R ERA: 4.65 (8, 1)	2.0	W	10	3	2	2	1	0	1	0	0	0	0	21	33	9.00	1.500																					

Kansas City Royals @ Oakland Athletics
Network Associates Coliseum, Oakland, CA
Fri Jul 05 2002, 9:05 PM EDT
Att: 53,802 - Sunny - 63 F


AB	32
R	3
H	9
RBI	3
BB	6
SO	7
LOB	19

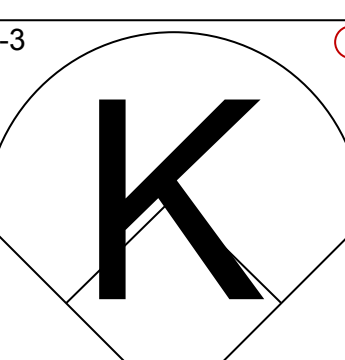
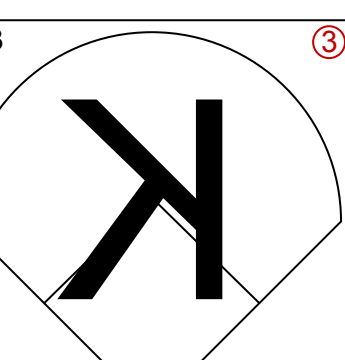
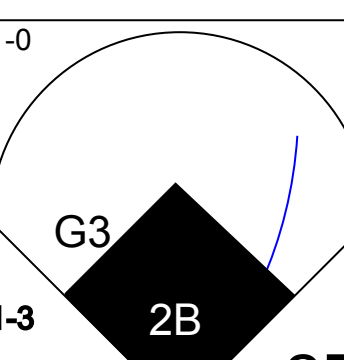
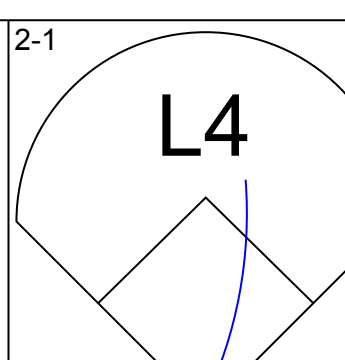
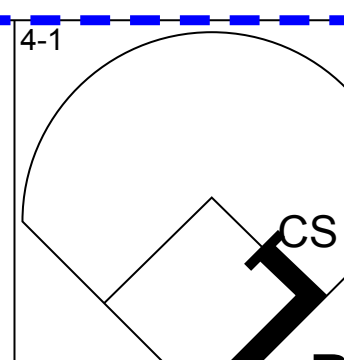
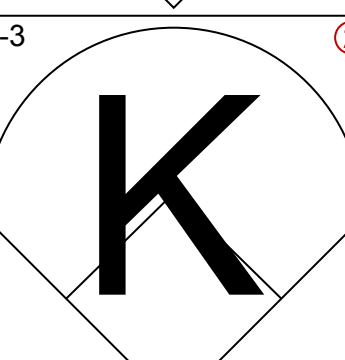
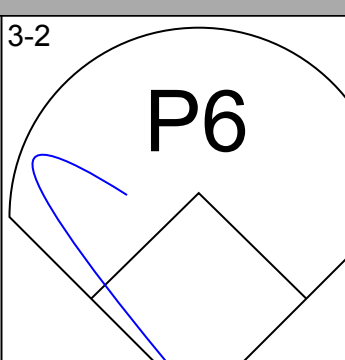
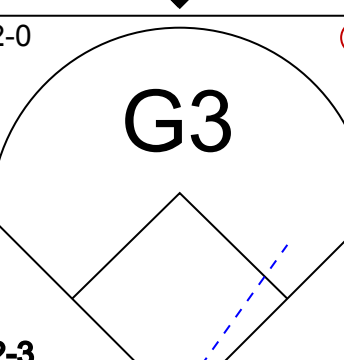
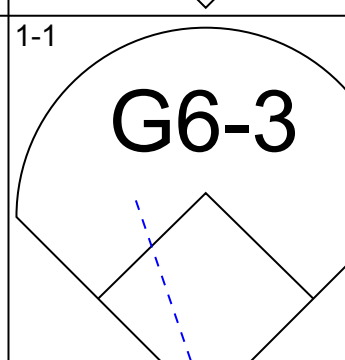
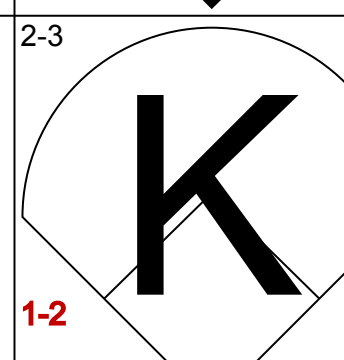
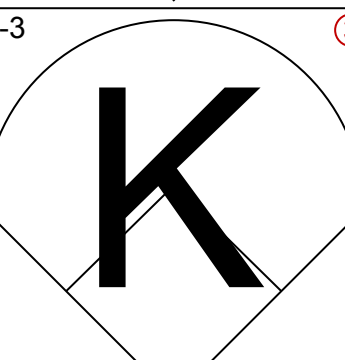
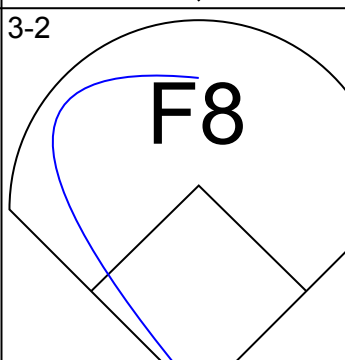
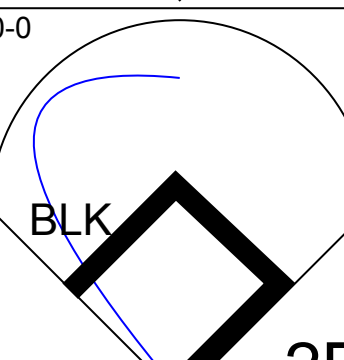
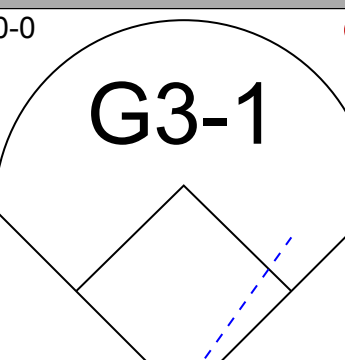
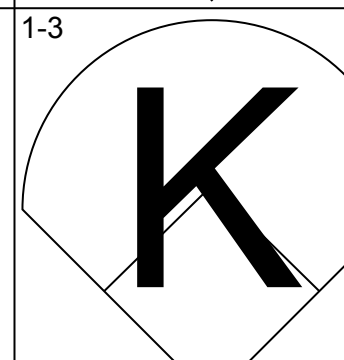
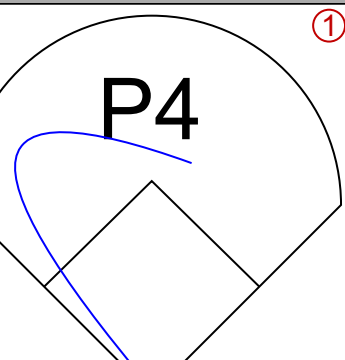
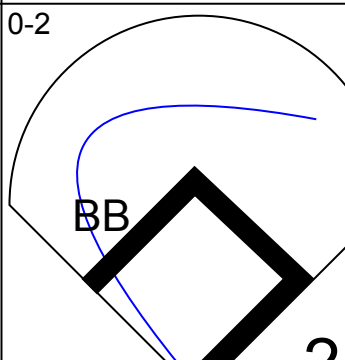
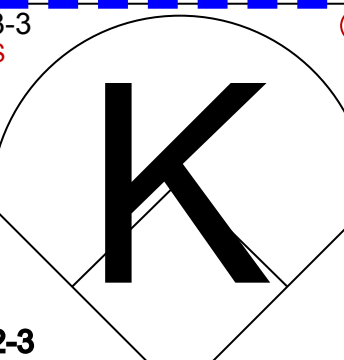
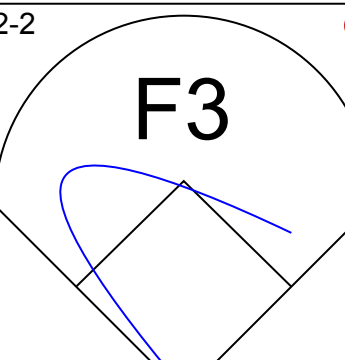
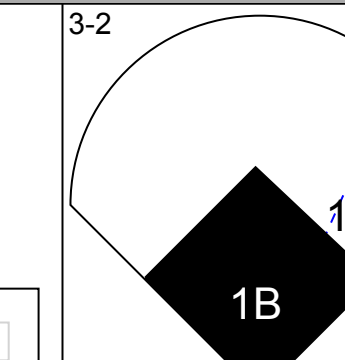
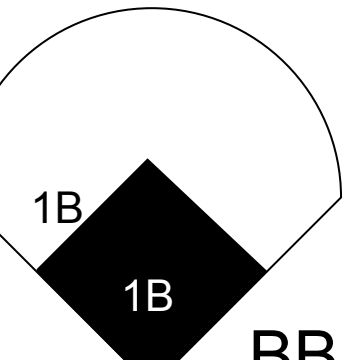
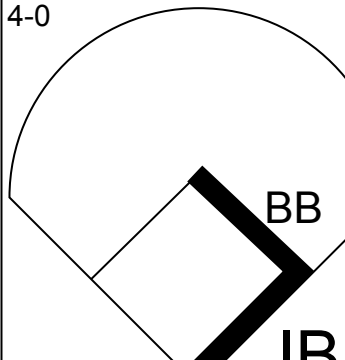
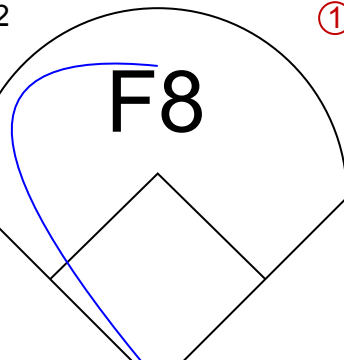
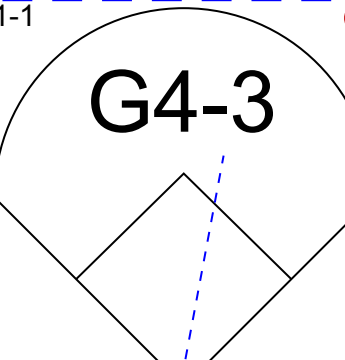
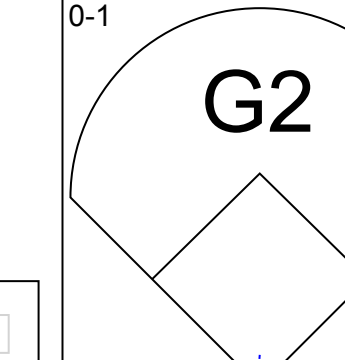
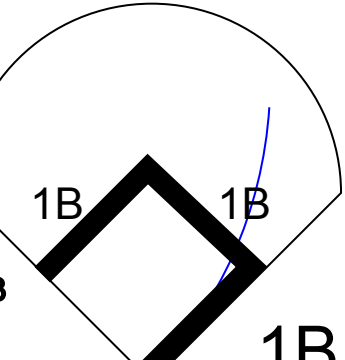
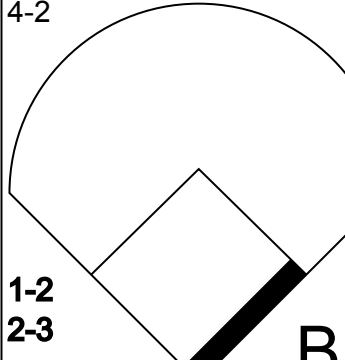
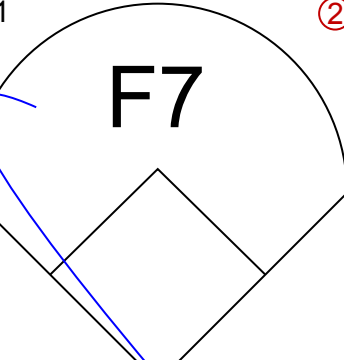
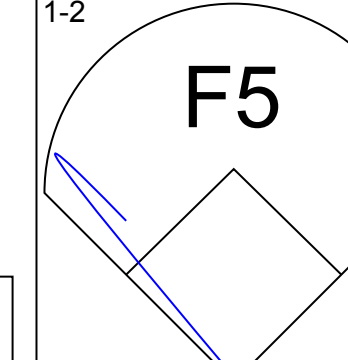
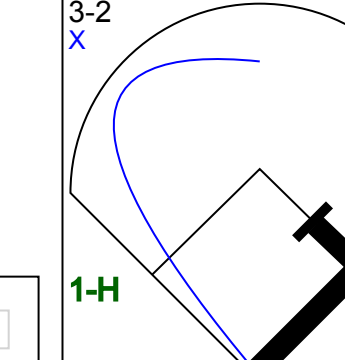
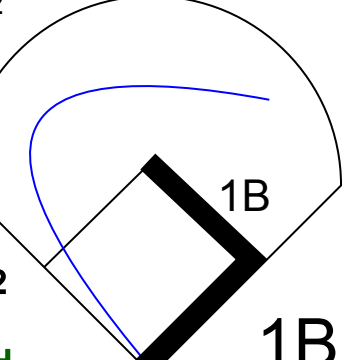
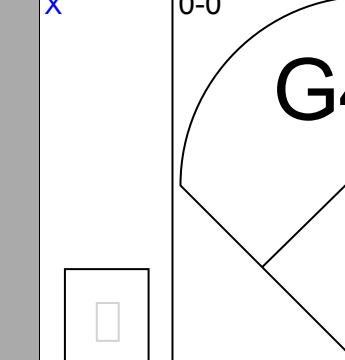
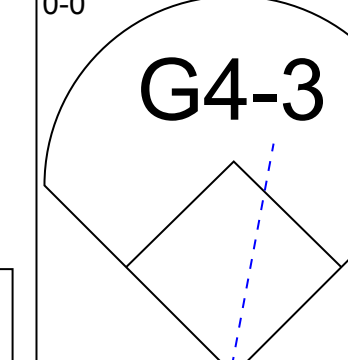
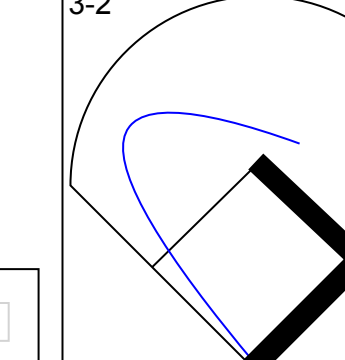
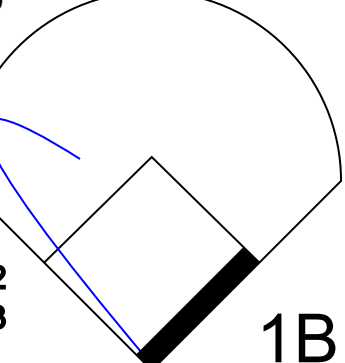
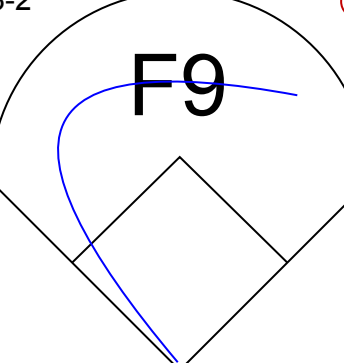
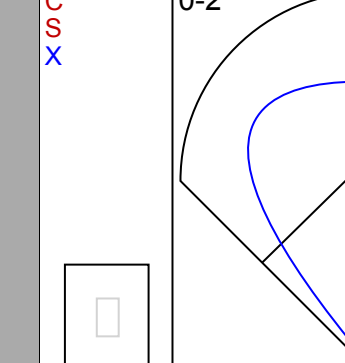
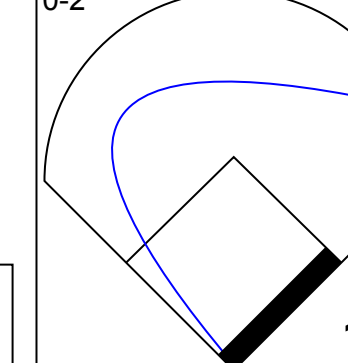
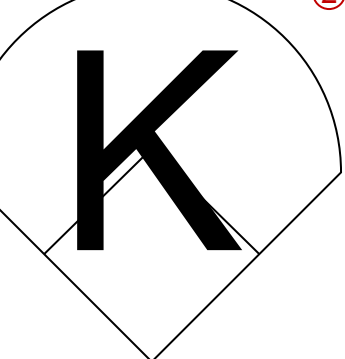
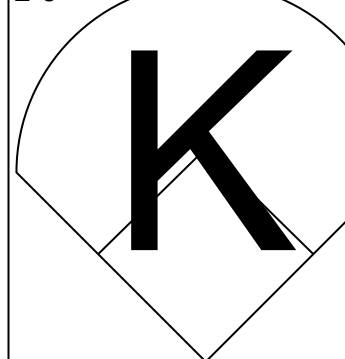
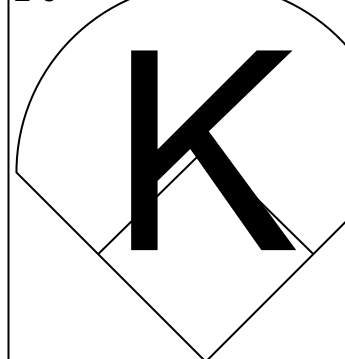
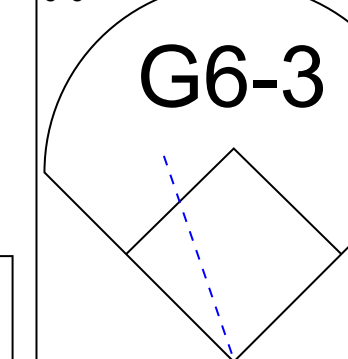


Batter	1	2	3	4	5	6	7	8	9	AB	R	H	RBI	BB	SO	LOB	BOTTOM																					
Mark Ellis, R OBP: 0.294, SLG: 0.347 (1, 4)										4	0	0	0	0	0	2																						
Terrence Long, L OBP: 0.314, SLG: 0.397 (1, 8)										4	0	1	0	0	1	0																						
Miguel Tejada, R OBP: 0.340, SLG: 0.479 (1, 6)										4	1	1	0	0	0	2																						
David Justice, L OBP: 0.408, SLG: 0.417 Eric Byrnes, R OBP: 0.304, SLG: 0.452 (9, PR)										3	1	1	1	1	1	0																						
3 Eric Chavez, L OBP: 0.346, SLG: 0.547 (1, 5)										4	0	0	0	0	0	2																						
Jermaine Dye, R OBP: 0.333, SLG: 0.400 (1, 9)										4	1	1	1	0	1	0																						
John Mabry, L OBP: 0.375, SLG: 0.583 (1, 3)										4	0	3	2	0	0	0																						
Adam Piatt, R OBP: 0.319, SLG: 0.413 (1, 7)										3	0	0	0	0	0	2																						
Greg Myers, L OBP: 0.340, SLG: 0.456 (1, 2)										3	0	0	0	0	1	1																						
Inning Stats	R: 0 H: 0 E: 0 K: 0 S: 9	H: 0 LOB: 0 BB: 0 P: 15	R: 0 H: 0 E: 0 K: 0 S: 10	H: 0 LOB: 0 BB: 0 P: 15	R: 0 H: 1 E: 0 K: 1 S: 11	H: 1 LOB: 1 BB: 0 P: 16	R: 0 H: 0 E: 0 K: 1 S: 7	H: 0 LOB: 0 BB: 0 P: 12	R: 0 H: 0 E: 0 K: 1 S: 11	H: 0 LOB: 0 BB: 0 P: 15	R: 0 H: 1 E: 1 K: 0 S: 17	H: 1 LOB: 2 BB: 0 P: 26	R: 1 H: 2 E: 0 K: 0 S: 13	H: 2 LOB: 1 BB: 0 P: 19	R: 0 H: 0 E: 0 K: 1 S: 8	H: 0 LOB: 0 BB: 0 P: 9	R: 3 H: 3 E: 1 K: 0 S: 9	H: 3 LOB: 2 BB: 1 P: 14	1B: 3 2B: 3 3B: 0 HR: 1	SF: 0 SAC: 0 DP: 0 HBP: 0	WP: 0 PB: 0 SB: 0 CS: 0	PA: 34																
PITCHER	IP	WLS	BF	H	R	ER	SO	BB	IBB	HBP	BLK	WP	HR	S	P	ERA	WHIP	PITCHER				IP	WLS	BF	H	R	ER	SO	BB	IBB	HBP	BLK	WP	HR	S	P	ERA	WHIP
Jeff Suppan, R ERA: 4.38 (1, 1)	7.0		26	4	1	1	3	0	0	0	0	0	0	78	118	1.29	0.571																					
Scott Mullen, L ERA: 1.93 (8, 1)	1.0		3	0	0	0	1	0	0	0	0	0	0	8	9	0.00	0.000																					
Roberto Hernandez, R ERA: 9.86 (9, 1)	0.1	L	5	3	3	3	0	1	0	0	0	0	0	9	14	81.00	12.000																					

Kansas City Royals @ Oakland Athletics
Network Associates Coliseum, Oakland, CA
Fri Jul 05 2002, 9:05 PM EDT
Att: 53,802 - Sunny - 63 F

AB	33
R	4
H	7
RBI	4
BB	1
SO	4
LOB	9



Batter	1	2	3	4	5	6	7	8	9	10	AB	R	H	RBI	BB	SO	LOB	TOP				
Carlos Febles, R OBP: 0.337, SLG: 0.368 (1, 4)											4	1	1	0	1	2	3					
Aaron Guiel, L OBP: 0.357, SLG: 0.438 (1, 9)											5	0	0	1	0	2	2					
Carlos Beltrán, S OBP: 0.331, SLG: 0.464 (1, 8)											5	0	1	1	0	2	0					
Joe Randa, R OBP: 0.355, SLG: 0.473 (1, 5)											5	0	2	0	0	1	1					
Mike Caruso, S (10, PR)											0	1	0	0	0	0	0					
Luis Alicea, S OBP: 0.298, SLG: 0.285 (10, 5)											0	0	0	0	0	0	0					
Raul Ibanez, L OBP: 0.347, SLG: 0.560 (1, 3)											3	1	0	0	2	0	1					
Michael Tucker, L OBP: 0.339, SLG: 0.360 (1, 7)											4	0	2	1	1	0	0					
Neifi Perez, S OBP: 0.243, SLG: 0.302 (1, 6)											5	0	3	1	0	1	3					
Brandon Berger, R OBP: 0.298, SLG: 0.348 (1, 10)											5	0	2	0	0	1	3					
Brent Mayne, L OBP: 0.283, SLG: 0.248 (1, 2)											4	1	1	0	0	2	4					
Inning Stats	R: 0 E: 0 K: 3 S: 11	H: 0 LOB: 0 BB: 0 P: 18	R: 1 E: 0 K: 2 S: 17	H: 3 LOB: 3 BB: 1 P: 27	R: 0 E: 0 K: 1 S: 22	H: 1 LOB: 3 BB: 2 P: 39	R: 2 E: 0 K: 1 S: 15	H: 3 LOB: 1 BB: 0 P: 25	R: 0 E: 0 K: 1 S: 14	H: 0 LOB: 0 BB: 0 P: 21	R: 0 E: 0 K: 0 S: 7	H: 0 LOB: 0 BB: 0 P: 9	R: 0 E: 0 K: 0 S: 8	H: 1 LOB: 1 BB: 0 P: 9	R: 0 E: 0 K: 2 S: 8	H: 0 LOB: 0 BB: 1 P: 14	R: 1 E: 0 K: 1 S: 22	H: 3 LOB: 2 BB: 0 P: 34	1B: 8 2B: 4 3B: 0 HR: 0	SF: 0 SAC: 0 DP: 0 HBP: 0	WP: 0 PB: 0 SB: 0 CS: 1	PA: 44
PITCHER	IP WLS BF H R ER SO BB IBB HBP BLK WP HR S P ERA WHIP	PITCHER																		ERA WHIP		
Aaron Harang, R ERA: 2.84 (1, 1)	3.2	21	7	3	3	6	2	0	0	0	0	0	0	0	58	99	7.36	2.455				
Mike Fyhrie, R ERA: 4.89 (4, 1)	3.0	10	1	0	0	2	0	0	0	1	0	0	0	32	49	0.00	0.333					
Mike Venafro, L ERA: 3.06 (7, 1)	1.0	3	0	0	0	0	0	0	0	0	0	0	0	6	8	0.00	0.000					
Chad Bradford, R ERA: 1.73 (8, 1)	0.1	2	1	0	0	0	0	0	0	0	0	0	0	4	4	0.00	3.000					
Billy Koch, R ERA: 3.42 (9, 1)	2.0	L 8	3	1	1	3	1	0	0	0	0	0	0	30	48	4.50	2.000					

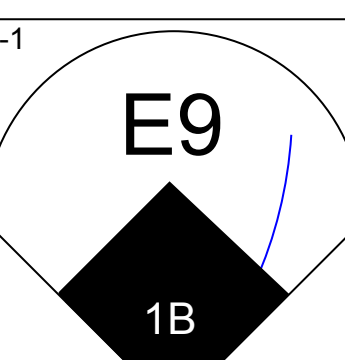
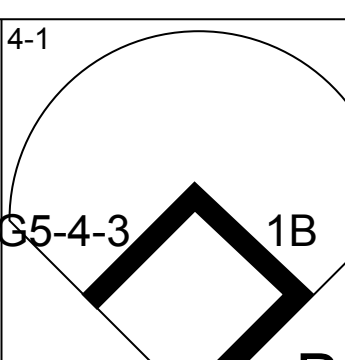
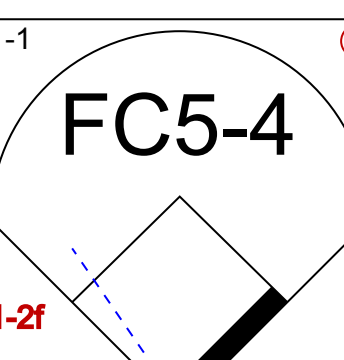
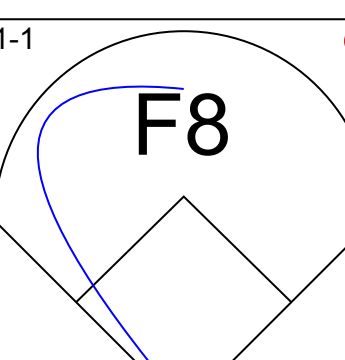
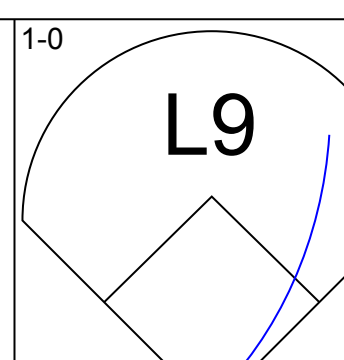
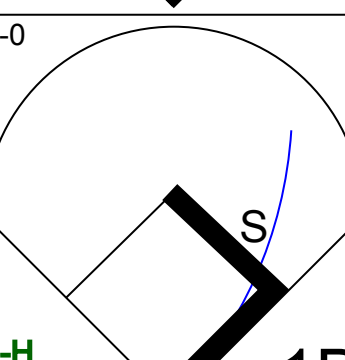
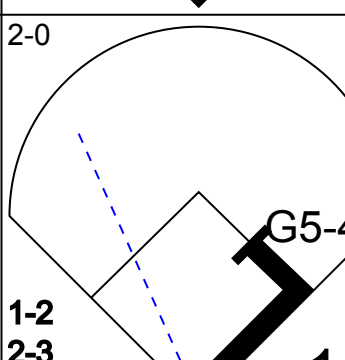
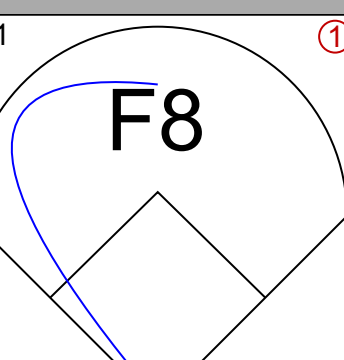
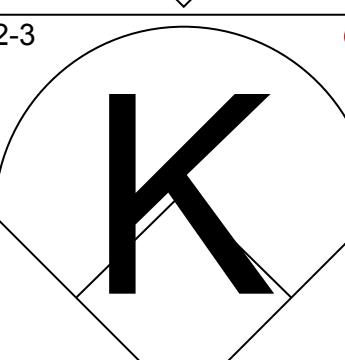
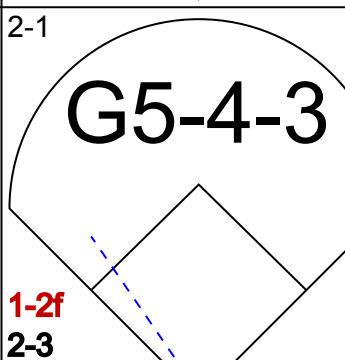
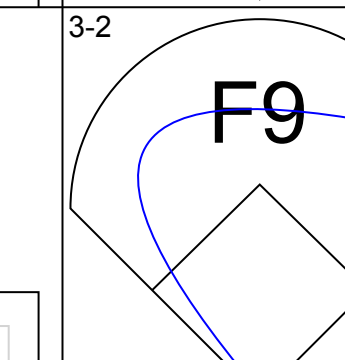

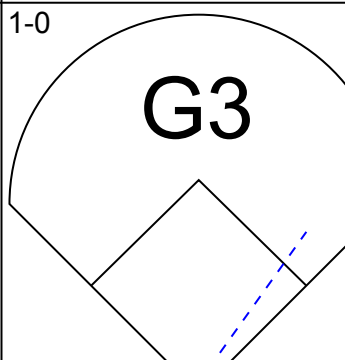
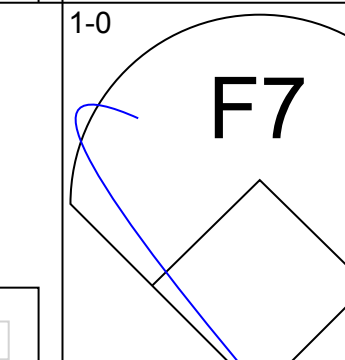
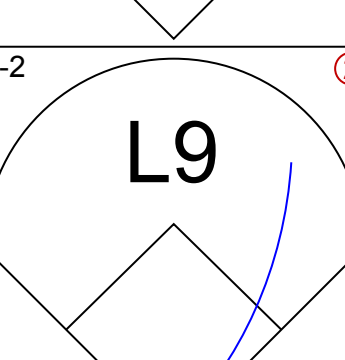
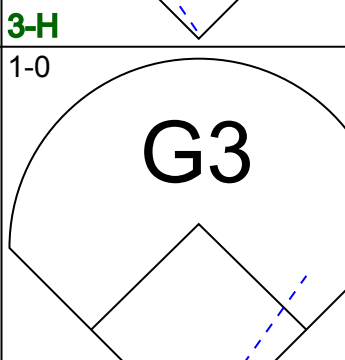
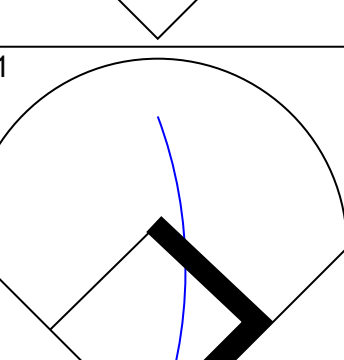
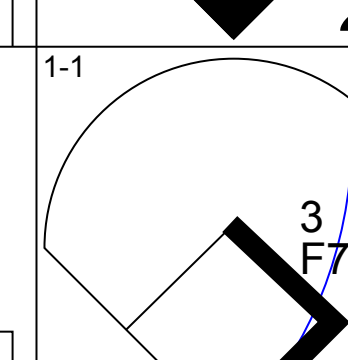
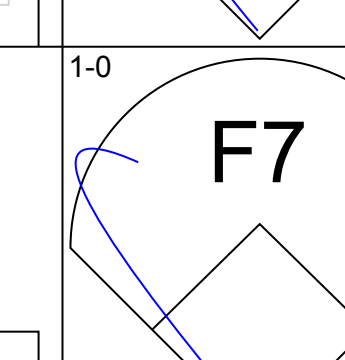
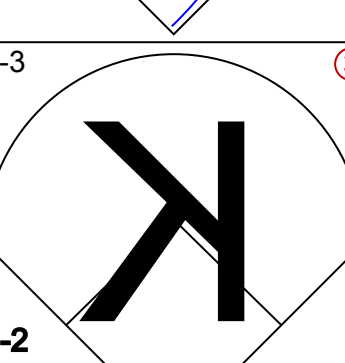

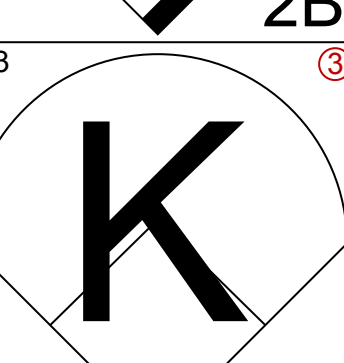
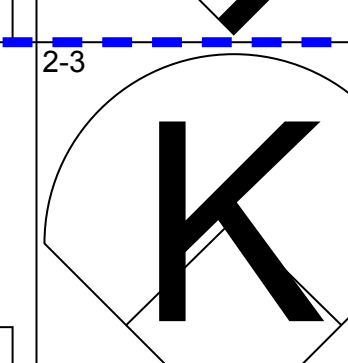
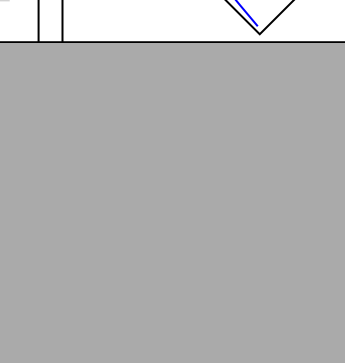

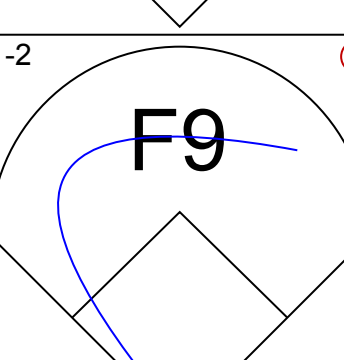

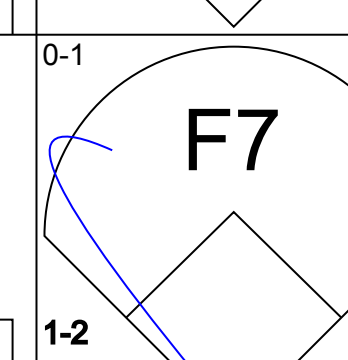
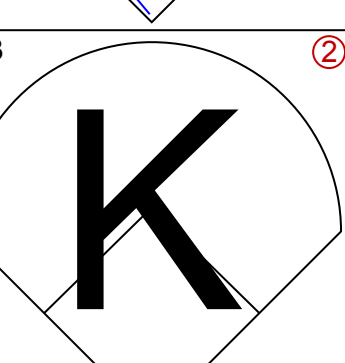
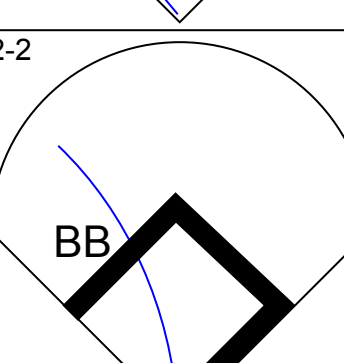
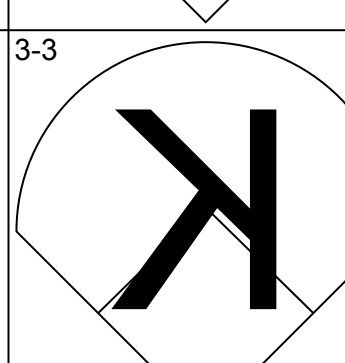
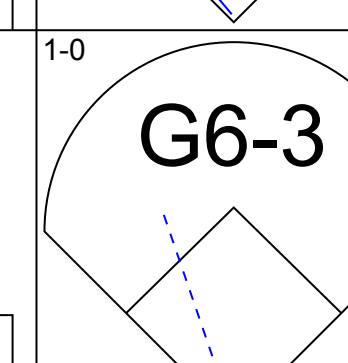
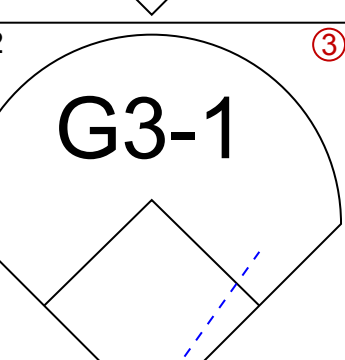
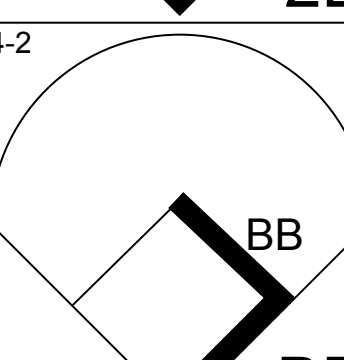
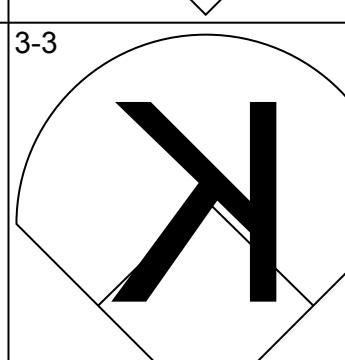


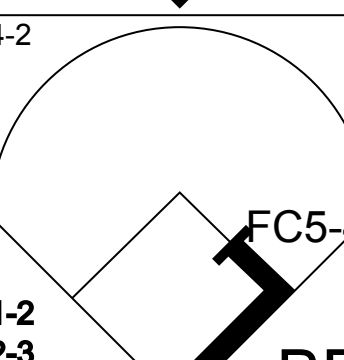


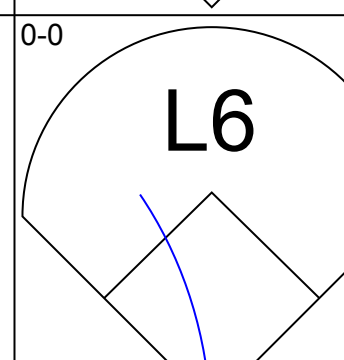
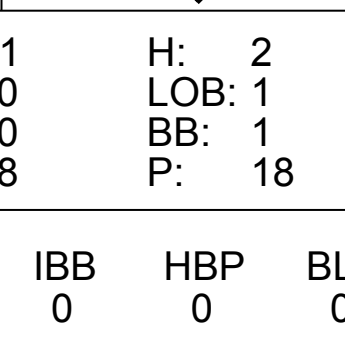
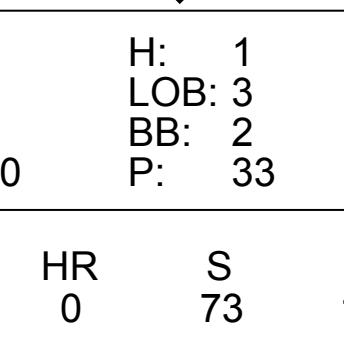
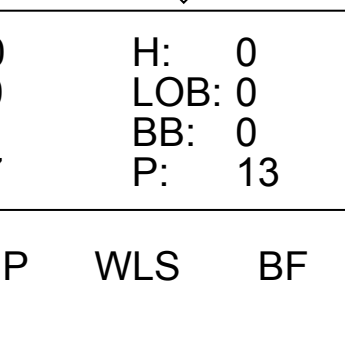
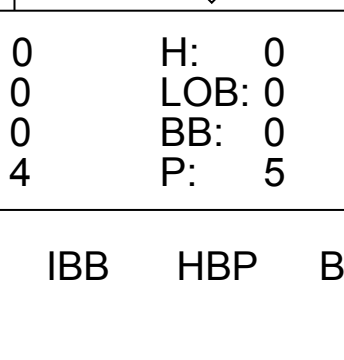
Kansas City Royals @ Oakland Athletics
Network Associates Coliseum, Oakland, CA

AB 40
R 4
H 12
RBI 4
BB 4
SO 11
LOB 17



WP: 0 PA: 44
PB: 0
SB: 0
CS: 1

Sat Jul 06 2002, 4:05 PM EDT
Att: 18,259 - Cloudy - 63 F

Batter	1	2	3	4	5	6	7	8	9	10	AB	R	H	RBI	BB	SO	LOB	BOTTOM						
Randy Velarde, R OBP: 0.333, SLG: 0.374 (1, 4)											4	1	0	0	1	0	3							
Eric Byrnes, R OBP: 0.327, SLG: 0.467 (1, 7)											3	0	2	1	0	0	0							
John Mabry, L OBP: 0.371, SLG: 0.576 (7, PH)											1	0	0	0	0	1	0							
Adam Piatt, R OBP: 0.316, SLG: 0.410 (10, PH)											1	0	0	0	0	1	0							
Miguel Tejada, R OBP: 0.338, SLG: 0.478 (1, 6)											5	1	1	0	0	2	3							
David Justice, L OBP: 0.408, SLG: 0.423 (1, 10)											5	0	2	1	0	0	2							
Jermaine Dye, R OBP: 0.328, SLG: 0.393 (1, 9)											4	0	0	0	0	4	3							
3 Eric Chavez, L OBP: 0.342, SLG: 0.540 (1, 5)											4	0	0	0	0	1	1							
Olimedo Saenz, R OBP: 0.368, SLG: 0.505 (1, 3)											4	0	1	0	0	2	1							
Terrence Long, L OBP: 0.313, SLG: 0.394 (1, 8)											3	0	0	0	1	1	0							
Ramon Hernandez, R OBP: 0.288, SLG: 0.329 (1, 2)											1	1	1	0	1	0	0							
Greg Myers, L OBP: 0.333, SLG: 0.446 (7, PH)											2	0	0	0	0	0	0							
Inning Stats	R: 1 E: 1 K: 2 S: 13	H: 1 LOB: 1 BB: 0 P: 23	R: 0 E: 0 K: 1 S: 10	H: 0 LOB: 0 BB: 0 P: 17	R: 1 E: 0 K: 0 S: 8	H: 2 LOB: 1 BB: 1 P: 18	R: 0 E: 0 K: 1 S: 20	H: 1 LOB: 3 BB: 2 P: 33	R: 0 E: 0 K: 2 S: 11	H: 0 LOB: 0 BB: 0 P: 15	R: 0 E: 0 K: 3 S: 11	H: 0 LOB: 0 BB: 0 P: 18	R: 0 E: 0 K: 1 S: 7	H: 0 LOB: 0 BB: 0 P: 13	R: 1 E: 0 K: 1 S: 10	H: 2 LOB: 1 BB: 0 P: 15	R: 0 E: 0 K: 0 S: 4	H: 0 LOB: 0 BB: 0 P: 5	R: 0 E: 0 K: 1 S: 8	H: 0 LOB: 0 BB: 0 P: 13	1B: 3 2B: 4 3B: 0 HR: 0	SF: 0 SAC: 0 DP: 1 HBP: 0	WP: 0 PB: 0 SB: 1 CS: 0	PA: 40
PITCHER	IP WLS BF H R ER SO BB IBB HBP BLK WP HR S P ERA WHIP	PITCHER																		ERA WHIP				
Darrell May, L ERA: 4.92 (1, 1)	6.0	26	5	2	1	9	3	0	0	0	0	0	0	0	73	124	1.50	1.333						
51 Kris Wilson, R ERA: 2.09 (7, 1)	1.0	B 5	2	1	1	1	0	0	0	0	0	0	0	11	19	9.00	2.000							
Jason Grimsley, R ERA: 5.17 (8, 1)	1.0	W 3	0	0	0	1	0	0	0	0	0	0	0	6	9	0.00	0.000							
Scott Mullen, L ERA: 1.74 (9, 1)	1.0	S 3	0	0	0	0	0	0	0	0	0	0	0	4	5	0.00	0.000							
Brad Voyles, R ERA: 5.57 (10, 1)	1.0	S 3	0	0	0	1	0	0	0	0	0	0	0	8	13	0.00	0.000							

Kansas City Royals @ Oakland Athletics
Network Associates Coliseum, Oakland, CA

AB 37
R 3
H 7
RBI 2
BB 3
SO 12
LOB 13



WP: 0 PA: 40
PB: 0
SB: 1
CS: 0

Sat Jul 06 2002, 4:05 PM EDT
Att: 18,259 - Cloudy - 63 F

Batter	1	2	3	4	5	6	7	8	9	AB	R	H	RBI	BB	SO	LOB	TOP											
Carlos Febles, R OBP: 0.332, SLG: 0.361	1-3 K		0-3 K		0-3 K			1-1 P4		4	0	0	0	0	3	1	Kansas City Royals @ Oakland Athletics Network Associates Coliseum, Oakland, CA Sun Jul 07 2002, 4:05 PM EDT Att: 31,676 - Sunny - 66 F livebaseballscorecards.com											
Luis Alcaez, S OBP: 0.297, SLG: 0.265	1-0 P4		2-1 G5-3			1-3 K		2-2 1B		4	0	1	0	0	1	0												
Carlos Beltrán, S OBP: 0.327, SLG: 0.459	3-3 K			0-0 P4		1-0 G5-3		0-1 P6		4	0	0	0	0	1	1												
29 Mike Sweeney, R OBP: 0.436, SLG: 0.608		0-1 1B		4-0 S		0-0 G5-3		1-3 K		3	0	1	0	1	1	1												
Joe Randa, R OBP: 0.350, SLG: 0.466		0-1 F8		0-0 BB			1-1 G4-3		1-2 G6-3	4	0	0	0	0	2													
Raul Ibanez, L OBP: 0.341, SLG: 0.549		1-3 K		3-3 K			1-2 G4-3		1-3 K	4	0	0	0	0	3	2												
Neifi Perez, S OBP: 0.249, SLG: 0.307		2-2 FC6-4			0-0 1B		0-1 HR		3-1 F7	4	1	3	0	0	0	0												
Brandon Berger, R OBP: 0.260, SLG: 0.380		1-2 FC6-4			2-3 K		0-1 HR			3	1	1	2	0	1	3												
A.J. Hinch, R OBP: 0.310, SLG: 0.410			0-1 F2		1-3 K		3-2 G3			3	0	0	0	0	1	1												
Inning Stats	R: 0 E: 0 K: 2 S: 8	H: 0 LOB: 0 BB: 0 P: 13	R: 0 E: 0 K: 1 S: 15	H: 2 LOB: 2 BB: 0 P: 18	R: 0 E: 0 K: 1 S: 7	H: 0 LOB: 0 BB: 0 P: 9	R: 0 E: 0 K: 1 S: 7	H: 0 LOB: 1 BB: 1 P: 14	R: 0 E: 0 K: 3 S: 11	H: 1 LOB: 0 BB: 0 P: 14	R: 0 E: 0 K: 1 S: 6	H: 0 LOB: 0 BB: 0 P: 8	R: 2 E: 0 K: 0 S: 13	H: 2 LOB: 0 BB: 0 P: 18	R: 0 E: 0 K: 1 S: 10	H: 1 LOB: 1 BB: 0 P: 14		R: 0 E: 0 K: 1 S: 8	H: 0 LOB: 0 BB: 0 P: 13	1B: 5 2B: 0 3B: 0 HR: 1	SF: 0 SAC: 0 DP: 0 HBP: 0	WP: 0 PB: 0 SB: 1 CS: 0	PA: 34					
PITCHER	IP	WLS	BF	H	R	ER	SO	BB	IBB	HBP	BLK	WP	HR	S	P	ERA	WHIP											
Barry Zito, L ERA: 3.49	(1, 1)	7.2	W	30	6	2	2	9	1	0	0	0	0	1	74	104	2.35	0.913										
Chad Bradford, R ERA: 1.71	(8, 1)	0.1	H	1	0	0	0	1	0	0	0	0	0	0	3	4	0.00	0.000										
Billy Koch, R ERA: 3.35	(9, 1)	1.0	S	3	0	0	0	1	0	0	0	0	0	0	8	13	0.00	0.000										

Batter	1	2	3	4	5	6	7	8	9	AB	R	H	RBI	BB	SO	LOB	BOTTOM											
Mark Ellis, R OBP: 0.292, SLG: 0.343	1-2 F7		0-1 P6		1-2 1B	0-1 G6-3				4	0	1	0	0	0	3	Kansas City Royals @ Oakland Athletics Network Associates Coliseum, Oakland, CA Sun Jul 07 2002, 4:05 PM EDT Att: 31,676 - Sunny - 66 F livebaseballscorecards.com											
Terrence Long, L OBP: 0.313, SLG: 0.392	0-2 G4-3		0-0 F8		0-1 1B		1-3 K			4	0	1	0	0	1	1												
Miguel Tejada, R OBP: 0.334, SLG: 0.472	1-2 P3			0-1 F8	0-3 K		3-2 G5-3			4	0	0	0	0	1	2												
David Justice, L OBP: 0.405, SLG: 0.419		1-1 1B		1-0 G4-3	2-2 F9		2-1 L8			4	0	1	0	0	0	2												
3 Eric Chavez, L OBP: 0.341, SLG: 0.542		0-3 K		0-1 1B	3B	1-2 L4		1-1 G6-3		4	1	1	0	0	1	1												
John Mabry, L OBP: 0.397, SLG: 0.584		0-1 P6		0-2 1B	1B	0-1 2B	SF8	1B		4	1	3	1	0	0	1												
Olmedo Saenz, R OBP: 0.364, SLG: 0.505		0-2 L8		3-H 0-2 L9		2-2 2B		1-1 F9		4	0	1	0	0	0	3												
Eric Byrnes, R OBP: 0.321, SLG: 0.521			0-1 P4		0-1 HR	3-2 SF8		3-3 K		3	1	1	2	0	1	1												
Ramon Hernandez, R OBP: 0.292, SLG: 0.327			4-0 BB		2-2 G3-1	3-H 4-2 BB				1	0	0	0	2	0	0												
Inning Stats	R: 0 E: 0 K: 0 S: 12	H: 0 LOB: 0 BB: 0 P: 14	R: 0 E: 0 K: 1 S: 14	H: 1 LOB: 1 BB: 0 P: 15	R: 0 E: 0 K: 0 S: 5	H: 0 LOB: 1 BB: 1 P: 9	R: 1 E: 0 K: 0 S: 11	H: 2 LOB: 1 BB: 0 P: 12	R: 1 E: 0 K: 1 S: 16	H: 3 LOB: 2 BB: 0 P: 21	R: 1 E: 0 K: 0 S: 18	H: 2 LOB: 2 BB: 1 P: 28	R: 0 E: 0 K: 1 S: 9	H: 0 LOB: 0 BB: 0 P: 15	R: 0 E: 0 K: 1 S: 10	H: 1 LOB: 1 BB: 0 P: 15		R: 0 E: 0 K: 1 S: 8	H: 1 LOB: 0 BB: 0 P: 13	1B: 6 2B: 1 3B: 1 HR: 1	SF: 1 SAC: 0 DP: 0 HBP: 0	WP: 0 PB: 0 SB: 0 CS: 0	PA: 35					
PITCHER	IP	WLS	BF	H	R	ER	SO	BB	IBB	HBP	BLK	WP	HR	S	P	ERA	WHIP											
Paul Byrd, R ERA: 3.99	(1, 1)	5.2	L	27	8	3	3	2	2	0	0	0	0	0	9	13	0.00	0.000										
Dan Reichert, R ERA: 5.01	(6, 1)	1.0		3	0	0	0	1	0	0	0	0	0	0	9	13	0.00	0.000										
Scott Mullen, L ERA: 1.64	(7, 1)	0.2		3	1	0	0	0	0	0	0	0	0	0	6	9	0.00	1.500										
Jason Grimsley, R ERA: 5.06	(8, 1)	0.2		2	0	0	0	1	0	0	0	0	0	0	6	10	0.00	0.000										



Batter	1	2	3	4	5	6	7	8	9	AB	R	H	RBI	BB	SO	LOB	TOP			
Mark Ellis, R OBP: 0.314, SLG: 0.340 (1, 4)	G5-3 BB		G3 BB	G5-3					1B BB	1	2	0	0	4	0	1				
Scott Hatteberg, L OBP: 0.384, SLG: 0.443 Eric Byrnes, R OBP: 0.321, SLG: 0.521 (9, 7)	G3		G3	K					F9	5	0	0	0	0	1	6				
Miguel Tejada, R OBP: 0.335, SLG: 0.474	G5-3		1B BB						1B BB	5	1	2	1	0	0	1				
David Justice, L OBP: 0.405, SLG: 0.418 (1, 10)	K		1B BB						1B	5	1	2	1	0	2	1				
3 Eric Chavez, L OBP: 0.345, SLG: 0.543			E9 PB						P6	5	0	3	1	0	0	2				
Jermaine Dye, R OBP: 0.327, SLG: 0.388 (1, 9)	G6-4-3		1B							3	0	0	0	0	1	2				
John Mabry, L OBP: 0.371, SLG: 0.559 (9, 3)	E4		F8						L7	4	0	0	0	0	0	2				
Terrence Long, L OBP: 0.309, SLG: 0.387	G4-3								G6-3	4	0	0	0	0	0	1				
Ramon Hernandez, R OBP: 0.296, SLG: 0.330 (1, 2)			G6-3						G6-3	4	0	2	0	0	0	0				
Inning Stats	R: 0 E: 0 K: 1 S: 8	H: 0 LOB: 1 BB: 1 P: 17	R: 0 E: 1 K: 0 S: 8	H: 1 LOB: 1 BB: 0 P: 13	R: 3 E: 1 K: 0 S: 19	H: 3 LOB: 2 BB: 1 P: 36	R: 0 E: 0 K: 1 S: 11	H: 1 LOB: 1 BB: 0 P: 19	R: 0 E: 0 K: 0 S: 10	H: 1 LOB: 2 BB: 1 P: 19	R: 0 E: 0 K: 1 S: 7	H: 0 LOB: 0 BB: 0 P: 12	R: 0 E: 0 K: 1 S: 9	H: 0 LOB: 0 BB: 0 P: 11	R: 1 E: 0 K: 0 S: 14	H: 2 LOB: 2 BB: 1 P: 25	1B: 8 2B: 1 3B: 0 HR: 0	SF: 0 SAC: 0 DP: 1 HBP: 1	WP: 0 PB: 1 SB: 0 CS: 0	PA: 41
PITCHER	IP	WLS	BF	H	R	ER	SO	BB	IBB	HBP	BLK	WP	HR	S	P	ERA	WHIP			
Scott Erickson, R ERA: 4.3 (1, 1)	7.0	L	32	7	3	2	3	3	0	1	0	0	0	70	125	2.57	1.429			
B.J. Ryan, L ERA: 8.91 (8, 1)	1.0		3	0	0	0	1	0	0	0	0	0	0	9	11	0.00	0.000			
Willis Roberts, R ERA: 2.15 (9, 1)	0.2		5	2	1	1	0	1	0	0	0	0	0	13	23	13.50	4.500			
Yorkis Perez, L ERA: 3.86 (9, 1)	0.1		1	0	0	0	0	0	0	0	0	0	0	1	2	0.00	0.000			

Oakland Athletics @ Baltimore Orioles
Oriole Park at Camden Yards, Baltimore, MD

Thu Jul 11 2002, 7:05 PM EDT
Att: 32,507 - Cloudy - 83 F

AB 36
R 4
H 9
RBI 3
BB 4
SO 4
LOB 16



Batter	1	2	3	4	5	6	7	8	9	AB	R	H	RBI	BB	SO	LOB	BOTTOM					
6 Melvin Mora, R OBP: 0.354, SLG: 0.432 (1, 7)	K		G6-3						F7	4	0	0	0	1	2	2						
Jerry Hairston, R OBP: 0.291, SLG: 0.307 (1, 4)	G5-3 1B		F9						G6-3	4	0	1	0	0	0	2						
Gary Matthews, S OBP: 0.354, SLG: 0.443 (1, 9)	G5-3		G3						P4	4	1	1	0	0	0	1						
Tony Batista, R OBP: 0.339, SLG: 0.519 (1, 5)	K								21 1B	4	0	1	0	0	1	1						
21 Marty Cordova, R OBP: 0.338, SLG: 0.458 (1, 10)			G6-3						1B	4	0	1	1	0	1	0						
Jose Leon, R OBP: 0.294, SLG: 0.485 (1, 3)			K						K	4	0	1	0	0	2	2						
Geronimo Gil, R OBP: 0.304, SLG: 0.419 (1, 2)			1B BB						G1-3	2	0	0	0	2	0	2						
Mike Bordick, R OBP: 0.314, SLG: 0.356 (1, 6)			1B						K	3	0	1	0	1	1	2						
Chris Singleton, L OBP: 0.280, SLG: 0.395 (1, 8)			F8						F9	4	0	0	0	0	1	5						
Inning Stats	R: 0 E: 0 K: 2 S: 9	H: 1 LOB: 1 BB: 0 P: 13	R: 0 E: 1 K: 1 S: 11	H: 1 LOB: 2 BB: 1 P: 19	R: 0 E: 0 K: 0 S: 7	H: 0 LOB: 0 BB: 0 P: 8	R: 0 E: 0 K: 0 S: 5	H: 0 LOB: 0 BB: 0 P: 8	R: 0 E: 0 K: 0 S: 8	H: 0 LOB: 2 BB: 2 P: 17	R: 0 E: 0 K: 1 S: 8	H: 0 LOB: 0 BB: 0 P: 13	R: 0 E: 0 K: 2 S: 14	H: 1 LOB: 2 BB: 1 P: 22	R: 1 E: 0 K: 1 S: 15	H: 3 LOB: 2 BB: 0 P: 22	R: 0 E: 0 K: 1 S: 9	H: 0 LOB: 0 BB: 0 P: 12	1B: 5 2B: 1 3B: 0 HR: 0	SF: 0 SAC: 0 DP: 0 HBP: 0	WP: 0 PB: 1 SB: 1 CS: 0	PA: 37
PITCHER	IP	WLS	BF	H	R	ER	SO	BB	IBB	HBP	BLK	WP	HR	S	P	ERA	WHIP					
Mark Mulder, L ERA: 3.7 (1, 1)	7.0	W	28	3	0	0	6	4	0	0	0	0	0	62	100	0.00	1.000					
Jim Mecir, R ERA: 4.75 (8, 1)	1.0	H	6	3	1	1	1	0	0	0	0	0	0	15	22	9.00	3.000					
Billy Koch, R ERA: 3.28 (9, 1)	1.0	S	3	0	0	0	1	0	0	0	0	0	0	9	12	0.00	0.000					

Oakland Athletics @ Baltimore Orioles
Oriole Park at Camden Yards, Baltimore, MD


Thu Jul 11 2002, 7:05 PM EDT
Att: 32,507 - Cloudy - 83 F


AB 33
R 1
H 6
RBI 1
BB 4
SO 8
LOB 17



Batter	1	2	3	4	5	6	7	8	9	AB	R	H	RBI	BB	SO	LOB	TOP										
Mark Ellis, R OBP: 0.325, SLG: 0.355 (1, 4)										4	1	2	0	1	0	3	<p>Oakland Athletics @ Baltimore Orioles Oriole Park at Camden Yards, Baltimore, MD</p> <p>Fri Jul 12, 2002, 7:05 PM EDT Att: 33,366 - Sunny - 85 F</p> <p>livebaseballscorecards.com</p> <p>AB 33 R 1 H 7 RBI 1 BB 5 SO 9 LOB 19</p>										
Scott Hatteberg, L OBP: 0.361, SLG: 0.437 (1, 3)										4	0	0	0	1	1	4											
Miguel Tejada, R OBP: 0.336, SLG: 0.472 (1, 6)										4	0	1	1	0	1	1											
David Justice, L OBP: 0.400, SLG: 0.409 (1, 10)										4	0	0	0	1	2	3											
3 Eric Chavez, L OBP: 0.344, SLG: 0.538 (1, 5)										3	0	0	0	1	1	2											
Jermaine Dye, R OBP: 0.326, SLG: 0.383 (1, 9)										3	0	0	0	0	2	3											
John Mabry, L OBP: 0.370, SLG: 0.552 (8, PH)										3	0	1	0	0	1	0											
Eric Byrnes, R OBP: 0.315, SLG: 0.510 (8, 7)										1	0	0	0	0	1	1											
Terrence Long, L OBP: 0.311, SLG: 0.388 (1, 8)										4	0	2	0	0	0	1											
Ramon Hernandez, R OBP: 0.299, SLG: 0.330 (1, 2)										3	0	1	0	1	0	1											
Inning Stats	R: 1 E: 0 K: 2 S: 17	H: 2 LOB: 2 BB: 1 P: 28	R: 0 E: 0 K: 2 S: 11	H: 2 LOB: 2 BB: 0 P: 15	R: 0 E: 0 K: 0 S: 12	H: 0 LOB: 1 BB: 1 P: 21	R: 0 E: 0 K: 0 S: 9	H: 1 LOB: 1 BB: 1 P: 15	R: 0 E: 0 K: 1 S: 11	H: 1 LOB: 1 BB: 0 P: 14	R: 0 E: 0 K: 1 S: 10	H: 0 LOB: 1 BB: 1 P: 17	R: 0 E: 0 K: 2 S: 13	H: 0 LOB: 1 BB: 0 P: 18	R: 0 E: 0 K: 1 S: 12	H: 1 LOB: 3 BB: 1 P: 22	1B: 6 2B: 1 3B: 0 HR: 0	SF: 0 SAC: 0 DP: 1 HBP: 2	WP: 1 PB: 0 SB: 1 CS: 0	PA: 40							
PITCHER	IP	WLS	BF	H	R	ER	SO	BB	IBB	HBP	BLK	WP	HR	S	P	ERA	WHIP										
Jason Johnson, R ERA: 3.56 (1, 1)	7.0	L	30	6	1	1	6	4	0	0	0	1	0	76	118	1.29	1.429										
Buddy Groom, L ERA: 1.92 (8, 1)	1.1		5	0	0	0	2	0	0	1	0	0	0	17	22	0.00	0.000										
Jorge Julio, R ERA: 2.4 (9, 1)	0.2		5	1	0	0	1	1	0	1	0	0	0	8	18	0.00	3.000										

Batter	1	2	3	4	5	6	7	8	9	AB	R	H	RBI	BB	SO	LOB	BOTTOM										
6 Melvin Mora, R OBP: 0.350, SLG: 0.427 (1, 7)										4	0	0	0	0	0	4	<p>Oakland Athletics @ Baltimore Orioles Oriole Park at Camden Yards, Baltimore, MD</p> <p>Fri Jul 12, 2002, 7:05 PM EDT Att: 33,366 - Sunny - 85 F</p> <p>livebaseballscorecards.com</p> <p>AB 32 R 0 H 8 RBI 0 BB 2 SO 4 LOB 18</p>										
Chris Singleton, L OBP: 0.278, SLG: 0.392 (1, 8)										4	0	1	0	0	0	2											
Gary Matthews, S OBP: 0.354, SLG: 0.438 (1, 9)										2	0	0	0	1	0	0											
Tony Batista, R OBP: 0.338, SLG: 0.514 (1, 5)										3	0	0	0	1	1	3											
31 Jay Gibbons, L OBP: 0.337, SLG: 0.489 (1, 3)										3	0	2	0	0	0	0											
Jose Leon, R OBP: 0.294, SLG: 0.485 (8, PH)										0	0	0	0	0	0	0											
Ryan McGuire, L OBP: 0.167, SLG: 0.136 (9, 3)										1	0	0	0	0	0	2											
21 Marty Cordova, R OBP: 0.337, SLG: 0.455 (1, 10)										4	0	1	0	0	1	2											
Mike Bordick, R OBP: 0.313, SLG: 0.355 (1, 6)										4	0	1	0	0	2	2											
Geronimo Gil, R OBP: 0.303, SLG: 0.416 (1, 2)										4	0	1	0	0	0	2											
Jerry Hairston, R OBP: 0.296, SLG: 0.319 (1, 4)										3	0	2	0	0	0	1											
Inning Stats	R: 0 E: 0 K: 0 S: 5	H: 0 LOB: 0 BB: 0 P: 7	R: 0 E: 0 K: 1 S: 10	H: 1 LOB: 1 BB: 0 P: 17	R: 0 E: 0 K: 0 S: 12	H: 2 LOB: 3 BB: 1 P: 20	R: 0 E: 0 K: 1 S: 8	H: 1 LOB: 1 BB: 0 P: 11	R: 0 E: 0 K: 0 S: 8	H: 1 LOB: 1 BB: 0 P: 8	R: 0 E: 0 K: 0 S: 12	H: 1 LOB: 1 BB: 0 P: 14	R: 0 E: 1 K: 0 S: 12	H: 1 LOB: 1 BB: 0 P: 19	R: 0 E: 0 K: 0 S: 6	H: 1 LOB: 1 BB: 1 P: 15	R: 0 E: 0 K: 2 S: 10	H: 0 LOB: 0 BB: 0 P: 13	1B: 6 2B: 2 3B: 0 HR: 0	SF: 0 SAC: 1 DP: 2 HBP: 0	WP: 0 PB: 0 SB: 1 CS: 0	PA: 35					
PITCHER	IP	WLS	BF	H	R	ER	SO	BB	IBB	HBP	BLK	WP	HR	S	P	ERA	WHIP										
Tim Hudson, R ERA: 3.27 (1, 1)	7.0		29	8	0	0	2	1	0	0	0	0	0	69	99	0.00	1.286										
Mike Venafro, L ERA: 3.03 (8, 1)	0.1	H	2	0	0	0	0	0	1	0	0	0	0	1	6	0.00	0.000										
Chad Bradford, R ERA: 1.69 (8, 1)	0.2	H	1	0	0	0	0	0	0	0	0	0	0	3	6	0.00	0.000										
Billy Koch, R ERA: 3.22 (9, 1)	1.0	S	3	0	0	0	2	0	0	0	0	0	0	10	13	0.00	0.000										

Batter	1	2	3	4	5	6	7	8	9	AB	R	H	RBI	BB	SO	LOB	TOP									
Mark Ellis, R OBP: 0.336, SLG: 0.368 (1, 4)	F2		1B					F8		4	2	2	0	1	0	0	<p>Oakland Athletics @ Baltimore Orioles Oriole Park at Camden Yards, Baltimore, MD</p> <p>Sat Jul 13 2002, 7:05 PM EDT Att: 36,100 - Cloudy - 86 F</p> <p>livebaseballscorecards.com</p> <p>AB 36 R 6 H 10 RBI 5 BB 6 SO 5 LOB 26</p> 									
Scott Hatteberg, L OBP: 0.383, SLG: 0.435 Olmedo Saenz, R OBP: 0.370, SLG: 0.538 (8, PH)	1B		2B					HR		3	0	1	1	0	0	4										
Miguel Tejada, R OBP: 0.339, SLG: 0.480 (1, 6)	HBP		1B					HR		4	1	2	3	1	0	1										
David Justice, L OBP: 0.396, SLG: 0.403 (1, 10)	1B		L9					G6-3		5	0	1	0	0	2	3										
3 Eric Chavez, L OBP: 0.339, SLG: 0.530 (1, 5)	F8		K					L9		5	0	0	0	0	0	5										
Jermaine Dye, R OBP: 0.335, SLG: 0.393 Adam Platt, R OBP: 0.316, SLG: 0.410 (9, PR)	G3-1		F8					1B		4	1	3	0	1	1	0										
John Mabry, L OBP: 0.369, SLG: 0.541 Eric Byrnes, R OBP: 0.304, SLG: 0.490 (7, PH)	FC5-4		1B					WP		0	0	0	0	0	0	0										
Terrence Long, L OBP: 0.310, SLG: 0.385 (1, 8)	K		G6-4-3					BB		2	0	0	0	1	1	2										
Ramon Hernandez, R OBP: 0.298, SLG: 0.326 (1, 2)	G4-3		BB					L4		2	0	0	0	0	0	4										
Inning Stats	R: 0 E: 0 K: 0 S: 11	H: 1 LOB: 2 BB: 0 P: 13	R: 0 E: 0 K: 1 S: 9	H: 1 LOB: 1 BB: 0 P: 14	R: 1 E: 0 K: 1 S: 10	H: 2 LOB: 1 BB: 0 P: 14	R: 0 E: 0 K: 1 S: 7	H: 0 LOB: 0 BB: 1 P: 15	R: 3 E: 0 K: 0 S: 10	H: 2 LOB: 0 BB: 1 P: 19	R: 0 E: 0 K: 0 S: 14	H: 1 LOB: 3 BB: 2 P: 29	R: 0 E: 0 K: 1 S: 14	H: 1 LOB: 3 BB: 2 P: 27	R: 1 E: 0 K: 0 S: 7	H: 1 LOB: 0 BB: 0 P: 12		R: 0 E: 0 K: 1 S: 8	H: 1 LOB: 1 BB: 0 P: 14	1B: 6 2B: 2 3B: 0 HR: 2	SF: 0 SAC: 0 DP: 1 HBP: 1	WP: 1 PB: 0 SB: 0 CS: 0	PA: 43			
PITCHER	IP	WLS	BF	H	R	ER	SO	BB	IBB	HBP	BLK	WP	HR	S	P	ERA	WHIP									
Travis Driskill, R ERA: 4.36 (1, 1)	5.1	L	26	7	5	5	3	2	1	1	0	0	1	0	11	20	8.44	1.688								
Rick Bauer, R ERA: 4.95 (6, 1)	0.2		3	0	0	0	0	1	0	0	0	1	0	1	21	39	4.50	2.000								
B.J. Ryan, L ERA: 6.75 (7, 1)	2.0		10	2	1	1	1	2	0	0	0	0	0	1	21	39	4.50	2.000								
Chris Brock, R ERA: 6.23 (9, 1)	1.0		4	1	0	0	1	0	0	0	0	0	0	8	14	0.00	1.000									

Batter	1	2	3	4	5	6	7	8	9	AB	R	H	RBI	BB	SO	LOB	BOTTOM								
6 Melvin Mora, R OBP: 0.349, SLG: 0.423 (1, 8)	F9		F8					F8		3	0	0	0	1	0	4	<p>Oakland Athletics @ Baltimore Orioles Oriole Park at Camden Yards, Baltimore, MD</p> <p>Sat Jul 13 2002, 7:05 PM EDT Att: 36,100 - Cloudy - 86 F</p> <p>livebaseballscorecards.com</p> <p>AB 30 R 0 H 3 RBI 0 BB 5 SO 3 LOB 18</p> 								
Luis Lopez, S OBP: 0.214, SLG: 0.083 (1, 10)	F8		CS					F7		4	0	1	0	0	0	1									
Gary Matthews, S OBP: 0.352, SLG: 0.432 (1, 9)	F8		G5-3					1B		3	0	0	0	1	1	1									
Tony Batista, R OBP: 0.334, SLG: 0.508 (1, 5)	F9		G5-3					K		4	0	0	0	0	0	3									
21 Marty Cordova, R OBP: 0.332, SLG: 0.449 (1, 7)	F2		F7					FC6		4	0	0	0	0	0	3									
Jose Leon, R OBP: 0.297, SLG: 0.472 Chris Singleton, L OBP: 0.278, SLG: 0.391 (9, PH)	K		G1-3					G6-3		4	0	0	0	0	2	4									
Geronimo Gil, R OBP: 0.307, SLG: 0.414 31 Jay Gibbons, L OBP: 0.336, SLG: 0.487 (9, PH)	E5		G6-3					P6		3	0	1	0	0	0	0									
Mike Bordick, R OBP: 0.310, SLG: 0.350 Ryan McGuire, L OBP: 0.160, SLG: 0.130 (9, PH)	1B		G6-3					L9		1	0	0	0	0	0	0									
Jerry Hairston, R OBP: 0.302, SLG: 0.321 (1, 4)	F6		BB					G1-6-3		1	0	0	0	0	0	0									
Inning Stats	R: 0 E: 0 K: 0 S: 7	H: 0 LOB: 0 BB: 0 P: 11	R: 0 E: 0 K: 1 S: 12	H: 1 LOB: 1 BB: 0 P: 17	R: 0 E: 0 K: 0 S: 6	H: 1 LOB: 0 BB: 0 P: 8	R: 0 E: 0 K: 0 S: 9	H: 0 LOB: 0 BB: 0 P: 11	R: 0 E: 1 K: 1 S: 14	H: 0 LOB: 3 BB: 2 P: 27	R: 0 E: 0 K: 0 S: 9	H: 1 LOB: 1 BB: 0 P: 15	R: 0 E: 0 K: 0 S: 9	H: 0 LOB: 1 BB: 1 P: 16	R: 0 E: 1 K: 0 S: 12	H: 0 LOB: 2 BB: 2 P: 24		R: 0 E: 0 K: 0 S: 7	H: 0 LOB: 0 BB: 0 P: 10	1B: 3 2B: 0 3B: 0 HR: 0	SF: 0 SAC: 0 DP: 1 HBP: 0	WP: 0 PB: 0 SB: 0 CS: 1	PA: 36		
PITCHER	IP	WLS	BF	H	R	ER	SO	BB	IBB	HBP	BLK	WP	HR	S	P	ERA	WHIP								
Barry Zito, L ERA: 3.3 (1, 1)	7.0	W	27	3	0	0	0	3	0	0	0	0	0	66	105	0.00	0.857								
Jim Mecir, R ERA: 4.71 (8, 1)	0.1		4	0	0	0	0	2	0	0	0	0	0	11	22	0.00	6.000								
Chad Bradford, R ERA: 1.62 (8, 1)	1.2		4	0	0	0	0	0	0	0	0	0	0	8	12	0.00	0.000								

Batter	1	2	3	4	5	6	7	8	9	AB	R	H	RBI	BB	SO	LOB	TOP			
Mark Ellis, R OBP: 0.333, SLG: 0.381 (1,4)	1-1 F7		1-2 F7		2-2 L7		1-2 3B			4	0	1	0	0	0	0				
Scott Hatteberg, L OBP: 0.382, SLG: 0.431 (1,3)	2-1 F9		1-2 F7		4-1 BB		0-1 L7			3	0	0	0	1	0	1				
Miguel Tejada, R OBP: 0.341, SLG: 0.487 (1,6)	2-2 L7			2-2 HR	4-2 BB			2-2 G6-3		3	1	1	1	1	0	0				
3 Eric Chavez, L OBP: 0.335, SLG: 0.523 (1,5)		2-3 K		2-1 F7	1-1 F7			2-3 K		4	0	0	0	0	2	2				
Jermaine Dye, R OBP: 0.341, SLG: 0.412 (1,9)		2-1 HR		2-2 G4-3	1B	1-1 G4-6-3		1-1 F9		4	2	3	1	0	0	0				
John Mabry, L OBP: 0.398, SLG: 0.535 (1,7)		0-0 HR		0-0 G4-3	2B	1-2 G4-6-3			1-3 K	3	0	1	0	0	0	2				
Randy Velarde, R OBP: 0.331, SLG: 0.370 (9, PH)		1B		1-2		1-2				1	0	0	0	0	1	0				
Olmedo Saenz, R OBP: 0.374, SLG: 0.541 (1,10)		0-3 K		2-1		1-2 L6			4-1 DI	3	0	1	1	1	1	1				
Terrence Long, L OBP: 0.307, SLG: 0.380 (1,8)		1-3 K		0-0 G5-3			0-1 F9		3-2 F7	4	0	0	0	0	1	3				
Greg Myers, L OBP: 0.321, SLG: 0.427 (1,2)			0-0 G4-3		2-3 K		1-1 G5-3		1-1 G6-3	4	0	0	0	0	1	1				
Inning Stats	R: 0 E: 0 K: 0 S: 7	H: 0 LOB: 0 BB: 0 P: 12	R: 1 E: 0 K: 3 S: 14	H: 2 LOB: 1 BB: 0 P: 19	R: 0 E: 0 K: 0 S: 7	H: 0 LOB: 0 BB: 0 P: 9	R: 2 E: 0 K: 0 S: 15	H: 3 LOB: 1 BB: 0 P: 23	R: 0 E: 0 K: 1 S: 13	H: 1 LOB: 2 BB: 0 P: 26	R: 0 E: 0 K: 0 S: 9	H: 1 LOB: 1 BB: 0 P: 11	R: 0 E: 0 K: 1 S: 8	H: 0 LOB: 0 BB: 0 P: 13	R: 0 E: 0 K: 1 S: 9	H: 0 LOB: 1 BB: 1 P: 18	1B: 3 2B: 1 3B: 1 HR: 2	SF: 0 SAC: 0 DP: 1 HBP: 0	WP: 0 PB: 0 SB: 0 CS: 0	PA: 36
PITCHER	IP	WLS	BF	H	R	ER	SO	BB	IBB	HBP	BLK	WP	HR	S	P	ERA	WHIP			
Rodrigo Lopez, R ERA: 3.09 (1,1)	7.0	W	29	7	3	3	4	2	0	0	0	0	2	74	112	3.86	1.286			
Buddy Groom, L ERA: 1.77 (8,1)	1.0	H	3	0	0	0	1	0	0	0	0	0	0	8	13	0.00	0.000			
Jorge Julio, R ERA: 2.34 (9,1)	1.0	S	4	0	0	0	1	1	0	0	0	0	0	9	18	0.00	1.000			

Oakland Athletics @ Baltimore Orioles
 Oriole Park at Camden Yards, Baltimore, MD
 Sun Jul 14 2002, 1:35 PM EDT
 Att: 32,853 - Overcast - 77 F

AB 33
 R 3
 H 7
 RBI 3
 BB 3
 SO 6
 LOB 10



Batter	1	2	3	4	5	6	7	8	9	AB	R	H	RBI	BB	SO	LOB	BOTTOM			
Luis Lopez, S OBP: 0.167, SLG: 0.063 (1,4)	2-2 G4-3		1-3 K	0-1 L4		1-0 G5-3				4	0	0	0	0	1	2				
Chris Singleton, L OBP: 0.281, SLG: 0.393 (1,8)	1-2 G3-1		1-1 FC4-6		1-0 S	0-1 G3				4	1	2	0	0	0	1				
Gary Matthews, S OBP: 0.350, SLG: 0.426 (1,9)	4-0 BB		1-0 FC4-6		1-0 G3		2-3 K			3	1	0	0	1	1	2				
Tony Batista, R OBP: 0.339, SLG: 0.512 (1,5)	1-1 BB		1-0 FC4-6		4-1 S	0-1 F8				3	2	2	1	1	0	0				
31 Jay Gibbons, L OBP: 0.338, SLG: 0.509 (1,3)	1-2 BB		1-0 FC4-6		2-3 S	2-1 G3				4	2	2	5	0	0	2				
6 Melvin Mora, R OBP: 0.351, SLG: 0.425 (1,7)		0-0 FC1-6	0-0 P4		2-1 G4-6-3			0-0 G6-3		3	0	1	0	0	0	0				
Ryan McGuire, L ERA: 5.57 (1,10)		0-1 FC1-6		0-1 F7		0-0 G4-6-3		4-2 G6-4-3		3	0	0	0	0	0	2				
21 Marty Cordova, R OBP: 0.334, SLG: 0.449 (8, PH)		F7		F7		1-2		BB		0	0	0	0	1	0	0				
Brook Fordyce, R OBP: 0.308, SLG: 0.325 (1,2)		2-1 FC1-6		1-1 F8		4-1 WP		0-2 G6-4-3		3	0	1	0	1	0	2				
Mike Bordick, R OBP: 0.307, SLG: 0.346 (1,6)		2-3 K		1-0 F8		2-2 BB		1-2 F8		3	0	0	0	0	1	3				
Inning Stats	R: 0 E: 0 K: 0 S: 10	H: 1 LOB: 2 BB: 1 P: 18	R: 0 E: 0 K: 1 S: 8	H: 1 LOB: 0 BB: 0 P: 12	R: 3 E: 0 K: 1 S: 10	H: 3 LOB: 0 BB: 0 P: 14	R: 0 E: 0 K: 0 S: 7	H: 1 LOB: 1 BB: 0 P: 9	R: 3 E: 0 K: 0 S: 8	H: 2 LOB: 0 BB: 1 P: 17	R: 0 E: 0 K: 0 S: 8	H: 0 LOB: 1 BB: 1 P: 15	R: 0 E: 0 K: 1 S: 7	H: 0 LOB: 0 BB: 0 P: 11	R: 0 E: 0 K: 0 S: 7	H: 0 LOB: 0 BB: 1 P: 11	1B: 3 2B: 3 3B: 0 HR: 2	SF: 0 SAC: 0 DP: 2 HBP: 1	WP: 1 PB: 0 SB: 2 CS: 0	PA: 35
PITCHER	IP	WLS	BF	H	R	ER	SO	BB	IBB	HBP	BLK	WP	HR	S	P	ERA	WHIP			
Cory Lidle, R ERA: 5.57 (1,1)	5.1	L	27	8	6	6	2	3	0	1	0	0	2	48	81	10.12	2.062			
Mike Magnante, L ERA: 5.69 (6,1)	2.2		8	0	0	0	1	1	0	0	0	0	0	17	26	0.00	0.375			

Oakland Athletics @ Baltimore Orioles
 Oriole Park at Camden Yards, Baltimore, MD
 Sun Jul 14 2002, 1:35 PM EDT
 Att: 32,853 - Overcast - 77 F

AB 30
 R 6
 H 8
 RBI 6
 BB 4
 SO 3
 LOB 14



Batter	1	2	3	4	5	6	7	8	9	AB R H RBI BB SO LOB	TOP									
Mark Ellis, R OBP: 0.326, SLG: 0.373 (1, 4)			G6-3		P5		P4			5 0 0 0 0 2 1	<p>Oakland Athletics @ Tampa Bay Devil Rays Tropicana Field, St. Petersburg, FL Tue Jul 16 2002, 7:15 PM EDT Att: 10,592 - Dome - 72 F</p> <p>livebaseballscorecards.com</p> <p>AB 33 R 2 H 8 RBI 2 BB 3 SO 7 LOB 14</p>									
Scott Hatteberg, L OBP: 0.368, SLG: 0.438 (1, 3)										3 0 2 0 1 0 0										
Miguel Tejada, R OBP: 0.341, SLG: 0.484 (1, 6)			F3				P2			4 0 1 0 0 1 2										
David Justice, L OBP: 0.395, SLG: 0.396 (1, 10)		G5-3				L4-3				3 1 0 0 1 1 2										
3 Eric Chavez, L OBP: 0.331, SLG: 0.512 (1, 5)						F7				3 0 0 0 1 1 0										
Jermaine Dye, R OBP: 0.345, SLG: 0.429 (1, 9)								G5-3		4 1 3 1 0 0 0										
John Mabry, L OBP: 0.366, SLG: 0.528 (9, PR) Terrence Long, L OBP: 0.306, SLG: 0.377 (9, 8)			SF7							3 0 2 1 0 0 1 0 0 0 0 0 0 0										
Eric Byrnes, R OBP: 0.283, SLG: 0.455 (9, 7)			FC6-4							4 0 0 0 0 2 5										
Greg Myers, L OBP: 0.310, SLG: 0.410 (1, 2)			F8		G4-3		L4			4 0 0 0 0 0 3										
Inning Stats	R: 0 E: 0 K: 2 S: 11	H: 0 LOB: 0 BB: 0 P: 16	R: 1 E: 0 K: 1 S: 15	H: 2 LOB: 1 BB: 0 P: 20	R: 0 E: 0 K: 0 S: 8	H: 0 LOB: 1 BB: 1 P: 16	R: 1 E: 0 K: 0 S: 10	H: 1 LOB: 2 BB: 2 P: 21	R: 0 E: 0 K: 0 S: 12	H: 1 LOB: 1 BB: 0 P: 11	R: 0 E: 0 K: 0 S: 7	H: 1 LOB: 0 BB: 0 P: 12	R: 0 E: 0 K: 2 S: 7	H: 0 LOB: 0 BB: 0 P: 9	R: 0 E: 0 K: 2 S: 11	H: 1 LOB: 1 BB: 0 P: 17	1B: 6 2B: 2 3B: 0 HR: 1	SF: 1 SAC: 0 DP: 1 HBP: 0	WP: 0 PB: 0 SB: 0 CS: 0	PA: 37
PITCHER	IP WLS BF H R ER SO BB IBB HBP BLK WP HR S P ERA WHIP											IP WLS BF H R ER SO BB IBB HBP BLK WP HR S P ERA WHIP								
Jorge Sosa, R ERA: 5.49 (1, 1)	6.0 L 26 6 2 2 3 3 0 0 0 0 0 1 64 100 3.00 1.500																			
Travis Harper, R ERA: 3.33 (7, 1)	3.0 11 2 0 0 4 0 0 0 0 0 0 25 38 0.00 0.667																			

Batter	1	2	3	4	5	6	7	8	9	AB R H RBI BB SO LOB	BOTTOM									
Randy Winn, S OBP: 0.364, SLG: 0.493 (1, 8)										5 0 4 0 0 0 0	<p>Oakland Athletics @ Tampa Bay Devil Rays Tropicana Field, St. Petersburg, FL Tue Jul 16 2002, 7:15 PM EDT Att: 10,592 - Dome - 72 F</p> <p>livebaseballscorecards.com</p> <p>AB 35 R 1 H 9 RBI 1 BB 2 SO 9 LOB 23</p>									
Brent Abernathy, R OBP: 0.289, SLG: 0.321 (1, 4)			SH1-4		G5-3		F4		SH1-3	3 0 0 0 0 0 3										
Steve Cox, L OBP: 0.332, SLG: 0.425 (1, 10)			G6-3		P3		HBP		P4	3 0 0 1 1 0 4										
Aubrey Huff, L OBP: 0.331, SLG: 0.427 (9, PR) Jason Smith, L OBP: 0.233, SLG: 0.345 (9, PR)							F9			5 0 2 0 0 2 5 0 0 0 0 0 0 0										
Dave McCarty, R OBP: 0.200, SLG: 0.250 (1, 7)	G6-3					G5-3				5 0 0 0 0 2 4										
Ben Grievie, L OBP: 0.342, SLG: 0.420 (1, 9)				FC4-6						3 0 0 0 1 2 1										
John Flaherty, R OBP: 0.287, SLG: 0.372 (1, 2)										4 0 1 0 0 2 2										
Chris Gomez, R OBP: 0.304, SLG: 0.411 (1, 6)	G5-3			FC6-4		G6-3				4 0 1 0 0 0 2										
Felix Escalona, R OBP: 0.307, SLG: 0.348 (1, 5) 18 Jared Sandberg, R OBP: 0.288, SLG: 0.428 (7, PH)			SH1-4				G5-3			1 1 1 0 0 0 0 2 0 0 0 0 1 2										
Inning Stats	R: 0 E: 0 K: 0 S: 14	H: 1 LOB: 2 BB: 1 P: 23	R: 0 E: 0 K: 1 S: 7	H: 0 LOB: 0 BB: 0 P: 9	R: 1 E: 0 K: 1 S: 11	H: 2 LOB: 1 BB: 0 P: 16	R: 0 E: 1 K: 1 S: 8	H: 0 LOB: 1 BB: 0 P: 13	R: 0 E: 0 K: 1 S: 10	H: 1 LOB: 2 BB: 0 P: 15	R: 0 E: 0 K: 1 S: 8	H: 1 LOB: 0 BB: 0 P: 12	R: 0 E: 0 K: 0 S: 8	H: 1 LOB: 2 BB: 0 P: 11	R: 0 E: 0 K: 3 S: 17	H: 1 LOB: 3 BB: 1 P: 27	1B: 8 2B: 1 3B: 0 HR: 0	SF: 0 SAC: 2 DP: 0 HBP: 2	WP: 0 PB: 0 SB: 1 CS: 1	PA: 41
PITCHER	IP WLS BF H R ER SO BB IBB HBP BLK WP HR S P ERA WHIP											IP WLS BF H R ER SO BB IBB HBP BLK WP HR S P ERA WHIP								
Mark Mulder, L ERA: 3.53 (1, 1)	7.1 W 33 6 1 1 6 2 0 0 2 0 0 13 19 0.00 1.091																			
Chad Bradford, R ERA: 1.55 (8, 1)	0.2 H 3 1 0 0 2 0 0 0 0 0 0 13 19 0.00 1.500																			
Billy Koch, R ERA: 3.1 (9, 1)	1.0 S 5 2 0 0 1 0 0 0 0 0 0 13 16 0.00 2.000																			

Batter	1	2	3	4	5	6	7	8	9	AB	R	H	RBI	BB	SO	LOB	TOP
David Eckstein, R (1, 6) OBP: 0.354, SLG: 0.374	F8		G6-3			G5-3		P4		4	0	0	0	0	0	2	Anaheim Angels @ Oakland Athletics Network Associates Coliseum, Oakland, CA Thu Jul 18, 2002, 10:05 PM EDT Att: 15,733 - Cloudy - 63 F
Orlando Palmeiro, L (1, 7) OBP: 0.365, SLG: 0.961	1B			G1-2-3		F5		G4-3		3	0	1	0	1	0	2	
Tim Salmon, R (1, 9) OBP: 0.378, SLG: 0.506	F8			G1-2-3		K			1B	4	0	2	0	0	1	1	
16 Garret Anderson, L (1, 8) OBP: 0.314, SLG: 0.528	K			G1-2-3			F7		1B	4	0	2	0	0	1	1	
Troy Glaus, R (1, 5) OBP: 0.355, SLG: 0.437		K		G1-2-3			F8		F9	4	0	0	0	0	1	5	
Shawn Wooten, R (1, 10) OBP: 0.190, SLG: 0.333	F9			P6			F8		F8	4	0	0	0	0	0	4	
Benji Gil, R (1, 4) Adam Kennedy, L (9, PH) OBP: 0.339, SLG: 0.433	G1-3					F7		SH1-4	1B	3	0	1	0	0	0	0	
Scott Spiezio, S (1, 3) OBP: 0.364, SLG: 0.397			P4			F7		SH1-4	BB	2	0	0	0	1	0	0	
José Molina, R (1, 2)			L9			K		SH1-4		2	0	0	0	0	1	0	
Inning Stats	R: 0 H: 1 E: 0 K: 1 S: 10	H: 1 LOB: 1 BB: 0 P: 15	R: 0 H: 0 E: 0 K: 1 S: 7	H: 0 LOB: 0 BB: 0 P: 13	R: 0 H: 0 E: 0 K: 0 S: 11	H: 2 LOB: 2 BB: 1 P: 20	R: 0 H: 0 E: 0 K: 1 S: 8	H: 0 LOB: 0 BB: 0 P: 11	R: 0 H: 1 E: 0 K: 0 S: 14	H: 2 LOB: 2 BB: 1 P: 20	R: 0 H: 2 E: 0 K: 1 S: 9	H: 2 LOB: 2 BB: 0 P: 13	1B: 6 2B: 0 3B: 0 HR: 0	SF: 0 SAC: 1 DP: 1 HBP: 0	WP: 0 PB: 0 SB: 1 CS: 0	PA: 34	
PITCHER	IP WLS BF H R ER SO BB IBB HBP BLK WP HR S P ERA WHIP																
Barry Zito, L (1, 1) ERA: 3.12	7.1 W 27 4 0 0 4 2 0 0 0 0 0 69 105 0.00 0.818																
Chad Bradford, R (8, 1) ERA: 1.53	0.2 H 2 0 0 0 0 0 0 0 0 0 0 6 8 0.00 0.000																
Billy Koch, R (9, 1) ERA: 3.04	1.0 S 5 2 0 0 1 0 0 0 0 0 0 9 13 0.00 2.000																

Batter	1	2	3	4	5	6	7	8	9	AB	R	H	RBI	BB	SO	LOB	BOTTOM
Mark Ellis, R (1, 4) OBP: 0.336, SLG: 0.383	K		L5			SH3-4				3	0	1	0	0	1	0	Anaheim Angels @ Oakland Athletics Network Associates Coliseum, Oakland, CA Thu Jul 18, 2002, 10:05 PM EDT Att: 15,733 - Cloudy - 63 F
Scott Hatteberg, L (1, 3) Eric Byrnes, R (8, 7) OBP: 0.364, SLG: 0.429 OBP: 0.283, SLG: 0.455	F5		G3		F8		K			4	0	0	0	0	1	2	
Miguel Tejada, R (1, 6) OBP: 0.341, SLG: 0.495	HR		BB		G6-4-3		G5-3			3	1	1	1	0	0	2	
David Justice, L (1, 10) OBP: 0.405, SLG: 0.399	G4-3		BB			1B		HBP	BB	2	0	1	0	2	0	0	
Jermaine Dye, R (1, 9) OBP: 0.343, SLG: 0.439		1B	F9			P4		K		4	1	1	0	0	1	4	
3 Eric Chavez, L (1, 5) OBP: 0.325, SLG: 0.506	F8				FC4-6			K		4	0	2	0	0	1	2	
John Mabry, L (1, 7) OBP: 0.364, SLG: 0.539					FC4-6					3	0	1	1	0	1	3	
Olmedo Saenz, R (8, PH) OBP: 0.379, SLG: 0.541	1B					K			HBP	0	0	0	0	0	0	0	
Ramon Hernandez, R (1, 2) OBP: 0.296, SLG: 0.319	K				K		F9		F8	4	0	0	0	0	2	6	
Terrence Long, L (1, 8) OBP: 0.303, SLG: 0.372	G4-3				F5			SH3-4	1B	3	0	1	0	0	0	2	
Inning Stats	R: 1 H: 1 E: 0 K: 1 S: 12	H: 2 LOB: 1 BB: 0 P: 17	R: 1 H: 2 E: 0 K: 1 S: 11	H: 2 LOB: 1 BB: 0 P: 14	R: 0 H: 0 E: 0 K: 0 S: 9	H: 1 LOB: 1 BB: 1 P: 20	R: 0 H: 1 E: 0 K: 1 S: 11	H: 1 LOB: 1 BB: 0 P: 18	R: 0 H: 2 E: 0 K: 1 S: 15	H: 1 LOB: 2 BB: 0 P: 19	R: 0 H: 1 E: 0 K: 2 S: 13	H: 0 LOB: 2 BB: 1 P: 22	1B: 6 2B: 1 3B: 0 HR: 1	SF: 0 SAC: 1 DP: 1 HBP: 2	WP: 0 PB: 0 SB: 0 CS: 0	PA: 35	
PITCHER	IP WLS BF H R ER SO BB IBB HBP BLK WP HR S P ERA WHIP																
Aaron Sele, R (1, 1) ERA: 4.83	7.0 L 30 2 2 2 2 1 0 1 0 0 0 0 8 13 0.00 1.500																
Scott Schoeneweis, L (8, 1) ERA: 5.49	0.2 3 0 0 0 2 1 0 0 0 0 0 0 8 13 0.00 1.500																
Brendan Donnelly, R (8, 1) ERA: 4.09	0.1 2 0 0 0 0 0 0 1 0 0 0 0 5 9 0.00 0.000																



Batter	1	2	3	4	5	6	7	8	9	AB	R	H	RBI	BB	SO	LOB	TOP			
Frank Catalanotto, L (1,3) OBP: 0.354, SLG: 0.423	4-2 G1-6-3 BB			0-1 P4			1-1 P4		1-1 P4	3	0	0	0	1	0	0				
10 Michael Young, R (1,4) OBP: 0.308, SLG: 0.396	0-1 G1-6-3			1-3 K			1-2 G6-3			3	0	0	0	0	1	1				
Alex Rodriguez, R (1,6) OBP: 0.390, SLG: 0.599 Bill Haselman, R (8,2) OBP: 0.294, SLG: 0.338	1-2 G6-3			1-0 G6-3			2-1 G5-3			3	0	0	0	0	0	0				
Juan Gonzalez, R (1,9) OBP: 0.343, SLG: 0.470 Gabe Kapler, R (8, PR) OBP: 0.299, SLG: 0.335		1-1 G5-3			1-2 G6-3			0-0 G4-3 2B		3	0	1	0	0	0	0				
Rafael Palmeiro, L (1,10) OBP: 0.377, SLG: 0.562		1-0 F9			0-0 F8			2-0 G4-3		3	0	0	0	0	0	1				
Ivan Rodriguez, R (1,2) OBP: 0.322, SLG: 0.476 Herbert Perry, R (8,5) OBP: 0.333, SLG: 0.475		0-0 G6-3			3-3 K			2-3 K		3	0	0	0	0	2	2				
Mike Lamb, L (1,5) OBP: 0.336, SLG: 0.395			0-3 K2-3			0-0 G1		2-3 K		3	0	0	0	0	2	2				
Kevin Mench, R (1,7) OBP: 0.346, SLG: 0.553			0-3 K			3-2 G5-3		3-2 F2		3	0	0	0	0	1	0				
Ruben Rivera, R (1,8) OBP: 0.229, SLG: 0.242			0-0 F8			2-0 G6-3		0-0 G1-3		3	0	0	0	0	0	0				
Inning Stats	R: 0 E: 0 K: 0 S: 7	H: 0 LOB: 0 BB: 1 P: 12	R: 0 E: 0 K: 0 S: 4	H: 0 LOB: 0 BB: 0 P: 6	R: 0 E: 0 K: 2 S: 7	H: 0 LOB: 0 BB: 0 P: 7	R: 0 E: 0 K: 1 S: 6	H: 0 LOB: 0 BB: 0 P: 8	R: 0 E: 0 K: 1 S: 7	H: 0 LOB: 0 BB: 0 P: 11	R: 0 E: 0 K: 0 S: 6	H: 0 LOB: 0 BB: 0 P: 11	R: 0 E: 0 K: 2 S: 8	H: 1 LOB: 2 BB: 0 P: 14	R: 0 E: 0 K: 0 S: 6	H: 0 LOB: 0 BB: 0 P: 10	1B: 0 2B: 1 3B: 0 HR: 0	SF: 0 SAC: 0 DP: 1 HBP: 0	WP: 0 PB: 0 SB: 0 CS: 0	PA: 28
PITCHER Cory Lidle, R (1,1) ERA: 5.08	IP: 9.0 WLS: W BF: 28 H: 1 R: 0 ER: 0 SO: 6 BB: 1 IBB: 0 HBP: 0 BLK: 0 WP: 0 HR: 0 S: 58 P: 90 ERA: 0.00 WHIP: 0.222																			

Texas Rangers @ Oakland Athletics
Network Associates Coliseum, Oakland, CA
Fri Jul 19 2002, 10:05 PM EDT
Att. 21,445 - Sunny - 68 F

AB	27
R	0
H	1
RBI	0
BB	1
SO	6
LOB	6



Batter	1	2	3	4	5	6	7	8	9	AB	R	H	RBI	BB	SO	LOB	BOTTOM			
Mark Ellis, R (1,4) OBP: 0.338, SLG: 0.387	1-2 F7		0-3 K		0-0 G4-6-3 2B	4-0 WP HR BB		1-2 G1-3		4	1	1	0	1	1	1				
Scott Hatteberg, L (1,3) OBP: 0.396, SLG: 0.438 Eric Byrnes, R (8,7) OBP: 0.295, SLG: 0.455	3-2 F7		3-2 F8		4-2 G4-6-3 BB	3-2 1-H 2-H HR		4-1 BB		3	1	1	3	1	0	1				
Miguel Tejada, R (1,6) OBP: 0.340, SLG: 0.499	0-1 F8		1-2 F7		0-0 G4-6-3	3-1 HR		1-1 G1-3		5	1	1	1	0	0	4				
David Justice, L (1,10) OBP: 0.398, SLG: 0.391		1-3 K		1-2 F7	3-2 F5	3-2 G4-3				4	0	0	0	0	1	1				
Jermaine Dye, R (1,9) OBP: 0.346, SLG: 0.437 Adam Platt, R (6, PH) OBP: 0.314, SLG: 0.407		4-2 HR BB		4-0 3 2B SF8 BB		1-2 P4 F9				1	2	0	0	2	0	0				
3 Eric Chavez, L (1,5) OBP: 0.331, SLG: 0.512		2-1 P5		1-0 2B		1-2 2B 2B		0-1 G4-3		4	1	2	0	0	0	1				
John Mabry, L (1,7) OBP: 0.366, SLG: 0.576	0-1 HR		1-0 SF8		1-0 3-H 1B	2-1 WP E 2B		2-0 G4-3		3	2	2	4	0	0	0				
Ramon Hernandez, R (1,2) OBP: 0.295, SLG: 0.318		1-3 K		1-1 1B		3-2 FC5 1B		2-2 G1-3		4	1	1	0	0	1	0				
Terrence Long, L (1,8) OBP: 0.305, SLG: 0.374			1-0 1B		0-1 F9	2-2 WP HR BB 1B		2-2 G6-3		4	1	2	1	0	0	2				
Inning Stats	R: 0 E: 0 K: 0 S: 9	H: 0 LOB: 0 BB: 0 P: 13	R: 2 E: 0 K: 2 S: 14	H: 1 LOB: 0 BB: 1 P: 22	R: 0 E: 0 K: 1 S: 10	H: 1 LOB: 1 BB: 0 P: 15	R: 1 E: 0 K: 0 S: 9	H: 2 LOB: 2 BB: 1 P: 17	R: 0 E: 0 K: 0 S: 7	H: 1 LOB: 1 BB: 1 P: 14	R: 7 E: 1 K: 0 S: 26	H: 5 LOB: 0 BB: 1 P: 51	R: 0 E: 0 K: 0 S: 7	H: 0 LOB: 0 BB: 0 P: 11	R: 0 E: 0 K: 0 S: 10	H: 0 LOB: 1 BB: 1 P: 18	1B: 3 2B: 4 3B: 0 HR: 3	SF: 1 SAC: 0 DP: 1 HBP: 0	WP: 2 PB: 0 SB: 0 CS: 0	PA: 39
PITCHER Aaron Myette, R (1,1) ERA: 7.3 Reynaldo Garcia, R (6,1) ERA: 40.5 Jay Powell, R (7,1) ERA: 7.62 Dan Kolb, R (8,1) ERA: 3.38	IP: 5.1 WLS: L BF: 27 H: 8 R: 7 ER: 6 SO: 3 BB: 3 IBB: 0 HBP: 0 BLK: 0 WP: 1 HR: 1 S: 62 P: 103 ERA: 10.12 WHIP: 2.062																			
PITCHER	IP: 0.2 WLS: L BF: 5 H: 2 R: 3 ER: 3 SO: 0 BB: 1 IBB: 0 HBP: 0 BLK: 0 WP: 1 HR: 2 S: 13 P: 29 ERA: 40.50 WHIP: 4.500																			
PITCHER	IP: 1.0 WLS: L BF: 3 H: 0 R: 0 ER: 0 SO: 0 BB: 0 IBB: 0 HBP: 0 BLK: 0 WP: 0 HR: 0 S: 7 P: 11 ERA: 0.00 WHIP: 0.000																			
PITCHER	IP: 1.0 WLS: L BF: 4 H: 0 R: 0 ER: 0 SO: 0 BB: 0 IBB: 0 HBP: 0 BLK: 0 WP: 0 HR: 0 S: 10 P: 18 ERA: 0.00 WHIP: 1.000																			

Texas Rangers @ Oakland Athletics
Network Associates Coliseum, Oakland, CA
Fri Jul 19 2002, 10:05 PM EDT
Att. 21,445 - Sunny - 68 F

AB	33
R	10
H	10
RBI	9
BB	5
SO	3
LOB	10



Batter	1	2	3	4	5	6	7	8	9	AB	R	H	RBI	BB	SO	LOB	TOP				
10 Michael Young, R OBP: 0.304, SLG: 0.391	F4		K		F7		G5-3			4	0	0	0	0	1	1					
Kevin Mench, R OBP: 0.344, SLG: 0.546	F8		HR		F7			G3		4	1	1	1	0	0	0					
Alex Rodriguez, R OBP: 0.391, SLG: 0.606			HR		G6-3			K		4	1	2	2	0	1	0					
Juan Gonzalez, R OBP: 0.341, SLG: 0.471	F2					G5-3		G3-1		4	0	1	0	0	0	1					
Rafael Palmeiro, L OBP: 0.378, SLG: 0.571		G3-1	F9			FC4-6			HR	4	1	2	1	0	0	1					
Ivan Rodriguez, R OBP: 0.321, SLG: 0.468		G6-4-3		P6		FC4-6		G6-3		3	0	0	0	1	0	1					
Herbert Perry, R OBP: 0.328, SLG: 0.467		G6-4-3		K		G3		K		4	0	0	0	0	2	2					
Gabe Kapler, R OBP: 0.289, SLG: 0.341				F7				G3-1		3	1	1	0	0	0	0					
Carl Everett, S OBP: 0.257, SLG: 0.328				HR					BB	0	0	0	0	1	0	0					
Ruben Rivera, R OBP: 0.243, SLG: 0.343									G3	2	1	1	1	0	1	1					
Frank Catalanotto, L OBP: 0.350, SLG: 0.417										2	0	0	0	0	0	1					
Inning Stats	R: 0 E: 0 K: 0 S: 7	H: 1 LOB: 1 BB: 0 P: 10	R: 0 E: 0 K: 0 S: 3	H: 0 LOB: 0 BB: 1 P: 7	R: 3 E: 0 K: 2 S: 19	H: 4 LOB: 1 BB: 0 P: 28	R: 0 E: 0 K: 1 S: 7	H: 0 LOB: 0 BB: 1 P: 10	R: 1 E: 0 K: 0 S: 8	H: 1 LOB: 0 BB: 0 P: 11	R: 0 E: 0 K: 0 S: 7	H: 0 LOB: 0 BB: 0 P: 10	R: 0 E: 0 K: 1 S: 6	H: 0 LOB: 0 BB: 0 P: 10	R: 1 E: 0 K: 1 S: 13	H: 1 LOB: 1 BB: 1 P: 20	1B: 3 2B: 2 3B: 0 HR: 3	SF: 0 SAC: 0 DP: 1 HBP: 0	WP: 0 PB: 0 SB: 0 CS: 0	PA: 36	
PITCHER	IP	WLS	BF	H	R	ER	SO	BB	IBB	HBP	BLK	WP	HR	S	P	ERA	WHIP				
Ted Lilly, L ERA: 3.39	5.0		21	6	4	4	3	1	0	0	0	0	2	43	65	7.20	1.400				
Chad Bradford, R ERA: 1.44	3.0		10	1	0	0	1	0	0	0	0	0	0	21	31	0.00	0.333				
Billy Koch, R ERA: 3.15	1.0	W	5	1	1	1	1	1	0	0	0	0	1	13	20	9.00	2.000				

Texas Rangers @ Oakland Athletics
Network Associates Coliseum, Oakland, CA
Sat Jul 20 2002, 9:05 PM EDT
Att: 31,129 - Cloudy - 65 F

AB 34
R 5
H 8
RBI 5
BB 2
SO 5
LOB 8



Batter	1	2	3	4	5	6	7	8	9	AB	R	H	RBI	BB	SO	LOB	BOTTOM				
Mark Ellis, R OBP: 0.340, SLG: 0.387	BB	F9		G1-3		G4-6-3		F8		5	1	2	1	0	0	3					
Scott Hatteberg, L OBP: 0.397, SLG: 0.437										3	1	1	0	1	0	2					
Eric Byrnes, R OBP: 0.295, SLG: 0.455										0	0	0	0	0	0	0					
David Justice, L OBP: 0.397, SLG: 0.389										1	0	0	0	0	0	0					
Miguel Tejada, R OBP: 0.340, SLG: 0.498										5	1	2	1	0	1	0					
3 Eric Chavez, L OBP: 0.334, SLG: 0.510	F7									3	1	1	1	2	0	3					
Jermaine Dye, R OBP: 0.347, SLG: 0.436	F5									3	0	1	1	1	0	3					
John Mabry, L OBP: 0.369, SLG: 0.590	F8									4	1	1	1	1	0	3					
Olmedo Saenz, R OBP: 0.372, SLG: 0.522										4	0	0	1	0	1	0					
Terrence Long, L OBP: 0.310, SLG: 0.384										4	1	3	0	0	1	0					
Greg Myers, L OBP: 0.316, SLG: 0.408										3	0	1	0	1	1	2					
Ramon Hernandez, R OBP: 0.295, SLG: 0.318										0	0	0	0	0	0	0					
Inning Stats	R: 1 E: 0 K: 0 S: 14	H: 2 LOB: 2 BB: 1 P: 25	R: 0 E: 0 K: 2 S: 11	H: 1 LOB: 1 BB: 0 P: 14	R: 2 E: 0 K: 0 S: 15	H: 2 LOB: 0 BB: 0 P: 21	R: 0 E: 0 K: 1 S: 9	H: 0 LOB: 1 BB: 1 P: 16	R: 0 E: 1 K: 0 S: 10	H: 4 LOB: 1 BB: 0 P: 14	R: 0 E: 0 K: 1 S: 11	H: 2 LOB: 1 BB: 0 P: 17	R: 0 E: 0 K: 0 S: 8	H: 1 LOB: 1 BB: 0 P: 11	R: 1 E: 0 K: 0 S: 6	H: 0 LOB: 3 BB: 3 P: 24	1B: 9 2B: 2 3B: 0 HR: 1	SF: 1 SAC: 0 DP: 1 HBP: 1	WP: 2 PB: 0 SB: 0 CS: 0	PA: 43	
PITCHER	IP	WLS	BF	H	R	ER	SO	BB	IBB	HBP	BLK	WP	HR	S	P	ERA	WHIP				
Rob Bell, R ERA: 6.17	5.1		28	9	5	5	3	3	0	0	0	0	1	71	111	8.44	2.250				
Rich Rodriguez, L ERA: 16.2	0.2		1	0	0	0	0	0	0	0	0	0	0	1	1	0.00	0.000				
Todd Van Poppel, R ERA: 4.33	0.2		3	2	0	0	1	0	0	0	0	0	0	9	14	0.00	3.000				
Juan Alvarez, L ERA: 2.75	1.0		4	1	0	0	0	0	0	0	0	0	0	9	13	0.00	1.000				
Dave Burba, R ERA: 5.02	1.0	L	7	0	1	1	0	2	1	1	0	1	0	7	25	9.00	2.000				

Texas Rangers @ Oakland Athletics
Network Associates Coliseum, Oakland, CA
Sat Jul 20 2002, 9:05 PM EDT
Att: 31,129 - Cloudy - 65 F

AB 35
R 6
H 12
RBI 6
BB 6
SO 4
LOB 16




Batter	1	2	3	4	5	6	7	8	9	10	11	12	AB	R	H	RBI	BB	SO	LOB					
10 Michael Young, R OBP: 0.305, SLG: 0.391	G1-3		1B			G6-3		G6-3			1B	SF9	5	0	2	1	0	0	0					
Gabe Kapler, R OBP: 0.286, SLG: 0.335	K		F8			F3		G1-3			K	3B	6	1	1	2	0	2	2					
Alex Rodriguez, R OBP: 0.356, SLG: 0.612	HR		F8			1B			K		1B	3B	5	1	3	1	1	1	1					
Juan Gonzalez, R OBP: 0.337, SLG: 0.476	HR				F8	F7			G6-3		P5	F9	6	1	1	2	0	0	4					
Kevin Mench, R OBP: 0.335, SLG: 0.530	G5-3				F3			G5-3				G6-3	5	0	0	0	0	0	0					
Herbert Perry, R OBP: 0.326, SLG: 0.466		G6-3			K			F3			G6-3	1B	5	1	1	0	0	1	0					
Bill Haselman, R OBP: 0.295, SLG: 0.333		F8				F9				P4		1B	2	0	0	0	1	0	0					
Rafael Palmeiro, L OBP: 0.379, SLG: 0.569								BB				1B	1	1	0	0	1	0	0					
Mike Lamb, L OBP: 0.333, SLG: 0.391		G4-3				G1-3					F8	1B	2	0	0	0	0	0	0					
Carl Everett, S OBP: 0.256, SLG: 0.326								K				10 SF9	1	0	0	0	0	1	1					
Frank Catalanotto, L OBP: 0.352, SLG: 0.418												1B	2	1	1	0	0	0	0					
Ruben Rivera, R OBP: 0.295, SLG: 0.316												1B	3	0	0	0	0	1	0					
Ivan Rodriguez, R OBP: 0.322, SLG: 0.469			F7			K					F8	1B	2	1	1	1	0	0	0					
Inning Stats	R: 2 E: 0 K: 1 S: 11	H: 1 LOB: 0 BB: 1 P: 21	R: 0 E: 0 K: 0 S: 6	H: 0 LOB: 0 BB: 0 P: 8	R: 0 E: 0 K: 1 S: 11	H: 1 LOB: 1 BB: 0 P: 14	R: 0 E: 0 K: 1 S: 8	H: 0 LOB: 0 BB: 0 P: 10	R: 0 E: 0 K: 1 S: 10	H: 1 LOB: 1 BB: 0 P: 15	R: 0 E: 0 K: 0 S: 5	H: 0 LOB: 0 BB: 0 P: 6	R: 0 E: 0 K: 1 S: 9	H: 0 LOB: 0 BB: 0 P: 11	R: 0 E: 0 K: 0 S: 11	H: 2 LOB: 2 BB: 0 P: 23	R: 5 E: 0 K: 2 S: 17	H: 5 LOB: 1 BB: 0 P: 27	1B: 7 2B: 1 3B: 1 HR: 1	SF: 1 SAC: 0 DP: 0 HBP: 0	WP: 0 PB: 0 SB: 0 CS: 0	PA: 49		
PITCHER	IP WLS BF H R ER SO BB IBB HBP BLK WP HR S P ERA WHIP	IP WLS BF H R ER SO BB IBB HBP BLK WP HR S P ERA WHIP																			IP WLS BF H R ER SO BB IBB HBP BLK WP HR S P ERA WHIP			
Mark Mulder, L ERA: 3.4	1.1	9.0	32	3	2	2	5	2	0	0	0	0	0	0	0	0	0	0	0	0	114	2.00	0.556	
Billy Koch, R ERA: 3.09	10.1	1.0	3	0	0	0	0	0	0	0	0	0	0	0	0	0	0	0	0	0	11	16	0.00	0.000
Jim Mecir, R ERA: 3.36	11.1	1.2	L	12	6	5	5	1	0	1	0	0	0	0	0	0	0	0	0	0	29	47	27.00	3.600
Mike Venafro, L ERA: 3.93	12.1	0.1	2	1	0	0	0	0	0	0	0	0	0	0	0	0	0	0	0	0	3	3	0.00	3.000

Texas Rangers @ Oakland Athletics
Network Associates Coliseum, Oakland, CA
Sun Jul 21 2002, 4:05 PM EDT
Alt. 27,567 - Cloudy - 69 F

livebaseballscorecards.com

AB 45
R 7
H 10
RBI 7
BB 3
SO 6
LOB 8





Batter	1	2	3	4	5	6	7	8	9	10	11	12	AB	R	H	RBI	BB	SO	LOB						
Mark Ellis, R OBP: 0.337, SLG: 0.378	3B	FC6-4		F2					F9			G6-3	6	1	1	0	0	0	6						
Scott Hatteberg, L OBP: 0.367, SLG: 0.445	G6-3					K			G4-3			FC1-5	6	1	2	1	0	1	4						
Miguel Tejada, R OBP: 0.340, SLG: 0.498	G6-3		G6-3			2B			F9			G6-3	6	0	2	1	0	0	3						
David Justice, L OBP: 0.399, SLG: 0.383	G3-1					G4-6-3			F8			2B	3	0	0	0	0	3	0						
Jermaine Dye, R OBP: 0.340, SLG: 0.426	K			F7					G6-3			F9	6	0	0	0	0	3	7						
3 Eric Chavez, L OBP: 0.334, SLG: 0.513			G3			K			G4-3			G3-1	6	1	2	0	0	1	4						
John Mabry, L OBP: 0.276, SLG: 0.376												2B	3	0	0	0	0	0	1						
Orlando Sanchez, R OBP: 0.266, SLG: 0.405		G3							F7				1	0	1	0	0	0	0						
Eric Byrnes, R OBP: 0.266, SLG: 0.405													0	0	0	0	0	0	0						
Greg Myers, L OBP: 0.276, SLG: 0.405													0	0	0	0	0	0	0						
Adam Piatt, R OBP: 0.379, SLG: 0.411													1	0	1	1	0	0	0						
Ramon Hernandez, R OBP: 0.297, SLG: 0.314													3	0	0	0	2	3	4						
Terrence Long, L OBP: 0.316, SLG: 0.385													4	0	2	0	2	1	3						
Inning Stats	R: 2 E: 0 K: 1 S: 11	H: 1 LOB: 0 BB: 0 P: 15	R: 0 E: 0 K: 0 S: 14	H: 1 LOB: 2 BB: 1 P: 23	R: 0 E: 0 K: 1 S: 12	H: 1 LOB: 2 BB: 1 P: 22	R: 0 E: 0 K: 1 S: 11	H: 0 LOB: 1 BB: 1 P: 21	R: 0 E: 0 K: 1 S: 10	H: 1 LOB: 2 BB: 1 P: 15	R: 0 E: 0 K: 0 S: 7	H: 0 LOB: 0 BB: 0 P: 10	R: 0 E: 0 K: 0 S: 7	H: 1 LOB: 3 BB: 1 P: 15	R: 0 E: 0 K: 0 S: 11	H: 1 LOB: 3 BB: 2 P: 26	R: 0 E: 0 K: 1 S: 11	H: 2 LOB: 3 BB: 1 P: 19	R: 1 E: 0 K: 2 S: 17	H: 2 LOB: 1 BB: 0 P: 24	1B: 6 2B: 4 3B: 1 HR: 0	SF: 0 SAC: 1 DP: 1 HBP: 1	WP: 2 PB: 0 SB: 1 CS: 0	PA: 55	
PITCHER	IP WLS BF H R ER SO BB IBB HBP BLK WP HR S P ERA WHIP	IP WLS BF H R ER SO BB IBB HBP BLK WP HR S P ERA WHIP																			IP WLS BF H R ER SO BB IBB HBP BLK WP HR S P ERA WHIP				
Chan Ho Park, R ERA: 2.7	1.1	8.0	33	5	2	2	5	4	0	0	0	0	0	0	0	0	0	0	0	0	81	131	2.25	1.125	
Juan Alvarez, L ERA: 2.7	9.1	0.1	3	1	0	0	0	1	0	0	0	0	0	0	0	0	0	0	0	0	0	3	8	0.00	6.000
Dan Kolb, R ERA: 3.0	9.1	0.1	1	0	0	0	0	0	0	0	0	0	0	0	0	0	0	0	0	0	2	3	0.00	0.000	
Rich Rodriguez, L ERA: 14.73	9.1	0.1	1	0	0	0	0	0	0	0	0	0	0	0	0	0	0	0	0	2	4	0.00	0.000		
Jay Powell, R ERA: 6.6	10.1	2.0	W	12	3	0	0	2	0	3	0	0	0	0	0	0	0	0	0	22	45	0.00	1.500		


Texas Rangers @ Oakland Athletics
Network Associates Coliseum, Oakland, CA
Sun Jul 21 2002, 4:05 PM EDT
Alt. 27,567 - Cloudy - 69 F

livebaseballscorecards.com

AB 45
R 3
H 11
RBI 3
BB 8
SO 9
LOB 33




Batter	1	2	3	4	5	6	7	8	9	AB	R	H	RBI	BB	SO	LOB	TOP										
Mark Ellis, R OBP: 0.335, SLG: 0.375 (1, 4)	F7		F8			F9		F9		4	0	1	0	0	0	1	<p>Oakland Athletics @ Anaheim Angels Edison International Field, Anaheim, CA</p> <p>Tue Jul 23, 2002, 10:05 PM EDT Att: 25,370 - Sunny - 78 F</p> <p>livebaseballscores.com</p> <p>AB 30 R 2 H 4 RBI 2 BB 2 SO 4 LOB 7</p> 										
Scott Hatteberg, L OBP: 0.385, SLG: 0.441 Eric Byrnes, R OBP: 0.295, SLG: 0.455 (1, 3) (8, 7)	P4		G4-3			1B		F7		3	1	0	0	1	0	1											
Miguel Tejada, R OBP: 0.339, SLG: 0.502 (1, 6)	G4-3					HR				4	1	1	2	0	1	0											
David Justice, L OBP: 0.393, SLG: 0.376 (1, 10)		G3				G4-3		G4-3		4	0	0	0	0	1	0											
Jermaine Dye, R OBP: 0.336, SLG: 0.419 (1, 9)		F8				G5-3				4	0	0	0	0	1	0											
3 Eric Chavez, L OBP: 0.337, SLG: 0.513 (1, 5)										2	0	1	0	1	0	0											
John Mabry, L OBP: 0.353, SLG: 0.563 (1, 7) (8, 3)						1B				3	0	0	0	0	1	2											
Ramon Hernandez, R OBP: 0.298, SLG: 0.314 (1, 2)										3	0	1	0	0	0	1											
Terrence Long, L OBP: 0.313, SLG: 0.382 (1, 8)										3	0	0	0	0	0	2											
Inning Stats	R: 0 E: 0 K: 0 S: 4	H: 0 LOB: 0 BB: 7	R: 0 E: 0 K: 1 S: 8	H: 0 LOB: 1 BB: 17	R: 0 E: 0 K: 0 S: 9	H: 1 LOB: 1 BB: 14	R: 0 E: 0 K: 1 S: 10	H: 0 LOB: 0 BB: 14	R: 0 E: 0 K: 0 S: 12	H: 1 LOB: 1 BB: 17	R: 2 E: 0 K: 0 S: 11	H: 2 LOB: 0 BB: 19	R: 0 E: 0 K: 0 S: 9	H: 0 LOB: 0 BB: 13	R: 0 E: 0 K: 0 S: 7	H: 0 LOB: 0 BB: 11		R: 0 E: 0 K: 0 S: 14	H: 0 LOB: 0 BB: 22	1B: 3 2B: 0 3B: 0 HR: 1	SF: 0 SAC: 0 DP: 0 HBP: 0	WP: 3 PB: 0 SB: 1 CS: 0	PA: 32				
PITCHER	IP	WLS	BF	H	R	ER	SO	BB	IBB	HBP	BLK	WP	HR	S	P	ERA	WHIP										
Kevin Appier, R ERA: 4.5 Brendan Donnelly, R ERA: 3.0 (1, 1) (9, 1)	8.0	L	29	4	2	2	2	2	0	0	0	3	1	70	112	2.25	0.750										

Batter	1	2	3	4	5	6	7	8	9	AB	R	H	RBI	BB	SO	LOB	BOTTOM										
David Eckstein, R OBP: 0.361, SLG: 0.376 (1, 6)	FC6-4		F2				FC6-4		SH1-4	2	1	0	0	1	0	2	<p>Oakland Athletics @ Anaheim Angels Edison International Field, Anaheim, CA</p> <p>Tue Jul 23, 2002, 10:05 PM EDT Att: 25,370 - Sunny - 78 F</p> <p>livebaseballscores.com</p> <p>AB 33 R 1 H 8 RBI 1 BB 4 SO 7 LOB 24</p> 										
Darin Erstad, L OBP: 0.332, SLG: 0.403 (1, 8)	FC6-4		K			L6		F7		5	0	1	1	0	1	6											
Tim Salmon, R OBP: 0.380, SLG: 0.510 (1, 9)										4	0	0	0	1	1	2											
16 Garret Anderson, L OBP: 0.323, SLG: 0.537 (1, 7)	F7									3	0	1	0	1	0	1											
Troy Glaus, R OBP: 0.352, SLG: 0.434 (1, 5)										4	0	1	0	0	2	2											
Shawn Woolen, R OBP: 0.289, SLG: 0.385 Jose Nieves, R OBP: 0.303, SLG: 0.309 (1, 10) (8, FR)	F9									4	0	3	0	0	0	0											
Scott Spiezio, S OBP: 0.370, SLG: 0.416 (1, 3)	L9									4	0	1	0	0	1	4											
José Molina, R OBP: 0.429, SLG: 0.385 Orlando Palmeiro, L OBP: 0.367, SLG: 0.363 Jorge Fabregas, L OBP: 0.266, SLG: 0.224 (1, 2) (8, PH) (9, 2)	F7									3	0	1	0	0	1	2											
Benji Gil, R OBP: 0.309, SLG: 0.423 Adam Kennedy, L OBP: 0.337, SLG: 0.431 (1, 4) (9, PH)										1	0	0	0	0	0	0											
Inning Stats	R: 0 E: 0 K: 0 S: 8	H: 0 LOB: 1 BB: 2	R: 0 E: 0 K: 1 S: 9	H: 0 LOB: 0 BB: 0	R: 0 E: 0 K: 1 S: 10	H: 0 LOB: 1 BB: 1	R: 0 E: 0 K: 0 S: 6	H: 0 LOB: 0 BB: 1	R: 0 E: 0 K: 0 S: 19	H: 2 LOB: 3 BB: 0	R: 0 E: 0 K: 1 S: 13	H: 2 LOB: 2 BB: 0	R: 1 E: 0 K: 1 S: 14	H: 2 LOB: 1 BB: 0	R: 0 E: 0 K: 1 S: 10	H: 2 LOB: 2 BB: 0		R: 0 E: 1 K: 0 S: 7	H: 0 LOB: 1 BB: 0	1B: 7 2B: 0 3B: 1 HR: 0	SF: 0 SAC: 1 DP: 1 HBP: 1	WP: 0 PB: 0 SB: 0 CS: 1	PA: 39				
PITCHER	IP	WLS	BF	H	R	ER	SO	BB	IBB	HBP	BLK	WP	HR	S	P	ERA	WHIP										
Barry Zito, L ERA: 3.04 Chad Bradford, R ERA: 1.42 Mike Venafro, L ERA: 3.89 Jim Mecir, R ERA: 5.28 Billy Koch, R ERA: 3.04 (1, 1) (7, 1) (8, 1) (8, 1) (9, 1)	6.1	W	27	5	1	1	5	4	0	0	0	0	0	8	13	0.00	1.500										

Batter	1	2	3	4	5	6	7	8	9	AB	R	H	RBI	BB	SO	LOB	TOP					
Mark Ellis, R OBP: 0.333, SLG: 0.372 (1,4)	G1-3			F8				K		4	0	1	0	0	1	0						
Scott Hatteberg, L OBP: 0.394, SLG: 0.438 (1,3)	G5-4-3 1B			G5-3		G5-3			K	4	0	1	0	0	1	2						
Miguel Tejada, R OBP: 0.339, SLG: 0.507 (1,6)	G5-4-3 1-2			K					F8	4	1	1	1	0	1	1						
David Justice, L OBP: 0.391, SLG: 0.379 (1,10)		L9			G4-3				G4-3	4	0	1	0	0	0	0						
Eric Chavez, L OBP: 0.334, SLG: 0.508 (1,5)		L5			G4-3					3	0	0	0	0	0	1						
Jermaine Dye, R OBP: 0.332, SLG: 0.415 (1,9)		G6-3			K					3	0	0	0	0	1	1						
John Mabry, L OBP: 0.353, SLG: 0.557 (1,7)										3	0	1	0	0	1	1						
Terrence Long, L OBP: 0.313, SLG: 0.381 (1,8)										3	0	1	0	0	0	1						
Greg Myers, L OBP: 0.314, SLG: 0.396 (1,2)										3	0	0	0	0	1	2						
Inning Stats	R: 0 E: 0 K: 0 S: 8	H: 1 LOB: 0 BB: 0 P: 13	R: 0 E: 0 K: 0 S: 7	H: 0 LOB: 0 BB: 0 P: 12	R: 0 E: 0 K: 1 S: 6	H: 1 LOB: 1 BB: 0 P: 9	R: 0 E: 0 K: 1 S: 16	H: 0 LOB: 0 BB: 0 P: 21	R: 0 E: 0 K: 1 S: 6	H: 0 LOB: 0 BB: 0 P: 9	R: 0 E: 0 K: 1 S: 16	H: 2 LOB: 2 BB: 0 P: 21	R: 1 E: 0 K: 0 S: 10	H: 2 LOB: 1 BB: 0 P: 17	R: 0 E: 0 K: 1 S: 9	H: 0 LOB: 0 BB: 0 P: 12	R: 0 E: 0 K: 1 S: 8	H: 0 LOB: 0 BB: 0 P: 11	1B: 4 2B: 2 3B: 0 HR: 1	SF: 0 SAC: 0 DP: 2 HBP: 0	WP: 0 PB: 0 SB: 0 CS: 1	PA: 31
PITCHER	IP	WLS	BF	H	R	ER	SO	BB	IBB	HBP	BLK	WP	HR	S	P	ERA	WHIP					
Aaron Sele, R ERA: 4.73 (1,1)	7.0	W	25	6	1	1	4	0	0	0	0	0	1	69	102	1.29	0.857					
Brendan Donnelly, R ERA: 2.65 (8,1)	2.0		6	0	0	0	2	0	0	0	0	0	0	17	23	0.00	0.000					

Oakland Athletics @ Anaheim Angels
Edison International Field, Anaheim, CA
Wed Jul 24 2002, 10:05 PM EDT
Att: 25,240 - Sunny - 80 F

AB 31
R 1
H 6
RBI 1
BB 0
SO 6
LOB 9





Batter	1	2	3	4	5	6	7	8	9	AB	R	H	RBI	BB	SO	LOB	BOTTOM				
David Eckstein, R OBP: 0.362, SLG: 0.384 (1,6)	G2-3					G6-3				4	1	2	1	0	0	1					
Darin Erstad, L OBP: 0.328, SLG: 0.398 (1,8)	F7									4	0	0	0	0	0	1					
Tim Salmon, R OBP: 0.376, SLG: 0.504 (1,10)	G5-3									4	0	0	0	0	2	1					
16 Garret Anderson, L OBP: 0.322, SLG: 0.534 (1,7)		G3								4	1	1	0	0	1	0					
Troy Glaus, R OBP: 0.351, SLG: 0.431 (1,5)		F7								3	1	0	0	0	2	0					
Brad Fullmer, L OBP: 0.331, SLG: 0.502 (1,3)		E4								3	1	2	0	0	0	0					
Scott Spiezio, S OBP: 0.372, SLG: 0.418 (7,3)										1	0	1	0	0	0	0					
Orlando Palmeiro, L OBP: 0.370, SLG: 0.374 (1,9)										4	0	2	3	0	0	2					
Jorge Fabregas, L OBP: 0.299, SLG: 0.215 (1,2)										3	0	0	0	0	0	4					
Adam Kennedy, L OBP: 0.337, SLG: 0.430 (1,4)										3	1	1	0	0	1	1					
Inning Stats	R: 0 E: 0 K: 0 S: 10	H: 0 LOB: 0 BB: 0 P: 12	R: 0 E: 1 K: 0 S: 12	H: 1 LOB: 2 BB: 0 P: 18	R: 2 E: 0 K: 0 S: 8	H: 2 LOB: 0 BB: 0 P: 10	R: 0 E: 0 K: 1 S: 11	H: 1 LOB: 1 BB: 0 P: 16	R: 0 E: 0 K: 1 S: 13	H: 1 LOB: 1 BB: 0 P: 18	R: 3 E: 0 K: 1 S: 15	H: 3 LOB: 1 BB: 0 P: 22	R: 0 E: 0 K: 2 S: 9	H: 0 LOB: 0 BB: 0 P: 13	R: 0 E: 0 K: 1 S: 9	H: 1 LOB: 1 BB: 0 P: 13	1B: 6 2B: 2 3B: 1 HR: 0	SF: 0 SAC: 1 DP: 0 HBP: 1	WP: 2 PB: 0 SB: 0 CS: 0	PA: 35	
PITCHER	IP	WLS	BF	H	R	ER	SO	BB	IBB	HBP	BLK	WP	HR	S	P	ERA	WHIP				
Tim Hudson, R ERA: 3.48 (1,1)	7.0	L	31	8	5	5	5	0	0	1	0	0	0	78	109	6.43	1.143				
Jeff Tam, R ERA: 6.25 (8,1)	1.0		4	1	0	0	1	0	0	0	0	1	0	9	13	0.00	1.000				

Oakland Athletics @ Anaheim Angels
Edison International Field, Anaheim, CA
Wed Jul 24 2002, 10:05 PM EDT
Att: 25,240 - Sunny - 80 F

AB 33
R 5
H 9
RBI 4
BB 0
SO 6
LOB 10



Batter	1	2	3	4	5	6	7	8	9	AB	R	H	RBI	BB	SO	LOB	TOP										
Mark Ellis, R OBP: 0.337, SLG: 0.367 David Justice, L OBP: 0.389, SLG: 0.377	1-1 F8		2-3 K		4-2 1B 3 1B BB	4-2 WP BB			1-0 G4-3	2	1	0	0	2	1	1	<p>Oakland Athletics @ Anaheim Angels</p> <p>Edison International Field, Anaheim, CA</p> <p>Thu Jul 25 2002, 4:05 PM EDT</p> <p>Att: 31,653 - Sunny - 87 F</p> <p>livebaseballscorecards.com</p> <p>AB 33 R 4 H 9 RBI 3 BB 4 SO 5 LOB 16</p> 										
Terrence Long, L OBP: 0.314, SLG: 0.381	1-2 CS 1B		0-0 P5		1-0 3 1B BB	2-3 K		2-2 G4-3	5	1	2	0	0	1	3												
Miguel Tejada, R OBP: 0.339, SLG: 0.506	2-2 PO 3 BB 1B		2-2 P4		0-0 3 1B BB	1-2 2-3 3-H 1B		2-0 G6-3	5	0	2	1	0	0	1												
3 Eric Chavez, L OBP: 0.336, SLG: 0.507	4-0 1B			0-0 G4-3	1-2 2-3 3-H 1B	0-1 G6-4-3 1B		0-1 F9	3	0	1	2	1	0	0												
Jermaine Dye, R OBP: 0.331, SLG: 0.412	3-2 PO 2-3	1-1 1B		3-2 P4	3-2 G6-4-3 1-2		1-2 G6-3		4	0	1	0	0	0	2												
John Mabry, L OBP: 0.343, SLG: 0.541		1-3 K		0-0 E1		1-2 G4-3		0-3 K	4	0	0	0	0	2	1												
Olmedo Saenz, R Adam Platt, R OBP: 0.319, SLG: 0.411		2-3 K		0-0 F9		0-2 FC5-4 HBP 1B		1-1 G4-3 1B	4	1	2	0	0	1	2												
Ramon Hernandez, R OBP: 0.301, SLG: 0.314		1-0 F8			0-2 1B SH5-3 1B	2-0 FC5-4 HBP		1-0 G4-3	3	1	1	0	0	0	2												
Eric Byrnes, R Scott Hatteberg, L OBP: 0.302, SLG: 0.446 OBP: 0.363, SLG: 0.437			4-2 BB		0-0 SH5-3	3-1 FC5-4 WP BB		1-2 F8	1	0	0	0	1	0	2												
	R: 0 E: 0 K: 0 S: 13	H: 2 LOB: 1 BB: 1 P: 24	R: 0 E: 0 K: 2 S: 9	H: 1 LOB: 1 BB: 0 P: 14	R: 0 E: 0 K: 1 S: 10	H: 0 LOB: 1 BB: 1 P: 18	R: 0 E: 1 K: 0 S: 7	H: 0 LOB: 1 BB: 0 P: 10	R: 3 E: 0 K: 0 S: 17	H: 4 LOB: 1 BB: 1 P: 27	R: 1 E: 0 K: 1 S: 13	H: 1 LOB: 2 BB: 1 P: 25	R: 0 E: 0 K: 0 S: 7	H: 0 LOB: 0 BB: 0 P: 8	R: 0 E: 1 K: 1 S: 9	H: 1 LOB: 2 BB: 0 P: 12		R: 0 E: 0 K: 0 S: 5	H: 0 LOB: 0 BB: 0 P: 10	1B: 9 2B: 0 3B: 0 HR: 0	SF: 0 SAC: 1 DP: 1 HBP: 1	WP: 1 PB: 0 SB: 0 CS: 1	PA: 40				
PITCHER	IP	WLS	BF	H	R	ER	SO	BB	IBB	HBP	BLK	WP	HR	S	P	ERA	WHIP										
Ramon Ortiz, R ERA: 3.85	5.1		26	8	4	4	3	3	0	1	0	0	0	62	102	6.75	2.062										
62 Scot Shields, R ERA: 2.79	2.2	W	10	1	0	0	2	1	0	0	0	1	0	23	36	0.00	0.750										
Ben Weber, R ERA: 2.72	1.0	S	3	0	0	0	0	0	0	0	0	0	0	5	10	0.00	0.000										

Batter	1	2	3	4	5	6	7	8	9	AB	R	H	RBI	BB	SO	LOB	BOTTOM										
David Eckstein, R OBP: 0.367, SLG: 0.389	3-2 L6		2-2 1B		0-2 G6-3 1B	2-1 BB 1B		1-2 FC6-4 1B		5	1	4	1	0	0	0	<p>Oakland Athletics @ Anaheim Angels</p> <p>Edison International Field, Anaheim, CA</p> <p>Thu Jul 25 2002, 4:05 PM EDT</p> <p>Att: 31,653 - Sunny - 87 F</p> <p>livebaseballscorecards.com</p> <p>AB 38 R 5 H 13 RBI 5 BB 3 SO 4 LOB 22</p> 										
Darin Erstad, L OBP: 0.327, SLG: 0.394	1-1 G3		1-3 K		0-0 G6-3	4-1 3H 1B		1-0 FC6-4 1B 1-2	4	1	0	0	1	1	4												
Tim Salmon, R OBP: 0.379, SLG: 0.503	4-2 16 1B BB		3-0 F8		0-0 2H 3H 1B	3-3 K		4-1 16 1B BB	3	0	1	2	2	1	4												
16 Garret Anderson, L OBP: 0.326, SLG: 0.534	1-1 1B		0-1 F9		0-1 F9		1-1 1B	1-0 1-3 2H 1B	5	0	3	1	0	0	2												
Brad Fullmer, L OBP: 0.327, SLG: 0.494 Troy Glaus, R OBP: 0.350, SLG: 0.429	0-0 F7			1-0 F8		1-2 F9	2-1 L7	1-3 K	4	0	0	0	0	0	3												
Scott Spiezio, S OBP: 0.373, SLG: 0.420		3-2 G1-3		2-0 F9		1-2 1B 1B	0-2 1B		4	1	2	0	0	0	0												
Orlando Palmeiro, L OBP: 0.367, SLG: 0.371		2-2 F9		1-1 F8		3-2 1B 1B	0-2 P5		4	1	1	0	0	0	2												
Adam Kennedy, L Benji Gil, R OBP: 0.332, SLG: 0.424 OBP: 0.309, SLG: 0.423		0-2 E5 FC6			1-1 F8	0-2 F8	0-3 K		4	0	0	0	0	1	4												
José Molina, R Jorge Fabregas, L OBP: 0.438, SLG: 0.400 OBP: 0.264, SLG: 0.222		2-0 FC6			0-1 G6-3 1B	0-1 BB 1B		0-1 G1-3	2	1	1	0	0	0	1												
	R: 0 E: 0 K: 0 S: 13	H: 1 LOB: 2 BB: 1 P: 22	R: 0 E: 1 K: 0 S: 11	H: 0 LOB: 0 BB: 0 P: 18	R: 0 E: 0 K: 1 S: 9	H: 1 LOB: 0 BB: 0 P: 15	R: 0 E: 0 K: 0 S: 4	H: 0 LOB: 0 BB: 0 P: 8	R: 2 E: 0 K: 1 S: 20	H: 3 LOB: 1 BB: 0 P: 14	R: 2 E: 0 K: 1 S: 13	H: 4 LOB: 3 BB: 1 P: 34	R: 0 E: 0 K: 1 S: 11	H: 2 LOB: 2 BB: 1 P: 19	R: 1 E: 0 K: 1 S: 11	H: 2 LOB: 2 BB: 1 P: 19		1B: 13 2B: 0 3B: 0 HR: 0	SF: 0 SAC: 0 DP: 0 HBP: 0	WP: 1 PB: 0 SB: 0 CS: 0	PA: 41						
PITCHER	IP	WLS	BF	H	R	ER	SO	BB	IBB	HBP	BLK	WP	HR	S	P	ERA	WHIP										
Cory Lidle, R ERA: 5.15	5.2		26	7	4	4	1	1	0	0	0	0	0	60	94	6.35	1.412										
Chad Bradford, R ERA: 1.42	0.0	B	2	2	0	0	0	0	0	0	0	0	0	4	6	∞	∞										
Mike Venafro, L ERA: 3.89	0.0		1	0	0	0	0	1	0	0	0	0	0	1	5	∞	∞										
Jim Mecir, R ERA: 5.25	2.0	L	10	3	1	1	2	1	0	0	0	1	0	23	35	4.50	2.000										
Billy Koch, R ERA: 3.02	0.1		2	1	0	0	1	0	0	0	0	0	0	4	6	0.00	3.000										

Batter	1	2	3	4	5	6	7	8	9	AB	R	H	RBI	BB	SO	LOB	TOP											
Ray Durham, S OBP: 0.383, SLG: 0.440	1-1 G5-3			2-3 K		2-2 F8		2-3 K	1-2 2B HBP	5	1	1	2	0	2	1												
Terrence Long, L OBP: 0.315, SLG: 0.386	1-0 F8			1-2 K		1-2 F8		4-2 HR BB	4-2 2B 1B	3	1	1	1	0	0	0												
Olmedo Saenz, R OBP: 0.385, SLG: 0.525										0	0	0	0	1	0	0												
Eric Byrnes, R OBP: 0.318, SLG: 0.439										0	2	0	0	0	0	0												
Miguel Tejada, R OBP: 0.344, SLG: 0.514	0-3 K			1-0 F8		3-1 G5-3		2-1 HR	0-0 HR	5	2	2	6	0	1	0												
3 Eric Chavez, L OBP: 0.341, SLG: 0.509		0-1 F8		2-2 2B			2-1 L4-6 BB	2-1 HR	0-3 K	5	0	3	0	0	1	1												
David Justice, L OBP: 0.402, SLG: 0.409		3-2 G6-3		0-2 1B			4-1 1B	0-0 F9	2-2 K	4	1	2	2	1	0	2												
John Mabry, L OBP: 0.333, SLG: 0.518				1-3 2B			1-2 BB		2-H HR	0	0	0	0	0	0	0												
Jermaine Dye, R OBP: 0.331, SLG: 0.418	0-1 L4			3-2 F8			2-3 K		1-B 1B	4	1	1	0	1	1	4												
Scott Hatteberg, L OBP: 0.358, SLG: 0.427			2-2 G6-3		1-0 F8		2-0 L4-6		1-B 1B	5	1	1	0	0	0	3												
Mark Ellis, R OBP: 0.349, SLG: 0.394			3-1 F8		1-2 P6			2-0 G3-1 HR	1-B 1B	5	2	3	1	0	0	0												
Greg Myers, L OBP: 0.310, SLG: 0.387			0-1 G4-3		1-1 G1-3			2-0 G3-1	1-B 1B	5	1	1	0	0	1	3												
Inning Stats	R: 0 E: 0 K: 1 S: 6	H: 0 LOB: 0 BB: 0 P: 8	R: 0 E: 0 K: 0 S: 10	H: 0 LOB: 0 BB: 0 P: 13	R: 0 E: 0 K: 0 S: 9	H: 0 LOB: 0 BB: 0 P: 14	R: 1 E: 0 K: 1 S: 19	H: 3 LOB: 2 BB: 0 P: 28	R: 0 E: 0 K: 0 S: 6	H: 0 LOB: 0 BB: 0 P: 9	R: 0 E: 0 K: 0 S: 8	H: 0 LOB: 0 BB: 0 P: 14	R: 0 E: 0 K: 1 S: 7	H: 1 LOB: 1 BB: 1 P: 17	R: 3 E: 0 K: 1 S: 12	H: 3 LOB: 2 BB: 1 P: 26	R: 8 E: 0 K: 2 S: 34	H: 8 LOB: 2 BB: 1 P: 54	1B: 7 2B: 8 3B: 0 HR: 3	SF: 0 SAC: 0 DP: 1 HBP: 1	WP: 0 PB: 0 SB: 0 CS: 0	PA: 45						
PITCHER	IP	WLS	BF	H	R	ER	SO	BB	IBB	HBP	BLK	WP	HR	S	P	ERA	WHIP											
Ismael Valdez, R ERA: 3.63	(1, 1)	6.0	21	3	1	1	2	0	0	0	0	0	0	1	58	86	1.50	0.500										
Rich Rodriguez, L ERA: 10.8	(7, 1)	0.0	2	1	0	0	0	1	0	0	0	0	0	0	3	9	∞	∞										
Jay Powell, R ERA: 5.68	(7, 1)	1.2	H	5	1	1	2	0	0	0	0	0	0	0	9	19	5.40	0.600										
Juan Alvarez, L ERA: 3.91	(8, 1)	0.0	L	1	0	0	0	1	0	0	0	0	0	0	2	6	∞	∞										
Dave Burba, R ERA: 5.42	(8, 1)	0.1	B	9	7	8	8	0	0	0	1	0	0	1	18	33	216.00	21.000										
PITCHER	IP	WLS	BF	H	R	ER	SO	BB	IBB	HBP	BLK	WP	HR	S	P	ERA	WHIP											
Todd Van Poppel, R ERA: 4.7	(9, 1)	1.0	7	3	2	2	2	1	0	0	0	0	0	1	21	30	18.00	4.000										

Oakland Athletics @ Texas Rangers
The Ballpark at Arlington, Arlington, TX
Sun Jul 28 2002, 8:05 PM EDT
Att: 24,022 - Cloudy - 92 F

AB 41
R 12
H 15
RBI 12
BB 3
SO 6
LOB 14



Batter	1	2	3	4	5	6	7	8	9	AB	R	H	RBI	BB	SO	LOB	BOTTOM										
Kevin Mench, R OBP: 0.335, SLG: 0.516	1-0 F7		3-2 P5		0-2 SH1-4 1B		0-0 F7			4	0	1	1	0	0	1											
Herbert Perry, R OBP: 0.329, SLG: 0.450	1-2 F8		0-0 G5-3		0-0 SH1-4			1-2 L3		3	0	0	0	0	0	1											
Alex Rodriguez, R OBP: 0.401, SLG: 0.622	1-3 K			1-2 F8	4-0 G4-6-3 IBB			3-1 2B		3	0	1	0	1	1	0											
Juan Gonzalez, R OBP: 0.332, SLG: 0.463		3-2 P3		1-3 K	2-1 G4-6-3			2-2 F7		4	0	0	0	0	1	4											
Rafael Palmeiro, L OBP: 0.385, SLG: 0.571		1-1 F8		4-0 2B BB		3-3 K		4-2 BB		2	0	0	0	2	1	0											
Gabe Kapler, R OBP: 0.283, SLG: 0.330										0	0	0	0	0	0	0											
Ivan Rodriguez, R OBP: 0.316, SLG: 0.469		2-0 HR		2-2 2B		3-0 F7		0-0 G6-3		4	1	2	1	0	0	2											
Carl Everett, S OBP: 0.283, SLG: 0.367		2-2 G5-3		0-1 F7		2-2 F7			1-1 F3	4	0	0	0	0	0	2											
Ruben Rivera, R OBP: 0.246, SLG: 0.340			4-2 BB		1-0 10 1B 1B				0-1 G4-3	2	1	1	0	1	1	0											
Frank Catalanotto, L OBP: 0.358, SLG: 0.440										1	0	0	0	0	0	0											
10 Michael Young, R OBP: 0.294, SLG: 0.374			2-2 F8		2-2 SH1-4 1B		1-2 F9		1-1 F7	4	0	1	0	0	0	1											
Inning Stats	R: 0 E: 0 K: 1 S: 8	H: 0 LOB: 0 BB: 0 P: 11	R: 1 E: 0 K: 0 S: 9	H: 1 LOB: 0 BB: 0 P: 17	R: 0 E: 0 K: 0 S: 11	H: 0 LOB: 1 BB: 1 P: 20	R: 0 E: 0 K: 1 S: 11	H: 1 LOB: 2 BB: 1 P: 19	R: 1 E: 0 K: 0 S: 10	H: 3 LOB: 2 BB: 1 P: 19	R: 0 E: 0 K: 1 S: 7	H: 0 LOB: 0 BB: 0 P: 15	R: 0 E: 0 K: 1 S: 7	H: 0 LOB: 0 BB: 0 P: 10	R: 0 E: 0 K: 0 S: 12	H: 1 LOB: 2 BB: 1 P: 22	R: 0 E: 0 K: 0 S: 6	H: 0 LOB: 0 BB: 0 P: 8	1B: 3 2B: 2 3B: 0 HR: 1	SF: 0 SAC: 1 DP: 1 HBP: 0	WP: 0 PB: 0 SB: 0 CS: 0	PA: 36					
PITCHER	IP	WLS	BF	H	R	ER	SO	BB	IBB	HBP	BLK	WP	HR	S	P	ERA	WHIP										
Barry Zito, L ERA: 3.02	(1, 1)	7.0	W	28	5	2	4	2	1	0	0	0	0	12	22	0.00	2.000										
Jim Mecir, R ERA: 5.01	(8, 1)	1.0	H	5	1	0	0	0	0	0	0	0	0	6	8	0.00	0.000										
Mike Magnante, L ERA: 5.02	(9, 1)	1.0		3	0	0	0	0	0	0	0	0	0	6	8	0.00	0.000										

Oakland Athletics @ Texas Rangers
The Ballpark at Arlington, Arlington, TX
Sun Jul 28 2002, 8:05 PM EDT
Att: 24,022 - Cloudy - 92 F


AB 31
R 2
H 6
RBI 2
BB 4
SO 4
LOB 11



Batter	1	2	3	4	5	6	7	8	9	AB	R	H	RBI	BB	SO	LOB	TOP					
Matt Lawton, L OBP: 0.354, SLG: 0.414	L8		1B	1-2	1-2	K		G1-3		5	0	2	1	0	1	1						
Omar Vizquel, S OBP: 0.375, SLG: 0.492	F3		F7	G3-1				1B		5	1	2	0	0	0	3						
Bill Selby, L OBP: 0.298, SLG: 0.355	G4-3		G4-3		F8			1B		5	1	1	0	0	0	2						
Jim Thome, L OBP: 0.422, SLG: 0.627				P4				1B		3	1	1	0	2	1	1						
Milton Bradley, S OBP: 0.316, SLG: 0.425	P4			K	K			G5-3		5	1	1	2	0	2	2						
Lee Stevens, L OBP: 0.313, SLG: 0.381					G4-3			F5		5	2	3	3	0	0	1						
Ricky Gutierrez, R OBP: 0.318, SLG: 0.343										4	1	2	1	0	1	2						
Chris Magruder, R OBP: 0.281, SLG: 0.408	K			1B	1B			FC5		1	0	1	0	0	0	0						
Ben Broussard, L OBP: 0.303, SLG: 0.385										4	1	2	0	0	1	2						
John McDonald, R OBP: 0.317, SLG: 0.362	K									0	0	0	0	1	0	0						
Einar Diaz, R OBP: 0.265, SLG: 0.304										5	0	1	1	0	0	4						
Inning Stats	R: 0 E: 0 K: 0 S: 7	H: 0 LOB: 0 BB: 0 P: 7	R: 0 E: 0 K: 2 S: 11	H: 2 LOB: 2 BB: 0 P: 17	R: 0 E: 0 K: 1 S: 8	H: 1 LOB: 1 BB: 0 P: 11	R: 3 E: 0 K: 1 S: 22	H: 5 LOB: 2 BB: 0 P: 32	R: 0 E: 0 K: 1 S: 10	H: 0 LOB: 1 BB: 1 P: 15	R: 0 E: 0 K: 1 S: 12	H: 2 LOB: 1 BB: 0 P: 19	R: 5 E: 0 K: 0 S: 22	H: 4 LOB: 0 BB: 1 P: 37	R: 0 E: 0 K: 1 S: 11	H: 1 LOB: 1 BB: 0 P: 16	R: 0 E: 0 K: 0 S: 11	H: 1 LOB: 2 BB: 1 P: 19	1B: 12 2B: 3 3B: 0 HR: 1	SF: 0 SAC: 0 DP: 1 HBP: 0	WP: 1 PB: 0 SB: 0 CS: 0	PA: 45
PITCHER	IP	WLS	BF	H	R	ER	SO	BB	IBB	HBP	BLK	WP	HR	S	P	ERA	WHIP					
Tim Hudson, R ERA: 3.63	6.0		30	12	5	5	5	1	0	0	0	0	0	75	110	7.50	2.167					
Mike Magnante, L ERA: 5.97	0.0	L	3	2	3	3	0	1	0	0	0	1	1	6	13	∞	∞					
Chad Bradford, R ERA: 1.99	1.2		6	1	0	0	0	0	0	0	0	0	0	19	27	0.00	0.600					
Micah Bowie, L ERA:	1.1		6	1	0	0	1	1	0	0	0	0	0	14	23	0.00	1.500					

Cleveland Indians @ Oakland Athletics
Network Associates Coliseum, Oakland, CA
Mon Jul 29 2002, 10:05 PM EDT
Att: 18,297 - Cloudy - 65 F

AB 42
R 8
H 16
RBI 8
BB 3
SO 6
LOB 18



Batter	1	2	3	4	5	6	7	8	9	AB	R	H	RBI	BB	SO	LOB	BOTTOM					
Mark Ellis, R OBP: 0.361, SLG: 0.395	G4-6-3							F8		2	1	1	0	3	0	0						
Ray Durham, S OBP: 0.383, SLG: 0.438	G4-6-3	FC6-4	F7							4	0	1	1	1	1	6						
Miguel Tejada, R OBP: 0.345, SLG: 0.511	G4-6-3				G6-3			F5		4	1	1	1	1	0	5						
David Justice, L OBP: 0.402, SLG: 0.406	G4-6-3	P6		P6				K		4	1	1	0	1	1	4						
3 Eric Chavez, L OBP: 0.342, SLG: 0.511	1B	L7			G4-6-3			F7		5	0	2	2	0	0	3						
Jermaine Dye, R OBP: 0.322, SLG: 0.414	1B							K		5	0	1	1	0	2	1						
Olmedo Saenz, R OBP: 0.371, SLG: 0.504	F7				G5-3			F4		5	0	0	0	0	0	3						
Terrence Long, L OBP: 0.319, SLG: 0.387										2	2	1	0	2	0	0						
Ramon Hernandez, R OBP: 0.306, SLG: 0.329										3	1	1	1	1	1	1						
Inning Stats	R: 2 E: 0 K: 0 S: 16	H: 3 LOB: 2 BB: 2 P: 31	R: 2 E: 0 K: 0 S: 21	H: 1 LOB: 3 BB: 3 P: 38	R: 1 E: 0 K: 0 S: 14	H: 1 LOB: 2 BB: 2 P: 28	R: 1 E: 0 K: 1 S: 13	H: 1 LOB: 1 BB: 1 P: 26	R: 0 E: 0 K: 2 S: 14	H: 1 LOB: 2 BB: 1 P: 25	R: 0 E: 0 K: 0 S: 6	H: 1 LOB: 0 BB: 0 P: 12	R: 0 E: 0 K: 0 S: 5	H: 0 LOB: 0 BB: 0 P: 8	R: 0 E: 0 K: 1 S: 11	H: 1 LOB: 1 BB: 0 P: 13	R: 0 E: 0 K: 1 S: 8	H: 0 LOB: 0 BB: 0 P: 9	1B: 7 2B: 2 3B: 0 HR: 0	SF: 0 SAC: 0 DP: 2 HBP: 0	WP: 1 PB: 0 SB: 1 CS: 0	PA: 43
PITCHER	IP	WLS	BF	H	R	ER	SO	BB	IBB	HBP	BLK	WP	HR	S	P	ERA	WHIP					
Jaret Wright, R ERA: 7.5	2.2		19	5	5	5	0	7	0	0	0	0	0	47	90	16.88	4.500					
Jason Beverlin, R ERA: 3.86	2.1		11	2	1	1	3	2	0	0	0	0	0	31	58	3.86	1.714					
Terry Mulholland, L ERA: 6.88	2.0	W	6	1	0	0	0	0	0	0	0	0	0	11	20	0.00	0.500					
Sean DePaula, R ERA: 7.94	0.2	H	3	1	0	0	0	0	0	0	0	0	0	8	10	0.00	1.500					
Ricardo Rincon, L ERA: 4.78	0.2	H	2	0	0	0	1	0	0	0	0	0	0	6	7	0.00	0.000					

Cleveland Indians @ Oakland Athletics
Network Associates Coliseum, Oakland, CA
Mon Jul 29 2002, 10:05 PM EDT
Att: 18,297 - Cloudy - 65 F

AB 34
R 6
H 9
RBI 6
BB 9
SO 5
LOB 23



Batter	1	2	3	4	5	6	7	8	9	AB	R	H	RBI	BB	SO	LOB	TOP			
Matt Lawton, L OBP: 0.357, SLG: 0.413 (1, 9)	2-2 SH1-3 SF8 HBP		1-1 G1-3			2-2 2B SF7 1B	0-0 G6-3		3-2 HBP	3	2	1	0	0	0	0	Cleveland Indians @ Oakland Athletics Network Associates Coliseum, Oakland, CA Tue Jul 30, 2002, 10:05 PM EDT Att: 14,737 - Sunny - 61 F			
Omar Vizquel, S OBP: 0.374, SLG: 0.492 (1, 6)	1-1 SH1-3			2-1 G6-3		1-0 1B 2B	2-3 K		2-1 G3	4	1	1	0	0	1	2				
Bill Selby, L OBP: 0.284, SLG: 0.342 (1, 5)	1-0 SF8			1-2 G4-3		0-2 E 1B	1-0 G1			3	1	0	1	0	0	2				
Jim Thome, L OBP: 0.421, SLG: 0.625 (1, 10)	0-1 G6-3			0-1 1B		3-1 SF7			1-1 G5-3	3	0	1	1	0	0	0				
Milton Bradley, S OBP: 0.315, SLG: 0.422 (1, 8)		0-1 G5-3		3-2 G6-3		3-H 1-1 1B			3-2 G4-3	4	1	1	1	0	0	1				
Lee Stevens, L OBP: 0.372, SLG: 0.379 (1, 3)	1-1 F9				2-2 FC5-4 1B	1-2 E3 1B			2-3 K	4	0	1	0	0	1	2				
Ricky Gutierrez, R OBP: 0.317, SLG: 0.342 (1, 4)	0-1 G5-3				0-2 FC5-4 G3-1 1-2 1B	1-1 FC4-6 1B			0-0 G5-3	4	0	1	2	0	0	1				
Ben Broussard, L OBP: 0.294, SLG: 0.372 Chris Magruder, S OBP: 0.279, SLG: 0.405 (1, 7)			3-1 G6-3		0-0 G3-1	0-0 FC4-6 1B			2-3 K	3	0	0	0	0	0	3				
Einar Diaz, R OBP: 0.265, SLG: 0.303 (1, 2)	1-0 G5-3				1-2 G6-3	0-2 G6-3			3-2 HBP 1B	4	0	1	0	0	0	3				
Inning Stats	R: 1 E: 0 K: 0 S: 8	H: 0 LOB: 0 BB: 0 P: 12	R: 0 E: 0 K: 0 S: 6	H: 0 LOB: 0 BB: 0 P: 7	R: 0 E: 0 K: 0 S: 5	H: 0 LOB: 0 BB: 0 P: 10	R: 0 E: 0 K: 0 S: 10	H: 1 LOB: 1 BB: 0 P: 16	R: 0 E: 0 K: 0 S: 12	H: 1 LOB: 1 BB: 0 P: 15	R: 4 E: 2 K: 0 S: 21	H: 4 LOB: 2 BB: 0 P: 31	R: 0 E: 0 K: 1 S: 5	H: 0 LOB: 0 BB: 0 P: 8	R: 0 E: 0 K: 1 S: 13	H: 1 LOB: 2 BB: 0 P: 23		1B: 6 2B: 1 3B: 0 HR: 0	SF: 2 SAC: 1 DP: 0 HBP: 2	WP: 0 PB: 0 SB: 1 CS: 0
PITCHER	IP WLS BF H R ER SO BB IBB HBP BLK WP HR S P ERA WHIP																			
Cory Lidle, R ERA: 5.15 (1, 1)	5.1 L 24 5 5 3 0 0 0 0 1 0 0 0 55 82 5.06 0.938																			
Jeff Tam, R ERA: 5.47 (6, 1)	2.2 9 1 0 0 2 0 0 0 0 0 0 0 20 31 0.00 0.375																			
Jim Mecir, R ERA: 4.91 (9, 1)	1.0 5 1 0 0 1 0 0 0 1 0 0 0 13 23 0.00 1.000																			


Batter	1	2	3	4	5	6	7	8	9	AB	R	H	RBI	BB	SO	LOB	BOTTOM					
Mark Ellis, R OBP: 0.371, SLG: 0.424 (1, 5)	3-3 K		3-2 1B 1H 2B			3-2 1B 1B	4-1 1-2 2-3 BB		1-1 F8	5	2	3	2	1	1	2	Cleveland Indians @ Oakland Athletics Network Associates Coliseum, Oakland, CA Tue Jul 30, 2002, 10:05 PM EDT Att: 14,737 - Sunny - 61 F					
Ray Durham, S OBP: 0.383, SLG: 0.438 (1, 4)	1-0 G4-3		0-1 WP 1B		2-1 P6	0-3 K			3-1 FC5-4 1B	5	0	2	0	0	1	4						
Miguel Tejada, R OBP: 0.343, SLG: 0.508 (1, 6)	2-3 K		2-0 F8		1-0 1B 1-2 1B				1-1 FC5-4 1-2 1B	5	0	1	0	0	1	3						
David Justice, L OBP: 0.406, SLG: 0.405 (1, 7)		4-2 BB		2-2 G1-3		3-2 FC6-4 1B	4-2 BB BB		0-0 F9	3	1	1	1	2	0	1						
Olmedo Saenz, R OBP: 0.368, SLG: 0.504 Eric Chavez, L OBP: 0.341, SLG: 0.509 (1, 10)		3-2 F8		1-0 G3 2B		1-2 FC6-4 1-2 1B	2-1 L8		0-0 L8	4	0	1	0	0	0	4						
John Mabry, L OBP: 0.335, SLG: 0.510 Randy Velarde, R OBP: 0.328, SLG: 0.367 (1, 9)	0-0 F7			1-1 G3		3-3 K	4-2 1B BB		3-2 1B	4	0	1	0	1	1	2						
Scott Hatteberg, L OBP: 0.362, SLG: 0.428 (1, 3)	0-2 G4-3			4-1 BB		1-0 BB 1B	1-2 BB FC4-6 1B		3-2 F8	4	0	2	1	1	0	2						
Ramon Hernandez, R OBP: 0.305, SLG: 0.328 Greg Myers, L OBP: 0.315, SLG: 0.393 (1, 2)			0-0 2B 1B		2-1 G5-3		3-1 F9 FC4-6		2-0 1B	4	0	1	0	0	0	5						
Terrence Long, L OBP: 0.319, SLG: 0.385 Eric Byrnes, R OBP: 0.324, SLG: 0.458 (1, 8)	1-0 P6				1-1 L7		4-1 BB 1-2 BB		1-2 HR 2B	2	0	0	0	1	0	1						
Inning Stats	R: 0 E: 0 K: 2 S: 10	H: 0 LOB: 0 BB: 0 P: 16	R: 0 E: 0 K: 0 S: 11	H: 0 LOB: 1 BB: 1 P: 18	R: 0 E: 0 K: 0 S: 14	H: 3 LOB: 0 BB: 0 P: 20	R: 0 E: 0 K: 0 S: 9	H: 1 LOB: 2 BB: 1 P: 19	R: 1 E: 0 K: 0 S: 14	H: 3 LOB: 2 BB: 0 P: 25	R: 0 E: 0 K: 2 S: 13	H: 1 LOB: 3 BB: 2 P: 28	R: 1 E: 0 K: 0 S: 18	H: 1 LOB: 2 BB: 2 P: 31	R: 2 E: 0 K: 0 S: 11	H: 3 LOB: 1 BB: 0 P: 17		R: 0 E: 0 K: 0 S: 11	H: 2 LOB: 2 BB: 0 P: 22	1B: 10 2B: 3 3B: 0 HR: 1	SF: 0 SAC: 0 DP: 0 HBP: 0	WP: 1 PB: 0 SB: 0 CS: 0
PITCHER	IP WLS BF H R ER SO BB IBB HBP BLK WP HR S P ERA WHIP																					
Ryan Drese, R ERA: 6.77 (1, 1)	5.1 W 25 8 1 1 1 3 2 0 0 0 0 0 0 64 108 1.69 1.875																					
Dave Elder, R ERA: 1.29 (6, 1)	1.2 10 1 1 1 1 4 0 0 0 0 0 0 25 49 5.40 3.000																					
Terry Mulholland, L ERA: 7.27 (8, 1)	0.2 H 5 3 2 2 0 0 0 0 0 0 0 1 10 16 27.00 4.500																					
Mark Wohlers, R ERA: 5.24 (8, 1)	1.1 S 6 2 0 0 0 0 0 0 0 0 0 0 0 12 23 0.00 1.500																					




Batter	1	2	3	4	5	6	7	8	9	AB	R	H	RBI	BB	SO	LOB	TOP				
Chris Magruder, S OBP: 0.274, SLG: 0.397 (1, 7)	G6-3	F8			G6-3		F7			4	0	0	0	0	0	2	Cleveland Indians @ Oakland Athletics Network Associates Coliseum, Oakland, CA Wed Jul 31 2002, 3:35 PM EDT Att: 47,574 - Sunny - 69 F				
Omar Vizquel, S OBP: 0.373, SLG: 0.490 (1, 6)	G5-3	1B			F9			K2-3		4	0	1	1	0	1	0					
Matt Lawton, L OBP: 0.353, SLG: 0.498 (1, 9)	G1-3	G4-3			G3			F9		4	0	0	0	0	2						
Lee Stevens, L OBP: 0.311, SLG: 0.377 (1, 3)		1B	K			G6-3		K		4	1	1	0	0	2	0					
Milton Bradley, S OBP: 0.318, SLG: 0.427 (1, 8)		1B	K			2B		F5		4	1	2	0	0	1	0					
Ricky Gutierrez, R OBP: 0.317, SLG: 0.344 (1, 10)		1B	G5-3			G5-3		K		4	1	1	2	0	1	1					
Bill Selby, L OBP: 0.272, SLG: 0.325 (1, 5)		2B		K		L6		G6-3		4	0	0	0	0	1	2					
John McDonald, R OBP: 0.318, SLG: 0.361 (1, 4)		1B	G5-3				K			3	1	1	1	0	1	1					
Eddie Pérez, R OBP: 0.310, SLG: 0.342 (1, 2)		1B	F9				G5-3			2	0	0	0	1	0	0					
Inning Stats	R: 0 E: 0 K: 0 S: 6	H: 0 LOB: 0 BB: 0 P: 8	R: 4 E: 0 K: 0 S: 16	H: 5 LOB: 2 BB: 1 P: 28	R: 0 E: 0 K: 2 S: 13	H: 0 LOB: 0 BB: 0 P: 18	R: 0 E: 0 K: 1 S: 7	H: 0 LOB: 0 BB: 0 P: 9	R: 0 E: 0 K: 0 S: 10	H: 1 LOB: 1 BB: 0 P: 16	R: 0 E: 0 K: 1 S: 5	H: 0 LOB: 0 BB: 0 P: 7	R: 0 E: 0 K: 2 S: 10	H: 0 LOB: 0 BB: 0 P: 16	R: 0 E: 0 K: 1 S: 8	H: 0 LOB: 0 BB: 0 P: 10		1B: 4 2B: 2 3B: 0 HR: 0	SF: 0 SAC: 0 DP: 0 HBP: 0	WP: 1 PB: 0 SB: 1 CS: 1	PA: 34
PITCHER	IP	WLS	BF	H	R	ER	SO	BB	IBB	HBP	BLK	WP	HR	S	P	ERA	WHIP				
Mark Mulder, L ERA: 3.67 (1, 1)	8.0	W	31	6	4	4	6	1	0	0	0	1	0	74	113	4.50	0.875				
Billy Koch, R ERA: 3.51 (9, 1)	1.0	S	3	0	0	0	1	0	0	0	0	0	0	8	10	0.00	0.000				

Batter	1	2	3	4	5	6	7	8	9	AB	R	H	RBI	BB	SO	LOB	BOTTOM				
Mark Ellis, R OBP: 0.371, SLG: 0.420 (1, 5)	G6-3	BB		F8		FC6-4		1B		4	0	1	2	1	0	3	Cleveland Indians @ Oakland Athletics Network Associates Coliseum, Oakland, CA Wed Jul 31 2002, 3:35 PM EDT Att: 47,574 - Sunny - 69 F				
Scott Hatteberg, L OBP: 0.390, SLG: 0.424 (1, 3)	L7	F7			G3	G4-3		1B		5	0	1	0	0	0	4					
Miguel Tejada, R OBP: 0.344, SLG: 0.507 (1, 6)	1B		L5		F8		G2-3	1B		5	0	2	1	0	0	0					
David Justice, L OBP: 0.405, SLG: 0.407 (1, 7)	K				G6-3		3BB	F5		4	0	1	0	1	1	4					
Ramon Hernandez, R OBP: 0.305, SLG: 0.326 (9, 2)							BB			0	0	0	0	0	0	0					
3 Eric Chavez, L OBP: 0.344, SLG: 0.520 (1, 10)		HR	F7			BB	2B	G1-3		4	2	2	1	1	0	4					
Jermaine Dye, R OBP: 0.331, SLG: 0.423 (1, 9)		HR	G4-3			BB	FC6-4	BB		3	2	1	1	1	0	3					
Terrence Long, L OBP: 0.319, SLG: 0.383 (1, 8)	G4-3			G6-3		F7		SH3-4		4	1	1	0	0	0	2					
Randy Velarde, R OBP: 0.336, SLG: 0.369 (1, 4)	1B	1B		G3-6-3		E6	BB	SH3-4		2	0	1	0	1	0	2					
Greg Myers, L OBP: 0.328, SLG: 0.395 (1, 2)		1B		G3-6-3		FC6-4	BB	1B		2	0	1	1	2	0	1					
Eric Byrnes, R OBP: 0.324, SLG: 0.458 (8, PR)		1B					FC6-4	1B		0	1	0	0	0	0	0					
Inning Stats	R: 0 E: 0 K: 1 S: 13	H: 1 LOB: 1 BB: 0 P: 18	R: 2 E: 0 K: 0 S: 17	H: 4 LOB: 2 BB: 1 P: 31	R: 0 E: 0 K: 0 S: 7	H: 1 LOB: 1 BB: 0 P: 8	R: 0 E: 0 K: 0 S: 7	H: 0 LOB: 1 BB: 1 P: 14	R: 0 E: 0 K: 0 S: 10	H: 0 LOB: 0 BB: 0 P: 17	R: 2 E: 1 K: 0 S: 11	H: 1 LOB: 2 BB: 2 P: 23	R: 0 E: 0 K: 0 S: 8	H: 0 LOB: 1 BB: 2 P: 18	R: 2 E: 0 K: 0 S: 12	H: 4 LOB: 3 BB: 1 P: 23	1B: 7 2B: 2 3B: 0 HR: 2	SF: 0 SAC: 1 DP: 1 HBP: 0	WP: 1 PB: 0 SB: 0 CS: 0	PA: 41	
PITCHER	IP	WLS	BF	H	R	ER	SO	BB	IBB	HBP	BLK	WP	HR	S	P	ERA	WHIP				
Charles Nagy, R ERA: 9.0 (1, 1)	5.0	L	24	4	2	2	0	3	1	0	0	0	0	23	50	7.71	3.000				
37 Jake Westbrook, R ERA: 8.75 (6, 1)	2.1	L	15	4	2	2	0	0	0	0	0	0	0	5	7	0.00	0.000				
53 Carl Sadler, L ERA: (8, 1)	0.2		0	0	0	0	0	0	0	0	0	0	0	0	0	0.00	0.000				




Batter	1	2	3	4	5	6	7	8	9	AB	R	H	RBI	BB	SO	LOB	TOP												
Hiram Bocachica, R (1, 8) OBP: 0.282, SLG: 0.500	1-3 K		0-3 K		3-1 K	1-3 K			1-2 G6-3	5	1	1	2	0	3	2	Detroit Tigers @ Oakland Athletics Network Associates Coliseum, Oakland, CA Thu Aug 01 2002, 10:05 PM EDT Att: 13,861 - Cloudy - 62 F AB 35 R 3 H 8 RBI 3 BB 3 SO 12 LOB 13 												
Damion Easley, R (1, 4) OBP: 0.319, SLG: 0.366	3-2 1B		1-2 F8		2-2 F8				0-1 F9	5	0	1	0	0	1	0													
Bobby Higginson, L (1, 7) OBP: 0.363, SLG: 0.453	1-2 F9			3-2 P4	2-1 G4-3					4	0	0	0	0	1	1													
Randall Simon, L (1, 10) OBP: 0.321, SLG: 0.463	0-1 1B			3-3 K	0-1 2B				1-2 G6-3	4	0	2	0	0	1	0													
Robert Fick, L (1, 9) OBP: 0.341, SLG: 0.460	1-3 K			2-2 1B	1-1 F7				1-3 K	4	1	1	0	0	2	3													
Carlos Pena, L (1, 3) OBP: 0.328, SLG: 0.445		1-2 F7		2-2 1B		4-1 15 FC6-4			3-3 K	3	0	1	1	1	1	0													
Damian Jackson, R (1, 6) OBP: 0.342, SLG: 0.387	0-0 F7			2-1 1B		0-1 15 FC6-4			4-2 PB	3	0	2	0	1	0	0													
Chris Truby, R (1, 5) OBP: 0.261, SLG: 0.356	0-1 F3			1-1 F8		0-3 K			2-3 K	4	0	0	0	0	2	5													
15 Brandon Inge, R (1, 2) OBP: 0.305, SLG: 0.423			3-2 F9		4-2 HR	1-2 FC6-4			1-3 K	3	1	0	0	1	1	2													
Inning Stats	R: 0 E: 0 K: 2 S: 15	H: 2 LOB: 2 BB: 0 P: 21	R: 0 E: 0 K: 0 S: 8	H: 0 LOB: 0 BB: 0 P: 9	R: 0 E: 0 K: 1 S: 11	H: 0 LOB: 0 BB: 0 P: 15	R: 1 E: 0 K: 1 S: 20	H: 3 LOB: 2 BB: 0 P: 33	R: 2 E: 0 K: 0 S: 13	H: 2 LOB: 1 BB: 1 P: 25	R: 0 E: 0 K: 2 S: 12	H: 1 LOB: 2 BB: 1 P: 18	R: 0 E: 0 K: 3 S: 14	H: 0 LOB: 0 BB: 0 P: 15	R: 0 E: 0 K: 3 S: 14	H: 0 LOB: 1 BB: 1 P: 23		R: 0 E: 0 K: 1 S: 8	H: 0 LOB: 0 BB: 0 P: 10	1B: 5 2B: 2 3B: 0 HR: 1	SF: 0 SAC: 0 DP: 0 HBP: 0	WP: 0 PB: 1 SB: 1 CS: 0	PA: 38						
PITCHER	IP	WLS	BF	H	R	ER	SO	BB	IBB	HBP	BLK	WP	HR	S	P	ERA		WHIP											
Aaron Harang, R (1, 1) ERA: 3.86	4.1		20	6	3	3	4	1	0	0	0	0	0	1	61	94		6.23	1.615										
Micah Bowie, L (5, 1) ERA	0.2	W	4	1	0	0	0	1	0	0	0	0	0	7	14	0.00		3.000											
Chad Bradford, R (6, 1) ERA: 1.94	1.1	H	5	1	0	0	3	0	0	0	0	0	0	14	19	0.00		0.750											
Ricardo Rincon, L (7, 1) ERA: 4.62	1.1	H	4	0	0	0	3	0	0	0	0	0	0	12	19	0.00		0.000											
Billy Koch, R (8, 1) ERA: 3.43	1.1	S	5	0	0	0	2	1	0	0	0	0	0	16	23	0.00	0.750												

Batter	1	2	3	4	5	6	7	8	9	AB	R	H	RBI	BB	SO	LOB	BOTTOM												
Mark Ellis, R (1, 5) OBP: 0.364, SLG: 0.411	3-2 F2			0-1 F7					2-3 K	4	0	0	0	0	2	4	Detroit Tigers @ Oakland Athletics Network Associates Coliseum, Oakland, CA Thu Aug 01 2002, 10:05 PM EDT Att: 13,861 - Cloudy - 62 F AB 32 R 5 H 7 RBI 5 BB 2 SO 4 LOB 11 												
Ray Durham, S (1, 4) OBP: 0.384, SLG: 0.449	1-0 2B		2-2 G4-3		3-2 HR				3-2 G4-3	4	1	2	1	0	0	0													
Miguel Tejada, R (1, 6) OBP: 0.345, SLG: 0.512	4-2 BB		2-0 HR		1-0 E5				0-2 G6-3	3	2	1	1	1	0	0													
David Justice, L (1, 7) OBP: 0.400, SLG: 0.400	2-2 L7		3-1 P6		1-3 K				1-2 G3	4	0	0	0	0	1	3													
John Mabry, L (9, 3) OBP: 0.335, SLG: 0.510										0	0	0	0	0	0	0													
3 Eric Chavez, L (1, 10) OBP: 0.346, SLG: 0.535	1-1 G3-1		2-0 F7		2-1 HR				0-0 HR	4	2	2	3	0	0	2													
Jermaine Dye, R (1, 9) OBP: 0.327, SLG: 0.418		0-1 G6-3		3-2 F8		1-3 K			1-2 G4-3	4	0	0	0	0	1	0													
Terrence Long, L (1, 8) OBP: 0.318, SLG: 0.382		0-1 G1-3		0-1 FC5		1-2 F7			1-0 L7	4	0	1	0	0	0	0													
Olmedo Saenz, R (1, 3) OBP: 0.372, SLG: 0.500		1-2 BB		0-0 FC5		2-1 F8			2-0 G6-3	3	0	1	0	0	0	0													
Eric Byrnes, R (9, 7) OBP: 0.324, SLG: 0.458				1-2 1B						0	0	0	0	0	0	0													
Ramon Hernandez, R (1, 2) OBP: 0.305, SLG: 0.326		4-2 BB		1-1 FC5		0-1 G4-3				2	0	0	0	1	0	2													
Inning Stats	R: 0 E: 0 K: 0 S: 14	H: 1 LOB: 2 BB: 1 P: 25	R: 0 E: 0 K: 1 S: 14	H: 0 LOB: 1 BB: 1 P: 21	R: 1 E: 0 K: 0 S: 8	H: 1 LOB: 0 BB: 0 P: 17	R: 0 E: 0 K: 0 S: 10	H: 2 LOB: 2 BB: 0 P: 14	R: 3 E: 1 K: 2 S: 18	H: 2 LOB: 0 BB: 0 P: 27	R: 0 E: 0 K: 1 S: 8	H: 0 LOB: 0 BB: 0 P: 12	R: 0 E: 0 K: 0 S: 13	H: 0 LOB: 0 BB: 0 P: 17	R: 1 E: 0 K: 0 S: 7	H: 1 LOB: 0 BB: 0 P: 11		R: 0 E: 0 K: 0 S: 14	H: 0 LOB: 0 BB: 0 P: 10	1B: 2 2B: 1 3B: 0 HR: 4	SF: 0 SAC: 0 DP: 0 HBP: 1	WP: 0 PB: 0 SB: 0 CS: 0	PA: 35						
PITCHER	IP	WLS	BF	H	R	ER	SO	BB	IBB	HBP	BLK	WP	HR	S	P	ERA		WHIP											
Steve Sparks, R (1, 1) ERA: 5.5	6.0	L	28	6	4	3	4	2	0	0	0	0	0	1	72	116		4.50	1.333										
Julio Santana, R (7, 1) ERA: 2.99	2.0		7	1	1	1	0	0	0	0	0	0	0	1	20	28		4.50	0.500										

Batter	1	2	3	4	5	6	7	8	9	AB	R	H	RBI	BB	SO	LOB	TOP				
Hiram Bocachica, R OBP: 0.278, SLG: 0.476	(1, 8) F7	(1, 0) F8		(4, 0) E BB		(1, 3) K		(2, 0) F9		4	0	0	0	1	1	2					
Damion Easley, R OBP: 0.317, SLG: 0.362	(1, 4) F9		(2, 1) F9	(0, 0) E1		(1, 1) P2			(0, 1) G6-3	5	0	1	0	0	0	1					
Bobby Higginson, L OBP: 0.358, SLG: 0.445	(1, 7) L8		(2, 2) G4-3	(0, 0) F8		(1, 1) F5			(0, 0) G1-3	5	0	0	0	0	0	3					
Shane Halter, R OBP: 0.328, SLG: 0.410	(8, 6) F4		(1, 2) HBP		(0, 1) F9				(1, 0) 1B	4	0	2	0	0	0	1					
Robert Fick, L OBP: 0.340, SLG: 0.457		(0, 2) G4-3	(3, 1) F5		(0, 2) 1B				(2, 1) G4-1	5	0	1	0	0	1	3					
Carlos Pena, L OBP: 0.335, SLG: 0.462		(4, 2) E BB		(3, 2) HR		(3, 2) 1B				3	2	2	1	1	1	1					
Craig Paquette, R OBP: 0.227, SLG: 0.305		(1, 2) E5		(0, 0) BB		(1, 3) K				4	1	1	0	0	2	4					
Damian Jackson, R OBP: 0.346, SLG: 0.386		(2, 1) 1B		(3, 2) F8		(4, 2) BB			(3, 2) F8	3	0	1	1	1	0	1					
Chris Truby, R OBP: 0.251, SLG: 0.356		(1, 2) 1B		(1, 2) BB		(1, 2) BB				0	0	0	0	0	0	0					
Matt Walbeck, S OBP: 0.180, SLG: 0.191		(2, 3) K		(1, 2) F3		(0, 1) G5-3				4	0	0	0	0	2	6					
Inning Stats	R: 0 E: 0 K: 0 S: 8	H: 1 LOB: 1 BB: 0 P: 10	R: 1 E: 1 K: 1 S: 14	H: 1 LOB: 2 BB: 1 P: 24	R: 0 E: 0 K: 0 S: 9	H: 0 LOB: 1 BB: 0 P: 17	R: 2 E: 1 K: 0 S: 15	H: 2 LOB: 2 BB: 1 P: 26	R: 0 E: 0 K: 1 S: 16	H: 2 LOB: 3 BB: 1 P: 24	R: 0 E: 0 K: 3 S: 10	H: 1 LOB: 1 BB: 0 P: 14	R: 0 E: 0 K: 1 S: 7	H: 0 LOB: 0 BB: 0 P: 13	R: 0 E: 0 K: 0 S: 6	H: 1 LOB: 1 BB: 0 P: 9	1B: 7 2B: 0 3B: 0 HR: 1	SF: 0 SAC: 0 DP: 0 HBP: 1	WP: 0 PB: 0 SB: 1 CS: 0	PA: 41	
PITCHER	IP WLS BF H R ER SO BB IBB HBP BLK WP HR S P ERA WHIP	IP WLS BF H R ER SO BB IBB HBP BLK WP HR S P ERA WHIP	IP WLS BF H R ER SO BB IBB HBP BLK WP HR S P ERA WHIP	IP WLS BF H R ER SO BB IBB HBP BLK WP HR S P ERA WHIP	IP WLS BF H R ER SO BB IBB HBP BLK WP HR S P ERA WHIP	IP WLS BF H R ER SO BB IBB HBP BLK WP HR S P ERA WHIP	IP WLS BF H R ER SO BB IBB HBP BLK WP HR S P ERA WHIP	IP WLS BF H R ER SO BB IBB HBP BLK WP HR S P ERA WHIP	IP WLS BF H R ER SO BB IBB HBP BLK WP HR S P ERA WHIP	IP WLS BF H R ER SO BB IBB HBP BLK WP HR S P ERA WHIP	IP WLS BF H R ER SO BB IBB HBP BLK WP HR S P ERA WHIP	IP WLS BF H R ER SO BB IBB HBP BLK WP HR S P ERA WHIP	IP WLS BF H R ER SO BB IBB HBP BLK WP HR S P ERA WHIP	IP WLS BF H R ER SO BB IBB HBP BLK WP HR S P ERA WHIP	IP WLS BF H R ER SO BB IBB HBP BLK WP HR S P ERA WHIP	IP WLS BF H R ER SO BB IBB HBP BLK WP HR S P ERA WHIP	IP WLS BF H R ER SO BB IBB HBP BLK WP HR S P ERA WHIP	IP WLS BF H R ER SO BB IBB HBP BLK WP HR S P ERA WHIP	IP WLS BF H R ER SO BB IBB HBP BLK WP HR S P ERA WHIP	IP WLS BF H R ER SO BB IBB HBP BLK WP HR S P ERA WHIP	IP WLS BF H R ER SO BB IBB HBP BLK WP HR S P ERA WHIP
Barry Zito, L ERA: 2.96	(1, 1) 6.0	L 30	6	3	1	3	3	0	0	1	70	112	1.50	1.500							
Jim Mecir, R ERA: 4.73	(7, 1) 2.0	H 7	1	0	0	4	0	0	0	0	17	27	0.00	0.500							
Jeff Tam, R ERA: 5.27	(9, 1) 1.0	S 4	1	0	0	0	0	0	0	0	6	9	0.00	1.000							

Detroit Tigers @ Oakland Athletics
Network Associates Coliseum, Oakland, CA
Fri Aug 02, 2002, 10:05 PM EDT
Att: 17,197 - Cloudy - 61 F


AB	37
R	3
H	8
RBI	2
BB	3
SO	7
LOB	22



Batter	1	2	3	4	5	6	7	8	9	AB	R	H	RBI	BB	SO	LOB	BOTTOM					
Mark Ellis, R OBP: 0.365, SLG: 0.424	(1, 5) G1-3		(2, 2) F8			(3, 2) HR	(4, 2) BB		(1, 3) K	4	1	1	1	1	1	2						
Ray Durham, S OBP: 0.380, SLG: 0.443	(1, 4) K			(1, 2) G4-3		(1, 0) P4	(1, 1) F3		(1, 1) G4-3	5	0	0	0	0	1	5						
Miguel Tejada, R OBP: 0.344, SLG: 0.510	(1, 6) G5-3			(2, 2) P4		(2, 1) 1B	(0, 1) F5			4	0	1	0	0	0	3						
David Justice, L OBP: 0.398, SLG: 0.402		(2, 1) F8		(2, 1) F8		(1, 1) P4			(3, 2) F5	4	0	1	0	0	0	1						
Jermaine Dye, R OBP: 0.324, SLG: 0.412		(0, 3) K			(3, 1) L7	(2, 1) E6			(1, 0) G5-3	4	0	0	0	0	1	2						
3 Eric Chavez, L OBP: 0.343, SLG: 0.529	(1, 10) F8			(1, 2) E6		(1, 3) K			(1, 3) K	4	0	0	0	0	2	3						
Olmedo Saenz, R OBP: 0.354, SLG: 0.489					(0, 1) L4				(0, 0) E	3	0	0	0	0	1	2						
John Mabry, L OBP: 0.340, SLG: 0.514									(1, 0) 1B	1	0	1	0	0	0	0						
Terrence Long, L OBP: 0.320, SLG: 0.383			(2, 3) K						(1, 0) F7	4	0	2	0	0	1	1						
Ramon Hernandez, R OBP: 0.305, SLG: 0.326				(1, 1) G1						3	0	1	0	0	0	2						
Eric Byrnes, R OBP: 0.324, SLG: 0.458					(0, 1) FC6-4					0	0	0	0	0	0	0						
Greg Myers, L OBP: 0.333, SLG: 0.395					(1, 2) 1B					0	0	0	0	1	0	0						
Inning Stats	R: 0 E: 0 K: 1 S: 6	H: 0 LOB: 0 BB: 0 P: 11	R: 0 E: 0 K: 1 S: 9	H: 1 LOB: 1 BB: 0 P: 13	R: 0 E: 0 K: 1 S: 9	H: 0 LOB: 0 BB: 0 P: 14	R: 0 E: 0 K: 0 S: 8	H: 0 LOB: 0 BB: 0 P: 13	R: 0 E: 1 K: 0 S: 10	H: 1 LOB: 2 BB: 0 P: 14	R: 1 E: 1 K: 1 S: 13	H: 2 LOB: 2 BB: 0 P: 23	R: 0 E: 0 K: 1 S: 11	H: 2 LOB: 3 BB: 1 P: 18	R: 0 E: 0 K: 1 S: 8	H: 0 LOB: 0 BB: 0 P: 13	R: 0 E: 1 K: 1 S: 10	H: 1 LOB: 2 BB: 1 P: 17	1B: 5 2B: 1 3B: 0 HR: 1	SF: 0 SAC: 0 DP: 0 HBP: 0	WP: 0 PB: 0 SB: 0 CS: 0	PA: 38
PITCHER	IP WLS BF H R ER SO BB IBB HBP BLK WP HR S P ERA WHIP	IP WLS BF H R ER SO BB IBB HBP BLK WP HR S P ERA WHIP	IP WLS BF H R ER SO BB IBB HBP BLK WP HR S P ERA WHIP	IP WLS BF H R ER SO BB IBB HBP BLK WP HR S P ERA WHIP	IP WLS BF H R ER SO BB IBB HBP BLK WP HR S P ERA WHIP	IP WLS BF H R ER SO BB IBB HBP BLK WP HR S P ERA WHIP	IP WLS BF H R ER SO BB IBB HBP BLK WP HR S P ERA WHIP	IP WLS BF H R ER SO BB IBB HBP BLK WP HR S P ERA WHIP	IP WLS BF H R ER SO BB IBB HBP BLK WP HR S P ERA WHIP	IP WLS BF H R ER SO BB IBB HBP BLK WP HR S P ERA WHIP	IP WLS BF H R ER SO BB IBB HBP BLK WP HR S P ERA WHIP	IP WLS BF H R ER SO BB IBB HBP BLK WP HR S P ERA WHIP	IP WLS BF H R ER SO BB IBB HBP BLK WP HR S P ERA WHIP	IP WLS BF H R ER SO BB IBB HBP BLK WP HR S P ERA WHIP	IP WLS BF H R ER SO BB IBB HBP BLK WP HR S P ERA WHIP	IP WLS BF H R ER SO BB IBB HBP BLK WP HR S P ERA WHIP	IP WLS BF H R ER SO BB IBB HBP BLK WP HR S P ERA WHIP	IP WLS BF H R ER SO BB IBB HBP BLK WP HR S P ERA WHIP	IP WLS BF H R ER SO BB IBB HBP BLK WP HR S P ERA WHIP	IP WLS BF H R ER SO BB IBB HBP BLK WP HR S P ERA WHIP	IP WLS BF H R ER SO BB IBB HBP BLK WP HR S P ERA WHIP	IP WLS BF H R ER SO BB IBB HBP BLK WP HR S P ERA WHIP
Mark Redman, L ERA: 3.2	(1, 1) 7.0	W 30	6	1	1	5	1	0	0	0	66	129	1.29	1.000								
Oscar Hernandez, R ERA: 2.09	(8, 1) 1.0	H 3	0	0	0	1	0	0	0	0	8	13	0.00	0.000								
Juan Acevedo, R ERA: 3.31	(9, 1) 1.0	S 5	1	0	0	1	1	0	0	0	10	17	0.00	2.000								

Detroit Tigers @ Oakland Athletics
Network Associates Coliseum, Oakland, CA
Fri Aug 02, 2002, 10:05 PM EDT
Att: 17,197 - Cloudy - 61 F


AB	36
R	1
H	7
RBI	1
BB	2
SO	7
LOB	21



Batter	1	2	3	4	5	6	7	8	9	AB	R	H	RBI	BB	SO	LOB	TOP					
George Lombard, L (1, 8) OBP: 0.310, SLG: 0.479 Hiram Bocachica, R (8, FH) OBP: 0.286, SLG: 0.476	F7		G4-3			G3		1B BB		3	0	0	0	0	0	0						
Damion Easley, R (1, 4) OBP: 0.324, SLG: 0.360	G4-6-3 BB			F9 HBP				K		1	0	0	0	2	1	1						
Bobby Higginson, L (1, 7) OBP: 0.356, SLG: 0.443	G4-6-3			F9		L9		FC3-6 1B		4	0	1	1	0	0	3						
Randall Simon, L (1, 10) OBP: 0.320, SLG: 0.461		E9 1B FC5-4 1B		E4 FC6-4		K		FC3-6		4	1	1	0	0	1	3						
Robert Fick, L (1, 9) OBP: 0.341, SLG: 0.457		FC5-4 1B		F9			HR 1B	K		4	1	2	0	0	1	3						
Carlos Pena, L (1, 3) OBP: 0.337, SLG: 0.477		FC5-4 G6-4-3		FC6-4			HR			4	1	2	3	0	0	3						
Shane Halter, R (1, 6) OBP: 0.324, SLG: 0.404		G6-4-3			F9		G6-3			4	0	0	0	0	1	2						
Chris Truby, R (1, 5) OBP: 0.257, SLG: 0.351			K		F9		G5-3			4	0	0	0	0	1	1						
15 Brandon Inge, R (1, 2) OBP: 0.300, SLG: 0.415			G1-3		F8		K			4	0	0	0	0	1	1						
Inning Stats	R: 0 E: 0 K: 0 S: 3	H: 0 LOB: 0 BB: 1 P: 7	R: 1 E: 1 K: 0 S: 7	H: 2 LOB: 0 BB: 0 P: 8	R: 0 E: 0 K: 1 S: 9	H: 0 LOB: 0 BB: 0 P: 10	R: 0 E: 1 K: 0 S: 10	H: 0 LOB: 2 BB: 0 P: 17	R: 0 E: 0 K: 0 S: 4	H: 0 LOB: 0 BB: 0 P: 9	R: 0 E: 0 K: 1 S: 8	H: 0 LOB: 1 BB: 1 P: 13	R: 2 E: 0 K: 1 S: 14	H: 2 LOB: 0 BB: 0 P: 22	R: 1 E: 0 K: 2 S: 10	H: 1 LOB: 1 BB: 0 P: 21	R: 0 E: 0 K: 1 S: 13	H: 1 LOB: 1 BB: 0 P: 17	1B: 5 2B: 0 3B: 0 HR: 1	SF: 0 SAC: 0 DP: 2 HBP: 1	WP: 0 PB: 0 SB: 1 CS: 0	PA: 36
PITCHER	IP	WLS	BF	H	R	ER	SO	BB	IBB	HBP	BLK	WP	HR	S	P	ERA	WHIP					
Tim Hudson, R (1, 1) ERA: 3.59	7.0	W	27	4	3	2	3	2	0	1	0	0	1	55	86	2.57	0.857					
Ricardo Rincon, L (8, 1) ERA: 4.74	1.0	H	5	1	1	1	2	1	0	0	0	0	0	10	21	9.00	2.000					
Chad Bradford, R (9, 1) ERA: 1.91	1.0		4	1	0	0	1	0	0	0	0	0	0	13	17	0.00	1.000					

Detroit Tigers @ Oakland Athletics
 Network Associates Coliseum, Oakland, CA
 Sat Aug 03 2002, 4:05 PM EDT
 Att: 29,648 - Cloudy - 66 F


AB 32
 R 4
 H 6
 RBI 4
 BB 3
 SO 6
 LOB 17



Batter	1	2	3	4	5	6	7	8	9	AB	R	H	RBI	BB	SO	LOB	BOTTOM							
Ray Durham, S (1, 4) OBP: 0.380, SLG: 0.441	G6-3	G3-1		2B BB			FC4-6 1B	K		4	1	1	0	1	1	2								
Scott Hatteberg, L (1, 3) OBP: 0.361, SLG: 0.431	2B	F9		WP 2B			FC4-6			4	1	2	3	0	0	2								
Miguel Tejada, R (1, 6) OBP: 0.344, SLG: 0.510	2B		G5-3	G6-3			F8			4	0	1	1	0	0	2								
David Justice, L (1, 7) OBP: 0.396, SLG: 0.399 Eric Byrnes, R (8, 7) OBP: 0.324, SLG: 0.458	K		P5		G1-6-3 1B		G4-3			4	0	1	0	0	1	2								
3 Eric Chavez, L (1, 10) OBP: 0.342, SLG: 0.534	K		F9		G1-6-3			HR		4	1	1	1	0	1	2								
Mark Ellis, R (1, 5) OBP: 0.367, SLG: 0.447		3B 3B		F7	P6			BLK 3B		4	2	2	0	0	0	0								
Terrence Long, L (1, 8) OBP: 0.319, SLG: 0.382		G1-3		F7 2B 1B		G6-3		G3		4	1	1	0	0	0	2								
John Mabry, L (1, 9) OBP: 0.344, SLG: 0.523		2B 3B		S 2B BB		K		K		3	2	1	1	1	2	1								
Ramon Hernandez, R (1, 2) OBP: 0.308, SLG: 0.330		G3-1 2B		F7		K				3	0	1	1	1	1	2								
Inning Stats	R: 1 E: 0 K: 2 S: 13	H: 2 LOB: 1 BB: 0 P: 19	R: 2 E: 0 K: 0 S: 11	H: 3 LOB: 1 BB: 0 P: 22	R: 0 E: 0 K: 0 S: 4	H: 0 LOB: 0 BB: 0 P: 6	R: 3 E: 0 K: 0 S: 17	H: 2 LOB: 1 BB: 2 P: 29	R: 0 E: 0 K: 2 S: 8	H: 0 LOB: 0 BB: 0 P: 10	R: 0 E: 0 K: 0 S: 9	H: 1 LOB: 1 BB: 0 P: 13	R: 2 E: 0 K: 2 S: 16	H: 2 LOB: 1 BB: 1 P: 27	R: 0 E: 0 K: 1 S: 10	H: 0 LOB: 0 BB: 0 P: 9	R: 0 E: 0 K: 1 S: 14	H: 1 LOB: 1 BB: 0 P: 21	R: 0 E: 0 K: 1 S: 13	H: 1 LOB: 1 BB: 0 P: 17	1B: 3 2B: 4 3B: 3 HR: 1	SF: 0 SAC: 0 DP: 1 HBP: 0	WP: 1 PB: 0 SB: 1 CS: 0	PA: 37
PITCHER	IP	WLS	BF	H	R	ER	SO	BB	IBB	HBP	BLK	WP	HR	S	P	ERA	WHIP							
Jose Lima, R (1, 1) ERA: 7.48	3.2	L	20	7	6	6	2	2	0	0	0	0	0	42	72	14.73	2.455							
Adam Bernero, R (4, 1) ERA: 6.14	3.0		10	2	0	0	2	0	0	0	0	1	0	20	27	0.00	0.667							
Jamie Walker, L (7, 1) ERA: 5.0	1.0		5	2	2	2	1	0	0	0	0	0	1	15	24	18.00	2.000							
Jeff Farnsworth, R (8, 1) ERA: 6.14	0.1		2	0	0	0	1	1	0	0	1	0	0	4	9	0.00	3.000							

Detroit Tigers @ Oakland Athletics
 Network Associates Coliseum, Oakland, CA
 Sat Aug 03 2002, 4:05 PM EDT
 Att: 29,648 - Cloudy - 66 F

AB 34
 R 8
 H 11
 RBI 7
 BB 3
 SO 6
 LOB 15



Batter	1	2	3	4	5	6	7	8	9	AB	R	H	RBI	BB	SO	LOB	TOP				
Damian Jackson, R (1.4) OBP: 0.344, SLG: 0.379	1-3 K			0-1 G5-3			4-1 BB BB		2-0 F7	3	0	0	0	1	1	0					
Shane Halter, R (1.6) OBP: 0.324, SLG: 0.401	1-2 G4-3			1-2 G6-3			4-2 G4-6-3 BB			2	0	0	0	1	0	0					
Bobby Higginson, L (1.7) OBP: 0.353, SLG: 0.438	2-3 K			3-1 G4-3			1-3 K			3	0	0	0	0	2	2					
Randall Simon, L (1.10) OBP: 0.317, SLG: 0.457		3-2 L8			0-0 F7		3-0 G4-6-3			3	0	0	0	0	0	2					
Robert Fick, L (1.9) OBP: 0.339, SLG: 0.454		0-3 K			1-1 G3-1			2-3 K		3	0	0	0	0	2	0					
Carlos Pena, L (1.3) OBP: 0.333, SLG: 0.470		3-2 P5			3-2 F7			3-3 K		3	0	0	0	0	1	0					
Wendell Magee, R (1.8) OBP: 0.287, SLG: 0.387				0-0 G6-3			3-2 G4-3 1B		1-3 K	3	0	1	0	0	1	0					
Chris Truby, R (1.5) OBP: 0.254, SLG: 0.346				1-3 K			0-0 G4-3		1-1 F7	3	0	0	0	0	1	1					
15 Brandon Inge, R (1.2) OBP: 0.297, SLG: 0.410				3-2 G5-3			1-3 K		3-3 K	3	0	0	0	0	2	0					
Inning Stats	R: 0 H: 0 E: 0 K: 2 S: 11	H: 0 LOB: 0 BB: 0 P: 15	R: 0 H: 0 E: 0 K: 1 S: 9	H: 0 LOB: 0 BB: 0 P: 15	R: 0 H: 0 E: 0 K: 1 S: 7	H: 0 LOB: 0 BB: 0 P: 11	R: 0 H: 0 E: 0 K: 0 S: 7	H: 0 LOB: 0 BB: 0 P: 11	R: 0 H: 1 E: 0 K: 1 S: 8	H: 1 LOB: 1 BB: 0 P: 12	R: 0 H: 0 E: 0 K: 1 S: 10	H: 0 LOB: 0 BB: 2 P: 22	R: 0 H: 0 E: 0 K: 3 S: 9	H: 0 LOB: 0 BB: 0 P: 15	R: 0 H: 0 E: 0 K: 1 S: 7	H: 0 LOB: 0 BB: 0 P: 13	1B: 1 2B: 0 3B: 0 HR: 0	SF: 0 SAC: 0 DP: 2 HBP: 0	WP: 0 PB: 0 SB: 0 CS: 0	PA: 28	
PITCHER	IP	WLS	BF	H	R	ER	SO	BB	IBB	HBP	BLK	WP	HR	S	P	ERA	WHIP				
Cory Lidle, R (1.1) ERA: 4.85	7.0	W	22	1	0	0	6	2	0	0	0	0	0	58	96	0.00	0.429				
Ricardo Rincon, L (8.1) ERA: 4.65	0.2	H	2	0	0	0	2	0	0	0	0	0	0	6	11	0.00	0.000				
Chad Bradford, R (8.1) ERA: 1.89	0.1	H	1	0	0	0	1	0	0	0	0	0	0	3	4	0.00	0.000				
Billy Koch, R (9.1) ERA: 3.38	1.0		3	0	0	0	1	0	0	0	0	0	0	7	13	0.00	0.000				

Detroit Tigers @ Oakland Athletics
Network Associates Coliseum, Oakland, CA
Sun Aug 04 2002, 4:05 PM EDT
Att: 24,546 - Cloudy - 63 F

AB 26
R 0
H 1
RBI 0
BB 2
SO 10
LOB 5

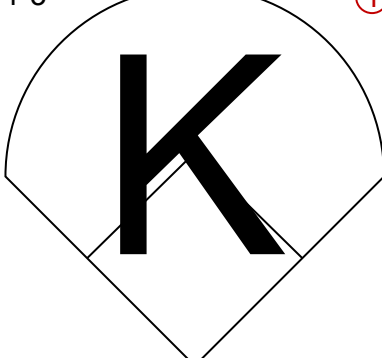
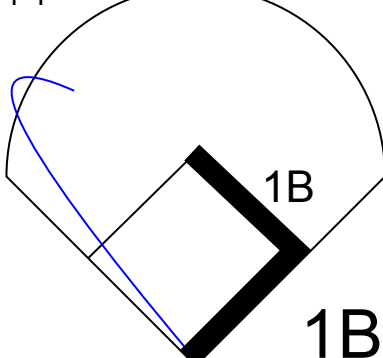
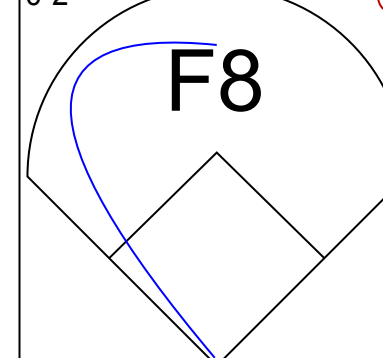
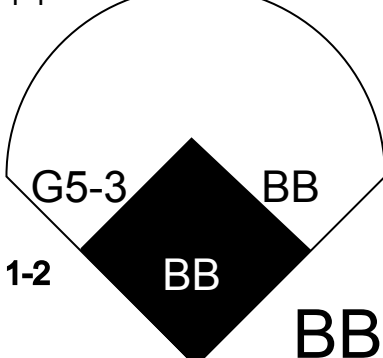
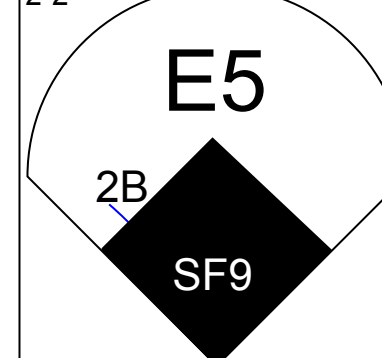
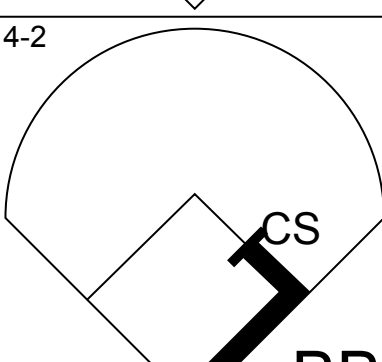
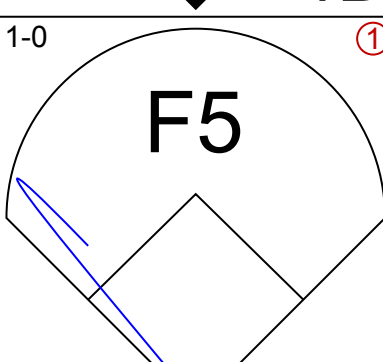
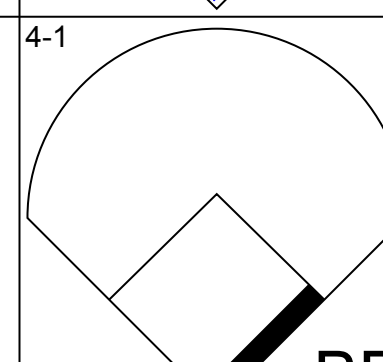
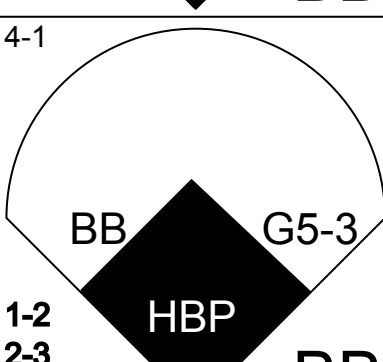
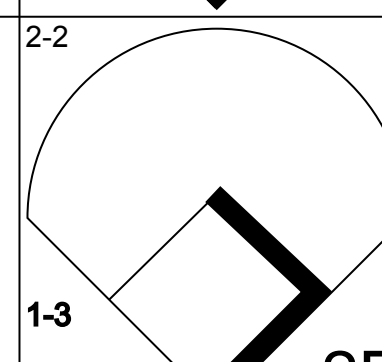
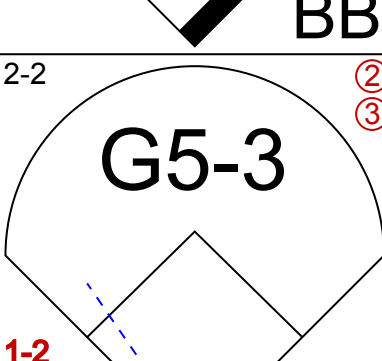
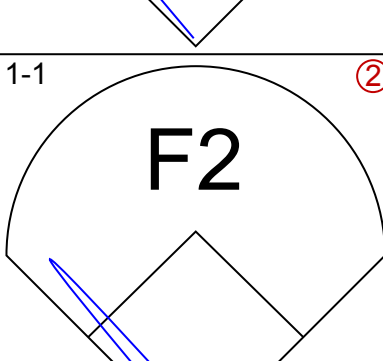
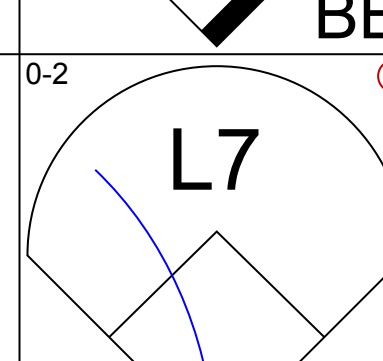
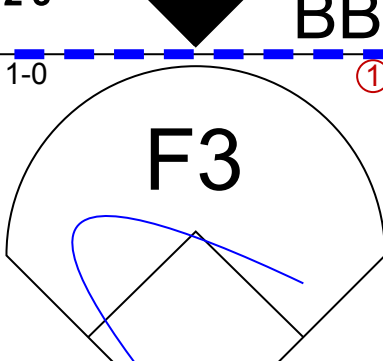
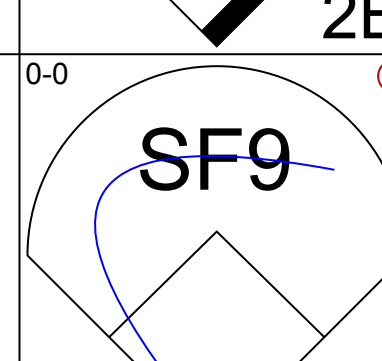
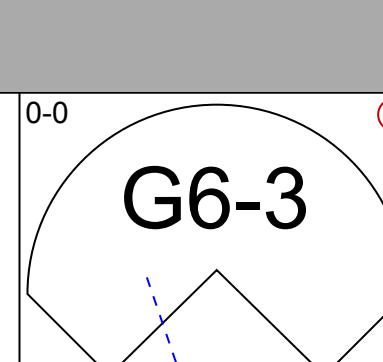
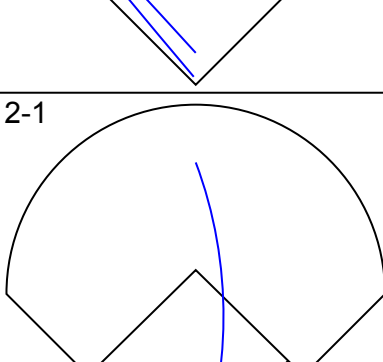
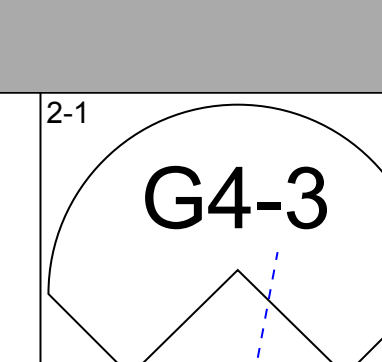
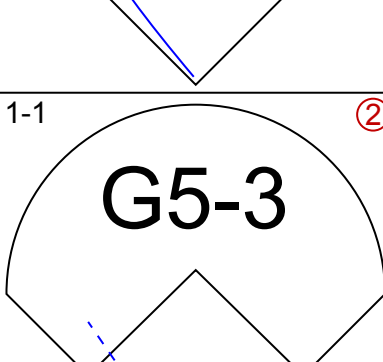
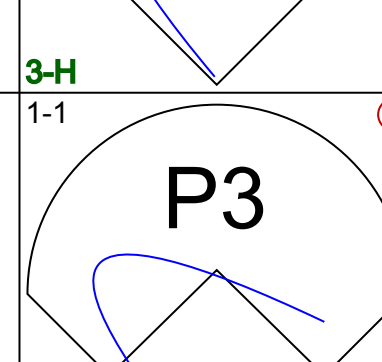
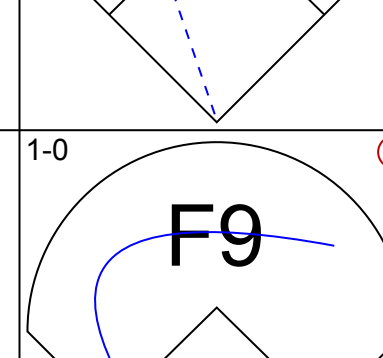
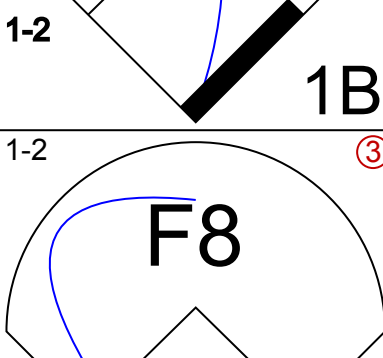
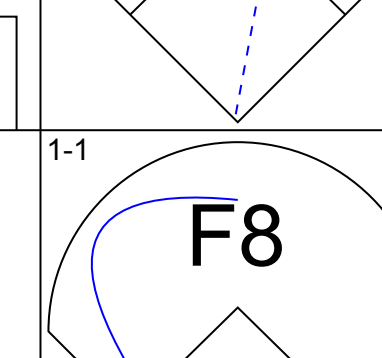
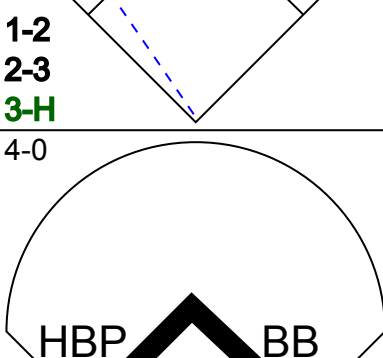
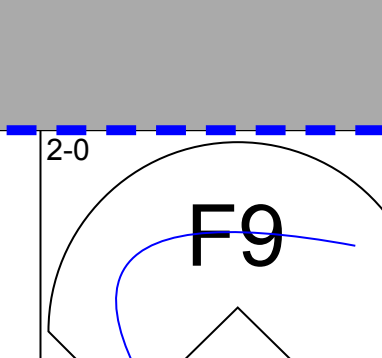
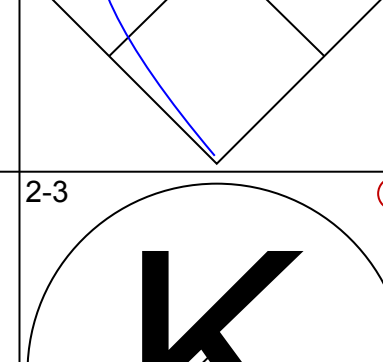
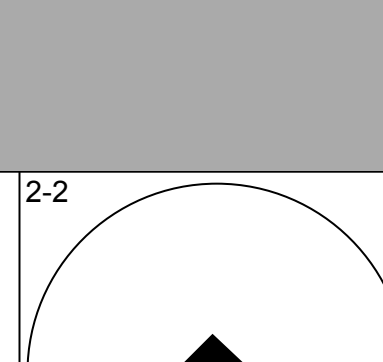
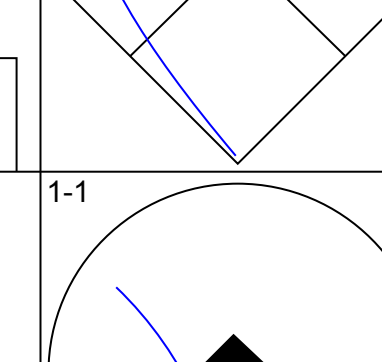
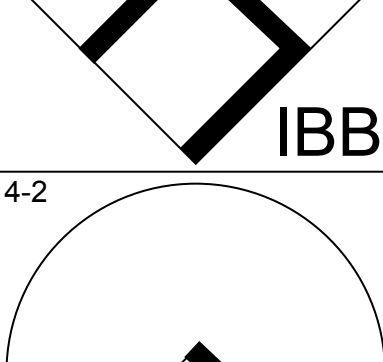
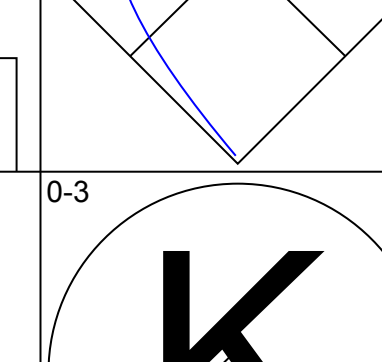
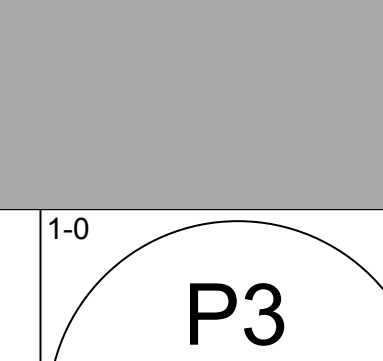
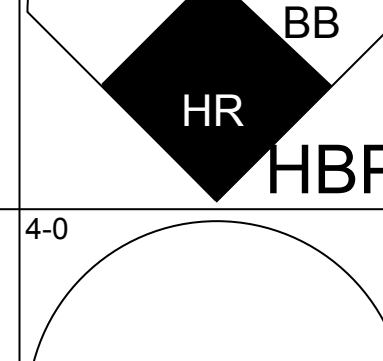
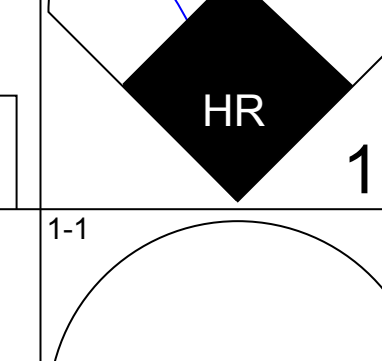
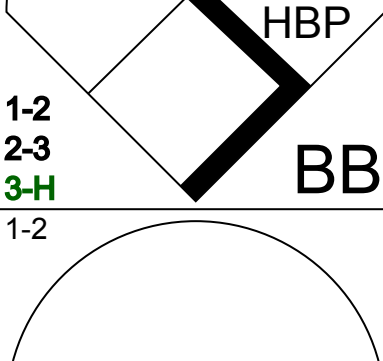
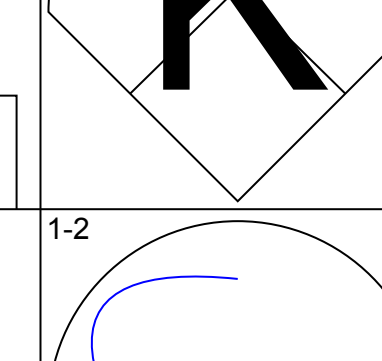
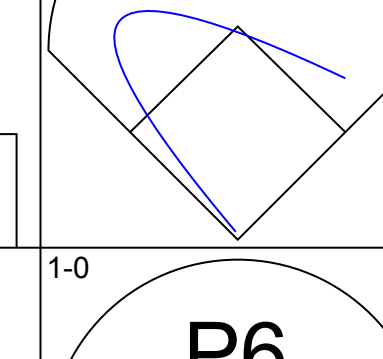
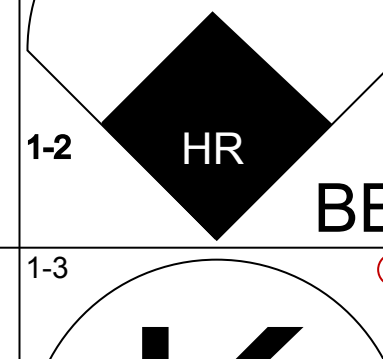
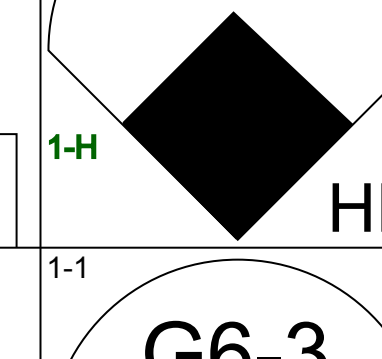
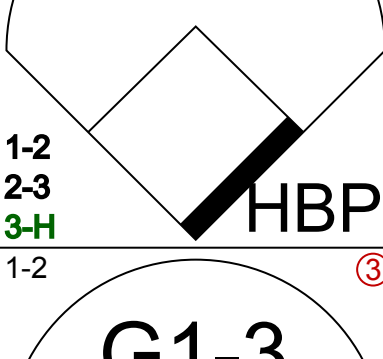
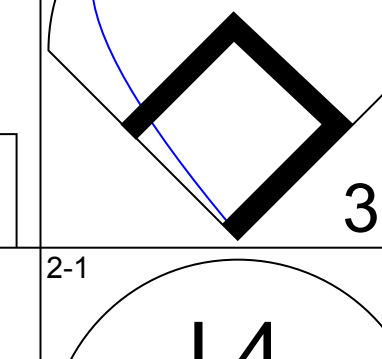
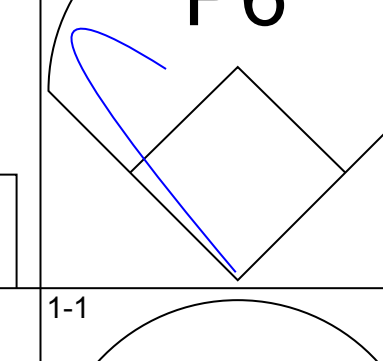
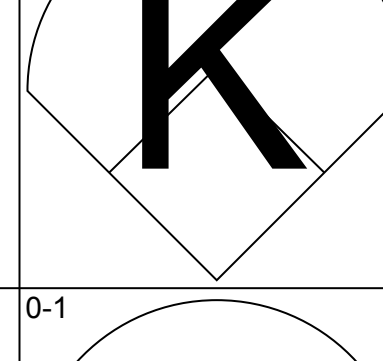
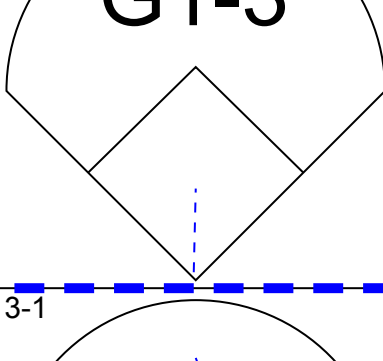
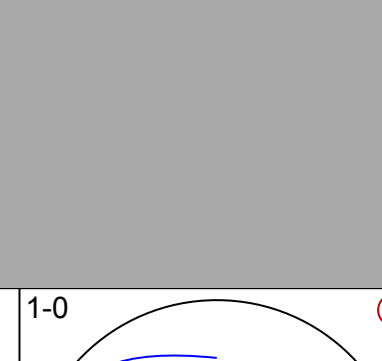


Batter	1	2	3	4	5	6	7	8	9	AB	R	H	RBI	BB	SO	LOB	BOTTOM				
Mark Ellis, R (1.4) OBP: 0.365, SLG: 0.440	0-1 G5-3		0-1 F7		0-1 G6-3		4-2 BB			3	0	0	0	1	0	1					
Scott Hatteberg, L (1.3) OBP: 0.380, SLG: 0.427	0-1 P6		4-2 HR BB		1-1 F8		2-2 L4			3	1	0	0	1	0	1					
John Mabry, L (8.3) OBP: 0.344, SLG: 0.523			1-2 HR BB							0	0	0	0	0	0	0					
Miguel Tejada, R (1.6) OBP: 0.345, SLG: 0.515	1-0 F8		2-0 HR			4-2 1B BB		1-1 G1-3		3	1	1	3	1	0	0					
Olmedo Saenz, R (1.5) OBP: 0.361, SLG: 0.489		0-0 E6 3 CS	2-3 K			1-3 K		1-1 1B 2B		4	1	1	0	0	2	1					
3 Eric Chavez, L (1.10) OBP: 0.343, SLG: 0.531		4-1 1B BB	1-0 G4-3			1-0 L6		4-0 FC6-4 1B IBB		2	0	0	0	2	0	1					
Jermaine Dye, R (1.9) OBP: 0.326, SLG: 0.413		2-3 K		1-2 E6 G6-4-3		0-1 1B		3-1 FC6-4 1B		4	0	2	1	0	1	1					
Eric Byrnes, R (1.7) OBP: 0.319, SLG: 0.444		1-2 1B		1-1 G6-4-3		3-3 K		0-0 FC6-4		4	0	1	0	0	1	5					
Terrence Long, L (1.8) OBP: 0.316, SLG: 0.378		2-3 K		1-3 K			1-1 L7	0-2 P5		4	0	0	0	0	2	4					
Ramon Hernandez, R (1.2) OBP: 0.308, SLG: 0.330			2-1 HR BB 1B		2-1 G4-3		1-1 F7			3	1	1	0	0	0	0					
Inning Stats	R: 0 H: 0 E: 0 K: 0 S: 5	H: 1 LOB: 2 BB: 1 P: 6	R: 0 H: 1 E: 1 K: 2 S: 12	H: 2 LOB: 2 BB: 1 P: 21	R: 3 H: 2 E: 0 K: 1 S: 12	H: 0 LOB: 0 BB: 1 P: 23	R: 0 H: 0 E: 1 K: 1 S: 9	H: 0 LOB: 0 BB: 0 P: 12	R: 0 H: 1 E: 0 K: 2 S: 14	H: 1 LOB: 2 BB: 1 P: 23	R: 0 H: 0 E: 0 K: 0 S: 9	H: 0 LOB: 1 BB: 1 P: 17	R: 1 H: 2 E: 0 K: 0 S: 10	H: 2 LOB: 2 BB: 1 P: 19	1B: 4 2B: 1 3B: 0 HR: 1	SF: 0 SAC: 0 DP: 1 HBP: 0	WP: 0 PB: 0 SB: 0 CS: 1	PA: 35			
PITCHER	IP	WLS	BF	H	R	ER	SO	BB	IBB	HBP	BLK	WP	HR	S	P	ERA	WHIP				
Mike Maroth, L (1.1) ERA: 4.77	7.0	L	29	4	3	3	6	4	0	0	0	0	0	67	111	3.86	1.143				
Jeff Farnsworth, R (8.1) ERA: 6.25	0.2		5	2	1	1	0	0	1	0	0	0	0	7	16	13.50	3.000				
Jamie Walker, L (8.1) ERA: 4.94	0.1		1	0	0	0	0	0	0	0	0	0	0	3	3	0.00	0.000				


Detroit Tigers @ Oakland Athletics
Network Associates Coliseum, Oakland, CA
Sun Aug 04 2002, 4:05 PM EDT
Att: 24,546 - Cloudy - 63 F

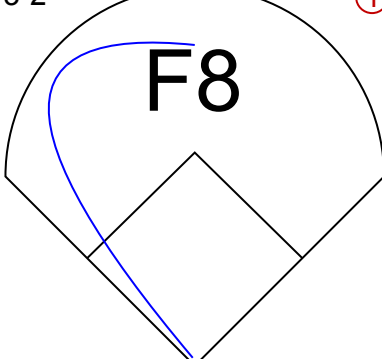
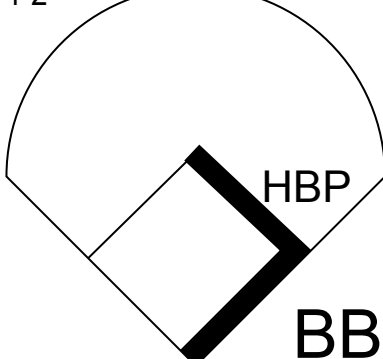
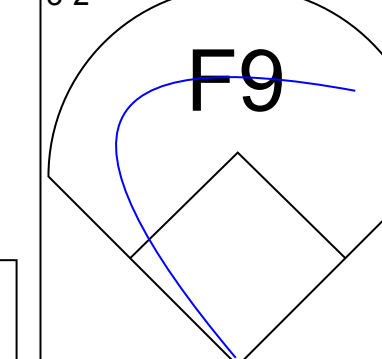
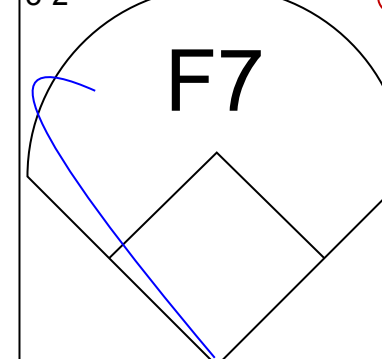
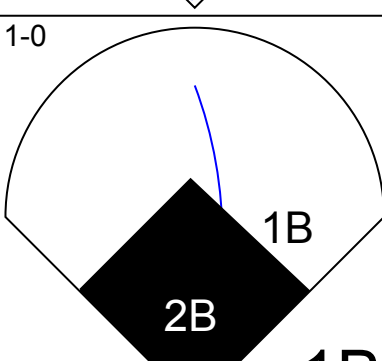
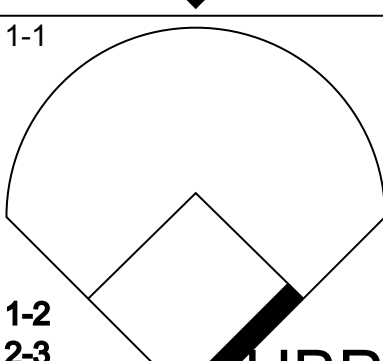
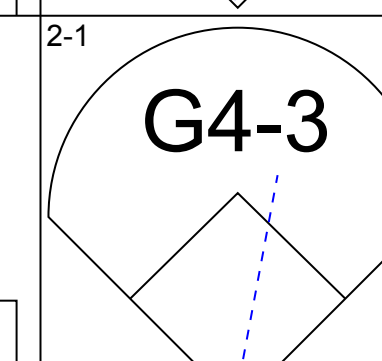
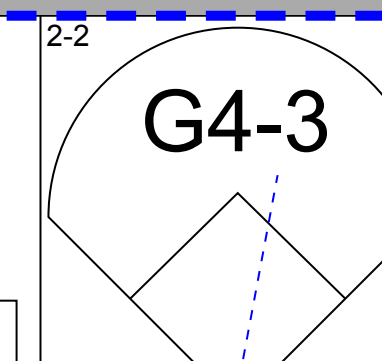
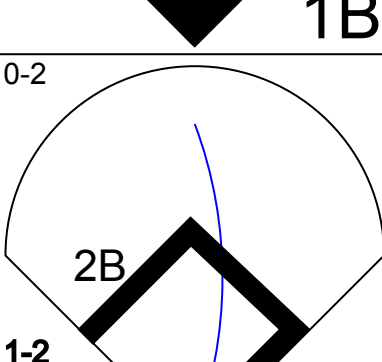
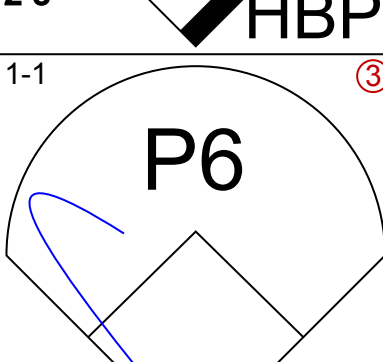
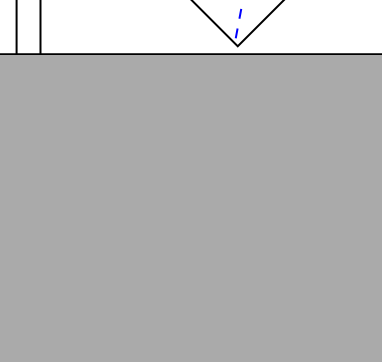
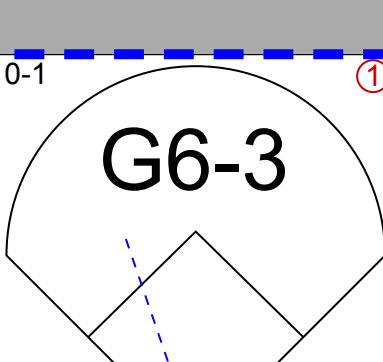
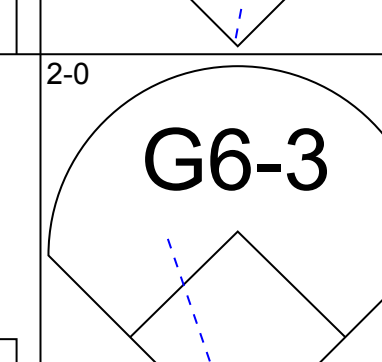
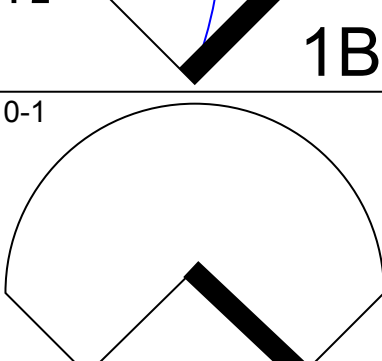
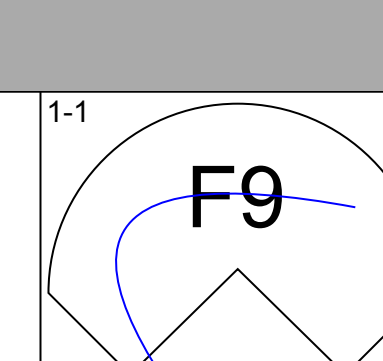
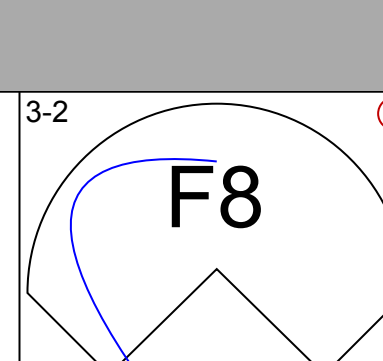
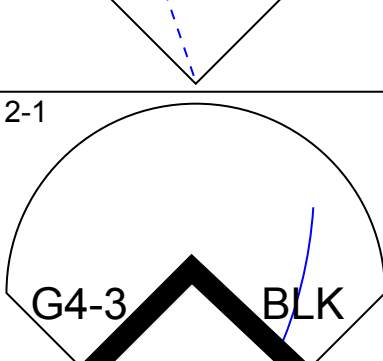
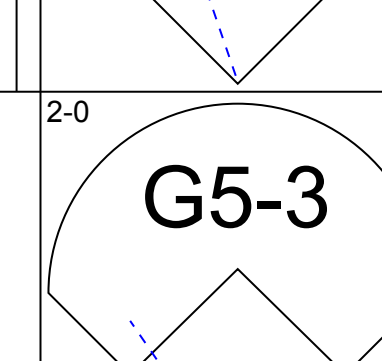
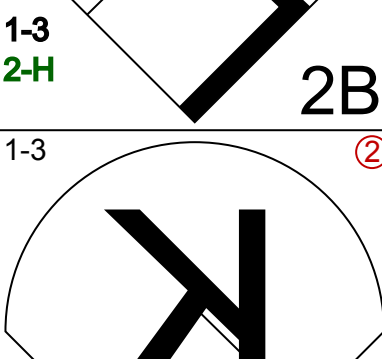
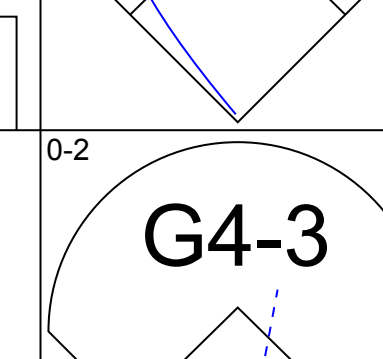
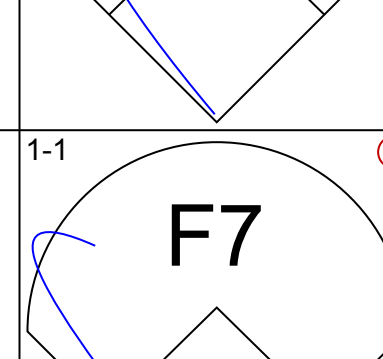
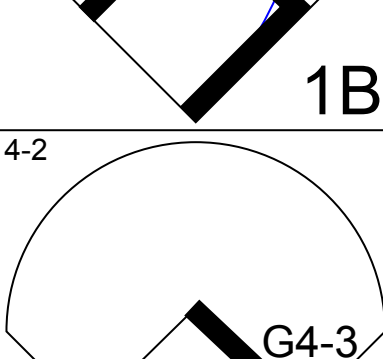
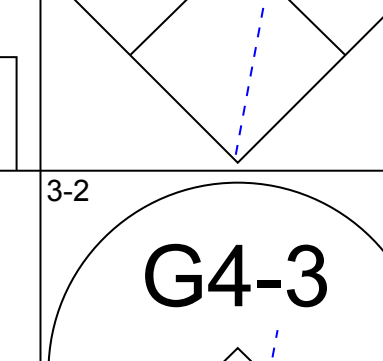
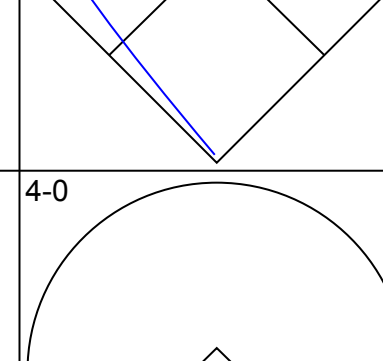
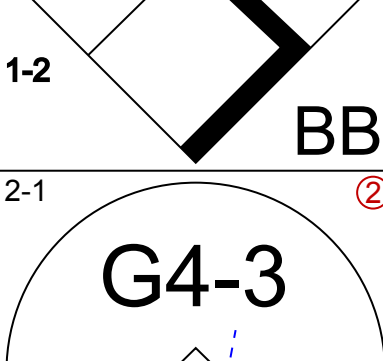
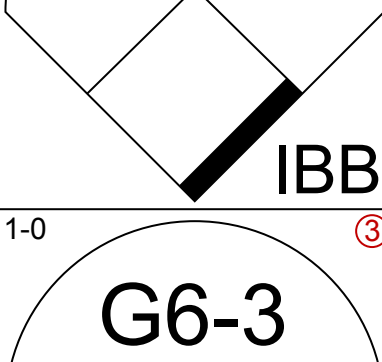
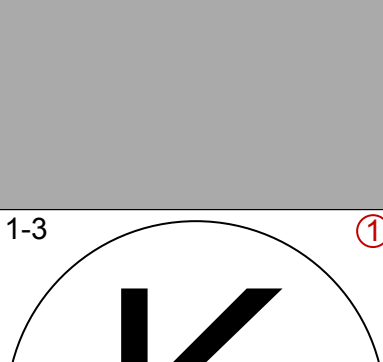
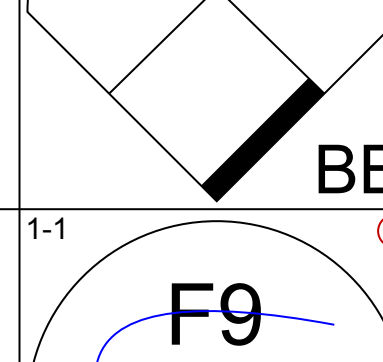
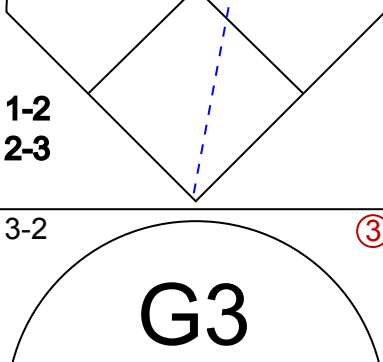
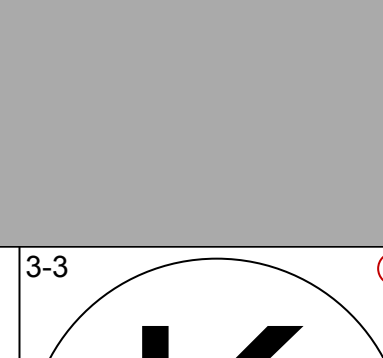
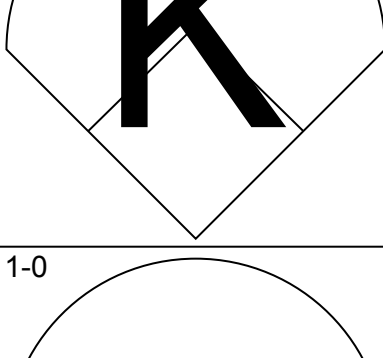
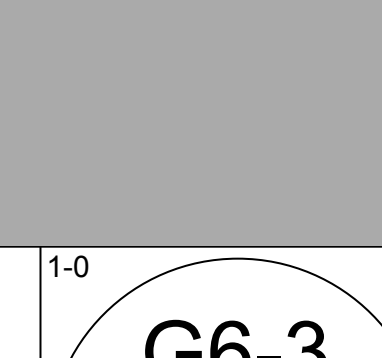
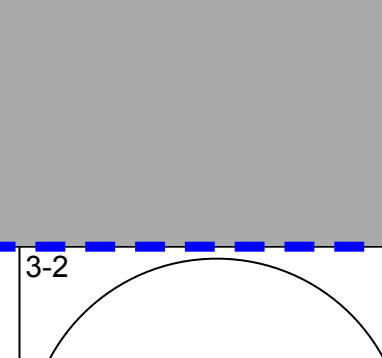
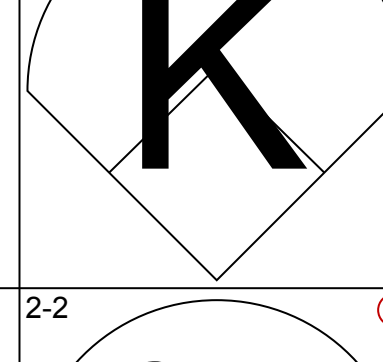
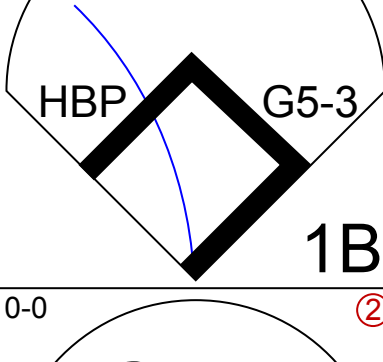
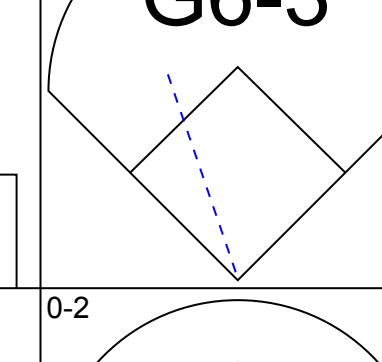
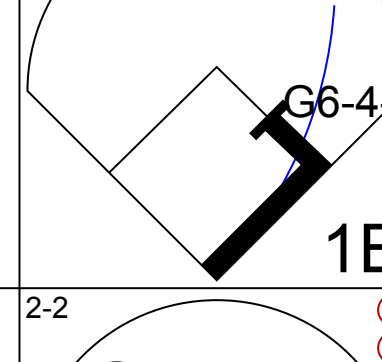
AB 30
R 4
H 6
RBI 4
BB 5
SO 6
LOB 14




Batter	1	2	3	4	5	6	7	8	9	AB	R	H	RBI	BB	SO	LOB	TOP					
Mark Ellis, R OBP: 0.366, SLG: 0.436 (1, 4)										4	2	1	0	1	1	0	Oakland Athletics @ Boston Red Sox Fenway Park, Boston, MA Tue Aug 06 2002, 7:05 PM EDT Att: 34,059 - Sunny - 72 F					
Ray Durham, S OBP: 0.365, SLG: 0.444 (1, 10)										2	1	1	0	3	0	1						
Miguel Tejada, R OBP: 0.341, SLG: 0.511 (1, 6)										4	0	0	1	0	0	6						
David Justice, L OBP: 0.394, SLG: 0.397 John Mabry, L OBP: 0.342, SLG: 0.520 (7, 3)										4	0	1	1	0	0	2						
3 Eric Chavez, L OBP: 0.342, SLG: 0.526 (1, 5)										4	0	0	0	1	0	2						
Jemaine Dye, R OBP: 0.332, SLG: 0.412 (1, 9)										3	2	1	1	1	2	0						
Olmedo Saenz, R OBP: 0.371, SLG: 0.511 Eric Byrnes, R OBP: 0.329, SLG: 0.484 (7, 7)										2	2	1	3	1	0	0						
Terrence Long, L OBP: 0.313, SLG: 0.373 (1, 8)										5	0	0	0	0	1	6						
Ramon Hernandez, R OBP: 0.311, SLG: 0.343 (1, 2)										4	2	2	3	0	0	0						
Inning Stats	R: 0 E: 0 K: 1 S: 12	H: 0 LOB: 0 BB: 1 P: 18	R: 0 E: 0 K: 1 S: 8	H: 0 LOB: 0 BB: 1 P: 11	R: 0 E: 0 K: 0 S: 4	H: 0 LOB: 0 BB: 0 P: 7	R: 0 E: 0 K: 0 S: 10	H: 2 LOB: 2 BB: 0 P: 16	R: 3 E: 0 K: 1 S: 17	H: 1 LOB: 1 BB: 2 P: 28	R: 2 E: 0 K: 0 S: 10	H: 2 LOB: 3 BB: 0 P: 16	R: 3 E: 0 K: 0 S: 16	H: 1 LOB: 3 BB: 4 P: 39	R: 1 E: 1 K: 0 S: 12	H: 1 LOB: 1 BB: 0 P: 18		R: 0 E: 0 K: 1 S: 9	H: 1 LOB: 1 BB: 0 P: 14	1B: 4 2B: 1 3B: 1 HR: 2	SF: 1 SAC: 0 DP: 0 HBP: 2	WP: 0 PB: 0 SB: 0 CS: 1
PITCHER	IP	WLS	BF	H	R	ER	SO	BB	IBB	HBP	BLK	WP	HR	S	P	ERA	WHIP					
49 Tim Wakefield, R ERA: 3.57 Chris Haney, L ERA: 4.15 Frank Castillo, R ERA: 5.55 Ugueth Urbina, R ERA: 3.46	6.0	L	26	5	5	5	3	3	0	1	0	0	2	61	96	7.50	1.333					

AB	34
R	9
H	8
RBI	9
BB	7
SO	4
LOB	18



Batter	1	2	3	4	5	6	7	8	9	AB	R	H	RBI	BB	SO	LOB	BOTTOM					
Rickey Henderson, R OBP: 0.374, SLG: 0.366 (1, 7)										3	0	0	0	2	0	1	Oakland Athletics @ Boston Red Sox Fenway Park, Boston, MA Tue Aug 06 2002, 7:05 PM EDT Att: 34,059 - Sunny - 72 F					
Trot Nixon, L OBP: 0.351, SLG: 0.501 (1, 8)										3	1	1	0	0	0	1						
Nomar Garciaparra, R OBP: 0.349, SLG: 0.546 (1, 6)										5	0	1	0	0	0	5						
Manny Ramirez, R OBP: 0.430, SLG: 0.573 (1, 10)										5	0	2	1	0	0	0						
Cliff Floyd, L OBP: 0.401, SLG: 0.529 (1, 9)										3	0	0	0	1	1	2						
Shea Hillenbrand, R OBP: 0.344, SLG: 0.495 (1, 5)										2	0	0	0	2	0	2						
Doug Mirabeli, R OBP: 0.313, SLG: 0.447 (1, 2)										4	0	0	0	0	1	6						
Brian Daubach, L OBP: 0.353, SLG: 0.490 (1, 3)										4	0	2	0	0	1	0						
Rey Sanchez, R OBP: 0.320, SLG: 0.369 (1, 4)										4	0	1	0	0	0	2						
Inning Stats	R: 1 E: 0 K: 1 S: 14	H: 3 LOB: 3 BB: 1 P: 24	R: 0 E: 0 K: 1 S: 12	H: 0 LOB: 2 BB: 1 P: 23	R: 0 E: 0 K: 0 S: 12	H: 0 LOB: 0 BB: 0 P: 16	R: 0 E: 0 K: 1 S: 10	H: 1 LOB: 3 BB: 1 P: 18	R: 0 E: 0 K: 0 S: 10	H: 1 LOB: 1 BB: 0 P: 16	R: 0 E: 0 K: 0 S: 12	H: 1 LOB: 2 BB: 1 P: 23	R: 0 E: 0 K: 0 S: 10	H: 1 LOB: 0 BB: 0 P: 18	R: 0 E: 0 K: 0 S: 5	H: 0 LOB: 0 BB: 0 P: 11		1B: 6 2B: 1 3B: 0 HR: 0	SF: 0 SAC: 0 DP: 1 HBP: 2	WP: 0 PB: 0 SB: 0 CS: 0	PA: 40	
PITCHER	IP	WLS	BF	H	R	ER	SO	BB	IBB	HBP	BLK	WP	HR	S	P	ERA	WHIP					
Mark Mulder, L ERA: 3.57 Chad Bradford, R ERA: 1.99 Micah Bowie, L ERA: Jeff Tam, R ERA: 5.08	6.0	W	29	5	1	1	3	3	1	0	1	0	0	12	23	0.00	2.000					

AB	33
R	1
H	7
RBI	1
BB	5
SO	3
LOB	19



Batter	1	2	3	4	5	6	7	8	9	AB	R	H	RBI	BB	SO	LOB	TOP					
Mark Ellis, R OBP: 0.367, SLG: 0.435 (1, 4)										5	0	2	0	0	2	1	Oakland Athletics @ Boston Red Sox Fenway Park, Boston, MA Wed Aug 07 2002, 7:05 PM EDT Att: 33,325 - Sunny - 79 F					
Scott Hatteberg, L OBP: 0.358, SLG: 0.424 (1, 3)										5	0	1	0	0	0	4						
Miguel Tejada, R OBP: 0.340, SLG: 0.507 (1, 6)										5	0	1	1	0	1	4						
David Justice, L OBP: 0.391, SLG: 0.391 (1, 10)										4	0	0	0	1	1	2						
Eric Chavez, L OBP: 0.340, SLG: 0.521 (1, 5)										4	1	0	0	1	1	3						
Jermaine Dye, R OBP: 0.334, SLG: 0.424 (1, 9)										3	1	2	2	1	0	1						
John Mabry, L OBP: 0.341, SLG: 0.516 (8, PH)										3	0	1	0	0	0	1						
Eric Byrnes, R OBP: 0.324, SLG: 0.477 (8, 7)										1	0	0	0	0	1	1						
Terrence Long, L OBP: 0.312, SLG: 0.372 (1, 8)										4	0	1	0	0	2	3						
Ramon Hernandez, R OBP: 0.313, SLG: 0.343 (9, PR)										3	1	1	0	1	0	1						
Randy Velarde, R OBP: 0.336, SLG: 0.369 (9, 2)										0	0	0	0	0	0	0						
Greg Myers, L OBP: 0.333, SLG: 0.395 (9, 2)										0	0	0	0	0	0	0						
Inning Stats	R: 0 E: 0 K: 1 S: 7	H: 0 LOB: 0 BB: 0 P: 13	R: 0 E: 0 K: 0 S: 7	H: 0 LOB: 1 BB: 1 P: 12	R: 0 E: 0 K: 1 S: 11	H: 2 LOB: 2 BB: 0 P: 14	R: 0 E: 0 K: 2 S: 11	H: 1 LOB: 2 BB: 1 P: 18	R: 0 E: 0 K: 0 S: 8	H: 0 LOB: 0 BB: 0 P: 10	R: 2 E: 1 K: 0 S: 7	H: 1 LOB: 0 BB: 0 P: 11	R: 1 E: 0 K: 1 S: 14	H: 2 LOB: 2 BB: 1 P: 28	R: 0 E: 0 K: 3 S: 16	H: 1 LOB: 1 BB: 0 P: 22	R: 0 E: 0 K: 0 S: 16	H: 2 LOB: 3 BB: 1 P: 25	1B: 8 2B: 0 3B: 0 HR: 1	SF: 0 SAC: 0 DP: 0 HBP: 0	WP: 0 PB: 0 SB: 0 CS: 0	PA: 41
PITCHER	IP	WLS	BF	H	R	ER	SO	BB	IBB	HBP	BLK	WP	HR	S	P	ERA	WHIP					
John Burkett, R ERA: 4.19 (1, 1)	6.2	L	30	6	3	1	5	3	0	0	0	0	1	62	101	1.35	1.350					
Alan Embree, L ERA: 1.91 (7, 1)	1.1		5	1	0	0	3	0	0	0	0	0	0	19	27	0.00	0.750					
Bob Howry, R ERA: 3.95 (9, 1)	1.0		6	2	0	0	0	1	0	0	0	0	0	16	25	0.00	3.000					

AB	37
R	3
H	9
RBI	3
BB	4
SO	8
LOB	21



Batter	1	2	3	4	5	6	7	8	9	AB	R	H	RBI	BB	SO	LOB	BOTTOM					
1B Johnny Damon, L OBP: 0.369, SLG: 0.460 (1, 8)										4	0	1	0	1	0	1	Oakland Athletics @ Boston Red Sox Fenway Park, Boston, MA Wed Aug 07 2002, 7:05 PM EDT Att: 33,325 - Sunny - 79 F					
Trot Nixon, L OBP: 0.352, SLG: 0.499 (1, 9)										4	0	1	0	1	1	2						
Nomar Garciaparra, R OBP: 0.349, SLG: 0.543 (1, 6)										4	0	1	0	1	2	3						
Manny Ramirez, R OBP: 0.430, SLG: 0.581 (1, 10)										5	2	2	1	0	1	5						
Cliff Floyd, L OBP: 0.400, SLG: 0.524 (1, 7)										3	0	0	0	1	1	1						
Jason Varitek, S OBP: 0.350, SLG: 0.421 (1, 2)										3	0	0	0	1	3	1						
Rickey Henderson, R OBP: 0.374, SLG: 0.366 (8, PR)										0	0	0	0	0	0	0						
Doug Mirabelli, R OBP: 0.313, SLG: 0.447 (9, 2)										0	0	0	0	0	0	0						
Shea Hillenbrand, R OBP: 0.345, SLG: 0.496 (1, 5)										4	0	2	1	0	0	1						
Brian Daubach, L OBP: 0.349, SLG: 0.484 (1, 3)										4	0	0	0	0	0	4						
Rey Sanchez, R OBP: 0.320, SLG: 0.366 (1, 4)										2	0	0	0	1	0	0						
Carlos Baerga, S OBP: 0.342, SLG: 0.420 (9, PH)										1	0	0	0	0	1	0						
Inning Stats	R: 0 E: 0 K: 1 S: 11	H: 0 LOB: 1 BB: 1 P: 19	R: 0 E: 0 K: 1 S: 16	H: 1 LOB: 0 BB: 0 P: 25	R: 0 E: 0 K: 0 S: 5	H: 0 LOB: 1 BB: 1 P: 10	R: 1 E: 0 K: 1 S: 9	H: 1 LOB: 1 BB: 1 P: 15	R: 0 E: 0 K: 0 S: 15	H: 1 LOB: 2 BB: 1 P: 25	R: 0 E: 0 K: 1 S: 10	H: 0 LOB: 0 BB: 0 P: 17	R: 0 E: 0 K: 1 S: 12	H: 1 LOB: 1 BB: 0 P: 20	R: 1 E: 1 K: 2 S: 11	H: 2 LOB: 2 BB: 1 P: 18	R: 0 E: 0 K: 2 S: 16	H: 1 LOB: 2 BB: 1 P: 24	1B: 5 2B: 0 3B: 1 HR: 1	SF: 0 SAC: 0 DP: 0 HBP: 0	WP: 0 PB: 0 SB: 0 CS: 0	PA: 40
PITCHER	IP	WLS	BF	H	R	ER	SO	BB	IBB	HBP	BLK	WP	HR	S	P	ERA	WHIP					
Aaron Harang, R ERA: 3.64 (1, 1)	5.2	W	24	3	1	1	4	4	0	0	0	0	0	12	21	0.00	1.000					
Jim Mecir, R ERA: 4.64 (6, 1)	1.0	H	4	1	0	0	0	0	0	0	0	0	0	3	5	0.00	0.000					
Ricardo Rincon, L ERA: 4.62 (7, 1)	0.1	H	1	0	0	0	1	0	0	0	0	0	0	6	7	27.00	3.000					
Chad Bradford, R ERA: 2.01 (8, 1)	0.1	H	2	1	1	1	1	0	0	0	0	0	0	21	35	0.00	2.400					
Billy Koch, R ERA: 3.29 (8, 1)	1.2	S	9	2	0	0	3	2	0	0	0	0	0	0	0	0	0.00	2.400				

AB	34
R	2
H	7
RBI	2
BB	6
SO	9
LOB	18



Batter	1	2	3	4	5	6	7	8	9	AB	R	H	RBI	BB	SO	LOB	TOP				
Mark Ellis, R OBP: 0.361, SLG: 0.426 (1,4)	G5-3		G6-3		G6-3			K		4	0	0	0	0	1	0	Oakland Athletics @ Boston Red Sox Fenway Park, Boston, MA Thu Aug 08 2002, 7:05 PM EDT Att: 33,855 - Sunny - 74 F				
Ray Durham, S OBP: 0.394, SLG: 0.442 (1,10)	G4-3		1B		G4-3			F8		4	0	1	0	0	0	0					
Miguel Tejada, R OBP: 0.341, SLG: 0.514 (1,6)	K		1B		HR			F7		4	1	2	1	0	1	0					
David Justice, L OBP: 0.392, SLG: 0.402 (1,7)		G5-3	P6		3 WP			HR		3	1	1	1	1	0	2					
3 Eric Chavez, L OBP: 0.339, SLG: 0.518 (1,5)		FC5-4			F9			F9		4	0	1	0	0	1	1					
Jermaine Dye, R OBP: 0.331, SLG: 0.419 (1,9)	FC5-4	1B			G6-3			K		4	0	0	0	0	2	2					
Terrence Long, L OBP: 0.311, SLG: 0.371 (1,8)	1B				G4-3			G4-3		4	0	1	0	0	0	0					
Scott Hatteberg, L OBP: 0.355, SLG: 0.420 (1,3)	K				G4-3			F2		3	0	0	0	0	1	2					
Greg Myers, L OBP: 0.326, SLG: 0.385 (1,2)			K		K			G4-3		3	0	0	0	0	2	0					
Inning Stats	R: 0 E: 0 K: 1 S: 8	H: 0 LOB: 0 BB: 0 P: 12	R: 0 E: 0 K: 1 S: 11	H: 2 LOB: 2 BB: 0 P: 16	R: 0 E: 0 K: 1 S: 14	H: 2 LOB: 2 BB: 0 P: 25	R: 0 E: 0 K: 0 S: 5	H: 0 LOB: 0 BB: 0 P: 10	R: 0 E: 0 K: 1 S: 16	H: 1 LOB: 1 BB: 1 P: 25	R: 0 E: 0 K: 0 S: 9	H: 0 LOB: 0 BB: 0 P: 13	R: 0 E: 0 K: 1 S: 9	H: 0 LOB: 0 BB: 0 P: 16	R: 1 E: 0 K: 1 S: 11	H: 1 LOB: 0 BB: 0 P: 16	1B: 4 2B: 0 3B: 0 HR: 2	SF: 0 SAC: 0 DP: 0 HBP: 0	WP: 1 PB: 0 SB: 0 CS: 0	PA: 34	
PITCHER	IP	WLS	BF	H	R	ER	SO	BB	IBB	HBP	BLK	WP	HR	S	P	ERA	WHIP				
Derek Lowe, R ERA: 2.09 (1,1)	7.0	W	27	5	1	1	6	1	0	0	0	1	1	71	114	1.29	0.857				
Bob Howry, R ERA: 3.89 (8,1)	1.0	H	3	0	0	0	1	0	0	0	0	0	0	9	16	0.00	0.000				
Ugueth Urbina, R ERA: 3.6 (9,1)	1.0	S	4	1	1	1	1	0	0	0	0	0	1	11	16	9.00	1.000				

AB	33
R	2
H	6
RBI	2
BB	1
SO	8
LOB	7



Batter	1	2	3	4	5	6	7	8	9	AB	R	H	RBI	BB	SO	LOB	BOTTOM				
18 Johnny Damon, L OBP: 0.370, SLG: 0.463 (1,8)	F7		BB		SF9		G3			4	1	2	0	0	0	0	Oakland Athletics @ Boston Red Sox Fenway Park, Boston, MA Thu Aug 08 2002, 7:05 PM EDT Att: 33,855 - Sunny - 74 F				
Trot Nixon, L OBP: 0.351, SLG: 0.496 (1,9)	K		BB		SF9		F7			2	0	0	1	1	1	0					
Nomar Garciaparra, R OBP: 0.350, SLG: 0.543 (1,6)	K		K		1B			G6-4-3		4	0	2	1	0	2	2					
Manny Ramirez, R OBP: 0.431, SLG: 0.576 (1,7)		1B	SF8		F7		G6-4-3			2	1	0	0	2	0	2					
Cliff Floyd, L OBP: 0.400, SLG: 0.532 (1,10)		1B	G4-6-3		F8			HR		4	1	2	1	0	0	4					
Jason Varitek, S OBP: 0.347, SLG: 0.417 (1,2)	SF8		G6-3		K			F8		3	0	0	1	0	1	0					
Shea Hillenbrand, R OBP: 0.345, SLG: 0.454 (1,5)	3H	1B	K		P5					3	0	1	0	0	1	0					
Tony Clark, S OBP: 0.265, SLG: 0.316 (1,3)	K		K		G5-3					3	0	0	0	0	2	2					
Rey Sanchez, R OBP: 0.320, SLG: 0.363 (1,4)	G3-1				18 2B		G1-3			2	1	0	0	1	0	2					
Inning Stats	R: 0 E: 0 K: 2 S: 11	H: 0 LOB: 0 BB: 0 P: 16	R: 1 E: 0 K: 1 S: 9	H: 2 LOB: 1 BB: 1 P: 16	R: 0 E: 0 K: 1 S: 9	H: 1 LOB: 2 BB: 2 P: 17	R: 0 E: 0 K: 2 S: 8	H: 0 LOB: 0 BB: 0 P: 13	R: 2 E: 0 K: 0 S: 15	H: 2 LOB: 1 BB: 1 P: 23	R: 0 E: 0 K: 1 S: 7	H: 0 LOB: 0 BB: 0 P: 10	R: 0 E: 0 K: 0 S: 3	H: 0 LOB: 0 BB: 0 P: 4	R: 1 E: 0 K: 0 S: 10	H: 2 LOB: 0 BB: 0 P: 11	1B: 5 2B: 1 3B: 0 HR: 1	SF: 2 SAC: 0 DP: 2 HBP: 0	WP: 0 PB: 0 SB: 0 CS: 0	PA: 33	
PITCHER	IP	WLS	BF	H	R	ER	SO	BB	IBB	HBP	BLK	WP	HR	S	P	ERA	WHIP				
Barry Zito, L ERA: 3.04 (1,1)	8.0	L	33	7	4	4	7	4	0	0	0	0	1	72	110	4.50	1.375				



Batter	1	2	3	4	5	6	7	8	9	AB	R	H	RBI	BB	SO	LOB	TOP					
Mark Ellis, R OBP: 0.360, SLG: 0.425 (1, 4)										5	0	2	0	0	0	1						
Ray Durham, S OBP: 0.355, SLG: 0.443 (1, 10)										5	0	2	0	0	2	2						
Miguel Tejada, R OBP: 0.345, SLG: 0.515 (1, 6)										4	0	1	1	0	1	4						
3 Eric Chavez, L OBP: 0.342, SLG: 0.518 (1, 5)										5	0	1	0	0	2	3						
David Justice, L OBP: 0.390, SLG: 0.402 (1, 7)										3	2	2	0	0	0	1						
Olmedo Saenz, R OBP: 0.364, SLG: 0.497 (7, PH)										1	0	0	0	0	0	2						
Eric Byrnes, R OBP: 0.313, SLG: 0.446 (7, 8)										0	0	0	0	0	0	0						
Jermaine Dye, R OBP: 0.332, SLG: 0.421 (1, 9)										4	1	3	1	0	0	0						
Terrence Long, L OBP: 0.306, SLG: 0.368 (1, 8)										3	1	1	2	0	0	4						
John Mabry, L OBP: 0.329, SLG: 0.497 (7, 7)										1	0	0	0	0	0	0						
Scott Hatteberg, L OBP: 0.355, SLG: 0.421 (1, 3)										4	0	1	1	0	1	0						
Ramon Hernandez, R OBP: 0.321, SLG: 0.350 (1, 2)										3	1	1	0	1	0	1						
Inning Stats	R: 0 E: 0 K: 1 S: 15	H: 0 LOB: 0 BB: 0 P: 21	R: 3 E: 0 K: 1 S: 18	H: 5 LOB: 1 BB: 1 P: 33	R: 0 E: 0 K: 0 S: 6	H: 2 LOB: 1 BB: 0 P: 9	R: 0 E: 0 K: 0 S: 8	H: 0 LOB: 0 BB: 0 P: 14	R: 0 E: 0 K: 2 S: 9	H: 1 LOB: 0 BB: 0 P: 13	R: 1 E: 0 K: 0 S: 12	H: 3 LOB: 1 BB: 0 P: 20	R: 0 E: 0 K: 1 S: 16	H: 1 LOB: 2 BB: 0 P: 27	R: 0 E: 0 K: 1 S: 11	H: 0 LOB: 0 BB: 0 P: 12	R: 1 E: 0 K: 0 S: 12	H: 2 LOB: 1 BB: 0 P: 13	1B: 12 2B: 2 3B: 0 HR: 1	SF: 0 SAC: 0 DP: 3 HBP: 1	WP: 0 PB: 0 SB: 0 CS: 1	PA: 40
PITCHER	IP	WLS	BF	H	R	ER	SO	BB	IBB	HBP	BLK	WP	HR	S	P	ERA	WHIP					
35 Mike Mussina, R ERA: 4.95 (1, 1)	6.0	W	27	11	4	4	4	1	0	0	0	0	1	68	110	6.00	2.000					
Steve Karsay, R ERA: 3.41 (7, 1)	0.1		3	1	0	0	1	0	0	1	0	0	0	11	18	0.00	3.000					
Mike Stanton, L ERA: 2.92 (7, 1)	0.1	H	1	0	0	0	1	0	0	0	0	0	0	2	3	0.00	0.000					
Ramiro Mendoza, R ERA: 3.41 (7, 1)	1.1	H	4	0	0	0	1	0	0	0	0	0	0	14	18	0.00	0.000					
42 Mariano Rivera, R ERA: 3.0 (9, 1)	1.0		5	2	1	1	0	0	0	0	0	0	0	12	13	9.00	2.000					

Oakland Athletics @ New York Yankees
Yankee Stadium, Bronx, NY
Sun Aug 11 2002, 1:05 PM EDT
Att: 54,703 - Sunny - 85 F

AB 38
R 5
H 14
RBI 5
BB 1
SO 6
LOB 18



Batter	1	2	3	4	5	6	7	8	9	AB	R	H	RBI	BB	SO	LOB	BOTTOM				
Alfonso Soriano, R OBP: 0.333, SLG: 0.569 (1, 4)										5	3	3	1	0	1	2					
2 Derek Jeter, R OBP: 0.379, SLG: 0.421 (1, 6)										3	2	2	1	1	0	0					
Bernie Williams, S OBP: 0.411, SLG: 0.487 (1, 8)										4	1	2	2	0	1	1					
25 Jason Giambi, L OBP: 0.427, SLG: 0.580 (1, 3)										4	0	2	3	0	0	1					
Raul Mondesi, R OBP: 0.308, SLG: 0.444 (1, 9)										4	0	0	0	0	4	3					
Rondell White, R OBP: 0.301, SLG: 0.376 (1, 10)										4	0	0	0	0	2	1					
Ron Coomer, R OBP: 0.312, SLG: 0.427 (1, 5)										4	0	0	0	0	1	1					
Shane Spencer, R OBP: 0.329, SLG: 0.398 (1, 7)										4	1	2	1	0	1	0					
Chris Widger, R OBP: 0.359, SLG: 0.405 (1, 2)										4	1	1	0	0	0	1					
Inning Stats	R: 3 E: 1 K: 3 S: 18	H: 4 LOB: 1 BB: 0 P: 26	R: 2 E: 0 K: 2 S: 14	H: 3 LOB: 2 BB: 1 P: 21	R: 0 E: 0 K: 0 S: 7	H: 0 LOB: 0 BB: 0 P: 9	R: 1 E: 1 K: 1 S: 15	H: 2 LOB: 1 BB: 0 P: 24	R: 0 E: 0 K: 2 S: 7	H: 0 LOB: 0 BB: 0 P: 11	R: 2 E: 0 K: 0 S: 9	H: 2 LOB: 0 BB: 0 P: 12	R: 0 E: 0 K: 1 S: 11	H: 0 LOB: 0 BB: 0 P: 15	R: 0 E: 0 K: 1 S: 14	H: 1 LOB: 1 BB: 0 P: 18	1B: 8 2B: 2 3B: 0 HR: 2	SF: 0 SAC: 0 DP: 0 HBP: 0	WP: 0 PB: 0 SB: 0 CS: 0	PA: 37	
PITCHER	IP	WLS	BF	H	R	ER	SO	BB	IBB	HBP	BLK	WP	HR	S	P	ERA	WHIP				
Mark Mulder, L ERA: 3.87 (1, 1)	6.0	L	30	11	8	7	8	1	0	0	0	0	0	11	15	0.00	0.000				
Chad Bradford, R ERA: 2.25 (7, 1)	1.0		3	0	0	0	1	0	0	0	0	0	0	11	15	0.00	0.000				
Jim Mecir, R ERA: 4.55 (8, 1)	1.0		4	1	0	0	1	0	0	0	0	0	0	14	18	0.00	1.000				

Oakland Athletics @ New York Yankees
Yankee Stadium, Bronx, NY
Sun Aug 11 2002, 1:05 PM EDT
Att: 54,703 - Sunny - 85 F

AB 36
R 8
H 12
RBI 8
BB 1
SO 10
LOB 10



Batter	1	2	3	4	5	6	7	8	9	AB	R	H	RBI	BB	SO	LOB	TOP										
Shannon Stewart, R (1, 7) OBP: 0.367, SLG: 0.433	3-1 1B		1-0 L8			2-2 1B		2-1 F8		4	0	2	0	0	0	1	Toronto Blue Jays @ Oakland Athletics Network Associates Coliseum, Oakland, CA Mon Aug 12 2002, 10:05 PM EDT Att: 14,178 - Sunny - 68 F										
Orlando Hudson, S (1, 4) OBP: 0.353, SLG: 0.563	1-1 F8			1-1 L7		0-1 F5		1-0 G5-3		4	0	0	0	0	0	1											
Eric Hinske, L (1, 5) OBP: 0.371, SLG: 0.492	1-2 F7			2-1 P6		4-0 10 G6-4-3 1B			1-2 F5	3	0	0	0	1	0	0											
10 Vernon Wells, R (1, 8) OBP: 0.295, SLG: 0.433		0-0 F8		1-2 F7		1-0 G6-4-3			0-2 G2-3	4	0	0	0	0	0	2											
Chris Woodward, R (1, 6) OBP: 0.369, SLG: 0.586 Brian Leshar, R (9, PH) OBP: 0.238, SLG: 0.118		3-2 P4			0-0 HR 1B				2-3 K	2	1	1	0	0	0	0											
Dave Berg, R (1, 3) OBP: 0.320, SLG: 0.401	1-3 K				1-2 P4				0-1 SH5-3 1-2	2	0	0	0	0	1	1											
Josh Phelps, R (1, 10) OBP: 0.317, SLG: 0.433			0-0 P4		1-2 HR				0-1 F9	3	1	1	2	0	0	1											
Ken Huckaby, R (1, 2) OBP: 0.294, SLG: 0.341			1-1 L3		0-2 L3				1-2 F8	3	0	0	0	0	0	1											
Dewayne Wise, L (1, 9) OBP: 0.171, SLG: 0.390			0-2 1B		0-2 G3				1-2 F8	3	0	1	0	0	0	0											
Inning Stats	R: 0 E: 0 K: 0 S: 7	H: 1 LOB: 0 BB: 0 P: 12	R: 0 E: 0 K: 1 S: 11	H: 0 LOB: 0 BB: 0 P: 15	R: 0 E: 0 K: 0 S: 7	H: 1 LOB: 1 BB: 0 P: 9	R: 0 E: 0 K: 0 S: 7	H: 0 LOB: 0 BB: 0 P: 11	R: 2 E: 0 K: 0 S: 14	H: 2 LOB: 0 BB: 0 P: 16	R: 0 E: 0 K: 0 S: 6	H: 1 LOB: 1 BB: 1 P: 13	R: 0 E: 0 K: 0 S: 8	H: 0 LOB: 1 BB: 0 P: 10	R: 0 E: 0 K: 0 S: 6	H: 0 LOB: 0 BB: 0 P: 10		R: 0 E: 0 K: 1 S: 9	H: 0 LOB: 0 BB: 0 P: 12	1B: 4 2B: 0 3B: 0 HR: 1	SF: 0 SAC: 1 DP: 1 HBP: 1	WP: 0 PB: 1 SB: 0 CS: 0	PA: 32				
PITCHER	IP	WLS	BF	H	R	ER	SO	BB	IBB	HBP	BLK	WP	HR	S	P	ERA	WHIP										
Aaron Harang, R (1, 1) ERA: 3.53	7.0	L	26	5	2	2	1	0	1	1	0	0	1	60	86	2.57	0.714										
Ricardo Rincon, L (8, 1) ERA: 4.35	1.1		4	0	0	0	0	0	0	0	0	0	0	9	14	0.00	0.000										
Chad Bradford, R (9, 1) ERA: 2.23	0.2		2	0	0	0	1	0	0	0	0	0	0	6	8	0.00	0.000										

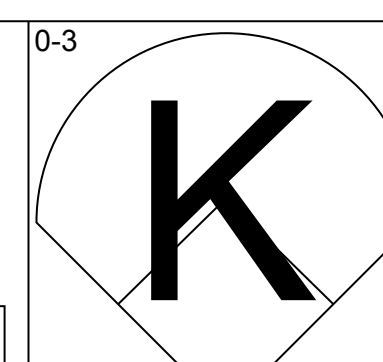
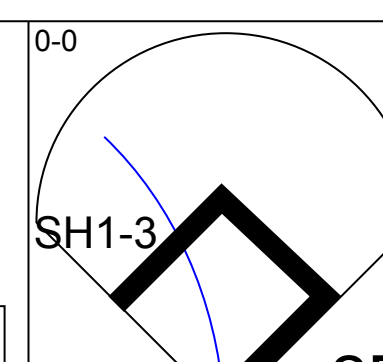
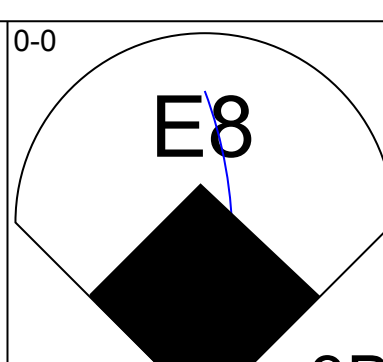
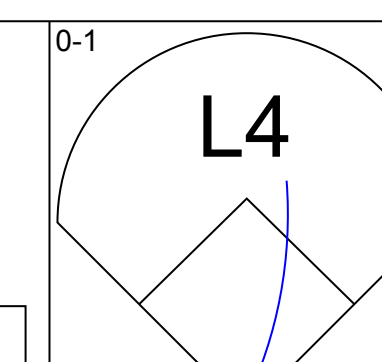
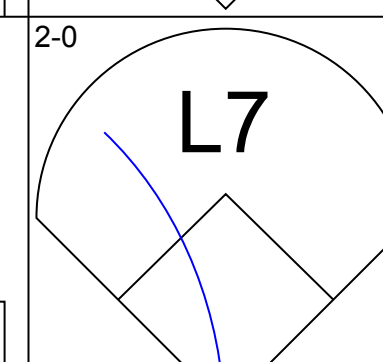
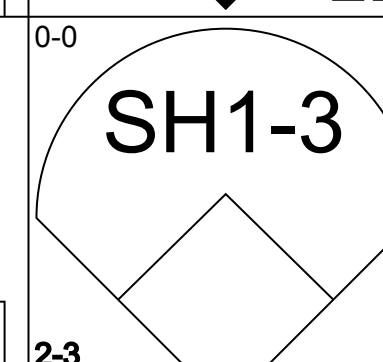
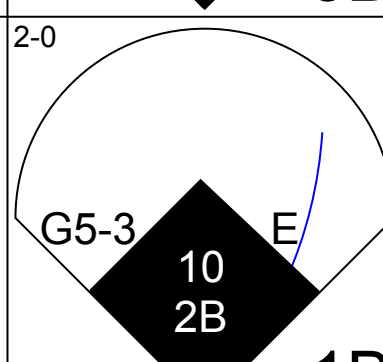
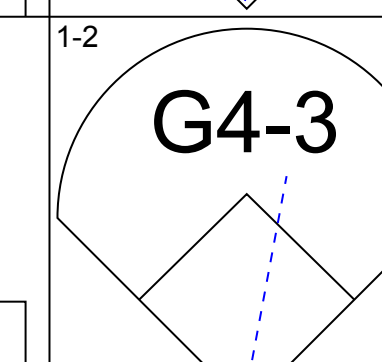
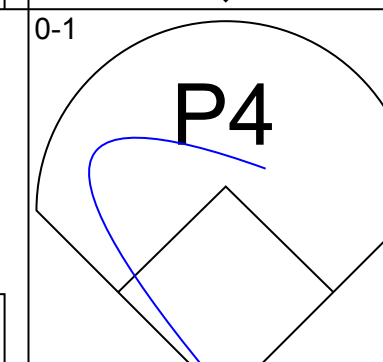
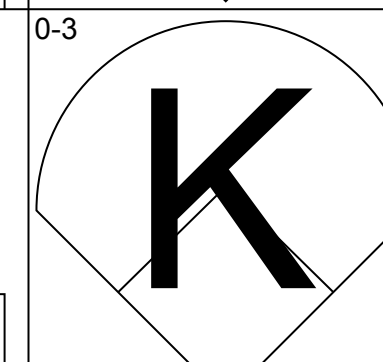
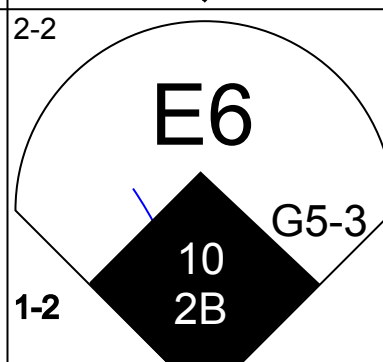
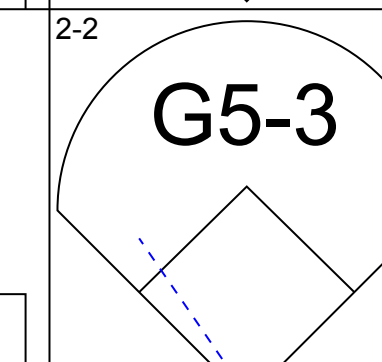
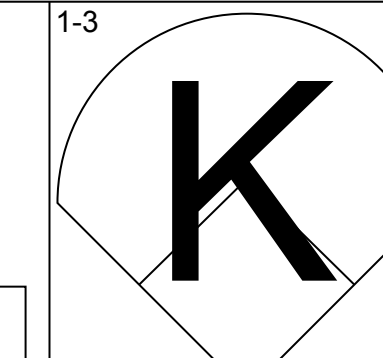
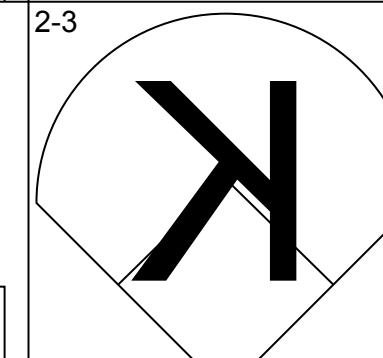
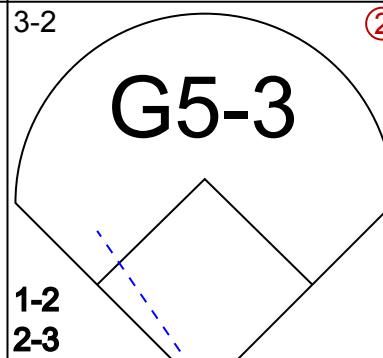
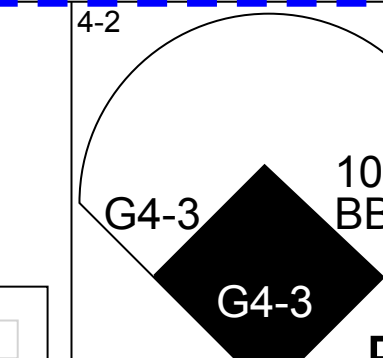

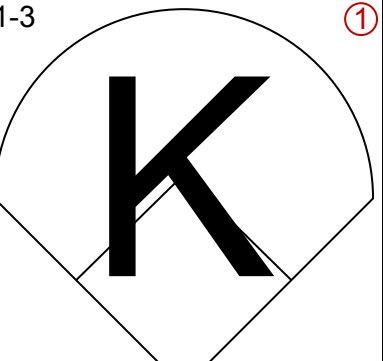
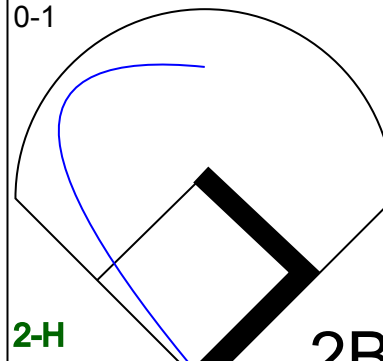
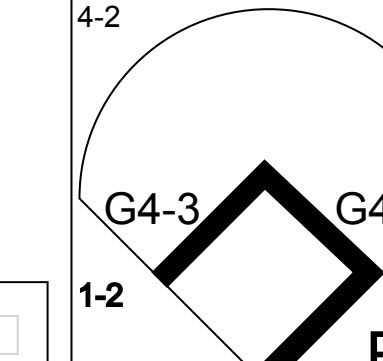

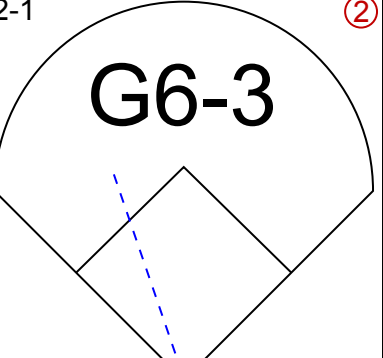
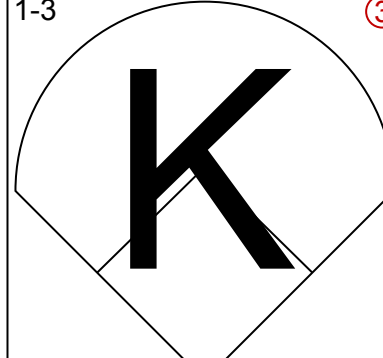
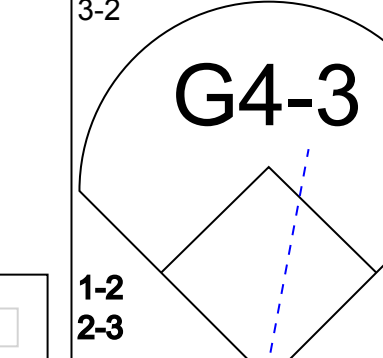
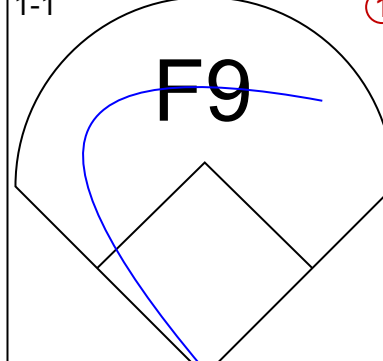
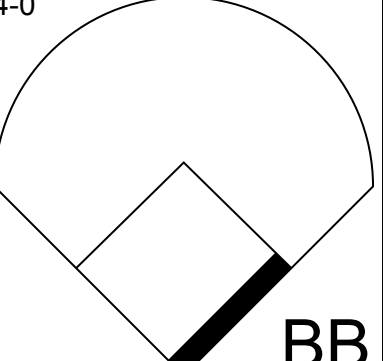
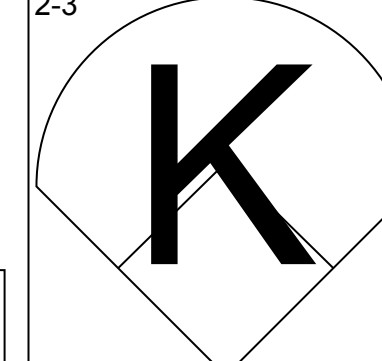
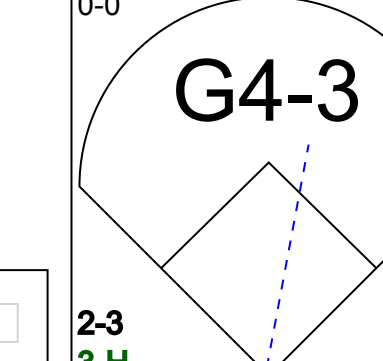
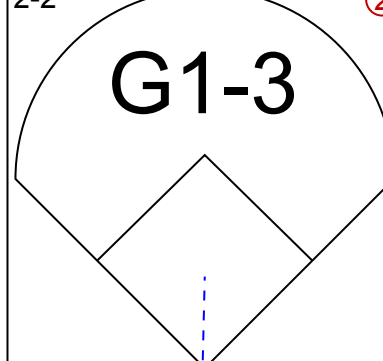
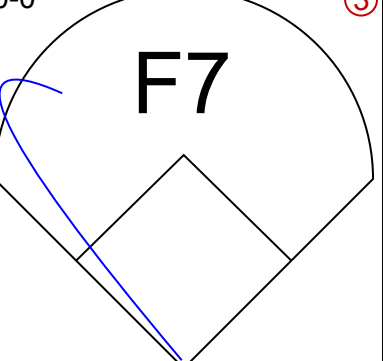
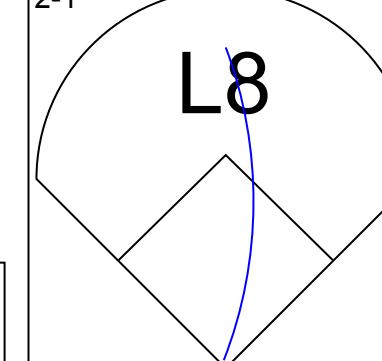
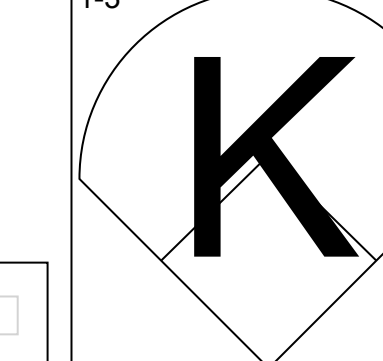
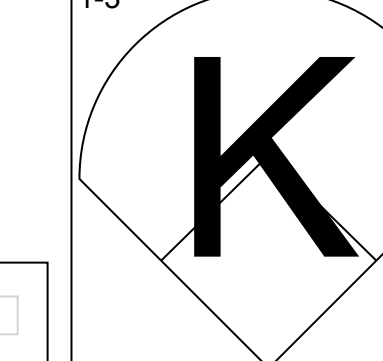
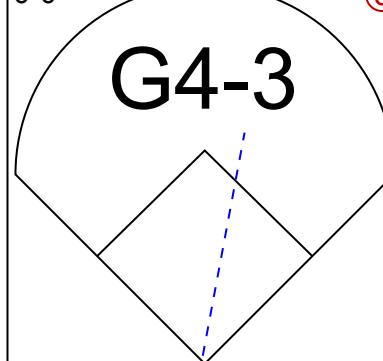
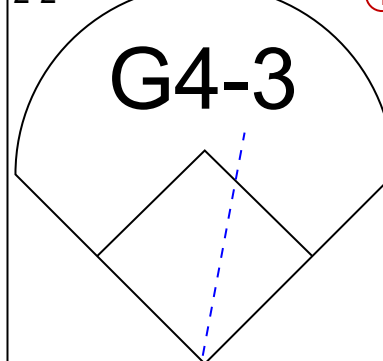
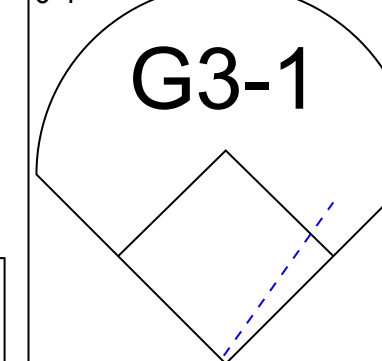
AB	29
R	2
H	5
RBI	2
BB	1
SO	2
LOB	7

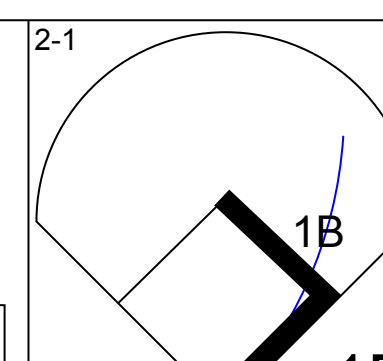
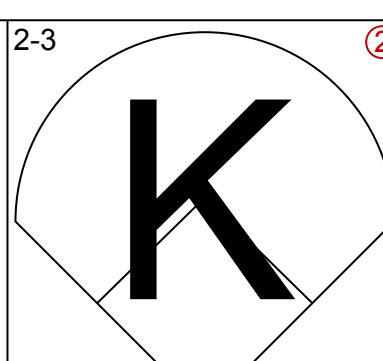
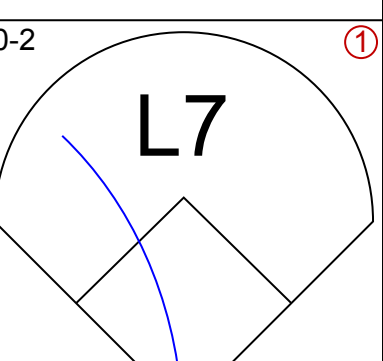
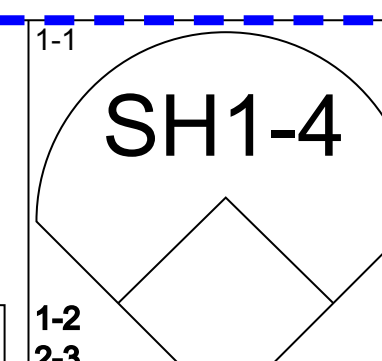
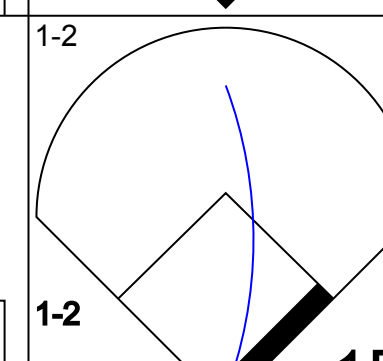
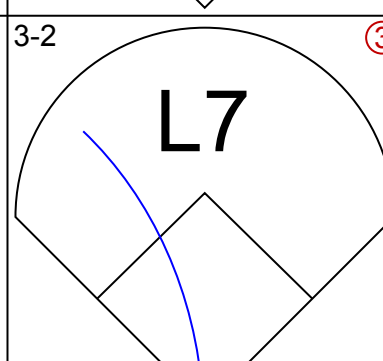
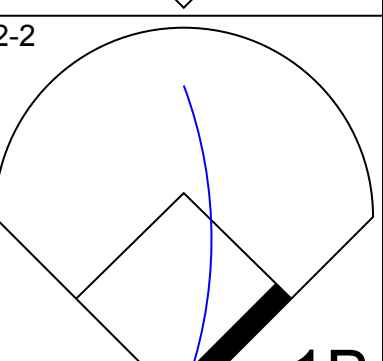
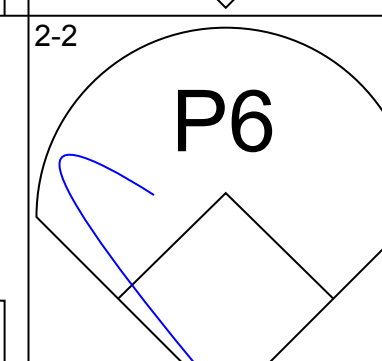
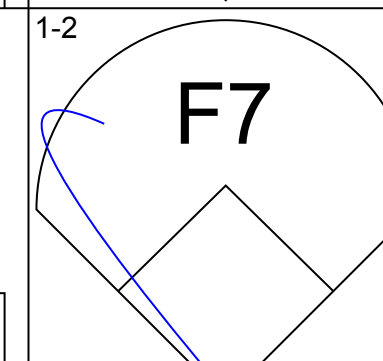
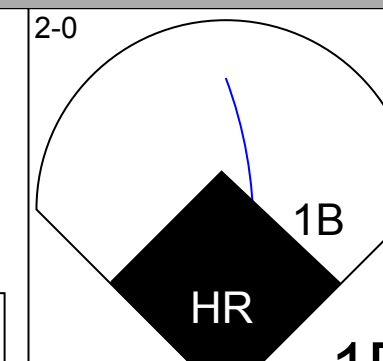
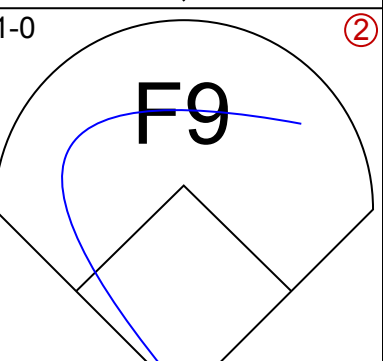
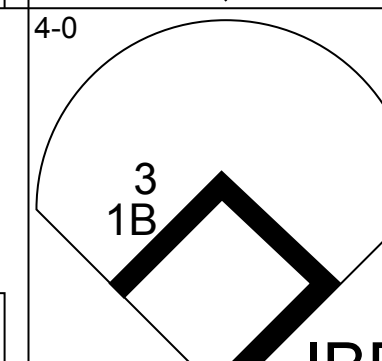
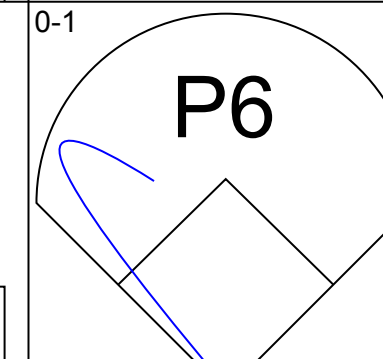
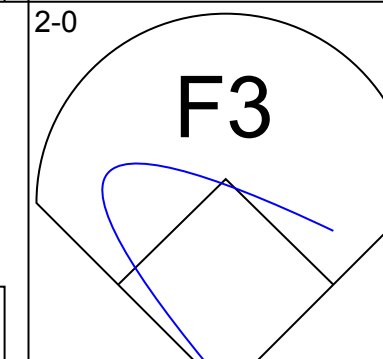
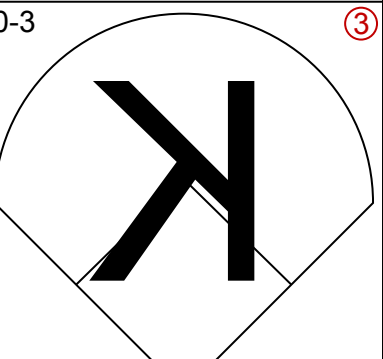
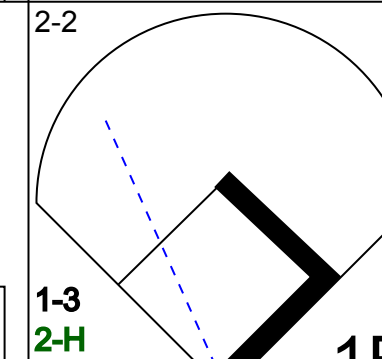
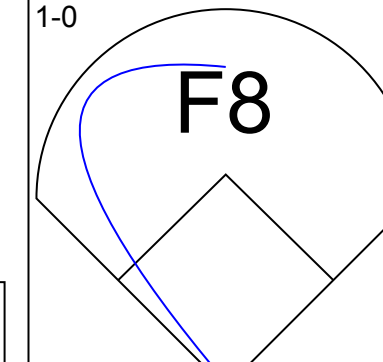
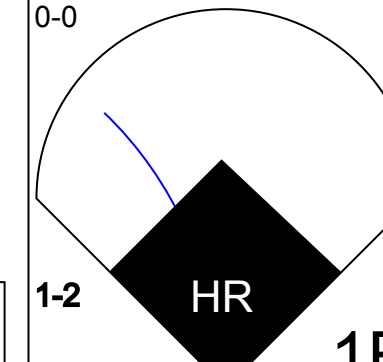
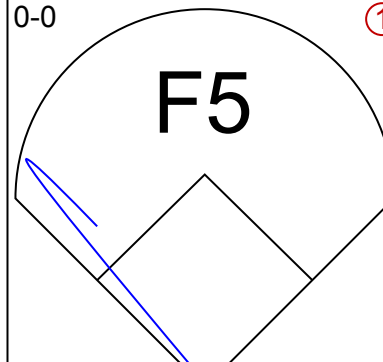
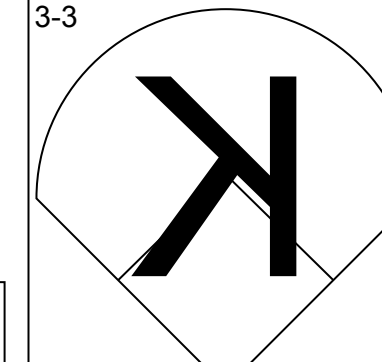

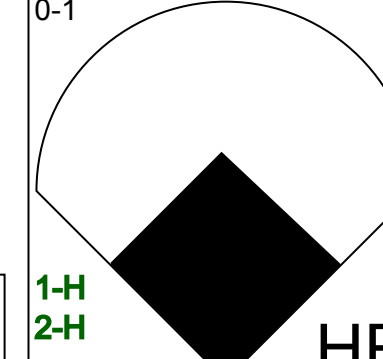
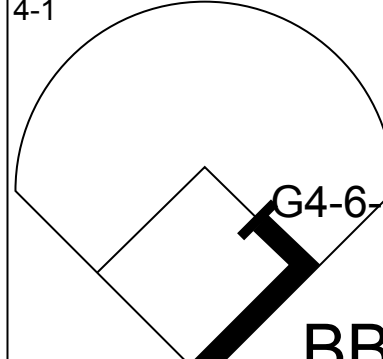
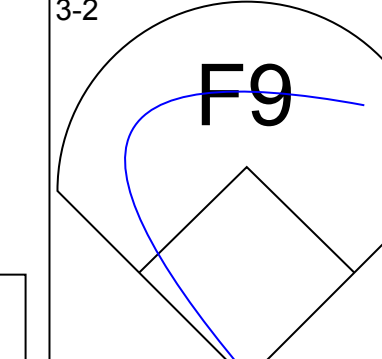

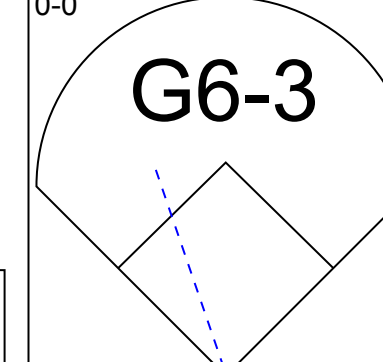
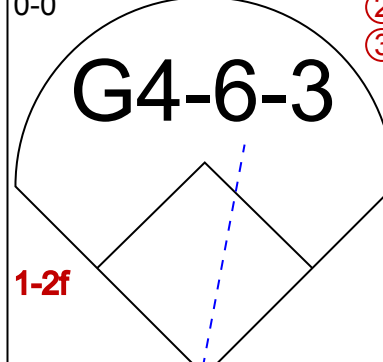
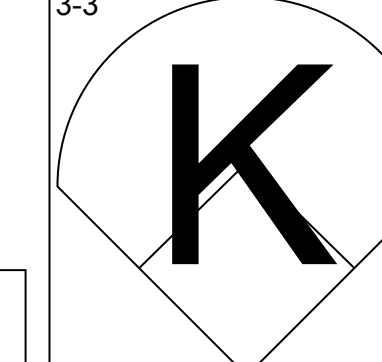

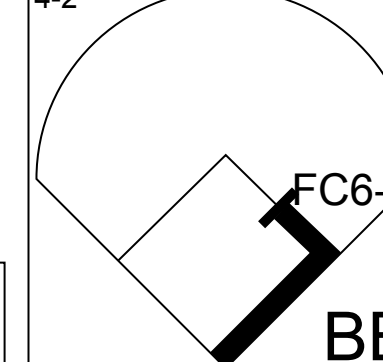
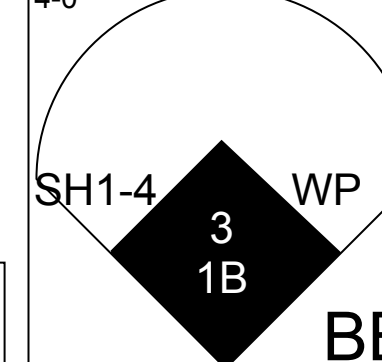
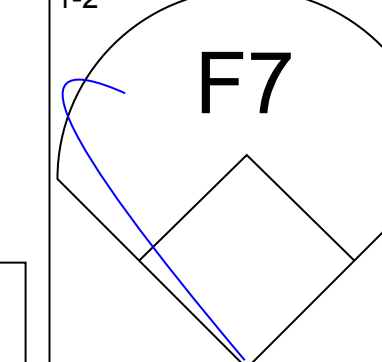
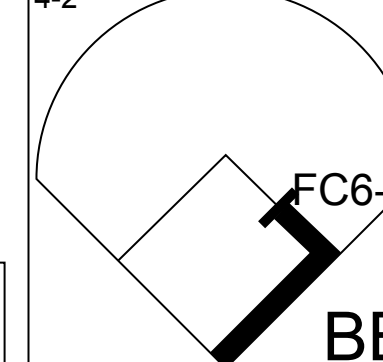
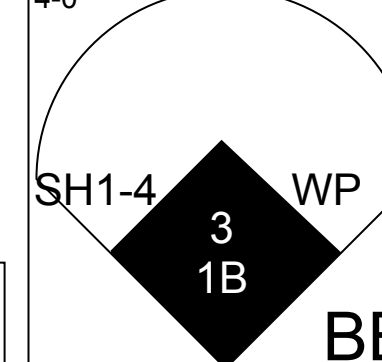
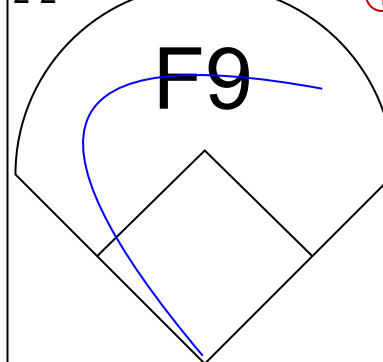
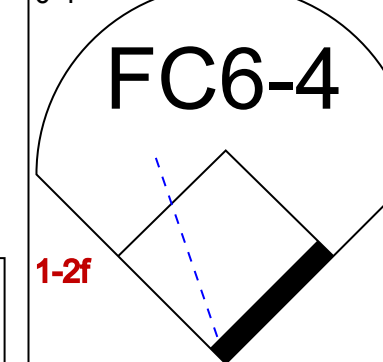
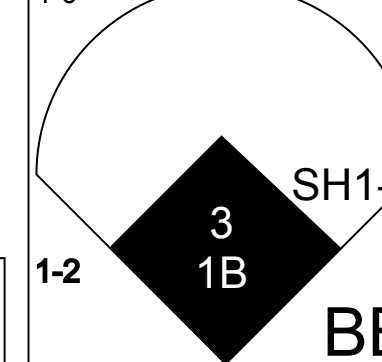


Batter	1	2	3	4	5	6	7	8	9	AB	R	H	RBI	BB	SO	LOB	BOTTOM										
Mark Ellis, R (1, 4) OBP: 0.353, SLG: 0.416	0-2 L6		1-2 L7		2-2 F9		0-2 P6		0-2 F8	5	0	0	0	0	0	4	Toronto Blue Jays @ Oakland Athletics Network Associates Coliseum, Oakland, CA Mon Aug 12 2002, 10:05 PM EDT Att: 14,178 - Sunny - 68 F										
Ray Durham, S (1, 10) OBP: 0.384, SLG: 0.441	2-1 1B		1-0 F6			0-1 L5	2-2 P4			4	0	1	0	0	0	2											
Miguel Tejada, R (1, 6) OBP: 0.342, SLG: 0.511	1-2 F8			1-3 K		1-1 F3		0-1 L5		4	0	0	0	0	1	1											
3 Eric Chavez, L (1, 5) OBP: 0.345, SLG: 0.521	2-1 F9			2-1 1B		4-0 1B BB		1-1 G3 2B		3	0	2	0	1	0	1											
David Justice, L (1, 7) OBP: 0.391, SLG: 0.404		2-3 K		2-2 1B		1-0 FC6-4 1B		0-1 G3		4	0	2	0	0	1	1											
Jermaine Dye, R (1, 9) OBP: 0.332, SLG: 0.428		0-1 HR		2-2 L8		2-1 FC6-4		0-3 K		4	1	1	1	0	1	4											
Terrence Long, L (1, 8) OBP: 0.307, SLG: 0.373		0-1 F4			2-2 G3		4-2 1B BB		2-1 K 3B	3	0	1	0	1	0	0											
Olmedo Saenz, R (1, 3) OBP: 0.357, SLG: 0.486 John Mabry, L (9, PH) OBP: 0.327, SLG: 0.494		1-1 G6-3			0-3 K		1-1 L7		0-3 K	3	0	0	0	0	1	1											
Greg Myers, L (1, 2) OBP: 0.338, SLG: 0.393			0-0 G3		1-1 2B		0-0 1B		3-2 G3	4	0	2	0	0	0	1											
Inning Stats	R: 0 E: 0 K: 0 S: 10	H: 1 LOB: 1 BB: 0 P: 15	R: 1 E: 0 K: 1 S: 11	H: 1 LOB: 0 BB: 0 P: 14	R: 0 E: 0 K: 0 S: 5	H: 0 LOB: 0 BB: 0 P: 7	R: 0 E: 0 K: 1 S: 11	H: 2 LOB: 1 BB: 0 P: 18	R: 0 E: 0 K: 1 S: 11	H: 1 LOB: 1 BB: 0 P: 16	R: 0 E: 0 K: 0 S: 7	H: 1 LOB: 2 BB: 1 P: 15	R: 0 E: 0 K: 1 S: 9	H: 1 LOB: 1 BB: 0 P: 10	R: 0 E: 0 K: 1 S: 11	H: 1 LOB: 1 BB: 0 P: 16		1B: 5 2B: 2 3B: 1 HR: 1	SF: 0 SAC: 0 DP: 0 HBP: 0	WP: 0 PB: 0 SB: 0 CS: 0	PA: 37						
PITCHER	IP	WLS	BF	H	R	ER	SO	BB	IBB	HBP	BLK	WP	HR	S	P	ERA	WHIP										
Esteban Loaiza, R (1, 1) ERA: 5.06	7.1	W	30	7	1	1	3	2	0	0	0	0	0	4	5	0.00	3.000										
Felix Heredia, L (8, 1) ERA: 4.1	0.1	H	2	1	0	0	0	0	0	0	0	0	0	3	3	0.00	0.000										
Cliff Politte, R (8, 1) ERA: 4.67	0.1	H	1	0	0	0	1	0	0	0	0	0	0	11	16	0.00	1.000										
Kelvin Escobar, R (9, 1) ERA: 4.79	1.0	S	4	1	0	0	1	0	0	0	0	0	0	11	16	0.00	1.000										

AB	35
R	1
H	9
RBI	1
BB	2
SO	5
LOB	16



Batter	1	2	3	4	5	6	7	8	9	AB	R	H	RBI	BB	SO	LOB	TOP					
Orlando Hudson, S (1, 4) OBP: 0.361, SLG: 0.603				 2B		 3B				4	1	2	0	0	1	0	Toronto Blue Jays @ Oakland Athletics Network Associates Coliseum, Oakland, CA Tue Aug 13 2002, 10:05 PM EDT Att. 17,466 - Sunny - 65 F					
Dave Berg, R (1, 6) OBP: 0.320, SLG: 0.401				 2-3		 10 2B				3	1	1	0	0	0	0						
Shannon Stewart, R (1, 7) OBP: 0.364, SLG: 0.429						 10 2B				4	1	0	0	0	1	2						
Josh Phelps, R (1, 10) OBP: 0.315, SLG: 0.423									 10 BB	3	1	0	0	1	2	3						
10 Vernon Wells, R (1, 8) OBP: 0.297, SLG: 0.435						 2B		 10 BB		3	0	1	2	1	1	0						
Eric Hinske, L (1, 5) OBP: 0.368, SLG: 0.487										4	0	0	0	0	1	3						
Brian Leshar, R (1, 3) OBP: 0.240, SLG: 0.100										3	0	0	1	1	1	1						
Ken Huckaby, R (1, 2) OBP: 0.289, SLG: 0.335										3	0	0	0	0	0	1						
Tom Wilson, R (9, PH) OBP: 0.330, SLG: 0.368										1	0	0	0	0	1	1						
Dewayne Wise, L (1, 9) OBP: 0.159, SLG: 0.364										3	0	0	0	0	0	0						
Inning Stats	R: 0 E: 0 K: 1 S: 8	H: 0 LOB: 0 BB: 0 P: 10	R: 0 E: 0 K: 1 S: 7	H: 0 LOB: 0 BB: 0 P: 10	R: 0 E: 0 K: 0 S: 6	H: 0 LOB: 0 BB: 0 P: 9	R: 0 E: 0 K: 2 S: 10	H: 1 LOB: 1 BB: 0 P: 12	R: 0 E: 0 K: 1 S: 6	H: 0 LOB: 1 BB: 1 P: 13	R: 3 E: 2 K: 1 S: 19	H: 3 LOB: 1 BB: 0 P: 29	R: 0 E: 0 K: 1 S: 7	H: 0 LOB: 0 BB: 0 P: 11	R: 0 E: 0 K: 0 S: 8	H: 0 LOB: 0 BB: 0 P: 11	R: 1 E: 0 K: 1 S: 12	H: 0 LOB: 1 BB: 2 P: 24	1B: 1 2B: 2 3B: 1 HR: 0	SF: 0 SAC: 1 DP: 0 HBP: 0	WP: 0 PB: 0 SB: 0 CS: 0	PA: 35
PITCHER	IP	WLS	BF	H	R	ER	SO	BB	IBB	HBP	BLK	WP	HR	S	P	ERA	WHIP					
Barry Zito, L (1, 1) ERA: 2.95	8.0	W	30	4	3	1	7	1	0	0	0	0	0	71	105	1.12	0.625					
Billy Koch, R (9, 1) ERA: 3.22	1.0	S	5	0	1	1	1	2	0	0	0	0	0	12	24	9.00	2.000					

Batter	1	2	3	4	5	6	7	8	9	AB	R	H	RBI	BB	SO	LOB	BOTTOM					
Mark Ellis, R (1, 4) OBP: 0.353, SLG: 0.415										3	0	1	0	0	1	0	Toronto Blue Jays @ Oakland Athletics Network Associates Coliseum, Oakland, CA Tue Aug 13 2002, 10:05 PM EDT Att. 17,466 - Sunny - 65 F					
Scott Hatteberg, L (1, 3) OBP: 0.357, SLG: 0.422										4	0	2	0	0	0	2						
Miguel Tejada, R (1, 6) OBP: 0.343, SLG: 0.510				 HR			 IBB			3	1	1	0	1	0	3						
3 Eric Chavez, L (1, 5) OBP: 0.344, SLG: 0.519										4	0	1	2	0	1	4						
David Justice, L (1, 10) OBP: 0.390, SLG: 0.401				 HR						4	1	1	0	0	1	4						
Jermaine Dye, R (1, 9) OBP: 0.333, SLG: 0.436				 1-2		 BB				3	1	1	3	1	0	0						
Terrence Long, L (1, 8) OBP: 0.305, SLG: 0.369						 1-2				4	0	0	0	0	1	1						
John Mabry, L (1, 7) OBP: 0.333, SLG: 0.491				 BB		 3 1B				1	0	0	0	2	1	0						
Eric Byrnes, R (7, PR) OBP: 0.310, SLG: 0.440				 BB		 3 1B				1	1	0	0	0	0	0						
Ramon Hernandez, R (1, 2) OBP: 0.321, SLG: 0.347				 1-2		 3 1B				2	1	0	0	1	0	1						
Inning Stats	R: 0 E: 0 K: 0 S: 12	H: 2 LOB: 2 BB: 0 P: 17	R: 0 E: 0 K: 1 S: 7	H: 0 LOB: 0 BB: 0 P: 11	R: 0 E: 0 K: 1 S: 10	H: 0 LOB: 0 BB: 0 P: 17	R: 3 E: 0 K: 0 S: 11	H: 3 LOB: 1 BB: 1 P: 19	R: 0 E: 0 K: 0 S: 10	H: 1 LOB: 1 BB: 0 P: 13	R: 0 E: 0 K: 0 S: 3	H: 0 LOB: 0 BB: 1 P: 7	R: 2 E: 0 K: 1 S: 14	H: 1 LOB: 2 BB: 3 P: 34	R: 0 E: 0 K: 1 S: 9	H: 0 LOB: 0 BB: 0 P: 16	1B: 6 2B: 0 3B: 0 HR: 1	SF: 0 SAC: 1 DP: 1 HBP: 0	WP: 1 PB: 0 SB: 0 CS: 0	PA: 35		
PITCHER	IP	WLS	BF	H	R	ER	SO	BB	IBB	HBP	BLK	WP	HR	S	P	ERA	WHIP					
Chris Carpenter, R (1, 1) ERA: 5.28	6.0	L	27	6	5	5	3	4	0	0	0	0	0	14	26	0.00	1.000					
Mark Hendrickson, L (7, 1) ERA: 15.0	1.0		5	1	0	0	1	0	1	0	0	0	0	9	16	0.00	0.000					
Scott Cassidy, R (8, 1) ERA: 5.23	1.0		3	0	0	0	1	0	0	0	0	0	0	9	16	0.00	0.000					

AB	31
R	4
H	4
RBI	3
BB	3
SO	8
LOB	11



AB	29
R	5
H	7
RBI	5
BB	5
SO	5
LOB	15



Batter	1	2	3	4	5	6	7	8	9	AB	R	H	RBI	BB	SO	LOB	TOP								
Shannon Stewart, R OBP: 0.363, SLG: 0.435	G6-3			E5		HR		G5-3		4	1	1	1	0	0	0	Toronto Blue Jays @ Oakland Athletics Network Associates Coliseum, Oakland, CA Wed Aug 14 2002, 3:35 PM EDT Att: 40,528 - Sunny - 66 F								
Eric Hinske, L OBP: 0.369, SLG: 0.490	F7			S		G5-3		F5		4	1	2	0	0	0										
Orlando Hudson, S OBP: 0.342, SLG: 0.569	F5			L8		F5		K		4	0	0	0	0	1	3									
Josh Phelps, R OBP: 0.313, SLG: 0.413				K		G5-3		G6-3		3	0	0	1	1	1	2									
10 Vernon Wells, R OBP: 0.294, SLG: 0.431	G5-4-3			K		G1-3		K		4	0	0	0	0	2	3									
Dewayne Wise, L OBP: 0.167, SLG: 0.375	G6-3					F9		F9		4	0	1	0	0	0	0									
Dave Berg, R OBP: 0.323, SLG: 0.404				G6-3		1B		G4-3		3	0	2	0	0	0	1									
Tom Wilson, R OBP: 0.330, SLG: 0.367	G6-3			G6-3		F8		F8		3	0	1	0	0	0	2									
Brian Leshar, R OBP: 0.214, SLG: 0.087	G6-3			G6-3		G6-4-3		G6-3		3	0	0	0	0	0	3									
Inning Stats	R: 0 E: 0 K: 0 S: 6	H: 0 LOB: 0 BB: 0 P: 8	R: 0 E: 0 K: 0 S: 4	H: 0 LOB: 0 BB: 1 P: 12	R: 0 E: 0 K: 0 S: 4	H: 1 LOB: 0 BB: 0 P: 8	R: 0 E: 1 K: 2 S: 11	H: 1 LOB: 2 BB: 0 P: 19	R: 0 E: 0 K: 0 S: 8	H: 2 LOB: 1 BB: 0 P: 12	R: 2 E: 1 K: 0 S: 6	H: 2 LOB: 0 BB: 0 P: 7	R: 0 E: 0 K: 1 S: 8	H: 1 LOB: 1 BB: 0 P: 12	R: 0 E: 0 K: 1 S: 9	H: 0 LOB: 0 BB: 0 P: 11	R: 0 E: 0 K: 1 S: 9	H: 0 LOB: 0 BB: 0 P: 12	1B: 4 2B: 2 3B: 0 HR: 1	SF: 0 SAC: 0 DP: 3 HBP: 0	WP: 0 PB: 0 SB: 1 CS: 0	PA: 33			
PITCHER	IP	WLS	BF	H	R	ER	SO	BB	IBB	HBP	BLK	WP	HR	S	P	ERA	WHIP								
Tim Hudson, R ERA: 3.35	7.1	W	28	7	2	1	2	1	0	0	0	0	1	48	79	1.23	1.091								
Ricardo Rincon, L ERA: 4.29	0.2	H	2	0	0	0	1	0	0	0	0	0	0	7	10	0.00	0.000								
Billy Koch, R ERA: 3.18	1.0	S	3	0	0	0	1	0	0	0	0	0	0	9	12	0.00	0.000								

Batter	1	2	3	4	5	6	7	8	9	AB	R	H	RBI	BB	SO	LOB	BOTTOM								
Ray Durham, S OBP: 0.381, SLG: 0.436	G5-3	F5		F9			F9			4	0	0	0	0	0	1	Toronto Blue Jays @ Oakland Athletics Network Associates Coliseum, Oakland, CA Wed Aug 14 2002, 3:35 PM EDT Att: 40,528 - Sunny - 66 F								
Scott Hatteberg, L OBP: 0.359, SLG: 0.423						F8				2	2	1	0	1	0	0									
Olmedo Saenz, R OBP: 0.355, SLG: 0.483	BB			3 F9		1B		G3-1		1	0	0	0	0	0	0									
Eric Byrnes, R OBP: 0.310, SLG: 0.440	3 HR			FC5-4		BB				0	0	0	0	0	0	0									
Miguel Tejada, R OBP: 0.345, SLG: 0.509	1B			FC5-4		1B		K		3	1	1	0	1	2	0									
3 Eric Chavez, L OBP: 0.344, SLG: 0.523	BB			F9		G4-3		F9		4	1	1	3	0	0	2									
Jermaine Dye, R OBP: 0.330, SLG: 0.431	HR			2-3				G4-3		4	0	0	1	0	0	1									
David Justice, L OBP: 0.389, SLG: 0.401	P6			FC5-4				F3		4	0	0	1	0	0	1									
John Mabry, L OBP: 0.333, SLG: 0.491	1B			1-2		K		K		3	0	1	0	0	2	1									
Mark Ellis, R OBP: 0.352, SLG: 0.411										0	0	0	0	0	0	0									
Terrence Long, L OBP: 0.305, SLG: 0.368										2	0	0	0	1	0	1									
Ramon Hernandez, R OBP: 0.318, SLG: 0.344										2	0	0	0	1	0	1									
Ramon Hernandez, R OBP: 0.318, SLG: 0.344										3	0	0	0	0	1	1									
Inning Stats	R: 3 E: 0 K: 0 S: 18	H: 3 LOB: 1 BB: 1 P: 30	R: 0 E: 0 K: 0 S: 6	H: 0 LOB: 0 BB: 0 P: 10	R: 1 E: 0 K: 1 S: 20	H: 1 LOB: 1 BB: 1 P: 29	R: 0 E: 0 K: 1 S: 9	H: 0 LOB: 1 BB: 1 P: 17	R: 0 E: 0 K: 1 S: 11	H: 0 LOB: 0 BB: 0 P: 15	R: 0 E: 0 K: 1 S: 11	H: 0 LOB: 1 BB: 1 P: 21	R: 0 E: 0 K: 0 S: 4	H: 0 LOB: 0 BB: 0 P: 9	R: 0 E: 0 K: 1 S: 9	H: 0 LOB: 0 BB: 0 P: 14	R: 0 E: 0 K: 1 S: 9	H: 0 LOB: 0 BB: 0 P: 14	1B: 3 2B: 0 3B: 0 HR: 1	SF: 0 SAC: 0 DP: 0 HBP: 0	WP: 0 PB: 0 SB: 1 CS: 0	PA: 32			
PITCHER	IP	WLS	BF	H	R	ER	SO	BB	IBB	HBP	BLK	WP	HR	S	P	ERA	WHIP								
Pete Walker, R ERA: 4.81	6.0	L	26	4	4	4	4	4	0	0	0	0	1	74	122	6.00	1.333								
Felix Heredia, L ERA: 4.01	1.0		3	0	0	0	0	0	0	0	0	0	0	4	9	0.00	0.000								
Cliff Politte, R ERA: 4.58	1.0		3	0	0	0	1	0	0	0	0	0	0	9	14	0.00	0.000								

AB	32
R	2
H	7
RBI	2
BB	1
SO	4
LOB	14



AB	28
R	4
H	4
RBI	4
BB	4
SO	5
LOB	8



Batter	1	2	3	4	5	6	7	8	9	AB	R	H	RBI	BB	SO	LOB	TOP											
Willie Harris, L (1,4) OBP: 0.235, SLG: 0.233	G1-3		G3					F9		3	0	0	0	0	1	1	Chicago White Sox @ Oakland Athletics Network Associates Coliseum, Oakland, CA Fri Aug 16 2002, 10:05 PM EDT Att: 22,622 - Sunny - 64 F											
Royce Clayton, R (8,PH) OBP: 0.291, SLG: 0.359	G1-3							F9		1	0	0	0	0	0	0												
Josh Paul, R (8,2) OBP: 0.345, SLG: 0.320										0	0	0	0	0	0	0												
Aaron Rowand, R (1,8) OBP: 0.271, SLG: 0.357	G1-3		K			G6-3		F9		4	0	0	0	0	1	0												
Carlos Lee, R (1,7) OBP: 0.345, SLG: 0.465	FC6-4 1B				FC5-4 BB	K		F8		3	0	1	0	1	1	0												
Magglio Ordonez, R (1,9) OBP: 0.391, SLG: 0.592	FC6-4 1-2				FC5-4 14 CS	FC6-4 14		G5-3 14		4	0	2	0	0	0	2												
14 Paul Konerko, R (1,3) OBP: 0.376, SLG: 0.537		G1-3				FC6-4 1-2		G5-3		4	0	1	0	0	0	2												
Frank Thomas, R (1,10) OBP: 0.344, SLG: 0.447		K			P4			P4		4	0	0	0	0	1	2												
Jose Valentin, S (1,6) OBP: 0.297, SLG: 0.461			G3-1 2B			G3-1		F4		3	0	1	0	0	0	0												
24 Joe Crede, R (1,5) OBP: 0.276, SLG: 0.339		F7			G4-3 1B			L6		3	0	1	0	0	0	1												
Mark Johnson, L (1,2) OBP: 0.293, SLG: 0.275					G4-3			P6		2	0	0	0	0	0	1												
Tony Graffanino, R (8,PH) OBP: 0.333, SLG: 0.439					G4-3 1-2					1	0	0	0	0	0	0												
Inning Stats	R: 0 H: 1 E: 0 K: 0 S: 12	H: 1 LOB: 1 BB: 0 P: 16	R: 0 H: 1 E: 0 K: 1 S: 13	H: 1 LOB: 1 BB: 0 P: 20	R: 0 H: 0 E: 0 K: 1 S: 10	H: 0 LOB: 0 BB: 0 P: 13	R: 0 H: 1 E: 1 K: 0 S: 7	H: 1 LOB: 1 BB: 1 P: 14	R: 0 H: 1 E: 0 K: 1 S: 11	H: 1 LOB: 1 BB: 0 P: 16	R: 0 H: 1 E: 0 K: 0 S: 15	H: 1 LOB: 0 BB: 0 P: 23	R: 0 H: 0 E: 0 K: 0 S: 9	H: 0 LOB: 0 BB: 0 P: 15	R: 0 H: 0 E: 0 K: 0 S: 7	H: 0 LOB: 0 BB: 0 P: 10	R: 0 H: 1 E: 0 K: 0 S: 5	H: 1 LOB: 1 BB: 0 P: 8	1B: 4 2B: 2 3B: 0 HR: 0	SF: 0 SAC: 0 DP: 0 HBP: 0	WP: 0 PB: 0 SB: 0 CS: 1	PA: 33						
PITCHER	IP	WLS	BF	H	R	ER	SO	BB	IBB	HBP	BLK	WP	HR	S	P	ERA	WHIP											
Cory Lidle, R (1,1) ERA: 4.31	7.0	W	26	5	0	0	4	1	0	0	0	0	0	0	77	117	0.00	0.857										
Ricardo Rincon, L (8,1) ERA: 4.22	0.2	H	2	0	0	0	0	0	0	0	0	0	0	4	6	0.00	0.000											
Chad Bradford, R (8,1) ERA: 2.21	0.1	H	1	0	0	0	0	0	0	0	0	0	0	3	4	0.00	0.000											
Billy Koch, R (9,1) ERA: 3.13	1.0	S	4	1	0	0	0	0	0	0	0	0	0	5	8	0.00	1.000											

Batter	1	2	3	4	5	6	7	8	9	AB	R	H	RBI	BB	SO	LOB	BOTTOM										
Mark Ellis, R (1,4) OBP: 0.351, SLG: 0.409	P5		G5-3			G5-3 CS		P4		4	0	1	0	0	0	0	Chicago White Sox @ Oakland Athletics Network Associates Coliseum, Oakland, CA Fri Aug 16 2002, 10:05 PM EDT Att: 22,622 - Sunny - 64 F										
Ray Durham, S (1,10) OBP: 0.380, SLG: 0.436	FC5-4 1B		G5-3			G6-3 1-2				3	0	1	0	0	0	1											
Miguel Tejada, R (1,6) OBP: 0.344, SLG: 0.510	K				G4-3			FC6-4 2B		3	0	1	0	0	1	1											
3 Eric Chavez, L (1,5) OBP: 0.342, SLG: 0.519	FC5-4 1-2				F9			K		3	0	0	0	0	1	2											
Jermaine Dye, R (1,9) OBP: 0.332, SLG: 0.440					P4			FC6-4 1B		2	1	1	1	1	0	0											
Scott Hatteberg, L (1,3) OBP: 0.356, SLG: 0.419	F7				G4-3			FC6-4 1-2 2-3		3	0	0	0	0	0	2											
Eric Byrnes, R (1,7) OBP: 0.310, SLG: 0.436	G6-3				G6-4-3 1B			L5		3	0	1	0	0	0	2											
Terrence Long, L (1,8) OBP: 0.303, SLG: 0.365	G1-3				G6-4-3 1-2			G4-3		3	0	0	0	0	0	1											
Ramon Hernandez, R (1,2) OBP: 0.315, SLG: 0.340			G5-3			F7		F8		3	0	0	0	0	0	0											
Inning Stats	R: 0 H: 1 E: 0 K: 1 S: 14	H: 1 LOB: 1 BB: 0 P: 21	R: 1 H: 1 E: 0 K: 0 S: 7	H: 1 LOB: 0 BB: 0 P: 11	R: 0 H: 0 E: 0 K: 0 S: 6	H: 0 LOB: 0 BB: 0 P: 9	R: 0 H: 0 E: 0 K: 0 S: 8	H: 0 LOB: 0 BB: 0 P: 13	R: 0 H: 1 E: 0 K: 0 S: 9	H: 1 LOB: 0 BB: 0 P: 12	R: 0 H: 1 E: 0 K: 0 S: 9	H: 1 LOB: 0 BB: 0 P: 11	R: 0 H: 1 E: 0 K: 1 S: 11	H: 1 LOB: 2 BB: 1 P: 17	R: 0 H: 0 E: 0 K: 0 S: 5	H: 0 LOB: 0 BB: 0 P: 8		R: 0 H: 0 E: 0 K: 0 S: 5	H: 0 LOB: 0 BB: 0 P: 8	1B: 3 2B: 1 3B: 0 HR: 1	SF: 0 SAC: 0 DP: 1 HBP: 0	WP: 0 PB: 0 SB: 0 CS: 1	PA: 28				
PITCHER	IP	WLS	BF	H	R	ER	SO	BB	IBB	HBP	BLK	WP	HR	S	P	ERA	WHIP										
56 Mark Buehrle, L (1,1) ERA: 3.55	8.0	L	28	5	1	1	2	0	1	0	0	0	1	69	102	1.12	0.625										

AB	32
R	0
H	6
RBI	0
BB	1
SO	4
LOB	9

AB	27
R	1
H	5
RBI	1
BB	1
SO	2
LOB	9



Batter	1	2	3	4	5	6	7	8	9	AB	R	H	RBI	BB	SO	LOB	TOP				
Tony Graffanino, R OBP: 0.328, SLG: 0.431 (1, 4)	G5-3		L8		FC6-4			F7		4	0	0	0	0	0	2	Chicago White Sox @ Oakland Athletics Network Associates Coliseum, Oakland, CA Sat Aug 17 2002, 4:05 PM EDT Att: 40,658 - Cloudy - 64 F				
Aaron Rowand, R OBP: 0.265, SLG: 0.349 (1, 8)	F8			K	G4-3			G1-3		4	0	0	0	0	1						
Carlos Lee, R OBP: 0.346, SLG: 0.465 (1, 7)	K				2B 14 SF9 1B			1B		4	1	2	0	0	1						
Magglio Ordonez, R OBP: 0.390, SLG: 0.591 (1, 9)		L7			2-1 E 2B			P4		4	1	1	0	0	0						
14 Paul Konerko, R OBP: 0.375, SLG: 0.535 (1, 3)	G5-3			SF9						3	0	1	1	0	1						
Frank Thomas, R OBP: 0.344, SLG: 0.445 (1, 10)	G6-3			3-H E9						4	0	1	0	0	0						
24 Joe Crede, R OBP: 0.258, SLG: 0.317 (1, 5)			G1-3	F9			F7	FC4-6 HBP		4	0	0	0	0	0						
Royce Clayton, R OBP: 0.293, SLG: 0.356 (1, 6)			CS BB		G3-1		K			2	0	0	0	1	1						
Josh Paul, R OBP: 0.356, SLG: 0.340 (1, 2)			1-SAFE 2B		4-2 BB		L9			3	0	1	0	1	1						
Inning Stats	R: 0 E: 0 K: 1 S: 10	H: 0 LOB: 0 BB: 0 P: 12	R: 0 E: 0 K: 0 S: 6	H: 0 LOB: 0 BB: 0 P: 10	R: 0 E: 0 K: 0 S: 8	H: 1 LOB: 1 BB: 1 P: 17	R: 2 E: 1 K: 1 S: 12	H: 2 LOB: 1 BB: 0 P: 17	R: 0 E: 0 K: 0 S: 7	H: 0 LOB: 1 BB: 1 P: 14	R: 0 E: 0 K: 1 S: 13	H: 1 LOB: 1 BB: 0 P: 18	R: 0 E: 0 K: 0 S: 8	H: 1 LOB: 2 BB: 0 P: 12	R: 0 E: 0 K: 1 S: 9	H: 1 LOB: 2 BB: 0 P: 12	1B: 4 2B: 2 3B: 0 HR: 0	SF: 1 SAC: 0 DP: 0 HBP: 1	WP: 0 PB: 0 CS: 1	PA: 36	
PITCHER	IP	WLS	BF	H	R	ER	SO	BB	IBB	HBP	BLK	WP	HR	S	P	ERA	WHIP				
Mark Mulder, L ERA: 3.72 (1, 1)	8.0	W	31	5	2	1	4	2	0	0	0	0	0	71	110	1.12	0.875				
Jim Mecir, R ERA: 4.5 (9, 1)	0.2		4	1	0	0	0	0	0	1	0	0	0	6	8	0.00	1.500				
Jeff Tam, R ERA: 4.65 (9, 1)	0.1		1	0	0	0	1	0	0	0	0	0	0	3	4	0.00	0.000				

Batter	1	2	3	4	5	6	7	8	9	AB	R	H	RBI	BB	SO	LOB	BOTTOM					
Ray Durham, S OBP: 0.380, SLG: 0.432 (1, 10)	1B BB		F8	WP FC6-4 HBP	F3			P6		3	2	0	0	1	0	1	Chicago White Sox @ Oakland Athletics Network Associates Coliseum, Oakland, CA Sat Aug 17 2002, 4:05 PM EDT Att: 40,658 - Cloudy - 64 F					
Scott Hatteberg, L OBP: 0.382, SLG: 0.421 (1, 3)	G4-3 1B		1B HBP	FC6-4 BB		F7	3 BB HBP BB			3	1	2	0	2	0	0						
Miguel Tejada, R OBP: 0.347, SLG: 0.509 (1, 6)	L3-6 G4-3 1B		1B HBP	FC6-4 BB WP		G6-3	3 BB HBP			3	2	1	2	0	0	1						
3 Eric Chavez, L OBP: 0.344, SLG: 0.518 (1, 5)	G4-3		1B HBP	WP BB		G5-3				3	1	1	0	2	0	2						
Jermaine Dye, R OBP: 0.333, SLG: 0.436 (1, 9)			F2	WP BB			P4 F9			3	0	0	0	2	0	6						
David Justice, L OBP: 0.391, SLG: 0.413 (1, 7)	L3-6		HR 1B	1-2 2-3 3-H			HR			4	2	2	3	0	0	5						
Eric Byrnes, R OBP: 0.310, SLG: 0.436 (8, 7)				F7						0	0	0	0	0	0	0						
Mark Ellis, R OBP: 0.353, SLG: 0.420 (1, 4)		F8	HR		G6-4-3 BB		F8			3	1	1	3	1	0	0						
Terrence Long, L OBP: 0.301, SLG: 0.362 (1, 8)	P6		F2		G6-4-3		K			4	0	0	0	0	1	1						
Ramon Hernandez, R OBP: 0.315, SLG: 0.337 (1, 2)	F3			G5-3				K		3	0	0	0	1	1	0						
Inning Stats	R: 1 E: 0 K: 0 S: 9	H: 2 LOB: 2 BB: 2 P: 22	R: 0 E: 0 K: 0 S: 4	H: 0 LOB: 0 BB: 0 P: 6	R: 5 E: 0 K: 0 S: 25	H: 4 LOB: 0 BB: 0 P: 40	R: 2 E: 0 K: 0 S: 12	H: 0 LOB: 2 BB: 3 P: 31	R: 0 E: 0 K: 0 S: 8	H: 0 LOB: 1 BB: 2 P: 18	R: 0 E: 0 K: 0 S: 8	H: 0 LOB: 0 BB: 0 P: 13	R: 1 E: 0 K: 1 S: 9	H: 1 LOB: 0 BB: 0 P: 14	R: 0 E: 0 K: 1 S: 13	H: 0 LOB: 3 BB: 2 P: 23	1B: 5 2B: 1 3B: 0 HR: 2	SF: 0 SAC: 0 DP: 2 HBP: 3	WP: 2 PB: 0 CS: 0	PA: 41		
PITCHER	IP	WLS	BF	H	R	ER	SO	BB	IBB	HBP	BLK	WP	HR	S	P	ERA	WHIP					
Jon Garland, R ERA: 5.04 (1, 1)	2.2	L	16	6	6	3	0	2	0	1	0	0	1	0	14	31	18.00	3.000				
Rocky Biddle, R ERA: 4.91 (3, 1)	1.0		7	0	2	2	0	3	0	1	0	1	0	14	31	18.00	3.000					
Mike Porzio, L ERA: 4.94 (4, 1)	2.1		8	0	0	0	0	2	0	0	0	1	0	19	37	0.00	0.857					
Keith Foulke, R ERA: 3.75 (7, 1)	1.0		4	1	1	1	1	0	0	0	0	0	1	9	14	9.00	1.000					
Damaso Marte, L ERA: 3.38 (8, 1)	1.0		6	0	0	0	1	2	0	1	0	0	0	13	23	0.00	2.000					



Batter	1	2	3	4	5	6	7	8	9	AB	R	H	RBI	BB	SO	LOB	TOP																					
Tony Graffanino, R (1.4) OBP: 0.329, SLG: 0.428	F7		K			E			G4-3	4	1	1	0	1	1	1	Chicago White Sox @ Oakland Athletics Network Associates Coliseum, Oakland, CA Sun Aug 18 2002, 4:05 PM EDT Att: 31,489 - Sunny - 66 F																					
Aaron Rowand, R (1.8) OBP: 0.268, SLG: 0.350	G5-3		F5			E4			G5-3	5	1	2	1	0	0	1																						
Carlos Lee, R (1.7) OBP: 0.344, SLG: 0.465	K								F7	5	0	1	1	0	2	1																						
Magglio Ordonez, R (1.9) OBP: 0.391, SLG: 0.591		G5-3				K				3	0	1	0	1	1	2																						
14 Paul Konerko, R (1.3) OBP: 0.375, SLG: 0.535										2	0	1	1	1	0	1																						
Frank Thomas, R (1.10) OBP: 0.343, SLG: 0.442										3	0	0	0	1	2	4																						
24 Joe Crede, R (1.5) Jose Valentin, S (8, PH) OBP: 0.296, SLG: 0.460										3	0	0	0	0	1	3																						
Royce Clayton, R (1.6) OBP: 0.296, SLG: 0.367										4	2	2	1	0	1	0																						
Josh Paul, R (1.2) Jeff Liefer, L (9, PH) OBP: 0.256, SLG: 0.301										3	0	0	0	0	0	0																						
Inning Stats	R: 0 E: 0 K: 1 S: 11	H: 0 LOB: 0 BB: 0 P: 18	R: 0 E: 0 K: 1 S: 8	H: 0 LOB: 1 BB: 1 P: 15	R: 1 E: 0 K: 1 S: 8	H: 1 LOB: 0 BB: 0 P: 12	R: 0 E: 0 K: 1 S: 11	H: 0 LOB: 1 BB: 1 P: 19	R: 0 E: 0 K: 0 S: 6	H: 0 LOB: 0 BB: 0 P: 10	R: 2 E: 1 K: 2 S: 14	H: 3 LOB: 2 BB: 1 P: 22	R: 0 E: 0 K: 1 S: 10	H: 0 LOB: 1 BB: 1 P: 17	R: 0 E: 0 K: 1 S: 13	H: 2 LOB: 2 BB: 0 P: 15		R: 1 E: 0 K: 1 S: 12	H: 2 LOB: 1 BB: 0 P: 21	1B: 5 2B: 2 3B: 0 HR: 1	SF: 1 SAC: 0 DP: 0 HBP: 0	WP: 0 PB: 1 CS: 0	PA: 39															
PITCHER	IP	WLS	BF	H	R	ER	SO	BB	IBB	HBP	BLK	WP	HR	S	P	ERA	WHIP	PITCHER				IP	WLS	BF	H	R	ER	SO	BB	IBB	HBP	BLK	WP	HR	S	P	ERA	WHIP
Barry Zito, L (1.1) ERA: 3.01	5.2	W	24	4	3	3	5	3	0	0	0	0	1	55	92	4.76	1.235					5.2	W	24	4	3	3	5	3	0	0	0	0	1	55	92	4.76	1.235
Chad Bradford, R (6.1) ERA: 2.14	2.0	H	9	2	0	0	3	1	0	0	0	0	0	25	34	0.00	1.500					2.0	H	9	2	0	0	3	1	0	0	0	0	25	34	0.00	1.500	
Ricardo Rincon, L (8.1) ERA: 4.19	0.1	H	1	0	0	0	0	0	0	0	0	0	0	1	2	0.00	0.000					0.1	H	1	0	0	0	0	0	0	0	0	1	2	0.00	0.000		
Billy Koch, R (9.1) ERA: 3.09	1.0		5	2	1	0	1	0	0	0	0	0	0	12	21	0.00	2.000					1.0		5	2	1	0	1	0	0	0	0	12	21	0.00	2.000		

AB	34
R	4
H	8
RBI	4
BB	4
SO	9
LOB	16



Batter	1	2	3	4	5	6	7	8	9	AB	R	H	RBI	BB	SO	LOB	BOTTOM																					
Ray Durham, S (1.10) OBP: 0.379, SLG: 0.428	F8		E4			F7				4	1	0	0	1	0	1	Chicago White Sox @ Oakland Athletics Network Associates Coliseum, Oakland, CA Sun Aug 18 2002, 4:05 PM EDT Att: 31,489 - Sunny - 66 F																					
Scott Hatteberg, L (1.3) OBP: 0.397, SLG: 0.426	F7									5	0	4	0	0	0	0																						
Miguel Tejada, R (1.6) OBP: 0.344, SLG: 0.505	G6-3									4	0	0	1	0	1	4																						
3 Eric Chavez, L (1.5) OBP: 0.341, SLG: 0.514										4	0	0	0	0	1	3																						
Jermaine Dye, R (1.9) OBP: 0.335, SLG: 0.440										4	1	2	1	0	0	0																						
David Justice, L (1.7) Eric Byrnes, R (8.7) OBP: 0.386, SLG: 0.407										4	0	0	0	0	2	3																						
0 Eric Byrnes, R (8.7) OBP: 0.310, SLG: 0.436										0	0	0	0	0	0	0																						
Mark Ellis, R (1.4) OBP: 0.359, SLG: 0.423										3	2	2	1	1	0	0																						
Terrence Long, L (1.8) OBP: 0.304, SLG: 0.379										4	2	3	4	0	0	0																						
Ramon Hernandez, R (1.2) OBP: 0.314, SLG: 0.336										4	1	1	0	0	2	2																						
Inning Stats	R: 0 E: 0 K: 0 S: 8	H: 0 LOB: 0 BB: 0 P: 10	R: 0 E: 0 K: 1 S: 7	H: 0 LOB: 0 BB: 0 P: 13	R: 4 E: 1 K: 0 S: 19	H: 4 LOB: 2 BB: 1 P: 30	R: 2 E: 0 K: 1 S: 14	H: 3 LOB: 1 BB: 0 P: 22	R: 1 E: 0 K: 2 S: 17	H: 3 LOB: 2 BB: 0 P: 22	R: 0 E: 0 K: 0 S: 11	H: 1 LOB: 1 BB: 0 P: 17	R: 0 E: 0 K: 1 S: 11	H: 0 LOB: 0 BB: 0 P: 14	R: 0 E: 0 K: 1 S: 9	H: 1 LOB: 2 BB: 1 P: 19	1B: 9 2B: 1 3B: 0 HR: 2	SF: 1 SAC: 0 DP: 0 HBP: 0	WP: 0 PB: 0 CS: 0	PA: 39																		
PITCHER	IP	WLS	BF	H	R	ER	SO	BB	IBB	HBP	BLK	WP	HR	S	P	ERA	WHIP	PITCHER				IP	WLS	BF	H	R	ER	SO	BB	IBB	HBP	BLK	WP	HR	S	P	ERA	WHIP
Dan Wright, R (1.1) ERA: 5.85	5.0	L	27	10	7	5	4	1	0	0	0	0	0	22	31	0.00	0.500					5.0	L	27	10	7	5	4	1	0	0	0	0	22	31	0.00	0.500	
Matt Ginter, R (6.1) ERA: 4.14	2.0		7	1	0	0	1	0	0	0	0	0	0	6	13	0.00	3.000					2.0		7	1	0	0	1	0	0	0	0	6	13	0.00	3.000		
Kelly Wunsch, L (8.1) ERA: 4.15	0.2		4	1	0	0	0	1	0	0	0	0	0	3	6	0.00	0.000					0.2		4	1	0	0	0	1	0	0	0	3	6	0.00	0.000		
Antonio Osuna, R (8.1) ERA: 4.74	0.1		1	0	0	0	1	0	0	0	0	0	0	3	6	0.00	0.000					0.1		1	0	0	0	1	0	0	0	3	6	0.00	0.000			

AB	36
R	7
H	12
RBI	7
BB	2
SO	6
LOB	13



Batter	1	2	3	4	5	6	7	8	9	AB	R	H	RBI	BB	SO	LOB	TOP										
Ray Durham, S OBP: 0.375, SLG: 0.425	G4-3		G1-3	G6-3		L6		F8		5	0	0	0	0	0	1	Oakland Athletics @ Cleveland Indians Jacobs Field, Cleveland, OH Tue Aug 20 2002, 7:05 PM EDT Att: 27,527 - Sunny - 72 F										
Scott Hatteberg, L OBP: 0.388, SLG: 0.425 John Mabry, L OBP: 0.333, SLG: 0.491	F8		E4			K		G3		5	0	1	0	0	1	1											
Miguel Tejada, R OBP: 0.346, SLG: 0.507			FC4-6	E5				G6-3		5	2	3	0	0	0	1											
3 Eric Chavez, L OBP: 0.343, SLG: 0.531										5	2	2	2	0	2	3											
Jermaine Dye, R OBP: 0.339, SLG: 0.453										5	2	3	3	0	0	0											
David Justice, L OBP: 0.385, SLG: 0.412										4	0	2	0	0	0	1											
Mark Ellis, R OBP: 0.358, SLG: 0.415										3	0	1	1	1	0	0											
Terrence Long, L OBP: 0.301, SLG: 0.373										4	0	0	0	0	0	4											
Ramon Hernandez, R OBP: 0.318, SLG: 0.336										3	0	0	0	1	1	0											
Inning Stats	R: 2 E: 0 K: 0 S: 16	H: 3 LOB: 1 BB: 0 P: 19	R: 0 E: 0 K: 0 S: 13	H: 0 LOB: 0 BB: 0 P: 19	R: 3 E: 1 K: 0 S: 21	H: 3 LOB: 2 BB: 1 P: 32	R: 0 E: 1 K: 1 S: 11	H: 2 LOB: 2 BB: 0 P: 15	R: 0 E: 0 K: 0 S: 7	H: 0 LOB: 0 BB: 0 P: 11	R: 0 E: 0 K: 1 S: 8	H: 0 LOB: 1 BB: 1 P: 15	R: 1 E: 0 K: 1 S: 17	H: 3 LOB: 2 BB: 0 P: 18	R: 0 E: 0 K: 1 S: 7	H: 0 LOB: 0 BB: 0 P: 11		R: 0 E: 0 K: 0 S: 7	H: 1 LOB: 0 BB: 0 P: 12	1B: 8 2B: 2 3B: 0 HR: 2	SF: 0 SAC: 0 DP: 1 HBP: 0	WP: 1 PB: 0 SB: 0 CS: 0	PA: 41				
PITCHER	IP	WLS	BF	H	R	ER	SO	BB	IBB	HBP	BLK	WP	HR	S	P	ERA	WHIP										
37 Jake Westbrook, R ERA: 4.38	5.0	L	25	8	5	2	1	1	0	0	0	1	2	68	96	3.60	1.800										
Terry Mulholland, L ERA: 6.56	2.0		10	3	1	1	2	1	0	0	0	0	0	25	33	4.50	2.000										
Jerrold Riggan, R ERA: 0.95	1.0		3	0	0	0	1	0	0	0	0	0	0	7	11	0.00	0.000										
David Riske, R ERA: 5.51	1.0		3	1	0	0	0	0	0	0	0	0	0	7	12	0.00	1.000										
Batter	1	2	3	4	5	6	7	8	9	AB	R	H	RBI	BB	SO	LOB	BOTTOM										
Coco Crisp, S OBP: 0.429, SLG: 0.435	F5		F9							2	1	0	1	2	0	2	Oakland Athletics @ Cleveland Indians Jacobs Field, Cleveland, OH Tue Aug 20 2002, 7:05 PM EDT Att: 27,527 - Sunny - 72 F										
Omar Vizquel, S OBP: 0.348, SLG: 0.440			P5							4	1	1	0	1	0	3											
Ellis Burks, R OBP: 0.354, SLG: 0.535										4	0	1	1	0	1	4											
Jim Thome, L OBP: 0.429, SLG: 0.650										4	0	1	1	0	1	2											
Karim Garcia, L OBP: 0.339, SLG: 0.526										4	0	2	0	0	0	1											
Matt Lawton, L OBP: 0.340, SLG: 0.388										3	0	0	0	1	1	2											
Greg LaRocca, R										3	0	0	0	0	0	2											
Bill Selby, L OBP: 0.282, SLG: 0.299										1	0	0	0	0	0	1											
John McDonald, R OBP: 0.311, SLG: 0.349										4	1	2	0	0	0	0											
Eddie Pérez, R OBP: 0.287, SLG: 0.326 Lee Stevens, L OBP: 0.321, SLG: 0.378										3	0	1	0	0	1	1											
Inning Stats	R: 0 E: 0 K: 0 S: 12	H: 1 LOB: 1 BB: 0 P: 20	R: 0 E: 0 K: 0 S: 8	H: 1 LOB: 0 BB: 0 P: 13	R: 0 E: 0 K: 2 S: 9	H: 0 LOB: 0 BB: 0 P: 15	R: 0 E: 0 K: 0 S: 9	H: 0 LOB: 0 BB: 0 P: 13	R: 2 E: 0 K: 0 S: 9	H: 2 LOB: 2 BB: 3 P: 27	R: 1 E: 1 K: 2 S: 17	H: 1 LOB: 1 BB: 0 P: 27	R: 0 E: 0 K: 0 S: 10	H: 1 LOB: 1 BB: 0 P: 16	R: 0 E: 0 K: 0 S: 11	H: 0 LOB: 1 BB: 1 P: 19	1B: 5 2B: 3 3B: 0 HR: 0	SF: 1 SAC: 0 DP: 1 HBP: 0	WP: 1 PB: 0 SB: 1 CS: 0	PA: 38							
PITCHER	IP	WLS	BF	H	R	ER	SO	BB	IBB	HBP	BLK	WP	HR	S	P	ERA	WHIP										
Aaron Harang, R ERA: 3.53	5.0	W	21	5	2	2	2	2	0	0	0	0	0	5	12	0.00	3.000										
Micah Bowie, L ERA	0.2	H	3	1	0	0	0	1	0	0	0	0	0	5	12	0.00	3.000										
Jim Mecir, R ERA: 4.55	1.1	H	6	1	1	1	2	0	0	0	0	1	0	18	29	6.75	0.750										
Ricardo Rincon, L ERA: 4.12	0.2	H	3	1	0	0	0	0	0	0	0	0	0	9	14	0.00	1.500										
Billy Koch, R ERA: 3.03	1.1	S	5	0	0	0	0	1	0	0	0	0	0	12	21	0.00	0.750										

Batter	1	2	3	4	5	6	7	8	9	AB	R	H	RBI	BB	SO	LOB	TOP					
Ray Durham, S OBP: 0.374, SLG: 0.424	G6-3			G5-3		HBP 3B 1B	K			4	1	1	0	0	1	0	Oakland Athletics @ Cleveland Indians Jacobs Field, Cleveland, OH Wed Aug 21 2002, 7:05 PM EDT Att: 26,916 - Sunny - 78 F					
Scott Hatteberg, L OBP: 0.397, SLG: 0.422	G5-4-3 BB			F8		P3		F7		3	0	0	0	1	0	1						
Miguel Tejada, R OBP: 0.344, SLG: 0.503	G5-4-3			K		K		K		4	0	0	0	0	3	2						
3 Eric Chavez, L OBP: 0.342, SLG: 0.527		G4-3			G4-3	HBP 3B IBB		K		3	1	0	0	1	1	0						
Jermaine Dye, R OBP: 0.341, SLG: 0.450		F9			HR BB	HR 3B HBP		F7		2	2	0	0	1	0	0						
David Justice, L OBP: 0.383, SLG: 0.416		G4-3			F8	HR 3B HBP		F7		4	0	1	3	0	0	1						
Eric Byrnes, R OBP: 0.310, SLG: 0.436		G4-3			F8	HR 3B HBP		F7		0	0	0	0	0	0	0						
Mark Ellis, R OBP: 0.357, SLG: 0.413				K	HR 1B	F8		G6-3		4	1	1	0	0	1	1						
Terrence Long, L OBP: 0.304, SLG: 0.381				G5-4-3 1B	HR		L6			3	1	2	3	0	0	0						
Ramon Hernandez, R OBP: 0.315, SLG: 0.332	G5-4-3			G5-3		K				3	0	0	0	0	1	1						
Inning Stats	R: 0 H: 0 E: 0 K: 0 S: 7	H: 0 LOB: 0 BB: 1 P: 13	R: 0 H: 0 E: 0 K: 0 S: 7	H: 0 LOB: 0 BB: 0 P: 13	R: 0 H: 1 E: 0 K: 1 S: 10	LOB: 0 BB: 0 P: 14	R: 0 H: 0 E: 0 K: 1 S: 9	H: 0 LOB: 0 BB: 0 P: 12	R: 3 H: 2 E: 0 K: 0 S: 12	H: 2 LOB: 0 BB: 1 P: 23	R: 3 H: 2 E: 0 K: 2 S: 15	H: 0 LOB: 0 BB: 0 P: 14	R: 0 H: 0 E: 0 K: 2 S: 8	H: 0 LOB: 0 BB: 0 P: 11	R: 0 H: 0 E: 0 K: 0 S: 7	H: 0 LOB: 0 BB: 0 P: 10	1B: 3 2B: 0 3B: 1 HR: 1	SF: 0 SAC: 0 DP: 2 HBP: 1	WP: 0 PB: 0 SB: 1 CS: 0	PA: 34		
PITCHER	IP	WLS	BF	H	R	ER	SO	BB	IBB	HBP	BLK	WP	HR	S	P	ERA	WHIP					
Ricardo Rodriguez, R ERA: 9.53	(1, 1)	5.2	L	24	5	6	6	3	2	1	1	0	0	1	56	101	9.53	1.235				
Dave Burbs, R ERA: 5.17	(6, 1)	1.1		4	0	0	0	2	0	0	0	0	0	0	12	20	0.00	0.000				
53 Carl Sadler, L ERA:	(8, 1)	1.0		3	0	0	0	2	0	0	0	0	0	8	11	0.00	0.000					
Charles Nagy, R ERA: 8.65	(9, 1)	1.0		3	0	0	0	0	0	0	0	0	0	7	10	0.00	0.000					

AB	30
R	6
H	5
RBI	6
BB	3
SO	7
LOB	6



Batter	1	2	3	4	5	6	7	8	9	AB	R	H	RBI	BB	SO	LOB	BOTTOM					
Coco Crisp, S OBP: 0.375, SLG: 0.370	F8		G4-3			G3-1			G4-3	4	0	0	0	0	0	0	Oakland Athletics @ Cleveland Indians Jacobs Field, Cleveland, OH Wed Aug 21 2002, 7:05 PM EDT Att: 26,916 - Sunny - 78 F					
Omar Vizquel, S OBP: 0.346, SLG: 0.436	F9		K			G4-3			G4-1	4	0	0	0	0	1	0						
Ellis Burks, R OBP: 0.354, SLG: 0.533	BB 1B				G6-3				K	3	0	1	0	0	1	0						
Jim Thome, L OBP: 0.429, SLG: 0.647					F7				K2-3	2	0	0	0	1	1	0						
Karim Garcia, L OBP: 0.323, SLG: 0.500					P6				G4-3	3	0	0	0	0	1	2						
Matt Lawton, L OBP: 0.338, SLG: 0.385						K			K	3	0	0	0	0	2	0						
Travis Fryman, R OBP: 0.298, SLG: 0.336						L4			G5-3	3	0	0	0	0	0	0						
John McDonald, R OBP: 0.305, SLG: 0.342						K2-3			G5-3	3	0	0	0	0	2	0						
Einar Diaz, R OBP: 0.258, SLG: 0.284					B1-3				G5-3	3	0	0	0	0	0	0						
Inning Stats	R: 0 H: 1 E: 0 K: 1 S: 9	H: 0 LOB: 2 BB: 1 P: 19	R: 0 H: 0 E: 0 K: 1 S: 7	H: 0 LOB: 0 BB: 0 P: 9	R: 0 H: 0 E: 0 K: 1 S: 7	H: 0 LOB: 0 BB: 0 P: 10	R: 0 H: 0 E: 0 K: 0 S: 8	H: 0 LOB: 0 BB: 0 P: 11	R: 0 H: 0 E: 0 K: 2 S: 10	H: 0 LOB: 0 BB: 0 P: 12	R: 0 H: 0 E: 0 K: 0 S: 7	H: 0 LOB: 0 BB: 0 P: 8	R: 0 H: 0 E: 0 K: 2 S: 8	H: 0 LOB: 0 BB: 0 P: 11	R: 0 H: 0 E: 0 K: 1 S: 8	H: 0 LOB: 0 BB: 0 P: 12	R: 0 H: 0 E: 0 K: 0 S: 7	H: 0 LOB: 0 BB: 0 P: 9	1B: 1 2B: 0 3B: 0 HR: 0	SF: 0 SAC: 0 DP: 0 HBP: 0	WP: 0 PB: 0 SB: 0 CS: 0	PA: 29
PITCHER	IP	WLS	BF	H	R	ER	SO	BB	IBB	HBP	BLK	WP	HR	S	P	ERA	WHIP					
Cory Lidle, R ERA: 4.04	(1, 1)	9.0	W	29	1	0	0	8	1	0	0	0	0	71	101	0.00	0.222					

AB	28
R	0
H	1
RBI	0
BB	1
SO	8
LOB	2



Batter	1	2	3	4	5	6	7	8	9	AB	R	H	RBI	BB	SO	LOB	TOP											
Ray Durham, S OBP: 0.374, SLG: 0.423	G4-3		G6-3		F9		2B	F9		5	0	1	1	1	0	4	Oakland Athletics @ Cleveland Indians Jacobs Field, Cleveland, OH Thu Aug 22 2002, 7:05 PM EDT Att: 27,759 - Cloudy - 78 F											
Scott Hatteberg, L OBP: 0.384, SLG: 0.418	G3-1		G4-3		G1-3		G6-3		BB	6	1	1	0	0	0	6												
Miguel Tejada, R OBP: 0.346, SLG: 0.504	F9						F8			5	1	3	2	0	0	1												
3 Eric Chavez, L OBP: 0.340, SLG: 0.524		K	K		L7					5	1	1	0	0	2	2												
Jermaine Dye, R OBP: 0.339, SLG: 0.445		G6-3			P4		L6			4	1	0	0	1	0	3												
David Justice, L OBP: 0.384, SLG: 0.415										3	2	1	0	1	1	0												
Eric Byrnes, R OBP: 0.310, SLG: 0.436										0	0	0	0	0	0	0												
John Mabry, L OBP: 0.337, SLG: 0.500										1	1	1	2	0	0	0												
Mark Ellis, R OBP: 0.361, SLG: 0.414										4	0	2	0	1	1	2												
Terrence Long, L OBP: 0.306, SLG: 0.382										4	1	2	2	1	1	3												
Ramon Hernandez, R OBP: 0.319, SLG: 0.338										4	1	2	2	1	0	2												
Inning Stats	R: 0 E: 0 K: 0 S: 4	H: 0 LOB: 0 BB: 0 P: 9	R: 1 E: 0 K: 1 S: 14	H: 2 LOB: 2 BB: 1 P: 23	R: 0 E: 0 K: 1 S: 10	H: 1 LOB: 1 BB: 0 P: 15	R: 0 E: 0 K: 0 S: 10	H: 0 LOB: 0 BB: 0 P: 15	R: 2 E: 0 K: 0 S: 10	H: 3 LOB: 1 BB: 0 P: 15	R: 0 E: 0 K: 2 S: 8	H: 1 LOB: 1 BB: 0 P: 10	R: 0 E: 0 K: 0 S: 9	H: 1 LOB: 1 BB: 0 P: 16	R: 2 E: 0 K: 0 S: 17	H: 2 LOB: 2 BB: 2 P: 30	R: 4 E: 0 K: 1 S: 29	H: 4 LOB: 3 BB: 3 P: 52	1B: 11 2B: 3 3B: 0 HR: 0	SF: 0 SAC: 0 DP: 0 HBP: 0	WP: 0 PB: 0 SB: 0 CS: 0	PA: 47						
PITCHER	IP	WLS	BF	H	R	ER	SO	BB	IBB	HBP	BLK	WP	HR	S	P	ERA	WHIP											
Jason Phillips, R ERA: 4.17	(1, 1)	7.0	L	30	8	3	3	4	1	0	0	0	0	0	65	103	3.86	1.286										
53 Carl Sadler, L ERA: 2.16	(8, 1)	0.2	5	1	2	2	0	2	0	0	0	0	0	11	22	27.00	4.500											
Jerrod Riggan, R ERA: 8.34	(8, 1)	0.2	7	5	4	4	0	0	0	0	0	0	0	21	31	54.00	7.500											
David Riske, R ERA: 5.4	(9, 1)	0.2	5	0	0	0	1	2	1	0	0	0	0	14	29	0.00	3.000											

AB 41
R 9
H 14
RBI 9
BB 6
SO 5
LOB 23



Batter	1	2	3	4	5	6	7	8	9	AB	R	H	RBI	BB	SO	LOB	BOTTOM											
Coco Crisp, S OBP: 0.333, SLG: 0.323	G6-3				G5-3					4	0	0	0	0	1	0	Oakland Athletics @ Cleveland Indians Jacobs Field, Cleveland, OH Thu Aug 22 2002, 7:05 PM EDT Att: 27,759 - Cloudy - 78 F											
Omar Vizquel, S OBP: 0.345, SLG: 0.434	G5-3				F2		HR			4	1	1	0	0	0	0												
Ellis Burks, R OBP: 0.353, SLG: 0.538	K				G5-3					4	1	1	2	0	1	0												
Jim Thome, L OBP: 0.428, SLG: 0.644										3	0	1	0	0	1	0												
Travis Fryman, R OBP: 0.296, SLG: 0.333										3	0	0	0	0	0	1												
Matt Lawton, L OBP: 0.336, SLG: 0.382										3	0	0	0	0	0	0												
Karim Garcia, L OBP: 0.338, SLG: 0.556										3	1	2	1	0	0	0												
John McDonald, R OBP: 0.300, SLG: 0.335										3	0	0	0	0	0	1												
Einar Diaz, R OBP: 0.258, SLG: 0.284										0	0	0	0	0	0	0												
Eddie Pérez, R OBP: 0.279, SLG: 0.316										3	0	0	0	0	1	1												
Inning Stats	R: 0 E: 0 K: 1 S: 8	H: 0 LOB: 0 BB: 0 P: 12	R: 0 E: 0 K: 1 S: 8	H: 0 LOB: 0 BB: 0 P: 12	R: 0 E: 0 K: 0 S: 8	H: 1 LOB: 0 BB: 0 P: 12	R: 0 E: 0 K: 0 S: 6	H: 0 LOB: 0 BB: 0 P: 9	R: 0 E: 0 K: 0 S: 10	H: 0 LOB: 0 BB: 0 P: 12	R: 0 E: 0 K: 0 S: 4	H: 0 LOB: 0 BB: 0 P: 4	R: 2 E: 0 K: 0 S: 10	H: 3 LOB: 0 BB: 0 P: 17	R: 1 E: 0 K: 1 S: 10	H: 1 LOB: 0 BB: 0 P: 13	R: 0 E: 0 K: 1 S: 8	H: 0 LOB: 0 BB: 0 P: 12	1B: 3 2B: 0 3B: 0 HR: 2	SF: 0 SAC: 0 DP: 2 HBP: 0	WP: 0 PB: 0 SB: 0 CS: 0	PA: 30						
PITCHER	IP	WLS	BF	H	R	ER	SO	BB	IBB	HBP	BLK	WP	HR	S	P	ERA	WHIP											
Mark Mulder, L ERA: 3.71	(1, 1)	7.2	W	26	5	3	3	2	0	0	0	0	0	2	61	87	3.52	0.652										
Chad Bradford, R ERA: 2.1	(8, 1)	1.1	S	4	0	0	0	2	0	0	0	0	0	11	16	0.00	0.000											

AB 30
R 3
H 5
RBI 3
BB 0
SO 4
LOB 3



Batter	1	2	3	4	5	6	7	8	9	AB	R	H	RBI	BB	SO	LOB	TOP										
Ray Durham, S OBP: 0.379, SLG: 0.442 Eric Byrnes, R OBP: 0.315, SLG: 0.438										4	2	2	2	0	0	1											
Scott Hatteberg, L OBP: 0.397, SLG: 0.421										3	1	1	2	1	2	0											
Miguel Tejada, R OBP: 0.351, SLG: 0.509 Randy Velarde, R OBP: 0.341, SLG: 0.374										4	2	3	1	0	0	1											
3 Eric Chavez, L OBP: 0.344, SLG: 0.531 Olmedo Saenz, R OBP: 0.353, SLG: 0.480										4	1	2	3	0	1	2											
Jermaine Dye, R OBP: 0.336, SLG: 0.438 John Mabry, L OBP: 0.343, SLG: 0.536										4	1	1	1	0	1	1											
David Justice, L OBP: 0.385, SLG: 0.423										4	1	1	2	1	0	1											
Mark Ellis, R OBP: 0.353, SLG: 0.404										5	0	0	0	0	0	2											
Terrence Long, L OBP: 0.308, SLG: 0.389										3	3	2	1	1	0	0											
Ramon Hernandez, R OBP: 0.318, SLG: 0.333										4	1	1	0	0	0	1											
Inning Stats	R: 4 E: 0 K: 0 S: 17	H: 4 LOB: 0 BB: 0 P: 26	R: 4 E: 0 K: 1 S: 14	H: 3 LOB: 0 BB: 1 P: 26	R: 3 E: 0 K: 0 S: 18	H: 3 LOB: 1 BB: 1 P: 29	R: 0 E: 0 K: 0 S: 9	H: 1 LOB: 0 BB: 0 P: 13	R: 0 E: 0 K: 0 S: 6	H: 0 LOB: 0 BB: 0 P: 7	R: 0 E: 0 K: 2 S: 16	H: 1 LOB: 1 BB: 0 P: 22	R: 0 E: 0 K: 0 S: 6	H: 0 LOB: 0 BB: 0 P: 8	R: 1 E: 0 K: 2 S: 13	H: 1 LOB: 0 BB: 0 P: 19	R: 0 E: 0 K: 0 S: 10	H: 1 LOB: 2 BB: 1 P: 18	1B: 7 2B: 2 3B: 2 HR: 3	SF: 1 SAC: 0 DP: 1 HBP: 0	WP: 0 PB: 0 SB: 0 CS: 0	PA: 43					
PITCHER	IP	WLS	BF	H	R	ER	SO	BB	IBB	HBP	BLK	WP	HR	S	P	ERA	WHIP										
Jose Lima, R ERA: 7.77	2.2	L	19	9	11	11	1	2	0	0	0	0	2	45	74	37.12	4.125										
Jeff Farnsworth, R ERA: 6.02	3.0		11	3	0	0	1	0	0	0	0	0	0	32	46	0.00	1.000										
Jamie Walker, L ERA: 4.24	1.1		4	0	0	0	1	0	0	0	0	0	0	9	11	0.00	0.000										
Oscar Henriquez, R ERA: 1.96	1.0		4	1	1	1	2	0	0	0	0	0	1	13	19	9.00	1.000										
Juan Acevedo, R ERA: 3.65	1.0		5	1	0	0	0	1	0	0	0	0	0	10	18	0.00	2.000										

Oakland Athletics @ Detroit Tigers
Comerica Park, Detroit, MI
Sat Aug 24 2002, 7:05 PM EDT
Att: 19,045 - Cloudy - 77 F

AB 39
R 12
H 14
RBI 12
BB 3
SO 5
LOB 9



Batter	1	2	3	4	5	6	7	8	9	AB	R	H	RBI	BB	SO	LOB	BOTTOM										
George Lombard, L OBP: 0.324, SLG: 0.426										4	1	2	0	0	1	0											
Damian Jackson, R OBP: 0.331, SLG: 0.387										4	0	1	0	0	0	3											
Bobby Higginson, L OBP: 0.352, SLG: 0.426										4	1	1	0	0	0	1											
Randall Simon, L OBP: 0.319, SLG: 0.458										4	1	1	1	0	0	3											
Robert Fick, L OBP: 0.327, SLG: 0.439 Chris Truby, R OBP: 0.246, SLG: 0.331										3	0	1	2	0	1	0											
Carlos Pena, L OBP: 0.322, SLG: 0.439										4	0	1	0	0	2	1											
Shane Halter, R OBP: 0.329, SLG: 0.430										4	0	1	0	0	1	1											
Craig Paquette, R OBP: 0.219, SLG: 0.294										4	0	0	0	0	2	2											
Matt Walbeck, S OBP: 0.274, SLG: 0.275										2	0	0	0	1	0	1											
Inning Stats	R: 2 E: 0 K: 1 S: 14	H: 3 LOB: 1 BB: 0 P: 22	R: 0 E: 0 K: 0 S: 10	H: 1 LOB: 2 BB: 1 P: 18	R: 1 E: 0 K: 1 S: 8	H: 1 LOB: 0 BB: 0 P: 9	R: 0 E: 0 K: 1 S: 6	H: 0 LOB: 0 BB: 0 P: 7	R: 0 E: 0 K: 1 S: 7	H: 0 LOB: 0 BB: 0 P: 10	R: 0 E: 0 K: 1 S: 6	H: 0 LOB: 0 BB: 0 P: 10	R: 0 E: 0 K: 0 S: 3	H: 1 LOB: 0 BB: 0 P: 4	R: 0 E: 0 K: 0 S: 9	H: 1 LOB: 1 BB: 0 P: 13	R: 0 E: 0 K: 2 S: 11	H: 1 LOB: 1 BB: 0 P: 16	1B: 6 2B: 0 3B: 1 HR: 1	SF: 0 SAC: 0 DP: 1 HBP: 0	WP: 0 PB: 0 SB: 0 CS: 0	PA: 35					
PITCHER	IP	WLS	BF	H	R	ER	SO	BB	IBB	HBP	BLK	WP	HR	S	P	ERA	WHIP										
Tim Hudson, R ERA: 3.24	9.0	W	35	8	3	3	7	1	0	0	0	0	1	74	109	3.00	1.000										

Oakland Athletics @ Detroit Tigers
Comerica Park, Detroit, MI
Sat Aug 24 2002, 7:05 PM EDT
Att: 19,045 - Cloudy - 77 F


AB 34
R 3
H 8
RBI 3
BB 1
SO 7
LOB 12



Batter	1	2	3	4	5	6	7	8	9	AB	R	H	RBI	BB	SO	LOB	TOP								
Ray Durham, S (1, 10) OBP: 0.379, SLG: 0.442	F9		L8		F8	1B		F7		5	0	1	1	0	0	2									
Scott Hatteberg, L (1, 3) OBP: 0.381, SLG: 0.413	L7		F8		F5	FC3-2-5-3		G4-3		5	0	0	0	0	0	4									
Mark Ellis, R (9, 4) OBP: 0.353, SLG: 0.403										0	0	0	0	0	0	0									
Miguel Tejada, R (1, 6) OBP: 0.352, SLG: 0.509	F9				P4	G4-3				5	1	2	0	0	0	3									
David Justice, L (1, 7) OBP: 0.389, SLG: 0.429																									
Eric Byrnes, R (9, PR) OBP: 0.304, SLG: 0.422		P6						F9		5	1	3	0	0	0	0									
Jermaine Dye, R (1, 9) OBP: 0.343, SLG: 0.457										0	0	0	0	0	0	0									
3 Eric Chavez, L (1, 5) OBP: 0.345, SLG: 0.532										5	1	3	2	0	2	2									
Randy Velarde, R (1, 4) OBP: 0.338, SLG: 0.364																									
John Mabry, L (9, PH) OBP: 0.344, SLG: 0.541																									
Terrence Long, L (1, 8) OBP: 0.307, SLG: 0.391																									
Ramon Hernandez, R (1, 2) OBP: 0.321, SLG: 0.339																									
Inning Stats	R: 0 E: 0 K: 0 S: 9	H: 0 LOB: 0 BB: 0 P: 12	R: 0 E: 0 K: 1 S: 14	H: 1 LOB: 1 BB: 0 P: 22	R: 0 E: 0 K: 1 S: 8	H: 1 LOB: 1 BB: 0 P: 12	R: 0 E: 0 K: 1 S: 13	H: 2 LOB: 2 BB: 0 P: 20	R: 1 E: 0 K: 0 S: 8	H: 2 LOB: 1 BB: 0 P: 14	R: 4 E: 0 K: 1 S: 25	H: 4 LOB: 2 BB: 2 P: 43	R: 0 E: 0 K: 0 S: 12	H: 1 LOB: 1 BB: 0 P: 19	R: 0 E: 0 K: 0 S: 9	H: 0 LOB: 0 BB: 0 P: 14	R: 1 E: 0 K: 0 S: 15	H: 3 LOB: 2 BB: 1 P: 27	1B: 9 2B: 5 3B: 0 HR: 0	SF: 0 SAC: 0 DP: 0 HBP: 0	WP: 0 PB: 0 SB: 2 CS: 0	PA: 43			
PITCHER	IP	WLS	BF	H	R	ER	SO	BB	IBB	HBP	BLK	WP	HR	S	P	ERA	WHIP								
Darrell May, L (1, 1) ERA: 5.54	5.0	L	24	8	4	4	2	1	0	0	0	0	0	63	98	7.20	1.800								
Ryan Bukvich, R (6, 1) ERA: 6.0	1.0	6	2	1	1	1	1	1	0	0	0	0	0	14	25	9.00	3.000								
Blake Stein, R (7, 1) ERA: 7.07	2.0	7	1	0	0	0	0	0	0	0	0	0	0	21	33	0.00	0.500								
Jason Grimsley, R (9, 1) ERA: 3.26	1.0	6	3	1	1	0	0	0	1	0	0	0	0	15	27	9.00	3.000								

Oakland Athletics @ Kansas City Royals
Kauffman Stadium, Kansas City, MO
Mon Aug 26 2002, 7:05 PM CDT
Att: 11,096 - Sunny - 83 F


AB	40
R	6
H	14
RBI	6
BB	3
SO	3
LOB	23

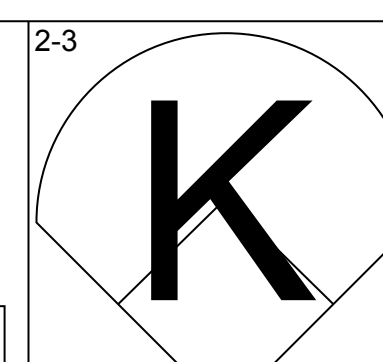
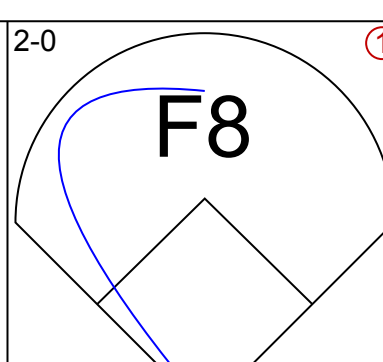
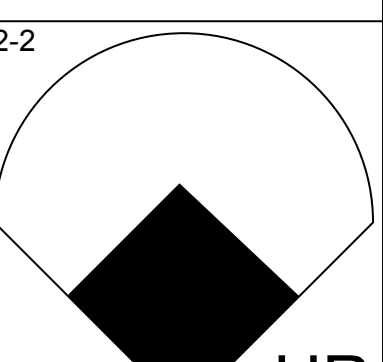
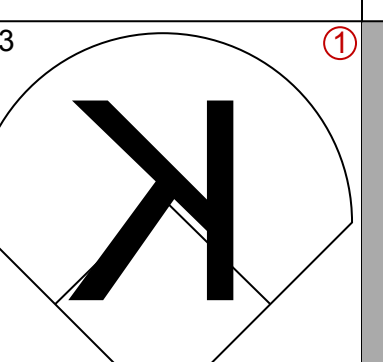
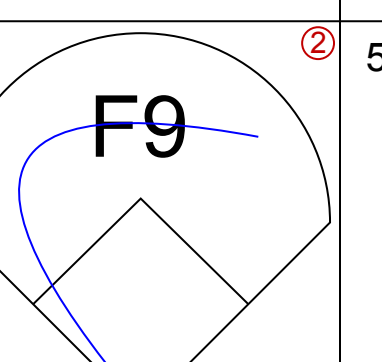
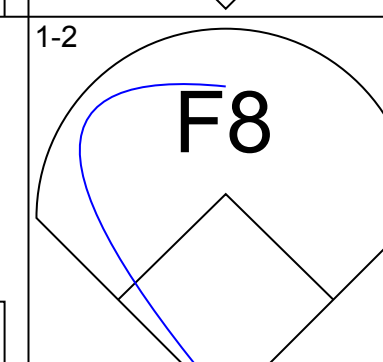
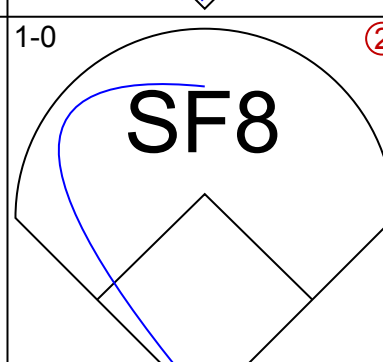
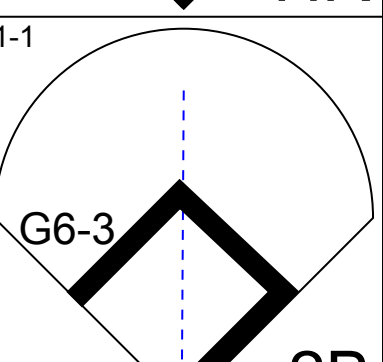
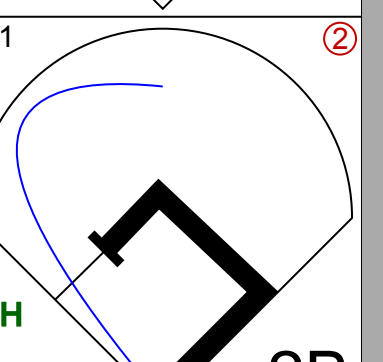
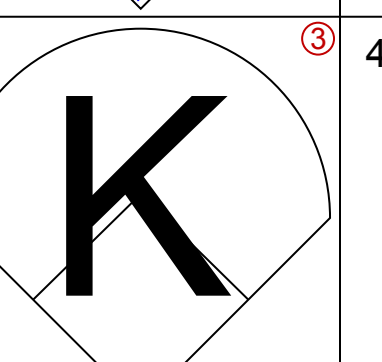
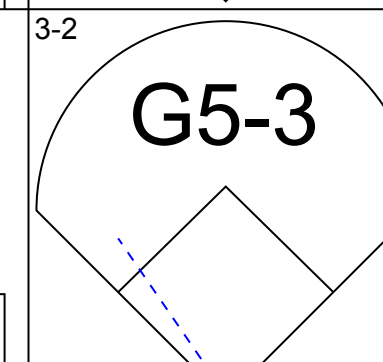
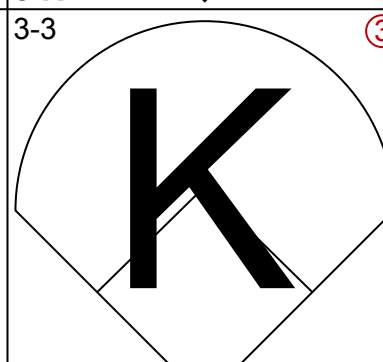
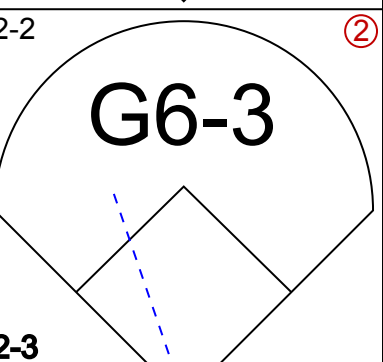
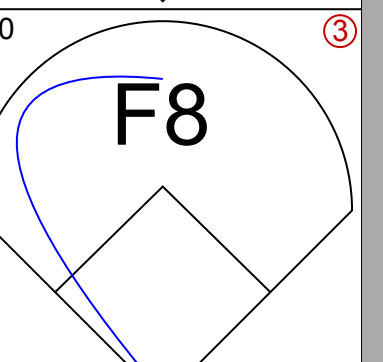
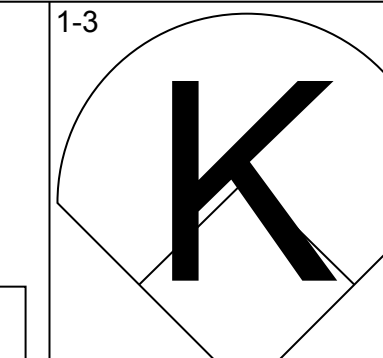
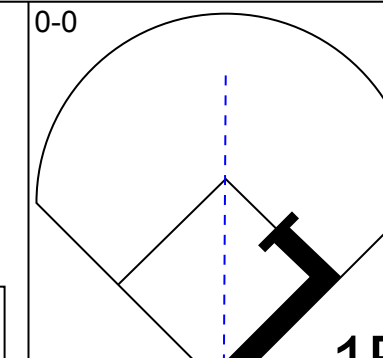
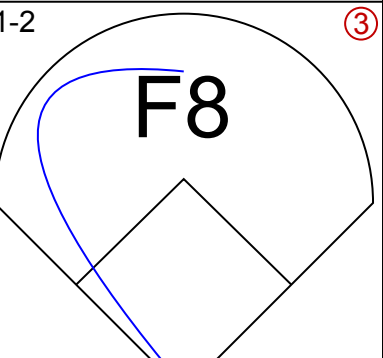
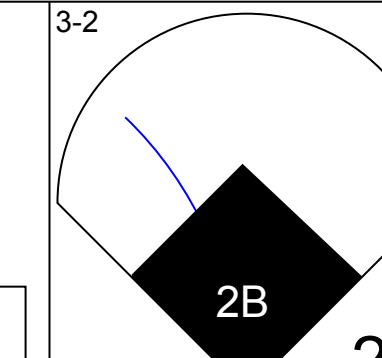

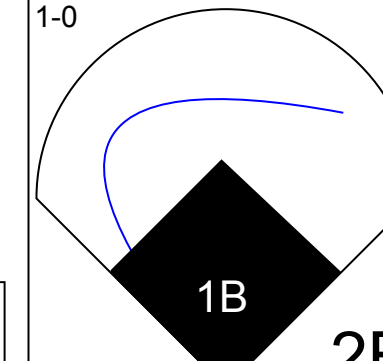
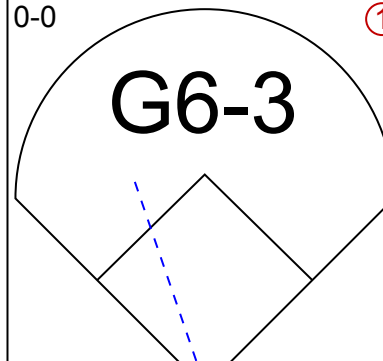
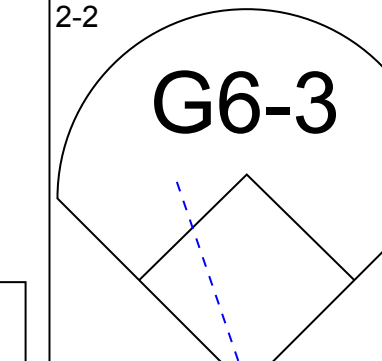
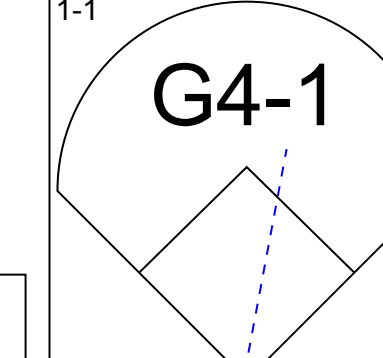
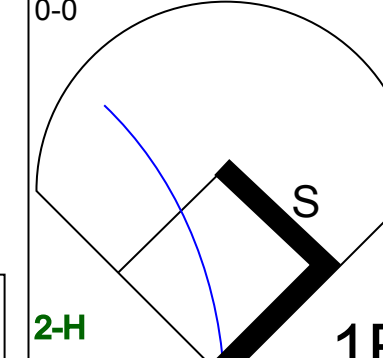
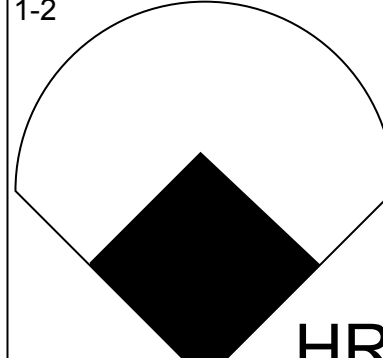
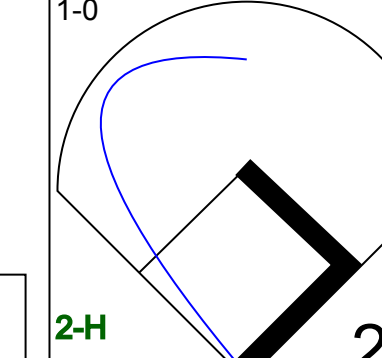
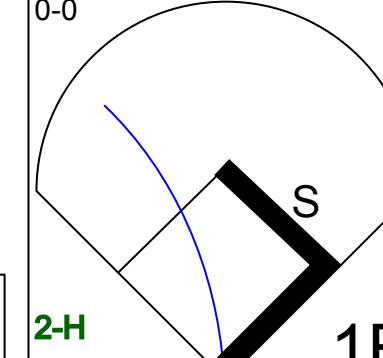
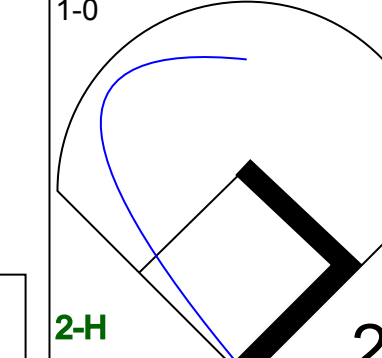
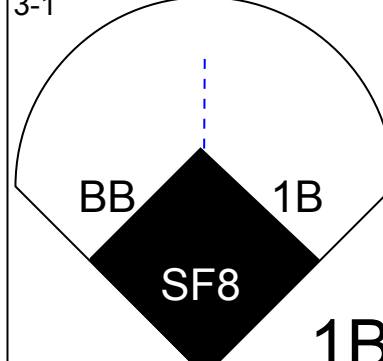
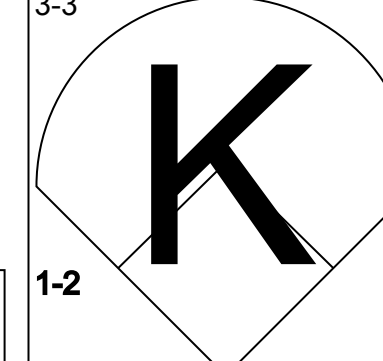
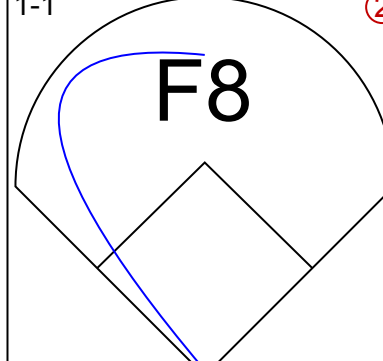
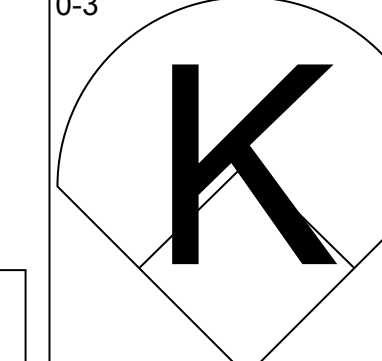
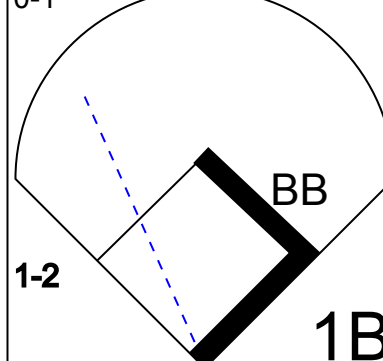
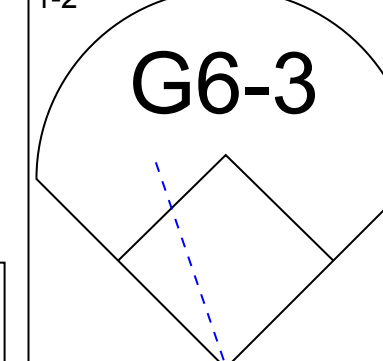
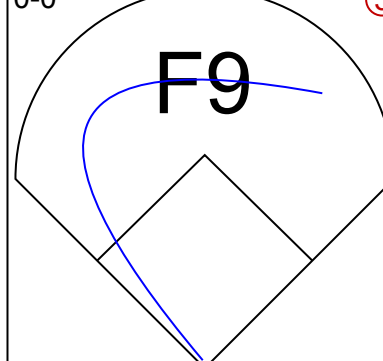
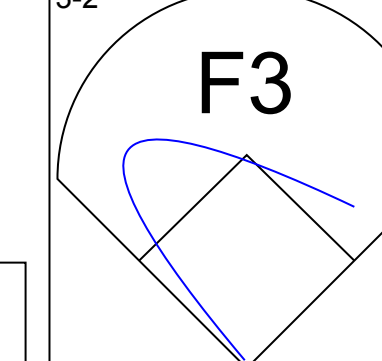
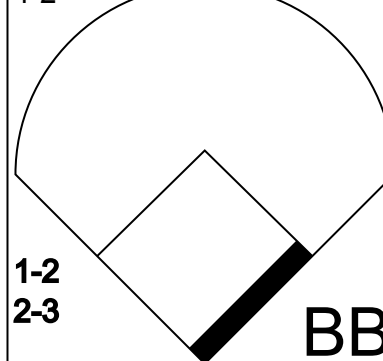
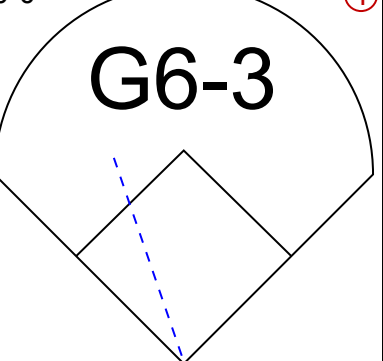
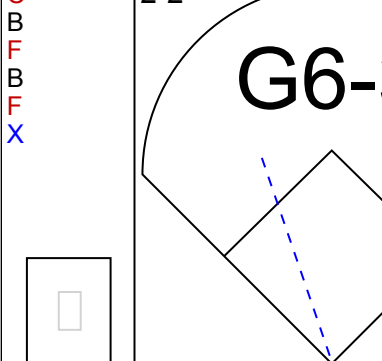

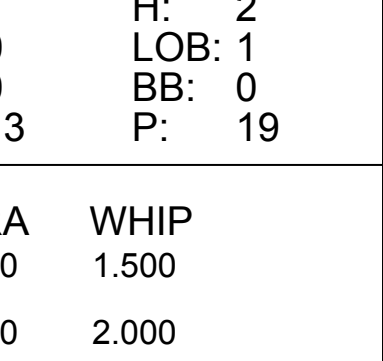
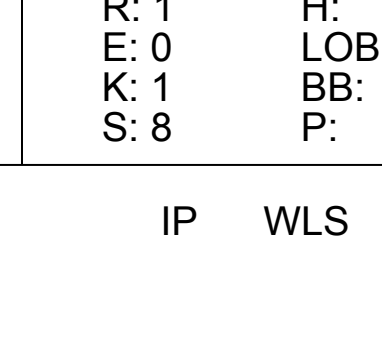
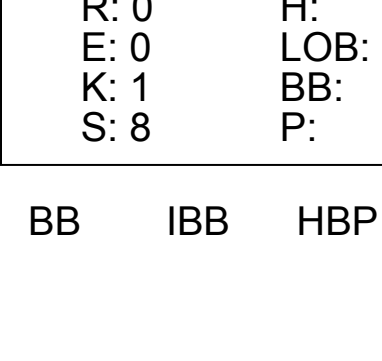


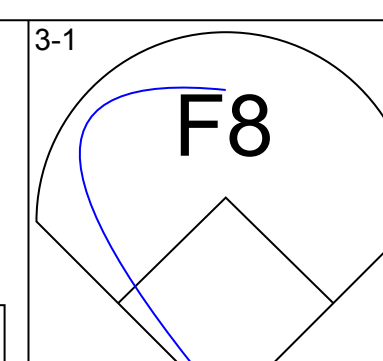
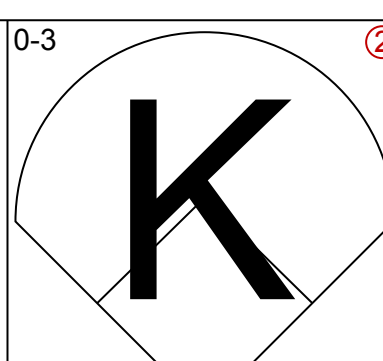
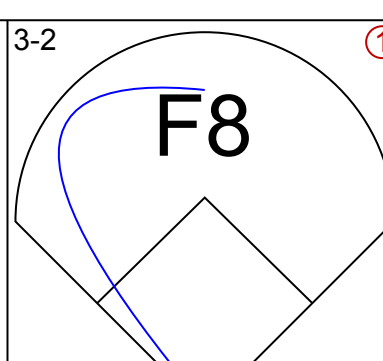
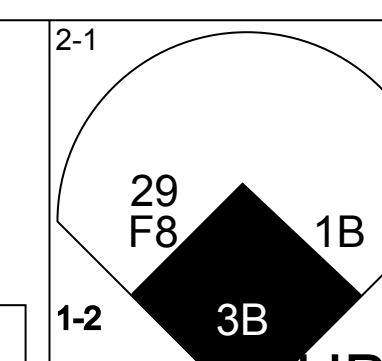
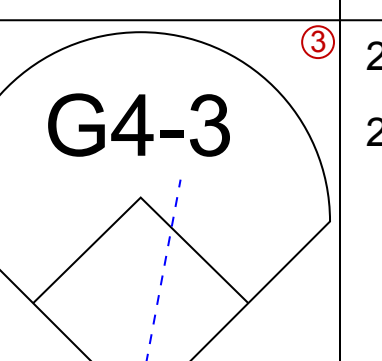
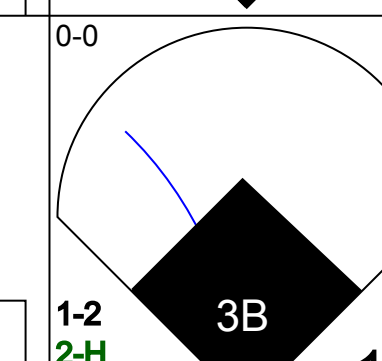
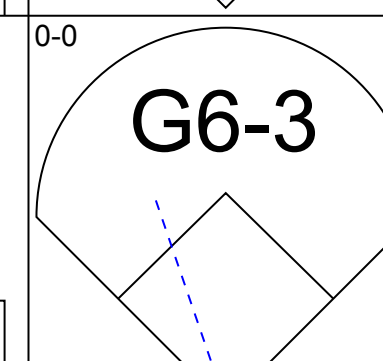
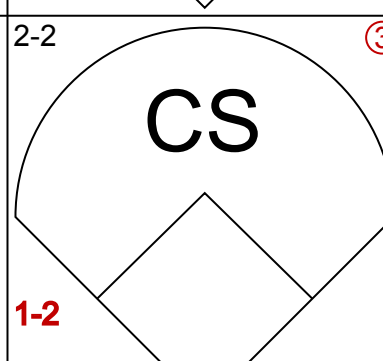
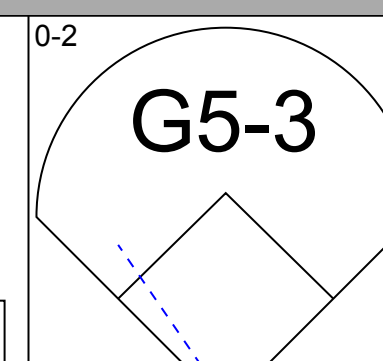
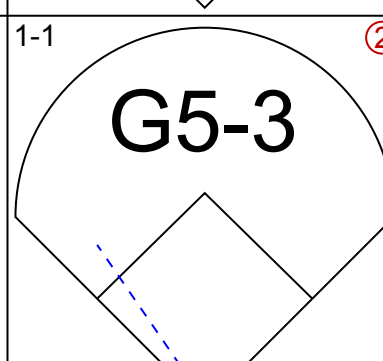
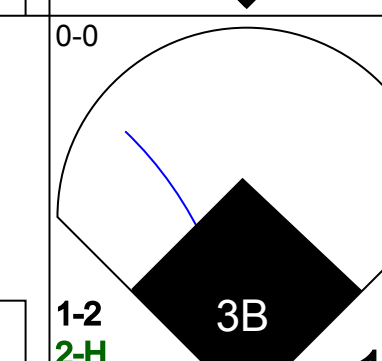
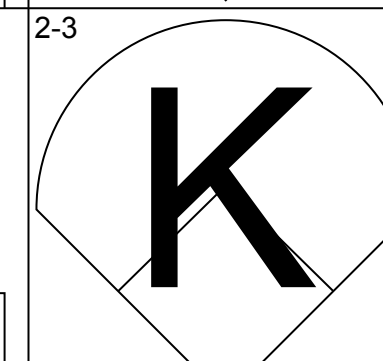
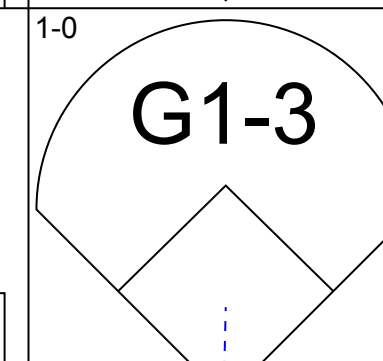
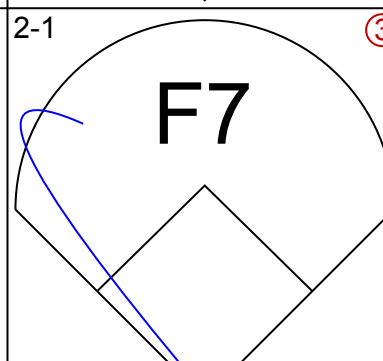
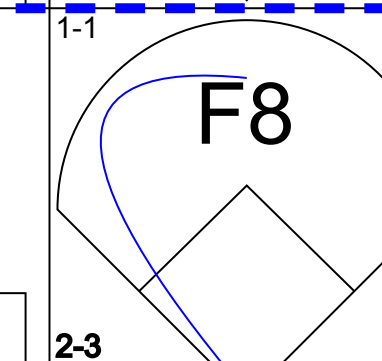
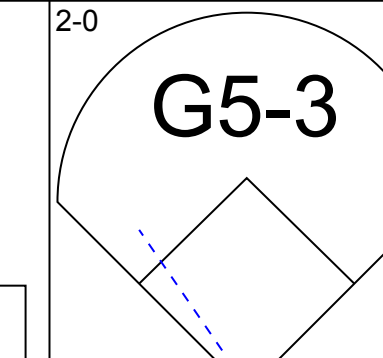
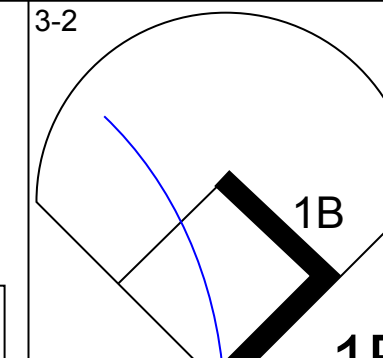
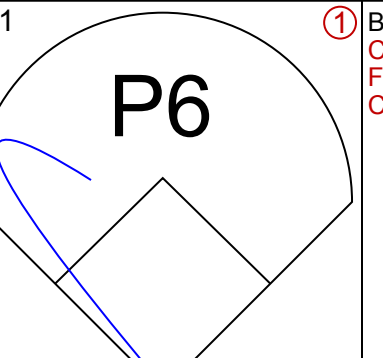
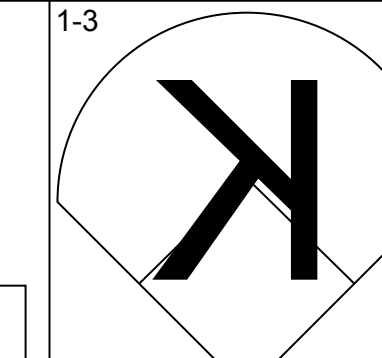
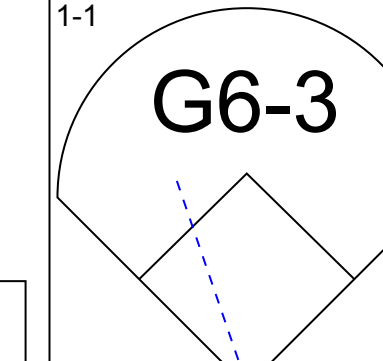
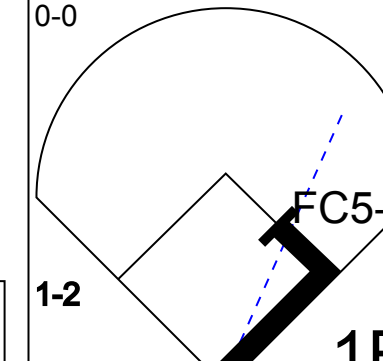
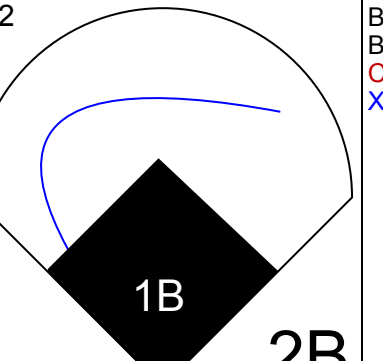
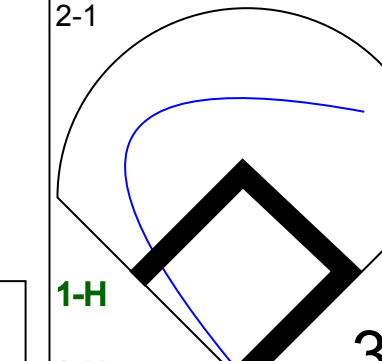
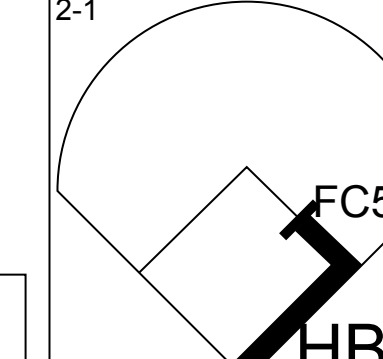
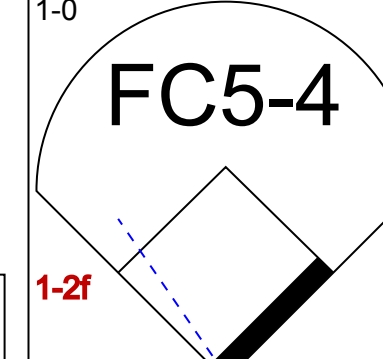
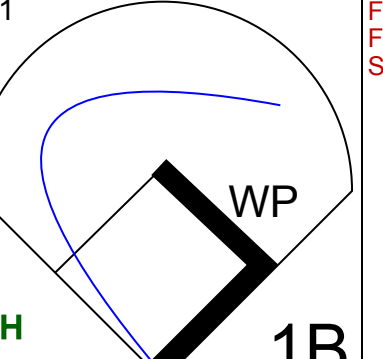
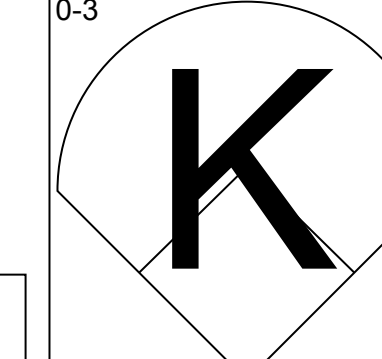
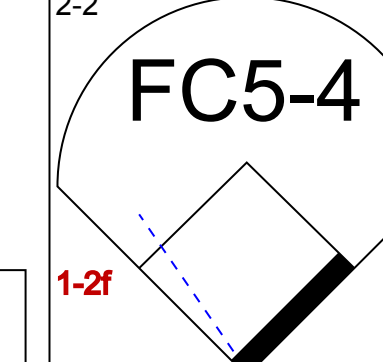
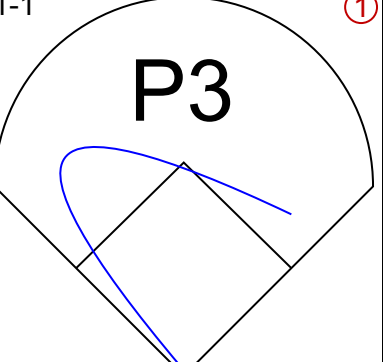

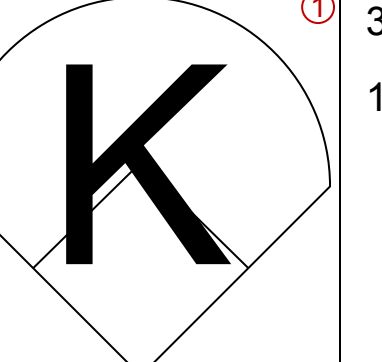
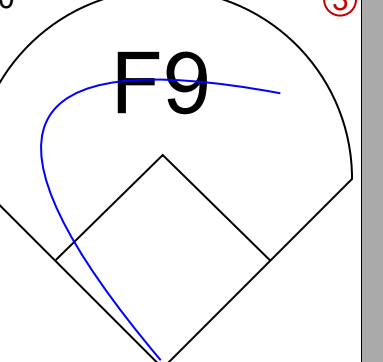
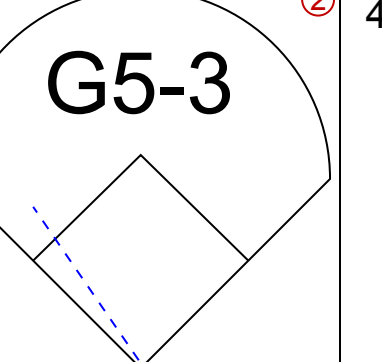
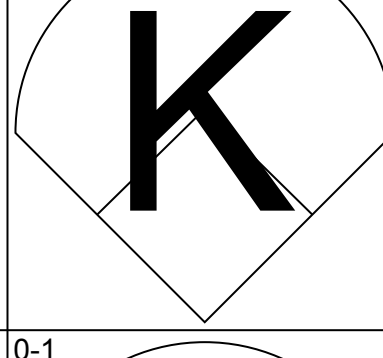
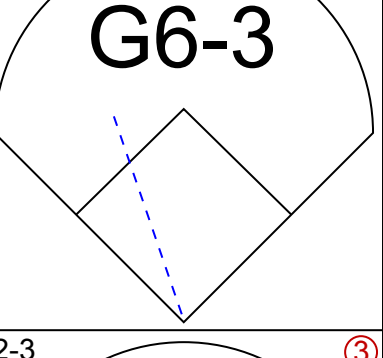
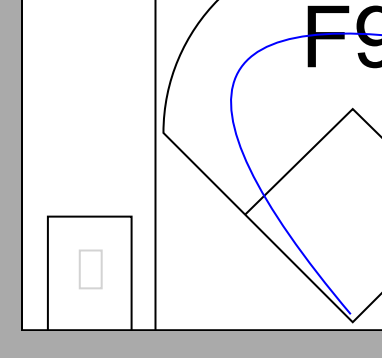
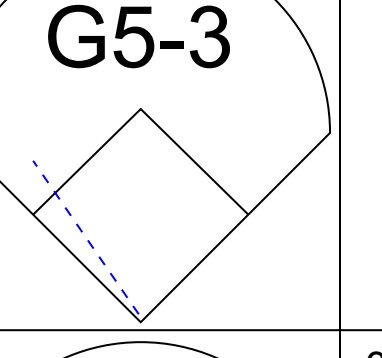
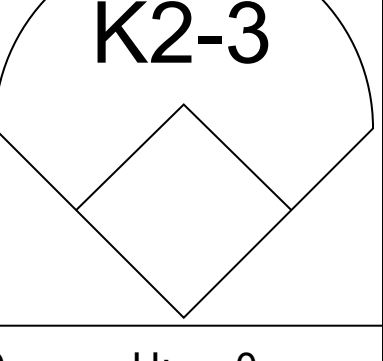
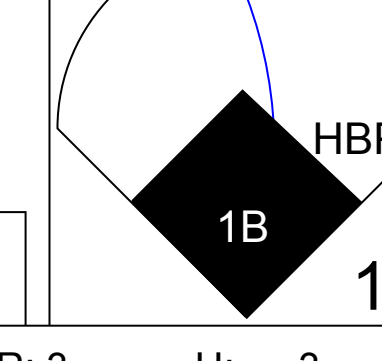
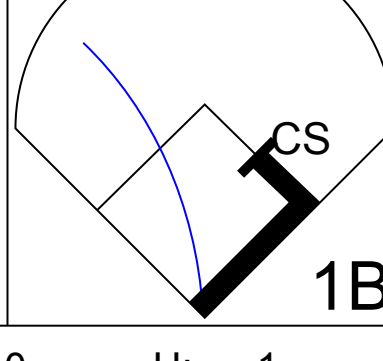
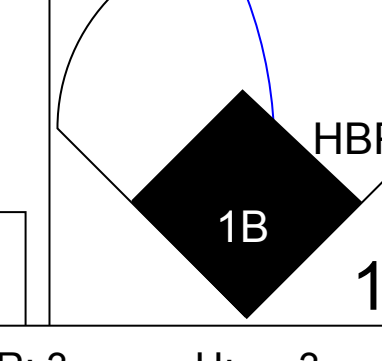
Batter	1	2	3	4	5	6	7	8	9	AB	R	H	RBI	BB	SO	LOB	BOTTOM								
Chuck Knoblauch, R (1, 7) OBP: 0.294, SLG: 0.292	G5-3									4	1	1	0	1	0	1									
Carlos Beltrán, S (1, 8) OBP: 0.340, SLG: 0.492										4	1	2	0	0	0	2									
29 Mike Sweeney, R (1, 3) OBP: 0.428, SLG: 0.580										3	0	1	1	1	0	1									
Raul Ibanez, L (1, 10) OBP: 0.341, SLG: 0.557										3	0	1	0	1	0	2									
Joe Randa, R (1, 5) OBP: 0.340, SLG: 0.429										3	0	0	1	0	0	3									
Michael Tucker, L (1, 9) OBP: 0.333, SLG: 0.427										4	0	0	0	0	0	2									
Brent Mayne, L (1, 2) OBP: 0.317, SLG: 0.310										4	0	0	0	0	0	1									
Nelfi Perez, S (1, 6) OBP: 0.256, SLG: 0.298										4	1	0	0	0	0	1									
Luis Orta, R (1, 4) OBP: 0.417, SLG: 0.316										3	0	1	1	1	0	0									
Inning Stats	R: 0 E: 0 K: 0 S: 13	H: 1 LOB: 2 BB: 1 P: 20	R: 1 E: 1 K: 0 S: 14	H: 1 LOB: 2 BB: 1 P: 25	R: 0 E: 0 K: 0 S: 9	H: 0 LOB: 0 BB: 0 P: 12	R: 0 E: 0 K: 0 S: 8	H: 0 LOB: 0 BB: 0 P: 11	R: 0 E: 0 K: 0 S: 6	H: 0 LOB: 0 BB: 0 P: 11	R: 0 E: 0 K: 0 S: 8	H: 0 LOB: 0 BB: 0 P: 10	R: 2 E: 0 K: 0 S: 12	H: 3 LOB: 1 BB: 0 P: 16	R: 0 E: 0 K: 0 S: 11	H: 0 LOB: 1 BB: 1 P: 17	1B: 5 2B: 1 3B: 0 HR: 0	SF: 1 SAC: 0 DP: 0 HBP: 0	WP: 0 PB: 0 SB: 0 CS: 1	PA: 38					
PITCHER	IP	WLS	BF	H	R	ER	SO	BB	IBB	HBP	BLK	WP	HR	S	P	ERA	WHIP								
Cory Lidle, R (1, 1) ERA: 3.86	7.0	W	27	3	2	2	0	0	0	0	0	0	0	5	5	0.00	0.857								
Chad Bradford, R (8, 1) ERA: 2.34	0.0	3	3	2	2	0	0	0	0	0	0	0	0	5	5	0.00	0.000								
Ricardo Rincon, L (8, 1) ERA: 3.94	1.0	H	3	0	0	0	0	0	0	0	0	0	0	7	11	0.00	0.000								
Billy Koch, R (9, 1) ERA: 2.92	1.0	S	4	0	0	0	0	1	0	0	0	0	0	11	17	0.00	1.000								

Oakland Athletics @ Kansas City Royals
Kauffman Stadium, Kansas City, MO
Mon Aug 26 2002, 7:05 PM CDT
Att: 11,096 - Sunny - 83 F

AB	32
R	3
H	6
RBI	3
BB	4
SO	0
LOB	13



Batter	1	2	3	4	5	6	7	8	9	AB	R	H	RBI	BB	SO	LOB	TOP					
Ray Durham, S (1, 10) OBP: 0.377, SLG: 0.446										5	1	1	1	0	2	4	Oakland Athletics @ Kansas City Royals Kauffman Stadium, Kansas City, MO Tue Aug 27 2002, 7:05 PM CDT Att: 13,077 - Sunny - 82 F					
Terence Long, L (1, 8) OBP: 0.308, SLG: 0.396										4	0	2	2	0	1	0						
Miguel Tejada, R (1, 6) OBP: 0.350, SLG: 0.505										4	0	0	0	0	1	3						
3 Eric Chavez, L (1, 5) OBP: 0.350, SLG: 0.534										4	1	2	0	0	1	1						
Jermaine Dye, R (1, 9) OBP: 0.342, SLG: 0.457										4	1	1	0	0	1	1						
David Justice, L (1, 7) OBP: 0.393, SLG: 0.446										4	1	3	3	0	0	0						
Eric Byrnes, R (8, PR) OBP: 0.304, SLG: 0.422										0	0	0	0	0	0	0						
John Mabry, L (1, 3) OBP: 0.342, SLG: 0.534										4	1	1	0	0	2	2						
Mark Ellis, R (1, 4) OBP: 0.352, SLG: 0.401										4	0	1	0	0	0	2						
Greg Myers, L (1, 2) OBP: 0.342, SLG: 0.414										3	1	1	0	1	0	0						
Ramon Hernandez, R (9, 2) OBP: 0.321, SLG: 0.339										0	0	0	0	0	0	0						
Inning Stats	R: 0 E: 0 K: 1 S: 11	H: 0 LOB: 0 BB: 0 P: 17	R: 0 E: 0 K: 2 S: 8	H: 0 LOB: 0 BB: 0 P: 12	R: 1 E: 0 K: 1 S: 11	H: 2 LOB: 2 BB: 1 P: 24	R: 1 E: 0 K: 0 S: 11	H: 3 LOB: 1 BB: 0 P: 16	R: 1 E: 0 K: 0 S: 13	H: 2 LOB: 1 BB: 0 P: 19	R: 1 E: 0 K: 1 S: 9	H: 1 LOB: 0 BB: 0 P: 11	R: 1 E: 0 K: 1 S: 8	H: 2 LOB: 0 BB: 0 P: 13	R: 1 E: 0 K: 0 S: 13	H: 2 LOB: 1 BB: 0 P: 22	R: 0 E: 0 K: 1 S: 8	H: 0 LOB: 0 BB: 0 P: 11	1B: 5 2B: 5 3B: 0 HR: 2	SF: 1 SAC: 0 DP: 0 HBP: 0	WP: 0 PB: 0 SB: 1 CS: 1	PA: 38
PITCHER	IP	WLS	BF	H	R	ER	SO	BB	IBB	HBP	BLK	WP	HR	S	P	ERA	WHIP					
Runevys Hernandez, R (1, 1) ERA: 3.98	6.0	L	26	8	4	4	5	1	0	0	0	0	2	63	99	6.00	1.500					
Jeremy Affeldt, L (7, 1) ERA: 4.27	2.0		9	4	2	2	2	0	0	0	0	0	0	21	35	9.00	2.000					
Scott Mullen, L (9, 1) ERA: 2.3	1.0		3	0	0	0	1	0	0	0	0	0	0	8	11	0.00	0.000					

Batter	1	2	3	4	5	6	7	8	9	AB	R	H	RBI	BB	SO	LOB	BOTTOM					
Chuck Knoblauch, R (1, 7) OBP: 0.292, SLG: 0.289										2	0	0	0	0	1	1	Oakland Athletics @ Kansas City Royals Kauffman Stadium, Kansas City, MO Tue Aug 27 2002, 7:05 PM CDT Att: 13,077 - Sunny - 82 F					
Aaron Guiel, L (6, 9) OBP: 0.290, SLG: 0.337										2	1	0	0	0	0	1						
Carlos Beltrán, S (1, 8) OBP: 0.339, SLG: 0.490										4	1	1	1	0	0	0						
29 Mike Sweeney, R (1, 3) OBP: 0.424, SLG: 0.573										4	0	0	0	0	1	2						
Raul Ibanez, L (1, 9) OBP: 0.340, SLG: 0.554										4	0	1	0	0	1	2						
Joe Randa, R (1, 5) OBP: 0.343, SLG: 0.438										4	1	3	2	0	0	0						
Kit Pellow, R (1, 10) OBP: 0.333, SLG: 0.421										3	0	1	1	0	1	3						
Neifi Perez, S (1, 6) OBP: 0.254, SLG: 0.296										3	0	0	0	0	1	2						
Luis Alicaia, S (9, PH) OBP: 0.315, SLG: 0.289										1	0	0	0	0	1	0						
Luis Ordaz, R (1, 4) OBP: 0.385, SLG: 0.286										4	0	0	0	0	1	1						
A.J. Hinch, R (1, 2) OBP: 0.319, SLG: 0.396										3	1	2	0	0	1	0						
Michael Tucker, L (9, PH) OBP: 0.335, SLG: 0.428										1	0	1	0	0	0	0						
Inning Stats	R: 0 E: 0 K: 1 S: 6	H: 0 LOB: 0 BB: 0 P: 11	R: 0 E: 0 K: 0 S: 7	H: 0 LOB: 1 BB: 0 P: 14	R: 0 E: 0 K: 2 S: 10	H: 1 LOB: 0 BB: 0 P: 12	R: 0 E: 0 K: 0 S: 10	H: 2 LOB: 2 BB: 0 P: 15	R: 0 E: 0 K: 1 S: 7	H: 0 LOB: 0 BB: 0 P: 12	R: 0 E: 0 K: 0 S: 8	H: 0 LOB: 0 BB: 0 P: 14	R: 1 E: 0 K: 1 S: 11	H: 2 LOB: 1 BB: 0 P: 14	R: 3 E: 0 K: 2 S: 14	H: 3 LOB: 1 BB: 0 P: 21	R: 0 E: 0 K: 1 S: 10	H: 1 LOB: 1 BB: 0 P: 14	1B: 7 2B: 1 3B: 1 HR: 0	SF: 0 SAC: 0 DP: 0 HBP: 2	WP: 1 PB: 0 SB: 0 CS: 1	PA: 38
PITCHER	IP	WLS	BF	H	R	ER	SO	BB	IBB	HBP	BLK	WP	HR	S	P	ERA	WHIP					
Mark Mulder, L (1, 1) ERA: 3.77	7.0	W	29	7	4	4	5	0	0	0	0	0	0	63	99	5.14	1.000					
Jim Mecir, R (8, 1) ERA: 4.37	1.0	H	4	1	0	0	2	0	0	0	0	0	0	10	14	0.00	1.000					
Billy Koch, R (9, 1) ERA: 2.88	1.0	S	4	1	0	0	1	0	0	0	0	0	0	10	14	0.00	1.000					

AB 36
R 6
H 12
RBI 6
BB 1
SO 8
LOB 13



AB 35
R 4
H 9
RBI 4
BB 0
SO 8
LOB 12



Batter	1	2	3	4	5	6	7	8	9	AB	R	H	RBI	BB	SO	LOB	TOP					
Ray Durham, S (1, 10) OBP: 0.378, SLG: 0.444				G4-6-3 (1-2)		K (0-3)		K (3-3)		4	1	1	1	1	2	3	<p>Oakland Athletics @ Kansas City Royals Kauffman Stadium, Kansas City, MO Wed Aug 28 2002, 7:05 PM CDT Att: 15,952 - Sunny - 81 F</p> <p>AB 36 R 7 H 11 RBI 7 BB 3 SO 5 LOB 13</p>					
Scott Hatteberg, L (1, 3) OBP: 0.359, SLG: 0.410	F7 (1-3)			1B (1-2)		G3 (1-1)		G4-3 (0-2)		5	0	1	0	0	0	4						
Miguel Tejada, R (1, 6) OBP: 0.350, SLG: 0.510	1B (0-1)	F7 (0-1)		F3 (1-0)			HR (0-1)	G5-3 (2-0)		5	2	2	1	0	0	1						
3 Eric Chavez, L (1, 5) OBP: 0.351, SLG: 0.533	1B (0-2)	1B (1-3)		F5 (3-2)		1B (1-2)		K (1-3)		5	1	2	1	0	2	0						
Jermaine Dye, R (1, 9) OBP: 0.341, SLG: 0.455	1B (1-1)	K (0-3)		F8 (0-1)		1B (0-1)		G6-3 (2-1)		4	1	1	1	0	1	1						
David Justice, L (1, 7) OBP: 0.392, SLG: 0.443	SF9 (3-2)			G3 (2-2)		F8 (2-2)		P6 (2-1)		4	1	1	1	0	0	1						
Eric Byrnes, R (9, 7) OBP: 0.304, SLG: 0.422	1B (1-2)			F9 (0-0)		F8 (1-1)		G3-1 (0-0)		3	0	1	1	0	0	1						
Mark Ellis, R (1, 4) OBP: 0.350, SLG: 0.404	SF9 (1-3)			L9 (1-1)		F9 (0-0)		G3-1 (1-0)		4	1	1	1	0	0	1						
Terrence Long, L (1, 8) OBP: 0.307, SLG: 0.395	1B (1-2)			G4-6-3 (4-1)		BB (1-2)		G1 (0-0)		2	0	1	0	2	0	1						
Ramon Hernandez, R (1, 2) OBP: 0.325, SLG: 0.340	1B (1-2)																					
Inning Stats	R: 6 E: 0 K: 0 S: 30	H: 7 LOB: 2 BB: 1 P: 46	R: 0 E: 0 K: 1 S: 8	H: 0 LOB: 0 BB: 0 P: 11	R: 0 E: 0 K: 0 S: 7	H: 0 LOB: 0 BB: 0 P: 10	R: 0 E: 0 K: 0 S: 7	H: 1 LOB: 1 BB: 1 P: 16	R: 0 E: 0 K: 0 S: 11	H: 0 LOB: 1 BB: 1 P: 15	R: 0 E: 0 K: 1 S: 11	H: 0 LOB: 0 BB: 0 P: 16	R: 1 E: 0 K: 1 S: 9	H: 1 LOB: 0 BB: 0 P: 14	R: 0 E: 0 K: 1 S: 7	H: 1 LOB: 1 BB: 0 P: 11	R: 0 E: 0 K: 1 S: 7	H: 0 LOB: 0 BB: 0 P: 11	1B: 9 2B: 1 3B: 0 HR: 1	SF: 1 SAC: 0 DP: 1 HBP: 0	WP: 1 PB: 0 SB: 0 CS: 0	PA: 40
PITCHER	IP WLS BF H R ER SO BB IBB HBP BLK WP HR S P ERA WHIP																					
56 Shawn Sedlacek, R ERA: 6.21	(1, 1) 6.0 L 29 9 6 6 2 3 0 0 0 0 1 0 74 114 9.00 2.000																					
Ryan Bukvich, R ERA: 6.14	(7, 1) 1.0 4 1 1 1 1 0 0 0 0 0 0 1 9 14 9.00 1.000																					
Jason Grimsley, R ERA: 5.2	(8, 1) 1.0 4 1 0 0 1 0 0 0 0 0 0 0 7 11 0.00 1.000																					
Roberto Hernandez, R ERA: 4.5	(9, 1) 1.0 3 0 0 0 1 0 0 0 0 0 0 0 7 11 0.00 0.000																					

Batter	1	2	3	4	5	6	7	8	9	AB	R	H	RBI	BB	SO	LOB	BOTTOM			
Luis Ordez, R (1, 4) OBP: 0.375, SLG: 0.283	K (1-3)			P3 (2-1)		BB (1-1)		G3-1 (1-2)		4	0	1	0	0	1	0	<p>Oakland Athletics @ Kansas City Royals Kauffman Stadium, Kansas City, MO Wed Aug 28 2002, 7:05 PM CDT Att: 15,952 - Sunny - 81 F</p> <p>AB 30 R 1 H 4 RBI 0 BB 2 SO 4 LOB 6</p>			
Carlos Beltrán, S (1, 8) OBP: 0.338, SLG: 0.488	G6-3 (0-1)			G5-3 (3-2)		1B (4-2)		G1-3 (1-2)		3	0	0	0	1	0	0				
29 Mike Sweeney, R (1, 3) OBP: 0.420, SLG: 0.587	G5-3 (2-2)			G5-3 (1-2)		BB (1-0)		G6-3 (1-1)		4	0	0	0	0	0	3				
Raul Ibanez, L (1, 7) OBP: 0.339, SLG: 0.554		L8 (2-1)		K (2-3)		2B (2-1)		L8 (1-1)		4	1	1	0	0	1	0				
Joe Randa, R (1, 10) OBP: 0.342, SLG: 0.437		F8 (1-2)		F7 (1-1)		G5-4-3 (0-0)		L7 (1-1)		4	0	1	0	0	0	0				
Kit Pellow, R (1, 5) OBP: 0.292, SLG: 0.364		K (3-3)		G5-3 (1-1)		G5-4-3 (1-1)				3	0	0	0	0	1	1				
Michael Tucker, L (1, 9) OBP: 0.335, SLG: 0.426				G4-3 (3-2)		F8 (2-2)		BB (4-1)		2	0	0	0	1	0	0				
Nelfi Perez, S (1, 6) OBP: 0.255, SLG: 0.296				B3 (0-1)		FC5-4 (1-1)		G5-3 (0-2)		3	0	1	0	0	0	1				
A.J. Hinch, R (1, 2) OBP: 0.314, SLG: 0.389				F9 (2-1)		BB (1-2)		K (2-3)		3	0	0	0	0	1	1				
Inning Stats	R: 0 E: 0 K: 1 S: 8	H: 0 LOB: 0 BB: 0 P: 11	R: 0 E: 0 K: 1 S: 8	H: 0 LOB: 0 BB: 0 P: 14	R: 0 E: 0 K: 0 S: 11	H: 0 LOB: 0 BB: 0 P: 16	R: 0 E: 0 K: 0 S: 10	H: 0 LOB: 0 BB: 0 P: 16	R: 0 E: 0 K: 0 S: 14	H: 2 LOB: 3 BB: 1 P: 24	R: 1 E: 0 K: 0 S: 9	H: 2 LOB: 1 BB: 1 P: 16	R: 0 E: 0 K: 1 S: 11	H: 0 LOB: 0 BB: 0 P: 15	R: 0 E: 0 K: 0 S: 6	H: 0 LOB: 0 BB: 0 P: 9	1B: 3 2B: 1 3B: 0 HR: 0	SF: 0 SAC: 0 DP: 1 HBP: 0	WP: 0 PB: 0 SB: 0 CS: 0	PA: 32
PITCHER	IP WLS BF H R ER SO BB IBB HBP BLK WP HR S P ERA WHIP																			
Barry Zito, L ERA: 2.83	(1, 1) 7.0 W 26 4 1 1 3 2 0 0 0 0 0 0 68 109 1.29 0.857																			
Chad Bradford, R ERA: 2.31	(8, 1) 1.0 3 0 0 0 1 0 0 0 0 0 0 0 11 15 0.00 0.000																			
Jeff Tam, R ERA: 4.64	(9, 1) 1.0 3 0 0 0 0 0 0 0 0 0 0 0 6 9 0.00 0.000																			

Batter	1	2	3	4	5	6	7	8	9	AB	R	H	RBI	BB	SO	LOB	TOP										
Jacque Jones, L (1, 7) OBP: 0.335, SLG: 0.507 Matthew LeCroy, R (7, PH) OBP: 0.297, SLG: 0.435 Dustan Mohr, R (7, 7) OBP: 0.330, SLG: 0.437	1-0 HR		1-2 1B		1-2 G1-3		0-0 G5-4-3			3	1	2	1	0	0	0											
Cristian Guzman, S (1, 6) OBP: 0.293, SLG: 0.379	0-0 1B		2-0 FC5-2-6		1-0 G4-3			1-3 K		4	0	1	0	0	1	2											
Corey Koskie, L (1, 5) OBP: 0.369, SLG: 0.417	2-1 FC4-6		3-3 IBB			2-3 K		1-1 G1-3		3	0	0	0	1	1	1											
David Ortiz, L (1, 10) OBP: 0.349, SLG: 0.499	2-3 K		3-3 K			1-2 1B		3-3 K		4	0	1	0	0	3	4											
Tori Hunter, R (1, 8) OBP: 0.340, SLG: 0.533		1-3 K	0-3 K			0-3 K			1-2 G4-3	4	0	0	0	0	3	4											
Doug Mientkiewicz, L (1, 3) OBP: 0.377, SLG: 0.411	1-2 2B			0-0 G4-3		0-0 G3-1			1-1 G3-1	4	1	1	0	0	0	1											
Bobby Kielty, S (1, 9) OBP: 0.424, SLG: 0.474	1-3 K			1-0 G1-3			0-0 E9		0-0 G3	4	0	1	0	0	1	1											
A.J. Pierzynski, L (1, 2) OBP: 0.336, SLG: 0.447	2-2 2B			1-1 G4-3			0-0 SH5-3			2	0	1	1	0	0	0											
Luis Rivas, R (1, 4) OBP: 0.298, SLG: 0.387			0-1 2B		0-0 G5-3		4-0 BB			2	0	1	0	1	0	0											
Inning Stats	R: 1 E: 0 K: 1 S: 7	H: 2 LOB: 1 BB: 0 P: 12	R: 1 E: 0 K: 2 S: 17	H: 2 LOB: 1 BB: 0 P: 22	R: 0 E: 0 K: 2 S: 13	H: 2 LOB: 3 BB: 1 P: 23	R: 0 E: 0 K: 0 S: 4	H: 0 LOB: 0 BB: 0 P: 6	R: 0 E: 0 K: 0 S: 7	H: 1 LOB: 1 BB: 0 P: 14	R: 0 E: 1 K: 0 S: 3	H: 1 LOB: 1 BB: 1 P: 7	R: 0 E: 0 K: 2 S: 8	H: 0 LOB: 0 BB: 0 P: 13	R: 0 E: 0 K: 0 S: 6	H: 0 LOB: 0 BB: 0 P: 8	1B: 5 2B: 3 3B: 0 HR: 1	SF: 0 SAC: 1 DP: 2 HBP: 0	WP: 0 PB: 0 SB: 0 CS: 1	PA: 34							
PITCHER	IP	WLS	BF	H	R	ER	SO	BB	IBB	HBP	BLK	WP	HR	S	P	ERA	WHIP										
Tim Hudson, R (1, 1) ERA: 3.22	6.1	W	27	8	2	2	7	1	1	0	0	0	1	61	92	2.84	1.421										
Ricardo Rincon, L (7, 1) ERA: 3.8	1.2	H	4	0	0	0	2	0	0	0	0	0	0	9	14	0.00	0.000										
Billy Koch, R (9, 1) ERA: 2.84	1.0	S	3	0	0	0	0	0	0	0	0	0	0	6	8	0.00	0.000										

Minnesota Twins @ Oakland Athletics
Network Associates Coliseum, Oakland, CA
Fri Aug 30, 2002, 10:05 PM EDT
Att: 25,221 - Sunny - 62 F

AB 31
R 2
H 8
RBI 2
BB 2
SO 9
LOB 15



Batter	1	2	3	4	5	6	7	8	9	AB	R	H	RBI	BB	SO	LOB	BOTTOM										
Ray Durham, S (1, 10) OBP: 0.381, SLG: 0.458	2-2 HR		0-2 F8		1-1 1B		0-1 2B	3-1 2B		5	2	4	1	0	0	0											
Scott Hatteberg, L (1, 3) OBP: 0.380, SLG: 0.411 John Mabry, L (9, 3) OBP: 0.342, SLG: 0.534	0-1 G4-3		4-0 BB		0-2 G4-6-3		0-0 BB	2-1 F7		4	0	1	1	1	0	3											
Miguel Tejada, R (1, 6) OBP: 0.349, SLG: 0.507	1-1 P6		1-2 F8		2-1 3B		1-2 F7			3	0	0	0	0	0	2											
3 Eric Chavez, L (1, 5) OBP: 0.352, SLG: 0.532	3-2 P4		1-2 F3		2-1 1B		4-0 BB			3	0	1	1	1	0	1											
Jermaine Dye, R (1, 9) OBP: 0.340, SLG: 0.452		3-3 K		3-3 K		0-0 G4-3		4-1 BB		3	0	0	0	1	2	2											
David Justice, L (1, 7) OBP: 0.390, SLG: 0.447 Eric Byrnes, R (9, 7) OBP: 0.304, SLG: 0.422		0-0 1B		1-2 G3		1-2 G4-3		2-3 K		4	1	1	0	0	1	3											
Mark Ellis, R (1, 4) OBP: 0.352, SLG: 0.409	2-2 FC6-4			0-0 2B		0-1 F8		2-2 F5		4	0	2	1	0	0	3											
Terrence Long, L (1, 8) OBP: 0.307, SLG: 0.394		3-3 F8		1-3 K		1-2 1B		1-0 G3-1		4	0	1	0	0	1	2											
Ramon Hernandez, R (1, 2) OBP: 0.322, SLG: 0.336	1-2 FC6-4				2-2 E6		1-2 G1-3		2-3 K	4	1	0	0	0	1	2											
Inning Stats	R: 1 E: 0 K: 0 S: 10	H: 1 LOB: 0 BB: 0 P: 16	R: 1 E: 0 K: 1 S: 14	H: 2 LOB: 1 BB: 0 P: 21	R: 0 E: 0 K: 0 S: 9	H: 0 LOB: 1 BB: 1 P: 15	R: 0 E: 0 K: 2 S: 11	H: 1 LOB: 1 BB: 0 P: 16	R: 1 E: 1 K: 0 S: 12	H: 2 LOB: 2 BB: 0 P: 19	R: 0 E: 0 K: 0 S: 13	H: 1 LOB: 1 BB: 0 P: 16	R: 1 E: 0 K: 1 S: 14	H: 2 LOB: 3 BB: 2 P: 27	R: 0 E: 0 K: 1 S: 8	H: 1 LOB: 1 BB: 0 P: 16	1B: 4 2B: 4 3B: 1 HR: 1	SF: 0 SAC: 0 DP: 1 HBP: 1	WP: 0 PB: 0 SB: 0 CS: 0	PA: 38							
PITCHER	IP	WLS	BF	H	R	ER	SO	BB	IBB	HBP	BLK	WP	HR	S	P	ERA	WHIP										
Brad Radke, R (1, 1) ERA: 5.15	6.0	L	27	7	3	2	3	1	0	1	0	0	1	69	103	3.00	1.333										
Tony Fiore, R (7, 1) ERA: 2.93	1.0		7	2	1	1	1	1	1	0	0	0	0	14	27	9.00	3.000										
Bob Wells, R (8, 1) ERA: 5.66	1.0		4	1	0	0	1	0	0	0	0	0	0	8	16	0.00	1.000										

Minnesota Twins @ Oakland Athletics
Network Associates Coliseum, Oakland, CA
Fri Aug 30, 2002, 10:05 PM EDT
Att: 25,221 - Sunny - 62 F

AB 34
R 4
H 10
RBI 4
BB 3
SO 5
LOB 18



Batter	1	2	3	4	5	6	7	8	9	AB	R	H	RBI	BB	SO	LOB	TOP										
Jacque Jones, L (1, 7) OBP: 0.333, SLG: 0.504 Dustan Mohr, R (8, PH) OBP: 0.331, SLG: 0.447 (8, 7)	G1		F7			K		HR	K	3	0	0	0	0	1	0	Minnesota Twins @ Oakland Athletics Network Associates Coliseum, Oakland, CA Sat Aug 31 2002, 9:05 PM EDT Att: 42,841 - Sunny - 69 F										
Cristian Guzman, S (1, 6) OBP: 0.292, SLG: 0.378	G1-3		P6			G4-3		BB		4	1	1	0	0	0	0											
Corey Koskie, L (1, 5) OBP: 0.372, SLG: 0.420	BB				G6-3	2B		1B	BB	2	1	1	0	2	0	0											
David Ortiz, L (1, 10) OBP: 0.348, SLG: 0.500 Matthew LeCroy, R (8, PH) OBP: 0.295, SLG: 0.432	K		F8			2B		BB		3	0	1	1	0	1	1											
Tori Hunter, R (1, 8) OBP: 0.339, SLG: 0.531		G5-3				G1-3		1B		4	0	1	1	0	1	1											
Doug Mientkiewicz, L (1, 3) OBP: 0.378, SLG: 0.412	1B					FC6-4		G6-3	G3-1	4	0	2	0	0	0	2											
Bobby Kielty, S (1, 9) OBP: 0.418, SLG: 0.466	F5					K		F7		4	0	0	0	0	1	2											
A.J. Pierzynski, L (1, 2) OBP: 0.333, SLG: 0.442	G3					F8		F7		4	0	0	0	0	0	2											
Luis Rivas, R (1, 4) OBP: 0.297, SLG: 0.382			K			FC6-4		K	BB	3	0	0	0	1	2	1											
Inning Stats	R: 0 E: 0 K: 1 S: 11	H: 0 LOB: 1 BB: 1 P: 19	R: 0 E: 0 K: 0 S: 7	H: 1 LOB: 1 BB: 0 P: 10	R: 0 E: 0 K: 1 S: 8	H: 0 LOB: 0 BB: 0 P: 12	R: 0 E: 0 K: 1 S: 6	H: 0 LOB: 0 BB: 0 P: 9	R: 0 E: 0 K: 1 S: 9	H: 1 LOB: 1 BB: 0 P: 11	R: 1 E: 0 K: 0 S: 12	H: 2 LOB: 1 BB: 0 P: 18	R: 0 E: 0 K: 0 S: 6	H: 0 LOB: 0 BB: 0 P: 12	R: 2 E: 0 K: 2 S: 17	H: 3 LOB: 2 BB: 1 P: 29		R: 0 E: 0 K: 1 S: 14	H: 0 LOB: 1 BB: 1 P: 23	1B: 4 2B: 2 3B: 0 HR: 1	SF: 0 SAC: 0 DP: 0 HBP: 0	WP: 0 PB: 0 SB: 0 CS: 0	PA: 37				
PITCHER	IP	WLS	BF	H	R	ER	SO	BB	IBB	HBP	BLK	WP	HR	S	P	ERA	WHIP										
Cory Lidle, R (1, 1) ERA: 3.74	7.1		27	4	1	1	6	1	0	0	0	0	0	62	95	1.23	0.682										
Ricardo Rincon, L (8, 1) ERA: 4.18	0.0	3	2	1	1	0	1	0	0	0	0	0	1	6	13	∞	∞										
Jim Mecir, R (8, 1) ERA: 4.33	0.2	W	3	1	1	1	0	0	0	0	0	0	0	8	12	13.50	1.500										
Billy Koch, R (9, 1) ERA: 2.81	1.0	S	4	0	0	0	1	1	0	0	0	0	0	14	23	0.00	1.000										

AB	34
R	3
H	7
RBI	3
BB	3
SO	8
LOB	12



Batter	1	2	3	4	5	6	7	8	9	AB	R	H	RBI	BB	SO	LOB	BOTTOM										
Ray Durham, S (1, 10) OBP: 0.382, SLG: 0.458	1B		G1-3			F8		G3		3	2	1	0	1	0	0	Minnesota Twins @ Oakland Athletics Network Associates Coliseum, Oakland, CA Sat Aug 31 2002, 9:05 PM EDT Att: 42,841 - Sunny - 69 F										
Terrence Long, L (1, 8) OBP: 0.304, SLG: 0.391	F7		G5-3			F8		G3		4	0	0	0	0	0	3											
Miguel Tejada, R (1, 6) OBP: 0.350, SLG: 0.506	1B		G6-3			K		1B	IBB	3	2	1	0	1	1	0											
3 Eric Chavez, L (1, 5) OBP: 0.355, SLG: 0.542	2B				F5		HR	1B		4	1	3	4	0	0	0											
Jermaine Dye, R (1, 9) OBP: 0.339, SLG: 0.449	G6-3				F7		P6	1B		4	0	1	2	0	0	1											
David Justice, L (1, 7) OBP: 0.389, SLG: 0.443 Greg Myers, L (9, 2) OBP: 0.342, SLG: 0.414	K				F9		G6-3	F7		3	0	0	0	1	1	3											
Mark Ellis, R (1, 4) OBP: 0.349, SLG: 0.404			F3			K		G6-3		3	0	0	0	0	1	1											
John Mabry, L (1, 3) OBP: 0.339, SLG: 0.528 Olmedo Saenz, R (8, PH) OBP: 0.351, SLG: 0.477 (9, 3)	F9					F9		K		2	0	0	0	0	0	0											
Ramon Hernandez, R (1, 2) OBP: 0.322, SLG: 0.339 Eric Byrnes, R (8, PR) OBP: 0.304, SLG: 0.422 (9, 7)	K					G6-3		G3	1B	3	0	1	0	0	1	0											
Inning Stats	R: 2 E: 0 K: 1 S: 18	H: 3 LOB: 1 BB: 0 P: 26	R: 0 E: 0 K: 1 S: 8	H: 0 LOB: 0 BB: 0 P: 10	R: 0 E: 0 K: 0 S: 8	H: 0 LOB: 0 BB: 0 P: 11	R: 0 E: 0 K: 0 S: 10	H: 0 LOB: 0 BB: 0 P: 17	R: 0 E: 0 K: 1 S: 8	H: 0 LOB: 0 BB: 0 P: 12	R: 1 E: 0 K: 0 S: 8	H: 1 LOB: 1 BB: 1 P: 18	R: 3 E: 0 K: 1 S: 18	H: 3 LOB: 2 BB: 2 P: 34	1B: 4 2B: 2 3B: 0 HR: 1	SF: 0 SAC: 0 DP: 1 HBP: 0		WP: 0 PB: 0 SB: 0 CS: 0	PA: 33								
PITCHER	IP	WLS	BF	H	R	ER	SO	BB	IBB	HBP	BLK	WP	HR	S	P	ERA	WHIP										
Kyle Lohse, R (1, 1) ERA: 4.33	7.0		25	4	3	3	4	1	0	0	0	0	0	69	107	3.86	0.714										
J.C. Romero, L (8, 1) ERA: 1.87	0.2	L	6	2	3	3	1	1	1	0	0	0	0	11	25	40.50	4.500										
LaTroy Hawkins, R (8, 1) ERA: 2.21	0.1		2	1	0	0	0	0	0	0	0	0	0	7	9	0.00	3.000										

AB	30
R	6
H	7
RBI	6
BB	3
SO	5
LOB	8



Batter	1	2	3	4	5	6	7	8	9	AB	R	H	RBI	BB	SO	LOB	TOP								
Luis Rivas, R OBP: 0.296, SLG: 0.376 (1, 4)	G5-3		K		B1-3			G1-6-3 BB	F9	4	0	0	0	1	1	3	Minnesota Twins @ Oakland Athletics Network Associates Coliseum, Oakland, CA Sun Sep 01 2002, 4:05 PM EDT Att: 37,676 - Sunny - 76 F								
Cristian Guzman, S OBP: 0.292, SLG: 0.378 (1, 6)	G1-3		K			HR		G1-6-3		4	1	1	0	0	1	2									
Tori Hunter, R OBP: 0.340, SLG: 0.537 (1, 8)	BB		K			HR		P4		4	1	2	2	0	1	1									
Matthew LeCroy, R OBP: 0.300, SLG: 0.450 (1, 10)	FC4-6 BB				G4-3			G6-3		3	1	1	1	1	0	0									
Corey Koskie, L OBP: 0.373, SLG: 0.426 (1, 5)	FC4-6				CS BB			K		3	1	1	1	1	1	2									
Dustin Mohr, R OBP: 0.328, SLG: 0.443 Jacque Jones, L OBP: 0.333, SLG: 0.503 (9, PH) (9, 7)		F9			K			F7		3	0	0	0	0	1	1									
Doug Mientkiewicz, L OBP: 0.377, SLG: 0.499 (1, 3)		K				G1-6-3 HBP		G1-3		3	0	0	0	0	2	0									
5 Michael Cuddyer, R OBP: 0.258, SLG: 0.383 (1, 9)						G1-6-3		P4		4	1	1	1	0	1	1									
Tom Prince, R OBP: 0.320, SLG: 0.405 (1, 2)						G5-3		G4-3		2	0	0	0	2	0	1									
Inning Stats	R: 0 E: 0 K: 0 S: 6	H: 1 LOB: 2 BB: 1 P: 14	R: 0 E: 0 K: 2 S: 10	H: 0 LOB: 0 BB: 0 P: 15	R: 0 E: 0 K: 3 S: 10	H: 0 LOB: 1 BB: 1 P: 17	R: 0 E: 0 K: 1 S: 4	H: 0 LOB: 0 BB: 1 P: 11	R: 0 E: 0 K: 0 S: 5	H: 0 LOB: 0 BB: 0 P: 8	R: 2 E: 0 K: 1 S: 10	H: 2 LOB: 0 BB: 0 P: 17	R: 0 E: 0 K: 0 S: 6	H: 0 LOB: 0 BB: 0 P: 9	R: 0 E: 0 K: 0 S: 4	H: 0 LOB: 0 BB: 1 P: 10		R: 3 E: 0 K: 1 S: 23	H: 3 LOB: 1 BB: 1 P: 35	1B: 2 2B: 0 3B: 0 HR: 4	SF: 0 SAC: 0 DP: 1 HBP: 1	WP: 0 PB: 0 SB: 1 CS: 1	PA: 37		
PITCHER	IP	WLS	BF	H	R	ER	SO	BB	IBB	HBP	BLK	WP	HR	S	P	ERA	WHIP								
Mark Mulder, L ERA: 3.8 Billy Koch, R ERA: 2.89	(1, 1)	8.0	32	5	4	4	7	4	0	1	0	0	3	61	108	4.50	1.125								
(9, 1)	1.0	W	5	1	1	1	1	1	0	0	0	0	1	17	28	9.00	2.000								

AB	31
R	5
H	6
RBI	5
BB	5
SO	8
LOB	11



Batter	1	2	3	4	5	6	7	8	9	AB	R	H	RBI	BB	SO	LOB	BOTTOM								
Ray Durham, S OBP: 0.384, SLG: 0.459 (1, 10)	2B	G5-3		F7		2H		HR	1B	5	1	3	1	0	0	1	Minnesota Twins @ Oakland Athletics Network Associates Coliseum, Oakland, CA Sun Sep 01 2002, 4:05 PM EDT Att: 37,676 - Sunny - 76 F								
Scott Hatteberg, L OBP: 0.383, SLG: 0.418 Eric Byrnes, R OBP: 0.304, SLG: 0.422 Olmedo Saenz, R OBP: 0.349, SLG: 0.474 (1, 3) (9, 7) (9, PH)	1B		HR		2B		F7		K	3	1	2	0	1	0	0									
Miguel Tejada, R OBP: 0.352, SLG: 0.518 (1, 6)	2B		BB		2B		F7		K	1	0	0	0	0	0	0									
3 Eric Chavez, L OBP: 0.354, SLG: 0.539 (1, 5)	1B		HR		F7		F8		HR	5	2	3	5	0	0	1									
Jermaine Dye, R OBP: 0.338, SLG: 0.448 (1, 9)	K				1B		F8		HR	4	0	1	0	0	1	3									
John Mabry, L OBP: 0.342, SLG: 0.542 (1, 7) (9, 3)	K				G6-4-3		F8		HR	4	0	1	0	0	1	5									
Mark Ellis, R OBP: 0.348, SLG: 0.402 (1, 4)		F9		L8		HR		G5-3	BB	3	1	1	1	1	1	4									
Terrence Long, L OBP: 0.304, SLG: 0.388 (1, 8)		G4-3		F9		G5-3		G5-3	1B	4	1	1	0	0	0	2									
Ramon Hernandez, R OBP: 0.321, SLG: 0.336 Randy Velarde, R OBP: 0.338, SLG: 0.364 (1, 2) (9, PR)	G4-3			F9		F9		F9		3	0	0	0	1	0	2									
Inning Stats	R: 0 E: 0 K: 3 S: 19	H: 3 LOB: 3 BB: 0 P: 27	R: 0 E: 0 K: 0 S: 9	H: 0 LOB: 1 BB: 1 P: 15	R: 2 E: 0 K: 0 S: 16	H: 2 LOB: 1 BB: 1 P: 25	R: 0 E: 0 K: 0 S: 6	H: 0 LOB: 0 BB: 0 P: 10	R: 0 E: 0 K: 0 S: 10	H: 2 LOB: 1 BB: 0 P: 15	R: 2 E: 0 K: 0 S: 8	H: 3 LOB: 1 BB: 0 P: 11	R: 0 E: 0 K: 0 S: 9	H: 0 LOB: 0 BB: 0 P: 11	R: 0 E: 0 K: 0 S: 7	H: 0 LOB: 1 BB: 1 P: 14		R: 3 E: 0 K: 1 S: 14	H: 2 LOB: 1 BB: 1 P: 20	1B: 7 2B: 2 3B: 0 HR: 3	SF: 0 SAC: 0 DP: 1 HBP: 0	WP: 0 PB: 0 SB: 0 CS: 0	PA: 39		
PITCHER	IP	WLS	BF	H	R	ER	SO	BB	IBB	HBP	BLK	WP	HR	S	P	ERA	WHIP								
Joe Mays, R ERA: 6.17 Michael Jackson, R ERA: 3.02 Tony Fiore, R ERA: 2.89 Eddie Guardado, L ERA: 3.07	(1, 1)	6.0	28	10	4	4	3	2	0	0	0	0	2	68	103	6.00	2.000								
(7, 1)	1.0	3	0	0	0	0	0	0	0	0	0	0	0	9	11	0.00	0.000								
(8, 1)	1.0	4	0	0	0	0	0	1	0	0	0	0	0	7	14	0.00	1.000								
(9, 1)	0.1	L	4	2	3	3	1	1	0	0	0	0	1	14	20	81.00	9.000								

AB	35
R	7
H	12
RBI	7
BB	4
SO	4
LOB	22




Batter	1	2	3	4	5	6	7	8	9	AB	R	H	RBI	BB	SO	LOB	TOP						
Luis Ordez, R OBP: 0.342, SLG: 0.262 (1, 4)	F9		1B	SF9		L6		G6-4-3		4	0	1	1	0	0	2	Kansas City Royals @ Oakland Athletics Network Associates Coliseum, Oakland, CA Mon Sep 02 2002, 3:35 PM EDT Att: 26,325 - Sunny - 84 F						
Carlos Beltrán, S OBP: 0.347, SLG: 0.490 (1, 8)	K		F8	1B		G6-3				4	0	1	2	1	1	2							
Joe Randa, R OBP: 0.343, SLG: 0.436 (1, 10)	G4-3			1B				K		5	0	2	0	0	1	1							
Raul Ibanez, L OBP: 0.342, SLG: 0.550 (7, 7)		G3-1	L6	FC4-6						5	0	2	0	0	0	4							
Kit Pellow, R OBP: 0.364, SLG: 0.414 Luis Alicea, S OBP: 0.317, SLG: 0.293 (9, PH) (9, 5)	FC5-4 1B		K			K				4	0	1	0	0	2	3							
Michael Tucker, L OBP: 0.332, SLG: 0.414 (1, 7) (7, 9)	FC5-4 1-2f			B1		G4-3				4	0	0	0	0	0	3							
Aaron Guiel, L OBP: 0.292, SLG: 0.333 29 Mike Sweeney, R OBP: 0.417, SLG: 0.564 (7, PH) (7, 3)	L3			E SF9 1B		K				3	1	1	0	0	1	1							
Neff Perez, S OBP: 0.258, SLG: 0.303 (1, 6)										5	3	4	1	0	0	3							
A.J. Hinch, R OBP: 0.316, SLG: 0.408 Brent Mayne, L OBP: 0.317, SLG: 0.314 (8, PH) (8, 2)										2	2	1	1	0	0	2							
										1	0	1	0	0	0	0							
Inning Stats	R: 0 E: 0 K: 1 S: 13	H: 0 LOB: 0 BB: 0 P: 19	R: 0 E: 0 K: 0 S: 10	H: 1 LOB: 1 BB: 0 P: 11	R: 2 E: 0 K: 1 S: 11	H: 4 LOB: 2 BB: 0 P: 19	R: 3 E: 1 K: 0 S: 14	H: 4 LOB: 2 BB: 0 P: 19	R: 0 E: 0 K: 2 S: 9	H: 1 LOB: 1 BB: 0 P: 12	R: 0 E: 1 K: 0 S: 11	H: 1 LOB: 2 BB: 0 P: 19	R: 1 E: 0 K: 1 S: 12	H: 2 LOB: 1 BB: 2 P: 20	R: 0 E: 0 K: 0 S: 5	H: 1 LOB: 2 BB: 2 P: 15	1B: 12 2B: 0 3B: 0 HR: 2	SF: 1 SAC: 2 DP: 2 HBP: 0	WP: 0 PB: 0 SB: 1 CS: 0	PA: 44			
PITCHER	IP WLS BF H R ER SO BB IBB HBP BLK WP HR S P ERA WHIP	IP WLS BF H R ER SO BB IBB HBP BLK WP HR S P ERA WHIP	IP WLS BF H R ER SO BB IBB HBP BLK WP HR S P ERA WHIP	IP WLS BF H R ER SO BB IBB HBP BLK WP HR S P ERA WHIP	IP WLS BF H R ER SO BB IBB HBP BLK WP HR S P ERA WHIP	IP WLS BF H R ER SO BB IBB HBP BLK WP HR S P ERA WHIP	IP WLS BF H R ER SO BB IBB HBP BLK WP HR S P ERA WHIP	IP WLS BF H R ER SO BB IBB HBP BLK WP HR S P ERA WHIP	IP WLS BF H R ER SO BB IBB HBP BLK WP HR S P ERA WHIP	IP WLS BF H R ER SO BB IBB HBP BLK WP HR S P ERA WHIP	IP WLS BF H R ER SO BB IBB HBP BLK WP HR S P ERA WHIP	IP WLS BF H R ER SO BB IBB HBP BLK WP HR S P ERA WHIP	IP WLS BF H R ER SO BB IBB HBP BLK WP HR S P ERA WHIP	IP WLS BF H R ER SO BB IBB HBP BLK WP HR S P ERA WHIP	IP WLS BF H R ER SO BB IBB HBP BLK WP HR S P ERA WHIP	IP WLS BF H R ER SO BB IBB HBP BLK WP HR S P ERA WHIP	IP WLS BF H R ER SO BB IBB HBP BLK WP HR S P ERA WHIP	IP WLS BF H R ER SO BB IBB HBP BLK WP HR S P ERA WHIP	IP WLS BF H R ER SO BB IBB HBP BLK WP HR S P ERA WHIP	IP WLS BF H R ER SO BB IBB HBP BLK WP HR S P ERA WHIP	IP WLS BF H R ER SO BB IBB HBP BLK WP HR S P ERA WHIP	IP WLS BF H R ER SO BB IBB HBP BLK WP HR S P ERA WHIP	IP WLS BF H R ER SO BB IBB HBP BLK WP HR S P ERA WHIP

AB	38
R	6
H	14
RBI	5
BB	3
SO	5
LOB	23



Batter	1	2	3	4	5	6	7	8	9	AB	R	H	RBI	BB	SO	LOB	BOTTOM						
Ray Durham, S OBP: 0.384, SLG: 0.456 (1, 10)	F7		G3-1							3	1	0	0	2	0	1	Kansas City Royals @ Oakland Athletics Network Associates Coliseum, Oakland, CA Mon Sep 02 2002, 3:35 PM EDT Att: 26,325 - Sunny - 84 F						
Scott Hatteberg, L OBP: 0.381, SLG: 0.417 (1, 3)	K			K						5	1	1	1	0	2	3							
Miguel Tejada, R OBP: 0.353, SLG: 0.517 (1, 6)	G5-3			G6-3						5	1	2	1	0	1	0							
3 Eric Chavez, L OBP: 0.353, SLG: 0.537 (1, 5)				G6-3						4	1	1	1	0	1	0							
Jermaine Dye, R OBP: 0.338, SLG: 0.446 Eric Byrnes, R OBP: 0.304, SLG: 0.422 (1, 9) (9, 9)	F3									4	1	1	0	0	0	2							
David Justice, L OBP: 0.390, SLG: 0.453 (1, 7)	F7									4	1	2	4	0	1	1							
Mark Ellis, R OBP: 0.347, SLG: 0.398 (1, 4)				E5						3	0	0	0	1	0	1							
Terrence Long, L OBP: 0.304, SLG: 0.391 (1, 8)				G6-3						4	0	1	0	0	1	3							
Ramon Hernandez, R OBP: 0.319, SLG: 0.333 Greg Myers, L OBP: 0.347, SLG: 0.414 (1, 2) (9, PH)	F2									3	0	0	0	0	0	3							
										0	1	0	0	1	0	0							
Inning Stats	R: 0 E: 0 K: 1 S: 9	H: 0 LOB: 0 BB: 0 P: 12	R: 0 E: 0 K: 1 S: 10	H: 0 LOB: 0 BB: 0 P: 12	R: 0 E: 1 K: 0 S: 9	H: 0 LOB: 1 BB: 0 P: 17	R: 0 E: 0 K: 1 S: 9	H: 0 LOB: 0 BB: 0 P: 12	R: 2 E: 0 K: 0 S: 10	H: 2 LOB: 0 BB: 0 P: 19	R: 4 E: 1 K: 1 S: 20	H: 4 LOB: 2 BB: 2 P: 40	R: 0 E: 0 K: 1 S: 10	H: 0 LOB: 0 BB: 0 P: 18	R: 1 E: 0 K: 0 S: 8	H: 2 LOB: 3 BB: 2 P: 20	1B: 5 2B: 1 3B: 1 HR: 1	SF: 0 SAC: 0 DP: 0 HBP: 0	WP: 1 PB: 0 SB: 2 CS: 0	PA: 39			
PITCHER	IP WLS BF H R ER SO BB IBB HBP BLK WP HR S P ERA WHIP	IP WLS BF H R ER SO BB IBB HBP BLK WP HR S P ERA WHIP	IP WLS BF H R ER SO BB IBB HBP BLK WP HR S P ERA WHIP	IP WLS BF H R ER SO BB IBB HBP BLK WP HR S P ERA WHIP	IP WLS BF H R ER SO BB IBB HBP BLK WP HR S P ERA WHIP	IP WLS BF H R ER SO BB IBB HBP BLK WP HR S P ERA WHIP	IP WLS BF H R ER SO BB IBB HBP BLK WP HR S P ERA WHIP	IP WLS BF H R ER SO BB IBB HBP BLK WP HR S P ERA WHIP	IP WLS BF H R ER SO BB IBB HBP BLK WP HR S P ERA WHIP	IP WLS BF H R ER SO BB IBB HBP BLK WP HR S P ERA WHIP	IP WLS BF H R ER SO BB IBB HBP BLK WP HR S P ERA WHIP	IP WLS BF H R ER SO BB IBB HBP BLK WP HR S P ERA WHIP	IP WLS BF H R ER SO BB IBB HBP BLK WP HR S P ERA WHIP	IP WLS BF H R ER SO BB IBB HBP BLK WP HR S P ERA WHIP	IP WLS BF H R ER SO BB IBB HBP BLK WP HR S P ERA WHIP	IP WLS BF H R ER SO BB IBB HBP BLK WP HR S P ERA WHIP	IP WLS BF H R ER SO BB IBB HBP BLK WP HR S P ERA WHIP	IP WLS BF H R ER SO BB IBB HBP BLK WP HR S P ERA WHIP	IP WLS BF H R ER SO BB IBB HBP BLK WP HR S P ERA WHIP	IP WLS BF H R ER SO BB IBB HBP BLK WP HR S P ERA WHIP	IP WLS BF H R ER SO BB IBB HBP BLK WP HR S P ERA WHIP	IP WLS BF H R ER SO BB IBB HBP BLK WP HR S P ERA WHIP	IP WLS BF H R ER SO BB IBB HBP BLK WP HR S P ERA WHIP

AB	35
R	7
H	8
RBI	7
BB	4
SO	6
LOB	14




Batter	1	2	3	4	5	6	7	8	9	AB	R	H	RBI	BB	SO	LOB	TOP			
Ray Durham, S OBP: 0.382, SLG: 0.456 (1, 10)	G4-3		G3		F8			G6-3		4	0	0	0	0	0	0	Oakland Athletics @ Minnesota Twins Hubert H. Humphrey Metrodome, Minneapolis, MN Fri Sep 06 2002, 8:05 PM EDT Att: 27,409 - Dome - 72 F livebaseballscores.com			
Scott Hatteberg, L OBP: 0.384, SLG: 0.429 (1, 3)	1B		2B		G2			K		4	0	2	0	0	1	0				
Miguel Tejada, R OBP: 0.354, SLG: 0.515 (1, 6)	K		1B		G5-4-3			P6		4	0	2	0	0	1	1				
3 Eric Chavez, L OBP: 0.354, SLG: 0.537 (1, 5)	1B		K		P4			2B		4	0	2	0	0	1	3				
Jermaine Dye, R OBP: 0.335, SLG: 0.444 (1, 9)	1B		G5-3		G5-4-3			F2		3	0	0	0	1	0	4				
David Justice, L OBP: 0.384, SLG: 0.448 (1, 7)	P5				P6			P3		4	0	0	0	0	0	4				
Mark Ellis, R OBP: 0.342, SLG: 0.393 (1, 4)			G6-3		K2-3			G5-3		3	0	0	0	0	1	0				
Terrence Long, L OBP: 0.305, SLG: 0.394 (1, 8)			F7		F8			G6-3		3	0	0	0	0	0	0				
Ramon Hernandez, R OBP: 0.319, SLG: 0.339 (8, PH)	G4-3				G4-3			K		2	0	0	0	0	0	0				
Greg Myers, L OBP: 0.344, SLG: 0.411 (8, 2)										1	0	0	0	0	1	0				
Inning Stats	R: 0 H: 2 E: 0 K: 1 S: 14	H: 0 LOB: 3 BB: 1 P: 21	R: 0 H: 0 E: 0 K: 0 S: 9	H: 0 LOB: 0 BB: 0 P: 11	R: 0 H: 2 E: 0 K: 1 S: 17	H: 2 LOB: 2 BB: 0 P: 24	R: 0 H: 0 E: 0 K: 1 S: 6	H: 0 LOB: 0 BB: 0 P: 9	R: 0 H: 1 E: 0 K: 0 S: 5	H: 0 LOB: 0 BB: 0 P: 7	R: 0 H: 0 E: 0 K: 0 S: 5	H: 0 LOB: 0 BB: 0 P: 7	R: 0 H: 0 E: 0 K: 2 S: 8	H: 0 LOB: 0 BB: 0 P: 12	R: 0 H: 1 E: 0 K: 0 S: 9	H: 1 LOB: 1 BB: 0 P: 13	1B: 4 2B: 2 3B: 0 HR: 0	SF: 0 SAC: 0 DP: 1 HBP: 0	WP: 0 PB: 0 SB: 0 CS: 0	PA: 33
PITCHER Brad Radke, R ERA: 4.67 (1, 1)	IP: 9.0 WLS: W BF: 33 H: 6 R: 0 ER: 0 SO: 5 BB: 1 IBB: 0 HBP: 0 BLK: 0 WP: 0 HR: 0 S: 79 P: 113 ERA: 0.00 WHIP: 0.778															PITCHER				

Batter	1	2	3	4	5	6	7	8	9	AB	R	H	RBI	BB	SO	LOB	BOTTOM			
Jacque Jones, L OBP: 0.337, SLG: 0.510 (1, 7)	2B		G1-3		G4-3			2B		4	2	2	1	0	0	2	Oakland Athletics @ Minnesota Twins Hubert H. Humphrey Metrodome, Minneapolis, MN Fri Sep 06 2002, 8:05 PM EDT Att: 27,409 - Dome - 72 F livebaseballscores.com			
Cristian Guzman, S OBP: 0.291, SLG: 0.378 (1, 6)	K		G4-3		B4-3		2B	1B		4	0	1	2	0	1	2				
Corey Koskie, L OBP: 0.378, SLG: 0.438 (1, 5)	G5-3		1B		HR		HBP			3	1	3	2	0	0	0				
David Ortiz, L OBP: 0.346, SLG: 0.504 (1, 10)	G5-3		F9		K		K			4	0	0	0	0	2	4				
Tori Hunter, R OBP: 0.340, SLG: 0.535 (1, 8)	G6-3		K		F7			5 G6-3 WP	2B	4	1	1	0	0	1	1				
Doug Mientkiewicz, L OBP: 0.372, SLG: 0.401 (1, 3)	K2-3		G6-3		F8			P6		4	0	0	0	0	1	1				
5 Michael Cuddyer, R OBP: 0.243, SLG: 0.353 (1, 9)	K		F8		G6-3			G6-3		4	0	0	0	0	1	1				
A.J. Pierzynski, L OBP: 0.333, SLG: 0.442 (1, 2)	G3		G4-3		G3		1B	G3		4	1	2	0	0	0	0				
Luis Rivas, R OBP: 0.296, SLG: 0.385 (1, 4)	G4-3		G3		G3		G5-3			3	1	1	0	0	0	2				
Inning Stats	R: 1 H: 2 E: 0 K: 1 S: 9	H: 0 LOB: 1 BB: 0 P: 15	R: 0 H: 0 E: 0 K: 2 S: 7	H: 0 LOB: 0 BB: 0 P: 9	R: 1 H: 2 E: 0 K: 0 S: 10	H: 2 LOB: 1 BB: 0 P: 20	R: 0 H: 0 E: 0 K: 1 S: 7	H: 0 LOB: 0 BB: 0 P: 12	R: 0 H: 1 E: 0 K: 0 S: 8	H: 1 LOB: 1 BB: 0 P: 13	R: 1 H: 1 E: 0 K: 1 S: 14	H: 1 LOB: 0 BB: 0 P: 20	R: 2 H: 3 E: 0 K: 1 S: 20	H: 3 LOB: 2 BB: 0 P: 31	R: 1 H: 1 E: 0 K: 0 S: 16	H: 1 LOB: 0 BB: 0 P: 25	1B: 3 2B: 5 3B: 1 HR: 1	SF: 0 SAC: 0 DP: 0 HBP: 1	WP: 1 PB: 0 SB: 0 CS: 0	PA: 35
PITCHER Cory Lidle, R ERA: 3.86 (1, 1)	IP: 6.2 WLS: L BF: 28 H: 8 R: 5 ER: 5 SO: 5 BB: 0 IBB: 0 HBP: 1 BLK: 0 WP: 0 HR: 1 S: 68 P: 109 ERA: 6.75 WHIP: 1.200															PITCHER				
Micah Bowie, L ERA: 0.99 (7, 1)	0.1	3	1	0	0	1	0	0	1	0	0	0	7	11	0.00	3.000				
Mike Fyhrle, R ERA: 4.98 (8, 1)	1.0	4	1	1	1	0	0	0	0	0	1	0	16	25	9.00	1.000				


Batter	1	2	3	4	5	6	7	8	9	AB	R	H	RBI	BB	SO	LOB	TOP										
Ray Durham, S (1, 10) OBP: 0.380, SLG: 0.453	F8		G3-1		G6-3			SH5-3		3	0	0	0	0	0	0	Oakland Athletics @ Minnesota Twins Hubert H. Humphrey Metrodome, Minneapolis, MN Sat Sep 07 2002, 7:05 PM EDT Att: 43,628 - Dome - 72 F										
Scott Hatteberg, L (1, 3) OBP: 0.385, SLG: 0.428			K		G4-3					3	0	1	1	1	1	0											
Jose Flores, R (8, FR)										0	0	0	0	0	0	0											
John Mabry, L (8, 3) OBP: 0.343, SLG: 0.554	BB							BB	1B	0	0	0	0	0	0	0											
Miguel Tejada, R (1, 6) OBP: 0.355, SLG: 0.515	P6									4	0	2	0	0	0	1											
3 Eric Chavez, L (1, 5) OBP: 0.352, SLG: 0.533	F7									4	0	0	0	0	0	4											
Jermaine Dye, R (1, 9) OBP: 0.335, SLG: 0.441										3	1	0	0	1	0	0											
David Justice, L (1, 7) OBP: 0.383, SLG: 0.446										4	0	1	1	0	1	3											
Mark Ellis, R (1, 4) OBP: 0.341, SLG: 0.391										4	0	1	0	0	0	1											
Terrence Long, L (1, 8) OBP: 0.303, SLG: 0.391										4	0	0	0	0	0	2											
Ramon Hernandez, R (1, 2) OBP: 0.318, SLG: 0.338										4	1	1	0	0	0	1											
Inning Stats	R: 0 H: 0 E: 0 K: 0 S: 7	H: 0 LOB: 1 BB: 1 P: 17	R: 1 H: 1 E: 1 K: 0 S: 12	H: 1 LOB: 1 BB: 0 P: 17	R: 0 H: 1 E: 0 K: 1 S: 10	H: 1 LOB: 1 BB: 0 P: 14	R: 0 H: 0 E: 0 K: 0 S: 13	H: 0 LOB: 0 BB: 0 P: 14	R: 0 H: 0 E: 0 K: 0 S: 8	H: 0 LOB: 0 BB: 0 P: 12	R: 0 H: 0 E: 0 K: 0 S: 7	H: 0 LOB: 0 BB: 0 P: 10	R: 1 H: 3 E: 0 K: 1 S: 18	H: 3 LOB: 3 BB: 1 P: 33	R: 0 H: 0 E: 0 K: 0 S: 8	H: 0 LOB: 0 BB: 0 P: 10	1B: 6 2B: 0 3B: 0 HR: 0	SF: 0 SAC: 1 DP: 0 HBP: 0	WP: 0 PB: 0 SB: 0 CS: 0	PA: 36							
PITCHER	IP	WLS	BF	H	R	ER	SO	BB	IBB	HBP	BLK	WP	HR	S	P	ERA	WHIP										
Joe Mays, R (1, 1) ERA: 5.67	7.1	L	29	5	2	1	1	1	0	0	0	0	0	70	106	1.23	0.818										
LaTroy Hawkins, R (8, 1) ERA: 2.31	0.0		1	1	0	0	0	0	0	0	0	0	0	2	4	∞	∞										
J.C. Romero, L (8, 1) ERA: 1.84	0.2		3	0	0	0	1	1	0	0	0	0	0	9	18	0.00	1.500										
Bob Wells, R (9, 1) ERA: 5.55	1.0		3	0	0	0	0	0	0	0	0	0	0	8	10	0.00	0.000										


Batter	1	2	3	4	5	6	7	8	9	AB	R	H	RBI	BB	SO	LOB	BOTTOM										
Jacque Jones, L (1, 7) OBP: 0.339, SLG: 0.511	K									4	0	2	0	0	1	1	Oakland Athletics @ Minnesota Twins Hubert H. Humphrey Metrodome, Minneapolis, MN Sat Sep 07 2002, 7:05 PM EDT Att: 43,628 - Dome - 72 F										
Cristian Guzman, S (1, 6) OBP: 0.288, SLG: 0.376										4	0	0	0	0	2	5											
Corey Koskie, L (1, 5) OBP: 0.375, SLG: 0.434										4	0	0	0	0	2	0											
Matthew LeCroy, R (1, 10) OBP: 0.293, SLG: 0.439										4	0	0	0	0	2	0											
Tori Hunter, R (1, 8) OBP: 0.339, SLG: 0.533										4	0	1	0	0	1	0											
Dustin Mohr, R (1, 9) OBP: 0.322, SLG: 0.435										3	0	0	0	0	1	1											
David Ortiz, L (9, FH) OBP: 0.345, SLG: 0.503										1	0	0	0	0	0	0											
5 Michael Cuddyer, R (1, 3) OBP: 0.244, SLG: 0.347										4	0	1	0	0	2	0											
A.J. Pierzynski, L (1, 2) OBP: 0.333, SLG: 0.441										3	0	1	0	0	0	1											
Luis Rivas, R (1, 4) OBP: 0.300, SLG: 0.388										3	0	2	0	0	0	1											
Inning Stats	R: 0 H: 0 E: 0 K: 3 S: 11	H: 0 LOB: 0 BB: 0 P: 16	R: 0 H: 0 E: 0 K: 2 S: 7	H: 0 LOB: 0 BB: 0 P: 12	R: 0 H: 2 E: 0 K: 1 S: 8	H: 2 LOB: 2 BB: 0 P: 13	R: 0 H: 0 E: 0 K: 1 S: 8	H: 0 LOB: 0 BB: 0 P: 11	R: 0 H: 3 E: 0 K: 0 S: 13	H: 3 LOB: 3 BB: 0 P: 17	R: 0 H: 1 E: 0 K: 1 S: 8	H: 1 LOB: 1 BB: 0 P: 13	R: 0 H: 1 E: 0 K: 1 S: 10	H: 1 LOB: 1 BB: 0 P: 15	R: 0 H: 0 E: 0 K: 1 S: 9	H: 0 LOB: 0 BB: 0 P: 13	R: 0 H: 0 E: 0 K: 1 S: 11	H: 0 LOB: 0 BB: 0 P: 13	1B: 6 2B: 1 3B: 0 HR: 0	SF: 0 SAC: 0 DP: 0 HBP: 0	WP: 0 PB: 0 SB: 0 CS: 0	PA: 34					
PITCHER	IP	WLS	BF	H	R	ER	SO	BB	IBB	HBP	BLK	WP	HR	S	P	ERA	WHIP										
Mark Mulder, L (1, 1) ERA: 3.63	8.0		31	7	0	0	10	0	0	0	0	0	0	74	110	0.00	0.875										
Billy Koch, R (9, 1) ERA: 2.89	1.0	S	3	0	0	0	1	0	0	0	0	0	0	11	13	0.00	0.000										


AB	33
R	2
H	6
RBI	2
BB	2
SO	2
LOB	12



AB	34
R	0
H	7
RBI	0
BB	0
SO	11
LOB	9



Batter	1	2	3	4	5	6	7	8	9	AB	R	H	RBI	BB	SO	LOB	TOP			
Ray Durham, S OBP: 0.380, SLG: 0.451	4-0 3 1B BB FC6-4 BB		0-2 G6-3		4-2 3 WP 3 BB 1B BB	2-2 F9		0-3 K		3	2	0	0	2	1	2	<p>Oakland Athletics @ Minnesota Twins Hubert H. Humphrey Metrodome, Minneapolis, MN Sun Sep 08 2002, 8:05 PM EDT Att: 20,102 - Dome - 72 F</p> <p>AB 37 R 6 H 11 RBI 6 BB 6 SO 7 LOB 19</p> 			
Scott Hatteberg, L OBP: 0.381, SLG: 0.423 John Mabry, L OBP: 0.343, SLG: 0.554	1-3 K		0-2 G3		1-0 F7		3-3 K	0-0 F9		5	0	0	0	0	2	3				
Miguel Tejada, R OBP: 0.359, SLG: 0.520	4-2 3 1B FC6-4 BB 1-2		3-1 HR		4-1 3 1B CS BB 1-2		1-1 3 WP 3 BB 2B 1B	2-2 F7		3	2	2	1	2	0	1				
3 Eric Chavez, L OBP: 0.354, SLG: 0.533	3-2 FC6-4 1-2 2-3 3-4 1B		1-1 G6-3		2-2 1B 1-2 2-H		4-1 WP 2B BB		1-0 G3-1	4	1	2	1	1	0	0				
Jermaine Dye, R OBP: 0.333, SLG: 0.438	1-2 FC6-4 1-2 2-3 3-4			1-2 P5	3-2 1B		1-2 P6		3-2 F8	5	0	1	1	0	0	4				
Adam Piatt, R OBP: 0.319, SLG: 0.433 David Justice, L OBP: 0.386, SLG: 0.447	3-2 G5-3			2-2 HR	3-1 F3		4-0 2B IBB		1-0 1B	3	1	1	1	0	0	4				
Eric Byrnes, R OBP: 0.304, SLG: 0.422										0	0	0	0	0	0	0				
Mark Ellis, R OBP: 0.339, SLG: 0.391			1-1 F8		2-3 K		1-3 K	0-0 2B	1-2 F8	5	0	1	2	0	2	1				
Terrence Long, L OBP: 0.304, SLG: 0.394			1-2 F7		1-1 1B		2-2 2B	1-3 2-H 3-H 2-3		4	0	2	0	0	1	2				
Ramon Hernandez, R OBP: 0.318, SLG: 0.337			1-2 P4		0-0 F7		2-3 K		1-0 1B	4	0	1	0	0	1	2				
Inning Stats	R: 1 E: 0 K: 1 S: 21	H: 1 LOB: 2 BB: 2 P: 37	R: 0 E: 0 K: 0 S: 9	H: 0 LOB: 0 BB: 0 P: 12	R: 1 E: 0 K: 0 S: 13	H: 1 LOB: 1 BB: 0 P: 17	R: 1 E: 0 K: 1 S: 12	H: 2 LOB: 2 BB: 2 P: 18	R: 1 E: 0 K: 2 S: 18	H: 2 LOB: 1 BB: 2 P: 35	R: 2 E: 0 K: 2 S: 15	H: 2 LOB: 2 BB: 2 P: 30	R: 0 E: 0 K: 1 S: 9	H: 1 LOB: 1 BB: 0 P: 12	R: 0 E: 0 K: 0 S: 14	H: 1 LOB: 1 BB: 0 P: 20	1B: 7 2B: 2 3B: 0 HR: 2	SF: 0 SAC: 0 DP: 0 HBP: 0	WP: 2 PB: 2 SB: 0 CS: 1	PA: 43
PITCHER	IP WLS BF H R ER SO BB IBB HBP BLK WP HR S P ERA WHIP																			
Eric Milton, L ERA: 4.68	(1, 1) 4.0 L 18 4 3 3 2 2 0 0 0 0 0 2 55 84 6.75 1.500																			
Johan Santana, L ERA: 3.35	(5, 1) 2.0 10 3 1 1 2 2 0 0 0 1 0 30 54 4.50 2.500																			
Tony Fiore, R ERA: 3.07	(7, 1) 1.0 7 2 2 2 2 1 0 0 0 1 0 15 30 18.00 3.000																			
Michael Jackson, R ERA: 2.94	(8, 1) 1.0 4 1 0 0 1 0 0 0 0 0 0 9 12 0.00 1.000																			
Bob Wells, R ERA: 5.44	(9, 1) 1.0 4 1 0 0 0 0 0 0 0 0 0 14 20 0.00 1.000																			

Batter	1	2	3	4	5	6	7	8	9	AB	R	H	RBI	BB	SO	LOB	BOTTOM					
Jacque Jones, L OBP: 0.340, SLG: 0.511	1-0 1B		0-0 G3-1			3-2 G6-4-3 1B			0-0 G3-1	4	0	2	0	0	0	0	<p>Oakland Athletics @ Minnesota Twins Hubert H. Humphrey Metrodome, Minneapolis, MN Sun Sep 08 2002, 8:05 PM EDT Att: 20,102 - Dome - 72 F</p> <p>AB 28 R 0 H 3 RBI 0 BB 2 SO 7 LOB 11</p> 					
Luis Rivas, R OBP: 0.296, SLG: 0.382	2-0 F7			1-2 F2		1-0 F7		1-0 G6-3	4	0	0	0	0	0	2							
Corey Koskie, L OBP: 0.375, SLG: 0.432 5 Michael Cuddyer, R OBP: 0.241, SLG: 0.342	1-3 K			4-2 1B BB		3-1 G6-4-3		3-2 P3	2	0	0	0	1	1	2							
David Ortiz, L OBP: 0.345, SLG: 0.501	2-1 G3			3-2 PB 1B		1-2 G3-1			3	0	1	0	0	0	1							
Tori Hunter, R OBP: 0.338, SLG: 0.530			0-1 F9		2-3 K		1-0 G6-3			3	0	0	0	0	1	2						
Bobby Kielty, S OBP: 0.413, SLG: 0.459			3-3 K		3-3 K		2-3 K			3	0	0	0	0	3	2						
Dustan Mohr, R OBP: 0.322, SLG: 0.432										2	0	0	0	1	0	0						
Denny Hocking, S OBP: 0.312, SLG: 0.331										3	0	0	0	0	1	1						
Tom Prince, R OBP: 0.313, SLG: 0.395										3	0	0	0	0	1	1						
Inning Stats	R: 0 E: 1 K: 1 S: 7	H: 1 LOB: 1 BB: 0 P: 13	R: 0 E: 0 K: 1 S: 12	H: 0 LOB: 0 BB: 0 P: 17	R: 0 E: 0 K: 2 S: 9	H: 0 LOB: 0 BB: 0 P: 11	R: 0 E: 0 K: 2 S: 18	H: 1 LOB: 2 BB: 1 P: 31	R: 0 E: 0 K: 0 S: 3	H: 0 LOB: 0 BB: 1 P: 9	R: 0 E: 0 K: 0 S: 6	H: 1 LOB: 0 BB: 0 P: 13	R: 0 E: 0 K: 1 S: 9	H: 0 LOB: 0 BB: 0 P: 13	R: 0 E: 0 K: 0 S: 7	H: 0 LOB: 0 BB: 0 P: 15	R: 0 E: 0 K: 0 S: 6	H: 0 LOB: 0 BB: 0 P: 10	1B: 3 2B: 0 3B: 0 HR: 0	SF: 0 SAC: 0 DP: 2 HBP: 0	WP: 0 PB: 1 SB: 0 CS: 0	PA: 30
PITCHER	IP WLS BF H R ER SO BB IBB HBP BLK WP HR S P ERA WHIP																					
Barry Zito, L ERA: 2.74	(1, 1) 7.0 W 24 3 0 0 7 2 0 0 0 0 0 0 64 107 0.00 0.714																					
Jim Mecir, R ERA: 4.29	(8, 1) 1.0 3 0 0 0 0 0 0 0 0 0 0 7 15 0.00 0.000																					
Ricardo Rincon, L ERA: 4.01	(9, 1) 1.0 3 0 0 0 0 0 0 0 0 0 0 6 10 0.00 0.000																					

Batter	1	2	3	4	5	6	7	8	9	AB	R	H	RBI	BB	SO	LOB	TOP					
Ray Durham, S (1, 10) OBP: 0.379, SLG: 0.449	K		G3-1		G3-1		1B			4	0	1	0	0	1	0	Oakland Athletics @ Anaheim Angels Edison International Field, Anaheim, CA Mon Sep 09 2002, 10:05 PM EDT Att: 28,145 - Sunny - 77 F					
Scott Hatteberg, L (1, 3) OBP: 0.360, SLG: 0.420	F9		G4-3			BB	G4-3			3	0	0	0	1	0							
Miguel Tejada, R (1, 6) OBP: 0.359, SLG: 0.519	BB				F8	BB		G4-3		2	0	0	0	2	0							
3 Eric Chavez, L (1, 5) OBP: 0.353, SLG: 0.531	G1-3				P4	BB	1B	F8		4	0	1	0	0	0							
Jermaine Dye, R (1, 9) OBP: 0.333, SLG: 0.443		G6-3			HR	K		K		4	1	1	1	0	2							
David Justice, L (1, 7) OBP: 0.382, SLG: 0.442	F7				K				K	4	0	0	0	0	3							
Eric Byrnes, R (9, 7) OBP: 0.304, SLG: 0.422										0	0	0	0	0	0							
Mark Ellis, R (1, 4) OBP: 0.338, SLG: 0.390	1B					F8			F9	4	0	1	0	0	1							
Terrence Long, L (1, 8) OBP: 0.304, SLG: 0.399	L5				HR		G1-6-3		G4-3	4	1	1	1	0	0							
Ramon Hernandez, R (1, 2) OBP: 0.315, SLG: 0.334			F8		G1-3		L9			3	0	0	0	0	0							
Inning Stats	R: 0 E: 0 K: 1 S: 11	H: 0 LOB: 1 BB: 1 P: 20	R: 0 E: 0 K: 0 S: 8	H: 1 LOB: 1 BB: 0 P: 12	R: 0 E: 0 K: 0 S: 8	H: 0 LOB: 0 BB: 0 P: 10	R: 1 E: 0 K: 1 S: 8	H: 1 LOB: 0 BB: 0 P: 15	R: 1 E: 0 K: 2 S: 10	H: 1 LOB: 1 BB: 2 P: 16	R: 0 E: 0 K: 2 S: 11	H: 1 LOB: 1 BB: 0 P: 19	R: 0 E: 0 K: 1 S: 6	H: 0 LOB: 0 BB: 0 P: 10	R: 0 E: 0 K: 1 S: 9	H: 0 LOB: 0 BB: 0 P: 13	1B: 3 2B: 0 3B: 0 HR: 2	SF: 0 SAC: 0 DP: 0 HBP: 0	WP: 0 PB: 0 SB: 0 CS: 0	PA: 35		
PITCHER	IP	WLS	BF	H	R	ER	SO	BB	IBB	HBP	BLK	WP	HR	S	P	ERA	WHIP					
Kevin Appier, R ERA: 3.63	(1, 1)	6.2	L	28	5	2	2	5	3	0	0	0	0	2	67	112	2.70	1.200				
Brendan Donnelly, R ERA: 2.35	(7, 1)	0.2		2	0	0	0	0	0	0	0	0	0	3	6	0.00	0.000					
Scott Schoeneweis, L ERA: 4.89	(8, 1)	1.2		5	0	0	0	2	0	0	0	0	0	14	20	0.00	0.000					

AB	32
R	2
H	5
RBI	2
BB	3
SO	7
LOB	12



Batter	1	2	3	4	5	6	7	8	9	AB	R	H	RBI	BB	SO	LOB	BOTTOM					
David Eckstein, R (1, 6) OBP: 0.376, SLG: 0.411	K			G5-3		SH3-4		CS	G5-3	3	0	0	0	0	1	0	Oakland Athletics @ Anaheim Angels Edison International Field, Anaheim, CA Mon Sep 09 2002, 10:05 PM EDT Att: 28,145 - Sunny - 77 F					
Darin Erstad, L (1, 8) OBP: 0.317, SLG: 0.392	G6-3			G6-3	1B	G4-3			L8	4	0	1	0	0	0	1						
Scott Spiezio, S (1, 3) OBP: 0.367, SLG: 0.425	G4-3			G6-3	1-2	G3-1			P5	4	0	0	0	0	0	2						
16 Garret Anderson, L (1, 7) OBP: 0.336, SLG: 0.544		G4-3			HR		G6-4-3	1B		3	1	2	1	0	0	0						
Brad Fullmer, L (1, 10) OBP: 0.345, SLG: 0.504		G3			G3		G6-4-3	1-2		3	0	0	0	0	0	1						
Troy Glaus, R (1, 5) OBP: 0.350, SLG: 0.438		P3			S		K			3	0	1	0	0	1	0						
Tim Salmon, R (1, 9) OBP: 0.384, SLG: 0.504			P4		K			K		3	0	0	0	0	2	1						
Bengie Molina, R (1, 2) OBP: 0.283, SLG: 0.328			G6-3		G6-3			CS		3	0	1	0	0	0	1						
9 Chone Figgins, S (8, PR) (9, 4)								1B		0	0	0	0	0	0	0						
Adam Kennedy, L (1, 4) OBP: 0.347, SLG: 0.457			G5-3			G4-3	SH3-4			2	0	1	0	0	0	0						
Shawn Wooten, R (8, PH) ERA: 3.95										1	0	0	0	0	1	1						
José Molina, R (9, 2) OBP: 0.313, SLG: 0.310										0	0	0	0	0	0	0						
Inning Stats	R: 0 E: 0 K: 1 S: 9	H: 0 LOB: 0 BB: 0 P: 12	R: 0 E: 0 K: 0 S: 9	H: 0 LOB: 0 BB: 0 P: 13	R: 0 E: 0 K: 0 S: 5	H: 1 LOB: 0 BB: 0 P: 8	R: 1 E: 0 K: 1 S: 9	H: 2 LOB: 1 BB: 0 P: 15	R: 0 E: 0 K: 0 S: 7	H: 1 LOB: 1 BB: 0 P: 10	R: 0 E: 0 K: 1 S: 6	H: 1 LOB: 0 BB: 0 P: 13	R: 0 E: 0 K: 2 S: 10	H: 1 LOB: 1 BB: 0 P: 12	R: 0 E: 0 K: 0 S: 6	H: 0 LOB: 0 BB: 0 P: 10	1B: 5 2B: 0 3B: 0 HR: 1	SF: 0 SAC: 1 DP: 2 HBP: 0	WP: 0 PB: 0 SB: 1 CS: 1	PA: 31		
PITCHER	IP	WLS	BF	H	R	ER	SO	BB	IBB	HBP	BLK	WP	HR	S	P	ERA	WHIP					
Tim Hudson, R ERA: 3.14	(1, 1)	7.1	W	26	6	1	1	4	0	0	0	0	0	1	57	88	1.23	0.818				
Ricardo Rincon, L ERA: 3.95	(8, 1)	0.2	H	1	0	0	0	1	0	0	0	0	0	6	8	0.00	0.000					
Billy Koch, R ERA: 2.85	(9, 1)	1.0	S	3	0	0	0	0	0	0	0	0	0	6	10	0.00	0.000					

AB	29
R	1
H	6
RBI	1
BB	0
SO	5
LOB	7




Batter	1	2	3	4	5	6	7	8	9	AB	R	H	RBI	BB	SO	LOB	TOP										
Ray Durham, S OBP: 0.378, SLG: 0.447 (1, 10)	G3		G6-3			HR	F8			4	1	1	0	0	0	1	Oakland Athletics @ Anaheim Angels Edison International Field, Anaheim, CA Tue Sep 10 2002, 10:05 PM EDT Att: 35,323 - Sunny - 72 F										
Terrence Long, L OBP: 0.305, SLG: 0.404 (1, 8)	F7		G4-3			HR		G6-3 BB		3	1	1	2	1	0	0											
Miguel Tejada, R OBP: 0.357, SLG: 0.515 (1, 6)	G5-3			K		P6		G6-3		4	0	0	0	0	1	1											
Eric Chavez, L OBP: 0.354, SLG: 0.529 (1, 5)		F2		F8		BB		BB		2	0	0	0	2	0	0											
Jermaine Dye, R OBP: 0.332, SLG: 0.440 (1, 9)	F9		F7			BB		L9		3	0	0	0	1	0	2											
David Justice, L OBP: 0.381, SLG: 0.438 (1, 7)		BB		F7		K		F8		3	0	0	0	1	1	4											
Mark Ellis, R OBP: 0.338, SLG: 0.387 Scott Hatteberg, L OBP: 0.360, SLG: 0.420 (9, PH)		BB		F7			K		K	2	0	0	0	1	1	0											
John Mabry, L OBP: 0.337, SLG: 0.543 (1, 3)	G3			F2			F8		F2	4	0	0	0	0	0	2											
Ramon Hernandez, R OBP: 0.315, SLG: 0.334 Jose Flores, R (7, PR)			G6-3			L7		F8		3	0	1	0	0	0	0											
Greg Myers, L OBP: 0.342, SLG: 0.408 (7, 2)									F8	1	0	0	0	0	0	0											
Inning Stats	R: 0 H: 0 E: 0 K: 0 S: 6	H: 0 LOB: 0 BB: 0 P: 10	R: 0 H: 0 E: 0 K: 0 S: 11	H: 0 LOB: 2 BB: 2 P: 21	R: 0 H: 0 E: 0 K: 0 S: 4	H: 0 LOB: 0 BB: 0 P: 8	R: 0 H: 0 E: 0 K: 1 S: 11	H: 0 LOB: 0 BB: 0 P: 19	R: 0 H: 0 E: 0 K: 0 S: 9	H: 0 LOB: 0 BB: 0 P: 16	R: 2 H: 2 E: 0 K: 1 S: 16	H: 2 LOB: 2 BB: 2 P: 26	R: 0 H: 1 E: 0 K: 1 S: 10	H: 1 LOB: 1 BB: 0 P: 14	R: 0 H: 0 E: 0 K: 1 S: 8	H: 0 LOB: 2 BB: 2 P: 22	R: 0 H: 0 E: 0 K: 1 S: 11	H: 0 LOB: 0 BB: 0 P: 18	1B: 2 2B: 0 3B: 0 HR: 1	SF: 0 SAC: 0 DP: 0 HBP: 0	WP: 0 PB: 0 SB: 0 CS: 0	PA: 36					
PITCHER	IP	WLS	BF	H	R	ER	SO	BB	IBB	HBP	BLK	WP	HR	S	P	ERA	WHIP										
Ramon Ortiz, R ERA: 3.85 (1, 1)	6.0	W	24	2	2	2	2	4	0	0	0	0	1	57	100	3.00	1.000										
Brendan Donnelly, R ERA: 2.29 (7, 1)	1.0	H	4	1	0	0	1	0	0	0	0	0	0	10	14	0.00	1.000										
Scott Schoeneweis, L ERA: 4.89 (8, 1)	0.0		1	0	0	0	0	1	0	0	0	0	0	1	5	∞	∞										
Ben Weber, R ERA: 2.66 (8, 1)	0.2	H	3	0	0	0	0	1	0	0	0	0	0	4	11	0.00	1.500										
Troy Percival, R ERA: 1.78 (8, 1)	1.1	S	4	0	0	0	1	0	0	0	0	0	0	14	24	0.00	0.000										


AB	30
R	2
H	3
RBI	2
BB	6
SO	4
LOB	10



Batter	1	2	3	4	5	6	7	8	9	AB	R	H	RBI	BB	SO	LOB	BOTTOM										
David Eckstein, R OBP: 0.376, SLG: 0.411 (1, 6)	BLK HR	L3		BB		G4-3		G4-3		5	1	2	0	0	0	2	Oakland Athletics @ Anaheim Angels Edison International Field, Anaheim, CA Tue Sep 10 2002, 10:05 PM EDT Att: 35,323 - Sunny - 72 F										
Darin Erstad, L OBP: 0.316, SLG: 0.390 (1, 8)	K	F7		BB		F7		K		4	0	0	0	1	2	3											
Scott Spiezio, S OBP: 0.369, SLG: 0.435 (1, 5) (9, 3)	HR		F	P4		F7		16 2B		4	3	2	3	1	0	2											
Garret Anderson, L OBP: 0.335, SLG: 0.542 (1, 7)	P3	F8		G4-3		P6		2B		5	0	1	1	0	0	3											
Shawn Wooten, R OBP: 0.333, SLG: 0.385 Brad Fullmer, L OBP: 0.347, SLG: 0.504 (8, PH) Troy Glaus, R OBP: 0.350, SLG: 0.438 (9, 5)	BB	E4		F9		S	BB	1B		3	0	2	1	1	0	0											
Tim Lincecum, R OBP: 0.386, SLG: 0.502 (1, 10)	1B	L8		HBP		S	BB	P6		3	0	1	0	1	0	2											
Alex Ochoa, R OBP: 0.359, SLG: 0.388 Orlando Palmeiro, L OBP: 0.368, SLG: 0.357 (3, PH) (4, 9)	K		K		BB			BB		1	0	0	0	0	1	2											
Bengie Molina, R OBP: 0.280, SLG: 0.325 (1, 2)		G3		F8		K		G6-3		4	0	0	0	0	1	6											
Adam Kennedy, L OBP: 0.348, SLG: 0.460 (1, 4)		F8				F7		G4-3 2B		4	1	2	0	0	0	0											
Inning Stats	R: 2 H: 3 E: 0 K: 2 S: 17	H: 3 LOB: 2 BB: 1 P: 29	R: 0 H: 1 E: 0 K: 0 S: 10	H: 1 LOB: 1 BB: 0 P: 14	R: 1 H: 1 E: 1 K: 1 S: 12	H: 1 LOB: 2 BB: 1 P: 20	R: 0 H: 1 E: 0 K: 0 S: 12	H: 1 LOB: 2 BB: 1 P: 21	R: 0 H: 0 E: 0 K: 0 S: 5	H: 0 LOB: 0 BB: 0 P: 10	R: 0 H: 1 E: 0 K: 0 S: 9	H: 1 LOB: 3 BB: 2 P: 19	R: 2 H: 3 E: 0 K: 1 S: 17	H: 3 LOB: 2 BB: 1 P: 29	R: 0 H: 0 E: 0 K: 1 S: 8	H: 0 LOB: 2 BB: 1 P: 18		1B: 5 2B: 4 3B: 0 HR: 1	SF: 0 SAC: 0 DP: 0 HBP: 1	WP: 0 PB: 0 SB: 2 CS: 0	PA: 42						
PITCHER	IP	WLS	BF	H	R	ER	SO	BB	IBB	HBP	BLK	WP	HR	S	P	ERA	WHIP										
Ted Lilly, L ERA: 3.6 (1, 1)	2.1	L	14	5	3	3	2	2	0	1	0	0	0	31	49	0.00	1.125										
Mike Flynne, R ERA: 4.7 (3, 1)	2.2		12	1	0	0	2	2	0	1	0	0	0	31	49	0.00	1.125										
Jim Mecir, R ERA: 4.14 (6, 1)	1.2		8	1	0	0	0	2	0	0	0	0	0	13	28	0.00	1.800										
Chad Bradford, R ERA: 2.93 (7, 1)	0.2		3	1	1	1	0	0	0	0	0	0	0	8	10	13.50	1.500										
Ricardo Rincon, L ERA: 4.11 (8, 1)	0.1		3	2	1	1	1	0	0	0	0	0	0	9	15	27.00	6.000										




Batter	1	2	3	4	5	6	7	8	9	AB	R	H	RBI	BB	SO	LOB	TOP							
Ray Durham, S OBP: 0.377, SLG: 0.445	F9		P6		G3		F8			3	1	0	0	1	0	1	Oakland Athletics @ Anaheim Angels Edison International Field, Anaheim, CA Wed Sep 11 2002, 10:05 PM EDT Att: 34,302 - Sunny - 71 F							
Scott Hatteberg, L OBP: 0.361, SLG: 0.420	FC6-4 1B		2B		G3		G4-6-3			4	1	2	0	0	0	2								
Miguel Tejada, R OBP: 0.358, SLG: 0.517	FC6-4 1B		3B		3B		G5-3			4	1	2	2	0	0	1								
3 Eric Chavez, L OBP: 0.355, SLG: 0.528	1B		HR		F7		G3-1			4	1	2	1	0	0	1								
Jermaine Dye, R OBP: 0.331, SLG: 0.445	K		HR		G6-3		F7			4	1	1	2	0	1	3								
David Justice, L OBP: 0.377, SLG: 0.433		P4	F8			L6		F9		4	0	0	0	0	0	0								
Mark Ellis, R John Mabry, L OBP: 0.335, SLG: 0.383 OBP: 0.335, SLG: 0.540	L9				F9		G5-3		P4	3	0	0	0	0	0	0		AB 33 R 5 H 7 RBI 5 BB 1 SO 3 LOB 8						
Terrence Long, L OBP: 0.303, SLG: 0.401	G4-3				G3		F7		K	4	0	0	0	0	1	0								
Ramon Hernandez, R OBP: 0.316, SLG: 0.332			F9							2	0	0	0	0	1	0								
Greg Myers, L OBP: 0.342, SLG: 0.408					K					0	0	0	0	0	0	0								
Inning Stats	R: 0 E: 0 K: 1 S: 18	H: 2 LOB: 2 BB: 0 P: 22	R: 0 E: 0 K: 0 S: 8	H: 0 LOB: 0 BB: 0 P: 10	R: 4 E: 0 K: 0 S: 22	H: 4 LOB: 0 BB: 0 P: 30	R: 0 E: 0 K: 1 S: 7	H: 0 LOB: 0 BB: 0 P: 10	R: 1 E: 0 K: 0 S: 10	H: 1 LOB: 1 BB: 1 P: 20	R: 0 E: 0 K: 0 S: 6	H: 0 LOB: 0 BB: 0 P: 9	R: 0 E: 0 K: 0 S: 9	H: 0 LOB: 0 BB: 0 P: 15	R: 0 E: 0 K: 0 S: 8	H: 0 LOB: 0 BB: 0 P: 13	R: 0 E: 0 K: 1 S: 6	H: 0 LOB: 0 BB: 0 P: 8	1B: 5 2B: 1 3B: 0 HR: 1	SF: 0 SAC: 0 DP: 1 HBP: 1	WP: 0 PB: 0 SB: 1 CS: 0	PA: 35		
PITCHER	IP WLS BF H R ER SO BB IBB HBP BLK WP HR S P ERA WHIP																							
41 John Lackey, R ERA: 3.65	4.1	21	7	5	5	2	1	0	0	0	0	0	0	0	1	61	85	10.38	1.846					
62 Scott Shields, R ERA: 2.37	2.2	8	0	0	0	0	0	0	1	0	0	0	0	0	19	31	0.00	0.000						
Ben Weber, R ERA: 2.62	1.0	3	0	0	0	0	0	0	0	0	0	0	0	0	8	13	0.00	0.000						
Troy Percival, R ERA: 1.75	1.0	3	0	0	0	1	0	0	0	0	0	0	0	6	8	0.00	0.000							

Batter	1	2	3	4	5	6	7	8	9	AB	R	H	RBI	BB	SO	LOB	BOTTOM						
David Eckstein, R OBP: 0.377, SLG: 0.412	G3 SH1-3 1B	G1-6-3		SH2-3 2H		FC5-2-5		1B		4	0	2	1	0	0	4	Oakland Athletics @ Anaheim Angels Edison International Field, Anaheim, CA Wed Sep 11 2002, 10:05 PM EDT Att: 34,302 - Sunny - 71 F						
Darin Erstad, L OBP: 0.315, SLG: 0.389	SH1-3		F7	K		K		1B		4	0	1	0	0	2	2							
Orlando Palmeiro, L Alex Ochoa, R OBP: 0.394, SLG: 0.352 OBP: 0.356, SLG: 0.385	G3		F7		P6		G6-3	K		3	0	0	0	0	0	1		AB 34 R 6 H 14 RBI 6 BB 3 SO 4 LOB 20					
16 Garret Anderson, L OBP: 0.337, SLG: 0.544	BB		G5-3		E9		G6-3	G3-1		4	1	2	0	1	0	2							
Brad Fullmer, L OBP: 0.349, SLG: 0.506	BB				F5		G5-3			2	1	1	0	1	0	1							
Tim Salmon, R OBP: 0.385, SLG: 0.501	BB				1B		G5-3			1	0	0	0	0	0	1							
Scott Spiezio, S OBP: 0.371, SLG: 0.434	G1-3		2B	SF8 1B		L3		2B	BB	3	2	1	1	1	0	4							
Shawn Wooten, R OBP: 0.352, SLG: 0.439		1B		SF8 2B		G4-3		2B		4	1	3	2	0	0	0							
Bengie Molina, R OBP: 0.282, SLG: 0.327		G1-6-3 1B		SF8		2B		F8		3	0	2	1	0	0	1							
Adam Kennedy, L OBP: 0.349, SLG: 0.465	K			WP SH2-3 2B		2B		G4-3		4	1	2	1	0	1	2							
Inning Stats	R: 0 E: 0 K: 0 S: 12	H: 1 LOB: 3 BB: 2 P: 22	R: 0 E: 0 K: 1 S: 11	H: 2 LOB: 1 BB: 0 P: 13	R: 0 E: 0 K: 0 S: 8	H: 0 LOB: 0 BB: 0 P: 12	R: 4 E: 0 K: 1 S: 21	H: 4 LOB: 0 BB: 0 P: 28	R: 0 E: 1 K: 0 S: 8	H: 1 LOB: 1 BB: 0 P: 13	R: 0 E: 0 K: 1 S: 11	H: 2 LOB: 2 BB: 0 P: 13	R: 2 E: 0 K: 0 S: 9	H: 2 LOB: 1 BB: 1 P: 20	R: 0 E: 0 K: 1 S: 12	H: 2 LOB: 2 BB: 0 P: 20	1B: 7 2B: 7 3B: 0 HR: 0	SF: 1 SAC: 2 DP: 1 HBP: 0	WP: 1 PB: 0 SB: 0 CS: 0	PA: 40			
PITCHER	IP WLS BF H R ER SO BB IBB HBP BLK WP HR S P ERA WHIP																						
Cory Lidle, R ERA: 3.96	5.0	24	8	4	4	2	2	0	0	0	0	0	0	0	8	10	0.00	3.000					
Chad Bradford, R ERA: 2.5	0.2	4	2	0	0	0	0	0	0	0	0	0	0	7	13	13.50	1.500						
Mike Venafro, L ERA: 4.84	0.2	3	1	1	1	1	0	0	0	0	0	0	0	10	20	9.00	3.000						
Jeff Tam, R ERA: 5.05	1.0	6	2	1	1	0	1	0	0	0	0	0	0	7	10	0.00	1.500						
Mitch Bowyer, L ERA: 0.0	0.2	3	1	0	0	1	0	0	0	0	0	0	0	7	10	0.00	1.500						

Batter	1	2	3	4	5	6	7	8	9	AB	R	H	RBI	BB	SO	LOB	TOP				
Ray Durham, S OBP: 0.376, SLG: 0.442 (1, 10)	K	G3		F9 1B		F8		K		5	0	1	1	0	2	2					
Scott Hatteberg, L OBP: 0.382, SLG: 0.420 Adam Platt, R OBP: 0.319, SLG: 0.433 John Mabry, L OBP: 0.353, SLG: 0.537 (9, 3)	FC4-6 1B BB		G2-3	1B		F8		F5		3	1	1	1	1	0	0					
Miguel Tejada, R OBP: 0.357, SLG: 0.513 (1, 6)	FC4-6 1B BB		G6-3	F9			P3	G3		4	0	0	0	1	0	2					
3 Eric Chavez, L OBP: 0.356, SLG: 0.532 (1, 5)	FC4-6 1B		G4-3	F9			L7			4	1	1	1	1	0	2					
Jermaine Dye, R OBP: 0.334, SLG: 0.446 Eric Byrnes, R OBP: 0.304, SLG: 0.422 (9, 9)	1B			F8			1B		HR	4	0	2	1	1	0	3					
David Justice, L OBP: 0.376, SLG: 0.431 (1, 7)	K			G5-3			G3		PO	4	1	1	0	0	1	3					
Terrence Long, L OBP: 0.301, SLG: 0.398 (1, 8)		K		E1 1B		F8		G1-3		4	1	0	0	0	1	1					
Mark Ellis, R OBP: 0.337, SLG: 0.383 (1, 4)	G4-3			E 1B		K		G6-3 S BB		3	1	1	1	1	1	0					
Greg Myers, L OBP: 0.346, SLG: 0.406 (1, 2)				E7 1B			G4-3		G6-3	3	1	1	1	1	0	1					
Inning Stats	R: 1 E: 0 K: 2 S: 14	H: 1 LOB: 2 BB: 2 P: 28	R: 0 E: 0 K: 1 S: 8	H: 0 LOB: 1 BB: 1 P: 13	R: 0 E: 0 K: 0 S: 8	H: 0 LOB: 0 BB: 0 P: 12	R: 4 E: 2 K: 0 S: 19	H: 5 LOB: 3 BB: 1 P: 33	R: 0 E: 0 K: 1 S: 8	H: 0 LOB: 0 BB: 0 P: 12	R: 0 E: 0 K: 0 S: 11	H: 1 LOB: 1 BB: 0 P: 15	R: 0 E: 0 K: 1 S: 12	H: 0 LOB: 1 BB: 1 P: 21	R: 1 E: 0 K: 0 S: 9	H: 1 LOB: 1 BB: 1 P: 17	1B: 7 2B: 0 3B: 0 HR: 1	SF: 0 SAC: 0 DP: 0 HBP: 0	WP: 0 PB: 0 SB: 1 CS: 0	PA: 42	
PITCHER	IP	WLS	BF	H	R	ER	SO	BB	IBB	HBP	BLK	WP	HR	S	P	ERA	WHIP				
Mickey Callaway, R ERA: 3.13 Dennis Cook, L ERA: 2.74 Al Levine, R ERA: 3.64 Scott Schoeneweis, L ERA: 4.82 Brendan Donnelly, R ERA: 2.48	3.2		21	6	5	4	3	3	0	0	0	0	0	45	77	9.82	2.455				
	0.0		1	0	0	0	0	1	0	0	0	0	0	2	6						
	2.2		8	0	0	0	1	0	0	0	0	0	0	23	38	0.00	0.000				
	1.2		7	1	0	0	1	1	0	0	0	0	0	17	31	0.00	1.200				
	1.0	W	4	1	1	1	0	1	0	0	0	0	1	9	17	9.00	2.000				

Oakland Athletics @ Anaheim Angels
Edison International Field, Anaheim, CA
Thu Sep 12 2002, 10:05 PM EDT
Att: 31,304 - Sunny - 73 F


AB	35
R	6
H	8
RBI	6
BB	6
SO	5
LOB	14



Batter	1	2	3	4	5	6	7	8	9	AB	R	H	RBI	BB	SO	LOB	BOTTOM					
David Eckstein, R OBP: 0.377, SLG: 0.410 (1, 6)	G5-3	G5-3			S 1B		L9		1B BB	4	0	1	1	1	0	0						
Troy Glaus, R OBP: 0.350, SLG: 0.436 9 Chone Figgins, S Adam Kennedy, L OBP: 0.349, SLG: 0.464 (9, 4)	G6-3		K		K			BB 1B	F7	4	0	1	0	0	2	1						
Scott Spiezio, S OBP: 0.373, SLG: 0.433 (1, 3)	16 HR BB		G5-3		F9			1B BB		3	1	1	1	2	0	1						
16 Garret Anderson, L OBP: 0.337, SLG: 0.547 (9, 7)	1H HR		F8			G3-1		P4		4	1	1	2	0	2							
Shawn Wooten, R OBP: 0.352, SLG: 0.471 Orlando Palmeiro, L OBP: 0.366, SLG: 0.355 (8, PH)				G4-3		G3		1B		3	1	1	1	0	0	0						
Tim Salmon, R OBP: 0.386, SLG: 0.499 Julio Ramirez, R OBP: 0.357, SLG: 0.480 (9, 8)				G4-3 BB		K		F8		2	0	0	0	2	1	2						
Bengie Molina, R OBP: 0.280, SLG: 0.324 (1, 2)	F7			G4-3			F9	G5-3		4	0	0	0	0	4							
Benji Gil, R OBP: 0.281, SLG: 0.400 (9, 3)			G6-3		BLK 1B		F9		K	4	1	1	0	0	1	0						
Alex Ochoa, R OBP: 0.356, SLG: 0.396 (9, 9)			K		F7					3	1	1	1	0	1	1						
Darin Erstad, L OBP: 0.317, SLG: 0.392 (9, PH)								HR	S 1B 2B	1	1	1	0	0	0	0						
Inning Stats	R: 3 E: 0 K: 0 S: 14	H: 2 LOB: 1 BB: 2 P: 30	R: 0 E: 0 K: 1 S: 6	H: 0 LOB: 0 BB: 0 P: 11	R: 0 E: 0 K: 1 S: 7	H: 0 LOB: 0 BB: 0 P: 12	R: 0 E: 0 K: 0 S: 9	H: 0 LOB: 1 BB: 1 P: 15	R: 1 E: 0 K: 1 S: 10	H: 2 LOB: 1 BB: 0 P: 17	R: 0 E: 0 K: 1 S: 8	H: 0 LOB: 0 BB: 0 P: 11	R: 1 E: 0 K: 0 S: 6	H: 1 LOB: 0 BB: 0 P: 10	R: 1 E: 0 K: 0 S: 7	H: 2 LOB: 2 BB: 1 P: 13	R: 1 E: 0 K: 1 S: 10	H: 2 LOB: 2 BB: 1 P: 14	1B: 5 2B: 1 3B: 0 HR: 3	SF: 0 SAC: 0 DP: 1 HBP: 0	WP: 0 PB: 0 SB: 2 CS: 0	PA: 39
PITCHER	IP	WLS	BF	H	R	ER	SO	BB	IBB	HBP	BLK	WP	HR	S	P	ERA	WHIP					
Mark Mulder, L ERA: 3.74 Jim Mecir, R ERA: 4.25 Chad Bradford, R ERA: 2.87 Billy Koch, R ERA: 2.94	7.0		28	5	5	5	4	3	0	0	1	0	0	4	8	6.43	1.143					
	0.1		3	1	1	1	0	1	0	0	0	0	0	4	8	27.00	6.000					
	0.2		3	1	0	0	0	0	0	0	0	0	0	3	5	0.00	1.500					
	0.2	L	5	2	1	1	1	1	0	0	0	0	0	10	14	13.50	4.500					

Oakland Athletics @ Anaheim Angels
Edison International Field, Anaheim, CA
Thu Sep 12 2002, 10:05 PM EDT
Att: 31,304 - Sunny - 73 F

AB	34
R	7
H	9
RBI	7
BB	5
SO	5
LOB	13



Batter	1	2	3	4	5	6	7	8	9	AB	R	H	RBI	BB	SO	LOB	TOP					
51 Ichiro Suzuki, L (1,9) OBP: 0.389, SLG: 0.427	F8		FC4-6			G4-3			B1-3	4	0	0	0	0	0	1						
Mark McLemore, S (1,7) OBP: 0.380, SLG: 0.395	G4-3		G4-6-3			F8			G4-3	3	0	0	0	0	0	1						
Scott Podsednik, L (8,7) OBP: 0.333, SLG: 0.200										1	0	0	0	0	0	0						
Edgar Martinez, R (1,10) OBP: 0.393, SLG: 0.505	G4-3			G4-6-3		L5			L5	4	0	1	0	0	0	0						
John Olerud, L (1,3) OBP: 0.405, SLG: 0.514		2B			G4-6-3				G3	2	0	1	0	1	0	0						
Bret Boone, R (1,4) OBP: 0.329, SLG: 0.442		F9			G4-6-3				G6-3	3	0	0	0	0	0	3						
Mike Cameron, R (1,8) OBP: 0.340, SLG: 0.442									G4-3	3	0	1	0	0	1	1						
Desi Relaford, S (1,5) OBP: 0.353, SLG: 0.399									P5	2	0	0	0	1	0	0						
Ben Davis, S (1,2) OBP: 0.317, SLG: 0.407		G4-6-3							F8	3	0	0	0	0	0	3						
Carlos Guillen, S (1,6) OBP: 0.329, SLG: 0.410									K	3	0	1	0	0	1	0						
Inning Stats	R: 0 E: 0 K: 0 S: 8	H: 0 LOB: 0 BB: 0 P: 16	R: 0 E: 0 K: 0 S: 6	H: 2 LOB: 2 BB: 1 P: 15	R: 0 E: 0 K: 0 S: 8	H: 1 LOB: 0 BB: 0 P: 10	R: 0 E: 0 K: 1 S: 9	H: 1 LOB: 1 BB: 1 P: 15	R: 0 E: 0 K: 0 S: 7	H: 0 LOB: 0 BB: 0 P: 12	R: 0 E: 0 K: 0 S: 6	H: 0 LOB: 0 BB: 0 P: 11	R: 0 E: 0 K: 0 S: 6	H: 0 LOB: 0 BB: 0 P: 8	R: 0 E: 0 K: 1 S: 8	H: 0 LOB: 0 BB: 0 P: 9	R: 0 E: 0 K: 0 S: 4	H: 0 LOB: 0 BB: 0 P: 8	1B: 3 2B: 1 3B: 0 HR: 0	SF: 0 SAC: 0 DP: 3 HBP: 0	WP: 0 PB: 0 SB: 0 CS: 0	PA: 30
PITCHER Tim Hudson, R (1,1) ERA: 3.01	IP: 9.0 WLS: W BF: 30 H: 4 R: 0 ER: 0 SO: 2 BB: 1 IBB: 1 HBP: 0 BLK: 0 WP: 0 HR: 0 S: 62 P: 104 ERA: 0.00 WHIP: 0.556															PITCHER						

Seattle Mariners @ Oakland Athletics
Network Associates Coliseum, Oakland, CA

AB 28
R 0
H 4
RBI 0
BB 2
SO 2
LOB 9



WP: 0
PB: 0
SB: 0
CS: 0

Sat Sep 14 2002, 4:05 PM EDT
Att: 40,309 - Cloudy - 63 F

Batter	1	2	3	4	5	6	7	8	9	AB	R	H	RBI	BB	SO	LOB	BOTTOM			
Ray Durham, S (1,4) OBP: 0.376, SLG: 0.446	F7	F8			K			G4-3		4	0	0	0	0	1	2				
Scott Hatteberg, L (1,3) OBP: 0.382, SLG: 0.418					L7			G1-3		3	0	1	1	1	0	0				
Eric Byrnes, R (9,7) OBP: 0.304, SLG: 0.422	FC6-5									0	0	0	0	0	0	0				
Miguel Tejada, R (1,6) OBP: 0.357, SLG: 0.512	FC6-5	F6			K			F7		4	0	1	0	0	1	2				
3 Eric Chavez, L (1,5) OBP: 0.352, SLG: 0.525	FC6-5				G3			L9		3	0	0	0	0	0	2				
David Justice, L (1,10) OBP: 0.382, SLG: 0.434					F7			K		2	0	0	0	1	1	0				
Adam Piatt, R (1,9) OBP: 0.313, SLG: 0.423	F8				K			G5-3		3	0	0	0	0	1	3				
Terrence Long, L (1,8) OBP: 0.301, SLG: 0.397		E3			L9			G3-6-1		3	1	1	0	0	0	0				
John Mabry, L (1,7) OBP: 0.322, SLG: 0.520		E6			K			G3-6-1		3	0	0	0	0	1	2				
Ramon Hernandez, R (1,2) OBP: 0.313, SLG: 0.329					K			L7		3	0	0	0	0	2	2				
Inning Stats	R: 0 E: 0 K: 0 S: 10	H: 1 LOB: 3 BB: 2 P: 20	R: 1 E: 2 K: 1 S: 16	H: 1 LOB: 2 BB: 0 P: 20	R: 0 E: 0 K: 1 S: 11	H: 0 LOB: 0 BB: 0 P: 17	R: 0 E: 0 K: 2 S: 8	H: 0 LOB: 0 BB: 0 P: 12	R: 0 E: 0 K: 0 S: 7	H: 0 LOB: 0 BB: 0 P: 12	R: 0 E: 0 K: 1 S: 6	H: 0 LOB: 0 BB: 0 P: 11	R: 0 E: 0 K: 0 S: 4	H: 1 LOB: 0 BB: 0 P: 6	R: 0 E: 0 K: 0 S: 11	H: 0 LOB: 0 BB: 0 P: 15	1B: 3 2B: 0 3B: 0 HR: 0	SF: 0 SAC: 0 DP: 1 HBP: 0	WP: 0 PB: 0 SB: 2 CS: 0	PA: 30
PITCHER Jamie Moyer, L (1,1) ERA: 3.11	IP: 8.0 WLS: L BF: 30 H: 3 R: 1 ER: 0 SO: 7 BB: 2 IBB: 0 HBP: 0 BLK: 0 WP: 0 HR: 0 S: 73 P: 113 ERA: 0.00 WHIP: 0.625															PITCHER				

Seattle Mariners @ Oakland Athletics
Network Associates Coliseum, Oakland, CA

AB 28
R 1
H 3
RBI 1
BB 2
SO 7
LOB 13



WP: 0
PB: 0
SB: 2
CS: 0

Sat Sep 14 2002, 4:05 PM EDT
Att: 40,309 - Cloudy - 63 F

Batter	1	2	3	4	5	6	7	8	9	AB	R	H	RBI	BB	SO	LOB	TOP					
51 Ichiro Suzuki, L OBP: 0.398, SLG: 0.425	P5	G6-3		G6-4-3		FC5-2 1B		G1-3		5	1	1	0	0	0	4	Seattle Mariners @ Oakland Athletics Network Associates Coliseum, Oakland, CA Sun Sep 15 2002, 4:05 PM EDT Att: 38,783 - Cloudy - 66 F					
Mike Cameron, R OBP: 0.341, SLG: 0.446	HR				F8	FC5-2 1B		G6-4-3 BB		4	1	1	1	1	1	3						
Bret Boone, R OBP: 0.331, SLG: 0.445	K			HR		FC5		G6-4-3		5	1	3	2	0	1	1						
Edgar Martinez, R OBP: 0.399, SLG: 0.516				HR						2	1	1	2	3	1	0						
John Olerud, L OBP: 0.401, SLG: 0.509	K		G1-3		F5	P6		G3-1		5	0	0	0	0	1	6						
Ruben Sierra, S OBP: 0.324, SLG: 0.426					G3-1	FC5				4	0	0	0	0	1	5						
Scott Podsednik, L OBP: 0.286, SLG: 0.167								F7		1	0	0	0	0	0	0						
Carlos Guillen, S OBP: 0.331, SLG: 0.409		K		K		SH BB		G3-6-1 1B		3	1	1	0	1	2	0						
Dan Wilson, R OBP: 0.334, SLG: 0.418		2B BB		2B		51 1B SH FC5-2 1B		G3-6-1 1-2		3	0	2	0	1	0	1						
Jeff Cirillo, R OBP: 0.295, SLG: 0.322		2-2 2B		51 G6-4-3 BB		SH FC5-2 1B		K		2	1	1	0	1	1	0						
Inning Stats	R: 1 E: 0 K: 2 S: 14	H: 1 LOB: 1 BB: 1 P: 24	R: 0 E: 0 K: 1 S: 10	H: 1 LOB: 2 BB: 1 P: 21	R: 2 E: 0 K: 2 S: 10	H: 2 LOB: 0 BB: 0 P: 18	R: 0 E: 0 K: 1 S: 11	H: 1 LOB: 1 BB: 1 P: 20	R: 0 E: 0 K: 0 S: 15	H: 1 LOB: 2 BB: 1 P: 25	R: 3 E: 1 K: 0 S: 13	H: 3 LOB: 3 BB: 2 P: 25	R: 0 E: 0 K: 1 S: 11	H: 1 LOB: 0 BB: 0 P: 14	R: 0 E: 0 K: 0 S: 8	H: 0 LOB: 0 BB: 1 P: 13	R: 0 E: 0 K: 1 S: 8	H: 0 LOB: 0 BB: 0 P: 13	1B: 5 2B: 3 3B: 0 HR: 2	SF: 0 SAC: 1 DP: 3 HBP: 0	WP: 0 PB: 0 SB: 0 CS: 0	PA: 42
PITCHER	IP	WLS	BF	H	R	ER	SO	BB	IBB	HBP	BLK	WP	HR	S	P	ERA	WHIP					
Ted Lilly, L ERA: 3.77	3.0		15	4	3	3	5	2	0	0	0	0	2	34	63	9.00	2.000					
Aaron Harang, R ERA: 4.09	2.0	L	10	2	1	1	1	3	0	0	0	0	0	29	52	4.50	2.500					
Chad Bradford, R ERA: 2.99	0.1		6	3	2	1	0	0	1	0	0	0	0	7	13	27.00	9.000					
Mike Venafro, L ERA: 4.75	0.2		3	1	0	0	0	0	0	0	0	0	0	10	14	0.00	1.500					
Jeff Tam, R ERA: 4.78	2.0		5	0	0	0	1	1	0	0	0	0	0	12	18	0.00	0.500					
Billy Koch, R ERA: 2.9	1.0		3	0	0	0	1	0	0	0	0	0	0	8	13	0.00	0.000					
Batter	1	2	3	4	5	6	7	8	9	AB	R	H	RBI	BB	SO	LOB	BOTTOM					
Ray Durham, S OBP: 0.375, SLG: 0.444	K		F8				P4			4	0	1	0	0	1	1	Seattle Mariners @ Oakland Athletics Network Associates Coliseum, Oakland, CA Sun Sep 15 2002, 4:05 PM EDT Att: 38,783 - Cloudy - 66 F					
Scott Hatteberg, L OBP: 0.396, SLG: 0.420					BB 1B					2	1	2	0	1	0	0						
Adam Platt, R OBP: 0.310, SLG: 0.420	3 HR					1-2 BB		F9		1	0	0	0	0	0	0						
Miguel Tejada, R OBP: 0.355, SLG: 0.508	K				G1-3			K		4	0	0	0	0	3	4						
3 Eric Chavez, L OBP: 0.351, SLG: 0.529	1-2 HR				L4			K		4	1	1	2	0	1	0						
David Justice, L OBP: 0.381, SLG: 0.430	CS BB				F7			K		3	0	0	0	1	1	0						
Jermaine Dye, R OBP: 0.333, SLG: 0.441	CS				K			F7		4	0	0	0	0	2	0						
Terrence Long, L OBP: 0.301, SLG: 0.396					F8			L4		4	0	1	0	0	0	0						
John Mabry, L OBP: 0.322, SLG: 0.533					G4-3			F5		3	1	1	1	0	0	1						
Ramon Hernandez, R OBP: 0.310, SLG: 0.326					K			K		3	0	0	0	0	2	1						
Inning Stats	R: 2 E: 0 K: 2 S: 15	H: 2 LOB: 0 BB: 1 P: 29	R: 0 E: 0 K: 1 S: 8	H: 0 LOB: 0 BB: 0 P: 14	R: 0 E: 0 K: 2 S: 10	H: 1 LOB: 1 BB: 0 P: 15	R: 0 E: 0 K: 1 S: 7	H: 0 LOB: 0 BB: 0 P: 11	R: 1 E: 0 K: 0 S: 12	H: 2 LOB: 2 BB: 1 P: 23	R: 0 E: 0 K: 1 S: 9	H: 0 LOB: 0 BB: 0 P: 14	R: 0 E: 0 K: 1 S: 11	H: 1 LOB: 1 BB: 0 P: 15	R: 0 E: 0 K: 2 S: 10	H: 0 LOB: 0 BB: 0 P: 16	R: 0 E: 0 K: 0 S: 11	H: 0 LOB: 0 BB: 0 P: 16	1B: 4 2B: 0 3B: 0 HR: 2	SF: 0 SAC: 0 DP: 0 HBP: 0	WP: 0 PB: 0 SB: 0 CS: 1	PA: 35
PITCHER	IP	WLS	BF	H	R	ER	SO	BB	IBB	HBP	BLK	WP	HR	S	P	ERA	WHIP					
Joel Pineiro, R ERA: 3.13	6.0	W	24	5	3	3	7	2	0	0	0	0	2	61	106	4.50	1.167					
Arthur Rhodes, L ERA: 2.5	2.0	H	7	1	0	0	3	0	0	0	0	0	0	21	31	0.00	0.500					
Kazuhiro Sasaki, R ERA: 2.09	1.0	S	3	0	0	0	0	0	0	0	0	0	0	11	16	0.00	0.000					

AB	34
R	6
H	10
RBI	5
BB	7
SO	8
LOB	20



AB	32
R	3
H	6
RBI	3
BB	2
SO	10
LOB	7



Batter	1	2	3	4	5	6	7	8	9	AB	R	H	RBI	BB	SO	LOB	TOP					
David Eckstein, R (1, 6) OBP: 0.378, SLG: 0.410	2-2 FC6-4 1B		0-1 G1-6-3 1B		2-2 G1-3			2-2 P4		4	0	2	0	0	0	1						
Darin Erstad, L (1, 8) OBP: 0.313, SLG: 0.388	1-2 FC6-4 1B HR		0-1 G1-6-3 1-2			1-1 L4		1-1 P4		4	1	0	0	0	0	2						
Scott Spiezio, S (1, 3) OBP: 0.376, SLG: 0.440	3-1 HR 1B		2-1 F9			1-0 G3			0-1 G1-3	4	1	1	0	0	0	0						
Troy Glaus, R (1, 5) OBP: 0.353, SLG: 0.458	0-1 HR			2-3 K					2-2 G4-3	4	1	1	3	0	1	0						
Brad Fullmer, L (1, 10) OBP: 0.345, SLG: 0.503	1-1 F9			1-1 G3					3-1 F8	4	0	0	0	0	0	0						
Tim Salmon, R (1, 9) OBP: 0.382, SLG: 0.501	2-1 G6-3			2-3 K					3-2 2B	3	0	1	0	0	1	0						
Orlando Palmeiro, L (1, 7) OBP: 0.369, SLG: 0.352		1-2 F5			0-0 G6-3				4-0 G4-6-3 IBB	2	0	0	0	1	0	0						
Bengie Molina, R (1, 2) OBP: 0.277, SLG: 0.318		0-1 F8			1-1 G6-3				1-0 G4-6-3 1-2	3	0	0	0	0	0	2						
Adam Kennedy, L (1, 4) OBP: 0.353, SLG: 0.469		0-3 K			4-1 BB				2-1 G4-3	2	0	0	0	1	1	0						
Inning Stats	R: 3 E: 0 K: 0 S: 15	H: 3 LOB: 0 BB: 0 P: 24	R: 0 E: 0 K: 1 S: 8	H: 0 LOB: 0 BB: 0 P: 9	R: 0 E: 0 K: 0 S: 6	H: 1 LOB: 0 BB: 0 P: 8	R: 0 E: 0 K: 2 S: 9	H: 0 LOB: 0 BB: 0 P: 14	R: 0 E: 0 K: 0 S: 9	H: 0 LOB: 1 BB: 1 P: 16	R: 0 E: 0 K: 0 S: 6	H: 0 LOB: 0 BB: 0 P: 11	R: 0 E: 0 K: 0 S: 10	H: 1 LOB: 1 BB: 1 P: 20	R: 0 E: 0 K: 0 S: 7	H: 0 LOB: 0 BB: 0 P: 12	R: 0 E: 0 K: 0 S: 12	H: 0 LOB: 0 BB: 0 P: 17	1B: 3 2B: 1 3B: 0 HR: 1	SF: 0 SAC: 0 DP: 2 HBP: 0	WP: 0 PB: 0 SB: 0 CS: 0	PA: 32
PITCHER	IP	WLS	BF	H	R	ER	SO	BB	IBB	HBP	BLK	WP	HR	S	P	ERA	WHIP					
Cory Lidle, R (1, 1) ERA: 3.95	7.0		26	5	3	3	3	1	1	0	0	0	1	63	102	3.86	0.857					
Ricardo Rincon, L (8, 1) ERA: 3.95	1.0		3	0	0	0	0	0	0	0	0	0	0	7	12	0.00	0.000					
Billy Koch, R (9, 1) ERA: 2.87	1.0	W	3	0	0	0	0	0	0	0	0	0	0	12	17	0.00	0.000					

Anaheim Angels @ Oakland Athletics
Network Associates Coliseum, Oakland, CA
Mon Sep 16 2002, 10:05 PM EDT
Att: 22,326 - Sunny - 68 F

AB	30
R	3
H	5
RBI	3
BB	2
SO	3
LOB	5



Batter	1	2	3	4	5	6	7	8	9	AB	R	H	RBI	BB	SO	LOB	BOTTOM					
Ray Durham, S (1, 10) OBP: 0.377, SLG: 0.451	2-2 G6-3		4-1 F8 3 S BB		3-1 E6 SF8 3 BB		1-2 HR		0-1 1B 1B	4	2	2	1	1	0	1						
Scott Hatteberg, L (1, 3) OBP: 0.371, SLG: 0.421	1-2		4-2		4-1		4-1 HR		3-1 1B 1B	1	0	1	0	3	0	0						
Jose Flores, R (7, PR)										0	0	0	0	0	0	0						
Adam Platt, R (8, 7) OBP: 0.310, SLG: 0.420										0	0	0	0	0	0	0						
David Justice, L (9, PH) OBP: 0.382, SLG: 0.432										1	0	1	0	0	0	0						
Miguel Tejada, R (1, 6) OBP: 0.355, SLG: 0.507	0-2 G4-6-3 1B		1-3 K		0-3 K		2-2 P4		1-0 1-2 2-H 1B	5	0	2	1	0	2	6						
3 Eric Chavez, L (1, 5) OBP: 0.349, SLG: 0.526	2-1 G4-6-3 1-2		2-0 F8		1-0 SF8		2-0 F9			3	0	0	1	0	0	5						
Jermaine Dye, R (1, 9) OBP: 0.334, SLG: 0.447		1-2 HR	1-0 F9		4-0 FC4-6 BB		1-3 K			3	1	1	1	1	1	3						
John Mabry, L (1, 7) OBP: 0.317, SLG: 0.522		0-0 G6-3		1-2 G4-3		2-1 FC4-6 1-2		1-0 F7		4	0	0	0	0	0	3						
Mark Ellis, R (1, 4) OBP: 0.336, SLG: 0.379		4-0 S BB		2-1 F8		1-2 G6-3		0-2 P5		3	0	0	0	1	0	0						
Terrence Long, L (1, 8) OBP: 0.299, SLG: 0.393		3-3 K		0-1 G6-3		0-0 F8		2-3 K		4	0	0	0	0	2	1						
Ramon Hernandez, R (1, 2) OBP: 0.310, SLG: 0.325		1-3 K			0-0 BB 3 SF8 1B		1-3 K		1-2 G4-3	4	1	1	0	0	2	1						
Inning Stats	R: 0 E: 0 K: 0 S: 15	H: 2 LOB: 1 BB: 0 P: 20	R: 1 E: 0 K: 2 S: 14	H: 1 LOB: 1 BB: 1 P: 22	R: 0 E: 0 K: 1 S: 11	H: 0 LOB: 2 BB: 2 P: 23	R: 0 E: 0 K: 0 S: 8	H: 0 LOB: 0 BB: 0 P: 11	R: 1 E: 1 K: 1 S: 10	H: 1 LOB: 3 BB: 2 P: 24	R: 0 E: 0 K: 1 S: 8	H: 0 LOB: 0 BB: 0 P: 10	R: 1 E: 0 K: 1 S: 12	H: 1 LOB: 1 BB: 1 P: 22	R: 0 E: 0 K: 1 S: 7	H: 0 LOB: 2 BB: 0 P: 10	R: 1 E: 0 K: 0 S: 8	H: 3 LOB: 2 BB: 0 P: 13	1B: 6 2B: 0 3B: 0 HR: 2	SF: 1 SAC: 0 DP: 1 HBP: 0	WP: 0 PB: 0 SB: 2 CS: 0	PA: 39
PITCHER	IP	WLS	BF	H	R	ER	SO	BB	IBB	HBP	BLK	WP	HR	S	P	ERA	WHIP					
41 John Lackey, R (1, 1) ERA: 3.58	5.0		24	4	2	1	4	5	0	0	0	0	0	8	10	0.00	0.000					
62 Scot Shields, R (6, 1) ERA: 2.21	1.0	H	3	0	0	0	1	0	0	0	0	0	0	1	4	9	0.00	0.000				
Scott Schoeneweis, L (7, 1) ERA: 4.97	0.0	B	2	1	1	1	0	1	0	0	0	0	1	4	9	0.00	0.000					
Brendan Donnelly, R (7, 1) ERA: 2.28	2.0		6	0	0	0	2	0	0	0	0	0	0	15	23	0.00	0.000					
Al Levine, R (9, 1) ERA: 3.77	0.1	L	4	3	1	1	0	0	0	0	0	0	0	8	13	27.00	9.000					

Anaheim Angels @ Oakland Athletics
Network Associates Coliseum, Oakland, CA
Mon Sep 16 2002, 10:05 PM EDT
Att: 22,326 - Sunny - 68 F

AB	32
R	4
H	8
RBI	4
BB	6
SO	7
LOB	20



Batter	1	2	3	4	5	6	7	8	9	10	AB	R	H	RBI	BB	SO	LOB	TOP			
David Eckstein, R OBP: 0.375, SLG: 0.406	K2-3		FC6-2			G1-3		G6-3				5	0	0	0	0	2	3			
Darin Erstad, L OBP: 0.313, SLG: 0.387	K		L8						G4-3		4	0	1	0	0	1	2				
Scott Spiezio, S OBP: 0.375, SLG: 0.438	K		G6-3						G3		4	0	1	0	0	1	2				
16 Garrett Anderson, L OBP: 0.336, SLG: 0.544		P6		G3					E3		4	0	0	0	0	0	2				
Troy Glaus, R OBP: 0.351, SLG: 0.454	K2-3			K				G6-3			4	0	0	0	0	2	1				
Shawn Wooten, R OBP: 0.343, SLG: 0.485				K					K2-3		4	0	1	0	0	3	0				
Tim Salmon, R OBP: 0.381, SLG: 0.506 Alex Ochoa, R OBP: 0.362, SLG: 0.401					K						4	1	1	1	0	2	1				
Bengie Molina, R OBP: 0.277, SLG: 0.320											4	0	1	0	0	1	0				
Adam Kennedy, L OBP: 0.355, SLG: 0.470											4	0	2	0	0	2	0				
Inning Stats	R: 0 E: 0 K: 3 S: 9	H: 0 LOB: 0 BB: 0 P: 13	R: 0 E: 0 K: 1 S: 10	H: 1 LOB: 1 BB: 0 P: 15	R: 0 E: 0 K: 0 S: 7	H: 2 LOB: 2 BB: 0 P: 10	R: 0 E: 0 K: 2 S: 10	H: 0 LOB: 0 BB: 0 P: 14	R: 0 E: 0 K: 1 S: 9	H: 0 LOB: 0 BB: 0 P: 15	R: 0 E: 0 K: 2 S: 11	H: 0 LOB: 0 BB: 0 P: 12	R: 0 E: 0 K: 2 S: 9	H: 0 LOB: 0 BB: 0 P: 13	R: 0 E: 1 K: 0 S: 8	H: 0 LOB: 1 BB: 0 P: 11	R: 1 E: 0 K: 2 S: 12	H: 2 LOB: 1 BB: 0 P: 19	1B: 4 2B: 2 3B: 0 HR: 1	SF: 0 SAC: 0 DP: 1 HBP: 0	WP: 0 PA: 37
PITCHER	IP WLS BF H R ER SO	IP WLS BF H R ER SO	IP WLS BF H R ER SO	IP WLS BF H R ER SO	IP WLS BF H R ER SO	IP WLS BF H R ER SO	IP WLS BF H R ER SO	IP WLS BF H R ER SO	IP WLS BF H R ER SO	IP WLS BF H R ER SO	IP WLS BF H R ER SO	IP WLS BF H R ER SO	IP WLS BF H R ER SO	IP WLS BF H R ER SO	IP WLS BF H R ER SO	IP WLS BF H R ER SO	IP WLS BF H R ER SO	ERA WHIP	ERA WHIP		
Mark Mulder, L ERA: 3.57	9.0	0	32	5	0	0	12	0	0	0	0	0	0	0	0	0	0	0	0.00	0.556	
Billy Koch, R ERA: 2.94	10.1	1	5	2	1	1	2	0	0	0	0	0	0	0	0	0	0	0	9.00	2.000	

Anaheim Angels @ Oakland Athletics
Network Associates Coliseum, Oakland, CA
Tue Sep 17 2002, 10:05 PM EDT
Att. 25,894 - Sunny - 71 F

AB 37
R 1
H 7
RBI 1
BB 0
SO 14
LOB 11



Batter	1	2	3	4	5	6	7	8	9	10	AB	R	H	RBI	BB	SO	LOB	BOTTOM					
Ray Durham, S OBP: 0.374, SLG: 0.447	F7		G6-3			F8		F8			4	0	0	0	0	0	0						
Mark Ellis, R OBP: 0.338, SLG: 0.381	FC6-4 1B					F3			F8		4	0	2	0	0	0	0						
Miguel Tejada, R OBP: 0.353, SLG: 0.504	FC6-4 1-2f		F8			K			G6-3		4	0	0	0	0	1	2						
3 Eric Chavez, L OBP: 0.346, SLG: 0.522	F7			K		F7			L7		4	0	0	0	0	1	2						
Jermaine Dye, R OBP: 0.333, SLG: 0.445				L7					G5-3		4	0	1	0	0	1	0						
David Justice, L OBP: 0.381, SLG: 0.428 Eric Byrnes, R OBP: 0.304, SLG: 0.422			F9		F9				G6-3		3	0	0	0	1	0	1						
Randy Velarde, R OBP: 0.331, SLG: 0.355 Greg Myers, L OBP: 0.344, SLG: 0.403			F9			L6			F3		1	0	0	0	0	0	1						
Terrence Long, L OBP: 0.297, SLG: 0.390			F7			K					4	0	0	0	0	2	2						
Ramon Hernandez, R OBP: 0.308, SLG: 0.323			F9			P4			P4		3	0	0	0	0	0	0						
Inning Stats	R: 0 E: 0 K: 0 S: 17	H: 1 LOB: 1 BB: 0 P: 24	R: 0 E: 0 K: 0 S: 10	H: 1 LOB: 1 BB: 0 P: 14	R: 0 E: 0 K: 0 S: 10	H: 1 LOB: 1 BB: 0 P: 15	R: 0 E: 0 K: 1 S: 8	H: 0 LOB: 0 BB: 0 P: 11	R: 0 E: 0 K: 1 S: 9	H: 0 LOB: 0 BB: 0 P: 13	R: 0 E: 0 K: 1 S: 8	H: 0 LOB: 1 BB: 0 P: 10	R: 0 E: 0 K: 0 S: 8	H: 0 LOB: 0 BB: 0 P: 12	R: 0 E: 0 K: 1 S: 6	H: 0 LOB: 0 BB: 0 P: 8	R: 0 E: 0 K: 0 S: 6	H: 0 LOB: 0 BB: 0 P: 9	R: 0 E: 0 K: 1 S: 13	H: 0 LOB: 1 BB: 0 P: 23	1B: 3 2B: 0 3B: 0 HR: 0	SF: 0 SAC: 0 DP: 0 HBP: 0	WP: 1 PA: 35
PITCHER	IP WLS BF H R ER SO	IP WLS BF H R ER SO	IP WLS BF H R ER SO	IP WLS BF H R ER SO	IP WLS BF H R ER SO	IP WLS BF H R ER SO	IP WLS BF H R ER SO	IP WLS BF H R ER SO	IP WLS BF H R ER SO	IP WLS BF H R ER SO	IP WLS BF H R ER SO	IP WLS BF H R ER SO	IP WLS BF H R ER SO	IP WLS BF H R ER SO	IP WLS BF H R ER SO	IP WLS BF H R ER SO	IP WLS BF H R ER SO	ERA WHIP	ERA WHIP				
Jarrod Washburn, L ERA: 3.11	8.0	0	28	3	0	0	4	0	0	0	0	0	0	0	0	0	0	0.00	0.375				
Ben Weber, R ERA: 2.49	9.1	1	3	0	0	0	0	0	0	0	0	0	0	0	0	0	0	0.00	0.000				
Troy Percival, R ERA: 1.66	10.1	1	4	0	0	0	1	1	0	0	0	0	0	0	0	0	0	0.00	1.000				

Anaheim Angels @ Oakland Athletics
Network Associates Coliseum, Oakland, CA
Tue Sep 17 2002, 10:05 PM EDT
Att. 25,894 - Sunny - 71 F

AB 34
R 0
H 3
RBI 0
BB 1
SO 5
LOB 9



Batter	1	2	3	4	5	6	7	8	9	AB	R	H	RBI	BB	SO	LOB	TOP										
David Eckstein, R (1, 6) OBP: 0.373, SLG: 0.401	G4-3		F9		K		F9			4	0	0	0	0	1	2											
Darin Erstad, L (1, 8) OBP: 0.316, SLG: 0.391	G4-3		F7			1B	G4-3			4	1	1	0	0	0	0											
Tim Salmon, R (1, 9) OBP: 0.379, SLG: 0.501	K			K		G5-3		F7		4	0	0	0	0	2	1											
16 Garret Anderson, L (1, 7) OBP: 0.335, SLG: 0.541		G4-3		G4-3		BB	1B	K		3	2	1	0	1	1	0											
Scott Spiezio, S (1, 3) OBP: 0.375, SLG: 0.435	G4-3		G3			SF9	BB	F9		4	0	1	1	0	0	1											
Troy Glaus, R (1, 5) OBP: 0.351, SLG: 0.452	SF8				1B			G3-1		2	0	1	1	1	0	0											
Brad Fullmer, L (1, 10) OBP: 0.347, SLG: 0.504					1B		SF9	G4-3		3	0	2	1	0	0	0											
Bengie Molina, R (1, 2) OBP: 0.275, SLG: 0.319										2	0	0	0	0	0	3											
Otlando Palmeiro, L (6, PH) OBP: 0.363, SLG: 0.349										1	0	0	0	0	0	2											
José Molina, R (6, 2) OBP: 0.232, SLG: 0.277										0	0	0	0	0	0	0											
Shawn Wooten, R (9, PH) OBP: 0.330, SLG: 0.466										1	0	0	0	0	1	0											
Adam Kennedy, L (1, 4) OBP: 0.354, SLG: 0.468			F7		L9			K		3	0	0	0	0	1	2											
Inning Stats	R: 0 E: 0 K: 1 S: 5	H: 0 LOB: 0 BB: 0 P: 8	R: 1 E: 0 K: 0 S: 9	H: 2 LOB: 1 BB: 0 P: 14	R: 0 E: 0 K: 0 S: 8	H: 0 LOB: 0 BB: 0 P: 13	R: 0 E: 0 K: 1 S: 7	H: 2 LOB: 0 BB: 0 P: 12	R: 0 E: 0 K: 1 S: 11	H: 2 LOB: 2 BB: 0 P: 14	R: 2 E: 0 K: 0 S: 11	H: 2 LOB: 2 BB: 0 P: 27	R: 0 E: 0 K: 1 S: 9	H: 0 LOB: 0 BB: 0 P: 9	R: 0 E: 0 K: 1 S: 7	H: 0 LOB: 0 BB: 0 P: 13	R: 0 E: 0 K: 1 S: 9	H: 0 LOB: 0 BB: 0 P: 13	1B: 4 2B: 2 3B: 0 HR: 0	SF: 2 SAC: 0 DP: 0 HBP: 0	WP: 0 PB: 0 SB: 0 CS: 0	PA: 35					
PITCHER	IP	WLS	BF	H	R	ER	SO	BB	IBB	HBP	BLK	WP	HR	S	P	ERA	WHIP										
Tim Hudson, R (1, 1) ERA: 3.03	7.1	W	30	6	3	3	4	2	0	0	0	0	0	63	101	3.68	1.091										
Mike Venafro, L (8, 1) ERA: 4.71	0.1	H	1	0	0	0	1	0	0	0	0	0	0	3	4	0.00	0.000										
Jim Mecir, R (8, 1) ERA: 4.24	0.1	H	1	0	0	0	1	0	0	0	0	0	0	1	1	0.00	0.000										
Billy Koch, R (9, 1) ERA: 2.87	1.0	S	3	0	0	0	1	0	0	0	0	0	0	9	13	0.00	0.000										

Anaheim Angels @ Oakland Athletics
Network Associates Coliseum, Oakland, CA
Thu Sep 19 2002, 3:35 PM EDT
Att: 27,435 - Sunny - 76 F

AB 31
R 3
H 6
RBI 3
BB 2
SO 6
LOB 11



Batter	1	2	3	4	5	6	7	8	9	AB	R	H	RBI	BB	SO	LOB	BOTTOM											
Ray Durham, S (1, 10) OBP: 0.374, SLG: 0.450	F9	K		F9			L9			2	1	0	0	2	1	3												
Scott Hatteberg, L (1, 3) OBP: 0.388, SLG: 0.418	F9		G4-3		K		SH1-3			3	0	0	0	0	1	1												
John Mabry, L (8, 3) OBP: 0.320, SLG: 0.517	F9		G4-3		K		SH1-3			0	0	0	0	0	0	0												
Miguel Tejada, R (1, 6) OBP: 0.351, SLG: 0.499	F9		G3-1		P4		L9			4	0	1	1	0	0	1												
3 Eric Chavez, L (1, 5) OBP: 0.345, SLG: 0.523	K		G5-3		F7		G6-3			4	0	0	0	0	1	2												
Jermaine Dye, R (1, 9) OBP: 0.332, SLG: 0.447	FC5-4				G3-6-4		G5-3		K	3	0	0	0	1	1	1												
David Justice, L (1, 7) OBP: 0.382, SLG: 0.429					G3-6-4				K	4	2	0	0	1	1	1												
Eric Byrnes, R (9, 7) OBP: 0.304, SLG: 0.422					G3-6-4		HR		K	0	0	0	0	0	0	0												
Mark Ellis, R (1, 4) OBP: 0.342, SLG: 0.390					1B		L4		K	3	1	1	0	1	1	1												
Terrence Long, L (1, 8) OBP: 0.299, SLG: 0.396		G6-3			1B		HR			3	1	2	2	0	0	2												
Ramon Hernandez, R (1, 2) OBP: 0.310, SLG: 0.326					1B		F8			3	0	2	2	0	0	0												
Inning Stats	R: 1 E: 0 K: 1 S: 12	H: 1 LOB: 1 BB: 1 P: 23	R: 1 E: 0 K: 1 S: 16	H: 3 LOB: 1 BB: 0 P: 20	R: 0 E: 0 K: 0 S: 10	H: 0 LOB: 0 BB: 0 P: 13	R: 1 E: 0 K: 0 S: 12	H: 2 LOB: 2 BB: 2 P: 24	R: 0 E: 0 K: 1 S: 9	H: 0 LOB: 0 BB: 0 P: 14	R: 2 E: 0 K: 0 S: 11	H: 2 LOB: 0 BB: 0 P: 18	R: 0 E: 0 K: 0 S: 8	H: 0 LOB: 1 BB: 1 P: 14	R: 0 E: 0 K: 3 S: 10	H: 0 LOB: 0 BB: 0 P: 13	R: 0 E: 0 K: 3 S: 10	H: 0 LOB: 0 BB: 0 P: 13	1B: 7 2B: 0 3B: 0 HR: 1	SF: 0 SAC: 1 DP: 2 HBP: 0	WP: 0 PB: 0 SB: 0 CS: 0	PA: 34						
PITCHER	IP	WLS	BF	H	R	ER	SO	BB	IBB	HBP	BLK	WP	HR	S	P	ERA	WHIP											
Kevin Appier, R (1, 1) ERA: 3.95	5.1	L	24	7	4	4	3	3	0	0	0	0	0	64	102	6.75	1.875											
Brendan Donnelly, R (6, 1) ERA: 2.42	1.1		6	1	1	1	0	1	0	0	0	0	0	1	13	23	6.75	1.500										
Scott Schoeneweis, L (7, 1) ERA: 4.86	0.1		1	0	0	0	0	0	0	0	0	0	0	1	1	0.00	0.000											
Francisco Rodriguez, R (8, 1) ERA:	1.0		3	0	0	0	3	0	0	0	0	0	0	10	13	0.00	0.000											

Anaheim Angels @ Oakland Athletics
Network Associates Coliseum, Oakland, CA
Thu Sep 19 2002, 3:35 PM EDT
Att: 27,435 - Sunny - 76 F


AB 29
R 5
H 8
RBI 5
BB 4
SO 6
LOB 12



Batter	1	2	3	4	5	6	7	8	9	AB	R	H	RBI	BB	SO	LOB	TOP										
10 Michael Young, R OBP: 0.311, SLG: 0.392	F9			2B 1B		G6-3		G6-3		4	1	1	0	0	0	1											
Herbert Perry, R OBP: 0.331, SLG: 0.477	F9			1B 2B		G4-3			G5-3	4	1	1	1	0	0	0											
Alex Rodriguez, R OBP: 0.391, SLG: 0.633	K			F9		G4-3			F9	4	0	0	0	0	1	1											
Rafael Palmeiro, L OBP: 0.394, SLG: 0.583		F8							G3	3	0	1	1	1	0	0											
Ivan Rodriguez, R OBP: 0.347, SLG: 0.527	F9			1B						3	0	1	0	0	1	1											
Todd Greene, R OBP: 0.289, SLG: 0.576				1B						2	0	0	0	0	0	1											
Mike Lamb, L OBP: 0.358, SLG: 0.415	P6			F5						1	0	0	0	0	0	1											
Kevin Mench, R OBP: 0.333, SLG: 0.457										2	0	0	0	0	0	0											
Todd Hollandsworth, L OBP: 0.349, SLG: 0.474				G6-3		F5				1	0	0	0	0	1	0											
Jason Hart, R										2	0	0	0	0	1	0											
9 Hank Blalock, L OBP: 0.295, SLG: 0.320				P6		K				1	0	0	0	0	1	0											
Ruben Rivera, R OBP: 0.283, SLG: 0.298										2	0	0	0	0	0	0											
Travis Hafner, L OBP: 0.333, SLG: 0.426				F5						1	0	1	0	0	0	0											
Donnie Sadler, R OBP: 0.212, SLG: 0.206										0	0	0	0	0	0	0											
Inning Stats	R: 0 E: 0 K: 1 S: 8	H: 0 LOB: 0 BB: 0 P: 12	R: 0 E: 0 K: 0 S: 9	H: 0 LOB: 0 BB: 0 P: 17	R: 0 E: 0 K: 0 S: 7	H: 0 LOB: 0 BB: 0 P: 13	R: 2 E: 0 K: 0 S: 11	H: 4 LOB: 1 BB: 0 P: 16	R: 0 E: 0 K: 1 S: 6	H: 0 LOB: 0 BB: 0 P: 7	R: 0 E: 0 K: 1 S: 7	H: 0 LOB: 0 BB: 1 P: 12	R: 0 E: 0 K: 2 S: 10	H: 1 LOB: 1 BB: 0 P: 13	R: 0 E: 0 K: 0 S: 7	H: 0 LOB: 0 BB: 0 P: 12	1B: 3 2B: 2 3B: 0 HR: 0	SF: 0 SAC: 0 DP: 1 HBP: 0	WP: 0 PB: 0 SB: 0 CS: 0	PA: 31							
PITCHER	IP	WLS	BF	H	R	ER	SO	BB	IBB	HBP	BLK	WP	HR	S	P	ERA	WHIP										
Ted Lilly, L ERA: 3.77	5.0		18	4	2	2	2	0	0	0	0	0	0	42	66	3.60	0.800										
Chad Bradford, R ERA: 2.5	2.0		6	0	0	0	1	1	0	0	0	0	0	13	19	0.00	0.500										
Mike Venafro, L ERA: 4.66	0.1		1	0	0	0	1	0	0	0	0	0	0	3	4	0.00	0.000										
Jim Mecir, R ERA: 4.2	0.2	W	3	1	0	0	1	0	0	0	0	0	0	7	9	0.00	1.500										
Ricardo Rincon, L ERA: 3.88	1.0	S	3	0	0	0	0	0	0	0	0	0	0	7	12	0.00	0.000										

Texas Rangers @ Oakland Athletics
Network Associates Coliseum, Oakland, CA
Fri Sep 20, 2002, 10:05 PM EDT
Att: 25,281 - Sunny - 75 F

AB 30
R 2
H 5
RBI 2
BB 1
SO 5
LOB 5



Batter	1	2	3	4	5	6	7	8	9	AB	R	H	RBI	BB	SO	LOB	BOTTOM										
Ray Durham, S OBP: 0.374, SLG: 0.448	G4-3									4	0	1	0	0	2	1											
Mark Ellis, R OBP: 0.347, SLG: 0.393										3	1	2	1	1	1	2											
Miguel Tejada, R OBP: 0.348, SLG: 0.496										4	1	0	0	0	0	5											
3 Eric Chavez, L OBP: 0.345, SLG: 0.520										3	0	0	0	1	2	2											
Jermaine Dye, R OBP: 0.330, SLG: 0.444										3	0	0	1	0	1	0											
David Justice, L OBP: 0.381, SLG: 0.426										3	0	0	0	1	3	0											
Eric Byrnes, R OBP: 0.304, SLG: 0.422										0	0	0	0	0	0	0											
Randy Velarde, R OBP: 0.329, SLG: 0.347										3	0	0	1	1	0	0											
Terrence Long, L OBP: 0.300, SLG: 0.399										4	1	2	0	0	0	3											
Ramon Hernandez, R OBP: 0.310, SLG: 0.328										3	1	1	1	0	0	1											
Inning Stats	R: 0 E: 0 K: 0 S: 7	H: 1 LOB: 0 BB: 0 P: 10	R: 0 E: 0 K: 1 S: 12	H: 0 LOB: 0 BB: 0 P: 17	R: 2 E: 1 K: 2 S: 14	H: 3 LOB: 2 BB: 0 P: 21	R: 0 E: 0 K: 1 S: 10	H: 0 LOB: 0 BB: 0 P: 15	R: 0 E: 0 K: 3 S: 11	H: 0 LOB: 0 BB: 0 P: 19	R: 0 E: 0 K: 0 S: 10	H: 0 LOB: 0 BB: 0 P: 12	R: 2 E: 1 K: 1 S: 12	H: 0 LOB: 3 BB: 4 P: 35	R: 0 E: 0 K: 0 S: 7	H: 0 LOB: 0 BB: 0 P: 12	1B: 4 2B: 3 3B: 0 HR: 0	SF: 1 SAC: 0 DP: 1 HBP: 0	WP: 0 PB: 0 SB: 0 CS: 0	PA: 35							
PITCHER	IP	WLS	BF	H	R	ER	SO	BB	IBB	HBP	BLK	WP	HR	S	P	ERA	WHIP										
Kenny Rogers, L ERA: 3.89	7.0		27	6	2	2	8	0	0	0	0	0	0	79	115	2.57	0.857										
Dan Kolb, R ERA: 4.03	0.2	L	5	0	2	0	1	1	1	0	0	0	0	7	22	0.00	1.500										
Juan Alvarez, L ERA: 3.99	0.1		3	0	0	0	0	2	0	0	0	0	0	5	13	0.00	6.000										

Texas Rangers @ Oakland Athletics
Network Associates Coliseum, Oakland, CA
Fri Sep 20, 2002, 10:05 PM EDT
Att: 25,281 - Sunny - 75 F

AB 30
R 4
H 6
RBI 4
BB 4
SO 9
LOB 14



Batter	1	2	3	4	5	6	7	8	9	AB	R	H	RBI	BB	SO	LOB	TOP										
10 Michael Young, R OBP: 0.310, SLG: 0.390	F8		K			G3			K	5	0	1	0	0	2	3											
Mike Lamb, L OBP: 0.355, SLG: 0.409	BB		K			FC6-4 2B			K	4	1	0	0	1	2	2											
Alex Rodriguez, R OBP: 0.393, SLG: 0.632	L6					2B			K	4	0	2	0	1	1	1											
Rafael Palmeiro, L OBP: 0.394, SLG: 0.583	P4					2B				3	0	1	1	1	1	2											
Todd Greene, R OBP: 0.277, SLG: 0.552		G5-3								4	0	0	0	0	0	5											
Todd Hollandsworth, L OBP: 0.346, SLG: 0.469		G3								4	0	0	0	0	1	3											
Kevin Mench, R OBP: 0.331, SLG: 0.452										4	0	0	0	0	0	0											
9 Hank Blalock, L OBP: 0.293, SLG: 0.313			F5							3	1	0	0	1	0	0											
Ruben Rivera, R OBP: 0.296, SLG: 0.324										1	1	1	2	1	0	0											
Herbert Perry, R OBP: 0.330, SLG: 0.476										1	0	0	0	0	0	0											
Donnie Sadler, R OBP: 0.212, SLG: 0.206										0	0	0	0	0	0	0											
Inning Stats	R: 0 E: 0 K: 0 S: 8	H: 0 LOB: 1 BB: 1 P: 15	R: 0 E: 0 K: 0 S: 6	H: 0 LOB: 0 BB: 0 P: 8	R: 0 E: 0 K: 2 S: 13	H: 0 LOB: 1 BB: 1 P: 20	R: 0 E: 0 K: 2 S: 10	H: 1 LOB: 1 BB: 0 P: 13	R: 3 E: 1 K: 0 S: 13	H: 3 LOB: 2 BB: 2 P: 27	R: 0 E: 0 K: 0 S: 9	H: 0 LOB: 2 BB: 0 P: 16	R: 0 E: 0 K: 0 S: 12	H: 1 LOB: 2 BB: 1 P: 22	R: 0 E: 0 K: 0 S: 6	H: 0 LOB: 0 BB: 0 P: 11	R: 0 E: 0 K: 3 S: 9	H: 0 LOB: 0 BB: 0 P: 15	1B: 3 2B: 1 3B: 0 HR: 1	SF: 0 SAC: 0 DP: 0 HBP: 1	WP: 0 PB: 0 SB: 0 CS: 0	PA: 39					
PITCHER	IP	WLS	BF	H	R	ER	SO	BB	IBB	HBP	BLK	WP	HR	S	P	ERA	WHIP										
Cory Lidle, R ERA: 3.96	(1, 1)	6.1	30	5	3	3	4	4	0	1	1	0	1	62	105	4.26	1.421										
Jim Mecir, R ERA: 4.15	(7, 1)	0.2	3	0	0	0	0	1	0	0	0	0	0	9	16	0.00	1.500										
Jeff Tam, R ERA: 4.66	(8, 1)	1.0	W	3	0	0	0	0	0	0	0	0	0	6	11	0.00	0.000										
Billy Koch, R ERA: 2.84	(9, 1)	1.0	S	3	0	0	3	0	0	0	0	0	0	9	15	0.00	0.000										

Texas Rangers @ Oakland Athletics
Network Associates Coliseum, Oakland, CA
Sat Sep 21 2002, 4:05 PM EDT
Att: 24,862 - Sunny - 70 F

AB 33
R 3
H 5
RBI 3
BB 5
SO 7
LOB 16



Batter	1	2	3	4	5	6	7	8	9	AB	R	H	RBI	BB	SO	LOB	BOTTOM										
Mark Ellis, R OBP: 0.350, SLG: 0.395	1B 2B		K		F8					3	2	1	1	2	1	3											
Scott Hatteberg, L OBP: 0.327, SLG: 0.422										3	0	2	0	0	0	0											
Adam Dunn, R OBP: 0.326, SLG: 0.417										0	0	0	0	1	0	0											
John Mabry, R OBP: 0.326, SLG: 0.517										0	0	0	0	0	0	0											
Frank Menechino, R OBP: 0.332, SLG: 0.339										1	0	1	1	0	0	0											
Greg Myers, R OBP: 0.348, SLG: 0.401										0	1	0	0	0	0	0											
Jose Torres, R ERA: 4.15										0	1	0	0	0	0	0											
Miguel Tejada, R OBP: 0.349, SLG: 0.495	P6		K							5	0	2	1	0	1	5											
3 Eric Chavez, L OBP: 0.343, SLG: 0.517	K		F9							4	0	0	0	1	1	4											
Jermaine Dye, R OBP: 0.332, SLG: 0.444	1B									3	0	1	1	2	0	3											
David Justice, L OBP: 0.379, SLG: 0.421										4	1	0	0	1	0	6											
Eric Byrnes, R OBP: 0.304, SLG: 0.422	F7									0	0	0	0	0	0	0											
Randy Velarde, R OBP: 0.327, SLG: 0.339			K							3	1	0	0	1	3	2											
Terrence Long, L OBP: 0.301, SLG: 0.400	G3-1									4	1	2	0	0	0	2											
Ramon Hernandez, R OBP: 0.313, SLG: 0.327	F9									1	0	0	0	2	0	0											
Inning Stats	R: 1 E: 0 K: 1 S: 12	H: 3 LOB: 2 BB: 0 P: 21	R: 0 E: 0 K: 1 S: 8	H: 0 LOB: 0 BB: 0 P: 10	R: 0 E: 0 K: 2 S: 11	H: 1 LOB: 1 BB: 0 P: 18	R: 0 E: 0 K: 1 S: 10	H: 1 LOB: 2 BB: 2 P: 20	R: 0 E: 0 K: 0 S: 7	H: 1 LOB: 1 BB: 0 P: 10	R: 2 E: 0 K: 0 S: 10	H: 0 LOB: 2 BB: 4 P: 30	R: 0 E: 0 K: 1 S: 8	H: 0 LOB: 1 BB: 1 P: 15	R: 3 E: 0 K: 0 S: 17	H: 3 LOB: 3 BB: 2 P: 31	R: 0 E: 0 K: 0 S: 9	H: 0 LOB: 0 BB: 0 P: 15	1B: 7 2B: 2 3B: 0 HR: 0	SF: 0 SAC: 1 DP: 0 HBP: 0	WP: 1 PB: 0 SB: 2 CS: 0	PA: 42					
PITCHER	IP	WLS	BF	H	R	ER	SO	BB	IBB	HBP	BLK	WP	HR	S	P	ERA	WHIP										
Colby Lewis, R ERA: 6.0	(1, 1)	5.1	28	6	3	3	5	6	0	0	1	1	0	53	102	5.06	2.250										
Rich Rodriguez, L ERA: 5.05	(6, 1)	0.1	B	1	0	0	0	0	0	0	0	0	0	1	1	0.00	0.000										
Rudy Seanez, R ERA: 6.1	(6, 1)	1.1	5	0	0	0	1	1	0	0	0	0	0	12	21	0.00	0.750										
C.J. Nitkowski, L ERA: 2.84	(8, 1)	0.1	L	3	1	2	2	0	1	0	0	0	0	5	10	54.00	6.000										
Jay Powell, R ERA: 3.61	(8, 1)	0.0	2	2	0	0	0	0	0	0	0	0	0	5	6	∞	∞										
Juan Alvarez, L ERA: 3.99	(8, 1)	0.0	1	0	1	1	0	0	0	0	0	0	0	0	0	0.00	0.000										
Dan Kolb, R ERA: 3.54	(8, 1)	0.2	2	0	0	0	0	0	0	0	0	0	0	5	9	0.00	0.000										

Texas Rangers @ Oakland Athletics
Network Associates Coliseum, Oakland, CA
Sat Sep 21 2002, 4:05 PM EDT
Att: 24,862 - Sunny - 70 F

AB 32
R 6
H 9
RBI 5
BB 9
SO 6
LOB 27



Batter	1	2	3	4	5	6	7	8	9	AB	R	H	RBI	BB	SO	LOB	TOP										
Ray Durham, S (1, 10) OBP: 0.375, SLG: 0.451	G5-3		1B S 1B	2B		L3	K			5	1	2	1	0	1	2											
Scott Hatteberg, L (1, 3) OBP: 0.389, SLG: 0.424	K		F8			K		F9		5	1	1	1	0	2	1											
John Mabry, L (8, 3) OBP: 0.320, SLG: 0.517	K		SF8 1B			K		F9		0	0	0	0	0	0	0											
Miguel Tejada, R (1, 6) OBP: 0.348, SLG: 0.494	1B		E5			K		F7		5	0	2	1	0	1	0											
3 Eric Chavez, L (1, 5) OBP: 0.347, SLG: 0.517	K		F5			F2		F7		5	1	3	0	0	1	3											
Jermaine Dye, R (1, 9) OBP: 0.335, SLG: 0.461		1B	SF8			F2		F8		4	1	3	2	0	0	1											
David Justice, L (1, 7) OBP: 0.378, SLG: 0.415	F8		L4			E4		F2		5	0	0	0	0	0	5											
Mark Ellis, R (1, 4) OBP: 0.351, SLG: 0.393	F9		G3 1B			K		F9		4	1	1	0	1	1	4											
Terrence Long, L (1, 8) OBP: 0.302, SLG: 0.398	F7		G3			K		G4-3		4	0	0	0	1	0	5											
Ramon Hernandez, R (1, 2) OBP: 0.316, SLG: 0.339			1B 1B			K		F7		4	2	2	1	0	1	3											
Inning Stats	R: 0 E: 0 K: 2 S: 14	H: 1 LOB: 1 BB: 0 P: 18	R: 0 E: 0 K: 0 S: 7	H: 1 LOB: 1 BB: 0 P: 13	R: 3 E: 1 K: 0 S: 15	H: 4 LOB: 1 BB: 0 P: 23	R: 1 E: 0 K: 1 S: 9	H: 2 LOB: 1 BB: 0 P: 17	R: 0 E: 1 K: 1 S: 17	H: 2 LOB: 3 BB: 0 P: 25	R: 1 E: 0 K: 2 S: 14	H: 1 LOB: 0 BB: 0 P: 19	R: 2 E: 0 K: 1 S: 18	H: 2 LOB: 2 BB: 2 P: 29	R: 0 E: 0 K: 0 S: 6	H: 1 LOB: 1 BB: 0 P: 9	R: 0 E: 0 K: 0 S: 9	H: 0 LOB: 0 BB: 0 P: 13	1B: 10 2B: 3 3B: 0 HR: 1	SF: 1 SAC: 0 DP: 0 HBP: 0	WP: 2 PB: 0 SB: 1 CS: 0	PA: 44					
PITCHER	IP	WLS	BF	H	R	ER	SO	BB	IBB	HBP	BLK	WP	HR	S	P	ERA	WHIP										
Ismael Valdez, R (1, 1) ERA: 4.02	4.0		20	8	4	3	3	0	0	0	0	0	0	45	71	6.75	2.000										
James Baldwin, R (5, 1) ERA: 5.28	2.0		12	5	3	3	3	0	0	0	0	0	1	35	49	13.50	2.500										
Doug Creek, L (7, 1) ERA: 5.6	0.1		3	0	0	0	0	2	0	0	0	1	0	10	19	0.00	6.000										
Shigetoshi Hasegawa, R (7, 1) ERA: 2.87	1.2	W	6	1	0	0	1	0	0	0	0	0	0	10	14	0.00	0.600										
Arthur Rhodes, L (9, 1) ERA: 2.41	1.0	S	3	0	0	0	0	0	0	0	0	0	0	9	13	0.00	0.000										

Oakland Athletics @ Seattle Mariners
Safeco Field, Seattle, WA
Tue Sep 24 2002, 7:05 PM PDT
Att: 39,037 - Sunny - 69 F

AB 41
R 7
H 14
RBI 6
BB 2
SO 7
LOB 24



Batter	1	2	3	4	5	6	7	8	9	AB	R	H	RBI	BB	SO	LOB	BOTTOM										
51 Ichiro Suzuki, L (1, 9) OBP: 0.389, SLG: 0.428	HR		G3			G1-3		G4-3		5	2	2	1	0	0	1											
16 Willie Bloomquist, R (1, 7) OBP: 0.600, SLG: 0.769	1B		F7			E5		1B		5	3	3	1	0	0	0											
Charles Gipson, R (9, 7) OBP: 0.333, SLG: 0.368	1B		F7			E5		1B		0	0	0	0	0	0	0											
Bret Boone, R (1, 4) OBP: 0.338, SLG: 0.455	P6		K			F4		1B		5	1	2	2	0	1	2											
Edgar Martinez, R (1, 10) OBP: 0.406, SLG: 0.489	F8		G6-3			BB		1B		4	0	2	1	0	0	1											
Scott Podsednik, L (7, PR) OBP: 0.395, SLG: 0.200	F8		G6-3			BB		1B		1	0	1	1	0	0	0											
John Olerud, L (1, 3) OBP: 0.404, SLG: 0.497	F7		1B			BB		1B		3	0	1	0	2	0	3											
Mike Cameron, R (1, 8) OBP: 0.340, SLG: 0.436	P2		P4			K		F9		5	0	0	0	0	1	8											
Carlos Guillen, S (1, 6) OBP: 0.335, SLG: 0.404	1B		F7			BB		1B		3	1	2	1	1	0	1											
Ben Davis, S (1, 2) OBP: 0.308, SLG: 0.388	P4		P4			F8		K		4	0	0	0	0	1	5											
Jeff Cirillo, R (1, 5) OBP: 0.299, SLG: 0.328	F3		P4			P6		E9		4	1	1	0	0	0	1											
Inning Stats	R: 1 E: 0 K: 0 S: 10	H: 2 LOB: 1 BB: 0 P: 17	R: 0 E: 0 K: 0 S: 5	H: 1 LOB: 1 BB: 0 P: 8	R: 0 E: 0 K: 1 S: 9	H: 0 LOB: 0 BB: 0 P: 13	R: 0 E: 0 K: 0 S: 11	H: 1 LOB: 1 BB: 0 P: 20	R: 0 E: 0 K: 0 S: 7	H: 0 LOB: 0 BB: 0 P: 8	R: 1 E: 1 K: 1 S: 17	H: 1 LOB: 3 BB: 2 P: 29	R: 2 E: 0 K: 0 S: 13	H: 4 LOB: 2 BB: 0 P: 17	R: 4 E: 1 K: 1 S: 18	H: 5 LOB: 2 BB: 1 P: 32	1B: 11 2B: 2 3B: 0 HR: 1	SF: 0 SAC: 0 DP: 0 HBP: 0	WP: 0 PB: 0 SB: 0 CS: 0	PA: 42							
PITCHER	IP	WLS	BF	H	R	ER	SO	BB	IBB	HBP	BLK	WP	HR	S	P	ERA	WHIP										
Barry Zito, L (1, 1) ERA: 2.78	6.1		29	7	4	3	2	2	0	0	0	0	0	64	101	4.26	1.421										
Chad Bradford, R (7, 1) ERA: 3.03	0.0		2	2	0	0	0	0	0	0	0	0	0	4	5												
Ricardo Rincon, L (7, 1) ERA: 4.2	1.1	H	7	3	3	3	1	0	0	0	0	0	0	15	23	20.25	2.250										
Jeff Tam, R (8, 1) ERA: 4.81	0.1	L	4	2	1	1	0	0	1	0	0	0	0	7	15	27.00	6.000										

Oakland Athletics @ Seattle Mariners
Safeco Field, Seattle, WA
Tue Sep 24 2002, 7:05 PM PDT
Att: 39,037 - Sunny - 69 F

AB 39
R 8
H 14
RBI 7
BB 3
SO 3
LOB 22



Batter	1	2	3	4	5	6	7	8	9	AB	R	H	RBI	BB	SO	LOB	TOP										
Ray Durham, S OBP: 0.374, SLG: 0.448	4-2 1B BB		2-1 G6-3		0-1 G5-3			2-2 F9		3	0	0	0	1	0	1											
Scott Hatteberg, L OBP: 0.371, SLG: 0.433	0-2 WP 1B		2-1 HR			0-0 1B 1B		0-0 G3		4	1	3	2	0	0	0											
Miguel Tejada, R OBP: 0.346, SLG: 0.491	2-0 P4		3-H 2-2 P5			3-3 K		2-3 K		4	0	0	0	0	2	3											
3 Eric Chavez, L OBP: 0.345, SLG: 0.513	2-2 F5		2-3 K			1-0 F2			0-0 F5	4	0	0	0	0	1	3											
Jermaine Dye, R OBP: 0.335, SLG: 0.459	0-0 F7			2-3 K		1-1 1B			1-2 F3	4	0	1	0	0	1	2											
David Justice, L OBP: 0.377, SLG: 0.413		2-2 F9		1-1 F9		3-1 L4			0-0 1B	4	0	1	0	0	0	2											
Jose Flores, R (9, PR)										0	0	0	0	0	0	0											
Eric Byrnes, R OBP: 0.292, SLG: 0.402		2-1 F8		1-2 P3				0-2 F5		3	0	0	0	0	0	0											
Greg Myers, L OBP: 0.346, SLG: 0.399									3-3 K	1	0	0	0	0	1	1											
Terrence Long, L OBP: 0.302, SLG: 0.397		0-1 L5			1-0 CS 1B			1-1 L4		3	0	1	0	0	0	0											
Ramon Hernandez, R OBP: 0.316, SLG: 0.339			2-1 G6-3 HR 1B		1-3 SAFE K			1-0 G6-3		3	1	1	0	0	1	1											
Inning Stats	R: 0 E: 0 K: 0 S: 10	H: 1 LOB: 2 BB: 1 P: 18	R: 0 E: 0 K: 0 S: 8	H: 0 LOB: 0 BB: 0 P: 12	R: 2 E: 0 K: 1 S: 15	H: 2 LOB: 0 BB: 0 P: 25	R: 0 E: 0 K: 1 S: 8	H: 0 LOB: 0 BB: 0 P: 12	R: 0 E: 0 K: 1 S: 6	H: 1 LOB: 0 BB: 0 P: 8	R: 0 E: 0 K: 1 S: 11	H: 2 LOB: 2 BB: 0 P: 19	R: 0 E: 0 K: 1 S: 6	H: 0 LOB: 0 BB: 0 P: 8	R: 0 E: 0 K: 1 S: 12	H: 0 LOB: 0 BB: 0 P: 16	R: 0 E: 0 K: 1 S: 8	H: 1 LOB: 1 BB: 0 P: 12	1B: 6 2B: 0 3B: 0 HR: 1	SF: 0 SAC: 0 DP: 0 HBP: 0	WP: 1 PB: 1 SB: 0 CS: 1	PA: 34					
PITCHER	IP	WLS	BF	H	R	ER	SO	BB	IBB	HBP	BLK	WP	HR	S	P	ERA	WHIP										
Jamie Moyer, L ERA: 3.32	(1, 1)	7.0	27	6	2	2	4	1	0	0	0	1	1	64	102	2.57	1.000										
Arthur Rhodes, L ERA: 2.39	(8, 1)	1.1	W	4	0	0	1	0	0	0	0	0	0	13	17	0.00	0.000										
Kazuhiro Sasaki, R ERA: 2.41	(9, 1)	0.2	S	3	1	0	1	0	0	0	0	0	0	7	11	0.00	1.500										

Oakland Athletics @ Seattle Mariners
Safeco Field, Seattle, WA
Wed Sep 25 2002, 7:05 PM PDT
Att: 39,776 - Sunny - 71 F

AB 33
R 2
H 7
RBI 2
BB 1
SO 6
LOB 13

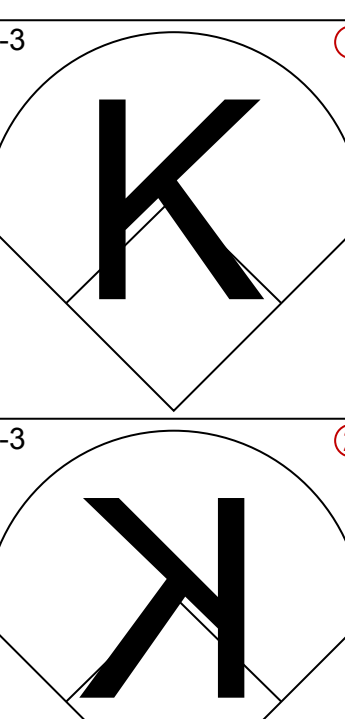
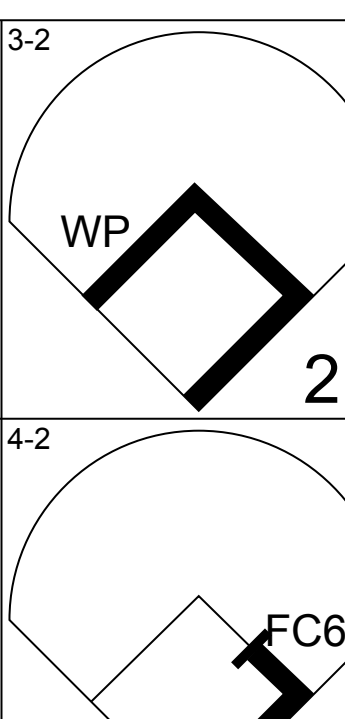
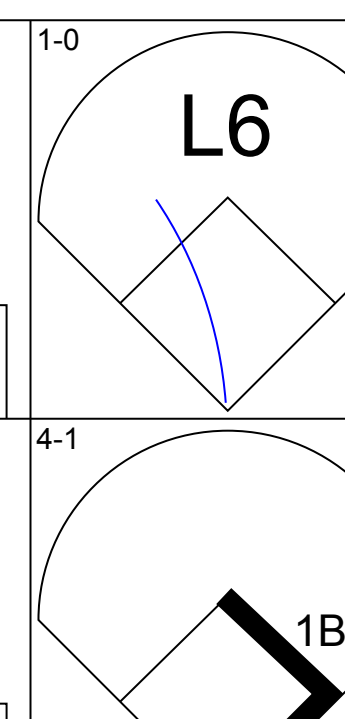
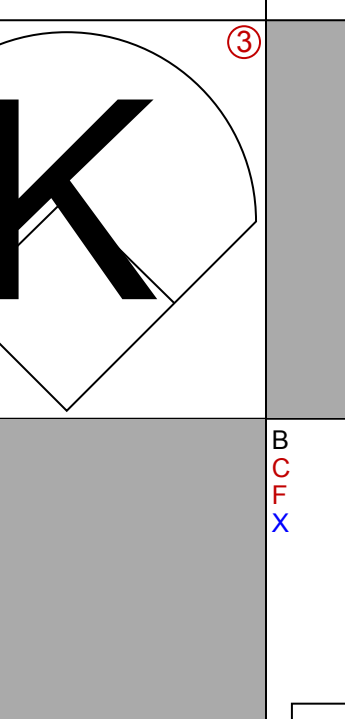
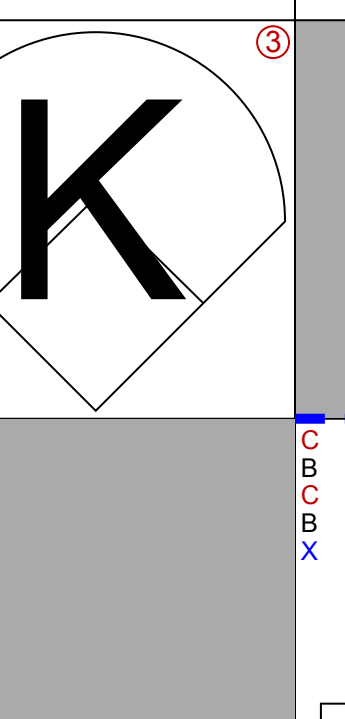
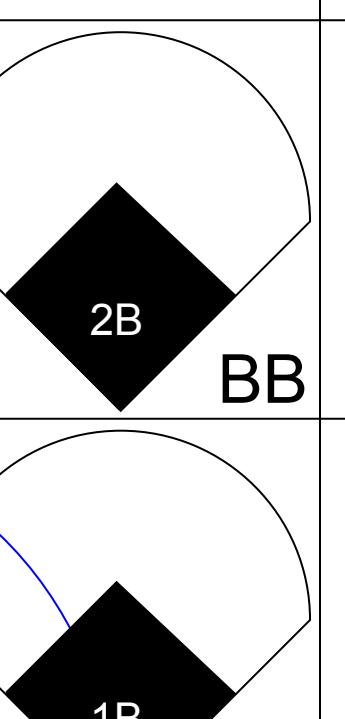
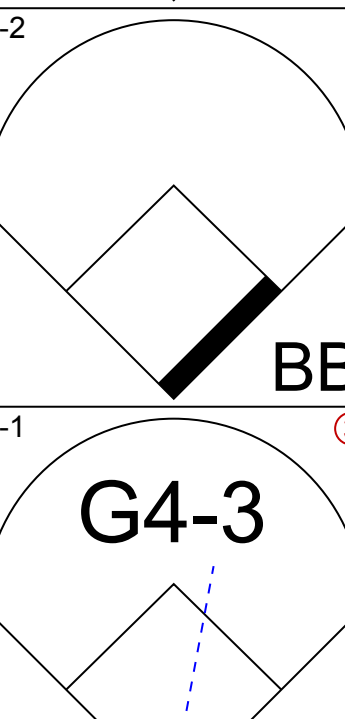
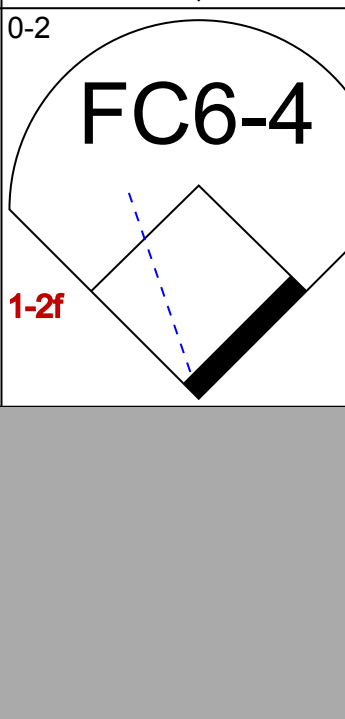
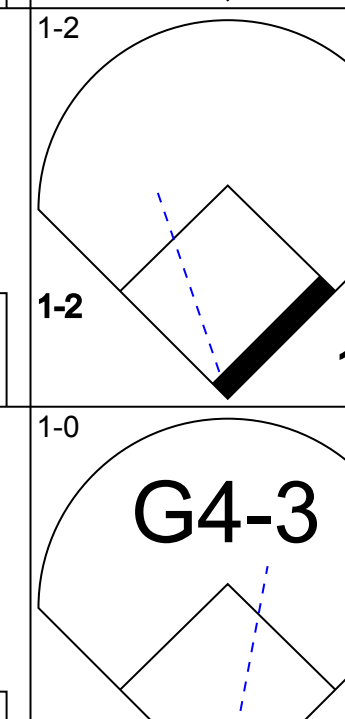
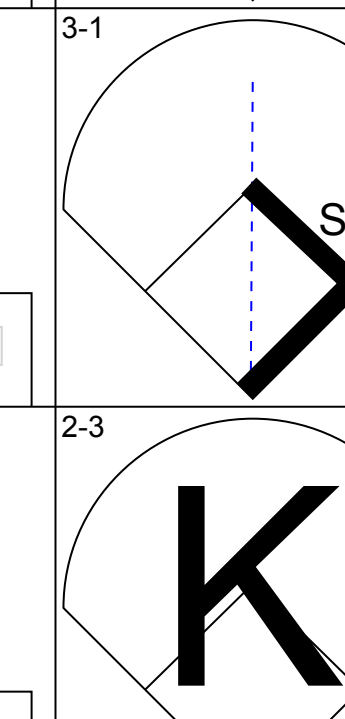
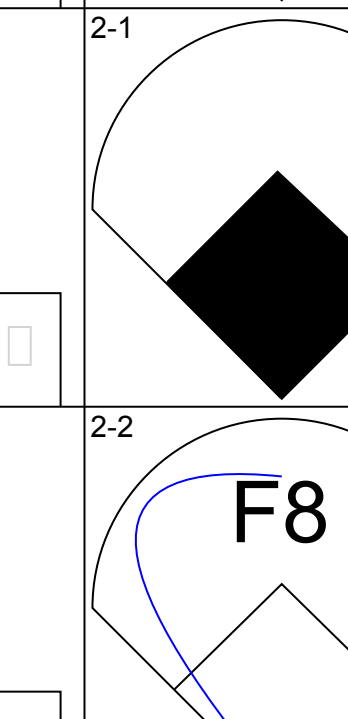
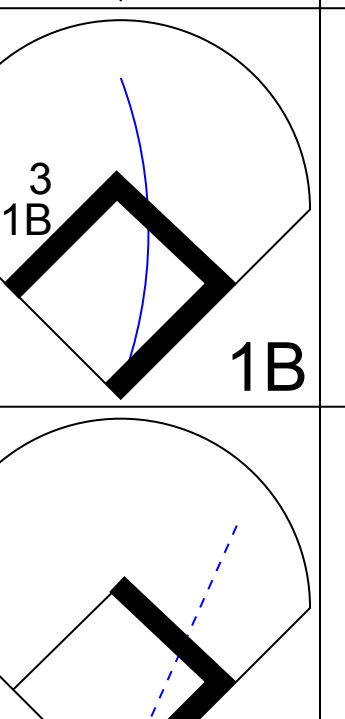



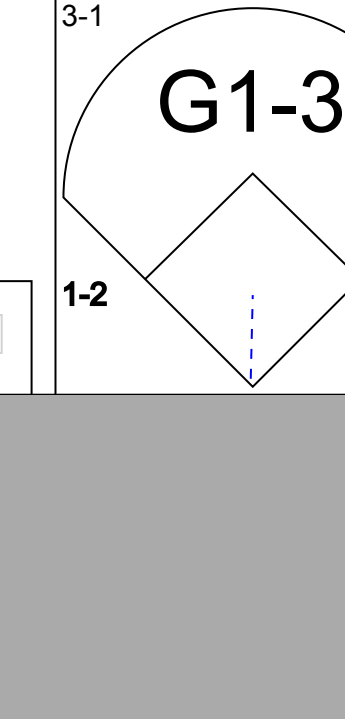
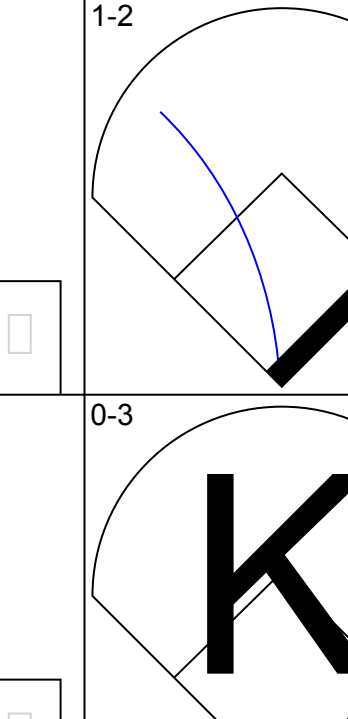
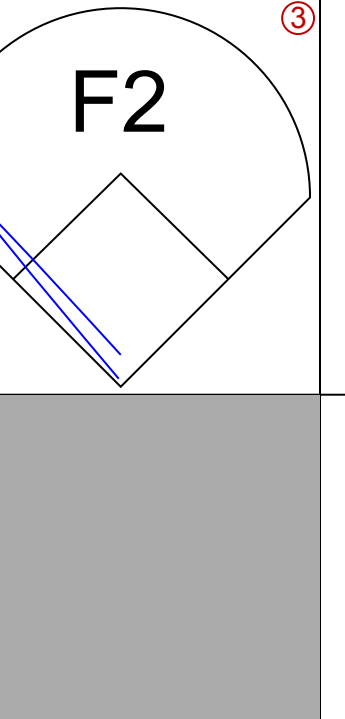


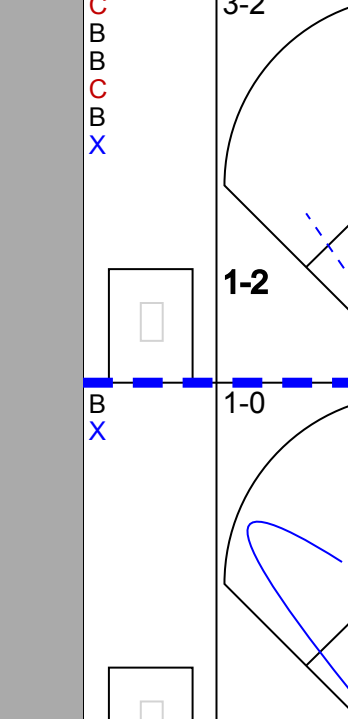


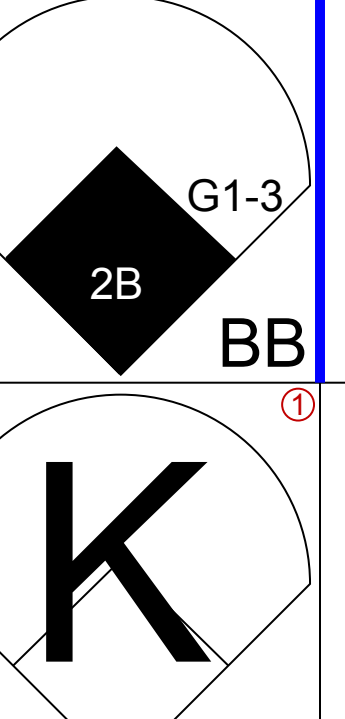
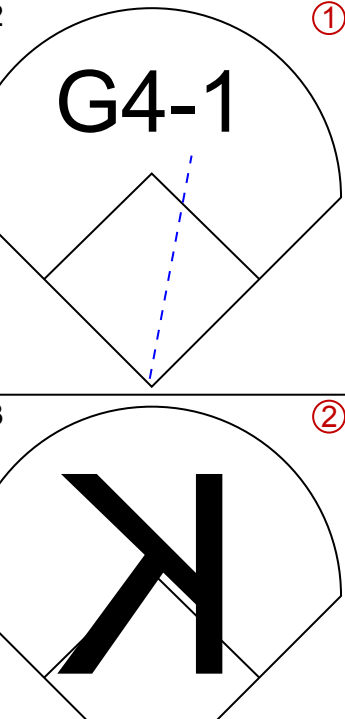
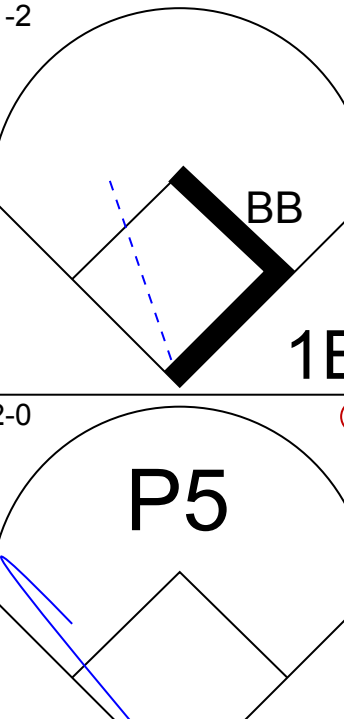
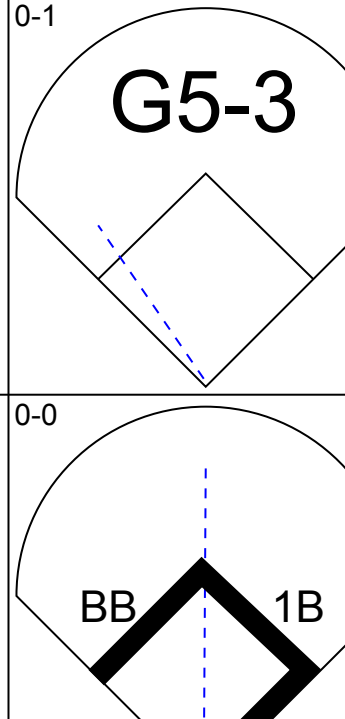
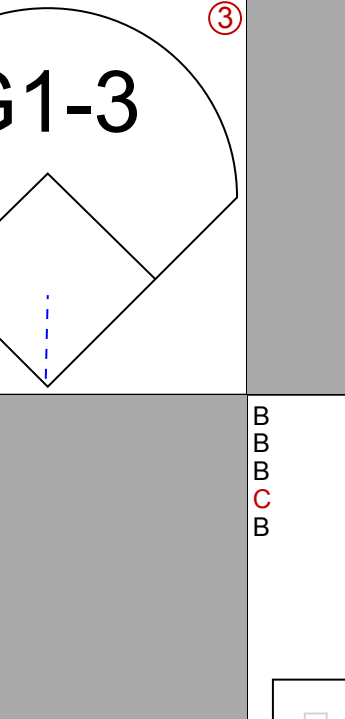
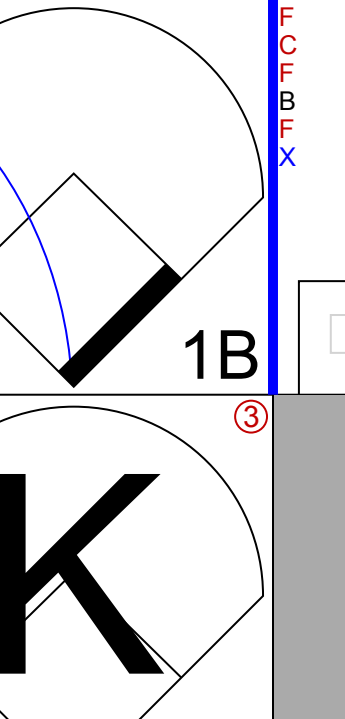
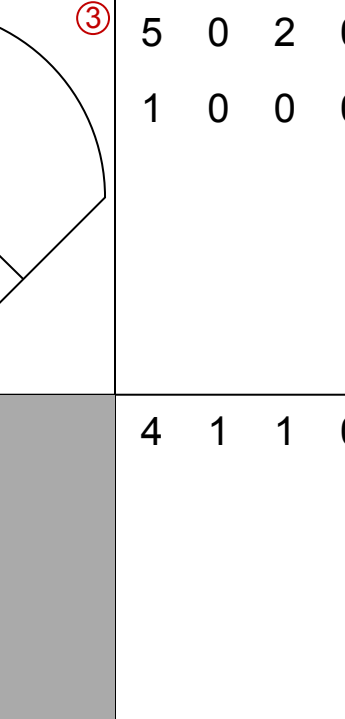
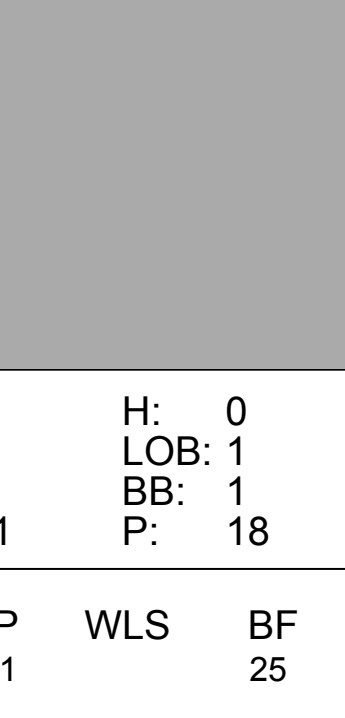
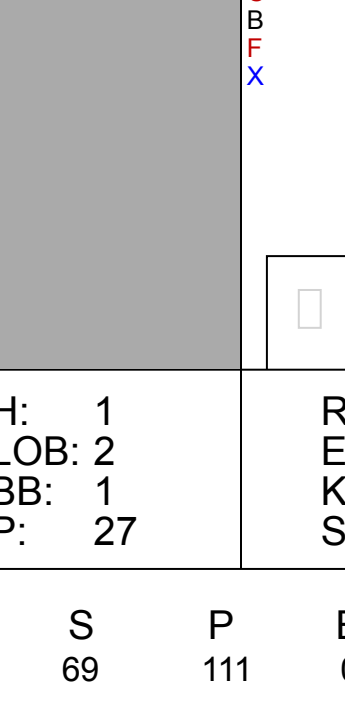
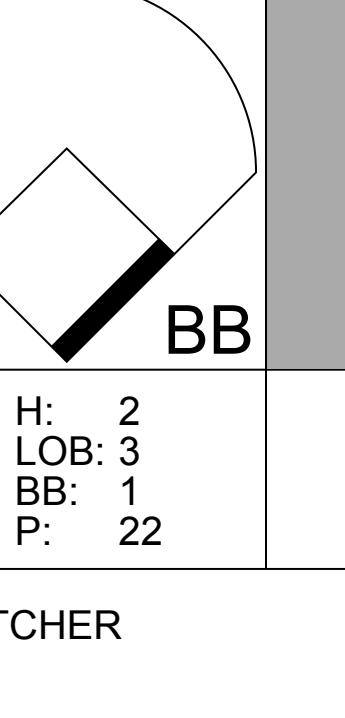
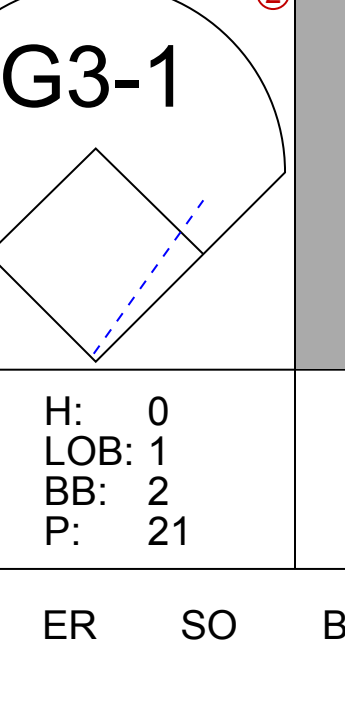
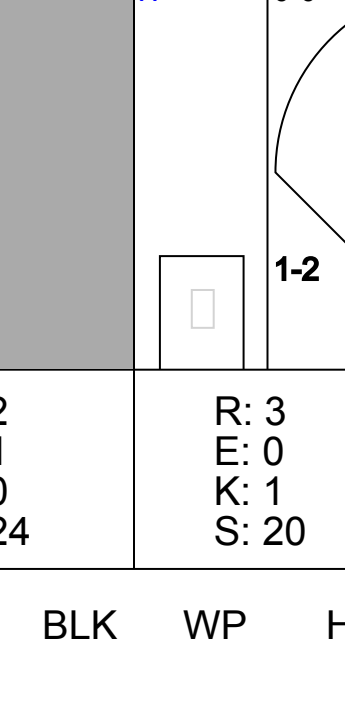
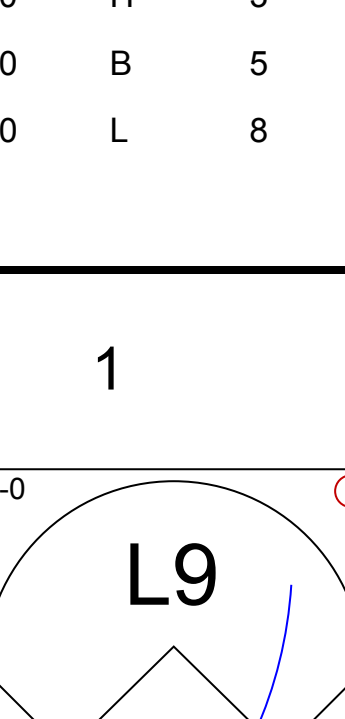
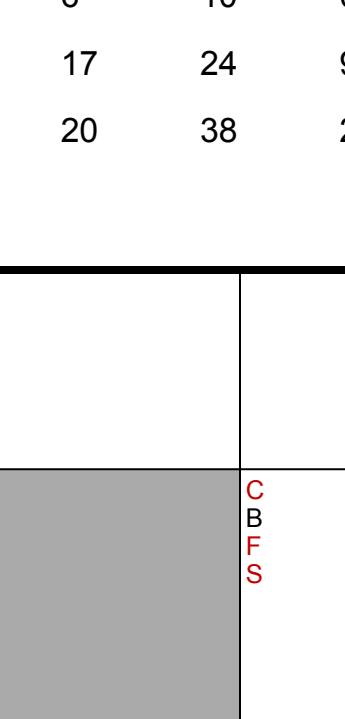
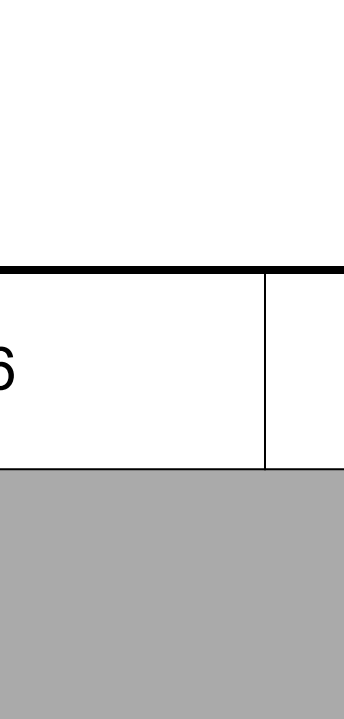
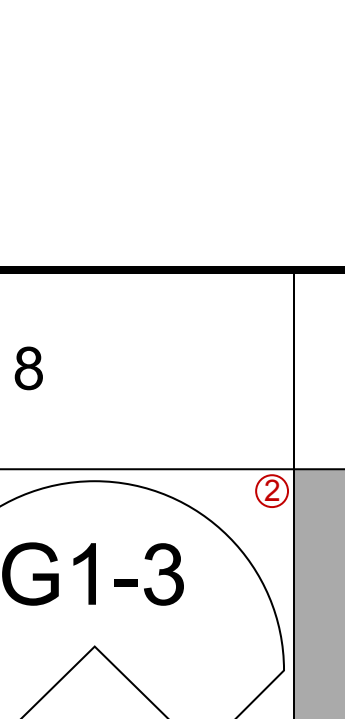
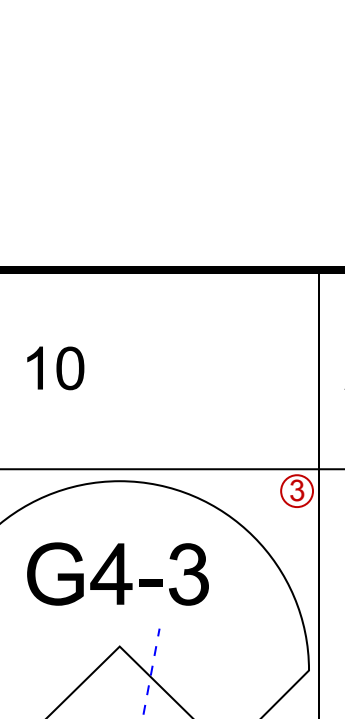
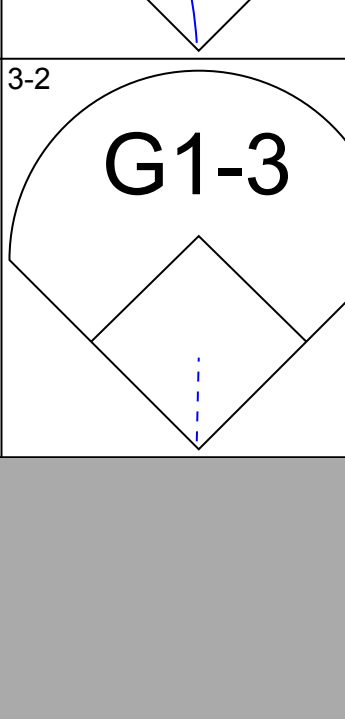
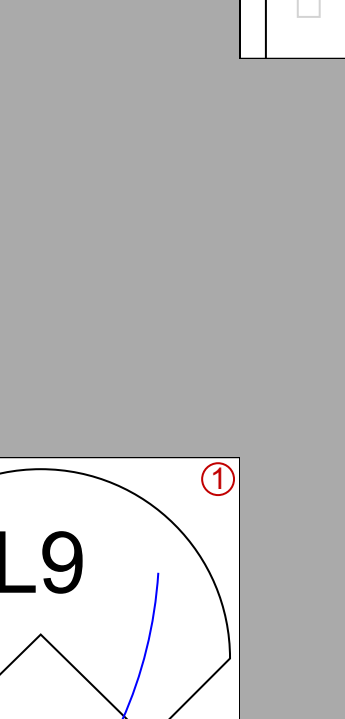
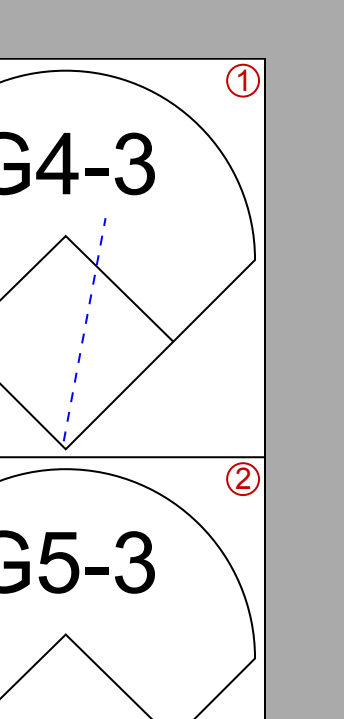
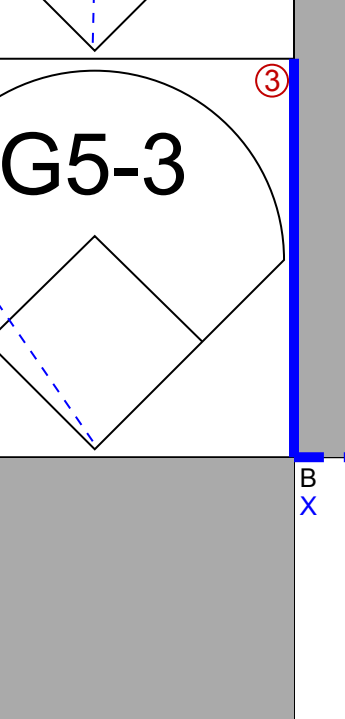



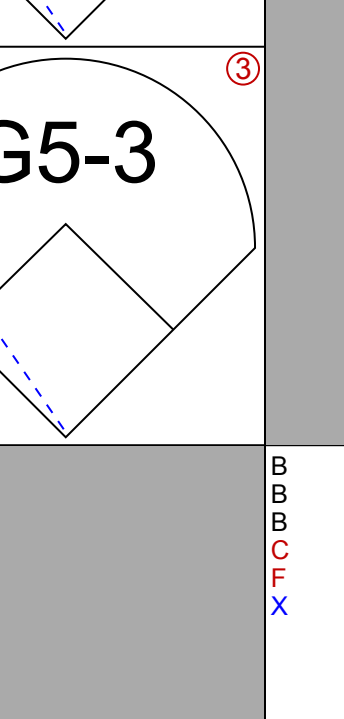
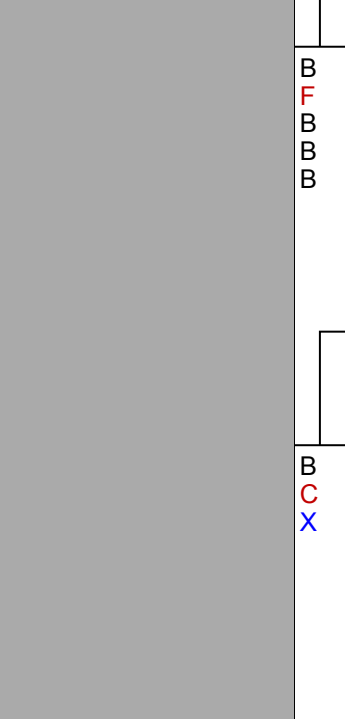



Batter	1	2	3	4	5	6	7	8	9	AB	R	H	RBI	BB	SO	LOB	BOTTOM										
51 Ichiro Suzuki, L OBP: 0.388, SLG: 0.427	0-0 G4-3		0-0 G4-3		1-1 F8		0-0 1B			4	0	1	0	0	0	0											
16 Willie Bloomquist, R OBP: 0.579, SLG: 0.706	0-0 G6-3		0-1 HBP 1B		1-0 E S 1B		0-0 L9			4	1	2	0	0	0	1											
Jeff Cirillo, R OBP: 0.299, SLG: 0.328										0	0	0	0	0	0	0											
Edgar Martinez, R OBP: 0.405, SLG: 0.484	0-0 G6-3		3-2 1B		3-2 F9		0-3 K			3	0	0	0	0	1	2											
John Olerud, L OBP: 0.403, SLG: 0.495		2-0 F8	2-2 G3-1		3-2 FC6-4 1B			1-3 K		4	0	1	1	0	1	2											
Bret Boone, R OBP: 0.340, SLG: 0.460				1-1 1B	1-1 FC6-4			3-2 K		4	0	3	0	0	0	1											
23 Luis Ugueto, S OBP: 0.230, SLG: 0.316										0	1	0	0	0	0	0											
Charles Gipson, R OBP: 0.333, SLG: 0.368										0	0	0	0	0	0	0											
Mike Cameron, R OBP: 0.343, SLG: 0.443	4-2 BB			1-3 K		1-2 FC1-6 1B		1-1 HR		3	1	2	2	1	1	1											
Carlos Guillen, S OBP: 0.332, SLG: 0.490	0-3 K				0-0 F5		0-1 FC1-6 G4-6-3		2-2 F8	4	0	0	0	0	1	5											
Ben Davis, S OBP: 0.307, SLG: 0.385	0-0 G4-3				1-0 1B		1-0 G4-6-3		1-3 K	4	0	1	0	0	1	4											
Desi Relaford, S OBP: 0.347, SLG: 0.385			2-1 G4-3		2-0 G3			2-2 G5-3		3	0	0	0	0	0	2											
Inning Stats	R: 0 E: 0 K: 0 S: 3	H: 0 LOB: 0 BB: 0 P: 3	R: 0 E: 0 K: 1 S: 10	H: 1 LOB: 2 BB: 1 P: 16	R: 0 E: 0 K: 0 S: 10	H: 1 LOB: 2 BB: 0 P: 17	R: 0 E: 0 K: 1 S: 9	H: 2 LOB: 2 BB: 0 P: 14	R: 1 E: 0 K: 0 S: 11	H: 2 LOB: 1 BB: 0 P: 20	R: 0 E: 0 K: 0 S: 6	H: 1 LOB: 0 BB: 0 P: 8	R: 0 E: 0 K: 1 S: 8	H: 1 LOB: 1 BB: 0 P: 10	R: 2 E: 0 K: 2 S: 15	H: 2 LOB: 1 BB: 0 P: 23	R: 2 E: 0 K: 2 S: 15	H: 2 LOB: 1 BB: 0 P: 23	1B: 7 2B: 2 3B: 0 HR: 1	SF: 0 SAC: 0 DP: 1 HBP: 1	WP: 0 PB: 0 SB: 1 CS: 0	PA: 35					
PITCHER	IP	WLS	BF	H	R	ER	SO	BB	IBB	HBP	BLK	WP	HR	S	P	ERA	WHIP										
Tim Hudson, R ERA: 2.98	(1, 1)	7.0	30	8	1	1	3	1	0	1	0	0	0	57	88	1.29	1.286										
Ricardo Rincon, L ERA: 4.18	(8, 1)	0.1	H	1	0	0	1	0	0	0	0	0	0	3	4	0.00	0.000										
Jim Mecir, R ERA: 4.39	(8, 1)	0.2	L	4	2	2	1	0	0	0	0	0	1	12	19	27.00	3.000										

Oakland Athletics @ Seattle Mariners
Safeco Field, Seattle, WA
Wed Sep 25 2002, 7:05 PM PDT
Att: 39,776 - Sunny - 71 F

AB 33
R 3
H 10
RBI 3
BB 1
SO 5
LOB 18

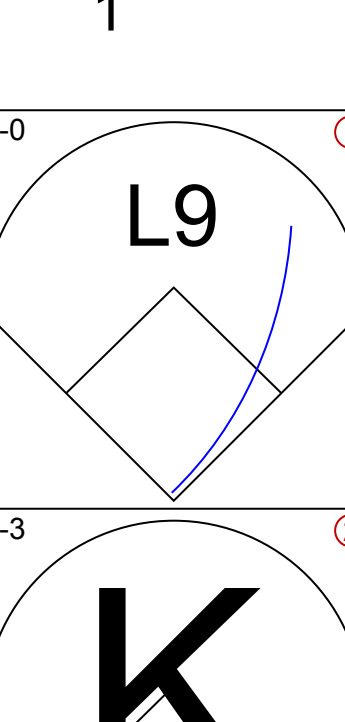
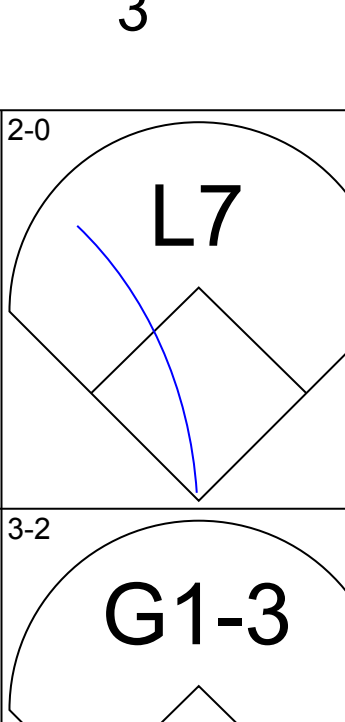
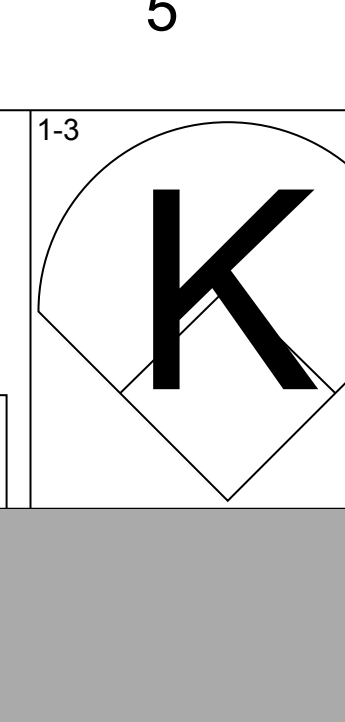
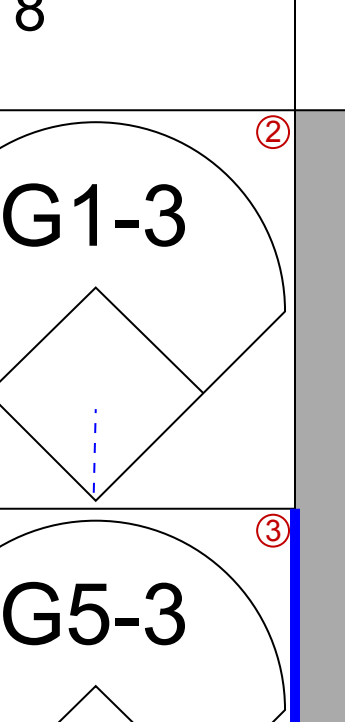
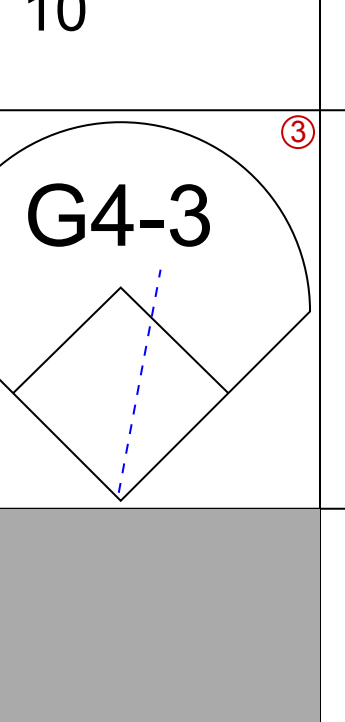
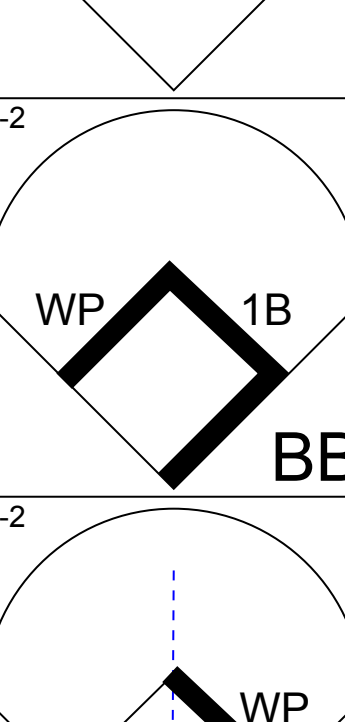

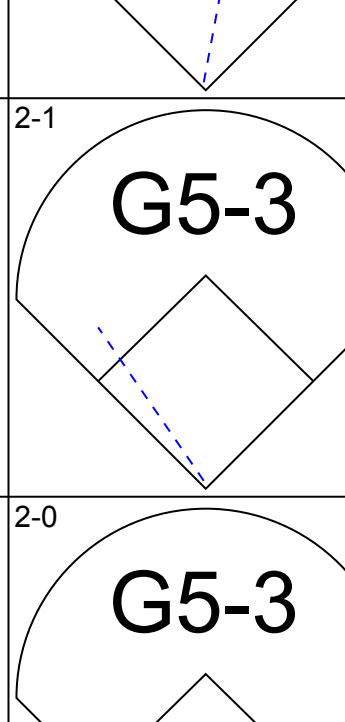

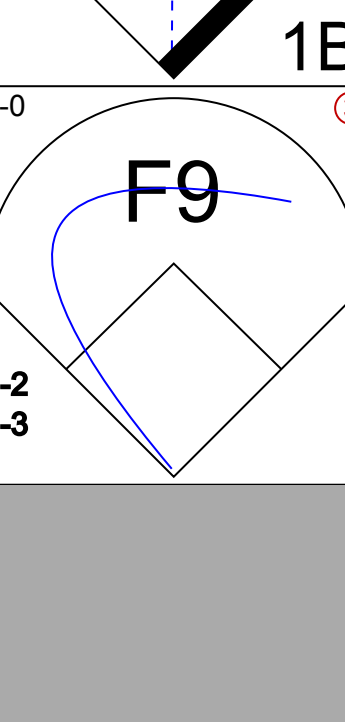
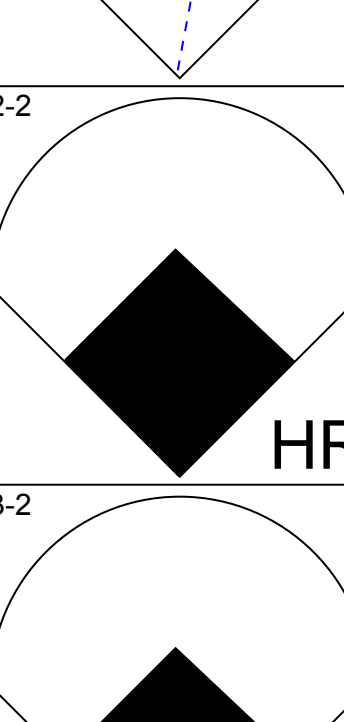

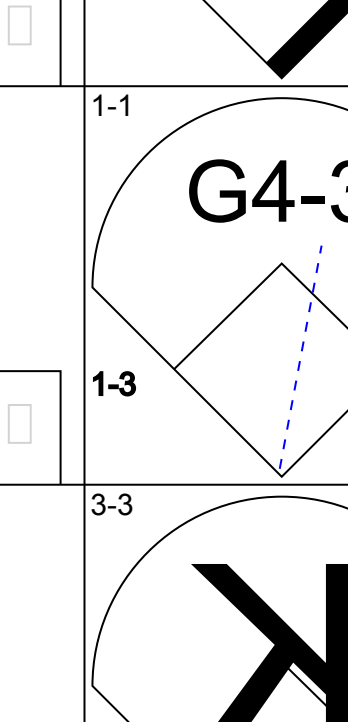





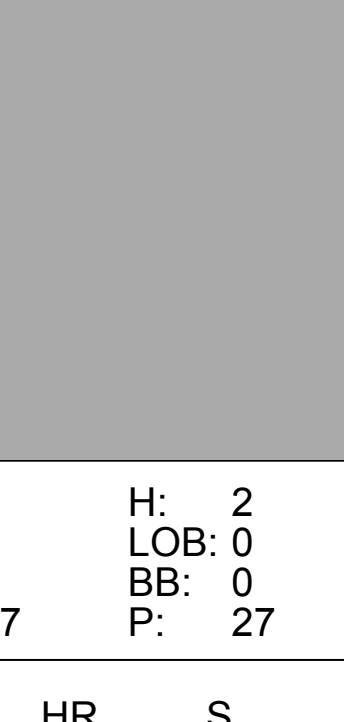

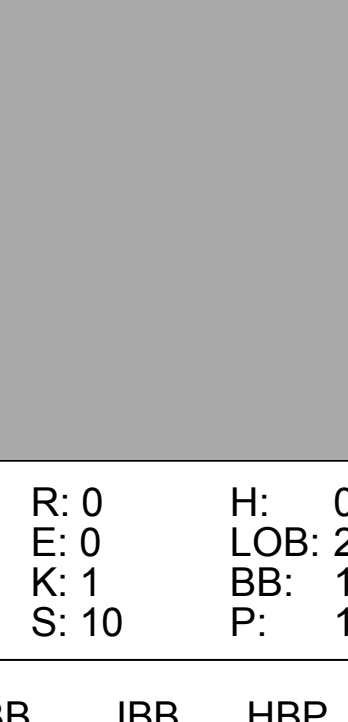
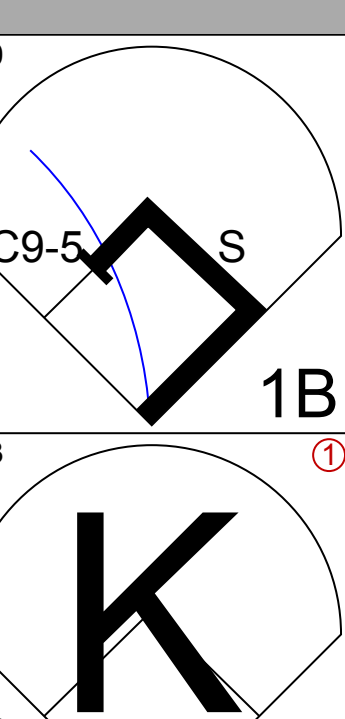
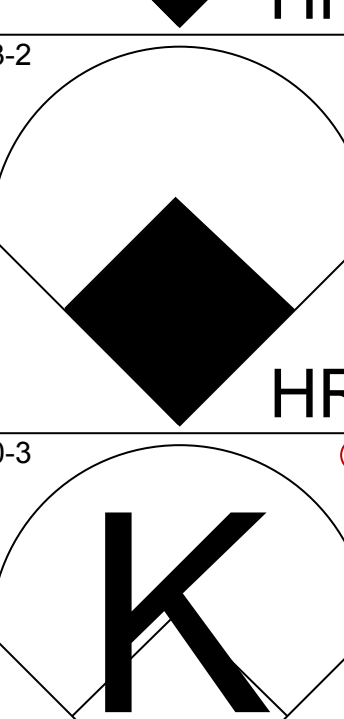
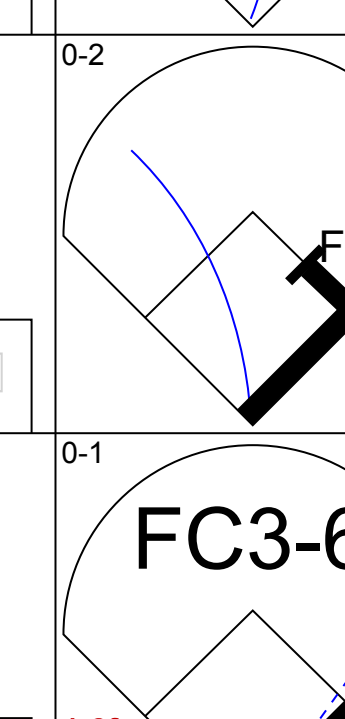
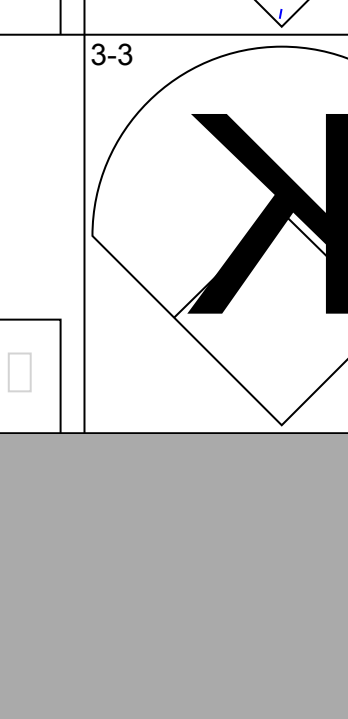
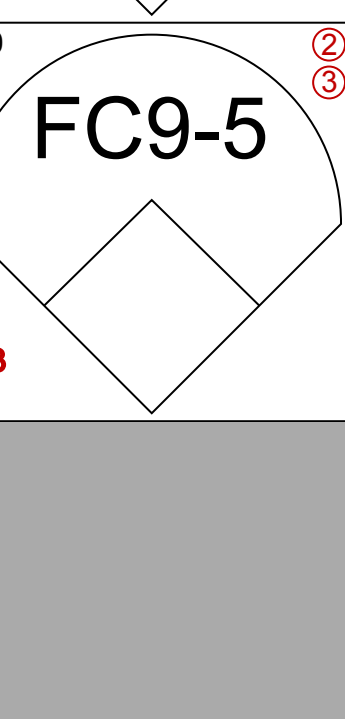

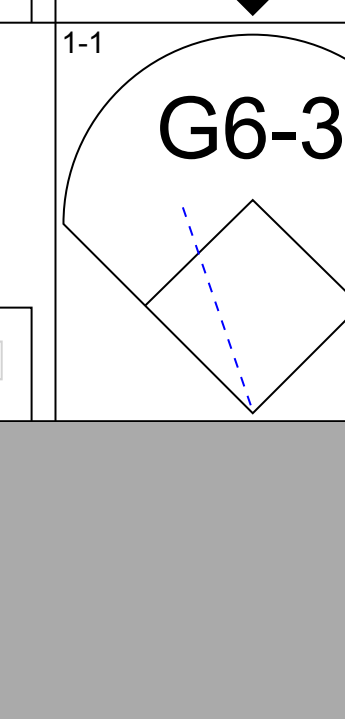
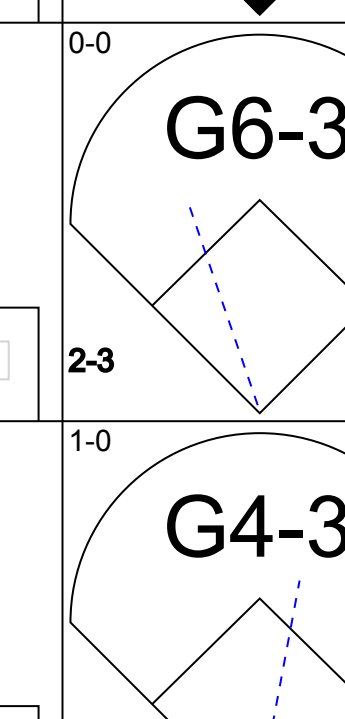
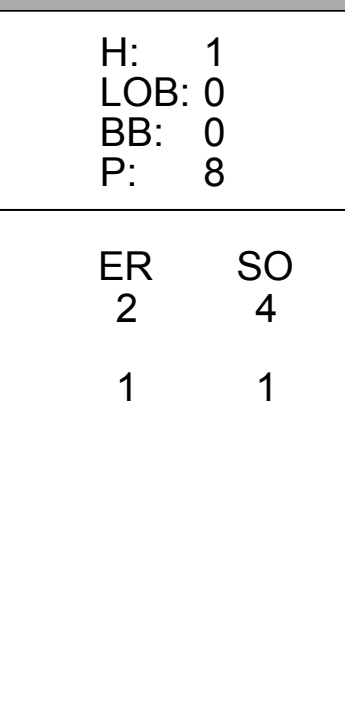
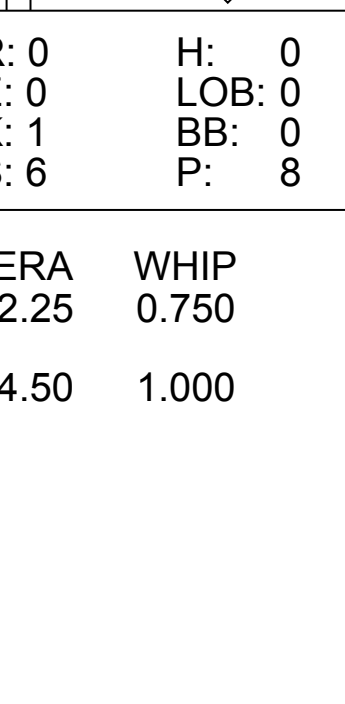



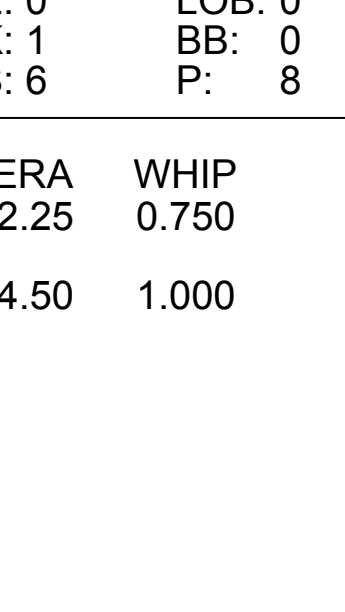




Batter	1	2	3	4	5	6	7	8	9	10	AB	R	H	RBI	BB	SO	LOB	TOP				
Ray Durham, S OBP: 0.373, SLG: 0.448 (1, 10)											5	1	1	0	1	3	4					
Scott Hatteberg, L OBP: 0.373, SLG: 0.434 (1, 3)											4	1	1	2	2	1	0					
Miguel Tejada, R OBP: 0.350, SLG: 0.498 (1, 6)											5	1	4	2	1	0	2					
3 Eric Chavez, L OBP: 0.344, SLG: 0.509 (1, 5)											6	0	1	0	0	2	4					
Jermaine Dye, R OBP: 0.355, SLG: 0.458 Eric Byrnes, R OBP: 0.289, SLG: 0.398 (9, 9)											5	0	2	0	0	0	1					
John Mabry, L OBP: 0.322, SLG: 0.512 (1, 7)											4	1	1	0	1	2	2					
Mark Ellis, R OBP: 0.355, SLG: 0.394 David Justice, L OBP: 0.378, SLG: 0.413 Randy Velarde, R OBP: 0.324, SLG: 0.336 (10, 4)										2	0	1	0	2	0	0		AB 41				
Terrence Long, L OBP: 0.300, SLG: 0.394 (1, 8)										5	0	0	0	0	2	7		R 5				
Ramon Hernandez, R OBP: 0.315, SLG: 0.338 Greg Myers, L OBP: 0.345, SLG: 0.393 (6, 2)											2	0	0	0	0	1	0		H 11			
											2	0	0	1	1	0	2		RBI 5			
											5	0	0	0	0	2	7		BB 9			
																			SO 11			
																			LOB 25			
Inning Stats	R: 0 E: 0 K: 2 S: 11	H: 0 LOB: 1 BB: 1 P: 18	R: 0 E: 0 K: 12 S: 12	H: 0 LOB: 0 BB: 0 P: 17	R: 0 E: 0 K: 1 S: 15	H: 1 LOB: 2 BB: 1 P: 23	R: 0 E: 0 K: 2 S: 16	H: 1 LOB: 2 BB: 1 P: 27	R: 0 E: 0 K: 1 S: 9	H: 1 LOB: 2 BB: 1 P: 17	R: 0 E: 0 K: 1 S: 10	H: 2 LOB: 3 BB: 2 P: 22	R: 0 E: 0 K: 1 S: 10	H: 1 LOB: 1 BB: 0 P: 19	R: 1 E: 0 K: 1 S: 9	H: 2 LOB: 1 BB: 2 P: 21	R: 1 E: 0 K: 1 S: 17	H: 3 LOB: 3 BB: 2 P: 38	1B: 8 2B: 2 3B: 0 HR: 1	SF: 0 SAC: 0 DP: 0 HBP: 0	WP: 1 PB: 0 SB: 1 CS: 0	PA: 50
PITCHER	IP 5.1	WLS 25	BF 5	H 0	R 0	ER 0	SO 6	BB 4	IBB 0	HBP 0	BLK 0	WP 1	HR 0	S 69	P 111	ERA 0.00	WHIP 1.688					
Joel Poino, R ERA: 3.24 Jeff Nelson, R ERA: 3.94 Arthur Rhodes, L ERA: 2.33 Kazuhiko Sasaki, R ERA: 2.52 Shigetoshi Hasegawa, R ERA: 3.21	(1, 1) (6, 1) (8, 1) (9, 1) (10, 1)	1.2 1.0 1.0 1.0	H 9 3 5	R 1 0 2	ER 1 0 1	SO 2 0 1	BB 3 0 0	IBB 0 0 0	HBP 0 0 0	BLK 0 0 0	WP 0 0 0	HR 0 0 1	S 19 6 17	P 43 10 24	ERA 0.00 0.00 9.00 27.00	WHIP 2.400 0.000 2.000 5.000						

Oakland Athletics @ Seattle Mariners
Safeco Field, Seattle, WA
Thu Sep 26 2002, 3:35 PM PDT
Att. 45,822 - Cloudy - 70 F

livebaseballscorecards.com

OAKLAND ATHLETICS

Batter	1	2	3	4	5	6	7	8	9	10	AB	R	H	RBI	BB	SO	LOB	BOTTOM				
51 Ichiro Suzuki, L OBP: 0.385, SLG: 0.424 (1, 9)											5	0	0	0	0	1	0					
16 Willie Bloomquist, R OBP: 0.478, SLG: 0.571 Charles Gibson, R OBP: 0.353, SLG: 0.368 (1, 7)											4	0	0	0	0	1	0					
Edgar Martinez, R OBP: 0.403, SLG: 0.480 (1, 10)											3	0	0	0	1	0	0					
John Olerud, L OBP: 0.404, SLG: 0.485 23 Luis Ugueto, S OBP: 0.238, SLG: 0.316 Jose Offerman, S OBP: 0.320, SLG: 0.335 (1, 3)											3	0	1	0	1	0	0					
Bret Boone, R OBP: 0.340, SLG: 0.464 (1, 4)											4	1	1	1	0	0	3					
Mike Cameron, R OBP: 0.346, SLG: 0.451 (1, 8)											4	1	3	1	0	1	2					
Carlos Guillen, S OBP: 0.331, SLG: 0.401 (1, 6)											4	1	1	0	0	2	2					
Dan Wilson, R OBP: 0.328, SLG: 0.401 (1, 2)											4	0	0	0	0	0	3					
Desi Relaford, S OBP: 0.343, SLG: 0.380 (1, 5)											4	0	0	1	0	0	0					
Inning Stats	R: 0 E: 0 K: 1 S: 10	H: 1 LOB: 2 BB: 1 P: 19	R: 0 E: 0 K: 1 S: 5	H: 1 LOB: 0 BB: 0 P: 8	R: 2 E: 0 K: 1 S: 17	H: 2 LOB: 0 BB: 0 P: 27	R: 0 E: 0 K: 1 S: 6	H: 0 LOB: 0 BB: 0 P: 8	R: 0 E: 0 K: 0 S: 5	H: 0 LOB: 0 BB: 0 P: 10	R: 0 E: 0 K: 0 S: 4	H: 1 LOB: 1 BB: 0 P: 14	R: 0 E: 0 K: 0 S: 4	H: 0 LOB: 0 BB: 0 P: 5	R: 0 E: 0 K: 1 S: 10	H: 0 LOB: 2 BB: 1 P: 19	R: 1 E: 0 K: 0 S: 6	H: 1 LOB: 3 BB: 0 P: 9	1B: 3 2B: 2 3B: 0 HR: 2	SF: 0 SAC: 0 DP: 1 HBP: 0	WP: 1 PB: 0 SB: 2 CS: 0	PA: 37
PITCHER	IP 8.0	WLS 29	BF 5	H 2	R 2	ER 2	SO 4	BB 1	IBB 0	HBP 0	BLK 0	WP 1	HR 2	S 67	P 109	ERA 4.50	WHIP 1.000					
Cory Lidle, R ERA: 3.89 Billy Koch, R ERA: 2.85	(1, 1) (9, 1)	2.0 W	8 1	1 1	1 1	1 1	1 1	0 0	0 0	0 0	0 0	0 0	0 0	16 28	28 28	4.50 4.50	1.000 1.000					

Oakland Athletics @ Seattle Mariners
Safeco Field, Seattle, WA
Thu Sep 26 2002, 3:35 PM PDT
Att. 45,822 - Cloudy - 70 F

livebaseballscorecards.com

SEATTLE MARINERS

Batter	1	2	3	4	5	6	7	8	9	AB	R	H	RBI	BB	SO	LOB	TOP					
Ray Durham, S OBP: 0.374, SLG: 0.451 (1, 4)										5	1	2	1	0	1	1						
Mark Ellis, R OBP: 0.349, SLG: 0.397 Miguel Tejada, R OBP: 0.350, SLG: 0.497 (9, PH) (9, 6)										3	1	2	0	0	0	0						
Scott Hatteberg, L OBP: 0.373, SLG: 0.434 (1, 3)										5	0	2	0	0	2	5						
David Justice, L OBP: 0.376, SLG: 0.410 (1, 10)										5	0	1	1	0	1	5						
Greg Myers, L OBP: 0.343, SLG: 0.385 Ramon Hernandez, R OBP: 0.315, SLG: 0.338 (1, 2) (8, 2)										3	0	0	0	1	1	0						
Frank Menechino, R OBP: 0.313, SLG: 0.328 (1, 5)										4	0	0	1	0	1	2						
John Mabry, L OBP: 0.325, SLG: 0.507 (1, 9)										2	0	0	0	2	0	0						
Terrence Long, L OBP: 0.298, SLG: 0.391 (1, 8)										4	0	0	0	0	1	4						
Jason Grabowski, L OBP: 0.500, SLG: 0.500 (1, 7)										3	1	1	0	1	0	0						
Inning Stats	R: 2 E: 0 K: 2 S: 18	H: 3 LOB: 3 BB: 2 P: 33	R: 0 E: 0 K: 1 S: 9	H: 1 LOB: 1 BB: 0 P: 13	R: 0 E: 0 K: 0 S: 5	H: 0 LOB: 0 BB: 0 P: 7	R: 0 E: 0 K: 0 S: 8	H: 0 LOB: 0 BB: 0 P: 12	R: 0 E: 0 K: 1 S: 12	H: 1 LOB: 1 BB: 0 P: 16	R: 0 E: 0 K: 0 S: 6	H: 0 LOB: 0 BB: 0 P: 11	R: 1 E: 0 K: 0 S: 12	H: 2 LOB: 2 BB: 0 P: 21	R: 0 E: 0 K: 2 S: 12	H: 0 LOB: 1 BB: 1 P: 20	R: 0 E: 0 K: 1 S: 12	H: 1 LOB: 2 BB: 1 P: 19	1B: 5 2B: 3 3B: 0 HR: 0	SF: 0 SAC: 0 DP: 0 HBP: 1	WP: 0 PB: 0 SB: 0 CS: 0	PA: 40
PITCHER	IP WLS BF H R ER SO BB IBB HBP BLK WP HR S P ERA WHIP	8.0 L 35 7 3 3 6 3 0 1 0 0 0 0 82 133 3.38 1.250	1.0 H 5 1 0 0 1 1 0 0 0 0 0 0 12 19 0.00 2.000	PITCHER																		
Chan Ho Park, R ERA: 5.75 Dan Kolb, R ERA: 3.66 (1, 1) (9, 1)																						

Oakland Athletics @ Texas Rangers
The Ballpark at Arlington, Arlington, TX
Fri Sep 27 2002, 8:05 PM EDT
Att: 31,521 - Sunny - 84 F

livebaseballscorecards.com

AB 35
R 3
H 8
RBI 3
BB 4
SO 7
LOB 18

Batter	1	2	3	4	5	6	7	8	9	AB	R	H	RBI	BB	SO	LOB	BOTTOM					
10 Michael Young, R OBP: 0.308, SLG: 0.384 (1, 4)										4	0	1	0	0	0	1						
Herbert Perry, R OBP: 0.333, SLG: 0.482 (1, 5)										4	1	1	0	0	0	2						
Alex Rodriguez, R OBP: 0.391, SLG: 0.626 (1, 6)										3	1	0	0	1	1	0						
Rafael Palmeiro, L OBP: 0.392, SLG: 0.578 9 Hank Blalock, L OBP: 0.309, SLG: 0.336 (9, PR) (9, PR)										4	0	2	1	0	1	0						
Ivan Rodriguez, R OBP: 0.352, SLG: 0.532 (1, 2)										4	0	1	1	0	0	1						
Todd Greene, R OBP: 0.288, SLG: 0.575 (1, 10)										3	0	0	0	0	2	1						
Kevin Mench, R OBP: 0.357, SLG: 0.444 Mike Lamb, L OBP: 0.352, SLG: 0.411 (1, 9) (9, PH)										3	0	0	0	0	0	1						
Jason Hart, R OBP: 0.357, SLG: 0.417 Carl Everett, S OBP: 0.333, SLG: 0.439 Kenny Rogers, L OBP: 0.750, SLG: 0.667 (1, 7) (9, PH) (9, PR)										3	0	2	0	0	0	0						
Ruben Rivera, R OBP: 0.286, SLG: 0.305 Travis Hafner, L OBP: 0.333, SLG: 0.407 Donnie Sadler, R OBP: 0.224, SLG: 0.204 (1, 8) (8, PH) (9, 8)										1	0	0	0	1	1	1						
Inning Stats	R: 0 E: 0 K: 1 S: 9	H: 0 LOB: 0 BB: 0 P: 14	R: 0 E: 0 K: 1 S: 10	H: 1 LOB: 0 BB: 0 P: 11	R: 0 E: 0 K: 0 S: 10	H: 1 LOB: 2 BB: 1 P: 21	R: 0 E: 0 K: 1 S: 5	H: 0 LOB: 0 BB: 0 P: 9	R: 0 E: 0 K: 1 S: 7	H: 1 LOB: 1 BB: 0 P: 8	R: 0 E: 0 K: 0 S: 9	H: 0 LOB: 0 BB: 0 P: 13	R: 0 E: 0 K: 1 S: 9	H: 0 LOB: 1 BB: 0 P: 13	R: 0 E: 0 K: 0 S: 9	H: 1 LOB: 0 BB: 0 P: 15	R: 2 E: 0 K: 0 S: 13	H: 3 LOB: 3 BB: 2 P: 23	1B: 5 2B: 2 3B: 0 HR: 0	SF: 0 SAC: 1 DP: 2 HBP: 0	WP: 1 PB: 0 SB: 0 CS: 0	PA: 36
PITCHER	IP WLS BF H R ER SO BB IBB HBP BLK WP HR S P ERA WHIP	7.0 W 25 3 0 0 0 1 0 0 0 0 0 9 15 0.00 1.000	1.0 H 3 1 0 0 0 0 0 0 0 0 0 9 15 0.00 1.000	1.0 S 8 3 2 2 0 1 1 0 0 1 0 13 23 18.00 4.000	PITCHER																	
Mark Mulder, L ERA: 3.47 Jim Mecir, R ERA: 4.32 Billy Koch, R ERA: 3.01 (1, 1) (8, 1) (9, 1)																						

Oakland Athletics @ Texas Rangers
The Ballpark at Arlington, Arlington, TX
Fri Sep 27 2002, 8:05 PM EDT
Att: 31,521 - Sunny - 84 F

livebaseballscorecards.com

AB 32
R 2
H 7
RBI 2
BB 3
SO 5
LOB 14

Batter	1	2	3	4	5	6	7	8	9	AB	R	H	RBI	BB	SO	LOB	TOP			
Ray Durham, S (1, 10) OBP: 0.374, SLG: 0.450 Olmedo Saenz, R (8, PH) OBP: 0.354, SLG: 0.468										3	1	1	0	1	1	2				
Scott Hatteberg, L (1, 3) OBP: 0.374, SLG: 0.433 John Mabry, L (5, 3) OBP: 0.321, SLG: 0.500										3	2	1	0	1	0	3				
Miguel Tejada, R (1, 6) OBP: 0.348, SLG: 0.513 Frank Menechino, R (4, 6) OBP: 0.312, SLG: 0.326										1	2	1	1	2	0	0				
3 Eric Chavez, L (1, 5) OBP: 0.348, SLG: 0.513 Randy Velarde, R (6, 4) OBP: 0.325, SLG: 0.331										2	2	2	2	2	0	0				
Jermaine Dye, R (1, 9) OBP: 0.333, SLG: 0.459 Jason Grabowski, L (6, 7) OBP: 0.545, SLG: 0.750										4	1	1	4	0	1	4				
David Justice, L (1, 7) OBP: 0.376, SLG: 0.410 Adam Platt, R (5, 7) OBP: 0.303, SLG: 0.401										3	0	1	1	0	0	2				
Mark Ellis, R (1, 4) OBP: 0.359, SLG: 0.394 Jose Flores, R (7, PH) OBP: 0.341, SLG: 0.382										2	0	0	0	1	1	1				
Terrence Long, L (1, 8) OBP: 0.298, SLG: 0.390 Eric Byrnes, R (5, 8) OBP: 0.291, SLG: 0.426										2	0	0	0	0	1	1				
Ramon Hernandez, R (1, 2) OBP: 0.313, SLG: 0.335 Greg Myers, L (7, PH) OBP: 0.341, SLG: 0.382										3	0	0	0	0	1	2				
Inning Stats	R: 1 E: 0 K: 1 S: 12	H: 2 LOB: 2 BB: 1 P: 23	R: 0 E: 0 K: 0 S: 7	H: 0 LOB: 2 BB: 1 P: 15	R: 2 E: 0 K: 1 S: 12	H: 2 LOB: 1 BB: 1 P: 20	R: 5 E: 0 K: 1 S: 17	H: 2 LOB: 0 BB: 3 P: 37	R: 0 E: 0 K: 2 S: 9	H: 0 LOB: 1 BB: 1 P: 18	R: 0 E: 0 K: 1 S: 7	H: 0 LOB: 0 BB: 0 P: 12	R: 0 E: 0 K: 1 S: 11	H: 2 LOB: 1 BB: 0 P: 18	R: 0 E: 0 K: 0 S: 5	H: 0 LOB: 0 BB: 5 P: 5	1B: 7 2B: 1 3B: 0 HR: 1	SF: 0 SAC: 0 DP: 1 HBP: 1	WP: 0 PB: 0 SB: 1 CS: 0	PA: 43
PITCHER	IP WLS BF H R ER SO BB IBB HBP BLK WP HR S P ERA WHIP																			
53 Joaquin Benoit, R (1, 1) ERA: 5.31	3.1 L 23 6 8 8 3 6 0 1 0 0 0 1 41 84 21.60 3.600																			
Dennis Reyes, L (4, 1) ERA: 5.33	2.2 10 1 0 0 3 1 0 0 0 0 0 0 26 41 0.00 0.750																			
Jay Powell, R (7, 1) ERA: 3.44	1.0 3 0 0 0 1 0 0 0 0 0 0 0 7 12 0.00 0.000																			
C.J. Nitkowski, L (8, 1) ERA: 2.63	1.0 4 2 0 0 1 0 0 0 0 0 0 0 11 18 0.00 2.000																			
Francisco Cordero, R (9, 1) ERA: 1.78	1.0 3 0 0 0 0 0 0 0 0 0 0 0 5 5 0.00 0.000																			

Oakland Athletics @ Texas Rangers
The Ballpark at Arlington, Arlington, TX
Sun Sep 29 2002, 3:05 PM EDT
Att: 34,529 - Cloudy - 86 F

AB 35
R 8
H 9
RBI 8
BB 7
SO 8
LOB 19

Batter	1	2	3	4	5	6	7	8	9	AB	R	H	RBI	BB	SO	LOB	BOTTOM			
10 Michael Young, R (1, 4) OBP: 0.308, SLG: 0.382										5	2	2	1	0	1	2				
Herbert Perry, R (1, 3) OBP: 0.333, SLG: 0.480										4	0	1	0	1	3	3				
Alex Rodriguez, R (1, 6) OBP: 0.392, SLG: 0.623										4	1	1	2	1	0	3				
Rafael Palmeiro, L (1, 10) OBP: 0.391, SLG: 0.571 Donnie Sadler, R (9, PR) OBP: 0.231, SLG: 0.204										4	0	1	1	1	0	2				
Ivan Rodriguez, R (1, 2) OBP: 0.353, SLG: 0.542 Todd Greene, R (8, PR) OBP: 0.282, SLG: 0.580										4	1	2	2	0	1	1				
Kevin Mench, R (1, 9) OBP: 0.327, SLG: 0.448										4	0	0	0	0	1	1				
9 Hank Blalock, L (1, 5) OBP: 0.306, SLG: 0.327										4	0	0	0	0	1	0				
Jason Hart, R (1, 7) OBP: 0.353, SLG: 0.467 Mike Lamb, L (9, PH) OBP: 0.354, SLG: 0.411										3	1	1	0	0	1	0				
Ruben Rivera, R (1, 8) OBP: 0.302, SLG: 0.310 Travis Hafner, L (9, PH) OBP: 0.329, SLG: 0.387										2	0	1	1	1	0	0				
Inning Stats	R: 1 E: 0 K: 1 S: 14	H: 2 LOB: 1 BB: 0 P: 23	R: 0 E: 0 K: 2 S: 11	H: 0 LOB: 0 BB: 0 P: 16	R: 0 E: 0 K: 0 S: 9	H: 1 LOB: 1 BB: 1 P: 18	R: 0 E: 0 K: 1 S: 7	H: 0 LOB: 0 BB: 0 P: 10	R: 0 E: 0 K: 0 S: 6	H: 0 LOB: 1 BB: 1 P: 13	R: 2 E: 0 K: 1 S: 15	H: 3 LOB: 1 BB: 0 P: 23	R: 1 E: 0 K: 2 S: 11	H: 1 LOB: 1 BB: 1 P: 17	R: 3 E: 0 K: 1 S: 21	H: 3 LOB: 2 BB: 2 P: 36	1B: 6 2B: 3 3B: 0 HR: 1	SF: 0 SAC: 0 DP: 0 HBP: 0	WP: 0 PB: 0 SB: 0 CS: 1	PA: 41
PITCHER	IP WLS BF H R ER SO BB IBB HBP BLK WP HR S P ERA WHIP																			
Barry Zito, L (1, 1) ERA: 2.75	6.0 W 22 3 1 1 4 2 0 0 0 0 0 0 1 15 23 18.00 3.000																			
Jeff Tam, R (7, 1) ERA: 5.13	1.0 6 3 2 2 1 0 0 0 0 0 0 0 1 15 23 18.00 3.000																			
Micah Bowie, L (8, 1) ERA: 1.5	1.0 5 1 1 1 2 1 0 0 0 0 0 0 11 17 9.00 2.000																			
Billy Koch, R (9, 1) ERA: 3.27	1.0 8 3 3 3 1 1 1 0 0 0 0 0 0 21 36 27.00 4.000																			

Oakland Athletics @ Texas Rangers
The Ballpark at Arlington, Arlington, TX
Sun Sep 29 2002, 3:05 PM EDT
Att: 34,529 - Cloudy - 86 F

AB 36
R 7
H 10
RBI 7
BB 5
SO 8
LOB 14

Batter	1	2	3	4	5	6	7	8	9	AB	R	H	RBI	BB	SO	LOB	TOP										
Jacque Jones, L OBP: 0.200, SLG: 0.400	G4-3		K	K		G3		G3		5	0	1	1	0	2	2	Minnesota Twins @ Oakland Athletics Network Associates Coliseum, Oakland, CA Tue Oct 01 2002, 4:00 PM EDT Att: 34,853 - Sunny - 68 F										
Cristian Guzman, S OBP: 0.600, SLG: 0.500	1B		HR	F5		G3		P4		4	1	2	0	1	0	2											
Corey Koskie, L OBP: 0.200, SLG: 0.800	F9		HR			G3		F8		5	1	1	3	0	1	3											
David Ortiz, L (1, 10)	K		L9			G6-3		K		5	0	0	0	0	3	3											
Tori Hunter, R OBP: 0.400, SLG: 0.500		F8				G6-3		G5-3		4	1	1	0	1	0	0											
Doug Mientkiewicz, L OBP: 0.200, SLG: 0.800	F8		G4-3			HR		G3		5	1	1	1	0	1	2											
5 Michael Cuddyer, R Dustan Mohr, R	1B			SH1-4		G5-3		3B		3	1	2	1	1	0	0											
A.J. Pierzynski, L OBP: 1.000, SLG: 1.500	G5-4-3			SH1-4		1B		1B		4	1	4	1	0	0	0											
Luis Rivas, R OBP: 0.333, SLG: 0.333	G5-4-3			SH1-4		2B		F8		3	1	1	0	0	0	3											
Inning Stats	R: 0 E: 0 K: 1 S: 8	H: 1 LOB: 1 BB: 0 P: 11	R: 1 E: 0 K: 0 S: 12	H: 3 LOB: 1 BB: 0 P: 15	R: 2 E: 0 K: 1 S: 7	H: 2 LOB: 1 BB: 1 P: 16	R: 0 E: 0 K: 1 S: 10	H: 1 LOB: 2 BB: 1 P: 16	R: 0 E: 0 K: 1 S: 6	H: 0 LOB: 0 BB: 0 P: 10	R: 3 E: 0 K: 1 S: 18	H: 4 LOB: 2 BB: 1 P: 30	R: 1 E: 0 K: 0 S: 11	H: 2 LOB: 1 BB: 0 P: 19	R: 0 E: 0 K: 2 S: 6	H: 0 LOB: 0 BB: 0 P: 8		R: 0 E: 0 K: 2 S: 9	H: 0 LOB: 0 BB: 0 P: 14	1B: 7 2B: 3 3B: 1 HR: 2	SF: 0 SAC: 1 DP: 1 HBP: 0	WP: 0 PB: 0 SB: 0 CS: 0	PA: 42				
PITCHER	IP	WLS	BF	H	R	ER	SO	BB	IBB	HBP	BLK	WP	HR	S	P	ERA	WHIP										
Tim Hudson, R ERA: 6.75	5.1		25	8	4	4	4	2	0	0	0	0	2	50	77	6.75	1.875										
Ted Lilly, L ERA: 27.0	0.2	L	6	3	2	2	1	1	0	0	0	0	0	11	21	27.00	6.000										
Cory Lidle, R ERA: 9.0	1.0		5	2	1	1	0	0	0	0	0	0	0	11	19	9.00	2.000										
Ricardo Rincon, L ERA:	1.0		3	0	0	0	0	0	0	0	0	0	0	6	8	0.00	0.000										
Jim Mecir, R ERA:	1.0		3	0	0	0	2	0	0	0	0	0	0	9	14	0.00	0.000										

Batter	1	2	3	4	5	6	7	8	9	AB	R	H	RBI	BB	SO	LOB	BOTTOM										
Ray Durham, S OBP: 0.400, SLG: 0.800	K			F7				G1-3		5	1	2	0	0	1	0	Minnesota Twins @ Oakland Athletics Network Associates Coliseum, Oakland, CA Tue Oct 01 2002, 4:00 PM EDT Att: 34,853 - Sunny - 68 F										
Scott Hatteberg, L OBP: 0.687, SLG: 0.500				P6						2	2	1	1	1	0	0											
Olmedo Saenz, R (6, PH)										0	0	0	0	1	0	0											
Randy Velarde, R OBP: 1.000, SLG: 1.000	3B							1B		1	0	1	0	0	0	0											
Miguel Tejada, R OBP: 0.200, SLG: 0.200	FC6							K		5	1	1	0	0	2	5											
3 Eric Chavez, L OBP: 0.400, SLG: 0.400	E2			L8				G1-3		5	1	2	2	0	0	3											
Jermaine Dye, R OBP: 0.400, SLG: 0.400	G5-3									5	0	2	0	0	1	3											
David Justice, L OBP: 0.400, SLG: 0.400				P6						5	0	2	1	0	1	2											
Mark Ellis, R OBP: 0.400, SLG: 0.500	K									4	0	1	0	1	1	3											
Terrence Long, L Adam Platt, R (9, PH)				F9				G1-3		4	0	0	0	0	0	3											
Ramon Hernandez, R (1, 2)	K			F9				G4-3		4	0	0	0	0	1	1											
Inning Stats	R: 3 E: 2 K: 2 S: 19	H: 2 LOB: 1 BB: 1 P: 30	R: 2 E: 1 K: 1 S: 17	H: 3 LOB: 2 BB: 0 P: 23	R: 0 E: 0 K: 0 S: 11	H: 1 LOB: 1 BB: 0 P: 16	R: 0 E: 0 K: 0 S: 10	H: 1 LOB: 1 BB: 0 P: 13	R: 0 E: 0 K: 1 S: 12	H: 1 LOB: 1 BB: 0 P: 16	R: 0 E: 0 K: 1 S: 13	H: 1 LOB: 2 BB: 1 P: 23	R: 0 E: 0 K: 1 S: 16	H: 1 LOB: 1 BB: 0 P: 21	R: 0 E: 0 K: 1 S: 15	H: 1 LOB: 1 BB: 0 P: 24	R: 0 E: 0 K: 1 S: 14	H: 1 LOB: 2 BB: 1 P: 24	1B: 9 2B: 3 3B: 0 HR: 0	SF: 0 SAC: 0 DP: 0 HBP: 0	WP: 0 PB: 0 SB: 0 CS: 0	PA: 44					
PITCHER	IP	WLS	BF	H	R	ER	SO	BB	IBB	HBP	BLK	WP	HR	S	P	ERA	WHIP										
Brad Radke, R ERA: 1.8	5.0		26	8	5	1	3	1	0	0	0	0	0	26	40	1.80	1.800										
Johan Santana, L ERA:	1.2	H	8	2	0	0	2	1	0	0	0	0	0	26	40	0.00	1.800										
J.C. Romero, L ERA:	1.1	H	5	1	0	0	1	0	0	0	0	0	0	18	28	0.00	0.750										
Eddie Guardado, L ERA:	1.0	S	5	1	0	0	1	1	0	0	0	0	0	14	24	0.00	2.000										



Batter	1	2	3	4	5	6	7	8	9	AB	R	H	RBI	BB	SO	LOB	TOP								
Jacque Jones, L OBP: 0.250, SLG: 0.375 Dustan Mohr, R OBP: 1.000, SLG: 2.000	0-2 SH5-3 1B		0-3 K 1		0-0 G6-3 1-2			0-1 G4-3 2B		3	0	1	0	0	1	2									
Cristian Guzman, S OBP: 0.500, SLG: 0.857	0-1 SH5-3 1-2		0-2 FC1-6 1-2			2-2 HR		0-1 G4-3 2-3		3	1	1	1	0	0	2									
Corey Koskie, L OBP: 0.222, SLG: 0.500	2-3 K		0-0 F8			1-1 G1-3		4-2 G4-3 HBP		3	0	0	0	0	1	2									
Matthew LeCroy, R OBP: 0.500, SLG: 0.500	2-0 F7			0-2 1B		1-1 1B		1-1 G4-3 1-2		4	0	2	0	0	0	3									
Tori Hunter, R OBP: 0.250, SLG: 0.286 Denny Hocking, S OBP: 1.000, SLG: 1.000		0-0 F8		1-0 P4		1-3 K		1-0 1B		3	0	0	0	0	1	2									
Doug Mientkiewicz, L OBP: 0.111, SLG: 0.444		3-2 G4-3		2-2 F8		3-2 G3		1-2 F7		4	0	0	0	0	0	3									
5 Michael Cuddyer, R OBP: 0.667, SLG: 0.750 Bobby Kielty, S (7, PH) (7, 9) (8, 8)		4-1 BB		2-2 G1-3			3-2 G4-3		0-0 F8	1	0	0	0	1	0	1									
A.J. Pierzynski, L OBP: 0.667, SLG: 1.000 Tom Prince, R (6, 2)		0-2 G1-3			2-2 G4-3		2-3 K		0-3 K	2	0	0	0	0	0	1									
Luis Rivas, R OBP: 0.500, SLG: 0.400			3-1 FC1-6 1B		4-1 G6-3 BB		2-2 G1-4-3			2	0	1	0	1	0	0									
Inning Stats	R: 0 E: 0 K: 1 S: 9	H: 1 LOB: 1 BB: 0 P: 13	R: 0 E: 0 K: 0 S: 8	H: 0 LOB: 1 BB: 1 P: 15	R: 0 E: 0 K: 1 S: 9	H: 1 LOB: 1 BB: 0 P: 12	R: 0 E: 0 K: 0 S: 11	H: 1 LOB: 1 BB: 0 P: 16	R: 0 E: 0 K: 0 S: 5	H: 0 LOB: 0 BB: 1 P: 11	R: 1 E: 0 K: 1 S: 15	H: 2 LOB: 1 BB: 0 P: 23	R: 0 E: 0 K: 1 S: 11	H: 0 LOB: 0 BB: 0 P: 18	R: 0 E: 0 K: 1 S: 10	H: 1 LOB: 1 BB: 0 P: 15	R: 0 E: 0 K: 1 S: 8	H: 1 LOB: 1 BB: 0 P: 10	1B: 5 2B: 1 3B: 0 HR: 1	SF: 0 SAC: 1 DP: 2 HBP: 1	WP: 0 PB: 0 SB: 0 CS: 0	PA: 35			
PITCHER	IP	WLS	BF	H	R	ER	SO	BB	IBB	HBP	BLK	WP	HR	S	P	ERA	WHIP								
Mark Mulder, L ERA: 1.5	6.0	W	24	5	1	1	3	2	0	0	0	0	1	57	90	1.50	1.167								
Chad Bradford, R ERA:	2.0		7	1	0	0	1	0	0	1	0	0	0	21	33	0.00	0.500								
Billy Koch, R ERA:	1.0		4	1	0	0	1	0	0	0	0	0	0	8	10	0.00	1.000								

Minnesota Twins @ Oakland Athletics
Network Associates Coliseum, Oakland, CA
Wed Oct 02 2002, 4:00 PM EDT
Att: 31,953 - Sunny - 73 F

AB 31
R 1
H 7
RBI 1
BB 2
SO 5
LOB 18



Batter	1	2	3	4	5	6	7	8	9	AB	R	H	RBI	BB	SO	LOB	BOTTOM								
Ray Durham, S OBP: 0.500, SLG: 0.750	4-1 2B 3 HR BB		2-2 F7		2-1 2B HBP		3-1 WP 1B 2B			3	3	1	0	1	1	2									
Scott Hatteberg, L OBP: 0.571, SLG: 0.667 John Mabry, L (7, PH) (8, 3)	2-1 3 HR 2B		1-2 G6-3		2-1 F8		2-2 BB 1B		3-3 K	4	1	2	1	0	0	3									
Miguel Tejada, R OBP: 0.300, SLG: 0.333	1-2 G5-3		2-1 P5		1-2 BB 3B 2B		4-1 2B BB		0-1 P6	4	1	1	1	1	0	2									
3 Eric Chavez, L OBP: 0.500, SLG: 0.778	1-1 2H 3H HR		1-1 1B 1B		4-0 3B IBB		1-0 F7		3-3 K	4	2	2	3	1	1	2									
Jermaine Dye, R OBP: 0.400, SLG: 0.444	2-1 1-3-5 2B		1-0 F7		3-0 3B BB		0-0 P4		3-3 K	4	1	1	0	1	1	3									
David Justice, L OBP: 0.400, SLG: 0.600 Eric Byrnes, R (9, 7)	2-2 1-3-5 2-3		1-0 1B		2-0 1-2 2-3 3B BB			0-1 F9		5	1	2	3	0	0	1									
Mark Ellis, R OBP: 0.556, SLG: 0.750		0-1 E7 1B		2-2 1-2 2-3 1B		2-2 3H 3H 2B		1-1 F3		4	0	3	1	0	0	0									
Terrence Long, L OBP: 0.250, SLG: 0.250		0-0 2-3 1B		0-1 F7		2-2 G6-3		0-0 1B		4	0	2	0	0	0	4									
Ramon Hernandez, R (1, 2)		3-3 K		1-0 G4-3		0-1 G5-3		0-1 F9		4	0	0	0	0	1	3									
Inning Stats	R: 3 E: 0 K: 0 S: 16	H: 3 LOB: 0 BB: 1 P: 28	R: 0 E: 1 K: 1 S: 17	H: 2 LOB: 2 BB: 0 P: 23	R: 0 E: 1 K: 0 S: 11	H: 3 LOB: 3 BB: 0 P: 18	R: 5 E: 0 K: 0 S: 15	H: 3 LOB: 1 BB: 2 P: 34	R: 1 E: 0 K: 0 S: 10	H: 2 LOB: 2 BB: 1 P: 20	R: 0 E: 0 K: 2 S: 10	H: 1 LOB: 0 BB: 0 P: 15	R: 0 E: 0 K: 2 S: 8	H: 0 LOB: 0 BB: 0 P: 14	R: 0 E: 0 K: 2 S: 8	H: 0 LOB: 0 BB: 0 P: 14	1B: 7 2B: 6 3B: 1 HR: 1	SF: 0 SAC: 0 DP: 1 HBP: 1	WP: 1 PB: 0 SB: 0 CS: 0	PA: 42					
PITCHER	IP	WLS	BF	H	R	ER	SO	BB	IBB	HBP	BLK	WP	HR	S	P	ERA	WHIP								
Joe Mays, R ERA: 14.73	3.2	L	22	9	6	6	1	1	1	0	0	1	0	18	37	20.25	4.500								
Tony Flores, R ERA: 20.25	1.1		10	4	3	3	0	2	0	0	0	0	0	17	25	0.00	0.500								
Kyle Lohse, R ERA:	2.0		7	1	0	0	2	0	0	0	0	0	0	8	14	0.00	0.000								
LaTroy Hawkins, R ERA:	1.0		3	0	0	0	2	0	0	0	0	0	0	8	14	0.00	0.000								

Minnesota Twins @ Oakland Athletics
Network Associates Coliseum, Oakland, CA
Wed Oct 02 2002, 4:00 PM EDT
Att: 31,953 - Sunny - 73 F

AB 37
R 9
H 14
RBI 9
BB 4
SO 5
LOB 20



Batter	1	2	3	4	5	6	7	8	9	AB	R	H	RBI	BB	SO	LOB	TOP											
Ray Durham, S OBP: 0.467, SLG: 0.833 (1, 10)	1-1 IHR		1-2 G4-3		3-3 K		4-0 2B BB	0-1 F7		4	2	1	1	1	1	2												
Scott Hatteberg, L OBP: 0.700, SLG: 1.125 Randy Velarde, R (7, PH) OBP: 0.667, SLG: 1.000 (7, 3)	1-0 HR		4-0 3 BB		2-1 1B		2-2 1-H SF8 2B		1-3 K	2	1	2	1	1	0	0												
Miguel Tejada, R OBP: 0.200, SLG: 0.231 (1, 6)	1-3 K		3-2 F7		3-1 F3		0-1 SF8		1-3 K	4	0	0	1	0	2	2												
3 Eric Chavez, L OBP: 0.467, SLG: 0.615 (1, 5)	3-2 F7		4-2 1-2 BB		0-2 F8		3-H 0-0 1B		2-2 F7	4	0	1	0	1	0	1												
Jermaine Dye, R OBP: 0.357, SLG: 0.615 (1, 9)	0-3 K		0-3 K		0-2 HR		1-1 F3			4	1	1	1	0	2	3												
David Justice, L OBP: 0.286, SLG: 0.429 (1, 7)			3-3 K		1-3 K		3-1 G4-3		1-2 G4-3	4	0	0	0	0	2	0												
Mark Ellis, R OBP: 0.462, SLG: 0.583 (1, 4)			0-1 1B		1-2 G6-3		1-0 P4		3-2 G6-3	4	0	1	0	0	0	0												
Terrence Long, L OBP: 0.333, SLG: 0.545 (1, 8)			1-3 K		1-1 HR		1-1 F7		4-1 1B BB	3	1	1	1	1	1	1												
Ramon Hernandez, R OBP: 0.083, SLG: 0.083 (1, 2)			0-0 G5-3		3-3 K		1-2 G4-3		2-2 1B	4	0	1	0	0	1	1												
Inning Stats	R: 2 E: 0 K: 2 S: 15	H: 2 LOB: 0 BB: 0 P: 21	R: 0 E: 0 K: 2 S: 10	H: 1 LOB: 1 BB: 0 P: 14	R: 0 E: 0 K: 1 S: 13	H: 0 LOB: 2 BB: 2 P: 25	R: 1 E: 0 K: 2 S: 12	H: 1 LOB: 0 BB: 0 P: 18	R: 0 E: 0 K: 1 S: 10	H: 1 LOB: 1 BB: 0 P: 18	R: 1 E: 0 K: 0 S: 9	H: 1 LOB: 0 BB: 0 P: 14	R: 2 E: 0 K: 0 S: 13	H: 2 LOB: 1 BB: 1 P: 21	R: 0 E: 0 K: 0 S: 13	H: 1 LOB: 2 BB: 1 P: 23	R: 0 E: 0 K: 2 S: 9	H: 0 LOB: 0 BB: 0 P: 13	1B: 4 2B: 1 3B: 0 HR: 4	SF: 1 SAC: 0 DP: 0 HBP: 0	WP: 0 PB: 0 SB: 0 CS: 0	PA: 40						
PITCHER	IP	WLS	BF	H	R	ER	SO	BB	IBB	HBP	BLK	WP	HR	S	P	ERA	WHIP											
Rick Reed, R ERA: 7.2 (1, 1)	5.0	L	23	6	4	4	8	2	0	0	0	0	0	3	64	100	7.20	1.600										
Johan Santana, L ERA: 6.0 (6, 1)	1.1	6	1	2	2	0	1	0	0	0	0	0	0	0	13	25	13.50	1.500										
Michael Jackson, R ERA: (7, 1)	0.2	3	1	0	0	0	0	0	0	0	0	0	0	5	6	0.00	1.500											
J.C. Romero, L ERA: (8, 1)	1.0	5	1	0	0	0	1	0	0	0	0	0	0	13	23	0.00	2.000											
LaTroy Hawkins, R ERA: (9, 1)	1.0	3	0	0	0	2	0	0	0	0	0	0	0	9	13	0.00	0.000											

Oakland Athletics @ Minnesota Twins
Hubert H. Humphrey Metrodome, Minneapolis, MN

AB 35
R 6
H 9
RBI 6
BB 4
SO 10
LOB 10



WP: 0 PA: 40
PB: 0
SB: 0
CS: 0

Batter	1	2	3	4	5	6	7	8	9	AB	R	H	RBI	BB	SO	LOB	BOTTOM										
Jacque Jones, L OBP: 0.385, SLG: 0.500 (1, 7)	0-3 K		1-1 G6-3		4-2 3B BB		2-2 1B		0-2 2B	4	1	2	0	1	1	0											
Cristian Guzman, S OBP: 0.385, SLG: 0.545 (1, 6)	0-2 G1-3		4-1 S BB		1-3 K		2-3 K		0-2 G6-3	4	0	0	0	1	2	3											
Corey Koskie, L OBP: 0.214, SLG: 0.538 (1, 5)	1-0 F7		3-3 K		3-2 1B 3B		0-3 K		1-1 G3	5	1	1	1	0	2	3											
David Ortiz, L Bobby Kielty, S (7, PH)			3-3 K		2-1 G4-3		0-0 L5		2-1 G5-3	3	0	0	0	0	1	2											
Tori Hunter, R OBP: 0.333, SLG: 0.455 (1, 8)			0-0 E4 BB WP		1-2 1B 2B		1-1 1B		1-1 F8	4	1	2	1	0	0	0											
Doug Mientkiewicz, L OBP: 0.231, SLG: 0.417 (1, 3)			4-1 BB		0-1 G5-3 1B		3-H 0-2 P5		1-2 G5-3	3	0	1	0	1	0	1											
5 Michael Cuddyer, R OBP: 0.500, SLG: 0.500 (1, 9)			1-1 F8		2-3 K		2-3 K		2-1 1B	4	0	1	0	0	2	4											
A.J. Pierzynski, L OBP: 0.600, SLG: 0.778 (1, 2)			4-0 1-2 2-3 BB		0-1 1-2 1B		2-3 K		0-0 G4-3	3	0	1	1	1	1	1											
Luis Rivas, R OBP: 0.333, SLG: 0.250 Denny Hocking, S (9, PH) OBP: 0.500, SLG: 0.500			2-3 K		2-3 G5-3		1-2 P1		3-1 F5	3	0	0	0	0	1	5											
Inning Stats	R: 0 E: 1 K: 1 S: 9	H: 0 LOB: 3 BB: 2 P: 10	R: 0 E: 1 K: 2 S: 11	H: 0 LOB: 3 BB: 2 P: 25	R: 0 E: 0 K: 1 S: 9	H: 0 LOB: 1 BB: 1 P: 19	R: 1 E: 0 K: 1 S: 12	H: 3 LOB: 1 BB: 0 P: 16	R: 2 E: 0 K: 1 S: 17	H: 2 LOB: 1 BB: 1 P: 26	R: 0 E: 0 K: 2 S: 13	H: 0 LOB: 0 BB: 0 P: 18	R: 0 E: 0 K: 2 S: 12	H: 1 LOB: 1 BB: 0 P: 18	R: 0 E: 0 K: 0 S: 8	H: 1 LOB: 1 BB: 0 P: 12	R: 0 E: 0 K: 0 S: 11	H: 1 LOB: 1 BB: 0 P: 15	1B: 5 2B: 2 3B: 1 HR: 0	SF: 0 SAC: 0 DP: 1 HBP: 0	WP: 1 PB: 0 SB: 1 CS: 0	PA: 39					
PITCHER	IP	WLS	BF	H	R	ER	SO	BB	IBB	HBP	BLK	WP	HR	S	P	ERA	WHIP										
Barry Zito, L ERA: 4.5 (1, 1)	6.0	W	27	5	3	3	8	4	0	0	0	0	0	71	114	4.50	1.500										
Ricardo Rincon, L ERA: (7, 1)	2.0	H	8	2	0	0	2	0	0	0	0	0	0	20	30	0.00	1.000										
Billy Koch, R ERA: (9, 1)	1.0	S	4	1	0	0	0	0	0	0	0	0	0	11	15	0.00	1.000										

Oakland Athletics @ Minnesota Twins
Hubert H. Humphrey Metrodome, Minneapolis, MN

AB 35
R 3
H 8
RBI 3
BB 4
SO 10
LOB 20




WP: 1 PA: 39
PB: 0
SB: 1
CS: 0

Batter	1	2	3	4	5	6	7	8	9	AB	R	H	RBI	BB	SO	LOB	TOP			
Ray Durham, S OBP: 0.368, SLG: 0.625 (1, 10)										4	0	0	0	0	1	0	Oakland Athletics @ Minnesota Twins Hubert H. Humphrey Metrodome, Minneapolis, MN Sat Oct 05 2002, 1:00 PM EDT Att: 55,960 - Dome - 72 F			
Scott Hatteberg, L OBP: 0.543, SLG: 1.000 (1, 3)										3	1	1	0	1	0	0				
Miguel Tejada, R OBP: 0.211, SLG: 0.412 (1, 6)										4	1	1	2	0	1	1				
3 Eric Chavez, L OBP: 0.421, SLG: 0.529 (1, 5)										4	0	1	0	0	0	1				
Jermaine Dye, R OBP: 0.471, SLG: 0.750 John Mabry, L (8, 9)										3	0	3	0	0	0	0				
David Justice, L OBP: 0.235, SLG: 0.353 Adam Platt, R OBP: 0.500, SLG: 1.000 (8, 7)										3	0	0	0	0	0	4				
Mark Ellis, R OBP: 0.375, SLG: 0.467 Greg Myers, L (8, 2)										3	0	0	0	0	1	4				
Terrence Long, L OBP: 0.267, SLG: 0.429 Eric Byrnes, R (9, PH)										3	0	0	0	0	1	2				
Ramon Hernandez, R OBP: 0.067, SLG: 0.067 Randy Velarde, R OBP: 0.667, SLG: 1.000 (8, 4)										3	0	0	0	0	0	0				
										0	0	0	0	0	0	0				
Inning Stats	R: 0 E: 0 K: 1 S: 10	H: 1 LOB: 1 BB: 0 P: 14	R: 0 E: 0 K: 2 S: 13	H: 1 LOB: 1 BB: 0 P: 16	R: 2 E: 0 K: 0 S: 14	H: 1 LOB: 0 BB: 1 P: 24	R: 0 E: 0 K: 0 S: 11	H: 1 LOB: 0 BB: 0 P: 15	R: 0 E: 0 K: 0 S: 10	H: 2 LOB: 2 BB: 0 P: 10	R: 0 E: 0 K: 0 S: 8	H: 0 LOB: 0 BB: 0 P: 14	R: 0 E: 0 K: 1 S: 8	H: 0 LOB: 1 BB: 0 P: 11	R: 0 E: 0 K: 2 S: 12	H: 1 LOB: 1 BB: 0 P: 18	1B: 3 2B: 3 3B: 0 HR: 1	SF: 0 SAC: 0 DP: 0 HBP: 0	WP: 0 PB: 0 SB: 0 CS: 0	PA: 35
PITCHER	IP WLS BF H R ER SO BB IBB HBP BLK WP HR S P ERA WHIP																			
Eric Milton, L ERA: 2.57 Kyle Lohse, R ERA:	(1, 1) (8, 1)	7.0 2.0	W 7	28 1	6 0	2 0	2 0	3 3	1 0	0 0	0 0	0 0	0 0	0 0	1 20	75 29	108 29	2.57 0.00	1.000 0.500	

Batter	1	2	3	4	5	6	7	8	9	AB	R	H	RBI	BB	SO	LOB	BOTTOM		
Jacque Jones, L OBP: 0.412, SLG: 0.533 Bobby Kielty, S (7, PH) (8, 9)										3	2	1	0	0	1	0	Oakland Athletics @ Minnesota Twins Hubert H. Humphrey Metrodome, Minneapolis, MN Sat Oct 05 2002, 1:00 PM EDT Att: 55,960 - Dome - 72 F		
Cristian Guzman, S OBP: 0.278, SLG: 0.375 (1, 6)										5	1	0	1	0	1	2			
Corey Koskie, L OBP: 0.263, SLG: 0.471 (1, 5)										4	1	1	1	1	0	0			
David Ortiz, L OBP: 0.182, SLG: 0.273 Matthew LeCroy, R OBP: 0.333, SLG: 0.333 (6, PH)										3	0	2	1	0	1	2			
Tori Hunter, R OBP: 0.375, SLG: 0.533 (1, 8)										4	2	2	1	0	1	3			
Doug Mientkiewicz, L OBP: 0.333, SLG: 0.688 (1, 3)										4	2	3	3	0	0	1			
5 Michael Cuddyer, R OBP: 0.365, SLG: 0.364 Dustin Mohr, R OBP: 1.000, SLG: 1.500 (8, 7)										3	0	0	0	0	1	3			
A.J. Pierzynski, L OBP: 0.571, SLG: 0.667 (1, 2)										3	2	1	0	1	0	1			
Luis Rivas, R OBP: 0.308, SLG: 0.333 (1, 4)										4	1	1	0	0	1	2			
										1B: 7 2B: 4 3B: 0 HR: 1	SF: 0 SAC: 0 DP: 0 HBP: 1	WP: 2 PB: 0 SB: 0 CS: 0	PA: 40						
Inning Stats	R: 0 E: 0 K: 1 S: 8	H: 0 LOB: 0 BB: 0 P: 12	R: 0 E: 0 K: 1 S: 14	H: 1 LOB: 1 BB: 0 P: 18	R: 2 E: 0 K: 1 S: 21	H: 3 LOB: 2 BB: 1 P: 33	R: 7 E: 2 K: 2 S: 29	H: 4 LOB: 1 BB: 1 P: 45	R: 0 E: 0 K: 1 S: 7	H: 0 LOB: 0 BB: 0 P: 11	R: 2 E: 0 K: 1 S: 17	H: 4 LOB: 1 BB: 0 P: 26	R: 0 E: 0 K: 2 S: 10	H: 0 LOB: 0 BB: 0 P: 14	1B: 7 2B: 4 3B: 0 HR: 1	SF: 0 SAC: 0 DP: 0 HBP: 1	WP: 2 PB: 0 SB: 0 CS: 0	PA: 40	
PITCHER	IP WLS BF H R ER SO BB IBB HBP BLK WP HR S P ERA WHIP																		
Tim Hudson, R ERA: 6.23 Ted Lilly, L ERA: 13.5 Micah Bowie, L ERA:	(1, 1) (4, 1) (7, 1)	3.1 3.1 1.1	L 16	5 7	4 4	4 2	4 2	0 0	0 0	0 0	0 0	0 0	0 0	0 0	1 1	1 39	54 21	5.40 0.00	2.100 0.000

AB	34
R	2
H	7
RBI	2
BB	1
SO	6
LOB	14



WP	0
PB	0
SB	0
CS	0

AB	37
R	11
H	12
RBI	7
BB	2
SO	9
LOB	15



WP	2
PB	0
SB	0
CS	0

Batter	1	2	3	4	5	6	7	8	9	AB	R	H	RBI	BB	SO	LOB	TOP										
Jacque Jones, L (1, 7) OBP: 0.318, SLG: 0.400	G3	K		K			G4-3		K	5	0	0	0	0	3	5											
Cristian Guzman, S (1, 6) OBP: 0.348, SLG: 0.524	2B		1B	F9			K2-3		2B	5	2	3	0	0	1	2											
Corey Koskie, L (1, 5) OBP: 0.250, SLG: 0.381	L9		K				F5		2B	4	0	0	0	1	2	1											
Matthew LeCroy, R (1, 10) OBP: 0.444, SLG: 0.444		2B	1B	FC6-4			K		G4-3	3	1	2	1	0	1	0											
David Ortiz, L (8, PH) OBP: 0.231, SLG: 0.385		1B	2H	1B			K		2B	2	0	1	1	0	0	0											
Tori Hunter, R (1, 8) OBP: 0.333, SLG: 0.500	1B	1B	FC6-4				K		K	5	0	1	0	0	2	3											
Doug Mientkiewicz, L (1, 3) OBP: 0.236, SLG: 0.550	L6		G3				G6-3		G4-3	4	0	0	0	0	0	3											
5 Michael Cuddyer, R (1, 9) OBP: 0.500, SLG: 0.462		1B		FC3-6			WP		HR	2	0	2	0	1	0	0											
Dustan Mohr, R (8, 9) OBP: 1.000, SLG: 1.500		IBB		1B			1B		BB	0	1	0	0	0	1	0											
A.J. Pierzynski, L (1, 2) OBP: 0.500, SLG: 0.750	P6		FC3-6				K		HR	4	1	1	2	0	1	5											
Denny Hocking, S (1, 4) OBP: 0.500, SLG: 0.667		1B					K		G5-3	4	0	2	1	0	1	1											
Inning Stats	R: 0 H: 1 E: 0 K: 0 S: 7	H: 1 LOB: 0 BB: 0 P: 11	R: 1 H: 3 E: 0 K: 1 S: 15	H: 3 LOB: 3 BB: 1 P: 25	R: 1 H: 2 E: 0 K: 1 S: 9	H: 2 LOB: 1 BB: 0 P: 17	R: 0 H: 2 E: 0 K: 3 S: 12	H: 2 LOB: 2 BB: 0 P: 17	R: 0 H: 0 E: 0 K: 2 S: 11	H: 1 LOB: 1 BB: 0 P: 19	R: 0 H: 0 E: 0 K: 1 S: 5	H: 0 LOB: 0 BB: 0 P: 7	R: 0 H: 0 E: 0 K: 0 S: 8	H: 0 LOB: 0 BB: 0 P: 11	R: 3 H: 3 E: 0 K: 2 S: 22	H: 3 LOB: 2 BB: 2 P: 33	1B: 6 2B: 5 3B: 0 HR: 1	SF: 0 SAC: 0 DP: 0 HBP: 0	WP: 1 PB: 0 SB: 1 CS: 0	PA: 41							
PITCHER	IP	WLS	BF	H	R	ER	SO	BB	IBB	HBP	BLK	WP	HR	S	P	ERA	WHIP										
Mark Mulder, L (1, 1) ERA: 2.08	7.0	L	30	9	2	2	9	0	1	0	0	1	0	68	113	2.57	1.286										
Chad Bradford, R (8, 1) ERA: 9.0	1.0		3	0	0	0	0	0	0	0	0	0	0	8	11	0.00	0.000										
Billy Koch, R (9, 1) ERA: 9.0	1.0		8	3	3	3	2	2	0	0	0	0	1	22	33	27.00	5.000										

Minnesota Twins @ Oakland Athletics
Network Associates Coliseum, Oakland, CA
Sun Oct 06 2002, 4:00 PM EDT
Att: 32,146 - Sunny - 76 F

AB 38
R 5
H 12
RBI 5
BB 3
SO 11
LOB 20



Batter	1	2	3	4	5	6	7	8	9	AB	R	H	RBI	BB	SO	LOB	BOTTOM										
Ray Durham, S (1, 10) OBP: 0.417, SLG: 0.762	3S		HR			P4			F4	5	1	3	1	0	0	1											
Scott Hatteberg, L (1, 3) OBP: 0.588, SLG: 0.857	L8		G3-1			FC4-6			1B	3	0	1	0	0	0	1											
Adam Platt, R (8, PH) OBP: 0.333, SLG: 0.667						1B			K	1	0	0	0	0	1	1											
Greg Myers, L (9, 2) OBP: 0.333, SLG: 0.667									K	0	0	0	0	0	0	0											
Miguel Tejada, R (1, 6) OBP: 0.174, SLG: 0.333	K					P4			K	4	0	0	0	0	2	3											
3 Eric Chavez, L (1, 5) OBP: 0.435, SLG: 0.524	F9					FC5-4			F9	4	0	2	0	0	0	2											
Jermaine Dye, R (1, 9) OBP: 0.429, SLG: 0.650	K					FC5-4			FC5-4	4	1	1	0	0	1	2											
David Justice, L (1, 7) OBP: 0.238, SLG: 0.381	P4					G1-3			K	4	1	1	0	0	1	2											
Mark Ellis, R (1, 4) OBP: 0.400, SLG: 0.632	F2					G5-4-3			F7	4	1	2	3	0	0	1											
Terrence Long, L (1, 8) OBP: 0.211, SLG: 0.333						G6-3			F7	4	0	0	0	0	0	2											
Ramon Hernandez, R (1, 2) OBP: 0.059, SLG: 0.059						K			G1-6-3	2	0	0	0	0	1	1											
Randy Velarde, R (8, PH) OBP: 0.600, SLG: 0.800									1B	2	0	1	0	0	0	0											
Inning Stats	R: 0 H: 1 E: 0 K: 1 S: 13	H: 0 LOB: 0 BB: 0 P: 18	R: 0 H: 0 E: 0 K: 1 S: 8	H: 0 LOB: 0 BB: 0 P: 11	R: 1 H: 1 E: 0 K: 1 S: 9	H: 1 LOB: 0 BB: 0 P: 12	R: 0 H: 1 E: 0 K: 0 S: 14	H: 1 LOB: 1 BB: 0 P: 19	R: 0 H: 1 E: 0 K: 0 S: 7	H: 1 LOB: 1 BB: 0 P: 9	R: 0 H: 1 E: 0 K: 1 S: 9	H: 1 LOB: 1 BB: 0 P: 14	R: 0 H: 1 E: 0 K: 2 S: 10	H: 1 LOB: 1 BB: 0 P: 14	R: 0 H: 1 E: 0 K: 2 S: 11	H: 1 LOB: 1 BB: 0 P: 16	R: 3 H: 4 E: 0 K: 0 S: 18	H: 4 LOB: 1 BB: 0 P: 28	1B: 8 2B: 1 3B: 0 HR: 2	SF: 0 SAC: 0 DP: 1 HBP: 0	WP: 0 PB: 0 SB: 1 CS: 0	PA: 37					
PITCHER	IP	WLS	BF	H	R	ER	SO	BB	IBB	HBP	BLK	WP	HR	S	P	ERA	WHIP										
Brad Radke, R (1, 1) ERA: 1.54	6.2	W	25	6	1	1	4	0	0	0	0	0	0	7	10	0.00	1.000										
J.C. Romero, L (7, 1) ERA: 1.54	1.0	H	4	1	0	0	1	0	0	0	0	0	0	6	8	0.00	0.000										
LaTroy Hawkins, R (8, 1) ERA: 1.54	0.1	H	1	0	0	0	1	0	0	0	0	0	0	6	8	0.00	0.000										
Eddie Guardado, L (9, 1) ERA: 13.5	1.0		7	4	3	3	0	0	0	0	0	0	1	18	28	27.00	4.000										

Minnesota Twins @ Oakland Athletics
Network Associates Coliseum, Oakland, CA
Sun Oct 06 2002, 4:00 PM EDT
Att: 32,146 - Sunny - 76 F

AB 37
R 4
H 11
RBI 4
BB 0
SO 6
LOB 16

